

Atlanta Braves - 1991

Batter	1	2	3	4	5	6	7	8	9	AB	R	H	RBI	BB	SO	LOB	TOP								
Brett Butler , L (1, 8) OBP: 0.750, SLG: 0.667	3-2 B1-3 BLK G3 1B		2-0 SH1-3		4-1 1-2 2B BB		2-1 G1-4-3 1B		1-1 F8	3	2	2	0	1	0	0	Los Angeles Dodgers @ Atlanta Braves Atlanta-Fulton County Stadium, Atlanta, GA Wed Apr 10 1991, 7:05 PM EDT Att: 18,527 - Sunny - 64 F								
Juan Samuel , R (1, 4) OBP: 0.200, SLG: 0.200	2-1 B1-3		2-3 K		0-1 2B FC1-2 1B		0-2 G1-4-3		2-2 G1-3	5	0	1	2	0	1	3									
Darryl Strawberry , L (1, 9) OBP: 0.500, SLG: 0.750	3-2 G3		2-2 F7		1-2 FC1-2 1-3 2-H			1-1 BB 1B		4	1	2	2	0	0	1									
Eddie Murray , S (1, 3)	2-1 L1			0-0 G6-3	0-1 FC1-2			4-0 1B 1B		3	1	0	0	1	0	2									
Kal Daniels , L (1, 7)		3-2 F7		2-2 G4-3	1-3 K			2-0 F8		4	0	0	0	0	1	4									
Lenny Harris , L (1, 5) John Candetaria , L (8, 1)	2-1 F7			2-1 G6-3		0-0 F7		1-1 1B P1-5 1B		4	0	1	1	0	0	0									
Mike Scioscia , L (1, 2) OBP: 0.750, SLG: 1.000	0-2 WP 2B				2-2 FC5-4 1B	3-0 G4-3		3-2 1-3 2-H 1B		4	1	3	1	0	0	0									
Alfredo Griffin , S (1, 6)	1-3 K2-3				4-2 FC5-4 1B	2-0 G5-3		0-0 P1-5		3	0	0	0	1	1	3									
Tim Belcher , R (1, 1) Jeff Hamilton , R (8, 5)			1-0 SH1-3 2B		1-2 FC5-4 1B		1-2 G6-3		1-2 P4	3	1	1	0	0	0	2									
Inning Stats	R: 1 E: 0 K: 0 S: 10	H: 1 LOB: 0 BB: 0 P: 20	R: 0 E: 0 K: 1 S: 11	H: 1 LOB: 1 BB: 0 P: 17	R: 0 E: 0 K: 1 S: 8	H: 1 LOB: 1 BB: 0 P: 15	R: 0 E: 0 K: 0 S: 8	H: 0 LOB: 0 BB: 0 P: 12	R: 3 E: 0 K: 1 S: 19	H: 3 LOB: 2 BB: 2 P: 32	R: 0 E: 0 K: 0 S: 3	H: 0 LOB: 0 BB: 0 P: 8	R: 0 E: 0 K: 0 S: 8	H: 1 LOB: 0 BB: 0 P: 11	R: 2 E: 0 K: 0 S: 9	H: 3 LOB: 1 BB: 1 P: 20		R: 0 E: 0 K: 0 S: 8	H: 0 LOB: 0 BB: 0 P: 12	1B: 7 2B: 4 3B: 0 HR: 0	SF: 0 SAC: 1 DP: 2 HBP: 0	WP: 1 PB: 0 SB: 0 CS: 0	PA: 38		
PITCHER	IP	WLS	BF	H	R	ER	SO	BB	IBB	HBP	BLK	WP	HR	S	P	ERA	WHIP								
29 John Smoltz , R (1, 1) ERA: 8.31	4.1	L	21	6	4	4	2	2	0	0	1	1	0	51	90	8.31	1.846								
Mike Stanton , L (5, 1) ERA	0.2		2	0	0	0	1	0	0	0	0	0	0	5	6	0.00	0.000								
Doug Sisk , R (6, 1) ERA: 7.71	2.1		9	2	2	2	0	1	0	0	0	0	0	14	29	7.71	1.286								
Jeff Parrett , R (8, 1) ERA	0.2		3	2	0	0	0	0	0	0	0	0	0	6	10	0.00	3.000								
Juan Berenguer , R (9, 1) ERA	1.0		3	0	0	0	0	0	0	0	0	0	0	8	12	0.00	0.000								

Batter	1	2	3	4	5	6	7	8	9	AB	R	H	RBI	BB	SO	LOB	BOTTOM								
Deion Sanders , L (1, 7) OBP: 0.333, SLG: 0.333 Otis Nixon , S (8, PH)	0-1 G4-1		3-1 WP F7 1B			0-0 G4-3		0-0 F9		3	0	1	0	0	0	0	Los Angeles Dodgers @ Atlanta Braves Atlanta-Fulton County Stadium, Atlanta, GA Wed Apr 10 1991, 7:05 PM EDT Att: 18,527 - Sunny - 64 F								
Jeff Treadway , L (1, 4)	0-0 F7		2-3 F7		1-2 F7		1-2 G3			4	0	0	0	0	0	3									
Ron Gant , R (1, 8)	3-3 K		2-1 P5		0-0 P3			3-2 G6-3		4	0	0	0	0	1	1									
David Justice , L (1, 9) OBP: 0.500, SLG: 1.500		3-3 K		0-3 K		1-1 G3-1 SF8 2B		1-0 HR		4	2	2	1	0	2	0									
Sid Bream , L (1, 3) Francisco Cabrera , R (8, PH)	1-1 F8			0-0 F7		0-0 G3-1		0-3 K		3	0	0	0	0	0	1									
Terry Pendleton , S (1, 5)	1-2 F8			1-0 G4-3		0-2 SF8		1-0 F8		3	0	0	1	0	0	0									
Mike Heath , R (1, 2)			0-1 E9 29 1B		1-1 F9		3-3 K			3	1	0	0	0	1	0									
Rafael Belliard , R (1, 6) Jeff Blauser , R (8, PH)			0-3 K		0-1 F9		0-1 P3			2	0	0	0	0	1	1									
29 John Smoltz , R (1, 1) OBP: 1.000, SLG: 1.000 Mike Stanton , L (5, 1) Mark Lemke , S (5, PH) Doug Sisk , R (6, 1) Jeff Parrett , R (8, 1) Tommy Gregg , L (8, PH) Juan Berenguer , R (9, 1)			2-1 1B WP 1B		0-0 G3		2-2 1B			1	1	1	1	0	0	0									
Inning Stats	R: 0 E: 0 K: 1 S: 6	H: 0 LOB: 0 BB: 0 P: 9	R: 0 E: 0 K: 1 S: 9	H: 0 LOB: 0 BB: 0 P: 14	R: 2 E: 1 K: 1 S: 15	H: 2 LOB: 1 BB: 0 P: 22	R: 0 E: 0 K: 1 S: 5	H: 0 LOB: 0 BB: 0 P: 6	R: 0 E: 0 K: 0 S: 5	H: 0 LOB: 0 BB: 0 P: 6	R: 1 E: 0 K: 1 S: 11	H: 1 LOB: 0 BB: 0 P: 15	R: 0 E: 0 K: 0 S: 10	H: 1 LOB: 1 BB: 0 P: 13	R: 1 E: 0 K: 1 S: 8	H: 1 LOB: 0 BB: 0 P: 13		1B: 3 2B: 1 3B: 0 HR: 1	SF: 1 SAC: 0 DP: 0 HBP: 0	WP: 1 PB: 0 SB: 0 CS: 0	PA: 33				
PITCHER	IP	WLS	BF	H	R	ER	SO	BB	IBB	HBP	BLK	WP	HR	S	P	ERA	WHIP								
Tim Belcher , R (1, 1) ERA: 1.23	7.1	W	27	4	3	1	1	0	0	0	0	1	0	62	86	1.23	0.545								
John Candetaria , L (8, 1) ERA: 5.4	1.2	S	6	1	1	1	1	0	0	0	0	0	1	12	18	5.40	0.600								

AB	34
R	6
H	10
RBI	6
BB	3
SO	3
LOB	15



AB	32
R	4
H	5
RBI	3
BB	0
SO	6
LOB	7




livebaseballscorecards.com

livebaseballscorecards.com


Batter	1	2	3	4	5	6	7	8	9	AB	R	H	RBI	BB	SO	LOB	TOP			
Brett Butler, L (1, 8) OBP: 0.667, SLG: 0.625	2-2 2B 1B	1-2 2H 1B			0-0 G4-3 SH2-3 1B		3-2 F8		2-1 FC6-4	5	1	3	1	0	0	3	Los Angeles Dodgers @ Atlanta Braves Atlanta-Fulton County Stadium, Atlanta, GA Thu Apr 11 1991, 3:33 AM EDT Att: 14,672 - Cloudy - 72 F			
Mike Sharperson, R (1, 3) OBP: 0.333, SLG: 0.667	0-0 F G3-1 2B	3-3			0-0 SH2-3		0-1 FC5-4		1-2 2-3	3	1	1	1	0	1	2				
Juan Samuel, R (1, 4) OBP: 0.111, SLG: 0.111	3-2 FC G3-1 SF7				1-1 G4-3			1-2 G4-3		4	1	0	0	0	1	2				
Darryl Strawberry, L (1, 9) OBP: 0.375, SLG: 0.429	1-1 G3-1				0-0 G2-3			2-3 K		3	0	0	1	0	1	2				
Kal Daniels, L (1, 7) OBP: 0.125, SLG: 0.286	2-0 SF7				1-1 F7			0-0 F8		3	0	1	1	0	0	0				
Jeff Hamilton, R (1, 5)	2-3 K				0-0 F7			1-2 G4-3		4	0	0	0	0	2	1				
Mike Scioscia, L (1, 2) OBP: 0.625, SLG: 0.750					0-0 F7			1-0 FC6-4 1B		4	1	2	0	0	0	0				
Alfredo Griffin, S (1, 6) OBP: 0.250, SLG: 0.143					1-3 K			2-2 FC6-4 1B		4	0	1	0	0	2	1				
Ramon Martinez, R (1, 1) OBP: 0.500, SLG: 0.500 Gary Carter, R (9, PH) John Candelaria, L (9, 1) Jay Howell, R (9, 1)					1-3 K			2-1 FC5-4 1B		2	0	1	0	0	1	0				
Inning Stats	R: 3 E: 1 K: 1 S: 17	H: 2 LOB: 0 BB: 0 P: 27	R: 1 E: 0 K: 1 S: 13	H: 2 LOB: 1 BB: 0 P: 17	R: 0 E: 0 K: 2 S: 11	H: 1 LOB: 0 BB: 0 P: 17	R: 0 E: 0 K: 0 S: 9	H: 0 LOB: 0 BB: 0 P: 12	R: 0 E: 0 K: 0 S: 4	H: 0 LOB: 0 BB: 0 P: 5	R: 0 E: 0 K: 1 S: 11	H: 1 LOB: 1 BB: 0 P: 18	R: 0 E: 0 K: 1 S: 10	H: 0 LOB: 0 BB: 0 P: 13	R: 0 E: 0 K: 0 S: 14	H: 2 LOB: 2 BB: 0 P: 22	1B: 7 2B: 2 3B: 0 HR: 0	SF: 1 SAC: 2 DP: 0 HBP: 1	WP: 0 PB: 0 SB: 1 CS: 0	PA: 37
PITCHER	IP WLS BF H R ER SO BB IBB HBP BLK WP HR S P ERA WHIP	IP WLS BF H R ER SO BB IBB HBP BLK WP HR S P ERA WHIP	IP WLS BF H R ER SO BB IBB HBP BLK WP HR S P ERA WHIP	IP WLS BF H R ER SO BB IBB HBP BLK WP HR S P ERA WHIP	IP WLS BF H R ER SO BB IBB HBP BLK WP HR S P ERA WHIP	IP WLS BF H R ER SO BB IBB HBP BLK WP HR S P ERA WHIP	IP WLS BF H R ER SO BB IBB HBP BLK WP HR S P ERA WHIP	IP WLS BF H R ER SO BB IBB HBP BLK WP HR S P ERA WHIP	IP WLS BF H R ER SO BB IBB HBP BLK WP HR S P ERA WHIP	IP WLS BF H R ER SO BB IBB HBP BLK WP HR S P ERA WHIP	IP WLS BF H R ER SO BB IBB HBP BLK WP HR S P ERA WHIP	IP WLS BF H R ER SO BB IBB HBP BLK WP HR S P ERA WHIP	IP WLS BF H R ER SO BB IBB HBP BLK WP HR S P ERA WHIP	IP WLS BF H R ER SO BB IBB HBP BLK WP HR S P ERA WHIP	IP WLS BF H R ER SO BB IBB HBP BLK WP HR S P ERA WHIP	IP WLS BF H R ER SO BB IBB HBP BLK WP HR S P ERA WHIP	IP WLS BF H R ER SO BB IBB HBP BLK WP HR S P ERA WHIP			

AB	33
R	4
H	9
RBI	4
BB	0
SO	8
LOB	13



Batter	1	2	3	4	5	6	7	8	9	AB	R	H	RBI	BB	SO	LOB	BOTTOM					
Deion Sanders, L (1, 7) OBP: 0.286, SLG: 0.286	0-0 F8		2-2 S 1B			1-1 G6-3		1-0 L4		4	0	1	0	0	0	0	Los Angeles Dodgers @ Atlanta Braves Atlanta-Fulton County Stadium, Atlanta, GA Thu Apr 11 1991, 3:33 AM EDT Att: 14,672 - Cloudy - 72 F					
Jeff Treadway, L (1, 4) OBP: 0.125, SLG: 0.125	1-3 K		3-2 P5			0-1 F7		0-0 1B		4	0	1	0	0	1	1						
Ron Gant, R (1, 8) OBP: 0.250, SLG: 0.375	2-1 2B		2-1 P4			1-2 1B		3-2 P3		4	0	2	0	0	0	2						
David Justice, L (1, 9) OBP: 0.250, SLG: 0.750	0-0 P3					1-1 P6		1-3 K		4	0	0	0	0	2	2						
Sid Bream, L (1, 3) Jeff Blauser, R (9, PH)			0-0 F8			1-2 G3		2-3 K		3	0	0	0	0	1	0						
Terry Pendleton, S (1, 5) OBP: 0.143, SLG: 0.667 Mike Stanton, L (8, 1) Kent Mercker, L (9, 1) Tommy Gregg, L (9, PH) OBP: 1.000, SLG: 1.500			0-0 HR			1-0 G3-1		0-1 F8		3	1	1	1	0	0	0						
Mike Heath, R (1, 2) OBP: 0.143, SLG: 0.143			0-1 F8			1-0 G6-3		0-1 1B		4	0	1	0	0	0	0						
Rafael Belliard, R (1, 6) Francisco Cabrera, R (9, PH)			0-0 L4			1-1 F8		0-3 K		3	0	0	0	0	1	1						
Charlie Leibrandt, R (1, 1) Mark Lemke, S (8, 5)			1-1 P3			1-0 F8		1-0 G3-1		2	0	0	0	0	0	0						
Inning Stats	R: 0 E: 0 K: 1 S: 8	H: 1 LOB: 0 BB: 0 P: 11	R: 1 E: 0 K: 0 S: 5	H: 1 LOB: 0 BB: 0 P: 5	R: 0 E: 0 K: 0 S: 12	H: 1 LOB: 0 BB: 0 P: 19	R: 0 E: 0 K: 1 S: 8	H: 0 LOB: 0 BB: 0 P: 10	R: 0 E: 0 K: 0 S: 4	H: 0 LOB: 0 BB: 0 P: 7	R: 0 E: 0 K: 0 S: 9	H: 1 LOB: 1 BB: 0 P: 12	R: 0 E: 0 K: 2 S: 11	H: 1 LOB: 1 BB: 0 P: 13	R: 0 E: 0 K: 0 S: 6	H: 1 LOB: 1 BB: 0 P: 11	R: 1 E: 1 K: 2 S: 14	H: 1 LOB: 1 BB: 0 P: 21	1B: 4 2B: 2 3B: 0 HR: 1	SF: 0 SAC: 0 DP: 0 HBP: 0	WP: 0 PB: 0 SB: 1 CS: 0	PA: 35
PITCHER	IP WLS BF H R ER SO BB IBB HBP BLK WP HR S P ERA WHIP	IP WLS BF H R ER SO BB IBB HBP BLK WP HR S P ERA WHIP	IP WLS BF H R ER SO BB IBB HBP BLK WP HR S P ERA WHIP	IP WLS BF H R ER SO BB IBB HBP BLK WP HR S P ERA WHIP	IP WLS BF H R ER SO BB IBB HBP BLK WP HR S P ERA WHIP	IP WLS BF H R ER SO BB IBB HBP BLK WP HR S P ERA WHIP	IP WLS BF H R ER SO BB IBB HBP BLK WP HR S P ERA WHIP	IP WLS BF H R ER SO BB IBB HBP BLK WP HR S P ERA WHIP	IP WLS BF H R ER SO BB IBB HBP BLK WP HR S P ERA WHIP	IP WLS BF H R ER SO BB IBB HBP BLK WP HR S P ERA WHIP	IP WLS BF H R ER SO BB IBB HBP BLK WP HR S P ERA WHIP	IP WLS BF H R ER SO BB IBB HBP BLK WP HR S P ERA WHIP	IP WLS BF H R ER SO BB IBB HBP BLK WP HR S P ERA WHIP	IP WLS BF H R ER SO BB IBB HBP BLK WP HR S P ERA WHIP	IP WLS BF H R ER SO BB IBB HBP BLK WP HR S P ERA WHIP	IP WLS BF H R ER SO BB IBB HBP BLK WP HR S P ERA WHIP	IP WLS BF H R ER SO BB IBB HBP BLK WP HR S P ERA WHIP					

AB	35
R	2
H	7
RBI	1
BB	0
SO	6
LOB	7



Batter	1	2	3	4	5	6	7	8	9	AB	R	H	RBI	BB	SO	LOB	TOP					
Deion Sanders, L (1.7) OBP: 0.250, SLG: 0.182	P6	K		S		G6-3		G1-3		4	0	0	0	1	1	1	Atlanta Braves @ Cincinnati Reds Riverfront Stadium, Cincinnati, OH Sat Apr 13 1991, 3:33 AM EDT Att: 18,566 - Cloudy - 66 F					
Jeff Treadway, L (1.4) OBP: 0.308, SLG: 0.250	BB	BB		P2		FC5-4		G1-3		4	1	2	1	1	0	1						
Ron Gant, R (1.8) OBP: 0.308, SLG: 0.273	BB	F7		BB		FC5-4		F9		3	1	0	0	2	0	2						
David Justice, L (1.9) OBP: 0.308, SLG: 0.692	HR	2B		F8		F8		F9		5	2	2	2	0	0	3						
Sid Bream, L (1.3) OBP: 0.182, SLG: 0.545	HR			G1-3		WP		L3		5	1	2	2	0	0	1						
Terry Pendleton, S (1.5) OBP: 0.182, SLG: 0.800	K			P6		L8		HR		4	1	1	1	0	1	2						
Mike Heath, R (1.2) OBP: 0.182, SLG: 0.182	F8			WP		G5-3		F8		4	0	1	1	0	0	1						
Juan Berenguer, R (7.1)				1B						0	0	0	0	0	0	0						
Rafael Belliard, R (1.6)		L8		G3				G6-3		3	0	0	0	1	0	1						
Steve Avery, L (1.1) OBP: 0.333, SLG: 0.333								G6-3		3	1	1	0	0	2	2						
Mike Stanton, L (6.1)										0	0	0	0	0	0	0						
Doug Sisk, R (6.1)										0	0	0	0	0	0	0						
Greg Olson, R (7.2)		1B								1	0	0	0	0	0	0						
Inning Stats	R: 4 E: 0 K: 1 S: 14	H: 2 LOB: 0 BB: 2 P: 25	R: 1 E: 0 K: 1 S: 12	H: 2 LOB: 1 BB: 0 P: 21	R: 1 E: 0 K: 0 S: 10	H: 2 LOB: 1 BB: 0 P: 16	R: 0 E: 0 K: 1 S: 12	H: 0 LOB: 2 BB: 2 P: 22	R: 0 E: 0 K: 1 S: 9	H: 1 LOB: 2 BB: 1 P: 19	R: 0 E: 0 K: 0 S: 9	H: 1 LOB: 1 BB: 0 P: 13	R: 1 E: 0 K: 0 S: 5	H: 1 LOB: 0 BB: 0 P: 8	R: 0 E: 0 K: 0 S: 6	H: 0 LOB: 0 BB: 0 P: 8	R: 0 E: 0 K: 0 S: 6	H: 0 LOB: 0 BB: 0 P: 8	1B: 5 2B: 2 3B: 0 HR: 2	SF: 0 SAC: 0 DP: 0 HBP: 0	WP: 2 PB: 0 SB: 3 CS: 0	PA: 41
PITCHER	IP WLS BF H R ER SO BB IBB HBP BLK WP HR S P ERA WHIP																					
Jack Armstrong, R (1.1) ERA: 22.5	2.0 L 12 4 5 5 2 2 0 0 0 0 1 0 26 46 22.50 3.000																					
Chris Hammond, L (3.1) ERA: 4.5	2.0 10 2 1 1 1 2 0 0 0 1 0 22 38 4.50 2.000																					
Scott Scudder, R (5.1) ERA: 4.5	2.0 9 2 0 0 1 1 0 0 0 1 0 18 32 0.00 1.500																					
Don Carman, L (7.1) ERA: 3.86	2.0 7 1 1 1 0 0 0 0 0 0 1 11 16 4.50 0.500																					
Ted Power, R (9.1) ERA: 4.5	1.0 3 0 0 0 0 0 0 0 0 0 0 6 8 0.00 0.000																					

AB 36
R 7
H 9
RBI 7
BB 5
SO 4
LOB 14



Batter	1	2	3	4	5	6	7	8	9	AB	R	H	RBI	BB	SO	LOB	BOTTOM					
Bill Doran, S (1.4) OBP: 0.647, SLG: 0.667	F8			BB		L7		FC5-4		4	0	3	0	1	0	0	Atlanta Braves @ Cincinnati Reds Riverfront Stadium, Cincinnati, OH Sat Apr 13 1991, 3:33 AM EDT Att: 18,566 - Cloudy - 66 F					
Barry Larkin, R (1.6) OBP: 0.214, SLG: 0.643	F8			P2		FC5-4		K		5	1	1	1	0	1	5						
Chris Sabo, R (1.5) OBP: 0.353, SLG: 0.533	K			BB		F7		HR		4	1	1	0	1	1	1						
Eric Davis, R (1.8) OBP: 0.353, SLG: 0.286	G6-3			K		K		1B		4	1	1	0	1	2	4						
Glenn Braggs, R (1.7) OBP: 0.333, SLG: 0.625				F8		F7		E7		5	2	2	3	0	1	3						
Todd Benzinger, S (1.3) OBP: 0.400, SLG: 0.700	K			F8		F7		HR		5	0	1	1	0	1	1						
Paul O'Neill, L (1.9) OBP: 0.235, SLG: 0.313				F7		F8		G4-3		4	0	1	0	0	0	0						
Joe Oliver, R (1.2) OBP: 0.375, SLG: 0.333				BB		F9		P6		3	0	1	0	1	0	0						
Jack Armstrong, R (1.1) Mariano Duncan, R (1.1) Chris Hammond, L (1.1) Bryce Harper, S (1.1) Scott Scudder, R (1.1) Humberto Cordero, L (1.1) Don Carman, L (1.1) Hal Morris, L (1.1) Ted Power, R (1.1)				P3		K		1B		0	0	0	0	0	0	0						
Inning Stats	R: 0 E: 0 K: 1 S: 12	H: 1 LOB: 0 BB: 0 P: 18	R: 0 E: 0 K: 1 S: 11	H: 1 LOB: 2 BB: 1 P: 18	R: 0 E: 0 K: 1 S: 12	H: 1 LOB: 1 BB: 1 P: 22	R: 0 E: 0 K: 1 S: 9	H: 1 LOB: 1 BB: 0 P: 13	R: 3 E: 1 K: 0 S: 15	H: 4 LOB: 1 BB: 0 P: 28	R: 0 E: 0 K: 0 S: 6	H: 1 LOB: 2 BB: 1 P: 12	R: 2 E: 0 K: 1 S: 11	H: 2 LOB: 0 BB: 0 P: 19	R: 0 E: 0 K: 1 S: 12	H: 1 LOB: 1 BB: 0 P: 22		R: 0 E: 0 K: 1 S: 7	H: 0 LOB: 1 BB: 1 P: 14	1B: 5 2B: 5 3B: 0 HR: 2	SF: 0 SAC: 0 DP: 0 HBP: 0	WP: 0 PB: 0 SB: 1 CS: 0
PITCHER	IP WLS BF H R ER SO BB IBB HBP BLK WP HR S P ERA WHIP																					
Steve Avery, L (1.1) ERA: 3.6	5.0 W 24 8 3 2 4 2 0 0 0 0 0 0 4 59 3.60 2.000																					
Mike Stanton, L (6.1) ERA: 6.75	0.2 4 1 0 0 0 1 0 0 0 0 0 0 4 10 0.00 3.000																					
Doug Sisk, R (6.1) ERA: 6.75	0.1 1 0 0 0 0 0 0 0 0 0 0 0 2 2 0.00 0.000																					
Juan Berenguer, R (7.1) ERA: 4.5	3.0 S 13 3 2 2 3 1 0 0 0 0 0 1 30 6.00 1.333																					



Batter	1	2	3	4	5	6	7	8	9	AB	R	H	RBI	BB	SO	LOB	TOP
Otis Nixon, S <small>OBP: 0.429, SLG: 0.333</small> 										5	1	2	2	1	0	4	
Mark Lemko, S <small>OBP: 0.286, SLG: 0.500</small> 										4	2	2	1	0	1	1	
Ron Gant, R <small>OBP: 0.278, SLG: 0.200</small> 										4	0	0	0	1	1	4	
David Justice, L <small>OBP: 0.278, SLG: 0.556</small> 										5	2	1	2	0	0	2	
Francisco Cabrera, R Sid Bream, L <small>OBP: 0.308, SLG: 0.583</small> 										3	0	0	0	0	0	0	
Jeff Blauser, R Jeff Treadway, L <small>OBP: 0.200, SLG: 0.200</small> <small>OBP: 0.333, SLG: 0.286</small> 										3	1	1	0	0	0	0	
Greg Olson, R Tommy Gregg, L Marvin Freeman, R <small>OBP: 0.750, SLG: 0.750</small> <small>OBP: 1.000, SLG: 1.500</small> 										3	2	3	0	0	0	0	
Rafael Belliard, R <small>OBP: 0.308, SLG: 0.250</small> 										4	1	3	3	0	0	1	
Tom Glavine, L Terry Fenelon, S Doug Sisk, R Mike Stanton, L Mike Heath, R <small>OBP: 0.500, SLG: 0.500</small> <small>OBP: 0.727, SLG: 0.727</small> <small>OBP: 0.251, SLG: 0.251</small> 										2	0	1	0	0	0	2	
Inning Stats <small>R: 0, H: 0, E: 0, K: 1, S: 7</small> <small>H: 0, BB: 1, LOB: 0, P: 14</small> <small>R: 1, H: 3, E: 0, K: 0, S: 15</small> <small>H: 3, BB: 2, LOB: 2, P: 25</small> <small>R: 0, H: 0, E: 0, K: 0, S: 3</small> <small>H: 0, BB: 0, LOB: 0, P: 5</small> <small>R: 0, H: 0, E: 0, K: 0, S: 4</small> <small>H: 0, BB: 0, LOB: 0, P: 5</small> <small>R: 2, H: 2, E: 1, K: 1, S: 11</small> <small>H: 2, BB: 1, LOB: 1, P: 15</small> <small>R: 0, H: 0, E: 0, K: 0, S: 7</small> <small>H: 0, BB: 0, LOB: 0, P: 10</small> <small>R: 1, H: 2, E: 0, K: 0, S: 12</small> <small>H: 2, BB: 0, LOB: 0, P: 18</small> <small>R: 3, H: 3, E: 2, K: 1, S: 12</small> <small>H: 3, BB: 2, LOB: 2, P: 26</small> <small>R: 5, H: 6, E: 0, K: 0, S: 27</small> <small>H: 6, BB: 1, LOB: 2, P: 45</small> <small>1B: 15, SF: 1, 2B: 1, 3B: 0, HR: 0</small> <small>SF: 1, DP: 1, HBP: 0</small> <small>WP: 1, PB: 1, SB: 2, CS: 2</small> <small>PA: 47</small>																	
PITCHER Tom Browning, L <small>ERA: 2.35</small> Don Carman, L <small>ERA: 7.71</small> Ted Power, R <small>ERA: 3.0</small> Tim Layana, R <small>ERA: 45.0</small>	<small>IP: 7.0, WLS: L, BF: 28, H: 7, R: 4, ER: 2, SO: 2, BB: 1, IBB: 0, HBP: 0, BLK: 0, WP: 0, HR: 0, S: 59, P: 92, ERA: 2.57, WHIP: 1.143</small>																

Atlanta Braves @ Cincinnati Reds
Riverfront Stadium, Cincinnati, OH
Sun Apr 14 1991, 3:33 AM EDT
Att: 25,837 - Cloudy - 68 F

AB 40
R 12
H 16
RBI 11
BB 4
SO 3
LOB 22



Batter	1	2	3	4	5	6	7	8	9	AB	R	H	RBI	BB	SO	LOB	BOTTOM
Bill Doran, S <small>OBP: 0.524, SLG: 0.500</small> 										4	0	0	0	0	1	1	
Billy Hatcher, R <small>OBP: 0.214, SLG: 0.083</small> 										3	1	1	0	0	0	0	
Barry Larkin, R <small>OBP: 0.167, SLG: 0.500</small> 										4	0	0	0	0	0	2	
Eric Davis, R <small>OBP: 0.429, SLG: 0.353</small> 										3	0	2	0	1	0	1	
Chris Sabo, R <small>OBP: 0.381, SLG: 0.526</small> 										4	0	2	1	0	1	2	
Glenn Braggs, R <small>OBP: 0.385, SLG: 0.500</small> 										2	0	0	0	2	0	2	
Todd Benzinger, S <small>OBP: 0.286, SLG: 0.500</small> 										4	0	0	0	0	0	4	
Joe Oliver, R <small>OBP: 0.333, SLG: 0.300</small> 										4	0	1	0	0	3	0	
Tom Browning, L Herm Werningham, L Mariano Duncan, R Don Carman, L Ted Power, R Tim Layana, R <small>OBP: 0.208, SLG: 0.400</small> <small>OBP: 1.000, SLG: 1.000</small> 										2	0	0	0	0	2	0	
Inning Stats <small>R: 1, H: 2, E: 1, K: 1, S: 18</small> <small>H: 2, BB: 2, LOB: 3, P: 35</small> <small>R: 0, H: 0, E: 0, K: 2, S: 10</small> <small>H: 0, BB: 0, LOB: 0, P: 14</small> <small>R: 0, H: 1, E: 0, K: 1, S: 9</small> <small>H: 1, BB: 0, LOB: 1, P: 15</small> <small>R: 0, H: 0, E: 0, K: 1, S: 9</small> <small>H: 0, BB: 0, LOB: 0, P: 15</small> <small>R: 0, H: 2, E: 0, K: 0, S: 8</small> <small>H: 2, BB: 0, LOB: 1, P: 15</small> <small>R: 0, H: 1, E: 0, K: 1, S: 10</small> <small>H: 1, BB: 0, LOB: 1, P: 16</small> <small>R: 0, H: 0, E: 0, K: 1, S: 13</small> <small>H: 0, BB: 0, LOB: 1, P: 21</small> <small>R: 0, H: 0, E: 0, K: 1, S: 7</small> <small>H: 0, BB: 1, LOB: 0, P: 16</small> <small>1B: 6, SF: 0, 2B: 1, 3B: 0, HR: 0</small> <small>SF: 0, DP: 2, HBP: 1</small> <small>WP: 0, PB: 0, SB: 1, CS: 0</small> <small>PA: 35</small>																	
PITCHER Tom Glavine, L <small>ERA: 1.5</small> Doug Sisk, R <small>ERA: 6.0</small> Mike Stanton, L <small>ERA: 6.0</small> Marvin Freeman, R <small>ERA: 6.0</small>	<small>IP: 6.0, WLS: W, BF: 24, H: 5, R: 1, ER: 1, SO: 6, BB: 2, IBB: 0, HBP: 0, BLK: 0, WP: 0, HR: 0, S: 60, P: 105, ERA: 1.50, WHIP: 1.167</small>																

Atlanta Braves @ Cincinnati Reds
Riverfront Stadium, Cincinnati, OH
Sun Apr 14 1991, 3:33 AM EDT
Att: 25,837 - Cloudy - 68 F

AB 31
R 1
H 6
RBI 1
BB 3
SO 8
LOB 13



Batter	1	2	3	4	5	6	7	8	9	AB	R	H	RBI	BB	SO	LOB	TOP								
Eric Yelding, R (1, 6) OBP: 0.207, SLG: 0.321	4-1 BB		1-2 2B			3-2 G6-3		0-3 K		3	0	1	0	1	1	0	Houston Astros @ Atlanta Braves Atlanta-Fulton County Stadium, Atlanta, GA Mon Apr 15 1991, 7:05 PM EDT Att: 6,729 - Cloudy - 78 F								
Steve Finley, L (1, 8) OBP: 0.321, SLG: 0.346	0-2 F7		1-3 K			1-1 G3		3-3 K		4	0	0	0	0	2	2									
Craig Biggio, R (1, 2) OBP: 0.435, SLG: 0.739	0-3 K			3-1 P4		0-0 HR			0-2 G5-3	4	1	1	1	0	1	1									
Luis Gonzalez, L (1, 7) OBP: 0.222, SLG: 0.208	1-1 P5			1-0 P6		1-2 F9			3-3 K	4	0	0	0	0	1	1									
Ken Caminiti, S (1, 5)		0-0 G4-3		1-0 1B			2-2 5 SH3-4 1B		0-0 5 HR 1B	4	1	3	0	0	0	0									
5 Jeff Banwell, R (1, 3) OBP: 0.217, SLG: 0.286	1-2 F9			1-1 F8			1-1 SH3-4		1-2 1-H HR	3	1	1	2	0	0	1									
Karl Rhodes, L (1, 9) Curt Schilling, R (9, 1) OBP: 1.000, SLG: 1.000	0-2 G5-3				2-3 K			2-3 K	2-0 F7	4	0	0	0	0	2	1									
Casey Candaele, S (1, 4) OBP: 0.333, SLG: 0.556			1-0 F7		3-2 F9		2-2 F8			3	0	0	0	0	0	1									
Jim Deshaies, L (1, 1) Rafael Ramirez, R (8, PH) Dwayne Henry, R (8, 1) Al Osuna, R (8, 1) Mark Davidson, R (9, 9)			1-3 K			0-0 G5-3			0-0 F9	2	0	0	0	0	1	0									
Inning Stats	R: 0 E: 0 K: 1 S: 9	H: 0 LOB: 1 BB: 1 P: 14	R: 0 E: 0 K: 0 S: 7	H: 0 LOB: 0 BB: 0 P: 8	R: 0 E: 0 K: 2 S: 12	H: 1 LOB: 1 BB: 0 P: 16	R: 0 E: 0 K: 0 S: 6	H: 1 LOB: 1 BB: 0 P: 12	R: 0 E: 0 K: 1 S: 8	H: 0 LOB: 0 BB: 0 P: 13	R: 1 E: 0 K: 0 S: 9	H: 1 LOB: 0 BB: 0 P: 14	R: 0 E: 0 K: 1 S: 11	H: 1 LOB: 1 BB: 0 P: 18	R: 0 E: 0 K: 2 S: 7	H: 0 LOB: 0 BB: 0 P: 10		R: 2 E: 0 K: 1 S: 11	H: 2 LOB: 0 BB: 0 P: 17	1B: 3 2B: 1 3B: 0 HR: 2	SF: 0 SAC: 1 DP: 0 HBP: 0	WP: 0 PB: 0 SB: 0 CS: 0	PA: 34		
PITCHER	IP WLS BF H R ER SO BB IBB HBP BLK WP HR S P ERA WHIP																								
29 John Smoltz, R (1, 1) ERA: 3.97	7.0	26	4	1	1	5	1	0	0	0	0	0	0	0	1	62		95	1.29	0.714					
Kent Mercker, L (8, 1) ERA: 6.0	2.0	L 8	2	2	2	3	0	0	0	0	0	0	0	1	18	27	9.00	1.000							

Batter	1	2	3	4	5	6	7	8	9	AB	R	H	RBI	BB	SO	LOB	BOTTOM						
Deion Sanders, L (1, 7) OBP: 0.313, SLG: 0.154	4-2 2B SF8 BB		4-1 G6-4-3 BB			2-3 K		0-2 F8		2	1	0	0	2	1	0	Houston Astros @ Atlanta Braves Atlanta-Fulton County Stadium, Atlanta, GA Mon Apr 15 1991, 7:05 PM EDT Att: 6,729 - Cloudy - 78 F						
Mark Lemke, S (1, 4) OBP: 0.273, SLG: 0.500	1-0 2B		0-1 G6-4-3 1-2		2-0 P3			3-2 G3		4	0	1	0	0	0	1							
Ron Gant, R (1, 8) OBP: 0.364, SLG: 0.188	4-2 G5-4-3 BB		4-0 S BB			2-2 F7		4-2 BB		1	0	0	0	3	0	0							
David Justice, L (1, 9) OBP: 0.227, SLG: 0.476	1-2 SF8		1-1 F9			0-2 G6-3		0-2 G4-3		3	0	0	1	0	0	2							
Francisco Cabrera, R (1, 3) Sid Bream, L (7, 3) OBP: 0.298, SLG: 0.538	2-1 G5-4-3			1-1 P4			2-2 F8		2-2 G3	3	0	0	0	0	0	2							
Jeff Blauser, R (1, 5) OBP: 0.311, SLG: 0.111		1-2 F8		2-1 G4-3			0-0 L7		2-1 L7	4	0	0	0	0	0	0							
Mike Heath, R (1, 2) OBP: 0.353, SLG: 0.529		1-2 1B		1-1 2B			1-0 F8		1-1 3B	4	0	3	0	0	0	0							
Rafael Belliard, R (1, 6) Tommy Gregg, L (9, PH) OBP: 0.313, SLG: 0.267 OBP: 0.154, SLG: 1.000		1-1 F9		2-2 G4-3			0-0 1B		3-2 F8	3	0	1	0	0	0	2							
29 John Smoltz, R (1, 1) Terry Pendleton, S (7, PH) Kent Mercker, L (8, 1) ERA: 2.84		3-2 F8			3-3 K		1-0 F9			2	0	0	0	0	1	1							
Inning Stats	R: 1 E: 0 K: 0 S: 16	H: 1 LOB: 1 BB: 2 P: 28	R: 0 E: 0 K: 0 S: 12	H: 1 LOB: 0 BB: 0 P: 18	R: 0 E: 0 K: 0 S: 5	H: 0 LOB: 1 BB: 2 P: 14	R: 0 E: 0 K: 0 S: 9	H: 1 LOB: 1 BB: 0 P: 15	R: 0 E: 0 K: 2 S: 9	H: 0 LOB: 0 BB: 0 P: 16	R: 0 E: 0 K: 0 S: 14	H: 0 LOB: 0 BB: 0 P: 18	R: 0 E: 0 K: 0 S: 4	H: 1 LOB: 1 BB: 0 P: 6	R: 0 E: 0 K: 0 S: 14	H: 0 LOB: 1 BB: 1 P: 21		R: 0 E: 0 K: 0 S: 13	H: 1 LOB: 1 BB: 0 P: 21	1B: 2 2B: 2 3B: 1 HR: 0	SF: 1 SAC: 0 DP: 2 HBP: 0	WP: 0 PB: 0 SB: 1 CS: 0	PA: 35
PITCHER	IP WLS BF H R ER SO BB IBB HBP BLK WP HR S P ERA WHIP																						
Jim Deshaies, L (1, 1) ERA: 2.84	0.2	3	0	0	0	0	1	0	0	0	0	11	18	0.00	1.500								
Dwayne Henry, R (8, 1) ERA:	0.2	W 2	0	0	0	0	0	0	0	0	0	6	8	0.00	0.000								
Al Osuna, L (8, 1) ERA:	0.2	S 3	1	0	0	0	0	0	0	0	0	10	16	0.00	1.500								
Curt Schilling, R (9, 1) ERA:																							

AB	32
R	3
H	6
RBI	3
BB	1
SO	8
LOB	7



Batter	1	2	3	4	5	6	7	8	9	AB	R	H	RBI	BB	SO	LOB	TOP										
Eric Yelding, R OBP: 0.176, SLG: 0.273 (1, 6)	L6		K	F9			G1-3		P3	5	0	0	0	0	1	3	Houston Astros @ Atlanta Braves Atlanta-Fulton County Stadium, Atlanta, GA Tue Apr 16 1991, 7:05 PM EDT Att: 7,759 - Sunny - 80 F										
Steve Finley, L OBP: 0.333, SLG: 0.367 (1, 8)	2B		G4-3		G3		1B BB		G3	4	0	1	0	1	0	0											
Craig Biggio, R OBP: 0.407, SLG: 0.667 (1, 2)	G5-3		F7		G4-3		1-2 2-H		1B	4	0	1	1	0	0	1											
Luis Gonzalez, L OBP: 0.194, SLG: 0.179 Xavier Hernandez, L (8, 1)	P4			G3	K		K			4	0	0	0	0	2	3											
Curt Schilling, R OBP: 1.000, SLG: 1.000 Mark McLemore, S OBP: 0.198, SLG: 0.059 Darryl Kile, R (8, 1)										0	0	0	0	0	0	0											
Ken Caminiti, S OBP: 0.406, SLG: 0.536 (1, 5)		F9		5 HR		P5		G3-1		4	1	1	0	0	0	0											
5 Jeff Banwell, R OBP: 0.295, SLG: 0.417 (1, 3)	1B BB			2H	HR	K		K		3	1	1	2	1	2	0											
Mark Davidson, R OBP: 0.125, SLG: 0.125 (7, 7)	F9		E7	2B	1B	G4-3		E6		4	1	1	0	0	0	1											
Casey Candaele, S OBP: 0.462, SLG: 0.769 (1, 4)	1B		1B	2H	2B		1B 2B	K		4	1	3	1	0	1	1											
Pete Harnisch, S OBP: 0.250, SLG: 0.250 Al Osuna, R Dwayne Henry, R Karl Rhodes, L OBP: 0.333, SLG: 0.348 (7, 1)	K			2-3	1B		K		K	3	0	1	0	0	2	3											
Inning Stats	R: 0 E: 0 K: 0 S: 12	H: 1 LOB: 1 BB: 0 P: 21	R: 0 E: 0 K: 1 S: 9	H: 1 LOB: 2 BB: 1 P: 16	R: 0 E: 0 K: 1 S: 13	H: 0 LOB: 0 BB: 0 P: 19	R: 3 E: 1 K: 0 S: 15	H: 5 LOB: 1 BB: 0 P: 25	R: 0 E: 0 K: 1 S: 8	H: 0 LOB: 0 BB: 0 P: 11	R: 0 E: 0 K: 1 S: 8	H: 0 LOB: 0 BB: 0 P: 11	R: 1 E: 0 K: 2 S: 13	H: 2 LOB: 2 BB: 1 P: 24	R: 0 E: 1 K: 2 S: 10	H: 0 LOB: 1 BB: 0 P: 18	R: 0 E: 0 K: 1 S: 10	H: 0 LOB: 0 BB: 0 P: 18	1B: 4 2B: 4 3B: 0 HR: 1	SF: 0 SAC: 0 DP: 0 HBP: 0	WP: 0 PB: 0 SB: 0 CS: 1	PA: 38					
PITCHER	IP	WLS	BF	H	R	ER	SO	BB	IBB	HBP	BLK	WP	HR	S	P	ERA	WHIP										
Charlie Leibrandt, L ERA: 3.75 Jeff Farnett, R ERA: 3.86 Mike Stanton, L ERA: Doug Sisk, R ERA: 4.5 Juan Berenguer, R ERA: 3.6	5.0	22	7	3	3	3	3	1	0	0	0	0	1	57	92	5.40	1.600										

Batter	1	2	3	4	5	6	7	8	9	AB	R	H	RBI	BB	SO	LOB	BOTTOM										
Deion Sanders, L OBP: 0.429, SLG: 0.250 (1, 7)	S BB		B5-3		1-2 2-H		FC5 1B	2B BB		3	1	2	2	2	0	0	Houston Astros @ Atlanta Braves Atlanta-Fulton County Stadium, Atlanta, GA Tue Apr 16 1991, 7:05 PM EDT Att: 7,759 - Sunny - 80 F										
Jeff Treadway, L OBP: 0.333, SLG: 0.250 Terry Pendleton, S OBP: 0.267, SLG: 0.786 (1, 4)	F8			2B BB	P6		PB FC5 1B	2B 2B		2	0	0	0	1	0	3											
Ron Gant, R OBP: 0.333, SLG: 0.238 (1, 8)	P7			P5	F8		FC5 PB	2B		5	1	1	2	0	0	6											
David Justice, L OBP: 0.296, SLG: 0.500 (1, 9)	K			2B		F8	1-2 2-3 3-H	2B		3	1	1	0	2	1	1											
Sid Bream, L OBP: 0.316, SLG: 0.556 (1, 3)		G5-4-3 1B		F9		K	P2	G4-3 1B		5	0	2	2	0	1	5											
Mark Lemke, S OBP: 0.313, SLG: 0.429 (8, 4)		G5-4-3 1B		K		P4		G4-3 BB		4	1	1	0	1	1	3											
Mike Heath, R OBP: 0.364, SLG: 0.476 (1, 2)	G5-4-3				BB 1B		F7	F7		4	1	1	0	1	0	3											
Rafael Belliard, R OBP: 0.333, SLG: 0.250 Otis Nixon, S OBP: 0.500, SLG: 0.333 Doug Sisk, R Greg Olson, R OBP: 0.667, SLG: 0.667 Juan Berenguer, R (1, 6)			G4-3		1B BB		1B BB	G4-3 BB		1	0	0	0	1	0	0											
Charlie Leibrandt, R Tommy Gregg, L Jeff Farnett, R Mike Stanton, L Jerry Willard, L Jeff Blauser, R OBP: 0.273, SLG: 0.273 (8, 6)			G5-3		F9		1B FC5 1B	2B 1B		1	0	0	0	0	0	0											
Inning Stats	R: 0 E: 0 K: 1 S: 8	H: 0 LOB: 1 BB: 1 P: 15	R: 0 E: 0 K: 0 S: 6	H: 2 LOB: 0 BB: 0 P: 9	R: 0 E: 0 K: 0 S: 5	H: 0 LOB: 0 BB: 0 P: 5	R: 0 E: 0 K: 1 S: 12	H: 1 LOB: 2 BB: 1 P: 20	R: 1 E: 0 K: 0 S: 10	H: 2 LOB: 2 BB: 1 P: 17	R: 0 E: 0 K: 1 S: 16	H: 0 LOB: 0 BB: 0 P: 22	R: 2 E: 0 K: 0 S: 16	H: 3 LOB: 3 BB: 2 P: 30	R: 0 E: 0 K: 0 S: 21	H: 5 LOB: 2 BB: 4 P: 49		1B: 9 2B: 4 3B: 1 HR: 0	SF: 0 SAC: 0 DP: 0 HBP: 0	WP: 0 PB: 1 SB: 1 CS: 0	PA: 44						
PITCHER	IP	WLS	BF	H	R	ER	SO	BB	IBB	HBP	BLK	WP	HR	S	P	ERA	WHIP										
Pete Harnisch, R ERA: 2.38 Al Osuna, L ERA: 2.7 Dwayne Henry, R ERA: 2.45 Xavier Hernandez, R ERA: 9.82 Curt Schilling, R ERA: 5.78	6.1	26	5	2	2	3	4	0	0	0	0	0	0	8	9	2.84	1.421										
Darryl Kile, R ERA: 27.0 (8, 1)	0.2	3	0	0	0	0	0	1	0	0	0	0	0	5	12	0.00	1.500										



Batter	1	2	3	4	5	6	7	8	9	AB	R	H	RBI	BB	SO	LOB	TOP					
Steve Finley, L (1,8) OBP: 0.342, SLG: 0.353	F9	1B		BB		F7		K		4	0	1	0	1	1	2						
Rafael Ramirez, R (1,6) OBP: 0.182, SLG: 0.200	1B	1B		BB		P4		K	G6-3	4	1	0	0	1	1	2						
Craig Biggio, R (1,2) OBP: 0.438, SLG: 0.656	1B	1B				FC3-6		1B	K	5	1	3	0	0	1	1						
Luis Gonzalez, L (1,7) OBP: 0.194, SLG: 0.156	K					FC3-6		5	K	4	1	0	0	1	2	3						
Ken Caminiti, S (1,5) OBP: 0.389, SLG: 0.500	5					L7		1B	E5	4	1	1	1	0	0	2						
5 Jeff Bagwell, R (1,3) OBP: 0.323, SLG: 0.423	1B							1B		2	0	1	1	2	0	0						
Mark Davidson, R (1,9) OBP: 0.273, SLG: 0.200	1B							1B		2	0	1	2	1	0	1						
Karl Rhodes, L (7,9) OBP: 0.321, SLG: 0.333	1B					P9		BB	G4-3	1	0	0	0	0	0	2						
Casey Candaele, S (1,4) OBP: 0.412, SLG: 0.625	F8					G6-3		BB	G3-1	3	0	0	0	1	0	2						
Mark Portugal, R (1,1) OBP: 0.333, SLG: 0.200						F7			G3-1	3	0	0	0	0	0	2						
Ken Oberkfell, L (8,PH)						L4			K	1	0	0	0	0	1	0						
Al Osuna, R (8,1)										0	0	0	0	0	0	0						
Curt Schilling, R (9,1) OBP: 1.000, SLG: 1.000										0	0	0	0	0	0	0						
Inning Stats	R: 3 H: 3 E: 0 K: 1 S: 18	H: 3 LOB: 2 BB: 2 P: 37	R: 0 H: 1 E: 0 K: 0 S: 12	H: 1 LOB: 1 BB: 0 P: 15	R: 0 H: 0 E: 0 K: 0 S: 7	H: 0 LOB: 1 BB: 1 P: 15	R: 0 H: 0 E: 0 K: 0 S: 7	H: 0 LOB: 0 BB: 0 P: 13	R: 0 H: 1 E: 0 K: 0 S: 5	H: 1 LOB: 0 BB: 0 P: 8	R: 0 H: 0 E: 0 K: 0 S: 9	H: 0 LOB: 2 BB: 2 P: 21	R: 1 H: 2 E: 1 K: 1 S: 12	H: 2 LOB: 2 BB: 1 P: 21	R: 0 H: 0 E: 0 K: 2 S: 9	H: 0 LOB: 0 BB: 0 P: 11	R: 0 H: 0 E: 0 K: 2 S: 7	H: 0 LOB: 0 BB: 0 P: 10	1B: 7 2B: 0 3B: 0 HR: 0	SF: 0 SAC: 0 DP: 1 HBP: 0	WP: 0 PB: 1 SB: 1 CS: 0	PA: 40
PITCHER	IP WLS BF H R ER SO BB IBB HBP BLK WP HR S P ERA WHIP																					
Steve Avery, L (1,1) ERA: 4.5	5.0 L 23 5 3 3 1 4 0 0 0 0 0 0 49 88 5.40 1.800																					
Marvin Freeman, R (6,1) ERA:	0.2 4 0 0 0 0 2 0 0 0 0 0 0 5 16 0.00 3.000																					
Mike Stanton, L (6,1) ERA:	1.0 5 1 1 0 1 1 0 0 0 0 0 0 10 17 0.00 2.000																					
Doug Sisk, R (7,1) ERA: 4.15	0.1 2 1 0 0 0 0 0 0 0 0 0 0 6 9 0.00 3.000																					
Jeff Parrett, R (8,1) ERA: 2.09	2.0 6 0 0 0 4 0 0 0 0 0 0 0 16 21 0.00 0.000																					

Houston Astros @ Atlanta Braves
Atlanta-Fulton County Stadium, Atlanta, GA
Wed Apr 17 1991, 7:05 PM EDT
Att: 8,342 - Sunny - 83 F


AB 33
R 4
H 7
RBI 4
BB 7
SO 6
LOB 17



Batter	1	2	3	4	5	6	7	8	9	AB	R	H	RBI	BB	SO	LOB	BOTTOM					
Deion Sanders, L (1,7) OBP: 0.400, SLG: 0.250	HR	P3				L7		G4-3		4	1	1	0	0	0	1						
Jeff Treadway, L (1,4) OBP: 0.333, SLG: 0.421	1B					P6		G6-3		3	1	1	2	0	0	0						
Mark Lemke, S (8,PH) OBP: 0.294, SLG: 0.400	HR					F7		G6-3		1	0	0	0	0	0	0						
Ron Gant, R (1,8) OBP: 0.290, SLG: 0.200	F7					K		F9		4	0	0	0	0	1	0						
David Justice, L (1,9) OBP: 0.290, SLG: 0.464	1B					P6		G4-3		4	0	1	0	0	0	0						
Sid Bream, L (1,3) OBP: 0.261, SLG: 0.455	F7					K		F8		4	0	0	0	0	2	1						
Jeff Blauser, R (1,5) OBP: 0.267, SLG: 0.467	G6-3					K		HR	G1-3	4	1	1	1	0	1	1						
Mike Heath, R (1,2) OBP: 0.360, SLG: 0.458						1B		G5-3		3	0	1	0	0	1	0						
Rafael Belliard, R (1,6) OBP: 0.333, SLG: 0.316	G6-3					G6-3		G6-3		3	0	1	0	0	0	1						
Steve Avery, L (1,1) OBP: 0.246, SLG: 0.250								K		1	0	0	0	0	0	1						
Tommy Grady, L (5,PH) OBP: 0.200, SLG: 0.000										1	0	0	0	0	0	0						
Marvin Freeman, R (8,1)										0	0	0	0	0	0	0						
Mike Stanton, L (8,1)										0	0	0	0	0	0	0						
Doug Sisk, R (7,1)										0	0	0	0	0	0	0						
Jerry Willard, L (7,PH)										1	0	0	0	0	1	0						
Jeff Parrett, R (8,1)										0	0	0	0	0	0	0						
Inning Stats	R: 2 H: 3 E: 0 K: 0 S: 19	H: 3 LOB: 0 BB: 0 P: 28	R: 0 H: 1 E: 0 K: 1 S: 10	H: 1 LOB: 1 BB: 0 P: 13	R: 0 H: 0 E: 0 K: 1 S: 11	H: 0 LOB: 0 BB: 0 P: 19	R: 0 H: 1 E: 0 K: 2 S: 11	H: 1 LOB: 0 BB: 0 P: 14	R: 0 H: 0 E: 0 K: 1 S: 6	H: 0 LOB: 0 BB: 0 P: 8	R: 0 H: 0 E: 0 K: 0 S: 7	H: 0 LOB: 0 BB: 0 P: 13	R: 1 H: 1 E: 0 K: 1 S: 12	H: 1 LOB: 0 BB: 0 P: 17	R: 0 H: 0 E: 0 K: 0 S: 3	H: 0 LOB: 0 BB: 0 P: 5	R: 0 H: 0 E: 0 K: 1 S: 7	H: 0 LOB: 0 BB: 0 P: 10	1B: 3 2B: 1 3B: 0 HR: 2	SF: 0 SAC: 0 DP: 0 HBP: 0	WP: 0 PB: 0 SB: 2 CS: 0	PA: 33
PITCHER	IP WLS BF H R ER SO BB IBB HBP BLK WP HR S P ERA WHIP																					
Mark Portugal, R (1,1) ERA: 3.21	7.0 W 27 6 3 3 6 0 0 0 0 0 0 2 76 112 3.86 0.857																					
Al Osuna, L (8,1) ERA: 1.5	1.2 5 0 0 0 1 0 0 0 0 0 0 0 8 11 0.00 0.000																					
Curt Schilling, R (9,1) ERA: 5.4	0.1 S 1 0 0 0 0 0 0 0 0 0 0 0 2 4 0.00 0.000																					

Houston Astros @ Atlanta Braves
Atlanta-Fulton County Stadium, Atlanta, GA
Wed Apr 17 1991, 7:05 PM EDT
Att: 8,342 - Sunny - 83 F

AB 33
R 3
H 6
RBI 3
BB 0
SO 7
LOB 5



Batter	1	2	3	4	5	6	7	8	9	AB	R	H	RBI	BB	SO	LOB	TOP					
Chris Sabo, R (1,5) OBP: 0.375, SLG: 0.486	F9		S 1B	BB HBP		G5-3		E6 1B		4	1	1	1	0	0	1	Cincinnati Reds @ Atlanta Braves Atlanta-Fulton County Stadium, Atlanta, GA Fri Apr 19 1991, 7:05 PM EDT Att: 13,498 - Cloudy - 66 F					
Bill Doran, S (1,4) OBP: 0.457, SLG: 0.407	G5-3		F7	FC6-4 BB			G3 1B	1B E BB		3	2	1	1	2	0	1						
Barry Larkin, R (1,6) OBP: 0.281, SLG: 0.452	1B			FC6-4 BB			BB G3 1B	FC6-4 1B		4	1	3	1	1	0	3						
Eric Davis, R (1,8) OBP: 0.410, SLG: 0.375	F8		BB 2B		F9		G3	FC6-4 G4-6-3		5	1	1	0	0	0	4						
Billy Hatcher, R (8, PR) OBP: 0.167, SLG: 0.091										0	0	0	0	0	0	0						
Glenn Braggs, R (1,9) OBP: 0.261, SLG: 0.263	F8		G1-3		K			G4-6-3		4	0	0	0	1	1	3						
Mariano Duncan, R (1,7) OBP: 0.200, SLG: 0.154		G4-3								2	1	0	0	0	1	0						
Luis Quinones, S (7, PH) OBP: 0.167, SLG: 0.167				BB HBP						1	0	0	0	0	1	3						
Herm Winningham, L (7,7) OBP: 1.000, SLG: 1.000				HBP						0	0	0	0	1	0	0						
Todd Benzinger, S (1,3) OBP: 0.375, SLG: 0.476	F9		HBP BB				G4-3 1B			3	1	1	1	2	0	1						
Joe Oliver, R (1,2) OBP: 0.250, SLG: 0.176			K	BB HBP			G4-3			4	0	0	1	1	3	4						
Jack Armstrong, R (1,1) OBP: 0.234, SLG: 0.529			K							3	0	0	0	0	1	4						
Hal Morris, L (8, PH) OBP: 0.234, SLG: 0.529				F8						1	1	1	0	0	0	0						
Don Carman, L (8,1) OBP: 0.234, SLG: 0.529										0	0	0	0	0	0	0						
Rob Dibble, L (9,1) OBP: 0.234, SLG: 0.529								E 2B		0	0	0	0	0	0	0						
Inning Stats	R: 0 E: 0 K: 0 S: 11	H: 1 LOB: 1 BB: 0 P: 19	R: 0 E: 0 K: 0 S: 8	H: 0 LOB: 0 BB: 0 P: 12	R: 0 E: 0 K: 2 S: 14	H: 1 LOB: 3 BB: 4 P: 19	R: 4 E: 0 K: 0 S: 17	H: 1 LOB: 3 BB: 4 P: 40	R: 0 E: 0 K: 2 S: 11	H: 0 LOB: 0 BB: 0 P: 15	R: 0 E: 0 K: 0 S: 9	H: 1 LOB: 1 BB: 0 P: 14	R: 1 E: 0 K: 2 S: 11	H: 2 LOB: 3 BB: 2 P: 24	R: 3 E: 2 K: 0 S: 9	H: 2 LOB: 1 BB: 1 P: 16	R: 0 E: 0 K: 1 S: 7	H: 0 LOB: 0 BB: 1 P: 12	1B: 6 2B: 3 3B: 0 HR: 0	SF: 0 SAC: 0 DP: 2 HBP: 2	WP: 0 PB: 1 SB: 1 CS: 0	PA: 44
PITCHER	IP WLS BF H R ER SO BB IBB HBP BLK WP HR S P ERA WHIP																					
Tom Glavine, L (1,1) ERA: 4.82	3.1 L 17 3 4 4 2 3 0 1 0 0 0 42 75 10.80 1.800																					
Manvin Freeman, R (4,1) ERA: 4.82	1.2 7 0 0 0 2 1 0 1 0 0 0 19 30 0.00 0.600																					
Jeff Parrett, R (6,1) ERA: 3.38	1.0 6 3 1 1 0 0 0 0 0 0 0 11 18 9.00 3.000																					
Doug Sisk, R (7,1) ERA: 4.26	2.0 11 2 3 1 2 2 1 0 0 0 0 18 36 4.50 2.000																					
Kent Mercker, L (9,1) ERA: 4.5	1.0 3 0 0 0 1 1 0 0 0 0 0 7 12 0.00 1.000																					

AB	34
R	8
H	8
RBI	5
BB	8
SO	7
LOB	24



Batter	1	2	3	4	5	6	7	8	9	AB	R	H	RBI	BB	SO	LOB	BOTTOM					
Deion Sanders, L (1,7) OBP: 0.379, SLG: 0.375	HR		K		F9			K		4	1	1	1	0	2	1	Cincinnati Reds @ Atlanta Braves Atlanta-Fulton County Stadium, Atlanta, GA Fri Apr 19 1991, 7:05 PM EDT Att: 13,498 - Cloudy - 66 F					
Jeff Treadway, L (1,4) OBP: 0.360, SLG: 0.409	FC6 1B		BB			P5		F8		3	0	1	0	1	0	0						
Ron Gant, R (1,8) OBP: 0.286, SLG: 0.310	FC6 1-2		F7				HR			4	1	1	1	0	0	2						
David Justice, L (1,9) OBP: 0.257, SLG: 0.406	F8			G3		G4-3		G4-3		4	0	0	0	0	0	1						
Sid Bream, L (1,3) OBP: 0.259, SLG: 0.538	PO	HR		F7		P5			P3	4	1	1	1	0	0	0						
Terry Pendleton, S (1,5) OBP: 0.222, SLG: 0.647		G5-3		F8			F8			3	0	0	0	0	0	0						
Greg Olson, R (1,2) OBP: 0.556, SLG: 0.556		G3-1			1B					3	0	1	0	0	1	0						
Rafael Belliard, R (1,6) OBP: 0.292, SLG: 0.273		K2-3		F9			K			3	0	0	0	0	2	1						
Tom Glavine, L (1,1) OBP: 0.333, SLG: 0.333			G5-3							1	0	0	0	0	0	0						
Marvin Freeman, R (4,1) OBP: 0.360, SLG: 0.409					P5			G2-3		0	0	0	0	0	0	0						
Tommy Gregg, L (5, PH) OBP: 0.167, SLG: 0.167										1	0	0	0	0	0	1						
Jeff Parrett, R (6,1) ERA: 3.38										0	0	0	0	0	0	0						
Doug Sisk, R (7,1) ERA: 4.26										0	0	0	0	0	0	0						
Francisco Cabrera, R (8, PH) OBP: 0.234, SLG: 0.529										1	0	0	0	0	0	0						
Kent Mercker, L (9,1) ERA: 4.5										0	0	0	0	0	0	0						
Inning Stats	R: 1 E: 0 K: 0 S: 5	H: 2 LOB: 0 BB: 0 P: 6	R: 1 E: 0 K: 1 S: 10	H: 1 LOB: 0 BB: 0 P: 13	R: 0 E: 0 K: 1 S: 8	H: 0 LOB: 1 BB: 1 P: 18	R: 0 E: 0 K: 0 S: 5	H: 0 LOB: 0 BB: 0 P: 10	R: 0 E: 0 K: 0 S: 6	H: 1 LOB: 1 BB: 0 P: 11	R: 1 E: 0 K: 0 S: 6	H: 1 LOB: 0 BB: 0 P: 8	R: 0 E: 0 K: 2 S: 8	H: 0 LOB: 0 BB: 0 P: 13	R: 0 E: 0 K: 1 S: 8	H: 0 LOB: 0 BB: 0 P: 11	R: 0 E: 0 K: 0 S: 6	H: 0 LOB: 0 BB: 0 P: 10	1B: 2 2B: 0 3B: 0 HR: 3	SF: 0 SAC: 0 DP: 0 HBP: 0	WP: 0 PB: 0 SB: 0 CS: 0	PA: 33
PITCHER	IP WLS BF H R ER SO BB IBB HBP BLK WP HR S P ERA WHIP																					
Jack Armstrong, R (1,1) ERA: 8.0	7.0 W 26 5 3 3 4 1 0 0 0 0 0 48 79 3.86 0.857																					
Don Carman, L (8,1) ERA: 4.5	1.2 5 0 0 0 1 0 0 0 0 0 0 12 16 0.00 0.000																					
Rob Dibble, R (9,1) ERA: 2.45	0.1 1 0 0 0 0 0 0 0 0 0 0 2 5 0.00 0.000																					



Batter	1	2	3	4	5	6	7	8	9	AB	R	H	RBI	BB	SO	LOB	TOP				
Chris Sabo, R (1, 5) OBP: 0.367, SLG: 0.452	4-2 FC5-4 BB		4-2 SH5-4 BB		1-2 P3		0-1 G5-3		3-2 F9	3	0	0	0	2	0	2					
Billy Hatcher, R (1, 8) OBP: 0.161, SLG: 0.071	3-1 F9		0-0 SH5-4		0-0 G5-3			1-3 K		3	0	0	0	0	1	1					
Barry Larkin, R (1, 6) OBP: 0.275, SLG: 0.474	1-2 FC5-4 BB		0-0 FC6-5-4			4-2 1B BB		2-2 G6-3		3	0	0	1	1	0	2					
Glenn Braggs, R (1, 7) OBP: 0.295, SLG: 0.273	4-2 BB		2-3 G4-3		0-1 P3		2-2 WP 1B			3	1	1	0	1	0	2					
Mariano Duncan, R (1, 4) OBP: 0.263, SLG: 0.235	1-1 F8			1-1 G6-3		0-0 G6-3 1B		2-2 1B		4	0	2	1	0	0	2					
Todd Benzinger, S (1, 3)		1-1 G6-3		0-0 G6-3		1-2 G6-3 1B		0-0 L6		4	0	0	0	0	0	3					
Paul O'Neill, L (1, 9)		3-2 F8		1-0 2B			0-0 F7		0-1 G5-3	4	0	1	0	0	0	0					
Joe Oliver, R (1, 2) OBP: 0.261, SLG: 0.200		1-1 P3		1-1 G6-3			3-2 1B		4-2 BB	3	0	1	0	0	0	1					
Chris Jones, R (7, PR)										0	0	0	0	0	0	0					
Jeff Reed, L (7, 2) OBP: 0.381, SLG: 0.235										0	0	0	0	1	0	0					
Jose Rijo, R (1, 1) OBP: 0.500, SLG: 0.500							1-1 G6-3		0-3 K	2	1	1	0	0	0	0					
Bill Doran, S (7, PH) OBP: 0.425, SLG: 0.375										1	0	0	0	0	0	1					
Scott Scudder, R (7, 1)										0	0	0	0	0	0	0					
Luis Quinones, S (9, PH) OBP: 0.143, SLG: 0.143				0-1 SH5-4 BB 1B						1	0	0	0	0	1	1					
Inning Stats	R: 0 E: 0 K: 0 S: 11	H: 0 LOB: 2 BB: 2 P: 24	R: 0 E: 0 K: 0 S: 7	H: 0 LOB: 0 BB: 0 P: 12	R: 1 E: 0 K: 0 S: 9	H: 1 LOB: 1 BB: 1 P: 15	R: 0 E: 0 K: 0 S: 6	H: 1 LOB: 1 BB: 0 P: 9	R: 0 E: 0 K: 0 S: 7	H: 0 LOB: 0 BB: 0 P: 9	R: 0 E: 0 K: 0 S: 9	H: 1 LOB: 1 BB: 1 P: 14	R: 0 E: 0 K: 0 S: 7	H: 1 LOB: 1 BB: 0 P: 11	R: 1 E: 0 K: 1 S: 13	H: 2 LOB: 1 BB: 0 P: 20	R: 0 E: 0 K: 1 S: 15	H: 0 LOB: 1 BB: 1 P: 22	1B: 5 2B: 1 3B: 0 HR: 0	SF: 0 SAC: 1 DP: 1 HBP: 0	WP: 1 PA: 37 FB: 0 CS: 0
PITCHER	IP WLS BF H R ER SO BB IBB HBP BLK WP HR S P ERA WHIP	IP WLS BF H R ER SO BB IBB HBP BLK WP HR S P ERA WHIP	IP WLS BF H R ER SO BB IBB HBP BLK WP HR S P ERA WHIP	IP WLS BF H R ER SO BB IBB HBP BLK WP HR S P ERA WHIP	IP WLS BF H R ER SO BB IBB HBP BLK WP HR S P ERA WHIP	IP WLS BF H R ER SO BB IBB HBP BLK WP HR S P ERA WHIP	IP WLS BF H R ER SO BB IBB HBP BLK WP HR S P ERA WHIP	IP WLS BF H R ER SO BB IBB HBP BLK WP HR S P ERA WHIP	IP WLS BF H R ER SO BB IBB HBP BLK WP HR S P ERA WHIP	IP WLS BF H R ER SO BB IBB HBP BLK WP HR S P ERA WHIP	IP WLS BF H R ER SO BB IBB HBP BLK WP HR S P ERA WHIP	IP WLS BF H R ER SO BB IBB HBP BLK WP HR S P ERA WHIP	IP WLS BF H R ER SO BB IBB HBP BLK WP HR S P ERA WHIP	IP WLS BF H R ER SO BB IBB HBP BLK WP HR S P ERA WHIP	IP WLS BF H R ER SO BB IBB HBP BLK WP HR S P ERA WHIP	IP WLS BF H R ER SO BB IBB HBP BLK WP HR S P ERA WHIP	IP WLS BF H R ER SO BB IBB HBP BLK WP HR S P ERA WHIP	IP WLS BF H R ER SO BB IBB HBP BLK WP HR S P ERA WHIP	IP WLS BF H R ER SO BB IBB HBP BLK WP HR S P ERA WHIP	IP WLS BF H R ER SO BB IBB HBP BLK WP HR S P ERA WHIP	IP WLS BF H R ER SO BB IBB HBP BLK WP HR S P ERA WHIP

Cincinnati Reds @ Atlanta Braves
Atlanta-Fulton County Stadium, Atlanta, GA
Sun Apr 21 1991, 3:33 AM EDT
Att: 23,473 - Cloudy - 55 F

AB 31
R 2
H 6
RBI 2
BB 5
SO 2
LOB 15



Batter	1	2	3	4	5	6	7	8	9	AB	R	H	RBI	BB	SO	LOB	BOTTOM			
Deion Sanders, L (1, 7) OBP: 0.333, SLG: 0.387	2-0 SF8 3B		0-0 G4-3		1-0 F9			2-1 P6		4	1	1	0	0	0	0				
Jeff Treadway, L (1, 4) OBP: 0.333, SLG: 0.385	2-2 SF8		2-1 F8		0-0 G3			1-2 F7		3	0	0	1	0	0	0				
Ron Gant, R (1, 8) OBP: 0.233, SLG: 0.243	1-3 K		1-1 F8			1-1 G6-3		1-0 G6-3		4	0	0	0	0	1	0				
David Justice, L (1, 9) OBP: 0.262, SLG: 0.395	4-2 BB			1-3 K		3-3 K				2	0	0	0	1	2	0				
Sid Bream, L (1, 3) OBP: 0.212, SLG: 0.438	1-1 G4-3			0-1 G3-1		1-1 G3-1				3	0	0	0	0	0	1				
Terry Pendleton, S (1, 5) OBP: 0.290, SLG: 0.545		0-1 G4-3		4-2 S BB			3-2 F7			2	1	0	0	1	0	0				
Greg Olson, R (1, 2) OBP: 0.615, SLG: 0.692		2-1		1-2 1B		1-0 1B				3	0	3	1	0	0	0				
Otis Nixon, S (7, PR)										0	1	0	0	0	0	0				
Mike Heath, R (8, 2) OBP: 0.357, SLG: 0.481				1-H 1B				1B 2B		0	0	0	0	0	0	0				
Rafael Belliard, R (1, 6) OBP: 0.286, SLG: 0.269		1-3 K		0-0 G5-3			1-2 P2-4 1B			3	0	1	1	0	1	2				
Charlie Leibrandt, R (1, 1) Kent Mercker, L (9, 1)		0-3 K			0-1 P6		0-0 P2-4			3	0	0	0	0	1	3				
Inning Stats	R: 1 E: 0 K: 1 S: 14	H: 1 LOB: 1 BB: 1 P: 24	R: 0 E: 0 K: 2 S: 13	H: 1 LOB: 0 BB: 0 P: 16	R: 0 E: 0 K: 0 S: 5	H: 0 LOB: 0 BB: 0 P: 8	R: 1 E: 0 K: 1 S: 11	H: 1 LOB: 1 BB: 1 P: 17	R: 0 E: 0 K: 0 S: 4	H: 0 LOB: 0 BB: 0 P: 5	R: 0 E: 0 K: 1 S: 7	H: 0 LOB: 0 BB: 0 P: 12	R: 1 E: 0 K: 0 S: 9	H: 2 LOB: 1 BB: 0 P: 14	R: 0 E: 0 K: 0 S: 6	H: 0 LOB: 0 BB: 0 P: 10	1B: 3 2B: 2 3B: 1 HR: 0	SF: 1 SAC: 0 DP: 1 HBP: 0	WP: 0 PA: 30 FB: 0 CS: 0	
PITCHER	IP WLS BF H R ER SO BB IBB HBP BLK WP HR S P ERA WHIP	IP WLS BF H R ER SO BB IBB HBP BLK WP HR S P ERA WHIP	IP WLS BF H R ER SO BB IBB HBP BLK WP HR S P ERA WHIP	IP WLS BF H R ER SO BB IBB HBP BLK WP HR S P ERA WHIP	IP WLS BF H R ER SO BB IBB HBP BLK WP HR S P ERA WHIP	IP WLS BF H R ER SO BB IBB HBP BLK WP HR S P ERA WHIP	IP WLS BF H R ER SO BB IBB HBP BLK WP HR S P ERA WHIP	IP WLS BF H R ER SO BB IBB HBP BLK WP HR S P ERA WHIP	IP WLS BF H R ER SO BB IBB HBP BLK WP HR S P ERA WHIP	IP WLS BF H R ER SO BB IBB HBP BLK WP HR S P ERA WHIP	IP WLS BF H R ER SO BB IBB HBP BLK WP HR S P ERA WHIP	IP WLS BF H R ER SO BB IBB HBP BLK WP HR S P ERA WHIP	IP WLS BF H R ER SO BB IBB HBP BLK WP HR S P ERA WHIP	IP WLS BF H R ER SO BB IBB HBP BLK WP HR S P ERA WHIP	IP WLS BF H R ER SO BB IBB HBP BLK WP HR S P ERA WHIP	IP WLS BF H R ER SO BB IBB HBP BLK WP HR S P ERA WHIP	IP WLS BF H R ER SO BB IBB HBP BLK WP HR S P ERA WHIP	IP WLS BF H R ER SO BB IBB HBP BLK WP HR S P ERA WHIP	IP WLS BF H R ER SO BB IBB HBP BLK WP HR S P ERA WHIP	IP WLS BF H R ER SO BB IBB HBP BLK WP HR S P ERA WHIP

Cincinnati Reds @ Atlanta Braves
Atlanta-Fulton County Stadium, Atlanta, GA
Sun Apr 21 1991, 3:33 AM EDT
Att: 23,473 - Cloudy - 55 F

AB 27
R 3
H 5
RBI 3
BB 2
SO 5
LOB 6



Batter	1	2	3	4	5	6	7	8	9	AB	R	H	RBI	BB	SO	LOB	TOP					
Otis Nixon, S <small>OBP: 0.400, SLG: 0.250</small> 										5	2	1	0	1	1	1	Atlanta Braves @ Los Angeles Dodgers Dodger Stadium, Los Angeles, CA Mon Apr 22 1991, 7:05 PM PDT Att: 42,723 - Cloudy - 66 F					
Terry Pendleton, S <small>OBP: 0.321, SLG: 0.560</small> 										3	1	2	0	1	0	1						
Ron Gant, R <small>OBP: 0.250, SLG: 0.262</small> 										5	2	2	2	0	1	3						
David Justice, L <small>OBP: 0.277, SLG: 0.395</small> 										5	1	2	2	0	0	2						
Francisco Cabrera, R <small>OBP: 0.154, SLG: 0.154</small> Sid Bream, L <small>OBP: 0.200, SLG: 0.412</small> 										3	0	2	2	0	0	1						
Jeff Blausler, R <small>OBP: 0.316, SLG: 0.429</small> Mike Stanton, L <small>OBP: 0.277, SLG: 0.395</small> Juan Berenguer, R <small>OBP: 0.277, SLG: 0.395</small> 										3	0	2	1	1	0	0						
Mike Heath, R <small>OBP: 0.394, SLG: 0.500</small> 										3	0	1	0	2	0	3						
Rafael Belliard, R <small>OBP: 0.242, SLG: 0.226</small> 										5	0	0	0	0	0	7						
Steve Avery, L <small>OBP: 0.143, SLG: 0.143</small> Mark Lemke, S <small>OBP: 0.316, SLG: 0.375</small> 										3	0	0	0	0	1	1						
Inning Stats	R: 2 H: 4 E: 0 K: 1 S: 19	H: 4 LOB: 2 BB: 0 P: 29	R: 0 H: 0 E: 0 K: 1 S: 6	H: 0 LOB: 0 BB: 0 P: 7	R: 0 H: 0 E: 0 K: 0 S: 12	H: 0 LOB: 1 BB: 1 P: 20	R: 0 H: 1 E: 0 K: 0 S: 6	H: 3 LOB: 3 BB: 2 P: 8	R: 0 H: 1 E: 0 K: 0 S: 13	H: 1 LOB: 1 BB: 0 P: 18	R: 0 H: 0 E: 1 K: 0 S: 10	H: 0 LOB: 2 BB: 1 P: 19	R: 3 H: 2 E: 0 K: 1 S: 13	H: 1 LOB: 1 BB: 2 P: 27	R: 0 H: 1 E: 0 K: 1 S: 7	H: 1 LOB: 1 BB: 0 P: 11		1B: 11 2B: 1 3B: 0 HR: 0	SF: 0 SAC: 1 DP: 0 HBP: 0	WP: 2 PB: 1 SB: 4 CS: 0	PA: 46	
PITCHER	IP WLS BF H R ER SO BB IBB HBP BLK WP HR S P ERA WHIP								PITCHER	IP WLS BF H R ER SO BB IBB HBP BLK WP HR S P ERA WHIP												
Bob Ojeda, L <small>ERA: 5.74</small>	4.2	L	23	8	4	4	2	1	0	0	0	0	0	0	0	0	7.71	1.929				
Tim Crews, R <small>ERA: 3.5</small>	1.1		7	1	0	0	0	1	1	0	1	1	0	17	31	0.00	1.500					
Jim Gott, R <small>ERA: 3.24</small>	1.1		9	1	3	3	0	2	1	0	0	0	0	16	35	20.25	2.250					
John Candelaria, L <small>ERA: 4.91</small>	0.2		3	1	0	0	1	0	0	0	0	1	0	7	11	0.00	1.500					
Mike Hartley, R <small>ERA: 2.69</small>	1.0		4	1	0	0	1	0	0	0	0	0	0	7	11	0.00	1.000					

Batter	1	2	3	4	5	6	7	8	9	AB	R	H	RBI	BB	SO	LOB	BOTTOM					
Brett Butler, L <small>OBP: 0.298, SLG: 0.255</small> Stan Javier, S <small>OBP: 0.154, SLG: 0.154</small> 										3	0	1	0	0	2	0	Atlanta Braves @ Los Angeles Dodgers Dodger Stadium, Los Angeles, CA Mon Apr 22 1991, 7:05 PM PDT Att: 42,723 - Cloudy - 66 F					
Juan Samuel, R <small>OBP: 0.286, SLG: 0.509</small> Chris Gwynn, L <small>OBP: 0.571, SLG: 0.400</small> 										3	0	0	0	0	1	0						
Daryl Strawberry, L <small>OBP: 0.345, SLG: 0.432</small> 										3	0	1	0	1	1	0						
Eddie Murray, S <small>OBP: 0.419, SLG: 0.643</small> 										4	1	1	1	0	0	3						
Kal Daniels, L <small>OBP: 0.264, SLG: 0.292</small> 										3	0	0	0	0	1	0						
Jeff Hamilton, R <small>OBP: 0.296, SLG: 0.308</small> 										3	0	1	0	0	0	0						
Mike Scioscia, L <small>OBP: 0.408, SLG: 0.500</small> Barry Lyons, R <small>OBP: 0.296, SLG: 0.308</small> 										2	0	0	0	0	0	0						
Alfredo Griffin, S <small>OBP: 0.268, SLG: 0.250</small> Gary Carter, R <small>OBP: 0.143, SLG: 0.143</small> Mike Hartley, R <small>OBP: 0.277, SLG: 0.395</small> 										2	0	0	0	0	0	0						
Bob Ojeda, L <small>OBP: 0.500, SLG: 0.500</small> Tim Crews, R <small>OBP: 0.277, SLG: 0.395</small> Jose Gonzalez, R <small>OBP: 0.277, SLG: 0.395</small> Jim Gott, R <small>OBP: 0.277, SLG: 0.395</small> John Candelaria, L <small>OBP: 0.277, SLG: 0.395</small> Mike Sharperson, R <small>OBP: 0.277, SLG: 0.395</small> 										1	0	0	0	0	1	0						
Inning Stats	R: 0 H: 0 E: 0 K: 2 S: 10	H: 1 LOB: 0 BB: 0 P: 16	R: 1 H: 1 E: 0 K: 0 S: 10	H: 1 LOB: 0 BB: 0 P: 19	R: 0 H: 0 E: 0 K: 2 S: 12	H: 0 LOB: 0 BB: 0 P: 14	R: 0 H: 0 E: 0 K: 0 S: 10	H: 0 LOB: 0 BB: 0 P: 14	R: 0 H: 1 E: 0 K: 0 S: 12	H: 1 LOB: 1 BB: 0 P: 18	R: 0 H: 0 E: 0 K: 1 S: 6	H: 0 LOB: 0 BB: 1 P: 12	R: 0 H: 1 E: 0 K: 1 S: 8	H: 1 LOB: 2 BB: 0 P: 14	R: 0 H: 1 E: 0 K: 0 S: 15	H: 1 LOB: 1 BB: 1 P: 23		1B: 3 2B: 0 3B: 0 HR: 1	SF: 0 SAC: 0 DP: 2 HBP: 0	WP: 0 PB: 0 SB: 0 CS: 0	PA: 31	
PITCHER	IP WLS BF H R ER SO BB IBB HBP BLK WP HR S P ERA WHIP								PITCHER	IP WLS BF H R ER SO BB IBB HBP BLK WP HR S P ERA WHIP												
Steve Avery, L <small>ERA: 3.38</small>	6.0	W	20	2	1	1	4	0	0	0	0	0	0	14	26	0.00	1.000					
Mike Stanton, L <small>ERA: 3.38</small>	2.0		6	1	0	0	2	1	0	0	0	0	0	14	26	0.00	1.000					
Juan Berenguer, R <small>ERA: 3.86</small>	1.0		5	1	0	0	0	1	0	0	0	0	0	15	23	0.00	2.000					



Batter	1	2	3	4	5	6	7	8	9	AB R H RBI BB SO LOB	TOP											
Deion Sanders, L (1.7) OBP: 0.366, SLG: 0.400	2-1 CS 1B		0-0 G4-6-3 1-2		1-1 1B		4-2 E S BB		2-2 G4-3	4 0 2 1 1 0 1	Atlanta Braves @ Los Angeles Dodgers Dodger Stadium, Los Angeles, CA Tue Apr 23 1991, 7:05 PM PDT Att: 27,737 - Cloudy - 65 F											
Jeff Treadway, L (1.4) OBP: 0.324, SLG: 0.367	3-1 F7 1-2			2-1 CS 1B	0-0 G5-3		3-1 P5			4 0 1 0 0 0 4												
Ron Gant, R (1.8) OBP: 0.269, SLG: 0.304	2-2 F8			2-3 K SAFE		0-1 2B 2B		2-1 FC4-6 1B		4 1 2 0 0 1 1												
David Justice, L (1.9) OBP: 0.275, SLG: 0.447		1-0 HR		2-3 K		0-1 P4		1-1 FC4-6 G3 1-2		4 1 1 1 0 1 3												
Sid Bream, L (1.3) OBP: 0.256, SLG: 0.444		4-2 CS BB		3-2 CS 1-2	4-1 2B BB	0-1 PC 2B		0-0 G3 1-2		2 1 1 1 2 0 1												
Terry Pendleton, S (1.5) OBP: 0.344, SLG: 0.519		2-2 G5-3 1-2		1-1 SAFE	4-3 K	4-0 IBB		4-0 IBB		2 0 0 0 2 1 2												
Greg Olson, R (1.2) OBP: 0.529, SLG: 0.647				2-3 K	1-1 SAFE	1-3 K		0-1 F7		4 1 1 0 0 2 4												
Rafael Belliard, R (1.6) OBP: 0.243, SLG: 0.206			2-3 K		4-0 1B BB	1-0 PO	0-0 G6-3	0-0 G4-3		3 0 0 0 1 1 0												
Tom Glavine, L (1.1) OBP: 0.429, SLG: 0.200			4-2 G4-6-3 BB		4-2 1B BB		1-3 K	1-3 K		2 0 0 1 2 2 0												
Inning Stats	R: 0 E: 0 K: 0 S: 8	H: 1 LOB: 0 BB: 0 P: 14	R: 1 E: 0 K: 1 S: 10	H: 1 LOB: 0 BB: 1 P: 19	R: 0 E: 0 K: 1 S: 8	H: 0 LOB: 0 BB: 1 P: 14	R: 0 E: 0 K: 2 S: 10	H: 1 LOB: 0 BB: 0 P: 19	R: 2 E: 0 K: 1 S: 12	H: 2 LOB: 2 BB: 3 P: 25	R: 1 E: 0 K: 1 S: 9	H: 2 LOB: 1 BB: 1 P: 15	R: 0 E: 0 K: 1 S: 9	H: 0 LOB: 1 BB: 1 P: 16	R: 0 E: 0 K: 0 S: 7	H: 1 LOB: 2 BB: 1 P: 14	R: 0 E: 0 K: 1 S: 7	H: 0 LOB: 0 BB: 0 P: 10	1B: 4 2B: 3 3B: 0 HR: 1	SF: 0 SAC: 0 DP: 1 HBP: 0	WP: 0 PB: 0 SB: 1 CS: 3	PA: 39
PITCHER	IP WLS BF H R ER SO BB IBB HBP BLK WP HR S P ERA WHIP											PITCHER	IP WLS BF H R ER SO BB IBB HBP BLK WP HR S P ERA WHIP									
Kevin Gross, R (1.1) ERA: 12.19	4.1 L 18 4 3 3 5 5 0 0 0 0 1 45 87 6.23 2.077																					
Tim Crews, R (5.1) ERA: 3.95	1.2 7 3 1 1 1 0 1 0 0 0 0 12 19 5.40 1.800																					
Mike Hartley, R (7.1) ERA: 2.38	2.0 9 1 0 0 1 1 1 0 0 0 0 16 30 0.00 1.000																					
Jim Gott, R (9.1) ERA: 2.89	1.0 3 0 0 0 1 0 0 0 0 0 0 7 10 0.00 0.000																					

Batter	1	2	3	4	5	6	7	8	9	AB R H RBI BB SO LOB	BOTTOM											
Brett Butler, L (1.8) OBP: 0.295, SLG: 0.255	1-0 CS 1B			0-0 F9			2-3 K		1-3 K	4 0 1 0 0 2 1	Atlanta Braves @ Los Angeles Dodgers Dodger Stadium, Los Angeles, CA Tue Apr 23 1991, 7:05 PM PDT Att: 27,737 - Cloudy - 65 F											
Stan Javier, S (1.7) OBP: 0.118, SLG: 0.118	2-2 G6-3 1-2			2-3 K		0-1 F9		1-2 G5-3		4 0 0 0 0 1 2												
Daryl Strawberry, L (1.9) OBP: 0.329, SLG: 0.404	2-3 K			1-3 K		2-1 P5				3 0 0 0 0 2 0												
Eddie Murray, S (1.3) OBP: 0.412, SLG: 0.613		1-0 G4-6-3 1B		3-2 G5-3		3-2 G5-3				3 0 1 0 0 0 0												
Juan Samuel, R (1.4) OBP: 0.288, SLG: 0.500		2-3 K		1-1 G1-6-3		3-1 1B				3 0 1 0 0 1 1												
Gary Carter, R (1.2) OBP: 0.100, SLG: 0.100		0-1 G4-6-3 1-2		2-1 P6		0-0 F9				3 0 0 0 0 0 2												
Jeff Hamilton, R (1.5) OBP: 0.267, SLG: 0.276			2-2 G4-3		0-0 F7		0-3 K			3 0 0 0 0 1 1												
Alfredo Griffin, S (1.6) OBP: 0.273, SLG: 0.256			0-1 G6-3		1-0 G4-3		0-2 1B			3 0 1 0 0 0 0												
Kevin Gross, R (1.1) Tim Crews, R (5.1) Jose Gonzalez, R (5. PH) Mike Hartley, R (7.1) Jim Gott, R (9.1) Mike Sharperson, R (5. PH) OBP: 0.259, SLG: 0.236			2-3 K		0-3 K		1-3 K			1 0 0 0 0 0 1 0 0 0 0 0 0 0 0 0 1 0 0 0 0 0 1 0 0 0 0 0 0 0 0 0 0 0 0 0 0 0 0 0 1 0 0 0 0 0 1 1												
Inning Stats	R: 0 E: 0 K: 1 S: 8	H: 1 LOB: 0 BB: 0 P: 13	R: 0 E: 0 K: 1 S: 6	H: 1 LOB: 0 BB: 0 P: 9	R: 0 E: 0 K: 1 S: 8	H: 0 LOB: 0 BB: 0 P: 12	R: 0 E: 0 K: 2 S: 8	H: 0 LOB: 0 BB: 0 P: 11	R: 0 E: 0 K: 1 S: 7	H: 0 LOB: 0 BB: 0 P: 13	R: 0 E: 0 K: 1 S: 5	H: 0 LOB: 0 BB: 0 P: 6	R: 0 E: 0 K: 1 S: 7	H: 0 LOB: 0 BB: 0 P: 11	R: 0 E: 0 K: 1 S: 10	H: 1 LOB: 1 BB: 0 P: 16	R: 0 E: 0 K: 2 S: 17	H: 1 LOB: 1 BB: 0 P: 20	1B: 4 2B: 0 3B: 0 HR: 0	SF: 0 SAC: 0 DP: 1 HBP: 0	WP: 0 PB: 0 SB: 0 CS: 1	PA: 29
PITCHER	IP WLS BF H R ER SO BB IBB HBP BLK WP HR S P ERA WHIP											PITCHER	IP WLS BF H R ER SO BB IBB HBP BLK WP HR S P ERA WHIP									
Tom Glavine, L (1.1) ERA: 2.45	9.0 W 29 4 0 0 10 0 0 0 0 0 0 76 111 0.00 0.444																					

AB	29
R	4
H	8
RBI	4
BB	8
SO	8
LOB	16

AB	29
R	0
H	4
RBI	0
BB	0
SO	10
LOB	8

Batter	1	2	3	4	5	6	7	8	9	AB	R	H	RBI	BB	SO	LOB	TOP							
Deion Sanders, L (1,7) OBP: 0.356, SLG: 0.462	1-0 G6-3		3-2 G4-3		1-0 G4-3			1-2 HR		4	1	1	1	0	0	2	Atlanta Braves @ Los Angeles Dodgers Dodger Stadium, Los Angeles, CA Wed Apr 24 1991, 7:05 PM PDT Att: 42,023 - Cloudy - 64 F							
Jeff Treadway, L (1,4) OBP: 0.342, SLG: 0.471	2-2 G4-3			2-1 G3		1-1 HR		0-0 G6-3 1B		4	1	2	1	0	0	0								
Ron Gant, R (1,8) OBP: 0.250, SLG: 0.280	0-0 G6-3			1-1 L9		1-2 F9		1-2 G6-3 1-2f		4	0	0	0	0	0	1								
David Justice, L (1,9) OBP: 0.255, SLG: 0.412		3-3 K		0-0 G3-1		1-0 G4-3			0-3 K	4	0	0	0	0	2	0								
Sid Bream, L (1,3) OBP: 0.279, SLG: 0.475		3-1 P6			0-0 BB 1B	2-1 G1-3			2-2 G3 2B	4	1	2	0	0	0	0								
Terry Pendleton, S (1,5) OBP: 0.333, SLG: 0.467		2-1 F8			4-0 FC5-4 1-2 G6-3 BB		1-3 K		0-0 G3 2-3	3	1	0	0	1	1	1								
Mike Heath, R (1,2) OBP: 0.405, SLG: 0.500			0-0 SH1-4 1B		0-0 FC5-4 1-2 2-H 1B		2-2 G3		3-2 G5-3	4	0	2	1	0	0	1								
Rafael Belliard, R (1,6) OBP: 0.237, SLG: 0.200			2-3 K		1-1 FC5-4 G6-3 S		2-1 G6-3			1	0	0	0	0	1	1								
Tommy Gregg, L (5, PH) OBP: 0.375, SLG: 0.429					2-1 G6-3					1	0	0	0	0	0	2								
Jeff Blauser, R (5,6) OBP: 0.304, SLG: 0.409					2-1 G6-3					1	0	0	0	0	0	0								
29 John Smoltz, R (1,1) OBP: 0.200, SLG: 0.300			0-0 SH1-4		2-1 G6-3			0-3 K		0	0	0	0	0	0	0								
Jerry Willard, L (5, PH)										1	0	0	1	0	0	1								
Marvin Freeman, R (5,1)										0	0	0	0	0	0	0								
Doug Sisk, R (5,1)										0	0	0	0	0	0	0								
Jeff Parrett, R (7,1)										1	0	0	0	0	1	0								
Mark Lemke, S (8, PH)										0	0	0	0	0	0	0								
Kent Mercker, L (8,1)										0	0	0	0	0	0	0								
Inning Stats	R: 0 E: 0 K: 0 S: 5	H: 0 LOB: 0 BB: 0 P: 8	R: 0 E: 0 K: 1 S: 7	H: 0 LOB: 0 BB: 0 P: 15	R: 0 E: 0 K: 1 S: 8	H: 1 LOB: 1 BB: 0 P: 13	R: 0 E: 0 K: 0 S: 5	H: 0 LOB: 0 BB: 0 P: 8	R: 2 E: 0 K: 0 S: 7	H: 2 LOB: 1 BB: 1 P: 15	R: 1 E: 0 K: 0 S: 8	H: 1 LOB: 0 BB: 0 P: 13	R: 0 E: 0 K: 1 S: 8	H: 0 LOB: 0 BB: 0 P: 13	R: 1 E: 0 K: 1 S: 12	H: 2 LOB: 0 BB: 0 P: 14	R: 0 E: 0 K: 1 S: 10	H: 1 LOB: 1 BB: 0 P: 15	1B: 4 2B: 1 3B: 0 HR: 2	SF: 0 SAC: 1 DP: 1 HBP: 0	WP: 0 PB: 0 SB: 1 CS: 0	PA: 34		
PITCHER	IP WLS BF H R ER SO BB IBB HBP BLK WP HR S P ERA WHIP	8.0 W 30 6 4 4 4 1 0 0 0 0 2 60 99 4.50 0.875	1.0 4 1 0 0 1 0 0 0 0 0 0 0 10 15 0.00 1.000																					

Batter	1	2	3	4	5	6	7	8	9	AB	R	H	RBI	BB	SO	LOB	BOTTOM						
Lenny Harris, L (1,5) OBP: 0.286, SLG: 0.231	4-1 FC4-6 BB	1-0 G1-3			0-0 F7	2-2 S 1B				3	1	1	0	1	0	2	Atlanta Braves @ Los Angeles Dodgers Dodger Stadium, Los Angeles, CA Wed Apr 24 1991, 7:05 PM PDT Att: 42,023 - Cloudy - 64 F						
Juan Samuel, R (1,4) OBP: 0.317, SLG: 0.516	2-2 FC4-6 G6-3 1B 1-2f	0-0			3-2 WP BB HR 1B	2-2 1B				4	2	3	2	0	0	1							
Darryl Strawberry, L (1,9) OBP: 0.355, SLG: 0.420	0-0 G6-3 1B	2-3 3-H 2-3			1 SAFE 4-1 1-2 HR BB		1-1 G4-6-3 1B			3	2	2	0	1	1	2							
Eddie Murray, S (1,3) OBP: 0.395, SLG: 0.559	3-1 G6-3		2-0 P4		4-0 HR IBB		1-3 K			3	1	0	0	1	1	3							
Kal Daniels, L (1,7) OBP: 0.281, SLG: 0.365	1-1 G6-3		1-2 G6-3		0-0 HR		2-2 G4-6-3			4	1	2	6	0	0	1							
Stan Javier, S (8,8) OBP: 0.118, SLG: 0.118	2-H 3-H 1B				1-H 2-H 3-H HR		1-2f			0	0	0	0	0	0	0							
Chris Gwynn, L (1,8) OBP: 0.400, SLG: 0.250	0-0 FC6-4		2-0 F8		1-1 G4-3			1-2 G1-3		3	0	0	0	0	0	1							
Jose Gonzalez, R (8, PH) OBP: 0.125, SLG: 0.125	1-2f									1	0	0	0	0	0	0							
Mike Scioscia, L (1,2) OBP: 0.396, SLG: 0.469		4-1 G1-3 E BB		0-0 P3	2-0 G1-4-3			0-1 G4-3		3	1	0	0	1	0	0							
Alfredo Griffin, S (1,6) OBP: 0.250, SLG: 0.234	1 SAFE F8	1-0 F8		1-0 G3		2-3 K		1-1 G5-3		4	0	0	0	0	1	1							
Mike Morgan, R (1,1) OBP: 0.125, SLG: 0.125		0-0 E1		0-0 G4-3						3	0	0	0	0	0	1							
Jay Howell, R (9,1) ERA: 3.0		1-2 G1-3								0	0	0	0	0	0	0							
Inning Stats	R: 2 E: 0 K: 0 S: 10	H: 2 LOB: 1 BB: 1 P: 20	R: 1 E: 1 K: 1 S: 8	H: 1 LOB: 2 BB: 1 P: 16	R: 0 E: 0 K: 0 S: 5	H: 0 LOB: 0 BB: 0 P: 10	R: 0 E: 0 K: 0 S: 3	H: 0 LOB: 0 BB: 0 P: 4	R: 4 E: 0 K: 0 S: 9	H: 2 LOB: 0 BB: 2 P: 23	R: 1 E: 0 K: 1 S: 13	H: 2 LOB: 1 BB: 0 P: 19	R: 0 E: 0 K: 1 S: 9	H: 1 LOB: 0 BB: 0 P: 13	R: 0 E: 0 K: 0 S: 7	H: 0 LOB: 0 BB: 0 P: 9	1B: 7 2B: 0 3B: 0 HR: 1	SF: 0 SAC: 0 DP: 1 HBP: 0	WP: 1 PB: 0 SB: 1 CS: 0	PA: 35			
PITCHER	IP WLS BF H R ER SO BB IBB HBP BLK WP HR S P ERA WHIP	4.0 L 18 3 3 2 1 2 0 0 0 0 0 5 16 81.00 6.000	0.1 4 1 3 3 0 1 1 0 0 0 0 0 1 5 16 81.00 6.000	1.2 7 3 2 2 1 0 0 0 0 0 0 0 1 17 26 10.80 1.800	1.0 3 1 0 0 1 0 0 0 0 0 0 0 9 13 0.00 1.000	2.84 3 0 0 0 0 0 0 0 0 0 0 0 7 9 0.00 0.000																	



Batter	1	2	3	4	5	6	7	8	9	AB	R	H	RBI	BB	SO	LOB	TOP					
Otis Nixon, S <small>OBP: 0.375, SLG: 0.250</small> (1, 8)	 3-2 S 1B		 0-0 P2		 0-0 FC1-6		 2-0 P5			4	0	1	0	0	0	3						
Deion Sanders, L <small>OBP: 0.345, SLG: 0.447</small> (1, 7)	 2-3 K 1-2		 3-3 K 1-2		 0-0 F8		 0-0 G4-3	 0-0 G4-3		4	0	0	0	0	2	2						
Jeff Treadway, L <small>OBP: 0.340, SLG: 0.488</small> Jeff Blausler, R <small>OBP: 0.300, SLG: 0.448</small> (6, PH) (8, 4)	 0-1 L7		 2-1 1B		 0-0 G4-3			 1-2 G5-3		3	0	1	0	0	0	2						
David Justice, L <small>OBP: 0.304, SLG: 0.393</small> (1, 9)	 4-0 BB		 2-1 1B		 3-1 F8			 0-0 L3		3	0	1	0	1	0	0						
Sid Bream, L <small>OBP: 0.264, SLG: 0.440</small> Lonnie Smith, R <small>OBP: 0.300, SLG: 0.448</small> (9, PH) (8, 4)	 1-1 G5-3		 1-0 G4-3		 2-0 G6-3			 0-0 F9		3	0	0	0	0	0	4						
Terry Pendleton, S <small>OBP: 0.340, SLG: 0.429</small> (1, 5)		 0-0 P5		 2-2 G3		 2-2 G4-3			 4-1 G5-4-3 BB	3	0	0	0	1	0	0						
Greg Olson, R <small>OBP: 0.264, SLG: 0.619</small> Ron Gant, R <small>OBP: 0.269, SLG: 0.333</small> (7, PR) Mike Heath, R <small>OBP: 0.326, SLG: 0.395</small> (7, 2)	 0-1 1B		 0-0 G6-3			 4-1 FC3-6 BB		 2-1 G5-4-3		2	0	1	0	1	0	0						
Rafael Belliard, R <small>OBP: 0.234, SLG: 0.205</small> (1, 6)	 0-0 F7		 1-3 K		 0-0 FC3-6 SH3-4					3	0	0	0	0	1	2						
Tom Glavine, L <small>OBP: 0.500, SLG: 0.286</small> (1, 1)	 1-1 G4-3			 1-1 FC1-6 1B		 1-1 SH3-4				2	0	1	0	0	0	1						
Inning Stats	R: 0 E: 0 K: 1 S: 11	H: 1 LOB: 2 BB: 1 P: 20	R: 0 E: 0 K: 0 S: 6	H: 1 LOB: 1 BB: 0 P: 7	R: 0 E: 0 K: 1 S: 9	H: 2 LOB: 2 BB: 0 P: 17	R: 0 E: 0 K: 1 S: 7	H: 0 LOB: 0 BB: 0 P: 10	R: 0 E: 0 K: 0 S: 5	H: 1 LOB: 1 BB: 0 P: 6	R: 0 E: 0 K: 0 S: 6	H: 0 LOB: 0 BB: 0 P: 13	R: 0 E: 0 K: 0 S: 5	H: 0 LOB: 2 BB: 1 P: 12	R: 0 E: 0 K: 0 S: 5	H: 0 LOB: 0 BB: 0 P: 6	R: 0 E: 0 K: 0 S: 4	H: 0 LOB: 0 BB: 1 P: 10	1B: 5 2B: 0 3B: 0 HR: 0	SF: 0 SAC: 1 DP: 1 HBP: 0	WP: 0 PB: 0 SB: 1 CS: 0	PA: 34
PITCHER	IP	WLS	BF	H	R	ER	SO	BB	IBB	HBP	BLK	WP	HR	S	P	ERA	WHIP					
Jimmy Jones, R <small>ERA: 2.59</small> (1, 1)	7.0	W	28	5	0	0	3	2	0	0	0	0	0	49	85	0.00	1.000					
Al Osuna, L <small>ERA: 1.0</small> (8, 1)	1.1		5	0	0	0	0	1	0	0	0	0	0	7	12	0.00	0.750					
Dwayne Henry, R <small>ERA: 0.75</small> (9, 1)	0.2	S	1	0	0	0	0	0	0	0	0	0	0	2	4	0.00	0.000					

Atlanta Braves @ Houston Astros
Astrodome, Houston, TX
Sun Apr 28 1991, 4:33 AM EDT
Att: 11,817 - Dome - 70 F

AB 30
R 0
H 5
RBI 0
BB 3
SO 3
LOB 15



Batter	1	2	3	4	5	6	7	8	9	AB	R	H	RBI	BB	SO	LOB	BOTTOM				
Mark McLemore, S <small>OBP: 0.178, SLG: 0.075</small> (1, 4)	 2-3 K		 2-3 K		 0-0 G6-3		 1-0 2B 1B			4	1	1	0	0	2	0					
Casey Candaele, S <small>OBP: 0.354, SLG: 0.488</small> (1, 8) (9, 7)	 1-0 G4-3		 2-1 F9		 2-1 3B		 1-1 2H 2B			4	0	2	2	0	0	0					
Rafael Ramirez, R <small>OBP: 0.280, SLG: 0.261</small> (1, 6)	 1-3 K		 1-0 1B		 2-1 L9		 0-2 F7			4	0	1	0	0	1	2					
Ken Caminiti, S <small>OBP: 0.333, SLG: 0.373</small> (1, 5)		 2-2 G4-3 1 SAFE	 0-1 P3		 2-2 G5-3			 1-0 F8		4	0	0	0	0	0	1					
5 Jeff Bagwell, R <small>OBP: 0.354, SLG: 0.429</small> (1, 3)		 0-1 2B 1B		 2-2 P3		 0-0 F9		 3-3 K		4	0	1	0	0	1	0					
Mark Davidson, R <small>OBP: 0.308, SLG: 0.227</small> Dwayne Henry, R <small>OBP: 0.354, SLG: 0.429</small> (9, 1)	 0-1 2B		 1-3 2B		 0-2 F8			 3-3 K		4	0	1	0	0	2	0					
Karl Rhodes, L <small>OBP: 0.305, SLG: 0.283</small> (1, 9)	 1-1 F7		 0-1 S 1B		 0-1 L8					3	0	1	0	0	2						
Carl Nichols, R <small>OBP: 0.417, SLG: 0.400</small> (1, 2)	 4-0 IBB		 1-3 K		 2-2 1B 2B 1B					2	1	1	0	1	1	1					
Jimmy Jones, R <small>OBP: 0.125, SLG: 0.125</small> Dave Rohde, S <small>OBP: 0.111, SLG: 0.111</small> (7, PH) Al Osuna, R <small>OBP: 0.354, SLG: 0.429</small> (9, 1)	 3-3 K			 1-0 F8		 2-2 F7				2	0	0	0	0	1	3					
Steve Finley, L <small>OBP: 0.269, SLG: 0.267</small> (8, 8)					 1-0 F8		 2-2 F7			1	0	0	0	0	0	1					
Inning Stats	R: 0 E: 0 K: 2 S: 7	H: 0 LOB: 0 BB: 0 P: 11	R: 0 E: 0 K: 1 S: 14	H: 2 LOB: 3 BB: 1 P: 24	R: 0 E: 0 K: 1 S: 13	H: 1 LOB: 1 BB: 0 P: 18	R: 0 E: 0 K: 2 S: 11	H: 1 LOB: 1 BB: 0 P: 16	R: 0 E: 0 K: 0 S: 6	H: 1 LOB: 1 BB: 0 P: 11	R: 0 E: 0 K: 0 S: 8	H: 0 LOB: 0 BB: 0 P: 10	R: 2 E: 0 K: 0 S: 16	H: 3 LOB: 1 BB: 0 P: 21	R: 0 E: 0 K: 2 S: 7	H: 0 LOB: 0 BB: 0 P: 14	1B: 5 2B: 2 3B: 1 HR: 0	SF: 0 SAC: 0 DP: 0 HBP: 0	WP: 0 PB: 0 SB: 1 CS: 0	PA: 33	
PITCHER	IP	WLS	BF	H	R	ER	SO	BB	IBB	HBP	BLK	WP	HR	S	P	ERA	WHIP				
Tom Glavine, L <small>ERA: 2.39</small> (1, 1)	8.0	L	33	8	2	2	8	0	1	0	0	0	0	82	125	2.25	1.000				

Atlanta Braves @ Houston Astros
Astrodome, Houston, TX
Sun Apr 28 1991, 4:33 AM EDT
Att: 11,817 - Dome - 70 F

AB 32
R 2
H 8
RBI 2
BB 1
SO 8
LOB 10



Batter	1	2	3	4	5	6	7	8	9	10	11	AB	R	H	RBI	BB	SO	LOB	TOP					
Deion Sanders, L OBP: 0.333, SLG: 0.423 (1, 7)	G6-3 ①		G1-3 ③		1B 1-2 2-3			G3 ①		B5-3 ③		5	0	1	0	0	0	0						
Jeff Treadway, L OBP: 0.360, SLG: 0.500 (8, PH)	G5-3 1B			G3	1-2			G1-3 ②			F9 ①	3	0	2	2	0	0	0						
Jeff Blauser, R OBP: 0.281, SLG: 0.419 (8, 4)					1B							2	0	0	0	0	0	0						
Ron Gant, R OBP: 0.250, SLG: 0.308 (1, 8)	G5-3 ②			F8	1-1			P4 ③			F7 ②	5	0	0	0	0	0	3						
David Justice, L OBP: 0.315, SLG: 0.400 Otis Nixon, S OBP: 0.360, SLG: 0.238 (9, PR)	P2 ③			CS 1B							G4-3 ③	4	0	2	0	0	1	1						
Sid Bream, L OBP: 0.286, SLG: 0.472 (1, 3)				CS	1-2							3	1	2	0	0	1	0						
Terry Pendleton, S OBP: 0.330, SLG: 0.400 (1, 5)				CS	1B							3	0	0	0	1	0	2						
Mike Heath, R OBP: 0.320, SLG: 0.370 Kent Mercker, L Doug Sisk, R (11, 1)	L6-3 ③											3	0	0	0	1	1	3						
Rafael Belliard, R OBP: 0.240, SLG: 0.213 Jerry Willard, L Mark Lemke, S OBP: 0.333, SLG: 0.389 (10, 4)				G1-3 ①								3	1	1	1	0	0	0						
29 John Smoltz, R OBP: 0.125, SLG: 0.125 Mike Stanton, L Juan Berenguer, R Greg Olson, R OBP: 0.522, SLG: 0.591 (9, 2)				P3								3	1	0	0	0	0	2						
												0	0	0	0	0	0	0						
												1	0	0	0	0	0	0						
Inning Stats	R: 0 E: 0 K: 0 S: 9	H: 1 LOB: 1 BB: 0 P: 16	R: 0 E: 0 K: 0 S: 6	H: 1 LOB: 0 BB: 0 P: 11	R: 0 E: 0 K: 0 S: 5	H: 0 LOB: 0 BB: 0 P: 8	R: 0 E: 0 K: 0 S: 4	H: 1 LOB: 0 BB: 0 P: 9	R: 3 E: 0 K: 0 S: 16	H: 4 LOB: 2 BB: 1 P: 25	R: 0 E: 0 K: 2 S: 7	H: 0 LOB: 0 BB: 0 P: 12	R: 0 E: 0 K: 1 S: 9	H: 0 LOB: 0 BB: 0 P: 11	R: 0 E: 0 K: 0 S: 6	H: 0 LOB: 0 BB: 0 P: 10	R: 0 E: 0 K: 0 S: 6	H: 0 LOB: 0 BB: 0 P: 9	R: 0 E: 0 K: 0 S: 5	H: 0 LOB: 0 BB: 0 P: 6	1B: 7 2B: 2 3B: 0 HR: 0	SF: 0 SAC: 1 DP: 2 HBP: 0	WP: 0 PB: 0 SB: 0 CS: 1	PA: 41
PITCHER	IP ERA WLS BF H R ER SO BB IBB HBP BLK WP HR S P ERA WHIP	7.0 3.24 1.1 6 1 0 0 0 0 1 0 0 0 0 0 8 17 0.00 0.750	1.1 4.76 0.2 1 0 0 0 0 0 0 0 0 0 0 0 1 1 0.00 0.000	2.0 1.5 W 6 0 0 0 0 0 0 0 0 0 0 0 11 15 0.00 0.000	PITCHER										IP ERA WLS BF H R ER SO BB IBB HBP BLK WP HR S P ERA WHIP									

Atlanta Braves @ St. Louis Cardinals
 Busch Stadium, St. Louis, MO
 Mon Apr 29 1991, 7:05 PM CDT
 Att: 19,010 - Sunny - 74 F

livebaseballscores.com

AB 37
 R 3
 H 8
 RBI 3
 BB 2
 SO 3
 LOB 11



Batter	1	2	3	4	5	6	7	8	9	10	11	AB	R	H	RBI	BB	SO	LOB	BOTTOM							
Bernard Gilkey, R OBP: 0.341, SLG: 0.333 (1, 7)	G5-3 ①		1B BB		G5-3 ③			F9 ②		F9 ②		5	0	1	0	1	0	6								
Ozzie Smith, S OBP: 0.367, SLG: 0.277 (1, 6)	L7 ②		CS 1B			G1-3 ①		1B 1-2 2-3 3-H				4	0	2	3	1	0	0								
Ray Lankford, L OBP: 0.305, SLG: 0.345 Lee Smith, R (10, 1)				G1 ③		G6-3 ②		G4-3 ③				5	0	1	0	0	1	7								
Pedro Guerrero, R OBP: 0.365, SLG: 0.400 (1, 3)						G5-3 ③				G5-3 ①		4	0	0	0	1	1	0								
Felix Jose, S OBP: 0.442, SLG: 0.627 (1, 9)												5	1	1	0	0	1	2								
Todd Zeile, R OBP: 0.379, SLG: 0.450 (1, 5)												5	1	1	1	0	2	0								
Tom Pagnozzi, R OBP: 0.265, SLG: 0.254 (1, 2)												5	0	0	0	0	0	1								
José Oquendo, S OBP: 0.347, SLG: 0.310 Gerónimo Peña, S OBP: 0.471, SLG: 0.500 (7, PR)												3	0	2	0	0	0	0								
Bob Tewksbury, R OBP: 0.250, SLG: 0.200 Carrigan, R Juan Agosto, L Mike Perez, R Milt Thompson, L OBP: 0.533, SLG: 0.435 (10, 8)												2	0	0	0	0	1	1								
												0	0	0	0	1	0	0								
												0	0	0	0	0	0	0								
												0	0	0	0	2	0	0								
Inning Stats	R: 0 E: 0 K: 0 S: 10	H: 1 LOB: 2 BB: 1 P: 18	R: 0 E: 0 K: 1 S: 7	H: 0 LOB: 0 BB: 0 P: 11	R: 0 E: 0 K: 0 S: 8	H: 1 LOB: 1 BB: 1 P: 18	R: 0 E: 0 K: 0 S: 3	H: 0 LOB: 0 BB: 0 P: 6	R: 0 E: 0 K: 1 S: 8	H: 1 LOB: 1 BB: 0 P: 12	R: 0 E: 0 K: 2 S: 7	H: 0 LOB: 0 BB: 0 P: 11	R: 3 E: 0 K: 0 S: 15	H: 4 LOB: 2 BB: 1 P: 28	R: 0 E: 0 K: 2 S: 8	H: 0 LOB: 0 BB: 0 P: 11	R: 0 E: 0 K: 1 S: 15	H: 1 LOB: 3 BB: 2 P: 28	R: 0 E: 0 K: 1 S: 7	H: 0 LOB: 0 BB: 0 P: 12	R: 1 E: 0 K: 0 S: 7	H: 1 LOB: 2 BB: 2 P: 17	1B: 8 2B: 1 3B: 0 HR: 0	SF: 1 SAC: 0 DP: 0 HBP: 0	WP: 1 PB: 0 SB: 3 CS: 1	PA: 47
PITCHER	IP ERA WLS BF H R ER SO BB IBB HBP BLK WP HR S P ERA WHIP	6.1 3.64 0.2 4 1 0 0 0 0 1 0 0 0 0 0 11 17 0.00 0.750	2.45 1.86 0.2 L 5 1 1 1 0 1 1 0 0 0 0 7 17 13.50 3.000	PITCHER										IP ERA WLS BF H R ER SO BB IBB HBP BLK WP HR S P ERA WHIP												

Atlanta Braves @ St. Louis Cardinals
 Busch Stadium, St. Louis, MO
 Mon Apr 29 1991, 7:05 PM CDT
 Att: 19,010 - Sunny - 74 F

livebaseballscores.com

AB 39
 R 4
 H 9
 RBI 4
 BB 7
 SO 6
 LOB 17



Batter	1	2	3	4	5	6	7	8	9	AB	R	H	RBI	BB	SO	LOB	TOP									
Deion Sanders, L (1, 7) OBP: 0.313, SLG: 0.393										4	0	0	1	0	1	1	Atlanta Braves @ St. Louis Cardinals Busch Stadium, St. Louis, MO Tue Apr 30 1991, 7:05 PM CDT Att: 19,844 - Sunny - 77 F									
Ron Gant, R (1, 8) OBP: 0.250, SLG: 0.294										3	0	0	0	1	1	1										
Jeff Treadway, L (1, 4) OBP: 0.358, SLG: 0.490										3	0	1	0	0	0	1										
Jeff Blauser, R (8, PH) OBP: 0.303, SLG: 0.438										1	0	1	0	0	0	0										
David Justice, L (1, 9) OBP: 0.299, SLG: 0.377										4	0	0	0	0	2	3										
Sid Bream, L (1, 3) OBP: 0.305, SLG: 0.463										1	1	0	0	2	1	0										
Francisco Cabrera, R (8, PH) OBP: 0.222, SLG: 0.179										1	0	0	0	0	0	1										
Terry Pendleton, S (1, 5) OBP: 0.382, SLG: 0.426										2	1	1	0	2	0	0										
Mike Heath, R (1, 2) OBP: 0.340, SLG: 0.388										3	1	2	2	0	0	1										
Rafael Belliard, R (1, 6) OBP: 0.264, SLG: 0.240										3	0	2	0	0	1	2										
Mark Lemke, S (9, PH) OBP: 0.316, SLG: 0.368										1	0	0	0	0	1	1										
Charlie Leibrandt, R (1, 1)										2	0	0	0	0	0	1										
Juan Berenguer, R (7, 1)										0	0	0	0	0	0	0										
Mike Stanton, L (7, 1)										0	0	0	0	0	0	0										
Jeff Parrett, R (8, 1)										0	0	0	0	0	0	0										
Jerry Willard, L (9, PH)										1	0	0	0	0	1	1										
Inning Stats	R: 0 E: 0 K: 3 S: 12	H: 1 LOB: 1 BB: 0 P: 16	R: 3 E: 0 K: 0 S: 13	H: 3 LOB: 1 BB: 1 P: 21	R: 0 E: 0 K: 1 S: 8	H: 0 LOB: 0 BB: 0 P: 11	R: 0 E: 0 K: 0 S: 4	H: 1 LOB: 1 BB: 1 P: 10	R: 0 E: 0 K: 1 S: 7	H: 0 LOB: 1 BB: 1 P: 15	R: 0 E: 0 K: 0 S: 10	H: 0 LOB: 0 BB: 0 P: 19	R: 0 E: 0 K: 0 S: 9	H: 0 LOB: 0 BB: 0 P: 13	R: 0 E: 0 K: 0 S: 5	H: 1 LOB: 0 BB: 0 P: 5	R: 0 E: 0 K: 2 S: 12	H: 1 LOB: 1 BB: 0 P: 16	1B: 6 2B: 1 3B: 0 HR: 0	SF: 0 SAC: 2 DP: 1 HBP: 0	WP: 0 PB: 0 SB: 1 CS: 2	PA: 36				
PITCHER	IP	WLS	BF	H	R	ER	SO	BB	IBB	HBP	BLK	WP	HR	S	P	ERA	WHIP									
Jose DeLeon, R (1, 1) ERA: 2.22	5.0		24	5	3	3	5	5	0	0	0	0	0	0	16	84	5.40	2.000								
Cris Carpenter, R (6, 1) ERA: 1.46	2.0	W	5	0	0	0	1	0	0	0	0	0	0	0	5	21	0.00	0.000								
Juan Agosto, L (8, 1) ERA: 4.38	1.0		3	1	0	0	0	0	0	0	0	0	0	5	5	0.00	1.000									
Lee Smith, R (9, 1) ERA: 1.38	1.0	S	4	1	0	0	2	0	0	0	0	0	0	12	16	0.00	1.000									


AB 29
R 3
H 7
RBI 3
BB 5
SO 8
LOB 13




Batter	1	2	3	4	5	6	7	8	9	AB	R	H	RBI	BB	SO	LOB	BOTTOM								
Rex Hudler, R (1, 8) OBP: 0.355, SLG: 0.414										3	1	1	0	0	0	0	Atlanta Braves @ St. Louis Cardinals Busch Stadium, St. Louis, MO Tue Apr 30 1991, 7:05 PM CDT Att: 19,844 - Sunny - 77 F								
Mitt Thompson, L (7, PH) OBP: 0.548, SLG: 0.458										1	0	1	2	0	0	0									
Ozzie Smith, S (1, 6) OBP: 0.373, SLG: 0.290										4	2	2	0	0	0	0									
Bernard Gilkey, R (1, 7) OBP: 0.360, SLG: 0.338										2	0	1	1	2	0	0									
Ray Lankford, L (6, PR) OBP: 0.305, SLG: 0.345										0	0	0	0	0	0	0									
Pedro Guerrero, R (1, 3) OBP: 0.360, SLG: 0.392										4	0	1	1	0	0	2									
Felix Jose, S (1, 9) OBP: 0.422, SLG: 0.595										4	0	0	0	0	0	4									
Todd Zeile, R (1, 5) OBP: 0.377, SLG: 0.444										3	1	1	0	0	1	0									
Rich Gedman, L (1, 2) OBP: 0.077, SLG: 0.083										2	0	0	0	0	1	0									
Tom Pagnozzi, R (7, PH) OBP: 0.265, SLG: 0.254										0	0	0	0	0	0	0									
José Oquendo, S (1, 4) OBP: 0.338, SLG: 0.300										2	0	0	0	0	1	0									
Juan Agosto, L (8, 1)										0	0	0	0	0	0	0									
Lee Smith, R (9, 1)										0	0	0	0	0	0	0									
Jose DeLeon, R (1, 1)										1	0	0	0	0	1	0									
Cris Carpenter, R (6, 1)										0	0	0	0	0	0	0									
Geronimo Pena, S (6, 4) OBP: 0.421, SLG: 0.429										2	0	0	0	0	1	2									
Craig Wilson, R (7, PH) OBP: 0.222, SLG: 0.125										1	1	1	0	0	0	0									
Inning Stats	R: 0 E: 0 K: 0 S: 6	H: 0 LOB: 0 BB: 0 P: 11	R: 0 E: 0 K: 1 S: 5	H: 0 LOB: 0 BB: 0 P: 7	R: 0 E: 0 K: 2 S: 9	H: 0 LOB: 0 BB: 0 P: 12	R: 2 E: 1 K: 0 S: 16	H: 3 LOB: 0 BB: 0 P: 25	R: 0 E: 0 K: 1 S: 6	H: 0 LOB: 0 BB: 0 P: 10	R: 1 E: 0 K: 1 S: 15	H: 2 LOB: 2 BB: 1 P: 28	R: 2 E: 1 K: 0 S: 7	H: 3 LOB: 1 BB: 0 P: 10	R: 0 E: 0 K: 0 S: 8	H: 0 LOB: 1 BB: 1 P: 17	1B: 8 2B: 1 3B: 0 HR: 0	SF: 0 SAC: 1 DP: 1 HBP: 0	WP: 0 PB: 0 SB: 2 CS: 0	PA: 32					
PITCHER	IP	WLS	BF	H	R	ER	SO	BB	IBB	HBP	BLK	WP	HR	S	P	ERA	WHIP								
Charlie Leibrandt, L (1, 1) ERA: 2.97	0.1	L	26	7	5	3	5	1	0	0	0	0	0	2	4	0.00	0.000								
Juan Berenguer, R (7, 1) ERA: 2.38	0.1		1	0	0	0	0	0	0	0	0	0	0	2	3	0.00	3.000								
Mike Stanton, L (7, 1)	0.1		1	1	0	0	0	0	0	0	0	0	0	2	3	0.00	3.000								
Jeff Parrett, R (8, 1) ERA: 2.89	1.0		4	0	0	0	0	1	0	0	0	0	0	8	17	0.00	1.000								

AB 29
R 5
H 8
RBI 4
BB 2
SO 5
LOB 8



Batter	1	2	3	4	5	6	7	8	9	AB	R	H	RBI	BB	SO	LOB	TOP										
Jerome Walton, R (1, 8) OBP: 0.262, SLG: 0.368	F9		K		G6-3			K		4	0	0	0	0	2	2	<p>Chicago Cubs @ Atlanta Braves Atlanta-Fulton County Stadium, Atlanta, GA</p> <p>Fri May 03 1991, 7:05 PM EDT Att: 30,476 - Sunny - 81 F</p> <p>livebaseballscores.com</p> <p>AB 31 R 2 H 4 RBI 2 BB 1 SO 6 LOB 7</p> 										
23 Ryne Sandberg, R (1, 4) OBP: 0.391, SLG: 0.399	G6-3			G4-3 1B 2B		F8		G6-3		4	1	1	0	0	0	1											
Mark Grace, L (1, 3) OBP: 0.362, SLG: 0.380	F8			G4-3		G4-3			K	4	0	0	0	0	1	1											
George Bell, R (1, 7) OBP: 0.287, SLG: 0.489		HR		G1-3 1B		G4-3			G4-3	4	1	2	2	0	0	0											
Andre Dawson, R (1, 9) OBP: 0.366, SLG: 0.609	K			G1-3		F8			P6	4	0	0	0	0	1	1											
Hector Villanueva, R (1, 2) OBP: 0.318, SLG: 0.762	G6-3			K		F8				3	0	0	0	0	1	1											
Shawon Dunston, R (1, 6) OBP: 0.282, SLG: 0.324	K				G5-3				F7	3	0	0	0	0	1	0											
Gary Scott, R (1, 5) OBP: 0.315, SLG: 0.279				G6-3		G1-6-3 BB			G3	1	0	0	0	1	0	0											
Dwight Smith, L (8, PH) OBP: 0.188, SLG: 0.143										1	0	0	0	0	0	0											
Les Lancaster, R (8, 1)										0	0	0	0	0	0	0											
Shawn Boskie, R (1, 1) OBP: 0.308, SLG: 0.636				F9		G1-6-3				2	0	0	0	0	0	1											
Chuck McElroy, L (6, 1)										0	0	0	0	0	0	0											
Chico Walker, S (8, PH) OBP: 0.333, SLG: 0.273										1	0	1	0	0	0	0											
Inning Stats	R: 0 E: 0 K: 0 S: 5	H: 0 LOB: 0 BB: 0 P: 11	R: 1 E: 0 K: 2 S: 16	H: 1 LOB: 0 BB: 0 P: 22	R: 0 E: 0 K: 1 S: 5	H: 0 LOB: 0 BB: 0 P: 8	R: 1 E: 0 K: 1 S: 9	H: 2 LOB: 1 BB: 0 P: 14	R: 0 E: 0 K: 0 S: 16	H: 0 LOB: 0 BB: 0 P: 26	R: 0 E: 0 K: 0 S: 7	H: 0 LOB: 0 BB: 0 P: 12	R: 0 E: 0 K: 0 S: 8	H: 0 LOB: 0 BB: 0 P: 12	R: 0 E: 0 K: 1 S: 10	H: 1 LOB: 1 BB: 0 P: 17	R: 0 E: 0 K: 1 S: 8	H: 0 LOB: 0 BB: 0 P: 9	1B: 2 2B: 1 3B: 0 HR: 1	SF: 0 SAC: 0 DP: 0 HBP: 0	WP: 0 PB: 0 SB: 1 CS: 0	PA: 32					
PITCHER	IP	WLS	BF	H	R	ER	SO	BB	IBB	HBP	BLK	WP	HR	S	P	ERA	WHIP										
Tom Glavine, L (1, 1) ERA: 2.51	6.0	W	22	3	2	2	4	1	0	0	0	0	1	58	93	3.00	0.667										
Juan Berenguer, R (7, 1) ERA: 1.72	2.0		7	1	0	0	1	0	0	0	0	0	0	18	29	0.00	0.500										
Kent Mercker, L (9, 1) ERA: 1.46	1.0	S	3	0	0	0	1	0	0	0	0	0	0	8	9	0.00	0.000										

Batter	1	2	3	4	5	6	7	8	9	AB	R	H	RBI	BB	SO	LOB	BOTTOM										
Otis Nixon, S (1, 8) OBP: 0.441, SLG: 0.379	BB SF8 1B				F8			S E 2B		4	2	3	0	0	0	0	<p>Chicago Cubs @ Atlanta Braves Atlanta-Fulton County Stadium, Atlanta, GA</p> <p>Fri May 03 1991, 7:05 PM EDT Att: 30,476 - Sunny - 81 F</p> <p>livebaseballscores.com</p> <p>AB 30 R 5 H 8 RBI 4 BB 3 SO 4 LOB 9</p> 										
Jeff Treadway, L (1, 4) OBP: 0.338, SLG: 0.448	SF8 BB SF9 1B	L3			F8		F7			4	1	1	0	0	0	1											
Lonnie Smith, R (1, 7) OBP: 0.429, SLG: 0.200										2	0	0	0	1	1	0											
Deion Sanders, L (7, 7) OBP: 0.308, SLG: 0.386										1	0	0	0	0	0	0											
David Justice, L (1, 9) OBP: 0.302, SLG: 0.360	SF8				F8					2	1	0	1	1	1	0											
Sid Bream, L (1, 3) OBP: 0.294, SLG: 0.484	SF9				F7					3	1	1	1	0	0	0											
Terry Pendleton, S (1, 5) OBP: 0.346, SLG: 0.389										3	0	0	0	1	0	3											
Greg Olson, R (1, 2) OBP: 0.560, SLG: 0.560					G4-3					3	0	1	2	0	0	2											
Mike Heath, R (6, PR) OBP: 0.328, SLG: 0.370	F7				G6-3					1	0	1	0	0	0	0											
Rafael Belliard, R (1, 6) OBP: 0.246, SLG: 0.224										4	0	1	0	0	1	1											
Tom Glavine, L (1, 1) OBP: 0.417, SLG: 0.222										2	0	0	0	0	1	0											
Jerry Willard, L (6, PH)										0	0	0	0	0	0	0											
Ron Gant, R (6, PH) OBP: 0.253, SLG: 0.286										1	0	0	0	0	0	2											
Juan Berenguer, R (7, 1)										0	0	0	0	0	0	0											
Kent Mercker, L (9, 1)										0	0	0	0	0	0	0											
Inning Stats	R: 2 E: 0 K: 0 S: 16	H: 2 LOB: 2 BB: 2 P: 31	R: 0 E: 0 K: 0 S: 8	H: 1 LOB: 0 BB: 0 P: 8	R: 0 E: 0 K: 1 S: 6	H: 0 LOB: 0 BB: 0 P: 8	R: 0 E: 0 K: 1 S: 6	H: 0 LOB: 0 BB: 0 P: 9	R: 0 E: 0 K: 1 S: 6	H: 0 LOB: 0 BB: 0 P: 9	R: 2 E: 0 K: 1 S: 14	H: 3 LOB: 2 BB: 1 P: 25	R: 1 E: 0 K: 1 S: 12	H: 1 LOB: 0 BB: 0 P: 20	R: 0 E: 1 K: 0 S: 10	H: 1 LOB: 1 BB: 0 P: 11	1B: 7 2B: 1 3B: 0 HR: 0	SF: 2 SAC: 0 DP: 1 HBP: 0	WP: 0 PB: 0 SB: 1 CS: 0	PA: 35							
PITCHER	IP	WLS	BF	H	R	ER	SO	BB	IBB	HBP	BLK	WP	HR	S	P	ERA	WHIP										
Shawn Boskie, R (1, 1) ERA: 2.94	5.2	L	26	6	4	4	3	2	1	0	0	0	0	54	87	6.35	1.412										
Chuck McElroy, L (6, 1) ERA: 1.04	1.1		5	1	1	0	1	0	0	0	0	0	0	14	23	0.00	0.750										
Les Lancaster, R (8, 1) ERA: 3.86	1.0		4	1	0	0	0	0	0	0	0	0	0	10	11	0.00	1.000										

Batter	1	2	3	4	5	6	7	8	9	AB	R	H	RBI	BB	SO	LOB	TOP			
Doug Dasenczo, S OBP: 0.353, SLG: 0.378	G6-3		CS 23 1B		CS	HR	F8			4	1	2	1	0	0	3	Chicago Cubs @ Atlanta Braves Atlanta-Fulton County Stadium, Atlanta, GA Sat May 04 1991, 7:05 PM EDT Att: 20,724 - Cloudy - 66 F			
23 Ryne Sandberg, R OBP: 0.299, SLG: 0.295	G6-3		CS 1B			P4	F8			4	0	1	1	0	0	3				
Mark Grace, L OBP: 0.347, SLG: 0.361	P6		CS 1B	G1		G6-3		F8		4	0	0	0	0	0	0				
George Bell, R OBP: 0.286, SLG: 0.478		G6-3		G5-3				F9		4	0	1	0	0	0	0				
Andre Dawson, R OBP: 0.351, SLG: 0.582	F9			P2		G5-3		G4-3		4	0	0	0	0	0	1				
Damon Berryhill, S OBP: 0.222, SLG: 0.260	P4				1B CS				K	4	0	2	0	0	1	0				
Shawon Dunston, R OBP: 0.270, SLG: 0.398			P3		F8		P3		P3	4	0	0	0	0	0	2				
Jose Vizcaino, S OBP: 0.500, SLG: 0.500			1B SH5-4		CS					4	1	4	0	0	0	0				
Rick Sutcliffe, L Heathcliff Slocumb, R Chico Walker, S Paul Assenmacher, L Hector Villanueva, R	SH5-4				K				P4	1	0	0	0	0	1	2				
Inning Stats	R: 0 E: 0 K: 0 S: 8	H: 0 LOB: 0 BB: 0 P: 15	R: 0 E: 0 K: 0 S: 9	H: 0 LOB: 0 BB: 0 P: 13	R: 1 E: 0 K: 0 S: 14	H: 3 LOB: 1 BB: 0 P: 20	R: 0 E: 0 K: 0 S: 9	H: 0 LOB: 0 BB: 0 P: 12	R: 0 E: 0 K: 1 S: 15	H: 2 LOB: 1 BB: 0 P: 22	R: 1 E: 0 K: 0 S: 14	H: 2 LOB: 1 BB: 0 P: 23	R: 0 E: 0 K: 0 S: 16	H: 3 LOB: 3 BB: 0 P: 21	R: 0 E: 0 K: 1 S: 13	H: 1 LOB: 1 BB: 0 P: 17		1B: 10 2B: 0 3B: 0 HR: 1	SF: 0 SAC: 1 DP: 0 HBP: 0	WP: 0 PB: 0 SB: 0 CS: 4
PITCHER	IP WLS BF H R ER SO BB IBB HBP BLK WP HR S P ERA WHIP																			
29 John Smoltz, R ERA: 3.53	6.0 W 23 7 2 2 1 0 0 0 0 0 0 1 69 105 3.00 1.167																			
Doug Sisk, R ERA: 5.23	0.1 4 3 0 0 0 0 0 0 0 0 0 0 9 12 0.00 9.000																			
Mike Stanton, L ERA: 1.38	1.2 5 0 0 0 0 0 0 0 0 0 0 0 12 17 0.00 0.000																			
Kent Mercker, L ERA: 1.69	0.2 3 1 0 0 1 0 0 0 0 0 0 0 8 12 0.00 1.500																			
Juan Berenguer, R	0.1 S 1 0 0 0 0 0 0 0 0 0 0 0 5 5 0.00 0.000																			

AB	35
R	2
H	11
RBI	2
BB	0
SO	2
LOB	12



Batter	1	2	3	4	5	6	7	8	9	AB	R	H	RBI	BB	SO	LOB	BOTTOM			
Otis Nixon, S OBP: 0.421, SLG: 0.364	G3 BLK		G6-3		L6	L5				4	1	1	0	0	0	0	Chicago Cubs @ Atlanta Braves Atlanta-Fulton County Stadium, Atlanta, GA Sat May 04 1991, 7:05 PM EDT Att: 20,724 - Cloudy - 66 F			
Jeff Treadway, L OBP: 0.348, SLG: 0.500	G3				2B		G5-3			4	1	2	0	0	0	1				
Lonnie Smith, R OBP: 0.455, SLG: 0.143	G6-3				2B					2	1	0	1	2	0	0				
Deion Sanders, L OBP: 0.308, SLG: 0.386					BB					0	0	0	0	0	0	0				
David Justice, L OBP: 0.311, SLG: 0.380	S		K		2B		L3			4	1	2	2	0	1	2				
Sid Bream, L OBP: 0.292, SLG: 0.485	G3-1				2B			K		4	0	1	1	0	1	1				
Terry Pendleton, S OBP: 0.357, SLG: 0.386		G4-6-3		F8		IBB		G1-3		3	0	1	0	1	0	0				
Mike Heath, R OBP: 0.323, SLG: 0.362		G4-6-3						L1		4	0	1	0	0	0	3				
Rafael Belliard, R OBP: 0.234, SLG: 0.213		F9		G4-3				L4		3	0	0	0	0	0	1				
29 John Smoltz, R ERA: 3.53	6.0 W 23 7 2 2 1 0 0 0 0 0 0 1 69 105 3.00 1.167																			
Jerry Willard, L ERA: 3.77	1.1 4 0 0 0 0 0 0 0 0 0 0 0 11 17 0.00 0.000																			
Doug Sisk, R	0.1 3 1 0 0 1 0 0 0 0 0 0 0 8 12 0.00 1.500																			
Mike Stanton, L	0.1 S 1 0 0 0 0 0 0 0 0 0 0 0 5 5 0.00 0.000																			
Kent Mercker, L	0.1 S 1 0 0 0 0 0 0 0 0 0 0 0 5 5 0.00 0.000																			
Juan Berenguer, R	0.1 S 1 0 0 0 0 0 0 0 0 0 0 0 5 5 0.00 0.000																			
Inning Stats	R: 1 E: 0 K: 0 S: 10	H: 2 LOB: 1 BB: 0 P: 14	R: 0 E: 0 K: 0 S: 3	H: 1 LOB: 0 BB: 0 P: 5	R: 0 E: 0 K: 1 S: 15	H: 1 LOB: 2 BB: 1 P: 26	R: 0 E: 0 K: 0 S: 9	H: 1 LOB: 1 BB: 0 P: 16	R: 3 E: 0 K: 0 S: 16	H: 3 LOB: 2 BB: 2 P: 31	R: 0 E: 0 K: 0 S: 7	H: 0 LOB: 0 BB: 0 P: 11	R: 0 E: 0 K: 0 S: 6	H: 0 LOB: 0 BB: 0 P: 11	R: 0 E: 0 K: 1 S: 11	H: 0 LOB: 0 BB: 0 P: 13	1B: 4 2B: 3 3B: 1 HR: 0	SF: 0 SAC: 0 DP: 1 HBP: 0	WP: 0 PB: 1 SB: 1 CS: 0	PA: 34
PITCHER	IP WLS BF H R ER SO BB IBB HBP BLK WP HR S P ERA WHIP																			
Rick Sutcliffe, R Heathcliff Slocumb, R Paul Assenmacher, L	1.1 4 0 0 0 0 0 0 0 0 0 0 0 11 17 0.00 0.000																			
2.0 6 0 0 0 0 1 0 0 0 0 0 0 17 24 0.00 0.000																				

AB	31
R	4
H	8
RBI	4
BB	3
SO	2
LOB	8



Batter	1	2	3	4	5	6	7	8	9	AB	R	H	RBI	BB	SO	LOB	TOP										
Bernard Gilkey, R OBP: 0.355, SLG: 0.326 (1, 7)	G6-3		G1-6-3					E4		3	0	0	0	1	0	3	St. Louis Cardinals @ Atlanta Braves Atlanta-Fulton County Stadium, Atlanta, GA Tue May 07 1991, 7:05 PM EDT Att. 17,196 - Sunny - 76 F										
Ozzie Smith, S OBP: 0.390, SLG: 0.314 Mike Perez, R (8, 1)				G6-3	G6-3			P3		3	0	0	0	1	0	4											
Felix Jose, S OBP: 0.369, SLG: 0.495 (1, 9)	K							K		3	1	0	0	1	2	3											
Pedro Guerrero, R OBP: 0.324, SLG: 0.347 (1, 3)	CS	G6-3						F8		4	1	1	0	0	0	2											
Todd Zeile, R OBP: 0.371, SLG: 0.413 (1, 5)		G6-3								4	0	2	1	0	0	0											
Ray Lankford, L OBP: 0.303, SLG: 0.324 (1, 8)		F7								4	0	1	1	0	0	1											
Tom Pagnozzi, R OBP: 0.277, SLG: 0.312 Rich Gedman, L OBP: 0.056, SLG: 0.059 (7, 2)										3	0	1	0	0	0	2											
José Oquendo, S OBP: 0.364, SLG: 0.370 (8, 6)										4	0	1	0	0	1	2											
Bryn Smith, R OBP: 0.231, SLG: 0.167 Scott Terry, R (5, 1)										1	0	1	0	0	0	0											
Gerónimo Peña, S OBP: 0.400, SLG: 0.450 (8, 4)										2	0	1	0	0	0	2											
Inning Stats	R: 0 E: 0 K: 1 S: 12	H: 0 LOB: 0 BB: 1 P: 18	R: 0 E: 0 K: 0 S: 8	H: 0 LOB: 0 BB: 0 P: 16	R: 0 E: 0 K: 1 S: 12	H: 2 LOB: 1 BB: 0 P: 16	R: 2 E: 0 K: 0 S: 16	H: 3 LOB: 1 BB: 1 P: 29	R: 0 E: 0 K: 0 S: 7	H: 1 LOB: 1 BB: 1 P: 13	R: 0 E: 0 K: 0 S: 10	H: 0 LOB: 0 BB: 0 P: 14	R: 0 E: 0 K: 0 S: 6	H: 0 LOB: 0 BB: 0 P: 9	R: 0 E: 1 K: 1 S: 11	H: 1 LOB: 2 BB: 0 P: 16	R: 0 E: 1 K: 0 S: 8	H: 1 LOB: 2 BB: 0 P: 12	1B: 7 2B: 1 3B: 0 HR: 0	SF: 0 SAC: 1 DP: 2 HBP: 0	WP: 0 PB: 0 SB: 0 CS: 3	PA: 37					
PITCHER	IP	WLS	BF	H	R	ER	SO	BB	IBB	HBP	BLK	WP	HR	S	P	ERA	WHIP										
Steve Avery, L ERA: 3.25 Jeff Parrett, R ERA: 3.48	(1, 1)	8.0	W	31	7	2	2	3	3	0	0	0	0	82	131	2.25	1.250										

AB	32
R	2
H	8
RBI	2
BB	3
SO	3
LOB	20



Batter	1	2	3	4	5	6	7	8	9	AB	R	H	RBI	BB	SO	LOB	BOTTOM										
Otis Nixon, S OBP: 0.438, SLG: 0.366 (1, 8)			F8					F8		5	1	2	0	0	0	0	St. Louis Cardinals @ Atlanta Braves Atlanta-Fulton County Stadium, Atlanta, GA Tue May 07 1991, 7:05 PM EDT Att. 17,196 - Sunny - 76 F										
Jeff Treadway, L OBP: 0.361, SLG: 0.493 Mark Lemke, S OBP: 0.333, SLG: 0.381 (7, 4)										4	2	2	0	0	0	0											
Lonnie Smith, R OBP: 0.375, SLG: 0.167 Deion Sanders, L OBP: 0.309, SLG: 0.373 (6, PR) (7, 7)										4	0	1	0	0	2	3											
David Justice, L OBP: 0.337, SLG: 0.414 (1, 9)										4	1	2	2	0	1	1											
Sid Bream, L OBP: 0.329, SLG: 0.507 (1, 3)										2	2	1	0	2	1	1											
Terry Pendleton, S OBP: 0.377, SLG: 0.468 (1, 5)										2	3	1	2	2	0	1											
Mike Heath, R OBP: 0.286, SLG: 0.318 (1, 2)										4	0	0	0	0	2	6											
Rafael Belliard, R OBP: 0.268, SLG: 0.284 (1, 6)										4	0	3	5	0	0	1											
Steve Avery, L OBP: 0.143, SLG: 0.143 Danny Heep, L (8, PH) Jeff Parrett, R (9, 1)										3	0	0	0	0	1	3											
Inning Stats	R: 1 E: 0 K: 1 S: 14	H: 3 LOB: 1 BB: 0 P: 21	R: 1 E: 0 K: 1 S: 7	H: 2 LOB: 0 BB: 0 P: 10	R: 0 E: 0 K: 1 S: 7	H: 0 LOB: 0 BB: 0 P: 12	R: 2 E: 0 K: 1 S: 13	H: 2 LOB: 1 BB: 1 P: 22	R: 5 E: 0 K: 3 S: 17	H: 4 LOB: 1 BB: 2 P: 27	R: 0 E: 0 K: 0 S: 7	H: 1 LOB: 1 BB: 0 P: 14	R: 0 E: 0 K: 0 S: 6	H: 0 LOB: 1 BB: 1 P: 12	R: 0 E: 0 K: 1 S: 6	H: 0 LOB: 0 BB: 0 P: 11		1B: 8 2B: 3 3B: 1 HR: 1	SF: 0 SAC: 0 DP: 1 HBP: 0	WP: 0 PB: 0 SB: 2 CS: 1	PA: 38						
PITCHER	IP	WLS	BF	H	R	ER	SO	BB	IBB	HBP	BLK	WP	HR	S	P	ERA	WHIP										
Bryn Smith, R ERA: 4.7 Scott Terry, R ERA: 1.62 Mike Perez, R ERA: 3.38	(1, 1)	4.1	L	22	10	7	7	5	1	0	0	0	0	48	74	14.54	2.538										


AB	34
R	9
H	12
RBI	9
BB	4
SO	8
LOB	16



Batter	1	2	3	4	5	6	7	8	9	AB	R	H	RBI	BB	SO	LOB	TOP				
Ray Lankford, L OBP: 0.288, SLG: 0.307	F7		K		G3-1		G4-3			4	0	0	0	0	1	1					
Ozzie Smith, S OBP: 0.376, SLG: 0.300 Craig Wilson, R OBP: 0.300, SLG: 0.278	G4-3		G6-3			P5		P6		4	0	0	0	0	0	0					
Bernard Gilkey, R OBP: 0.360, SLG: 0.365	G4-1			HR		1B		K		4	1	2	1	0	1	0					
Pedro Guerrero, R OBP: 0.321, SLG: 0.354		2B		F9		P4		F9		4	0	1	0	0	0	1					
Felix Jose, S OBP: 0.365, SLG: 0.480	K			K				K		3	0	0	0	1	3	1					
Todd Zeile, R OBP: 0.376, SLG: 0.429	2B			1B				G1-3		4	0	2	0	0	1	2					
José Oquendo, S OBP: 0.348, SLG: 0.351	K			1B				F9		4	0	0	0	0	1	3					
Rich Gedman, L OBP: 0.048, SLG: 0.050	G6-3				G6-3		G5-3			3	0	0	0	0	0	2					
Ken Hill, R Scott Terry, R Rex Hudler, R Cris Carpenter, R Geronimo Pena, S Juan Agosto, L Mike Perez, R Tim Jones, L			K		P4		1B			1	0	0	0	0	1	0					
Inning Stats	R: 0 E: 0 K: 0 S: 11	H: 0 LOB: 0 BB: 0 P: 19	R: 0 E: 0 K: 2 S: 11	H: 2 LOB: 2 BB: 0 P: 16	R: 0 E: 0 K: 2 S: 11	H: 0 LOB: 0 BB: 0 P: 17	R: 1 E: 0 K: 1 S: 12	H: 2 LOB: 1 BB: 0 P: 22	R: 0 E: 0 K: 0 S: 8	H: 0 LOB: 0 BB: 0 P: 10	R: 0 E: 0 K: 1 S: 13	H: 1 LOB: 2 BB: 1 P: 21	R: 0 E: 0 K: 0 S: 8	H: 1 LOB: 0 BB: 0 P: 13	R: 0 E: 0 K: 1 S: 7	H: 0 LOB: 0 BB: 0 P: 11	R: 0 E: 0 K: 1 S: 6	H: 0 LOB: 0 BB: 0 P: 8	1B: 3 2B: 2 3B: 0 HR: 1	SF: 0 SAC: 0 DP: 0 HBP: 0	WP: 0 PA: 34 PB: 0 SB: 1 CS: 0
PITCHER	IP	WLS	BF	H	R	ER	SO	BB	IBB	HBP	BLK	WP	HR	S	P	ERA	WHIP				
Tom Glavine, L ERA: 2.29	7.0	W	28	6	1	1	6	1	0	0	0	0	1	74	118	1.29	1.000				
Juan Berenguer, R ERA: 1.59	1.0		3	0	0	0	1	0	0	0	0	0	0	7	11	0.00	0.000				
Kent Mercker, L ERA: 1.29	1.0		3	0	0	0	1	0	0	0	0	0	0	6	8	0.00	0.000				

St. Louis Cardinals @ Atlanta Braves
Atlanta-Fulton County Stadium, Atlanta, GA
Wed May 08 1991, 7:05 PM EDT
Att: 9,699 - Cloudy - 65 F


AB 33
R 1
H 6
RBI 1
BB 1
SO 8
LOB 10



Batter	1	2	3	4	5	6	7	8	9	AB	R	H	RBI	BB	SO	LOB	BOTTOM				
Otis Nixon, S OBP: 0.463, SLG: 0.413	HR		F	1B		G4-3		G4-3		5	3	3	2	1	0	1					
Ron Gant, R OBP: 0.264, SLG: 0.346	HR		SH1-3	K				F8		6	3	3	3	0	1	4					
Jeff Treadway, L OBP: 0.361, SLG: 0.493 Mark Lemke, S OBP: 0.357, SLG: 0.375	G3		SH1-3	F7						0	0	0	0	0	0	0					
David Justice, L OBP: 0.350, SLG: 0.429	K		G4-3		L9					4	2	2	1	1	1	1					
Sid Bream, L OBP: 0.325, SLG: 0.493 Danny Heep, L OBP: 0.500, SLG: 0.500	K		G4-3		L9		1B	BB		4	1	1	2	0	1	2					
Terry Pendleton, S OBP: 0.398, SLG: 0.446 Jeff Blauser, R OBP: 0.289, SLG: 0.389	G1-3		L8		SF8		F8	BB		3	0	0	1	0	0	3					
Greg Olson, R OBP: 0.531, SLG: 0.655				HR				BB		3	3	2	2	2	1	0					
Rafael Belliard, R OBP: 0.276, SLG: 0.319	K		G3-4-1					G4-3		5	1	2	3	0	2	1					
Tom Glavine, L OBP: 0.400, SLG: 0.250 Francisco Cabrera, R OBP: 0.300, SLG: 0.316 Juan Berenguer, R Deion Sanders, L Kent Mercker, L	G4-3			1B		G6-3		K		3	0	1	0	0	0	1					
Inning Stats	R: 2 E: 0 K: 2 S: 13	H: 2 LOB: 0 BB: 0 P: 20	R: 0 E: 0 K: 1 S: 10	H: 0 LOB: 1 BB: 1 P: 18	R: 2 E: 0 K: 0 S: 13	H: 1 LOB: 1 BB: 2 P: 29	R: 1 E: 0 K: 1 S: 13	H: 3 LOB: 2 BB: 0 P: 19	R: 1 E: 0 K: 1 S: 10	H: 1 LOB: 0 BB: 0 P: 14	R: 0 E: 0 K: 1 S: 6	H: 0 LOB: 0 BB: 0 P: 9	R: 8 E: 0 K: 0 S: 24	H: 8 LOB: 1 BB: 1 P: 38	R: 3 E: 0 K: 1 S: 11	H: 2 LOB: 1 BB: 2 P: 24	1B: 9 2B: 6 3B: 0 HR: 2	SF: 1 SAC: 1 DP: 0 HBP: 0	WP: 0 PA: 47 PB: 0 SB: 1 CS: 0		
PITCHER	IP	WLS	BF	H	R	ER	SO	BB	IBB	HBP	BLK	WP	HR	S	P	ERA	WHIP				
José Oquendo, R ERA: 27.0	1.0		7	2	3	3	1	2	0	0	0	0	0	11	24	27.00	4.000				
Ken Hill, R ERA: 4.55 Scott Terry, R ERA: 1.56 Cris Carpenter, R ERA: 1.76 Juan Agosto, L ERA: 6.75 Mike Perez, R ERA: 4.32	0.2		3	1	0	0	1	0	0	0	0	0	0	8	11	0.00	1.500				
	2.0		7	1	1	1	2	0	0	0	0	0	0	16	23	4.50	0.500				
	0.1		7	5	6	6	0	1	0	0	0	0	0	10	18	162.00	18.000				
	0.2		5	3	2	2	0	0	0	0	0	0	0	14	20	27.00	4.500				

St. Louis Cardinals @ Atlanta Braves
Atlanta-Fulton County Stadium, Atlanta, GA
Wed May 08 1991, 7:05 PM EDT
Att: 9,699 - Cloudy - 65 F

AB 39
R 17
H 17
RBI 17
BB 6
SO 7
LOB 17



Batter	1	2	3	4	5	6	7	8	9	AB	R	H	RBI	BB	SO	LOB	TOP			
Otis Nixon, S <small>OBP: 0.466, SLG: 0.408</small> (1, 7)										3	0	1	0	1	1	0	Atlanta Braves @ Pittsburgh Pirates Three Rivers Stadium, Pittsburgh, PA Fri May 10 1991, 7:05 PM EDT Att: 23,936 - Cloudy - 81 F			
Terry Pendleton, S <small>OBP: 0.395, SLG: 0.464</small> (1, 5)										4	1	2	0	0	0					
Ron Gant, R <small>OBP: 0.253, SLG: 0.329</small> (1, 8)										4	0	0	0	0	0	3				
David Justice, L <small>OBP: 0.336, SLG: 0.411</small> (1, 9)										4	0	0	1	0	1	2				
Francisco Cabrera, R <small>OBP: 0.304, SLG: 0.318</small> Sid Bream, L <small>OBP: 0.333, SLG: 0.539</small> (8, PH)										3	0	1	0	0	0	2				
Jeff Blauser, R <small>OBP: 0.333, SLG: 0.395</small> (1, 4)										2	0	1	0	2	1	0				
Mike Heath, R <small>OBP: 0.274, SLG: 0.304</small> Danny Heep, L <small>OBP: 0.333, SLG: 0.333</small> (8, PH)										3	0	0	0	0	1	1				
Rafael Belliard, R <small>OBP: 0.266, SLG: 0.307</small> (1, 6)										3	0	0	0	0	2	0				
29 John Smoltz, R <small>OBP: 0.083, SLG: 0.083</small> Lonnie Smith, R <small>OBP: 0.353, SLG: 0.154</small> Mike Stanton, L (8, 1)										2	0	0	0	0	1	0				
Inning Stats	R: 0 E: 0 K: 1 S: 7	H: 0 LOB: 0 BB: 0 P: 13	R: 0 E: 0 K: 0 S: 7	H: 0 LOB: 1 BB: 1 P: 11	R: 0 E: 0 K: 2 S: 11	H: 1 LOB: 0 BB: 0 P: 16	R: 1 E: 0 K: 0 S: 14	H: 3 LOB: 1 BB: 0 P: 21	R: 0 E: 0 K: 1 S: 13	H: 0 LOB: 2 BB: 1 P: 22	R: 0 E: 0 K: 2 S: 9	H: 0 LOB: 0 BB: 0 P: 14	R: 0 E: 0 K: 1 S: 8	H: 0 LOB: 0 BB: 0 P: 13	R: 1 E: 0 K: 1 S: 12	H: 1 LOB: 1 BB: 1 P: 22		1B: 4 2B: 1 3B: 0 HR: 1	SF: 0 SAC: 0 DP: 0 HBP: 0	WP: 0 PB: 0 SB: 1 CS: 1
PITCHER John Smiley, L <small>ERA: 3.19</small> Stan Belinda, R <small>ERA: 4.6</small> (8, 1)	IP: 7.0 WLS: W BF: 26 H: 5 R: 1 ER: 1 SO: 6 BB: 2 IBB: 0 HBP: 0 BLK: 0 WP: 0 HR: 0 S: 68 P: 107 ERA: 1.29 WHIP: 1.000	IP: 2.0 WLS: S BF: 8 H: 1 R: 1 ER: 1 SO: 2 BB: 1 IBB: 0 HBP: 0 BLK: 0 WP: 0 HR: 1 S: 20 P: 35 ERA: 4.50 WHIP: 1.000															ERA: 1.29 WHIP: 1.000			

Batter	1	2	3	4	5	6	7	8	9	AB	R	H	RBI	BB	SO	LOB	BOTTOM			
Orlando Merced, S <small>OBP: 0.453, SLG: 0.667</small> (1, 3)										5	1	2	1	0	1	1	Atlanta Braves @ Pittsburgh Pirates Three Rivers Stadium, Pittsburgh, PA Fri May 10 1991, 7:05 PM EDT Att: 23,936 - Cloudy - 81 F			
Jay Bell, R <small>OBP: 0.259, SLG: 0.370</small> (1, 6)										4	0	0	0	0	1	2				
Andy Van Slyke, L <small>OBP: 0.327, SLG: 0.402</small> (1, 8)										4	0	1	0	0	0	2				
Bobby Bonilla, S <small>OBP: 0.376, SLG: 0.490</small> (1, 5)										4	1	2	0	0	0	1				
Barry Bonds, L <small>OBP: 0.258, SLG: 0.264</small> (1, 7)										3	2	2	0	1	1	1				
Gary Varsho, L <small>OBP: 0.395, SLG: 0.438</small> Lloyd McClendon, R <small>OBP: 0.471, SLG: 1.071</small> (8, PH)										2	0	0	0	1	0	3				
Michael LaValliere, L <small>OBP: 0.290, SLG: 0.313</small> (1, 2)										3	0	0	0	1	0	3				
Jose Lind, R <small>OBP: 0.284, SLG: 0.348</small> (1, 4)										4	0	0	1	0	0	4				
John Smiley, L <small>OBP: 0.214, SLG: 0.154</small> Stan Belinda, R (8, 1)										2	0	0	0	1	1	2				
Inning Stats	R: 0 E: 0 K: 2 S: 7	H: 0 LOB: 0 BB: 0 P: 12	R: 0 E: 0 K: 1 S: 8	H: 1 LOB: 0 BB: 0 P: 15	R: 0 E: 0 K: 0 S: 12	H: 1 LOB: 2 BB: 1 P: 22	R: 1 E: 0 K: 0 S: 8	H: 1 LOB: 1 BB: 1 P: 18	R: 1 E: 0 K: 0 S: 9	H: 1 LOB: 0 BB: 0 P: 16	R: 1 E: 0 K: 0 S: 8	H: 1 LOB: 2 BB: 2 P: 17	R: 0 E: 0 K: 0 S: 5	H: 1 LOB: 1 BB: 0 P: 9	R: 2 E: 1 K: 1 S: 13	H: 2 LOB: 1 BB: 0 P: 23		1B: 5 2B: 1 3B: 0 HR: 2	SF: 0 SAC: 0 DP: 0 HBP: 0	WP: 3 PB: 0 SB: 2 CS: 0
PITCHER 29 John Smoltz, R <small>ERA: 3.59</small> Mike Stanton, L <small>ERA: 1.5</small> (8, 1)	IP: 7.0 WLS: L BF: 31 H: 6 R: 3 ER: 3 SO: 4 BB: 4 IBB: 0 HBP: 0 BLK: 0 WP: 3 HR: 1 S: 57 P: 109 ERA: 3.86 WHIP: 1.429	IP: 1.0 WLS: 6 BF: 2 H: 2 R: 2 ER: 2 SO: 1 BB: 0 IBB: 0 HBP: 0 BLK: 0 WP: 0 HR: 1 S: 13 P: 23 ERA: 18.00 WHIP: 2.000															ERA: 3.86 WHIP: 1.429			

AB	31
R	2
H	6
RBI	2
BB	3
SO	8
LOB	9

AB	33
R	5
H	8
RBI	4
BB	4
SO	5
LOB	20



Batter	1	2	3	4	5	6	7	8	9	AB	R	H	RBI	BB	SO	LOB	TOP				
Otis Nixon, S <small>OBP: 0.435, SLG: 0.377</small> (1, 7)	F7		B1-3		G4-3			G4-3		4	0	0	0	0	0	2	Atlanta Braves @ Pittsburgh Pirates Three Rivers Stadium, Pittsburgh, PA Sat May 11 1991, 7:05 PM EDT Att: 33,914 - Sunny - 81 F				
Ron Gant, R <small>OBP: 0.253, SLG: 0.360</small> (1, 8)	P1		F8			P3		HR		4	1	1	2	0	0						
Terry Pendleton, S <small>OBP: 0.360, SLG: 0.457</small> Mark Lemke, S <small>OBP: 0.355, SLG: 0.346</small> (1, 5)	K			FC3-6 BB		K		G3-1		1	0	0	0	0	1	0					
David Justice, L <small>OBP: 0.333, SLG: 0.398</small> (1, 9)		F4		FC3-6 1-2 S		P2		CS BB		3	0	0	0	1	0	1					
Sid Bream, L <small>OBP: 0.318, SLG: 0.513</small> (1, 3)		G6-3		K			G4-3	CS	G4-3	4	0	0	0	0	1	1					
Jeff Blauser, R <small>OBP: 0.348, SLG: 0.415</small> (1, 4)		1B 2B		F8			P5		E S BB	3	1	1	0	1	0	1					
Greg Olson, R <small>OBP: 0.543, SLG: 0.645</small> Deion Sanders, L <small>OBP: 0.304, SLG: 0.367</small> Mike Heath, R <small>OBP: 0.284, SLG: 0.304</small> (7, PR)		2H 1B		P4			S HBP		1-3 IBB	2	0	1	1	0	0	0					
Rafael Belliard, R <small>OBP: 0.265, SLG: 0.304</small> (1, 6)		K		S 1B			F8		K	4	0	1	0	0	2	4					
Charlie Leibrandt, R <small>ERA: 3.86</small> Lonnie Smith, R <small>OBP: 0.359, SLG: 0.214</small> Juan Berenguer, R <small>ERA: 1.53</small> Kent Mercker, L <small>ERA: 1.17</small> (8, 1)			G5-3		K			1-1 HR 1B	K	2	0	0	0	0	1	1					
Inning Stats	R: 0 H: 0 E: 0 K: 1 S: 7	H: 0 LOB: 0 BB: 0 P: 9	R: 1 H: 2 E: 0 K: 1 S: 14	LOB: 1 BB: 0 P: 20	R: 0 H: 0 E: 0 K: 0 S: 6	LOB: 0 BB: 0 P: 8	R: 0 H: 0 E: 0 K: 1 S: 11	LOB: 1 BB: 1 P: 19	R: 0 H: 1 E: 0 K: 1 S: 12	LOB: 1 BB: 0 P: 16	R: 0 H: 0 E: 0 K: 0 S: 7	LOB: 0 BB: 0 P: 10	R: 0 H: 0 E: 0 K: 0 S: 7	LOB: 2 BB: 0 P: 9	R: 2 H: 2 E: 0 K: 0 S: 10	LOB: 2 BB: 1 P: 18		R: 0 H: 0 E: 0 K: 2 S: 11	LOB: 2 BB: 2 P: 22	1B: 3 2B: 1 3B: 0 HR: 1	SF: 0 SAC: 0 DP: 0 HBP: 1

Batter	1	2	3	4	5	6	7	8	9	AB	R	H	RBI	BB	SO	LOB	BOTTOM				
Gary Redus, R <small>OBP: 0.276, SLG: 0.245</small> (1, 3)	G5-3		P8		FC6-4 1-2 S		F7			4	0	0	0	0	0	3	Atlanta Braves @ Pittsburgh Pirates Three Rivers Stadium, Pittsburgh, PA Sat May 11 1991, 7:05 PM EDT Att: 33,914 - Sunny - 81 F				
Jay Bell, R <small>OBP: 0.259, SLG: 0.359</small> (1, 6)			F9		K			F9		3	0	0	0	1	1	1					
Andy Van Slyke, L <small>OBP: 0.316, SLG: 0.385</small> (1, 8)		K		G1-3		G1-3		G6-3		4	0	0	0	0	1	1					
Bobby Bonilla, S <small>OBP: 0.380, SLG: 0.500</small> (1, 5)		F7		E 1B		P4		2B		4	1	2	0	0	0	1					
Barry Bonds, L <small>OBP: 0.257, SLG: 0.264</small> (1, 7)		G4-3		E8 1H 1B		K		G4-3		4	1	1	0	0	1	1					
Don Slaught, R <small>OBP: 0.386, SLG: 0.410</small> (1, 2)		F7		F9			P3		G3	4	0	0	0	0	0	0					
Lloyd McClendon, R <small>OBP: 0.476, SLG: 0.944</small> (1, 9)		1B		P8		1B 1B		K		4	0	2	0	0	1	0					
Jose Lind, R <small>OBP: 0.293, SLG: 0.355</small> (1, 4)		K		FC1-6 1B		1B 1B		K		4	0	2	0	0	2	1					
Doug Drabek, R <small>OBP: 0.154, SLG: 0.154</small> (1, 1)			K		FC1-6 FC6-4 1-2		K			3	0	0	0	0	2	3					
Inning Stats	R: 0 H: 0 E: 0 K: 1 S: 13	H: 1 LOB: 1 BB: 1 P: 20	R: 0 H: 1 E: 0 K: 1 S: 7	LOB: 0 BB: 0 P: 11	R: 0 H: 0 E: 0 K: 1 S: 9	LOB: 0 BB: 0 P: 12	R: 2 H: 2 E: 1 K: 0 S: 11	LOB: 0 BB: 0 P: 21	R: 0 H: 1 E: 0 K: 1 S: 6	LOB: 1 BB: 0 P: 10	R: 0 H: 0 E: 0 K: 1 S: 11	LOB: 0 BB: 0 P: 16	R: 0 H: 2 E: 0 K: 1 S: 12	LOB: 2 BB: 0 P: 16	R: 0 H: 1 E: 0 K: 0 S: 8	LOB: 1 BB: 0 P: 11		R: 0 H: 0 E: 0 K: 2 S: 8	LOB: 0 BB: 0 P: 12	1B: 6 2B: 1 3B: 0 HR: 0	SF: 0 SAC: 0 DP: 0 HBP: 0

Batter	1	2	3	4	5	6	7	8	9	AB	R	H	RBI	BB	SO	LOB	TOP				
Otis Nixon, S <small>OBP: 0.424, SLG: 0.368</small> 										4	1	1	0	0	0	1	Atlanta Braves @ Pittsburgh Pirates Three Rivers Stadium, Pittsburgh, PA Sun May 12 1991, 3:33 AM EDT Att: 20,287 - Cloudy - 85 F				
Ron Gant, R <small>OBP: 0.263, SLG: 0.400</small> 										4	2	2	2	0	2						
Terry Pendleton, S <small>OBP: 0.356, SLG: 0.446</small> 										4	1	1	0	0	2						
David Justice, L <small>OBP: 0.330, SLG: 0.422</small> 										4	1	1	3	0	1	0					
Sid Bream, L <small>OBP: 0.326, SLG: 0.512</small> 										4	1	2	0	0	1	0					
Jeff Blausler, R <small>OBP: 0.360, SLG: 0.455</small> 										3	0	1	1	0	0	0					
Greg Olson, R <small>OBP: 0.487, SLG: 0.571</small> 										4	0	0	0	0	0	3					
Rafael Belliard, R <small>OBP: 0.264, SLG: 0.301</small> 										4	0	1	0	0	0	0					
Steve Avery, L <small>OBP: 0.200, SLG: 0.143</small> Lonnie Smith, R <small>OBP: 0.368, SLG: 0.200</small> Juan Berenguer, R <small>OBP: 0.368, SLG: 0.200</small> 									0	0	0	0	1	0	0	0					
Inning Stats	R: 2 H: 2 E: 0 K: 2 S: 14	H: 2 LOB: 0 BB: 0 P: 22	R: 0 H: 0 E: 0 K: 0 S: 5	H: 0 LOB: 0 BB: 0 P: 8	R: 0 H: 0 E: 0 K: 1 S: 6	H: 0 LOB: 1 BB: 1 P: 13	R: 0 H: 1 E: 0 K: 0 S: 9	H: 1 LOB: 1 BB: 0 P: 12	R: 0 H: 1 E: 0 K: 1 S: 8	H: 1 LOB: 1 BB: 0 P: 11	R: 2 H: 2 E: 0 K: 0 S: 10	H: 2 LOB: 0 BB: 0 P: 14	R: 0 H: 0 E: 0 K: 0 S: 6	H: 0 LOB: 0 BB: 0 P: 10	R: 2 H: 3 E: 0 K: 0 S: 11	H: 3 LOB: 1 BB: 0 P: 15		R: 0 H: 0 E: 0 K: 1 S: 6	H: 0 LOB: 0 BB: 0 P: 6	1B: 6 2B: 0 3B: 1 HR: 2	SF: 0 SAC: 2 DP: 1 HBP: 1
PITCHER	IP: 6.0 WLS: L BF: 25 H: 3 R: 4 ER: 4 SO: 4 BB: 1 IBB: 0 HBP: 1 BLK: 0 WP: 0 HR: 2 S: 52 P: 80 ERA: 6.00 WHIP: 1.167	IP: 1.0 WLS: S BF: 3 H: 0 R: 0 ER: 0 SO: 0 BB: 0 IBB: 0 HBP: 0 BLK: 0 WP: 0 HR: 0 S: 6 P: 10 ERA: 0.00 WHIP: 0.000	IP: 1.0 WLS: S BF: 3 H: 0 R: 0 ER: 0 SO: 0 BB: 0 IBB: 0 HBP: 0 BLK: 0 WP: 0 HR: 0 S: 6 P: 6 ERA: 0.00 WHIP: 0.000	IP: 1.0 WLS: S BF: 3 H: 0 R: 0 ER: 0 SO: 1 BB: 0 IBB: 0 HBP: 0 BLK: 0 WP: 0 HR: 0 S: 6 P: 6 ERA: 0.00 WHIP: 0.000	IP: 1.0 WLS: S BF: 3 H: 0 R: 0 ER: 0 SO: 0 BB: 0 IBB: 0 HBP: 0 BLK: 0 WP: 0 HR: 0 S: 6 P: 6 ERA: 0.00 WHIP: 0.000	IP: 1.0 WLS: S BF: 3 H: 0 R: 0 ER: 0 SO: 0 BB: 0 IBB: 0 HBP: 0 BLK: 0 WP: 0 HR: 0 S: 6 P: 6 ERA: 0.00 WHIP: 0.000	IP: 1.0 WLS: S BF: 3 H: 0 R: 0 ER: 0 SO: 0 BB: 0 IBB: 0 HBP: 0 BLK: 0 WP: 0 HR: 0 S: 6 P: 6 ERA: 0.00 WHIP: 0.000	IP: 1.0 WLS: S BF: 3 H: 0 R: 0 ER: 0 SO: 0 BB: 0 IBB: 0 HBP: 0 BLK: 0 WP: 0 HR: 0 S: 6 P: 6 ERA: 0.00 WHIP: 0.000	IP: 1.0 WLS: S BF: 3 H: 0 R: 0 ER: 0 SO: 0 BB: 0 IBB: 0 HBP: 0 BLK: 0 WP: 0 HR: 0 S: 6 P: 6 ERA: 0.00 WHIP: 0.000	IP: 1.0 WLS: S BF: 3 H: 0 R: 0 ER: 0 SO: 0 BB: 0 IBB: 0 HBP: 0 BLK: 0 WP: 0 HR: 0 S: 6 P: 6 ERA: 0.00 WHIP: 0.000	IP: 1.0 WLS: S BF: 3 H: 0 R: 0 ER: 0 SO: 0 BB: 0 IBB: 0 HBP: 0 BLK: 0 WP: 0 HR: 0 S: 6 P: 6 ERA: 0.00 WHIP: 0.000	IP: 1.0 WLS: S BF: 3 H: 0 R: 0 ER: 0 SO: 0 BB: 0 IBB: 0 HBP: 0 BLK: 0 WP: 0 HR: 0 S: 6 P: 6 ERA: 0.00 WHIP: 0.000	IP: 1.0 WLS: S BF: 3 H: 0 R: 0 ER: 0 SO: 0 BB: 0 IBB: 0 HBP: 0 BLK: 0 WP: 0 HR: 0 S: 6 P: 6 ERA: 0.00 WHIP: 0.000	IP: 1.0 WLS: S BF: 3 H: 0 R: 0 ER: 0 SO: 0 BB: 0 IBB: 0 HBP: 0 BLK: 0 WP: 0 HR: 0 S: 6 P: 6 ERA: 0.00 WHIP: 0.000	IP: 1.0 WLS: S BF: 3 H: 0 R: 0 ER: 0 SO: 0 BB: 0 IBB: 0 HBP: 0 BLK: 0 WP: 0 HR: 0 S: 6 P: 6 ERA: 0.00 WHIP: 0.000	IP: 1.0 WLS: S BF: 3 H: 0 R: 0 ER: 0 SO: 0 BB: 0 IBB: 0 HBP: 0 BLK: 0 WP: 0 HR: 0 S: 6 P: 6 ERA: 0.00 WHIP: 0.000	IP: 1.0 WLS: S BF: 3 H: 0 R: 0 ER: 0 SO: 0 BB: 0 IBB: 0 HBP: 0 BLK: 0 WP: 0 HR: 0 S: 6 P: 6 ERA: 0.00 WHIP: 0.000	IP: 1.0 WLS: S BF: 3 H: 0 R: 0 ER: 0 SO: 0 BB: 0 IBB: 0 HBP: 0 BLK: 0 WP: 0 HR: 0 S: 6 P: 6 ERA: 0.00 WHIP: 0.000			

AB 33
R 6
H 9
RBI 6
BB 1
SO 5
LOB 8



Batter	1	2	3	4	5	6	7	8	9	AB	R	H	RBI	BB	SO	LOB	BOTTOM				
Gary Redus, R <small>OBP: 0.274, SLG: 0.232</small> 										3	0	0	0	1	0	0	Atlanta Braves @ Pittsburgh Pirates Three Rivers Stadium, Pittsburgh, PA Sun May 12 1991, 3:33 AM EDT Att: 20,287 - Cloudy - 85 F				
Jay Bell, R <small>OBP: 0.287, SLG: 0.358</small> 										3	0	1	0	1	1	2					
Andy Van Slyke, L <small>OBP: 0.306, SLG: 0.370</small> 										4	1	0	0	0	0	2					
Bobby Bonilla, S <small>OBP: 0.392, SLG: 0.500</small> 										2	0	1	0	2	0	1					
Barry Bonds, L <small>OBP: 0.248, SLG: 0.253</small> 										4	0	0	0	0	0	5					
Don Slaught, R <small>OBP: 0.375, SLG: 0.395</small> 										4	0	1	1	0	1	3					
Lloyd McClendon, R <small>OBP: 0.400, SLG: 0.773</small> 										4	0	0	0	0	0	2					
Curtis Wilkerson, S <small>OBP: 0.351, SLG: 0.333</small> 										4	0	1	0	0	1	2					
Vicente Palacios, R <small>OBP: 0.106, SLG: 0.100</small> Neal Heaton, L <small>OBP: 1.000, SLG: 2.000</small> Gary Kirtch, S <small>OBP: 0.346, SLG: 0.434</small> Bob Kipper, R <small>OBP: 0.368, SLG: 0.200</small> Bob Patterson, L <small>OBP: 0.368, SLG: 0.200</small> Jeff Schultz, L <small>OBP: 0.368, SLG: 0.200</small> 										2	0	0	0	0	1	1					
Inning Stats	R: 0 H: 1 E: 0 K: 0 S: 8	H: 1 LOB: 1 BB: 0 P: 11	R: 0 H: 0 E: 0 K: 1 S: 10	H: 0 LOB: 0 BB: 0 P: 15	R: 0 H: 0 E: 0 K: 2 S: 9	H: 0 LOB: 0 BB: 0 P: 13	R: 0 H: 0 E: 0 K: 0 S: 17	H: 0 LOB: 2 BB: 2 P: 26	R: 0 H: 1 E: 0 K: 1 S: 12	H: 2 LOB: 2 BB: 1 P: 19	R: 1 H: 2 E: 1 K: 0 S: 11	H: 2 LOB: 2 BB: 0 P: 12	R: 0 H: 0 E: 0 K: 1 S: 9	H: 0 LOB: 0 BB: 0 P: 13	R: 0 H: 0 E: 0 K: 0 S: 8	H: 0 LOB: 1 BB: 1 P: 18		R: 0 H: 0 E: 0 K: 0 S: 8	H: 0 LOB: 0 BB: 0 P: 11	1B: 3 2B: 1 3B: 0 HR: 0	SF: 0 SAC: 0 DP: 0 HBP: 0
PITCHER	IP: 6.0 WLS: S BF: 26 H: 4 R: 1 ER: 0 SO: 4 BB: 3 IBB: 0 HBP: 0 BLK: 0 WP: 0 HR: 0 S: 67 P: 96 ERA: 0.00 WHIP: 1.167	IP: 3.0 WLS: S BF: 10 H: 0 R: 0 ER: 0 SO: 1 BB: 1 IBB: 0 HBP: 0 BLK: 0 WP: 0 HR: 0 S: 25 P: 42 ERA: 0.00 WHIP: 0.333	IP: 1.0 WLS: S BF: 3 H: 0 R: 0 ER: 0 SO: 0 BB: 0 IBB: 0 HBP: 0 BLK: 0 WP: 0 HR: 0 S: 6 P: 6 ERA: 0.00 WHIP: 0.000	IP: 1.0 WLS: S BF: 3 H: 0 R: 0 ER: 0 SO: 0 BB: 0 IBB: 0 HBP: 0 BLK: 0 WP: 0 HR: 0 S: 6 P: 6 ERA: 0.00 WHIP: 0.000	IP: 1.0 WLS: S BF: 3 H: 0 R: 0 ER: 0 SO: 0 BB: 0 IBB: 0 HBP: 0 BLK: 0 WP: 0 HR: 0 S: 6 P: 6 ERA: 0.00 WHIP: 0.000	IP: 1.0 WLS: S BF: 3 H: 0 R: 0 ER: 0 SO: 0 BB: 0 IBB: 0 HBP: 0 BLK: 0 WP: 0 HR: 0 S: 6 P: 6 ERA: 0.00 WHIP: 0.000	IP: 1.0 WLS: S BF: 3 H: 0 R: 0 ER: 0 SO: 0 BB: 0 IBB: 0 HBP: 0 BLK: 0 WP: 0 HR: 0 S: 6 P: 6 ERA: 0.00 WHIP: 0.000	IP: 1.0 WLS: S BF: 3 H: 0 R: 0 ER: 0 SO: 0 BB: 0 IBB: 0 HBP: 0 BLK: 0 WP: 0 HR: 0 S: 6 P: 6 ERA: 0.00 WHIP: 0.000	IP: 1.0 WLS: S BF: 3 H: 0 R: 0 ER: 0 SO: 0 BB: 0 IBB: 0 HBP: 0 BLK: 0 WP: 0 HR: 0 S: 6 P: 6 ERA: 0.00 WHIP: 0.000	IP: 1.0 WLS: S BF: 3 H: 0 R: 0 ER: 0 SO: 0 BB: 0 IBB: 0 HBP: 0 BLK: 0 WP: 0 HR: 0 S: 6 P: 6 ERA: 0.00 WHIP: 0.000	IP: 1.0 WLS: S BF: 3 H: 0 R: 0 ER: 0 SO: 0 BB: 0 IBB: 0 HBP: 0 BLK: 0 WP: 0 HR: 0 S: 6 P: 6 ERA: 0.00 WHIP: 0.000	IP: 1.0 WLS: S BF: 3 H: 0 R: 0 ER: 0 SO: 0 BB: 0 IBB: 0 HBP: 0 BLK: 0 WP: 0 HR: 0 S: 6 P: 6 ERA: 0.00 WHIP: 0.000	IP: 1.0 WLS: S BF: 3 H: 0 R: 0 ER: 0 SO: 0 BB: 0 IBB: 0 HBP: 0 BLK: 0 WP: 0 HR: 0 S: 6 P: 6 ERA: 0.00 WHIP: 0.000	IP: 1.0 WLS: S BF: 3 H: 0 R: 0 ER: 0 SO: 0 BB: 0 IBB: 0 HBP: 0 BLK: 0 WP: 0 HR: 0 S: 6 P: 6 ERA: 0.00 WHIP: 0.000	IP: 1.0 WLS: S BF: 3 H: 0 R: 0 ER: 0 SO: 0 BB: 0 IBB: 0 HBP: 0 BLK: 0 WP: 0 HR: 0 S: 6 P: 6 ERA: 0.00 WHIP: 0.000	IP: 1.0 WLS: S BF: 3 H: 0 R: 0 ER: 0 SO: 0 BB: 0 IBB: 0 HBP: 0 BLK: 0 WP: 0 HR: 0 S: 6 P: 6 ERA: 0.00 WHIP: 0.000	IP: 1.0 WLS: S BF: 3 H: 0 R: 0 ER: 0 SO: 0 BB: 0 IBB: 0 HBP: 0 BLK: 0 WP: 0 HR: 0 S: 6 P: 6 ERA: 0.00 WHIP: 0.000				



Batter	1	2	3	4	5	6	7	8	9	AB	R	H	RBI	BB	SO	LOB	TOP				
Otis Nixon, S <small>OBP: 0.408, SLG: 0.344</small> 										4	0	0	0	1	0	3					
Ron Gant, R <small>OBP: 0.260, SLG: 0.400</small> 										5	2	1	0	0	0	4					
Terry Pendleton, S <small>OBP: 0.383, SLG: 0.519</small> 										3	1	3	1	1	0	0					
David Justice, L <small>OBP: 0.350, SLG: 0.443</small> 										4	0	3	2	1	0	0					
Sid Bream, L <small>OBP: 0.320, SLG: 0.494</small> 										5	0	1	1	0	1	6					
Jeff Blauser, R <small>OBP: 0.382, SLG: 0.447</small> Mark Lemke, S <small>OBP: 0.355, SLG: 0.346</small>										3	0	1	0	2	0	0					
Greg Olson, R <small>OBP: 0.432, SLG: 0.500</small> 										5	0	0	0	0	1	6					
Rafael Belliard, R <small>OBP: 0.293, SLG: 0.314</small> 										3	2	2	0	2	1	0					
Tom Glavine, L <small>OBP: 0.438, SLG: 0.385</small> 										1	0	1	1	0	0	0					
Inning Stats	R: 0 E: 0 K: 1 S: 11	H: 2 LOB: 2 BB: 0 P: 16	R: 1 E: 0 K: 0 S: 9	H: 2 LOB: 1 BB: 0 P: 12	R: 1 E: 0 K: 1 S: 9	H: 3 LOB: 2 BB: 1 P: 19	R: 0 E: 0 K: 0 S: 5	H: 0 LOB: 1 BB: 1 P: 9	R: 0 E: 0 K: 0 S: 7	H: 2 LOB: 2 BB: 1 P: 15	R: 1 E: 0 K: 0 S: 6	H: 1 LOB: 1 BB: 1 P: 14	R: 2 E: 0 K: 0 S: 15	H: 1 LOB: 2 BB: 3 P: 32	R: 0 E: 0 K: 1 S: 8	H: 0 LOB: 0 BB: 0 P: 12	1B: 7 2B: 4 3B: 0 HR: 1	SF: 0 SAC: 4 DP: 1 HBP: 0	WP: 0 PB: 0 SB: 2 CS: 0	PA: 44	
PITCHER	IP	WLS	BF	H	R	ER	SO	BB	IBB	HBP	BLK	WP	HR	S	P	ERA	WHIP				
Shawn Boskie, R <small>ERA: 3.55</small>	(1, 1)	6.0	L	30	11	3	2	2	1	0	0	0	1	49	83	4.50	2.167				
Chuck McElroy, L <small>ERA: 2.19</small>	(7, 1)	1.1		7	0	2	0	3	0	0	0	0	0	12	28	13.50	2.250				
Les Lancaster, R <small>ERA: 3.8</small>	(8, 1)	0.1		2	0	0	0	1	0	0	0	0	0	3	8	0.00	3.000				
Steve Wilson, L <small>ERA: 16.2</small>	(8, 1)	1.1		5	1	0	1	0	0	0	0	0	0	13	20	0.00	0.750				

Atlanta Braves @ Chicago Cubs
Wrigley Field, Chicago, IL
Mon May 13 1991, 7:05 PM CDT
Att: 29,579 - Sunny - 77 F

AB 33
R 5
H 12
RBI 5
BB 7
SO 3
LOB 19



Batter	1	2	3	4	5	6	7	8	9	AB	R	H	RBI	BB	SO	LOB	BOTTOM					
Jerome Walton, R <small>OBP: 0.250, SLG: 0.330</small> 										4	1	1	0	0	0	1						
23 Ryne Sandberg, R <small>OBP: 0.336, SLG: 0.429</small> 										4	1	2	0	0	0	1						
Mark Grace, L <small>OBP: 0.374, SLG: 0.416</small> 										4	0	2	1	0	1	1						
George Bell, R <small>OBP: 0.279, SLG: 0.488</small> 										4	0	0	0	0	1	4						
Andre Dawson, R <small>OBP: 0.328, SLG: 0.537</small> 										4	1	1	2	0	0	1						
Hector Villanueva, R <small>OBP: 0.289, SLG: 0.543</small> Les Lancaster, R <small>OBP: 0.500, SLG: 0.500</small> Steve Wilson, L <small>OBP: 0.168, SLG: 0.333</small> Chico Walker, S <small>OBP: 0.388, SLG: 0.333</small>										3	0	0	0	0	1	0						
Shawon Dunston, R <small>OBP: 0.284, SLG: 0.364</small> 										4	0	0	0	0	1	1						
Gary Scott, R <small>OBP: 0.305, SLG: 0.241</small> Luis Salazar, R <small>OBP: 0.158, SLG: 0.278</small>										2	0	0	0	0	1	0						
Shawn Boskie, R <small>OBP: 0.294, SLG: 0.533</small> Chuck McElroy, L <small>OBP: 0.219, SLG: 0.319</small>										2	0	1	0	0	0	0						
Inning Stats	R: 0 E: 0 K: 0 S: 5	H: 0 LOB: 0 BB: 0 P: 10	R: 0 E: 0 K: 1 S: 6	H: 0 LOB: 0 BB: 0 P: 8	R: 0 E: 0 K: 0 S: 4	H: 1 LOB: 1 BB: 0 P: 6	R: 0 E: 0 K: 0 S: 11	H: 2 LOB: 1 BB: 0 P: 15	R: 0 E: 0 K: 1 S: 5	H: 0 LOB: 0 BB: 0 P: 8	R: 1 E: 0 K: 0 S: 11	H: 2 LOB: 1 BB: 0 P: 14	R: 0 E: 0 K: 1 S: 7	H: 0 LOB: 0 BB: 0 P: 11	R: 0 E: 0 K: 0 S: 6	H: 0 LOB: 0 BB: 0 P: 11	R: 2 E: 0 K: 2 S: 17	H: 3 LOB: 1 BB: 0 P: 24	1B: 5 2B: 2 3B: 0 HR: 1	SF: 0 SAC: 0 DP: 1 HBP: 0	WP: 0 PB: 0 SB: 0 CS: 0	PA: 34
PITCHER	IP	WLS	BF	H	R	ER	SO	BB	IBB	HBP	BLK	WP	HR	S	P	ERA	WHIP					
Tom Glavine, L <small>ERA: 2.42</small>	(1, 1)	9.0	W	34	8	3	5	0	0	0	0	0	1	72	107	3.00	0.889					

Atlanta Braves @ Chicago Cubs
Wrigley Field, Chicago, IL
Mon May 13 1991, 7:05 PM CDT
Att: 29,579 - Sunny - 77 F

AB 34
R 3
H 8
RBI 3
BB 0
SO 5
LOB 9



Batter	1	2	3	4	5	6	7	8	9	AB	R	H	RBI	BB	SO	LOB	TOP								
Lonnie Smith, R OBP: 0.348, SLG: 0.263 Mike Stanton, L (7.1)	L9		1B FC3-2	G5-3			G5-3		G4-3	4	0	1	0	0	0	2	Atlanta Braves @ Chicago Cubs Wrigley Field, Chicago, IL Tue May 14 1991, 7:05 PM CDT Att: 31,446 - Cloudy - 76 F								
Greg Olson, R OBP: 0.422, SLG: 0.488 (8.2)										0	0	0	0	0	0	0									
Jeff Treadway, L OBP: 0.387, SLG: 0.514 Mark Lemke, S OBP: 0.375, SLG: 0.370 (1.4) (5.4)			BB FC3-2		1-0					3	1	3	0	0	0	0									
Ron Gant, R OBP: 0.250, SLG: 0.388 (1.8)	K		BB FC3-2		0-1					3	0	0	1	0	1	4									
David Justice, L OBP: 0.363, SLG: 0.450 (1.9)	P3		3-H 4-2		1-1					3	0	2	1	1	0	1									
Sid Bream, L OBP: 0.307, SLG: 0.473 (1.3)			BB		2-2					4	0	0	0	0	0	4									
Terry Pendleton, S OBP: 0.385, SLG: 0.531 (1.5)					1-1					4	1	2	0	0	0	0									
Mike Heath, R OBP: 0.315 Kent Mercker, L (8.1)					0-0					4	0	2	1	0	0	1									
Rafael Belliard, R OBP: 0.284, SLG: 0.303 Jeff Blauser, R OBP: 0.375, SLG: 0.438 (1.6) (6.6)					0-2					3	0	0	0	0	0	2									
29 John Smoltz, R OBP: 0.143, SLG: 0.214 Danny Heep, L OBP: 0.500, SLG: 0.333 (7, PH) Deion Sanders, L OBP: 0.304, SLG: 0.367 (7, PR) Otis Nixon, S OBP: 0.403, SLG: 0.339 (7.7)					2-2					2	0	1	0	0	0	0									
Inning Stats	R: 0 E: 0 K: 1 S: 14	H: 1 LOB: 1 BB: 0 P: 19	R: 0 E: 0 K: 0 S: 6	H: 1 LOB: 1 BB: 0 P: 9	R: 0 E: 0 K: 0 S: 16	H: 2 LOB: 3 BB: 1 P: 26	R: 1 E: 0 K: 0 S: 11	H: 3 LOB: 1 BB: 0 P: 15	R: 1 E: 0 K: 0 S: 9	H: 2 LOB: 0 BB: 0 P: 15	R: 0 E: 0 K: 0 S: 11	H: 1 LOB: 0 BB: 0 P: 15	R: 2 E: 1 K: 0 S: 10	H: 2 LOB: 1 BB: 1 P: 16	R: 0 E: 0 K: 0 S: 6	H: 0 LOB: 0 BB: 0 P: 8	R: 0 E: 0 K: 0 S: 6	H: 0 LOB: 0 BB: 0 P: 9	1B: 9 2B: 3 3B: 0 HR: 0	SF: 1 SAC: 0 DP: 2 HBP: 0	WP: 0 PB: 0 SB: 1 CS: 1	PA: 38			
PITCHER	IP WLS BF H R ER SO BB IBB HBP BLK WP HR S P ERA WHIP	IP WLS BF H R ER SO BB IBB HBP BLK WP HR S P ERA WHIP	IP WLS BF H R ER SO BB IBB HBP BLK WP HR S P ERA WHIP	IP WLS BF H R ER SO BB IBB HBP BLK WP HR S P ERA WHIP	IP WLS BF H R ER SO BB IBB HBP BLK WP HR S P ERA WHIP	IP WLS BF H R ER SO BB IBB HBP BLK WP HR S P ERA WHIP	IP WLS BF H R ER SO BB IBB HBP BLK WP HR S P ERA WHIP	IP WLS BF H R ER SO BB IBB HBP BLK WP HR S P ERA WHIP	IP WLS BF H R ER SO BB IBB HBP BLK WP HR S P ERA WHIP	IP WLS BF H R ER SO BB IBB HBP BLK WP HR S P ERA WHIP	IP WLS BF H R ER SO BB IBB HBP BLK WP HR S P ERA WHIP	IP WLS BF H R ER SO BB IBB HBP BLK WP HR S P ERA WHIP	IP WLS BF H R ER SO BB IBB HBP BLK WP HR S P ERA WHIP	IP WLS BF H R ER SO BB IBB HBP BLK WP HR S P ERA WHIP	IP WLS BF H R ER SO BB IBB HBP BLK WP HR S P ERA WHIP	IP WLS BF H R ER SO BB IBB HBP BLK WP HR S P ERA WHIP	IP WLS BF H R ER SO BB IBB HBP BLK WP HR S P ERA WHIP	IP WLS BF H R ER SO BB IBB HBP BLK WP HR S P ERA WHIP	IP WLS BF H R ER SO BB IBB HBP BLK WP HR S P ERA WHIP	IP WLS BF H R ER SO BB IBB HBP BLK WP HR S P ERA WHIP	IP WLS BF H R ER SO BB IBB HBP BLK WP HR S P ERA WHIP	IP WLS BF H R ER SO BB IBB HBP BLK WP HR S P ERA WHIP	IP WLS BF H R ER SO BB IBB HBP BLK WP HR S P ERA WHIP	IP WLS BF H R ER SO BB IBB HBP BLK WP HR S P ERA WHIP	IP WLS BF H R ER SO BB IBB HBP BLK WP HR S P ERA WHIP

AB	34
R	4
H	12
RBI	3
BB	2
SO	1
LOB	14



Batter	1	2	3	4	5	6	7	8	9	AB	R	H	RBI	BB	SO	LOB	BOTTOM								
Doug Dascenzo, S OBP: 0.345, SLG: 0.365 (1.8)	P5		F8				FC4-6 23 2B			5	1	1	0	0	0	1	Atlanta Braves @ Chicago Cubs Wrigley Field, Chicago, IL Tue May 14 1991, 7:05 PM CDT Att: 31,446 - Cloudy - 76 F								
23 Ryne Sandberg, R OBP: 0.345, SLG: 0.438 (1.4)										4	0	2	1	1	0	0									
Mark Grace, L OBP: 0.390, SLG: 0.444 (1.3)										4	2	3	0	1	0	3									
Chico Walker, S OBP: 0.435, SLG: 0.500 (1.7)										2	1	1	2	2	0	1									
Dwight Smith, L OBP: 0.190, SLG: 0.158 Dave Smith, R (9.1)										3	0	0	0	0	0	2									
Damon Berryhill, S OBP: 0.221, SLG: 0.329 (1.2)										4	0	1	0	0	3	2									
Shawon Dunston, R OBP: 0.256, SLG: 0.354 (1.6)										3	0	0	1	0	0	1									
Jose Vizcaino, S OBP: 0.324 George Bell, R OBP: 0.327, SLG: 0.484 (5, PH) Gary Scott, R OBP: 0.302, SLG: 0.241 Paul Assenmacher, L OBP: 0.367, SLG: 0.295 Andre Dawson, R OBP: 0.333, SLG: 0.598 (8, PH) (8, PH)										1	0	0	0	1	0	0									
Bob Scanlan, R (1.1)										2	0	0	0	0	0	2									
Luis Salazar, R OBP: 0.238, SLG: 0.350 (7.5)										2	0	2	0	0	0	0									
Inning Stats	R: 0 E: 0 K: 0 S: 11	H: 0 LOB: 1 BB: 1 P: 18	R: 0 E: 0 K: 0 S: 13	H: 1 LOB: 2 BB: 1 P: 22	R: 0 E: 0 K: 1 S: 7	H: 0 LOB: 0 BB: 0 P: 10	R: 0 E: 0 K: 0 S: 9	H: 0 LOB: 0 BB: 0 P: 14	R: 1 E: 0 K: 1 S: 14	H: 1 LOB: 2 BB: 1 P: 21	R: 3 E: 0 K: 0 S: 10	H: 4 LOB: 0 BB: 0 P: 15	R: 1 E: 0 K: 1 S: 12	H: 3 LOB: 3 BB: 1 P: 21	R: 0 E: 0 K: 1 S: 6	H: 0 LOB: 0 BB: 0 P: 9	1B: 5 2B: 4 3B: 0 HR: 2	SF: 1 SAC: 1 DP: 0 HBP: 0	WP: 1 PB: 0 SB: 0 CS: 0	PA: 39					
PITCHER	IP WLS BF H R ER SO BB IBB HBP BLK WP HR S P ERA WHIP	IP WLS BF H R ER SO BB IBB HBP BLK WP HR S P ERA WHIP	IP WLS BF H R ER SO BB IBB HBP BLK WP HR S P ERA WHIP	IP WLS BF H R ER SO BB IBB HBP BLK WP HR S P ERA WHIP	IP WLS BF H R ER SO BB IBB HBP BLK WP HR S P ERA WHIP	IP WLS BF H R ER SO BB IBB HBP BLK WP HR S P ERA WHIP	IP WLS BF H R ER SO BB IBB HBP BLK WP HR S P ERA WHIP	IP WLS BF H R ER SO BB IBB HBP BLK WP HR S P ERA WHIP	IP WLS BF H R ER SO BB IBB HBP BLK WP HR S P ERA WHIP	IP WLS BF H R ER SO BB IBB HBP BLK WP HR S P ERA WHIP	IP WLS BF H R ER SO BB IBB HBP BLK WP HR S P ERA WHIP	IP WLS BF H R ER SO BB IBB HBP BLK WP HR S P ERA WHIP	IP WLS BF H R ER SO BB IBB HBP BLK WP HR S P ERA WHIP	IP WLS BF H R ER SO BB IBB HBP BLK WP HR S P ERA WHIP	IP WLS BF H R ER SO BB IBB HBP BLK WP HR S P ERA WHIP	IP WLS BF H R ER SO BB IBB HBP BLK WP HR S P ERA WHIP	IP WLS BF H R ER SO BB IBB HBP BLK WP HR S P ERA WHIP	IP WLS BF H R ER SO BB IBB HBP BLK WP HR S P ERA WHIP	IP WLS BF H R ER SO BB IBB HBP BLK WP HR S P ERA WHIP	IP WLS BF H R ER SO BB IBB HBP BLK WP HR S P ERA WHIP	IP WLS BF H R ER SO BB IBB HBP BLK WP HR S P ERA WHIP	IP WLS BF H R ER SO BB IBB HBP BLK WP HR S P ERA WHIP	IP WLS BF H R ER SO BB IBB HBP BLK WP HR S P ERA WHIP	IP WLS BF H R ER SO BB IBB HBP BLK WP HR S P ERA WHIP	IP WLS BF H R ER SO BB IBB HBP BLK WP HR S P ERA WHIP

AB	32
R	5
H	11
RBI	5
BB	5
SO	3
LOB	14



Batter	1	2	3	4	5	6	7	8	9	AB	R	H	RBI	BB	SO	LOB	TOP
Otis Nixon, S <small>OBP: 0.408, SLG: 0.348</small> 										4	0	2	0	0	1	0	
Ron Cant, R <small>OBP: 0.241, SLG: 0.373</small> 										4	0	0	0	0	1	2	
Terry Pendleton, S <small>OBP: 0.392, SLG: 0.529</small> 										4	1	2	0	0	1	0	
Lonnie Smith, R <small>OBP: 0.333, SLG: 0.304</small> 										4	0	1	0	0	1	1	
Sid Bream, L <small>OBP: 0.301, SLG: 0.463</small> Francisco Cabrera, R <small>OBP: 0.333, SLG: 0.349</small> Danny Heep, L <small>OBP: 0.600, SLG: 0.500</small> 										2	0	0	0	0	0	0	
Jeff Blauser, R <small>OBP: 0.397, SLG: 0.412</small> 										3	0	0	0	1	0	1	
Greg Olson, R <small>OBP: 0.388, SLG: 0.444</small> 										4	0	0	0	0	1	4	
Rafael Belliard, R <small>OBP: 0.276, SLG: 0.293</small> 										3	0	0	0	0	1	3	
Charlie Leibrandt, R <small>OBP: 0.291, SLG: 0.311</small> Juan Berenguer, R <small>OBP: 0.227, SLG: 0.500</small> Marvin Freeman, R <small>OBP: 0.200, SLG: 0.200</small> 										2	0	0	0	0	1	0	
Inning Stats <small>R: 0, H: 1, E: 0, LOB: 0, K: 1, BB: 0, S: 5</small>	<small>R: 0, H: 0, E: 0, LOB: 0, K: 0, BB: 0, S: 5</small>	<small>R: 0, H: 0, E: 0, LOB: 0, K: 1, BB: 0, S: 10</small>	<small>R: 0, H: 0, E: 0, LOB: 0, K: 1, BB: 0, S: 10</small>	<small>R: 0, H: 1, E: 0, LOB: 1, K: 1, BB: 0, S: 8</small>	<small>R: 0, H: 0, E: 0, LOB: 0, K: 0, BB: 0, S: 5</small>	<small>R: 0, H: 1, E: 0, LOB: 1, K: 1, BB: 0, S: 9</small>	<small>R: 1, H: 3, E: 0, LOB: 3, K: 2, BB: 1, S: 22</small>	<small>R: 0, H: 0, E: 0, LOB: 0, K: 2, BB: 0, S: 11</small>	<small>R: 0, H: 1, E: 0, LOB: 1, K: 0, BB: 0, S: 11</small>	<small>1B: 6, SF: 0, 2B: 1, SAC: 0, 3B: 0, DP: 0, HR: 0</small>	<small>WP: 0, PA: 34, FB: 0, SB: 1, CS: 1</small>						
PITCHER Rick Sutcliffe, R <small>ERA: 4.32</small> Paul Assenmacher, L <small>ERA: 2.42</small> Mike Bielecki, R <small>ERA: 4.25</small>	<small>IP: 6.0, WLS: 22, BF: 5, R: 1, ER: 1, SO: 4, BB: 0, IBB: 0, HBP: 0, BLK: 0, WP: 0, HR: 0, S: 49, P: 82, ERA: 1.50, WHIP: 0.833</small>	<small>IP: 2.0, WLS: 8, BF: 1, R: 0, ER: 0, SO: 4, BB: 1, IBB: 0, HBP: 0, BLK: 0, WP: 0, HR: 0, S: 26, P: 39, ERA: 0.00, WHIP: 1.000</small>	<small>IP: 1.0, WLS: 4, BF: 1, R: 0, ER: 0, SO: 0, BB: 0, IBB: 0, HBP: 0, BLK: 0, WP: 0, HR: 0, S: 11, P: 19, ERA: 0.00, WHIP: 1.000</small>	PITCHER <small>IP: 6.0, WLS: 22, BF: 5, R: 1, ER: 1, SO: 4, BB: 0, IBB: 0, HBP: 0, BLK: 0, WP: 0, HR: 0, S: 49, P: 82, ERA: 1.50, WHIP: 0.833</small>	<small>IP: 2.0, WLS: 8, BF: 1, R: 0, ER: 0, SO: 4, BB: 1, IBB: 0, HBP: 0, BLK: 0, WP: 0, HR: 0, S: 26, P: 39, ERA: 0.00, WHIP: 1.000</small>	<small>IP: 1.0, WLS: 4, BF: 1, R: 0, ER: 0, SO: 0, BB: 0, IBB: 0, HBP: 0, BLK: 0, WP: 0, HR: 0, S: 11, P: 19, ERA: 0.00, WHIP: 1.000</small>	<small>IP: 6.0, WLS: 22, BF: 5, R: 1, ER: 1, SO: 4, BB: 0, IBB: 0, HBP: 0, BLK: 0, WP: 0, HR: 0, S: 49, P: 82, ERA: 1.50, WHIP: 0.833</small>	<small>IP: 2.0, WLS: 8, BF: 1, R: 0, ER: 0, SO: 4, BB: 1, IBB: 0, HBP: 0, BLK: 0, WP: 0, HR: 0, S: 26, P: 39, ERA: 0.00, WHIP: 1.000</small>	<small>IP: 1.0, WLS: 4, BF: 1, R: 0, ER: 0, SO: 0, BB: 0, IBB: 0, HBP: 0, BLK: 0, WP: 0, HR: 0, S: 11, P: 19, ERA: 0.00, WHIP: 1.000</small>	<small>1B: 6, SF: 0, 2B: 1, SAC: 0, 3B: 0, DP: 0, HR: 0</small>	<small>WP: 0, PA: 34, FB: 0, SB: 1, CS: 1</small>						

Atlanta Braves @ Chicago Cubs
Wrigley Field, Chicago, IL
Wed May 15 1991, 3:33 AM CDT
Att: 25,814 - Cloudy - 72 F

AB 33
R 1
H 7
RBI 1
BB 1
SO 8
LOB 14



Batter	1	2	3	4	5	6	7	8	9	AB	R	H	RBI	BB	SO	LOB	BOTTOM
Chico Walker, S <small>OBP: 0.423, SLG: 0.478</small> Doug Dascenzo, S <small>OBP: 0.356, SLG: 0.377</small> 										3	0	1	0	0	1	0	
23 Ryne Sandberg, R <small>OBP: 0.349, SLG: 0.463</small> 										4	2	2	2	0	1	1	
Mark Grace, L <small>OBP: 0.386, SLG: 0.438</small> 										4	0	1	1	0	0	0	
George Bell, R <small>OBP: 0.269, SLG: 0.472</small> 										3	0	0	1	0	0	0	
Andre Dawson, R <small>OBP: 0.331, SLG: 0.552</small> 										3	1	0	0	0	2	1	
Luis Salazar, R <small>OBP: 0.250, SLG: 0.478</small> Jose Vizcaino, S <small>OBP: 0.346, SLG: 0.304</small> 										3	1	1	2	0	2	0	
Shawon Dunston, R <small>OBP: 0.258, SLG: 0.353</small> 										3	0	1	0	0	0	0	
Damon Berryhill, S <small>OBP: 0.213, SLG: 0.316</small> 										3	0	0	0	0	1	1	
Rick Sutcliffe, L <small>OBP: 0.100, SLG: 0.200</small> Paul Assenmacher, L <small>OBP: 0.607, SLG: 0.500</small> Dwight Smith, L <small>OBP: 0.227, SLG: 0.200</small> Mike Bielecki, R <small>OBP: 0.200, SLG: 0.200</small> 										2	0	0	0	0	1	1	
Inning Stats <small>R: 0, H: 0, E: 0, LOB: 0, K: 2, BB: 0, S: 10</small>	<small>R: 0, H: 0, E: 0, LOB: 0, K: 2, BB: 0, S: 10</small>	<small>R: 0, H: 1, E: 0, LOB: 0, K: 1, BB: 0, S: 6</small>	<small>R: 1, H: 1, E: 0, LOB: 0, K: 0, BB: 0, S: 11</small>	<small>R: 0, H: 0, E: 0, LOB: 0, K: 2, BB: 0, S: 8</small>	<small>R: 0, H: 1, E: 0, LOB: 1, K: 1, BB: 0, S: 11</small>	<small>R: 2, H: 1, E: 0, LOB: 0, K: 0, BB: 0, S: 9</small>	<small>R: 3, H: 4, E: 0, LOB: 1, K: 0, BB: 0, S: 13</small>	<small>1B: 6, SF: 1, 2B: 0, SAC: 0, 3B: 0, DP: 1, HR: 2</small>	<small>WP: 0, PA: 32, FB: 0, SB: 0, CS: 0</small>								
PITCHER Charlie Leibrandt, L <small>ERA: 3.18</small> Juan Berenguer, R <small>ERA: 2.08</small> Marvin Freeman, R <small>ERA: 6.75</small>	<small>IP: 6.0, WLS: 20, BF: 3, R: 1, ER: 1, SO: 8, BB: 0, IBB: 0, HBP: 0, BLK: 0, WP: 0, HR: 1, S: 56, P: 83, ERA: 1.50, WHIP: 0.500</small>	<small>IP: 1.0, WLS: 5, BF: 1, R: 2, ER: 2, SO: 0, BB: 0, IBB: 0, HBP: 1, BLK: 0, WP: 0, HR: 9, S: 14, ERA: 18.00, WHIP: 1.000</small>	<small>IP: 1.0, WLS: 4, BF: 3, R: 3, ER: 3, SO: 0, BB: 0, IBB: 0, HBP: 0, BLK: 0, WP: 0, HR: 13, S: 17, ERA: 27.00, WHIP: 4.000</small>	PITCHER <small>IP: 6.0, WLS: 20, BF: 3, R: 1, ER: 1, SO: 8, BB: 0, IBB: 0, HBP: 0, BLK: 0, WP: 0, HR: 1, S: 56, P: 83, ERA: 1.50, WHIP: 0.500</small>	<small>IP: 1.0, WLS: 5, BF: 1, R: 2, ER: 2, SO: 0, BB: 0, IBB: 0, HBP: 1, BLK: 0, WP: 0, HR: 9, S: 14, ERA: 18.00, WHIP: 1.000</small>	<small>IP: 1.0, WLS: 4, BF: 3, R: 3, ER: 3, SO: 0, BB: 0, IBB: 0, HBP: 0, BLK: 0, WP: 0, HR: 13, S: 17, ERA: 27.00, WHIP: 4.000</small>	<small>IP: 3.0, WLS: 13, BF: 13, R: 4, ER: 1, SO: 17, BB: 0, IBB: 0, HBP: 1, BLK: 0, WP: 0, HR: 2, S: 17, ERA: 1.50, WHIP: 0.500</small>	<small>1B: 6, SF: 1, 2B: 0, SAC: 0, 3B: 0, DP: 1, HR: 2</small>	<small>WP: 0, PA: 32, FB: 0, SB: 0, CS: 0</small>								

Atlanta Braves @ Chicago Cubs
Wrigley Field, Chicago, IL
Wed May 15 1991, 3:33 AM CDT
Att: 25,814 - Cloudy - 72 F

AB 30
R 6
H 8
RBI 6
BB 0
SO 8
LOB 4



Batter	1	2	3	4	5	6	7	8	9	AB	R	H	RBI	BB	SO	LOB	TOP			
Gary Redus, R OBP: 0.284, SLG: 0.227	E5		F8				G6-3		P2	4	0	0	0	1	0	1	Pittsburgh Pirates @ Atlanta Braves Atlanta-Fulton County Stadium, Atlanta, GA Sun May 19 1991, 3:33 AM EDT Att: 27,164 - Cloudy - 80 F			
Andy Van Slyke, L OBP: 0.310, SLG: 0.376	P4		P3		F7	F9			G3-1	4	0	0	0	1	1	5				
Bobby Bonilla, S OBP: 0.396, SLG: 0.523	F9				F9				K	5	1	2	0	0	2	4				
Lloyd McClendon, R OBP: 0.438, SLG: 0.714		G6-3				E5				3	0	2	0	1	0	1				
Mitch Webster, S OBP: 0.213, SLG: 0.159	K				F9				F8	4	0	1	1	0	1	4				
Don Slaught, R OBP: 0.333, SLG: 0.385		G6-3			F8				G4-3	4	0	0	0	0	0	6				
Jose Lind, R OBP: 0.280, SLG: 0.347		F9				G4-3			F9	4	0	0	0	0	0	4				
Zane Smith, L OBP: 0.333, SLG: 0.313										1	0	0	0	0	0	0				
Jeff Richardson, R OBP: 0.272, SLG: 0.255			G3							2	0	0	0	0	2	2				
Barry Bonds, L OBP: 0.272, SLG: 0.255									G3-1	0	0	0	0	1	0	0				
Inning Stats	R: 0 E: 1 K: 1 S: 11	H: 0 LOB: 1 BB: 0 P: 16	R: 0 E: 0 K: 1 S: 7	H: 0 LOB: 1 BB: 1 P: 13	R: 0 E: 0 K: 0 S: 3	H: 0 LOB: 0 BB: 0 P: 5	R: 0 E: 0 K: 0 S: 9	H: 2 LOB: 2 BB: 0 P: 15	R: 0 E: 0 K: 1 S: 12	H: 1 LOB: 2 BB: 1 P: 22	R: 0 E: 0 K: 1 S: 8	H: 0 LOB: 1 BB: 1 P: 15	R: 0 E: 0 K: 0 S: 7	H: 1 LOB: 1 BB: 0 P: 13	R: 0 E: 0 K: 1 S: 11	H: 1 LOB: 2 BB: 1 P: 20	1B: 7 2B: 0 3B: 0 HR: 0	SF: 0 SAC: 0 DP: 0 HBP: 0	WP: 0 PB: 0 SB: 1 CS: 1	PA: 40
PITCHER	IP	WLS	BF	H	R	ER	SO	BB	IBB	HBP	BLK	WP	HR	S	P	ERA	WHIP			
Tom Glavine, L ERA: 2.15	6.0	W	27	5	1	0	4	2	0	0	0	0	0	61	100	0.00	1.167			
Juan Berenguer, R ERA: 1.82	3.0	S	13	2	0	0	2	2	0	0	0	0	0	26	48	0.00	1.333			

Batter	1	2	3	4	5	6	7	8	9	AB	R	H	RBI	BB	SO	LOB	BOTTOM			
Lonnie Smith, R OBP: 0.400, SLG: 0.467	1B									3	1	2	2	1	0	2	Pittsburgh Pirates @ Atlanta Braves Atlanta-Fulton County Stadium, Atlanta, GA Sun May 19 1991, 3:33 AM EDT Att: 27,164 - Cloudy - 80 F			
Otis Nixon, S OBP: 0.403, SLG: 0.343										0	1	0	0	0	0	0				
Terry Pendleton, S OBP: 0.405, SLG: 0.533										4	2	3	2	0	0	1				
Ron Gant, R OBP: 0.256, SLG: 0.394										3	0	1	0	1	0	2				
David Justice, L OBP: 0.379, SLG: 0.465										3	0	0	0	1	1	5				
Francisco Cabrera, R OBP: 0.333, SLG: 0.385										3	0	1	1	0	1	1				
Sid Bream, L OBP: 0.256, SLG: 0.480										1	0	0	0	0	1	2				
Jeff Blauser, R OBP: 0.359, SLG: 0.400										4	0	1	1	0	1	2				
Mark Lemke, S OBP: 0.412, SLG: 0.448										0	0	0	0	0	0	0				
Greg Olson, R OBP: 0.386, SLG: 0.423										4	1	1	0	0	1	0				
Rafael Belliard, R OBP: 0.274, SLG: 0.290										4	2	2	0	0	0	0				
Tom Glavine, L OBP: 0.444, SLG: 0.400										2	0	1	0	0	0	1				
Jeff Treadway, L OBP: 0.388, SLG: 0.507										1	0	0	0	0	0	0				
Juan Berenguer, R ERA: 7.43										1	0	0	0	0	1	0				
Inning Stats	R: 2 E: 0 K: 1 S: 10	H: 3 LOB: 1 BB: 0 P: 17	R: 2 E: 0 K: 1 S: 16	H: 4 LOB: 2 BB: 1 P: 31	R: 0 E: 0 K: 0 S: 6	H: 0 LOB: 0 BB: 0 P: 12	R: 1 E: 1 K: 0 S: 8	H: 2 LOB: 1 BB: 0 P: 11	R: 0 E: 0 K: 1 S: 7	H: 0 LOB: 0 BB: 1 P: 15	R: 0 E: 0 K: 0 S: 14	H: 0 LOB: 0 BB: 0 P: 20	R: 2 E: 0 K: 1 S: 16	H: 3 LOB: 2 BB: 1 P: 30	R: 0 E: 0 K: 2 S: 9	H: 0 LOB: 0 BB: 0 P: 12	1B: 11 2B: 1 3B: 0 HR: 0	SF: 0 SAC: 0 DP: 1 HBP: 0	WP: 0 PB: 0 SB: 2 CS: 1	PA: 36
PITCHER	IP	WLS	BF	H	R	ER	SO	BB	IBB	HBP	BLK	WP	HR	S	P	ERA	WHIP			
Zane Smith, L ERA: 2.67	3.2	L	20	9	5	4	2	1	0	0	0	0	0	39	70	9.82	2.727			
Bob Kipper, L ERA: 9.0	0.1		1	0	0	0	0	0	0	0	0	0	0	1	1	0.00	0.000			
Randy Tomlin, L ERA: 2.17	2.0		6	0	0	0	1	1	0	0	0	0	0	21	35	0.00	0.500			
Stan Belinda, R ERA: 5.09	0.0		3	2	2	2	0	1	0	0	0	0	0	9	18	∞	∞			
Bob Patterson, L ERA: 7.43	1.0		3	1	0	0	1	0	0	0	0	0	0	7	12	0.00	1.000			
Bill Landrum, R ERA: 0.96	1.0		3	0	0	0	2	0	0	0	0	0	0	9	12	0.00	0.000			

AB 36
R 1
H 7
RBI 1
BB 4
SO 6
LOB 28

P

AB 33
R 7
H 12
RBI 6
BB 3
SO 6
LOB 16

Braves

livebaseballscores.com

Batter	1	2	3	4	5	6	7	8	9	AB R H RBI BB SO LOB	TOP
Bip Roberts, S OBP: 0.354, SLG: 0.319	3-1 BLK 3B 1B		0-1 B2-3		0-1 2H 2B		1-3 K		2-2 F8	5 1 2 1 0 1 2	San Diego Padres @ Atlanta Braves Atlanta-Fulton County Stadium, Atlanta, GA Mon May 20 1991, 7:05 PM EDT Att: 7,800 - Cloudy - 60 F
Tony Fernandez, S OBP: 0.306, SLG: 0.354	1 SAFE 2-1 1H 1B 3B		0-0 HR		3-1 G4-3		3-2 P6		2-2 F9	5 2 2 2 0 0 3	
Tony Gwynn, L OBP: 0.376, SLG: 0.484	1-2 CS 1B		1-2 G4-3		1-0 HR		1-2 G6-3		2-2 WP 1-3 2B	5 1 3 2 0 0 0	
Fred McGriff, L OBP: 0.451, SLG: 0.612	2-3 K			3-3 K		2-0 1B		3-0 HR	4-0 WP IBB	4 1 2 1 1 2 1	
Benito Santiago, R OBP: 0.260, SLG: 0.343	2-3 K			0-3 K		0-3 K		3-2 P4	2-1 P4 1-2 2-3 3-4	5 0 0 0 0 3 3	
Jerald Clark, R OBP: 0.383, SLG: 0.434		1-0 F8		2-3 K		3-3 K		4-2 1B BB		3 0 0 0 0 2 1	
Darrin Jackson, R OBP: 0.339, SLG: 0.347										0 0 0 0 1 0 0	
Scott Coolbaugh, R OBP: 0.438, SLG: 0.414		2-1 P3			0-0 P2		1-3 K		1-2 1B	4 0 1 0 0 1 1	
Paul Faries, R OBP: 0.321, SLG: 0.227		1-3 K			3-2 SH1-4 2B 1B		4-1 S SH1-4 BB		1-1 F9	3 1 1 0 1 1 2	
Ed Whitson, R OBP: 0.143, SLG: 0.100					0-0 SH1-4		0-0 SH1-4		4-1 2B WP BB	1 1 0 0 1 0 0	
Inning Stats	R: 2 H: 3 E: 0 K: 2 S: 13	L: 29 R: 8 ER: 5 SO: 10 BB: 0 IBB: 0 HBP: 0 BLK: 1 WP: 0 HR: 2 S: 70 P: 112 ERA: 6.43 WHIP: 1.286	H: 0 R: 0 ER: 0 SO: 0 BB: 0 IBB: 0 HBP: 0 BLK: 0 WP: 0 HR: 0 S: 10 P: 16 ERA: 13.50 WHIP: 3.000	H: 1 R: 1 ER: 0 SO: 0 BB: 0 IBB: 0 HBP: 0 BLK: 0 WP: 0 HR: 0 S: 17 P: 35 ERA: 6.75 WHIP: 2.250	H: 0 R: 0 ER: 0 SO: 0 BB: 0 IBB: 0 HBP: 0 BLK: 0 WP: 0 HR: 1 S: 10 P: 20 ERA: 6.43 WHIP: 1.286	H: 2 R: 1 ER: 0 SO: 0 BB: 0 IBB: 0 HBP: 0 BLK: 0 WP: 0 HR: 1 S: 12 P: 23 ERA: 13.50 WHIP: 3.000	H: 2 R: 0 ER: 0 SO: 0 BB: 1 IBB: 0 HBP: 0 BLK: 0 WP: 0 HR: 0 S: 13 P: 18 ERA: 6.75 WHIP: 2.250	H: 2 R: 1 ER: 0 SO: 0 BB: 2 IBB: 0 HBP: 0 BLK: 0 WP: 0 HR: 0 S: 17 P: 30 ERA: 6.43 WHIP: 1.286	H: 1 R: 1 ER: 0 SO: 0 BB: 2 IBB: 0 HBP: 0 BLK: 0 WP: 0 HR: 0 S: 12 P: 28 ERA: 6.75 WHIP: 2.250	1B: 5 2B: 3 3B: 1 HR: 3 SF: 0 SAC: 2 DP: 1 HBP: 0	WP: 1 PA: 41 RBI: 6 BB: 4 SO: 10 LOB: 13
PITCHER	IP WLS BF H R ER SO BB IBB HBP BLK WP HR S P ERA WHIP										
29 John Smoltz, R ERA: 3.72	7.0 L 29 8 5 5 10 1 0 0 0 0 0 2 70 112 6.43 1.286										
Mike Stanton, L ERA: 3.95	0.2 4 1 1 1 0 1 0 0 0 0 1 12 23 13.50 3.000										
Jeff Parrett, R ERA: 3.86	1.1 8 2 1 1 0 1 1 0 0 0 1 0 17 35 6.75 2.250										

Batter	1	2	3	4	5	6	7	8	9	AB R H RBI BB SO LOB	BOTTOM	
Lonnie Smith, R OBP: 0.375, SLG: 0.514	K		0-1 HR		0-0 G6-3		2-2 G5-3		1-3 K	5 1 1 2 0 2 2	San Diego Padres @ Atlanta Braves Atlanta-Fulton County Stadium, Atlanta, GA Mon May 20 1991, 7:05 PM EDT Att: 7,800 - Cloudy - 60 F	
Jeff Treadway, L OBP: 0.368, SLG: 0.481	1-2 F7		0-0 G4-3		1-2 G3		2-1 F8			4 0 0 0 0 0 0		
Ron Gant, R OBP: 0.248, SLG: 0.381	3-2 P4		3-3 K		2-2 G6-3				1-1 F8	4 0 0 0 0 1 0		
David Justice, L OBP: 0.375, SLG: 0.458		0-0 F7		2-0 G3-6-3 1B		2-1 F8		1-2 G3-1		4 0 1 0 0 0 0		
Sid Bream, L OBP: 0.295, SLG: 0.471		1-1 G4-3		2-1 G3-6-3 1-2 1B		1-2 FC3-6 1B		1-1 G4-3		4 0 1 0 0 0 1		
Terry Pendleton, S OBP: 0.420, SLG: 0.564		0-2 1B		1-1 1B 3B		0-0 FC3-6 1B			0-1 G4-3	2 1 2 0 0 0 0		
Mark Lemke, S OBP: 0.417, SLG: 0.452						1-2 FC3-6 1B				2 0 1 0 0 0 0		
Greg Olson, R OBP: 0.393, SLG: 0.429		0-1 G1-3		0-0 1B 1B		1-1 FC3-6			0-0 1B	4 0 2 1 0 0 3		
Rafael Belliard, R OBP: 0.278, SLG: 0.294					1-0 G4-3				0-0 1B	2 0 1 0 0 0 0		
Danny Heep, L OBP: 0.300, SLG: 0.400										1 0 0 0 0 0 2		
Jeff Blauser, R OBP: 0.369, SLG: 0.411					1-2 1B				1-2 1B	1 0 1 0 0 0 0		
29 John Smoltz, R OBP: 0.188, SLG: 0.250					0-2 1B				2-1 F7	2 1 1 0 0 1 2		
Deion Sanders, L OBP: 0.350, SLG: 0.361										1 0 0 0 0 0 0		
Mike Stanton, L										0 0 0 0 0 0 0		
Jeff Parrett, R										0 0 0 0 0 0 0		
Francisco Cabrera, R OBP: 0.321, SLG: 0.370					HR 1B					1 0 0 0 0 0 2		
Inning Stats	R: 0 H: 0 E: 0 K: 1 S: 10	H: 1 R: 3 ER: 3 SO: 4 BB: 0 IBB: 0 HBP: 0 BLK: 0 WP: 0 HR: 1 S: 8 P: 9 ERA: 3.00 WHIP: 1.222	H: 1 R: 3 ER: 3 SO: 4 BB: 0 IBB: 0 HBP: 0 BLK: 0 WP: 0 HR: 1 S: 10 P: 15 ERA: 3.00 WHIP: 1.222	H: 2 R: 1 ER: 0 SO: 0 BB: 0 IBB: 0 HBP: 0 BLK: 0 WP: 0 HR: 1 S: 10 P: 17 ERA: 3.00 WHIP: 1.222	H: 4 R: 1 ER: 0 SO: 0 BB: 0 IBB: 0 HBP: 0 BLK: 0 WP: 0 HR: 1 S: 10 P: 17 ERA: 3.00 WHIP: 1.222	H: 0 R: 0 ER: 0 SO: 0 BB: 0 IBB: 0 HBP: 0 BLK: 0 WP: 0 HR: 0 S: 7 P: 10 ERA: 3.00 WHIP: 1.222	H: 2 R: 0 ER: 0 SO: 0 BB: 0 IBB: 0 HBP: 0 BLK: 0 WP: 0 HR: 0 S: 11 P: 17 ERA: 3.00 WHIP: 1.222	H: 0 R: 0 ER: 0 SO: 0 BB: 0 IBB: 0 HBP: 0 BLK: 0 WP: 0 HR: 0 S: 7 P: 11 ERA: 3.00 WHIP: 1.222	H: 0 R: 0 ER: 0 SO: 0 BB: 0 IBB: 0 HBP: 0 BLK: 0 WP: 0 HR: 0 S: 7 P: 10 ERA: 3.00 WHIP: 1.222	H: 2 R: 1 ER: 0 SO: 0 BB: 0 IBB: 0 HBP: 0 BLK: 0 WP: 0 HR: 1 S: 10 P: 13 ERA: 3.00 WHIP: 1.222	1B: 9 2B: 0 3B: 1 HR: 1 SF: 0 SAC: 0 DP: 1 HBP: 0	WP: 0 PA: 37 RBI: 3 BB: 0 SO: 4 LOB: 12
PITCHER	IP WLS BF H R ER SO BB IBB HBP BLK WP HR S P ERA WHIP											
Ed Whitson, R ERA: 4.34	9.0 W 37 11 3 3 4 0 0 0 0 0 1 80 116 3.00 1.222											

San Diego Padres @ Atlanta Braves
Atlanta-Fulton County Stadium, Atlanta, GA
Mon May 20 1991, 7:05 PM EDT
Att: 7,800 - Cloudy - 60 F

AB 35
R 7
H 11
RBI 6
BB 4
SO 10
LOB 13



San Diego Padres @ Atlanta Braves
Atlanta-Fulton County Stadium, Atlanta, GA
Mon May 20 1991, 7:05 PM EDT
Att: 7,800 - Cloudy - 60 F

AB 37
R 3
H 11
RBI 3
BB 0
SO 4
LOB 12



Batter	1	2	3	4	5	6	7	8	9	AB	R	H	RBI	BB	SO	LOB	TOP										
Paul Faries, R (1,4) OBP: 0.298, SLG: 0.208										4	0	0	0	0	0	0											
Tony Fernandez, S (1,6) OBP: 0.305, SLG: 0.358										4	1	1	0	0	2	0											
Tony Gwynn, L (1,9) OBP: 0.385, SLG: 0.510										4	0	3	1	0	0	0											
Fred McGriff, L (1,3) OBP: 0.446, SLG: 0.599										3	0	0	0	1	0	3											
Benito Santiago, R (1,2) OBP: 0.260, SLG: 0.340										4	0	1	0	0	0	1											
Kevin Ward, R (1,7) OBP: 0.313, SLG: 0.400										3	0	1	0	1	2	3											
Scott Coolbaugh, R (1,5) OBP: 0.400, SLG: 0.375										3	0	0	0	0	0	2											
Shawn Abner, R (1,8) OBP: 0.228, SLG: 0.202										2	0	0	0	0	0	0											
Bip Roberts, S (8, PH) OBP: 0.352, SLG: 0.317										1	0	0	0	0	0	0											
Rich Rodriguez, L (1,1)										2	0	0	0	0	0	0											
Mike Maddux, L (6,1)										0	0	0	0	0	0	0											
Darrin Jackson, R (8, PH) OBP: 0.333, SLG: 0.340										1	0	0	0	0	0	0											
Steve Rosenberg, L (8,1)										0	0	0	0	0	0	0											
Inning Stats	R: 0 E: 0 K: 0 S: 8	H: 1 LOB: 1 BB: 0 P: 15	R: 0 E: 0 K: 0 S: 4	H: 1 LOB: 0 BB: 0 P: 6	R: 0 E: 0 K: 0 S: 5	H: 0 LOB: 0 BB: 0 P: 9	R: 1 E: 0 K: 1 S: 9	H: 2 LOB: 1 BB: 0 P: 13	R: 0 E: 0 K: 0 S: 8	H: 0 LOB: 0 BB: 0 P: 10	R: 0 E: 0 K: 0 S: 11	H: 1 LOB: 1 BB: 0 P: 18	R: 0 E: 0 K: 0 S: 4	H: 0 LOB: 0 BB: 1 P: 10	R: 0 E: 0 K: 0 S: 8	H: 0 LOB: 0 BB: 0 P: 12	R: 0 E: 0 K: 2 S: 15	H: 1 LOB: 2 BB: 1 P: 26	1B: 3 2B: 2 3B: 1 HR: 0	SF: 0 SAC: 0 DP: 1 HBP: 0	WP: 0 PB: 0 SB: 0 CS: 1	PA: 33					
PITCHER	IP	WLS	BF	H	R	ER	SO	BB	IBB	HBP	BLK	WP	HR	S	P	ERA	WHIP										
Charlie Leibrandt, L (1,1) ERA: 2.9	8.0		28	5	1	1	2	1	0	0	0	0	0	57	93	1.12	0.750										
Kent Mercker, L (8,1) ERA: 1.4	1.0	W	5	1	0	0	2	1	0	0	0	0	0	15	26	0.00	2.000										

San Diego Padres @ Atlanta Braves
Atlanta-Fulton County Stadium, Atlanta, GA
Tue May 21 1991, 7:05 PM EDT
Att: 8,808 - Cloudy - 68 F

AB	31
R	1
H	6
RBI	1
BB	2
SO	4
LOB	9



Batter	1	2	3	4	5	6	7	8	9	AB	R	H	RBI	BB	SO	LOB	BOTTOM										
Lonnie Smith, R (1,7) OBP: 0.386, SLG: 0.500										3	0	1	0	1	1	0											
Otis Nixon, S (9, PR) OBP: 0.403, SLG: 0.343										0	1	0	0	0	0	0											
Mark Lemke, S (1,4) OBP: 0.400, SLG: 0.412										3	1	0	0	1	1	1											
Ron Gant, R (1,8) OBP: 0.248, SLG: 0.402										4	1	1	3	0	0	0											
David Justice, L (1,9) OBP: 0.374, SLG: 0.450										2	0	0	0	1	0	0											
Francisco Cabrera, R (1,3) OBP: 0.300, SLG: 0.345										2	0	0	0	0	0	0											
Sid Bream, L (6,3) OBP: 0.292, SLG: 0.467										1	0	0	0	0	1	1											
Jeff Blauser, R (1,5) OBP: 0.368, SLG: 0.397										2	0	0	0	1	0	0											
Mike Heath, R (1,2) OBP: 0.305, SLG: 0.364										3	1	2	1	0	1	0											
Kent Mercker, L (9,1)										0	0	0	0	0	0	0											
Rafael Belliard, R (1,6) OBP: 0.270, SLG: 0.286										3	0	0	0	0	0	2											
Charlie Leibrandt, R (1,1)										2	0	0	0	0	0	0											
Greg Olson, R (9,2) OBP: 0.357, SLG: 0.421										1	0	0	0	0	0	0											
Inning Stats	R: 0 E: 0 K: 1 S: 6	H: 0 LOB: 0 BB: 0 P: 10	R: 0 E: 0 K: 0 S: 8	H: 0 LOB: 0 BB: 0 P: 15	R: 1 E: 0 K: 0 S: 11	H: 1 LOB: 0 BB: 0 P: 18	R: 0 E: 0 K: 0 S: 8	H: 0 LOB: 0 BB: 0 P: 10	R: 0 E: 0 K: 1 S: 9	H: 1 LOB: 1 BB: 0 P: 15	R: 0 E: 0 K: 1 S: 7	H: 0 LOB: 0 BB: 1 P: 15	R: 0 E: 0 K: 1 S: 9	H: 0 LOB: 0 BB: 0 P: 12	R: 3 E: 0 K: 0 S: 5	H: 1 LOB: 2 BB: 2 P: 16	1B: 2 2B: 0 3B: 0 HR: 2	SF: 0 SAC: 0 DP: 1 HBP: 0	WP: 0 PB: 0 SB: 0 CS: 2	PA: 31							
PITCHER	IP	WLS	BF	H	R	ER	SO	BB	IBB	HBP	BLK	WP	HR	S	P	ERA	WHIP										
Rich Rodriguez, L (1,1) ERA: 2.81	5.0		17	2	1	1	1	1	0	0	0	0	0	40	68	1.80	0.600										
Mike Maddux, R (6,1) ERA: 2.96	2.0		6	1	0	0	2	1	0	0	0	0	0	16	29	0.00	1.000										
Steve Rosenberg, L (8,1) ERA: 4.5	1.1	L	7	1	3	3	1	2	0	0	0	0	1	14	28	20.25	2.250										

San Diego Padres @ Atlanta Braves
Atlanta-Fulton County Stadium, Atlanta, GA
Tue May 21 1991, 7:05 PM EDT
Att: 8,808 - Cloudy - 68 F

AB	26
R	4
H	4
RBI	4
BB	4
SO	4
LOB	4



Batter	1	2	3	4	5	6	7	8	9	AB	R	H	RBI	BB	SO	LOB	TOP				
Bip Roberts, S OBP: 0.353, SLG: 0.320 (1, 8)	F9		G6-3 1B		G6-3	S 1B		G6-3		5	0	2	0	0	0	1					
Tony Fernandez, S OBP: 0.313, SLG: 0.361 (1, 6)	E6 BB		G6-3		1B 1B	F9			1B 1B	4	2	2	0	1	0	2					
Tony Gwynn, L OBP: 0.391, SLG: 0.509 (1, 9)	FC		G3-6-1 BB		1B 1B			G3-1	FC4-6 1B 1B	4	1	2	0	1	0	1					
Fred McGriff, L OBP: 0.445, SLG: 0.592 (1, 3)	K		G3-6-1		1B 2B			F7	FC4-6 1B	5	1	2	2	0	1	4					
Benito Santiago, R OBP: 0.264, SLG: 0.362 (1, 2)	FC5-4				2B 1B			G6-3	F8	5	2	2	2	0	0	4					
Jerald Clark, R OBP: 0.352, SLG: 0.443 Thomas Howard, S OBP: 0.207, SLG: 0.259 (5, 7)		K2-3			2B				FC4-6 SH1-3 3B	3	0	1	2	0	1	0					
Scott Coolbaugh, R OBP: 0.350, SLG: 0.324 (1, 5)		G5-3			K				F9	5	0	0	0	0	3	4					
Paul Faries, R OBP: 0.295, SLG: 0.212 (1, 4)		E5			B4-3				SH1-3 1B	4	0	1	0	0	1	0					
Bruce Hurst, L OBP: 0.227, SLG: 0.105 (1, 1)		K							SH1-3	3	0	0	1	0	2	1					
Inning Stats	R: 0 E: 1 K: 1 S: 8	H: 0 LOB: 2 BB: 1 P: 17	R: 0 E: 1 K: 2 S: 12	H: 0 LOB: 1 BB: 0 P: 21	R: 0 E: 0 K: 0 S: 5	H: 1 LOB: 1 BB: 1 P: 10	R: 1 E: 0 K: 1 S: 6	H: 1 LOB: 0 BB: 0 P: 7	R: 4 E: 0 K: 2 S: 22	H: 5 LOB: 1 BB: 0 P: 32	R: 0 E: 0 K: 1 S: 10	H: 1 LOB: 1 BB: 0 P: 16	R: 0 E: 0 K: 0 S: 6	H: 0 LOB: 0 BB: 0 P: 8	R: 1 E: 0 K: 1 S: 14	H: 3 LOB: 2 BB: 0 P: 20	1B: 10 2B: 1 3B: 1 HR: 1	SF: 0 SAC: 1 DP: 1 HBP: 0	WP: 0 PB: 0 SB: 1 CS: 0	PA: 43	
PITCHER	IP	WLS	BF	H	R	ER	SO	BB	IBB	HBP	BLK	WP	HR	S	P	ERA	WHIP				
Steve Avery, L ERA: 3.61 Marvin Freeman, R ERA: 5.79 Mike Stanton, L ERA: 3.68 Doug Sisk, R ERA: 5.27 Jeff Parrett, R ERA: 4.26	4.2	L	24	7	5	5	5	2	0	0	0	0	1	50	82	9.64	1.929				

San Diego Padres @ Atlanta Braves
Atlanta-Fulton County Stadium, Atlanta, GA
Wed May 22 1991, 7:05 PM EDT
Att: 12,486 - Cloudy - 75 F

livebaseballscores.com

AB 40
R 7
H 13
RBI 7
BB 2
SO 8
LOB 19



Batter	1	2	3	4	5	6	7	8	9	AB	R	H	RBI	BB	SO	LOB	BOTTOM					
Lonnie Smith, R OBP: 0.354, SLG: 0.452 Jeff Parrett, R (9, 1)	K		FC5-4			F7			K	4	0	0	0	0	2	2						
Mark Lemke, S OBP: 0.354, SLG: 0.368 (1, 4)	B5-3		L5			F9			G5-3	4	0	0	0	0	0	2						
Ron Gant, R OBP: 0.263, SLG: 0.417 (1, 8)			K						1B 2B	3	1	2	0	1	1	1						
David Justice, L OBP: 0.371, SLG: 0.444 (1, 9)	G4-3					F7			G1-3 1B	4	1	1	1	0	1	2						
Francisco Cabrera, R OBP: 0.265, SLG: 0.303 (1, 3)						F9			K	4	0	0	0	0	2	1						
Jeff Blauser, R OBP: 0.347, SLG: 0.371 (1, 5)						F9			FC 1B G1-3	4	0	0	0	0	0	1						
Mike Heath, R OBP: 0.302, SLG: 0.358 (1, 2)						F9			G1-3	4	0	1	0	0	0	2						
Rafael Belliard, R OBP: 0.270, SLG: 0.284 (1, 6)						F9			G4-3	4	0	1	1	0	0	1						
Steve Avery, L OBP: 0.226, SLG: 0.125 Marvin Freeman, R Mike Stanton, L Doug Sisk, R Otis Nixon, S (8, 7)						G6-3			P3	0	0	0	0	1	0	0						
Inning Stats	R: 0 E: 0 K: 1 S: 11	H: 1 LOB: 0 BB: 0 P: 14	R: 0 E: 0 K: 1 S: 7	H: 1 LOB: 0 BB: 0 P: 13	R: 0 E: 0 K: 1 S: 10	H: 0 LOB: 1 BB: 1 P: 17	R: 0 E: 0 K: 1 S: 7	H: 0 LOB: 0 BB: 0 P: 11	R: 0 E: 0 K: 0 S: 6	H: 0 LOB: 0 BB: 0 P: 6	R: 0 E: 0 K: 0 S: 8	H: 0 LOB: 1 BB: 1 P: 13	R: 0 E: 0 K: 0 S: 6	H: 0 LOB: 0 BB: 0 P: 10	R: 0 E: 0 K: 1 S: 9	H: 1 LOB: 1 BB: 0 P: 14	R: 2 E: 1 K: 1 S: 11	H: 3 LOB: 2 BB: 0 P: 12	1B: 4 2B: 2 3B: 0 HR: 0	SF: 0 SAC: 0 DP: 0 HBP: 0	WP: 0 PB: 0 SB: 0 CS: 0	PA: 36
PITCHER	IP	WLS	BF	H	R	ER	SO	BB	IBB	HBP	BLK	WP	HR	S	P	ERA	WHIP					
Bruce Hurst, L ERA: 3.31	9.0	W	36	6	2	1	6	2	0	0	0	0	0	75	110	1.00	0.889					

San Diego Padres @ Atlanta Braves
Atlanta-Fulton County Stadium, Atlanta, GA
Wed May 22 1991, 7:05 PM EDT
Att: 12,486 - Cloudy - 75 F

livebaseballscores.com

AB 34
R 2
H 6
RBI 2
BB 2
SO 6
LOB 14



Batter	1	2	3	4	5	6	7	8	9	AB	R	H	RBI	BB	SO	LOB	TOP					
Robby Thompson, R OBP: 0.329, SLG: 0.459 (1, 4)	G5-3		K			G1-3		K		4	0	0	0	0	2	0	San Francisco Giants @ Atlanta Braves Atlanta-Fulton County Stadium, Atlanta, GA Fri May 24 1991, 7:05 PM EDT Att: 26,313 - Sunny - 78 F					
Greg Litton, R OBP: 0.244, SLG: 0.243 (1, 7) (5, 3)	K		K			G1-3			G6-3	4	0	0	0	0	2	0						
Willie McGee, S OBP: 0.342, SLG: 0.432 (1, 8)	1B					1B			G5-3	4	0	2	0	0	1	0						
Will Clark, L OBP: 0.352, SLG: 0.522 Mike Felder, S OBP: 0.327, SLG: 0.360 (1, 3) (5, 7)	K				F8	FC6-4			CS	2	0	0	0	0	1	1						
Kevin Bass, S OBP: 0.295, SLG: 0.359 (1, 9)									CS	3	2	2	2	0	0	0						
Matt Williams, R OBP: 0.234, SLG: 0.327 (1, 5)	F8									3	0	1	0	0	1	0						
Steve Decker, R OBP: 0.264, SLG: 0.369 (1, 2)	G5-3									3	0	0	0	0	0	1						
Jose Uribe, S OBP: 0.259, SLG: 0.196 (1, 6)	K									3	0	0	0	0	1	0						
John Burkett, R OBP: 0.235, SLG: 0.250 Jeff Brantley, R (6, 1) Rick Parker, R OBP: 0.222, SLG: 0.125 Dave Righetti, L (8, 1)	G6-3									2	0	0	0	0	1	0						
Inning Stats	R: 0 E: 0 K: 2 S: 12	H: 1 LOB: 1 BB: 0 P: 18	R: 1 E: 0 K: 1 S: 7	H: 1 LOB: 0 BB: 0 P: 11	R: 0 E: 0 K: 2 S: 9	H: 0 LOB: 0 BB: 0 P: 13	R: 1 E: 0 K: 2 S: 12	H: 1 LOB: 0 BB: 0 P: 17	R: 0 E: 0 K: 1 S: 9	H: 0 LOB: 0 BB: 0 P: 13	R: 0 E: 0 K: 0 S: 7	H: 1 LOB: 1 BB: 0 P: 9	R: 0 E: 0 K: 0 S: 5	H: 1 LOB: 0 BB: 0 P: 7	R: 0 E: 0 K: 2 S: 9	H: 0 LOB: 0 BB: 0 P: 12		R: 0 E: 0 K: 0 S: 5	H: 1 LOB: 0 BB: 0 P: 7	1B: 4 2B: 0 3B: 0 HR: 2	SF: 0 SAC: 0 DP: 0 HBP: 0	WP: 0 PB: 0 SB: 0 CS: 2
PITCHER Tom Glavine, L ERA: 2.13 (1, 1)	IP: 9.0 WLS: W BF: 31 H: 6 R: 2 ER: 2 SO: 10 BB: 0 IBB: 0 HBP: 0 BLK: 0 WP: 0 HR: 2 S: 75 P: 107 ERA: 2.00 WHIP: 0.667															PITCHER Tom Glavine, L ERA: 2.13 (1, 1)	IP: 9.0 WLS: W BF: 31 H: 6 R: 2 ER: 2 SO: 10 BB: 0 IBB: 0 HBP: 0 BLK: 0 WP: 0 HR: 2 S: 75 P: 107 ERA: 2.00 WHIP: 0.667					

Batter	1	2	3	4	5	6	7	8	9	AB	R	H	RBI	BB	SO	LOB	BOTTOM					
Lonnie Smith, R OBP: 0.377, SLG: 0.457 Otis Nixon, S OBP: 0.407, SLG: 0.365 (1, 7) (7, PR) (8, 7)	F9		CS			G4-3			1B	3	0	2	1	0	0	0	San Francisco Giants @ Atlanta Braves Atlanta-Fulton County Stadium, Atlanta, GA Fri May 24 1991, 7:05 PM EDT Att: 26,313 - Sunny - 78 F					
Jeff Treadway, L OBP: 0.368, SLG: 0.453 Jeff Blauser, R OBP: 0.355, SLG: 0.369 (1, 4) (9, PH)	1B		F8			G4-3			FC5-2	3	0	0	0	0	3	3						
Ron Gant, R OBP: 0.262, SLG: 0.392 (1, 8)	P3		P5			K			FC6-4	5	0	1	1	0	1	4						
David Justice, L OBP: 0.390, SLG: 0.511 (1, 9)	1B		CS			CS			G1-3	4	1	3	1	0	0	0						
Sid Bream, L OBP: 0.306, SLG: 0.468 (1, 3)	K					CS			F8	3	0	1	0	1	1	2						
Terry Pendleton, S OBP: 0.427, SLG: 0.561 (1, 5)	G5-4-3		1B			K			F7	4	0	2	0	0	1	2						
Greg Olson, R OBP: 0.375, SLG: 0.490 (1, 2)	G5-4-3					K2-3			G6-3	4	0	0	0	0	1	4						
Rafael Belliard, R OBP: 0.274, SLG: 0.282 (1, 6)									1B	3	1	2	0	1	1	2						
Tom Glavine, L OBP: 0.400, SLG: 0.353 Mike Heath, R OBP: 0.316, SLG: 0.366 Mark Lemke, S OBP: 0.375, SLG: 0.359 (1, 1) (9, PH) (9, PR)	G4-3					SH5-4			FC5-2	2	0	0	0	0	1	3						
Inning Stats	R: 0 E: 0 K: 1 S: 17	H: 1 LOB: 2 BB: 0 P: 25	R: 0 E: 0 K: 0 S: 7	H: 1 LOB: 1 BB: 1 P: 12	R: 0 E: 0 K: 0 S: 8	H: 1 LOB: 0 BB: 0 P: 13	R: 0 E: 0 K: 2 S: 10	H: 1 LOB: 1 BB: 1 P: 19	R: 1 E: 0 K: 1 S: 8	H: 2 LOB: 1 BB: 0 P: 12	R: 1 E: 0 K: 2 S: 14	H: 3 LOB: 2 BB: 0 P: 22	R: 0 E: 0 K: 0 S: 11	H: 0 LOB: 1 BB: 0 P: 17	R: 0 E: 0 K: 0 S: 7	H: 0 LOB: 0 BB: 0 P: 11		R: 1 E: 0 K: 0 S: 14	H: 3 LOB: 3 BB: 1 P: 22	1B: 10 2B: 3 3B: 0 HR: 1	SF: 0 SAC: 1 DP: 3 HBP: 2	WP: 0 PB: 0 SB: 2 CS: 3
PITCHER John Burkett, R ERA: 3.71 Jeff Brantley, R ERA: 2.79 Dave Righetti, L ERA: 4.5 (1, 1) (6, 1) (8, 1)	IP: 5.0 WLS: 24 BF: 24 H: 9 R: 2 ER: 2 SO: 2 BB: 2 IBB: 0 HBP: 1 BLK: 0 WP: 0 HR: 1 S: 55 P: 89 ERA: 3.60 WHIP: 2.200															PITCHER John Burkett, R ERA: 3.71 Jeff Brantley, R ERA: 2.79 Dave Righetti, L ERA: 4.5 (1, 1) (6, 1) (8, 1)	IP: 5.0 WLS: 24 BF: 24 H: 9 R: 2 ER: 2 SO: 2 BB: 2 IBB: 0 HBP: 1 BLK: 0 WP: 0 HR: 1 S: 55 P: 89 ERA: 3.60 WHIP: 2.200					

Batter	1	2	3	4	5	6	7	8	9	AB	R	H	RBI	BB	SO	LOB	TOP								
Mike Felder, S OBP: 0.339, SLG: 0.400 Trevor Wilson, L OBP: 0.200, SLG: 0.200 Jeff Brantley, R (9, 1)	F8		SF7 2B		2B 1B	2B 3B		P6		5	2	3	2	0	0	0	San Francisco Giants @ Atlanta Braves Atlanta-Fulton County Stadium, Atlanta, GA Sat May 25 1991, 7:05 PM EDT Att: 37,306 - Cloudy - 80 F								
Robby Thompson, R OBP: 0.340, SLG: 0.504 (1, 4)	HR		SH2-3		2B 1B	E 2B		F8		4	2	3	2	0	0										
Willie McGee, S OBP: 0.331, SLG: 0.420 (1, 8)	K		SF7		L4	E3		K		4	0	0	1	0	2										
Kevin Bass, S OBP: 0.313, SLG: 0.371 (1, 9)	1B		BB		G4-3			1B		4	0	3	0	1	0	2									
Matt Williams, R OBP: 0.238, SLG: 0.329 (1, 5)	F8		F8			1B FC6-5		1B		5	1	2	0	0	0	3									
Terry Kennedy, L OBP: 0.275, SLG: 0.380 (1, 2)					K			G4-6-3		4	0	2	0	0	1	2									
Greg Litton, R OBP: 0.244, SLG: 0.225 Jose Segura, R (7, 1)					F9			G4-3		3	1	0	0	0	1	2									
Francisco Oliveras, R OBP: 0.333, SLG: 0.333 Mike Kingery, L OBP: 0.286, SLG: 0.182 (8, 7)						3B HBP				0	0	0	0	0	0	0									
Jose Uribe, S OBP: 0.241, SLG: 0.180 (1, 6)						FC6-5		G4-3		4	1	0	1	0	1	3									
Kelly Downs, R Dave Anderson, R OBP: 0.342, SLG: 0.356 (7, 3)					K			F9		3	0	0	0	0	2	3									
						K				1	0	0	0	0	0	0									
Inning Stats	R: 1 E: 0 K: 1 S: 12	H: 2 LOB: 1 BB: 0 P: 23	R: 0 E: 0 K: 1 S: 11	H: 1 LOB: 1 BB: 0 P: 15	R: 1 E: 0 K: 0 S: 10	H: 1 LOB: 1 BB: 1 P: 18	R: 0 E: 0 K: 2 S: 8	H: 0 LOB: 0 BB: 0 P: 14	R: 0 E: 0 K: 1 S: 10	H: 2 LOB: 2 BB: 0 P: 14	R: 5 E: 1 K: 1 S: 15	H: 4 LOB: 1 BB: 0 P: 25	R: 0 E: 0 K: 0 S: 9	H: 2 LOB: 1 BB: 0 P: 10	R: 0 E: 0 K: 0 S: 7	H: 0 LOB: 0 BB: 0 P: 11		R: 0 E: 0 K: 1 S: 9	H: 1 LOB: 1 BB: 0 P: 14	1B: 7 2B: 4 3B: 1 HR: 1	SF: 1 SAC: 1 DP: 1 HBP: 1	WP: 0 PB: 0 SB: 0 CS: 0	PA: 41		
PITCHER	IP	WLS	BF	H	R	ER	SO	BB	IBB	HBP	BLK	WP	HR	S	P	ERA	WHIP								
29 John Smoltz, R ERA: 4.26 Marvin Freeman, R ERA: 4.25 Juan Berenguer, R ERA: 2.25	5.2	L	28	9	6	6	6	1	0	1	0	0	1	63	105	9.53	1.765								

Batter	1	2	3	4	5	6	7	8	9	AB	R	H	RBI	BB	SO	LOB	BOTTOM								
Otis Nixon, S OBP: 0.407, SLG: 0.380 (1, 8)	P1	E4 1B				L6		1B		5	1	2	0	0	0	2	San Francisco Giants @ Atlanta Braves Atlanta-Fulton County Stadium, Atlanta, GA Sat May 25 1991, 7:05 PM EDT Att: 37,306 - Cloudy - 80 F								
Jeff Treadway, L OBP: 0.381, SLG: 0.466 Mark Lemke, S OBP: 0.373, SLG: 0.357 (3, 4)	1B	1B			P4	F7		1B		2	1	2	1	0	0	0									
Terry Pendleton, S OBP: 0.418, SLG: 0.544 (1, 5)	1B	F8			F8			G6-4-3		3	0	1	1	0	0	2									
David Justice, L OBP: 0.384, SLG: 0.496 (1, 9)	K					F8		F8		5	0	1	0	0	0	4									
Lonnie Smith, R OBP: 0.397, SLG: 0.449 (1, 7)						F9		BB 1B		4	1	0	0	1	1	2									
Sid Bream, L OBP: 0.312, SLG: 0.470 Ron Gant, R OBP: 0.260, SLG: 0.389 (9, PH)	G4-3					F7		1B BB		3	1	1	1	2	1	0									
Mike Heath, R OBP: 0.319, SLG: 0.357 Marvin Freeman, R (6, 1)		G5-3				F7		1B BB		4	1	2	1	0	0	3									
Danny Heep, L OBP: 0.625, SLG: 0.571 Juan Berenguer, R (8, 1)						FC6-4		1B		1	0	0	0	0	1	0									
Rafael Belliard, R OBP: 0.276, SLG: 0.283 Jeff Blauser, R OBP: 0.351, SLG: 0.364 (8, 6)		F9				1B		1B		2	0	0	0	1	0	1									
29 John Smoltz, R OBP: 0.222, SLG: 0.235 Greg Olson, R OBP: 0.365, SLG: 0.388 (6, 2)						FC6-4		1B		0	0	0	0	0	0	0									
						1B				1	1	0	0	1	0	0									
						G3		L6		2	0	0	0	0	0	1									
								F8		1	0	0	0	0	0	1									
Inning Stats	R: 1 E: 0 K: 1 S: 15	H: 3 LOB: 2 BB: 0 P: 24	R: 1 E: 1 K: 0 S: 12	H: 1 LOB: 2 BB: 1 P: 20	R: 0 E: 0 K: 0 S: 7	H: 1 LOB: 1 BB: 0 P: 7	R: 0 E: 0 K: 0 S: 8	H: 1 LOB: 1 BB: 0 P: 12	R: 0 E: 0 K: 0 S: 7	H: 1 LOB: 1 BB: 0 P: 10	R: 3 E: 0 K: 1 S: 13	H: 2 LOB: 1 BB: 2 P: 30	R: 1 E: 0 K: 0 S: 4	H: 2 LOB: 0 BB: 0 P: 6	R: 0 E: 0 K: 2 S: 9	H: 0 LOB: 0 BB: 0 P: 11	1B: 10 2B: 2 3B: 0 HR: 0	SF: 0 SAC: 0 DP: 2 HBP: 0	WP: 1 PB: 0 SB: 1 CS: 1	PA: 42					
PITCHER	IP	WLS	BF	H	R	ER	SO	BB	IBB	HBP	BLK	WP	HR	S	P	ERA	WHIP								
Kelly Downs, R ERA: 3.6 Jose Segura, R ERA: 1.8 Francisco Oliveras, R ERA: 2.61 Trevor Wilson, L ERA: 4.46 Jeff Brantley, R ERA: 2.74	0.0	2	2	1	1	0	0	0	0	0	0	0	0	6	12	"	"								
	1.0	4	2	1	1	1	0	0	0	0	0	0	0	7	12	9.00	2.000								
	1.1	3	0	0	0	1	0	0	0	0	0	0	0	7	8	0.00	0.000								
	0.1	S	1	0	0	0	1	0	0	0	0	0	0	3	4	0.00	0.000								

Batter	1	2	3	4	5	6	7	8	9	AB	R	H	RBI	BB	SO	LOB	TOP						
Otis Nixon, S <small>OBP: 0.434, SLG: 0.412</small> (1, 7)	 4-1 1B 2B BB	 0-0 G6-3		 0-1 1B S 1B		 1-2 CS 1B		 1-1 1B		4	2	3	0	1	0	1	Atlanta Braves @ San Diego Padres Jack Murphy Stadium, San Diego, CA Wed May 29 1991, 10:05 PM EDT Att: 13,038 - Sunny - 68 F						
Terry Pendleton, S <small>OBP: 0.426, SLG: 0.587</small> (1, 5)	 2-1 2B SF9 1B	 0-0 HBP 2B		 1-0 1B		 3-1 F7 1-2		 3-1 F7		5	1	3	1	0	0	2							
Ron Gant, R <small>OBP: 0.265, SLG: 0.409</small> (1, 8)	 1-0 P6	 4-1 HBP BB		 2-2 FC6-4 1B		 2-3 K		 2-1 G1-3		4	0	1	1	1	1	3							
David Justice, L <small>OBP: 0.376, SLG: 0.494</small> (1, 9)	 1-2 SF9 2B	 1-0 HBP		 0-1 F8			 1-0 HR		 0-2 G3-1		4	1	2	2	0	0		2					
Sid Bream, L <small>OBP: 0.319, SLG: 0.477</small> (1, 3)	 4-0 IBB	 2-1 P6		 1-1 F8		 0-1 G1-3 1B		 2-2 F7		4	0	1	0	1	0	5							
Jeff Blausler, R <small>OBP: 0.330, SLG: 0.316</small> Mark Lemke, S <small>OBP: 0.370, SLG: 0.341</small> (7, 4)	 1-1 SF9		 1-0 F9	 0-2 FC6-4 1-2		 0-2 F9		 1-0 G4-3		3	0	0	1	0	0	3							
Greg Olson, R <small>OBP: 0.354, SLG: 0.375</small> (1, 2)	 2-3 3-H 2-3		 0-0 1B		 3-1 F7		 1-0 G1-3			4	0	1	0	0	1	3							
Rafael Belliard, R <small>OBP: 0.298, SLG: 0.301</small> (1, 6)		 0-0 SH2-4 2B 1B	 1-0 G4-6-3 1B		 1-2 G6-3		 1-1 G1-3			4	1	2	0	0	0	1							
Tom Glavine, L <small>OBP: 0.348, SLG: 0.300</small> (1, 1)		 0-2 SH2-4 1-2	 0-0 G4-6-3 1-2		 2-3 K			 2-2 G5-3		3	0	0	0	0	1	2							
Inning Stats	R: 2 H: 2 E: 0 K: 1 S: 12	H: 2 LOB: 3 BB: 2 P: 27	R: 1 H: 2 E: 0 K: 0 S: 9	H: 2 LOB: 3 BB: 1 P: 16	R: 0 H: 2 E: 0 K: 0 S: 4	H: 2 LOB: 1 BB: 0 P: 6	R: 1 H: 3 E: 0 K: 0 S: 14	H: 3 LOB: 2 BB: 0 P: 18	R: 0 H: 0 E: 0 K: 1 S: 9	H: 0 LOB: 0 BB: 0 P: 15	R: 0 H: 1 E: 0 K: 1 S: 12	H: 1 LOB: 1 BB: 0 P: 16	R: 1 H: 2 E: 0 K: 0 S: 9	H: 2 LOB: 1 BB: 0 P: 12	R: 0 H: 1 E: 0 K: 0 S: 9	H: 1 LOB: 0 BB: 0 P: 17		R: 0 H: 0 E: 0 K: 0 S: 7	H: 0 LOB: 0 BB: 0 P: 10	1B: 10 2B: 2 3B: 0 HR: 1	SF: 1 SAC: 1 DP: 1 HBP: 1	WP: 0 PB: 0 SB: 1 CS: 1	PA: 42
PITCHER	IP WLS BF H R ER SO BB IBB HBP BLK WP HR S P ERA WHIP	IP WLS BF H R ER SO BB IBB HBP BLK WP HR S P ERA WHIP	IP WLS BF H R ER SO BB IBB HBP BLK WP HR S P ERA WHIP	IP WLS BF H R ER SO BB IBB HBP BLK WP HR S P ERA WHIP	IP WLS BF H R ER SO BB IBB HBP BLK WP HR S P ERA WHIP	IP WLS BF H R ER SO BB IBB HBP BLK WP HR S P ERA WHIP	IP WLS BF H R ER SO BB IBB HBP BLK WP HR S P ERA WHIP	IP WLS BF H R ER SO BB IBB HBP BLK WP HR S P ERA WHIP	IP WLS BF H R ER SO BB IBB HBP BLK WP HR S P ERA WHIP	IP WLS BF H R ER SO BB IBB HBP BLK WP HR S P ERA WHIP	IP WLS BF H R ER SO BB IBB HBP BLK WP HR S P ERA WHIP	IP WLS BF H R ER SO BB IBB HBP BLK WP HR S P ERA WHIP	IP WLS BF H R ER SO BB IBB HBP BLK WP HR S P ERA WHIP	IP WLS BF H R ER SO BB IBB HBP BLK WP HR S P ERA WHIP	IP WLS BF H R ER SO BB IBB HBP BLK WP HR S P ERA WHIP	IP WLS BF H R ER SO BB IBB HBP BLK WP HR S P ERA WHIP	IP WLS BF H R ER SO BB IBB HBP BLK WP HR S P ERA WHIP	IP WLS BF H R ER SO BB IBB HBP BLK WP HR S P ERA WHIP	IP WLS BF H R ER SO BB IBB HBP BLK WP HR S P ERA WHIP	IP WLS BF H R ER SO BB IBB HBP BLK WP HR S P ERA WHIP	IP WLS BF H R ER SO BB IBB HBP BLK WP HR S P ERA WHIP	IP WLS BF H R ER SO BB IBB HBP BLK WP HR S P ERA WHIP	IP WLS BF H R ER SO BB IBB HBP BLK WP HR S P ERA WHIP
Andy Benes, R <small>ERA: 3.76</small> (1, 1)	Mike Maddux, R <small>ERA: 3.41</small> (8, 1)																						

AB	36
R	5
H	13
RBI	5
BB	3
SO	3
LOB	22



Batter	1	2	3	4	5	6	7	8	9	AB	R	H	RBI	BB	SO	LOB	BOTTOM					
Darrin Jackson, R <small>OBP: 0.314, SLG: 0.356</small> (1, 7)	 0-1 G6-3		 1-0 P3		 3-3 K			 1-3 K		4	0	0	0	0	2	2	Atlanta Braves @ San Diego Padres Jack Murphy Stadium, San Diego, CA Wed May 29 1991, 10:05 PM EDT Att: 13,038 - Sunny - 68 F					
Tony Fernandez, S <small>OBP: 0.325, SLG: 0.353</small> (1, 6)	 3-2 G3-1		 3-2 G1-3 1-2 2-3		 1-1 G5-3		 1-0 1B 1B			4	0	1	0	0	0	2						
Tony Gwynn, L <small>OBP: 0.388, SLG: 0.526</small> (1, 9)	 3-2 G4-3			 1-1 F8		 1-2 F8		 1-0 1B 1B		4	0	1	0	0	0	0						
Fred McGriff, L <small>OBP: 0.409, SLG: 0.538</small> (1, 3)		 1-0 G5-3		 2-1 G3 1B		 0-3 K		 3-2 L8		4	0	1	0	0	1	2						
Benito Santiago, R <small>OBP: 0.253, SLG: 0.341</small> (1, 2)		 1-0 B1-3		 2-2 G3 1B		 0-0 F9		 0-0 F8		4	0	1	0	0	0	2						
Jim Presley, R <small>OBP: 0.190, SLG: 0.175</small> (1, 5)		 2-2 F9		 1-0 G3		 4-2 FC5-4 BB		 2-2 F8		3	0	0	0	1	0	2						
Shawn Abner, R <small>OBP: 0.229, SLG: 0.268</small> (1, 8)			 0-0 F8	 1-3 K		 0-1 FC5-4 1B 1-2		 2-2 HR		4	1	1	1	0	1	3						
Jose Mota, S <small>OBP: 0.318, SLG: 0.286</small> (1, 4)			 1-1 WP BB 1B		 1-0 G5-3		 3-2 1B		 3-2 L4		4	0	2	0	0	0		0				
Andy Benes, R <small>OBP: 0.190, SLG: 0.263</small> Garry Templeton, S <small>OBP: 0.203, SLG: 0.298</small> (7, PH)	Mike Maddux, L <small>ERA: 3.41</small> (8, 1)	Scott Coolbaugh, R <small>OBP: 0.299, SLG: 0.339</small> (8, PH)	 4-0 1 SAFE 1 SAFE 1 SAFE	 1-2 WP BB		 2-1 F8		 0-1 G4-3		 2-1 L9		1	0	0	0	1		0	0			
Inning Stats	R: 0 H: 0 E: 0 K: 0 S: 8	H: 0 LOB: 0 BB: 0 P: 14	R: 0 H: 0 E: 0 K: 0 S: 5	H: 0 LOB: 0 BB: 0 P: 9	R: 0 H: 1 E: 0 K: 0 S: 9	H: 1 LOB: 2 BB: 1 P: 18	R: 0 H: 2 E: 0 K: 1 S: 11	H: 2 LOB: 0 BB: 0 P: 18	R: 0 H: 0 E: 0 K: 1 S: 7	H: 0 LOB: 0 BB: 0 P: 13	R: 0 H: 0 E: 0 K: 1 S: 8	H: 0 LOB: 2 BB: 1 P: 10	R: 0 H: 1 E: 0 K: 0 S: 11	H: 1 LOB: 2 BB: 1 P: 18	R: 0 H: 2 E: 0 K: 1 S: 10	H: 2 LOB: 0 BB: 0 P: 16		R: 1 H: 1 E: 0 K: 0 S: 13	H: 1 LOB: 0 BB: 0 P: 22	1B: 6 2B: 0 3B: 0 HR: 1	SF: 0 SAC: 0 DP: 0 HBP: 0	WP: 1 PB: 0 SB: 0 CS: 0
PITCHER	IP WLS BF H R ER SO BB IBB HBP BLK WP HR S P ERA WHIP	IP WLS BF H R ER SO BB IBB HBP BLK WP HR S P ERA WHIP	IP WLS BF H R ER SO BB IBB HBP BLK WP HR S P ERA WHIP	IP WLS BF H R ER SO BB IBB HBP BLK WP HR S P ERA WHIP	IP WLS BF H R ER SO BB IBB HBP BLK WP HR S P ERA WHIP	IP WLS BF H R ER SO BB IBB HBP BLK WP HR S P ERA WHIP	IP WLS BF H R ER SO BB IBB HBP BLK WP HR S P ERA WHIP	IP WLS BF H R ER SO BB IBB HBP BLK WP HR S P ERA WHIP	IP WLS BF H R ER SO BB IBB HBP BLK WP HR S P ERA WHIP	IP WLS BF H R ER SO BB IBB HBP BLK WP HR S P ERA WHIP	IP WLS BF H R ER SO BB IBB HBP BLK WP HR S P ERA WHIP	IP WLS BF H R ER SO BB IBB HBP BLK WP HR S P ERA WHIP	IP WLS BF H R ER SO BB IBB HBP BLK WP HR S P ERA WHIP	IP WLS BF H R ER SO BB IBB HBP BLK WP HR S P ERA WHIP	IP							

Batter	1	2	3	4	5	6	7	8	9	AB	R	H	RBI	BB	SO	LOB	TOP					
Ron Gant, R OBP: 0.284, SLG: 0.456 (1, 8)	F8			HR	HBP		G6-3		2B 1B	4	2	2	1	0	0	0	Atlanta Braves @ San Francisco Giants Candlestick Park, San Francisco, CA Fri May 31 1991, 10:05 PM EDT Att: 14,102 - Sunny - 59 F					
Terry Pendleton, S OBP: 0.413, SLG: 0.569 (1, 5)	G4-3		G6-3		L9			G4-3	1B 2B	5	1	1	1	0	0	1						
Lonnie Smith, R OBP: 0.427, SLG: 0.433 Otis Nixon, S OBP: 0.438, SLG: 0.411 (1, 7) (8, 7)	G6-3		L7				BB BB	G5-3	1B 2B	3	0	0	0	1	0	0						
David Justice, L OBP: 0.388, SLG: 0.524 (1, 9)		L4-3 1B		3B 1B			F8	1B 2B	G3-1	5	2	3	0	0	0	1						
Jeff Blauser, R OBP: 0.343, SLG: 0.384 Mark Lemke, S OBP: 0.364, SLG: 0.333 (1, 4) (8, 4)	L4-3			3B				HBP 1B		3	0	2	2	1	0	1						
Brian Hunter, R Sid Bream, L OBP: 0.320, SLG: 0.493 (1, 3) (8, 3)	L5			BB			F7	HBP IBB		2	0	0	0	1	0	2						
Mike Heath, R Juan Berenguer, R Mike Stanton, L (1, 2) (8, 1) (9, 1)			K	G4-3			F8			3	0	0	0	0	1	4						
Rafael Belliard, R OBP: 0.295, SLG: 0.293 (1, 6)			G4-3				F8	F9	F4	4	0	0	0	0	0	3						
Charlie Leibrandt, R Greg Olson, R OBP: 0.345, SLG: 0.355 (1, 1) (8, 2)	G5-3						F9	G5-3	G4-3	3	0	0	0	0	0	0						
Inning Stats	R: 0 E: 0 K: 0 S: 6	H: 0 LOB: 0 BB: 0 P: 9	R: 0 E: 0 K: 0 S: 9	H: 1 LOB: 0 BB: 0 P: 13	R: 0 E: 0 K: 1 S: 11	H: 0 LOB: 0 BB: 0 P: 15	R: 2 E: 0 K: 0 S: 12	H: 3 LOB: 2 BB: 1 P: 26	R: 0 E: 0 K: 0 S: 5	H: 0 LOB: 2 BB: 0 P: 9	R: 0 E: 0 K: 0 S: 10	H: 0 LOB: 0 BB: 0 P: 24	R: 0 E: 0 K: 0 S: 6	H: 0 LOB: 0 BB: 0 P: 9	R: 1 E: 0 K: 0 S: 10	H: 2 LOB: 3 BB: 0 P: 19		R: 2 E: 0 K: 0 S: 11	H: 3 LOB: 0 BB: 0 P: 16	1B: 5 2B: 3 3B: 1 HR: 1	SF: 0 SAC: 0 DP: 1 HBP: 2	WP: 0 PB: 0 CS: 2
PITCHER	IP WLS BF H R ER SO BB IBB HBP BLK WP HR S P ERA WHIP	IP WLS BF H R ER SO BB IBB HBP BLK WP HR S P ERA WHIP	IP WLS BF H R ER SO BB IBB HBP BLK WP HR S P ERA WHIP	IP WLS BF H R ER SO BB IBB HBP BLK WP HR S P ERA WHIP	IP WLS BF H R ER SO BB IBB HBP BLK WP HR S P ERA WHIP	IP WLS BF H R ER SO BB IBB HBP BLK WP HR S P ERA WHIP	IP WLS BF H R ER SO BB IBB HBP BLK WP HR S P ERA WHIP	IP WLS BF H R ER SO BB IBB HBP BLK WP HR S P ERA WHIP	IP WLS BF H R ER SO BB IBB HBP BLK WP HR S P ERA WHIP	IP WLS BF H R ER SO BB IBB HBP BLK WP HR S P ERA WHIP	IP WLS BF H R ER SO BB IBB HBP BLK WP HR S P ERA WHIP	IP WLS BF H R ER SO BB IBB HBP BLK WP HR S P ERA WHIP	IP WLS BF H R ER SO BB IBB HBP BLK WP HR S P ERA WHIP	IP WLS BF H R ER SO BB IBB HBP BLK WP HR S P ERA WHIP	IP WLS BF H R ER SO BB IBB HBP BLK WP HR S P ERA WHIP	IP WLS BF H R ER SO BB IBB HBP BLK WP HR S P ERA WHIP						
Bud Black, L ERA: 3.25 Jeff Brantley, R ERA: 2.67 Dave Righetti, L ERA: 4.88 (1, 1) (8, 1) (9, 1)	7.0 L 28	4 2 2 1	3 0 1 0	0 0 0 0	0 0 0 0	0 0 0 0	0 0 0 0	0 0 0 0	0 0 0 0	0 0 0 0	0 0 0 0	0 0 0 0	0 0 0 0	0 0 0 0	0 0 0 0	0 0 0 0	2.57 1.000	9.00 2.000	18.00 3.000			

AB	34
R	5
H	9
RBI	5
BB	4
SO	1
LOB	12



Batter	1	2	3	4	5	6	7	8	9	AB	R	H	RBI	BB	SO	LOB	BOTTOM					
Mike Felder, S OBP: 0.365, SLG: 0.446 (1, 9)	S E 1B		G5-3					G5-3	G1-3	5	1	2	0	0	0	2	Atlanta Braves @ San Francisco Giants Candlestick Park, San Francisco, CA Fri May 31 1991, 10:05 PM EDT Att: 14,102 - Sunny - 59 F					
Willie McGee, S OBP: 0.335, SLG: 0.446 (1, 8)	F9		G6-3		F9			1B 1B		4	0	1	0	0	0	2						
Will Clark, L OBP: 0.338, SLG: 0.478 (1, 3)	L7						F7			3	0	1	0	1	0	1						
Kevin Mitchell, R Dave Righetti, L OBP: 0.369, SLG: 0.538 (1, 7) (9, 1)	E5 1B		L7				G6-3		K	4	0	0	0	0	1	3						
Matt Williams, R OBP: 0.244, SLG: 0.349 (1, 5)							F9		1B FC3-6 1B	4	1	2	0	0	0	0						
Robby Thompson, R OBP: 0.356, SLG: 0.481 (1, 4)	F7						G5-4-3 1B	CS BB	K	3	0	1	0	1	1	3						
Dave Anderson, R OBP: 0.340, SLG: 0.372 (1, 6)		G5-3					G5-4-3	P2	FC3-6 1B 1B	4	0	1	0	0	0	2						
Steve Decker, R OBP: 0.248, SLG: 0.347 Mike Kingery, L OBP: 0.323, SLG: 0.240 (1, 2) (9, PH)	G5-3						L6	F9	FC3-6 1B	3	0	0	0	0	0	1						
Bud Black, L Kevin Baskis, S Jeff Brantley, R Rick Parker, R Terry Kennedy, L Greg Litton, S OBP: 0.286, SLG: 0.333 ERA: 2.98 OBP: 0.269, SLG: 0.382 OBP: 0.161, SLG: 0.091 OBP: 0.276, SLG: 0.339 OBP: 0.245, SLG: 0.227 (1, 1) (7, PH) (8, 1) (9, 7) (9, PH) (9, PH)	P6						G1-3		FC3-6 1B	2	0	0	0	0	0	0						
Inning Stats	R: 1 E: 1 K: 0 S: 12	H: 2 LOB: 2 BB: 0 P: 18	R: 0 E: 0 K: 0 S: 5	H: 0 LOB: 0 BB: 0 P: 8	R: 0 E: 0 K: 0 S: 7	H: 0 LOB: 1 BB: 1 P: 15	R: 0 E: 0 K: 0 S: 5	H: 1 LOB: 0 BB: 0 P: 9	R: 0 E: 0 K: 0 S: 10	H: 1 LOB: 1 BB: 0 P: 16	R: 0 E: 0 K: 0 S: 4	H: 0 LOB: 0 BB: 0 P: 7	R: 0 E: 0 K: 1 S: 6	H: 0 LOB: 0 BB: 1 P: 12	R: 0 E: 0 K: 1 S: 13	H: 2 LOB: 2 BB: 0 P: 17		R: 1 E: 0 K: 1 S: 17	H: 3 LOB: 2 BB: 0 P: 26	1B: 9 2B: 0 3B: 0 HR: 0	SF: 0 SAC: 0 DP: 1 HBP: 0	WP: 0 PB: 0 SB: 1 CS: 1
PITCHER	IP WLS BF H R ER SO BB IBB HBP BLK WP HR S P ERA WHIP	IP WLS BF H R ER SO BB IBB HBP BLK WP HR S P ERA WHIP	IP WLS BF H R ER SO BB IBB HBP BLK WP HR S P ERA WHIP	IP WLS BF H R ER SO BB IBB HBP BLK WP HR S P ERA WHIP	IP WLS BF H R ER SO BB IBB HBP BLK WP HR S P ERA WHIP	IP WLS BF H R ER SO BB IBB HBP BLK WP HR S P ERA WHIP	IP WLS BF H R ER SO BB IBB HBP BLK WP HR S P ERA WHIP	IP WLS BF H R ER SO BB IBB HBP BLK WP HR S P ERA WHIP	IP WLS BF H R ER SO BB IBB HBP BLK WP HR S P ERA WHIP	IP WLS BF H R ER SO BB IBB HBP BLK WP HR S P ERA WHIP	IP WLS BF H R ER SO BB IBB HBP BLK WP HR S P ERA WHIP	IP WLS BF H R ER SO BB IBB HBP BLK WP HR S P ERA WHIP	IP WLS BF H R ER SO BB IBB HBP BLK WP HR S P ERA WHIP	IP WLS BF H R ER SO BB IBB HBP BLK WP HR S P ERA WHIP	IP WLS BF H R ER SO BB IBB HBP BLK WP HR S P ERA WHIP	IP WLS BF H R ER SO BB IBB HBP BLK WP HR S P ERA WHIP						
Charlie Leibrandt, L ERA: 2.98 Juan Berenguer, R ERA: 2.32 Mike Stanton, L ERA: 3.57 (1, 1) (8, 1) (9, 1)	7.2 W 30	3 1 1 2	0 0 0 0	0 0 0 0	0 0 0 0	0 0 0 0	0 0 0 0	0 0 0 0	0 0 0 0	0.00 1.043	13.50 4.500	0.00 0.000										



Batter	1	2	3	4	5	6	7	8	9	AB	R	H	RBI	BB	SO	LOB	TOP					
Otis Nixon, S <small>OBP: 0.431, SLG: 0.398</small> 										3	0	0	0	1	1	1	Atlanta Braves @ San Francisco Giants Candlestick Park, San Francisco, CA Sat Jun 01 1991, 6:33 AM EDT Att: 26,357 - Sunny - 76 F					
Terry Pendleton, S <small>OBP: 0.405, SLG: 0.556</small> Mark Lemke, S <small>OBP: 0.357, SLG: 0.326</small>										3	0	0	0	0	1	1						
Ron Gant, R <small>OBP: 0.278, SLG: 0.444</small>										4	0	0	0	0	2	2						
David Justice, L <small>OBP: 0.391, SLG: 0.521</small>										3	1	1	0	1	1	0						
Sid Bream, L <small>OBP: 0.325, SLG: 0.500</small>										4	1	2	0	0	1	1						
Jeff Blauser, R <small>OBP: 0.340, SLG: 0.371</small>										3	0	0	0	1	2	3						
Mike Heath, R <small>OBP: 0.288, SLG: 0.314</small>										4	0	1	2	0	0	2						
Rafael Belliard, R <small>OBP: 0.288, SLG: 0.285</small>										4	0	0	0	0	0	3						
Steve Avery, L <small>OBP: 0.277, SLG: 0.100</small> Jeff Parrett, R <small>OBP: 0.288, SLG: 0.207</small> Randy St. Claire, R <small>OBP: 0.288, SLG: 0.207</small> Danny Heep, L <small>OBP: 0.288, SLG: 0.207</small> Marvin Freeman, R <small>OBP: 0.288, SLG: 0.207</small> Lonnie Smith, R <small>OBP: 0.288, SLG: 0.207</small>										1	0	0	0	1	1	0						
Inning Stats	R: 0 E: 0 K: 2 S: 9	H: 0 LOB: 0 BB: 0 P: 13	R: 0 E: 1 K: 1 S: 15	H: 1 LOB: 2 BB: 0 P: 22	R: 0 E: 0 K: 2 S: 8	H: 0 LOB: 1 BB: 1 P: 13	R: 0 E: 0 K: 1 S: 8	H: 0 LOB: 1 BB: 0 P: 16	R: 0 E: 0 K: 0 S: 7	H: 0 LOB: 0 BB: 0 P: 11	R: 0 E: 0 K: 0 S: 7	H: 0 LOB: 1 BB: 1 P: 12	R: 0 E: 0 K: 1 S: 6	H: 0 LOB: 0 BB: 0 P: 8	R: 0 E: 0 K: 1 S: 10	H: 0 LOB: 1 BB: 1 P: 16	R: 2 E: 0 K: 1 S: 11	H: 3 LOB: 1 BB: 0 P: 16	1B: 3 2B: 1 3B: 0 HR: 0	SF: 0 SAC: 0 DP: 0 HBP: 0	WP: 0 PB: 0 SB: 0 CS: 0	PA: 36
PITCHER	IP WLS BF H R ER SO BB IBB HBP BLK WP HR S P ERA WHIP																					
Don Robinson, R <small>ERA: 4.74</small> Francisco Oliveras, R <small>ERA: 2.77</small>	5.2 W 22 1 0 0 7 3 0 0 0 0 0 0 0 0 52 85 0.00 0.706																					

Batter	1	2	3	4	5	6	7	8	9	AB	R	H	RBI	BB	SO	LOB	BOTTOM			
Mike Felder, S <small>OBP: 0.366, SLG: 0.459</small>										5	2	2	0	0	0	0	Atlanta Braves @ San Francisco Giants Candlestick Park, San Francisco, CA Sat Jun 01 1991, 6:33 AM EDT Att: 26,357 - Sunny - 76 F			
Robby Thompson, R <small>OBP: 0.394, SLG: 0.487</small> Greg Litton, R <small>OBP: 0.240, SLG: 0.222</small>										2	3	1	1	2	0	0				
Will Clark, L <small>OBP: 0.337, SLG: 0.489</small>										4	1	1	2	0	2	3				
Kevin Mitchell, R <small>OBP: 0.382, SLG: 0.555</small> Mike Kingery, L <small>OBP: 0.344, SLG: 0.240</small>										2	0	2	3	1	0	0				
Matt Williams, R <small>OBP: 0.244, SLG: 0.347</small>										4	1	1	0	0	1	3				
Kevin Bass, S <small>OBP: 0.308, SLG: 0.374</small>										3	0	0	0	1	1	4				
Steve Decker, R <small>OBP: 0.248, SLG: 0.344</small>										4	0	1	2	0	1	2				
Jose Uribe, S <small>OBP: 0.250, SLG: 0.186</small>										4	0	0	0	0	0	2				
Don Robinson, R <small>OBP: 0.154, SLG: 0.154</small> Francisco Oliveras, R <small>OBP: 0.250, SLG: 0.250</small>										2	0	0	0	0	0	0				
Inning Stats	R: 2 E: 0 K: 3 S: 18	H: 3 LOB: 1 BB: 0 P: 24	R: 0 E: 0 K: 1 S: 10	H: 0 LOB: 0 BB: 0 P: 15	R: 2 E: 0 K: 0 S: 9	H: 2 LOB: 1 BB: 1 P: 17	R: 0 E: 0 K: 0 S: 5	H: 0 LOB: 0 BB: 0 P: 10	R: 2 E: 1 K: 0 S: 13	H: 1 LOB: 2 BB: 2 P: 27	R: 0 E: 0 K: 1 S: 6	H: 0 LOB: 0 BB: 0 P: 8	R: 2 E: 0 K: 1 S: 14	H: 2 LOB: 2 BB: 2 P: 29	R: 0 E: 0 K: 0 S: 6	H: 0 LOB: 0 BB: 0 P: 10	1B: 4 2B: 2 3B: 1 HR: 1	SF: 0 SAC: 0 DP: 0 HBP: 0	WP: 0 PB: 0 SB: 1 CS: 0	PA: 38
PITCHER	IP WLS BF H R ER SO BB IBB HBP BLK WP HR S P ERA WHIP																			
Steve Avery, L <small>ERA: 3.82</small> Jeff Parrett, R <small>ERA: 4.67</small> Randy St. Claire, R <small>ERA: 7.71</small> Marvin Freeman, R <small>ERA: 3.95</small>	4.1 L 21 0 0 0 1 1 0 0 0 0 0 0 0 0 17 26 0.00 0.600																			

Batter	1	2	3	4	5	6	7	8	9	AB	R	H	RBI	BB	SO	LOB	TOP										
Ron Gant, R OBP: 0.283, SLG: 0.452 (1, 8)										4	0	2	1	0	1	0	Atlanta Braves @ San Francisco Giants Candlestick Park, San Francisco, CA Sun Jun 02 1991, 6:33 AM EDT Att: 25,162 - Sunny - 78 F										
Terry Pendleton, S OBP: 0.395, SLG: 0.540 (1, 5)										4	0	0	0	0	0	3											
Lonnie Smith, R OBP: 0.438, SLG: 0.438 (1, 7)										3	0	2	0	1	1	0											
David Justice, L OBP: 0.383, SLG: 0.509 (1, 9)										4	0	0	0	0	0	4											
Jeff Blauser, R OBP: 0.336, SLG: 0.359 (1, 4)										3	0	0	0	1	0	1											
Brian Hunter, R OBP: 0.286, SLG: 0.167 (1, 3)										4	0	1	0	0	0	3											
Greg Olson, R OBP: 0.345, SLG: 0.346 (1, 2)										2	1	0	0	1	0	1											
Rafael Belliard, R OBP: 0.282, SLG: 0.279 (1, 6)										3	0	0	0	0	0	1											
Pete Smith, R OBP: 0.286, SLG: 0.286 (1, 1)										3	0	1	0	0	2	0											
Kent Mercker, L (8, 1)										0	0	0	0	0	0	0											
Inning Stats	R: 0 E: 0 K: 0 S: 5	H: 2 LOB: 1 BB: 0 P: 8	R: 0 E: 0 K: 0 S: 5	H: 1 LOB: 0 BB: 0 P: 8	R: 0 E: 0 K: 1 S: 8	H: 0 LOB: 0 BB: 0 P: 13	R: 0 E: 0 K: 0 S: 4	H: 0 LOB: 2 BB: 2 P: 13	R: 1 E: 0 K: 0 S: 11	H: 2 LOB: 1 BB: 1 P: 18	R: 0 E: 0 K: 0 S: 12	H: 1 LOB: 0 BB: 0 P: 20	R: 0 E: 0 K: 1 S: 8	H: 0 LOB: 0 BB: 0 P: 12	R: 0 E: 0 K: 2 S: 10	H: 0 LOB: 0 BB: 0 P: 18	R: 0 E: 0 K: 0 S: 6	H: 0 LOB: 0 BB: 0 P: 11	1B: 5 2B: 1 3B: 0 HR: 0	SF: 0 SAC: 0 DP: 2 HBP: 0	WP: 1 PB: 0 SB: 0 CS: 1	PA: 33					
PITCHER	IP	WLS	BF	H	R	ER	SO	BB	IBB	HBP	BLK	WP	HR	S	P	ERA	WHIP										
Trevor Wilson, L ERA: 3.61 (1, 1)	8.0	W	30	6	1	1	4	3	0	0	0	1	0	63	110	1.12	1.125										
Dave Righetti, L ERA: 4.68 (9, 1)	1.0	S	3	0	0	0	0	0	0	0	0	0	0	6	11	0.00	0.000										

Batter	1	2	3	4	5	6	7	8	9	AB	R	H	RBI	BB	SO	LOB	BOTTOM										
Mike Felder, S OBP: 0.363, SLG: 0.449 (1, 7)										3	1	0	0	1	0	0	Atlanta Braves @ San Francisco Giants Candlestick Park, San Francisco, CA Sun Jun 02 1991, 6:33 AM EDT Att: 25,162 - Sunny - 78 F										
Willie McGee, S OBP: 0.339, SLG: 0.456 (1, 8)										3	0	2	1	0	0	0											
Will Clark, L OBP: 0.330, SLG: 0.479 (1, 3)										4	0	0	0	0	0	2											
Kevin Bass, S OBP: 0.302, SLG: 0.367 (1, 9)										3	0	0	0	0	2	2											
Matt Williams, R OBP: 0.245, SLG: 0.344 (1, 5)										2	1	0	0	1	2	1											
Dave Anderson, R OBP: 0.350, SLG: 0.385 (1, 6)										2	0	1	1	1	0	0											
Robby Thompson, R OBP: 0.358, SLG: 0.478 (1, 4)										3	0	0	0	0	0	2											
Steve Decker, R OBP: 0.243, SLG: 0.336 (1, 2)										3	0	0	0	0	2	3											
Trevor Wilson, L OBP: 0.222, SLG: 0.222 (1, 1)										2	0	0	0	0	1	1											
Kevin Mitchell, R OBP: 0.379, SLG: 0.550 (8, PH)										1	0	0	0	0	1	0											
Dave Righetti, L (9, 1)										0	0	0	0	0	0	0											
Inning Stats	R: 0 E: 0 K: 1 S: 10	H: 1 LOB: 1 BB: 0 P: 15	R: 0 E: 0 K: 1 S: 8	H: 0 LOB: 0 BB: 0 P: 15	R: 0 E: 0 K: 2 S: 9	H: 0 LOB: 0 BB: 0 P: 11	R: 0 E: 0 K: 1 S: 10	H: 1 LOB: 1 BB: 0 P: 14	R: 0 E: 0 K: 0 S: 8	H: 0 LOB: 1 BB: 1 P: 12	R: 0 E: 0 K: 0 S: 5	H: 0 LOB: 0 BB: 0 P: 7	R: 1 E: 0 K: 2 S: 13	H: 1 LOB: 1 BB: 1 P: 19	R: 1 E: 0 K: 1 S: 10	H: 0 LOB: 0 BB: 1 P: 21	1B: 1 2B: 3 3B: 0 HR: 0	SF: 1 SAC: 0 DP: 1 HBP: 0	WP: 1 PB: 0 SB: 2 CS: 0	PA: 30							
PITCHER	IP	WLS	BF	H	R	ER	SO	BB	IBB	HBP	BLK	WP	HR	S	P	ERA	WHIP										
Pete Smith, R ERA: 2.55 (1, 1)	7.0	L	26	3	1	1	7	2	0	0	0	1	0	63	93	1.29	0.714										
Kent Mercker, L ERA: 1.96 (8, 1)	1.0	L	4	0	1	1	1	1	0	0	0	1	0	10	21	9.00	1.000										

Batter	1	2	3	4	5	6	7	8	9	AB	R	H	RBI	BB	SO	LOB	TOP		
Dickie Thon, R OBP: 0.286, SLG: 0.331 (1, 6)	1-1 F9		0-0 F8		1-1 F8		0-1 P4		0-0 SF9 3B	5	1	1	1	0	0	3	Philadelphia Phillies @ Atlanta Braves Atlanta-Fulton County Stadium, Atlanta, GA Tue Jun 04 1991, 7:05 PM EDT Att: 30,165 - Cloudy - 72 F		
Randy Ready, R Darrel Akerfelds, R Jim Lindeman, R Jim Lindeman, R OBP: 0.429, SLG: 0.480 (5, 1) (8, 9)	2-0 F9		1-3 K		2-2 G4-3			3-2 FC4-6 1B	2-2 SF9	3	0	0	0	0	1	2			
John Kruk, L OBP: 0.347, SLG: 0.446 (1, 7)	0-1 G6-3		2-2 F7			0-1 G6-4-3 1B		0-0 FC4-6 2B	3-1 L6	5	1	1	0	0	0	2			
Dale Murphy, R Wally Ritchie, L Joe Boever, R OBP: 0.296, SLG: 0.414 (8, 1) (8, 1)		1-0 G3-1		1-1 G6-3		1-3 K		0-1 F8		4	0	0	0	0	1	2			
Ricky Jordan, R OBP: 0.322, SLG: 0.511 (1, 3)	1-1 1B 2B		0-0 G5-3		2-1 G6-4-3 1-2f			0-0 1B 2B		4	1	2	1	0	0	1			
Von Hayes, L OBP: 0.314, SLG: 0.289 (1, 8)	3-1		1-0				0-1 E FC5-4 1B	0-1		4	1	4	1	0	0	0			
Charlie Hayes, R OBP: 0.221, SLG: 0.326 (1, 5)	3-3 SAFE SAFE K		0-0 F8			2-2 E5 FC5-4 1-3		3-2 L4		4	0	0	0	0	1	5			
Steve Lake, R OBP: 0.145, SLG: 0.130 (1, 2)	1-1 G3-1		2-0 F7			1-1 FC5-4 FC3-6 1-2f 3-H		2-3 K		4	0	0	1	0	1	3			
Terry Mulholland, R Rick Schu, R Jose De Jesus, R Wally Backman, S OBP: 0.138, SLG: 0.074 (3, PH) OBP: 0.333, SLG: 0.333 OBP: 0.293, SLG: 0.200 OBP: 0.329, SLG: 0.307 (5, 4) (5, 4)			2-1 1B		1-0	1-1 FC3-6 1-2f		2-2 K 1B		0	0	0	0	0	0	0			
Inning Stats	R: 0 E: 0 K: 0 S: 5	H: 0 LOB: 0 BB: 0 P: 8	R: 0 E: 0 K: 1 S: 14	H: 2 LOB: 2 BB: 0 P: 23	R: 0 E: 0 K: 1 S: 9	H: 1 LOB: 1 BB: 0 P: 14	R: 0 E: 0 K: 0 S: 5	H: 1 LOB: 1 BB: 0 P: 7	R: 0 E: 0 K: 1 S: 7	H: 1 LOB: 0 BB: 0 P: 10	R: 1 E: 1 K: 0 S: 13	H: 1 LOB: 1 BB: 0 P: 17	R: 2 E: 0 K: 0 S: 13	H: 3 LOB: 1 BB: 0 P: 19	R: 2 E: 0 K: 1 S: 13	H: 2 LOB: 0 BB: 0 P: 22		1B: 9 2B: 2 3B: 1 HR: 0	SF: 1 SAC: 0 DP: 1 HBP: 0
PITCHER	IP WLS BF H R ER SO BB IBB HBP BLK WP HR S P ERA WHIP	IP WLS BF H R ER SO BB IBB HBP BLK WP HR S P ERA WHIP	IP WLS BF H R ER SO BB IBB HBP BLK WP HR S P ERA WHIP	IP WLS BF H R ER SO BB IBB HBP BLK WP HR S P ERA WHIP	IP WLS BF H R ER SO BB IBB HBP BLK WP HR S P ERA WHIP	IP WLS BF H R ER SO BB IBB HBP BLK WP HR S P ERA WHIP	IP WLS BF H R ER SO BB IBB HBP BLK WP HR S P ERA WHIP	IP WLS BF H R ER SO BB IBB HBP BLK WP HR S P ERA WHIP	IP WLS BF H R ER SO BB IBB HBP BLK WP HR S P ERA WHIP	IP WLS BF H R ER SO BB IBB HBP BLK WP HR S P ERA WHIP	IP WLS BF H R ER SO BB IBB HBP BLK WP HR S P ERA WHIP	IP WLS BF H R ER SO BB IBB HBP BLK WP HR S P ERA WHIP	IP WLS BF H R ER SO BB IBB HBP BLK WP HR S P ERA WHIP	IP WLS BF H R ER SO BB IBB HBP BLK WP HR S P ERA WHIP	IP WLS BF H R ER SO BB IBB HBP BLK WP HR S P ERA WHIP	IP WLS BF H R ER SO BB IBB HBP BLK WP HR S P ERA WHIP	IP WLS BF H R ER SO BB IBB HBP BLK WP HR S P ERA WHIP	IP WLS BF H R ER SO BB IBB HBP BLK WP HR S P ERA WHIP	IP WLS BF H R ER SO BB IBB HBP BLK WP HR S P ERA WHIP

AB	38
R	5
H	12
RBI	5
BB	0
SO	4
LOB	19



Batter	1	2	3	4	5	6	7	8	9	AB	R	H	RBI	BB	SO	LOB	BOTTOM		
Ron Gant, R OBP: 0.280, SLG: 0.450 (1, 8)	0-0 G4-3 1B 2B	1-0 G5-3	2-3 K		3-3 K		0-1 G6-3			5	1	1	0	0	2	3	Philadelphia Phillies @ Atlanta Braves Atlanta-Fulton County Stadium, Atlanta, GA Tue Jun 04 1991, 7:05 PM EDT Att: 30,165 - Cloudy - 72 F		
Terry Pendleton, S Mark Lemke, S OBP: 0.385, SLG: 0.525 OBP: 0.351, SLG: 0.319 (1, 5) (6, 5)	1-2 G4-3	0-1 G5-3	1-3 K		3-2 G1-3		1-0 G3			4	0	0	0	0	1	4			
Lonnie Smith, R Otis Nixon, S OBP: 0.440, SLG: 0.433 OBP: 0.436, SLG: 0.398 (6, PR) (7, 7)	3-0 BB	0-2 E6 1B 2B		1-0 F8 BB HBP		0-0 E6 CS		2-0 1B HBP		3	2	1	1	0	0	0			
Danny Heep, L OBP: 0.600, SLG: 0.667 (8, PR) (9, 7)	3-H HR 1B									0	1	0	0	0	0	0			
David Justice, L OBP: 0.393, SLG: 0.511 (1, 9)	4-2 SAFE SAFE HR BB	0-0 2B 1B		4-1 SAFE SAFE F8 BB		0-3 K		1-1 2B SF8-6 1B		3	3	2	0	2	1	1			
Jeff Blauser, R OBP: 0.357, SLG: 0.427 (1, 4)	1-0 HR	3-2 2B		3-1 F8 BB		4-2 SAFE SAFE 1B BB		0-0 SF8-6 2B		4	2	3	6	1	0	2			
Brian Hunter, R Sid Bream, L OBP: 0.300, SLG: 0.125 OBP: 0.327, SLG: 0.504 (1, 3) (6, PH) (7, 3)	4-2 1B BB	2-0 G6-3		0-2 P4		0-0 1B		0-0 SF8-6		2	0	0	0	1	0	3			
Greg Olson, R OBP: 0.337, SLG: 0.337 (1, 2)	1-2 SAFE SAFE L4		2-1 P4		2-2 G5-3		1-1 1B		2-1 G3	5	0	1	1	0	0	4			
Rafael Belliard, R OBP: 0.294, SLG: 0.291 (1, 6)	1-1 FC6-4 1B		0-1 BB 1B		3-2 SH1-3 1B		0-1 F9			4	0	3	0	0	0	2			
Tom Glavine, L Juan Berenguer, R OBP: 0.346, SLG: 0.273 (8, 1)	1-1 SAFE SAFE FC6-4		4-2 BB		3-2 SH1-3		0-0 F8			2	0	0	0	1	0	2			
Inning Stats	R: 4 E: 0 K: 0 S: 17	H: 4 LOB: 2 BB: 2 P: 32	R: 2 E: 1 K: 0 S: 11	H: 2 LOB: 1 BB: 0 P: 17	R: 0 E: 0 K: 2 S: 14	H: 1 LOB: 2 BB: 1 P: 23	R: 0 E: 0 K: 0 S: 11	H: 0 LOB: 2 BB: 1 P: 21	R: 0 E: 0 K: 1 S: 14	H: 1 LOB: 1 BB: 0 P: 26	R: 1 E: 1 K: 1 S: 14	H: 2 LOB: 2 BB: 1 P: 19	R: 0 E: 0 K: 0 S: 4	H: 0 LOB: 0 BB: 0 P: 5	R: 2 E: 0 K: 0 S: 6	H: 2 LOB: 1 BB: 0 P: 11	1B: 8 2B: 4 3B: 0 HR: 1	SF: 1 SAC: 1 DP: 1 HBP: 2	WP: 0 PA: 43 CS: 1
PITCHER	IP WLS BF H R ER SO BB IBB HBP BLK WP HR S P ERA WHIP	IP WLS BF H R ER SO BB IBB HBP BLK WP HR S P ERA WHIP	IP WLS BF H R ER SO BB IBB HBP BLK WP HR S P ERA WHIP	IP WLS BF H R ER SO BB IBB HBP BLK WP HR S P ERA WHIP	IP WLS BF H R ER SO BB IBB HBP BLK WP HR S P ERA WHIP	IP WLS BF H R ER SO BB IBB HBP BLK WP HR S P ERA WHIP	IP WLS BF H R ER SO BB IBB HBP BLK WP HR S P ERA WHIP	IP WLS BF H R ER SO BB IBB HBP BLK WP HR S P ERA WHIP	IP WLS BF H R ER SO BB IBB HBP BLK WP HR S P ERA WHIP	IP WLS BF H R ER SO BB IBB HBP BLK WP HR S P ERA WHIP	IP WLS BF H R ER SO BB IBB HBP BLK WP HR S P ERA WHIP	IP WLS BF H R ER SO BB IBB HBP BLK WP HR S P ERA WHIP	IP WLS BF H R ER SO BB IBB HBP BLK WP HR S P ERA WHIP	IP WLS BF H R ER SO BB IBB HBP BLK WP HR S P ERA WHIP	IP WLS BF H R ER SO BB IBB HBP BLK WP HR S P ERA WHIP	IP WLS BF H R ER SO BB IBB HBP BLK WP HR S P ERA WHIP	IP WLS BF H R ER SO BB IBB HBP BLK WP HR S P ERA WHIP	IP WLS BF H R ER SO BB IBB HBP BLK WP HR S P ERA WHIP	IP WLS BF H R ER SO BB IBB HBP BLK WP HR S P ERA WHIP



Batter	1	2	3	4	5	6	7	8	9	AB	R	H	RBI	BB	SO	LOB	TOP					
Dickie Thon, R OBP: 0.292, SLG: 0.337 Darrel Akerfelds, R (7, 1) Jim Lindeman, R OBP: 0.438, SLG: 0.483	0-1 CS 1B		2-1 F7		0-0 F7		0-1 FC5-4		1-0 G6-3	4	0	1	0	0	0	2	Philadelphia Phillies @ Atlanta Braves Atlanta-Fulton County Stadium, Atlanta, GA Thu Jun 06 1991, 7:05 PM EDT Att: 15,682 - Sunny - 75 F					
Randy Ready, R OBP: 0.436, SLG: 0.342 Wally Backman, S OBP: 0.330, SLG: 0.300	2-1 G6-3		0-1 E5		2-2 FC5-4			2-1 G6-3		2	0	0	0	0	0	1						
John Kruk, L OBP: 0.348, SLG: 0.451	1-1 P4		0-1 P5			1-1 F7		4-0 1B 2B BB		3	1	0	0	1	0	1						
Dale Murphy, R OBP: 0.250, SLG: 0.403		4-1 1B E BB	1-3 K			1-2 G4-3		0-1 2B SF9 1B		3	2	1	0	1	1	1						
Ricky Jordan, R OBP: 0.340, SLG: 0.514		2-2 E9 G4-3 1-H SF 1B		0-2 G4-3		4-2 PB BB		0-0 2B		3	1	2	1	1	0	0						
Von Hayes, L OBP: 0.307, SLG: 0.284		0-1 G4-3		3-3 K		2-2 F8		0-0 SF9		3	0	0	1	0	1	2						
Rick Schu, R OBP: 0.286 Joe Boever, R (4, 1) John Morris, L OBP: 0.347, SLG: 0.356 Rod Booker, L OBP: 0.242, SLG: 0.273		2-0 SF		2-3 K			2-2 F7	0-0 G1-3		1	0	0	1	0	1	0						
Steve Lake, R OBP: 0.167, SLG: 0.153		2-3 K		1-1 FC5-4 1B		1-2 FC5-4 1B		0-3 K		4	0	2	0	0	2	1						
Pat Combs, L OBP: 0.267, SLG: 0.154 Charlie Hayes, R OBP: 0.226, SLG: 0.324		1-2 G6-3		1-2 P3		0-0 F8		4-2 G6-3 BB		1	0	0	0	0	0	1						
										2	0	0	0	1	0	2						
Inning Stats	R: 0 E: 0 K: 0 S: 6	H: 1 LOB: 0 BB: 0 P: 9	R: 2 E: 2 K: 1 S: 16	H: 1 LOB: 1 BB: 1 P: 27	R: 0 E: 1 K: 1 S: 9	H: 0 LOB: 1 BB: 0 P: 12	R: 0 E: 0 K: 2 S: 9	H: 0 LOB: 0 BB: 0 P: 14	R: 0 E: 0 K: 0 S: 11	H: 1 LOB: 1 BB: 0 P: 15	R: 0 E: 0 K: 0 S: 12	H: 0 LOB: 1 BB: 1 P: 20	R: 0 E: 0 K: 0 S: 9	H: 1 LOB: 1 BB: 0 P: 12	R: 2 E: 0 K: 0 S: 7	H: 2 LOB: 1 BB: 1 P: 13	R: 0 E: 0 K: 1 S: 7	H: 0 LOB: 0 BB: 1 P: 12	1B: 5 2B: 1 3B: 0 HR: 0	SF: 2 SAC: 0 DP: 1 HBP: 0	WP: 0 PB: 1 SB: 0 CS: 1	PA: 37
PITCHER Charlie Leibrandt, L ERA: 2.91 Kent Mercker, L ERA: 1.88	IP: 8.0 WLS: W BF: 34 H: 6 R: 4 ER: 3 SO: 4 BB: 3 IBB: 0 HBP: 0 BLK: 0 WP: 0 HR: 0 S: 79 P: 122 ERA: 3.38 WHIP: 1.125	IP: 1.0 WLS: L BF: 3 H: 0 R: 0 ER: 0 SO: 1 BB: 1 IBB: 0 HBP: 0 BLK: 0 WP: 0 HR: 0 S: 7 P: 12 ERA: 0.00 WHIP: 1.000																				

AB	31
R	4
H	6
RBI	3
BB	4
SO	5
LOB	14



Batter	1	2	3	4	5	6	7	8	9	AB	R	H	RBI	BB	SO	LOB	BOTTOM					
Otis Nixon, S OBP: 0.443, SLG: 0.404	1-0 B3			1-0 E6 1B 1B	1-0 F7			3-2 S 1B 1B		5	2	2	1	0	0	0	Philadelphia Phillies @ Atlanta Braves Atlanta-Fulton County Stadium, Atlanta, GA Thu Jun 06 1991, 7:05 PM EDT Att: 15,682 - Sunny - 75 F					
Terry Pendleton, S OBP: 0.382, SLG: 0.513	2-1 G4-3			1-0 1B 2B 1B		0-0 G4-3		3-2 F7		5	1	1	0	0	0	2						
Lonnie Smith, R OBP: 0.474, SLG: 0.459 Sid Bream, L OBP: 0.323, SLG: 0.490	0-0 HR 1B		2-0 1B 1B	1-1 2B 1B	1-2 3-H 1B	4-0 E 1B BB		2-0 F8		3	3	3	1	1	0	0						
David Justice, L OBP: 0.396, SLG: 0.524	2-0 HR		0-0 1B BB 1B	1-3 K	1-3 K	1-3 K		4-0 WP 1B IBB		4	1	2	2	1	2	3						
Jeff Blauser, R OBP: 0.389, SLG: 0.524	3-1 HR		4-1 FC5 1B BB	1-2 1B	1-3 2-H 2B	2-1 WP 1B		2-2 WP 1B		4	1	4	4	1	0	0						
Brian Hunter, R OBP: 0.353, SLG: 0.429	1-2 L7		1-0 1B	1-3 K	2-3 K	1-3 K		4-1 1B BB		4	0	1	1	1	2	3						
Mike Heath, R OBP: 0.274, SLG: 0.296		2-2 G6-3	0-1 P3	1-1 G5-3		1-0 P9		1-3 K		5	0	0	0	0	1	8						
Rafael Belliard, R OBP: 0.288, SLG: 0.281		2-2 E3 SH1-4 1B	2-3 K		0-3 K		1-1 G5-3			4	1	0	0	0	2	3						
Charlie Leibrandt, R Kent Mercker, L	0-1 SH1-4		0-1 FC5		2-3 K		1-1 F7			3	0	0	0	0	1	3						
										0	0	0	0	0	0	0						
Inning Stats	R: 3 E: 0 K: 0 S: 14	H: 3 LOB: 0 BB: 0 P: 23	R: 1 E: 1 K: 0 S: 10	H: 1 LOB: 0 BB: 0 P: 18	R: 1 E: 0 K: 1 S: 11	H: 3 LOB: 3 BB: 1 P: 20	R: 2 E: 1 K: 2 S: 16	H: 3 LOB: 2 BB: 0 P: 24	R: 0 E: 0 K: 2 S: 9	H: 0 LOB: 0 BB: 0 P: 12	R: 1 E: 1 K: 2 S: 12	H: 1 LOB: 1 BB: 1 P: 20	R: 0 E: 0 K: 0 S: 5	H: 0 LOB: 0 BB: 0 P: 8	R: 1 E: 0 K: 1 S: 16	H: 2 LOB: 2 BB: 2 P: 34	R: 1 E: 0 K: 0 S: 7	H: 0 LOB: 0 BB: 1 P: 12	1B: 10 2B: 1 3B: 0 HR: 2	SF: 0 SAC: 1 DP: 0 HBP: 0	WP: 2 PB: 0 SB: 1 CS: 0	PA: 43
PITCHER Pat Combs, L ERA: 4.62 Joe Boever, R ERA: 3.74 Darrel Akerfelds, R ERA: 4.26	IP: 3.1 WLS: L BF: 23 H: 7 R: 5 ER: 5 SO: 2 BB: 1 IBB: 0 HBP: 0 BLK: 0 WP: 1 HR: 0 S: 26 P: 40 ERA: 0.00 WHIP: 0.750	IP: 2.0 WLS: L BF: 10 H: 1 R: 1 ER: 1 SO: 1 BB: 1 IBB: 1 HBP: 0 BLK: 0 WP: 1 HR: 0 S: 21 P: 42 ERA: 4.50 WHIP: 1.500																				



Batter	1	2	3	4	5	6	7	8	9	AB	R	H	RBI	BB	SO	LOB	TOP				
Delino DeShields, L OBP: 0.371, SLG: 0.396	0-3 K		2-3 K	4-1 PB 1B BB		2-3 K		1-0 E4 E	1-0 1B 2B	5	2	1	2	1	3	2					
Marquis Grissom, R OBP: 0.344, SLG: 0.441	2-2 S WP 1B		1-2 F9	1-1 WP 1B 1B			1-0 S 1B	2-2 E9 2B	3-2 2B 1B	6	1	5	3	0	0	1					
Ivan Calderon, R OBP: 0.358, SLG: 0.456	3-3 K		0-1 BB 1B	1-2 WP 1B			0-1 G5-3 1B	0-1 G5-3 2B	0-0 F8 1B	6	0	2	0	0	1	5					
Tim Wallach, R OBP: 0.308, SLG: 0.312	3-3 K		4-0 FC5 BB	3-2 G6-3			0-0 G1-3		1-0 1B WP 2B 1B	4	1	1	0	1	1	3					
Mike Fitzgerald, R OBP: 0.323, SLG: 0.333		0-1 P2	1-0 FC5		2-3 K				3-1 F7 1B	5	0	0	0	0	1	5					
Tom Foley, L OBP: 0.261, SLG: 0.302										0	0	0	0	0	0	0					
Kenny Williams, R OBP: 0.366, SLG: 0.486		1-1 S 1B			0-3 K			0-0 1B 2B	2-2 2B 1B	5	3	4	0	0	1	0					
Gilberto Reyes, R OBP: 0.337, SLG: 0.312		0-3 K		0-1 E5 G6-3 PB 1B	2-2 G6-3			0-1 E WP E 1B	1-3 K	5	2	2	2	0	2	3					
Spike Owen, S OBP: 0.298, SLG: 0.289		3-2 F8		0-2 G5-3		3-3 K		1-3 K	4-0 2B 2B BB	4	1	0	0	1	2	3					
Oil Can Boyd, R OBP: 0.174, SLG: 0.095				4-2 BB 1B BB	0-1 G6-3			1-3 K	0-1 2B 2B	3	0	0	0	1	2	2					
Scott Ruskin, R OBP: 0.333, SLG: 0.364								1-2 K	1-3 2B 2B	1	1	1	2	0	0	0					
Eric Bullock, L OBP: 0.750, SLG: 0.750								1-2 K	1-3 2B 2B	0	0	0	0	0	0	0					
Bill Sampen, R OBP: 0.750, SLG: 0.750										0	0	0	0	0	0	0					
Inning Stats	R: 1 E: 0 K: 3 S: 14	H: 1 LOB: 0 BB: 0 P: 22	R: 0 E: 0 K: 1 S: 11	H: 1 LOB: 1 BB: 0 P: 15	R: 0 E: 0 K: 1 S: 16	H: 1 LOB: 3 BB: 2 P: 28	R: 3 E: 1 K: 0 S: 16	H: 4 LOB: 2 BB: 1 P: 28	R: 0 E: 0 K: 2 S: 9	H: 0 LOB: 0 BB: 0 P: 15	R: 0 E: 0 K: 0 S: 5	H: 1 LOB: 1 BB: 0 P: 6	R: 3 E: 2 K: 2 S: 17	H: 3 LOB: 1 BB: 0 P: 24	R: 4 E: 0 K: 1 S: 16	H: 5 LOB: 2 BB: 1 P: 31	1B: 11 2B: 5 3B: 0 HR: 0	SF: 0 SAC: 0 DP: 0 HBP: 0	WP: 4 PB: 1 SB: 5 CS: 0	PA: 48	
PITCHER	IP WLS BF H R ER SO	IP WLS BF H R ER SO	IP WLS BF H R ER SO	IP WLS BF H R ER SO	IP WLS BF H R ER SO	IP WLS BF H R ER SO	IP WLS BF H R ER SO	IP WLS BF H R ER SO	IP WLS BF H R ER SO	IP WLS BF H R ER SO	IP WLS BF H R ER SO	IP WLS BF H R ER SO	IP WLS BF H R ER SO	IP WLS BF H R ER SO	IP WLS BF H R ER SO	IP WLS BF H R ER SO	ERA WHIP	ERA WHIP			
Steve Avery, L ERA: 4.14	(1, 1)	3.2	L	21	7	4	4	5	3	0	0	0	0	1	0	54	87	9.82	2.727		
Randy St. Claire, R ERA: 3.52	(4, 1)	4.0		16	3	3	1	7	0	0	0	0	0	2	0	40	58	2.25	0.750		
Mike Stanton, L ERA: 3.6	(8, 1)	0.1		2	1	0	0	0	0	0	0	0	0	0	0	5	9	0.00	3.000		
Jeff Parrett, R ERA: 6.64	(9, 1)	1.0		9	5	4	4	1	1	0	0	0	0	1	0	16	31	36.00	6.000		

Montreal Expos @ Atlanta Braves
Atlanta-Fulton County Stadium, Atlanta, GA
Fri Jun 07 1991, 7:05 PM EDT
Att: 23,097 - Sunny - 76 F

AB 44
R 11
H 16
RBI 9
BB 4
SO 13
LOB 24



Batter	1	2	3	4	5	6	7	8	9	AB	R	H	RBI	BB	SO	LOB	BOTTOM			
Otis Nixon, S OBP: 0.441, SLG: 0.398	4-0 FC3-6 BB		0-3 K			3-1 F8		0-1 FC3-6 S	1-0 1B	4	0	1	1	1	1	1				
Terry Pendleton, S OBP: 0.373, SLG: 0.500	1-2 FC3-6 F8 PB 1-2F		2-1 P6			2-1 G4-3		0-1 F9		4	0	0	0	0	0	2				
Lonnie Smith, R OBP: 0.475, SLG: 0.468	1-1 F8		0-1 F7			0-0 2B		4-0 BB		3	0	1	0	1	0	1				
David Justice, L OBP: 0.389, SLG: 0.513	2-1 G3			3-3 K		1-3 K		1-3 K		4	0	0	0	0	3	4				
Sid Bream, L OBP: 0.333, SLG: 0.497		2-1 FC5-4 1B		0-0 F8			0-0 1B 1B	1-0 FC5-4 BB 1B		4	1	3	0	0	0	0				
Jeff Blauser, R OBP: 0.385, SLG: 0.509	1-2 FC5-4 G5-3 1B 1-2F			2-2 F8		0-3 K		4-1 FC5-4 BB		3	1	0	0	1	1	2				
Mike Heath, R OBP: 0.273, SLG: 0.295	1-2 G5-3				0-3 K		0-2 G4-6-3 1B	2-3 K		4	0	1	0	0	2	3				
Rafael Bellard, R OBP: 0.294, SLG: 0.294	(1, 6)	2-1					1-2 G4-6-3	0-0 FC5-4		2	0	1	1	0	0	0				
Jeff Treadway, L OBP: 0.378, SLG: 0.485	(7, PH)									1	0	0	0	0	0	2				
Mike Stanton, L OBP: 0.378, SLG: 0.485	(8, 4)									0	0	0	0	0	0	0				
Mike Stanton, L OBP: 0.378, SLG: 0.485	(8, 1)									0	0	0	0	0	0	0				
Jeff Parrett, R OBP: 0.389, SLG: 0.513	(9, 1)									1	0	0	0	0	0	2				
Danny Heep, L OBP: 0.268, SLG: 0.545	(9, PH)									1	0	0	0	0	0	2				
Steve Avery, L OBP: 0.208, SLG: 0.095	(1, 1)	7.2		30	6	1	6			1	0	0	0	0	0	0				
Randy St. Claire, R OBP: 0.385, SLG: 0.509	(4, 1)									1	0	0	0	0	0	0				
Mark Lemke, S OBP: 0.367, SLG: 0.327	(8, 4)									1	0	1	0	1	0	0				
Inning Stats	R: 0 E: 0 K: 0 S: 7	H: 0 LOB: 1 BB: 1 P: 15	R: 1 E: 0 K: 1 S: 12	H: 2 LOB: 1 BB: 0 P: 23	R: 0 E: 0 K: 1 S: 7	H: 0 LOB: 0 BB: 0 P: 9	R: 0 E: 0 K: 1 S: 7	H: 0 LOB: 0 BB: 0 P: 12	R: 0 E: 0 K: 1 S: 8	H: 1 LOB: 1 BB: 0 P: 14	R: 0 E: 0 K: 1 S: 11	H: 2 LOB: 1 BB: 0 P: 12	R: 0 E: 0 K: 1 S: 9	H: 1 LOB: 2 BB: 1 P: 16	R: 1 E: 0 K: 1 S: 7	H: 2 LOB: 2 BB: 2 P: 19	1B: 7 2B: 1 3B: 0 HR: 0	SF: 0 SAC: 0 DP: 1 HBP: 0	WP: 0 PB: 1 SB: 1 CS: 0	PA: 37
PITCHER	IP WLS BF H R ER SO	IP WLS BF H R ER SO	IP WLS BF H R ER SO	IP WLS BF H R ER SO	IP WLS BF H R ER SO	IP WLS BF H R ER SO	IP WLS BF H R ER SO	IP WLS BF H R ER SO	IP WLS BF H R ER SO	IP WLS BF H R ER SO	IP WLS BF H R ER SO	IP WLS BF H R ER SO	IP WLS BF H R ER SO	IP WLS BF H R ER SO	IP WLS BF H R ER SO	IP WLS BF H R ER SO	ERA WHIP	ERA WHIP		
Oil Can Boyd, R ERA: 3.76	(1, 1)	7.2		30	6	1	6			1	17	1.043								
Scott Ruskin, L ERA: 2.39	(8, 1)	0.1		1	0	0	0	1	0	0	0	0.00	0.000							
Bill Sampen, R ERA: 4.0	(9, 1)	1.0		6	2	1	1	1	2	0	0	9.00	4.000							

Montreal Expos @ Atlanta Braves
Atlanta-Fulton County Stadium, Atlanta, GA
Fri Jun 07 1991, 7:05 PM EDT
Att: 23,097 - Sunny - 76 F

AB 33
R 2
H 8
RBI 2
BB 4
SO 8
LOB 18

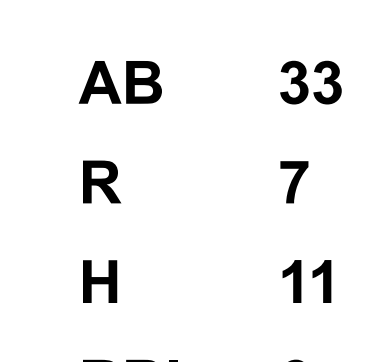


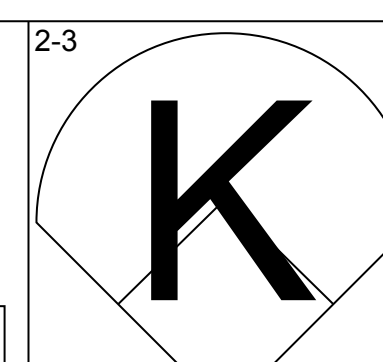
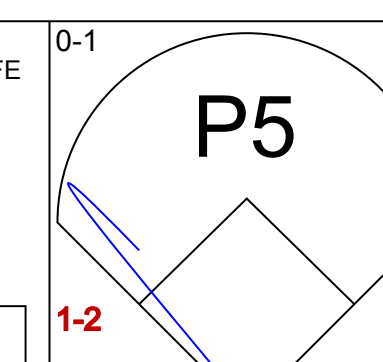
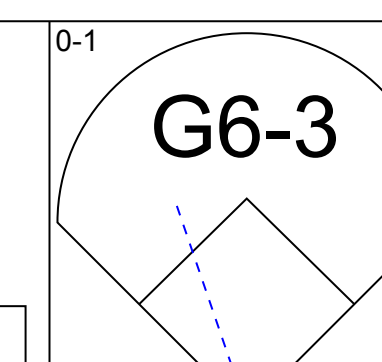
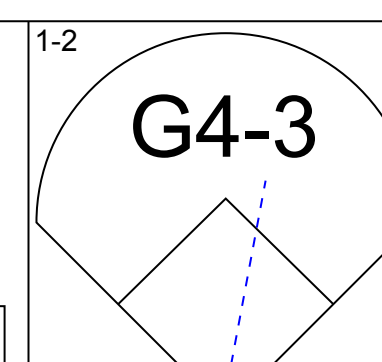
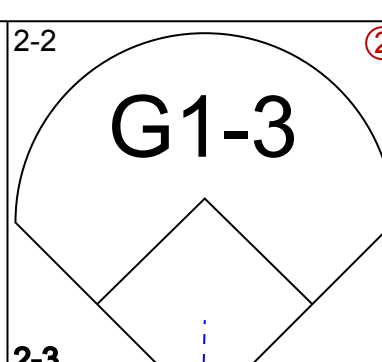
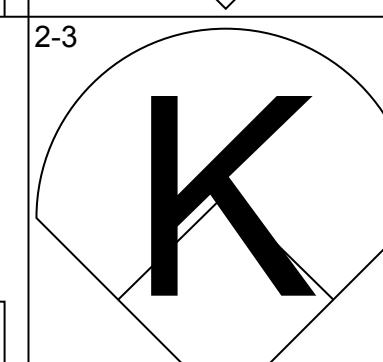
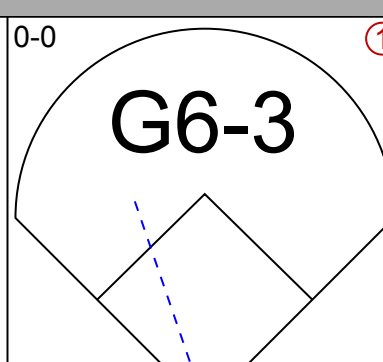
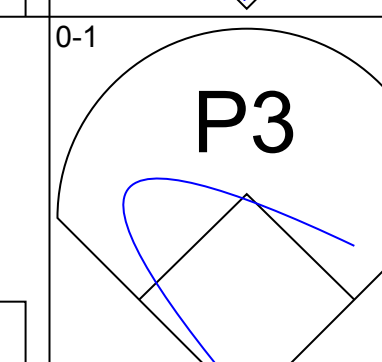
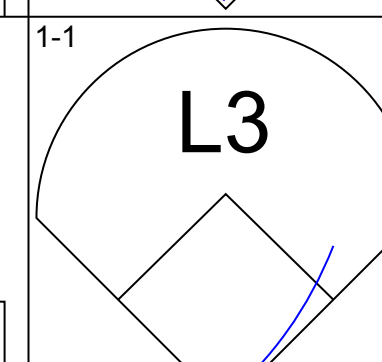
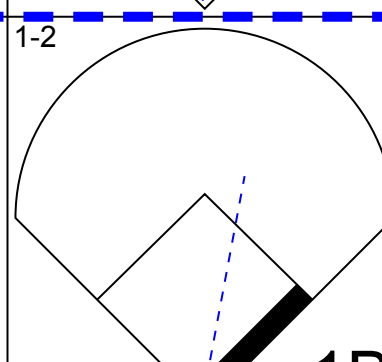
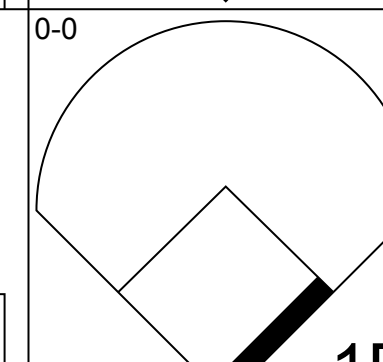
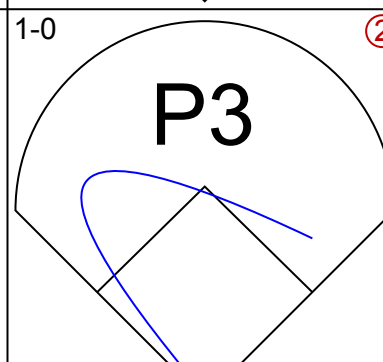
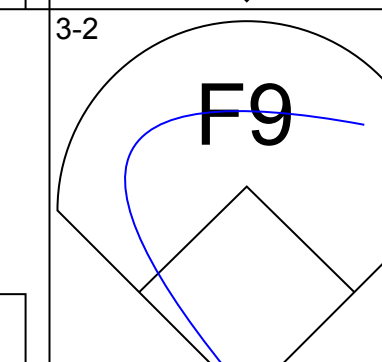
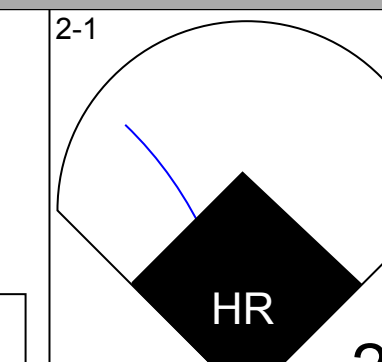
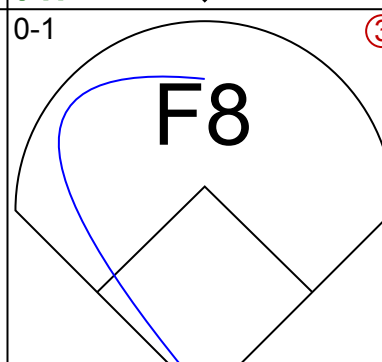
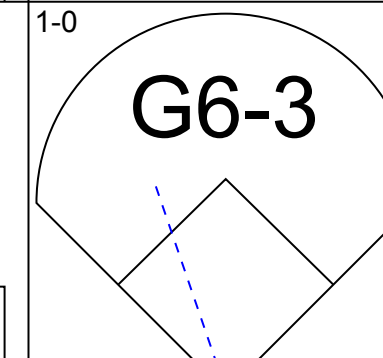
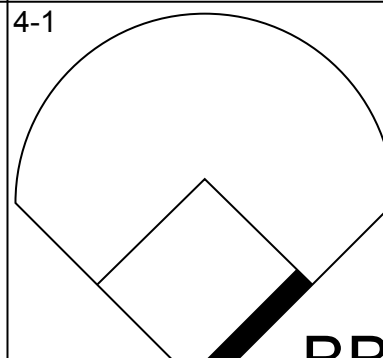
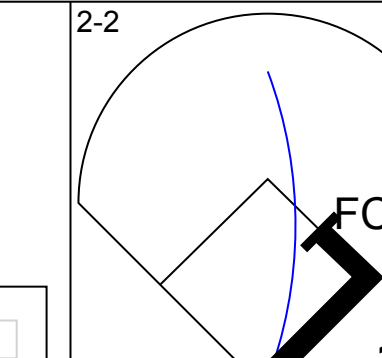
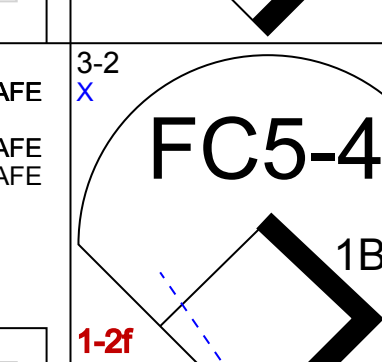
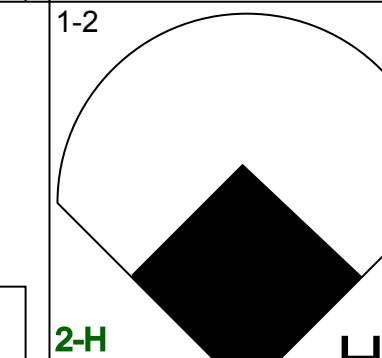
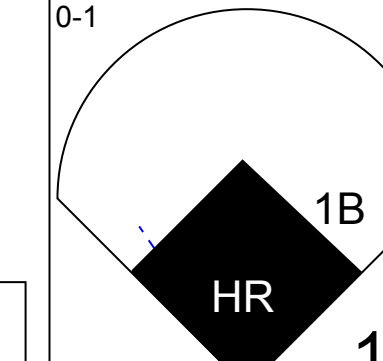
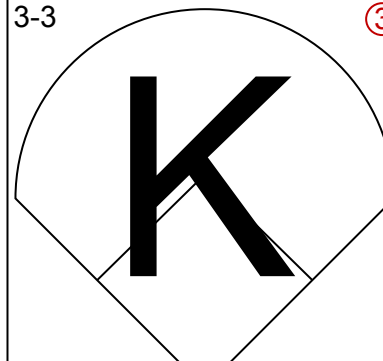
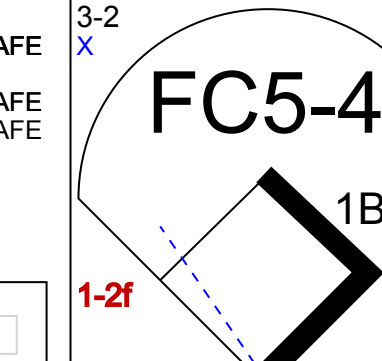
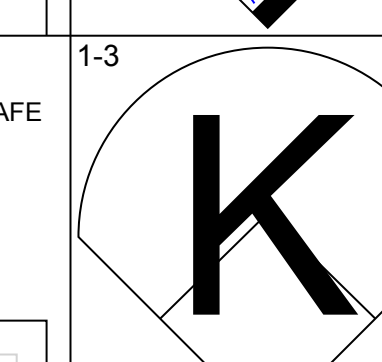
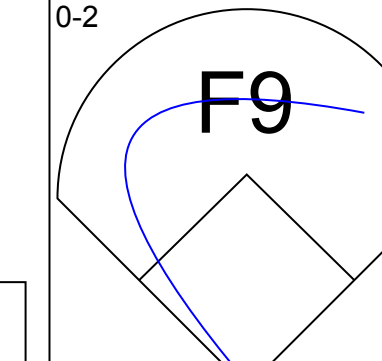
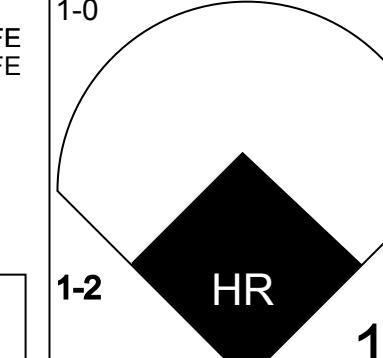
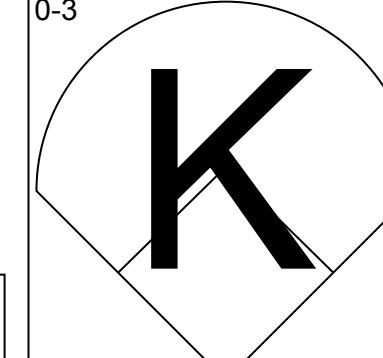
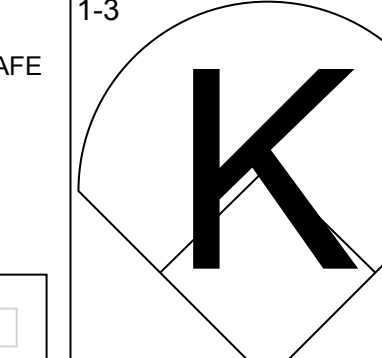
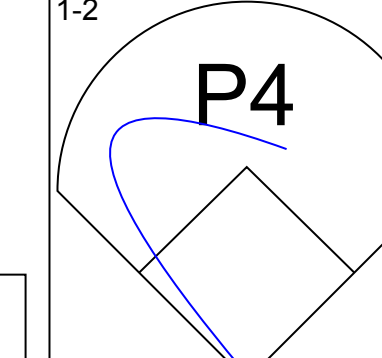
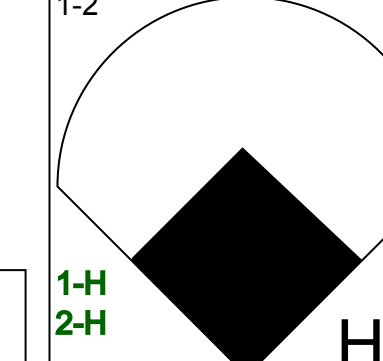
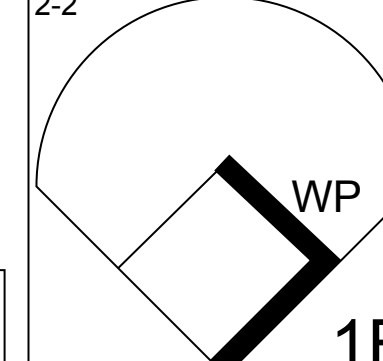
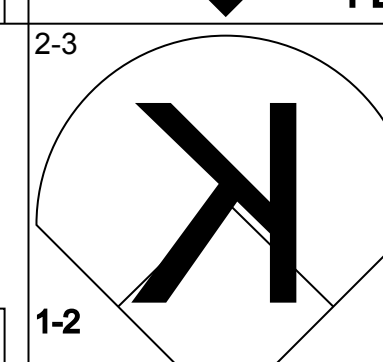
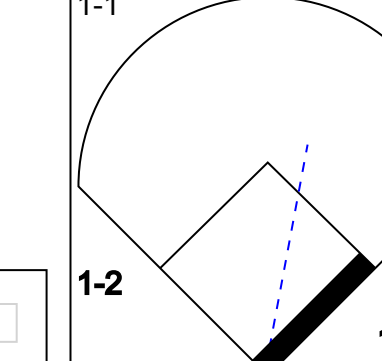
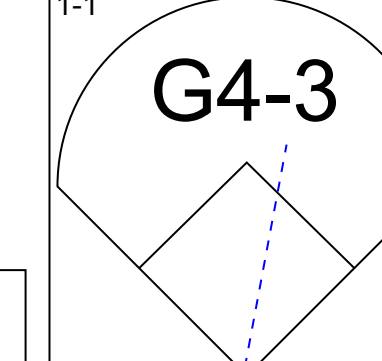
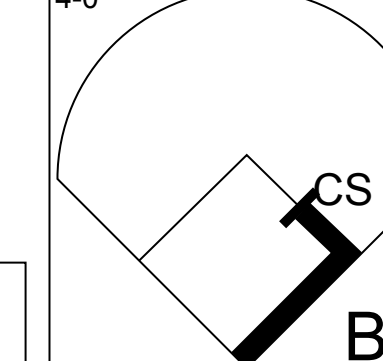

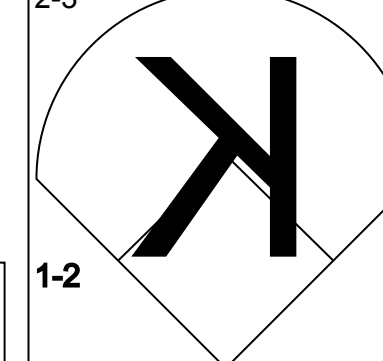
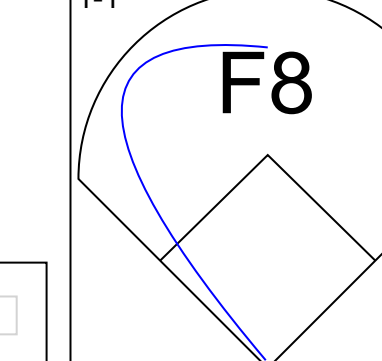
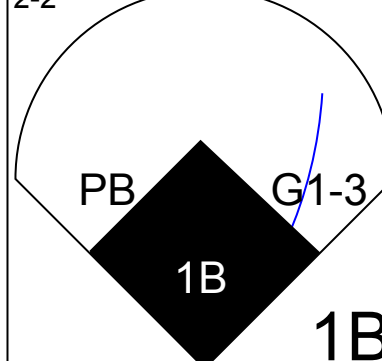
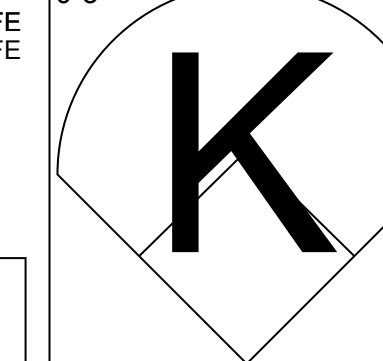
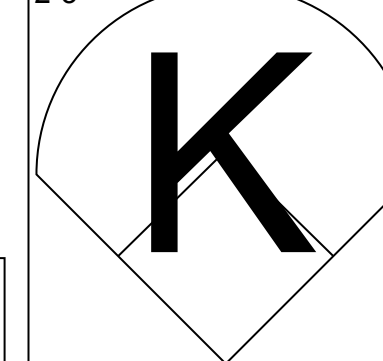
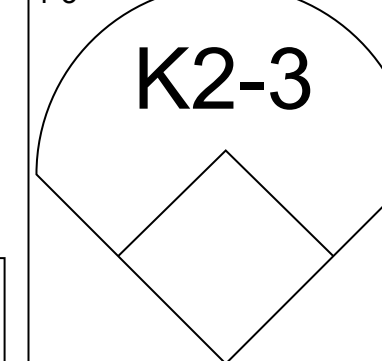
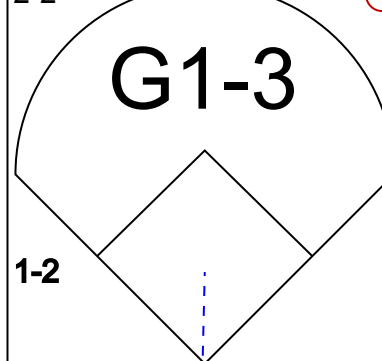
Batter	1	2	3	4	5	6	7	8	9	AB	R	H	RBI	BB	SO	LOB	TOP					
Delino DeShields, L OBP: 0.376, SLG: 0.400 (1.4)										3	0	1	2	2	1	1	Montreal Expos @ Atlanta Braves Atlanta-Fulton County Stadium, Atlanta, GA Sat Jun 08 1991, 7:05 PM EDT Att: 32,293 - Cloudy - 77 F					
Marquis Grissom, R OBP: 0.340, SLG: 0.434 (1.8)										5	1	1	0	0	1	5						
Ivan Calderon, R OBP: 0.359, SLG: 0.460 (1.7)										5	2	2	0	0	0	3						
Tim Wallach, R OBP: 0.319, SLG: 0.321 (1.5)										4	0	3	2	0	0	0						
Dave Martinez, L OBP: 0.266, SLG: 0.300 (1.9)										5	0	1	0	0	0	4						
Mike Fitzgerald, R OBP: 0.306, SLG: 0.290 (1.2)										4	0	0	0	1	1	6						
Larry Walker, L OBP: 0.311, SLG: 0.351 (1.3)										3	1	2	1	1	0	1						
Spike Owen, S OBP: 0.299, SLG: 0.286 (1.6)										2	1	0	0	1	0	3						
Brian Barnes, L (5, PH)										0	0	0	0	1	0	0						
Eric Bullock, L (5, PH)										1	0	0	0	0	0	2						
Rick Mahler, R (5, PH)										0	0	0	0	0	0	0						
Junior Nunez, R (7, PH)										1	0	0	0	0	0	1						
Tim Burke, R (7, PH)										0	0	0	0	0	0	0						
Jeff Fassero, L (7, PH)										0	0	0	0	0	0	0						
Kenny Williams, R (9, PH)										1	1	1	0	0	0	0						
Inning Stats	R: 1 E: 0 K: 1 S: 10	H: 2 LOB: 1 BB: 0 P: 13	R: 0 E: 0 K: 0 S: 5	H: 0 LOB: 0 BB: 1 P: 10	R: 0 E: 1 K: 0 S: 8	H: 0 LOB: 1 BB: 1 P: 16	R: 0 E: 0 K: 0 S: 3	H: 0 LOB: 0 BB: 0 P: 6	R: 3 E: 1 K: 0 S: 8	H: 3 LOB: 0 BB: 1 P: 18	R: 0 E: 0 K: 0 S: 4	H: 1 LOB: 0 BB: 0 P: 8	R: 0 E: 0 K: 0 S: 12	H: 0 LOB: 2 BB: 2 P: 24	R: 1 E: 0 K: 1 S: 19	H: 2 LOB: 2 BB: 0 P: 30	R: 1 E: 0 K: 1 S: 18	H: 3 LOB: 3 BB: 1 P: 27	1B: 8 2B: 2 3B: 1 HR: 0	SF: 0 SAC: 1 DP: 2 HBP: 1	WP: 0 PB: 0 SB: 2 CS: 1	PA: 43
PITCHER	IP WLS BF H R ER SO BB IBB HBP BLK WP HR S P ERA WHIP																					
Pete Smith, R ERA: 3.22 (1.1)	4.2	21	5	4	3	1	3	0	0	0	1	0	0	0	34	61	5.79	1.714				
Marvin Freeman, R ERA: 3.39 (5.1)	1.1	3	1	0	0	0	0	0	0	0	0	0	0	4	10	0.00	0.750					
Juan Berenguer, R ERA: 2.67 (7.1)	0.2	4	0	0	0	0	2	0	0	0	0	0	0	11	21	0.00	3.000					
Mike Stanton, L ERA: 3.54 (7.1)	0.1	W	1	0	0	0	0	0	0	0	0	0	0	1	3	0.00	0.000					
Kent Mercker, L ERA: 2.42 (8.1)	2.0	S	13	5	2	2	1	0	1	0	0	0	0	37	57	9.00	3.000					

AB	34
R	6
H	11
RBI	5
BB	6
SO	3
LOB	26



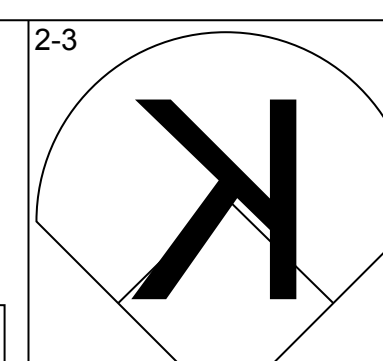
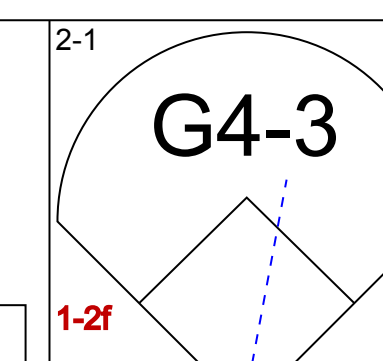
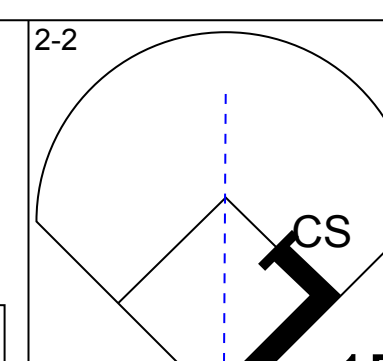
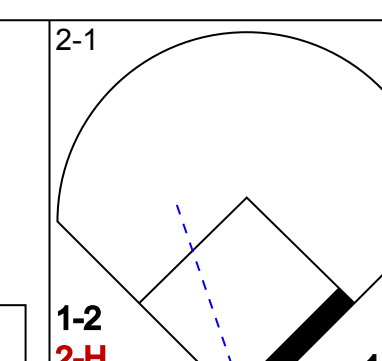
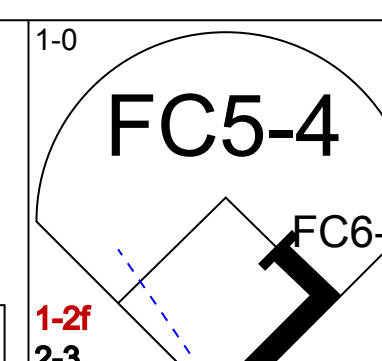

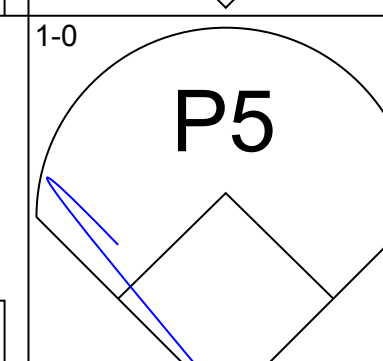
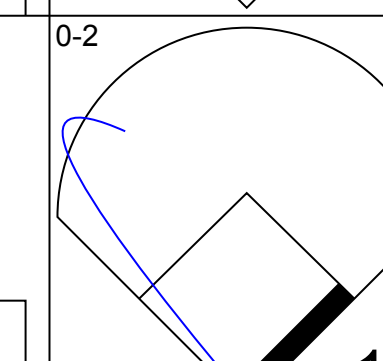
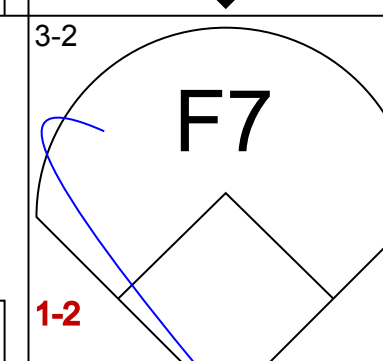
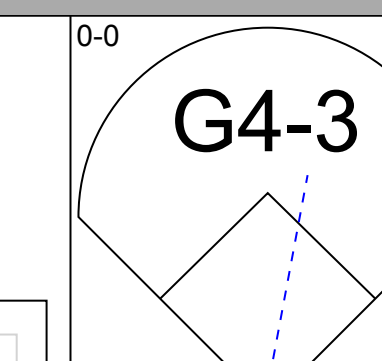
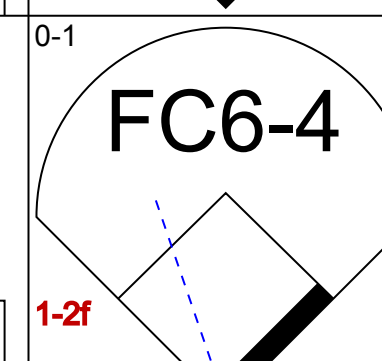
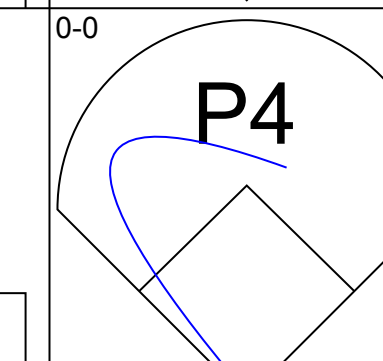
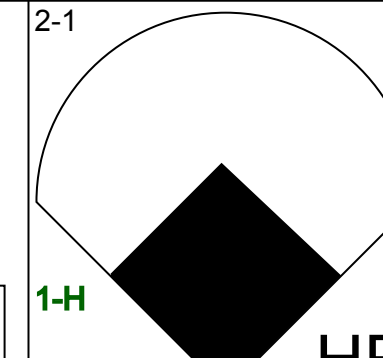

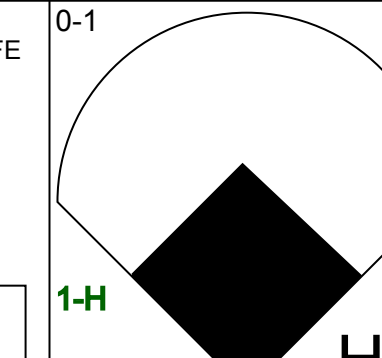
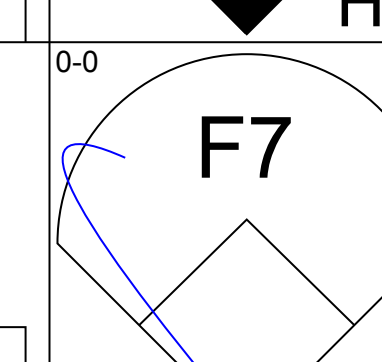
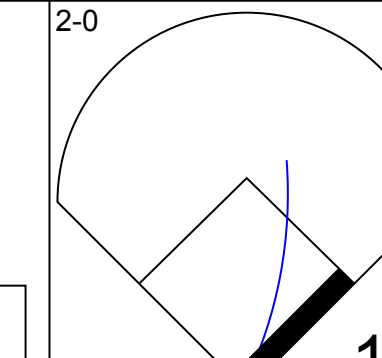
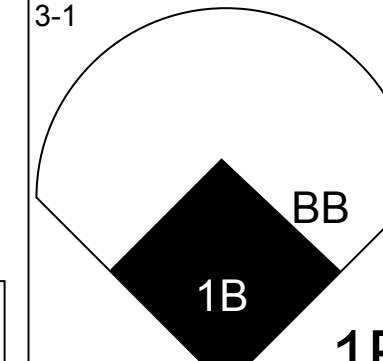
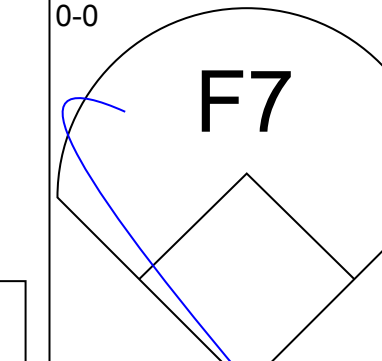
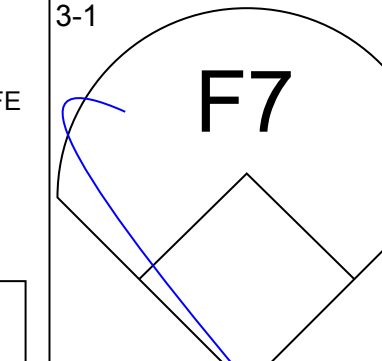
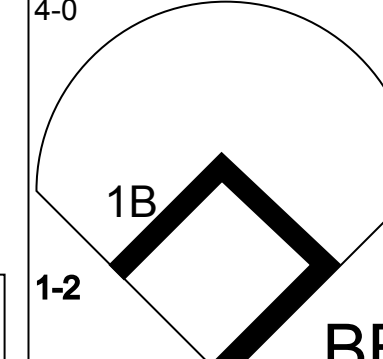
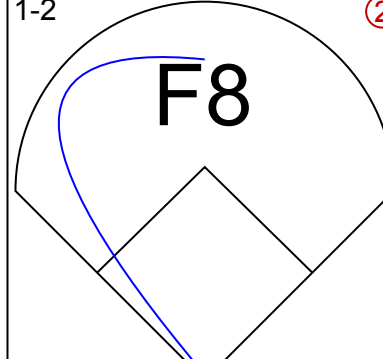
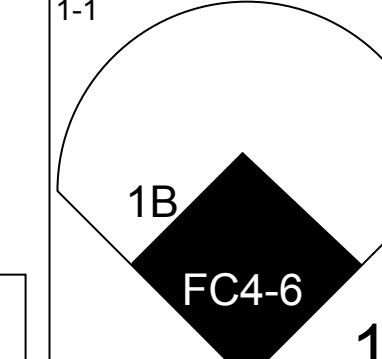

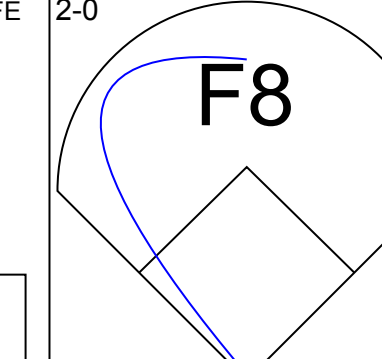
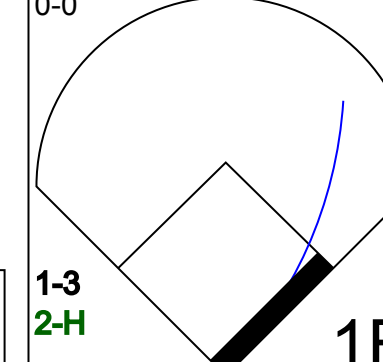

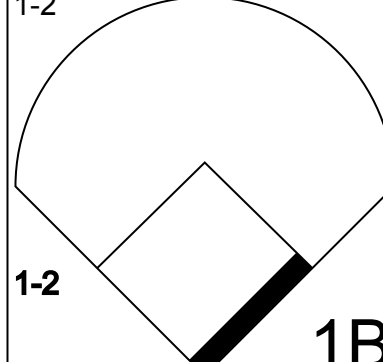

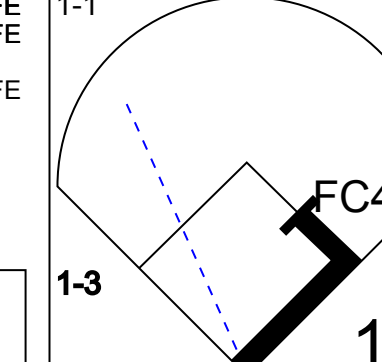
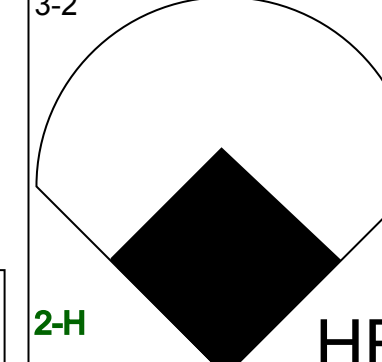

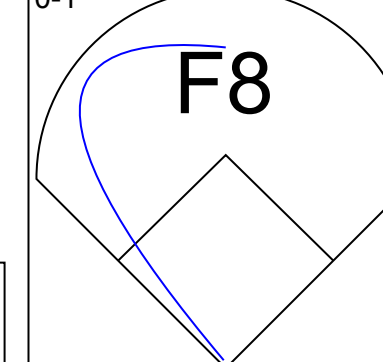

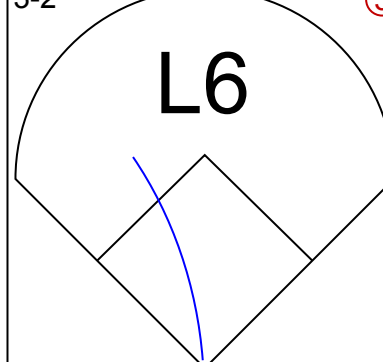

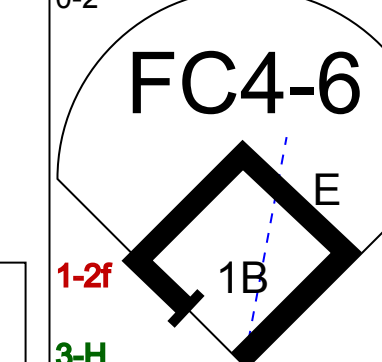
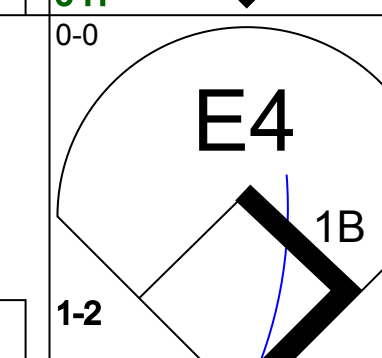




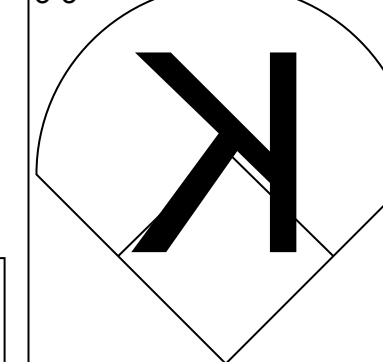
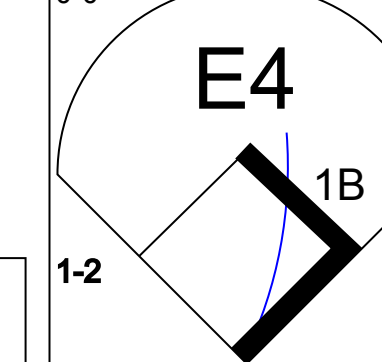
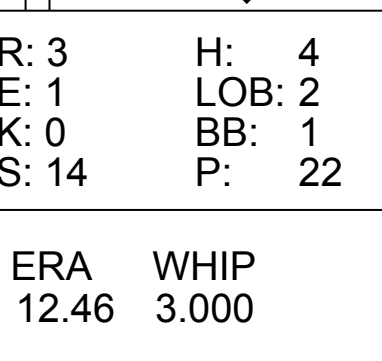

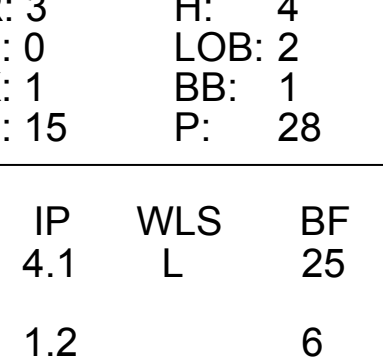
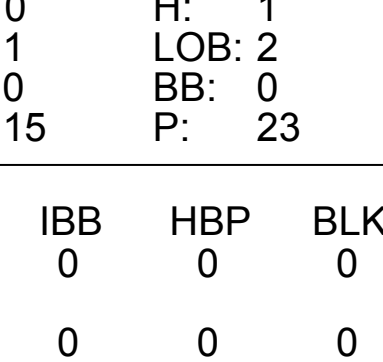
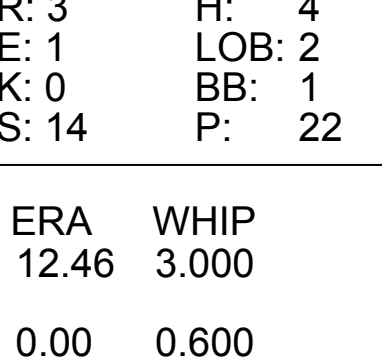
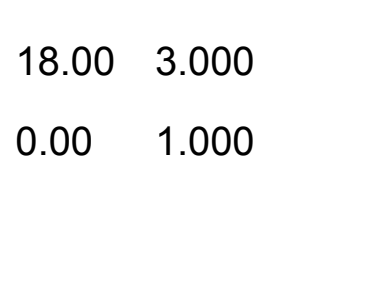
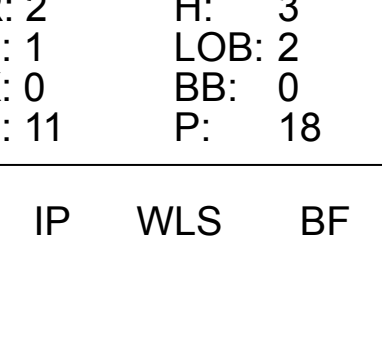
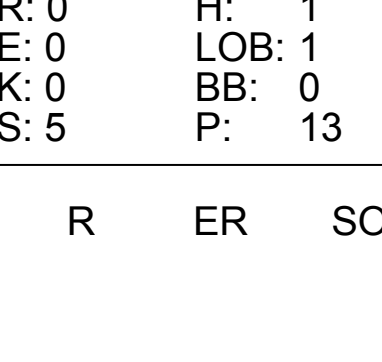


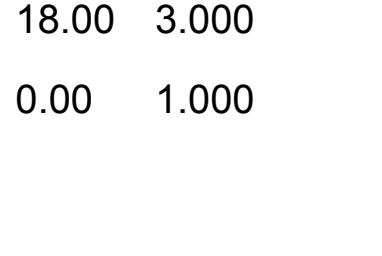


Batter	1	2	3	4	5	6	7	8	9	AB	R	H	RBI	BB	SO	LOB	BOTTOM				
Otis Nixon, S OBP: 0.446, SLG: 0.405 (1.8)										3	1	2	0	0	0	0	Montreal Expos @ Atlanta Braves Atlanta-Fulton County Stadium, Atlanta, GA Sat Jun 08 1991, 7:05 PM EDT Att: 32,293 - Cloudy - 77 F				
Terry Pendleton, S OBP: 0.376, SLG: 0.506 (1.5)										4	1	2	2	0	0	0					
29 John Smoltz, R OBP: 0.217, SLG: 0.190 (7, FR)										0	1	0	0	0	0	0					
Kent Mercker, L (8.1)										0	0	0	0	0	0	0					
Lonnie Smith, R OBP: 0.466, SLG: 0.457 (1.7)										4	1	1	0	0	1	2					
David Justice, L OBP: 0.395, SLG: 0.531 (1.9)										3	0	2	2	1	0	1					
Jeff Blauser, R OBP: 0.381, SLG: 0.500 (1.4)										4	0	1	1	0	0	3					
Brian Hunter, R OBP: 0.388, SLG: 0.625 (1.3)										2	1	1	1	0	0	1					
Sid Bream, L OBP: 0.335, SLG: 0.497 (6, PH) (7.3)										2	0	1	0	0	0	2					
Mike Heath, R OBP: 0.268, SLG: 0.289 (1.2)										2	0	0	0	0	1	1					
Danny Heep, L OBP: 0.462, SLG: 0.500 (6, PH) (7.1)										1	0	0	0	0	1	1					
Juan Berenguer, R (7.1)										0	0	0	0	0	0	0					
Mike Stanton, L (7.1)										0	0	0	0	0	0	0					
Mark Lemke, S OBP: 0.361, SLG: 0.320 (8.5)										1	0	0	0	0	0	0					
Rafael Belliard, R OBP: 0.290, SLG: 0.283 (1.6)										4	1	1	0	0	1	1					
Pete Smith, R OBP: 0.333, SLG: 0.250 (1.1)										1	1	0	0	1	0	0					
Marvin Freeman, R (5.1)										0	0	0	0	0	0	0					
Greg Olson, R OBP: 0.320, SLG: 0.330 (7.2)										2	0	0	0	0	0	0					
Inning Stats	R: 0 E: 0 K: 1 S: 8	H: 0 LOB: 0 BB: 0 P: 13	R: 0 E: 0 K: 1 S: 10	H: 1 LOB: 1 BB: 0 P: 17	R: 3 E: 0 K: 0 S: 13	H: 3 LOB: 2 BB: 2 P: 31	R: 1 E: 0 K: 0 S: 8	H: 1 LOB: 0 BB: 0 P: 13	R: 0 E: 0 K: 0 S: 7	H: 2 LOB: 1 BB: 0 P: 10	R: 0 E: 0 K: 1 S: 12	H: 1 LOB: 0 BB: 0 P: 20	R: 3 E: 1 K: 0 S: 23	H: 3 LOB: 2 BB: 0 P: 32	R: 0 E: 0 K: 1 S: 6	H: 0 LOB: 0 BB: 0 P: 7	R: 1 E: 0 K: 1 S: 18	H: 3 LOB: 3 BB: 1 HR: 1	SF: 0 SAC: 1 DP: 0 HBP: 0	WP: 0 PB: 0 SB: 2 CS: 0	PA: 36
PITCHER	IP WLS BF H R ER SO BB IBB HBP BLK WP HR S P ERA WHIP																				
Brian Barnes, L ERA: 7.12 (1.1)	4.0	18	5	4	4	2	2	0	0	0	0	0	0	19	30	0.00	1.500				
Rick Mahler, R ERA: 3.02 (5.1)	2.0	8	3	0	0	1	0	0	0	0	0	0	0	17	22	54.00	6.000				
Tim Burke, R ERA: 4.5 (7.1)	0.1	L	4	2	3	2	0	0	0	0	0	0	0	12	17	0.00	0.600				
Jeff Fassero, L ERA: 1.93 (7.1)	1.2	6	1	0	0	1	0	0	0	0	0	0	0	12	17	0.00	0.600				



Batter	1	2	3	4	5	6	7	8	9	AB	R	H	RBI	BB	SO	LOB	TOP			
Delino DeShields, L (1.4) OBP: 0.368, SLG: 0.390										5	0	0	0	0	1	2	Montreal Expos @ Atlanta Braves Atlanta-Fulton County Stadium, Atlanta, GA Sun Jun 09 1991, 3:33 AM EDT Att: 23,171 - Cloudy - 81 F			
Marquis Grissom, R (1.8) OBP: 0.337, SLG: 0.428										5	0	1	1	0	1	0				
Ivan Calderon, R (1.7) OBP: 0.360, SLG: 0.463										5	1	2	0	0	0	1				
Tim Wallach, R (1.5) OBP: 0.326, SLG: 0.340										3	1	2	2	1	0	1				
Mike Fitzgerald, R (1.2) OBP: 0.300, SLG: 0.286										4	1	1	0	0	1	2				
Kenny Williams, R (1.9) OBP: 0.370, SLG: 0.525										4	1	1	0	0	2	1				
Larry Walker, L (1.3) Scott Ruskin, R (8.1)										4	1	3	3	0	0	0				
Spike Owen, S (1.6) OBP: 0.303, SLG: 0.287										3	1	1	0	1	1	3				
Mark Gardner, R (1.1) Bill Sampen, R (5.1) Junior Noboa, R (7. PH) Jeff Fassero, L (7.1) Tom Foley, L (8.3) OBP: 0.297, SLG: 0.297										2	0	0	0	0	2	2				
Inning Stats	R: 0 E: 0 K: 2 S: 8	H: 1 LOB: 1 BB: 0 P: 13	R: 3 E: 0 K: 1 S: 11	H: 3 LOB: 0 BB: 1 P: 17	R: 0 E: 0 K: 1 S: 7	H: 0 LOB: 1 BB: 1 P: 15	R: 0 E: 0 K: 3 S: 12	H: 1 LOB: 0 BB: 0 P: 18	R: 0 E: 0 K: 1 S: 7	H: 2 LOB: 2 BB: 0 P: 23	R: 0 E: 0 K: 1 S: 9	H: 0 LOB: 0 BB: 0 P: 12	R: 2 E: 0 K: 0 S: 13	H: 2 LOB: 0 BB: 0 P: 18	R: 1 E: 0 K: 0 S: 17	H: 2 LOB: 1 BB: 0 P: 24		1B: 8 2B: 1 3B: 0 HR: 2	SF: 0 SAC: 0 DP: 0 HBP: 0	WP: 1 PB: 1 SB: 0 CS: 1
PITCHER	IP	WLS	BF	H	R	ER	SO	BB	IBB	HBP	BLK	WP	HR	S	P	ERA	WHIP			
Tom Glavine, L (1.1) ERA: 2.35	8.0	W	34	9	5	5	9	2	0	0	0	1	2	82	126	5.62	1.375			
Mike Stanton, L (9.1) ERA: 3.95	0.2		3	1	1	1	0	0	0	0	0	0	0	12	18	13.50	1.500			
Juan Berenguer, R (9.1) ERA: 2.65	0.1	S	2	1	0	0	0	0	0	0	0	0	0	5	6	0.00	3.000			

AB	37
R	6
H	11
RBI	6
BB	2
SO	9
LOB	13



Batter	1	2	3	4	5	6	7	8	9	AB	R	H	RBI	BB	SO	LOB	BOTTOM			
Otis Nixon, S (1.8) OBP: 0.444, SLG: 0.405										5	0	2	0	0	1	3	Montreal Expos @ Atlanta Braves Atlanta-Fulton County Stadium, Atlanta, GA Sun Jun 09 1991, 3:33 AM EDT Att: 23,171 - Cloudy - 81 F			
Jeff Treadway, L (1.4) OBP: 0.373, SLG: 0.452										4	0	1	0	0	0	1				
Mark Lemke, S (7. PH) OBP: 0.355, SLG: 0.314										1	0	0	0	0	0	2				
Tommy Gregg, L (1.7) OBP: 0.365, SLG: 0.364										3	2	1	0	1	0	1				
Brian Hunter, R (6. PH) OBP: 0.350, SLG: 0.588										1	0	0	0	0	0	0				
David Justice, L (1.9) OBP: 0.400, SLG: 0.563										5	2	3	4	0	0	0				
Sid Bream, L (1.3) OBP: 0.331, SLG: 0.487										5	1	1	0	0	0	1				
Jeff Blauser, R (1.5) OBP: 0.388, SLG: 0.509										4	2	2	0	1	0	2				
Greg Olson, R (1.2) OBP: 0.346, SLG: 0.389										4	1	4	3	0	0	0				
Rafael Belliard, R (1.6) OBP: 0.289, SLG: 0.282										4	0	1	1	0	0	5				
Tom Glavine, L (1.1) OBP: 0.333, SLG: 0.269										4	0	1	0	0	1	2				
Mike Stanton, L (9.1)										0	0	0	0	0	0	0				
Juan Berenguer, R (9.1)										0	0	0	0	0	0	0				
Inning Stats	R: 3 E: 0 K: 1 S: 15	H: 4 LOB: 2 BB: 1 P: 28	R: 0 E: 0 K: 0 S: 8	H: 2 LOB: 0 BB: 0 P: 10	R: 0 E: 1 K: 0 S: 15	H: 1 LOB: 2 BB: 0 P: 23	R: 0 E: 0 K: 1 S: 11	H: 1 LOB: 0 BB: 0 P: 18	R: 3 E: 1 K: 0 S: 14	H: 4 LOB: 2 BB: 1 P: 22	R: 0 E: 0 K: 0 S: 6	H: 0 LOB: 0 BB: 0 P: 10	R: 2 E: 1 K: 0 S: 11	H: 3 LOB: 2 BB: 0 P: 18	R: 0 E: 0 K: 0 S: 5	H: 1 LOB: 1 BB: 0 P: 13	1B: 12 2B: 1 3B: 0 HR: 3	SF: 0 SAC: 0 DP: 1 HBP: 0	WP: 0 PB: 0 SB: 0 CS: 1	PA: 42
PITCHER	IP	WLS	BF	H	R	ER	SO	BB	IBB	HBP	BLK	WP	HR	S	P	ERA	WHIP			
Mark Gardner, R (1.1) ERA: 4.76	4.1	L	25	11	6	6	2	2	0	0	0	0	0	12	18	0.00	0.600			
Bill Sampen, R (5.1) ERA: 3.82	1.2		6	1	0	0	0	0	0	0	0	0	0	1	11	18.00	3.000			
Jeff Fassero, L (7.1) ERA: 4.76	1.0		7	3	2	2	0	0	0	0	0	0	1	11	18	0.00	1.000			
Scott Ruskin, L (8.1) ERA: 2.28	1.0		4	1	0	0	0	0	0	0	0	0	0	5	13	0.00	1.000			



Batter	1	2	3	4	5	6	7	8	9	AB	R	H	RBI	BB	SO	LOB	TOP										
Delino DeShields, L OBP: 0.376, SLG: 0.396 Spike Owen, S OBP: 0.306, SLG: 0.296	2-2 CS 1B		0-0 SF9 1B	4-2 BB			1-1 F8		3-1 E 2B	2	0	2	1	1	0	0											
Marquis Grissom, R OBP: 0.338, SLG: 0.424	1-0 F8		2-1 S 1B	1-2 2-3 3-H K			0-0 F9		4-2 FC5-4 BB	4	0	1	0	1	1	4											
Ivan Calderon, R OBP: 0.356, SLG: 0.456	4-1 BB		1-2 SF9	3-1 F9			0-0 G5-3		1-1 FC5-4 HR	3	1	0	1	1	0	4											
Tim Wallach, R OBP: 0.324, SLG: 0.350	2-3 K		2-3 3-H 2-3 K		2-1 G3-1			0-0 G6-3	0-1 HR	5	1	1	2	0	2	3											
Dave Martinez, L OBP: 0.278, SLG: 0.336		0-0 G3		1-0 1B WP 1B				1-2 HR	2-3 K	5	2	3	1	0	1	0											
Ron Hassey, L OBP: 0.354, SLG: 0.358 Tim Burke, R Scott Ruskin, R	1-0 F8		1-0 1B BB 1B	1-0 L4-3				1-0 F7		4	1	1	0	0	0	1											
Larry Walker, L OBP: 0.328, SLG: 0.379	2-2 G1-3		4-2 BB 1B BB	4-0 G4-6-3 BB				0-0 1B		2	0	1	0	2	0	0											
Tom Foley, L OBP: 0.270, SLG: 0.324			1-2 FC3-5 2B	1-2 BB 1B			1-2 G4-6-3	1-2 G4-3		4	0	2	0	0	0	2											
Dennis Martinez, R OBP: 0.156, SLG: 0.219 Mike Fitzgerald, R			0-1 FC3-5 1B SF9	0-3 K			0-1 F8		2-3 K	3	1	0	0	0	1	4											
Inning Stats	R: 0 E: 0 K: 1 S: 10	H: 1 LOB: 1 BB: 1 P: 19	R: 0 E: 0 K: 0 S: 6	H: 0 LOB: 0 BB: 0 P: 9	R: 1 E: 0 K: 1 S: 14	H: 3 LOB: 2 BB: 0 P: 20	R: 2 E: 0 K: 2 S: 20	H: 3 LOB: 3 BB: 2 P: 36	R: 0 E: 0 K: 0 S: 4	H: 0 LOB: 0 BB: 0 P: 10	R: 0 E: 0 K: 0 S: 4	H: 0 LOB: 0 BB: 0 P: 5	R: 1 E: 0 K: 0 S: 10	H: 2 LOB: 1 BB: 0 P: 13	R: 3 E: 1 K: 2 S: 16	H: 2 LOB: 0 BB: 1 P: 28	1B: 8 2B: 3 3B: 0 HR: 2	SF: 1 SAC: 0 DP: 2 HBP: 0	WP: 1 PB: 0 SB: 1 CS: 1	PA: 41							
PITCHER	IP	WLS	BF	H	R	ER	SO	BB	IBB	HBP	BLK	WP	HR	S	P	ERA	WHIP										
29 John Smoltz, R ERA: 4.45 Randy St. Claire, R ERA: 6.0	(1, 1) (8, 1)	7.2 1.1	L 7	34 2	10 3	4 3	4 2	4 1	0 0	0 0	0 0	1 0	1 1	69 20	116 33	4.70 20.25	1.826 2.250										

Montreal Expos @ Atlanta Braves
Atlanta-Fulton County Stadium, Atlanta, GA
Mon Jun 10 1991, 7:05 PM EDT
Att: 19,853 - Sunny - 81 F

AB	35
R	7
H	12
RBI	5
BB	5
SO	6
LOB	18





Batter	1	2	3	4	5	6	7	8	9	AB	R	H	RBI	BB	SO	LOB	BOTTOM										
Ron Gant, R OBP: 0.289, SLG: 0.474	0-0 HR		2-2 G5-3		2-0 2B			4-2 G1-3 BB		3	1	2	1	1	0	0											
Jeff Treadway, L OBP: 0.377, SLG: 0.448	4-1 G4-3 BB		2-2 1B		2-0 L8			1-0 F8		3	0	1	0	1	0	3											
Lonnie Smith, R OBP: 0.449, SLG: 0.435	2-3 K		1-2 F9		1-2 G6-3			0-2 G1-3		4	0	0	0	0	1	4											
David Justice, L OBP: 0.393, SLG: 0.552	1-0 G4-3		3-2 F9		0-0 G4-3			2-2 G1-3		4	0	0	0	0	0	4											
Sid Bream, L OBP: 0.331, SLG: 0.484 Otis Nixon, S OBP: 0.441, SLG: 0.402	2-3 K		0-0 F8		3-2 1B			0-0 F8		3	0	1	0	0	1	1											
Jeff Blauser, R OBP: 0.385, SLG: 0.500		1-1 F8		1-0 G1-3			2-0 G4-6-3 1B	2-2 F7		4	0	1	0	0	0	0											
Greg Olson, R OBP: 0.343, SLG: 0.384		2-2 1B		2-2 G4-3			2-2 G4-6-3	1-0 F8		4	0	1	0	0	0	1											
Rafael Belliard, R OBP: 0.284, SLG: 0.277 Randy St. Claire, R		3-2 L6		0-3 K			2-1 P4			3	0	0	0	0	1	1											
29 John Smoltz, R OBP: 0.200, SLG: 0.174 Mark Lemke, S		1-3 K		0-3 K			3-2 F8 2B			2	0	0	0	0	2	1											
Inning Stats	R: 1 E: 0 K: 2 S: 9	H: 1 LOB: 1 BB: 1 P: 18	R: 0 E: 0 K: 1 S: 13	H: 1 LOB: 1 BB: 0 P: 20	R: 0 E: 0 K: 0 S: 18	H: 1 LOB: 1 BB: 0 P: 26	R: 0 E: 0 K: 0 S: 5	H: 0 LOB: 0 BB: 0 P: 8	R: 0 E: 0 K: 2 S: 8	H: 1 LOB: 1 BB: 0 P: 12	R: 0 E: 0 K: 0 S: 7	H: 1 LOB: 1 BB: 0 P: 11	R: 0 E: 0 K: 0 S: 8	H: 1 LOB: 2 BB: 1 P: 14	R: 0 E: 0 K: 0 S: 15	H: 0 LOB: 0 BB: 1 P: 25	R: 0 E: 0 K: 0 S: 6	H: 0 LOB: 0 BB: 0 P: 9	1B: 4 2B: 2 3B: 0 HR: 1	SF: 0 SAC: 0 DP: 1 HBP: 0	WP: 0 PB: 0 SB: 0 CS: 0	PA: 34					
PITCHER	IP	WLS	BF	H	R	ER	SO	BB	IBB	HBP	BLK	WP	HR	S	P	ERA	WHIP										
Dennis Martinez, R Tim Burke, R Scott Ruskin, L	(1, 1) (8, 1) (8, 1)	7.0 0.2 1.1	W 4 S	26 4 4	6 1 0	1 0 0	5 0 0	0 1 0	0 0 0	0 0 0	0 0 0	0 0 0	0 0 9	68 12 9	109 20 14	1.29 0.00 0.00	1.000 3.000 0.000										

Montreal Expos @ Atlanta Braves
Atlanta-Fulton County Stadium, Atlanta, GA
Mon Jun 10 1991, 7:05 PM EDT
Att: 19,853 - Sunny - 81 F

AB	32
R	1
H	7
RBI	1
BB	2
SO	5
LOB	15



Batter	1	2	3	4	5	6	7	8	9	AB	R	H	RBI	BB	SO	LOB	TOP											
Ron Gant, R OBP: 0.288, SLG: 0.469 (1, 8)	P3			F7		F9		F8		4	0	1	1	0	0	2	<p>Atlanta Braves @ New York Mets Shea Stadium, Flushing, NY Tue Jun 11 1991, 7:05 PM EDT Att: 23,395 - Cloudy - 77 F</p> <p>AB 30 R 1 H 4 RBI 1 BB 1 SO 4 LOB 6</p> 											
Mark Lemke, S OBP: 0.348, SLG: 0.327 Terry Pendleton, S OBP: 0.374, SLG: 0.503 Mike Stanton, L (8, 1)	K			G6-3		CS		FC6-4		3	0	0	0	0	1	0												
Lonnie Smith, R OBP: 0.432, SLG: 0.416 (1, 7)	G2-3			G5-3						4	0	0	0	0	0	0												
David Justice, L OBP: 0.391, SLG: 0.544 (1, 9)										3	0	0	0	1	0	0												
Jeff Blauser, R OBP: 0.381, SLG: 0.492 (1, 5)	K			B2		BB		G1-3		4	0	1	0	0	1	0												
Brian Hunter, R OBP: 0.374, SLG: 0.500 (1, 3)	K			G5-3						3	0	0	0	0	1	2												
Mike Heath, R OBP: 0.282, SLG: 0.282 (1, 2)				G3						3	0	0	0	0	0	0												
Rafael Belliard, R OBP: 0.285, SLG: 0.278 (1, 6)				G4-3						3	1	1	0	0	1	0												
Charlie Leibrandt, R Otis Nixon, S OBP: 0.445, SLG: 0.497 Jeff Treadway, L OBP: 0.377, SLG: 0.448 (8, 4)	G6-3									1	0	0	0	0	0	0												
Jeff Treadway, L OBP: 0.377, SLG: 0.448 (8, 4)										0	0	0	0	0	0	0												
Inning Stats	R: 0 E: 0 K: 1 S: 5	H: 0 LOB: 0 BB: 0 P: 7	R: 0 E: 0 K: 2 S: 8	H: 0 LOB: 0 BB: 0 P: 14	R: 0 E: 0 K: 0 S: 5	H: 0 LOB: 0 BB: 0 P: 8	R: 0 E: 0 K: 0 S: 7	H: 0 LOB: 0 BB: 0 P: 12	R: 0 E: 0 K: 0 S: 7	H: 0 LOB: 0 BB: 0 P: 12	R: 1 E: 0 K: 1 S: 6	H: 1 LOB: 0 BB: 0 P: 10	R: 0 E: 0 K: 0 S: 7	H: 1 LOB: 2 BB: 1 P: 14	R: 0 E: 0 K: 0 S: 9	H: 2 LOB: 2 BB: 0 P: 10	R: 0 E: 0 K: 0 S: 8	H: 0 LOB: 0 BB: 0 P: 11	1B: 4 2B: 0 3B: 0 HR: 0	SF: 0 SAC: 1 DP: 0 HBP: 0	WP: 1 PB: 0 CS: 1	PA: 33						
PITCHER	IP	WLS	BF	H	R	ER	SO	BB	IBB	HBP	BLK	WP	HR	S	P	ERA	WHIP											
Frank Viola, L ERA: 2.64 John Franco, L ERA: 2.42	(1, 1)	8.1	W	30	4	1	1	4	1	0	0	0	0	0	56	91	1.08	0.600										
(9, 1)	0.2	S	2	0	0	0	0	0	0	0	0	0	0	6	7	0.00	0.000											

Batter	1	2	3	4	5	6	7	8	9	AB	R	H	RBI	BB	SO	LOB	BOTTOM											
Vince Coleman, S OBP: 0.360, SLG: 0.343 (1, 8)	L5			P3				P6		3	0	0	0	1	0	0	<p>Atlanta Braves @ New York Mets Shea Stadium, Flushing, NY Tue Jun 11 1991, 7:05 PM EDT Att: 23,395 - Cloudy - 77 F</p> <p>AB 28 R 2 H 4 RBI 2 BB 1 SO 0 LOB 5</p> 											
Dave Magadan, L OBP: 0.383, SLG: 0.348 (1, 3)	F7			G3-1				G3-1		4	0	0	0	0	2	0												
Gregg Jefferies, S OBP: 0.356, SLG: 0.356 John Franco, L (9, 1)	G4-3			HR						3	1	1	0	0	0	0												
Kevin McReynolds, R OBP: 0.332, SLG: 0.439 (1, 7)				HR						3	1	1	2	0	0	0												
Howard Johnson, S OBP: 0.318, SLG: 0.505 (1, 5)	F6			HR						3	0	1	0	0	0	0												
Mark Carreon, R OBP: 0.324, SLG: 0.448 Daryl Boston, L OBP: 0.246, SLG: 0.259 (8, 9)	G5-3			1B						3	0	0	0	0	0	1												
Daryl Boston, L OBP: 0.246, SLG: 0.259 (8, 9)				F7						0	0	0	0	0	0	0												
Rick Cerone, R OBP: 0.352, SLG: 0.388 (1, 2)				L7				G1-3		3	0	1	0	0	0	0												
Kevin Elster, R OBP: 0.331, SLG: 0.368 (1, 6)				G3-1				G4-3		3	0	0	0	0	0	1												
Frank Viola, L OBP: 0.118, SLG: 0.121 Tom Herr, S OBP: 0.377, SLG: 0.306 (9, 4)	G3			G3-1				G5-3		3	0	0	0	0	0	1												
Tom Herr, S OBP: 0.377, SLG: 0.306 (9, 4)										0	0	0	0	0	0	0												
Inning Stats	R: 0 E: 0 K: 0 S: 7	H: 0 LOB: 0 BB: 0 P: 10	R: 0 E: 0 K: 0 S: 5	H: 0 LOB: 0 BB: 0 P: 8	R: 0 E: 0 K: 0 S: 7	H: 0 LOB: 0 BB: 0 P: 10	R: 2 E: 0 K: 0 S: 11	H: 3 LOB: 1 BB: 0 P: 17	R: 0 E: 0 K: 0 S: 5	H: 1 LOB: 2 BB: 1 P: 9	R: 0 E: 0 K: 0 S: 4	H: 0 LOB: 0 BB: 0 P: 8	R: 0 E: 0 K: 0 S: 9	H: 0 LOB: 0 BB: 0 P: 16	R: 0 E: 0 K: 0 S: 7	H: 0 LOB: 0 BB: 0 P: 8	R: 0 E: 0 K: 0 S: 8	H: 0 LOB: 0 BB: 0 P: 11	1B: 3 2B: 0 3B: 0 HR: 1	SF: 0 SAC: 0 DP: 0 HBP: 0	WP: 0 PB: 0 CS: 0	PA: 29						
PITCHER	IP	WLS	BF	H	R	ER	SO	BB	IBB	HBP	BLK	WP	HR	S	P	ERA	WHIP											
Charlie Leibrandt, L ERA: 2.89 Mike Stanton, L ERA: 3.68	(1, 1)	7.0	L	26	4	2	2	0	1	0	0	0	0	0	48	78	2.57	0.714										
(8, 1)	1.0	3	0	0	0	0	0	0	0	0	0	0	0	7	8	0.00	0.000											

Batter	1	2	3	4	5	6	7	8	9	AB	R	H	RBI	BB	SO	LOB	TOP			
Otis Nixon, S <small>OBP: 0.322, SLG: 0.385</small> (1, 8) X											4	0	0	0	0	0	0	Atlanta Braves @ Montreal Expos Olympic Stadium, Montreal, QB Sat Jun 15 1991, 7:05 PM EDT Att: 16,586 - Dome - 70 F		
Terry Pendleton, S <small>OBP: 0.376, SLG: 0.512</small> (1, 5) B										3	0	1	0	1	0	0				
Tommy Gregg, L <small>OBP: 0.421, SLG: 0.412</small> (1, 7) S										4	0	2	0	0	1	1				
David Justice, L <small>OBP: 0.392, SLG: 0.537</small> (1, 9)										3	0	1	0	1	1	2				
Sid Bream, L <small>OBP: 0.332, SLG: 0.488</small> (1, 3)										4	0	1	0	0	0	5				
Jeff Treadway, L <small>OBP: 0.373, SLG: 0.440</small> (1, 4)										4	0	1	0	0	1	2				
Jeff Blausler, R <small>OBP: 0.362, SLG: 0.464</small> (1, 6)										4	0	1	0	0	0	3				
Greg Olson, R <small>OBP: 0.347, SLG: 0.381</small> Brian Hunter, R <small>OBP: 0.292, SLG: 0.476</small> (9, PR)										4	0	1	0	0	0	2				
29 John Smoltz, R <small>OBP: 0.185, SLG: 0.150</small> Mike Stanton, L <small>OBP: 0.445, SLG: 0.607</small> Lonnie Smith, R <small>OBP: 0.345, SLG: 0.407</small> Randy St. Claire, R <small>OBP: 0.345, SLG: 0.407</small> Kent Mercker, L <small>OBP: 0.298, SLG: 0.479</small> (9, PR)										2	0	0	0	0	2	0				
Inning Stats	R: 0 E: 0 K: 1 S: 5	H: 0 LOB: 0 BB: 0 P: 9	R: 0 E: 0 K: 0 S: 10	H: 1 LOB: 1 BB: 0 P: 18	R: 0 E: 0 K: 1 S: 7	H: 0 LOB: 0 BB: 0 P: 11	R: 0 E: 0 K: 1 S: 11	H: 1 LOB: 1 BB: 0 P: 18	R: 0 E: 0 K: 0 S: 4	H: 1 LOB: 3 BB: 2 P: 6	R: 0 E: 0 K: 0 S: 18	H: 1 LOB: 1 BB: 0 P: 31	R: 0 E: 0 K: 0 S: 11	H: 1 LOB: 1 BB: 0 P: 15	R: 0 E: 0 K: 0 S: 11	H: 2 LOB: 2 BB: 0 P: 15	1B: 6 2B: 1 3B: 1 HR: 0		SF: 0 SAC: 0 DP: 1 HBP: 0	WP: 1 PA: 36 CS: 0
PITCHER Dennis Martinez, R <small>ERA: 2.02</small> (1, 1)	IP: 9.0 WLS: W BF: 36 H: 8 R: 0 ER: 0 SO: 5 BB: 2 IBB: 0 HBP: 0 BLK: 0 WP: 1 HR: 0 S: 88 P: 140 ERA: 0.00 WHIP: 1.111																			

Batter	1	2	3	4	5	6	7	8	9	AB	R	H	RBI	BB	SO	LOB	BOTTOM			
Delino DeShields, L <small>OBP: 0.376, SLG: 0.384</small> (1, 4) F										2	1	0	0	2	0	1	Atlanta Braves @ Montreal Expos Olympic Stadium, Montreal, QB Sat Jun 15 1991, 7:05 PM EDT Att: 16,586 - Dome - 70 F			
Marquis Grissom, R <small>OBP: 0.342, SLG: 0.419</small> (1, 8) B										4	0	2	0	0	3					
Ivan Calderon, R <small>OBP: 0.362, SLG: 0.450</small> (1, 7) F										4	0	1	1	0	2					
Tim Wallach, R <small>OBP: 0.321, SLG: 0.359</small> (1, 5) S										4	0	1	0	0	3					
Dave Martinez, L <small>OBP: 0.291, SLG: 0.376</small> (1, 9) S										4	0	1	0	0	2					
Ron Hassey, L <small>OBP: 0.386, SLG: 0.386</small> (1, 2)										3	1	2	0	0	0					
Larry Walker, L <small>OBP: 0.333, SLG: 0.381</small> (1, 3)										3	0	1	0	0	2					
Tom Foley, L <small>OBP: 0.282, SLG: 0.333</small> (1, 6)										2	0	1	1	0	0					
Dennis Martinez, R <small>OBP: 0.147, SLG: 0.206</small> (1, 1)										2	0	0	0	0	2					
Inning Stats	R: 1 E: 0 K: 1 S: 12	H: 1 LOB: 1 BB: 1 P: 19	R: 0 E: 0 K: 1 S: 8	H: 0 LOB: 0 BB: 0 P: 12	R: 0 E: 0 K: 1 S: 6	H: 0 LOB: 0 BB: 0 P: 8	R: 0 E: 0 K: 2 S: 9	H: 1 LOB: 1 BB: 0 P: 13	R: 1 E: 0 K: 1 S: 17	H: 2 LOB: 2 BB: 1 P: 23	R: 0 E: 0 K: 3 S: 13	H: 2 LOB: 2 BB: 0 P: 22	R: 0 E: 0 K: 0 S: 8	H: 1 LOB: 0 BB: 0 P: 13	R: 0 E: 0 K: 0 S: 11	H: 2 LOB: 1 BB: 0 P: 17		1B: 8 2B: 3 3B: 0 HR: 0	SF: 1 SAC: 1 DP: 2 HBP: 0	WP: 0 PA: 33 CS: 1
PITCHER 29 John Smoltz, R <small>ERA: 4.36</small> Mike Stanton, L <small>ERA: 3.63</small> Randy St. Claire, R <small>ERA: 4.91</small> Kent Mercker, L <small>ERA: 2.33</small> (8, 1)	IP: 5.2 WLS: L BF: 24 H: 6 R: 2 ER: 2 SO: 8 BB: 2 IBB: 0 HBP: 0 BLK: 0 WP: 0 HR: 0 S: 62 P: 93 ERA: 3.18 WHIP: 1.412																			

AB 34
 R 0
 H 8
 RBI 0
 BB 2
 SO 5
 LOB 18

AB 28
 R 2
 H 9
 RBI 2
 BB 2
 SO 9
 LOB 13



Batter	1	2	3	4	5	6	7	8	9	AB	R	H	RBI	BB	SO	LOB	TOP
Otis Nixon, S <small>OBP: 0.428, SLG: 0.393</small> 										5	2	3	0	0	0	3	Atlanta Braves @ Montreal Expos Olympic Stadium, Montreal, QB <small>Sun Jun 16 1991, 3:33 AM EDT</small> <small>Att: 18,107 - Dome - 70 F</small>
Terry Pendleton, S <small>OBP: 0.377, SLG: 0.506</small> 										4	1	1	0	1	1	2	
Lonnie Smith, R <small>OBP: 0.415, SLG: 0.396</small> 										5	0	1	1	0	3	4	
Ron Gant, R <small>OBP: 0.286, SLG: 0.477</small> 										5	1	1	1	0	3	3	
Jeff Blauser, R <small>OBP: 0.359, SLG: 0.465</small> 										4	0	1	1	0	0	1	
Brian Hunter, R <small>OBP: 0.308, SLG: 0.478</small> Sid Bream, L <small>OBP: 0.333, SLG: 0.506</small> 										2	0	1	0	0	1	1	
Mike Heath, R <small>OBP: 0.262, SLG: 0.281</small> 										4	0	1	0	0	1	1	
Rafael Belliard, R <small>OBP: 0.275, SLG: 0.268</small> Greg Olson, R <small>OBP: 0.344, SLG: 0.377</small> Mark Lemke, S <small>OBP: 0.351, SLG: 0.344</small> 										3	1	1	0	0	0	1	
Charlie Leibrandt, R <small>OBP: 0.236, SLG: 0.207</small> Marvin Freeman, R <small>OBP: 0.406, SLG: 0.389</small> Tommy Gregg, L <small>OBP: 0.111, SLG: 0.111</small> David Justice, L <small>OBP: 0.353, SLG: 0.534</small> Kent Mercker, L <small>OBP: 0.353, SLG: 0.534</small> 										2	0	1	1	0	0	0	
Inning Stats <small>R: 2, H: 3, E: 1, LOB: 1, K: 2, S: 14</small>	<small>R: 0, H: 0, E: 0, LOB: 0, K: 0, S: 5</small>	<small>R: 1, H: 2, E: 0, LOB: 1, K: 0, S: 11</small>	<small>R: 1, H: 2, E: 0, LOB: 1, K: 1, S: 10</small>	<small>R: 0, H: 0, E: 0, LOB: 0, K: 2, S: 12</small>	<small>R: 1, H: 3, E: 1, LOB: 1, K: 2, S: 20</small>	<small>R: 1, H: 1, E: 1, LOB: 1, K: 2, S: 14</small>	<small>R: 0, H: 0, E: 0, LOB: 0, K: 3, S: 7</small>	<small>R: 0, H: 1, E: 0, LOB: 1, K: 3, S: 11</small>	<small>1B: 8, 2B: 2, 3B: 1, HR: 1, SF: 0, SAC: 0, DP: 0, HBP: 0</small>	<small>WP: 0, PB: 0, SB: 8, CS: 1</small>	<small>PA: 40</small>						
PITCHER Chris Nabholz, L <small>ERA: 4.16</small> Bill Sampen, R <small>ERA: 4.01</small> Doug Platt, R <small>ERA: 2.7</small> Jeff Fassero, L <small>ERA: 2.79</small> Barry Jones, R <small>ERA: 3.69</small>	<small>IP: 4.0, WLS: 2, BF: 19, R: 7, ER: 4, SO: 3, BB: 0, IBB: 0, HBP: 0, BLK: 0, WP: 0, HR: 0, S: 40, P: 58, ERA: 6.75, WHIP: 1.750</small>	<small>IP: 2.0, WLS: 0, BF: 9, R: 3, ER: 1, SO: 2, BB: 0, IBB: 0, HBP: 0, BLK: 0, WP: 1, HR: 32, P: 46, ERA: 4.50, WHIP: 1.500</small>	<small>IP: 0.2, WLS: 0, BF: 4, R: 1, ER: 1, SO: 1, BB: 0, IBB: 0, HBP: 0, BLK: 0, WP: 0, HR: 11, P: 16, ERA: 13.50, WHIP: 3.000</small>	<small>IP: 1.1, WLS: 0, BF: 4, R: 0, ER: 0, SO: 2, BB: 0, IBB: 0, HBP: 0, BLK: 0, WP: 0, HR: 10, P: 12, ERA: 0.00, WHIP: 0.000</small>	<small>IP: 1.0, WLS: 0, BF: 4, R: 1, ER: 0, SO: 3, BB: 0, IBB: 0, HBP: 0, BLK: 0, WP: 0, HR: 11, P: 15, ERA: 0.00, WHIP: 1.000</small>	PITCHER <small>IP: 4.0, WLS: 2, BF: 19, R: 7, ER: 4, SO: 3, BB: 0, IBB: 0, HBP: 0, BLK: 0, WP: 0, HR: 0, S: 40, P: 58, ERA: 6.75, WHIP: 1.750</small>	<small>IP: 2.0, WLS: 0, BF: 9, R: 3, ER: 1, SO: 2, BB: 0, IBB: 0, HBP: 0, BLK: 0, WP: 1, HR: 32, P: 46, ERA: 4.50, WHIP: 1.500</small>	<small>IP: 0.2, WLS: 0, BF: 4, R: 1, ER: 1, SO: 1, BB: 0, IBB: 0, HBP: 0, BLK: 0, WP: 0, HR: 11, P: 16, ERA: 13.50, WHIP: 3.000</small>	<small>IP: 1.1, WLS: 0, BF: 4, R: 0, ER: 0, SO: 2, BB: 0, IBB: 0, HBP: 0, BLK: 0, WP: 0, HR: 10, P: 12, ERA: 0.00, WHIP: 0.000</small>	<small>IP: 1.0, WLS: 0, BF: 4, R: 1, ER: 0, SO: 3, BB: 0, IBB: 0, HBP: 0, BLK: 0, WP: 0, HR: 11, P: 15, ERA: 0.00, WHIP: 1.000</small>	<small>IP: 4.0, WLS: 2, BF: 19, R: 7, ER: 4, SO: 3, BB: 0, IBB: 0, HBP: 0, BLK: 0, WP: 0, HR: 0, S: 40, P: 58, ERA: 6.75, WHIP: 1.750</small>						

Batter	1	2	3	4	5	6	7	8	9	AB	R	H	RBI	BB	SO	LOB	BOTTOM
Marquis Grissom, R <small>OBP: 0.335, SLG: 0.409</small> 										5	1	0	1	0	1	2	Atlanta Braves @ Montreal Expos Olympic Stadium, Montreal, QB <small>Sun Jun 16 1991, 3:33 AM EDT</small> <small>Att: 18,107 - Dome - 70 F</small>
Delino DeShields, L <small>OBP: 0.381, SLG: 0.391</small> 										4	2	2	2	1	1		
Ivan Calderon, R <small>OBP: 0.368, SLG: 0.460</small> 										4	1	3	1	0	0		
Tim Wallach, R <small>OBP: 0.320, SLG: 0.357</small> 									4	0	1	1	0	0	2		
Dave Martinez, L <small>OBP: 0.290, SLG: 0.380</small> 									4	0	1	0	0	1	1		
Mike Fitzgerald, R <small>OBP: 0.255, SLG: 0.286</small> 									3	0	0	0	1	0	1		
Larry Walker, L <small>OBP: 0.332, SLG: 0.383</small> 										4	1	1	0	0	2	2	
Spike Owen, S <small>OBP: 0.308, SLG: 0.302</small> 									2	1	1	1	2	0	0		
Chris Nabholz, L <small>OBP: 0.287, SLG: 0.045</small> Bret Barberie, S <small>ERA: 3.24</small> Bill Sampen, R <small>ERA: 4.37</small> Junior Noboa, R <small>OBP: 0.333, SLG: 0.415</small> Doug Platt, L <small>ERA: 2.7</small> Jeff Fassero, L <small>ERA: 2.79</small> Eric Bullock, L <small>OBP: 0.353, SLG: 0.534</small> Barry Jones, R <small>ERA: 3.69</small> 									1	0	0	0	0	3			
Inning Stats <small>R: 0, H: 0, E: 0, LOB: 0, K: 0, S: 7</small>	<small>R: 0, H: 1, E: 0, LOB: 3, K: 1, S: 11</small>	<small>R: 1, H: 2, E: 0, LOB: 0, K: 1, S: 12</small>	<small>R: 1, H: 2, E: 0, LOB: 0, K: 0, S: 7</small>	<small>R: 2, H: 2, E: 1, LOB: 1, K: 1, S: 15</small>	<small>R: 3, H: 3, E: 0, LOB: 1, K: 1, S: 19</small>	<small>R: 0, H: 0, E: 0, LOB: 0, K: 0, S: 9</small>	<small>R: 0, H: 0, E: 0, LOB: 1, K: 1, S: 12</small>	<small>1B: 5, 2B: 5, 3B: 0, HR: 0, SF: 0, SAC: 0, DP: 0, HBP: 0</small>	<small>WP: 1, PB: 0, SB: 5, CS: 1</small>	<small>PA: 38</small>							
PITCHER Charlie Leibrandt, L <small>ERA: 3.04</small> Marvin Freeman, R <small>ERA: 3.24</small> Mike Stanton, L <small>ERA: 4.37</small> Rick Mahler, R <small>ERA: 3.69</small> Kent Mercker, L <small>ERA: 2.25</small>	<small>IP: 4.1, WLS: 4, BF: 21, R: 4, ER: 3, SO: 2, BB: 2, IBB: 1, HBP: 0, BLK: 0, WP: 0, HR: 45, P: 83, ERA: 6.23, WHIP: 1.846</small>	<small>IP: 0.2, WLS: 0, BF: 3, R: 1, ER: 0, SO: 1, BB: 0, IBB: 0, HBP: 0, BLK: 0, WP: 0, HR: 7, P: 9, ERA: 0.00, WHIP: 1.500</small>	<small>IP: 0.1, WLS: 0, BF: 1, R: 2, ER: 2, SO: 1, BB: 0, IBB: 0, HBP: 0, BLK: 0, WP: 0, HR: 8, P: 16, ERA: 54.00, WHIP: 6.000</small>	<small>IP: 1.2, WLS: 3, BF: 2, R: 1, ER: 1, SO: 0, BB: 0, IBB: 0, HBP: 0, BLK: 0, WP: 1, HR: 20, P: 34, ERA: 5.40, WHIP: 1.200</small>	<small>IP: 1.0, WLS: 0, BF: 4, R: 0, ER: 0, SO: 1, BB: 1, IBB: 0, HBP: 0, BLK: 0, WP: 0, HR: 12, P: 21, ERA: 0.00, WHIP: 1.000</small>	PITCHER <small>IP: 4.0, WLS: 2, BF: 19, R: 7, ER: 4, SO: 3, BB: 0, IBB: 0, HBP: 0, BLK: 0, WP: 0, HR: 0, S: 40, P: 58, ERA: 6.75, WHIP: 1.750</small>	<small>IP: 2.0, WLS: 0, BF: 9, R: 3, ER: 1, SO: 2, BB: 0, IBB: 0, HBP: 0, BLK: 0, WP: 1, HR: 32, P: 46, ERA: 4.50, WHIP: 1.500</small>	<small>IP: 0.2, WLS: 0, BF: 4, R: 1, ER: 1, SO: 1, BB: 0, IBB: 0, HBP: 0, BLK: 0, WP: 0, HR: 11, P: 16, ERA: 13.50, WHIP: 3.000</small>	<small>IP: 1.1, WLS: 0, BF: 4, R: 0, ER: 0, SO: 2, BB: 0, IBB: 0, HBP: 0, BLK: 0, WP: 0, HR: 10, P: 12, ERA: 0.00, WHIP: 0.000</small>	<small>IP: 1.0, WLS: 0, BF: 4, R: 1, ER: 0, SO: 3, BB: 0, IBB: 0, HBP: 0, BLK: 0, WP: 0, HR: 11, P: 15, ERA: 0.00, WHIP: 1.000</small>	<small>IP: 4.0, WLS: 2, BF: 19, R: 7, ER: 4, SO: 3, BB: 0, IBB: 0, HBP: 0, BLK: 0, WP: 0, HR: 0, S: 40, P: 58, ERA: 6.75, WHIP: 1.750</small>						

Batter	1	2	3	4	5	6	7	8	9	AB	R	H	RBI	BB	SO	LOB	TOP																	
Otis Nixon, S <small>OBP: 0.423, SLG: 0.389</small> (1, 7)	F7		F7		F7			2H 1B		4	0	1	0	0	0	0	Atlanta Braves @ Philadelphia Phillies Veterans Stadium, Philadelphia, PA Mon Jun 17 1991, 7:05 PM EDT Att: 18,517 - Cloudy - 81 F																	
Terry Pendleton, S <small>OBP: 0.374, SLG: 0.500</small> (1, 5)	F8			1B		K		G4-3		4	1	1	0	0	1																			
Ron Gant, R <small>OBP: 0.294, SLG: 0.480</small> (1, 8)	K			1B		CS			S WP HBP	3	1	2	0	0	1																			
David Justice, L <small>OBP: 0.388, SLG: 0.529</small> (1, 9)		P6		1B		G3-1			K	4	1	1	1	0	1																			
Sid Bream, L <small>OBP: 0.333, SLG: 0.503</small> Lonnie Smith, R <small>OBP: 0.412, SLG: 0.392</small> (9, PH)	F8			1B					K	3	0	1	1	0	0																			
Jeff Treadway, L <small>OBP: 0.372, SLG: 0.437</small> Brian Hunter, R <small>OBP: 0.296, SLG: 0.458</small> (9, PH)				1B		G4-6-3			K	1	0	0	0	0	1																			
Greg Olson, R <small>OBP: 0.336, SLG: 0.368</small> (1, 2)	G4-3								K	3	0	1	0	0	0																			
Rafael Belliard, R <small>OBP: 0.272, SLG: 0.266</small> Tommy Gregg, L <small>OBP: 0.425, SLG: 0.389</small> Juan Berenguer, R (8, 1)			G3					SH2-4	BB	2	0	0	0	0	1																			
Steve Avery, L <small>OBP: 0.300, SLG: 0.296</small> Randy St. Claire, R (5, 1)								SH2-4		2	0	0	0	0	2																			
Jeff Blauser, R <small>OBP: 0.359, SLG: 0.465</small> (8, 6)										0	0	0	0	0	0																			
Inning Stats	R: 0 E: 0 K: 1 S: 7	H: 0 LOB: 0 BB: 0 P: 12	R: 0 E: 0 K: 0 S: 12	H: 1 LOB: 1 BB: 0 P: 14	R: 0 E: 0 K: 1 S: 6	H: 0 LOB: 0 BB: 0 P: 8	R: 3 E: 0 K: 0 S: 15	H: 4 LOB: 0 BB: 0 P: 18	R: 0 E: 0 K: 1 S: 8	H: 1 LOB: 0 BB: 0 P: 10	R: 0 E: 0 K: 0 S: 7	H: 0 LOB: 0 BB: 0 P: 12	R: 0 E: 0 K: 0 S: 5	H: 1 LOB: 1 BB: 1 P: 10	R: 0 E: 0 K: 3 S: 10	H: 0 LOB: 1 BB: 0 P: 15	1B: 7 2B: 0 3B: 0 HR: 0	SF: 0 SAC: 1 DP: 1 HBP: 1	WP: 1 PB: 0 SB: 1 CS: 1	PA: 33														
PITCHER	IP WLS BF H R ER SO BB IBB HBP BLK WP HR S P ERA WHIP																																	
Tommy Greene, R <small>ERA: 2.28</small> (1, 1)	7.1		27	6	3	3	5	1	0	0	0	0	0	0	69	96	3.68	0.955																
Mitch Williams, L <small>ERA: 2.73</small> (8, 1)	1.2	W	6	1	0	0	3	0	0	1	0	1	0	13	18	0.00	0.600																	

Batter	1	2	3	4	5	6	7	8	9	AB	R	H	RBI	BB	SO	LOB	BOTTOM																	
Dickie Thon, R <small>OBP: 0.298, SLG: 0.337</small> (1, 6)	G4-3		F8		G5-3		CS			4	0	2	0	0	0	0	Atlanta Braves @ Philadelphia Phillies Veterans Stadium, Philadelphia, PA Mon Jun 17 1991, 7:05 PM EDT Att: 18,517 - Cloudy - 81 F																	
Mickey Morandini, L <small>OBP: 0.322, SLG: 0.271</small> (1, 4)	G4-3		L6		FC5-4		F7			4	0	1	0	0	0	2																		
Wes Chamberlain, R <small>OBP: 0.294, SLG: 0.529</small> (1, 7)	HR		F7		FC5-4		G3-1			4	1	1	0	0	0	1																		
John Kruk, L <small>OBP: 0.344, SLG: 0.477</small> (1, 3)	HR		G4-3		K					4	1	1	2	0	2	1																		
Dale Murphy, R <small>OBP: 0.310, SLG: 0.439</small> (1, 9)	L6			1B		SH3-4		HR		3	1	2	1	1	0	0																		
Charlie Hayes, R <small>OBP: 0.220, SLG: 0.310</small> (1, 5)			L9		F7		SH3-4			4	0	1	0	0	1	1																		
Steve Lake, R <small>OBP: 0.187, SLG: 0.176</small> (1, 2)				1B		SH3-4		P4		3	0	2	0	0	0	0																		
Sil Campusano, R (1, 8)			F9		K					3	0	0	0	0	2	5																		
Tommy Greene, R <small>OBP: 0.259, SLG: 0.370</small> Mitch Williams, L (8, 1)			G3		HR		K			3	1	1	1	0	1	3																		
Inning Stats	R: 2 E: 0 K: 0 S: 12	H: 3 LOB: 0 BB: 0 P: 15	R: 0 E: 0 K: 0 S: 7	H: 1 LOB: 1 BB: 0 P: 11	R: 0 E: 0 K: 0 S: 6	H: 0 LOB: 0 BB: 0 P: 7	R: 0 E: 0 K: 1 S: 10	H: 2 LOB: 2 BB: 0 P: 12	R: 1 E: 0 K: 1 S: 11	H: 2 LOB: 1 BB: 0 P: 16	R: 0 E: 0 K: 2 S: 12	H: 1 LOB: 1 BB: 1 P: 17	R: 0 E: 0 K: 0 S: 11	H: 1 LOB: 0 BB: 0 P: 17	R: 1 E: 0 K: 2 S: 11	H: 1 LOB: 0 BB: 0 P: 19		1B: 8 2B: 0 3B: 0 HR: 3	SF: 0 SAC: 1 DP: 1 HBP: 0	WP: 0 PB: 0 SB: 0 CS: 1	PA: 34													
PITCHER	IP WLS BF H R ER SO BB IBB HBP BLK WP HR S P ERA WHIP																																	
Steve Avery, L <small>ERA: 3.9</small> (1, 1)	4.1		20	8	3	3	1	0	0	0	0	0	0	41	54	6.23	1.846																	
Randy St. Claire, R <small>ERA: 3.95</small> (5, 1)	2.2		10	2	0	0	3	1	0	0	0	0	0	28	41	0.00	1.125																	
Juan Berenguer, R <small>ERA: 2.61</small> (8, 1)	1.0	L	4	1	1	1	2	0	0	0	0	0	0	1	11	19	9.00	1.000																



Batter	1	2	3	4	5	6	7	8	9	AB	R	H	RBI	BB	SO	LOB	TOP				
Otis Nixon, S <small>OBP: 0.411, SLG: 0.376</small> (1, 7)	G5-3		G6-3	F7			L8		K	5	0	0	0	0	1	3	Atlanta Braves @ Philadelphia Phillies Veterans Stadium, Philadelphia, PA Tue Jun 18 1991, 7:05 PM EDT Att: 12,405 - Cloudy - 63 F				
Terry Pendleton, S <small>OBP: 0.395, SLG: 0.486</small> (1, 5)	K		G4-3		G2-3			G4-3	F8	5	0	0	0	0	1	0					
Ron Gant, R <small>OBP: 0.301, SLG: 0.480</small> (1, 8)			L8		G5-3			BB 2B	1B	4	1	2	0	1	0	0					
David Justice, L <small>OBP: 0.385, SLG: 0.520</small> (1, 9)	K			G3	K			2B 1B	P4	4	1	0	0	1	2	2					
Sid Bream, L <small>OBP: 0.335, SLG: 0.503</small> Brian Hunter, R <small>OBP: 0.310, SLG: 0.500</small> (4, PR) (4, 3)		F8		2B 1B		G6-3		1B		2	0	1	0	0	0	0					
Jeff Treadway, L <small>OBP: 0.385, SLG: 0.467</small> (1, 4)		G3		1B	2B		F9	BB		4	0	3	2	0	0	0					
Greg Olson, R <small>OBP: 0.341, SLG: 0.361</small> (1, 2)				1B	BB		K2-3	F9		2	0	0	0	2	1	1					
Rafael Belliard, R <small>OBP: 0.271, SLG: 0.264</small> Jeff Blauser, R <small>OBP: 0.365, SLG: 0.465</small> (4, PH) (4, 6)		G3			1B					1	0	0	0	0	0	2					
Pete Smith, R <small>OBP: 0.273, SLG: 0.200</small> Rick Mahler, R <small>OBP: 0.106, SLG: 0.100</small> Tommy Sisk, R <small>OBP: 0.242, SLG: 0.248</small> Marvin Freeman, R <small>OBP: 0.346, SLG: 0.338</small> Mark Lemke, S <small>OBP: 0.346, SLG: 0.338</small> Mike Stanton, L <small>OBP: 0.346, SLG: 0.338</small> Lonnie Smith, R <small>OBP: 0.346, SLG: 0.338</small> Kent Mercker, L <small>OBP: 0.346, SLG: 0.338</small> (1, 1) (1, 1) (4, PH) (4, 1) (7, PH) (7, 1) (8, PH) (8, 1)		K			P6			P2		0	0	0	0	0	0	2					
Inning Stats	R: 0 H: 0 E: 0 K: 2 S: 11	H: 0 LOB: 1 BB: 1 P: 20	R: 0 H: 1 E: 0 K: 1 S: 13	H: 2 LOB: 2 BB: 1 P: 24	R: 0 H: 0 E: 0 K: 0 S: 7	H: 0 LOB: 0 BB: 0 P: 10	R: 1 H: 3 E: 0 K: 0 S: 12	H: 3 LOB: 3 BB: 1 P: 21	R: 0 H: 0 E: 0 K: 1 S: 9	H: 0 LOB: 0 BB: 0 P: 14	R: 0 H: 0 E: 0 K: 1 S: 8	H: 0 LOB: 0 BB: 0 P: 10	R: 0 H: 0 E: 0 K: 0 S: 7	H: 0 LOB: 0 BB: 0 P: 13	R: 3 H: 3 E: 0 K: 0 S: 13	H: 3 LOB: 2 BB: 2 P: 27		R: 0 H: 1 E: 0 K: 1 S: 10	H: 1 LOB: 1 BB: 0 P: 17	1B: 5 2B: 3 3B: 0 HR: 0	SF: 0 SAC: 0 DP: 0 HBP: 0
PITCHER Jose De Jesus, R <small>ERA: 3.9</small> Joe Boever, R <small>ERA: 3.86</small> (1, 1) (8, 1)	IP: 7.1 WLS: W BF: 33 H: 7 R: 4 ER: 4 SO: 5 BB: 4 IBB: 0 HBP: 0 BLK: 0 WP: 0 HR: 0 S: 74 P: 127 ERA: 4.91 WHIP: 1.500	IP: 1.2 WLS: 7 BF: 1 H: 0 R: 0 ER: 0 SO: 1 BB: 1 IBB: 0 HBP: 0 BLK: 0 WP: 0 HR: 0 S: 16 P: 29 ERA: 0.00 WHIP: 1.200																			

AB 35
R 4
H 8
RBI 4
BB 5
SO 6
LOB 15



Batter	1	2	3	4	5	6	7	8	9	AB	R	H	RBI	BB	SO	LOB	BOTTOM
Wally Backman, S <small>OBP: 0.345, SLG: 0.337</small> Charlie Hayes, R <small>OBP: 0.219, SLG: 0.309</small> (1, 5) (7, 5)	1B 2B	1B G3-4-1 2B		G4-3 2B		G4-3		F9		4	2	3	0	0	0	0	Atlanta Braves @ Philadelphia Phillies Veterans Stadium, Philadelphia, PA Tue Jun 18 1991, 7:05 PM EDT Att: 12,405 - Cloudy - 63 F
Mickey Morandini, L <small>OBP: 0.317, SLG: 0.288</small> (1, 4)	1B	G6-3		G4-3		E3 1B WP		K		5	2	1	0	0	1	2	
Wes Chamberlain, R <small>OBP: 0.333, SLG: 0.524</small> (1, 7)	BB 1B	1B		K		K				4	1	2	1	0	2	2	
John Kruk, L <small>OBP: 0.350, SLG: 0.480</small> (1, 3)	1B BB FC4-6 1B	G3-4-1				HR BB		1B		3	2	2	3	1	0	1	
Dale Murphy, R <small>OBP: 0.305, SLG: 0.449</small> (1, 9)	K	G6-3				K		K		4	1	1	2	0	2	4	
Darren Daulton, L <small>OBP: 0.287, SLG: 0.235</small> (1, 2)	FC4-6 1B BB		K			E3 FC4-6		K		3	0	0	0	1	2	0	
Sil Campusano, R <small>OBP: 0.071, SLG: 0.071</small> (1, 8)	FC4-6 1B		L8			F8		F7		4	0	1	1	0	0	1	
Rod Booker, L <small>OBP: 0.195, SLG: 0.225</small> (1, 6)	FC4-6		G1-3			FC4-6		F8		4	0	0	1	0	0	3	
Jose De Jesus, R <small>OBP: 0.208, SLG: 0.174</small> Joe Boever, R <small>OBP: 0.500, SLG: 0.500</small> (1, 1) (8, 1)	F9			K		K		G4-3		3	0	0	0	0	2	3	
Inning Stats	R: 4 H: 5 E: 0 K: 1 S: 18	H: 2 LOB: 1 BB: 0 P: 21	R: 0 H: 0 E: 0 K: 1 S: 7	H: 0 LOB: 0 BB: 0 P: 8	R: 0 H: 1 E: 0 K: 2 S: 16	H: 1 LOB: 1 BB: 0 P: 23	R: 2 H: 1 E: 1 K: 1 S: 16	H: 1 LOB: 1 BB: 1 P: 29	R: 1 H: 1 E: 1 K: 2 S: 13	H: 1 LOB: 1 BB: 0 P: 19	R: 0 H: 0 E: 0 K: 1 S: 7	H: 0 LOB: 0 BB: 0 P: 9	R: 0 H: 0 E: 0 K: 1 S: 14	H: 0 LOB: 0 BB: 0 P: 18	1B: 6 2B: 3 3B: 0 HR: 1	SF: 0 SAC: 0 DP: 0 HBP: 0	
PITCHER Pete Smith, R <small>ERA: 4.4</small> Rick Mahler, R <small>ERA: 3.67</small> Marvin Freeman, R <small>ERA: 3.66</small> Mike Stanton, L <small>ERA: 4.18</small> Kent Mercker, L <small>ERA: 2.17</small> (1, 1) (1, 1) (4, 1) (7, 1) (8, 1)	IP: 0.1 WLS: L BF: 7 H: 5 R: 4 ER: 4 SO: 1 BB: 0 IBB: 0 HBP: 0 BLK: 0 WP: 0 HR: 0 S: 12 P: 26 ERA: 108.00 WHIP: 18.000	IP: 2.2 WLS: 10 BF: 2 H: 1 R: 1 ER: 1 SO: 1 BB: 0 IBB: 0 HBP: 0 BLK: 0 WP: 0 HR: 0 S: 26 P: 38 ERA: 3.38 WHIP: 0.750	IP: 3.0 WLS: 15 BF: 3 H: 3 R: 3 ER: 2 SO: 5 BB: 1 IBB: 0 HBP: 0 BLK: 0 WP: 1 HR: 1 S: 45 P: 71 ERA: 6.00 WHIP: 1.333	IP: 1.0 WLS: 3 BF: 0 H: 0 R: 0 ER: 0 SO: 1 BB: 0 IBB: 0 HBP: 0 BLK: 0 WP: 0 HR: 0 S: 7 P: 9 ERA: 0.00 WHIP: 0.000	IP: 8.1 WLS: 1.0 BF: 0 H: 0 R: 0 ER: 0 SO: 1 BB: 0 IBB: 0 HBP: 0 BLK: 0 WP: 0 HR: 0 S: 14 P: 18 ERA: 0.00 WHIP: 0.000												

AB 36
R 8
H 10
RBI 8
BB 2
SO 9
LOB 16



Batter	1	2	3	4	5	6	7	8	9	AB	R	H	RBI	BB	SO	LOB	TOP										
Ron Gant, R OBP: 0.299, SLG: 0.474 (1, 8)	G6-3		CS 1B	K		F9			FC6-4 1B	5	1	1	0	0	1	3	Atlanta Braves @ Philadelphia Phillies Veterans Stadium, Philadelphia, PA Wed Jun 19 1991, 3:33 AM EDT Att: 23,989 - Cloudy - 67 F										
Terry Pendleton, S OBP: 0.361, SLG: 0.478 (1, 5)	P5		K		K		P6		BB 2B	5	1	1	1	1	0	2		1									
Lonnie Smith, R OBP: 0.403, SLG: 0.402 Otis Nixon, S OBP: 0.414, SLG: 0.376 (8, 7)	G5-3			HR 3B	G1-4-3		K2-3		BB 2B HBP	4	1	1	0	0	1	0		0									
David Justice, L OBP: 0.389, SLG: 0.530 (1, 9)		G4-3		HR			G4-3		BB 2B	3	2	1	2	1	0	0		0									
Jeff Blauser, R OBP: 0.371, SLG: 0.477 (1, 4)	1B WP 1B		2B 1B		F7			K	BB 2B	5	1	3	3	0	1	1		1									
Brian Hunter, R OBP: 0.324, SLG: 0.467 (1, 3)	1B		F9			L7		L5	BB	4	0	1	0	1	0	1		1									
Greg Olson, R OBP: 0.343, SLG: 0.379 (1, 2)	K		G6-3 1B		1B 2B		G6-3		F8	5	2	2	1	0	1	4		4									
Rafael Belliard, R OBP: 0.271, SLG: 0.264 (1, 6)	G1-3		G6-3		CS S 1B			G3		4	0	1	0	0	0	3		3									
Tom Glavine, L OBP: 0.389, SLG: 0.344 Juan Berenguer, R (9, 1)			K		1B		1B		FC6-4 1B	4	0	3	2	0	1	0		0									
										0	0	0	0	0	0	0		0									
Inning Stats	R: 0 E: 0 K: 0 S: 6	H: 0 LOB: 0 BB: 0 P: 10	R: 0 E: 0 K: 1 S: 21	H: 2 LOB: 2 BB: 0 P: 26	R: 0 E: 0 K: 2 S: 10	H: 1 LOB: 1 BB: 0 P: 14	R: 4 E: 0 K: 1 S: 17	H: 5 LOB: 1 BB: 0 P: 24	R: 0 E: 0 K: 1 S: 12	H: 0 LOB: 1 BB: 0 P: 21	R: 1 E: 0 K: 0 S: 9	H: 3 LOB: 1 BB: 0 P: 13	R: 0 E: 0 K: 1 S: 7	H: 0 LOB: 0 BB: 0 P: 9	R: 0 E: 0 K: 1 S: 5	H: 0 LOB: 0 BB: 0 P: 9	R: 4 E: 0 K: 0 S: 11	H: 3 LOB: 2 BB: 2 P: 24	1B: 9 2B: 4 3B: 1 HR: 1	SF: 0 SAC: 0 DP: 1 HBP: 2	WP: 1 PB: 0 SB: 2 CS: 2	PA: 43					
PITCHER	IP	WLS	BF	H	R	ER	SO	BB	IBB	HBP	BLK	WP	HR	S	P	ERA	WHIP										
Terry Mulholland, L ERA: 4.08 (1, 1)	3.2	L	18	8	4	4	3	0	0	0	0	1	1	51	69	9.82	2.182										
Darrel Akerfelds, R ERA: 4.17 (4, 1)	1.1		5	0	0	0	2	0	0	1	0	0	0	15	26	0.00	0.000										
Bruce Ruffin, L ERA: 4.0 (6, 1)	2.0		8	3	1	1	1	0	0	0	0	0	0	16	22	4.50	1.500										
Roger McDowell, R ERA: 2.42 (8, 1)	1.2		8	2	3	3	1	0	0	1	0	0	0	12	20	16.20	1.200										
Joe Boever, R ERA: 4.0 (9, 1)	0.1		4	1	1	1	0	2	0	0	0	0	0	4	13	27.00	9.000										

AB 39
R 9
H 14
RBI 9
BB 2
SO 7
LOB 13



Batter	1	2	3	4	5	6	7	8	9	AB	R	H	RBI	BB	SO	LOB	BOTTOM										
Dickie Thon, R OBP: 0.296, SLG: 0.333 (1, 6)	K		G3-1			FC1-6 1B	L9		P3	5	0	1	0	0	1	4	Atlanta Braves @ Philadelphia Phillies Veterans Stadium, Philadelphia, PA Wed Jun 19 1991, 3:33 AM EDT Att: 23,989 - Cloudy - 67 F										
Mickey Morandini, L OBP: 0.307, SLG: 0.259 (1, 4)	K		K			FC1-6 1B WP BB		G4-3		4	1	0	0	0	2	1		1									
Wes Chamberlain, R OBP: 0.280, SLG: 0.440 (1, 7)	K			K		P6		F8		4	0	0	0	0	2	1		2									
John Kruk, L OBP: 0.349, SLG: 0.474 (1, 3)		E8 2B		G6-3		1B WP BB		K		3	1	0	0	1	1	0		0									
Dale Murphy, R OBP: 0.313, SLG: 0.447 (1, 9)	P3			K					FC5-4 BB	3	0	1	1	1	1	1		1									
Charlie Hayes, R OBP: 0.224, SLG: 0.317 (1, 5)						F9			FC5-4 1B 1B	4	0	2	1	0	0	3		3									
Steve Lake, R OBP: 0.114, SLG: 0.169 (1, 2)										3	0	0	0	0	3	2		2									
Ron Jones, L OBP: 0.500, SLG: 0.400 (9, PH)										1	0	1	0	0	0	0		0									
Sil Campusano, R OBP: 0.118, SLG: 0.063 (1, 8)										2	0	0	0	1	1	2		2									
John Morris, L OBP: 0.339, SLG: 0.333 (9, PH)										1	0	1	0	0	0	0		0									
Terry Mulholland, R OBP: 0.114, SLG: 0.061 (1, 1)										1	0	0	0	0	1	0	0										
Darrel Akerfelds, R (4, 1)										0	0	0	0	0	0	0	0										
Jim Lindeman, R (5, PH)										1	0	0	0	0	0	1	1										
Bruce Ruffin, S (8, 1)										0	0	0	0	0	0	0	0										
Wally Backman, S (7, PH)										1	0	0	0	0	0	1	1										
Roger McDowell, R (8, 1)										0	0	0	0	0	0	0	0										
Joe Boever, R (9, 1)										0	0	0	0	0	0	0	0										
Darren Daulton, R OBP: 0.266, SLG: 0.232 (9, PH)										1	0	0	0	0	0	3	3										
Inning Stats	R: 0 E: 0 K: 3 S: 9	H: 0 LOB: 0 BB: 0 P: 13	R: 1 E: 1 K: 2 S: 13	H: 1 LOB: 1 BB: 0 P: 24	R: 0 E: 0 K: 2 S: 10	H: 0 LOB: 0 BB: 0 P: 15	R: 0 E: 0 K: 2 S: 9	H: 0 LOB: 0 BB: 0 P: 10	R: 0 E: 0 K: 1 S: 12	H: 1 LOB: 1 BB: 0 P: 17	R: 1 E: 0 K: 0 S: 11	H: 2 LOB: 2 BB: 1 P: 17	R: 0 E: 0 K: 1 S: 13	H: 0 LOB: 1 BB: 1 P: 21	R: 0 E: 0 K: 1 S: 6	H: 0 LOB: 0 BB: 0 P: 8	R: 0 E: 0 K: 1 S: 16	H: 2 LOB: 3 BB: 1 P: 27	1B: 5 2B: 1 3B: 0 HR: 0	SF: 0 SAC: 0 DP: 0 HBP: 0	WP: 1 PB: 0 SB: 0 CS: 0	PA: 37					
PITCHER	IP	WLS	BF	H	R	ER	SO	BB	IBB	HBP	BLK	WP	HR	S	P	ERA	WHIP										
Tom Glavine, L ERA: 2.18 (1, 1)	8.0	W	32	4	2	0	12	3	0	0	0	0	0	83	129	0.00	0.875										
Juan Berenguer, R ERA: 2.54 (9, 1)	1.0		5	2	0	0	0	0	0	0	0	0	0	16	23	0.00	2.000										

AB 34
R 2
H 6
RBI 2
BB 3
SO 12
LOB 19



Batter	1	2	3	4	5	6	7	8	9	AB	R	H	RBI	BB	SO	LOB	TOP					
Daryl Boston, L OBP: 0.260, SLG: 0.278 (1, 8)										5	0	0	0	0	2	0						
Dave Magadan, L OBP: 0.376, SLG: 0.335 (1, 3)										3	1	0	0	2	0	0						
Gregg Jefferies, S OBP: 0.333, SLG: 0.367 (1, 4)										5	1	1	1	0	1	2						
Kevin McReynolds, R OBP: 0.353, SLG: 0.441 (1, 7)										4	3	4	0	1	0	0						
Howard Johnson, S OBP: 0.332, SLG: 0.528 (1, 5)										5	1	3	2	0	1	2						
Hubie Brooks, R OBP: 0.372, SLG: 0.536 Keith Miller, R OBP: 0.400, SLG: 0.511 (1, 9) (8, 9)										4	2	3	4	0	0	2						
Mackey Sasser, L OBP: 0.372, SLG: 0.577 Pete Schourek, L (9, 1) Alejandro Pena, R (9, 1) Mark Carreon, R OBP: 0.295, SLG: 0.378 (9, 9)										2	0	1	0	0	0	0						
Garry Templeton, S OBP: 0.235, SLG: 0.333 (1, 6)										4	0	0	0	0	0	3						
Dwight Gooden, R OBP: 0.167, SLG: 0.278 Charlie O'Brien, R OBP: 0.241, SLG: 0.176 (1, 1) (9, 2)										4	1	1	1	0	1	2						
Inning Stats	R: 0 E: 0 K: 1 S: 8	H: 0 LOB: 0 BB: 0 P: 12	R: 1 E: 0 K: 0 S: 8	H: 2 LOB: 1 BB: 0 P: 13	R: 0 E: 0 K: 1 S: 6	H: 0 LOB: 1 BB: 1 P: 12	R: 1 E: 0 K: 1 S: 13	H: 2 LOB: 2 BB: 0 P: 21	R: 4 E: 0 K: 0 S: 10	H: 2 LOB: 0 BB: 2 P: 22	R: 0 E: 0 K: 0 S: 7	H: 0 LOB: 0 BB: 0 P: 10	R: 0 E: 0 K: 1 S: 9	H: 1 LOB: 1 BB: 0 P: 14	R: 2 E: 0 K: 1 S: 11	H: 2 LOB: 0 BB: 0 P: 14	R: 1 E: 0 K: 0 S: 11	H: 3 LOB: 1 BB: 0 P: 22	1B: 6 2B: 2 3B: 0 HR: 4	SF: 1 SAC: 0 DP: 1 HBP: 1	WP: 1 PB: 0 SB: 0 CS: 0	PA: 42
PITCHER	IP WLS BF H R ER SO BB IBB HBP BLK WP HR S P ERA WHIP																					
29 John Smoltz, R ERA: 4.73	(1, 1) 4.2 L 24 6 6 6 3 3 0 1 0 0 1 1 44 79 11.57 1.929																					
Marvin Freeman, R ERA: 3.6	(5, 1) 0.1 1 0 0 0 0 0 0 0 0 0 0 0 1 1 0.00 0.000																					
Rick Mahler, R ERA: 3.5	(6, 1) 2.0 7 1 0 0 1 0 0 0 0 0 0 0 16 24 0.00 0.500																					
Randy St. Claire, R ERA: 5.4	(8, 1) 1.1 8 4 3 3 1 0 0 0 0 0 0 3 19 28 20.25 3.000																					
Mike Stanton, L ERA: 4.07	(9, 1) 0.2 2 1 0 0 0 0 0 0 0 0 0 0 3 8 0.00 1.500																					

New York Mets @ Atlanta Braves
Atlanta-Fulton County Stadium, Atlanta, GA
Thu Jun 20 1991, 7:05 PM EDT
Att: 29,438 - Cloudy - 82 F

AB 37
R 9
H 12
RBI 9
BB 3
SO 5
LOB 13



Batter	1	2	3	4	5	6	7	8	9	AB	R	H	RBI	BB	SO	LOB	BOTTOM					
Ron Gant, R OBP: 0.301, SLG: 0.477 (1, 8)										5	1	2	0	0	0	2						
Terry Pendleton, S OBP: 0.394, SLG: 0.511 (1, 5)										4	2	2	3	0	1	2						
Lonnie Smith, R OBP: 0.398, SLG: 0.396 (1, 7)										4	0	1	0	0	0	1						
David Justice, L OBP: 0.383, SLG: 0.521 (1, 9)										4	0	0	0	0	1	2						
Jeff Treadway, L OBP: 0.388, SLG: 0.464 (1, 4)										3	1	1	0	1	0	0						
Tommy Gregg, L OBP: 0.380, SLG: 0.318 Brian Hunter, R OBP: 0.343, SLG: 0.581 (1, 3) (9, PH)										3	0	0	0	0	0	1						
Greg Olson, R OBP: 0.348, SLG: 0.406 (1, 2)										2	1	1	0	0	0	0						
Rafael Belliard, R OBP: 0.273, SLG: 0.266 Jeff Blauser, R OBP: 0.307, SLG: 0.470 (7, PH) (8, 6)										1	0	0	0	0	1	0						
Inning Stats	R: 0 E: 0 K: 1 S: 9	H: 2 LOB: 1 BB: 0 P: 14	R: 0 E: 0 K: 0 S: 3	H: 0 LOB: 0 BB: 0 P: 5	R: 2 E: 0 K: 1 S: 10	H: 2 LOB: 0 BB: 0 P: 19	R: 0 E: 0 K: 0 S: 4	H: 0 LOB: 0 BB: 1 P: 8	R: 2 E: 0 K: 0 S: 10	H: 3 LOB: 1 BB: 0 P: 16	R: 0 E: 0 K: 0 S: 5	H: 0 LOB: 0 BB: 0 P: 10	R: 0 E: 0 K: 0 S: 3	H: 0 LOB: 0 BB: 0 P: 5	R: 1 E: 0 K: 1 S: 7	H: 1 LOB: 0 BB: 0 P: 12	R: 2 E: 0 K: 0 S: 19	H: 3 LOB: 1 BB: 0 P: 28	1B: 5 2B: 2 3B: 0 HR: 4	SF: 0 SAC: 0 DP: 2 HBP: 0	WP: 0 PB: 0 SB: 1 CS: 0	PA: 37
PITCHER	IP WLS BF H R ER SO BB IBB HBP BLK WP HR S P ERA WHIP																					
Dwight Gooden, R ERA: 3.88	(1, 1) 8.0 W 31 8 5 5 3 1 0 0 0 0 0 1 3 5 5.62 1.125																					
Pete Schourek, L ERA: 6.14	(9, 1) 0.0 2 2 2 2 0 0 0 0 0 0 0 1 3 5 0.00 1.000																					
Alejandro Pena, R ERA: 2.86	(9, 1) 1.0 S 4 1 0 0 0 0 0 0 0 0 0 0 16 23 0.00 1.000																					

New York Mets @ Atlanta Braves
Atlanta-Fulton County Stadium, Atlanta, GA
Thu Jun 20 1991, 7:05 PM EDT
Att: 29,438 - Cloudy - 82 F

AB 36
R 7
H 11
RBI 7
BB 1
SO 3
LOB 10



Batter	1	2	3	4	5	6	7	8	9	AB	R	H	RBI	BB	SO	LOB	TOP			
Mark Carreon, R (1, 8) <small>OBP: 0.286, SLG: 0.366</small> Daryl Boston, L (8, PH) <small>OBP: 0.256, SLG: 0.274</small>	G6-3	G6-3			F8			G4-6-3		3	0	0	0	0	0	1				
Dave Magadan, L (1, 3) <small>OBP: 0.373, SLG: 0.329</small>	K		F9			G4-3		G1-4-3		4	0	0	0	0	1	0				
Gregg Jefferies, S (1, 4) <small>OBP: 0.332, SLG: 0.364</small>	1B		F8			P9			P4	4	0	1	0	0	0	0				
Kevin McReynolds, R (1, 7) <small>OBP: 0.347, SLG: 0.432</small>	F9		P4			F7			P6	4	0	0	0	0	1	0				
Hubie Brooks, R (1, 9) <small>OBP: 0.370, SLG: 0.530</small>		G4-3			P3			G4-3	L4	4	0	1	0	0	0	0				
Howard Johnson, S (1, 5) <small>OBP: 0.332, SLG: 0.529</small>		2B	F8		F8		F7			3	1	1	0	0	0	1				
Rick Cerone, R (1, 2) <small>OBP: 0.375, SLG: 0.379</small>		2B	F9			G4-3				2	1	0	0	1	0	1				
Kevin Elster, R (1, 6) <small>OBP: 0.329, SLG: 0.392</small>		2B	F8			G6-3				3	0	1	2	0	0	1				
Frank Viola, L (1, 1) <small>OBP: 0.105, SLG: 0.108</small> Mackey Sasser, L (8, PH) <small>OBP: 0.351, SLG: 0.585</small> Jeff Innis, R (8, 1)	G6-3		G4-3					G4-6-3		2	0	0	0	0	0	1				
										1	0	1	0	0	0	0				
										0	0	0	0	0	0	0				
Inning Stats	R: 0 E: 0 K: 1 S: 9	H: 1 LOB: 1 BB: 0 P: 12	R: 2 E: 0 K: 0 S: 11	H: 2 LOB: 1 BB: 1 P: 25	R: 0 E: 0 K: 0 S: 7	H: 0 LOB: 0 BB: 0 P: 10	R: 0 E: 0 K: 0 S: 7	H: 0 LOB: 0 BB: 0 P: 9	R: 0 E: 0 K: 0 S: 7	H: 0 LOB: 0 BB: 0 P: 11	R: 0 E: 0 K: 0 S: 9	H: 1 LOB: 1 BB: 0 P: 17	R: 0 E: 0 K: 0 S: 8	H: 1 LOB: 0 BB: 0 P: 11	R: 0 E: 0 K: 0 S: 8	H: 0 LOB: 0 BB: 0 P: 12	1B: 3 2B: 2 3B: 0 HR: 0	SF: 0 SAC: 0 DP: 1 HBP: 0	WP: 0 PB: 0 CS: 0	PA: 32
PITCHER	IP WLS BF H R ER SO BB IBB HBP BLK WP HR S P ERA WHIP																			
Charlie Leibrandt, L (1, 1) <small>ERA: 3.01</small> Juan Berenguer, R (8, 1) <small>ERA: 2.41</small>	7.0 W 26 4 2 2 1 1 0 0 0 0 0 0 57 95 2.57 0.714																			

New York Mets @ Atlanta Braves
Atlanta-Fulton County Stadium, Atlanta, GA

AB 31
R 2
H 5
RBI 2
BB 1
SO 1
LOB 7



Fri Jun 21 1991, 7:05 PM EDT
Att: 43,229 - Cloudy - 87 F

Batter	1	2	3	4	5	6	7	8	9	AB	R	H	RBI	BB	SO	LOB	BOTTOM			
Otis Nixon, S (1, 9) <small>OBP: 0.414, SLG: 0.373</small>	G6-3		CS				B3			3	0	1	0	1	0	0				
Terry Pendleton, S (1, 5) <small>OBP: 0.396, SLG: 0.508</small>	BB		G6-3		BB					3	0	1	0	1	1	2				
Ron Gant, R (1, 8) <small>OBP: 0.300, SLG: 0.477</small>	F7				HR		G6-3		P4	4	1	1	0	0	0	3				
Lonnie Smith, R (1, 7) <small>OBP: 0.394, SLG: 0.391</small>	F9				F7			G6-3		4	1	1	0	0	0	2				
Jeff Blauser, R (1, 4) <small>OBP: 0.367, SLG: 0.464</small>		K			HR		SH1-3		G5-3	2	1	0	0	1	1	0				
Brian Hunter, R (1, 3) <small>OBP: 0.359, SLG: 0.686</small>	P3				HR			P3		4	1	2	4	0	0	0				
Mike Heath, R (1, 2) <small>OBP: 0.254, SLG: 0.272</small>	E6				G4-3		K			3	0	0	0	0	1	1				
Rafael Belliard, R (1, 6) <small>OBP: 0.269, SLG: 0.262</small>	F7				G5-3		G5-3			3	0	0	0	0	2	0				
Charlie Leibrandt, R (1, 1) <small>OBP: 0.033, SLG: 0.100</small> Mark Lemke, S (7, PH) <small>OBP: 0.350, SLG: 0.358</small> Juan Berenguer, R (8, 1)			F8				G6-3		F9	2	0	0	0	0	0	0				
										1	0	0	0	0	0	0				
										0	0	0	0	0	0	0				
Inning Stats	R: 0 E: 0 K: 0 S: 8	H: 0 LOB: 1 BB: 1 P: 18	R: 0 E: 1 K: 1 S: 10	H: 0 LOB: 0 BB: 0 P: 15	R: 0 E: 0 K: 0 S: 7	H: 1 LOB: 0 BB: 0 P: 11	R: 3 E: 0 K: 0 S: 7	H: 2 LOB: 0 BB: 1 P: 15	R: 0 E: 0 K: 1 S: 10	H: 0 LOB: 1 BB: 1 P: 17	R: 1 E: 0 K: 1 S: 11	H: 2 LOB: 1 BB: 0 P: 17	R: 0 E: 0 K: 0 S: 5	H: 1 LOB: 1 BB: 0 P: 6	R: 0 E: 0 K: 0 S: 9	H: 0 LOB: 0 BB: 0 P: 13	1B: 3 2B: 2 3B: 0 HR: 1	SF: 0 SAC: 1 DP: 0 HBP: 0	WP: 0 PB: 1 CS: 1	PA: 33
PITCHER	IP WLS BF H R ER SO BB IBB HBP BLK WP HR S P ERA WHIP																			
Frank Viola, L (1, 1) <small>ERA: 2.96</small> Jeff Innis, R (8, 1) <small>ERA: 3.2</small>	7.0 L 30 6 4 4 3 3 0 0 0 0 0 0 58 99 5.14 1.286																			

New York Mets @ Atlanta Braves
Atlanta-Fulton County Stadium, Atlanta, GA

AB 29
R 4
H 6
RBI 4
BB 3
SO 3
LOB 10



Fri Jun 21 1991, 7:05 PM EDT
Att: 43,229 - Cloudy - 87 F

Batter	1	2	3	4	5	6	7	8	9	AB	R	H	RBI	BB	SO	LOB	TOP										
Garry Templeton, S OBP: 0.234, SLG: 0.337 (1, 3)	2-1 1B 2B	1-0 F9		3-1 G6-3	3-2 G3			0-0 G6-3		5	0	1	0	0	0	4	New York Mets @ Atlanta Braves Atlanta-Fulton County Stadium, Atlanta, GA Sat Jun 22 1991, 7:05 PM EDT Att: 43,349 - Cloudy - 72 F										
Kevin Elster, R OBP: 0.331, SLG: 0.393 (1, 6)	1-1 BB 1B	1-2 E4 1B		1-1 P3			1-1 G5-3	3-3 K		5	0	2	1	0	1	1											
Gregg Jefferies, S OBP: 0.333, SLG: 0.367 (1, 4)	4-0 BB	1-2 BB			1-1 1B 2B		0-0 G1		2-2 F9	4	1	1	0	1	0	1											
Kevin McReynolds, R OBP: 0.348, SLG: 0.436 (1, 7)	0-0 F7			2-0 WP SF8 2B	3-0 E 1B		3-3 K		0-1 G5-3	5	2	2	1	0	1	3											
Howard Johnson, S OBP: 0.333, SLG: 0.527 (1, 5)	1-2 P4			2-0 SF8 2H 1B	3-0 E6 1B		1-1 P6		4-2 BB	3	1	1	2	1	0	3											
Hubie Brooks, R OBP: 0.383, SLG: 0.520 Daryl Boston, L OBP: 0.253, SLG: 0.270 (7, 8)	1-1 F8			1-1 P4	1-1 FC 1B G6-3		0-2 F7		1-0 G3	4	1	0	0	0	0	4											
Mark Carreon, R OBP: 0.304, SLG: 0.381 (7, 9)				1-0 SH3-4 1B	2-0 G6-3		1-2 1B			4	1	3	1	0	0	0											
Rick Cerone, R OBP: 0.371, SLG: 0.374 (1, 2)				0-0 SH3-4 E 1B	2-1 L5		0-1 G6-3		0-1 G4-3	4	1	1	0	0	0	3											
Ron Darling, R OBP: 0.138, SLG: 0.241 Jeff Innis, R (9, 1)				1-0 SH3-4	0-0 G6-3 2B		2-1 G6-3		0-3 K	3	0	1	1	0	1	1											
Inning Stats	R: 0 E: 0 K: 0 S: 10	H: 2 LOB: 3 BB: 1 P: 19	R: 2 E: 1 K: 0 S: 8	H: 3 LOB: 1 BB: 0 P: 14	R: 1 E: 0 K: 0 S: 5	H: 1 LOB: 0 BB: 0 P: 12	R: 0 E: 0 K: 0 S: 7	H: 1 LOB: 1 BB: 0 P: 13	R: 4 E: 0 K: 0 S: 16	H: 4 LOB: 1 BB: 0 P: 30	R: 0 E: 0 K: 0 S: 6	H: 0 LOB: 0 BB: 0 P: 10	R: 0 E: 0 K: 0 S: 10	H: 1 LOB: 1 BB: 0 P: 12	R: 0 E: 0 K: 2 S: 9	H: 0 LOB: 1 BB: 0 P: 12	R: 0 E: 0 K: 0 S: 11	H: 0 LOB: 1 BB: 1 P: 18	1B: 8 2B: 4 3B: 0 HR: 0	SF: 1 SAC: 1 DP: 0 HBP: 0	WP: 1 PB: 0 CS: 0	PA: 42					
PITCHER	IP	WLS	BF	H	R	ER	SO	BB	IBB	HBP	BLK	WP	HR	S	P	ERA	WHIP										
Steve Avery, L ERA: 3.96	3.1	L	18	7	3	2	0	1	0	0	0	1	0	26	50	5.40	2.400										
Rick Mahler, R ERA: 3.97	1.2		10	4	4	3	0	0	0	0	0	0	0	20	38	16.20	2.400										
Mike Stanton, L ERA: 3.91	1.0		3	0	0	0	1	0	0	0	0	0	0	6	10	0.00	0.000										
Marvin Freeman, R ERA: 3.27	2.0		7	1	0	0	2	0	0	0	0	0	0	19	24	0.00	0.500										
Kent Mercker, L ERA: 2.1	1.0		4	0	0	0	0	1	0	0	0	0	0	11	18	0.00	1.000										

Batter	1	2	3	4	5	6	7	8	9	AB	R	H	RBI	BB	SO	LOB	BOTTOM										
Otis Nixon, S OBP: 0.410, SLG: 0.369 (8, 8)	3-1 G6-3			0-0 F9 S 1B		2-2 G6-3		0-3 K		4	0	1	0	0	1	2	New York Mets @ Atlanta Braves Atlanta-Fulton County Stadium, Atlanta, GA Sat Jun 22 1991, 7:05 PM EDT Att: 43,349 - Cloudy - 72 F										
Terry Pendleton, S OBP: 0.395, SLG: 0.497 Kent Mercker, L (9, 1)	1-1 G3-1			2-3 K			0-3 K	0-0 G1-3		4	0	0	0	0	2	3											
Jeff Treadway, L OBP: 0.384, SLG: 0.465 (1, 4)	0-0 F8			1-0 F9			1-1 HR 2B		1-1 G4-3	4	1	1	0	0	0	1											
Ron Gant, R OBP: 0.296, SLG: 0.471 Brian Hunter, R OBP: 0.375, SLG: 0.694 (8, 3)				2-2 F7			2-1 P2		2-2 1B	3	0	0	0	0	0	2											
Lonnie Smith, R OBP: 0.390, SLG: 0.412 (1, 7)				2-0 F7			0-0 G5-3		1-1 F9	4	1	1	2	0	0	1											
Tommy Gregg, L OBP: 0.310, SLG: 0.269 (8, 9)				2-0 G3			0-2 F9		1-1 G3	4	0	0	0	0	0	1											
Greg Olson, R OBP: 0.347, SLG: 0.412 (1, 2)				1-0 F8			1-0 G5-3		1-0 G3 2B	3	0	1	0	0	0	0											
Rafael Belliard, R OBP: 0.266, SLG: 0.260 Marvin Freeman, R (7, 1)				0-3 K			0-0 G5-3		2-2 G3	2	0	0	0	0	1	0											
Mark Lemke, S OBP: 0.346, SLG: 0.353 (8, PH) (9, 5)									2-3 G3	1	0	0	0	0	0	1											
Steve Avery, L OBP: 0.290, SLG: 0.286 Rick Mahler, R OBP: 0.100, SLG: 0.100 Mike Stanton, L (6, 1)				1-3 K			2-2 F9		1-0 HBP	1	0	0	0	0	0	0											
Jeff Blausler, R OBP: 0.368, SLG: 0.461 (6, PH) (7, 6)										1	0	0	0	0	0	0											
Inning Stats	R: 0 E: 0 K: 0 S: 5	H: 0 LOB: 0 BB: 0 P: 9	R: 0 E: 0 K: 0 S: 3	H: 0 LOB: 0 BB: 0 P: 9	R: 0 E: 0 K: 2 S: 7	H: 0 LOB: 0 BB: 0 P: 9	R: 0 E: 0 K: 1 S: 8	H: 1 LOB: 1 BB: 0 P: 13	R: 0 E: 0 K: 0 S: 7	H: 0 LOB: 0 BB: 0 P: 10	R: 0 E: 0 K: 0 S: 8	H: 0 LOB: 0 BB: 0 P: 12	R: 2 E: 0 K: 1 S: 11	H: 2 LOB: 0 BB: 0 P: 14	R: 0 E: 0 K: 1 S: 8	H: 1 LOB: 2 BB: 0 P: 12	R: 0 E: 0 K: 0 S: 10	H: 1 LOB: 1 BB: 0 P: 15	1B: 2 2B: 2 3B: 0 HR: 1	SF: 0 SAC: 0 DP: 0 HBP: 1	WP: 0 PB: 0 CS: 0	PA: 33					
PITCHER	IP	WLS	BF	H	R	ER	SO	BB	IBB	HBP	BLK	WP	HR	S	P	ERA	WHIP										
Ron Darling, R ERA: 3.92	8.0	W	29	4	2	2	5	0	0	1	0	0	0	57	88	2.25	0.500										
Jeff Innis, R ERA: 3.06	1.0		4	1	0	0	0	0	0	0	0	0	0	10	15	0.00	1.000										

AB	38
R	7
H	12
RBI	6
BB	2
SO	3
LOB	21



AB	32
R	2
H	5
RBI	2
BB	0
SO	5
LOB	11



Batter	1	2	3	4	5	6	7	8	9	AB	R	H	RBI	BB	SO	LOB	TOP					
Daryl Boston, L (1, 8) OBP: 0.265, SLG: 0.308	E9 SF8 2B		G3-1			SH1-3 SF7 2B	P6			4	2	2	0	0	0	1	New York Mets @ Atlanta Braves Atlanta-Fulton County Stadium, Atlanta, GA Sun Jun 23 1991, 3:33 AM EDT Att: 27,561 - Cloudy - 84 F					
Dave Magadan, L (1, 3) OBP: 0.372, SLG: 0.327	SF8		G3			SH1-3		G5-4-3 BB	1	0	0	1	1	0	0							
Gregg Jefferies, S (1, 4) OBP: 0.332, SLG: 0.382	F7					SF7		G5-4-3 1-2f	3	1	1	2	0	0	1							
Kevin McReynolds, R (1, 9) OBP: 0.351, SLG: 0.447	K				HR	F7		2B	4	0	2	0	0	1	0							
Howard Johnson, S (1, 5) OBP: 0.340, SLG: 0.524		G4-6-3 BB			F8	F8		2B	1	0	0	0	3	0	0							
Mackey Sasser, L (1, 2) OBP: 0.328, SLG: 0.544		G4-6-3 1-2f			G1-3	G1-3		K	4	0	0	0	0	1	5							
Mark Carreon, R (1, 7) OBP: 0.302, SLG: 0.370						K		L1-6	3	0	0	0	1	1	0							
Garry Templeton, S (1, 6) OBP: 0.234, SLG: 0.333		G5-3				F7		F8	4	0	1	0	0	0	1							
Wally Whitehurst, R (1, 1) OBP: 0.235, SLG: 0.200						F9			2	0	0	0	0	0	0							
Jeff Innis, R (8, 1)									0	0	0	0	0	0	0							
Rick Cerone, R (8, 2) OBP: 0.371, SLG: 0.374									0	0	0	0	0	0	0							
Hubie Brooks, R (9, PH) OBP: 0.362, SLG: 0.517									1	0	0	0	0	1	0							
Inning Stats	R: 1 E: 1 K: 1 S: 12	H: 1 LOB: 0 BB: 0 P: 18	R: 0 E: 0 K: 0 S: 6	H: 0 LOB: 1 BB: 2 P: 15	R: 0 E: 0 K: 0 S: 5	H: 0 LOB: 0 BB: 0 P: 7	R: 1 E: 0 K: 0 S: 10	H: 1 LOB: 0 BB: 0 P: 13	R: 0 E: 0 K: 1 S: 9	H: 0 LOB: 0 BB: 0 P: 13	R: 1 E: 0 K: 0 S: 10	H: 2 LOB: 2 BB: 1 P: 17	R: 0 E: 0 K: 0 S: 7	H: 1 LOB: 1 BB: 0 P: 11	R: 0 E: 0 K: 1 S: 7	H: 1 LOB: 2 BB: 2 P: 18	R: 0 E: 0 K: 1 S: 7	H: 0 LOB: 0 BB: 0 P: 9	1B: 1 2B: 4 3B: 0 HR: 1	SF: 2 SAC: 2 DP: 2 HBP: 0	WP: 0 PB: 0 CS: 0	PA: 36
PITCHER	IP WLS BF H R ER SO BB IBB HBP BLK WP HR S P ERA WHIP																					
Pete Smith, R (1, 1) ERA: 4.08	6.2	27	5	3	2	2	3	0	0	0	0	0	0	0	1	58	92	2.70	1.200			
Mike Stanton, L (7, 1) ERA: 3.95	0.1	1	0	0	0	0	0	0	0	0	0	0	0	1	2	0.00	0.000					
Kent Mercker, L (8, 1) ERA: 2.03	1.0	W	5	1	0	0	1	1	1	0	0	0	0	7	18	0.00	2.000					
Juan Berenguer, R (9, 1) ERA: 2.36	1.0	S	3	0	0	0	1	0	0	0	0	0	0	7	9	0.00	0.000					

Batter	1	2	3	4	5	6	7	8	9	AB	R	H	RBI	BB	SO	LOB	BOTTOM			
Otis Nixon, S (1, 9) OBP: 0.407, SLG: 0.366	G6-3			1B BLK 1B		E6 G4-6-3	G4-6-3 1-2f			4	0	1	0	0	0	2	New York Mets @ Atlanta Braves Atlanta-Fulton County Stadium, Atlanta, GA Sun Jun 23 1991, 3:33 AM EDT Att: 27,561 - Cloudy - 84 F			
Terry Pendleton, S (1, 5) OBP: 0.362, SLG: 0.497	K			F7 1B		G4-6-3 1-2f		E 2B 1B	4	1	2	0	0	1	1					
Jeff Treadway, L (1, 4) OBP: 0.380, SLG: 0.466	G5-3			F7 1-2				E5 2B	4	2	1	0	0	0	3					
Ron Gant, R (1, 8) OBP: 0.300, SLG: 0.489		P5		K		HR 2B		SH1-3 1-2 2H 2B	4	1	2	4	0	1	2					
Lonnie Smith, R (1, 7) OBP: 0.388, SLG: 0.405	G6-3			G5-3				SH1-3	2	0	0	0	1	0	2					
Tommy Gregg, L (1, 3) OBP: 0.303, SLG: 0.241									3	0	0	0	1	0	1					
Juan Berenguer, R (9, 1)								G1-6-3 IBB	0	0	0	0	0	0	0					
Mike Heath, R (1, 2) OBP: 0.250, SLG: 0.268									2	0	0	0	0	1	0					
Jeff Blauser, R (7, PH) OBP: 0.364, SLG: 0.455								E6 1B SH1-4 1-2f	2	0	0	0	0	0	2					
Rafael Belliard, R (1, 6) OBP: 0.269, SLG: 0.262									2	0	1	0	0	0	0					
Kent Mercker, L (8, 1)									0	0	0	0	0	0	0					
Brian Hunter, R (9, 3) OBP: 0.375, SLG: 0.694									0	0	0	0	0	0	0					
Pete Smith, R (1, 1) OBP: 0.231, SLG: 0.167									2	0	0	0	0	1	1					
Mike Stanton, L (7, 1)									0	0	0	0	0	0	0					
Greg Olson, R (7, PH) OBP: 0.352, SLG: 0.417								G4-6-3 1B	1	0	1	0	0	0	0					
Inning Stats	R: 0 E: 0 K: 1 S: 7	H: 0 LOB: 0 BB: 0 P: 11	R: 0 E: 0 K: 0 S: 5	H: 0 LOB: 0 BB: 0 P: 7	R: 0 E: 0 K: 1 S: 5	H: 0 LOB: 0 BB: 0 P: 7	R: 0 E: 0 K: 1 S: 13	H: 2 LOB: 2 BB: 0 P: 18	R: 0 E: 0 K: 0 S: 10	H: 1 LOB: 1 BB: 0 P: 12	R: 2 E: 1 K: 0 S: 7	H: 2 LOB: 1 BB: 1 P: 13	R: 0 E: 1 K: 0 S: 6	H: 1 LOB: 1 BB: 0 P: 10	R: 2 E: 1 K: 0 S: 9	H: 2 LOB: 1 BB: 1 P: 16	1B: 5 2B: 2 3B: 0 HR: 1	SF: 0 SAC: 2 DP: 3 HBP: 0	WP: 0 PB: 0 CS: 0	PA: 34
PITCHER	IP WLS BF H R ER SO BB IBB HBP BLK WP HR S P ERA WHIP																			
Wally Whitehurst, R (1, 1) ERA: 3.68	7.0	L	30	7	4	3	4	1	0	0	1	57	82	3.86	1.143					
Jeff Innis, R (8, 1) ERA: 2.96	1.0		4	1	0	0	0	0	1	0	0	5	12	0.00	1.000					



Batter	1	2	3	4	5	6	7	8	9	AB	R	H	RBI	BB	SO	LOB	TOP					
Otis Nixon, S <small>OBP: 0.398, SLG: 0.358</small> <small>(1, 9)</small>	L6		F7			B1-3		P2		4	0	0	0	0	0	0						
Terry Pendleton, S <small>OBP: 0.390, SLG: 0.493</small> <small>(1, 5)</small>	1B		G3			L6		K		4	0	1	0	0	1	0						
Rick Mahler, R <small>OBP: 0.100, SLG: 0.100</small> <small>(8, 1)</small>	1B									0	0	0	0	0	0	0						
Jeff Treadway, L <small>OBP: 0.383, SLG: 0.467</small> <small>(1, 4)</small>	1B									4	0	2	0	0	1	0						
Ron Gant, R <small>OBP: 0.303, SLG: 0.489</small> <small>(1, 8)</small>	P3					FC5-4		1B		4	0	2	0	0	0	3						
Lonnie Smith, R <small>OBP: 0.385, SLG: 0.408</small> <small>(1, 7)</small>	K									4	0	1	0	0	1	4						
Tommy Gregg, L <small>OBP: 0.270, SLG: 0.212</small> <small>(1, 3)</small>										4	0	0	0	0	1	3						
Greg Olson, R <small>OBP: 0.345, SLG: 0.407</small> <small>(1, 2)</small>										3	0	0	0	0	1	1						
Rafael Belliard, R <small>OBP: 0.266, SLG: 0.260</small> <small>(7, PH)</small>										2	0	0	0	0	0	0						
David Justice, L <small>OBP: 0.391, SLG: 0.519</small> <small>(7, 6)</small>										1	0	0	0	0	1	1						
Jeff Blauser, R <small>OBP: 0.364, SLG: 0.455</small> <small>(7, 6)</small>										0	0	0	0	0	0	0						
Tom Glavine, L <small>OBP: 0.368, SLG: 0.324</small> <small>(8, PH)</small>										2	0	0	0	0	0	0						
Sid Bream, L <small>OBP: 0.333, SLG: 0.500</small> <small>(8, 5)</small>										1	0	0	0	0	0	0						
Mark Lemke, S <small>OBP: 0.346, SLG: 0.353</small> <small>(8, 5)</small>										0	0	0	0	0	0	0						
Inning Stats	R: 0 E: 0 K: 1 S: 17	H: 2 LOB: 2 BB: 0 P: 20	R: 0 E: 0 K: 1 S: 6	H: 0 LOB: 0 BB: 0 P: 7	R: 0 E: 0 K: 0 S: 18	H: 0 LOB: 0 BB: 0 P: 27	R: 0 E: 0 K: 1 S: 8	H: 1 LOB: 1 BB: 0 P: 12	R: 0 E: 0 K: 0 S: 5	H: 0 LOB: 0 BB: 0 P: 7	R: 0 E: 0 K: 0 S: 9	H: 1 LOB: 1 BB: 0 P: 14	R: 0 E: 0 K: 2 S: 16	H: 1 LOB: 1 BB: 0 P: 19	R: 0 E: 0 K: 1 S: 6	H: 0 LOB: 0 BB: 0 P: 7	R: 0 E: 0 K: 0 S: 8	H: 1 LOB: 1 BB: 0 P: 10	1B: 5 2B: 1 3B: 0 HR: 0	SF: 0 SAC: 0 DP: 0 HBP: 0	WP: 0 PB: 0 SB: 1 CS: 0	PA: 33
PITCHER	IP WLS BF H R ER SO BB IBB HBP BLK WP HR S P ERA WHIP																					
Pete Harnisch, R <small>ERA: 2.01</small>	(1, 1)	9.0	W	33	6	0	0	6	0	0	0	0	0	0	93	123	0.00	0.667				

Atlanta Braves @ Houston Astros
Astrodome, Houston, TX
Tue Jun 25 1991, 8:05 PM EDT
Att: 22,617 - Dome - 70 F

AB 33
R 0
H 6
RBI 0
BB 0
SO 6
LOB 12



Batter	1	2	3	4	5	6	7	8	9	AB	R	H	RBI	BB	SO	LOB	BOTTOM					
Steve Finley, L <small>OBP: 0.341, SLG: 0.423</small> <small>(1, 8)</small>	L1-6 1B BB		K					G3		3	0	1	0	1	1	1						
Craig Biggio, R <small>OBP: 0.386, SLG: 0.397</small> <small>(1, 2)</small>	WP 1B		FC6-5 1B					5 BB BB		3	0	2	0	1	0	1						
5 Jeff Bagwell, R <small>OBP: 0.371, SLG: 0.414</small> <small>(1, 3)</small>	L1-6		FC6-5 1B					4-2 BB		3	0	1	0	1	0	2						
Ken Caminiti, S <small>OBP: 0.288, SLG: 0.337</small> <small>(1, 5)</small>	L5		FC6-5 FC4					F8		4	0	0	1	0	0	5						
Mark Davidson, R <small>OBP: 0.304, SLG: 0.246</small> <small>(1, 9)</small>			G6-3 FC4					G1-3		3	0	0	0	0	0	2						
Rafael Ramirez, R <small>OBP: 0.252, SLG: 0.240</small> <small>(1, 6)</small>			K					G5-3		3	0	0	0	0	1	0						
Javier Ortiz, R <small>OBP: 0.438, SLG: 0.385</small> <small>(8, 7)</small>								G5-3		3	0	1	0	0	1	0						
Gerald Young, S <small>OBP: 0.250, SLG: 0.298</small> <small>(8, 7)</small>								G5-3		0	0	0	0	0	0	0						
Casey Candaele, S <small>OBP: 0.304, SLG: 0.350</small> <small>(1, 4)</small>			1B K					F8 K		3	0	0	0	0	2	1						
Pete Harnisch, S <small>OBP: 0.125, SLG: 0.125</small> <small>(1, 1)</small>			5 1B FC6-5 1B					G5-3		3	1	1	0	0	0	0						
Inning Stats	R: 0 E: 0 K: 0 S: 8	H: 1 LOB: 1 BB: 1 P: 15	R: 0 E: 0 K: 2 S: 9	H: 1 LOB: 1 BB: 0 P: 12	R: 1 E: 0 K: 1 S: 11	H: 3 LOB: 2 BB: 0 P: 16	R: 0 E: 0 K: 1 S: 5	H: 0 LOB: 0 BB: 0 P: 7	R: 0 E: 0 K: 0 S: 9	H: 1 LOB: 0 BB: 0 P: 12	R: 0 E: 0 K: 0 S: 7	H: 0 LOB: 0 BB: 0 P: 10	R: 0 E: 0 K: 1 S: 7	H: 0 LOB: 0 BB: 0 P: 10	R: 0 E: 0 K: 0 S: 9	H: 0 LOB: 2 BB: 2 P: 19	1B: 6 2B: 1 3B: 0 HR: 0	SF: 0 SAC: 0 DP: 1 HBP: 0	WP: 1 PB: 0 SB: 0 CS: 1	PA: 31		
PITCHER	IP WLS BF H R ER SO BB IBB HBP BLK WP HR S P ERA WHIP																					
Tom Glavine, L <small>ERA: 2.13</small>	(1, 1)	7.0	L	26	6	1	1	5	1	0	0	0	0	0	56	82	1.29	1.000				
Rick Mahler, R <small>ERA: 3.99</small>	(8, 1)	1.0		5	0	0	0	0	2	0	0	0	0	9	19	0.00	2.000					

Atlanta Braves @ Houston Astros
Astrodome, Houston, TX
Tue Jun 25 1991, 8:05 PM EDT
Att: 22,617 - Dome - 70 F

AB 28
R 1
H 6
RBI 1
BB 3
SO 5
LOB 12



Batter	1	2	3	4	5	6	7	8	9	AB	R	H	RBI	BB	SO	LOB	TOP
Otis Nixon, S <small>OBP: 0.395, SLG: 0.355</small> 			FC4-6 			G6-3 				4	1	1	0	0	0	1	Atlanta Braves @ Houston Astros Astrodome, Houston, TX Wed Jun 26 1991, 8:05 PM EDT Att: 23,589 - Dome - 70 F
Terry Pendleton, S <small>OBP: 0.371, SLG: 0.507</small> 			CS 		G5-4-3 	WP 		1B 		4	2	4	0	0	0	0	
Jeff Treadway, L <small>OBP: 0.380, SLG: 0.460</small> 				G5-4-3 		P6 		G6-4-3 		4	0	1	1	0	1	4	
Lonnie Smith, R <small>OBP: 0.381, SLG: 0.403</small> 				S 		E5 		G6-4-3 		4	0	1	1	0	0	2	
Ron Gant, R <small>OBP: 0.302, SLG: 0.483</small> 				1B 		F7 		F4 		3	0	0	0	1	0	1	
Tommy Gregg, L <small>OBP: 0.285, SLG: 0.194</small> Brian Hunter, R <small>OBP: 0.375, SLG: 0.694</small> 				G3-1 		BB 			F6 	3	0	0	0	1	1	2	
Jeff Blauser, R <small>OBP: 0.358, SLG: 0.447</small> Rafael Belliard, R <small>OBP: 0.269, SLG: 0.263</small> 					G6-3 	G6-3 		FC4 		1	0	1	0	0	0	0	
Greg Olson, R <small>OBP: 0.336, SLG: 0.396</small> 			E5 		P3 		F8 	FC4 		4	0	0	0	0	0	1	
29 John Smoltz, R <small>OBP: 0.167, SLG: 0.143</small> David Justice, L <small>OBP: 0.380, SLG: 0.517</small> Mike Stanton, L <small>OBP: 0.375, SLG: 0.694</small> Juan Berenguer, R <small>OBP: 0.375, SLG: 0.694</small> 					G6-3 		K 	K 		2	0	0	0	0	0	1	
Inning Stats	R: 0 H: 1 E: 0 K: 1 S: 8	WLS: 1 BF: 0 LOB: 14 P: 14	R: 0 H: 0 E: 0 K: 2 S: 8	R: 0 H: 0 E: 1 K: 0 S: 8	R: 0 H: 2 E: 0 K: 0 S: 16	R: 0 H: 0 E: 0 K: 0 S: 6	R: 2 H: 2 E: 1 K: 0 S: 14	R: 0 H: 0 E: 0 K: 1 S: 9	R: 1 H: 2 E: 0 K: 1 S: 10	R: 0 H: 1 E: 0 K: 1 S: 9	1B: 7 2B: 1 3B: 0 HR: 0	SF: 0 SAC: 0 DP: 2 HBP: 0	WP: 1 PA: 37 FB: 0 SB: 2 CS: 1	AB 34 R 3 H 8 RBI 2 BB 2 SO 5 LOB 15			
PITCHER	IP: 6.0 WLS: L BF: 7 H: 2 R: 1 ER: 1 SO: 1 BB: 0 IBB: 0 HBP: 0 BLK: 0 WP: 0 HR: 0 S: 19 P: 24 ERA: 4.50 WHIP: 1.000	IP: 1.0 WLS: S BF: 4 H: 0 R: 0 ER: 0 SO: 1 BB: 0 IBB: 0 HBP: 0 BLK: 0 WP: 0 HR: 0 S: 9 P: 12 ERA: 0.00 WHIP: 1.000	Jim Jones, R <small>ERA: 3.83</small>	Jim Clancy, R <small>ERA: 2.06</small>	Mike Capel, R <small>ERA: 0.9</small>	PITCHER	IP: 6.0 WLS: L BF: 7 H: 2 R: 1 ER: 1 SO: 1 BB: 0 IBB: 0 HBP: 0 BLK: 0 WP: 0 HR: 0 S: 19 P: 24 ERA: 4.50 WHIP: 1.000	IP: 1.0 WLS: S BF: 4 H: 0 R: 0 ER: 0 SO: 1 BB: 0 IBB: 0 HBP: 0 BLK: 0 WP: 0 HR: 0 S: 9 P: 12 ERA: 0.00 WHIP: 1.000	AB 34 R 3 H 8 RBI 2 BB 2 SO 5 LOB 15								

Batter	1	2	3	4	5	6	7	8	9	AB	R	H	RBI	BB	SO	LOB	BOTTOM
Steve Finley, L <small>OBP: 0.342, SLG: 0.426</small> 			K 		1B 	E9 			F8 	5	1	2	1	0	1	1	Atlanta Braves @ Houston Astros Astrodome, Houston, TX Wed Jun 26 1991, 8:05 PM EDT Att: 23,589 - Dome - 70 F
Craig Biggio, R <small>OBP: 0.386, SLG: 0.394</small> 			BB 		5 BB 	G5-3 		F9 		4	0	1	0	1	1	1	
5 Jeff Bagwell, R <small>OBP: 0.368, SLG: 0.407</small> 			F8 		BB 			F8 		4	0	0	0	1	2	2	
Luis Gonzalez, L <small>OBP: 0.294, SLG: 0.428</small> 				1B 	K 		L9 		3	0	0	0	1	1	4		
Ken Caminiti, S <small>OBP: 0.287, SLG: 0.337</small> 				FC6-2 	SF7 		K 		3	0	1	1	0	2	0		
Eric Anthony, L <small>OBP: 0.214, SLG: 0.226</small> Rafael Ramirez, R <small>OBP: 0.259, SLG: 0.248</small> 				FC6-2 	SF7 		K 		2	0	0	0	1	1	2		
Eric Yelding, R <small>OBP: 0.276, SLG: 0.308</small> 				FC3-2 	P5 		SH3-4 		1	0	1	0	0	0	0		
Casey Candaele, S <small>OBP: 0.307, SLG: 0.346</small> 				FC6-2 	G6-3 		SH3-4 		3	0	0	0	0	0	3		
Jimmy Jones, R <small>OBP: 0.300, SLG: 0.222</small> Gerald Young, S <small>OBP: 0.245, SLG: 0.292</small> Jim Clancy, R <small>OBP: 0.375, SLG: 0.694</small> Ken Oberkfell, L <small>OBP: 0.373, SLG: 0.291</small> Mike Capel, R <small>OBP: 0.375, SLG: 0.694</small> 				FC3-2 	L7 		P3 		2	1	0	0	2	1	4		
Inning Stats	R: 0 H: 0 E: 0 K: 2 S: 11	WLS: 1 BF: 5 LOB: 0 P: 18	R: 0 H: 0 E: 0 K: 2 S: 10	R: 0 H: 0 E: 0 K: 1 S: 7	R: 0 H: 1 E: 0 K: 0 S: 13	R: 1 H: 2 E: 1 K: 0 S: 14	R: 0 H: 0 E: 0 K: 2 S: 9	R: 0 H: 1 E: 0 K: 1 S: 18	R: 0 H: 0 E: 0 K: 1 S: 4	1B: 4 2B: 1 3B: 0 HR: 0	SF: 1 SAC: 1 DP: 0 HBP: 0	WP: 2 PA: 39 FB: 0 SB: 0 CS: 0	AB 31 R 2 H 5 RBI 2 BB 6 SO 9 LOB 23				
PITCHER	IP: 6.0 WLS: W BF: 5 H: 1 R: 0 ER: 0 SO: 2 BB: 0 IBB: 0 HBP: 0 BLK: 0 WP: 0 HR: 0 S: 20 P: 26 ERA: 0.00 WHIP: 0.750	IP: 1.2 WLS: S BF: 5 H: 0 R: 0 ER: 0 SO: 1 BB: 0 IBB: 0 HBP: 0 BLK: 0 WP: 0 HR: 0 S: 11 P: 16 ERA: 0.00 WHIP: 0.000	29 John Smoltz, R <small>ERA: 4.62</small>	Mike Stanton, L <small>ERA: 3.67</small>	Juan Berenguer, R <small>ERA: 2.27</small>	PITCHER	IP: 6.0 WLS: L BF: 7 H: 2 R: 1 ER: 1 SO: 1 BB: 0 IBB: 0 HBP: 0 BLK: 0 WP: 0 HR: 0 S: 19 P: 24 ERA: 4.50 WHIP: 1.000	IP: 1.0 WLS: S BF: 4 H: 0 R: 0 ER: 0 SO: 1 BB: 0 IBB: 0 HBP: 0 BLK: 0 WP: 0 HR: 0 S: 9 P: 12 ERA: 0.00 WHIP: 1.000	AB 31 R 2 H 5 RBI 2 BB 6 SO 9 LOB 23								

Batter	1	2	3	4	5	6	7	8	9	10	AB	R	H	RBI	BB	SO	LOB	TOP				
Brett Butler, L OBP: 0.382, SLG: 0.324 (1, 8)	0-2 CS 1B		1-3 K			1-2 G5-3		1-2 1B		2-2 FC6-4	5	0	2	0	0	1	1					
Juan Samuel, R OBP: 0.142, SLG: 0.042 Tim Crews, R John Candelaria, L Kevin Gross, R Jeniffer Cook, L Jim Gott, R (8, 1)	1-3 K		1-3 K			0-3 K		1-1 F7			4	0	0	0	0	0	3					
Stan Javier, S OBP: 0.294, SLG: 0.355 (1, 9)	0-2 CS 1B			2-2 G5-3			1-3 K		1-0 HR		4	1	2	1	0	1	0					
Eddie Murray, S OBP: 0.339, SLG: 0.416 (1, 3)	SAFE CS	3-1 FC4-6 BB		3-1 F7			0-2 P3		1-0 G3		3	0	0	0	1	0	0					
Kal Daniels, L OBP: 0.313, SLG: 0.404 (1, 7)		2-2 FC4-6 BB		1-1 G4-3			0-1 P5		0-3 K		4	0	0	0	0	1	1					
Gary Carter, R OBP: 0.320, SLG: 0.357 Jose Gonzalez, R Carlos Hernandez, R (1, 2)		1-1 F8			0-0 G4-3			0-0 G3-1 SH5-3 1B		0-0 F9		3	0	1	0	0	0					
Lenny Harris, L OBP: 0.372, SLG: 0.359 (8, 4)		4-2 BB		1-0 F7			1-2 SH5-3			2-2 G5-3	2	0	0	0	1	0	0					
Alfredo Griffin, S OBP: 0.259, SLG: 0.244 (1, 6)		1-3 K		0-2 F8			1-0 G3-1			3-2 FC6-4 1B	4	0	1	0	0	1	4					
Bob Ojeda, L OBP: 0.222, SLG: 0.192 Mike Sharperson, R OBP: 0.322, SLG: 0.321 (8, 5)			2-3 K		1-0 G4-3			1-2 1B		1-3 K	2	0	0	0	0	1	0					
Inning Stats	R: 0 E: 0 K: 1 S: 13	H: 2 LOB: 0 BB: 0 P: 17	R: 0 E: 0 K: 1 S: 13	H: 0 LOB: 2 BB: 2 P: 25	R: 0 E: 0 K: 3 S: 12	H: 0 LOB: 0 BB: 0 P: 16	R: 0 E: 0 K: 0 S: 8	H: 0 LOB: 0 BB: 0 P: 14	R: 0 E: 0 K: 0 S: 5	H: 0 LOB: 0 BB: 0 P: 6	R: 0 E: 0 K: 1 S: 9	H: 0 LOB: 0 BB: 0 P: 10	R: 0 E: 0 K: 1 S: 9	H: 3 LOB: 2 BB: 0 P: 16	R: 1 E: 0 K: 1 S: 6	H: 1 LOB: 0 BB: 0 P: 8	R: 0 E: 0 K: 1 S: 16	H: 1 LOB: 1 BB: 0 P: 24	1B: 6 2B: 0 3B: 0 HR: 1	SF: 0 SAC: 1 DP: 0 HBP: 0	WP: 0 PB: 0 SB: 0 CS: 2	PA: 38
PITCHER	IP 7.2	WLS 28	H 5	R 1	ER 1	SO 7	BB 2	IBB 0	HBP 0	BLK 0	WP 0	HR 0	S 78	P 111	ERA 1.17	WHIP 0.913						
Juan Berenguer, R ERA: 3.73 (8, 1)	1.1	5	1	1	1	1	0	0	0	0	0	1	8	11	6.75	0.750						
Kent Mercker, L ERA: 1.97 (10, 1)	1.0	W	4	1	0	0	1	0	0	0	0	0	16	24	0.00	1.000						

Los Angeles Dodgers @ Atlanta Braves
Atlanta-Fulton County Stadium, Atlanta, GA
Fri Jun 28 1991, 7:05 PM EDT
Cloudy - 83 F

AB 34
R 2
H 7
RBI 2
BB 2
SO 9
LOB 11



Batter	1	2	3	4	5	6	7	8	9	10	AB	R	H	RBI	BB	SO	LOB	BOTTOM						
Otis Nixon, S OBP: 0.407, SLG: 0.373 (1, 9)	0-0 G1 1B		0-0 SF7 1B		1-0 E6 CS		3-2 2B		4-0 1B BB		4	1	3	0	1	0	0							
Terry Pendleton, S OBP: 0.378, SLG: 0.507 (1, 5)	SAFE G1		4-0 S BB		SAFE S 1B		SAFE P4		SAFE 1B		4	0	2	1	1	0	2							
Lonnie Smith, R OBP: 0.374, SLG: 0.392 Deion Sanders, L OBP: 0.296, SLG: 0.355 (8, 9)	4-0 BB		SAFE SF7 2H		SAFE K 1B		SAFE K 1B		SAFE E S 1B		2	0	1	1	1	1	1							
Ron Gant, R OBP: 0.295, SLG: 0.467 (1, 8)	0-0 F8		SAFE K		SAFE K		SAFE K 1B		SAFE K 1B		4	1	0	0	1	3	5							
Jeff Blauser, R OBP: 0.370, SLG: 0.451 (1, 4)	1-0 P4			0-0 FC6-4 1B		1-0 CS 1B		4-0 G5-4-3 1B		4-0 BB 1B IBB	3	0	2	0	2	0	2							
Brian Hunter, R OBP: 0.372, SLG: 0.667 Tommy Gregg, L OBP: 0.289, SLG: 0.231 Mark Lemke, S OBP: 0.341, SLG: 0.348 Mike Bell, L (8, 9)		2-0 P6		3-0 FC6-4 1B		3-2 P6		1-0 G5-4-3		1-0 P5	3	0	1	0	0	0	1							
Greg Olson, R OBP: 0.333, SLG: 0.387 Tom Glavine, L OBP: 0.368, SLG: 0.324 Mike Heath, R OBP: 0.243, SLG: 0.260 (1, 2)		2-1 G5-3		1-2 FC6-4 1B		0-2 G6-3		1-2 G5-4-3		4-1 P3-4 BB	3	0	0	0	1	0	2							
Rafael Belliard, R OBP: 0.264, SLG: 0.259 (1, 6)		0-2 F9		2-0 FC6-4			1-1 G4-3		0-1 P3-4	0-1 BB 1B	5	0	1	0	0	0	3							
Steve Avery, L OBP: 0.265, SLG: 0.258 Juan Berenguer, R OBP: 0.383, SLG: 0.457 Jeff Treadway, L OBP: 0.383, SLG: 0.457 Kent Mercker, L (8, 1)			2-3 K		1-0 F7			0-1 P6		4-1 BB 1B BB	3	0	0	0	0	1	2							
Inning Stats	R: 0 E: 0 K: 0 S: 6	H: 1 LOB: 2 BB: 1 P: 12	R: 0 E: 0 K: 0 S: 6	H: 0 LOB: 0 BB: 0 P: 10	R: 1 E: 0 K: 2 S: 11	H: 1 LOB: 1 BB: 1 P: 23	R: 0 E: 0 K: 0 S: 5	H: 2 LOB: 2 BB: 0 P: 13	R: 0 E: 1 K: 2 S: 13	H: 1 LOB: 1 BB: 0 P: 23	R: 0 E: 0 K: 0 S: 7	H: 1 LOB: 0 BB: 0 P: 11	R: 0 E: 0 K: 0 S: 9	H: 1 LOB: 1 BB: 1 P: 14	R: 0 E: 0 K: 1 S: 9	H: 1 LOB: 2 BB: 3 P: 20	R: 1 E: 0 K: 0 S: 8	H: 1 LOB: 2 BB: 3 P: 23	R: 1 E: 0 K: 1 S: 8	H: 1 LOB: 3 BB: 3 P: 22	1B: 9 2B: 2 3B: 0 HR: 0	SF: 1 SAC: 0 DP: 2 HBP: 0	WP: 0 PB: 0 SB: 5 CS: 2	PA: 45
PITCHER	IP 7.0	WLS 29	H 7	R 1	ER 1	SO 4	BB 2	IBB 0	HBP 0	BLK 0	WP 0	HR 0	S 57	P 106	ERA 1.29	WHIP 1.286								
Jim Gott, R ERA: 3.18 (9, 1)	1.0	L	8	2	1	1	1	0	0	0	0	0	8	18	0.00	3.000								
John Candelaria, L ERA: 1.62 (8, 1)	0.2	1	0	0	0	0	0	0	0	0	0	0	1	2	0.00	0.000								
Kevin Gross, R ERA: 5.14 (9, 1)	0.2	3	0	1	1	0	2	0	0	0	0	0	4	12	13.50	3.000								
Dennis Cook, L ERA: (9, 1)	0.0	1	0	0	0	0	1	0	0	0	0	0	0	4	∞	∞								

Los Angeles Dodgers @ Atlanta Braves
Atlanta-Fulton County Stadium, Atlanta, GA
Fri Jun 28 1991, 7:05 PM EDT
Cloudy - 83 F

AB 35
R 3
H 10
RBI 3
BB 9
SO 6
LOB 26



Batter	1	2	3	4	5	6	7	8	9	AB	R	H	RBI	BB	SO	LOB	TOP					
Brett Butler, L (1, 8) OBP: 0.391, SLG: 0.333 Jose Gonzalez, R (8, 9)	0-0 FC6-4 1B		2-2 SF9 1B		0-0 FC5 1B	4-0 1B 1B		0-0 HR 1B	4-2 BB	4 2 4 0 1 0 0 0 0 0 0 1 0 0							Los Angeles Dodgers @ Atlanta Braves Atlanta-Fulton County Stadium, Atlanta, GA Fri Jun 28 1991, 7:05 PM EDT Att: 43,339 - Cloudy - 80 F					
Juan Samuel, R (1, 4) OBP: 0.377, SLG: 0.464	1-2 FC6-4 CS 1-2f		1-3 SF9 1B		1-2 FC5 1B	1-2 1B 1B		1-2 HR BB	1-2 G4-3	5 1 3 2 1 0 3												
Chris Gwynn, L (1, 7) OBP: 0.343, SLG: 0.452	1-2 F7		1-0 SF9		1-2 F7	1-2 1B 1B		1-1 HR		4 1 2 4 0 0 3												
Eddie Murray, S (1, 3) OBP: 0.344, SLG: 0.433		3-0 HR	4-0 IBB		0-1 FC5 2-3f			0-0 2B		4 1 2 1 1 0 2												
Lenny Harris, L (1, 5) OBP: 0.368, SLG: 0.351		0-2 G6-3	2-1 F7		3-2 F8			0-0 G3		4 0 0 0 1 0 5												
Stan Javier, S (1, 9) OBP: 0.298, SLG: 0.366		3-2 1B			3-2 G3-1			1-2 G3-1		5 1 2 0 0 0 2												
Gary Carter, R (1, 2) OBP: 0.314, SLG: 0.360		1-2 K			1-1 F8			0-0 G5-3	0-2 F9 2B	5 0 1 0 0 1 3												
Mike Sharperson, R (1, 6) OBP: 0.333, SLG: 0.309 Dave Hansen, L (9, PH) (9, 5)		0-1 L4			4-2 BB			1-0 G6-3	1-1 F9	2 1 0 0 2 0 1 1 0 0 0 0 0 1												
Mike Morgan, R (1, 1) OBP: 0.077, SLG: 0.077			0-0 G4-3	0-2 F9		1-2 SH3-4		1-1 E4 1B	0-0 G1-3	4 1 0 0 0 0 2												
Inning Stats	R: 0 E: 0 K: 0 S: 8	H: 1 LOB: 0 BB: 0 P: 11	R: 1 E: 0 K: 1 S: 13	H: 2 LOB: 1 BB: 0 P: 22	R: 1 E: 0 K: 0 S: 11	H: 2 LOB: 2 BB: 1 P: 23	R: 0 E: 0 K: 0 S: 11	H: 0 LOB: 1 BB: 1 P: 19	R: 0 E: 0 K: 0 S: 19	H: 2 LOB: 2 BB: 0 P: 23	R: 2 E: 0 K: 0 S: 9	H: 3 LOB: 2 BB: 2 P: 20	R: 0 E: 0 K: 0 S: 6	H: 0 LOB: 1 BB: 1 P: 15	R: 4 E: 1 K: 0 S: 14	H: 3 LOB: 1 BB: 0 P: 22		R: 0 E: 0 K: 0 S: 11	H: 1 LOB: 2 BB: 1 P: 17	1B: 9 2B: 3 3B: 0 HR: 2	SF: 1 SAC: 1 DP: 0 HBP: 0	WP: 0 PB: 0 SB: 2 CS: 1
PITCHER	IP WLS BF H R ER SO BB IBB HBP BLK WP HR S P ERA WHIP																					
Pete Smith, R (1, 1) ERA: 4.12	4.0	20	7	2	2	1	1	1	0	0	0	0	0	0	1	46	78	4.50	2.000			
Mike Stanton, L (5, 1) ERA: 3.54	1.0	3	0	0	0	0	0	0	0	0	0	0	0	0	16	20	0.00	0.000				
Rick Mahler, R (6, 1) ERA: 4.1	2.0	L 11	3	2	2	0	2	1	0	0	0	0	0	15	35	9.00	2.500					
Dan Petry, R (8, 1) ERA: 5.24	2.0	13	4	4	3	0	2	0	0	0	0	1	25	39	13.50	3.000						

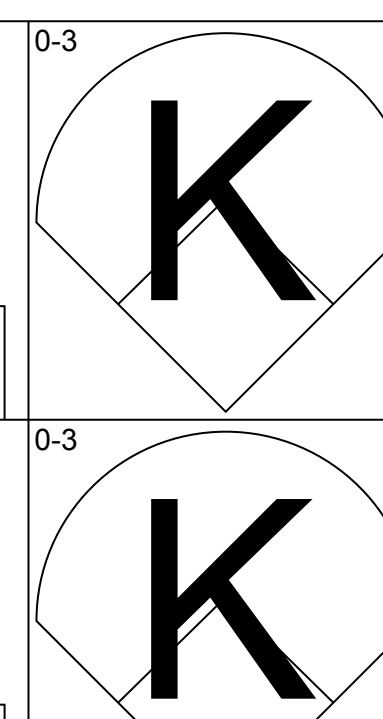
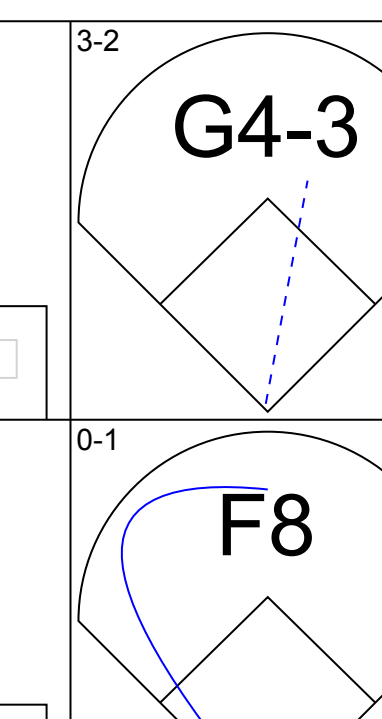
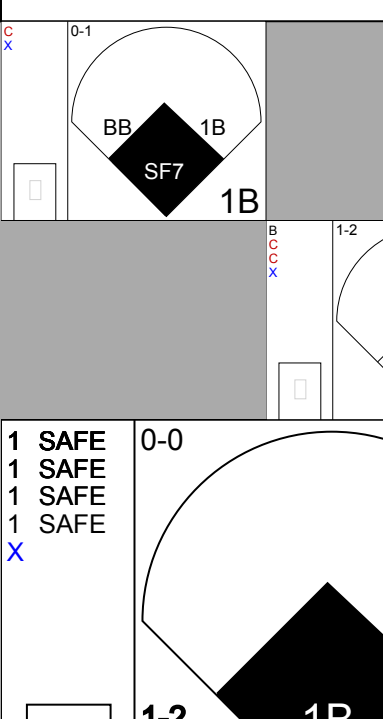
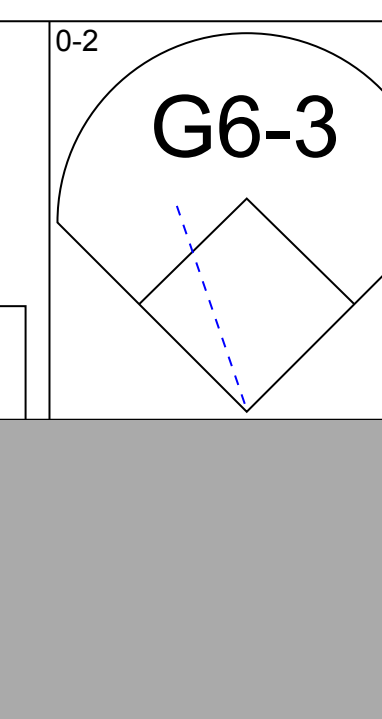
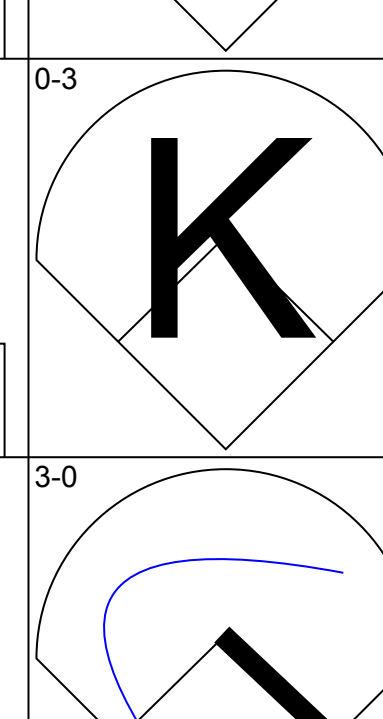
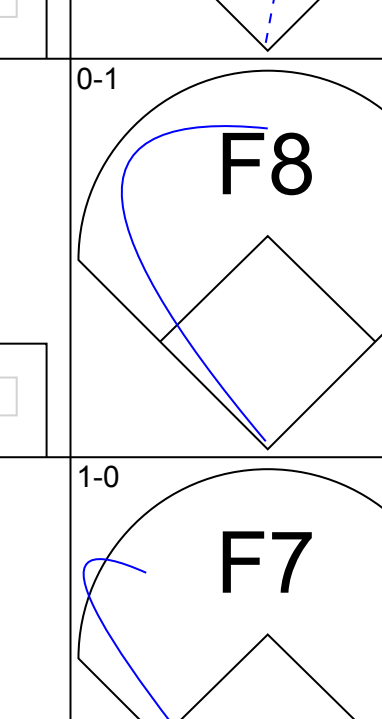
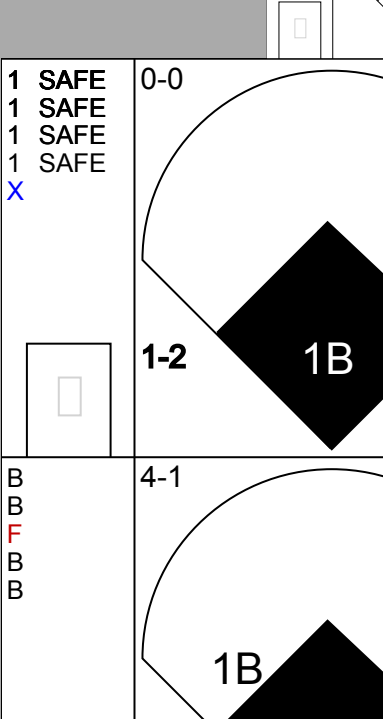
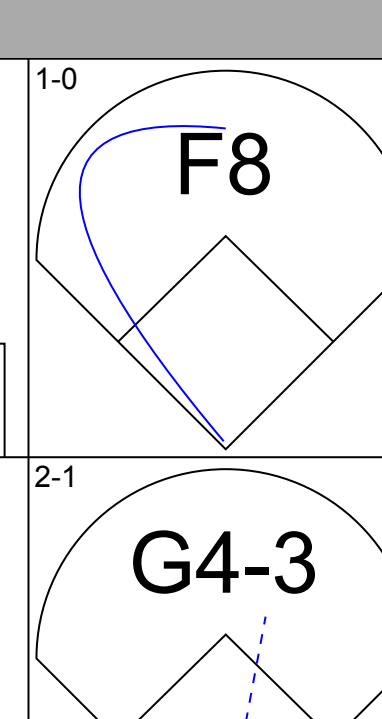
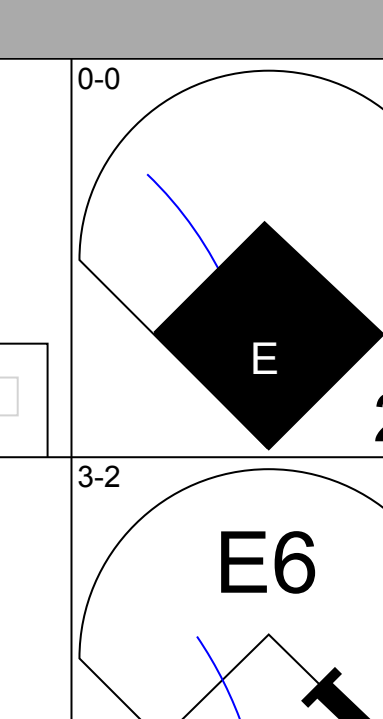
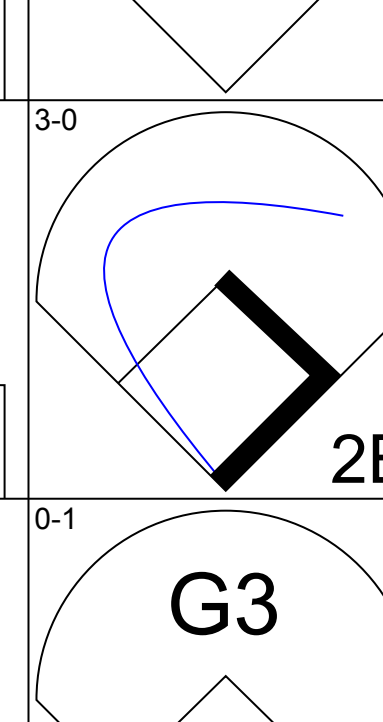
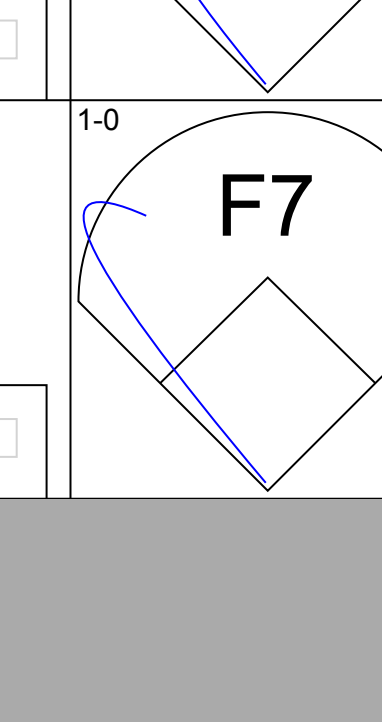
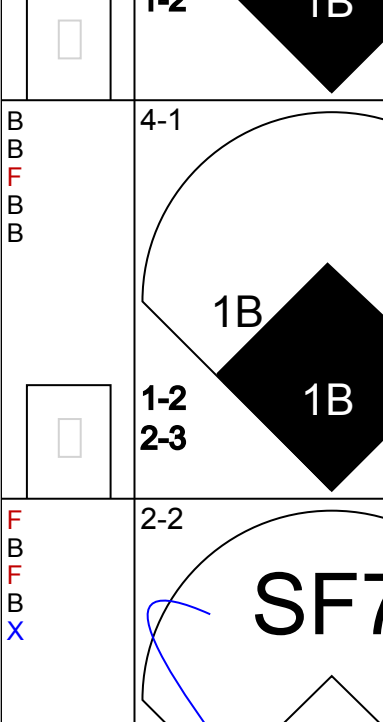
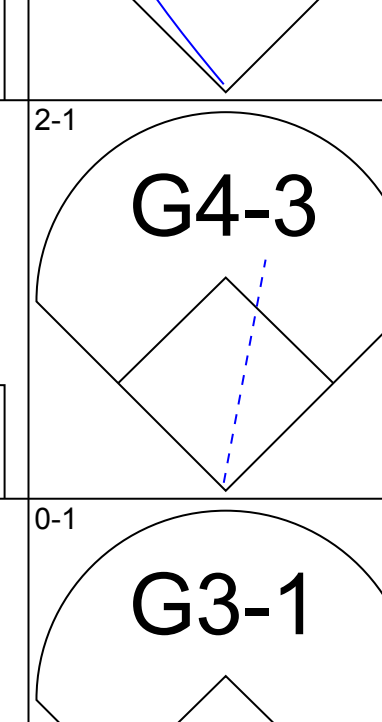
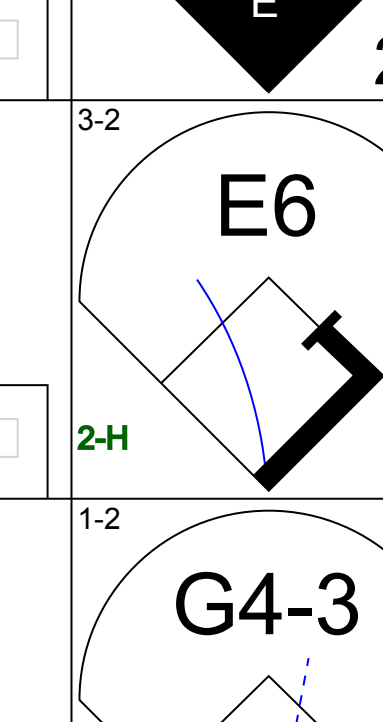
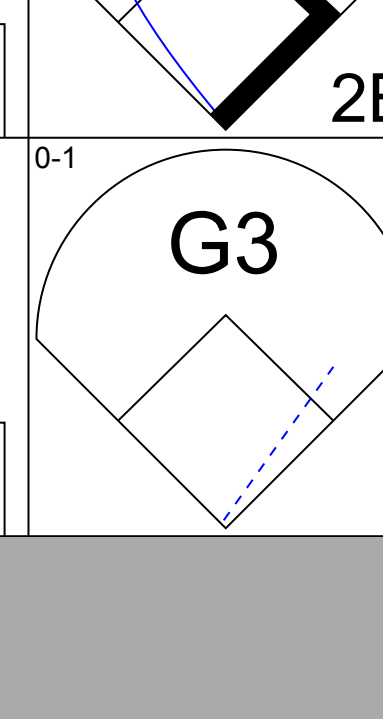
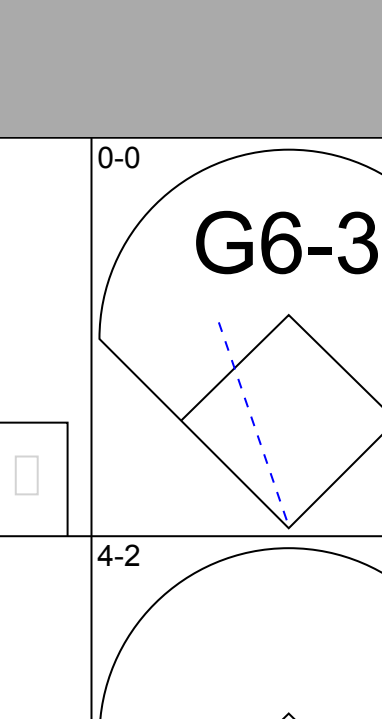
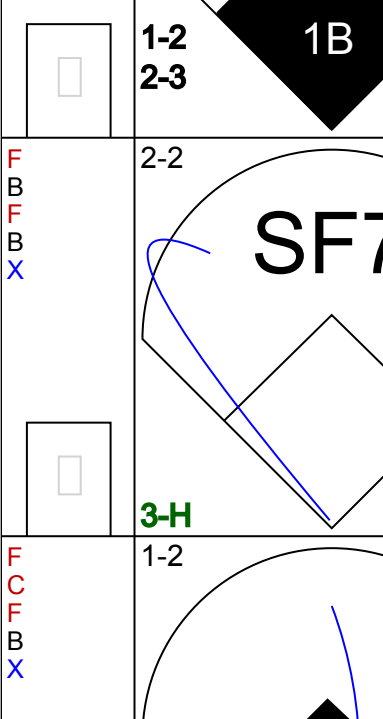
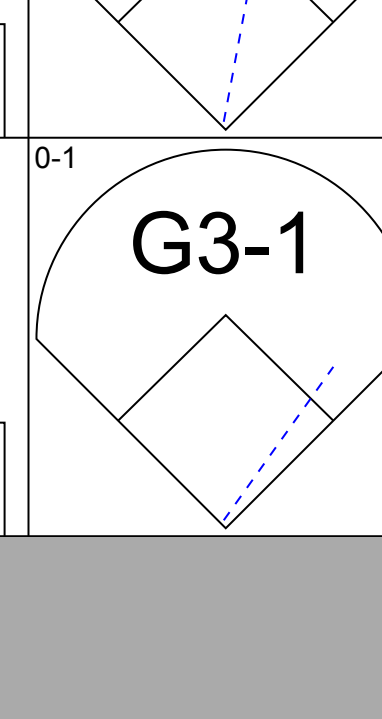
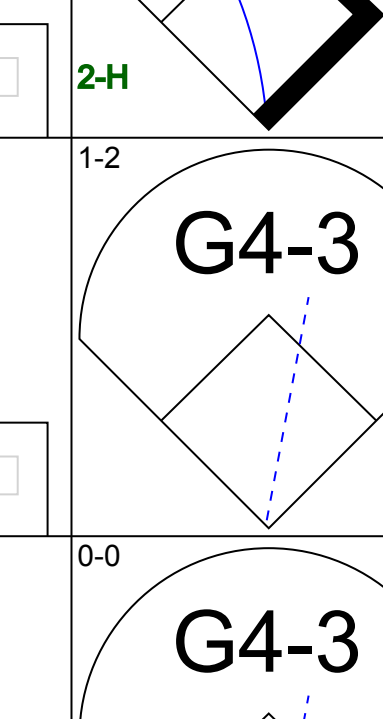

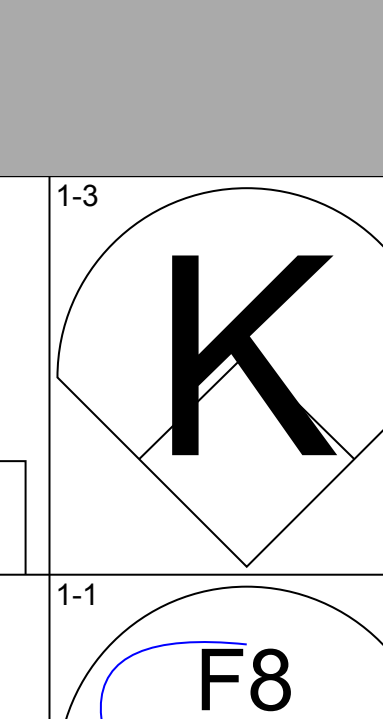
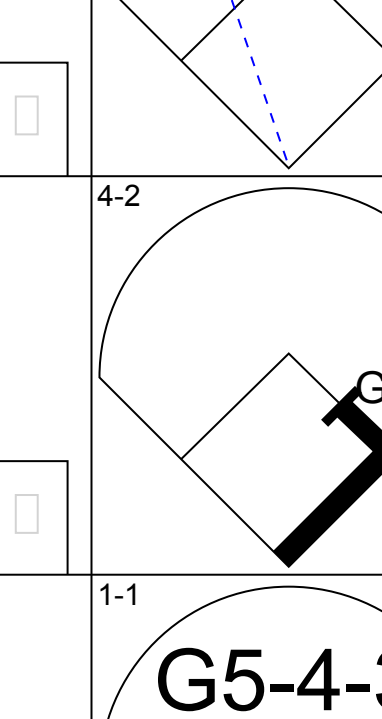
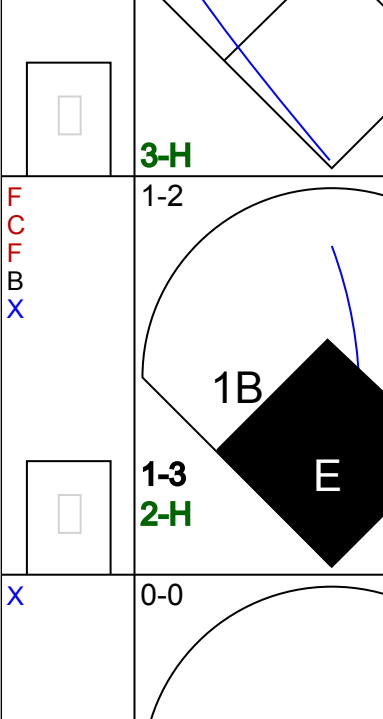
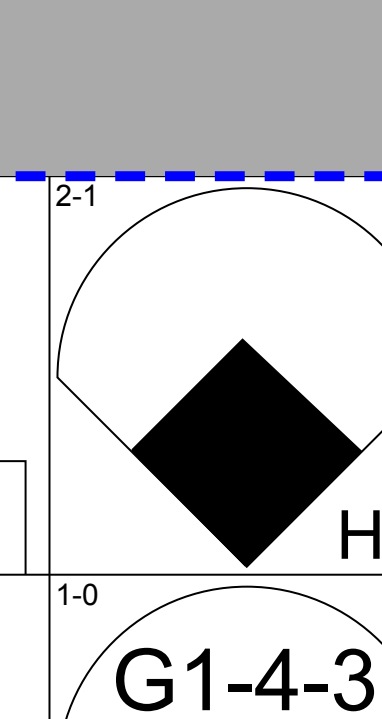
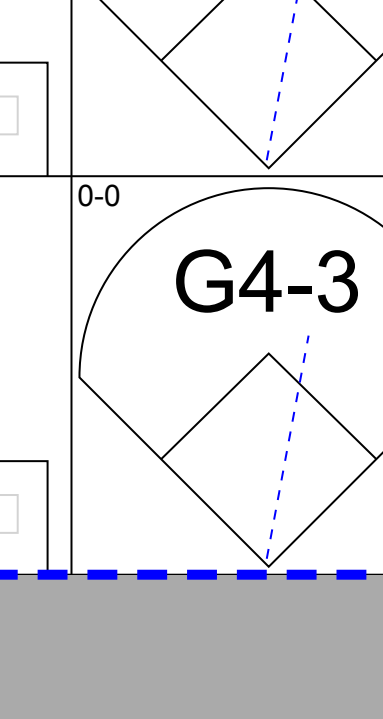

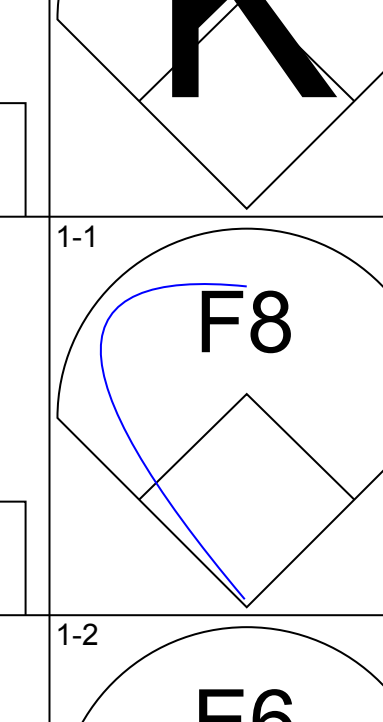
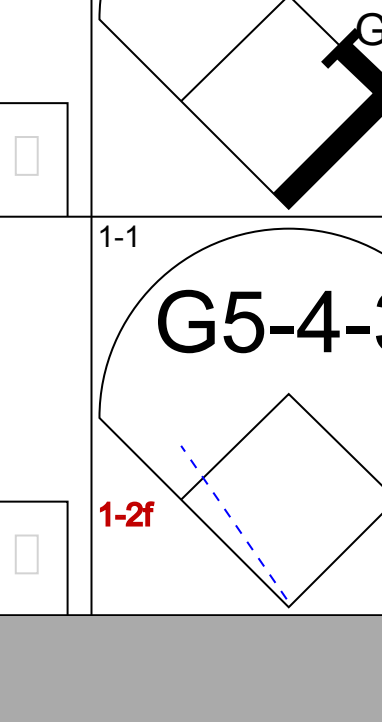
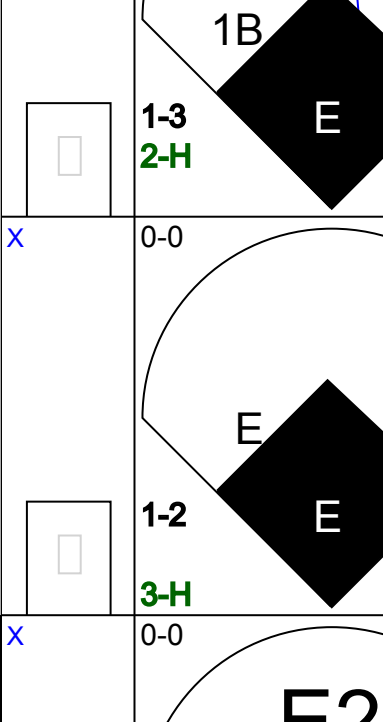
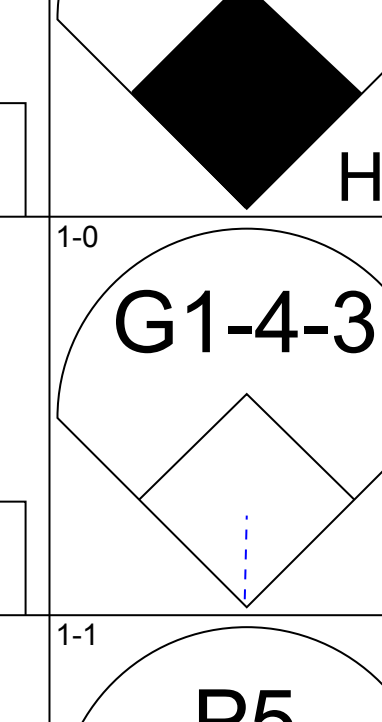

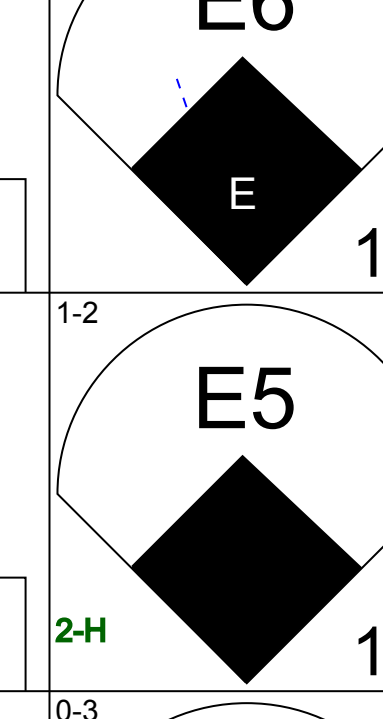
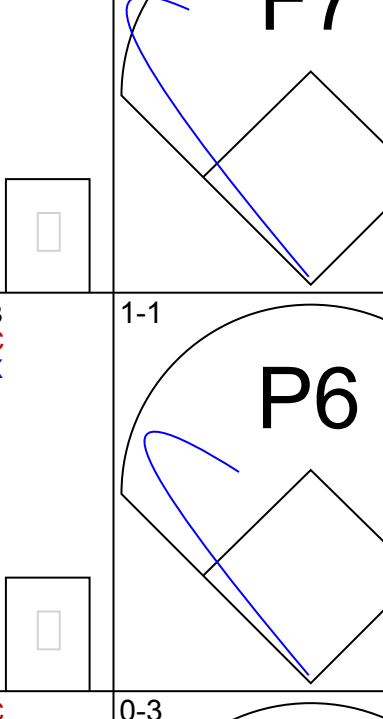
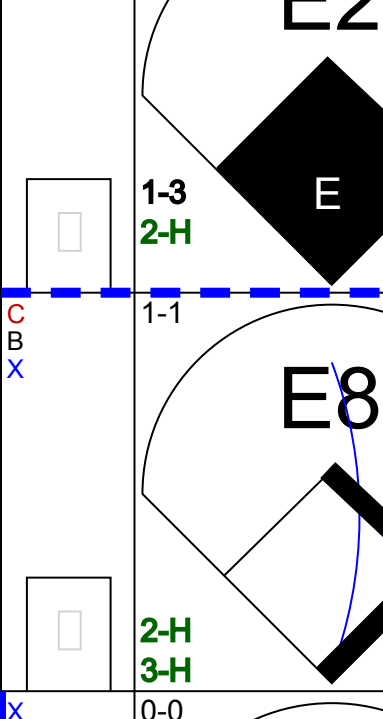
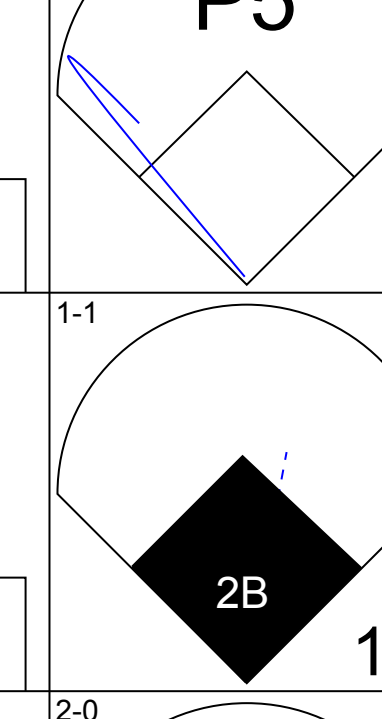
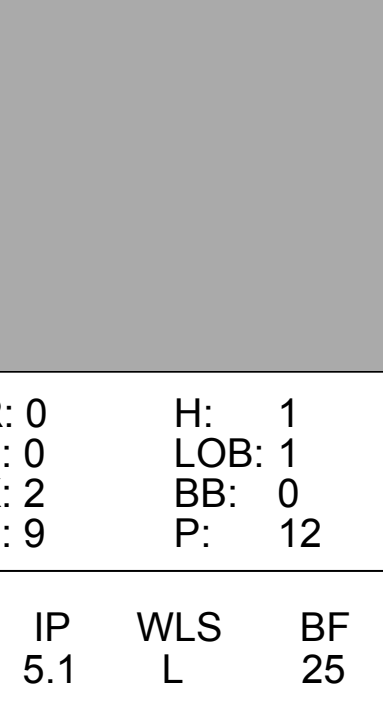
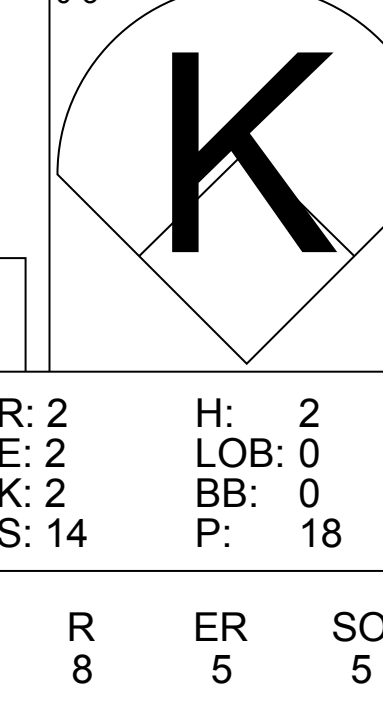
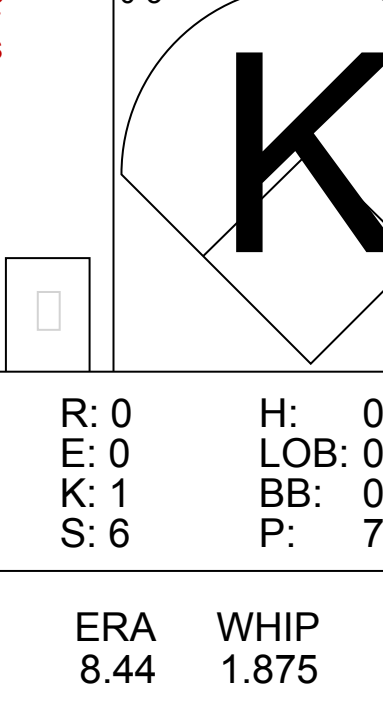
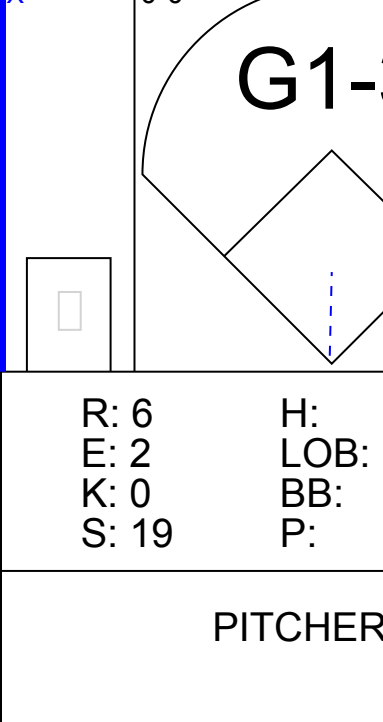
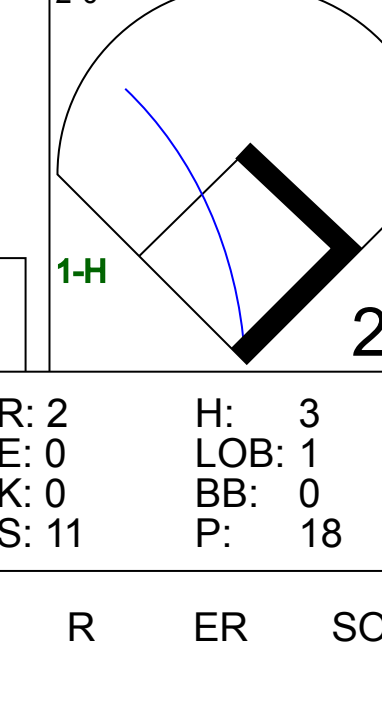
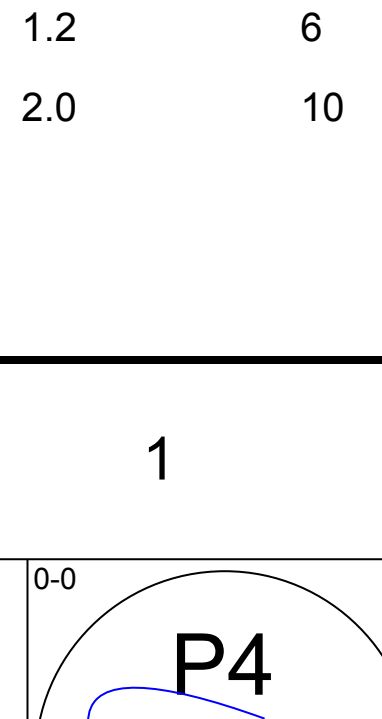

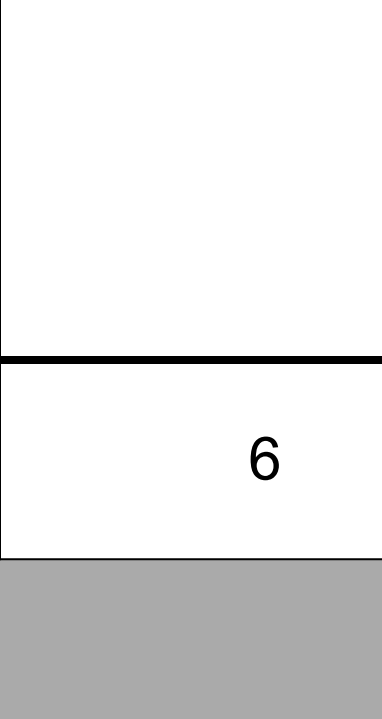
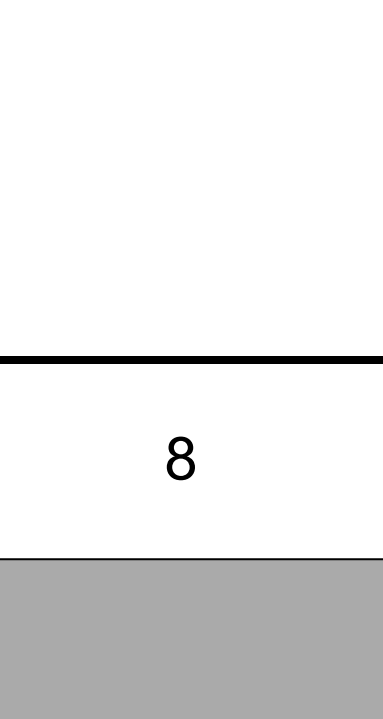
AB	38
R	8
H	14
RBI	7
BB	7
SO	1
LOB	22



Batter	1	2	3	4	5	6	7	8	9	AB	R	H	RBI	BB	SO	LOB	BOTTOM			
Otis Nixon, S (1, 9) OBP: 0.399, SLG: 0.365	2-1 G4-3		0-3 K		2-1 G4-3			0-0 F7		4 0 0 0 0 1 1							Los Angeles Dodgers @ Atlanta Braves Atlanta-Fulton County Stadium, Atlanta, GA Fri Jun 28 1991, 7:05 PM EDT Att: 43,339 - Cloudy - 80 F			
Deion Sanders, L (1, 7) OBP: 0.293, SLG: 0.348	1-0 F8		1-0 S 2B		1-1 P5			1-0 G1-6-3		4 1 1 1 0 0 0										
Terry Pendleton, S (1, 5) OBP: 0.380, SLG: 0.512 Mark Lemke, S (6, PR) (9, 5)	2-2 F8		3-1 S 1B		3-3 K			1-0 FC6-4 1B		4 0 2 1 0 1 0 0 0 0 0 0 0 0										
Tommy Gregg, L (1, 3) OBP: 0.286, SLG: 0.214		1-2 G3-1	1-0 HBP		0-1 G4-3			1-1 FC6-4		3 0 0 0 0 0 1										
Jeff Treadway, L (1, 4) OBP: 0.379, SLG: 0.447		4-1 BB	1-3 K		1-2 F9			1-0 L1		3 0 0 0 1 1 2										
Ron Gant, R (1, 8) OBP: 0.291, SLG: 0.459		2-2 F8			1-0 G5-3			2-2 P5	0-0 P3	4 0 0 0 0 0 1										
Mike Heath, R (1, 2) OBP: 0.243, SLG: 0.259		3-2 G5-3			0-1 G6-3			2-2 G6-3	1-0 1B	4 0 1 0 0 0 1										
Rafael Belliard, R (1, 6) OBP: 0.270, SLG: 0.261 Jeff Blauser, R (9, PH) (9, 5)			0-0 SH5-4 1B		1-2 G5-3			4-1 BB	1-2 F9	2 1 1 0 1 0 0 1 0 0 0 0 0 1										
Pete Smith, R (1, 1) OBP: 0.235, SLG: 0.167 Mike Stanton, L (5, 1) Mike Bell, L (5, PH) Rick Mahler, R (6, 1) Lonnie Smith, R (7, PH) Dan Petry, R (8, 1)			0-1 SH5-4		1-1 G4-3			1-0 P4		0 0 0 0 0 0 0 0 0 0 0 0 0 0 1 0 0 0 0 0 0 0 0 0 0 0 0 0 1 0 0 0 0 0 1 0 0 0 0 0 0 0										
Inning Stats	R: 0 E: 0 K: 0 S: 6	H: 0 LOB: 0 BB: 0 P: 11	R: 0 E: 0 K: 0 S: 10	H: 0 LOB: 1 BB: 1 P: 20	R: 2 E: 0 K: 2 S: 13	H: 3 LOB: 0 BB: 0 P: 18	R: 0 E: 0 K: 0 S: 6	H: 0 LOB: 0 BB: 0 P: 8	R: 0 E: 0 K: 1 S: 8	H: 0 LOB: 0 BB: 0 P: 10	R: 0 E: 0 K: 0 S: 8	H: 0 LOB: 1 BB: 1 P: 17	R: 0 E: 0 K: 0 S: 5	H: 1 LOB: 1 BB: 0 P: 8	R: 0 E: 0 K: 0 S: 6	H: 1 LOB: 1 BB: 0 P: 9		1B: 4 2B: 1 3B: 0 HR: 0	SF: 0 SAC: 1 DP: 0 HBP: 1	WP: 0 PB: 0 SB: 1 CS: 0
PITCHER	IP WLS BF H R ER SO BB IBB HBP BLK WP HR S P ERA WHIP																			
Mike Morgan, R (1, 1) ERA: 2.38	9.0	W 35	5	2	2	3	2	0	1	0	0	0	0	68	113	2.00	0.778			

AB	31
R	2
H	5
RBI	2
BB	2
SO	3
LOB	8

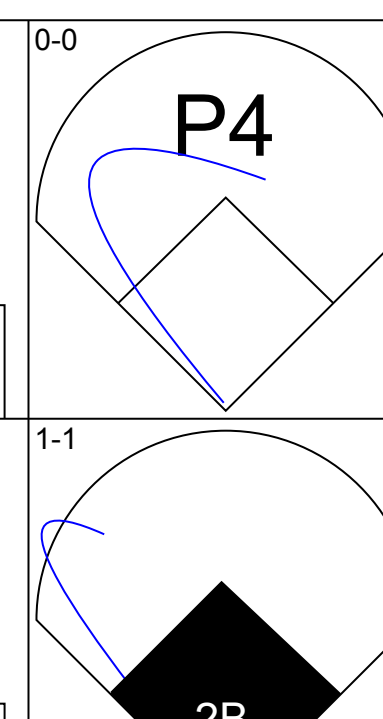
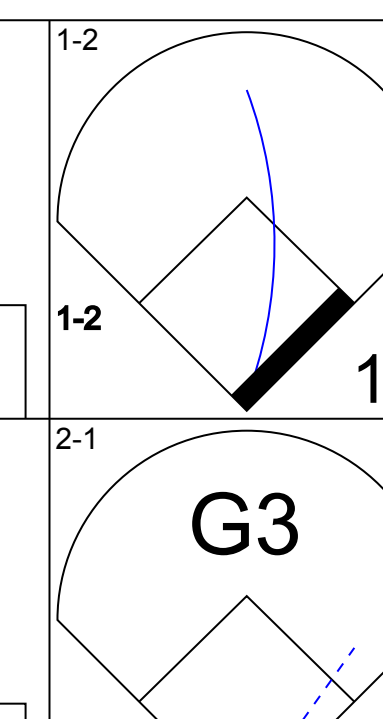
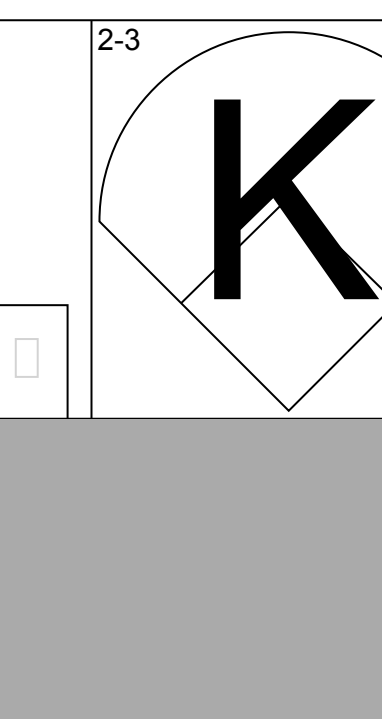
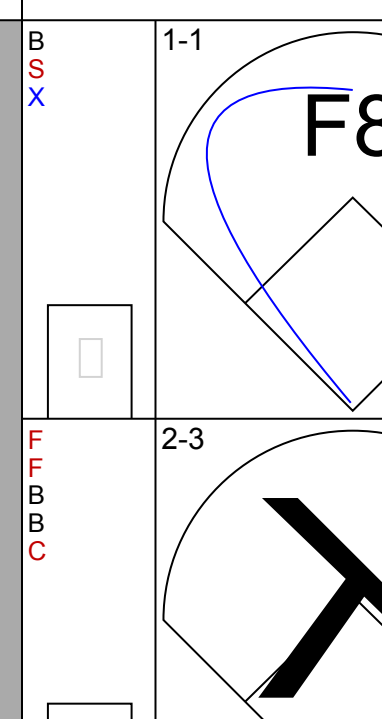
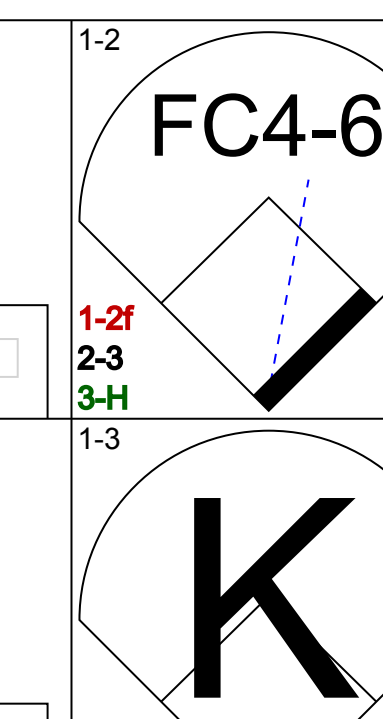
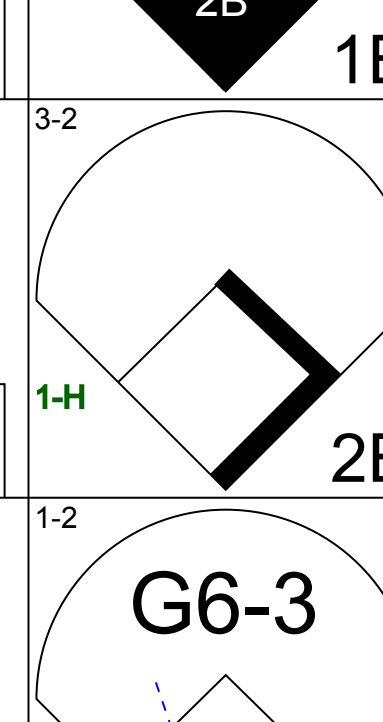

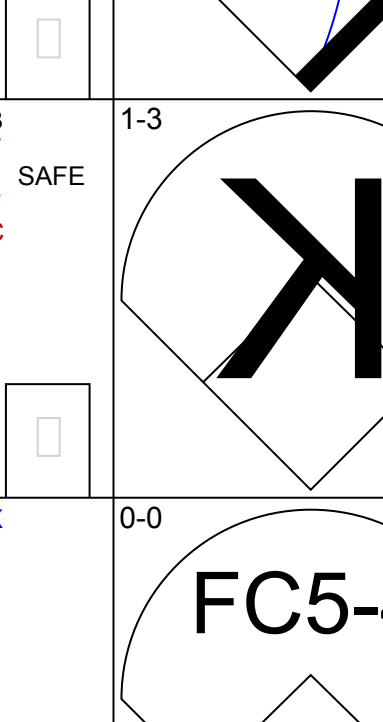


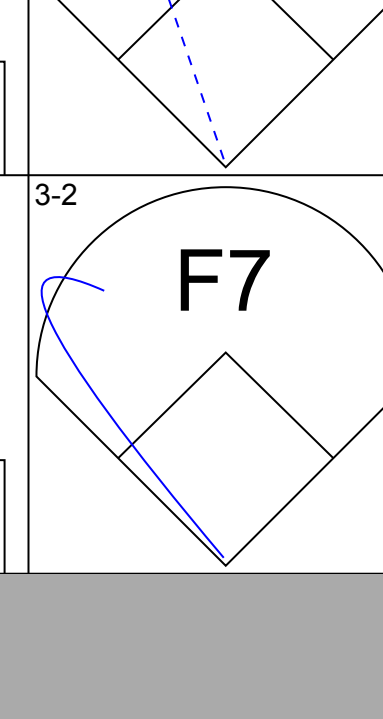
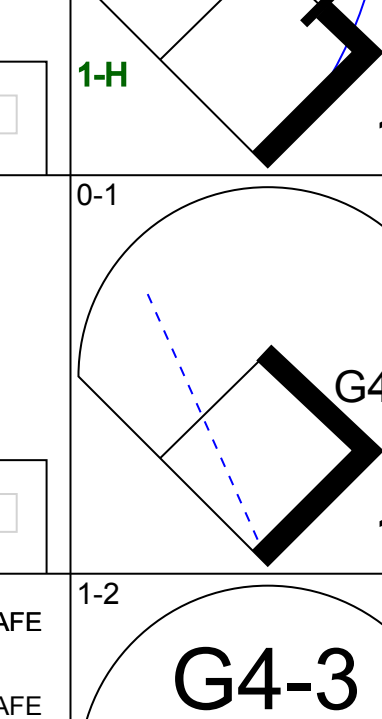
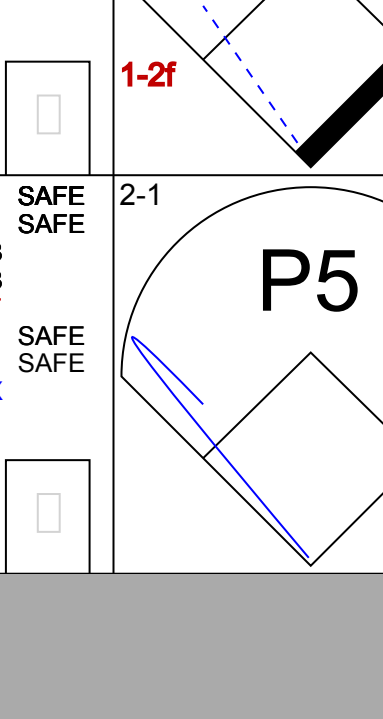
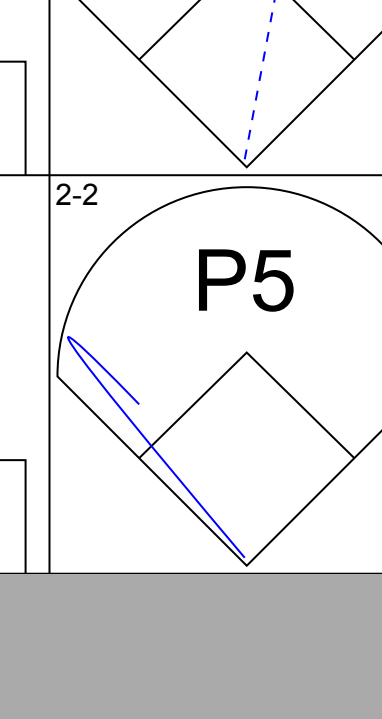

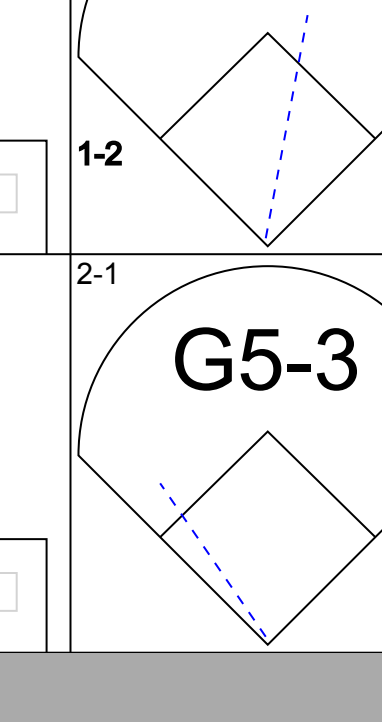






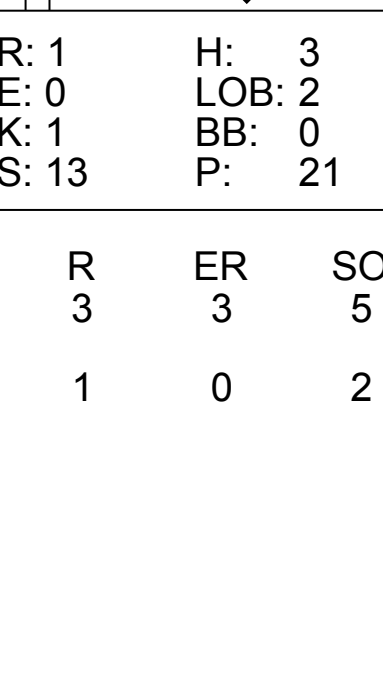
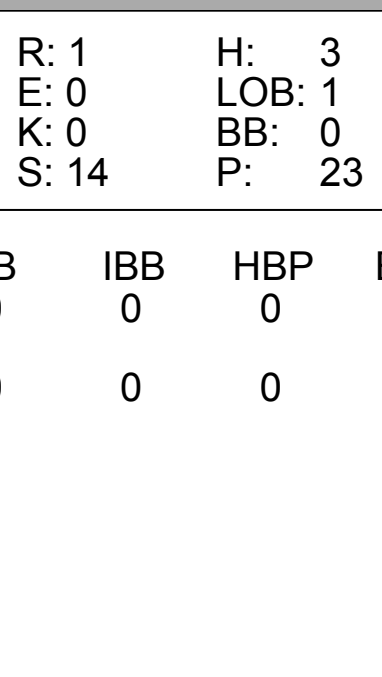
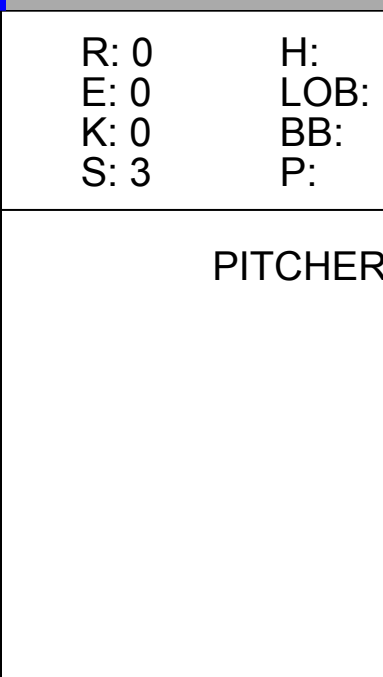
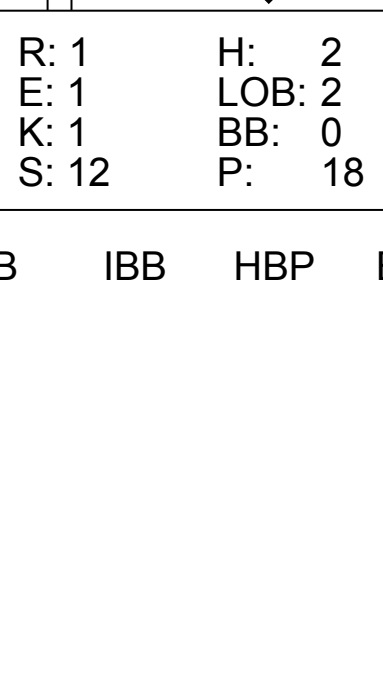


Batter	1	2	3	4	5	6	7	8	9	AB	R	H	RBI	BB	SO	LOB	TOP					
Brett Butler , L OBP: 0.389, SLG: 0.330 (1, 8)										5	1	1	0	0	1	2						
Juan Samuel , R OBP: 0.395, SLG: 0.453 Mike Sharperson , R OBP: 0.338, SLG: 0.333 (9, 4)										4	1	1	0	0	1	0						
Chris Gwynn , L OBP: 0.342, SLG: 0.448 (1, 9)										4	1	1	0	1	0	0						
Eddie Murray , S OBP: 0.333, SLG: 0.420 (1, 3)										4	0	0	1	0	0	1						
Kal Daniels , L OBP: 0.321, SLG: 0.420 Jose Gonzalez , R (9, 7)										4	2	2	2	1	1	0						
Gary Carter , R OBP: 0.359, SLG: 0.361 Carlos Hernandez , R (9, 2)										4	1	1	1	0	0	1						
Lenny Harris , L OBP: 0.368, SLG: 0.349 Dave Hansen , L (9, 5)										4	2	2	0	0	0	0						
Alfredo Griffin , S OBP: 0.270, SLG: 0.257 (1, 6)										4	2	3	2	0	0	0						
Orel Hershiser , R OBP: 0.500, SLG: 0.545 Stan Javier , S OBP: 0.297, SLG: 0.350 Kevin Gross , R OBP: 0.231, SLG: 0.250 (6, 1)										2	0	0	0	0	2	0						
Inning Stats	R: 0 E: 0 K: 2 S: 9	H: 1 LOB: 1 BB: 0 P: 12	R: 2 E: 2 K: 2 S: 14	H: 2 LOB: 0 BB: 0 P: 18	R: 0 E: 0 K: 0 S: 7	H: 0 LOB: 0 BB: 0 P: 11	R: 0 E: 0 K: 0 S: 5	H: 0 LOB: 0 BB: 1 P: 10	R: 0 E: 0 K: 1 S: 6	H: 0 LOB: 0 BB: 0 P: 7	R: 6 E: 2 K: 0 S: 19	H: 6 LOB: 1 BB: 1 P: 28	R: 0 E: 0 K: 0 S: 5	H: 0 LOB: 0 BB: 0 P: 8	R: 2 E: 0 K: 0 S: 11	H: 3 LOB: 1 BB: 0 P: 18	R: 1 E: 1 K: 0 S: 8	H: 1 LOB: 0 BB: 0 P: 12	1B: 9 2B: 3 3B: 0 HR: 1	SF: 1 SAC: 0 DP: 1 HBP: 0	WP: 0 PB: 0 SB: 0 CS: 0	PA: 41
PITCHER	IP	WLS	BF	H	R	ER	SO	BB	IBB	HBP	BLK	WP	HR	S	P	ERA	WHIP					
29 John Smoltz , R ERA: 4.82 Marvin Freeman , R ERA: 3.04 Dan Petry , R ERA: 5.52	5.1	L	25	8	8	5	5	2	0	0	0	0	0	54	78	8.44	1.875					
	1.2		6	1	0	0	0	0	0	0	0	0	0	11	16	0.00	0.600					
	2.0		10	4	3	3	0	0	0	0	0	0	1	19	30	13.50	2.000					

Los Angeles Dodgers @ Atlanta Braves
Atlanta-Fulton County Stadium, Atlanta, GA
Sun Jun 30 1991, 7:05 PM EDT
Att: 30,850 - Sunny - 90 F

AB 38
R 11
H 13
RBI 7
BB 2
SO 5
LOB 5



Batter	1	2	3	4	5	6	7	8	9	AB	R	H	RBI	BB	SO	LOB	BOTTOM					
Deion Sanders , L OBP: 0.289, SLG: 0.329 (1, 9)										5	0	1	1	0	1	2						
Jeff Treadway , L OBP: 0.394, SLG: 0.449 (1, 4)										5	1	2	0	0	2	4						
Terry Pendleton , S OBP: 0.382, SLG: 0.518 (1, 5)										4	1	2	1	0	1	1						
Lonnie Smith , R OBP: 0.364, SLG: 0.379 (1, 7)										4	0	1	1	0	0	2						
Ron Gant , R OBP: 0.292, SLG: 0.454 (1, 8)										4	0	1	0	0	0	2						
Mike Bell , L OBP: 0.286, SLG: 0.286 (1, 3)										4	0	2	0	0	0	1						
Greg Olson , R OBP: 0.323, SLG: 0.369 (1, 2)										4	1	0	0	0	1	3						
Rafael Belliard , R OBP: 0.269, SLG: 0.266 Jeff Blauser , R OBP: 0.397, SLG: 0.446 (7, 6)										2	1	0	0	0	1	1						
29 John Smoltz , R OBP: 0.188, SLG: 0.167 Marvin Freeman , R (6, 1)										2	0	1	1	0	1	0						
Otis Nixon , S OBP: 0.392, SLG: 0.355 Dan Petry , R (8, 1)										1	0	0	0	0	0	0						
Brian Hunter , R OBP: 0.378, SLG: 0.659 (9, 4)										1	0	1	0	0	0	0						
Inning Stats	R: 1 E: 0 K: 0 S: 14	H: 2 LOB: 1 BB: 0 P: 22	R: 1 E: 0 K: 1 S: 13	H: 3 LOB: 2 BB: 0 P: 21	R: 1 E: 0 K: 0 S: 14	H: 3 LOB: 1 BB: 0 P: 23	R: 0 E: 0 K: 3 S: 9	H: 0 LOB: 0 BB: 0 P: 14	R: 0 E: 0 K: 1 S: 7	H: 1 LOB: 1 BB: 0 P: 10	R: 0 E: 0 K: 0 S: 3	H: 1 LOB: 0 BB: 0 P: 5	R: 0 E: 0 K: 1 S: 7	H: 0 LOB: 0 BB: 0 P: 12	R: 0 E: 0 K: 0 S: 10	H: 0 LOB: 0 BB: 0 P: 12	R: 1 E: 1 K: 1 S: 12	H: 2 LOB: 2 BB: 0 P: 18	1B: 11 2B: 1 3B: 0 HR: 0	SF: 0 SAC: 0 DP: 1 HBP: 0	WP: 0 PB: 0 SB: 2 CS: 0	PA: 38
PITCHER	IP	WLS	BF	H	R	ER	SO	BB	IBB	HBP	BLK	WP	HR	S	P	ERA	WHIP					
Orel Hershiser , R ERA: 3.46 Kevin Gross , R ERA: 4.6	5.0	W	23	9	3	3	5	0	0	0	0	0	0	57	90	5.40	1.800					
	4.0	S	15	3	1	0	2	0	0	0	0	0	0	32	47	0.00	0.750					

Los Angeles Dodgers @ Atlanta Braves
Atlanta-Fulton County Stadium, Atlanta, GA
Sun Jun 30 1991, 7:05 PM EDT
Att: 30,850 - Sunny - 90 F

AB 38
R 4
H 12
RBI 4
BB 0
SO 7
LOB 16



Batter	1	2	3	4	5	6	7	8	9	AB	R	H	RBI	BB	SO	LOB	TOP					
Barry Larkin, R OBP: 0.404, SLG: 0.595 (1, 6)	G5-3	G6-3			G4-3		2B 1B		K	5	0	1	1	0	1	1	Cincinnati Reds @ Atlanta Braves Atlanta-Fulton County Stadium, Atlanta, GA Tue Jul 02 1991, 7:05 PM EDT Att: 22,056 - Cloudy - 92 F					
Hal Morris, L OBP: 0.345, SLG: 0.465 (1, 3)	G3	FC5-4 BB			F8		HR 2B		FC5-4 BB	3	1	1	1	2	0	0						
Eric Davis, R OBP: 0.386, SLG: 0.427 (1, 8)	1B HBP	FC5-4			G6-3		HR BB		FC5-4	3	1	0	0	1	0	3						
Chris Sabo, R OBP: 0.355, SLG: 0.471 (1, 5)	1B				G4-6-3 BB		HR			3	1	2	3	1	0	0						
Glenn Braggs, R OBP: 0.324, SLG: 0.403 Ted Power, R (8, 1)	P4				G4-6-3		G6-3			4	0	1	0	0	0	3						
Mariano Duncan, R OBP: 0.253, SLG: 0.322 (1, 4)					F8		F9		G5-3	4	1	1	1	0	0	1						
Paul O'Neill, L OBP: 0.357, SLG: 0.521 (1, 9)		1B G6-3 1B			K		K		G4-3	4	1	1	0	0	2	1						
Joe Oliver, R OBP: 0.282, SLG: 0.314 (1, 2)		SH2-4 1B			P3		1B SH3-4 2B 1B		G6-3	4	1	2	0	0	0	0						
Jack Armstrong, R OBP: 0.120, SLG: 0.083 Billy Hatcher, R OBP: 0.309, SLG: 0.388 (8, 7)	SH2-4				K		SH3-4		G5-3	1	0	0	0	0	1	0						
Inning Stats	R: 0 E: 0 K: 0 S: 15	H: 1 LOB: 2 BB: 0 P: 25	R: 2 E: 0 K: 0 S: 10	H: 3 LOB: 2 BB: 1 P: 18	R: 0 E: 0 K: 0 S: 8	H: 0 LOB: 0 BB: 1 P: 13	R: 0 E: 0 K: 0 S: 10	H: 0 LOB: 0 BB: 0 P: 16	R: 0 E: 0 K: 1 S: 8	H: 1 LOB: 1 BB: 0 P: 12	R: 4 E: 0 K: 0 S: 17	H: 4 LOB: 0 BB: 1 P: 29	R: 0 E: 0 K: 0 S: 7	H: 0 LOB: 0 BB: 0 P: 10	R: 0 E: 0 K: 1 S: 9	H: 0 LOB: 1 BB: 1 P: 15	1B: 6 2B: 1 3B: 0 HR: 2	SF: 0 SAC: 2 DP: 1 HBP: 1	WP: 0 PB: 0 SB: 0 CS: 0	PA: 39		
PITCHER	IP WLS BF H R ER SO BB IBB HBP BLK WP HR S P ERA WHIP	IP WLS BF H R ER SO BB IBB HBP BLK WP HR S P ERA WHIP	IP WLS BF H R ER SO BB IBB HBP BLK WP HR S P ERA WHIP	IP WLS BF H R ER SO BB IBB HBP BLK WP HR S P ERA WHIP	IP WLS BF H R ER SO BB IBB HBP BLK WP HR S P ERA WHIP	IP WLS BF H R ER SO BB IBB HBP BLK WP HR S P ERA WHIP	IP WLS BF H R ER SO BB IBB HBP BLK WP HR S P ERA WHIP	IP WLS BF H R ER SO BB IBB HBP BLK WP HR S P ERA WHIP	IP WLS BF H R ER SO BB IBB HBP BLK WP HR S P ERA WHIP	IP WLS BF H R ER SO BB IBB HBP BLK WP HR S P ERA WHIP	IP WLS BF H R ER SO BB IBB HBP BLK WP HR S P ERA WHIP	IP WLS BF H R ER SO BB IBB HBP BLK WP HR S P ERA WHIP	IP WLS BF H R ER SO BB IBB HBP BLK WP HR S P ERA WHIP	IP WLS BF H R ER SO BB IBB HBP BLK WP HR S P ERA WHIP	IP WLS BF H R ER SO BB IBB HBP BLK WP HR S P ERA WHIP	IP WLS BF H R ER SO BB IBB HBP BLK WP HR S P ERA WHIP	IP WLS BF H R ER SO BB IBB HBP BLK WP HR S P ERA WHIP	IP WLS BF H R ER SO BB IBB HBP BLK WP HR S P ERA WHIP	IP WLS BF H R ER SO BB IBB HBP BLK WP HR S P ERA WHIP	IP WLS BF H R ER SO BB IBB HBP BLK WP HR S P ERA WHIP	IP WLS BF H R ER SO BB IBB HBP BLK WP HR S P ERA WHIP	IP WLS BF H R ER SO BB IBB HBP BLK WP HR S P ERA WHIP

AB	32
R	6
H	9
RBI	6
BB	4
SO	4
LOB	9



Batter	1	2	3	4	5	6	7	8	9	AB	R	H	RBI	BB	SO	LOB	BOTTOM					
Otis Nixon, S OBP: 0.394, SLG: 0.358 (1, 9)	F9			G4-3		CS 1B		S 1B		4	0	2	0	0	0	0	Cincinnati Reds @ Atlanta Braves Atlanta-Fulton County Stadium, Atlanta, GA Tue Jul 02 1991, 7:05 PM EDT Att: 22,056 - Cloudy - 92 F					
Jeff Treadway, L OBP: 0.374, SLG: 0.437 (1, 4)	P6			L9		F7		L9		4	0	0	0	0	2							
Terry Pendleton, S OBP: 0.380, SLG: 0.526 (1, 5)	L7			F9		G3-1			HR	4	1	1	1	0	0	0						
Lonnie Smith, R OBP: 0.355, SLG: 0.368 (1, 7)		K			F9		F8		K	4	0	0	0	0	2	0						
Ron Gant, R OBP: 0.295, SLG: 0.466 (1, 8)		K			HR		K		G4-6-3 1B	4	1	2	1	0	2	0						
Mike Bell, L OBP: 0.273, SLG: 0.545 (1, 3)	G4-3			G4-3		HR		G4-6-3		4	1	1	1	0	0	1						
Mike Heath, R OBP: 0.250, SLG: 0.266 Greg Olson, R OBP: 0.321, SLG: 0.367 (7, 2)				K		BB 1B		G6-3		2	0	1	0	0	1	0						
Rafael Belliard, R OBP: 0.271, SLG: 0.265 Jeff Blausler, R OBP: 0.365, SLG: 0.443 (8, PH) (9, 6)				F9				F8		1	0	0	0	1	0	0						
Charlie Leibrandt, R OBP: 0.057, SLG: 0.088 Marvin Freeman, R OBP: 0.254, SLG: 0.196 Mike Stanton, L OBP: 0.319 (8, PH) (9, 1)	G6-3				F9			G4-3		2	0	0	0	0	0	2						
Inning Stats	R: 0 E: 0 K: 0 S: 5	H: 0 LOB: 0 BB: 0 P: 8	R: 0 E: 0 K: 2 S: 9	H: 0 LOB: 0 BB: 0 P: 14	R: 0 E: 0 K: 1 S: 5	H: 0 LOB: 0 BB: 0 P: 6	R: 0 E: 0 K: 0 S: 7	H: 0 LOB: 0 BB: 0 P: 7	R: 1 E: 0 K: 0 S: 14	H: 2 LOB: 2 BB: 1 P: 27	R: 0 E: 0 K: 0 S: 6	H: 1 LOB: 0 BB: 0 P: 8	R: 1 E: 0 K: 1 S: 7	H: 1 LOB: 0 BB: 0 P: 12	R: 0 E: 0 K: 0 S: 10	H: 1 LOB: 1 BB: 0 P: 15	R: 1 E: 0 K: 1 S: 11	H: 2 LOB: 0 BB: 0 P: 14	1B: 4 2B: 0 3B: 0 HR: 3	SF: 0 SAC: 0 DP: 1 HBP: 0	WP: 0 PB: 0 SB: 2 CS: 1	PA: 33
PITCHER	IP WLS BF H R ER SO BB IBB HBP BLK WP HR S P ERA WHIP	IP WLS BF H R ER SO BB IBB HBP BLK WP HR S P ERA WHIP	IP WLS BF H R ER SO BB IBB HBP BLK WP HR S P ERA WHIP	IP WLS BF H R ER SO BB IBB HBP BLK WP HR S P ERA WHIP	IP WLS BF H R ER SO BB IBB HBP BLK WP HR S P ERA WHIP	IP WLS BF H R ER SO BB IBB HBP BLK WP HR S P ERA WHIP	IP WLS BF H R ER SO BB IBB HBP BLK WP HR S P ERA WHIP	IP WLS BF H R ER SO BB IBB HBP BLK WP HR S P ERA WHIP	IP WLS BF H R ER SO BB IBB HBP BLK WP HR S P ERA WHIP	IP WLS BF H R ER SO BB IBB HBP BLK WP HR S P ERA WHIP	IP WLS BF H R ER SO BB IBB HBP BLK WP HR S P ERA WHIP	IP WLS BF H R ER SO BB IBB HBP BLK WP HR S P ERA WHIP	IP WLS BF H R ER SO BB IBB HBP BLK WP HR S P ERA WHIP	IP WLS BF H R ER SO BB IBB HBP BLK WP HR S P ERA WHIP	IP WLS BF H R ER SO BB IBB HBP BLK WP HR S P ERA WHIP	IP WLS BF H R ER SO BB IBB HBP BLK WP HR S P ERA WHIP	IP WLS BF H R ER SO BB IBB HBP BLK WP HR S P ERA WHIP	IP WLS BF H R ER SO BB IBB HBP BLK WP HR S P ERA WHIP	IP WLS BF H R ER SO BB IBB HBP BLK WP HR S P ERA WHIP	IP WLS BF H R ER SO BB IBB HBP BLK WP HR S P ERA WHIP	IP WLS BF H R ER SO BB IBB HBP BLK WP HR S P ERA WHIP	IP WLS BF H R ER SO BB IBB HBP BLK WP HR S P ERA WHIP



Batter	1	2	3	4	5	6	7	8	9	AB	R	H	RBI	BB	SO	LOB	TOP				
Bill Doran, S OBP: 0.417, SLG: 0.428 (1, 3)	G1-3		G6-3		L6		WP 1B		BB	4	0	1	0	1	0	1	Cincinnati Reds @ Atlanta Braves Atlanta-Fulton County Stadium, Atlanta, GA Wed Jul 03 1991, 7:05 PM EDT Att: 20,279 - Cloudy - 90 F				
Eric Davis, R OBP: 0.382, SLG: 0.420 (1, 8)	L6		2H 1B		F9		K		K	5	0	1	1	0	2	2					
Barry Larkin, R OBP: 0.399, SLG: 0.583 (1, 6)	BB		B1-3			L8	P4		F9	4	0	0	0	1	0	3					
Chris Sabo, R OBP: 0.352, SLG: 0.470 (1, 5)	G6-3				2B G4-3 2B		G6-3	L1	F7	5	1	1	0	0	0	3					
Glenn Braggs, R OBP: 0.336, SLG: 0.423 (1, 9)		G5-3			G4-3 2B		1B HR 1B		F8 1B SF7 1B	4	2	3	0	0	0	0					
Mariano Duncan, R OBP: 0.258, SLG: 0.326 (1, 4)		K			G4-3		1B HR 1B		F8 1B	4	1	2	1	0	1	1					
Joe Oliver, R OBP: 0.283, SLG: 0.343 (6, PH)																					
Paul O'Neill, L OBP: 0.356, SLG: 0.519 (8, PH)		G5-3							F8	3	1	1	3	0	1	1					
Randy Myers, L OBP: 0.400, SLG: 0.400 (8, 1)									1-2 2-3	1	0	0	0	0	0	2					
Billy Hatcher, R OBP: 0.313, SLG: 0.392 (1, 7)									SF7	0	0	0	0	0	0	0					
Tom Browning, L OBP: 0.194, SLG: 0.250 (5, PH)										3	1	2	1	0	1	1					
Todd Stoen, S OBP: 0.242, SLG: 0.287 (5, 1)										0	0	0	0	0	0	0					
Tim Lincecum, R OBP: 0.250, SLG: 0.300 (5, 1)										0	0	0	0	0	0	0					
Don Carman, L OBP: 0.250, SLG: 0.500 (7, 1)										0	0	0	0	0	0	0					
Keith Brown, S OBP: 0.344, SLG: 0.403 (6, PH)										0	0	0	0	0	0	0					
Hal Morris, L OBP: 0.286, SLG: 0.324 (8, 2)										0	0	0	0	0	0	0					
Glenn Sutko, R OBP: 0.420, SLG: 0.200 (8, 2)										0	0	0	0	0	0	0					
Inning Stats	R: 0 E: 0 K: 0 S: 9	H: 0 LOB: 1 BB: 1 P: 19	R: 0 E: 0 K: 1 S: 10	H: 0 LOB: 0 BB: 0 P: 14	R: 1 E: 0 K: 0 S: 10	H: 2 LOB: 1 BB: 0 P: 13	R: 1 E: 0 K: 2 S: 11	H: 2 LOB: 1 BB: 0 P: 16	R: 0 E: 0 K: 1 S: 6	H: 0 LOB: 0 BB: 0 P: 10	R: 3 E: 0 K: 1 S: 17	H: 4 LOB: 1 BB: 0 P: 24	R: 0 E: 0 K: 1 S: 13	H: 1 LOB: 1 BB: 0 P: 17	R: 1 E: 0 K: 1 S: 9	H: 2 LOB: 1 BB: 0 P: 10	R: 0 E: 0 K: 1 S: 9	H: 0 LOB: 1 BB: 1 P: 17	1B: 8 2B: 2 3B: 0 HR: 1	SF: 1 SAC: 1 DP: 0 HBP: 0	WP: 1 PA: 40 CS: 0
PITCHER	IP	WLS	BF	H	R	ER	SO	BB	IBB	HBP	BLK	WP	HR	S	P	ERA	WHIP				
Steve Avery, L ERA: 3.96 (1, 1)	6.0	W	27	8	5	5	5	1	0	0	0	0	1	63	96	7.50	1.500				
Marvin Freeman, R ERA: 2.77 (7, 1)	1.0		4	1	0	0	1	0	0	0	0	1	0	13	17	0.00	1.000				
Juan Berenguer, R ERA: 2.47 (8, 1)	2.0	S	9	2	1	1	2	1	0	0	0	0	0	18	27	4.50	1.500				

AB	36
R	6
H	11
RBI	6
BB	2
SO	8
LOB	16



Batter	1	2	3	4	5	6	7	8	9	AB	R	H	RBI	BB	SO	LOB	BOTTOM				
Otis Nixon, S OBP: 0.390, SLG: 0.354 (1, 9)	F8	P6		G4-3		FC5-4 FC6-4		BLK 1B		5	0	1	0	0	0	4	Cincinnati Reds @ Atlanta Braves Atlanta-Fulton County Stadium, Atlanta, GA Wed Jul 03 1991, 7:05 PM EDT Att: 20,279 - Cloudy - 90 F				
Terry Pendleton, S OBP: 0.381, SLG: 0.523 (1, 5)	2B E 1B			K		FC6-4		F9		5	1	2	0	0	1	3					
Lonnie Smith, R OBP: 0.372, SLG: 0.372 (1, 7)	E7 2B							P4		4	1	1	0	0	0	2					
Mike Bell, L OBP: 0.250, SLG: 0.500 (8, 3)		F8						G5-3	P4	1	0	0	0	0	0	1					
Ron Gant, R OBP: 0.298, SLG: 0.482 (1, 8)	1B 2B							K		4	2	2	2	0	2	0					
Jeff Blauser, R OBP: 0.373, SLG: 0.468 (7, 6)	1B 2H							K		4	2	2	2	0	0	0					
Brian Hunter, R OBP: 0.388, SLG: 0.689 (1, 3)								G5-3	S 3B 1B	4	2	3	2	0	0	0					
Juan Berenguer, R OBP: 0.286, SLG: 0.324 (8, 1)								F9	1B 3B	0	0	0	0	0	0	0					
Greg Olson, R OBP: 0.325, SLG: 0.370 (1, 2)	G6-4-3							F8	1B 3B	4	1	2	1	0	0	2					
Rafael Belliard, R OBP: 0.269, SLG: 0.262 (6, PH)								1B 1B		2	0	0	0	0	0	0					
Jeff Treadway, L OBP: 0.278, SLG: 0.441 (7, 1)								FC5-4 1B	G4-3	1	0	1	0	0	0	0					
Marvin Freeman, R OBP: 0.373, SLG: 0.441 (7, 1)								FC5-4 1B		0	0	0	0	0	0	0					
Deion Sanders, L OBP: 0.286, SLG: 0.324 (7, PH)								1-2 1B		1	0	0	0	0	0	1					
Steve Avery, L OBP: 0.324, SLG: 0.303 (1, 1)								1B 1B		2	0	2	0	0	0	0					
Mark Lemke, S OBP: 0.341, SLG: 0.347 (7, 4)								G4-3		2	0	1	1	0	0	0					
Inning Stats	R: 3 E: 1 K: 0 S: 12	H: 5 LOB: 1 BB: 0 P: 22	R: 0 E: 0 K: 0 S: 10	H: 2 LOB: 2 BB: 0 P: 16	R: 2 E: 0 K: 0 S: 6	H: 2 LOB: 0 BB: 0 P: 8	R: 0 E: 0 K: 1 S: 7	H: 1 LOB: 0 BB: 0 P: 8	R: 0 E: 0 K: 1 S: 8	H: 0 LOB: 0 BB: 0 P: 14	R: 1 E: 0 K: 0 S: 10	H: 3 LOB: 2 BB: 0 P: 17	R: 2 E: 0 K: 1 S: 16	H: 3 LOB: 1 BB: 0 P: 23	R: 0 E: 0 K: 0 S: 6	H: 1 LOB: 1 BB: 0 P: 8	1B: 12 2B: 2 3B: 1 HR: 2	SF: 0 SAC: 0 DP: 2 HBP: 0	WP: 0 PA: 39 CS: 0		
PITCHER	IP	WLS	BF	H	R	ER	SO	BB	IBB	HBP	BLK	WP	HR	S	P	ERA	WHIP				
Tom Browning, L ERA: 3.76 (5, 1)	4.0	L	5	1	1	1	1	0	0	0	0	0	0	11	18	6.75	0.750				
Tim Lincecum, R ERA: 14.54 (6, 1)	0.2		4	2	0	0	0	0	0	0	0	0	0	7	13	0.00	3.000				
Don Carman, L ERA: 5.34 (7, 1)	1.0		6	3	2	2	1	0	0	0	0	0	0	16	23	18.00	3.000				
Keith Brown, R ERA: 1.93 (8, 1)	1.0		4	1	0	0	0	0	0	0	0	0	0	6	8	0.00	1.000				



Batter	1	2	3	4	5	6	7	8	9	AB	R	H	RBI	BB	SO	LOB	TOP
Bill Doran, S OBP: 0.423, SLG: 0.458 (1, 4)										4	2	2	2	1	0	1	Cincinnati Reds @ Atlanta Braves Atlanta-Fulton County Stadium, Atlanta, GA Thu Jul 04 1991, 7:05 PM EDT Att: 42,153 - Cloudy - 82 F
Billy Hatcher, R OBP: 0.315, SLG: 0.393 (1, 7)										5	0	2	1	0	1	1	
Barry Larkin, R OBP: 0.397, SLG: 0.574 Mariano Duncan, R OBP: 0.257, SLG: 0.324 (6, 6)										3	1	0	0	1	0	3	
Paul O'Neill, L OBP: 0.365, SLG: 0.522 (1, 9)										2	2	2	0	2	0	0	
Hal Morris, L OBP: 0.346, SLG: 0.468 (1, 3)										4	1	2	1	0	0	2	
Chris Sabo, R OBP: 0.354, SLG: 0.478 (1, 5)										4	2	2	1	0	0	4	
Herm Winningham, L OBP: 0.286, SLG: 0.341 (1, 8)										4	1	1	0	0	2	3	
Joe Oliver, R OBP: 0.299, SLG: 0.404 (1, 2)										4	1	3	3	0	1	1	
Kip Gross, R OBP: 0.200, SLG: 0.200 Tim Layana, R (7, 1)										3	0	0	0	0	0	3	
Inning Stats	R: 1 E: 0 K: 1 S: 10	H: 2 LOB: 1 BB: 1 P: 21	R: 2 E: 0 K: 1 S: 13	H: 2 LOB: 0 BB: 0 P: 22	R: 3 E: 1 K: 0 S: 13	H: 3 LOB: 0 BB: 0 P: 20	R: 0 E: 0 K: 0 S: 10	H: 2 LOB: 2 BB: 1 P: 14	R: 1 E: 0 K: 0 S: 7	H: 0 LOB: 2 BB: 2 P: 19	R: 2 E: 1 K: 2 S: 14	H: 3 LOB: 1 BB: 0 P: 19					
PITCHER	IP WLS BF H R ER SO BB IBB HBP BLK WP HR S P ERA WHIP																
Pete Smith, R ERA: 4.93 (1, 1)	2.2 L 15 7 6 5 2 1 0 0 0 2 0 2 35 60 16.88 3.000																
Rick Mahler, R ERA: 4.09 (3, 1)	2.1 12 4 1 1 1 1 0 0 0 0 0 0 23 36 3.86 2.143																
Dan Petry, R ERA: 5.64 (6, 1)	2.0 12 3 3 2 2 2 0 0 0 1 0 0 21 38 9.00 2.500																

livebaseballscorecards.com



Batter	1	2	3	4	5	6	7	8	9	AB	R	H	RBI	BB	SO	LOB	BOTTOM
Otis Nixon, S OBP: 0.392, SLG: 0.354 (1, 9)										3	1	1	1	1	0	0	Cincinnati Reds @ Atlanta Braves Atlanta-Fulton County Stadium, Atlanta, GA Thu Jul 04 1991, 7:05 PM EDT Att: 42,153 - Cloudy - 82 F
Deion Sanders, L OBP: 0.284, SLG: 0.321 (1, 7) (7, 8)										4	0	1	0	0	2	1	
Terry Pendleton, S OBP: 0.376, SLG: 0.517 (1, 5)										3	0	0	0	0	1	3	
Ron Gant, R OBP: 0.295, SLG: 0.477 Brian Hunter, R OBP: 0.398, SLG: 0.689 (7, 7)										3	0	0	0	0	1	2	
Jeff Treadway, L OBP: 0.371, SLG: 0.432 (1, 4)										3	0	0	0	0	1	2	
Mike Bell, L OBP: 0.267, SLG: 0.467 (1, 3)										3	1	1	0	0	0	0	
Greg Olson, R OBP: 0.326, SLG: 0.369 (1, 2)										3	1	1	0	0	0	1	
Rafael Belliard, R OBP: 0.268, SLG: 0.261 (5, PH) Jeff Blauser, R OBP: 0.379, SLG: 0.480 (6, 6)										1	0	0	0	0	0	0	
Pete Smith, R OBP: 0.231, SLG: 0.167 (1, 1) Rick Mahler, R OBP: 0.091, SLG: 0.091 (5, PH) Tommy Gregg, L OBP: 0.259, SLG: 0.191 (6, 1) Dan Petry, R (6, 1) Mark Lemke, S OBP: 0.337, SLG: 0.342 (7, PH)										0	0	0	0	0	0	0	
Inning Stats	R: 1 E: 1 K: 2 S: 12	H: 1 LOB: 0 BB: 0 P: 17	R: 0 E: 0 K: 0 S: 6	H: 0 LOB: 0 BB: 0 P: 11	R: 0 E: 0 K: 0 S: 6	H: 0 LOB: 0 BB: 0 P: 10	R: 0 E: 0 K: 1 S: 8	H: 0 LOB: 0 BB: 0 P: 13	R: 0 E: 1 K: 1 S: 9	H: 1 LOB: 2 BB: 1 P: 16	R: 3 E: 0 K: 0 S: 9	H: 3 LOB: 0 BB: 0 P: 12					
PITCHER	IP WLS BF H R ER SO BB IBB HBP BLK WP HR S P ERA WHIP																
Kip Gross, R ERA: 2.91 (1, 1)	6.0 W 26 6 4 3 5 1 0 0 0 0 0 0 54 84 4.50 1.167																
Tim Layana, R ERA: 11.81 (7, 1)	1.0 3 0 0 0 0 0 0 0 0 0 0 0 5 8 0.00 0.000																

livebaseballscorecards.com



Batter	1	2	3	4	5	6	7	8	9	AB	R	H	RBI	BB	SO	LOB	TOP
Otis Nixon, S <small>OBP: 0.389, SLG: 0.356</small> 										4	1	1	0	0	2	2	Atlanta Braves @ Los Angeles Dodgers Dodger Stadium, Los Angeles, CA Fri Jul 05 1991, 7:05 PM PDT Att: 49,199 - Sunny - 75 F
Deion Sanders, L <small>OBP: 0.280, SLG: 0.305</small> 										4	0	0	0	1	1	3	
Terry Pendleton, S <small>OBP: 0.378, SLG: 0.517</small> 										4	1	2	1	0	0	3	
Ron Gant, R <small>OBP: 0.294, SLG: 0.481</small> 										4	1	1	1	0	0	4	
Jeff Blauser, R <small>OBP: 0.377, SLG: 0.492</small> Rafael Belliard, R <small>OBP: 0.268, SLG: 0.261</small> 										4	1	1	2	0	1	1	
Mike Bell, L <small>OBP: 0.211, SLG: 0.368</small> 										4	0	0	0	0	2	0	
Greg Olson, R <small>OBP: 0.324, SLG: 0.366</small> 										4	0	1	0	0	2	0	
Mark Lemke, S <small>OBP: 0.344, SLG: 0.342</small> 										3	0	1	0	1	0	1	
Tom Glavine, L <small>OBP: 0.357, SLG: 0.316</small> 										2	0	1	0	0	1	0	
Inning Stats <small>R: 1 H: 2 E: 0 LOB: 1 K: 1 BB: 0 S: 10</small>	<small>R: 0 H: 0 E: 0 LOB: 0 K: 1 BB: 0 S: 8</small>	<small>R: 0 H: 1 E: 0 LOB: 2 K: 1 BB: 0 S: 12</small>	<small>R: 0 H: 0 E: 0 LOB: 0 K: 1 BB: 0 S: 9</small>	<small>R: 0 H: 0 E: 0 LOB: 1 K: 1 BB: 1 S: 9</small>	<small>R: 2 H: 3 E: 0 LOB: 1 K: 1 BB: 0 S: 12</small>	<small>R: 1 H: 1 E: 1 LOB: 1 K: 1 BB: 1 S: 17</small>	<small>R: 0 H: 0 E: 0 LOB: 0 K: 2 BB: 0 S: 11</small>	<small>R: 0 H: 1 E: 0 LOB: 1 K: 0 BB: 0 S: 11</small>	<small>1B: 5 SF: 0 2B: 1 SAC: 3 3B: 1 DP: 0 HR: 1 HBP: 0</small>	WP: 0 PA: 38							
PITCHER <small>IP WLS BF H R ER SO BB IBB HBP BLK WP HR S P ERA WHIP</small>	<small>7.0 L 31 7 4 4 7 2 0 0 0 0 0 1 77 112 5.14 1.286</small>	<small>1.0 3 0 0 0 2 0 0 0 0 0 0 0 11 13 0.00 0.000</small>	<small>1.0 4 1 0 0 0 0 0 0 0 0 0 0 11 16 0.00 1.000</small>		<small>IP WLS BF H R ER SO BB IBB HBP BLK WP HR S P ERA WHIP</small>	<small>IP WLS BF H R ER SO BB IBB HBP BLK WP HR S P ERA WHIP</small>	<small>IP WLS BF H R ER SO BB IBB HBP BLK WP HR S P ERA WHIP</small>	<small>IP WLS BF H R ER SO BB IBB HBP BLK WP HR S P ERA WHIP</small>	<small>1B: 6 SF: 1 2B: 2 SAC: 0 3B: 0 DP: 1 HR: 0 HBP: 0</small>	WP: 0 PA: 36							

Batter	1	2	3	4	5	6	7	8	9	AB	R	H	RBI	BB	SO	LOB	BOTTOM
Brett Butler, L <small>OBP: 0.393, SLG: 0.332</small> 										4	0	1	0	0	0	0	Atlanta Braves @ Los Angeles Dodgers Dodger Stadium, Los Angeles, CA Fri Jul 05 1991, 7:05 PM PDT Att: 49,199 - Sunny - 75 F
Juan Samuel, R <small>OBP: 0.360, SLG: 0.451</small> 									4	0	0	0	0	2	1		
Darryl Strawberry, L <small>OBP: 0.340, SLG: 0.401</small> 									4	0	1	0	0	1	0		
Eddie Murray, S <small>OBP: 0.326, SLG: 0.399</small> 									4	0	0	0	0	2	2		
Kal Daniels, L <small>OBP: 0.330, SLG: 0.426</small> 									4	1	2	0	0	0	0		
Gary Carter, R <small>OBP: 0.359, SLG: 0.438</small> 									4	0	2	0	0	1	2		
Mike Sharperson, R <small>OBP: 0.360, SLG: 0.364</small> 										4	0	2	0	0	3		
Alfredo Griffin, S <small>OBP: 0.273, SLG: 0.260</small> 										2	0	0	1	1	2		
Tim Belcher, R <small>OBP: 0.167, SLG: 0.194</small> Stan Javier, S <small>OBP: 0.292, SLG: 0.347</small> Tim Crews, R <small>OBP: 0.229, SLG: 0.265</small> 										2	0	0	0	0	2	1	
Inning Stats <small>R: 0 H: 2 E: 0 LOB: 1 K: 1 BB: 0 S: 8</small>	<small>R: 1 H: 2 E: 0 LOB: 1 K: 2 BB: 0 S: 12</small>	<small>R: 0 H: 0 E: 0 LOB: 0 K: 1 BB: 0 S: 9</small>	<small>R: 0 H: 1 E: 0 LOB: 1 K: 1 BB: 0 S: 7</small>	<small>R: 0 H: 0 E: 0 LOB: 0 K: 1 BB: 0 S: 6</small>	<small>R: 0 H: 2 E: 0 LOB: 2 K: 2 BB: 0 S: 12</small>	<small>R: 0 H: 0 E: 0 LOB: 0 K: 0 BB: 0 S: 9</small>	<small>R: 0 H: 1 E: 1 LOB: 3 K: 1 BB: 1 S: 21</small>	<small>1B: 6 SF: 1 2B: 2 SAC: 0 3B: 0 DP: 1 HR: 0 HBP: 0</small>	WP: 0 PA: 36								
PITCHER <small>IP WLS BF H R ER SO BB IBB HBP BLK WP HR S P ERA WHIP</small>	<small>9.0 W 36 8 1 1 10 1 0 0 0 0 0 0 90 131 1.00 1.000</small>	<small>IP WLS BF H R ER SO BB IBB HBP BLK WP HR S P ERA WHIP</small>	<small>IP WLS BF H R ER SO BB IBB HBP BLK WP HR S P ERA WHIP</small>	<small>IP WLS BF H R ER SO BB IBB HBP BLK WP HR S P ERA WHIP</small>	<small>IP WLS BF H R ER SO BB IBB HBP BLK WP HR S P ERA WHIP</small>	<small>IP WLS BF H R ER SO BB IBB HBP BLK WP HR S P ERA WHIP</small>	<small>IP WLS BF H R ER SO BB IBB HBP BLK WP HR S P ERA WHIP</small>	<small>IP WLS BF H R ER SO BB IBB HBP BLK WP HR S P ERA WHIP</small>	<small>1B: 6 SF: 1 2B: 2 SAC: 0 3B: 0 DP: 1 HR: 0 HBP: 0</small>	WP: 0 PA: 36							

AB	33
R	4
H	8
RBI	4
BB	2
SO	9
LOB	14



AB	34
R	1
H	8
RBI	1
BB	1
SO	10
LOB	16



Batter	1	2	3	4	5	6	7	8	9	AB	R	H	RBI	BB	SO	LOB	TOP
Otis Nixon, S <small>OBP: 0.390, SLG: 0.354</small> 										4	1	1	0	1	1	0	Atlanta Braves @ Los Angeles Dodgers Dodger Stadium, Los Angeles, CA Sat Jul 06 1991, 7:05 PM PDT Att: 47,207 - Cloudy - 77 F
Lonnie Smith, R <small>OBP: 0.348, SLG: 0.362</small> 										4	1	0	0	0	1	1	
Terry Pendleton, S <small>OBP: 0.379, SLG: 0.516</small> 										4	1	1	0	1	1	2	
Ron Gant, R <small>OBP: 0.296, SLG: 0.483</small> 										5	2	2	3	0	1	3	
Jeff Blauser, R <small>OBP: 0.373, SLG: 0.484</small> 										5	0	1	0	0	1	3	
Brian Hunter, R <small>OBP: 0.370, SLG: 0.640</small> 										5	0	1	1	0	1	1	
Greg Olson, R <small>OBP: 0.333, SLG: 0.374</small> 										2	1	1	0	2	0	0	
Mark Lemke, S <small>OBP: 0.340, SLG: 0.337</small> 										4	0	1	1	0	0	4	
<small>29 John Smoltz, R Rick Mahler, R Mike Stanton, L Marvin Freeman, R Tony Gandy, L Stan Javier, S Jeff Thomas, L Rafael Barrios, R Kevin Mercker, L</small> 										1	0	0	0	0	0	1	
Inning Stats <small>R: 0, H: 0, E: 1, K: 2, S: 10</small>	<small>R: 1, H: 2, E: 0, K: 0, S: 8</small>	<small>R: 0, H: 1, E: 1, K: 1, S: 11</small>	<small>R: 0, H: 0, E: 0, K: 0, S: 6</small>	<small>R: 0, H: 3, E: 0, K: 1, S: 10</small>	<small>R: 0, H: 0, E: 0, K: 0, S: 6</small>	<small>R: 1, H: 3, E: 0, K: 0, S: 10</small>	<small>R: 4, H: 2, E: 1, K: 2, S: 21</small>	<small>R: 0, H: 0, E: 0, K: 0, S: 7</small>	<small>R: 0, H: 0, E: 0, K: 0, S: 7</small>	<small>1B: 5, 2B: 4, 3B: 0, HR: 0</small>	<small>SF: 0, SAC: 0, DP: 1, HBP: 1</small>	<small>WP: 0, PB: 0, SB: 2, CS: 0</small>	<small>PA: 42</small>	AB 37 R 6 H 8 RBI 5 BB 4 SO 6 LOB 19			
PITCHER Orel Hershiser, R <small>ERA: 3.8</small> Dennis Cook, L <small>ERA: 5.4</small> Mike Hartley, R <small>ERA: 3.62</small> John Candelaria, L <small>ERA: 1.77</small> Kevin Cross, R <small>ERA: 4.29</small>	<small>IP: 6.0, WLS: 7, BF: 29, H: 7, R: 4, ER: 4, SO: 4, BB: 2, IBB: 0, HBP: 1, BLK: 0, WP: 0, HR: 0, S: 55, P: 87, ERA: 6.00, WHIP: 1.500</small>	<small>IP: 0.0, WLS: 1, BF: 0, H: 0, R: 0, ER: 0, SO: 0, BB: 1, IBB: 0, HBP: 0, BLK: 0, WP: 0, HR: 0, S: 3, P: 7, ERA: ∞, WHIP: ∞</small>	<small>IP: 0.2, WLS: 1, BF: 2, H: 2, R: 1, ER: 2, SO: 2, BB: 0, IBB: 0, HBP: 0, BLK: 0, WP: 0, HR: 13, P: 19, ERA: 13.50, WHIP: 3.000</small>	<small>IP: 1.1, WLS: 4, BF: 0, H: 0, R: 0, ER: 0, SO: 0, BB: 0, IBB: 0, HBP: 0, BLK: 0, WP: 0, HR: 8, P: 10, ERA: 0.00, WHIP: 0.000</small>	<small>IP: 1.0, WLS: 3, BF: 0, H: 0, R: 0, ER: 0, SO: 0, BB: 0, IBB: 0, HBP: 0, BLK: 0, WP: 0, HR: 7, P: 10, ERA: 0.00, WHIP: 0.000</small>	PITCHER <small>IP: 6.0, WLS: 7, BF: 29, H: 7, R: 4, ER: 4, SO: 4, BB: 2, IBB: 0, HBP: 1, BLK: 0, WP: 0, HR: 0, S: 55, P: 87, ERA: 6.00, WHIP: 1.500</small>	<small>IP: 0.0, WLS: 1, BF: 0, H: 0, R: 0, ER: 0, SO: 0, BB: 1, IBB: 0, HBP: 0, BLK: 0, WP: 0, HR: 13, P: 19, ERA: 13.50, WHIP: 3.000</small>	<small>IP: 1.1, WLS: 4, BF: 0, H: 0, R: 0, ER: 0, SO: 0, BB: 0, IBB: 0, HBP: 0, BLK: 0, WP: 0, HR: 8, P: 10, ERA: 0.00, WHIP: 0.000</small>	<small>IP: 1.0, WLS: 3, BF: 0, H: 0, R: 0, ER: 0, SO: 0, BB: 0, IBB: 0, HBP: 0, BLK: 0, WP: 0, HR: 7, P: 10, ERA: 0.00, WHIP: 0.000</small>	<small>1B: 5, 2B: 4, 3B: 0, HR: 0</small>	<small>SF: 0, SAC: 0, DP: 1, HBP: 1</small>	<small>WP: 0, PB: 0, SB: 2, CS: 0</small>	<small>PA: 42</small>	AB 37 R 6 H 8 RBI 5 BB 4 SO 6 LOB 19			

Batter	1	2	3	4	5	6	7	8	9	AB	R	H	RBI	BB	SO	LOB	BOTTOM
Brett Butler, L <small>OBP: 0.399, SLG: 0.336</small> 										3	2	2	2	0	0	Atlanta Braves @ Los Angeles Dodgers Dodger Stadium, Los Angeles, CA Sat Jul 06 1991, 7:05 PM PDT Att: 47,207 - Cloudy - 77 F	
Juan Samuel, R <small>OBP: 0.355, SLG: 0.447</small> 										5	0	1	0	0	1		5
Darryl Strawberry, L <small>OBP: 0.342, SLG: 0.408</small> 										4	2	1	2	1	2		
Eddie Murray, S <small>OBP: 0.328, SLG: 0.399</small> 										3	0	1	1	1	2		
Kal Daniels, L <small>OBP: 0.328, SLG: 0.420</small> 										3	0	0	0	1	1		3
Lenny Harris, L <small>OBP: 0.357, SLG: 0.338</small> 										4	1	2	2	0	0		
Gary Carter, R <small>OBP: 0.348, SLG: 0.422</small> 										4	0	0	0	0	2		3
Alfredo Griffin, S <small>OBP: 0.277, SLG: 0.270</small> 										4	1	2	0	0	1		0
<small>Orel Hershiser, R Dennis Cook, L Mike Hartley, R John Candelaria, L Stan Javier, S Kevin Cross, R</small> 										1	1	0	0	1	0	1	
Inning Stats <small>R: 2, H: 2, E: 0, K: 1, S: 17</small>	<small>R: 3, H: 2, E: 0, K: 1, S: 10</small>	<small>R: 0, H: 1, E: 0, K: 0, S: 7</small>	<small>R: 0, H: 1, E: 0, K: 1, S: 13</small>	<small>R: 0, H: 3, E: 1, K: 1, S: 10</small>	<small>R: 0, H: 0, E: 0, K: 2, S: 10</small>	<small>R: 0, H: 0, E: 0, K: 1, S: 7</small>	<small>R: 0, H: 0, E: 0, K: 1, S: 15</small>	<small>1B: 7, 2B: 1, 3B: 1, HR: 0</small>	<small>SF: 0, SAC: 1, DP: 0, HBP: 0</small>	<small>WP: 1, PB: 0, SB: 2, CS: 0</small>	<small>PA: 39</small>	AB 32 R 7 H 9 RBI 7 BB 6 SO 8 LOB 16					
PITCHER 29 John Smoltz, R <small>ERA: 5.16</small> Rick Mahler, R <small>ERA: 3.91</small> Marvin Freeman, R <small>ERA: 3.33</small> Mike Stanton, L <small>ERA: 3.09</small> Kent Mercker, L <small>ERA: 1.52</small>	<small>IP: 1.2, WLS: 1, BF: 13, H: 4, R: 5, ER: 5, SO: 2, BB: 4, IBB: 0, HBP: 0, BLK: 0, WP: 0, HR: 26, P: 49, ERA: 27.00, WHIP: 4.800</small>	<small>IP: 2.1, WLS: 10, BF: 2, H: 0, R: 0, ER: 0, SO: 1, BB: 1, IBB: 0, HBP: 0, BLK: 0, WP: 0, HR: 21, P: 38, ERA: 0.00, WHIP: 1.286</small>	<small>IP: 1.0, WLS: 6, BF: 3, H: 2, R: 2, ER: 2, SO: 1, BB: 0, IBB: 0, HBP: 0, BLK: 0, WP: 0, HR: 10, P: 11, ERA: 18.00, WHIP: 3.000</small>	<small>IP: 1.0, WLS: 3, BF: 0, H: 0, R: 0, ER: 0, SO: 2, BB: 0, IBB: 0, HBP: 0, BLK: 0, WP: 0, HR: 10, P: 13, ERA: 0.00, WHIP: 0.000</small>	<small>IP: 2.0, WLS: 7, BF: 0, H: 0, R: 0, ER: 0, SO: 2, BB: 1, IBB: 0, HBP: 0, BLK: 1, WP: 0, HR: 22, P: 33, ERA: 0.00, WHIP: 0.500</small>	PITCHER <small>IP: 1.2, WLS: 1, BF: 13, H: 4, R: 5, ER: 5, SO: 2, BB: 4, IBB: 0, HBP: 0, BLK: 0, WP: 0, HR: 26, P: 49, ERA: 27.00, WHIP: 4.800</small>	<small>IP: 0.0, WLS: 10, BF: 2, H: 0, R: 0, ER: 0, SO: 1, BB: 1, IBB: 0, HBP: 0, BLK: 0, WP: 0, HR: 21, P: 38, ERA: 0.00, WHIP: 1.286</small>	<small>IP: 1.0, WLS: 6, BF: 3, H: 2, R: 2, ER: 2, SO: 1, BB: 0, IBB: 0, HBP: 0, BLK: 0, WP: 0, HR: 10, P: 11, ERA: 18.00, WHIP: 3.000</small>	<small>IP: 1.0, WLS: 3, BF: 0, H: 0, R: 0, ER: 0, SO: 2, BB: 0, IBB: 0, HBP: 0, BLK: 0, WP: 0, HR: 10, P: 13, ERA: 0.00, WHIP: 0.000</small>	<small>1B: 7, 2B: 1, 3B: 1, HR: 0</small>	<small>SF: 0, SAC: 1, DP: 0, HBP: 0</small>	<small>WP: 1, PB: 0, SB: 2, CS: 0</small>	<small>PA: 39</small>	AB 32 R 7 H 9 RBI 7 BB 6 SO 8 LOB 16			

Batter	1	2	3	4	5	6	7	8	9	AB	R	H	RBI	BB	SO	LOB	TOP				
Rex Hudler, R OBP: 0.307, SLG: 0.380 (1, 7)	G6-3			G6-3					K	4	0	1	0	0	0	1					
Ozzie Smith, S OBP: 0.410, SLG: 0.372 (1, 6)	G4-3			L4					G6-3	4	0	0	0	0	0	1					
Gerald Perry, L OBP: 0.277, SLG: 0.438 (1, 3)	K			G3					K	4	0	0	0	0	2	1					
Todd Zeile, R OBP: 0.349, SLG: 0.399 (1, 5)		G6-3				F8			E5	3	0	0	0	0	0	0					
Felix Jose, S OBP: 0.383, SLG: 0.445 (1, 9)		K				P4			E4	3	1	0	0	0	1	1					
Tom Pagnozzi, R OBP: 0.305, SLG: 0.350 (1, 2)		G6-3				L8			FC5-2	3	0	0	0	0	0	2					
Ray Lankford, L OBP: 0.286, SLG: 0.331 (1, 8)				K						3	0	1	1	0	2	0					
José Oquendo, S OBP: 0.365, SLG: 0.295 (1, 4)				G5-3						2	0	0	0	1	0	0					
Jose DeLeon, R OBP: 0.063, SLG: 0.063 (8, PH)				K						2	0	0	0	0	1	0					
Geronimo Pena, S OBP: 0.297, SLG: 0.333 (8, PH)										0	0	0	0	0	0	0					
Milt Thompson, L OBP: 0.392, SLG: 0.475 (8, PH)										1	0	0	0	0	0	3					
Scott Terry, R OBP: 0.250, SLG: 0.250 (8, 1)										0	0	0	0	0	0	0					
Inning Stats	R: 0 H: 0 E: 0 K: 1 S: 9	H: 0 LOB: 0 BB: 0 P: 13	R: 0 H: 0 E: 0 K: 1 S: 13	H: 0 LOB: 0 BB: 0 P: 18	R: 0 H: 0 E: 0 K: 2 S: 9	H: 0 LOB: 0 BB: 0 P: 9	R: 0 H: 0 E: 0 K: 0 S: 7	H: 0 LOB: 0 BB: 0 P: 11	R: 0 H: 0 E: 0 K: 0 S: 6	H: 0 LOB: 0 BB: 0 P: 7	R: 0 H: 1 E: 0 K: 0 S: 10	H: 1 LOB: 0 BB: 0 P: 16	R: 1 H: 1 E: 2 K: 0 S: 11	H: 1 LOB: 2 BB: 1 P: 20	R: 0 H: 0 E: 0 K: 2 S: 10	H: 0 LOB: 0 BB: 0 P: 12	1B: 2 2B: 1 3B: 0 HR: 0	SF: 0 SAC: 0 DP: 1 HBP: 0	WP: 0 PB: 0 SB: 0 CS: 1	PA: 30	
PITCHER	IP	WLS	BF	H	R	ER	SO	BB	IBB	HBP	BLK	WP	HR	S	P	ERA	WHIP				
Steve Avery, L ERA: 3.69	7.1	W	26	2	1	0	5	1	0	0	0	0	0	70	103	0.00	0.409				
Juan Berenguer, R ERA: 2.32	1.2	S	4	0	0	0	2	0	0	0	0	0	0	14	19	0.00	0.000				

St. Louis Cardinals @ Atlanta Braves
Atlanta-Fulton County Stadium, Atlanta, GA
Thu Jul 11 1991, 7:05 PM EDT
Att: 17,060 - Cloudy - 90 F

AB 29
R 1
H 2
RBI 1
BB 1
SO 7
LOB 8



Batter	1	2	3	4	5	6	7	8	9	AB	R	H	RBI	BB	SO	LOB	BOTTOM				
Otis Nixon, S OBP: 0.385, SLG: 0.347 (1, 9)				P3						3	0	1	1	1	0	0					
Jeff Treadway, L OBP: 0.385, SLG: 0.422 (1, 4)	P5			G3						4	0	0	0	0	0	1					
Mark Lemke, S OBP: 0.337, SLG: 0.333 (9, 4)										0	0	0	0	0	0	0					
Terry Pendleton, S OBP: 0.379, SLG: 0.512 (1, 5)	G4-3									4	0	2	0	0	1	0					
Ron Gant, R OBP: 0.298, SLG: 0.478 (1, 8)		P6		P5						4	1	0	0	0	0	2					
Lonnie Smith, R OBP: 0.353, SLG: 0.367 (1, 7)										4	0	2	0	0	0	0					
Deion Sanders, L OBP: 0.271, SLG: 0.294 (8, PR) (9, 7)		1B								0	1	0	0	0	0	0					
Jeff Blauser, R OBP: 0.377, SLG: 0.479 (1, 6)										2	1	1	0	2	0	0					
Rafael Belliard, R OBP: 0.267, SLG: 0.260 (9, 6)										0	0	0	0	0	0	0					
Brian Hunter, R OBP: 0.356, SLG: 0.618 (1, 3)										4	0	1	2	0	1	4					
Greg Olson, R OBP: 0.335, SLG: 0.367 (1, 2)										2	1	0	1	2	0	1					
Steve Avery, L OBP: 0.333, SLG: 0.343 (1, 1)										2	0	1	0	0	0	3					
Juan Berenguer, R (8, 1)										1	0	0	0	0	0	3					
Inning Stats	R: 0 H: 0 E: 0 K: 0 S: 7	H: 2 LOB: 3 BB: 1 P: 13	R: 0 H: 2 E: 0 K: 1 S: 14	H: 1 LOB: 1 BB: 1 P: 24	R: 0 H: 1 E: 0 K: 0 S: 9	H: 0 LOB: 1 BB: 0 P: 16	R: 0 H: 0 E: 0 K: 0 S: 9	H: 0 LOB: 1 BB: 1 P: 18	R: 0 H: 1 E: 0 K: 0 S: 7	H: 1 LOB: 0 BB: 0 P: 12	R: 2 H: 1 E: 1 K: 0 S: 11	H: 1 LOB: 1 BB: 0 P: 15	R: 2 H: 3 E: 0 K: 0 S: 14	H: 3 LOB: 3 BB: 2 P: 26	1B: 6 2B: 2 3B: 0 HR: 0	SF: 0 SAC: 1 DP: 0 HBP: 0	WP: 0 PB: 0 SB: 0 CS: 1	PA: 36			
PITCHER	IP	WLS	BF	H	R	ER	SO	BB	IBB	HBP	BLK	WP	HR	S	P	ERA	WHIP				
Jose DeLeon, R ERA: 2.94	7.0	L	28	5	2	0	2	3	0	0	0	0	0	66	110	0.00	1.143				
Scott Terry, R ERA: 1.62	1.0		8	3	2	2	0	1	1	0	0	0	0	14	26	18.00	4.000				

St. Louis Cardinals @ Atlanta Braves
Atlanta-Fulton County Stadium, Atlanta, GA
Thu Jul 11 1991, 7:05 PM EDT
Att: 17,060 - Cloudy - 90 F

AB 30
R 4
H 8
RBI 4
BB 5
SO 2
LOB 14



Batter	1	2	3	4	5	6	7	8	9	AB	R	H	RBI	BB	SO	LOB	TOP			
Milt Thompson, L (1, 7) OBP: 0.394, SLG: 0.481	0-1 1B		2-1 G5-3		2-1 G4-3		3-3 K			4	0	2	0	0	1	1				
Ozzie Smith, S (1, 6) OBP: 0.408, SLG: 0.371	0-0 1B		1-2 G4-3		1-1 G4-3		0-3 K			4	0	1	0	0	1	2				
Gerald Perry, L (1, 3) OBP: 0.276, SLG: 0.429	3-1 F8			0-0 2B	2-1 F9			0-1 G3		4	1	1	0	0	0	3				
Todd Zeile, R (1, 5) OBP: 0.348, SLG: 0.400	0-0 F7			0-0 2B	3-2 F7			3-2 G6-3		4	1	1	1	0	0	2				
Felix Jose, S (1, 9) OBP: 0.385, SLG: 0.449	2-3 K			1-0 SF8	0-0 1B			1-0 P4		4	0	2	0	0	1	2				
Ray Lankford, L (1, 8) OBP: 0.282, SLG: 0.327		2-1 F9		1-2 SF8	0-0 P6			1-2 G4-3		3	0	0	1	0	0	1				
Tom Pagnozzi, R (1, 2) OBP: 0.305, SLG: 0.345		0-0 F9		2-3 FC5-2-5	1-3 K			0-0 F9		4	0	0	0	0	1	2				
José Oquendo, S (1, 4) OBP: 0.363, SLG: 0.291		0-1 F7		0-0 G1-3			4-1 FC5-4	2-3 K		3	0	0	0	1	1					
Bryn Smith, R (1, 1) OBP: 0.231, SLG: 0.216			2-1 G6-3		3-3 K		1-1 FC5-4			2	0	0	0	0	1	0				
Rex Hudler, R (7, PH) OBP: 0.304, SLG: 0.376										1	0	0	0	0	0	1				
Cris Carpenter, R (7, 1) OBP: 0.500, SLG: 0.500										0	0	0	0	0	0	0				
Inning Stats	R: 0 E: 0 K: 1 S: 9	H: 2 LOB: 2 BB: 0 P: 14	R: 0 E: 0 K: 0 S: 5	H: 0 LOB: 0 BB: 0 P: 7	R: 0 E: 0 K: 0 S: 7	H: 0 LOB: 0 BB: 0 P: 12	R: 2 E: 0 K: 0 S: 9	H: 3 LOB: 1 BB: 0 P: 11	R: 0 E: 0 K: 1 S: 9	H: 1 LOB: 1 BB: 0 P: 12	R: 0 E: 0 K: 2 S: 10	H: 0 LOB: 1 BB: 1 P: 18	R: 0 E: 0 K: 0 S: 6	H: 0 LOB: 0 BB: 0 P: 10	R: 0 E: 0 K: 1 S: 7	H: 0 LOB: 0 BB: 0 P: 10	1B: 4 2B: 3 HR: 0	SF: 1 SAC: 0 DP: 0 HBP: 0	WP: 0 PB: 0 SB: 0 CS: 0	PA: 35
PITCHER	IP WLS BF H R ER SO BB IBB HBP BLK WP HR S P ERA WHIP																			
29 John Smoltz, R (1, 1) ERA: 5.03	6.1 W 27 7 2 2 3 1 0 0 0 0 0 0 51 81 2.84 1.263																			
Mike Stanton, L (7, 1) ERA: 2.99	2.0 6 0 0 0 2 0 0 0 0 0 0 0 16 24 0.00 0.000																			
Juan Berenguer, R (9, 1) ERA: 2.29	0.2 2 0 0 0 1 0 0 0 0 0 0 0 4 6 0.00 0.000																			

St. Louis Cardinals @ Atlanta Braves
Atlanta-Fulton County Stadium, Atlanta, GA
Fri Jul 12 1991, 7:05 PM EDT
Att: 28,114 - Sunny - 90 F

AB 33
R 2
H 7
RBI 2
BB 1
SO 6
LOB 15



Batter	1	2	3	4	5	6	7	8	9	AB	R	H	RBI	BB	SO	LOB	BOTTOM			
Otis Nixon, S (1, 9) OBP: 0.387, SLG: 0.347	1-1 B1-3		3-3 K		1-1 1B		4-2 F8			3	0	1	0	1	1	2				
Jeff Treadway, L (1, 4) OBP: 0.383, SLG: 0.424	1-2 F7		0-1 1B		0-0 F8		0-0 F8			4	0	1	2	0	0	3				
Mark Lemke, S (8, 4) OBP: 0.337, SLG: 0.333			2-H 3-H 1-2 2-3				1-2 2-3			0	0	0	0	0	0	0				
Terry Pendleton, S (1, 5) OBP: 0.384, SLG: 0.512	0-3 K		2-H 1B		4-2 HR		4-0 IBB			2	1	1	0	2	1	0				
Ron Gant, R (1, 8) OBP: 0.301, SLG: 0.493		1-0 F9		0-0 HR	0-3 K		2-1 F7			4	1	2	1	0	1	4				
Lonnie Smith, R (1, 7) OBP: 0.356, SLG: 0.407		2-2 F9		1-3 K	1-0 K			2-0 HR		4	2	2	3	0	1	1				
Deion Sanders, L (9, 7) OBP: 0.271, SLG: 0.294		2-3 F9			1-H HR					0	0	0	0	0	0	0				
Jeff Blauser, R (1, 6) OBP: 0.372, SLG: 0.471		2-2 F9-2		2-2 P4	0-2 G3			0-0 F8		3	0	0	0	0	0	1				
Rafael Belliard, R (7, 6) OBP: 0.266, SLG: 0.259		3-H F9-2								1	0	0	0	0	0	0				
Brian Hunter, R (1, 3) OBP: 0.349, SLG: 0.593			0-0 2B	2-2 G6-3	1-0 P3			1-0 P4		4	1	1	0	0	0	0				
Greg Olson, R (1, 2) OBP: 0.333, SLG: 0.364			0-0 2B	0-1 G1-3	0-1 F7			1-0 G6-3		4	1	1	0	0	0	0				
29 John Smoltz, R (1, 1) OBP: 0.176, SLG: 0.156			0-1 SH5-4		0-3 K		1-2 F8			1	0	0	0	0	1	0				
Mike Stanton, L (7, 1) OBP: 0.500, SLG: 1.000			1-2 2-3							1	0	1	0	0	0	0				
Juan Berenguer, R (9, 1) ERA: 3.65										0	0	0	0	0	0	0				
Inning Stats	R: 0 E: 0 K: 1 S: 11	H: 0 LOB: 0 BB: 0 P: 13	R: 0 E: 0 K: 0 S: 7	H: 1 LOB: 0 BB: 0 P: 12	R: 2 E: 0 K: 1 S: 12	H: 4 LOB: 1 BB: 0 P: 16	R: 1 E: 0 K: 1 S: 11	H: 1 LOB: 0 BB: 0 P: 16	R: 0 E: 0 K: 1 S: 8	H: 1 LOB: 1 BB: 0 P: 9	R: 2 E: 0 K: 1 S: 12	H: 1 LOB: 0 BB: 1 P: 17	R: 0 E: 0 K: 0 S: 14	H: 1 LOB: 3 BB: 2 P: 25	R: 1 E: 0 K: 0 S: 4	H: 1 LOB: 0 BB: 0 P: 8	1B: 4 2B: 4 3B: 0 HR: 3	SF: 0 SAC: 1 DP: 1 HBP: 0	WP: 0 PB: 0 SB: 0 CS: 0	PA: 35
PITCHER	IP WLS BF H R ER SO BB IBB HBP BLK WP HR S P ERA WHIP																			
Bryn Smith, R (1, 1) ERA: 3.65	6.0 L 25 8 5 5 5 1 0 0 0 0 0 1 61 83 7.50 1.500																			
Cris Carpenter, R (7, 1) ERA: 3.65	2.0 10 2 1 1 0 1 1 0 0 0 0 1 18 33 4.50 1.500																			

St. Louis Cardinals @ Atlanta Braves
Atlanta-Fulton County Stadium, Atlanta, GA
Fri Jul 12 1991, 7:05 PM EDT
Att: 28,114 - Sunny - 90 F

AB 31
R 6
H 10
RBI 6
BB 3
SO 5
LOB 11



Batter	1	2	3	4	5	6	7	8	9	AB	R	H	RBI	BB	SO	LOB	TOP									
Bernard Gilkey, R OBP: 0.342, SLG: 0.324 (1, 7)	G3-4-3		1B			1B			G4-3	3	1	1	0	2	0	1	St. Louis Cardinals @ Atlanta Braves Atlanta-Fulton County Stadium, Atlanta, GA Sat Jul 13 1991, 7:05 PM EDT Att: 43,424 - Sunny - 89 F									
Ozzie Smith, S OBP: 0.405, SLG: 0.367 (1, 6)	P5		F8		K	P6			1B	5	0	1	1	0	1	5										
Todd Zeile, R OBP: 0.348, SLG: 0.400 (1, 5)	E5			1B	1B				F7	5	1	2	1	0	0	1										
Felix Jose, S OBP: 0.379, SLG: 0.442 (1, 9)	FC4			K	F8				G5-3	5	0	0	0	0	2	4										
Gerald Perry, L OBP: 0.286, SLG: 0.444 (1, 3)		K		1B	2B					4	2	2	0	0	1	0										
Tom Pagnozzi, R OBP: 0.304, SLG: 0.347 (1, 2)	G3			1B		K2-3			G6-3	4	0	1	2	0	1	1										
Rex Hudler, R OBP: 0.303, SLG: 0.372 (1, 8)	F9				F7				F7	4	0	1	1	0	0	1										
José Oquendo, S OBP: 0.357, SLG: 0.285 Lee Smith, R (8, 1)			G4-3		F7				G4-3	4	0	0	0	0	0	2										
Ken Hill, R OBP: 0.114, SLG: 0.031 Luis Alcides, S Willie Fraser, R Craig Wilson, R Juan Agosto, L Geronimo Peña, S			G1-3			K			G4-3	1	0	0	0	0	0	0										
Inning Stats	R: 0 E: 1 K: 0 S: 6	H: 0 LOB: 1 BB: 0 P: 12	R: 0 E: 0 K: 1 S: 6	H: 0 LOB: 0 BB: 0 P: 10	R: 0 E: 0 K: 0 S: 8	H: 1 LOB: 1 BB: 0 P: 10	R: 2 E: 0 K: 1 S: 13	H: 3 LOB: 1 BB: 0 P: 18	R: 1 E: 0 K: 2 S: 12	H: 1 LOB: 3 BB: 1 P: 23	R: 1 E: 0 K: 1 S: 14	H: 3 LOB: 3 BB: 1 P: 25	R: 0 E: 0 K: 0 S: 7	H: 0 LOB: 0 BB: 0 P: 11	R: 0 E: 0 K: 0 S: 4	H: 0 LOB: 0 BB: 0 P: 6		R: 1 E: 0 K: 0 S: 11	H: 1 LOB: 1 BB: 1 P: 19	1B: 7 2B: 2 3B: 0 HR: 0	SF: 0 SAC: 0 DP: 0 HBP: 0	WP: 1 PB: 0 SB: 3 CS: 0	PA: 40			
PITCHER	IP	WLS	BF	H	R	ER	SO	BB	IBB	HBP	BLK	WP	HR	S	P	ERA	WHIP									
Charlie Leibrandt, L ERA: 3.3 Marvin Freeman, R ERA: 3.07 Kent Mercker, L ERA: 1.98	(1, 1)	5.2	W	27	8	4	4	5	1	0	0	0	0	57	92	6.35	1.588									
	(6, 1)	2.1		8	0	0	0	1	1	0	0	0	1	0	13	23	0.00	0.429								
	(9, 1)	1.0		5	1	1	1	0	1	0	0	1	0	0	11	19	9.00	2.000								

AB	37
R	5
H	9
RBI	5
BB	3
SO	6
LOB	15



Batter	1	2	3	4	5	6	7	8	9	AB	R	H	RBI	BB	SO	LOB	BOTTOM									
Otis Nixon, S OBP: 0.391, SLG: 0.353 (1, 9)	K		1B			1B			F7	5	2	3	0	0	1	0	St. Louis Cardinals @ Atlanta Braves Atlanta-Fulton County Stadium, Atlanta, GA Sat Jul 13 1991, 7:05 PM EDT Att: 43,424 - Sunny - 89 F									
Jeff Treadway, L OBP: 0.388, SLG: 0.425 Mark Lemke, S (5, FR) (6, 4)	E8		1B			1B			G6-4-3	2	1	1	0	1	0	0										
Terry Pendleton, S OBP: 0.382, SLG: 0.519 (1, 5)	G4-3		1B			1B			G4-3	4	1	1	3	0	1	3										
Ron Gant, R OBP: 0.303, SLG: 0.502 (1, 8)	F8		1B			1B			K	3	1	1	3	1	1	1										
Lonnie Smith, R OBP: 0.354, SLG: 0.400 Deion Sanders, L (7, FR) (8, 7)	F7		1B			1B			E6	3	0	0	0	1	0	1										
Jeff Blauser, R OBP: 0.374, SLG: 0.469 Rafael Belliard, R OBP: 0.266, SLG: 0.259 (1, 6) (8, 6)	G4-3		1B			1B			G6-4-3	3	1	1	0	1	0	2										
Brian Hunter, R OBP: 0.358, SLG: 0.603 (1, 3)			1B			1B			G6-3	4	2	2	1	0	0	2										
Greg Olson, R OBP: 0.332, SLG: 0.381 (1, 2)	SF8		1B			1B			F8	3	1	1	3	0	1	0										
Charlie Leibrandt, R OBP: 0.053, SLG: 0.081 Marvin Freeman, R Tommy Gregg, L Kent Mercker, L			G4-3			F8			K	2	0	0	0	0	0	0										
Inning Stats	R: 0 E: 1 K: 1 S: 9	H: 0 LOB: 1 BB: 0 P: 12	R: 2 E: 0 K: 0 S: 9	H: 2 LOB: 0 BB: 0 P: 14	R: 3 E: 0 K: 1 S: 12	H: 3 LOB: 0 BB: 1 P: 22	R: 0 E: 0 K: 1 S: 7	H: 0 LOB: 0 BB: 0 P: 11	R: 3 E: 0 K: 0 S: 11	H: 2 LOB: 1 BB: 2 P: 24	R: 2 E: 0 K: 1 S: 10	H: 3 LOB: 0 BB: 0 P: 16	R: 0 E: 1 K: 1 S: 10	H: 0 LOB: 2 BB: 1 P: 24	R: 0 E: 0 K: 1 S: 5	H: 0 LOB: 0 BB: 0 P: 9		1B: 6 2B: 1 3B: 0 HR: 3	SF: 1 SAC: 0 DP: 2 HBP: 0	WP: 0 PB: 0 SB: 1 CS: 1	PA: 37					
PITCHER	IP	WLS	BF	H	R	ER	SO	BB	IBB	HBP	BLK	WP	HR	S	P	ERA	WHIP									
Ken Hill, R ERA: 3.89 Willie Fraser, R ERA: 8.82 Juan Agosto, L ERA: 5.87 Lee Smith, R ERA: 2.34	(1, 1)	4.0	L	18	5	3	3	0	2	0	0	0	0	1	11	24	27.00	4.000								
	(5, 1)	1.0		6	2	3	3	0	2	0	0	0	0	1	21	40	9.00	2.000								
	(8, 1)	1.0		3	0	0	0	1	0	0	0	0	0	5	9	0.00	0.000									

AB	32
R	10
H	10
RBI	10
BB	4
SO	6
LOB	10



Batter	1	2	3	4	5	6	7	8	9	AB	R	H	RBI	BB	SO	LOB	TOP			
Bernard Gilkey, R OBP: 0.336, SLG: 0.318 (1, 7)	L4		K		F9			G4-3		4	0	0	0	0	1	1				
Gerónimo Peña, S OBP: 0.302, SLG: 0.362 (1, 4)	HR		K			K			K	4	1	1	1	0	3	0				
Todd Zeile, R OBP: 0.350, SLG: 0.401 (1, 5) Ray Lankford, L OBP: 0.282, SLG: 0.327 (9, PR)	K			E6	G6-4-3			FC5-4	1B	4	0	2	0	0	1	0				
Felix Jose, S OBP: 0.375, SLG: 0.436 (1, 9)	F9			G6-4-3	1-2	G6-4-3	1-2	FC5-4	1-2	4	0	0	0	0	0	3				
Gerald Perry, L OBP: 0.295, SLG: 0.447 (1, 3)		SH1-3	BLK	FC6-2	1B			G4-3		4	0	2	0	0	1	1				
Rex Hudler, R OBP: 0.288, SLG: 0.365 (1, 8)	SH1-3			G6-3				P6		2	0	0	0	0	0	1				
Tom Pagnozzi, R OBP: 0.301, SLG: 0.343 (1, 2)		FC6-2				K		G6-3		3	0	0	0	0	1	1				
José Oquendo, S OBP: 0.357, SLG: 0.286 (1, 6)		F9						P3		3	0	1	0	0	0	1				
Bob Tewksbury, R OBP: 0.200, SLG: 0.200 (1, 1) Luis Alica, S OBP: 0.273, SLG: 0.300 (8, PH) Scott Terry, R OBP: 0.250, SLG: 0.250 (8, 1)						G4-3		F8		2	0	0	0	0	1	1				
						G4-3				1	0	0	0	0	0	0				
										0	0	0	0	0	0	0				
Inning Stats	R: 1 E: 0 K: 1 S: 10	H: 1 LOB: 0 BB: 0 P: 15	R: 0 E: 0 K: 0 S: 8	H: 1 LOB: 1 BB: 0 P: 15	R: 0 E: 0 K: 3 S: 9	H: 0 LOB: 0 BB: 0 P: 14	R: 0 E: 1 K: 0 S: 6	H: 1 LOB: 1 BB: 0 P: 9	R: 0 E: 0 K: 1 S: 6	H: 0 LOB: 0 BB: 0 P: 10	R: 0 E: 0 K: 0 S: 6	H: 0 LOB: 0 BB: 0 P: 9	R: 0 E: 0 K: 2 S: 9	H: 0 LOB: 0 BB: 0 P: 14	R: 0 E: 0 K: 2 S: 9	H: 1 LOB: 1 BB: 0 P: 14	1B: 5 2B: 0 3B: 0 HR: 1	SF: 0 SAC: 1 DP: 2 HBP: 0	WP: 0 PB: 0 SB: 0 CS: 0	PA: 32
PITCHER Tom Glavine, L ERA: 1.92 (1, 1)	IP: 9.0 WLS: W BF: 32 H: 6 R: 1 ER: 1 SO: 8 BB: 0 IBB: 0 HBP: 0 BLK: 1 WP: 0 HR: 1 S: 66 P: 105 ERA: 1.00 WHIP: 0.667															PITCHER				

St. Louis Cardinals @ Atlanta Braves
Atlanta-Fulton County Stadium, Atlanta, GA

AB 31
R 1
H 6
RBI 1
BB 0
SO 8
LOB 9



WP: 0 PA: 32
PB: 0
SB: 0
CS: 0

Sun Jul 14 1991, 3:33 AM EDT
Att: 22,684 - Cloudy - 90 F

Batter	1	2	3	4	5	6	7	8	9	AB	R	H	RBI	BB	SO	LOB	BOTTOM			
Otis Nixon, S OBP: 0.401, SLG: 0.362 (1, 9)	1B		SF7	S	1B			FC4-6	1B	3	1	3	0	1	0	0				
Jeff Treadway, L OBP: 0.373, SLG: 0.422 (1, 4) Mark Lemke, S OBP: 0.330, SLG: 0.326 (5, PR) (6, 4)	F7		1B	BB			FC4-6	FC6		1	0	0	0	2	0	1				
Terry Pendleton, S OBP: 0.380, SLG: 0.517 (1, 5)	G6-4-3		SF7		F7			FC6		3	0	1	1	0	0	4				
Ron Gant, R OBP: 0.303, SLG: 0.498 (1, 8)	G6-4-3		1B		K			K		4	0	1	1	0	2	4				
Lonnie Smith, R OBP: 0.349, SLG: 0.393 (1, 7) Deion Sanders, L OBP: 0.268, SLG: 0.291 (7, 7)		K2-3	F9		F9			G3		3	0	0	0	0	1	2				
Jeff Blauser, R OBP: 0.370, SLG: 0.462 (1, 6) Rafael Belliard, R OBP: 0.264, SLG: 0.258 (7, 6)	L6			F7		P2		P3		3	0	0	0	0	0	0				
Brian Hunter, R OBP: 0.343, SLG: 0.576 (1, 3)	K			G5-3		K				3	0	0	0	0	2	0				
Greg Olson, R OBP: 0.327, SLG: 0.374 (1, 2)			E5	SH1-4	SF7			F8		3	1	0	0	0	0	0				
Tom Glavine, L OBP: 0.364, SLG: 0.325 (1, 1)			SH1-4		G3-1			FC4-6	1B	2	0	1	0	0	0	0				
Inning Stats	R: 0 E: 0 K: 0 S: 9	H: 2 LOB: 1 BB: 0 P: 14	R: 0 E: 0 K: 2 S: 9	H: 0 LOB: 0 BB: 0 P: 14	R: 2 E: 1 K: 0 S: 9	H: 2 LOB: 2 BB: 1 P: 18	R: 0 E: 0 K: 0 S: 4	H: 0 LOB: 0 BB: 0 P: 7	R: 0 E: 0 K: 1 S: 14	H: 0 LOB: 2 BB: 2 P: 27	R: 0 E: 0 K: 1 S: 7	H: 0 LOB: 0 BB: 0 P: 10	R: 0 E: 0 K: 0 S: 6	H: 2 LOB: 2 BB: 0 P: 6	R: 0 E: 0 K: 1 S: 8	H: 0 LOB: 0 BB: 0 P: 13	1B: 6 2B: 0 3B: 0 HR: 0	SF: 1 SAC: 1 DP: 1 HBP: 0	WP: 0 PB: 0 SB: 1 CS: 0	PA: 33
PITCHER Bob Tewksbury, R ERA: 2.78 (1, 1) Scott Terry, R ERA: 1.59 (8, 1)	IP: 7.0 WLS: L BF: 30 H: 6 R: 2 ER: 0 SO: 4 BB: 3 IBB: 0 HBP: 0 BLK: 0 WP: 0 HR: 0 S: 58 P: 96 ERA: 0.00 WHIP: 1.286															PITCHER				

St. Louis Cardinals @ Atlanta Braves
Atlanta-Fulton County Stadium, Atlanta, GA

AB 28
R 2
H 6
RBI 2
BB 3
SO 5
LOB 13



WP: 0 PA: 33
PB: 0
SB: 1
CS: 0

Sun Jul 14 1991, 3:33 AM EDT
Att: 22,684 - Cloudy - 90 F

Batter	1	2	3	4	5	6	7	8	9	AB	R	H	RBI	BB	SO	LOB	TOP					
Chico Walker, S OBP: 0.363, SLG: 0.378 Jose Vizcaino, S OBP: 0.316, SLG: 0.348	2-2 WP SF9 1B	2-1 G4-3 2B		2-2 G3-1		1-0 23 BB WP BB 1B	G3			5	2	3	3	0	0	2						
Mark Grace, L OBP: 0.352, SLG: 0.402	1-0 G6-3 1-2	2-0 G4-3 2-3			2-2 F8	4-0 23 BB 1B		0-0 G3-1		4	0	0	0	1	0	2						
23 Ryne Sandberg, R OBP: 0.379, SLG: 0.480	4-2 WP BB	0-2 P4			3-3 K	4-2 BB BB		1-1 F9		3	0	0	0	2	1	1						
Andre Dawson, R OBP: 0.321, SLG: 0.495	3-2 SF9 1-2 2H			1-2 E6		0-0 1B		3-3 K		3	0	1	2	1	1	0						
George Bell, R OBP: 0.331, SLG: 0.495 Paul Assenmacher, L OBP: 0.667, SLG: 0.500	2-3 K		0-0 F7		1-2 1B	4-1 BB BB		0-2 P6		5	0	1	0	0	1	5						
Luis Salazar, R OBP: 0.325, SLG: 0.461 Doug Dascenzo, S OBP: 0.354, SLG: 0.348		1-1 HR	0-1 F8		0-3 K			4-1 G4-6-3 BB		4	1	2	1	0	1	3						
Shawon Dunston, R OBP: 0.267, SLG: 0.369		4-1 SH1-4 2B	0-1 P6			1-0 F8		1-2 1B		4	1	1	0	1	0	2						
Damon Berryhill, S OBP: 0.238, SLG: 0.318 Rick Wilkins, L OBP: 0.341, SLG: 0.451		4-2 SH1-4 2B		1-2 F8		4-1 G6-3 1B		1-1 P6		2	2	0	0	2	0	2						
Greg Maddux, R OBP: 0.250, SLG: 0.340 Dave Smith, R OBP: 0.333, SLG: 0.500 Jerome Walton, R OBP: 0.282, SLG: 0.347		1-2 SH1-4		0-0 F8		1-0 G6-3		0-3 K		3	0	0	0	0	1	3						
Inning Stats	R: 1 E: 0 K: 1 S: 14	H: 1 LOB: 1 BB: 1 P: 26	R: 3 E: 0 K: 0 S: 14	H: 2 LOB: 1 BB: 2 P: 28	R: 0 E: 1 K: 0 S: 8	H: 0 LOB: 1 BB: 0 P: 9	R: 0 E: 0 K: 0 S: 7	H: 0 LOB: 0 BB: 0 P: 10	R: 0 E: 0 K: 2 S: 15	H: 2 LOB: 2 BB: 0 P: 21	R: 0 E: 0 K: 1 S: 11	H: 2 LOB: 0 BB: 0 P: 14	R: 0 E: 0 K: 1 S: 6	H: 0 LOB: 0 BB: 0 P: 10	R: 0 E: 0 K: 0 S: 9	H: 0 LOB: 0 BB: 1 P: 14	1B: 6 2B: 1 3B: 0 HR: 1	SF: 1 LOB: 0 DP: 1 HBP: 0	WP: 2 PB: 0 SB: 2 CS: 0	PA: 43		
PITCHER	IP WLS BF H R ER SO BB IBB HBP BLK WP HR S P ERA WHIP	IP WLS BF H R ER SO BB IBB HBP BLK WP HR S P ERA WHIP	IP WLS BF H R ER SO BB IBB HBP BLK WP HR S P ERA WHIP	IP WLS BF H R ER SO BB IBB HBP BLK WP HR S P ERA WHIP	IP WLS BF H R ER SO BB IBB HBP BLK WP HR S P ERA WHIP	IP WLS BF H R ER SO BB IBB HBP BLK WP HR S P ERA WHIP	IP WLS BF H R ER SO BB IBB HBP BLK WP HR S P ERA WHIP	IP WLS BF H R ER SO BB IBB HBP BLK WP HR S P ERA WHIP	IP WLS BF H R ER SO BB IBB HBP BLK WP HR S P ERA WHIP	IP WLS BF H R ER SO BB IBB HBP BLK WP HR S P ERA WHIP	IP WLS BF H R ER SO BB IBB HBP BLK WP HR S P ERA WHIP	IP WLS BF H R ER SO BB IBB HBP BLK WP HR S P ERA WHIP	IP WLS BF H R ER SO BB IBB HBP BLK WP HR S P ERA WHIP	IP WLS BF H R ER SO BB IBB HBP BLK WP HR S P ERA WHIP	IP WLS BF H R ER SO BB IBB HBP BLK WP HR S P ERA WHIP	IP WLS BF H R ER SO BB IBB HBP BLK WP HR S P ERA WHIP	IP WLS BF H R ER SO BB IBB HBP BLK WP HR S P ERA WHIP	IP WLS BF H R ER SO BB IBB HBP BLK WP HR S P ERA WHIP	IP WLS BF H R ER SO BB IBB HBP BLK WP HR S P ERA WHIP	IP WLS BF H R ER SO BB IBB HBP BLK WP HR S P ERA WHIP	IP WLS BF H R ER SO BB IBB HBP BLK WP HR S P ERA WHIP	IP WLS BF H R ER SO BB IBB HBP BLK WP HR S P ERA WHIP

Chicago Cubs @ Atlanta Braves
Atlanta-Fulton County Stadium, Atlanta, GA
Mon Jul 15 1991, 7:05 PM EDT
Att: 25,057 - Cloudy - 76 F

AB 33
R 6
H 8
RBI 6
BB 8
SO 5
LOB 20



Batter	1	2	3	4	5	6	7	8	9	AB	R	H	RBI	BB	SO	LOB	BOTTOM						
Otis Nixon, S OBP: 0.397, SLG: 0.358	1-0 G5-3		2-3 K			0-1 F7	1-1 1-2 2H 1B		1-3 K	5	0	1	1	0	2	1							
Jeff Treadway, L OBP: 0.365, SLG: 0.412 Kent Mercker, L	0-0 F8			0-0 G4-3		3-1 F7	1-2 F7		2-3 K	4	0	0	0	0	0	2							
Rafael Belliard, R OBP: 0.263, SLG: 0.257										1	0	0	0	0	1	1							
Terry Pendleton, S OBP: 0.382, SLG: 0.521	1-0 2B			2-0 G3-1		3-1 1B	1-0 G3-1			4	1	2	0	0	0	0							
Ron Gant, R OBP: 0.305, SLG: 0.498	0-2 F7			2-1 P3		2-1 F9 1B	3-2 BB 1B			4	1	2	0	0	0	1							
Lonnie Smith, R OBP: 0.345, SLG: 0.388 Deion Sanders, L OBP: 0.273, SLG: 0.295		3-3 K			0-3 K	1-0 F8 PB 1B	2-3 K			2	0	0	0	0	2	0							
Jeff Blauser, R OBP: 0.368, SLG: 0.455		1-2 G5-3			1-3 K	1-0 F9	4-2 BB			3	0	0	0	1	1	2							
Brian Hunter, R OBP: 0.351, SLG: 0.571		2-2 G4-3			2-2 1B	1-2 PB 1B	1-0 F8			4	1	2	1	0	0	2							
Greg Olson, R OBP: 0.323, SLG: 0.370 Rick Mahler, R OBP: 0.091, SLG: 0.091 Mark Lemke, S OBP: 0.324, SLG: 0.318			1-3 K		1-1 F9	3-1 F8		1-3 K		2	0	0	0	0	1	1							
Pete Smith, R OBP: 0.231, SLG: 0.167 Dan Petry, R Francisco Cabrera, R OBP: 0.293, SLG: 0.270			3-2 G4-3		2-0 G5-3	4-2 1B		4-1 BB		0	0	0	0	0	0	0							
Inning Stats	R: 0 E: 0 K: 0 S: 6	H: 1 LOB: 0 BB: 0 P: 8	R: 0 E: 0 K: 1 S: 10	H: 0 LOB: 0 BB: 0 P: 16	R: 0 E: 0 K: 2 S: 10	H: 0 LOB: 0 BB: 0 P: 16	R: 0 E: 0 K: 0 S: 4	H: 0 LOB: 0 BB: 0 P: 8	R: 0 E: 0 K: 2 S: 11	H: 1 LOB: 1 BB: 0 P: 15	R: 0 E: 0 K: 0 S: 5	H: 0 LOB: 0 BB: 0 P: 10	R: 4 E: 0 K: 0 S: 18	H: 5 LOB: 2 BB: 1 P: 35	R: 0 E: 0 K: 1 S: 13	H: 1 LOB: 2 BB: 1 P: 24	R: 0 E: 0 K: 3 S: 10	H: 0 LOB: 1 BB: 1 P: 18	1B: 7 2B: 1 3B: 0 HR: 0	SF: 0 LOB: 0 DP: 0 HBP: 0	WP: 0 PB: 1 SB: 0 CS: 0	PA: 38	
PITCHER	IP WLS BF H R ER SO BB IBB HBP BLK WP HR S P ERA WHIP	IP WLS BF H R ER SO BB IBB HBP BLK WP HR S P ERA WHIP	IP WLS BF H R ER SO BB IBB HBP BLK WP HR S P ERA WHIP	IP WLS BF H R ER SO BB IBB HBP BLK WP HR S P ERA WHIP	IP WLS BF H R ER SO BB IBB HBP BLK WP HR S P ERA WHIP	IP WLS BF H R ER SO BB IBB HBP BLK WP HR S P ERA WHIP	IP WLS BF H R ER SO BB IBB HBP BLK WP HR S P ERA WHIP	IP WLS BF H R ER SO BB IBB HBP BLK WP HR S P ERA WHIP	IP WLS BF H R ER SO BB IBB HBP BLK WP HR S P ERA WHIP	IP WLS BF H R ER SO BB IBB HBP BLK WP HR S P ERA WHIP	IP WLS BF H R ER SO BB IBB HBP BLK WP HR S P ERA WHIP	IP WLS BF H R ER SO BB IBB HBP BLK WP HR S P ERA WHIP	IP WLS BF H R ER SO BB IBB HBP BLK WP HR S P ERA WHIP	IP WLS BF H R ER SO BB IBB HBP BLK WP HR S P ERA WHIP	IP WLS BF H R ER SO BB IBB HBP BLK WP HR S P ERA WHIP	IP WLS BF H R ER SO BB IBB HBP BLK WP HR S P ERA WHIP	IP WLS BF H R ER SO BB IBB HBP BLK WP HR S P ERA WHIP	IP WLS BF H R ER SO BB IBB HBP BLK WP HR S P ERA WHIP	IP WLS BF H R ER SO BB IBB HBP BLK WP HR S P ERA WHIP	IP WLS BF H R ER SO BB IBB HBP BLK WP HR S P ERA WHIP	IP WLS BF H R ER SO BB IBB HBP BLK WP HR S P ERA WHIP	IP WLS BF H R ER SO BB IBB HBP BLK WP HR S P ERA WHIP	IP WLS BF H R ER SO BB IBB HBP BLK WP HR S P ERA WHIP

Chicago Cubs @ Atlanta Braves
Atlanta-Fulton County Stadium, Atlanta, GA
Mon Jul 15 1991, 7:05 PM EDT
Att: 25,057 - Cloudy - 76 F

AB 35
R 4
H 8
RBI 3
BB 3
SO 9
LOB 13



Batter	1	2	3	4	5	6	7	8	9	AB	R	H	RBI	BB	SO	LOB	TOP								
Jerome Walton, R OBP: 0.282, SLG: 0.342 (1, 8)	E4 23 S SF9		P5				K			3	1	0	0	0	1	1									
Mark Grace, L OBP: 0.353, SLG: 0.402 (1, 3)	F7		23 HR BB				G4-3			3	1	1	0	1	0	1									
23 Ryne Sandberg, R OBP: 0.380, SLG: 0.488 (1, 4)	SF9 BB		HR				F9			3	1	1	2	1	0	2									
Andre Dawson, R OBP: 0.320, SLG: 0.493 (1, 9)	SF9		L9							3	1	1	1	0	1	0									
George Bell, R OBP: 0.331, SLG: 0.492 (1, 7)	P4									4	1	1	0	0	0	1									
Luis Salazar, R OBP: 0.320, SLG: 0.452 (1, 5)										3	0	0	0	0	0	0									
Shawon Dunston, R OBP: 0.283, SLG: 0.364 (1, 6)										4	0	0	0	0	1	2									
Hector Villanueva, R OBP: 0.315, SLG: 0.449 (1, 2)										3	0	1	2	0	1	0									
Rick Wilkins, L OBP: 0.337, SLG: 0.446 (6, 2)										1	0	0	0	0	1	0									
Frank Castillo, R OBP: 0.154, SLG: 0.083 (1, 1)										0	0	0	0	1	0	0									
Doug Dasenzo, S OBP: 0.352, SLG: 0.346 (5, PH)										1	0	0	0	0	0	0									
Bob Scanlan, R (5, 1)										1	0	0	0	0	0	1									
Heathcliff Slocumb, R (7, 1)										0	0	0	0	0	0	0									
Dwight Smith, L OBP: 0.288, SLG: 0.395 (9, PH)										1	0	0	0	0	0	0									
Inning Stats	R: 1 E: 1 K: 0 S: 10	H: 0 LOB: 1 BB: 1 P: 18	R: 0 E: 0 K: 0 S: 9	H: 0 LOB: 0 BB: 0 P: 10	R: 2 E: 0 K: 0 S: 10	H: 1 LOB: 0 BB: 2 P: 20	R: 0 E: 0 K: 0 S: 5	H: 0 LOB: 0 BB: 0 P: 9	R: 0 E: 0 K: 1 S: 13	H: 1 LOB: 2 BB: 0 P: 20	R: 2 E: 0 K: 1 S: 14	H: 3 LOB: 1 BB: 0 P: 22	R: 0 E: 0 K: 1 S: 9	H: 0 LOB: 0 BB: 0 P: 14	R: 0 E: 0 K: 1 S: 9	H: 0 LOB: 0 BB: 0 P: 12	R: 0 E: 0 K: 1 S: 8	H: 0 LOB: 0 BB: 0 P: 10	1B: 4 2B: 0 3B: 0 HR: 1	SF: 1 SAC: 1 DP: 0 HBP: 1	WP: 0 PB: 0 SB: 2 CS: 1	PA: 36			
PITCHER	IP	WLS	BF	H	R	ER	SO	BB	IBB	HBP	BLK	WP	HR	S	P	ERA	WHIP								
Steve Avery, L ERA: 3.81 (1, 1)	6.0		27	5	5	4	2	3	0	1	0	0	1	61	99	6.00	1.333								
Marvin Freeman, R ERA: 2.97 (7, 1)	1.0	W	3	0	0	0	1	0	0	0	0	0	0	9	14	0.00	0.000								
Juan Berenguer, R ERA: 2.21 (8, 1)	2.0	S	6	0	0	0	2	0	0	0	0	0	0	17	22	0.00	0.000								

Chicago Cubs @ Atlanta Braves
Atlanta-Fulton County Stadium, Atlanta, GA
Tue Jul 16 1991, 7:05 PM EDT
Att: 25,893 - Cloudy - 77 F

AB 30
R 5
H 5
RBI 5
BB 3
SO 5
LOB 8



Batter	1	2	3	4	5	6	7	8	9	AB	R	H	RBI	BB	SO	LOB	BOTTOM								
Otis Nixon, S OBP: 0.397, SLG: 0.363 (1, 9)	G6-3									5	2	2	1	0	1	0									
Jeff Treadway, L OBP: 0.373, SLG: 0.417 (1, 4)	G5-3									3	0	2	1	1	0	0									
Mark Lemke, S OBP: 0.330, SLG: 0.326 (7, PR) (8, 4)										1	2	1	0	0	0	0									
Terry Pendleton, S OBP: 0.389, SLG: 0.526 (1, 5)										5	1	4	1	0	0	2									
Ron Gant, R OBP: 0.303, SLG: 0.493 (1, 8)	G5-3									5	1	1	1	0	0	6									
Lonnie Smith, R OBP: 0.343, SLG: 0.382 (1, 7)										3	0	0	0	1	0	4									
Rafael Belliard, R OBP: 0.263, SLG: 0.257 (8, 6)										0	0	0	0	0	0	0									
Jeff Blauser, R OBP: 0.396, SLG: 0.451 (1, 6)										4	0	1	0	0	1	3									
Juan Berenguer, R (8, 1)										0	0	0	0	0	0	0									
Brian Hunter, R OBP: 0.333, SLG: 0.541 (1, 3)										4	0	0	1	0	1	1									
Greg Olson, R OBP: 0.322, SLG: 0.368 (1, 2)										4	1	1	0	0	0	2									
Steve Avery, L OBP: 0.317, SLG: 0.324 ERA: 3.47 (1, 1)										2	1	0	0	0	1	1									
Tommy Gregg, L OBP: 0.262, SLG: 0.222 (6, PH)										1	0	0	0	0	0	0									
Marvin Freeman, R (7, 1)										0	0	0	0	0	0	0									
Deion Sanders, L OBP: 0.270, SLG: 0.292 (8, 7)										1	0	0	0	0	0	0									
Inning Stats	R: 0 E: 0 K: 1 S: 22	H: 2 LOB: 3 BB: 1 P: 35	R: 3 E: 0 K: 1 S: 20	H: 4 LOB: 2 BB: 0 P: 28	R: 0 E: 0 K: 0 S: 6	H: 0 LOB: 0 BB: 0 P: 8	R: 1 E: 0 K: 1 S: 11	H: 1 LOB: 1 BB: 1 P: 21	R: 0 E: 0 K: 0 S: 9	H: 0 LOB: 0 BB: 0 P: 11	R: 0 E: 0 K: 1 S: 7	H: 0 LOB: 0 BB: 0 P: 11	R: 3 E: 1 K: 0 S: 21	H: 3 LOB: 2 BB: 0 P: 25	R: 1 E: 1 K: 0 S: 10	H: 2 LOB: 1 BB: 0 P: 15	1B: 11 2B: 1 3B: 0 HR: 0	SF: 0 SAC: 0 DP: 0 HBP: 0	WP: 3 PB: 0 SB: 1 CS: 0	PA: 40					
PITCHER	IP	WLS	BF	H	R	ER	SO	BB	IBB	HBP	BLK	WP	HR	S	P	ERA	WHIP								
Frank Castillo, R ERA: 3.84 (5, 1)	4.0	L	9	2	3	1	1	0	0	0	0	1	0	27	34	4.50	1.000								
Heathcliff Slocumb, R ERA: 2.79 (7, 1)	2.0		9	3	1	0	0	0	0	0	0	1	0	20	28	0.00	1.500								

Chicago Cubs @ Atlanta Braves
Atlanta-Fulton County Stadium, Atlanta, GA
Tue Jul 16 1991, 7:05 PM EDT
Att: 25,893 - Cloudy - 77 F

AB 38
R 8
H 12
RBI 5
BB 2
SO 4
LOB 19



Batter	1	2	3	4	5	6	7	8	9	AB	R	H	RBI	BB	SO	LOB	TOP					
Otis Nixon, S <small>OBP: 0.400, SLG: 0.368</small> (1, 9)										5	0	2	0	0	0	1						
Mark Lemke, S <small>OBP: 0.330, SLG: 0.320</small> (1, 4)										4	2	1	0	1	0	4						
Terry Pendleton, S <small>OBP: 0.384, SLG: 0.530</small> (1, 5)										5	1	1	1	0	0	2						
Ron Gant, R <small>OBP: 0.310, SLG: 0.500</small> (1, 8)										4	2	1	1	1	0	0						
Lonnie Smith, R <small>OBP: 0.361, SLG: 0.404</small> Deion Sanders, L <small>OBP: 0.284, SLG: 0.308</small> (7, PR)										2	2	2	2	2	0	0						
Jeff Blausler, R <small>OBP: 0.370, SLG: 0.452</small> Rafael Belliard, R <small>OBP: 0.265, SLG: 0.259</small> (7, 6)										3	1	1	1	1	1	2						
Brian Hunter, R <small>OBP: 0.345, SLG: 0.549</small> Mike Bell, L <small>OBP: 0.190, SLG: 0.333</small> (9, 3)										5	0	1	1	0	0	3	AB 35					
Greg Olson, R <small>OBP: 0.327, SLG: 0.365</small> (1, 2)										3	0	1	1	2	0	1	R 8					
Charlie Leibrandt, R <small>OBP: 0.051, SLG: 0.079</small> Marvin Freeman, R (6, 1)										1	0	0	0	0	0	1	H 12					
Tommy Gregg, L <small>OBP: 0.257, SLG: 0.286</small> Mike Stanton, L <small>OBP: 0.333, SLG: 0.667</small> Juan Berenguer, R (8, 1)										0	0	0	0	0	0	0	RBI 8					
Inning Stats	R: 0 E: 0 K: 0 S: 4	H: 0 LOB: 0 BB: 0 P: 4	R: 2 E: 0 K: 0 S: 11	H: 1 LOB: 1 BB: 2 P: 23	R: 2 E: 0 K: 1 S: 13	H: 2 LOB: 1 BB: 2 P: 26	R: 0 E: 0 K: 0 S: 7	H: 2 LOB: 2 BB: 0 P: 10	R: 1 E: 0 K: 0 S: 10	H: 1 LOB: 1 BB: 1 P: 20	R: 0 E: 0 K: 0 S: 9	H: 0 LOB: 1 BB: 1 P: 17	R: 0 E: 0 K: 0 S: 10	H: 1 LOB: 1 BB: 0 P: 14	R: 0 E: 0 K: 0 S: 4	H: 0 LOB: 0 BB: 1 P: 10	R: 3 E: 1 K: 0 S: 24	H: 5 LOB: 3 BB: 1 P: 41	1B: 7 2B: 6 3B: 0 HR: 0	SF: 0 SAC: 2 DP: 2 HBP: 0	WP: 0 PB: 0 SB: 0 CS: 1	PA: 46
PITCHER	IP WLS BF H R ER SO BB IBB HBP BLK WP HR S P ERA WHIP		Ken Hill, R (1, 1) 2.2 L 14 3 4 4 0 4 0 0 0 0 0 0 25 49 13.50 2.625	Scott Terry, R (3, 1) 1.1 6 2 0 0 1 0 0 0 0 0 0 0 10 14 0.00 1.500	Juan Agosto, L (5, 1) 3.0 13 2 1 1 0 2 0 0 0 0 0 0 29 51 3.00 1.333	Cris Carpenter, R (8, 1) 1.1 7 3 3 3 0 1 0 0 0 0 0 0 14 28 20.25 3.000	Willie Fraser, R (9, 1) 0.2 5 2 0 0 0 1 0 0 0 0 0 0 14 23 0.00 4.500															

Atlanta Braves @ St. Louis Cardinals
 Busch Stadium, St. Louis, MO
 Fri Jul 19 1991, 7:05 PM CDT
 Att: 35,259 - Sunny - 91 F

AB 35
 R 8
 H 12
 RBI 8
 BB 8
 SO 1
 LOB 17



Batter	1	2	3	4	5	6	7	8	9	AB	R	H	RBI	BB	SO	LOB	BOTTOM					
Bernard Gilkey, R <small>OBP: 0.335, SLG: 0.317</small> (1, 7)										5	0	1	0	0	0	2						
Ozzie Smith, S <small>OBP: 0.406, SLG: 0.360</small> (1, 6)										5	0	1	0	0	0	1						
Todd Zeile, R <small>OBP: 0.346, SLG: 0.398</small> (1, 5)										3	1	0	0	1	1							
Gerald Perry, L <small>OBP: 0.319, SLG: 0.520</small> (1, 3)										4	1	1	0	0	0							
Felix Jose, S <small>OBP: 0.381, SLG: 0.440</small> (1, 9)										3	0	2	2	1	0							
Ray Lankford, L <small>OBP: 0.295, SLG: 0.341</small> (1, 8)										4	1	2	0	0	0	2						
Geronimo Pena, S <small>OBP: 0.259, SLG: 0.479</small> Willie Fraser, R (9, 1)										4	0	1	1	0	3	4	AB 33					
Tom Pagnozzi, R <small>OBP: 0.306, SLG: 0.337</small> Milt Thompson, L <small>OBP: 0.366, SLG: 0.479</small> Rich Gedman, L <small>OBP: 0.173, SLG: 0.319</small> (9, 2)										2	0	0	0	1	0	1	R 3					
Ken Hill, R <small>OBP: 0.114, SLG: 0.031</small> Scott Terry, R <small>OBP: 0.206, SLG: 0.200</small> Craig Wilson, R <small>OBP: 0.221, SLG: 0.298</small> Juan Agosto, L (5, 1)										1	0	0	0	0	0	0	H 8					
Luis Alica, S <small>OBP: 0.333, SLG: 0.333</small> Cris Carpenter, R <small>OBP: 0.300, SLG: 0.500</small> José Quiendo, S <small>OBP: 0.280, SLG: 0.280</small> (9, 4)										0	0	0	0	0	0	0	RBI 3					
Inning Stats	R: 0 E: 0 K: 0 S: 4	H: 0 LOB: 0 BB: 0 P: 7	R: 0 E: 0 K: 1 S: 9	H: 1 LOB: 1 BB: 0 P: 16	R: 0 E: 0 K: 0 S: 10	H: 1 LOB: 1 BB: 0 P: 15	R: 2 E: 0 K: 1 S: 12	H: 2 LOB: 2 BB: 2 P: 24	R: 0 E: 0 K: 0 S: 7	H: 0 LOB: 0 BB: 0 P: 13	R: 1 E: 0 K: 0 S: 13	H: 2 LOB: 1 BB: 0 P: 23	R: 0 E: 0 K: 1 S: 8	H: 1 LOB: 1 BB: 1 P: 16	R: 0 E: 0 K: 1 S: 13	H: 1 LOB: 2 BB: 1 P: 19	R: 0 E: 0 K: 0 S: 8	H: 0 LOB: 0 BB: 1 P: 13	1B: 6 2B: 1 3B: 1 HR: 0	SF: 0 SAC: 0 DP: 2 HBP: 0	WP: 0 PB: 0 SB: 2 CS: 0	PA: 38
PITCHER	IP WLS BF H R ER SO BB IBB HBP BLK WP HR S P ERA WHIP		Charlie Leibrandt, L (1, 1) 5.2 W 25 6 3 3 2 2 0 0 0 0 0 0 12 22 0.00 1.500	Marvin Freeman, R (6, 1) 1.1 5 1 0 0 1 1 0 0 0 0 0 0 12 22 0.00 1.500	Mike Stanton, L (8, 1) 0.2 4 1 0 0 1 1 0 0 0 0 0 0 11 17 0.00 3.000	Juan Berenguer, R (8, 1) 1.1 S 4 0 0 0 0 1 0 0 0 0 0 0 10 15 0.00 0.750																

Atlanta Braves @ St. Louis Cardinals
 Busch Stadium, St. Louis, MO
 Fri Jul 19 1991, 7:05 PM CDT
 Att: 35,259 - Sunny - 91 F

AB 33
 R 3
 H 8
 RBI 3
 BB 5
 SO 4
 LOB 15



Batter	1	2	3	4	5	6	7	8	9	AB	R	H	RBI	BB	SO	LOB	TOP										
Otis Nixon, S <small>OBP: 0.401, SLG: 0.367</small> (1, 9)	F7		G4-3														3 0 1 0 1 0 0										
Mark Lemke, S <small>OBP: 0.319, SLG: 0.307</small> Kent Mercker, L <small>OBP: 0.333, SLG: 0.667</small> Mike Stanton, L <small>OBP: 0.333, SLG: 0.667</small> (1, 4) (8, 1) (9, 1)	K		P5														4 0 0 0 0 1 1 0 0 0 0 0 0 0 0 0 0 0 0 0 0										
Terry Pendleton, S <small>OBP: 0.389, SLG: 0.537</small> (1, 5)	1B		1B														4 0 3 0 0 1 1										
Ron Gant, R <small>OBP: 0.315, SLG: 0.513</small> (1, 8)	1B		K														4 1 3 1 0 1 1										
Lonnie Smith, R <small>OBP: 0.358, SLG: 0.401</small> (1, 7)	FC4-6																4 0 1 0 0 0 4										
Jeff Blausler, R <small>OBP: 0.368, SLG: 0.449</small> Deion Sanders, L <small>OBP: 0.284, SLG: 0.308</small> Rafael Belliard, R <small>OBP: 0.295, SLG: 0.259</small> (1, 6) (9, PR) (9, 6)		G6-3															4 0 1 0 0 1 1 0 0 0 0 0 0 0 0 0 0 0 0 0 0										
Brian Hunter, R <small>OBP: 0.330, SLG: 0.523</small> (1, 3)	K		G5-3														4 0 0 0 0 1 1										
Greg Olson, R <small>OBP: 0.327, SLG: 0.361</small> (1, 2)																	2 0 0 0 1 0 0										
Tom Glavine, L <small>OBP: 0.348, SLG: 0.310</small> Jeff Treadway, L <small>OBP: 0.371, SLG: 0.414</small> (1, 1) (8, PH) (8, 4)																	2 0 0 0 0 0 1 1 0 0 0 0 0 0										
Inning Stats	R: 0 E: 0 K: 1 S: 11	H: 2 LOB: 2 BB: 0 P: 17	R: 0 E: 0 K: 1 S: 13	H: 0 LOB: 1 BB: 1 P: 20	R: 0 E: 0 K: 1 S: 13	H: 1 LOB: 1 BB: 0 P: 15	R: 0 E: 0 K: 0 S: 9	H: 1 LOB: 0 BB: 0 P: 10	R: 0 E: 0 K: 0 S: 6	H: 2 LOB: 1 BB: 0 P: 12	R: 0 E: 0 K: 1 S: 8	H: 0 LOB: 0 BB: 0 P: 9	R: 0 E: 0 K: 1 S: 8	H: 0 LOB: 1 BB: 1 P: 18	R: 1 E: 0 K: 0 S: 8	H: 2 LOB: 1 BB: 0 P: 13	1B: 7 2B: 2 3B: 0 HR: 1	SF: 0 SAC: 0 DP: 1 HBP: 0	WP: 0 PB: 0 SB: 1 CS: 3	PA: 35							
PITCHER	IP	WLS	BF	H	R	ER	SO	BB	IBB	HBP	BLK	WP	HR	S	P	ERA	WHIP										
Bob Tewksbury, R <small>ERA: 2.6</small> (1, 1)	7.0		26	7	0	0	4	1	0	0	0	0	0	68	93	0.00	1.143										
Scott Terry, R <small>ERA: 1.66</small> (8, 1)	1.0		4	0	0	0	1	1	0	0	0	0	0	8	18	0.00	1.000										
Lee Smith, R <small>ERA: 2.51</small> (9, 1)	1.0	W	4	2	1	1	0	0	0	0	0	0	0	8	13	9.00	2.000										

Atlanta Braves @ St. Louis Cardinals
 Busch Stadium, St. Louis, MO
 Sat Jul 20 1991, 7:05 PM CDT
 Att: 39,383 - Sunny - 93 F

AB 32
 R 1
 H 9
 RBI 1
 BB 2
 SO 5
 LOB 10



Batter	1	2	3	4	5	6	7	8	9	AB	R	H	RBI	BB	SO	LOB	BOTTOM										
Bernard Gilkey, R <small>OBP: 0.336, SLG: 0.313</small> (1, 7)			F8														3 0 0 1 1 1 1										
Ozzie Smith, S <small>OBP: 0.404, SLG: 0.362</small> (1, 6)	K																4 1 1 0 0 1 2										
Todd Zeile, R <small>OBP: 0.348, SLG: 0.398</small> (1, 5)	1B																3 0 1 0 1 1 1										
Gerald Perry, L <small>OBP: 0.325, SLG: 0.514</small> (1, 3)	F8																3 0 1 0 1 0 3										
Felix Jose, S <small>OBP: 0.379, SLG: 0.441</small> (1, 9)		G6-3															4 1 1 0 0 0 2										
Ray Lankford, L <small>OBP: 0.296, SLG: 0.339</small> (1, 8)	G4-3																2 0 0 0 1 0 0										
Tom Pagnozzi, R <small>OBP: 0.305, SLG: 0.333</small> (1, 2)	G4-3																3 0 0 0 1 1 2										
José Oquendo, S <small>OBP: 0.355, SLG: 0.282</small> Gerónimo Peña, S <small>OBP: 0.230, SLG: 0.396</small> (1, 4) (9, PH)			F8														3 0 0 0 0 1 0 1 0 0 0 0 0 2										
Bob Tewksbury, R <small>OBP: 0.188, SLG: 0.188</small> Scott Terry, R <small>OBP: 0.200, SLG: 0.200</small> Rex Hudler, R <small>OBP: 0.301, SLG: 0.362</small> Lee Smith, R <small>OBP: 0.245, SLG: 0.208</small> (1, 1) (8, 1) (8, PH) (9, 1) (9, PH)																	2 0 0 0 0 1 0 0 0 0 0 0 0 0 0 0 0 0 1 0 0 0 0 0 0 0 1 0										
Inning Stats	R: 0 E: 0 K: 1 S: 8	H: 1 LOB: 1 BB: 0 P: 16	R: 0 E: 0 K: 0 S: 8	H: 0 LOB: 0 BB: 0 P: 9	R: 0 E: 0 K: 0 S: 5	H: 0 LOB: 0 BB: 0 P: 7	R: 1 E: 0 K: 2 S: 14	H: 2 LOB: 2 BB: 1 P: 26	R: 0 E: 0 K: 2 S: 10	H: 0 LOB: 0 BB: 0 P: 13	R: 0 E: 0 K: 0 S: 8	H: 0 LOB: 1 BB: 1 P: 14	R: 0 E: 0 K: 1 S: 7	H: 0 LOB: 0 BB: 0 P: 11	R: 0 E: 0 K: 0 S: 11	H: 0 LOB: 2 BB: 2 P: 25	R: 1 E: 0 K: 0 S: 4	H: 1 LOB: 3 BB: 3 P: 17	1B: 2 2B: 2 3B: 0 HR: 0	SF: 0 SAC: 1 DP: 0 HBP: 1	WP: 1 PB: 0 SB: 4 CS: 1	PA: 37					
PITCHER	IP	WLS	BF	H	R	ER	SO	BB	IBB	HBP	BLK	WP	HR	S	P	ERA	WHIP										
Tom Glavine, L <small>ERA: 1.89</small> (1, 1)	7.0		26	3	1	1	6	2	0	0	0	0	0	60	96	1.29	0.714										
Kent Mercker, L <small>ERA: 1.79</small> (8, 1)	1.0		5	0	0	0	0	1	1	0	0	1	0	11	25	0.00	1.000										
Mike Stanton, L <small>ERA: 2.92</small> (9, 1)	0.2	L	6	1	1	1	0	1	2	0	0	0	0	4	17	13.50	3.000										

Atlanta Braves @ St. Louis Cardinals
 Busch Stadium, St. Louis, MO
 Sat Jul 20 1991, 7:05 PM CDT
 Att: 39,383 - Sunny - 93 F

AB 28
 R 2
 H 4
 RBI 1
 BB 7
 SO 6
 LOB 13



Batter	1	2	3	4	5	6	7	8	9	AB	R	H	RBI	BB	SO	LOB	TOP
Otis Nixon, S <small>OBP: 0.396, SLG: 0.362</small> 										4	1	1	1	0	0	0	Atlanta Braves @ Pittsburgh Pirates Three Rivers Stadium, Pittsburgh, PA Mon Jul 22 1991, 7:05 PM EDT Att: 20,549 - Cloudy - 88 F
Jeff Blausler, R <small>OBP: 0.368, SLG: 0.446</small> Rafael Belliard, R <small>OBP: 0.264, SLG: 0.258</small> 										4	1	2	1	0	0	1	
Terry Pendleton, S <small>OBP: 0.384, SLG: 0.527</small> 										4	1	1	0	0	0	1	
Ron Gant, R <small>OBP: 0.319, SLG: 0.521</small> 										4	1	1	1	0	0	0	
Lonnie Smith, R <small>OBP: 0.361, SLG: 0.397</small> Mike Stanton, L <small>OBP: 0.333, SLG: 0.667</small> 										2	1	0	0	2	1	0	
Brian Hunter, R <small>OBP: 0.316, SLG: 0.500</small> 										4	0	0	0	0	0	4	
Greg Olson, R <small>OBP: 0.326, SLG: 0.364</small> 										4	1	1	2	0	1	0	
Mark Lemke, S <small>OBP: 0.322, SLG: 0.298</small> 										3	0	0	0	1	0	1	
29 John Smoltz, R <small>OBP: 0.179, SLG: 0.189</small> Deion Sanders, L <small>OBP: 0.287, SLG: 0.351</small> 										3	1	1	1	0	1	1	
Inning Stats	R: 0 H: 1 E: 0 K: 0 S: 5	R: 0 H: 0 E: 0 K: 0 S: 6	R: 0 H: 0 E: 0 K: 1 S: 6	R: 7 H: 6 E: 2 K: 0 S: 23	R: 0 H: 0 E: 0 K: 0 S: 7	R: 0 H: 0 E: 0 K: 1 S: 6	R: 0 H: 0 E: 0 K: 0 S: 8	R: 0 H: 0 E: 0 K: 1 S: 8	R: 0 H: 0 E: 0 K: 1 S: 6	1B: 4 2B: 3 3B: 0 HR: 0	SF: 0 SAC: 0 DP: 1 HBP: 0	WP: 0 PA: 36 CS: 1					
PITCHER	IP: 3.2 WLS: L BF: 18 H: 6 R: 7 ER: 3 SO: 1	IP: 1.1 WLS: 5 BF: 1 H: 0 R: 0 ER: 0 SO: 0	IP: 2.0 WLS: 7 BF: 0 H: 0 R: 0 ER: 0 SO: 0	IP: 2.0 WLS: 6 BF: 0 H: 0 R: 0 ER: 0 SO: 2	IP: 3.2 WLS: 18 BF: 7 H: 7 R: 3 ER: 1 SO: 1	IP: 4.2 WLS: 4 BF: 2 H: 0 R: 0 ER: 0 SO: 0	IP: 1.1 WLS: 1 BF: 1 H: 0 R: 0 ER: 0 SO: 0	IP: 1.1 WLS: 2 BF: 1 H: 0 R: 0 ER: 0 SO: 0	IP: 3.3 WLS: 3 BF: 1 H: 0 R: 0 ER: 0 SO: 0	IP: 2.1 WLS: 2 BF: 1 H: 0 R: 0 ER: 0 SO: 0	IP: 0.3 WLS: 3 BF: 1 H: 0 R: 0 ER: 0 SO: 0	IP: 0.0 WLS: 0 BF: 0 H: 0 R: 0 ER: 0 SO: 0	IP: 0.0 WLS: 0 BF: 0 H: 0 R: 0 ER: 0 SO: 0	IP: 0.0 WLS: 0 BF: 0 H: 0 R: 0 ER: 0 SO: 0	IP: 0.0 WLS: 0 BF: 0 H: 0 R: 0 ER: 0 SO: 0	IP: 0.0 WLS: 0 BF: 0 H: 0 R: 0 ER: 0 SO: 0	ERA: 7.36 WHIP: 1.909

Batter	1	2	3	4	5	6	7	8	9	AB	R	H	RBI	BB	SO	LOB	BOTTOM
Orlando Merced, S <small>OBP: 0.385, SLG: 0.433</small> 										3	1	2	0	1	0	0	Atlanta Braves @ Pittsburgh Pirates Three Rivers Stadium, Pittsburgh, PA Mon Jul 22 1991, 7:05 PM EDT Att: 20,549 - Cloudy - 88 F
Jay Bell, R <small>OBP: 0.321, SLG: 0.413</small> Neal Heaton, L <small>OBP: 0.429, SLG: 0.571</small> Gary Redus, R <small>OBP: 0.335, SLG: 0.376</small> Bill Landrum, R <small>OBP: 0.287, SLG: 0.351</small> 										3	0	0	0	0	2		
Andy Van Slyke, L <small>OBP: 0.354, SLG: 0.432</small> 										4	1	1	2	0	1	0	
Bobby Bonilla, S <small>OBP: 0.381, SLG: 0.495</small> 										4	0	0	0	0	1	0	
Barry Bonds, L <small>OBP: 0.394, SLG: 0.502</small> 										3	1	1	0	1	1	0	
Gary Varsho, L <small>OBP: 0.353, SLG: 0.462</small> John Wehner, R <small>OBP: 0.300, SLG: 0.500</small> 										3	0	0	0	0	0	2	
Michael LaValliere, L <small>OBP: 0.364, SLG: 0.376</small> 										4	0	2	1	0	0	2	
Jose Lind, R <small>OBP: 0.301, SLG: 0.332</small> 										4	0	0	0	0	0	3	
Zane Smith, L <small>OBP: 0.286, SLG: 0.308</small> Vicente Palacios, R <small>OBP: 0.071, SLG: 0.071</small> Curtis Wilkerson, S <small>OBP: 0.250, SLG: 0.289</small> 										1	0	0	0	0	0	1	
Inning Stats	R: 1 H: 1 E: 0 K: 0 S: 9	R: 1 H: 1 E: 0 K: 0 S: 10	R: 0 H: 0 E: 0 K: 0 S: 6	R: 0 H: 1 E: 0 K: 1 S: 12	R: 0 H: 0 E: 0 K: 0 S: 12	R: 1 H: 1 E: 0 K: 1 S: 7	R: 0 H: 2 E: 0 K: 0 S: 14	R: 0 H: 0 E: 0 K: 1 S: 6	R: 0 H: 1 E: 0 K: 0 S: 9	1B: 5 2B: 1 3B: 0 HR: 1	SF: 0 SAC: 0 DP: 0 HBP: 0	WP: 1 PA: 36 CS: 0					
PITCHER	IP: 7.0 WLS: W BF: 29 H: 6 R: 3 ER: 3 SO: 2	IP: 1.1 WLS: 5 BF: 1 H: 0 R: 0 ER: 0 SO: 0	IP: 2.0 WLS: 7 BF: 0 H: 0 R: 0 ER: 0 SO: 0	IP: 3.2 WLS: 18 BF: 7 H: 7 R: 3 ER: 1 SO: 1	IP: 4.2 WLS: 4 BF: 2 H: 0 R: 0 ER: 0 SO: 0	IP: 1.1 WLS: 1 BF: 1 H: 0 R: 0 ER: 0 SO: 0	IP: 1.1 WLS: 2 BF: 1 H: 0 R: 0 ER: 0 SO: 0	IP: 3.3 WLS: 3 BF: 1 H: 0 R: 0 ER: 0 SO: 0	IP: 2.1 WLS: 2 BF: 1 H: 0 R: 0 ER: 0 SO: 0	IP: 0.3 WLS: 3 BF: 1 H: 0 R: 0 ER: 0 SO: 0	IP: 0.0 WLS: 0 BF: 0 H: 0 R: 0 ER: 0 SO: 0	IP: 0.0 WLS: 0 BF: 0 H: 0 R: 0 ER: 0 SO: 0	IP: 0.0 WLS: 0 BF: 0 H: 0 R: 0 ER: 0 SO: 0	IP: 0.0 WLS: 0 BF: 0 H: 0 R: 0 ER: 0 SO: 0	IP: 0.0 WLS: 0 BF: 0 H: 0 R: 0 ER: 0 SO: 0	IP: 0.0 WLS: 0 BF: 0 H: 0 R: 0 ER: 0 SO: 0	ERA: 3.86 WHIP: 1.143

Batter	1	2	3	4	5	6	7	8	9	AB	R	H	RBI	BB	SO	LOB	TOP				
Otis Nixon, S (1, 9) OBP: 0.395, SLG: 0.362 Brian Hunter, R (8, PH) OBP: 0.313, SLG: 0.495 (8, 9)	2-2 G4-3 1B		1-2 P4		1-1 L7			0-1 F8		3	1	1	0	0	0	1					
Deion Sanders, L (1, 7) OBP: 0.277, SLG: 0.337 (6, 8)	1-2 G4-3		0-0 G6-3			0-0 B1-3		0-3 K		4	0	0	0	0	1	1					
Terry Pendleton, S (1, 5) OBP: 0.380, SLG: 0.522 Mark Lemke, S (6, 5) OBP: 0.320, SLG: 0.295	0-0 G4-3		0-2 F8			2-2 G1		1-0 F7		3	0	0	1	0	0	0					
Ron Gant, R (1, 8) OBP: 0.322, SLG: 0.519 Mike Bell, L (6, 3) OBP: 0.192, SLG: 0.280	3-2 L7			4-1 CS BB		4-0 BB			2-3 K		1	0	0	0	2	0					
Tommy Gregg, L (1, 3) OBP: 0.284, SLG: 0.271 Dan Petry, R (6, 1) Kent Mercker, L (8, 1) Rafael Belliard, R (9, PH) OBP: 0.263, SLG: 0.256		2-2 L7		0-1 F9		2-2 G4-3		1-2 G5-3		3	0	0	0	0	0	2					
Jeff Blausler, R (1, 6) OBP: 0.374, SLG: 0.444	4-1 HR BB			2-2 F8		4-2 FC5-4 BB		4-1 1B BB		1	1	0	0	3	0	1					
Jeff Treadway, L (1, 4) OBP: 0.373, SLG: 0.429	3-1 1H HR				3-2 F7		3-2 F9		0-0 1B		4	1	2	2	0	0	1				
Greg Olson, R (1, 2) OBP: 0.323, SLG: 0.360 Francisco Cabrera, R (7, PH) OBP: 0.277, SLG: 0.286 (7, 2)	3-2 F7				0-1 G6-3		1-1 FC5-4		2-3 K		2	0	0	0	0	0					
Charlie Leibrandt, R (1, 1) OBP: 0.050, SLG: 0.077 Rick Mahler, R (3, 1) OBP: 0.167, SLG: 0.250 Keith Mitchell, R (6, 7)	2-2 G5-3				2-2 2B		2-2 P6			1	0	0	0	0	0	0					
Inning Stats	R: 1 E: 0 K: 0 S: 11	H: 1 LOB: 0 BB: 0 P: 17	R: 2 E: 0 K: 0 S: 15	H: 1 LOB: 0 BB: 1 P: 28	R: 0 E: 0 K: 0 S: 8	H: 0 LOB: 0 BB: 0 P: 9	R: 0 E: 0 K: 0 S: 6	H: 0 LOB: 1 BB: 1 P: 12	R: 0 E: 0 K: 0 S: 11	H: 1 LOB: 0 BB: 0 P: 17	R: 0 E: 0 K: 0 S: 8	H: 0 LOB: 1 BB: 1 P: 16	R: 0 E: 0 K: 0 S: 11	H: 0 LOB: 1 BB: 1 P: 21	R: 0 E: 0 K: 1 S: 6	H: 0 LOB: 0 BB: 1 P: 7	R: 0 E: 0 K: 2 S: 11	H: 1 LOB: 2 BB: 1 P: 20	1B: 2 2B: 1 3B: 0 HR: 1	SF: 0 SAC: 0 DP: 0 HBP: 0	WP: 0 PA: 35 CS: 1
PITCHER	IP WLS BF H R ER SO BB IBB HBP BLK WP HR S P ERA WHIP	IP WLS BF H R ER SO BB IBB HBP BLK WP HR S P ERA WHIP	IP WLS BF H R ER SO BB IBB HBP BLK WP HR S P ERA WHIP	IP WLS BF H R ER SO BB IBB HBP BLK WP HR S P ERA WHIP	IP WLS BF H R ER SO BB IBB HBP BLK WP HR S P ERA WHIP	IP WLS BF H R ER SO BB IBB HBP BLK WP HR S P ERA WHIP	IP WLS BF H R ER SO BB IBB HBP BLK WP HR S P ERA WHIP	IP WLS BF H R ER SO BB IBB HBP BLK WP HR S P ERA WHIP	IP WLS BF H R ER SO BB IBB HBP BLK WP HR S P ERA WHIP	IP WLS BF H R ER SO BB IBB HBP BLK WP HR S P ERA WHIP	IP WLS BF H R ER SO BB IBB HBP BLK WP HR S P ERA WHIP	IP WLS BF H R ER SO BB IBB HBP BLK WP HR S P ERA WHIP	IP WLS BF H R ER SO BB IBB HBP BLK WP HR S P ERA WHIP	IP WLS BF H R ER SO BB IBB HBP BLK WP HR S P ERA WHIP	IP WLS BF H R ER SO BB IBB HBP BLK WP HR S P ERA WHIP	IP WLS BF H R ER SO BB IBB HBP BLK WP HR S P ERA WHIP	IP WLS BF H R ER SO BB IBB HBP BLK WP HR S P ERA WHIP	IP WLS BF H R ER SO BB IBB HBP BLK WP HR S P ERA WHIP	IP WLS BF H R ER SO BB IBB HBP BLK WP HR S P ERA WHIP	IP WLS BF H R ER SO BB IBB HBP BLK WP HR S P ERA WHIP	IP WLS BF H R ER SO BB IBB HBP BLK WP HR S P ERA WHIP
Doug Drabek, R (1, 1) ERA: 3.04 Bob Patterson, L (8, 1) ERA: 3.86	7.0 W 27 3 3 3 0 4 0 0 0 0 1 70 120 3.86 1.000	2.0 8 1 0 0 3 1 0 0 0 0 0 0 17 27 0.00 1.000																			

Atlanta Braves @ Pittsburgh Pirates
 Three Rivers Stadium, Pittsburgh, PA
 Tue Jul 23 1991, 7:05 PM EDT
 Att: 21,664 - Cloudy - 76 F

AB 30
 R 3
 H 4
 RBI 3
 BB 5
 SO 3
 LOB 10



Batter	1	2	3	4	5	6	7	8	9	AB	R	H	RBI	BB	SO	LOB	BOTTOM		
Gary Redus, R (1, 3) OBP: 0.331, SLG: 0.390 (8, 7)	3-1 F8			2-1 G6-3	3-1 HR			1-1 F9		5	1	1	4	0	0	2			
Jay Bell, R (1, 6) OBP: 0.319, SLG: 0.410	0-1 G5-3		0-1 2B 1B	0-0 F8	0-2 P4			1-3 K		5	1	1	0	0	1	1			
Andy Van Slyke, L (1, 8) OBP: 0.360, SLG: 0.436	4-2 BB		1-3 K	4-2 FC6 BB		4-0 FC6-4 BB		0-1 HR 2B		2	1	1	0	3	1	1			
Bobby Bonilla, S (1, 9) OBP: 0.381, SLG: 0.506	3-2 P5		3-1 1B 2B	1-1 FC6		3-1 FC6-4 1B		3-2 HR 2B		5	2	2	2	0	0	3			
Barry Bonds, L (1, 7) OBP: 0.395, SLG: 0.502 Orlando Merced, S (8, 3) OBP: 0.383, SLG: 0.431		1-3 K	0-0 S 1B		1-0 1B S	2-1 L1		1-0 P3		4	2	2	1	0	1	1			
John Wehner, R (1, 5) OBP: 0.533, SLG: 0.667	1-1 3B 1B		2-1 S 1B	1-2 1B 1B	1-3 HR 1B	0-0 1B		1-1 FC5-4 1B		5	3	5	1	0	0	0			
Jose Lind, R (1, 4) OBP: 0.598, SLG: 0.342 Curtis Wilkerson, S (6, 4) OBP: 0.246, SLG: 0.264	2-0 1H 1B		1-2 CS 1B	4-1 HR HBP	1-0 K	1-3 FC5-4		1-2 1B		1	2	1	1	1	0	0			
Michael LaValliere, L (1, 2) OBP: 0.364, SLG: 0.378	3-1 SH2-4 1B		1-0 CS 1B	2-2 P8		2-1 G6-3		1-1 F8		5	0	2	3	0	0	4			
Doug Drabek, R (1, 1) OBP: 0.180, SLG: 0.200 Jeff Banister, R (7, PH) OBP: 1.000, SLG: 1.000 Bob Patterson, R (8, 1)	2-1 SH2-4		2-1 G4-3		1-3 K		1-1 1B			2	0	0	0	0	1	5			
Inning Stats	R: 0 E: 0 K: 0 S: 10	H: 0 LOB: 1 BB: 1 P: 20	R: 2 E: 0 K: 1 S: 12	H: 3 LOB: 1 BB: 0 P: 24	R: 4 E: 0 K: 1 S: 15	H: 5 LOB: 1 BB: 1 P: 26	R: 0 E: 0 K: 0 S: 7	H: 0 LOB: 1 BB: 1 P: 14	R: 4 E: 0 K: 1 S: 15	H: 3 LOB: 0 BB: 0 P: 26	R: 0 E: 0 K: 1 S: 10	H: 1 LOB: 2 BB: 1 P: 20	R: 0 E: 0 K: 1 S: 9	H: 1 LOB: 1 BB: 0 P: 14	R: 2 E: 0 K: 0 S: 15	H: 3 LOB: 1 BB: 0 P: 22	1B: 11 2B: 2 3B: 1 HR: 2	SF: 0 SAC: 1 DP: 0 HBP: 1	WP: 0 PA: 44 CS: 2
PITCHER	IP WLS BF H R ER SO BB IBB HBP BLK WP HR S P ERA WHIP	IP WLS BF H R ER SO BB IBB HBP BLK WP HR S P ERA WHIP	IP WLS BF H R ER SO BB IBB HBP BLK WP HR S P ERA WHIP	IP WLS BF H R ER SO BB IBB HBP BLK WP HR S P ERA WHIP	IP WLS BF H R ER SO BB IBB HBP BLK WP HR S P ERA WHIP	IP WLS BF H R ER SO BB IBB HBP BLK WP HR S P ERA WHIP	IP WLS BF H R ER SO BB IBB HBP BLK WP HR S P ERA WHIP	IP WLS BF H R ER SO BB IBB HBP BLK WP HR S P ERA WHIP	IP WLS BF H R ER SO BB IBB HBP BLK WP HR S P ERA WHIP	IP WLS BF H R ER SO BB IBB HBP BLK WP HR S P ERA WHIP	IP WLS BF H R ER SO BB IBB HBP BLK WP HR S P ERA WHIP	IP WLS BF H R ER SO BB IBB HBP BLK WP HR S P ERA WHIP	IP WLS BF H R ER SO BB IBB HBP BLK WP HR S P ERA WHIP	IP WLS BF H R ER SO BB IBB HBP BLK WP HR S P ERA WHIP	IP WLS BF H R ER SO BB IBB HBP BLK WP HR S P ERA WHIP	IP WLS BF H R ER SO BB IBB HBP BLK WP HR S P ERA WHIP	IP WLS BF H R ER SO BB IBB HBP BLK WP HR S P ERA WHIP	IP WLS BF H R ER SO BB IBB 	

Batter	1	2	3	4	5	6	7	8	9	AB	R	H	RBI	BB	SO	LOB	TOP					
Otis Nixon, S <small>OBP: 0.399, SLG: 0.362</small> (1, 9)	 SF9 1B		 G4-3		 1B BB		 K		 DI BB	3	1	1	0	2	1	1	Atlanta Braves @ Pittsburgh Pirates Three Rivers Stadium, Pittsburgh, PA Wed Jul 24 1991, 7:05 PM EDT Att: 26,508 - Cloudy - 84 F					
Jeff Blauer, R <small>OBP: 0.371, SLG: 0.439</small> (1, 6)	 K		 K		 HR 1B		 P3		 K	5	1	1	0	0	3	3						
Terry Pendleton, S <small>OBP: 0.379, SLG: 0.530</small> (1, 5)	 SF9 2H			 F9	 HR		 K			3	1	1	3	0	1	1						
Ron Gant, R <small>OBP: 0.324, SLG: 0.522</small> (1, 8)	 2B			 BB 1B	 F7			 K		4	0	2	0	0	1	0						
Lonnie Smith, R <small>OBP: 0.364, SLG: 0.399</small> (1, 7)	 F9			 BB 1B		 L4-6 1B		 F7		4	0	2	0	0	0	1						
Brian Hunter, R <small>OBP: 0.310, SLG: 0.516</small> Juan Berenguer, R <small>OBP: 0.371, SLG: 0.439</small> (8, 1)		 G6-3		 F7		 L7		 HR		4	1	1	1	0	0	3						
Greg Olson, R <small>OBP: 0.326, SLG: 0.360</small> (1, 2)	 G5-3			 BB		 1B		 F8		3	0	1	0	1	0	0						
Mark Lemke, S <small>OBP: 0.312, SLG: 0.287</small> Marvin Freeman, R <small>OBP: 0.371, SLG: 0.439</small> Kent Mercker, L <small>OBP: 0.371, SLG: 0.439</small> Tommy Gregg, L <small>OBP: 0.284, SLG: 0.271</small> Keith Mitchell, R <small>OBP: 0.371, SLG: 0.439</small> (9, PH)	 P6			 L8		 L4-6		 K		3	0	0	0	0	0	5						
Tom Glavine, L <small>OBP: 0.333, SLG: 0.295</small> Jeff Treadway, L <small>OBP: 0.374, SLG: 0.429</small> (6, 4)			 K		 L7		 1B		 F8	2	0	0	0	0	1	0						
Inning Stats	R: 1 E: 0 K: 1 S: 13	H: 2 LOB: 1 BB: 0 P: 21	R: 0 E: 0 K: 0 S: 6	H: 0 LOB: 0 BB: 0 P: 7	R: 0 E: 0 K: 2 S: 10	H: 0 LOB: 0 BB: 0 P: 17	R: 0 E: 0 K: 0 S: 10	H: 2 LOB: 3 BB: 1 P: 20	R: 2 E: 0 K: 0 S: 11	H: 2 LOB: 0 BB: 1 P: 19	R: 0 E: 0 K: 0 S: 5	H: 2 LOB: 1 BB: 0 P: 7	R: 0 E: 0 K: 2 S: 11	H: 1 LOB: 1 BB: 0 P: 16	R: 1 E: 0 K: 1 S: 12	H: 1 LOB: 0 BB: 1 P: 18		R: 0 E: 0 K: 2 S: 9	H: 0 LOB: 1 BB: 1 P: 14	1B: 7 2B: 2 3B: 0 HR: 2	SF: 1 SAC: 0 DP: 1 HBP: 0	WP: 0 PB: 0 SB: 2 CS: 0
PITCHER	IP WLS BF H R ER SO BB IBB HBP BLK WP HR S P ERA WHIP																					
John Smiley, L <small>ERA: 3.36</small> Vicente Palacios, R <small>ERA: 3.1</small> Bob Kipper, L <small>ERA: 5.45</small> Stan Belinda, R <small>ERA: 3.57</small>	5.1 W 25 8 3 3 3 2 0 0 0 0 0 1 54 90 5.06 1.875																					

Batter	1	2	3	4	5	6	7	8	9	AB	R	H	RBI	BB	SO	LOB	BOTTOM			
Gary Redus, R <small>OBP: 0.335, SLG: 0.400</small> (1, 3)	 F8	 F7			 1B 2B	 S 2B 1B				4	2	2	0	0	0	1	Atlanta Braves @ Pittsburgh Pirates Three Rivers Stadium, Pittsburgh, PA Wed Jul 24 1991, 7:05 PM EDT Att: 26,508 - Cloudy - 84 F			
Jay Bell, R <small>OBP: 0.324, SLG: 0.415</small> (1, 6)	 3B BB		 F9		 1B	 1B 2B		 1H		3	2	2	1	1	0	0				
Andy Van Slyke, L <small>OBP: 0.359, SLG: 0.440</small> (1, 8)	 1B 3B		 G3		 F8	 K				4	1	1	1	0	1	3				
Bobby Bonilla, S <small>OBP: 0.382, SLG: 0.505</small> (1, 9)	 1B BB		 G4-3		 1B E		 F8			3	1	1	1	1	0	0				
Lloyd McClendon, R <small>OBP: 0.350, SLG: 0.451</small> Michael LaValliere, L <small>OBP: 0.364, SLG: 0.378</small> (8, 2)	 CS 1B			 1B WP SF9 1B	 E2 FC5-4 1B		 K			4	1	3	2	0	1	0				
John Wehner, R <small>OBP: 0.474, SLG: 0.579</small> (1, 5)	 K			 1B SF9 1B	 1H 2H 1B		 FC5-4 1B		 G4-3	4	0	1	0	0	1	3				
Jose Gonzalez, R <small>OBP: 0.100, SLG: 0.135</small> Vicente Palacios, R <small>OBP: 0.071, SLG: 0.071</small> Otlando Merced, S <small>OBP: 0.382, SLG: 0.429</small> Bob Kipper, R <small>OBP: 0.371, SLG: 0.439</small> Stan Belinda, R <small>OBP: 0.371, SLG: 0.439</small> (9, 1)	 G5-3			 SF9 3H	 G1-3		 G4-3			2	0	0	1	0	0	1				
Jose Lind, R <small>OBP: 0.304, SLG: 0.337</small> (1, 4)	 F8			 F7		 P3		 G4-3		4	0	0	0	0	0	1				
John Smiley, L <small>OBP: 0.209, SLG: 0.150</small> Barry Bonds, L <small>OBP: 0.393, SLG: 0.498</small> (6, 7)	 BB			 K		 G4-3		 K		1	0	0	0	1	1	1				
Inning Stats	R: 2 E: 0 K: 1 S: 14	H: 2 LOB: 2 BB: 2 P: 29	R: 0 E: 0 K: 0 S: 6	H: 0 LOB: 1 BB: 1 P: 12	R: 0 E: 0 K: 0 S: 8	H: 0 LOB: 0 BB: 0 P: 13	R: 1 E: 0 K: 1 S: 9	H: 2 LOB: 1 BB: 0 P: 13	R: 3 E: 1 K: 0 S: 18	H: 4 LOB: 1 BB: 0 P: 23	R: 1 E: 0 K: 1 S: 14	H: 2 LOB: 1 BB: 0 P: 23	R: 0 E: 0 K: 1 S: 8	H: 0 LOB: 0 BB: 0 P: 15	R: 0 E: 0 K: 1 S: 11	H: 0 LOB: 0 BB: 0 P: 15		1B: 7 2B: 3 3B: 1 HR: 0	SF: 1 SAC: 0 DP: 1 HBP: 0	WP: 1 PB: 0 SB: 1 CS: 1
PITCHER	IP WLS BF H R ER SO BB IBB HBP BLK WP HR S P ERA WHIP																			
Tom Glavine, L <small>ERA: 2.19</small> Marvin Freeman, R <small>ERA: 2.99</small> Kent Mercker, L <small>ERA: 2.13</small> Juan Berenguer, R <small>ERA: 2.06</small>	5.0 L 25 8 6 2 1 1 1 0 0 0 0 0 0 14 23 9.00 2.000																			

AB	34
R	4
H	10
RBI	4
BB	3
SO	8
LOB	14



Batter	1	2	3	4	5	6	7	8	9	AB	R	H	RBI	BB	SO	LOB	TOP				
Otis Nixon, S (1, 9) <small>OBP: 0.392, SLG: 0.356</small>	G3			G4-3	G4-3		CS 1B		G6-3	5	0	1	0	0	0	1	Atlanta Braves @ Chicago Cubs Wrigley Field, Chicago, IL Sat Jul 27 1991, 3:33 AM CDT Att: 34,023 - Sunny - 72 F				
Jeff Treadway, L (1, 4) <small>OBP: 0.376, SLG: 0.432</small> Mark Lemke, S (7, PH) <small>OBP: 0.305, SLG: 0.279</small>	G6-3			HR	1B		K		F7	2	2	1	0	1	0	0					
Terry Pendleton, S (1, 5) <small>OBP: 0.382, SLG: 0.541</small>	K			HR	1B		1B			4	1	3	3	0	1	0					
Ron Gant, R (1, 8) <small>OBP: 0.328, SLG: 0.529</small>		P3		HR	1B		CS		K	4	1	2	2	0	1	0					
Lonnie Smith, R (1, 7) <small>OBP: 0.368, SLG: 0.394</small>	G6-3			1B	F9				1B	2	0	0	0	2	0	2					
Jeff Blauser, R (1, 6) <small>OBP: 0.364, SLG: 0.428</small>	F7			BB			K			4	0	1	0	0	1	1					
Brian Hunter, R (1, 3) <small>OBP: 0.306, SLG: 0.524</small>				1B			1B		1B	4	0	1	0	0	0	2					
Greg Olson, R (1, 2) <small>OBP: 0.328, SLG: 0.365</small>				G5-3	G4-3		F9		P6	4	0	0	0	0	0	2					
29 John Smoltz, R (1, 1) <small>OBP: 0.175, SLG: 0.184</small> Dan Petry, R (4, 1) <small>OBP: 0.500, SLG: 0.500</small> Keith Mitchell, R (7, PH) <small>OBP: 0.271, SLG: 0.279</small> Marvin Freeman, R (7, 1) <small>OBP: 0.271, SLG: 0.279</small>				K	E7		F9		G6-3	1	0	0	0	0	1	0					
Inning Stats	R: 0 E: 0 K: 1 S: 6	H: 0 LOB: 0 BB: 0 P: 9	R: 0 E: 0 K: 0 S: 7	H: 0 LOB: 0 BB: 0 P: 12	R: 0 E: 0 K: 1 S: 8	H: 0 LOB: 0 BB: 0 P: 12	R: 3 E: 0 K: 0 S: 9	H: 4 LOB: 1 BB: 1 P: 20	R: 2 E: 1 K: 0 S: 15	H: 3 LOB: 2 BB: 1 P: 25	R: 0 E: 0 K: 0 S: 10	H: 0 LOB: 0 BB: 0 P: 13	R: 0 E: 0 K: 1 S: 10	H: 2 LOB: 1 BB: 0 P: 15	R: 0 E: 0 K: 2 S: 13	H: 1 LOB: 2 BB: 1 P: 22		R: 0 E: 0 K: 0 S: 9	H: 0 LOB: 0 BB: 0 P: 16	1B: 7 2B: 1 3B: 0 HR: 2	SF: 0 SAC: 0 DP: 1 HBP: 0
PITCHER	IP WLS BF H R ER SO BB IBB HBP BLK WP HR S P ERA WHIP																				
Les Lancaster, R (1, 1) <small>ERA: 3.93</small> Chuck McElroy, L (7, 1) <small>ERA: 1.48</small>	6.0 W 26 7 5 5 2 2 0 0 0 0 2 55 91 7.50 1.500																				

AB	35
R	5
H	10
RBI	5
BB	3
SO	5
LOB	9



Batter	1	2	3	4	5	6	7	8	9	AB	R	H	RBI	BB	SO	LOB	BOTTOM		
Chico Walker, S (1, 5) <small>OBP: 0.365, SLG: 0.363</small>	2B			F7	1B		CS		G4-3	3	1	1	1	1	0	0	Atlanta Braves @ Chicago Cubs Wrigley Field, Chicago, IL Sat Jul 27 1991, 3:33 AM CDT Att: 34,023 - Sunny - 72 F		
Mark Grace, L (1, 3) <small>OBP: 0.345, SLG: 0.388</small>	2B			HR	G3		K		K	3	2	1	0	1	1	1			
23 Ryne Sandberg, R (1, 4) <small>OBP: 0.389, SLG: 0.499</small>	IHR			HR	SH2-3		K			3	2	2	5	1	1	0			
Andre Dawson, R (1, 9) <small>OBP: 0.317, SLG: 0.492</small> Doug Dasenczo, S (1, PR) <small>OBP: 0.326, SLG: 0.318</small>	G1-6-3			G6-3	SH2-3		B5-3			0	0	0	0	0	0	0			
Dwight Smith, L (1, 8) <small>OBP: 0.283, SLG: 0.394</small>	G1-6-3			K	F7		G6-3		G6-3	4	0	0	0	0	1	2			
Ced Landrum, L (9, 7) <small>OBP: 0.235, SLG: 0.212</small>							F7		F8	0	0	0	0	0	0	0			
George Bell, R (1, 7) <small>OBP: 0.321, SLG: 0.473</small> Jerome Walton, R (9, 8) <small>OBP: 0.286, SLG: 0.347</small>	F8			1B	G3		G6-3		F8	3	1	0	0	1	0	2			
Rick Wilkins, L (1, 2) <small>OBP: 0.307, SLG: 0.405</small>				F9	F8		G4-3			3	0	0	0	0	0	1			
Jose Vizcaino, S (1, 6) <small>OBP: 0.310, SLG: 0.340</small>	L9			G3	1B		G1-3			3	1	1	0	0	0	0			
Les Lancaster, R (1, 1) <small>OBP: 0.192, SLG: 0.269</small> Hector Villanueva, R (6, PH) <small>OBP: 0.319, SLG: 0.450</small> Chuck McElroy, L (6, PR) <small>OBP: 0.333, SLG: 0.500</small>	K			G3	G3		CS			2	0	0	1	0	1	1			
Inning Stats	R: 3 E: 0 K: 0 S: 11	H: 2 LOB: 1 BB: 1 P: 20	R: 0 E: 0 K: 1 S: 7	H: 0 LOB: 0 BB: 0 P: 9	R: 2 E: 0 K: 1 S: 8	H: 1 LOB: 0 BB: 1 P: 15	R: 2 E: 0 K: 0 S: 14	H: 2 LOB: 1 BB: 1 P: 26	R: 0 E: 0 K: 0 S: 8	H: 0 LOB: 1 BB: 1 P: 19	R: 0 E: 0 K: 0 S: 13	H: 1 LOB: 1 BB: 0 P: 22	R: 0 E: 0 K: 2 S: 9	H: 0 LOB: 0 BB: 0 P: 15	R: 0 E: 0 K: 0 S: 5	H: 0 LOB: 0 BB: 0 P: 8	1B: 3 2B: 1 3B: 0 HR: 2	SF: 0 SAC: 1 DP: 1 HBP: 1	WP: 0 PA: 34 PB: 0 SB: 1 CS: 1
PITCHER	IP WLS BF H R ER SO BB IBB HBP BLK WP HR S P ERA WHIP																		
29 John Smoltz, R (1, 1) <small>ERA: 5.26</small> Dan Petry, R (4, 1) <small>ERA: 5.14</small> Marvin Freeman, R (7, 1) <small>ERA: 2.72</small>	3.1 L 17 2 0 0 0 1 0 0 0 0 0 28 51 0.00 1.125																		



Batter	1	2	3	4	5	6	7	8	9	AB	R	H	RBI	BB	SO	LOB	TOP
Otis Nixon, S <small>OBP: 0.397, SLG: 0.361</small> (1, 9)										4	1	3	0	0	1	0	
Jeff Treadway, L <small>OBP: 0.380, SLG: 0.441</small> (1, 4)										3	1	2	1	0	0	1	
Mark Lemke, S <small>OBP: 0.310, SLG: 0.286</small> (8, PH)										4	0	1	0	0	0	4	
Terry Pendleton, S <small>OBP: 0.380, SLG: 0.537</small> (1, 5)										4	0	1	1	0	0	3	
Ron Gant, R <small>OBP: 0.327, SLG: 0.526</small> (1, 8)										4	0	1	1	0	0	3	
Lonnie Smith, R <small>OBP: 0.375, SLG: 0.395</small> (1, 7)										2	0	1	0	2	0	2	
Jeff Blausler, R <small>OBP: 0.356, SLG: 0.421</small> (1, 6)										4	0	0	0	0	1	6	
Brian Hunter, R <small>OBP: 0.295, SLG: 0.505</small> (1, 3)										4	0	0	0	0	2	1	
Greg Olson, R <small>OBP: 0.322, SLG: 0.358</small> (1, 2)										4	0	0	0	0	0	1	
Charlie Leibrandt, R <small>OBP: 0.047, SLG: 0.071</small> (1, 1)										3	0	0	0	0	1	0	
Mike Stanton, L <small>OBP: 0.353, SLG: 0.667</small> (7, 1)										0	0	0	0	0	0	0	
Inning Stats	R: 2 H: 4 E: 0 LOB: 1 K: 0 BB: 0 S: 12	R: 0 H: 0 E: 0 LOB: 0 K: 0 BB: 0 S: 8	R: 0 H: 2 E: 0 LOB: 3 K: 0 BB: 1 S: 12	R: 0 H: 0 E: 0 LOB: 0 K: 0 BB: 0 S: 5	R: 0 H: 1 E: 0 LOB: 0 K: 0 BB: 1 S: 6	R: 0 H: 0 E: 0 LOB: 0 K: 0 BB: 1 S: 5	R: 0 H: 0 E: 0 LOB: 0 K: 2 BB: 0 S: 8	R: 0 H: 1 E: 0 LOB: 1 K: 1 BB: 0 S: 11	R: 0 H: 1 E: 0 LOB: 1 K: 2 BB: 0 S: 12	1B: 8 2B: 2 3B: 0 HR: 0	SF: 0 SAC: 0 DP: 2 HBP: 0	WP: 0 PA: 35 FB: 1 SB: 1 CS: 1	Braves				
PITCHER	IP: 7.0 WLS: W BF: 27 H: 7 R: 2 ER: 2 SO: 2 BB: 2 IBB: 0 HBP: 0 BLK: 0 WP: 0 HR: 0 S: 56 P: 94 ERA: 2.57 WHIP: 1.286	PITCHER	IP: 2.0 WLS: S BF: 8 H: 2 R: 0 ER: 0 SO: 3 BB: 0 IBB: 0 HBP: 0 BLK: 0 WP: 0 HR: 0 S: 23 P: 32 ERA: 0.00 WHIP: 1.000														

Atlanta Braves @ Chicago Cubs
 Wrigley Field, Chicago, IL
 Sun Jul 28 1991, 3:33 AM CDT
 Att: 33,782 - Cloudy - 74 F

AB 33
 R 2
 H 9
 RBI 2
 BB 2
 SO 5
 LOB 18

Batter	1	2	3	4	5	6	7	8	9	AB	R	H	RBI	BB	SO	LOB	BOTTOM
Chico Walker, S <small>OBP: 0.363, SLG: 0.372</small> (1, 8)										4	0	1	0	0	2	3	
Mark Grace, L <small>OBP: 0.347, SLG: 0.388</small> (1, 3)										3	1	1	0	1	0	1	
23 Ryne Sandberg, R <small>OBP: 0.390, SLG: 0.499</small> (1, 4)										4	1	2	0	0	0	3	
Andre Dawson, R <small>OBP: 0.319, SLG: 0.511</small> (1, 9)										4	2	2	4	0	0	0	
George Bell, R <small>OBP: 0.320, SLG: 0.470</small> (1, 7)										4	0	1	0	0	0	0	
Jerome Walton, R <small>OBP: 0.286, SLG: 0.347</small> (9, 8)										3	0	1	0	0	0	1	
Luis Salazar, R <small>OBP: 0.330, SLG: 0.462</small> (1, 5)										1	2	1	0	0	0	0	
Ced Landrum, L <small>OBP: 0.257, SLG: 0.235</small> (7, PR)										1	2	1	0	0	0	0	
Rick Wilkins, L <small>OBP: 0.308, SLG: 0.403</small> (1, 2)										3	0	1	0	0	2	1	
Jose Vizcaino, S <small>OBP: 0.311, SLG: 0.340</small> (1, 6)										3	0	1	1	0	0	1	
Mike Bielecki, R <small>OBP: 0.133, SLG: 0.071</small> (1, 1)										2	0	0	0	0	0	1	
Doug Dasenczo, S <small>OBP: 0.325, SLG: 0.316</small> (7, PH)										1	0	0	1	0	0	2	
Paul Assenmacher, L <small>OBP: 0.400, SLG: 0.250</small> (8, 1)										1	0	0	0	0	0	1	
Inning Stats	R: 0 H: 1 E: 0 LOB: 0 K: 0 BB: 0 S: 7	R: 0 H: 1 E: 0 LOB: 0 K: 0 BB: 0 S: 5	R: 0 H: 1 E: 0 LOB: 1 K: 1 BB: 0 S: 8	R: 3 H: 3 E: 0 LOB: 0 K: 1 BB: 0 S: 16	R: 0 H: 1 E: 0 LOB: 1 K: 0 BB: 0 S: 11	R: 0 H: 0 E: 0 LOB: 0 K: 0 BB: 1 S: 9	R: 1 H: 1 E: 1 LOB: 3 K: 1 BB: 1 S: 11	R: 2 H: 3 E: 0 LOB: 1 K: 1 BB: 0 S: 16	R: 0 H: 1 E: 0 LOB: 1 K: 2 BB: 0 S: 12	1B: 8 2B: 0 3B: 1 HR: 2	SF: 0 SAC: 2 DP: 1 HBP: 0	WP: 1 PA: 37 FB: 0 SB: 2 CS: 0	CBS				
PITCHER	IP: 6.1 WLS: L BF: 26 H: 4 R: 4 ER: 4 SO: 2 BB: 0 IBB: 0 HBP: 0 BLK: 0 WP: 1 HR: 1 S: 60 P: 82 ERA: 5.68 WHIP: 1.263	PITCHER	IP: 1.2 WLS: S BF: 10 H: 3 R: 2 ER: 2 SO: 2 BB: 1 IBB: 0 HBP: 0 BLK: 0 WP: 0 HR: 1 S: 23 P: 36 ERA: 10.80 WHIP: 2.400														

Atlanta Braves @ Chicago Cubs
 Wrigley Field, Chicago, IL
 Sun Jul 28 1991, 3:33 AM CDT
 Att: 33,782 - Cloudy - 74 F

AB 33
 R 6
 H 11
 RBI 6
 BB 1
 SO 4
 LOB 14

Batter	1	2	3	4	5	6	7	8	9	AB	R	H	RBI	BB	SO	LOB	TOP				
Gary Redus, R OBP: 0.335, SLG: 0.416 (1,3)	0-1 HR		0-2 P3		1-1 SF9		4-2 BB		3-1 G5-3	3	1	2	1	0	1		Pittsburgh Pirates @ Atlanta Braves Atlanta-Fulton County Stadium, Atlanta, GA Mon Jul 29 1991, 7:05 PM EDT Cloudy - 85 F				
Jay Bell, R OBP: 0.341, SLG: 0.455 (1,6)	1-2 P3		1-2 F8		2-3 3-H 2-1 1B		0-1 G4-3			4	0	1	1	0	0	2					
Jose Gonzalez, R OBP: 0.080, SLG: 0.106 (1,8)	0-0 G5-3			1-2 G5-3	0-3 K			1-2 G6-3		4	0	0	0	0	1	1					
Bobby Bonilla, S OBP: 0.381, SLG: 0.503 (1,9)	1-3 K			1-2 G6-3		0-0 P5		1-2 G5-3		4	0	0	0	0	1	0					
Lloyd McClendon, R OBP: 0.364, SLG: 0.510 (1,7)		1-0 HR		4-2 BB		0-1 G5-3		3-1 HR		3	2	2	2	1	0	0					
John Wehner, R OBP: 0.412, SLG: 0.438 (1,5)		0-2 G5-3		1-0 G1-4-3		2-2 G4-3		3-1 G6-3		4	0	0	0	0	0	1					
Jose Lind, R OBP: 0.310, SLG: 0.340 (1,4)		0-1 G6-4-3 1B			0-0 SH5-4 SF9 1B		1-1 F8		0-2 P5	4	1	2	0	0	0	0					
Tom Prince, R OBP: 0.200, SLG: 0.400 (1,2)		0-2 G6-4-3			0-1 E5 SF9 SH5-4 1B		0-0 K2-3		0-3 K2-3	3	1	1	0	0	0	2					
Orlando Merced, S OBP: 0.391, SLG: 0.426 (9, PH)		1-2 G6-4-3			1-2 1B					1	0	0	0	0	1	0					
Doug Drabek, R OBP: 0.176, SLG: 0.196 (1,1)			1-3 K		3-2 SH5-4		3-2 F7		3-2 2B	1	0	0	0	0	1	0					
Bob Kipper, R OBP: 0.244, SLG: 0.264 (6, PH)					1-2 2-3					0	0	0	0	0	0	0					
Curtis Wilkerson, S OBP: 0.400, SLG: 0.444 (7, PH)										0	0	0	0	0	0	1					
Neal Heaton, L OBP: 0.400, SLG: 0.444 (7, PH)										0	0	0	0	0	0	0					
Bary Bonds, L OBP: 0.400, SLG: 0.513 (9, PH)										1	0	1	0	0	0	0					
Inning Stats	R: 1 E: 0 K: 1 S: 10	H: 1 LOB: 0 BB: 0 P: 12	R: 1 E: 0 K: 0 S: 10	H: 2 LOB: 0 BB: 0 P: 11	R: 0 E: 0 K: 1 S: 9	H: 0 LOB: 0 BB: 0 P: 11	R: 0 E: 0 K: 0 S: 10	H: 0 LOB: 1 BB: 1 P: 17	R: 2 E: 1 K: 1 S: 14	H: 2 LOB: 1 BB: 0 P: 20	R: 0 E: 0 K: 0 S: 6	H: 0 LOB: 0 BB: 0 P: 8	R: 0 E: 0 K: 0 S: 12	H: 1 LOB: 2 BB: 1 P: 20	R: 1 E: 0 K: 0 S: 10	H: 1 LOB: 0 BB: 0 P: 18	R: 0 E: 0 K: 1 S: 11	H: 1 LOB: 1 BB: 0 P: 17	1B: 3 2B: 2 3B: 0 HR: 3	SF: 1 SAC: 1 DP: 1 HBP: 0	WP: 0 PA: 37 CS: 0
PITCHER	IP WLS BF H R ER SO BB IBB HBP BLK WP HR S P ERA WHIP																				
Tom Glavine, L ERA: 2.25 (1,1)	7.2 W 32 7 5 3 3 2 0 0 0 0 3 79 112 3.52 1.174																				
Marvin Freeman, R ERA: 2.63 (8,1)	1.1 S 5 1 0 0 1 0 0 0 0 0 0 13 22 0.00 0.750																				

AB	33
R	5
H	8
RBI	5
BB	2
SO	4
LOB	8



Batter	1	2	3	4	5	6	7	8	9	AB	R	H	RBI	BB	SO	LOB	BOTTOM		
Otis Nixon, S OBP: 0.394, SLG: 0.358 (1,9)	2-1 2B 1B	3-2 FC5-4 CS		3-1 F7		2-2 G5-3		1-0 G4-3		5	1	1	0	0	0	2	Pittsburgh Pirates @ Atlanta Braves Atlanta-Fulton County Stadium, Atlanta, GA Mon Jul 29 1991, 7:05 PM EDT Cloudy - 85 F		
Deion Sanders, L OBP: 0.297, SLG: 0.324 (1,7)	0-3 K	1-0 CS	1-0 F9		0-1 G3	1-3 K				4	0	0	0	0	2	1			
Terry Pendleton, S OBP: 0.384, SLG: 0.541 (1,5)	2 SAFE 2 SAFE 2B		4-0 BB		1-0 G1-3 BB 1B		0-1 F8			3	2	2	1	1	0	0			
Ron Gant, R OBP: 0.329, SLG: 0.523 (1,8)	0-3 K		2-3 K		4-1 BB G1-3 BB		4-2 E S HR BB			2	1	0	0	2	2	2			
Tommy Gregg, L OBP: 0.286, SLG: 0.262 (1,3)	4-1 2B		0-0 G3		2-0 G1-3		3-2 G1-3		3-2 HR	2	1	0	0	1	0	3			
Brian Hunter, R OBP: 0.301, SLG: 0.537 (6,3)					1-2 2-3 1B		1-H HR			1	1	1	2	0	0	0			
Jeff Treadway, L OBP: 0.385, SLG: 0.447 (1,4)	2-1 2B				2-2 G1-3		4-0 BB IBB		2-1 G6-3	2	0	1	2	1	0	0			
Mark Lemke, S OBP: 0.308, SLG: 0.283 (6,4)	1-H 2-H 2B				0-1 HR		4-1 BB		2-3 K	3	1	1	2	1	1	1			
Greg Olson, R OBP: 0.325, SLG: 0.372 (1,2)	2-0 F8				2-1 HR		0-1 F7		0-1 F9	4	0	1	0	0	0	3			
Rafael Belliard, R OBP: 0.263, SLG: 0.265 (1,6)		2-1 F9			2-1 3B		0-1 F7		0-1 F9	4	0	1	0	0	0	3			
Tom Glavine, L OBP: 0.333, SLG: 0.298 (1,1)		1-1 FC5-4 1B			0-3 K		0-0 B1-3		2-3 K	3	0	1	0	0	1	1			
Marvin Freeman, R ERA: 4.92 (8,1)										1	0	0	0	0	1	0			
Inning Stats	R: 3 E: 0 K: 2 S: 15	H: 3 LOB: 1 BB: 1 P: 28	R: 0 E: 0 K: 0 S: 7	H: 1 LOB: 0 BB: 0 P: 14	R: 0 E: 0 K: 1 S: 5	H: 0 LOB: 1 BB: 1 P: 12	R: 1 E: 0 K: 1 S: 12	H: 2 LOB: 1 BB: 0 P: 19	R: 1 E: 0 K: 0 S: 8	H: 1 LOB: 3 BB: 3 P: 23	R: 0 E: 0 K: 1 S: 7	H: 0 LOB: 0 BB: 0 P: 10	R: 2 E: 0 K: 1 S: 13	H: 1 LOB: 0 BB: 1 P: 24	R: 0 E: 0 K: 1 S: 6	H: 0 LOB: 0 BB: 0 P: 9	1B: 3 2B: 2 3B: 1 HR: 2	SF: 0 SAC: 0 DP: 0 HBP: 0	WP: 0 PA: 38 CS: 1
PITCHER	IP WLS BF H R ER SO BB IBB HBP BLK WP HR S P ERA WHIP																		
Doug Drabek, R ERA: 3.24 (1,1)	5.0 L 26 7 5 5 4 4 0 0 0 0 1 47 96 9.00 2.200																		
Bob Kipper, L ERA: 4.92 (6,1)	1.0 3 0 0 0 1 0 0 0 0 0 0 7 10 0.00 0.000																		
Neal Heaton, L ERA: 3.74 (7,1)	2.0 8 1 2 2 2 1 0 0 0 0 1 19 33 9.00 1.000																		



Batter	1	2	3	4	5	6	7	8	9	AB	R	H	RBI	BB	SO	LOB	TOP											
Orlando Merced, S OBP: 0.398, SLG: 0.421										5	0	1	0	0	1	5	Pittsburgh Pirates @ Atlanta Braves Atlanta-Fulton County Stadium, Atlanta, GA Mon Jul 29 1991, 7:05 PM EDT Att: 32,292 - Cloudy - 85 F											
Jay Bell, R OBP: 0.337, SLG: 0.450										4	0	0	0	0	1	2												
Gary Redus, R OBP: 0.333, SLG: 0.408										3	0	0	0	1	1	0												
Bobby Bonilla, S OBP: 0.377, SLG: 0.497										4	0	0	0	0	0	2												
Barry Bonds, L OBP: 0.407, SLG: 0.513										4	1	2	0	0	0	2												
Michael LaValliere, L OBP: 0.347, SLG: 0.355										4	0	0	0	0	1	2												
John Wehner, R OBP: 0.421, SLG: 0.472										4	1	2	0	0	0	0												
Curtis Wilkerson, S OBP: 0.252, SLG: 0.281										4	1	2	2	0	0	0												
John Smiley, L OBP: 0.200, SLG: 0.143										2	0	0	0	0	1	0												
Lloyd McClendon, R OBP: 0.370, SLG: 0.510										0	0	0	0	0	0	0												
Stan Belinda, R OBP: 0.167, SLG: 0.333										1	0	0	0	0	0	2												
Inning Stats	R: 0 E: 0 K: 1 S: 7	H: 0 LOB: 0 BB: 0 P: 9	R: 0 E: 0 K: 0 S: 9	H: 1 LOB: 0 BB: 0 P: 14	R: 0 E: 0 K: 1 S: 7	H: 0 LOB: 0 BB: 0 P: 9	R: 0 E: 0 K: 0 S: 9	H: 1 LOB: 2 BB: 1 P: 18	R: 2 E: 1 K: 1 S: 14	H: 2 LOB: 1 BB: 0 P: 21	R: 0 E: 0 K: 0 S: 7	H: 0 LOB: 0 BB: 0 P: 10	R: 0 E: 1 K: 0 S: 7	H: 0 LOB: 2 BB: 0 P: 13	R: 0 E: 0 K: 1 S: 6	H: 0 LOB: 0 BB: 0 P: 8	R: 1 E: 0 K: 1 S: 20	H: 3 LOB: 2 BB: 0 P: 27	1B: 5 2B: 2 3B: 0 HR: 0	SF: 0 SAC: 0 DP: 1 HBP: 1	WP: 0 PB: 0 SB: 0 CS: 0	PA: 37						
PITCHER	IP	WLS	BF	H	R	ER	SO	BB	IBB	HBP	BLK	WP	HR	S	P	ERA	WHIP											
Rick Mahler, R ERA: 4.0	(1, 1)	6.0	W	23	4	2	1	3	1	0	0	0	0	0	53	81	1.50	0.833										
Mike Stanton, L ERA: 3.02	(7, 1)	1.0		5	0	0	0	0	0	0	1	0	0	0	7	13	0.00	0.000										
Marvin Freeman, R ERA: 2.56	(8, 1)	1.0		3	0	0	0	1	0	0	0	0	0	0	6	8	0.00	0.000										
Kent Mercker, L ERA: 2.28	(9, 1)	1.0	S	6	3	1	1	1	0	0	0	0	0	20	27	9.00	3.000											

Batter	1	2	3	4	5	6	7	8	9	AB	R	H	RBI	BB	SO	LOB	BOTTOM											
Otis Nixon, S OBP: 0.398, SLG: 0.359										2	1	1	0	2	0	0	Pittsburgh Pirates @ Atlanta Braves Atlanta-Fulton County Stadium, Atlanta, GA Mon Jul 29 1991, 7:05 PM EDT Att: 32,292 - Cloudy - 85 F											
Jeff Blauser, R OBP: 0.394, SLG: 0.421										2	1	1	0	2	0	1												
Mike Stanton, L OBP: 0.333, SLG: 0.667										0	0	0	0	0	0	0												
Deion Sanders, L OBP: 0.274, SLG: 0.324										0	0	0	0	1	0	0												
Terry Pendleton, S OBP: 0.379, SLG: 0.533										5	1	0	1	0	0	7												
Ron Gant, R OBP: 0.330, SLG: 0.519										4	0	1	0	1	2	3												
Lonnie Smith, R OBP: 0.373, SLG: 0.392										4	0	1	0	0	2	5												
Marvin Freeman, R OBP: 0.333, SLG: 0.667										0	0	0	0	0	0	0												
Kent Mercker, L OBP: 0.274, SLG: 0.324										0	0	0	0	0	0	0												
Brian Hunter, R OBP: 0.299, SLG: 0.527										4	0	1	1	0	0	4												
Francisco Cabrera, R OBP: 0.299, SLG: 0.340										4	1	1	1	0	0	3												
Mark Lemke, S OBP: 0.313, SLG: 0.316										4	1	2	1	0	1	0												
Rick Mahler, R OBP: 0.154, SLG: 0.231										1	0	0	0	0	1	0												
Keith Mitchell, R OBP: 0.266, SLG: 0.265										1	0	0	0	0	0	0												
Inning Stats	R: 2 E: 1 K: 1 S: 14	H: 1 LOB: 1 BB: 1 P: 24	R: 0 E: 0 K: 0 S: 11	H: 1 LOB: 3 BB: 2 P: 22	R: 0 E: 0 K: 1 S: 9	H: 1 LOB: 1 BB: 0 P: 12	R: 0 E: 0 K: 1 S: 8	H: 0 LOB: 0 BB: 0 P: 13	R: 1 E: 0 K: 0 S: 17	H: 2 LOB: 2 BB: 1 P: 25	R: 0 E: 0 K: 1 S: 12	H: 1 LOB: 0 BB: 0 P: 15	R: 0 E: 0 K: 1 S: 8	H: 0 LOB: 1 BB: 1 P: 16	R: 2 E: 0 K: 1 S: 11	H: 2 LOB: 2 BB: 2 P: 25	1B: 6 2B: 0 3B: 0 HR: 2	SF: 0 SAC: 2 DP: 1 HBP: 0	WP: 0 PB: 0 SB: 3 CS: 0	PA: 40								
PITCHER	IP	WLS	BF	H	R	ER	SO	BB	IBB	HBP	BLK	WP	HR	S	P	ERA	WHIP											
John Smiley, L ERA: 3.34	(1, 1)	6.0	L	29	6	3	2	4	4	0	0	0	0	2	19	41	9.00	2.500										
Stan Belinda, R ERA: 4.1	(7, 1)	2.0		11	2	2	2	2	3	0	0	0	0	0	0	0	0	0										



Batter	1	2	3	4	5	6	7	8	9	AB	R	H	RBI	BB	SO	LOB	TOP				
Gary Redus, R OBP: 0.335, SLG: 0.400 (1, 8)	F8		F9			S 2B BB		K		3	1	0	0	2	1	2	Pittsburgh Pirates @ Atlanta Braves Atlanta-Fulton County Stadium, Atlanta, GA Tue Jul 30 1991, 7:05 PM EDT Att: 27,099 - Cloudy - 85 F				
Jay Bell, R OBP: 0.336, SLG: 0.450 Bob Patterson, R (8, 1)	F8		P4			1B 2B		G4-3		5	0	1	1	0	0	5					
John Wehner, R OBP: 0.488, SLG: 0.525 (1, 5)	1B					1B				4	1	4	0	1	0	0					
Bobby Bonilla, S OBP: 0.375, SLG: 0.493 (1, 9)	F7					1B				5	0	1	0	0	0	5					
Barry Bonds, L OBP: 0.406, SLG: 0.510 Jose Gonzalez, R OBP: 0.078, SLG: 0.104 (8, 7)	G1-3					1B		K		4	1	1	1	0	1	2					
Lloyd McClendon, R OBP: 0.381, SLG: 0.505 (1, 3)	FC6-4 1B					1B		F8		3	0	1	0	2	0	2					
Tom Prince, R OBP: 0.300, SLG: 0.250 (1, 2)	FC6-4 1-2f					K		1B BB		2	0	0	0	2	1	3					
Jose Lind, R OBP: 0.306, SLG: 0.336 (1, 4)	FC6-4 1-2f					F8		G4-3		4	0	0	1	0	0	6					
Paul Miller, R Bill Landrum, R Curtis Wilkerson, S OBP: 0.259, SLG: 0.267 (8, 6)	G4-3					L4		G6-3		3	0	0	0	0	0	2					
Inning Stats	R: 0 E: 0 K: 0 S: 10	H: 1 LOB: 1 BB: 0 P: 14	R: 0 E: 0 K: 0 S: 13	H: 1 LOB: 1 BB: 0 P: 19	R: 0 E: 0 K: 0 S: 9	H: 0 LOB: 0 BB: 0 P: 13	R: 1 E: 0 K: 1 S: 13	H: 2 LOB: 2 BB: 1 P: 22	R: 1 E: 0 K: 0 S: 9	H: 2 LOB: 1 BB: 1 P: 15	R: 0 E: 0 K: 1 S: 6	H: 0 LOB: 1 BB: 1 P: 11	R: 0 E: 0 K: 1 S: 9	H: 1 LOB: 2 BB: 0 P: 18	R: 0 E: 0 K: 0 S: 8	H: 1 LOB: 1 BB: 0 P: 13		1B: 8 2B: 1 3B: 0 HR: 0	SF: 0 SAC: 0 DP: 1 HBP: 0	WP: 0 PB: 0 CS: 3	PA: 42
PITCHER	IP	WLS	BF	H	R	ER	SO	BB	IBB	HBP	BLK	WP	HR	S	P	ERA	WHIP				
Steve Avery, L ERA: 3.48 Dan Petry, R ERA: 5.33 Jeff Parrett, R ERA: 6.33 Kent Mercker, L ERA: 2.14	2.1		9	2	0	0	0	0	0	0	0	0	0	25	35	0.00	0.857				
Steve Avery, L Dan Petry, R Jeff Parrett, R Kent Mercker, L	2.2	1.0	5	5	3	3	1	3	0	0	0	0	0	31	54	10.12	3.000				
Steve Avery, L Dan Petry, R Jeff Parrett, R Kent Mercker, L	3.0	S	13	2	0	0	2	2	0	0	0	0	0	23	42	0.00	1.333				

Batter	1	2	3	4	5	6	7	8	9	AB	R	H	RBI	BB	SO	LOB	BOTTOM				
Otis Nixon, S OBP: 0.404, SLG: 0.363 (1, 9)	G3-6-3 BB		G5-3			BB 1B BB		FC6-4 1B		3	2	2	0	2	0	0	Pittsburgh Pirates @ Atlanta Braves Atlanta-Fulton County Stadium, Atlanta, GA Tue Jul 30 1991, 7:05 PM EDT Att: 27,099 - Cloudy - 85 F				
Jeff Treadway, L OBP: 0.387, SLG: 0.445 Mark Lemke, S OBP: 0.311, SLG: 0.314 (7, PR) (8, 4)	G3-6-3 1-2f		G4-3			BB BB 1B		F8		3	1	1	0	1	0	1					
Terry Pendleton, S OBP: 0.385, SLG: 0.542 (1, 5)	2B					1B BB BB		FC6-4 1-2f		4	2	3	1	1	0	1					
Ron Gant, R OBP: 0.328, SLG: 0.513 (1, 8)	K					SF9 1B BB		F8		4	1	0	1	1	2	5					
Lonnie Smith, R OBP: 0.379, SLG: 0.399 Deion Sanders, L OBP: 0.274, SLG: 0.324 (8, 7)	G5-3 1B					1B 1B		1B 1B		4	1	3	2	0	1	1					
Jeff Blauser, R OBP: 0.362, SLG: 0.420 Rafael Belliard, R OBP: 0.266, SLG: 0.265 (8, 6)	G5-3					1B 1B		1B 1B		3	1	1	2	0	0	2					
Brian Hunter, R OBP: 0.306, SLG: 0.526 (1, 3)	G6-3					SF9 1B BB		1B 1B		4	1	2	2	0	0	1					
Greg Olson, R OBP: 0.321, SLG: 0.367 Kent Mercker, L OBP: 0.500, SLG: 0.333 (7, 1)	G6-3					F7		G5-4-3 1B		3	0	0	0	0	0	3					
Steve Avery, L OBP: 0.271, SLG: 0.273 Dan Petry, R OBP: 0.250, SLG: 0.250 Jeff Parrett, R Francisco Cabrera, R OBP: 0.259, SLG: 0.327 (7, 2)	G6-3					F9		G5-4-3 1-2f		1	0	1	1	0	0	0					
Steve Avery, L Dan Petry, R Jeff Parrett, R Francisco Cabrera, R	2.1	2.0	1.0	4	3	3	2	3	0	0	0	0	0	0	0	1					
Inning Stats	R: 0 E: 0 K: 1 S: 7	H: 1 LOB: 1 BB: 1 P: 15	R: 0 E: 0 K: 0 S: 10	H: 1 LOB: 1 BB: 0 P: 15	R: 0 E: 0 K: 0 S: 7	H: 0 LOB: 0 BB: 0 P: 10	R: 0 E: 0 K: 1 S: 9	H: 1 LOB: 1 BB: 0 P: 17	R: 0 E: 0 K: 0 S: 5	H: 0 LOB: 0 BB: 0 P: 10	R: 4 E: 0 K: 0 S: 14	H: 3 LOB: 1 BB: 3 P: 28	R: 6 E: 1 K: 0 S: 16	H: 6 LOB: 2 BB: 1 P: 25	R: 0 E: 0 K: 1 S: 10	H: 1 LOB: 1 BB: 0 P: 15	1B: 11 2B: 2 3B: 0 HR: 0	SF: 1 SAC: 0 DP: 2 HBP: 0	WP: 1 PB: 1 CS: 0	PA: 40	
PITCHER	IP	WLS	BF	H	R	ER	SO	BB	IBB	HBP	BLK	WP	HR	S	P	ERA	WHIP				
Paul Miller, R ERA: 5.4 Bill Landrum, R ERA: 3.06 Bob Patterson, L ERA: 4.12	5.0	L	15	8	7	6	0	2	0	0	0	1	0	24	39	27.00	5.000				
Paul Miller, R Bill Landrum, R Bob Patterson, L	1.0		4	1	0	0	1	0	0	0	0	0	0	10	15	0.00	1.000				



Batter	1	2	3	4	5	6	7	8	9	AB	R	H	RBI	BB	SO	LOB	TOP								
Orlando Merced, S OBP: 0.388, SLG: 0.418	G1-3	G4-3		G5-4-3 1B			1B BB		G1-3	4	0	1	0	1	0	1									
Jay Bell, R OBP: 0.334, SLG: 0.446	P3		L4	G5-4-3 1-2			1B		F7	5	0	1	0	0	0	1									
Gary Varsho, L OBP: 0.351, SLG: 0.438					G3-1				F7	1	1	0	0	2	0	0									
Lloyd McClendon, R OBP: 0.377, SLG: 0.500	S BB		1B HR						F9	1	0	0	0	0	0	2									
Bobby Bonilla, S OBP: 0.373, SLG: 0.490	F9		1B HR		G3-1				F9	4	1	1	0	0	0	3									
Barry Bonds, L OBP: 0.404, SLG: 0.516		F7		1-H 3-H HR	G3				P4	4	1	1	3	0	0	0									
Michael LaValliere, L OBP: 0.350, SLG: 0.371	1B G3 2B		1B HR			G3			F9	4	2	2	1	0	0	0									
John Wehner, R OBP: 0.408, SLG: 0.500			G3	F9		K			1B	4	0	1	0	0	1	1									
Jose Lind, R OBP: 0.306, SLG: 0.334			F9			G4-3			F7	4	1	1	0	0	0	1									
Rick Reed, R OBP: 0.500, SLG: 1.000																									
Vicente Palacios, R OBP: 0.271, SLG: 0.071																									
Curtis Wilkerson, S OBP: 0.256, SLG: 0.284																									
Bob Kipper, R OBP: 0.333, SLG: 0.398																									
Inning Stats	R: 0 E: 0 K: 0 S: 14	H: 0 LOB: 1 BB: 1 P: 25	R: 2 E: 0 K: 0 S: 13	H: 3 LOB: 1 BB: 0 P: 23	R: 4 E: 0 K: 0 S: 12	H: 3 LOB: 0 BB: 1 P: 24	R: 0 E: 0 K: 0 S: 8	H: 1 LOB: 0 BB: 0 P: 14	R: 0 E: 0 K: 1 S: 7	H: 0 LOB: 0 BB: 0 P: 12	R: 0 E: 0 K: 0 S: 8	H: 0 LOB: 0 BB: 1 P: 11	R: 0 E: 0 K: 0 S: 9	H: 1 LOB: 2 BB: 1 P: 17	R: 0 E: 0 K: 0 S: 6	H: 1 LOB: 1 BB: 0 P: 8	R: 0 E: 0 K: 0 S: 10	H: 0 LOB: 0 BB: 0 P: 14	1B: 6 2B: 1 3B: 0 HR: 2	SF: 0 SAC: 0 DP: 1 HBP: 0	WP: 0 PB: 0 SB: 1 CS: 0	PA: 38			
PITCHER	IP	WLS	BF	H	R	ER	SO	BB	IBB	HBP	BLK	WP	HR	S	P	ERA	WHIP								
29 John Smoltz, R ERA: 5.47	5.0	W	23	7	6	6	0	2	0	0	0	0	2	54	98	10.80	1.800								
Marvin Freeman, R ERA: 2.49	1.1		6	1	0	0	1	1	0	0	0	0	0	13	21	0.00	1.500								
Mike Stanton, L ERA: 2.84	2.2	S	9	1	0	0	0	0	0	0	0	0	0	20	29	0.00	0.375								

Pittsburgh Pirates @ Atlanta Braves
Atlanta-Fulton County Stadium, Atlanta, GA

AB 35
R 6
H 9
RBI 6
BB 3
SO 1
LOB 9




Wed Jul 31 1991, 7:05 PM EDT
Att: 23,955 - Cloudy - 85 F

Batter	1	2	3	4	5	6	7	8	9	AB	R	H	RBI	BB	SO	LOB	BOTTOM								
Otis Nixon, S OBP: 0.407, SLG: 0.365	G6-3		E G4-3 1B		1-2 HR 1B	L4		1B IBB		4	2	2	0	1	0	0									
Deion Sanders, L OBP: 0.273, SLG: 0.349	P6		E3 G4-3		1-2 HR	K		1B		4	1	1	3	0	1	1									
Mike Stanton, L OBP: 0.500, SLG: 0.750					1-H 2-H HR			1B		1	0	1	0	0	0	0									
Jeff Treadway, L OBP: 0.389, SLG: 0.451			G4-3					F8		4	1	2	0	0	0	1									
Mark Lemke, S OBP: 0.308, SLG: 0.311	2B		1-2 3-H HR 1B					F7		1	0	0	0	0	0	3									
Terry Pendleton, S OBP: 0.383, SLG: 0.537	K		G4-3		P6					3	0	0	0	1	1	2									
Lonnie Smith, R OBP: 0.385, SLG: 0.405		2B BB			2B			F8		2	2	1	0	2	0	1									
Jeff Blauser, R OBP: 0.361, SLG: 0.430		P4			1-2 HR BB					4	1	1	3	0	0	2									
Rafael Belliard, R OBP: 0.266, SLG: 0.265					1-H 2-H HR			F8		0	0	0	0	0	0	0									
Brian Hunter, R OBP: 0.304, SLG: 0.513										3	0	0	0	1	0	1									
Greg Olson, R OBP: 0.328, SLG: 0.382										4	1	3	1	0	0	1									
29 John Smoltz, R OBP: 0.171, SLG: 0.179										1	0	0	0	0	1	1									
Tommy Gregg, L OBP: 0.282, SLG: 0.258										1	0	0	0	0	0	1									
Marvin Freeman, R OBP: 0.304, SLG: 0.513										1	0	0	0	0	1	0									
Keith Mitchell, R										1	0	0	0	0	1	1									
Inning Stats	R: 0 E: 0 K: 1 S: 11	H: 1 LOB: 1 BB: 0 P: 15	R: 1 E: 0 K: 1 S: 11	H: 1 LOB: 1 BB: 1 P: 18	R: 1 E: 1 K: 0 S: 8	H: 1 LOB: 0 BB: 0 P: 12	R: 0 E: 0 K: 0 S: 3	H: 1 LOB: 0 BB: 0 P: 3	R: 6 E: 0 K: 2 S: 7	H: 5 LOB: 1 BB: 2 P: 34	R: 0 E: 0 K: 2 S: 10	H: 0 LOB: 0 BB: 1 P: 19	R: 0 E: 0 K: 1 S: 13	H: 2 LOB: 3 BB: 1 P: 22	1B: 5 2B: 4 3B: 0 HR: 2	SF: 0 SAC: 0 DP: 1 HBP: 0	WP: 0 PB: 0 SB: 1 CS: 0	PA: 39							
PITCHER	IP	WLS	BF	H	R	ER	SO	BB	IBB	HBP	BLK	WP	HR	S	P	ERA	WHIP								
Rick Reed, R ERA: 10.38	4.1		21	8	6	5	2	1	0	0	0	0	1	43	62	10.38	2.077								
Vicente Palacios, R ERA: 3.44	1.2	L	8	1	2	2	2	2	0	0	0	0	1	15	32	10.80	1.800								
Bob Kipper, L ERA: 4.58	2.0		10	2	0	0	1	1	1	0	0	0	0	23	41	0.00	1.500								

Pittsburgh Pirates @ Atlanta Braves
Atlanta-Fulton County Stadium, Atlanta, GA

AB 34
R 8
H 11
RBI 7
BB 5
SO 5
LOB 15



Wed Jul 31 1991, 7:05 PM EDT
Att: 23,955 - Cloudy - 85 F

Batter	1	2	3	4	5	6	7	8	9	AB	R	H	RBI	BB	SO	LOB	TOP					
Bip Roberts, S OBP: 0.342, SLG: 0.333 (1, 4)										6	1	2	0	0	1	4	San Diego Padres @ Atlanta Braves Atlanta-Fulton County Stadium, Atlanta, GA Fri Aug 02 1991, 7:05 PM EDT Att: 34,466 - Cloudy - 86 F					
Darin Jackson, R OBP: 0.337, SLG: 0.533 (1, 8)										6	2	4	2	0	1	2						
Tony Gwynn, L OBP: 0.366, SLG: 0.447 (1, 9)										6	2	3	0	0	0	3						
Bento Santiago, R OBP: 0.274, SLG: 0.392 Kevin Ward, R OBP: 0.236, SLG: 0.350 (1, 2) (8, 7)										5	2	2	2	0	1	3						
Fred McGriff, L OBP: 0.398, SLG: 0.484 Jose Melendez, R OBP: 0.125, SLG: 0.067 (1, 3) (8, 1)										3	1	0	1	1	0	3						
Jerald Clark, R OBP: 0.326, SLG: 0.403 (1, 7) (8, 3)										5	1	1	0	0	1	3						
Tim Teufel, R OBP: 0.329, SLG: 0.331 Jack Howell, L OBP: 0.305, SLG: 0.310 (1, 5) (6, 5)										2	1	1	4	1	1	0						
Tony Fernandez, S OBP: 0.340, SLG: 0.357 Craig Shipley, R OBP: 0.276, SLG: 0.333 (1, 6) (8, 6)										4	1	3	0	0	0	0						
Bruce Hurst, L OBP: 0.176, SLG: 0.106 Dann Bilardello, R OBP: 0.375, SLG: 0.429 (1, 1) (8, 2)										2	0	1	2	0	0	0						
Inning Stats	R: 0 E: 1 K: 1 S: 9	H: 2 LOB: 2 BB: 0 P: 15	R: 0 E: 0 K: 0 S: 12	H: 1 LOB: 2 BB: 1 P: 20	R: 5 E: 0 K: 0 S: 11	H: 5 LOB: 1 BB: 1 P: 18	R: 2 E: 0 K: 0 S: 8	H: 2 LOB: 0 BB: 0 P: 11	R: 0 E: 0 K: 1 S: 7	H: 0 LOB: 0 BB: 0 P: 8	R: 2 E: 0 K: 1 S: 14	H: 2 LOB: 0 BB: 0 P: 19	R: 2 E: 0 K: 0 S: 8	H: 3 LOB: 3 BB: 0 P: 11	R: 0 E: 0 K: 0 S: 9	H: 1 LOB: 1 BB: 0 P: 13		R: 2 E: 0 K: 2 S: 15	H: 4 LOB: 2 BB: 0 P: 18	1B: 14 2B: 3 3B: 1 HR: 2	SF: 1 SAC: 2 DP: 1 HBP: 0	WP: 0 PB: 0 SB: 2 CS: 0
PITCHER	IP WLS BF H R ER SO BB IBB HBP BLK WP HR S P ERA WHIP																					
Charlie Leibrandt, L ERA: 4.13	4.0 L 24 10 7 7 1 2 0 0 0 0 0 1 40 64 15.75 3.000																					
Jim Clancy, R ERA: 2.73	1.0 3 0 0 0 1 0 0 0 0 0 0 0 7 8 0.00 0.000																					
Rick Mahler, R ERA: 4.22	1.0 5 2 2 2 1 0 0 0 0 0 0 1 14 19 18.00 2.000																					
Dan Petty, R ERA: 5.42	2.0 9 4 2 2 0 0 0 0 0 0 0 0 17 24 9.00 2.000																					
Juan Berenguer, R ERA: 2.31	1.0 7 4 2 2 2 0 0 0 0 0 0 0 15 18 18.00 4.000																					
Batter	1	2	3	4	5	6	7	8	9	AB	R	H	RBI	BB	SO	LOB	BOTTOM					
Otis Nixon, S OBP: 0.402, SLG: 0.360 (1, 9)										4	0	0	0	0	0	1	San Diego Padres @ Atlanta Braves Atlanta-Fulton County Stadium, Atlanta, GA Fri Aug 02 1991, 7:05 PM EDT Att: 34,466 - Cloudy - 86 F					
Jeff Blausler, R OBP: 0.359, SLG: 0.427 (1, 6) (8, 5)										4	0	1	0	0	1	1						
Terry Pendleton, S OBP: 0.362, SLG: 0.533 Rafael Belliard, R OBP: 0.266, SLG: 0.265 (1, 5) (8, 6)										4	0	1	0	0	1	1						
Ron Gant, R OBP: 0.327, SLG: 0.510 (1, 8)										4	0	1	0	0	1	1						
Lonnie Smith, R OBP: 0.388, SLG: 0.413 Keith Mitchell, R OBP: 0.250, SLG: 0.143 (1, 7) (4, 7)										1	1	1	0	0	0	0						
Brian Hunter, R OBP: 0.318, SLG: 0.516 (1, 3)										3	0	2	1	1	0	1						
Greg Olson, R OBP: 0.331, SLG: 0.384 (1, 2)										4	0	2	2	0	0	1						
Mark Lemke, S OBP: 0.307, SLG: 0.303 (1, 4)										3	0	0	0	1	1	2						
Charlie Leibrandt, R OBP: 0.268, SLG: 0.116 Jim Clancy, R ERA: 2.73 Jeff Treadway, L OBP: 0.365, SLG: 0.449 Rick Mahler, R ERA: 4.22 Francisco Cabrera, R OBP: 0.266, SLG: 0.326 Dan Petty, R ERA: 5.42 Juan Berenguer, R ERA: 2.31 Sid Bream, L OBP: 0.330, SLG: 0.497 (1, 1) (5, 1) (5, PH) (8, 1) (5, PH) (7, 1) (9, 1) (9, PH)										1	0	1	0	0	0	0						
Inning Stats	R: 0 E: 0 K: 2 S: 9	H: 0 LOB: 0 BB: 0 P: 12	R: 1 E: 0 K: 0 S: 7	H: 2 LOB: 0 BB: 0 P: 8	R: 0 E: 0 K: 1 S: 10	H: 1 LOB: 1 BB: 0 P: 14	R: 1 E: 0 K: 0 S: 8	H: 3 LOB: 2 BB: 1 P: 13	R: 0 E: 0 K: 0 S: 8	H: 0 LOB: 0 BB: 0 P: 14	R: 1 E: 0 K: 0 S: 13	H: 2 LOB: 3 BB: 2 P: 26	R: 0 E: 0 K: 0 S: 4	H: 1 LOB: 0 BB: 0 P: 6	R: 0 E: 0 K: 1 S: 7	H: 1 LOB: 0 BB: 0 P: 8		R: 0 E: 0 K: 0 S: 5	H: 0 LOB: 0 BB: 0 P: 7	1B: 8 2B: 3 3B: 0 HR: 0	SF: 0 SAC: 0 DP: 4 HBP: 0	WP: 0 PB: 0 SB: 0 CS: 0
PITCHER	IP WLS BF H R ER SO BB IBB HBP BLK WP HR S P ERA WHIP																					
Bruce Hurst, L ERA: 3.18	7.0 W 30 9 3 3 4 0 0 0 0 0 0 0 59 93 3.86 1.714																					
Jose Melendez, R ERA: 3.0	2.0 6 1 0 0 1 0 0 0 0 0 0 0 12 15 0.00 0.500																					

AB	43
R	13
H	20
RBI	13
BB	2
SO	5
LOB	19



Batter	1	2	3	4	5	6	7	8	9	AB	R	H	RBI	BB	SO	LOB	TOP			
Bip Roberts, S OBP: 0.338, SLG: 0.329	G4-3		F9		P5			E5 SH1-3 1B		4	1	0	0	0	0	0				
Darin Jackson, R OBP: 0.331, SLG: 0.523	G5-3		E5 G4-3			G6-3		SH1-3		3	0	0	0	0	0	0				
Tony Gwynn, L OBP: 0.370, SLG: 0.458	HR		G4-3			BB 1B		E 1B 1B		4	2	3	2	0	0	1				
Benito Santiago, R OBP: 0.276, SLG: 0.392	1B		K			G4-6-3 BB		E5 1B CS		3	0	1	0	1	1	2				
Fred McGriff, L OBP: 0.399, SLG: 0.484	1B				G4-3			G4-6-3 BB		4	0	2	1	0	0	2				
Jerald Clark, R OBP: 0.323, SLG: 0.398	K				G4-3					3	0	0	0	0	2	2				
Kevin Ward, R OBP: 0.273, SLG: 0.333	K				G4-3					1	0	0	0	0	1	2				
Tim Teufel, R OBP: 0.329, SLG: 0.337			K		G5-3					3	0	1	0	0	1	0				
Jack Howell, L OBP: 0.302, SLG: 0.306								G2-5-3 2B		1	0	0	0	0	0	0				
Tony Fernandez, S OBP: 0.339, SLG: 0.354			F9			P6		L4		3	0	0	0	1	0	0				
Andy Benes, R OBP: 0.133, SLG: 0.122			G5-3			L4				2	0	0	0	0	0	0				
Craig Shipley, R OBP: 0.287, SLG: 0.316										1	0	0	0	0	0	2				
Mike Maddux, R OBP: 0.323, SLG: 0.543										0	0	0	0	0	0	0				
Thomas Howard, S OBP: 0.299, SLG: 0.326										1	0	0	0	0	0	0				
Craig Lefferts, L OBP: 0.273, SLG: 0.333										0	0	0	0	0	0	0				
Larry Andersen, R OBP: 0.273, SLG: 0.333										0	0	0	0	0	0	0				
Inning Stats	R: 1 E: 0 K: 1 S: 12	H: 3 LOB: 2 BB: 0 P: 19	R: 0 E: 0 K: 1 S: 7	H: 0 LOB: 0 BB: 0 P: 12	R: 0 E: 1 K: 1 S: 7	H: 0 LOB: 1 BB: 0 P: 12	R: 0 E: 0 K: 0 S: 4	H: 0 LOB: 0 BB: 0 P: 4	R: 0 E: 0 K: 0 S: 5	H: 1 LOB: 1 BB: 1 P: 9	R: 0 E: 0 K: 0 S: 11	H: 1 LOB: 1 BB: 1 P: 17	R: 2 E: 2 K: 1 S: 15	H: 2 LOB: 1 BB: 0 P: 20	R: 0 E: 0 K: 0 S: 10	H: 0 LOB: 0 BB: 0 P: 16	1B: 5 2B: 1 3B: 0 HR: 1	SF: 0 SAC: 1 DP: 2 HBP: 0	WP: 0 PB: 0 SB: 1 CS: 2	PA: 36
PITCHER	IP WLS BF H R ER SO BB IBB HBP BLK WP HR S P ERA WHIP																			
Tom Glavine, L ERA: 2.21	(1, 1) 7.1 L 32 7 3 1 4 2 0 0 0 0 0 1 65 102 1.23 1.227																			
Marvin Freeman, R ERA: 2.35	(8, 1) 1.2 4 0 0 0 1 0 0 0 0 0 0 0 13 19 0.00 0.000																			

San Diego Padres @ Atlanta Braves
Atlanta-Fulton County Stadium, Atlanta, GA
Sat Aug 03 1991, 7:05 PM EDT
Att: 42,067 - Cloudy - 87 F

AB 33
R 3
H 7
RBI 3
BB 2
SO 5
LOB 11



Batter	1	2	3	4	5	6	7	8	9	AB	R	H	RBI	BB	SO	LOB	BOTTOM					
Otis Nixon, S OBP: 0.401, SLG: 0.358	G4-3			G1-3			G4-3		FC5-2 1B 1B	4	0	1	0	0	0	0						
Jeff Treadway, L OBP: 0.382, SLG: 0.442	F8			F7			G3		FC5-2 1B	3	0	0	0	0	0	0						
Mark Lemke, S OBP: 0.312, SLG: 0.309									FC5-2 1B	1	0	1	1	0	0	0						
Terry Pendleton, S OBP: 0.378, SLG: 0.527	F9			P5			G6-3		FC5-2	4	0	0	0	0	0	3						
Ron Gant, R OBP: 0.326, SLG: 0.516			F7		E4 CS			HR	P6	4	1	1	1	0	0	3						
Tommy Gregg, L OBP: 0.267, SLG: 0.242			K2-3		K			G3	K	4	0	0	0	0	3	4						
Jeff Blauser, R OBP: 0.356, SLG: 0.422			P6		K			G5-3		3	0	0	0	0	1	1						
Brian Hunter, R OBP: 0.311, SLG: 0.504			P3				K		G5-3	3	0	0	0	0	1	0						
Greg Olson, R OBP: 0.331, SLG: 0.384			K				P6		1B 1B 1B	3	1	1	0	0	1	0						
Tom Glavine, L OBP: 0.321, SLG: 0.286			G4-3							2	0	0	0	0	1	0						
Marvin Freeman, R ERA: 2.2										0	0	0	0	0	0	0						
Lonnie Smith, R OBP: 0.390, SLG: 0.415										1	0	1	0	0	0	0						
Rafael Belliard, R OBP: 0.266, SLG: 0.265									FC5-2 1B	0	0	0	0	0	0	0						
Inning Stats	R: 0 E: 0 K: 0 S: 5	H: 0 LOB: 0 BB: 0 P: 9	R: 0 E: 0 K: 1 S: 7	H: 0 LOB: 0 BB: 0 P: 11	R: 0 E: 0 K: 1 S: 7	H: 0 LOB: 0 BB: 0 P: 10	R: 0 E: 0 K: 0 S: 10	H: 0 LOB: 0 BB: 0 P: 11	R: 0 E: 0 K: 2 S: 8	H: 0 LOB: 1 BB: 0 P: 12	R: 0 E: 0 K: 2 S: 10	H: 0 LOB: 0 BB: 0 P: 13	R: 0 E: 0 K: 0 S: 6	H: 0 LOB: 0 BB: 0 P: 10	R: 1 E: 0 K: 0 S: 7	H: 1 LOB: 3 BB: 0 P: 11	R: 1 E: 0 K: 1 S: 15	H: 4 LOB: 0 BB: 0 P: 21	1B: 4 2B: 1 3B: 0 HR: 1	SF: 0 SAC: 0 DP: 1 HBP: 0	WP: 0 PB: 0 SB: 0 CS: 1	PA: 32
PITCHER	IP WLS BF H R ER SO BB IBB HBP BLK WP HR S P ERA WHIP																					
Andy Benes, R ERA: 3.58	(1, 1) 6.0 W 18 6 0 0 6 0 0 0 0 0 0 1 13 21 4.50 0.500																					
Mike Maddux, R ERA: 2.2	(7, 1) 2.0 7 1 1 1 0 0 0 0 0 0 0 1 13 21 4.50 0.500																					
Craig Lefferts, L ERA: 4.7	(9, 1) 0.0 4 4 1 1 0 0 0 0 0 0 0 0 8 11 ∞ ∞																					
Larry Andersen, R ERA: 2.51	(9, 1) 1.0 S 3 0 0 0 1 0 0 0 0 0 0 0 7 10 0.00 0.000																					

San Diego Padres @ Atlanta Braves
Atlanta-Fulton County Stadium, Atlanta, GA
Sat Aug 03 1991, 7:05 PM EDT
Att: 42,067 - Cloudy - 87 F

AB 32
R 2
H 5
RBI 2
BB 0
SO 7
LOB 11



Batter	1	2	3	4	5	6	7	8	9	AB	R	H	RBI	BB	SO	LOB	TOP				
Bip Roberts, S OBP: 0.339, SLG: 0.330 (1, 4)										5	0	2	1	0	0	3	San Diego Padres @ Atlanta Braves Atlanta-Fulton County Stadium, Atlanta, GA Sun Aug 04 1991, 3:33 AM EDT Att: 25,006 - Cloudy - 90 F				
Tony Gwynn, L OBP: 0.388, SLG: 0.455 (1, 9)										5	0	1	0	0	5						
Darrin Jackson, R OBP: 0.333, SLG: 0.525 (1, 8)										5	1	2	0	0	1						
Fred McGriff, L OBP: 0.397, SLG: 0.489 (1, 3)										5	1	1	2	0	1						
Bento Santiago, R OBP: 0.280, SLG: 0.400 (1, 2)										5	2	3	0	0	2						
Tim Lincecum, R OBP: 0.332, SLG: 0.337 (1, 5)										3	2	1	1	1	1						
Kevin Ward, R OBP: 0.269, SLG: 0.320 (1, 7)										4	0	1	0	0	2						
Tony Fernandez, S OBP: 0.343, SLG: 0.361 (1, 6)										4	1	3	2	0	0						
Dennis Rasmussen, L ERA: 3.62 Cory Spivey, R John Costello, R Rich Rodriguez, L Phil Stephenson, L Jose Melendez, R Jose Melendez, R Jack Howell, L Mike Maddux, R										1	0	0	0	0	0						
Inning Stats	R: 0 E: 0 K: 1 S: 9	H: 2 LOB: 1 BB: 0 P: 12	R: 1 E: 0 K: 0 S: 7	H: 1 LOB: 0 BB: 0 P: 11	R: 0 E: 0 K: 0 S: 7	H: 0 LOB: 0 BB: 0 P: 13	R: 0 E: 0 K: 2 S: 12	H: 0 LOB: 0 BB: 0 P: 15	R: 1 E: 0 K: 1 S: 15	H: 3 LOB: 2 BB: 0 P: 23	R: 4 E: 0 K: 0 S: 22	H: 5 LOB: 2 BB: 1 P: 36	R: 0 E: 0 K: 1 S: 8	H: 1 LOB: 1 BB: 0 P: 9	R: 1 E: 0 K: 0 S: 8	H: 2 LOB: 0 BB: 0 P: 10		R: 0 E: 0 K: 1 S: 15	H: 1 LOB: 1 BB: 0 P: 22	1B: 11 2B: 2 3B: 1 HR: 1	SF: 0 SAC: 0 DP: 2 HBP: 0
PITCHER	IP	WLS	BF	H	R	ER	SO	BB	IBB	HBP	BLK	WP	HR	S	P	ERA	WHIP				
Steve Avery, L ERA: 3.62	(1, 1)	5.0	W	22	8	4	4	4	0	0	0	0	1	54	81	7.20	1.600				
Jim Clancy, R ERA: 3.04	(6, 1)	0.1		4	2	1	1	0	1	0	0	0	0	8	15	27.00	9.000				
Mike Stanton, L ERA: 2.8	(6, 1)	0.2		3	1	1	1	0	0	0	0	0	0	10	14	13.50	1.500				
Marvin Freeman, R ERA: 2.47	(7, 1)	2.0		8	3	1	1	1	0	0	0	0	0	16	19	4.50	1.500				
Kent Mercker, L ERA: 2.11	(9, 1)	0.2		3	1	0	0	0	0	0	0	0	0	12	16	0.00	1.500				

AB	40
R	7
H	15
RBI	7
BB	1
SO	6
LOB	19



Batter	1	2	3	4	5	6	7	8	9	AB	R	H	RBI	BB	SO	LOB	BOTTOM				
Otis Nixon, S OBP: 0.395, SLG: 0.352 (1, 9)										5	1	0	0	0	2	San Diego Padres @ Atlanta Braves Atlanta-Fulton County Stadium, Atlanta, GA Sun Aug 04 1991, 3:33 AM EDT Att: 25,006 - Cloudy - 90 F					
Keith Mitchell, R OBP: 0.385, SLG: 0.333 (1, 7)										5	1	3	1	0	0						
Terry Pendleton, S OBP: 0.375, SLG: 0.522 (1, 5)										5	1	1	1	0	2						
Ron Gant, R OBP: 0.333, SLG: 0.533 (1, 8)										4	2	4	3	0	0						
Jeff Blauser, R OBP: 0.354, SLG: 0.419 Rafael Belliard, R OBP: 0.266, SLG: 0.265 (8, 6)										4	1	1	0	0	1						
Brian Hunter, R OBP: 0.309, SLG: 0.492 (1, 3)										3	1	0	0	1	2						
Francisco Cabrera, R OBP: 0.259, SLG: 0.426 Greg Olson, R OBP: 0.331, SLG: 0.384 (9, 2)										4	1	3	4	0	1						
Mark Lemke, S OBP: 0.317, SLG: 0.315 (1, 4)										4	1	2	0	0	2						
Steve Avery, L OBP: 0.255, SLG: 0.255 ERA: 3.39 Jim Clancy, R ERA: 3.04 Mike Stanton, L ERA: 2.8 Marvin Freeman, R ERA: 2.47 Sid Bream, L OBP: 0.302, SLG: 0.497 Kent Mercker, L OBP: 0.303, SLG: 0.333 Juan Berenguer, R ERA: 2.31										3	0	0	0	0	1						
Inning Stats	R: 6 E: 1 K: 1 S: 21	H: 5 LOB: 1 BB: 1 P: 34	R: 0 E: 0 K: 0 S: 8	H: 1 LOB: 0 BB: 0 P: 15	R: 0 E: 0 K: 1 S: 7	H: 1 LOB: 1 BB: 0 P: 12	R: 0 E: 0 K: 0 S: 8	H: 1 LOB: 0 BB: 0 P: 11	R: 2 E: 0 K: 0 S: 13	H: 3 LOB: 1 BB: 0 P: 16	R: 0 E: 0 K: 0 S: 7	H: 0 LOB: 0 BB: 0 P: 8	R: 0 E: 1 K: 0 S: 9	H: 1 LOB: 1 BB: 0 P: 14	R: 1 E: 0 K: 0 S: 8		H: 2 LOB: 1 BB: 0 P: 14	1B: 10 2B: 2 3B: 0 HR: 2	SF: 0 SAC: 1 DP: 1 HBP: 0	WP: 0 PA: 39 PB: 0 SB: 2 CS: 1	
PITCHER	IP	WLS	BF	H	R	ER	SO	BB	IBB	HBP	BLK	WP	HR	S	P	ERA	WHIP				
Dennis Rasmussen, L ERA: 3.39	(1, 1)	4.0	L	21	6	5	2	1	0	0	0	0	0	44	72	11.25	2.250				
John Costello, R ERA: 4.0	(5, 1)	0.1		4	3	2	2	0	0	0	0	0	0	10	13	54.00	9.000				
Rich Rodriguez, L ERA: 3.38	(5, 1)	0.2		2	0	0	0	0	0	0	0	0	0	3	3	0.00	0.000				
Jose Melendez, R ERA: 2.89	(6, 1)	2.0		7	1	0	0	0	0	0	0	0	0	16	22	0.00	0.500				
Mike Maddux, R ERA: 2.31	(8, 1)	1.0		5	2	1	1	0	0	0	0	0	0	8	14	9.00	2.000				

AB	37
R	9
H	14
RBI	9
BB	1
SO	2
LOB	14



Batter	1	2	3	4	5	6	7	8	9	AB	R	H	RBI	BB	SO	LOB	TOP			
Darren Lewis, R OBP: 0.430, SLG: 0.425 (1, 8)										4	1	1	0	0	1	1	San Francisco Giants @ Atlanta Braves Atlanta-Fulton County Stadium, Atlanta, GA Mon Aug 05 1991, 7:05 PM EDT Att: 24,934 - Sunny - 83 F			
Willie McGee, S OBP: 0.375, SLG: 0.446 (1, 9)										4	1	1	1	0	0	1				
Will Clark, L OBP: 0.355, SLG: 0.528 (1, 3)										4	0	0	0	0	0	1				
Kevin Mitchell, R OBP: 0.368, SLG: 0.585 (1, 7)										4	0	0	0	0	0	1				
Matt Williams, R OBP: 0.295, SLG: 0.488 (1, 5)										4	0	1	1	0	1	0				
Robby Thomsson, R OBP: 0.346, SLG: 0.457 (1, 4)										4	0	2	0	0	2	0				
Greg Litton, R OBP: 0.222, SLG: 0.250 Dave Anderson, R OBP: 0.295, SLG: 0.317 (5, 6)										2	0	0	0	0	0	2				
Kirt Manwaring, R OBP: 0.290, SLG: 0.298 (1, 2)										3	0	0	0	0	1	1				
Don Robinson, R OBP: 0.161, SLG: 0.167 Rod Beck, R OBP: 1.000, SLG: 1.000 Kelly Downs, R OBP: 0.087, SLG: 0.087 Kevin Bass, S OBP: 0.308, SLG: 0.381 Francisco Oliveras, R OBP: 0.250, SLG: 0.250 (7, 1)										1	0	0	0	0	1	0				
Inning Stats	R: 0 E: 0 K: 1 S: 10	H: 0 LOB: 0 BB: 0 P: 17	R: 0 E: 0 K: 2 S: 9	H: 0 LOB: 0 BB: 0 P: 13	R: 0 E: 0 K: 2 S: 9	H: 0 LOB: 0 BB: 0 P: 14	R: 2 E: 0 K: 0 S: 13	H: 4 LOB: 2 BB: 0 P: 17	R: 0 E: 0 K: 0 S: 4	H: 0 LOB: 0 BB: 0 P: 6	R: 0 E: 0 K: 0 S: 5	H: 1 LOB: 1 BB: 0 P: 8	R: 0 E: 0 K: 0 S: 7	H: 0 LOB: 0 BB: 0 P: 8	R: 0 E: 0 K: 1 S: 9	H: 0 LOB: 0 BB: 0 P: 12	1B: 5 2B: 1 3B: 0 HR: 0	SF: 0 SAC: 0 DP: 0 HBP: 0	WP: 0 PB: 0 SB: 0 CS: 0	PA: 33
PITCHER 29 John Smoltz, R ERA: 5.25 (1, 1)	IP: 9.0 WLS: W BF: 33 H: 6 R: 2 ER: 2 SO: 6 BB: 0 IBB: 0 HBP: 0 BLK: 0 WP: 0 HR: 0 S: 77 P: 111 ERA: 2.00 WHIP: 0.667															PITCHER IP: 9.0 WLS: W BF: 33 H: 6 R: 2 ER: 2 SO: 6 BB: 0 IBB: 0 HBP: 0 BLK: 0 WP: 0 HR: 0 S: 77 P: 111 ERA: 2.00 WHIP: 0.667				

AB	33
R	2
H	6
RBI	2
BB	0
SO	6
LOB	9



Batter	1	2	3	4	5	6	7	8	9	AB	R	H	RBI	BB	SO	LOB	BOTTOM			
Otis Nixon, S OBP: 0.396, SLG: 0.355 (1, 9)										3	1	1	1	1	0	3	San Francisco Giants @ Atlanta Braves Atlanta-Fulton County Stadium, Atlanta, GA Mon Aug 05 1991, 7:05 PM EDT Att: 24,934 - Sunny - 83 F			
Jeff Treadway, L OBP: 0.384, SLG: 0.441 Mark Lemke, S OBP: 0.317, SLG: 0.315 (8, 4)										3	1	1	1	1	0	2				
Terry Pendleton, S OBP: 0.374, SLG: 0.519 (1, 5)										4	1	1	1	0	0	1				
Ron Gant, R OBP: 0.332, SLG: 0.529 (1, 8)										4	0	1	0	0	0	1				
Tommy Gregg, L OBP: 0.266, SLG: 0.286 (1, 7)										4	1	1	2	0	2	1				
Jeff Blauser, R OBP: 0.356, SLG: 0.420 Rafael Belliard, R OBP: 0.266, SLG: 0.265 (9, 6)										4	0	2	0	0	1	0				
Brian Hunter, R OBP: 0.307, SLG: 0.481 (1, 3)										3	0	0	0	0	1	1				
Greg Olson, R OBP: 0.335, SLG: 0.385 (1, 2)										2	1	1	0	1	0	0				
29 John Smoltz, R OBP: 0.190, SLG: 0.179 (1, 1)										0	0	0	0	1	0	0				
Inning Stats	R: 0 E: 0 K: 0 S: 6	H: 0 LOB: 1 BB: 1 P: 12	R: 0 E: 0 K: 2 S: 13	H: 1 LOB: 1 BB: 0 P: 22	R: 5 E: 0 K: 1 S: 14	H: 5 LOB: 0 BB: 0 P: 23	R: 0 E: 0 K: 0 S: 7	H: 0 LOB: 2 BB: 2 P: 16	R: 0 E: 0 K: 1 S: 8	H: 0 LOB: 0 BB: 0 P: 14	R: 0 E: 0 K: 0 S: 4	H: 1 LOB: 2 BB: 1 P: 11	R: 0 E: 0 K: 0 S: 9	H: 1 LOB: 1 BB: 0 P: 12	R: 0 E: 0 K: 0 S: 10	H: 0 LOB: 0 BB: 0 P: 14	1B: 6 2B: 1 3B: 0 HR: 1	SF: 0 SAC: 3 DP: 2 HBP: 1	WP: 1 PB: 0 SB: 1 CS: 0	PA: 35
PITCHER Don Robinson, R ERA: 4.57 Rod Beck, R ERA: 3.72 Kelly Downs, R ERA: 3.44 Francisco Oliveras, R ERA: 2.52 (7, 1)	IP: 2.2 WLS: L BF: 14 H: 5 R: 6 ER: 5 SO: 2 BB: 1 IBB: 0 HBP: 0 BLK: 0 WP: 0 HR: 1 S: 20 P: 44 ERA: 0.00 WHIP: 1.500															PITCHER IP: 2.2 WLS: L BF: 14 H: 5 R: 6 ER: 5 SO: 2 BB: 1 IBB: 0 HBP: 0 BLK: 0 WP: 0 HR: 1 S: 20 P: 44 ERA: 0.00 WHIP: 1.500				



Batter	1	2	3	4	5	6	7	8	9	AB	R	H	RBI	BB	SO	LOB	TOP		
Darren Lewis, R OBP: 0.418, SLG: 0.447 (1, 8)										4	1	1	1	0	1	2			
Robby Thompson, R OBP: 0.342, SLG: 0.449 (1, 4)										4	0	0	0	0	2	0			
Willie McGee, S OBP: 0.365, SLG: 0.432 (1, 9)										4	0	0	0	0	1	0			
Kevin Mitchell, R OBP: 0.367, SLG: 0.574 (1, 7)										4	0	1	0	0	0	1			
Matt Williams, R OBP: 0.299, SLG: 0.499 (1, 5)										4	0	1	0	0	1	2			
Greg Litton, R OBP: 0.241, SLG: 0.256 (1, 3)										3	0	2	0	1	0	0			
Kirt Manwaring, R OBP: 0.318, SLG: 0.328 (1, 2)										4	0	3	0	0	0	2			
Jose Uribe, S OBP: 0.252, SLG: 0.269 (1, 6)										3	0	0	0	0	0	4			
Will Clark, L OBP: 0.356, SLG: 0.526 (9, PH)										0	0	0	0	1	0	0			
Mike Benjamin, R OBP: 0.182, SLG: 0.250 (9, 6)										0	0	0	0	0	0	0			
Bud Black, L OBP: 0.182, SLG: 0.218 (9, PH)										2	0	0	0	0	1	2			
Kevin Bass, S OBP: 0.310, SLG: 0.381 (9, PH)										1	0	0	0	0	0	3			
Dave Righetti, L (9, 1)										0	0	0	0	0	0	0			
Inning Stats	R: 1 E: 0 K: 1 S: 10	H: 2 LOB: 1 BB: 0 P: 13	R: 0 E: 0 K: 0 S: 9	H: 2 LOB: 2 BB: 0 P: 17	R: 0 E: 1 K: 1 S: 9	H: 0 LOB: 1 BB: 0 P: 11	R: 0 E: 0 K: 0 S: 7	H: 2 LOB: 1 BB: 0 P: 11	R: 0 E: 0 K: 0 S: 6	H: 0 LOB: 0 BB: 0 P: 10	R: 0 E: 0 K: 0 S: 5	H: 1 LOB: 0 BB: 0 P: 6	R: 0 E: 0 K: 3 S: 11	H: 0 LOB: 0 BB: 0 P: 14	R: 0 E: 0 K: 0 S: 10	H: 1 LOB: 3 BB: 2 P: 24	1B: 6 2B: 1 3B: 0 HR: 1	SF: 0 SAC: 1 DP: 0 HBP: 0	WP: 0 PA: 36 PB: 0 SB: 0 CS: 1
PITCHER	IP WLS BF H R ER SO BB IBB HBP BLK WP HR S P ERA WHIP																		
Charlie Leibrandt, L ERA: 4.0	(1, 1)	7.0	L	27	7	1	1	3	0	0	0	0	0	0	1	52	75	1.29	1.000
Mike Stanton, L ERA: 2.68	(8, 1)	2.0		9	1	0	0	3	1	1	0	0	0	0	0	21	38	0.00	1.000

San Francisco Giants @ Atlanta Braves
Atlanta-Fulton County Stadium, Atlanta, GA
Wed Aug 07 1991, 7:05 PM EDT
Att: 24,428 - Cloudy - 91 F

AB 33
R 1
H 8
RBI 1
BB 2
SO 6
LOB 16



Batter	1	2	3	4	5	6	7	8	9	AB	R	H	RBI	BB	SO	LOB	BOTTOM		
Otis Nixon, S OBP: 0.391, SLG: 0.349 (1, 9)										4	0	1	0	0	0	2			
Jeff Blauer, R OBP: 0.362, SLG: 0.416 (1, 6)										2	0	0	0	2	0	0			
Terry Pendleton, S OBP: 0.379, SLG: 0.541 (1, 5)										4	0	1	0	0	1	4			
Ron Gant, R OBP: 0.335, SLG: 0.534 (1, 8)										4	0	2	0	0	1	1			
Lonnie Smith, R OBP: 0.388, SLG: 0.410 (1, 7)										3	0	0	0	0	0	1			
Brian Hunter, R OBP: 0.297, SLG: 0.468 (1, 3)										4	0	0	0	0	1	2			
Greg Olson, R OBP: 0.336, SLG: 0.382 (1, 2)										4	0	1	0	0	1	2			
Mark Lemke, S OBP: 0.320, SLG: 0.318 (1, 4)										3	0	1	0	0	0	1			
Charlie Leibrandt, R OBP: 0.067, SLG: 0.114	(1, 1)									1	0	0	0	0	0	0			
Francisco Cabrera, R OBP: 0.253, SLG: 0.419	(7, PH)									1	0	0	0	0	1	1			
Mike Stanton, L OBP: 0.500, SLG: 0.750 (8, 1)										0	0	0	0	0	0	0			
Inning Stats	R: 0 E: 0 K: 1 S: 10	H: 1 LOB: 1 BB: 0 P: 15	R: 0 E: 0 K: 1 S: 8	H: 0 LOB: 0 BB: 0 P: 12	R: 0 E: 0 K: 0 S: 9	H: 1 LOB: 2 BB: 1 P: 13	R: 0 E: 0 K: 0 S: 7	H: 1 LOB: 1 BB: 0 P: 11	R: 0 E: 0 K: 0 S: 6	H: 1 LOB: 0 BB: 0 P: 10	R: 0 E: 0 K: 1 S: 7	H: 1 LOB: 1 BB: 0 P: 10	R: 0 E: 0 K: 1 S: 10	H: 0 LOB: 0 BB: 0 P: 16	R: 0 E: 0 K: 1 S: 12	H: 0 LOB: 1 BB: 0 P: 13	1B: 6 2B: 0 3B: 0 HR: 0	SF: 0 SAC: 2 DP: 0 HBP: 1	WP: 0 PA: 35 PB: 0 SB: 2 CS: 0
PITCHER	IP WLS BF H R ER SO BB IBB HBP BLK WP HR S P ERA WHIP																		
Bud Black, L ERA: 3.5	(1, 1)	8.0	W	31	6	0	0	4	2	0	0	0	0	0	62	97	0.00	1.000	
Dave Righetti, L ERA: 5.53	(9, 1)	1.0	S	4	0	0	0	1	0	0	1	0	0	0	12	13	0.00	0.000	

San Francisco Giants @ Atlanta Braves
Atlanta-Fulton County Stadium, Atlanta, GA
Wed Aug 07 1991, 7:05 PM EDT
Att: 24,428 - Cloudy - 91 F

AB 30
R 0
H 6
RBI 0
BB 2
SO 5
LOB 14



Batter	1	2	3	4	5	6	7	8	9	AB	R	H	RBI	BB	SO	LOB	TOP								
Darren Lewis, R OBP: 0.433, SLG: 0.472	1-0 1B	4-2 BB BB		2-1 G5-3		4-0 1B BB	0-1 HR 1B		0-1 G4-3	4	3	2	1	2	0	0	San Francisco Giants @ Atlanta Braves Atlanta-Fulton County Stadium, Atlanta, GA Thu Aug 08 1991, 7:05 PM EDT Att: 29,428 - Cloudy - 92 F								
Willie McGee, S OBP: 0.395, SLG: 0.429	0-0	4-2 BB BB		2-2 G1-3		1-3 K	3-1 G3		0-0	4	0	1	2	1	1	2									
Mike Felder, S OBP: 0.326, SLG: 0.342	3-2 1B	1-2 BB BB				1-2 K	1-2 G3		1B	1	0	1	0	0	0	0									
Will Clark, L OBP: 0.361, SLG: 0.535	1-2 1B	1-1 P7			4-1 2B BB	2-2 BB 1B	1-1 HR		1-2 G3-1	5	2	3	3	1	0	4									
Kevin Mitchell, R OBP: 0.368, SLG: 0.567	1-0 F7		4-0 FC4-6 BB		0-3 K	1-2 P9	3-2 HBP			3	0	0	0	1	1	3									
Matt Williams, R OBP: 0.300, SLG: 0.500	2-3 K2-3		1-3 K		0-0 WP SF8 2B	2-1 BB 1B	1-0 P4			5	1	2	1	0	2	3									
Robby Thompson, R OBP: 0.346, SLG: 0.452		0-1 1B BB	1-2 FC4-6 1B		4-0 SF8 IBB	4-0 1B BB		3-2 P3		2	1	1	0	2	0	1									
Greg Litton, R OBP: 0.239, SLG: 0.254		1-3 2B	1-2 FC4-6 1B		2-3 IBB	2-3 BB		2-2 P3		1	0	0	0	0	0	0									
Kirt Manwaring, R OBP: 0.310, SLG: 0.323		1-3 K	1-2 1B		2-2 SF8	1-3 K		2-2 G6-3		4	0	1	1	0	2	4									
Jose Uribe, S OBP: 0.264, SLG: 0.284		1-2 BB BB	1-2 F8		4-0 IBB		0-1 SH5-4 1B 2B	2-1 G3		4	1	2	0	1	0	2									
Mike Benjamin, R OBP: 0.192, SLG: 0.250		2-3 1B								0	0	0	0	0	0	0									
John Burkett, R OBP: 0.087, SLG: 0.089		1-3 K		0-2 G5-3		2-3 K		0-1 SH5-4	0-1 G4-3	3	0	0	0	0	2	4									
Kevin Bass, S OBP: 0.309, SLG: 0.380										1	0	0	0	0	0	0									
Jeff Brantley, R OBP: 0.375, SLG: 0.333										0	0	0	0	0	0	0									
Inning Stats	R: 1 E: 0 K: 1 S: 10	H: 3 LOB: 1 BB: 0 P: 17	R: 1 E: 0 K: 2 S: 18	H: 2 LOB: 3 BB: 2 P: 29	R: 0 E: 0 K: 1 S: 12	H: 1 LOB: 1 BB: 1 P: 20	R: 0 E: 0 K: 0 S: 10	H: 0 LOB: 0 BB: 0 P: 14	R: 2 E: 0 K: 2 S: 12	H: 1 LOB: 2 BB: 3 P: 28	R: 1 E: 0 K: 2 S: 17	H: 2 LOB: 3 BB: 2 P: 32	R: 3 E: 0 K: 0 S: 13	H: 3 LOB: 1 BB: 0 P: 21	R: 0 E: 0 K: 0 S: 8	H: 0 LOB: 0 BB: 0 P: 15	R: 0 E: 0 K: 0 S: 8	H: 1 LOB: 1 BB: 0 P: 9	1B: 8 2B: 3 3B: 1 HR: 1	SF: 1 SAC: 1 DP: 0 HBP: 1	WP: 1 PB: 0 SB: 1 CS: 1	PA: 48			
PITCHER	IP WLS BF H R ER SO BB IBB HBP BLK WP HR S P ERA WHIP	IP WLS BF H R ER SO BB IBB HBP BLK WP HR S P ERA WHIP	IP WLS BF H R ER SO BB IBB HBP BLK WP HR S P ERA WHIP	IP WLS BF H R ER SO BB IBB HBP BLK WP HR S P ERA WHIP	IP WLS BF H R ER SO BB IBB HBP BLK WP HR S P ERA WHIP	IP WLS BF H R ER SO BB IBB HBP BLK WP HR S P ERA WHIP	IP WLS BF H R ER SO BB IBB HBP BLK WP HR S P ERA WHIP	IP WLS BF H R ER SO BB IBB HBP BLK WP HR S P ERA WHIP	IP WLS BF H R ER SO BB IBB HBP BLK WP HR S P ERA WHIP	IP WLS BF H R ER SO BB IBB HBP BLK WP HR S P ERA WHIP	IP WLS BF H R ER SO BB IBB HBP BLK WP HR S P ERA WHIP	IP WLS BF H R ER SO BB IBB HBP BLK WP HR S P ERA WHIP	IP WLS BF H R ER SO BB IBB HBP BLK WP HR S P ERA WHIP	IP WLS BF H R ER SO BB IBB HBP BLK WP HR S P ERA WHIP	IP WLS BF H R ER SO BB IBB HBP BLK WP HR S P ERA WHIP	IP WLS BF H R ER SO BB IBB HBP BLK WP HR S P ERA WHIP	IP WLS BF H R ER SO BB IBB HBP BLK WP HR S P ERA WHIP	IP WLS BF H R ER SO BB IBB HBP BLK WP HR S P ERA WHIP	IP WLS BF H R ER SO BB IBB HBP BLK WP HR S P ERA WHIP	IP WLS BF H R ER SO BB IBB HBP BLK WP HR S P ERA WHIP	IP WLS BF H R ER SO BB IBB HBP BLK WP HR S P ERA WHIP	IP WLS BF H R ER SO BB IBB HBP BLK WP HR S P ERA WHIP	IP WLS BF H R ER SO BB IBB HBP BLK WP HR S P ERA WHIP	IP WLS BF H R ER SO BB IBB HBP BLK WP HR S P ERA WHIP	IP WLS BF H R ER SO BB IBB HBP BLK WP HR S P ERA WHIP

AB	37
R	8
H	13
RBI	8
BB	8
SO	8
LOB	23



Batter	1	2	3	4	5	6	7	8	9	AB	R	H	RBI	BB	SO	LOB	BOTTOM								
Otis Nixon, S OBP: 0.393, SLG: 0.349	4-1 1B S BB		0-0 G3 S 1B		1-1 G4-3-4			0-1 F7		3	1	1	0	1	0	2	San Francisco Giants @ Atlanta Braves Atlanta-Fulton County Stadium, Atlanta, GA Thu Aug 08 1991, 7:05 PM EDT Att: 29,428 - Cloudy - 92 F								
Jeff Treadway, L OBP: 0.381, SLG: 0.433	2-2 L9		0-3 K		1-0 F8		0-0 FC3-6 1B		0-0 FC3-6	4	0	0	0	0	1	3									
Terry Pendleton, S OBP: 0.380, SLG: 0.541	2-2 1B		0-0 G3		0-3 K		1-1 FC5-4 1B		1-1 FC5-4	4	0	2	0	0	1	1									
Ron Gant, R OBP: 0.335, SLG: 0.533	1-1 1B		1-0 G6-3		3-3 K		0-0 FC5-4		0-0 FC5-4	3	0	1	1	0	1	1									
Dan Petry, R OBP: 0.200, SLG: 0.200	1-3 1B							1-2 1B		1	0	0	0	0	0	2									
Lonnie Smith, R OBP: 0.382, SLG: 0.402	1-0 L4			0-0 G6-3		2-3 K		1-3 K		4	0	0	0	0	2	2									
Jeff Blauser, R OBP: 0.364, SLG: 0.418	2-1 G5-3		2-2 PO 1B		3-2 FC5-4 1B		3-2 P4		3-2 P4	4	0	2	0	0	0	2									
Brian Hunter, R OBP: 0.289, SLG: 0.455		2-2 F7	1-1 F8		1-0 P3		0-0 P5		0-0 P5	4	0	0	0	0	0	2									
Greg Olson, R OBP: 0.336, SLG: 0.381		0-1 G4-3		0-0 PO	0-0 G4-3-4 1B		0-0 FC5-4			3	0	1	0	0	0	1									
Tom Glavine, L OBP: 0.315, SLG: 0.280		1-0 G6-3			1-3 K		2-2 FC3-6 1B			1	0	0	0	0	0	0									
Tommy Gregg, L OBP: 0.265, SLG: 0.284										1	0	0	0	0	1	1									
Kent Mercker, L OBP: 0.500, SLG: 0.333										0	0	0	0	0	0	0									
Keith Mitchell, R OBP: 0.375, SLG: 0.333										1	0	1	0	0	0	0									
Inning Stats	R: 1 E: 0 K: 0 S: 13	H: 2 LOB: 2 BB: 1 P: 24	R: 0 E: 0 K: 0 S: 6	H: 0 LOB: 0 BB: 0 P: 9	R: 0 E: 0 K: 1 S: 6	H: 1 LOB: 1 BB: 0 P: 7	R: 0 E: 0 K: 0 S: 6	H: 1 LOB: 0 BB: 0 P: 9	R: 0 E: 0 K: 1 S: 8	H: 1 LOB: 0 BB: 0 P: 10	R: 0 E: 0 K: 2 S: 10	H: 0 LOB: 0 BB: 0 P: 14	R: 0 E: 0 K: 1 S: 8	H: 1 LOB: 1 BB: 0 P: 14	R: 0 E: 0 K: 0 S: 9	H: 2 LOB: 2 BB: 0 P: 12	R: 0 E: 0 K: 1 S: 8	H: 0 LOB: 0 BB: 0 P: 12	1B: 8 2B: 0 3B: 0 HR: 0	SF: 0 SAC: 0 DP: 1 HBP: 0	WP: 0 PB: 0 SB: 2 CS: 0	PA: 35			
PITCHER	IP WLS BF H R ER SO BB IBB HBP BLK WP HR S P ERA WHIP	IP WLS BF H R ER SO BB IBB HBP BLK WP HR S P ERA WHIP	IP WLS BF H R ER SO BB IBB HBP BLK WP HR S P ERA WHIP	IP WLS BF H R ER SO BB IBB HBP BLK WP HR S P ERA WHIP	IP WLS BF H R ER SO BB IBB HBP BLK WP HR S P ERA WHIP	IP WLS BF H R ER SO BB IBB HBP BLK WP HR S P ERA WHIP	IP WLS BF H R ER SO BB IBB HBP BLK WP HR S P ERA WHIP	IP WLS BF H R ER SO BB IBB HBP BLK WP HR S P ERA WHIP	IP WLS BF H R ER SO BB IBB HBP BLK WP HR S P ERA WHIP	IP WLS BF H R ER SO BB IBB HBP BLK WP HR S P ERA WHIP	IP WLS BF H R ER SO BB IBB HBP BLK WP HR S P ERA WHIP	IP WLS BF H R ER SO BB IBB HBP BLK WP HR S P ERA WHIP	IP WLS BF H R ER SO BB IBB HBP BLK WP HR S P ERA WHIP	IP WLS BF H R ER SO BB IBB HBP BLK WP HR S P ERA WHIP	IP WLS BF H R ER SO BB IBB HBP BLK WP HR S P ERA WHIP	IP WLS BF H R ER SO BB IBB HBP BLK WP HR S P ERA WHIP	IP WLS BF H R ER SO BB IBB HBP BLK WP HR S P ERA WHIP	IP WLS BF H R ER SO BB IBB HBP BLK WP HR S P ERA WHIP	IP WLS BF H R ER SO BB IBB HBP BLK WP HR S P ERA WHIP	IP WLS BF H R ER SO BB IBB HBP BLK WP HR S P ERA WHIP	IP WLS BF H R ER SO BB IBB HBP BLK WP HR S P ERA WHIP	IP WLS BF H R ER SO BB IBB HBP BLK WP HR S P ERA WHIP	IP WLS BF H R ER SO BB IBB HBP BLK WP HR S P ERA WHIP	IP WLS BF H R ER SO BB IBB HBP BLK WP HR S P ERA WHIP	IP WLS BF H R ER SO BB IBB HBP BLK WP HR S P ERA WHIP



Batter	1	2	3	4	5	6	7	8	9	AB	R	H	RBI	BB	SO	LOB	TOP																						
Craig Biggio, R OBP: 0.370, SLG: 0.377										5	0	2	0	0	1	2																							
Steve Finley, L OBP: 0.343, SLG: 0.423										4	0	1	0	0	1	2																							
5 Jeff Bagwell, R OBP: 0.384, SLG: 0.438										3	0	2	0	1	1	1																							
Ken Caminiti, S OBP: 0.301, SLG: 0.379										4	0	1	0	0	0	5																							
Mike Simms, R OBP: 0.278, SLG: 0.271										3	1	1	0	1	0	2																							
Luis Gonzalez, L OBP: 0.314, SLG: 0.445										4	1	0	0	0	1	4																							
Andujar Cedeno, R OBP: 0.241, SLG: 0.365										4	0	1	1	0	0	1																							
Casey Candaele, S OBP: 0.321, SLG: 0.387										2	0	0	0	0	0	1																							
Mike Capel, R OBP: 0.301, SLG: 0.324										0	0	0	0	0	0	0																							
Javier Ortiz, R OBP: 0.301, SLG: 0.324										0	0	0	0	0	0	1																							
Dean Wilkins, R OBP: 0.301, SLG: 0.324										0	0	0	0	0	0	0																							
Dwayne Henry, R OBP: 0.301, SLG: 0.324										0	0	0	0	0	0	0																							
Jose Tolentino, L OBP: 0.301, SLG: 0.462										1	0	0	0	0	0	1																							
Jim Deshaies, L OBP: 0.162, SLG: 0.088										1	0	0	0	0	0	0																							
Rafael Ramirez, R OBP: 0.288, SLG: 0.322										3	0	1	1	0	2	1																							
Inning Stats	R: 0 E: 0 K: 0 S: 10	H: 2 LOB: 1 BB: 0 P: 13	R: 0 E: 0 K: 0 S: 9	H: 0 LOB: 0 BB: 0 P: 13	R: 0 E: 0 K: 1 S: 6	H: 0 LOB: 0 BB: 0 P: 9	R: 0 E: 0 K: 1 S: 7	H: 1 LOB: 0 BB: 0 P: 11	R: 0 E: 0 K: 0 S: 7	H: 0 LOB: 1 BB: 1 P: 14	R: 0 E: 0 K: 1 S: 7	H: 1 LOB: 2 BB: 1 P: 15	R: 2 E: 1 K: 1 S: 16	H: 2 LOB: 1 BB: 0 P: 26	R: 0 E: 0 K: 2 S: 12	H: 2 LOB: 2 BB: 0 P: 17	R: 0 E: 0 K: 1 S: 8	H: 1 LOB: 1 BB: 0 P: 12	1B: 8 2B: 1 3B: 0 HR: 0	SF: 0 SAC: 0 DP: 3 HBP: 0	WP: 0 PB: 0 SB: 1 CS: 0	PA: 37																	
PITCHER	IP	WLS	BF	H	R	ER	SO	BB	IBB	HBP	BLK	WP	HR	S	P	ERA	WHIP					PITCHER	IP	WLS	BF	H	R	ER	SO	BB	IBB	HBP	BLK	WP	HR	S	P	ERA	WHIP
Steve Avery, L ERA: 3.43	(1, 1)	7.1	W	31	8	2	0	5	2	0	0	0	0	69	112	0.00	1.364																						
Juan Berenguer, R ERA: 2.31	(8, 1)	1.2		6	1	0	0	2	0	0	0	0	0	13	18	0.00	0.600																						

Houston Astros @ Atlanta Braves
Atlanta-Fulton County Stadium, Atlanta, GA
Fri Aug 09 1991, 7:05 PM EDT
Att: 34,700 - Cloudy - 74 F

AB	35
R	2
H	9
RBI	2
BB	2
SO	7
LOB	21



Batter	1	2	3	4	5	6	7	8	9	AB	R	H	RBI	BB	SO	LOB	BOTTOM																						
Keith Mitchell, R OBP: 0.476, SLG: 0.421										4	2	3	0	1	0	0																							
Jeff Blauser, R OBP: 0.365, SLG: 0.415										2	1	0	0	2	1	3																							
Rafael Belliard, R OBP: 0.264, SLG: 0.263										1	0	0	0	0	0	1																							
Terry Pendleton, S OBP: 0.378, SLG: 0.538										4	1	1	1	0	0	3																							
Ron Gant, R OBP: 0.341, SLG: 0.544										3	3	2	3	2	0	1																							
Lonnie Smith, R OBP: 0.380, SLG: 0.404										4	0	1	1	0	0	3																							
Brian Hunter, R OBP: 0.295, SLG: 0.452										3	0	1	0	1	1	1																							
Francisco Cabrera, R OBP: 0.297, SLG: 0.424										4	0	2	2	0	0	1																							
Mark Lemke, S OBP: 0.318, SLG: 0.311										3	0	0	0	1	1	3																							
Steve Avery, L OBP: 0.255, SLG: 0.255										4	0	1	0	0	3	4																							
Juan Berenguer, R ERA: 2.66	(8, 1)									0	0	0	0	0	0	0																							
Inning Stats	R: 1 E: 1 K: 0 S: 9	H: 1 LOB: 2 BB: 2 P: 17	R: 0 E: 0 K: 1 S: 9	H: 1 LOB: 1 BB: 1 P: 17	R: 2 E: 0 K: 0 S: 9	H: 1 LOB: 0 BB: 1 P: 20	R: 0 E: 0 K: 2 S: 10	H: 1 LOB: 1 BB: 0 P: 15	R: 2 E: 0 K: 1 S: 13	H: 3 LOB: 1 BB: 0 P: 24	R: 0 E: 0 K: 1 S: 11	H: 1 LOB: 2 BB: 1 P: 18	R: 2 E: 0 K: 1 S: 17	H: 2 LOB: 2 BB: 2 P: 29	R: 0 E: 0 K: 0 S: 9	H: 1 LOB: 1 BB: 0 P: 13	1B: 8 2B: 2 3B: 0 HR: 1	SF: 1 SAC: 0 DP: 1 HBP: 0	WP: 0 PB: 0 SB: 1 CS: 1	PA: 40																			
PITCHER	IP	WLS	BF	H	R	ER	SO	BB	IBB	HBP	BLK	WP	HR	S	P	ERA	WHIP					PITCHER	IP	WLS	BF	H	R	ER	SO	BB	IBB	HBP	BLK	WP	HR	S	P	ERA	WHIP
Jim Deshaies, L ERA: 4.98	(1, 1)	4.2	L	23	7	5	5	4	4	0	0	1	0	48	90	9.64	2.357																						
Mike Capel, R ERA: 3.03	(5, 1)	1.1		6	1	0	0	1	1	0	0	0	0	13	21	0.00	1.500																						
Dean Wilkins, R ERA: 11.25	(7, 1)	0.1		5	2	2	2	0	2	0	0	0	0	11	21	54.00	12.000																						
Dwayne Henry, R ERA: 2.66	(7, 1)	1.2		6	1	0	0	1	0	0	0	0	0	15	21	0.00	0.600																						

Houston Astros @ Atlanta Braves
Atlanta-Fulton County Stadium, Atlanta, GA
Fri Aug 09 1991, 7:05 PM EDT
Att: 34,700 - Cloudy - 74 F

AB	32
R	7
H	11
RBI	7
BB	7
SO	6
LOB	20



Batter	1	2	3	4	5	6	7	8	9	AB	R	H	RBI	BB	SO	LOB	TOP										
Steve Finley, L (1, 8) OBP: 0.336, SLG: 0.419	K 5 G5-3		K			F9		G4-3		4	0	0	0	0	2	0											
Craig Biggio, R (1, 2) OBP: 0.369, SLG: 0.374	P6			F8		WP 5 E BB		F8		3	0	0	0	1	0	1											
5 Jeff Bagwell, R (1, 3) OBP: 0.383, SLG: 0.436	G5-3			G5-3		E4 WP		1B		4	0	1	0	0	0	2											
Luis Gonzalez, L (1, 7) OBP: 0.314, SLG: 0.441	F8			F7				G4-3		3	0	0	0	1	0	2											
Ken Caminiti, S (1, 5) OBP: 0.300, SLG: 0.378		F8			K	G3			FC6-4 1B	4	0	1	0	0	1	3											
Mike Simms, R (1, 9) OBP: 0.299, SLG: 0.250	K			G6-3			G5-3		FC6-4 1-2	4	0	0	0	0	1	1											
Andujar Cedeno, R (1, 6) OBP: 0.299, SLG: 0.375	K								K	4	0	2	0	0	2	1											
Casey Candaele, S (1, 4) OBP: 0.318, SLG: 0.383			G3-1		G3		FC4-6 1B		G3	4	0	0	0	0	0	3											
Pete Harnisch, S (1, 1) OBP: 0.128, SLG: 0.091 (7, PH)			G5-3			P3				2	0	0	0	0	0	0											
Jose Tolentino, L (7, PH) OBP: 0.333, SLG: 0.429										1	0	0	0	0	1	1											
Curt Schilling, R (7, 1) OBP: 1.000, SLG: 1.000										0	0	0	0	0	0	0											
Inning Stats	R: 0 E: 0 K: 1 S: 16	H: 0 LOB: 1 BB: 0 P: 23	R: 0 E: 0 K: 2 S: 7	H: 0 LOB: 0 BB: 0 P: 11	R: 0 E: 0 K: 1 S: 7	H: 0 LOB: 0 BB: 0 P: 8	R: 0 E: 0 K: 0 S: 5	H: 0 LOB: 1 BB: 0 P: 9	R: 0 E: 1 K: 0 S: 11	H: 0 LOB: 3 BB: 2 P: 25	R: 0 E: 0 K: 1 S: 8	H: 1 LOB: 1 BB: 0 P: 10	R: 0 E: 0 K: 0 S: 5	H: 1 LOB: 1 BB: 0 P: 6	R: 0 E: 0 K: 1 S: 9	H: 1 LOB: 1 BB: 0 P: 15	1B: 4 2B: 0 3B: 0 HR: 0	SF: 0 SAC: 0 DP: 0 HBP: 0	WP: 2 PB: 0 SB: 0 CS: 0	PA: 35							
PITCHER	IP	WLS	BF	H	R	ER	SO	BB	IBB	HBP	BLK	WP	HR	S	P	ERA	WHIP										
29 John Smoltz, R (1, 1) ERA: 5.0	7.0	W	27	2	0	0	6	2	0	0	0	2	0	64	101	0.00	0.571										
Mike Stanton, L (8, 1) ERA: 2.53	1.0		4	1	0	0	0	0	0	0	0	0	0	5	6	0.00	1.000										
Juan Berenguer, R (9, 1) ERA: 2.27	1.0		4	1	0	0	1	0	0	0	0	0	0	9	15	0.00	1.000										

Houston Astros @ Atlanta Braves
Atlanta-Fulton County Stadium, Atlanta, GA
Sat Aug 10 1991, 7:05 PM EDT
Att: 41,291 - Cloudy - 77 F

AB 33
R 0
H 4
RBI 0
BB 2
SO 7
LOB 14

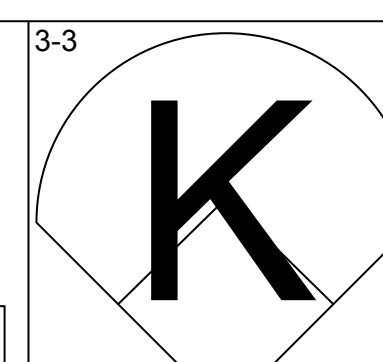
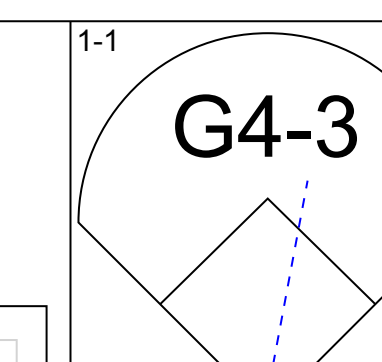
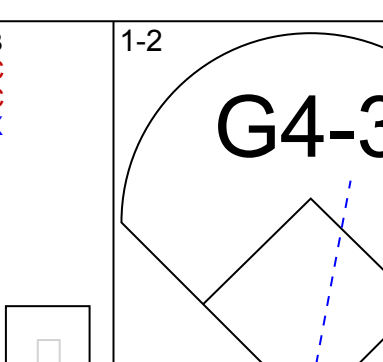
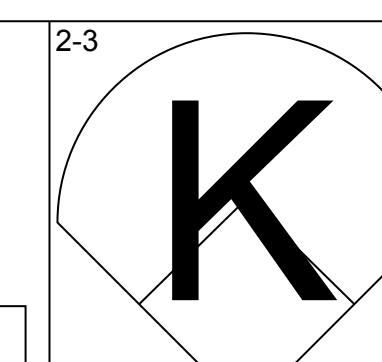
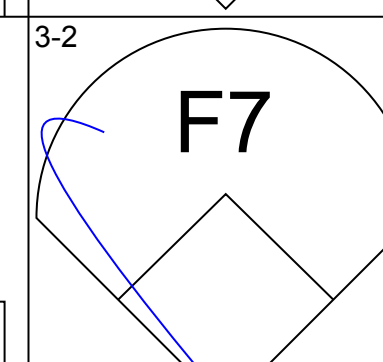
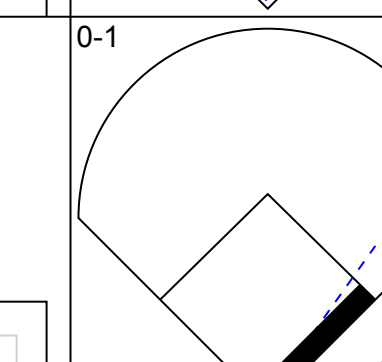
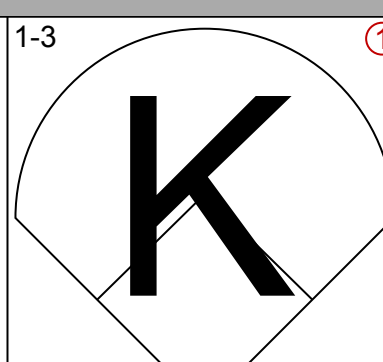
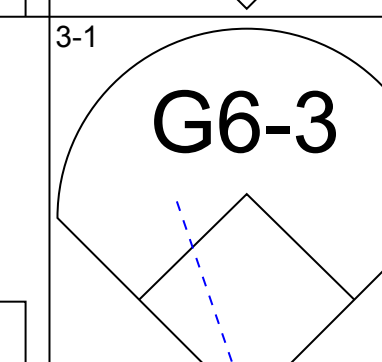
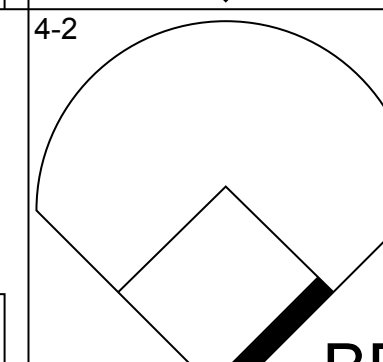
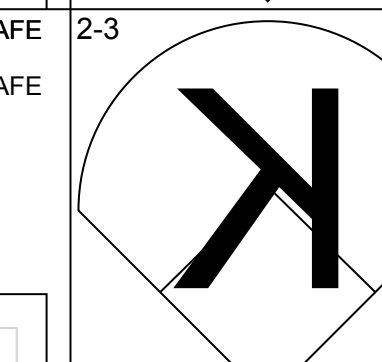
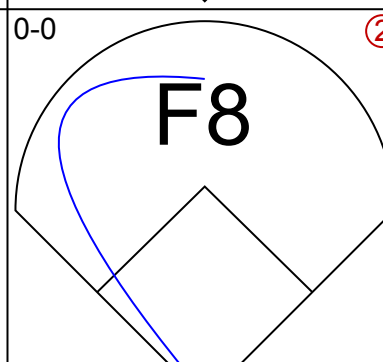
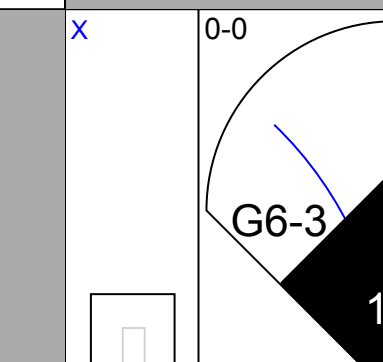
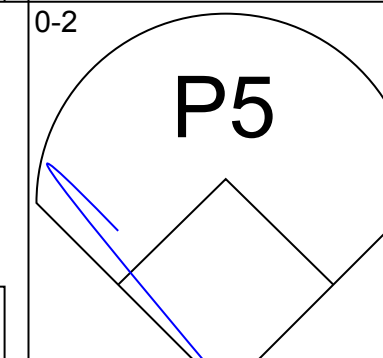
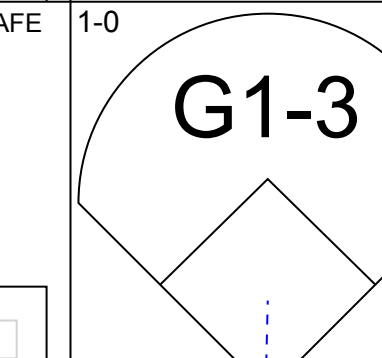
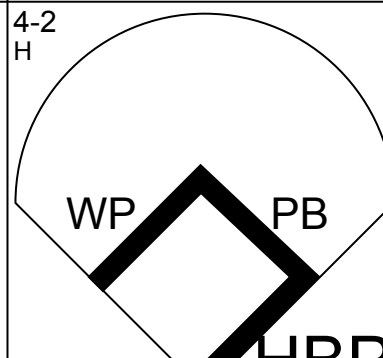
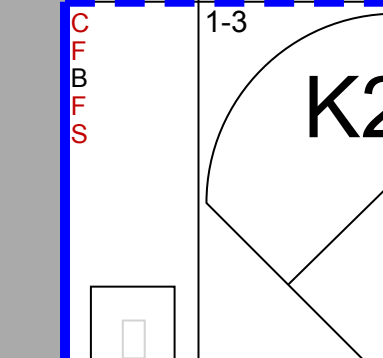
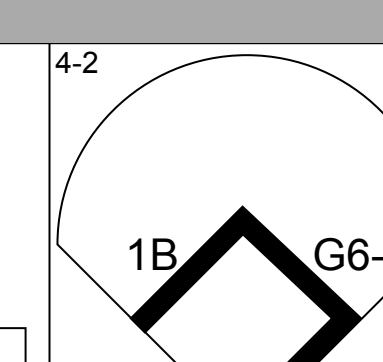
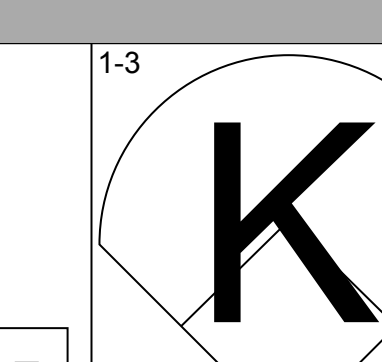
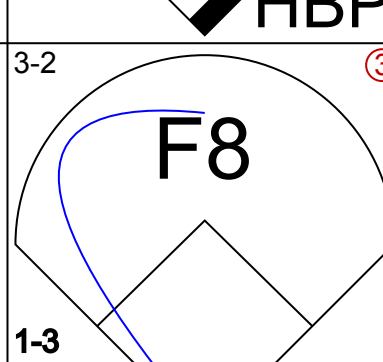
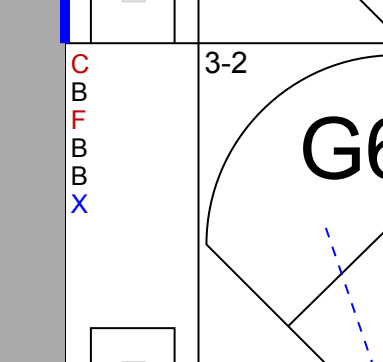

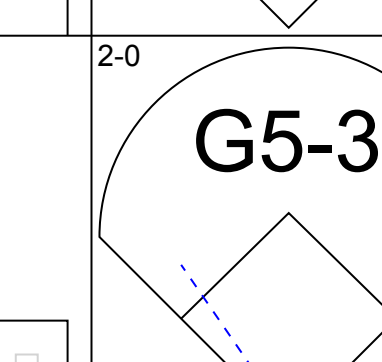
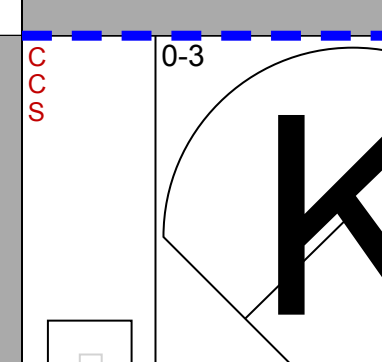
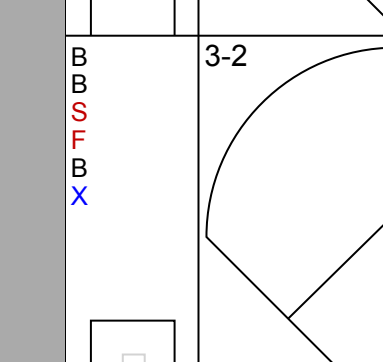
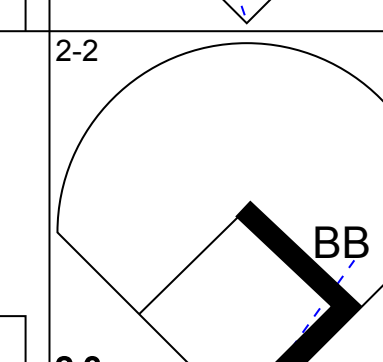
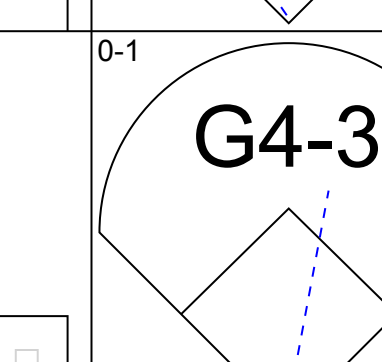
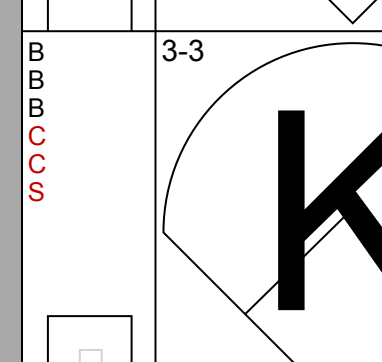
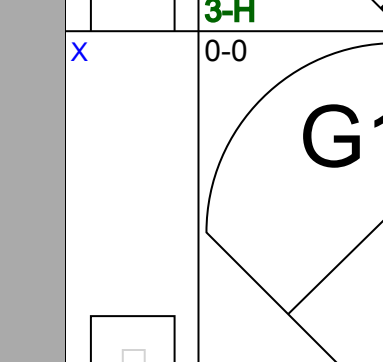
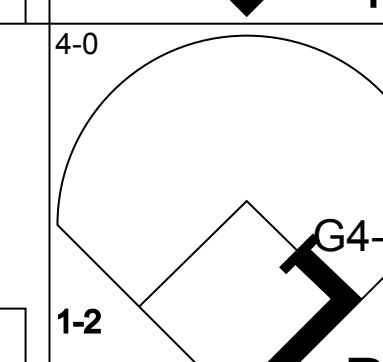
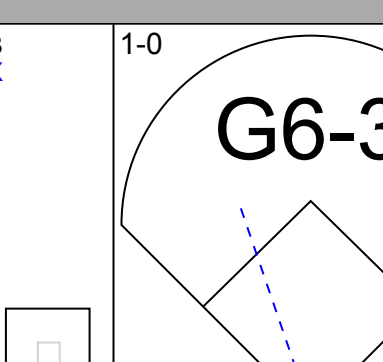
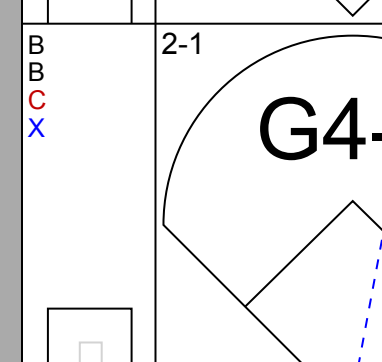
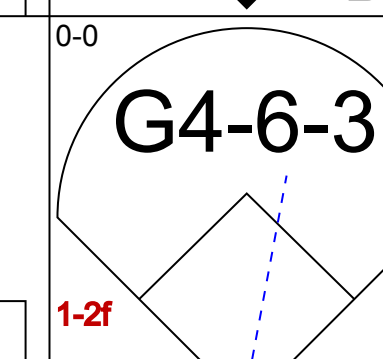
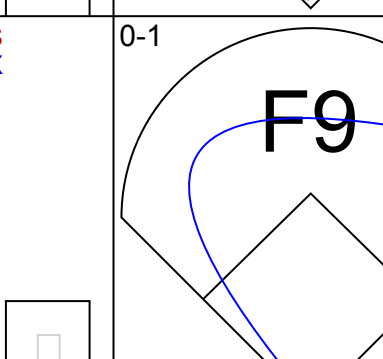
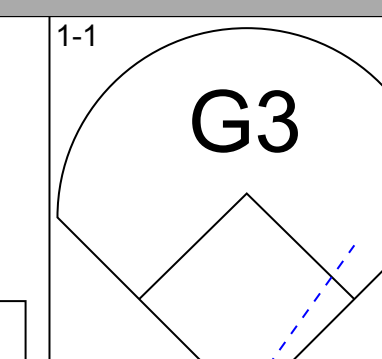


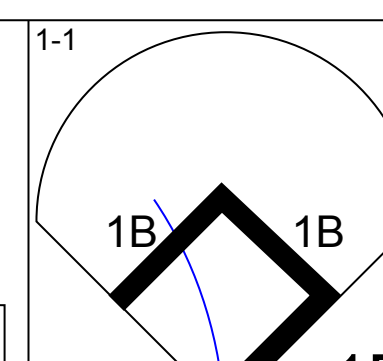
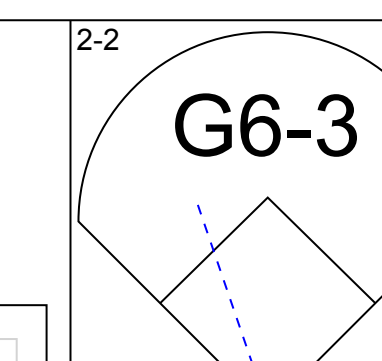
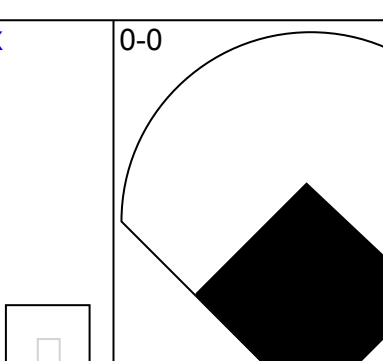
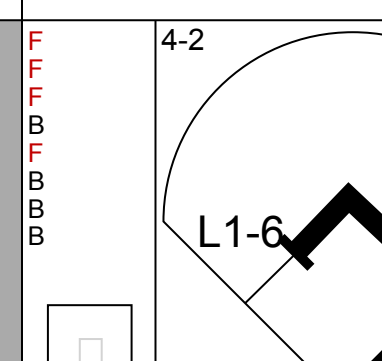
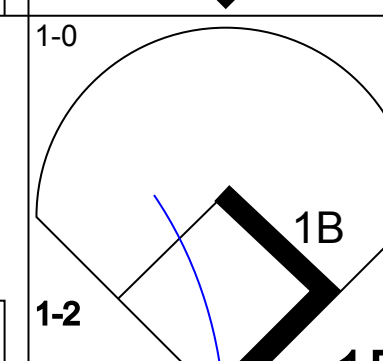
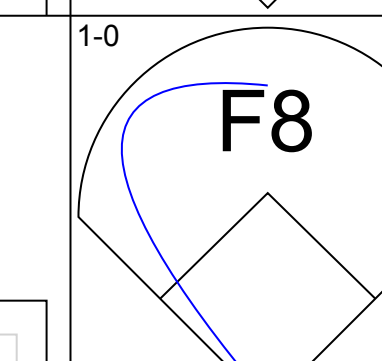
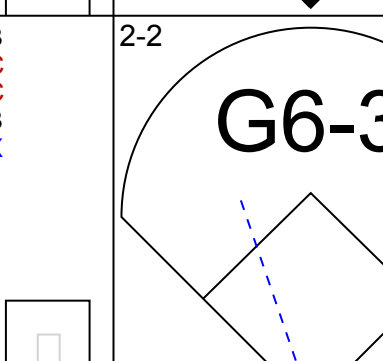
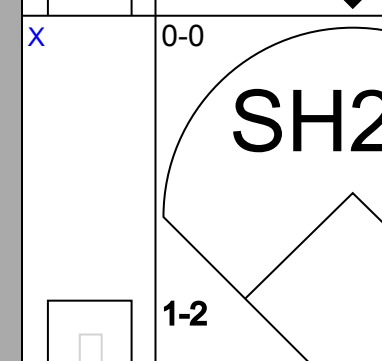
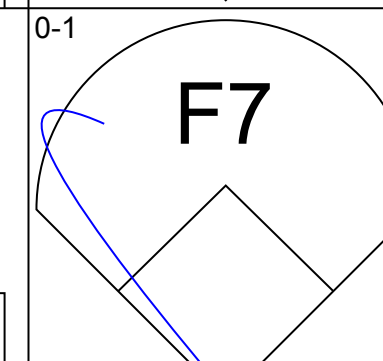
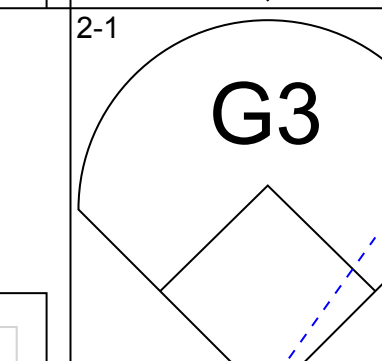
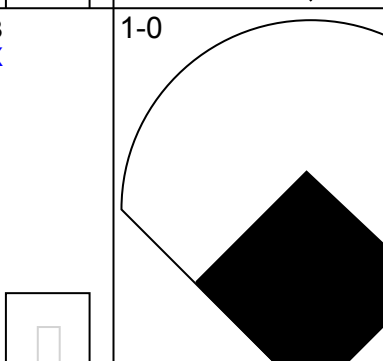
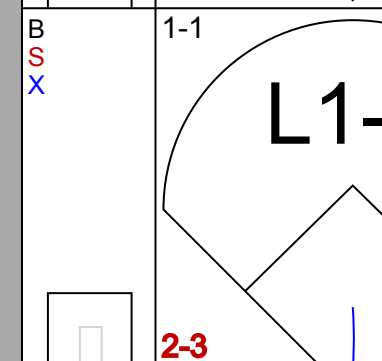
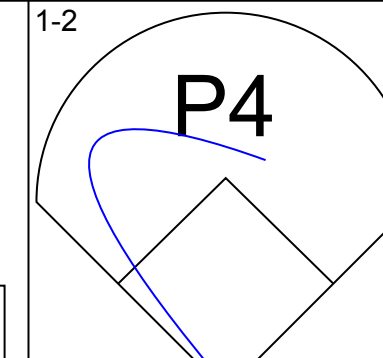
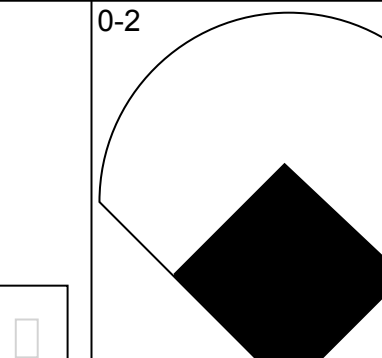
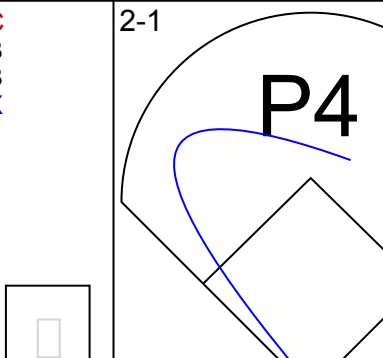
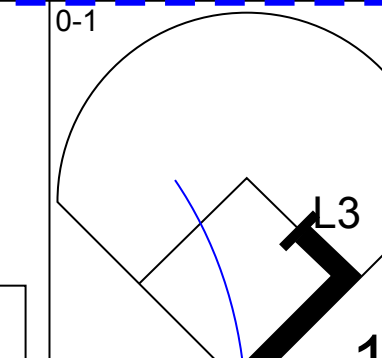
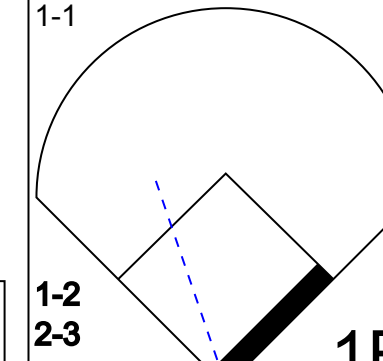
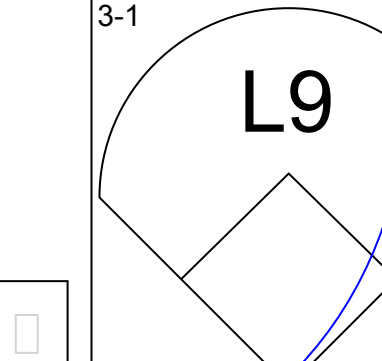
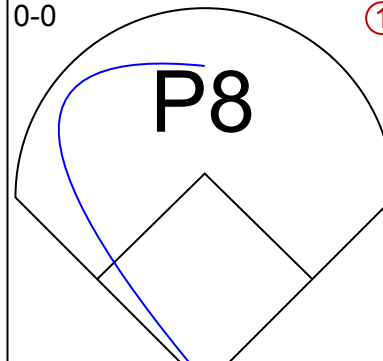
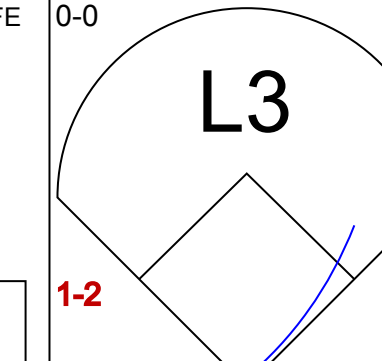
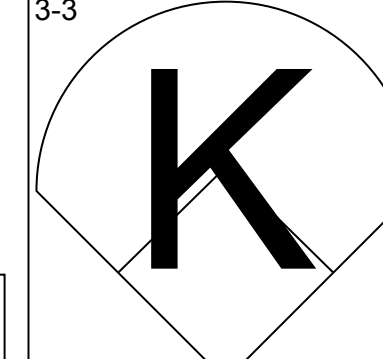
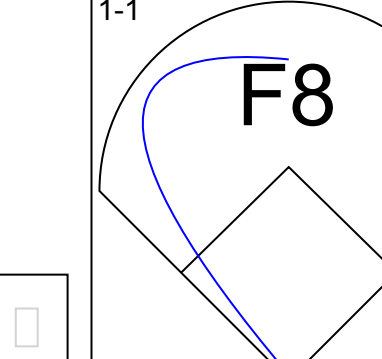
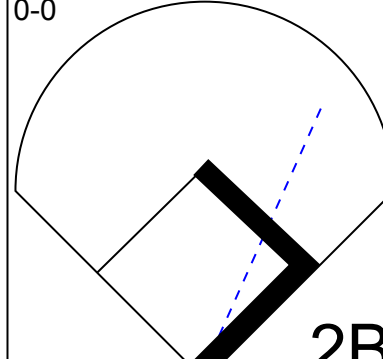
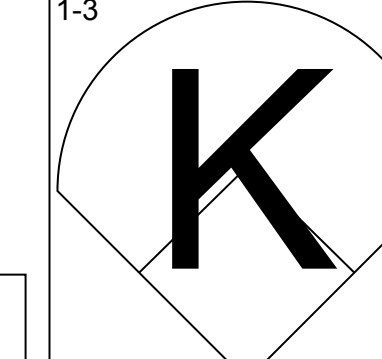
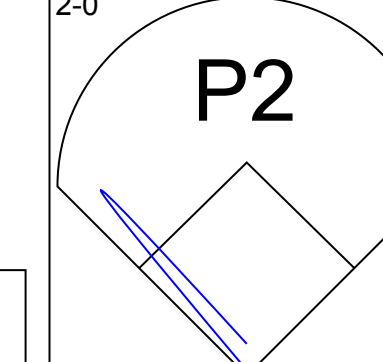
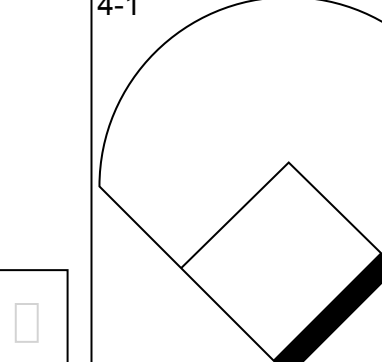
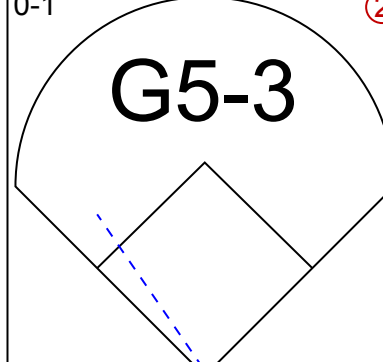
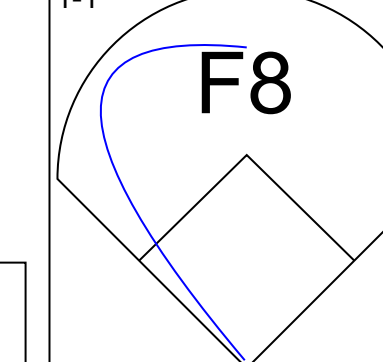
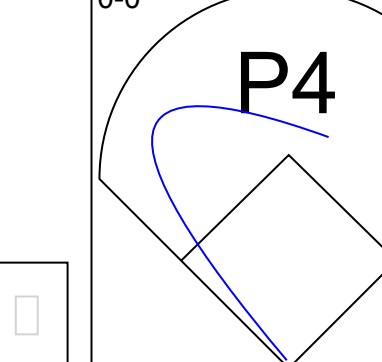
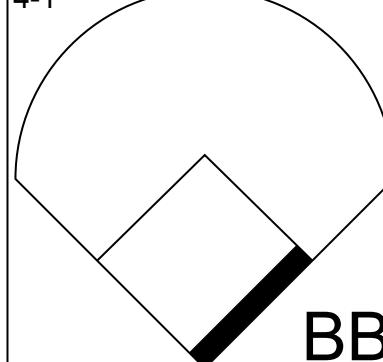
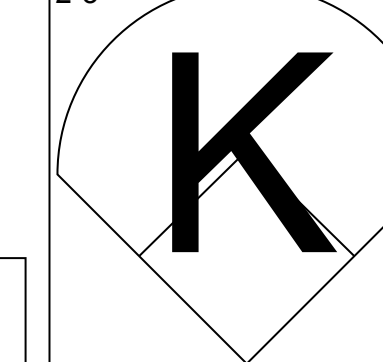
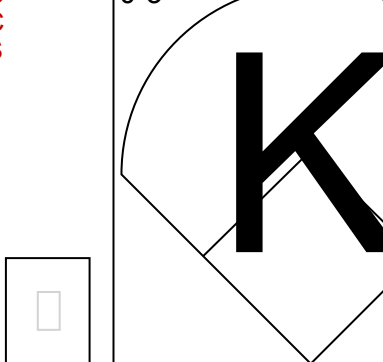
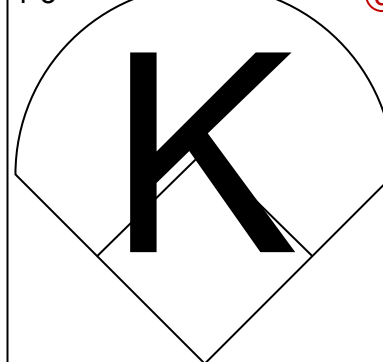
Batter	1	2	3	4	5	6	7	8	9	AB	R	H	RBI	BB	SO	LOB	BOTTOM										
Otis Nixon, S (1, 9) OBP: 0.391, SLG: 0.346	1B E 1B BB	K		FC4-6 1-2 2-3		B5-3		P5		3	1	0	0	1	1	3											
Tommy Gregg, L (8, 9) OBP: 0.262, SLG: 0.280										1	0	0	0	0	0	0											
Jeff Treadway, L (1, 4) OBP: 0.387, SLG: 0.443	E FC5-2 1B			F8			F8 E 2B			4	1	3	0	0	0	2											
Rafael Belliard, R (8, 6) OBP: 0.264, SLG: 0.263										0	0	0	0	0	0	0											
Terry Pendleton, S (1, 5) OBP: 0.377, SLG: 0.534	E9 FC5-2 1-3 2-H 1B	G4-3			G1-3		F8			4	0	1	0	0	0	2											
Ron Gant, R (1, 8) OBP: 0.337, SLG: 0.539	G5-3		F7		K		F7			4	0	0	0	0	1	3											
Lonnie Smith, R (1, 7) OBP: 0.382, SLG: 0.403	FC5-2 BB		F8				E6 FC6-4			3	0	1	0	1	0	0											
Jeff Blauser, R (1, 6) OBP: 0.361, SLG: 0.409	FC5-2									4	0	0	0	0	1	5											
Mike Stanton, L (8, 1) OBP: 0.500, SLG: 0.750										0	0	0	0	0	0	0											
Juan Berenguer, R (9, 1) OBP: 0.288, SLG: 0.440	1-2 2-3 3-H 1B		K				FC6-4 1-2			0	0	0	0	0	0	0											
Brian Hunter, R (1, 3) OBP: 0.288, SLG: 0.440	P5									4	0	0	0	0	2	3											
Greg Olson, R (1, 2) OBP: 0.338, SLG: 0.399										4	1	2	1	0	1	0											
29 John Smoltz, R (1, 1) OBP: 0.200, SLG: 0.171										2	0	0	0	1	2	1											
Mark Lemke, S (8, 4) OBP: 0.323, SLG: 0.338										1	1	1	1	0	0	0											
Inning Stats	R: 1 E: 1 K: 0 S: 19	H: 2 LOB: 3 BB: 2 P: 30	R: 1 E: 0 K: 2 S: 13	H: 2 LOB: 1 BB: 0 P: 20	R: 0 E: 0 K: 1 S: 10	H: 0 LOB: 0 BB: 0 P: 13	R: 0 E: 0 K: 1 S: 13	H: 1 LOB: 2 BB: 1 P: 22	R: 0 E: 1 K: 2 S: 12	H: 0 LOB: 1 BB: 0 P: 15	R: 1 E: 1 K: 0 S: 10	H: 1 LOB: 1 BB: 0 P: 17	R: 1 E: 0 K: 1 S: 14	H: 1 LOB: 0 BB: 0 P: 20	1B: 4 2B: 2 3B: 0 HR: 2	SF: 0 SAC: 0 DP: 0 HBP: 0	WP: 0 PB: 0 SB: 1 CS: 0	PA: 37									
PITCHER	IP	WLS	BF	H	R	ER	SO	BB	IBB	HBP	BLK	WP	HR	S	P	ERA	WHIP										
Pete Harnisch, R (1, 1) ERA: 2.4	6.0	L	28	6	2	2	7	3	0	0	0	0	1	78	113	3.00	1.500										
Curt Schilling, R (7, 1) ERA: 4.57	2.0		9	2	2	1	1	0	0	0	0	0	1	24	37	4.50	1.000										

Houston Astros @ Atlanta Braves
Atlanta-Fulton County Stadium, Atlanta, GA
Sat Aug 10 1991, 7:05 PM EDT
Att: 41,291 - Cloudy - 77 F

AB 34
R 4
H 8
RBI 2
BB 3
SO 8
LOB 19



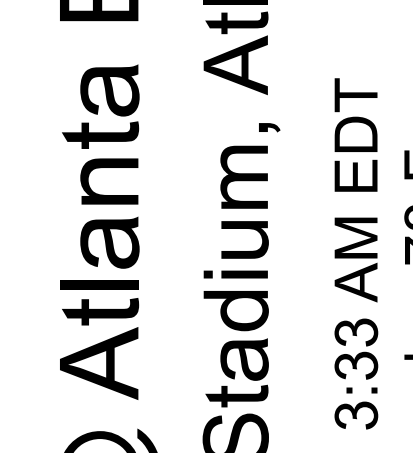
Batter	1	2	3	4	5	6	7	8	9	AB	R	H	RBI	BB	SO	LOB	TOP			
Steve Finley, L (1,8) OBP: 0.336, SLG: 0.415										4	0	0	0	0	2	0	Houston Astros @ Atlanta Braves Atlanta-Fulton County Stadium, Atlanta, GA Sun Aug 11 1991, 3:33 AM EDT Att: 23,646 - Cloudy - 78 F			
Casey Candaele, S (1,4) OBP: 0.317, SLG: 0.381										4	0	1	0	0	1	0				
5 Jeff Bagwell, R (1,3) OBP: 0.384, SLG: 0.438								 1B 2B		3	1	1	0	1	1	1				
Luis Gonzalez, L (1,7) OBP: 0.314, SLG: 0.439 Craig Biggio, R (9, PH) OBP: 0.368, SLG: 0.373										2	0	0	0	0	0	2				
Ken Caminiti, S (1,5) OBP: 0.300, SLG: 0.375										3	0	0	0	1	1	2				
Mike Simms, R (1,9) OBP: 0.258, SLG: 0.250										4	0	1	1	0	1	1				
Andujar Cedeno, R (1,6) OBP: 0.258, SLG: 0.367										4	0	1	0	0	1	1				
Tony Eusebio, R (1,2)										2	0	0	0	1	0	0				
Darryl Kile, R (1,1) Gerald Young, S (8, PH) OBP: 0.299, SLG: 0.286 Jim Corsi, R (8,1)										2	0	0	0	0	0	3				
Inning Stats	R: 0 E: 0 K: 1 S: 13	H: 0 LOB: 1 BB: 1 P: 23	R: 0 E: 0 K: 0 S: 8	H: 1 LOB: 2 BB: 2 P: 20	R: 0 E: 0 K: 1 S: 8	H: 1 LOB: 1 BB: 0 P: 12	R: 0 E: 0 K: 1 S: 6	H: 0 LOB: 0 BB: 0 P: 9	R: 0 E: 0 K: 0 S: 6	H: 0 LOB: 1 BB: 0 P: 22	R: 0 E: 0 K: 2 S: 8	H: 0 LOB: 0 BB: 0 P: 13	R: 0 E: 0 K: 1 S: 7	H: 0 LOB: 0 BB: 0 P: 13	R: 1 E: 0 K: 1 S: 12	H: 2 LOB: 1 BB: 0 P: 19		1B: 3 2B: 1 3B: 0 HR: 0	SF: 0 SAC: 0 DP: 1 HBP: 1	WP: 1 PB: 1 SB: 0 CS: 0
PITCHER	IP	WLS	BF	H	R	ER	SO	BB	IBB	HBP	BLK	WP	HR	S	P	ERA	WHIP			
Armando Reynoso, R (1,1) ERA: 2.59	6.0	W	23	2	0	0	4	3	0	1	0	1	0	55	94	0.00	0.833			
Marvin Freeman, R (7,1) ERA: 2.57	2.0		7	1	1	1	3	0	0	0	0	0	0	16	27	4.50	0.500			
Mike Stanton, L (9,1) ERA: 2.57	1.0	S	4	1	0	0	1	0	0	0	0	0	0	11	18	0.00	1.000			

Batter	1	2	3	4	5	6	7	8	9	AB	R	H	RBI	BB	SO	LOB	BOTTOM			
Keith Mitchell, R (1,9) OBP: 0.520, SLG: 0.591										3	1	2	1	1	0	0	Houston Astros @ Atlanta Braves Atlanta-Fulton County Stadium, Atlanta, GA Sun Aug 11 1991, 3:33 AM EDT Att: 23,646 - Cloudy - 78 F			
Jeff Treadway, L (1,4) OBP: 0.387, SLG: 0.442 Mark Lemke, S (8,4)										3	0	1	0	0	0	0				
Terry Pendleton, S (1,5) OBP: 0.376, SLG: 0.540										4	1	1	1	0	0	3				
Ron Gant, R (1,8) OBP: 0.339, SLG: 0.546										4	1	2	1	0	0	2				
Lonnie Smith, R (1,7) OBP: 0.380, SLG: 0.400										4	0	1	0	0	0	1				
Tommy Gregg, L (1,3) OBP: 0.284, SLG: 0.295 Brian Hunter, R (7,3) OBP: 0.286, SLG: 0.437										3	0	1	0	0	1	3				
Jeff Blausler, R (1,6) OBP: 0.361, SLG: 0.406 Rafael Belliard, R (7,6) OBP: 0.264, SLG: 0.263										2	0	0	0	1	0	1				
Francisco Cabrera, R (1,2) OBP: 0.299, SLG: 0.410										2	0	0	0	1	0	1				
Armando Reynoso, R (1,1) Jerry Willard, L (6, PH) Marvin Freeman, R (7,1) Mike Stanton, L (9,1) OBP: 0.500, SLG: 0.750										2	0	0	0	0	2	0				
Inning Stats	R: 0 E: 0 K: 1 S: 13	H: 3 LOB: 3 BB: 0 P: 20	R: 0 E: 0 K: 1 S: 6	H: 0 LOB: 0 BB: 0 P: 11	R: 0 E: 0 K: 0 S: 6	H: 0 LOB: 0 BB: 0 P: 11	R: 1 E: 0 K: 0 S: 9	H: 1 LOB: 1 BB: 1 P: 17	R: 2 E: 0 K: 1 S: 10	H: 2 LOB: 0 BB: 0 P: 15	R: 0 E: 0 K: 0 S: 8	H: 1 LOB: 2 BB: 1 P: 13	R: 0 E: 0 K: 0 S: 7	H: 0 LOB: 0 BB: 1 P: 12	R: 0 E: 0 K: 1 S: 6	H: 1 LOB: 0 BB: 0 P: 7		1B: 4 2B: 3 3B: 0 HR: 3	SF: 0 SAC: 1 DP: 2 HBP: 0	WP: 0 PB: 0 SB: 0 CS: 0
PITCHER	IP	WLS	BF	H	R	ER	SO	BB	IBB	HBP	BLK	WP	HR	S	P	ERA	WHIP			
Darryl Kile, R (1,1) ERA: 3.48	7.0	L	30	7	3	3	4	3	0	0	0	0	3	59	99	3.86	1.429			
Jim Corsi, R (8,1) ERA: 3.1	1.0		3	1	0	0	1	0	0	0	0	0	0	6	7	0.00	1.000			

AB 30
R 1
H 4
RBI 1
BB 3
SO 8
LOB 11



AB 29
R 3
H 8
RBI 3
BB 3
SO 5
LOB 13



Batter	1	2	3	4	5	6	7	8	9	AB	R	H	RBI	BB	SO	LOB	TOP					
Keith Mitchell, R OBP: 0.483, SLG: 0.520 (1, 9)	F8			FC5-4 1B BB	L5			F8		3	1	0	0	1	0	0	Atlanta Braves @ San Francisco Giants Candlestick Park, San Francisco, CA Mon Aug 12 1991, 10:05 PM EDT Att: 22,339 - Cloudy - 60 F					
Jeff Blauser, R OBP: 0.359, SLG: 0.407 Mike Stanton, L OBP: 0.500, SLG: 0.750 Juan Berenguer, R (9, 1)	K			F3				F9		4	0	1	0	0	1	1						
Terry Pendleton, S OBP: 0.377, SLG: 0.538 (1, 5)	L7			FC5-4 1B	F8					0	0	0	0	0	0	0						
Ron Gant, R OBP: 0.336, SLG: 0.540 (1, 8)		P4		FC5-4 BB 1B				F8		4	1	0	0	0	3							
Lonnie Smith, R OBP: 0.381, SLG: 0.399 (1, 7)	G3			1B BB	G6-3					3	0	1	0	1	0	0						
Brian Hunter, R OBP: 0.285, SLG: 0.432 (1, 3)	K			1B	G1-3					4	0	1	2	0	1	1						
Greg Olson, R OBP: 0.337, SLG: 0.394 (1, 2)			G4-3	FC5-4 IBB				G3		3	0	0	0	1	0	0						
Mark Lemke, S OBP: 0.316, SLG: 0.331 (1, 4)			F8	FC5-4				F7		3	0	0	0	0	3							
Charlie Leibrandt, R OBP: 0.063, SLG: 0.106 Rafael Belliard, R OBP: 0.254, SLG: 0.253 (8, 6)			K		K			P3		3	0	0	0	0	2	0						
Inning Stats	R: 0 E: 0 K: 1 S: 10	H: 0 LOB: 0 BB: 0 P: 13	R: 0 E: 0 K: 1 S: 12	H: 0 LOB: 0 BB: 0 P: 18	R: 0 E: 0 K: 1 S: 10	H: 2 LOB: 3 BB: 0 P: 14	R: 2 E: 0 K: 0 S: 16	H: 2 LOB: 3 BB: 3 P: 33	R: 0 E: 0 K: 1 S: 12	H: 1 LOB: 1 BB: 0 P: 18	R: 0 E: 0 K: 0 S: 5	H: 0 LOB: 0 BB: 0 P: 7	R: 0 E: 0 K: 0 S: 5	H: 0 LOB: 0 BB: 0 P: 5	R: 0 E: 0 K: 0 S: 9	H: 0 LOB: 1 BB: 1 P: 18	R: 0 E: 0 K: 0 S: 4	H: 1 LOB: 0 BB: 0 P: 9	1B: 3 2B: 1 3B: 0 HR: 0	SF: 0 SAC: 0 DP: 0 HBP: 0	WP: 0 PB: 0 SB: 0 CS: 1	PA: 34
PITCHER	IP	WLS	BF	H	R	ER	SO	BB	IBB	HBP	BLK	WP	HR	S	P	ERA	WHIP					
Bud Black, L ERA: 3.48 Francisco Oliveras, R ERA: 2.33	(1, 1)	7.0	L	27	3	2	2	4	2	1	0	0	0	70	108	2.57	0.714					
Francisco Oliveras, R ERA: 2.33	(8, 1)	2.0		7	1	0	0	0	1	0	0	0	0	13	27	0.00	1.000					

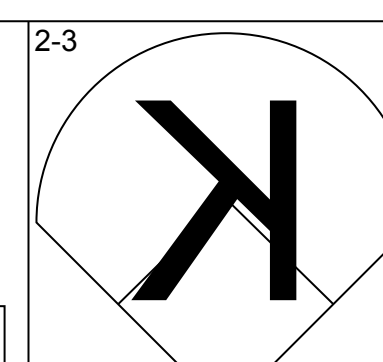
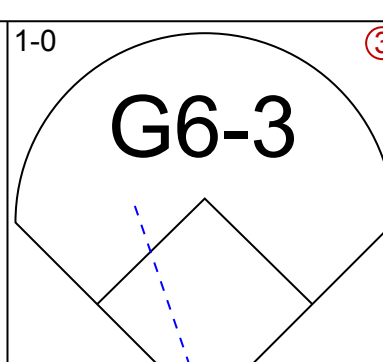
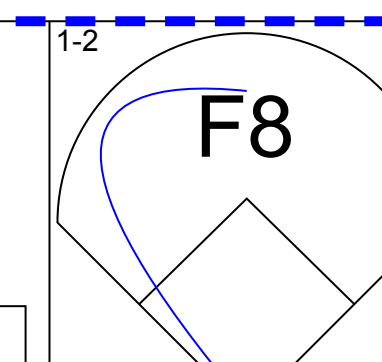
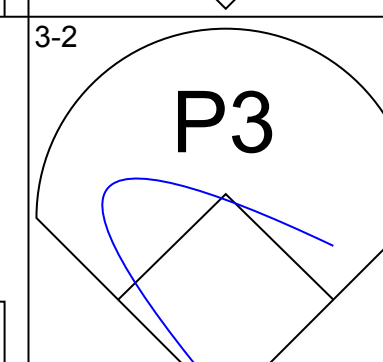
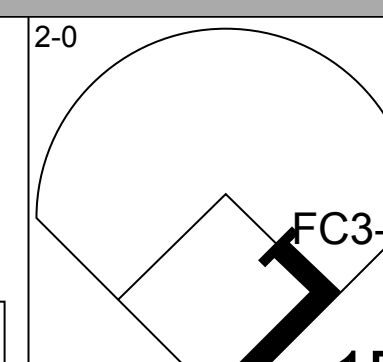
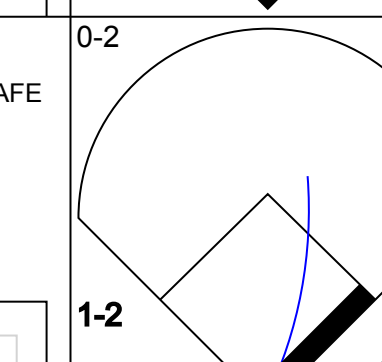
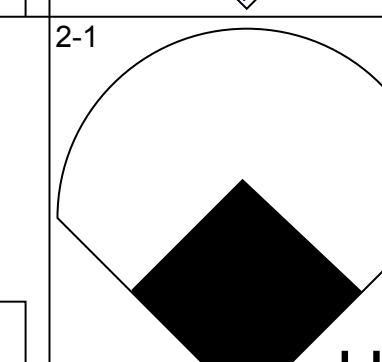
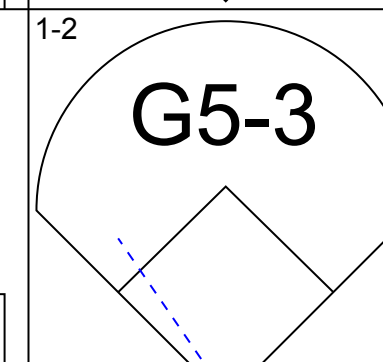
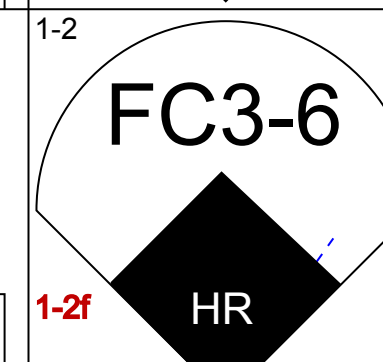
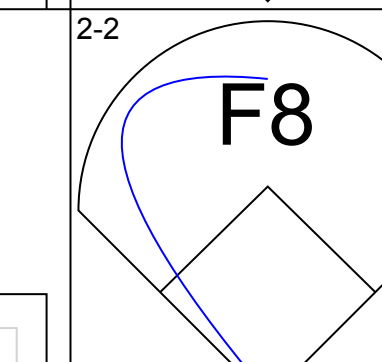
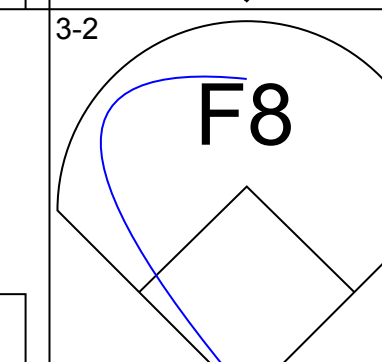
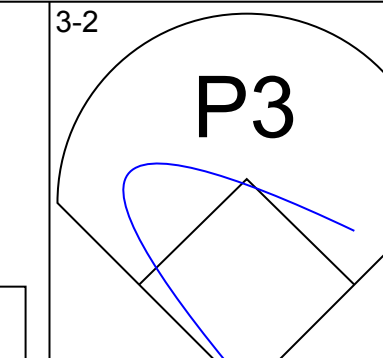
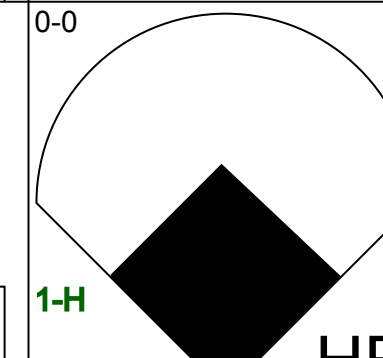
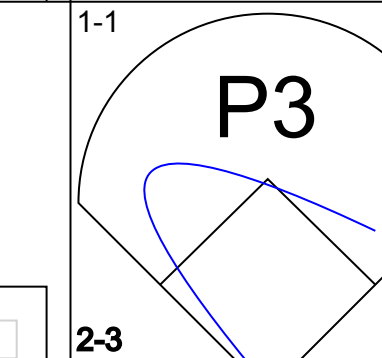
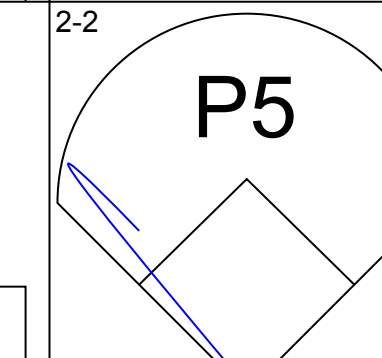
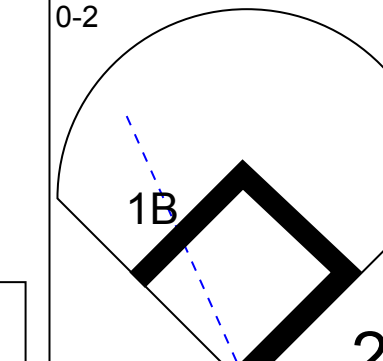
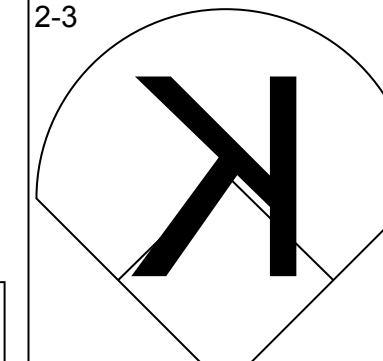
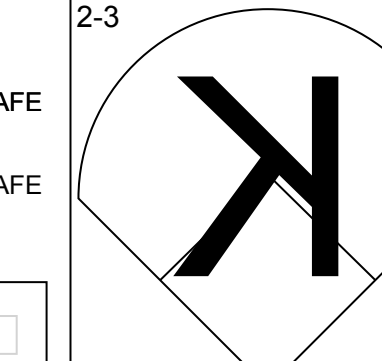
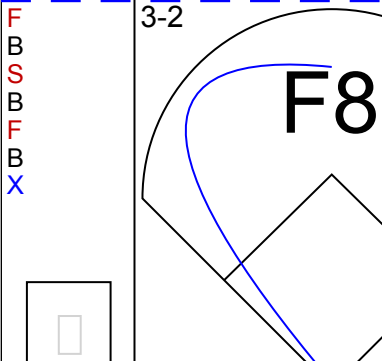
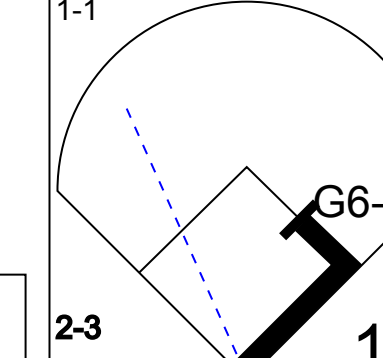
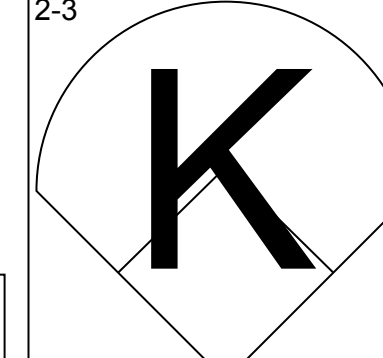
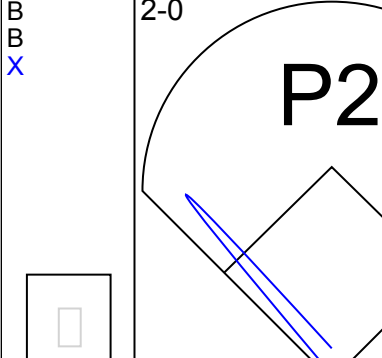
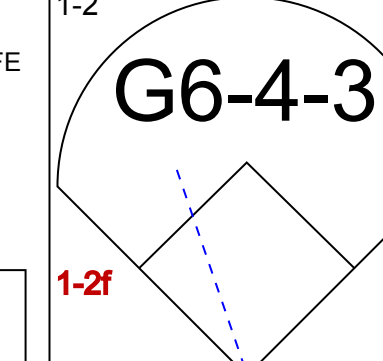
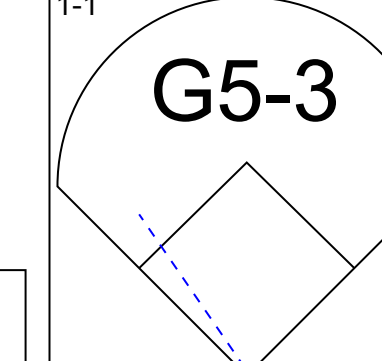
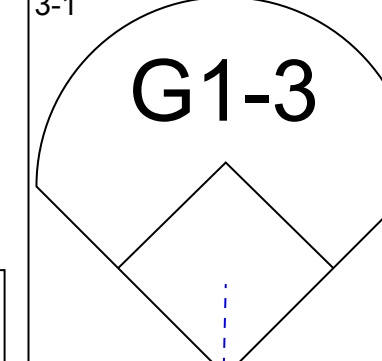
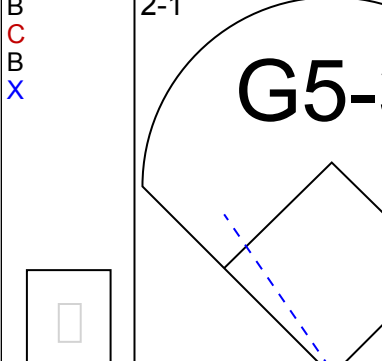
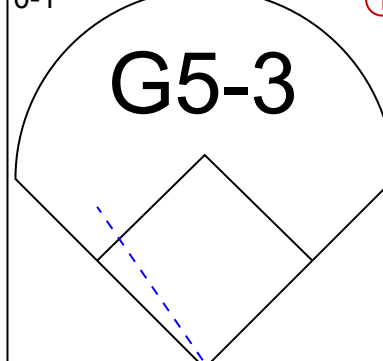
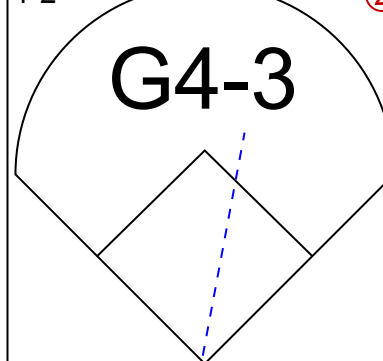
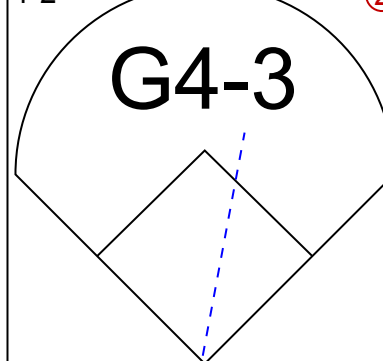
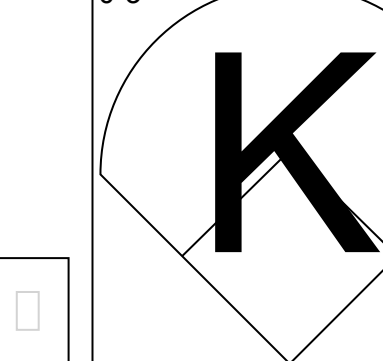
Batter	1	2	3	4	5	6	7	8	9	AB	R	H	RBI	BB	SO	LOB	BOTTOM					
Darren Lewis, R OBP: 0.393, SLG: 0.421 (1, 8)	B2-3		G6-3		G6-3			G4-3		4	0	0	0	0	0	0	Atlanta Braves @ San Francisco Giants Candlestick Park, San Francisco, CA Mon Aug 12 1991, 10:05 PM EDT Att: 22,339 - Cloudy - 60 F					
Willie McGee, S OBP: 0.393, SLG: 0.419 (1, 9)	F9		CS 1B		G6-3			G1-3		4	0	1	0	0	0	0						
Will Clark, L OBP: 0.363, SLG: 0.538 (1, 3)	K		1B		G3			K		4	0	1	0	0	2	0						
Kevin Mitchell, R OBP: 0.366, SLG: 0.551 (1, 7)		WP 2B BB	G3		G3			P3		3	1	1	0	1	0	1						
Matt Williams, R OBP: 0.300, SLG: 0.502 (1, 5)		K		F9				K		4	0	0	0	0	3	2						
Robby Thompson, R OBP: 0.346, SLG: 0.445 (1, 4)		2B BB		P9				G6-3		3	0	1	0	1	0	1						
Kirt Manwaring, R OBP: 0.304, SLG: 0.329 Mike Felder, S OBP: 0.326, SLG: 0.339 (9, PH)			2B		1B			G5-3		3	0	2	1	0	0	0						
Jose Uribe, S OBP: 0.258, SLG: 0.275 (1, 6)		G4-3		L1-3				F8		1	0	0	0	0	0	1						
Bud Black, L OBP: 0.175, SLG: 0.211 Kevin Bass, S OBP: 0.307, SLG: 0.376 Francisco Oliveras, R OBP: 0.250, SLG: 0.250 (8, 1)		K		K				F8		2	0	0	0	0	2	2						
Inning Stats	R: 0 E: 0 K: 1 S: 7	H: 0 LOB: 0 BB: 0 P: 11	R: 1 E: 0 K: 2 S: 18	H: 1 LOB: 2 BB: 2 P: 34	R: 0 E: 0 K: 0 S: 13	H: 2 LOB: 1 BB: 0 P: 20	R: 0 E: 0 K: 0 S: 10	H: 1 LOB: 1 BB: 0 P: 17	R: 0 E: 0 K: 1 S: 6	H: 0 LOB: 0 BB: 0 P: 6	R: 0 E: 0 K: 1 S: 10	H: 1 LOB: 1 BB: 0 P: 15	R: 0 E: 0 K: 0 S: 5	H: 0 LOB: 0 BB: 0 P: 6	R: 0 E: 0 K: 1 S: 15	H: 0 LOB: 0 BB: 0 P: 22	R: 0 E: 0 K: 1 S: 11	H: 1 LOB: 1 BB: 0 P: 17	1B: 4 2B: 2 3B: 0 HR: 0	SF: 0 SAC: 0 DP: 0 HBP: 0	WP: 1 PB: 0 SB: 0 CS: 1	PA: 34
PITCHER	IP	WLS	BF	H	R	ER	SO	BB	IBB	HBP	BLK	WP	HR	S	P	ERA	WHIP					
Charlie Leibrandt, L ERA: 3.88 Mike Stanton, L ERA: 2.52 Juan Berenguer, R ERA: 2.24	(1, 1)	7.0	W	27	5	1	1	5	2	0	0	0	0	69	109	1.29	1.000					
Mike Stanton, L ERA: 2.52	(8, 1)	1.0		3	0	0	0	1	0	0	0	0	0	15	22	0.00	0.000					
Juan Berenguer, R ERA: 2.24	(9, 1)	1.0	S	4	1	0	0	1	0	0	0	0	0	11	17	0.00	1.000					

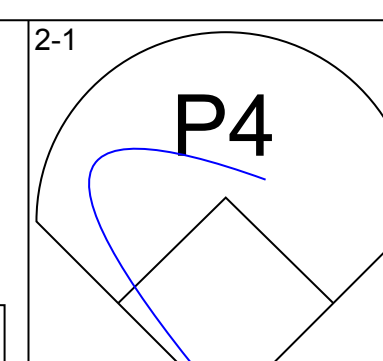
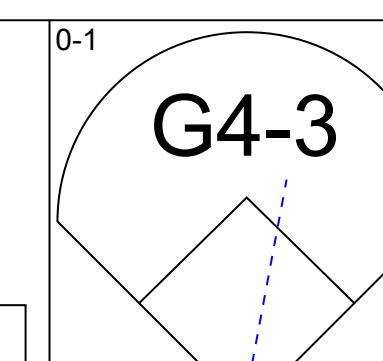
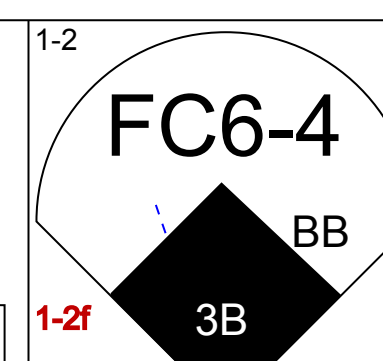
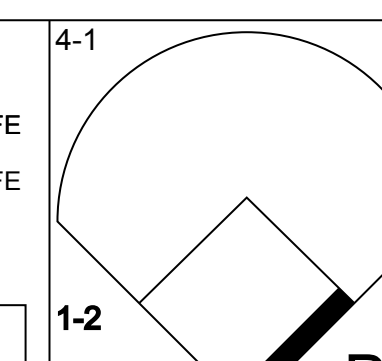
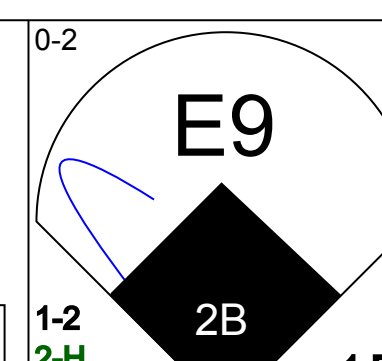
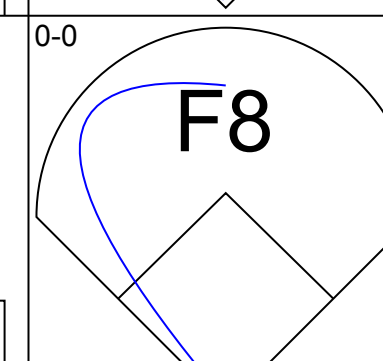
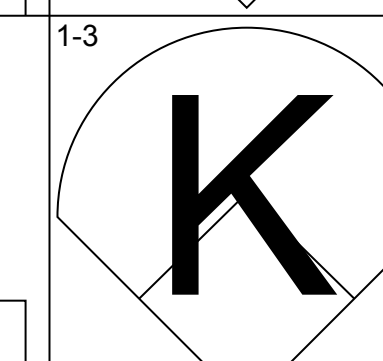
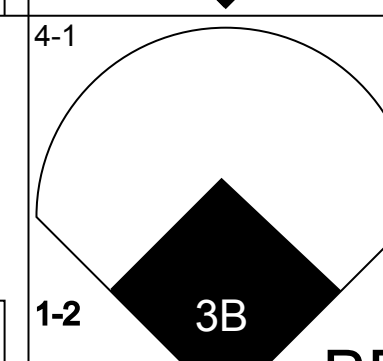
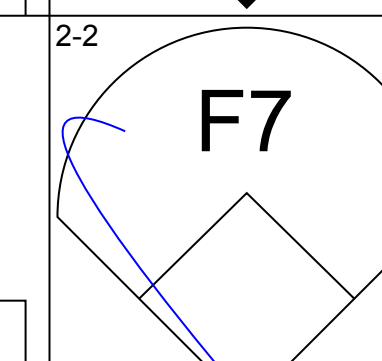
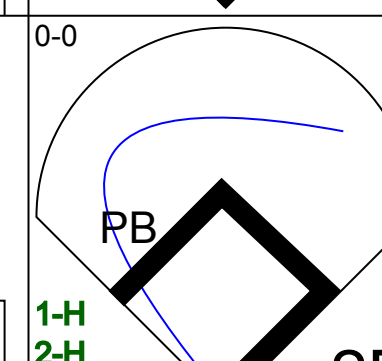

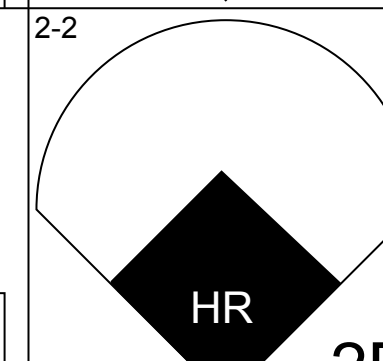
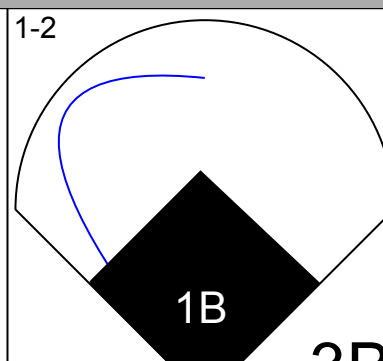
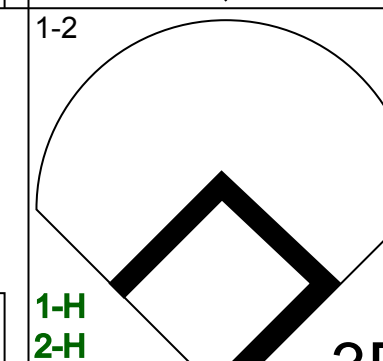

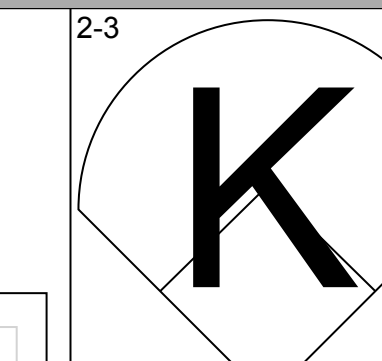
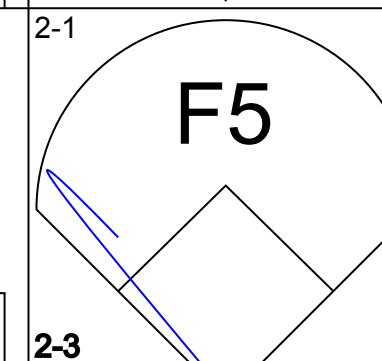
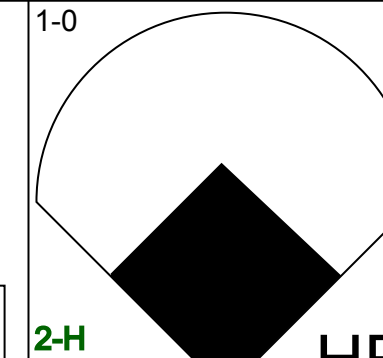
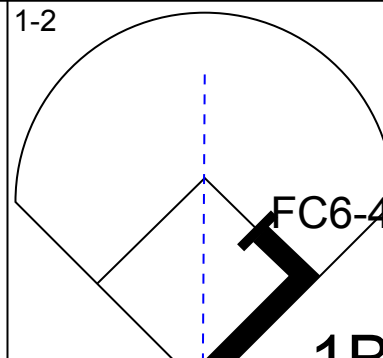
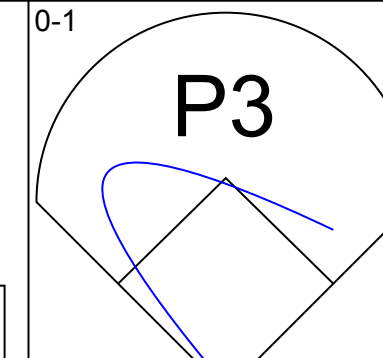
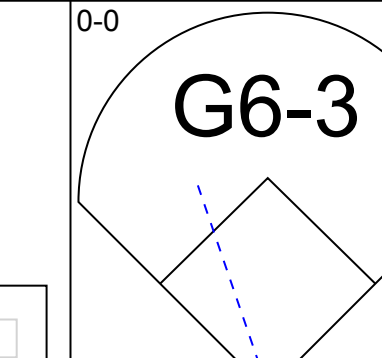
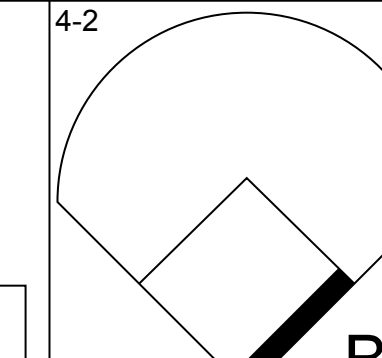
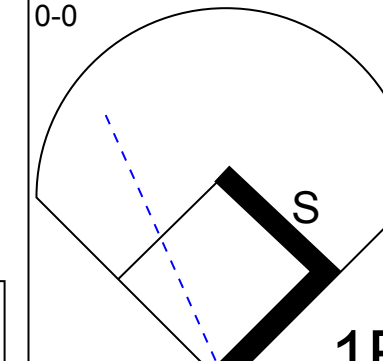
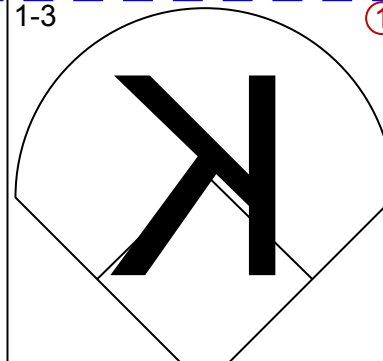
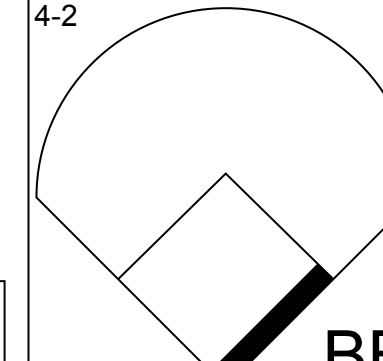

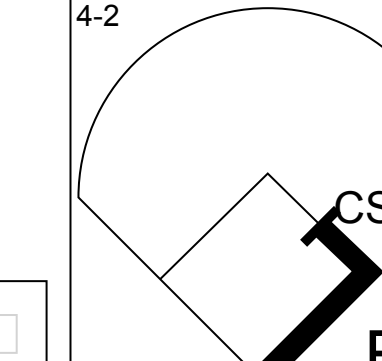

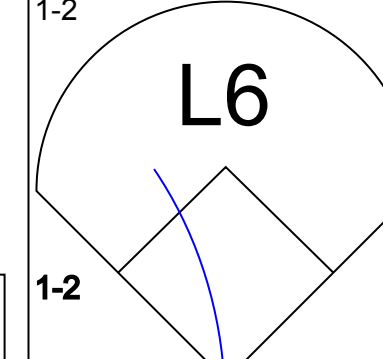
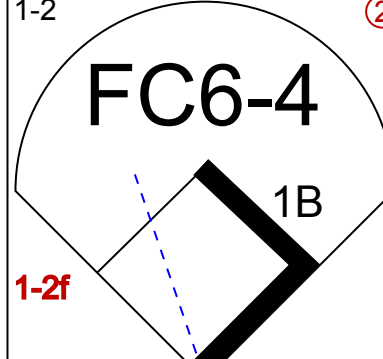
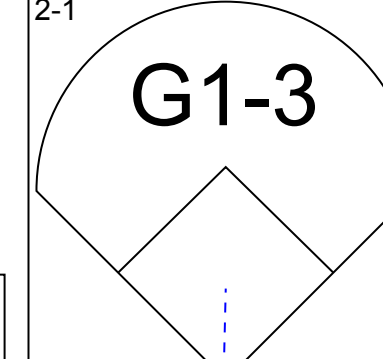
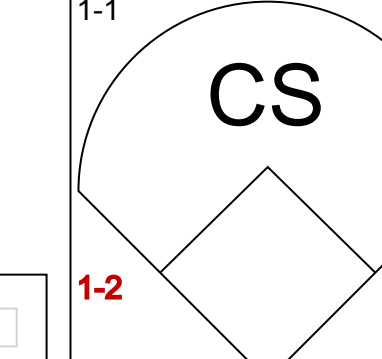
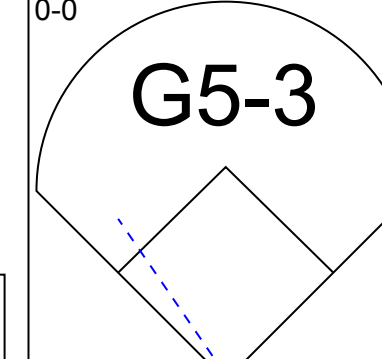
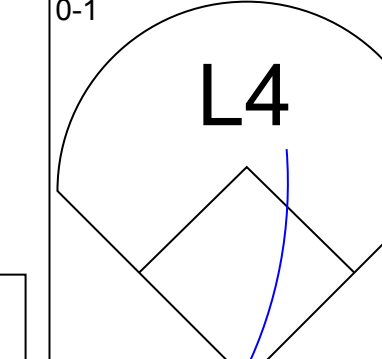
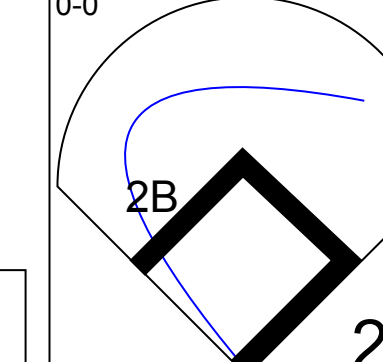
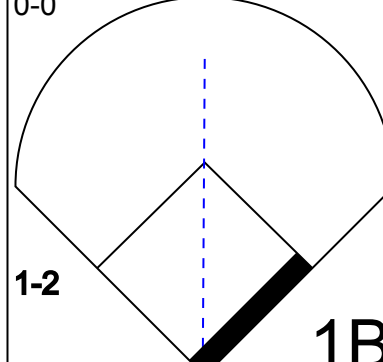
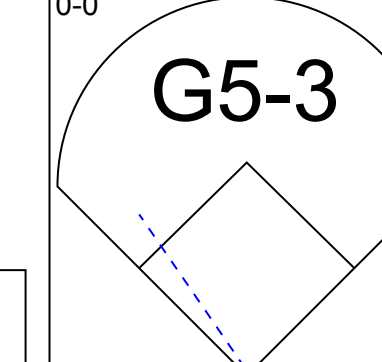
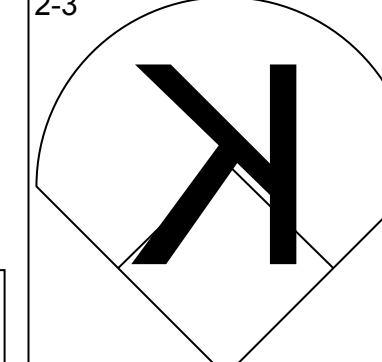
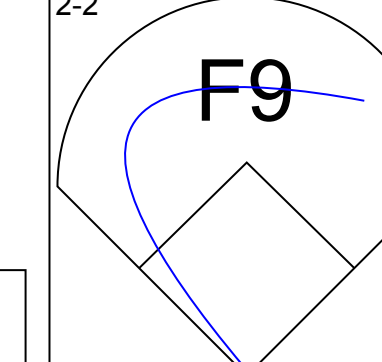
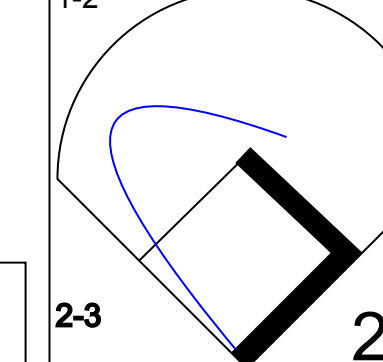
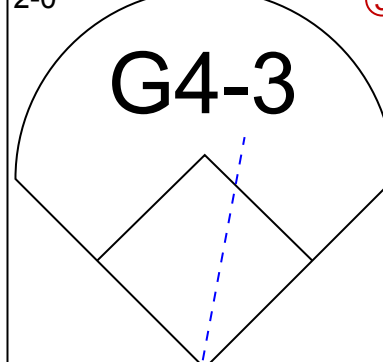
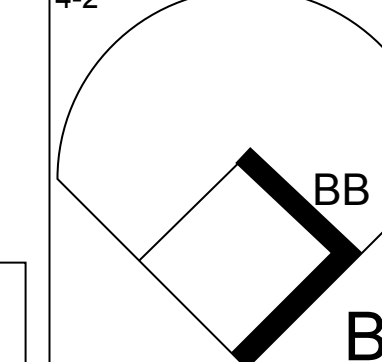
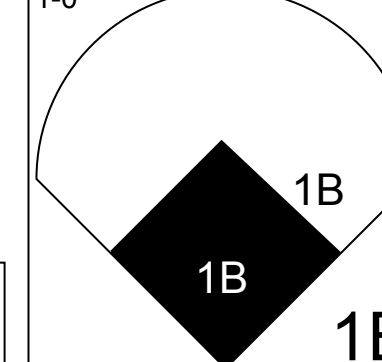

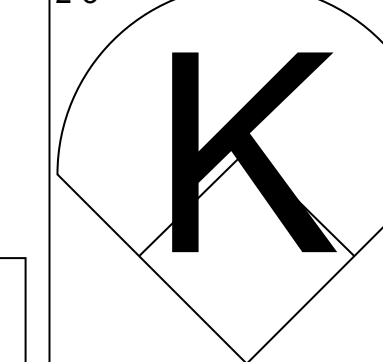
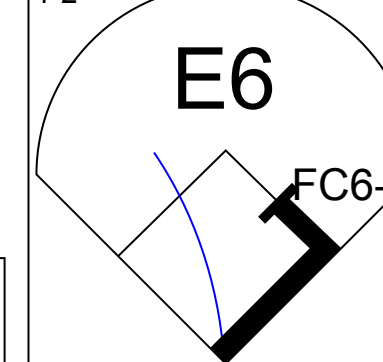

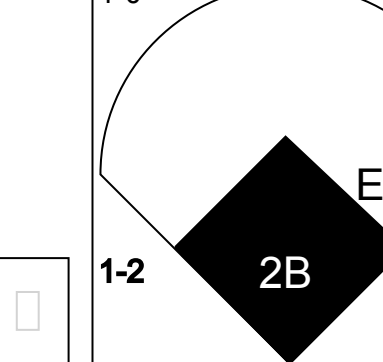
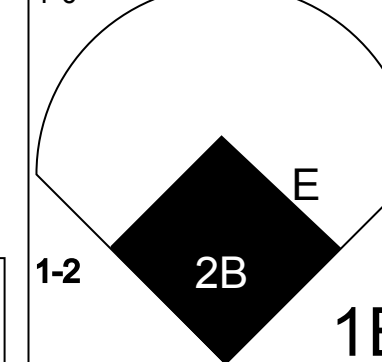


Batter	1	2	3	4	5	6	7	8	9	AB	R	H	RBI	BB	SO	LOB	TOP								
Keith Mitchell, R OBP: 0.471, SLG: 0.600 (1, 9)										5	1	2	2	0	1	1	Atlanta Braves @ San Francisco Giants Candlestick Park, San Francisco, CA Tue Aug 13 1991, 10:05 PM EDT Att: 17,298 - Sunny - 80 F								
Jeff Treadway, L OBP: 0.397, SLG: 0.441 (1, 4)										5	1	2	0	0	0	2									
Terry Pendleton, S OBP: 0.373, SLG: 0.532 Mark Lemke, S OBP: 0.314, SLG: 0.329 (7, 5)										4	0	0	0	0	3	3									
Ron Gant, R OBP: 0.334, SLG: 0.544 (1, 8)										5	1	1	1	0	1	4									
Lonnie Smith, R OBP: 0.383, SLG: 0.405 Tommy Gregg, L (7, PR) OBP: 0.261, SLG: 0.291 (7, 7)										4	1	2	1	0	0	0									
Jeff Blauer, R OBP: 0.361, SLG: 0.412 Rafael Belliard, R OBP: 0.267, SLG: 0.266 (7, 6)										4	1	2	1	0	1	1									
Brian Hunter, R OBP: 0.288, SLG: 0.438 (1, 3)										5	2	2	1	0	1	3									
Greg Olson, R OBP: 0.345, SLG: 0.404 (1, 2)										4	1	3	2	1	0	1									
Tom Glavine, L OBP: 0.293, SLG: 0.259 Tony Castillo, L (9, 1)										4	0	0	0	0	1	6									
Inning Stats	R: 4 E: 1 K: 2 S: 20	H: 5 LOB: 2 BB: 0 P: 24	R: 0 E: 0 K: 1 S: 6	H: 0 LOB: 0 BB: 0 P: 9	R: 0 E: 0 K: 0 S: 7	H: 0 LOB: 0 BB: 0 P: 10	R: 2 E: 1 K: 1 S: 17	H: 2 LOB: 2 BB: 1 P: 27	R: 0 E: 0 K: 0 S: 10	H: 2 LOB: 2 BB: 0 P: 16	R: 0 E: 0 K: 1 S: 5	H: 0 LOB: 0 BB: 0 P: 5	R: 3 E: 0 K: 1 S: 15	H: 4 LOB: 1 BB: 0 P: 18	R: 0 E: 0 K: 1 S: 7	H: 1 LOB: 1 BB: 0 P: 10		R: 0 E: 0 K: 1 S: 10	H: 1 LOB: 1 BB: 0 P: 13	1B: 9 2B: 4 3B: 0 HR: 2	SF: 0 SAC: 1 DP: 0 HBP: 0	WP: 0 PB: 0 SB: 2 CS: 0	PA: 45		
PITCHER	IP	WLS	BF	H	R	ER	SO	BB	IBB	HBP	BLK	WP	HR	S	P	ERA	WHIP								
John Burkett, R ERA: 3.49 Rod Beck, R ERA: 3.22 Bryan Hickerson, L ERA: 5.63	(1, 1) (4, 1) (7, 1)	3.0 3.0 3.0	L 11 15	19 2 6	7 0 3	6 0 3	5 2 3	3 0 4	0 0 0	0 0 0	0 0 0	0 0 0	0 0 1	41 24 32	58 33 41	15.00 0.00 9.00	2.667 0.667 2.000								

Batter	1	2	3	4	5	6	7	8	9	AB	R	H	RBI	BB	SO	LOB	BOTTOM								
Darren Lewis, R OBP: 0.397, SLG: 0.418 (1, 8)										3	1	1	0	1	2	0	Atlanta Braves @ San Francisco Giants Candlestick Park, San Francisco, CA Tue Aug 13 1991, 10:05 PM EDT Att: 17,298 - Sunny - 80 F								
Willie McGee, S OBP: 0.361, SLG: 0.415 (1, 9)										3	0	0	0	1	0	2									
Will Clark, L OBP: 0.367, SLG: 0.545 (1, 3)										4	1	3	0	0	0	1									
Kevin Mitchell, R OBP: 0.361, SLG: 0.542 (1, 7)										4	0	0	0	0	0	5									
Matt Williams, R OBP: 0.297, SLG: 0.498 (1, 5)										4	0	0	0	0	3	2									
Robby Thompson, R OBP: 0.343, SLG: 0.440 (1, 4)										4	0	0	0	0	1	2									
Kirt Manwaring, R OBP: 0.296, SLG: 0.320 Greg Litton, R OBP: 0.241, SLG: 0.264 (8, 2)										2	0	0	0	0	0	0									
Jose Uribe, S OBP: 0.255, SLG: 0.272 Dave Anderson, R OBP: 0.234, SLG: 0.316 (8, PH) (9, 6)										1	0	0	0	0	0	0									
John Burkett, R OBP: 0.085, SLG: 0.087 Rod Beck, R OBP: 1.000, SLG: 1.000 Mike Felder, S OBP: 0.325, SLG: 0.338 Bryan Hickerson, L (7, 1)	(1, 1) (4, 1) (6, PH) (7, 1)	8.2 0.1	W 1	32 0	4 0	2 0	0 0	0 1	0 0	0 0	0 0	0 0	0 0	0 0	0 0	0 0									
Inning Stats	R: 0 E: 0 K: 1 S: 14	H: 0 LOB: 1 BB: 1 P: 24	R: 0 E: 0 K: 1 S: 8	H: 0 LOB: 0 BB: 0 P: 11	R: 0 E: 0 K: 1 S: 12	H: 0 LOB: 0 BB: 0 P: 18	R: 0 E: 0 K: 1 S: 9	H: 1 LOB: 0 BB: 0 P: 12	R: 0 E: 0 K: 0 S: 7	H: 0 LOB: 0 BB: 0 P: 11	R: 0 E: 0 K: 0 S: 9	H: 1 LOB: 0 BB: 0 P: 13	R: 0 E: 0 K: 1 S: 6	H: 1 LOB: 1 BB: 0 P: 7	R: 0 E: 0 K: 0 S: 5	H: 0 LOB: 0 BB: 0 P: 10		R: 2 E: 1 K: 1 S: 9	H: 1 LOB: 1 BB: 1 P: 21	1B: 2 2B: 3 3B: 0 HR: 0	SF: 0 SAC: 0 DP: 1 HBP: 0	WP: 0 PB: 0 SB: 0 CS: 0	PA: 33		
PITCHER	IP	WLS	BF	H	R	ER	SO	BB	IBB	HBP	BLK	WP	HR	S	P	ERA	WHIP								
Tom Glavine, L ERA: 2.24 Tony Castillo, L ERA:	(1, 1) (9, 1)	8.2 0.1	W 1	32 0	4 0	2 0	0 1	0 0	0 0	0 0	0 0	0 0	0 0	3 6	12 6	0.00 0.00	0.692 0.000								



Batter	1	2	3	4	5	6	7	8	9	AB	R	H	RBI	BB	SO	LOB	TOP					
Keith Mitchell, R OBP: 0.447, SLG: 0.559 (1, 9)										4	0	1	0	0	1	0	Atlanta Braves @ San Francisco Giants Candlestick Park, San Francisco, CA Wed Aug 14 1991, 6:33 AM EDT Att: 32,284 - Cloudy - 58 F					
Jeff Blauer, R OBP: 0.365, SLG: 0.427 (1, 6)										4	1	3	1	0	0	0						
Terry Pendleton, S OBP: 0.370, SLG: 0.526 (1, 5)										4	1	0	0	0	0	3						
Ron Gant, R OBP: 0.333, SLG: 0.548 (1, 8)										4	1	1	2	0	0	2						
Lonnie Smith, R OBP: 0.385, SLG: 0.412 Tommy Gregg, L OBP: 0.253, SLG: 0.280 (1, 7) (2, 7)										1	0	1	0	0	0	0						
Brian Hunter, R OBP: 0.287, SLG: 0.433 (1, 3)										3	0	0	0	0	2	2						
Francisco Cabrera, R OBP: 0.282, SLG: 0.385 (1, 2)										4	0	1	0	0	1	0						
Mark Lemke, S OBP: 0.315, SLG: 0.329 (1, 4)										3	0	1	0	0	0	0						
Steve Avery, L OBP: 0.256, SLG: 0.250 Jim Clancy, R OBP: 0.309, SLG: 0.416 Jeff Treadway, L OBP: 0.385, SLG: 0.439 Dan Petry, R OBP: 0.309, SLG: 0.378 Greg Olson, R OBP: 0.344, SLG: 0.462 Tony Castillo, L OBP: 0.286, SLG: 0.307 (1, 1) (3, 1) (5, PH) (5, 1) (7, PH) (7, 1)										1	0	0	0	0	0	0						
Inning Stats	R: 0 E: 0 K: 1 S: 13	H: 0 LOB: 0 BB: 0 P: 19	R: 0 E: 0 K: 0 S: 11	H: 2 LOB: 1 BB: 0 P: 16	R: 0 E: 0 K: 0 S: 6	H: 0 LOB: 0 BB: 0 P: 8	R: 2 E: 0 K: 2 S: 11	H: 2 LOB: 0 BB: 0 P: 18	R: 0 E: 0 K: 1 S: 9	H: 0 LOB: 0 BB: 0 P: 14	R: 0 E: 0 K: 1 S: 16	H: 2 LOB: 2 BB: 0 P: 24	R: 0 E: 0 K: 1 S: 10	H: 1 LOB: 1 BB: 0 P: 15	R: 1 E: 0 K: 0 S: 15	H: 1 LOB: 0 BB: 0 P: 23		R: 0 E: 0 K: 0 S: 7	H: 0 LOB: 0 BB: 0 P: 14	1B: 5 2B: 1 3B: 0 HR: 2	SF: 0 SAC: 0 DP: 1 HBP: 0	WP: 0 PB: 0 SB: 0 CS: 0
PITCHER	IP	WLS	BF	H	R	ER	SO	BB	IBB	HBP	BLK	WP	HR	S	P	ERA	WHIP					
Trevor Wilson, L ERA: 3.54 Jeff Brantley, R ERA: 2.69 Dave Righetti, L ERA: 3.29	(1, 1) (8, 1) (9, 1)	7.0 1.0 1.0	W 4 3	27 1 0	7 1 0	2 1 0	6 0 0	0 0 0	0 0 0	0 0 0	0 0 0	0 0 0	1 15 7	76 23 14	114 23 14	2.57 9.00 0.00	1.000 1.000 0.000					

Batter	1	2	3	4	5	6	7	8	9	AB	R	H	RBI	BB	SO	LOB	BOTTOM				
Darren Lewis, R OBP: 0.397, SLG: 0.412 (1, 8)										4	2	1	1	1	0	3	Atlanta Braves @ San Francisco Giants Candlestick Park, San Francisco, CA Wed Aug 14 1991, 6:33 AM EDT Att: 32,284 - Cloudy - 58 F				
Willie McGee, S OBP: 0.362, SLG: 0.416 (1, 9)										4	1	1	2	1	1	4					
Will Clark, L OBP: 0.369, SLG: 0.559 (1, 3)										5	2	3	2	0	1	1					
Kevin Mitchell, R OBP: 0.365, SLG: 0.553 (1, 7)										4	1	2	3	1	0	1					
Robby Thompson, R OBP: 0.346, SLG: 0.440 (1, 4)										3	0	1	0	2	2	2					
Dave Anderson, R OBP: 0.286, SLG: 0.307 (1, 6) (6, 5)										5	0	0	0	0	0	5					
Kirt Manwaring, R OBP: 0.302, SLG: 0.338 (1, 2)										5	0	2	0	0	1	1					
Greg Litton, R OBP: 0.250, SLG: 0.276 Mike Benjamin, R OBP: 0.194, SLG: 0.262 (1, 5) (5, PR) (6, 6)										2	0	1	0	1	0	2					
Trevor Wilson, L OBP: 0.378, SLG: 0.375 Kevin Bass, S OBP: 0.309, SLG: 0.378 Jeff Brantley, R Dave Righetti, L (1, 1) (7, PH) (8, 1) (9, 1)									3	0	0	0	0	2	3	0					
Inning Stats	R: 2 E: 0 K: 0 S: 13	H: 3 LOB: 1 BB: 0 P: 19	R: 0 E: 0 K: 2 S: 13	H: 2 LOB: 2 BB: 0 P: 17	R: 1 E: 0 K: 1 S: 15	H: 3 LOB: 2 BB: 0 P: 21	R: 2 E: 1 K: 0 S: 19	H: 1 LOB: 2 BB: 2 P: 31	R: 0 E: 0 K: 1 S: 9	H: 0 LOB: 0 BB: 1 P: 15	R: 3 E: 1 K: 1 S: 14	H: 4 LOB: 1 BB: 0 P: 20	R: 0 E: 0 K: 1 S: 10	H: 0 LOB: 1 BB: 1 P: 16	1B: 6 2B: 4 3B: 2 HR: 1	SF: 0 SAC: 0 DP: 0 HBP: 0		WP: 0 PB: 1 SB: 1 CS: 1	PA: 44		
PITCHER	IP	WLS	BF	H	R	ER	SO	BB	IBB	HBP	BLK	WP	HR	S	P	ERA	WHIP				
Steve Avery, L ERA: 3.57 Jim Clancy, R ERA: 2.69 Dan Petry, R ERA: 5.13 Tony Castillo, L ERA: 3.86	(1, 1) (3, 1) (5, 1) (7, 1)	2.0 2.0 2.0 2.0	L 11 8 11	13 2 0 4	7 2 0 3	3 2 0 1	3 1 2 2	0 2 0 0	0 0 0 0	0 0 0 0	0 0 0 0	0 0 0 0	0 28 21 0	32 44 37 36	44 44 37 36	13.50 4.50 0.00 4.50	3.500 2.000 1.500 2.500				

AB 34
R 3
H 8
RBI 3
BB 0
SO 6
LOB 10



AB 37
R 8
H 13
RBI 8
BB 6
SO 7
LOB 22



Batter	1	2	3	4	5	6	7	8	9	AB	R	H	RBI	BB	SO	LOB	TOP		
Keith Mitchell, R OBP: 0.405, SLG: 0.500 (1, 9)	1-2 P6		2-2 G4-3			2-0 F7			1-2 G6-3	4	0	0	0	0	0	1			
Jeff Treadway, L OBP: 0.393, SLG: 0.436 (1, 4)	0-0 CS 1B			0-0 B2-3			1-0 G5-3		0-0 L8	4	0	1	0	0	0	0			
Terry Pendleton, S OBP: 0.366, SLG: 0.521 (1, 5)	2-3 K			0-0 L8			2-0 G3-1		2-3 K	4	0	0	0	0	2	1			
Ron Gant, R OBP: 0.336, SLG: 0.548 (1, 8)		3-1 CS 1B		0-1 G5-3			4-1 S BB			2	0	1	0	1	0	0			
Lonnie Smith, R OBP: 0.385, SLG: 0.409 (1, 7)	2-2 F8			1-0 P9			4-1 FC5-4 IBB			2	0	0	0	1	0	1			
Jeff Blauser, R OBP: 0.362, SLG: 0.422 (1, 6)	1-3 K			1-3 K			2-0 FC5-4			3	0	0	0	0	2	2			
Brian Hunter, R OBP: 0.282, SLG: 0.425 (1, 3)			1-1 G1-3		0-1 F7			1-0 G1-3		3	0	0	0	0	0	0			
Greg Olson, R OBP: 0.340, SLG: 0.398 (1, 2)			0-0 G6-3		0-1 L9			0-0 F7		3	0	0	0	0	0	0			
29 John Smoltz, R OBP: 0.208, SLG: 0.205 (1, 1)			3-2 2B		2-3 K			2-3 K		3	0	1	0	0	2	0			
Inning Stats	R: 0 H: 1 E: 0 K: 1 S: 7	H: 1 LOB: 0 BB: 0 P: 10	R: 0 H: 1 E: 0 K: 1 S: 8	H: 1 LOB: 0 BB: 0 P: 14	R: 0 H: 1 E: 0 K: 0 S: 9	H: 1 LOB: 1 BB: 0 P: 15	R: 0 H: 0 E: 0 K: 0 S: 4	H: 0 LOB: 0 BB: 0 P: 4	R: 0 H: 0 E: 0 K: 1 S: 6	H: 0 LOB: 0 BB: 0 P: 8	R: 0 H: 0 E: 0 K: 0 S: 5	H: 0 LOB: 2 BB: 2 P: 18	R: 0 H: 0 E: 0 K: 1 S: 5	H: 0 LOB: 0 BB: 0 P: 8	R: 0 H: 0 E: 0 K: 1 S: 8	H: 0 LOB: 0 BB: 0 P: 11	1B: 2 2B: 1 3B: 0 HR: 0	SF: 0 SAC: 0 DP: 0 HBP: 0	WP: 0 PA: 30 PB: 0 SB: 1 CS: 2
PITCHER Greg Harris, R ERA: 1.88 (1, 1)	IP: 9.0 WLS: W BF: 30 H: 3 R: 0 ER: 0 SO: 6 BB: 1 IBB: 1 HBP: 0 BLK: 0 WP: 0 HR: 0 S: 58 P: 98 ERA: 0.00 WHIP: 0.444															PITCHER Greg Harris, R ERA: 1.88 (1, 1)	IP: 9.0 WLS: W BF: 30 H: 3 R: 0 ER: 0 SO: 6 BB: 1 IBB: 1 HBP: 0 BLK: 0 WP: 0 HR: 0 S: 58 P: 98 ERA: 0.00 WHIP: 0.444		

Atlanta Braves @ San Diego Padres
Jack Murphy Stadium, San Diego, CA
Thu Aug 15 1991, 6:33 AM EDT
Att. 17,434 - Sunny - 76 F

AB 28
R 0
H 3
RBI 0
BB 2
SO 6
LOB 5



Batter	1	2	3	4	5	6	7	8	9	AB	R	H	RBI	BB	SO	LOB	BOTTOM		
Bip Roberts, S OBP: 0.347, SLG: 0.352 (1, 4)	2-3 K		2-1 G6-3			1-2 G6-3		0-1 G1-3		4	0	0	0	0	1	2			
Tony Fernandez, S OBP: 0.344, SLG: 0.378 (1, 6)	2-3 K			0-0 G6-3		1-2 G6-3		2-3 K		4	0	0	0	0	2	2			
Tony Gwynn, L OBP: 0.371, SLG: 0.459 (1, 9)	1-1 3B			3-1 CS 2B		3-1 G1-4-3				3	0	2	0	0	0	0			
Fred McGriff, L OBP: 0.395, SLG: 0.497 (1, 3)	3-3 K			4-2 BB		1-2 G6-3		1-2 G6-3		2	0	0	0	1	1	1			
Jack Howell, L OBP: 0.279, SLG: 0.276 (1, 5)		3-3 K		0-3 K		2-2 L3				3	0	0	0	0	2	1			
Darin Jackson, R OBP: 0.335, SLG: 0.519 (1, 8)	0-3 K			2-1 F9				0-1 G1-3 1B		3	1	1	0	0	1	0			
Jerald Clark, R OBP: 0.318, SLG: 0.388 (1, 7)	2-3 K			1-0 F8				0-1 G1-3		3	0	0	0	0	1	1			
Dann Bilardello, R OBP: 0.333, SLG: 0.308 (1, 2)			0-1 P4		0-0 P6			1-2 G1-3 1B		2	0	0	0	0	0	0			
Oscar Azocar, L OBP: 0.714, SLG: 0.667 (8, PH)								2H		1	0	1	1	0	0	0			
Benito Santiago, R OBP: 0.277, SLG: 0.389 (9, 2)								1B		0	0	0	0	0	0	0			
Greg Harris, R OBP: 0.190, SLG: 0.105 (1, 1)			0-3 K		0-1 P1			4-1 G1-3 BB		2	0	0	0	1	1	0			
Inning Stats	R: 0 H: 1 E: 0 K: 3 S: 14	H: 0 LOB: 0 BB: 0 P: 22	R: 0 H: 0 E: 0 K: 3 S: 13	H: 0 LOB: 0 BB: 0 P: 18	R: 0 H: 0 E: 0 K: 1 S: 8	H: 0 LOB: 0 BB: 0 P: 10	R: 0 H: 1 E: 0 K: 1 S: 8	H: 1 LOB: 1 BB: 1 P: 15	R: 0 H: 0 E: 0 K: 0 S: 4	H: 0 LOB: 0 BB: 0 P: 7	R: 0 H: 0 E: 0 K: 0 S: 9	H: 0 LOB: 0 BB: 0 P: 11	R: 0 H: 0 E: 0 K: 0 S: 8	H: 0 LOB: 0 BB: 0 P: 14	R: 1 H: 2 E: 0 K: 1 S: 13	H: 2 LOB: 2 BB: 1 P: 20	1B: 2 2B: 1 3B: 1 HR: 0	SF: 0 SAC: 0 DP: 0 HBP: 0	WP: 0 PA: 29 PB: 0 SB: 0 CS: 1
PITCHER 29 John Smoltz, R ERA: 4.81 (1, 1)	IP: 8.0 WLS: L BF: 29 H: 4 R: 1 ER: 1 SO: 9 BB: 2 IBB: 0 HBP: 0 BLK: 0 WP: 0 HR: 0 S: 77 P: 117 ERA: 1.12 WHIP: 0.750															PITCHER 29 John Smoltz, R ERA: 4.81 (1, 1)	IP: 8.0 WLS: L BF: 29 H: 4 R: 1 ER: 1 SO: 9 BB: 2 IBB: 0 HBP: 0 BLK: 0 WP: 0 HR: 0 S: 77 P: 117 ERA: 1.12 WHIP: 0.750		

Atlanta Braves @ San Diego Padres
Jack Murphy Stadium, San Diego, CA
Thu Aug 15 1991, 6:33 AM EDT
Att. 17,434 - Sunny - 76 F

AB 27
R 1
H 4
RBI 1
BB 2
SO 9
LOB 7



Batter	1	2	3	4	5	6	7	8	9	AB	R	H	RBI	BB	SO	LOB	TOP										
Keith Mitchell, R OBP: 0.413, SLG: 0.500 (1, 9)	G4-3 ①			FC6-4 1B ①		FC4-6 1B ①		K ②		4	0	2	0	0	1	1	Atlanta Braves @ San Diego Padres Jack Murphy Stadium, San Diego, CA Fri Aug 16 1991, 10:05 PM EDT Att: 19,049 - Cloudy - 68 F										
Jeff Treadway, L OBP: 0.377, SLG: 0.428 Mike Stanton, L OBP: 0.500, SLG: 0.750 (1, 4) (8, 1)	L3 ②			L9 ①		FC4-6 HR ②		P2 ③		4	1	0	0	0	0	2											
Terry Pendleton, S OBP: 0.367, SLG: 0.527 (1, 5)	L5 ③			P6 ②		HR ③			4-1	3	1	1	2	1	0	1											
Ron Gant, R OBP: 0.333, SLG: 0.543 (1, 8)			K ①	FC6-4 ③		P5 ③			0-2	4	0	0	0	0	1	2											
Lonnie Smith, R OBP: 0.383, SLG: 0.406 (1, 7)			K ②		F8 WP SF8 1B ①		G5-3 ①		FC6-4 CS 1B ②	4	1	1	0	0	1	1											
Jeff Blauser, R OBP: 0.362, SLG: 0.425 Rafael Belliard, R OBP: 0.270, SLG: 0.269 (1, 6) (7, 6)			F9 ③		F8 ①		2B ②		1B ③	3	0	1	0	0	0	1											
Brian Hunter, R OBP: 0.278, SLG: 0.420 (1, 3)			E3 L9 CS ①		SF8 ②		K ③		CS ④	2	0	0	1	0	1	1											
Francisco Cabrera, R OBP: 0.270, SLG: 0.368 Greg Olson, R OBP: 0.340, SLG: 0.398 (1, 2) (8, 2)			L9 ①		G6-3 ③		F8 ③			3	0	0	0	0	0	2											
Armando Reynoso, R (1, 1)			K ②							2	0	0	0	0	2	1											
Mark Lemke, S OBP: 0.319, SLG: 0.333 (8, PH) (8, 4)			K ③							1	0	1	0	0	0	0											
Inning Stats	R: 0 E: 0 K: 0 S: 5	H: 0 LOB: 0 BB: 0 P: 6	R: 0 E: 0 K: 2 S: 9	H: 0 LOB: 0 BB: 1 P: 13	R: 0 E: 1 K: 1 S: 6	H: 0 LOB: 0 BB: 0 P: 8	R: 0 E: 0 K: 0 S: 9	H: 1 LOB: 1 BB: 0 P: 13	R: 1 E: 0 K: 1 S: 11	H: 1 LOB: 0 BB: 0 P: 19	R: 2 E: 0 K: 1 S: 13	H: 2 LOB: 0 BB: 0 P: 17	R: 0 E: 0 K: 1 S: 10	H: 1 LOB: 1 BB: 0 P: 17	R: 0 E: 0 K: 1 S: 7	H: 1 LOB: 0 BB: 0 P: 12	R: 0 E: 0 K: 0 S: 11	H: 1 LOB: 1 BB: 1 P: 20	1B: 5 2B: 2 3B: 0 HR: 1	SF: 1 SAC: 0 DP: 1 HBP: 0	WP: 1 PB: 0 SB: 0 CS: 3	PA: 34					
PITCHER	IP	WLS	BF	H	R	ER	SO	BB	IBB	HBP	BLK	WP	HR	S	P	ERA	WHIP										
Ricky Bones, R ERA: 1.93 (1, 1)	7.0	L	26	5	3	3	5	0	0	0	0	1	1	63	93	3.86	0.714										
Jose Melendez, R ERA: 2.91 (8, 1)	1.2		7	2	0	0	1	1	0	0	0	0	0	16	27	0.00	1.800										
Mike Maddux, R ERA: 2.71 (9, 1)	0.1		0	0	0	0	0	0	0	0	0	0	0	2	5	0.00	0.000										

Batter	1	2	3	4	5	6	7	8	9	AB	R	H	RBI	BB	SO	LOB	BOTTOM										
Bip Roberts, S OBP: 0.349, SLG: 0.357 Tim Teufel, R OBP: 0.329, SLG: 0.347 (1, 4) (2, 4)	CS 2B ①		P3 ②		FC4-6 1B ③			F8 ①		1	0	1	0	0	0	0	Atlanta Braves @ San Diego Padres Jack Murphy Stadium, San Diego, CA Fri Aug 16 1991, 10:05 PM EDT Att: 19,049 - Cloudy - 68 F										
Tony Fernandez, S OBP: 0.341, SLG: 0.375 (1, 6)	K ②		G5-3 ③		FC4-6 ③			F8 ②		4	0	0	0	0	1	3											
Tony Gwynn, L OBP: 0.368, SLG: 0.455 (1, 9)	G1-3 ③			K ①		G4-3 ①		G4-3 ③		4	0	0	0	0	1	0											
Fred McGriff, L OBP: 0.396, SLG: 0.504 (1, 3)				HR ①		G4-3 ②			3-3	3	1	1	1	1	1	0											
Benito Santiago, R OBP: 0.277, SLG: 0.388 (1, 2)			P8 ①		FC4-6 1B ②		K ③		G6-3 ②	4	0	1	0	0	1	1											
Jack Howell, L OBP: 0.281, SLG: 0.302 Kevin Ward, R OBP: 0.225, SLG: 0.237 (1, 5) (9, PH)			G3-1 ②		FC4-6 FC6-4 ②		IHR ①		L7 ③	3	1	1	1	0	0	2											
Jerald Clark, R OBP: 0.315, SLG: 0.384 (1, 7)			G3 ③		FC6-4 ③		K ①			3	0	0	0	0	1	2											
Darrin Jackson, R OBP: 0.335, SLG: 0.516 (1, 8)										3	0	1	0	0	0	0											
Ricky Bones, R (1, 1)										1	0	0	0	0	0	0											
Thomas Howard, S OBP: 0.313, SLG: 0.335 Jose Melendez, R OBP: 0.125, SLG: 0.067 Mike Maddux, L OBP: 0.333, SLG: 0.143 (7, PH) (8, 1) (9, 1)			SH1-4 ①		G6-3 ②		K ③			1	0	0	0	0	1	0											
Inning Stats	R: 0 E: 0 K: 1 S: 6	H: 1 LOB: 0 BB: 0 P: 7	R: 0 E: 0 K: 0 S: 9	H: 0 LOB: 1 BB: 1 P: 17	R: 0 E: 0 K: 0 S: 5	H: 1 LOB: 0 BB: 0 P: 7	R: 1 E: 0 K: 1 S: 8	H: 2 LOB: 1 BB: 0 P: 13	R: 0 E: 0 K: 0 S: 7	H: 1 LOB: 0 BB: 0 P: 13	R: 0 E: 0 K: 1 S: 11	H: 0 LOB: 0 BB: 0 P: 17	R: 1 E: 0 K: 2 S: 12	H: 1 LOB: 0 BB: 0 P: 21	R: 0 E: 0 K: 0 S: 8	H: 0 LOB: 0 BB: 0 P: 13	R: 0 E: 0 K: 1 S: 6	H: 0 LOB: 0 BB: 0 P: 10	1B: 3 2B: 1 3B: 0 HR: 2	SF: 0 SAC: 1 DP: 0 HBP: 0	WP: 0 PB: 0 SB: 0 CS: 1	PA: 33					
PITCHER	IP	WLS	BF	H	R	ER	SO	BB	IBB	HBP	BLK	WP	HR	S	P	ERA	WHIP										
Armando Reynoso, R ERA: 1.38 (1, 1)	7.0	W	27	6	2	2	5	1	0	0	0	0	0	14	23	0.00	1.000										
Mike Stanton, L ERA: 2.42 (8, 1)	2.0	S	6	0	0	0	1	0	0	0	0	0	0	14	23	0.00	0.000										



Batter	1	2	3	4	5	6	7	8	9	AB	R	H	RBI	BB	SO	LOB	TOP					
Keith Mitchell, R OBP: 0.420, SLG: 0.500 (1, 9)	G6-3		WP 1B			E6 FC4-6 1B		G1-3 2B 1B		4	1	2	0	0	0	0	Atlanta Braves @ San Diego Padres Jack Murphy Stadium, San Diego, CA Sat Aug 17 1991, 10:05 PM EDT Att: 39,551 - Sunny - 72 F					
Jeff Blausler, R OBP: 0.381, SLG: 0.422 Marvin Freeman, R (8, 1)	F9		K					G1-3		4	0	1	0	0	1	3						
Mike Stanton, L OBP: 0.500, SLG: 0.750 Mark Wohlers, R (9, 1)										0	0	0	0	0	0	0						
Terry Pendleton, S OBP: 0.366, SLG: 0.527 (1, 5)	G3					FC4-6				4	0	1	2	0	0	2						
Ron Gant, R OBP: 0.330, SLG: 0.537 (1, 8)		G3-1		L8						4	0	0	0	0	1	4						
Lonnie Smith, R OBP: 0.382, SLG: 0.405 Jeff Treadway, L OBP: 0.375, SLG: 0.426 (8, 4)				K						3	0	1	0	0	2	0						
Brian Hunter, R OBP: 0.272, SLG: 0.410 (1, 3)										1	0	0	0	0	0	0						
Greg Olson, R OBP: 0.336, SLG: 0.392 (1, 2)										4	0	0	0	0	1	1						
Mark Lemke, S OBP: 0.319, SLG: 0.333 Otis Nixon, S OBP: 0.391, SLG: 0.346 (8, PR)				K						3	0	1	0	0	1	0						
Charlie Leibrandt, R OBP: 0.059, SLG: 0.100 Tommy Gregg, L OBP: 0.253, SLG: 0.280 Rafael Belliard, R OBP: 0.270, SLG: 0.269 (8, PR)										0	1	0	0	0	0	0						
Inning Stats	R: 0 E: 0 K: 0 S: 9	H: 0 LOB: 0 BB: 0 P: 14	R: 0 E: 0 K: 1 S: 12	H: 1 LOB: 1 BB: 0 P: 18	R: 0 E: 0 K: 2 S: 12	H: 1 LOB: 1 BB: 0 P: 16	R: 0 E: 0 K: 1 S: 5	H: 0 LOB: 0 BB: 0 P: 7	R: 0 E: 0 K: 0 S: 6	H: 0 LOB: 0 BB: 0 P: 8	R: 0 E: 1 K: 1 S: 11	H: 1 LOB: 2 BB: 0 P: 17	R: 0 E: 0 K: 1 S: 10	H: 0 LOB: 0 BB: 0 P: 13	R: 2 E: 0 K: 0 S: 14	H: 3 LOB: 2 BB: 0 P: 21	R: 0 E: 0 K: 1 S: 9	H: 0 LOB: 0 BB: 0 P: 14	1B: 5 2B: 1 3B: 0 HR: 0	SF: 0 SAC: 0 DP: 0 HBP: 0	WP: 1 PB: 0 SB: 0 CS: 0	PA: 34
PITCHER	IP	WLS	BF	H	R	ER	SO	BB	IBB	HBP	BLK	WP	HR	S	P	ERA	WHIP					
Bruce Hurst, L ERA: 3.27 Mike Maddux, R ERA: 2.67	(1, 1)	8.0	L	31	6	2	2	6	0	0	0	0	0	79	114	2.25	0.750					
	(9, 1)	1.0		3	0	0	0	1	0	0	0	0	0	9	14	0.00	0.000					

AB	34
R	2
H	6
RBI	2
BB	0
SO	7
LOB	12



Batter	1	2	3	4	5	6	7	8	9	AB	R	H	RBI	BB	SO	LOB	BOTTOM				
Darrin Jackson, R OBP: 0.330, SLG: 0.508 Thomas Howard, S OBP: 0.312, SLG: 0.333 (8, PH)	G5-3		G5-3			K		F7		3	0	0	0	0	1	1	Atlanta Braves @ San Diego Padres Jack Murphy Stadium, San Diego, CA Sat Aug 17 1991, 10:05 PM EDT Att: 39,551 - Sunny - 72 F				
Tony Fernandez, S OBP: 0.340, SLG: 0.372 (1, 6)	P4									3	1	0	0	1	0	0					
Tony Gwynn, L OBP: 0.369, SLG: 0.455 (1, 9)	F8									4	0	2	0	0	0	0					
Benito Santiago, R OBP: 0.274, SLG: 0.384 (1, 2)		P3		F7						4	0	2	0	0	0	0					
Fred McGriff, L OBP: 0.392, SLG: 0.499 (1, 3)				K						4	0	0	0	0	2	3					
Tim Lincecum, R OBP: 0.324, SLG: 0.340 (9, 4)										4	0	0	0	0	1	2					
Jerald Clark, R OBP: 0.312, SLG: 0.380 (1, 7)										3	0	0	0	0	1	0					
Craig Shipley, R OBP: 0.250, SLG: 0.292 Jack Howell, L OBP: 0.279, SLG: 0.299 (8, PH)										2	0	1	0	0	0	0					
Bruce Hurst, L OBP: 0.163, SLG: 0.091 Oscar Azocar, L OBP: 0.625, SLG: 0.571 Mike Maddux, L OBP: 0.333, SLG: 0.143 (9, 1)										1	0	0	0	0	0	0					
Inning Stats	R: 0 E: 0 K: 0 S: 7	H: 0 LOB: 0 BB: 0 P: 9	R: 0 E: 0 K: 1 S: 8	H: 0 LOB: 0 BB: 0 P: 13	R: 0 E: 0 K: 0 S: 5	H: 1 LOB: 1 BB: 0 P: 9	R: 0 E: 0 K: 0 S: 10	H: 1 LOB: 1 BB: 0 P: 15	R: 0 E: 0 K: 1 S: 7	H: 0 LOB: 0 BB: 0 P: 9	R: 0 E: 1 K: 1 S: 9	H: 0 LOB: 1 BB: 0 P: 14	R: 0 E: 1 K: 1 S: 11	H: 0 LOB: 1 BB: 0 P: 18	R: 1 E: 0 K: 1 S: 12	H: 1 LOB: 1 BB: 1 P: 24		1B: 3 2B: 0 3B: 0 HR: 0	SF: 0 SAC: 1 DP: 0 HBP: 0	WP: 0 PB: 0 SB: 0 CS: 0	PA: 33
PITCHER	IP	WLS	BF	H	R	ER	SO	BB	IBB	HBP	BLK	WP	HR	S	P	ERA	WHIP				
Charlie Leibrandt, L ERA: 3.72 Marvin Freeman, R ERA: 3.0 Mike Stanton, L ERA: 2.41 Mark Wohlers, R ERA:	(1, 1)	7.0	W	24	2	1	1	1	0	0	0	0	0	18	33	6.75	1.500				
	(8, 1)	1.1		7	1	1	1	1	1	0	0	0	0	1	2	0.00	0.000				
	(9, 1)	0.1		1	0	0	0	0	0	0	0	0	0	4	7	0.00	0.000				

AB	31
R	1
H	3
RBI	1
BB	1
SO	6
LOB	11



Batter	1	2	3	4	5	6	7	8	9	AB	R	H	RBI	BB	SO	LOB	TOP		
Otis Nixon, S <small>OBP: 0.397, SLG: 0.342</small> (1, 9)	L8		G5-3		L8			F8		4	0	0	0	0	0	2	Atlanta Braves @ San Diego Padres Jack Murphy Stadium, San Diego, CA Sun Aug 18 1991, 6:33 AM EDT Att: 15,066 - Sunny - 80 F		
Jeff Treadway, L <small>OBP: 0.377, SLG: 0.427</small> Mark Lemke, S <small>OBP: 0.319, SLG: 0.333</small> (8, 4)	K		1B		P6			1B		4	0	2	1	0	1	0			
Terry Pendleton, S <small>OBP: 0.363, SLG: 0.522</small> (1, 5)	K2-3		F8		P6			L9		4	0	0	0	0	1	3			
Ron Gant, R <small>OBP: 0.327, SLG: 0.532</small> (1, 8)		L9	P2		K			P4		4	0	0	0	0	1	3			
Tommy Gregg, L <small>OBP: 0.266, SLG: 0.298</small> Keith Mitchell, R <small>OBP: 0.412, SLG: 0.489</small> (9, PH)		F9	CS		F8			E6		2	0	1	0	1	0	0			
Jeff Blauser, R <small>OBP: 0.357, SLG: 0.417</small> (1, 6)	F9		P3					G5-4-3		4	0	0	0	0	0	3			
Brian Hunter, R <small>OBP: 0.282, SLG: 0.429</small> (1, 3)	P2		FC5-4		G4-3			2B		4	0	3	0	0	0	1			
Greg Olson, R <small>OBP: 0.334, SLG: 0.387</small> (1, 2)			PB		FC5-4			G4-3		3	1	0	0	1	0	3			
Tom Glavine, L <small>OBP: 0.300, SLG: 0.268</small> Lonnie Smith, R <small>OBP: 0.381, SLG: 0.403</small> Jim Clancy, R (7, 1)			F8		B5-3			G4-3		2	0	1	0	0	0	0			
Inning Stats	R: 0 H: 0 E: 0 K: 2 S: 10	H: 0 LOB: 0 BB: 0 P: 16	R: 0 H: 1 E: 0 K: 0 S: 10	H: 1 LOB: 1 BB: 0 P: 16	R: 1 H: 2 E: 0 K: 0 S: 14	H: 2 LOB: 2 BB: 1 P: 23	R: 0 H: 1 E: 0 K: 0 S: 9	H: 1 LOB: 1 BB: 1 P: 18	R: 0 H: 0 E: 0 K: 1 S: 9	H: 0 LOB: 0 BB: 0 P: 13	R: 0 H: 1 E: 0 K: 0 S: 9	H: 1 LOB: 1 BB: 0 P: 14	R: 0 H: 1 E: 0 K: 0 S: 7	H: 1 LOB: 1 BB: 0 P: 11	R: 0 H: 1 E: 1 K: 0 S: 6	H: 1 LOB: 1 BB: 0 P: 7	1B: 4 2B: 3 3B: 0 HR: 0	SF: 0 SAC: 0 DP: 1 HBP: 0	WP: 0 PA: 35 FB: 1 SB: 0 CS: 1
PITCHER	IP WLS BF H R ER SO BB IBB HBP BLK WP HR S P ERA WHIP	IP WLS BF H R ER SO BB IBB HBP BLK WP HR S P ERA WHIP	IP WLS BF H R ER SO BB IBB HBP BLK WP HR S P ERA WHIP	IP WLS BF H R ER SO BB IBB HBP BLK WP HR S P ERA WHIP	IP WLS BF H R ER SO BB IBB HBP BLK WP HR S P ERA WHIP	IP WLS BF H R ER SO BB IBB HBP BLK WP HR S P ERA WHIP	IP WLS BF H R ER SO BB IBB HBP BLK WP HR S P ERA WHIP	IP WLS BF H R ER SO BB IBB HBP BLK WP HR S P ERA WHIP	IP WLS BF H R ER SO BB IBB HBP BLK WP HR S P ERA WHIP	IP WLS BF H R ER SO BB IBB HBP BLK WP HR S P ERA WHIP	IP WLS BF H R ER SO BB IBB HBP BLK WP HR S P ERA WHIP	IP WLS BF H R ER SO BB IBB HBP BLK WP HR S P ERA WHIP	IP WLS BF H R ER SO BB IBB HBP BLK WP HR S P ERA WHIP	IP WLS BF H R ER SO BB IBB HBP BLK WP HR S P ERA WHIP	IP WLS BF H R ER SO BB IBB HBP BLK WP HR S P ERA WHIP	IP WLS BF H R ER SO BB IBB HBP BLK WP HR S P ERA WHIP	IP WLS BF H R ER SO BB IBB HBP BLK WP HR S P ERA WHIP		

AB 33
R 1
H 7
RBI 1
BB 2
SO 3
LOB 16



Batter	1	2	3	4	5	6	7	8	9	AB	R	H	RBI	BB	SO	LOB	BOTTOM		
Tony Fernandez, S <small>OBP: 0.340, SLG: 0.371</small> (1, 6)	G6-3		G5-3		1B			K		4	0	1	1	0	1	0	Atlanta Braves @ San Diego Padres Jack Murphy Stadium, San Diego, CA Sun Aug 18 1991, 6:33 AM EDT Att: 15,066 - Sunny - 80 F		
Darin Jackson, R <small>OBP: 0.324, SLG: 0.497</small> (1, 8)	G6-3		G6-3		G5-3			L7		4	0	0	0	0	0	2			
Tony Gwynn, L <small>OBP: 0.367, SLG: 0.452</small> (1, 9)	G3		G3-1		L8					3	0	0	0	0	0	0			
Fred McGriff, L <small>OBP: 0.392, SLG: 0.496</small> (1, 3)		G4-3		BB	K					2	0	0	0	1	1	0			
Benito Santiago, R <small>OBP: 0.272, SLG: 0.381</small> (1, 2)		F7		L8	G5-3					3	0	0	0	0	0	1			
Tim Lincecum, R <small>OBP: 0.325, SLG: 0.341</small> Jack Howell, L <small>OBP: 0.277, SLG: 0.297</small> (8, 5)	K				L1-3			G4-3		2	0	1	0	0	1	0			
Jerald Clark, R <small>OBP: 0.315, SLG: 0.380</small> Craig Lefferts, L (8, 1)			1B		L1-3			G6-3		2	1	1	0	1	0	1			
Larry Andersen, R (9, 1)			G4-6-3		1B			BB		0	0	0	0	0	0	0			
Paul Faries, R <small>OBP: 0.280, SLG: 0.239</small> (1, 4)			G4-6-3		1B			G6-3		3	1	2	0	0	0	1			
Andy Benes, R <small>OBP: 0.176, SLG: 0.114</small> Kevin Ward, R <small>OBP: 0.220, SLG: 0.231</small> (8, 7)			G4-6-3		1B			G6-3		1	0	0	0	1	0	1			
Inning Stats	R: 0 H: 0 E: 0 K: 0 S: 5	H: 0 LOB: 0 BB: 0 P: 9	R: 0 H: 0 E: 0 K: 1 S: 8	H: 0 LOB: 0 BB: 0 P: 13	R: 1 H: 2 E: 0 K: 0 S: 11	H: 2 LOB: 0 BB: 0 P: 19	R: 0 H: 0 E: 0 K: 0 S: 14	H: 0 LOB: 1 BB: 1 P: 23	R: 1 H: 3 E: 0 K: 0 S: 11	H: 3 LOB: 2 BB: 1 P: 21	R: 0 H: 0 E: 0 K: 1 S: 8	H: 0 LOB: 0 BB: 0 P: 12	R: 0 H: 0 E: 0 K: 0 S: 7	H: 0 LOB: 0 BB: 1 P: 15	R: 0 H: 0 E: 0 K: 1 S: 8	H: 0 LOB: 0 BB: 0 P: 12	1B: 4 2B: 2 3B: 0 HR: 0	SF: 0 SAC: 0 DP: 3 HBP: 0	WP: 0 PA: 29 FB: 0 SB: 0 CS: 0
PITCHER	IP WLS BF H R ER SO BB IBB HBP BLK WP HR S P ERA WHIP	IP WLS BF H R ER SO BB IBB HBP BLK WP HR S P ERA WHIP	IP WLS BF H R ER SO BB IBB HBP BLK WP HR S P ERA WHIP	IP WLS BF H R ER SO BB IBB HBP BLK WP HR S P ERA WHIP	IP WLS BF H R ER SO BB IBB HBP BLK WP HR S P ERA WHIP	IP WLS BF H R ER SO BB IBB HBP BLK WP HR S P ERA WHIP	IP WLS BF H R ER SO BB IBB HBP BLK WP HR S P ERA WHIP	IP WLS BF H R ER SO BB IBB HBP BLK WP HR S P ERA WHIP	IP WLS BF H R ER SO BB IBB HBP BLK WP HR S P ERA WHIP	IP WLS BF H R ER SO BB IBB HBP BLK WP HR S P ERA WHIP	IP WLS BF H R ER SO BB IBB HBP BLK WP HR S P ERA WHIP	IP WLS BF H R ER SO BB IBB HBP BLK WP HR S P ERA WHIP	IP WLS BF H R ER SO BB IBB HBP BLK WP HR S P ERA WHIP	IP WLS BF H R ER SO BB IBB HBP BLK WP HR S P ERA WHIP	IP WLS BF H R ER SO BB IBB HBP BLK WP HR S P ERA WHIP	IP WLS BF H R ER SO BB IBB HBP BLK WP HR S P ERA WHIP	IP WLS BF H R ER SO BB IBB HBP BLK WP HR S P ERA WHIP		

AB 26
R 2
H 5
RBI 1
BB 3
SO 3
LOB 6



Batter	1	2	3	4	5	6	7	8	9	AB	R	H	RBI	BB	SO	LOB	TOP
Otis Nixon, S <small>OBP: 0.385, SLG: 0.340</small> 										4	1	1	0	0	0	1	
Jeff Treadway, L <small>OBP: 0.375, SLG: 0.426</small> 										3	1	1	1	0	0	0	
Terry Pendleton, S <small>OBP: 0.362, SLG: 0.518</small> Mark Lemke, S <small>OBP: 0.319, SLG: 0.333</small> 										3	0	0	0	1	0	0	
Ron Gant, R <small>OBP: 0.326, SLG: 0.532</small> 										4	0	1	1	0	3	1	
David Justice, L <small>OBP: 0.375, SLG: 0.508</small> 										4	0	0	0	0	2	3	
Jeff Blauser, R <small>OBP: 0.356, SLG: 0.413</small> 										3	0	0	0	1	1	0	
Brian Hunter, R <small>OBP: 0.286, SLG: 0.428</small> 										3	0	1	0	1	2	0	
Francisco Cabrera, R <small>OBP: 0.263, SLG: 0.357</small> Randy St. Claire, R <small>OBP: 0.283, SLG: 0.294</small> Tommy Gregg, L <small>OBP: 0.254, SLG: 0.294</small> Tony Castillo, L <small>OBP: 0.287, SLG: 0.333</small> Keith Mitchell, R <small>OBP: 0.404, SLG: 0.479</small> 										2	0	0	0	0	0	1	
Steve Avery, L <small>OBP: 0.263, SLG: 0.264</small> Greg Olson, R <small>OBP: 0.332, SLG: 0.384</small> 										1	0	1	0	0	0	0	
Inning Stats <small>R: 0 H: 0 E: 0 LOB: 0 K: 0 BB: 0 S: 6</small>	<small>R: 0 H: 0 E: 0 LOB: 0 K: 1 BB: 1 S: 8</small>	<small>R: 0 H: 1 E: 0 LOB: 0 K: 1 BB: 0 S: 9</small>	<small>R: 0 H: 0 E: 0 LOB: 0 K: 1 BB: 0 S: 7</small>	<small>R: 0 H: 0 E: 0 LOB: 0 K: 1 BB: 0 S: 12</small>	<small>R: 1 H: 1 E: 1 LOB: 1 K: 2 BB: 1 S: 15</small>	<small>R: 0 H: 0 E: 0 LOB: 1 K: 1 BB: 1 S: 14</small>	<small>R: 1 H: 2 E: 1 LOB: 3 K: 2 BB: 1 S: 14</small>	<small>R: 0 H: 0 E: 0 LOB: 0 K: 2 BB: 0 S: 11</small>	<small>1B: 4 SF: 1 2B: 1 SAC: 0 3B: 0 DP: 0 HR: 0 HBP: 0</small>	<small>WP: 0 PA: 36</small>							
PITCHER Jose Rijo, R <small>ERA: 2.66</small> Randy Myers, L <small>ERA: 3.5</small> Ted Power, R <small>ERA: 3.22</small>	<small>IP: 7.2 WLS: W BF: 31 H: 5 R: 2 ER: 1 SO: 8 BB: 3 IBB: 0 HBP: 0 BLK: 0 WP: 0 HR: 0 S: 75 P: 121 ERA: 1.17 WHIP: 1.043</small>																

Atlanta Braves @ Cincinnati Reds
Riverfront Stadium, Cincinnati, OH
Tue Aug 20 1991, 7:05 PM EDT
Cloudy - 71 F

AB 31
R 2
H 5
RBI 2
BB 3
SO 11
LOB 7





Batter	1	2	3	4	5	6	7	8	9	AB	R	H	RBI	BB	SO	LOB	BOTTOM
Billy Hatcher, R <small>OBP: 0.313, SLG: 0.367</small> 										4	0	1	1	1	0	3	
Barry Larkin, R <small>OBP: 0.373, SLG: 0.509</small> Freddie Benavides, R <small>OBP: 0.326, SLG: 0.325</small> 										4	1	3	0	0	0	0	
Chris Sabo, R <small>OBP: 0.357, SLG: 0.500</small> 										4	1	2	1	1	2	2	
Carmelo Martinez, R <small>OBP: 0.329, SLG: 0.369</small> 										5	0	0	0	0	3	6	
Glenn Braggs, R <small>OBP: 0.321, SLG: 0.439</small> 										5	3	3	1	0	0	3	
Terry Lee, R <small>OBP: 0.270, SLG: 0.295</small> Herm Winningham, L <small>OBP: 0.270, SLG: 0.295</small> 										2	0	0	0	0	1	1	
Joe Oliver, R <small>OBP: 0.266, SLG: 0.376</small> 									4	1	2	5	0	0	0		
Luis Quinones, S <small>OBP: 0.282, SLG: 0.254</small> 									2	1	0	0	2	0	1		
Jose Rijo, R <small>OBP: 0.250, SLG: 0.234</small> Randy Myers, L <small>OBP: 0.287, SLG: 0.333</small> Ted Power, R <small>ERA: 3.22</small> 									2	0	0	0	1	0	1		
Inning Stats <small>R: 0 H: 1 E: 0 LOB: 2 K: 2 BB: 1 S: 11</small>	<small>R: 0 H: 0 E: 0 LOB: 0 K: 1 BB: 0 S: 10</small>	<small>R: 0 H: 1 E: 0 LOB: 1 K: 1 BB: 1 S: 8</small>	<small>R: 1 H: 1 E: 0 LOB: 1 K: 0 BB: 0 S: 9</small>	<small>R: 1 H: 1 E: 1 LOB: 3 K: 0 BB: 2 S: 17</small>	<small>R: 0 H: 0 E: 0 LOB: 0 K: 1 BB: 0 S: 7</small>	<small>R: 3 H: 3 E: 0 LOB: 1 K: 1 BB: 1 S: 13</small>	<small>R: 0 H: 1 E: 0 LOB: 1 K: 1 BB: 0 S: 10</small>	<small>1B: 8 SF: 0 2B: 3 SAC: 1 3B: 0 DP: 0 HR: 1 HBP: 0</small>	<small>WP: 0 PA: 42</small>								
PITCHER Steve Avery, L <small>ERA: 3.7</small> Randy St. Claire, R <small>ERA: 5.1</small> Tony Castillo, L <small>ERA: 6.31</small>	<small>IP: 4.2 WLS: L BF: 23 H: 4 R: 4 ER: 4 SO: 4 BB: 2 IBB: 0 HBP: 0 BLK: 0 WP: 0 HR: 0 S: 45 P: 77 ERA: 7.71 WHIP: 1.714</small>																

Atlanta Braves @ Cincinnati Reds
Riverfront Stadium, Cincinnati, OH
Tue Aug 20 1991, 7:05 PM EDT
Cloudy - 71 F

AB 36
R 8
H 12
RBI 8
BB 5
SO 7
LOB 20



Batter	1	2	3	4	5	6	7	8	9	AB	R	H	RBI	BB	SO	LOB	TOP										
Otis Nixon, S <small>OBP: 0.383, SLG: 0.337</small> (1, 7)	G4-3		K			BB 2B	F7		SF8	3	1	0	1	1	1	0	Atlanta Braves @ Cincinnati Reds Riverfront Stadium, Cincinnati, OH Tue Aug 20 1991, 7:05 PM EDT Att: 32,910 - Cloudy - 69 F										
Jeff Treadway, L <small>OBP: 0.378, SLG: 0.427</small> Mark Lemke, S <small>OBP: 0.315, SLG: 0.329</small> (6, FR)	1B			G4-3		BB 2B	P6		K	2	0	1	0	1	0	0											
Terry Pendleton, S <small>OBP: 0.361, SLG: 0.520</small> (1, 5)	K			L4		K				4	0	1	0	0	2	3											
Ron Gant, R <small>OBP: 0.325, SLG: 0.531</small> (1, 8)	K			F8		BB 1B			G6-3	4	1	1	2	0	1	2											
David Justice, L <small>OBP: 0.376, SLG: 0.506</small> (1, 9)		P2				F8 1B	F7 1B		K	3	1	1	0	1	1	1											
Brian Hunter, R <small>OBP: 0.281, SLG: 0.418</small> (1, 3)	K			F7		K			G6-3	4	0	0	0	0	2	4											
Greg Olson, R <small>OBP: 0.334, SLG: 0.386</small> (1, 2)	P6			F8		BB 1B				4	1	2	1	0	0	1											
Rafael Belliard, R <small>OBP: 0.273, SLG: 0.272</small> (1, 6)			P3			BB 1B	F9		SH3-4 1B	4	0	2	1	0	0	2											
29 John Smoltz, R <small>OBP: 0.196, SLG: 0.191</small> (1, 1)			K			BB 1B			SH3-4	3	0	0	0	0	2	1											
Inning Stats	R: 0 E: 0 K: 2 S: 10	H: 1 LOB: 1 BB: 0 P: 14	R: 0 E: 0 K: 1 S: 8	H: 0 LOB: 0 BB: 0 P: 13	R: 0 E: 0 K: 2 S: 9	H: 0 LOB: 0 BB: 0 P: 13	R: 0 E: 0 K: 0 S: 5	H: 0 LOB: 0 BB: 0 P: 9	R: 1 E: 0 K: 1 S: 17	H: 2 LOB: 1 BB: 0 P: 23	R: 3 E: 0 K: 2 S: 14	H: 2 LOB: 2 BB: 3 P: 30	R: 0 E: 0 K: 0 S: 6	H: 0 LOB: 0 BB: 0 P: 11	R: 0 E: 0 K: 1 S: 8	H: 1 LOB: 1 BB: 0 P: 13		R: 1 E: 0 K: 1 S: 12	H: 2 LOB: 1 BB: 0 P: 15	1B: 6 2B: 1 3B: 1 HR: 0	SF: 1 SAC: 1 DP: 0 HBP: 0	WP: 0 PB: 0 SB: 0 CS: 0	PA: 38				
PITCHER	IP	WLS	BF	H	R	ER	SO	BB	IBB	HBP	BLK	WP	HR	S	P	ERA	WHIP										
Mo Sanford, R <small>ERA: 2.84</small> (1, 1)	6.0	L	26	5	4	4	8	2	1	0	0	0	0	63	102	6.00	1.167										
Norm Charlton, L <small>ERA: 3.59</small> (7, 1)	2.0		7	1	0	0	1	0	0	0	0	0	0	14	24	0.00	0.500										
Milt Hill, R <small>ERA: 2.31</small> (9, 1)	1.0		5	2	1	1	1	0	0	0	0	0	0	12	15	9.00	2.000										

Batter	1	2	3	4	5	6	7	8	9	AB	R	H	RBI	BB	SO	LOB	BOTTOM										
Bill Doran, S <small>OBP: 0.360, SLG: 0.380</small> (1, 4)	G4-3		CS 1B			G1-3			K	4	0	1	1	0	1	0	Atlanta Braves @ Cincinnati Reds Riverfront Stadium, Cincinnati, OH Tue Aug 20 1991, 7:05 PM EDT Att: 32,910 - Cloudy - 69 F										
Herm Winningham, L <small>OBP: 0.282, SLG: 0.287</small> (1, 8)	K		CS	B1-3		K			G6-3	4	0	0	0	0	2	0											
Hal Morris, L <small>OBP: 0.363, SLG: 0.471</small> (1, 3)	P6			G1-3		BB 1B			G6-3	4	0	1	0	0	0	0											
Paul O'Neill, L <small>OBP: 0.345, SLG: 0.486</small> (1, 9)		G4-3				BB			F9	3	0	1	0	1	0	0											
Glenn Braggs, R <small>OBP: 0.320, SLG: 0.436</small> (1, 7)			CS 1B	G1-3		BB 1B			L7	4	0	1	0	0	0	3											
Chris Sabo, R <small>OBP: 0.356, SLG: 0.498</small> (1, 5)			F8			FC6-4 BB			P7	2	0	0	0	1	0	1											
Jeff Reed, L <small>OBP: 0.338, SLG: 0.360</small> (1, 2)			WP 1B			FC6-4 WP			K	3	1	1	0	0	1	1											
Freddie Benavides, R <small>OBP: 0.304, SLG: 0.302</small> (1, 6)			K			K			G6-3	3	0	0	0	0	2	2											
Mo Sanford, R <small>OBP: 0.043, SLG: 0.087</small> Billy Hatcher, R <small>OBP: 0.312, SLG: 0.366</small> Milt Hill, R (9, 1)			K			K			P3	2	0	0	0	0	2	2											
Inning Stats	R: 0 E: 0 K: 1 S: 8	H: 0 LOB: 0 BB: 0 P: 11	R: 0 E: 0 K: 0 S: 6	H: 1 LOB: 0 BB: 0 P: 13	R: 1 E: 0 K: 2 S: 10	H: 2 LOB: 0 BB: 0 P: 14	R: 0 E: 0 K: 0 S: 7	H: 0 LOB: 1 BB: 1 P: 11	R: 0 E: 0 K: 0 S: 7	H: 0 LOB: 1 BB: 1 P: 15	R: 0 E: 0 K: 2 S: 10	H: 2 LOB: 2 BB: 0 P: 14	R: 0 E: 0 K: 1 S: 6	H: 0 LOB: 0 BB: 0 P: 11	R: 0 E: 0 K: 1 S: 7	H: 0 LOB: 0 BB: 0 P: 9		R: 0 E: 0 K: 0 S: 4	H: 0 LOB: 0 BB: 0 P: 6	1B: 5 2B: 0 3B: 0 HR: 0	SF: 0 SAC: 0 DP: 0 HBP: 0	WP: 2 PB: 0 SB: 0 CS: 2	PA: 33				
PITCHER	IP	WLS	BF	H	R	ER	SO	BB	IBB	HBP	BLK	WP	HR	S	P	ERA	WHIP										
29 John Smoltz, R <small>ERA: 4.6</small> (1, 1)	9.0	W	32	5	1	1	8	2	0	0	0	2	0	65	104	1.00	0.778										

Batter	1	2	3	4	5	6	7	8	9	10	11	12	13	AB	R	H	RBI	BB	SO	LOB	TOP													
<p>Otis Nixon, S OBP: 0.373, SLG: 0.333 (1, 7)</p> <p>Tony Castillo, L (12, 1)</p>															7	1	1	0	0	1	1													
<p>Jeff Treadway, L OBP: 0.362, SLG: 0.427 (6, 1)</p> <p>Randy St. Claire, R (8, PH)</p> <p>Tommy Gregg, L OBP: 0.267, SLG: 0.291 (8, 1)</p> <p>Mark Wohlers, R OBP: 0.336, SLG: 0.385 (9, 2)</p>														2	2	1	0	1	0	0														
<p>Terry Pendleton, S OBP: 0.369, SLG: 0.523 (1, 5)</p>														5	2	4	1	2	1	0														
<p>Ron Gant, R OBP: 0.320, SLG: 0.524 (1, 8)</p>														6	0	0	1	0	1	8														
<p>David Justice, L OBP: 0.381, SLG: 0.516 (1, 9)</p>														7	1	4	3	0	1	1														
<p>Brian Hunter, R OBP: 0.281, SLG: 0.411 (1, 3)</p>														6	1	1	0	1	0	4														
<p>Francisco Cabrera, R OBP: 0.296, SLG: 0.473 (8, 1)</p> <p>Mike Stanton, L OBP: 0.500, SLG: 0.750 (12, PH)</p> <p>Jeff Blauvelt, R OBP: 0.355, SLG: 0.412 (12, 7)</p> <p>Keith Mitchell, R OBP: 0.494, SLG: 0.479 (12, 7)</p>														4	2	3	5	1	0	1														
<p>Rafael Belliard, R OBP: 0.267, SLG: 0.266 (1, 6)</p>														6	0	0	0	0	3	4														
<p>Armando Reynoso, R (1, 1)</p> <p>Jim Clancy, R (4, 1)</p> <p>Mark Lemke, S OBP: 0.314, SLG: 0.322 (6, PH)</p> <p>Lonnice Smith, R OBP: 0.383, SLG: 0.406 (7, 1)</p>														2	0	0	0	0	1	3														
<p>Inning Stats</p>	R: 3 E: 0 K: 0 S: 19	H: 3 LOB: 1 P: 31	R: 0 E: 0 K: 1 S: 9	H: 0 LOB: 0 BB: 11	R: 2 E: 0 K: 1 S: 16	H: 4 LOB: 3 BB: 25	R: 0 E: 0 K: 0 S: 10	H: 0 LOB: 1 BB: 20	R: 0 E: 0 K: 1 S: 10	H: 1 LOB: 1 BB: 1	R: 1 E: 0 K: 0 S: 12	H: 1 LOB: 0 BB: 0	R: 0 E: 0 K: 2 S: 12	H: 0 LOB: 0 BB: 0	R: 3 E: 0 K: 2 S: 12	H: 2 LOB: 0 BB: 1	R: 0 E: 0 K: 1 S: 8	H: 0 LOB: 1 BB: 0	R: 0 E: 0 K: 1 S: 10	H: 1 LOB: 1 BB: 1	R: 0 E: 0 K: 1 S: 10	H: 0 LOB: 0 BB: 0	R: 0 E: 0 K: 1 S: 10	H: 0 LOB: 1 BB: 0	R: 0 E: 0 K: 1 S: 10	H: 1 LOB: 2 BB: 1	R: 1 E: 0 K: 0 S: 10	H: 2 LOB: 2 BB: 1	R: 1 E: 0 K: 0 S: 10	H: 2 LOB: 2 BB: 1	1B: 10 2B: 3 3B: 0 HR: 2	SF: 1 SAC: 0 DP: 0 HBP: 0	WP: 0 PB: 0 SB: 2 CS: 0	PA: 60
<p>PITCHER</p> <p>Kip Gross, R ERA: 3.93</p> <p>Tim Laysan, R ERA: 6.97</p> <p>Milt Hill, R ERA: 2.03</p> <p>Norm Charlton, L ERA: 3.51</p> <p>Ted Power, R ERA: 3.26</p>	IP: 2.1 WLS: 14 BF: 6 H: 5 ER: 5 SO: 1	BF: 14 H: 6 R: 5 ER: 5 SO: 1	H: 5 ER: 5 SO: 1	H: 0 ER: 0 SO: 1	H: 4 ER: 0 SO: 1	H: 0 ER: 0 SO: 1	H: 0 ER: 0 SO: 1	H: 1 ER: 0 SO: 1	H: 1 ER: 0 SO: 1	H: 0 ER: 0 SO: 1	H: 0 ER: 0 SO: 1	H: 0 ER: 0 SO: 1	H: 0 ER: 0 SO: 1	H: 0 ER: 0 SO: 1	H: 2 ER: 0 SO: 1	H: 0 ER: 0 SO: 1	H: 0 ER: 0 SO: 1	H: 1 ER: 0 SO: 1	H: 0 ER: 0 SO: 1	H: 0 ER: 0 SO: 1	H: 0 ER: 0 SO: 1	H: 0 ER: 0 SO: 1	H: 0 ER: 0 SO: 1	H: 0 ER: 0 SO: 1	H: 0 ER: 0 SO: 1	H: 1 ER: 0 SO: 1	H: 1 ER: 0 SO: 1	H: 2 ER: 0 SO: 1	H: 2 ER: 0 SO: 1	ERA: 19.29 WHIP: 3.000	ERA: 2.39 WHIP: 1.500	ERA: 2.39 WHIP: 1.667		

Atlanta Braves @ Cincinnati Reds
Riverfront Stadium, Cincinnati, OH
Wed Aug 21 1991, 7:05 PM EDT
Att: 30,005 - Cloudy - 80 F

AB 52
R 10
H 15
RBI 10
BB 7
SO 11
LOB 22



Batter	1	2	3	4	5	6	7	8	9	10	11	12	13	AB	R	H	RBI	BB	SO	LOB	BOTTOM													
<p>Billy Hatcher, R OBP: 0.311, SLG: 0.363 (1, 8)</p>														6	1	1	0	1	0	3														
<p>Barry Larkin, R OBP: 0.371, SLG: 0.506 (1, 6)</p>														6	1	1	0	1	1	0														
<p>Hal Morris, L OBP: 0.364, SLG: 0.469 (1, 3)</p>														6	1	2	1	1	0	3														
<p>Paul O'Neill, L OBP: 0.342, SLG: 0.479 (1, 9)</p>														7	0	1	1	0	1	5														
<p>Chris Sabo, R OBP: 0.357, SLG: 0.495 (1, 5)</p>														6	3	2	0	0	0	4														
<p>Glenn Braggs, R OBP: 0.324, SLG: 0.438 (1, 7)</p>														6	2	3	1	0	1	0														
<p>Luis Quinones, S OBP: 0.310, SLG: 0.299 (1, 4)</p>														3	1	3	3	2	0	0														
<p>Joe Oliver, R OBP: 0.268, SLG: 0.369 (1, 2)</p>														4	0	0	0	2	0	4														
<p>Ken Griffey Jr., R OBP: 0.373, SLG: 0.516 (1, 1)</p> <p>Tim Lincecum, R OBP: 0.311, SLG: 0.363 (1, 1)</p> <p>Mark Reynolds, L OBP: 0.267, SLG: 0.291 (1, 1)</p> <p>Tommy Gregg, L OBP: 0.267, SLG: 0.291 (1, 1)</p> <p>Mark Wohlers, R OBP: 0.336, SLG: 0.385 (1, 1)</p> <p>Mike Stanton, L OBP: 0.500, SLG: 0.750 (1, 1)</p>														1	0	0	0	0	0	0														
<p>Inning Stats</p>	R: 4 E: 0 K: 0 S: 21	H: 4 LOB: 0 P: 34	R: 0 E: 0 K: 0 S: 5	H: 0 LOB: 0 BB: 0	R: 0 E: 0 K: 0 S: 7	H: 0 LOB: 0 BB: 0	R: 2 E: 0 K: 0 S: 8	H: 2 LOB: 1 BB: 0	R: 3 E: 0 K: 1 S: 19	H: 3 LOB: 1 BB: 1	R: 0 E: 0 K: 1 S: 9	H: 0 LOB: 0 BB: 0	R: 0 E: 0 K: 0 S: 10	H: 1 LOB: 0 BB: 0	R: 0 E: 0 K: 1 S: 10	H: 1 LOB: 1 BB: 1	R: 0 E: 0 K: 1 S: 10	H: 0 LOB: 2 BB: 0	R: 0 E: 0 K: 1 S: 10	H: 1 LOB: 1 BB: 1	R: 0 E: 0 K: 1 S: 10	H: 0 LOB: 2 BB: 1	R: 0 E: 0 K: 1 S: 6	H: 1 LOB: 2 BB: 1	R: 0 E: 0 K: 0 S: 6	H: 1 LOB: 2 BB: 1	R: 1 E: 0 K: 0 S: 6	H: 2 LOB: 2 BB: 1	R: 1 E: 0 K: 0 S: 6	H: 2 LOB: 2 BB: 1	1B: 10 2B: 4 3B: 1 HR: 0	SF: 0 SAC: 0 DP: 2 HBP: 2	WP: 1 PB: 0 SB: 0 CS: 1	PA: 61
<p>PITCHER</p> <p>Armando Reynoso, R ERA: 4.4</p> <p>Jim Clancy, R ERA: 3.12</p> <p>Randy St. Claire, R ERA: 4.91</p> <p>Mark Wohlers, R ERA: 3.26</p> <p>Mike Stanton, L ERA: 2.28</p>	IP: 3.0 WLS: 15 BF: 11 H: 5 ER: 6 SO: 5	BF: 15 H: 4 R: 3 ER: 3 SO: 1	H: 5 ER: 3 SO: 1	H: 0 ER: 0 SO: 1	H: 4 ER: 0 SO: 1	H: 0 ER: 0 SO: 1	H: 2 ER: 0 SO: 1	H: 2 ER: 0 SO: 1	H: 1 ER: 0 SO: 1	H: 1 ER: 0 SO: 1	H: 0 ER: 0 SO: 1	H: 0 ER: 0 SO: 1	H: 0 ER: 0 SO: 1	H: 0 ER: 0 SO: 1	H: 1 ER: 0 SO: 1	H: 1 ER: 0 SO: 1	H: 0 ER: 0 SO: 1	H: 0 ER: 0 SO: 1	H: 1 ER: 0 SO: 1	H: 0 ER: 0 SO: 1	H: 0 ER: 0 SO: 1	H: 0 ER: 0 SO: 1	H: 0 ER: 0 SO: 1	H: 0 ER: 0 SO: 1	H: 0 ER: 0 SO: 1	H: 1 ER: 0 SO: 1	H: 1 ER: 0 SO: 1	H: 2 ER: 0 SO: 1	H: 2 ER: 0 SO: 1	ERA: 18.00 WHIP: 2.000	ERA: 13.50 WHIP: 2.500	ERA: 0.00 WHIP: 0.500	ERA: 0.00 WHIP: 2.000	ERA: 0.00 WHIP: 1.000

Atlanta Braves @ Cincinnati Reds
Riverfront Stadium, Cincinnati, OH
Wed Aug 21 1991, 7:05 PM EDT
Att: 30,005 - Cloudy - 80 F

AB 49
R 9
H 14
RBI 7
BB 8
SO 5
LOB 23



Batter	1	2	3	4	5	6	7	8	9	AB	R	H	RBI	BB	SO	LOB	TOP					
Otis Nixon, S <small>OBP: 0.376, SLG: 0.331</small> (1, 7) X	L7		B5-3			BB 1B G4-3	F7	P3		5	1	1	0	0	0	2						
Jeff Treadway, L <small>OBP: 0.386, SLG: 0.429</small> Mark Lemke, S <small>OBP: 0.318, SLG: 0.327</small> (1, 4) B X (6, 4)	G4-3		G4-3 2B		L9	F8			1B	4	0	1	0	0	0	2						
Terry Pendleton, S <small>OBP: 0.367, SLG: 0.524</small> (1, 5) C B X			G4-3		G4-3		F8		F7	5	0	1	0	0	0	3						
Ron Gant, R <small>OBP: 0.321, SLG: 0.520</small> (1, 8) B B F B B			G1-3		BB 1B		G5-3		F8	3	1	0	0	2	0	2						
David Justice, L <small>OBP: 0.385, SLG: 0.512</small> (1, 9) B B B B					G6-3 1B		F8		K	2	1	0	0	3	1	1						
Brian Hunter, R <small>OBP: 0.285, SLG: 0.428</small> (1, 3) F B B X	F8		K		1B				HR	4	1	2	3	0	1	4						
Greg Olson, R <small>OBP: 0.334, SLG: 0.386</small> (1, 2) B B B X		P4			G6-3		F8		SH5-3 2B	4	0	1	0	0	0	3						
Rafael Belliard, R <small>OBP: 0.268, SLG: 0.267</small> (1, 6) B X		G6-3			2H 1B		K		SH5-3	3	0	1	1	0	1	0						
Charlie Leibrandt, R <small>OBP: 0.073, SLG: 0.094</small> Jim Clancy, R (9, 1) S C		K			P3				G6-3	3	0	0	0	1	1	2						
Inning Stats	R: 0 E: 0 K: 0 S: 7	H: 1 LOB: 3 BB: 2 P: 19	R: 0 E: 0 K: 1 S: 6	H: 0 LOB: 0 BB: 0 P: 9	R: 0 E: 0 K: 0 S: 5	H: 1 LOB: 1 BB: 0 P: 10	R: 1 E: 0 K: 1 S: 12	H: 1 LOB: 1 BB: 1 P: 20	R: 2 E: 0 K: 0 S: 14	H: 2 LOB: 2 BB: 2 P: 30	R: 0 E: 0 K: 1 S: 7	H: 0 LOB: 1 BB: 1 P: 16	R: 0 E: 0 K: 0 S: 5	H: 0 LOB: 0 BB: 0 P: 7	R: 1 E: 0 K: 0 S: 6	H: 2 LOB: 1 BB: 0 P: 7	R: 0 E: 0 K: 1 S: 11	H: 1 LOB: 1 BB: 0 P: 15	1B: 4 2B: 2 3B: 1 HR: 1	SF: 0 SAC: 1 DP: 0 HBP: 0	WP: 0 PB: 0 SB: 0 CS: 0	PA: 41
PITCHER	IP	WLS	BF	H	R	ER	SO	BB	IBB	HBP	BLK	WP	HR	S	P	ERA	WHIP					
Scott Scudder, R <small>ERA: 3.92</small> (1, 1)	5.0	L	25	5	3	3	2	5	0	0	0	0	0	44	88	5.40	2.000					
Steve Foster, R <small>ERA:</small> (6, 1)	2.0		7	0	0	0	1	1	0	0	0	0	0	12	23	0.00	0.500					
Milt Hill, R <small>ERA: 2.35</small> (8, 1)	2.0		9	3	1	1	1	0	0	0	0	0	1	17	22	4.50	1.500					

Atlanta Braves @ Cincinnati Reds
 Riverfront Stadium, Cincinnati, OH
 Thu Aug 22 1991, 7:05 PM EDT
 Att: 26,011 - Cloudy - 84 F

AB 34
 R 4
 H 8
 RBI 4
 BB 6
 SO 4
 LOB 19



Batter	1	2	3	4	5	6	7	8	9	AB	R	H	RBI	BB	SO	LOB	BOTTOM					
Reggie Sanders, R (1, 8) F X	G4-3		K		F8			G1-3		4	0	0	0	0	1	0						
Barry Larkin, R <small>OBP: 0.370, SLG: 0.503</small> (1, 6) C B B B B X	G5-3		1B		G1-3			F9		4	0	1	0	0	0	0						
Chris Sabo, R <small>OBP: 0.359, SLG: 0.498</small> (1, 5) B B B B X			K		F9 WP 1B			L7		4	0	2	0	0	1	1						
Carmelo Martinez, R <small>OBP: 0.331, SLG: 0.366</small> (1, 3) B B B X	G6-3				BB BB		F9		G6-3 1B	3	0	1	0	1	0	2						
Glenn Braggs, R <small>OBP: 0.323, SLG: 0.435</small> (1, 7) B B B X			L3 1B		K		G4-3		G6-3	4	0	1	0	0	1	3						
Bill Doran, S <small>OBP: 0.357, SLG: 0.375</small> (1, 4) X			P6		F7		F8		F7	4	0	0	0	0	0	4						
Paul O'Neill, L <small>OBP: 0.341, SLG: 0.476</small> (1, 9) 1 SAFE B 1 SAFE F 1 SAFE S X			L3		FC5-4 BB		F7		G4-3	3	0	0	0	1	0	2						
Joe Oliver, R <small>OBP: 0.269, SLG: 0.383</small> (1, 2) B B B B B					HR		P5			3	1	1	1	0	0	2						
Scott Scudder, R <small>OBP: 0.125, SLG: 0.313</small> Billy Hatcher, R <small>OBP: 0.311, SLG: 0.362</small> (6, PH) Steve Foster, R (6, 1) Freddie Benavides, R <small>OBP: 0.298, SLG: 0.295</small> Milt Hill, R (8, 1)			G5-3		F9		P4			1	0	0	0	0	0	0						
Inning Stats	R: 0 E: 0 K: 0 S: 12	H: 1 LOB: 1 BB: 0 P: 18	R: 0 E: 0 K: 0 S: 5	H: 1 LOB: 0 BB: 0 P: 10	R: 1 E: 0 K: 2 S: 16	H: 2 LOB: 1 BB: 0 P: 23	R: 0 E: 0 K: 1 S: 9	H: 0 LOB: 2 BB: 2 P: 20	R: 0 E: 0 K: 0 S: 8	H: 0 LOB: 0 BB: 0 P: 12	R: 0 E: 0 K: 0 S: 10	H: 1 LOB: 1 BB: 0 P: 14	R: 0 E: 0 K: 0 S: 10	H: 0 LOB: 0 BB: 0 P: 16	R: 0 E: 0 K: 0 S: 5	H: 0 LOB: 0 BB: 0 P: 7	R: 0 E: 0 K: 0 S: 8	H: 1 LOB: 1 BB: 0 P: 10	1B: 4 2B: 2 3B: 0 HR: 1	SF: 0 SAC: 0 DP: 1 HBP: 0	WP: 1 PB: 0 SB: 0 CS: 0	PA: 34
PITCHER	IP	WLS	BF	H	R	ER	SO	BB	IBB	HBP	BLK	WP	HR	S	P	ERA	WHIP					
Charlie Leibrandt, L <small>ERA: 3.0</small> (1, 1)	8.0	W	31	6	1	1	3	2	0	0	0	0	0	77	123	1.12	1.000					
Jim Clancy, R <small>ERA: 3.07</small> (9, 1)	1.0	S	3	0	0	0	0	0	0	0	0	0	0	6	7	0.00	0.000					

Atlanta Braves @ Cincinnati Reds
 Riverfront Stadium, Cincinnati, OH
 Thu Aug 22 1991, 7:05 PM EDT
 Att: 26,011 - Cloudy - 84 F

AB 32
 R 1
 H 6
 RBI 1
 BB 2
 SO 3
 LOB 14



Batter	1	2	3	4	5	6	7	8	9	AB	R	H	RBI	BB	SO	LOB	TOP					
Lenny Dykstra, L (1, 8) OBP: 0.397, SLG: 0.441										5	0	2	1	0	2	0	Philadelphia Phillies @ Atlanta Braves Atlanta-Fulton County Stadium, Atlanta, GA Fri Aug 23 1991, 7:05 PM EDT Att: 43,161 - Sunny - 82 F					
Randy Ready, R (1, 4) OBP: 0.390, SLG: 0.290										2	0	0	0	2	1	2						
Wally Backman, S (9, PH) OBP: 0.337, SLG: 0.318										1	0	1	0	0	0	0						
Wes Chamberlain, R (1, 7) OBP: 0.331, SLG: 0.468										5	0	1	0	0	1	3						
John Kruk, L (1, 3) OBP: 0.360, SLG: 0.468										3	0	0	0	1	3	2						
Dale Murphy, R (1, 9) OBP: 0.307, SLG: 0.415										3	0	0	0	1	0	3						
Charlie Hayes, R (1, 5) OBP: 0.232, SLG: 0.316										4	0	0	0	0	1	4						
Darren Daulton, L (1, 2) OBP: 0.301, SLG: 0.340										3	1	1	0	1	1	0						
Dickie Thon, R (1, 6) OBP: 0.285, SLG: 0.353										4	1	0	0	0	0	2						
Terry Mulholland, R (1, 1) OBP: 0.108, SLG: 0.079										3	0	1	0	0	0	1						
Mike Hartley, R (6, PH)										0	0	0	0	0	0	0						
Ricky Jordan, R (9, PH) OBP: 0.304, SLG: 0.448										0	0	0	1	0	0	0						
Inning Stats	R: 0 E: 0 K: 1 S: 10	H: 0 LOB: 2 BB: 2 P: 23	R: 1 E: 2 K: 2 S: 13	H: 2 LOB: 2 BB: 0 P: 21	R: 0 E: 0 K: 1 S: 5	H: 0 LOB: 0 BB: 0 P: 6	R: 0 E: 0 K: 1 S: 10	H: 0 LOB: 1 BB: 1 P: 18	R: 0 E: 0 K: 2 S: 17	H: 1 LOB: 3 BB: 2 P: 29	R: 0 E: 0 K: 0 S: 8	H: 0 LOB: 0 BB: 0 P: 11	R: 0 E: 0 K: 1 S: 11	H: 0 LOB: 0 BB: 0 P: 15	R: 0 E: 0 K: 1 S: 7	H: 0 LOB: 0 BB: 0 P: 11	R: 0 E: 0 K: 0 S: 17	H: 3 LOB: 2 BB: 0 P: 26	1B: 4 2B: 2 3B: 0 HR: 0	SF: 1 SAC: 0 DP: 1 HBP: 0	WP: 0 PB: 1 SB: 0 CS: 0	PA: 39
PITCHER	IP	WLS	BF	H	R	ER	SO	BB	IBB	HBP	BLK	WP	HR	S	P	ERA	WHIP					
Tom Glavine, L (1, 1) ERA: 2.19	6.0	W	27	3	1	0	7	5	0	0	0	0	0	63	108	0.00	1.333					
Mike Stanton, L (7, 1) ERA: 2.35	2.0		7	1	1	1	2	0	0	0	0	0	0	19	27	4.50	0.500					
Mark Wohlers, R (9, 1) ERA:	1.0	S	5	2	0	0	0	0	0	0	0	0	0	16	25	0.00	2.000					

AB	33
R	2
H	6
RBI	2
BB	5
SO	9
LOB	17



Batter	1	2	3	4	5	6	7	8	9	AB	R	H	RBI	BB	SO	LOB	BOTTOM				
Lonnie Smith, R (1, 7) OBP: 0.392, SLG: 0.415										4	0	4	2	0	0	0	Philadelphia Phillies @ Atlanta Braves Atlanta-Fulton County Stadium, Atlanta, GA Fri Aug 23 1991, 7:05 PM EDT Att: 43,161 - Sunny - 82 F				
Mike Stanton, L (7, 1) OBP: 0.400, SLG: 0.600										1	0	0	0	0	1	1					
Mark Wohlers, R (9, 1)										0	0	0	0	0	0	0					
Terry Pendleton, S (1, 5) OBP: 0.363, SLG: 0.518										5	0	0	0	0	0	7					
Ron Gant, R (1, 8) OBP: 0.323, SLG: 0.519										3	0	1	0	1	0	1					
David Justice, L (1, 9) OBP: 0.383, SLG: 0.520										4	1	1	1	0	0	3					
Brian Hunter, R (1, 3) OBP: 0.284, SLG: 0.439										4	1	1	1	0	0	3					
Greg Olson, R (1, 2) OBP: 0.333, SLG: 0.382										3	0	0	0	1	0	0					
Mark Lemke, S (1, 4) OBP: 0.316, SLG: 0.331										4	0	1	0	0	0	2					
Rafael Belliard, R (1, 6) OBP: 0.275, SLG: 0.274										4	2	3	0	0	0	0					
Tom Glavine, L (1, 1) ERA: 3.41										3	0	2	0	0	0	0					
Otis Nixon, S (6, PR) ERA: 4.32										1	0	0	0	0	0	1					
Inning Stats	R: 0 E: 0 K: 0 S: 11	H: 2 LOB: 2 BB: 0 P: 16	R: 1 E: 0 K: 0 S: 12	H: 4 LOB: 2 BB: 0 P: 19	R: 0 E: 0 K: 0 S: 6	H: 0 LOB: 0 BB: 0 P: 10	R: 0 E: 0 K: 0 S: 6	H: 0 LOB: 0 BB: 0 P: 10	R: 0 E: 0 K: 0 S: 14	H: 1 LOB: 1 BB: 0 P: 22	R: 3 E: 0 K: 0 S: 15	H: 5 LOB: 2 BB: 0 P: 25	R: 0 E: 0 K: 0 S: 7	H: 0 LOB: 2 BB: 2 P: 19	R: 0 E: 0 K: 1 S: 8	H: 1 LOB: 1 BB: 0 P: 13	1B: 10 2B: 1 3B: 0 HR: 2	SF: 0 SAC: 0 DP: 0 HBP: 0	WP: 0 PB: 0 SB: 1 CS: 0	PA: 38	
PITCHER	IP	WLS	BF	H	R	ER	SO	BB	IBB	HBP	BLK	WP	HR	S	P	ERA	WHIP				
Terry Mulholland, L (1, 1) ERA: 3.41	5.2	L	27	11	4	4	0	0	0	0	0	0	0	22	44	0.00	1.714				
Mike Hartley, R (6, 1) ERA: 4.32	2.1		11	2	0	0	1	2	0	0	0	0	0	22	44	0.00	1.714				



Batter	1	2	3	4	5	6	7	8	9	AB	R	H	RBI	BB	SO	LOB	TOP			
Lenny Dykstra, L OBP: 0.390, SLG: 0.432 (1, 8)	1-1 P6		1-0 P3		0-1 G4-3		1-0 F8		3-3 K	5	0	0	0	0	1	1	Philadelphia Phillies @ Atlanta Braves Atlanta-Fulton County Stadium, Atlanta, GA Sat Aug 24 1991, 7:05 PM EDT Att: 43,966 - Sunny - 82 F			
Wally Backman, S OBP: 0.346, SLG: 0.321 Charlie Hayes, R OBP: 0.234, SLG: 0.327 (1, 5) (7, 5)	1-2 P6			4-1 BB	4-0 BB		2-1 1B		1-2 HR	2	1	1	0	2	0	0				
Wes Chamberlain, R OBP: 0.332, SLG: 0.471 (1, 7)	1-3 K			1-3 K	2-1 2B		2-2 1B		0-1 G5-3	5	1	2	1	0	2	1				
John Kruk, L OBP: 0.365, SLG: 0.471 (1, 3)		2-2 G3-1 G6-3 1B		0-1 1B	4-0 FC5 IBB		3-1 E9 1B		3-2 F7	4	0	3	1	1	0	0				
Dale Murphy, R OBP: 0.504, SLG: 0.411 Wally Ritchie, L (7, 1) Braulio Castillo, R OBP: 0.286, SLG: 0.167 (8, 9)		0-1 G6-3		1-1 F8	0-0 FC5		0-1 L4			4	0	0	0	0	0	6				
Darren Daulton, L OBP: 0.300, SLG: 0.336 (1, 2)	1-2 G3-1				4-1 2B BB	2-2 G3-1		2-0 L7		3	1	0	0	1	0	1				
Dickie Thon, R OBP: 0.285, SLG: 0.355 (1, 6)	2-3 K				1-2 1B 2B	0-3 K		0-2 G3-1		4	1	1	1	0	2	1				
Mickey Morandini, L OBP: 0.307, SLG: 0.301 (1, 4)			2-2 P4		1-1 P6	2-2 G4-3		0-2 2B		4	0	1	0	0	0	1				
Danny Cox, R OBP: 0.138, SLG: 0.074 John Morris, L OBP: 0.295, SLG: 0.256 (7, PH) (7, 9) Mitch Williams, L (8, 1)			2-2 F7		3-2 G4-3 2B 1B		1-1 P4	2-1 F8		2	1	1	1	0	0	0				
Inning Stats	R: 0 E: 0 K: 1 S: 8	H: 0 LOB: 0 BB: 0 P: 11	R: 0 E: 0 K: 1 S: 12	H: 1 LOB: 1 BB: 0 P: 17	R: 0 E: 0 K: 1 S: 9	H: 0 LOB: 0 BB: 0 P: 14	R: 3 E: 0 K: 0 S: 16	H: 3 LOB: 3 BB: 3 P: 35	R: 0 E: 0 K: 1 S: 9	H: 0 LOB: 0 BB: 0 P: 13	R: 2 E: 1 K: 0 S: 12	H: 3 LOB: 1 BB: 0 P: 21	R: 0 E: 0 K: 0 S: 9	H: 1 LOB: 1 BB: 0 P: 13	R: 1 E: 0 K: 1 S: 12	H: 1 LOB: 0 BB: 0 P: 19		1B: 6 2B: 3 3B: 0 HR: 1	SF: 0 SAC: 0 DP: 0 HBP: 0	WP: 0 PB: 0 SB: 1 CS: 0
PITCHER	IP WLS BF H R ER SO	IP WLS BF H R ER SO	IP WLS BF H R ER SO	IP WLS BF H R ER SO	IP WLS BF H R ER SO	IP WLS BF H R ER SO	IP WLS BF H R ER SO	IP WLS BF H R ER SO	IP WLS BF H R ER SO	IP WLS BF H R ER SO	IP WLS BF H R ER SO	IP WLS BF H R ER SO	IP WLS BF H R ER SO	IP WLS BF H R ER SO	IP WLS BF H R ER SO	IP WLS BF H R ER SO	ERA WHIP	ERA WHIP		
29 John Smoltz, R ERA: 4.63	4.2	21	5	3	3	3	0	0	0	0	52	86	5.79	1.714						
Randy St. Claire, R ERA: 4.87	2.0	9	2	1	1	0	1	0	0	0	18	32	4.50	1.000						
Kent Mercker, L ERA: 2.77	0.0	1	1	0	0	0	0	0	0	0	2	5	∞	∞						
Jim Clancy, R ERA: 3.01	1.1	5	1	0	0	0	0	0	0	0	11	15	0.00	0.750						
Tony Castillo, L ERA: 6.14	1.0	L	4	1	1	1	1	0	0	0	1	12	9.00	1.000						

Batter	1	2	3	4	5	6	7	8	9	AB	R	H	RBI	BB	SO	LOB	BOTTOM			
Otis Nixon, S OBP: 0.375, SLG: 0.328 (1, 8)	4-1 CS BB		4-1 1-2 BB		0-0 FC6-4 1B		1-0 F9		2-1 B1-3	3	1	0	0	2	0	2	Philadelphia Phillies @ Atlanta Braves Atlanta-Fulton County Stadium, Atlanta, GA Sat Aug 24 1991, 7:05 PM EDT Att: 43,966 - Sunny - 82 F			
Jeff Treadway, L OBP: 0.276, SLG: 0.423 Mark Lemke, S OBP: 0.318, SLG: 0.329 (1, 4) (7, PH) (8, 4)	2-3 K		0-0 G4-3		1-1 F7		0-0 G5-3		4-0 BB	3	0	0	0	0	1	4				
Terry Pendleton, S OBP: 0.363, SLG: 0.517 (1, 5)	1-2 F7			0-0 G3	0-0 1B		0-0 BB SF8 1B		0-0 P6	5	1	2	1	0	0	1				
David Justice, L OBP: 0.385, SLG: 0.521 (1, 9)		2-2 G4-3		1-0 WP HR 2B	2-1 L3		4-1 SF8 BB BB		4-1 BB BB	3	1	1	0	1	0	1				
Lonnie Smith, R OBP: 0.388, SLG: 0.410 Tommy Gregg, L OBP: 0.260, SLG: 0.291 Ron Gant, R OBP: 0.324, SLG: 0.519 Tony Castillo, L (9, 1)		0-0 F8		3-3 K HR		2-1 P6		4-2 SF8 BB		3	1	0	0	0	1	1				
Brian Hunter, R OBP: 0.284, SLG: 0.450 (1, 3)		3-3 K		3-1 HR		3-2 F8		3-2 P4		4	1	1	3	0	1	3				
Greg Olson, R OBP: 0.329, SLG: 0.378 (1, 2)			3-1 G5-3		0-0 F8		1-1 G3		1-1 SF8	3	0	0	1	0	0	0				
Rafael Belliard, R OBP: 0.272, SLG: 0.271 Jeff Blauser, R OBP: 0.354, SLG: 0.410 (8, PH) (9, 6)			0-3 K		0-0 B5-3		1-2 P3		0-3 K	3	0	0	0	0	1	0				
29 John Smoltz, R OBP: 0.212, SLG: 0.208 Randy St. Claire, R OBP: 0.500, SLG: 0.500 Kent Mercker, L OBP: 0.500, SLG: 0.333 Jim Clancy, R (7, 1) Keith Mitchell, R OBP: 0.407, SLG: 0.480 (7, 7)			1-1 BB 1B		0-2 FC6-4 1B		2-2 1B		1-2 G4-3	1	0	1	0	0	0	0				
Inning Stats	R: 0 E: 0 K: 1 S: 8	H: 0 LOB: 1 BB: 1 P: 15	R: 0 E: 0 K: 1 S: 8	H: 0 LOB: 0 BB: 0 P: 13	R: 0 E: 0 K: 1 S: 9	H: 1 LOB: 2 BB: 1 P: 17	R: 3 E: 0 K: 0 S: 9	H: 2 LOB: 0 BB: 0 P: 16	R: 1 E: 0 K: 0 S: 7	H: 2 LOB: 1 BB: 0 P: 12	R: 0 E: 0 K: 0 S: 9	H: 1 LOB: 1 BB: 0 P: 13	R: 0 E: 0 K: 1 S: 13	H: 1 LOB: 2 BB: 2 P: 25	R: 0 E: 0 K: 0 S: 6	H: 0 LOB: 1 BB: 1 P: 13		1B: 5 2B: 1 3B: 0 HR: 1	SF: 1 SAC: 0 DP: 0 HBP: 0	WP: 1 PB: 0 SB: 1 CS: 1
PITCHER	IP WLS BF H R ER SO	IP WLS BF H R ER SO	IP WLS BF H R ER SO	IP WLS BF H R ER SO	IP WLS BF H R ER SO	IP WLS BF H R ER SO	IP WLS BF H R ER SO	IP WLS BF H R ER SO	IP WLS BF H R ER SO	IP WLS BF H R ER SO	IP WLS BF H R ER SO	IP WLS BF H R ER SO	IP WLS BF H R ER SO	IP WLS BF H R ER SO	IP WLS BF H R ER SO	IP WLS BF H R ER SO	ERA WHIP	ERA WHIP		
Danny Cox, R ERA: 4.66	6.0	25	4	4	4	0	0	0	0	0	9	13	0.00	1.000						
Wally Ritchie, L ERA: 2.31	1.0	4	1	0	0	0	0	0	0	0	9	13	0.00	1.000						
Mitch Williams, L ERA: 2.19	2.0	W	10	1	1	1	1	3	0	0	19	38	4.50	2.000						

AB	36
R	6
H	10
RBI	5
BB	4
SO	5
LOB	12



Batter	1	2	3	4	5	6	7	8	9	AB	R	H	RBI	BB	SO	LOB	TOP										
Delino DeShields, L OBP: 0.370, SLG: 0.341 (1, 4)										4	0	1	0	1	0	3	Montreal Expos @ Atlanta Braves Atlanta-Fulton County Stadium, Atlanta, GA Mon Aug 26 1991, 7:05 PM EDT Att: 12,889 - Cloudy - 77 F										
Marquis Grissom, R OBP: 0.305, SLG: 0.359 (1, 8)										5	0	0	0	0	0	3											
Dave Martinez, L OBP: 0.316, SLG: 0.395 (1, 9)											5	3	4	0	0	1											
Ivan Calderon, R OBP: 0.360, SLG: 0.469 (1, 7)											2	2	1	2	2	0											
Tim Wallach, R OBP: 0.299, SLG: 0.341 (1, 5)											5	1	1	3	0	0											
Larry Walker, L OBP: 0.344, SLG: 0.460 (1, 3)											5	1	3	2	0	0											
Mike Fitzgerald, R OBP: 0.264, SLG: 0.295 (1, 2)										3	1	2	0	1	1	1		AB 37 R 9 H 15 RBI 9 BB 4 SO 3 LOB 16									
Scott Ruskin, R (7, 1)											0	0	0	0	0	0											
Jeff Fassero, L (8, 1)											0	0	0	0	0	0											
Junior Noboa, R OBP: 0.241, SLG: 0.305 (9, PH)											1	0	0	0	0	1											
Spike Owen, S OBP: 0.320, SLG: 0.348 (1, 6)										4	1	2	1	0	0	2											
Chris Haney, L OBP: 0.133, SLG: 0.133 (1, 1)										1	0	1	1	0	0	0											
Bill Sampen, R OBP: 0.500, SLG: 0.500 (5, 1)										1	0	0	0	0	0	0											
Gilberto Reyes, R OBP: 0.298, SLG: 0.258 (7, 2)										1	0	0	0	0	0	1											
Inning Stats	R: 3 E: 0 K: 0 S: 11	H: 3 LOB: 0 BB: 1 P: 22	R: 0 E: 0 K: 0 S: 7	H: 1 LOB: 1 BB: 0 P: 10	R: 0 E: 0 K: 0 S: 7	H: 1 LOB: 1 BB: 0 P: 11	R: 2 E: 0 K: 0 S: 13	H: 2 LOB: 1 BB: 1 P: 21	R: 2 E: 0 K: 1 S: 14	H: 0 LOB: 1 BB: 1 P: 24	R: 0 E: 0 K: 1 S: 10	H: 1 LOB: 1 BB: 1 P: 20	R: 0 E: 0 K: 1 S: 8	H: 1 LOB: 0 BB: 0 P: 12	R: 2 E: 1 K: 0 S: 21	H: 3 LOB: 1 BB: 0 P: 30	1B: 10 2B: 2 3B: 2 HR: 3		SF: 0 SAC: 1 DP: 3 HBP: 1	WP: 0 PB: 0 SB: 3 CS: 0	PA: 43						
PITCHER	IP	WLS	BF	H	R	ER	SO	BB	IBB	HBP	BLK	WP	HR	S	P	ERA	WHIP										
Armando Reynoso, R ERA: 5.85 (1, 1)	4.0		20	7	5	5	0	2	0	1	0	0	1	38	64	11.25	2.250										
Tony Castillo, L ERA: 7.27 (5, 1)	1.0	6	3	2	2	0	0	0	0	0	0	0	1	11	13	18.00	3.000										
Mark Wohlers, R ERA: (6, 1)	2.0	W	8	1	0	0	2	2	0	0	0	0	0	24	44	0.00	1.500										
Mike Stanton, L ERA: 2.54 (8, 1)	2.0	S	9	4	2	2	1	0	0	0	0	0	1	29	42	9.00	2.000										

AB	37
R	9
H	15
RBI	9
BB	4
SO	3
LOB	16



Batter	1	2	3	4	5	6	7	8	9	AB	R	H	RBI	BB	SO	LOB	BOTTOM										
Lonnie Smith, R OBP: 0.390, SLG: 0.408 (1, 7)										3	3	1	0	1	1	2	Montreal Expos @ Atlanta Braves Atlanta-Fulton County Stadium, Atlanta, GA Mon Aug 26 1991, 7:05 PM EDT Att: 12,889 - Cloudy - 77 F										
Mike Stanton, L OBP: 0.500, SLG: 0.667 (8, 1)										1	0	1	1	0	0	0											
Terry Pendleton, S OBP: 0.361, SLG: 0.510 (1, 5)										6	1	2	0	0	1	4											
Ron Gant, R OBP: 0.326, SLG: 0.513 (1, 8)										4	2	1	1	1	1	0											
David Justice, L OBP: 0.379, SLG: 0.519 (1, 9)										4	1	1	3	1	1	2											
Brian Hunter, R OBP: 0.289, SLG: 0.438 (1, 3)										4	2	0	0	1	0	5											
Jeff Blausen, R OBP: 0.360, SLG: 0.424 (1, 6)										3	1	3	4	1	0	0											
Rafael Belliard, R OBP: 0.275, SLG: 0.272 (7, 6)										0	1	0	0	1	0	0											
Francisco Cabrera, R OBP: 0.297, SLG: 0.464 (1, 2)										5	1	2	2	0	2	2											
Mark Lemke, S OBP: 0.333, SLG: 0.348 (1, 4)										4	2	2	1	1	0	2											
Armando Reynoso, R (1, 1)										1	0	0	0	0	0	0											
Keith Mitchell, R OBP: 0.417, SLG: 0.481 (4, PH)										1	0	0	0	0	0	2											
Tony Castillo, L (5, 1)										0	0	0	0	0	0	0											
Tommy Gregg, L OBP: 0.276, SLG: 0.318 (5, PH)										1	0	1	0	0	0	0											
Mark Wohlers, R (8, 1)										0	0	0	0	0	0	0											
Clis Nixon, S OBP: 0.370, SLG: 0.328 (7, PH)										1	0	0	0	0	0	1											
Inning Stats	R: 0 E: 0 K: 1 S: 7	H: 0 LOB: 0 BB: 1 P: 16	R: 0 E: 0 K: 1 S: 8	H: 0 LOB: 1 BB: 1 P: 14	R: 1 E: 1 K: 0 S: 12	H: 2 LOB: 3 BB: 1 P: 22	R: 0 E: 0 K: 0 S: 7	H: 2 LOB: 1 BB: 0 P: 10	R: 5 E: 1 K: 1 S: 18	H: 4 LOB: 2 BB: 2 P: 36	R: 2 E: 0 K: 1 S: 10	H: 2 LOB: 0 BB: 0 P: 17	R: 4 E: 0 K: 1 S: 15	H: 3 LOB: 1 BB: 2 P: 30	1B: 10 2B: 2 3B: 0 HR: 2	SF: 0 SAC: 1 DP: 2 HBP: 1	WP: 3 PB: 1 SB: 0 CS: 0	PA: 47									
PITCHER	IP	WLS	BF	H	R	ER	SO	BB	IBB	HBP	BLK	WP	HR	S	P	ERA	WHIP										
Chris Haney, L ERA: 3.61 (1, 1)	4.1		24	7	6	4	2	4	0	0	0	0	1	43	79	8.31	2.538										
Bill Sampen, R ERA: 4.6 (5, 1)	1.2	L	10	3	2	1	2	1	0	0	1	0	1	22	38	5.40	2.400										
Scott Ruskin, L ERA: 4.41 (7, 1)	1.1		10	3	6	6	2	2	0	1	0	1	0	19	39	40.50	3.750										
Jeff Fassero, L ERA: 1.94 (8, 1)	0.2		3	1	0	0	0	0	0	0	0	0	0	6	8	0.00	1.500										



Batter	1	2	3	4	5	6	7	8	9	AB	R	H	RBI	BB	SO	LOB	TOP			
Delino DeShields, L OBP: 0.369, SLG: 0.347 (1, 4)	0-0 HR		3-3 K			1-3 K		0-1 G6-3		4	1	1	1	0	2	0	Montreal Expos @ Atlanta Braves Atlanta-Fulton County Stadium, Atlanta, GA Tue Aug 27 1991, 7:05 PM EDT Att: 15,806 - Cloudy - 81 F			
Spike Owen, S OBP: 0.316, SLG: 0.343 (1, 6)	1-2 P6		2-3 K			1-3 K		1-0 G6-3		4	0	0	0	0	2	0				
Marquis Grissom, R OBP: 0.307, SLG: 0.370 (1, 8)	1-1 S			1-2 F9 1B		1-1 G5-3		1-0 G5-3		4	0	2	0	0	0	0				
Ivan Calderon, R OBP: 0.359, SLG: 0.474 (1, 7)	2-3 K			1-1 F9			0-1 HR	2-3 K		4	1	1	1	0	2	2				
Tim Wallach, R OBP: 0.296, SLG: 0.338 (1, 5)	3-3 K			3-3 K		1-3 K		3-1 G5-3		4	0	0	0	0	3	2				
Larry Walker, L OBP: 0.344, SLG: 0.457 (1, 9)		0-0 G3-1		3-2 P6		4-1 WP BB				2	0	0	0	1	0	1				
Andres Galarraga, R OBP: 0.269, SLG: 0.306 (1, 3)		2-3 K			2-3 K		0-3 K			3	0	0	0	0	3	1				
Gilberto Reyes, R OBP: 0.293, SLG: 0.253 (1, 2)		2-3 K			1-2 F7		3-1 P4			3	0	0	0	0	1	1				
Chris Nabholz, L OBP: 0.121, SLG: 0.065 (1, 1)			1-2 F7		1-3 K			0-0 G1-3		2	0	0	0	0	1	0				
Junior Noboa, R OBP: 0.238, SLG: 0.301 (8, PH)										1	0	0	0	0	0	0				
Mel Rojas, R (8, 1)										0	0	0	0	0	0	0				
Inning Stats	R: 1 E: 0 K: 2 S: 14	H: 2 LOB: 1 BB: 0 P: 20	R: 0 E: 0 K: 2 S: 7	H: 0 LOB: 0 BB: 0 P: 11	R: 0 E: 0 K: 2 S: 9	H: 0 LOB: 0 BB: 0 P: 15	R: 0 E: 0 K: 1 S: 11	H: 1 LOB: 1 BB: 0 P: 19	R: 0 E: 0 K: 2 S: 8	H: 0 LOB: 0 BB: 0 P: 11	R: 1 E: 0 K: 2 S: 11	H: 1 LOB: 1 BB: 1 P: 19	R: 0 E: 0 K: 0 S: 4	H: 0 LOB: 0 BB: 0 P: 5	R: 0 E: 0 K: 1 S: 6	H: 0 LOB: 0 BB: 0 P: 12	1B: 2 2B: 0 3B: 0 HR: 2	SF: 0 SAC: 0 DP: 0 HBP: 0	WP: 1 PB: 0 SB: 2 CS: 0	PA: 32
PITCHER	IP WLS BF H R ER SO BB IBB HBP BLK WP HR S P ERA WHIP	IP WLS BF H R ER SO BB IBB HBP BLK WP HR S P ERA WHIP																		
Charlie Leibrandt, L ERA: 3.54	(1, 1)	8.0	W	29	4	2	2	13	1	0	0	0	0	1	2	75	115	2.25	0.625	
Jim Clancy, R ERA: 3.03	(8, 1)	1.0	S	3	0	0	0	1	0	0	0	0	0	0	0	6	12	0.00	0.000	

AB	31
R	2
H	4
RBI	2
BB	1
SO	14
LOB	7



Batter	1	2	3	4	5	6	7	8	9	AB	R	H	RBI	BB	SO	LOB	BOTTOM			
Lonnie Smith, R OBP: 0.389, SLG: 0.407 (1, 7)	0-0 F8		3-1 F9		2-0 G3-1 1B		2-1 F7			3	1	1	0	0	0	2	Montreal Expos @ Atlanta Braves Atlanta-Fulton County Stadium, Atlanta, GA Tue Aug 27 1991, 7:05 PM EDT Att: 15,806 - Cloudy - 81 F			
Otis Nixon, S OBP: 0.374, SLG: 0.327 (6, 7)										1	0	0	0	0	0	0				
Terry Pendleton, S OBP: 0.360, SLG: 0.508 (1, 5)	1-1 F9		1-1 G5-3		3-1 G3-1		1-1 1B			4	0	1	0	0	0	1				
Ron Gant, R OBP: 0.325, SLG: 0.510 (1, 8)	2-0 P2		1-0 F8		1-0 G1-3 1B		0-1 F8			4	0	1	1	0	0	1				
David Justice, L OBP: 0.374, SLG: 0.511 (1, 9)		2-2 F7	3-3 K		1-0 G1-3		1-1 F8			4	0	0	0	0	1	2				
Brian Hunter, R OBP: 0.293, SLG: 0.439 (1, 3)		0-0 BB 1B		2-2 FC6-4 1B		1-0 F9		0-1 G5-3		4	1	2	0	0	0	1				
Jeff Blauser, R OBP: 0.359, SLG: 0.421	(1, 6)	4-1 BB 1B		2-1 FC6-4 1B		1-0 F9		0-0 G1-3		2	1	0	0	1	0	1				
Rafael Belliard, R OBP: 0.278, SLG: 0.274 (7, 6)		1-2 SF7 BB		1-2 1B				1-2 1B		1	0	1	0	0	0	0				
Greg Olson, R OBP: 0.331, SLG: 0.380 (1, 2)		3-1 SF7 1B		0-3 K		2-0 1B		1-0 G1-3		4	0	2	1	0	1	2				
Mark Lemke, S OBP: 0.332, SLG: 0.347 (1, 4)		0-0 SF7		0-0 1B		1-0 F8		0-3 K		3	0	1	1	0	1	2				
Charlie Leibrandt, R OBP: 0.086, SLG: 0.091 (1, 1)		1-2 3-H		2-1 F7		1-1 F9				2	0	0	0	1	0	3				
Jim Clancy, R (9, 1)										0	0	0	0	0	0	0				
Inning Stats	R: 0 E: 0 K: 0 S: 4	H: 0 LOB: 0 BB: 0 P: 7	R: 2 E: 0 K: 0 S: 11	H: 2 LOB: 2 BB: 2 P: 27	R: 0 E: 0 K: 1 S: 6	H: 0 LOB: 0 BB: 0 P: 11	R: 0 E: 0 K: 1 S: 11	H: 2 LOB: 2 BB: 0 P: 17	R: 1 E: 0 K: 0 S: 7	H: 2 LOB: 1 BB: 0 P: 14	R: 0 E: 0 K: 0 S: 5	H: 1 LOB: 1 BB: 0 P: 10	R: 0 E: 0 K: 0 S: 8	H: 1 LOB: 1 BB: 0 P: 12	R: 0 E: 0 K: 1 S: 7	H: 1 LOB: 1 BB: 0 P: 8	1B: 9 2B: 0 3B: 0 HR: 0	SF: 1 SAC: 0 DP: 0 HBP: 0	WP: 0 PB: 0 SB: 0 CS: 0	PA: 35
PITCHER	IP WLS BF H R ER SO BB IBB HBP BLK WP HR S P ERA WHIP	IP WLS BF H R ER SO BB IBB HBP BLK WP HR S P ERA WHIP																		
Chris Nabholz, L ERA: 4.35	(1, 1)	7.0	L	31	8	3	3	2	2	0	0	0	0	0	0	0	98	3.86	1.429	
Mel Rojas, R ERA: 4.29	(8, 1)	1.0		4	1	0	0	1	0	0	0	0	0	0	7	8	0.00	1.000		



Batter	1	2	3	4	5	6	7	8	9	AB	R	H	RBI	BB	SO	LOB	TOP					
Keith Miller, R OBP: 0.301, SLG: 0.336 (1, 9)	F9		E 1B BB			K			G4-1	3	0	0	0	1	1	0						
Chuck Carr, S OBP: 0.200, SLG: 0.200 (1, 8)	G1-3		E7			G4-3			L4	2	0	1	1	0	0	0						
Daryl Boston, L OBP: 0.314, SLG: 0.347 (5, 8)										1	0	0	0	0	0	0						
Rick Cerone, R OBP: 0.364, SLG: 0.343 (9, PH)			1-3 2-H 1B							1	0	0	0	0	0	0						
Gregg Jefferies, S OBP: 0.324, SLG: 0.388 (1, 4)	K				G3-1				F9	4	0	0	0	0	2	0						
Howard Johnson, S OBP: 0.339, SLG: 0.506 (1, 5)		P6								3	0	1	0	0	0	0						
Mark Carreon, R OBP: 0.283, SLG: 0.314 (1, 7)		F9								3	0	0	0	0	0	1						
Tim Burke, R (7, 1)					P3				F8	0	0	0	0	0	0	0						
Gary Templeton, S OBP: 0.224, SLG: 0.297 (1, 3)						G5-3			F7	3	0	0	0	0	1	0						
Kevin Elster, R OBP: 0.313, SLG: 0.362 (1, 6)			SH2-4 1B			P5			G4-3	3	1	1	0	0	0	0						
Charlie O'Brien, R OBP: 0.304, SLG: 0.276 (1, 2)			P4			P3				3	0	1	0	0	0	1						
Frank Viola, L OBP: 0.127, SLG: 0.145 Kevin McReynolds, R OBP: 0.331, SLG: 0.431 (1, 1) (7, 7)			SH2-4						L6	1	0	0	0	0	0	0						
						P6				1	0	0	0	0	0	1						
Inning Stats	R: 0 E: 0 K: 1 S: 5	H: 0 LOB: 0 BB: 0 P: 8	R: 0 E: 0 K: 1 S: 7	H: 0 LOB: 0 BB: 0 P: 13	R: 1 E: 1 K: 0 S: 10	H: 2 LOB: 2 BB: 1 P: 20	R: 0 E: 0 K: 0 S: 5	H: 1 LOB: 0 BB: 0 P: 7	R: 0 E: 0 K: 1 S: 8	H: 0 LOB: 0 BB: 0 P: 12	R: 0 E: 0 K: 1 S: 7	H: 0 LOB: 0 BB: 0 P: 10	R: 0 E: 0 K: 1 S: 6	H: 0 LOB: 0 BB: 0 P: 8	R: 0 E: 0 K: 0 S: 7	H: 1 LOB: 1 BB: 0 P: 8	R: 0 E: 0 K: 0 S: 4	H: 0 LOB: 0 BB: 0 P: 5	1B: 3 2B: 1 3B: 0 HR: 0	SF: 0 SAC: 1 DP: 0 HBP: 0	WP: 0 PB: 0 SB: 0 CS: 1	PA: 30
PITCHER Tom Glavine, L ERA: 2.14 (1, 1)	IP: 9.0 WLS: W BF: 30 H: 4 R: 1 ER: 1 SO: 4 BB: 1 IBB: 0 HBP: 0 BLK: 0 WP: 0 HR: 0 S: 59 P: 91 ERA: 1.00 WHIP: 0.556															PITCHER	IP: 9.0 WLS: W BF: 30 H: 4 R: 1 ER: 1 SO: 4 BB: 1 IBB: 0 HBP: 0 BLK: 0 WP: 0 HR: 0 S: 59 P: 91 ERA: 1.00 WHIP: 0.556					

New York Mets @ Atlanta Braves
Atlanta-Fulton County Stadium, Atlanta, GA
Wed Aug 28 1991, 7:05 PM EDT
Att: 25,060 - Sunny - 87 F

AB 28
R 1
H 4
RBI 1
BB 1
SO 4
LOB 3



Batter	1	2	3	4	5	6	7	8	9	AB	R	H	RBI	BB	SO	LOB	BOTTOM			
Lonnie Smith, R OBP: 0.389, SLG: 0.406 (1, 7)	G6-3					K			G4-3	3	0	1	0	0	1	1				
Otis Nixon, S OBP: 0.373, SLG: 0.326 (6, 7)										1	0	0	0	0	0	0				
Terry Pendleton, S OBP: 0.395, SLG: 0.506 (1, 5)	K								F9	4	1	1	0	0	1	1				
Ron Gant, R OBP: 0.324, SLG: 0.508 (1, 8)	F9									4	0	1	0	0	0	0				
David Justice, L OBP: 0.370, SLG: 0.505 (1, 9)										3	0	0	0	0	2	2				
Brian Hunter, R OBP: 0.297, SLG: 0.442 (1, 3)										3	0	2	1	0	1	0				
Jeff Blauser, R OBP: 0.359, SLG: 0.419 Rafael Belliard, R OBP: 0.278, SLG: 0.274 (1, 6) (7, 6)										2	1	0	0	1	1	2				
Greg Olson, R OBP: 0.331, SLG: 0.383 (1, 2)										0	0	0	0	0	0	0				
Mark Lemke, S OBP: 0.328, SLG: 0.343 (1, 4)										3	1	1	1	0	0	1				
Tom Glavine, L OBP: 0.318, SLG: 0.290 (1, 1)										2	0	0	0	0	1	0				
										3	0	1	1	0	0	0				
Inning Stats	R: 0 E: 0 K: 1 S: 9	H: 0 LOB: 0 BB: 0 P: 13	R: 0 E: 0 K: 0 S: 12	H: 1 LOB: 1 BB: 0 P: 18	R: 0 E: 0 K: 0 S: 9	H: 1 LOB: 1 BB: 0 P: 13	R: 0 E: 0 K: 1 S: 8	H: 0 LOB: 0 BB: 0 P: 11	R: 2 E: 0 K: 1 S: 13	H: 2 LOB: 0 BB: 1 P: 20	R: 1 E: 0 K: 1 S: 9	H: 3 LOB: 1 BB: 0 P: 14	R: 0 E: 0 K: 1 S: 8	H: 0 LOB: 0 BB: 0 P: 15	R: 0 E: 0 K: 0 S: 10	H: 0 LOB: 0 BB: 0 P: 14	1B: 6 2B: 1 3B: 0 HR: 0	SF: 0 SAC: 1 DP: 1 HBP: 0	WP: 0 PB: 0 SB: 0 CS: 0	PA: 31
PITCHER Frank Viola, L ERA: 3.82 Tim Burke, R ERA: 4.09 (1, 1) (7, 1)	IP: 6.0 WLS: L BF: 24 H: 7 R: 3 ER: 3 SO: 4 BB: 1 IBB: 0 HBP: 0 BLK: 0 WP: 0 HR: 0 S: 60 P: 89 ERA: 4.50 WHIP: 1.333															PITCHER	IP: 6.0 WLS: L BF: 24 H: 7 R: 3 ER: 3 SO: 4 BB: 1 IBB: 0 HBP: 0 BLK: 0 WP: 0 HR: 0 S: 60 P: 89 ERA: 4.50 WHIP: 1.333			

New York Mets @ Atlanta Braves
Atlanta-Fulton County Stadium, Atlanta, GA
Wed Aug 28 1991, 7:05 PM EDT
Att: 25,060 - Sunny - 87 F

AB 28
R 3
H 7
RBI 3
BB 1
SO 5
LOB 7



Batter	1	2	3	4	5	6	7	8	9	AB	R	H	RBI	BB	SO	LOB	TOP										
Daryl Boston, L (1, 8) OBP: 0.319, SLG: 0.352 Mark Carreon, R (8, PH) OBP: 0.281, SLG: 0.312 (8, 8)	2-2 G1-3 1B		3-2 G3			2-0 WP 1B		1-0 P3		3	0	2	0	0	0	0											
Dave Magadan, L (1, 3) OBP: 0.380, SLG: 0.351	0-0 G1-3 1-2		2-1 2B			4-1 G5-4-3 BB		1-2 G4-3		3	0	1	0	1	0	3											
Howard Johnson, S (1, 5) OBP: 0.337, SLG: 0.501	0-0 P4		3-2 G5-3			3-2 P5			1-2 F7	4	0	0	0	0	0	4											
Kevin McReynolds, R (1, 7) OBP: 0.328, SLG: 0.427	3-2 G3			1-3 K		0-1 G5-4-3 1-2			0-0 F7	4	0	0	0	0	1	3											
Mackey Sasser, L (1, 9) OBP: 0.313, SLG: 0.465 (8, 2)		2-1 F8		1-1 G4-6-3 1B		2-3 K			2-2 P6	4	0	1	0	0	1	0											
Gregg Jefferies, S (1, 4) OBP: 0.321, SLG: 0.385		2-2 F7		1-1 G4-6-3 1-2		1-2 F8				3	0	0	0	0	0	1											
Kevin Elster, R (1, 6) OBP: 0.313, SLG: 0.362		2-2 1B			1-3 K				0-1 P3	3	0	1	0	0	1	0											
Rick Cerone, R (1, 2) OBP: 0.364, SLG: 0.347 (8, PR) Keith Miller, R (8, 9) OBP: 0.301, SLG: 0.336 (8, 9)		1-0 F7			1-3 K			1-2 G1-5-3 2B		3	0	1	0	0	1	1											
Anthony Young, R (1, 1) Tony Castillo, L (7, 1) Chris Donnels, L (8, PH) Jeff Innis, R (8, 1)				0-3 K		0-2 F8		3-1 G1-5-3 2-3		2	0	0	0	0	1	0											
Inning Stats	R: 0 E: 0 K: 0 S: 9	H: 1 LOB: 1 BB: 0 P: 14	R: 0 E: 0 K: 0 S: 10	H: 1 LOB: 1 BB: 0 P: 17	R: 0 E: 0 K: 1 S: 11	H: 1 LOB: 0 BB: 0 P: 19	R: 0 E: 0 K: 1 S: 7	H: 1 LOB: 0 BB: 0 P: 10	R: 0 E: 0 K: 2 S: 9	H: 0 LOB: 0 BB: 0 P: 11	R: 0 E: 0 K: 1 S: 8	H: 0 LOB: 0 BB: 0 P: 17	R: 0 E: 0 K: 1 S: 8	H: 0 LOB: 0 BB: 0 P: 11	R: 0 E: 0 K: 0 S: 10	H: 1 LOB: 2 BB: 0 P: 16	R: 0 E: 0 K: 0 S: 8	H: 0 LOB: 0 BB: 0 P: 11	1B: 4 2B: 2 3B: 0 HR: 0	SF: 0 SAC: 0 DP: 2 HBP: 0	WP: 1 PB: 0 CS: 0	PA: 32					
PITCHER	IP	WLS	BF	H	R	ER	SO	BB	IBB	HBP	BLK	WP	HR	S	P	ERA	WHIP										
29 John Smoltz, R (1, 1) ERA: 4.45 Mike Stanton, L (8, 1) ERA: 2.45	7.0	W	26	6	0	0	5	1	0	0	0	1	0	65	103	0.00	1.000										

New York Mets @ Atlanta Braves
Atlanta-Fulton County Stadium, Atlanta, GA
Thu Aug 29 1991, 7:05 PM EDT
Att: 27,435 - Cloudy - 76 F

AB 31
R 0
H 6
RBI 0
BB 1
SO 5
LOB 15



Batter	1	2	3	4	5	6	7	8	9	AB	R	H	RBI	BB	SO	LOB	BOTTOM										
Otis Nixon, S (1, 7) OBP: 0.373, SLG: 0.327	0-1 CS 1B		1-0 G6-3			2-1 F8		0-0 FC5-6 1B	0-1 B1-3	5	0	2	0	0	0	2											
Jeff Treadway, L (1, 4) OBP: 0.371, SLG: 0.417 Mark Lemke, S (7, 4) OBP: 0.326, SLG: 0.341	1 SAFE F9		3-1 F9			2-1 P6		0-1 FC5-6 G6-3 1-2		3	0	0	0	0	0	1											
Terry Pendleton, S (1, 5) OBP: 0.358, SLG: 0.503	2-0 BB BB 1-2 1B		0-0 P6			2-3 K		1-0 G6-3 1-2		4	0	1	0	0	1	1											
Ron Gant, R (1, 8) OBP: 0.328, SLG: 0.507	4-2 BB BB 1-2 BB			1-1 G6-3		1-0 1B HBP		4-0 IBB		1	1	0	0	2	0	0											
David Justice, L (1, 9) OBP: 0.372, SLG: 0.504	4-2 BB 1-2 2-3 BB			2-3 K		3-2 BB 1B 1B		3-0 F7		3	1	1	1	1	1	2											
Sid Bream, L (1, 3) OBP: 0.340, SLG: 0.505 Brian Hunter, R (8, PR) OBP: 0.297, SLG: 0.442 (9, 3)	0-0 F7			0-1 2B		4-0 1B BB IBB		0-1 PB G1-3 1B		3	0	2	0	1	0	3											
Greg Olson, R (1, 2) OBP: 0.330, SLG: 0.379		0-1 G6-3		2-2 G6-3		4-2 1B BB		0-0 G1-3 1-2		3	0	0	0	1	0	2											
Rafael Belliard, R (1, 6) OBP: 0.277, SLG: 0.274		0-3 K			0-1 G6-3		0-0 FC6-5 1B	0-3 K		4	0	1	1	0	2	2											
29 John Smoltz, R (1, 1) OBP: 0.200, SLG: 0.196 Mike Stanton, L (8, 1) OBP: 0.571, SLG: 0.667		0-0 G4-3			1-1 G6-3		4-2 FC6-5 1B 1-2 2-3 3-H	4-2 BB		3	0	0	0	0	0	3											
Inning Stats	R: 0 E: 0 K: 0 S: 12	H: 2 LOB: 3 BB: 2 P: 24	R: 0 E: 0 K: 1 S: 6	H: 0 LOB: 0 BB: 0 P: 6	R: 0 E: 0 K: 0 S: 4	H: 0 LOB: 0 BB: 0 P: 8	R: 0 E: 0 K: 1 S: 10	H: 1 LOB: 1 BB: 0 P: 15	R: 0 E: 0 K: 0 S: 6	H: 0 LOB: 0 BB: 0 P: 9	R: 2 E: 0 K: 1 S: 14	H: 2 LOB: 3 BB: 2 P: 30	R: 0 E: 0 K: 0 S: 5	H: 1 LOB: 2 BB: 1 P: 13	R: 0 E: 0 K: 1 S: 10	H: 1 LOB: 2 BB: 1 P: 14	1B: 6 2B: 1 3B: 0 HR: 0	SF: 0 SAC: 0 DP: 0 HBP: 1	WP: 0 PB: 1 CS: 1	PA: 37							
PITCHER	IP	WLS	BF	H	R	ER	SO	BB	IBB	HBP	BLK	WP	HR	S	P	ERA	WHIP										
Anthony Young, R (1, 1) ERA: 2.45 Tony Castillo, L (7, 1) ERA: 7.0 Jeff Innis, R (8, 1) ERA: 2.62	6.2	L	30	6	2	2	3	3	1	1	0	0	0	1	8	0.00	0.000										

New York Mets @ Atlanta Braves
Atlanta-Fulton County Stadium, Atlanta, GA
Thu Aug 29 1991, 7:05 PM EDT
Att: 27,435 - Cloudy - 76 F

AB 30
R 2
H 7
RBI 2
BB 6
SO 4
LOB 17



Batter	1	2	3	4	5	6	7	8	9	AB	R	H	RBI	BB	SO	LOB	TOP					
Otis Nixon, S <small>OBP: 0.369, SLG: 0.322</small> (1, 7)										5	0	0	0	0	0	2						
Jeff Treadway, L <small>OBP: 0.377, SLG: 0.426</small> Mark Lemke, S <small>OBP: 0.325, SLG: 0.339</small> (7, FR)										4	0	3	1	0	0	0						
Terry Pendleton, S <small>OBP: 0.359, SLG: 0.504</small> (1, 5)										5	2	2	0	0	1	4						
Ron Gant, R <small>OBP: 0.331, SLG: 0.512</small> (1, 8)										3	2	1	2	2	0	1						
David Justice, L <small>OBP: 0.372, SLG: 0.512</small> (1, 9)										5	1	2	2	0	0	1						
Sid Bream, L <small>OBP: 0.335, SLG: 0.497</small> Brian Hunter, R <small>OBP: 0.295, SLG: 0.440</small> (8, PH)										3	0	0	0	0	0	0						
Greg Olson, R <small>OBP: 0.329, SLG: 0.375</small> (1, 2)										3	0	0	0	1	0	1						
Rafael Belliard, R <small>OBP: 0.280, SLG: 0.277</small> (1, 6)										4	1	2	0	0	0	1						
Steve Avery, L <small>OBP: 0.267, SLG: 0.268</small> Lonnie Smith, R <small>OBP: 0.388, SLG: 0.405</small> Jim Clancy, R (8, 1)										2	0	1	0	0	1	0						
Inning Stats	R: 0 H: 1 E: 0 K: 0 S: 12	H: 1 LOB: 1 BB: 0 P: 19	R: 0 H: 0 E: 0 K: 0 S: 9	H: 0 LOB: 1 BB: 1 P: 17	R: 0 H: 0 E: 0 K: 1 S: 10	H: 0 LOB: 0 BB: 0 P: 14	R: 2 H: 2 E: 0 K: 0 S: 10	H: 2 LOB: 2 BB: 0 P: 15	R: 0 H: 2 E: 0 K: 1 S: 14	H: 2 LOB: 2 BB: 0 P: 23	R: 1 H: 1 E: 0 K: 0 S: 7	H: 1 LOB: 0 BB: 0 P: 12	R: 1 H: 2 E: 0 K: 0 S: 13	H: 2 LOB: 1 BB: 0 P: 18	R: 1 H: 1 E: 1 K: 1 S: 14	H: 1 LOB: 2 BB: 1 P: 25	R: 1 H: 2 E: 0 K: 0 S: 13	H: 2 LOB: 2 BB: 1 P: 25	1B: 7 2B: 2 3B: 0 HR: 2	SF: 1 SAC: 1 DP: 0 HBP: 0	WP: 0 PB: 0 SB: 0 CS: 0	PA: 42
PITCHER Tommy Greene, R <small>ERA: 3.2</small> Wally Ritchie, L <small>ERA: 2.72</small> (8, 1)	IP: 7.0 WLS: L BF: 30	H: 8 R: 4 ER: 4 SO: 2	BB: 1 IBB: 0 HBP: 0 BLK: 0	WP: 0 HR: 2 S: 75 P: 118	ERA: 5.14 WHIP: 1.286																	

Atlanta Braves @ Philadelphia Phillies
 Veterans Stadium, Philadelphia, PA
 Fri Aug 30 1991, 7:05 PM EDT
 Att: 22,708 - Sunny - 91 F

AB	37
R	6
H	11
RBI	6
BB	3
SO	3
LOB	14



Batter	1	2	3	4	5	6	7	8	9	AB	R	H	RBI	BB	SO	LOB	BOTTOM			
Randy Ready, R <small>OBP: 0.385, SLG: 0.303</small> (1, 4)										4	1	1	1	0	1	0				
Dickie Thon, R <small>OBP: 0.285, SLG: 0.356</small> (1, 6)										4	0	1	0	0	1	0				
Wes Chamberlain, R <small>OBP: 0.333, SLG: 0.462</small> (1, 7)										2	0	0	0	2	1	0				
Ricky Jordan, R <small>OBP: 0.300, SLG: 0.450</small> (1, 3)										4	0	1	0	0	2	2				
Dale Murphy, R <small>OBP: 0.305, SLG: 0.415</small> (1, 9)										4	0	0	0	0	3	4				
Charlie Hayes, R <small>OBP: 0.237, SLG: 0.350</small> (1, 5)										4	0	1	0	0	1	0				
Darren Daulton, L <small>OBP: 0.296, SLG: 0.341</small> (1, 2)										3	0	0	0	0	1	1				
Braulio Castillo, R <small>OBP: 0.211, SLG: 0.222</small> Rick Schu, R <small>OBP: 0.176, SLG: 0.133</small> Wally Ritchie, L (8, 1)										2	0	0	0	0	2	0				
Tommy Greene, R <small>OBP: 0.293, SLG: 0.352</small> Jim Lindeman, R <small>OBP: 0.406, SLG: 0.386</small> (8, 8)										2	0	0	0	0	1	0				
Inning Stats	R: 0 H: 0 E: 0 K: 1 S: 5	H: 0 LOB: 0 BB: 0 P: 6	R: 0 H: 0 E: 0 K: 1 S: 9	H: 0 LOB: 0 BB: 0 P: 11	R: 0 H: 0 E: 0 K: 2 S: 8	H: 0 LOB: 0 BB: 0 P: 12	R: 0 H: 1 E: 0 K: 1 S: 9	H: 1 LOB: 2 BB: 1 P: 18	R: 0 H: 2 E: 0 K: 2 S: 19	H: 2 LOB: 2 BB: 1 P: 27	R: 0 H: 1 E: 0 K: 1 S: 8	H: 1 LOB: 1 BB: 0 P: 13	R: 0 H: 0 E: 0 K: 2 S: 10	H: 0 LOB: 0 BB: 0 P: 14	R: 0 H: 0 E: 0 K: 1 S: 6	H: 0 LOB: 0 BB: 0 P: 10	1B: 3 2B: 0 3B: 0 HR: 1	SF: 0 SAC: 0 DP: 0 HBP: 0	WP: 0 PB: 0 SB: 0 CS: 0	PA: 33
PITCHER Steve Avery, L <small>ERA: 3.75</small> Jim Clancy, R <small>ERA: 2.95</small> (8, 1)	IP: 7.0 WLS: W BF: 27	H: 4 R: 1 ER: 1 SO: 10	BB: 2 IBB: 0 HBP: 0 BLK: 0	WP: 0 HR: 1 S: 67 P: 98	ERA: 1.29 WHIP: 0.857															

Atlanta Braves @ Philadelphia Phillies
 Veterans Stadium, Philadelphia, PA
 Fri Aug 30 1991, 7:05 PM EDT
 Att: 22,708 - Sunny - 91 F

AB	31
R	1
H	4
RBI	1
BB	2
SO	13
LOB	9



Batter	1	2	3	4	5	6	7	8	9	10	AB	R	H	RBI	BB	SO	LOB	TOP								
Lonnie Smith, R OBP: 0.388, SLG: 0.412 Otis Nixon, S OBP: 0.359, SLG: 0.320	(1, 7) 0-3 K		(1, 0) G4-3 HR 2B		(1, 2) 2B		(3, 2) F7		(0, 0) SH1-3		4	1	2	0	0	1	1									
Jeff Blauser, R OBP: 0.397, SLG: 0.414 Rafael Belliard, R OBP: 0.277, SLG: 0.274 Francisco Cabrera, R OBP: 0.265, SLG: 0.481 Mark Wohlers, R OBP: 0.320, SLG: 0.320	(1, 6) 4-2 2B BB		(2, 1) G4-3		(1, 0) G5-3		(0, 3) K		(3, 3) K		3	1	0	0	1	1	3									
Terry Pendleton, S OBP: 0.356, SLG: 0.505	(1, 5) 1-3 K		(3, 2) HR		(1, 0) F7		(1, 0) FC5-4 1B		(0, 1) G5-3		5	1	2	2	0	1	3									
Ron Gant, R OBP: 0.329, SLG: 0.508	(1, 8) 1-2 2B		(0, 0) F8		(2, 1) F8		(2, 0) FC5-4 2B		(2, 2) F7		5	1	1	1	0	0	2									
David Justice, L OBP: 0.371, SLG: 0.512	(1, 9) 2-2 L6		(2, 2) 2B		(3, 2) G3-1		(3, 1) G3		(2, 0) G4-3		5	0	1	0	0	0	2									
Brian Hunter, R OBP: 0.305, SLG: 0.452		(3, 1) G6-3 G5-3 1B	(1, 1) F7		(1, 0) G4-6-3 1B		(1, 0) 2B		(0, 2) BB 1B		5	0	4	1	0	0	1									
Greg Olson, R OBP: 0.330, SLG: 0.371		(2, 1) G5-3		(1, 3) K		(0, 2) G4-6-3 1B		(4, 2) FC5-4 BB		(4, 0) BB	3	0	0	0	2	1	2									
Mark Lemke, S OBP: 0.320, SLG: 0.339		(0, 0) G6-3		(0, 0) P4		(1, 0) 2B		(1, 0) FC5-4		(0, 0) P3	5	0	1	0	0	0	5									
Charlie Leibrandt, R OBP: 0.082, SLG: 0.086 Jim Clancy, R OBP: 0.371, SLG: 0.667 Mike Stanton, L OBP: 0.414, SLG: 0.472 Keith Mitchell, R OBP: 0.414, SLG: 0.472 Vinny Castilla, R OBP: 0.320, SLG: 0.320	(1, 1) 0-0 G6-3		(0, 3) K		(0, 3) K		(0, 3) K		(4, 1) SH1-3 BB		3	0	0	0	0	2	2									
Inning Stats	R: 1 E: 0 K: 2 S: 15	H: 1 LOB: 1 BB: 1 P: 23	R: 0 E: 0 K: 0 S: 6	H: 1 LOB: 1 BB: 0 P: 11	R: 2 E: 0 K: 0 S: 14	H: 3 LOB: 1 BB: 0 P: 23	R: 0 E: 0 K: 2 S: 7	H: 0 LOB: 0 BB: 0 P: 8	R: 0 E: 0 K: 0 S: 9	H: 1 LOB: 1 BB: 0 P: 12	R: 0 E: 0 K: 2 S: 11	H: 1 LOB: 1 BB: 0 P: 15	R: 1 E: 0 K: 0 S: 8	H: 2 LOB: 2 BB: 1 P: 20	R: 0 E: 0 K: 1 S: 7	H: 0 LOB: 1 BB: 1 P: 14	R: 0 E: 0 K: 0 S: 8	H: 1 LOB: 2 BB: 1 P: 16	1B: 4 2B: 6 3B: 0 HR: 1	SF: 0 SAC: 1 DP: 1 HBP: 0	WP: 0 PA: 44					
PITCHER	IP 7.0	WLS 29	H 8	R 3	ER 3	SO 6	BB 1	IBB 0	HBP 0	BLK 0	WP 0	HR 1	S 69	P 105	ERA 3.86	WHIP 1.286										
Bruce Ruffin, L ERA: 3.58	(8, 1) 1.0	6	2	1	1	0	1	0	0	0	0	0	8	20	9.00	3.000										
Steve Searcy, L ERA: 6.75	(9, 1) 2.0	W	9	1	0	0	1	2	0	0	0	0	15	30	0.00	1.500										
Mitch Williams, L ERA: 2.15																										

Atlanta Braves @ Philadelphia Phillies
Veterans Stadium, Philadelphia, PA
Sun Sep 01 1991, 3:33 AM EDT
Att. 25,141 - Sunny - 72 F

AB 39
R 4
H 11
RBI 4
BB 4
SO 7
LOB 22



Batter	1	2	3	4	5	6	7	8	9	10	AB	R	H	RBI	BB	SO	LOB	BOTTOM								
Randy Ready, R OBP: 0.391, SLG: 0.304	(1, 4) 3-3 K		(2, 1) P2		(4, 2) BB		(4, 1) BB		(1, 2) SH1-4 1B		3	0	1	0	2	1	1									
Dickie Thon, R OBP: 0.285, SLG: 0.354	(1, 6) 1-1 G5-3		(1, 2) G4-3		(0, 1) L9		(3, 2) F8		(0, 1) SH1-4		4	0	0	0	0	0	4									
Wes Chamberlain, R OBP: 0.330, SLG: 0.451	(1, 7) 1-1 P4			(0, 2) G5-3		(0, 0) L8		(1, 1) F8	(0, 3) K		5	0	0	0	0	1	1									
John Kruk, L OBP: 0.365, SLG: 0.473		(1, 2) S 1B		(3, 1) HR 2B		(3, 3) K		(1, 0) 2B 1B	(4, 0) IBB		4	2	3	0	1	1	0									
Ricky Jordan, R OBP: 0.301, SLG: 0.457		(0, 1) F8		(1, 0) HR		(1, 0) 1B		(1, 0) F8	(0, 0) F7		5	1	2	2	0	0	4									
Date Murphy, R OBP: 0.304, SLG: 0.413 John Morris, L OBP: 0.295, SLG: 0.283	(1, 9) 3-3 K		(3, 3) K		(2, 1) G5-3		(1, 2) G5-3		(1, 2) 1B 2B		4	0	1	1	0	1	2									
Charlie Hayes, R OBP: 0.240, SLG: 0.351	(1, 5) 3-1 P3			(2, 2) G6-3						(2, 2) HR	4	0	1	1	0	1	1									
Steve Lake, R OBP: 0.203, SLG: 0.224 Darren Daulton, L OBP: 0.298, SLG: 0.353	(1, 2) 0-0 SH1-4 1B				(0, 1) F9						3	0	1	0	0	0	0									
Bruce Ruffin, S											1	0	0	0	0	1	0									
Jim Lindeman, R OBP: 0.412, SLG: 0.393 Steve Searcy, L	(7, PH) 0-1 SH1-4										1	0	1	0	0	0	0									
Rick Schu, R OBP: 0.157, SLG: 0.125 Mitch Williams, L	(8, PH) 1-2 K										1	0	0	0	0	1	3									
Inning Stats	R: 0 E: 0 K: 1 S: 7	H: 0 LOB: 0 BB: 0 P: 12	R: 0 E: 0 K: 1 S: 11	H: 1 LOB: 1 BB: 0 P: 18	R: 0 E: 0 K: 0 S: 8	H: 1 LOB: 1 BB: 0 P: 11	R: 2 E: 0 K: 0 S: 11	H: 2 LOB: 0 BB: 0 P: 19	R: 0 E: 0 K: 1 S: 9	H: 0 LOB: 1 BB: 1 P: 13	R: 0 E: 0 K: 1 S: 10	H: 1 LOB: 2 BB: 1 P: 15	R: 0 E: 0 K: 1 S: 18	H: 1 LOB: 2 BB: 1 P: 30	R: 2 E: 0 K: 1 S: 21	H: 4 LOB: 3 BB: 0 P: 32	R: 0 E: 0 K: 1 S: 9	H: 1 LOB: 2 BB: 1 P: 14	R: 1 E: 0 K: 0 S: 5	H: 1 LOB: 0 BB: 0 P: 7	1B: 8 2B: 2 3B: 0 HR: 2	SF: 0 SAC: 2 DP: 0 HBP: 0	WP: 0 PA: 42			
PITCHER	IP 6.2	WLS 27	H 6	R 2	ER 2	SO 5	BB 1	IBB 0	HBP 0	BLK 0	WP 0	HR 1	S 68	P 105	ERA 2.70	WHIP 1.050										
Charlie Leibrandt, L ERA: 3.51	(7, 1) 1.0	7	3	2	2	0	1	0	0	0	0	0	17	29	18.00	4.000										
Mike Stanton, L ERA: 2.44	(8, 1) 0.1	2	1	0	0	1	0	0	0	0	0	0	10	16	0.00	3.000										
Mark Wohlers, R ERA: 1.08	(9, 1) 1.0	L	6	2	1	1	1	0	1	0	0	0	14	21	9.00	2.000										

Atlanta Braves @ Philadelphia Phillies
Veterans Stadium, Philadelphia, PA
Sun Sep 01 1991, 3:33 AM EDT
Att. 25,141 - Sunny - 72 F

AB 37
R 5
H 12
RBI 5
BB 3
SO 7
LOB 16



Batter	1	2	3	4	5	6	7	8	9	AB	R	H	RBI	BB	SO	LOB	TOP
Otis Nixon, S <small>OBP: 0.372, SLG: 0.327</small> 										4	1	2	2	1	0	2	Atlanta Braves @ Montreal Expos Olympic Stadium, Montreal, QB Mon Sep 02 1991, 3:33 AM EDT Att: 16,124 - Cloudy - 67 F
Jeff Treadway, L <small>OBP: 0.372, SLG: 0.423</small> Keith Mitchell, R <small>OBP: 0.414, SLG: 0.472</small> 										5	0	1	1	0	0	3	
Terry Pendleton, S <small>OBP: 0.355, SLG: 0.502</small> 										5	0	1	0	0	0	2	
Ron Gant, R <small>OBP: 0.328, SLG: 0.504</small> 										3	0	0	0	1	0	1	
David Justice, L <small>OBP: 0.373, SLG: 0.509</small> 										2	0	0	0	2	1	0	
Sid Bream, L <small>OBP: 0.327, SLG: 0.479</small> 										4	0	0	0	0	1	5	
Greg Olson, R <small>OBP: 0.332, SLG: 0.376</small> 										4	0	2	0	0	1	0	
Rafael Belliard, R <small>OBP: 0.279, SLG: 0.273</small> Tommy Gregg, L <small>OBP: 0.288, SLG: 0.315</small> Vinny Castilla, R <small>OBP: 0.357, SLG: 0.414</small> Jerry Willard, L <small>OBP: 0.111, SLG: 0.111</small> Jeff Blauser, R <small>OBP: 0.357, SLG: 0.414</small> Tom Glavine, L <small>OBP: 0.309, SLG: 0.281</small> Lonnie Smith, R <small>OBP: 0.390, SLG: 0.412</small> 										1	0	0	0	0	0	1	
										2	0	0	0	0	1	1	
										0	1	0	0	1	0	0	
Inning Stats R: 0 H: 0 E: 0 LOB: 3 K: 0 BB: 3 S: 12 P: 28	R: 0 H: 2 E: 0 LOB: 2 K: 1 BB: 0 S: 11 P: 15	R: 0 H: 0 E: 0 LOB: 0 K: 1 BB: 0 S: 9 P: 14	R: 0 H: 1 E: 0 LOB: 2 K: 1 BB: 0 S: 9 P: 11	R: 0 H: 1 E: 0 LOB: 2 K: 0 BB: 1 S: 9 P: 18	R: 0 H: 0 E: 0 LOB: 0 K: 0 BB: 0 S: 8 P: 13	R: 0 H: 0 E: 0 LOB: 0 K: 0 BB: 0 S: 7 P: 8	R: 0 H: 0 E: 0 LOB: 0 K: 0 BB: 0 S: 5 P: 6	R: 3 H: 3 E: 0 LOB: 1 K: 1 BB: 1 S: 12 P: 21	1B: 5 SF: 0 2B: 1 SAC: 1 3B: 1 DP: 1 HR: 0 HBP: 1	WP: 0 PA: 39 FB: 1 SB: 2 CS: 0							
PITCHER Bill Sampen, R <small>ERA: 4.1</small> Mel Rojas, R <small>ERA: 5.01</small> Barry Jones, R <small>ERA: 3.33</small>	IP: 6.0 WLS: W BF: 27 H: 4 R: 0 ER: 0 SO: 4 BB: 4 IBB: 0 HBP: 1 BLK: 0 WP: 0 HR: 0 S: 58 P: 99 ERA: 0.00 WHIP: 1.333	IP: 2.0 WLS: 6 BF: 6 H: 0 R: 0 ER: 0 SO: 0 BB: 0 IBB: 0 HBP: 0 BLK: 0 WP: 0 HR: 12 S: 14 P: 14 ERA: 0.00 WHIP: 0.000	IP: 1.0 WLS: 6 BF: 3 H: 3 R: 3 ER: 3 SO: 1 BB: 1 IBB: 0 HBP: 0 BLK: 0 WP: 0 HR: 12 S: 21 P: 21 ERA: 27.00 WHIP: 4.000	PITCHER IP: 6.0 WLS: 6 BF: 27 H: 4 R: 0 ER: 0 SO: 4 BB: 4 IBB: 0 HBP: 1 BLK: 0 WP: 0 HR: 0 S: 58 P: 99 ERA: 0.00 WHIP: 1.333	IP: 2.0 WLS: 6 BF: 6 H: 0 R: 0 ER: 0 SO: 0 BB: 0 IBB: 0 HBP: 0 BLK: 0 WP: 0 HR: 12 S: 14 P: 14 ERA: 0.00 WHIP: 0.000	IP: 1.0 WLS: 6 BF: 3 H: 3 R: 3 ER: 3 SO: 1 BB: 1 IBB: 0 HBP: 0 BLK: 0 WP: 0 HR: 12 S: 21 P: 21 ERA: 27.00 WHIP: 4.000	IP: 6.0 WLS: 6 BF: 27 H: 4 R: 0 ER: 0 SO: 4 BB: 4 IBB: 0 HBP: 1 BLK: 0 WP: 0 HR: 0 S: 58 P: 99 ERA: 0.00 WHIP: 1.333	IP: 2.0 WLS: 6 BF: 6 H: 0 R: 0 ER: 0 SO: 0 BB: 0 IBB: 0 HBP: 0 BLK: 0 WP: 0 HR: 12 S: 14 P: 14 ERA: 0.00 WHIP: 0.000	IP: 1.0 WLS: 6 BF: 3 H: 3 R: 3 ER: 3 SO: 1 BB: 1 IBB: 0 HBP: 0 BLK: 0 WP: 0 HR: 12 S: 21 P: 21 ERA: 27.00 WHIP: 4.000	IP: 6.0 WLS: 6 BF: 27 H: 4 R: 0 ER: 0 SO: 4 BB: 4 IBB: 0 HBP: 1 BLK: 0 WP: 0 HR: 0 S: 58 P: 99 ERA: 0.00 WHIP: 1.333							

AB	32
R	3
H	7
RBI	3
BB	5
SO	5
LOB	15



Batter	1	2	3	4	5	6	7	8	9	AB	R	H	RBI	BB	SO	LOB	BOTTOM
Delino DeShields, L <small>OBP: 0.370, SLG: 0.352</small> 										3	0	0	0	0	2	0	Atlanta Braves @ Montreal Expos Olympic Stadium, Montreal, QB Mon Sep 02 1991, 3:33 AM EDT Att: 16,124 - Cloudy - 67 F
Spike Owen, S <small>OBP: 0.313, SLG: 0.336</small> 										4	1	1	0	0	0	0	
Ivan Calderon, R <small>OBP: 0.368, SLG: 0.479</small> Mel Rojas, R <small>OBP: 0.247, SLG: 0.310</small> Bret Barberie, S <small>OBP: 0.375, SLG: 0.452</small> Barry Jones, R <small>OBP: 0.375, SLG: 0.452</small> 										1	0	0	0	2	1	0	
Tim Wallach, R <small>OBP: 0.294, SLG: 0.340</small> 										3	0	0	0	0	0	3	
Larry Walker, L <small>OBP: 0.349, SLG: 0.458</small> 										3	0	1	2	0	1	0	
Marquis Grissom, R <small>OBP: 0.308, SLG: 0.369</small> 										3	1	1	0	0	1	2	
Andres Galarraga, R <small>OBP: 0.289, SLG: 0.321</small> 										3	1	1	2	0	1	0	
Gilberto Reyes, R <small>OBP: 0.286, SLG: 0.247</small> 										3	0	0	0	0	1	0	
Bill Sampen, R <small>OBP: 0.429, SLG: 0.429</small> Junior Noboa, R <small>OBP: 0.247, SLG: 0.310</small> Dave Martinez, L <small>OBP: 0.327, SLG: 0.408</small> 										1	0	0	0	0	1	0	
										1	0	0	0	0	1	0	
Inning Stats R: 0 H: 0 E: 0 LOB: 0 K: 2 BB: 0 S: 8 P: 12	R: 0 H: 0 E: 0 LOB: 0 K: 2 BB: 0 S: 8 P: 12	R: 0 H: 0 E: 0 LOB: 0 K: 2 BB: 0 S: 8 P: 12	R: 0 H: 0 E: 0 LOB: 0 K: 2 BB: 0 S: 11 P: 14	R: 0 H: 0 E: 0 LOB: 0 K: 1 BB: 1 S: 8 P: 18	R: 2 H: 2 E: 0 LOB: 0 K: 0 BB: 0 S: 12 P: 18	R: 2 H: 3 E: 0 LOB: 2 K: 0 BB: 1 S: 12 P: 24	R: 0 H: 0 E: 0 LOB: 0 K: 2 BB: 0 S: 8 P: 10	R: 0 H: 0 E: 0 LOB: 0 K: 1 BB: 0 S: 8 P: 12	1B: 4 SF: 0 2B: 0 SAC: 1 3B: 0 DP: 0 HR: 1 HBP: 0	WP: 0 PA: 31 FB: 0 SB: 0 CS: 1							
PITCHER Tom Glavine, L <small>ERA: 2.23</small>	IP: 8.0 WLS: L BF: 30 H: 5 R: 4 ER: 4 SO: 10 BB: 2 IBB: 0 HBP: 0 BLK: 0 WP: 0 HR: 1 S: 75 P: 120 ERA: 4.50 WHIP: 0.875	IP: 8.0 WLS: L BF: 30 H: 5 R: 4 ER: 4 SO: 10 BB: 2 IBB: 0 HBP: 0 BLK: 0 WP: 0 HR: 1 S: 75 P: 120 ERA: 4.50 WHIP: 0.875	IP: 8.0 WLS: L BF: 30 H: 5 R: 4 ER: 4 SO: 10 BB: 2 IBB: 0 HBP: 0 BLK: 0 WP: 0 HR: 1 S: 75 P: 120 ERA: 4.50 WHIP: 0.875	IP: 8.0 WLS: L BF: 30 H: 5 R: 4 ER: 4 SO: 10 BB: 2 IBB: 0 HBP: 0 BLK: 0 WP: 0 HR: 1 S: 75 P: 120 ERA: 4.50 WHIP: 0.875	IP: 8.0 WLS: L BF: 30 H: 5 R: 4 ER: 4 SO: 10 BB: 2 IBB: 0 HBP: 0 BLK: 0 WP: 0 HR: 1 S: 75 P: 120 ERA: 4.50 WHIP: 0.875	IP: 8.0 WLS: L BF: 30 H: 5 R: 4 ER: 4 SO: 10 BB: 2 IBB: 0 HBP: 0 BLK: 0 WP: 0 HR: 1 S: 75 P: 120 ERA: 4.50 WHIP: 0.875	IP: 8.0 WLS: L BF: 30 H: 5 R: 4 ER: 4 SO: 10 BB: 2 IBB: 0 HBP: 0 BLK: 0 WP: 0 HR: 1 S: 75 P: 120 ERA: 4.50 WHIP: 0.875	IP: 8.0 WLS: L BF: 30 H: 5 R: 4 ER: 4 SO: 10 BB: 2 IBB: 0 HBP: 0 BLK: 0 WP: 0 HR: 1 S: 75 P: 120 ERA: 4.50 WHIP: 0.875	IP: 8.0 WLS: L BF: 30 H: 5 R: 4 ER: 4 SO: 10 BB: 2 IBB: 0 HBP: 0 BLK: 0 WP: 0 HR: 1 S: 75 P: 120 ERA: 4.50 WHIP: 0.875	IP: 8.0 WLS: L BF: 30 H: 5 R: 4 ER: 4 SO: 10 BB: 2 IBB: 0 HBP: 0 BLK: 0 WP: 0 HR: 1 S: 75 P: 120 ERA: 4.50 WHIP: 0.875							



Batter	1	2	3	4	5	6	7	8	9	AB	R	H	RBI	BB	SO	LOB	TOP			
Lonnie Smith, R (1, 7) OBP: 0.388, SLG: 0.410 Otis Nixon, S (7, 7) OBP: 0.371, SLG: 0.326	2-0 F9 BB SF7 1B		3-3 K		0-0 G5-3		2-3 K		2-2 G6-3	4	1	1	0	0	2	0				
Jeff Blausler, R (1, 6) OBP: 0.359, SLG: 0.414 Rafael Belliard, R (3, PH) OBP: 0.283, SLG: 0.272	4-1 SAFE S BB		4-1 F BB 1B BB		4-2 BB 1B BB		1-0 L3			0	0	0	0	1	0	0				
Terry Pendleton, S (1, 5) OBP: 0.356, SLG: 0.500	3-1 F9 2-3		4-0 E 1B BB		0-0 F9		4-2 FC6-4 BB			2	1	0	0	2	0	3				
Ron Gant, R (1, 8) OBP: 0.328, SLG: 0.502	1-2 SF7 3-H		2-0 E6 1B 1-2 2-3		4-1 1B 1-2 BB		2-1 FC6-4 1-2			2	0	0	1	1	0	3				
David Justice, L (1, 9) OBP: 0.374, SLG: 0.508	1-1 F8 1-2		2-0 1B 1-3 2-H		1-2 1B 1-3 2-H				2-2 F9	4	0	2	3	0	0	1				
Brian Hunter, R (1, 3) OBP: 0.305, SLG: 0.449 Alejandro Pena, R (8, 1)		2-0 F7	0-1 F9			2-0 G6-3 1B			0-0 G6-3	4	0	1	0	0	0	2				
Greg Olson, R (1, 2) OBP: 0.328, SLG: 0.371		2-1 G6-3		0-0 P6		2-1 G6-3			2-0 P4	4	0	0	0	0	0	1				
Mark Lemke, S (1, 4) OBP: 0.314, SLG: 0.331		3-2 G5-3		0-0 F8		1-1 G6-3			1-0 F8	4	0	0	0	0	0	1				
29 John Smoltz, R (1, 1) OBP: 0.190, SLG: 0.185 Mike Stanton, L (7, 1) OBP: 0.371, SLG: 0.667 Mike Bell, L (8, 3) OBP: 0.185, SLG: 0.269			3-3 K		3-2 F9		1-2 G6-3		3-3 K	3	0	0	0	0	1	1				
Inning Stats	R: 1 E: 0 K: 0 S: 9	H: 1 LOB: 1 BB: 1 P: 20	R: 0 E: 0 K: 0 S: 6	H: 0 LOB: 0 BB: 0 P: 13	R: 2 E: 1 K: 2 S: 14	H: 1 LOB: 2 BB: 2 P: 32	R: 0 E: 0 K: 0 S: 5	H: 0 LOB: 0 BB: 0 P: 8	R: 1 E: 0 K: 0 S: 8	H: 1 LOB: 2 BB: 2 P: 17	R: 0 E: 0 K: 0 S: 10	H: 0 LOB: 1 BB: 1 P: 18	R: 0 E: 0 K: 0 S: 6	H: 0 LOB: 0 BB: 0 P: 10	R: 0 E: 0 K: 1 S: 8	H: 0 LOB: 0 BB: 0 P: 14	1B: 4 2B: 0 3B: 0 HR: 0	SF: 1 SAC: 0 DP: 0 HBP: 0	WP: 0 PA: 37 PB: 0 SB: 1 CS: 0	
PITCHER	IP WLS BF H R ER SO BB IBB HBP BLK WP HR S P ERA WHIP																			
Brian Barnes, L (1, 1) ERA: 4.13 Doug Platt, R (6, 1) ERA: 2.7 Steve Frey, L (8, 1) ERA: 4.32 Scott Ruskin, L (9, 1) ERA: 4.42	5.0 L 23 3 4 2 2 5 0 0 0 0 0 0 42 90 3.60 1.600																			

Atlanta Braves @ Montreal Expos
Olympic Stadium, Montreal, QB
Tue Sep 03 1991, 7:05 PM EDT
Att: 7,833 - Cloudy - 70 F

AB 30
R 4
H 4
RBI 4
BB 6
SO 4
LOB 12



Batter	1	2	3	4	5	6	7	8	9	AB	R	H	RBI	BB	SO	LOB	BOTTOM			
Delino DeShields, L (1, 4) OBP: 0.370, SLG: 0.353	0-0 G4-6-3 1B		0-0 F8		1-1 G3		2-0 1-2 2-H 1B		1-3 K	5	0	2	1	0	1	3				
Dave Martinez, L (1, 8) OBP: 0.326, SLG: 0.405	1-0 G4-6-3 1-2		3-3 K			4-2 1B PB BB				3	0	0	0	1	2	3				
Ivan Calderon, R (1, 7) OBP: 0.367, SLG: 0.477	2-1 1B		3-1 G6-3			2-1 F8			3-2 G6-3	4	0	1	0	0	0	1				
Tim Wallach, R (1, 5) OBP: 0.293, SLG: 0.339	2-1 F8			0-1 G5-3		2-1 1-3 1B			2-1 G6-3	4	0	1	0	0	0	1				
Larry Walker, L (1, 9) OBP: 0.348, SLG: 0.456		1-0 E 1B		3-3 K		1-0 G6-3			0-0 F7	4	0	1	0	0	1	2				
Andres Galarraga, R (1, 3) OBP: 0.286, SLG: 0.317		2-2 F9		0-2 G1-3					1-1 P4	4	0	0	0	0	0	1				
Bret Barberie, S (1, 6) OBP: 0.380, SLG: 0.447	1-1 E4		1-1 L4		1-1 L4		4-1 BB 1B BB		2-1 1B 1B	3	1	1	0	1	0	1				
Mike Fitzgerald, R (1, 2) OBP: 0.256, SLG: 0.280	3-1 F8		2-0 E7 G3 1B			4-2 1B BB			2-3 K	3	0	1	0	1	1	3				
Brian Barnes, L (1, 1) ERA: 4.34 Eric Blalock, C (5, PH) OBP: 0.319, SLG: 0.333 Doug Platt, L (8, 1) ERA: 2.7 Tom Foley, L (7, PH) OBP: 0.379, SLG: 0.303 Steve Frey, R (9, 1) Scott Ruskin, R (9, 1) Ron Hassey, L (9, PH) OBP: 0.261, SLG: 0.319 Junior Noboa, R (9, PH) OBP: 0.247, SLG: 0.310		1-1 G4-3		0-1 G3		2-3 K			0-0 1-2 1B	1	0	0	0	0	0	2				
Inning Stats	R: 0 E: 0 K: 0 S: 6	H: 2 LOB: 1 BB: 0 P: 11	R: 0 E: 1 K: 0 S: 11	H: 1 LOB: 2 BB: 0 P: 19	R: 0 E: 0 K: 1 S: 6	H: 0 LOB: 0 BB: 0 P: 12	R: 0 E: 0 K: 1 S: 8	H: 0 LOB: 0 BB: 0 P: 11	R: 0 E: 0 K: 0 S: 7	H: 1 LOB: 1 BB: 1 P: 16	R: 1 E: 0 K: 2 S: 19	H: 1 LOB: 2 BB: 2 P: 37	R: 0 E: 0 K: 0 S: 6	H: 0 LOB: 0 BB: 0 P: 11	R: 0 E: 0 K: 2 S: 12	H: 2 LOB: 2 BB: 0 P: 18	1B: 8 2B: 0 3B: 0 HR: 0	SF: 0 SAC: 0 DP: 2 HBP: 0	WP: 0 PA: 37 PB: 1 SB: 0 CS: 0	
PITCHER	IP WLS BF H R ER SO BB IBB HBP BLK WP HR S P ERA WHIP																			
29 John Smoltz, R (1, 1) ERA: 4.34 Mike Stanton, L (7, 1) ERA: 2.43 Alejandro Pena, R (8, 1) ERA: 2.84	6.2 W 28 6 1 1 3 3 0 0 0 0 0 0 56 106 1.35 1.350																			

Atlanta Braves @ Montreal Expos
Olympic Stadium, Montreal, QB
Tue Sep 03 1991, 7:05 PM EDT
Att: 7,833 - Cloudy - 70 F

AB 34
R 1
H 8
RBI 1
BB 3
SO 6
LOB 20



Batter	1	2	3	4	5	6	7	8	9	AB	R	H	RBI	BB	SO	LOB	TOP							
Lonnie Smith, R (1, 7) OBP: 0.386, SLG: 0.407 Keith Mitchell, R (7, 7) OBP: 0.407, SLG: 0.463	1-3 K		1-1 F8		3-2 G4-3		0-1 G1-3		1-3 K	4	0	1	1	0	1	1								
Terry Pendleton, S (1, 5) OBP: 0.354, SLG: 0.499	1-1 G4-3		2-2 HR		2-1 G4-3		0-2 1B		2-2 P5	5	1	2	2	0	0	2								
Ron Gant, R (1, 8) OBP: 0.328, SLG: 0.498	1-0 G1-3		3-3 K		4-1 BB		1-3 K			3	0	0	0	1	2	1								
David Justice, L (1, 9) OBP: 0.367, SLG: 0.505		3-2 HR		0-0 G3-1		1-1 F8		3-1 F9		4	1	1	1	0	0	2								
Brian Hunter, R (1, 3) OBP: 0.308, SLG: 0.463		2-3 K		2-2 P2		1-0 HR		2-0 G5-3		4	1	2	1	0	1	0								
Greg Olson, R (1, 2) OBP: 0.325, SLG: 0.364		0-0 G6-3		3-2 L7		0-1 G6-3		1-0 G5-3		4	0	0	0	0	0	1								
Mark Lemke, S (1, 4) OBP: 0.303, SLG: 0.319		3-2 L9			0-1 G6-3		2-0 G6-3		0-1 F7	4	0	0	0	0	0	1								
Rafael Belliard, R (1, 6) OBP: 0.290, SLG: 0.281			0-0 F8 SH1-4 HR 1B		0-0 2B		1-0 F9		4-1 BB	3	2	2	0	1	0	0								
Charlie Leibrandt, R (1, 1) OBP: 0.095, SLG: 0.117 Jeff Treadway, L (9, PH) OBP: 0.379, SLG: 0.440 Jim Clancy, R (9, 1)			0-1 SH1-4		0-0 1B 2B		0-0 G6-3		1-0 F7	2	1	1	1	0	0	0								
Inning Stats	R: 0 H: 0 E: 0 K: 1 S: 6	H: 0 LOB: 0 BB: 0 P: 9	R: 1 H: 1 E: 0 K: 1 S: 11	LOB: 0 BB: 0 P: 19	R: 2 H: 2 E: 0 K: 1 S: 11	LOB: 0 BB: 0 P: 17	R: 0 H: 0 E: 0 K: 0 S: 7	H: 0 LOB: 0 BB: 0 P: 12	R: 2 H: 3 E: 0 K: 0 S: 12	H: 3 LOB: 2 BB: 1 P: 22	R: 1 H: 1 E: 0 K: 0 S: 5	H: 1 LOB: 1 BB: 0 P: 9	R: 0 H: 1 E: 0 K: 0 S: 9	H: 1 LOB: 1 BB: 0 P: 10	R: 0 H: 1 E: 0 K: 0 S: 6	H: 1 LOB: 1 BB: 1 P: 12	R: 0 H: 0 E: 0 K: 1 S: 9	H: 0 LOB: 1 BB: 1 P: 17	1B: 3 2B: 3 3B: 0 HR: 3	SF: 0 SAC: 1 DP: 0 HBP: 0	WP: 0 PB: 0 SB: 0 CS: 0	PA: 38		
PITCHER	IP	WLS	BF	H	R	ER	SO	BB	IBB	HBP	BLK	WP	HR	S	P	ERA	WHIP							
Frank Viola, L (1, 1) ERA: 3.84	5.0	L	22	6	5	5	3	1	0	0	0	0	2	47	79	9.00	1.400							
Tim Burke, R (6, 1) ERA: 3.79	2.0		8	2	1	1	1	0	0	0	0	0	1	14	19	4.50	1.000							
Terry Bross, R (8, 1) ERA: 4.5	2.0		8	1	0	0	1	1	0	0	0	0	0	15	29	0.00	1.000							

Atlanta Braves @ New York Mets
Shea Stadium, Flushing, NY
Sat Sep 07 1991, 3:33 AM EDT
Att: 25,772 - Sunny - 81 F

AB 35
R 6
H 9
RBI 6
BB 2
SO 5
LOB 10



Batter	1	2	3	4	5	6	7	8	9	AB	R	H	RBI	BB	SO	LOB	BOTTOM							
Keith Miller, R (1, 4) OBP: 0.335, SLG: 0.385	0-1 G6-3 2B		1-1 P4			1-0 L7		2-0 G4-3		4	0	1	0	0	0	1								
Kevin Elster, R (1, 6) OBP: 0.306, SLG: 0.352	0-2 G6-3			3-2 P3		2-1 P8		1-2 1B		4	0	1	0	0	0	2								
Howard Johnson, S (1, 9) OBP: 0.341, SLG: 0.539	2-3 K			2-2 G5-3		1-2 2B 1B		0-3 K		4	1	1	0	0	2	2								
Kevin McReynolds, R (1, 8) OBP: 0.330, SLG: 0.420	2-3 K			0-0 P3		1-2 E6 2B 1B		0-2 F9		4	0	0	0	0	1	2								
Gregg Jefferies, S (1, 5) OBP: 0.322, SLG: 0.378		1-1 F9			0-1 G6-3		0-0 P4		0-0 G5-3 1B	4	0	1	0	0	0	2								
Mark Carreon, R (1, 7) OBP: 0.282, SLG: 0.313		2-3 K			1-1 G5-3		1-1 2B		3-2 G5-3	4	0	1	1	0	1	1								
Garry Templeton, S (1, 3) OBP: 0.224, SLG: 0.293 Tim Burke, R (6, 1) OBP: 0.363, SLG: 0.349 Rick Cerone, R (7, PH) OBP: 0.363, SLG: 0.349 Terry Bross, R (8, 1) OBP: 0.299, SLG: 0.440 Mackey Sasser, L (9, PH) OBP: 0.291, SLG: 0.285		1-1 F9			0-1 G6-3		0-3 K		0-0 G4-3	2	0	0	0	0	0	0								
Charlie O'Brien, R (1, 2) OBP: 0.291, SLG: 0.285			0-0 F9			1-1 G5-3		3-2 F8		3	0	0	0	0	0	2								
Frank Viola, L (1, 1) OBP: 0.136, SLG: 0.154 Dave Magadan, L (6, 3) OBP: 0.378, SLG: 0.342			0-0 G3-1			1-2 2B		1-2 G4-3		1	0	0	0	0	0	0								
Inning Stats	R: 0 H: 1 E: 0 K: 2 S: 14	H: 1 LOB: 1 BB: 0 P: 18	R: 0 H: 0 E: 0 K: 1 S: 7	LOB: 0 BB: 0 P: 11	R: 0 H: 0 E: 0 K: 0 S: 4	LOB: 0 BB: 0 P: 5	R: 0 H: 0 E: 0 K: 0 S: 8	H: 0 LOB: 0 BB: 0 P: 13	R: 0 H: 1 E: 0 K: 0 S: 8	H: 1 LOB: 1 BB: 0 P: 13	R: 1 H: 2 E: 1 K: 1 S: 19	H: 2 LOB: 2 BB: 0 P: 25	R: 0 H: 1 E: 0 K: 1 S: 11	H: 1 LOB: 1 BB: 0 P: 15	R: 0 H: 1 E: 0 K: 0 S: 8	H: 1 LOB: 1 BB: 0 P: 11	1B: 3 2B: 3 3B: 0 HR: 0	SF: 0 SAC: 0 DP: 0 HBP: 0	WP: 0 PB: 0 SB: 3 CS: 0	PA: 34				
PITCHER	IP	WLS	BF	H	R	ER	SO	BB	IBB	HBP	BLK	WP	HR	S	P	ERA	WHIP							
Charlie Leibrandt, L (1, 1) ERA: 3.41	8.0	W	30	5	1	1	5	0	0	0	0	0	0	8	11	1.12	0.625							
Jim Clancy, R (9, 1) ERA: 3.51	1.0		4	1	0	0	0	0	0	0	0	0	0	8	11	0.00	1.000							

Atlanta Braves @ New York Mets
Shea Stadium, Flushing, NY
Sat Sep 07 1991, 3:33 AM EDT
Att: 25,772 - Sunny - 81 F

AB 34
R 1
H 6
RBI 1
BB 0
SO 5
LOB 15



Batter	1	2	3	4	5	6	7	8	9	AB	R	H	RBI	BB	SO	LOB	TOP					
Otis Nixon, S OBP: 0.375, SLG: 0.331 (1, 7)										3	2	2	1	1	0	1	Atlanta Braves @ New York Mets Shea Stadium, Flushing, NY Sun Sep 08 1991, 3:33 AM EDT Att: 22,449 - Sunny - 83 F					
Jeff Treadway, L OBP: 0.378, SLG: 0.439 Mark Lemke, S OBP: 0.307, SLG: 0.323 (8, PH)									3	1	1	0	0	0	2							
Terry Pendleton, S OBP: 0.354, SLG: 0.498 (1, 5)									5	0	2	2	0	0	2							
David Justice, L OBP: 0.365, SLG: 0.510 (1, 9)									5	1	1	2	0	1	3							
Ron Gant, R OBP: 0.329, SLG: 0.496 (1, 8)									2	0	0	0	2	1	1							
Sid Bream, L OBP: 0.323, SLG: 0.465 Brian Hunter, R OBP: 0.310, SLG: 0.476 (6, PH)									1	0	0	0	1	0	0							
Greg Olson, R OBP: 0.331, SLG: 0.364 (1, 2)									3	2	1	0	1	0	2							
Rafael Belliard, R OBP: 0.293, SLG: 0.284 (1, 6)									4	0	2	0	0	1	1							
Tom Glavine, L OBP: 0.300, SLG: 0.273 Lonnie Smith, R OBP: 0.385, SLG: 0.406 Mike Stanton, L OBP: 0.571, SLG: 0.667 Alejandro Pena, R (9, 1)								2	0	0	0	0	1	1								
Inning Stats	R: 0 E: 0 K: 0 S: 9	H: 1 LOB: 0 BB: 0 P: 13	R: 0 E: 0 K: 1 S: 7	H: 0 LOB: 0 BB: 0 P: 12	R: 1 E: 0 K: 0 S: 11	H: 2 LOB: 1 BB: 0 P: 16	R: 0 E: 0 K: 1 S: 6	H: 0 LOB: 0 BB: 2 P: 19	R: 0 E: 0 K: 1 S: 10	H: 1 LOB: 1 BB: 0 P: 13	R: 2 E: 0 K: 0 S: 8	H: 2 LOB: 0 BB: 1 P: 14	R: 0 E: 0 K: 0 S: 6	H: 0 LOB: 0 BB: 0 P: 9	R: 1 E: 0 K: 0 S: 11	H: 2 LOB: 1 BB: 2 P: 16		R: 3 E: 0 K: 1 S: 20	H: 3 LOB: 2 BB: 2 P: 32	1B: 8 2B: 1 3B: 0 HR: 2	SF: 1 SAC: 2 DP: 1 HBP: 0	WP: 0 PB: 0 CS: 1
PITCHER	Anthony Young, R ERA: 2.7 (1, 1)	Doug Simons, L ERA: 4.59 (6, 1)	Tim Burke, R ERA: 3.78 (8, 1)	John Franco, L ERA: 2.87 (8, 1)	PITCHER	IP	WLS	BF	H	R	ER	SO	BB	IBB	HBP	BLK	WP	HR	S	P	ERA	WHIP
Keith Miller, R OBP: 0.337, SLG: 0.388 (1, 4)									4	1	1	0	1	0	0							
Gary Templeton, S OBP: 0.224, SLG: 0.292 Mackey Sasser, L OBP: 0.298, SLG: 0.438 (9, PH)								4	1	1	1	0	1	0								
Howard Johnson, S OBP: 0.339, SLG: 0.534 (1, 9)								4	1	0	1	1	2	1								
Kevin McReynolds, R OBP: 0.329, SLG: 0.417 (1, 8)									5	1	1	1	0	1	1							
Gregg Jefferies, S OBP: 0.323, SLG: 0.379 (1, 5)								4	0	2	1	0	0	0								
Mark Carreon, R OBP: 0.282, SLG: 0.312 (1, 7)								4	0	1	0	0	0	3								
Kevin Elster, R OBP: 0.309, SLG: 0.349 (1, 6)								2	0	0	0	2	0	2								
Todd Hundley, S OBP: 0.500, SLG: 0.333 Rick Cerone, R OBP: 0.391, SLG: 0.347 (9, 2)								2	0	1	1	1	1	0								
Anthony Young, R OBP: 0.143, SLG: 0.286 Doug Simons, L Tim Burke, R John Franco, L Terry McDaniel, S OBP: 0.286, SLG: 0.333 (9, PH)								2	0	0	0	0	1	5								
Inning Stats	R: 4 E: 0 K: 0 S: 16	H: 5 LOB: 2 BB: 1 P: 28	R: 0 E: 0 K: 1 S: 10	H: 0 LOB: 0 BB: 0 P: 11	R: 0 E: 0 K: 1 S: 10	H: 1 LOB: 3 BB: 2 P: 20	R: 0 E: 0 K: 0 S: 6	H: 0 LOB: 0 BB: 0 P: 9	R: 0 E: 0 K: 1 S: 8	H: 0 LOB: 0 BB: 0 P: 11	R: 0 E: 0 K: 2 S: 9	H: 0 LOB: 0 BB: 0 P: 12	R: 0 E: 0 K: 0 S: 8	H: 1 LOB: 2 BB: 1 P: 17	R: 1 E: 0 K: 1 S: 9	H: 0 LOB: 1 BB: 2 P: 21	1B: 6 2B: 1 3B: 0 HR: 0	SF: 0 SAC: 0 DP: 0 HBP: 0	WP: 0 PB: 0 CS: 0	PA: 40		
PITCHER	Tom Glavine, L ERA: 2.32 (9, 1)	Mike Stanton, L ERA: 2.5 (9, 1)	Alejandro Pena, R ERA: 2.67 (9, 1)	PITCHER	IP	WLS	BF	H	R	ER	SO	BB	IBB	HBP	BLK	WP	HR	S	P	ERA	WHIP	

AB	32
R	7
H	11
RBI	7
BB	5
SO	4
LOB	15



Batter	1	2	3	4	5	6	7	8	9	AB	R	H	RBI	BB	SO	LOB	BOTTOM	
Keith Miller, R OBP: 0.337, SLG: 0.388 (1, 4)									4	1	1	0	1	0	0			
Gary Templeton, S OBP: 0.224, SLG: 0.292 Mackey Sasser, L OBP: 0.298, SLG: 0.438 (9, PH)								4	1	1	1	0	1	0				
Howard Johnson, S OBP: 0.339, SLG: 0.534 (1, 9)								4	1	0	1	1	2	1				
Kevin McReynolds, R OBP: 0.329, SLG: 0.417 (1, 8)									5	1	1	1	0	1	1			
Gregg Jefferies, S OBP: 0.323, SLG: 0.379 (1, 5)								4	0	2	1	0	0	0				
Mark Carreon, R OBP: 0.282, SLG: 0.312 (1, 7)								4	0	1	0	0	0	3				
Kevin Elster, R OBP: 0.309, SLG: 0.349 (1, 6)								2	0	0	0	2	0	2				
Todd Hundley, S OBP: 0.500, SLG: 0.333 Rick Cerone, R OBP: 0.391, SLG: 0.347 (9, 2)								2	0	1	1	1	1	0				
Anthony Young, R OBP: 0.143, SLG: 0.286 Doug Simons, L Tim Burke, R John Franco, L Terry McDaniel, S OBP: 0.286, SLG: 0.333 (9, PH)								2	0	0	0	0	1	5				
Inning Stats	R: 4 E: 0 K: 0 S: 16	H: 5 LOB: 2 BB: 1 P: 28	R: 0 E: 0 K: 1 S: 10	H: 0 LOB: 0 BB: 0 P: 11	R: 0 E: 0 K: 1 S: 10	H: 1 LOB: 3 BB: 2 P: 20	R: 0 E: 0 K: 0 S: 6	H: 0 LOB: 0 BB: 0 P: 9	R: 0 E: 0 K: 2 S: 9	H: 0 LOB: 0 BB: 0 P: 12	R: 0 E: 0 K: 0 S: 8	H: 1 LOB: 2 BB: 1 P: 17	R: 1 E: 0 K: 1 S: 9	H: 0 LOB: 1 BB: 2 P: 21	1B: 6 2B: 1 3B: 0 HR: 0	SF: 0 SAC: 0 DP: 0 HBP: 0	WP: 0 PB: 0 CS: 0	PA: 40
PITCHER	Tom Glavine, L ERA: 2.32 (9, 1)	Mike Stanton, L ERA: 2.5 (9, 1)	Alejandro Pena, R ERA: 2.67 (9, 1)	PITCHER	IP	WLS	BF											

Batter	1	2	3	4	5	6	7	8	9	AB	R	H	RBI	BB	SO	LOB	TOP											
Darren Lewis, R OBP: 0.370, SLG: 0.357 (1, 8)										4	0	0	0	0	0	2	San Francisco Giants @ Atlanta Braves Atlanta-Fulton County Stadium, Atlanta, GA Mon Sep 09 1991, 7:05 PM EDT Att: 19,686 - Sunny - 81 F											
Willie McGee, S OBP: 0.351, SLG: 0.406 Gil Heredia, R (6, 1)										3	0	1	0	0	1	1												
Mark Leonard, L OBP: 0.352, SLG: 0.352 Rod Beck, R OBP: 1.000, SLG: 1.000 (6, PH) (8, 1)										0	0	0	0	0	0	0												
Will Clark, L OBP: 0.363, SLG: 0.547 (1, 3)										4	0	1	1	0	1	1												
Kevin Bass, S OBP: 0.305, SLG: 0.372 (1, 7)										4	1	3	1	0	0	1												
Matt Williams, R OBP: 0.299, SLG: 0.484 (1, 5)										2	0	0	1	1	0	3												
Robby Thompson, R OBP: 0.354, SLG: 0.473 (1, 4)										4	0	2	0	0	1	1												
Steve Decker, R OBP: 0.263, SLG: 0.315 (1, 2)										4	0	0	0	0	0	3												
Mike Benjamin, R OBP: 0.205, SLG: 0.269 (1, 6)										4	1	2	0	0	1	1												
Bud Black, L OBP: 0.185, SLG: 0.215 Ted Wood, L OBP: 0.100, SLG: 0.100 (6, PH) (6, 9)										0	0	0	0	0	0	0												
Inning Stats	R: 0 H: 1 E: 0 K: 0 S: 12	H: 1 LOB: 0 BB: 0 P: 17	R: 0 H: 0 E: 0 K: 1 S: 6	H: 0 LOB: 1 BB: 1 P: 12	R: 0 H: 1 E: 0 K: 1 S: 13	H: 1 LOB: 1 BB: 0 P: 19	R: 0 H: 1 E: 0 K: 1 S: 10	H: 0 LOB: 0 BB: 0 P: 15	R: 0 H: 0 E: 0 K: 0 S: 6	H: 0 LOB: 0 BB: 0 P: 9	R: 1 H: 2 E: 0 K: 0 S: 9	H: 2 LOB: 1 BB: 0 P: 15	R: 2 H: 3 E: 0 K: 1 S: 15	H: 3 LOB: 2 BB: 1 P: 25	R: 0 H: 1 E: 0 K: 1 S: 14	H: 1 LOB: 1 BB: 0 P: 23		1B: 7 2B: 1 3B: 1 HR: 0	SF: 1 SAC: 1 DP: 2 HBP: 0	WP: 1 PB: 0 SB: 0 CS: 0	PA: 36							
PITCHER	IP	WLS	BF	H	R	ER	SO	BB	IBB	HBP	BLK	WP	HR	S	P	ERA	WHIP											
29 John Smoltz, R ERA: 4.23	(1, 1)	7.0	W	25	5	1	1	3	1	0	0	0	0	0	61	96	1.29	0.857										
Randy St. Claire, R ERA: 5.09	(8, 1)	0.2		4	1	2	2	1	1	0	0	0	0	0	10	18	27.00	3.000										
Mike Stanton, L ERA: 2.8	(8, 1)	0.0		2	2	0	0	0	0	0	0	0	0	3	5	∞	∞											
Jim Clancy, R ERA: 3.45	(8, 1)	1.1	S	5	1	0	0	1	0	0	0	0	1	0	16	25	0.00	0.750										

Batter	1	2	3	4	5	6	7	8	9	AB	R	H	RBI	BB	SO	LOB	BOTTOM										
Lonnie Smith, R OBP: 0.385, SLG: 0.409 Otis Nixon, S OBP: 0.374, SLG: 0.330 (5, FR) (6, 7)										3	0	1	0	0	0	0	San Francisco Giants @ Atlanta Braves Atlanta-Fulton County Stadium, Atlanta, GA Mon Sep 09 1991, 7:05 PM EDT Att: 19,686 - Sunny - 81 F										
Terry Pendleton, S OBP: 0.353, SLG: 0.500 (1, 5)										4	1	1	0	0	0	1											
Ron Gant, R OBP: 0.330, SLG: 0.497 (1, 8)										3	2	1	1	1	1	0											
David Justice, L OBP: 0.369, SLG: 0.531 (1, 9)										4	3	3	5	0	0	0											
Brian Hunter, R OBP: 0.309, SLG: 0.477 (1, 3)										4	1	1	0	0	1	1											
Greg Olson, R OBP: 0.330, SLG: 0.360 (1, 2)										3	0	0	0	1	1	0											
Mark Lemke, S OBP: 0.302, SLG: 0.318 (1, 4)										3	0	0	0	0	0	2											
Rafael Belliard, R OBP: 0.290, SLG: 0.281 (1, 6)										3	0	0	0	0	0	1											
29 John Smoltz, R OBP: 0.183, SLG: 0.179 Tommy Gregg, L OBP: 0.254, SLG: 0.330 Randy St. Claire, R OBP: 0.500, SLG: 0.500 Mike Stanton, L OBP: 0.571, SLG: 0.667 Jim Clancy, R ERA: 3.45 (8, 1)										2	0	0	0	0	0	0											
Inning Stats	R: 4 H: 4 E: 2 K: 0 S: 18	H: 4 LOB: 1 BB: 0 P: 30	R: 0 H: 0 E: 0 K: 0 S: 7	H: 0 LOB: 0 BB: 0 P: 8	R: 0 H: 0 E: 0 K: 1 S: 9	H: 0 LOB: 0 BB: 0 P: 12	R: 3 H: 2 E: 0 K: 0 S: 7	H: 2 LOB: 1 BB: 1 P: 14	R: 0 H: 0 E: 0 K: 0 S: 7	H: 0 LOB: 0 BB: 1 P: 14	R: 0 H: 0 E: 0 K: 2 S: 10	H: 0 LOB: 0 BB: 0 P: 8	R: 1 H: 1 E: 0 K: 2 S: 10	H: 1 LOB: 0 BB: 0 P: 14	1B: 1 2B: 3 3B: 1 HR: 2	SF: 0 SAC: 0 DP: 1 HBP: 0		WP: 1 PB: 0 SB: 0 CS: 0	PA: 33								
PITCHER	IP	WLS	BF	H	R	ER	SO	BB	IBB	HBP	BLK	WP	HR	S	P	ERA	WHIP										
Bud Black, L ERA: 4.28	(1, 1)	5.0	L	23	6	7	5	1	0	0	0	0	0	14	22	0.00	0.500										
Gil Heredia, R ERA: 11.25	(6, 1)	2.0		6	0	0	0	0	1	0	0	0	0	10	14	9.00	1.200										
Rod Beck, R ERA: 3.08	(8, 1)	1.0		4	1	1	1	2	0	0	0	0	1	10	14	9.00	1.000										


Batter	1	2	3	4	5	6	7	8	9	AB	R	H	RBI	BB	SO	LOB	TOP			
Darren Lewis, R (1, 8) OBP: 0.363, SLG: 0.349										4	0	0	1	0	1	2	San Francisco Giants @ Atlanta Braves Atlanta-Fulton County Stadium, Atlanta, GA Tue Sep 10 1991, 7:05 PM EDT Att: 23,741 - Sunny - 83 F			
Willie McGee, S (1, 9) OBP: 0.350, SLG: 0.405										4	0	1	0	0	1	2				
Will Clark, L (1, 3) OBP: 0.360, SLG: 0.542										4	0	0	0	0	0	2				
Kevin Bass, S (1, 7) OBP: 0.304, SLG: 0.368										3	0	0	0	0	1	1				
Matt Williams, R (1, 5) OBP: 0.297, SLG: 0.480										4	0	0	0	0	0	1				
Robby Thomson, R (1, 4) OBP: 0.353, SLG: 0.470										3	0	0	0	1	1	0				
Kirt Manwaring, R (1, 2) OBP: 0.288, SLG: 0.298										3	1	1	0	0	0	0				
Kevin Mitchell, R (9, PH) OBP: 0.347, SLG: 0.535										1	0	0	0	0	0	2				
Mike Benjamin, R (1, 6) OBP: 0.211, SLG: 0.261										2	0	0	0	1	0	1				
John Burkett, R (1, 1) OBP: 0.100, SLG: 0.102										1	0	1	0	0	0	0				
Mike Felder, S (8, PH) OBP: 0.321, SLG: 0.334										1	0	0	0	0	0	0				
Jeff Brantley, R (8, 1)										0	0	0	0	0	0	0				
Inning Stats	R: 0 E: 0 K: 1 S: 10	H: 1 LOB: 1 BB: 0 P: 15	R: 0 E: 0 K: 0 S: 16	H: 1 LOB: 1 BB: 0 P: 22	R: 0 E: 0 K: 0 S: 8	H: 0 LOB: 0 BB: 0 P: 12	R: 1 E: 1 K: 1 S: 12	H: 0 LOB: 1 BB: 1 P: 20	R: 0 E: 0 K: 0 S: 4	H: 0 LOB: 0 BB: 0 P: 5	R: 0 E: 0 K: 0 S: 3	H: 0 LOB: 0 BB: 0 P: 5	R: 0 E: 0 K: 0 S: 9	H: 0 LOB: 0 BB: 0 P: 13	R: 0 E: 0 K: 0 S: 12	H: 0 LOB: 2 BB: 1 P: 22	1B: 3 2B: 0 3B: 0 HR: 0	SF: 0 SAC: 1 DP: 0 HBP: 1	WP: 0 PB: 0 SB: 0 CS: 0	PA: 34
PITCHER	IP	WLS	BF	H	R	ER	SO	BB	IBB	HBP	BLK	WP	HR	S	P	ERA	WHIP			
Steve Avery, L (1, 1) ERA: 3.61	8.2	W	33	3	1	0	4	2	0	1	1	0	0	78	119	0.00	0.577			
Alejandro Pena, R (9, 1) ERA: 2.66	0.1	S	1	0	0	0	0	0	0	0	0	0	0	4	7	0.00	0.000			


AB	30
R	1
H	3
RBI	1
BB	2
SO	4
LOB	11



Batter	1	2	3	4	5	6	7	8	9	AB	R	H	RBI	BB	SO	LOB	BOTTOM			
Lonnie Smith, R (1, 7) OBP: 0.383, SLG: 0.404										3	0	0	0	1	0	3	San Francisco Giants @ Atlanta Braves Atlanta-Fulton County Stadium, Atlanta, GA Tue Sep 10 1991, 7:05 PM EDT Att: 23,741 - Sunny - 83 F			
Keith Mitchell, R (6, PR) OBP: 0.400, SLG: 0.455										1	0	0	0	0	0	1				
Jeff Treadway, L (1, 4) OBP: 0.378, SLG: 0.436										2	2	0	0	0	0	3				
Mark Lemke, S (5, 4)										1	0	0	0	1	0	1				
Terry Pendleton, S (1, 5) OBP: 0.355, SLG: 0.506										4	1	2	1	0	0	3				
David Justice, L (1, 9) OBP: 0.371, SLG: 0.530										3	0	1	1	1	0	0				
Ron Gant, R (1, 8) OBP: 0.331, SLG: 0.496										3	0	1	1	1	1	2				
Sid Bream, L (1, 3) OBP: 0.321, SLG: 0.461										4	0	1	0	0	0	3				
Greg Olson, R (1, 2) OBP: 0.329, SLG: 0.362										4	1	1	0	0	0	1				
Rafael Belliard, R (1, 6) OBP: 0.289, SLG: 0.279										3	0	0	0	0	1	1				
Steve Avery, L (1, 1) OBP: 0.288, SLG: 0.290										4	0	3	1	0	0	0				
Alejandro Pena, R (9, 1)										0	0	0	0	0	0	0				
Inning Stats	R: 1 E: 0 K: 0 S: 14	H: 2 LOB: 2 BB: 2 P: 29	R: 0 E: 0 K: 0 S: 7	H: 1 LOB: 1 BB: 0 P: 11	R: 1 E: 0 K: 1 S: 11	H: 2 LOB: 1 BB: 0 P: 17	R: 0 E: 0 K: 0 S: 8	H: 1 LOB: 2 BB: 1 P: 12	R: 0 E: 0 K: 1 S: 8	H: 0 LOB: 1 BB: 1 P: 14	R: 0 E: 0 K: 0 S: 6	H: 0 LOB: 0 BB: 0 P: 10	R: 1 E: 0 K: 0 S: 14	H: 2 LOB: 1 BB: 0 P: 19	R: 0 E: 0 K: 0 S: 12	H: 0 LOB: 0 BB: 0 P: 10	1B: 7 2B: 1 3B: 0 HR: 1	SF: 0 SAC: 0 DP: 1 HBP: 2	WP: 2 PB: 0 SB: 2 CS: 0	PA: 38
PITCHER	IP	WLS	BF	H	R	ER	SO	BB	IBB	HBP	BLK	WP	HR	S	P	ERA	WHIP			
John Burkett, R (1, 1) ERA: 4.18	7.0	L	33	7	3	3	2	4	0	2	0	0	0	60	106	3.86	1.571			
Jeff Brantley, R (8, 1) ERA: 2.67	1.0	S	5	2	1	1	0	0	0	0	0	1	0	14	19	9.00	2.000			



Batter	1	2	3	4	5	6	7	8	9	AB	R	H	RBI	BB	SO	LOB	TOP										
Tony Fernandez, S (1, 6) OBP: 0.327, SLG: 0.354	2-1 G4-3		1-0 P9			1-3 K			0-0 F7	4	0	0	0	0	1	1	<p>San Diego Padres @ Atlanta Braves Atlanta-Fulton County Stadium, Atlanta, GA</p> <p>Wed Sep 11, 1991, 7:05 PM EDT Att: 20,477 - Sunny - 85 F</p> <p>livebaseballscores.com</p> <p>AB 27 R 0 H 0 RBI 0 BB 2 SO 6 LOB 4</p> 										
Darin Jackson, R (1, 8) OBP: 0.306, SLG: 0.465	3-3 K		3-2 G6-3			0-0 F7			0-2 E5	4	0	0	0	0	1	1											
Tony Gwynn, L (1, 9) OBP: 0.355, SLG: 0.431	4-0 BB			2-2 G4-3					0-0 P6	3	0	0	0	1	0	1											
Fred McGriff, L (1, 3) OBP: 0.396, SLG: 0.487	2-2 G4-3			1-1 G4-3					0-0 F8	3	0	0	0	0	0	1											
Benito Santiago, R (1, 2) OBP: 0.287, SLG: 0.391		1-3 K		1-0 F9					0-2 F8	3	0	0	0	0	1	0											
Tim Lincecum, R (1, 5) OBP: 0.339, SLG: 0.396	2-3 K				1-2 F8				1-1 P5	3	0	0	0	0	1	0											
Jerald Clark, R (1, 7) Oscar Azocar, L (8, PH) OBP: 0.294, SLG: 0.250	0-3 K				2-3 K				0-1 F7	2	0	0	0	0	2	0											
Craig Shipley, R (1, 4) Jack Howell, L (8, PH) OBP: 0.277, SLG: 0.344			4-2 SH2-4 BB		1-1 F8				1-2 G6-3	3	1	0	0	1	0	0											
Greg Harris, R (1, 1) Bip Roberts, S (8, PH) OBP: 0.348, SLG: 0.356			2-1 SH2-4			0-2 G4-3			1-2 G4-3	1	1	0	0	0	0	0											
			1-2							1	0	0	0	0	0	0											
Inning Stats	R: 0 E: 0 K: 1 S: 8	H: 0 LOB: 1 BB: 1 P: 19	R: 0 E: 0 K: 3 S: 11	H: 0 LOB: 0 BB: 1 P: 14	R: 0 E: 0 K: 0 S: 8	H: 0 LOB: 1 BB: 1 P: 18	R: 0 E: 0 K: 0 S: 6	H: 0 LOB: 0 BB: 0 P: 10	R: 0 E: 0 K: 1 S: 8	H: 0 LOB: 0 BB: 0 P: 12	R: 0 E: 0 K: 0 S: 6	H: 0 LOB: 0 BB: 0 P: 6	R: 0 E: 0 K: 0 S: 7	H: 0 LOB: 0 BB: 0 P: 9	R: 0 E: 1 K: 0 S: 10	H: 0 LOB: 1 BB: 0 P: 11	1B: 0 2B: 0 3B: 0 HR: 0	SF: 0 SAC: 1 DP: 0 HBP: 0	WP: 0 PB: 0 SB: 0 CS: 0	PA: 30							
PITCHER	IP	WLS	BF	H	R	ER	SO	BB	IBB	HBP	BLK	WP	HR	S	P	ERA	WHIP										
Kent Mercker, L (1, 1) ERA: 2.21	6.0	W	20	0	0	0	6	2	0	0	0	0	0	49	82	0.00	0.333										
Mark Wohlers, R (7, 1) ERA: 1.94	2.0		6	0	0	0	0	0	0	0	0	0	0	13	15	0.00	0.000										
Alejandro Pena, R (9, 1) ERA: 2.63	1.0	S	4	0	0	0	0	0	0	0	0	0	0	10	11	0.00	0.000										

Batter	1	2	3	4	5	6	7	8	9	AB	R	H	RBI	BB	SO	LOB	BOTTOM										
Otis Nixon, S (1, 7) OBP: 0.371, SLG: 0.326	1-2 F8		1-2 G4-3			1-3 K			0-0 G3	4	0	0	0	0	1	0	<p>San Diego Padres @ Atlanta Braves Atlanta-Fulton County Stadium, Atlanta, GA</p> <p>Wed Sep 11, 1991, 7:05 PM EDT Att: 20,477 - Sunny - 85 F</p> <p>livebaseballscores.com</p> <p>AB 32 R 1 H 7 RBI 1 BB 2 SO 7 LOB 17</p> 										
Jeff Treadway, L (1, 4) Mark Lemke, S (8, 4) OBP: 0.376, SLG: 0.433	1-0 F9		0-0		0-0 G3				2-2 G6-3	4	0	1	0	0	0	0											
Terry Pendleton, S (1, 5) OBP: 0.356, SLG: 0.514	1-1 E4		2-3 K		0-0 HR				2-0 FC6-4 2B	4	1	2	1	0	1	1											
David Justice, L (1, 9) OBP: 0.367, SLG: 0.523	1-2 P6		3-1 F9		1-0 G1-3				3-3 K	4	0	0	0	0	1	3											
Ron Gant, R (1, 8) OBP: 0.333, SLG: 0.494		4-1 FC3-6 BB		2-0 F7		2-1 G6-3			4-0 FC6-4 IBB	2	0	0	0	2	0	0											
Shi Bream, L (1, 3) Keith Mitchell, R (8, PH) Mark Wohlers, R (7, 1) Lonnie Smith, R (8, PH) Rico Robey, R (8, PH) Alejandro Pena, R (9, 1)	0-0 FC3-6		0-0 FC5-4 1B		0-0 F7				0-0 FC6-4	3	0	1	0	0	0	1											
Greg Olson, R (1, 2) OBP: 0.331, SLG: 0.364	1-0 FC5-4 1B		1-2 1B		1-1 2B 1B				0-0 F9	4	0	2	0	0	0	3											
Rafael Belliard, R (1, 6) OBP: 0.290, SLG: 0.282	0-1 FC5-4		1-2 1B		1-0 2B				1-3 K	3	0	1	0	0	1	3											
Kent Mercker, L (1, 1) Brian Hunter, R (7, 3) OBP: 0.307, SLG: 0.475	0-3 K		0-3 K		1-3 K				1-3 K	2	0	0	0	0	2	4											
										1	0	0	0	0	1	0											
Inning Stats	R: 0 E: 1 K: 0 S: 10	H: 0 LOB: 1 BB: 0 P: 14	R: 0 E: 0 K: 1 S: 8	H: 1 LOB: 2 BB: 1 P: 13	R: 0 E: 0 K: 1 S: 11	H: 1 LOB: 1 BB: 0 P: 17	R: 0 E: 0 K: 1 S: 8	H: 2 LOB: 2 BB: 0 P: 13	R: 1 E: 0 K: 1 S: 6	H: 1 LOB: 0 BB: 0 P: 8	R: 0 E: 0 K: 1 S: 10	H: 1 LOB: 1 BB: 0 P: 15	R: 0 E: 0 K: 1 S: 7	H: 0 LOB: 0 BB: 0 P: 10	R: 0 E: 0 K: 1 S: 9	H: 1 LOB: 2 BB: 1 P: 20	1B: 4 2B: 2 3B: 0 HR: 1	SF: 0 SAC: 0 DP: 0 HBP: 0	WP: 0 PB: 0 SB: 0 CS: 0	PA: 34							
PITCHER	IP	WLS	BF	H	R	ER	SO	BB	IBB	HBP	BLK	WP	HR	S	P	ERA	WHIP										
Greg Harris, R (1, 1) ERA: 2.13	8.0	L	34	7	1	1	7	1	1	0	0	0	1	69	110	1.12	1.000										

Batter	1	2	3	4	5	6	7	8	9	AB	R	H	RBI	BB	SO	LOB	TOP					
Darrin Jackson, R OBP: 0.309, SLG: 0.474										3	1	1	1	1	0	2	San Diego Padres @ Atlanta Braves Atlanta-Fulton County Stadium, Atlanta, GA Thu Sep 12 1991, 7:05 PM EDT Att: 27,794 - Sunny - 92 F					
Tony Fernandez, S OBP: 0.325, SLG: 0.351 Jeremy Hernandez, R (8, 1)										4	0	0	0	0	0	1						
Tony Gwynn, L OBP: 0.355, SLG: 0.432 Jim Vatcher, R OBP: 0.400, SLG: 0.250										3	0	1	0	0	0	0						
Fred McGriff, L OBP: 0.397, SLG: 0.487										4	0	2	0	0	0	1						
Bento Santiago, R OBP: 0.289, SLG: 0.389										2	0	0	0	2	0	2						
Tim Lincecum, R OBP: 0.334, SLG: 0.390										4	0	0	0	0	0	4						
Kevin Ward, R OBP: 0.274, SLG: 0.400										4	0	1	0	0	2	0						
Jack Howell, L OBP: 0.271, SLG: 0.337										4	0	0	0	0	1	1						
Bruce Hurst, L OBP: 0.183, SLG: 0.149 Rich Rodriguez, L (6, 1)										2	0	1	0	0	1	0						
Jerald Clark, R OBP: 0.305, SLG: 0.372 Jose Melendez, R OBP: 0.125, SLG: 0.067 Craig Shipley, R OBP: 0.300, SLG: 0.313										0	0	0	0	0	0	0						
Inning Stats	R: 1 E: 0 K: 0 S: 11	H: 2 LOB: 2 BB: 1 P: 21	R: 0 E: 0 K: 1 S: 7	H: 1 LOB: 1 BB: 0 P: 11	R: 0 E: 0 K: 0 S: 5	H: 0 LOB: 0 BB: 0 P: 6	R: 0 E: 0 K: 1 S: 10	H: 0 LOB: 0 BB: 1 P: 17	R: 0 E: 0 K: 1 S: 10	H: 0 LOB: 1 BB: 1 P: 18	R: 0 E: 0 K: 1 S: 9	H: 1 LOB: 1 BB: 0 P: 18	R: 0 E: 0 K: 1 S: 9	H: 1 LOB: 1 BB: 0 P: 15	R: 0 E: 0 K: 0 S: 7	H: 1 LOB: 0 BB: 0 P: 9	R: 0 E: 0 K: 0 S: 6	H: 0 LOB: 0 BB: 0 P: 12	1B: 4 2B: 1 3B: 0 HR: 1	SF: 0 SAC: 0 DP: 0 HBP: 0	WP: 0 PB: 0 SB: 0 CS: 1	PA: 35
PITCHER	IP WLS BF H R ER SO BB IBB HBP BLK WP HR S P ERA WHIP																					
Charlie Leibrandt, L ERA: 3.34	(1, 1)	7.0 W 28 5 1 1 4 3 0 0 0 0 0 1 61 106 1.29 1.143																				
Mike Stanton, L ERA: 2.76	(8, 1)	1.0 4 1 0 0 0 0 0 0 0 0 0 0 7 9 0.00 1.000																				
Jim Clancy, R ERA: 3.4	(9, 1)	1.0 3 0 0 0 0 0 0 0 0 0 0 0 6 12 0.00 0.000																				

Batter	1	2	3	4	5	6	7	8	9	AB	R	H	RBI	BB	SO	LOB	BOTTOM			
Lonnie Smith, R OBP: 0.381, SLG: 0.400 Otis Nixon, S OBP: 0.371, SLG: 0.327										2	0	0	0	1	1	1	San Diego Padres @ Atlanta Braves Atlanta-Fulton County Stadium, Atlanta, GA Thu Sep 12 1991, 7:05 PM EDT Att: 27,794 - Sunny - 92 F			
Jeff Blauser, R OBP: 0.359, SLG: 0.413 Rafael Belliard, R OBP: 0.291, SLG: 0.284										3	1	1	0	0	0	1				
Terry Pendleton, S OBP: 0.356, SLG: 0.513										5	0	2	0	0	0	3				
Ron Gant, R OBP: 0.335, SLG: 0.500										4	2	2	2	1	0	1				
David Justice, L OBP: 0.365, SLG: 0.520										2	0	0	1	1	0	0				
Brian Hunter, R OBP: 0.310, SLG: 0.473										3	0	1	0	1	0	4				
Greg Olson, R OBP: 0.330, SLG: 0.362										4	0	1	0	0	0	3				
Mark Lemke, S OBP: 0.303, SLG: 0.315										4	1	1	0	0	0	5				
Charlie Leibrandt, R OBP: 0.094, SLG: 0.115 Tommy Gregg, L OBP: 0.252, SLG: 0.326 Mike Stanton, L OBP: 0.371, SLG: 0.687 Jim Clancy, R ERA: 3.4										1	0	0	0	0	0	1				
Inning Stats	R: 1 E: 0 K: 1 S: 11	H: 2 LOB: 2 BB: 1 P: 22	R: 0 E: 0 K: 0 S: 9	H: 1 LOB: 0 BB: 0 P: 13	R: 1 E: 0 K: 0 S: 10	H: 1 LOB: 0 BB: 0 P: 17	R: 0 E: 0 K: 0 S: 6	H: 0 LOB: 1 BB: 1 P: 12	R: 2 E: 1 K: 0 S: 15	H: 3 LOB: 2 BB: 0 P: 25	R: 0 E: 0 K: 0 S: 12	H: 1 LOB: 3 BB: 1 P: 15	R: 0 E: 1 K: 0 S: 10	H: 1 LOB: 3 BB: 1 P: 21	R: 0 E: 0 K: 0 S: 8	H: 1 LOB: 1 BB: 0 P: 13		1B: 9 2B: 0 3B: 0 HR: 1	SF: 1 SAC: 2 DP: 0 HBP: 0	WP: 0 PB: 0 SB: 2 CS: 0
PITCHER	IP WLS BF H R ER SO BB IBB HBP BLK WP HR S P ERA WHIP																			
Bruce Hurst, L ERA: 3.22	(1, 1)	5.2 L 29 8 5 4 1 3 0 0 0 0 0 0 0 2 2 0.00 0.000																		
Rich Rodriguez, L ERA: 3.6	(6, 1)	0.1 1 0 0 0 0 0 0 0 0 0 0 0 2 2 0.00 0.000																		
Jose Melendez, R ERA: 0.35	(7, 1)	1.0 6 1 0 0 0 0 1 0 0 0 0 0 0 10 21 0.00 2.000																		
Jeremy Hernandez, R ERA: 3.4	(8, 1)	1.0 4 1 0 0 0 0 0 0 0 0 0 0 0 8 13 0.00 1.000																		



Batter	1	2	3	4	5	6	7	8	9	AB	R	H	RBI	BB	SO	LOB	TOP				
Brett Butler, L OBP: 0.403, SLG: 0.344 (1, 8)										4	1	0	0	1	0	1	Los Angeles Dodgers @ Atlanta Braves Atlanta-Fulton County Stadium, Atlanta, GA Fri Sep 13 1991, 7:05 PM EDT Att: 45,769 - Sunny - 91 F				
Mike Sharperson, R OBP: 0.395, SLG: 0.354 (1, 5)										4	1	1	0	0	1	1					
Lenny Harris, L OBP: 0.355, SLG: 0.358 (9, PH) (9, 5)										1	0	0	0	0	0	0					
Darryl Strawberry, L OBP: 0.370, SLG: 0.498 (1, 9)										5	2	4	2	0	0	0					
Eddie Murray, S OBP: 0.321, SLG: 0.402 (1, 3)										4	0	2	1	0	0	1					
Kal Daniels, L OBP: 0.343, SLG: 0.404 (1, 7)										3	0	2	1	1	0	2					
Stan Javier, S OBP: 0.257, SLG: 0.286 (7, 7)										0	0	0	0	0	0	0					
Gary Carter, R OBP: 0.325, SLG: 0.389 (1, 2)										3	0	0	0	0	0	3					
Mike Scioscia, L OBP: 0.356, SLG: 0.378 (8, 2)										0	0	0	0	0	0	0					
Juan Samuel, R OBP: 0.325, SLG: 0.386 (1, 4)										3	1	1	1	1	0	1					
Alfredo Griffin, S OBP: 0.290, SLG: 0.278 (1, 6)										4	0	1	0	0	0	4					
Mike Morgan, R OBP: 0.087, SLG: 0.090 (1, 1)										2	0	0	0	0	0	3					
Dave Hansen, L OBP: 0.319, SLG: 0.444 (8, PH)										1	0	0	0	0	0	0					
Roger McDowell, R (8, 1)										0	0	0	0	0	0	0					
Inning Stats	R: 1 E: 0 K: 0 S: 8	H: 2 LOB: 2 BB: 1 P: 15	R: 0 E: 0 K: 0 S: 7	H: 1 LOB: 1 BB: 0 P: 8	R: 0 E: 0 K: 1 S: 9	H: 0 LOB: 0 BB: 0 P: 13	R: 0 E: 0 K: 0 S: 10	H: 1 LOB: 1 BB: 0 P: 14	R: 0 E: 0 K: 0 S: 6	H: 0 LOB: 0 BB: 0 P: 8	R: 1 E: 0 K: 0 S: 9	H: 2 LOB: 3 BB: 2 P: 18	R: 2 E: 0 K: 0 S: 10	H: 3 LOB: 1 BB: 0 P: 15	R: 1 E: 0 K: 0 S: 9	H: 1 LOB: 0 BB: 0 P: 15	R: 0 E: 0 K: 0 S: 9	H: 1 LOB: 1 BB: 0 P: 12	1B: 6 2B: 3 3B: 0 HR: 2	SF: 1 SAC: 2 DP: 0 HBP: 0	WP: 0 PA: 40 PB: 0 SB: 1 CS: 0
PITCHER	IP WLS BF H R ER SO BB IBB HBP BLK WP HR S P ERA WHIP																				
Tom Glavine, L ERA: 2.44 (1, 1)	7.1 L 34 10 5 5 1 2 1 0 0 0 2 63 99 6.14 1.636																				
Mark Wohlers, R ERA: 1.54 (8, 1)	0.2 2 0 0 0 0 0 0 0 0 0 0 5 7 0.00 0.000																				
Randy St. Claire, R ERA: 4.88 (9, 1)	1.0 4 1 0 0 0 0 0 0 0 0 0 9 12 0.00 1.000																				

Batter	1	2	3	4	5	6	7	8	9	AB	R	H	RBI	BB	SO	LOB	BOTTOM				
Otis Nixon, S OBP: 0.372, SLG: 0.327 (1, 7)										3	0	1	0	1	0	0	Los Angeles Dodgers @ Atlanta Braves Atlanta-Fulton County Stadium, Atlanta, GA Fri Sep 13 1991, 7:05 PM EDT Att: 45,769 - Sunny - 91 F				
Jeff Treadway, L OBP: 0.373, SLG: 0.429 (1, 4)										3	1	0	0	0	1	1					
Mark Lemke, S OBP: 0.302, SLG: 0.313 (7, 4)										1	0	0	0	0	1	1					
Terry Pendleton, S OBP: 0.355, SLG: 0.511 (1, 5)										4	0	1	0	0	1	1					
David Justice, L OBP: 0.364, SLG: 0.527 (1, 9)										3	1	1	2	0	0	0					
Ron Gant, R OBP: 0.333, SLG: 0.496 (1, 8)										4	0	0	0	0	1	1					
Sid Bream, L OBP: 0.322, SLG: 0.457 (1, 3)										3	0	1	0	0	0	0					
Brian Hunter, R OBP: 0.309, SLG: 0.471 (7, FR) (8, 3)										3	0	0	0	0	1	1					
Greg Olson, R OBP: 0.327, SLG: 0.359 (1, 2)										0	0	0	0	0	0	0					
Rafael Belliard, R OBP: 0.289, SLG: 0.282 (1, 6)										2	0	0	0	0	0	0					
Tommy Gregg, L OBP: 0.276, SLG: 0.323 (7, PH) (8, 6)										1	0	0	0	0	1	1					
Vinny Castilla, R (8, 6)										0	0	0	0	0	0	0					
Tom Glavine, L OBP: 0.292, SLG: 0.265 (1, 1)										2	0	0	0	0	1	1					
Mark Wohlers, R (8, 1)										0	0	0	0	0	0	0					
Lonnie Smith, R OBP: 0.390, SLG: 0.399 (8, PH)										1	0	0	0	0	0	0					
Randy St. Claire, R OBP: 0.500, SLG: 0.500 (9, 1)										0	0	0	0	0	0	0					
Inning Stats	R: 1 E: 0 K: 0 S: 10	H: 2 LOB: 1 BB: 0 P: 15	R: 0 E: 1 K: 0 S: 7	H: 0 LOB: 0 BB: 0 P: 11	R: 0 E: 0 K: 0 S: 4	H: 0 LOB: 0 BB: 0 P: 6	R: 1 E: 0 K: 0 S: 5	H: 1 LOB: 0 BB: 0 P: 13	R: 0 E: 0 K: 0 S: 6	H: 0 LOB: 0 BB: 0 P: 10	R: 0 E: 0 K: 0 S: 7	H: 0 LOB: 0 BB: 0 P: 10	R: 0 E: 0 K: 0 S: 8	H: 1 LOB: 1 BB: 0 P: 12	R: 0 E: 0 K: 0 S: 8	H: 0 LOB: 1 BB: 1 P: 17	R: 0 E: 0 K: 0 S: 6	H: 0 LOB: 0 BB: 0 P: 7	1B: 3 2B: 0 3B: 0 HR: 1	SF: 1 SAC: 0 DP: 0 HBP: 0	WP: 1 PA: 33 PB: 0 SB: 1 CS: 0
PITCHER	IP WLS BF H R ER SO BB IBB HBP BLK WP HR S P ERA WHIP																				
Mike Morgan, R ERA: 2.78 (1, 1)	7.0 W 26 4 2 2 0 0 0 0 0 0 1 47 77 2.57 0.571																				
Roger McDowell, R ERA: 3.05 (8, 1)	2.0 S 7 0 0 0 0 1 0 0 0 0 0 0 14 24 0.00 0.500																				

AB	34
R	5
H	11
RBI	5
BB	3
SO	1
LOB	16



AB	31
R	2
H	4
RBI	2
BB	1
SO	0
LOB	7



livebaseballscores.com

livebaseballscores.com

Batter	1	2	3	4	5	6	7	8	9	10	11	AB	R	H	RBI	BB	SO	LOB	TOP				
Brett Butler, L OBP: 0.405, SLG: 0.344 (1, 8)	4-1 BB 3B	4-0 BB		2-1 G6-4-3 1B			2-2 G1-3			0-1 G3		3	1	1	0	2	0	0					
Lenny Harris, L OBP: 0.340, SLG: 0.355 (7, PH)	0-3 K	3-2 G6-3		1-0 G6-4-3			1-0 CS			1-2 L6		3	0	0	0	0	1	4					
Mike Sharperson, R OBP: 0.381, SLG: 0.356 (7, 5)												2	0	1	0	0	0	0					
Daryl Strawberry, L OBP: 0.372, SLG: 0.492 (1, 9)	1-0 P6									1-1 F7		5	0	0	0	0	1	2					
Eddie Murray, S OBP: 0.322, SLG: 0.402 (1, 3)	0-1 3B									2-0 G1-3		5	1	2	0	0	0	0					
Kal Daniels, L OBP: 0.340, SLG: 0.410 (1, 7)	3-2 1B									4-0 G4-3 BB		4	0	2	2	1	1	1					
Tom Goodwin, L OBP: 0.333, SLG: 0.333 (11, PR)												0	0	0	0	0	0	0					
Jeff Hamilton, R OBP: 0.253, SLG: 0.297 (11, 5)	1-1 3B											0	0	0	0	0	0	0					
Mike Scioscia, L OBP: 0.354, SLG: 0.375 (1, 2)	1-0 P5									2-1 G4-3		5	0	1	0	0	0	3					
Juan Samuel, R OBP: 0.328, SLG: 0.387 (1, 4)										4-0 IBB		4	0	2	0	1	0	0					
Alfredo Griffin, S OBP: 0.288, SLG: 0.277 (1, 6)												2	0	0	0	0	0	3					
Stan Javier, S OBP: 0.255, SLG: 0.284 (9, PH)												1	0	0	0	0	0	0					
Jose Offerman, S OBP: 0.331, SLG: 0.214 (9, 6)												0	0	0	0	0	0	0					
Mitch Webster, S OBP: 0.284, SLG: 0.330 (11, 7)												1	0	0	0	0	0	2					
Tim Lincecum, R OBP: 0.340, SLG: 0.410 (1, 1)												1	0	0	0	0	0	0					
Dave Hansen, L OBP: 0.288, SLG: 0.277 (1, 1)												1	0	0	0	0	0	0					
Tim Lincecum, R OBP: 0.340, SLG: 0.410 (1, 1)												1	0	0	0	0	0	0					
Chris Gerson, L OBP: 0.288, SLG: 0.277 (1, 1)												1	0	0	0	0	0	0					
John Candelaria, L OBP: 0.288, SLG: 0.277 (1, 1)												1	0	0	0	0	0	0					
Roger McDowell, R OBP: 0.288, SLG: 0.277 (1, 1)												1	0	0	0	0	0	0					
Inning Stats	R: 2 E: 0 K: 1 S: 11	H: 2 LOB: 1 BB: 1 P: 20	R: 0 E: 0 K: 0 S: 9	H: 1 LOB: 2 BB: 1 P: 17	R: 0 E: 0 K: 1 S: 12	H: 3 LOB: 3 BB: 0 P: 17	R: 0 E: 0 K: 0 S: 7	H: 1 LOB: 0 BB: 0 P: 12	R: 0 E: 0 K: 0 S: 8	H: 1 LOB: 0 BB: 0 P: 10	R: 0 E: 0 K: 1 S: 7	H: 0 LOB: 0 BB: 0 P: 9	R: 0 E: 0 K: 0 S: 6	H: 0 LOB: 0 BB: 0 P: 11	R: 0 E: 0 K: 0 S: 5	H: 0 LOB: 0 BB: 0 P: 8	R: 0 E: 0 K: 0 S: 7	H: 0 LOB: 2 BB: 2 P: 16	1B: 8 2B: 0 3B: 1 HR: 0	SF: 0 SAC: 1 DP: 1 HBP: 0	WP: 0 PB: 0 SB: 0 CS: 1	PA: 45	
29 John Smoltz, R ERA: 4.19	IP: 6.0	WLS: 27	BF: 8	H: 2	R: 2	ER: 0	SO: 2	BB: 0	IBB: 0	HBP: 0	BLK: 0	WP: 0	HR: 0	S: 15	P: 24	ERA: 0.00	WHIP: 0.500						
Mike Stanton, L ERA: 2.67	IP: 7.1	WLS: 6	BF: 1	H: 0	R: 0	ER: 0	SO: 1	BB: 0	IBB: 0	HBP: 0	BLK: 0	WP: 0	HR: 0	S: 15	P: 24	ERA: 0.00	WHIP: 0.500						
Alejandro Pena, R ERA: 2.59	IP: 9.1	WLS: 3	BF: 0	H: 0	R: 0	ER: 0	SO: 0	BB: 0	IBB: 0	HBP: 0	BLK: 0	WP: 0	HR: 0	S: 5	P: 8	ERA: 0.00	WHIP: 0.000						
Jim Clancy, R ERA: 3.32	IP: 10.1	WLS: 8	BF: 0	H: 0	R: 0	ER: 0	SO: 0	BB: 1	IBB: 1	HBP: 0	BLK: 0	WP: 0	HR: 0	S: 13	P: 25	ERA: 0.00	WHIP: 0.500						

Los Angeles Dodgers @ Atlanta Braves
Atlanta-Fulton County Stadium, Atlanta, GA
Sat Sep 14 1991, 3:33 AM EDT
Att: 44,773 - Sunny - 95 F

AB 39
R 2
H 9
RBI 2
BB 4
SO 3
LOB 16



Batter	1	2	3	4	5	6	7	8	9	10	11	AB	R	H	RBI	BB	SO	LOB	BOTTOM					
Otis Nixon, S OBP: 0.374, SLG: 0.330 (1, 7)	2-3 K		2-1 BB WP 1B	1-0 P6		1-0 S 1B			1-2 SH3-4 1B		0-0 B1-3	6	0	3	0	0	1	1						
Jeff Treadwell, L OBP: 0.375, SLG: 0.431 (1, 4)	0-2 K		3-2 F9		3-2 1B	4-2 1B			1-0 SH3-4		4-2 2B 1B BB	3	1	2	0	1	0	2						
Mike Stanton, L OBP: 0.267, SLG: 0.267 (7, 1)												0	0	0	0	0	0	0						
Alfonso Soriano, R OBP: 0.330, SLG: 0.399 (8, PH)												0	0	0	0	0	0	0						
Lonnie Smith, R OBP: 0.300, SLG: 0.399 (8, PH)												0	0	0	0	0	0	0						
Jim Clancy, R OBP: 0.332, SLG: 0.332 (10, 1)												0	0	0	0	0	0	0						
Jerry Willard, L OBP: 0.288, SLG: 0.311 (11, PH)												0	0	0	0	0	0	0						
Keith Mitchell, R OBP: 0.400, SLG: 0.455 (11, PH)												0	1	0	0	0	0	0						
Terry Pendleton, S OBP: 0.357, SLG: 0.512 (1, 5)	1-3 K		3-3 K		2-1 1B	2-1 F7			4-0 FC5-4 IBB		0-1 1B	5	0	2	0	1	2	6						
David Justice, L OBP: 0.366, SLG: 0.524 (1, 9)	3-3 K		4-2 BB BB		0-0 1B	1-3 2-H 1B			2-3 K		4-0 1B IBB	4	0	1	1	2	2	3						
Ron Gant, R OBP: 0.333, SLG: 0.493 (1, 8)			3-3 K		4-1 BB	1-1 FC5-2-5 G5-4-3			0-2 FC5-4		1-1 1B	5	0	1	2	1	2	4						
Sid Bream, L OBP: 0.320, SLG: 0.455 (1, 3)	2-3 K		2-3 BB		1-2 2-3 3-H BB	0-0 G5-4-3			1-2 F8		1-0 G5-3	1	0	0	0	0	1	0						
Brian Hunter, R OBP: 0.305, SLG: 0.463 (3, PH)												4	0	0	0	0	0	5						
Greg Olson, R OBP: 0.326, SLG: 0.355 (1, 2)			4-0 FC6-4 BB		3-3 K	0-0 P2			2-2 G6-3		1-0 G6-3	4	0	0	0	1	1	0						
Rafael Belliard, R OBP: 0.288, SLG: 0.281 (1, 6)	1-1 FC6-4		0-3 K		1-2 K	1-2 1B			1-3 K		1-1 F9	5	0	1	0	0	2	1						
29 John Smoltz, R ERA: 2.59	IP: 1.1	WLS: 1	BF: 0	H: 0	R: 0	ER: 0	SO: 0	BB: 0	IBB: 0	HBP: 0	BLK: 0	WP: 0	HR: 0	S: 3	P: 9	ERA: 0.00	WHIP: 0.000							
Tommy Gregg, L OBP: 0.276, SLG: 0.319 (6, PH)												1	0	0	0	0	0	1						
Mark Lemke, S OBP: 0.250, SLG: 0.310 (7, 4)												2	0	0	0	0	0	0						
Inning Stats	R: 0 E: 0 K: 3 S: 13	H: 1 LOB: 1 BB: 0 P: 19	R: 0 E: 0 K: 2 S: 8	H: 0 LOB: 1 BB: 1 P: 18	R: 1 E: 0 K: 1 S: 14	H: 1 LOB: 3 BB: 3 P: 35	R: 0 E: 0 K: 2 S: 9	H: 0 LOB: 1 BB: 0 P: 14	R: 1 E: 0 K: 0 S: 9	H: 3 LOB: 1 BB: 0 P: 15	R: 0 E: 0 K: 0 S: 13	H: 2 LOB: 3 BB: 1 P: 20	R: 0 E: 0 K: 1 S: 5	H: 0 LOB: 0 BB: 0 P: 11	R: 0 E: 0 K: 0 S: 10	H: 1 LOB: 2 BB: 1 P: 18	R: 0 E: 0 K: 0 S: 4	H: 0 LOB: 0 BB: 0 P: 7	R: 1 E: 0 K: 0 S: 9	H: 2 LOB: 3 BB: 2 P: 18	1B: 9 2B: 1 3B: 0 HR: 0	SF: 0 SAC: 2 DP: 1 HBP: 0	WP: 2 PB: 0 SB: 1 CS: 0	PA: 50
Tim Belcher, R ERA: 2.59	IP: 3.1	WLS: 1	BF: 14	H: 2	R: 1	ER: 0	SO: 6	BB: 4	IBB: 0	HBP: 0	BLK: 0	WP: 1	HR: 0	S: 34	P: 70	ERA: 3.38	WHIP: 2.250							
Steve Wilson, L ERA: 3.68	IP: 3.1	WLS: 1	BF: 0	H: 0	R: 0	ER: 0	SO: 0	BB: 0	IBB: 0	HBP: 0	BLK: 0	WP: 0	HR: 0	S: 1	P: 2	ERA: 0.00	WHIP: 0.000							
Kevin Gross, R ERA: 3.65	IP: 4.1	WLS: 2	BF: 14	H: 5	R: 1	ER: 1	SO: 2	BB: 1	IBB: 0	HBP: 0	BLK: 0	WP: 1	HR: 0	S: 29	P: 45	ERA: 3.38	WHIP: 2.250							
Tim Crews, R ERA: 2.78	IP: 6.1	WLS: 7	BF: 0	H: 0	R: 0	ER: 0	SO: 2	BB: 0	IBB: 0	HBP: 0	BLK: 0	WP: 0	HR: 0	S: 15	P: 21	ERA: 0.00	WHIP: 0.000							
Jim Gott, R ERA: 2.78	IP: 9.1	WLS: 2	BF: 1	H: 0	R: 0	ER: 0	SO: 0	BB: 0	IBB: 0	HBP: 0	BLK: 0	WP: 0	HR: 0	S: 4	P: 6	ERA: 0.00	WHIP: 3.000							
PITCHER	IP: 0.1	WLS: 2	BF: 0	H: 0	R: 0	ER: 0	SO: 1	BB: 0	IBB: 0	HBP: 0	BLK: 0	WP: 0	HR: 0	S: 16	P: 28	ERA: 4.50	WHIP: 1.500							
John Candelaria, L ERA: 3.48	IP: 9.1	WLS: 2	BF: 0	H: 0	R: 0	ER: 0	SO: 1	BB: 0	IBB: 0	HBP: 0	BLK: 0	WP: 0	HR: 0	S: 16	P: 28	ERA: 4.50	WHIP: 1.500							
Roger McDowell, R ERA: 3.09	IP: 9.1	WLS: 2	BF: 0	H: 0	R: 0	ER: 0	SO: 1	BB: 0	IBB: 0	HBP: 0	BLK: 0	WP: 0	HR: 0	S: 16	P: 28	ERA: 4.50	WHIP: 1.500							

Los Angeles Dodgers @ Atlanta Braves
Atlanta-Fulton County Stadium, Atlanta, GA
Sat Sep 14 1991, 3:33 AM EDT
Att: 44,773 - Sunny - 95 F

AB 40
R 3
H 10
RBI 3
BB 8
SO 11
LOB 23



Batter	1	2	3	4	5	6	7	8	9	AB	R	H	RBI	BB	SO	LOB	TOP		
Brett Butler, L OBP: 0.405, SLG: 0.345 Stan Javier, S OBP: 0.258, SLG: 0.287	2-1 G6-4-3 1B			2-3 K			3-2 G6-3		2-0 DI 1B	2	0	1	0	0	1	0	Los Angeles Dodgers @ Atlanta Braves Atlanta-Fulton County Stadium, Atlanta, GA Sun Sep 15 1991, 3:33 AM EDT Att: 45,541 - Cloudy - 94 F		
Mike Sharperson, R OBP: 0.353, SLG: 0.348	0-0 G6-4-3 1-2			3-2 F7			0-3 K		2-2 F8 1-2	4	0	0	0	0	1	2			
Daryl Strawberry, L OBP: 0.371, SLG: 0.490 Mitch Webster, S OBP: 0.286, SLG: 0.332	3-1 G3			0-0 F8			0-0 1B		1-3 K	2	0	0	0	0	0	0			
Eddie Murray, S OBP: 0.320, SLG: 0.400 Tom Goodwin, L OBP: 0.333, SLG: 0.333		0-1 G6-3			1-0 G5-3		0-2 G4-3			3	0	0	0	0	0	1			
Kal Daniels, L OBP: 0.345, SLG: 0.408 Eric Karros, R		3-2 G6-3			2-2 F7			0-1 F7		2	0	0	0	0	0	0			
Juan Samuel, R OBP: 0.326, SLG: 0.385 Dave Hansen, L OBP: 0.306, SLG: 0.426		2-3 K			0-0 F9			3-3 K		2	0	0	0	0	1	0			
Gary Carter, R OBP: 0.337, SLG: 0.385 Dennis Cook, L Jeff Hamilton, R OBP: 0.250, SLG: 0.293 Mike Christopher, R			1-2 P2		1-0 F7			1-3 K		2	0	0	0	0	0	0			
Alfredo Griffin, S OBP: 0.287, SLG: 0.276 Jose Offerman, S OBP: 0.325, SLG: 0.210			1-1 G6-3		0-0 E9 G6-3			0-0 P3		1	0	0	0	0	0	0			
Ramon Martinez, R OBP: 0.113, SLG: 0.114 John Wetteland, R Carlos Hernandez, R OBP: 0.167, SLG: 0.200			1-0 G3-1		1-2 G6-3 1-2			1-1 1B 2B		1	0	0	0	0	0	0			
Inning Stats	R: 0 E: 0 K: 0 S: 5	H: 1 LOB: 0 BB: 0 P: 10	R: 0 E: 0 K: 1 S: 9	H: 0 LOB: 0 BB: 0 P: 14	R: 0 E: 0 K: 0 S: 6	H: 0 LOB: 0 BB: 0 P: 9	R: 0 E: 0 K: 1 S: 7	H: 0 LOB: 0 BB: 0 P: 12	R: 0 E: 1 K: 0 S: 6	H: 0 LOB: 0 BB: 0 P: 8	R: 0 E: 0 K: 1 S: 10	H: 1 LOB: 1 BB: 0 P: 13	R: 0 E: 0 K: 2 S: 9	H: 0 LOB: 0 BB: 0 P: 13	R: 1 E: 0 K: 1 S: 10	H: 2 LOB: 1 BB: 0 P: 16		1B: 3 2B: 1 3B: 0 HR: 0	SF: 0 SAC: 0 DP: 2 HBP: 0
PITCHER Steve Avery, L ERA: 3.48	IP: 9.0 WLS: W BF: 30 H: 4 R: 1 ER: 1 SO: 6 BB: 0 IBB: 0 HBP: 0 BLK: 0 WP: 0 HR: 0 S: 67 P: 103 ERA: 1.00 WHIP: 0.444																		

Batter	1	2	3	4	5	6	7	8	9	AB	R	H	RBI	BB	SO	LOB	BOTTOM		
Otis Nixon, S OBP: 0.371, SLG: 0.327 Keith Mitchell, R OBP: 0.410, SLG: 0.464	2-1 P3		0-0 FC6-4 1-2			1-1 F8		1-1 1B		4	0	0	0	0	1	1	Los Angeles Dodgers @ Atlanta Braves Atlanta-Fulton County Stadium, Atlanta, GA Sun Sep 15 1991, 3:33 AM EDT Att: 45,541 - Cloudy - 94 F		
Mark Lemke, S OBP: 0.301, SLG: 0.314	4-1 1B BB	0-0 2B		1-2 L3		0-0 E6 E		0-1 F9		4	2	1	0	1	0	1			
Terry Pendleton, S OBP: 0.358, SLG: 0.511	3-2 HBP 1B 1-3 HR	2-3 K		2-1 HBP		3-1 E8 1-H				3	1	1	0	0	1	1			
David Justice, L OBP: 0.368, SLG: 0.522	1-2 HR 1B 1-2 3-H		4-2 PB SF8 BB	1-1 F8		0-0 G4-3				3	2	1	1	1	0	2			
Ron Gant, R OBP: 0.336, SLG: 0.492	2-0 HR HBP 1-2 2-3		4-2 PB E BB	1-3 K			4-1 G4-3 BB			1	2	0	0	2	1	1			
Sid Bream, L OBP: 0.319, SLG: 0.467	3-1 HR		1-2 SF8		0-3 K		2-0 G4-3 1-2			3	1	1	5	0	1	1			
Greg Olson, R OBP: 0.322, SLG: 0.351	2-2 F8		0-0 P3		2-1 L1		3-1 G6-3			4	0	0	0	0	0	1			
Rafael Belliard, R OBP: 0.287, SLG: 0.278	0-1 G1-3		2-2 E4 1B 2-H		1-0 G6-3		4-1 G4-6-3 BB			3	1	0	0	1	0	0			
Steve Avery, L OBP: 0.286, SLG: 0.288		2-2 G1-3	0-1 FC6-4 1B 2-H		1-1 F7		0-0 G4-6-3			4	0	1	1	0	0	1			
Inning Stats	R: 5 E: 0 K: 0 S: 16	H: 3 LOB: 0 BB: 1 P: 33	R: 0 E: 0 K: 2 S: 14	H: 1 LOB: 1 BB: 0 P: 21	R: 3 E: 1 K: 0 S: 16	H: 1 LOB: 1 BB: 2 P: 27	R: 0 E: 0 K: 1 S: 9	H: 0 LOB: 0 BB: 0 P: 14	R: 0 E: 0 K: 1 S: 6	H: 0 LOB: 0 BB: 0 P: 9	R: 1 E: 2 K: 0 S: 8	H: 0 LOB: 1 BB: 0 P: 13	R: 0 E: 0 K: 0 S: 4	H: 0 LOB: 1 BB: 1 P: 13	R: 0 E: 0 K: 0 S: 6	H: 1 LOB: 1 BB: 1 P: 11		1B: 4 2B: 1 3B: 0 HR: 1	SF: 1 SAC: 0 DP: 2 HBP: 2
PITCHER Ramon Martinez, R ERA: 3.27 John Wetteland, R ERA: 0.76 Dennis Cook, L ERA: 0.76 Mike Christopher, R ERA: 0.76	IP: 2.0 WLS: L BF: 14 H: 4 R: 7 ER: 5 SO: 2 BB: 3 IBB: 0 HBP: 1 BLK: 0 WP: 0 HR: 1 S: 35 P: 67 ERA: 22.50 WHIP: 3.500																		

Batter	1	2	3	4	5	6	7	8	9	AB	R	H	RBI	BB	SO	LOB	TOP								
Lonnie Smith, R OBP: 0.381, SLG: 0.397	F8		1B BB	G5-3		F9			F8	4	1	1	0	1	0	2	Atlanta Braves @ San Francisco Giants Candlestick Park, San Francisco, CA Mon Sep 16 1991, 10:05 PM EDT Att: 14,701 - Overcast - 55 F								
Mark Lemko, S OBP: 0.308, SLG: 0.322			1B BB	G5-3		P5			G3-6	4	1	2	0	1	0	3									
Terry Pendleton, S OBP: 0.357, SLG: 0.508	F9		1B	G4-3		K			G3-6	5	1	1	0	0	1	5									
Ron Gant, R OBP: 0.335, SLG: 0.492	K		1B		G5-3		P5			4	1	1	3	0	1	1									
David Justice, L OBP: 0.369, SLG: 0.525			2B		K		P8			4	0	2	1	0	1	0									
Brian Hunter, R OBP: 0.301, SLG: 0.458			1B		P4		P5			3	0	0	0	0	2	2									
Jim Clancy, R OBP: 0.274, SLG: 0.316	K		K							0	0	0	0	0	0	0									
Tommy Gregg, L OBP: 0.231, SLG: 0.167										1	0	0	0	0	0	0									
Mark Wohlers, R OBP: 0.231, SLG: 0.167										0	0	0	0	0	0	0									
Pete Smith, R OBP: 0.231, SLG: 0.167										0	0	0	0	0	0	0									
Greg Olson, R OBP: 0.321, SLG: 0.348	L5		F8					G1-3		3	1	0	0	1	0	2									
Rafael Belliard, R OBP: 0.291, SLG: 0.279										2	0	1	0	1	1	1									
Jeff Treadway, L OBP: 0.276, SLG: 0.430			K					F9		1	0	0	0	0	0	0									
Vinny Castilla, R OBP: 0.276, SLG: 0.430										0	0	0	0	0	0	0									
Kent Mercker, L OBP: 0.200, SLG: 0.111										2	0	0	0	0	2	2									
Sid Bream, L OBP: 0.321, SLG: 0.468								G4-3		2	0	1	1	0	0	0									
Inning Stats	R: 0 E: 0 K: 1 S: 8	H: 1 LOB: 1 BB: 0 P: 14	R: 0 E: 0 K: 2 S: 13	H: 1 LOB: 2 BB: 1 P: 22	R: 4 E: 0 K: 2 S: 18	H: 3 LOB: 1 BB: 2 P: 33	R: 0 E: 0 K: 1 S: 9	H: 1 LOB: 1 BB: 0 P: 13	R: 0 E: 0 K: 1 S: 6	H: 0 LOB: 0 BB: 0 P: 11	R: 1 E: 0 K: 1 S: 19	H: 2 LOB: 2 BB: 1 P: 29	R: 0 E: 0 K: 0 S: 7	H: 0 LOB: 0 BB: 0 P: 13	R: 0 E: 0 K: 0 S: 8	H: 0 LOB: 0 BB: 0 P: 11	R: 0 E: 0 K: 0 S: 7	H: 1 LOB: 0 BB: 0 P: 10	1B: 6 2B: 3 3B: 0 HR: 0	SF: 0 SAC: 0 DP: 1 HBP: 0	WP: 0 PB: 0 SB: 1 CS: 0	PA: 39			
PITCHER	IP	WLS	BF	H	R	ER	SO	BB	IBB	HBP	BLK	WP	HR	S	P	ERA	WHIP								
Bryan Hickerson, L ERA: 4.15	2.0		14	5	4	4	3	2	1	0	0	0	0	32	58	18.00	3.500								
Kelly Downs, R ERA: 4.17	2.0		7	1	0	0	3	0	0	0	0	0	0	16	24	0.00	0.500								
Francisco Oliveras, R ERA: 3.45	1.2	W	8	2	1	1	1	1	0	0	0	0	0	20	33	5.40	1.800								
Jeff Brantley, R ERA: 2.59	1.1		4	0	0	0	1	0	0	0	0	0	0	12	20	0.00	0.000								
Rod Beck, R ERA: 3.45	2.0	S	6	1	0	0	0	0	0	0	0	0	0	15	21	0.00	0.500								

Batter	1	2	3	4	5	6	7	8	9	AB	R	H	RBI	BB	SO	LOB	BOTTOM								
Darren Lewis, R OBP: 0.366, SLG: 0.333	G4-3		G6-3		G1-4-3	G1-3			G1-3	1	4	0	0	4	0	0	Atlanta Braves @ San Francisco Giants Candlestick Park, San Francisco, CA Mon Sep 16 1991, 10:05 PM EDT Att: 14,701 - Overcast - 55 F								
Willie McGee, S OBP: 0.361, SLG: 0.415	G4-3		WP		G1-4-3					3	1	1	0	2	0	2									
Tom Herr, S OBP: 0.343, SLG: 0.281			G6-3		WP	G4-3				5	1	3	3	0	0	3									
Kevin Bass, S OBP: 0.308, SLG: 0.367	P4		SF7		1B					4	1	2	2	0	1	3									
Matt Williams, R OBP: 0.300, SLG: 0.489	K		P5		P3					4	0	0	0	1	1	3									
Dave Anderson, R OBP: 0.272, SLG: 0.296			P3		G6-3					5	1	1	0	0	0	5									
Steve Decker, R OBP: 0.262, SLG: 0.321			P3		G6-3					2	0	0	0	0	0	0									
Terry Kennedy, L OBP: 0.285, SLG: 0.346			P3		G6-3					1	0	1	2	1	0	0									
Mike Benjamin, R OBP: 0.219, SLG: 0.253										2	0	1	0	1	0	1									
Jeff Brantley, R OBP: 0.297, SLG: 0.252										0	0	0	0	0	0	0									
Mike Kingery, L OBP: 0.297, SLG: 0.252										1	0	0	0	0	0	3									
Rod Beck, R OBP: 0.500, SLG: 0.500										0	0	0	0	0	0	0									
Bryan Hickerson, L OBP: 0.355, SLG: 0.087										1	0	0	0	0	1	1									
Kelly Downs, R OBP: 0.355, SLG: 0.087										0	0	0	0	0	0	0									
Mike Felder, S OBP: 0.200, SLG: 0.200										1	0	0	0	0	1	1									
Francisco Oliveras, R OBP: 0.200, SLG: 0.200										0	0	0	0	0	0	0									
Jose Uribe, S OBP: 0.294, SLG: 0.319										2	0	0	0	0	1	0									
Inning Stats	R: 1 E: 0 K: 1 S: 10	H: 1 LOB: 1 BB: 1 P: 20	R: 0 E: 0 K: 1 S: 8	H: 1 LOB: 0 BB: 0 P: 12	R: 2 E: 0 K: 0 S: 8	H: 1 LOB: 0 BB: 1 P: 16	R: 0 E: 0 K: 0 S: 7	H: 0 LOB: 1 BB: 1 P: 12	R: 4 E: 0 K: 0 S: 16	H: 4 LOB: 1 BB: 1 P: 30	R: 0 E: 0 K: 1 S: 15	H: 0 LOB: 1 BB: 1 P: 23	R: 0 E: 1 K: 0 S: 10	H: 1 LOB: 2 BB: 1 P: 21	R: 1 E: 0 K: 1 S: 17	H: 1 LOB: 3 BB: 3 P: 35	R: 1 E: 0 K: 1 S: 17	H: 1 LOB: 0 BB: 0 P: 10	1B: 7 2B: 1 3B: 1 HR: 0	SF: 1 SAC: 0 DP: 1 HBP: 0	WP: 2 PB: 0 SB: 4 CS: 0	PA: 42			
PITCHER	IP	WLS	BF	H	R	ER	SO	BB	IBB	HBP	BLK	WP	HR	S	P	ERA	WHIP								
Kent Mercker, L ERA: 2.62	4.1		20	3	4	4	2	4	0	0	0	1	0	37	70	8.31	1.615								
Jim Clancy, R ERA: 3.58	1.2	L	10	4	3	3	1	1	0	0	0	0	0	27	43	16.20	3.000								
Mark Wohlers, R ERA: 2.08	1.1		9	2	1	1	0	2	1	0	0	0	0	18	40	6.75	3.000								
Pete Smith, R ERA: 5.44	0.2		3	0	0	0	1	0	1	0	0	0	0	9	16	0.00	0.000								

livebaseballscorecards.com



livebaseballscorecards.com



Batter	1	2	3	4	5	6	7	8	9	AB	R	H	RBI	BB	SO	LOB	TOP				
Lonnie Smith, R OBP: 0.376, SLG: 0.391 (1, 7)	2-2 P6			2-3 K			1-0 E9 3B	2-1 G5-3		4	1	0	0	0	1	2					
Mark Lemke, S OBP: 0.311, SLG: 0.332 (1, 4)	3-1 L7			4-1 G1-6-3 BB			0-1 1B 3B		2-2 G5-3	3	1	1	1	1	0	0					
Terry Pendleton, S OBP: 0.354, SLG: 0.504 (1, 5)	0-0 G5-3			1-2 G1-6-3 1-2f			3-H 2-1 G4-3		1-1 G5-3	4	0	0	0	0	0	2					
Ron Gant, R OBP: 0.333, SLG: 0.488 (1, 8)		1-2 G6-3			1-1 G1-3		1-1 G1-3		0-2 G5-3	4	0	0	0	0	0	1					
David Justice, L OBP: 0.369, SLG: 0.523 (1, 9)		2-3 K			0-2 G1-3		1-1 FC6-4 1B			3	0	1	1	0	1	0					
Brian Hunter, R OBP: 0.298, SLG: 0.452 (1, 3)		0-0 G6-3			0-1 P6		1 SAFE 0-0 FC6-4 1-2f			3	0	0	0	0	0	1					
Greg Olson, R OBP: 0.324, SLG: 0.351 (1, 2)			0-0 SH5-3 CS 2B			1-1 G6-3		4-2 FC3-6 BB		2	0	1	0	1	0	0					
Rafael Belliard, R OBP: 0.289, SLG: 0.278 (1, 6)			0-0 SH5-3		0-3 K		1 SAFE 0-1 FC3-6 G5-3 1B 1-2f			2	0	0	0	0	1	1					
Charlie Leibrandt, R OBP: 0.091, SLG: 0.111 (1, 1)			2-3 K		3-2 G6-3		1 SAFE 1 SAFE 1-2			2	0	0	0	0	1	1					
Jeff Blauser, R OBP: 0.350, SLG: 0.415 (8, PH)										1	0	1	0	0	0	0					
Mike Stanton, L OBP: 0.571, SLG: 0.667 (8, 1)										0	0	0	0	0	0	0					
Inning Stats	R: 0 E: 0 K: 0 S: 6	H: 0 LOB: 0 BB: 0 P: 11	R: 0 E: 0 K: 1 S: 9	H: 0 LOB: 0 BB: 0 P: 12	R: 0 E: 0 K: 1 S: 7	H: 1 LOB: 1 BB: 0 P: 7	R: 0 E: 0 K: 1 S: 7	H: 0 LOB: 0 BB: 1 P: 14	R: 0 E: 0 K: 1 S: 8	H: 0 LOB: 0 BB: 0 P: 12	R: 2 E: 1 K: 0 S: 10	H: 2 LOB: 1 BB: 0 P: 15	R: 0 E: 0 K: 0 S: 7	H: 1 LOB: 1 BB: 1 P: 14	R: 0 E: 0 K: 0 S: 8	H: 0 LOB: 0 BB: 0 P: 11	1B: 2 2B: 2 3B: 1 HR: 0	SF: 0 SAC: 1 DP: 3 HBP: 0	WP: 0 PB: 0 SB: 0 CS: 1	PA: 31	
PITCHER	IP	WLS	BF	H	R	ER	SO	BB	IBB	HBP	BLK	WP	HR	S	P	ERA	WHIP				
Bud Black, L ERA: 4.1 (1, 1)	8.0	W	28	4	2	0	4	2	0	0	0	0	0	61	93	0.00	0.750				
Dave Righetti, L ERA: 3.31 (9, 1)	1.0	S	3	0	0	0	0	0	0	0	0	0	0	8	11	0.00	0.000				

Atlanta Braves @ San Francisco Giants
Candlestick Park, San Francisco, CA
Tue Sep 17 1991, 10:05 PM EDT
Att. 8,481 - Overcast - 52 F

AB 28
R 2
H 4
RBI 2
BB 2
SO 4
LOB 8

Braves

Batter	1	2	3	4	5	6	7	8	9	AB	R	H	RBI	BB	SO	LOB	BOTTOM				
Darren Lewis, R OBP: 0.365, SLG: 0.330 (1, 8)	4-2 FC1-6 BB		2-1 F9		1-3 K			1 SAFE 1-0 SH1-4		2	0	0	0	1	1	1					
Willie McGee, S OBP: 0.358, SLG: 0.411 (1, 9)	1 SAFE 0-1 FC1-6		2-3 K			1-2 G4-3		2-2 G4-3		4	0	0	1	0	1	1					
Dave Righetti, L (9, 1)	1-2f							2-H		0	0	0	0	0	0	0					
Will Clark, L OBP: 0.360, SLG: 0.535 (1, 3)	2-3 K		3-1 G3			0-0 G3		0-2 G6-3		4	0	0	0	0	1	1					
Kevin Bass, S OBP: 0.308, SLG: 0.376 (1, 7)	1 SAFE 3-2 G6-3			3-3 K		1-0 HR				3	1	1	1	0	1	1					
Matt Williams, R OBP: 0.300, SLG: 0.488 (1, 5)		2-2 1B G4-3 1B		1-3 K		0-0 G5-3				3	1	1	0	0	1	0					
Tom Herr, S OBP: 0.343, SLG: 0.282 (1, 4)		1-2 S G4-3 FC1-2 1B		2-3 K			0-1 F9			3	0	1	0	0	1	0					
Kirt Manwaring, R OBP: 0.280, SLG: 0.289 (1, 2)		0-0 G4-3			3-2 FC4-6 1B		2-1 F8			3	0	1	1	0	0	1					
Mike Benjamin, R OBP: 0.212, SLG: 0.244 (1, 6)		1-1 FC1-2 FC5-4 2-H			0-0 FC4-6 SH1		1-1 B1-3			3	0	0	0	0	0	2					
Bud Black, L OBP: 0.182, SLG: 0.212 (1, 1)		0-1 FC5-4			0-0 SH1			1-2 S SH1-4 G4-3 1B		1	0	0	0	0	0	1					
Mike Felder, S OBP: 0.317, SLG: 0.333 (8, PH)										1	1	1	0	0	0	0					
Inning Stats	R: 0 E: 0 K: 1 S: 10	H: 0 LOB: 1 BB: 1 P: 19	R: 1 E: 0 K: 0 S: 11	H: 2 LOB: 1 BB: 0 P: 15	R: 0 E: 0 K: 1 S: 9	H: 0 LOB: 0 BB: 0 P: 16	R: 0 E: 0 K: 3 S: 13	H: 0 LOB: 0 BB: 0 P: 19	R: 0 E: 0 K: 1 S: 8	H: 1 LOB: 1 BB: 0 P: 12	R: 1 E: 0 K: 0 S: 7	H: 1 LOB: 0 BB: 0 P: 9	R: 0 E: 0 K: 0 S: 6	H: 0 LOB: 0 BB: 0 P: 9	R: 1 E: 0 K: 0 S: 10	H: 1 LOB: 0 BB: 0 P: 14	1B: 4 2B: 0 3B: 0 HR: 1	SF: 0 SAC: 2 DP: 0 HBP: 0	WP: 0 PB: 0 SB: 4 CS: 0	PA: 30	
PITCHER	IP	WLS	BF	H	R	ER	SO	BB	IBB	HBP	BLK	WP	HR	S	P	ERA	WHIP				
Charlie Leibrandt, L ERA: 3.31 (1, 1)	7.0	L	26	4	2	2	6	1	0	0	0	0	0	64	99	2.57	0.714				
Mike Stanton, L ERA: 2.77 (8, 1)	1.0	L	4	1	1	1	0	0	0	0	0	0	0	10	14	9.00	1.000				

Atlanta Braves @ San Francisco Giants
Candlestick Park, San Francisco, CA
Tue Sep 17 1991, 10:05 PM EDT
Att. 8,481 - Overcast - 52 F

AB 27
R 3
H 5
RBI 3
BB 1
SO 6
LOB 8

GIANTS

Batter	1	2	3	4	5	6	7	8	9	10	AB	R	H	RBI	BB	SO	LOB	TOP	
Lonnie Smith, R OBP: 0.385, SLG: 0.407 Alejandro Pena, R (10, 1)	F9		G4-3			HR	1B			1B	5	2	3	2	0	0	0		
Jeff Treadway, L OBP: 0.370, SLG: 0.421 Jim Clancy, R (7, 1)	P6		K			G1-3	G1-3			SH	4	0	0	0	0	1	2		
Mike Stanton, L OBP: 0.571, SLG: 0.667 Vinny Castilla, R (9, 6)										1B	0	0	0	0	0	0	0		
Terry Pendleton, S OBP: 0.355, SLG: 0.502	BB					G6-3	2B			1B	3	0	1	0	2	0	0		
David Justice, L OBP: 0.372, SLG: 0.524	F8					F9	FC5			K	5	0	2	1	0	1	1		
Ron Gant, R OBP: 0.334, SLG: 0.487						F9	FC5			1B	3	0	0	1	1	0	2		
Sid Bream, L OBP: 0.320, SLG: 0.458	F8					G4-3				G4-6-3	5	0	0	0	0	0	3		
Greg Olson, R OBP: 0.324, SLG: 0.352	F8					F8					3	1	1	0	1	0	1		
Rafael Belliard, R OBP: 0.290, SLG: 0.282 Tommy Gregg, L OBP: 0.289, SLG: 0.316 Mark Lemke, S OBP: 0.308, SLG: 0.330	F9					K				G3	2	0	0	0	0	1	1		
29 John Smoltz, R OBP: 0.190, SLG: 0.172 Jeff Blauser, R OBP: 0.358, SLG: 0.412 Mark Wohlers, R OBP: 0.410, SLG: 0.484						K				F9	2	0	0	0	0	1	0		
Inning Stats	R: 0 E: 0 K: 0 S: 13	H: 0 LOB: 1 BB: 1 P: 18	R: 0 E: 0 K: 2 S: 5	H: 0 LOB: 1 BB: 1 P: 9	R: 0 E: 0 K: 2 S: 11	H: 0 LOB: 0 BB: 0 P: 15	R: 0 E: 0 K: 1 S: 5	H: 0 LOB: 0 BB: 0 P: 8	R: 1 E: 0 K: 0 S: 13	H: 3 LOB: 2 BB: 0 P: 18	R: 0 E: 0 K: 1 S: 6	H: 0 LOB: 0 BB: 0 P: 9	R: 0 E: 0 K: 0 S: 8	H: 1 LOB: 1 BB: 0 P: 11	R: 2 E: 1 K: 0 S: 10	H: 2 LOB: 1 BB: 1 P: 18	1B: 5 2B: 1 3B: 0 HR: 1	SF: 1 SAC: 1 DP: 1 HBP: 0	WP: 0 PA: 42
PITCHER	IP WLS BF H R ER SO BB IBB HBP BLK WP HR S P ERA WHIP	IP WLS BF H R ER SO BB IBB HBP BLK WP HR S P ERA WHIP	IP WLS BF H R ER SO BB IBB HBP BLK WP HR S P ERA WHIP	IP WLS BF H R ER SO BB IBB HBP BLK WP HR S P ERA WHIP	IP WLS BF H R ER SO BB IBB HBP BLK WP HR S P ERA WHIP	IP WLS BF H R ER SO BB IBB HBP BLK WP HR S P ERA WHIP	IP WLS BF H R ER SO BB IBB HBP BLK WP HR S P ERA WHIP	IP WLS BF H R ER SO BB IBB HBP BLK WP HR S P ERA WHIP	IP WLS BF H R ER SO BB IBB HBP BLK WP HR S P ERA WHIP	IP WLS BF H R ER SO BB IBB HBP BLK WP HR S P ERA WHIP	IP WLS BF H R ER SO BB IBB HBP BLK WP HR S P ERA WHIP	IP WLS BF H R ER SO BB IBB HBP BLK WP HR S P ERA WHIP	IP WLS BF H R ER SO BB IBB HBP BLK WP HR S P ERA WHIP	IP WLS BF H R ER SO BB IBB HBP BLK WP HR S P ERA WHIP	IP WLS BF H R ER SO BB IBB HBP BLK WP HR S P ERA WHIP	IP WLS BF H R ER SO BB IBB HBP BLK WP HR S P ERA WHIP	IP WLS BF H R ER SO BB IBB HBP BLK WP HR S P ERA WHIP	IP WLS BF H R ER SO BB IBB HBP BLK WP HR S P ERA WHIP	IP WLS BF H R ER SO BB IBB HBP BLK WP HR S P ERA WHIP

Atlanta Braves @ San Diego Padres
Jack Murphy Stadium, San Diego, CA
Thu Sep 19 1991, 10:05 PM EDT
Att. 13,556 - Sunny - 72 F

AB	35
R	4
H	7
RBI	4
BB	5
SO	4
LOB	14



Batter	1	2	3	4	5	6	7	8	9	10	AB	R	H	RBI	BB	SO	LOB	BOTTOM					
Bip Roberts, S OBP: 0.349, SLG: 0.353	G5-3		BB			G4-3				F7	4	0	0	0	1	1	1						
Jack Howell, L OBP: 0.272, SLG: 0.319 Kerry Ward, R OBP: 0.299, SLG: 0.422 Craig Shipley, R OBP: 0.273, SLG: 0.281	G5-4-3 BB		F8			G4-3				L5	2	0	0	0	1	0	2						
Tony Fernandez, S OBP: 0.332, SLG: 0.353	G5-4-3		F8			2B	BB			G5-3	4	1	0	0	1	0	4						
Fred McGriff, L OBP: 0.393, SLG: 0.482			K			E4	G6-3			K	4	0	1	1	0	2	0						
Benito Santiago, R OBP: 0.292, SLG: 0.397	L8		K			K				FC6-4	4	0	1	0	0	1	1						
Darin Jackson, R OBP: 0.309, SLG: 0.470	K		K			G6-3				1B	4	0	0	0	0	1	2						
Tim Lincecum, R OBP: 0.328, SLG: 0.381			K			F9				G5-3	3	1	1	0	1	0	1						
Thomas Howard, S OBP: 0.306, SLG: 0.347			E8			F9				G4-3	4	0	2	1	0	1	0						
Andy Benes, R OBP: 0.196, SLG: 0.089 Mike Maddux, R OBP: 0.306, SLG: 0.100 Oscar Azzopardo, L OBP: 0.278, SLG: 0.286 Larry Andersen, R OBP: 0.278, SLG: 0.243 Tom Lampkin, L OBP: 0.278, SLG: 0.243 Craig Lefferts, L			K			P5				FC6-4	2	0	0	0	0	1	1						
Inning Stats	R: 0 E: 0 K: 0 S: 5	H: 0 LOB: 0 BB: 1 P: 14	R: 0 E: 0 K: 2 S: 7	H: 0 LOB: 0 BB: 0 P: 10	R: 1 E: 1 K: 1 S: 11	H: 2 LOB: 2 BB: 1 P: 17	R: 0 E: 1 K: 1 S: 9	H: 0 LOB: 1 BB: 0 P: 16	R: 0 E: 0 K: 1 S: 7	H: 0 LOB: 0 BB: 0 P: 11	R: 1 E: 0 K: 0 S: 5	H: 1 LOB: 1 BB: 0 P: 10	R: 0 E: 0 K: 0 S: 6	H: 0 LOB: 0 BB: 0 P: 8	R: 0 E: 0 K: 1 S: 12	H: 1 LOB: 1 BB: 0 P: 14	R: 0 E: 0 K: 1 S: 15	H: 2 LOB: 3 BB: 0 P: 22	R: 0 E: 0 K: 0 S: 8	H: 0 LOB: 0 BB: 0 P: 13	1B: 3 2B: 3 3B: 0 HR: 0	SF: 0 SAC: 0 DP: 1 HBP: 0	WP: 0 PA: 39
PITCHER	IP WLS BF H R ER SO BB IBB HBP BLK WP HR S P ERA WHIP	IP WLS BF H R ER SO BB IBB HBP BLK WP HR S P ERA WHIP	IP WLS BF H R ER SO BB IBB HBP BLK WP HR S P ERA WHIP	IP WLS BF H R ER SO BB IBB HBP BLK WP HR S P ERA WHIP	IP WLS BF H R ER SO BB IBB HBP BLK WP HR S P ERA WHIP	IP WLS BF H R ER SO BB IBB HBP BLK WP HR S P ERA WHIP	IP WLS BF H R ER SO BB IBB HBP BLK WP HR S P ERA WHIP	IP WLS BF H R ER SO BB IBB HBP BLK WP HR S P ERA WHIP	IP WLS BF H R ER SO BB IBB HBP BLK WP HR S P ERA WHIP	IP WLS BF H R ER SO BB IBB HBP BLK WP HR S P ERA WHIP	IP WLS BF H R ER SO BB IBB HBP BLK WP HR S P ERA WHIP	IP WLS BF H R ER SO BB IBB HBP BLK WP HR S P ERA WHIP	IP WLS BF H R ER SO BB IBB HBP BLK WP HR S P ERA WHIP	IP WLS BF H R ER SO BB IBB HBP BLK WP HR S P ERA WHIP	IP WLS BF H R ER SO BB IBB HBP BLK WP HR S P ERA WHIP	IP WLS BF H R ER SO BB IBB HBP BLK WP HR S P ERA WHIP	IP WLS BF H R ER SO BB IBB HBP BLK WP HR S P ERA WHIP	IP WLS BF H R ER SO BB IBB HBP BLK WP HR S P ERA WHIP	IP WLS BF H R ER SO BB IBB HBP BLK WP HR S P ERA WHIP				

Atlanta Braves @ San Diego Padres
Jack Murphy Stadium, San Diego, CA
Thu Sep 19 1991, 10:05 PM EDT
Att. 13,556 - Sunny - 72 F

AB	35
R	2
H	6
RBI	2
BB	4
SO	7
LOB	16



Batter	1	2	3	4	5	6	7	8	9	AB	R	H	RBI	BB	SO	LOB	TOP					
Lonnie Smith, R OBP: 0.381, SLG: 0.402 Keith Mitchell, R OBP: 0.419, SLG: 0.464	L8		P3		G6-4-3		K		1B WP BB	4	0	0	0	0	1	3						
Mark Lemko, S OBP: 0.306, SLG: 0.324	G4-3			F9		G6-3	2B BB		F7	4	1	0	0	1	0	1						
Terry Pendleton, S OBP: 0.357, SLG: 0.504	K					G3	2B		G6-3 1B	4	0	2	1	1	1	0						
David Justice, L OBP: 0.372, SLG: 0.521		E1 G4-3		F5		HR 1B			G6-3	4	1	1	0	1	0	3						
Ron Gant, R OBP: 0.333, SLG: 0.491	F7		P3			HR				4	1	1	2	0	1	4						
Sid Bream, L OBP: 0.327, SLG: 0.456	G4-3									1	0	0	0	3	0	1						
Greg Olson, R OBP: 0.326, SLG: 0.350	F8								FC1-4 BB	2	0	0	0	2	0	2						
Rafael Belliard, R OBP: 0.287, SLG: 0.278			K						K	4	0	0	0	0	3	5						
Steve Avery, L OBP: 0.284, SLG: 0.286			K						F8 G1-3	4	0	1	0	0	1	1						
Inning Stats	R: 0 E: 0 K: 1 S: 10	H: 0 LOB: 0 BB: 0 P: 14	R: 0 E: 1 K: 0 S: 13	H: 0 LOB: 1 BB: 0 P: 18	R: 0 E: 0 K: 2 S: 8	H: 0 LOB: 0 BB: 0 P: 16	R: 0 E: 0 K: 0 S: 7	H: 0 LOB: 1 BB: 1 P: 19	R: 0 E: 1 K: 0 S: 15	H: 1 LOB: 2 BB: 2 P: 24	R: 2 E: 0 K: 1 S: 13	H: 2 LOB: 2 BB: 2 P: 25	R: 1 E: 0 K: 2 S: 11	H: 1 LOB: 2 BB: 2 P: 23	R: 0 E: 0 K: 1 S: 12	H: 0 LOB: 1 BB: 1 P: 21	R: 0 E: 0 K: 0 S: 12	H: 1 LOB: 1 BB: 1 P: 19	1B: 3 2B: 1 3B: 0 HR: 1	SF: 0 SAC: 0 DP: 1 HBP: 0	WP: 1 PB: 0 SB: 0 CS: 0	PA: 40
PITCHER	IP	WLS	BF	H	R	ER	SO	BB	IBB	HBP	BLK	WP	HR	S	P	ERA	WHIP					
Tim Belcher, R ERA: 2.64	6.2	L	30	4	3	3	5	6	0	0	0	0	1	72	128	4.05	1.500					
Steve Wilson, L ERA: 3.18	0.0		1	0	0	0	0	1	0	0	0	0	0	2	6	∞	∞					
Tim Crews, R ERA: 3.05	0.1		1	0	0	0	1	0	0	0	0	0	0	3	5	0.00	0.000					
John Wetteland, R ERA: 3.05	1.1		7	1	0	0	1	2	0	0	0	1	0	21	36	0.00	2.250					
Dennis Cook, L ERA: 0.75	0.2		1	0	0	0	0	0	0	0	0	0	0	3	4	0.00	0.000					

Atlanta Braves @ Los Angeles Dodgers
Dodger Stadium, Los Angeles, CA
Fri Sep 20 1991, 7:05 PM PDT
Att: 51,067 - Cloudy - 70 F

AB 31
R 3
H 5
RBI 3
BB 9
SO 7
LOB 20



Batter	1	2	3	4	5	6	7	8	9	AB	R	H	RBI	BB	SO	LOB	BOTTOM					
Brett Butler, L OBP: 0.403, SLG: 0.346	F7 SH1-3 1B		G6-3			1B 1B	L7			4	0	2	0	0	0	1						
Mike Sharperson, R OBP: 0.381, SLG: 0.357	SH1-3		F9			1B			F9	3	0	1	0	0	0	0						
Daryl Strawberry, L OBP: 0.371, SLG: 0.491	FC5-4 BB		L4			K			G6-3	3	0	0	0	1	1	2						
Eddie Murray, S OBP: 0.322, SLG: 0.414	F7			G4-3		P3			G5-3	4	0	0	0	0	0	4						
Kal Daniels, L OBP: 0.343, SLG: 0.408	FC5-4			G6-3					K	4	0	1	0	0	1	2						
Juan Samuel, R OBP: 0.325, SLG: 0.380		L8		G5-3		L9			L7	4	0	0	0	0	0	3						
Mike Scioscia, L OBP: 0.354, SLG: 0.372 Gary Carter, R OBP: 0.326, SLG: 0.384	G6-3								K	2	0	0	0	0	0	0						
Alfredo Griffin, S OBP: 0.288, SLG: 0.273										2	0	2	0	0	0	0						
Tim Belcher, R Steve Wilson, L Tim Crews, R Eric Karros, R John Wetteland, R Dennis Cook, L	G5-3									2	0	0	0	0	0	1						
Inning Stats	R: 0 E: 0 K: 0 S: 10	H: 1 LOB: 2 BB: 1 P: 19	R: 0 E: 0 K: 0 S: 11	H: 1 LOB: 0 BB: 0 P: 13	R: 0 E: 0 K: 0 S: 5	H: 0 LOB: 0 BB: 0 P: 9	R: 0 E: 0 K: 0 S: 7	H: 0 LOB: 0 BB: 0 P: 9	R: 0 E: 0 K: 1 S: 7	H: 0 LOB: 0 BB: 0 P: 13	R: 0 E: 0 K: 1 S: 18	H: 3 LOB: 3 BB: 0 P: 28	R: 0 E: 0 K: 1 S: 11	H: 1 LOB: 1 BB: 0 P: 15	R: 0 E: 0 K: 0 S: 9	H: 0 LOB: 0 BB: 0 P: 11	R: 0 E: 0 K: 2 S: 11	H: 0 LOB: 0 BB: 0 P: 17	1B: 6 2B: 0 3B: 0 HR: 0	SF: 0 SAC: 1 DP: 0 HBP: 0	WP: 0 PB: 0 SB: 0 CS: 0	PA: 34
PITCHER	IP	WLS	BF	H	R	ER	SO	BB	IBB	HBP	BLK	WP	HR	S	P	ERA	WHIP					
Steve Avery, L ERA: 3.32	9.0	W	34	6	0	0	5	1	0	0	0	0	0	89	134	0.00	0.778					

Atlanta Braves @ Los Angeles Dodgers
Dodger Stadium, Los Angeles, CA
Fri Sep 20 1991, 7:05 PM PDT
Att: 51,067 - Cloudy - 70 F

AB 32
R 0
H 6
RBI 0
BB 1
SO 5
LOB 14



Batter	1	2	3	4	5	6	7	8	9	AB	R	H	RBI	BB	SO	LOB	TOP								
Lonnie Smith, R OBP: 0.380, SLG: 0.400 Keith Mitchell, R OBP: 0.419, SLG: 0.464	G3		1B		F7			F8		4	0	1	0	0	0	0									
Mark Lemke, S OBP: 0.301, SLG: 0.318	G4-3		L6			G6-3			G5-3	4	0	0	0	0	0	2									
Terry Pendleton, S OBP: 0.358, SLG: 0.509	K				G5-3		P6		FC5	4	1	2	0	0	1	0									
David Justice, L OBP: 0.371, SLG: 0.517			F7		G5-3		L8		FC5	3	0	0	1	1	0	0									
Ron Gant, R OBP: 0.333, SLG: 0.488			P6		F9				FC5	3	0	0	0	1	1	2									
Sid Bream, L OBP: 0.322, SLG: 0.448	G4-3				F9		G3-1		G6-3	4	0	0	0	0	0	3									
Greg Olson, R OBP: 0.324, SLG: 0.347			K		G5-3					3	0	0	0	0	2	1									
Rafael Belliard, R OBP: 0.287, SLG: 0.279			1B				F8		G4-3	3	0	1	0	0	0	0									
Charlie Leibrandt, R OBP: 0.087, SLG: 0.106 Mike Stanton, L OBP: 0.371, SLG: 0.667			K				K		K	3	0	0	0	0	3	1									
Inning Stats	R: 0 E: 0 K: 1 S: 6	H: 0 LOB: 0 BB: 0 P: 9	R: 0 E: 0 K: 0 S: 6	H: 0 LOB: 0 BB: 0 P: 8	R: 0 E: 0 K: 2 S: 12	H: 2 LOB: 2 BB: 0 P: 20	R: 1 E: 0 K: 0 S: 11	H: 1 LOB: 1 BB: 1 P: 20	R: 0 E: 0 K: 1 S: 7	H: 0 LOB: 0 BB: 0 P: 9	R: 0 E: 0 K: 2 S: 5	H: 0 LOB: 0 BB: 0 P: 10	R: 0 E: 0 K: 2 S: 8	H: 0 LOB: 0 BB: 0 P: 11	R: 0 E: 0 K: 1 S: 12	H: 0 LOB: 0 BB: 0 P: 18	R: 0 E: 0 K: 0 S: 9	H: 1 LOB: 2 BB: 1 P: 18	1B: 2 2B: 1 3B: 1 HR: 0	SF: 0 SAC: 0 DP: 0 HBP: 0	WP: 0 PB: 0 SB: 1 CS: 0	PA: 33			
PITCHER	IP	WLS	BF	H	R	ER	SO	BB	IBB	HBP	BLK	WP	HR	S	P	ERA	WHIP								
Orel Hershiser, R ERA: 3.69	(1, 1)	6.0	22	3	1	1	4	1	0	0	0	0	0	47	76	1.50	0.667								
Jim Gott, R ERA: 2.99	(7, 1)	2.0	6	0	0	0	3	0	0	0	0	0	0	20	29	0.00	0.000								
Roger McDowell, R ERA: 2.99	(9, 1)	1.0	W	5	1	0	0	0	1	0	0	0	0	9	18	0.00	1.000								

Atlanta Braves @ Los Angeles Dodgers
Dodger Stadium, Los Angeles, CA
Sat Sep 21 1991, 7:05 PM PDT
Att: 48,051 - Cloudy - 75 F

AB	31
R	1
H	4
RBI	1
BB	2
SO	7
LOB	9

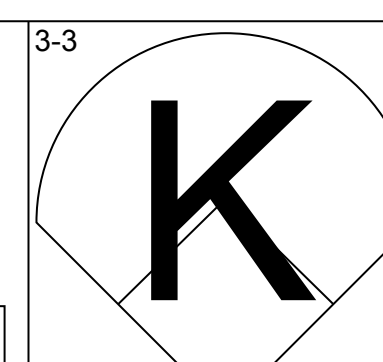
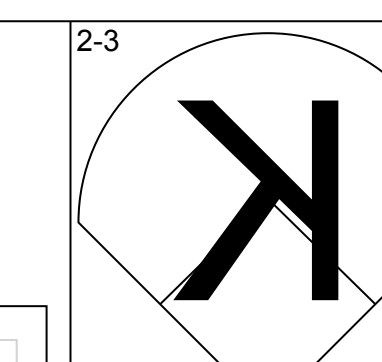
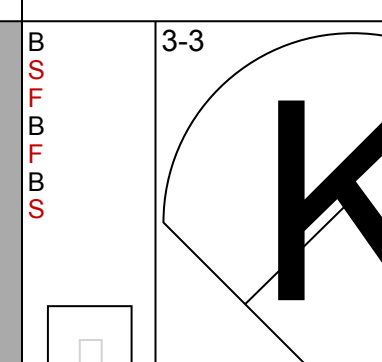
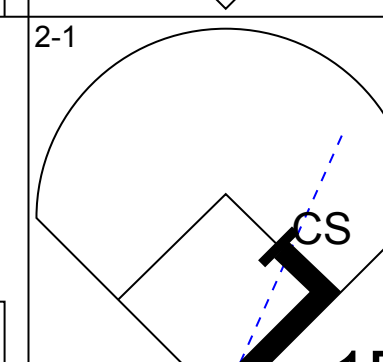
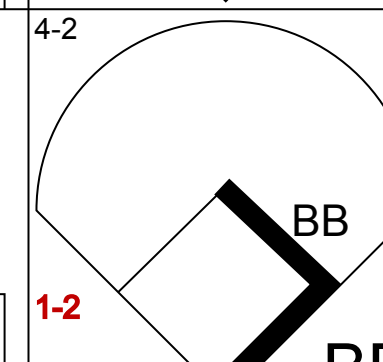
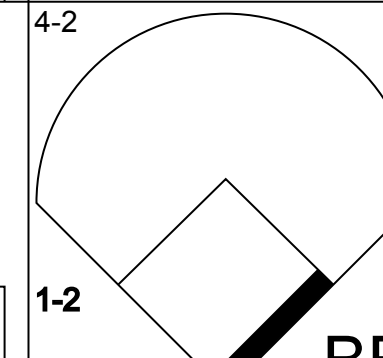
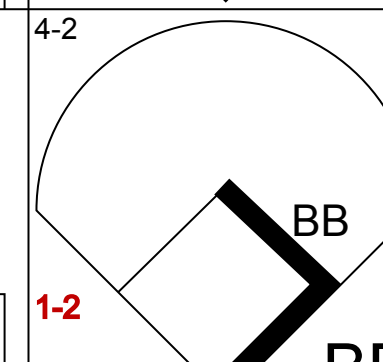

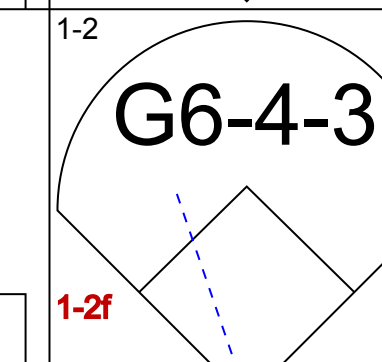
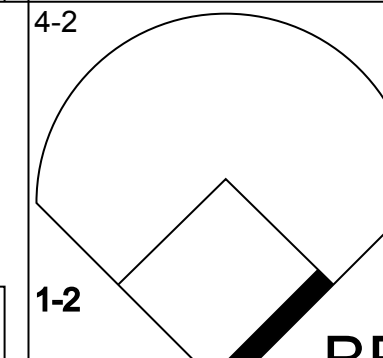
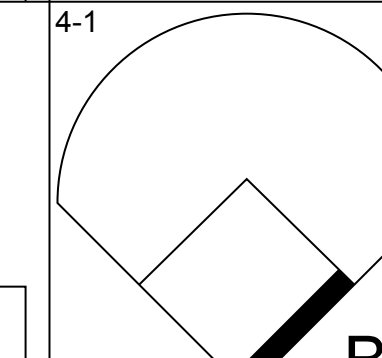
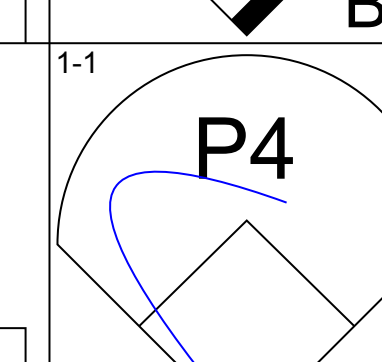
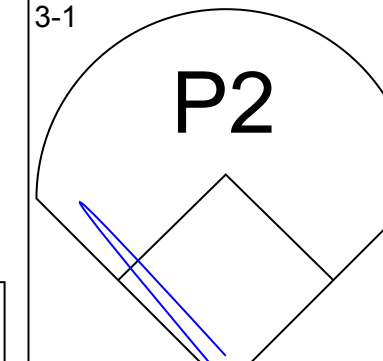
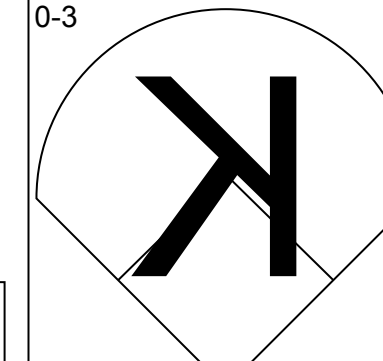
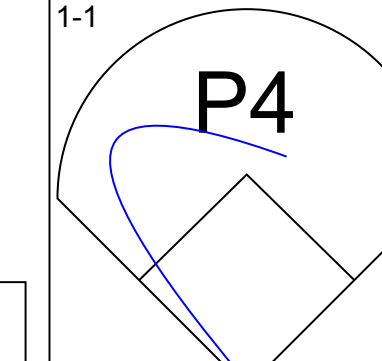

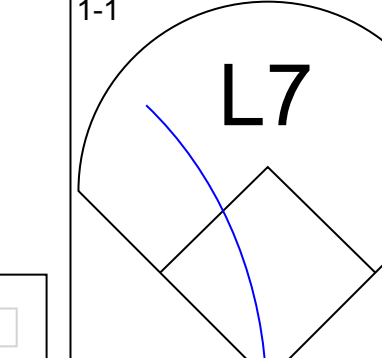





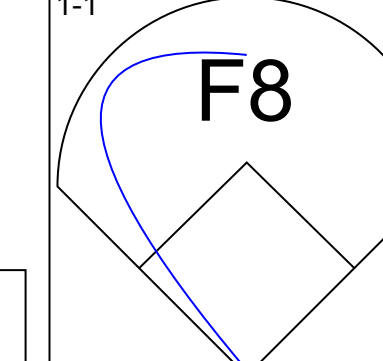


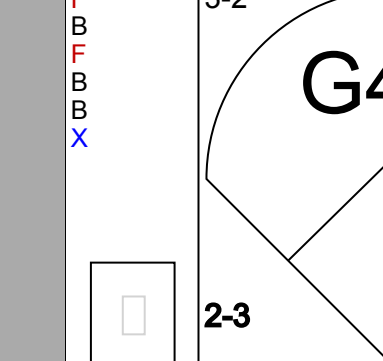
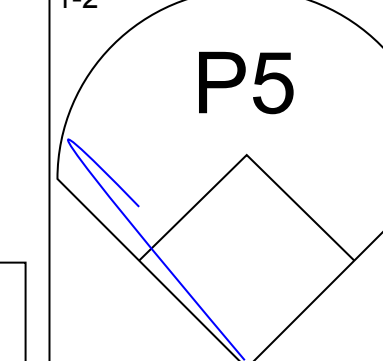
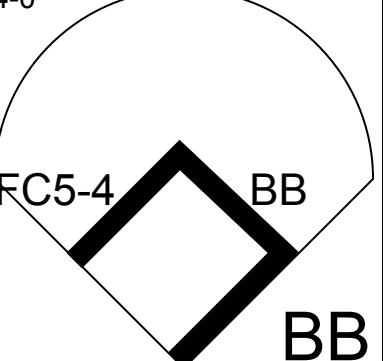
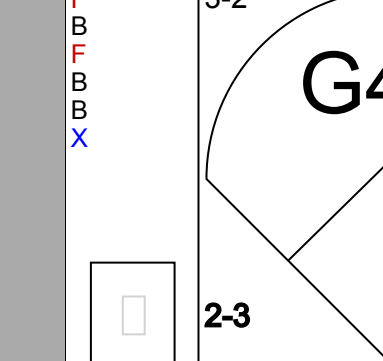

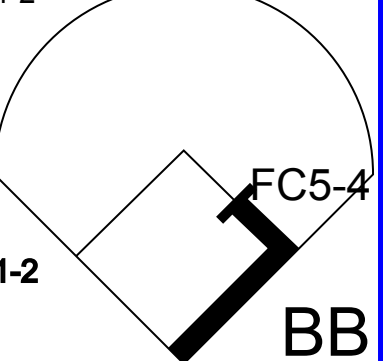
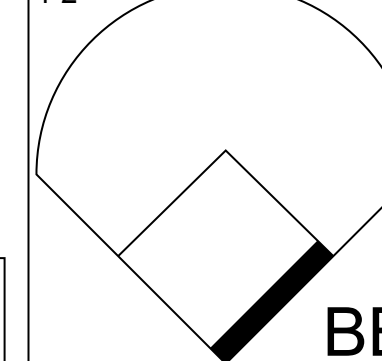
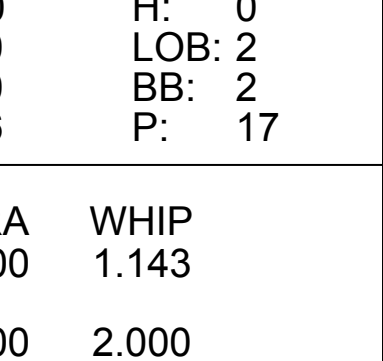
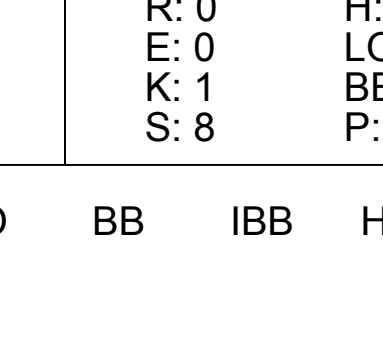
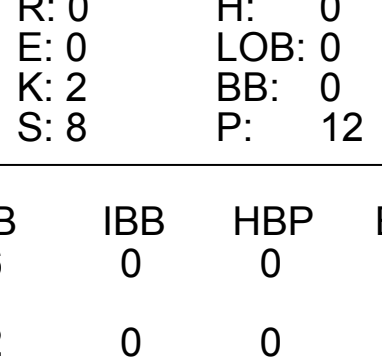
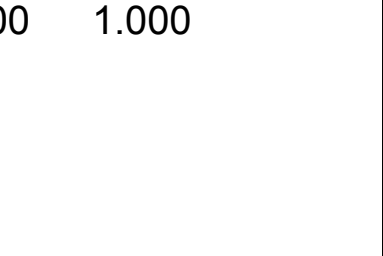



Batter	1	2	3	4	5	6	7	8	9	AB	R	H	RBI	BB	SO	LOB	BOTTOM								
Brett Butler, L OBP: 0.402, SLG: 0.346	L6		G6-3			F8		FC5-2		4	0	1	0	0	0	0									
Mike Sharperson, R OBP: 0.354, SLG: 0.349	G5-3				F9		G5-3	FC5-2		4	0	0	0	0	0	3									
Darryl Strawberry, L OBP: 0.370, SLG: 0.499	1B		G5-3			G3		K		4	0	1	0	0	1	3									
Eddie Murray, S OBP: 0.322, SLG: 0.413	K		G6-3			FC6-4		1B		4	0	1	0	0	1	1									
Kal Daniels, L OBP: 0.343, SLG: 0.407	G4-3				L3		FC6-4			4	1	1	0	0	0	1									
Juan Samuel, R OBP: 0.324, SLG: 0.382	K				G6-3			E5		4	1	1	1	0	1	0									
Mike Scioscia, L OBP: 0.355, SLG: 0.371	G3				CS			SH1-3		1	0	0	0	1	0	0									
Alfredo Griffin, S OBP: 0.285, SLG: 0.271			G6-3		CS		K	E6		3	0	0	0	0	1	1									
Orel Hershiser, R OBP: 0.313, SLG: 0.310 Stan Javier, S OBP: 0.255, SLG: 0.283 Jim Gott, R OBP: 0.500, SLG: 0.500 Mitch Webster, S OBP: 0.291, SLG: 0.333 Roger McDowell, R ERA: 2.82	(1, 1)	7.2	29	4	1	0	4	1	0	0	0	0	0	64	102	0.00	0.652								
Mike Stanton, L ERA: 2.82	(8, 1)	0.2	L	4	2	1	1	0	0	0	0	0	0	6	9	13.50	3.000								
Inning Stats	R: 0 E: 0 K: 1 S: 9	H: 1 LOB: 1 BB: 0 P: 14	R: 0 E: 0 K: 1 S: 10	H: 0 LOB: 0 BB: 0 P: 14	R: 0 E: 0 K: 0 S: 5	H: 0 LOB: 0 BB: 0 P: 8	R: 0 E: 0 K: 0 S: 7	H: 0 LOB: 0 BB: 0 P: 13	R: 0 E: 0 K: 0 S: 5	H: 0 LOB: 0 BB: 1 P: 12	R: 0 E: 0 K: 2 S: 11	H: 0 LOB: 0 BB: 0 P: 14	R: 0 E: 0 K: 0 S: 9	H: 1 LOB: 1 BB: 0 P: 15	R: 1 E: 2 K: 1 S: 11	H: 2 LOB: 3 BB: 0 P: 16	R: 1 E: 0 K: 0 S: 3	H: 2 LOB: 1 BB: 0 P: 5	1B: 5 2B: 0 3B: 1 HR: 0	SF: 0 SAC: 1 DP: 0 HBP: 0	WP: 0 PB: 0 SB: 0 CS: 1	PA: 34			
PITCHER	IP	WLS	BF	H	R	ER	SO	BB	IBB	HBP	BLK	WP	HR	S	P	ERA	WHIP								

Atlanta Braves @ Los Angeles Dodgers
Dodger Stadium, Los Angeles, CA
Sat Sep 21 1991, 7:05 PM PDT
Att: 48,051 - Cloudy - 75 F

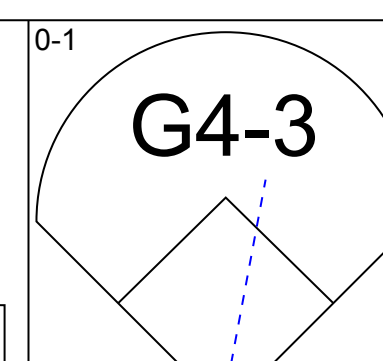
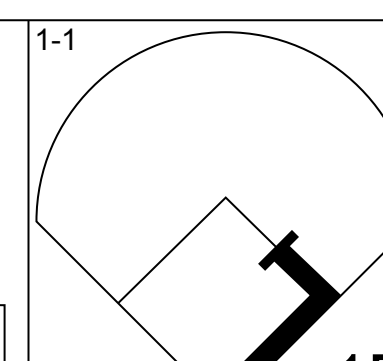
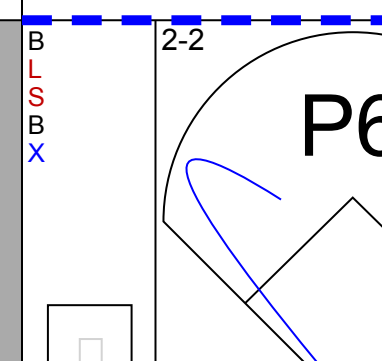
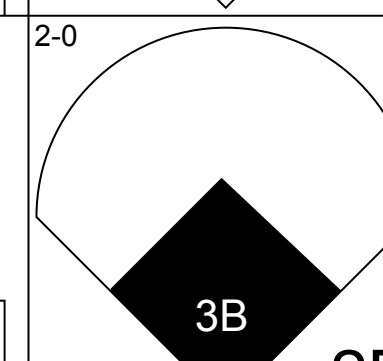
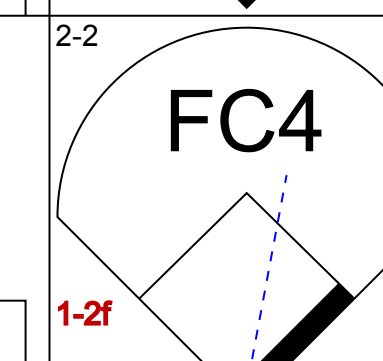
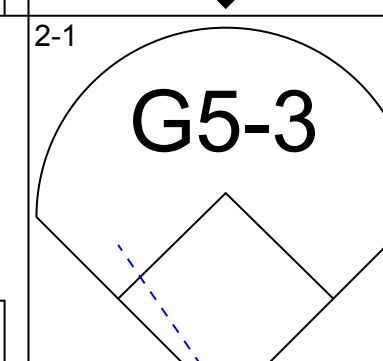
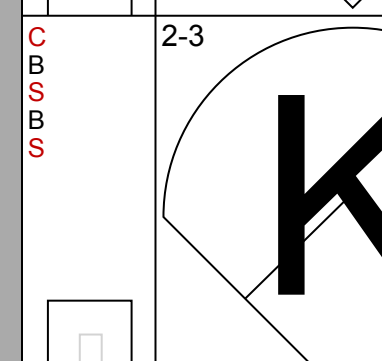
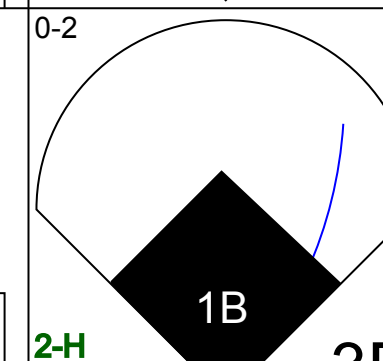
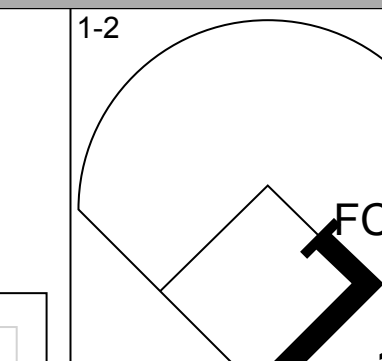
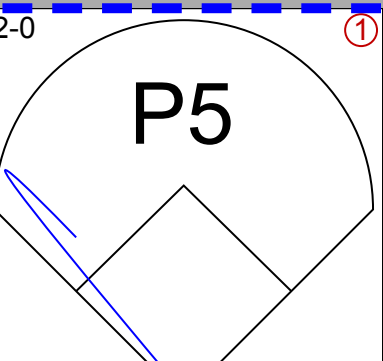
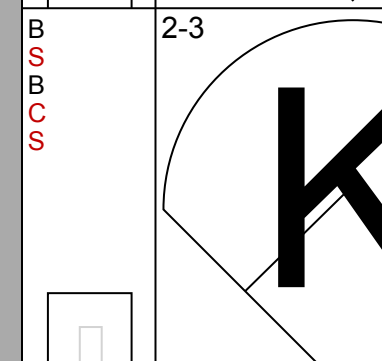
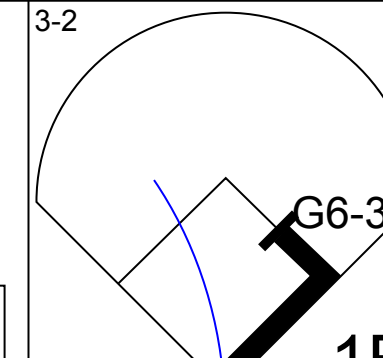

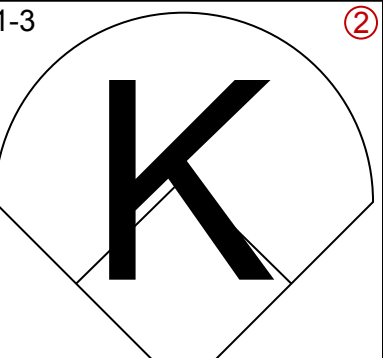
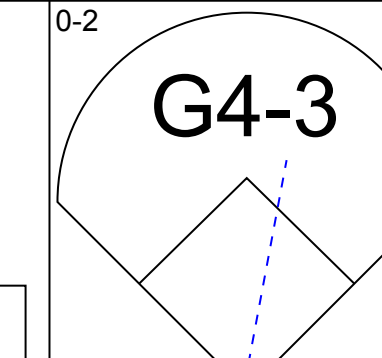
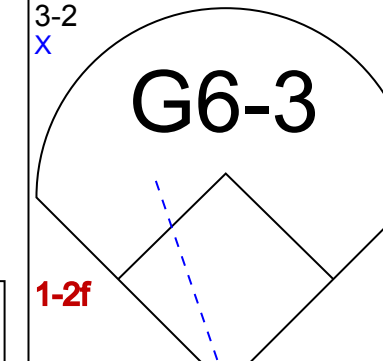
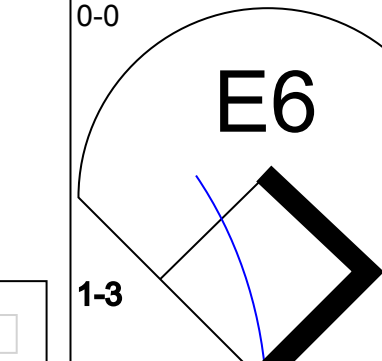
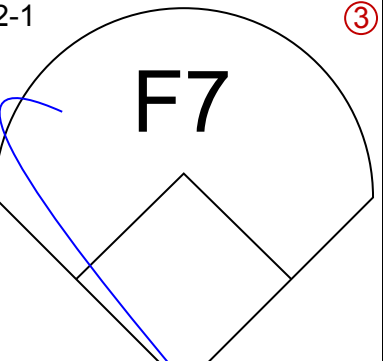
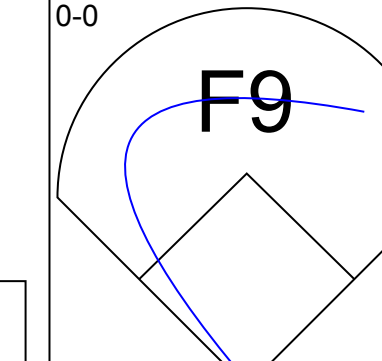
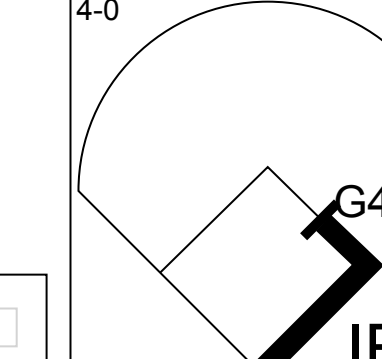
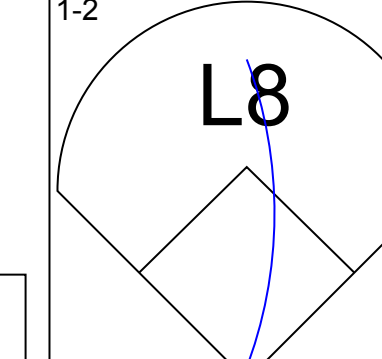
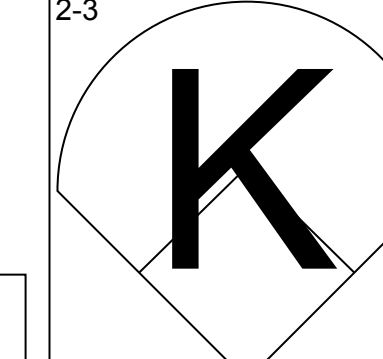
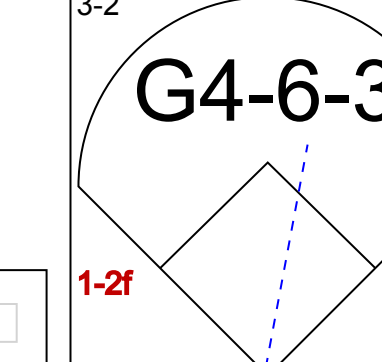
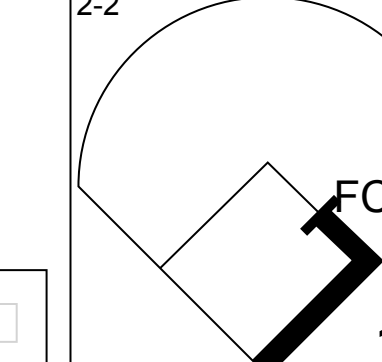


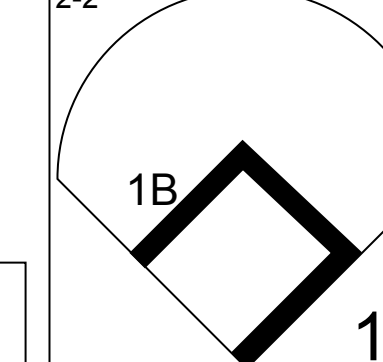

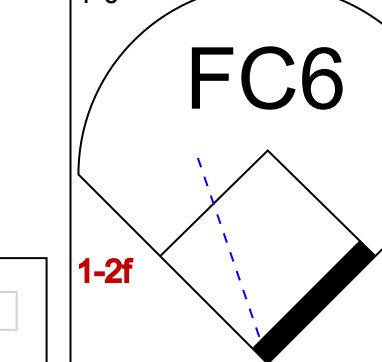

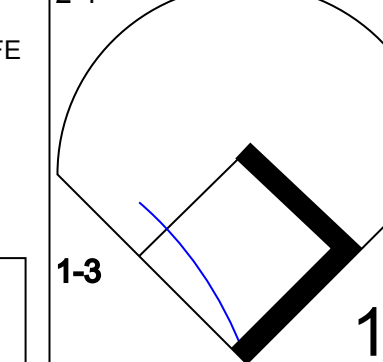
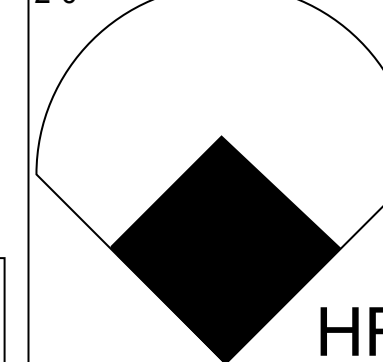
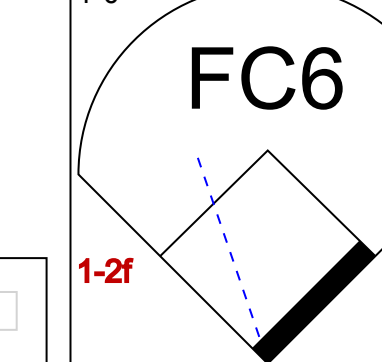
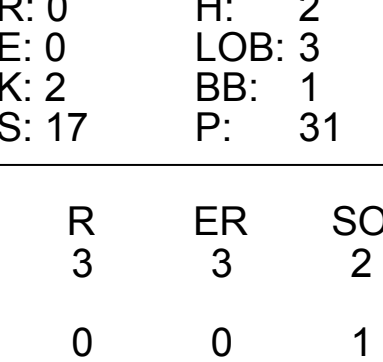
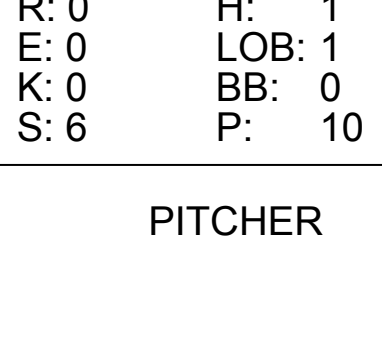


AB	31
R	2
H	6
RBI	2
BB	1
SO	5
LOB	9



Batter	1	2	3	4	5	6	7	8	9	AB	R	H	RBI	BB	SO	LOB	TOP			
Lonnie Smith, R OBP: 0.375, SLG: 0.395 (1, 7)										4	0	0	0	0	3	3	Atlanta Braves @ Los Angeles Dodgers Dodger Stadium, Los Angeles, CA Sun Sep 22 1991, 3:33 AM PDT Att: 49,105 - Cloudy - 85 F			
Mark Lemke, S OBP: 0.302, SLG: 0.318 (1, 4)										3	0	1	0	0	0	2				
Jeff Treadway, L OBP: 0.370, SLG: 0.421 (5, 4)										0	0	0	0	0	0	0				
Keith Mitchell, R OBP: 0.429, SLG: 0.464 (8, PH)										0	0	0	0	1	0	0				
Vinny Castilla, R (8, 6)										0	0	0	0	0	0	0				
Terry Pendleton, S OBP: 0.359, SLG: 0.508 (1, 5)										3	0	1	0	1	1	1				
David Justice, L OBP: 0.375, SLG: 0.515 (1, 9)										1	0	0	0	3	0	1				
Ron Gant, R OBP: 0.331, SLG: 0.485 (1, 8)										4	0	0	0	0	1	5				
Sid Bream, L OBP: 0.318, SLG: 0.442 (1, 3)										3	0	0	0	0	0	2				
Brian Hunter, R OBP: 0.300, SLG: 0.458 (9, PH)										1	0	1	0	0	0	0				
Greg Olson, R OBP: 0.320, SLG: 0.343 (1, 2)										4	0	0	0	0	2	1				
Rafael Belliard, R OBP: 0.288, SLG: 0.278 (7, PH)										1	0	0	0	1	0	0				
Jeff Blauser, R OBP: 0.337, SLG: 0.410 (7, 6)										2	0	0	0	0	1	1				
Tom Glavine, L OBP: 0.285, SLG: 0.254 (5, PH)										1	0	0	0	0	1	0				
Kent Mercker, L OBP: 0.287, SLG: 0.316 (5, 1)										0	0	0	0	0	0	0				
Jerry Williams, R OBP: 0.209, SLG: 0.111 (7, PH)										0	0	0	0	0	0	0				
Rico Rossy, R OBP: 0.275, SLG: 0.111 (7, PH)										0	0	0	0	0	0	0				
Mike Stanton, L OBP: 0.302, SLG: 0.462 (7, 1)										0	0	0	0	0	0	0				
Francisco Cabrera, R OBP: 0.256, SLG: 0.458 (9, PH)										1	0	0	0	0	0	1				
Inning Stats	R: 0 E: 0 K: 1 S: 13	H: 1 LOB: 2 BB: 2 P: 29	R: 0 E: 0 K: 0 S: 8	H: 0 LOB: 0 BB: 0 P: 12	R: 0 E: 0 K: 2 S: 8	H: 0 LOB: 0 BB: 0 P: 12	R: 0 E: 0 K: 2 S: 7	H: 0 LOB: 1 BB: 1 P: 11	R: 0 E: 0 K: 0 S: 6	H: 1 LOB: 1 BB: 0 P: 18	R: 0 E: 0 K: 3 S: 16	H: 0 LOB: 1 BB: 1 P: 28	R: 0 E: 0 K: 0 S: 6	H: 0 LOB: 1 BB: 2 P: 16	R: 0 E: 0 K: 1 S: 8	H: 1 LOB: 1 BB: 0 P: 14	1B: 2 2B: 1 3B: 0 HR: 0	SF: 0 SAC: 0 DP: 1 HBP: 0	WP: 0 PB: 0 SB: 0 CS: 1	PA: 36
PITCHER	IP	WLS	BF	H	R	ER	SO	BB	IBB	HBP	BLK	WP	HR	S	P	ERA	WHIP			
Ramon Martinez, R ERA: 3.16 (1, 1)	7.0	W	28	2	0	0	8	6	0	0	0	0	0	69	127	0.00	1.143			
Steve Wilson, L ERA: 3.0 (8, 1)	1.0		4	0	0	0	0	2	0	0	0	0	0	6	16	0.00	2.000			
Roger McDowell, R ERA: 2.96 (9, 1)	1.0	S	4	1	0	0	1	0	0	0	0	0	0	8	14	0.00	1.000			

AB 28
R 0
H 3
RBI 0
BB 8
SO 9
LOB 17



Batter	1	2	3	4	5	6	7	8	9	AB	R	H	RBI	BB	SO	LOB	BOTTOM			
Brett Butler, L OBP: 0.403, SLG: 0.345 (1, 8)										3	0	1	0	1	0	0	Atlanta Braves @ Los Angeles Dodgers Dodger Stadium, Los Angeles, CA Sun Sep 22 1991, 3:33 AM PDT Att: 49,105 - Cloudy - 85 F			
Mike Sharperson, R OBP: 0.351, SLG: 0.352 (1, 5)										4	1	1	0	0	1	3				
Darryl Strawberry, L OBP: 0.371, SLG: 0.494 (1, 9)										4	1	2	1	0	1	0				
Eddie Murray, S OBP: 0.321, SLG: 0.412 (1, 3)										4	0	1	1	0	1	1				
Kal Daniels, L OBP: 0.340, SLG: 0.403 (1, 7)										4	0	0	0	0	0	2				
Stan Javier, S OBP: 0.255, SLG: 0.283 (9, 7)										0	0	0	0	0	0	0				
Juan Samuel, R OBP: 0.324, SLG: 0.380 (1, 4)										3	0	0	0	1	1	0				
Roger McDowell, R (9, 1)										0	0	0	0	0	0	0				
Gary Carter, R OBP: 0.326, SLG: 0.383 (1, 2)										3	0	1	0	0	1	3				
Alfredo Griffin, S OBP: 0.286, SLG: 0.271 (1, 6)										3	0	1	0	0	0	1				
Ramon Martinez, R OBP: 0.135, SLG: 0.178 (1, 1)										3	1	2	1	0	0	1				
Steve Wilson, L (8, 1)										0	0	0	0	0	0	0				
Lenny Harris, L OBP: 0.351, SLG: 0.358 (9, 4)										0	0	0	0	0	0	0				
Inning Stats	R: 2 E: 0 K: 0 S: 12	H: 3 LOB: 0 BB: 0 P: 20	R: 0 E: 0 K: 2 S: 17	H: 2 LOB: 3 BB: 1 P: 31	R: 0 E: 1 K: 0 S: 11	H: 1 LOB: 2 BB: 1 P: 20	R: 1 E: 0 K: 0 S: 7	H: 2 LOB: 0 BB: 0 P: 13	R: 0 E: 0 K: 1 S: 6	H: 1 LOB: 1 BB: 0 P: 10	R: 0 E: 0 K: 2 S: 9	H: 0 LOB: 0 BB: 0 P: 15	R: 0 E: 0 K: 0 S: 7	H: 0 LOB: 0 BB: 0 P: 8	1B: 6 2B: 1 3B: 1 HR: 1	SF: 0 SAC: 0 DP: 2 HBP: 0	WP: 0 PB: 0 SB: 0 CS: 0	PA: 33		
PITCHER	IP	WLS	BF	H	R	ER	SO	BB	IBB	HBP	BLK	WP	HR	S	P	ERA	WHIP			
Tom Glavine, L ERA: 2.59 (1, 1)	4.0	L	20	8	3	3	2	1	0	0	0	0	0	12	21	0.00	0.500			
Kent Mercker, L ERA: 2.54 (5, 1)	2.0		7	1	0	0	1	0	0	0	0	0	0	16	23	0.00	0.000			
Mike Stanton, L ERA: 2.74 (7, 1)	2.0		6	0	0	0	2	0	0	0	0	0	0	16	23	0.00	0.000			

AB 31
R 3
H 9
RBI 3
BB 2
SO 5
LOB 11



Batter	1	2	3	4	5	6	7	8	9	AB	R	H	RBI	BB	SO	LOB	TOP										
Lonnie Smith, R OBP: 0.370, SLG: 0.399 Alejandro Pena, R (8, 1)	F9		E5		P4			K		5	1	1	0	0	1	4											
Mark Lemke, S OBP: 0.307, SLG: 0.325	G4-3		G6-3		F8			1B	G4-3	5	1	1	1	0	0	2											
Terry Pendleton, S OBP: 0.361, SLG: 0.511	K			WP	F8			1B	K	5	0	2	0	0	2	0											
David Justice, L OBP: 0.384, SLG: 0.508		1B		WP				1B	K	3	1	2	0	2	1	0											
Ron Gant, R OBP: 0.332, SLG: 0.490	K			P2	P3			P2		4	0	0	0	0	1	7											
Sid Bream, L OBP: 0.312, SLG: 0.428 Mike Bell, L OBP: 0.185, SLG: 0.269	F8			F9	G4-3			1B		4	0	1	1	0	0	4											
Greg Olson, R OBP: 0.324, SLG: 0.352	F7							1B		3	0	1	1	1	0	1											
Rafael Belliard, R Tommy Gregg, L Vinny Castilla, R Jeff Treadaway, L Rico Rossy, R Jeff Blauser, R			SH2-4	G3				F8		0	0	0	0	1	0	0											
Tom Glavine, L Jerry Willard, L Mike Stanton Mark Wohlers, R Keith Mitchell, R	SH2-4				K			G3-1		1	0	0	0	0	1	0											
Inning Stats	R: 0 E: 0 K: 1 S: 9	H: 0 LOB: 0 BB: 0 P: 13	R: 0 E: 0 K: 1 S: 7	H: 1 LOB: 1 BB: 0 P: 13	R: 0 E: 1 K: 0 S: 5	H: 0 LOB: 1 BB: 1 P: 11	R: 0 E: 0 K: 0 S: 10	H: 1 LOB: 3 BB: 2 P: 22	R: 0 E: 0 K: 1 S: 7	H: 0 LOB: 0 BB: 0 P: 10	R: 0 E: 0 K: 0 S: 6	H: 0 LOB: 1 BB: 1 P: 10	R: 0 E: 0 K: 0 S: 8	H: 0 LOB: 0 BB: 0 P: 14	R: 4 E: 0 K: 1 S: 20	H: 7 LOB: 3 BB: 1 P: 34	R: 0 E: 0 K: 2 S: 7	H: 0 LOB: 0 BB: 0 P: 10	1B: 8 2B: 1 3B: 0 HR: 0	SF: 0 SAC: 1 DP: 1 HBP: 0	WP: 2 PA: 40 PB: 0 SB: 0 CS: 0						
PITCHER	IP	WLS	BF	H	R	ER	SO	BB	IBB	HBP	BLK	WP	HR	S	P	ERA	WHIP										
Ryan Bowen, R Xavier Hernandez, R Rob Mallicoat, L Mark Portugal, R Curt Schilling, R	7.0		28	3	1	1	3	4	0	0	0	2	0	53	94	1.29	1.000										
	0.0		1	1	0	0	0	0	0	0	0	0	0	1	2	∞	∞										
	0.0	L	2	2	0	0	0	0	0	0	0	0	0	4	7	∞	∞										
	0.2		5	3	3	3	0	1	0	0	0	0	0	11	21	40.50	6.000										
	1.1		4	0	0	0	3	0	0	0	0	0	0	10	13	0.00	0.000										

Atlanta Braves @ Houston Astros
Astrodome, Houston, TX
Fri Sep 27 1991, 8:05 PM EDT
Att: 10,701 - Dome - 70 F


AB 34
R 4
H 9
RBI 4
BB 5
SO 6
LOB 21



Batter	1	2	3	4	5	6	7	8	9	AB	R	H	RBI	BB	SO	LOB	BOTTOM										
Kenny Lofton, L OBP: 0.250, SLG: 0.212	G4-3			P6			G3		F7	4	0	0	0	1	0	1											
Steve Finley, L OBP: 0.334, SLG: 0.416	3B				K		1B		DI	5	1	3	0	0	2	1											
Craig Biggio, R OBP: 0.362, SLG: 0.379	1B			S	S		K		K	4	1	2	1	1	2	2											
5 Jeff Bagwell, R Curt Schilling, R	S			K			P3			3	0	1	1	1	1	2											
Ken Caminiti, S OBP: 0.315, SLG: 0.384	L5			P3			K		P5	4	0	0	0	0	1	4											
Luis Gonzalez, L OBP: 0.314, SLG: 0.427				K			G1-3			3	0	1	0	1	1	3											
Andujar Cedeno, R OBP: 0.289, SLG: 0.397	K				P4		K		K	4	0	0	0	0	3	3											
Casey Candaele, S OBP: 0.321, SLG: 0.367				L7			G5-3		F8	4	0	0	0	0	1	1											
Ryan Bowen, R Xavier Hernandez, L Rob Mallicoat, L Mark Portugal, R Jose Talento, L							K		F7	2	0	0	0	1	2	0											
Inning Stats	R: 2 E: 0 K: 1 S: 17	H: 3 LOB: 2 BB: 1 P: 28	R: 0 E: 0 K: 3 S: 10	H: 0 LOB: 1 BB: 1 P: 17	R: 0 E: 0 K: 2 S: 12	H: 0 LOB: 1 BB: 1 P: 24	R: 0 E: 0 K: 0 S: 8	H: 0 LOB: 1 BB: 1 P: 13	R: 0 E: 0 K: 2 S: 10	H: 1 LOB: 2 BB: 1 P: 19	R: 0 E: 0 K: 2 S: 8	H: 0 LOB: 0 BB: 0 P: 12	R: 0 E: 0 K: 1 S: 10	H: 1 LOB: 1 BB: 0 P: 14	R: 0 E: 0 K: 1 S: 14	H: 1 LOB: 1 BB: 0 P: 19	R: 0 E: 0 K: 1 S: 14	H: 1 LOB: 1 BB: 0 P: 21	1B: 6 2B: 0 3B: 1 HR: 0	SF: 0 SAC: 0 DP: 0 HBP: 0	WP: 0 PA: 39 PB: 0 SB: 5 CS: 0						
PITCHER	IP	WLS	BF	H	R	ER	SO	BB	IBB	HBP	BLK	WP	HR	S	P	ERA	WHIP										
Tom Glavine, L Mike Stanton, L Mark Wohlers, R Alejandro Pena, R	6.0		27	4	2	2	10	5	0	0	0	0	0	65	113	3.00	1.500										
	0.2		3	1	0	0	1	0	0	0	0	0	0	8	11	0.00	1.500										
	0.1	W	1	0	0	0	0	0	0	0	0	0	0	2	3	0.00	0.000										
	2.0	S	8	2	0	0	2	0	0	0	0	0	0	28	40	0.00	1.000										

Atlanta Braves @ Houston Astros
Astrodome, Houston, TX
Fri Sep 27 1991, 8:05 PM EDT
Att: 10,701 - Dome - 70 F

AB 34
R 2
H 7
RBI 2
BB 5
SO 13
LOB 17



Batter	1	2	3	4	5	6	7	8	9	10	11	12	13	AB	R	H	RBI	BB	SO	LOB	TOP	
Lonnie Smith, R OBP: 0.372, SLG: 0.396 Keith Mitchell, R OBP: 0.412, SLG: 0.433	F8 SH5-3 BB		G5-3		G1-3 1B		G6-3 1B		G5-3		K			2 2 1 0 2 0 1 2 0 0 0 0 1 0								
Mark Lemke, S OBP: 0.306, SLG: 0.323	SH5-3				G1-3		G6-3		K			F9		5 0 1 1 0 1 3								
Terry Pendleton, S OBP: 0.357, SLG: 0.504	F8		G4-3				P7		F9			L9		6 0 1 2 0 0 3								
David Justice, L OBP: 0.386, SLG: 0.511	G3						P6					G3-1		4 1 1 1 2 0 2								
Ron Gant, R OBP: 0.335, SLG: 0.491							HR							5 1 2 1 1 0 1								
Sid Bream, L OBP: 0.314, SLG: 0.440 Brian Hunter, R OBP: 0.298, SLG: 0.457	G4-6-3 1B				G4-3				G5-3					3 0 1 0 0 0 1 3 0 1 1 0 0 3								
Greg Olson, R OBP: 0.319, SLG: 0.349	G6-3				P6									6 0 0 0 0 1 3								
Rafael Belliard, R OBP: 0.294, SLG: 0.285 Tommy Gregg, L OBP: 0.293, SLG: 0.310 Jim Clancy, R (11, 1)			SH2-4 1B		G1-3 1B				P4			K		4 2 3 0 0 0 0 1 0 0 0 0 1 0 1 0 0 0 0 1 1								
Steve Avery, L OBP: 0.326, SLG: 0.267 Mark Wohlers, R (8, 1) Mike Stanton, L OBP: 0.281, SLG: 0.260 Randy St. Claire, R OBP: 0.281, SLG: 0.412			SH2-4 2B		G1-3 1B				K			K		3 0 0 0 0 0 3 3 0 0 0 0 0 0 0 0 0 0 0 0 0 0 0 0 2 0 1 0 0 1 0 0								
Inning Stats	R: 0 E: 0 K: 0 S: 7	H: 0 LOB: 1 BB: 1 P: 14	R: 0 E: 0 K: 0 S: 8	H: 1 LOB: 0 BB: 10 P: 10	R: 1 E: 0 K: 0 S: 14	H: 2 LOB: 1 BB: 19 P: 19	R: 1 E: 0 K: 0 S: 11	H: 1 LOB: 2 BB: 2 P: 15	R: 0 E: 0 K: 1 S: 7	H: 0 LOB: 0 BB: 0 P: 9	R: 0 E: 0 K: 1 S: 8	H: 0 LOB: 0 BB: 0 P: 8	R: 0 E: 0 K: 3 S: 9	H: 0 LOB: 1 BB: 1 P: 18	R: 0 E: 0 K: 0 S: 9	H: 0 LOB: 0 BB: 0 P: 11	R: 0 E: 0 K: 1 S: 14	H: 2 LOB: 1 BB: 1 P: 21	1B: 9 2B: 2 3B: 0 HR: 1	SF: 0 SAC: 2 DP: 1 HBP: 0	WP: 0 PB: 0 SB: 1 CS: 0	PA: 54
PITCHER	IP 6.0	WLS 27	BF 9	H 4	R 4	ER 4	SO 2	BB 1	IBB 0	HBP 0	BLK 0	WP 0	HR 1	S 62	P 84	ERA 6.00	WHIP 1.667					
Pete Harnisch, R ERA: 2.64																						
Rob Malticot, L ERA: 4.43																						
Jim Corsi, R ERA: 3.86																						
Curt Schilling, R ERA: 3.56																						
Al Osuna, L ERA: 3.4																						

Atlanta Braves @ Houston Astros
Astrodome, Houston, TX
Sun Sep 29 1991, 4:33 AM EDT
Att. 13,767 - Dome - 70 F

AB 47
R 6
H 12
RBI 6
BB 5
SO 9
LOB 21



Batter	1	2	3	4	5	6	7	8	9	10	11	12	13	AB	R	H	RBI	BB	SO	LOB	BOTTOM			
Steve Finley, L OBP: 0.332, SLG: 0.410	F8			G4-3		G3		FC9-6 1B		G3		F9		6 1 1 0 0 0 0										
Rafael Ramirez, R OBP: 0.275, SLG: 0.293	L1-4			G4-3		G6-3		FC9-6 1B		G6-3		G6-3		6 0 1 0 0 0 0										
Craig Biggio, R OBP: 0.364, SLG: 0.381								FC9-6 5 HBP 1B		G6-3				6 2 3 0 0 0 2										
5 Jeff Bagwell, R OBP: 0.389, SLG: 0.444														5 1 0 0 0 2 2										
Ken Caminiti, S OBP: 0.314, SLG: 0.383 Casey Candaele, S OBP: 0.324, SLG: 0.369														3 0 0 0 0 1 1 2 0 2 2 1 0 0										
Javier Ortiz, R OBP: 0.372, SLG: 0.365														4 0 3 2 0 1 0										
Kenny Lofton, L OBP: 0.298, SLG: 0.224														2 0 1 0 0 1 1										
Luis Gonzalez, L OBP: 0.316, SLG: 0.427 Curt Schilling, R OBP: 0.312, SLG: 0.333 Jose Lantieri, R OBP: 0.293, SLG: 0.325 Al Osuna, L OBP: 0.281, SLG: 0.222 Mark Portugal, R OBP: 0.281, SLG: 0.399														4 0 0 0 0 0 0 4 0 0 0 0 0 0 0 0 1 0 0 0 0 0 0 1 0 0 0 0 0 0 0 0 1 0 0 0 0 0 0 2										
Andy Mota, R OBP: 0.198, SLG: 0.247														5 0 0 0 0 1 2										
Pete Harnisch, S ERA: 2.64 Gary Cooper, R ERA: 2.65 Rob Malticot, L ERA: 2.83 Jim Corsi, R ERA: 3.76														1 0 3 1 1 1 0 1 0 0										
Inning Stats	R: 0 E: 0 K: 0 S: 5	H: 1 LOB: 1 BB: 0 P: 6	R: 0 E: 0 K: 1 S: 5	H: 0 LOB: 0 BB: 0 P: 6	R: 0 E: 0 K: 0 S: 6	H: 1 LOB: 1 BB: 0 P: 9	R: 0 E: 0 K: 0 S: 6	H: 0 LOB: 0 BB: 0 P: 13	R: 1 E: 0 K: 1 S: 12	H: 2 LOB: 1 BB: 0 P: 19	R: 4 E: 0 K: 1 S: 22	H: 5 LOB: 2 BB: 0 P: 34	R: 0 E: 0 K: 0 S: 5	H: 0 LOB: 0 BB: 0 P: 9	R: 0 E: 0 K: 1 S: 7	H: 0 LOB: 0 BB: 0 P: 14	R: 0 E: 0 K: 1 S: 10	H: 0 LOB: 1 BB: 1 P: 17	R: 0 E: 0 K: 1 S: 7	H: 2 LOB: 2 BB: 1 P: 13	1B: 9 2B: 2 3B: 0 HR: 1	SF: 0 SAC: 0 DP: 0 HBP: 1	WP: 1 PB: 0 SB: 1 CS: 0	PA: 52
PITCHER	IP 7.1	WLS 28	BF 7	H 3	R 3	ER 3	SO 3	BB 0	IBB 0	HBP 0	BLK 0	WP 0	HR 1	S 56	P 83	ERA 3.68	WHIP 0.955							
Steve Avery, L ERA: 3.43																								
Mark Wohlers, R ERA: 2.65																								
Mike Stanton, L ERA: 2.83																								
Randy St. Claire, R ERA: 4.23																								
Jim Clancy, R ERA: 3.76																								

Atlanta Braves @ Houston Astros
Astrodome, Houston, TX
Sun Sep 29 1991, 4:33 AM EDT
Att. 13,767 - Dome - 70 F

AB 50
R 5
H 12
RBI 5
BB 1
SO 7
LOB 15



Batter	1	2	3	4	5	6	7	8	9	AB	R	H	RBI	BB	SO	LOB	TOP										
Lonnie Smith, R (1, 7) Keith Mitchell, R (6, 7) OBP: 0.371, SLG: 0.392 OBP: 0.406, SLG: 0.426	1-1 L6		4-0 SF8 1B	0-2 F9		0-1 F9			1-3 K	3	1	0	0	1	0	1	<p>Atlanta Braves @ Cincinnati Reds</p> <p>Riverfront Stadium, Cincinnati, OH</p> <p>Mon Sep 30 1991, 7:05 PM EDT</p> <p>Att: 14,338 - Sunny - 78 F</p>										
Mark Lemko, S (1, 4) OBP: 0.306, SLG: 0.320	2-2 E6 BB		0-1 F9 1B	0-0 G4-3		1-0 G3			2-2 G4-3	5	1	1	0	0	0	1											
Terry Pendleton, S (1, 5) OBP: 0.356, SLG: 0.503	1-3 K		1-1 E 1B		3-2 L9		0-1 F9			4	1	1	0	0	1	1											
David Justice, L (1, 9) OBP: 0.385, SLG: 0.508	4-2 BB		1-2 SF8 1B		3-2 L9		0-3 K			2	0	0	1	1	1	0											
Ron Gant, R (1, 8) OBP: 0.334, SLG: 0.489	0-0 F9		0-1 P3		2-1 BB 1B		1-2 G6-3			4	0	1	0	0	0	4											
Sid Bream, L (1, 3) OBP: 0.317, SLG: 0.438		1-1 P6	0-0 2B 1B		4-0 BB			2-2 G3-1		3	1	1	2	1	0	0											
Greg Olson, R (1, 2) OBP: 0.321, SLG: 0.353		2-0 BB 1B	2-H 1B 2B		3-2 P3			0-3 K		4	0	2	1	0	1	2											
Rafael Belliard, R (1, 6) OBP: 0.296, SLG: 0.287		2-2 L8	0-1 2H 1B		0-0 SH1-3 1B			2-2 F8		4	0	2	0	0	0	1											
29 John Smoltz, R (1, 1) Tommy Gregg, L (9, PH) Mike Bielecki, R (9, 1) OBP: 0.176, SLG: 0.159 OBP: 0.281, SLG: 0.307 OBP: 0.122, SLG: 0.065		0-1 L3		2-3 K		0-2 SH1-3			1-1 F8	2	0	0	0	0	1	1											
Inning Stats	R: 0 E: 1 K: 1 S: 12	H: 0 LOB: 2 BB: 1 P: 20	R: 0 E: 0 K: 0 S: 10	H: 1 LOB: 1 BB: 0 P: 15	R: 4 E: 1 K: 0 S: 13	H: 5 LOB: 2 BB: 1 P: 20	R: 0 E: 0 K: 1 S: 8	H: 0 LOB: 0 BB: 0 P: 10	R: 0 E: 0 K: 0 S: 14	H: 1 LOB: 2 BB: 1 P: 28	R: 0 E: 0 K: 1 S: 8	H: 0 LOB: 0 BB: 0 P: 9	R: 0 E: 0 K: 1 S: 11	H: 0 LOB: 0 BB: 0 P: 15	R: 0 E: 0 K: 1 S: 8	H: 0 LOB: 0 BB: 0 P: 12		1B: 7 2B: 1 3B: 0 HR: 0	SF: 1 SAC: 1 DP: 0 HBP: 0	WP: 0 PB: 0 SB: 0 CS: 0	PA: 38						
PITCHER	IP	WLS	BF	H	R	ER	SO	BB	IBB	HBP	BLK	WP	HR	S	P	ERA	WHIP										
Jack Armstrong, R (1, 1) ERA: 5.24	4.2	L	24	7	4	4	2	3	0	0	0	0	0	54	87	7.71	2.143										
Mill Hill, R (5, 1) ERA: 3.34	0.1		1	0	0	0	0	0	0	0	0	0	0	3	6	0.00	0.000										
Ted Power, R (6, 1) ERA: 3.8	1.0	4	1	0	0	0	0	0	0	0	0	0	0	8	9	0.00	1.000										
Randy Myers, L (7, 1) ERA: 3.55	1.0	3	0	0	0	1	0	0	0	0	0	0	0	8	9	0.00	0.000										
Steve Foster, R (8, 1) ERA: 2.69	2.0	6	0	0	0	2	0	0	0	0	0	0	0	19	27	0.00	0.000										

Batter	1	2	3	4	5	6	7	8	9	AB	R	H	RBI	BB	SO	LOB	BOTTOM										
Mariano Duncan, R (1, 7) OBP: 0.287, SLG: 0.417	4-0 BB BB		2-2 G1-3		3-2 G6-3			0-1 F8		3	0	0	0	1	0	1	<p>Atlanta Braves @ Cincinnati Reds</p> <p>Riverfront Stadium, Cincinnati, OH</p> <p>Mon Sep 30 1991, 7:05 PM EDT</p> <p>Att: 14,338 - Sunny - 78 F</p>										
Hal Morris, L (1, 3) OBP: 0.376, SLG: 0.482	4-0 CS BB		0-2 G5-3		2-3 K			1-3 K		3	0	0	0	1	2	1											
Barry Larkin, R (1, 6) OBP: 0.379, SLG: 0.513	2-3 K		1-2 G4-3		1-1 G5-3				2-1 BB	4	0	1	0	0	1	2											
Paul O'Neill, L (1, 9) OBP: 0.349, SLG: 0.489	2-2 L3			4-2 WP BB	2-2 G6-3				1-3 K	3	0	0	0	1	1	2											
Chris Sabo, R (1, 5) OBP: 0.351, SLG: 0.503		0-1 F8		1-3 K	0-0 F7				1-3 K	4	0	0	0	0	2	2											
Bill Doran, S (1, 4) OBP: 0.355, SLG: 0.369		0-1 BB 1B		1-3 K	1-2 K				0-1 G3	4	0	1	0	0	1	2											
Billy Hatcher, R (1, 8) Steve Foster, R (8, 1) OBP: 0.312, SLG: 0.362		0-1 BB 1B		3-2 F8					1-1 G6-3	3	0	1	0	0	0	1											
Joe Oliver, R (1, 2) OBP: 0.263, SLG: 0.369		0-3 K			2-3 K WP				0-1 L5	3	0	0	0	0	2	2											
Jack Armstrong, R (1, 1) Mill Hill, R (5, 1) Stan Jefferson, S (5, PH) Ted Power, R (6, 1) Randy Myers, L (7, 1) Chris Jones, R (8, 7) OBP: 0.266, SLG: 0.073 OBP: 0.220, SLG: 0.207 OBP: 0.342, SLG: 0.474		1-3 K		3-3 K					0-3 K2-3	1	0	0	0	0	1	2											
Inning Stats	R: 0 E: 0 K: 1 S: 7	H: 0 LOB: 1 BB: 2 P: 19	R: 0 E: 0 K: 2 S: 13	H: 2 LOB: 0 BB: 0 P: 14	R: 0 E: 0 K: 0 S: 9	H: 0 LOB: 0 BB: 0 P: 12	R: 0 E: 0 K: 2 S: 23	H: 0 LOB: 1 BB: 1 P: 32	R: 0 E: 0 K: 3 S: 15	H: 0 LOB: 0 BB: 0 P: 25	R: 0 E: 0 K: 0 S: 6	H: 0 LOB: 0 BB: 0 P: 9	R: 0 E: 0 K: 0 S: 5	H: 0 LOB: 0 BB: 0 P: 7	R: 0 E: 0 K: 2 S: 10	H: 0 LOB: 0 BB: 0 P: 11		R: 0 E: 0 K: 2 S: 10	H: 1 LOB: 1 BB: 0 P: 14	1B: 2 2B: 2 3B: 0 HR: 0	SF: 0 SAC: 0 DP: 1 HBP: 0	WP: 3 PB: 0 SB: 0 CS: 1	PA: 33				
PITCHER	IP	WLS	BF	H	R	ER	SO	BB	IBB	HBP	BLK	WP	HR	S	P	ERA	WHIP										
29 John Smoltz, R (1, 1) ERA: 3.87	8.0	W	29	2	0	0	10	3	0	0	0	0	0	88	129	0.00	0.625										
Mike Bielecki, R (9, 1) ERA: 4.47	1.0	4	1	0	0	2	0	0	0	0	0	0	0	10	14	0.00	1.000										

AB	33
R	4
H	8
RBI	4
BB	3
SO	5
LOB	11

AB	30
R	0
H	3
RBI	0
BB	3
SO	12
LOB	16



Batter	1	2	3	4	5	6	7	8	9	AB	R	H	RBI	BB	SO	LOB	TOP					
Lonnie Smith, R OBP: 0.372, SLG: 0.389 Vinny Castilla, R (9, 6)	L9		1B	K			1B	G6-3		3	1	0	0	2	1	1						
Mark Lemko, S OBP: 0.308, SLG: 0.322 Deion Sanders, L OBP: 0.273, SLG: 0.349 Alejandro Pena, R (9, 1)	K		F8		G4-3		WP 1B		S	5	0	2	1	0	1	1						
Terry Pendleton, S OBP: 0.360, SLG: 0.510	1B		1B		HR		WP 1B		F8	5	1	4	2	0	0	1						
David Justice, L OBP: 0.383, SLG: 0.512	G4-3		L7		F9		P2		HR	5	1	1	2	0	0	5						
Ron Gant, R OBP: 0.335, SLG: 0.486		K			G5-3				K	3	1	0	0	2	2	1						
Sid Dream, L OBP: 0.313, SLG: 0.433 Brian Hunter, R OBP: 0.296, SLG: 0.453	P4				K		K		G5-3	3	0	0	0	0	2	1						
Greg Olson, R OBP: 0.320, SLG: 0.350 Mike Bielecki, R OBP: 0.122, SLG: 0.065 Mike Stanton, L OBP: 0.571, SLG: 0.667 Keith Mitchell, R OBP: 0.406, SLG: 0.426					G5-3		G6-3		L5	3	0	0	0	1	0	4	AB 37					
Rafael Belliard, R OBP: 0.295, SLG: 0.287 Tommy Gregg, L OBP: 0.297, SLG: 0.324 Jeff Blauser, R OBP: 0.356, SLG: 0.410	G4-3				1B		K		K	1	0	0	0	0	0	1	R 7					
Charlie Leibrandt, R OBP: 0.083, SLG: 0.101 Jerry Willard, L OBP: 0.236, SLG: 0.167 Pete Smith, R OBP: 0.231, SLG: 0.167 Jeff Treadway, L OBP: 0.370, SLG: 0.421 Damon Berryhill, S (7, 2)			G3						K	1	0	0	0	0	0	0	H 10					
Inning Stats	R: 0 E: 0 K: 1 S: 10	H: 1 LOB: 1 BB: 0 P: 16	R: 0 E: 0 K: 1 S: 11	H: 0 LOB: 1 BB: 1 P: 20	R: 0 E: 0 K: 0 S: 16	H: 1 LOB: 2 BB: 1 P: 28	R: 2 E: 0 K: 2 S: 14	H: 2 LOB: 1 BB: 1 P: 26	R: 1 E: 0 K: 0 S: 8	H: 1 LOB: 0 BB: 0 P: 10	R: 0 E: 0 K: 2 S: 7	H: 0 LOB: 0 BB: 0 P: 10	R: 2 E: 0 K: 1 S: 16	H: 3 LOB: 3 BB: 2 P: 29	R: 0 E: 0 K: 2 S: 10	H: 0 LOB: 0 BB: 0 P: 13	R: 2 E: 0 K: 1 S: 12	H: 2 LOB: 1 BB: 0 P: 21	1B: 7 2B: 1 3B: 0 HR: 2	SF: 0 SAC: 0 DP: 0 HBP: 0	WP: 1 PB: 0 SB: 2 CS: 0	PA: 42
PITCHER	IP	WLS	BF	H	R	ER	SO	BB	IBB	HBP	BLK	WP	HR	S	P	ERA	WHIP					
Jose Rijo, R ERA: 2.48	6.0		28	6	5	5	6	4	0	0	0	0	1	73	123	7.50	1.667					
Norm Charlton, L ERA: 2.91	2.0		9	2	0	0	3	0	1	0	0	1	0	19	29	0.00	1.000					
Rob Dibble, R ERA: 3.21	1.0	L	5	2	2	2	1	0	0	0	0	0	1	12	21	18.00	2.000					

Atlanta Braves @ Cincinnati Reds
Riverfront Stadium, Cincinnati, OH
Tue Oct 01 1991, 7:05 PM EDT
Att: 18,105 - Sunny - 76 F

AB 37
R 7
H 10
RBI 7
BB 5
SO 10
LOB 19



Batter	1	2	3	4	5	6	7	8	9	AB	R	H	RBI	BB	SO	LOB	BOTTOM					
Chris Jones, R OBP: 0.321, SLG: 0.444	G6-3			L4			K		G6-3	5	0	0	0	0	2	1						
Mariano Duncan, R OBP: 0.286, SLG: 0.412	2B		F8		G3		F8		G4-3	4	1	0	0	1	0	0						
Barry Larkin, R OBP: 0.381, SLG: 0.514	BLK 2B		F7		1B		1B		K	3	1	1	1	2	1	0						
Chris Sabo, R OBP: 0.354, SLG: 0.506	2B		F5		S		BB		1B	4	0	3	1	0	0	0						
Carmelo Martinez, R OBP: 0.325, SLG: 0.373 Luis Quinones, S OBP: 0.301, SLG: 0.317 Hal Morris, L OBP: 0.376, SLG: 0.482	BB 1B		P3		P7		BB		BB	2	1	0	0	1	0	2						
Bill Doran, S OBP: 0.354, SLG: 0.368 Billy Hatcher, R OBP: 0.312, SLG: 0.362	HR		K		G5-3		G5-3		G5-3	4	1	1	0	0	1	5						
Paul O'Neill, L OBP: 0.350, SLG: 0.490	HR				G4-3		K		K	3	1	1	0	1	2	0	AB 33					
Joe Oliver, R OBP: 0.264, SLG: 0.380 Donnie Scott, S OBP: 0.154, SLG: 0.154	HR				G6-3		P3		F7	3	1	1	4	0	0	1	R 6					
Jose Rijo, R OBP: 0.242, SLG: 0.219 Norm Charlton, S OBP: 0.043, SLG: 0.087 Stan Jefferson, S OBP: 0.100, SLG: 0.053 Rob Dibble, L (9, 1)	G6-3				G4-3		G5-3		G6-3	3	0	0	0	0	0	0	H 7					
Inning Stats	R: 6 E: 0 K: 0 S: 21	H: 4 LOB: 3 BB: 3 P: 38	R: 0 E: 0 K: 1 S: 9	H: 0 LOB: 0 BB: 0 P: 13	R: 0 E: 0 K: 1 S: 10	H: 0 LOB: 0 BB: 0 P: 15	R: 0 E: 0 K: 0 S: 11	H: 1 LOB: 1 BB: 0 P: 13	R: 0 E: 0 K: 0 S: 10	H: 1 LOB: 2 BB: 1 P: 16	R: 0 E: 0 K: 1 S: 5	H: 0 LOB: 0 BB: 0 P: 7	R: 0 E: 0 K: 1 S: 12	H: 1 LOB: 3 BB: 2 P: 28	R: 0 E: 0 K: 1 S: 7	H: 0 LOB: 0 BB: 0 P: 11	R: 0 E: 0 K: 1 S: 8	H: 0 LOB: 0 BB: 0 P: 11	1B: 3 2B: 3 3B: 0 HR: 1	SF: 0 SAC: 0 DP: 0 HBP: 0	WP: 0 PB: 0 SB: 2 CS: 0	PA: 39
PITCHER	IP	WLS	BF	H	R	ER	SO	BB	IBB	HBP	BLK	WP	HR	S	P	ERA	WHIP					
Charlie Leibrandt, L ERA: 3.38	3.0		15	4	6	6	2	3	0	0	0	0	0	40	66	18.00	2.333					
Pete Smith, R ERA: 5.06	3.0		12	2	0	0	1	1	0	0	0	0	0	26	36	0.00	1.000					
Mike Bielecki, R ERA: 4.46	0.2		5	1	0	0	1	2	0	0	0	0	0	10	23	0.00	4.500					
Mike Stanton, L ERA: 2.88	1.1	W	4	0	0	0	1	0	0	0	0	0	0	9	16	0.00	0.000					
Alejandro Pena, R ERA: 2.46	1.0	S	3	0	0	0	1	0	0	0	0	0	0	8	11	0.00	0.000					

Atlanta Braves @ Cincinnati Reds
Riverfront Stadium, Cincinnati, OH
Tue Oct 01 1991, 7:05 PM EDT
Att: 18,105 - Sunny - 76 F

AB 33
R 6
H 7
RBI 6
BB 6
SO 6
LOB 10



Batter	1	2	3	4	5	6	7	8	9	AB	R	H	RBI	BB	SO	LOB	TOP					
Lonnie Smith, R OBP: 0.377, SLG: 0.391										3	1	2	2	0	0	0	Atlanta Braves @ Cincinnati Reds Riverfront Stadium, Cincinnati, OH Wed Oct.02.1991, 7:05 PM EDT Att: 16,192 - Sunny - 75 F					
Deion Sanders, L OBP: 0.273, SLG: 0.349										0	0	0	0	0	0	0						
Alejandro Pena, R OBP: 0.273, SLG: 0.349										0	0	0	0	0	0	0						
Mark Lemke, S OBP: 0.336, SLG: 0.317										4	0	0	0	1	0	3						
Terry Pendleton, S OBP: 0.361, SLG: 0.514										4	1	2	1	0	0	3						
David Justice, L OBP: 0.382, SLG: 0.512										4	1	1	1	0	1	1						
Ron Gant, R OBP: 0.334, SLG: 0.486										4	0	1	0	0	1	2						
Sid Bream, L OBP: 0.312, SLG: 0.428										3	1	0	0	1	0	1						
Greg Olson, R OBP: 0.319, SLG: 0.349										4	1	1	1	0	1	1						
Rafael Belliard, R OBP: 0.295, SLG: 0.284										3	1	0	0	1	0	0						
Tom Glavine, L OBP: 0.288, SLG: 0.243										2	0	0	1	1	0	0						
Tommy Gregg, L OBP: 0.294, SLG: 0.320										1	0	0	0	0	1	0						
Keith Mitchell, R OBP: 0.406, SLG: 0.426										0	0	0	0	0	0	0						
Inning Stats	R: 6 E: 0 K: 1 S: 22	H: 4 LOB: 3 BB: 4 P: 47	R: 0 E: 0 K: 0 S: 6	H: 0 LOB: 0 BB: 0 P: 8	R: 0 E: 0 K: 0 S: 6	H: 0 LOB: 0 BB: 0 P: 7	R: 0 E: 0 K: 0 S: 4	H: 0 LOB: 0 BB: 0 P: 7	R: 0 E: 0 K: 1 S: 11	H: 1 LOB: 1 BB: 0 P: 15	R: 0 E: 0 K: 0 S: 10	H: 1 LOB: 1 BB: 0 P: 13	R: 0 E: 0 K: 0 S: 7	H: 1 LOB: 0 BB: 0 P: 8	R: 0 E: 0 K: 1 S: 8	H: 0 LOB: 0 BB: 0 P: 13	R: 0 E: 0 K: 1 S: 5	H: 0 LOB: 1 BB: 0 P: 11	1B: 4 2B: 3 3B: 1 HR: 0	SF: 0 SAC: 0 DP: 2 HBP: 2	WP: 0 PB: 1 SB: 1 CS: 0	PA: 38
PITCHER	IP WLS BF H R ER SO BB IBB HBP BLK WP HR S P ERA WHIP	0.2 L 9 3 6 6 1 3 0 0 0 0 0 0 15 32 81.00 9.000	4.1 16 2 0 0 1 1 0 0 0 0 0 0 34 52 0.00 0.692	2.0 7 2 0 0 0 0 0 0 0 0 0 0 17 21 0.00 1.000	2.0 6 0 0 0 2 0 0 1 0 0 0 0 13 24 0.00 0.000																	

AB 32
R 6
H 7
RBI 6
BB 4
SO 4
LOB 11



Batter	1	2	3	4	5	6	7	8	9	AB	R	H	RBI	BB	SO	LOB	BOTTOM			
Billy Hatcher, R OBP: 0.311, SLG: 0.360										4	0	1	1	0	0	0	Atlanta Braves @ Cincinnati Reds Riverfront Stadium, Cincinnati, OH Wed Oct.02.1991, 7:05 PM EDT Att: 16,192 - Sunny - 75 F			
Bill Doran, S OBP: 0.358, SLG: 0.368										2	1	1	0	2	0	1				
Barry Larkin, R OBP: 0.382, SLG: 0.513										1	0	0	0	1	0	1				
Freddie Benavides, R OBP: 0.310, SLG: 0.309										2	0	1	0	0	0	1				
Chris Sabo, R OBP: 0.353, SLG: 0.504										4	1	1	0	0	1	4				
Carmelo Martinez, R OBP: 0.324, SLG: 0.371										4	0	1	2	0	0	2				
Chris Jones, R OBP: 0.310, SLG: 0.429										3	0	0	0	0	2	2				
Luis Quinones, S OBP: 0.300, SLG: 0.316										1	0	0	0	0	0	0				
Paul O'Neill, L OBP: 0.348, SLG: 0.487										3	0	0	0	0	1	0				
Donnie Scott, S OBP: 0.125, SLG: 0.125										3	0	0	0	0	0	0				
Scott Scudder, R ERA: 4.35										0	0	0	0	0	0	0				
Kip Gross, R ERA: 3.49										1	0	0	0	0	0	0				
Milt Hill, R ERA: 3.13										0	0	0	0	0	0	0				
Ted Power, R ERA: 3.71										0	0	0	0	0	0	0				
Inning Stats	R: 2 E: 0 K: 1 S: 13	H: 1 LOB: 1 BB: 1 P: 24	R: 0 E: 0 K: 0 S: 7	H: 0 LOB: 0 BB: 0 P: 13	R: 0 E: 0 K: 1 S: 12	H: 0 LOB: 0 BB: 0 P: 15	R: 0 E: 0 K: 2 S: 10	H: 1 LOB: 1 BB: 0 P: 16	R: 0 E: 0 K: 1 S: 7	H: 0 LOB: 0 BB: 0 P: 10	R: 0 E: 0 K: 0 S: 6	H: 1 LOB: 0 BB: 0 P: 8	R: 0 E: 0 K: 0 S: 10	H: 1 LOB: 0 BB: 0 P: 12	1B: 5 2B: 1 3B: 0 HR: 0	SF: 0 SAC: 0 DP: 4 HBP: 0	WP: 0 PB: 0 SB: 1 CS: 0	PA: 33		
PITCHER	IP WLS BF H R ER SO BB IBB HBP BLK WP HR S P ERA WHIP	8.0 W 30 5 3 1 5 3 0 0 0 0 0 0 70 112 1.12 1.000	1.0 S 3 1 0 0 0 0 0 0 0 0 0 0 10 12 0.00 1.000																	



Batter	1	2	3	4	5	6	7	8	9	AB	R	H	RBI	BB	SO	LOB	TOP					
Steve Finley, L (1,8) OBP: 0.332, SLG: 0.407	E4 FC4-6		K			F7		FC6 FC6-4		4	0	0	0	0	1	2						
Craig Biggio, R (1,2) OBP: 0.360, SLG: 0.376	FC4-6		F8			G5-3		FC6-4		4	0	0	1	0	0	2						
5 Jeff Bagwell, R (1,3) OBP: 0.386, SLG: 0.436	F8				G5-3		G4-3	F7		4	0	0	0	0	0	2						
Ken Caminiti, S (1,5) OBP: 0.314, SLG: 0.386	BB				K		L6		HR	3	1	1	1	1	1	0						
Javier Ortiz, R (1,9) OBP: 0.374, SLG: 0.359	K				F8		2B	1B		3	0	1	0	1	1	2						
Luis Gonzalez, L (1,7) OBP: 0.321, SLG: 0.435		G3				G3		F7		4	0	1	0	0	0	1						
Andujar Cedeno, R (1,6) OBP: 0.264, SLG: 0.403		L6				K		P3		4	0	0	0	0	1	3						
Casey Candaele, S (1,4) OBP: 0.320, SLG: 0.363		G1-3				G4-3		F8		4	1	1	0	0	0	1						
Jeff Juden, R (1,1) Gary Cooper, R (6, PH) Xavier Hernandez, L (6, PH) Mike Simms, R (8, PH) Jim Corsi, R (8, PH)			K			P3		FC6 BB		1	0	0	0	0	1	0						
Inning Stats	R: 0 E: 1 K: 1 S: 19	H: 0 LOB: 2 BB: 1 P: 30	R: 0 E: 0 K: 0 S: 7	H: 0 LOB: 0 BB: 0 P: 10	R: 0 E: 0 K: 2 S: 9	H: 0 LOB: 0 BB: 0 P: 14	R: 0 E: 0 K: 1 S: 9	H: 0 LOB: 0 BB: 0 P: 14	R: 0 E: 0 K: 1 S: 6	H: 0 LOB: 0 BB: 0 P: 7	R: 0 E: 0 K: 0 S: 5	H: 1 LOB: 2 BB: 1 P: 6	R: 0 E: 0 K: 0 S: 7	H: 1 LOB: 2 BB: 1 P: 14	R: 1 E: 0 K: 0 S: 10	H: 1 LOB: 1 BB: 1 P: 19	R: 1 E: 0 K: 0 S: 19	H: 2 LOB: 1 BB: 0 P: 26	1B: 2 2B: 1 3B: 0 HR: 1	SF: 0 SAC: 0 DP: 0 HBP: 0	WP: 0 PB: 0 SB: 1 CS: 1	PA: 35
PITCHER	IP WLS BF H R ER SO BB IBB HBP BLK WP HR S P ERA WHIP																					
Steve Avery, L (1,1) ERA: 3.38	8.0 W 31 3 2 2 5 3 0 0 0 0 0 1 75 119 2.25 0.750																					
Alejandro Pena, R (9,1) ERA: 2.4	1.0 S 4 1 0 0 0 0 0 0 0 0 0 0 0 16 21 0.00 1.000																					

Houston Astros @ Atlanta Braves
Atlanta-Fulton County Stadium, Atlanta, GA
Fri Oct 04 1991, 7:05 PM EDT
Att: 45,815 - Sunny - 79 F

AB 32
R 2
H 4
RBI 2
BB 3
SO 5
LOB 13



Batter	1	2	3	4	5	6	7	8	9	AB	R	H	RBI	BB	SO	LOB	BOTTOM			
Lonnie Smith, R (1,7) OBP: 0.376, SLG: 0.390	G6-3					G6-3		F7		4	0	1	1	0	0	0				
Keith Mitchell, R (8,7) OBP: 0.406, SLG: 0.426		1B								0	0	0	0	0	0	0				
Mark Lemke, S (1,4) OBP: 0.305, SLG: 0.313	G3 BB	G3				F8		G3-1		3	0	0	0	1	0	2				
Terry Pendleton, S (1,5) OBP: 0.360, SLG: 0.517	G3		K			HR		K2-3		4	1	1	1	0	2	1				
David Justice, L (1,9) OBP: 0.381, SLG: 0.508	K		BB			P5		K		3	1	0	0	1	2	1				
Ron Gant, R (1,8) OBP: 0.337, SLG: 0.489		SF7 1B	2B			CS BB		E6 1B		3	2	2	1	1	0	0				
Sid Bream, L (1,3) OBP: 0.311, SLG: 0.425	G3	G3	F7			CS		G4-3		4	0	1	0	0	0	3				
Greg Olson, R (1,2) OBP: 0.319, SLG: 0.349	SF7	F8				G6-4-3 1B		G4-3		3	0	1	1	0	0	2				
Rafael Belliard, R (1,6) OBP: 0.297, SLG: 0.287	E6 1B					G6-3		1B		4	1	2	1	0	0	0				
Steve Avery, L (1,1) ERA: 3.38	E6 1B					G4-3		K		4	0	0	0	0	2	4				
Alejandro Pena, R (9,1) ERA: 2.4										0	0	0	0	0	0	0				
Inning Stats	R: 0 E: 0 K: 1 S: 7	H: 0 LOB: 1 BB: 1 P: 17	R: 2 E: 2 K: 0 S: 16	H: 2 LOB: 2 BB: 0 P: 29	R: 1 E: 1 K: 1 S: 11	H: 1 LOB: 1 BB: 1 P: 18	R: 0 E: 0 K: 0 S: 9	H: 0 LOB: 0 BB: 0 P: 11	R: 1 E: 0 K: 0 S: 7	H: 1 LOB: 0 BB: 1 P: 12	R: 0 E: 0 K: 1 S: 7	H: 2 LOB: 1 BB: 0 P: 10	R: 0 E: 0 K: 1 S: 7	H: 0 LOB: 0 BB: 0 P: 7	R: 1 E: 1 K: 2 S: 13	H: 2 LOB: 2 BB: 0 P: 23	1B: 6 2B: 1 3B: 0 HR: 1	SF: 1 SAC: 0 DP: 1 HBP: 0	WP: 0 PB: 0 SB: 1 CS: 1	PA: 37
PITCHER	IP WLS BF H R ER SO BB IBB HBP BLK WP HR S P ERA WHIP																			
Jeff Juden, R (1,1) ERA: 4.95	5.0 L 23 4 4 3 2 3 0 0 0 0 0 0 0 14 17 0.00 1.000																			
Xavier Hernandez, R (6,1) ERA: 4.95	2.0 7 2 0 0 2 0 0 0 0 0 0 0 0 14 17 0.00 1.000																			
Jim Corsi, R (8,1) ERA: 3.71	1.0 6 2 1 0 2 0 0 0 0 0 0 0 0 13 23 0.00 2.000																			

Houston Astros @ Atlanta Braves
Atlanta-Fulton County Stadium, Atlanta, GA
Fri Oct 04 1991, 7:05 PM EDT
Att: 45,815 - Sunny - 79 F

AB 32
R 5
H 8
RBI 5
BB 3
SO 6
LOB 13



Batter	1	2	3	4	5	6	7	8	9	AB	R	H	RBI	BB	SO	LOB	TOP					
Kenny Lofton, L OBP: 0.253, SLG: 0.216 (1, 8)	L6		K		F9 1B			G4-3		4	0	1	0	0	1	0	Houston Astros @ Atlanta Braves Atlanta-Fulton County Stadium, Atlanta, GA Sat Oct 05 1991, 3:33 AM EDT Att: 44,994 - Sunny - 82 F					
Steve Finley, L OBP: 0.331, SLG: 0.406 (1, 9)	P8				F7			P5		4	0	1	0	0	0	1						
Craig Biggio, R OBP: 0.358, SLG: 0.374 (1, 2)	P3		G6-3		F9 1-2			F9		4	0	0	0	0	0	2						
5 Jeff Bagwell, R OBP: 0.387, SLG: 0.437 (1, 3)		P3				F7			FC1-6 1B	4	1	2	0	0	0	0						
Luis Gonzalez, L OBP: 0.320, SLG: 0.433 (1, 7)		1B G4-3 1B		F9		G3		FC1-6 G1-6-3		4	0	1	0	0	0	2						
Ken Caminiti, S OBP: 0.312, SLG: 0.383 (1, 5)		G4-3		K		G6-3		G1-6-3		4	0	0	0	0	1	3						
Andujar Cedeno, R OBP: 0.267, SLG: 0.409 (1, 6)							P4	F9		4	1	2	1	0	0	1						
Casey Candaele, S OBP: 0.320, SLG: 0.363 (1, 4)		FC6-4 1B					G3			3	0	1	1	0	0	2						
Mark Portugal, R OBP: 0.288, SLG: 0.217 (3, 1) Dwayne Henry, R OBP: 0.262, SLG: 0.281 (4, 1) Chris Gardner, R OBP: 0.370, SLG: 0.354 (7, 1) Javier Ortiz, R OBP: 0.370, SLG: 0.354 (7, 1) Rob Mallicoat, L OBP: 0.370, SLG: 0.354 (7, 1)			F9		G5-3		G6-3		1	0	0	0	0	0	0	0						
Inning Stats	R: 0 E: 0 K: 0 S: 8	H: 0 LOB: 0 BB: 0 P: 10	R: 0 E: 0 K: 0 S: 9	H: 2 LOB: 2 BB: 0 P: 16	R: 0 E: 0 K: 1 S: 6	H: 1 LOB: 1 BB: 0 P: 9	R: 2 E: 0 K: 1 S: 11	H: 3 LOB: 1 BB: 0 P: 17	R: 0 E: 0 K: 0 S: 5	H: 0 LOB: 0 BB: 0 P: 5	R: 0 E: 0 K: 0 S: 7	H: 0 LOB: 0 BB: 0 P: 12	R: 0 E: 0 K: 0 S: 6	H: 0 LOB: 0 BB: 0 P: 12	R: 0 E: 0 K: 0 S: 7	H: 0 LOB: 0 BB: 0 P: 11	R: 0 E: 0 K: 0 S: 9	H: 1 LOB: 1 BB: 0 P: 11	1B: 7 2B: 1 3B: 0 HR: 0	SF: 0 SAC: 0 DP: 0 HBP: 0	WP: 0 PB: 0 SB: 0 CS: 0	PA: 34
PITCHER 29 John Smoltz, R ERA: 3.8 (1, 1)	IP: 9.0 WLS: W BF: 34 H: 8 R: 2 ER: 2 SO: 2 BB: 0 IBB: 0 HBP: 0 BLK: 0 WP: 0 HR: 0 S: 68 P: 103 ERA: 2.00 WHIP: 0.889															PITCHER						

Batter	1	2	3	4	5	6	7	8	9	AB	R	H	RBI	BB	SO	LOB	BOTTOM					
Lonnie Smith, R OBP: 0.377, SLG: 0.394 (1, 7) Keith Mitchell, R OBP: 0.406, SLG: 0.426 (7, 7)	1B 1B	F8 2H 2B		G5-3		K				4	1	2	1	0	1	0	Houston Astros @ Atlanta Braves Atlanta-Fulton County Stadium, Atlanta, GA Sat Oct 05 1991, 3:33 AM EDT Att: 44,994 - Sunny - 82 F					
Mark Lemke, S OBP: 0.305, SLG: 0.312 (1, 4)	E SF7 1B	F8		F8		P3			4	1	1	0	0	0	1							
Terry Pendleton, S OBP: 0.363, SLG: 0.517 (1, 5)	1B E 1-2 2H 1B			G6-3		F8 BB			2	0	1	1	2	0	0							
David Justice, L OBP: 0.377, SLG: 0.503 (1, 9)	E6 1B	G3			F7	F8			4	0	0	0	0	0	5							
Ron Gant, R OBP: 0.338, SLG: 0.496 (1, 8)	SF7			BB E 1B	HR	G6-3			3	2	2	2	0	0	1							
Sid Bream, L OBP: 0.314, SLG: 0.424 (1, 3)	G5-4-3 1B			F9		P5			3	0	1	0	1	0	0							
Greg Olson, R OBP: 0.316, SLG: 0.345 (1, 2)	G5-4-3		E6 P3-4		L9	K			4	0	0	0	0	1	4							
Rafael Belliard, R OBP: 0.296, SLG: 0.286 (1, 6)		2B SH1-4 1B		F9		K			4	1	1	0	0	1	2							
29 John Smoltz, R OBP: 0.171, SLG: 0.154 (1, 1)		SH1-4		P3-4		G4-3			2	0	0	0	0	0	2							
Inning Stats	R: 2 E: 1 K: 0 S: 13	H: 4 LOB: 2 BB: 0 P: 22	R: 1 E: 0 K: 0 S: 11	H: 2 LOB: 2 BB: 1 P: 18	R: 1 E: 1 K: 0 S: 9	H: 1 LOB: 1 BB: 1 P: 19	R: 0 E: 0 K: 0 S: 5	H: 0 LOB: 0 BB: 0 P: 7	R: 1 E: 0 K: 0 S: 6	H: 1 LOB: 0 BB: 0 P: 9	R: 0 E: 0 K: 1 S: 6	H: 0 LOB: 0 BB: 0 P: 10	R: 0 E: 0 K: 0 S: 6	H: 0 LOB: 1 BB: 1 P: 11	R: 0 E: 0 K: 2 S: 8	H: 0 LOB: 0 BB: 0 P: 12	R: 0 E: 0 K: 0 S: 9	H: 0 LOB: 0 BB: 0 P: 11	1B: 6 2B: 2 3B: 0 HR: 1	SF: 1 SAC: 1 DP: 2 HBP: 0	WP: 0 PB: 0 SB: 0 CS: 0	PA: 35
PITCHER Mark Portugal, R ERA: 4.49 (1, 1) Dwayne Henry, R ERA: 3.19 (3, 1) Chris Gardner, R ERA: 4.01 (4, 1) Rob Mallicoat, L ERA: 3.86 (7, 1)	IP: 2.0 WLS: L BF: 16 H: 7 R: 4 ER: 3 SO: 0 BB: 2 IBB: 0 HBP: 0 BLK: 0 WP: 0 HR: 0 S: 28 P: 52 ERA: 13.50 WHIP: 4.500															PITCHER						

AB	34
R	2
H	8
RBI	2
BB	0
SO	2
LOB	12



1B	7	SF	0
2B	1	SAC	0
3B	0	DP	0
HR	0	HBP	0

1B	6	SF	1
2B	2	SAC	1
3B	0	DP	2
HR	1	HBP	0

Batter	1	2	3	4	5	6	7	8	9	AB	R	H	RBI	BB	SO	LOB	TOP										
Gerald Young, S OBP: 0.327, SLG: 0.275 (1, 8)	F7		G4-3		PO	F9				3	0	0	0	2	0	0	Houston Astros @ Atlanta Braves Atlanta-Fulton County Stadium, Atlanta, GA Sun Oct 06 1991, 3:33 AM EDT Att: 42,764 - Sunny - 63 F										
Andy Mota, R OBP: 0.196, SLG: 0.244 (1, 4)	P6		E5 2B	P3		F9		F9		5	1	1	0	0	0	3											
Jose Tolentino, L OBP: 0.305, SLG: 0.389 (1, 3)				G1-3		K				4	1	2	1	1	1	2											
Mike Simms, R OBP: 0.301, SLG: 0.317 Kenny Lofton, L OBP: 0.253, SLG: 0.216 (8, 8)	PO		K		G5-3		G4-3	F9		5	1	1	2	0	1	2											
Javier Ortiz, R OBP: 0.381, SLG: 0.386 (1, 7)							G4-3	F9		0	0	0	0	0	0	0											
Andujar Cedeno, R OBP: 0.270, SLG: 0.418 (1, 6)										4	2	2	0	1	0	2											
Gary Cooper, R OBP: 0.368, SLG: 0.313 (1, 5)										4	2	1	2	1	1	2											
Scott Servais, R OBP: 0.244, SLG: 0.243 (1, 2)										4	1	2	1	1	2	1											
Pete Harnisch, S OBP: 0.149, SLG: 0.113 Xavier Hernandez, L OBP: 0.319, SLG: 0.362 Casey Candaele, S OBP: 0.333, SLG: 0.333 Curt Schilling, R OBP: 0.333, SLG: 0.333 (9, 1)										4	0	3	2	1	0	0											
Inning Stats	R: 0 E: 0 K: 0 S: 9	H: 0 LOB: 0 BB: 1 P: 18	R: 1 E: 1 K: 2 S: 13	H: 1 LOB: 2 BB: 2 P: 25	R: 3 E: 1 K: 1 S: 12	H: 4 LOB: 1 BB: 0 P: 18	R: 0 E: 1 K: 0 S: 16	H: 0 LOB: 2 BB: 1 P: 25	R: 2 E: 0 K: 0 S: 12	H: 3 LOB: 1 BB: 1 P: 19	R: 0 E: 0 K: 1 S: 5	H: 0 LOB: 0 BB: 0 P: 7	R: 2 E: 0 K: 1 S: 12	H: 2 LOB: 1 BB: 1 P: 22	R: 0 E: 0 K: 0 S: 10	H: 1 LOB: 2 BB: 1 P: 17		R: 0 E: 0 K: 2 S: 10	H: 1 LOB: 1 BB: 0 P: 12	1B: 5 2B: 4 3B: 1 HR: 2	SF: 0 SAC: 1 DP: 0 HBP: 0	WP: 0 PB: 1 SB: 1 CS: 0	PA: 47				
PITCHER	IP	WLS	BF	H	R	ER	SO	BB	IBB	HBP	BLK	WP	HR	S	P	ERA	WHIP										
Charlie Leibrandt, L ERA: 3.49 Jim Glancy, R ERA: 3.31 Mark Wohlers, R ERA: 3.2 Kent Mercker, L ERA: 2.58 Randy St. Claire, R ERA: 4.08	4.0	L	21	5	4	4	3	4	0	0	0	0	1	50	86	9.00	2.250										

Batter	1	2	3	4	5	6	7	8	9	AB	R	H	RBI	BB	SO	LOB	BOTTOM										
Keith Mitchell, R OBP: 0.392, SLG: 0.409 (1, 8)	E 1B		K	F8					F8	5	1	1	0	0	2	3	Houston Astros @ Atlanta Braves Atlanta-Fulton County Stadium, Atlanta, GA Sun Oct 06 1991, 3:33 AM EDT Att: 42,764 - Sunny - 63 F										
Jeff Treadway, L OBP: 0.368, SLG: 0.418 (1, 4)	E3 P3 1B		L4		P5					4	0	1	0	0	0	1											
Tommy Gregg, L OBP: 0.275, SLG: 0.308 (1, 9)			K		F8					4	0	0	0	0	2	4											
Brian Hunter, R OBP: 0.296, SLG: 0.450 (1, 7)				K	F7					4	0	1	1	0	1	0											
Jeff Blausler, R OBP: 0.358, SLG: 0.409 (1, 5)										3	1	1	0	1	0	2											
Jerry Willard, L OBP: 0.313, SLG: 0.429 Francisco Cabrera, R OBP: 0.284, SLG: 0.432 (1, 2)										2	1	1	2	0	0	2											
Mike Bell, L OBP: 0.188, SLG: 0.233 (1, 3)										3	0	0	0	1	1	1											
Vinny Castilla, R OBP: 0.200, SLG: 0.200 (1, 6)										4	0	1	0	0	2	1											
Charlie Leibrandt, R OBP: 0.282, SLG: 0.100 Sid Bissett, L OBP: 0.313, SLG: 0.423 Jim Glancy, R ERA: 3.31 Mark Wohlers, R ERA: 3.2 Deion Sanders, L OBP: 0.270, SLG: 0.345 Kent Mercker, L ERA: 2.58 Randy St. Claire, R ERA: 4.08 Rico Rossy, R ERA: 3.81 (9, 1)										1	0	0	0	0	1	0											
Inning Stats	R: 1 E: 1 K: 1 S: 11	H: 2 LOB: 2 BB: 0 P: 18	R: 0 E: 0 K: 2 S: 7	H: 0 LOB: 0 BB: 0 P: 7	R: 0 E: 0 K: 2 S: 9	H: 0 LOB: 0 BB: 0 P: 15	R: 2 E: 1 K: 1 S: 20	H: 1 LOB: 2 BB: 2 P: 34	R: 0 E: 0 K: 0 S: 8	H: 0 LOB: 0 BB: 0 P: 11	R: 0 E: 0 K: 2 S: 12	H: 0 LOB: 0 BB: 0 P: 17	R: 0 E: 0 K: 2 S: 17	H: 2 LOB: 2 BB: 0 P: 24	R: 0 E: 0 K: 1 S: 14	H: 1 LOB: 1 BB: 0 P: 19		R: 0 E: 0 K: 2 S: 7	H: 0 LOB: 0 BB: 0 P: 9	1B: 5 2B: 0 3B: 0 HR: 1	SF: 0 SAC: 0 DP: 0 HBP: 0	WP: 0 PB: 0 SB: 0 CS: 0	PA: 37				
PITCHER	IP	WLS	BF	H	R	ER	SO	BB	IBB	HBP	BLK	WP	HR	S	P	ERA	WHIP										
Pete Harnisch, R ERA: 2.7 Xavier Hernandez, R ERA: 4.71 Curt Schilling, R ERA: 3.81	5.0	W	22	3	3	3	6	2	0	0	0	0	0	43	60	0.00	1.000										



Batter	1	2	3	4	5	6	7	8	9	AB	R	H	RBI	BB	SO	LOB	TOP			
Lonnie Smith, R (1,7)	G6-3		G5-3		K			L6		4	0	0	0	0	1	1	Atlanta Braves @ Pittsburgh Pirates Three Rivers Stadium, Pittsburgh, PA Wed Oct 09 1991, 7:05 PM EDT Att: 57,347 - Unknown - 65 F			
Mark Lemke, S (1,4)	G4-1			E3		G4-3		L3		4	0	0	0	0	0					
Terry Pendleton, S (1,5)	G4-3			1B BB		K		G5-3		3	0	0	0	1	1	0				
David Justice, L (1,9) OBP: 0.750, SLG: 1.667		K		1-1 1-2					HR	3	1	2	1	1	1	0				
Ron Gant, R (1,8)	P6		L7			K		L4-3		4	0	0	0	0	1	3				
Sid Bream, L (1,3) OBP: 0.500, SLG: 0.500			F7					F8		4	0	2	0	0	0	2				
Greg Olson, R (1,2)	P1				P8			G4-3		4	0	0	0	0	0	2				
Rafael Belliard, R (1,6)			K2-3		F9			K		2	0	0	0	0	1	0				
Jerry Willard, L (7,PH)								K		1	0	0	0	0	1	1				
Jeff Blauser, R (7,6)								K		0	0	0	0	0	0	0				
Tom Glavine, L (1,1) OBP: 0.500, SLG: 0.500			G4-3							2	0	1	0	0	0	0				
Tommy Gregg, L (7,PH)										1	0	0	0	0	1	1				
Mark Wohlers, R (7,1)										0	0	0	0	0	0	0				
Mike Stanton, L (8,1)										0	0	0	0	0	0	0				
Inning Stats	R: 0 E: 0 K: 0 S: 8	H: 0 LOB: 0 BB: 0 P: 10	R: 0 E: 0 K: 1 S: 7	H: 1 LOB: 1 BB: 0 P: 12	R: 0 E: 0 K: 1 S: 7	H: 0 LOB: 0 BB: 0 P: 10	R: 0 E: 1 K: 0 S: 11	H: 1 LOB: 2 BB: 1 P: 17	R: 0 E: 0 K: 2 S: 10	H: 0 LOB: 1 BB: 0 P: 18	R: 0 E: 0 K: 2 S: 10	H: 1 LOB: 0 BB: 0 P: 17	R: 0 E: 0 K: 0 S: 7	H: 0 LOB: 0 BB: 0 P: 12	R: 1 E: 0 K: 0 S: 4	H: 1 LOB: 0 BB: 0 P: 7	1B: 4 2B: 0 3B: 0 HR: 1	SF: 0 SAC: 0 DP: 0 HBP: 0	WP: 0 PB: 0 CS: 0	PA: 34
PITCHER	IP WLS BF H R ER SO BB IBB HBP BLK WP HR S P ERA WHIP	IP WLS BF H R ER SO BB IBB HBP BLK WP HR S P ERA WHIP																		
Doug Drabek, R (1,1) ERA: 3.0	6.0 W 23 3 0 0 5 2 0 0 0 0 0 52 82 0.00 0.833	3.0 S 11 2 1 1 2 0 0 0 0 0 1 21 36 3.00 0.667																		
Bob Walk, R (7,1) ERA: 3.0																				

AB	32
R	1
H	5
RBI	1
BB	2
SO	7
LOB	10



Batter	1	2	3	4	5	6	7	8	9	AB	R	H	RBI	BB	SO	LOB	BOTTOM			
Gary Redus, R (1,3) OBP: 0.250, SLG: 0.250	F8	P4		G5-3			SH3-4 F7-2 1B			4	0	1	0	0	0	0	Atlanta Braves @ Pittsburgh Pirates Three Rivers Stadium, Pittsburgh, PA Wed Oct 09 1991, 7:05 PM EDT Att: 57,347 - Unknown - 65 F			
Jay Bell, R (1,6) OBP: 0.333, SLG: 0.333	K		2B	G5-3		SH3-4	SH3-4			3	1	1	0	0	1	0				
Andy Van Slyke, L (1,8) OBP: 0.500, SLG: 1.500	HR		1B 2B		L7		F7-2 3H			4	2	2	2	0	0	1				
Bobby Bonilla, S (1,9) OBP: 0.750, SLG: 0.667	BB		1B		G3-1			G6-3 BB SF9 1B		3	1	2	1	1	0	0				
Barry Bonds, L (1,7)	E6 BB		1B		G4-3			SF9 G6-3 BB		2	0	0	0	2	0	1				
Steve Buechele, R (1,5) OBP: 0.500, SLG: 0.667	BB		K			G6-3 2B 2B		G6-3		3	1	1	0	1	1	4				
Don Slaught, R (1,2)	G5-3		K			P6		IBB		3	0	0	0	1	1	6				
Jose Lind, R (1,4)		G1-3	G1-3			G6-3		SF9		3	0	0	1	0	0	3				
Doug Drabek, R (1,1) ERA: 6.0		K			G1-3			K		3	0	1	1	0	1	0				
Bob Walk, R (7,1)										1	0	0	0	0	1	2				
Inning Stats	R: 1 E: 1 K: 1 S: 16	H: 1 LOB: 3 BB: 2 P: 33	R: 0 E: 0 K: 1 S: 5	H: 0 LOB: 0 BB: 0 P: 9	R: 2 E: 0 K: 2 S: 15	H: 3 LOB: 2 BB: 1 P: 29	R: 0 E: 0 K: 0 S: 8	H: 0 LOB: 0 BB: 0 P: 11	R: 0 E: 0 K: 0 S: 9	H: 0 LOB: 0 BB: 0 P: 14	R: 0 E: 0 K: 0 S: 10	H: 2 LOB: 1 BB: 0 P: 14	R: 0 E: 0 K: 0 S: 7	H: 1 LOB: 0 BB: 0 P: 12	R: 1 E: 0 K: 1 S: 17	H: 1 LOB: 2 BB: 2 P: 31	1B: 4 2B: 4 3B: 0 HR: 1	SF: 1 SAC: 1 DP: 1 HBP: 0	WP: 0 PB: 0 CS: 0	PA: 36
PITCHER	IP WLS BF H R ER SO BB IBB HBP BLK WP HR S P ERA WHIP	IP WLS BF H R ER SO BB IBB HBP BLK WP HR S P ERA WHIP																		
Tom Glavine, L (1,1) ERA: 6.0	6.0 L 27 6 4 4 4 3 0 0 0 0 0 63 110 6.00 1.500	1.0 3 1 0 0 0 0 0 0 0 0 0 0 7 12 0.00 1.000																		
Mark Wohlers, R (7,1) ERA: 9.0																				
Mike Stanton, L (8,1)																				



Batter	1	2	3	4	5	6	7	8	9	AB	R	H	RBI	BB	SO	LOB	TOP					
Lonnie Smith, R (1,7) Keith Mitchell, R (7,FR) (7,7)	F9	G6-3			G1-3		G4-6-3 BB		P4	3	0	0	0	1	0	3						
Terry Pendleton, S (1,5)	G4-3		P4		L9		G4-6-3 1-2f			4	0	0	0	0	0	1						
Ron Gant, R (1,8) OBP: 0.375, SLG: 0.286	1B		HBP		G5-3		1B			3	0	2	0	0	0	0						
David Justice, L (1,9) OBP: 0.500, SLG: 0.857	K		K			G5-3 2B	G4-3			4	1	1	0	0	2	3						
Brian Hunter, R (1,3) OBP: 0.250, SLG: 0.250		1B FC5-2 1B	F8			K		P2		4	0	1	0	0	1	2						
Greg Olson, R (1,2) OBP: 0.250, SLG: 0.250		1B FC5-2 1B		G4-3	1B	G5-3		K		4	0	2	0	0	1	1						
Mark Lemke, S (1,4) OBP: 0.250, SLG: 0.375		1B FC5-2 1B	F8		F8	2B		L9		4	0	2	1	0	0	1						
Rafael Belliard, R (1,6)		1B FC5-2 3-H	G4-3		G4-3	IBB		L9		3	0	0	0	1	0	4						
Steve Avery, L (1,1) Alejandro Pena, R (9,1)	K		K		K	F8		K		4	0	0	0	0	3	6						
										0	0	0	0	0	0	0						
Inning Stats	R: 0 E: 0 K: 1 S: 10	H: 1 LOB: 1 BB: 0 P: 15	R: 0 E: 0 K: 1 S: 13	H: 3 LOB: 3 BB: 0 P: 21	R: 0 E: 0 K: 1 S: 10	H: 0 LOB: 1 BB: 0 P: 16	R: 0 E: 0 K: 1 S: 9	H: 1 LOB: 1 BB: 0 P: 15	R: 0 E: 0 K: 0 S: 7	H: 0 LOB: 0 BB: 0 P: 14	R: 1 E: 0 K: 1 S: 12	H: 2 LOB: 2 BB: 1 P: 23	R: 0 E: 0 K: 0 S: 8	H: 1 LOB: 2 BB: 1 P: 14	R: 0 E: 0 K: 1 S: 11	H: 0 LOB: 0 BB: 0 P: 16	R: 0 E: 0 K: 1 S: 9	H: 0 LOB: 0 BB: 0 P: 12	1B: 7 2B: 1 3B: 0 HR: 0	SF: 0 SAC: 0 DP: 1 HBP: 1	WP: 0 PB: 0 SB: 3 CS: 0	PA: 37
PITCHER	IP	WLS	BF	H	R	ER	SO	BB	IBB	HBP	BLK	WP	HR	S	P	ERA	WHIP					
Zane Smith, L (1,1) ERA: 1.29	7.0	L	31	8	1	1	5	1	1	1	0	0	0	69	118	1.29	1.286					
Roger Mason, R (8,1) ERA	1.0		3	0	0	0	1	0	0	0	0	0	0	11	16	0.00	0.000					
Stan Belinda, R (9,1) ERA	1.0		3	0	0	0	1	0	0	0	0	0	0	9	12	0.00	0.000					

Atlanta Braves @ Pittsburgh Pirates
Three Rivers Stadium, Pittsburgh, PA
Thu Oct 10 1991, 7:05 PM EDT
Att: 57,533 - Unknown - 51 F

AB 34
R 1
H 8
RBI 1
BB 2
SO 7
LOB 21



Batter	1	2	3	4	5	6	7	8	9	AB	R	H	RBI	BB	SO	LOB	BOTTOM				
Gary Redus, R (1,3) OBP: 0.375, SLG: 0.286	BB		P3			K		1B S 1B		3	0	1	0	1	1	0					
Jay Bell, R (1,6) OBP: 0.286, SLG: 0.286	K		P6			K		1B FC6 1B		4	0	1	0	0	2	1					
Andy Van Slyke, L (1,8) OBP: 0.250, SLG: 0.750	K			G3-1		G5-3		FC6 1-2f		4	0	0	0	0	1	3					
Bobby Bonilla, S (1,9) OBP: 0.625, SLG: 0.714	K			P2			G4-6-3 1B	WP 2B		4	0	2	0	0	1	1					
Barry Bonds, L (1,7) OBP: 0.375, SLG: 0.167		1B S S		K			G4-6-3 1-2f	P6		4	0	1	0	0	1	2					
Steve Buechele, R (1,5) OBP: 0.375, SLG: 0.333		P3			K		FC6-4 BB	G1-3		3	0	0	0	1	1	2					
Don Slaught, R (1,2) Curtis Wilkerson, S (9,PH)		K			G4-3		FC6-4 1-2f	K		3	0	0	0	0	1	2					
Jose Lind, R (1,4) OBP: 0.143, SLG: 0.167		G1-3								3	0	1	0	0	0	1					
Zane Smith, L (1,1) Roger Mason, R (8,1) Lloyd McClendon, R (8,PH) Stan Belinda, R (9,1)			K			FC6-4 1-2f		P9		2	0	0	0	0	1	1					
										0	0	0	0	0	0	0					
										1	0	0	0	0	0	0					
										0	0	0	0	0	0	0					
Inning Stats	R: 0 E: 0 K: 3 S: 11	H: 0 LOB: 1 BB: 1 P: 15	R: 0 E: 0 K: 1 S: 11	H: 1 LOB: 1 BB: 0 P: 14	R: 0 E: 0 K: 1 S: 7	H: 0 LOB: 0 BB: 0 P: 9	R: 0 E: 0 K: 1 S: 8	H: 0 LOB: 0 BB: 0 P: 14	R: 0 E: 0 K: 2 S: 10	H: 0 LOB: 0 BB: 0 P: 14	R: 0 E: 0 K: 0 S: 7	H: 1 LOB: 1 BB: 1 P: 14	R: 0 E: 0 K: 0 S: 11	H: 2 LOB: 2 BB: 0 P: 17	R: 0 E: 0 K: 1 S: 8	H: 1 LOB: 1 BB: 0 P: 13	1B: 5 2B: 1 3B: 0 HR: 0	SF: 0 SAC: 0 DP: 1 HBP: 0	WP: 1 PB: 0 SB: 3 CS: 0	PA: 34	
PITCHER	IP	WLS	BF	H	R	ER	SO	BB	IBB	HBP	BLK	WP	HR	S	P	ERA	WHIP				
Steve Avery, L (1,1) ERA	8.1	W	32	6	0	0	9	2	0	0	0	1	0	5	6	0.00	0.960				
Alejandro Pena, R (9,1) ERA	0.2	S	2	0	0	0	1	0	0	0	0	1	0	5	6	0.00	0.000				

Atlanta Braves @ Pittsburgh Pirates
Three Rivers Stadium, Pittsburgh, PA
Thu Oct 10 1991, 7:05 PM EDT
Att: 57,533 - Unknown - 51 F

AB 32
R 0
H 6
RBI 0
BB 2
SO 10
LOB 14



Batter	1	2	3	4	5	6	7	8	9	AB	R	H	RBI	BB	SO	LOB	TOP	
Orlando Merced, S OBP: 0.200, SLG: 0.600 Rosario Rodriguez, R (8, 1)	0-0 HR		1-1 G3-1	3-2 F8			2-3 K	3-1 P2		5	1	1	1	0	1	5		
Jay Bell, R OBP: 0.417, SLG: 0.750 (1, 6)	0-0 1B		2-1 2B			2-3 K	0-1 HR	2-3 K		5	1	3	1	0	2	3		
Andy Van Slyke, L OBP: 0.385, SLG: 0.636 (1, 8)	0-0 P3		4-1 BB		1-1 1B		4-1 WP BB		1-1 F7	3	0	1	0	2	0	1		
Bobby Bonilla, S OBP: 0.385, SLG: 0.417 (1, 9)	0-0 F8		2-2 L5		0-3 K		1-0 G3		2-1 G4-3	5	0	0	0	0	1	5		
Barry Bonds, L OBP: 0.308, SLG: 0.182 (1, 7)	0-0 F9			0-0 S 1B			1-2 G3		2-0 F9	5	1	1	0	0	0	3		
Steve Buechele, R OBP: 0.417, SLG: 0.500 (1, 5)		0-2 L8		0-2 F9		2-2 2B		1-1 BB 1B		4	0	2	0	0	0	1		
Michael LaValliere, L Don Slaught, R OBP: 0.250, SLG: 0.143 (8, 2)		2-1 L8		4-1 1B BB		2-1 P7		0-0 BB 1B		2	0	0	0	1	0	1	AB R H RBI BB SO LOB	
Jose Lind, R OBP: 0.182, SLG: 0.200 (1, 4)		1-3 K		1-2 1B		1-3 K		0-3 K		4	0	1	1	0	3	3		
John Smiley, L Cast Egly, S Bill Landrum, R Drew Valera, L Bob Patterson, R Curtis Wilkerson, S Bob Kipper, R Lloyd McClendon, R			0-3 K	2-3 K		0-0 G4-3		4-1 BB		0	0	0	0	0	0	0	WP: 1 PA: 41	
Inning Stats	R: 1 E: 0 K: 0 S: 5	H: 2 LOB: 1 BB: 0 P: 5	R: 0 E: 0 K: 1 S: 9	H: 0 LOB: 0 BB: 0 P: 12	R: 0 E: 0 K: 1 S: 12	H: 1 LOB: 2 BB: 1 P: 21	R: 1 E: 0 K: 1 S: 17	H: 2 LOB: 2 BB: 1 P: 27	R: 0 E: 0 K: 1 S: 9	H: 1 LOB: 1 BB: 0 P: 14	R: 1 E: 0 K: 1 S: 11	H: 1 LOB: 1 BB: 1 P: 19	R: 0 E: 0 K: 2 S: 13	H: 2 LOB: 3 BB: 1 P: 23	R: 0 E: 0 K: 0 S: 5	H: 0 LOB: 0 BB: 0 P: 10	1B: 6 2B: 2 3B: 0 HR: 2	SF: 0 SAC: 0 DP: 0 HBP: 0
PITCHER	IP WLS BF H R ER SO BB IBB HBP BLK WP HR S P ERA WHIP	IP WLS BF H R ER SO BB IBB HBP BLK WP HR S P ERA WHIP	IP WLS BF H R ER SO BB IBB HBP BLK WP HR S P ERA WHIP	IP WLS BF H R ER SO BB IBB HBP BLK WP HR S P ERA WHIP	IP WLS BF H R ER SO BB IBB HBP BLK WP HR S P ERA WHIP	IP WLS BF H R ER SO BB IBB HBP BLK WP HR S P ERA WHIP	IP WLS BF H R ER SO BB IBB HBP BLK WP HR S P ERA WHIP	IP WLS BF H R ER SO BB IBB HBP BLK WP HR S P ERA WHIP	IP WLS BF H R ER SO BB IBB HBP BLK WP HR S P ERA WHIP	IP WLS BF H R ER SO BB IBB HBP BLK WP HR S P ERA WHIP	IP WLS BF H R ER SO BB IBB HBP BLK WP HR S P ERA WHIP	IP WLS BF H R ER SO BB IBB HBP BLK WP HR S P ERA WHIP	IP WLS BF H R ER SO BB IBB HBP BLK WP HR S P ERA WHIP	IP WLS BF H R ER SO BB IBB HBP BLK WP HR S P ERA WHIP	IP WLS BF H R ER SO BB IBB HBP BLK WP HR S P ERA WHIP	IP WLS BF H R ER SO BB IBB HBP BLK WP HR S P ERA WHIP	IP WLS BF H R ER SO BB IBB HBP BLK WP HR S P ERA WHIP	

Pittsburgh Pirates @ Atlanta Braves
Atlanta-Fulton County Stadium, Atlanta, GA
Sat Oct 12 1991, 3:33 AM EDT
Att: 50,905 - Sunny

AB	37
R	3
H	10
RBI	3
BB	4
SO	9
LOB	25



Batter	1	2	3	4	5	6	7	8	9	AB	R	H	RBI	BB	SO	LOB	BOTTOM	
Lonnie Smith, R Keith Mitchell, R (7, 7)	0-3 K	1-2 CS 2B HBP		2-3 K		2-1 L6		1-2 F8		3	1	0	0	0	2	1		
Terry Pendleton, S OBP: 0.231, SLG: 0.250 (1, 5)	0-0 P4	2-0 1-H 2B		2-1 1B		3-2 PO	1-1 G5-3	0-0 E6		5	0	2	1	0	0	0		
Ron Gant, R OBP: 0.385, SLG: 0.667 (1, 8)	0-0 2B	0-1 P6		1-3 K		1-1 HR		0-3 K		5	2	2	1	0	2	3		
David Justice, L OBP: 0.500, SLG: 0.800 (1, 9)	0-0 2B 2B		4-2 CS BB	1-3 K		2-2 P5				3	1	1	1	1	1	1		
Brian Hunter, R Alejandro Pena, R OBP: 0.250, SLG: 0.375 (8, 1)	0-0 HR 2B		1-3 K		0-1 L9		3-2 L7			4	1	1	1	0	1	1		
Greg Olson, R OBP: 0.417, SLG: 0.636 (1, 2)	0-0 HR 2B		2-1 S 1B		0-1 G6-3		4-1 SH5-4 BB BB			3	3	2	2	1	0	0		
Mark Lemke, S OBP: 0.333, SLG: 0.300 (1, 4)	0-0 P4		4-0 1B IBB		1-1 L5		4-1 SH5-4 BB			2	1	0	0	2	0	0	AB R H RBI BB SO LOB	
Rafael Belliard, R OBP: 0.222, SLG: 0.125 (1, 6)		1-1 L4		1-1 1B		1-3 K2-3		0-0 SH5-4		3	0	1	1	0	1	0		
29 John Smoltz, R Mike Stanton, L Mark Wohlers, R Sid Bream, L OBP: 0.600, SLG: 1.200 (8, 3)		1-3 K		0-3 K		1-2 PO S 1B		0-1 HR		3	0	1	0	0	2	2	WP: 0 PA: 40	
Inning Stats	R: 4 E: 0 K: 1 S: 9	H: 4 LOB: 0 BB: 0 P: 9	R: 1 E: 0 K: 1 S: 10	H: 1 LOB: 1 BB: 0 P: 15	R: 1 E: 0 K: 2 S: 15	H: 2 LOB: 2 BB: 2 P: 26	R: 0 E: 0 K: 3 S: 11	H: 1 LOB: 1 BB: 0 P: 17	R: 0 E: 0 K: 0 S: 6	H: 0 LOB: 0 BB: 0 P: 7	R: 0 E: 0 K: 1 S: 12	H: 1 LOB: 0 BB: 0 P: 19	R: 1 E: 0 K: 0 S: 12	H: 1 LOB: 0 BB: 0 P: 19	R: 3 E: 1 K: 1 S: 13	H: 1 LOB: 1 BB: 2 P: 22	1B: 4 2B: 4 3B: 0 HR: 3	SF: 0 SAC: 1 DP: 0 HBP: 1
PITCHER	IP WLS BF H R ER SO BB IBB HBP BLK WP HR S P ERA WHIP	IP WLS BF H R ER SO BB IBB HBP BLK WP HR S P ERA WHIP	IP WLS BF H R ER SO BB IBB HBP BLK WP HR S P ERA WHIP	IP WLS BF H R ER SO BB IBB HBP BLK WP HR S P ERA WHIP	IP WLS BF H R ER SO BB IBB HBP BLK WP HR S P ERA WHIP	IP WLS BF H R ER SO BB IBB HBP BLK WP HR S P ERA WHIP	IP WLS BF H R ER SO BB IBB HBP BLK WP HR S P ERA WHIP	IP WLS BF H R ER SO BB IBB HBP BLK WP HR S P ERA WHIP	IP WLS BF H R ER SO BB IBB HBP BLK WP HR S P ERA WHIP	IP WLS BF H R ER SO BB IBB HBP BLK WP HR S P ERA WHIP	IP WLS BF H R ER SO BB IBB HBP BLK WP HR S P ERA WHIP	IP WLS BF H R ER SO BB IBB HBP BLK WP HR S P ERA WHIP	IP WLS BF H R ER SO BB IBB HBP BLK WP HR S P ERA WHIP	IP WLS BF H R ER SO BB IBB HBP BLK WP HR S P ERA WHIP	IP WLS BF H R ER SO BB IBB HBP BLK WP HR S P ERA WHIP	IP WLS BF H R ER SO BB IBB HBP BLK WP HR S P ERA WHIP	IP WLS BF H R ER SO BB IBB HBP BLK WP HR S P ERA WHIP	

Pittsburgh Pirates @ Atlanta Braves
Atlanta-Fulton County Stadium, Atlanta, GA
Sat Oct 12 1991, 3:33 AM EDT
Att: 50,905 - Sunny

AB	33
R	10
H	11
RBI	10
BB	4
SO	9
LOB	8



Batter	1	2	3	4	5	6	7	8	9	AB	R	H	RBI	BB	SO	LOB	TOP			
Lonnie Smith, R (1, 7) Keith Mitchell, R (9, 7)	G4-3 2B		FC5-4 CS			SH5-3 BB		G4-1 2B		3	0	2	0	1	0	1	Atlanta Braves @ Pittsburgh Pirates Three Rivers Stadium, Pittsburgh, PA Wed Oct 16 1991, 7:05 PM EDT Att: 54,508 - Unknown - 49 F			
Jeff Treadway, L (1, 4) Mark Lemke, S (8, 4)	G4-3 2-3		CS	G4-3 1B		SH5-3 1-2		G4-1 2-3		3	0	1	0	0	0	2				
Terry Pendleton, S (1, 5)	P3			L8		K		F7		4	0	0	0	0	1	4				
David Justice, L (1, 9)	G4-3			G4-3 1-2		G3			G3	4	0	0	0	0	0	3				
Ron Gant, R (1, 8)		P8		G6-3			G2-3 S FC6-2 1B		S 2B BB	3	1	1	0	1	0	1				
Sid Bream, L (1, 3)		K			G3		G2-3 1-3		F7	4	0	0	0	0	1	2				
Greg Olson, R (1, 2)					G6-3		FC6-2 FC5-4		2B	4	0	1	1	0	1	1				
Rafael Belliard, R (1, 6)			L4			FC4 1B	FC5-4 1-2		IBB	3	0	1	0	1	0	1				
Steve Avery, L (1, 1) Tommy Gregg, L (9, PH) Alejandro Pena, R (9, 1)					FC4 1B			K	K	3	0	1	0	0	1	1				
										1	0	0	0	0	1	2				
										0	0	0	0	0	0	0				
Inning Stats	R: 0 H: 1 E: 0 K: 0 S: 9	H: 1 LOB: 1 BB: 0 P: 13	R: 0 H: 0 E: 0 K: 2 S: 9	H: 0 LOB: 0 BB: 0 P: 14	R: 0 H: 1 E: 0 K: 0 S: 4	H: 1 LOB: 0 BB: 0 P: 6	R: 0 H: 1 E: 0 K: 0 S: 9	H: 1 LOB: 1 BB: 0 P: 15	R: 0 H: 1 E: 0 K: 1 S: 8	H: 0 LOB: 1 BB: 1 P: 12	R: 0 H: 1 E: 0 K: 0 S: 14	H: 1 LOB: 1 BB: 0 P: 20	R: 0 H: 1 E: 0 K: 1 S: 10	H: 1 LOB: 1 BB: 0 P: 14	R: 1 H: 1 E: 0 K: 1 S: 11	H: 1 LOB: 2 BB: 2 P: 26	1B: 4 2B: 3 3B: 0 HR: 0	SF: 0 SAC: 1 DP: 0 HBP: 0	WP: 0 PB: 0 CS: 1	PA: 37
PITCHER Doug Drabek, R (1, 1) ERA: 0.6	IP: 9.0 WLS: L BF: 36	H: 7 R: 1 ER: 1 SO: 5	BB: 2 IBB: 1 HBP: 0 BLK: 0	WP: 0 HR: 0 S: 83 P: 136	ERA: 1.00 WHIP: 1.000															

AB 32
R 1
H 7
RBI 1
BB 3
SO 5
LOB 18



Batter	1	2	3	4	5	6	7	8	9	AB	R	H	RBI	BB	SO	LOB	BOTTOM			
Gary Redus, R (1, 3) Orlando Merced, S (9, PH)	K			F9		G3-6-3 1-2			SH5-4 1-2	3	0	0	0	0	1	1	Atlanta Braves @ Pittsburgh Pirates Three Rivers Stadium, Pittsburgh, PA Wed Oct 16 1991, 7:05 PM EDT Att: 54,508 - Unknown - 49 F			
Jay Bell, R (1, 6)	K			K		G5-3			L9	4	0	0	0	0	2	1				
Andy Van Slyke, L (1, 8)	K			G4-3		G5-4-3 BB			K 2-3	3	0	0	0	1	2	1				
Bobby Bonilla, S (1, 9)		P3				G5-4-3 1-2				2	0	0	0	1	0	1				
Barry Bonds, L (1, 7)		K			F8			F7		3	0	0	0	0	1	1				
Steve Buechele, R (1, 5)		K			P3			1B		3	0	1	0	0	1	1				
Don Slaught, R (1, 2)				1B		K		L8		3	0	1	0	0	1	2				
Jose Lind, R (1, 4)				G1-3				G6-3		3	0	1	0	0	0	1				
Doug Drabek, R (1, 1) Gary Varsho, L (9, PH)				K		B2			WP SH5-4 1B	2	0	0	0	0	1	1				
										1	0	1	0	0	0	0				
Inning Stats	R: 0 H: 0 E: 0 K: 3 S: 10	H: 0 LOB: 0 BB: 0 P: 14	R: 0 H: 0 E: 0 K: 2 S: 8	H: 0 LOB: 0 BB: 0 P: 12	R: 0 H: 1 E: 0 K: 1 S: 8	H: 1 LOB: 0 BB: 0 P: 12	R: 0 H: 0 E: 0 K: 1 S: 13	H: 0 LOB: 0 BB: 0 P: 16	R: 0 H: 1 E: 0 K: 0 S: 6	H: 0 LOB: 0 BB: 0 P: 8	R: 0 H: 0 E: 0 K: 0 S: 7	H: 0 LOB: 1 BB: 1 P: 12	R: 0 H: 1 E: 0 K: 0 S: 13	H: 1 LOB: 1 BB: 0 P: 20	R: 0 H: 1 E: 0 K: 1 S: 12	H: 1 LOB: 1 BB: 0 P: 16	1B: 4 2B: 0 3B: 0 HR: 0	SF: 0 SAC: 1 DP: 2 HBP: 0	WP: 1 PB: 0 CS: 0	PA: 30
PITCHER Steve Avery, L (1, 1) ERA: 0.00	IP: 8.0 WLS: W BF: 26	H: 3 R: 0 ER: 0 SO: 8	BB: 2 IBB: 0 HBP: 0 BLK: 0	WP: 0 HR: 0 S: 77 P: 116	ERA: 0.00 WHIP: 0.625															
PITCHER Alejandro Pena, R (9, 1) ERA: 0.00	IP: 1.0 WLS: S BF: 4	H: 1 R: 0 ER: 0 SO: 1	BB: 0 IBB: 0 HBP: 0 BLK: 0	WP: 1 HR: 0 S: 12 P: 16	ERA: 0.00 WHIP: 1.000															



Batter	1	2	3	4	5	6	7	8	9	AB	R	H	RBI	BB	SO	LOB	TOP					
Lonnie Smith, R OBP: 0.379, SLG: 0.375 Keith Mitchell, R (6.7)	4-2 1B SF7 BB	0-0 G3				3-3 K	1-1 F8		1-3 K	3	1	0	0	1	1	2						
Terry Pendleton, S OBP: 0.194, SLG: 0.267	2-2 HR 1B	1-2 G4-3				2-2 G3		1-0 G4-3	2-2 L7	5	1	1	0	0	0	1						
Ron Gant, R OBP: 0.323, SLG: 0.407	3-2 SF7		3-2 F7 BLK 1B		4-1 S 2B BB		0-2 L8		3-2 G4-3	3	1	1	1	1	0	0						
David Justice, L OBP: 0.286, SLG: 0.360	2-3 K		2-2 F7		4-0 2B IBB		1-1 G3			3	0	0	0	1	1	2						
Brian Hunter, R OBP: 0.333, SLG: 0.611	0-0 HR		0-1 P3		1-1 2B			0-1 F7		4	1	2	3	0	0	1						
Greg Olson, R OBP: 0.426, SLG: 0.500	0-1 FC6 1B		3-2 P8		1-3 K			4-2 BB BB		3	0	1	0	1	1	3						
Mark Lemke, S OBP: 0.333, SLG: 0.250	0-1 FC6		0-1 G4-3			4-1 1B BB		0-0 F7		3	0	0	0	1	0	2						
Rafael Belliard, R OBP: 0.318, SLG: 0.211		0-0 G6-3		1-2 G4-3		3-2 SH2-4 1B		4-2 BB	1-2 BB	3	0	1	0	1	0	0						
29 John Smoltz, R OBP: 0.333, SLG: 0.200		4-1 G3 BB		2-3 K		1-2 SH2-4		2-3 K		2	0	0	0	1	2	2						
Inning Stats	R: 3 E: 0 K: 1 S: 18	H: 3 LOB: 1 BB: 1 P: 29	R: 0 E: 0 K: 0 S: 6	H: 0 LOB: 1 BB: 1 P: 11	R: 0 E: 0 K: 0 S: 11	H: 1 LOB: 0 BB: 0 P: 19	R: 0 E: 0 K: 1 S: 8	H: 0 LOB: 0 BB: 0 P: 11	R: 1 E: 0 K: 2 S: 13	H: 1 LOB: 2 BB: 2 P: 28	R: 0 E: 0 K: 0 S: 6	H: 0 LOB: 0 BB: 0 P: 8	R: 0 E: 0 K: 1 S: 15	H: 0 LOB: 2 BB: 2 P: 25	R: 0 E: 0 K: 1 S: 12	H: 0 LOB: 0 BB: 0 P: 18	1B: 4 2B: 1 3B: 0 HR: 1	SF: 1 SAC: 1 DP: 0 HBP: 0	WP: 0 PA: 39 PB: 0 SB: 1 CS: 0			
PITCHER	IP WLS BF H R ER SO BB IBB HBP BLK WP HR S P ERA WHIP																					
John Smiley, L ERA: 23.63	(1, 1)	0.2	L	6	3	3	1	1	0	0	0	0	0	0	0	0	0	1	16	27	40.50	6.000
Bob Walk, R ERA: 1.93	(1, 1)	4.1	R	18	2	1	1	3	2	1	0	1	0	0	0	40	71	2.08	0.923			
Roger Mason, R ERA:	(6, 1)	2.0	7	1	0	0	0	1	0	0	0	0	0	0	17	27	0.00	1.000				
Stan Belinda, R ERA:	(8, 1)	2.0	8	0	0	0	2	2	0	0	0	0	0	0	27	43	0.00	1.000				

Atlanta Braves @ Pittsburgh Pirates
Three Rivers Stadium, Pittsburgh, PA
Thu Oct 17 1991, 7:05 PM EDT
Att: 46,932 - Unknown - 60 F

AB 30
R 4
H 6
RBI 4
BB 7
SO 6
LOB 13



Batter	1	2	3	4	5	6	7	8	9	AB	R	H	RBI	BB	SO	LOB	BOTTOM				
Orlando Merced, S OBP: 0.222, SLG: 0.556	0-2 L9 1B		2-2 P8			2-1 F7		2-1 L8		4	0	1	0	0	0	0					
Jay Bell, R OBP: 0.414, SLG: 0.586	3-1 1B		0-3 K			1-3 K		3-2 1B 1B		4	0	2	0	0	2	0					
Andy Van Slyke, L OBP: 0.300, SLG: 0.360	2-1 L9		0-1 F8			2-1 G3-1		1-3 K		4	0	0	0	0	1	3					
Bobby Bonilla, S OBP: 0.448, SLG: 0.391	2-0 P4			2-2 G3-1		0-0 L9		2-0 1B		4	0	1	0	0	0	2					
Barry Bonds, L OBP: 0.207, SLG: 0.185	0-2 G4-3			1-1 E 2B		1-1 G6-3		0-0 F7		4	0	1	0	0	0	4					
Steve Buechele, R OBP: 0.407, SLG: 0.391		2-3 K		0-0 P3			1-3 K		2-2 F8	4	0	0	0	0	2	1					
Michael LaValliere, L OBP: 0.500, SLG: 0.333		4-0 G5-3 BB		0-1 E4 FC4			0-0 FC6-4 1B		1-1 F9	3	0	1	0	1	0	1					
Jose Lind, R OBP: 0.154, SLG: 0.160		0-1 G5-3		0-0 FC4			1-2 FC6-4		0-2 G3	4	0	0	0	0	0	4					
John Smiley, L Bob Walk, R Cecil Espy, S Roger Mason, R Curtis Wilkerson, S Stan Belinda, R	(1, 1) (1, 1) (5, PH) (8, 1) (7, PH) (8, 1)		1-3 K		2-3 K		1-3 K			0	0	0	0	0	0	0					
Inning Stats	R: 0 E: 0 K: 0 S: 11	H: 2 LOB: 2 BB: 0 P: 18	R: 0 E: 0 K: 2 S: 8	H: 0 LOB: 1 BB: 1 P: 15	R: 0 E: 0 K: 1 S: 8	H: 0 LOB: 0 BB: 0 P: 10	R: 0 E: 0 K: 0 S: 9	H: 1 LOB: 2 BB: 0 P: 12	R: 0 E: 0 K: 2 S: 9	H: 0 LOB: 0 BB: 0 P: 14	R: 0 E: 0 K: 0 S: 5	H: 0 LOB: 0 BB: 0 P: 8	R: 0 E: 0 K: 2 S: 10	H: 1 LOB: 1 BB: 0 P: 13	R: 0 E: 0 K: 1 S: 11	H: 2 LOB: 2 BB: 0 P: 19	R: 0 E: 0 K: 0 S: 11	H: 0 LOB: 0 BB: 0 P: 14	1B: 5 2B: 1 3B: 0 HR: 0	SF: 0 SAC: 0 DP: 0 HBP: 0	WP: 0 PA: 35 PB: 0 SB: 0 CS: 0
PITCHER	IP WLS BF H R ER SO BB IBB HBP BLK WP HR S P ERA WHIP																				
29 John Smoltz, R ERA: 1.76	(1, 1)	9.0	W	35	6	0	0	8	1	0	0	0	0	0	0	82	123	0.00	0.778		

Atlanta Braves @ Pittsburgh Pirates
Three Rivers Stadium, Pittsburgh, PA
Thu Oct 17 1991, 7:05 PM EDT
Att: 46,932 - Unknown - 60 F

AB 34
R 0
H 6
RBI 0
BB 1
SO 8
LOB 17



Batter	1	2	3	4	5	6	7	8	9	AB	R	H	RBI	BB	SO	LOB	TOP					
Lonnie Smith, R OBP: 0.333, SLG: 0.300 (1, 10)	L7		E5		F9			SH3-4		3	0	0	0	0	0	0	Atlanta Braves @ Minnesota Twins Hubert H. Humphrey Metrodome, Minneapolis, MN Sun Oct 20 1991, 8:05 PM EDT Att: 55,145 - Dome livebaseballscorecards.com					
Terry Pendleton, S OBP: 0.205, SLG: 0.263 (1, 5)	K		F8			FC3-6 1B		1B		4	0	2	0	0	1	1						
Ron Gant, R OBP: 0.359, SLG: 0.429 (1, 8)	G5-3		1B			F8		P2		4	0	1	0	0	0	3						
David Justice, L OBP: 0.333, SLG: 0.355 (1, 9)					L7	FC3-6 1-2		F7		4	1	1	0	0	0	3						
Sid Bream, L OBP: 0.222, SLG: 0.444 (1, 3)					F7	G4-3		K		4	0	1	0	0	1	1						
Brian Hunter, R OBP: 0.269, SLG: 0.480 (1, 7)					5-3			1B		3	0	1	1	0	1	0						
Greg Olson, R OBP: 0.417, SLG: 0.484 (1, 2)						4-3 SF9 2B		K		4	1	1	0	0	1	2						
Mark Lemke, S OBP: 0.296, SLG: 0.217 Tommy Gregg, L OBP: 0.200, SLG: 0.200 (9, PH)					4-3			L7		3	0	0	0	0	1	2						
Rafael Belliard, R OBP: 0.308, SLG: 0.227 (1, 6)					G4-3	SF9		1B SH3-4 1B		2	0	1	1	0	0	0						
Inning Stats	R: 0 E: 0 K: 1 S: 9	H: 0 LOB: 0 BB: 0 P: 15	R: 1 E: 0 K: 1 S: 10	H: 2 LOB: 1 BB: 0 P: 13	R: 0 E: 1 K: 0 S: 6	H: 1 LOB: 2 BB: 0 P: 11	R: 0 E: 0 K: 0 S: 6	H: 0 LOB: 0 BB: 0 P: 9	R: 1 E: 0 K: 0 S: 6	H: 1 LOB: 0 BB: 0 P: 10	R: 0 E: 0 K: 1 S: 14	H: 0 LOB: 0 BB: 0 P: 19	R: 0 E: 0 K: 1 S: 5	H: 0 LOB: 0 BB: 0 P: 8	R: 0 E: 0 K: 0 S: 14	H: 2 LOB: 2 BB: 0 P: 21		R: 0 E: 0 K: 3 S: 13	H: 1 LOB: 1 BB: 0 P: 19	1B: 6 2B: 2 3B: 0 HR: 0	SF: 2 SAC: 1 DP: 0 HBP: 0	WP: 0 PB: 0 CS: 0
PITCHER	IP	WLS	BF	H	R	ER	SO	BB	IBB	HBP	BLK	WP	HR	S	P	ERA	WHIP					
Kevin Tapani, R ERA: 5.4 Rick Aguilera, R ERA:	(1, 1)	8.0	W	31	7	2	2	3	0	0	0	0	0	70	106	2.25	0.875					
(9, 1)	1.0	S	4	1	0	0	3	0	0	0	0	0	0	13	19	0.00	1.000					

Batter	1	2	3	4	5	6	7	8	9	AB	R	H	RBI	BB	SO	LOB	BOTTOM					
Dan Gladden, R OBP: 0.281, SLG: 0.207 (1, 7)	E9 G5-3		K			G4-3		F8		4	0	0	0	0	1	1	Atlanta Braves @ Minnesota Twins Hubert H. Humphrey Metrodome, Minneapolis, MN Sun Oct 20 1991, 8:05 PM EDT Att: 55,145 - Dome livebaseballscorecards.com					
Chuck Knoblauch, R OBP: 0.494, SLG: 0.462 (1, 4)	G5-3 HR BB		G4-3			G5-3		G4-3		3	1	0	0	1	0	1						
Kirby Puckett, R OBP: 0.323, SLG: 0.552 (1, 8)	G5-3		K			G6-3		G6-3		4	0	0	0	0	1	3						
Chili Davis, S OBP: 0.414, SLG: 0.478 (1, 10)					G4-3		5-3			3	1	1	2	0	0	0						
Brian Harper, R OBP: 0.360, SLG: 0.458 (1, 2)					5-3		1B			2	0	1	0	1	0	0						
Shane Mack, R OBP: 0.286, SLG: 0.360 (1, 9)	FC4				K		K			3	0	0	0	0	2	2						
Kent Hrbek, L OBP: 0.241, SLG: 0.333 (1, 3)					L9		K			2	0	0	0	1	1	1						
Scott Leius, R OBP: 0.300, SLG: 0.556 (1, 5)					G1-4-3 BB		F8			3	1	1	1	0	0	1						
Greg Gagne, R OBP: 0.320, SLG: 0.391 (1, 6)					G6-3		K			3	0	1	0	0	1	0						
Inning Stats	R: 2 E: 1 K: 0 S: 9	H: 1 LOB: 1 BB: 2 P: 18	R: 0 E: 0 K: 0 S: 6	H: 0 LOB: 0 BB: 1 P: 14	R: 0 E: 0 K: 2 S: 8	H: 0 LOB: 0 BB: 0 P: 12	R: 0 E: 0 K: 1 S: 9	H: 0 LOB: 0 BB: 0 P: 12	R: 0 E: 0 K: 1 S: 6	H: 0 LOB: 0 BB: 0 P: 11	R: 0 E: 0 K: 0 S: 6	H: 0 LOB: 0 BB: 0 P: 8	R: 0 E: 0 K: 2 S: 12	H: 1 LOB: 1 BB: 0 P: 17	R: 1 E: 0 K: 0 S: 10	H: 2 LOB: 1 BB: 0 P: 16		R: 0 E: 0 K: 3 S: 13	H: 1 LOB: 1 BB: 0 P: 19	1B: 2 2B: 0 3B: 0 HR: 2	SF: 0 SAC: 0 DP: 2 HBP: 0	WP: 0 PB: 0 CS: 0
PITCHER	IP	WLS	BF	H	R	ER	SO	BB	IBB	HBP	BLK	WP	HR	S	P	ERA	WHIP					
Tom Glavine, L ERA: 2.45	(1, 1)	8.0	L	30	4	3	1	6	3	0	0	0	2	66	108	1.12	0.875					



Batter	1	2	3	4	5	6	7	8	9	10	11	12	AB	R	H	RBI	BB	SO	LOB	TOP								
Dan Gladden, R OBP: 0.316, SLG: 0.314	1-1 SF9 3B		1-3 K			1-0 F7		0-2 G5-3		1-1 G4-3 1B		2-1 E 1B	6	1	3	0	0	1	2									
Chuck Knoblauch, R OBP: 0.432, SLG: 0.419	2-0 SF9			0-0 G5-3		0-0 P3		2-1 1B 1B		0-1 G4-3		0-0 E4	5	0	1	1	0	0	4									
Kent Hrbek, L OBP: 0.229, SLG: 0.303	3-2 6-3			0-0 F8		0-0 F8		0-0 1B		0-3 K		1-3 K	6	0	1	0	0	2	5									
Kirby Puckett, R OBP: 0.391, SLG: 0.606	1-3 K			0-1 L9			1-0 HR	2-3 K		4-0 IBB		4-0 IBB	4	1	1	1	2	2	2									
Shane Mack, R OBP: 0.231, SLG: 0.417		0-3 K			0-0 F9		1-0 5-3	2-3 K		1-3 K		1-1 L8	4	0	0	0	0	2	2									
Scott Lelas, R OBP: 0.231, SLG: 0.417		2-3 K			2-2 P4		1-1 F9		1-3 K		0-0 P4		3	0	0	0	0	1	0									
Mike Pagliarulo, L OBP: 0.294, SLG: 0.529													1	0	0	0	0	1	0									
Al Newman, S OBP: 0.267, SLG: 0.321		0-2 P2			0-1 6-3		2-2 P4		1-1 F9		0-3 K		5	0	0	0	0	1	0									
Junior Ortiz, R OBP: 0.200, SLG: 0.200			0-0 P6			2-2 F7 1B		3-2 E5 HR		1-2 WP 1B		1-0 P9	2	0	1	0	0	0	0									
Brian Harper, R OBP: 0.397, SLG: 0.444						2-2 1B		1-1 HR		2-3 K		2-0 P8	3	1	1	0	0	0	0									
Inning Stats	R: 1 E: 0 K: 1 S: 10	H: 1 LOB: 0 BB: 0 P: 17	R: 0 E: 0 K: 2 S: 10	H: 0 LOB: 0 BB: 0 P: 12	R: 0 E: 0 K: 2 S: 7	H: 0 LOB: 0 BB: 0 P: 8	R: 0 E: 0 K: 0 S: 4	H: 0 LOB: 0 BB: 0 P: 4	R: 0 E: 0 K: 0 S: 6	H: 0 LOB: 0 BB: 0 P: 8	R: 0 E: 0 K: 0 S: 10	H: 2 LOB: 2 BB: 0 P: 15	R: 1 E: 0 K: 0 S: 9	H: 1 LOB: 0 BB: 0 P: 14	R: 2 E: 1 K: 2 S: 19	H: 3 LOB: 2 BB: 0 P: 29	R: 0 E: 0 K: 2 S: 13	H: 1 LOB: 1 BB: 0 P: 18	R: 0 E: 0 K: 2 S: 10	H: 1 LOB: 2 BB: 1 P: 16	R: 0 E: 0 K: 1 S: 5	H: 0 LOB: 0 BB: 0 P: 6	R: 0 E: 1 K: 1 S: 9	H: 1 LOB: 3 BB: 1 P: 19	1B: 7 2B: 0 3B: 1 HR: 2	SF: 1 SAC: 0 DP: 0 HBP: 0	WP: 1 PB: 0 SB: 0 CS: 0	PA: 50
PITCHER	IP	WLS	BF	H	R	ER	SO	BB	IBB	HBP	BLK	WP	HR	S	P	ERA	WHIP											
Steve Avery, L ERA: 3.77	(1, 1)	7.0	26	4	3	3	5	0	0	0	0	1	1	29	41	0.00	2.00											
Alejandro Pena, R ERA: 1.42	(8, 1)	2.0	10	4	1	0	4	0	0	0	0	0	0	0	15	22	0.00	0.500										
Mike Stanton, L ERA: 1.35	(10, 1)	2.0	8	1	0	0	3	0	1	0	0	0	0	0	4	8	0.00	3.000										
Mark Wohlers, R ERA: 9.0	(12, 1)	0.1	3	1	0	0	0	0	0	0	0	0	0	0	3	4	0.00	0.000										
Kent Mercker, L ERA: 9.0	(12, 1)	0.1	1	0	0	0	1	0	0	0	0	0	0	0	3	4	0.00	0.000										

Minnesota Twins @ Atlanta Braves
Atlanta-Fulton County Stadium, Atlanta, GA
Tue Oct 22 1991, 7:05 PM EDT
Att. 50,878 - Unknown

AB 47
R 4
H 10
RBI 4
BB 2
SO 13
LOB 21



Batter	1	2	3	4	5	6	7	8	9	10	11	12	AB	R	H	RBI	BB	SO	LOB	BOTTOM								
Lonnie Smith, R OBP: 0.325, SLG: 0.382	3-3 K		3-2 F9		0-1 HR	2-1 1-3			1-2 F8		1-3 K		4	1	1	1	0	1	0									
Keith Mitchell, R OBP: 0.222, SLG: 0.238	1-0 L9		1-0 G4-3		4-1 E WP BB		0-2 P5		4-0 IBB		2-2 G3		4	1	0	0	2	0	0									
Ron Gant, R OBP: 0.311, SLG: 0.366	2-1 G6-3		3-1 P9		1-0 P4		0-0 L7		0-1 L6		0-0 F8		6	0	0	0	0	0	3									
David Justice, L OBP: 0.333, SLG: 0.432		1-3 K		3-1 HR	2-2 E4 BB BB		3-2 G3			2-2 F7		1-1 1B 1B	6	2	2	1	0	1	1									
Sid Bream, L OBP: 0.273, SLG: 0.476	2-1 L3		0-2 G3-1 2B		4-1 F8 BB BB		3-1 F8		2-2 G1-3		1-1 P4		3	0	1	0	1	0	0									
Brian Hunter, R OBP: 0.250, SLG: 0.444		4-0 1B 1B		2-0 G6-3		4-1 G5-3		0-2 G5-3		2-2 2B		4-2 1B BB	3	1	1	1	3	0	1									
Greg Olson, R OBP: 0.452, SLG: 0.500		2-2 1B 1B		0-0 G3-1		0-1 P5		4-1 2B		4-1 BB		1-1 1B BB	5	0	2	1	1	1	4									
Mark Lemke, S OBP: 0.333, SLG: 0.250		1-2 1B		2-3 G3-1								1-2 2H 1B	3	0	1	1	1	0	1									
Rafael Belliard, R OBP: 0.333, SLG: 0.240		2-2 1B		1-0 4-3		2-1 6-3		4-1 SH3-4 BB		2-2 L4			3	0	1	1	1	0	1									
Jeff Blauser, R OBP: 0.333, SLG: 0.240		1-3 2H 1B											1	0	0	0	0	2										
Steve Avery, L ERA: 3.77	(1, 1)	4.2	22	5	4	3	3	2	0	0	0	2	0	0	0	0	0	2	2									
David West, L ERA: 5.19	(5, 1)	0.0	2	0	0	0	0	2	0	0	0	0	0	2	10	∞	∞											
Terry Leach, R ERA: 5.19	(5, 1)	0.1	1	0	0	0	1	0	0	0	0	0	0	4	4	0.00	0.000											
Steve Bedrosian, R ERA: 5.19	(6, 1)	2.0	6	0	0	0	1	0	0	0	0	0	0	15	25	0.00	0.000											
Carl Willis, R ERA: 5.19	(8, 1)	2.0	8	0	0	0	0	1	1	0	0	0	0	15	27	0.00	0.500											
PITCHER	IP	WLS	BF	H	R	ER	SO	BB	IBB	HBP	BLK	WP	HR	S	P	ERA	WHIP											
Mark Guthrie, L ERA: 1.42	(10, 1)	2.0	8	1	0	0	1	1	0	0	0	0	0	9	17	13.50	4.500											
Rick Aguilera, R ERA: 1.42	(12, 1)	0.2	L	5	2	1	1	0	1	0	0	0	0	0	9	17	13.50	4.500										
Inning Stats	R: 0 E: 0 K: 1 S: 7	H: 0 LOB: 0 BB: 0 P: 13	R: 1 E: 0 K: 1 S: 15	H: 2 LOB: 2 BB: 1 P: 26	R: 0 E: 0 K: 0 S: 8	H: 0 LOB: 0 BB: 0 P: 14	R: 1 E: 0 K: 0 S: 8	H: 2 LOB: 1 BB: 0 P: 14	R: 2 E: 1 K: 2 S: 18	H: 1 LOB: 3 BB: 3 P: 35	R: 0 E: 0 K: 1 S: 7	H: 0 LOB: 0 BB: 0 P: 14	R: 0 E: 0 K: 0 S: 8	H: 0 LOB: 0 BB: 0 P: 11	R: 0 E: 0 K: 0 S: 8	H: 0 LOB: 2 BB: 1 P: 11	R: 0 E: 0 K: 0 S: 7	H: 0 LOB: 2 BB: 1 P: 16	R: 0 E: 0 K: 1 S: 13	H: 1 LOB: 2 BB: 1 P: 25	R: 0 E: 0 K: 1 S: 8	H: 0 LOB: 0 BB: 0 P: 12	R: 1 E: 0 K: 0 S: 9	H: 2 LOB: 2 BB: 1 P: 17	1B: 4 2B: 2 3B: 0 HR: 2	SF: 0 SAC: 1 DP: 0 HBP: 0	WP: 1 PB: 0 SB: 1 CS: 0	PA: 52

Minnesota Twins @ Atlanta Braves
Atlanta-Fulton County Stadium, Atlanta, GA
Tue Oct 22 1991, 7:05 PM EDT
Att. 50,878 - Unknown

AB 43
R 5
H 8
RBI 5
BB 8
SO 6
LOB 16



Batter	1	2	3	4	5	6	7	8	9	AB	R	H	RBI	BB	SO	LOB	TOP							
Dan Gladden, R OBP: 0.286, SLG: 0.282 (1, 7)	1-1 6-3		0-0 F8		0-1 F8			0-1 G5-3		4	0	0	0	0	0	0								
Chuck Knoblauch, R OBP: 0.439, SLG: 0.441 (1, 4)	0-1 2B		1-0 F8		2-3 K			4-2 BB		3	0	1	0	1	1	0								
Kirby Puckett, R OBP: 0.341, SLG: 0.568 (1, 8)	0-0 L9		1-2 1B		0-1 4-3			0-0 F9		4	0	1	0	0	0	2								
Kent Hrbek, L OBP: 0.205, SLG: 0.270 (1, 3)	1-2 3-1		1-1 P6		3-2 G4-3			2-3 K2-3		4	0	0	0	0	1	3								
Brian Harper, R OBP: 0.375, SLG: 0.484 (1, 2)		2-2 1B		1-0 FC6-4		2-1 6-3		2-2 F9		4	1	2	0	0	0	0								
Shane Mack, R OBP: 0.222, SLG: 0.273 (1, 9)		1-3 K		3-2 FC6-4		2-3 K		2-2 L9		4	0	0	0	0	2	2								
Mike Pagliarulo, L OBP: 0.400, SLG: 0.750 Scott Leius, R OBP: 0.214, SLG: 0.385 (9, PH)		2-1 1B		0-1 CS		1-2 K		3-2 L7		3	1	3	2	0	0	0								
Steve Bedrosian, R (9, 1)		2-H 1B		1-3 1B		0-3 K2-3		0-3 K2-3		3	0	0	0	0	3	3								
Greg Gagne, R OBP: 0.242, SLG: 0.290 (1, 6)		0-3 K		2-3 K2-3		1-2 3-H				2	0	0	0	0	1	1								
Jack Morris, R (1, 1)		1-3 K		0-0 6-3				2-2 G3		1	0	0	0	0	0	0								
Gene Larkin, S OBP: 0.200, SLG: 0.200 (7, PH)										0	0	0	0	0	0	0								
Carl Willis, L (7, 1)										0	0	0	0	0	0	0								
Mark Guthrie, R (8, 1)										0	0	0	0	0	0	0								
Al Newman, S (9, 5)										0	0	0	0	0	0	0								
Inning Stats	R: 0 E: 0 K: 0 S: 8	H: 1 LOB: 1 BB: 0 P: 10	R: 1 E: 0 K: 3 S: 14	H: 2 LOB: 1 BB: 0 P: 20	R: 0 E: 0 K: 0 S: 8	H: 1 LOB: 1 BB: 0 P: 11	R: 0 E: 0 K: 1 S: 10	H: 2 LOB: 0 BB: 0 P: 16	R: 0 E: 0 K: 0 S: 6	H: 0 LOB: 0 BB: 0 P: 8	R: 0 E: 0 K: 0 S: 9	H: 0 LOB: 0 BB: 0 P: 14	R: 1 E: 0 K: 2 S: 13	H: 1 LOB: 0 BB: 0 P: 18	R: 0 E: 0 K: 1 S: 11	H: 0 LOB: 1 BB: 1 P: 17	R: 0 E: 0 K: 0 S: 12	H: 0 LOB: 0 BB: 0 P: 19	1B: 4 2B: 2 3B: 0 HR: 1	SF: 0 SAC: 0 DP: 0 HBP: 0	WP: 0 PB: 0 CS: 2	PA: 34		
PITCHER	IP WLS BF H R ER SO BB IBB HBP BLK WP HR S P ERA WHIP	IP WLS BF H R ER SO BB IBB HBP BLK WP HR S P ERA WHIP	IP WLS BF H R ER SO BB IBB HBP BLK WP HR S P ERA WHIP	IP WLS BF H R ER SO BB IBB HBP BLK WP HR S P ERA WHIP	IP WLS BF H R ER SO BB IBB HBP BLK WP HR S P ERA WHIP	IP WLS BF H R ER SO BB IBB HBP BLK WP HR S P ERA WHIP	IP WLS BF H R ER SO BB IBB HBP BLK WP HR S P ERA WHIP	IP WLS BF H R ER SO BB IBB HBP BLK WP HR S P ERA WHIP	IP WLS BF H R ER SO BB IBB HBP BLK WP HR S P ERA WHIP	IP WLS BF H R ER SO BB IBB HBP BLK WP HR S P ERA WHIP	IP WLS BF H R ER SO BB IBB HBP BLK WP HR S P ERA WHIP	IP WLS BF H R ER SO BB IBB HBP BLK WP HR S P ERA WHIP	IP WLS BF H R ER SO BB IBB HBP BLK WP HR S P ERA WHIP	IP WLS BF H R ER SO BB IBB HBP BLK WP HR S P ERA WHIP	IP WLS BF H R ER SO BB IBB HBP BLK WP HR S P ERA WHIP	IP WLS BF H R ER SO BB IBB HBP BLK WP HR S P ERA WHIP	IP WLS BF H R ER SO BB IBB HBP BLK WP HR S P ERA WHIP	IP WLS BF H R ER SO BB IBB HBP BLK WP HR S P ERA WHIP	IP WLS BF H R ER SO BB IBB HBP BLK WP HR S P ERA WHIP	IP WLS BF H R ER SO BB IBB HBP BLK WP HR S P ERA WHIP	IP WLS BF H R ER SO BB IBB HBP BLK WP HR S P ERA WHIP	IP WLS BF H R ER SO BB IBB HBP BLK WP HR S P ERA WHIP	IP WLS BF H R ER SO BB IBB HBP BLK WP HR S P ERA WHIP	IP WLS BF H R ER SO BB IBB HBP BLK WP HR S P ERA WHIP

Minnesota Twins @ Atlanta Braves
Atlanta-Fulton County Stadium, Atlanta, GA
Wed Oct 23 1991, 7:05 PM EDT
Att: 50,878 - Unknown

AB 33
R 2
H 7
RBI 2
BB 1
SO 8
LOB 11





Batter	1	2	3	4	5	6	7	8	9	AB	R	H	RBI	BB	SO	LOB	BOTTOM								
Lonnie Smith, R OBP: 0.341, SLG: 0.474 (1, 7)	3-1 F8		0-3 K		3-1 S			0-0 HR		4	1	2	1	0	1	0									
Terry Pendleton, S OBP: 0.245, SLG: 0.348 (1, 5)	0-0 L7		3-1 HR		3-0 P7		0-1 L7			4	1	2	1	0	0	0									
Ron Gant, R OBP: 0.327, SLG: 0.364 (1, 8)	1-2 5-3		1-0 WP		4-1 P7			1-1 G5-3		3	0	1	0	1	0	0									
David Justice, L OBP: 0.326, SLG: 0.400 (1, 9)		3-2 6-3		4-0 BB		2-1 P7		2-3 K		3	0	0	0	1	1	2									
Sid Bream, L OBP: 0.240, SLG: 0.417 Brian Hunter, R OBP: 0.241, SLG: 0.429 (8, PH)		0-3 K		2-0 G1		1-2 F7		3-0 L9		3	0	0	0	0	1	2									
Greg Olson, R OBP: 0.435, SLG: 0.459 (1, 2)		4-1 1B		1-3 K		2-0 1-3		1-1 G6-3		3	0	0	0	1	1	0									
Mark Lemke, S OBP: 0.378, SLG: 0.406 (1, 4)		1-1 1B		3-2 2B		1-1 F8		0-0 SF9		4	1	3	0	0	0	0									
Rafael Belliard, R OBP: 0.313, SLG: 0.222 Jeff Treadway, L OBP: 0.275, SLG: 0.286 Jeff Blauser, R (8, 6)		0-1 F9		0-0 L7		1-1 F7		4-0 IBB		2	0	0	0	0	0	3									
29 John Smoltz, R Tommy Grady, L Mark Wohlers, R Mike Stanton, L Francisco Cabrera, R Jerry Willard, L (1, 1)			2-3 K		0-2 4-3		3-3 K		1-2 SF9	2	0	0	0	0	1	1									
Inning Stats	R: 0 E: 0 K: 0 S: 6	H: 0 LOB: 0 BB: 0 P: 10	R: 0 E: 0 K: 1 S: 11	H: 1 LOB: 2 BB: 1 P: 19	R: 1 E: 0 K: 2 S: 10	H: 2 LOB: 1 BB: 1 P: 22	R: 0 E: 0 K: 1 S: 11	H: 1 LOB: 0 BB: 0 P: 15	R: 0 E: 0 K: 0 S: 6	H: 2 LOB: 2 BB: 1 P: 18	R: 0 E: 0 K: 0 S: 6	H: 0 LOB: 0 BB: 0 P: 10	R: 1 E: 0 K: 1 S: 10	H: 1 LOB: 0 BB: 0 P: 14	R: 0 E: 0 K: 1 S: 7	H: 0 LOB: 0 BB: 0 P: 13	R: 1 E: 0 K: 0 S: 6	H: 1 LOB: 1 BB: 1 P: 12	1B: 3 2B: 2 3B: 1 HR: 2	SF: 1 SAC: 0 DP: 0 HBP: 0	WP: 1 PB: 0 CS: 0	PA: 36			
PITCHER	IP WLS BF H R ER SO BB IBB HBP BLK WP HR S P ERA WHIP	IP WLS BF H R ER SO BB IBB HBP BLK WP HR S P ERA WHIP	IP WLS BF H R ER SO BB IBB HBP BLK WP HR S P ERA WHIP	IP WLS BF H R ER SO BB IBB HBP BLK WP HR S P ERA WHIP	IP WLS BF H R ER SO BB IBB HBP BLK WP HR S P ERA WHIP	IP WLS BF H R ER SO BB IBB HBP BLK WP HR S P ERA WHIP	IP WLS BF H R ER SO BB IBB HBP BLK WP HR S P ERA WHIP	IP WLS BF H R ER SO BB IBB HBP BLK WP HR S P ERA WHIP	IP WLS BF H R ER SO BB IBB HBP BLK WP HR S P ERA WHIP	IP WLS BF H R ER SO BB IBB HBP BLK WP HR S P ERA WHIP	IP WLS BF H R ER SO BB IBB HBP BLK WP HR S P ERA WHIP	IP WLS BF H R ER SO BB IBB HBP BLK WP HR S P ERA WHIP	IP WLS BF H R ER SO BB IBB HBP BLK WP HR S P ERA WHIP	IP WLS BF H R ER SO BB IBB HBP BLK WP HR S P ERA WHIP	IP WLS BF H R ER SO BB IBB HBP BLK WP HR S P ERA WHIP	IP WLS BF H R ER SO BB IBB HBP BLK WP HR S P ERA WHIP	IP WLS BF H R ER SO BB IBB HBP BLK WP HR S P ERA WHIP	IP WLS BF H R ER SO BB IBB HBP BLK WP HR S P ERA WHIP	IP WLS BF H R ER SO BB IBB HBP BLK WP HR S P ERA WHIP	IP WLS BF H R ER SO BB IBB HBP BLK WP HR S P ERA WHIP	IP WLS BF H R ER SO BB IBB HBP BLK WP HR S P ERA WHIP	IP WLS BF H R ER SO BB IBB HBP BLK WP HR S P ERA WHIP	IP WLS BF H R ER SO BB IBB HBP BLK WP HR S P ERA WHIP	IP WLS BF H R ER SO BB IBB HBP BLK WP HR S P ERA WHIP	IP WLS BF H R ER SO BB IBB HBP BLK WP HR S P ERA WHIP

Minnesota Twins @ Atlanta Braves
Atlanta-Fulton County Stadium, Atlanta, GA
Wed Oct 23 1991, 7:05 PM EDT
Att: 50,878 - Unknown

AB 31
R 3
H 8
RBI 3
BB 4
SO 6
LOB 8



Batter	1	2	3	4	5	6	7	8	9	AB	R	H	RBI	BB	SO	LOB	TOP										
Dan Gladden, R OBP: 0.277, SLG: 0.318 (1, 7)	4-3		G2-3			F8	K		5-3 3B	5	1	1	0	0	1	1	<p>Minnesota Twins @ Atlanta Braves Atlanta-Fulton County Stadium, Atlanta, GA</p> <p>Thu Oct 24 1991, 7:05 PM EDT Att: 50,878 - Unknown</p> <p>livebaseballscorecards.com</p> <p>AB 33 R 5 H 7 RBI 5 BB 5 SO 4 LOB 12</p> 										
Chuck Knoblauch, R OBP: 0.444, SLG: 0.432 Junior Ortiz, R OBP: 0.167, SLG: 0.167 (1, 4) (8, 2)	L9			F8 SH1-3 1B		1B BB BB	K2-3		5-3	3	1	1	0	1	1	0											
Kirby Puckett, R OBP: 0.349, SLG: 0.564 Jarvis Brown, R (8, PH) (8, 8)	6-3			SH1-3		BB BB 1B		6-3	F8	2	1	1	0	0	0	0											
Chili Davis, S OBP: 0.441, SLG: 0.593 Carl Willis, L (8, 1) (8, 1)		P3		F8		BB BB 6-3 BB		G4-3 3B 1B		3	2	1	0	1	0	1											
Brian Harper, R OBP: 0.371, SLG: 0.455 Randy Bush, L (8, PH) (8, 9)	4-3			K		6-3 BB BB		G4-3		2	0	0	1	1	1	1											
Scott Leius, R OBP: 0.294, SLG: 0.400 David West, L (7, 1) (7, 1)						1-2 2-3 3-H BB				2	0	1	1	1	1	0											
Steve Bedrosian, R (7, 1) Al Newman, S OBP: 0.500, SLG: 1.500 (7, 4)						1-2 2-3 3-H BB				0	0	0	0	0	0	0											
Kent Hrbek, L OBP: 0.250 Paul Sorrento, L (8, PH) (8, 3)	CS 1B		G4-3	4-3		1-2 2-3 3-H BB		6-3	FC5-4 BB	3	0	0	1	0	0	2											
Greg Gagne, R OBP: 0.243, SLG: 0.314 (1, 6)						1-2 2-3 3-H BB		4-3	FC5-4	4	0	1	0	0	0	4											
Kevin Tapani, R (1, 1) Gene Larkin, S OBP: 0.167, SLG: 0.167 Terry Leach, R (5, PH) Mike Pagliarulo, L OBP: 0.364, SLG: 0.682 (7, PH) (7, 5)			G4-3			1-2 2-3 3-H BB		G3	F9	1	0	0	0	0	0	1											
Inning Stats	R: 0 E: 0 K: 0 S: 7	H: 0 LOB: 0 BB: 0 P: 11	R: 0 E: 0 K: 0 S: 7	H: 1 LOB: 0 BB: 0 P: 12	R: 0 E: 0 K: 0 S: 9	H: 1 LOB: 1 BB: 0 P: 12	R: 0 E: 0 K: 1 S: 7	H: 1 LOB: 1 BB: 0 P: 12	R: 0 E: 1 K: 1 S: 8	H: 0 LOB: 1 BB: 0 P: 13	R: 3 E: 0 K: 0 S: 10	H: 1 LOB: 2 BB: 4 P: 29	R: 0 E: 0 K: 2 S: 7	H: 0 LOB: 0 BB: 0 P: 11	R: 1 E: 0 K: 0 S: 15	H: 2 LOB: 2 BB: 1 P: 26		R: 1 E: 0 K: 0 S: 5	H: 1 LOB: 0 BB: 0 P: 6	1B: 4 2B: 1 3B: 2 HR: 0	SF: 0 SAC: 1 DP: 0 HBP: 0	WP: 0 PB: 0 CS: 1	PA: 40				
PITCHER	IP	WLS	BF	H	R	ER	SO	BB	IBB	HBP	BLK	WP	HR	S	P	ERA		WHIP									
Tom Glavine, L ERA: 2.96 Kent Mercker, L ERA: 5.4 Jim Clancy, R ERA: 3.86 Randy St. Claire, R ERA: 9.0	5.1	W	24	4	3	3	2	4	0	0	0	0	0	45	84	5.06	1.500										

Batter	1	2	3	4	5	6	7	8	9	AB	R	H	RBI	BB	SO	LOB	BOTTOM											
Lonnie Smith, R OBP: 0.327, SLG: 0.512 Keith Mitchell, R (8, 7)	G5-3		6-3	K						5	1	1	1	0	1	2	<p>Minnesota Twins @ Atlanta Braves Atlanta-Fulton County Stadium, Atlanta, GA</p> <p>Thu Oct 24 1991, 7:05 PM EDT Att: 50,878 - Unknown</p> <p>livebaseballscorecards.com</p> <p>AB 39 R 14 H 17 RBI 14 BB 4 SO 6 LOB 12</p> 											
Terry Pendleton, S OBP: 0.276, SLG: 0.380 (1, 5)	B1-3		F7		1B FC3-6 1B					4	3	2	0	1	0	0												
Ron Gant, R OBP: 0.370, SLG: 0.438 (1, 8)	K			HR 1B	FC3-6 1B					4	3	3	1	1	1	0												
David Justice, L OBP: 0.333, SLG: 0.467 (1, 9)					HR 1B	FC3-6 1B				5	2	2	5	0	1	1												
Sid Bream, L OBP: 0.250, SLG: 0.385 Brian Hunter, R OBP: 0.290, SLG: 0.567 (7, PH) (8, 3)	K				HR 1B	F8				2	0	0	0	1	1	1												
Greg Olson, R OBP: 0.451, SLG: 0.476 Randy St. Claire, R (9, 1)					HR 1B	F8				5	1	3	0	0	0	3												
Mark Lemke, S OBP: 0.405, SLG: 0.528 (1, 4)					3B 1B					2	2	2	2	0	0	0												
Rafael Belliard, R OBP: 0.333, SLG: 0.290 (1, 6)					3B 1B					4	0	2	2	0	0	2												
Tom Glavine, L OBP: 0.167, SLG: 0.167 Kent Mercker, L (6, 1) Tommy Gregg, L OBP: 0.143, SLG: 0.143 Jim Clancy, R Francisco Cabrera, R (9, 2)			G6-3		4-3					2	0	0	0	0	0	1												
Inning Stats	R: 0 E: 0 K: 1 S: 9	H: 0 LOB: 0 BB: 0 P: 12	R: 0 E: 0 K: 2 S: 9	H: 1 LOB: 1 BB: 1 P: 14	R: 0 E: 0 K: 0 S: 6	H: 0 LOB: 0 BB: 0 P: 8	R: 4 E: 0 K: 1 S: 10	H: 5 LOB: 1 BB: 1 P: 20	R: 1 E: 0 K: 0 S: 10	H: 2 LOB: 1 BB: 0 P: 16	R: 0 E: 0 K: 1 S: 9	H: 0 LOB: 0 BB: 0 P: 14	R: 6 E: 0 K: 1 S: 23	H: 5 LOB: 1 BB: 2 P: 40	R: 3 E: 0 K: 0 S: 11	H: 4 LOB: 0 BB: 0 P: 16		1B: 9 2B: 2 3B: 3 HR: 3	SF: 0 SAC: 0 DP: 1 HBP: 0	WP: 1 PB: 0 CS: 0	PA: 43							
PITCHER	IP	WLS	BF	H	R	ER	SO	BB	IBB	HBP	BLK	WP	HR	S	P	ERA		WHIP										
Kevin Tapani, R ERA: 6.04 Terry Leach, R ERA: 3.86 David West, L ERA: 6.35 Steve Bedrosian, R ERA: 3.86 Carl Willis, R ERA: 3.72	4.0	L	19	6	4	4	4	2	0	0	0	0	0	19	30	4.50		1.000										

