Atlanta Braves - 1992

Batter	1	2	3	4	5	6	7	8	9	AB	R	H	RBI	BB	SO	LOB
Deion Sanders, L (1, 8) OBP: 0.500, SLG: 0.750	F C B X 1-2 F8-3 1B		X 0-0 ② F9			B S F X 1-2 ② F8		F X 0-1 SF9 1-3 2B		4	1	2	0	0	0	1
Terry Pendleton, S (1, 5)	B 1 SAFE X 1-0 ①② F8-3 1-2		X 0-0 ③ F8			B X 1-0 ③ P2		F X 0-1 ② SF9 2-3 3-H		3	0	0	1	0	0	2
Ron Gant, R (1, 7) OBP: 0.500, SLG: 0.750	F B X 1-1 ③ F7			B F F S 1-3 ① K			X 0-0 BLK 1B	X 0-0 3-H 2B		4	0	2	1	0	1	0
David Justice, L (1, 9)		F F S 0-3 ① K		B B F X 2-1 ② P5			B 1 SAFE 1 SAFE X 1-0 ① F9	B B F F B X 3-2 ③ G4-3		4	0	0	0	0	1	2
Sid Bream, L (1, 3) Brian Hunter, R (9, PH) (9, 3)		B F B B F F B F B 4-2 BB		B X 1-0 ③ G3-1			P C 1 SAFE S B X 2-2 ② F7 1-2		B S F X 1-2 ① P4	2 1	0 0	0 0	0 0	1 0	0 0	1 0
Jeff Blauser, R (1, 4) (8, 6)	S B C B S 2-3 ② K				X 0-0 ① F9		B B B F B 4-1 FC6-4 BB		C B B B B 4-1 CS BB	2	0	0	0	2	1	1
Greg Olson, R (1, 2) OBP: 0.250, SLG: 0.250		B F X 1-1 ③ L7			B B F X 2-1 ② L7		X 0-0 ③ FC6-4 1-2f		1 SAFE 1 SAFE B X 1-0 ② BB 1-2 1B	4	0	1	0	0	0	3
Rafael Belliard, R (1, 6) Jerry Willard, L (8, PH) Mark Lemke, S (8, 4)			F X 0-1 ① G6-3		C F B S 1-3 ③ K			C S B B X 2-2 ① P9	C B B F B B 4-2 1-2 BB	2 1 0	0 0 0	0 0 0	0 0 0	0 0 1	1 0 0	0 0 0
Tom Glavine, L (1, 1) OBP: 0.500, SLG: 0.500			F B F B X 2-2 1B			B C F B B S 3-3 ① K		L B B F B X 3-2 2B SF9 1B	C B B C F F B X 3-2 ③ F8	4	1	2	0	0	1	2
Inning Stats	R: 0 E: 0 K: 0 S: 6 H: 1 LOB: 0 BB: 0 P: 9	R: 0 E: 0 K: 2 S: 12 H: 0 LOB: 1 BB: 1 P: 19	R: 0 E: 0 K: 0 S: 7 H: 1 LOB: 0 BB: 0 P: 9	R: 0 E: 0 K: 1 S: 6 H: 0 LOB: 0 BB: 0 P: 10	R: 0 E: 0 K: 1 S: 6 H: 0 LOB: 0 BB: 0 P: 9	R: 0 E: 0 K: 1 S: 7 H: 0 LOB: 0 BB: 0 P: 12	R: 0 E: 0 K: 0 S: 8 H: 1 LOB: 2 BB: 1 P: 14	R: 2 E: 0 K: 0 S: 14 H: 3 LOB: 1 BB: 0 P: 22	R: 0 E: 0 K: 0 S: 12 H: 1 LOB: 2 BB: 2 P: 25	1B: 5 2B: 3 3B: 0 HR: 0	SF: 1 SAC: 0 DP: 1 HBP: 0						

TOP

Atlanta Braves @ Houston Astros

Astrodome, Houston, TX

Tue Apr 07 1992, 8:05 PM EDT

Att. 25,318 - Dome - 70 F

livebaseballscorecards.com

AB	31
R	2
H	7
RBI	2
BB	4
SO	5
LOB	12

PITCHER		IP	WLS	BF	H	R	ER	SO	BB	IBB	HBP	BLK	WP	HR	S	P	ERA	WHIP
Pete Harnisch, R ERA: 2.35	(1, 1)	7.2	L	30	6	2	2	5	2	0	0	1	0	0	63	98	2.35	1.043
Al Osuna, L ERA:	(8, 1)	0.1		1	0	0	0	0	0	0	0	0	0	0	3	6	0.00	0.000
Joe Boever, R ERA:	(9, 1)	1.0		5	1	0	0	0	2	0	0	0	0	0	12	25	0.00	3.000

PITCHER	IP	WLS	BF	H	R	ER	SO	BB	IBB	HBP	BLK	WP	HR	S	P	ERA	WHIP

Atlanta Braves @ Houston Astros

Astrodome, Houston, TX

Tue Apr 07 1992, 8:05 PM EDT

Att. 25,318 - Dome - 70 F

livebaseballscorecards.com

BOTTOM

Batter	1	2	3	4	5	6	7	8	9	AB	R	H	RBI	BB	SO	LOB
Craig Biggio, R (1, 4)	F9		G6-3			FC3-6 FC4-6 1-2f			K	4	0	0	0	0	1	1
Steve Finley, L (1, 8) OBP: 0.250, SLG: 0.250	5 G5-4-3 1B			G5-3		1 SAFE 1 SAFE FC4-6 1-2f			K	4	0	1	0	0	1	1
5 Jeff Bagwell, R (1, 3)	G5-4-3 1-2f			K			G6-3 BB		F9	3	0	0	0	1	1	1
Pete Incaviglia, R (1, 9) OBP: 0.333, SLG: 0.333		FC5-4 1B		K			F9			3	0	1	0	0	1	1
Ken Caminiti, S (1, 5)		FC5-4 S 1-2f			K		1 SAFE G6-3 1-2			3	0	0	0	0	1	2
Luis Gonzalez, L (1, 7)		K			P4		F9			3	0	0	0	0	1	2
Al Osuna, R (8, 1)										0	0	0	0	0	0	0
Joe Boever, R (9, 1)										0	0	0	0	0	0	0
Scott Servais, R (1, 2)		P6 1-2			G5-3			K		3	0	0	0	0	1	1
Andujar Cedeno, R (1, 6)			K					K2-3		1	0	0	0	1	1	0
Rafael Ramirez, R (8, PH)						FC2-6 BB				1	0	0	0	0	1	0
(9, 6)																
Pete Harnisch, S (1, 1)			G4-3			FC2-6 FC3-6 1-2f		G5-3		2	0	0	0	0	0	1
Casey Candaele, S (8, 7)										1	0	0	0	0	0	0

	AB	28
	R	0
	H	2
	RBI	0
	BB	2
	SO	9
	LOB	10

Inning Stats	1	2	3	4	5	6	7	8	9	1B: 2	SF: 0	WP: 0	PA: 30
R:	0	0	0	0	0	0	0	0	0	2B: 0	SAC: 0	PB: 0	
E:	0	0	0	0	0	0	0	0	0	3B: 0	DP: 1	SB: 1	
K:	0	1	1	2	1	0	0	2	2	HR: 0	HBP: 0	CS: 0	
S:	5	11	9	10	7	6	7	7	9				
H:	1	1	0	0	0	0	0	0	0				
LOB:	0	1	0	0	0	1	1	0	0				
BB:	0	0	0	0	0	1	1	0	0				
P:	8	15	13	13	8	10	14	10	12				

PITCHER	IP	WLS	BF	H	R	ER	SO	BB	IBB	HBP	BLK	WP	HR	S	P	ERA	WHIP
Tom Glavine, L (1, 1)	9.0	W	30	2	0	0	9	2	0	0	0	0	0	71	103	0.00	0.444
ERA:																	

PITCHER	IP	WLS	BF	H	R	ER	SO	BB	IBB	HBP	BLK	WP	HR	S	P	ERA	WHIP

Batter	1	2	3	4	5	6	7	8	9	AB	R	H	RBI	BB	SO	LOB
Deion Sanders, L (1, 8) OBP: 0.333, SLG: 0.444	C F S 0-3 ① K		B X 1-0 G2-3 1-2 2-H 1B		S F B F B F X 2-2 ① G3		X 0-0 ③ G3		B S S S 1-3 ③ K	5	0	1	1	0	2	1
Terry Pendleton, S (1, 5) Mark Lemke, S (5, 4)	B X 1-0 ② F7		B B X 2-0 ② G2-3 1-3 2-H		B B X 2-0 ② F7			F C X 0-2 ① G6-3		3 1	0 0	0 0	1 0	0 0	0 0	1 0
Ron Gant, R (1, 7) OBP: 0.250, SLG: 0.375	B B F X 2-1 ③ G5-3		B B F F C 2-3 ③ K		C S B B F F B S 3-3 ③ K			S F F B S 1-3 ② K		4	0	0	0	0	3	1
David Justice, L (1, 9) OBP: 0.125, SLG: 0.125		C B X 1-1 ① G4-3		X 0-0 ① F9		B X 1-0 ① P6		S S X 0-2 2B 1B		4	0	1	0	0	0	0
Sid Bream, L (1, 3) OBP: 0.286, SLG: 0.333		X 0-0 ② G6-3		B S X 1-1 E4 BLK 1B		B C B X 2-1 ② G1-6-3		S 1 SAFE X 0-1 1-3 2B		4	1	1	0	0	0	0
Jeff Blauser, R (1, 4) (5, 5) OBP: 0.500, SLG: 0.333		B F B B X 3-1 ③ F8		B C X 1-1 1B 1-H 1B		B B C S F B F X 3-2 1B		B C B B C S 3-3 ③ K		4	0	2	1	0	1	2
Greg Olson, R (1, 2) OBP: 0.375, SLG: 0.167			B B S B C B 4-2 1B 1B BB	C B B C B B 4-2 1B BB		X 0-0 ③ G1-3			C C B X 1-2 ① G6-3	2	1	0	0	2	0	1
Rafael Belliard, R (1, 6) OBP: 0.500, SLG: 0.500			B B C C X 2-2 1B 1-2 G2-3 1B	X 0-0 29 G6-4-3 1-2 2-3 1B			X 0-0 ① G5-3		X 0-0 29 SH1-4 1B	4	1	3	0	0	0	0
29 John Smoltz, R (1, 1) Alejandro Pena, R (9, 1)			L F M 0-3 ① K	B B C C B X 3-2 ② ③ G6-4-3 1-2f			C B S C 1-3 ② K		B 1 SAFE X 1-0 ② SH1-4 1-2	3 0	0 0	0 0	0 0	0 0	2 0	5 0
Inning Stats	R: 0 H: 0 E: 0 LOB: 0 K: 1 BB: 0 S: 6 P: 9	R: 0 H: 0 E: 0 LOB: 0 K: 0 BB: 0 S: 5 P: 9	R: 2 H: 2 E: 0 LOB: 1 K: 2 BB: 1 S: 13 P: 24	R: 1 H: 2 E: 1 LOB: 2 K: 0 BB: 1 S: 11 P: 20	R: 0 H: 0 E: 0 LOB: 0 K: 1 BB: 0 S: 11 P: 18	R: 0 H: 1 E: 0 LOB: 1 K: 0 BB: 0 S: 9 P: 15	R: 0 H: 0 E: 0 LOB: 0 K: 1 BB: 0 S: 5 P: 6	R: 0 H: 2 E: 0 LOB: 2 K: 2 BB: 0 S: 15 P: 19	R: 0 H: 1 E: 0 LOB: 1 K: 1 BB: 0 S: 8 P: 11	1B: 7 SF: 0 2B: 1 SAC: 1 3B: 0 DP: 1 HR: 0 HBP: 0						

PITCHER		IP	WLS	BF	H	R	ER	SO	BB	IBB	HBP	BLK	WP	HR	S	P	ERA	WHIP
Darryl Kile, R ERA: 3.6	(1, 1)	5.0	L	21	4	3	2	4	2	0	0	1	0	0	46	80	3.60	1.200
Xavier Hernandez, R ERA:	(6, 1)	3.0		12	3	0	0	3	0	0	0	0	0	0	29	40	0.00	1.000
Doug Jones, R ERA:	(9, 1)	1.0		4	1	0	0	1	0	0	0	0	0	0	8	11	0.00	1.000

PITCHER	IP	WLS	BF	H	R	ER	SO	BB	IBB	HBP	BLK	WP	HR	S	P	ERA	WHIP

TOP

Atlanta Braves @ Houston Astros

Astrodome, Houston, TX

Wed Apr 08 1992, 8:05 PM EDT

Att. 10,014 - Dome - 70 F

livebaseballscorecards.com

AB	34
R	3
H	8
RBI	3
BB	2
SO	8
LOB	11

Atlanta Braves @ Houston Astros

Astrodome, Houston, TX

Wed Apr 08 1992, 8:05 PM EDT

Att. 10,014 - Dome - 70 F

livebaseballscorecards.com

BOTTOM

Batter	1	2	3	4	5	6	7	8	9	AB	R	H	RBI	BB	SO	LOB
Steve Finley, L (1, 8) OBP: 0.250, SLG: 0.250	C C B F B S 2-3 ① K	C X 0-1 ③ 1-2 2-H 1B			C B F F S 1-3 ② K			X 0-0 ② L8		4	0	1	0	0	2	0
Craig Biggio, R (1, 4) OBP: 0.125, SLG: 0.125	X 0-0 BB 1B	C B X 1-1 ① G5-3			S S C 0-3 ③ K			B C B F F X 2-2 ③ F8		4	0	1	0	0	1	0
Luis Gonzalez, L (1, 7) OBP: 0.286, SLG: 0.167	F B 1 SAFE F F B F B B 4-2 1-2 BB	C B F B F S 2-3 ② K				F S C 0-3 ① K			C F F B B X 2-2 5 2B 1B	3	1	1	0	1	2	0
5 Jeff Bagwell, R (1, 3) OBP: 0.250, SLG: 0.286	C S F S 0-3 ② K	B F B B X 3-1 ③ P8				C X 0-1 ② G5-3			B X 1-0 G3 1-H 2B	4	0	1	1	0	1	2
Pete Incaviglia, R (1, 9) OBP: 0.143, SLG: 0.143	C B X 1-1 ③ L8			F X 0-1 ① G5-3		X 0-0 ③ F8			F S B C 1-3 ① K	4	0	0	0	0	1	3
Ken Caminiti, S (1, 5)		X 0-0 ① F8		B B X 2-0 ② G3-1			B B C X 2-1 ① G3-1		X 0-0 ② G3 2-3	4	0	0	0	0	0	1
Andujar Cedeno, R (1, 6) OBP: 0.400, SLG: 0.500 Eric Anthony, L (9, PH)		B B F F S 2-3 ② K		F B X 1-1 2B			C X 0-1 ② G4-3		B S S S 1-3 ③ K	3 1	0 0	1 0	0 0	0 0	1 1	0 1
Eddie Taubensee, L (1, 2)		B B B C F F F B 4-2 WP 1B BB		F B B F F S 2-3 ③ K			C X 0-1 ③ G3-1			2	0	0	0	1	1	1
Darryl Kile, R (1, 1) Casey Candaele, S (5, PH) Xavier Hernandez, L (6, 1) Denny Walling, L (8, PH) Doug Jones, R (9, 1)		B B B C B 4-1 1B 1-2 BB			B F F X 1-2 ① F8			B X 1-0 ① G3		0 1 0 1 0	0 0 0 0 0	0 0 0 0 0	0 0 0 0 0	1 0 0 0 0	0 0 0 0 0	0 0 0 0 0
Inning Stats	R: 0 E: 0 K: 2 S: 15 H: 1 LOB: 2 BB: 1 P: 22	R: 0 E: 0 K: 1 S: 11 H: 1 LOB: 2 BB: 2 P: 21	R: 0 E: 0 K: 1 S: 8 H: 0 LOB: 0 BB: 0 P: 14	R: 0 E: 0 K: 1 S: 9 H: 1 LOB: 1 BB: 0 P: 14	R: 0 E: 0 K: 2 S: 10 H: 0 LOB: 0 BB: 0 P: 12	R: 0 E: 0 K: 1 S: 6 H: 0 LOB: 0 BB: 0 P: 6	R: 0 E: 0 K: 0 S: 6 H: 0 LOB: 0 BB: 0 P: 8	R: 0 E: 0 K: 0 S: 6 H: 0 LOB: 0 BB: 0 P: 9	R: 1 E: 0 K: 2 S: 12 H: 2 LOB: 1 BB: 0 P: 17	1B: 3 2B: 2 3B: 0 HR: 0		SF: 0 SAC: 0 DP: 0 HBP: 0					

	AB	31
	R	1
	H	5
	RBI	1
	BB	3
	SO	10
	LOB	8

WP: 1 PB: 0 SB: 0 CS: 0 PA: 34

PITCHER		IP	WLS	BF	H	R	ER	SO	BB	IBB	HBP	BLK	WP	HR	S	P	ERA	WHIP
29 John Smoltz, R ERA: 1.13	(1, 1)	8.0	W	31	5	1	1	8	3	0	0	0	1	0	76	114	1.12	1.000
Alejandro Pena, R ERA:	(9, 1)	1.0	S	3	0	0	0	2	0	0	0	0	0	0	7	9	0.00	0.000

PITCHER	IP	WLS	BF	H	R	ER	SO	BB	IBB	HBP	BLK	WP	HR	S	P	ERA	WHIP

Batter	1	2	3	4	5	6	7	8	9	AB	R	H	RBI	BB	SO	LOB
Darren Lewis, R (1, 8) OBP: 0.625, SLG: 0.500	BFBCBB 4-2 S 1B BB		X 0-0 G4-6-3 1B		CBCX 1-2 CS SF7 1B	C1 SAFECX 0-2 1-H HR 1B		1 SAFE MB 1 SAFE 1 SAFE FBX 2-2 ① FC6 S 1-2f 1B	BX 1-0 ① ② G3 1-2f	5	4	3	1	1	0	2
Robby Thompson, R (1, 4) OBP: 0.286, SLG: 0.364	SBX 1-1 ① G5-3 1-2	1 SAFE BFBX 2-1 ① ② G4-6-3 1-2f	1 SAFE 1 SAFE BX 1-0 ① SF7 1-H	PCX 1-1 ② F7	1 SAFE 1 SAFE PBBB 4-0 1B HR 1-2 BB	CX 0-1 ③ F8		3	1	0	1	1	0	3
John Patterson, S (8, 4)										1	0	0	0	0	0	0
Will Clark, L (1, 3) OBP: 0.667, SLG: 0.900	X 0-0 1B E 2-H 1B	BBBBB 4-1 BB	CCFX 0-2 1B 2B	X 0-0 1-H HR	X 0-0 1B HR 1-2 2-H 1B			4	3	4	4	1	0	0
Matt Williams, R (1, 5) OBP: 0.357, SLG: 0.615	BX 1-0 FC6-4 1-2 1B	FFS 0-3 ③ K	FBBX 2-1 2-3 1B	CBX 1-1 ③ F8	BBX 2-0 1B HR 1-H 2-H HR			5	1	3	3	0	1	1
Willie McGee, S (1, 9)	BSX 1-1 ② FC6-4 1-2f 2-H		FSBFFBBX 3-2 ① G6-3	IIII 4-0 IBB	BBBB 4-0 FC6-5 SH3-4 BB	BBCCFX 2-2 ② G5-3		3	0	0	0	2	0	1
Cory Snyder, R (1, 7) OBP: 0.273, SLG: 0.273	FBBBX 3-1 ③ P3		SSBFBS 2-3 ② K	CBSC 1-3 ② K	LX 0-1 ① SH3-4 1-2	BBBCSFB 4-2 PB 1B BB		3	0	0	0	0	2	4
Gil Heredia, R (5, 1)										0	0	0	0	0	0	0
Chris James, R (8, PH)										0	0	0	0	1	0	0
Michael Jackson, R (8, 1)										0	0	0	0	0	0	0
Dave Righetti, L (9, 1)										0	0	0	0	0	0	0
Royce Clayton, R (1, 6) OBP: 0.308, SLG: 0.385		CSSC 0-3 ① K	SSX 0-2 2B	FCFX 0-2 ③ F9		SCX 0-2 ② FC6-5 S 2-3 1B	SSBX 1-2 PB 1-2 1B			5	1	2	0	0	1	4
Kirt Manwaring, R (1, 2) OBP: 0.385, SLG: 0.333		BBCSFS 2-3 ② K	CBBBSBFB 4-2 BB		BFCC 1-3 ① K	BBX 2-0 ③ 1-H 1B	BSBFX 2-2 ③ G4-3 1-2 2-3			3	0	1	1	1	2	0
Jim McNamara, L (8, PH)										1	0	0	0	0	0	2
Jim McNamara, L (8, 2)																
John Burkett, R (1, 1)		CSX 0-2 ③ G4-3	SFFS 0-3 ③ K		BCBX 2-1 S 1B 1B			BCX 1-1 E4 FC6	CBX 1-1 G3 1B	2	0	0	0	0	1	2
Bryan Hickerson, L (5, 1)										0	0	0	0	0	0	0
Mike Felder, S (5, 7) OBP: 0.545, SLG: 0.500										3	1	2	0	0	0	0
Inning Stats	R: 2 E: 1 K: 0 S: 10 H: 2 LOB: 1 BB: 1 P: 20	R: 0 E: 0 K: 2 S: 9 H: 0 LOB: 0 BB: 0 P: 11	R: 0 E: 0 K: 1 S: 7 H: 1 LOB: 1 BB: 1 P: 13	R: 0 E: 0 K: 2 S: 19 H: 1 LOB: 2 BB: 1 P: 28	R: 1 E: 0 K: 1 S: 17 H: 3 LOB: 3 BB: 1 P: 26	R: 3 E: 0 K: 1 S: 14 H: 3 LOB: 0 BB: 0 P: 18	R: 1 E: 0 K: 0 S: 6 H: 1 LOB: 1 BB: 1 P: 12	R: 4 E: 1 K: 0 S: 21 H: 3 LOB: 2 BB: 2 P: 38	R: 0 E: 0 K: 0 S: 5 H: 1 LOB: 0 BB: 0 P: 7	1B: 11 2B: 2 3B: 0 HR: 2	SF: 1 SAC: 1 DP: 2 HBP: 0					

TOP

San Francisco Giants @ Atlanta Braves

Atlanta-Fulton County Stadium, Atlanta, GA

Thu Apr 09 1992, 7:05 PM EDT
Att. 43,622 - Cloudy - 75 F

livebaseballscorecards.com

AB	38
R	11
H	15
RBI	10
BB	7
SO	7
LOB	19

WP: 0 PB: 1 SB: 4 CS: 1 PA: 47

PITCHER		IP	WLS	BF	H	R	ER	SO	BB	IBB	HBP	BLK	WP	HR	S	P	ERA	WHIP
Steve Avery, L ERA: 2.08	(1, 1)	4.1	L	23	7	3	1	5	3	1	0	0	0	0	55	90	2.08	2.308
Juan Berenguer, R ERA: 16.2	(5, 1)	1.2		8	3	3	3	2	0	0	0	0	0	1	21	26	16.20	1.800
Kent Mercker, L ERA: 21.6	(7, 1)	1.2		11	3	5	4	0	3	0	0	0	0	1	21	41	21.60	3.600
Ben Rivera, R ERA:	(8, 1)	1.1		5	2	0	0	0	0	0	0	0	0	0	11	16	0.00	1.500

PITCHER	IP	WLS	BF	H	R	ER	SO	BB	IBB	HBP	BLK	WP	HR	S	P	ERA	WHIP

Batter	1	2	3	4	5	6	7	8	9	AB	R	H	RBI	BB	SO	LOB
Deion Sanders, L (1, 8) OBP: 0.357, SLG: 0.571	X 0-0 CS 1B	S B F X 1-2 3-H 3B			X 0-0 F8 ①		B X 1-0 G3 ①		X 0-0 F7 ②	5	0	2	1	0	0	0
Terry Pendleton, S (1, 5) OBP: 0.083, SLG: 0.182	1 SAFE 1 SAFE C 1 SAFE F S B B 3-3 S K 1-2 ①②	C B F B X 2-2 F7 ③			S C F X 0-2 2B		X 0-0 G4-3 ②		C X 0-1 F8 ③	5	0	1	0	0	1	2
Ron Gant, R (1, 7) OBP: 0.333, SLG: 0.636	B C B F B F F X 3-2 E5 BB		B C F X 1-2 G4-3 ①		B B B 4-0 BB		B F C X 1-2 HR			3	1	1	1	1	0	0
David Justice, L (1, 9) OBP: 0.167, SLG: 0.091 Ben Rivera, R (8, 1)	B 1 SAFE B 1 B F B 4-1 1-2 BB		C X 0-1 L4 ②		C S B S 1-3 K ②		B X 1-0 G6-3 ③			3 0	0 0	0 0	0 0	1 0	1 0	2 0
Sid Bream, L (1, 3) OBP: 0.222, SLG: 0.250 Brian Hunter, R (5, PH) (6, 3)	C S S S 1-3 K ③		C B B X 2-1 G4-3 ③		B F F S 1-3 K ③			C C B S 1-3 K ①		2 2	0 0	0 0	0 0	0 0	1 2	2 2
Jeff Blauser, R (1, 4) OBP: 0.500, SLG: 0.700 (9, 6)		B C B F X 2-2 G1-3 ①		C X 0-1 1B		B F F X 1-2 HR		F B C B X 2-2 G3 ②		4	1	2	1	0	0	0
Greg Olson, R (1, 2) OBP: 0.364, SLG: 0.125 Damon Berryhill, S (8, PH) OBP: 1.000, SLG: 1.000 (9, 2)		S B B F B B 4-2 G6-3 3B BB		1 SAFE B 1 B C X 2-1 P5 ①		B X 1-0 G5-3 ①		X 0-0 1B		2 1	1 0	0 1	0 0	1 0	0 0	1 0
Rafael Belliard, R (1, 6) OBP: 0.444, SLG: 0.375 Mark Lemke, S (8, PH) (9, 4)		S X 0-1 G6-3 ② 1-2		1 SAFE F X 0-1 P4 ②		S H 1-1 G4-3 HBP		X 0-0 P6 ③		2 1	0 0	0 0	0 0	0 0	0 0	2 1
Steve Avery, L (1, 1) OBP: 0.500, SLG: 1.500 Juan Berenguer, R (5, 1) Jerry Willard, L (6, PH) Kent Mercker, L (7, 1) Steve Lyons, L (8, 9)		B X 1-0 2-H 3B 3B		B S C X 1-2 L7 ③		B B X 2-0 ②③ G4-3 1-2f			F S X 0-2 G5-3 ①	2 0 1 0 1	1 0 0 0 0	1 0 1 0 0	1 0 0 0 0	0 0 0 0 0	0 0 0 0 0	1 0 1 0 0
Inning Stats	R: 0 E: 1 K: 2 S: 14 H: 1 LOB: 2 BB: 1 P: 24	R: 2 E: 0 K: 0 S: 14 H: 2 LOB: 1 BB: 1 P: 24	R: 0 E: 0 K: 0 S: 7 H: 0 LOB: 0 BB: 0 P: 10	R: 0 E: 0 K: 0 S: 9 H: 1 LOB: 1 BB: 0 P: 12	R: 0 E: 0 K: 2 S: 11 H: 1 LOB: 2 BB: 1 P: 17	R: 1 E: 0 K: 0 S: 6 H: 1 LOB: 0 BB: 0 P: 11	R: 1 E: 0 K: 0 S: 6 H: 1 LOB: 0 BB: 0 P: 9	R: 0 E: 0 K: 1 S: 8 H: 1 LOB: 1 BB: 0 P: 11	R: 0 E: 0 K: 0 S: 6 H: 0 LOB: 0 BB: 0 P: 6	1B: 3 2B: 1 3B: 2 HR: 2	SF: 0 SAC: 0 DP: 1 HBP: 1					

PITCHER		IP	WLS	BF	H	R	ER	SO	BB	IBB	HBP	BLK	WP	HR	S	P	ERA	WHIP
John Burkett, R ERA: 4.15	(1, 1)	4.1		21	5	2	2	2	3	0	0	0	0	0	49	79	4.15	1.846
Bryan Hickerson, L ERA:	(5, 1)	0.1		1	0	0	0	1	0	0	0	0	0	0	3	4	0.00	0.000
Gil Heredia, R ERA: 7.71	(5, 1)	2.1	W	9	2	2	2	1	0	0	1	0	0	2	15	24	7.71	0.857
Michael Jackson, R ERA:	(8, 1)	1.0		4	1	0	0	1	0	0	0	0	0	0	8	11	0.00	1.000
Dave Righetti, L ERA:	(9, 1)	1.0		3	0	0	0	0	0	0	0	0	0	0	6	6	0.00	0.000

PITCHER	IP	WLS	BF	H	R	ER	SO	BB	IBB	HBP	BLK	WP	HR	S	P	ERA	WHIP

BOTTOM

San Francisco Giants @ Atlanta Braves

Atlanta-Fulton County Stadium, Atlanta, GA

Thu Apr 09 1992, 7:05 PM EDT

Att. 43,622 - Cloudy - 75 F

livebaseballscorecards.com

AB	34
R	4
H	8
RBI	4
BB	3
SO	5
LOB	14

1B: 3	SF: 0	WP: 0	PA: 38
2B: 1	SAC: 0	PB: 0	
3B: 2	DP: 1	SB: 0	
HR: 2	HBP: 1	CS: 1	

Batter	1	2	3	4	5	6	7	8	9	AB	R	H	RBI	BB	SO	LOB
Darren Lewis, R (1, 8) OBP: 0.667, SLG: 0.625	C B X 1-1 F9 1B		X 0-0 E1 1B			C B B B B 4-1 BB 1B 1B BB	B C F B F X 2-2 2B		C C C 0-3 ② K	4	1	3	0	1	1	1
Robby Thompson, R (1, 4) OBP: 0.316, SLG: 0.375	B 1 SAFE 1 SAFE C 1 SAFE 1 SAFE B X 2-1 ①② F9 1-2		B X 1-0 ③ G5-3			B 1 SAFE 1 SAFE F F 1 SAFE X 1-2 1B BB FC 1-2 1B	S B F X 1-2 ② P2		C C B B B X 3-2 2-3 1B	5	1	2	0	0	0	3
Will Clark, L (1, 3) OBP: 0.650, SLG: 0.769	C B B C F F F X 2-2 S 1B		C F B F F F F F F F X 1-2 ① X G1-3			F B B B F B 4-2 FC 1B E 1-2 2-3 BB	I I I I 4-0 IBB		B C F F B F S 2-3 ③ K	3	1	1	0	2	1	2
Matt Williams, R (1, 5) OBP: 0.278, SLG: 0.471	F C B C 1-3 ③ K 1-2			B X 1-0 ② G5-3		C X 0-1 ① L6	S F S 0-3 ③ K			4	0	0	0	0	2	6
Willie McGee, S (1, 9) OBP: 0.300, SLG: 0.125		B C F X 1-2 ① G6-3		F C B F F F X 1-2 ③ G6-3		F B B X 2-1 E 1B 1-2 2-3 3-H		X 0-0 ① G4-3		4	0	1	1	0	0	0
Chris James, R (1, 7)		C B B B B X 3-1 ② F9	B X 1-0 ① F7			X 0-0 FC 1-3 2-H 3-H		B B B B 4-0 G4-6-3 BB		3	0	0	1	1	0	1
Royce Clayton, R (1, 6) OBP: 0.235, SLG: 0.294		B B S S S 2-3 ③ K	X 0-0 ② P4			C B 1 SAFE F B F F S 2-3 ② K		1 SAFE B C 1 SAFE 1 SAFE C X 1-2 ②③ G4-6-3 1-2f		4	0	0	0	0	2	3
Kirt Manwaring, R (1, 2) OBP: 0.353, SLG: 0.313			B F X 1-1 ① G6-3		C B X 1-1 1B	F X 0-1 ③ F9			B C F F C 1-3 ① K	4	0	1	0	0	1	2
Dave Burba, R (1, 1) Rod Beck, R (1, 1) John Patterson, S (5, PH) Bryan Hickerson, L (5, 1) Mike Felder, S (7, PH) OBP: 0.500, SLG: 0.455 Michael Jackson, R (7, 1) Mark Leonard, L (9, PH) OBP: 1.000, SLG: 2.000			B C S S 1-3 ② K		C S B S 1-3 ③ K		B C S F B F S 2-3 ① K		F B B F F B F X 3-2 1B 2B	0 1 1 0 1 0 0 1	0 0 0 0 0 0 0 0	0 0 0 0 0 0 0 1	0 0 0 0 0 0 0 0	0 1 1 0 1 0 0 1	0 0 1 0 0 1 0 0	0 0 1 0 0 0 0 0
Inning Stats	R: 0 H: 2 E: 0 LOB: 1 K: 1 BB: 0 S: 13 P: 19	R: 0 H: 0 E: 0 LOB: 0 K: 1 BB: 0 S: 8 P: 14	R: 0 H: 1 E: 1 LOB: 1 K: 1 BB: 0 S: 7 P: 10	R: 0 H: 0 E: 0 LOB: 0 K: 0 BB: 0 S: 15 P: 18	R: 0 H: 1 E: 0 LOB: 1 K: 1 BB: 0 S: 7 P: 10	R: 3 H: 2 E: 1 LOB: 2 K: 1 BB: 2 S: 18 P: 31	R: 0 H: 1 E: 0 LOB: 2 K: 2 BB: 1 S: 15 P: 24	R: 0 H: 0 E: 0 LOB: 0 K: 0 BB: 1 S: 4 P: 9	R: 0 H: 2 E: 0 LOB: 2 K: 3 BB: 0 S: 20 P: 29	1B: 7 SF: 0 2B: 2 SAC: 0 3B: 0 DP: 1 HR: 0 HBP: 0						WP: 0 PA: 39 PB: 0 SB: 1 CS: 0

PITCHER		IP	WLS	BF	H	R	ER	SO	BB	IBB	HBP	BLK	WP	HR	S	P	ERA	WHIP
Charlie Leibrandt, L ERA: 3.6	(1, 1)	5.0	W	21	5	3	2	4	2	0	0	0	0	0	56	86	3.60	1.400
Marvin Freeman, R ERA:	(6, 1)	2.0		10	2	0	0	3	0	1	0	0	0	0	27	40	0.00	1.000
Alejandro Pena, R ERA:	(8, 1)	1.2		7	2	0	0	2	1	0	0	0	0	0	19	31	0.00	1.800
Mike Stanton, L ERA:	(9, 1)	0.1	S	1	0	0	0	1	0	0	0	0	0	0	5	7	0.00	0.000

PITCHER	IP	WLS	BF	H	R	ER	SO	BB	IBB	HBP	BLK	WP	HR	S	P	ERA	WHIP

TOP

San Francisco Giants @ Atlanta Braves

Atlanta-Fulton County Stadium, Atlanta, GA

Fri Apr 10 1992, 7:05 PM EDT
Att. 37,577 - Sunny - 76 F

livebaseballscorecards.com

AB	35
R	3
H	9
RBI	2
BB	4
SO	10
LOB	19

San Francisco Giants @ Atlanta Braves

Atlanta-Fulton County Stadium, Atlanta, GA

Fri Apr 10 1992, 7:05 PM EDT

Att. 37,577 - Sunny - 76 F

livebaseballscorecards.com

BOTTOM

Batter	1	2	3	4	5	6	7	8	9	AB	R	H	RBI	BB	SO	LOB
Deion Sanders, L (1, 8) OBP: 0.333, SLG: 0.500	G4-3 BLK 1B 1B	K		L8			F7			4	1	1	0	0	1	1
Terry Pendleton, S (1, 5) OBP: 0.125, SLG: 0.200	G4-3 1-3	1B			L8		G3			4	0	1	0	0	0	1
Ron Gant, R (1, 7) OBP: 0.375, SLG: 0.600	PB S 3B 1B 3-H	F8			1B			G4-3		4	1	2	1	0	0	1
David Justice, L (1, 9) OBP: 0.188, SLG: 0.071	BB 3B BB 1-3		K		F8			K		3	1	0	0	1	2	1
Sid Bream, L (1, 3) OBP: 0.364, SLG: 0.333	3B BB 1-2		1B		G5-3			HR		1	1	1	0	1	0	0
Brian Hunter, R (5, PH) OBP: 0.200, SLG: 0.800										2	1	1	1	0	0	1
Jeff Blauser, R (1, 4) OBP: 0.467, SLG: 0.769	3B 1-H 2-H 3-H	K		B4-3				K		3	0	1	3	0	1	0
Mark Lemke, S (7, 4)										1	0	0	0	0	1	0
Greg Olson, R (1, 2) OBP: 0.429, SLG: 0.200	G6-3 BB 4-2			G6-4-3 1B			K			2	0	1	0	1	1	0
Rafael Belliard, R (1, 6) OBP: 0.333, SLG: 0.273	G6-3 1-2f			G6-4-3 1-2f			G6-3			3	0	0	0	0	0	3
Charlie Leibrandt, R (1, 1)		G6-3		BB			G5-3			1	0	0	0	1	0	0
Marvin Freeman, R (6, 1)										0	0	0	0	0	0	0
Lonnie Smith, R (7, PH)										1	0	0	0	0	0	0
Alejandro Pena, R (8, 1)										0	0	0	0	0	0	0
Mike Stanton, L (9, 1)										0	0	0	0	0	0	0
Inning Stats	R: 4 E: 0 K: 0 S: 18 H: 3 LOB: 1 BB: 3 P: 36	R: 0 E: 0 K: 1 S: 6 H: 1 LOB: 1 BB: 0 P: 7	R: 0 E: 0 K: 2 S: 8 H: 1 LOB: 0 BB: 0 P: 12	R: 0 E: 0 K: 0 S: 6 H: 1 LOB: 1 BB: 1 P: 12	R: 0 E: 0 K: 0 S: 9 H: 1 LOB: 1 BB: 0 P: 12	R: 0 E: 0 K: 1 S: 7 H: 0 LOB: 0 BB: 0 P: 9	R: 0 E: 0 K: 0 S: 6 H: 0 LOB: 0 BB: 0 P: 8	R: 1 E: 0 K: 2 S: 9 H: 1 LOB: 0 BB: 0 P: 13		1B: 6 2B: 0 3B: 1 HR: 1	SF: 0 SAC: 0 DP: 2 HBP: 0					

	AB	29
	R	5
	H	8
	RBI	5
	BB	4
	SO	6
	LOB	8

WP: 0 PB: 1 SB: 1 CS: 0 PA: 33

PITCHER		IP	WLS	BF	H	R	ER	SO	BB	IBB	HBP	BLK	WP	HR	S	P	ERA	WHIP
Dave Burba, R ERA: 108.0	(1, 1)	0.1	L	7	3	4	4	0	3	0	0	1	0	0	17	34	108.00	18.000
Rod Beck, R ERA:	(1, 1)	3.2		12	3	0	0	3	1	0	0	0	0	0	21	33	0.00	1.091
Bryan Hickerson, L ERA:	(5, 1)	2.0		7	1	0	0	1	0	0	0	0	0	0	16	21	0.00	0.500
Michael Jackson, R ERA: 2.25	(7, 1)	2.0		7	1	1	1	2	0	0	0	0	0	1	15	21	4.50	0.500

PITCHER	IP	WLS	BF	H	R	ER	SO	BB	IBB	HBP	BLK	WP	HR	S	P	ERA	WHIP

San Francisco Giants @ Atlanta Braves

Atlanta-Fulton County Stadium, Atlanta, GA

Sat Apr 11 1992, 7:05 PM EDT

Att. 44,550 - Cloudy - 73 F

TOP

livebaseballscorecards.com

Batter	1	2	3	4	5	6	7	8	9	AB	R	H	RBI	BB	SO	LOB
Darren Lewis, R (1, 8) OBP: 0.654, SLG: 0.579	G3		BB		G4-3		SH3-4 E 1B		CS BB	3	1	1	0	2	0	0
Robby Thompson, R (1, 4) OBP: 0.391, SLG: 0.556	S 1B BB		F7		HR		SH3-4		BB	2	2	1	1	2	0	1
Will Clark, L (1, 3) OBP: 0.600, SLG: 0.647	K		F8		1B		E IBB		F7	4	0	1	0	1	1	3
Matt Williams, R (1, 5) OBP: 0.318, SLG: 0.524	1B			G6-3 2B	K		F8			4	0	2	1	0	1	2
Willie McGee, S (1, 9) OBP: 0.286, SLG: 0.167	G6-3			G6-3	G4-3		F8			4	0	1	0	0	0	3
Mark Leonard, L (1, 7) OBP: 0.400, SLG: 0.500 Mike Felder, S (6, 7) OBP: 0.462, SLG: 0.417		F8		F9	G4-3			F8		3 1	0 0	0 0	0 0	0 0	0 0	3 0
Royce Clayton, R (1, 6) OBP: 0.238, SLG: 0.250		K		BB BB		K		G6-3		3	0	0	0	1	2	0
Jim McNamara, L (1, 2)		K		BB		P3		K		3	0	0	0	1	2	0
Bill Swift, R (1, 1) OBP: 0.143, SLG: 0.143			G6-3	P5		L8			F9	4	0	0	0	0	0	3

	AB	31
	R	3
	H	6
	RBI	2
	BB	7
	SO	6
	LOB	15

Inning Stats	1	2	3	4	5	6	7	8	9	1B: 4	SF: 0	WP: 0	PA: 39
R	1	0	0	0	1	0	1	0	0	2B: 1	SAC: 1	PB: 0	
E	0	0	0	0	0	0	1	0	0	3B: 0	DP: 0	SB: 1	
K	1	2	0	0	1	1	0	1	0	HR: 1	HBP: 0	CS: 1	
S	15	8	9	14	12	7	9	10	7				
H	1	0	0	1	3	0	1	0	0				
LOB	1	0	1	2	2	1	1	1	2				
BB	1	0	0	2	0	0	1	0	0				
P	29	10	15	27	18	11	14	15	17				

PITCHER		IP	WLS	BF	H	R	ER	SO	BB	IBB	HBP	BLK	WP	HR	S	P	ERA	WHIP
Mike Bielecki, R ERA: 3.0	(1, 1)	6.0	L	27	5	2	2	5	4	0	0	0	0	1	65	110	3.00	1.500
Juan Berenguer, R ERA: 10.13	(7, 1)	1.0		5	1	1	0	0	0	1	0	0	0	0	9	14	0.00	1.000
Kent Mercker, L ERA: 9.82	(8, 1)	2.0		7	0	0	0	1	2	0	0	0	0	0	17	32	0.00	1.000

PITCHER	IP	WLS	BF	H	R	ER	SO	BB	IBB	HBP	BLK	WP	HR	S	P	ERA	WHIP

BOTTOM

San Francisco Giants @ Atlanta Braves

Atlanta-Fulton County Stadium, Atlanta, GA

Sat Apr 11 1992, 7:05 PM EDT

Att. 44,550 - Cloudy - 73 F

livebaseballscorecards.com

Batter	1	2	3	4	5	6	7	8	9	AB	R	H	RBI	BB	SO	LOB
Deion Sanders, L (1, 8) OBP: 0.318, SLG: 0.545	B S B X 2-1 ① P6		B X 1-0 ① G3	B F X 1-1 ③ G3			X 0-0 3B			4	0	1	0	0	0	2
Terry Pendleton, S (1, 5) OBP: 0.150, SLG: 0.167	B C B F B B 4-2 BB		X 0-0 ② G4-3		B B C B F X 3-2 ① G6-3		B X 1-0 ③ G3			3	0	0	0	1	0	1
Ron Gant, R (1, 7) OBP: 0.350, SLG: 0.526	B S 1 SAFE S S 1-3 ② K		C B X 1-1 E6 BB		S F B S 1-3 ② K			B C X 1-1 1B		4	0	1	0	0	2	1
David Justice, L (1, 9) OBP: 0.200, SLG: 0.059	F B B 1 SAFE C F F S 2-3 ③ K		1 SAFE B 1 SAFE B B B 4-0 1-2 BB		C B C S 1-3 ③ K			S C B 1 SAFE B B F S 3-3 ① K		3	0	0	0	1	3	2
Sid Bream, L (1, 3) OBP: 0.267, SLG: 0.231		B B X 2-0 ① G1-3	F B X 1-1 ③ F7			X 0-0 ① G3-1		B X 1-0 ② F8		4	0	0	0	0	0	3
Jeff Blauser, R (1, 4) OBP: 0.368, SLG: 0.588		B B C S F S 2-3 ② K	F X 0-1 ① G5-3			F X 0-1 ② P3		F X 0-1 ③ L9		4	0	0	0	0	1	1
Damon Berryhill, S (1, 2) OBP: 0.600, SLG: 0.800		C X 0-1 1B 2B	C B X 1-1 1B 1B			X 0-0 ③ F7			X 0-0 ① G3-1	4	0	2	0	0	0	0
Rafael Belliard, R (1, 6) OBP: 0.400, SLG: 0.357 Mark Lemke, S (9, PH)		S X 0-1 2-3 1B	S F X 0-2 1-2 1B				B B C F X 2-2 ① G6-3		C B B F F S 2-3 ② K	3 1	0 0	2 0	0 0	0 0	0 1	0 0
Mike Bielecki, R (1, 1) Juan Berenguer, R (7, 1) Steve Lyons, L (7, PH) Kent Mercker, L (8, 1) Jerry Willard, L (9, PH)		B F C 1 SAFE B X 2-2 ③ G6-3	L M B M 1-3 ② K				S C B X 1-2 ② L9		B X 1-0 ③ G4-3	2 0 1 0 1	0 0 0 0 0	0 0 0 0 0	0 0 0 0 0	0 0 0 0 0	1 0 0 0 0	4 0 0 0 0
Inning Stats	R: 0 H: 0 E: 0 LOB: 1 K: 2 BB: 1 S: 12 P: 21	R: 0 H: 2 E: 0 LOB: 2 K: 1 BB: 0 S: 12 P: 18	R: 0 H: 0 E: 1 LOB: 2 K: 0 BB: 1 S: 6 P: 13	R: 0 H: 2 E: 0 LOB: 2 K: 1 BB: 0 S: 12 P: 15	R: 0 H: 0 E: 0 LOB: 0 K: 2 BB: 0 S: 9 P: 14	R: 0 H: 0 E: 0 LOB: 0 K: 0 BB: 0 S: 4 P: 4	R: 0 H: 1 E: 0 LOB: 1 K: 0 BB: 0 S: 8 P: 12	R: 0 H: 1 E: 0 LOB: 1 K: 1 BB: 0 S: 9 P: 14	R: 0 H: 0 E: 0 LOB: 0 K: 1 BB: 0 S: 6 P: 9	1B: 4 2B: 1 3B: 1 HR: 0	SF: 0 SAC: 0 DP: 0 HBP: 0			WP: 0 PB: 0 SB: 0 CS: 0	PA: 36		

PITCHER	IP	WLS	BF	H	R	ER	SO	BB	IBB	HBP	BLK	WP	HR	S	P	ERA	WHIP
Bill Swift, R (1, 1) ERA: 0.54	9.0	W	36	6	0	0	8	2	0	0	0	0	0	78	120	0.00	0.889

PITCHER	IP	WLS	BF	H	R	ER	SO	BB	IBB	HBP	BLK	WP	HR	S	P	ERA	WHIP

AB	34
R	0
H	6
RBI	0
BB	2
SO	8
LOB	14

Batter	1	2	3	4	5	6	7	8	9	AB	R	H	RBI	BB	SO	LOB
Darren Lewis, R (1, 8) OBP: 0.548, SLG: 0.458	C B F C 1-3 K ①		X 0-0 B2-3 ②		B F X 1-1 L8 ③		X 0-0 FC6-4 1-2f ③		C X 0-1 F9 ③	5	0	0	0	0	1	3
Mike Felder, S (1, 7) OBP: 0.353, SLG: 0.313	B B C F B F F X 3-2 G4-3 ②		B C F B X 2-2 G5-3 ③			C B S F X 1-2 G6-3 ①		B B C S X 2-2 G5-3 ①		4	0	0	0	0	0	0
Will Clark, L (1, 3) OBP: 0.621, SLG: 0.714	B C X 1-1 2B			F B B X 2-1 FC5-4 1B		B X 1-0 FC5-4 1B		B B F B C X 3-2 G3-1 ②		4	0	3	0	0	0	0
Matt Williams, R (1, 5) OBP: 0.269, SLG: 0.440	B X 1-0 F7 ③			X 0-0 FC5-4 E 1-2f ①		C 1 SAFE S X 0-2 FC5-4 1-2f ②		S B X 1-1 L5 ③		4	0	0	0	0	0	3
Willie McGee, S (1, 9) OBP: 0.222, SLG: 0.125		C C S 0-3 K ①		1 SAFE X 0-0 F9 ②		B 1 F F F S 1-3 K ③			B B F X 2-1 G5-3 ①	4	0	0	0	0	2	2
Robby Thompson, R (1, 4) OBP: 0.444, SLG: 0.636		C B X 1-1 G4-3 2B		B B B C X 3-1 E6 FC5-4 1-2			C F X 0-2 F9 1B 1B		C F X 0-2 1B FC 1B	4	1	3	0	0	0	1
Kirt Manwaring, R (1, 2) OBP: 0.381, SLG: 0.350		B X 1-0 G4-3 2-3 ②		X 0-0 FC5-4 1-2f ③			B X 1-0 FC6-4 1-2 1B		X 0-0 E FC SF8 1-3 1B	4	1	2	0	0	0	3
Jose Uribe, S (1, 6) Chris James, R (7, PH) Dave Righetti, L (7, 1) Jeff Brantley, R (7, 1) Gil Heredia, R (8, 1) Craig Colbert, R (9, PH)		B B S B F X 3-2 F9 ③			B B C X 2-1 G5-3 ①		X 0-0 F9 2-3 ①		X 0-0 FC 1-3 3-H	2 1 0 0 0 1	0 0 0 0 0 0	0 0 0 0 0 1	0 0 0 0 0 1	0 0 0 0 0 0	0 0 0 0 0 1	1 2 0 0 0 1
Kelly Downs, R (1, 1) Cory Snyder, R (7, PH) OBP: 0.250, SLG: 0.250 (7, 6) Mark Leonard, L (9, PH) OBP: 0.333, SLG: 0.500			B B C S S 2-3 K ①		C B S B S 2-3 K ②		S T S 0-3 K ②		B F F F X 1-2 SF8 3-H ②	2 1 0	0 0 0	0 0 0	0 0 1	0 0 0	2 1 0	0 2 0
Inning Stats	R: 0 H: 1 E: 0 LOB: 1 K: 1 BB: 0 S: 11 P: 17	R: 0 H: 1 E: 0 LOB: 1 K: 1 BB: 0 S: 9 P: 14	R: 0 H: 0 E: 0 LOB: 0 K: 1 BB: 0 S: 7 P: 11	R: 0 H: 1 E: 1 LOB: 2 K: 0 BB: 0 S: 7 P: 12	R: 0 H: 0 E: 0 LOB: 0 K: 1 BB: 0 S: 7 P: 12	R: 0 H: 1 E: 0 LOB: 1 K: 1 BB: 0 S: 12 P: 15	R: 0 H: 2 E: 0 LOB: 2 K: 1 BB: 0 S: 9 P: 10	R: 0 H: 0 E: 0 LOB: 0 K: 0 BB: 0 S: 8 P: 14	R: 2 H: 2 E: 1 LOB: 1 K: 0 BB: 0 S: 13 P: 16	1B: 6 SF: 1 2B: 2 SAC: 0 3B: 0 DP: 0 HR: 0 HBP: 0						WP: 0 PA: 37 PB: 0 SB: 0 CS: 0

PITCHER		IP	WLS	BF	H	R	ER	SO	BB	IBB	HBP	BLK	WP	HR	S	P	ERA	WHIP
Tom Glavine, L ERA: 0.52	(1, 1)	8.1	W	35	8	2	1	6	0	0	0	0	0	0	77	114	1.08	0.960
Marvin Freeman, R ERA:	(9, 1)	0.2		2	0	0	0	0	0	0	0	0	0	0	6	7	0.00	0.000

PITCHER	IP	WLS	BF	H	R	ER	SO	BB	IBB	HBP	BLK	WP	HR	S	P	ERA	WHIP

TOP

San Francisco Giants @ Atlanta Braves

Atlanta-Fulton County Stadium, Atlanta, GA

Sun Apr 12 1992, 3:33 AM EDT
Att. 43,055 - Cloudy - 78 F

livebaseballscorecards.com

AB	36
R	2
H	8
RBI	2
BB	0
SO	6
LOB	18

San Francisco Giants @ Atlanta Braves

Atlanta-Fulton County Stadium, Atlanta, GA

Sun Apr 12 1992, 3:33 AM EDT

Att. 43,055 - Cloudy - 78 F

livebaseballscorecards.com

BOTTOM

Batter	1	2	3	4	5	6	7	8	9	AB	R	H	RBI	BB	SO	LOB
Deion Sanders, L (1, 8) OBP: 0.370, SLG: 0.577	2-1 G3 1B 1B	4-1 1B BB		1-2 FC5-4 CS 1-2f			0-1 1B 2B	1-0 G3		4	2	2	0	1	0	1
Mark Lemke, S (1, 4) OBP: 0.400, SLG: 0.333	3-2 G3 1-2	0-0 FC6 1-3 2-H 1B		2-0 CS 1-2	0-0 1B		2-0 HR 2-3 1B	2-3 K		5	1	3	1	0	1	1
Terry Pendleton, S (1, 5) OBP: 0.200, SLG: 0.217	1-0 HBP 2-H 1B	1-2 FC6 1-2f			1-2 P4		0-2 HR 1-2 3-H 1B	0-0 E6		5	1	2	2	0	0	3
Ron Gant, R (1, 7) OBP: 0.400, SLG: 0.636	1-2 HBP	4-1 CS BB			1-3 K		3-1 1-H 2-H HR	2-3 K		3	1	1	3	1	2	2
Sid Bream, L (1, 3) OBP: 0.263, SLG: 0.188	1-0 P3	1-3 K 1-2			1-2 L9		4-2 1B BB			3	0	0	0	1	1	4
Brian Hunter, R (1, 9) OBP: 0.222, SLG: 0.500	0-3 K	4-2 FC4 BB				2-0 F7	1-1 P5			3	0	0	0	1	1	3
Greg Olson, R (1, 2) OBP: 0.500, SLG: 0.357		1-1 SH5-4 1B	1-0 FC4 1-2f			2-1 SH2-3 1B	2-1 1-2 1B			4	1	3	0	0	0	1
Rafael Belliard, R (1, 6) OBP: 0.333, SLG: 0.294		0-0 P4		3-2 G5-3		0-0 SH2-3 1-2	0-0 F8			3	0	0	0	0	0	3
Tom Glavine, L (1, 1) OBP: 0.429, SLG: 0.429		0-0 SH5-4 1-2		1-0 FC5-4 1B		0-0 G6-3	0-0 G4-3			3	0	1	0	0	0	3
Marvin Freeman, R (9, 1)										0	0	0	0	0	0	0
Inning Stats	R: 1 E: 0 K: 1 S: 12 H: 2 LOB: 2 BB: 0 P: 20	R: 1 E: 0 K: 0 S: 10 H: 2 LOB: 2 BB: 1 P: 16	R: 0 E: 0 K: 1 S: 8 H: 0 LOB: 1 BB: 2 P: 18	R: 0 E: 0 K: 0 S: 9 H: 1 LOB: 0 BB: 0 P: 14	R: 0 E: 0 K: 1 S: 12 H: 1 LOB: 1 BB: 0 P: 15	R: 0 E: 0 K: 0 S: 5 H: 1 LOB: 1 BB: 0 P: 9	R: 4 E: 0 K: 0 S: 16 H: 5 LOB: 2 BB: 1 P: 28	R: 0 E: 1 K: 2 S: 8 H: 0 LOB: 1 BB: 0 P: 13		1B: 10 2B: 1 3B: 0 HR: 1 SF: 0 SAC: 2 DP: 0 HBP: 1						

	AB	33
	R	6
	H	12
	RBI	6
	BB	4
	SO	5
	LOB	21

WP: 0 PB: 0 SB: 0 CS: 2 PA: 41

PITCHER		IP	WLS	BF	H	R	ER	SO	BB	IBB	HBP	BLK	WP	HR	S	P	ERA	WHIP
Kelly Downs, R ERA: 4.09	(1, 1)	6.0	L	27	7	2	2	3	3	0	1	0	0	0	56	92	3.00	1.667
Dave Righetti, L ERA: 27.0	(7, 1)	0.0		3	3	3	3	0	0	0	0	0	0	0	6	8	∞	∞
Jeff Brantley, R ERA: 3.86	(7, 1)	1.0		6	2	1	1	0	1	0	0	0	0	1	10	20	9.00	3.000
Gil Heredia, R ERA: 5.4	(8, 1)	1.0		4	0	0	0	2	0	0	0	0	0	0	8	13	0.00	0.000

PITCHER	IP	WLS	BF	H	R	ER	SO	BB	IBB	HBP	BLK	WP	HR	S	P	ERA	WHIP

Batter	1	2	3	4	5	6	7	8	9	AB	R	H	RBI	BB	SO	LOB
Deion Sanders, L (1, 8) (8, 9) OBP: 0.452, SLG: 0.800	1-0 2B 3B		2-2 FC6-2 3B		2-1 2B			1-2 1B 2B 1B		4	2	4	0	0	0	0
Mark Lemke, S (1, 4) OBP: 0.429, SLG: 0.462	2-0 F9 3-H 2B		2-2 ② FC6-2 1B 3-H		0-0 ③ P6			3-2 2B WP 1-3 1B		4	1	2	1	0	0	2
Terry Pendleton, S (1, 5) OBP: 0.241, SLG: 0.296	0-0 ① F9 2-3		0-2 1-2 1B			0-1 ① G4-3		0-0 WP SF8 1-3 3-H 2B		4	1	2	1	0	0	1
Ron Gant, R (1, 7) (8, 8) OBP: 0.379, SLG: 0.615	2-3 ② K		3-2 ③ P5			0-1 G6-3 2B		3-1 ① P5 2-3 3-H		4	0	1	0	0	1	4
Sid Bream, L (1, 3) OBP: 0.227, SLG: 0.158	0-3 ③ K			1-0 ① F7		1-0 ② G6-3 2-3		1-2 ② SF8 3-H		3	0	0	0	0	1	2
Lonnie Smith, R (8, PH) (8, 7)										0	0	0	1	0	0	0
Jeff Blauser, R (1, 6) OBP: 0.304, SLG: 0.476		0-3 ① K		1-2 ② P3		1-2 ③ F8		1-3 ③ K		4	0	0	0	0	2	1
Brian Hunter, R (1, 9) (8, 3) OBP: 0.154, SLG: 0.333		2-3 ② K		2-3 ③ K			0-3 ① K		2-2 ① G5-3	4	0	0	0	0	3	0
Greg Olson, R (1, 2) OBP: 0.450, SLG: 0.313		2-3 ③ K			3-3 ① K		1-0 ② F9		1-3 ② K	2	0	0	0	0	2	0
Kent Mercker, L (5, 1)										0	0	0	0	0	0	0
Jerry Willard, L (7, PH)										1	0	0	0	0	0	0
Juan Berenguer, R (7, 1)										0	0	0	0	0	0	0
Mike Stanton, L (8, 1)										0	0	0	0	0	0	0
Francisco Cabrera, R (9, PH)										1	0	0	0	0	1	0
29 John Smoltz, R (1, 1)			1-3 ① K		2-3 ② K		3-2 ③ P5		1-2 ③ G5-3	1	0	0	0	0	1	0
Ben Rivera, R (3, 1)										0	0	0	0	0	0	0
Damon Berryhill, S (5, PH) (5, 2) OBP: 0.375, SLG: 0.500										3	0	0	0	0	1	0
Inning Stats	R: 1 E: 0 K: 2 S: 11 / H: 2 LOB: 1 BB: 0 P: 16	R: 0 E: 0 K: 3 S: 9 / H: 0 LOB: 0 BB: 0 P: 13	R: 0 E: 0 K: 1 S: 15 / H: 2 LOB: 2 BB: 0 P: 23	R: 0 E: 0 K: 1 S: 8 / H: 0 LOB: 0 BB: 0 P: 12	R: 0 E: 0 K: 2 S: 9 / H: 1 LOB: 1 BB: 0 P: 16	R: 0 E: 0 K: 0 S: 9 / H: 1 LOB: 1 BB: 0 P: 11	R: 0 E: 0 K: 1 S: 7 / H: 0 LOB: 0 BB: 0 P: 11	R: 3 E: 0 K: 1 S: 18 / H: 3 LOB: 0 BB: 0 P: 27	R: 0 E: 0 K: 1 S: 10 / H: 0 LOB: 0 BB: 0 P: 14	1B: 3 2B: 4 3B: 2 HR: 0	SF: 1 SAC: 0 DP: 0 HBP: 0					

PITCHER		IP	WLS	BF	H	R	ER	SO	BB	IBB	HBP	BLK	WP	HR	S	P	ERA	WHIP
Tim Belcher, R ERA: 3.21	(1, 1)	7.0	W	29	8	3	3	10	0	0	0	0	0	0	75	113	3.86	1.143
Dwayne Henry, R ERA: 1.93	(8, 1)	0.1		2	1	0	0	0	0	0	0	0	1	0	3	6	0.00	3.000
Scott Ruskin, L ERA: 2.7	(8, 1)	0.2		2	0	1	1	1	0	0	0	0	0	0	8	10	13.50	0.000
Norm Charlton, L ERA: 4.5	(9, 1)	1.0	S	3	0	0	0	1	0	0	0	0	0	0	10	14	0.00	0.000

PITCHER	IP	WLS	BF	H	R	ER	SO	BB	IBB	HBP	BLK	WP	HR	S	P	ERA	WHIP

TOP

Atlanta Braves @ Cincinnati Reds

Riverfront Stadium, Cincinnati, OH

Mon Apr 13 1992, 7:05 PM EDT

Att. 23,048 - Cloudy - 56 F

livebaseballscorecards.com

AB	35
R	4
H	9
RBI	3
BB	0
SO	12
LOB	10

29 John Smoltz, R (1, 1)
Ben Rivera, R (3, 1)
Damon Berryhill, S (5, PH) (5, 2)
OBP: 0.375, SLG: 0.500

WP: 1 PB: 0 SB: 0 CS: 0 PA: 36

Atlanta Braves @ Cincinnati Reds

Riverfront Stadium, Cincinnati, OH

Mon Apr 13 1992, 7:05 PM EDT

Att. 23,048 - Cloudy - 56 F

livebaseballscorecards.com

BOTTOM

Batter	1	2	3	4	5	6	7	8	9	AB	R	H	RBI	BB	SO	LOB
Bip Roberts, S (1, 5) OBP: 0.361, SLG: 0.323	C B B B B 4-1 G4-3 BLK WP BB		X 0-0 1B 3B	C B B F F X 2-2 ① G4-3	B C S F F B B X 3-2 ② ③ L6-5 3-H			B X 1-0 ② ③ L4-3 1-2		4	2	1	0	1	0	3
Barry Larkin, R (1, 6) OBP: 0.361, SLG: 0.379	B 1 B S S S X SAFE 2-2 ① G4-3 1-3		B B B B 4-0 BB 1B 1B BB	B C H 2-1 BB S HBP		B C B S X 2-2 ① G5-3				2	1	0	0	1	0	1
Hal Morris, L (1, 3) OBP: 0.324, SLG: 0.355	B C F S 1-3 K WP 3-H		C S X 0-2 ① L4	C B C X 1-2 ② G5-3 1-2		X 0-0 ② G6-3				4	0	0	0	0	1	3
Glenn Braggs, R (1, 7) OBP: 0.350, SLG: 0.333	B C B F S 2-3 ② K 1-2		S F B X 1-2 BB 1B 1-2 3-H 1B	B B C B 4-1 BB BB		C C B F S 1-3 ③ K				3	1	1	1	1	2	1
Paul O'Neill, L (1, 9) OBP: 0.528, SLG: 0.500	B C C F B B X 3-2 ③ F7		B B F B B B 4-1 1B 1B 1-2 2-3 BB	C F B B F B B 4-2 FC6-4 1-2 2-3 BB			X 0-0 ① F9			2	1	0	0	2	0	1
Bill Doran, S (1, 4) OBP: 0.296, SLG: 0.440		X 0-0 ① F7	B X 1-0 BB 1B 1-3 2-H 3-H 1B	B X 1-0 ③ FC6-4 1-2f			C B B X 2-1 ② F8			4	0	1	2	0	0	3
Dave Martinez, L (1, 8) OBP: 0.286, SLG: 0.300 Scott Ruskin, R (8, 1) Norm Charlton, S (9, 1)	C B B F X 2-2 E9 2B	B F X 1-1 BB 1-2 3-H 1B	C C X 0-2 S WP L6-5 1B				B X 1-0 ③ L9			4 0 0	0 0 0	3 0 0	1 0 0	0 0 0	0 0 0	0 0 0
Joe Oliver, R (1, 2) OBP: 0.346, SLG: 0.381	B B C F S 2-3 ② K	B B B B 4-0 G4-6-3 1-2 2-3 BB	F S F B B F B F B 4-2 1-3 BB					F L C 0-3 ① K		2	0	0	0	2	2	1
Tim Belcher, R (1, 1) Dwayne Henry, R (8, 1) Reggie Sanders, R (8, 8) OBP: 0.429, SLG: 0.560	S B F F F X 2-2 ③ G6-3	X 0-0 ② ③ G4-6-3 1-2f	B L C C 1-3 ① K					B B C X 2-1 L4-3 1B		3 0 1	0 0 0	0 0 1	0 0 0	0 0 0	1 0 0	6 0 0
Inning Stats	R: 1 H: 0 E: 0 LOB: 1 K: 2 BB: 1 S: 14 P: 26	R: 0 H: 1 E: 1 LOB: 1 K: 1 BB: 0 S: 11 P: 17	R: 4 H: 4 E: 0 LOB: 2 K: 0 BB: 3 S: 12 P: 27	R: 0 H: 0 E: 0 LOB: 3 K: 0 BB: 2 S: 13 P: 27	R: 0 H: 1 E: 0 LOB: 1 K: 1 BB: 1 S: 16 P: 24	R: 0 H: 0 E: 0 LOB: 0 K: 1 BB: 0 S: 8 P: 11	R: 0 H: 0 E: 0 LOB: 0 K: 0 BB: 0 S: 4 P: 7	R: 0 H: 1 E: 0 LOB: 0 K: 1 BB: 0 S: 6 P: 9		1B: 5 SF: 0 2B: 3 SAC: 0 3B: 1 DP: 3 HR: 0 HBP: 1						WP: 3 PA: 37 PB: 0 SB: 2 CS: 0

PITCHER		IP	WLS	BF	H	R	ER	SO	BB	IBB	HBP	BLK	WP	HR	S	P	ERA	WHIP
29 John Smoltz, R ERA: 5.23	(1, 1)	2.1	L	16	5	5	5	3	3	0	0	1	2	0	36	65	19.29	3.429
Ben Rivera, R ERA:	(3, 1)	1.2		8	0	0	0	0	3	0	1	0	0	0	14	32	0.00	1.800
Kent Mercker, L ERA: 6.35	(5, 1)	2.0		7	1	0	0	2	1	0	0	0	1	0	24	35	0.00	1.000
Juan Berenguer, R ERA: 6.75	(7, 1)	1.1		5	1	0	0	1	0	0	0	0	0	0	9	14	0.00	0.750
Mike Stanton, L ERA:	(8, 1)	0.2		1	0	0	0	0	0	0	0	0	0	0	1	2	0.00	0.000

PITCHER	IP	WLS	BF	H	R	ER	SO	BB	IBB	HBP	BLK	WP	HR	S	P	ERA	WHIP

AB	29
R	5
H	7
RBI	4
BB	7
SO	6
LOB	19

Batter	1	2	3	4	5	6	7	8	9	AB	R	H	RBI	BB	SO	LOB
Deion Sanders, L (1, 9) (8, 8) OBP: 0.457, SLG: 0.765	C B X 1-1 G6-3		F X 0-1 S PB 1B		X 0-0 P4			B X 1-0 SH1-4 1B		4	1	2	0	0	0	0
Jeff Blauser, R (1, 4) (9, 6) OBP: 0.346, SLG: 0.542	F X 0-1 1B		B 1 SAFE 1 SAFE B B 2 SAFE F S S 3-3 K 1-3			C F B B F X 2-2 G4-3 SF8 2B		X 0-0 SH1-4 1-2		3	1	2	0	0	1	1
Terry Pendleton, S (1, 5) OBP: 0.212, SLG: 0.258	B S 1 SAFE S B 1 SAFE X 2-2 F9		B F F B X 2-2 F9 3-H			C X 0-1 G4-3 2-3		C F X 0-2 F8		4	0	0	0	0	0	3
Ron Gant, R (1, 8) (8, 7) OBP: 0.364, SLG: 0.571	C X 0-1 G5-3			C B B C F F F X 2-2 P4		C X 0-1 SF8 3-H		I I I I 4-0 IBB		2	0	0	1	1	0	1
Lonnie Smith, R (1, 7) Marvin Freeman, R (8, 1)		B C X 1-1 G5-3		B S F X 1-2 G6-3		F X 0-1 G1		C F B B S 2-3 K		4 0	0 0	0 0	0 0	0 0	1 0	2 0
Brian Hunter, R (1, 3) OBP: 0.176, SLG: 0.500		S X 0-1 F9		X 0-0 HR			X 0-0 P3		B S B S F X 2-2 F8	4	1	1	1	0	0	0
Greg Olson, R (1, 2) OBP: 0.417, SLG: 0.300		C B X 1-1 1B		C X 0-1 G1-3			X 0-0 F9		X 0-0 F9	4	0	1	0	0	0	0
Rafael Belliard, R (1, 6) OBP: 0.286, SLG: 0.250 Mark Lemke, S (9, PH) (9, 4) OBP: 0.400, SLG: 0.429		X 0-0 P6			F S B F S 1-3 K		B B C X 2-1 F9		B B C X 2-1 F8	3 1	0 0	0 0	0 0	0 0	1 0	1 0
Steve Avery, L (1, 1) OBP: 0.250, SLG: 0.750 Francisco Cabrera, R (8, PH) OBP: 0.500, SLG: 2.000 Steve Lyons, L (8, 9)			S F B C 1-3 K		B C F S 1-3 K			B B F F F B X 3-2 HR		2 1 0	0 1 0	0 1 0	0 1 0	0 0 0	2 0 0	0 0 0
Inning Stats	R: 0 H: 1 E: 0 LOB: 1 K: 0 BB: 0 S: 9 P: 12	R: 0 H: 1 E: 0 LOB: 1 K: 0 BB: 0 S: 7 P: 9	R: 1 H: 1 E: 0 LOB: 0 K: 2 BB: 0 S: 11 P: 17	R: 1 H: 1 E: 0 LOB: 0 K: 0 BB: 0 S: 12 P: 15	R: 0 H: 0 E: 0 LOB: 0 K: 2 BB: 0 S: 8 P: 10	R: 1 H: 1 E: 0 LOB: 0 K: 0 BB: 0 S: 10 P: 12	R: 0 H: 0 E: 0 LOB: 0 K: 0 BB: 0 S: 4 P: 6	R: 1 H: 2 E: 0 LOB: 2 K: 1 BB: 1 S: 11 P: 21	R: 0 H: 0 E: 0 LOB: 0 K: 0 BB: 0 S: 7 P: 11	1B: 4 SF: 1 2B: 1 SAC: 1 3B: 0 DP: 0 HR: 2 HBP: 0						

TOP

Atlanta Braves @ Cincinnati Reds

Riverfront Stadium, Cincinnati, OH

Tue Apr 14 1992, 7:05 PM EDT

Att. 19,466 - Cloudy - 51 F

livebaseballscorecards.com

AB	32
R	4
H	7
RBI	3
BB	1
SO	5
LOB	8

PITCHER		IP	WLS	BF	H	R	ER	SO	BB	IBB	HBP	BLK	WP	HR	S	P	ERA	WHIP
Greg Swindell, L ERA: 2.25	(1, 1)	8.0		32	7	4	3	5	0	1	0	0	0	2	72	102	3.38	0.875
Scott Bankhead, R ERA: 18.0	(9, 1)	1.0	W	3	0	0	0	0	0	0	0	0	0	0	7	11	0.00	0.000

PITCHER	IP	WLS	BF	H	R	ER	SO	BB	IBB	HBP	BLK	WP	HR	S	P	ERA	WHIP

Atlanta Braves @ Cincinnati Reds

Riverfront Stadium, Cincinnati, OH

Tue Apr 14 1992, 7:05 PM EDT

Att. 19,466 - Cloudy - 51 F

livebaseballscorecards.com

BOTTOM

Batter	1	2	3	4	5	6	7	8	9	AB	R	H	RBI	BB	SO	LOB
Bip Roberts, S (1, 5) OBP: 0.350, SLG: 0.294	BBBCB 4-1 G3 S BB		BCBSFX 2-2 ③ G1-3		FBX 1-1 ② G6-3			BCBBCFX 3-2 ① G6-3		3	0	0	0	1	0	0
Billy Hatcher, R (1, 7) OBP: 0.222, SLG: 0.333	F 1 SAFE F F 1 SAFE B X 1-2 ① G3 1-3			BBX 2-0 1B 2B	X 0-0 ③ F8			BCSSBS 2-3 ② K		4	1	1	0	0	1	1
Barry Larkin, R (1, 6) OBP: 0.350, SLG: 0.364	FFBX 1-2 ② P9			FBBX 2-1 CS 2-H 1B		BX 1-0 ① L7		BX 1-0 ③ G6-3		4	0	1	1	0	0	1
Glenn Braggs, R (1, 9) OBP: 0.318, SLG: 0.300 Paul O'Neill, L (5, 9) OBP: 0.526, SLG: 0.607	BFBSX 2-2 ③ G6-3			CBSBC 2-3 ①② K 1-2		BBX 2-0 ② F9			BBFX 2-1 HR	2 2	0 1	0 1	0 1	0 0	1 0	2 0
Reggie Sanders, R (1, 8) OBP: 0.419, SLG: 0.607		BBCX 2-1 ① G6-3		FBX 1-1 3B		CBSC 1-3 ③ K				3	0	1	0	0	1	0
Joe Oliver, R (1, 2) OBP: 0.345, SLG: 0.375 Jacob Brumfield, R (7, PR) OBP: 0.333, SLG: 0.333 Hal Morris, L (8, 3) OBP: 0.324, SLG: 0.355		CFX 0-2 ② G5-3		BX 1-0 ③ G1-4-3			FBX 1-1 S S SH6-3 1B			3 0 0	0 1 0	1 0 0	0 0 0	0 0 0	0 0 0	1 0 0
Bill Doran, S (1, 3) (8, 4) OBP: 0.300, SLG: 0.407		BCBSBS 3-3 ③ K			BBBSBB 4-1 HR BB		1 SAFE 1 SAFE 1 SAFE BFSS 1-3 ① K 1-2			2	1	0	0	1	2	1
Freddie Benavides, R (1, 4) OBP: 0.333, SLG: 1.333 Rick Wrona, R (8, 2)			CCFX 0-2 ① G4-3		FBF 1 SAFE BBB 1 SAFE X 3-2 1-H HR		2 SAFE BSBBBX 3-1 ② SH6-3 2-H			2 0	1 0	1 0	3 0	0 0	0 0	0 0
Greg Swindell, L (1, 1) Scott Bankhead, R (9, 1)			FX 0-1 ② F8		X 0-0 ① G5-3		X 0-0 ③ G1-3			3 0	0 0	0 0	0 0	0 0	1 0	1 0
Inning Stats	R: 0 E: 0 K: 0 S: 11 H: 0 LOB: 1 BB: 1 P: 19	R: 0 E: 0 K: 1 S: 8 H: 0 LOB: 0 BB: 0 P: 13	R: 0 E: 0 K: 0 S: 10 H: 0 LOB: 0 BB: 0 P: 12	R: 1 E: 0 K: 1 S: 9 H: 3 LOB: 1 BB: 0 P: 17	R: 2 E: 0 K: 0 S: 8 H: 1 LOB: 0 BB: 1 P: 16	R: 0 E: 0 K: 1 S: 5 H: 0 LOB: 0 BB: 0 P: 9	R: 1 E: 0 K: 1 S: 8 H: 1 LOB: 1 BB: 0 P: 13	R: 0 E: 0 K: 1 S: 8 H: 0 LOB: 0 BB: 0 P: 14	R: 1 E: 0 K: 0 S: 2 H: 1 LOB: 0 BB: 0 P: 4	1B: 2 2B: 1 3B: 1 HR: 2	SF: 0 SAC: 1 DP: 0 HBP: 0					

	AB	28
	R	5
	H	6
	RBI	5
	BB	2
	SO	5
	LOB	7

PITCHER		IP	WLS	BF	H	R	ER	SO	BB	IBB	HBP	BLK	WP	HR	S	P	ERA	WHIP
Steve Avery, L ERA: 3.97	(1, 1)	7.0		27	5	4	4	4	2	0	0	0	0	1	59	99	5.14	1.000
Marvin Freeman, R ERA: 2.45	(8, 1)	1.0	L	4	1	1	1	1	0	0	0	0	0	1	10	18	9.00	1.000

PITCHER	IP	WLS	BF	H	R	ER	SO	BB	IBB	HBP	BLK	WP	HR	S	P	ERA	WHIP

Batter	1	2	3	4	5	6	7	8	9	AB	R	H	RBI	BB	SO	LOB
Deion Sanders, L (1, 9) OBP: 0.462, SLG: 0.868	C B S X 1-2 HR		C C S 0-3 ① K	X 0-0 ③ F7				C X 0-1 3B		4	1	2	1	0	1	1
Jeff Blauser, R (1, 4) (8, 6) OBP: 0.300, SLG: 0.464	B C B B F S 3-3 ① K		X 0-0 ② G4-3			B F X 1-1 ① F9		B B X 2-0 ③ G6-3		4	0	0	0	0	1	1
Terry Pendleton, S (1, 5) OBP: 0.189, SLG: 0.229	X 0-0 ② G4-3		B B B C X 3-1 ③ G5-3			B X 1-0 ② G6-3			X 0-0 ① F8	4	0	0	0	0	0	0
Ron Gant, R (1, 8) OBP: 0.351, SLG: 0.516	B B B C B 4-1 FC6-4 BB			C B F B S 2-3 ① K		B X 1-0 ③ G6-3			B C S B F X 2-2 ② G6-3	3	0	0	0	1	1	0
Lonnie Smith, R (1, 7)	B 1 SAFE F X 1-1 ③ FC6-4 1-2f			C F B X 1-2 ② G6-3			B X 1-0 ① G5-3		S F S 0-3 ③ K	4	0	0	0	0	1	1
Brian Hunter, R (1, 3) OBP: 0.150, SLG: 0.421		B X 1-0 ① G5-3		X 0-0 ③ P2			F B B B S B F X 3-2 ② P4			3	0	0	0	0	0	0
Greg Olson, R (1, 2) OBP: 0.370, SLG: 0.261		C F B C 1-3 ② K			B X 1-0 ① G5-3		B B C B X 3-1 ③ G5-3			3	0	0	0	0	1	0
Rafael Belliard, R (1, 6) OBP: 0.348, SLG: 0.318 Damon Berryhill, S (8, PH) OBP: 0.333, SLG: 0.444 Mark Lemke, S (8, 4) OBP: 0.400, SLG: 0.429		F S X 0-2 FC6-4 1B			B C X 1-1 1B			B X 1-0 ① G1-3		2 1 0	0 0 0	2 0 0	0 0 0	0 0 0	0 0 0	0 0 0
Charlie Leibrandt, R (1, 1) Juan Berenguer, R (6, 1) Francisco Cabrera, R (8, PH) OBP: 0.333, SLG: 1.333 Mike Stanton, L (8, 1)		C B X 1-1 ③ FC6-4 1-2f			B L C L 1-3 ② K			B X 0-0 ② P5		2 0 1 0	0 0 0 0	0 0 0 0	0 0 0 0	1 0 0 0	0 0 0 0	2 0 0 0
Inning Stats	R: 1 H: 1 E: 0 LOB: 1 K: 1 BB: 1 S: 10 P: 19	R: 0 H: 1 E: 0 LOB: 1 K: 1 BB: 0 S: 9 P: 12	R: 0 H: 0 E: 0 LOB: 0 K: 1 BB: 0 S: 6 P: 9	R: 0 H: 0 E: 0 LOB: 0 K: 1 BB: 0 S: 7 P: 10	R: 0 H: 1 E: 0 LOB: 1 K: 1 BB: 0 S: 7 P: 10	R: 0 H: 0 E: 0 LOB: 0 K: 0 BB: 0 S: 4 P: 7	R: 0 H: 0 E: 0 LOB: 0 K: 0 BB: 0 S: 7 P: 14	R: 0 H: 1 E: 0 LOB: 1 K: 0 BB: 0 S: 5 P: 8	R: 0 H: 0 E: 0 LOB: 0 K: 1 BB: 0 S: 8 P: 10	1B: 2 SF: 0 2B: 0 SAC: 0 3B: 1 DP: 0 HR: 1 HBP: 0					WP: 0 PA: 32 PB: 0 SB: 0 CS: 0	

TOP

Atlanta Braves @ Cincinnati Reds

Riverfront Stadium, Cincinnati, OH

Wed Apr 15 1992, 3:33 AM EDT

Att. 22,730 - Cloudy - 58 F

livebaseballscorecards.com

AB	31
R	1
H	4
RBI	1
BB	1
SO	6
LOB	5

PITCHER		IP	WLS	BF	H	R	ER	SO	BB	IBB	HBP	BLK	WP	HR	S	P	ERA	WHIP
Chris Hammond, L ERA: 2.57	(1, 1)	8.0	W	29	4	1	1	5	1	0	0	0	0	1	55	89	1.12	0.625
Norm Charlton, L ERA: 3.86	(9, 1)	1.0	S	3	0	0	0	1	0	0	0	0	0	0	8	10	0.00	0.000

PITCHER		IP	WLS	BF	H	R	ER	SO	BB	IBB	HBP	BLK	WP	HR	S	P	ERA	WHIP

Atlanta Braves @ Cincinnati Reds

Riverfront Stadium, Cincinnati, OH

Wed Apr 15 1992, 3:33 AM EDT

Att. 22,730 - Cloudy - 58 F

livebaseballscorecards.com

BOTTOM

Batter	1	2	3	4	5	6	7	8	9	AB	R	H	RBI	BB	SO	LOB
Bip Roberts, S (1, 5) OBP: 0.356, SLG: 0.316	X 0-0 HBP E 1B	X 0-0 ② SF8 3-H		B B S X 2-1 S 2-H 1B		S F B S 1-3 ① K		B 1 SAFE F 1 SAFE P S X 2-2 ② ③ G6-3 1-2		4	1	2	2	0	1	2
Hal Morris, L (1, 3) OBP: 0.342, SLG: 0.353	B 1 SAFE 1 SAFE F C 1 SAFE 1 SAFE F F 3-2 1 SAFE 1 SAFE P 1 SAFE H F 1 SAFE 1 SAFE F 1 SAFE E HBP 1-2	C X 0-1 1B 1-2		B C P 1 SAFE B F S 3-3 ② K 1-2		C B B 1 SAFE F F S 2-3 ② K				3	0	1	0	0	2	2
Barry Larkin, R (1, 6) OBP: 0.341, SLG: 0.333 Bill Doran, S (8, 4) OBP: 0.300, SLG: 0.407	C F B B 1 B B SAFE 4-2 S 1-3 2-H BB	C S X 0-2 ③ F9		B B F X 2-1 ③ F9		F B C S 1-3 ③ K				3 0	0 0	0 0	0 0	1 0	1 0	4 0
Glenn Braggs, R (1, 7) OBP: 0.308, SLG: 0.292	S B B S 1 B S SAFE 3-3 ① K 1-2		B F X 1-1 ① F4		C B B X 2-1 FC5-4 1B		C S F B B F X 2-2 ① G5-3			4	0	1	0	0	1	2
Reggie Sanders, R (1, 8) OBP: 0.429, SLG: 0.581	X 0-0 ② G5-3		B B B C C X 3-2 S 1B		C 1 SAFE X 0-1 ① FC5-4 S 1-2f		F B B B S B 4-2 CS S BB			3	0	1	0	1	0	3
Paul O'Neill, L (1, 9) OBP: 0.500, SLG: 0.548	B C B X 2-1 ③ F8		C 1 SAFE 1 SAFE B F C 1-3 ② K 1-2		1 SAFE B B C 1 SAFE 1 SAFE S C 2-3 ② K 1-2		1 SAFE B B B I I 4-0 CS 1-2 IBB			3	0	0	0	1	2	4
Joe Oliver, R (1, 2) OBP: 0.364, SLG: 0.407		C B B F X 2-2 G4-3 SF8 2B	F S B X 1-2 ③ L3		I I I I 4-0 IBB		C S S 0-3 ② ③ K 1-2 2-3			3	1	1	0	1	1	3
Freddie Benavides, R (1, 4) OBP: 0.286, SLG: 0.714 (8, 6)		S C F B F X 1-2 ① G4-3 2-3		B S F B X 2-2 BLK SH1-4 1B 1B	X 0-0 ③ L4			X 0-0 ① F9		4	1	1	0	0	0	3
Chris Hammond, L (1, 1) Billy Hatcher, R (8, PH) OBP: 0.300, SLG: 0.400 Norm Charlton, S (9, 1)		B F B S B B 4-2 1B BB	L X 0-1 ① SH1-4 1-2			B C B B C B 4-2 BB		X 0-0 CS 1B		0 1 0	0 0 0	0 1 0	0 0 0	2 0 0	0 0 0	0 0 0
Inning Stats	R: 1 H: 1 E: 1 LOB: 2 K: 1 BB: 1 S: 16 P: 27	R: 1 H: 2 E: 0 LOB: 2 K: 0 BB: 1 S: 16 P: 23	R: 0 H: 1 E: 0 LOB: 1 K: 1 BB: 0 S: 11 P: 17	R: 1 H: 2 E: 0 LOB: 1 K: 1 BB: 0 S: 13 P: 21	R: 0 H: 1 E: 0 LOB: 2 K: 1 BB: 1 S: 8 P: 16	R: 0 H: 0 E: 0 LOB: 1 K: 3 BB: 1 S: 12 P: 20	R: 0 H: 0 E: 0 LOB: 1 K: 1 BB: 2 S: 10 P: 20	R: 0 H: 1 E: 0 LOB: 0 K: 0 BB: 0 S: 6 P: 7		1B: 7 SF: 1 2B: 1 SAC: 1 3B: 0 DP: 0 HR: 0 HBP: 1				WP: 0 PA: 37 PB: 0 SB: 5 CS: 3		

	AB	28
	R	3
	H	8
	RBI	2
	BB	6
	SO	8
	LOB	23

PITCHER		IP	WLS	BF	H	R	ER	SO	BB	IBB	HBP	BLK	WP	HR	S	P	ERA	WHIP
Charlie Leibrandt, L ERA: 3.38	(1, 1)	5.2	L	29	7	3	2	6	3	1	1	1	0	0	73	120	3.18	1.765
Juan Berenguer, R ERA: 5.06	(6, 1)	1.1		5	0	0	0	2	1	1	0	0	0	0	13	24	0.00	0.750
Mike Stanton, L ERA:	(8, 1)	1.0		3	1	0	0	0	0	0	0	0	0	0	6	7	0.00	1.000

PITCHER	IP	WLS	BF	H	R	ER	SO	BB	IBB	HBP	BLK	WP	HR	S	P	ERA	WHIP

Batter	1	2	3	4	5	6	7	8	9	AB	R	H	RBI	BB	SO	LOB
Deion Sanders, L (1, 8) OBP: 0.477, SLG: 0.833	X 0-0 G6-3 S 1B		C B X 1-1 ② G2-3 2-3		B C B X 2-1 E S 1B		B B F C B C 3-3 ② K		1 SAFE B B B 1 SAFE F 1 SAFE 1 SAFE B 1 SAFE 4-2 F B 1-2 BB	4	0	2	0	1	1	1
Steve Lyons, L (1, 9) OBP: 0.143, SLG: 0.429	1 SAFE 1 SAFE C 1 SAFE S C 0-3 ① K		B B S C F X 2-2 3-H 3B		1 SAFE P C B S X 2-2 ③ P5 1-3		B X 1-0 ③ P4		B F B X 2-1 ③ P4	5	0	1	1	0	1	4
Terry Pendleton, S (1, 5) OBP: 0.220, SLG: 0.282	B F X 1-1 ② G6-3 1-3		B X 1-0 ③ F8			X 0-0 FC5-4 1B		S S B X 1-2 G5-4-3 2B		4	0	2	0	0	0	2
Ron Gant, R (1, 7) OBP: 0.366, SLG: 0.514	L C F X 0-2 ③ F8			X 0-0 E5 F8 G4-3 1B		C B B 1 SAFE X 2-1 ① FC5-4 S 1-2f 1B		B S B B X 3-1 G5-4-3 1B		4	2	2	0	0	0	2
Sid Bream, L (1, 3) OBP: 0.200, SLG: 0.136 Brian Hunter, R (8, PH) OBP: 0.143, SLG: 0.400 (8, 3)		F B F B S 2-3 ① K		B X 1-0 ① F8 2-3		C X 0-1 ② F7 1-2		C B F B X 2-2 ① ② G5-4-3 1-2f 2-3		3 1	0 0	0 0	0 0	0 0	1 0	2 2
Damon Berryhill, S (1, 2) OBP: 0.308, SLG: 0.385		X 0-0 ② G3-1		C X 0-1 ② G4-3 3-H		X 0-0 1B 2-H 1B		S S B S 1-3 ③ K		4	0	1	2	0	1	1
Mark Lemke, S (1, 4) OBP: 0.421, SLG: 0.444		B B C X 2-1 ③ G4-3		X 0-0 ③ G4-3		X 0-0 1-2 1B			F X 0-1 BB 1B	4	0	2	0	0	0	0
Rafael Belliard, R (1, 6) OBP: 0.333, SLG: 0.280			C B B B C B 4-2 G2-3 SH3-4 3B BB		C F S 0-3 ① K2-3	S F B S 1-3 ③ K			1 SAFE C B X 1-1 ① P9	3	1	0	0	1	2	3
Mike Bielecki, R (1, 1)			1 SAFE X 0-0 ① SH3-4 1-2		B C B S C 2-3 ② K		B C S B S 2-3 ① K		1 SAFE L L M 0-3 ② K	3	0	0	0	0	3	1
Inning Stats	R: 0 E: 0 K: 1 S: 10 H: 1 LOB: 1 BB: 0 P: 11	R: 0 E: 0 K: 1 S: 6 H: 0 LOB: 0 BB: 0 P: 10	R: 1 E: 0 K: 0 S: 10 H: 1 LOB: 1 BB: 1 P: 18	R: 1 E: 1 K: 0 S: 5 H: 1 LOB: 0 BB: 0 P: 6	R: 0 E: 0 K: 2 S: 12 H: 1 LOB: 1 BB: 0 P: 17	R: 1 E: 0 K: 1 S: 10 H: 3 LOB: 2 BB: 0 P: 13	R: 0 E: 0 K: 2 S: 7 H: 0 LOB: 0 BB: 0 P: 13	R: 0 E: 0 K: 1 S: 11 H: 2 LOB: 1 BB: 0 P: 18	R: 0 E: 0 K: 1 S: 11 H: 1 LOB: 2 BB: 1 P: 18	1B: 8 2B: 1 3B: 1 HR: 0 SF: 0 SAC: 1 DP: 1 HBP: 0						

PITCHER		IP	WLS	BF	H	R	ER	SO	BB	IBB	HBP	BLK	WP	HR	S	P	ERA	WHIP
Kevin Gross, R ERA: 1.32	(1, 1)	6.0	L	26	7	3	2	5	1	0	0	0	0	0	53	75	3.00	1.333
Steve Wilson, L ERA: 3.0	(7, 1)	2.0		7	2	0	0	3	0	0	0	0	0	0	18	31	0.00	1.000
Tim Crews, R ERA: 17.36	(9, 1)	1.0		5	1	0	0	1	1	0	0	0	0	0	11	18	0.00	2.000

PITCHER	IP	WLS	BF	H	R	ER	SO	BB	IBB	HBP	BLK	WP	HR	S	P	ERA	WHIP

TOP

Atlanta Braves @ Los Angeles Dodgers

Dodger Stadium, Los Angeles, CA

Thu Apr 16 1992, 7:05 PM PDT

Att. 40,089 - Sunny - 69 F

livebaseballscorecards.com

AB	35
R	3
H	10
RBI	3
BB	2
SO	9
LOB	18

WP: 0	PB: 0	SB: 3	CS: 0
PA: 38			

BOTTOM

Batter	1	2	3	4	5	6	7	8	9	AB	R	H	RBI	BB	SO	LOB
Brett Butler, L (1, 8) OBP: 0.391, SLG: 0.487	B B B C C S 3-3 K ①		C B C F F F X 1-2 L6 ③			B B C X 2-1 1B			B C X 1-1 G4-3 2B	4	0	2	0	0	1	1
Lenny Harris, L (1, 4) OBP: 0.276, SLG: 0.192	B X 1-0 G1-3 ②			F B X 1-1 P6 ①		F 1 SAFE F B 1 SAFE X 1-2 G2-3 ③			L B X 1-1 G4-3 2-3 ②	4	0	0	0	0	0	2
Kal Daniels, L (1, 3) OBP: 0.235, SLG: 0.294	C C B F B S 2-3 K ③			S B B C C 2-3 K ②			C F C 0-3 K ①		F F C 0-3 K ③	4	0	0	0	0	4	1
Darryl Strawberry, L (1, 9) OBP: 0.326, SLG: 0.333		B B B S T S 3-3 K ①		B B S X 2-1 F9 ③			X 0-0 F9 ②			3	0	0	0	0	1	0
Mike Scioscia, L (1, 2) OBP: 0.257, SLG: 0.281		B B C X 2-1 G4-3 ②			C X 0-1 F8 ①		B C B C F S 2-3 K ③			3	0	0	0	0	1	0
Dave Hansen, L (1, 5) OBP: 0.250, SLG: 0.267		C B B C B F X 3-2 L8 ③			C X 0-1 G3 ②			C S B B X 2-2 G1-3 ①		3	0	0	0	0	0	0
Stan Javier, S (1, 7) OBP: 0.250, SLG: 0.250			F X 0-1 L3 ①		S C B X 1-2 G6-3 ③			B C X 1-1 G3-1 ②		3	0	0	0	0	0	0
Jose Offerman, S (1, 6) OBP: 0.286, SLG: 0.313			B B C F X 2-2 G6-3 ②			B X 1-0 G4-3 ①		B B C C F F X 2-2 G6-3 ③		3	0	0	0	0	0	0
Kevin Gross, R (1, 1)			F C B B B F F B 4-2 BB			C F B S 1-3 K ②			C B S S S 1-3 K ①	0	0	0	0	1	0	0
Mitch Webster, S (6, PH) OBP: 0.600, SLG: 0.500										1	0	0	0	0	1	0
Steve Wilson, L (7, 1)										0	0	0	0	0	0	0
Tim Crews, R (9, 1)										0	0	0	0	0	0	0
Todd Benzinger, S (9, PH) OBP: 0.300, SLG: 0.421										1	0	0	0	0	1	0
Inning Stats	R: 0 E: 0 K: 2 S: 8 H: 0 LOB: 0 BB: 0 P: 14	R: 0 E: 0 K: 1 S: 9 H: 0 LOB: 0 BB: 0 P: 17	R: 0 E: 0 K: 0 S: 16 H: 0 LOB: 1 BB: 1 P: 23	R: 0 E: 0 K: 1 S: 7 H: 0 LOB: 0 BB: 0 P: 12	R: 0 E: 0 K: 0 S: 7 H: 0 LOB: 0 BB: 0 P: 8	R: 0 E: 0 K: 1 S: 9 H: 1 LOB: 1 BB: 0 P: 14	R: 0 E: 0 K: 2 S: 8 H: 0 LOB: 0 BB: 0 P: 10	R: 0 E: 0 K: 0 S: 10 H: 0 LOB: 0 BB: 0 P: 15	R: 0 E: 0 K: 2 S: 10 H: 1 LOB: 1 BB: 0 P: 13	1B: 1 2B: 1 3B: 0 HR: 0		SF: 0 SAC: 0 DP: 0 HBP: 0				

PITCHER	IP	WLS	BF	H	R	ER	SO	BB	IBB	HBP	BLK	WP	HR	S	P	ERA	WHIP
Mike Bielecki, R (1, 1) ERA: 1.2	9.0	W	30	2	0	0	9	1	0	0	0	0	0	84	126	0.00	0.333

PITCHER	IP	WLS	BF	H	R	ER	SO	BB	IBB	HBP	BLK	WP	HR	S	P	ERA	WHIP

WP: 0 PB: 0 SB: 0 CS: 0 PA: 30

Atlanta Braves @ Los Angeles Dodgers

Dodger Stadium, Los Angeles, CA

Thu Apr 16 1992, 7:05 PM PDT

Att. 40,089 - Sunny - 69 F

livebaseballscorecards.com

AB	29
R	0
H	2
RBI	0
BB	1
SO	9
LOB	4

Batter	1	2	3	4	5	6	7	8	9	AB	R	H	RBI	BB	SO	LOB
Deion Sanders, L (1, 8) (9, 9) OBP: 0.469, SLG: 0.783	X 0-0 CS 1B		B C B 1 SAFE B B 4-1 SH5-4 1-2 HR BB		B X 1-0 ② G6-3		X 0-0 ③ G3		X 0-0 ③ FC6 1-2f	4	1	1	0	1	0	4
Mark Lemke, S (1, 4) OBP: 0.364, SLG: 0.381	C B 1 SAFE C X 1-2 ① F7		B 1 SAFE B C X 2-1 ① SH5-4 1-2 2-3		B C S B F S 2-3 ③ K			C C B B F F X 2-2 ① G4-3		3	0	0	0	0	1	1
Terry Pendleton, S (1, 5) OBP: 0.200, SLG: 0.256	S 1 SAFE 1 SAFE P F B F B X 3-2 ②③ G1-6-3 1-2		F F S 0-3 ② K			C B X 1-1 ① G6-3		F F B X 1-2 ② G3-1		4	0	0	0	0	1	3
Ron Gant, R (1, 7) (9, 8) OBP: 0.378, SLG: 0.590		X 0-0 E S 2B 1B	X 0-0 2-H 3-H HR			B B X 2-0 ② G1-3		B B C F S 2-3 ③ K		4	2	2	3	0	1	0
Sid Bream, L (1, 3) OBP: 0.207, SLG: 0.120 Lonnie Smith, R (9, PR) (9, 7)		X 0-0 ① F9	C X 0-1 ③ G4-3			X 0-0 ③ G4-3			B S B S B F F B 4-2 1B BB BB	3	0	0	0	1	0	1
										0	0	0	0	0	0	0
Brian Hunter, R (1, 9) (9, 3) OBP: 0.120, SLG: 0.333		B X 1-0 ② P3		F S F B B B S 3-3 ① K			B S B B X 3-1 ① F8		B M L S 1-3 ① K	4	0	0	0	0	2	2
Greg Olson, R (1, 2) OBP: 0.419, SLG: 0.320		B 1 SAFE C F 1 F B B F 3-2 X 1-H 2B		X 0-0 ② G4-3			B C S B B B 4-2 2B BB		B B B C B 4-1 1B 1-2 BB	2	1	1	1	2	0	0
Rafael Belliard, R (1, 6) OBP: 0.310, SLG: 0.259 Jeff Blauser, R (7, PH) (7, 6) OBP: 0.281, SLG: 0.433		F X 0-1 ③ P3		C X 0-1 ③ G5-3			C B F X 1-2 ② F9		C F B S 1-3 ② K	2	0	0	0	0	0	1
										2	0	0	0	0	1	3
Tom Glavine, L (1, 1) OBP: 0.444, SLG: 0.444 Jerry Willard, L (7, PH) OBP: 0.200, SLG: 0.400 Steve Lyons, L (7, PR) OBP: 0.143, SLG: 0.429 Marvin Freeman, R (7, 1) Mike Stanton, L (7, 1) Juan Berenguer, R (7, 1) Damon Berryhill, S (9, PH) OBP: 0.357, SLG: 0.429 Alejandro Pena, R (9, 1)			C C B B B F X 3-2 SH5-4 BB HR 1B		B C B F B X 3-2 ① G1-3		B C S S X 1-2 1-H 2B		S B S S X 1-2 2-3 FC6 1B	2	1	1	0	0	0	0
										1	0	1	1	0	0	0
										0	0	0	0	0	0	0
										0	0	0	0	0	0	0
										0	0	0	0	0	0	0
										0	0	0	0	0	0	0
										1	0	1	0	0	0	0
										0	0	0	0	0	0	0

Atlanta Braves @ Los Angeles Dodgers

Dodger Stadium, Los Angeles, CA

Fri Apr 17 1992, 7:05 PM PDT

Att. 47,771 - Cloudy - 71 F

TOP

livebaseballscorecards.com

AB	32
R	5
H	7
RBI	5
BB	4
SO	6
LOB	15

Inning Stats	1	2	3	4	5	6	7	8	9	1B: 4	SF: 0	WP: 0	PA: 37
	R: 0 E: 0 K: 0 S: 9 H: 1 LOB: 0 BB: 0 P: 12	R: 1 E: 0 K: 0 S: 10 H: 2 LOB: 1 BB: 0 P: 14	R: 3 E: 0 K: 1 S: 13 H: 2 LOB: 0 BB: 1 P: 22	R: 0 E: 0 K: 1 S: 7 H: 0 LOB: 0 BB: 0 P: 10	R: 0 E: 0 K: 1 S: 8 H: 0 LOB: 0 BB: 0 P: 14	R: 0 E: 0 K: 0 S: 4 H: 0 LOB: 0 BB: 0 P: 7	R: 1 E: 0 K: 0 S: 11 H: 1 LOB: 1 BB: 1 P: 20	R: 0 E: 0 K: 1 S: 11 H: 0 LOB: 0 BB: 0 P: 16	R: 0 E: 0 K: 2 S: 15 H: 1 LOB: 3 BB: 2 P: 26	2B: 2 3B: 0 HR: 1	SAC: 1 DP: 0 HBP: 0	PB: 0 SB: 1 CS: 1	

PITCHER	IP	WLS	BF	H	R	ER	SO	BB	IBB	HBP	BLK	WP	HR	S	P	ERA	WHIP
Ramon Martinez, R (1, 1) ERA: 4.32	8.0		31	6	5	5	4	2	0	0	0	0	1	73	115	5.62	1.000
Jim Gott, R (9, 1) ERA: 1.08	0.1		3	0	0	0	1	2	0	0	0	0	0	8	17	0.00	6.000
Roger McDowell, R (9, 1) ERA: 3.86	0.2	W	3	1	0	0	1	0	0	0	0	0	0	7	9	0.00	1.500

PITCHER	IP	WLS	BF	H	R	ER	SO	BB	IBB	HBP	BLK	WP	HR	S	P	ERA	WHIP

Batter	1	2	3	4	5	6	7	8	9	AB	R	H	RBI	BB	SO	LOB
Brett Butler, L (1, 8) OBP: 0.392, SLG: 0.477	B X 1-0 2B E 1B		B C C B B F X 3-2 ① G6-3	B C B C F X 2-2 CS 2-H 1B		X 0-0 ③ P5		1 SAFE 1 SAFE C X 0-1 ③ F7 1-2		5	1	2	1	0	0	1
Mike Sharperson, R (1, 5) OBP: 0.500, SLG: 0.467 Lenny Harris, L (7, PH) OBP: 0.323, SLG: 0.250 (8, 5)	X 0-0 E9 1-H 2B		B B B B 4-0 E HR BB	P 1 SAFE F 1 SAFE 1 SAFE B X 2-1 ② ③ G4-3 1-2			C F B X 1-2 FC4-6 1B		X 0-0 HR 1B	2 2	1 1	1 2	0 0	1 0	0 0	1 0
Eric Karros, R (1, 3) OBP: 0.188, SLG: 0.438 Todd Benzinger, S (7, PH) OBP: 0.273, SLG: 0.381 (8, 3)	S S B B F F S 2-3 ① K		X 0-0 E3 1-3 HR		C B X 1-1 2B		1 SAFE X 0-0 ① FC4-6 1-2f		1 SAFE 1 SAFE C B 1 SAFE 1 SAFE S S 1-3 ① K	3 2	1 0	1 0	0 0	0 0	1 1	2 2
Darryl Strawberry, L (1, 9) OBP: 0.354, SLG: 0.500	F F B S 1-3 ② K		S B B X 2-1 2-H 3-H HR		X 0-0 ① F7		I I I 4-0 IBB		1 SAFE B F B 1 SAFE C 1 SAFE X 2-2 1-H HR	4	2	2	5	1	1	2
Mitch Webster, S (1, 7) OBP: 0.375, SLG: 0.286 Kal Daniels, L (7, PH) OBP: 0.235, SLG: 0.294 Stan Javier, S (7, PH) OBP: 0.222, SLG: 0.222 (8, 7)	S B L B B S 3-3 ③ K		B F C S 1-3 ② K		X 0-0 ② F9		B F X 1-1 ② L8			3 0 1	0 0 0	0 0 0	0 0 0	0 0 0	2 0 0	2 0 2
Juan Samuel, R (1, 4) OBP: 0.333, SLG: 0.185		F B B X 2-1 ① L5	X 0-0 1B	I I I 4-0 FC6-4 IBB			B F F X 1-2 ③ P3			3	0	1	0	1	0	2
Carlos Hernandez, R (1, 2) OBP: 0.143, SLG: 0.286		B C F X 1-2 FC6-5 2B	1 SAFE 1 SAFE C 1 SAFE X 0-1 ③ F9	X 0-0 ③ FC6-4 1-2f			X 0-0 ① F9		4	0	1	0	0	0	3
Jose Offerman, S (1, 6) OBP: 0.308, SLG: 0.361		B C F 2 SAFE X 1-2 ② FC6-5 2-3	C X 0-1 S 1B 2B		B C B X 2-1 ① F9		C B L X 1-2 BLK 1B		4	1	2	0	0	0	1
Ramon Martinez, R (1, 1) Dave Hansen, L (8, PH) OBP: 0.235, SLG: 0.250 Jim Gott, R (9, 1) Roger McDowell, R (9, 1)		1 SAFE X 0-0 ③ B1-3	C S L 0-3 ① K		B C S S 1-3 ② K		1 SAFE C F C 0-3 ② K		3 1 0 0	0 0 0 0	0 0 0 0	0 0 0 0	0 0 0 0	2 1 0 0	2 1 0 0
Inning Stats	R: 1 H: 2 E: 1 LOB: 1 K: 3 BB: 0 S: 13 P: 20	R: 0 H: 1 E: 0 LOB: 1 K: 0 BB: 0 S: 9 P: 13	R: 3 H: 2 E: 1 LOB: 1 K: 1 BB: 1 S: 13 P: 23	R: 1 H: 2 E: 0 LOB: 0 K: 1 BB: 0 S: 12 P: 15	R: 0 H: 1 E: 0 LOB: 2 K: 0 BB: 1 S: 5 P: 10	R: 0 H: 0 E: 0 LOB: 0 K: 0 BB: 0 S: 6 P: 9	R: 0 H: 1 E: 1 LOB: 2 K: 0 BB: 1 S: 9 P: 16	R: 0 H: 1 E: 0 LOB: 1 K: 1 BB: 0 S: 9 P: 10	R: 2 H: 2 E: 0 LOB: 0 K: 1 BB: 0 S: 7 P: 10	1B: 6 SF: 0 2B: 4 SAC: 0 3B: 0 DP: 0 HR: 2 HBP: 0						WP: 0 PA: 40 PB: 0 SB: 1 CS: 1

PITCHER		IP	WLS	BF	H	R	ER	SO	BB	IBB	HBP	BLK	WP	HR	S	P	ERA	WHIP
Tom Glavine, L ERA: 1.54	(1, 1)	6.0		28	8	5	3	6	1	1	0	0	0	1	58	90	4.50	1.500
Marvin Freeman, R ERA: 2.25	(7, 1)	0.1		3	1	0	0	0	0	1	0	0	0	0	4	9	0.00	3.000
Mike Stanton, L ERA:	(7, 1)	0.1		1	0	0	0	0	0	0	0	0	0	0	2	3	0.00	0.000
Juan Berenguer, R ERA: 4.05	(7, 1)	1.1		5	1	0	0	1	0	0	0	1	0	0	12	14	0.00	0.750
Alejandro Pena, R ERA: 6.0	(9, 1)	0.1	L	3	2	2	2	1	0	0	0	0	0	1	7	10	54.00	6.000

PITCHER	IP	WLS	BF	H	R	ER	SO	BB	IBB	HBP	BLK	WP	HR	S	P	ERA	WHIP

BOTTOM

Atlanta Braves @ Los Angeles Dodgers

Dodger Stadium, Los Angeles, CA

Fri Apr 17 1992, 7:05 PM PDT

Att. 47,771 - Cloudy - 71 F

livebaseballscorecards.com

AB	37
R	7
H	12
RBI	6
BB	3
SO	8
LOB	21

Batter	1	2	3	4	5	6	7	8	9	AB	R	H	RBI	BB	SO	LOB
Deion Sanders, L (1, 8) OBP: 0.472, SLG: 0.800	G3		2-0 E 1B			1-1 F8-2 3B		3-3 K		4	0	2	0	0	1	1
Mark Lemke, S (1, 4) OBP: 0.385, SLG: 0.375	0-1 FC6-4 1B		1-0 F7			0-0 G1-3		4-0 BB 1-3		3	0	1	0	1	0	2
Mike Stanton, L (8, 1)										0	0	0	0	0	0	0
Marvin Freeman, R (8, 1)										0	0	0	0	0	0	0
Terry Pendleton, S (1, 5) OBP: 0.204, SLG: 0.239	0-0 P2		3-2 G4-3 1-2			1-1 F8-2 3-H		4-2 1B 1-2 BB		3	0	0	0	1	0	3
Ron Gant, R (1, 7) OBP: 0.367, SLG: 0.558	1-1 FC6-4 1-2f			0-1 P3			3-2 L7	1-0 1B 1-2 2-H 3-H		4	0	1	1	0	0	1
Sid Bream, L (1, 3) OBP: 0.212, SLG: 0.138		1-3 K		1-0 G6-4-3 1B			2-3 K		1-1 G3	4	0	1	0	0	2	0
Brian Hunter, R (1, 9) OBP: 0.103, SLG: 0.286		0-0 G4-3		0-0 G6-4-3 1-2f			2-2 G6-3		1-3 K	4	0	0	0	0	1	1
Greg Olson, R (1, 2) OBP: 0.400, SLG: 0.345		3-3 K	1-2 G4-3					2-1 1B 2B	1-3 K	4	1	1	0	0	2	0
Rafael Belliard, R (1, 6) OBP: 0.290, SLG: 0.241			1-0 L5		0-3 K			0-0 F9		2	0	0	0	0	1	0
Damon Berryhill, S (8, PH) OBP: 0.333, SLG: 0.400										1	0	0	0	0	0	1
Steve Lyons, L (8, 4) OBP: 0.143, SLG: 0.429										0	0	0	0	0	0	0
29 John Smoltz, R (1, 1) OBP: 0.167, SLG: 0.667			0-0 HR		3-3 K			2-2 E S 1B 2-H 1B		2	1	1	1	0	1	0
Jerry Willard, L (8, PH) OBP: 0.333, SLG: 0.500										1	0	1	1	0	0	0
Jeff Blauser, R (8, PR) OBP: 0.281, SLG: 0.433										0	1	0	0	0	0	0
(8, 6)																
Inning Stats	R: 0 E: 0 K: 0 S: 6 H: 1 LOB: 1 BB: 0 P: 8	R: 0 E: 0 K: 2 S: 9 H: 0 LOB: 0 BB: 0 P: 13	R: 1 E: 1 K: 0 S: 8 H: 2 LOB: 1 BB: 0 P: 14	R: 0 E: 0 K: 0 S: 4 H: 1 LOB: 0 BB: 0 P: 5	R: 0 E: 0 K: 2 S: 9 H: 0 LOB: 0 BB: 0 P: 13	R: 0 E: 0 K: 0 S: 5 H: 1 LOB: 0 BB: 0 P: 7	R: 0 E: 0 K: 1 S: 10 H: 0 LOB: 0 BB: 0 P: 17	R: 2 E: 0 K: 1 S: 14 H: 3 LOB: 2 BB: 2 P: 30	R: 0 E: 0 K: 2 S: 8 H: 0 LOB: 0 BB: 0 P: 11	1B: 5 2B: 2 3B: 1 HR: 1	SF: 0 SAC: 0 DP: 2 HBP: 0						

PITCHER		IP	WLS	BF	H	R	ER	SO	BB	IBB	HBP	BLK	WP	HR	S	P	ERA	WHIP
Orel Hershiser, R ERA: 3.98	(1, 1)	7.1		27	7	3	3	5	0	0	0	0	0	1	58	88	3.68	0.955
Steve Wilson, L ERA: 2.84	(8, 1)	0.1		2	0	0	0	1	1	0	0	0	0	0	4	11	0.00	3.000
Roger McDowell, R ERA: 3.0	(8, 1)	1.1	W	5	1	0	0	2	1	0	0	0	0	0	11	19	0.00	1.500

PITCHER	IP	WLS	BF	H	R	ER	SO	BB	IBB	HBP	BLK	WP	HR	S	P	ERA	WHIP

Atlanta Braves @ Los Angeles Dodgers

Dodger Stadium, Los Angeles, CA

Sat Apr 18 1992, 7:05 PM PDT

Att. 46,851 - Sunny - 72 F

TOP

livebaseballscorecards.com

AB	32
R	3
H	8
RBI	3
BB	2
SO	8
LOB	9

WP: 0	PB: 0	SB: 1	CS: 0	PA: 34												

Batter	1	2	3	4	5	6	7	8	9	AB	R	H	RBI	BB	SO	LOB
Brett Butler, L (1, 8) OBP: 0.393, SLG: 0.500	BBBB 4-0 1B G3 BB		X 0-0 ① G4-3		CCBX 1-2 1B 3B		BBCX 2-1 ③ P6	CBFX 1-2 ③ F9		4	2	1	0	1	0	2
Lenny Harris, L (1, 5) OBP: 0.353, SLG: 0.290 Mike Sharperson, R (8, PH) OBP: 0.526, SLG: 0.500 (9, 5)	CIBF 1 SAFE 1 SAFE 1 SAFE 1 SAFE 2-2 BX G3 G2-3 1-3 1B		CFX 0-2 ② G3-1		FBCFX 1-2 CS 3-H 1B			CBCBBX 3-2 G1-3 1B 1B 1B		3 1	0 1	2 1	1 0	0 0	0 0	0 0
Kal Daniels, L (1, 3) OBP: 0.250, SLG: 0.300 Todd Benzinger, S (8, PH) OBP: 0.304, SLG: 0.409 (9, 3)	CBBBX 3-1 ① G2-3 1-2		SFFX 0-2 1B		SX 0-1 ① ② L4 1-2			X 0-0 G1-3 1-2 1B 1B		3 1	0 1	1 1	0 0	0 0	0 0	3 0
Darryl Strawberry, L (1, 9) OBP: 0.346, SLG: 0.465	IIII 4-0 G3 IBB		BFCX 1-2 ③ G3		BBSX 2-1 ③ F9			BSX 1-1 ① G1-3 1-2 2-3		3	0	0	0	1	0	3
Stan Javier, S (1, 7) OBP: 0.231, SLG: 0.167	BCBX 2-1 ② G3 1-2 2-3 3-H			SLBFBBS 3-3 ① K	X 0-0 ① G1-3			IIII 4-0 1B G4-3 IBB		3	1	0	1	1	1	2
Juan Samuel, R (1, 4) OBP: 0.351, SLG: 0.226	SFBX 1-2 ③ G6-3			BBX 2-0 2B SF9-3-5 1B	CBBSBFFFS 3-3 ② K			X 0-0 G4-3 1-3 2-H 3-H 1B 1B		4	2	2	2	0	1	2
Mike Scioscia, L (1, 2) OBP: 0.256, SLG: 0.306		CCX 0-2 ① P3		1 SAFE X 0-0 SF9-3-5 1-3 2B	CCFX 0-2 ③ F7			1 SAFE LSX 0-2 ② G4-3 1-2 3-H		4	0	1	1	0	0	1
Jose Offerman, S (1, 6) OBP: 0.326, SLG: 0.359		LFBS 1-3 ② K		BCBBSB 4-2 BB			BCBX 2-1 ① G4-3	FBBBCFX 2-2 PB 2-H 1B		3	0	1	1	1	1	0
Orel Hershiser, R (1, 1) OBP: 0.125, SLG: 0.286 Steve Wilson, L (8, 1) Roger McDowell, R (8, 1)		CX 0-1 ③ G5-3		CX 0-1 ② ③ SF9-3-5 2-3 3-H			CFS 0-3 ② K	BH 2-0 2-3 HBP		2 0 0	0 0 0	0 0 0	1 0 0	0 0 0	1 0 0	0 0 0
Inning Stats	R: 1 H: 1 E: 0 LOB: 2 K: 0 BB: 2 S: 11 P: 27	R: 0 H: 0 E: 0 LOB: 0 K: 1 BB: 0 S: 8 P: 9	R: 0 H: 1 E: 0 LOB: 1 K: 0 BB: 0 S: 11 P: 12	R: 1 H: 2 E: 0 LOB: 1 K: 1 BB: 1 S: 10 P: 19	R: 1 H: 2 E: 0 LOB: 0 K: 0 BB: 0 S: 11 P: 15	R: 0 H: 0 E: 0 LOB: 0 K: 1 BB: 0 S: 11 P: 14	R: 0 H: 0 E: 0 LOB: 0 K: 1 BB: 0 S: 7 P: 11	R: 4 H: 4 E: 0 LOB: 2 K: 0 BB: 1 S: 17 P: 30		1B: 8 SF: 1 2B: 2 SAC: 0 3B: 1 DP: 1 HR: 0 HBP: 1						

PITCHER		IP	WLS	BF	H	R	ER	SO	BB	IBB	HBP	BLK	WP	HR	S	P	ERA	WHIP
29 John Smoltz, R ERA: 4.67	(1, 1)	7.0		28	6	3	3	4	2	1	0	0	0	0	69	107	3.86	1.143
Mike Stanton, L ERA: 10.13	(8, 1)	0.1	L	4	2	3	3	0	0	1	0	0	0	0	6	14	81.00	6.000
Marvin Freeman, R ERA: 3.86	(8, 1)	0.2		5	2	1	1	0	0	0	1	0	0	0	11	16	13.50	3.000

PITCHER	IP	WLS	BF	H	R	ER	SO	BB	IBB	HBP	BLK	WP	HR	S	P	ERA	WHIP

BOTTOM

Atlanta Braves @ Los Angeles Dodgers

Dodger Stadium, Los Angeles, CA

Sat Apr 18 1992, 7:05 PM PDT

Att. 46,851 - Sunny - 72 F

livebaseballscorecards.com

AB	31
R	7
H	10
RBI	7
BB	4
SO	4
LOB	13

WP: 0 PA: 37
PB: 1
SB: 0
CS: 1

Atlanta Braves @ Los Angeles Dodgers

Dodger Stadium, Los Angeles, CA

Sun Apr 19 1992, 7:05 PM PDT

Att. 37,145 - Cloudy - 78 F

livebaseballscorecards.com

TOP

Batter	1	2	3	4	5	6	7	8	9	AB	R	H	RBI	BB	SO	LOB
Deion Sanders, L (1, 8) (7, 9) OBP: 0.456, SLG: 0.778	K		G4-3		F8 2-3			SH2-3 2B		4	0	1	0	0	1	1
Jeff Blauser, R (1, 4) (7, 6) OBP: 0.257, SLG: 0.394	G1-3		K		G6-3 3-H			SH2-3 2-3		3	0	0	1	0	1	0
Terry Pendleton, S (1, 5) OBP: 0.208, SLG: 0.240	P3		BLK 1B		G4-3			P4		4	0	1	0	0	0	1
Ron Gant, R (1, 7) (7, 8) OBP: 0.358, SLG: 0.532		S 1B 1B	P6 1-2			K		F7		4	1	1	0	0	1	2
Sid Bream, L (1, 3) OBP: 0.243, SLG: 0.188		1 SAFE G4-6-3 1B 1-2 BB		2B		K			K	3	0	1	0	1	2	0
Damon Berryhill, S (1, 2) OBP: 0.316, SLG: 0.368		G4-6-3 1-2 2-H 1B		F7		K			G3	4	0	1	1	0	1	1
Steve Lyons, L (1, 9) (7, 4) OBP: 0.091, SLG: 0.273		G4-6-3 1-2f 2-3		K2-3			F9		G6-3	4	0	0	0	0	1	3
Rafael Belliard, R (1, 6) OBP: 0.303, SLG: 0.258		1B		P3			F9			2	0	1	0	0	0	1
Lonnie Smith, R (7, PH) (7, 7)										1	0	0	0	0	0	0
Steve Avery, L (1, 1) OBP: 0.333, SLG: 0.833		F7			F8 G6-3 2B		K			2	1	1	0	0	0	2
Jerry Willard, L (7, PH) OBP: 0.286, SLG: 0.429										1	0	0	0	0	1	0
Juan Berenguer, R (7, 1)										0	0	0	0	0	0	0
Inning Stats	R: 0 E: 0 K: 1 S: 6 H: 0 LOB: 0 BB: 0 P: 8	R: 1 E: 0 K: 0 S: 15 H: 3 LOB: 2 BB: 1 P: 21	R: 0 E: 0 K: 1 S: 8 H: 1 LOB: 1 BB: 0 P: 14	R: 0 E: 0 K: 1 S: 9 H: 1 LOB: 1 BB: 0 P: 12	R: 1 E: 0 K: 0 S: 9 H: 1 LOB: 0 BB: 0 P: 13	R: 0 E: 0 K: 3 S: 12 H: 0 LOB: 0 BB: 0 P: 20	R: 0 E: 0 K: 1 S: 8 H: 0 LOB: 0 BB: 0 P: 14	R: 0 E: 0 K: 0 S: 8 H: 1 LOB: 1 BB: 0 P: 14	R: 0 E: 0 K: 1 S: 9 H: 0 LOB: 0 BB: 0 P: 12	1B: 4 2B: 3 3B: 0 HR: 0 SF: 0 SAC: 1 DP: 1 HBP: 0							

	AB	32
	R	2
	H	7
	RBI	2
	BB	1
	SO	8
	LOB	11

WP: 0 PB: 0 SB: 1 CS: 0 PA: 34

PITCHER	IP	WLS	BF	H	R	ER	SO	BB	IBB	HBP	BLK	WP	HR	S	P	ERA	WHIP
Tom Candiotti, R (1, 1) ERA: 2.49	9.0	W	34	7	2	2	8	1	0	0	1	0	0	84	128	2.00	0.889

PITCHER	IP	WLS	BF	H	R	ER	SO	BB	IBB	HBP	BLK	WP	HR	S	P	ERA	WHIP

BOTTOM

Atlanta Braves @ Los Angeles Dodgers

Dodger Stadium, Los Angeles, CA

Sun Apr 19 1992, 7:05 PM PDT

Att. 37,145 - Cloudy - 78 F

livebaseballscorecards.com

Batter	1	2	3	4	5	6	7	8	9	AB	R	H	RBI	BB	SO	LOB
Brett Butler, L (1, 8) OBP: 0.367, SLG: 0.462	M B L X 1-2 ① F8		C B C X 1-2 ③ G6-3		C B S X 1-2 ① G6-3		X 0-0 ② FC1-5-2-6 1B 3-H			4	0	0	0	0	0	1
Mike Sharperson, R (1, 5) OBP: 0.500, SLG: 0.474 Lenny Harris, L (7, PH) OBP: 0.371, SLG: 0.313 (8, 5)	C B X 1-1 ② G5-3			B X 1-0 1B 1B BB 1B	C B B C B X 3-2 ② G5-3		B B B C F X 3-2 2-3 1B			3 1	1 0	1 1	0 0	0 0	0 0	0 0
Eric Karros, R (1, 3) OBP: 0.211, SLG: 0.421 Todd Benzinger, S (7, PH) OBP: 0.292, SLG: 0.391 (8, 3)	F C B B F B X 3-2 ③ F9			F B X 1-1 BB 1B 1-2 1B 1B	B B C F X 3-2 ③ G3-1		X 0-0 ③ F7			3 1	1 0	1 0	0 0	0 0	0 0	0 2
Darryl Strawberry, L (1, 9) OBP: 0.339, SLG: 0.447		C C F F B X 1-2 ① G4-3		B X 1-0 BB 1B 1-2 2-3 1B		X 0-0 ① F8		B C S B S 2-3 ① K		4	1	1	0	0	1	0
Eric Davis, R (1, 7) OBP: 0.452, SLG: 0.629 Mitch Webster, S (9, 7) OBP: 0.375, SLG: 0.286		C B X 1-1 ② L7		B B B B 4-0 S 1B SF7 1-2 2-3 3-H BB		B X 1-0 ② P6		B B C X 2-1 ② G1-3		3 0	1 0	0 0	1 0	1 0	0 0	0 0
Juan Samuel, R (1, 4) OBP: 0.366, SLG: 0.286		B X 1-0 E8		B S C F X 1-2 S 1B 1-2 2-H 3-H		C B B B B X 3-1 2B		C C X 0-2 ③ F9		4	0	2	2	0	0	0
Mike Scioscia, L (1, 2) OBP: 0.238, SLG: 0.289		F B X 1-1 ③ G3-1		S B C F X 1-2 ① SF7 1-2 2-H		X 0-0 ③ G4-3				2	0	0	1	0	0	2
Jose Offerman, S (1, 6) OBP: 0.348, SLG: 0.429			C B B C F B F X 3-2 G1-6-3 1B	X 0-0 ② G5-3			B X 1-0 FC1-5-2-6 3B			3	0	2	0	0	0	1
Tom Candiotti, R (1, 1) OBP: 0.111, SLG: 0.111			1 SAFE M L B X 1-2 ① ② G1-6-3 1-2f	X 0-0 ③ F9			X 0-0 ① G5-3			3	0	0	0	0	0	3
Inning Stats	R: 0 H: 0 E: 0 LOB: 0 K: 0 BB: 0 S: 9 P: 14	R: 0 H: 0 E: 1 LOB: 1 K: 0 BB: 0 S: 10 P: 14	R: 0 H: 1 E: 0 LOB: 0 K: 0 BB: 0 S: 11 P: 16	R: 4 H: 4 E: 0 LOB: 1 K: 0 BB: 1 S: 15 P: 24	R: 0 H: 0 E: 0 LOB: 0 K: 0 BB: 0 S: 9 P: 16	R: 0 H: 1 E: 0 LOB: 1 K: 0 BB: 0 S: 5 P: 9	R: 0 H: 2 E: 0 LOB: 2 K: 0 BB: 0 S: 7 P: 11	R: 0 H: 0 E: 0 LOB: 0 K: 1 BB: 0 S: 8 P: 12		1B: 6 SF: 1 2B: 1 SAC: 0 3B: 1 DP: 1 HR: 0 HBP: 0						

	AB	31
	R	4
	H	8
	RBI	4
	BB	1
	SO	1
	LOB	9

WP: 0 PA: 33
PB: 0
SB: 2
CS: 0

PITCHER		IP	WLS	BF	H	R	ER	SO	BB	IBB	HBP	BLK	WP	HR	S	P	ERA	WHIP
Steve Avery, L ERA: 4.67	(1, 1)	6.0	L	25	6	4	4	0	1	0	0	0	0	0	59	93	6.00	1.167
Juan Berenguer, R ERA: 3.12	(7, 1)	2.0		8	2	0	0	1	0	0	0	0	0	0	15	23	0.00	1.000

PITCHER		IP	WLS	BF	H	R	ER	SO	BB	IBB	HBP	BLK	WP	HR	S	P	ERA	WHIP

Batter	1	2	3	4	5	6	7	8	9	AB	R	H	RBI	BB	SO	LOB
Deion Sanders, L (1, 9) OBP: 0.435, SLG: 0.729	P2		1B WP SF9 1B	E4 1B 2B 2-3		K		FC5-2 BB 2B 1-2 2-3 3-Hf		5	3	1	0	0	1	6
Lonnie Smith, R (1, 7) OBP: 0.188, SLG: 0.143 Steve Lyons, L (8, 7) OBP: 0.091, SLG: 0.273	G5-3		F9 BB 1-3 1B	2B 1-3 3-H 1B		K		2B 1-2 2-3 3-H BB		4	2	2	2	1	1	2
										0	0	0	0	0	0	0
Terry Pendleton, S (1, 5) OBP: 0.241, SLG: 0.315	F9		SF9 3-H	1-H 3-H 2B			CS 1B	1-H 2-H 3-H 2B		4	0	3	6	0	0	0
Ron Gant, R (1, 8) OBP: 0.362, SLG: 0.510		1B S SF8 1B	FC5-4 1-2 BB		G6-3		K	K		4	1	1	0	1	2	2
Jeff Blauser, R (1, 4) OBP: 0.250, SLG: 0.368		1 SAFE 1 SAFE SF8 E 1-3 1B	F9 2-3		K		K 1-2		F8	5	1	1	0	0	2	3
Brian Hunter, R (1, 3) OBP: 0.088, SLG: 0.250		SF8 1-2 3-H	FC5-4 1-2f		F9			P3	G1-3	4	0	0	1	0	0	2
Greg Olson, R (1, 2) OBP: 0.375, SLG: 0.324		P6 3-H		G1-3		F8		1B FC5-2 1B	F8	5	0	1	0	0	0	1
Rafael Belliard, R (1, 6) OBP: 0.351, SLG: 0.294		E4 2-H		E SH1-4 1B BB		1B 1B		FC5-2 1B 1-2 BB 1B		3	2	2	0	1	0	0
Charlie Leibrandt, R (1, 1) Marvin Freeman, R (4, 1) OBP: 1.000, SLG: 1.000 Mike Stanton, L (6, 1) OBP: 1.000, SLG: 1.000 Alejandro Pena, R (9, 1)		P9		SH1-4 1-2		1B 1-2 1B		BB FC5-2 2B 1-2 2-3 1B		1	0	0	0	0	0	1
										1	0	1	0	0	0	0
										1	1	1	0	0	0	0
										0	0	0	0	0	0	0
Inning Stats	R: 0 E: 0 K: 0 S: 5 H: 0 LOB: 0 BB: 0 P: 7	R: 2 E: 1 K: 0 S: 9 H: 2 LOB: 1 BB: 0 P: 14	R: 1 E: 0 K: 0 S: 10 H: 2 LOB: 2 BB: 1 P: 16	R: 3 E: 1 K: 0 S: 9 H: 2 LOB: 1 BB: 1 P: 16	R: 0 E: 0 K: 1 S: 8 H: 0 LOB: 0 BB: 0 P: 10	R: 0 E: 0 K: 2 S: 12 H: 2 LOB: 2 BB: 0 P: 18	R: 0 E: 0 K: 2 S: 9 H: 1 LOB: 0 BB: 0 P: 12	R: 4 E: 0 K: 1 S: 18 H: 4 LOB: 1 BB: 1 P: 28	R: 0 E: 0 K: 0 S: 8 H: 0 LOB: 0 BB: 0 P: 12	1B: 11 2B: 2 3B: 0 HR: 0 SF: 2 SAC: 1 DP: 0 HBP: 0							

TOP

Atlanta Braves @ San Diego Padres

Jack Murphy Stadium, San Diego, CA

Mon Apr 20 1992, 10:05 PM EDT

Att. 20,002 - Sunny - 78 F

livebaseballscorecards.com

AB	37
R	10
H	13
RBI	9
BB	3
SO	6
LOB	17

PITCHER		IP	WLS	BF	H	R	ER	SO	BB	IBB	HBP	BLK	WP	HR	S	P	ERA	WHIP
Craig Lefferts, L ERA: 7.15	(1, 1)	4.0	L	21	6	6	2	0	2	0	0	0	1	0	33	53	4.50	2.000
Jose Melendez, R ERA: 0.82	(5, 1)	1.0		3	0	0	0	1	0	0	0	0	0	0	8	10	0.00	0.000
Jeremy Hernandez, R ERA: 5.63	(6, 1)	2.1		12	6	3	3	4	0	0	0	0	0	0	30	42	11.57	2.571
Pat Clements, L ERA: 5.4	(8, 1)	0.2		4	1	1	1	1	1	0	0	0	0	0	9	16	13.50	3.000
Rich Rodriguez, L ERA: 1.8	(9, 1)	1.0		3	0	0	0	0	0	0	0	0	0	0	8	12	0.00	0.000

PITCHER	IP	WLS	BF	H	R	ER	SO	BB	IBB	HBP	BLK	WP	HR	S	P	ERA	WHIP

WP: 1	PA: 43
PB: 0	
SB: 1	
CS: 1	

Batter	1	2	3	4	5	6	7	8	9	AB	R	H	RBI	BB	SO	LOB
Tony Fernandez, S (1, 6) OBP: 0.328, SLG: 0.393	G5-3	SF8 S 1B		G1 1B		G6-3		G6-3		5	0	2	1	0	0	1
Tony Gwynn, L (1, 9) OBP: 0.393, SLG: 0.455	BB 1B 1B	SF8		F7		2B		G4-3		4	1	2	1	0	0	2
Gary Sheffield, R (1, 5) OBP: 0.368, SLG: 0.542	1B BB	FC6-4 BB		G1		1B			HR	3	1	2	1	2	0	2
Fred McGriff, L (1, 3) OBP: 0.328, SLG: 0.490	FC5 1B	FC6-4		G4-3		P5			L9	5	0	1	1	0	0	6
Benito Santiago, R (1, 2) OBP: 0.167, SLG: 0.154	P3		F8		K	F8			G4-6-3 1B	5	0	1	0	0	1	4
Kevin Ward, R (1, 7) OBP: 0.375, SLG: 0.714	FC5		FC6-4 1B		FC4-6 1B BB		G4-3		G4-6-3	4	0	1	0	1	0	3
Darrin Jackson, R (1, 8) OBP: 0.216, SLG: 0.213		1B 1B 1B	P3		FC4-6 1B		G6-3			4	1	2	0	0	0	1
Tim Teufel, R (1, 4) OBP: 0.190, SLG: 0.150		SH1-4 SF8 1B	FC6-4		FC4-6		G1-3			4	1	1	0	0	0	3
Craig Lefferts, L (1, 1)		SH1-4		G1 1B	G3-1				G6-3 BB	0	0	0	0	0	0	0
Craig Shipley, R (4, PH) OBP: 0.250, SLG: 0.250										1	0	1	0	0	0	0
Jose Melendez, R (5, 1)										0	0	0	0	0	0	0
Oscar Azocar, L (5, PH) OBP: 0.143, SLG: 0.143										1	0	0	0	0	0	2
Jeremy Hernandez, R (6, 1)										0	0	0	0	0	0	0
Pat Clements, R (8, 1)										0	0	0	0	0	0	0
Gary Pettis, S (8, PH)										0	0	0	0	1	0	0
Rich Rodriguez, L (9, 1)										0	0	0	0	0	0	0
Inning Stats	R: 1 E: 0 K: 0 S: 12 H: 2 LOB: 2 BB: 1 P: 22	R: 2 E: 0 K: 0 S: 16 H: 3 LOB: 2 BB: 1 P: 27	R: 0 E: 0 K: 0 S: 5 H: 1 LOB: 1 BB: 0 P: 6	R: 0 E: 0 K: 0 S: 8 H: 2 LOB: 2 BB: 0 P: 12	R: 0 E: 0 K: 1 S: 10 H: 1 LOB: 2 BB: 1 P: 16	R: 0 E: 0 K: 0 S: 13 H: 2 LOB: 2 BB: 0 P: 14	R: 0 E: 0 K: 0 S: 4 H: 0 LOB: 0 BB: 0 P: 7	R: 0 E: 0 K: 0 S: 7 H: 0 LOB: 0 BB: 1 P: 14	R: 1 E: 0 K: 0 S: 8 H: 2 LOB: 0 BB: 0 P: 12	1B: 11 2B: 1 3B: 0 HR: 1	SF: 1 SAC: 1 DP: 2 HBP: 0					

PITCHER		IP	WLS	BF	H	R	ER	SO	BB	IBB	HBP	BLK	WP	HR	S	P	ERA	WHIP
Charlie Leibrandt, L ERA: 4.61	(1, 1)	3.0		19	8	3	3	0	2	0	0	0	0	0	35	59	9.00	3.333
Marvin Freeman, R ERA: 2.57	(4, 1)	2.1	W	11	3	0	0	1	1	0	0	0	0	0	23	32	0.00	1.714
Mike Stanton, L ERA: 5.06	(6, 1)	2.2		8	0	0	0	0	1	0	0	0	0	0	17	27	0.00	0.375
Alejandro Pena, R ERA: 6.75	(9, 1)	1.0		4	2	1	1	0	0	0	0	0	0	1	8	12	9.00	2.000

PITCHER	IP	WLS	BF	H	R	ER	SO	BB	IBB	HBP	BLK	WP	HR	S	P	ERA	WHIP

BOTTOM

Atlanta Braves @ San Diego Padres

Jack Murphy Stadium, San Diego, CA

Mon Apr 20 1992, 10:05 PM EDT

Att. 20,002 - Sunny - 78 F

livebaseballscorecards.com

AB	36
R	4
H	13
RBI	4
BB	4
SO	1
LOB	24

WP: 0	PA: 42		
PB: 0			
SB: 1			
CS: 0			

Batter	1	2	3	4	5	6	7	8	9	AB	R	H	RBI	BB	SO	LOB
Deion Sanders, L (1, 9) OBP: 0.409, SLG: 0.683	X 0-0 ① G4-3		B C F B X 2-2 ③ G4-3		X 0-0 ② P2			M B B F B S 3-3 ① K		4	0	0	0	0	1	0
Lonnie Smith, R (1, 7) OBP: 0.150, SLG: 0.111	B B F S B F X 3-2 ② G6-3			B F B S X 2-2 ① G6-3	C B X 1-1 ③ F9			B S S F S 1-3 ② K		4	0	0	0	0	1	0
Terry Pendleton, S (1, 5) OBP: 0.258, SLG: 0.328	B X 1-0 FC6-4 1B			C C B F X 1-2 HR 1B		C S B S 1-3 ① K		S F X 0-2 ③ G3-1		4	1	2	0	0	1	0
Ron Gant, R (1, 8) OBP: 0.355, SLG: 0.545	B C B X 2-1 ③ FC6-4 1-2f			X 0-0 1-H HR		F B S X 1-2 ② P3			S B B F X 2-2 ① L9	4	1	1	2	0	0	1
Sid Bream, L (1, 3) OBP: 0.275, SLG: 0.206 Brian Hunter, R (9, PH) OBP: 0.086, SLG: 0.242		C B F X 1-2 ① G4-3		S B B B B 4-1 1B BB		S C X 0-2 1B			C F B X 1-2 ② L4	2 1	0 0	1 0	0 0	1 0	0 0	0 0
Damon Berryhill, S (1, 2) OBP: 0.304, SLG: 0.348		X 0-0 ② G6-3		X 0-0 FC5 1-2 1B		S S X 0-2 ③ F9			X 0-0 ③ G1-3	4	0	1	0	0	0	1
Jeff Blauser, R (1, 4) OBP: 0.233, SLG: 0.341		B C C B B X 3-2 ③ L8		F X 0-1 ② F8			B C F S 1-3 ① K			3	0	0	0	0	1	2
Rafael Belliard, R (1, 6) OBP: 0.325, SLG: 0.270			C X 0-1 ① G6-3	B B B C X 3-1 ③ FC5 1-2f			C F S 0-3 ② K			3	0	0	0	0	1	2
Mike Bielecki, R (1, 1)			C B B F S 2-3 ② K		C S B F S 1-3 ① K		F L X 0-2 ③ L9			2	0	0	0	0	2	0
Kent Mercker, L (5, 1)										0	0	0	0	0	0	0
Steve Lyons, L (7, PH) OBP: 0.083, SLG: 0.250										1	0	0	0	0	0	0
Juan Berenguer, R (7, 1)										0	0	0	0	0	0	0
Alejandro Pena, R (8, 1)										0	0	0	0	0	0	0
Inning Stats	R: 0 E: 0 K: 0 S: 8 H: 1 LOB: 1 BB: 0 P: 14	R: 0 E: 0 K: 0 S: 7 H: 0 LOB: 0 BB: 0 P: 11	R: 0 E: 0 K: 1 S: 8 H: 0 LOB: 0 BB: 0 P: 12	R: 2 E: 0 K: 0 S: 14 H: 3 LOB: 2 BB: 1 P: 24	R: 0 E: 0 K: 1 S: 7 H: 0 LOB: 0 BB: 0 P: 9	R: 0 E: 0 K: 1 S: 12 H: 1 LOB: 1 BB: 0 P: 14	R: 0 E: 0 K: 2 S: 9 H: 0 LOB: 0 BB: 0 P: 10	R: 0 E: 0 K: 2 S: 10 H: 0 LOB: 0 BB: 0 P: 14	R: 0 E: 0 K: 0 S: 8 H: 0 LOB: 0 BB: 0 P: 11	1B: 4 2B: 0 3B: 0 HR: 1	SF: 0 SAC: 0 DP: 0 HBP: 0						

TOP

Atlanta Braves @ San Diego Padres

Jack Murphy Stadium, San Diego, CA

Tue Apr 21 1992, 10:05 PM EDT

Att. 26,468 - Cloudy - 71 F

livebaseballscorecards.com

AB	32
R	2
H	5
RBI	2
BB	1
SO	7
LOB	6

PITCHER		IP	WLS	BF	H	R	ER	SO	BB	IBB	HBP	BLK	WP	HR	S	P	ERA	WHIP
Dave Eiland, R ERA: 3.38	(1, 1)	1.1		5	1	0	0	0	0	0	0	0	0	0	11	18	0.00	0.750
Rich Rodriguez, L ERA: 2.84	(2, 1)	2.2	W	12	3	2	2	1	1	0	0	0	0	1	26	43	6.75	1.500
Jose Melendez, R ERA: 0.64	(5, 1)	3.0		10	1	0	0	4	0	0	0	0	0	0	28	33	0.00	0.333
Randy Myers, L ERA: 3.09	(8, 1)	2.0	S	6	0	0	0	2	0	0	0	0	0	0	18	25	0.00	0.000

PITCHER	IP	WLS	BF	H	R	ER	SO	BB	IBB	HBP	BLK	WP	HR	S	P	ERA	WHIP

BOTTOM

Atlanta Braves @ San Diego Padres

Jack Murphy Stadium, San Diego, CA

Tue Apr 21 1992, 10:05 PM EDT

Att. 26,468 - Cloudy - 71 F

livebaseballscorecards.com

Batter	1	2	3	4	5	6	7	8	9	AB	R	H	RBI	BB	SO	LOB
Tony Fernandez, S (1, 6) OBP: 0.339, SLG: 0.390	B5-3		P6	2-H 1B			WP S BB			3	0	1	1	1	0	0
Tony Gwynn, L (1, 9) OBP: 0.400, SLG: 0.458	G4-3		CS 1B		G5-4-3 1B		1-2 F9			4	0	2	0	0	0	1
Gary Sheffield, R (1, 5) OBP: 0.377, SLG: 0.577	1B 2B 2B		1-2 2B		1-2f G5-4-3		2-3 P5			4	1	2	0	0	0	2
Fred McGriff, L (1, 3) OBP: 0.355, SLG: 0.556	2B 2-3 1B		IBB		HR			K		3	1	2	1	1	1	0
Benito Santiago, R (1, 2) OBP: 0.172, SLG: 0.179	1-3 3-H 2B		G1-3		G3			K		4	0	1	1	0	1	2
Jerald Clark, R (1, 7) OBP: 0.228, SLG: 0.288	K			G6-3		G6-3		G6-3		4	0	0	0	0	1	2
Darrin Jackson, R (1, 8) OBP: 0.241, SLG: 0.300		G6-4-3 1B		HR		P4				3	1	2	1	0	0	0
Tim Teufel, R (1, 4) OBP: 0.208, SLG: 0.217		1-2f G6-4-3		1B 2B		K				3	1	1	0	0	1	1
Dave Eiland, R (1, 1) OBP: 0.250, SLG: 1.000 Rich Rodriguez, L (2, 1) Kurt Stillwell, S (4, PH) OBP: 0.293, SLG: 0.341 Jose Melendez, R (5, 1) Oscar Azocar, L (7, PH) OBP: 0.125, SLG: 0.125 Randy Myers, L (8, 1)		G6-3		K			P6			0	0	0	0	0	0	0
										1	0	0	0	0	0	0
										1	0	0	0	0	1	1
										0	0	0	0	0	0	0
										1	0	0	0	0	0	0
										0	0	0	0	0	0	0
Inning Stats	R: 1 E: 0 K: 1 S: 15 H: 3 LOB: 2 BB: 0 P: 24		R: 0 E: 0 K: 0 S: 6 H: 1 LOB: 0 BB: 0 P: 8	R: 0 E: 0 K: 0 S: 10 H: 2 LOB: 2 BB: 1 P: 22	R: 2 E: 0 K: 1 S: 12 H: 3 LOB: 1 BB: 0 P: 16	R: 1 E: 0 K: 0 S: 14 H: 2 LOB: 0 BB: 0 P: 18	R: 0 E: 0 K: 1 S: 7 H: 0 LOB: 0 BB: 0 P: 10	R: 0 E: 0 K: 0 S: 16 H: 0 LOB: 1 BB: 1 P: 21	R: 0 E: 0 K: 2 S: 10 H: 0 LOB: 0 BB: 0 P: 14	1B: 5 2B: 4 3B: 0 HR: 2	SF: 0 SAC: 0 DP: 2 HBP: 0					

	AB	31
	R	4
	H	11
	RBI	4
	BB	2
	SO	5
	LOB	9

PITCHER		IP	WLS	BF	H	R	ER	SO	BB	IBB	HBP	BLK	WP	HR	S	P	ERA	WHIP
Mike Bielecki, R ERA: 2.37	(1, 1)	4.0	L	20	10	4	4	2	0	1	0	0	0	1	46	73	9.00	2.500
Kent Mercker, L ERA: 5.87	(5, 1)	2.0		6	1	0	0	1	0	0	0	0	0	1	18	25	0.00	0.500
Juan Berenguer, R ERA: 2.79	(7, 1)	1.0		4	0	0	0	0	1	0	0	0	1	0	16	21	0.00	1.000
Alejandro Pena, R ERA: 5.4	(8, 1)	1.0		3	0	0	0	2	0	0	0	0	0	0	10	14	0.00	0.000

PITCHER	IP	WLS	BF	H	R	ER	SO	BB	IBB	HBP	BLK	WP	HR	S	P	ERA	WHIP

Batter	1	2	3	4	5	6	7	8	9	AB	R	H	RBI	BB	SO	LOB
Deion Sanders, L (1, 9) OBP: 0.414, SLG: 0.716	L C F X 0-2 S S G6-3 1B		C B X 1-1 E4 FC5-4 1B 1-3		M B B X 2-1 ② G3			F B S B B X 3-2 HR		4	2	2	1	0	0	1
Lonnie Smith, R (1, 7) OBP: 0.125, SLG: 0.091 Marvin Freeman, R (8, 1) OBP: 1.000, SLG: 1.000	B 1 SAFE S 1 SAFE B F B S 3-3 ① K 1-2		S S C SAFE 0-3 ① K		C B X 1-1 ③ G6-3			F F B C 1-3 ① K		4 0	0 0	0 0	0 0	0 0	3 0	3 0
Terry Pendleton, S (1, 5) OBP: 0.273, SLG: 0.339	S B X 1-1 ② G6-3 2-H		1 SAFE 1 SAFE X 0-0 FC5-4 1-2 1B			X 0-0 ① G5-3		F X 0-1 1B		4	0	2	1	0	0	0
Ron Gant, R (1, 8) OBP: 0.348, SLG: 0.517	B B S B B 4-1 BB		B B C E B X 3-2 ② FC5-4 1-2f 2-3 3-H			B S F B B C 3-3 ② K		B S C C 1-3 ② K		3	0	0	1	1	2	3
Jeff Blauser, R (1, 4) OBP: 0.213, SLG: 0.311	F B 1 SAFE X 1-1 ③ F8		1 SAFE C E B F 1 SAFE X 1-2 ③ G1-3			X 0-0 ③ F8		S B C B C 2-3 ③ K		4	0	0	0	0	1	4
Brian Hunter, R (1, 3) OBP: 0.103, SLG: 0.270		F F B B S 2-3 ① K		S C C 0-3 ① K			X 0-0 G6-3 2B		F C B S 1-3 ① K	4	0	1	0	0	3	0
Greg Olson, R (1, 2) OBP: 0.349, SLG: 0.297 Jerry Willard, L (7, 2) OBP: 0.375, SLG: 0.875	C C B X 1-2 ② G6-3			B C C C 1-3 ② K			B F B F F S 2-3 ① K		B X 1-0 HR	3 1	0 1	0 1	0 1	0 0	2 0	1 0
Rafael Belliard, R (1, 6) OBP: 0.295, SLG: 0.244	C X 0-1 ③ G5-3			C F X 0-2 ③ G6-3			X 0-0 ② G6-3 2-3		S F X 0-2 ② G3	4	0	0	0	0	0	1
Tom Glavine, L (1, 1) OBP: 0.500, SLG: 0.500 Mark Lemke, S (5, PH) OBP: 0.370, SLG: 0.360 Ben Rivera, R (5, 1) Francisco Cabrera, R (7, PH) OBP: 0.250, SLG: 1.000 Kent Mercker, L (7, 1) Steve Lyons, L (8, 7) OBP: 0.077, SLG: 0.231			B B C X 2-1 E FC5-4 1B		B F C X 1-2 ① L4		X 0-0 ③ P6		B C B F S 2-3 ③ K2-3	1 1 0 1 0 1	1 0 0 0 0 0	1 0 0 0 0 0	0 0 0 0 0 0	0 0 0 0 0 1	0 0 0 0 0 0	0 0 0 1 0 0
Inning Stats	R: 1 E: 0 K: 1 S: 12 H: 1 LOB: 1 BB: 1 P: 21	R: 0 E: 0 K: 1 S: 8 H: 0 LOB: 0 BB: 0 P: 11	R: 1 E: 1 K: 1 S: 15 H: 2 LOB: 2 BB: 0 P: 22	R: 0 E: 0 K: 2 S: 9 H: 0 LOB: 0 BB: 0 P: 10	R: 0 E: 0 K: 0 S: 7 H: 0 LOB: 0 BB: 0 P: 11	R: 0 E: 0 K: 1 S: 5 H: 0 LOB: 0 BB: 0 P: 8	R: 0 E: 0 K: 1 S: 7 H: 1 LOB: 1 BB: 0 P: 9	R: 1 E: 0 K: 3 S: 14 H: 2 LOB: 1 BB: 0 P: 21	R: 1 E: 0 K: 2 S: 10 H: 1 LOB: 0 BB: 0 P: 14	1B: 4 2B: 1 3B: 0 HR: 2 SF: 0 SAC: 0 DP: 0 HBP: 0						

PITCHER		IP	WLS	BF	H	R	ER	SO	BB	IBB	HBP	BLK	WP	HR	S	P	ERA	WHIP
Bruce Hurst, L ERA: 3.21	(1, 1)	7.1	W	30	6	3	2	8	1	0	0	0	0	1	71	104	2.46	0.955
Jeremy Hernandez, R ERA: 5.59	(8, 1)	1.2		6	1	1	1	4	0	0	0	0	0	1	16	23	5.40	0.600

PITCHER	IP	WLS	BF	H	R	ER	SO	BB	IBB	HBP	BLK	WP	HR	S	P	ERA	WHIP

Atlanta Braves @ San Diego Padres

Jack Murphy Stadium, San Diego, CA

Wed Apr 22 1992, 6:33 AM EDT

Att. 18,581 - Sunny - 75 F

TOP

livebaseballscorecards.com

AB	35
R	4
H	7
RBI	4
BB	1
SO	12
LOB	14

WP: 0	PA: 36		
PB: 0			
SB: 2			
CS: 0			

Batter	1	2	3	4	5	6	7	8	9	AB	R	H	RBI	BB	SO	LOB
Tony Fernandez, S (1, 6) OBP: 0.343, SLG: 0.406	G5-3	1B		2B		K	FC6-4			5	1	2	0	0	1	1
Tony Gwynn, L (1, 9) OBP: 0.429, SLG: 0.476	2B 1B	F8		FC6-4		2B BB	1B			4	2	3	0	1	0	1
Gary Sheffield, R (1, 5) OBP: 0.394, SLG: 0.596	2B 1B	1B		L7		BB SF8	F9			5	2	3	0	0	0	3
Fred McGriff, L (1, 3) OBP: 0.379, SLG: 0.579	E 2B			FC6-4		SF8 BB		G4-3 WP		3	1	2	3	1	0	1
Kevin Ward, R (8, PH) OBP: 0.444, SLG: 0.714 (9, 7)						IBB		BB		0	0	0	0	1	0	0
Benito Santiago, R (1, 2) OBP: 0.210, SLG: 0.254	E9 G5-3 HR	K			HR	SF8		G4-3		3	2	2	2	1	1	2
Dann Bilardello, R (8, PH) (9, 2)	1B					BB				1	0	0	0	0	0	1
Darrin Jackson, R (1, 8) OBP: 0.220, SLG: 0.278	G5-3		F8		G6-3	SF8		G5-3		4	0	0	1	0	0	2
Jerald Clark, R (1, 7) OBP: 0.226, SLG: 0.333 (9, 3)	HR		F8		G6-3	K		K		5	1	1	2	0	2	3
Tim Teufel, R (1, 4) OBP: 0.286, SLG: 0.269	G5-3		1B		FC6-4 1B		FC6-4 HBP			3	0	2	0	0	0	0
Craig Shipley, R (8, 4) OBP: 0.250, SLG: 0.250										0	0	0	0	0	0	0
Bruce Hurst, L (1, 1) OBP: 0.300, SLG: 0.333		K	K		FC6-4		K			4	0	0	0	0	3	3
Jeremy Hernandez, R (8, 1)										0	0	0	0	0	0	0
Inning Stats	R: 5 H: 5 E: 1 LOB: 0 K: 0 BB: 0 S: 17 P: 25	R: 1 H: 3 E: 0 LOB: 2 K: 2 BB: 0 S: 14 P: 20	R: 0 H: 1 E: 0 LOB: 1 K: 1 BB: 0 S: 11 P: 18	R: 0 H: 2 E: 0 LOB: 1 K: 0 BB: 0 S: 7 P: 10	R: 1 H: 2 E: 0 LOB: 1 K: 0 BB: 0 S: 11 P: 19	R: 2 H: 1 E: 0 LOB: 2 K: 2 BB: 3 S: 17 P: 36	R: 0 H: 1 E: 0 LOB: 2 K: 1 BB: 0 S: 10 P: 15	R: 0 H: 0 E: 0 LOB: 1 K: 1 BB: 1 S: 10 P: 18		1B: 10 SF: 1 2B: 3 SAC: 0 3B: 0 DP: 0 HR: 2 HBP: 1						

PITCHER		IP	WLS	BF	H	R	ER	SO	BB	IBB	HBP	BLK	WP	HR	S	P	ERA	WHIP
Tom Glavine, L ERA: 3.29	(1, 1)	4.0	L	22	11	6	6	3	0	0	0	0	0	1	49	73	13.50	2.750
Ben Rivera, R ERA: 5.4	(5, 1)	2.0		12	3	3	3	2	2	1	0	0	0	1	28	55	13.50	2.500
Kent Mercker, L ERA: 5.19	(7, 1)	1.0		5	1	0	0	1	0	0	1	0	0	0	10	15	0.00	1.000
Marvin Freeman, R ERA: 2.25	(8, 1)	1.0		4	0	0	0	1	1	0	0	0	1	0	10	18	0.00	1.000

PITCHER	IP	WLS	BF	H	R	ER	SO	BB	IBB	HBP	BLK	WP	HR	S	P	ERA	WHIP

BOTTOM

Atlanta Braves @ San Diego Padres

Jack Murphy Stadium, San Diego, CA

Wed Apr 22 1992, 6:33 AM EDT

Att. 18,581 - Sunny - 75 F

livebaseballscorecards.com

AB	37
R	9
H	15
RBI	8
BB	4
SO	7
LOB	17

Batter	1	2	3	4	5	6	7	8	9	AB	R	H	RBI	BB	SO	LOB
Craig Biggio, R (1, 4) OBP: 0.458, SLG: 0.540	C C S 0-3 ① K		F B S B B S 3-3 ② K		B C X 1-1 1B HR 1B		B C B X 2-1 ② F7			4	1	1	0	0	2	1
Steve Finley, L (1, 8) OBP: 0.329, SLG: 0.426	B X 1-0 ② F9		C X 0-1 ③ P3		1 SAFE X 0-0 1-2 HR 1B		X 0-0 ③ F8			4	1	1	0	0	0	1
5 Jeff Bagwell, R (1, 3) OBP: 0.389, SLG: 0.467	B X 1-0 ③ G6-3			F F B F B B B 4-2 G4-3 E BB	B B F S C 2-3 ② K			S S B F F X 1-2 ① F8		3	1	0	0	1	1	2
Luis Gonzalez, L (1, 7) OBP: 0.178, SLG: 0.262		S B X 1-1 2B		F B C F B B X 3-2 ① G4-3 1-2	F B X 1-1 1-H 2-H HR			B F B F B X 3-2 ② F7		4	1	2	3	0	0	1
Chris Jones, R (1, 9) OBP: 0.357, SLG: 0.500		F 2 SAFE F B B B B 4-2 G4-6-3 BB		F S X 0-2 E4 1B 2-H	C S F S 0-3 ③ K			X 0-0 BLK 1B		3	0	1	0	1	1	0
Casey Candaele, S (1, 5) OBP: 0.225, SLG: 0.282		C L B S 1-3 ① K		1 SAFE F F B F X 1-2 ② F8		F F X 0-2 ① P5		X 0-0 ③ F9 1-2		4	0	0	0	0	1	4
Eddie Taubensee, L (1, 2) OBP: 0.326, SLG: 0.308		C B X 1-1 ② ③ G4-6-3 1-2f		1 SAFE X 0-0 1-2 1B		F B C B B S 3-3 ② K			B B S F S S 2-3 ① K	4	0	1	0	0	2	2
Andujar Cedeno, R (1, 6) OBP: 0.188, SLG: 0.172			F B F B X 2-2 SH1-4 2B	C S B B S 2-3 ③ K		X 0-0 ③ P9			F C C 0-3 ② K	4	0	1	0	0	2	2
Darryl Kile, R (1, 1) OBP: 0.286, SLG: 0.167 Eric Anthony, L (9, PH) OBP: 0.100, SLG: 0.100 Doug Jones, R (9, 1)			X 0-0 ① SH1-4 2-3		S C L 0-3 ① K		F B S S 1-3 ① K		B C B X 2-1 ③ G3-1	2 1 0	0 0 0	0 0 0	0 0 0	0 0 0	2 0 0	0 0 0
Inning Stats	R: 0 E: 0 K: 1 S: 5 H: 0 LOB: 0 BB: 0 P: 7	R: 0 E: 0 K: 1 S: 9 H: 1 LOB: 1 BB: 1 P: 16	R: 0 E: 0 K: 1 S: 9 H: 1 LOB: 1 BB: 0 P: 14	R: 1 E: 1 K: 1 S: 18 H: 1 LOB: 2 BB: 1 P: 28	R: 3 E: 0 K: 3 S: 15 H: 3 LOB: 0 BB: 0 P: 19	R: 0 E: 0 K: 1 S: 7 H: 0 LOB: 0 BB: 0 P: 10	R: 0 E: 0 K: 1 S: 6 H: 0 LOB: 0 BB: 0 P: 9	R: 0 E: 0 K: 0 S: 10 H: 1 LOB: 1 BB: 0 P: 14	R: 0 E: 0 K: 2 S: 8 H: 0 LOB: 0 BB: 0 P: 12	1B: 4 2B: 2 3B: 0 HR: 1 SF: 0 SAC: 1 DP: 1 HBP: 0						

PITCHER		IP	WLS	BF	H	R	ER	SO	BB	IBB	HBP	BLK	WP	HR	S	P	ERA	WHIP
29 John Smoltz, R ERA: 4.44	(1, 1)	7.0	L	29	6	4	3	9	2	0	0	0	0	1	69	103	3.86	1.143
Juan Berenguer, R ERA: 2.31	(8, 1)	2.0		7	1	0	0	2	0	0	0	1	0	0	18	26	0.00	0.500

PITCHER		IP	WLS	BF	H	R	ER	SO	BB	IBB	HBP	BLK	WP	HR	S	P	ERA	WHIP

TOP

Houston Astros @ Atlanta Braves

Atlanta-Fulton County Stadium, Atlanta, GA

Fri Apr 24 1992, 7:05 PM EDT
Att. 40,666 - Cloudy - 84 F

livebaseballscorecards.com

AB	33
R	4
H	7
RBI	3
BB	2
SO	11
LOB	13

1B: 4	SF: 0
2B: 2	SAC: 1
3B: 0	DP: 1
HR: 1	HBP: 0

WP: 0	PA: 36
PB: 0	
SB: 0	
CS: 0	

Batter	1	2	3	4	5	6	7	8	9	AB	R	H	RBI	BB	SO	LOB
Otis Nixon, S (1, 8)	B F B X 2-1 G4-3 ①		C B B B X 3-1 E6 S 1B		F X 0-1 G3 ② 2-3			B B C L S 2-3 K ①		4	1	0	0	0	1	1
Deion Sanders, L (1, 9) OBP: 0.405, SLG: 0.686	B S X 1-1 G4-3 ②		P B 1 SAFE 1 SAFE 1 SAFE C S B B 4-2 1B 1-2 BB		B B X 2-0 F9 ③			B B C B X 3-1 F8 ②		3	0	0	0	1	0	1
Terry Pendleton, S (1, 5) OBP: 0.271, SLG: 0.333	X 0-0 L3 ③		F B F F F F F X 1-2 1-2 2-H 1B			B X 1-0 F7 ①		B X 1-0 L8 ③		4	0	1	1	0	0	0
Ron Gant, R (1, 7) OBP: 0.343, SLG: 0.516		B F B B X 3-1 G4-3 2B	B X 1-0 F7 ③			B F B F F F F B F F 3-3 S K ②			B X 1-0 G1-3 ①	4	0	1	0	0	1	2
Sid Bream, L (1, 3) OBP: 0.273, SLG: 0.237 Brian Hunter, R (9, PR) OBP: 0.103, SLG: 0.270		X 0-0 G5-3 ①		C B B C B X 3-2 F9 ①		F X 0-1 F8 ③			X 0-0 G4-3 2B	4 0	0 0	1 0	0 0	0 0	0 0	1 0
Damon Berryhill, S (1, 2) OBP: 0.296, SLG: 0.444		B B X 2-0 G4-3 ② 2-3		X 0-0 P4 ②			X 0-0 HR		B S S S X 1-2 G4-3 ② 2-3	4	1	1	1	0	0	2
Mark Lemke, S (1, 4) OBP: 0.323, SLG: 0.310		X 0-0 P6 ③		F B C B B X 3-2 F8 ③			X 0-0 P7 ①		C B X 1-1 G6-3 ③	4	0	0	0	0	0	3
Rafael Belliard, R (1, 6) OBP: 0.304, SLG: 0.256 Jeff Blauser, R (7, PH) OBP: 0.208, SLG: 0.304 (8, 6)			F E C 0-3 K ①		B B C B C X 3-2 G3 29 SH2-4 1B		X 0-0 F7 ②			2 1	0 0	1 0	0 0	0 0	1 0	0 0
29 John Smoltz, R (1, 1) OBP: 0.143, SLG: 0.571 Jerry Willard, L (7, PH) OBP: 0.333, SLG: 0.778 Juan Berenguer, R (8, 1)			C X 0-1 G6-3 ②		X 0-0 SH2-4 ① 1-2		B C X 1-1 F9 ③			1 1 0	0 0 0	0 0 0	0 0 0	0 0 0	0 0 0	0 0 0
Inning Stats	R: 0 E: 0 K: 0 S: 5 H: 0 LOB: 0 BB: 0 P: 8	R: 0 E: 0 K: 0 S: 5 H: 1 LOB: 1 BB: 0 P: 10	R: 1 E: 1 K: 1 S: 18 H: 1 LOB: 2 BB: 1 P: 26	R: 0 E: 0 K: 0 S: 7 H: 0 LOB: 0 BB: 0 P: 13	R: 0 E: 0 K: 0 S: 7 H: 1 LOB: 1 BB: 0 P: 12	R: 0 E: 0 K: 1 S: 10 H: 0 LOB: 0 BB: 0 P: 14	R: 1 E: 0 K: 0 S: 5 H: 1 LOB: 0 BB: 0 P: 6	R: 0 E: 0 K: 1 S: 6 H: 0 LOB: 0 BB: 0 P: 12	R: 0 E: 0 K: 0 S: 7 H: 1 LOB: 2 BB: 0 P: 10	1B: 2 2B: 2 3B: 0 HR: 1	SF: 0 SAC: 1 DP: 0 HBP: 0					

PITCHER		IP	WLS	BF	H	R	ER	SO	BB	IBB	HBP	BLK	WP	HR	S	P	ERA	WHIP
Darryl Kile, R ERA: 2.13	(1, 1)	8.0	W	30	4	2	1	3	1	0	0	0	0	1	63	101	1.12	0.625
Doug Jones, R ERA: 1.15	(9, 1)	1.0	S	4	1	0	0	0	0	0	0	0	0	0	7	10	0.00	1.000

PITCHER	IP	WLS	BF	H	R	ER	SO	BB	IBB	HBP	BLK	WP	HR	S	P	ERA	WHIP

BOTTOM

Houston Astros @ Atlanta Braves

Atlanta-Fulton County Stadium, Atlanta, GA

Fri Apr 24 1992, 7:05 PM EDT

Att. 40,666 - Cloudy - 84 F

livebaseballscorecards.com

AB	32
R	2
H	5
RBI	2
BB	1
SO	3
LOB	10

Houston Astros @ Atlanta Braves

Atlanta-Fulton County Stadium, Atlanta, GA

Sat Apr 25 1992, 7:05 PM EDT

Att. 42,709 - Cloudy - 65 F

livebaseballscorecards.com

TOP

Batter	1	2	3	4	5	6	7	8	9	AB	R	H	RBI	BB	SO	LOB
Craig Biggio, R (1, 4) OBP: 0.434, SLG: 0.507	C B S 1-3 K ①		S X 0-1 F8 ①		B B C C X 2-2 G1-3 ③			B B C F X 2-2 G4-3 ①		4	0	0	0	0	1	1
Steve Finley, L (1, 8) OBP: 0.338, SLG: 0.423	B B B B 4-0 5 1B G5-3 BB		B C F S 1-3 K ②			S B F X 1-2 S 1B		C C X 0-2 F7 ②		3	0	1	0	1	1	0
5 Jeff Bagwell, R (1, 3) OBP: 0.368, SLG: 0.438	B 1 C X SAFE 1-1 G5-3 ② 1-2		C B F B B S 3-3 K ③			F 1 C B 1 F B C SAFE SAFE 2-3 K ①		X 0-0 F9 ③		4	0	0	0	0	2	2
Pete Incaviglia, R (1, 9) OBP: 0.302, SLG: 0.377	S B X 1-1 FC6-4 2-3 1B			C C F B X 1-2 G3-1 ①		X 0-0 L6 ②			L X 0-1 F9 ①	4	0	1	0	0	0	1
Chris Jones, R (1, 7) OBP: 0.333, SLG: 0.400	X 0-0 FC6-4 ③ 1-2f			F S F F B X 1-2 G5-3 ②		S 1 B S F F 1 B F SAFE SAFE 4-2 B B 1-2 BB			C S B B X 2-2 F9 ②	3	0	0	0	1	0	2
Casey Candaele, S (1, 5) OBP: 0.205, SLG: 0.256		B X 1-0 F7 ①		B B F F F F F X 2-2 G6-3 ③		X 0-0 L9 ③			X 0-0 E6	4	0	0	0	0	0	2
Scott Servais, R (1, 2) OBP: 0.136, SLG: 0.136 Rafael Ramirez, R (9, PH) OBP: 0.250, SLG: 0.231		C X 0-1 F7 ②			B B X 2-0 F8 ①		B X 1-0 L8 ①		C X 0-1 F9 ③	3 1	0 0	0 0	0 0	0 0	0 0	0 1
Andujar Cedeno, R (1, 6) OBP: 0.229, SLG: 0.281		C S B F X 1-2 3B			F B S F B B F X 3-2 FC3-6 1B		X 0-0 F9 ②			3	0	2	0	0	0	0
Mark Portugal, R (1, 1) Eric Yelding, R (7, PH) OBP: 0.333, SLG: 0.333 Joe Boever, R (7, 1)		X 0-0 B2-3 ③			1 SAFE 1 SAFE X 0-0 FC3-6 ② 1-2f		B X 1-0 F9 ③			2 1 0	0 0 0	0 0 0	0 0 0	0 0 0	0 0 0	2 0 0

	AB	32
	R	0
	H	4
	RBI	0
	BB	2
	SO	4
	LOB	11

Inning Stats																				
	R: 0	H: 1	R: 0	H: 1	R: 0	H: 0	R: 0	H: 0	R: 0	H: 1	R: 0	H: 1	R: 0	H: 0	R: 0	H: 0	R: 0	H: 0	1B: 3	SF: 0	WP: 0	PA: 34
	E: 0	LOB: 2	E: 0	LOB: 1	E: 0	LOB: 0	E: 0	LOB: 0	E: 0	LOB: 1	E: 0	LOB: 2	E: 0	LOB: 0	E: 0	LOB: 0	E: 1	LOB: 1	2B: 0	SAC: 0	PB: 0	
	K: 1	BB: 1	K: 0	BB: 0	K: 2	BB: 0	K: 0	BB: 0	K: 0	BB: 0	K: 0	BB: 0	K: 1	BB: 1	K: 0	BB: 0	K: 0	BB: 0	3B: 1	DP: 0	SB: 1	
	S: 8	P: 15	S: 8	P: 10	S: 8	P: 12	S: 15	P: 19	S: 10	P: 17	S: 14	P: 21	S: 3	P: 5	S: 7	P: 9	S: 8	P: 10	HR: 0	HBP: 0	CS: 0	

PITCHER		IP	WLS	BF	H	R	ER	SO	BB	IBB	HBP	BLK	WP	HR	S	P	ERA	WHIP
Steve Avery, L ERA: 3.08	(1, 1)	9.0	W	34	4	0	0	4	2	0	0	0	0	0	81	118	0.00	0.667

PITCHER	IP	WLS	BF	H	R	ER	SO	BB	IBB	HBP	BLK	WP	HR	S	P	ERA	WHIP

Houston Astros @ Atlanta Braves

Atlanta-Fulton County Stadium, Atlanta, GA

Sat Apr 25 1992, 7:05 PM EDT

Att. 42,709 - Cloudy - 65 F

livebaseballscorecards.com

BOTTOM

Batter	1	2	3	4	5	6	7	8	9	AB	R	H	RBI	BB	SO	LOB
Otis Nixon, S (1, 9) OBP: 0.250, SLG: 0.143	BBCBB 4-1 SH5-3 S BB	X 0-0 G6-3 ③			BBFBFC 3-3 K ①		BBCLX 2-2 G4-6-3 1B			3	0	1	0	1	1	1
Deion Sanders, L (1, 8) OBP: 0.397, SLG: 0.658	B 1 SAFE S 1 SAFE 1 SAFE F S B 2 SAFE 4-2 B SH5-3 1-2 BB	SCFX 0-2 P6 ①			SBFS 1-3 K ②		1 SAFE X 0-0 G4-6-3 1-2f ①②			3	0	0	0	1	1	1
Terry Pendleton, S (1, 5) OBP: 0.288, SLG: 0.377	SX 0-1 SH5-3 1-2 2-3 ①	BBCX 2-1 1B 2B			CX 0-1 1B 2B		FFFBX 1-2 G5-3 ③			3	2	2	0	0	0	0
Ron Gant, R (1, 7) OBP: 0.351, SLG: 0.508	BBX 2-0 G5-3 ②	CBBX 2-1 CS 2-H 1B			BBBI 4-0 1B IBB			FBBCS 2-3 K ①		3	0	1	1	1	1	2
Sid Bream, L (1, 3) OBP: 0.292, SLG: 0.244	BBBSBB 4-1 BB		BBBBCS 3-3 K 1-2 ②③		CBBX 2-1 1-3 2-H 1B			CBBCX 2-2 P6 ②		3	0	1	1	1	1	1
Damon Berryhill, S (1, 2) OBP: 0.258, SLG: 0.387	CX 0-1 G3-1 ③	CX 0-1 G3-1 ①			BSSS 1-3 K ③			BBX 2-0 F9 ③		4	0	0	0	0	1	5
Mark Lemke, S (1, 4) OBP: 0.294, SLG: 0.281		CBX 1-1 G6-3 ①		BCFX 1-2 E7		BBCBX 3-1 F9 ①				3	0	0	0	0	0	0
Rafael Belliard, R (1, 6) OBP: 0.306, SLG: 0.244		BBBBCB 4-1 SH1-4 BB		X 0-0 G5-3 ②		BBCCCX 2-2 F8 ②				2	0	0	0	1	0	1
Steve Avery, L (1, 1) OBP: 0.250, SLG: 0.625		X 0-0 SH1-4 1-2 ②		SCX 0-2 G1-3 ③		FBFFX 1-2 G1-3 ③				2	0	0	0	0	0	1
Inning Stats	R: 0 H: 0 E: 0 LOB: 3 K: 0 BB: 3 S: 10 P: 23	R: 0 H: 0 E: 0 LOB: 1 K: 0 BB: 1 S: 5 P: 10	R: 1 H: 2 E: 0 LOB: 0 K: 1 BB: 0 S: 11 P: 18	R: 0 H: 0 E: 1 LOB: 1 K: 0 BB: 0 S: 9 P: 10	R: 1 H: 2 E: 0 LOB: 2 K: 3 BB: 1 S: 13 P: 24	R: 0 H: 0 E: 0 LOB: 0 K: 0 BB: 0 S: 9 P: 15	R: 0 H: 1 E: 0 LOB: 0 K: 0 BB: 0 S: 8 P: 11	R: 0 H: 0 E: 0 LOB: 0 K: 1 BB: 0 S: 7 P: 13		1B: 3 SF: 0 2B: 2 SAC: 2 3B: 0 DP: 1 HR: 0 HBP: 0						

	AB	26
	R	2
	H	5
	RBI	2
	BB	5
	SO	5
	LOB	12

WP: 0 PA: 33
PB: 0
SB: 1
CS: 1

PITCHER		IP	WLS	BF	H	R	ER	SO	BB	IBB	HBP	BLK	WP	HR	S	P	ERA	WHIP
Mark Portugal, R ERA: 2.77	(1, 1)	6.0	L	27	4	2	2	4	4	1	0	0	0	0	57	100	3.00	1.333
Joe Boever, R ERA:	(7, 1)	2.0		6	1	0	0	1	0	0	0	0	0	0	15	24	0.00	0.500

PITCHER	IP	WLS	BF	H	R	ER	SO	BB	IBB	HBP	BLK	WP	HR	S	P	ERA	WHIP

Batter	1	2	3	4	5	6	7	8	9	AB	R	H	RBI	BB	SO	LOB
Craig Biggio, R (1, 4) OBP: 0.438, SLG: 0.507	F C X 0-2 ① P3		C C B X 1-2 PB 3B 1B		C X 0-1 FC3-6 1B		X 0-0 ① G6-3			4	1	2	0	0	0	0
Steve Finley, L (1, 8) OBP: 0.346, SLG: 0.467	B C X 1-1 5 1B 2B		1 SAFE F C F B B X 2-2 5 1B 1-H 3B		X 0-0 ① FC3-6 BB 5 S 1-2f		B F B B F X 3-2 ② G1-3			4	1	2	1	0	0	1
5 Jeff Bagwell, R (1, 3) OBP: 0.388, SLG: 0.448	B B B F X 3-1 BB 2-3 1B		B B B F X 2-1 L3 3-H 1B		S C B H 2-2 BB 1-2 HBP		F B B X 2-1 ③ F9			3	0	2	1	0	0	0
Luis Gonzalez, L (1, 7) OBP: 0.208, SLG: 0.256 Chris Jones, R (8, PH) OBP: 0.316, SLG: 0.375 (8, 7)	B B C F B B 4-2 1-2 BB		B X 1-0 ① ② L3 1-2		B F B B B 4-1 G5-4-3 1-2 2-3 BB			C B B B F F C 3-3 ① K		1 1	0 0	0 0	0 0	0 0	2 1	0 0	1 0
Pete Incaviglia, R (1, 9) OBP: 0.284, SLG: 0.354	B S F F F F S 1-3 ② K		C C B B B X 2-2 ③ G6-3		C B X 1-1 ② ③ G5-4-3 1-2f			C X 0-1 ② P2		4	0	0	0	0	1	6
Casey Candaele, S (1, 5) OBP: 0.208, SLG: 0.255	X 0-0 ③ L9			B F F B B F B X 3-2 1B		C S X 0-2 ① F7		C X 0-1 ③ G4-3		4	0	1	0	0	0	3
Eddie Taubensee, L (1, 2) OBP: 0.298, SLG: 0.279		B F X 1-1 ① G4-3		X 0-0 ① P5		B F X 1-1 ② L7			S S F F S 0-3 ① K	4	0	0	0	0	1	1
Andujar Cedeno, R (1, 6) OBP: 0.231, SLG: 0.278		B B F F F S 2-3 ② K	1 SAFE C B B 1 SAFE X 2-1 ② L4			C X 0-1 1B			B B F X 2-1 ② F9	4	0	1	0	0	1	1
Pete Harnisch, S (1, 1) OBP: 0.222, SLG: 0.444 Eric Anthony, L (6, PH) OBP: 0.091, SLG: 0.091 Xavier Hernandez, L (6, 1) Joe Boever, R (8, 1) Benny Distefano, L (9, PH)	F S X 0-2 ③ P2		F B S X 1-2 ③ G1-3			C 1 SAFE B S 1 SAFE B B X 3-2 ③ G4-3			B X 1-0 ③ F9	2 1 0 0 1	0 0 0 0 0	0 0 0 0 0	0 0 0 0 0	0 0 0 0 0	0 0 0 0 0	1 1 0 0 0
Inning Stats	R: 0 E: 0 K: 1 S: 16 H: 2 LOB: 3 BB: 1 P: 25	R: 0 E: 0 K: 1 S: 9 H: 0 LOB: 0 BB: 0 P: 12	R: 2 E: 0 K: 0 S: 13 H: 3 LOB: 0 BB: 0 P: 21	R: 0 E: 0 K: 0 S: 10 H: 1 LOB: 1 BB: 0 P: 16	R: 0 E: 0 K: 0 S: 8 H: 1 LOB: 2 BB: 1 P: 15	R: 0 E: 0 K: 0 S: 10 H: 1 LOB: 1 BB: 0 P: 14	R: 0 E: 0 K: 0 S: 6 H: 0 LOB: 0 BB: 0 P: 11	R: 0 E: 0 K: 1 S: 8 H: 0 LOB: 0 BB: 0 P: 11	R: 0 E: 0 K: 1 S: 8 H: 0 LOB: 0 BB: 0 P: 11	1B: 6 2B: 2 3B: 1 HR: 0	SF: 0 SAC: 0 DP: 2 HBP: 1					

PITCHER		IP	WLS	BF	H	R	ER	SO	BB	IBB	HBP	BLK	WP	HR	S	P	ERA	WHIP
Mike Bielecki, R ERA: 2.7	(1, 1)	4.1		21	7	2	2	2	1	0	1	0	0	0	53	81	4.15	1.846
Marvin Freeman, R ERA: 1.86	(5, 1)	1.2	W	6	1	0	0	0	1	0	0	0	0	0	13	22	0.00	1.200
Mike Stanton, L ERA: 4.26	(7, 1)	1.0		3	0	0	0	0	0	0	0	0	0	0	6	11	0.00	0.000
Juan Berenguer, R ERA: 2.13	(8, 1)	1.0		3	0	0	0	1	0	0	0	0	0	0	8	11	0.00	0.000
Alejandro Pena, R ERA: 4.5	(9, 1)	1.0	S	3	0	0	0	1	0	0	0	0	0	0	8	11	0.00	0.000

PITCHER	IP	WLS	BF	H	R	ER	SO	BB	IBB	HBP	BLK	WP	HR	S	P	ERA	WHIP

Houston Astros @ Atlanta Braves

Atlanta-Fulton County Stadium, Atlanta, GA

Sun Apr 26 1992, 3:33 AM EDT

Att. 37,137 - Cloudy - 54 F

TOP

livebaseballscorecards.com

AB	33
R	2
H	8
RBI	2
BB	2
SO	4
LOB	15

1B: 6	SF: 0	WP: 0	PA: 36
2B: 2	SAC: 0	PB: 1	
3B: 1	DP: 2	SB: 1	
HR: 0	HBP: 1	CS: 0	

Batter	1	2	3	4	5	6	7	8	9	AB	R	H	RBI	BB	SO	LOB
Otis Nixon, S (1, 9) OBP: 0.385, SLG: 0.273	F M X 0-2 ① G6-3		C B B F B B 4-2 1B 1-2 BB	F B X 1-1 2-H 1B			X 0-0 CS 1B	B X 1-0 ③ L8		4	0	2	1	1	0	1
Deion Sanders, L (1, 8) OBP: 0.402, SLG: 0.645	X 0-0 ② G6-3		L X 0-1 1-2 2-3 1B	B B F C S 2-3 ③ K			1 SAFE B C S 1 SAFE P B B 4-2 ① 1-2 BB S BB			3	0	1	0	1	1	1
Terry Pendleton, S (1, 5) OBP: 0.299, SLG: 0.425	B F B X 2-1 HR		F S S 0-3 ① K		B X 1-0 1B		P 1 SAFE 1 SAFE 1 SAFE C 1 SAFE F S 1-3 ② 1-2 K			4	1	2	1	0	2	4
Ron Gant, R (1, 7) OBP: 0.346, SLG: 0.485	B X 1-0 ③ P2		S C C 0-3 ② K		B F X 1-1 ① P4		B F B B B 4-1 BB BB			3	0	0	0	1	1	4
Sid Bream, L (1, 3) OBP: 0.288, SLG: 0.227		B X 1-0 ① G3-1	B B X 2-0 ③ F8		X 0-0 ② F7		B B B C F B 4-2 1-2 2-3 BB			3	0	0	0	1	0	4
Damon Berryhill, S (1, 2) OBP: 0.257, SLG: 0.457		F B B B X 3-1 ② P5		B X 1-0 HR	1 SAFE B 1 SAFE F B 1 SAFE B X 3-1 ③ P4		B B B C X 3-1 ③ G4-3			4	1	1	1	0	0	4
Mark Lemke, S (1, 4) OBP: 0.289, SLG: 0.278		B B F F B X 3-2 1B		X 0-0 ① F8		X 0-0 ① F8		B C F X 1-2 ① L7		4	0	1	0	0	0	0
Rafael Belliard, R (1, 6) OBP: 0.302, SLG: 0.245		B F 1 SAFE S 1 SAFE B F F 1 SAFE 2-2 ③ X L4		F B X 1-1 E6 SH3-4 1B		C X 0-1 ② P7		X 0-0 1B		4	1	1	0	0	0	1
Mike Bielecki, R (1, 1) OBP: 0.125, SLG: 0.125 Marvin Freeman, R (5, 1) OBP: 1.000, SLG: 1.000 Steve Lyons, L (6, PH) OBP: 0.071, SLG: 0.214 Mike Stanton, L (7, 1) OBP: 1.000, SLG: 1.000 Juan Berenguer, R (8, 1) Jerry Willard, L (8, PH) OBP: 0.300, SLG: 0.700 Alejandro Pena, R (9, 1)			C F B X 1-2 1B BB 1B	B B L X 2-1 ② SH3-4 1-2		B B F S S 2-3 ③ K		B B F 1 SAFE 1 SAFE F C 2-3 ② K		1 0 1 0 0 0 1 0	0 0 0 0 0 0 0 0	1 0 0 0 0 0 1 0	0 0 0 0 0 0 1 0	0 0 1 0 0 0 1 0	0 0 0 0 0 0 1 0	0 0 0 0 0 0 1 0
Inning Stats	R: 1 E: 0 K: 0 S: 7 H: 1 LOB: 0 BB: 0 P: 10	R: 0 E: 0 K: 0 S: 11 H: 1 LOB: 1 BB: 0 P: 20	R: 0 E: 0 K: 2 S: 14 H: 2 LOB: 3 BB: 1 P: 21	R: 2 E: 1 K: 1 S: 11 H: 2 LOB: 1 BB: 0 P: 18	R: 0 E: 0 K: 0 S: 6 H: 1 LOB: 1 BB: 0 P: 11	R: 0 E: 0 K: 1 S: 6 H: 0 LOB: 0 BB: 0 P: 8	R: 0 E: 0 K: 1 S: 13 H: 1 LOB: 3 BB: 3 P: 27	R: 0 E: 0 K: 1 S: 8 H: 1 LOB: 1 BB: 0 P: 12		1B: 7 2B: 0 3B: 0 HR: 2	SF: 0 SAC: 1 DP: 0 HBP: 0					

PITCHER		IP	WLS	BF	H	R	ER	SO	BB	IBB	HBP	BLK	WP	HR	S	P	ERA	WHIP
Pete Harnisch, R ERA: 2.41	(1, 1)	5.0	L	24	7	3	2	3	1	0	0	0	0	2	49	80	3.60	1.600
Xavier Hernandez, R ERA:	(6, 1)	2.0		9	1	0	0	2	3	0	0	0	0	0	19	35	0.00	2.000
Joe Boever, R ERA:	(8, 1)	1.0		4	1	0	0	1	0	0	0	0	0	0	8	12	0.00	1.000

PITCHER	IP	WLS	BF	H	R	ER	SO	BB	IBB	HBP	BLK	WP	HR	S	P	ERA	WHIP

BOTTOM

Houston Astros @ Atlanta Braves

Atlanta-Fulton County Stadium, Atlanta, GA

Sun Apr 26 1992, 3:33 AM EDT

Att. 37,137 - Cloudy - 54 F

livebaseballscorecards.com

AB	32
R	3
H	9
RBI	3
BB	4
SO	6
LOB	20

WP: 0 PB: 0 SB: 1 CS: 1 PA: 37

Batter	1	2	3	4	5	6	7	8	9	AB	R	H	RBI	BB	SO	LOB
Jerome Walton, R (1, 7) OBP: 0.200, SLG: 0.111	B B C X 2-1 G6-3		C B F B S 2-3 K			B C F S 1-3 K		X 0-0 G6-3		4	0	0	0	0	2	1
Sammy Sosa, R (1, 8) OBP: 0.300, SLG: 0.274	B X 1-0 F8			C B F F B X 2-2 G3-1		B B C B F S 3-3 K			C B C F F X 1-2 F7	4	0	0	0	0	1	1
Mark Grace, L (1, 3) OBP: 0.373, SLG: 0.393	B C F B B B 4-2 BB			B C F F B X 2-2 G1-3		S B C B X 2-2 FC4 1-2f			F X 0-1 G1-6-3	3	0	0	0	1	0	1
23 Ryne Sandberg, R (1, 4) OBP: 0.333, SLG: 0.422 Chico Walker, S (7, 4) OBP: 0.174, SLG: 0.095	B 1 SAFE C 1 SAFE X 1-1 L7			B C X 1-1 P3			B C B F X 2-2 FC1-6 1B		X 0-0 G5-3	3 1	0 0	1 0	0 0	0 0	0 0	1 0
Andre Dawson, R (1, 9) OBP: 0.288, SLG: 0.482 Doug Dascenzo, S (7, 9) OBP: 0.357, SLG: 0.308		C B X 1-1 P5			X 0-0 L7		C F S 0-3 K			3 0	0 0	0 0	0 0	0 0	1 0	1 0
Luis Salazar, R (1, 5) OBP: 0.370, SLG: 0.375		B C B F X 2-2 F8			C F X 0-2 E5		B B F S X 2-2 FC1-6 1-2f			3	0	0	0	0	0	1
Joe Girardi, R (1, 2) OBP: 0.273, SLG: 0.313		B S F T C 1-3 K			S B X 1-1 F8		X 0-0 F8			3	0	0	0	0	1	2
Rey Sanchez, R (1, 6) Ken Patterson, L (5, 1) Hector Villanueva, R (8, PH) OBP: 0.250, SLG: 0.345 Heathcliff Slocumb, R (8, 1)			B S F B X 2-2 L4		X 0-0 G5-3			C S B C 1-3 K		2 0 1 0	0 0 0 0	0 0 0 0	0 0 0 0	0 0 1 0	0 0 0 0	1 0 0 0
Shawn Boskie, R (1, 1) Shawon Dunston, R (5, 6) OBP: 0.360, SLG: 0.404			X 0-0 G6-3			C B X 1-1 FC4 1B		C B X 1-1 G3		1 2	0 0	0 1	0 0	0 0	0 0	0 0
Inning Stats	R: 0 E: 0 K: 0 S: 7 H: 0 LOB: 1 BB: 1 P: 15	R: 0 E: 0 K: 1 S: 9 H: 0 LOB: 0 BB: 0 P: 13	R: 0 E: 0 K: 1 S: 7 H: 0 LOB: 0 BB: 0 P: 11	R: 0 E: 0 K: 0 S: 10 H: 0 LOB: 0 BB: 0 P: 15	R: 0 E: 1 K: 0 S: 7 H: 0 LOB: 1 BB: 0 P: 8	R: 0 E: 0 K: 2 S: 11 H: 1 LOB: 1 BB: 0 P: 18	R: 0 E: 0 K: 1 S: 11 H: 1 LOB: 1 BB: 0 P: 15	R: 0 E: 0 K: 1 S: 6 H: 0 LOB: 0 BB: 0 P: 8	R: 0 E: 0 K: 0 S: 9 H: 0 LOB: 0 BB: 0 P: 10	1B: 2 2B: 0 3B: 0 HR: 0	SF: 0 SAC: 0 DP: 0 HBP: 0						

PITCHER	IP	WLS	BF	H	R	ER	SO	BB	IBB	HBP	BLK	WP	HR	S	P	ERA	WHIP
Tom Glavine, L (1, 1) ERA: 2.48	9.0	W	31	2	0	0	6	1	0	0	0	0	0	77	113	0.00	0.333

PITCHER	IP	WLS	BF	H	R	ER	SO	BB	IBB	HBP	BLK	WP	HR	S	P	ERA	WHIP

TOP

Chicago Cubs @ Atlanta Braves

Atlanta-Fulton County Stadium, Atlanta, GA

Mon Apr 27 1992, 7:05 PM EDT
Att. 25,932 - Cloudy - 55 F

livebaseballscorecards.com

AB	30
R	0
H	2
RBI	0
BB	1
SO	6
LOB	9

1B: 2	SF: 0	WP: 0	PA: 31
2B: 0	SAC: 0	PB: 0	
3B: 0	DP: 0	SB: 0	
HR: 0	HBP: 0	CS: 0	

Chicago Cubs @ Atlanta Braves

Atlanta-Fulton County Stadium, Atlanta, GA

Mon Apr 27 1992, 7:05 PM EDT

Att. 25,932 - Cloudy - 55 F

livebaseballscorecards.com

BOTTOM

Batter	1	2	3	4	5	6	7	8	9	AB	R	H	RBI	BB	SO	LOB
Deion Sanders, L (1, 8) OBP: 0.395, SLG: 0.620	C B B C X 2-2 ① G3		B B S F F B F B 4-2 G3 BB		C B B F B S 3-3 ② K 3-H		X 0-0 ① G6-3			3	0	0	0	1	1	0
Terry Pendleton, S (1, 5) OBP: 0.296, SLG: 0.429	C B B X 2-1 ② F7		1 SAFE X 0-0 ① ② G3 1-2		B S X 1-1 1B 2B		B X 1-0 ② P3			4	1	1	0	0	0	1
Ron Gant, R (1, 7) OBP: 0.366, SLG: 0.535	C C X 0-2 ③ F7		X 0-0 HR		B B C F X 2-2 2-H 1B		B B S C B B 4-2 BB			3	1	2	2	1	0	0
David Justice, L (1, 9) OBP: 0.167, SLG: 0.048		B S F F B X 2-2 ① F8	C F B S 1-3 ③ K		1 SAFE C X 0-1 ③ G1-3		1 SAFE 1 SAFE X 0-0 ③ F7			4	0	0	0	0	1	2
Sid Bream, L (1, 3) OBP: 0.286, SLG: 0.213		B B F B B 4-1 E BB		X 0-0 ① G4-3		B X 1-0 ① F7		B B B C X 3-1 ① P4		3	1	0	0	1	0	0
Greg Olson, R (1, 2) OBP: 0.362, SLG: 0.325		B B X 2-0 E8 1-H FC6-4 2B	C F B X 1-2 ② G3-1			B C B X 2-2 ② G1-3		C B B F B B 4-2 FC4-6 BB		3	1	1	1	1	0	0
Mark Lemke, S (1, 4) OBP: 0.310, SLG: 0.282		C B B B B 4-1 FC6-4 BB	B B B C X 3-1 ③ P5			X 0-0 1B 1B		B B C X 2-1 ② FC4-6 BB 1-2f		3	0	1	0	1	0	1
Rafael Belliard, R (1, 6) OBP: 0.333, SLG: 0.288		1 SAFE X 0-0 ② FC6-4 1-2f 3-H			X 0-0 SH5-4 WP 2B	1 SAFE B F F X 1-2 1-3 1B		B S 1 SAFE B B B 4-1 1-2 BB		3	1	2	1	1	0	1
Tom Glavine, L (1, 1) OBP: 0.385, SLG: 0.385		C B C F F B C 2-3 ③ K			B X 1-0 ① SH5-4 2-3	B F B X 2-1 ③ L7		B B C B C X 3-2 ③ L5		3	0	0	0	0	1	5
Inning Stats	R: 0 E: 0 K: 0 S: 8 H: 0 LOB: 0 BB: 0 P: 12	R: 2 E: 1 K: 1 S: 13 H: 1 LOB: 1 BB: 2 P: 27	R: 1 E: 0 K: 1 S: 10 H: 1 LOB: 0 BB: 1 P: 15	R: 0 E: 0 K: 0 S: 6 H: 0 LOB: 0 BB: 0 P: 10	R: 2 E: 0 K: 1 S: 12 H: 3 LOB: 1 BB: 0 P: 19	R: 0 E: 0 K: 0 S: 10 H: 2 LOB: 2 BB: 0 P: 16	R: 0 E: 0 K: 0 S: 5 H: 0 LOB: 1 BB: 1 P: 10	R: 0 E: 0 K: 0 S: 10 H: 0 LOB: 2 BB: 2 P: 26		1B: 3 2B: 3 3B: 0 HR: 1	SF: 0 SAC: 1 DP: 0 HBP: 0					

	AB	29
	R	5
	H	7
	RBI	4
	BB	6
	SO	3
	LOB	10

WP: 1 PB: 0 SB: 0 CS: 0 PA: 36

PITCHER		IP	WLS	BF	H	R	ER	SO	BB	IBB	HBP	BLK	WP	HR	S	P	ERA	WHIP
Shawn Boskie, R ERA: 4.82	(1, 1)	4.2	L	21	5	5	4	3	3	0	0	0	1	1	47	81	7.71	1.714
Ken Patterson, L ERA: 5.4	(5, 1)	2.1		10	2	0	0	0	1	0	0	0	0	0	17	28	0.00	1.286
Heathcliff Slocumb, R ERA: 2.79	(8, 1)	1.0		5	0	0	0	0	2	0	0	0	0	0	10	26	0.00	2.000

PITCHER	IP	WLS	BF	H	R	ER	SO	BB	IBB	HBP	BLK	WP	HR	S	P	ERA	WHIP

Batter	1	2	3	4	5	6	7	8	9	AB	R	H	RBI	BB	SO	LOB
Shawon Dunston, R (1, 6) OBP: 0.370, SLG: 0.412	B B C F X 2-2 CS 1B			B C F X 1-2 ① L3			B F F X 1-2 ① F9		B X 1-0 1-2 1B	4	0	2	0	0	0	0
Sammy Sosa, R (1, 8) OBP: 0.286, SLG: 0.260	B S 1 SAFE S F S 1-3 ① ② K 1-2			B S B S B X 3-2 ② G6-3			B B F X 2-1 ② G4-3		B X 1-0 ③ G4-3	4	0	0	0	0	1	3
Mark Grace, L (1, 3) OBP: 0.359, SLG: 0.375	B X 1-0 ③ G1-3			B C C X 1-2 ③ L8			B C F B B X 3-2 ③ G4-3			3	0	0	0	0	0	0
Andre Dawson, R (1, 9) OBP: 0.274, SLG: 0.458		B B C X 2-1 ① P2			B X 1-0 ① F7			C S S 0-3 ① K		3	0	0	0	0	1	0
Hector Villanueva, R (1, 2) OBP: 0.229, SLG: 0.313		B X 1-0 ② P5			X 0-0 ② G5-3			C B C F S 1-3 ② K		3	0	0	0	0	1	0
Luis Salazar, R (1, 5) OBP: 0.333, SLG: 0.333		C B X 1-1 ③ G4-3			C F B X 1-2 ③ P3			B X 1-0 ③ F7		3	0	0	0	0	0	0
Jerome Walton, R (1, 7) OBP: 0.167, SLG: 0.091			C X 0-1 ① B3			S C C 0-3 ① K			B C C C X 1-2 ① G1-3	2	0	0	0	0	1	0
Doug Dascenzo, S (9, PH) OBP: 0.333, SLG: 0.286										1	0	0	0	0	0	0
Rey Sanchez, R (1, 4)			C S S 0-3 ② K			S B X 1-1 ② G6-3			B X 1-0 ② F8	2	0	0	0	0	1	0
Derrick May, L (9, PH) OBP: 0.333, SLG: 0.143										1	0	0	0	0	0	0
Frank Castillo, R (1, 1)			C F X 0-2 ③ G4-3			F F S 0-3 ③ K			S X 0-1 1B 1B	2	0	0	0	0	1	0
Paul Assenmacher, L (7, 1)										0	0	0	0	0	0	0
Dwight Smith, L (9, PH) OBP: 0.275, SLG: 0.324										1	0	1	0	0	0	0
Inning Stats	R: 0 H: 1 E: 0 LOB: 0 K: 1 BB: 0 S: 8 P: 12	R: 0 H: 0 E: 0 LOB: 0 K: 0 BB: 0 S: 5 P: 9	R: 0 H: 0 E: 0 LOB: 0 K: 1 BB: 0 S: 8 P: 8	R: 0 H: 0 E: 0 LOB: 0 K: 0 BB: 0 S: 9 P: 14	R: 0 H: 0 E: 0 LOB: 0 K: 0 BB: 0 S: 5 P: 7	R: 0 H: 0 E: 0 LOB: 0 K: 2 BB: 0 S: 8 P: 9	R: 0 H: 0 E: 0 LOB: 0 K: 0 BB: 0 S: 8 P: 14	R: 0 H: 0 E: 0 LOB: 0 K: 2 BB: 0 S: 8 P: 10	R: 0 H: 2 E: 0 LOB: 2 K: 0 BB: 0 S: 8 P: 12	1B: 3 SF: 0 2B: 0 SAC: 0 3B: 0 DP: 0 HR: 0 HBP: 0						

PITCHER		IP	WLS	BF	H	R	ER	SO	BB	IBB	HBP	BLK	WP	HR	S	P	ERA	WHIP
Charlie Leibrandt, L ERA: 3.05	(1, 1)	7.0	W	21	1	0	0	4	0	0	0	0	0	0	51	73	0.00	0.143
Marvin Freeman, R ERA: 1.59	(8, 1)	1.2		7	2	0	0	2	0	0	0	0	0	0	15	20	0.00	1.200
Alejandro Pena, R ERA: 4.26	(9, 1)	0.1	S	1	0	0	0	0	0	0	0	0	0	0	1	2	0.00	0.000

PITCHER	IP	WLS	BF	H	R	ER	SO	BB	IBB	HBP	BLK	WP	HR	S	P	ERA	WHIP

TOP

Chicago Cubs @ Atlanta Braves

Atlanta-Fulton County Stadium, Atlanta, GA

Tue Apr 28 1992, 7:05 PM EDT

Att. 28,765 - Cloudy - 57 F

livebaseballscorecards.com

AB	29
R	0
H	3
RBI	0
BB	0
SO	6
LOB	3

WP: 0 PA: 29
PB: 0
SB: 0
CS: 1

BOTTOM

Chicago Cubs @ Atlanta Braves

Atlanta-Fulton County Stadium, Atlanta, GA

Tue Apr 28 1992, 7:05 PM EDT

Att. 28,765 - Cloudy - 57 F

livebaseballscorecards.com

Batter	1	2	3	4	5	6	7	8	9	AB	R	H	RBI	BB	SO	LOB
Deion Sanders, L (1, 8) OBP: 0.382, SLG: 0.598	F F F B B X 2-2 F8 ①			C S F B X 1-2 F8 ①		X 0-0 P7 ①	S B C F S 1-3 K ③			3	0	0	0	0	0	1
Brian Hunter, R (7, PH) OBP: 0.100, SLG: 0.263 (8, 3)										1	0	0	0	0	1	3
Terry Pendleton, S (1, 5) OBP: 0.294, SLG: 0.420	B B F B F S 3-3 K ②			F F F B X 1-2 P5 ②		X 0-0 P4 ②		C B X 1-1 FC5-4 1B		4	0	1	0	0	1	1
Ron Gant, R (1, 7) OBP: 0.372, SLG: 0.521	F S F B S 1-3 K ③			C B H 2-1 WP S HBP		B B B C B 0-0 WP BB		C C B 1 SAFE X 1-2 FC5-4 CS 1-2f ①		2	0	0	0	1	1	1
David Justice, L (1, 9) OBP: 0.179, SLG: 0.042		C F S 0-3 K ①		1 SAFE B B B B 4-0 1-2 BB		C B B B B X 3-2 G4-3 1-2 2-3 ③		1 SAFE 1 SAFE B 1 SAFE 1 SAFE B C F S 2-3 K 1-2 ② ③		3	0	0	0	1	2	3
Sid Bream, L (1, 3) OBP: 0.288, SLG: 0.220		B C B S B X 3-2 G3 ②		B B X 2-0 G4-3 2-3 ③			B B X 2-0 SH2-4 E WP 1B			3	0	1	0	0	0	2
Otis Nixon, S (7, PR) OBP: 0.385, SLG: 0.273 (8, 8)										0	1	0	0	0	0	0
Greg Olson, R (1, 2) OBP: 0.340, SLG: 0.302		B B X 2-0 G6-3 ③			B F X 1-1 G5-3 ①		1 SAFE X 0-0 FC WP SH2-4 1-2			3	0	0	0	0	0	1
Mark Lemke, S (1, 4) OBP: 0.295, SLG: 0.268			F C X 0-2 F7 ①		X 0-0 G4-3 ②		X 0-0 SH2-4 1-2 2-3 ①			2	0	0	0	0	0	0
Rafael Belliard, R (1, 6) OBP: 0.322, SLG: 0.278			C B F S 1-3 K2-3 ②		C B X 1-1 G3 ③		I I I I 4-0 WP IBB			2	0	0	0	0	1	0
Damon Berryhill, S (7, PH) OBP: 0.278, SLG: 0.457										0	0	0	0	1	0	0
Marvin Freeman, R (8, 1) OBP: 1.000, SLG: 1.000										0	0	0	0	0	0	0
Alejandro Pena, R (9, 1)										0	0	0	0	0	0	0
Charlie Leibrandt, R (1, 1) OBP: 0.286, SLG: 0.333			X 0-0 F9 ③			B B C X 2-1 WP 2B	C S B F B S 2-3 K 1-2 2-3 3-H ②			2	0	1	0	0	0	0
Jerry Willard, L (7, PH) OBP: 0.300, SLG: 0.700										0	0	0	0	0	0	0
Jeff Blauser, R (7, PH) OBP: 0.204, SLG: 0.298 (8, 6)										1	0	0	0	0	1	2

	AB	26
	R	1
	H	3
	RBI	0
	BB	3
	SO	7
	LOB	14

Inning Stats										
	R: 0 E: 0 K: 2 S: 11	H: 0 LOB: 0 BB: 0 P: 17	R: 0 E: 0 K: 1 S: 7	H: 0 LOB: 0 BB: 0 P: 12	R: 0 E: 0 K: 1 S: 7	H: 0 LOB: 0 BB: 0 P: 8	R: 0 E: 0 K: 0 S: 10	H: 0 LOB: 2 BB: 1 P: 20	R: 0 E: 0 K: 0 S: 5	H: 0 LOB: 0 BB: 0 P: 7
	R: 0 E: 0 K: 0 S: 8	H: 1 LOB: 2 BB: 1 P: 17	R: 1 E: 1 K: 2 S: 11	H: 1 LOB: 3 BB: 1 P: 20	R: 0 E: 0 K: 1 S: 8	H: 1 LOB: 0 BB: 0 P: 12				

	1B: 2	SF: 0	WP: 3	PA: 31
	2B: 1	SAC: 1	PB: 0	
	3B: 0	DP: 0	SB: 1	
	HR: 0	HBP: 1	CS: 1	

PITCHER		IP	WLS	BF	H	R	ER	SO	BB	IBB	HBP	BLK	WP	HR	S	P	ERA	WHIP
Frank Castillo, R ERA: 3.65	(1, 1)	6.1	L	26	2	1	0	4	2	1	1	0	2	0	51	90	0.00	0.632
Paul Assenmacher, L ERA: 2.08	(7, 1)	1.2		5	1	0	0	3	0	0	0	0	1	0	16	23	0.00	0.600

PITCHER	IP	WLS	BF	H	R	ER	SO	BB	IBB	HBP	BLK	WP	HR	S	P	ERA	WHIP

Chicago Cubs @ Atlanta Braves

Atlanta-Fulton County Stadium, Atlanta, GA

Wed Apr 29 1992, 3:33 AM EDT

Att. 33,144 - Cloudy - 63 F

TOP

livebaseballscorecards.com

Batter	1	2	3	4	5	6	7	8	9	AB	R	H	RBI	BB	SO	LOB
Doug Dascenzo, S (1, 9) OBP: 0.421, SLG: 0.389	C S C 0-3 ① K			X 0-0 1B 1B		X 0-0 1B 1B		B X 1-0 BB 1B		4	0	3	0	0	1	0
Doug Strange, S (1, 5) OBP: 0.500, SLG: 0.333	B S B F X 2-2 ② F9			F B X 1-1 ① P6		B B F B X 3-1 1-2 1B		B B S B B 4-1 1-2 BB		3	0	1	0	1	0	1
Shawon Dunston, R (1, 6) OBP: 0.362, SLG: 0.400 Ken Patterson, L (8, 1)	C B B B X 3-1 ③ F7			1 SAFE B X 1-0 G5-4-3 1-2 1B		B F X 1-1 ② F9		C F F B S 1-3 ③ K		4 0	0 0	1 0	0 0	0 0	1 0	4 0
Mark Grace, L (1, 3) OBP: 0.366, SLG: 0.403		B B C X 2-1 L6-5-2 3B		F C F B F F X 1-2 ② ③ G5-4-3 1-2f		F B X 1-1 ③ G3-1			B B B B 4-0 1B BB	3	0	1	0	1	0	4
Derrick May, L (1, 7) OBP: 0.231, SLG: 0.091		F X 0-1 ① ② L6-5-2 3-H			F F B X 1-2 ① P6		B B X 2-0 ① F9		C F C 0-3 ① K	4	0	0	0	0	1	2
Sammy Sosa, R (1, 8) OBP: 0.284, SLG: 0.250		C B F S 1-3 ③ K			C B B F B F F B 4-2 BB		S B S F S 1-3 ② K		C F B B F F S 2-3 ② K	3	0	0	0	1	3	1
Joe Girardi, R (1, 2) OBP: 0.270, SLG: 0.306			B F C B B S 3-3 ① K	F 1 SAFE 1 SAFE B X 1-1 ② F8		S C B B B X 3-2 ③ P3			S X 0-1 1-3 1B	4	0	1	0	0	1	1
Rey Sanchez, R (1, 4) Dave Smith, R (5, 1) Bob Scanlan, R (7, 1) Jerome Walton, R (8, PH) OBP: 0.154, SLG: 0.083 Heathcliff Slocumb, R (8, 1) Luis Salazar, R (8, 6) OBP: 0.323, SLG: 0.321			B X 1-0 ② G1-3	X 0-0 ③ F9				F C S 0-3 ① K	F B X 1-1 ③ F7	2 0 0 1 0 1	0 0 0 0 0 0	0 0 0 0 0 0	0 0 0 0 0 0	0 0 0 1 0 0	0 0 0 0 0 0	1 0 0 0 0 2
Danny Jackson, R (1, 1) Chico Walker, S (5, 4) OBP: 0.160, SLG: 0.087			C C S 0-3 ③ K		B X 1-0 ① F8			L B X 1-1 ② G4-3		1 2	0 0	0 0	0 0	0 0	1 0	0 0
Inning Stats	R: 0 E: 0 K: 1 S: 8 H: 0 LOB: 0 BB: 0 P: 13	R: 0 E: 0 K: 1 S: 7 H: 1 LOB: 0 BB: 0 P: 10	R: 0 E: 0 K: 2 S: 7 H: 0 LOB: 0 BB: 0 P: 11	R: 0 E: 0 K: 0 S: 10 H: 2 LOB: 1 BB: 0 P: 13	R: 0 E: 0 K: 0 S: 10 H: 0 LOB: 1 BB: 1 P: 16	R: 0 E: 0 K: 0 S: 8 H: 2 LOB: 2 BB: 0 P: 14	R: 0 E: 0 K: 1 S: 8 H: 0 LOB: 0 BB: 0 P: 14	R: 0 E: 0 K: 2 S: 11 H: 1 LOB: 2 BB: 1 P: 18	R: 0 E: 0 K: 2 S: 12 H: 1 LOB: 2 BB: 1 P: 19	1B: 6 2B: 1 3B: 1 HR: 0	SF: 0 SAC: 0 DP: 2 HBP: 0				WP: 0 PB: 0 SB: 0 CS: 0	PA: 35	

	AB	32
	R	0
	H	7
	RBI	0
	BB	3
	SO	9
	LOB	16

PITCHER		IP	WLS	BF	H	R	ER	SO	BB	IBB	HBP	BLK	WP	HR	S	P	ERA	WHIP
29 John Smoltz, R ERA: 3.24	(1, 1)	9.0	W	35	7	0	0	9	3	0	0	0	0	0	81	128	0.00	1.111

PITCHER		IP	WLS	BF	H	R	ER	SO	BB	IBB	HBP	BLK	WP	HR	S	P	ERA	WHIP

Chicago Cubs @ Atlanta Braves

Atlanta-Fulton County Stadium, Atlanta, GA

Wed Apr 29 1992, 3:33 AM EDT

Att. 33,144 - Cloudy - 63 F

BOTTOM

Batter	1	2	3	4	5	6	7	8	9	AB	R	H	RBI	BB	SO	LOB
Otis Nixon, S (1, 8) OBP: 0.444, SLG: 0.438	3-2 FC6-4 E 1B		1-1 1B 1B 1-2 1B		0-1 S E 2B		3-1 ② G6-3	0-0 ③ FC6-4 1-2f		5	2	3	0	0	0	1
Jeff Blauser, R (1, 6) OBP: 0.212, SLG: 0.300 Rafael Belliard, R (6, 6) OBP: 0.317, SLG: 0.273	1 SAFE 1 SAFE 1 SAFE 3-2 E5 FC6-4 1-2		0-1 1B 1-2 2-3 1B		2-3 ① K		1-1 ③ G6-3			3	1	1	0	0	1	2
										1	0	0	0	0	0	0
Terry Pendleton, S (1, 5) OBP: 0.315, SLG: 0.447	2-3 ① K		1-2 1B 1-2 2-3 3-H 1B		1-2 BLK 2-H 2B			0-1 BB 1B 1B		4	1	3	1	0	1	2
Ron Gant, R (1, 7) OBP: 0.367, SLG: 0.506	3-1 ② FC6-4 1-2f 2-3		1-0 ① G3 S 1-3 2-H 3-H 1B		1-0 ② F7 2-3			2-3 ① K		4	0	1	2	0	1	4
David Justice, L (1, 9) OBP: 0.188, SLG: 0.037	2-2 ③ G4-3		1 SAFE 2 SAFE 2-2 ② G3 1-3		1-2 ③ F8			4-1 1B HR 1-2 BB		3	1	0	0	1	0	4
Brian Hunter, R (1, 3) OBP: 0.093, SLG: 0.244 Sid Bream, L (8, PH) OBP: 0.300, SLG: 0.235 (9, 3)		1-2 ① P3	2-2 ③ P6			1-2 ① F9		3-2 HR 1-3 2-H 1B		3	0	0	0	0	0	1
										1	1	1	1	0	0	0
Damon Berryhill, S (1, 2) OBP: 0.300, SLG: 0.538	1-0 ② L5		1-0 29 CS 1B			0-0 ② G3		2-2 1-H 3-H HR		4	1	2	3	0	0	0
Mark Lemke, S (1, 4) OBP: 0.271, SLG: 0.244	3-2 ③ L9		3-2 ① P3			1-0 ③ G4-3		2-0 ② F7		4	0	0	0	0	0	1
29 John Smoltz, R (1, 1) OBP: 0.273, SLG: 0.500			4-2 1B 1B 1B BB		1-0 ②③ F8 1-2		0-3 ① K	3-2 FC6-4 1B		3	1	1	0	1	1	1

Inning Stats	1	2	3	4	5	6	7	8	9
	R: 0 H: 1 E: 1 LOB: 2 K: 1 BB: 0 S: 16 P: 29	R: 0 H: 0 E: 0 LOB: 0 K: 0 BB: 0 S: 7 P: 12	R: 3 H: 4 E: 0 LOB: 1 K: 0 BB: 1 S: 18 P: 29	R: 0 H: 1 E: 0 LOB: 0 K: 0 BB: 0 S: 6 P: 10	R: 1 H: 2 E: 0 LOB: 1 K: 1 BB: 0 S: 14 P: 19	R: 0 H: 0 E: 0 LOB: 0 K: 0 BB: 0 S: 5 P: 7	R: 0 H: 0 E: 0 LOB: 0 K: 1 BB: 0 S: 7 P: 11	R: 4 H: 4 E: 0 LOB: 1 K: 1 BB: 1 S: 19 P: 35	

	1B	SF	WP	PA
	9	0	0	37
	2B	SAC	PB	
	2	0	0	
	3B	DP	SB	
	0	0	2	
	HR	HBP	CS	
	1	0	1	

livebaseballscorecards.com

AB	35
R	8
H	12
RBI	7
BB	2
SO	4
LOB	16

PITCHER		IP	WLS	BF	H	R	ER	SO	BB	IBB	HBP	BLK	WP	HR	S	P	ERA	WHIP
Danny Jackson, L ERA: 6.39	(1, 1)	4.1	L	21	8	4	4	2	1	0	0	0	0	0	57	93	8.31	2.077
Dave Smith, R ERA: 1.29	(5, 1)	1.2		5	0	0	0	0	0	0	0	1	0	0	9	13	0.00	0.000
Bob Scanlan, R ERA: 1.74	(7, 1)	1.0		3	0	0	0	1	0	0	0	0	0	0	7	11	0.00	0.000
Heathcliff Slocumb, R ERA: 6.3	(8, 1)	0.1		5	3	4	4	1	1	0	0	0	0	1	13	24	108.00	12.000
Ken Patterson, L ERA: 4.91	(8, 1)	0.2		3	1	0	0	0	0	0	0	0	0	0	6	11	0.00	1.500

PITCHER		IP	WLS	BF	H	R	ER	SO	BB	IBB	HBP	BLK	WP	HR	S	P	ERA	WHIP

Batter	1	2	3	4	5	6	7	8	9	AB	R	H	RBI	BB	SO	LOB
Vince Coleman, S (1, 7) OBP: 0.438, SLG: 0.500	C S 0-3 ① K		X 0-0 ① G3	B X 1-0 CS 2-3 1B		F B X 1-1 ② G4-3		C X 0-1 HR		1	0	0	0	0	1	0
Daryl Boston, L (2, 7) OBP: 0.385, SLG: 0.477										4	1	2	1	0	0	0
Willie Randolph, R (1, 4) OBP: 0.391, SLG: 0.370	B X 1-0 G3-1 1B		F X 0-1 ② G6-3	B S 1 SAFE B X 2-1 ② 1-2 3-H 1B		B C C B X 2-2 ③ G1-3		B C B F X 2-2 ③ F9		5	0	2	1	0	0	0
Bobby Bonilla, S (1, 9) OBP: 0.376, SLG: 0.372	F C B B B 1 SAFE 1 SAFE X 3-2 ② G3-1 1-2		X 0-0 ③ L6	X 0-0 ③ F8			X 0-0 FC4-6 1B		C B B B F F B 4-2 P5 BB	4	0	1	0	1	0	2
Rodney McCray, R (9, PR) (9, 9)										0	0	0	0	0	0	0
Howard Johnson, S (1, 8) OBP: 0.302, SLG: 0.398	B B B B 4-0 BB			B F B S C 2-3 ① K	C S X 0-2 WP HR 2B		C B C S 1-3 ① K		B 1 SAFE F B B X 3-1 ① ② P5 1-2	4	1	1	0	1	2	2
Eddie Murray, S (1, 3) OBP: 0.362, SLG: 0.402	B S B B B X 3-1 ③ F8			X 0-0 1B 1B FC 1B	B C B X 2-1 ① G4-3 2-3		C X 0-1 ② FC4-6 1B 1-2f		B B F B F B 4-2 BB	4	1	1	0	1	0	4
Dave Magadan, L (1, 5) OBP: 0.384, SLG: 0.388		B C C C F B F F F B 4-2 B WP BB		B 1 SAFE B C C C X 2-2 FC 1B E 1B 1-2	F F F F C 0-3 ② K		S X 0-1 1B 1-2		B X 1-0 ③ F9	4	1	2	0	1	1	2
Charlie O'Brien, R (1, 2) OBP: 0.421, SLG: 0.533		B C C C B S 2-3 ① K 1-2		F B B X 2-1 E E 1B 1-2 2-3	B B X 2-0 HR 3-H		B C C C 1-3 ③ K			4	2	2	2	0	2	3
Dick Schofield, R (1, 6) OBP: 0.387, SLG: 0.353	S F B C 1-3 ② K			F B B X 2-1 FC E E 1-3 2-H 3-H	X 0-0 ③ G6-3			B C C X 1-2 ① F9		4	1	0	1	0	1	2
Anthony Young, R (1, 1) OBP: 0.154, SLG: 0.154										3	1	1	0	0	0	1
Paul Gibson, R (7, 1)										0	0	0	0	0	0	0
Jeff Innis, R (7, 1)										0	0	0	0	0	0	0
Mackey Sasser, L (8, PH) OBP: 0.292, SLG: 0.318										1	0	0	0	0	0	0
Tim Burke, R (8, 1)										0	0	0	0	0	0	0
John Franco, L (9, 1)		B X 1-0 ③ F8		X 0-0 E1 1B 1-H 1B 3-H		B B X 2-0 ① G1-3		C B C C B X 2-2 ② P5		0	0	0	0	0	0	0
Inning Stats	R: 0 E: 0 K: 1 S: 9 H: 1 LOB: 2 BB: 1 P: 20	R: 0 E: 0 K: 2 S: 13 H: 0 LOB: 1 BB: 1 P: 21	R: 0 E: 0 K: 0 S: 4 H: 0 LOB: 0 BB: 0 P: 4	R: 5 E: 2 K: 1 S: 16 H: 6 LOB: 1 BB: 0 P: 27	R: 2 E: 0 K: 1 S: 12 H: 2 LOB: 0 BB: 0 P: 16	R: 0 E: 0 K: 0 S: 6 H: 0 LOB: 0 BB: 0 P: 11	R: 0 E: 0 K: 2 S: 11 H: 2 LOB: 2 BB: 0 P: 13	R: 1 E: 0 K: 0 S: 11 H: 1 LOB: 0 BB: 0 P: 16	R: 0 E: 0 K: 0 S: 8 H: 0 LOB: 1 BB: 2 P: 20	1B: 9 2B: 1 3B: 0 HR: 2	SF: 0 SAC: 0 DP: 0 HBP: 0						

PITCHER		IP	WLS	BF	H	R	ER	SO	BB	IBB	HBP	BLK	WP	HR	S	P	ERA	WHIP
Steve Avery, L ERA: 3.3	(1, 1)	3.2		20	7	5	2	4	2	0	0	0	1	0	41	71	4.91	2.455
Kent Mercker, L ERA: 6.3	(4, 1)	1.1		6	2	2	2	1	0	0	0	0	1	1	13	17	13.50	1.500
Ben Rivera, R ERA: 3.86	(6, 1)	2.0		8	2	0	0	2	0	0	0	0	0	0	17	24	0.00	1.000
Juan Berenguer, R ERA: 2.45	(8, 1)	2.0	L	8	1	1	1	0	2	0	0	0	0	1	19	36	4.50	1.500

PITCHER	IP	WLS	BF	H	R	ER	SO	BB	IBB	HBP	BLK	WP	HR	S	P	ERA	WHIP

TOP

New York Mets @ Atlanta Braves

Atlanta-Fulton County Stadium, Atlanta, GA

Fri May 01 1992, 7:05 PM EDT
Att. 31,637 - Cloudy - 81 F

livebaseballscorecards.com

AB	38
R	8
H	12
RBI	5
BB	4
SO	7
LOB	16

WP: 2 PB: 0 SB: 0 CS: 1 PA: 42

New York Mets @ Atlanta Braves

Atlanta-Fulton County Stadium, Atlanta, GA

Fri May 01 1992, 7:05 PM EDT

Att. 31,637 - Cloudy - 81 F

livebaseballscorecards.com

BOTTOM

Batter	1	2	3	4	5	6	7	8	9	AB	R	H	RBI	BB	SO	LOB
Deion Sanders, L (1, 8) OBP: 0.383, SLG: 0.581	G4-3 1B		K			F7	G4-6-3 BB		G1-3	4	0	1	0	1	1	1
Terry Pendleton, S (1, 5) OBP: 0.319, SLG: 0.478	G4-3 1-2			FC5-4 1B		HR	G4-6-3 1-2f 2-3		F8	5	1	2	1	0	0	3
Ron Gant, R (1, 7) OBP: 0.362, SLG: 0.506	F9			FC5-4 FC3-6 1-2f		G6-3	HR 3-H 2B			4	1	1	1	0	0	1
David Justice, L (1, 9) OBP: 0.222, SLG: 0.194		B1-3		FC3-6 1B 1-2f		1B	HR 2-H			4	1	2	2	0	0	1
Sid Bream, L (1, 3) OBP: 0.313, SLG: 0.241 Otis Nixon, S (7, PR) OBP: 0.444, SLG: 0.438 Juan Berenguer, R (8, 1)		F8		1B 1-3		F8	CS BB			3 0 0	0 0 0	1 0 0	0 0 0	1 0 0	0 0 0	1 0 0
Damon Berryhill, S (1, 2) OBP: 0.295, SLG: 0.512		L4		F7		1B CS	K			4	1	1	0	0	1	2
Mark Lemke, S (1, 4) OBP: 0.269, SLG: 0.245			SH5-3 1B		F7	E1 1-2	G4-3			4	1	1	0	0	0	1
Rafael Belliard, R (1, 6) OBP: 0.311, SLG: 0.268 Jeff Blauser, R (7, PH) OBP: 0.222, SLG: 0.327 (8, 6)			SH5-3 1-2		F7	2B 1-H 2-H	G2-3			1 2	0 1	0 1	0 2	0 0	0 0	0 0
Steve Avery, L (1, 1) OBP: 0.222, SLG: 0.556 Kent Mercker, L (4, 1) Lonnie Smith, R (5, PH) OBP: 0.120, SLG: 0.087 Ben Rivera, R (6, 1) Jerry Willard, L (7, PH) OBP: 0.300, SLG: 0.700 Brian Hunter, R (7, PH) OBP: 0.111, SLG: 0.279 (8, 3)			F7		K	G4-6-3 2-H 2B			K	1 0 1 0 0 2	0 0 0 0 0 1	0 0 0 0 0 1	0 0 0 0 0 0	0 0 0 0 0 1	0 0 0 0 0 0	1 0 0 0 0 0
Inning Stats	R: 0 E: 0 K: 0 S: 9 H: 1 LOB: 0 BB: 0 P: 12	R: 0 E: 0 K: 0 S: 6 H: 0 LOB: 0 BB: 0 P: 6	R: 0 E: 0 K: 1 S: 10 H: 1 LOB: 1 BB: 0 P: 15	R: 0 E: 0 K: 0 S: 11 H: 2 LOB: 2 BB: 0 P: 15	R: 0 E: 0 K: 1 S: 7 H: 0 LOB: 0 BB: 0 P: 10	R: 1 E: 0 K: 0 S: 9 H: 2 LOB: 1 BB: 0 P: 17	R: 6 E: 1 K: 0 S: 26 H: 5 LOB: 1 BB: 2 P: 40	R: 0 E: 0 K: 1 S: 7 H: 0 LOB: 0 BB: 0 P: 11	R: 0 E: 0 K: 1 S: 6 H: 0 LOB: 0 BB: 0 P: 10	1B: 6 2B: 3 3B: 0 HR: 2	SF: 0 SAC: 1 DP: 1 HBP: 0		WP: 0 PB: 0 SB: 0 CS: 1	PA: 39			

	AB	35
	R	7
	H	11
	RBI	7
	BB	2
	SO	4
	LOB	11

PITCHER		IP	WLS	BF	H	R	ER	SO	BB	IBB	HBP	BLK	WP	HR	S	P	ERA	WHIP
Anthony Young, R ERA: 3.26	(1, 1)	6.0		26	8	4	3	2	0	0	0	0	0	1	58	83	4.50	1.333
Paul Gibson, L ERA: 7.84	(7, 1)	0.0		2	1	0	0	0	1	0	0	0	0	0	7	12	∞	∞
Jeff Innis, R ERA: 3.97	(7, 1)	1.0		4	2	3	3	0	1	0	0	0	0	1	13	20	27.00	3.000
Tim Burke, R ERA: 3.0	(8, 1)	1.0	W	3	0	0	0	1	0	0	0	0	0	0	7	11	0.00	0.000
John Franco, L ERA:	(9, 1)	1.0	S	3	0	0	0	1	0	0	0	0	0	0	6	10	0.00	0.000

PITCHER	IP	WLS	BF	H	R	ER	SO	BB	IBB	HBP	BLK	WP	HR	S	P	ERA	WHIP

Batter	1	2	3	4	5	6	7	8	9	AB	R	H	RBI	BB	SO	LOB
Junior Noboa, R (1, 4) OBP: 0.290, SLG: 0.185	X 0-0 ① G6-3		B B F F X 2-2 ③ G1-3			B X 1-0 ① P3		B X 1-0 1B 1B		4	0	1	0	0	0	1
Dave Magadan, L (1, 5) OBP: 0.390, SLG: 0.394	B F C F X 1-2 ② G3-1			B B C C S 2-3 ① K		B C F B X 2-2 1-2 1B		B B F X 2-1 1-2 1B		4	0	2	0	0	1	0
Bobby Bonilla, S (1, 9) OBP: 0.362, SLG: 0.356	C B X 1-1 ③ G6-3			X 0-0 ② P8		B X 1-0 ② F8 2-3		B X 1-0 ③ G4-3		4	0	0	0	0	0	4
Howard Johnson, S (1, 8) OBP: 0.300, SLG: 0.391		F C B F B B S 3-3 ① K		F F B B F X 2-2 ③ P3		B S F B B S 3-3 ③ K			B C L X 1-2 DI BB 1B	4	0	1	0	0	2	2
Eddie Murray, S (1, 3) OBP: 0.357, SLG: 0.407		X 0-0 1B 2B			S C B S 1-3 ① K		S B C X 1-2 ① G6-3		S B S X 1-2 ① L9	4	0	1	0	0	1	1
Charlie O'Brien, R (1, 2) OBP: 0.429, SLG: 0.515 Rodney McCray, R (9, PR)	B B B 2 SAFE C F X 3-2 ② 2-3 1B				C B X 1-1 ② F7		C F X 0-2 ② G1-5-3		B S B B B 4-1 1-2 1B BB	3 0	0 0	1 0	0 0	1 0	0 0	0 0
Daryl Boston, L (1, 7) OBP: 0.393, SLG: 0.479	C F X 0-2 ③ G4-3				C X 0-1 1B		C C F X 0-2 ③ F8		X 0-0 ② 1-2 DI 1B	4	0	2	0	0	0	1
Dick Schofield, R (1, 6) OBP: 0.379, SLG: 0.333		B C B F B B 4-2 G3-6-4 BB			F 1 SAFE 1 SAFE X 0-1 ③ L5			F F B B X 2-2 ① F8	S C B B X 2-2 ③ 1-2 2-3 F9	3	0	0	0	1	0	3
Dwight Gooden, R (1, 1) OBP: 0.500, SLG: 0.500 Willie Randolph, R (8, PH) OBP: 0.386, SLG: 0.365 Wally Whitehurst, R (8, 1)		L 1 SAFE X 0-1 ① ② G3-6-4 1-2f				X 0-0 F8 1B 1B		B F X 1-1 ② G6-3		2 1 0	0 0 0	1 0 0	0 0 0	0 0 0	0 0 0	1 0 0
Inning Stats	R: 0 E: 0 K: 0 S: 7 H: 0 LOB: 0 BB: 0 P: 9	R: 0 E: 0 K: 1 S: 11 H: 2 LOB: 1 BB: 0 P: 17	R: 0 E: 0 K: 0 S: 7 H: 0 LOB: 0 BB: 1 P: 13	R: 0 E: 0 K: 1 S: 8 H: 0 LOB: 0 BB: 0 P: 12	R: 0 E: 0 K: 1 S: 9 H: 1 LOB: 1 BB: 0 P: 11	R: 0 E: 0 K: 1 S: 9 H: 2 LOB: 2 BB: 0 P: 16	R: 0 E: 0 K: 0 S: 10 H: 0 LOB: 0 BB: 0 P: 11	R: 0 E: 0 K: 0 S: 9 H: 2 LOB: 2 BB: 0 P: 16	R: 0 E: 0 K: 0 S: 11 H: 2 LOB: 3 BB: 1 P: 19	1B: 8 2B: 1 3B: 0 HR: 0 SF: 0 SAC: 0 DP: 1 HBP: 0						

TOP

New York Mets @ Atlanta Braves

Atlanta-Fulton County Stadium, Atlanta, GA

Sat May 02 1992, 3:33 AM EDT

Att. 38,115 - Cloudy - 82 F

livebaseballscorecards.com

AB	33
R	0
H	9
RBI	0
BB	2
SO	4
LOB	13

PITCHER		IP	WLS	BF	H	R	ER	SO	BB	IBB	HBP	BLK	WP	HR	S	P	ERA	WHIP
Tom Glavine, L ERA: 1.99	(1, 1)	9.0	W	35	9	0	0	4	2	0	0	0	0	0	81	124	0.00	1.222

PITCHER	IP	WLS	BF	H	R	ER	SO	BB	IBB	HBP	BLK	WP	HR	S	P	ERA	WHIP

Batter	1	2	3	4	5	6	7	8	9	AB	R	H	RBI	BB	SO	LOB
Otis Nixon, S (1, 8) OBP: 0.409, SLG: 0.400	L B B B C X 3-2 G3-1 S 1B	B C B X 2-1 ③ G1-3		F B F X 1-2 ② FC5-4 1-2f		B X 1-0 ③ G1-3				4	0	1	0	0	0	4
Terry Pendleton, S (1, 5) OBP: 0.316, SLG: 0.468	1 SAFE 1 SAFE B C X 1-1 ① G3-1 1-3	S F B B F F X 2-2 3B 1B	1 SAFE 1 SAFE F P 1 SAFE 1 SAFE 1 SAFE X 1-1 ③ G5-3			S S S 0-3 ① K				4	1	1	0	0	1	2
Ron Gant, R (1, 7) OBP: 0.367, SLG: 0.529	S F B X 1-2 ② P3	C 1 SAFE B 1 SAFE B 1 SAFE X 2-2 1-H 3B			B B F F B X 3-2 FC3-6 1B		C S B F C 1-3 ② K			4	0	2	1	0	1	1
David Justice, L (1, 9) OBP: 0.225, SLG: 0.200	C B B C C 2-3 ③ K	S X 0-1 ① G5-3			C 1 SAFE X 0-1 ① FC3-6 1B 1-2f 1B		X 0-0 BB 1B 1B			4	2	1	0	0	1	3
Sid Bream, L (1, 3) OBP: 0.338, SLG: 0.250		X 0-0 ① L4	B F B B C B F B 4-2 BB		X 0-0 1B 1-3 1B		B 1 SAFE B F B F F B 4-2 1B 1-2 BB			2	0	1	0	2	0	0
Greg Olson, R (1, 2) OBP: 0.352, SLG: 0.319		B X 1-0 E1 BB G4-3	C 1 SAFE B C B S 2-3 ② K		B B F X 2-1 G1-6-3 1-2 3-H 1B		B X 1-0 ③ 1-3 2-H 1B			4	0	2	2	0	1	2
Mark Lemke, S (1, 4) OBP: 0.250, SLG: 0.226		C C B X 1-2 ② G4-3 1-2	C B S B X 2-2 ③ G1-3		C B X 1-1 ② ③ G1-6-3 1-2f			C B B F F X 2-2 ① G4-3		4	0	0	0	0	0	5
Rafael Belliard, R (1, 6) OBP: 0.308, SLG: 0.254		I I I I 4-0 BB IBB		C S F X 0-2 ① G1-3		C X 0-1 ① G6-3		C B B F X 2-2 ② G5-3		3	0	0	0	1	0	0
Tom Glavine, L (1, 1) OBP: 0.412, SLG: 0.375		B F B B B 4-1 1-2 2-3 BB		X 0-0 FC5-4 1B		B B F F X 2-2 ② G5-3		F B B X 2-1 ③ G4-3		3	0	1	0	1	0	0
Inning Stats	R: 0 E: 0 K: 1 S: 11 H: 1 LOB: 1 BB: 0 P: 18	R: 0 E: 1 K: 0 S: 8 H: 0 LOB: 3 BB: 2 P: 20	R: 1 E: 0 K: 1 S: 19 H: 2 LOB: 2 BB: 1 P: 31	R: 0 E: 0 K: 0 S: 11 H: 1 LOB: 1 BB: 0 P: 12	R: 1 E: 0 K: 0 S: 10 H: 3 LOB: 1 BB: 0 P: 16	R: 0 E: 0 K: 0 S: 6 H: 0 LOB: 0 BB: 0 P: 9	R: 1 E: 0 K: 2 S: 12 H: 2 LOB: 2 BB: 1 P: 18	R: 0 E: 0 K: 0 S: 9 H: 0 LOB: 0 BB: 0 P: 15		1B: 8 2B: 0 3B: 1 HR: 0	SF: 0 SAC: 0 DP: 1 HBP: 0			WP: 0 PB: 0 SB: 1 CS: 0	PA: 36	

PITCHER	IP	WLS	BF	H	R	ER	SO	BB	IBB	HBP	BLK	WP	HR	S	P	ERA	WHIP
Dwight Gooden, R (1, 1) ERA: 3.31	7.0	L	33	9	3	3	4	3	1	0	0	0	0	77	124	3.86	1.714
Wally Whitehurst, R (8, 1) ERA: 3.27	1.0		3	0	0	0	0	0	0	0	0	0	0	9	15	0.00	0.000

PITCHER	IP	WLS	BF	H	R	ER	SO	BB	IBB	HBP	BLK	WP	HR	S	P	ERA	WHIP

BOTTOM

New York Mets @ Atlanta Braves

Atlanta-Fulton County Stadium, Atlanta, GA

Sat May 02 1992, 3:33 AM EDT
Att. 38,115 - Cloudy - 82 F

livebaseballscorecards.com

AB	32
R	3
H	9
RBI	3
BB	4
SO	4
LOB	17

New York Mets @ Atlanta Braves

Atlanta-Fulton County Stadium, Atlanta, GA

Sun May 03 1992, 3:33 AM EDT

Att. 41,282 - Cloudy - 80 F

livebaseballscorecards.com

Batter	1	2	3	4	5	6	7	8	9	AB	R	H	RBI	BB	SO	LOB
Willie Randolph, R (1, 4) OBP: 0.376, SLG: 0.354	G6-3			G1-3	FC6-4		1B		K	5	0	1	1	0	1	1
Dick Schofield, R (1, 6) OBP: 0.380, SLG: 0.328	G6-3			K	HBP		CS 1B		K	4	0	1	0	0	2	0
Dave Magadan, L (1, 5) OBP: 0.370, SLG: 0.373	L7			F7	G2-3		K			4	0	0	0	0	1	4
Bobby Bonilla, S (1, 9) OBP: 0.358, SLG: 0.351		F9			2B 1B; G4-3		F8			4	1	1	0	0	0	3
Eddie Murray, S (1, 3) OBP: 0.363, SLG: 0.456		L6			2B	G5-3		HR		4	2	2	1	0	0	0
Howard Johnson, S (1, 8) OBP: 0.308, SLG: 0.400		K			1B 2B	1B BB		F8		3	2	1	2	1	1	0
Todd Hundley, S (1, 2) OBP: 0.229, SLG: 0.279			P4	FC 1B BB		K		G4-3		3	1	0	0	1	1	1
Daryl Boston, L (1, 7) OBP: 0.383, SLG: 0.462			G4-3	FC 1B FC6-4		1B		K		4	1	1	1	0	1	2
David Cone, L (1, 1) OBP: 0.056, SLG: 0.056			G6-3	FC6-4 1B		G6-3			F8	4	0	1	2	0	0	1
Inning Stats	R: 0 E: 0 K: 0 S: 4 H: 0 LOB: 0 BB: 0 P: 5	R: 0 E: 0 K: 1 S: 6 H: 0 LOB: 0 BB: 0 P: 10	R: 0 E: 0 K: 0 S: 5 H: 0 LOB: 0 BB: 0 P: 8	R: 0 E: 0 K: 1 S: 7 H: 0 LOB: 0 BB: 0 P: 10	R: 5 E: 0 K: 0 S: 18 H: 4 LOB: 2 BB: 1 P: 34	R: 1 E: 0 K: 1 S: 17 H: 1 LOB: 1 BB: 1 P: 24	R: 0 E: 0 K: 1 S: 10 H: 2 LOB: 1 BB: 0 P: 16	R: 1 E: 0 K: 1 S: 11 H: 1 LOB: 0 BB: 0 P: 15	R: 0 E: 0 K: 2 S: 9 H: 0 LOB: 0 BB: 0 P: 14	1B: 5 2B: 3 3B: 0 HR: 1	SF: 0 SAC: 0 DP: 1 HBP: 1						

	AB	35
	R	7
	H	8
	RBI	7
	BB	2
	SO	7
	LOB	12

WP: 0 PB: 0 SB: 4 CS: 1 PA: 38

PITCHER		IP	WLS	BF	H	R	ER	SO	BB	IBB	HBP	BLK	WP	HR	S	P	ERA	WHIP
Charlie Leibrandt, L ERA: 4.21	(1, 1)	5.0	L	22	4	5	5	2	1	0	1	0	0	0	40	67	9.00	1.000
Kent Mercker, L ERA: 6.0	(6, 1)	2.0		9	3	1	1	2	1	0	0	0	0	0	27	40	4.50	2.000
Marvin Freeman, R ERA: 2.19	(8, 1)	1.0		4	1	1	1	1	0	0	0	0	0	1	11	15	9.00	1.000
Alejandro Pena, R ERA: 3.68	(9, 1)	1.0		3	0	0	0	2	0	0	0	0	0	0	9	14	0.00	0.000

PITCHER		IP	WLS	BF	H	R	ER	SO	BB	IBB	HBP	BLK	WP	HR	S	P	ERA	WHIP

New York Mets @ Atlanta Braves

Atlanta-Fulton County Stadium, Atlanta, GA

Sun May 03 1992, 3:33 AM EDT

Att. 41,282 - Cloudy - 80 F

BOTTOM

Batter	1	2	3	4	5	6	7	8	9	AB	R	H	RBI	BB	SO	LOB
Deion Sanders, L (1, 8) OBP: 0.398, SLG: 0.584	X 0-0 S 1B		B B C B B 4-1 S BB			S B B X 2-1 ① F7		X 0-0 1B 1B		3	0	2	0	1	0	0
Terry Pendleton, S (1, 5) OBP: 0.304, SLG: 0.449	S B 1 SAFE 1 SAFE 1 SAFE 1 S F X 1-2 F7 ①		F 1 SAFE S 1 SAFE F B 1 SAFE 1 SAFE 1 SAFE 2-2 B F X L7 ② 1-2			X 0-0 F7 ②		F B S B S 2-3 K ①		4	0	0	0	0	1	3
Ron Gant, R (1, 7) OBP: 0.373, SLG: 0.528	C 2 SAFE C B B 2 SAFE C 2-3 K ②		B B B C T X 3-2 P5 ③			S F B X 1-2 WP BB 1B		B C B B X 3-1 FC5 1-2 1B		4	0	2	0	0	1	2
David Justice, L (1, 9) OBP: 0.227, SLG: 0.184	C S B S 1-3 K ③			S S S 1-3 K ①		B B B B 4-0 WP 1-2 BB		S X 0-1 P2 ②		3	0	0	0	1	2	3
Sid Bream, L (1, 3) OBP: 0.347, SLG: 0.254		B S C X 1-2 1B		B X 1-0 F8 ②		F B B B S B F B 4-2 1-2 2-3 BB		S X 0-1 FC5 1-2f ③		3	0	1	0	1	0	2
Jeff Blauser, R (1, 4) OBP: 0.207, SLG: 0.304		B F C C 1-3 K ①		B X 1-0 G5-3 ③		B X 1-0 P3 ③			C X 0-1 G1-3 ①	4	0	0	0	0	1	4
Greg Olson, R (1, 2) OBP: 0.345, SLG: 0.300		B X 1-0 F9 ②		B B B B 4-0 FC6 BB			X 0-0 F8 ①		B B X 2-0 F8 ②	3	0	0	0	1	0	1
Rafael Belliard, R (1, 6) OBP: 0.294, SLG: 0.242 Mark Lemke, S (9, PH) OBP: 0.246, SLG: 0.222		B F X 1-1 F9 ③		C S X 0-2 ① FC6 G4-6-3 1-2f			B B C S X 2-1 F9 ②		B F S S 1-3 K ③	3 1	0 0	0 0	0 0	0 0	0 1	2 0
Charlie Leibrandt, R (1, 1) OBP: 0.250, SLG: 0.286 Jerry Willard, L (5, PH) OBP: 0.273, SLG: 0.636 Kent Mercker, L (6, 1) Lonnie Smith, R (7, PH) OBP: 0.115, SLG: 0.083 Marvin Freeman, R (8, 1) OBP: 1.000, SLG: 1.000 Alejandro Pena, R (9, 1)			F S B F B S 2-3 K ①		B X 1-0 ② ③ G4-6-3 1-2f		C F B B B S 3-3 K ③			1 1 0 1 0 0	0 0 0 0 0 0	0 0 0 0 0 0	0 0 0 0 0 0	1 0 0 0 0 0	0 1 0 0 0 0	0 0 0 0 0 0
Inning Stats	R: 0 E: 0 K: 2 S: 11 H: 1 LOB: 1 BB: 0 P: 15	R: 0 E: 0 K: 1 S: 9 H: 1 LOB: 1 BB: 0 P: 13	R: 0 E: 0 K: 1 S: 13 H: 0 LOB: 1 BB: 1 P: 24	R: 0 E: 0 K: 1 S: 5 H: 0 LOB: 0 BB: 0 P: 8	R: 0 E: 0 K: 0 S: 4 H: 0 LOB: 0 BB: 1 P: 9	R: 0 E: 0 K: 0 S: 10 H: 1 LOB: 3 BB: 2 P: 22	R: 0 E: 0 K: 1 S: 6 H: 0 LOB: 0 BB: 0 P: 11	R: 0 E: 0 K: 1 S: 10 H: 2 LOB: 2 BB: 0 P: 15	R: 0 E: 0 K: 1 S: 6 H: 0 LOB: 0 BB: 0 P: 9	1B: 5 2B: 0 3B: 0 HR: 0	SF: 0 SAC: 0 DP: 1 HBP: 0		WP: 1 PB: 0 SB: 2 CS: 0	PA: 35			

PITCHER	IP	WLS	BF	H	R	ER	SO	BB	IBB	HBP	BLK	WP	HR	S	P	ERA	WHIP
David Cone, R (1, 1) ERA: 1.82	9.0	W	35	5	0	0	8	4	0	0	0	1	0	74	126	0.00	1.000

PITCHER	IP	WLS	BF	H	R	ER	SO	BB	IBB	HBP	BLK	WP	HR	S	P	ERA	WHIP

livebaseballscorecards.com

AB	31
R	0
H	5
RBI	0
BB	4
SO	8
LOB	18

Atlanta Braves @ Chicago Cubs

Wrigley Field, Chicago, IL

Mon May 04 1992, 7:05 PM CDT

Att. 22,836 - Cloudy - 46 F

TOP

livebaseballscorecards.com

Batter	1	2	3	4	5	6	7	8	9	AB	R	H	RBI	BB	SO	LOB
Deion Sanders, L (1, 8) OBP: 0.388, SLG: 0.585	C C B B F S 2-3 ① K		B S X 1-1 E5 BB	B B X 2-0 ② FC3-2-5 3-H		C C B S 1-3 ② K		B B X 2-0 E6 3B		5	1	1	0	0	2	2
Terry Pendleton, S (1, 5) OBP: 0.308, SLG: 0.441	F B S F F S 1-3 ② K		F C B C 1-3 ② K	B F X 1-1 ③ G6-3		B B B B 4-0 BB		B X 1-0 1B		4	0	1	0	1	2	3
Ron Gant, R (1, 7) OBP: 0.374, SLG: 0.516	C X 0-1 ③ L8		B B B B 4-0 1-2 2-3 BB		X 0-0 SH1 1B PB 1B	F B X 1-1 ③ G5-3		X 0-0 F9		4	1	1	0	1	0	2
David Justice, L (1, 9) OBP: 0.245, SLG: 0.279		B S B B F X 3-2 ① F8	B F B C C 2-3 ③ K		B X 1-0 PB SH1 1-2 1B		B B F F S 2-3 ① K		X 0-0 HR	5	1	2	1	0	2	3
Sid Bream, L (1, 3) OBP: 0.355, SLG: 0.317		B X 1-0 ② F7		X 0-0 HR	X 0-0 ① SH1 1-2 2-3		C S X 0-2 1B	B F B X 2-1 ① L3		4	1	2	1	0	0	0
Damon Berryhill, S (1, 2) OBP: 0.306, SLG: 0.500		B B X 2-0 1B		C B C B X 2-2 2B 1B 1B	C B C S 1-3 ② K		X 0-0 ② F9		C S X 0-2 ② G5-3	5	1	2	0	0	1	3
Jeff Blauser, R (1, 4) OBP: 0.226, SLG: 0.322 Mark Lemke, S (7, 4) OBP: 0.241, SLG: 0.218		F B B F B X 3-2 ③ F9		1 SAFE C B 1 SAFE F B X 2-2 1-3 1B 2B	B B I 4-0 PB IBB		B F B F F C 2-3 ③ K		B C S S X 1-2 ③ P2	3 1	1 0	1 0	0 0	1 0	1 0	2 0
Rafael Belliard, R (1, 6) OBP: 0.306, SLG: 0.258			F X 0-1 BB 29 SH2-4 1B	X 0-0 29 SH1-4 FC3-2-5 2-H 3-H 1B	F B F B S 2-3 ③ K 1-2 2-3 3-H			B B C F X 2-2 ① G6-3		4	0	2	2	0	1	2
29 John Smoltz, R (1, 1) OBP: 0.250, SLG: 0.455 Jerry Willard, L (8, PH) OBP: 0.250, SLG: 0.583 Mike Stanton, L (8, 1) OBP: 1.000, SLG: 1.000 Juan Berenguer, R (9, 1)			L B 1 SAFE X 1-1 ① SH2-4 1-2	X 0-0 ① SH1-4 2-3		B S C C 1-3 ① K		B X 1-0 ② P6		1 1 0 0	0 0 0 0	0 0 0 0	0 0 0 0	1 0 0 0	0 0 0 0	0 0 0 0
Inning Stats	R: 0 H: 0 E: 0 LOB: 0 K: 2 BB: 0 S: 11 P: 14	R: 0 H: 1 E: 0 LOB: 1 K: 0 BB: 0 S: 8 P: 17	R: 0 H: 1 E: 1 LOB: 3 K: 2 BB: 1 S: 12 P: 21	R: 3 H: 4 E: 0 LOB: 1 K: 0 BB: 0 S: 12 P: 19	R: 1 H: 2 E: 0 LOB: 2 K: 2 BB: 1 S: 9 P: 17	R: 0 H: 0 E: 0 LOB: 1 K: 2 BB: 1 S: 8 P: 15	R: 0 H: 1 E: 0 LOB: 1 K: 2 BB: 0 S: 11 P: 15	R: 1 H: 2 E: 1 LOB: 1 K: 0 BB: 0 S: 7 P: 13	R: 1 H: 1 E: 0 LOB: 0 K: 0 BB: 0 S: 9 P: 12	1B: 8 SF: 0 2B: 1 SAC: 3 3B: 1 DP: 0 HR: 2 HBP: 0						

	AB	37
	R	6
	H	12
	RBI	4
	BB	3
	SO	10
	LOB	17

WP: 0 PA: 43
PB: 1
SB: 0
CS: 0

PITCHER		IP	WLS	BF	H	R	ER	SO	BB	IBB	HBP	BLK	WP	HR	S	P	ERA	WHIP
Frank Castillo, R ERA: 4.08	(1, 1)	4.0	L	21	7	4	3	4	1	0	0	0	0	1	44	72	6.75	2.000
Ken Patterson, L ERA: 2.92	(5, 1)	3.0		13	2	0	0	6	1	1	0	0	0	0	27	46	0.00	1.000
Jeff Robinson, R ERA: 9.0	(8, 1)	1.0		5	2	1	1	0	0	0	0	0	0	0	7	13	9.00	2.000
Paul Assenmacher, L ERA: 2.25	(9, 1)	1.0		4	1	1	1	0	0	0	0	0	0	1	9	12	9.00	1.000

PITCHER		IP	WLS	BF	H	R	ER	SO	BB	IBB	HBP	BLK	WP	HR	S	P	ERA	WHIP

Atlanta Braves @ Chicago Cubs

Wrigley Field, Chicago, IL

Mon May 04 1992, 7:05 PM CDT

Att. 22,836 - Cloudy - 46 F

livebaseballscorecards.com

BOTTOM

Batter	1	2	3	4	5	6	7	8	9	AB	R	H	RBI	BB	SO	LOB
Shawon Dunston, R (1, 6) OBP: 0.342, SLG: 0.384	C X 0-1 F9 ①		C S B X 1-2 G5-3 ①		C B X 1-1 G5-3 ①		B B B C C S 3-3 K ②		B B X 2-0 F7 ③	5	0	0	0	0	1	2
Doug Dascenzo, S (1, 9) OBP: 0.296, SLG: 0.269	B C X 1-1 G3 ②		B B X 2-0 G1-3 ②		C F B S 1-3 K ②		B B C F X 2-2 P5 ③			4	0	0	0	0	1	2
Jeff Robinson, R (8, 1)										0	0	0	0	0	0	0
Luis Salazar, R (9, 5) OBP: 0.282, SLG: 0.278										0	0	0	0	0	0	0
Mark Grace, L (1, 3) OBP: 0.394, SLG: 0.494	B B C X 2-1 23 PB 1B		B B B B 4-0 23 WP BB		B X 1-0 P4 ③			B C B X 2-1 23 1B FC6-4 1B		3	1	2	0	1	0	0
23 Ryne Sandberg, R (1, 4) OBP: 0.337, SLG: 0.377	B 2 SAFE B C B C S 3-3 K ③ 1-2		B 1 SAFE B F C B B 4-2 1-2 BB			X 0-0 G4-3 ①		B B C F B X 3-2 FC6-4 1-3 1B		3	0	1	0	1	1	1
Derrick May, L (1, 7) OBP: 0.200, SLG: 0.111		B B F X 2-1 S 1B	F B X 1-1 G3 ③			X 0-0 G4-3 ②		C B X 1-1 FC6-4 WP ① 1-2f 3-H		3	0	1	0	0	0	2
(8, 9)																
Jerome Walton, R (8, PH) OBP: 0.105, SLG: 0.056										1	0	0	1	0	0	1
(9, 9)																
Sammy Sosa, R (1, 8) OBP: 0.286, SLG: 0.242		S B B B S S 3-3 K ① 1-2		B B F S C 2-3 K ①		C F B X 1-2 G6-3 ③		B C S F B B X 3-2 L6 ② 1-2		4	0	0	0	0	2	2
Doug Strange, S (1, 5) OBP: 0.250, SLG: 0.182		C F B B C 2-3 K ②		B S X 1-1 G4-3 ②			F B X 1-1 BB 1B	B F B B S X 3-2 G3-1 ③		4	0	1	0	0	1	2
Paul Assenmacher, L (9, 1)										0	0	0	0	0	0	0
Joe Girardi, R (1, 2) OBP: 0.367, SLG: 0.341		I I I I 4-0 IBB		C B B B B 4-1 BB			B C B F C 2-3 K ①		F F F B B S 2-3 K ①	2	0	0	0	2	2	1
Frank Castillo, R (1, 1)		S S S 0-3 K ③		B B C X 2-1 G3 ③			B B B 4-0 1-2 BB		X 0-0 L8 ②	2	0	0	0	0	1	3
Ken Patterson, L (5, 1)										0	0	0	0	0	0	0
Chico Walker, S (7, PH) OBP: 0.172, SLG: 0.080										1	0	0	0	1	0	0
(8, 7)																

Inning Stats	1	2	3	4	5	6	7	8	9
	R: 0 H: 1 E: 0 LOB: 1 K: 1 BB: 0 S: 9 P: 15	R: 0 H: 1 E: 0 LOB: 2 K: 3 BB: 1 S: 11 P: 22	R: 0 H: 0 E: 0 LOB: 2 K: 0 BB: 2 S: 8 P: 20	R: 0 H: 0 E: 0 LOB: 1 K: 1 BB: 1 S: 8 P: 17	R: 0 H: 0 E: 0 LOB: 0 K: 1 BB: 0 S: 6 P: 9	R: 0 H: 0 E: 0 LOB: 0 K: 0 BB: 0 S: 5 P: 6	R: 0 H: 1 E: 0 LOB: 2 K: 2 BB: 1 S: 11 P: 23	R: 1 H: 2 E: 0 LOB: 1 K: 0 BB: 0 S: 14 P: 26	R: 0 H: 0 E: 0 LOB: 0 K: 1 BB: 0 S: 6 P: 10

	AB	32
	R	1
	H	5
	RBI	1
	BB	5
	SO	9
	LOB	16

	1B: 5	SF: 0	WP: 2	PA: 37
	2B: 0	SAC: 0	PB: 1	
	3B: 0	DP: 0	SB: 1	
	HR: 0	HBP: 0	CS: 0	

PITCHER		IP	WLS	BF	H	R	ER	SO	BB	IBB	HBP	BLK	WP	HR	S	P	ERA	WHIP
29 John Smoltz, R ERA: 2.68	(1, 1)	7.0	W	29	3	0	0	8	4	1	0	0	1	0	58	112	0.00	1.000
Mike Stanton, L ERA: 4.91	(8, 1)	1.0		5	2	1	1	0	0	0	0	0	1	0	14	26	9.00	2.000
Juan Berenguer, R ERA: 2.3	(9, 1)	1.0		3	0	0	0	1	0	0	0	0	0	0	6	10	0.00	0.000

PITCHER		IP	WLS	BF	H	R	ER	SO	BB	IBB	HBP	BLK	WP	HR	S	P	ERA	WHIP

Batter	1	2	3	4	5	6	7	8	9	10	AB	R	H	RBI	BB	SO	LOB
Otis Nixon, S (1, 8) OBP: 0.423, SLG: 0.417	C X 0-1 B3-4 ①		X 0-0 G5-3 ①		B X 1-0 G4-3 1B		F X 0-1 E1 1B 1B		X 0-0 SH1-4 ① 1-2 2-3		4	1	2	0	0	0	0
Jeff Blauser, R (1, 4) OBP: 0.242, SLG: 0.365 Marvin Freeman, R (7, 1) OBP: 1.000, SLG: 1.000 Mike Stanton, L (8, 1) OBP: 1.000, SLG: 1.000 Juan Berenguer, R (8, 1) Jerry Willard, L (9, PH) OBP: 0.308, SLG: 0.583 Alejandro Pena, R (9, 1)	B B B C X 3-1 G4-3 ②		B B F X 2-1 E 3B		1 SAFE 1 SAFE 1 SAFE C 1 SAFE X 0-1 P3 ①		F B F X 1-2 1B 2-H		I I I I 4-0 G6-3 IBB		4 0 0 0 0 0	1 0 0 0 0 0	2 0 0 0 0 0	1 0 0 0 1 0	0 0 0 0 0 0	0 0 0 0 0 0	1 0 0 0 0 0
Terry Pendleton, S (1, 5) OBP: 0.304, SLG: 0.430	B B S X 2-1 1B		B F X 1-1 E6 3-H		1 SAFE 1 SAFE F F 1 SAFE 1 SAFE B X 1-2 G4-3 ②③ 1-2f		1 SAFE C B B X 2-1 G6-3 ③		M F X 0-2 G6-3 ②③ 1-2f		5	0	1	0	0	0	5
Ron Gant, R (1, 7) OBP: 0.357, SLG: 0.490	B X 1-0 G6-3 ③		F B B X 2-1 L5 ②			B C X 1-1 P6 ①		C S F F B B S 2-3 K ①		B C S S 1-3 K ①	5	0	0	0	0	2	2
David Justice, L (1, 9) OBP: 0.259, SLG: 0.277		B B B C F B 4-2 G6-3 BB G4-3 BB	C F 1 SAFE C 0-3 K ③			S B F S 1-3 K ②		C B S B B X 3-2 1B		S C B T F B X 2-2 P9 ②	4	1	1	0	1	2	1
Brian Hunter, R (1, 3) OBP: 0.160, SLG: 0.298		B F F F B B 1 SAFE F 1 SAFE 4-2 1 SAFE B G4-3 G6-3 1-2 BB		X 0-0 CS 1B		B S X 1-1 FC5-4 1B		X 0-0 P4 ②		S F S 0-3 K ③	4	0	2	0	1	1	1
Damon Berryhill, S (1, 2) OBP: 0.283, SLG: 0.462	C X 0-1 G6-3 ① 1-2 2-3			1 SAFE B C 1 SAFE B F B X 3-2 F9 ①② 1-2		X 0-0 FC5-4 ③ 1-2f		B B F C S 2-3 K ③			4	0	0	0	0	1	5
Rafael Belliard, R (1, 6) OBP: 0.289, SLG: 0.243		X 0-0 G4-3 ② 2-3 3-H		B C F S 1-3 K FC5-4			B X 1-0 G6-3 ①		C S S 0-3 K SH1-4 1B		4	0	0	1	0	2	1
Mike Bielecki, R (1, 1) OBP: 0.100, SLG: 0.100 Lonnie Smith, R (7, PH) OBP: 0.111, SLG: 0.080 Mark Lemke, S (7, 4) OBP: 0.254, SLG: 0.232		S B B F C 2-3 K ③		F X 0-1 FC5-4 ③ 1-2f			C B B S F S 2-3 K ②		B 1 SAFE X 1-0 SH1-4 1B 1-2		2 1 1	0 0 0	0 0 1	0 0 0	0 0 0	1 1 0	2 0 0
Inning Stats	R: 0 E: 0 K: 0 S: 7 H: 1 LOB: 1 BB: 0 P: 13	R: 1 E: 0 K: 1 S: 12 H: 0 LOB: 1 BB: 2 P: 22	R: 1 E: 1 K: 1 S: 10 H: 1 LOB: 1 BB: 0 P: 15	R: 0 E: 0 K: 1 S: 9 H: 1 LOB: 1 BB: 0 P: 13	R: 0 E: 0 K: 0 S: 6 H: 1 LOB: 0 BB: 0 P: 8	R: 0 E: 0 K: 1 S: 8 H: 1 LOB: 1 BB: 0 P: 11	R: 1 E: 1 K: 1 S: 13 H: 2 LOB: 1 BB: 0 P: 19	R: 0 E: 0 K: 2 S: 12 H: 1 LOB: 1 BB: 0 P: 19	R: 0 E: 0 K: 1 S: 8 H: 1 LOB: 2 BB: 1 P: 13	R: 0 E: 0 K: 2 S: 11 H: 0 LOB: 0 BB: 0 P: 14	1B: 8 2B: 0 3B: 1 HR: 0	SF: 0 SAC: 1 DP: 2 HBP: 0						

PITCHER	IP	WLS	BF	H	R	ER	SO	BB	IBB	HBP	BLK	WP	HR	S	P	ERA	WHIP
Danny Jackson, L (1, 1) ERA: 5.29	7.0		30	7	3	1	5	2	0	0	0	0	0	65	101	1.29	1.286
Bob Scanlan, R (8, 1) ERA: 1.76	2.0		9	2	0	0	3	0	1	0	0	1	0	20	32	0.00	1.000
Chuck McElroy, L (10, 1) ERA: 2.03	1.0	W	3	0	0	0	2	0	0	0	0	0	0	11	14	0.00	0.000

PITCHER	IP	WLS	BF	H	R	ER	SO	BB	IBB	HBP	BLK	WP	HR	S	P	ERA	WHIP

TOP

Atlanta Braves @ Chicago Cubs

Wrigley Field, Chicago, IL

Tue May 05 1992, 3:33 AM CDT

Att. 14,408 - Sunny - 42 F

livebaseballscorecards.com

AB	38
R	3
H	9
RBI	2
BB	3
SO	10
LOB	18

1B: 8	SF: 0	WP: 1	PA: 42
2B: 0	SAC: 1	PB: 1	
3B: 1	DP: 2	SB: 0	
HR: 0	HBP: 0	CS: 1	

Batter	1	2	3	4	5	6	7	8	9	10	AB	R	H	RBI	BB	SO	LOB
Doug Strange, S (1, 5) OBP: 0.235, SLG: 0.133	B F X 1-1 G3-1 ①		C F S 0-3 K ②			B B B C B 4-1 3B BB	1 SAFE X 0-0 FC4 ③ 1-2f		1 SAFE 1 SAFE C 1 SAFE X 0-1 E9 1-2		4	1	0	0	1	1	2
Sammy Sosa, R (1, 8) OBP: 0.291, SLG: 0.263	X 0-0 B1-3 ②		X 0-0 F8 ③			B X 1-0 FC 3B 1-H		B B C B B 4-1 23 1B S BB	B F F B B F X 3-2 P4 ②		4	2	1	1	1	0	2
Mark Grace, L (1, 3) OBP: 0.394, SLG: 0.476	C B B F B F B 4-2 23 BB BB			B B B C X 3-1 G4-3 ①		X 0-0 FC 3B 3-H		1 SAFE B 1 SAFE B 1 SAFE L B B 4-1 23 1B BB 1-2	X 0-0 F7 ③		3	0	0	1	2	0	2
23 Ryne Sandberg, R (1, 4) OBP: 0.340, SLG: 0.370	C B 1 SAFE F B B B 4-2 BB 1-2			C B X 1-1 F7 ②		C F B C 1-3 K ①		L L X 0-2 1B 1-2 2-H		C B F B X 2-2 G5-3 ①	4	0	1	1	1	1	1
Andre Dawson, R (1, 9) OBP: 0.288, SLG: 0.468	S F B B B X 2-2 G4-3 ③			B C B B F S 3-3 K ③		S B B B X 2-1 F9 ②		B F S X 1-2 L7 ①		C X 0-1 1B SF9 1B	5	1	1	0	0	1	5
Derrick May, L (1, 7) OBP: 0.200, SLG: 0.130		S F B X 1-2 G3 ①			B F F X 1-2 G4-3 ①	1 SAFE X 0-0 F9 ③		X 0-0 P6 ②		1 SAFE 1 SAFE B 1 SAFE F 1 SAFE B X 2-1 IBB 1B 1-3	5	0	1	0	0	0	3
Hector Villanueva, R (1, 2) OBP: 0.209, SLG: 0.256		C B S B X 2-2 G6-3 ②			B X 1-0 F8 ②		B B C B C X 3-2 G5-3 ①	B S B C X 2-2 F7 ③		I I I I 4-0 IBB 1-2	4	0	0	0	1	0	2
Rey Sanchez, R (1, 6) OBP: 0.071, SLG: 0.231		F B B C S 2-3 K ③			X 0-0 3B		X 0-0 P8 ②		C B X 1-1 P6 ① 3-H	F B B F B X 3-2 SF9 ②	4	0	1	1	0	1	0
Danny Jackson, R (1, 1)			S B F C 1-3 K ①		C X 0-1 G1-3 ③		C F B X 1-2 FC4 1B		B S S X 1-2 E 1B		2	0	0	0	0	1	1
Doug Dascenzo, S (7, PH) OBP: 0.321, SLG: 0.296											1	0	1	0	0	0	0
Bob Scanlan, R (8, 1)											0	0	0	0	0	0	0
Chico Walker, S (9, PH) OBP: 0.200, SLG: 0.115											1	0	1	0	0	0	0
Chuck McElroy, L (10, 1) OBP: 1.000, SLG: 2.000											0	0	0	0	0	0	0
Inning Stats	R: 0 H: 0 E: 0 LOB: 2 K: 0 BB: 2 S: 11 P: 22	R: 0 H: 0 E: 0 LOB: 0 K: 1 BB: 0 S: 9 P: 14	R: 0 H: 0 E: 0 LOB: 0 K: 2 BB: 0 S: 7 P: 8	R: 0 H: 0 E: 0 LOB: 0 K: 1 BB: 0 S: 7 P: 14	R: 0 H: 1 E: 0 LOB: 1 K: 0 BB: 0 S: 7 P: 9	R: 2 H: 1 E: 0 LOB: 1 K: 1 BB: 1 S: 9 P: 17	R: 0 H: 1 E: 0 LOB: 1 K: 0 BB: 0 S: 8 P: 12	R: 1 H: 1 E: 0 LOB: 2 K: 0 BB: 2 S: 12 P: 23	R: 0 H: 1 E: 1 LOB: 2 K: 0 BB: 0 S: 12 P: 17	R: 1 H: 2 E: 0 LOB: 2 K: 0 BB: 1 S: 10 P: 21	1B: 5 SF: 1 2B: 0 SAC: 0 3B: 2 DP: 0 HR: 0 HBP: 0						

PITCHER		IP	WLS	BF	H	R	ER	SO	BB	IBB	HBP	BLK	WP	HR	S	P	ERA	WHIP
Mike Bielecki, R ERA: 2.76	(1, 1)	6.0		24	2	2	2	5	3	0	0	0	0	0	50	84	3.00	0.833
Marvin Freeman, R ERA: 2.7	(7, 1)	1.0		5	1	1	1	0	1	0	0	0	0	0	9	17	9.00	2.000
Mike Stanton, L ERA: 4.91	(8, 1)	0.0		1	0	0	0	0	1	0	0	0	0	0	1	5	∞	∞
Juan Berenguer, R ERA: 2.16	(8, 1)	1.0		4	1	0	0	0	0	0	0	0	0	0	10	13	0.00	1.000
Alejandro Pena, R ERA: 4.0	(9, 1)	1.2	L	10	3	1	1	0	0	1	0	0	0	0	22	38	5.40	1.800

PITCHER	IP	WLS	BF	H	R	ER	SO	BB	IBB	HBP	BLK	WP	HR	S	P	ERA	WHIP

BOTTOM

Atlanta Braves @ Chicago Cubs

Wrigley Field, Chicago, IL

Tue May 05 1992, 3:33 AM CDT

Att. 14,408 - Sunny - 42 F

livebaseballscorecards.com

AB	37
R	4
H	7
RBI	4
BB	6
SO	5
LOB	18

WP: 0 PA: 44
PB: 0
SB: 1
CS: 0

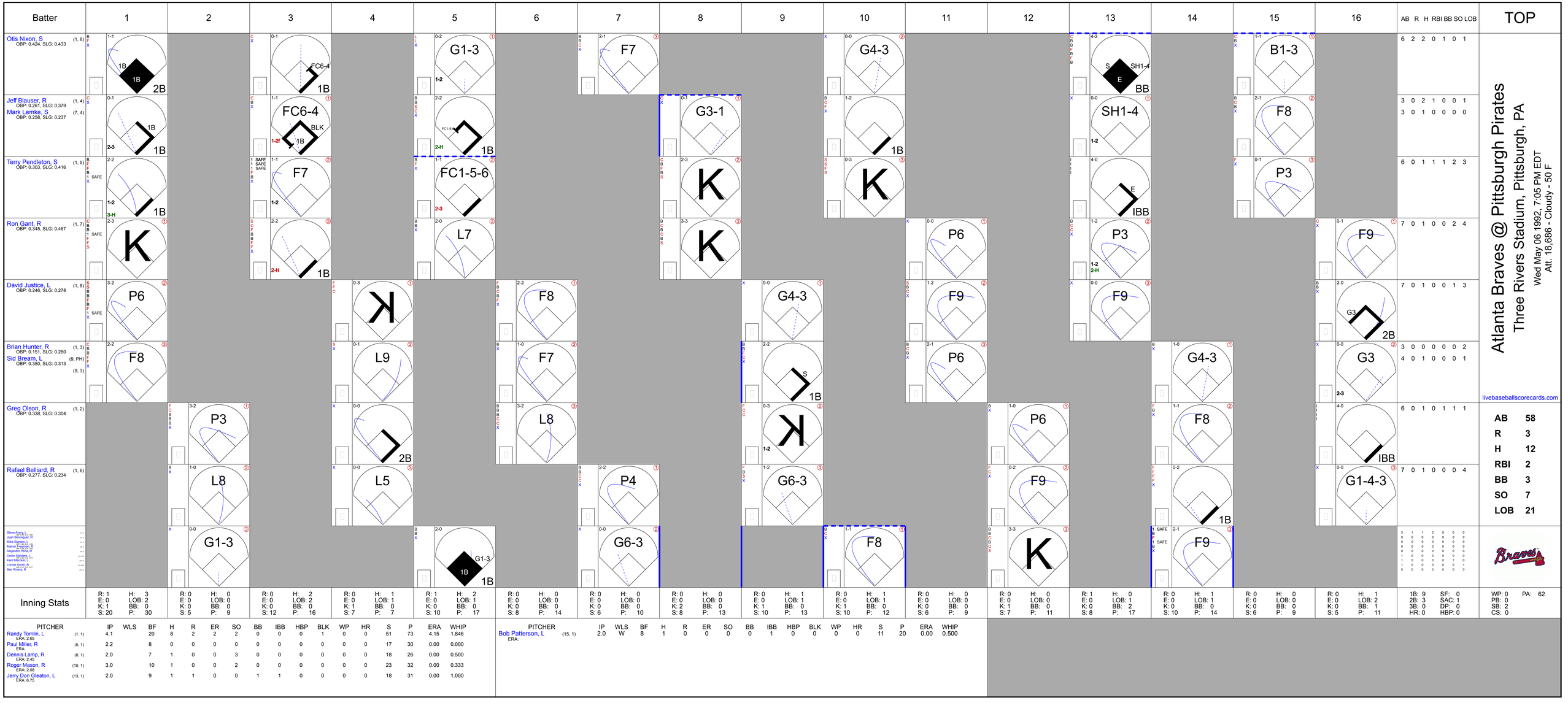
Batter
1
2
3
4
5
6
7
8
9
10
11
12
13
14
15
16
AB R H RBI BB SO LOB
TOP
Otis Nixon, S (1, 8) OBP: 0.424, SLG: 0.433
Jeff Blauser, R (1, 4) OBP: 0.261, SLG: 0.379
Mark Lemke, S (7, 4) OBP: 0.258, SLG: 0.237
Terry Pendleton, S (1, 5) OBP: 0.303, SLG: 0.416
Ron Gant, R (1, 7) OBP: 0.345, SLG: 0.467
David Justice, L (1, 9) OBP: 0.246, SLG: 0.278
Brian Hunter, R (1, 3) OBP: 0.151, SLG: 0.280
Sid Bream, L (9, PH) (9, 3) OBP: 0.350, SLG: 0.313
Greg Olson, R (1, 2) OBP: 0.338, SLG: 0.304
Rafael Belliard, R (1, 6) OBP: 0.277, SLG: 0.234
Steve Avery, L
Juan Berenguer, R
Mike Stanton, L
Marvin Freeman, R
Alejandro Pena, R
Deion Sanders, L
Kent Mercker, L
Lonnie Smith, R
Ben Rivera, R
Inning Stats
Atlanta Braves @ Pittsburgh Pirates
Three Rivers Stadium, Pittsburgh, PA
Wed May 06 1992, 7:05 PM EDT
Att. 18,686 - Cloudy - 50 F
livebaseballscorecards.com
AB 58
R 3
H 12
RBI 2
BB 3
SO 7
LOB 21
PITCHER IP WLS BF H R ER SO BB IBB HBP BLK WP HR S P ERA WHIP
Randy Tomlin, L (1, 1) ERA: 2.65 4.1 20 8 2 2 2 0 0 0 0 1 0 0 0 51 73 4.15 1.846
Paul Miller, R (5, 1) ERA: 2.2 8 0 0 0 0 0 0 0 0 0 0 0 17 30 0.00 0.000
Dennis Lamp, R (8, 1) ERA: 2.45 2.0 7 1 0 0 3 0 0 0 0 0 0 0 18 26 0.00 0.500
Roger Mason, R (10, 1) ERA: 2.08 3.0 10 1 0 0 2 0 0 0 0 0 0 0 23 32 0.00 0.333
Jerry Don Gleaton, L (13, 1) ERA: 6.75 2.0 9 1 1 0 0 1 1 0 0 0 0 0 18 31 0.00 1.000
PITCHER IP WLS BF H R ER SO BB IBB HBP BLK WP HR S P ERA WHIP
Bob Patterson, L (15, 1) ERA: 2.0 W 8 1 0 0 0 0 0 1 0 0 0 0 11 20 0.00 0.500
1B: 9 SF: 0
2B: 3 SAC: 1
3B: 0 DP: 0
HR: 0 HBP: 0
WP: 0 PA: 62
PB: 0
SB: 2
CS: 0

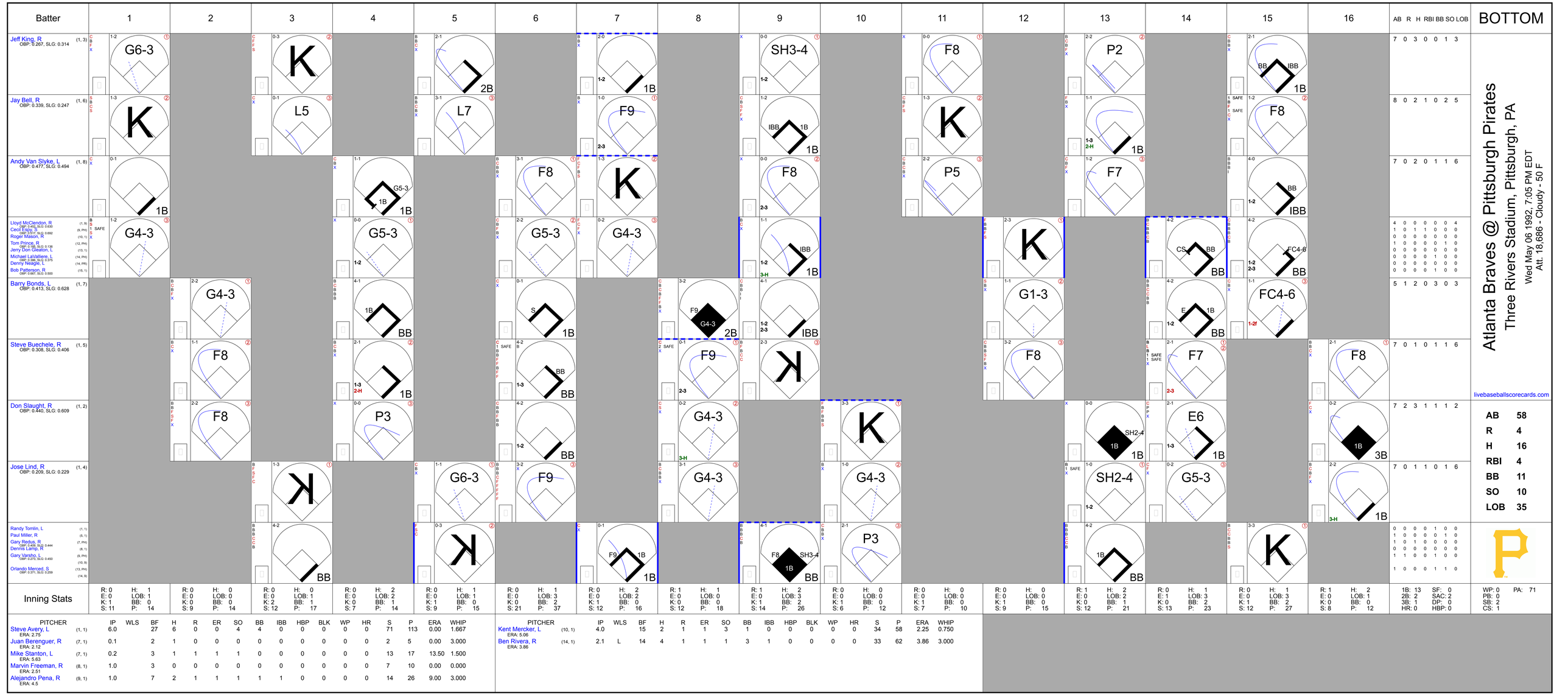
Batter
1
2
3
4
5
6
7
8
9
10
11
12
13
14
15
16
AB R H RBI BB SO LOB
BOTTOM
Jeff King, R (1, 3) OBP: 0.267, SLG: 0.314
G6-3
K
2B
K
SH3-4
F8
P2
BB IBB 1B
7 0 3 0 0 1 3
Jay Bell, R (1, 6) OBP: 0.339, SLG: 0.247
K
L5
L7
F9
IBB 1B
K
F8
1-3 2-H 1B
1 SAFE 1 SAFE
F8
8 0 2 1 0 2 5
Andy Van Slyke, L (1, 8) OBP: 0.477, SLG: 0.494
1B
G5-3 1B 1B
F8
K
F8
P5
F7
BB IBB
7 0 2 0 1 1 6
Lloyd McClendon, R (1, 9) OBP: 0.286, SLG: 0.630
Ced Landrum, L (9, PH) OBP: 0.512, SLG: 0.692
Roger Mason, R (10, 1)
Tom Prince, R (12, PH) OBP: 0.000, SLG: 0.136
Jerry Don Gleaton, L (13, 1)
Michael LaValliere, L (14, PH) OBP: 0.366, SLG: 0.375
Denny Neagle, L (14, PR)
Bob Patterson, R (15, 1) OBP: 0.667, SLG: 0.500
G4-3
G5-3
G5-3
G4-3
IBB
K
CS BB
FC4-6 BB
4 0 0 0 0 0 4
1 0 1 1 0 0 0
0 0 0 0 0 0 0
1 0 0 0 0 1 0
0 0 0 0 0 0 0
0 0 0 0 1 0 0
0 0 0 0 0 0 0
0 0 0 0 1 0 0
Barry Bonds, L (1, 7) OBP: 0.413, SLG: 0.628
G4-3
G5-3
S
F9 G4-3 2B
IBB
G1-3
E 1B
FC4-6
5 1 2 0 3 0 3
Steve Buechele, R (1, 5) OBP: 0.308, SLG: 0.406
F8
F8
F9
K
F8
F7
E6
F8
7 0 1 0 1 1 6
Don Slaught, R (1, 2) OBP: 0.440, SLG: 0.609
F8
P3
G4-3
K
SH2-4 1B
E6
G4-3
7 2 3 1 1 1 2
Jose Lind, R (1, 4) OBP: 0.209, SLG: 0.229
K
G6-3
F9
G4-3
G4-3
SH2-4
G5-3
7 0 1 1 0 1 6
Randy Tomlin, L (1, 1)
Paul Miller, R (5, 1)
Gary Redus, R (7, PH) OBP: 0.400, SLG: 0.444
Dennis Lamp, R (8, 1)
Gary Varsho, L (9, PH) OBP: 0.273, SLG: 0.450
(10, 9)
Orlando Merced, S (13, PH) OBP: 0.371, SLG: 0.259
(14, 9)
BB
K
F9 1B 1B
F8 SH3-4 1B BB
P3
1B BB
K
0 0 0 0 1 0 0
1 0 0 0 0 1 0
1 0 1 0 0 0 0
0 0 0 0 0 0 0
1 1 0 0 1 0 0
1 0 0 0 1 1 0
Inning Stats
R: 0 E: 0 K: 1 S: 11 H: 1 LOB: 1 BB: 0 P: 14
R: 0 E: 0 K: 0 S: 9 H: 0 LOB: 0 BB: 0 P: 14
R: 0 E: 0 K: 2 S: 12 H: 0 LOB: 1 BB: 1 P: 17
R: 0 E: 0 K: 0 S: 7 H: 2 LOB: 2 BB: 1 P: 14
R: 0 E: 0 K: 1 S: 9 H: 2 LOB: 2 BB: 1 P: 15
R: 0 E: 0 K: 0 S: 21 H: 1 LOB: 3 BB: 2 P: 37
R: 0 E: 0 K: 1 S: 12 H: 2 LOB: 2 BB: 0 P: 16
R: 1 E: 0 K: 0 S: 12 H: 1 LOB: 0 BB: 0 P: 18
R: 1 E: 0 K: 1 S: 14 H: 2 LOB: 3 BB: 2 P: 26
R: 0 E: 0 K: 1 S: 6 H: 0 LOB: 0 BB: 0 P: 12
R: 0 E: 0 K: 1 S: 7 H: 0 LOB: 0 BB: 0 P: 10
R: 0 E: 0 K: 1 S: 9 H: 0 LOB: 0 BB: 0 P: 15
R: 1 E: 0 K: 0 S: 12 H: 2 LOB: 2 BB: 1 P: 21
R: 0 E: 1 K: 0 S: 13 H: 1 LOB: 3 BB: 2 P: 23
R: 0 E: 0 K: 1 S: 12 H: 1 LOB: 3 BB: 2 P: 27
R: 1 E: 0 K: 0 S: 8 H: 2 LOB: 1 BB: 0 P: 12
1B: 13 2B: 2 3B: 1 HR: 0
SF: 0 SAC: 2 DP: 0 HBP: 0
WP: 0 PB: 0 SB: 2 CS: 1
PA: 71
Atlanta Braves @ Pittsburgh Pirates
Three Rivers Stadium, Pittsburgh, PA
Wed May 06 1992, 7:05 PM EDT
Att. 18,686 - Cloudy - 50 F
livebaseballscorecards.com
AB 58
R 4
H 16
RBI 4
BB 11
SO 10
LOB 35
PITCHER IP WLS BF H R ER SO BB IBB HBP BLK WP HR S P ERA WHIP
Steve Avery, L (1, 1) ERA: 2.75 6.0 27 6 0 0 4 4 0 0 0 0 0 71 113 0.00 1.667
Juan Berenguer, R (7, 1) ERA: 2.12 0.1 2 1 0 0 0 0 0 0 0 0 0 2 5 0.00 3.000
Mike Stanton, L (7, 1) ERA: 5.63 0.2 3 1 1 1 0 0 0 0 0 0 0 13 17 13.50 1.500
Marvin Freeman, R (8, 1) ERA: 2.51 1.0 3 0 0 0 0 0 0 0 0 0 0 7 10 0.00 0.000
Alejandro Pena, R (9, 1) ERA: 4.5 1.0 7 2 1 1 1 1 1 0 0 0 0 14 26 9.00 3.000
PITCHER IP WLS BF H R ER SO BB IBB HBP BLK WP HR S P ERA WHIP
Kent Mercker, L (10, 1) ERA: 5.06 4.0 15 2 1 1 1 3 1 0 0 0 0 34 58 2.25 0.750
Ben Rivera, R (14, 1) ERA: 3.86 2.1 L 14 4 1 1 1 3 1 0 0 0 0 33 62 3.86 3.000

Atlanta Braves @ Pittsburgh Pirates

Three Rivers Stadium, Pittsburgh, PA

Thu May 07 1992, 7:05 PM EDT

Att. 11,689 - Sunny - 64 F

livebaseballscorecards.com

TOP

Batter	1	2	3	4	5	6	7	8	9	AB	R	H	RBI	BB	SO	LOB
Otis Nixon, S (1, 8) OBP: 0.447, SLG: 0.457	S B C X 1-2 G1-3 ①		B C S B X 2-2 1B		B F M C 1-3 K ②		B X 1-0 E S 1B 1B		B S C X 1-2 CS 1B	5	1	3	0	0	1	0
Terry Pendleton, S (1, 5) OBP: 0.306, SLG: 0.424	C B B S S 2-3 K ②		S 1 SAFE 1 SAFE X 0-1 P4 ③		C B B X 2-1 2B		1 SAFE 1 SAFE 1 SAFE P X 1-0 G3 S 1-H 1B		1 SAFE C P 1 SAFE F X 1-2 F9 ①	5	0	2	1	0	1	2
Ron Gant, R (1, 7) OBP: 0.347, SLG: 0.459	B C C S 1-3 K ③			C B X 1-1 E S 1B 1B	B B I I 4-0 IBB		B F B B F X 3-2 G3 ② 1-3		B 1 SAFE C B F X 2-2 F9 ② ③ 1-2	4	1	1	0	1	1	2
David Justice, L (1, 9) OBP: 0.277, SLG: 0.286		C B X 1-1 1B SF8 1B		S 1 SAFE 1 SAFE S B 1 SAFE B F B 4-2 B 1B 1-3 BB	C S B X 1-2 G4-3 ③		C B B S B B 4-2 FC6-4 BB			2	1	1	0	2	0	2
Greg Olson, R (1, 2) OBP: 0.348, SLG: 0.317		C B B B X 3-1 CS 1-3 1B		S B B X 2-1 1-2 3-H 1B		C X 1-1 G5-3 ①	B B B X 3-0 FC6-4 ③ 1-2f			4	0	2	1	0	0	2
Brian Hunter, R (1, 3) OBP: 0.143, SLG: 0.269 Sid Bream, L (8, PH) OBP: 0.358, SLG: 0.313 (8, 3)		X 0-0 SF8 ① 3-H		C B F S 1-3 K ①		C B B X 2-1 G1-4-3 ②		F C F B B F 4-2 B FC2-6 BB		2 0	0 0	0 0	1 0	0 1	1 0	2 0
Mark Lemke, S (1, 4) OBP: 0.258, SLG: 0.286		1 SAFE C S B F F B B F 3-2 X P6 ② ③ 1-2		B B C S S 2-3 K ②		X 0-0 HR		X 0-0 FC2-6 ① SH5-3 1-2f		4	1	1	1	0	1	4
Rafael Belliard, R (1, 6) OBP: 0.267, SLG: 0.225			F F S 0-3 K ①	C F F X 0-2 G1-3 ③		S B C S 1-3 K ③		X 0-0 SH5-3 ② 1-2		3	0	0	0	0	2	2
Tom Glavine, L (1, 1) OBP: 0.350, SLG: 0.316			B X 1-0 F7 ②		X 0-0 B4-3 ①		B C X 1-1 G6-3 ①	B S C C 1-3 K ③		3	0	0	0	0	0	0
Jerry Willard, L (8, PH) OBP: 0.286, SLG: 0.538										1	0	0	0	0	1	1
Juan Berenguer, R (8, 1)										0	0	0	0	0	0	0
Mike Stanton, L (8, 1) OBP: 1.000, SLG: 1.000										0	0	0	0	0	0	0
Inning Stats	R: 0 E: 0 K: 2 S: 9 H: 0 LOB: 0 BB: 0 P: 13	R: 1 E: 0 K: 0 S: 11 H: 2 LOB: 0 BB: 0 P: 18	R: 0 E: 0 K: 1 S: 9 H: 1 LOB: 1 BB: 0 P: 12	R: 1 E: 0 K: 2 S: 17 H: 2 LOB: 2 BB: 1 P: 27	R: 0 E: 0 K: 1 S: 9 H: 1 LOB: 2 BB: 1 P: 17	R: 1 E: 0 K: 1 S: 8 H: 1 LOB: 0 BB: 0 P: 12	R: 1 E: 0 K: 0 S: 11 H: 2 LOB: 2 BB: 1 P: 23	R: 0 E: 0 K: 1 S: 11 H: 0 LOB: 1 BB: 1 P: 16	R: 0 E: 0 K: 0 S: 10 H: 1 LOB: 0 BB: 0 P: 13	1B: 8 2B: 1 3B: 0 HR: 1		SF: 1 SAC: 1 DP: 0 HBP: 0				

	AB	33
	R	4
	H	10
	RBI	4
	BB	4
	SO	8
	LOB	17

WP: 0 PB: 0 SB: 3 CS: 2 PA: 39

PITCHER		IP	WLS	BF	H	R	ER	SO	BB	IBB	HBP	BLK	WP	HR	S	P	ERA	WHIP
Denny Neagle, L ERA: 2.92	(1, 1)	6.1	L	29	9	4	3	7	1	1	0	0	0	1	68	106	4.26	1.579
Dennis Lamp, R ERA: 2.31	(7, 1)	0.2		3	0	0	0	0	1	0	0	0	0	0	6	16	0.00	1.500
Vicente Palacios, R ERA: 3.43	(8, 1)	2.0		7	1	0	0	1	1	0	0	0	0	0	21	29	0.00	1.000

PITCHER	IP	WLS	BF	H	R	ER	SO	BB	IBB	HBP	BLK	WP	HR	S	P	ERA	WHIP

Atlanta Braves @ Pittsburgh Pirates

Three Rivers Stadium, Pittsburgh, PA

Thu May 07 1992, 7:05 PM EDT

Att. 11,689 - Sunny - 64 F

BOTTOM

Batter	1	2	3	4	5	6	7	8	9	AB	R	H	RBI	BB	SO	LOB
Gary Redus, R (1, 7) OBP: 0.370, SLG: 0.391	G5-3	P3			G5-3		1B		F8	5	0	1	1	0	0	1
Jay Bell, R (1, 6) OBP: 0.333, SLG: 0.245	1B		K		G1-3		F9		P8	5	1	1	0	0	1	1
Andy Van Slyke, L (1, 8) OBP: 0.477, SLG: 0.505	1B		G3		G6-3			HBP		4	0	2	0	0	0	0
Lloyd McClendon, R (1, 9) OBP: 0.471, SLG: 0.621	1B		BB			F8		HBP		2	0	1	1	1	0	0
Cecil Espy, S (8, PH) (9, 9) OBP: 0.533, SLG: 0.704								1B		1	0	1	0	0	0	0
Jeff King, R (1, 3) OBP: 0.253, SLG: 0.297	F7		F8			K		P2		4	0	0	0	0	1	5
Steve Buechele, R (1, 5) OBP: 0.315, SLG: 0.404	G4-3			CS 1B		K		HBP		3	0	1	0	0	1	2
Tom Prince, R (1, 2) OBP: 0.233, SLG: 0.130		G4-3 BB		G5-3			FC4-6 BB	K		1	0	0	0	2	0	1
Barry Bonds, L (8, PH) OBP: 0.410, SLG: 0.621										1	0	0	0	0	1	3
Michael LaValliere, L (9, 2) OBP: 0.386, SLG: 0.375										0	0	0	0	0	0	0
Jose Lind, R (1, 4) OBP: 0.211, SLG: 0.230		G4-3		1B			FC4-6 S	K		4	1	1	0	0	1	5
Denny Neagle, L (1, 1)									P4	2	0	0	0	0	1	2
Dennis Lamp, R (7, 1)										0	0	0	0	0	0	0
Don Slaught, R (7, PH) OBP: 0.423, SLG: 0.583										1	0	0	0	0	0	1
Vicente Palacios, R (8, 1) OBP: 0.167, SLG: 0.167										0	0	0	0	0	0	0
Orlando Merced, S (9, PH) OBP: 0.366, SLG: 0.255		K		G4-3			F8			1	0	0	0	0	0	0
Inning Stats	R: 1 E: 0 K: 0 S: 13 H: 3 LOB: 2 BB: 0 P: 21	R: 0 E: 0 K: 1 S: 8 H: 0 LOB: 1 BB: 1 P: 16	R: 0 E: 0 K: 1 S: 13 H: 0 LOB: 1 BB: 1 P: 22	R: 0 E: 0 K: 0 S: 8 H: 2 LOB: 1 BB: 0 P: 9	R: 0 E: 0 K: 0 S: 6 H: 0 LOB: 0 BB: 0 P: 10	R: 0 E: 0 K: 2 S: 7 H: 0 LOB: 0 BB: 0 P: 7	R: 1 E: 0 K: 0 S: 13 H: 1 LOB: 1 BB: 1 P: 21	R: 0 E: 0 K: 2 S: 14 H: 2 LOB: 3 BB: 0 P: 21	R: 0 E: 0 K: 0 S: 10 H: 0 LOB: 0 BB: 0 P: 14	1B: 7 2B: 1 3B: 0 HR: 0	SF: 0 SAC: 0 DP: 0 HBP: 1		WP: 0 PB: 0 SB: 1 CS: 1		PA: 38		

livebaseballscorecards.com

AB	34
R	2
H	8
RBI	2
BB	3
SO	6
LOB	21

PITCHER		IP	WLS	BF	H	R	ER	SO	BB	IBB	HBP	BLK	WP	HR	S	P	ERA	WHIP
Tom Glavine, L ERA: 2.06	(1, 1)	7.0	W	29	6	2	2	4	3	0	0	0	0	0	68	106	2.57	1.286
Juan Berenguer, R ERA: 2.08	(8, 1)	0.1		4	2	0	0	0	0	0	1	0	0	0	7	14	0.00	6.000
Mike Stanton, L ERA: 4.66	(8, 1)	1.2	S	5	0	0	0	2	0	0	0	0	0	0	17	21	0.00	0.000

PITCHER	IP	WLS	BF	H	R	ER	SO	BB	IBB	HBP	BLK	WP	HR	S	P	ERA	WHIP

Batter	1	2	3	4	5	6	7	8	9	AB	R	H	RBI	BB	SO	LOB
Deion Sanders, L (1, 8) OBP: 0.389, SLG: 0.576	C S B X 1-2 G4-3 ①		B S X 1-1 G6-3 ②			B X 1-0 CS 1B		B F B B C X 3-2 G4-6-3 1B		4	0	2	0	0	0	0
Terry Pendleton, S (1, 5) OBP: 0.313, SLG: 0.459	B X 1-0 HR		B X 1-0 2B			P B X 2-0 G6-3 ① ② 1-2		1 SAFE B X 1-0 G4-6-3 ② ③ 1-2f		4	1	2	1	0	0	2
Ron Gant, R (1, 7) OBP: 0.352, SLG: 0.460	C B S C 1-3 K ②		S T F B X 1-2 F8 ③			B X 1-0 1B 1B 1B			B C X 1-1 FC3-6 1B	4	1	2	0	0	1	1
David Justice, L (1, 9) OBP: 0.275, SLG: 0.283	X 0-0 F7 ③			C F X 0-2 P4 ①		P X 1-0 1B 1-2 1B			1 SAFE B S B X 2-1 FC3-6 G4-3 ① 1-2f	4	0	1	0	0	0	1
Sid Bream, L (1, 3) OBP: 0.365, SLG: 0.338		X 0-0 2B		C F S 0-3 K ②		X 0-0 ③ 1-3 2-H 1B			B 1 SAFE F C X 1-2 G4-3 ② 1-2	4	0	2	1	0	1	1
Greg Olson, R (1, 2) OBP: 0.342, SLG: 0.302		X 0-0 P2 ①		B X 1-0 F9 ③			C B F B B B 4-2 G6-4-3 BB		B B C C X 2-2 F8 ③	3	0	0	0	1	0	2
Mark Lemke, S (1, 4) OBP: 0.246, SLG: 0.273		X 0-0 G6-3 ②			C X 0-1 F9 ①		F B X 1-1 L7 ①			3	0	0	0	0	0	2
Rafael Belliard, R (1, 6) OBP: 0.258, SLG: 0.217		B X 1-0 G6-3 ③			X 0-0 F9 ②		X 0-0 ② ③ G6-4-3 1-2f			3	0	0	0	0	0	2
Charlie Leibrandt, R (1, 1) OBP: 0.182, SLG: 0.200 Marvin Freeman, R (9, 1) OBP: 1.000, SLG: 1.000 Damon Berryhill, S (9, 2) OBP: 0.283, SLG: 0.462			X 0-0 G1-3 ①		B C F X 1-2 G6-3 ③			X 0-0 ① L6		3 0 0	0 0 0	0 0 0	0 0 0	0 0 0	0 0 0	0 0 0
Inning Stats	R: 1 E: 0 K: 1 S: 9 H: 1 LOB: 0 BB: 0 P: 12	R: 0 E: 0 K: 0 S: 4 H: 1 LOB: 1 BB: 0 P: 5	R: 0 E: 0 K: 0 S: 8 H: 1 LOB: 1 BB: 0 P: 11	R: 0 E: 0 K: 1 S: 7 H: 0 LOB: 0 BB: 0 P: 8	R: 0 E: 0 K: 0 S: 6 H: 0 LOB: 0 BB: 0 P: 7	R: 1 E: 0 K: 0 S: 7 H: 4 LOB: 2 BB: 0 P: 10	R: 0 E: 0 K: 0 S: 5 H: 0 LOB: 0 BB: 1 P: 10	R: 0 E: 0 K: 0 S: 5 H: 1 LOB: 0 BB: 0 P: 9	R: 0 E: 0 K: 0 S: 10 H: 1 LOB: 1 BB: 0 P: 16	1B: 6 2B: 2 3B: 0 HR: 1	SF: 0 SAC: 0 DP: 2 HBP: 0					

PITCHER		IP	WLS	BF	H	R	ER	SO	BB	IBB	HBP	BLK	WP	HR	S	P	ERA	WHIP
Bob Tewksbury, R ERA: 1.6	(1, 1)	8.0	L	29	8	2	2	2	1	0	0	0	0	1	51	72	2.25	1.125
Juan Agosto, L ERA: 7.53	(9, 1)	0.2		3	1	0	0	0	0	0	0	0	0	0	7	11	0.00	1.500
Mike Perez, R ERA: 1.19	(9, 1)	0.1		1	0	0	0	0	0	0	0	0	0	0	3	5	0.00	0.000

PITCHER	IP	WLS	BF	H	R	ER	SO	BB	IBB	HBP	BLK	WP	HR	S	P	ERA	WHIP

TOP

Atlanta Braves @ St. Louis Cardinals

Busch Stadium, St. Louis, MO

Fri May 08 1992, 7:05 PM CDT

Att. 45,110 - Sunny - 77 F

livebaseballscorecards.com

AB	32
R	2
H	9
RBI	2
BB	1
SO	2
LOB	11



BOTTOM

Atlanta Braves @ St. Louis Cardinals

Busch Stadium, St. Louis, MO

Fri May 08 1992, 7:05 PM CDT
Att. 45,110 - Sunny - 77 F

livebaseballscorecards.com

Batter	1	2	3	4	5	6	7	8	9	AB	R	H	RBI	BB	SO	LOB
Ray Lankford, L (1, 8) OBP: 0.377, SLG: 0.416	G5-3		K		G4-3			L6		4	0	0	0	0	1	1
Ozzie Smith, S (1, 6) OBP: 0.379, SLG: 0.326	F8		BB			F9			E7	3	1	1	0	1	0	0
Felix Jose, S (1, 9) OBP: 0.512, SLG: 0.649	1B		F8			L4-6			G4-3 S 1B 3-H	4	0	3	1	0	0	2
Todd Zeile, R (1, 5) OBP: 0.296, SLG: 0.344	F9			L7		L4-6 2-3			1 SAFE 1-2	4	0	0	0	0	1	3
Gerald Perry, L (1, 3) OBP: 0.325, SLG: 0.371		F8		CS 1B 1B			G1-3		G4-3 2-3	4	0	1	0	0	0	1
Bernard Gilkey, R (1, 7) OBP: 0.344, SLG: 0.339		P3		E 1B 1-2			G4-3		K	3	0	1	0	0	0	0
Milt Thompson, L (9, PH) OBP: 0.258, SLG: 0.344										1	0	0	0	0	1	1
Tom Pagnozzi, R (1, 2) OBP: 0.343, SLG: 0.432		L5		1 SAFE 1-2 2-3			G6-3			3	0	0	0	0	1	2
Luis Alicea, S (1, 4) OBP: 0.164, SLG: 0.140			SH3-4 1B		G3			F9		3	0	1	0	0	0	0
Bob Tewksbury, R (1, 1) OBP: 0.077, SLG: 0.077			SH3-4 1-2		K			K		1	0	0	0	0	1	0
Brian Jordan, R (8, PH) OBP: 0.260, SLG: 0.413										1	0	0	0	0	1	0
Juan Agosto, L (9, 1)										0	0	0	0	0	0	0
Mike Perez, R (9, 1)										0	0	0	0	0	0	0
Inning Stats	R: 0 E: 0 K: 0 S: 8 H: 1 LOB: 1 BB: 0 P: 13	R: 0 E: 0 K: 0 S: 6 H: 0 LOB: 0 BB: 0 P: 11	R: 0 E: 0 K: 1 S: 9 H: 1 LOB: 2 BB: 1 P: 16	R: 0 E: 0 K: 1 S: 9 H: 2 LOB: 1 BB: 0 P: 13	R: 0 E: 0 K: 1 S: 8 H: 0 LOB: 0 BB: 0 P: 11	R: 0 E: 0 K: 0 S: 5 H: 1 LOB: 0 BB: 0 P: 7	R: 0 E: 0 K: 0 S: 5 H: 0 LOB: 0 BB: 0 P: 5	R: 0 E: 0 K: 1 S: 8 H: 0 LOB: 0 BB: 0 P: 12	R: 1 E: 1 K: 2 S: 11 H: 2 LOB: 1 BB: 0 P: 20	1B: 5 2B: 3 3B: 0 HR: 0	SF: 0 SAC: 1 DP: 1 HBP: 0						

	AB	31
	R	1
	H	7
	RBI	1
	BB	1
	SO	6
	LOB	10

WP: 0 PB: 0 SB: 1 CS: 1 PA: 33

PITCHER		IP	WLS	BF	H	R	ER	SO	BB	IBB	HBP	BLK	WP	HR	S	P	ERA	WHIP
Charlie Leibrandt, L ERA: 3.48	(1, 1)	8.0	W	30	7	1	1	4	1	0	0	0	0	0	62	96	1.12	1.000
Marvin Freeman, R ERA: 2.35	(9, 1)	1.0	S	3	0	0	0	2	0	0	0	0	0	0	7	12	0.00	0.000

PITCHER	IP	WLS	BF	H	R	ER	SO	BB	IBB	HBP	BLK	WP	HR	S	P	ERA	WHIP

Batter	1	2	3	4	5	6	7	8	9	AB	R	H	RBI	BB	SO	LOB
Otis Nixon, S (1, 8) OBP: 0.455, SLG: 0.450	B B B B 4-0 PB BB G4-3 BB		x 0-0 1B 1B 1B x 0-0 FC4-6 ③ 1-2f		C X 0-1 F9 1B 1-2 2-H 1B	S B B B X 3-1 ③ P2			L M S 0-3 ③ K	5	2	2	1	1	3	3
Terry Pendleton, S (1, 5) OBP: 0.323, SLG: 0.460	C B B B 1 SAFE F B 4-2 G4-3 PB 1-2 2B BB		B C 1 SAFE F F 1 SAFE B F 1 SAFE 2-2 1 SAFE X E 1B 1-3 SF7 1B	X 0-0 ① F9	F B X 1-1 F9 1-2 2-H 1B		C S B B X 2-2 ① G1-3			4	2	2	1	1	0	0
Ron Gant, R (1, 7) OBP: 0.346, SLG: 0.449	B F F B B X 3-2 ① G4-3 1-3 2-H		X 0-0 SF7 E 1-2 3-H 1B	B B X 2-0 E5 1B FC6-4	B F X 1-1 ② F9 1-2 2-3		B X 1-0 ② F7			5	2	1	2	0	0	3
David Justice, L (1, 9) OBP: 0.297, SLG: 0.313	C X 0-1 3-H 2B		B F B S X 2-2 FC SF7 1B HR 1-2 2-3	B X 1-0 FC6-4 1-3 1B	B B C F B B 4-2 BB		B X 1-0 ③ F9			4	1	2	1	1	0	2
Jeff Blauser, R (1, 6) OBP: 0.247, SLG: 0.362 Rafael Belliard, R (7, 6) OBP: 0.256, SLG: 0.214	B C F B F C 2-3 ② K		B X 1-0 ① SF7 1-2 2-3 3-H	B F F X 1-2 ② FC6-4 1-2f 3-H	C B B F F F B F X 3-2 ③ G5-3			B B B C C S 3-3 ① K		3	0	0	2	0	1	5
										1	0	0	0	0	1	0
Brian Hunter, R (1, 3) OBP: 0.167, SLG: 0.273 Sid Bream, L (8, PH) OBP: 0.360, SLG: 0.333 (8, 3)	X 0-0 ③ F7		F F X 0-2 HR 2-3 3-H 1B	B F B S B X 3-2 ③ F7		B B B F B 4-1 29 F9 1B BB		B X 1-0 ② P6		3	1	1	1	1	0	2
										1	0	0	0	0	0	0
Damon Berryhill, S (1, 2) OBP: 0.276, SLG: 0.491		F C B B X 2-2 ① F7	L B X 1-1 1-H 3-H HR		C X 0-1 ① F9	B C F B X 2-2 ① P6		B X 1-0 ③ F9		5	1	1	3	0	0	1
Mark Lemke, S (1, 4) OBP: 0.257, SLG: 0.282		C B B X 2-1 ② G6-3	C B X 1-1 ② P9		X 0-0 29 1B 1B 1B	F X 0-1 1-2 1B			C B X 1-1 ① G4-3	5	1	2	0	0	0	0
29 John Smoltz, R (1, 1) OBP: 0.313, SLG: 0.467 Juan Berenguer, R (7, 1) Marvin Freeman, R (8, 1) OBP: 1.000, SLG: 1.000 Deion Sanders, L (9, PH) OBP: 0.385, SLG: 0.570		C C F S 0-3 ③ K	C B C B X 2-2 FC4-6 1B	1 SAFE B B B X 2-0 1B 1B 1-2 1B	F B B B X 3-1 ② F9 2-3				B C X 1-1 ② G6-3	4	1	2	0	0	1	2
										0	0	0	0	0	0	0
										0	0	0	0	0	0	0
										1	0	0	0	0	0	0

TOP

Atlanta Braves @ St. Louis Cardinals

Busch Stadium, St. Louis, MO

Sat May 09 1992, 7:05 PM CDT

Att. 40,417 - Sunny - 84 F

livebaseballscorecards.com

AB	41
R	11
H	13
RBI	11
BB	4
SO	4
LOB	18

Inning Stats	1	2	3	4	5	6	7	8	9
	R: 2 E: 0 K: 1 S: 12	R: 0 E: 0 K: 1 S: 9	R: 6 E: 1 K: 0 S: 22	R: 1 E: 1 K: 0 S: 9	R: 2 E: 0 K: 0 S: 18	R: 0 E: 0 K: 0 S: 10	R: 0 E: 0 K: 0 S: 5	R: 0 E: 0 K: 1 S: 5	R: 0 E: 0 K: 1 S: 7
	H: 1 LOB: 1 BB: 2 P: 25	H: 0 LOB: 0 BB: 0 P: 13	H: 6 LOB: 1 BB: 0 P: 31	H: 1 LOB: 1 BB: 0 P: 16	H: 4 LOB: 3 BB: 1 P: 29	H: 1 LOB: 2 BB: 1 P: 22	H: 0 LOB: 0 BB: 0 P: 9	H: 0 LOB: 0 BB: 0 P: 10	H: 0 LOB: 0 BB: 0 P: 9

| | | | | | | | | | |

Batter	1	2	3	4	5	6	7	8	9	AB	R	H	RBI	BB	SO	LOB
Ray Lankford, L (1, 8) OBP: 0.385, SLG: 0.432	X 0-0 G4-3 ①			X 0-0 G4-3 1B 3B 1B	C X 0-1 1B 2B	C B B S X 2-2 S 1B	B X 1-0 P5 ③			5	2	3	0	0	0	1
Ozzie Smith, S (1, 6) OBP: 0.389, SLG: 0.333	C C B F F S 1-3 K ②			B B X 2-0 G4-3 1-2 3B 1B	B F X 1-1 2B 2-H 1B	1 SAFE 1 SAFE 1 SAFE F S F 1 SAFE B X 1-2 F7 ③		C S B B F B B 4-2 HR BB		4	3	2	1	1	1	1
Felix Jose, S (1, 9) OBP: 0.500, SLG: 0.714	B F B F S 2-3 K ③			X 0-0 G4-3 ① 1-2 2-3	S S S 0-3 K ①		C F X 0-2 1B 2B	C B 1 C B X SAFE 2-2 1-H HR		5	2	2	2	0	2	3
Pedro Guerrero, R (1, 3) OBP: 0.302, SLG: 0.313		B B F C S 2-3 K ①		S S S 0-3 K ②	X 0-0 1-H 2B		C S B X 1-2 G5-3 ①	B C X 1-1 G5-3 ①		5	0	1	1	0	2	3
Brian Jordan, R (1, 7) OBP: 0.267, SLG: 0.443		X 0-0 F8 ②		S X 0-1 1B 2-H 3-H 3B	B B F F X 2-2 P6 ②		X 0-0 P4 ②	B F S X 1-2 1B 2B		5	2	2	2	0	0	2
Todd Zeile, R (1, 5) OBP: 0.317, SLG: 0.354		B B B 4-0 CS BB		C B B S B X 3-2 2B 3-H 1B	C B C F B F B B 4-2 BB		C B X 1-1 BB PB 2-H 2B 1B	B C S S 1-3 K ②		3	1	2	2	2	1	1
Tom Pagnozzi, R (1, 2) OBP: 0.346, SLG: 0.434		C 0-1 CS ③ 1-2	F B S X 1-2 G5-3 ①	B B X 2-0 FC5 1-3 2B	C B S F S 1-3 K ③		S C S 0-3 K BB 1-2 2B	I I I I 4-0 1B IBB		4	1	1	0	1	2	3
Luis Alicea, S (1, 4) OBP: 0.200, SLG: 0.151			F B B X 2-1 F8 ②	F B B F B F F H 4-2 HBP		F X 0-1 G4-3 ①	B B F F B B B 4-2 1-2 2-3 2B BB	C X 0-1 1-3 2-H 1B		3	1	1	1	1	0	0
Rheal Cormier, L (1, 1) OBP: 1.000, SLG: 0.375 Juan Agosto, L (3, 1) Milt Thompson, L (4, PH) OBP: 0.000, SLG: 0.000 Bob McClure, R (6, 1) Bernard Gilkey, R (8, PH) OBP: 0.000, SLG: 0.000 Cris Carpenter, R (7, 1) Gerald Perry, L (7, PH) OBP: 0.000, SLG: 0.000 Omar Olivares, R (7, PR) OBP: 0.000, SLG: 0.000 Mike Perez, R (8, 1) Craig Wilson, R (8, PH) OBP: 0.400, SLG: 0.381 Lee Smith, R (9, 1)			F B S S 1-3 K ③	S B F X 1-2 FC5 2-3f ③		S X 0-1 F9 ②	B X 1-0 1-H 2-H 3-H 2B	B S F C 1-3 K ③		0 0 0 0 0 0 0 1 0 0 0 0 1 0 1 0 0 0 0 0 3 0 0 0 0 0 0 0 1 0 0 0 0 0 0 0 0 0 0 0 0 0 1 0 1 3 0 0 0 0 0 0 0 0 0 0 0 0 0 0 0 0 0 1 0 0 0 0 1 2 0 0 0 0 0 0 0						
Inning Stats	R: 0 E: 0 K: 2 S: 9 H: 0 LOB: 0 BB: 0 P: 12	R: 0 E: 0 K: 1 S: 5 H: 0 LOB: 0 BB: 1 P: 11	R: 0 E: 0 K: 1 S: 8 H: 0 LOB: 0 BB: 0 P: 12	R: 3 E: 0 K: 1 S: 19 H: 5 LOB: 3 BB: 0 P: 31	R: 2 E: 0 K: 2 S: 19 H: 3 LOB: 2 BB: 1 P: 27	R: 0 E: 0 K: 0 S: 11 H: 1 LOB: 1 BB: 0 P: 14	R: 4 E: 0 K: 1 S: 16 H: 3 LOB: 1 BB: 1 P: 24	R: 3 E: 0 K: 2 S: 19 H: 3 LOB: 2 BB: 2 P: 33		1B: 7 2B: 6 3B: 1 HR: 1	SF: 0 SAC: 0 DP: 0 HBP: 1		WP: 0 PB: 1 SB: 1 CS: 1	PA: 46		

PITCHER		IP	WLS	BF	H	R	ER	SO	BB	IBB	HBP	BLK	WP	HR	S	P	ERA	WHIP
29 John Smoltz, R ERA: 3.45	(1, 1)	6.2		33	11	7	6	7	2	0	1	0	0	0	80	118	8.10	1.950
Juan Berenguer, R ERA: 3.06	(7, 1)	0.1		6	2	4	2	1	2	0	0	0	0	1	13	25	54.00	12.000
Marvin Freeman, R ERA: 2.76	(8, 1)	1.0	L	6	2	1	1	2	0	1	0	0	0	0	13	21	9.00	2.000

PITCHER	IP	WLS	BF	H	R	ER	SO	BB	IBB	HBP	BLK	WP	HR	S	P	ERA	WHIP

BOTTOM

Atlanta Braves @ St. Louis Cardinals

Busch Stadium, St. Louis, MO

Sat May 09 1992, 7:05 PM CDT
Att. 40,417 - Sunny - 84 F

livebaseballscorecards.com

AB	39
R	12
H	15
RBI	12
BB	5
SO	10
LOB	19

Batter	1	2	3	4	5	6	7	8	9	AB	R	H	RBI	BB	SO	LOB
Deion Sanders, L (1, 8) (8, 7) OBP: 0.377, SLG: 0.552	G6-3		G1-3		G5-3		G6-3	1B		5	0	1	0	0	0	1
Terry Pendleton, S (1, 5) OBP: 0.341, SLG: 0.500	HR		BB		2B		2B	K		4	3	3	1	1	1	2
Ron Gant, R (1, 7) OBP: 0.355, SLG: 0.455	BB		BB		F7		2B	F8		3	1	1	0	2	0	3
Alejandro Pena, R (8, 1)										0	0	0	0	0	0	0
David Justice, L (1, 9) OBP: 0.304, SLG: 0.309	F8		1B		K		IBB	G6-3		4	0	1	2	1	1	2
Sid Bream, L (1, 3) OBP: 0.374, SLG: 0.368	CS	BB	P5			FC3-5	2B	G1-3		4	0	2	2	1	0	2
Damon Berryhill, S (1, 2) OBP: 0.258, SLG: 0.459		G4-3	K			FC3-5	P2	G1-3		4	0	0	0	0	1	6
Mike Stanton, L (7, 1) OBP: 1.000, SLG: 1.000										0	0	0	0	0	0	0
Marvin Freeman, R (7, 1) OBP: 1.000, SLG: 1.000										0	0	0	0	0	0	0
Otis Nixon, S (8, 8) OBP: 0.444, SLG: 0.439										1	0	0	0	0	0	0
Mark Lemke, S (1, 4) OBP: 0.244, SLG: 0.267		F9		G4-3		P6	G3			4	0	0	0	0	0	4
Rafael Belliard, R (1, 6) OBP: 0.255, SLG: 0.216		G4-3		G6-3		1B		F9		4	0	1	0	0	0	1
Mike Bielecki, R (1, 1) OBP: 0.154, SLG: 0.154			BB G1-3 1B	G5-3		G6-3		1B		3	1	1	0	0	0	2
Greg Olson, R (7, 2) OBP: 0.351, SLG: 0.313										1	0	1	0	0	0	0
Inning Stats	R: 1 E: 0 K: 0 S: 8 H: 1 LOB: 0 BB: 1 P: 14	R: 0 E: 0 K: 0 S: 7 H: 0 LOB: 1 BB: 1 P: 14	R: 2 E: 0 K: 1 S: 17 H: 2 LOB: 2 BB: 2 P: 32	R: 0 E: 0 K: 0 S: 5 H: 0 LOB: 0 BB: 0 P: 7	R: 0 E: 0 K: 1 S: 9 H: 1 LOB: 1 BB: 0 P: 14	R: 0 E: 0 K: 0 S: 7 H: 2 LOB: 2 BB: 0 P: 12	R: 2 E: 0 K: 0 S: 11 H: 3 LOB: 2 BB: 1 P: 22	R: 0 E: 0 K: 1 S: 17 H: 2 LOB: 2 BB: 0 P: 25	R: 0 E: 0 K: 0 S: 4 H: 0 LOB: 0 BB: 0 P: 6	1B: 6 2B: 4 3B: 0 HR: 1	SF: 0 SAC: 0 DP: 0 HBP: 0						

PITCHER	IP	WLS	BF	H	R	ER	SO	BB	IBB	HBP	BLK	WP	HR	S	P	ERA	WHIP
Omar Olivares, R (1, 1) ERA: 4.62	6.1		30	8	5	5	2	4	0	0	0	1	1	59	102	7.11	1.895
Bob McClure, L (7, 1) ERA: 5.91	0.1		3	1	0	0	0	0	1	0	0	0	0	4	11	0.00	3.000
Cris Carpenter, R (7, 1) ERA: 1.62	0.1		1	0	0	0	0	0	0	0	0	0	0	1	2	0.00	0.000
Todd Worrell, R (8, 1) ERA: 3.21	1.0		5	2	0	0	1	0	0	0	0	0	0	17	25	0.00	2.000
Juan Agosto, L (9, 1) ERA: 6.35	1.0	W	3	0	0	0	0	0	0	0	0	0	0	4	6	0.00	0.000

PITCHER	IP	WLS	BF	H	R	ER	SO	BB	IBB	HBP	BLK	WP	HR	S	P	ERA	WHIP

TOP

Atlanta Braves @ St. Louis Cardinals

Busch Stadium, St. Louis, MO

Sun May 10 1992, 3:33 AM CDT

Att. 28,491 - Cloudy - 84 F

livebaseballscorecards.com

AB	37
R	5
H	11
RBI	5
BB	5
SO	3
LOB	23

Batter	1	2	3	4	5	6	7	8	9	AB	R	H	RBI	BB	SO	LOB
Ray Lankford, L (1, 8) OBP: 0.400, SLG: 0.438	C B S B B F F B 4-2 G6-3 SH1-3 BB		B X 1-0 S 3-H 1B		B X 1-0 FC5-4 1-2 1B		B B S B B 4-1 1B 1-2 BB	1 SAFE 1 SAFE F B 1 SAFE 1 SAFE F B F 2-3 S ③ K		3	0	2	1	2	1	1
Ozzie Smith, S (1, 6) OBP: 0.384, SLG: 0.330	1 SAFE X 0-0 ① SH1-3 1-2		1 SAFE 1 SAFE B P 1 SAFE X 2-0 ② F9		B B C F X 2-2 ② FC5-4 1-2f 2-3		F F B B F B X 3-2 S 1-3 2-H 1B		C B F B X 2-2 ① G4-3	4	0	1	1	0	0	3
Felix Jose, S (1, 9) OBP: 0.451, SLG: 0.638	2 SAFE 2 SAFE C S X 0-2 ②③ G6-3 2-3		P S F B X 2-2 ③ G4-3 1-2		C B B F F F X 2-2 ③ G6-3		F 1 SAFE C S 0-3 ② K		F B S X 1-2 ② F7	5	0	0	0	0	1	6
Pedro Guerrero, R (1, 3) OBP: 0.306, SLG: 0.310 Milt Thompson, L (9, PR) OBP: 0.254, SLG: 0.338		B B F B T F S 3-3 ① K		C B X 1-1 ① F7		C X 0-1 ① G5-3	1 SAFE S 1 SAFE B B B I 4-1 1-2 IBB		B B F C B X 3-2 1B 1B 1B	4 0	0 1	1 0	0 0	1 0	1 0	0 0
Brian Jordan, R (1, 7) OBP: 0.257, SLG: 0.426 Todd Worrell, R (8, 1) Juan Agosto, L (9, 1) Gerald Perry, L (9, PH) OBP: 0.357, SLG: 0.432		B X 1-0 ② F7		B B X 2-0 ② G5-3		X 0-0 ② G5-3	X 0-0 ③ F8		1 SAFE X 0-0 BB 1-3 1B 1B	4 0 0 1	0 0 0 1	0 0 0 1	0 0 0 0	0 0 0 0	0 0 0 0	3 0 0 0
Todd Zeile, R (1, 5) OBP: 0.328, SLG: 0.363	C S B B C 2-3 ③ K		B B F B F B 4-2 BB		B X 1-0 2B			C B B X 2-1 ① F8	B B 1 SAFE B B 4-0 1B 1-2 BB	3	0	1	0	2	1	0
Tom Pagnozzi, R (1, 2) OBP: 0.349, SLG: 0.433			F B F F B F X 2-2 3B 1B	1 SAFE X 0-0 ③ F9		C X 0-1 ③ G4-3		X 0-0 ② G4-3	F X 0-1 1-3 2-H 3-H 1B	5	1	2	2	0	0	2
Luis Alicea, S (1, 4) OBP: 0.234, SLG: 0.268			C 1 SAFE B X 1-1 1-H 1B 3B		B C B X 2-1 ① G4-3		B C H 2-1 BB 1B HBP	C B X 1-1 HR		3	3	2	2	0	0	0
Omar Olivares, R (1, 1) OBP: 0.389, SLG: 0.353 Bob McClure, R (7, 1) Cris Carpenter, R (7, 1) Bernard Gilkey, R (7, PH) OBP: 0.343, SLG: 0.339 (8, 7)			C S B B X 2-2 ① P5		C B X 1-1 FC5-4 1B 1B		C C B F B F S 2-3 ① K	X 0-0 1B		2 0 0 2	0 0 0 0	1 0 0 1	0 0 0 1	0 0 0 1	0 0 0 1	1 0 0 1
Inning Stats	R: 0 E: 0 K: 0 S: 8 H: 0 LOB: 0 BB: 1 P: 12	R: 0 E: 0 K: 2 S: 8 H: 0 LOB: 0 BB: 0 P: 14	R: 2 E: 0 K: 0 S: 17 H: 3 LOB: 1 BB: 0 P: 25	R: 0 E: 0 K: 0 S: 6 H: 0 LOB: 1 BB: 1 P: 13	R: 0 E: 0 K: 0 S: 13 H: 2 LOB: 2 BB: 0 P: 21	R: 0 E: 0 K: 0 S: 6 H: 1 LOB: 1 BB: 0 P: 7	R: 1 E: 0 K: 2 S: 17 H: 1 LOB: 3 BB: 2 P: 32	R: 1 E: 0 K: 1 S: 10 H: 2 LOB: 1 BB: 0 P: 15	R: 2 E: 0 K: 0 S: 12 H: 3 LOB: 2 BB: 1 P: 22	1B: 9 2B: 1 3B: 1 HR: 1	SF: 0 SAC: 1 DP: 0 HBP: 1						

PITCHER		IP	WLS	BF	H	R	ER	SO	BB	IBB	HBP	BLK	WP	HR	S	P	ERA	WHIP
Mike Bielecki, R ERA: 2.8	(1, 1)	6.0		25	6	2	2	2	2	0	0	0	0	0	58	92	3.00	1.333
Mike Stanton, L ERA: 5.4	(7, 1)	0.1		4	1	1	1	1	1	0	1	0	0	0	12	23	27.00	6.000
Marvin Freeman, R ERA: 2.65	(7, 1)	0.2		3	0	0	0	1	0	1	0	0	0	0	5	9	0.00	0.000
Alejandro Pena, R ERA: 6.17	(8, 1)	1.2	L	11	5	3	3	1	1	0	0	0	0	1	22	37	16.20	3.600

PITCHER	IP	WLS	BF	H	R	ER	SO	BB	IBB	HBP	BLK	WP	HR	S	P	ERA	WHIP

BOTTOM

Atlanta Braves @ St. Louis Cardinals

Busch Stadium, St. Louis, MO

Sun May 10 1992, 3:33 AM CDT
Att. 28,491 - Cloudy - 84 F

livebaseballscorecards.com

AB	36
R	6
H	12
RBI	6
BB	5
SO	5
LOB	17

1B: 9 SF: 0
2B: 1 SAC: 1
3B: 1 DP: 0
HR: 1 HBP: 1

WP: 0 PA: 43
PB: 0
SB: 2
CS: 0

Batter	1	2	3	4	5	6	7	8	9	AB	R	H	RBI	BB	SO	LOB
Otis Nixon, S (1, 8) OBP: 0.400, SLG: 0.391	B X 1-0 ① B1-3		B X 1-0 E3 1B 1B 1-2		L X 0-1 ② P5		B X 1-0 ③ FC6 1-2f		F X 0-1 ③ G4-3	5	1	0	0	0	0	2
Terry Pendleton, S (1, 5) OBP: 0.345, SLG: 0.507	B X 1-0 ② G4-3		C C X 0-2 1B 1B 1-2 2-3 1B		B B X 2-0 2B			C X 0-1 ① P5		4	0	2	0	0	0	0
Ron Gant, R (1, 7) OBP: 0.359, SLG: 0.456	X 0-0 ③ P1		F B B S X 2-2 1B 1-2 2-H 3-H 1B		C B X 1-1 ③ G4-3			S X 0-1 1B 1B 1B		4	1	2	2	0	0	1
David Justice, L (1, 9) OBP: 0.301, SLG: 0.306		S S F X 0-2 ① P2	F B S S 1-3 ② K			B S C B F F B X 3-2 ① F8		B C C B X 2-2 1B 1-2 1B		4	0	1	0	0	1	2
Sid Bream, L (1, 3) OBP: 0.379, SLG: 0.367		B B B B 4-0 G4-3 BB	B C B X 2-1 ③ 1-3 2-H 1B			F S F B X 1-2 ② F9		B F B X 2-1 ② F7		3	0	1	0	1	0	2
Greg Olson, R (1, 2) OBP: 0.338, SLG: 0.299 Ben Rivera, R (6, 1) Jerry Willard, L (8, PH) OBP: 0.333, SLG: 0.571 Brian Hunter, R (8, PR) OBP: 0.167, SLG: 0.273 Kent Mercker, L (8, 1)		B X 1-0 ② G4-3 1-2		X 0-0 ① F8		X 0-0 ③ G6-3		C F B X 1-2 FC6 1-2 2-H 1B		3 0 1 0 0	0 0 0 0 0	0 0 1 0 0	0 0 1 0 0	0 0 0 0 0	0 0 0 0 0	1 0 0 0 0
Mark Lemke, S (1, 4) OBP: 0.244, SLG: 0.266		X 0-0 ③ F8		B X 1-0 ② G4-3			B B C X 2-1 FC3-6 1B	B B X 2-0 ③ FC6 1-2f		4	0	1	0	0	0	3
Rafael Belliard, R (1, 6) OBP: 0.258, SLG: 0.220 Jeff Blauser, R (8, 6) OBP: 0.243, SLG: 0.357			X 0-0 1B E 1B 1B	X 0-0 ③ F9			B C F B B X 2-2 ① FC3-6 FC6 1-2f		B C C B B B C 3-3 ① K	3 1	1 0	1 0	0 0	0 1	0 0	1 0
Steve Avery, L (1, 1) OBP: 0.214, SLG: 0.429 Damon Berryhill, S (6, 2) OBP: 0.250, SLG: 0.444			C B X 1-1 ① P1		C B F X 1-2 ① F9		F F B B C 2-3 ② K		C F S 0-3 ② K	2 2	0 0	0 0	0 0	0 0	0 2	1 1
Inning Stats	R: 0 E: 0 K: 0 S: 3 H: 0 LOB: 0 BB: 0 P: 5	R: 0 E: 0 K: 0 S: 6 H: 0 LOB: 1 BB: 1 P: 11	R: 2 E: 1 K: 1 S: 15 H: 4 LOB: 2 BB: 0 P: 22	R: 0 E: 0 K: 0 S: 3 H: 0 LOB: 0 BB: 0 P: 4	R: 0 E: 0 K: 0 S: 8 H: 1 LOB: 1 BB: 0 P: 12	R: 0 E: 0 K: 0 S: 10 H: 0 LOB: 0 BB: 0 P: 14	R: 0 E: 0 K: 1 S: 9 H: 1 LOB: 1 BB: 0 P: 16	R: 1 E: 0 K: 0 S: 13 H: 3 LOB: 2 BB: 0 P: 20	R: 0 E: 0 K: 2 S: 8 H: 0 LOB: 0 BB: 0 P: 11	1B: 8 2B: 1 3B: 0 HR: 0	SF: 0 SAC: 0 DP: 0 HBP: 0						

PITCHER		IP	WLS	BF	H	R	ER	SO	BB	IBB	HBP	BLK	WP	HR	S	P	ERA	WHIP
Jose DeLeon, R ERA: 3.46	(1, 1)	7.0	W	28	6	2	1	2	1	0	0	0	0	0	54	84	1.29	1.000
Mike Perez, R ERA: 1.4	(8, 1)	2.0		9	3	1	1	2	0	0	0	0	0	0	21	31	4.50	1.500

PITCHER	IP	WLS	BF	H	R	ER	SO	BB	IBB	HBP	BLK	WP	HR	S	P	ERA	WHIP

TOP

Atlanta Braves @ St. Louis Cardinals

Busch Stadium, St. Louis, MO

Mon May 11 1992, 7:05 PM CDT

Att. 26,005 - Cloudy - 81 F

livebaseballscorecards.com

AB	36
R	3
H	9
RBI	3
BB	1
SO	4
LOB	14

1B: 8	SF: 0	WP: 0
2B: 1	SAC: 0	PB: 0
3B: 0	DP: 0	SB: 0
HR: 0	HBP: 0	CS: 0

PA: 37

BOTTOM

Atlanta Braves @ St. Louis Cardinals

Busch Stadium, St. Louis, MO

Mon May 11 1992, 7:05 PM CDT

Att. 26,005 - Cloudy - 81 F

livebaseballscorecards.com

Batter	1	2	3	4	5	6	7	8	9	AB	R	H	RBI	BB	SO	LOB
Ray Lankford, L (1, 8) OBP: 0.400, SLG: 0.444	B X 1-0 F9 ①		C X 0-1 G3 2B ③	X 0-0 F7 ③		2 SAFE C B B X 2-1 S 1B 2-3 1B ②		C C X 0-2 G6-3 ②		5	1	2	0	0	0	1
Ozzie Smith, S (1, 6) OBP: 0.385, SLG: 0.327	C F B X 1-2 G6-3 ②		B X 1-1 G3 2-3 ①		B F B X 2-1 G4-3 ①	C B B F F B X 3-2 1-H 1B		F B B B B 4-1 S BB		4	0	1	1	1	0	1
Felix Jose, S (1, 9) OBP: 0.446, SLG: 0.608	S B B C X 2-2 G6-3 ③		B C C S 2-3 K ②		B B F F F F B F X 3-2 HR 1B	1 SAFE B S S B 1 SAFE S 2-3 K ③		F B B B B 4-1 1-2 BB		4	1	1	0	1	2	2
Pedro Guerrero, R (1, 3) OBP: 0.293, SLG: 0.295		C X 0-1 F8 ①	B F B B X 3-1 G6-3 ③		B F B 1 SAFE 1 SAFE X 2-1 F7 ②		C C B X 1-2 G6-3 ①	S S 0-3 K ③		5	0	0	0	0	1	4
Brian Jordan, R (1, 7) OBP: 0.266, SLG: 0.467		B F B C B X 3-2 3B 2B		X 0-0 G3-1 ①	B B X 2-0 1-H HR		C C X 0-2 F7 ②			4	2	2	2	0	0	0
Todd Zeile, R (1, 5) OBP: 0.341, SLG: 0.365		B C C B F B 4-2 3B BB		B C F B X 2-2 1B 2B 1B	B B X 2-0 G5-3 ③		C B B F F B B 4-2 1B BB			2	2	1	0	2	0	0
Tom Pagnozzi, R (1, 2) OBP: 0.363, SLG: 0.444		B B S C S 2-3 K ②		1 SAFE B 1 SAFE X 1-0 1-3 2B 1B		C X 0-1 2B 1B X	X 0-0 1-3 1B			4	2	3	0	0	1	2
Luis Alicea, S (1, 4) OBP: 0.265, SLG: 0.367		F F F B B X 2-2 1-H 2-H 3B		C X 0-1 1-H 3-H 2B		B B X 2-0 1-H CS 2B	C B B B C X 3-2 L7 ③			4	0	3	5	0	0	2
Jose DeLeon, R (1, 1) Mike Perez, R (8, 1)		X 0-0 G6-3 ③		B F F S 1-3 K ②		L L 0-3 K ①		B B B C C S 3-3 K ①		3 1	0 0	0 0	0 0	0 0	2 1	3 0
Inning Stats	R: 0 E: 0 K: 0 S: 7 H: 0 LOB: 0 BB: 0 P: 11	R: 2 E: 0 K: 1 S: 16 H: 2 LOB: 1 BB: 1 P: 27	R: 0 E: 0 K: 1 S: 9 H: 1 LOB: 1 BB: 0 P: 15	R: 2 E: 0 K: 1 S: 11 H: 3 LOB: 1 BB: 0 P: 15	R: 2 E: 0 K: 0 S: 12 H: 2 LOB: 0 BB: 0 P: 23	R: 2 E: 0 K: 2 S: 15 H: 4 LOB: 1 BB: 0 P: 24	R: 0 E: 0 K: 0 S: 14 H: 1 LOB: 2 BB: 1 P: 22	R: 0 E: 0 K: 2 S: 11 H: 0 LOB: 2 BB: 2 P: 22		1B: 7 2B: 4 3B: 1 HR: 1	SF: 0 SAC: 0 DP: 0 HBP: 0					

	AB	36
	R	8
	H	13
	RBI	8
	BB	4
	SO	7
	LOB	15

WP: 0 PB: 0 SB: 2 CS: 1 PA: 40

PITCHER		IP	WLS	BF	H	R	ER	SO	BB	IBB	HBP	BLK	WP	HR	S	P	ERA	WHIP
Steve Avery, L ERA: 3.73	(1, 1)	5.0	L	24	8	6	6	3	1	0	0	0	0	1	55	91	10.80	1.800
Ben Rivera, R ERA: 4.76	(6, 1)	2.0		11	5	2	2	2	1	0	0	0	0	0	29	46	9.00	3.000
Kent Mercker, L ERA: 4.76	(8, 1)	1.0		5	0	0	0	2	2	0	0	0	0	0	11	22	0.00	2.000

PITCHER	IP	WLS	BF	H	R	ER	SO	BB	IBB	HBP	BLK	WP	HR	S	P	ERA	WHIP

Batter	1	2	3	4	5	6	7	8	9	AB	R	H	RBI	BB	SO	LOB
Gary Redus, R (1, 9) OBP: 0.333, SLG: 0.321	C C C 0-3 ① K		S B B F X 2-2 ③ F8		F S B S 1-3 ③ K			B C X 1-1 ① F9		4	0	0	0	0	2	0
Jay Bell, R (1, 6) OBP: 0.316, SLG: 0.224	C F B B B S 3-3 ② K			B S X 1-1 ① F8		C B C B F X 2-2 ① L4		C B B X 2-1 ② F8		4	0	0	0	0	1	0
Andy Van Slyke, L (1, 8) OBP: 0.453, SLG: 0.500	B B C F F B X 3-2 ③ G3-1			F B X 1-1 2B 1B		B C B B B F F F F F 3-2 X ② F9		F X 0-1 ③ L8		4	1	1	0	0	0	0
Lloyd McClendon, R (1, 3) OBP: 0.395, SLG: 0.500 Cecil Espy, S (9, PH) OBP: 0.485, SLG: 0.633		C F B B S 2-3 ① K		X 0-0 ② P4		B B X 2-0 1B			F B F X 1-2 ① G3	3 1	0 0	1 0	0 0	0 0	1 0	1 0
Barry Bonds, L (1, 7) OBP: 0.418, SLG: 0.620		B B C B X 3-1 FC6-5 S 1B		X 0-0 1-3 1B 2B		F S B 1 SAFE F B 1 B F 3-2 X ③ F8			B B F B B 4-1 BB BB	3	1	2	0	1	0	1
Steve Buechele, R (1, 5) OBP: 0.341, SLG: 0.411		B 1 SAFE 1 SAFE B F X 2-1 ② FC6-5 FC6-4 1-3		B F B X 2-1 2-H 3-H 1B			C B X 1-2 G6-3 2B		B B B C B 4-1 FC5 1-2 BB	3	0	2	2	1	0	1
Jeff King, R (1, 4) OBP: 0.255, SLG: 0.310		B B C X 2-1 ③ FC6-4 1-2f		B F 1 SAFE B B B X 3-1 ③ F8			B C B X 2-1 ① G6-3 2-3		F C S 0-3 ② K	4	0	0	0	0	1	5
Don Slaught, R (1, 2) OBP: 0.412, SLG: 0.581			B F X 1-1 ① F8		X 0-0 ① G6-3		B B X 2-0 ② G5-3		X 0-0 ③ FC5 1-2f	4	0	0	0	0	0	3
Randy Tomlin, L (1, 1) Paul Miller, R (3, 1) Tom Prince, R (5, PH) OBP: 0.229, SLG: 0.125 Vicente Palacios, R (5, 1) OBP: 0.167, SLG: 0.167 Denny Neagle, L (6, 1) Gary Varsho, L (7, PH) OBP: 0.276, SLG: 0.481 Dennis Lamp, R (7, 1) Stan Belinda, R (8, 1)			C F B S 1-3 ② K		B B C S B S 3-3 ② K		B X 1-0 ③ G3			1 0 1 0 0 1 0 0	0 0 0 0 0 0 0 0	0 0 0 0 0 0 0 0	0 0 0 0 0 0 0 0	1 0 1 0 0 1 0 0	0 0 0 0 0 0 0 0	0 0 0 0 0 1 0 0
Inning Stats	R: 0 E: 0 K: 2 S: 10 H: 0 LOB: 0 BB: 0 P: 16	R: 0 E: 0 K: 1 S: 9 H: 1 LOB: 1 BB: 0 P: 18	R: 0 E: 0 K: 1 S: 8 H: 0 LOB: 0 BB: 0 P: 12	R: 2 E: 0 K: 0 S: 10 H: 3 LOB: 1 BB: 0 P: 17	R: 0 E: 0 K: 2 S: 7 H: 0 LOB: 0 BB: 0 P: 11	R: 0 E: 0 K: 0 S: 17 H: 1 LOB: 1 BB: 0 P: 27	R: 0 E: 0 K: 0 S: 7 H: 1 LOB: 1 BB: 0 P: 13	R: 0 E: 0 K: 0 S: 6 H: 0 LOB: 0 BB: 0 P: 9	R: 0 E: 0 K: 1 S: 9 H: 0 LOB: 2 BB: 2 P: 18	1B: 4 2B: 2 3B: 0 HR: 0	SF: 0 SAC: 0 DP: 0 HBP: 0			WP: 0 PB: 0 SB: 1 CS: 0	PA: 35		

PITCHER		IP	WLS	BF	H	R	ER	SO	BB	IBB	HBP	BLK	WP	HR	S	P	ERA	WHIP
Tom Glavine, L ERA: 2.09	(1, 1)	8.0	W	30	6	2	2	6	0	0	0	0	0	0	74	123	2.25	0.750
Marvin Freeman, R ERA: 2.5	(9, 1)	1.0	S	5	0	0	0	1	2	0	0	0	0	0	9	18	0.00	2.000

PITCHER	IP	WLS	BF	H	R	ER	SO	BB	IBB	HBP	BLK	WP	HR	S	P	ERA	WHIP

TOP

Pittsburgh Pirates @ Atlanta Braves

Atlanta-Fulton County Stadium, Atlanta, GA

Tue May 12 1992, 7:05 PM EDT

Att. 38,949 - Cloudy - 80 F

livebaseballscorecards.com

AB	33
R	2
H	6
RBI	2
BB	2
SO	7
LOB	12

Batter	1	2	3	4	5	6	7	8	9	AB	R	H	RBI	BB	SO	LOB
Otis Nixon, S (1, 8) OBP: 0.418, SLG: 0.431	B F B X 2-1 SH FC5-4 2B	B F B B X 3-1 S 2B 1B	1 SAFE C C B X 1-2 G4-3 ③			X 0-0 S 2-3 1B		S B B X 2-1 F8 ①		5	2	3	0	0	0	2
Terry Pendleton, S (1, 5) OBP: 0.342, SLG: 0.500	F X 0-1 SH FC5-4 2-3	C 1 SAFE F 1 SAFE 1 SAFE X 0-2 2B 1-2 1B		B X 1-0 G6-3 ①		F B B 1 SAFE F S 2-3 K ①		X 0-0 G3-1 ②		4	0	1	0	0	1	2
Ron Gant, R (1, 7) OBP: 0.354, SLG: 0.454	X 0-0 FC5-4 BB 1B ① 1-2f 3-H	B X 1-0 2B 1-3 2-H		C F B B S 2-3 K ②		C C 1 SAFE 0-3 K ②		X 0-0 F8 ③		5	1	1	2	0	2	3
David Justice, L (1, 9) OBP: 0.310, SLG: 0.297	B B B B 4-0 1B BB 1-2	B B B X 3-0 F9 ③		S S B B B C 3-3 K ③		C B B B C B 4-2 BB 1-2				2	0	0	0	2	1	2
Damon Berryhill, S (1, 2) OBP: 0.279, SLG: 0.470	X 0-0 1B 1-2 2-H		L B C X 1-2 2B 2B		B B B B 4-0 BB	C S B B C 2-3 K ③				3	1	2	1	1	1	3
Brian Hunter, R (1, 3) OBP: 0.164, SLG: 0.268 Sid Bream, L (3, PH) (4, 3) OBP: 0.378, SLG: 0.378	B X 1-0 L9 ②		C B S X 1-2 SH5-3 2B 2-H		C X 0-1 L8 ①		X 0-0 F8 ①			1 3	0 0	0 1	0 1	0 1	0 0	2 1
Mark Lemke, S (1, 4) OBP: 0.235, SLG: 0.256	C C B F S 1-3 K ③		X 0-0 SH5-3 ① 2-3		X 0-0 F8 ②		C X 0-1 G3-1 ②			3	0	0	0	0	1	3
Rafael Belliard, R (1, 6) OBP: 0.257, SLG: 0.221		X 0-0 G5-3 ①	F X 0-1 E6		F B F X 1-2 G5-3 ③		F X 0-1 1B			4	0	1	0	0	0	2
Tom Glavine, L (1, 1) OBP: 0.333, SLG: 0.348 Marvin Freeman, R (9, 1) OBP: 1.000, SLG: 1.000		B B C S S 2-3 K ②	1 SAFE C F C 0-3 K ②			L B X 1-1 1B 2B	C 1 SAFE X 0-1 G1-3 ③			4 0	0 0	1 0	0 0	0 0	2 0	3 0
Inning Stats	R: 2 E: 0 K: 1 S: 11 H: 2 LOB: 2 BB: 1 P: 19	R: 1 E: 0 K: 1 S: 11 H: 3 LOB: 2 BB: 0 P: 20	R: 1 E: 1 K: 1 S: 15 H: 2 LOB: 2 BB: 0 P: 18	R: 0 E: 0 K: 2 S: 7 H: 0 LOB: 0 BB: 0 P: 13	R: 0 E: 0 K: 0 S: 6 H: 0 LOB: 1 BB: 1 P: 11	R: 0 E: 0 K: 3 S: 14 H: 2 LOB: 3 BB: 1 P: 23	R: 0 E: 0 K: 0 S: 7 H: 1 LOB: 1 BB: 0 P: 7	R: 0 E: 0 K: 0 S: 4 H: 0 LOB: 0 BB: 0 P: 6		1B: 5 2B: 5 3B: 0 HR: 0 SF: 0 SAC: 2 DP: 0 HBP: 0						

BOTTOM

Pittsburgh Pirates @ Atlanta Braves

Atlanta-Fulton County Stadium, Atlanta, GA

Tue May 12 1992, 7:05 PM EDT

Att. 38,949 - Cloudy - 80 F

livebaseballscorecards.com

AB	34
R	4
H	10
RBI	4
BB	3
SO	8
LOB	23

WP: 0 PB: 0 SB: 2 CS: 0 PA: 39

PITCHER		IP	WLS	BF	H	R	ER	SO	BB	IBB	HBP	BLK	WP	HR	S	P	ERA	WHIP
Randy Tomlin, L ERA: 3.5	(1, 1)	2.0	L	14	6	4	4	2	1	0	0	0	0	0	25	43	18.00	3.500
Paul Miller, R ERA:	(3, 1)	2.0		8	1	0	0	3	0	0	0	0	0	0	19	27	0.00	0.500
Vicente Palacios, R ERA: 3.18	(5, 1)	1.2		8	2	0	0	2	1	0	0	0	0	0	15	23	0.00	1.800
Denny Neagle, L ERA: 2.7	(6, 1)	0.1		2	0	0	0	1	1	0	0	0	0	0	5	11	0.00	3.000
Dennis Lamp, R ERA: 1.98	(7, 1)	1.0		4	1	0	0	0	0	0	0	0	0	0	7	7	0.00	1.000

PITCHER		IP	WLS	BF	H	R	ER	SO	BB	IBB	HBP	BLK	WP	HR	S	P	ERA	WHIP
Stan Belinda, R ERA: 0.64	(8, 1)	1.0		3	0	0	0	0	0	0	0	0	0	0	4	6	0.00	0.000

Pittsburgh Pirates @ Atlanta Braves

Atlanta-Fulton County Stadium, Atlanta, GA

Wed May 13 1992, 7:05 PM EDT

Att. 24,872 - Cloudy - 73 F

TOP

livebaseballscorecards.com

Batter	1	2	3	4	5	6	7	8	9	AB	R	H	RBI	BB	SO	LOB
Gary Redus, R (1, 9) OBP: 0.359, SLG: 0.333	C B B X 2-1 1B S 1B 1B	B F B X 2-1 S 2B 1B	B C B S B B 4-2 2B BB	C C X 0-2 FC6-4 ③ 1-2f		C X 0-1 G6-3 ③		B C B F B X 3-2 L4 ② ③ 2-3		5	3	2	0	1	0	7
Dennis Lamp, R (8, 1)										0	0	0	0	0	0	0
Bob Patterson, R (8, 1) OBP: 0.667, SLG: 0.500										0	0	0	0	0	0	0
Stan Belinda, R (8, 1)										0	0	0	0	0	0	0
Jay Bell, R (1, 6) OBP: 0.331, SLG: 0.287	B 1 SAFE C 1 SAFE B 1 SAFE C X 2-2 1B 1B 1B 1B 1-3	C B F B X 2-2 2B 2B 1-H	C B B B C X 3-2 ③ 1-H 2-H		B C X 1-1 G3 ①		B B C F S 2-3 K ①		B B C X 2-1 HR	6	3	4	4	0	1	0
Andy Van Slyke, L (1, 8) OBP: 0.470, SLG: 0.523	F B 1 SAFE X 1-1 1B 1B SF8 1B 1-2 3-H	B C X 1-1 2B 2-H		B X 1-0 E9 1B 1B	B C C F X 1-2 G4-3 ②		F B B F B B 4-2 E BB		B B F X 2-1 2B P3-2 1B	5	2	4	2	1	0	0
Lloyd McClendon, R (1, 3) OBP: 0.417, SLG: 0.488	C B F B X 2-2 SF8 1B 1B 1-2 2-3	X 0-0 P5 ②		B S B B B 4-1 HBP 1B BB	B C B B B 4-1 BB		X 0-0 FC FC5 1-2		1 SAFE 1 SAFE B C 1 SAFE B X 2-1 1-3 2B	3	1	1	0	2	0	2
Orlando Merced, S (9, PH) OBP: 0.402, SLG: 0.385 (9, 3)										1	0	1	0	0	0	0
Barry Bonds, L (1, 7) OBP: 0.414, SLG: 0.596	C B C B S 2-3 K ①	B C X 1-1 G4-3 ③		B F F H 2-2 1B 1B HBP 1-2	C B F X 1-2 G4-3 ③		S F B B X 2-2 F8 ②		I I I I 4-0 IBB	4	0	0	0	1	1	7
Steve Buechele, R (1, 5) OBP: 0.349, SLG: 0.425	C B X 1-1 1B 1-2 2-3 3-H		B C X 1-1 G6-3 2B 1B	F C X 0-2 1B 1B 1-2 2-H 3-H		C B F S 1-3 K ①	F B X 1-1 FC5 ③ 1-2f		C B B X 2-1 F9 ①	6	1	3	3	0	1	5
Jeff King, R (1, 4) OBP: 0.260, SLG: 0.315	B F B X 2-1 SF8 ② 2-3 3-H	C X 0-1 G6-3 ① 2-3	B B B C F X 3-2 F9 ① 1B		B C X 1-1 1B 1B		C F B X 1-2 1B FC4-2 1B	C B X 1-1 P3-2 ② ③ 3-Hf		5	0	2	1	0	0	6
Don Slaught, R (1, 2) OBP: 0.462, SLG: 0.611	B F B 1 SAFE X 2-1 F9 ③	B X 1-0 SH5-4 2B 1B 3-H	C F B X 1-2 FC6-4 1-2 2-3 1B			C C B X 1-2 1-2 1B		X 0-0 L4 FC4-2 1-3 1B		5	1	4	1	0	0	2
Doug Drabek, R (1, 1) OBP: 0.056, SLG: 0.056		X 0-0 G1-3 ①	L B X 1-1 SH5-4 ② 1-2	C S C 0-3 K ②		C C L 0-3 K ②		X 0-0 FC4-2 ① 1-2 3-H		3	0	0	0	0	2	5
Roger Mason, R (6, 1)										0	0	0	0	0	0	0
Cecil Espy, S (8, PH) OBP: 0.471, SLG: 0.613 (8, 9)										1	0	0	0	0	0	2
Inning Stats	R: 3 E: 0 K: 1 S: 19 H: 5 LOB: 2 BB: 0 P: 33	R: 2 E: 0 K: 0 S: 11 H: 3 LOB: 1 BB: 0 P: 17	R: 3 E: 0 K: 0 S: 12 H: 3 LOB: 1 BB: 1 P: 22	R: 2 E: 1 K: 1 S: 19 H: 3 LOB: 3 BB: 1 P: 30	R: 0 E: 0 K: 0 S: 10 H: 0 LOB: 1 BB: 1 P: 17	R: 0 E: 0 K: 2 S: 13 H: 2 LOB: 2 BB: 0 P: 16	R: 0 E: 1 K: 1 S: 12 H: 0 LOB: 2 BB: 1 P: 21	R: 0 E: 0 K: 0 S: 8 H: 2 LOB: 1 BB: 0 P: 12	R: 1 E: 0 K: 0 S: 10 H: 3 LOB: 2 BB: 1 P: 23	1B: 15 2B: 7 3B: 0 HR: 1 SF: 1 SAC: 1 DP: 2 HBP: 1						

	AB	44
	R	11
	H	21
	RBI	11
	BB	5
	SO	5
	LOB	36

WP: 0 PB: 0 SB: 2 CS: 0 PA: 52

PITCHER		IP	WLS	BF	H	R	ER	SO	BB	IBB	HBP	BLK	WP	HR	S	P	ERA	WHIP
Charlie Leibrandt, L ERA: 5.15	(1, 1)	3.0		20	11	8	8	1	1	0	0	0	0	0	42	72	24.00	4.000
Ben Rivera, R ERA: 5.02	(4, 1)	3.0		17	5	2	2	3	2	0	1	0	0	0	42	63	6.00	2.333
Kent Mercker, L ERA: 4.5	(7, 1)	1.0		5	0	0	0	1	1	0	0	0	0	0	12	21	0.00	1.000
Juan Berenguer, R ERA: 2.89	(8, 1)	1.0		4	2	0	0	0	0	0	0	0	0	0	8	12	0.00	2.000
Alejandro Pena, R ERA: 6.39	(9, 1)	1.0	L	6	3	1	1	0	0	1	0	0	0	1	10	23	9.00	3.000

PITCHER	IP	WLS	BF	H	R	ER	SO	BB	IBB	HBP	BLK	WP	HR	S	P	ERA	WHIP

BOTTOM

Pittsburgh Pirates @ Atlanta Braves

Atlanta-Fulton County Stadium, Atlanta, GA

Wed May 13 1992, 7:05 PM EDT

Att. 24,872 - Cloudy - 73 F

livebaseballscorecards.com

Batter	1	2	3	4	5	6	7	8	9	AB	R	H	RBI	BB	SO	LOB
Deion Sanders, L (1, 8) OBP: 0.378, SLG: 0.564	K	G3-1			G4-6-3 1B 2-H		P5	HR 3B 3-H		5	1	2	2	0	1	2
Terry Pendleton, S (1, 5) OBP: 0.344, SLG: 0.517	G4-3		F9		G4-6-3 1-2f		1B E 1B 2-3	HR 3-H		5	1	2	2	0	0	1
Ron Gant, R (1, 7) OBP: 0.355, SLG: 0.481	HR		L8			1B 2B	E5 1B 1-2 3-H			5	2	2	2	0	0	1
David Justice, L (1, 9) OBP: 0.315, SLG: 0.333	HR		G3-1			1B E BB	K	F9		4	2	1	1	1	1	2
Sid Bream, L (1, 3) OBP: 0.384, SLG: 0.398	2B			K		E9 1B 1-H 2-H	1B 1-2 2-3		F7	1	0	1	0	0	0	0
Ben Rivera, R (4, 1)										1	0	0	0	0	1	0
Lonnie Smith, R (6, PH) OBP: 0.138, SLG: 0.111										1	0	1	1	0	0	0
Kent Mercker, L (7, 1)										0	0	0	0	0	0	0
Otis Nixon, S (7, PH) OBP: 0.429, SLG: 0.442										1	0	1	0	0	0	0
Juan Berenguer, R (8, 1)										0	0	0	0	0	0	0
Alejandro Pena, R (9, 1)										0	0	0	0	0	0	0
Jerry Willard, L (9, PH) OBP: 0.313, SLG: 0.533										1	0	0	0	0	0	0
Damon Berryhill, S (1, 2) OBP: 0.260, SLG: 0.437	G4-3			G4-3		SAFE P5	P5		G4-3	5	0	0	0	0	0	5
Jeff Blauser, R (1, 6) OBP: 0.253, SLG: 0.360		G3-1		G6-3		K		1B 3B	1B	5	1	2	0	0	1	1
Mark Lemke, S (1, 4) OBP: 0.222, SLG: 0.241		G4-3			F7	G6-3		F8	F7	5	0	0	0	0	0	3
Charlie Leibrandt, R (1, 1) OBP: 0.167, SLG: 0.182		E1			1B 2B		1B E 2B	1B 3B 1-H		1	0	0	0	0	0	0
Brian Hunter, R (4, 3) OBP: 0.203, SLG: 0.373										3	3	3	1	0	0	0

Inning Stats	1	2	3	4	5	6	7	8	9
	R: 2 E: 0 K: 1 S: 16 H: 3 LOB: 1 BB: 0 P: 23	R: 0 E: 1 K: 0 S: 10 H: 0 LOB: 1 BB: 0 P: 14	R: 0 E: 0 K: 0 S: 4 H: 0 LOB: 0 BB: 0 P: 5	R: 0 E: 0 K: 1 S: 11 H: 0 LOB: 0 BB: 0 P: 13	R: 1 E: 0 K: 0 S: 8 H: 2 LOB: 0 BB: 0 P: 14	R: 2 E: 1 K: 1 S: 17 H: 2 LOB: 1 BB: 1 P: 33	R: 1 E: 1 K: 1 S: 19 H: 3 LOB: 3 BB: 0 P: 24	R: 4 E: 0 K: 0 S: 19 H: 4 LOB: 0 BB: 0 P: 30	R: 0 E: 0 K: 0 S: 16 H: 1 LOB: 1 BB: 0 P: 21

1B: 6	SF: 0
2B: 4	SAC: 0
3B: 2	DP: 1
HR: 3	HBP: 0

WP: 0	PA: 44
PB: 0	
SB: 0	
CS: 0	

AB	43
R	10
H	15
RBI	9
BB	1
SO	4
LOB	15

PITCHER		IP	WLS	BF	H	R	ER	SO	BB	IBB	HBP	BLK	WP	HR	S	P	ERA	WHIP
Doug Drabek, R ERA: 2.93	(1, 1)	5.1		24	7	5	4	2	1	0	0	0	0	2	60	92	6.75	1.500
Roger Mason, R ERA: 3.0	(6, 1)	1.2		9	3	1	1	2	0	0	0	0	0	0	25	34	5.40	1.800
Dennis Lamp, R ERA: 3.21	(8, 1)	0.1		3	2	2	2	0	0	0	0	0	0	0	6	9	54.00	6.000
Bob Patterson, L ERA: 1.35	(8, 1)	0.0		1	1	0	0	0	0	0	0	0	0	0	2	3	∞	∞
Stan Belinda, R ERA: 1.15	(8, 1)	1.2	W	7	2	2	2	0	0	0	0	0	0	1	27	39	10.80	1.200

PITCHER	IP	WLS	BF	H	R	ER	SO	BB	IBB	HBP	BLK	WP	HR	S	P	ERA	WHIP

Batter	1	2	3	4	5	6	7	8	9	AB	R	H	RBI	BB	SO	LOB
Orlando Merced, S (1, 3) OBP: 0.379, SLG: 0.357	B B B C F X 3-2 ① G4-3	B B 1 SAFE C B S F X 3-2 ③ G1-6-3			B B X 2-0 ② G3-1			C S S 0-3 ① K2-3	C B S S 1-3 ③ K	5	0	0	0	0	2	4
Jay Bell, R (1, 6) OBP: 0.329, SLG: 0.286	B C B B S X 3-2 1B		C X 0-1 ① F8		C X 0-1 ③ P3			B F X 1-1 ② F9		4	0	1	0	0	0	0
Andy Van Slyke, L (1, 8) OBP: 0.457, SLG: 0.504	B X 1-0 ② F9		C B B X 2-1 ② G4-3			F B X 2-1 ① F8		C S B B S 2-3 ③ K		4	0	0	0	0	1	1
Barry Bonds, L (1, 7) OBP: 0.417, SLG: 0.598	1 SAFE B C B B C F S 3-3 ③ K		X 0-0 2B			S B X 1-1 ② G6-3			B C B B B 4-1 2B 1B BB	3	1	1	0	1	1	1
Gary Varsho, L (1, 9) OBP: 0.242, SLG: 0.419		B B X 2-0 ① F9	X 0-0 ③ F8			C B C C 1-3 ③ K			1 SAFE B B B X 2-0 ① F9	4	0	0	0	0	1	2
Steve Buechele, R (1, 5) OBP: 0.346, SLG: 0.427 Gary Redus, R (9, PR) OBP: 0.359, SLG: 0.333 Jose Lind, R (9, 4) OBP: 0.216, SLG: 0.239		F B S X 1-2 ② G6-3		C F S 0-3 ① K			C B F B X 2-2 ① F8		B 1 SAFE 1 SAFE S X 1-1 1-3 1B 2B	4 0 0	0 1 0	1 0 0	0 0 0	0 0 0	1 0 0	0 0 0
Michael LaValliere, L (1, 2) OBP: 0.368, SLG: 0.362	B S X 1-1 1B 2B			B X 1-0 ② F8			B X 1-0 ② P5		I I I I 4-0 1B IBB	3	1	1	0	1	0	0
Jeff King, R (1, 4) OBP: 0.279, SLG: 0.358 (9, 5)	B B C S S B B 4-2 1B BB			F B X 1-1 ③ G6-3			F B S X 1-2 HR		B X 1-0 1-2 2-H 3-H 1B	3	1	2	3	1	0	0
Zane Smith, L (1, 1) OBP: 0.150, SLG: 0.158 Vicente Palacios, R (7, 1) OBP: 0.167, SLG: 0.167 Cecil Espy, S (9, PH) OBP: 0.457, SLG: 0.594 Roger Mason, R (9, 1)		F C B F B X 2-2 1-2 2-H 1B			X 0-0 ① F8		X 0-0 ③ G4-3		F S F F C 0-3 ② K	3 0 1 0	0 0 0 0	1 0 0 0	1 0 0 0	0 0 0 0	0 0 1 0	0 0 2 0
Inning Stats	R: 0 H: 1 E: 0 LOB: 1 K: 1 BB: 0 S: 11 P: 21	R: 1 H: 2 E: 0 LOB: 2 K: 0 BB: 1 S: 16 P: 29	R: 0 H: 1 E: 0 LOB: 1 K: 0 BB: 0 S: 6 P: 8	R: 0 H: 0 E: 0 LOB: 0 K: 1 BB: 0 S: 6 P: 8	R: 0 H: 0 E: 0 LOB: 0 K: 0 BB: 0 S: 4 P: 6	R: 0 H: 0 E: 0 LOB: 0 K: 1 BB: 0 S: 7 P: 11	R: 1 H: 1 E: 0 LOB: 0 K: 0 BB: 0 S: 8 P: 12	R: 0 H: 0 E: 0 LOB: 0 K: 2 BB: 0 S: 8 P: 11	R: 2 H: 2 E: 0 LOB: 2 K: 2 BB: 2 S: 13 P: 26	1B: 3 SF: 0 2B: 3 SAC: 0 3B: 0 DP: 0 HR: 1 HBP: 0						WP: 0 PA: 37 PB: 0 SB: 0 CS: 0

TOP

Pittsburgh Pirates @ Atlanta Braves

Atlanta-Fulton County Stadium, Atlanta, GA

Thu May 14 1992, 7:05 PM EDT

Att. 32,303 - Sunny - 79 F

livebaseballscorecards.com

AB	34
R	4
H	7
RBI	4
BB	3
SO	7
LOB	10

PITCHER		IP	WLS	BF	H	R	ER	SO	BB	IBB	HBP	BLK	WP	HR	S	P	ERA	WHIP
29 John Smoltz, R ERA: 3.58	(1, 1)	8.1	L	34	6	4	4	5	2	1	0	0	0	1	70	121	4.32	0.960
Marvin Freeman, R ERA: 2.41	(9, 1)	0.2		3	1	0	0	2	0	0	0	0	0	0	9	11	0.00	1.500

PITCHER	IP	WLS	BF	H	R	ER	SO	BB	IBB	HBP	BLK	WP	HR	S	P	ERA	WHIP

BOTTOM

Batter	1	2	3	4	5	6	7	8	9	AB	R	H	RBI	BB	SO	LOB
Otis Nixon, S (1, 8) OBP: 0.426, SLG: 0.439	F7		G4-3			HR 1B	1B		G1-3	5	1	2	0	0	0	2
Terry Pendleton, S (1, 5) OBP: 0.359, SLG: 0.544	K			1B		HR	1B		IBB	4	1	3	2	1	1	0
Ron Gant, R (1, 7) OBP: 0.363, SLG: 0.478	CS 1B			P2		BB	BB		F9	3	0	1	0	2	0	3
David Justice, L (1, 9) OBP: 0.302, SLG: 0.317	CS	G4-3		F7		FC6-5 1B	G3-1			4	1	0	0	0	0	5
Brian Hunter, R (1, 3) OBP: 0.206, SLG: 0.365		G5-3		F7		1B 1B		F9		4	0	1	0	0	0	1
Damon Berryhill, S (1, 2) OBP: 0.260, SLG: 0.427		G4-3			G6-3	1B		K		4	0	1	1	0	1	0
Mark Lemke, S (1, 4) OBP: 0.213, SLG: 0.231			G4-3		L3	F8		F8		4	0	0	0	0	0	2
Rafael Belliard, R (1, 6) OBP: 0.250, SLG: 0.214			F8		F9		L3		G1-3 1B	3	0	0	0	0	0	0
Deion Sanders, L (9, PH) OBP: 0.383, SLG: 0.568										1	0	1	0	0	0	0
29 John Smoltz, R (1, 1) OBP: 0.316, SLG: 0.444			1B			G4-3	G1-3		F7	3	0	1	0	0	0	0
Marvin Freeman, R (9, 1) OBP: 1.000, SLG: 1.000										0	0	0	0	0	0	0
Sid Bream, L (9, PH) OBP: 0.380, SLG: 0.393										1	0	0	0	0	0	1
Inning Stats	R: 0 E: 0 K: 1 S: 7 H: 1 LOB: 0 BB: 0 P: 11	R: 0 E: 0 K: 0 S: 6 H: 0 LOB: 0 BB: 0 P: 9	R: 0 E: 0 K: 0 S: 11 H: 1 LOB: 1 BB: 0 P: 19	R: 0 E: 0 K: 0 S: 9 H: 1 LOB: 1 BB: 0 P: 11	R: 0 E: 0 K: 0 S: 5 H: 0 LOB: 0 BB: 0 P: 8	R: 3 E: 0 K: 0 S: 15 H: 4 LOB: 2 BB: 1 P: 29	R: 0 E: 0 K: 0 S: 9 H: 2 LOB: 3 BB: 1 P: 16	R: 0 E: 0 K: 1 S: 7 H: 0 LOB: 0 BB: 0 P: 10	R: 0 E: 0 K: 0 S: 6 H: 1 LOB: 2 BB: 1 P: 13	1B: 9 2B: 0 3B: 0 HR: 1	SF: 0 SAC: 0 DP: 0 HBP: 0					

PITCHER		IP	WLS	BF	H	R	ER	SO	BB	IBB	HBP	BLK	WP	HR	S	P	ERA	WHIP
Zane Smith, L ERA: 2.56	(1, 1)	6.2		29	9	3	3	1	1	0	0	0	0	1	59	96	4.05	1.500
Vicente Palacios, R ERA: 3.0	(7, 1)	1.1	W	5	0	0	0	1	1	0	0	0	0	0	10	17	0.00	0.750
Roger Mason, R ERA: 2.86	(9, 1)	1.0	S	5	1	0	0	0	0	1	0	0	0	0	6	13	0.00	1.000

PITCHER	IP	WLS	BF	H	R	ER	SO	BB	IBB	HBP	BLK	WP	HR	S	P	ERA	WHIP

Pittsburgh Pirates @ Atlanta Braves

Atlanta-Fulton County Stadium, Atlanta, GA

Thu May 14 1992, 7:05 PM EDT

Att. 32,303 - Sunny - 79 F

livebaseballscorecards.com

AB	36
R	3
H	10
RBI	3
BB	3
SO	2
LOB	14

WP: 0 PB: 0 SB: 2 CS: 1 PA: 40

Montreal Expos @ Atlanta Braves

Atlanta-Fulton County Stadium, Atlanta, GA

Fri May 15 1992, 7:05 PM EDT

Att. 37,551 - Cloudy - 79 F

livebaseballscorecards.com

Batter	1	2	3	4	5	6	7	8	9	AB	R	H	RBI	BB	SO	LOB
Marquis Grissom, R (1, 8) OBP: 0.310, SLG: 0.402	BBBB 4-0 F8 S 2B BB	BCBBFC 3-3 ③ K			CFBBX 2-2 ① L9		BX 1-0 ② L9 2-3		BBBFB 4-1 1-2 BB	3	1	0	0	2	1	2
Delino DeShields, L (1, 4) OBP: 0.333, SLG: 0.388	1 SAFE B 2 SAFE BCBSS 3-3 ① K 1-2	BBBCX 3-1 ① P5			FSBBFFBX 2-2 ② G4-3		CFBBBX 3-2 3-H 1B		BCBBX 3-1 ③ F9	5	0	1	1	0	1	3
Moises Alou, R (1, 7) OBP: 0.423, SLG: 0.583	X 0-0 ② F8 2-3	CBSX 1-2 ② L8			BCSX 1-2 ③ G4-3		1 SAFE FB 1 SAFE FBX 2-2 ③ F8			4	0	0	0	0	0	2
Mel Rojas, R (8, 1)										0	0	0	0	0	0	0
Larry Walker, L (1, 9) OBP: 0.360, SLG: 0.496	FX 0-1 3-H 2B	X 0-0 1B				CFFX 0-2 S 1B		CX 0-1 ① F7		4	0	3	1	0	0	0
Gary Carter, R (1, 2) OBP: 0.358, SLG: 0.414	CBBBB 4-1 FC6-4 BB	S 1 SAFE F 1 SAFE PBX 2-2 ③ F8				X 0-0 ① P6		SBBSX 2-2 ② F7		3	0	0	0	1	0	2
Tim Wallach, R (1, 3) OBP: 0.290, SLG: 0.304	CBBX 2-1 ③ FC6-4 1-2f			X 0-0 ① G4-3		BX 1-0 ② F8		SX 0-1 ③ G4-3		4	0	0	0	0	0	3
Bret Barberie, S (1, 5) OBP: 0.369, SLG: 0.291		SBFFH 2-2 S HBP		BBBB 4-0 G5-3 BB		1 SAFE FBBCS 2-3 ③ K 1-2			CBSSS 1-3 ① K	1	0	0	0	1	1	1
Bill Sampen, R (6, 1)										0	0	0	0	0	0	0
Bill Landrum, R (8, 1)										0	0	0	0	0	0	0
Darren Reed, R (8, 7)										1	0	0	0	0	1	0
Spike Owen, S (1, 6) OBP: 0.305, SLG: 0.372		BBBBCCF 1 SAFE X 3-2 ① L9 1-2		BBBCFX 3-2 ② G5-3 1-2			SBX 1-1 ① G3-1		X 0-0 BB 1B	4	0	1	0	0	0	2
Chris Nabholz, L (1, 1) OBP: 0.071, SLG: 0.143		BBCFS 2-3 ② K		BBCCX 2-2 ③ G6-3			X 0-0 L9 1B 2B		X 0-0 ② F8	2	0	0	0	0	1	2
Archi Cianfrocco, R (6, 5) OBP: 0.292, SLG: 0.455										2	1	1	0	0	0	1

TOP	
AB	33
R	2
H	6
RBI	2
BB	4
SO	5
LOB	18

Inning Stats	1	2	3	4	5	6	7	8	9
	R: 1 E: 0 K: 1 S: 9	H: 1 LOB: 2 BB: 2 P: 22	R: 0 E: 0 K: 2 S: 13	H: 0 LOB: 1 BB: 0 P: 23	R: 0 E: 0 K: 0 S: 10	H: 1 LOB: 1 BB: 0 P: 15	R: 0 E: 0 K: 0 S: 7	H: 0 LOB: 1 BB: 1 P: 16	R: 0 E: 0 K: 0 S: 11	H: 0 LOB: 0 BB: 0 P: 16
	R: 0 E: 0 K: 1 S: 9	H: 1 LOB: 1 BB: 0 P: 12	R: 1 E: 0 K: 0 S: 11	H: 2 LOB: 1 BB: 0 P: 18	R: 0 E: 0 K: 0 S: 7	H: 0 LOB: 0 BB: 0 P: 9	R: 0 E: 0 K: 1 S: 8	H: 1 LOB: 2 BB: 1 P: 16		

	1B: 4	SF: 0	WP: 0	PA: 38
	2B: 2	SAC: 0	PB: 0	
	3B: 0	DP: 0	SB: 3	
	HR: 0	HBP: 1	CS: 0	

PITCHER		IP	WLS	BF	H	R	ER	SO	BB	IBB	HBP	BLK	WP	HR	S	P	ERA	WHIP
Mike Bielecki, R (1, 1) ERA: 3.03		0.1		2	0	1	1	1	1	0	0	0	0	0	3	10	27.00	3.000
Kent Mercker, L (1, 1) ERA: 3.74		3.2	W	16	2	0	0	2	2	0	1	0	0	0	36	66	0.00	1.091
Juan Berenguer, R (5, 1) ERA: 2.91		3.0		12	3	1	1	1	0	0	0	0	0	0	31	46	3.00	1.000
Mike Stanton, L (8, 1) ERA: 4.5		2.0	S	8	1	0	0	1	1	0	0	0	0	0	15	25	0.00	1.000

PITCHER	IP	WLS	BF	H	R	ER	SO	BB	IBB	HBP	BLK	WP	HR	S	P	ERA	WHIP

Montreal Expos @ Atlanta Braves

Atlanta-Fulton County Stadium, Atlanta, GA

Fri May 15 1992, 7:05 PM EDT

Att. 37,551 - Cloudy - 79 F

livebaseballscorecards.com

BOTTOM

Batter	1	2	3	4	5	6	7	8	9	AB	R	H	RBI	BB	SO	LOB
Otis Nixon, S (1, 8) OBP: 0.446, SLG: 0.450	C B X 1-1 BB 1B 1B		B C L X 1-2 S 1B		B B B B 4-0 S 1B BB		X 0-0 G6-3 ②			3	2	2	0	1	0	0
Terry Pendleton, S (1, 5) OBP: 0.363, SLG: 0.540	B 1 SAFE 1 SAFE 1 SAFE P B B 4-0 1B SF4 1-2 BB		1 SAFE 1 SAFE B B B C 1 SAFE F F 3-2 ① F 1 SAFE F X F8		B X 1-0 S 1-H 1B		C B C F X 1-2 ③ G5-3			3	2	1	1	1	0	1
Ron Gant, R (1, 7) OBP: 0.373, SLG: 0.486	B F B F B X 3-2 S 1-3 2-H 1B		1 SAFE P B 2 SAFE S S X 2-1 ② L1 1-2		B C F B F X 2-2 1-H 1B			X 0-0 1B 1B		4	0	3	2	0	0	1
David Justice, L (1, 9) OBP: 0.290, SLG: 0.302	B 1 SAFE F S 1 S SAFE 1-3 ① K 1-2		X 0-0 ③ L3		B B C F S 2-3 ③ K			1 SAFE 1 SAFE X 0-0 ① L9		4	0	0	0	0	2	5
Brian Hunter, R (1, 3) OBP: 0.222, SLG: 0.369	B X 1-0 ② SF4 3-H			B X 1-0 ① G6-3		B B B B 4-0 G6-3 S BB		B C F F 1 SAFE X 1-2 1-2 1B		2	0	1	1	1	0	0
Damon Berryhill, S (1, 2) OBP: 0.247, SLG: 0.405	F B C X 1-2 ③ G6-3			F S F S 0-3 ② K		1 SAFE 1 SAFE B 1 SAFE X 1-0 ① F2		B B B C X 3-1 ② F7		4	0	0	0	0	1	4
Mark Lemke, S (1, 4) OBP: 0.204, SLG: 0.221		B C X 1-1 ① F7		B C C F B S 2-3 ③ K		B B X 2-0 ② G6-3 1-3		S S B X 1-2 ③ G1-3		4	0	0	0	0	1	3
Rafael Belliard, R (1, 6) OBP: 0.243, SLG: 0.208		S B F S 1-3 ② K			B C X 1-1 ① G6-3	X 0-0 ③ B1-3				3	0	0	0	0	1	1
Mike Bielecki, R (1, 1) OBP: 0.154, SLG: 0.154 Kent Mercker, L (1, 1) Juan Berenguer, R (5, 1) Lonnie Smith, R (7, PH) OBP: 0.133, SLG: 0.107 Mike Stanton, L (8, 1) OBP: 1.000, SLG: 1.000		B C C F C 1-3 ③ K			F X 0-1 ② G4-3		X 0-0 ① L7			0 1 1 1 0	0 0 0 0 0	0 0 0 0 0	0 0 0 0 0	0 1 0 0 0	0 0 0 0 0	0 0 0 0 0
Inning Stats	R: 2 H: 2 E: 0 LOB: 1 K: 1 BB: 1 S: 13 P: 23	R: 0 H: 0 E: 0 LOB: 0 K: 2 BB: 0 S: 9 P: 12	R: 0 H: 1 E: 0 LOB: 1 K: 0 BB: 0 S: 13 P: 18	R: 0 H: 0 E: 0 LOB: 0 K: 2 BB: 0 S: 9 P: 12	R: 2 H: 2 E: 0 LOB: 1 K: 1 BB: 1 S: 12 P: 22	R: 0 H: 0 E: 0 LOB: 1 K: 0 BB: 1 S: 3 P: 10	R: 0 H: 0 E: 0 LOB: 0 K: 0 BB: 0 S: 6 P: 7	R: 0 H: 2 E: 0 LOB: 2 K: 0 BB: 0 S: 11 P: 16		1B: 7 SF: 1 2B: 0 SAC: 0 3B: 0 DP: 0 HR: 0 HBP: 0				WP: 0 PA: 34 PB: 0 SB: 5 CS: 0		

	AB	30
	R	4
	H	7
	RBI	4
	BB	3
	SO	6
	LOB	15

PITCHER		IP	WLS	BF	H	R	ER	SO	BB	IBB	HBP	BLK	WP	HR	S	P	ERA	WHIP
Chris Nabholz, L ERA: 3.83	(1, 1)	5.2	L	25	5	4	4	6	3	0	0	0	0	0	58	96	6.35	1.412
Bill Sampen, R ERA: 4.34	(6, 1)	1.1		4	0	0	0	0	0	0	0	0	0	0	7	8	0.00	0.000
Bill Landrum, R ERA: 6.0	(8, 1)	0.1		3	2	0	0	0	0	0	0	0	0	0	6	7	0.00	6.000
Mel Rojas, R ERA: 1.46	(8, 1)	0.2		2	0	0	0	0	0	0	0	0	0	0	5	9	0.00	0.000

PITCHER	IP	WLS	BF	H	R	ER	SO	BB	IBB	HBP	BLK	WP	HR	S	P	ERA	WHIP

Batter	1	2	3	4	5	6	7	8	9	AB	R	H	RBI	BB	SO	LOB
Marquis Grissom, R (1, 8) OBP: 0.299, SLG: 0.387	B C S S 1-3 K ①		C B C C 1-3 K ③		B B F X 2-1 G5-3 ③		F C B F X 1-2 FC5-2 ② 1B 1-2 2-3 3-Hf	F F F X 0-2 P3 ③		5	0	0	0	0	2	5
Delino DeShields, L (1, 4) OBP: 0.336, SLG: 0.383	S S T S 0-3 K ②			B B C B F F B 4-2 S S 1B BB		B C F S 1-3 K ① B X	1-0 FC6-4 1B 1-3 2-H 3-H		X 0-0 F7 ①	4	1	1	2	1	2	0
Moises Alou, R (1, 7) OBP: 0.355, SLG: 0.483 Darren Reed, R (9, 9)	C S B B X 2-2 L9 ③			1 SAFE B 1 SAFE C C X 1-2 G5-3 ① 1-2		C X 0-1 L4 ② P B X	2-0 FC6-4 ③ 1-2f		F B B B C F S 3-3 K ②	5 0	0 0	0 0	0 0	0 0	1 0	3 0
Larry Walker, L (1, 9) OBP: 0.371, SLG: 0.528 John Vander Wal, L (9, PH) OBP: 0.321, SLG: 0.347 (9, 7)		X 0-0 F8 ①		S B F B B F F X 3-2 S 1B 2-H		B B X 2-0 1B		B B X 2-0 HR	X 0-0 F7 ③	4 1	1 0	3 0	2 0	0 0	0 0	0 0
Gary Carter, R (1, 2) OBP: 0.352, SLG: 0.393		C B S C 1-3 K ②		S F B B B 2 SAFE B B 4-2 G6-4-3 BB 1-3		1 SAFE P X 1-0 P6 ③		C B B X 2-1 F7 ①		3	0	0	0	1	1	1
Tim Wallach, R (1, 3) OBP: 0.289, SLG: 0.302		B X 1-0 P3 ③		X 0-0 G6-4-3 ② ③ 1-2f			C B S B X 2-2 E6 1B 1B FC5-2	B C X 1-1 HR 1B		4	1	1	0	0	0	2
Archi Cianfrocco, R (1, 5) OBP: 0.308, SLG: 0.521			F C B X 1-2 F9 ①		C X 0-1 HR		X 0-0 FC5-2 1B 1B 1-2	B S 1 SAFE X 1-1 P3 ②		4	2	2	1	0	0	1
Spike Owen, S (1, 6) OBP: 0.312, SLG: 0.408			B C B X 2-1 P4 ②		B F B B X 3-1 L6 ①		B F C X 1-2 FC5-2 1B 1-2 2-3	B F B B X 3-1 HR 1-H		4	2	2	2	0	0	0
Dennis Martinez, R (1, 1) OBP: 0.188, SLG: 0.188 Mel Rojas, R (7, 1) OBP: 0.500, SLG: 0.500			X 0-0 1B		C X 0-1 G5-3 ②		F C C 0-3 K ①	X 0-0 1B		3 1	0 0	1 1	0 0	0 0	1 0	3 0
Inning Stats	R: 0 H: 0 E: 0 LOB: 0 K: 2 BB: 0 S: 10 P: 13	R: 0 H: 0 E: 0 LOB: 0 K: 1 BB: 0 S: 5 P: 7	R: 0 H: 1 E: 0 LOB: 1 K: 1 BB: 0 S: 9 P: 13	R: 1 H: 1 E: 0 LOB: 1 K: 0 BB: 2 S: 14 P: 26	R: 1 H: 1 E: 0 LOB: 0 K: 0 BB: 0 S: 8 P: 13	R: 0 H: 1 E: 0 LOB: 1 K: 1 BB: 0 S: 8 P: 11	R: 2 H: 3 E: 1 LOB: 2 K: 1 BB: 0 S: 17 P: 23	R: 3 H: 4 E: 0 LOB: 1 K: 0 BB: 0 S: 14 P: 23	R: 0 H: 0 E: 0 LOB: 0 K: 1 BB: 0 S: 6 P: 9	1B: 8 SF: 0 2B: 0 SAC: 0 3B: 0 DP: 1 HR: 3 HBP: 0						

PITCHER		IP	WLS	BF	H	R	ER	SO	BB	IBB	HBP	BLK	WP	HR	S	P	ERA	WHIP
Steve Avery, L ERA: 3.56	(1, 1)	7.0	L	30	7	4	2	6	2	0	0	0	0	1	71	106	2.57	1.286
Alejandro Pena, R ERA: 7.9	(8, 1)	1.0		7	4	3	3	0	0	0	0	0	0	2	14	23	27.00	4.000
Ben Rivera, R ERA: 4.7	(9, 1)	1.0		3	0	0	0	1	0	0	0	0	0	0	6	9	0.00	0.000

PITCHER	IP	WLS	BF	H	R	ER	SO	BB	IBB	HBP	BLK	WP	HR	S	P	ERA	WHIP

TOP

Montreal Expos @ Atlanta Braves

Atlanta-Fulton County Stadium, Atlanta, GA

Sat May 16 1992, 7:05 PM EDT

Att. 40,504 - Sunny - 80 F

livebaseballscorecards.com

AB	38
R	7
H	11
RBI	7
BB	2
SO	7
LOB	15

WP: 0	PB: 0	SB: 4	CS: 0	PA:	40

Batter	1	2	3	4	5	6	7	8	9	AB	R	H	RBI	BB	SO	LOB
Deion Sanders, L (1, 8) OBP: 0.371, SLG: 0.548	C F B B S 2-3 K ①		F X 0-1 G3-1 ②		B C B S B X 3-2 F8 ③		S S B F S 1-3 K ③			4	0	0	0	0	2	2
Terry Pendleton, S (1, 5) OBP: 0.360, SLG: 0.532	X 0-0 F8 ②		B F B B F B S 3-3 K ③			B F X 1-1 FC1-6 E FC4-6 1B		X 0-0 F8 ①		4	1	1	0	0	1	0
Ron Gant, R (1, 7) OBP: 0.370, SLG: 0.479	C B B F B S 3-3 K ③			F F X 0-2 CS 1B		X 0-0 FC FC1-6 1-2		F B S B X 2-2 F8 ②		4	0	1	0	0	1	1
David Justice, L (1, 9) OBP: 0.298, SLG: 0.295		B C S F B B B 4-2 CS BB		1 SAFE 1 SAFE B F B B B 4-1 1-2 BB ①		B F B X 2-1 FC1-6 FC4-6 1-2f 2-3 ①		C F F X 0-2 F7 ③		2	0	0	0	2	0	2
Sid Bream, L (1, 3) OBP: 0.369, SLG: 0.379 Brian Hunter, R (6, PR) OBP: 0.219, SLG: 0.364 (7, 3)		1 SAFE X 0-0 F7 ①		C B 1 SAFE 1 SAFE 1 SAFE P 1 SAFE X 2-1 F7 ②		X 0-0 FC4-6 1-2f 3-H ②			C B S F X 1-2 P4 ①	3 1	0 0	0 0	1 0	0 0	0 0	3 0
Damon Berryhill, S (1, 2) OBP: 0.247, SLG: 0.398		1 SAFE 1 SAFE F B F B 1 SAFE 1 SAFE B 3-2 X 1B 1-2 1B ②		B F B 1 SAFE C B F X 3-2 F7 ③		X 0-0 L3 ③			S B X 1-1 G3-1 ②	4	0	1	0	0	0	2
Mark Lemke, S (1, 4) OBP: 0.225, SLG: 0.253	C L B B X 2-2 1-2 1B				F C B X 1-2 SH1-3 2B	X 0-0 G5-3 HBP 1B			C B S S 1-3 K ③	4	0	3	0	0	1	0
Rafael Belliard, R (1, 6) OBP: 0.241, SLG: 0.206 Jeff Blauser, R (7, PH) OBP: 0.263, SLG: 0.360 (8, 6)	B C S X 1-2 F8 ③				X 0-0 SH1-3 2-3 ①	C H 1-1 G5-3 1-2 HBP				1 0	0 0	0 0	0 0	0 0	0 0	2 0
Steve Avery, L (1, 1) OBP: 0.188, SLG: 0.375 Lonnie Smith, R (7, PH) OBP: 0.129, SLG: 0.103 Alejandro Pena, R (8, 1) Ben Rivera, R (9, 1)			F X 0-1 G5-3 ①		C B B S X 2-2 G1-3 ②	X 0-0 G5-3 1-2 2-3f ① ②				2 1 0 0	0 0 0 0	0 0 0 0	0 0 0 0	0 0 0 0	0 0 0 0	1 2 0 0
Inning Stats	R: 0 E: 0 K: 2 S: 7 H: 0 LOB: 0 BB: 0 P: 12	R: 0 E: 0 K: 0 S: 13 H: 2 LOB: 2 BB: 1 P: 23	R: 0 E: 0 K: 1 S: 7 H: 0 LOB: 0 BB: 0 P: 10	R: 0 E: 0 K: 0 S: 11 H: 1 LOB: 1 BB: 1 P: 19	R: 0 E: 0 K: 0 S: 10 H: 1 LOB: 1 BB: 0 P: 16	R: 1 E: 1 K: 0 S: 7 H: 1 LOB: 1 BB: 0 P: 10	R: 0 E: 0 K: 1 S: 7 H: 1 LOB: 1 BB: 0 P: 9	R: 0 E: 0 K: 0 S: 8 H: 0 LOB: 0 BB: 0 P: 10	R: 0 E: 0 K: 1 S: 9 H: 0 LOB: 0 BB: 0 P: 12	1B: 5 2B: 1 3B: 0 HR: 0	SF: 0 SAC: 1 DP: 1 HBP: 1						

PITCHER	IP	WLS	BF	H	R	ER	SO	BB	IBB	HBP	BLK	WP	HR	S	P	ERA	WHIP
Dennis Martinez, R (1, 1) ERA: 1.82	6.0	W	26	6	1	0	3	2	0	1	0	0	0	57	93	0.00	1.333
Mel Rojas, R (7, 1) ERA: 1.17	3.0	S	8	0	0	0	2	0	0	0	0	0	0	22	28	0.00	0.000

PITCHER	IP	WLS	BF	H	R	ER	SO	BB	IBB	HBP	BLK	WP	HR	S	P	ERA	WHIP

BOTTOM

Montreal Expos @ Atlanta Braves

Atlanta-Fulton County Stadium, Atlanta, GA

Sat May 16 1992, 7:05 PM EDT
Att. 40,504 - Sunny - 80 F

livebaseballscorecards.com

AB	30
R	1
H	6
RBI	1
BB	2
SO	5
LOB	15

Montreal Expos @ Atlanta Braves

Atlanta-Fulton County Stadium, Atlanta, GA

Sun May 17 1992, 3:33 AM EDT

Att. 41,480 - Cloudy - 80 F

TOP

livebaseballscorecards.com

Batter	1	2	3	4	5	6	7	8	9	AB	R	H	RBI	BB	SO	LOB
Marquis Grissom, R (1, 8) OBP: 0.305, SLG: 0.386	F7	F7		L4-3 1B		HBP			P2	3	0	1	0	0	0	0
Steve Lyons, L (7, 8) OBP: 0.105, SLG: 0.167										1	0	0	0	0	0	0
Delino DeShields, L (1, 4) OBP: 0.331, SLG: 0.380	SF9 1B 1B 1B	G3-1		SF8		K			K	4	1	1	1	0	2	3
Tom Foley, L (9, 4) OBP: 0.219, SLG: 0.233										0	0	0	0	0	0	0
Moises Alou, R (1, 7) OBP: 0.361, SLG: 0.455	1B 2B 1B		F9 S 1B BB	L4-3		F9			L1	4	2	1	0	1	0	4
Larry Walker, L (1, 9) OBP: 0.368, SLG: 0.520	2B 1B		F9		K		K			4	1	1	0	0	2	1
Archi Cianfrocco, R (1, 5) OBP: 0.304, SLG: 0.510	SF9		BB 1B		K		F9			3	0	1	2	0	1	0
Tim Wallach, R (1, 3) OBP: 0.295, SLG: 0.311	2B		FC5 BB		F7		F8			3	0	1	2	1	0	0
Rick Cerone, R (1, 2) OBP: 0.333, SLG: 0.421	BB		P3			P3		K		3	0	0	0	1	1	2
Spike Owen, S (1, 6) OBP: 0.310, SLG: 0.402	F8		FC5			HBP S 1B		L9		4	0	1	0	0	0	4
Ken Hill, R (1, 1) OBP: 0.333, SLG: 0.357		L9		1B SF8 1B		HBP 1B		K		3	1	2	0	0	0	0
Bill Sampen, R (7, 1)										1	0	0	0	0	1	0
John Wetteland, R (8, 1)										0	0	0	0	0	0	0
Inning Stats	R: 3 E: 0 K: 0 S: 12 H: 4 LOB: 2 BB: 1 P: 24	R: 0 E: 0 K: 0 S: 8 H: 0 LOB: 0 BB: 0 P: 11	R: 1 E: 0 K: 0 S: 16 H: 1 LOB: 2 BB: 2 P: 27	R: 1 E: 0 K: 0 S: 9 H: 2 LOB: 0 BB: 0 P: 13	R: 0 E: 0 K: 2 S: 9 H: 0 LOB: 0 BB: 0 P: 13	R: 0 E: 0 K: 1 S: 15 H: 2 LOB: 3 BB: 0 P: 22	R: 0 E: 0 K: 1 S: 8 H: 0 LOB: 0 BB: 0 P: 14	R: 0 E: 0 K: 2 S: 7 H: 0 LOB: 0 BB: 0 P: 14	R: 0 E: 0 K: 1 S: 10 H: 0 LOB: 0 BB: 0 P: 15	1B: 8 2B: 2 3B: 0 HR: 0 SF: 2 SAC: 0 DP: 1 HBP: 1						

AB	33
R	5
H	9
RBI	5
BB	3
SO	7
LOB	14

WP: 0 PB: 0 SB: 2 CS: 0 PA: 39

PITCHER		IP	WLS	BF	H	R	ER	SO	BB	IBB	HBP	BLK	WP	HR	S	P	ERA	WHIP
Tom Glavine, L ERA: 2.66	(1, 1)	4.0	L	21	7	5	5	0	3	0	0	0	0	0	45	75	11.25	2.500
Kent Mercker, L ERA: 3.42	(5, 1)	2.0		9	2	0	0	3	0	0	1	0	0	0	24	35	0.00	1.000
Mike Bielecki, R ERA: 2.87	(7, 1)	2.0		6	0	0	0	3	0	0	0	0	0	0	15	28	0.00	0.000
Mike Stanton, L ERA: 4.15	(9, 1)	1.0		3	0	0	0	1	0	0	0	0	0	0	10	15	0.00	0.000

Montreal Expos @ Atlanta Braves

Atlanta-Fulton County Stadium, Atlanta, GA

Sun May 17 1992, 3:33 AM EDT

Att. 41,480 - Cloudy - 80 F

livebaseballscorecards.com

BOTTOM

Batter	1	2	3	4	5	6	7	8	9	AB	R	H	RBI	BB	SO	LOB
Otis Nixon, S (1, 8) OBP: 0.457, SLG: 0.453	3-1 CS 1B			4-1 S BB		1-0 F7 ②		1-0 BB 1B SF7 1-2 1B	1-0 G5-3 ③	4	1	2	0	1	0	0
Terry Pendleton, S (1, 5) OBP: 0.357, SLG: 0.525	B 1 SAFE B F 1 SAFE 1 S X	2-2 L5 ①② 1-2		1-3 K 1-2 ①		1-2 G6-3 ③		2-0 BB 1B 1-2 2-H		4	0	1	1	0	1	2
Ron Gant, R (1, 7) OBP: 0.367, SLG: 0.470		2-2 F8 ③		0-1 G5-3 ②			1-2 E5 FC5 G4-3	4-2 BB 1-2 2-3		3	0	0	0	1	0	1
David Justice, L (1, 9) OBP: 0.296, SLG: 0.289		2-2 F8 ①		4-2 BB			2-2 G4-3 ① 1-2	2-2 SF7 ② 3-H		2	0	0	1	1	0	1
Jeff Blauser, R (1, 6) OBP: 0.262, SLG: 0.346		2-3 K ②		0-3 K ③			4-2 FC5 BB		2-1 G5-3 ③	3	0	0	0	1	2	4
Brian Hunter, R (1, 3) OBP: 0.208, SLG: 0.343		1-2 P8 ③			3-2 P2 ①		1-2 FC5 ② 1-2 2-3f		2-3 K ①	4	0	0	0	0	1	2
Greg Olson, R (1, 2) OBP: 0.321, SLG: 0.282			1-0 G4-3 ①		2-2 G6-3 ②		0-1 L1 ③		0-3 K ②	4	0	0	0	0	1	2
Mark Lemke, S (1, 4) OBP: 0.226, SLG: 0.262			2-1 G4-3 ②		1-1 F8 ③			1-1 G4-3 ①	0-2 HR 2B	4	1	1	0	0	0	0
Tom Glavine, L (1, 1) OBP: 0.320, SLG: 0.333 Kent Mercker, L (5, 1) Lonnie Smith, R (6, PH) OBP: 0.125, SLG: 0.100 Mike Bielecki, R (7, 1) OBP: 0.154, SLG: 0.154 Deion Sanders, L (8, PH) OBP: 0.376, SLG: 0.552 Mike Stanton, L (9, 1) OBP: 1.000, SLG: 1.000 Jerry Willard, L (9, PH) OBP: 0.353, SLG: 0.750			0-0 L7 ③			1-1 P8 ①		1-1 1B 1B 1B	2-2 HR 2-H	1 0 1 0 1 0 1	0 0 0 0 0 0 0	0 0 0 0 1 0 1	0 0 0 0 0 0 2	0 0 0 0 0 0 0	0 0 0 0 0 0 0	0 0 0 0 0 0 0
Inning Stats	R: 0 E: 0 K: 0 S: 8 H: 1 LOB: 0 BB: 0 P: 15	R: 0 E: 0 K: 1 S: 14 H: 0 LOB: 0 BB: 0 P: 19	R: 0 E: 0 K: 0 S: 4 H: 0 LOB: 0 BB: 0 P: 7	R: 0 E: 0 K: 2 S: 16 H: 0 LOB: 2 BB: 2 P: 25	R: 0 E: 0 K: 0 S: 10 H: 0 LOB: 0 BB: 0 P: 16	R: 0 E: 0 K: 0 S: 6 H: 0 LOB: 0 BB: 0 P: 9	R: 0 E: 1 K: 0 S: 14 H: 0 LOB: 2 BB: 1 P: 22	R: 2 E: 0 K: 0 S: 13 H: 3 LOB: 2 BB: 1 P: 26	R: 2 E: 0 K: 2 S: 14 H: 2 LOB: 0 BB: 0 P: 19	1B: 4 2B: 1 3B: 0 HR: 1	SF: 1 SAC: 0 DP: 0 HBP: 0			WP: 0 PB: 0 SB: 1 CS: 1		PA: 37	

PITCHER		IP	WLS	BF	H	R	ER	SO	BB	IBB	HBP	BLK	WP	HR	S	P	ERA	WHIP
Ken Hill, R ERA: 1.79	(1, 1)	6.1	W	23	1	0	0	3	3	0	0	0	0	0	67	107	0.00	0.632
Bill Sampen, R ERA: 5.03	(7, 1)	1.0		6	3	2	2	0	0	0	0	0	0	0	11	17	18.00	3.000
John Wetteland, R ERA: 4.6	(8, 1)	1.2	S	8	2	2	2	2	1	0	0	0	0	1	21	34	10.80	1.800

PITCHER	IP	WLS	BF	H	R	ER	SO	BB	IBB	HBP	BLK	WP	HR	S	P	ERA	WHIP

Batter	1	2	3	4	5	6	7	8	9	AB	R	H	RBI	BB	SO	LOB
Ray Lankford, L (1, 8) OBP: 0.398, SLG: 0.446	L B F F X 1-2 CS 1B		1 SAFE B S 1 SAFE X 1-1 ② F7			C S B C 1-3 ① K		B S S B X 2-2 FC5-4 1-H 1B		4	0	2	1	0	1	1
Ozzie Smith, S (1, 6) OBP: 0.374, SLG: 0.328	C 1 SAFE P 1 SAFE 1 SAFE B X 2-1 ① ② G1-3 1-2		C 1 SAFE B X 1-1 ③ FC6-4 1-2f			X 0-0 ② L8		1 SAFE 1 SAFE B S X 1-1 ③ FC5-4 1-2f		4	0	0	0	0	0	3
Felix Jose, S (1, 9) OBP: 0.451, SLG: 0.649	B B C X 2-1 ③ G5-3			B S B C F X 2-2 ① P6		X 0-0 ③ F8			C C X 0-2 ① G6-3	4	0	0	0	0	0	0
Gerald Perry, L (1, 3) OBP: 0.357, SLG: 0.420		C X 0-1 ① G3-1		X 0-0 CS 1B			L X 0-1 ① F7		C X 0-1 ② G3	4	0	1	0	0	0	0
Brian Jordan, R (1, 7) OBP: 0.277, SLG: 0.476		B S X 1-1 ② G5-3		S 1 SAFE B 1 SAFE S B 1 SAFE F B 4-2 ② S 1-2 BB			C B F X 1-2 ② G5-3		F B X 1-1 S 1B	3	0	1	0	1	0	0
Todd Zeile, R (1, 5) OBP: 0.342, SLG: 0.362		B C B B S B 4-2 BB		B B C B F F F X 3-2 ③ L8 1-2			X 0-0 ③ G6-3		C C B B X 2-2 ③ L4 1-2	3	0	0	0	1	0	2
Tom Pagnozzi, R (1, 2) OBP: 0.331, SLG: 0.392		X 0-0 ③ G3			C S B X 1-2 ① P4			X 0-0 ① F9		3	0	0	0	0	0	1
Luis Alicea, S (1, 4) OBP: 0.297, SLG: 0.407			L F B X 1-2 FC6-4 1B		B X 1-0 ② L8			C X 0-1 ② G5-3		3	0	1	0	0	0	0
Donovan Osborne, S (1, 1) Cris Carpenter, R (7, 1) Bernard Gilkey, R (8, PH) OBP: 0.357, SLG: 0.354 Todd Worrell, R (8, 1)			C L 1 SAFE M 0-3 ① K		C S F B S 1-3 ③ K			X 0-0 S 1B 1B		2 0 1 0	0 0 1 0	0 0 1 0	0 0 0 0	0 0 0 0	2 0 0 0	1 0 0 0
Inning Stats	R: 0 E: 0 K: 0 S: 9 H: 1 LOB: 0 BB: 0 P: 13	R: 0 E: 0 K: 0 S: 7 H: 0 LOB: 1 BB: 1 P: 12	R: 0 E: 0 K: 1 S: 10 H: 1 LOB: 1 BB: 0 P: 13	R: 0 E: 0 K: 0 S: 14 H: 1 LOB: 1 BB: 1 P: 23	R: 0 E: 0 K: 1 S: 8 H: 0 LOB: 0 BB: 0 P: 11	R: 0 E: 0 K: 1 S: 5 H: 0 LOB: 0 BB: 0 P: 6	R: 0 E: 0 K: 0 S: 6 H: 0 LOB: 0 BB: 0 P: 7	R: 1 E: 0 K: 0 S: 9 H: 2 LOB: 1 BB: 0 P: 12	R: 0 E: 0 K: 0 S: 10 H: 1 LOB: 1 BB: 0 P: 13	1B: 6 2B: 0 3B: 0 HR: 0 SF: 0 SAC: 0 DP: 0 HBP: 0						

TOP

St. Louis Cardinals @ Atlanta Braves

Atlanta-Fulton County Stadium, Atlanta, GA

Mon May 18 1992, 7:05 PM EDT

Att. 23,546 - Sunny - 82 F

livebaseballscorecards.com

AB	31
R	1
H	6
RBI	1
BB	2
SO	3
LOB	8

PITCHER	IP	WLS	BF	H	R	ER	SO	BB	IBB	HBP	BLK	WP	HR	S	P	ERA	WHIP
Charlie Leibrandt, L (1, 1) ERA: 4.34	9.0	W	33	6	1	1	3	2	0	0	0	0	0	78	110	1.00	0.889

PITCHER	IP	WLS	BF	H	R	ER	SO	BB	IBB	HBP	BLK	WP	HR	S	P	ERA	WHIP

PA: 33

BOTTOM

St. Louis Cardinals @ Atlanta Braves

Atlanta-Fulton County Stadium, Atlanta, GA

Mon May 18 1992, 7:05 PM EDT

Att. 23,546 - Sunny - 82 F

livebaseballscorecards.com

Batter	1	2	3	4	5	6	7	8	9	AB	R	H	RBI	BB	SO	LOB
Otis Nixon, S (1, 8) OBP: 0.473, SLG: 0.471	HR 1B	G6-3			CS 1B		1B 1B			4	1	3	0	0	0	0
Terry Pendleton, S (1, 5) OBP: 0.360, SLG: 0.543	1-H HR	G6-3 1B			P4		F9			4	1	2	2	0	0	3
Ron Gant, R (1, 7) OBP: 0.364, SLG: 0.464	G4-3	G6-3 1-2f			CS 1-2	K	1-2 2-H 1B			4	0	1	1	0	1	1
David Justice, L (1, 9) OBP: 0.295, SLG: 0.319	F7	P5				HR	L8			4	1	1	1	0	0	2
Brian Hunter, R (1, 3) OBP: 0.235, SLG: 0.405	1B 1B			HR		FC5-4 1B		F8		4	1	3	1	0	0	0
Greg Olson, R (1, 2) OBP: 0.318, SLG: 0.280	FC6 1-3 1B			L5		F9		G3-1		4	0	1	0	0	0	1
Mark Lemke, S (1, 4) OBP: 0.218, SLG: 0.252	FC6 1-2f			G6-3		FC5-4 1-2f		F9		4	0	0	0	0	0	3
Rafael Belliard, R (1, 6) OBP: 0.243, SLG: 0.210		K		G5-3			FC1-6 1B			3	0	1	0	0	1	0
Charlie Leibrandt, R (1, 1) OBP: 0.133, SLG: 0.143		P9			L9		FC1-6 1-2f 1B 1B			3	1	0	0	0	0	1
Inning Stats	R: 2 H: 4 E: 0 LOB: 2 K: 0 BB: 0 S: 15 P: 22	R: 0 H: 0 E: 0 LOB: 0 K: 1 BB: 0 S: 7 P: 11	R: 0 H: 1 E: 0 LOB: 0 K: 0 BB: 0 S: 8 P: 13	R: 1 H: 1 E: 0 LOB: 0 K: 0 BB: 0 S: 8 P: 13	R: 0 H: 1 E: 0 LOB: 0 K: 0 BB: 0 S: 7 P: 9	R: 1 H: 2 E: 0 LOB: 1 K: 1 BB: 0 S: 10 P: 14	R: 1 H: 3 E: 0 LOB: 2 K: 0 BB: 0 S: 6 P: 12	R: 0 H: 0 E: 0 LOB: 0 K: 0 BB: 0 S: 5 P: 5		1B: 9 SF: 0 2B: 0 SAC: 0 3B: 0 DP: 1 HR: 3 HBP: 0						

	AB	34
	R	5
	H	12
	RBI	5
	BB	0
	SO	2
	LOB	11

WP: 0 PA: 35
PB: 0
SB: 0
CS: 1

PITCHER		IP	WLS	BF	H	R	ER	SO	BB	IBB	HBP	BLK	WP	HR	S	P	ERA	WHIP
Donovan Osborne, L ERA: 2.49	(1, 1)	6.1	L	28	11	5	5	2	0	0	0	0	0	3	58	86	7.11	1.737
Cris Carpenter, R ERA: 1.86	(7, 1)	0.2		3	1	0	0	0	0	0	0	0	0	0	3	8	0.00	1.500
Todd Worrell, R ERA: 2.65	(8, 1)	1.0		3	0	0	0	0	0	0	0	0	0	0	5	5	0.00	0.000

PITCHER	IP	WLS	BF	H	R	ER	SO	BB	IBB	HBP	BLK	WP	HR	S	P	ERA	WHIP

St. Louis Cardinals @ Atlanta Braves

Atlanta-Fulton County Stadium, Atlanta, GA

Tue May 19 1992, 7:05 PM EDT

Att. 26,012 - Cloudy - 75 F

TOP

livebaseballscorecards.com

Batter	1	2	3	4	5	6	7	8	9	AB	R	H	RBI	BB	SO	LOB
Ray Lankford, L (1, 8) OBP: 0.403, SLG: 0.458	F F X 0-2 SH1-3 1B 1B		B C F F F B S 2-3 ② K		X 0-0 ① G4-3		C X 0-1 1-2 2-H 2B 1B		C S B F B F X 2-2 1B 2B	5	3	3	1	0	1	0
Ozzie Smith, S (1, 6) OBP: 0.371, SLG: 0.325	B 1 SAFE 1 SAFE 1 SAFE 1 SAFE X 1-0 ① SH1-3 1-2		B F B B X 3-1 ③ F8		C X 0-1 ② F7		C B B B X 3-1 ② F8		B X 1-0 2-H 1B	4	0	1	1	0	0	2
Felix Jose, S (1, 9) OBP: 0.460, SLG: 0.654	B C F B X 2-2 G3 2-H 1B			C F F F B F B F B 4-2 B PB 1B SF8 BB	X 0-0 ③ G4-3		B X 1-0 1-H 2-H 2B		B C B C X 2-2 ② F9	4	1	2	3	1	0	1
Gerald Perry, L (1, 3) OBP: 0.361, SLG: 0.418	B X 1-0 ② G3 1-2			B B F 1 SAFE X 2-1 PB 1B 1-2 1B		B S F B X 2-2 CS 1B	C F F F F X 0-2 F8		B F S X 1-2 ③ G4-3	5	1	2	0	0	0	3
Brian Jordan, R (1, 7) OBP: 0.269, SLG: 0.461	B S X 1-1 ③ G5-3			C 1 SAFE S S S 0-3 ① K		C 1 SAFE S S S 0-3 ① K		S B X 1-1 ① G6-3		4	0	0	0	0	2	4
Todd Zeile, R (1, 5) OBP: 0.340, SLG: 0.354		C B B B X 3-1 ① P6		B C B B B F B 4-2 1B 1-2 2-3 BB		1 SAFE F B F C 1-3 ② K		F C B X 1-2 E6 1B		3	0	0	0	1	1	1
Luis Alicea, S (1, 4) OBP: 0.295, SLG: 0.405		B F X 1-1 ② F8		X 0-0 ② SF8 3-H		B C 1 SAFE B 2-1 ③ CS 1-2	B F B B B F C 3-3 ① K	B X 1-0 G6-4-3 1-2 1B		3	0	1	1	0	1	0
Tom Pagnozzi, R (1, 2) OBP: 0.336, SLG: 0.403		F X 0-1 ③ F8		B B F C B X 3-2 1-3 2-H 1B			F B S F B X 2-2 1B 2B	C S X 0-2 ② ③ G6-4-3 1-2f		4	1	2	1	0	0	2
Bob Tewksbury, R (1, 1) OBP: 0.111, SLG: 0.059			B C S C 1-3 ① K	B X 1-0 ③ L8			B B B B 4-0 1B 2B BB		B B X 2-0 ① P4	2	1	0	0	1	1	2
Bernard Gilkey, R (9, PH) OBP: 0.352, SLG: 0.348										1	0	0	0	0	0	0
Todd Worrell, R (9, 1)										0	0	0	0	0	0	0
Inning Stats	R: 1 E: 0 K: 0 S: 10 H: 2 LOB: 1 BB: 0 P: 15	R: 0 E: 0 K: 0 S: 6 H: 0 LOB: 0 BB: 0 P: 10	R: 0 E: 0 K: 2 S: 10 H: 0 LOB: 0 BB: 0 P: 16	R: 2 E: 0 K: 1 S: 18 H: 2 LOB: 2 BB: 2 P: 32	R: 0 E: 0 K: 0 S: 4 H: 0 LOB: 0 BB: 0 P: 4	R: 0 E: 0 K: 2 S: 10 H: 1 LOB: 0 BB: 0 P: 15	R: 3 E: 0 K: 1 S: 18 H: 3 LOB: 1 BB: 1 P: 31	R: 0 E: 1 K: 0 S: 9 H: 1 LOB: 1 BB: 0 P: 12	R: 1 E: 0 K: 0 S: 13 H: 2 LOB: 1 BB: 0 P: 21	1B: 8 2B: 3 3B: 0 HR: 0 SF: 1 SAC: 1 DP: 1 HBP: 0						

	AB	35
	R	7
	H	11
	RBI	7
	BB	3
	SO	6
	LOB	15

WP: 0 PB: 1 SB: 0 CS: 1 PA: 41

PITCHER		IP	WLS	BF	H	R	ER	SO	BB	IBB	HBP	BLK	WP	HR	S	P	ERA	WHIP
29 John Smoltz, R ERA: 3.94	(1, 1)	6.1	L	27	6	5	5	6	3	0	0	0	0	0	65	108	7.11	1.421
Mike Stanton, L ERA: 4.61	(7, 1)	0.2		4	2	1	1	0	0	0	0	0	0	0	11	15	13.50	3.000
Juan Berenguer, R ERA: 2.78	(8, 1)	1.0		4	1	0	0	0	0	0	0	0	0	0	9	12	0.00	1.000
Kent Mercker, L ERA: 3.65	(9, 1)	1.0		5	2	1	1	0	0	0	0	0	0	0	13	21	9.00	2.000

PITCHER		IP	WLS	BF	H	R	ER	SO	BB	IBB	HBP	BLK	WP	HR	S	P	ERA	WHIP

St. Louis Cardinals @ Atlanta Braves

Atlanta-Fulton County Stadium, Atlanta, GA

Tue May 19 1992, 7:05 PM EDT

Att. 26,012 - Cloudy - 75 F

livebaseballscorecards.com

BOTTOM

Batter	1	2	3	4	5	6	7	8	9	AB	R	H	RBI	BB	SO	LOB
Deion Sanders, L (1, 8) OBP: 0.369, SLG: 0.537	F8		F9		G3 2-3		FC6-4 1B		P6	5	0	1	0	0	0	3
Terry Pendleton, S (1, 5) OBP: 0.350, SLG: 0.527	P6		P6		G4-3		K		K	5	0	0	0	0	2	4
Ron Gant, R (1, 7) OBP: 0.365, SLG: 0.465	E BB		2B			G5-3 1-2f	FC6-4 1-2f		F8	4	0	1	0	1	0	3
David Justice, L (1, 9) OBP: 0.293, SLG: 0.327	E1 1-2		F9			HR 2B		G4-3		4	1	1	0	0	0	2
Damon Berryhill, S (1, 2) OBP: 0.247, SLG: 0.425	P5			K		2-H HR		G4-3		4	1	1	2	0	1	2
Brian Hunter, R (1, 3) OBP: 0.247, SLG: 0.403		K		F7		BB		FC6-4 1B		3	0	1	0	1	1	0
Mark Lemke, S (1, 4) OBP: 0.228, SLG: 0.264		G5-3 2B		L9		G5-4-3 1-2 BB		FC6-4 1-2f		3	0	1	0	1	0	1
Rafael Belliard, R (1, 6) OBP: 0.248, SLG: 0.215 Jerry Willard, L (6, PH) OBP: 0.333, SLG: 0.706 Jeff Blauser, R (7, 6) OBP: 0.271, SLG: 0.354		G5-3 2-3			G3 29 SH1-4 1B	G5-4-3 1-2f			BB 1B	2 1 1	0 0 0	1 0 1	0 0 0	0 0 0	0 0 0	1 2 0
29 John Smoltz, R (1, 1) OBP: 0.300, SLG: 0.421 Mike Stanton, L (7, 1) OBP: 1.000, SLG: 1.000 Otis Nixon, S (7, PH) OBP: 0.467, SLG: 0.464 Juan Berenguer, R (8, 1) Kent Mercker, L (9, 1) Lonnie Smith, R (9, PH) OBP: 0.152, SLG: 0.100		G5-3			SH1-4 1-2		G3		BB 1B	1 0 1 0 0 0	0 0 0 0 0 0	0 0 0 0 0 0	0 0 0 0 0 0	0 0 0 0 0 1	0 0 0 0 0 0	1 0 0 0 0 0

Inning Stats	1	2	3	4	5	6	7	8	9
	R: 0 E: 1 K: 0 S: 14	H: 0 LOB: 2 BB: 1 P: 21	R: 0 E: 0 K: 1 S: 8	H: 1 LOB: 1 BB: 0 P: 13	R: 0 E: 0 K: 0 S: 5	H: 1 LOB: 1 BB: 0 P: 9	R: 0 E: 0 K: 1 S: 8	H: 0 LOB: 0 BB: 0 P: 15	R: 0 E: 0 K: 0 S: 5	H: 1 LOB: 1 BB: 0 P: 5	R: 2 E: 0 K: 0 S: 12	H: 2 LOB: 1 BB: 2 P: 25	R: 0 E: 0 K: 1 S: 10	H: 1 LOB: 1 BB: 0 P: 11	R: 0 E: 0 K: 0 S: 9	H: 1 LOB: 1 BB: 0 P: 12	R: 0 E: 0 K: 1 S: 10	H: 1 LOB: 2 BB: 1 P: 21

1B: 4	SF: 0	WP: 0
2B: 3	SAC: 1	PB: 0
3B: 0	DP: 1	SB: 0
HR: 1	HBP: 0	CS: 0

PA: 39

AB	34
R	2
H	8
RBI	2
BB	4
SO	4
LOB	19

PITCHER		IP	WLS	BF	H	R	ER	SO	BB	IBB	HBP	BLK	WP	HR	S	P	ERA	WHIP
Bob Tewksbury, R ERA: 1.8	(1, 1)	8.0	W	34	7	2	2	3	3	0	0	0	0	1	71	111	2.25	1.250
Todd Worrell, R ERA: 2.5	(9, 1)	1.0		5	1	0	0	1	1	0	0	0	0	0	10	21	0.00	2.000

PITCHER	IP	WLS	BF	H	R	ER	SO	BB	IBB	HBP	BLK	WP	HR	S	P	ERA	WHIP

St. Louis Cardinals @ Atlanta Braves

Atlanta-Fulton County Stadium, Atlanta, GA

Wed May 20 1992, 7:05 PM EDT

Att. 22,610 - Cloudy - 73 F

TOP

livebaseballscorecards.com

Batter	1	2	3	4	5	6	7	8	9	AB	R	H	RBI	BB	SO	LOB
Ray Lankford, L (1, 8) OBP: 0.398, SLG: 0.446	K		K		G3			G5-4-3 BB	G3	4	0	0	0	1	2	2
Ozzie Smith, S (1, 6) OBP: 0.361, SLG: 0.315	G6-3		F9			G4-3		G5-4-3 1-2f		4	0	0	0	0	0	1
Felix Jose, S (1, 9) OBP: 0.462, SLG: 0.642	BB			F8		FC4-6 1B		G6-3		3	0	1	0	1	0	0
Gerald Perry, L (1, 3) OBP: 0.369, SLG: 0.404	P4			G6-3 S BB		FC4-6 1B 1-2f			BB BB G3-1 BB	2	1	0	0	2	0	2
Brian Jordan, R (1, 7) OBP: 0.268, SLG: 0.455		G1		G6-3 1-3		1B 1-2			F7	4	0	1	0	0	0	2
Todd Zeile, R (1, 5) OBP: 0.333, SLG: 0.346 Juan Agosto, L (8, 1) Bernard Gilkey, R (9, PH) OBP: 0.361, SLG: 0.348		F8		K		F9			G3-1 BB 1B 1-2 BB	3 0 0	0 0 1	0 0 0	0 0 0	0 0 1	1 0 0	3 0 0
Tom Pagnozzi, R (1, 2) OBP: 0.347, SLG: 0.409	E8 1B				SH1-4 1B		G1-3		G3-1 1B 1-2 2-3 BB	3	1	2	0	1	0	0
Luis Alicea, S (1, 4) OBP: 0.283, SLG: 0.386	L4				F8		F8		G3-1 1-2 2-3 3-H	4	0	0	1	0	0	4
Rheal Cormier, L (1, 1) OBP: 0.167, SLG: 0.250 Bob McClure, R (6, 1) Cris Carpenter, R (6, 1) Craig Wilson, R (6, 5) OBP: 0.433, SLG: 0.375			G3		SH1-4 1-2		G1-3		1B 2-H 3-H	1 0 0 2	0 0 0 0	0 0 0 1	0 0 0 2	0 0 0 0	0 0 0 0	0 0 0 0
Inning Stats	R: 0 E: 0 K: 1 S: 12 H: 0 LOB: 1 BB: 1 P: 19	R: 0 E: 1 K: 0 S: 8 H: 1 LOB: 1 BB: 0 P: 12	R: 0 E: 0 K: 1 S: 5 H: 0 LOB: 0 BB: 0 P: 6	R: 0 E: 0 K: 1 S: 11 H: 0 LOB: 1 BB: 1 P: 20	R: 0 E: 0 K: 0 S: 9 H: 1 LOB: 1 BB: 0 P: 11	R: 0 E: 0 K: 0 S: 10 H: 2 LOB: 2 BB: 0 P: 12	R: 0 E: 0 K: 0 S: 6 H: 0 LOB: 0 BB: 0 P: 10	R: 0 E: 0 K: 0 S: 4 H: 0 LOB: 0 BB: 1 P: 9	R: 3 E: 0 K: 0 S: 8 H: 1 LOB: 1 BB: 3 P: 26	1B: 5 2B: 0 3B: 0 HR: 0 SF: 0 SAC: 1 DP: 1 HBP: 0						WP: 0 PB: 0 SB: 1 CS: 0 PA: 37	

	AB	30
	R	3
	H	5
	RBI	3
	BB	6
	SO	3
	LOB	14

PITCHER		IP	WLS	BF	H	R	ER	SO	BB	IBB	HBP	BLK	WP	HR	S	P	ERA	WHIP
Steve Avery, L ERA: 3.36	(1, 1)	8.1	W	33	4	2	2	3	5	0	0	0	0	0	69	114	2.16	1.080
Marvin Freeman, R ERA: 2.79	(9, 1)	0.2		4	1	1	1	0	1	0	0	0	0	0	4	11	13.50	3.000

PITCHER	IP	WLS	BF	H	R	ER	SO	BB	IBB	HBP	BLK	WP	HR	S	P	ERA	WHIP

BOTTOM

St. Louis Cardinals @ Atlanta Braves

Atlanta-Fulton County Stadium, Atlanta, GA

Wed May 20 1992, 7:05 PM EDT

Att. 22,610 - Cloudy - 73 F

livebaseballscorecards.com

Batter	1	2	3	4	5	6	7	8	9	AB	R	H	RBI	BB	SO	LOB
Otis Nixon, S (1, 8) OBP: 0.468, SLG: 0.466	B F X 1-1 ① B1-3		F B X 1-1 CS 1B		B C X 1-1 ③ G6-3		C X 0-1 1B S 1B			4	0	2	0	0	0	0
Jeff Blauser, R (1, 6) OBP: 0.273, SLG: 0.366	C B C S 1-3 ② K		C B X 1-1 ②③ G1-4-3 1-2			B S B X 2-1 E 2B S P X	1-1 G4-6-3 1-3 1B			3	1	1	0	0	1	1
Rafael Belliard, R (7, 6) OBP: 0.254, SLG: 0.222										1	0	1	0	0	0	0
Terry Pendleton, S (1, 5) OBP: 0.348, SLG: 0.520	B F S S 1-3 ③ K			B X 1-0 1B SF9 1B		F X 0-1 FC 2B 2-H	X 0-0 ②③ G4-6-3 1-2f			4	2	1	0	0	1	2
Ron Gant, R (1, 7) OBP: 0.363, SLG: 0.466		F X 0-1 ① P3		B B X 2-0 ① F8		C S B X 1-2 2B 2-H		X 0-0 ① L8		4	0	1	1	0	0	1
David Justice, L (1, 9) OBP: 0.317, SLG: 0.340		C C H 1-2 HR HBP		C F B B F B X 3-2 SF9 1-3 1B		B C B B S B 4-2 FC6-4 BB		B C B X 2-1 1B E 1B		2	2	2	0	1	0	0
Brian Hunter, R (1, 3) OBP: 0.247, SLG: 0.438		X 0-0 1-H HR		C F F B X 1-2 SF9 1-2 3-H		B F X 1-1 ① P3		B X 1-0 E5 1B 1-2		3	1	1	3	0	0	3
Greg Olson, R (1, 2) OBP: 0.315, SLG: 0.278		C B X 1-1 ② G6-3		X 0-0 ③ L8		B X 1-0 ② P2		F B F X 1-2 1-2 2-H 1B		4	0	1	1	0	0	3
Mark Lemke, S (1, 4) OBP: 0.220, SLG: 0.254		B B X 2-0 ③ P4			C S B X 1-2 ① G6-3	C B C X 1-2 ③ FC6-4 1-2f		B X 1-0 ② P8		4	0	0	0	0	0	4
Steve Avery, L (1, 1) OBP: 0.150, SLG: 0.300			C S F B X 1-2 ① G3		F S B B B X 2-2 ② P6		S B F F S 1-3 ① K	B B X 2-0 ③ P6		4	0	0	0	0	1	2
Marvin Freeman, R (9, 1) OBP: 1.000, SLG: 1.000										0	0	0	0	0	0	0

Inning Stats	1	2	3	4	5	6	7	8	9
	R: 0 H: 0 E: 0 LOB: 0 K: 2 BB: 0 S: 8 P: 11	R: 2 H: 1 E: 0 LOB: 0 K: 0 BB: 0 S: 8 P: 12	R: 0 H: 1 E: 0 LOB: 0 K: 0 BB: 0 S: 8 P: 11	R: 1 H: 2 E: 0 LOB: 1 K: 0 BB: 0 S: 11 P: 18	R: 0 H: 0 E: 0 LOB: 0 K: 0 BB: 0 S: 9 P: 13	R: 2 H: 2 E: 1 LOB: 2 K: 0 BB: 1 S: 15 P: 25	R: 0 H: 2 E: 0 LOB: 1 K: 1 BB: 0 S: 10 P: 11	R: 1 H: 2 E: 1 LOB: 2 K: 0 BB: 0 S: 9 P: 16	

	AB	33
	R	6
	H	10
	RBI	5
	BB	1
	SO	3
	LOB	16

1B: 7	SF: 1	WP: 0	PA: 36
2B: 2	SAC: 0	PB: 0	
3B: 0	DP: 1	SB: 1	
HR: 1	HBP: 1	CS: 1	

PITCHER		IP	WLS	BF	H	R	ER	SO	BB	IBB	HBP	BLK	WP	HR	S	P	ERA	WHIP
Rheal Cormier, L ERA: 5.49	(1, 1)	5.0	L	22	6	5	3	2	0	0	1	0	0	1	51	75	5.40	1.200
Bob McClure, L ERA: 5.73	(6, 1)	0.0		1	0	0	0	0	1	0	0	0	0	0	2	6	∞	∞
Cris Carpenter, R ERA: 1.69	(6, 1)	2.0		7	2	0	0	1	0	0	0	0	0	0	16	20	0.00	1.000
Juan Agosto, L ERA: 5.4	(8, 1)	1.0		6	2	1	0	0	0	0	0	0	0	0	9	16	0.00	2.000

PITCHER	IP	WLS	BF	H	R	ER	SO	BB	IBB	HBP	BLK	WP	HR	S	P	ERA	WHIP

Atlanta Braves @ Montreal Expos

Olympic Stadium, Montreal, QB

Fri May 22 1992, 7:05 PM EDT

Att. 20,313 - Dome - 70 F

livebaseballscorecards.com

TOP

Batter	1	2	3	4	5	6	7	8	9	AB	R	H	RBI	BB	SO	LOB
Deion Sanders, L (1, 8) OBP: 0.358, SLG: 0.520	C C X 0-2 ① G6-3			S B S S 1-3 ① K			X 0-0 ① G4-3		B F F X 1-2 ③ L6	4	0	0	0	0	1	0
Terry Pendleton, S (1, 5) OBP: 0.342, SLG: 0.511	C X 0-1 ② G5-3			C B F X 1-2 ② F8			F F C 0-3 ② K			3	0	0	0	0	1	0
Ron Gant, R (1, 7) OBP: 0.357, SLG: 0.457	B X 1-0 ③ P6			C C B X 1-2 ③ F8			F F B B X 2-2 ③ G6-3			3	0	0	0	0	0	0
David Justice, L (1, 9) OBP: 0.317, SLG: 0.340		B S C B F X 2-2 CS 1B			B C F F B X 2-2 ① F9			S S B X 1-2 ① G4-3		3	0	1	0	0	0	0
Damon Berryhill, S (1, 2) OBP: 0.250, SLG: 0.456		B 1 SAFE C B 1 SAFE S X 2-2 ① ② G3 1-2			L B X 1-1 ② G3			S B C B X 2-2 HR		3	1	1	1	0	0	1
Brian Hunter, R (1, 3) OBP: 0.239, SLG: 0.422		C F B X 1-2 ③ G3			S B B F F X 2-2 ③ G6-3			F B B S B S 3-3 ② K		3	0	0	0	0	1	0
Mark Lemke, S (1, 4) OBP: 0.215, SLG: 0.248			C B B B X 3-1 ① F7			B B C X 2-1 ① F7		C B B X 2-1 ③ L3		3	0	0	0	0	0	0
Rafael Belliard, R (1, 6) OBP: 0.250, SLG: 0.218 Jeff Blauser, R (8, 6) OBP: 0.270, SLG: 0.361			X 0-0 ② G6-3			X 0-0 ② G4-3			B C C C F F C 1-3 ① K	2 1	0 0	0 0	0 0	0 0	0 1	0 0
Tom Glavine, L (1, 1) OBP: 0.296, SLG: 0.308 Marvin Freeman, R (7, 1) OBP: 1.000, SLG: 1.000 Mike Stanton, L (7, 1) OBP: 1.000, SLG: 1.000 Alejandro Pena, R (8, 1) Lonnie Smith, R (9, PH) OBP: 0.147, SLG: 0.097			B S X 1-1 ③ G5-3			S X 0-1 ③ G6-3			F B S B F B X 3-2 ② F8	2 0 0 0 1	0 0 0 0 0	0 0 0 0 0	0 0 0 0 0	0 0 0 0 0	0 0 0 0 0	0 0 0 0 0
Inning Stats	R: 0 E: 0 K: 0 S: 6 H: 0 LOB: 0 BB: 0 P: 7	R: 0 E: 0 K: 0 S: 10 H: 1 LOB: 0 BB: 0 P: 15	R: 0 E: 0 K: 0 S: 5 H: 0 LOB: 0 BB: 0 P: 9	R: 0 E: 0 K: 1 S: 9 H: 0 LOB: 0 BB: 0 P: 12	R: 0 E: 0 K: 0 S: 10 H: 0 LOB: 0 BB: 0 P: 15	R: 0 E: 0 K: 0 S: 5 H: 0 LOB: 0 BB: 0 P: 7	R: 0 E: 0 K: 1 S: 7 H: 0 LOB: 0 BB: 0 P: 9	R: 1 E: 0 K: 1 S: 11 H: 1 LOB: 0 BB: 0 P: 19	R: 0 E: 0 K: 1 S: 12 H: 0 LOB: 0 BB: 0 P: 17	1B: 1 2B: 0 3B: 0 HR: 1	SF: 0 SAC: 0 DP: 0 HBP: 0						

	AB	28
	R	1
	H	2
	RBI	1
	BB	0
	SO	4
	LOB	1

WP: 0 PB: 0 SB: 0 CS: 1 PA: 28

PITCHER		IP	WLS	BF	H	R	ER	SO	BB	IBB	HBP	BLK	WP	HR	S	P	ERA	WHIP
Dennis Martinez, R ERA: 1.71	(1, 1)	9.0	W	28	2	1	1	4	0	0	0	0	0	1	75	110	1.00	0.222

PITCHER	IP	WLS	BF	H	R	ER	SO	BB	IBB	HBP	BLK	WP	HR	S	P	ERA	WHIP

Atlanta Braves @ Montreal Expos

Olympic Stadium, Montreal, QB

Fri May 22 1992, 7:05 PM EDT

Att. 20,313 - Dome - 70 F

livebaseballscorecards.com

BOTTOM

Batter	1	2	3	4	5	6	7	8	9	AB	R	H	RBI	BB	SO	LOB
Marquis Grissom, R (1, 8) OBP: 0.323, SLG: 0.408	BBBB 4-0 S BB		FX 0-1 ② FC5-4 1-2f			BBBCX 3-1 B1-3 2B 1B	CCBFX 1-2 1-3 2-H 3-H 2B 2B			3	2	2	2	1	0	1
Delino DeShields, L (1, 4) OBP: 0.317, SLG: 0.355	C 1 SAFE 1 SAFE P X 1-1 ① F9		X 0-0 ③ G4-3			1 SAFE B 1 SAFE 1 SAFE 1 SAFE X 1-0 ② B1-3 1-2	X 0-0 ① G5-3			4	0	0	0	0	0	5
Ivan Calderon, R (1, 7) OBP: 0.238, SLG: 0.403 Moises Alou, R (7, PR) (8, 7) OBP: 0.444, SLG: 0.575	F P 1 SAFE X 1-1 ② P4			B X 1-0 ① P4		BBBFBSX 3-2 WP 2-H 2B	SFX 0-2 G6-3 2-H 3-H 2B			4 0	0 0	2 0	3 0	0 0	0 0	1 0
Larry Walker, L (1, 9) OBP: 0.357, SLG: 0.489	1 SAFE C 1 SAFE BBFBB 4-2 CS 1-2 BB			SCX 0-2 ② G6-3		FFBBBFX 3-2 ③ F9 2-3	BBX 2-0 ② G6-3 2-3			3	0	0	0	1	0	2
Tim Wallach, R (1, 3) OBP: 0.298, SLG: 0.302	B 1-0 ③ CS 1-2	BX 1-0 ① F9		SX 0-1 ③ G4-3			BBCBX 3-2 1B 1B BBCBX 3-2 P3			4	1	1	0	0	0	2
Gary Carter, R (1, 2) OBP: 0.326, SLG: 0.360		BBX 2-0 ② G6-3		BBBFSBX 3-2 ① F8			1 SAFE SSSBB 1 SAFE 1 SAFE FBF 3-2 1 SAFE BBX BB 1B 1-3 1B BBCX 2-1 ① P3			4	1	1	0	0	0	0
Archi Cianfrocco, R (1, 5) OBP: 0.268, SLG: 0.415 Tom Foley, L (9, 5) OBP: 0.212, SLG: 0.226		SX 0-1 ③ G3-1		BBCFX 2-2 ② G4-3			BS 1 SAFE FBX 2-2 1B BB 2B 1-2 3-H 1B SX 0-1 ② F9			4 0	1 0	1 0	1 0	0 0	0 0	0 0
Spike Owen, S (1, 6) OBP: 0.307, SLG: 0.366			C X 0-1 ① F9	X 0-0 ③ F7			BCBSBB 4-2 1B 2B 1-2 2-3 BB CBCBFX 2-2 ③ G6-3			3	1	0	0	1	0	0
Dennis Martinez, R (1, 1) OBP: 0.263, SLG: 0.263			F X 0-1 FC5-4 1B			FBX 1-1 ① G5-3	BFX 1-1 2B 2B 1-2 2-3 3-H 1B			3	1	2	1	0	0	0
Inning Stats	R: 0 E: 0 K: 0 S: 8 H: 0 LOB: 1 BB: 2 P: 17	R: 0 E: 0 K: 0 S: 4 H: 0 LOB: 0 BB: 0 P: 7	R: 0 E: 0 K: 0 S: 7 H: 1 LOB: 1 BB: 0 P: 7	R: 0 E: 0 K: 0 S: 6 H: 0 LOB: 0 BB: 0 P: 7	R: 0 E: 0 K: 0 S: 7 H: 0 LOB: 0 BB: 0 P: 12	R: 1 E: 0 K: 0 S: 12 H: 2 LOB: 1 BB: 0 P: 23	R: 6 E: 0 K: 0 S: 26 H: 6 LOB: 2 BB: 1 P: 43	R: 0 E: 0 K: 0 S: 8 H: 0 LOB: 0 BB: 0 P: 12		1B: 6 2B: 3 3B: 0 HR: 0	SF: 0 SAC: 0 DP: 0 HBP: 0					

	AB	32
	R	7
	H	9
	RBI	7
	BB	3
	SO	0
	LOB	11

WP: 1 PB: 0 SB: 1 CS: 1 PA: 36

PITCHER		IP	WLS	BF	H	R	ER	SO	BB	IBB	HBP	BLK	WP	HR	S	P	ERA	WHIP
Tom Glavine, L ERA: 3.07	(1, 1)	6.0	L	26	6	5	5	0	3	0	0	0	1	0	57	98	7.50	1.500
Marvin Freeman, R ERA: 3.66	(7, 1)	0.1		4	3	2	2	0	0	0	0	0	0	0	10	12	54.00	9.000
Mike Stanton, L ERA: 4.4	(7, 1)	0.2		2	0	0	0	0	0	0	0	0	0	0	3	6	0.00	0.000
Alejandro Pena, R ERA: 7.36	(8, 1)	1.0		3	0	0	0	0	0	0	0	0	0	0	8	12	0.00	0.000

PITCHER	IP	WLS	BF	H	R	ER	SO	BB	IBB	HBP	BLK	WP	HR	S	P	ERA	WHIP

Batter	1	2	3	4	5	6	7	8	9	AB	R	H	RBI	BB	SO	LOB
Otis Nixon, S (1, 8) OBP: 0.470, SLG: 0.468	C X	C B X	C B X	1-1 ② G4-3	1 SAFE 1 SAFE 1 SAFE B X	1-0 ① SH1-3 1-3		X	0-0 ① F8	4	1	2	0	0	0	0
Terry Pendleton, S (1, 5) OBP: 0.333, SLG: 0.497	1 SAFE C 1 SAFE 1 SAFE P B 1 SAFE X 2-1 ① G1-3 1-2	1 SAFE X 0-0 ③ G4-3	B X 1-0 ③ G3-1	F X 0-1 ② FC4-5-2 WP 3-H		X	0-0 ② F7	5	0	0	0	0	0	3
Ron Gant, R (1, 7) OBP: 0.374, SLG: 0.482	B B F 2 SAFE B F B 4-2 S 2B 2-3 BB	H 1-0 S WP 1B HBP	S B B X 2-1 HR	B B B C B 4-1 BB	B F B F B X 3-2 1B			2	3	2	1	2	0	0
David Justice, L (1, 9) OBP: 0.313, SLG: 0.327	B B 1 SAFE B F 1 SAFE B 4-1 2B 1-2 BB	B B B F S C 3-3 ① K 1-2	S B B S B X 3-2 ① F7	B S S T F B F F X 2-2 ③ G3-1 2-3		X 0-0 ③ G3		4	0	0	0	1	1	4
Jeff Blauser, R (1, 6) OBP: 0.277, SLG: 0.368	B B B C X 3-1 1-3 2-H 3-H 2B	B B B C F B 4-2 1B 2-3 BB	B C B X 2-1 ② F9	F X 0-1 ① F9		C B F B X 2-2 ① P3		4	0	1	2	1	0	0
Greg Olson, R (1, 2) OBP: 0.330, SLG: 0.345	F B B F X 2-2 ② G4-3	1 SAFE B B F 1 SAFE F X 1-2 ② P3	S C B F B X 2-2 2B	B S 1 SAFE X 1-1 ② P6		B B F C X 3-2 HR		5	2	3	1	0	0	4
Brian Hunter, R (1, 3) OBP: 0.247, SLG: 0.432	S C S 0-3 ③ K	B S X 1-1 1-2 3-H 1B	X 0-0 2-H 2B					C C S 0-3 ② K		5	0	2	2	0	2	3
Mark Lemke, S (1, 4) OBP: 0.216, SLG: 0.248 Jerry Willard, L (9, PH) OBP: 0.368, SLG: 0.722 Rafael Belliard, R (9, PR) OBP: 0.250, SLG: 0.218		F B B X 2-1 ① G1-3	F C B B B X 3-2 ③ G3-1	B F C B B S 3-3 ③ K		B C 1 SAFE 1 SAFE P C F X 2-2 FC4-6 1-2 1B		B B F C X 2-2 1B	4 0 0	0 0 0	1 0 0	0 0 0	0 0 0	1 0 0	3 0 0
Charlie Leibrandt, R (1, 1) Mike Bielecki, R (4, 1) Kent Mercker, L (8, 1) Deion Sanders, L (6, PH) Marvin Freeman, R (9, 1) Lonnie Smith, R (7, PH) Mike Stanton, L (7, 1) Juan Berenguer, R (8, 1) Damon Berryhill, S (9, PH)		X 0-0 ② G1-3	C C C 0-3 ① K			B X 1-0 SH1-3 BLK FC4-5-2 1B	F S B B X 2-2 ③ FC4-6 1-2f	S C S 0-3 ③ K								
Inning Stats	R: 2 E: 0 K: 1 S: 16 H: 2 LOB: 2 BB: 2 P: 30	R: 0 E: 0 K: 0 S: 6 H: 1 LOB: 1 BB: 0 P: 9	R: 1 E: 0 K: 1 S: 13 H: 1 LOB: 2 BB: 1 P: 26	R: 0 E: 0 K: 1 S: 6 H: 0 LOB: 0 BB: 0 P: 8	R: 2 E: 0 K: 1 S: 15 H: 3 LOB: 1 BB: 0 P: 27	R: 0 E: 0 K: 0 S: 12 H: 1 LOB: 2 BB: 1 P: 20	R: 0 E: 0 K: 0 S: 14 H: 2 LOB: 2 BB: 0 P: 20	R: 0 E: 0 K: 0 S: 6 H: 1 LOB: 1 BB: 0 P: 9	R: 1 E: 0 K: 2 S: 15 H: 2 LOB: 1 BB: 0 P: 22	1B: 8 2B: 3 3B: 0 HR: 2	SF: 0 SAC: 1 DP: 0 HBP: 1	WP: 3 PB: 0 SB: 2 CS: 0	PA: 45			

PITCHER		IP	WLS	BF	H	R	ER	SO	BB	IBB	HBP	BLK	WP	HR	S	P	ERA	WHIP
Ken Hill, R ERA: 2.39	(1, 1)	5.0		26	7	5	5	4	3	0	1	0	2	1	56	100	9.00	2.000
Bill Sampen, R ERA: 4.3	(6, 1)	0.2		4	1	0	0	0	1	0	0	1	0	0	5	11	0.00	3.000
Mel Rojas, R ERA: 0.9	(6, 1)	1.1		6	2	0	0	0	0	0	0	0	1	0	21	29	0.00	1.500
Jeff Fassero, L ERA: 3.51	(8, 1)	1.0	W	4	1	0	0	0	0	0	0	0	0	0	6	9	0.00	1.000
John Wetteland, R ERA: 6.62	(9, 1)	1.0	S	5	2	1	1	2	0	0	0	0	0	1	15	22	9.00	2.000

PITCHER	IP	WLS	BF	H	R	ER	SO	BB	IBB	HBP	BLK	WP	HR	S	P	ERA	WHIP

Atlanta Braves @ Montreal Expos

Olympic Stadium, Montreal, QB

Sat May 23 1992, 3:33 AM EDT

Att. 15,918 - Dome - 70 F

TOP

livebaseballscorecards.com

AB	38
R	6
H	12
RBI	6
BB	4
SO	6
LOB	20

Atlanta Braves @ Montreal Expos

Olympic Stadium, Montreal, QB

Sat May 23 1992, 3:33 AM EDT

Att. 15,918 - Dome - 70 F

BOTTOM

livebaseballscorecards.com

Batter	1	2	3	4	5	6	7	8	9	AB	R	H	RBI	BB	SO	LOB
Marquis Grissom, R (1, 8) OBP: 0.315, SLG: 0.397	L5		K	G6-3		CS	F7			4	0	0	0	0	1	2
Delino DeShields, L (1, 4) OBP: 0.322, SLG: 0.359	1B		F8		FC6-4		F7			4	2	2	0	0	0	1
Ivan Calderon, R (1, 7) OBP: 0.250, SLG: 0.407	1B		F8		FC6-4		F8			4	0	2	1	0	0	1
John Wetteland, R (9, 1)										0	0	0	0	0	0	0
Larry Walker, L (1, 9) OBP: 0.366, SLG: 0.538	2B			1B	FC6-4			HR		4	2	3	2	0	0	1
Tim Wallach, R (1, 5) OBP: 0.303, SLG: 0.331 (6, 3)	G4-3			HR	G5-3			HR		4	2	2	2	0	0	2
Archi Cianfrocco, R (1, 3) OBP: 0.284, SLG: 0.471		FC5-4		HR	K			G6-3		3	1	2	2	0	1	1
Mel Rojas, R (6, 1) OBP: 0.500, SLG: 0.500		1B		1B						0	0	0	0	0	0	0
Tom Foley, L (8, 5) OBP: 0.206, SLG: 0.219										1	0	0	0	0	0	0
Spike Owen, S (1, 6) OBP: 0.298, SLG: 0.353		FC5-4 CS		F9		G3		P5		4	0	0	0	0	0	1
Rick Cerone, R (1, 2) OBP: 0.333, SLG: 0.455		G1-6-3						F9		2	0	1	0	0	0	1
Gary Carter, R (6, PH) OBP: 0.330, SLG: 0.364 (7, 2)				G3-1		CS				2	0	1	0	0	0	0
Ken Hill, R (1, 1) OBP: 0.353, SLG: 0.438				G3-1		K				2	0	1	0	0	0	1
Bill Sampen, R (6, 1)										0	0	0	0	0	0	0
Bret Barberie, S (6, 5) OBP: 0.373, SLG: 0.286										1	0	0	0	0	1	1
Jeff Fassero, L (8, 1)										0	0	0	0	0	0	0
Moises Alou, R (9, 7) OBP: 0.444, SLG: 0.575										0	0	0	0	0	0	0
Inning Stats	R: 1 E: 0 K: 0 S: 10 H: 3 LOB: 1 BB: 0 P: 14	R: 0 E: 0 K: 0 S: 6 H: 1 LOB: 0 BB: 0 P: 12	R: 0 E: 0 K: 1 S: 11 H: 1 LOB: 1 BB: 0 P: 17	R: 3 E: 0 K: 0 S: 10 H: 4 LOB: 1 BB: 0 P: 13	R: 1 E: 0 K: 1 S: 17 H: 2 LOB: 1 BB: 0 P: 24	R: 0 E: 0 K: 1 S: 8 H: 1 LOB: 0 BB: 0 P: 12	R: 0 E: 0 K: 0 S: 8 H: 0 LOB: 0 BB: 0 P: 9	R: 2 E: 0 K: 0 S: 9 H: 2 LOB: 0 BB: 0 P: 13		1B: 7 2B: 3 3B: 1 HR: 3 SF: 0 SAC: 0 DP: 0 HBP: 0						

AB	35
R	7
H	14
RBI	7
BB	0
SO	3
LOB	12

WP: 1 PA: 36
PB: 0
SB: 0
CS: 2

PITCHER		IP	WLS	BF	H	R	ER	SO	BB	IBB	HBP	BLK	WP	HR	S	P	ERA	WHIP
Charlie Leibrandt, L ERA: 4.81	(1, 1)	3.0		15	8	4	4	1	0	0	0	0	0	1	31	49	12.00	2.667
Mike Bielecki, R ERA: 3.03	(4, 1)	1.0		6	3	1	1	0	0	0	0	0	1	0	13	17	9.00	3.000
Kent Mercker, L ERA: 3.51	(5, 1)	1.0		3	0	0	0	1	0	0	0	0	0	0	10	14	0.00	0.000
Marvin Freeman, R ERA: 3.48	(6, 1)	1.0		3	1	0	0	1	0	0	0	0	0	0	8	12	0.00	1.000
Mike Stanton, L ERA: 5.28	(7, 1)	1.0	L	5	2	2	2	0	0	0	0	0	0	2	13	16	18.00	2.000

PITCHER		IP	WLS	BF	H	R	ER	SO	BB	IBB	HBP	BLK	WP	HR	S	P	ERA	WHIP
Juan Berenguer, R ERA: 2.66	(8, 1)	1.0		3	0	0	0	0	0	0	0	0	0	0	4	6	0.00	0.000

Batter	1	2	3	4	5	6	7	8	9	AB	R	H	RBI	BB	SO	LOB
Otis Nixon, S (1, 8) OBP: 0.448, SLG: 0.444	L8	FC1-6 CS 1-2f			G6-3			P1		4	0	0	0	0	0	1
Terry Pendleton, S (1, 5) OBP: 0.337, SLG: 0.503	HBP 1B 2B	G3 1-2			P4			S 1B		4	1	2	0	0	0	1
Ron Gant, R (1, 7) OBP: 0.371, SLG: 0.482	P3		P5			G3 2B		K 1-2		4	0	1	0	0	1	2
David Justice, L (1, 9) OBP: 0.311, SLG: 0.318	HBP 1B BB		F9			G3 2-3		K		3	1	0	0	1	1	2
Sid Bream, L (1, 3) OBP: 0.374, SLG: 0.378 Deion Sanders, L (9, PR) OBP: 0.363, SLG: 0.524 Brian Hunter, R (9, 3) OBP: 0.247, SLG: 0.432	BB 1B HBP 1-2 2-3		K	L8		G4-3			G5-3 S CS 1B	3 0 0	0 0 0	1 0 0	0 0 0	0 0 0	1 0 0	1 0 0
Greg Olson, R (1, 2) OBP: 0.327, SLG: 0.341	BB 1B 1-2 2-H 3-H					K			G5-3 1-3	4	0	1	2	0	1	2
Jeff Blauser, R (1, 6) OBP: 0.289, SLG: 0.371 Rafael Belliard, R (7, 6) OBP: 0.256, SLG: 0.234	BB 1-2 2-3			G6-3			G4-6-3 1B		G5-3 2B 3-H	2 1	0 0	1 1	0 0	1 0	0 0	0 0
Mark Lemke, S (1, 4) OBP: 0.217, SLG: 0.242	K			F7			G4-6-3 1-2f		29 FC6-4 IBB	3	0	0	0	1	1	4
29 John Smoltz, R (1, 1) OBP: 0.292, SLG: 0.364		FC1-6 BB			K		K		FC6-4 1-2f	3	0	0	0	1	2	2
Inning Stats	R: 2 E: 0 K: 1 S: 14 H: 2 LOB: 3 BB: 2 P: 30	R: 0 E: 0 K: 0 S: 5 H: 0 LOB: 0 BB: 1 P: 11	R: 0 E: 0 K: 1 S: 10 H: 0 LOB: 0 BB: 0 P: 15	R: 0 E: 0 K: 0 S: 7 H: 0 LOB: 0 BB: 0 P: 8	R: 0 E: 0 K: 1 S: 5 H: 0 LOB: 0 BB: 0 P: 8	R: 0 E: 0 K: 1 S: 12 H: 1 LOB: 1 BB: 0 P: 16	R: 0 E: 0 K: 1 S: 7 H: 1 LOB: 0 BB: 0 P: 8	R: 0 E: 0 K: 2 S: 9 H: 1 LOB: 1 BB: 0 P: 15	R: 0 E: 0 K: 0 S: 9 H: 2 LOB: 2 BB: 1 P: 16	1B: 4 2B: 3 3B: 0 HR: 0 SF: 0 SAC: 0 DP: 1 HBP: 1	WP: 0 PB: 0 SB: 2 CS: 2 PA: 36					

PITCHER		IP	WLS	BF	H	R	ER	SO	BB	IBB	HBP	BLK	WP	HR	S	P	ERA	WHIP
Mark Gardner, R ERA: 2.9	(1, 1)	7.2	L	30	5	2	2	6	3	0	1	0	0	0	65	106	2.35	1.043
Jeff Fassero, L ERA: 3.46	(8, 1)	0.1		1	0	0	0	1	0	0	0	0	0	0	4	5	0.00	0.000
Bill Sampen, R ERA: 4.18	(9, 1)	0.2		4	2	0	0	0	0	1	0	0	0	0	8	15	0.00	3.000
Mel Rojas, R ERA: 0.89	(9, 1)	0.1		1	0	0	0	0	0	0	0	0	0	0	1	1	0.00	0.000

PITCHER	IP	WLS	BF	H	R	ER	SO	BB	IBB	HBP	BLK	WP	HR	S	P	ERA	WHIP

TOP

Atlanta Braves @ Montreal Expos

Olympic Stadium, Montreal, QB

Sun May 24 1992, 3:33 AM EDT

Att. 27,682 - Dome - 70 F

livebaseballscorecards.com

AB	31
R	2
H	7
RBI	2
BB	4
SO	7
LOB	15

Atlanta Braves @ Montreal Expos

Olympic Stadium, Montreal, QB

Sun May 24 1992, 3:33 AM EDT

Att. 27,682 - Dome - 70 F

livebaseballscorecards.com

BOTTOM

Batter	1	2	3	4	5	6	7	8	9	AB	R	H	RBI	BB	SO	LOB
Marquis Grissom, R (1, 8) OBP: 0.314, SLG: 0.394	B C X 1-1 G6-3 ①		C B F S 1-3 K ③			B F X 1-1 SH3 1B ①		F L B B X 2-2 F9 ①		4	0	1	0	0	1	1
Delino DeShields, L (1, 4) OBP: 0.322, SLG: 0.354	B F B C F F S 2-3 K ②			B B B B 4-0 CS BB ①		X 0-0 SH3 1-2 ①		1 SAFE 1 SAFE F C F B B S 2-3 K ②		2	0	0	0	1	2	1
Moises Alou, R (1, 7) OBP: 0.429, SLG: 0.535	S B C X 1-2 G4-3 ③			C S B 1 SAFE F F F S 1-3 K ①		B S B F B B B 4-2 G1-6-3 BB ①		B C F F B B S 2-3 K ③		3	0	0	0	1	2	2
Larry Walker, L (1, 9) OBP: 0.358, SLG: 0.524		C F C 0-3 K ①		B 1 SAFE B S F S 2-3 K ② ③ 1-2		X 0-0 G1-6-3 ② ③ 1-2f			B B X 2-0 F7 ①	4	0	0	0	0	2	3
Tim Wallach, R (1, 3) OBP: 0.302, SLG: 0.336		S S S B S 1-3 K ②			M X 0-1 G3-1 1B 2B		C B B F B F C 3-3 K ①		F B B F F F X 2-2 F8 ②	4	1	1	0	0	2	0
Gary Carter, R (1, 2) OBP: 0.326, SLG: 0.358		B X 1-0 1B			F F S 0-3 K ①		F B S S S 1-3 K ②		S B C S 1-3 K ③	4	0	1	0	0	3	1
Bret Barberie, S (1, 5) OBP: 0.372, SLG: 0.287		B S B C S 2-3 K ③			X 0-0 G3-1 2-3 ②		X 0-0 1B			3	0	1	0	0	1	2
Tom Foley, L (1, 6) OBP: 0.216, SLG: 0.229			C C F B B F B S 3-3 K2-3 ①		F X 0-1 1B 3-H		F 1 SAFE X 0-1 G4-3 ③			3	0	1	1	0	1	1
Mark Gardner, R (1, 1) OBP: 0.167, SLG: 0.167			B S S S C 1-3 K ②		B B C F X 2-2 P3 ③			C B B B X 3-1 1B		2	0	0	0	0	1	1
Jeff Fassero, L (8, 1)										0	0	0	0	0	0	0
John Vander Wal, L (8, PH) OBP: 0.344, SLG: 0.358										1	0	1	0	0	0	0
Bill Sampen, R (9, 1)										0	0	0	0	0	0	0
Mel Rojas, R (9, 1) OBP: 0.500, SLG: 0.500										0	0	0	0	0	0	0

Inning Stats	1	2	3	4	5	6	7	8	9
	R: 0 H: 0 E: 0 LOB: 0 K: 1 BB: 0 S: 10 P: 14	R: 0 H: 1 E: 0 LOB: 1 K: 3 BB: 0 S: 10 P: 14	R: 0 H: 0 E: 0 LOB: 0 K: 3 BB: 0 S: 11 P: 16	R: 0 H: 0 E: 0 LOB: 0 K: 2 BB: 1 S: 9 P: 16	R: 1 H: 2 E: 0 LOB: 1 K: 1 BB: 0 S: 11 P: 13	R: 0 H: 1 E: 0 LOB: 1 K: 0 BB: 1 S: 6 P: 11	R: 0 H: 1 E: 0 LOB: 1 K: 2 BB: 0 S: 10 P: 14	R: 0 H: 1 E: 0 LOB: 1 K: 2 BB: 0 S: 13 P: 22	R: 0 H: 0 E: 0 LOB: 0 K: 1 BB: 0 S: 8 P: 13

AB	30
R	1
H	6
RBI	1
BB	2
SO	15
LOB	12

1B: 5 SF: 0
2B: 1 SAC: 1
3B: 0 DP: 1
HR: 0 HBP: 0

WP: 0 PA: 33
PB: 0
SB: 0
CS: 1

PITCHER	IP	WLS	BF	H	R	ER	SO	BB	IBB	HBP	BLK	WP	HR	S	P	ERA	WHIP
29 John Smoltz, R (1, 1) ERA: 3.57	9.0	W	33	6	1	1	15	2	0	0	0	0	0	88	133	1.00	0.889

PITCHER	IP	WLS	BF	H	R	ER	SO	BB	IBB	HBP	BLK	WP	HR	S	P	ERA	WHIP

Batter	1	2	3	4	5	6	7	8	9	AB	R	H	RBI	BB	SO	LOB
Otis Nixon, S (1, 8) OBP: 0.440, SLG: 0.435	G4-3		L3			P3		FC6-4 1B		4	0	1	1	0	0	0
Jeff Blauser, R (1, 6) OBP: 0.287, SLG: 0.359	BB			K		G6-3		FC6-4		3	0	0	0	1	1	2
Terry Pendleton, S (1, 5) OBP: 0.335, SLG: 0.497	P3			F9			P4		FC5-4 1B	4	0	1	0	0	0	1
Ron Gant, R (1, 7) OBP: 0.364, SLG: 0.471	G1-3			K			F8		FC5-4 FC4-6	4	0	0	0	0	1	2
David Justice, L (1, 9) OBP: 0.301, SLG: 0.307		G4-3			G3		P5		FC4-6 1B	4	0	0	0	0	0	1
Greg Olson, R (1, 2) OBP: 0.324, SLG: 0.337		L8			G5-3			G5-3		4	0	1	0	0	0	0
Brian Hunter, R (1, 3) OBP: 0.257, SLG: 0.435		P3			1B			FC1-6 1B 1B	P6	4	1	2	0	0	0	2
Mark Lemke, S (1, 4) OBP: 0.220, SLG: 0.244			P6		L9					3	0	1	0	0	0	1
Steve Avery, L (1, 1) OBP: 0.136, SLG: 0.273			G4-3			K		FC1-6 1B		2	0	0	0	0	1	0
Marvin Freeman, R (7, 1) OBP: 1.000, SLG: 1.000										0	0	0	0	0	0	0
Lonnie Smith, R (8, PH) OBP: 0.139, SLG: 0.091										1	0	0	0	0	0	2
Kent Mercker, L (8, 1)										0	0	0	0	0	0	0
Inning Stats	R: 0 E: 0 K: 0 S: 9 H: 0 LOB: 1 BB: 1 P: 17	R: 0 E: 0 K: 0 S: 6 H: 0 LOB: 0 BB: 0 P: 8	R: 0 E: 0 K: 0 S: 9 H: 0 LOB: 0 BB: 0 P: 14	R: 0 E: 0 K: 2 S: 9 H: 0 LOB: 0 BB: 0 P: 11	R: 0 E: 0 K: 0 S: 6 H: 1 LOB: 1 BB: 0 P: 9	R: 0 E: 0 K: 1 S: 6 H: 0 LOB: 0 BB: 0 P: 7	R: 0 E: 0 K: 0 S: 4 H: 0 LOB: 0 BB: 0 P: 5	R: 1 E: 0 K: 0 S: 14 H: 3 LOB: 2 BB: 0 P: 21	R: 0 E: 0 K: 0 S: 10 H: 2 LOB: 2 BB: 0 P: 14	1B: 6 2B: 0 3B: 0 HR: 0 SF: 0 SAC: 0 DP: 0 HBP: 0						

PITCHER		IP	WLS	BF	H	R	ER	SO	BB	IBB	HBP	BLK	WP	HR	S	P	ERA	WHIP
Terry Mulholland, L ERA: 3.79	(1, 1)	8.2	W	33	6	1	1	3	1	0	0	0	0	0	72	105	1.04	0.808
Mitch Williams, L ERA: 3.15	(9, 1)	0.1	S	1	0	0	0	0	0	0	0	0	0	0	1	1	0.00	0.000

PITCHER	IP	WLS	BF	H	R	ER	SO	BB	IBB	HBP	BLK	WP	HR	S	P	ERA	WHIP

TOP

Atlanta Braves @ Philadelphia Phillies

Veterans Stadium, Philadelphia, PA

Mon May 25 1992, 7:05 PM EDT

Att. 18,343 - Cloudy - 56 F

livebaseballscorecards.com

AB	33
R	1
H	6
RBI	1
BB	1
SO	3
LOB	11

Batter	1	2	3	4	5	6	7	8	9	AB	R	H	RBI	BB	SO	LOB
Lenny Dykstra, L (1, 8) OBP: 0.339, SLG: 0.370	G3-1, WP, 2B		FC6-4, BB		G4-3		HR			3	2	2	3	1	0	0
Mariano Duncan, R (1, 7) OBP: 0.294, SLG: 0.394	G3-1		FC6-4, S			L8	G4-3			4	0	0	0	0	0	2
Dave Hollins, S (1, 5) OBP: 0.389, SLG: 0.434	P3		F7, SAFE			G5-3		G4-3		4	0	0	0	0	0	1
John Kruk, L (1, 9) (9, 3) OBP: 0.466, SLG: 0.513	G4-3			1B, BB		BB		G5-4-3, 1B		2	0	1	0	2	0	0
Ricky Jordan, R (1, 3) OBP: 0.143, SLG: 0.259 Mitch Williams, L (9, 1) OBP: 1.000, SLG: 1.000		G6-3		1B		G5-3		G5-4-3		4 0	0 0	1 0	0 0	0 0	0 0	2 0
Darren Daulton, L (1, 2) OBP: 0.418, SLG: 0.537		S, BB	F8, SAFE				1B, HR			2	1	1	0	1	0	1
Kim Batiste, R (1, 6) OBP: 0.266, SLG: 0.307		K	G4-3				1B, HR			3	1	1	0	0	1	2
Mickey Morandini, L (1, 4) OBP: 0.366, SLG: 0.382		K			K		K			3	0	0	0	0	3	3
Terry Mulholland, R (1, 1) OBP: 0.194, SLG: 0.200 Julio Peguero, S (9, 9) OBP: 0.417, SLG: 0.222			P6		K		K			3 0	0 0	0 0	0 0	0 0	2 0	2 0
Inning Stats	R: 1 E: 0 K: 0 S: 8 H: 1 LOB: 0 BB: 0 P: 13	R: 0 E: 0 K: 2 S: 10 H: 0 LOB: 1 BB: 1 P: 17	R: 0 E: 0 K: 0 S: 12 H: 0 LOB: 1 BB: 1 P: 17	R: 0 E: 0 K: 0 S: 12 H: 1 LOB: 1 BB: 1 P: 20	R: 0 E: 0 K: 2 S: 8 H: 0 LOB: 0 BB: 0 P: 9	R: 0 E: 0 K: 0 S: 8 H: 0 LOB: 1 BB: 1 P: 14	R: 3 E: 0 K: 2 S: 14 H: 3 LOB: 0 BB: 0 P: 19	R: 0 E: 0 K: 0 S: 6 H: 1 LOB: 0 BB: 0 P: 9		1B: 4 2B: 1 3B: 0 HR: 1 SF: 0 SAC: 0 DP: 1 HBP: 0						

PITCHER		IP	WLS	BF	H	R	ER	SO	BB	IBB	HBP	BLK	WP	HR	S	P	ERA	WHIP
Steve Avery, L ERA: 3.57	(1, 1)	6.2	L	28	5	4	4	6	4	0	0	0	1	1	69	103	5.40	1.350
Marvin Freeman, R ERA: 3.43	(7, 1)	0.1		1	0	0	0	0	0	0	0	0	0	0	3	6	0.00	0.000
Kent Mercker, L ERA: 3.38	(8, 1)	1.0		3	1	0	0	0	0	0	0	0	0	0	6	9	0.00	1.000

PITCHER	IP	WLS	BF	H	R	ER	SO	BB	IBB	HBP	BLK	WP	HR	S	P	ERA	WHIP

BOTTOM

Atlanta Braves @ Philadelphia Phillies

Veterans Stadium, Philadelphia, PA

Mon May 25 1992, 7:05 PM EDT

Att. 18,343 - Cloudy - 56 F

livebaseballscorecards.com

AB	28
R	4
H	6
RBI	3
BB	4
SO	6
LOB	13

WP: 1 PB: 0 SB: 2 CS: 0 PA: 32

Batter	1	2	3	4	5	6	7	8	9	AB	R	H	RBI	BB	SO	LOB
Deion Sanders, L (1, 8) OBP: 0.355, SLG: 0.512 Otis Nixon, S (8, PH) OBP: 0.435, SLG: 0.430 (8, 8)	F C C 0-3 ① K			B X 1-0 ① P3		C B X 1-1 ③ G4-3 1-2		C S F B X 1-2 ③ P4		3 0 0 0 0 1 1 1 0 0 0 0 0 2						
Terry Pendleton, S (1, 5) OBP: 0.328, SLG: 0.487	B B C B S F X 3-2 ② P5			F S F B X 1-2 ② G4-3			X 0-0 ① G5-3		B B C X 2-1 ① F7	4 0 0 0 0 0 0						
Ron Gant, R (1, 7) OBP: 0.366, SLG: 0.466	X 0-0 ③ F8			B C B B C S 3-3 ③ K			B B B 4-0 G4-3 BB		B B B C B 4-1 BLK E BB	2 1 0 0 2 1 0						
David Justice, L (1, 9) OBP: 0.293, SLG: 0.297		C B C X 1-2 ① G3-1			C S B B S 2-3 ① K		B B B C F X 3-2 ② G4-3 1-2		C F F B F B F S 2-3 ② K 1-2	4 0 0 0 0 2 2						
Sid Bream, L (1, 3) OBP: 0.367, SLG: 0.370 Brian Hunter, R (7, PH) OBP: 0.252, SLG: 0.426 (7, 3)		B B B C F X 3-2 ② G3-1			X 0-0 ② F8		B B B C F S 3-3 ③ K2-3		C F B F X 1-2 E5 3B 2-H	2 0 0 0 0 0 0 2 1 0 0 0 1 1						
Damon Berryhill, S (1, 2) OBP: 0.250, SLG: 0.441 Mark Lemke, S (8, PR) OBP: 0.226, SLG: 0.266 (8, 4)		S B X 1-1 ③ F7			B B S B X 3-1 ③ P5			F B C F B B B 4-2 BB BB	C B X 1-1 3B 2-H	2 0 0 0 1 0 0 1 0 1 1 0 0 0						
Jeff Blauser, R (1, 4) OBP: 0.286, SLG: 0.354 (8, 6)			B C F F B S 2-3 ① K			B B C F X 2-2 S 1B		B 1 SAFE C F S 1-3 ① K	B C B B S S 3-3 ③ K	4 0 1 0 0 3 2						
Rafael Belliard, R (1, 6) OBP: 0.252, SLG: 0.230 Lonnie Smith, R (8, PH) OBP: 0.162, SLG: 0.091 Mike Stanton, L (8, 1) OBP: 1.000, SLG: 1.000			F F X 0-2 ② G6-3			C F C 0-3 ① K		B B B C B 4-1 1-2 BB		2 0 0 0 0 1 1 0 0 0 0 1 0 0 0 0 0 0 0 0 0						
Mike Bielecki, R (1, 1) OBP: 0.143, SLG: 0.143 Jerry Willard, L (6, PH) OBP: 0.350, SLG: 0.684 Charlie Leibrandt, R (6, 1) OBP: 0.118, SLG: 0.125 Greg Olson, R (8, PH) OBP: 0.320, SLG: 0.333 (8, 2)			B B S X 2-1 ③ G6-3			1 SAFE B B F B X 3-1 ② P5		C C F F B B B X 3-2 ② P7		1 0 0 0 0 0 0 1 0 0 0 0 0 1 0 0 0 0 0 0 0 1 0 0 0 0 0 2						

TOP

Atlanta Braves @ Philadelphia Phillies

Veterans Stadium, Philadelphia, PA

Tue May 26 1992, 7:05 PM EDT

Att. 11,295 - Overcast - 53 F

livebaseballscorecards.com

AB	30
R	2
H	2
RBI	1
BB	4
SO	9
LOB	12

Inning Stats	1	2	3	4	5	6	7	8	9	1B: 1	SF: 0	WP: 0	PA: 34
R	0	0	0	0	0	0	0	0	2	2B: 0	SAC: 0	PB: 0	
E	0	0	0	0	0	0	0	0	1	3B: 1	DP: 0	SB: 1	
K	1	0	1	1	1	1	1	2	2	HR: 0	HBP: 0	CS: 0	
S	8	8	9	8	6	10	7	16	18				
H	0	0	0	0	0	1	0	0	1				
LOB	0	0	0	0	0	1	0	2	1				
BB	0	0	0	0	0	0	1	2	1				
P	11	13	13	13	11	16	17	29	31				

PITCHER		IP	WLS	BF	H	R	ER	SO	BB	IBB	HBP	BLK	WP	HR	S	P	ERA	WHIP
Don Robinson, R ERA: 1.61	(1, 1)	6.0	W	19	1	0	0	5	0	0	0	0	0	0	49	77	0.00	0.167
Mike Hartley, R ERA: 3.86	(7, 1)	0.1		2	0	0	0	0	1	0	0	0	0	0	1	5	0.00	3.000
Wally Ritchie, L ERA: 2.45	(7, 1)	0.2		2	0	0	0	1	0	0	0	0	0	0	6	12	0.00	0.000
Mitch Williams, L ERA: 2.86	(8, 1)	2.0	S	11	1	2	0	3	3	0	0	1	0	0	34	60	0.00	2.000

PITCHER	IP	WLS	BF	H	R	ER	SO	BB	IBB	HBP	BLK	WP	HR	S	P	ERA	WHIP

Batter	1	2	3	4	5	6	7	8	9	AB	R	H	RBI	BB	SO	LOB
Lenny Dykstra, L (1, 8) OBP: 0.336, SLG: 0.375	C F B B X 2-2 G4-3 ① 1-2	X 0-0 L3 ②③		B C B X 2-1 2B 3-H			C B F B B F X 3-2 F9 ①			4	0	1	1	0	0	2
Mariano Duncan, R (1, 7) OBP: 0.298, SLG: 0.402	B X 1-0 WP 2B		C C B X 1-2 G4-6-3 1B	B S F S 1-3 K ③			B S X 1-1 P3 ②			4	0	2	0	0	1	1
Dave Hollins, S (1, 5) OBP: 0.386, SLG: 0.429	C X 0-1 P5 ②		B 1 SAFE B F 1 SAFE X 2-1 G4-6-3 ①② 1-2f		B C B X 2-1 S 1B		B B X 2-0 G5-3 ③			4	0	1	0	0	0	2
John Kruk, L (1, 9) OBP: 0.467, SLG: 0.507 (9, 3)	B B C B B 4-1 BB 2-3 BB		B B B 4-0 BB		1 SAFE F 1 SAFE B X 1-1 F7 ①			C C F B B F B S 3-3 K ①		2	0	0	0	2	1	1
Darren Daulton, L (1, 2) OBP: 0.420, SLG: 0.556	B B C F B B 4-2 FC6-4 BB 1-2		B C 1 SAFE S B B F S 3-3 K ③		1 SAFE C B S B S 2-3 K ② 1-2			S C B B B X 3-2 HR		3	1	1	1	1	2	2
Ricky Jordan, R (1, 3) OBP: 0.188, SLG: 0.323 Julio Peguero, S (8, PR) OBP: 0.417, SLG: 0.222 (9, 9)	B X 1-0 FC6-4 ③ 1-2f			C B B F F F B X 3-2 2B 1B	B X 1-0 G6-3 ③			X 0-0 IHR 2B		4 0	1 1	2 0	0 0	0 0	0 0	4 0
Mickey Morandini, L (1, 4) OBP: 0.371, SLG: 0.425		B F F S 1-3 K ①		B F F X 1-2 S 2B 1-H		X 0-0 F7 ①		B X 1-0 2-H IHR		4	2	2	3	0	1	0
Kim Batiste, R (1, 6) OBP: 0.265, SLG: 0.304		B B C X 2-1 1B 1B		2 SAFE 2 SAFE F X 0-1 G5-3 ①		C S F B X 1-2 F8 ②		C X 0-1 F8 ②		4	0	1	0	0	0	2
Don Robinson, R (1, 1) OBP: 0.500, SLG: 0.500 Steve Scarsone, R (6, PH) OBP: 0.182, SLG: 0.100 Mike Hartley, R (7, 1) Wally Ritchie, L (7, 1) Mitch Williams, L (8, 1) OBP: 0.500, SLG: 0.500	1 SAFE 1 SAFE F L X 0-2 L3 1B 1-3			B S S S 1-3 K ② 2-3		S S B S 1-3 K ③		S B C 1 SAFE S 2-3 K ③		2 1 0 0 1	0 0 0 0 0	1 0 0 0 0	0 0 0 0 0	0 1 0 0 1	1 0 0 0 1	1 0 0 0 1
Inning Stats	R: 0 E: 0 K: 0 S: 10 H: 1 LOB: 3 BB: 2 P: 22	R: 0 E: 0 K: 1 S: 9 H: 2 LOB: 1 BB: 0 P: 12	R: 0 E: 0 K: 1 S: 9 H: 1 LOB: 1 BB: 1 P: 19	R: 2 E: 0 K: 2 S: 18 H: 3 LOB: 1 BB: 0 P: 26	R: 0 E: 0 K: 1 S: 8 H: 1 LOB: 1 BB: 0 P: 14	R: 0 E: 0 K: 1 S: 8 H: 0 LOB: 0 BB: 0 P: 10	R: 0 E: 0 K: 0 S: 7 H: 0 LOB: 0 BB: 0 P: 13	R: 3 E: 0 K: 2 S: 18 H: 3 LOB: 1 BB: 0 P: 27		1B: 5 2B: 5 3B: 0 HR: 2	SF: 0 SAC: 0 DP: 2 HBP: 0					

PITCHER		IP	WLS	BF	H	R	ER	SO	BB	IBB	HBP	BLK	WP	HR	S	P	ERA	WHIP
Mike Bielecki, R ERA: 3.09	(1, 1)	5.0	L	24	8	2	2	5	3	0	0	0	1	0	54	93	3.60	2.200
Charlie Leibrandt, L ERA: 4.62	(6, 1)	2.0		6	0	0	0	1	0	0	0	0	0	0	15	23	0.00	0.000
Mike Stanton, L ERA: 6.61	(8, 1)	1.0		6	3	3	3	2	0	0	0	0	0	1	18	27	27.00	3.000

PITCHER	IP	WLS	BF	H	R	ER	SO	BB	IBB	HBP	BLK	WP	HR	S	P	ERA	WHIP

BOTTOM

Atlanta Braves @ Philadelphia Phillies

Veterans Stadium, Philadelphia, PA

Tue May 26 1992, 7:05 PM EDT

Att. 11,295 - Overcast - 53 F

livebaseballscorecards.com

AB	33
R	5
H	11
RBI	5
BB	3
SO	8
LOB	16

WP: 1 PA: 36
PB: 0
SB: 2
CS: 0

Atlanta Braves @ Philadelphia Phillies

Veterans Stadium, Philadelphia, PA

Wed May 27 1992, 7:05 PM EDT

Att. 23,695 - Cloudy - 65 F

TOP

livebaseballscorecards.com

Batter	1	2	3	4	5	6	7	8	9	AB	R	H	RBI	BB	SO	LOB
Otis Nixon, S (1, 9) OBP: 0.418, SLG: 0.407	C B C B X 2-2 ① G1-6-3		B C F B X 2-2 ① G6-3		B C B X 2-1 ② G4-3 2-3		B B B C B 4-1 SF8 BB 1-2 1B BB	B X 1-0 FC 1B 1-2 2-3	C F S 0-3 ③ K	5	1	0	0	1	1	4
Deion Sanders, L (1, 8) OBP: 0.371, SLG: 0.519	C C B X 1-2 FC4-6 S 1B		F S B B X 2-2 ② G4-3		X 0-0 2B 3-H 1B		B B B C C B F B 4-2 1B 1-2 2-3 E BB	X 0-0 1-2 2-3 3-H 1B		4	2	3	2	1	0	0
Lonnie Smith, R (1, 7) OBP: 0.214, SLG: 0.167 Juan Berenguer, R (8, 1)	S 1 SAFE B B F B B 4-2 FC4-6 1-2 BB		B B C S X 2-2 1B 1B		B F 1 SAFE X 1-1 1-H 2B		S B X 1-1 ① SF8 2-3 3-H	C F B F B S 2-3 ① K		3 0	0 0	2 0	2 0	1 0	1 0	3 0
Terry Pendleton, S (1, 5) OBP: 0.330, SLG: 0.487	B B X 2-0 ② FC4-6 BB 1-2f 2-3		S B 1 SAFE C X 1-2 ③ 1-3 1B		F X 0-1 ③ F8		C B X 1-1 E8 1-H 3-H 1B	B X 1-0 ② SF8 3-H		4	0	2	2	0	0	3
Sid Bream, L (1, 3) OBP: 0.360, SLG: 0.354	B C B B C B 4-2 1-2 BB			B X 1-0 ① P2		C B C X 1-2 ① G4-3	B X 1-0 ② L7	C B C B X 2-2 ③ L8		4	0	0	0	1	0	3
Damon Berryhill, S (1, 2) OBP: 0.248, SLG: 0.429	B C F S 1-3 ③ K			B B B F X 3-1 G4-6-3 1B		B X 1-0 ② G4-3	C B F S 1-3 ③ K		X 0-0 ① P3	5	0	1	0	0	2	4
Jeff Blauer, R (1, 4) OBP: 0.294, SLG: 0.370 Mark Lemke, S (8, 4) OBP: 0.224, SLG: 0.264		B C B X 2-1 ① F7	B C X 1-1 ② ③ G4-6-3 1-2f			B X 1-0 2B		C B C X 1-2 1B 1B	X 0-0 ② G4-3	4 1	1 0	2 0	0 0	0 0	0 0	1 0
Rafael Belliard, R (1, 6) OBP: 0.266, SLG: 0.248		C S X 0-2 ② F7			B B B C B 4-1 G4-3 SH3-4 1B BB	S S S 0-3 ③ K		X 0-0 E 1B 1-2 1B 1B	X 0-0 3B 2B	4	3	2	0	1	1	1
Tom Glavine, L (1, 1) OBP: 0.310, SLG: 0.321 Ron Gant, R (8, PH) (8, 7) OBP: 0.373, SLG: 0.483		X 0-0 ③ G1-3			X 0-0 ① SH3-4 1-2		C B B X 2-1 BB BB SF8 1B	B F F X 1-2 1B E SF8 1-2 2-H 1B	S X 0-1 2-H 3B	2 2	1 1	1 2	0 2	0 0	0 0	0 0

Inning Stats																								
	R: 0	H: 1	R: 0	H: 0	R: 0	H: 2	R: 0	H: 1	R: 2	H: 2	R: 0	H: 1	R: 3	H: 2	R: 3	H: 4	R: 1	H: 2	1B: 11	SF: 2	WP: 0	PA: 46
	E: 0	LOB: 3	E: 0	LOB: 0	E: 0	LOB: 2	E: 0	LOB: 0	E: 0	LOB: 1	E: 0	LOB: 1	E: 1	LOB: 1	E: 1	LOB: 2	E: 0	LOB: 1	2B: 3	SAC: 1	PB: 0	
	K: 1	BB: 2	K: 0	BB: 0	K: 0	BB: 0	K: 0	BB: 0	K: 0	BB: 1	K: 1	BB: 0	K: 1	BB: 2	E: 1	BB: 0	K: 1	BB: 0	3B: 1	DP: 1	SB: 1	
	S: 15	P: 29	S: 6	P: 8	S: 12	P: 19	S: 5	P: 10	S: 9	P: 16	S: 8	P: 11	S: 14	P: 28	S: 17	P: 25	S: 8	P: 8	HR: 0	HBP: 0	CS: 0	

PITCHER		IP	WLS	BF	H	R	ER	SO	BB	IBB	HBP	BLK	WP	HR	S	P	ERA	WHIP
Cliff Brantley, R ERA: 3.89	(1, 1)	6.0	L	29	8	5	4	2	5	0	0	0	0	0	61	109	6.00	2.167
Barry Jones, R ERA: 5.4	(7, 1)	1.0		4	1	0	0	1	0	0	0	0	0	0	8	12	0.00	1.000
Steve Searcy, L ERA: 6.75	(8, 1)	1.0		8	4	3	2	1	0	0	0	0	0	0	17	25	18.00	4.000
Mike Hartley, R ERA: 5.4	(9, 1)	1.0		5	2	1	1	1	0	0	0	0	0	0	8	8	9.00	2.000

PITCHER	IP	WLS	BF	H	R	ER	SO	BB	IBB	HBP	BLK	WP	HR	S	P	ERA	WHIP

AB	38
R	9
H	15
RBI	8
BB	5
SO	5
LOB	19

Atlanta Braves @ Philadelphia Phillies

Veterans Stadium, Philadelphia, PA

Wed May 27 1992, 7:05 PM EDT

Att. 23,695 - Cloudy - 65 F

livebaseballscorecards.com

BOTTOM

Batter	1	2	3	4	5	6	7	8	9	AB	R	H	RBI	BB	SO	LOB
Lenny Dykstra, L (1, 8) OBP: 0.333, SLG: 0.365	4-2 WP S 1B BB		2-2 F9 ②		1-0 F9 ③		3-1 G3 ③			3	1	0	0	1	0	1
Mariano Duncan, R (1, 7) OBP: 0.297, SLG: 0.404	C 1 SAFE 1 SAFE X 0-1 F9 ①		X 0-0 G6-3 ③			1-3 K ①		B B C F B X 3-2 2B		4	0	1	0	0	1	1
Dave Hollins, S (1, 5) OBP: 0.389, SLG: 0.428	C C 1 SAFE B S 1-3 K ② 1-2			M X 0-1 E5 G4-3 WP 1B		S B S S X 1-2 G5-3 ②		B F F B B F B 4-2 BB		3	1	1	0	1	1	1
John Kruk, L (1, 9) OBP: 0.468, SLG: 0.506	B B C F B X 3-2 2-H 1B			C F X 0-2 G4-3 ① 2-3		B B C B X 3-1 2B 1B		C B S C 1-3 K ①		4	1	2	1	0	1	3
Ricky Jordan, R (1, 3) OBP: 0.194, SLG: 0.343	B X 1-0 L4 ③			S S F B B B S 3-3 K ②		X 0-0 1-H 2B		B X 1-0 P3 ②		4	0	1	1	0	1	4
Darren Daulton, L (1, 2) OBP: 0.422, SLG: 0.551		C C B X 1-2 G6-3 1B		B B B C F B X 3-2 P5 ③ 3-H		B B B B C S B 4-2 BB		F C X 0-2 F8 ③		3	0	1	0	1	0	2
Kim Batiste, R (1, 6) OBP: 0.257, SLG: 0.295 Wally Backman, S (9, PH) OBP: 0.381, SLG: 0.333		B 1 SAFE 1 SAFE S X 1-1 G6-3 ① ② 1-2f			C F X 0-2 G4-3 ①	X 0-0 P4 ③			C B B B B 4-1 G4-6-3 BB	3 0	0 0	0 0	0 0	0 1	0 0	3 0
Mickey Morandini, L (1, 4) OBP: 0.367, SLG: 0.418		F B X 1-1 F7 ③			B X 1-0 FC2-6 1B	X 0-0 F7 ①			M B F S 1-3 K ①	4	0	1	0	0	1	1
Cliff Brantley, R (1, 1) OBP: 0.222, SLG: 0.222 Barry Jones, R (7, 1) Ruben Amaro Jr, S (7, PH) OBP: 0.287, SLG: 0.305 Steve Searcy, L (8, 1) Mike Hartley, R (9, 1) Dale Sveum, S (9, PH) OBP: 0.222, SLG: 0.211			C S B F S 1-3 K ①		L 1 SAFE 1 SAFE B X 1-1 FC2-6 ② 1-2f		B S X 1-1 P3 ②		B S S S B F B F X 3-2 G4-6-3 ② ③ 1-2f	2 0 1 0 0 1	0 0 0 0 0 0	0 0 0 0 0 0	0 0 0 0 0 0	0 0 0 0 0 0	1 0 0 0 0 0	1 0 0 0 0 1
Inning Stats	R: 1 E: 0 K: 1 S: 12 H: 1 LOB: 1 BB: 1 P: 21	R: 0 E: 0 K: 0 S: 7 H: 1 LOB: 0 BB: 0 P: 10	R: 0 E: 0 K: 1 S: 11 H: 0 LOB: 0 BB: 0 P: 14	R: 1 E: 1 K: 1 S: 12 H: 1 LOB: 0 BB: 0 P: 18	R: 0 E: 0 K: 0 S: 7 H: 1 LOB: 1 BB: 0 P: 10	R: 1 E: 0 K: 1 S: 12 H: 2 LOB: 2 BB: 1 P: 21	R: 0 E: 0 K: 0 S: 5 H: 0 LOB: 0 BB: 0 P: 9	R: 0 E: 0 K: 1 S: 13 H: 1 LOB: 2 BB: 1 P: 22	R: 0 E: 0 K: 1 S: 9 H: 0 LOB: 0 BB: 1 P: 17	1B: 5 2B: 2 3B: 0 HR: 0	SF: 0 SAC: 0 DP: 2 HBP: 0			WP: 2 PB: 0 SB: 1 CS: 0	PA: 36		

	AB	R	H	RBI	BB	SO	LOB
AB	**32**						
R	**3**						
H	**7**						
RBI	**2**						
BB	**4**						
SO	**6**						
LOB	**18**						

PITCHER		IP	WLS	BF	H	R	ER	SO	BB	IBB	HBP	BLK	WP	HR	S	P	ERA	WHIP
Tom Glavine, L ERA: 3.03	(1, 1)	7.0	W	28	6	3	2	4	2	0	0	0	2	0	66	103	2.57	1.143
Juan Berenguer, R ERA: 2.45	(8, 1)	2.0		8	1	0	0	2	2	0	0	0	0	0	22	39	0.00	1.500

PITCHER	IP	WLS	BF	H	R	ER	SO	BB	IBB	HBP	BLK	WP	HR	S	P	ERA	WHIP

Batter	1	2	3	4	5	6	7	8	9	AB	R	H	RBI	BB	SO	LOB
Deion Sanders, L (1, 8) OBP: 0.365, SLG: 0.522	F8	G4-3 1-2f		1B 3B		E6 S		F8		5	1	1	0	0	0	2
Terry Pendleton, S (1, 5) OBP: 0.336, SLG: 0.503	2B 1B BB		HR	1B 3-H		1 SAFE 1 SAFE 1 SAFE G4-3 1-3			G4-3	4	2	2	2	1	0	1
Ron Gant, R (1, 7) OBP: 0.368, SLG: 0.481	SAFE 1B 2B 1-3		F8	K		G6-3			G3-1	5	0	1	0	0	1	2
David Justice, L (1, 9) OBP: 0.303, SLG: 0.303	1B 2-3 3-H		HR BB	G6-3			FC6-4 1B		G5-3	4	1	2	1	1	0	0
Sid Bream, L (1, 3) OBP: 0.356, SLG: 0.380	K		HR 1-H	P6			FC6-4 1B 1-2f			4	1	1	2	0	1	3
Greg Olson, R (1, 2) OBP: 0.327, SLG: 0.333	K		F8	1B BB			G6-3 1B 1-2			3	0	1	0	1	1	2
Mark Lemke, S (1, 4) OBP: 0.225, SLG: 0.263		G5-3	G4-3	FC4-6 1B 1-2			G6-3 1-2f			4	0	1	0	0	0	2
Rafael Belliard, R (1, 6) OBP: 0.266, SLG: 0.248		29 BB 1B		G4-3	FC4-6 1-2f			G6-3		4	0	1	0	0	0	2
29 John Smoltz, R (1, 1) OBP: 0.286, SLG: 0.320 Mark Wohlers, R (9, 1)		G4-3 1-2 BB		K		K		G6-3		3 0	0 0	0 0	0 0	1 0	2 0	0 0
Inning Stats	R: 1 H: 2 E: 0 LOB: 2 K: 2 BB: 1 S: 13 P: 23	R: 0 H: 1 E: 0 LOB: 1 K: 0 BB: 1 S: 6 P: 13	R: 3 H: 2 E: 0 LOB: 0 K: 0 BB: 1 S: 9 P: 16	R: 1 H: 2 E: 0 LOB: 1 K: 2 BB: 0 S: 15 P: 22	R: 0 H: 1 E: 0 LOB: 2 K: 0 BB: 1 S: 6 P: 12	R: 0 H: 0 E: 1 LOB: 1 K: 1 BB: 0 S: 15 P: 21	R: 0 H: 2 E: 0 LOB: 1 K: 0 BB: 0 S: 9 P: 11	R: 0 H: 0 E: 0 LOB: 0 K: 0 BB: 0 S: 5 P: 5	R: 0 H: 0 E: 0 LOB: 0 K: 0 BB: 0 S: 6 P: 9	1B: 6 SF: 0 2B: 1 SAC: 0 3B: 1 DP: 2 HR: 2 HBP: 0						

TOP

Atlanta Braves @ New York Mets

Shea Stadium, Flushing, NY

Fri May 29 1992, 7:05 PM EDT

Att. 31,866 - Sunny - 67 F

livebaseballscorecards.com

AB	36
R	5
H	10
RBI	5
BB	4
SO	5
LOB	14

| | | | | | |

BOTTOM

Batter	1	2	3	4	5	6	7	8	9	AB	R	H	RBI	BB	SO	LOB
Vince Coleman, S (1, 7) OBP: 0.381, SLG: 0.421	B C F S 1-3 ① K		B B C B X 3-1 ① P6		F X 0-1 ① P8		L B X 1-1 ① L7		X 0-0 2B 1B	5	1	1	0	0	1	0
Willie Randolph, R (1, 4) OBP: 0.347, SLG: 0.311	F X 0-1 1B		B B B B 4-0 BB		B B C C B X 3-2 ② F9		B X 1-0 ② L9		X 0-0 1-H 2B	4	0	2	1	1	0	0
Howard Johnson, S (1, 8) OBP: 0.323, SLG: 0.335	X 0-0 ② L9		B C B F B X 3-2 ② L9		B B B B 4-0 1B BB		B X 1-0 ③ P7		F B X 1-1 ③ F7	4	0	0	0	1	0	3
Eddie Murray, S (1, 3) OBP: 0.359, SLG: 0.430	F 1 SAFE B S B F X 2-2 ③ P6		B B C F S 2-3 ③ K		B X 1-0 1-2 1B			B B C B B 4-1 BB		3	0	1	0	1	1	2
Bobby Bonilla, S (1, 9) OBP: 0.370, SLG: 0.381		X 0-0 ① G3		X 0-0 ① G3-1	B C F B X 2-2 ③ P8			C B F B S 2-3 ① K		4	0	0	0	0	1	3
Dave Magadan, L (1, 5) OBP: 0.382, SLG: 0.369		B B C B X 3-1 BB 1B		C B B C B F F X 3-2 2B		C X 0-1 1B		X 0-0 ② P7		4	0	3	0	0	0	1
Dick Schofield, R (1, 6) OBP: 0.345, SLG: 0.326		B B B B C B 4-1 1-2 BB		B B B B 4-0 BB		B C S S B F X 2-2 ① F8		X 0-0 ③ F7		2	0	0	0	2	0	2
Todd Hundley, S (1, 2) OBP: 0.275, SLG: 0.292 Anthony Young, R (5, 1) OBP: 0.143, SLG: 0.100 Daryl Boston, L (6, PH) OBP: 0.322, SLG: 0.394 Mark Dewey, R (7, 1) Tim Burke, R (9, 1) Chico Walker, S (9, PH) OBP: 0.262, SLG: 0.271		C S X 0-2 ② F8		B C C C X 1-2 ② P5		B S X 1-1 ② F7			C B F X 1-2 ① G3	2 0 1 0 0 1	0 0 0 0 0 0	0 0 0 0 0 0	0 0 0 0 0 0	0 0 0 0 0 0	0 0 0 0 0 0	4 0 1 0 0 0
Dwight Gooden, R (1, 1) OBP: 0.304, SLG: 0.304 Mackey Sasser, L (4, PH) OBP: 0.268, SLG: 0.282 (5, 2)		B F X 1-1 ③ P6		S F F B B F X 2-2 ③ P9		F X 0-1 ③ G4-3			B X 1-0 ② F8	1 3	0 0	0 0	0 0	0 0	0 0	2 3
Inning Stats	R: 0 H: 1 E: 0 LOB: 1 K: 1 BB: 0 S: 10 P: 13	R: 0 H: 1 E: 0 LOB: 2 K: 0 BB: 1 S: 9 P: 17	R: 0 H: 0 E: 0 LOB: 1 K: 1 BB: 1 S: 8 P: 20	R: 0 H: 1 E: 0 LOB: 2 K: 0 BB: 1 S: 15 P: 25	R: 0 H: 1 E: 0 LOB: 2 K: 0 BB: 1 S: 9 P: 19	R: 0 H: 1 E: 0 LOB: 1 K: 0 BB: 0 S: 10 P: 13	R: 0 H: 0 E: 0 LOB: 0 K: 0 BB: 0 S: 4 P: 7	R: 0 H: 0 E: 0 LOB: 1 K: 1 BB: 1 S: 6 P: 12	R: 1 H: 2 E: 0 LOB: 1 K: 0 BB: 0 S: 8 P: 11	1B: 5 2B: 2 3B: 0 HR: 0	SF: 0 SAC: 0 DP: 0 HBP: 0			WP: 0 PB: 0 SB: 0 CS: 0	PA: 39		

PITCHER		IP	WLS	BF	H	R	ER	SO	BB	IBB	HBP	BLK	WP	HR	S	P	ERA	WHIP
29 John Smoltz, R ERA: 3.29	(1, 1)	8.2	W	38	7	1	1	3	5	0	0	0	0	0	77	134	1.04	1.385
Mark Wohlers, R ERA:	(9, 1)	0.1		1	0	0	0	0	0	0	0	0	0	0	2	3	0.00	0.000

PITCHER	IP	WLS	BF	H	R	ER	SO	BB	IBB	HBP	BLK	WP	HR	S	P	ERA	WHIP

Atlanta Braves @ New York Mets

Shea Stadium, Flushing, NY

Fri May 29 1992, 7:05 PM EDT

Att. 31,866 - Sunny - 67 F

livebaseballscorecards.com

AB	34
R	1
H	7
RBI	1
BB	5
SO	3
LOB	21

Batter	1	2	3	4	5	6	7	8	9	AB	R	H	RBI	BB	SO	LOB
Deion Sanders, L (1, 8) OBP: 0.379, SLG: 0.531	B F X 1-1 G4-3 S 1B		B F X 1-1 S S 1B 1B	B C C F B F X 2-2 1-3 HR 1B		B B F C S 2-3 ② K		B X 1-0 BB 2-H 1B 1B		5	3	4	1	0	1	0
Terry Pendleton, S (1, 5) OBP: 0.338, SLG: 0.512	B X 1-0 ① G4-3 1-3		1 SAFE 1 SAFE B 1 SAFE C 1 SAFE B F F 2-3 ① F S K 1-2	C 1 SAFE P B X 2-1 1-H HR 3-H		X 0-0 ③ P6		B B B C 1 SAFE B 4-1 1B 1-2 BB		4	1	1	3	1	1	2
Ron Gant, R (1, 7) OBP: 0.369, SLG: 0.476	F B B X 2-1 ② P4		B B C B C X 3-2 ② P3 2-3	B S B B B 4-1 S BB			B B C X 2-1 ① G1-3	C B B X 2-1 1-2 1B 2-H		4	0	1	1	1	0	2
David Justice, L (1, 9) OBP: 0.313, SLG: 0.310	B F X 1-1 ③ G3		B C S F B X 2-2 BB 3-H 1B	F 1 SAFE B B F F B B 4-2 1-2 BB			C B S B X 2-2 E4 G3 1B	C B B X 2-1 ③ P5		4	0	2	1	1	0	3
Sid Bream, L (1, 3) OBP: 0.358, SLG: 0.375		F B S F X 1-2 1B 1B	B B 1 SAFE B C B 4-1 1-2 BB	B X 1-0 ③ F8			C F F B X 1-2 G3 2-3 ②		F B B X 2-1 ① G4-3	4	0	1	0	1	0	3
Damon Berryhill, S (1, 2) OBP: 0.236, SLG: 0.408		C S S 0-3 ① K	C S C 0-3 ③ K		C X 0-1 ① F8		B S C C 1-3 ③ K		S F B S 1-3 ② K	5	0	0	0	0	4	4
Mark Lemke, S (1, 4) OBP: 0.245, SLG: 0.283		B C 1 SAFE X 1-1 1-3 1B		B X 1-0 ① G4-3	C B B S X 2-2 CS 1B			X 0-0 G5-3 1B 1B	B B B C F X 3-2 1B 1B	5	1	4	0	0	0	0
Rafael Belliard, R (1, 6) OBP: 0.263, SLG: 0.246		B L 1 SAFE S 1 SAFE 1 SAFE 1 SAFE S 1-3 ② K		S B S X 1-2 ② B2-3	F B 1 SAFE B S F F S 2-3 ② ③ K 1-2			B 1 SAFE P B C X 3-1 ① G5-3 1-2	X 0-0 FC4-6 1-2 1B	5	0	1	0	0	2	4
Steve Avery, L (1, 1) OBP: 0.148, SLG: 0.231 Mark Wohlers, R (9, 1)		X 0-0 ③ G4-3		B B B B 4-0 1B HR BB		C B C B S 2-3 ① K		B C S S 1-3 ② K	X 0-0 ③ FC4-6 1-2f	4 0	1 0	0 0	0 0	1 0	2 0	5 0
Inning Stats	R: 0 E: 0 K: 0 S: 7 H: 1 LOB: 1 BB: 0 P: 12	R: 0 E: 0 K: 2 S: 13 H: 2 LOB: 2 BB: 0 P: 16	R: 1 E: 0 K: 2 S: 18 H: 2 LOB: 2 BB: 1 P: 30	R: 3 E: 0 K: 0 S: 17 H: 2 LOB: 2 BB: 3 P: 35	R: 0 E: 0 K: 1 S: 10 H: 1 LOB: 0 BB: 0 P: 14	R: 0 E: 0 K: 2 S: 7 H: 0 LOB: 0 BB: 0 P: 11	R: 0 E: 1 K: 1 S: 12 H: 1 LOB: 1 BB: 0 P: 18	R: 2 E: 0 K: 1 S: 13 H: 3 LOB: 2 BB: 1 P: 25	R: 0 E: 0 K: 1 S: 10 H: 2 LOB: 2 BB: 0 P: 16	1B: 13 2B: 0 3B: 0 HR: 1 SF: 0 SAC: 0 DP: 0 HBP: 0						

PITCHER		IP	WLS	BF	H	R	ER	SO	BB	IBB	HBP	BLK	WP	HR	S	P	ERA	WHIP
David Cone, R ERA: 2.4	(1, 1)	4.0	L	23	7	4	4	4	4	0	0	0	0	1	55	93	9.00	2.750
Paul Gibson, L ERA: 5.09	(5, 1)	3.0		10	2	0	0	4	0	0	0	0	0	0	29	43	0.00	0.667
Wally Whitehurst, R ERA: 3.42	(8, 1)	1.0		7	3	2	2	1	1	0	0	0	0	0	13	25	18.00	4.000
Tim Burke, R ERA: 6.43	(9, 1)	1.0		5	2	0	0	1	0	0	0	0	0	0	10	16	0.00	2.000

PITCHER	IP	WLS	BF	H	R	ER	SO	BB	IBB	HBP	BLK	WP	HR	S	P	ERA	WHIP

TOP

Atlanta Braves @ New York Mets

Shea Stadium, Flushing, NY

Sat May 30 1992, 3:33 AM EDT

Att. 46,261 - Cloudy - 68 F

livebaseballscorecards.com

AB	40
R	6
H	14
RBI	6
BB	5
SO	10
LOB	23

WP: 0	PA: 45		
PB: 0			
SB: 4			
CS: 1			

Atlanta Braves @ New York Mets

Shea Stadium, Flushing, NY

Sat May 30 1992, 3:33 AM EDT

Att. 46,261 - Cloudy - 68 F

BOTTOM

Batter	1	2	3	4	5	6	7	8	9	AB	R	H	RBI	BB	SO	LOB
Vince Coleman, S (1, 7) OBP: 0.440, SLG: 0.455	C C X 0-2 CS S 1B	B B B B 4-0 1-2 2-3 3-H BB		X 0-0 ③ G4-1			B F B X 2-1 1B			3	0	2	1	1	0	2
Willie Randolph, R (1, 4) OBP: 0.339, SLG: 0.303 Wally Whitehurst, R (8, 1) OBP: 0.400, SLG: 0.500 Tim Burke, R (9, 1)	B 2 SAFE C B F X 3-2 ① ② G1-4-3 1-3	C C B B B X 3-2 ③ G5-3			X 0-0 ① G6-3		1 SAFE 1 SAFE X 0-0 ③ F8			4 0 0	0 0 0	0 0 0	0 0 0	0 0 0	0 0 0	5 0 0
Howard Johnson, S (1, 8) OBP: 0.327, SLG: 0.335	B S B F B B 4-2 E S BB		B X 1-0 ① F7		B C S S 1-3 ② K			B X 1-0 G6-4-3 1B		3	0	1	0	1	1	0
Eddie Murray, S (1, 3) OBP: 0.352, SLG: 0.420	1 SAFE 1 SAFE B 1 SAFE 1 SAFE 1 B B F F 3-3 ③ S K 1-3		B C F F S 1-3 ② K		X 0-0 ③ F9			C B F 1 SAFE F B X 2-2 ① ② G6-4-3 1-2f		4	0	0	0	0	2	2
Bobby Bonilla, S (1, 9) OBP: 0.363, SLG: 0.372		F B X 1-1 ① L7	F X 0-1 ③ G6-3			F B F B B X 3-2 ① F9		F B S B X 2-2 ③ F9		4	0	0	0	0	0	0
Dave Magadan, L (1, 5) OBP: 0.391, SLG: 0.379	B C B X 2-1 E BB 1B			C B C X 1-2 SH1-3 BB 1B		B C F X 1-2 ② G5-3			B B C C F B X 3-2 FC6-4 1B	4	1	3	0	0	0	0
Dick Schofield, R (1, 6) OBP: 0.343, SLG: 0.319	C F B X 1-2 E7 BB 1-3			B F C F B B 1 SAFE B 4-2 SH1-3 1-2 BB		B X 1-0 ③ F8			B F B B C X 3-2 ① FC6-4 1-2f	3	0	0	0	1	0	2
Todd Hundley, S (1, 2) OBP: 0.273, SLG: 0.289 Paul Gibson, R (5, 1) Junior Noboa, R (7, PH) OBP: 0.250, SLG: 0.167 (8, 4) Daryl Boston, L (9, PH) OBP: 0.320, SLG: 0.391	X 0-0 ② P4		C X 0-1 ① SH1-3 1-2 2-3				B X 1-0 ① G6-3		F S B X 1-2 ② F8	1 0 1 1	0 0 0 0	0 0 0 0	0 0 0 0	0 0 0 1	0 0 0 0	2 0 0 1
David Cone, L (1, 1) OBP: 0.100, SLG: 0.036 Charlie O'Brien, R (4, PH) OBP: 0.350, SLG: 0.380 (5, 2) Chico Walker, S (9, PH) OBP: 0.258, SLG: 0.267	B B B B 4-0 BB BB		C F B F X 2-2 ② G1-3				S B B B S X 3-2 ② P6		B S S S 1-3 ③ K	0 2 1	0 0 0	0 0 0	0 0 0	1 0 1	0 0 1	0 2 1

Inning Stats	1	2	3	4	5	6	7	8	9
	R: 0 H: 1 E: 0 LOB: 1 K: 1 BB: 1 S: 11 P: 21	R: 1 H: 1 E: 1 LOB: 3 K: 0 BB: 2 S: 11 P: 26	R: 0 H: 0 E: 0 LOB: 0 K: 1 BB: 0 S: 7 P: 9	R: 0 H: 1 E: 0 LOB: 2 K: 0 BB: 1 S: 13 P: 20	R: 0 H: 0 E: 0 LOB: 0 K: 1 BB: 0 S: 5 P: 6	R: 0 H: 0 E: 0 LOB: 0 K: 0 BB: 0 S: 7 P: 12	R: 0 H: 1 E: 0 LOB: 1 K: 0 BB: 0 S: 7 P: 13	R: 0 H: 1 E: 0 LOB: 0 K: 0 BB: 0 S: 8 P: 13	R: 0 H: 1 E: 0 LOB: 1 K: 1 BB: 0 S: 13 P: 21

1B: 6 SF: 0 WP: 0 PA: 36
2B: 0 SAC: 1 PB: 0
3B: 0 DP: 1 SB: 2
HR: 0 HBP: 0 CS: 1

	AB	31
	R	1
	H	6
	RBI	1
	BB	4
	SO	4
	LOB	17

livebaseballscorecards.com

PITCHER	IP	WLS	BF	H	R	ER	SO	BB	IBB	HBP	BLK	WP	HR	S	P	ERA	WHIP
Steve Avery, L (1, 1) ERA: 3.17	8.0	W	33	6	1	0	3	4	0	0	0	0	0	73	127	0.00	1.250
Mark Wohlers, R (9, 1) ERA:	1.0		3	0	0	0	1	0	0	0	0	0	0	9	14	0.00	0.000

PITCHER	IP	WLS	BF	H	R	ER	SO	BB	IBB	HBP	BLK	WP	HR	S	P	ERA	WHIP

Batter	1	2	3	4	5	6	7	8	9	AB	R	H	RBI	BB	SO	LOB
Lenny Dykstra, L (1, 8) OBP: 0.351, SLG: 0.373	C B B X 2-1 1B 1B 1B	B B B I 4-0 FC5 IBB			F B F B X 2-2 ① G3	F F B B B F F F B X 3-2 FC5 1B 1B 1-2 2-3		C B C B B C 3-3 ① K		4	2	2	0	1	1	0
Mariano Duncan, R (1, 7) OBP: 0.286, SLG: 0.385	1 SAFE C X 0-1 1B 1B 1-2	B F X 1-1 ③ FC5 1-2f			B B B C X 3-1 ② P3	X 0-0 ② FC5 1B 1-2 2-3f 3-H		F B B F F B X 3-2 ② G5-3		5	0	1	1	0	0	5
Dave Hollins, S (1, 5) OBP: 0.396, SLG: 0.434	X 0-0 ① P3		B B B C B 4-1 BB		C B S X 1-2 BB 1B	C X 0-1 1B 1-3 2-H		C B B C X 2-2 ③ P6		4	0	2	1	1	0	2
John Kruk, L (1, 9) OBP: 0.468, SLG: 0.500	B X 1-0 G4-6-3 1B 1-3 2-H	X 0-0 ① L9			C B B B B 4-1 FC6-4 BB 1-2	B C C B F C 2-3 ③ K			S F F B C 1-3 ① K	4	0	1	1	1	2	3
Ricky Jordan, R (1, 3) OBP: 0.222, SLG: 0.327	X 0-0 ② ③ G4-6-3 1-2f	B 1 SAFE 1 SAFE X 1-0 ② F9			B F B X 2-1 ③ FC6-4 1-2f		B C F B X 2-2 2B G3 1B		C X 0-1 ② F8	5	1	1	0	0	0	5
Darren Daulton, L (1, 2) OBP: 0.429, SLG: 0.536		B B B B 4-0 SH1-4 E BB	B 1 SAFE 1 SAFE B C X 2-1 ③ G4-3			B X 1-0 ① F8 C X 0-1 G3 SF7 2B 1-3			X 0-0 ③ F8	4	1	1	0	1	0	1
Kim Batiste, R (1, 6) OBP: 0.237, SLG: 0.270		B C 1 SAFE 1 SAFE B F B F X 3-2 E5 SH1-4 1-2	B S X 1-1 ① G5-3			B F B X 2-1 E9 1B C X 0-1 ① G3 2-3 3-H				4	1	0	1	0	0	2
Mickey Morandini, L (1, 4) OBP: 0.351, SLG: 0.393		B B F C S 2-3 ① K	C X 0-1 ② G6-3			B B B B B 4-0 1B 1B FC5 BB C X 0-1 ② SF7 3-H				2	1	0	1	1	1	2
Cliff Brantley, R (1, 1) OBP: 0.222, SLG: 0.222 Ben Rivera, R (3, 1) Ruben Amaro Jr, S (6, PH) OBP: 0.300, SLG: 0.313 Steve Searcy, L (6, 1) Don Robinson, R (7, PH) OBP: 0.200, SLG: 0.200 Mike Hartley, R (7, 1)		B B C X 2-1 ② SH1-4 1-2 2-3	B S B C S 2-3 ③ K			F B F B F 1 SAFE X 2-2 FC5 1B 1B 1-2 2-H	B B F F S 2-3 ③ K			0 0 0 0 0 0 0 1 0 0 0 0 1 0 1 0 1 1 0 0 0 0 0 0 0 0 0 0 1 0 0 0 0 1 0 0 0 0 0 0 0 0						
Inning Stats	R: 1 E: 0 K: 0 S: 7 H: 3 LOB: 1 BB: 0 P: 10	R: 0 E: 1 K: 1 S: 11 H: 0 LOB: 3 BB: 2 P: 27	R: 0 E: 0 K: 0 S: 5 H: 0 LOB: 1 BB: 1 P: 12	R: 0 E: 0 K: 1 S: 7 H: 0 LOB: 0 BB: 0 P: 10	R: 0 E: 0 K: 0 S: 11 H: 1 LOB: 2 BB: 1 P: 23	R: 3 E: 1 K: 1 S: 20 H: 3 LOB: 2 BB: 1 P: 34	R: 2 E: 0 K: 1 S: 12 H: 2 LOB: 0 BB: 0 P: 16	R: 0 E: 0 K: 1 S: 10 H: 0 LOB: 0 BB: 0 P: 18	R: 0 E: 0 K: 1 S: 7 H: 0 LOB: 0 BB: 0 P: 8	1B: 8 2B: 1 3B: 0 HR: 0 SF: 1 SAC: 1 DP: 1 HBP: 0						

PITCHER		IP	WLS	BF	H	R	ER	SO	BB	IBB	HBP	BLK	WP	HR	S	P	ERA	WHIP
Tom Glavine, L ERA: 2.94	(1, 1)	5.1	W	27	5	4	1	2	4	1	0	0	0	0	48	98	1.69	1.688
Mike Bielecki, R ERA: 3.07	(6, 1)	0.1		3	2	0	0	0	0	0	0	0	0	0	9	12	0.00	6.000
Mike Stanton, L ERA: 6.75	(6, 1)	2.1		9	2	2	2	3	0	0	0	0	0	0	26	40	7.71	0.857
Mark Wohlers, R ERA:	(9, 1)	1.0	S	3	0	0	0	1	0	0	0	0	0	0	7	8	0.00	0.000

PITCHER	IP	WLS	BF	H	R	ER	SO	BB	IBB	HBP	BLK	WP	HR	S	P	ERA	WHIP

TOP

Philadelphia Phillies @ Atlanta Braves

Atlanta-Fulton County Stadium, Atlanta, GA

Mon Jun 01 1992, 7:05 PM EDT

Att. 25,647 - Cloudy - 71 F

livebaseballscorecards.com

AB	35
R	6
H	9
RBI	6
BB	5
SO	6
LOB	20

WP: 0	PB: 0	SB: 0	CS: 0
PA: 42			

Batter	1	2	3	4	5	6	7	8	9	AB	R	H	RBI	BB	SO	LOB
Otis Nixon, S (1, 8) OBP: 0.417, SLG: 0.417	L7		1B			G6-3		1B		5	1	2	0	0	0	1
Terry Pendleton, S (1, 5) OBP: 0.344, SLG: 0.514	1B		K			2B E 1B		F9		5	2	3	0	0	1	3
Ron Gant, R (1, 7) OBP: 0.372, SLG: 0.479	P7		1B BB	G1-3		E9				3	1	1	0	1	0	1
David Justice, L (1, 9) OBP: 0.312, SLG: 0.308	G4-3		1B	F8		F7				4	1	1	2	0	0	2
Sid Bream, L (1, 3) OBP: 0.354, SLG: 0.370		P6	1B	L4			K			4	0	1	2	0	1	0
Greg Olson, R (1, 2) OBP: 0.315, SLG: 0.320		F7	FC1-4-6 G1-3 BB 1B		F9		G5-3			4	1	0	0	0	0	1
Mark Lemke, S (1, 4) OBP: 0.252, SLG: 0.284		BB 1B	G1-3 BB		G5-3		G4-3			3	1	1	0	1	0	0
Rafael Belliard, R (1, 6) OBP: 0.270, SLG: 0.248		BB	G1-3		F7			G3 1B		3	0	1	0	1	0	2
Tom Glavine, L (1, 1) OBP: 0.323, SLG: 0.333		K	1B			G4-3		K		2	0	1	2	0	1	2
Mike Bielecki, R (6, 1) OBP: 0.143, SLG: 0.143										0	0	0	0	0	0	0
Mike Stanton, L (6, 1) OBP: 0.500, SLG: 0.500										1	0	0	0	0	0	0
Deion Sanders, L (8, PH) OBP: 0.377, SLG: 0.528										1	0	0	0	0	1	1
Mark Wohlers, R (9, 1)										0	0	0	0	0	0	0
Inning Stats	R: 0 E: 0 K: 0 S: 6 H: 1 LOB: 1 BB: 0 P: 10	R: 0 E: 0 K: 1 S: 9 H: 1 LOB: 2 BB: 1 P: 19	R: 6 E: 0 K: 1 S: 18 H: 6 LOB: 2 BB: 2 P: 34	R: 0 E: 0 K: 0 S: 6 H: 0 LOB: 0 BB: 0 P: 9	R: 0 E: 0 K: 0 S: 8 H: 0 LOB: 0 BB: 0 P: 12	R: 1 E: 1 K: 0 S: 10 H: 2 LOB: 1 BB: 0 P: 14	R: 0 E: 0 K: 1 S: 5 H: 0 LOB: 0 BB: 0 P: 8	R: 0 E: 0 K: 1 S: 13 H: 1 LOB: 1 BB: 0 P: 17		1B: 9 2B: 2 3B: 0 HR: 0	SF: 0 SAC: 0 DP: 0 HBP: 0					

PITCHER	IP	WLS	BF	H	R	ER	SO	BB	IBB	HBP	BLK	WP	HR	S	P	ERA	WHIP
Cliff Brantley, R (1, 1) ERA: 4.97	2.1	L	16	6	6	6	1	3	0	0	0	0	0	23	49	23.14	3.857
Ben Rivera, R (3, 1) ERA: 4.0	2.2		10	2	0	0	1	0	0	0	0	0	0	24	35	0.00	0.750
Steve Searcy, L (6, 1) ERA: 6.1	1.0		5	2	1	0	0	0	0	0	0	0	0	10	14	0.00	2.000
Mike Hartley, R (7, 1) ERA: 2.45	2.0		7	1	0	0	2	0	0	0	0	0	0	18	25	0.00	0.500

PITCHER	IP	WLS	BF	H	R	ER	SO	BB	IBB	HBP	BLK	WP	HR	S	P	ERA	WHIP

BOTTOM

Philadelphia Phillies @ Atlanta Braves

Atlanta-Fulton County Stadium, Atlanta, GA

Mon Jun 01 1992, 7:05 PM EDT

Att. 25,647 - Cloudy - 71 F

livebaseballscorecards.com

AB	35
R	7
H	11
RBI	6
BB	3
SO	4
LOB	13

WP: 0 PB: 0 SB: 0 CS: 0 PA: 38

Batter	1	2	3	4	5	6	7	8	9	AB	R	H	RBI	BB	SO	LOB
Lenny Dykstra, L (1, 8) OBP: 0.346, SLG: 0.367	E8 S G6-3		G4-3		G5-3		1B 1B	F8		5	1	1	0	0	0	2
Mariano Duncan, R (1, 7) OBP: 0.280, SLG: 0.376	G6-3 1-H		P3		G5-3		L9		G4-3	5	0	0	1	0	0	2
Dave Hollins, S (1, 5) (9, 3) OBP: 0.401, SLG: 0.438	CS 1B			K		F8	IBB 1B		2B 1B	5	0	3	1	0	1	0
John Kruk, L (1, 9) (7, 3) (9, 9) OBP: 0.471, SLG: 0.506	G4-3 1-2			K		F8 1B 1B	IBB		WP 2B 1-H	4	1	2	0	1	1	1
Ricky Jordan, R (1, 3) OBP: 0.241, SLG: 0.339		F9		1B BB 1B			F9		K 3-H	4	0	2	0	0	0	3
Barry Jones, R (7, 1)										0	0	0	0	0	0	0
Julio Peguero, S (8, 9) OBP: 0.417, SLG: 0.222										0	0	0	0	0	0	0
Wally Backman, S (9, PH) OBP: 0.320, SLG: 0.273										1	0	0	0	0	1	0
Darren Daulton, L (1, 2) OBP: 0.425, SLG: 0.525		F8		BB 1B		F8		K		3	0	0	0	1	1	2
Kim Batiste, R (1, 6) OBP: 0.246, SLG: 0.278		1B		FC6-4 1-2 2-3 1B		P8		E6 E		4	0	2	0	0	0	2
Mickey Morandini, L (1, 4) OBP: 0.341, SLG: 0.381		P6		FC6-4 1-2f			G3	E5 1-2		4	0	0	0	0	0	5
Brad Brink, R (1, 1)			G6-3		L1					2	0	0	0	0	0	0
Wally Ritchie, L (6, 1)										0	0	0	0	0	0	0
Steve Scarsone, R (7, PH) OBP: 0.231, SLG: 0.167							1B 1B	F8		1	1	1	0	0	0	0
Ruben Amaro Jr, S (7, 9) OBP: 0.298, SLG: 0.310										1	0	0	0	0	0	2
Mitch Williams, L (8, 1) OBP: 0.500, SLG: 0.500										0	0	0	0	0	0	0
Inning Stats	R: 1 E: 1 K: 0 S: 10 H: 1 LOB: 0 BB: 0 P: 17	R: 0 E: 0 K: 0 S: 10 H: 1 LOB: 1 BB: 0 P: 16	R: 0 E: 0 K: 0 S: 8 H: 0 LOB: 0 BB: 0 P: 11	R: 0 E: 0 K: 2 S: 12 H: 2 LOB: 3 BB: 1 P: 21	R: 0 E: 0 K: 0 S: 8 H: 0 LOB: 0 BB: 0 P: 13	R: 0 E: 0 K: 0 S: 12 H: 2 LOB: 2 BB: 0 P: 19	R: 1 E: 0 K: 0 S: 13 H: 3 LOB: 3 BB: 1 P: 22	R: 0 E: 2 K: 1 S: 10 H: 0 LOB: 2 BB: 0 P: 17	R: 1 E: 0 K: 1 S: 9 H: 2 LOB: 0 BB: 0 P: 16	1B: 10 2B: 1 3B: 0 HR: 0 SF: 0 SAC: 0 DP: 0 HBP: 0						

TOP

Philadelphia Phillies @ Atlanta Braves

Atlanta-Fulton County Stadium, Atlanta, GA

Tue Jun 02 1992, 7:05 PM EDT

Att. 27,855 - Cloudy - 76 F

livebaseballscorecards.com

AB	39
R	3
H	11
RBI	2
BB	2
SO	4
LOB	19

WP: 1 PB: 0 SB: 2 CS: 1 PA: 41

PITCHER		IP	WLS	BF	H	R	ER	SO	BB	IBB	HBP	BLK	WP	HR	S	P	ERA	WHIP
Charlie Leibrandt, L ERA: 4.26	(1, 1)	6.1		28	8	2	1	2	1	0	0	0	0	0	67	107	1.42	1.421
Juan Berenguer, R ERA: 2.39	(7, 1)	0.2		4	1	0	0	0	0	1	0	0	0	0	6	12	0.00	1.500
Kent Mercker, L ERA: 3.25	(8, 1)	1.0		5	0	0	0	1	0	0	0	0	0	0	10	17	0.00	0.000
Mark Wohlers, R ERA: 3.0	(9, 1)	0.2		3	2	1	1	0	0	0	0	0	0	0	5	9	13.50	3.000
Mike Stanton, L ERA: 6.63	(9, 1)	0.1	W	1	0	0	0	1	0	0	0	0	1	0	4	7	0.00	0.000

PITCHER	IP	WLS	BF	H	R	ER	SO	BB	IBB	HBP	BLK	WP	HR	S	P	ERA	WHIP

BOTTOM

Batter	1	2	3	4	5	6	7	8	9	AB	R	H	RBI	BB	SO	LOB
Otis Nixon, S (1, 8) OBP: 0.417, SLG: 0.410	L7			F7		1B	G6-4-3		S HR BB	4	2	1	0	1	0	2
Terry Pendleton, S (1, 5) OBP: 0.345, SLG: 0.526	P6			L6		1B		P8	HR	5	1	2	2	0	0	0
Ron Gant, R (1, 7) OBP: 0.378, SLG: 0.485	F7			E7 1B		1B		SF8 1B		4	1	3	1	0	0	0
David Justice, L (1, 9) OBP: 0.310, SLG: 0.306		F8		G3		P2		1B BB 1B		4	1	1	0	0	0	3
Sid Bream, L (1, 3) OBP: 0.346, SLG: 0.360 Brian Hunter, R (8, PH) OBP: 0.250, SLG: 0.426 (9, 3)	L8				G3	K		SF8		3 0	0 0	0 0	0 1	0 0	1 0	2 0
Greg Olson, R (1, 2) OBP: 0.322, SLG: 0.314	G6-3				FC3-6 BB	G5-3		1B BB		2	0	0	0	2	0	2
Mark Lemke, S (1, 4) OBP: 0.258, SLG: 0.290		P6		FC3-6 BB		1B		1B		4	0	2	1	0	0	1
Rafael Belliard, R (1, 6) OBP: 0.273, SLG: 0.246 Jeff Blauser, R (7, PH) OBP: 0.288, SLG: 0.363 (8, 6)	G5-3			BB		F9		K		1 2	0 0	0 0	0 0	1 0	0 1	0 3
Charlie Leibrandt, R (1, 1) OBP: 0.105, SLG: 0.111 Juan Berenguer, R (7, 1) Lonnie Smith, R (7, PH) OBP: 0.233, SLG: 0.189 Kent Mercker, L (8, 1) Mark Wohlers, R (9, 1) Mike Stanton, L (9, 1) OBP: 0.500, SLG: 0.500 Damon Berryhill, S (9, PH) OBP: 0.234, SLG: 0.404	K			K		G6-4-3			K	2 0 1 0 0 0 1	0 0 0 0 0 0 0	0 0 1 0 0 0 0	0 0 0 0 0 0 0	0 0 0 0 0 0 0	2 0 0 0 0 0 1	2 0 0 0 0 0 0
Inning Stats	R: 0 H: 0 E: 0 LOB: 0 K: 0 BB: 0 S: 6 P: 9	R: 0 H: 0 E: 0 LOB: 0 K: 0 BB: 0 S: 10 P: 16	R: 0 H: 0 E: 0 LOB: 0 K: 1 BB: 0 S: 7 P: 12	R: 0 H: 1 E: 1 LOB: 1 K: 0 BB: 0 S: 7 P: 13	R: 0 H: 0 E: 0 LOB: 2 K: 1 BB: 0 S: 10 P: 23	R: 1 H: 3 E: 0 LOB: 2 K: 1 BB: 0 S: 14 P: 21	R: 0 H: 2 E: 0 LOB: 1 K: 0 BB: 0 S: 6 P: 8	R: 2 H: 3 E: 0 LOB: 2 K: 1 BB: 1 S: 15 P: 27	R: 2 H: 1 E: 0 LOB: 0 K: 1 BB: 1 S: 5 P: 12	1B: 9 SF: 1 2B: 0 SAC: 0 3B: 0 DP: 1 HR: 1 HBP: 0						

PITCHER		IP	WLS	BF	H	R	ER	SO	BB	IBB	HBP	BLK	WP	HR	S	P	ERA	WHIP
Brad Brink, R ERA: 4.32	(1, 1)	5.0		21	4	1	1	2	2	0	0	0	0	0	46	83	1.80	1.200
Wally Ritchie, L ERA: 2.21	(6, 1)	1.0		3	0	0	0	1	0	0	0	0	0	0	8	11	0.00	0.000
Barry Jones, R ERA: 4.94	(7, 1)	1.1		6	3	1	1	0	0	0	0	0	0	0	8	11	6.75	2.250
Mitch Williams, L ERA: 3.67	(8, 1)	1.0	L	8	3	3	3	2	2	0	0	0	0	1	18	36	27.00	5.000

PITCHER	IP	WLS	BF	H	R	ER	SO	BB	IBB	HBP	BLK	WP	HR	S	P	ERA	WHIP

Philadelphia Phillies @ Atlanta Braves

Atlanta-Fulton County Stadium, Atlanta, GA

Tue Jun 02 1992, 7:05 PM EDT

Att. 27,855 - Cloudy - 76 F

livebaseballscorecards.com

AB	33
R	5
H	10
RBI	5
BB	4
SO	5
LOB	15

WP: 0 PA: 38
PB: 0
SB: 1
CS: 0

Batter	1	2	3	4	5	6	7	8	9	AB	R	H	RBI	BB	SO	LOB
Lenny Dykstra, L (1, 8) OBP: 0.348, SLG: 0.368	F S B X 1-2 1B SF7 1B	B B C X 2-1 E3 WP BB		B X 1-0 ① G3	B C F X 1-2 FC4-6 1B	C C S 0-3 ③ K			5	1	2	0	0	1	0
Ruben Amaro Jr, S (1, 7) OBP: 0.309, SLG: 0.310	B F B F F 1 SAFE B F X 3-2 SF7 HR 1-3 1B	1 SAFE B B 1 SAFE F B B 4-1 BB 1-2 BB		B B F B B 4-1 FC6-4 BB	1 SAFE B 1 SAFE X 1-0 ② FC4-6 S 1-2f			S B C B X 2-2 ① G6-3	3	1	1	0	2	0	1
Dave Hollins, S (1, 5) OBP: 0.396, SLG: 0.431	B B S F B X 3-2 ① SF7 1-2 3-H	B F B F F B F B B 4-2 1-2 2-3 BB		F C 1 SAFE X 0-2 ② FC6-4 CS 1-2f	1 SAFE C X 0-1 ③ G4-3 1-2			S B F B S 2-3 ② K	3	0	0	1	1	1	2
John Kruk, L (1, 9) (9, 3) OBP: 0.470, SLG: 0.508	X 0-0 ② L7	B X 1-0 ③ L4		1 SAFE B B B C S 3-2 ③ CS 1-2	B B X 2-0 BB 1B		C F B X 1-2 G4-3 2B		F S X 0-2 ③ G3-1	5	0	2	0	0	0	4
Darren Daulton, L (1, 2) OBP: 0.421, SLG: 0.538	C B X 1-1 2-H HR		F B F B X 2-2 ① P5		B C B B S F 1 SAFE X 3-2 ① F7		C X 0-1 ① G4-3 2-3			4	1	1	2	0	0	2
Ricky Jordan, R (1, 3) OBP: 0.258, SLG: 0.367 Julio Peguero, S (9, 9) OBP: 0.417, SLG: 0.222	C B S X 1-2 1B		X 0-0 WP 1B 2B		B B S X 2-1 ② L4		B X 1-0 ② P2			4 0	1 0	2 0	0 0	0 0	0 0	2 0
Mickey Morandini, L (1, 4) OBP: 0.338, SLG: 0.372	C X 0-1 ③ G4-3		B B X 2-0 ② P5		B B C B B 4-1 1-2 BB		S B F B S 2-3 ③ K			3	0	0	0	1	1	3
Kim Batiste, R (1, 6) OBP: 0.246, SLG: 0.277		B X 1-0 ① G5-3	B B F F X 2-2 2-H 1B		B C X 1-1 ③ F9			X 0-0 ① F8		4	0	1	1	0	0	2
Curt Schilling, R (1, 1) Steve Scarsone, R (8, PH) OBP: 0.214, SLG: 0.154 Barry Jones, R (8, 1) Mitch Williams, L (9, 1) OBP: 0.500, SLG: 0.500		F F B S 1-3 ② K	C X 0-1 ③ G4-3			B B C E B X 3-2 ① G4-3		C S B S 1-3 ② K		3 1 0 0	0 0 0 0	0 0 0 0	0 0 0 0	1 0 0 0	1 0 0 0	1 0 0 0
Inning Stats	R: 3 H: 4 E: 0 LOB: 1 K: 0 BB: 0 S: 19 P: 28	R: 0 H: 0 E: 1 LOB: 3 K: 1 BB: 2 S: 12 P: 25	R: 1 H: 2 E: 0 LOB: 1 K: 0 BB: 0 S: 10 P: 16	R: 0 H: 0 E: 0 LOB: 0 K: 0 BB: 1 S: 7 P: 15	R: 0 H: 1 E: 0 LOB: 2 K: 0 BB: 1 S: 10 P: 22	R: 0 H: 1 E: 0 LOB: 1 K: 0 BB: 0 S: 9 P: 14	R: 0 H: 1 E: 0 LOB: 1 K: 1 BB: 0 S: 9 P: 13	R: 0 H: 0 E: 0 LOB: 0 K: 2 BB: 0 S: 7 P: 8	R: 0 H: 0 E: 0 LOB: 0 K: 1 BB: 0 S: 9 P: 13	1B: 6 SF: 1 2B: 2 SAC: 0 3B: 0 DP: 0 HR: 1 HBP: 0					WP: 2 PA: 41 PB: 0 SB: 1 CS: 1	

Philadelphia Phillies @ Atlanta Braves

Atlanta-Fulton County Stadium, Atlanta, GA

Wed Jun 03 1992, 3:33 AM EDT

Att. 19,357 - Cloudy - 62 F

TOP

livebaseballscorecards.com

AB	35
R	4
H	9
RBI	4
BB	4
SO	5
LOB	17

PITCHER		IP	WLS	BF	H	R	ER	SO	BB	IBB	HBP	BLK	WP	HR	S	P	ERA	WHIP
29 John Smoltz, R ERA: 3.61	(1, 1)	3.0	L	18	6	4	4	1	2	0	0	0	2	1	41	69	12.00	2.667
Mike Bielecki, R ERA: 2.93	(4, 1)	2.0		8	1	0	0	0	2	0	0	0	0	0	17	37	0.00	1.500
Pete Smith, R ERA:	(6, 1)	2.0		8	2	0	0	1	0	0	0	0	0	0	18	27	0.00	1.000
Kent Mercker, L ERA: 3.03	(8, 1)	2.0		6	0	0	0	3	0	0	0	0	0	0	16	21	0.00	0.000

PITCHER	IP	WLS	BF	H	R	ER	SO	BB	IBB	HBP	BLK	WP	HR	S	P	ERA	WHIP

Batter	1	2	3	4	5	6	7	8	9	AB	R	H	RBI	BB	SO	LOB
Otis Nixon, S (1, 8) OBP: 0.411, SLG: 0.404	C B S F S 1-3 K ①		B B C F X 2-2 1B			C B C B B C 3-3 K ①		B X 1-0 G4-3 ①		4	0	1	0	0	2	0
Terry Pendleton, S (1, 5) OBP: 0.339, SLG: 0.516	S F X 0-2 F9 ②		B F X 1-1 L7 ③			B F X 1-1 G6-3 ②		X 0-0 F8 ②		4	0	0	0	0	0	1
Ron Gant, R (1, 7) OBP: 0.385, SLG: 0.510	B F F B F F X 2-2 2B			C B B C B X 3-2 G6-3 ①		B X 1-0 2B 1B		B X 1-0 HR		4	1	3	1	0	0	0
David Justice, L (1, 9) OBP: 0.309, SLG: 0.312	F B X 1-1 P4 ③			B F F S 1-3 K ②		C F X 0-2 1-3 2B		B B F F F B X 3-2 P4 ③		4	0	1	0	0	1	1
Sid Bream, L (1, 3) OBP: 0.338, SLG: 0.351 Greg Olson, R (9, PH) OBP: 0.328, SLG: 0.314		C X 0-1 G6-3 ①		F F X 0-2 L7 ③		C F S 0-3 K ③			C B B B B C F B 4-2 FC5-4 BB	3 0	0 0	0 0	0 0	0 1	1 0	2 0
Damon Berryhill, S (1, 2) OBP: 0.225, SLG: 0.389		F X 0-1 G3 ②			B B S F C 2-3 K ①		X 0-0 F9 ①		C C F F X 0-2 FC5-4 PB 1-2f ①	4	0	0	0	0	1	1
Jeff Blauser, R (1, 6) OBP: 0.287, SLG: 0.358		C B C B B B X 3-2 P9 ③			F L B B F F X 2-2 F9 ②		B X 1-0 1B		B B B C C C 3-3 K 1-2 ②	4	0	1	0	0	1	1
Mark Lemke, S (1, 4) OBP: 0.258, SLG: 0.289			B B C C X 2-2 L7 ①		B B C F X 2-2 1B		F F B B X 2-2 F8 ②		C B X 1-1 P4 ③	4	0	1	0	0	0	2
29 John Smoltz, R (1, 1) OBP: 0.286, SLG: 0.320 Deion Sanders, L (3, PH) OBP: 0.374, SLG: 0.524 Mike Bielecki, R (4, 1) OBP: 0.143, SLG: 0.143 Jerry Willard, L (5, PH) OBP: 0.333, SLG: 0.650 Pete Smith, R (6, 1) Lonnie Smith, R (7, PH) OBP: 0.227, SLG: 0.184 Kent Mercker, L (8, 1)			F B S S S 1-3 K ②		B B X 2-0 F7 ③		B B C S F B F X 3-2 G6-3 ③			0 1 0 1 0 1 0	0 0 0 0 0 0 0	0 0 0 0 0 0 0	0 0 0 0 0 0 0	0 1 0 0 0 1 0	0 0 0 0 1 0 0	0 0 0 1 0 1 0
Inning Stats	R: 0 H: 1 E: 0 LOB: 1 K: 1 BB: 0 S: 14 P: 18	R: 0 H: 0 E: 0 LOB: 0 K: 0 BB: 0 S: 7 P: 10	R: 0 H: 1 E: 0 LOB: 1 K: 1 BB: 0 S: 11 P: 17	R: 0 H: 0 E: 0 LOB: 0 K: 1 BB: 0 S: 9 P: 13	R: 0 H: 1 E: 0 LOB: 1 K: 1 BB: 0 S: 12 P: 20	R: 0 H: 2 E: 0 LOB: 2 K: 2 BB: 0 S: 12 P: 17	R: 0 H: 1 E: 0 LOB: 1 K: 0 BB: 0 S: 10 P: 16	R: 1 H: 1 E: 0 LOB: 0 K: 0 BB: 0 S: 7 P: 12	R: 0 H: 0 E: 0 LOB: 1 K: 1 BB: 1 S: 13 P: 21	1B: 4 2B: 2 3B: 0 HR: 1	SF: 0 SAC: 0 DP: 0 HBP: 0			WP: 0 PB: 1 SB: 0 CS: 0	PA: 35		

PITCHER		IP	WLS	BF	H	R	ER	SO	BB	IBB	HBP	BLK	WP	HR	S	P	ERA	WHIP
Curt Schilling, R ERA: 2.43	(1, 1)	7.0	W	27	6	0	0	6	0	0	0	0	0	0	75	111	0.00	0.857
Barry Jones, R ERA: 5.06	(8, 1)	1.0		4	1	1	1	0	0	0	0	0	0	1	7	12	9.00	1.000
Mitch Williams, L ERA: 3.54	(9, 1)	1.0	S	4	0	0	0	1	1	0	0	0	0	0	13	21	0.00	1.000

PITCHER	IP	WLS	BF	H	R	ER	SO	BB	IBB	HBP	BLK	WP	HR	S	P	ERA	WHIP

BOTTOM

Philadelphia Phillies @ Atlanta Braves

Atlanta-Fulton County Stadium, Atlanta, GA

Wed Jun 03 1992, 3:33 AM EDT

Att. 19,357 - Cloudy - 62 F

livebaseballscorecards.com

AB	34
R	1
H	7
RBI	1
BB	1
SO	7
LOB	10

Batter	1	2	3	4	5	6	7	8	9	AB	R	H	RBI	BB	SO	LOB
Otis Nixon, S (1, 8) OBP: 0.414, SLG: 0.407	G5-3		1-2 1B			CS S 1B		B1-3		4	0	2	0	0	0	0
Jeff Blauser, R (1, 6) Rafael Belliard, R (9, 6) OBP: 0.286, SLG: 0.382 OBP: 0.273, SLG: 0.246	G5-3		G5-3			1 SAFE 1 SAFE 1-2 K			HR	4 0	1 0	1 0	1 0	0 0	1 0	3 0
Terry Pendleton, S (1, 5) OBP: 0.338, SLG: 0.511	P4			P5		2-3 F8			G1-3 1B BB 1B	4	1	1	0	0	0	1
Ron Gant, R (1, 7) OBP: 0.387, SLG: 0.510		P3		S 1B SF8-3-4 1B			E6 L8		BB G1-3 1-2 1B	4	1	2	0	0	0	0
David Justice, L (1, 9) OBP: 0.307, SLG: 0.310		K		SF8-3-4 1-2 1B			L8 2-3		G1-3 1-2 2-3	4	0	1	0	0	1	3
Brian Hunter, R (1, 3) OBP: 0.250, SLG: 0.417		F8		SF8-3-4 1-2 2-H			G5-3		BB IBB	2	0	0	1	1	0	1
Greg Olson, R (1, 2) OBP: 0.325, SLG: 0.305			L8		F8		G1-3		BB 1-2 2-3 3-H	3	0	0	1	1	0	1
Mark Lemke, S (1, 4) OBP: 0.258, SLG: 0.288			1B 1B		G6-3			G6-3	K	4	0	1	0	0	1	3
Steve Avery, L (1, 1) OBP: 0.136, SLG: 0.214					G4-3			K	P4	2	0	0	0	0	1	1
Lonnie Smith, R (8, PH) OBP: 0.222, SLG: 0.179										1	0	0	0	0	1	0
Mike Stanton, L (8, 1) OBP: 0.500, SLG: 0.500										0	0	0	0	0	0	0
Juan Berenguer, R (8, 1)										0	0	0	0	0	0	0
Damon Berryhill, S (9, PH) OBP: 0.223, SLG: 0.385										1	0	0	0	0	0	3
Mark Wohlers, R (9, 1)										0	0	0	0	0	0	0
Inning Stats	R: 0 E: 0 K: 0 S: 6 H: 0 LOB: 0 BB: 0 P: 13	R: 0 E: 0 K: 1 S: 11 H: 0 LOB: 0 BB: 0 P: 14	R: 0 E: 0 K: 1 S: 11 H: 2 LOB: 2 BB: 0 P: 16	R: 1 E: 0 K: 0 S: 8 H: 2 LOB: 0 BB: 0 P: 12	R: 0 E: 0 K: 0 S: 7 H: 0 LOB: 0 BB: 0 P: 11	R: 0 E: 0 K: 1 S: 7 H: 1 LOB: 0 BB: 0 P: 10	R: 0 E: 1 K: 0 S: 10 H: 0 LOB: 1 BB: 0 P: 14	R: 0 E: 0 K: 1 S: 7 H: 0 LOB: 0 BB: 0 P: 10	R: 2 E: 0 K: 1 S: 16 H: 3 LOB: 3 BB: 2 P: 32	1B: 7 2B: 1 3B: 0 HR: 1 SF: 1 SAC: 0 DP: 1 HBP: 0						

PITCHER		IP	WLS	BF	H	R	ER	SO	BB	IBB	HBP	BLK	WP	HR	S	P	ERA	WHIP
Craig Lefferts, L ERA: 3.94	(1, 1)	8.0	L	30	7	3	3	4	0	0	0	0	0	1	69	103	3.38	0.875
Jose Melendez, R ERA: 3.6	(9, 1)	0.0		1	1	0	0	0	0	0	0	0	0	0	3	6	∞	∞
Pat Clements, L ERA: 2.45	(9, 1)	0.1		2	0	0	0	0	0	1	0	0	0	0	2	7	0.00	0.000
Mike Maddux, R ERA: 1.93	(9, 1)	0.2		3	0	0	0	1	1	0	0	0	0	0	9	16	0.00	1.500

PITCHER	IP	WLS	BF	H	R	ER	SO	BB	IBB	HBP	BLK	WP	HR	S	P	ERA	WHIP

TOP

Atlanta Braves @ San Diego Padres

Jack Murphy Stadium, San Diego, CA

Fri Jun 05 1992, 10:05 PM EDT

Att. 21,781 - Cloudy - 70 F

livebaseballscorecards.com

AB	33
R	3
H	8
RBI	3
BB	2
SO	5
LOB	16

WP: 0	PA: 36		
PB: 0			
SB: 2			
CS: 1			

BOTTOM

Atlanta Braves @ San Diego Padres

Jack Murphy Stadium, San Diego, CA

Fri Jun 05 1992, 10:05 PM EDT

Att. 21,781 - Cloudy - 70 F

livebaseballscorecards.com

Batter	1	2	3	4	5	6	7	8	9	AB	R	H	RBI	BB	SO	LOB
Tony Fernandez, S (1, 6) OBP: 0.376, SLG: 0.410	1-2 FC4-6 1B		4-0 CS BB		1-2 3-H 1B		3-1 G5-3 ③		1-1 FC1-5-2 ② 2-3 3-H	4	1	2	1	1	0	2
Tony Gwynn, L (1, 9) OBP: 0.412, SLG: 0.493	1 SAFE 0-1 FC4-6 1-3 1B		4-1 ② 1B 1-2 BB		1-0 ② F9			X 0-0 FC5-4 1B	4-0 FC5-4 IBB	3	0	2	0	2	0	1
Gary Sheffield, R (1, 5) OBP: 0.385, SLG: 0.522	0-1 ① P4		0-1 1B 1-2		1-1 ③ F7			S B B 1 SAFE X 2-1 ① FC5-4 E 1-2f	F X 0-1 ③ FC5-4 1-2f	5	0	1	0	0	0	7
Fred McGriff, L (1, 3) OBP: 0.412, SLG: 0.591	B C 1 SAFE B X 2-1 ② FC4-6 1-2f 3-H		S F S 0-3 ③ K			B F B C X 2-2 ① L9		B 1 SAFE S X 1-1 E4 1-2		4	0	0	1	0	1	4
Darrin Jackson, R (1, 8) OBP: 0.273, SLG: 0.386	B X 1-0 ③ F7			X 0-0 ① G5-3		F S B F B C 2-3 ② K		1 SAFE B X 1-0 ② P3		4	0	0	0	0	1	3
Dan Walters, R (1, 2) OBP: 0.167, SLG: 0.167		X 0-0 ① P3		C B B X 2-1 ② F9		X 0-0 1B		B B X 2-0 ③ F8		4	0	1	0	0	0	2
Jerald Clark, R (1, 7) OBP: 0.246, SLG: 0.289 Gary Pettis, S (9, PR) OBP: 0.231, SLG: 0.208		B F X 1-1 ② G5-3		B F B B X 3-1 ③ L9		B S X 1-1 ③ P4			B B B C B 4-1 SH5-4 1B FC1-5-2 BB	3 0	0 0	0 0	0 0	1 0	0 0	1 0
Kurt Stillwell, S (1, 4) OBP: 0.329, SLG: 0.381		C C F X 0-2 ③ F7			B B F B B 4-1 SH5-4 BLK 1B BB		B X 1-0 ① F7		X 0-0 FC1-5-2 SH5-4 1-2 1B	3	1	1	0	1	0	0
Craig Lefferts, L (1, 1) OBP: 0.053, SLG: 0.053 Jose Melendez, R (9, 1) Pat Clements, R (9, 1) Mike Maddux, L (9, 1) Oscar Azocar, L (9, PH) OBP: 0.256, SLG: 0.179			S F B X 1-2 ① F8		B L X 1-1 ① SH5-4 1-3		F C S 0-3 ② K		C X 0-1 ① SH5-4 1-2 2-3	2 0 0 0 0	0 0 0 0 0	0 0 0 0 0	0 0 0 0 0	0 0 0 0 0	1 0 0 0 0	0 0 0 0 0
Inning Stats	R: 1 E: 0 K: 0 S: 10 H: 2 LOB: 1 BB: 0 P: 14	R: 0 E: 0 K: 0 S: 7 H: 0 LOB: 0 BB: 0 P: 8	R: 0 E: 0 K: 1 S: 9 H: 1 LOB: 2 BB: 2 P: 18	R: 0 E: 0 K: 0 S: 5 H: 0 LOB: 0 BB: 0 P: 10	R: 1 E: 0 K: 0 S: 11 H: 1 LOB: 1 BB: 1 P: 17	R: 0 E: 0 K: 1 S: 10 H: 1 LOB: 1 BB: 0 P: 15	R: 0 E: 0 K: 1 S: 6 H: 0 LOB: 0 BB: 0 P: 10	R: 0 E: 1 K: 0 S: 7 H: 1 LOB: 2 BB: 0 P: 13	R: 0 E: 0 K: 0 S: 8 H: 1 LOB: 3 BB: 2 P: 17	1B: 7 2B: 0 3B: 0 HR: 0		SF: 0 SAC: 2 DP: 0 HBP: 0				WP: 0 PB: 0 SB: 0 CS: 1	PA: 39

	AB	32
	R	2
	H	7
	RBI	2
	BB	5
	SO	3
	LOB	20

PITCHER		IP	WLS	BF	H	R	ER	SO	BB	IBB	HBP	BLK	WP	HR	S	P	ERA	WHIP
Steve Avery, L ERA: 3.12	(1, 1)	7.0		28	5	2	2	3	3	0	0	1	0	0	58	92	2.57	1.143
Mike Stanton, L ERA: 6.52	(8, 1)	0.1		3	1	0	0	0	0	0	0	0	0	0	5	8	0.00	3.000
Juan Berenguer, R ERA: 2.33	(8, 1)	0.2	W	2	0	0	0	0	0	0	0	0	0	0	2	5	0.00	0.000
Mark Wohlers, R ERA: 2.25	(9, 1)	1.0	S	6	1	0	0	0	1	1	0	0	0	0	8	17	0.00	2.000

PITCHER	IP	WLS	BF	H	R	ER	SO	BB	IBB	HBP	BLK	WP	HR	S	P	ERA	WHIP

Batter	1	2	3	4	5	6	7	8	9	AB	R	H	RBI	BB	SO	LOB
Deion Sanders, L (1, 8) (3, 7) OBP: 0.381, SLG: 0.540	X 0-0 CS G4-3 1B		B F X 1-1 G4-3 3B		C B B X 2-1 BB 1B 2-3 1B	X 0-0 ② P6			L S F B F B F X 2-2 ① G1-3	5	1	3	0	0	0	2
Terry Pendleton, S (1, 5) OBP: 0.339, SLG: 0.522	1 SAFE 1 SAFE B 1 SAFE S P F X 2-2 ① G4-3 1-2		F B X 1-1 ① G4-3 3-H		X 0-0 BB 1-2 3-H 1B	X 0-0 ③ G4-3			X 0-0 HR	5	1	2	3	0	0	3
Ron Gant, R (1, 7) OBP: 0.392, SLG: 0.515 Otis Nixon, S (3, 8) OBP: 0.420, SLG: 0.414	B C X 1-1 ② 1B 2-3 1B		F B C X 1-2 CS 1B		B B X 2-0 ② L8		X 0-0 1B 1B		B X 1-0 FC5-4 1B	2 3	0 0	2 2	0 0	0 0	0 0	0 2
David Justice, L (1, 9) OBP: 0.310, SLG: 0.308	1 SAFE B B 1 SAFE S X 2-1 1-3 1B		X 0-0 ② P4		B B C C B F B 4-2 1-2 2-3 BB		B 1 SAFE S 1 SAFE S S 1-3 ① K		C S 1 SAFE X 0-2 ② FC5-4 S 1-2f 2B	4	1	1	0	1	1	3
Sid Bream, L (1, 3) OBP: 0.341, SLG: 0.361	C B S B F B X 3-2 ③ G4-3		B B 2-0 ③ CS 1-2	C X 0-1 ① G1-3	F B F F C 1-3 ③ K		X 0-0 G5-4-3 1-3 1B		B B S B X 3-1 1-H 2B	5	0	2	1	0	1	5
Greg Olson, R (1, 2) OBP: 0.320, SLG: 0.300		B C B B B X 3-1 ① G5-3		B X 1-0 ② P6		S B X 1-1 ②③ SH1-4 1B 1B 1B	B C P S S X 2-2 ②③ G5-4-3 1-2f		C C X 0-2 ③ G5-3	5	1	1	0	0	0	3
Mark Lemke, S (1, 4) OBP: 0.258, SLG: 0.287		C X 0-1 E3 SH1-3		B B X 2-0 ③ L8		X 0-0 1B SH1-4 1-2 1B		B C X 1-1 ① F7		4	0	1	0	0	0	0
Rafael Belliard, R (1, 6) OBP: 0.277, SLG: 0.244		F X 0-1 ② SH1-3 1-2			B C H 2-1 1B SH2-4 1B HBP	L X 0-1 ① SH1-4 1-2 2-3		X 0-0 ② L8		1	1	0	0	0	0	0
Tom Glavine, L (1, 1) OBP: 0.324, SLG: 0.333		C B S X 1-2 ③ G5-3			1 SAFE 1 SAFE X 0-0 ① SH2-4 1-2	B B F B X 3-1 2-3 3-H 1B		B X 1-0 ③ G1-3		3	0	1	1	0	0	1
Inning Stats	R: 0 H: 3 E: 0 LOB: 2 K: 0 BB: 0 S: 13 P: 20	R: 0 H: 0 E: 1 LOB: 1 K: 0 BB: 0 S: 9 P: 13	R: 1 H: 2 E: 0 LOB: 0 K: 0 BB: 0 S: 8 P: 13	R: 0 H: 0 E: 0 LOB: 0 K: 0 BB: 0 S: 4 P: 7	R: 1 H: 2 E: 0 LOB: 3 K: 1 BB: 1 S: 13 P: 24	R: 1 H: 3 E: 0 LOB: 2 K: 0 BB: 0 S: 9 P: 13	R: 0 H: 2 E: 0 LOB: 1 K: 1 BB: 0 S: 9 P: 11	R: 0 H: 0 E: 0 LOB: 0 K: 0 BB: 0 S: 4 P: 6	R: 2 H: 3 E: 0 LOB: 1 K: 0 BB: 0 S: 16 P: 22	1B: 12 SF: 0 2B: 1 SAC: 3 3B: 1 DP: 1 HR: 1 HBP: 1						WP: 0 PA: 43 PB: 0 SB: 1 CS: 2

Atlanta Braves @ San Diego Padres

Jack Murphy Stadium, San Diego, CA

Sat Jun 06 1992, 10:05 PM EDT

Att. 54,046 - Cloudy - 71 F

TOP

livebaseballscorecards.com

AB	37
R	5
H	15
RBI	5
BB	1
SO	2
LOB	19

PITCHER		IP	WLS	BF	H	R	ER	SO	BB	IBB	HBP	BLK	WP	HR	S	P	ERA	WHIP
Andy Benes, R ERA: 3.94	(1, 1)	8.0	L	36	12	3	3	2	1	0	1	0	0	0	69	107	3.38	1.625
Randy Myers, L ERA: 6.43	(9, 1)	1.0		6	3	2	2	0	0	0	0	0	0	1	16	22	18.00	3.000

PITCHER		IP	WLS	BF	H	R	ER	SO	BB	IBB	HBP	BLK	WP	HR	S	P	ERA	WHIP

BOTTOM

Atlanta Braves @ San Diego Padres

Jack Murphy Stadium, San Diego, CA

Sat Jun 06 1992, 10:05 PM EDT

Att. 54,046 - Cloudy - 71 F

livebaseballscorecards.com

Batter	1	2	3	4	5	6	7	8	9	AB	R	H	RBI	BB	SO	LOB
Tony Fernandez, S (1, 6) OBP: 0.369, SLG: 0.402	L8		G6-3			P9			F9	4	0	0	0	0	0	0
Tony Gwynn, L (1, 9) OBP: 0.409, SLG: 0.486	L5		G4-3			G5-4-3 BB			G4-3	3	0	0	0	1	0	0
Gary Sheffield, R (1, 5) OBP: 0.382, SLG: 0.514	BB		L7			G5-4-3 1-2f			L6	3	0	0	0	1	0	1
Fred McGriff, L (1, 3) OBP: 0.406, SLG: 0.582	K			L8			F7			3	0	0	0	0	1	1
Darrin Jackson, R (1, 8) OBP: 0.269, SLG: 0.380		K		K			F7			3	0	0	0	0	2	0
Dan Walters, R (1, 2) OBP: 0.133, SLG: 0.133		G3-1		K			G5-3			3	0	0	0	0	1	0
Jerald Clark, R (1, 7) OBP: 0.248, SLG: 0.300		1B 3B			K			F8		3	1	1	0	0	1	0
Kurt Stillwell, S (1, 4) OBP: 0.329, SLG: 0.380		3-H 1B			F8			K		3	0	1	1	0	1	0
Andy Benes, R (1, 1) OBP: 0.292, SLG: 0.273		K			L1			F8		2	0	0	0	0	1	1
Kevin Ward, R (8, PH) OBP: 0.270, SLG: 0.375										1	0	0	0	0	0	0
Randy Myers, L (9, 1)										0	0	0	0	0	0	0

Inning Stats	1	2	3	4	5	6	7	8	9
R:	0	1	0	0	0	0	0	0	0
E:	0	0	0	0	0	0	0	0	0
K:	1	2	0	2	1	0	0	1	0
S:	10	9	5	10	6	4	5	6	5
H:	0	2	0	0	0	0	0	0	0
LOB:	1	1	0	0	0	0	0	0	0
BB:	1	0	0	0	0	1	0	0	0
P:	19	15	6	14	8	9	7	9	5

1B:	1
2B:	0
3B:	1
HR:	0
SF:	0
SAC:	0
DP:	1
HBP:	0
WP:	0
PB:	0
SB:	0
CS:	0
PA:	30

PITCHER	IP	WLS	BF	H	R	ER	SO	BB	IBB	HBP	BLK	WP	HR	S	P	ERA	WHIP
Tom Glavine, L (1, 1) ERA: 2.75	9.0	W	30	2	1	1	7	2	0	0	0	0	0	60	92	1.00	0.444

PITCHER	IP	WLS	BF	H	R	ER	SO	BB	IBB	HBP	BLK	WP	HR	S	P	ERA	WHIP

Batter	1	2	3	4	5	6	7	8	9	AB	R	H	RBI	BB	SO	LOB
Deion Sanders, L (1, 8) OBP: 0.376, SLG: 0.526	B X 1-0 ① G1-4-3		X 0-0 ② B2-3		B B B 4-0 1B 3B BB	C F C 0-3 ① K		F B B X 2-1 ① F9		4	1	0	0	1	1	0
Terry Pendleton, S (1, 5) OBP: 0.340, SLG: 0.519	B B F X 2-1 ② L8		B X 1-0 ③ F7		1 SAFE P 1 SAFE X 1-0 1-3 3B 1B	C X 0-1 BB 1B		F X 0-1 ② G4-3		5	1	2	0	0	0	0
Ron Gant, R (1, 7) OBP: 0.392, SLG: 0.510	B B S X 2-1 S HR 1B			X 0-0 E5 FC3-6 S SF7	B S F X 1-2 ① F7	B B B C B 4-1 1-2 BB		S X 0-1 E4 S 3B		4	3	1	0	1	0	2
David Justice, L (1, 9) OBP: 0.324, SLG: 0.349	1 SAFE B 1 SAFE B X 2-0 1-H HR			1 SAFE B 1 SAFE B C B B 4-1 FC3-6 1-2 BB	B B F S B X 3-2 1-H 3-H 2B 3B	B B X 2-0 ② F9		B 1 SAFE B I I 4-0 1-2 3B IBB		3	3	2	4	2	0	2
Sid Bream, L (1, 3) OBP: 0.343, SLG: 0.387	B B X 2-0 ③ P6			X 0-0 ① FC3-6 SF7 BB 1-2f 2-3	B B X 2-0 3-H 2B 2B	X 0-0 ③ F8		B S F X 1-2 1-H 2-H 3B		5	1	2	3	0	0	4
Damon Berryhill, S (1, 2)		B F F B S 2-3 ① K		F B B B B 4-1 SF7 1-2 BB	X 0-0 1B 2-H 2B		B X 1-0 ① L9	S F B X 1-2 ③ G3		4	0	1	1	1	1	1
Jeff Blauser, R (1, 6) OBP: 0.285, SLG: 0.381 Rafael Belliard, R (7, 6) OBP: 0.275, SLG: 0.242		C B C B S 2-3 ② K		C X 0-1 ② SF7 1-2 2-3 3-H	B C B X 2-1 2-3 1B		B X 1-0 ② G3		B X 1-0 ① G6-3	3 1	0 0	1 0	1 0	0 0	1 0	0 0
Mark Lemke, S (1, 4) OBP: 0.262, SLG: 0.286		C B B F S 2-3 ③ K		I I I 4-0 IBB	C F F S 0-3 ② K		C X 0-1 1B		B S C S 1-3 ② K	4	0	1	0	1	3	2
29 John Smoltz, R (1, 1) OBP: 0.242, SLG: 0.267			S C B F C 1-3 ① K	B S B B C X 3-2 ③ L9	B S B F S 2-3 ③ K		X 0-0 ③ G4-3		X 0-0 ③ G6-3	5	0	0	0	0	2	6
Inning Stats	R: 2 E: 0 K: 0 S: 7 H: 2 LOB: 0 BB: 0 P: 16	R: 0 E: 0 K: 3 S: 9 H: 0 LOB: 0 BB: 0 P: 15	R: 0 E: 0 K: 1 S: 6 H: 0 LOB: 0 BB: 0 P: 8	R: 1 E: 1 K: 0 S: 9 H: 0 LOB: 3 BB: 3 P: 24	R: 4 E: 0 K: 2 S: 19 H: 5 LOB: 2 BB: 1 P: 33	R: 0 E: 0 K: 1 S: 8 H: 1 LOB: 2 BB: 1 P: 14	R: 0 E: 0 K: 0 S: 5 H: 1 LOB: 1 BB: 0 P: 7	R: 2 E: 1 K: 0 S: 12 H: 1 LOB: 1 BB: 1 P: 20	R: 0 E: 0 K: 1 S: 5 H: 0 LOB: 0 BB: 0 P: 7	1B: 5 2B: 2 3B: 2 HR: 1	SF: 1 SAC: 0 DP: 0 HBP: 0						

TOP

Atlanta Braves @ San Diego Padres

Jack Murphy Stadium, San Diego, CA

Sun Jun 07 1992, 6:33 AM EDT

Att. 18,924 - Cloudy - 73 F

livebaseballscorecards.com

AB	38
R	9
H	10
RBI	9
BB	6
SO	8
LOB	17

		WP: 0	PA: 45
		PB: 0	
		SB: 3	
		CS: 0	

PITCHER		IP	WLS	BF	H	R	ER	SO	BB	IBB	HBP	BLK	WP	HR	S	P	ERA	WHIP
Frank Seminara, R ERA: 4.22	(1, 1)	4.1	L	22	4	6	5	4	3	1	0	0	0	1	39	79	10.38	1.615
Rich Rodriguez, L ERA: 1.95	(5, 1)	0.2		5	3	1	1	2	0	0	0	0	0	0	11	17	13.50	4.500
Pat Clements, L ERA: 2.21	(6, 1)	2.0		9	2	0	0	1	1	0	0	0	0	0	13	21	0.00	1.500
Mike Maddux, R ERA: 1.74	(8, 1)	2.0		9	1	2	0	1	0	1	0	0	0	0	17	27	0.00	0.500

PITCHER	IP	WLS	BF	H	R	ER	SO	BB	IBB	HBP	BLK	WP	HR	S	P	ERA	WHIP

Batter	1	2	3	4	5	6	7	8	9	AB	R	H	RBI	BB	SO	LOB
Tony Fernandez, S (1, 6) OBP: 0.371, SLG: 0.401	B C B F B B 4-2 S G4-3 BB		B X 1-0 G5-4-3 1B		X 0-0 ③ G1-3		F B C F B F X 2-2 ② G4-3			3	0	1	0	1	0	1
Tony Gwynn, L (1, 9) OBP: 0.407, SLG: 0.481	X 0-0 ① G4-3 1-2		1 SAFE 1 SAFE 1 SAFE C F X 0-2 ①② G5-4-3 1-2f			B C X 1-1 1B WP E 1B	C X 0-1 ③ F7			4	1	1	0	0	0	2
Gary Sheffield, R (1, 5) OBP: 0.384, SLG: 0.516	B B B C X 3-1 ② L8		S B B S S 2-3 ③ K			C B B B B 4-1 E E E 1-2 BB		X 0-0 F7 SF7 2B		3	2	1	0	1	1	1
Fred McGriff, L (1, 3) OBP: 0.408, SLG: 0.578	B F B B C B 4-2 2-3 BB			B B B X 3-0 ① F7		F X 0-1 E9 2B 1-H 2-H 1B		F C F B B X 2-2 ① F7 2-3		3	1	1	0	1	0	1
Kurt Stillwell, S (1, 4) OBP: 0.320, SLG: 0.371	C F X 0-2 ③ G1-3			B X 1-0 ② G5-3		C F S 0-3 ① K		X 0-0 ② SF7 3-H		3	0	0	1	0	1	3
Oscar Azocar, L (1, 7) OBP: 0.234, SLG: 0.163		C X 0-1 ① G3		C B B X 2-1 ③ F7		F S F X 0-2 ② P5		F F F X 0-2 ③ L9		4	0	0	0	0	0	1
Darrin Jackson, R (1, 8) OBP: 0.273, SLG: 0.387		F X 0-1 ② F7			C C B X 1-2 1B	C X 0-1 PB 3-H 2B		B S F S 1-3 ① K		4	0	2	1	0	1	0
Dann Bilardello, R (1, 2) OBP: 0.240, SLG: 0.182		B B B B 4-0 BB			S C S 0-3 ① K	B S B F X 2-2 ③ G5-3 2-3		S S X 0-2 ② G6-3		3	0	0	0	1	1	2
Frank Seminara, R (1, 1) Rich Rodriguez, L (5, 1) Tim Teufel, R (5, PH) OBP: 0.337, SLG: 0.333 Pat Clements, R (6, 1) Kevin Ward, R (7, PH) OBP: 0.263, SLG: 0.364 Mike Maddux, L (8, 1) Craig Shipley, R (9, PH) OBP: 0.206, SLG: 0.182		C X 0-1 ③ G5-3			X 0-0 ② P3		X 0-0 ① F9		S B S S B B F C 3-3 ③ K	1 0 1 0 1 0 1	0 0 0 0 0 0 0	0 0 0 0 0 0 0	0 0 0 0 0 0 0	0 0 0 0 0 0 1	0 0 0 0 0 0 0	1 0 1 0 0 0 0
Inning Stats	R: 0 H: 0 E: 0 LOB: 2 K: 0 BB: 2 S: 10 P: 21	R: 0 H: 0 E: 0 LOB: 1 K: 0 BB: 1 S: 6 P: 10	R: 0 H: 1 E: 0 LOB: 0 K: 1 BB: 0 S: 7 P: 10	R: 0 H: 0 E: 0 LOB: 0 K: 0 BB: 0 S: 4 P: 10	R: 0 H: 1 E: 0 LOB: 1 K: 1 BB: 0 S: 8 P: 9	R: 3 H: 3 E: 1 LOB: 1 K: 1 BB: 1 S: 17 P: 24	R: 0 H: 0 E: 0 LOB: 0 K: 0 BB: 0 S: 8 P: 10	R: 1 H: 1 E: 0 LOB: 0 K: 0 BB: 0 S: 10 P: 12	R: 0 H: 0 E: 0 LOB: 0 K: 2 BB: 0 S: 10 P: 14	1B: 4 SF: 1 2B: 2 SAC: 0 3B: 0 DP: 1 HR: 0 HBP: 0						WP: 1 PA: 36 PB: 1 SB: 1 CS: 0

PITCHER	IP	WLS	BF	H	R	ER	SO	BB	IBB	HBP	BLK	WP	HR	S	P	ERA	WHIP
29 John Smoltz, R (1, 1) ERA: 3.65	9.0	W	36	6	4	4	5	4	0	0	0	1	0	80	120	4.00	1.111

PITCHER	IP	WLS	BF	H	R	ER	SO	BB	IBB	HBP	BLK	WP	HR	S	P	ERA	WHIP

BOTTOM

Atlanta Braves @ San Diego Padres

Jack Murphy Stadium, San Diego, CA

Sun Jun 07 1992, 6:33 AM EDT

Att. 18,924 - Cloudy - 73 F

livebaseballscorecards.com

AB	31
R	4
H	6
RBI	2
BB	4
SO	5
LOB	13

Batter	1	2	3	4	5	6	7	8	9	AB	R	H	RBI	BB	SO	LOB
Otis Nixon, S (1, 8) OBP: 0.415, SLG: 0.404	B C F B M 2-3 ① K		F B B B B 4-1 HR BB	F C F B B X 2-2 ② F8 2-3			B F C X 1-2 ② G1			3	1	0	0	1	1	2
Terry Pendleton, S (1, 5) OBP: 0.335, SLG: 0.511	X 0-0 ② F7		1 SAFE 1 SAFE B B 1 X 2-0 ① P5	B X 1-0 ③ G3			C B F S 1-3 ③ K			4	0	0	0	0	1	3
Ron Gant, R (1, 7) OBP: 0.390, SLG: 0.505	B X 1-0 S 1B 1B		1 SAFE B C C C B X 2-2 ② F8		S C B F X 1-2 ① G6-3			B X 1-0 ① G6-3		4	1	1	0	0	0	1
David Justice, L (1, 9) OBP: 0.328, SLG: 0.373	S C X 0-2 1-H 1B		1 SAFE F 1 SAFE C B X 1-2 1-H HR		F B B F X 2-2 ② L9			B C X 1-1 ② G3-1		4	1	2	3	0	0	0
Sid Bream, L (1, 3) OBP: 0.333, SLG: 0.375	C F S 0-3 ③ K		C B B S B F F X 3-2 ③ P5		B B B C X 3-1 ③ F8			B B X 2-0 ③ G3-1		4	0	0	0	0	1	1
Greg Olson, R (1, 2) OBP: 0.326, SLG: 0.316		B X 1-0 ① G6-3		X 0-0 1B 1B 1B		B F F B X 2-2 ① P6			C B C X 1-2 FC1-5 2B	4	1	2	0	0	0	0
Mark Lemke, S (1, 4) OBP: 0.262, SLG: 0.280		B B B B 4-0 E BB	F B C B X 2-2 ① F7		S B X 1-1 ② G4-3				L X 0-1 ① FC1-5 2-3	3	0	0	0	1	0	2
Rafael Belliard, R (1, 6) OBP: 0.274, SLG: 0.243		B C 1 SAFE F F S 1-3 ② K 1-2	S X 0-1 F8 1B 1-2 1B		X 0-0 ③ F8				X 0-0 ② L4	4	0	1	0	0	1	2
Charlie Leibrandt, R (1, 1) OBP: 0.143, SLG: 0.150 Kent Mercker, L (6, 1) Juan Berenguer, R (7, 1)		C S X 0-2 ③ G4-3	1 SAFE X 0-0 1-2 2-H 1B			C C S 0-3 ① K			S F S 0-3 ③ K	2 1 1	0 0 0	1 0 0	1 0 0	0 0 0	0 1 1	1 0 1
Inning Stats	R: 1 H: 2 E: 0 LOB: 1 K: 2 BB: 0 S: 11 P: 14	R: 0 H: 0 E: 1 LOB: 1 K: 1 BB: 1 S: 8 P: 14	R: 2 H: 1 E: 0 LOB: 0 K: 0 BB: 1 S: 13 P: 25	R: 1 H: 3 E: 0 LOB: 2 K: 0 BB: 0 S: 12 P: 17	R: 0 H: 0 E: 0 LOB: 0 K: 0 BB: 0 S: 9 P: 15	R: 0 H: 0 E: 0 LOB: 0 K: 0 BB: 0 S: 6 P: 9	R: 0 H: 0 E: 0 LOB: 0 K: 2 BB: 0 S: 9 P: 11	R: 0 H: 0 E: 0 LOB: 0 K: 0 BB: 0 S: 4 P: 8	R: 0 H: 1 E: 0 LOB: 1 K: 1 BB: 0 S: 9 P: 10	1B: 5 SF: 0 2B: 1 SAC: 0 3B: 0 DP: 0 HR: 1 HBP: 0						WP: 0 PA: 36 PB: 0 SB: 1 CS: 0	

TOP

Atlanta Braves @ Los Angeles Dodgers

Dodger Stadium, Los Angeles, CA

Mon Jun 08 1992, 3:33 AM PDT

Att. 29,799 - Sunny - 70 F

livebaseballscorecards.com

AB	34
R	4
H	7
RBI	4
BB	2
SO	6
LOB	13

PITCHER		IP	WLS	BF	H	R	ER	SO	BB	IBB	HBP	BLK	WP	HR	S	P	ERA	WHIP
Ramon Martinez, R ERA: 3.82	(1, 1)	5.0	L	23	6	4	4	3	2	0	0	0	0	1	53	85	7.20	1.600
Tim Crews, R ERA: 5.4	(6, 1)	2.0		6	0	0	0	2	0	0	0	0	0	0	15	20	0.00	0.000
Jay Howell, R ERA:	(8, 1)	2.0		7	1	0	0	1	0	0	0	0	0	0	13	18	0.00	0.500

PITCHER	IP	WLS	BF	H	R	ER	SO	BB	IBB	HBP	BLK	WP	HR	S	P	ERA	WHIP

Batter	1	2	3	4	5	6	7	8	9	AB	R	H	RBI	BB	SO	LOB
Brett Butler, L (1, 8) OBP: 0.377, SLG: 0.355	X 0-0 CS 1B		C B B C B X 3-2 ② F7		B C C B X 2-2 E5 2-H		C F B F B F B F B 4-2 G6-4-3 1-2 2-3 BB			3	0	1	0	1	0	0
Mike Sharperson, R (1, 4) OBP: 0.449, SLG: 0.439 Lenny Harris, L (7, PH) OBP: 0.351, SLG: 0.323 (8, 4)	1 SAFE P 1 SAFE 1 SAFE C X 1-1 ① FC1-6 1-2 1B		B C F X 2-2 ③ P3		B B C C X 2-2 ③ G5-3		B F B B C X 3-2 ②③ G6-4-3 1-2f			3 1	0 0	1 0	0 0	0 0	0 0	1 3
Kal Daniels, L (1, 7) OBP: 0.300, SLG: 0.315	C B 1 SAFE X 1-1 ② FC1-6 1-2f			C B C X 1-2 ① F8		X 0-0 ① F7		C X 0-1 ① F8		4	0	0	0	0	0	1
Eric Karros, R (1, 3) OBP: 0.293, SLG: 0.480	1 SAFE B F B 1 SAFE S B X 3-2 ③ G5-3			X 0-0 ② F9		F S X 0-2 1B		F X 0-1 ② P4		4	0	1	0	0	0	1
Todd Benzinger, S (1, 9) OBP: 0.270, SLG: 0.359		B C F F B X 2-2 ① F9		X 0-0 2B		B B X 2-0 ② F8		X 0-0 ③ P7		4	0	1	0	0	0	1
Dave Anderson, R (1, 5) OBP: 0.302, SLG: 0.500 Tom Goodwin, L (9, PH) OBP: 0.500, SLG: 0.500		C B X 1-1 1B	B B B C F F X 3-2 ③ L4			C B C B C 2-3 ③ K			C C F F F B X 1-2 ① P3	3 1	0 0	1 0	0 0	0 0	1 0	2 0
Carlos Hernandez, R (1, 2) OBP: 0.352, SLG: 0.320 Dave Hansen, L (9, PH) OBP: 0.339, SLG: 0.398	S 1 SAFE 1 SAFE S S 0-3 ② K				B X 1-0 WP E 1B		B X 1-0 BB BB 1B		F X 0-1 HR	3 1	1 1	2 1	0 1	0 0	1 0	1 0
Jose Offerman, S (1, 6) OBP: 0.315, SLG: 0.323	C S B B 1 SAFE S 2-3 ③ K				B X 1-0 ① G1-3 1-2		B B C S S 2-3 ① K		C B F X 1-2 ② F7	4	0	0	0	0	2	3
Ramon Martinez, R (1, 1) OBP: 0.160, SLG: 0.160 Stan Javier, S (5, PH) OBP: 0.245, SLG: 0.227 Tim Crews, R (6, 1) Mitch Webster, S (7, PH) OBP: 0.312, SLG: 0.477 Jay Howell, R (8, 1) Mike Scioscia, L (9, PH) OBP: 0.266, SLG: 0.275			C S B B F F X 2-2 ① G4-3		B C S S X 1-2 ② F9		B B C S B B 4-1 BB 1-2 BB		C C S 0-3 ③ K	1 1 0 0 0 1	0 0 0 0 0 0	0 0 0 0 0 0	0 0 0 1 0 0	0 1 0 0 0 0	0 0 0 0 1 0	0 1 0 0 0 0
Inning Stats	R: 0 H: 2 E: 0 LOB: 1 K: 0 BB: 0 S: 9 P: 13	R: 0 H: 1 E: 0 LOB: 1 K: 2 BB: 0 S: 12 P: 17	R: 0 H: 0 E: 0 LOB: 0 K: 0 BB: 0 S: 11 P: 18	R: 0 H: 1 E: 0 LOB: 1 K: 0 BB: 0 S: 9 P: 13	R: 1 H: 1 E: 1 LOB: 1 K: 0 BB: 0 S: 11 P: 18	R: 0 H: 1 E: 0 LOB: 1 K: 1 BB: 0 S: 8 P: 12	R: 0 H: 1 E: 0 LOB: 2 K: 1 BB: 2 S: 13 P: 27	R: 0 H: 0 E: 0 LOB: 0 K: 0 BB: 0 S: 5 P: 5	R: 1 H: 1 E: 0 LOB: 0 K: 1 BB: 0 S: 14 P: 16	1B: 6 2B: 1 3B: 0 HR: 1	SF: 0 SAC: 0 DP: 1 HBP: 0			WP: 1 PB: 0 SB: 0 CS: 1	PA: 36		

PITCHER		IP	WLS	BF	H	R	ER	SO	BB	IBB	HBP	BLK	WP	HR	S	P	ERA	WHIP
Charlie Leibrandt, L ERA: 3.92	(1, 1)	5.0	W	20	5	1	0	2	0	0	0	0	1	0	52	79	0.00	1.000
Kent Mercker, L ERA: 2.9	(6, 1)	1.1		8	2	0	0	2	2	0	0	0	0	0	18	33	0.00	3.000
Juan Berenguer, R ERA: 2.43	(7, 1)	2.2	S	8	1	1	1	1	0	0	0	0	0	1	22	27	3.38	0.375

PITCHER	IP	WLS	BF	H	R	ER	SO	BB	IBB	HBP	BLK	WP	HR	S	P	ERA	WHIP

BOTTOM

Atlanta Braves @ Los Angeles Dodgers

Dodger Stadium, Los Angeles, CA

Mon Jun 08 1992, 3:33 AM PDT

Att. 29,799 - Sunny - 70 F

livebaseballscorecards.com

AB	34
R	2
H	8
RBI	1
BB	2
SO	5
LOB	14

Batter	1	2	3	4	5	6	7	8	9	AB	R	H	RBI	BB	SO	LOB
Deion Sanders, L (1, 8) OBP: 0.373, SLG: 0.519	S B B X 2-1 2B G3-1 1B		B X 1-0 ① G5-3		B B X 2-0 ③ P6			C S B F X 1-2 ② G1-3		4	1	1	0	0	0	1
Terry Pendleton, S (1, 5) OBP: 0.337, SLG: 0.515	1 SAFE X 0-0 G3-1 1-3 PB 2B		B C C X 1-2 ② G1-3			B S S X 1-2 L4-6 WP 1B		X 0-0 ③ G4-3		4	1	2	0	0	0	0
Ron Gant, R (1, 7) OBP: 0.384, SLG: 0.495	F X 0-1 ① G3-1 2-3 3-H		C X 0-1 ③ G1-3			S B B X 2-1 ①② L4-6 1-3			B F F X 1-2 ① P2	4	0	0	1	0	0	2
David Justice, L (1, 9) OBP: 0.326, SLG: 0.376	B X 1-0 ② G3 3-H			B B X 2-0 ① F9		S B S X 1-2 ③ F8			B C B B X 3-1 G4-3 2B	4	0	1	0	0	0	0
Sid Bream, L (1, 3) OBP: 0.331, SLG: 0.366	B B B B 4-0 BB			B B X 2-0 ② G4-3			C B B B X 3-1 ① P5		B C X 1-1 ② G4-3 2-3	3	0	0	0	1	0	1
Damon Berryhill, S (1, 2) OBP: 0.223, SLG: 0.376	F F B B S 2-3 ③ K			X 0-0 ③ F8			C X 0-1 ② F8		F C B F X 1-2 ③ P5	4	0	0	0	0	1	2
Mark Lemke, S (1, 4) OBP: 0.269, SLG: 0.283		X 0-0 ① G3			B C B X 2-1 FC6-4 1B		C B B B 4-1 BB			2	0	1	0	1	0	0
Rafael Belliard, R (1, 6) OBP: 0.268, SLG: 0.237		C F S 0-3 ② K2-3			1 SAFE S S F X 0-2 ① FC6-4 1-2f		X 0-0 ③ G1-3			3	0	0	0	0	1	2
Mike Bielecki, R (1, 1) OBP: 0.125, SLG: 0.125 Otis Nixon, S (8, PH) OBP: 0.411, SLG: 0.400 Mike Stanton, L (8, 1) OBP: 0.500, SLG: 0.500		X 0-0 ③ G4-3			B L C C 1-3 ② K			B B C M X 2-2 ① G5-3		2 1 0	0 0 0	0 0 0	0 0 0	0 0 0	1 0 0	1 0 0
Inning Stats	R: 2 H: 2 E: 0 LOB: 1 K: 1 BB: 1 S: 9 P: 18	R: 0 H: 0 E: 0 LOB: 0 K: 1 BB: 0 S: 5 P: 5	R: 0 H: 0 E: 0 LOB: 0 K: 0 BB: 0 S: 6 P: 8	R: 0 H: 0 E: 0 LOB: 0 K: 0 BB: 0 S: 3 P: 7	R: 0 H: 1 E: 0 LOB: 1 K: 1 BB: 0 S: 10 P: 15	R: 0 H: 1 E: 0 LOB: 0 K: 0 BB: 0 S: 8 P: 12	R: 0 H: 0 E: 0 LOB: 1 K: 0 BB: 1 S: 6 P: 13	R: 0 H: 0 E: 0 LOB: 0 K: 0 BB: 0 S: 8 P: 11	R: 0 H: 1 E: 0 LOB: 1 K: 0 BB: 0 S: 11 P: 17	1B: 3 SF: 0 2B: 3 SAC: 0 3B: 0 DP: 1 HR: 0 HBP: 0						WP: 1 PA: 33 PB: 1 SB: 0 CS: 0

TOP

Atlanta Braves @ Los Angeles Dodgers

Dodger Stadium, Los Angeles, CA

Tue Jun 09 1992, 7:05 PM PDT

Att. 33,387 - Sunny - 70 F

livebaseballscorecards.com

AB	31
R	2
H	5
RBI	1
BB	2
SO	3
LOB	9

PITCHER		IP	WLS	BF	H	R	ER	SO	BB	IBB	HBP	BLK	WP	HR	S	P	ERA	WHIP
Orel Hershiser, R ERA: 3.58	(1, 1)	8.1	W	30	4	2	2	3	2	0	0	0	1	0	58	93	2.16	0.720
John Candelaria, L ERA: 0.77	(9, 1)	0.0		1	1	0	0	0	0	0	0	0	0	0	2	5	∞	∞
Roger McDowell, R ERA: 2.54	(9, 1)	0.2	S	2	0	0	0	0	0	0	0	0	0	0	6	8	0.00	0.000

PITCHER	IP	WLS	BF	H	R	ER	SO	BB	IBB	HBP	BLK	WP	HR	S	P	ERA	WHIP

Batter	1	2	3	4	5	6	7	8	9	AB	R	H	RBI	BB	SO	LOB
Brett Butler, L (1, 8) OBP: 0.383, SLG: 0.360	B C C X 1-2 FC1-6 1B WP 1B	B C C F F X 1-2 S 2-3 3-H 1B			B C C X 1-2 ② G4-3			B C C B F B B 4-2 P1-4 BB		3	1	2	1	1	0	0
Lenny Harris, L (1, 4) OBP: 0.348, SLG: 0.320	B X 1-0 FC1-6 1-2 1B	B 1 SAFE S B X 2-1 ③ F7 1-2			B C B F X 2-2 ③ G4-3			1 SAFE 1 SAFE L X 0-1 ① ② P1-4 1-2f		4	0	1	0	0	0	3
Kal Daniels, L (1, 7) OBP: 0.308, SLG: 0.355 Tom Goodwin, L (9, 7) OBP: 0.500, SLG: 0.500	F C B F S 2-3 ① K	B B C X 2-1 ① F8				B B X 2-0 G4-6-3 1B		C B F F X 1-2 HR		4 0	1 0	2 0	1 0	0 0	1 0	2 0
Eric Karros, R (1, 3) OBP: 0.285, SLG: 0.465	C 1 SAFE X 0-1 ② FC1-6 WP 1-2f 2-3	F B F C 1-3 ② K				C X 0-1 ① ② G4-6-3 1-2f		F B X 1-1 ③ P3		4	0	0	0	0	1	3
Mitch Webster, S (1, 9) OBP: 0.313, SLG: 0.463	B X 1-0 ③ P6 1-2 3-H	B F B X 2-1 ③ F8				B B F B B 4-1 BB				2	0	0	0	1	0	1
Mike Scioscia, L (1, 2) OBP: 0.268, SLG: 0.277	C B B X 2-1 SH1-4 E 1B 1B		C B B X 2-1 ① G4-3			1 SAFE 1 SAFE C 1 SAFE 1 SAFE X 0-1 ③ G4-3				3	1	1	0	0	0	1
Dave Hansen, L (1, 5) OBP: 0.330, SLG: 0.385 Dave Anderson, R (9, 5) OBP: 0.302, SLG: 0.500	B C B F S 2-3 ① K	B C F B B X 2-2 ② G3					B F B C S 2-3 ① K			3 0	0 0	0 0	0 0	0 0	2 0	1 0
Jose Offerman, S (1, 6) OBP: 0.310, SLG: 0.318	C B 1 SAFE X 1-1 E6 1B SH1-4 1-2	C B F B B X 3-2 ③ G6-3					B X 1-0 ② F8			3	0	0	0	0	0	1
Orel Hershiser, R (1, 1) OBP: 0.192, SLG: 0.320 John Candelaria, L (9, 1) Roger McDowell, R (9, 1)	X 0-0 ② SH1-4 1-2 2-3				S F B X 1-2 ① L4		F X 0-1 ③ P6			2 0 0	0 0 0	0 0 0	0 0 0	0 0 0	0 0 0	0 0 0
Inning Stats	R: 1 H: 2 E: 0 LOB: 1 K: 1 BB: 0 S: 11 P: 16	R: 1 H: 2 E: 1 LOB: 2 K: 1 BB: 0 S: 15 P: 23	R: 0 H: 0 E: 0 LOB: 0 K: 1 BB: 0 S: 7 P: 12	R: 0 H: 0 E: 0 LOB: 0 K: 0 BB: 0 S: 8 P: 15	R: 0 H: 0 E: 0 LOB: 0 K: 0 BB: 0 S: 9 P: 13	R: 0 H: 1 E: 0 LOB: 1 K: 0 BB: 1 S: 6 P: 12	R: 0 H: 0 E: 0 LOB: 0 K: 1 BB: 0 S: 6 P: 9	R: 1 H: 1 E: 0 LOB: 0 K: 0 BB: 1 S: 11 P: 17		1B: 5 SF: 0 2B: 1 SAC: 1 3B: 0 DP: 2 HR: 1 HBP: 0						

PITCHER		IP	WLS	BF	H	R	ER	SO	BB	IBB	HBP	BLK	WP	HR	S	P	ERA	WHIP
Mike Bielecki, R ERA: 2.72	(1, 1)	7.0		27	5	2	1	4	1	0	0	0	1	0	62	100	1.29	0.857
Mike Stanton, L ERA: 6.64	(8, 1)	1.0	L	4	1	1	1	0	1	0	0	0	0	1	11	17	9.00	2.000

PITCHER	IP	WLS	BF	H	R	ER	SO	BB	IBB	HBP	BLK	WP	HR	S	P	ERA	WHIP

BOTTOM

Atlanta Braves @ Los Angeles Dodgers

Dodger Stadium, Los Angeles, CA

Tue Jun 09 1992, 7:05 PM PDT

Att. 33,387 - Sunny - 70 F

livebaseballscorecards.com

AB	28
R	3
H	6
RBI	2
BB	2
SO	4
LOB	12

Batter	1	2	3	4	5	6	7	8	9	AB	R	H	RBI	BB	SO	LOB
Otis Nixon, S (1, 8) OBP: 0.406, SLG: 0.390	C B X 1-1 B1-3 ①		B X 1-0 G4-3 ③			F B L B B B 4-2 FC6-4 1B SF9 BB	C L B B B B C 3-3 K ③			3	1	0	0	1	1	2
Terry Pendleton, S (1, 5) OBP: 0.336, SLG: 0.510	B F F F F X 1-2 L4 ②			S X 0-1 G4-3 ①		B X 1-0 FC6-4 1-2 1B		X 0-0 F8 ①		4	0	1	0	0	0	0
Ron Gant, R (1, 7) OBP: 0.382, SLG: 0.489	X 0-0 F8 ③			C S B C 1-3 K ②		B X 1-0 FC6-4 S 1-2f 2-3 ①		B S B S B B 4-2 G4-6-3 BB		3	0	0	0	1	1	2
David Justice, L (1, 9) OBP: 0.324, SLG: 0.375		C B B C B F F F S 3-3 K ①		C B C B B F X 3-2 2B 1B		X 0-0 SF9 3-H ②		F S B 1 SAFE 1 SAFE 1 SAFE X 1-2 G4-6-3 1-2f ② ③		3	1	1	1	0	1	1
Sid Bream, L (1, 3) OBP: 0.335, SLG: 0.373		X 0-0 G4-3 ②		1 SAFE B C F 1 SAFE 1 SAFE B X 2-2 1-H 2B		1 SAFE B B I I 4-0 1-2 IBB			F C B S 1-3 K ①	3	0	1	1	1	1	0
Jeff Blauser, R (1, 4) OBP: 0.278, SLG: 0.371 Mark Lemke, S (6, 4) OBP: 0.273, SLG: 0.287		X 0-0 L4 ③		C X 0-1 G5-3 ③		B S S C 1-3 K ③			X 0-0 BLK 1B	3 1	0 0	0 1	0 0	0 0	1 0	3 0
Greg Olson, R (1, 2) OBP: 0.316, SLG: 0.305			B C S B F C 2-3 K ①		X 0-0 G6-3 ①		B B X 2-0 G6-3 ①		1 SAFE 1 SAFE 1 SAFE 1 SAFE B B F C B 3-3 S K ② 1-2	4	0	0	0	0	2	1
Rafael Belliard, R (1, 6) OBP: 0.268, SLG: 0.238			X 0-0 SH1-4 1B		C B C X 1-2 G1-6-3 ②		S S L 0-3 K ②		B X 1-0 G6-3 ③	4	0	1	0	0	1	1
Steve Avery, L (1, 1) OBP: 0.161, SLG: 0.233 Mike Stanton, L (9, 1) OBP: 0.500, SLG: 0.500			M 1 SAFE X 0-1 SH1-4 1-2 ②		S F B F S 1-3 K ③		B X 1-0 1B			2 0	0 0	1 0	0 0	0 0	1 0	0 0
Inning Stats	R: 0 E: 0 K: 0 S: 8 H: 0 LOB: 0 BB: 0 P: 10	R: 0 E: 0 K: 1 S: 8 H: 0 LOB: 0 BB: 0 P: 11	R: 0 E: 0 K: 1 S: 8 H: 1 LOB: 1 BB: 0 P: 11	R: 1 E: 0 K: 1 S: 14 H: 2 LOB: 1 BB: 0 P: 20	R: 0 E: 0 K: 1 S: 8 H: 0 LOB: 0 BB: 0 P: 10	R: 1 E: 0 K: 1 S: 8 H: 1 LOB: 2 BB: 2 P: 19	R: 0 E: 0 K: 2 S: 8 H: 1 LOB: 1 BB: 0 P: 14	R: 0 E: 0 K: 0 S: 6 H: 0 LOB: 0 BB: 1 P: 11	R: 0 E: 0 K: 2 S: 8 H: 1 LOB: 1 BB: 0 P: 13	1B: 5 2B: 1 3B: 0 HR: 0	SF: 1 SAC: 1 DP: 1 HBP: 0					

PITCHER		IP	WLS	BF	H	R	ER	SO	BB	IBB	HBP	BLK	WP	HR	S	P	ERA	WHIP
Kevin Gross, R ERA: 3.03	(1, 1)	7.0	L	28	5	2	2	7	1	1	0	0	0	0	62	95	2.57	0.857
Jim Gott, R ERA: 1.44	(8, 1)	2.0		7	1	0	0	2	1	0	0	1	0	0	14	24	0.00	1.000

PITCHER	IP	WLS	BF	H	R	ER	SO	BB	IBB	HBP	BLK	WP	HR	S	P	ERA	WHIP

Atlanta Braves @ Los Angeles Dodgers

Dodger Stadium, Los Angeles, CA

Wed Jun 10 1992, 3:33 AM PDT

Att. 28,241 - Overcast - 74 F

TOP

AB	30
R	2
H	6
RBI	2
BB	3
SO	9
LOB	10

1B: 5	SF: 1	WP: 0
2B: 1	SAC: 1	PB: 0
3B: 0	DP: 1	SB: 1
HR: 0	HBP: 0	CS: 0

PA: 35

livebaseballscorecards.com

Atlanta Braves @ Los Angeles Dodgers

Dodger Stadium, Los Angeles, CA

Wed Jun 10 1992, 3:33 AM PDT

Att. 28,241 - Overcast - 74 F

livebaseballscorecards.com

BOTTOM

Batter	1	2	3	4	5	6	7	8	9	AB	R	H	RBI	BB	SO	LOB
Brett Butler, L (1, 8) OBP: 0.379, SLG: 0.353	C B B F X 2-2 ① F8		C F F X 0-2 E4 1B		B F B X 2-1 ② G5-3		F B L B B F B 4-2 BB		B S C F C 1-3 ③ K	4	0	0	0	1	1	2
Mike Sharperson, R (1, 4) OBP: 0.443, SLG: 0.461	C B B X 2-1 HR		1 SAFE P F 1 SAFE B B C F F X 3-2 ② P4		B X 1-0 ③ F8		1 SAFE C B X 1-1 ③ F8			4	1	1	1	0	0	2
Mitch Webster, S (1, 7) OBP: 0.321, SLG: 0.465 (9, 9)	C F B X 1-2 ② F9		1 SAFE X 0-0 1-3 1B			X 0-0 S 1B		B C S B F B X 3-2 ① G4-3		4	0	2	0	0	0	0
Eric Karros, R (1, 3) OBP: 0.284, SLG: 0.459 Tom Goodwin, L (8, PR) OBP: 0.500, SLG: 0.500 (9, 7)	F B F S 1-3 ③ K		B X 1-0 ③ F8			B X 1-0 ① F7		C X 0-1 CS S 1B		4 0	0 0	1 0	0 0	0 0	1 0	3 0
Todd Benzinger, S (1, 9) OBP: 0.269, SLG: 0.356 (9, 3)		B F B F F X 2-2 CS 1B		X 0-0 E4 FC3-6		1 SAFE X 0-0 ② P3		1 SAFE B F 1 SAFE B F 1 SAFE F F 3-3 B F S ② ③ K 1-3		4	0	1	0	0	1	2
Dave Anderson, R (1, 5) OBP: 0.298, SLG: 0.472		B F 1 SAFE C B B S 3-3 ① ② K 1-2		B 1 SAFE C 1 SAFE S F B C 2-3 ① K		P B 2 SAFE B 4-0 1-2 BB			C X 0-1 ① G6-3	3	0	0	0	1	2	2
Mike Scioscia, L (1, 2) OBP: 0.273, SLG: 0.273 Lenny Harris, L (9, PR) OBP: 0.348, SLG: 0.320		B B C F F B B 4-2 BB		X 0-0 ② FC3-6 FC6-4 1-2f		F B F F B C 2-3 ③ K			B C B B B C B 4-2 1B BB	2 0	0 0	0 0	0 0	2 0	1 0	3 0
Jose Offerman, S (1, 6) OBP: 0.309, SLG: 0.316		F C X 0-2 ③ F8		X 0-0 ③ FC6-4 1-2f			B S B X 2-1 ① P4		C F X 0-2 1-2 1B	4	0	1	0	0	0	2
Kevin Gross, R (1, 1) OBP: 0.182, SLG: 0.100 Stan Javier, S (7, PH) OBP: 0.240, SLG: 0.222 Jim Gott, R (8, 1) Kal Daniels, L (9, PH) OBP: 0.305, SLG: 0.351			F B F S 1-3 ① K		X 0-0 ① P3		C B F X 1-2 ② G4-3		C F B B B F S 2-3 ② K	2 1 0 1	0 0 0 0	0 0 0 0	0 0 0 0	1 0 0 1	0 0 0 2	0 0 0 2
Inning Stats	R: 1 H: 1 E: 0 LOB: 0 K: 1 BB: 0 S: 11 P: 17	R: 0 H: 1 E: 0 LOB: 1 K: 1 BB: 1 S: 13 P: 22	R: 0 H: 1 E: 1 LOB: 2 K: 1 BB: 0 S: 14 P: 18	R: 0 H: 0 E: 1 LOB: 1 K: 1 BB: 0 S: 7 P: 9	R: 0 H: 0 E: 0 LOB: 0 K: 0 BB: 0 S: 4 P: 7	R: 0 H: 1 E: 0 LOB: 2 K: 1 BB: 1 S: 8 P: 14	R: 0 H: 0 E: 0 LOB: 1 K: 0 BB: 1 S: 10 P: 18	R: 0 H: 1 E: 0 LOB: 2 K: 1 BB: 0 S: 12 P: 18	R: 0 H: 1 E: 0 LOB: 2 K: 2 BB: 1 S: 15 P: 22	1B: 5 2B: 2 3B: 0 HR: 1	SF: 0 SAC: 0 DP: 2 HBP: 0			WP: 0 PB: 0 SB: 2 CS: 2	PA: 37		

	AB	33
	R	1
	H	6
	RBI	1
	BB	4
	SO	8
	LOB	18

PITCHER		IP	WLS	BF	H	R	ER	SO	BB	IBB	HBP	BLK	WP	HR	S	P	ERA	WHIP
Steve Avery, L ERA: 2.93	(1, 1)	8.0	W	32	5	1	1	6	3	0	0	0	0	1	79	123	1.12	1.000
Mike Stanton, L ERA: 6.33	(9, 1)	1.0	S	5	1	0	0	2	1	0	0	0	0	0	15	22	0.00	2.000

PITCHER	IP	WLS	BF	H	R	ER	SO	BB	IBB	HBP	BLK	WP	HR	S	P	ERA	WHIP

Batter	1	2	3	4	5	6	7	8	9	AB	R	H	RBI	BB	SO	LOB
Tony Fernandez, S (1, 6) OBP: 0.365, SLG: 0.389	C B B B X 3-1 G3-1 1B 1B	F C X 0-2 ③ G6-3			X 0-0 ① F7		1 SAFE C 1 SAFE X 0-1 ③ G6-3		X 0-0 ③ G6-3	5	1	1	0	0	0	2
Tony Gwynn, L (1, 9) OBP: 0.407, SLG: 0.502	S 1 SAFE B 1 C C 1 SAFE X 1-2 ① G3-1 1-2		B S B X 2-1 G3-1 1B 2B		B F F B F X 2-2 ② F9			C X 0-1 1B G5-3 1B 1B		4	2	2	0	0	0	1
Gary Sheffield, R (1, 5) OBP: 0.378, SLG: 0.502	B B C C B F F X 3-2 ② 2-H 1B	F X 0-1 ① G3-1 2-3			S B C X 1-2 ③ F9			S B 1 B X SAFE 2-1 ① G5-3 1-2		4	0	1	1	0	0	2
Fred McGriff, L (1, 3) OBP: 0.426, SLG: 0.623	B F C F F B X 2-2 2B 2B	B B B S S F B 4-2 1B BB				C C S 0-3 ① K		S B B B S X 3-2 1B 2-3 1B		3	1	2	0	1	1	0
Darrin Jackson, R (1, 8) (8, 7) OBP: 0.278, SLG: 0.405	B B C C B X 3-2 2-H 2B	S 1 SAFE X 0-1 L1-3 1-2 3-H 1B			X 0-0 ② F7			B F S S 1-3 ② K		4	0	2	2	0	1	2
Dan Walters, R (1, 2) OBP: 0.214, SLG: 0.370	C B X 1-1 ③ G1-3	1 SAFE S S X 0-1 ② ③ L1-3 1-2				C X 0-1 ③ G5-3		B X 1-0 1-2 3-H 1B		4	0	1	1	0	0	3
Jerald Clark, R (1, 7) OBP: 0.242, SLG: 0.296		B S C X 1-2 2B		X 0-0 ① F8			L S B X 1-2 ① G6-3	B C S X 1-2 ③ P4		4	0	1	0	0	0	2
Kurt Stillwell, S (1, 4) OBP: 0.320, SLG: 0.353		S T F F C 0-3 ① K		B X 1-0 ② G1-6-3			B S F F B B X 3-2 ② G5-3		C X 0-1 ① G4-3	4	0	0	0	0	1	1
Andy Benes, R (1, 1) OBP: 0.400, SLG: 0.250 Pat Clements, R (8, 1) Jose Melendez, R (8, 1) Kevin Ward, R (7, PH) OBP: 0.214, SLG: 0.342 Mike Maddux, L (1, 1) Larry Andersen, R (8, 1) Gary Pettis, S (8, 8) OBP: 0.400, SLG: 0.200 Randy Myers, L (8, 1) Tim Teufel, R (8, PH) OBP: 0.667, SLG: 0.537		B F F B B S 3-3 ② K		B S F B X 2-2 ③ G5-3			B F B B S B 4-2 BB		B B C X 2-1 ② F7	2 0 0 0 0 1 1 0 0 0 0 0 0 0 0 0 0 0 0 0 0 0 0 0 1 0 0 0 0 0 0 0 0 0 0 0 0 0 0 0 0 0 0 0 0 0 0 0 0 0 0 0 0 0 0 0 1 0 0 0 0 0 0						
Inning Stats	R: 2 E: 0 K: 0 S: 19 H: 4 LOB: 1 BB: 0 P: 32	R: 0 E: 0 K: 2 S: 13 H: 1 LOB: 1 BB: 0 P: 17	R: 1 E: 0 K: 0 S: 11 H: 2 LOB: 1 BB: 1 P: 17	R: 0 E: 0 K: 0 S: 5 H: 0 LOB: 0 BB: 0 P: 8	R: 0 E: 0 K: 0 S: 8 H: 0 LOB: 0 BB: 0 P: 11	R: 0 E: 0 K: 1 S: 6 H: 0 LOB: 0 BB: 0 P: 6	R: 0 E: 0 K: 0 S: 11 H: 0 LOB: 1 BB: 1 P: 19	R: 1 E: 0 K: 1 S: 14 H: 3 LOB: 2 BB: 0 P: 22	R: 0 E: 0 K: 0 S: 5 H: 0 LOB: 0 BB: 0 P: 7	1B: 6 2B: 5 3B: 0 HR: 0	SF: 0 SAC: 0 DP: 1 HBP: 0						

PITCHER		IP	WLS	BF	H	R	ER	SO	BB	IBB	HBP	BLK	WP	HR	S	P	ERA	WHIP
Tom Glavine, L ERA: 2.9	(1, 1)	7.2		33	10	4	4	4	2	0	0	0	0	0	84	128	4.70	1.565
Juan Berenguer, R ERA: 2.4	(8, 1)	0.1	W	1	0	0	0	0	0	0	0	0	0	0	3	4	0.00	0.000
Mike Stanton, L ERA: 6.04	(9, 1)	1.0	S	3	0	0	0	0	0	0	0	0	0	0	5	7	0.00	0.000

PITCHER	IP	WLS	BF	H	R	ER	SO	BB	IBB	HBP	BLK	WP	HR	S	P	ERA	WHIP

TOP

San Diego Padres @ Atlanta Braves

Atlanta-Fulton County Stadium, Atlanta, GA

Fri Jun 12 1992, 7:05 PM EDT

Att. 39,884 - Cloudy - 65 F

livebaseballscorecards.com

AB	35
R	4
H	10
RBI	4
BB	2
SO	4
LOB	14

1B: 6	SF: 0	WP: 0	PA: 37		
2B: 5	SAC: 0	PB: 0			
3B: 0	DP: 1	SB: 0			
HR: 0	HBP: 0	CS: 0			

Batter	1	2	3	4	5	6	7	8	9	AB	R	H	RBI	BB	SO	LOB
Otis Nixon, S (1, 8) OBP: 0.421, SLG: 0.402	1-1 1B 1B 1B	4-1 1B 1-2 BB		0-1 F8 ③		0-1 G3 1-2 2-3 1B		0-1 1B S 1B 1B		4	2	3	0	1	0	0
Terry Pendleton, S (1, 5) OBP: 0.341, SLG: 0.512	3-2 BB 1B 1-3 1B	0-0 G4-6-3 1-2 2-3 1B			1-2 L3 ①	0-0 G3 ② 1-2 2-3 3-H		0-1 F9 1B FC 1-3 1B		5	1	3	1	0	0	2
Ron Gant, R (1, 7) OBP: 0.382, SLG: 0.487	0-1 BB 1-2 3-H 1B	3-2 G4-6-3 ② ③ 1-2f			0-2 G4-3 ②	2-3 K ③		3-2 F9 FC 1-2 3-H 1B		5	0	2	2	0	1	5
David Justice, L (1, 9) OBP: 0.332, SLG: 0.370	4-2 1-2 2-3 BB		1-3 K1-3 ①		4-1 BB BB		4-2 E 1B BB	0-1 F9 ① 2-3		2	0	0	0	3	1	2
Sid Bream, L (1, 3) OBP: 0.340, SLG: 0.372 Brian Hunter, R (7, PR) OBP: 0.248, SLG: 0.412 (8, 3)	2-3 K ①		2-1 F9 ②		4-1 FC6-4 1-2 BB		1-1 E7 F8-6 1-3 1B	1-0 FC 1-2 3-H		3 1	0 0	1 0	0 1	1 0	1 0	3 1
Greg Olson, R (1, 2) OBP: 0.304, SLG: 0.293	2-3 K ②		2-0 G6-3 ③		1-2 FC6-4 ③ 1-2f		2-2 G6-3 ①	2-1 F9 ② 2-3		5	0	0	0	0	1	9
Mark Lemke, S (1, 4) OBP: 0.282, SLG: 0.306	3-2 G4-3 ③			0-0 HR		4-2 1B SH1-4 G3 BB	4-2 BB	1-0 P4 ③		3	2	1	1	2	0	5
Rafael Belliard, R (1, 6) OBP: 0.265, SLG: 0.234 Jerry Willard, L (7, PH) OBP: 0.318, SLG: 0.619 Jeff Blauser, R (8, 6) OBP: 0.278, SLG: 0.371		0-0 G1-3 ①		0-0 F9 ①		0-0 SH1-4 ① 1-2		0-1 F8-6 ② ③ 2-3		2 1 0	0 0 0	0 0 0	0 0 0	0 0 0	0 0 0	0 3 0
Tom Glavine, L (1, 1) OBP: 0.351, SLG: 0.343 Juan Berenguer, R (8, 1) Deion Sanders, L (8, PH) OBP: 0.376, SLG: 0.541 Mike Stanton, L (9, 1) OBP: 0.500, SLG: 0.500		0-2 1B BB 1B		0-0 G1-3 ②		4-2 G3 1B BB		2-0 HR		2 0 1 0	0 0 1 0	1 0 1 0	0 0 1 0	1 0 0 0	0 0 0 0	0 0 0 0
Inning Stats	R: 1 E: 0 K: 2 S: 20 H: 3 LOB: 3 BB: 1 P: 35	R: 0 E: 0 K: 0 S: 12 H: 2 LOB: 2 BB: 1 P: 19	R: 0 E: 0 K: 1 S: 6 H: 0 LOB: 0 BB: 0 P: 11	R: 1 E: 0 K: 0 S: 5 H: 1 LOB: 0 BB: 0 P: 5	R: 0 E: 0 K: 0 S: 11 H: 0 LOB: 2 BB: 2 P: 21	R: 1 E: 0 K: 1 S: 15 H: 1 LOB: 2 BB: 2 P: 25	R: 0 E: 1 K: 0 S: 13 H: 1 LOB: 3 BB: 2 P: 24	R: 3 E: 0 K: 0 S: 18 H: 4 LOB: 2 BB: 0 P: 27		1B: 10 2B: 1 3B: 0 HR: 2	SF: 0 SAC: 1 DP: 2 HBP: 0					

PITCHER		IP	WLS	BF	H	R	ER	SO	BB	IBB	HBP	BLK	WP	HR	S	P	ERA	WHIP
Andy Benes, R ERA: 4.0	(1, 1)	5.1		26	6	3	3	3	5	0	0	0	0	1	57	98	5.06	2.062
Pat Clements, L ERA: 2.11	(6, 1)	0.0		1	0	0	0	0	1	0	0	0	0	0	6	10	∞	∞
Jose Melendez, R ERA: 3.4	(6, 1)	0.2		3	1	0	0	1	0	0	0	0	0	0	6	8	0.00	1.500
Mike Maddux, R ERA: 2.78	(7, 1)	1.0	L	8	4	3	3	0	2	0	0	0	0	1	18	31	27.00	6.000
Larry Andersen, R ERA: 5.4	(8, 1)	0.0		1	1	0	0	0	0	0	0	0	0	0	7	10	∞	∞

PITCHER		IP	WLS	BF	H	R	ER	SO	BB	IBB	HBP	BLK	WP	HR	S	P	ERA	WHIP
Randy Myers, L ERA: 6.21	(8, 1)	1.0		4	0	0	0	0	0	0	0	0	0	0	6	10	0.00	0.000

BOTTOM

San Diego Padres @ Atlanta Braves

Atlanta-Fulton County Stadium, Atlanta, GA

Fri Jun 12 1992, 7:05 PM EDT

Att. 39,884 - Cloudy - 65 F

livebaseballscorecards.com

AB	34
R	6
H	12
RBI	6
BB	8
SO	4
LOB	30

WP: 0 PB: 0 SB: 1 CS: 0 PA: 43

Batter	1	2	3	4	5	6	7	8	9	AB	R	H	RBI	BB	SO	LOB
Tony Fernandez, S (1, 6) OBP: 0.363, SLG: 0.384	C C S 0-3 ① K		C B C B X 2-2 ③ G4-3			B S B F F H 3-2 1B 1B HBP		X 0-0 ① P6		3	1	0	0	0	1	0
Tony Gwynn, L (1, 9) OBP: 0.405, SLG: 0.498	F X 0-1 ② G6-3			X 0-0 ① F7		B C B B X 3-1 1B BB 1-3 G5-4-3 1B		C B F X 1-2 ② F8		4	1	1	0	0	0	0
Gary Sheffield, R (1, 5) OBP: 0.376, SLG: 0.496	S C B B B X 3-2 ③ G5-3			B B X 2-0 ② G6-3		B B B B 4-0 G5-4-3 1B 1-2 BB		F B X 1-1 ③ L8		3	0	0	0	1	0	0
Fred McGriff, L (1, 3) OBP: 0.423, SLG: 0.616		F B X 1-1 ① G3-1		F B B F B S 3-3 ③ K		X 0-0 G5-4-3 1-2 2-3 3-H 1B			C X 0-1 ① F7	4	0	1	1	0	1	0
Darrin Jackson, R (1, 8) OBP: 0.286, SLG: 0.416		B B X 2-0 F8 2B			S C X 0-2 1B 1B	C X 0-1 ① ② G5-4-3 1-2f 2-3 3-H			F X 0-1 1B	4	0	3	0	0	0	2
Oscar Azocar, L (1, 7) OBP: 0.276, SLG: 0.245		X 0-0 ② F8 2-3			S F F F 1 F F B X SAFE 1-2 1B	X 0-0 ③ P5			F X 0-1 ② F7	4	0	1	0	0	0	3
Dan Walters, R (1, 2) OBP: 0.188, SLG: 0.323		B C X 1-1 ③ B2-3			B F F F S 1-3 ① K		C B F X 1-2 ① G5-3		C X 0-1 ③ G5-3	4	0	0	0	0	1	4
Kurt Stillwell, S (1, 4) OBP: 0.314, SLG: 0.346			C B F S 1-3 ① K2-3		F X 0-1 ② F7		F X 0-1 ② F7			3	0	0	0	0	1	2
Frank Seminara, R (1, 1) Rich Rodriguez, L (3, 1) Tim Teufel, R (5, PH) OBP: 0.333, SLG: 0.333 Gene Harris, R (5, 1) OBP: 0.500, SLG: 0.500 Jerald Clark, R (7, PH) OBP: 0.241, SLG: 0.295 Larry Andersen, R (7, 1)			B B B C C X 3-2 ② G4-3		C C B C 1-3 ③ K		S C B X 1-2 G5-3			1 0 0 0 0 0 0 0 0 0 0 0 0 0 1 0 0 0 0 1 2 0 0 0 0 0 0 0 1 0 0 0 0 0 0 0 0 0 0 0 0 0						
Inning Stats	R: 0 H: 0 E: 0 LOB: 0 K: 1 BB: 0 S: 8 P: 11	R: 0 H: 1 E: 0 LOB: 1 K: 0 BB: 0 S: 6 P: 10	R: 0 H: 0 E: 0 LOB: 0 K: 1 BB: 0 S: 9 P: 15	R: 0 H: 0 E: 0 LOB: 0 K: 1 BB: 0 S: 5 P: 10	R: 0 H: 2 E: 0 LOB: 2 K: 2 BB: 0 S: 19 P: 22	R: 2 H: 2 E: 0 LOB: 1 K: 0 BB: 1 S: 9 P: 19	R: 0 H: 0 E: 0 LOB: 0 K: 0 BB: 0 S: 8 P: 10	R: 0 H: 0 E: 0 LOB: 0 K: 0 BB: 0 S: 6 P: 8	R: 0 H: 1 E: 0 LOB: 1 K: 0 BB: 0 S: 8 P: 8	1B: 5 SF: 0 2B: 1 SAC: 0 3B: 0 DP: 1 HR: 0 HBP: 1						

PITCHER	IP	WLS	BF	H	R	ER	SO	BB	IBB	HBP	BLK	WP	HR	S	P	ERA	WHIP
29 John Smoltz, R (1, 1) ERA: 3.5	9.0	W	34	6	2	2	5	1	0	1	0	0	0	78	113	2.00	0.778

PITCHER	IP	WLS	BF	H	R	ER	SO	BB	IBB	HBP	BLK	WP	HR	S	P	ERA	WHIP

TOP

San Diego Padres @ Atlanta Braves

Atlanta-Fulton County Stadium, Atlanta, GA

Sat Jun 13 1992, 7:05 PM EDT

Att. 38,149 - Cloudy - 65 F

livebaseballscorecards.com

AB	32
R	2
H	6
RBI	1
BB	1
SO	5
LOB	13

WP: 0 PA: 34
PB: 0
SB: 0
CS: 0

BOTTOM

San Diego Padres @ Atlanta Braves

Atlanta-Fulton County Stadium, Atlanta, GA

Sat Jun 13 1992, 7:05 PM EDT
Att. 38,149 - Cloudy - 65 F

livebaseballscorecards.com

Batter	1	2	3	4	5	6	7	8	9	AB	R	H	RBI	BB	SO	LOB
Deion Sanders, L (1, 8) OBP: 0.379, SLG: 0.537	C S B B B B 4-2 CS BB		X 0-0 1B 1-3 FC5-2 1B	X 0-0 ② G4-3 2-3		C B B X 2-1 ③ G1-3				3	0	1	0	1	0	1
Terry Pendleton, S (1, 5) OBP: 0.343, SLG: 0.516	X 0-0 ① F9		X 0-0 FC5-2 2B 1-3 3-H 1B	B X 1-0 ③ L6			B C B F B F X 3-2 G6-3 2B			4	1	2	1	0	0	2
Ron Gant, R (1, 7) OBP: 0.380, SLG: 0.480	1 SAFE 1 SAFE B 1 SAFE B C B B 4-1 ② S BB 1-2		B B F X 2-1 ① FC5-2 2B 1-2 3-H		S X 0-1 ① G6-3		B C F F X 1-2 ① G6-3 2-3			3	1	0	0	1	0	3
David Justice, L (1, 9) OBP: 0.335, SLG: 0.380	B 1 SAFE C B C F S 2-3 ③ K 1-2		F X 0-1 1B 1-H 2-H 2B		X 0-0 BB 1B		B S B B X 3-1 ② G4-3			4	1	2	2	0	1	2
Sid Bream, L (1, 3) OBP: 0.344, SLG: 0.371		X 0-0 ① F9	B X 1-0 1B 2-H 1B		1 SAFE B 1 SAFE 1 SAFE B B F B 4-1 1-2 BB		S B B B B C X 3-2 ③ P5			3	0	1	1	1	0	1
Damon Berryhill, S (1, 2) OBP: 0.224, SLG: 0.372		B F B B B X 3-1 ② G3-1	B C B B X 2-1 G6-4-3 1-3 1B		S B F F S 1-3 ② K			B X 1-0 ① G4-3		4	0	1	0	0	1	2
Mark Lemke, S (1, 4) OBP: 0.281, SLG: 0.305	B C B B C X 3-2 1B		B F X 1-1 ② ③ G6-4-3 1-2f		X 0-0 ③ G1-3			X 0-0 ② F7		4	0	1	0	0	0	4
Rafael Belliard, R (1, 6) OBP: 0.270, SLG: 0.242	L X 0-1 ③ G4-3			S B F X 1-2 G4-3 29 SH1-4 1B		C S X 0-2 ① G6-3		X 0-0 1B		4	0	2	0	0	0	1
29 John Smoltz, R (1, 1) OBP: 0.250, SLG: 0.250			C B S B F B F B 4-2 1B 1B BB	X 0-0 ① SH1-4 1-2		F B C B S 2-3 ② K		B B C C S 2-3 ③ K		2	1	0	0	1	2	1
Inning Stats	R: 0 E: 0 K: 1 S: 8 H: 0 LOB: 1 BB: 2 P: 18	R: 0 E: 0 K: 0 S: 8 H: 1 LOB: 1 BB: 0 P: 14	R: 4 E: 0 K: 0 S: 15 H: 5 LOB: 1 BB: 1 P: 25	R: 0 E: 0 K: 0 S: 6 H: 1 LOB: 1 BB: 0 P: 8	R: 0 E: 0 K: 1 S: 9 H: 1 LOB: 2 BB: 1 P: 14	R: 0 E: 0 K: 1 S: 8 H: 0 LOB: 0 BB: 0 P: 12	R: 0 E: 0 K: 0 S: 13 H: 1 LOB: 1 BB: 0 P: 23	R: 0 E: 0 K: 1 S: 6 H: 1 LOB: 1 BB: 0 P: 9		1B: 8 2B: 2 3B: 0 HR: 0 SF: 0 SAC: 1 DP: 1 HBP: 0						

AB	31
R	4
H	10
RBI	4
BB	4
SO	4
LOB	17

PITCHER		IP	WLS	BF	H	R	ER	SO	BB	IBB	HBP	BLK	WP	HR	S	P	ERA	WHIP
Frank Seminara, R ERA: 6.23	(1, 1)	2.1	L	15	6	4	4	1	3	0	0	0	0	0	29	54	15.43	3.857
Rich Rodriguez, L ERA: 1.8	(3, 1)	1.2		5	1	0	0	0	0	0	0	0	0	0	8	11	0.00	0.600
Gene Harris, R ERA: 5.79	(5, 1)	2.0		8	1	0	0	2	1	0	0	0	0	0	17	26	0.00	1.000
Larry Andersen, R ERA: 3.38	(7, 1)	2.0		8	2	0	0	1	0	0	0	0	0	0	19	32	0.00	1.000

PITCHER		IP	WLS	BF	H	R	ER	SO	BB	IBB	HBP	BLK	WP	HR	S	P	ERA	WHIP

WP: 0	PA: 36
PB: 0	
SB: 1	
CS: 1	

Batter	1	2	3	4	5	6	7	8	9	AB	R	H	RBI	BB	SO	LOB
Tony Fernandez, S (1, 6) OBP: 0.361, SLG: 0.379	F X 0-1 ① L5			X 0-0 ① L7		B B B B 4-0 BB 1B BB	X 0-0 ③ F8			3	0	0	0	1	0	2
Tony Gwynn, L (1, 9) OBP: 0.406, SLG: 0.498	B C C F X 1-2 ② G3			B B B C F X 3-2 1B		X 0-0 FC5 BB 1-2 1B		B C F X 1-2 ① G3		4	0	2	0	0	0	0
Gary Sheffield, R (1, 5) OBP: 0.370, SLG: 0.487	B B C F B F F X 3-2 ③ G6-3			F 1 SAFE 1 SAFE F 1 SAFE F B 1 SAFE B 2-2 X ② F8		X 0-0 ② P1		S X 0-1 ② F9		4	0	0	0	0	0	3
Fred McGriff, L (1, 3) OBP: 0.420, SLG: 0.607		B B F X 2-1 ① G1-3		X 0-0 ③ G4-3		C B F B B B B 4-2 FC5 1-2 2-3 BB		B B C F X 2-2 ③ F8		3	0	0	0	1	0	1
Darrin Jackson, R (1, 8) OBP: 0.285, SLG: 0.413		C B C S 1-3 ② K			B B S S F S 2-3 ① K	B S X 1-1 ③ FC5 1-2 2-3f			B X 1-0 HR 1B	4	1	1	0	0	2	3
Kevin Ward, R (1, 7) OBP: 0.271, SLG: 0.333		X 0-0 ③ G6-3			C B B S 1-3 ② K		B C S X 1-2 CS 1B		C S B B X 2-2 ① F8	4	0	1	0	0	1	1
Dan Walters, R (1, 2) OBP: 0.222, SLG: 0.324			X 0-0 ① F7		B B B C F B 4-2 BB		F 1 SAFE C X 0-2 ① 1B 1-2 1B		X 0-0 ② P3	3	0	1	0	1	0	1
Tim Teufel, R (1, 4) OBP: 0.340, SLG: 0.375			B C B S S X 2-2 ② P4		B F B S S X 2-2 ③ G5-3		F F B F X 1-2 1B 1-2		B F X 1-1 1-H HR	4	1	2	2	0	0	1
Bruce Hurst, L (1, 1) OBP: 0.118, SLG: 0.152 Jose Melendez, R (6, 1) Craig Shipley, R (7, PH) OBP: 0.222, SLG: 0.200 Mike Maddux, L (7, 1) Jerald Clark, R (9, PH) OBP: 0.241, SLG: 0.295 Oscar Azocar, L (9, PH) OBP: 0.271, SLG: 0.241			X 0-0 ③ G4-3			F F B S 1-3 ① K	B X 1-0 ② F9		C B F X 1-2 ③ L7	2 0 1 0 0 0 1	0 0 0 0 0 0 0	0 0 0 0 0 0 0	0 0 0 0 0 0 0	1 0 0 0 0 0 0	0 0 2 0 0 0 0	0 0 0 0 0 0 0
Inning Stats	R: 0 E: 0 K: 0 S: 11 H: 0 LOB: 0 BB: 0 P: 15	R: 0 E: 0 K: 1 S: 6 H: 0 LOB: 0 BB: 0 P: 9	R: 0 E: 0 K: 0 S: 5 H: 0 LOB: 0 BB: 0 P: 7	R: 0 E: 0 K: 0 S: 9 H: 1 LOB: 1 BB: 0 P: 14	R: 0 E: 0 K: 2 S: 12 H: 0 LOB: 1 BB: 1 P: 21	R: 0 E: 0 K: 1 S: 10 H: 1 LOB: 3 BB: 2 P: 20	R: 0 E: 0 K: 0 S: 12 H: 3 LOB: 2 BB: 0 P: 15	R: 0 E: 0 K: 0 S: 8 H: 0 LOB: 0 BB: 0 P: 11	R: 2 E: 0 K: 0 S: 10 H: 2 LOB: 0 BB: 0 P: 15	1B: 6 2B: 0 3B: 0 HR: 1	SF: 0 SAC: 0 DP: 0 HBP: 0					

PITCHER		IP	WLS	BF	H	R	ER	SO	BB	IBB	HBP	BLK	WP	HR	S	P	ERA	WHIP
Charlie Leibrandt, L ERA: 3.69	(1, 1)	8.2	W	35	7	2	2	4	3	0	0	0	0	1	80	123	2.08	1.154
Mark Wohlers, R ERA: 2.08	(9, 1)	0.1	S	1	0	0	0	0	0	0	0	0	0	0	3	4	0.00	0.000

PITCHER	IP	WLS	BF	H	R	ER	SO	BB	IBB	HBP	BLK	WP	HR	S	P	ERA	WHIP

San Diego Padres @ Atlanta Braves

Atlanta-Fulton County Stadium, Atlanta, GA

Sun Jun 14 1992, 3:33 AM EDT

Att. 40,790 - Cloudy - 78 F

TOP

livebaseballscorecards.com

AB	33
R	2
H	7
RBI	2
BB	3
SO	4
LOB	14

WP: 0 PA: 36
PB: 0
SB: 0
CS: 1

San Diego Padres @ Atlanta Braves

Atlanta-Fulton County Stadium, Atlanta, GA

Sun Jun 14 1992, 3:33 AM EDT

Att. 40,790 - Cloudy - 78 F

livebaseballscorecards.com

Batter	1	2	3	4	5	6	7	8	9	AB	R	H	RBI	BB	SO	LOB
Otis Nixon, S (1, 8) OBP: 0.416, SLG: 0.397	F8	L7			HR 1B	G4-3				4	1	1	0	0	0	5
Jeff Blauser, R (1, 6) OBP: 0.277, SLG: 0.392	G5-3		E6 S G3-1		HR 1-H	K				4	1	1	2	0	1	0
Rafael Belliard, R (8, 6) OBP: 0.270, SLG: 0.242										0	0	0	0	0	0	0
Terry Pendleton, S (1, 5) OBP: 0.338, SLG: 0.508	G6-3		G3-1 1-2		K	K	K			4	0	0	0	0	2	1
Ron Gant, R (1, 7) OBP: 0.382, SLG: 0.502		HR	F7		F8		3B			4	1	2	1	0	0	1
David Justice, L (1, 9) OBP: 0.333, SLG: 0.376		K	F9 2-3			FC3-6 1B	G3-1			4	0	1	0	0	1	2
Brian Hunter, R (1, 3) OBP: 0.257, SLG: 0.410		1B 1B 1B		F8		FC3-6 CS 1-2f		G6-4-3 BB		3	0	1	0	1	0	1
Greg Olson, R (1, 2) OBP: 0.310, SLG: 0.299		1B 1-2 1B		F9		1B 1B 1-2 1B		G6-4-3 1-2f		4	1	2	0	0	0	1
Mark Lemke, S (1, 4) OBP: 0.291, SLG: 0.315		1B 1-2 2-3 1B		K		1B 1-2 1B		FC5-4 1B		4	0	3	0	0	1	0
Charlie Leibrandt, R (1, 1) OBP: 0.160, SLG: 0.167	K				G6-3	1-3 2-H 1B		FC5-4 1-2f		4	0	1	1	0	1	4
Mark Wohlers, R (9, 1)										0	0	0	0	0	0	0
Inning Stats	R: 0 E: 0 K: 0 S: 6 H: 0 LOB: 0 BB: 0 P: 8	R: 1 E: 0 K: 2 S: 14 H: 4 LOB: 3 BB: 0 P: 19	R: 0 E: 1 K: 0 S: 7 H: 0 LOB: 1 BB: 0 P: 12	R: 0 E: 0 K: 1 S: 8 H: 0 LOB: 0 BB: 0 P: 11	R: 2 E: 0 K: 1 S: 9 H: 2 LOB: 0 BB: 0 P: 15	R: 1 E: 0 K: 0 S: 11 H: 4 LOB: 2 BB: 0 P: 18	R: 0 E: 0 K: 2 S: 10 H: 1 LOB: 1 BB: 0 P: 15	R: 0 E: 0 K: 0 S: 5 H: 1 LOB: 1 BB: 1 P: 12		1B: 9 2B: 0 3B: 1 HR: 2	SF: 0 SAC: 0 DP: 1 HBP: 0						

	AB	35
	R	4
	H	12
	RBI	4
	BB	1
	SO	6
	LOB	15

WP: 0 PB: 0 SB: 1 CS: 1 PA: 36

PITCHER	IP	WLS	BF	H	R	ER	SO	BB	IBB	HBP	BLK	WP	HR	S	P	ERA	WHIP
Bruce Hurst, L (1, 1) ERA: 3.43	5.2	L	27	10	4	4	4	0	0	0	0	0	2	54	82	6.35	1.765
Jose Melendez, R (6, 1) ERA: 3.38	0.1		1	0	0	0	0	0	0	0	0	0	0	1	1	0.00	0.000
Mike Maddux, R (7, 1) ERA: 2.55	2.0		8	2	0	0	2	1	0	0	0	0	0	15	27	0.00	1.500

PITCHER	IP	WLS	BF	H	R	ER	SO	BB	IBB	HBP	BLK	WP	HR	S	P	ERA	WHIP

Batter	1	2	3	4	5	6	7	8	9	AB	R	H	RBI	BB	SO	LOB
Brett Butler, L (1, 8) OBP: 0.367, SLG: 0.335	C X 0-1 G4-3		B L C F X 1-2 F8		B F 1 SAFE X 1-2 FC6-4 1-2f			X 0-0 SH2-3 2-3		3	0	0	0	0	0	2
Mike Sharperson, R (1, 5) OBP: 0.419, SLG: 0.421	B B B C X 3-1 F7		B C B X 2-1 F9			B S C X 1-2 G3-1		B C F C 1-3 K		4	0	0	0	0	1	2
Juan Samuel, R (1, 4) OBP: 0.355, SLG: 0.304	C X 0-1 BB 1B		B C 1 SAFE F X 1-2 G3			X 0-0 G5-3		F B B F X 2-2 G5-3		4	0	1	0	0	0	2
Eric Karros, R (1, 3) OBP: 0.287, SLG: 0.463	B B 1 SAFE B B 4-0 1-2 BB			F B X 1-1 G6-3		B X 1-0 1B			F B B X 2-1 F8	3	0	1	0	1	0	0
Mitch Webster, S (1, 9) OBP: 0.330, SLG: 0.457	B F C F F F C 1-3 K			B C X 1-1 G5-3		S S 1 SAFE F F B S 1-3 K			F X 0-1 G6-3	4	0	0	0	0	2	3
Stan Javier, S (1, 7) OBP: 0.232, SLG: 0.235		C F B F X 1-2 F9		C B C X 1-2 P4			X 0-0 G4-3		C F B F X 1-2 G4-3	4	0	0	0	0	0	0
Mike Scioscia, L (1, 2) OBP: 0.262, SLG: 0.255		B C B B X 3-1 F8			F X 0-1 F8		C X 0-1 L4			3	0	0	0	0	0	0
Jose Offerman, S (1, 6) OBP: 0.314, SLG: 0.317		X 0-0 F8			B C X 1-1 G6-3		B F B X 2-1 L7			3	0	0	0	0	0	0
Orel Hershiser, R (1, 1) OBP: 0.250, SLG: 0.370			C S X 0-2 1B		B C X 1-1 FC6-4 1B			B C B X 2-1 SH2-3 2B		2	0	2	0	0	0	0
Todd Benzinger, S (8, PH) OBP: 0.266, SLG: 0.351										1	0	1	0	0	0	0
John Candelaria, L (8, 1)										0	0	0	0	0	0	0
Inning Stats	R: 0 H: 1 E: 0 LOB: 2 K: 1 BB: 1 S: 12 P: 20	R: 0 H: 0 E: 0 LOB: 0 K: 0 BB: 0 S: 7 P: 11	R: 0 H: 1 E: 0 LOB: 1 K: 0 BB: 0 S: 12 P: 16	R: 0 H: 0 E: 0 LOB: 0 K: 0 BB: 0 S: 7 P: 10	R: 0 H: 1 E: 0 LOB: 1 K: 0 BB: 0 S: 9 P: 12	R: 0 H: 1 E: 0 LOB: 1 K: 1 BB: 0 S: 10 P: 13	R: 0 H: 0 E: 0 LOB: 0 K: 0 BB: 0 S: 5 P: 7	R: 0 H: 1 E: 0 LOB: 1 K: 1 BB: 0 S: 9 P: 14	R: 0 H: 0 E: 0 LOB: 0 K: 0 BB: 0 S: 8 P: 11	1B: 4 2B: 1 3B: 0 HR: 0	SF: 0 SAC: 1 DP: 0 HBP: 0			WP: 0 PB: 0 SB: 0 CS: 0	PA: 33		

PITCHER	IP	WLS	BF	H	R	ER	SO	BB	IBB	HBP	BLK	WP	HR	S	P	ERA	WHIP
Steve Avery, L (1, 1) ERA: 2.65	9.0	W	33	5	0	0	3	1	0	0	0	0	0	79	114	0.00	0.667

PITCHER	IP	WLS	BF	H	R	ER	SO	BB	IBB	HBP	BLK	WP	HR	S	P	ERA	WHIP

TOP

Los Angeles Dodgers @ Atlanta Braves

Atlanta-Fulton County Stadium, Atlanta, GA

Mon Jun 15 1992, 7:05 PM EDT

Att. 43,239 - Cloudy - 80 F

livebaseballscorecards.com

AB	31
R	0
H	5
RBI	0
BB	1
SO	3
LOB	9

BOTTOM

Los Angeles Dodgers @ Atlanta Braves

Atlanta-Fulton County Stadium, Atlanta, GA

Mon Jun 15 1992, 7:05 PM EDT

Att. 43,239 - Cloudy - 80 F

livebaseballscorecards.com

Batter	1	2	3	4	5	6	7	8	9	AB	R	H	RBI	BB	SO	LOB
Deion Sanders, L (1, 8) OBP: 0.388, SLG: 0.558	F B B X 2-1 G5-3 1B		C B S F B B F B B 4-2 G4-3 HBP 1-2 BB	F S B S 1-3 ③ K			F X 0-1 HR			3	1	2	1	1	1	1
Terry Pendleton, S (1, 5) OBP: 0.333, SLG: 0.500	1 X SAFE 0-0 ① F7		M F B B S 2-3 ① K		B B X 2-0 ① G3-1		X 0-0 ② P3			4	0	0	0	0	1	3
Ron Gant, R (1, 7) OBP: 0.380, SLG: 0.496	1 SAFE 1 SAFE C 1 SAFE 1 B 1 SAFE 1 B 1 SAFE X 2-1 ② G5-3 1-2		H 1-0 G4-3 1-2 2-3 HBP		B B X 2-0 ② G5-3		S S X 0-2 ③ L4			3	0	0	0	0	0	1
David Justice, L (1, 9) OBP: 0.337, SLG: 0.376	B B B B 4-0 BB		X 0-0 ② G4-3 1-2 2-3 3-H		F X 0-1 FC4-6 1B			B B C X 2-1 ① F8		3	0	1	1	1	0	2
Sid Bream, L (1, 3) OBP: 0.341, SLG: 0.364	X 0-0 ③ L7		I I I I 4-0 IBB		B X 1-0 ③ FC4-6 1-2f			C B X 1-1 ② L8		3	0	0	0	1	0	3
Jeff Blauser, R (1, 6) OBP: 0.271, SLG: 0.382 Rafael Belliard, R (7, 6) OBP: 0.269, SLG: 0.240		C C B B B X 3-2 ① G6-3	F C B X 1-2 ③ F8			B C X 1-1 ① P2		S X 0-1 ③ G6-3		3 1	0 0	0 0	0 0	0 0	3 0	3 0
Greg Olson, R (1, 2) OBP: 0.310, SLG: 0.295		B C C C 1-3 ② K	B F M B B F B 4-2 FC4 BB			X 0-0 ② G6-3				2	0	0	0	1	1	0
Mark Lemke, S (1, 4) OBP: 0.286, SLG: 0.309		C X 0-1 ③ G4-3	X 0-0 ① FC4 SH3-4 1-2f			C X 0-1 ③ G6-3				3	0	0	0	0	0	1
Steve Avery, L (1, 1) OBP: 0.182, SLG: 0.250			F B B F F X 2-2 HBP BB G4-3 1B	X 0-0 ② SH3-4 1-2			S B B F X 2-2 ① G3-1			2	1	1	0	0	0	0
Inning Stats	R: 0 E: 0 K: 0 S: 6 H: 1 LOB: 2 BB: 1 P: 14	R: 0 E: 0 K: 1 S: 8 H: 0 LOB: 0 BB: 0 P: 12	R: 1 E: 0 K: 1 S: 15 H: 1 LOB: 3 BB: 2 P: 29	R: 0 E: 0 K: 1 S: 8 H: 0 LOB: 1 BB: 1 P: 13	R: 0 E: 0 K: 0 S: 5 H: 1 LOB: 1 BB: 0 P: 10	R: 0 E: 0 K: 0 S: 5 H: 0 LOB: 0 BB: 0 P: 6	R: 1 E: 0 K: 0 S: 9 H: 1 LOB: 0 BB: 0 P: 11	R: 0 E: 0 K: 0 S: 6 H: 0 LOB: 0 BB: 0 P: 9		1B: 3 2B: 0 3B: 0 HR: 1	SF: 0 SAC: 1 DP: 0 HBP: 1			WP: 0 PB: 0 SB: 0 CS: 0	PA: 33	

PITCHER		IP	WLS	BF	H	R	ER	SO	BB	IBB	HBP	BLK	WP	HR	S	P	ERA	WHIP
Orel Hershiser, R ERA: 3.5	(1, 1)	7.0	L	30	4	2	2	3	3	1	1	0	0	1	56	95	2.57	1.000
John Candelaria, L ERA: 0.69	(8, 1)	1.0		3	0	0	0	0	0	0	0	0	0	0	6	9	0.00	0.000

PITCHER	IP	WLS	BF	H	R	ER	SO	BB	IBB	HBP	BLK	WP	HR	S	P	ERA	WHIP

AB	27
R	2
H	4
RBI	2
BB	4
SO	3
LOB	14

Batter	1	2	3	4	5	6	7	8	9	AB	R	H	RBI	BB	SO	LOB
Brett Butler, L (1, 8) OBP: 0.372, SLG: 0.344	B B C B B 4-1 G3 BB		C B X 1-1 ① L7		C B F B B B 4-2 1B BB		B X 1-0 2B 3B		C C B X 1-2 ② FC6-4 2B' 1-2f 2-3 1B	3	2	1	0	2	0	2
Lenny Harris, L (1, 5) OBP: 0.345, SLG: 0.319 Mike Sharperson, R (7, PH) OBP: 0.428, SLG: 0.448 (7, 5)	1 SAFE P 1 SAFE C B X 2-1 G3 1-2		B B B C B X 3-1 F7		X 0-0 1-2 1B		B B C B C X 3-2 3-H 2B		B C X 1-1 1B 1-3 3-H 2B	3 2	0 1	1 2	0 2	0 0	0 0	1 0
Kal Daniels, L (1, 7) OBP: 0.302, SLG: 0.337 Mitch Webster, S (7, PH) OBP: 0.333, SLG: 0.458 Jay Howell, R (9, 1) John Candelaria, L (9, 1) Jim Gott, R (9, 1) Roger McDowell, R (9, 1)	B 2 SAFE B F 2 SAFE F B F B 4-2 G5-4-3 BB		F X 0-1 1B		X 0-0 ② F7		X 0-0 ③ L4		X 0-0 HR 2-H 3-H 1B	2 2 0 0 0 0	0 1 0 0 0 0	1 1 0 0 0 0	0 2 0 0 0 0	1 0 0 0 0 0	0 0 0 0 0 0	2 1 0 0 0 0
Eric Karros, R (1, 3) OBP: 0.284, SLG: 0.474	S B X 1-1 ②③ G5-4-3 1-2f		C B X 1-1 ③ F9		C B B C S 2-3 ③ K			B X 1-0 ① F9	1 SAFE X 0-0 HR 1-H	5	1	1	2	0	1	5
Todd Benzinger, S (1, 9) OBP: 0.276, SLG: 0.362		B B B X 3-0 E9 SF9 2B	B F X 1-1 E7 SF9 1B	X 0-0 ① G3-1			X 0-0 ② F8	B B B B 4-0 BB	4	2	2	0	1	0	0
Juan Samuel, R (1, 4) OBP: 0.333, SLG: 0.292		C X 0-1 ① SF9 3-H	B F F B X 2-2 ① SF9 3-H	C B X 1-1 ② F8			B X 1-0 ③ F9	B C F B F S 2-3 ③ K	3	0	0	2	0	1	1
Mike Scioscia, L (1, 2) OBP: 0.267, SLG: 0.256	C B X 1-1 1B	B C B X 2-1 ② G4-1		F C S 0-3 ③ K			B B B C B 4-1 FC6-4 BB 2B BB		3	1	1	0	1	1	0
Dave Anderson, R (1, 6) OBP: 0.283, SLG: 0.446 Steve Wilson, L (4, 1) Dave Hansen, L (7, PH) OBP: 0.330, SLG: 0.378 Tim Crews, R (7, 1) Stan Javier, S (9, PH) OBP: 0.228, SLG: 0.231 (9, 7)	B C S S 1-3 ② K	C F B S 1-3 ③ K		X 0-0 ① P5		B C F F F S 1-3 ① K			2 0 1 0 1	0 0 0 0 0	0 0 0 0 0	0 0 0 0 0	0 2 0 0 0	0 0 0 0 0	0 1 0 0 1	1 0 0 0 1
Kevin Gross, R (1, 1) OBP: 0.174, SLG: 0.095 Jose Offerman, S (4, 6) OBP: 0.314, SLG: 0.314	F B C S 1-3 ③ K		X 0-0 ① B4-3		B B C F S 2-3 ② K		B C B F B B 4-2 FC6-4 1-2 BB		1 2	0 0	0 0	0 0	0 1	1 1	1 0

Inning Stats										
	R: 0 E: 0 K: 0 S: 9	H: 0 LOB: 1 BB: 2 P: 19	R: 1 E: 1 K: 2 S: 11	H: 2 LOB: 1 BB: 0 P: 17	R: 0 E: 0 K: 0 S: 8	H: 1 LOB: 1 BB: 0 P: 13	R: 1 E: 1 K: 1 S: 10	H: 1 LOB: 0 BB: 0 P: 16	R: 0 E: 0 K: 1 S: 8	H: 1 LOB: 2 BB: 1 P: 14
	R: 0 E: 0 K: 1 S: 6	H: 0 LOB: 0 BB: 0 P: 7	R: 1 E: 0 K: 1 S: 9	H: 2 LOB: 1 BB: 0 P: 15	R: 0 E: 0 K: 0 S: 3	H: 0 LOB: 0 BB: 0 P: 5	R: 5 E: 0 K: 2 S: 19	H: 3 LOB: 1 BB: 3 P: 36	1B: 5 2B: 3 3B: 1 HR: 1	SF: 2 SAC: 0 DP: 1 HBP: 0

PITCHER		IP	WLS	BF	H	R	ER	SO	BB	IBB	HBP	BLK	WP	HR	S	P	ERA	WHIP
Mike Bielecki, R ERA: 2.72	(1, 1)	6.2		28	6	3	2	6	3	0	0	0	0	0	57	94	2.70	1.350
Kent Mercker, L ERA: 2.78	(7, 1)	1.1		5	1	0	0	0	0	0	0	0	0	0	7	12	0.00	0.750
Mark Wohlers, R ERA: 5.79	(9, 1)	0.1		3	0	2	2	1	2	0	0	0	0	0	8	17	54.00	6.000
Mike Stanton, L ERA: 6.35	(9, 1)	0.1		2	1	0	0	0	0	0	0	0	0	0	5	7	0.00	3.000
Juan Berenguer, R ERA: 2.97	(9, 1)	0.1	W	4	2	3	3	1	1	0	0	0	0	1	6	12	81.00	9.000

PITCHER	IP	WLS	BF	H	R	ER	SO	BB	IBB	HBP	BLK	WP	HR	S	P	ERA	WHIP

TOP

Los Angeles Dodgers @ Atlanta Braves

Atlanta-Fulton County Stadium, Atlanta, GA

Tue Jun 16 1992, 7:05 PM EDT
Att. 42,523 - Cloudy - 84 F

livebaseballscorecards.com

AB	34
R	8
H	10
RBI	8
BB	6
SO	8
LOB	15

WP: 0 PA: 42
PB: 0
SB: 0
CS: 0

BOTTOM

Los Angeles Dodgers @ Atlanta Braves

Atlanta-Fulton County Stadium, Atlanta, GA

Tue Jun 16 1992, 7:05 PM EDT

Att. 42,523 - Cloudy - 84 F

livebaseballscorecards.com

Batter	1	2	3	4	5	6	7	8	9	AB	R	H	RBI	BB	SO	LOB
Deion Sanders, L (1, 8) OBP: 0.393, SLG: 0.556	B C B B F F F X 3-2 E S SF7 1B	B F C B B X 3-2 S 1B		C B B F B B 4-2 3B BB		B C B B S C 3-3 ① K	1 SAFE F 1 SAFE C B B 1 SAFE 1 SAFE B 3-2 ③ F X P5		4	2	2	0	1	1	1
Terry Pendleton, S (1, 5) OBP: 0.338, SLG: 0.508	B 1 SAFE 1 SAFE B B B 4-0 BB 1-3 2B BB	1 SAFE C C 1 SAFE B B B F X 3-2 ③ F7 1-2		C B S X 1-2 1-H 2-H 3B		F F X 0-2 ② F8			C S F X 0-2 WP 1B 1B	4	2	2	2	1	0	1
Ron Gant, R (1, 7) OBP: 0.376, SLG: 0.502	X 0-0 ① F9		B B C X 2-1 HR	C S S 0-3 ② K		C B B X 2-1 ③ G5-3			X 0-0 ① L3	5	1	1	1	0	1	4
David Justice, L (1, 9) OBP: 0.338, SLG: 0.392	C B F B X 2-2 ② SF7 3-H	C X 0-1 HR	X 0-0 ③ F9			B B X 2-0 ① F9			S 1 SAFE S 1 SAFE B B B F B B 4-2 BB 1B 1-2 1B BB	3	2	1	2	1	0	1
Sid Bream, L (1, 3) OBP: 0.351, SLG: 0.370 Jeff Blauser, R (9, PH) OBP: 0.271, SLG: 0.382 Jerry Willard, L (9, PH) OBP: 0.348, SLG: 0.636 Brian Hunter, R (9, PR) OBP: 0.257, SLG: 0.410	B B 1 SAFE B B B 4-0 2B 1-2 BB	C F B B C 2-3 ① K	B X 1-0 2B 1B	X 0-0 G6-4-3 1B			C B B B X 3-1 1B BB 1-2 2-H 1B	3 0 1 0	1 2 0 1 1 0 0 0 0 0 0 0 0 1 1 0 0 0 0 0 0 0 0 0							
Damon Berryhill, S (1, 2) OBP: 0.231, SLG: 0.389	X 0-0 1-H 2-H 2B	B B C F C 2-3 ② K	B S F B B 1 SAFE X 3-2 1-3 2B	S C F B X 1-2 ②③ G6-4-3 1-2f					C S S 0-3 ② K	5	0	2	2	0	2	3
Mark Lemke, S (1, 4) OBP: 0.284, SLG: 0.303	B C X 1-1 ③ G6-3	B C B C B X 3-2 ③ F8	F B B X 2-1 ① F9					B B X 2-0 ① F8	B B B F F B 4-2 1B 1-2 2-3 BB	4	0	0	0	1	0	3
Rafael Belliard, R (1, 6) OBP: 0.267, SLG: 0.239		X 0-0 ① G4-3		S B B X 2-1 E6 SH2-4 3B	C B B F S 2-3 ② K			F B F B S 2-3 ② K	X 0-0 1-2 2-3 3-H 1B	5	1	1	1	0	2	2
Mike Bielecki, R (1, 1) OBP: 0.111, SLG: 0.111 Kent Mercker, L (7, 1) Lonnie Smith, R (8, PH) OBP: 0.239, SLG: 0.179 Mark Wohlers, R (9, 1) Mike Stanton, L (9, 1) OBP: 0.500, SLG: 0.500 Juan Berenguer, R (9, 1)		C S B S 1-3 ② K		C B L B X 2-2 ① SH2-4 1-2	B C C C 1-3 ③ K			B F F B B F F B 4-2 BB		2 0 0 0 0 2 2 0 0 0 0 0 0 0 0 0 0 0 1 0 0 0 0 0 0 0 0 0 0 0 0 0 0 0 0 0 0 0 0 0 0 0						
Inning Stats	R: 3 H: 2 E: 0 LOB: 1 K: 0 BB: 2 S: 12 P: 26	R: 0 H: 1 E: 0 LOB: 1 K: 1 BB: 0 S: 11 P: 18	R: 2 H: 2 E: 0 LOB: 0 K: 2 BB: 0 S: 13 P: 22	R: 2 H: 1 E: 1 LOB: 1 K: 1 BB: 1 S: 14 P: 23	R: 0 H: 2 E: 0 LOB: 2 K: 2 BB: 0 S: 12 P: 21	R: 0 H: 0 E: 0 LOB: 0 K: 1 BB: 0 S: 8 P: 13	R: 0 H: 1 E: 0 LOB: 0 K: 0 BB: 0 S: 6 P: 9	R: 0 H: 0 E: 0 LOB: 1 K: 1 BB: 1 S: 12 P: 23	R: 2 H: 3 E: 0 LOB: 3 K: 1 BB: 2 S: 16 P: 27	1B: 7 SF: 1 2B: 2 SAC: 1 3B: 1 DP: 1 HR: 2 HBP: 0						

AB	36
R	9
H	12
RBI	9
BB	6
SO	9
LOB	17

WP: 1 PA: 44
PB: 0
SB: 2
CS: 0

PITCHER		IP	WLS	BF	H	R	ER	SO	BB	IBB	HBP	BLK	WP	HR	S	P	ERA	WHIP
Kevin Gross, R ERA: 3.6	(1, 1)	3.2		21	6	7	6	4	3	0	0	0	0	2	49	88	14.73	2.455
Steve Wilson, L ERA: 3.48	(4, 1)	2.1		9	2	0	0	3	0	0	0	0	0	0	21	35	0.00	0.857
Tim Crews, R ERA: 6.54	(7, 1)	2.0		7	1	0	0	1	1	0	0	0	0	0	18	32	0.00	1.000
Jay Howell, R ERA: 1.13	(9, 1)	0.1		2	1	1	1	0	0	0	0	0	0	0	5	5	27.00	3.000
John Candelaria, L ERA: 1.38	(9, 1)	0.0	L	1	0	0	0	0	1	0	0	0	1	0	3	7	∞	∞

PITCHER		IP	WLS	BF	H	R	ER	SO	BB	IBB	HBP	BLK	WP	HR	S	P	ERA	WHIP
Jim Gott, R ERA: 1.59	(9, 1)	0.1		3	1	0	0	1	1	0	0	0	0	0	7	14	0.00	6.000
Roger McDowell, R ERA: 2.79	(9, 1)	0.0		1	1	1	1	0	0	0	0	0	0	0	1	1	∞	∞

Batter	1	2	3	4	5	6	7	8	9	AB	R	H	RBI	BB	SO	LOB
Brett Butler, L (1, 8) OBP: 0.370, SLG: 0.339	B B C B B 4-1 2B G6-3 BB	C X 0-1 ③ G4-3			F B C B F F X 2-2 ② FC6-4 1-2f			F S B X 1-2 ② F8		3	1	0	0	1	0	2
Mike Sharperson, R (1, 5) OBP: 0.423, SLG: 0.450	1 SAFE B F 1 SAFE F 1 SAFE X 1-2 G6-3 SF9 1-3 2B		F C B F X 1-2 ① F8		X 0-0 ③ P4			B B C F B X 3-2 ③ G1-3		4	1	1	0	0	0	1
Juan Samuel, R (1, 4) OBP: 0.329, SLG: 0.289	B S B F F X 2-2 ① G6-3 2-3 3-H		X 0-0 ② G5-3			C S B X 1-2 ① L1			F S X 0-2 FC4-6 1B	4	0	1	1	0	0	1
Eric Karros, R (1, 3) OBP: 0.277, SLG: 0.465	C X 0-1 ② SF9 3-H		F S B S 1-3 ③ K			X 0-0 ② P3			S S S 0-3 ① K	3	0	0	1	0	2	1
Todd Benzinger, S (1, 9) OBP: 0.275, SLG: 0.359 Dave Anderson, R (9, PR) OBP: 0.283, SLG: 0.446	B S F X 1-2 ③ G6-3			B B S X 2-1 CS 1B		C B B B S X 3-2 ③ G5-3			B C B 1 SAFE S X 2-2 ② FC4-6 1-2f	4	0	1	0	0	0	1
										0	0	0	0	0	0	0
Mitch Webster, S (1, 7) OBP: 0.330, SLG: 0.442		S B B B B 4-1 1B 1B BB		X 0-0 ① P3			B B X 2-0 ① F8		B X 1-0 ③ F8	3	1	0	0	1	0	2
Carlos Hernandez, R (1, 2) OBP: 0.350, SLG: 0.321		1 SAFE C X 0-1 CS 1B 1-3 1B		B 1 SAFE B B C 1 SAFE 1 SAFE C F 3-2 ② ③ X G4-3 1-2			B X 1-0 ② L4			3	0	1	0	0	0	1
Jose Offerman, S (1, 6) OBP: 0.314, SLG: 0.314		C S X 0-2 SH2-3 CS 1-2 3-H 1B			B B X 2-0 ① P3		C S B B X 2-2 ③ P3			3	0	1	1	0	0	0
Bob Ojeda, L (1, 1) OBP: 0.174, SLG: 0.227 Tom Candiotti, R (5, 1) OBP: 0.080, SLG: 0.080 Jim Gott, R (6, 1) Stan Javier, S (8, PH) OBP: 0.224, SLG: 0.226 Jay Howell, R (8, 1)	B X 1-0 ① ② SH2-3 1-3 2-3		B C B C B F B 4-2 FC6-4 BB			B S X 1-1 ① P2			0	0	0	0	1	0	0	
										0	0	0	0	0	0	0
										0	0	0	0	0	0	0
										1	0	0	0	0	0	0
										0	0	0	0	0	0	0
Inning Stats	R: 2 E: 0 K: 0 S: 13 H: 1 LOB: 0 BB: 1 P: 21	R: 1 E: 0 K: 0 S: 9 H: 2 LOB: 1 BB: 1 P: 14	R: 0 E: 0 K: 1 S: 8 H: 0 LOB: 0 BB: 0 P: 10	R: 0 E: 0 K: 0 S: 7 H: 1 LOB: 0 BB: 0 P: 12	R: 0 E: 0 K: 0 S: 10 H: 0 LOB: 1 BB: 1 P: 18	R: 0 E: 0 K: 0 S: 7 H: 0 LOB: 0 BB: 0 P: 11	R: 0 E: 0 K: 0 S: 5 H: 0 LOB: 0 BB: 0 P: 10	R: 0 E: 0 K: 0 S: 8 H: 0 LOB: 0 BB: 0 P: 13	R: 0 E: 0 K: 1 S: 10 H: 1 LOB: 1 BB: 0 P: 13	1B: 4 2B: 1 3B: 0 HR: 0 SF: 1 SAC: 1 DP: 0 HBP: 0						

PITCHER		IP	WLS	BF	H	R	ER	SO	BB	IBB	HBP	BLK	WP	HR	S	P	ERA	WHIP
Tom Glavine, L ERA: 2.91	(1, 1)	9.0	W	33	5	3	3	2	3	0	0	0	0	0	77	122	3.00	0.889

PITCHER	IP	WLS	BF	H	R	ER	SO	BB	IBB	HBP	BLK	WP	HR	S	P	ERA	WHIP

TOP

Los Angeles Dodgers @ Atlanta Braves

Atlanta-Fulton County Stadium, Atlanta, GA

Wed Jun 17 1992, 7:05 PM EDT

Att. 40,957 - Sunny - 82 F

livebaseballscorecards.com

AB	28
R	3
H	5
RBI	3
BB	3
SO	2
LOB	9



WP: 0 PB: 0 SB: 0 CS: 3 PA: 33

Los Angeles Dodgers @ Atlanta Braves

Atlanta-Fulton County Stadium, Atlanta, GA

Wed Jun 17 1992, 7:05 PM EDT

Att. 40,957 - Sunny - 82 F

livebaseballscorecards.com

BOTTOM

Batter	1	2	3	4	5	6	7	8	9	AB	R	H	RBI	BB	SO	LOB
Otis Nixon, S (1, 8) (4, 9) OBP: 0.418, SLG: 0.391	C L S 0-3 K ①		B C B C X 2-2 L9 ②		C C B B B 4-2 1B 1B 1-2 BB	B B B 4-0 FC5-4 BB				2	1	0	0	2	1	0
Jeff Blauser, R (1, 6) OBP: 0.270, SLG: 0.378	S B F C 1-3 K ②		B X 1-0 F9 ③		C B F B B X 3-2 1B 1B 1-3 2-H 1B	B 1 SAFE X 1-0 FC5-4 ③ 1-2f				4	1	1	1	0	1	1
Rafael Belliard, R (7, 6) OBP: 0.267, SLG: 0.239										0	0	0	0	0	0	0
Terry Pendleton, S (1, 5) OBP: 0.337, SLG: 0.504	C X 0-1 G6-3 ③			X 0-0 G6-3 ①	B 1 B F S X SAFE 2-2 1B 1B 1-2 3-H 1B		L B F S 1-3 K ①			4	0	1	1	0	1	0
David Justice, L (1, 9) OBP: 0.336, SLG: 0.390		S B B B X 3-1 F8 ①		B B S X 2-1 P2 ②	B B C B X 3-1 1B 1-2 2-H 1B		F B S B X 2-2 G5-3 ②			1	0	0	0	0	0	0
Ron Gant, R (4, 8) (8, 7) OBP: 0.376, SLG: 0.500										3	0	1	1	0	0	0
Lonnie Smith, R (1, 7) OBP: 0.260, SLG: 0.209		X 0-0 F9 1B 1B		X 0-0 1B	S C F C 0-3 K ②		B X 1-0 G5-3 ③			4	0	2	0	0	1	2
Deion Sanders, L (8, 8) OBP: 0.393, SLG: 0.556										0	0	0	0	0	0	0
Greg Olson, R (1, 2) OBP: 0.315, SLG: 0.301		C B B C X 2-2 1-2 1B		B B S X 2-1 F8 ③	B B B C X 3-1 1-2 2-3 1B			X 0-0 F8 ①		4	0	2	0	0	0	1
Brian Hunter, R (1, 3) OBP: 0.256, SLG: 0.433		X 0-0 F9 ② 2-3			B B B X 3-1 HR B B S X 1-2 F7 ③			C B F B F X 2-2 F7 ②		4	1	1	1	0	0	5
Mark Lemke, S (1, 4) OBP: 0.279, SLG: 0.296		B C B X 2-1 F9 ③			B X 1-0 G6-3 ①	B F B X 2-1 G4-3 ①		B B X 2-0 F8 ③		4	0	0	0	0	0	2
Tom Glavine, L (1, 1) OBP: 0.325, SLG: 0.316			C X 0-1 G6-3 ①		B B C F F X 2-2 E4 BB 1B	B X 1-0 G5-3 ②				3	1	0	0	0	0	0

Inning Stats	R: 0 E: 0 K: 2 S: 8	H: 0 LOB: 0 BB: 0 P: 9	R: 0 E: 0 K: 0 S: 9	H: 2 LOB: 2 BB: 0 P: 16	R: 0 E: 0 K: 0 S: 6	H: 0 LOB: 0 BB: 0 P: 9	R: 0 E: 0 K: 0 S: 6	H: 1 LOB: 1 BB: 0 P: 10	R: 4 E: 1 K: 1 S: 27	H: 5 LOB: 3 BB: 1 P: 49	R: 0 E: 0 K: 0 S: 4	H: 0 LOB: 1 BB: 1 P: 12	R: 0 E: 0 K: 1 S: 7	H: 0 LOB: 0 BB: 0 P: 11	R: 0 E: 0 K: 0 S: 6	H: 0 LOB: 0 BB: 0 P: 10	1B: 7 2B: 0 3B: 0 HR: 1	SF: 0 SAC: 0 DP: 0 HBP: 0	WP: 0 PB: 0 SB: 0 CS: 0	PA: 35

PITCHER		IP	WLS	BF	H	R	ER	SO	BB	IBB	HBP	BLK	WP	HR	S	P	ERA	WHIP
Bob Ojeda, L ERA: 3.71	(1, 1)	4.1	L	21	6	4	3	2	1	0	0	0	0	1	44	74	6.23	1.615
Tom Candiotti, R ERA: 2.93	(5, 1)	0.2		4	2	0	0	1	0	0	0	0	0	0	12	19	0.00	3.000
Jim Gott, R ERA: 1.5	(6, 1)	2.0		7	0	0	0	1	1	0	0	0	0	0	11	23	0.00	0.500
Jay Howell, R ERA: 1.0	(8, 1)	1.0		3	0	0	0	0	0	0	0	0	0	0	6	10	0.00	0.000

PITCHER	IP	WLS	BF	H	R	ER	SO	BB	IBB	HBP	BLK	WP	HR	S	P	ERA	WHIP

Cincinnati Reds @ Atlanta Braves

Atlanta-Fulton County Stadium, Atlanta, GA

Thu Jun 18 1992, 7:05 PM EDT

Att. 47,896 - Cloudy - 83 F

livebaseballscorecards.com

Batter	1	2	3	4	5	6	7	8	9	10	AB	R	H	RBI	BB	SO	LOB
Bip Roberts, S (1, 7) (7, 4) OBP: 0.366, SLG: 0.374	C B F X 1-2 L8 ①		F X 0-1 G1-3 ①		F B F F B F F F B 4-2 B E BB		B B C B C X 3-2 F7 ①		B C B X 2-1 G6-3 ①		4	0	0	0	1	0	0
Dave Martinez, L (1, 8) OBP: 0.328, SLG: 0.338	C S S 0-3 K ②		B X 1-0 F8 ②		C F S 0-3 K ②		C C F B C 1-3 K ②		B F X 1-1 G3 ②		5	0	0	0	0	3	3
Barry Larkin, R (1, 6) OBP: 0.320, SLG: 0.362	B F F X 1-2 F7 ③		C B X 1-1 G6-3 ③		B C F X 1-2 E4 FC6 ③ 1-2 2-3 3-H		F B F B F F X 3-2 E5 HR		C S B X 1-2 F8 ③		5	1	0	0	0	0	2
Paul O'Neill, L (1, 9) OBP: 0.397, SLG: 0.450		C B S B S 2-3 K ①		B X 1-0 G4-3 ①	F S F B X 1-2 FC6 ③ 1-2f		B 1 SAFE X 1-0 HR 1-H			B F C 1-3 K ①	5	1	1	2	0	2	3
Hal Morris, L (1, 3) OBP: 0.414, SLG: 0.436		X 0-0 1B 1B 1B		C B B X 2-1 F7 ②		F B B X 2-1 G4-3 ①	B B C B F X 3-2 1B			B B C F B B 4-2 HR BB	4	2	2	0	1	0	0
Bill Doran, S (1, 4) OBP: 0.338, SLG: 0.408 Scott Bankhead, R (7, 1) OBP: 0.286, SLG: 0.286 Glenn Braggs, R (10, PH) OBP: 0.320, SLG: 0.311 Norm Charlton, S (10, 1) OBP: 0.500, SLG: 0.500		1 SAFE C B X 1-1 1B 1-3 1B		B B C B C C 3-3 K ③		B C X 1-1 G3 ②	B 1 SAFE X 1-0 P3 ③			B 1 SAFE X 1-0 HR 1-H	4 0 1 0	0 0 1 0	1 0 1 0	0 0 2 0	0 0 0 0	1 0 0 0	1 0 0 0
Chris Sabo, R (1, 5) OBP: 0.302, SLG: 0.423	X 0-0 1B 1-2 3-H				C S B F X 1-2 E3 SH2-4 1B E	X 0-0 WP 3B	C X 0-1 F8 ①			B F X 1-1 P6 ②	5	2	2	1	0	0	0
Joe Oliver, R (1, 2) OBP: 0.302, SLG: 0.325 Billy Hatcher, R (8, PR) OBP: 0.299, SLG: 0.347 Troy Afenir, R (8, 2) OBP: 0.290, SLG: 0.393	B C X 1-1 P3 ②				B 1 SAFE X 1-0 E SH2-4 1B 1-2	I I I 4-0 WP IBB	B B B C X 3-1 CS 1B			F B S B C 2-3 K ③	3 0 1	0 0 0	2 0 0	0 0 0	1 0 0	0 0 1	2 0 0
Tim Belcher, R (1, 1) OBP: 0.121, SLG: 0.212 Scott Ruskin, R (7, 1) Reggie Sanders, R (7, 7) OBP: 0.367, SLG: 0.463	F S F F F S 0-3 K ③				B L L X 1-2 SH2-4 ① 1-2 2-3	S S B X 1-2 G4-3 ③ 1-2 3-H	1 SAFE F 1 SAFE B 1 SAFE P F B X 3-2 P5 ②③ 1-2				2 0 1	0 0 0	0 0 0	0 0 0	0 0 0	1 0 0	3 0 1
Inning Stats	R: 0 H: 0 E: 0 LOB: 0 K: 1 BB: 0 S: 9 P: 11	R: 1 H: 3 E: 0 LOB: 2 K: 2 BB: 0 S: 15 P: 19	R: 0 H: 0 E: 0 LOB: 0 K: 0 BB: 0 S: 5 P: 7	R: 0 H: 0 E: 0 LOB: 0 K: 1 BB: 0 S: 6 P: 12	R: 1 H: 1 E: 2 LOB: 3 K: 1 BB: 1 S: 24 P: 33	R: 1 H: 1 E: 0 LOB: 1 K: 0 BB: 1 S: 8 P: 16	R: 2 H: 2 E: 1 LOB: 1 K: 1 BB: 0 S: 18 P: 30	R: 0 H: 1 E: 0 LOB: 1 K: 0 BB: 0 S: 8 P: 13	R: 0 H: 0 E: 0 LOB: 0 K: 0 BB: 0 S: 7 P: 11	R: 2 H: 1 E: 0 LOB: 0 K: 2 BB: 1 S: 11 P: 20	1B: 6 SF: 0 2B: 0 SAC: 1 3B: 1 DP: 0 HR: 2 HBP: 0						

PITCHER		IP	WLS	BF	H	R	ER	SO	BB	IBB	HBP	BLK	WP	HR	S	P	ERA	WHIP
29 John Smoltz, R ERA: 3.45	(1, 1)	6.2		31	6	5	2	6	1	1	0	0	1	1	81	120	2.70	1.050
Kent Mercker, L ERA: 2.76	(7, 1)	0.1		2	1	0	0	0	0	0	0	0	0	0	4	8	0.00	3.000
Marvin Freeman, R ERA: 3.13	(8, 1)	2.0		6	1	0	0	0	0	0	0	0	0	0	15	24	0.00	0.500
Mike Stanton, L ERA: 7.04	(10, 1)	0.1	L	3	1	2	2	1	1	0	0	0	0	1	6	12	54.00	6.000
Alejandro Pena, R ERA: 7.04	(10, 1)	0.2		2	0	0	0	1	0	0	0	0	0	0	5	8	0.00	0.000

PITCHER	IP	WLS	BF	H	R	ER	SO	BB	IBB	HBP	BLK	WP	HR	S	P	ERA	WHIP

TOP

AB	40
R	7
H	9
RBI	5
BB	3
SO	8
LOB	15

1B: 6 SF: 0
2B: 0 SAC: 1
3B: 1 DP: 0
HR: 2 HBP: 0

WP: 1 PA: 44
PB: 0
SB: 0
CS: 1

Cincinnati Reds @ Atlanta Braves

Atlanta-Fulton County Stadium, Atlanta, GA

Thu Jun 18 1992, 7:05 PM EDT

Att. 47,896 - Cloudy - 83 F

livebaseballscorecards.com

Batter	1	2	3	4	5	6	7	8	9	10	AB	R	H	RBI	BB	SO	LOB
Deion Sanders, L (1, 8) OBP: 0.403, SLG: 0.581	F S B F B X 2-2 G6-4-3 1B			X 0-0 HR		B B X 2-0 CS 1B	C X 0-1 FC6-4 1B 1-2 2-H 3-H		B F 1 SAFE 1 SAFE F 1 SAFE P X 2-2 G6-3 ③		3	1	3	1	0	0	0
Otis Nixon, S (7, PH) OBP: 0.420, SLG: 0.392 (8, 8)											2	0	1	2	0	0	1
Terry Pendleton, S (1, 5) OBP: 0.334, SLG: 0.502	B 1 SAFE F 1 SAFE P S F X 2-2 G6-4-3 ①② 1-2f			F F X 0-2 P5 ①		1 SAFE 1 SAFE B X 1-0 ① BB SF8-5 1-2 2B	C F X 0-2 F7 ②			B X 1-0 L6 ①	5	1	1	0	0	0	3
Ron Gant, R (1, 7) OBP: 0.376, SLG: 0.494	B B X 2-0 F7 ③			X 0-0 L7 ②		B B B B 4-0 SF8-5 BB BB	C C B X 1-2 FC6-4 ③ 1-2f			F S H 1-2 1B HBP	3	0	0	0	1	0	2
David Justice, L (1, 9) OBP: 0.338, SLG: 0.387		F X 0-1 P2 ①		B F B X 2-1 G3 ③		B B B B 4-0 1-2 2-3 BB		B C C C 1-3 K ①		B B F X 2-1 G3-6-1 1-3 1B	4	0	1	0	1	1	0
Sid Bream, L (1, 3) OBP: 0.341, SLG: 0.360		X 0-0 G6-3 ②			C X 0-1 F9 ①	F B F F F F X 1-2 ②③ SF8-5 2-3 3-H		F B B X 2-1 G4-3 ②		X 0-0 ②③ G3-6-1 1-2f	4	0	0	1	0	0	2
Damon Berryhill, S (1, 2) OBP: 0.239, SLG: 0.392		F X 0-1 F9 ③			S B F B B X 3-2 1B G1-4-3 1B		B X 1-0 BB BB 1B 1B	C B C X 1-2 F9 ③			4	2	2	0	0	0	0
Mark Lemke, S (1, 4) OBP: 0.278, SLG: 0.295			B B X 2-0 F8 ①		X 0-0 G1-4-3 1-3 1B		C B X 1-1 L8 ①		B F F C 1-3 K ①		4	0	1	0	0	1	1
Rafael Belliard, R (1, 6) OBP: 0.263, SLG: 0.236			X 0-0 F9 ②		F F X 0-2 G1-4-3 1-2 3-H ②		S B S F B B B F F 1 SAFE 4-2 B BB 1B 1-2 BB		B C B B B F X 3-2 G5-3 ②		2	0	0	1	0	0	1
Jeff Blauser, R (7, PH) OBP: 0.273, SLG: 0.375 (8, 6)											1	1	0	0	1	0	0
29 John Smoltz, R (1, 1) OBP: 0.227, SLG: 0.235			B B S C S 2-3 K ③		X 0-0 G6-3 ③	B B B B 4-0 1-2 2-3 1B BB			C F B X 1-2 1B		2	0	0	0	0	1	1
Kent Mercker, L (7, 1)											0	0	0	0	0	0	0
Lonnie Smith, R (7, PH) OBP: 0.275, SLG: 0.209											0	0	0	0	1	0	0
Marvin Freeman, R (8, 1) OBP: 1.000, SLG: 1.000											0	0	0	0	0	0	0
Jerry Willard, L (9, PH) OBP: 0.375, SLG: 0.652											1	0	1	0	0	0	0
Brian Hunter, R (9, PR) OBP: 0.256, SLG: 0.433											0	0	0	0	0	0	0
Mike Stanton, L (10, 1) OBP: 0.500, SLG: 0.500											0	0	0	0	0	0	0
Alejandro Pena, R (10, 1)											0	0	0	0	0	0	0
Inning Stats	R: 0 H: 1 E: 0 LOB: 0 K: 0 BB: 0 S: 10 P: 15	R: 0 H: 0 E: 0 LOB: 0 K: 0 BB: 0 S: 5 P: 5	R: 0 H: 0 E: 0 LOB: 0 K: 1 BB: 0 S: 5 P: 9	R: 1 H: 1 E: 0 LOB: 0 K: 0 BB: 0 S: 7 P: 9	R: 1 H: 2 E: 0 LOB: 1 K: 0 BB: 0 S: 10 P: 13	R: 1 H: 2 E: 0 LOB: 1 K: 0 BB: 2 S: 8 P: 20	R: 2 H: 2 E: 0 LOB: 2 K: 0 BB: 2 S: 16 P: 27	R: 0 H: 0 E: 0 LOB: 0 K: 1 BB: 0 S: 8 P: 12	R: 0 H: 1 E: 0 LOB: 1 K: 1 BB: 0 S: 13 P: 19	R: 0 H: 1 E: 0 LOB: 1 K: 0 BB: 0 S: 6 P: 10	1B: 8 SF: 1 2B: 2 SAC: 0 3B: 0 DP: 3 HR: 1 HBP: 1						

PITCHER		IP	WLS	BF	H	R	ER	SO	BB	IBB	HBP	BLK	WP	HR	S	P	ERA	WHIP
Tim Belcher, R ERA: 3.31	(1, 1)	6.1		27	7	5	5	1	4	0	0	0	0	1	53	89	7.11	1.737
Scott Ruskin, L ERA: 6.53	(7, 1)	0.1		2	1	0	0	0	0	0	0	0	0	0	5	5	0.00	3.000
Scott Bankhead, R ERA: 2.03	(7, 1)	2.1	W	8	1	0	0	2	0	0	0	0	0	0	24	35	0.00	0.429
Norm Charlton, L ERA: 2.13	(10, 1)	1.0	S	4	1	0	0	0	0	0	1	0	0	0	6	10	0.00	1.000

PITCHER		IP	WLS	BF	H	R	ER	SO	BB	IBB	HBP	BLK	WP	HR	S	P	ERA	WHIP

BOTTOM

AB	35
R	5
H	10
RBI	5
BB	4
SO	3
LOB	11

WP: 0 PA: 41
PB: 0
SB: 0
CS: 1

Batter	1	2	3	4	5	6	7	8	9	10	AB	R	H	RBI	BB	SO	LOB
Bip Roberts, S (1, 4) (10, 5) OBP: 0.367, SLG: 0.375	X 0-0 G4-3 1B	X 0-0 P3 ②	C B S X 1-2 F9 ③	B X 1-0 F9 G3 1B	C F B B S 2-3 K ①	5	1	2	0	0	1	0
Billy Hatcher, R (1, 7) OBP: 0.313, SLG: 0.392	C 1 SAFE 1 SAFE X 0-1 G4-3 1-2 ① ②	B B B C B 4-1 FC6-4 BB	B S X 1-1 HR	1 SAFE B 1 SAFE B 1 SAFE C B 1 SAFE F 3-2 X G3 1-2 ①	C B F B S 2-3 K ②	2	1	1	1	0	1	1
Paul O'Neill, L (8, PH) (8, 9) OBP: 0.393, SLG: 0.446						2	0	0	0	0	1	1
Barry Larkin, R (1, 6) OBP: 0.322, SLG: 0.365	C X 0-1 2B	C 1 SAFE B 1 SAFE 1 SAFE X 1-1 FC6-4 1-2f ③	C B F F X 1-2 G4-3 ①	B S X 1-1 F9 2-3 ②	B B B C B 4-1 BB	4	0	1	0	1	0	2
Chris Sabo, R (1, 5) OBP: 0.305, SLG: 0.422	B S C B S 2-3 K ③	F S B B X 2-2 F7 ①	B F X 1-1 1B	F X 0-1 PB 3-H 1B	C F B 1 SAFE B S 2-3 K ③	5	0	2	1	0	2	2
Dwayne Henry, R (10, 1)						0	0	0	0	0	0	0
Reggie Sanders, R (1, 8) OBP: 0.365, SLG: 0.457	C X 0-1 F8 ①	B F S X 1-2 S 1B	X 0-0 P4 ②	1 SAFE B C B F S 2-3 K 1-2 ③		4	0	1	0	0	1	2
Rob Dibble, L (8, 1) OBP: 1.000, SLG: 1.000						0	0	0	0	0	0	0
Bill Doran, S (10, 4) OBP: 0.338, SLG: 0.408						0	0	0	0	0	0	0
Glenn Braggs, R (1, 9) (8, 7) OBP: 0.308, SLG: 0.298	B B C X 2-1 P1 ②	B 1 SAFE B 1 SAFE 1 SAFE X 2-0 P2 ②	1 SAFE X 0-0 F8 ③	F B X 1-1 F8 ①	4	0	0	0	0	0	2
Hal Morris, L (1, 3) OBP: 0.410, SLG: 0.430	B X 1-0 FC5-4 1B	P 1 SAFE 1 SAFE C 1 SAFE B B X 3-1 L1 1-2 ③	B X 1-0 F7 ①	B X 1-0 G6-3 ②	4	0	1	0	0	0	1
Joe Oliver, R (1, 2) OBP: 0.301, SLG: 0.324	B B 1 SAFE B X 3-0 FC5-4 1-2f ③	C B F X 1-2 P6 ①	X 0-0 F7 ②	C X 0-1 1B	4	0	1	0	0	0	1
Greg Swindell, L (1, 1) OBP: 0.179, SLG: 0.216	B C S F X 1-2 G5-3 ①	S X 0-1 G6-3 ②	C S B X 1-2 L4 ③	S T F F S 0-3 K ③	3	0	0	0	0	0	0
Dave Martinez, L (8, 8) OBP: 0.326, SLG: 0.335											1	0	0	0	0	1	1
Inning Stats	R: 0 H: 2 E: 0 LOB: 1 K: 1 BB: 0 S: 8 P: 10	R: 0 H: 1 E: 0 LOB: 1 K: 0 BB: 0 S: 6 P: 12	R: 0 H: 0 E: 0 LOB: 1 K: 0 BB: 1 S: 8 P: 14	R: 0 H: 1 E: 0 LOB: 1 K: 0 BB: 0 S: 10 P: 17	R: 0 H: 0 E: 0 LOB: 0 K: 0 BB: 0 S: 8 P: 10	R: 1 H: 2 E: 0 LOB: 1 K: 0 BB: 0 S: 10 P: 13	R: 0 H: 0 E: 0 LOB: 0 K: 0 BB: 0 S: 5 P: 7	R: 1 H: 2 E: 0 LOB: 1 K: 1 BB: 0 S: 11 P: 18	R: 0 H: 1 E: 0 LOB: 1 K: 1 BB: 0 S: 10 P: 12	R: 0 H: 0 E: 0 LOB: 1 K: 3 BB: 1 S: 10 P: 20	1B: 7 SF: 0 2B: 1 SAC: 0 3B: 0 DP: 0 HR: 1 HBP: 0						

PITCHER		IP	WLS	BF	H	R	ER	SO	BB	IBB	HBP	BLK	WP	HR	S	P	ERA	WHIP
Charlie Leibrandt, L ERA: 3.48	(1, 1)	7.0		27	6	1	1	1	1	0	0	0	0	1	55	83	1.29	1.000
Marvin Freeman, R ERA: 3.28	(8, 1)	1.2		8	3	1	1	1	0	0	0	0	0	0	16	25	5.40	1.800
Kent Mercker, L ERA: 2.65	(9, 1)	1.1	W	5	0	0	0	4	1	0	0	0	0	0	15	25	0.00	0.750

PITCHER	IP	WLS	BF	H	R	ER	SO	BB	IBB	HBP	BLK	WP	HR	S	P	ERA	WHIP

TOP

Cincinnati Reds @ Atlanta Braves

Atlanta-Fulton County Stadium, Atlanta, GA

Fri Jun 19 1992, 7:05 PM EDT

Att. 43,042 - Cloudy - 84 F

livebaseballscorecards.com

AB	38
R	2
H	9
RBI	2
BB	2
SO	6
LOB	13

Cincinnati Reds @ Atlanta Braves

Atlanta-Fulton County Stadium, Atlanta, GA

Fri Jun 19 1992, 7:05 PM EDT

Att. 43,042 - Cloudy - 84 F

livebaseballscorecards.com

Batter	1	2	3	4	5	6	7	8	9	10	AB	R	H	RBI	BB	SO	LOB
Otis Nixon, S (1, 8) OBP: 0.415, SLG: 0.388	C B X 1-1 F8 ①		C B S F B X 2-2 S 1B			F C B C 1-3 K ①		X 0-0 F8 ①			4	0	1	0	0	1	0
Jeff Blauser, R (1, 6) OBP: 0.275, SLG: 0.369 Rafael Belliard, R (8, 6) OBP: 0.262, SLG: 0.234	C X 0-1 G5-3 ②		1 SAFE B 1 SAFE B C C C 2-3 K 1-2 ③			B B B 4-0 BB		X 0-0 G6-3 ②			2 1	0 0	0 0	0 0	1 0	1 0	1 0
Terry Pendleton, S (1, 5) OBP: 0.333, SLG: 0.498	F C X 0-2 FC6-4 1B			F B X 1-1 F9 ①		B B C 1 SAFE X 2-1 F9 ②		S B F S 1-3 K ③			4	0	1	0	0	1	1
Ron Gant, R (1, 7) OBP: 0.371, SLG: 0.486	B B C C F X 2-2 FC6-4 1-2f ③			B B X 2-0 F8 ②		B C S X 1-2 P3 ③			S F B S 1-3 K ①		4	0	0	0	0	1	2
David Justice, L (1, 9) OBP: 0.336, SLG: 0.400		B C C X 1-2 F8 ①		B C F B B X 3-2 L8 ③			S B B B C X 3-2 HR		B S B B B S S 3-3 K ②		4	1	1	1	0	1	0
Brian Hunter, R (1, 3) OBP: 0.256, SLG: 0.454		C F B F S 1-3 K ②			B B X 2-0 P5 ①		F B B X 2-1 HR		C B S X 1-2 P4 ③		4	1	1	1	0	1	0
Greg Olson, R (1, 2) OBP: 0.316, SLG: 0.301 Deion Sanders, L (10, PH) OBP: 0.406, SLG: 0.581		F B X 1-1 G4-3 ③			C X 0-1 FC6-4 1B		B C S F F B B X 3-2 F8 ①			B B B C F B 4-2 WP SH5-3 1B BB	3 0	0 1	1 0	0 0	0 1	0 0	0 0
Mark Lemke, S (1, 4) OBP: 0.274, SLG: 0.291			F C X 0-2 L6 ①		C F F 1 SAFE X 0-2 P2 ②		X 0-0 F8 ②			X 0-0 SH5-3 1-2 ①	3	0	0	0	0	0	1
Charlie Leibrandt, R (1, 1) OBP: 0.148, SLG: 0.154 Lonnie Smith, R (7, PH) OBP: 0.269, SLG: 0.205 Marvin Freeman, R (8, 1) OBP: 1.000, SLG: 1.000 Kent Mercker, L (9, 1) Damon Berryhill, S (10, PH) OBP: 0.244, SLG: 0.397			B X 1-0 F8 ②		C X 0-1 FC6-4 1-2f ③		C X 0-1 G1-3 ③			F B X 1-1 2-H 1B	2 1 0 0 1	0 0 0 0 0	0 0 0 0 1	0 0 0 0 1	0 0 0 0 0	0 0 0 0 0	1 0 0 0 0

	AB	33
	R	3
	H	6
	RBI	3
	BB	2
	SO	6
	LOB	6

Inning Stats	1	2	3	4	5	6	7	8	9	10
	R: 0 H: 1 E: 0 LOB: 1 K: 0 BB: 0 S: 11 P: 14	R: 0 H: 0 E: 0 LOB: 0 K: 1 BB: 0 S: 9 P: 12	R: 0 H: 1 E: 0 LOB: 1 K: 1 BB: 0 S: 11 P: 16	R: 0 H: 0 E: 0 LOB: 0 K: 0 BB: 0 S: 6 P: 12	R: 0 H: 1 E: 0 LOB: 1 K: 0 BB: 0 S: 9 P: 11	R: 0 H: 0 E: 0 LOB: 1 K: 1 BB: 1 S: 8 P: 16	R: 2 H: 2 E: 0 LOB: 0 K: 0 BB: 0 S: 13 P: 21	R: 0 H: 0 E: 0 LOB: 0 K: 1 BB: 0 S: 5 P: 6	R: 0 H: 0 E: 0 LOB: 0 K: 2 BB: 0 S: 9 P: 14	R: 1 H: 1 E: 0 LOB: 1 K: 0 BB: 1 S: 5 P: 10

	1B: 4	SF: 0	WP: 1	PA: 36
	2B: 0	SAC: 1	PB: 0	
	3B: 0	DP: 0	SB: 1	
	HR: 2	HBP: 0	CS: 0	

PITCHER		IP	WLS	BF	H	R	ER	SO	BB	IBB	HBP	BLK	WP	HR	S	P	ERA	WHIP
Greg Swindell, L ERA: 2.95	(1, 1)	7.0		27	5	2	2	3	1	0	0	0	0	2	67	102	2.57	0.857
Rob Dibble, R ERA: 3.77	(8, 1)	2.0		6	0	0	0	3	0	0	0	0	0	0	14	20	0.00	0.000
Dwayne Henry, R ERA: 2.7	(10, 1)	0.1	L	3	1	1	1	0	1	0	0	0	1	0	5	10	27.00	6.000

PITCHER	IP	WLS	BF	H	R	ER	SO	BB	IBB	HBP	BLK	WP	HR	S	P	ERA	WHIP

Batter	1	2	3	4	5	6	7	8	9	AB	R	H	RBI	BB	SO	LOB
Bip Roberts, S (1, 4) OBP: 0.364, SLG: 0.371	X 0-0 ① G4-3		C S F B X 1-2 1B		X 0-0 ② G6-3		B X 1-0 ③ P4		F F X 0-2 ③ F7	5	0	1	0	0	0	2
Reggie Sanders, R (1, 8) OBP: 0.362, SLG: 0.458	C B F B B F X 3-2 ② F8		1 SAFE C P F 1 B X 2-2 ③ F8		X 0-0 ③ G6-3			S X 0-1 1B 2B		4	1	1	0	0	0	2
Barry Larkin, R (1, 6) OBP: 0.326, SLG: 0.368	B C S X 1-2 ③ F9			B F B X 2-2 G6-4-3 1B		B C F F B X 2-2 ① F8		F B X 1-1 G5-3 2-H 1B		4	0	2	1	0	0	0
Chris Sabo, R (1, 5) OBP: 0.308, SLG: 0.424		C S B X 1-2 1B 1B		X 0-0 ① ② G6-4-3 1-2f		C B X 1-1 FC5-4 1B		B B 1 SAFE B C X 3-1 ① G5-3 1-2		4	0	2	0	0	0	2
Glenn Braggs, R (1, 9) OBP: 0.315, SLG: 0.299		X 0-0 ① P3		B X 1-0 1B 1B		X 0-0 ② FC5-4 1-2f		B 1 B B B SAFE 4-0 BB		3	0	1	0	1	0	2
Darnell Coles, R (1, 3) OBP: 0.308, SLG: 0.510		C F B C 1-3 ② K		X 0-0 1-3 1B		X 0-0 ③ G4-3		X 0-0 ② F7		4	0	1	0	0	1	4
Billy Hatcher, R (1, 7) OBP: 0.321, SLG: 0.397		1 SAFE C X 0-1 ③ 1-3 1B		X 0-0 ③ G5-3			C B B F X 2-2 FC4-6 1B	X 0-0 ③ F8		4	0	2	0	0	0	4
Joe Oliver, R (1, 2) OBP: 0.299, SLG: 0.322			C F S 0-3 ① K		F B X 1-1 SH3-4 1B		B B C 1 SAFE X 2-1 ① F8		C F B F F C 1-3 ① K	4	0	1	0	0	2	1
Tom Browning, L (1, 1) OBP: 0.214, SLG: 0.192			X 0-0 ② F7		X 0-0 ① SH3-4 1-2		B F X 1-1 ② FC4-6 1-2f		B B B C S C 3-3 ② K	1	0	0	0	0	0	0
Bill Doran, S (7, PH) OBP: 0.337, SLG: 0.406										1	0	0	0	0	0	1
Dwayne Henry, R (7, 1)										0	0	0	0	0	0	0
Hal Morris, L (9, PH) OBP: 0.407, SLG: 0.426										1	0	0	0	0	1	0
Inning Stats	R: 0 E: 0 K: 0 S: 8 H: 0 LOB: 0 BB: 0 P: 12	R: 0 E: 0 K: 1 S: 9 H: 2 LOB: 2 BB: 0 P: 11	R: 0 E: 0 K: 1 S: 12 H: 1 LOB: 1 BB: 0 P: 14	R: 0 E: 0 K: 0 S: 7 H: 3 LOB: 2 BB: 0 P: 10	R: 0 E: 0 K: 0 S: 5 H: 1 LOB: 1 BB: 0 P: 6	R: 0 E: 0 K: 0 S: 8 H: 1 LOB: 1 BB: 0 P: 11	R: 0 E: 0 K: 0 S: 8 H: 1 LOB: 1 BB: 0 P: 14	R: 1 E: 0 K: 0 S: 8 H: 2 LOB: 2 BB: 1 P: 16	R: 0 E: 0 K: 2 S: 11 H: 0 LOB: 0 BB: 0 P: 15	1B: 10 2B: 1 3B: 0 HR: 0 SF: 0 SAC: 1 DP: 1 HBP: 0						

PITCHER		IP	WLS	BF	H	R	ER	SO	BB	IBB	HBP	BLK	WP	HR	S	P	ERA	WHIP
Steve Avery, L ERA: 2.55	(1, 1)	7.1	W	31	11	1	1	2	0	0	0	0	0	0	63	88	1.23	1.500
Kent Mercker, L ERA: 2.52	(8, 1)	1.2	S	6	0	0	0	2	1	0	0	0	0	0	13	21	0.00	0.600

PITCHER	IP	WLS	BF	H	R	ER	SO	BB	IBB	HBP	BLK	WP	HR	S	P	ERA	WHIP

TOP

Cincinnati Reds @ Atlanta Braves

Atlanta-Fulton County Stadium, Atlanta, GA

Sat Jun 20 1992, 7:05 PM EDT

Att. 44,636 - Cloudy - 85 F

livebaseballscorecards.com

AB	35
R	1
H	11
RBI	1
BB	1
SO	4
LOB	18

WP: 0 PB: 0 SB: 0 CS: 0 PA: 37

Cincinnati Reds @ Atlanta Braves

Atlanta-Fulton County Stadium, Atlanta, GA

Sat Jun 20 1992, 7:05 PM EDT

Att. 44,636 - Cloudy - 85 F

livebaseballscorecards.com

BOTTOM

Batter	1	2	3	4	5	6	7	8	9	AB	R	H	RBI	BB	SO	LOB
Otis Nixon, S (1, 8) OBP: 0.404, SLG: 0.377	G4-3		B1	G1-3			P6			4	0	0	0	0	0	2
Jeff Blauser, R (1, 6) Rafael Belliard, R (8, 6) OBP: 0.281, SLG: 0.381 OBP: 0.262, SLG: 0.234	FC6-4 1B		2B		P6		B1-3			4 0	0 0	2 0	0 0	0 0	0 0	0 0
Terry Pendleton, S (1, 5) OBP: 0.329, SLG: 0.491	FC6-4 1B 1B 1-2f		F9		G1-3		K			4	1	0	0	0	1	2
Ron Gant, R (1, 7) OBP: 0.373, SLG: 0.484	1 SAFE 1B 1-3 1B		F7		HBP			P3		3	0	1	0	0	0	1
David Justice, L (1, 9) OBP: 0.335, SLG: 0.397	1-3 3-H 1B			P2	1 SAFE G3			K		4	0	1	1	0	1	1
Brian Hunter, R (1, 3) OBP: 0.264, SLG: 0.455	F8			2B G3 1B		G3-6-3 1B		P3		4	1	2	0	0	0	2
Greg Olson, R (1, 2) OBP: 0.323, SLG: 0.324		L1-6 2B		G3 1-3 2B		1 SAFE 1 SAFE 1 SAFE G3-6-3 1-2f				3	0	2	0	0	0	1
Mark Lemke, S (1, 4) OBP: 0.280, SLG: 0.293		L1-6 2-3		G3 IBB		0-0 1B				2	0	1	0	1	0	1
Steve Avery, L (1, 1) Kent Mercker, L (8, 1) OBP: 0.167, SLG: 0.229		F8		G3 1-2 2-3 3-H		F8				3 0	0 0	0 0	1 0	0 0	0 0	3 0
Inning Stats	R: 1 E: 0 K: 0 S: 13 H: 3 LOB: 2 BB: 0 P: 17	R: 0 E: 0 K: 0 S: 6 H: 1 LOB: 0 BB: 0 P: 10	R: 0 E: 0 K: 0 S: 8 H: 1 LOB: 1 BB: 0 P: 9	R: 1 E: 0 K: 0 S: 8 H: 2 LOB: 2 BB: 1 P: 18	R: 0 E: 0 K: 0 S: 8 H: 0 LOB: 1 BB: 0 P: 11	R: 0 E: 0 K: 0 S: 8 H: 2 LOB: 1 BB: 0 P: 11	R: 0 E: 0 K: 1 S: 6 H: 0 LOB: 0 BB: 0 P: 7	R: 0 E: 0 K: 1 S: 10 H: 0 LOB: 0 BB: 0 P: 15		1B: 6 2B: 4 3B: 0 HR: 0		SF: 0 SAC: 0 DP: 2 HBP: 1		WP: 0 PB: 0 SB: 0 CS: 0		PA: 33

	AB	31
	R	2
	H	9
	RBI	2
	BB	1
	SO	2
	LOB	13

PITCHER		IP	WLS	BF	H	R	ER	SO	BB	IBB	HBP	BLK	WP	HR	S	P	ERA	WHIP
Tom Browning, L ERA: 5.4	(1, 1)	6.0	L	27	9	2	2	0	0	1	1	0	0	0	51	76	3.00	1.500
Dwayne Henry, R ERA: 2.56	(7, 1)	2.0		6	0	0	0	2	0	0	0	0	0	0	16	22	0.00	0.000

PITCHER	IP	WLS	BF	H	R	ER	SO	BB	IBB	HBP	BLK	WP	HR	S	P	ERA	WHIP

Batter	1	2	3	4	5	6	7	8	9	AB	R	H	RBI	BB	SO	LOB
Bip Roberts, S (1, 7) OBP: 0.362, SLG: 0.369	B B C F X 2-2 ① F7			C S B F F F X 1-2 ① L6		X 0-0 ② B1-3		X 0-0 1-2 1B		4	0	1	0	0	0	0
Dave Martinez, L (1, 8) OBP: 0.324, SLG: 0.333	B F B X 2-1 ② F8			B F C B X 2-2 1B		C B B X 2-1 ③ F9		C B C B X 2-2 ③ G3		4	0	1	0	0	0	2
Barry Larkin, R (1, 6) OBP: 0.324, SLG: 0.362	S B S S 1-3 ③ K			1 SAFE B C 1 SAFE P F 1 SAFE F 1 SAFE 2-3 C ② K			B B B B 4-0 BB		F X 0-1 ① F8	3	0	0	0	1	2	1
Paul O'Neill, L (1, 9) OBP: 0.387, SLG: 0.437		B S B F F F F X 2-2 ① G4-3		P B C 1 SAFE F X 2-2 ③ F8			C X 0-1 ① L8		F X 0-1 ② G6-3	4	0	0	0	0	0	2
Hal Morris, L (1, 3) OBP: 0.409, SLG: 0.429		B B C F F B X 3-2 G4-6-3 1B			B F X 1-1 ① F7		1 SAFE B 1 SAFE B 1 SAFE X 2-0 ② P5		F B X 1-1 1B	4	0	2	0	0	0	1
Bill Doran, S (1, 4) OBP: 0.337, SLG: 0.405 Reggie Sanders, R (9, PH) OBP: 0.360, SLG: 0.456		B 1 SAFE X 1-0 ② ③ G4-6-3 1-2f			B B B C X 3-1 S 1B		B 1 SAFE X 1-0 ③ F9		B S F B S 2-3 ③ K	3 1	0 0	1 0	0 0	0 0	0 1	2 1
Chris Sabo, R (1, 5) OBP: 0.309, SLG: 0.422			C C S 0-3 ① K		C 1 SAFE B B X 2-1 ② P4			C X 0-1 1B 1B		3	0	1	0	0	1	1
Joe Oliver, R (1, 2) OBP: 0.296, SLG: 0.318 Billy Hatcher, R (8, PH) OBP: 0.318, SLG: 0.392 Norm Charlton, S (8, 1) OBP: 0.500, SLG: 0.500			C X 0-1 ② F8		B F B F B F X 3-2 ③ G4-3 1-2			1 SAFE C C S 0-3 ① K		2 1 0	0 0 0	0 0 0	0 0 0	0 0 0	0 1 0	1 1 0
Jose Rijo, R (1, 1) OBP: 0.200, SLG: 0.240 Glenn Braggs, R (8, PH) OBP: 0.313, SLG: 0.296 Troy Afenir, R (8, 2) OBP: 0.290, SLG: 0.393			C C B F C 1-3 ③ K			X 0-0 ① G1-3		C B F B S 2-3 ② K		2 1 0	0 0 0	0 0 0	0 0 0	0 0 0	1 1 0	0 1 0
Inning Stats	R: 0 H: 0 E: 0 LOB: 0 K: 1 BB: 0 S: 8 P: 13	R: 0 H: 1 E: 0 LOB: 0 K: 0 BB: 0 S: 11 P: 17	R: 0 H: 0 E: 0 LOB: 0 K: 2 BB: 0 S: 9 P: 10	R: 0 H: 1 E: 0 LOB: 1 K: 1 BB: 0 S: 18 P: 23	R: 0 H: 1 E: 0 LOB: 1 K: 0 BB: 0 S: 10 P: 19	R: 0 H: 0 E: 0 LOB: 0 K: 0 BB: 0 S: 4 P: 6	R: 0 H: 0 E: 0 LOB: 1 K: 0 BB: 1 S: 4 P: 11	R: 0 H: 2 E: 0 LOB: 2 K: 2 BB: 0 S: 12 P: 16	R: 0 H: 1 E: 0 LOB: 1 K: 1 BB: 0 S: 9 P: 12	1B: 6 SF: 0 2B: 0 SAC: 0 3B: 0 DP: 1 HR: 0 HBP: 0						WP: 0 PA: 33 PB: 0 SB: 1 CS: 0

PITCHER		IP	WLS	BF	H	R	ER	SO	BB	IBB	HBP	BLK	WP	HR	S	P	ERA	WHIP
Mike Bielecki, R ERA: 2.39	(1, 1)	8.0	W	29	5	0	0	6	1	0	0	0	0	0	76	115	0.00	0.750
Marvin Freeman, R ERA: 3.24	(9, 1)	0.1		1	0	0	0	0	0	0	0	0	0	0	2	2	0.00	0.000
Kent Mercker, L ERA: 2.48	(9, 1)	0.2	S	3	1	0	0	1	0	0	0	0	0	0	7	10	0.00	1.500

PITCHER	IP	WLS	BF	H	R	ER	SO	BB	IBB	HBP	BLK	WP	HR	S	P	ERA	WHIP

TOP

Cincinnati Reds @ Atlanta Braves

Atlanta-Fulton County Stadium, Atlanta, GA

Sun Jun 21 1992, 3:33 AM EDT

Att. 42,831 - Cloudy - 79 F

livebaseballscorecards.com

AB	32
R	0
H	6
RBI	0
BB	1
SO	7
LOB	13

Cincinnati Reds @ Atlanta Braves

Atlanta-Fulton County Stadium, Atlanta, GA

Sun Jun 21 1992, 3:33 AM EDT

Att. 42,831 - Cloudy - 79 F

livebaseballscorecards.com

BOTTOM

Batter	1	2	3	4	5	6	7	8	9	AB	R	H	RBI	BB	SO	LOB
Deion Sanders, L (1, 8) OBP: 0.398, SLG: 0.568	F B X 1-1 ① G3		C C X 0-2 ② F7		B F X 1-1 ②③ G4-6-3 1-2f		F C B C 1-3 ③ K			4	0	0	0	0	1	2
Terry Pendleton, S (1, 5) OBP: 0.334, SLG: 0.495	B B X 2-0 ② G4-3		B C X 1-1 1B			F B B F X 2-2 G3 1B 1B		X 0-0 E 1B 1B		4	2	3	0	0	0	0
Ron Gant, R (1, 7) OBP: 0.368, SLG: 0.477	B X 1-0 ③ G5-3		B S S S 1-3 ③ K			F S F F B S 1-3 ① K		B B B X 3-0 ① P6		4	0	0	0	0	2	3
David Justice, L (1, 9) OBP: 0.333, SLG: 0.399		C X 0-1 1B F8-2 2B		B C F C 1-3 ① K		B B C C B X 3-2 ② G3 1-2		B F X 1-1 FC 1B 1-2		4	0	1	0	0	1	2
Sid Bream, L (1, 3) OBP: 0.344, SLG: 0.364		B F C C 1-3 ① K		C B X 1-1 1B		C B F B X 2-2 2-H 1B		B C F X 1-2 ② F8		4	0	2	1	0	1	3
Damon Berryhill, S (1, 2) OBP: 0.252, SLG: 0.400		B X 1-0 HBP 2-3 1B		F S B B S 2-3 ② K		S F B X 1-2 ③ G1-3		F X 0-1 1-2 2-H 1B		4	0	2	1	0	1	2
Mark Lemke, S (1, 4) OBP: 0.280, SLG: 0.293 Jeff Blauser, R (2, 4) OBP: 0.280, SLG: 0.372		S H 1-1 1-2 HBP		C S B B B S 3-3 ③ K			B B C S B X 3-2 ① G6-3	B S B B S S 3-3 ③ K		0 3	0 0	0 0	0 0	0 0	0 2	0 3
Rafael Belliard, R (1, 6) OBP: 0.263, SLG: 0.231		X 0-0 ②③ F8-2 3-H			B B B B 4-0 G4-6-3 BB		B X 1-0 ② G5-3			2	0	0	0	1	0	3
Mike Bielecki, R (1, 1) OBP: 0.143, SLG: 0.143 Marvin Freeman, R (9, 1) OBP: 1.000, SLG: 1.000 Kent Mercker, L (9, 1)			S B S C 1-3 ① K		C L C 0-3 ① K		B X 1-0 1B			3 0 0	0 0 0	1 0 0	0 0 0	0 0 0	2 0 0	1 0 0
Inning Stats	R: 0 H: 0 E: 0 LOB: 0 K: 0 BB: 0 S: 4 P: 8	R: 0 H: 2 E: 0 LOB: 2 K: 1 BB: 0 S: 8 P: 11	R: 0 H: 1 E: 0 LOB: 1 K: 2 BB: 0 S: 11 P: 14	R: 0 H: 1 E: 0 LOB: 1 K: 3 BB: 0 S: 11 P: 18	R: 0 H: 0 E: 0 LOB: 0 K: 1 BB: 1 S: 5 P: 10	R: 1 H: 2 E: 0 LOB: 1 K: 1 BB: 0 S: 17 P: 26	R: 0 H: 1 E: 0 LOB: 1 K: 1 BB: 0 S: 8 P: 14	R: 1 H: 2 E: 1 LOB: 2 K: 1 BB: 0 S: 12 P: 20		1B: 8 SF: 0 2B: 2 SAC: 0 3B: 0 DP: 2 HR: 0 HBP: 1						

AB	32
R	2
H	9
RBI	2
BB	1
SO	10
LOB	19

WP: 0 PA: 34
PB: 0
SB: 0
CS: 0

PITCHER		IP	WLS	BF	H	R	ER	SO	BB	IBB	HBP	BLK	WP	HR	S	P	ERA	WHIP
Jose Rijo, R ERA: 3.39	(1, 1)	7.0	L	28	7	1	1	9	1	0	1	0	0	0	64	101	1.29	1.143
Norm Charlton, L ERA: 2.08	(8, 1)	1.0		6	2	1	0	1	0	0	0	0	0	0	12	20	0.00	2.000

PITCHER	IP	WLS	BF	H	R	ER	SO	BB	IBB	HBP	BLK	WP	HR	S	P	ERA	WHIP

Batter	1	2	3	4	5	6	7	8	9	AB	R	H	RBI	BB	SO	LOB
Willie McGee, S (1, 9) OBP: 0.356, SLG: 0.369	B B B C S S 3-3 ① K		X 0-0 ③ G5-3			X 0-0 ③ F7			B X 1-0 ① P3	3	0	0	0	0	1	0
Jeff Brantley, R (6, 1)										0	0	0	0	0	0	0
Michael Jackson, R (8, 1)										0	0	0	0	0	0	0
Greg Litton, R (9, PH) OBP: 0.286, SLG: 0.320										1	0	0	0	0	0	1
Robby Thompson, R (1, 4) OBP: 0.362, SLG: 0.397	B S C F B X 2-2 1B			B X 1-0 ① F9			C B B B X 3-1 F8 2B		B B X 2-0 ② F8	4	0	2	0	0	0	1
Will Clark, L (1, 3) OBP: 0.413, SLG: 0.496	C 1 SAFE 1 SAFE B S S 1-3 ② K			X 0-0 G5-4-3 1B			X 0-0 ① F8 2-3		X 0-0 ③ L7	4	0	1	0	0	1	3
Cory Snyder, R (1, 8) OBP: 0.338, SLG: 0.541	C F 1 SAFE B F S 1-3 ③ K			B X 1-0 ② ③ G5-4-3 1-2f			S S B B S 2-3 ② K			3	0	0	0	0	2	3
(5, 7)																
(6, 9)																
Matt Williams, R (1, 5) OBP: 0.275, SLG: 0.398		F B X 1-1 ① G6-3			X 0-0 ① G5-3		X 0-0 ③ G2-3			3	0	0	0	0	0	1
Chris James, R (1, 7) OBP: 0.256, SLG: 0.257		X 0-0 G4-6-3 1B			B X 1-0 ② F8			B X 1-0 ① G6-3		2	0	1	0	0	0	0
Bryan Hickerson, L (5, 1)										0	0	0	0	0	0	0
Kevin Bass, S (6, 7) OBP: 0.298, SLG: 0.392										1	0	0	0	0	0	0
Kirt Manwaring, R (1, 2) OBP: 0.351, SLG: 0.359		1 SAFE B C 1 SAFE X 1-1 ② ③ G4-6-3 1-2f			B F X 1-1 ③ G6-3			B B C F F X 2-2 ② F9		3	0	0	0	0	0	1
Jose Uribe, S (1, 6) OBP: 0.297, SLG: 0.407			B X 1-0 ① L6			B X 1-0 ① G6-3		B X 1-0 ③ G5-3		2	0	0	0	0	0	0
Mike Benjamin, R (7, 6)										1	0	0	0	0	0	0
John Burkett, R (1, 1) OBP: 0.154, SLG: 0.087			B C X 1-1 ② F9			B B C M X 2-2 ② P9			B C X 1-1 1B	1	0	0	0	0	0	0
Francisco Oliveras, R (4, 1)										0	0	0	0	0	0	0
Mike Felder, S (5, 8) OBP: 0.321, SLG: 0.382										2	0	1	0	0	0	0
Inning Stats	R: 0 H: 1 E: 0 LOB: 1 K: 3 BB: 0 S: 14 P: 21	R: 0 H: 1 E: 0 LOB: 0 K: 0 BB: 0 S: 5 P: 7	R: 0 H: 0 E: 0 LOB: 0 K: 0 BB: 0 S: 4 P: 6	R: 0 H: 1 E: 0 LOB: 0 K: 0 BB: 0 S: 3 P: 5	R: 0 H: 0 E: 0 LOB: 0 K: 0 BB: 0 S: 4 P: 6	R: 0 H: 0 E: 0 LOB: 0 K: 0 BB: 0 S: 5 P: 8	R: 0 H: 1 E: 0 LOB: 1 K: 1 BB: 0 S: 7 P: 12	R: 0 H: 0 E: 0 LOB: 0 K: 0 BB: 0 S: 6 P: 10	R: 0 H: 1 E: 0 LOB: 1 K: 0 BB: 0 S: 5 P: 9	1B: 4 SF: 0 2B: 1 SAC: 0 3B: 0 DP: 2 HR: 0 HBP: 0						

PITCHER		IP	W/L/S	BF	H	R	ER	SO	BB	IBB	HBP	BLK	WP	HR	S	P	ERA	WHIP
Tom Glavine, L ERA: 2.68	(1, 1)	9.0	W	30	5	0	0	4	0	0	0	0	0	0	53	84	0.00	0.556

PITCHER	IP	W/L/S	BF	H	R	ER	SO	BB	IBB	HBP	BLK	WP	HR	S	P	ERA	WHIP

TOP

San Francisco Giants @ Atlanta Braves

Atlanta-Fulton County Stadium, Atlanta, GA

Tue Jun 23 1992, 7:05 PM EDT

Att. 39,890 - Sunny - 83 F

livebaseballscorecards.com

AB	30
R	0
H	5
RBI	0
BB	0
SO	4
LOB	10

Batter	1	2	3	4	5	6	7	8	9	AB	R	H	RBI	BB	SO	LOB
Deion Sanders, L (1, 8) OBP: 0.398, SLG: 0.591	X 0-0 ① F8		B B C X 2-1 ① G5-3	S B B B X 3-1 SF8 3B 1-H 2-H	C B C X 1-2 ③ L4 2-3		B F F X 1-2 HR			5	2	2	3	0	0	1
Terry Pendleton, S (1, 5) OBP: 0.339, SLG: 0.495	C S B B B X 3-2 1B		S F B F X 1-2 ② F9	B B B B 4-0 SF8 1B BB		B X 1-0 ① F9	C X 0-1 1B			4	1	2	0	1	0	0
Ron Gant, R (1, 7) OBP: 0.368, SLG: 0.481	C X 0-1 ② F7		X 0-0 BB BB 1B	B S 1 SAFE F B F X 2-2 ② SF8 1-2 3-H		B B S X 2-1 1B 2B	C B B C F F B S 3-3 ② K			4	1	2	1	0	1	2
David Justice, L (1, 9) OBP: 0.343, SLG: 0.403	1 SAFE B S C 1 B X SAFE 2-2 1-3 1B		1 SAFE 1 SAFE 1 SAFE B 1 SAFE B B B 4-0 BB 1-2 BB	I I I I 4-0 1B IBB		C B C F C X 1-2 1B 2-H 1B 1B	F B B B C F X 3-2 ③ P4			3	1	2	1	2	0	1
Sid Bream, L (1, 3) OBP: 0.351, SLG: 0.367	F B F B B S 3-3 ③ K		B S B B B B 4-1 1-2 2-3 BB	C B X 1-1 1-2 2-H 1B		B B C B X 3-1 BB 1B 1-2 1B		B X 1-0 ① G3		4	0	2	1	1	1	2
Damon Berryhill, S (1, 2) OBP: 0.257, SLG: 0.400		X 0-0 SH5-3 1B	B F B S F F F S 2-3 ③ K	B C B B X 3-1 ③ G3		S C F B B B F F X 3-2 BB 1-2 2-H 1B		S B F F F S 1-3 ② K		5	0	2	1	0	2	5
Mark Lemke, S (1, 4) OBP: 0.282, SLG: 0.292		B F 1 SAFE X 1-1 ① F7		B B F X 2-1 ① G4-3	B C B X 2-1 ① F7	C B B C B B 4-2 L3 1-2 2-3 BB		F X 0-1 1B		4	0	1	0	1	0	1
Rafael Belliard, R (1, 6) OBP: 0.274, SLG: 0.250		X 0-0 ② SH5-3 1-2		F B F B F X 2-2 1B 3B 1B	B X 1-0 BLK 2B	B X 1-0 ② ③ L3 1-2		C S F B B X 2-2 FC6-4 1-2 1B		4	1	3	0	0	0	3
Tom Glavine, L (1, 1) OBP: 0.311, SLG: 0.302		B B C X 2-1 ③ P4		1 SAFE L 1 SAFE P X 1-1 1-2 3B 1B	B F B F B X 3-2 ② F7		F F B X 1-2 ① G4-3	X 0-0 ③ FC6-4 1-2f		5	1	1	0	0	0	4
Inning Stats	R: 0 E: 0 K: 1 S: 12 H: 2 LOB: 2 BB: 0 P: 20	R: 0 E: 0 K: 0 S: 6 H: 1 LOB: 1 BB: 0 P: 9	R: 0 E: 0 K: 1 S: 14 H: 1 LOB: 3 BB: 2 P: 27	R: 4 E: 0 K: 0 S: 19 H: 4 LOB: 2 BB: 2 P: 40	R: 0 E: 0 K: 0 S: 9 H: 1 LOB: 1 BB: 0 P: 16	R: 2 E: 0 K: 0 S: 18 H: 4 LOB: 2 BB: 1 P: 33	R: 1 E: 0 K: 1 S: 17 H: 2 LOB: 1 BB: 0 P: 25	R: 0 E: 0 K: 1 S: 13 H: 2 LOB: 2 BB: 0 P: 17		1B: 13 2B: 3 3B: 1 HR: 1	SF: 1 SAC: 1 DP: 1 HBP: 0					

PITCHER		IP	WLS	BF	H	R	ER	SO	BB	IBB	HBP	BLK	WP	HR	S	P	ERA	WHIP
John Burkett, R ERA: 4.19	(1, 1)	3.1	L	20	7	4	4	2	3	0	0	0	0	0	43	78	10.80	3.000
Francisco Oliveras, R ERA:	(4, 1)	1.1		7	2	0	0	0	0	1	0	0	0	0	14	30	0.00	1.500
Bryan Hickerson, L ERA: 3.31	(5, 1)	0.2		6	4	2	2	0	0	0	0	1	0	0	18	29	27.00	6.000
Jeff Brantley, R ERA: 3.16	(6, 1)	1.2		7	2	1	1	1	1	0	0	0	0	1	20	33	5.40	1.800
Michael Jackson, R ERA: 2.5	(8, 1)	1.0		5	2	0	0	1	0	0	0	0	0	0	13	17	0.00	2.000

PITCHER	IP	WLS	BF	H	R	ER	SO	BB	IBB	HBP	BLK	WP	HR	S	P	ERA	WHIP

BOTTOM

San Francisco Giants @ Atlanta Braves

Atlanta-Fulton County Stadium, Atlanta, GA

Tue Jun 23 1992, 7:05 PM EDT

Att. 39,890 - Sunny - 83 F

livebaseballscorecards.com

AB	38
R	7
H	17
RBI	7
BB	5
SO	4
LOB	19



Batter	1	2	3	4	5	6	7	8	9	AB	R	H	RBI	BB	SO	LOB
Mike Felder, S (1, 8) OBP: 0.319, SLG: 0.373	C X 0-1 ① G6-3		B B X 2-0 ③ F8			C L F C 0-3 ③ K			B B B B 4-0 FC4-6 BB	3	0	0	0	1	1	0
Willie McGee, S (1, 9) OBP: 0.350, SLG: 0.362	B B F B F S 3-3 ② K			F F X 0-2 ① G1-3			F F F B S 1-3 ① K		C F B X 1-2 ② FC4-6 E 1B 1-2f	4	0	0	0	0	2	1
Will Clark, L (1, 3) OBP: 0.414, SLG: 0.496	B S B S S X 2-2 1B			B F B X 2-1 ② L7			C X 0-1 ② F9		X 0-0 E9 1-3 1B	4	0	2	0	0	0	0
Kevin Bass, S (1, 7) OBP: 0.291, SLG: 0.382	F 1 SAFE S X 0-2 ③ L6			B B F F X 2-2 ③ F8			C B B X 2-1 ③ F7		B B C C B F F X 3-2 ③ G3-1	4	0	0	0	0	0	3
Matt Williams, R (1, 5) OBP: 0.272, SLG: 0.393		F C S 0-3 ① K			C X 0-1 ① F8			F B S B S 2-3 ① K		3	0	0	0	0	2	0
Robby Thompson, R (1, 4) OBP: 0.367, SLG: 0.395		B B B B 4-0 CS BB			C C S 0-3 ② K			B F B F H 3-2 HBP		1	0	0	0	1	1	0
Jim McNamara, L (1, 2) OBP: 0.263, SLG: 0.278		C S S 0-3 ② ③ K 1-2			F B F S 1-3 ③ K			B B C S X 2-2 ② F7		3	0	0	0	0	2	2
Jose Uribe, S (1, 6) OBP: 0.284, SLG: 0.387			X 0-0 ① G6-3			C B X 1-1 ① G3		C X 0-1 ③ P5		3	0	0	0	0	0	1
Trevor Wilson, L (1, 1) OBP: 0.190, SLG: 0.111 Rod Beck, R (8, 1) Darren Lewis, R (9, PH) OBP: 0.305, SLG: 0.276			C S S 0-3 ② K			S S S 0-3 ② K			B F B X 2-1 ① G3-1	2 0 1	0 0 0	0 0 0	0 0 0	0 0 0	2 0 0	0 0 0
Inning Stats	R: 0 H: 1 E: 0 LOB: 1 K: 1 BB: 0 S: 11 P: 16	R: 0 H: 0 E: 0 LOB: 0 K: 2 BB: 1 S: 6 P: 10	R: 0 H: 0 E: 0 LOB: 0 K: 1 BB: 0 S: 5 P: 7	R: 0 H: 0 E: 0 LOB: 0 K: 0 BB: 0 S: 8 P: 12	R: 0 H: 0 E: 0 LOB: 0 K: 2 BB: 0 S: 8 P: 9	R: 0 H: 0 E: 0 LOB: 0 K: 2 BB: 0 S: 9 P: 10	R: 0 H: 0 E: 0 LOB: 0 K: 1 BB: 0 S: 8 P: 11	R: 0 H: 0 E: 0 LOB: 1 K: 1 BB: 0 S: 10 P: 17	R: 0 H: 1 E: 1 LOB: 2 K: 0 BB: 1 S: 11 P: 21	1B: 2 SF: 0 2B: 0 SAC: 0 3B: 0 DP: 0 HR: 0 HBP: 1						

TOP

San Francisco Giants @ Atlanta Braves

Atlanta-Fulton County Stadium, Atlanta, GA

Wed Jun 24 1992, 3:33 AM EDT

Att. 39,016 - Sunny - 89 F

livebaseballscorecards.com

AB	28
R	0
H	2
RBI	0
BB	2
SO	10
LOB	7

PITCHER		IP	WLS	BF	H	R	ER	SO	BB	IBB	HBP	BLK	WP	HR	S	P	ERA	WHIP
29 John Smoltz, R ERA: 3.18	(1, 1)	9.0	W	31	2	0	0	10	2	0	1	0	0	0	76	113	0.00	0.444

PITCHER	IP	WLS	BF	H	R	ER	SO	BB	IBB	HBP	BLK	WP	HR	S	P	ERA	WHIP

San Francisco Giants @ Atlanta Braves

Atlanta-Fulton County Stadium, Atlanta, GA

Wed Jun 24 1992, 3:33 AM EDT

Att. 39,016 - Sunny - 89 F

livebaseballscorecards.com

Batter	1	2	3	4	5	6	7	8	9	AB	R	H	RBI	BB	SO	LOB
Otis Nixon, S (1, 8) OBP: 0.400, SLG: 0.397	X 0-0 P4 ①		C B X 1-1 G6-3 ②		B F B F X 2-2 2-H HR		B X 1-0 SF8 ② 3-H			3	1	1	3	0	0	0
Jeff Blauser, R (1, 6) OBP: 0.273, SLG: 0.362 Rafael Belliard, R (8, 6) OBP: 0.274, SLG: 0.250	B B C F X 2-2 G1-3 ②		C B F S 1-3 K ③		B F X 1-1 G6-3 ③		B C F B S 3-3 K ③			4 0	0 0	0 0	0 0	0 0	2 0	1 0
Terry Pendleton, S (1, 5) OBP: 0.338, SLG: 0.491	B X 1-0 G5-3 ③			B B S F X 2-2 G5-3 1B		F C F X 0-2 G3-1 ①		C B X 1-1 P4 ①		4	0	1	0	0	0	0
Ron Gant, R (1, 7) OBP: 0.367, SLG: 0.481		B B X 2-0 F9 2B 2B		S B S B 1 SAFE X 2-2 G5-3 ① 1-2		B C F C 1-3 K ②		B C C B X 2-2 G3 ②		4	1	1	0	0	1	1
David Justice, L (1, 9) OBP: 0.342, SLG: 0.397		B B F X 2-1 F9 ① 2-3		C B C F S 1-3 K ②		X 0-0 P3 ③		B F B B F B 4-2 BB		3	0	0	0	1	1	2
Brian Hunter, R (1, 3) OBP: 0.264, SLG: 0.457		B B F F F X 2-2 2B 3-H		B F F F X 1-2 F7 ③			B X 1-0 G5-3 ①	C S C 0-3 K ③		4	0	1	1	0	1	2
Greg Olson, R (1, 2) OBP: 0.329, SLG: 0.326		B B C C S 2-3 K ②			F B B B X 3-1 29 SH3-4 HR 1B		B C B B F F B 4-2 29 1B 1B BB			2	2	1	0	1	1	1
Mark Lemke, S (1, 4) OBP: 0.283, SLG: 0.293		S B X 1-1 G4-3 ③			F 1 SAFE X 0-1 F8 ①		X 0-0 29 1B 1-2 SF8 1B			3	1	1	0	0	0	2
29 John Smoltz, R (1, 1) OBP: 0.250, SLG: 0.250			F B X 1-1 G6-3 ①		S X 0-1 SH3-4 ② 1-2		X 0-0 1-3 2-H 1B			2	0	1	1	0	0	0
Inning Stats	R: 0 H: 0 E: 0 LOB: 0 K: 0 BB: 0 S: 5 P: 8	R: 1 H: 2 E: 0 LOB: 1 K: 1 BB: 0 S: 12 P: 21	R: 0 H: 0 E: 0 LOB: 0 K: 1 BB: 0 S: 8 P: 11	R: 0 H: 1 E: 0 LOB: 1 K: 1 BB: 0 S: 14 P: 20	R: 2 H: 2 E: 0 LOB: 0 K: 0 BB: 0 S: 11 P: 17	R: 0 H: 0 E: 0 LOB: 0 K: 1 BB: 0 S: 8 P: 9	R: 2 H: 2 E: 0 LOB: 1 K: 1 BB: 1 S: 10 P: 19	R: 0 H: 0 E: 0 LOB: 1 K: 1 BB: 1 S: 10 P: 17		1B: 4 SF: 1 2B: 2 SAC: 1 3B: 0 DP: 0 HR: 1 HBP: 0						WP: 0 PA: 33 PB: 0 SB: 0 CS: 0

PITCHER		IP	WLS	BF	H	R	ER	SO	BB	IBB	HBP	BLK	WP	HR	S	P	ERA	WHIP
Trevor Wilson, L ERA: 4.41	(1, 1)	7.0	L	29	7	5	5	5	1	0	0	0	0	1	68	105	6.43	1.143
Rod Beck, R ERA: 2.4	(8, 1)	1.0		4	0	0	0	1	1	0	0	0	0	0	10	17	0.00	1.000

PITCHER	IP	WLS	BF	H	R	ER	SO	BB	IBB	HBP	BLK	WP	HR	S	P	ERA	WHIP

AB	29
R	5
H	7
RBI	5
BB	2
SO	6
LOB	9

Atlanta Braves @ Cincinnati Reds

Riverfront Stadium, Cincinnati, OH

Fri Jun 26 1992, 7:05 PM EDT

Att. 44,431 - Cloudy - 78 F

TOP

livebaseballscorecards.com

Batter	1	2	3	4	5	6	7	8	9	AB	R	H	RBI	BB	SO	LOB
Otis Nixon, S (1, 8) OBP: 0.388, SLG: 0.384	B B C X 2-1 ① F8		X 0-0 ② F8		F B X 1-1 ② ③ G5-4-3 1-2f			B F F S 1-3 ① K	S F F X 0-2 ② G6-3 3-H	5	0	0	1	0	1	3
Jeff Blauser, R (1, 6) OBP: 0.277, SLG: 0.354	C B F B B X 3-2 ② P5		B B B C B 4-1 1-2 BB			C C F B X 1-2 ① F9		B B B B 4-0 F9 1B 1B BB	S X 0-1 ③ P3	3	1	0	0	2	0	1
Terry Pendleton, S (1, 5) OBP: 0.337, SLG: 0.488	B X 1-0 ③ G6-3		B B X 2-0 ③ F7			X 0-0 ② P6		B C F X 1-2 1B 1-2 1B		4	0	1	0	0	0	2
Ron Gant, R (1, 7) OBP: 0.362, SLG: 0.474		B C B B X 3-1 ① F7		B C S B B X 3-2 ① F8		C B F B S 2-3 K		B X 1-0 ② F9 2-3		4	0	0	0	0	1	2
David Justice, L (1, 9) OBP: 0.349, SLG: 0.401		F B B B B 4-1 BB		B F F X 1-2 ② F9			B F C X 1-2 HR 1B	B B C C B X 3-2 1-3 3-H 1B		3	1	2	1	1	0	0
Brian Hunter, R (1, 3) OBP: 0.271, SLG: 0.500		F 1 SAFE B X 1-1 ② F7		B B B C C F X 3-2 3B			B X 1-0 1-H HR	S F S 0-3 ③ K		4	1	2	2	0	1	3
Greg Olson, R (1, 2) OBP: 0.323, SLG: 0.319		C B X 1-1 ③ G4-3		B B X 2-0 ③ F8			F X 0-1 ① G6-3		B F S S F S 1-3 ① K	3	0	0	0	0	0	2
Deion Sanders, L (9, PH) OBP: 0.396, SLG: 0.588										1	0	0	0	0	1	0
Mark Lemke, S (1, 4) OBP: 0.285, SLG: 0.291			B C B X 2-1 ① G5-3		B B C F F B B 4-2 G5-4-3 BB		B X 1-0 ② F8		C B B S S B B 4-2 2B G6-3 BB	1	0	0	0	1	0	0
Alejandro Pena, R (5, 1)										0	0	0	0	0	0	0
Juan Berenguer, R (6, 1)										0	0	0	0	0	0	0
Lonnie Smith, R (7, PH) OBP: 0.264, SLG: 0.200										1	0	0	0	0	0	0
Mike Stanton, L (7, 1) OBP: 0.500, SLG: 0.500										0	0	0	0	0	0	0
Mark Wohlers, R (8, 1)										0	0	0	0	0	0	0
Damon Berryhill, S (9, PH) OBP: 0.262, SLG: 0.400										0	1	0	0	1	0	0
Steve Avery, L (1, 1) OBP: 0.189, SLG: 0.250			X 0-0 BB 1B		C X 0-1 ① P5		X 0-0 ③ G3-1		F B X 1-1 1-3 2B	1	0	1	0	0	0	0
Jeff Treadway, L (5, PH) OBP: 0.333, SLG: 0.667										3	0	1	0	0	0	1
(5, 4)																
Inning Stats	R: 0 E: 0 K: 0 S: 6 H: 0 LOB: 0 BB: 0 P: 12	R: 0 E: 0 K: 0 S: 7 H: 0 LOB: 1 BB: 1 P: 16	R: 0 E: 0 K: 0 S: 6 H: 1 LOB: 2 BB: 1 P: 14	R: 0 E: 0 K: 0 S: 11 H: 1 LOB: 1 BB: 0 P: 20	R: 0 E: 0 K: 0 S: 7 H: 0 LOB: 0 BB: 1 P: 12	R: 0 E: 0 K: 1 S: 8 H: 0 LOB: 0 BB: 0 P: 11	R: 2 E: 0 K: 0 S: 8 H: 2 LOB: 0 BB: 0 P: 11	R: 1 E: 0 K: 2 S: 13 H: 2 LOB: 2 BB: 1 P: 23	R: 1 E: 0 K: 1 S: 14 H: 1 LOB: 1 BB: 1 P: 20	1B: 4 2B: 1 3B: 1 HR: 1 SF: 0 SAC: 0 DP: 1 HBP: 0						

	AB	33
	R	4
	H	7
	RBI	4
	BB	5
	SO	4
	LOB	14

WP: 0 PB: 0 SB: 0 CS: 0 PA: 38

PITCHER		IP	WLS	BF	H	R	ER	SO	BB	IBB	HBP	BLK	WP	HR	S	P	ERA	WHIP
Tom Browning, L ERA: 5.16	(1, 1)	7.0	W	27	4	2	2	1	3	0	0	0	0	1	53	96	2.57	1.000
Rob Dibble, R ERA: 3.98	(8, 1)	2.0		11	3	2	2	3	2	0	0	0	0	0	27	43	9.00	2.500

PITCHER	IP	WLS	BF	H	R	ER	SO	BB	IBB	HBP	BLK	WP	HR	S	P	ERA	WHIP

Batter	1	2	3	4	5	6	7	8	9	AB	R	H	RBI	BB	SO	LOB
Reggie Sanders, R (1, 8) (8, 7) OBP: 0.345, SLG: 0.457	HR 1B 1B 1B	F9			G1-3		G6-4-3 1-2f			4	1	1	0	0	0	1
Bip Roberts, S (1, 7) OBP: 0.365, SLG: 0.371	HR 1B 1-2 1B		G3 PB SF8 1B		F7		K			4	2	2	0	0	1	1
Rob Dibble, L (8, 1) OBP: 1.000, SLG: 1.000										0	0	0	0	0	0	0
Barry Larkin, R (1, 6) OBP: 0.333, SLG: 0.371	HR 1-2 2-3 1B		G3 1-3			S 2B 1B		G3		4	2	2	0	0	0	1
Chris Sabo, R (1, 5) OBP: 0.308, SLG: 0.418	K		SF8 3-H			1-2 2B BB		K		2	1	0	1	1	2	3
Glenn Braggs, R (1, 9) OBP: 0.314, SLG: 0.337	HR 1-H 2-H 3-H		G6-3			P3		F9		4	1	1	4	0	0	2
Hal Morris, L (1, 3) OBP: 0.422, SLG: 0.472	G4-3 1B			K		1-H 2-H 2B				3	0	2	2	0	1	0
Joe Oliver, R (1, 2) OBP: 0.292, SLG: 0.333	G4-3 1-2f			F8		G5-3				3	0	0	0	0	0	2
Bill Doran, S (1, 4) OBP: 0.330, SLG: 0.388		K		G5-3		G1-3				3	0	0	0	0	1	1
Tom Browning, L (1, 1) OBP: 0.226, SLG: 0.207		P6			K		G6-4-3 1B			3	0	1	0	0	1	0
Dave Martinez, L (7, PR) (8, 8) OBP: 0.330, SLG: 0.345										0	0	0	0	0	0	0
Inning Stats	R: 4 E: 0 K: 1 S: 14 H: 5 LOB: 0 BB: 0 P: 21	R: 0 E: 0 K: 1 S: 6 H: 0 LOB: 0 BB: 0 P: 10	R: 1 E: 0 K: 0 S: 10 H: 1 LOB: 0 BB: 0 P: 16	R: 0 E: 0 K: 1 S: 7 H: 0 LOB: 0 BB: 0 P: 11	R: 0 E: 0 K: 1 S: 13 H: 0 LOB: 0 BB: 0 P: 18	R: 2 E: 0 K: 0 S: 7 H: 2 LOB: 1 BB: 1 P: 12	R: 0 E: 0 K: 1 S: 9 H: 1 LOB: 1 BB: 0 P: 13	R: 0 E: 0 K: 1 S: 7 H: 0 LOB: 0 BB: 0 P: 12		1B: 7 2B: 1 3B: 0 HR: 1 SF: 1 SAC: 0 DP: 2 HBP: 0				WP: 0 PB: 1 SB: 1 CS: 0	PA: 32	

PITCHER		IP	WLS	BF	H	R	ER	SO	BB	IBB	HBP	BLK	WP	HR	S	P	ERA	WHIP
Steve Avery, L ERA: 2.79	(1, 1)	4.0	L	17	6	5	4	3	0	0	0	0	0	1	37	58	9.00	1.500
Alejandro Pena, R ERA: 6.61	(5, 1)	1.0		3	0	0	0	1	0	0	0	0	0	0	13	18	0.00	0.000
Juan Berenguer, R ERA: 3.45	(6, 1)	1.0		6	2	2	2	0	1	0	0	0	0	0	7	12	18.00	3.000
Mike Stanton, L ERA: 6.75	(7, 1)	1.0		3	1	0	0	1	0	0	0	0	0	0	9	13	0.00	1.000
Mark Wohlers, R ERA: 4.76	(8, 1)	1.0		3	0	0	0	1	0	0	0	0	0	0	7	12	0.00	0.000

PITCHER	IP	WLS	BF	H	R	ER	SO	BB	IBB	HBP	BLK	WP	HR	S	P	ERA	WHIP

Atlanta Braves @ Cincinnati Reds

Riverfront Stadium, Cincinnati, OH

Fri Jun 26 1992, 7:05 PM EDT

Att. 44,431 - Cloudy - 78 F

BOTTOM

livebaseballscorecards.com

AB	30
R	7
H	9
RBI	7
BB	1
SO	6
LOB	11

Batter	1	2	3	4	5	6	7	8	9	AB	R	H	RBI	BB	SO	LOB
Deion Sanders, L (1, 8) OBP: 0.393, SLG: 0.581	F F B S 1-3 K ①		S C C 0-3 K ②		F B S B B F X 3-2 FC6-4 1-3 2-H 1B			X 0-0 G4-3 ①		4	0	1	1	0	2	0
Terry Pendleton, S (1, 5) OBP: 0.332, SLG: 0.482 Kent Mercker, L (8, 1)	B B C B C S 3-3 K ②		B F F F B B S 3-3 K ③		B F B 1 SAFE X 2-1 FC6-4 1-2f 3-H			C X 0-1 F9 ②		4 0	0 0	0 0	1 0	0 0	2 0	1 0
Ron Gant, R (1, 7) OBP: 0.360, SLG: 0.471	X 0-0 G5-3 ③			S B X 1-1 S 1B	B S S B C 2-3 K ③			B B F B F X 3-2 P3 ③		4	0	1	0	0	1	1
David Justice, L (1, 9) OBP: 0.343, SLG: 0.393		B C X 1-1 F8 ①		C F B B B F 1 SAFE S 3-3 K ① 1-2		B B B C S X 3-2 G4-3 ①			X 0-0 F9 ①	4	0	0	0	0	1	1
Sid Bream, L (1, 3) OBP: 0.349, SLG: 0.364		B X 1-0 2B G3 1B		F B F B F B S 3-3 K ②		X 0-0 G4-3 ②			B B X 2-0 F8 ②	4	1	1	0	0	1	1
Jeff Treadway, L (1, 4) OBP: 0.429, SLG: 0.667		B B C C X 2-2 G3 1-3 2B		B X 1-0 G3-1 ③		B F B F F B S 3-3 K ③			B B C F B B 4-2 BB	3	0	1	0	1	1	1
Greg Olson, R (1, 2) OBP: 0.321, SLG: 0.318		B F X 1-1 G3 ② 2-3 3-H			B C B S F X 2-2 1B 1B 1B		X 0-0 F7 ①		B X 1-0 P6 ③	4	1	1	1	0	0	2
Rafael Belliard, R (1, 6) OBP: 0.271, SLG: 0.247 Otis Nixon, S (7, PH) OBP: 0.385, SLG: 0.381 Mike Stanton, L (7, 1) OBP: 0.500, SLG: 0.500 Mark Lemke, S (8, 5) OBP: 0.285, SLG: 0.291		B X 1-0 F9 ③			X 0-0 F8 ①		F B F B F X 2-2 F8 ②			2 1 0 0	0 0 0 0	0 0 0 0	0 0 0 0	0 0 0 0	0 0 0 0	2 0 0 0
Charlie Leibrandt, R (1, 1) OBP: 0.148, SLG: 0.154 Alejandro Pena, R (2, 1) Lonnie Smith, R (5, PH) OBP: 0.278, SLG: 0.217 Marvin Freeman, R (5, 1) OBP: 1.000, SLG: 1.000 Jeff Blauser, R (7, PH) OBP: 0.275, SLG: 0.352 (7, 6)			C C F S 0-3 K ①		X 0-0 1B 1-2 FC6-4 1B		F B X 1-1 P3 ③			0 1 1 0 1	0 0 1 0 0	0 0 1 0 0	0 0 0 0 0	0 1 0 0 0	0 0 0 0 0	0 0 0 0 0
Inning Stats	R: 0 E: 0 K: 2 S: 7 H: 0 LOB: 0 BB: 0 P: 11	R: 1 E: 0 K: 0 S: 9 H: 2 LOB: 1 BB: 0 P: 15	R: 0 E: 0 K: 3 S: 11 H: 0 LOB: 0 BB: 0 P: 14	R: 0 E: 0 K: 2 S: 11 H: 1 LOB: 1 BB: 0 P: 19	R: 2 E: 0 K: 1 S: 15 H: 3 LOB: 1 BB: 0 P: 24	R: 0 E: 0 K: 1 S: 8 H: 0 LOB: 0 BB: 0 P: 14	R: 0 E: 0 K: 0 S: 7 H: 0 LOB: 0 BB: 0 P: 10	R: 0 E: 0 K: 0 S: 6 H: 0 LOB: 0 BB: 0 P: 9	R: 0 E: 0 K: 0 S: 5 H: 0 LOB: 1 BB: 1 P: 12	1B: 5 2B: 1 3B: 0 HR: 0	SF: 0 SAC: 0 DP: 0 HBP: 0					

PITCHER	IP	WLS	BF	H	R	ER	SO	BB	IBB	HBP	BLK	WP	HR	S	P	ERA	WHIP
Jose Rijo, R (1, 1) ERA: 3.47	6.0	W	24	6	3	3	9	0	0	0	0	0	0	61	97	4.50	1.000
Scott Bankhead, R (7, 1) ERA: 2.12	1.0		3	0	0	0	0	0	0	0	0	0	0	7	10	0.00	0.000
Scott Ruskin, L (8, 1) ERA: 5.87	2.0		7	0	0	0	0	1	0	0	0	0	0	11	21	0.00	0.500

PITCHER	IP	WLS	BF	H	R	ER	SO	BB	IBB	HBP	BLK	WP	HR	S	P	ERA	WHIP

TOP

Atlanta Braves @ Cincinnati Reds

Riverfront Stadium, Cincinnati, OH

Sat Jun 27 1992, 3:33 AM EDT
Att. 43,883 - Cloudy - 70 F

livebaseballscorecards.com

AB	33
R	3
H	6
RBI	3
BB	1
SO	9
LOB	9

1B: 5	SF: 0	WP: 0	PA: 34
2B: 1	SAC: 0	PB: 0	
3B: 0	DP: 0	SB: 1	
HR: 0	HBP: 0	CS: 0	

Atlanta Braves @ Cincinnati Reds

Riverfront Stadium, Cincinnati, OH

Sat Jun 27 1992, 3:33 AM EDT

Att. 43,883 - Cloudy - 70 F

livebaseballscorecards.com

Batter	1	2	3	4	5	6	7	8	9	AB	R	H	RBI	BB	SO	LOB
Reggie Sanders, R (1, 8) (7, 7) OBP: 0.346, SLG: 0.450	K	K	FC5-4 1-2f			FC6-4 1-2 BB	1-2 BB			3	0	0	0	2	2	3
Bip Roberts, S (1, 4) OBP: 0.365, SLG: 0.369	2B 1B 1B	FC5 HR BB		G6-3		FC6-4 G1-4-3 1-2f 2-3	K			4	2	1	0	1	1	4
Barry Larkin, R (1, 6) OBP: 0.332, SLG: 0.373	1-3 1B 2B	FC5 1-2 2-3f 3-H HR		G4-3		G1-4-3 1-2 3-H		K		4	2	1	2	0	0	3
Scott Ruskin, R (8, 1)										1	0	0	0	0	1	0
Chris Sabo, R (1, 5) OBP: 0.305, SLG: 0.428	P5	1-H 2-H HR		K		L8		K		5	1	1	3	0	2	3
Glenn Braggs, R (1, 9) OBP: 0.325, SLG: 0.343	E 1B IBB	K			G6-4-3 1B		2B SF9 1B	P2		4	2	2	0	1	1	0
Hal Morris, L (1, 3) OBP: 0.418, SLG: 0.466	E3 1-H 2-H 3-H 1B	F8			G6-4-3 1-2f		P6			4	0	1	2	0	0	2
Billy Hatcher, R (1, 7) OBP: 0.330, SLG: 0.405	F8	1B 2B			P4		E 1-3 1B 2B			3	1	1	0	0	0	1
Scott Bankhead, R (7, 1) OBP: 0.286, SLG: 0.286										0	0	0	0	0	0	0
Freddie Benavides, R (7, PH) (8, 6) OBP: 0.271, SLG: 0.348										1	1	1	0	0	0	0
Joe Oliver, R (1, 2) OBP: 0.296, SLG: 0.351		2B FC5 BB	G5-3			HR	2-3 3-H	SF9		2	2	1	2	1	0	1
Jose Rijo, R (1, 1) OBP: 0.259, SLG: 0.333		FC5 1-3 2B	FC5-4 2-H 1B			E1 FC6-4 BB G1-4-3	BB 3-H 1B			2	0	2	1	0	0	0
Dave Martinez, L (6, PH) (7, 8) OBP: 0.332, SLG: 0.347										2	1	1	1	0	0	0
Inning Stats	R: 3 E: 1 K: 1 S: 11 H: 3 LOB: 1 BB: 1 P: 21	R: 4 E: 0 K: 2 S: 14 H: 2 LOB: 0 BB: 2 P: 27	R: 1 E: 0 K: 0 S: 13 H: 2 LOB: 1 BB: 0 P: 16	R: 0 E: 0 K: 1 S: 10 H: 0 LOB: 0 BB: 0 P: 13	R: 0 E: 0 K: 0 S: 9 H: 1 LOB: 0 BB: 0 P: 14	R: 2 E: 1 K: 0 S: 11 H: 1 LOB: 1 BB: 1 P: 18	R: 2 E: 1 K: 1 S: 21 H: 3 LOB: 2 BB: 1 P: 33	R: 0 E: 0 K: 2 S: 9 H: 0 LOB: 0 BB: 0 P: 13		1B: 6 2B: 4 3B: 0 HR: 2	SF: 1 SAC: 0 DP: 1 HBP: 0			WP: 0 PB: 0 SB: 0 CS: 0	PA: 41		

	AB	35
	R	12
	H	12
	RBI	11
	BB	5
	SO	7
	LOB	17

PITCHER		IP	WLS	BF	H	R	ER	SO	BB	IBB	HBP	BLK	WP	HR	S	P	ERA	WHIP
Charlie Leibrandt, L ERA: 4.08	(1, 1)	1.2	L	13	5	7	6	2	2	1	0	0	0	1	21	43	32.40	4.200
Alejandro Pena, R ERA: 6.27	(2, 1)	2.1		9	2	1	1	2	0	0	0	0	0	0	27	34	3.86	0.857
Marvin Freeman, R ERA: 3.33	(5, 1)	2.0		9	2	2	1	0	1	0	0	0	0	1	20	32	4.50	1.500
Mike Stanton, L ERA: 7.2	(7, 1)	1.0		7	3	2	2	1	1	0	0	0	0	0	21	33	18.00	4.000
Kent Mercker, L ERA: 2.41	(8, 1)	1.0		3	0	0	0	2	0	0	0	0	0	0	9	13	0.00	0.000

PITCHER	IP	WLS	BF	H	R	ER	SO	BB	IBB	HBP	BLK	WP	HR	S	P	ERA	WHIP

Batter	1	2	3	4	5	6	7	8	9	AB	R	H	RBI	BB	SO	LOB
Deion Sanders, L (1, 8) OBP: 0.388, SLG: 0.571	B X 1-0 G3 ①		C B B F F F B X 3-2 P6 ①		F X 0-1 P6 ③			B B F X 2-1 2B 1-3 BB 1B	F S S 0-3 K ②	5	1	1	0	0	1	0
Terry Pendleton, S (1, 5) OBP: 0.330, SLG: 0.479	X 0-0 P3 ②		B C B B F X 2-2 E6 1B			C B B B F X 3-2 G6-3 ①		X 0-0 SF7 ① 3-H	X 0-0 G6-3 ③	4	0	1	1	0	0	0
Ron Gant, R (1, 7) OBP: 0.359, SLG: 0.471	C C B B C 2-3 K ③		C B S B B X 3-2 F8 ②			B S C X 1-2 F9 ②		1 SAFE 1 SAFE X 0-0 BB 1-3 2B		4	0	1	0	0	1	1
David Justice, L (1, 9) OBP: 0.345, SLG: 0.389		B B B B 4-0 3B BB	S X 0-1 G3-1 ③			F B B F F B X 3-2 P6 ③		B B C B B 4-1 BB		2	1	0	0	2	0	1
Sid Bream, L (1, 3) OBP: 0.344, SLG: 0.358 Brian Hunter, R (8, PH) OBP: 0.269, SLG: 0.496 (8, 3)		F B C X 1-2 F7 ①		B C X 2-1 F8 ①			B C X 1-1 P6 ①	B S B F S 2-3 K ②		3 1	0 0	0 0	0 0	0 0	0 1	1 3
Damon Berryhill, S (1, 2) OBP: 0.268, SLG: 0.406 Kent Mercker, L (8, 1)		C F B 1 SAFE S 1-3 K ②		S B F X 1-2 F8 ②			X 0-0 2B	B B F C B B 4-2 FC6-4 1-2 2-3 3-H BB		3 0	0 0	1 0	1 0	1 0	1 0	1 0
Mark Lemke, S (1, 4) OBP: 0.284, SLG: 0.300	1 SAFE F X 0-1 E 1-H 3B			C S B F S 1-3 K ③			X 0-0 P5 ②	X 0-0 FC6-4 ③ 1-2f		4	1	1	1	0	1	4
Rafael Belliard, R (1, 6) OBP: 0.268, SLG: 0.244 Jeff Treadway, L (7, PH) OBP: 0.375, SLG: 0.571 Jeff Blauser, R (7, 6)		S S X 0-2 E9 3-H			C F F X 0-2 G6-3 ①		F B B C X 2-2 L4 ③		F B F B S 2-3 K ①	2 1 1	0 0 0	0 0 0	0 0 0	0 0 1	0 0 0	0 1 0
Tom Glavine, L (1, 1) OBP: 0.298, SLG: 0.289 Otis Nixon, S (8, PH) OBP: 0.389, SLG: 0.385 Mark Wohlers, R (8, 1) Greg Olson, R (8, 2) OBP: 0.325, SLG: 0.342		C X 0-1 G6-3 ③			F B F X 1-2 G4-3 ②			C B X 1-1 1B SF7 1B	B X 1-0 HR	2 1 0 1	0 1 0 1	0 1 0 1	0 0 0 0	0 0 0 0	0 0 0 0	1 0 0 0
Inning Stats	R: 0 E: 0 K: 1 S: 5 H: 0 LOB: 0 BB: 0 P: 8	R: 2 E: 1 K: 1 S: 13 H: 1 LOB: 1 BB: 1 P: 19	R: 0 E: 1 K: 0 S: 13 H: 1 LOB: 1 BB: 0 P: 21	R: 0 E: 0 K: 1 S: 9 H: 0 LOB: 0 BB: 0 P: 13	R: 0 E: 0 K: 0 S: 9 H: 0 LOB: 0 BB: 0 P: 10	R: 0 E: 0 K: 0 S: 10 H: 0 LOB: 0 BB: 0 P: 17	R: 0 E: 0 K: 0 S: 7 H: 1 LOB: 1 BB: 0 P: 10	R: 2 E: 0 K: 1 S: 13 H: 3 LOB: 3 BB: 2 P: 26	R: 1 E: 0 K: 2 S: 8 H: 1 LOB: 0 BB: 0 P: 11	1B: 3 2B: 2 3B: 1 HR: 1 SF: 1 SAC: 0 DP: 0 HBP: 0						

PITCHER		IP	WLS	BF	H	R	ER	SO	BB	IBB	HBP	BLK	WP	HR	S	P	ERA	WHIP
Tim Belcher, R ERA: 3.48	(1, 1)	7.1		30	6	4	3	3	1	0	0	0	0	0	72	107	3.68	0.955
Norm Charlton, L ERA: 2.27	(8, 1)	1.2	W	8	1	1	1	3	2	0	0	0	0	1	15	28	5.40	1.800

PITCHER	IP	WLS	BF	H	R	ER	SO	BB	IBB	HBP	BLK	WP	HR	S	P	ERA	WHIP

TOP

Atlanta Braves @ Cincinnati Reds

Riverfront Stadium, Cincinnati, OH

Sun Jun 28 1992, 3:33 AM EDT

Att. 37,581 - Sunny - 74 F

livebaseballscorecards.com

AB	34
R	5
H	7
RBI	4
BB	3
SO	6
LOB	13

WP: 0	PA: 38																	
PB: 0																		
SB: 0																		
CS: 0																		

Atlanta Braves @ Cincinnati Reds

Riverfront Stadium, Cincinnati, OH

Sun Jun 28 1992, 3:33 AM EDT

Att. 37,581 - Sunny - 74 F

BOTTOM

Batter	1	2	3	4	5	6	7	8	9	AB	R	H	RBI	BB	SO	LOB
Reggie Sanders, R (1, 8) (7, 7) OBP: 0.344, SLG: 0.443	P3	K			CS, BB		F7			3	0	0	0	1	1	0
Bip Roberts, S (1, 4) OBP: 0.367, SLG: 0.369	2B, BB		F8		G5-3			SH1-3, 1B		3	2	1	0	1	0	1
Barry Larkin, R (1, 6) OBP: 0.328, SLG: 0.368	P3		G5-3		G5-3			SH1-3		3	0	0	0	0	0	1
Chris Sabo, R (1, 5) OBP: 0.318, SLG: 0.457	2B, 2B		BB, BB			HR		S, FC4-6, 1B		3	3	3	3	1	0	0
Glenn Braggs, R (1, 9) OBP: 0.339, SLG: 0.339	2B, IBB		BB			K		FC4-6, BB		1	1	0	0	3	1	0
Hal Morris, L (1, 3) OBP: 0.414, SLG: 0.467	2B		K			G3		FC4-6, S		4	0	1	3	0	1	3
Billy Hatcher, R (1, 7) OBP: 0.330, SLG: 0.402	G6-3				G1-3	1B		F7		3	0	1	0	0	0	1
Dave Martinez, L (7, 8) OBP: 0.330, SLG: 0.345										1	0	0	0	0	0	1
Joe Oliver, R (1, 2) OBP: 0.292, SLG: 0.345		G5-3			G1-3		F9			3	0	0	0	0	0	0
Tim Belcher, R (1, 1) OBP: 0.154, SLG: 0.231		K			P4		F9			3	0	0	0	0	1	0
Norm Charlton, S (8, 1) OBP: 0.500, SLG: 0.500										0	0	0	0	0	0	0
Inning Stats	R: 3 H: 2 E: 0 LOB: 1 K: 0 BB: 2 S: 11 P: 24	R: 0 H: 0 E: 0 LOB: 0 K: 2 BB: 0 S: 7 P: 9	R: 0 H: 0 E: 0 LOB: 2 K: 1 BB: 2 S: 7 P: 17	R: 0 H: 0 E: 0 LOB: 0 K: 0 BB: 0 S: 9 P: 13	R: 0 H: 0 E: 0 LOB: 0 K: 0 BB: 0 S: 11 P: 21	R: 1 H: 2 E: 0 LOB: 1 K: 1 BB: 0 S: 10 P: 16	R: 0 H: 0 E: 0 LOB: 0 K: 0 BB: 0 S: 13 P: 18	R: 2 H: 2 E: 0 LOB: 1 K: 0 BB: 1 S: 15 P: 27		1B: 3 SF: 0 2B: 2 SAC: 1 3B: 0 DP: 0 HR: 1 HBP: 0						

livebaseballscorecards.com

AB	27
R	6
H	6
RBI	6
BB	6
SO	4
LOB	7

WP: 0 PA: 34
PB: 0
SB: 2
CS: 1

PITCHER		IP	WLS	BF	H	R	ER	SO	BB	IBB	HBP	BLK	WP	HR	S	P	ERA	WHIP
Tom Glavine, L ERA: 2.82	(1, 1)	7.0		28	4	4	4	4	4	1	0	0	0	1	68	118	5.14	1.143
Mark Wohlers, R ERA: 7.5	(8, 1)	0.1	L	4	2	2	2	0	1	0	0	0	0	0	10	18	54.00	9.000
Kent Mercker, L ERA: 2.37	(8, 1)	0.2		2	0	0	0	0	0	0	0	0	0	0	5	9	0.00	0.000

PITCHER	IP	WLS	BF	H	R	ER	SO	BB	IBB	HBP	BLK	WP	HR	S	P	ERA	WHIP

Batter	1	2	3	4	5	6	7	8	9	AB	R	H	RBI	BB	SO	LOB
Otis Nixon, S (1, 8) OBP: 0.392, SLG: 0.408	X 0-0 E S SF9 1B		X 0-0 ① B1-3		F X 0-1 1-H HR		C B C B B X 3-2 ② F8			4	2	2	2	0	0	0
Terry Pendleton, S (1, 5) OBP: 0.332, SLG: 0.490	C 1 SAFE F 1 SAFE 1 B F B F 2-2 ① F X SF9 1-H		B B C X 2-1 1B		B C B X 2-1 HR		C X 0-1 ③ F8			3	1	2	2	0	0	0
Ron Gant, R (1, 7) OBP: 0.354, SLG: 0.464	B B F F C 2-3 ② K		S C B 1 SAFE F 1 SAFE X 1-2 ② P9		C C X 0-2 ① F9			C B S X 1-2 ① P5		4	0	0	0	0	1	1
David Justice, L (1, 9) OBP: 0.344, SLG: 0.387	B X 1-0 2B 1B		X 0-0 ③ P2		C X 0-1 ② P5			S F F B B F X 2-2 ② P6		4	0	1	0	0	0	1
Brian Hunter, R (1, 3) OBP: 0.268, SLG: 0.496	C S X 0-2 1-3 2B			F B S B X 2-2 ① P3	B X 1-0 ③ F9			C B F X 1-2 ③ G5-3		4	0	1	0	0	0	0
Greg Olson, R (1, 2) OBP: 0.324, SLG: 0.340	B C X 1-1 ③ G6-3			B B S F X 2-2 1B		C X 0-1 ① F8			C B B X 2-1 ① F9	4	0	1	0	0	0	2
Mark Lemke, S (1, 4) OBP: 0.279, SLG: 0.294		B B C S B F F X 3-2 ① F8		B B X 2-0 ② P4		X 0-0 ② P9			B X 1-0 ② F7	4	0	0	0	0	0	1
Rafael Belliard, R (1, 6) OBP: 0.262, SLG: 0.238		B X 1-0 ② G3		X 0-0 ③ G5-3		B C F F F X 1-2 ③ G5-3			F F B F F S 1-3 ③ K	4	0	0	0	0	1	1
29 John Smoltz, R (1, 1) OBP: 0.256, SLG: 0.237		F F S 0-3 ③ K		C B F B B F B 4-2 HR BB			F B F C 1-3 ① K			2	1	0	0	1	2	0
Inning Stats	R: 1 H: 3 E: 0 LOB: 2 K: 1 BB: 0 S: 16 P: 22	R: 0 H: 0 E: 0 LOB: 0 K: 1 BB: 0 S: 9 P: 13	R: 0 H: 1 E: 0 LOB: 1 K: 0 BB: 0 S: 8 P: 11	R: 0 H: 1 E: 0 LOB: 1 K: 0 BB: 0 S: 8 P: 14	R: 3 H: 2 E: 0 LOB: 0 K: 0 BB: 1 S: 13 P: 20	R: 0 H: 0 E: 0 LOB: 0 K: 0 BB: 0 S: 8 P: 9	R: 0 H: 0 E: 0 LOB: 0 K: 1 BB: 0 S: 8 P: 12	R: 0 H: 0 E: 0 LOB: 0 K: 0 BB: 0 S: 11 P: 15	R: 0 H: 0 E: 0 LOB: 0 K: 1 BB: 0 S: 8 P: 12	1B: 4 SF: 1 2B: 1 SAC: 0 3B: 0 DP: 0 HR: 2 HBP: 0						WP: 0 PA: 35 PB: 0 SB: 1 CS: 0

PITCHER		IP	WLS	BF	H	R	ER	SO	BB	IBB	HBP	BLK	WP	HR	S	P	ERA	WHIP
Trevor Wilson, L ERA: 4.47	(1, 1)	7.0	L	29	7	4	4	3	1	0	0	0	0	2	70	101	5.14	1.143
Michael Jackson, R ERA: 2.74	(8, 1)	1.0		3	0	0	0	0	0	0	0	0	0	0	11	15	0.00	0.000
Dave Righetti, L ERA: 6.37	(9, 1)	1.0		3	0	0	0	1	0	0	0	0	0	0	8	12	0.00	0.000

PITCHER	IP	WLS	BF	H	R	ER	SO	BB	IBB	HBP	BLK	WP	HR	S	P	ERA	WHIP

TOP

Atlanta Braves @ San Francisco Giants

Candlestick Park, San Francisco, CA

Tue Jun 30 1992, 6:33 AM EDT

Att. 16,299 - Cloudy - 72 F

livebaseballscorecards.com

AB	33
R	4
H	7
RBI	4
BB	1
SO	4
LOB	6

Batter	1	2	3	4	5	6	7	8	9	AB	R	H	RBI	BB	SO	LOB
Mike Felder, S (1, 8) OBP: 0.314, SLG: 0.362	C B X 1-1 E S 1B 1B		C B F B X 2-2 CS 1B			B C B F B X 3-2 ① P5		B C B F F X 2-2 ① F8		4	1	2	0	0	0	0
Willie McGee, S (1, 9) OBP: 0.343, SLG: 0.349	1 SAFE F F F B F 1 SAFE S 1-3 ① K		F 1 SAFE B 1 SAFE P S X 2-2 ①② P5 1-2			F X 0-1 1B 1B		X 0-0 ② F8		4	0	1	0	0	1	2
Will Clark, L (1, 3) OBP: 0.413, SLG: 0.492	F F F B X 1-2 1B WP 1-H 1B		F B X 1-1 ③ G4-3			S X 0-1 1-3 1B		F B F C 1-3 ③ K		4	1	2	1	0	1	0
Kevin Bass, S (1, 7) OBP: 0.306, SLG: 0.428	X 0-0 WP 1-3 1B			B F X 1-1 ① G4-3		B B C X 2-1 ② G5-3			B B B C C X 3-2 HR	4	1	2	1	0	0	2
Matt Williams, R (1, 5) OBP: 0.270, SLG: 0.383	F S B F B S 2-3 ② K 1-2 3-H			F F B S 1-3 ② K		X 0-0 ③ G5-3			F X 0-1 ① G2-3	4	0	0	0	0	2	3
Robby Thompson, R (1, 4) OBP: 0.345, SLG: 0.374	F B X 1-1 ③ F8			B B S B S F X 3-2 ③ G6-3			S B B B B X 3-1 ① F7		S C S S 0-3 ② K	4	0	0	0	0	1	1
Kirt Manwaring, R (1, 2) OBP: 0.348, SLG: 0.352		C F X 0-2 ① G6-3			S C B B S 2-3 ① K		C F F X 0-2 ② G3-1		C X 0-1 ③ G5-3	4	0	0	0	0	1	0
Jose Uribe, S (1, 6) OBP: 0.282, SLG: 0.375		C X 0-1 ② P6			B F B F B X 3-2 ② P5		B F B X 2-1 2B			3	0	1	0	0	0	0
Trevor Wilson, L (1, 1) OBP: 0.174, SLG: 0.100		X 0-0 ③ B1-3			C B B X 2-1 ③ P4		B F B S B S 3-3 ③ K			2	0	0	0	0	0	0
Chris James, R (7, PH) OBP: 0.264, SLG: 0.295										1	0	0	0	0	1	1
Michael Jackson, R (8, 1)										0	0	0	0	0	0	0
Dave Righetti, L (9, 1)										0	0	0	0	0	0	0
Inning Stats	R: 2 E: 0 K: 2 S: 18 H: 3 LOB: 1 BB: 0 P: 24	R: 0 E: 0 K: 0 S: 6 H: 0 LOB: 0 BB: 0 P: 6	R: 0 E: 0 K: 0 S: 9 H: 1 LOB: 0 BB: 0 P: 13	R: 0 E: 0 K: 1 S: 9 H: 0 LOB: 0 BB: 0 P: 14	R: 0 E: 0 K: 1 S: 8 H: 0 LOB: 0 BB: 0 P: 15	R: 0 E: 0 K: 0 S: 10 H: 2 LOB: 2 BB: 0 P: 15	R: 0 E: 0 K: 1 S: 11 H: 1 LOB: 1 BB: 0 P: 19	R: 0 E: 0 K: 1 S: 8 H: 0 LOB: 0 BB: 0 P: 11	R: 1 E: 0 K: 1 S: 10 H: 1 LOB: 0 BB: 0 P: 13	1B: 6 2B: 1 3B: 0 HR: 1	SF: 0 SAC: 0 DP: 0 HBP: 0					

PITCHER		IP	WLS	BF	H	R	ER	SO	BB	IBB	HBP	BLK	WP	HR	S	P	ERA	WHIP
29 John Smoltz, R ERA: 3.17	(1, 1)	9.0	W	34	8	3	3	7	0	0	0	0	1	1	89	130	3.00	0.889

PITCHER	IP	WLS	BF	H	R	ER	SO	BB	IBB	HBP	BLK	WP	HR	S	P	ERA	WHIP

BOTTOM

Atlanta Braves @ San Francisco Giants

Candlestick Park, San Francisco, CA

Tue Jun 30 1992, 6:33 AM EDT

Att. 16,299 - Cloudy - 72 F

livebaseballscorecards.com

AB	34
R	3
H	8
RBI	2
BB	0
SO	7
LOB	9

PA: 34	WP: 1	PB: 0	SB: 1	CS: 1														

Batter	1	2	3	4	5	6	7	8	9	AB	R	H	RBI	BB	SO	LOB
Otis Nixon, S (1, 8) OBP: 0.388, SLG: 0.400	F B B C F X 2-2 ① F8		C B S B S 2-3 ② K		X 0-0 ③ G6-3			F B B B C B 4-2 CS BB		3	0	0	0	1	1	2
Terry Pendleton, S (1, 5) OBP: 0.331, SLG: 0.497	B B X 2-0 ② F8		B F X 1-1 ③ G5-3			B B C X 2-1 ① G5-3		1 SAFE 1 SAFE S F 1 SAFE B 1 SAFE 1 SAFE B 3-2 B X 1-2 ② HR		4	1	1	1	0	0	1
Ron Gant, R (1, 7) OBP: 0.353, SLG: 0.461	C B C B C 2-3 ③ K			C S B S 1-3 ① K		B X 1-0 ② P4		B C B F F X 2-2 1B		4	0	1	0	0	2	0
David Justice, L (1, 9) OBP: 0.342, SLG: 0.381		F C S 0-3 ① K		X 0-0 ② P4		C B C B F F B B 4-2 BB		F B 1 SAFE B X 2-1 ③ L3		3	0	0	0	1	1	1
Brian Hunter, R (1, 3) OBP: 0.270, SLG: 0.492 Deion Sanders, L (9, PH) OBP: 0.386, SLG: 0.568		B F F B X 2-2 ② L7		X 0-0 FC6-4 1B		B X 1-0 ③ F8			B X 1-0 ① F7	3 1	0 0	1 0	0 0	0 0	0 0	1 0
Greg Olson, R (1, 2) OBP: 0.324, SLG: 0.353 Jeff Treadway, L (9, PH) OBP: 0.333, SLG: 0.500		C B B X 2-1 3B		B X 1-0 ③ FC6-4 1-2f			B C B F B X 3-2 ① F8		C B F S 1-3 ② K	3 1	0 0	1 0	0 0	0 0	0 1	1 0
Mark Lemke, S (1, 4) OBP: 0.279, SLG: 0.294		S X 0-1 ③ G6-3			B C F F X 1-2 FC5-4 1B		B B X 2-0 ② F7		F B B B F B X 3-2 ③ F9	4	0	1	0	0	0	1
Rafael Belliard, R (1, 6) OBP: 0.259, SLG: 0.236 Jeff Blauser, R (7, PH) OBP: 0.272, SLG: 0.347 (7, 6)			X 0-0 ① F9		B 1 SAFE C X 1-1 ① FC5-4 1-2f		F X 0-1 ③ P3			2 1	0 0	0 0	0 0	0 0	0 0	1 0
Steve Avery, L (1, 1) OBP: 0.205, SLG: 0.289 Lonnie Smith, R (8, PH) OBP: 0.273, SLG: 0.213 Kent Mercker, L (8, 1)			B C F B F X 2-2 2B		M 1 SAFE 1 SAFE S S 0-3 ② K			C B X 1-1 ① G6-3		2 1 0	0 0 0	1 0 0	0 0 0	0 0 0	1 0 0	1 0 0
Inning Stats	R: 0 E: 0 K: 1 S: 8 H: 0 LOB: 0 BB: 0 P: 14	R: 0 E: 0 K: 1 S: 10 H: 1 LOB: 1 BB: 0 P: 14	R: 0 E: 0 K: 1 S: 10 H: 1 LOB: 1 BB: 0 P: 15	R: 0 E: 0 K: 1 S: 6 H: 1 LOB: 1 BB: 0 P: 8	R: 0 E: 0 K: 1 S: 10 H: 1 LOB: 1 BB: 0 P: 12	R: 0 E: 0 K: 0 S: 8 H: 0 LOB: 1 BB: 1 P: 16	R: 0 E: 0 K: 0 S: 6 H: 0 LOB: 0 BB: 0 P: 11	R: 1 E: 0 K: 0 S: 13 H: 2 LOB: 1 BB: 1 P: 25	R: 0 E: 0 K: 1 S: 7 H: 0 LOB: 0 BB: 0 P: 12	1B: 3 2B: 1 3B: 1 HR: 1	SF: 0 SAC: 0 DP: 0 HBP: 0					

PITCHER		IP	WLS	BF	H	R	ER	SO	BB	IBB	HBP	BLK	WP	HR	S	P	ERA	WHIP
Bud Black, L ERA: 3.58	(1, 1)	7.2	W	29	5	1	1	5	2	0	0	0	0	1	65	105	1.17	0.913
Rod Beck, R ERA: 2.27	(8, 1)	1.1	S	5	1	0	0	1	0	0	0	0	0	0	13	22	0.00	0.750

PITCHER	IP	WLS	BF	H	R	ER	SO	BB	IBB	HBP	BLK	WP	HR	S	P	ERA	WHIP

TOP

Atlanta Braves @ San Francisco Giants

Candlestick Park, San Francisco, CA

Wed Jul 01 1992, 6:33 AM EDT

Att. 17,966 - Sunny - 75 F

livebaseballscorecards.com

AB	32
R	1
H	6
RBI	1
BB	2
SO	6
LOB	9

1B: 3	SF: 0	WP: 0	PA: 34
2B: 1	SAC: 0	PB: 0	
3B: 1	DP: 0	SB: 0	
HR: 1	HBP: 0	CS: 1	

Batter	1	2	3	4	5	6	7	8	9	AB	R	H	RBI	BB	SO	LOB
Darren Lewis, R (1, 8) OBP: 0.301, SLG: 0.270	C B F B X 2-2 S 2B 1B	X 0-0 E6 S			B X 1-0 ① G6-3		B X 1-0 ③ G4-3			4	1	1	0	0	0	0
Kevin Bass, S (1, 9) OBP: 0.305, SLG: 0.424	1 SAFE S 2 SAFE B F F 2 SAFE S 1-3 ① K 1-2	1 SAFE B F S P B F F S 3-3 ③ K 1-2			S B X 1-1 G4-3 1B			B C X 1-1 ① G6-3		4	0	1	0	0	2	2
Will Clark, L (1, 3) OBP: 0.411, SLG: 0.492	C X 0-1 F9 1B 2B 2-H	C F B B X 2-2 ① F9			F 1 SAFE F B B 1 SAFE F X 2-2 ② G4-3 1-2			S B S S X 1-2 ② G3		4	1	1	1	0	0	1
Cory Snyder, R (1, 5) OBP: 0.337, SLG: 0.536 Matt Williams, R (9, 5) OBP: 0.270, SLG: 0.383	B B C B B 4-1 1B BB	X 0-0 2B			C B F B B X 3-2 ③ F9			C B B B X 3-1 ③ L3		3 0	0 0	1 0	0 0	1 0	0 0	1 0
Chris James, R (1, 7) OBP: 0.255, SLG: 0.284 Mike Felder, S (7, 7) OBP: 0.314, SLG: 0.362	C X 0-1 ② F9 2-3	X 0-0 ② F9				B F C B F X 2-2 ① F7				3 0	0 0	0 0	0 0	0 0	0 0	3 0
Robby Thompson, R (1, 4) OBP: 0.350, SLG: 0.376	B B F B X 3-1 1-2 3-H 1B	C F F S 0-3 ③ K				B B B B 4-0 CS BB				2	0	1	1	1	1	1
Kirt Manwaring, R (1, 2) OBP: 0.343, SLG: 0.346	F F F F B B X 2-2 ③ G4-3		F F B X 1-2 ① G6-3			1 SAFE C P X 1-1 ② ③ G4-3 1-2				3	0	0	0	0	0	3
Mike Benjamin, R (1, 6) OBP: 0.091, SLG: 0.182		B C C B B S 3-3 ① K	L F B X 1-2 ② F8				B X 1-0 ① P6			3	0	0	0	0	1	0
Bud Black, L (1, 1) Rod Beck, R (8, 1)		B C S F F B X 2-2 ② G1-3	B X 1-0 ③ G4-3				C F B C 1-3 ② K			3 0	0 0	0 0	0 0	0 0	1 0	0 0
Inning Stats	R: 2 H: 3 E: 0 LOB: 2 K: 1 BB: 1 S: 19 P: 31	R: 0 H: 0 E: 1 LOB: 1 K: 2 BB: 0 S: 15 P: 22	R: 0 H: 1 E: 0 LOB: 1 K: 1 BB: 0 S: 9 P: 11	R: 0 H: 0 E: 0 LOB: 0 K: 0 BB: 0 S: 7 P: 10	R: 0 H: 1 E: 0 LOB: 1 K: 0 BB: 0 S: 10 P: 17	R: 0 H: 0 E: 0 LOB: 0 K: 0 BB: 1 S: 7 P: 13	R: 0 H: 0 E: 0 LOB: 0 K: 1 BB: 0 S: 5 P: 8	R: 0 H: 0 E: 0 LOB: 0 K: 0 BB: 0 S: 7 P: 12		1B: 3 SF: 0 2B: 2 SAC: 0 3B: 0 DP: 0 HR: 0 HBP: 0						

PITCHER		IP	WLS	BF	H	R	ER	SO	BB	IBB	HBP	BLK	WP	HR	S	P	ERA	WHIP
Steve Avery, L ERA: 2.78	(1, 1)	7.0	L	28	5	2	2	5	2	0	0	0	0	0	72	112	2.57	1.000
Kent Mercker, L ERA: 2.31	(8, 1)	1.0		3	0	0	0	0	0	0	0	0	0	0	7	12	0.00	0.000

PITCHER	IP	WLS	BF	H	R	ER	SO	BB	IBB	HBP	BLK	WP	HR	S	P	ERA	WHIP

BOTTOM

Atlanta Braves @ San Francisco Giants

Candlestick Park, San Francisco, CA

Wed Jul 01 1992, 6:33 AM EDT

Att. 17,966 - Sunny - 75 F

livebaseballscorecards.com

AB	29
R	2
H	5
RBI	2
BB	2
SO	5
LOB	11

Batter	1	2	3	4	5	6	7	8	9	AB	R	H	RBI	BB	SO	LOB
Jose Vizcaino, S (1, 5) (8, 6) OBP: 0.246, SLG: 0.274	B C L X 1-2 ① L4		F X 0-1 ② L9		B F B X 2-1 ② G5-3			X 0-0 ① L9		4	0	0	0	0	0	0
Rey Sanchez, R (1, 6) OBP: 0.240, SLG: 0.347	C B X 1-1 ② G4-3		B S X 1-1 1B		B B X 2-0 ③ G4-3			F B B S X 2-2 ② G3-1		4	0	1	0	0	0	0
Bob Scanlan, R (8, 1)										0	0	0	0	0	0	0
23 Ryne Sandberg, R (1, 4) OBP: 0.350, SLG: 0.464	B F X 1-1 2B		B C B 1 SAFE X 2-1 ③ P3			B B C F F B X 3-2 ① G6-3		B C F B S 2-3 ③ K		4	0	1	0	0	1	1
Andre Dawson, R (1, 9) OBP: 0.306, SLG: 0.461	B S C X 1-2 ③ G6-3			X 0-0 ① P4		B X 1-0 ② L7			X 0-0 ① G5-3	4	0	0	0	0	0	1
Mark Grace, L (1, 3) OBP: 0.425, SLG: 0.469		B X 1-0 ① G6-3		B S B X 2-1 1B 1B		X 0-0 1B			X 0-0 ② F8	4	0	2	0	0	0	0
Luis Salazar, R (1, 7) OBP: 0.247, SLG: 0.279		X 0-0 ② G1-3		B 1 SAFE S S F X 1-2 ② F7		C 1 SAFE X 0-1 ③ L4			B B B B C C X 3-2 ③ G5-3	3	0	0	0	0	0	2
Chuck McElroy, L (6, 1) OBP: 0.750, SLG: 1.500										0	0	0	0	0	0	0
Doug Strange, S (8, 5) OBP: 0.268, SLG: 0.233										1	0	0	0	0	0	0
Joe Girardi, R (1, 2) OBP: 0.356, SLG: 0.314		B B B B 4-0 BB		X 0-0 1-3 1B			X 0-0 ① F9			2	0	1	0	1	0	0
Doug Dascenzo, S (1, 8) OBP: 0.261, SLG: 0.257		F B 1 SAFE B F X 2-2 ③ P4		X 0-0 ③ F9			B C X 1-1 ② L4			3	0	0	0	0	0	3
Shawn Boskie, R (1, 1) OBP: 0.095, SLG: 0.095			B C B S F F B S 3-3 ① K		B B B C C C X 3-2 ① G1-3		C B F X 1-2 ③ F8			2	0	0	0	0	1	0
Kal Daniels, L (6, 7) OBP: 0.305, SLG: 0.340										1	0	0	0	0	0	0

TOP

Chicago Cubs @ Atlanta Braves

Atlanta-Fulton County Stadium, Atlanta, GA

Fri Jul 03 1992, 7:05 PM EDT

Att. 43,803 - Cloudy - 83 F

livebaseballscorecards.com

AB	32
R	0
H	5
RBI	0
BB	1
SO	2
LOB	7

Inning Stats	1	2	3	4	5	6	7	8	9	1B: 4	SF: 0	WP: 0	PA: 33
R:	0	0	0	0	0	0	0	0	0	2B: 1	SAC: 0	PB: 0	
E:	0	0	0	0	0	0	0	0	0	3B: 0	DP: 0	SB: 0	
K:	0	0	1	0	0	0	0	1	0	HR: 0	HBP: 0	CS: 0	
S:	10	5	11	9	6	8	6	7	5				
H:	1	0	1	2	0	1	0	0	0				
LOB:	1	1	1	2	0	1	0	0	0				
BB:	0	1	0	0	0	0	0	0	0				
P:	14	12	17	12	13	12	8	11	8				

PITCHER	IP	WLS	BF	H	R	ER	SO	BB	IBB	HBP	BLK	WP	HR	S	P	ERA	WHIP
Tom Glavine, L (1, 1) ERA: 2.63	9.0	W	33	5	0	0	2	1	0	0	0	0	0	67	107	0.00	0.667

PITCHER	IP	WLS	BF	H	R	ER	SO	BB	IBB	HBP	BLK	WP	HR	S	P	ERA	WHIP

Batter	1	2	3	4	5	6	7	8	9	AB	R	H	RBI	BB	SO	LOB
Deion Sanders, L (1, 8) OBP: 0.386, SLG: 0.564	F8		2B SF9 1B		F7			SH3		3	1	1	0	0	0	0
Terry Pendleton, S (1, 5) OBP: 0.336, SLG: 0.505	K		SF9 2B			F9 2B		FC6-4 IBB		3	1	2	0	1	1	0
Ron Gant, R (1, 7) OBP: 0.355, SLG: 0.463	1B		SF9			F8		FC6-4 1B		3	0	2	1	0	0	1
David Justice, L (1, 9) OBP: 0.341, SLG: 0.379	P6		K			F9		FC6-4 1B		4	0	1	1	0	1	3
Sid Bream, L (1, 3) OBP: 0.345, SLG: 0.359		G3 1B		G4-1		F9		FC6-4		2	0	1	0	0	0	0
Brian Hunter, R (6, PH) OBP: 0.266, SLG: 0.485 (7, 3)										2	0	0	1	0	0	3
Damon Berryhill, S (1, 2) OBP: 0.261, SLG: 0.395		G3		F9			G6-3	K		4	0	0	0	0	1	3
Mark Lemke, S (1, 4) OBP: 0.280, SLG: 0.294		G6-4-3 1B		F7			P4			3	0	1	0	0	0	0
Rafael Belliard, R (1, 6) OBP: 0.255, SLG: 0.232		G6-4-3			G3		K			3	0	0	0	0	1	2
Tom Glavine, L (1, 1) OBP: 0.300, SLG: 0.292			P3		L6			1B SH3 1B		3	1	1	0	0	0	0
Inning Stats	R: 0 E: 0 K: 1 S: 10 H: 1 LOB: 1 BB: 0 P: 16	R: 0 E: 0 K: 0 S: 8 H: 2 LOB: 1 BB: 0 P: 11	R: 1 E: 0 K: 1 S: 8 H: 2 LOB: 1 BB: 0 P: 12	R: 0 E: 0 K: 0 S: 3 H: 0 LOB: 0 BB: 0 P: 5	R: 0 E: 0 K: 0 S: 6 H: 0 LOB: 0 BB: 0 P: 8	R: 0 E: 0 K: 0 S: 12 H: 1 LOB: 1 BB: 0 P: 16	R: 0 E: 0 K: 1 S: 7 H: 0 LOB: 0 BB: 0 P: 11	R: 2 E: 0 K: 1 S: 11 H: 3 LOB: 2 BB: 1 P: 17		1B: 7 2B: 2 3B: 0 HR: 0	SF: 1 SAC: 1 DP: 1 HBP: 0					

PITCHER	IP	WLS	BF	H	R	ER	SO	BB	IBB	HBP	BLK	WP	HR	S	P	ERA	WHIP
Shawn Boskie, R (1, 1) ERA: 4.26	5.1	L	21	6	1	1	2	0	0	0	0	0	0	40	58	1.69	1.125
Chuck McElroy, L (6, 1) ERA: 2.77	2.0		8	1	2	2	1	0	1	0	0	0	0	16	27	9.00	0.500
Bob Scanlan, R (8, 1) ERA: 2.3	0.2		4	2	0	0	1	0	0	0	0	0	0	9	11	0.00	3.000

PITCHER	IP	WLS	BF	H	R	ER	SO	BB	IBB	HBP	BLK	WP	HR	S	P	ERA	WHIP

BOTTOM

Chicago Cubs @ Atlanta Braves

Atlanta-Fulton County Stadium, Atlanta, GA

Fri Jul 03 1992, 7:05 PM EDT

Att. 43,803 - Cloudy - 83 F

livebaseballscorecards.com

AB	30
R	3
H	9
RBI	3
BB	1
SO	4
LOB	12

WP: 0 PB: 0 SB: 0 CS: 0 PA: 33

Batter	1	2	3	4	5	6	7	8	9	AB	R	H	RBI	BB	SO	LOB
Jose Vizcaino, S (1, 5) OBP: 0.247, SLG: 0.278	C B S X 1-2 G3 2B	B C X 1-1 ③ L6			S X 0-1 ② P3			C B B X 2-1 ① G1-3		4	0	1	0	0	0	2
Mark Grace, L (1, 3) OBP: 0.420, SLG: 0.462	C F F F X 0-2 ① G3 2-3		C B B B X 3-1 ① F9		B C B X 2-1 ③ G3			B B X 2-0 ② G3-1		4	0	0	0	0	0	1
23 Ryne Sandberg, R (1, 4) OBP: 0.351, SLG: 0.464	C B F F B B X 3-2 ② P3		B B C B X 3-1 ② G6-3			C X 0-1 G5-4-3 1B		C B F B B F F X 3-2 2B 1B		4	1	2	0	0	0	1
Andre Dawson, R (1, 9) OBP: 0.313, SLG: 0.467	B B B B 4-0 FC4-6 BB		B S S F X 1-2 1B			X 0-0 ① ② G5-4-3 1-2f		F X 0-1 WP 1-H 1B 2B		3	1	2	1	1	0	1
Kal Daniels, L (1, 7) OBP: 0.311, SLG: 0.339	B F 1 SAFE B F X 2-2 ③ FC4-6 1-2f		B B F B F X 3-2 ③ F7			F H 1-1 HBP		B B F B X 3-1 2-H 1B		3	0	1	1	0	0	3
Rick Wilkins, L (1, 2) OBP: 0.357, SLG: 0.447		C B X 1-1 ① F8		B C X 1-1 ① F9		S F B X 1-2 ③ F9		C F C 0-3 ③ K		3	0	0	0	0	0	1
Jeff Robinson, R (6, 1)										0	0	0	0	0	0	0
Chuck McElroy, L (7, 1) OBP: 0.750, SLG: 1.500										0	0	0	0	0	0	0
Luis Salazar, R (8, PH) OBP: 0.245, SLG: 0.277										1	0	0	0	0	1	1
Jim Bullinger, R (8, 1) OBP: 1.000, SLG: 4.000										0	0	0	0	0	0	0
Doug Dascenzo, S (1, 8) OBP: 0.261, SLG: 0.252		B B B C C B 4-2 1B BB		C B F B X 2-2 ② F8			C B X 1-1 ① L4		C X 0-1 ① P4	3	0	0	0	1	0	0
Rey Sanchez, R (1, 6) OBP: 0.228, SLG: 0.329		C 1 SAFE 1 SAFE B 1 SAFE F X 1-2 ② P6		F X 0-1 ③ F8			B X 1-0 ② G5-3		X 0-0 ② G5-3	4	0	0	0	0	0	1
Danny Jackson, R (1, 1) OBP: 0.086, SLG: 0.086		B B X 2-0 1-2 1B			C S S 0-3 ① K		F B F F B B X 2-2 ③ L4		C X 0-1 ③ G5-3	2	0	1	0	0	1	0
Joe Girardi, R (6, 2) OBP: 0.352, SLG: 0.310										2	0	0	0	0	0	0
Inning Stats	R: 0 E: 0 K: 0 S: 15 H: 1 LOB: 2 BB: 1 P: 25	R: 0 E: 0 K: 0 S: 10 H: 1 LOB: 2 BB: 1 P: 19	R: 0 E: 0 K: 0 S: 11 H: 1 LOB: 1 BB: 0 P: 21	R: 0 E: 0 K: 0 S: 7 H: 0 LOB: 0 BB: 0 P: 10	R: 0 E: 0 K: 1 S: 7 H: 0 LOB: 0 BB: 0 P: 9	R: 0 E: 0 K: 0 S: 7 H: 1 LOB: 1 BB: 0 P: 9	R: 0 E: 0 K: 0 S: 7 H: 0 LOB: 0 BB: 0 P: 11	R: 2 E: 0 K: 1 S: 15 H: 3 LOB: 1 BB: 0 P: 25	R: 0 E: 0 K: 0 S: 5 H: 0 LOB: 0 BB: 0 P: 5	1B: 5 2B: 2 3B: 0 HR: 0 SF: 0 SAC: 0 DP: 1 HBP: 1						

TOP

Chicago Cubs @ Atlanta Braves

Atlanta-Fulton County Stadium, Atlanta, GA

Sat Jul 04 1992, 3:33 AM EDT
Att. 42,106 - Cloudy - 83 F

livebaseballscorecards.com

AB	33
R	2
H	7
RBI	2
BB	2
SO	2
LOB	11

WP: 1 PB: 0 SB: 0 CS: 0 PA: 36

PITCHER		IP	WLS	BF	H	R	ER	SO	BB	IBB	HBP	BLK	WP	HR	S	P	ERA	WHIP
Charlie Leibrandt, L ERA: 3.93	(1, 1)	7.2	W	31	6	2	2	1	2	0	1	0	0	0	74	121	2.35	1.043
Kent Mercker, L ERA: 2.23	(8, 1)	1.1	S	5	1	0	0	1	0	0	0	0	1	0	10	13	0.00	0.750

PITCHER	IP	WLS	BF	H	R	ER	SO	BB	IBB	HBP	BLK	WP	HR	S	P	ERA	WHIP

Chicago Cubs @ Atlanta Braves

Atlanta-Fulton County Stadium, Atlanta, GA

Sat Jul 04 1992, 3:33 AM EDT

Att. 42,106 - Cloudy - 83 F

BOTTOM

livebaseballscorecards.com

Batter	1	2	3	4	5	6	7	8	9	AB	R	H	RBI	BB	SO	LOB
Otis Nixon, S (1, 8) OBP: 0.391, SLG: 0.399	C B X 1-1 HR 1B	X 0-0 ③ F7		B F B B B 4-1 BB		X 0-0 ③ G4-3				3	1	1	0	1	0	3
Jeff Blauser, R (1, 6) Rafael Belliard, R (7, 6) OBP: 0.279, SLG: 0.373 OBP: 0.254, SLG: 0.230	1 SAFE 1 SAFE B B 1 SAFE C X 2-1 1-H HR		B B C F B X 3-2 BLK 1B SF8 1B	1 C B F 1 SAFE F C 1-3 ③ K			B X 1-0 ① F7			3	2	2	2	0	1	1
										1	0	0	0	0	0	0
Terry Pendleton, S (1, 5) OBP: 0.338, SLG: 0.505	C S X 0-2 ① F9		X 0-0 BLK 1-2 1B		F S B B X 2-2 ① P5		C B X 1-1 HBP 1B			4	0	2	0	0	0	0
Ron Gant, R (1, 7) OBP: 0.354, SLG: 0.459	B X 1-0 ② G5-3		B B B C X 3-1 ① P4 1-2 2-3		S X 0-1 ② G6-3		1 SAFE H 1-0 1-2 HBP			3	0	0	0	0	0	2
David Justice, L (1, 9) OBP: 0.336, SLG: 0.374	B X 1-0 ③ F7		S B X 1-1 ② SF8 3-H		B X 1-0 ③ G6-3		B X 1-0 ② P5			3	0	0	1	0	0	2
Brian Hunter, R (1, 3) OBP: 0.272, SLG: 0.504		X 0-0 HR	I I I 4-0 IBB			B S C X 1-2 ① F7	B F X 1-1 ③ F9			3	1	1	1	1	0	2
Kent Mercker, L (8, 1)										0	0	0	0	0	0	0
Damon Berryhill, S (1, 2) OBP: 0.261, SLG: 0.387		S X 0-1 ① G6-3	S T X 0-2 ③ P6			B S B C F F B F B 4-2 E FC BB	F B B X 2-1 ① G3-1			3	0	0	0	1	0	2
Mark Lemke, S (1, 4) OBP: 0.279, SLG: 0.290		C B B B B 4-1 SH1-4 BB		B S C X 1-2 ① G6-3		F 1 SAFE S S 0-3 ② K	C S B B X 2-2 ② G4-3			3	0	0	0	1	1	1
Charlie Leibrandt, R (1, 1) OBP: 0.138, SLG: 0.143 Sid Bream, L (8, 3) OBP: 0.344, SLG: 0.357		L L 1 SAFE X 0-2 ② SH1-4 1-2		F X 0-1 ② G1-6-3		C B B B F F X 3-2 FC 1-3	B B B C X 3-1 ③ F7			2	0	0	0	0	0	1
										1	0	0	0	0	0	0
Inning Stats	R: 2 E: 0 K: 0 S: 9 H: 2 LOB: 0 BB: 0 P: 14	R: 1 E: 0 K: 0 S: 8 H: 1 LOB: 1 BB: 1 P: 12	R: 1 E: 0 K: 0 S: 11 H: 2 LOB: 2 BB: 1 P: 22	R: 0 E: 0 K: 1 S: 10 H: 0 LOB: 1 BB: 1 P: 16	R: 0 E: 0 K: 0 S: 6 H: 0 LOB: 0 BB: 0 P: 9	R: 0 E: 1 K: 1 S: 15 H: 0 LOB: 2 BB: 1 P: 23	R: 0 E: 0 K: 0 S: 6 H: 1 LOB: 2 BB: 0 P: 11	R: 0 E: 0 K: 0 S: 7 H: 0 LOB: 0 BB: 0 P: 14		1B: 4 2B: 0 3B: 0 HR: 2		SF: 1 SAC: 1 DP: 0 HBP: 1		WP: 0 PB: 0 SB: 0 CS: 0		PA: 36

	AB	29
	R	4
	H	6
	RBI	4
	BB	4
	SO	2
	LOB	14

PITCHER		IP	WLS	BF	H	R	ER	SO	BB	IBB	HBP	BLK	WP	HR	S	P	ERA	WHIP
Danny Jackson, L ERA: 4.5	(1, 1)	5.0	L	23	5	4	4	1	2	1	0	1	0	2	44	73	7.20	1.400
Jeff Robinson, R ERA: 1.86	(6, 1)	1.1		8	1	0	0	1	1	0	1	0	0	0	18	29	0.00	1.500
Chuck McElroy, L ERA: 2.72	(7, 1)	0.2		2	0	0	0	0	0	0	0	0	0	0	3	5	0.00	0.000
Jim Bullinger, R ERA: 5.19	(8, 1)	1.0		3	0	0	0	0	0	0	0	0	0	0	7	14	0.00	0.000

PITCHER	IP	WLS	BF	H	R	ER	SO	BB	IBB	HBP	BLK	WP	HR	S	P	ERA	WHIP

Batter	1	2	3	4	5	6	7	8	9	AB	R	H	RBI	BB	SO	LOB
Jose Vizcaino, S (1, 5) (8, 6) OBP: 0.245, SLG: 0.281	F8	G4-3		CS 1-2	G4-3		23 2B 2B		G4-3	5	1	1	0	0	0	0
23 Ryne Sandberg, R (1, 4) OBP: 0.356, SLG: 0.480	HR	K		S BB			BB HR 2B 2-H		K	3	2	2	2	1	1	0
Doug Strange, S (8, 5) OBP: 0.265, SLG: 0.230										1	0	0	0	0	1	0
Mark Grace, L (1, 3) OBP: 0.419, SLG: 0.470	HR	F8			SAFE SAFE 1-2 K		BB HR IBB		L6	4	2	1	1	1	1	1
Andre Dawson, R (1, 9) OBP: 0.315, SLG: 0.477	K	HR			K		1-2 2-3 HR BB			3	2	1	1	1	2	1
Paul Assenmacher, L (8, 1)										0	0	0	0	0	0	0
Bob Scanlan, R (9, 1)										0	0	0	0	0	0	0
Kal Daniels, L (1, 7) OBP: 0.325, SLG: 0.375	1B 1B	BB		K		1-H 2-H 3-H HR				3	1	2	4	1	1	0
Derrick May, L (7, 7) OBP: 0.289, SLG: 0.348										0	0	0	0	0	0	0
Rick Wilkins, L (1, 2) OBP: 0.348, SLG: 0.429	1-3 1B	F7			P5	L9				4	0	1	0	0	0	1
Doug Dascenzo, S (1, 8) OBP: 0.266, SLG: 0.258	F7		CS 1B		F9			G4-6-3 1B		4	0	2	0	0	0	2
Rey Sanchez, R (1, 6) (8, 4) OBP: 0.217, SLG: 0.313		G1-3		P4			F8	G4-6-3 1-2f		4	0	0	0	0	0	2
Greg Maddux, R (1, 1) OBP: 0.188, SLG: 0.298		K		P3			K	G6-3		3	0	0	0	0	2	1
Dwight Smith, L (8, PH) (8, 9) OBP: 0.286, SLG: 0.351										1	0	0	0	0	0	0
Inning Stats	R: 2 E: 0 K: 1 S: 12 H: 4 LOB: 2 BB: 0 P: 20	R: 0 E: 0 K: 1 S: 7 H: 0 LOB: 0 BB: 0 P: 10	R: 1 E: 0 K: 1 S: 12 H: 1 LOB: 1 BB: 1 P: 21	R: 0 E: 0 K: 0 S: 10 H: 1 LOB: 0 BB: 0 P: 12	R: 0 E: 0 K: 2 S: 7 H: 0 LOB: 1 BB: 1 P: 14	R: 0 E: 0 K: 1 S: 6 H: 0 LOB: 0 BB: 0 P: 8	R: 5 E: 0 K: 1 S: 14 H: 3 LOB: 0 BB: 2 P: 27	R: 0 E: 0 K: 0 S: 9 H: 1 LOB: 0 BB: 0 P: 14	R: 0 E: 0 K: 1 S: 9 H: 0 LOB: 0 BB: 0 P: 11	1B: 4 2B: 2 3B: 0 HR: 4 SF: 0 SAC: 0 DP: 1 HBP: 0						

PITCHER		IP	WLS	BF	H	R	ER	SO	BB	IBB	HBP	BLK	WP	HR	S	P	ERA	WHIP
29 John Smoltz, R ERA: 3.25	(1, 1)	5.0	L	22	6	3	3	5	2	0	0	0	0	3	48	77	5.40	1.600
Mike Stanton, L ERA: 6.92	(6, 1)	1.0		3	0	0	0	1	0	0	0	0	0	0	6	8	0.00	0.000
Juan Berenguer, R ERA: 4.78	(7, 1)	0.2		7	3	5	5	1	1	1	0	0	0	1	13	25	67.50	6.000
Mark Wohlers, R ERA: 6.14	(7, 1)	1.1		4	1	0	0	0	0	0	0	0	0	0	10	16	0.00	0.750
Alejandro Pena, R ERA: 5.95	(9, 1)	1.0		3	0	0	0	1	0	0	0	0	0	0	9	11	0.00	0.000

PITCHER	IP	WLS	BF	H	R	ER	SO	BB	IBB	HBP	BLK	WP	HR	S	P	ERA	WHIP

TOP

Chicago Cubs @ Atlanta Braves

Atlanta-Fulton County Stadium, Atlanta, GA

Sun Jul 05 1992, 3:33 AM EDT
Att. 42,545 - Cloudy - 84 F

livebaseballscorecards.com

AB	35
R	8
H	10
RBI	8
BB	4
SO	8
LOB	8

WP: 0	PB: 0	SB: 1	CS: 1	PA:	40

Chicago Cubs @ Atlanta Braves

Atlanta-Fulton County Stadium, Atlanta, GA

Sun Jul 05 1992, 3:33 AM EDT

Att. 42,545 - Cloudy - 84 F

livebaseballscorecards.com

BOTTOM

Batter	1	2	3	4	5	6	7	8	9	AB	R	H	RBI	BB	SO	LOB
Deion Sanders, L (1, 8) OBP: 0.379, SLG: 0.553	S T S 0-3 ① K		C S C 0-3 ③ K			F B S S 1-3 ① K		B F S S 1-3 ③ K		4	0	0	0	0	4	1
Jeff Treadway, L (1, 4) OBP: 0.308, SLG: 0.417	X 0-0 ② G3			B X 1-0 FC3-6 1B		B F F X 1-2 ② F9			B X 1-0 ① L4	4	0	1	0	0	0	0
Terry Pendleton, S (1, 5) OBP: 0.335, SLG: 0.500 Mark Lemke, S (8, 5) OBP: 0.278, SLG: 0.289	B B X 2-0 ③ P6			B S F C 1-3 ① K		C F B B F X 2-2 ③ G3			B F F X 1-2 ② G1-3	3 1	0 0	0 0	0 0	0 0	1 0	1 0
David Justice, L (1, 9) OBP: 0.338, SLG: 0.371		C B B S C 2-3 ① K		1 SAFE B B B F B X 3-1 ② FC3-6 FC5-4 1-2f			B B B 4-0 G6-4-3 BB		F S B B B B 4-2 1B BB	2	0	0	0	2	1	1
Ron Gant, R (1, 7) OBP: 0.355, SLG: 0.459		C B B X 2-1 CS 1B		F S X 0-2 ③ FC5-4 1-2f			B C B X 2-1 ①② G6-4-3 1-2f		B X 1-0 1-2 1B	4	0	2	0	0	0	2
Sid Bream, L (1, 3) OBP: 0.342, SLG: 0.355		1 SAFE B S X 1-1 ② 1-2 1B			F B X 1-1 ① F8		B X 1-0 ③ G4-3		B X 1-0 ③ G3	4	0	1	0	0	0	2
Damon Berryhill, S (1, 2) OBP: 0.263, SLG: 0.386		B B F B S S 3-3 ③ K			B X 1-0 ② G4-3			S X 0-1 1B		3	0	1	0	0	1	1
Rafael Belliard, R (1, 6) OBP: 0.257, SLG: 0.233 Jeff Blauser, R (8, PH) OBP: 0.277, SLG: 0.371 (9, 6)			C B B C X 2-2 ① F8		C X 0-1 1B			C S B B X 2-2 ① F9		2 1	0 0	1 0	0 0	0 0	0 1	0 1
29 John Smoltz, R (1, 1) OBP: 0.250, SLG: 0.231 Lonnie Smith, R (5, PH) OBP: 0.268, SLG: 0.208 Mike Stanton, L (6, 1) OBP: 0.500, SLG: 0.500 Juan Berenguer, R (7, 1) Mark Wohlers, R (7, 1) Otis Nixon, S (8, PH) OBP: 0.389, SLG: 0.396 Alejandro Pena, R (9, 1)			C X 0-1 ② G3-1		S X 0-1 ③ G5-3			S B S B S 2-3 ② K		1 1 0 0 0 1 0	0 0 0 0 0 0 0	0 0 0 0 0 1 0	0 0 0 0 0 1 0	0 0 0 0 0 0 0	0 1 0 0 0 1 0	0 1 0 0 0 1 0
Inning Stats	R: 0 H: 0 E: 0 LOB: 0 K: 1 BB: 0 S: 5 P: 7	R: 0 H: 2 E: 0 LOB: 1 K: 2 BB: 0 S: 10 P: 18	R: 0 H: 0 E: 0 LOB: 0 K: 1 BB: 0 S: 8 P: 10	R: 0 H: 1 E: 0 LOB: 1 K: 1 BB: 0 S: 9 P: 14	R: 0 H: 1 E: 0 LOB: 1 K: 0 BB: 0 S: 7 P: 9	R: 0 H: 0 E: 0 LOB: 0 K: 1 BB: 0 S: 10 P: 14	R: 0 H: 0 E: 0 LOB: 0 K: 0 BB: 1 S: 3 P: 10	R: 0 H: 1 E: 0 LOB: 1 K: 2 BB: 0 S: 11 P: 16	R: 0 H: 1 E: 0 LOB: 2 K: 0 BB: 1 S: 8 P: 16	1B: 6 2B: 0 3B: 0 HR: 0	SF: 0 SAC: 0 DP: 1 HBP: 0			WP: 0 PB: 0 SB: 0 CS: 1	PA: 33		

	AB	31
	R	0
	H	6
	RBI	0
	BB	2
	SO	8
	LOB	11

PITCHER		IP	WLS	BF	H	R	ER	SO	BB	IBB	HBP	BLK	WP	HR	S	P	ERA	WHIP
Greg Maddux, R ERA: 2.41	(1, 1)	7.0	W	24	4	0	0	6	1	0	0	0	0	0	52	82	0.00	0.714
Paul Assenmacher, L ERA: 1.64	(8, 1)	1.0		4	1	0	0	2	0	0	0	0	0	0	11	16	0.00	1.000
Bob Scanlan, R ERA: 2.25	(9, 1)	1.0		5	1	0	0	0	1	0	0	0	0	0	8	16	0.00	2.000

PITCHER	IP	WLS	BF	H	R	ER	SO	BB	IBB	HBP	BLK	WP	HR	S	P	ERA	WHIP

Batter	1	2	3	4	5	6	7	8	9	AB	R	H	RBI	BB	SO	LOB
Howard Johnson, S (1, 8) OBP: 0.333, SLG: 0.358	C X 0-1 ① F8		C B F B B S 3-3 ③ K			B F F B B B 4-2 SH1-3 1B BB	B C B B B 4-1 S BB		X 0-0 ② F9	3	1	0	0	2	1	0
Willie Randolph, R (1, 4) OBP: 0.348, SLG: 0.330	X 0-0 ② F9			F B B X 2-1 1B 1B		C 1 SAFE X 0-1 ① SH1-3 1-2	1 SAFE B 1 SAFE B B I 4-0 1-2 IBB		X 0-0 1B	3	0	2	0	1	0	0
Dave Magadan, L (1, 5) OBP: 0.399, SLG: 0.343	B C B B F C 3-3 ③ K			B 1 SAFE F C S 1-3 ① K		C X 0-1 1B 2-H 1B	B B C C X 3-1 ③ F8		1 SAFE F B C X 1-2 ③ F7	5	0	1	1	0	2	4
Bobby Bonilla, S (1, 9) OBP: 0.376, SLG: 0.446 Chico Walker, S (4, PH) OBP: 0.298, SLG: 0.347 (4, 7)		B B X 2-0 ① G6-3		C C B S 1-3 ② K		X 0-0 S 1-3 1B		F C B X 1-2 2B 1B		1 3	0 1	0 2	0 0	0 0	0 1	0 1
Eddie Murray, S (1, 3) OBP: 0.336, SLG: 0.415		S S X 0-2 1B		B X 1-0 1-2 1B		F B X 1-1 ② F9		X 0-0 ① F8		4	0	2	0	0	0	3
Dave Gallagher, R (1, 7) OBP: 0.272, SLG: 0.343 (4, 9)		C S F B 1 SAFE B B X 3-2 ② F8		F B X 1-1 ③ L9		B S B F F B B 4-2 FC5-4 1-2 BB		1 SAFE P 1 SAFE B X 2-0 1-H CS 2B		3	0	1	1	1	0	3
Todd Hundley, S (1, 2) OBP: 0.257, SLG: 0.351		C B S 1 SAFE F F B S 2-3 ③ K			F B C S 1-3 ① K	C S X 0-2 ③ FC5-4 1-2f		M S F F S 0-3 ②③ K 3-H		4	0	0	0	0	3	5
Dick Schofield, R (1, 6) OBP: 0.310, SLG: 0.266			B F B F X 2-2 ① P7		C X 0-1 ② F8		X 0-0 ① G6-3		C B F S 1-3 ① K	4	0	0	0	0	1	0
David Cone, L (1, 1) OBP: 0.149, SLG: 0.114 Jeff Innis, R (8, 1) Daryl Boston, L (9, PH) OBP: 0.309, SLG: 0.419 Lee Guetterman, L (9, 1)			F X 0-1 ② G5-3		C F S 0-3 ③ K2-3		B F B F X 2-2 ② G3-1		S B B X 2-1 HR	3 0 1 0	0 0 1 0	0 0 1 0	0 0 1 0	1 0 0 0	0 0 0 0	0 0 0 0
Inning Stats	R: 0 E: 0 K: 1 S: 6 H: 0 LOB: 0 BB: 0 P: 9	R: 0 E: 0 K: 1 S: 13 H: 1 LOB: 1 BB: 0 P: 20	R: 0 E: 0 K: 1 S: 8 H: 0 LOB: 0 BB: 0 P: 13	R: 0 E: 0 K: 2 S: 11 H: 2 LOB: 2 BB: 0 P: 17	R: 0 E: 0 K: 2 S: 8 H: 0 LOB: 0 BB: 0 P: 9	R: 1 E: 0 K: 0 S: 15 H: 2 LOB: 3 BB: 2 P: 24	R: 0 E: 0 K: 0 S: 7 H: 0 LOB: 2 BB: 2 P: 20	R: 1 E: 0 K: 1 S: 11 H: 2 LOB: 0 BB: 0 P: 13	R: 1 E: 0 K: 1 S: 11 H: 2 LOB: 1 BB: 0 P: 15	1B: 7 2B: 1 3B: 0 HR: 1	SF: 0 SAC: 1 DP: 0 HBP: 0			WP: 0 PB: 0 SB: 2 CS: 1	PA: 39		

PITCHER		IP	WLS	BF	H	R	ER	SO	BB	IBB	HBP	BLK	WP	HR	S	P	ERA	WHIP
Steve Avery, L ERA: 2.69	(1, 1)	7.0		30	5	1	1	7	3	1	0	0	0	0	68	112	1.29	1.143
Marvin Freeman, R ERA: 3.72	(8, 1)	2.0	L	9	4	2	2	2	0	0	0	0	0	1	22	28	9.00	2.000

PITCHER	IP	WLS	BF	H	R	ER	SO	BB	IBB	HBP	BLK	WP	HR	S	P	ERA	WHIP

TOP

New York Mets @ Atlanta Braves

Atlanta-Fulton County Stadium, Atlanta, GA

Mon Jul 06 1992, 7:05 PM EDT

Att. 39,444 - Cloudy - 84 F

livebaseballscorecards.com

AB	34
R	3
H	9
RBI	3
BB	4
SO	9
LOB	16

New York Mets @ Atlanta Braves

Atlanta-Fulton County Stadium, Atlanta, GA

Mon Jul 06 1992, 7:05 PM EDT

Att. 39,444 - Cloudy - 84 F

livebaseballscorecards.com

BOTTOM

Batter	1	2	3	4	5	6	7	8	9	AB	R	H	RBI	BB	SO	LOB
Deion Sanders, L (1, 8) OBP: 0.374, SLG: 0.559	X 0-0 HR		B C X 1-1 ① P6		C F B F B S 2-3 ① K		B B B C X 3-1 ① P6 1-2		C X 0-1 ② L9	5	1	1	1	0	1	1
Jeff Treadway, L (1, 4) OBP: 0.250, SLG: 0.333 Mark Lemke, S (6, 4) OBP: 0.280, SLG: 0.288	B F B S S 2-3 ① K		C B B S C 2-3 ② K		B C F X 1-2 ② G4-3		B B B C 2 B SAFE 4-1 BB		C X 0-1 ③ L9	3 1	0 0	0 0	0 0	0 1	2 0	0 0
Terry Pendleton, S (1, 5) OBP: 0.331, SLG: 0.494	B X 1-0 ② G3-1		C F B B F B X 3-2 ③ G4-3		B F L F F B B X 3-2 ③ F8		S B X 1-1 ② F8			4	0	0	0	0	0	2
David Justice, L (1, 9) OBP: 0.337, SLG: 0.366	S B S B B F F S 3-3 ③ K			B B X 2-0 ① F9		B B S B B 4-1 FC5-4 BB	B B B X 3-0 ③ L3			3	0	0	0	1	1	2
Ron Gant, R (1, 7) OBP: 0.357, SLG: 0.460		B B S B S S 3-3 ① K		C S X 0-2 BB WP 1B		B X 1-0 ① FC5-4 S 1-2f		B B X 2-0 G5-4-3 CI 1B		4	0	2	0	0	1	1
Sid Bream, L (1, 3) OBP: 0.347, SLG: 0.362 Brian Hunter, R (8, PR) OBP: 0.272, SLG: 0.504 (9, 3)		B X 1-0 2B	1 SAFE 1 SAFE B B B B C B 4-1 BB 1-2			1 SAFE S 1 SAFE 1 SAFE 1 SAFE C 1 SAFE B 1 SAFE 3-3 ② K 1-2		X 0-0 CI G5-4-3 1-2		2 0	0 0	1 0	0 0	1 0	1 0	1 0
Greg Olson, R (1, 2) OBP: 0.328, SLG: 0.348		B F B B F X 3-2 ② L8		B B B C B 4-1 1-2 2-3 BB		B B B C B 4-1 BB		1 SAFE X 0-0 ① ② G5-4-3 1-2f 2-3		2	0	0	0	2	0	3
Rafael Belliard, R (1, 6) OBP: 0.259, SLG: 0.232 Lonnie Smith, R (6, PH) OBP: 0.263, SLG: 0.204 Jeff Blauser, R (7, 6) OBP: 0.275, SLG: 0.368	I I I I 4-0 IBB		B F C B S 2-3 ② K		C S B F C 1-3 ③ K			B X 1-0 ③ P2		1 1 1	0 0 0	0 0 0	0 0 0	1 0 0	1 1 0	3 2 2
Steve Avery, L (1, 1) OBP: 0.195, SLG: 0.275 Otis Nixon, S (7, PH) OBP: 0.392, SLG: 0.396 Marvin Freeman, R (8, 1) OBP: 1.000, SLG: 1.000 Damon Berryhill, S (9, PH) OBP: 0.261, SLG: 0.383	S S X 0-2 ③ G4-3		B B B C C S 3-3 ③ K				C B B B B 4-1 PB BB		B C X 1-1 ① G5-3	2 0 0 1	0 0 0 0	0 0 0 0	0 0 0 0	1 1 0 0	0 0 0 0	5 0 0 0

Inning Stats	1	2	3	4	5	6	7	8	9
	R: 1 H: 1 E: 0 LOB: 0 K: 2 BB: 0 S: 10 P: 16	R: 0 H: 1 E: 0 LOB: 2 K: 1 BB: 1 S: 10 P: 21	R: 0 H: 0 E: 0 LOB: 0 K: 1 BB: 0 S: 9 P: 15	R: 0 H: 1 E: 0 LOB: 3 K: 2 BB: 2 S: 12 P: 27	R: 0 H: 0 E: 0 LOB: 0 K: 1 BB: 0 S: 12 P: 18	R: 0 H: 0 E: 0 LOB: 2 K: 2 BB: 2 S: 10 P: 23	R: 0 H: 0 E: 0 LOB: 2 K: 0 BB: 2 S: 7 P: 22	R: 0 H: 1 E: 1 LOB: 2 K: 0 BB: 0 S: 4 P: 7	R: 0 H: 0 E: 0 LOB: 0 K: 0 BB: 0 S: 6 P: 7

	AB	30
	R	1
	H	4
	RBI	1
	BB	7
	SO	9
	LOB	22

	1B: 2	SF: 0	WP: 1	PA: 38
	2B: 1	SAC: 0	PB: 1	
	3B: 0	DP: 1	SB: 1	
	HR: 1	HBP: 0	CS: 0	

PITCHER		IP	WLS	BF	H	R	ER	SO	BB	IBB	HBP	BLK	WP	HR	S	P	ERA	WHIP
David Cone, R ERA: 2.58	(1, 1)	7.0	W	31	3	1	1	9	6	1	0	0	1	1	70	142	1.29	1.286
Jeff Innis, R ERA: 3.12	(8, 1)	1.0		4	1	0	0	0	0	0	0	0	0	0	4	7	0.00	1.000
Lee Guetterman, L ERA: 7.18	(9, 1)	1.0	S	3	0	0	0	0	0	0	0	0	0	0	6	7	0.00	0.000

PITCHER	IP	WLS	BF	H	R	ER	SO	BB	IBB	HBP	BLK	WP	HR	S	P	ERA	WHIP

New York Mets @ Atlanta Braves

Atlanta-Fulton County Stadium, Atlanta, GA

Tue Jul 07 1992, 7:05 PM EDT

Att. 39,490 - Sunny - 85 F

livebaseballscorecards.com

TOP

Batter	1	2	3	4	5	6	7	8	9	AB	R	H	RBI	BB	SO	LOB
Howard Johnson, S (1, 8) OBP: 0.332, SLG: 0.356	P6	2-H 1B			F7		L7			4	0	1	1	0	0	1
Willie Randolph, R (1, 4) OBP: 0.347, SLG: 0.329	1B 1B	1 SAFE G6-3			B1-3		G5-3			4	0	1	0	0	0	2
Dave Magadan, L (1, 5) OBP: 0.396, SLG: 0.342	1 SAFE 1 SAFE G3-6-3 1-3 1B		K			K		F8		4	0	1	0	0	2	0
Bobby Bonilla, S (1, 9) OBP: 0.374, SLG: 0.441	G3-6-3 1-2f		L4			2B E BB		F7		3	1	0	0	1	0	2
Eddie Murray, S (1, 3) OBP: 0.338, SLG: 0.423		2B 2B	L8			E 1-3 2B		L6		4	2	2	0	0	0	0
Daryl Boston, L (1, 7) OBP: 0.308, SLG: 0.421		WP 1B 2-H 2B		F9		K			P5	4	1	1	1	0	1	2
Mackey Sasser, L (1, 2) OBP: 0.243, SLG: 0.284		SH3-4 1B 2-H 1B		G5-3		E5 CS 2-H 3-H			K	2	1	1	1	0	0	0
Dave Gallagher, R (6, PH) OBP: 0.268, SLG: 0.338										1	0	0	0	0	0	0
Charlie O'Brien, R (6, 2) OBP: 0.298, SLG: 0.317										1	0	0	0	0	1	0
Bill Pecota, R (1, 6) OBP: 0.300, SLG: 0.281	1 SAFE K		G6-3			1 SAFE CS 1-2	P3		G5-3	3	0	0	0	0	1	1
Dick Schofield, R (7, 6) OBP: 0.309, SLG: 0.265										1	0	0	0	0	0	0
Sid Fernandez, L (1, 1) OBP: 0.211, SLG: 0.237	1 SAFE SH3-4 1-2				K		1B			2	0	1	0	0	1	0
Lee Guetterman, L (7, 1)										0	0	0	0	0	0	0
Anthony Young, R (9, 1) OBP: 0.148, SLG: 0.115										0	0	0	0	0	0	0

	AB	33
	R	5
	H	8
	RBI	3
	BB	1
	SO	6
	LOB	8

Inning Stats	1	2	3	4	5	6	7	8	9
	R: 0 E: 0 K: 0 S: 9	H: 2 LOB: 1 BB: 0 P: 16	R: 3 E: 0 K: 1 S: 14	H: 4 LOB: 1 BB: 0 P: 24	R: 0 E: 0 K: 1 S: 8	H: 0 LOB: 0 BB: 0 P: 11	R: 0 E: 0 K: 0 S: 6	H: 0 LOB: 0 BB: 0 P: 13	R: 0 E: 0 K: 1 S: 6	H: 0 LOB: 0 BB: 0 P: 9	R: 2 E: 1 K: 2 S: 17	H: 1 LOB: 0 BB: 1 P: 29	R: 0 E: 0 K: 0 S: 8	H: 1 LOB: 1 BB: 0 P: 16	R: 0 E: 0 K: 0 S: 8	H: 0 LOB: 0 BB: 0 P: 10	R: 0 E: 0 K: 1 S: 5	H: 0 LOB: 0 BB: 0 P: 8

1B: 5	SF: 0	WP: 1	PA: 36
2B: 3	SAC: 1	PB: 0	
3B: 0	DP: 1	SB: 0	
HR: 0	HBP: 0	CS: 1	

PITCHER		IP	WLS	BF	H	R	ER	SO	BB	IBB	HBP	BLK	WP	HR	S	P	ERA	WHIP
Mike Bielecki, R ERA: 2.59	(1, 1)	5.1	L	23	7	5	3	4	1	0	0	0	1	0	54	91	5.06	1.500
Mike Stanton, L	(6, 1)	1.2		6	1	0	0	1	0	0	0	0	0	0	14	27	0.00	0.600
Alejandro Pena, R ERA: 5.4	(8, 1)	2.0		6	0	0	0	1	0	0	0	0	0	0	13	18	0.00	0.000

PITCHER		IP	WLS	BF	H	R	ER	SO	BB	IBB	HBP	BLK	WP	HR	S	P	ERA	WHIP

New York Mets @ Atlanta Braves

Atlanta-Fulton County Stadium, Atlanta, GA

Tue Jul 07 1992, 7:05 PM EDT

Att. 39,490 - Sunny - 85 F

livebaseballscorecards.com

BOTTOM

Batter	1	2	3	4	5	6	7	8	9	AB	R	H	RBI	BB	SO	LOB
Otis Nixon, S (1, 8) OBP: 0.389, SLG: 0.393	C B X 1-1 ① F8			C B B X 2-1 SH1-3 BB SF9 1B		C B F B F C 2-3 ① K		B X 1-0 ① G5-3		4	1	1	0	0	1	0
Jeff Blauser, R (1, 6) (9, 4) OBP: 0.281, SLG: 0.364	C B B B X 3-1 ② G5-3			B C B F B B 4-2 SF9 SH1-3 1-2 2B BB		B C F F B B B 4-2 G3 BB		B S C B F X 2-2 ② G6-3		2	1	0	0	2	0	0
Terry Pendleton, S (1, 5) OBP: 0.329, SLG: 0.489	B X 1-0 ③ G4-3			X 0-0 ① SH1-3 1-2 2-3		X 0-0 ② G3 1-2		B F X 1-1 ③ G1-3		3	0	0	0	0	0	1
Ron Gant, R (1, 7) OBP: 0.353, SLG: 0.455		C F X 0-2 ① F9		F X 0-1 ② SF9 2-3 3-H		C F C 0-3 ③ K			S M B X 1-2 ① G6-3	3	0	0	1	0	1	1
David Justice, L (1, 9) OBP: 0.343, SLG: 0.385		F B C F T X 1-2 ② F8		S C F F B X 1-2 3-H 2B			B X 1-0 SF8 3B		C B S B B X 3-2 1B	4	1	3	1	0	0	0
Brian Hunter, R (1, 3) OBP: 0.265, SLG: 0.493		B S B S S 2-3 ③ K		X 0-0 ③ F7			X 0-0 ① SF8 3-H		F S B S 1-3 ② K	3	0	0	1	0	2	2
Damon Berryhill, S (1, 2) OBP: 0.255, SLG: 0.373		L F F F B F X 1-2 ① P3			S F B B B X 2-2 ① F9		S B B F S 2-3 ② K		C F B B B S 3-3 ③ K	4	0	0	0	0	2	1
Mark Lemke, S (1, 4) OBP: 0.280, SLG: 0.285		B C C B F X 2-2 ② F7			B S B F B B 4-2 B3-6-4 BB		X 0-0 ③ G6-3			2	0	0	0	1	0	0
Alejandro Pena, R (8, 1)										0	0	0	0	0	0	0
Mike Bielecki, R (1, 1) OBP: 0.130, SLG: 0.130		C S B S 1-3 ③ K			B B C X 2-1 ② ③ B3-6-4 1-2f			F X 0-1 HR		2	0	0	0	0	1	1
Mike Stanton, L (6, 1) OBP: 0.500, SLG: 0.500										0	0	0	0	0	0	0
Jeff Treadway, L (8, 4) OBP: 0.250, SLG: 0.333										0	0	0	0	0	0	0
Lonnie Smith, R (8, PH) OBP: 0.276, SLG: 0.280										1	1	1	1	0	0	0
Rafael Belliard, R (9, 6) OBP: 0.259, SLG: 0.232										0	0	0	0	0	0	0
Inning Stats	R: 0 H: 0 E: 0 LOB: 0 K: 0 BB: 0 S: 5 P: 10	R: 0 H: 0 E: 0 LOB: 0 K: 1 BB: 0 S: 10 P: 13	R: 0 H: 0 E: 0 LOB: 0 K: 1 BB: 0 S: 13 P: 17	R: 2 H: 2 E: 0 LOB: 1 K: 0 BB: 1 S: 13 P: 20	R: 0 H: 0 E: 0 LOB: 0 K: 0 BB: 1 S: 7 P: 15	R: 0 H: 0 E: 0 LOB: 1 K: 2 BB: 1 S: 11 P: 17	R: 1 H: 1 E: 0 LOB: 0 K: 1 BB: 0 S: 6 P: 9	R: 1 H: 1 E: 0 LOB: 0 K: 0 BB: 0 S: 9 P: 13	R: 0 H: 1 E: 0 LOB: 1 K: 2 BB: 0 S: 12 P: 20	1B: 2 SF: 2 2B: 1 SAC: 1 3B: 1 DP: 1 HR: 1 HBP: 0						

	AB	28
	R	4
	H	5
	RBI	4
	BB	3
	SO	7
	LOB	6

WP: 0 PA: 34
PB: 0
SB: 0
CS: 0

PITCHER		IP	WLS	BF	H	R	ER	SO	BB	IBB	HBP	BLK	WP	HR	S	P	ERA	WHIP
Sid Fernandez, L ERA: 3.11	(1, 1)	6.0	W	23	3	3	3	4	3	0	0	0	0	0	60	94	4.50	1.000
Lee Guetterman, L ERA: 6.98	(7, 1)	2.1		9	2	1	1	1	0	0	0	0	0	1	20	30	3.86	0.857
Anthony Young, R ERA: 4.66	(9, 1)	0.2	S	2	0	0	0	2	0	0	0	0	0	0	6	10	0.00	0.000

PITCHER	IP	WLS	BF	H	R	ER	SO	BB	IBB	HBP	BLK	WP	HR	S	P	ERA	WHIP

Batter	1	2	3	4	5	6	7	8	9	AB	R	H	RBI	BB	SO	LOB
Howard Johnson, S (1, 8) OBP: 0.330, SLG: 0.353	G2-3		G3		P3		S 1-2 1B		P5	5	0	1	0	0	0	4
Willie Randolph, R (1, 4) OBP: 0.344, SLG: 0.324	F8		1B BB		FC6-4 1-2f		K 1-2 2-3		G5-4-3 1-2f	4	0	0	0	1	1	7
Dave Magadan, L (1, 5) OBP: 0.401, SLG: 0.349	1B		1-3 1B			1B	K			4	0	3	0	0	1	2
Bobby Bonilla, S (1, 9) OBP: 0.373, SLG: 0.439	SAFE F9		P3			G5-4-3 1-2 1B		F9		4	0	1	0	0	0	3
Eddie Murray, S (1, 3) OBP: 0.334, SLG: 0.417		G5-3		L7		K		P3		4	0	0	0	0	1	2
Dave Gallagher, R (1, 7) OBP: 0.259, SLG: 0.324 Jeff Innis, R (6, 1) Chico Walker, S (8, PH) OBP: 0.295, SLG: 0.344 Paul Gibson, R (8, 1)		G4-3		L8		G5-4-3 1-2f		L7		3 0 1 0	0 0 0 0	0 0 0 0	0 0 0 0	0 0 0 0	0 0 0 0	2 0 0 0
Charlie O'Brien, R (1, 2) OBP: 0.309, SLG: 0.353 Todd Hundley, S (7, PR) (7, 2) Junior Noboa, R (9, PR) OBP: 0.196, SLG: 0.130	2B		1-3 K				E8 1B 2B		BB BB 1B	3 1 0	0 1 0	2 1 0	0 0 0	0 0 0	1 0 0	0 0 0
Bill Pecota, R (1, 6) OBP: 0.305, SLG: 0.283		G1-3			G5-3		FC5-6 3-H 1B		BB 1-2 BB	3	0	1	1	1	0	1
Wally Whitehurst, R (1, 1) OBP: 0.273, SLG: 0.300 Daryl Boston, L (6, 7) OBP: 0.310, SLG: 0.418			K		FC6-4 1B		SAFE FC5-6 S 1B 1-2f		G5-4-3 1-2 2-3 BB	2 1	0 0	1 0	0 0	0 1	1 0	0 2
Inning Stats	R: 0 E: 0 K: 0 S: 6 H: 1 LOB: 1 BB: 0 P: 11	R: 0 E: 0 K: 0 S: 13 H: 1 LOB: 1 BB: 0 P: 19	R: 0 E: 0 K: 1 S: 15 H: 1 LOB: 2 BB: 1 P: 26	R: 0 E: 0 K: 1 S: 9 H: 0 LOB: 0 BB: 0 P: 14	R: 0 E: 0 K: 0 S: 6 H: 1 LOB: 1 BB: 0 P: 9	R: 0 E: 0 K: 1 S: 9 H: 2 LOB: 1 BB: 0 P: 11	R: 1 E: 1 K: 2 S: 13 H: 3 LOB: 2 BB: 0 P: 23	R: 0 E: 0 K: 0 S: 3 H: 0 LOB: 0 BB: 0 P: 8	R: 0 E: 0 K: 0 S: 12 H: 1 LOB: 3 BB: 2 P: 23	1B: 8 2B: 2 3B: 0 HR: 0 SF: 0 SAC: 0 DP: 2 HBP: 0						

PITCHER		IP	WLS	BF	H	R	ER	SO	BB	IBB	HBP	BLK	WP	HR	S	P	ERA	WHIP
Tom Glavine, L ERA: 2.57	(1, 1)	7.0	W	30	9	1	1	5	1	0	0	0	0	0	71	113	1.29	1.429
Kent Mercker, L ERA: 2.18	(8, 1)	1.0		6	1	0	0	0	2	0	0	0	0	0	11	26	0.00	3.000
Alejandro Pena, R ERA: 5.16	(9, 1)	1.0	S	2	0	0	0	0	0	0	0	0	0	0	4	5	0.00	0.000

PITCHER	IP	WLS	BF	H	R	ER	SO	BB	IBB	HBP	BLK	WP	HR	S	P	ERA	WHIP

TOP

New York Mets @ Atlanta Braves

Atlanta-Fulton County Stadium, Atlanta, GA

Wed Jul 08 1992, 7:05 PM EDT

Att. 37,721 - Cloudy - 92 F

livebaseballscorecards.com

AB	35
R	1
H	10
RBI	1
BB	3
SO	5
LOB	23

WP: 0	PA: 38		
PB: 0			
SB: 2			
CS: 0			

BOTTOM

Batter	1	2	3	4	5	6	7	8	9	AB	R	H	RBI	BB	SO	LOB
Deion Sanders, L (1, 8) OBP: 0.368, SLG: 0.548	B B S C F F F B X 3-2 F9 ①		B F X 1-1 P1 ①		B X 1-0 E7 G3		B B F X 2-1 G3 ②			4	0	0	0	0	0	1
Jeff Treadway, L (1, 4) OBP: 0.250, SLG: 0.316 Mark Lemke, S (8, 4) OBP: 0.280, SLG: 0.285	C F B X 2-2 G4-3 ②		B X 1-0 S 2-H 1B		B B B X 3-0 G3 ② 2-3		C F F X 0-2 F7 ③			4	0	1	1	0	0	1
										0	0	0	0	0	0	0
Terry Pendleton, S (1, 5) OBP: 0.325, SLG: 0.483	B B S F B F F F S 3-3 K ③		B 1 SAFE F S B 1 SAFE S 2-3 K ② 1-2		F B S C 1-3 K ③			B X 1-0 L8 ①		4	0	0	0	0	3	2
David Justice, L (1, 9) OBP: 0.342, SLG: 0.383		C B B F X 2-2 1B 1B	B X 1-0 G6-3 ③			C B B C B F X 3-2 G4-3 ①		C B C C 1-3 K ②		4	0	1	0	0	1	1
Ron Gant, R (1, 7) OBP: 0.349, SLG: 0.449		X 0-0 F8 ①		C X 0-1 G6-3 ①		F X 0-1 L9 ②		B C B S F S 2-3 K ③		4	0	0	0	0	1	1
Sid Bream, L (1, 3) OBP: 0.346, SLG: 0.362		B C B F F S 2-3 K ②		B F C X 1-2 L4 ②		B B X 2-0 2B 1B				3	1	1	0	0	1	1
Greg Olson, R (1, 2) OBP: 0.339, SLG: 0.363		C B 1 SAFE B C 1 SAFE X 2-2 1-2 1B		C B B B B 4-1 BB		X 0-0 1-H 2B				2	0	2	1	1	0	0
Rafael Belliard, R (1, 6) OBP: 0.255, SLG: 0.228		S X 0-1 G4-3 ③		C S S 0-3 K2-3 ③				B X 1-0 G6-3 ③		3	0	0	0	0	1	4
Tom Glavine, L (1, 1) OBP: 0.308, SLG: 0.300			X 0-0 E5 1B 1B		C C B X 1-2 G1-3 ①					2	1	1	0	0	0	0
Lonnie Smith, R (7, PH) OBP: 0.271, SLG: 0.275										1	0	0	0	0	0	0
Kent Mercker, L (8, 1)							X 0-0 G6-3 ①			0	0	0	0	0	0	0
Alejandro Pena, R (9, 1)										0	0	0	0	0	0	0
Inning Stats	R: 0 E: 0 K: 1 S: 15 H: 0 LOB: 0 BB: 0 P: 23	R: 0 E: 0 K: 1 S: 13 H: 2 LOB: 2 BB: 0 P: 19	R: 1 E: 1 K: 1 S: 8 H: 2 LOB: 1 BB: 0 P: 13	R: 0 E: 0 K: 1 S: 9 H: 0 LOB: 1 BB: 1 P: 14	R: 0 E: 1 K: 1 S: 8 H: 0 LOB: 1 BB: 0 P: 14	R: 1 E: 0 K: 0 S: 9 H: 2 LOB: 1 BB: 0 P: 15	R: 0 E: 0 K: 0 S: 7 H: 0 LOB: 0 BB: 0 P: 9	R: 0 E: 0 K: 2 S: 8 H: 0 LOB: 0 BB: 0 P: 12		1B: 5 2B: 1 3B: 0 HR: 0		SF: 0 SAC: 0 DP: 0 HBP: 0		WP: 0 PB: 0 SB: 1 CS: 0	PA: 32	

PITCHER		IP	WLS	BF	H	R	ER	SO	BB	IBB	HBP	BLK	WP	HR	S	P	ERA	WHIP
Wally Whitehurst, R ERA: 2.92	(1, 1)	5.2	L	25	6	2	1	5	1	0	0	0	0	0	61	96	1.59	1.235
Jeff Innis, R ERA: 3.04	(6, 1)	1.1		4	0	0	0	0	0	0	0	0	0	0	8	11	0.00	0.000
Paul Gibson, L ERA: 4.89	(8, 1)	1.0		3	0	0	0	2	0	0	0	0	0	0	8	12	0.00	0.000

PITCHER	IP	WLS	BF	H	R	ER	SO	BB	IBB	HBP	BLK	WP	HR	S	P	ERA	WHIP

New York Mets @ Atlanta Braves
Atlanta-Fulton County Stadium, Atlanta, GA
Wed Jul 08 1992, 7:05 PM EDT
Att. 37,721 - Cloudy - 92 F

livebaseballscorecards.com

AB	31
R	2
H	6
RBI	2
BB	1
SO	7
LOB	11

Batter	1	2	3	4	5	6	7	8	9	10	11	12	AB	R	H	RBI	BB	SO	LOB
Otis Nixon, S (1, 8) OBP: 0.392, SLG: 0.402	B B C B C F X 3-2 CS 1B		C X 0-1 1B BB 1B		C F B F F X 1-2 ② FC5-4 1-2f			C C C 0-3 ② K			B X 1-0 SH5-4 2B	B B X 2-0 ② FC6-2 1-2 3-H	6	0	3	0	0	1	3
Jeff Blauser, R (1, 6) OBP: 0.280, SLG: 0.357 Rafael Belliard, R (8, 6) OBP: 0.254, SLG: 0.227	1 SAFE B C 1 SAFE 1 SAFE B C B S 3-3 ① ② K 1-2		B 1 SAFE B B B 4-0 1B BB 1-2		1 SAFE 1 SAFE 1 SAFE S X 0-1 ③ L7			B C X 1-1 ③ G3			X 0-0 ① SH5-4 2-3	B B F F S 2-3 ③ K	3 1	0 0	0 0	0 0	1 0	1 1	2 2
Terry Pendleton, S (1, 5) OBP: 0.323, SLG: 0.479	F X 0-1 ③ G4-3		B F B X 2-1 G6-4-3 1-2 2-3 1B			S B X 1-1 ① L6			B F X 1-1 ① G3		S B S X 1-2 ② G4-3		5	0	1	0	0	0	1
Ron Gant, R (1, 7) OBP: 0.344, SLG: 0.442		F F B B X 2-2 ① G4-3	B B B X 2-1 ② G6-4-3 1-2f			C B B B B X 3-1 ② F8			B B C C X 2-1 ② G5-3		B B B C S X 3-2 ③ G6-3		5	0	0	0	0	0	4
David Justice, L (1, 9) OBP: 0.346, SLG: 0.387	B S F X 1-2 1B 2B			F H 1-1 L6 HBP		B S B X 2-1 ③ F9			S S S 0-3 ③ K		B S B B X 3-1 ① L5	B C S B B 4-2 SH1-3 3B BB	3	1	1	0	1	1	0
Brian Hunter, R (1, 3) OBP: 0.258, SLG: 0.479	S X 0-1 ② G5-3			1 SAFE S B X 1-1 ① F7			B X 1-0 ① L7					1 SAFE 1 SAFE X 0-0 ① SH1-3 1-2	4	0	0	0	0	0	2
Greg Olson, R (1, 2) OBP: 0.341, SLG: 0.360	B C X 1-1 2-3 1B			S B 1 SAFE B B X 3-1 ② ③ L6 1-2			C C B B X 2-2 ② G5-3			B C B C X 2-2 E1 FC4-6		B C B B B 4-1 3B BB	4	1	1	0	1	0	1
Mark Lemke, S (1, 4) OBP: 0.283, SLG: 0.293	X 0-0 ③ F8			B B B B 4-0 FC5-6 BB			C X 0-1 ③ L9			B X 1-0 ② FC4-6 1-2f		X 0-0 1-H 2-H FC6-2 3B	4	0	1	2	1	0	3
Charlie Leibrandt, R (1, 1) OBP: 0.129, SLG: 0.133 Deion Sanders, L (8, PH) OBP: 0.366, SLG: 0.545 Marvin Freeman, R (8, 1) OBP: 1.000, SLG: 1.000 Lonnie Smith, R (10, PH) OBP: 0.267, SLG: 0.269 Mike Stanton, L (10, 1) OBP: 0.000, SLG: 0.500 Damon Berryhill, S (12, PH) OBP: 0.286, SLG: 0.373 Alejandro Pena, R (12, 1)			C S B X 1-2 ① G6-3		B M C X 1-2 ① FC5-6 FC5-4 1-2f			C X 0-1 ① G4-3		B B F X 2-1 ③ F9		B C S F B B B 4-2 FC6-2 BB	2 1 0 1 0 0 0	0 0 0 0 0 0 0	0 0 0 0 0 0 0	0 0 0 0 0 1 0	0 0 0 0 0 0 0	0 0 0 0 0 0 0	1 0 0 1 0 0 0

TOP

Atlanta Braves @ Chicago Cubs

Wrigley Field, Chicago, IL

Thu Jul 09 1992, 7:05 PM CDT

Att. 32,816 - Cloudy - 79 F

livebaseballscorecards.com

AB	39
R	2
H	7
RBI	2
BB	5
SO	4
LOB	20

Inning Stats	1	2	3	4	5	6	7	8	9	10	11	12
	R: 0 E: 0 K: 1 S: 9	R: 0 E: 0 K: 0 S: 11	R: 0 E: 0 K: 0 S: 9	R: 0 E: 0 K: 0 S: 5	R: 0 E: 0 K: 0 S: 10	R: 0 E: 0 K: 0 S: 6	R: 0 E: 0 K: 0 S: 6	R: 0 E: 0 K: 1 S: 7	R: 0 E: 0 K: 1 S: 7	R: 0 E: 1 K: 0 S: 8	R: 0 E: 0 K: 0 S: 8	R: 2 E: 0 K: 1 S: 12
	H: 1 LOB: 0 BB: 0 P: 15	H: 2 LOB: 2 BB: 0 P: 15	H: 2 LOB: 2 BB: 1 P: 18	H: 0 LOB: 0 BB: 0 P: 10	H: 0 LOB: 1 BB: 1 P: 16	H: 0 LOB: 0 BB: 0 P: 12	H: 0 LOB: 0 BB: 0 P: 9	H: 0 LOB: 0 BB: 0 P: 8	H: 0 LOB: 0 BB: 0 P: 10	H: 0 LOB: 1 BB: 0 P: 16	H: 1 LOB: 1 BB: 0 P: 13	H: 1 LOB: 2 BB: 3 P: 28

	1B: 4	SF: 0	WP: 0	PA: 47
	2B: 4	SAC: 2	PB: 0	
	3B: 1	DP: 3	SB: 0	
	HR: 0	HBP: 1	CS: 1	

PITCHER		IP	WLS	BF	H	R	ER	SO	BB	IBB	HBP	BLK	WP	HR	S	P	ERA	WHIP
Danny Jackson, L ERA: 4.22	(1, 1)	7.0		26	5	0	0	1	2	0	1	0	0	0	56	95	0.00	1.000
Bob Scanlan, R ERA: 1.98	(8, 1)	3.0		10	0	0	0	2	0	0	0	0	0	0	22	34	0.00	0.000
Jim Bullinger, R ERA: 5.79	(11, 1)	1.1	L	8	2	2	2	0	2	0	0	0	0	0	13	26	13.50	3.000
Chuck McElroy, L ERA: 2.7	(12, 1)	0.2		3	0	0	0	1	1	0	0	0	0	0	7	15	0.00	1.500

PITCHER	IP	WLS	BF	H	R	ER	SO	BB	IBB	HBP	BLK	WP	HR	S	P	ERA	WHIP

Batter	1	2	3	4	5	6	7	8	9	10	11	12	AB	R	H	RBI	BB	SO	LOB
Jose Vizcaino, S (1, 5) OBP: 0.238, SLG: 0.268	C B X 1-1 ① L1		C X 0-1 ② F8		S B B X 2-1 E5 23 BB 2-3		X 0-0 ③ L4			C B S F B F F X 3-2 ② G5-3			5	0	0	0	0	0	2
23 Ryne Sandberg, R (1, 4) OBP: 0.354, SLG: 0.468	C B B B S B 4-2 G4-3 BB		C B B F X 2-2 ③ F8		F B S B B B B 4-2 1-2 BB			X 0-0 ① F8		B F F S 1-3 ③ K			3	0	0	0	2	1	0
Mark Grace, L (1, 3) OBP: 0.414, SLG: 0.456	C 1 SAFE 1 SAFE B 1 SAFE F B B B X 3-2 ② G4-3 1-2			B B S F B B 4-2 S BB	B B C F C 2-3 ③ K			X 0-0 ② G4-3			C B C B B X 3-2 ① F8		4	0	0	0	1	1	4
Andre Dawson, R (1, 9) OBP: 0.315, SLG: 0.477	B B B C F C 3-3 ③ K			X 0-0 ① F8		X 0-0 G5-4-3 1B					B S X 1-1 ② P4		5	0	1	0	0	1	2
Luis Salazar, R (1, 7) OBP: 0.245, SLG: 0.276		B B C X 2-1 ① G5-3		C 1 SAFE B 1 SAFE F X 1-2 ② F8		B X 1-0 ① ② G5-4-3 1-2f			C B X 1-1 ① G3		C B B S X 2-2 ③ G1-3		3	0	0	0	0	0	2
Dwight Smith, L (9, PH) OBP: 0.282, SLG: 0.374 (10, 7)													2	0	0	0	0	0	0
Chuck McElroy, L (12, 1) OBP: 0.750, SLG: 1.500													0	0	0	0	0	0	0
Joe Girardi, R (1, 2) OBP: 0.344, SLG: 0.302		B S C B B B X 3-2 ② F9		B 1 SAFE 1 SAFE B X 2-0 ③ G5-3 1-2		C C B X 1-2 ③ G6-3			F F B X 1-2 ② P3		C F F X 0-2 ① L9		4	0	0	0	0	0	1
Rick Wilkins, L (12, PH) OBP: 0.333, SLG: 0.411													1	0	0	0	0	0	0
Doug Dascenzo, S (1, 8) OBP: 0.280, SLG: 0.267	B C B B B C X 3-2 1B				X 0-0 ① B5-3		F B X 1-1 ① L7		F B B B B F B 4-2 WP S BB			M F S 0-3 ② K	4	0	1	0	1	1	0
Rey Sanchez, R (1, 6) OBP: 0.253, SLG: 0.330	1 SAFE S B 1 SAFE 1 SAFE X 1-1 ③ F8		C F F X 0-2 E3 E SH1-4			X 0-0 G4-3 2B		B B C X 2-1 ③ G4-3 1-3			F F X 0-2 ③ P3		5	0	1	0	0	0	2
Danny Jackson, R (1, 1) OBP: 0.083, SLG: 0.083			X 0-0 ① G3		X 0-0 ② SH1-4 1-2		X 0-0 ② G4-3 2-3			F F B F B F X 3-2 ① F8			1	0	0	0	0	0	0
Jeff Kunkel, R (7, PH)													1	0	0	0	0	0	1
Bob Scanlan, R (8, 1)													0	0	0	0	0	0	0
Doug Strange, S (10, PH) OBP: 0.262, SLG: 0.227													1	0	0	0	0	0	0
Jim Bullinger, R (11, 1) OBP: 1.000, SLG: 4.000													0	0	0	0	0	0	0
Derrick May, L (12, 7) OBP: 0.286, SLG: 0.345													0	0	0	0	0	0	0
Inning Stats	R: 0 H: 0 E: 0 LOB: 1 K: 1 BB: 1 S: 10 P: 21	R: 0 H: 1 E: 0 LOB: 1 K: 0 BB: 0 S: 10 P: 19	R: 0 H: 0 E: 0 LOB: 0 K: 0 BB: 0 S: 6 P: 8	R: 0 H: 0 E: 0 LOB: 1 K: 0 BB: 0 S: 7 P: 14	R: 0 H: 0 E: 2 LOB: 3 K: 1 BB: 1 S: 13 P: 21	R: 0 H: 1 E: 0 LOB: 0 K: 0 BB: 0 S: 5 P: 7	R: 0 H: 1 E: 0 LOB: 1 K: 0 BB: 0 S: 5 P: 6	R: 0 H: 0 E: 0 LOB: 0 K: 0 BB: 0 S: 5 P: 7	R: 0 H: 0 E: 0 LOB: 1 K: 0 BB: 1 S: 9 P: 17	R: 0 H: 0 E: 0 LOB: 0 K: 1 BB: 0 S: 14 P: 21	R: 0 H: 0 E: 0 LOB: 0 K: 0 BB: 0 S: 8 P: 14	R: 0 H: 0 E: 0 LOB: 0 K: 1 BB: 0 S: 10 P: 10	1B: 2 SF: 0 2B: 1 SAC: 1 3B: 0 DP: 1 HR: 0 HBP: 0						

PITCHER		IP	WLS	BF	H	R	ER	SO	BB	IBB	HBP	BLK	WP	HR	S	P	ERA	WHIP
Charlie Leibrandt, L ERA: 3.64	(1, 1)	7.0		28	3	0	0	2	3	0	0	0	0	0	56	96	0.00	0.857
Marvin Freeman, R ERA: 3.48	(8, 1)	2.0		7	0	0	0	0	1	0	0	0	1	0	14	24	0.00	0.500
Mike Stanton, L ERA: 6.07	(10, 1)	2.0	W	6	0	0	0	1	0	0	0	0	0	0	22	35	0.00	0.000
Alejandro Pena, R ERA: 4.94	(12, 1)	1.0	S	3	0	0	0	1	0	0	0	0	0	0	10	10	0.00	0.000

PITCHER	IP	WLS	BF	H	R	ER	SO	BB	IBB	HBP	BLK	WP	HR	S	P	ERA	WHIP

Atlanta Braves @ Chicago Cubs

Wrigley Field, Chicago, IL

Thu Jul 09 1992, 7:05 PM CDT

Att. 32,816 - Cloudy - 79 F

BOTTOM

livebaseballscorecards.com

AB	39
R	0
H	3
RBI	0
BB	4
SO	4
LOB	14

WP: 1	PA: 44		
PB: 0			
SB: 2			
CS: 0			

Atlanta Braves @ Chicago Cubs

Wrigley Field, Chicago, IL

Fri Jul 10 1992, 3:33 AM CDT

Att. 35,067 - Cloudy - 80 F

livebaseballscorecards.com

Batter	1	2	3	4	5	6	7	8	9	AB	R	H	RBI	BB	SO	LOB
Deion Sanders, L (1, 8) OBP: 0.358, SLG: 0.535	C X 0-1 G5-3			B S B B B S S 3-3 K	B X 1-0 SF8 1-2 3-H			B B X 2-0 G3-1	C X 0-1 FC4-6 1-2f	4	0	0	1	0	1	3
Jeff Treadway, L (1, 4) Mark Lemke, S (8, 4) OBP: 0.208, SLG: 0.261 OBP: 0.283, SLG: 0.293	F B X 1-1 F8			B B X 2-0 L4	F S C 0-3 K			F B X 1-1 G4-3		4 0	0 0	0 0	0 0	0 0	1 0	1 0
Terry Pendleton, S (1, 5) OBP: 0.322, SLG: 0.477	B C C F X 1-2 G4-3			L B M B F F B X 3-2 1B 1B		F S B F B F B F X 3-2 F8			B X 1-0 F9	4	0	1	0	0	0	0
David Justice, L (1, 9) OBP: 0.352, SLG: 0.393		C X 0-1 G4-3		B B X 2-0 1-2 1B		X 0-0 G6-4-3 1B			C B B F B X 3-2 BB 1B 1B	4	1	3	0	0	0	0
Ron Gant, R (1, 7) OBP: 0.343, SLG: 0.439		X 0-0 G3		C C F B S 1-3 K		1 SAFE X 0-0 G6-4-3 1-2f			C X 0-1 1-2 BB 1B 1B	4	1	1	0	0	1	3
Sid Bream, L (1, 3) OBP: 0.344, SLG: 0.359		C X 0-1 G3			B B X 2-0 2B 29 1B 1B		B B C X 2-1 G1-3		B B S X 2-1 F8	4	1	1	0	0	0	2
Damon Berryhill, S (1, 2) OBP: 0.271, SLG: 0.385			B S S B F C 2-3 K		B 1 SAFE X 1-0 FC4-6 1-3 2B		B B X 2-0 G1-6-3 1B		C B F F B B B 4-2 1B 1-2 2-3 BB	3	0	2	0	1	1	0
Rafael Belliard, R (1, 6) OBP: 0.254, SLG: 0.228			F S C 0-3 K		X 0-0 FC4-6 29 1B SF8 2-3		1 SAFE X 0-0 G1-6-3 1-2f		S C B F F F F X 1-2 29 BB 1-3 2-H 3-H 1B	4	1	1	2	0	1	3
29 John Smoltz, R (1, 1) OBP: 0.271, SLG: 0.238			F B C C 1-3 K		X 0-0 SF8 2-3 3-H 1B			X 0-0 G4-3	B S S B S F B B 4-2 FC4-6 1-2 BB	3	0	1	1	1	1	0
Inning Stats	R: 0 E: 0 K: 0 S: 8 H: 0 LOB: 0 BB: 0 P: 10	R: 0 E: 0 K: 0 S: 5 H: 0 LOB: 0 BB: 0 P: 5	R: 0 E: 0 K: 3 S: 10 H: 0 LOB: 0 BB: 0 P: 13	R: 0 E: 0 K: 2 S: 14 H: 2 LOB: 2 BB: 0 P: 25	R: 2 E: 0 K: 1 S: 8 H: 3 LOB: 1 BB: 0 P: 12	R: 0 E: 0 K: 0 S: 8 H: 1 LOB: 0 BB: 0 P: 11	R: 0 E: 0 K: 0 S: 4 H: 1 LOB: 0 BB: 0 P: 8	R: 0 E: 0 K: 0 S: 4 H: 0 LOB: 0 BB: 0 P: 7	R: 2 E: 0 K: 0 S: 23 H: 3 LOB: 3 BB: 2 P: 38	1B: 9 2B: 1 3B: 0 HR: 0 SF: 1 SAC: 0 DP: 2 HBP: 0					WP: 0 PB: 0 SB: 0 CS: 0 PA: 37	

TOP	
AB	34
R	4
H	10
RBI	4
BB	2
SO	6
LOB	12

PITCHER		IP	WLS	BF	H	R	ER	SO	BB	IBB	HBP	BLK	WP	HR	S	P	ERA	WHIP
Greg Maddux, R ERA: 2.4	(1, 1)	8.0	L	29	7	2	2	6	0	0	0	0	0	0	61	91	2.25	0.875
Paul Assenmacher, L ERA: 2.25	(9, 1)	1.0		8	3	2	2	0	2	0	0	0	0	0	23	38	18.00	5.000

PITCHER		IP	WLS	BF	H	R	ER	SO	BB	IBB	HBP	BLK	WP	HR	S	P	ERA	WHIP

Atlanta Braves @ Chicago Cubs

Wrigley Field, Chicago, IL

Fri Jul 10 1992, 3:33 AM CDT

Att. 35,067 - Cloudy - 80 F

BOTTOM

livebaseballscorecards.com

Batter	1	2	3	4	5	6	7	8	9	AB	R	H	RBI	BB	SO	LOB
Jose Vizcaino, S (1, 5) OBP: 0.240, SLG: 0.265	BBBCB 4-1 23 FC6-4 BB			X 0-0 ① F8		FFFS 0-3 ① K		CBBBB 4-1 1-2 BB		2	0	0	0	1	1	0
Kal Daniels, L (8, PH) OBP: 0.348, SLG: 0.395										0	0	0	0	1	0	0
Doug Strange, S (8, PR) OBP: 0.262, SLG: 0.227 (9, 5)										0	0	0	0	0	0	0
23 Ryne Sandberg, R (1, 4) OBP: 0.353, SLG: 0.464	BBCBX 3-1 ① FC6-4 G4-6-3 1-2f			BSSSBBFB 4-2 FC3-6 BB		CBBSX 2-2 ② P6		FFBS 1-3 ② K		3	0	0	0	1	1	3
Mark Grace, L (1, 3) OBP: 0.412, SLG: 0.452	B 1 SAFE X 1-0 ②③ G4-6-3 1-2f			1 SAFE FX 0-1 ② FC3-6 1-2f		CSBBBBFFB 4-2 FC6-4 BB		X 0-0 ③ L6		3	0	0	0	1	0	4
Andre Dawson, R (1, 9) OBP: 0.311, SLG: 0.470		BSBCS 2-3 ① K		FFS 0-3 ③ K		X 0-0 ③ FC6-4 1-2f			BSBFS 2-3 ① K	4	0	0	0	0	3	2
Rick Wilkins, L (1, 2) OBP: 0.344, SLG: 0.417		BBCX 2-1 G4-6-3 1B			FFBX 1-2 1B 1B		BBBCFBX 3-2 ① G6-3		X 0-0 ② G4-3	4	0	2	0	0	0	0
Derrick May, L (1, 7) OBP: 0.280, SLG: 0.336		FBX 1-1 ②③ G4-6-3 1-2f			X 0-0 ① F7		BCX 1-1 ② P5		X 0-0 ③ G6-3	4	0	0	0	0	0	2
Doug Dascenzo, S (1, 8) OBP: 0.275, SLG: 0.263		CBBBFC 2-3 ① K2-3			FFC 0-3 ② K		BBX 2-0 ③ P5			3	0	0	0	0	2	1
Rey Sanchez, R (1, 6) OBP: 0.265, SLG: 0.340		FBX 1-1 ② G4-3			X 0-0 1-2 1B			BX 1-0 BB 1B		3	0	2	0	0	0	0
Greg Maddux, R (1, 1) OBP: 0.180, SLG: 0.286		X 0-0 ③ G4-3			SSX 0-2 ③ G3-1			BBFBSFFX 3-2 ① P5		2	0	0	0	0	0	2
Dwight Smith, L (8, PH) OBP: 0.279, SLG: 0.370										1	0	0	0	0	0	1
Paul Assenmacher, L (9, 1)										0	0	0	0	0	0	0

	AB	29
	R	0
	H	4
	RBI	0
	BB	4
	SO	7
	LOB	15

Inning Stats										
	R: 0	H: 0	R: 0	H: 1	R: 0	H: 0	R: 0	H: 0	R: 0	H: 2
	E: 0	LOB: 0	E: 0	LOB: 0	E: 0	LOB: 0	K: 1	LOB: 1	E: 0	LOB: 2
	K: 0	BB: 1	K: 1	BB: 0	K: 1	BB: 0	S: 9	BB: 1	K: 1	BB: 0
	S: 4	P: 12	S: 7	P: 12	S: 6	P: 9		P: 13	S: 11	P: 12

Inning Stats										
	R: 0	H: 0	R: 0	H: 0	R: 0	H: 1	R: 0	H: 0	1B: 4	SF: 0
	E: 0	LOB: 1	E: 0	LOB: 0	E: 0	LOB: 2	E: 0	LOB: 0	2B: 0	SAC: 0
	K: 1	BB: 1	K: 0	BB: 0	K: 1	BB: 1	K: 1	BB: 0	3B: 0	DP: 2
	S: 12	P: 18	S: 6	P: 12	S: 11	P: 20	S: 5	P: 7	HR: 0	HBP: 0

	WP: 0	PA: 33
	PB: 0	
	SB: 0	
	CS: 0	

PITCHER		IP	WLS	BF	H	R	ER	SO	BB	IBB	HBP	BLK	WP	HR	S	P	ERA	WHIP
29 John Smoltz, R ERA: 3.04	(1, 1)	9.0	W	33	4	0	0	7	4	0	0	0	0	0	71	115	0.00	0.889

PITCHER		IP	WLS	BF	H	R	ER	SO	BB	IBB	HBP	BLK	WP	HR	S	P	ERA	WHIP

Batter	1	2	3	4	5	6	7	8	9	AB	R	H	RBI	BB	SO	LOB
Deion Sanders, L (1, 8) OBP: 0.356, SLG: 0.544	C B B B X 3-1 ① G4-3		B B X 2-0 ②③ F9-6 1-2		X 0-0 ③ F7			B X 1-0 1-H HR		4	1	1	2	0	0	3
Jeff Treadway, L (1, 4) OBP: 0.185, SLG: 0.231 Mark Lemke, S (8, PH) OBP: 0.282, SLG: 0.292 (8, 4)	C S B C 1-3 ② K			X 0-0 ① F7		B C F B X 2-2 ① F8		X 0-0 ① L7		3 1	0 0	0 0	0 0	0 0	1 0	0 0
Terry Pendleton, S (1, 5) OBP: 0.319, SLG: 0.471	B S F B B X 3-2 ③ F8			X 0-0 ② G3		L F B X 0-2 ② F7		C F X 0-2 ② G4-3		4	0	0	0	0	0	0
David Justice, L (1, 9) OBP: 0.357, SLG: 0.396		B C B B X 3-1 ① G3		B B S B B 4-1 BB		B F X 1-1 FC6-4 1B		B C F B X 2-2 1B		3	0	2	0	1	0	0
Ron Gant, R (1, 7) OBP: 0.342, SLG: 0.437		B C B X 2-1 FC6-4 1B		1 SAFE X 0-0 ③ P5		S B X 1-1 ③ FC6-4 1-2f		X 0-0 ③ G4-3		4	0	1	0	0	0	3
Sid Bream, L (1, 3) OBP: 0.343, SLG: 0.357		1 SAFE X 0-0 ② FC6-4 1-2f			B X 1-0 SH1-4 1B 1B		C S F B B S 2-3 ① K		B S C X 2-2 ① F7	4	0	1	0	0	1	1
Greg Olson, R (1, 2) OBP: 0.339, SLG: 0.375		C S B B B S 3-3 ③ K			1 SAFE L 1 SAFE C B X 1-2 ① F9		B X 1-0 ② G6-3		B B X 2-0 HR	4	1	1	1	0	1	2
Rafael Belliard, R (1, 6) OBP: 0.261, SLG: 0.241 Jeff Blauser, R (7, PH) OBP: 0.282, SLG: 0.354 (7, 6)			C X 0-1 FC3-5 2B		L F B X 1-2 SH1-4 1-2 1B		B C F B B S 3-3 ③ K		B B C B B 4-1 CS BB	2 1	0 0	2 0	0 0	0 1	0 1	0 0
Steve Avery, L (1, 1) OBP: 0.150, SLG: 0.268 Otis Nixon, S (8, PH) OBP: 0.396, SLG: 0.406 Marvin Freeman, R (8, 1) OBP: 1.000, SLG: 1.000 Mike Stanton, L (8, 1) OBP: 0.500, SLG: 0.500 Lonnie Smith, R (9, PH) OBP: 0.262, SLG: 0.264 Alejandro Pena, R (9, 1)			X 0-0 ① FC3-5 F9-6 2-3		B X 1-0 ② SH1-4 1-2 2-3			C F B B X 2-2 HR 1B	1 SAFE B C B S F F B 3-3 ②③ S K 1-2	1 1 0 0 1 0	0 1 0 0 0 0	0 1 0 0 0 0	0 0 0 0 1 0	0 0 0 0 1 0	0 0 0 0 1 0	1 0 0 0 1 0
Inning Stats	R: 0 E: 0 K: 1 S: 9 H: 0 LOB: 0 BB: 0 P: 16	R: 0 E: 0 K: 1 S: 8 H: 1 LOB: 1 BB: 0 P: 16	R: 0 E: 0 K: 0 S: 4 H: 1 LOB: 0 BB: 0 P: 6	R: 0 E: 0 K: 0 S: 4 H: 0 LOB: 1 BB: 1 P: 8	R: 0 E: 0 K: 0 S: 9 H: 2 LOB: 2 BB: 0 P: 13	R: 0 E: 0 K: 0 S: 10 H: 1 LOB: 1 BB: 0 P: 14	R: 0 E: 0 K: 2 S: 8 H: 0 LOB: 0 BB: 0 P: 14	R: 2 E: 0 K: 0 S: 12 H: 3 LOB: 1 BB: 0 P: 17	R: 1 E: 0 K: 1 S: 11 H: 1 LOB: 0 BB: 1 P: 22	1B: 6 2B: 2 3B: 0 HR: 2	SF: 0 SAC: 1 DP: 1 HBP: 0						

Atlanta Braves @ Chicago Cubs

Wrigley Field, Chicago, IL

Sat Jul 11 1992, 7:05 PM CDT

Att. 36,541 - Cloudy - 68 F

TOP

livebaseballscorecards.com

AB	33
R	3
H	9
RBI	3
BB	2
SO	5
LOB	11

WP: 0 PB: 0 SB: 0 CS: 1 PA: 36

PITCHER		IP	WLS	BF	H	R	ER	SO	BB	IBB	HBP	BLK	WP	HR	S	P	ERA	WHIP
Mike Morgan, R ERA: 2.66	(1, 1)	5.0		19	4	0	0	2	1	0	0	0	0	0	34	59	0.00	1.000
Bob Scanlan, R ERA: 2.25	(6, 1)	2.0	L	9	3	2	2	2	0	0	0	0	0	1	22	35	9.00	1.500
Chuck McElroy, L ERA: 2.64	(8, 1)	1.0		4	1	0	0	0	0	0	0	0	0	0	8	10	0.00	1.000
Jeff Robinson, R ERA: 2.32	(9, 1)	1.0		4	1	1	1	1	1	0	0	0	0	1	11	22	9.00	2.000

PITCHER	IP	WLS	BF	H	R	ER	SO	BB	IBB	HBP	BLK	WP	HR	S	P	ERA	WHIP

Atlanta Braves @ Chicago Cubs

Wrigley Field, Chicago, IL

Sat Jul 11 1992, 7:05 PM CDT

Att. 36,541 - Cloudy - 68 F

BOTTOM

Batter	1	2	3	4	5	6	7	8	9	AB	R	H	RBI	BB	SO	LOB
Rey Sanchez, R (1, 6) OBP: 0.274, SLG: 0.347	E3 G5-3 23 BB		23 3B 1B		G6-3			WP 23 G4-3 1B		4	1	2	0	0	0	0
23 Ryne Sandberg, R (1, 4) OBP: 0.354, SLG: 0.469	G5-3 BB 1-2		1 SAFE 1 SAFE 1 SAFE 1-H 3B		G6-3			G4-3 1-2		3	0	1	1	1	0	1
Mark Grace, L (1, 3) OBP: 0.407, SLG: 0.446	K		K			F8		G6-3 2-3		4	0	0	0	0	2	4
Andre Dawson, R (1, 9) OBP: 0.307, SLG: 0.463	G5-3 1-2 2-3f		P3			F7			G5-3	4	0	0	0	0	0	3
Steve Buechele, R (1, 5) OBP: 0.330, SLG: 0.388		FC6-4 1B		F9		G5-3			F9	4	0	1	0	0	0	0
Jeff Kunkel, R (1, 7) Rick Wilkins, L (9, PH) OBP: 0.338, SLG: 0.410		F8		G4-3			L9		G4-1	3 1	0 0	0 0	0 0	0 0	0 0	1 0
Joe Girardi, R (1, 2) OBP: 0.344, SLG: 0.299		1 SAFE FC6-4 1-2f		4-0 BLK BB			G5-3			2	0	0	0	1	0	1
Doug Dascenzo, S (1, 8) OBP: 0.271, SLG: 0.258		L4		1 SAFE G1-3 1-2			G5-3			3	0	0	0	0	0	2
Mike Morgan, R (1, 1) OBP: 0.125, SLG: 0.105			K		K			G4-3		2	0	0	0	0	2	0
Bob Scanlan, R (6, 1)										0	0	0	0	0	0	0
Chuck McElroy, L (8, 1) OBP: 0.750, SLG: 1.500										0	0	0	0	0	0	0
Dwight Smith, L (8, PH) OBP: 0.276, SLG: 0.366										1	0	0	0	0	0	0
Jeff Robinson, R (9, 1)										0	0	0	0	0	0	0
Inning Stats	R: 0 E: 1 K: 1 S: 8 H: 0 LOB: 1 BB: 1 P: 14	R: 0 E: 0 K: 0 S: 10 H: 1 LOB: 1 BB: 0 P: 13	R: 1 E: 0 K: 2 S: 13 H: 2 LOB: 1 BB: 0 P: 15	R: 0 E: 0 K: 0 S: 8 H: 0 LOB: 1 BB: 1 P: 13	R: 0 E: 0 K: 1 S: 10 H: 0 LOB: 0 BB: 0 P: 14	R: 0 E: 0 K: 0 S: 5 H: 0 LOB: 0 BB: 0 P: 9	R: 0 E: 0 K: 0 S: 5 H: 0 LOB: 0 BB: 0 P: 7	R: 0 E: 0 K: 0 S: 9 H: 1 LOB: 1 BB: 0 P: 16	R: 0 E: 0 K: 0 S: 9 H: 0 LOB: 0 BB: 0 P: 9	1B: 3 2B: 0 3B: 1 HR: 0	SF: 0 SAC: 0 DP: 1 HBP: 0					

PITCHER		IP	WLS	BF	H	R	ER	SO	BB	IBB	HBP	BLK	WP	HR	S	P	ERA	WHIP
Steve Avery, L ERA: 2.62	(1, 1)	7.0	W	26	3	1	1	4	2	0	0	1	0	0	59	85	1.29	0.714
Marvin Freeman, R ERA: 3.41	(8, 1)	0.2		3	1	0	0	0	0	0	0	0	0	0	6	11	0.00	1.500
Mike Stanton, L ERA: 6.0	(8, 1)	0.1		1	0	0	0	0	0	0	0	0	1	0	3	5	0.00	0.000
Alejandro Pena, R ERA: 4.74	(9, 1)	1.0	S	3	0	0	0	0	0	0	0	0	0	0	9	9	0.00	0.000

PITCHER	IP	WLS	BF	H	R	ER	SO	BB	IBB	HBP	BLK	WP	HR	S	P	ERA	WHIP

livebaseballscorecards.com

AB	31
R	1
H	4
RBI	1
BB	2
SO	4
LOB	12

WP: 1 PB: 0 SB: 0 CS: 0 PA: 33

Batter	1	2	3	4	5	6	7	8	9	10	AB	R	H	RBI	BB	SO	LOB
Otis Nixon, S (1, 7) OBP: 0.396, SLG: 0.408	C B X 1-1 E 2B	B 1 SAFE B F B F 1 SAFE 1 SAFE 1 SAFE 3-2 F 1 SAFE F X ② F7		B X 1-0 ③ G6-3			B C X 1-1 ① P4		B C B B B 4-1 CS 1 BB		4	1	1	0	1	0	1
Deion Sanders, L (1, 8) OBP: 0.361, SLG: 0.552	B B X 2-0 E8 2-H	B B S F F F B B 4-2 1-2 BB			X 0-0 G1-3 1B		X 0-0 3B		1 SAFE C S 1 SAFE S 0-3 ② ③ K 1-2		4	1	2	0	1	1	0
Terry Pendleton, S (1, 5) OBP: 0.317, SLG: 0.467	X 0-0 ① L7	B S B B X 3-1 ③ G3-1			1 SAFE B X 1-0 ① F7		F B S F B X 2-2 G6-3			S X 0-1 F9 HR 1B 1B	5	1	1	0	0	0	4
David Justice, L (1, 9) OBP: 0.358, SLG: 0.394	C C S 0-3 ② K		B B B B 4-0 G4-3 BB		1 SAFE S B X 1-1 ② G1-3 1-2		C B C S 1-3 ③ K			B 1 SAFE X 1-0 1-2 HR 1B	4	1	1	0	1	2	2
Sid Bream, L (1, 3) OBP: 0.343, SLG: 0.356 Juan Berenguer, R (5, 1) Mike Stanton, L (6, 1) OBP: 0.500, SLG: 0.500 Mark Wohlers, R (7, 1) Lonnie Smith, R (8, PH) OBP: 0.274, SLG: 0.278 Jeff Treadway, L (8, 4) OBP: 0.185, SLG: 0.231 Ron Gant, R (10, PH) OBP: 0.341, SLG: 0.436 Rafael Belliard, R (10, 6) OBP: 0.261, SLG: 0.241	F X 0-1 1B	B B 1 SAFE C 1 SAFE C B 1 SAFE X 3-2 ① G4-3 1-2			X 0-0 ③ G3			F X 0-1 G3-6-1 1B		C B S S 1-3 ① K	3 0 0 0 0 1 0 0 1	0 0 0 0 0 0 0 0	1 0 0 0 0 1 0 0	0 0 0 0 0 0 0 0	0 0 0 0 0 0 0 0	0 0 0 0 0 0 0 1	2 0 0 0 0 0 0 2
Damon Berryhill, S (1, 2) OBP: 0.263, SLG: 0.373	X 0-0 ③ F8		B B C B C X 3-2 ② F9			F B X 1-1 ① F9		1 SAFE 1 SAFE F X 0-1 ① ② G3-6-1 1-2f		X 0-0 ② F9 2-3	5	0	0	0	0	0	5
Jeff Blauser, R (1, 6) OBP: 0.297, SLG: 0.420 (10, 4)		B B C X 2-1 HR	C B C F B S 2-3 ③ K			C X 0-1 HR		C B B B B 4-1 BB		X 0-0 1-H 3-H HR	4	3	3	5	1	1	1
Mark Lemke, S (1, 4) OBP: 0.281, SLG: 0.291 Kent Mercker, L (8, 1) Alejandro Pena, R (10, 1)		X 0-0 FC2-6 1B		L X 0-1 ① G3		X 0-0 ② G3		1 SAFE C B B 1 SAFE X 2-1 ③ F7		C S S 0-3 ③ K	4 1 0	0 0 0	1 0 0	0 0 0	0 1 0	0 0 0	1 0 0
Mike Bielecki, R (1, 1) OBP: 0.125, SLG: 0.125 Marvin Freeman, R (3, 1) OBP: 0.500, SLG: 0.500 Brian Hunter, R (5, 3) OBP: 0.255, SLG: 0.472		F X 0-1 ① FC2-6 BB 1-2f		B B C C C B T S 3-3 ② K		B C X 1-1 ③ G5-3			B S B B B S F X 3-2 ① F9		1 1 2	0 0 0	0 0 0	0 0 0	0 0 0	0 0 0	1 0 0
Inning Stats	R: 2 E: 1 K: 1 S: 10 H: 2 LOB: 1 BB: 0 P: 13	R: 1 E: 0 K: 0 S: 16 H: 2 LOB: 2 BB: 1 P: 28	R: 0 E: 0 K: 1 S: 10 H: 0 LOB: 1 BB: 1 P: 22	R: 0 E: 0 K: 1 S: 7 H: 0 LOB: 0 BB: 0 P: 11	R: 0 E: 0 K: 0 S: 5 H: 1 LOB: 1 BB: 0 P: 7	R: 1 E: 0 K: 0 S: 7 H: 1 LOB: 0 BB: 0 P: 9	R: 0 E: 0 K: 1 S: 10 H: 1 LOB: 1 BB: 0 P: 14	R: 0 E: 0 K: 0 S: 7 H: 1 LOB: 1 BB: 1 P: 13	R: 0 E: 0 K: 1 S: 8 H: 0 LOB: 1 BB: 1 P: 15	R: 3 E: 0 K: 2 S: 11 H: 3 LOB: 0 BB: 0 P: 13	1B: 6 2B: 2 3B: 1 HR: 3	SF: 0 SAC: 0 DP: 2 HBP: 0	WP: 0 PB: 0 SB: 0 CS: 1	PA: 44				

PITCHER		IP	WLS	BF	H	R	ER	SO	BB	IBB	HBP	BLK	WP	HR	S	P	ERA	WHIP
Frank Castillo, R ERA: 3.21	(1, 1)	6.0		27	6	4	2	3	2	0	0	0	0	2	55	90	3.00	1.333
Chuck McElroy, L ERA: 2.58	(7, 1)	1.0		4	1	0	0	1	0	0	0	0	0	0	10	14	0.00	1.000
Jim Bullinger, R ERA: 5.4	(8, 1)	1.1		6	1	0	0	0	2	0	0	0	0	0	12	25	0.00	2.250
Paul Assenmacher, L ERA: 2.87	(9, 1)	1.2	L	7	3	3	3	3	0	0	0	0	0	1	14	16	16.20	1.800

PITCHER	IP	WLS	BF	H	R	ER	SO	BB	IBB	HBP	BLK	WP	HR	S	P	ERA	WHIP

TOP

Atlanta Braves @ Chicago Cubs

Wrigley Field, Chicago, IL

Sun Jul 12 1992, 3:33 AM CDT

Att. 28,272 - Cloudy - 74 F

livebaseballscorecards.com

AB	40
R	7
H	11
RBI	5
BB	4
SO	7
LOB	19

Batter	1	2	3	4	5	6	7	8	9	10	AB	R	H	RBI	BB	SO	LOB
Rey Sanchez, R (1, 6) OBP: 0.270, SLG: 0.340 Paul Assenmacher, L (9, 1) Kal Daniels, L (10, PH) OBP: 0.345, SLG: 0.392	1-0 23 BB 1B 1B	1-1 L7			2-3 K	0-2 F9		1 SAFE 1-1 F9		2-2 G6-4-3 1-2f 2-3	5 0 1	1 0 0	1 0 0	0 0 0	0 0 0	1 0 0	4 0 2
23 Ryne Sandberg, R (1, 4) OBP: 0.357, SLG: 0.464	4-1 1B 1B BB 1-2	3-2 F9			4-0 WP BB		3-1 G5-3	3-2 G6-3 1-2		4-0 BB	3	0	0	0	3	0	3
Mark Grace, L (1, 3) OBP: 0.409, SLG: 0.445	0-1 1B 1B 1-2 2-H		2-0 P6		1-0 F9		4-2 1B 1B BB		2-2 1B 1B G4-2-3	0-0 F7	5	1	2	1	1	0	3
Andre Dawson, R (1, 9) OBP: 0.312, SLG: 0.464	0-2 G6-4-3 1-2 2-3		4-1 WP BB		3-2 G6-3 1-2		1-2 F9		G4-2-3 1B 1-2		4	0	2	0	1	0	2
Steve Buechele, R (1, 5) OBP: 0.334, SLG: 0.395	2-3 K		3-2 F9 1-2			1-0 HR 2B	3-2 1B 1-2 1B		1-0 G4-2-3 1-2 2-3 1B		5	1	3	0	0	1	4
Rick Wilkins, L (1, 2) OBP: 0.343, SLG: 0.455	1-2 G6-4-3 1-2f		0-2 G4-3			0-0 HR 2-H	1-2 1B 1-2 2-H		1-1 G4-2-3 1-2 2-3 3-Hf		5	1	2	3	0	0	7
Derrick May, L (1, 7) OBP: 0.280, SLG: 0.329 Jim Bullinger, R (8, 1) OBP: 1.000, SLG: 4.000 Jose Vizcaino, S (9, 6) OBP: 0.239, SLG: 0.264		4-2 1B BB		0-1 G3		1-2 G3	1-0 P5		3-2 G5-3		3 0 1	0 0 0	0 0 0	0 0 0	1 0 0	0 0 0	2 0 2
Doug Dascenzo, S (1, 8) OBP: 0.284, SLG: 0.280		0-0 1B 1-2		1-3 K		2-2 3B	4-2 23 S BB			0-0 G6-4-3 1B 1B	4	0	3	0	1	1	0
Frank Castillo, R (1, 1) OBP: 0.088, SLG: 0.061 Dwight Smith, L (6, PH) OBP: 0.276, SLG: 0.366 Luis Salazar, R (6, PH) OBP: 0.244, SLG: 0.275 Chuck McElroy, L (7, 1) OBP: 0.750, SLG: 1.500 Jeff Kunkel, R (8, 7) OBP: 0.167, SLG: 0.167		1-3 K		0-2 G2		0-0 F7		0-0 P2		1-1 G6-4-3 1-2 1B	2 0 1 0 2	0 0 0 0 0	0 0 0 0 1	0 0 0 0 0	0 0 0 0 0	1 0 1 0 1	2 0 1 0 1
Inning Stats	R: 1 H: 3 E: 0 LOB: 2 K: 1 BB: 1 S: 15 P: 23	R: 0 H: 1 E: 0 LOB: 2 K: 1 BB: 1 S: 11 P: 20	R: 0 H: 0 E: 0 LOB: 1 K: 0 BB: 1 S: 8 P: 17	R: 0 H: 0 E: 0 LOB: 0 K: 1 BB: 0 S: 8 P: 9	R: 0 H: 0 E: 0 LOB: 1 K: 1 BB: 1 S: 8 P: 18	R: 2 H: 3 E: 0 LOB: 1 K: 0 BB: 0 S: 13 P: 17	R: 1 H: 2 E: 0 LOB: 2 K: 0 BB: 1 S: 18 P: 31	R: 0 H: 0 E: 0 LOB: 1 K: 0 BB: 1 S: 9 P: 17	R: 0 H: 3 E: 0 LOB: 2 K: 0 BB: 0 S: 13 P: 21	R: 0 H: 2 E: 0 LOB: 2 K: 0 BB: 1 S: 7 P: 14						

PITCHER		IP	WLS	BF	H	R	ER	SO	BB	IBB	HBP	BLK	WP	HR	S	P	ERA	WHIP
Mike Bielecki, R ERA: 2.64	(1, 1)	2.0		11	4	1	1	2	2	0	0	0	0	0	26	43	4.50	3.000
Marvin Freeman, R ERA: 3.21	(3, 1)	2.0		7	0	0	0	1	1	0	0	0	1	0	16	26	0.00	0.500
Juan Berenguer, R ERA: 5.13	(5, 1)	1.1		8	3	2	2	1	1	0	0	0	1	1	17	31	13.50	3.000
Mike Stanton, L ERA: 6.1	(6, 1)	1.0		4	0	1	1	0	1	0	0	0	0	0	9	16	9.00	1.000
Mark Wohlers, R ERA: 5.63	(7, 1)	0.2		4	2	0	0	0	0	0	0	0	0	0	13	19	0.00	3.000

PITCHER		IP	WLS	BF	H	R	ER	SO	BB	IBB	HBP	BLK	WP	HR	S	P	ERA	WHIP
Kent Mercker, L ERA: 2.08	(8, 1)	2.0	W	9	3	0	0	0	1	0	0	0	0	0	22	38	0.00	2.000
Alejandro Pena, R ERA: 4.56	(10, 1)	1.0	S	5	2	0	0	0	1	0	0	0	0	0	7	14	0.00	3.000

BOTTOM

Atlanta Braves @ Chicago Cubs

Wrigley Field, Chicago, IL

Sun Jul 12 1992, 3:33 AM CDT

Att. 28,272 - Cloudy - 74 F

livebaseballscorecards.com

AB	41
R	4
H	14
RBI	4
BB	7
SO	4
LOB	33

1B: 11	SF: 0	WP: 2	PA: 48
2B: 1	SAC: 0	PB: 0	
3B: 1	DP: 3	SB: 1	
HR: 1	HBP: 0	CS: 0	

Batter	1	2	3	4	5	6	7	8	9	AB	R	H	RBI	BB	SO	LOB
Deion Sanders, L (1, 8) OBP: 0.360, SLG: 0.547	F C B S 1-3 K ①		C F B S 1-3 K ②		X 0-0 G3-1 1B 1-2 3-H 1B		C X 0-1 G3 ②			4	1	1	1	0	2	2
Jeff Treadway, L (1, 4) OBP: 0.167, SLG: 0.207 Mark Lemke, S (7, PH) OBP: 0.280, SLG: 0.290 (7, 4)	B F X 1-1 F7 ②		B C X 1-1 G3 ③		B S B X 2-1 G3-1 ② 1-2 2-3		X 0-0 G6-3 ③			3 1	0 0	0 0	0 0	0 0	0 0	4 0
Terry Pendleton, S (1, 5) OBP: 0.322, SLG: 0.470	B B B C F S 3-3 K ③			F X 0-1 1B 1B	B S X 1-1 2-H 3-H 1B			B F X 1-1 CS 1B		4	0	3	2	0	1	0
David Justice, L (1, 9) OBP: 0.356, SLG: 0.391		C X 0-1 L7 ①		B 1 SAFE S X 1-1 1-3 1B ①	F 1 SAFE X 0-1 P4 ③			B 1 SAFE B F 1 B F S 3-3 1-2 K ① ②		4	0	1	0	0	1	2
Ron Gant, R (1, 7) OBP: 0.340, SLG: 0.437		F C B B S 2-3 K ②		S B B S S 2-3 K ②		X 0-0 G4-3 SF9 2B		C B X 1-1 F8 ③		4	1	1	0	0	2	1
Sid Bream, L (1, 3) OBP: 0.336, SLG: 0.349		F F B F B X 2-2 G6-3 ③		X 0-0 G3-1 ③		X 0-0 G4-3 ① 2-3			F X 0-1 G5-3 ①	4	0	0	0	0	0	2
Damon Berryhill, S (1, 2) OBP: 0.263, SLG: 0.373			X 0-0 F7 ①		F S F X 0-2 1B 1B 1B	B F S F X 1-2 SF9 ② 3-H			X 0-0 F8 ②	3	1	1	1	0	0	0
Rafael Belliard, R (1, 6) OBP: 0.266, SLG: 0.242			B B B B 4-0 1B BB		B B C B X 3-1 G3-1 1B 1-3 1B	S S S 0-3 K ③			C B X 1-1 G6-3 ③	3	1	1	0	1	1	0
Steve Avery, L (1, 1) OBP: 0.200, SLG: 0.273 Alejandro Pena, R (9, 1)			1 SAFE M L 1 SAFE X 0-2 1-2 1B		X 0-0 P3 ①		S B S S 1-3 K ①			3 0	0 0	1 0	0 0	0 0	1 0	2 0
Inning Stats	R: 0 E: 0 K: 2 S: 8 H: 0 LOB: 0 BB: 0 P: 13	R: 0 E: 0 K: 1 S: 9 H: 0 LOB: 0 BB: 0 P: 13	R: 0 E: 0 K: 1 S: 9 H: 1 LOB: 2 BB: 1 P: 15	R: 0 E: 0 K: 1 S: 8 H: 2 LOB: 1 BB: 0 P: 11	R: 3 E: 0 K: 0 S: 14 H: 4 LOB: 1 BB: 0 P: 20	R: 1 E: 0 K: 1 S: 10 H: 1 LOB: 0 BB: 0 P: 11	R: 0 E: 0 K: 1 S: 6 H: 0 LOB: 0 BB: 0 P: 7	R: 0 E: 0 K: 1 S: 7 H: 1 LOB: 0 BB: 0 P: 12	R: 0 E: 0 K: 0 S: 5 H: 0 LOB: 0 BB: 0 P: 6	1B: 8 2B: 2 3B: 0 HR: 0 SF: 1 SAC: 0 DP: 1 HBP: 0						

PITCHER		IP	WLS	BF	H	R	ER	SO	BB	IBB	HBP	BLK	WP	HR	S	P	ERA	WHIP
Brian Williams, R ERA: 2.34	(1, 1)	6.0	L	26	8	4	4	6	1	0	0	0	0	0	58	83	6.00	1.500
Rob Murphy, L ERA: 3.07	(7, 1)	1.0		3	0	0	0	1	0	0	0	0	0	0	6	7	0.00	0.000
Joe Boever, R ERA: 2.73	(8, 1)	1.0		3	1	0	0	1	0	0	0	0	0	0	7	12	0.00	1.000
Xavier Hernandez, R ERA: 2.05	(9, 1)	1.0		3	0	0	0	0	0	0	0	0	0	0	5	6	0.00	0.000

PITCHER	IP	WLS	BF	H	R	ER	SO	BB	IBB	HBP	BLK	WP	HR	S	P	ERA	WHIP

TOP

Atlanta Braves @ Houston Astros

Astrodome, Houston, TX

Thu Jul 16 1992, 8:05 PM EDT

Att. 19,383 - Dome - 70 F

livebaseballscorecards.com

AB	33
R	4
H	9
RBI	4
BB	1
SO	8
LOB	13

WP: 0 PB: 0 SB: 0 CS: 1 PA: 35

Atlanta Braves @ Houston Astros

Astrodome, Houston, TX

Thu Jul 16 1992, 8:05 PM EDT

Att. 19,383 - Dome - 70 F

livebaseballscorecards.com

BOTTOM

Batter	1	2	3	4	5	6	7	8	9	AB	R	H	RBI	BB	SO	LOB
Craig Biggio, R (1, 4) OBP: 0.379, SLG: 0.401	G4-3		FC6-2 1B 2-H		BLK BB 1-2			B1-3 S G4-3 1B	1-2 2-3 BB	3	1	1	0	2	0	1
Steve Finley, L (1, 8) OBP: 0.332, SLG: 0.406	F8		FC5-4 1B 1-3		P6 1-2 2-3			B1-3 1-3	F7	5	0	1	0	0	0	6
Ken Caminiti, S (1, 5) OBP: 0.365, SLG: 0.450	G5-3		FC5-4 1-2f		G3			G4-3 3-H		4	0	0	1	0	0	4
5 Jeff Bagwell, R (1, 3) OBP: 0.360, SLG: 0.418		1B 2B		S 1B		F9			WP BB	3	1	2	0	1	0	0
Eric Anthony, L (1, 9) OBP: 0.305, SLG: 0.439		G6-3 1B 2-H		P2 1-2		G6-3		P6 1-2		4	0	1	1	0	0	2
Pete Incaviglia, R (1, 7) OBP: 0.324, SLG: 0.432		G6-3 1-2f		P3		F9			L7	4	0	0	0	0	0	2
Scott Servais, R (1, 2) OBP: 0.256, SLG: 0.236 Juan Guerrero, R (9, PH) OBP: 0.242, SLG: 0.279	G6-3		G4-3			G5-3			S 1B	3 1	0 0	0 1	0 0	0 0	0 0	1 0
Casey Candaele, S (1, 6) OBP: 0.238, SLG: 0.234			WP FC6-2 2B		BLK S BB	G6-3			S 1-2 1B	3	0	2	0	1	0	0
Brian Williams, R (1, 1) OBP: 0.167, SLG: 0.250 Rob Murphy, L (7, 1) Scooter Tucker, R (7, PH) OBP: 0.244, SLG: 0.175 Joe Boever, R (8, 1) Xavier Hernandez, L (9, 1) Gerald Young, S (9, PH) Luis Gonzalez, L (9, PH) OBP: 0.294, SLG: 0.394			P2		K	F9			K	2 0 1 0 0 0 1	0 0 0 0 0 0 0	0 0 0 0 0 0 0	0 0 0 0 0 0 0	0 0 0 0 0 0 0	1 0 0 0 0 0 0	2 0 0 0 0 0 0

Inning Stats	1	2	3	4	5	6	7	8	9
	R: 0 H: 0 E: 0 LOB: 0 K: 0 BB: 0 S: 9 P: 11	R: 1 H: 2 E: 0 LOB: 0 K: 0 BB: 0 S: 4 P: 6	R: 0 H: 2 E: 0 LOB: 2 K: 0 BB: 0 S: 8 P: 12	R: 0 H: 1 E: 0 LOB: 1 K: 0 BB: 0 S: 13 P: 20	R: 0 H: 0 E: 0 LOB: 2 K: 1 BB: 2 S: 9 P: 20	R: 0 H: 0 E: 0 LOB: 0 K: 0 BB: 0 S: 7 P: 9	R: 0 H: 0 E: 0 LOB: 0 K: 0 BB: 0 S: 6 P: 8	R: 1 H: 1 E: 0 LOB: 1 K: 0 BB: 1 S: 10 P: 19	R: 0 H: 2 E: 0 LOB: 3 K: 1 BB: 1 S: 11 P: 19

1B: 6	SF: 0
2B: 2	SAC: 0
3B: 0	DP: 1
HR: 0	HBP: 0
WP: 2	PA: 38
PB: 0	
SB: 5	
CS: 0	

AB	34
R	2
H	8
RBI	2
BB	4
SO	2
LOB	20

PITCHER		IP	WLS	BF	H	R	ER	SO	BB	IBB	HBP	BLK	WP	HR	S	P	ERA	WHIP
Steve Avery, L ERA: 2.59	(1, 1)	8.1	W	35	8	2	2	1	3	0	0	1	2	0	71	112	2.16	1.320
Alejandro Pena, R ERA: 4.44	(9, 1)	0.2	S	3	0	0	0	1	1	0	0	0	0	0	6	12	0.00	1.500

PITCHER	IP	WLS	BF	H	R	ER	SO	BB	IBB	HBP	BLK	WP	HR	S	P	ERA	WHIP

Atlanta Braves @ Houston Astros

Astrodome, Houston, TX

Fri Jul 17 1992, 8:05 PM EDT

Att. 24,691 - Dome - 70 F

TOP

livebaseballscorecards.com

Batter	1	2	3	4	5	6	7	8	9	AB	R	H	RBI	BB	SO	LOB
Otis Nixon, S (1, 8) OBP: 0.396, SLG: 0.408	F F F X 0-2 ① G4-3	B F F B X 2-2 ③ G1-3			X 0-0 G4-3 S 1B		B B C B X 3-1 ② L7		B F C X 1-2 1B	5	0	2	0	0	0	0
Terry Pendleton, S (1, 5) OBP: 0.317, SLG: 0.464	B C F B X 2-2 ② G1-3		B F X 1-1 ① G1-3		1 SAFE 1 SAFE B P F 1 SAFE 1 SAFE B S 3-2 X ① F5 1-2		B X 1-0 ③ L9		B B X 2-0 ② F7	5	0	0	0	0	0	2
Ron Gant, R (1, 7) OBP: 0.335, SLG: 0.430	X 0-0 E6 WP S 2B		B C B S X 2-2 ② L8		F X 0-1 ② G4-3 2-3			B S B F X 2-2 E4 SH1-3 1B 1B	1 SAFE S X 0-1 ③ L6	5	2	0	0	0	0	2
David Justice, L (1, 9) OBP: 0.362, SLG: 0.392	B 1 SAFE B B B 4-0 2B 1-2 BB		B F F B X 2-2 ③ G3-1		B B B F S F F F B 4-2 BB			C 1 SAFE 1 SAFE X 0-1 1B SH1-3 1-2 1B		2	1	1	0	2	0	0
Sid Bream, L (1, 3) OBP: 0.336, SLG: 0.354	C B S X 1-2 2B 1-H 2-H 2B			C F B X 1-2 ① P5	F F X 0-2 ③ L7			B B C X 2-1 ① SH1-3 1-2 2-3		3	1	1	2	0	0	2
Jeff Blauser, R (1, 6) OBP: 0.297, SLG: 0.424 Rafael Belliard, R (6, 6) OBP: 0.269, SLG: 0.246	F B B C X 2-2 2B 2-H			B C S C 1-3 ② K		S B B X 2-1 ① F9		X 0-0 1B 2-3 3-H		3 1	0 0	1 1	1 1	0 0	1 0	0 0
Greg Olson, R (1, 2) OBP: 0.342, SLG: 0.380	B X 1-0 ③ G6-3			B X 1-0 1B 2B		B C B B F B 4-2 L4-3 BB		1 SAFE B C 1 SAFE B F C 2-3 ② K		3	1	1	0	1	1	3
Mark Lemke, S (1, 4) OBP: 0.280, SLG: 0.289		X 0-0 ① G4-3		B C B X 2-1 2-H 1B		B 1 SAFE C F B X 2-2 ②③ L4-3 1-2		B C F B X 2-2 ③ P5		4	0	1	1	0	0	3
29 John Smoltz, R (1, 1) OBP: 0.255, SLG: 0.222 Jeff Treadway, L (9, PH) OBP: 0.161, SLG: 0.200 Kent Mercker, L (9, 1)		C B B F X 2-2 ② G4-3		S X 0-1 ③ F8			X 0-0 ① F9		B X 1-0 ① P2	3 1 0	0 0 0	0 0 0	0 0 0	0 0 0	0 0 0	1 0 0

	AB	35
	R	5
	H	8
	RBI	5
	BB	3
	SO	2
	LOB	13

Inning Stats																				
	R: 3	H: 2	R: 0	H: 0	R: 0	H: 0	R: 1	H: 2	R: 0	H: 1	R: 0	H: 0	R: 0	H: 0	R: 1	H: 2	R: 0	H: 1	1B: 5	SF: 0	WP: 1	PA: 39
	E: 1	LOB: 1	E: 0	LOB: 0	E: 0	LOB: 0	E: 0	LOB: 1	E: 0	LOB: 2	E: 0	LOB: 0	E: 0	LOB: 0	E: 1	LOB: 2	E: 0	LOB: 1	2B: 4	SAC: 1	PB: 0	
	K: 0	BB: 1	K: 0	BB: 0	K: 0	BB: 0	K: 1	BB: 0	K: 0	BB: 1	K: 0	BB: 0	K: 0	BB: 0	K: 1	BB: 0	K: 0	BB: 0	3B: 0	DP: 1	SB: 2	
	S: 15	P: 25	S: 7	P: 11	S: 8	P: 13	S: 11	P: 16	S: 15	P: 21	S: 7	P: 15	S: 4	P: 8	S: 14	P: 22	S: 7	P: 11	HR: 0	HBP: 0	CS: 0	

PITCHER		IP	WLS	BF	H	R	ER	SO	BB	IBB	HBP	BLK	WP	HR	S	P	ERA	WHIP
Pete Harnisch, R ERA: 3.68	(1, 1)	5.0	L	23	5	4	1	1	2	0	0	0	1	0	56	86	1.80	1.400
Willie Blair, R ERA: 3.95	(6, 1)	2.0		7	0	1	0	0	1	0	0	0	0	0	14	28	0.00	0.500
Al Osuna, L ERA: 3.72	(8, 1)	0.1		2	1	0	0	0	0	0	0	0	0	0	4	6	0.00	3.000
Joe Boever, R ERA: 2.66	(8, 1)	1.2		7	2	0	0	1	0	0	0	0	0	0	14	22	0.00	1.200

PITCHER	IP	WLS	BF	H	R	ER	SO	BB	IBB	HBP	BLK	WP	HR	S	P	ERA	WHIP

Atlanta Braves @ Houston Astros

Astrodome, Houston, TX

Fri Jul 17 1992, 8:05 PM EDT

Att. 24,691 - Dome - 70 F

livebaseballscorecards.com

BOTTOM

Batter	1	2	3	4	5	6	7	8	9	AB	R	H	RBI	BB	SO	LOB
Craig Biggio, R (1, 4) OBP: 0.375, SLG: 0.396	F9		K		K			F9		4	0	0	0	0	2	1
Steve Finley, L (1, 8) OBP: 0.331, SLG: 0.405	P4		G4-3			L9		5 FC5-4 1B		4	0	1	0	0	0	0
5 Jeff Bagwell, R (1, 3) OBP: 0.359, SLG: 0.419	2B		P4			G5-3		FC5-4 1-2f		4	0	1	0	0	0	1
Eric Anthony, L (1, 9) OBP: 0.300, SLG: 0.431	K			G4-3		K			F8	4	0	0	0	0	2	1
Ken Caminiti, S (1, 5) OBP: 0.367, SLG: 0.451		E 1B		P5			1B		K	4	0	2	0	0	1	0
Luis Gonzalez, L (1, 7) OBP: 0.288, SLG: 0.386		E4 1-2		G4-3			F8		F8	4	0	0	0	0	0	2
Juan Guerrero, R (1, 6) OBP: 0.232, SLG: 0.266		K	G6-3				K			3	0	0	0	0	2	3
Joe Boever, R (8, 1)										0	0	0	0	0	0	0
Eddie Taubensee, L (1, 2) OBP: 0.261, SLG: 0.221		K	S 1B				K			3	0	1	0	0	2	3
Pete Harnisch, S (1, 1) OBP: 0.125, SLG: 0.200		K	K 1-2					G3-1		1	0	0	0	0	1	2
Gerald Young, S (5, PH)										1	0	0	0	0	1	1
Willie Blair, R (6, 1)										0	0	0	0	0	0	0
Al Osuna, R (8, 1)										0	0	0	0	0	0	0
Casey Candaele, S (8, 6) OBP: 0.237, SLG: 0.233										1	0	0	0	0	0	0
Inning Stats	R: 0 E: 0 K: 1 S: 12 H: 1 LOB: 1 BB: 0 P: 19	R: 0 E: 1 K: 3 S: 15 H: 1 LOB: 2 BB: 0 P: 22	R: 0 E: 0 K: 1 S: 12 H: 0 LOB: 0 BB: 0 P: 17	R: 0 E: 0 K: 0 S: 6 H: 0 LOB: 0 BB: 0 P: 9	R: 0 E: 0 K: 2 S: 13 H: 1 LOB: 1 BB: 0 P: 18	R: 0 E: 0 K: 1 S: 8 H: 0 LOB: 0 BB: 0 P: 10	R: 0 E: 0 K: 2 S: 14 H: 1 LOB: 1 BB: 0 P: 19	R: 0 E: 0 K: 0 S: 10 H: 1 LOB: 1 BB: 0 P: 14	R: 0 E: 0 K: 1 S: 9 H: 0 LOB: 0 BB: 0 P: 14							

	AB	33
	R	0
	H	5
	RBI	0
	BB	0
	SO	11
	LOB	14

1B: 4 SF: 0
2B: 1 SAC: 0
3B: 0 DP: 0
HR: 0 HBP: 0

WP: 0 PA: 33
PB: 0
SB: 1
CS: 0

PITCHER		IP	WLS	BF	H	R	ER	SO	BB	IBB	HBP	BLK	WP	HR	S	P	ERA	WHIP
29 John Smoltz, R ERA: 2.88	(1, 1)	8.0	W	30	5	0	0	10	0	0	0	0	0	0	90	128	0.00	0.625
Kent Mercker, L ERA: 2.03	(9, 1)	1.0		3	0	0	0	1	0	0	0	0	0	0	9	14	0.00	0.000

PITCHER	IP	WLS	BF	H	R	ER	SO	BB	IBB	HBP	BLK	WP	HR	S	P	ERA	WHIP

Batter	1	2	3	4	5	6	7	8	9	AB	R	H	RBI	BB	SO	LOB
Deion Sanders, L (1, 8) OBP: 0.362, SLG: 0.555	G6-3		G4-3, 3-H, 3B		L8		1-B			4	1	2	1	0	0	0
Jeff Treadway, L (1, 4) OBP: 0.176, SLG: 0.212	1B, 1B		G4-3, 3-H		G4-3		P4-3-6, 2-3f			3	0	1	1	0	0	0
Mark Lemke, S (7, PH) OBP: 0.279, SLG: 0.288 (7, 4)										1	0	0	0	0	0	2
Terry Pendleton, S (1, 5) OBP: 0.317, SLG: 0.462	P5		L6			S, 2B, 1B		P3		4	1	1	0	0	0	1
David Justice, L (1, 9) OBP: 0.363, SLG: 0.398	1 SAFE, 1-2, 1B		2B			F9		G4-3		4	0	2	0	0	0	1
Ron Gant, R (1, 7) OBP: 0.332, SLG: 0.425	K2-3		K			F8		G6-3		4	0	0	0	0	2	4
Sid Bream, L (1, 3) OBP: 0.339, SLG: 0.362		G4-3		G3		1 SAFE, 1-H, 2B			SH2-4, 1B	4	0	2	1	0	0	0
Brian Hunter, R (9, PR) OBP: 0.255, SLG: 0.472 (9, 3)										0	0	0	0	0	0	0
Damon Berryhill, S (1, 2) OBP: 0.257, SLG: 0.364		P4		G1-3		K			K	4	0	0	0	0	2	2
Rafael Belliard, R (1, 6) OBP: 0.270, SLG: 0.247		G6-3		K			P4-3-6, 1B		SH2-4, 1-2	3	0	1	0	0	1	0
Tom Glavine, L (1, 1) OBP: 0.309, SLG: 0.340			3B, 3B		G4-3		1 SAFE, P5		K	3	1	1	0	0	0	1
Marvin Freeman, R (8, 1) OBP: 0.500, SLG: 0.500										0	0	0	0	0	0	0
Lonnie Smith, R (9, PH) OBP: 0.270, SLG: 0.273										1	0	0	0	0	1	2
Alejandro Pena, R (9, 1)										0	0	0	0	0	0	0
Inning Stats	R: 0 E: 0 K: 1 S: 12 H: 2 LOB: 2 BB: 0 P: 14	R: 0 E: 0 K: 0 S: 7 H: 0 LOB: 0 BB: 0 P: 11	R: 2 E: 0 K: 1 S: 11 H: 3 LOB: 1 BB: 0 P: 15	R: 0 E: 0 K: 1 S: 6 H: 0 LOB: 0 BB: 0 P: 9	R: 0 E: 0 K: 0 S: 6 H: 0 LOB: 0 BB: 0 P: 7	R: 1 E: 0 K: 1 S: 10 H: 2 LOB: 1 BB: 0 P: 15	R: 0 E: 0 K: 0 S: 6 H: 2 LOB: 1 BB: 0 P: 7	R: 0 E: 0 K: 0 S: 12 H: 0 LOB: 0 BB: 0 P: 15	R: 0 E: 0 K: 2 S: 9 H: 1 LOB: 2 BB: 0 P: 13	1B: 6 2B: 3 3B: 2 HR: 0 SF: 0 SAC: 1 DP: 1 HBP: 0						

PITCHER		IP	WLS	BF	H	R	ER	SO	BB	IBB	HBP	BLK	WP	HR	S	P	ERA	WHIP
Jimmy Jones, R ERA: 4.4	(1, 1)	6.0	L	26	8	3	3	4	0	0	0	0	0	0	53	72	4.50	1.333
Rob Murphy, L ERA: 2.87	(7, 1)	2.0		6	1	0	0	0	0	0	0	0	0	0	17	21	0.00	0.500
Doug Jones, R ERA: 2.21	(9, 1)	1.0		4	1	0	0	2	0	0	0	0	0	0	9	13	0.00	1.000

PITCHER	IP	WLS	BF	H	R	ER	SO	BB	IBB	HBP	BLK	WP	HR	S	P	ERA	WHIP

TOP

Atlanta Braves @ Houston Astros

Astrodome, Houston, TX

Sat Jul 18 1992, 4:33 AM EDT

Att. 24,086 - Dome - 70 F

livebaseballscorecards.com

AB	35
R	3
H	10
RBI	3
BB	0
SO	6
LOB	13

PA: 36

WP: 0
PB: 0
SB: 1
CS: 0

Atlanta Braves @ Houston Astros

Astrodome, Houston, TX

Sat Jul 18 1992, 4:33 AM EDT

Att. 24,086 - Dome - 70 F

livebaseballscorecards.com

BOTTOM

Batter	1	2	3	4	5	6	7	8	9	AB	R	H	RBI	BB	SO	LOB
Craig Biggio, R (1, 4) OBP: 0.373, SLG: 0.392	F9		BB		G6-3		G6-4-3 1-2f 2-3			3	0	0	0	1	0	2
Steve Finley, L (1, 8) OBP: 0.330, SLG: 0.401	G3-1		K		BB		F8			3	0	0	0	1	1	2
Ken Caminiti, S (1, 5) OBP: 0.373, SLG: 0.456	1B		1B		1B			G6-3		4	0	3	0	0	0	0
5 Jeff Bagwell, R (1, 3) OBP: 0.358, SLG: 0.417	1B		F9		L9			G5-3		4	0	1	0	0	0	4
Eric Anthony, L (1, 9) OBP: 0.295, SLG: 0.423	F8		FC5 1-2f			K		E4		4	0	0	0	0	1	4
Pete Incaviglia, R (1, 7) OBP: 0.319, SLG: 0.424		L9		F8		K		K		4	0	0	0	0	2	1
Doug Jones, R (9, 1)										0	0	0	0	0	0	0
Scooter Tucker, R (1, 2) OBP: 0.229, SLG: 0.163	K			G2-3		K			P5	3	0	0	0	0	2	0
Luis Gonzalez, L (9, 7) OBP: 0.287, SLG: 0.384										1	0	0	0	0	0	0
Casey Candaele, S (1, 6) OBP: 0.241, SLG: 0.235	1B			P3			G6-4-3 1B HBP		P7	3	0	1	0	0	0	0
Jimmy Jones, R (1, 1) OBP: 0.240, SLG: 0.174	K				K				K	2	0	0	0	0	2	1
Rob Murphy, L (7, 1)										0	0	0	0	0	0	0
Scott Servais, R (7, 2) OBP: 0.261, SLG: 0.242							G6-4-3 1B			1	0	1	0	0	0	0
Benny Distefano, L (9, PH) OBP: 0.305, SLG: 0.315										1	0	0	0	0	1	0

Inning Stats	1	2	3	4	5	6	7	8	9
	R: 0 E: 0 K: 0 S: 13	H: 2 LOB: 2 BB: 0 P: 18	R: 0 E: 0 K: 2 S: 8	H: 1 LOB: 1 BB: 0 P: 13	R: 0 E: 0 K: 1 S: 8	H: 1 LOB: 2 BB: 1 P: 17	R: 0 E: 0 K: 0 S: 7	H: 0 LOB: 0 BB: 0 P: 10	R: 0 E: 0 K: 1 S: 12	H: 1 LOB: 2 BB: 1 P: 21	R: 0 E: 0 K: 3 S: 10	H: 0 LOB: 0 BB: 0 P: 15	R: 0 E: 0 K: 0 S: 10	H: 1 LOB: 1 BB: 0 P: 14	R: 0 E: 1 K: 1 S: 10	H: 0 LOB: 1 BB: 0 P: 14	R: 0 E: 0 K: 1 S: 12	H: 0 LOB: 0 BB: 0 P: 15

	AB	R	H	RBI	BB	SO	LOB
AB	33						
R	0						
H	6						
RBI	0						
BB	2						
SO	9						
LOB	14						

	1B	SF	WP	PA
	6	0	0	36
	2B: 0	SAC: 0	PB: 0	
	3B: 0	DP: 1	SB: 0	
	HR: 0	HBP: 1	CS: 0	

PITCHER		IP	WLS	BF	H	R	ER	SO	BB	IBB	HBP	BLK	WP	HR	S	P	ERA	WHIP
Tom Glavine, L ERA: 2.44	(1, 1)	7.0	W	29	6	0	0	7	2	0	1	0	0	0	68	108	0.00	1.143
Marvin Freeman, R ERA: 3.12	(8, 1)	1.0		4	0	0	0	1	0	0	0	0	0	0	10	14	0.00	0.000
Alejandro Pena, R ERA: 4.28	(9, 1)	1.0	S	3	0	0	0	1	0	0	0	0	0	0	12	15	0.00	0.000

PITCHER	IP	WLS	BF	H	R	ER	SO	BB	IBB	HBP	BLK	WP	HR	S	P	ERA	WHIP

Atlanta Braves @ Houston Astros

Astrodome, Houston, TX

Sun Jul 19 1992, 4:33 AM EDT

Att. 27,270 - Dome - 70 F

TOP

livebaseballscorecards.com

Batter	1	2	3	4	5	6	7	8	9	10	AB	R	H	RBI	BB	SO	LOB
Otis Nixon, S (1, 8) (10, 7) OBP: 0.391, SLG: 0.402	P9		G3		2-H 1B			G3		FC6-4 1B 1-2f 2-3	5	0	1	0	0	0	3
Jeff Blauser, R (1, 6) OBP: 0.291, SLG: 0.414	K	K		K		K		G6-3		1-2 3-H	4	0	0	0	0	3	0
Rafael Belliard, R (8, 6) OBP: 0.274, SLG: 0.251										1B	1	0	1	1	0	0	0
Terry Pendleton, S (1, 5) OBP: 0.318, SLG: 0.461	G4-3			G1-3		1B		1B		K	5	0	2	0	0	1	2
Ron Gant, R (1, 7) OBP: 0.330, SLG: 0.421		G4-3		2B 1B		K		G6-3		G5-3	5	1	1	0	0	1	4
Alejandro Pena, R (10, 1)											0	0	0	0	0	0	0
David Justice, L (1, 9) OBP: 0.362, SLG: 0.399		G4-3		1-H 2B		G3			G5-3		4	0	1	1	0	0	1
Brian Hunter, R (1, 3) OBP: 0.255, SLG: 0.473		F9		L7			G4-3 SF8 2B		G6-3		4	1	1	0	0	0	1
Greg Olson, R (1, 2) OBP: 0.340, SLG: 0.377			P4		SH2-4 1B 1B		G4-3 2-3		K		4	0	1	0	0	1	1
Mark Lemke, S (1, 4) OBP: 0.278, SLG: 0.289			E5 SH2-4		P8		SF8 3-H			FC6-4 HBP 1B 1B	3	0	1	1	0	0	1
Deion Sanders, L (10, PR) (10, 8) OBP: 0.362, SLG: 0.555											0	1	0	0	0	0	0
Charlie Leibrandt, R (1, 1) OBP: 0.125, SLG: 0.129			SH2-4 1-2		SH2-4 1-2		K			FC6-4 HBP 1-2	1	0	0	0	0	1	0
Marvin Freeman, R (9, 1) OBP: 0.500, SLG: 0.500											0	0	0	0	0	0	0
Lonnie Smith, R (10, PH) OBP: 0.281, SLG: 0.273											0	0	0	0	0	0	0
Jeff Treadway, L (10, 4) OBP: 0.176, SLG: 0.212											0	0	0	0	0	0	0
Inning Stats	R: 0 E: 0 K: 1 S: 9 H: 0 LOB: 0 P: 13	R: 0 E: 0 K: 0 S: 8 H: 0 LOB: 0 BB: 0 P: 14	R: 0 E: 1 K: 0 S: 11 H: 0 LOB: 1 BB: 0 P: 17	R: 1 E: 0 K: 1 S: 11 H: 2 LOB: 1 BB: 0 P: 14	R: 0 E: 0 K: 0 S: 7 H: 2 LOB: 2 BB: 0 P: 12	R: 0 E: 0 K: 2 S: 10 H: 1 LOB: 1 BB: 0 P: 15	R: 1 E: 0 K: 1 S: 9 H: 1 LOB: 0 BB: 0 P: 11	R: 0 E: 0 K: 0 S: 8 H: 1 LOB: 1 BB: 0 P: 10	R: 0 E: 0 K: 1 S: 7 H: 0 LOB: 0 BB: 0 P: 9	R: 1 E: 0 K: 1 S: 8 H: 2 LOB: 2 BB: 0 P: 10	1B: 7 2B: 2 3B: 0 HR: 0	SF: 1 SAC: 2 DP: 0 HBP: 1					

AB	36
R	3
H	9
RBI	3
BB	0
SO	7
LOB	13

WP: 0 PB: 0 SB: 0 CS: 0 PA: 40

PITCHER		IP	WLS	BF	H	R	ER	SO	BB	IBB	HBP	BLK	WP	HR	S	P	ERA	WHIP
Butch Henry, L ERA: 4.4	(1, 1)	8.0		31	7	2	2	5	0	0	0	0	0	0	73	106	2.25	0.875
Al Osuna, L ERA: 3.68	(9, 1)	0.1		1	0	0	0	0	0	0	0	0	0	0	1	1	0.00	0.000
Xavier Hernandez, R ERA: 2.14	(9, 1)	1.2	L	8	2	1	1	2	0	0	1	0	0	0	14	18	5.40	1.200

PITCHER	IP	WLS	BF	H	R	ER	SO	BB	IBB	HBP	BLK	WP	HR	S	P	ERA	WHIP

Batter	1	2	3	4	5	6	7	8	9	10	AB	R	H	RBI	BB	SO	LOB
Craig Biggio, R (1, 4) OBP: 0.370, SLG: 0.388	B C B X 2-1 G5-3 ①		C B C B X 2-2 G6-3 ③			B C B B C X 3-2 F8 ①		X 0-0 G4-6-3 ① ② 1-2f 3-H			4	0	0	0	0	0	1
Steve Finley, L (1, 8) OBP: 0.329, SLG: 0.399	C X 0-1 L7 ②			C C F B X 1-2 S BB 1B		B B B C C X 3-2 L8 ②		C F X 0-2 G5-3 ③			4	0	1	0	0	0	1
Ken Caminiti, S (1, 5) OBP: 0.371, SLG: 0.450	C B F X 1-2 G5-3 ③			1 SAFE B P 1 SAFE B B 4-0 S 1-2 BB		C B B F F B X 3-2 L6 ③			X 0-0 G6-3 ①		3	0	0	0	1	0	0
5 Jeff Bagwell, R (1, 3) OBP: 0.354, SLG: 0.412		B C B F X 2-2 G5-3 ①		B X 1-0 L7 ①			B B B C F X 3-2 P4 ①		C C B X 1-2 L7 ②		4	0	0	0	0	0	2
Pete Incaviglia, R (1, 7) OBP: 0.317, SLG: 0.434		B S X 1-1 HR		C 1 SAFE B B B S S 3-3 K 1-2 2-3 ②			B B X 2-0 G6-3 ②		C B S S 1-3 K ③		4	1	1	1	0	2	2
Eric Anthony, L (1, 9) OBP: 0.294, SLG: 0.419		B F C B B X 3-2 G4-3 ②		X 0-0 G3 ③			C X 0-1 1B			B B X 2-0 P8 ①	4	0	1	0	0	0	2
Scott Servais, R (1, 2) OBP: 0.255, SLG: 0.236 Luis Gonzalez, L (10, PH) OBP: 0.286, SLG: 0.382	C S B C 1-3 K ③			B X 1-0 G1 ①			B 1 SAFE S 1 SAFE X 1-1 L8 ③			F S B F B S 2-3 K ②	3 1	0 0	0 0	0 0	0 0	1 0	1 0
Casey Candaele, S (1, 6) OBP: 0.246, SLG: 0.249			C B X 1-1 G5-3 ①	C F F B S 1-3 K ②				C B X 1-1 1B G4-6-3 2B		B X 1-0 2B	4	1	2	0	0	1	0
Butch Henry, L (1, 1) OBP: 0.156, SLG: 0.250 Gerald Young, S (8, PR) Al Osuna, R (9, 1) Xavier Hernandez, L (9, 1) Benny Distefano, L (10, PH) OBP: 0.300, SLG: 0.309			B C X 1-1 G4-3 ②	B B C X 2-1 G4-3 ③				X 0-0 G4-6-3 2-3 1B		B S S X 1-2 P1 ③	3 0 0 0 1	0 0 0 0 0	1 0 0 0 0	0 0 0 0 0	0 0 0 0 0	0 0 0 0 0	0 0 0 0 1
Inning Stats	R: 0 H: 0 E: 0 LOB: 0 K: 0 BB: 0 S: 7 P: 10	R: 1 H: 1 E: 0 LOB: 0 K: 1 BB: 0 S: 11 P: 18	R: 0 H: 0 E: 0 LOB: 0 K: 0 BB: 0 S: 7 P: 11	R: 0 H: 1 E: 0 LOB: 2 K: 1 BB: 1 S: 10 P: 18	R: 0 H: 0 E: 0 LOB: 0 K: 1 BB: 0 S: 7 P: 11	R: 0 H: 0 E: 0 LOB: 0 K: 0 BB: 0 S: 10 P: 19	R: 0 H: 1 E: 0 LOB: 1 K: 0 BB: 0 S: 8 P: 14	R: 1 H: 2 E: 0 LOB: 1 K: 0 BB: 0 S: 7 P: 8	R: 0 H: 0 E: 0 LOB: 0 K: 1 BB: 0 S: 7 P: 9	R: 0 H: 1 E: 0 LOB: 1 K: 1 BB: 0 S: 9 P: 15	1B: 3 SF: 0 2B: 2 SAC: 0 3B: 0 DP: 1 HR: 1 HBP: 0						

PITCHER		IP	WLS	BF	H	R	ER	SO	BB	IBB	HBP	BLK	WP	HR	S	P	ERA	WHIP
Charlie Leibrandt, L ERA: 3.53	(1, 1)	8.0		29	5	2	2	3	1	0	0	0	0	1	67	109	2.25	0.750
Marvin Freeman, R ERA: 3.03	(9, 1)	1.0	W	3	0	0	0	1	0	0	0	0	0	0	7	9	0.00	0.000
Alejandro Pena, R ERA: 4.13	(10, 1)	1.0	S	4	1	0	0	1	0	0	0	0	0	0	9	15	0.00	1.000

PITCHER	IP	WLS	BF	H	R	ER	SO	BB	IBB	HBP	BLK	WP	HR	S	P	ERA	WHIP

BOTTOM

Atlanta Braves @ Houston Astros

Astrodome, Houston, TX

Sun Jul 19 1992, 4:33 AM EDT

Att. 27,270 - Dome - 70 F

livebaseballscorecards.com

AB	35
R	2
H	6
RBI	1
BB	1
SO	5
LOB	10

WP: 0 PA: 36
PB: 0
SB: 2
CS: 0

Batter	1	2	3	4	5	6	7	8	9	10	11	12	AB	R	H	RBI	BB	SO	LOB
Otis Nixon, S (1, 8) OBP: 0.389, SLG: 0.405	1-2 G3 1B 2B	1-3 K		0-0 2-3 1B		0-0 G3		0-1 L7			1-1 G4-3		6	1	2	0	0	1	1
Jeff Blauser, R (1, 6) OBP: 0.285, SLG: 0.405 Rafael Belliard, R (6, 6) OBP: 0.271, SLG: 0.249	2-2 G3 2-3	1-2 L4		3-2 P6		1-2 F9			1-2 G5-3		1-1 L7		4 2	0 0	0 0	0 0	0 0	3 0	3 0
Terry Pendleton, S (1, 5) OBP: 0.318, SLG: 0.457	4-2 WP 1B BB		3-2 3B 1B	2-3 K			0-3 K		0-1 G3-1			0-0 E4 1B 2B	5	3	1	0	1	2	2
Ron Gant, R (1, 7) OBP: 0.335, SLG: 0.440	2-1 S 1-H 1B 3-H 1B		1 SAFE 1-0 1-H SF8 3B	0-0 P2			0-0 HR		0-0 F9			C 1 SAFE P C 1 SAFE 1-2 2B G5-3 1B	6	4	4	4	0	0	2
David Justice, L (1, 9) OBP: 0.364, SLG: 0.403	C B 1 SAFE B C B X 3-2 1-H 1B 1B		0-0 SF8 3-H		2-2 BB 1B		2-2 G6-3			B X 1-0 G4-3 SH1-4 1B		B F S X 1-2 P6	5	1	3	2	0	0	2
Brian Hunter, R (1, 3) OBP: 0.250, SLG: 0.463 Sid Bream, L (7, PH) OBP: 0.341, SLG: 0.368 (7, 3)	1-1 P6		1-2 F9		2-3 K		0-0 G4-3			0-0 SH1-4 1-2		B B X 2-0 G5-3 1-3 2-H 2B	3 2	0 0	0 1	0 1	0 0	1 0	2 0
Greg Olson, R (1, 2) OBP: 0.350, SLG: 0.391	0-1 S 2-H 1B		0-0 3B		4-2 G4-6-3 1-2 BB			1-1 G4-3		2-2 G4-3 2-3		4-0 G5-3 IBB	4	0	2	1	2	0	1
Mark Lemke, S (1, 4) OBP: 0.272, SLG: 0.282	2-2 F8 1-2		2-2 P6		1-0 G4-6-3 1-2f			0-0 F8		0-0 F7		0-0 G5-3 1-2 2-3 3-H	6	0	0	1	0	0	7
Steve Avery, L (0, 1) SEP: 0 IP, SLG: 0.000 Jeff Treadway, L (0, PH) SEP: 0.000 AVG, 0.000 SLG Marvin Freeman, R (0, 1) SEP: 0.000 AVG, 0.000 SLG Mark Wohlers, R (0, 1) SEP: 0.000 AVG, 0.000 SLG Deion Sanders, L (0, PH) SEP: 0.000 AVG, 0.000 SLG Kent Mercker, L (0, 1) SEP: 0.000 AVG, 0.000 SLG Mike Bielecki, R (0, 1) SEP: 0.000 AVG, 0.000 SLG Damon Berryhill, S (0, PH) SEP: 0.000 AVG, 0.000 SLG Alejandro Pena, R (0, 1)		0-1 L9		0-0 E7 1B		0-0 F9		2-2 HBP			0-1 F8	0-3 K	2 1 0 0 0 0 0 0 1	0 0 0 0 0 0 0 0 0	0 0 0 0 0 0 0 0 0	0 0 0 0 0 0 0 0 0	0 0 0 0 0 0 0 0 0	0 0 0 0 0 0 0 0 1	0 0 0 0 0 0 0 0 2
Inning Stats	R: 4 E: 0 K: 0 S: 22 H: 4 LOB: 1 BB: 1 P: 37	R: 0 E: 0 K: 1 S: 11 H: 0 LOB: 0 BB: 0 P: 13	R: 2 E: 0 K: 0 S: 15 H: 3 LOB: 1 BB: 0 P: 22	R: 0 E: 1 K: 1 S: 9 H: 1 LOB: 2 BB: 0 P: 14	R: 0 E: 0 K: 1 S: 11 H: 1 LOB: 1 BB: 1 P: 20	R: 0 E: 0 K: 0 S: 7 H: 0 LOB: 0 BB: 0 P: 8	R: 1 E: 0 K: 1 S: 8 H: 1 LOB: 0 BB: 0 P: 10	R: 0 E: 0 K: 0 S: 7 H: 0 LOB: 1 BB: 0 P: 10	R: 0 E: 0 K: 0 S: 8 H: 0 LOB: 0 BB: 0 P: 9	R: 0 E: 0 K: 0 S: 6 H: 1 LOB: 1 BB: 0 P: 9	R: 0 E: 0 K: 0 S: 6 H: 0 LOB: 0 BB: 0 P: 8	R: 2 E: 1 K: 1 S: 13 H: 2 LOB: 2 BB: 1 P: 20	1B: 8 2B: 2 3B: 2 HR: 1	SF: 1 SAC: 1 DP: 1 HBP: 1		WP: 1 PB: 0 SB: 2 CS: 0	PA: 54		

PITCHER		IP	WLS	BF	H	R	ER	SO	BB	IBB	HBP	BLK	WP	HR	S	P	ERA	WHIP
Donovan Osborne, L ERA: 3.59	(1, 1)	2.2		16	7	6	6	1	1	0	0	0	1	0	44	66	20.25	3.000
Jose DeLeon, R ERA: 4.2	(3, 1)	2.1		10	2	0	0	2	1	0	0	0	0	0	24	40	0.00	1.286
Cris Carpenter, R ERA: 2.67	(6, 1)	2.0		7	1	1	1	1	0	0	0	0	0	1	15	18	4.50	0.500
Todd Worrell, R ERA: 3.51	(8, 1)	1.0		4	0	0	0	0	0	0	1	0	0	0	7	10	0.00	0.000
Lee Smith, R ERA: 2.88	(9, 1)	2.0		7	1	0	0	0	0	0	0	0	0	0	14	18	0.00	0.500

PITCHER		IP	WLS	BF	H	R	ER	SO	BB	IBB	HBP	BLK	WP	HR	S	P	ERA	WHIP
Mike Perez, R ERA: 1.51	(11, 1)	1.0	L	5	1	2	0	0	0	0	1	0	0	0	11	13	0.00	1.000
Bob McClure, L ERA: 3.06	(12, 1)	1.0		5	1	0	0	1	0	0	0	0	0	0	8	15	0.00	1.000

TOP

Atlanta Braves @ St. Louis Cardinals

Busch Stadium, St. Louis, MO

Tue Jul 21 1992, 7:05 PM CDT

Att. 39,561 - Cloudy - 74 F

livebaseballscorecards.com

AB	48
R	9
H	13
RBI	9
BB	3
SO	5
LOB	22

Batter	1	2	3	4	5	6	7	8	9	10	11	12	AB	R	H	RBI	BB	SO	LOB
Bernard Gilkey, R (1, 7) OBP: 0.375, SLG: 0.395	G1-3		G5-3		G6-3	G5-3		F9			P5		6	0	0	1	0	0	3
Ozzie Smith, S (1, 6) OBP: 0.373, SLG: 0.335	P4			K	CS 1B		G6-3		P2		F8		6	0	1	1	0	1	0
Ray Lankford, L (1, 8) OBP: 0.375, SLG: 0.463	K			S 1B 1B	G4-3		CS 1B		FC5 2B		K		6	1	3	0	0	2	1
Felix Jose, S (1, 9) OBP: 0.358, SLG: 0.451		HR		K		1B 3B 1B	S BB		FC5 IBB			K	4	2	2	1	2	2	1
Todd Zeile, R (1, 5) OBP: 0.351, SLG: 0.378		G5-3		1B 1B		3B 1B	IBB		FC5			F8	5	1	2	1	1	0	2
Andres Galarraga, R (1, 3) OBP: 0.234, SLG: 0.286		G5-3		1B		1B 3B	K		F9			F9	6	1	2	2	0	1	4
Tom Pagnozzi, R (1, 2) OBP: 0.316, SLG: 0.413		G5-3		G4-3		SH3-4 1B		P4				K	5	0	1	1	0	1	2
José Oquendo, S (1, 4) OBP: 0.367, SLG: 0.462 Cris Carpenter, R (6, 1) OBP: 0.500, SLG: 0.500 Todd Worrell, R (8, 1) Craig Wilson, R (8, PH) OBP: 0.368, SLG: 0.368 Lee Smith, R (9, 1) Milt Thompson, L (10, PH) OBP: 0.344, SLG: 0.434 Mike Perez, R (11, 1) Bob McClure, R (12, 1)			G5-3		2B G6-3 1B	SH3-4		BB				G6-3	2 0 0 0 0 1 0 0 0	1 0 0 0 0 0 0 0 0	1 0 0 0 0 0 0 0 0	0 0 0 0 1 0 0 0 0	0 0 0 0 0 0 0 0 0	0 0 0 0 0 0 0 0 0	0 0 0 0 0 0 0 0 0
Donovan Osborne, S (1, 1) OBP: 0.158, SLG: 0.211 Jose DeLeon, R (3, 1) Rex Hudler, R (5, PH) OBP: 0.247, SLG: 0.366 (6, 4)			G1-3		1B 2B	K		K				F7	0 1 4	0 0 1	0 0 1	0 0 0	0 0 0	0 0 2	0 0 2
Inning Stats	R: 0 E: 0 K: 1 S: 6 H: 0 LOB: 0 BB: 0 P: 6	R: 1 E: 0 K: 0 S: 6 H: 1 LOB: 0 BB: 0 P: 10	R: 0 E: 0 K: 0 S: 9 H: 0 LOB: 0 BB: 0 P: 12	R: 1 E: 0 K: 2 S: 15 H: 3 LOB: 2 BB: 0 P: 22	R: 2 E: 0 K: 0 S: 12 H: 3 LOB: 0 BB: 0 P: 17	R: 3 E: 0 K: 1 S: 19 H: 4 LOB: 1 BB: 0 P: 26	R: 0 E: 0 K: 1 S: 12 H: 1 LOB: 2 BB: 2 P: 23	R: 0 E: 0 K: 1 S: 12 H: 0 LOB: 1 BB: 1 P: 18	R: 0 E: 0 K: 0 S: 5 H: 1 LOB: 2 BB: 1 P: 11	R: 0 E: 0 K: 1 S: 7 H: 0 LOB: 0 BB: 0 P: 10	R: 0 E: 0 K: 1 S: 9 H: 0 LOB: 0 BB: 0 P: 13	R: 0 E: 0 K: 1 S: 13 H: 0 LOB: 0 BB: 0 P: 17	1B: 9 2B: 2 3B: 1 HR: 1	SF: 0 SAC: 1 DP: 0 HBP: 0	WP: 0 PB: 0 SB: 2 CS: 2	PA: 51			

PITCHER		IP	WLS	BF	H	R	ER	SO	BB	IBB	HBP	BLK	WP	HR	S	P	ERA	WHIP
Steve Avery, L ERA: 2.75	(1, 1)	5.0		21	7	4	4	3	0	0	0	0	0	1	48	67	7.20	1.400
Marvin Freeman, R ERA: 3.62	(6, 1)	1.2		11	5	3	3	1	1	1	0	0	0	0	28	46	16.20	3.600
Mark Wohlers, R ERA: 5.4	(7, 1)	0.1		1	0	0	0	1	0	0	0	0	0	0	3	3	0.00	0.000
Kent Mercker, L ERA: 1.97	(8, 1)	1.1		7	1	0	0	1	1	1	0	0	0	0	15	27	0.00	1.500
Mike Bielecki, R ERA: 2.58	(9, 1)	1.2		5	0	0	0	1	0	0	0	0	0	0	9	12	0.00	0.000

PITCHER		IP	WLS	BF	H	R	ER	SO	BB	IBB	HBP	BLK	WP	HR	S	P	ERA	WHIP
Alejandro Pena, R ERA: 3.86	(11, 1)	2.0	W	6	0	0	0	2	0	0	0	0	0	0	22	30	0.00	0.000

Atlanta Braves @ St. Louis Cardinals

Busch Stadium, St. Louis, MO

Tue Jul 21 1992, 7:05 PM CDT

Att. 39,561 - Cloudy - 74 F

BOTTOM

AB	46
R	7
H	13
RBI	7
BB	4
SO	9
LOB	15

livebaseballscorecards.com

Atlanta Braves @ St. Louis Cardinals

Busch Stadium, St. Louis, MO

Wed Jul 22 1992, 7:05 PM CDT

Att. 34,605 - Cloudy - 85 F

livebaseballscorecards.com

Batter	1	2	3	4	5	6	7	8	9	AB	R	H	RBI	BB	SO	LOB
Otis Nixon, S (1, 8) OBP: 0.382, SLG: 0.397	F B X 1-1 F7 ①		B B C C F F S 2-3 K ③			F M F B X 1-2 G4-3 ①		C F F C 0-3 K ①		4	0	0	0	0	2	0
Jeff Treadway, L (1, 4) OBP: 0.179, SLG: 0.211	X 0-0 G4-3 ②			C F B F B B F X 3-2 P6 ①		X 0-0 CS 1B		B F F F X 1-2 G4-3 ②		4	0	1	0	0	0	0
Mark Lemke, S (8, 4) OBP: 0.272, SLG: 0.282										0	0	0	0	0	0	0
Terry Pendleton, S (1, 5) OBP: 0.317, SLG: 0.455	B C B C B X 3-2 F8 ③			B X 1-0 G3 1B		C 1 B B S C SAFE 2-3 K ② ③ 1-2		B F F S 1-3 K ③		4	0	1	0	0	2	1
David Justice, L (1, 9) OBP: 0.366, SLG: 0.408		B C F B B X 3-2 L8 ①		X 0-0 G3 ② 1-2			C B B B X 3-1 1B SF7 2B		S X 0-1 S 1B 1B	4	1	2	0	0	0	1
Ron Gant, R (1, 7) OBP: 0.334, SLG: 0.438		F F C 0-3 K ②		B C B B X 3-1 P3 ③			B F X 1-1 G3 SF7 2-3 1B		1 SAFE 1 SAFE C X 0-1 P7 ①	4	0	1	0	0	1	2
Sid Bream, L (1, 3) OBP: 0.348, SLG: 0.389		C B B C F X 2-2 HR			B B F B B 4-1 G1 S BB		X 0-0 SF7 ① 1-2 3-H		1 SAFE C B F X 1-2 ② 1-H 1B	2	1	2	2	1	0	0
Damon Berryhill, S (1, 2) OBP: 0.261, SLG: 0.358		F B B S X 2-2 P5 ③			S B B 1 F B S SAFE 3-3 K ① 1-2		I I I 4-0 G3 IBB		I I I 4-0 IBB	2	0	0	0	2	1	1
Rafael Belliard, R (1, 6) OBP: 0.266, SLG: 0.244			X 0-0 G5-3 ①		B X 1-0 G1 ② 2-3		X 0-0 G3 ② 1-2 2-3		X 0-0 F8 ③	4	0	0	0	0	0	5
29 John Smoltz, R (1, 1) OBP: 0.241, SLG: 0.208			F B B F S 2-3 K ②		B B X 2-0 F9 ③		B S X 1-1 G1-3 ③			3	0	0	0	0	1	3
Kent Mercker, L (9, 1)										0	0	0	0	0	0	0

Inning Stats	1	2	3	4	5	6	7	8	9		
	R: 0 H: 0 E: 0 LOB: 0 K: 0 BB: 0 S: 6 P: 10	R: 1 H: 1 E: 0 LOB: 0 K: 1 BB: 0 S: 13 P: 20	R: 0 H: 0 E: 0 LOB: 0 K: 2 BB: 0 S: 9 P: 13	R: 0 H: 1 E: 0 LOB: 1 K: 0 BB: 0 S: 9 P: 16	R: 0 H: 0 E: 0 LOB: 1 K: 1 BB: 1 S: 6 P: 16	R: 0 H: 1 E: 0 LOB: 0 K: 1 BB: 0 S: 8 P: 11	R: 1 H: 2 E: 0 LOB: 2 K: 0 BB: 1 S: 8 P: 17	R: 0 H: 0 E: 0 LOB: 0 K: 2 BB: 0 S: 11 P: 13	R: 0 H: 2 E: 0 LOB: 2 K: 0 BB: 1 S: 8 P: 13	1B: 5 SF: 1 2B: 1 SAC: 0 3B: 0 DP: 0 HR: 1 HBP: 0	WP: 0 PA: 35 PB: 0 SB: 2 CS: 1

PITCHER	IP	WLS	BF	H	R	ER	SO	BB	IBB	HBP	BLK	WP	HR	S	P	ERA	WHIP
Omar Olivares, R (1, 1) ERA: 3.54	8.0	L	30	5	2	2	7	1	1	0	0	0	1	70	116	2.25	0.750
Todd Worrell, R (9, 1) ERA: 3.41	1.0		5	2	0	0	0	0	1	0	0	0	0	8	13	0.00	2.000

PITCHER	IP	WLS	BF	H	R	ER	SO	BB	IBB	HBP	BLK	WP	HR	S	P	ERA	WHIP

AB	31
R	2
H	7
RBI	2
BB	3
SO	7
LOB	13

Atlanta Braves @ St. Louis Cardinals

Busch Stadium, St. Louis, MO

Wed Jul 22 1992, 7:05 PM CDT

Att. 34,605 - Cloudy - 85 F

BOTTOM

livebaseballscorecards.com

Batter	1	2	3	4	5	6	7	8	9	AB	R	H	RBI	BB	SO	LOB
Bernard Gilkey, R (1, 7) OBP: 0.367, SLG: 0.386	G5-3		K			G5-3		F8		4	0	0	0	0	1	3
Ozzie Smith, S (1, 6) OBP: 0.371, SLG: 0.333	G4-3		G4-6-3			G3		1-2 1B		4	0	1	0	0	0	2
Ray Lankford, L (1, 8) OBP: 0.374, SLG: 0.463	K			K		2B		G4-3		4	0	1	0	0	2	2
Felix Jose, S (1, 9) OBP: 0.356, SLG: 0.448		F7		L8		P5			G3-6-3 1B	4	0	1	0	0	0	1
Todd Zeile, R (1, 5) OBP: 0.350, SLG: 0.376		G4-3 1B		K			G5-3		F8	4	0	1	0	0	1	1
Gerald Perry, L (1, 3) OBP: 0.301, SLG: 0.297		G4-3 1-2			G6-3		G6-3		G3-6-3 1-2f	3	0	0	0	0	0	1
Craig Wilson, R (9, PH) OBP: 0.360, SLG: 0.364										1	0	0	0	0	0	1
Tom Pagnozzi, R (1, 2) OBP: 0.316, SLG: 0.412		F9			1B		F7			3	0	1	0	0	0	1
Tim Jones, L (1, 4) OBP: 0.238, SLG: 0.226			1B 1B		F7			P4		3	0	1	0	0	0	1
Omar Olivares, R (1, 1) OBP: 0.300, SLG: 0.385			G4-6-3 1-2 1B		K			1B BB		2	0	1	0	0	1	1
Milt Thompson, L (8, PH) OBP: 0.348, SLG: 0.434										0	0	0	0	1	0	0
Todd Worrell, R (9, 1)										0	0	0	0	0	0	0

Inning Stats	1	2	3	4	5	6	7	8	9
	R: 0 H: 0 E: 0 LOB: 0 K: 1 BB: 0 S: 8 P: 13	R: 0 H: 1 E: 0 LOB: 1 K: 0 BB: 0 S: 5 P: 8	R: 0 H: 2 E: 0 LOB: 1 K: 1 BB: 0 S: 10 P: 18	R: 0 H: 0 E: 0 LOB: 0 K: 2 BB: 0 S: 8 P: 13	R: 0 H: 1 E: 0 LOB: 1 K: 1 BB: 0 S: 10 P: 15	R: 0 H: 1 E: 0 LOB: 1 K: 0 BB: 0 S: 10 P: 14	R: 0 H: 0 E: 0 LOB: 0 K: 0 BB: 0 S: 6 P: 8	R: 0 H: 1 E: 0 LOB: 2 K: 0 BB: 1 S: 10 P: 18	R: 0 H: 1 E: 0 LOB: 0 K: 0 BB: 0 S: 5 P: 6

AB	32
R	0
H	7
RBI	0
BB	1
SO	5
LOB	14

1B: 6 SF: 0 WP: 0 PA: 33
2B: 1 SAC: 0 PB: 0
3B: 0 DP: 2 SB: 0
HR: 0 HBP: 0 CS: 0

PITCHER	IP	WLS	BF	H	R	ER	SO	BB	IBB	HBP	BLK	WP	HR	S	P	ERA	WHIP
29 John Smoltz, R (1, 1) ERA: 2.72	8.1	W	32	7	0	0	5	1	0	0	0	0	0	69	109	0.00	0.960
Kent Mercker, L (9, 1) ERA: 1.94	0.2	S	1	0	0	0	0	0	0	0	0	0	0	3	4	0.00	0.000

PITCHER	IP	WLS	BF	H	R	ER	SO	BB	IBB	HBP	BLK	WP	HR	S	P	ERA	WHIP

Batter	1	2	3	4	5	6	7	8	9	AB	R	H	RBI	BB	SO	LOB
Gary Redus, R (1, 3) OBP: 0.323, SLG: 0.333	C B F B B S 3-3 ① K		B C X 1-1 ② G6-3		B C F X 1-2 ③ G1-3		B B B C B 4-1 BB			3	0	0	0	1	1	0
Jay Bell, R (1, 6) OBP: 0.334, SLG: 0.340	B C X 1-1 ② F8		B B B C C X 3-2 ③ G1-3			C X 0-1 ① L4	B B 1 SAFE C 1 SAFE 1 SAFE C C 2-3 ③ K			4	0	0	0	0	1	1
Andy Van Slyke, L (1, 8) OBP: 0.418, SLG: 0.522	B C C B X 2-2 ③ L6			B C X 1-1 F8 G4-3 1B		B B X 2-0 PB 3B 1B		B C B F X 2-2 ① G3		4	1	2	0	0	0	0
Lloyd McClendon, R (1, 9) OBP: 0.364, SLG: 0.339		X 0-0 E6 G6-3 BB G5-3		C 1 SAFE 1 SAFE X 0-1 ① G4-3 1-2		B C 1 SAFE X 1-1 ② P6		X 0-0 ② F8		4	1	0	0	0	0	2
Barry Bonds, L (1, 7) OBP: 0.449, SLG: 0.624		1 SAFE F 1 SAFE 1 SAFE C B 1 SAFE B 1 SAFE 4-2 F F B B G5-3 G6-3 1-2 BB		B X 1-0 ② F8 2-3		B F 1 SAFE B B X 3-1 1-H 1B 3B		B B B X 3-0 ③ F8		3	1	1	1	1	0	1
Jeff King, R (1, 5) OBP: 0.233, SLG: 0.331 Alex Cole, L (9, PH) OBP: 0.307, SLG: 0.281		X 0-0 ① G6-3 1-2 2-3		B B B B 4-0 BB		C B C X 1-2 3-H 1B			B B B B 4-0 G6-3 BB	2 0	0 0	1 0	1 0	1 1	0 0	2 0
Don Slaught, R (1, 2) OBP: 0.396, SLG: 0.467 Orlando Merced, S (9, PH) OBP: 0.316, SLG: 0.392		C B B B X 3-1 ② G5-3 2-3 3-H		B C 1 SAFE X 1-1 ③ G5-3		F 1 SAFE B X 1-1 ③ G4-3			1 SAFE 1 SAFE C F 1 F SAFE X 0-2 ① ② G6-3 1-2f	3 1	0 0	0 0	1 0	0 0	0 0	4 1
Jose Lind, R (1, 4) OBP: 0.261, SLG: 0.267		C B S B B X 2-2 ③ G4-3			B X 1-0 ① L9		C F B F B S 2-3 ① K		B X 1-0 ③ G4-3	4	0	0	0	0	1	1
Bob Walk, R (1, 1) Gary Varsho, L (7, PH) OBP: 0.265, SLG: 0.364 Roger Mason, R (7, 1)			B F S F C 1-3 ① K		F B S B X 2-2 ② G5-3		B B C X 2-1 ② L8			2 1 0	0 0 0	0 0 0	0 0 0	0 0 0	1 0 0	0 0 0
Inning Stats	R: 0 H: 0 E: 0 LOB: 0 K: 1 BB: 0 S: 9 P: 15	R: 1 H: 0 E: 1 LOB: 1 K: 0 BB: 1 S: 11 P: 20	R: 0 H: 0 E: 0 LOB: 0 K: 1 BB: 0 S: 9 P: 14	R: 0 H: 1 E: 0 LOB: 2 K: 0 BB: 1 S: 7 P: 14	R: 0 H: 0 E: 0 LOB: 0 K: 0 BB: 0 S: 7 P: 11	R: 2 H: 3 E: 0 LOB: 1 K: 0 BB: 0 S: 12 P: 20	R: 0 H: 0 E: 0 LOB: 1 K: 2 BB: 1 S: 10 P: 20	R: 0 H: 0 E: 0 LOB: 0 K: 0 BB: 0 S: 5 P: 10	R: 0 H: 0 E: 0 LOB: 0 K: 0 BB: 1 S: 5 P: 10	1B: 3 SF: 0 2B: 0 SAC: 0 3B: 1 DP: 1 HR: 0 HBP: 0					WP: 0 PA: 35 PB: 1 SB: 0 CS: 0	

TOP

Pittsburgh Pirates @ Atlanta Braves

Atlanta-Fulton County Stadium, Atlanta, GA

Fri Jul 24 1992, 7:05 PM EDT

Att. 44,965 - Cloudy - 86 F

livebaseballscorecards.com

AB	31
R	3
H	4
RBI	3
BB	4
SO	4
LOB	12

PITCHER		IP	WLS	BF	H	R	ER	SO	BB	IBB	HBP	BLK	WP	HR	S	P	ERA	WHIP
Tom Glavine, L ERA: 2.45	(1, 1)	7.0	W	29	4	3	2	4	3	0	0	0	0	0	65	114	2.57	1.000
Kent Mercker, L ERA: 1.9	(8, 1)	1.0		3	0	0	0	0	0	0	0	0	0	0	5	10	0.00	0.000
Alejandro Pena, R ERA: 3.73	(9, 1)	1.0	S	3	0	0	0	0	1	0	0	0	0	0	5	10	0.00	1.000

PITCHER	IP	WLS	BF	H	R	ER	SO	BB	IBB	HBP	BLK	WP	HR	S	P	ERA	WHIP

Pittsburgh Pirates @ Atlanta Braves

Atlanta-Fulton County Stadium, Atlanta, GA

Fri Jul 24 1992, 7:05 PM EDT

Att. 44,965 - Cloudy - 86 F

livebaseballscorecards.com

BOTTOM

Batter	1	2	3	4	5	6	7	8	9	AB	R	H	RBI	BB	SO	LOB
Otis Nixon, S (1, 8) OBP: 0.375, SLG: 0.389	B S M X 1-2 L6 ①		X 0-0 G3 ②		B X 1-0 G6-3 ②		B C X 1-1 E4			4	0	0	0	0	0	0
Jeff Treadway, L (1, 4) OBP: 0.186, SLG: 0.238	C X 0-1 F7 ②		B X 1-0 G1-3 ③		B X 1-0 1B 2B		C F X 0-2 F8 ③			4	1	1	0	0	0	1
Kent Mercker, L (8, 1)										0	0	0	0	0	0	0
Alejandro Pena, R (9, 1)										0	0	0	0	0	0	0
Terry Pendleton, S (1, 5) OBP: 0.319, SLG: 0.455	M B C X 1-2 G4-3 ③			F B F B B X 3-2 S 1B 1B	F X 0-1 2-H 1B			X 0-0 P3 ①		4	1	2	1	0	0	0
David Justice, L (1, 9) OBP: 0.365, SLG: 0.404		B B B S C X 3-2 G4-3 ①		S B C B 1 SAFE B F B 4-2 1B 1B 1-2 BB	B X 1-0 G3 ③			B C X 1-1 P7 ②		3	1	0	0	1	0	1
Ron Gant, R (1, 7) OBP: 0.333, SLG: 0.436		B S B C B X 3-2 S 2B 1B		X 0-0 F7 ①		B B B C F B X 3-2 L7 ①		B C F X 1-2 F7 ③		4	1	1	0	0	0	2
Sid Bream, L (1, 3) OBP: 0.347, SLG: 0.388		B 1 SAFE C B B C F F S 3-3 K 1-3 ②		X 0-0 1-3 S 2-H 1B 1B		B B X 2-0 G3 ②				3	0	1	1	0	1	1
Damon Berryhill, S (1, 2) OBP: 0.262, SLG: 0.363		B X 1-0 3-H 2B		S B B B F F B S 3-3 K 1-2 ②		B X 1-0 F9 ③				3	0	1	1	0	1	2
Rafael Belliard, R (1, 6) OBP: 0.267, SLG: 0.245		S X 0-1 G4-3 ③		X 0-0 2-H 3-H 1B			X 0-0 G6-3 ①			3	0	1	1	0	0	1
Tom Glavine, L (1, 1) OBP: 0.298, SLG: 0.327			B B F X 2-1 G3 ①		B X 1-0 G4-3 ①		B F F X 1-2 G5-3 ②			2	0	0	0	0	0	0
Deion Sanders, L (7, PH) OBP: 0.363, SLG: 0.552										1	0	0	0	0	0	0
Mark Lemke, S (8, 4) OBP: 0.272, SLG: 0.282										0	0	0	0	0	0	0
Inning Stats	R: 0 E: 0 K: 0 S: 8 H: 0 LOB: 0 BB: 0 P: 10	R: 1 E: 0 K: 1 S: 14 H: 2 LOB: 1 BB: 0 P: 24	R: 0 E: 0 K: 0 S: 4 H: 0 LOB: 0 BB: 0 P: 7	R: 2 E: 0 K: 1 S: 13 H: 3 LOB: 1 BB: 1 P: 23	R: 1 E: 0 K: 0 S: 6 H: 2 LOB: 1 BB: 0 P: 10	R: 0 E: 0 K: 0 S: 5 H: 0 LOB: 0 BB: 0 P: 11	R: 0 E: 1 K: 0 S: 9 H: 0 LOB: 1 BB: 0 P: 11	R: 0 E: 0 K: 0 S: 6 H: 0 LOB: 0 BB: 0 P: 8		1B: 5 2B: 2 3B: 0 HR: 0 SF: 0 SAC: 0 DP: 0 HBP: 0						

PITCHER		IP	WLS	BF	H	R	ER	SO	BB	IBB	HBP	BLK	WP	HR	S	P	ERA	WHIP
Bob Walk, R ERA: 3.8	(1, 1)	6.0	L	25	7	4	4	2	1	0	0	0	0	0	50	85	6.00	1.333
Roger Mason, R ERA: 3.54	(7, 1)	2.0		7	0	0	0	0	0	0	0	0	0	0	15	19	0.00	0.000

PITCHER	IP	WLS	BF	H	R	ER	SO	BB	IBB	HBP	BLK	WP	HR	S	P	ERA	WHIP

AB	31
R	4
H	7
RBI	4
BB	1
SO	2
LOB	8

WP: 0 PB: 0 SB: 4 CS: 0 PA: 32

Batter	1	2	3	4	5	6	7	8	9	AB	R	H	RBI	BB	SO	LOB
Gary Redus, R (1, 3) OBP: 0.313, SLG: 0.321 Gary Varsho, L (9, PH) OBP: 0.263, SLG: 0.361	C B S F S 1-3 ① K		1 SAFE 1 SAFE S B B B X 2-1 ② L7			C C B X 1-2 ② F8			B C X 1-1 ① B4-3	3 1	0 0	0 0	0 0	0 0	1 0	1 0
Jay Bell, R (1, 6) OBP: 0.336, SLG: 0.344	B X 1-0 S 2B		B B C S 1 SAFE F X 2-2 ③ L7			C S F B S 1-3 ③ K			B X 1-0 BB 1B	4	0	2	0	0	1	1
Andy Van Slyke, L (1, 8) OBP: 0.416, SLG: 0.517	B C B B C F F B 4-2 CS BB			B B C X 2-1 ① G3-1			B X 1-0 ① L1		1 SAFE X 0-0 ② F8	3	0	0	0	1	0	1
Lloyd McClendon, R (1, 9) OBP: 0.371, SLG: 0.342 Orlando Merced, S (9, PH) OBP: 0.319, SLG: 0.392	B B S B 1 SAFE C F B 4-2 ② CS BB 1-2 2-3			S F B X 1-2 FC4-6 1B			B B F B X 3-1 ② L5		B F B F B B 4-2 BB 1-2	2 0	0 0	1 0	0 0	1 1	0 0	0 0
Barry Bonds, L (1, 7) OBP: 0.443, SLG: 0.614	B C B 1 SAFE 2-1 ③ CS 1-2	C B F S 2-3 ① K		B X 1-0 ② FC4-6 CS 1-2f			B X 1-0 ③ G4-3		F B B X 2-1 ③ G3	4	0	0	0	0	1	3
Jeff King, R (1, 5) OBP: 0.235, SLG: 0.331		C X 0-1 ② G5-3		C 1 SAFE 1 SAFE P 1 SAFE 1-1 ③ CS 1-2	B C X 1-1 ① G5-3			C X 0-1 1B		3	0	1	0	0	0	0
Don Slaught, R (1, 2) OBP: 0.388, SLG: 0.457		C T S 0-3 ③ K			X 0-0 ② G4-3			B 1 SAFE B F X 2-1 ① F9		3	0	0	0	0	1	1
Jose Lind, R (1, 4) OBP: 0.262, SLG: 0.268		C B X 1-1 1B			C F B B X 2-2 ③ F8			F P 1 SAFE 1 SAFE F B 1 SAFE X 2-2 ② F9		3	0	1	0	0	0	1
Danny Jackson, R (1, 1) OBP: 0.077, SLG: 0.077 John Wehner, R (8, PH) OBP: 0.277, SLG: 0.246 Bob Patterson, R (8, 1) OBP: 0.500, SLG: 0.600		C L B L 1-3 ① K				B S S S 1-3 ① K		B C C B 1 SAFE 1 SAFE B S 3-3 ③ K		2 1 0	0 0 0	0 0 0	0 0 0	0 1 0	2 1 0	1 1 0
Inning Stats	R: 0 H: 1 E: 0 LOB: 1 K: 1 BB: 2 S: 13 P: 25	R: 0 H: 0 E: 0 LOB: 0 K: 2 BB: 0 S: 8 P: 10	R: 0 H: 1 E: 0 LOB: 1 K: 1 BB: 0 S: 11 P: 17	R: 0 H: 1 E: 0 LOB: 0 K: 0 BB: 0 S: 8 P: 12	R: 0 H: 0 E: 0 LOB: 0 K: 0 BB: 0 S: 6 P: 9	R: 0 H: 0 E: 0 LOB: 0 K: 2 BB: 0 S: 10 P: 13	R: 0 H: 0 E: 0 LOB: 0 K: 0 BB: 0 S: 4 P: 9	R: 0 H: 1 E: 0 LOB: 1 K: 1 BB: 0 S: 11 P: 17	R: 0 H: 1 E: 0 LOB: 2 K: 0 BB: 1 S: 8 P: 16	1B: 4 SF: 0 2B: 1 SAC: 0 3B: 0 DP: 0 HR: 0 HBP: 0						

PITCHER		IP	WLS	BF	H	R	ER	SO	BB	IBB	HBP	BLK	WP	HR	S	P	ERA	WHIP
Charlie Leibrandt, L ERA: 3.27	(1, 1)	8.0	W	27	4	0	0	7	2	0	0	0	0	0	71	112	0.00	0.750
Alejandro Pena, R ERA: 3.66	(9, 1)	0.2		3	1	0	0	0	0	0	0	0	0	0	4	6	0.00	1.500
Kent Mercker, L ERA: 1.89	(9, 1)	0.1	S	2	0	0	0	0	1	0	0	0	0	0	4	10	0.00	3.000

PITCHER	IP	WLS	BF	H	R	ER	SO	BB	IBB	HBP	BLK	WP	HR	S	P	ERA	WHIP

TOP

Pittsburgh Pirates @ Atlanta Braves

Atlanta-Fulton County Stadium, Atlanta, GA

Sat Jul 25 1992, 7:05 PM EDT

Att. 44,567 - Cloudy - 88 F

livebaseballscorecards.com

AB	29
R	0
H	5
RBI	0
BB	3
SO	7
LOB	10

WP: 0	PA: 34		
PB: 0			
SB: 1			
CS: 3			

Batter	1	2	3	4	5	6	7	8	9	AB	R	H	RBI	BB	SO	LOB
Otis Nixon, S (1, 8) OBP: 0.370, SLG: 0.383	F7		G5-3			G6-3				3	0	0	0	0	0	0
Jeff Blauser, R (1, 6) OBP: 0.286, SLG: 0.400	F9			BB			F8			2	0	0	0	1	0	0
Rafael Belliard, R (8, 6) OBP: 0.267, SLG: 0.245										0	0	0	0	0	0	0
Terry Pendleton, S (1, 5) OBP: 0.317, SLG: 0.452	F8			K			L9			3	0	0	0	0	1	1
Ron Gant, R (1, 7) OBP: 0.331, SLG: 0.432		G5-3		K			L5			3	0	0	0	0	1	0
David Justice, L (1, 9) OBP: 0.364, SLG: 0.414		HR		G5-3				K		3	1	1	1	0	1	0
Brian Hunter, R (1, 3) OBP: 0.246, SLG: 0.454		F7		P6				K		3	0	0	0	0	1	0
Greg Olson, R (1, 2) OBP: 0.345, SLG: 0.385		P2		G3-1				F8		3	0	0	0	0	0	0
Mark Lemke, S (1, 4) OBP: 0.270, SLG: 0.280			G5-3			B1-3				2	0	0	0	0	0	0
Charlie Leibrandt, R (1, 1) OBP: 0.118, SLG: 0.121			F8			K				2	0	0	0	0	1	0
Alejandro Pena, R (9, 1)										0	0	0	0	0	0	0
Kent Mercker, L (9, 1)										0	0	0	0	0	0	0
Inning Stats	R: 0 E: 0 K: 0 S: 5 H: 0 LOB: 0 BB: 0 P: 8	R: 1 E: 0 K: 0 S: 5 H: 1 LOB: 0 BB: 0 P: 11	R: 0 E: 0 K: 0 S: 8 H: 0 LOB: 0 BB: 0 P: 12	R: 0 E: 0 K: 2 S: 8 H: 0 LOB: 0 BB: 1 P: 16	R: 0 E: 0 K: 0 S: 6 H: 0 LOB: 0 BB: 0 P: 8	R: 0 E: 0 K: 1 S: 8 H: 0 LOB: 0 BB: 0 P: 12	R: 0 E: 0 K: 0 S: 7 H: 0 LOB: 0 BB: 0 P: 11	R: 0 E: 0 K: 2 S: 8 H: 0 LOB: 0 BB: 0 P: 14		1B: 0 2B: 1 3B: 0 HR: 1	SF: 0 SAC: 0 DP: 1 HBP: 0			WP: 0 PB: 0 SB: 0 CS: 1	PA: 25		

PITCHER		IP	WLS	BF	H	R	ER	SO	BB	IBB	HBP	BLK	WP	HR	S	P	ERA	WHIP
Danny Jackson, L ERA: 3.97	(1, 1)	7.0	L	22	1	1	1	3	1	0	0	0	0	1	47	78	1.29	0.286
Bob Patterson, L ERA: 2.76	(8, 1)	1.0		3	0	0	0	2	0	0	0	0	0	0	8	14	0.00	0.000

PITCHER	IP	WLS	BF	H	R	ER	SO	BB	IBB	HBP	BLK	WP	HR	S	P	ERA	WHIP

BOTTOM

Pittsburgh Pirates @ Atlanta Braves

Atlanta-Fulton County Stadium, Atlanta, GA

Sat Jul 25 1992, 7:05 PM EDT

Att. 44,567 - Cloudy - 88 F

livebaseballscorecards.com

AB	24
R	1
H	1
RBI	1
BB	1
SO	5
LOB	1

Batter	1	2	3	4	5	6	7	8	9	AB	R	H	RBI	BB	SO	LOB
Gary Redus, R (1, 3) OBP: 0.320, SLG: 0.330	B C F X 1-2 F8 S 1B		F B X 1-1 CS 1B			X 0-0 ① G5-3	1 SAFE C 1 SAFE S P B F S 2-3 ③ K		I I I 4-0 IBB	4	0	2	0	0	1	2
Roger Mason, R (7, 1)										0	0	0	0	0	0	0
Stan Belinda, R (8, 1) OBP: 0.500, SLG: 1.000										0	0	0	0	0	0	0
Andy Van Slyke, L (8, 8) OBP: 0.418, SLG: 0.517										0	0	0	0	1	0	0
Jay Bell, R (1, 6) OBP: 0.334, SLG: 0.350	B 1 SAFE F S B F B X 3-2 ① F8 1-3		1 SAFE B X 1-0 ②③ L7 1-2			C B S X 1-2 ② P3		X 0-0 HR	B B C X 2-1 ③ F9	5	1	1	1	0	0	4
John Wehner, R (1, 5) OBP: 0.261, SLG: 0.230	C S C 0-3 ② K			X 0-0 ① F9		X 0-0 ③ P4		C X 0-1 ① G5-3		4	0	0	0	0	1	1
Lloyd McClendon, R (1, 9) OBP: 0.370, SLG: 0.342	C C F S 0-3 ③ K			C C B X 1-2 ② G6-3			F B X 1-1 BB 2B 1B	X 0-0 ② L4		3	0	1	0	0	1	1
Gary Varsho, L (7, PR) OBP: 0.261, SLG: 0.358 (7, 9)										1	1	0	0	0	0	0
Barry Bonds, L (1, 7) OBP: 0.441, SLG: 0.607		C B F X 1-2 ① P3		C B B C F X 2-2 ③ F7			B B B C 1 SAFE B 4-1 2B 1-2 SF9 BB	B B C X 2-1 ③ L9		3	1	0	0	1	0	0
Jeff King, R (1, 4) OBP: 0.239, SLG: 0.337		B B C B X 3-1 ② F8			C B B X 2-1 ① G6-3		C X 0-1 SF9 1-3 2-H 1B 2B		C B F B F X 2-2 SH5-4 1B 1B	4	2	2	1	0	0	0
Don Slaught, R (1, 2) OBP: 0.387, SLG: 0.454		F S B F B B B 4-2 BB			B X 1-0 ② F9		B F B X 2-1 ① SF9 2-3 3-H		1 SAFE B X 1-0 ① SH5-4 1-2	1	0	0	1	1	0	0
Cecil Espy, S (1, 8) OBP: 0.306, SLG: 0.349 (8, 9)		1 SAFE X 0-0 ③ G5-3			C B F F F X 1-2 2B		X 0-0 ② G5-3		F X 0-1 ② F7	4	0	1	0	0	0	4
Paul Wagner, R (1, 1)			F B X 1-1 ① G5-3		B S B C B X 3-2 ③ G4-3		B X 1-0 3-H 1B		B C B X 2-1 2-H 1B	1	0	0	0	0	0	0
Alex Cole, L (5, PH) OBP: 0.305, SLG: 0.279										1	0	0	0	0	0	1
Denny Neagle, L (5, 1)										0	0	0	0	0	0	0
Orlando Merced, S (7, PH) OBP: 0.324, SLG: 0.397 (7, 3)										2	0	2	2	0	0	0
Inning Stats	R: 0 E: 0 K: 2 S: 14 H: 1 LOB: 1 BB: 0 P: 18	R: 0 E: 0 K: 0 S: 9 H: 0 LOB: 1 BB: 1 P: 17	R: 0 E: 0 K: 0 S: 5 H: 1 LOB: 0 BB: 0 P: 8	R: 0 E: 0 K: 0 S: 8 H: 0 LOB: 0 BB: 0 P: 11	R: 0 E: 0 K: 0 S: 11 H: 1 LOB: 1 BB: 0 P: 18	R: 0 E: 0 K: 0 S: 5 H: 0 LOB: 0 BB: 0 P: 6	R: 3 E: 0 K: 1 S: 14 H: 3 LOB: 2 BB: 1 P: 23	R: 1 E: 0 K: 0 S: 6 H: 1 LOB: 0 BB: 0 P: 8	R: 1 E: 0 K: 0 S: 11 H: 2 LOB: 2 BB: 1 P: 22	1B: 6 2B: 2 3B: 0 HR: 1 SF: 1 SAC: 1 DP: 0 HBP: 0						

PITCHER		IP	WLS	BF	H	R	ER	SO	BB	IBB	HBP	BLK	WP	HR	S	P	ERA	WHIP
Steve Avery, L ERA: 2.81	(1, 1)	6.2		27	6	3	3	2	2	0	0	0	0	0	61	95	4.05	1.200
Marvin Freeman, R ERA: 3.79	(7, 1)	0.2		3	1	1	1	1	0	0	0	0	0	1	8	9	13.50	1.500
Mark Davis, L ERA: 7.05	(8, 1)	0.2		2	0	0	0	0	0	0	0	0	0	0	3	5	0.00	0.000
Mark Wohlers, R ERA: 5.79	(9, 1)	1.0	L	6	2	1	1	0	0	1	0	0	0	0	11	22	9.00	2.000

PITCHER	IP	WLS	BF	H	R	ER	SO	BB	IBB	HBP	BLK	WP	HR	S	P	ERA	WHIP

TOP

Pittsburgh Pirates @ Atlanta Braves

Atlanta-Fulton County Stadium, Atlanta, GA

Sun Jul 26 1992, 3:33 AM EDT

Att. 43,714 - Cloudy - 89 F

livebaseballscorecards.com

AB	33
R	5
H	9
RBI	5
BB	3
SO	3
LOB	13

1B: 6	SF: 1	WP: 0	PA: 38
2B: 2	SAC: 1	PB: 0	
3B: 0	DP: 0	SB: 1	
HR: 1	HBP: 0	CS: 1	

BOTTOM

Pittsburgh Pirates @ Atlanta Braves

Atlanta-Fulton County Stadium, Atlanta, GA

Sun Jul 26 1992, 3:33 AM EDT

Att. 43,714 - Cloudy - 89 F

livebaseballscorecards.com

Batter	1	2	3	4	5	6	7	8	9	AB	R	H	RBI	BB	SO	LOB
Deion Sanders, L (1, 8) OBP: 0.364, SLG: 0.552	B F B X 2-1 P6 ①		F B X 1-1 1B 1-2 1B ①		X 0-0 B1-3 ②	B B F B F X 3-2 F8 ③		X 0-0 CS 1B ①		2	0	1	0	0	0	0
Otis Nixon, S (5, 8) OBP: 0.369, SLG: 0.382										3	0	1	0	0	0	2
Jeff Treadway, L (1, 4) OBP: 0.222, SLG: 0.273	X 0-0 WP 1B		B C S X 1-2 1-3 2-H 1B		C B B B B 4-1 BB BLK BB	B B B B 4-0 G3 BB ② ③	P X 1-0 G6-3 1-2 ② ③			2	0	2	1	0	0	0
Mark Lemke, S (5, PH) OBP: 0.274, SLG: 0.278 (6, 4)										1	0	0	0	2	0	1
Terry Pendleton, S (1, 5) OBP: 0.315, SLG: 0.447	M S S 0-3 K ②		B X 1-0 F9 ②		1 SAFE 1 SAFE 1 SAFE 4-0 BB 1-2 IBB	B B B C T X 3-2 G3 1-2 ①			X 0-0 F8 ①	4	0	0	0	1	1	4
David Justice, L (1, 9) OBP: 0.362, SLG: 0.408	C B B S T B X 3-2 F7 1-2 ③		X 0-0 P4 ③		B B B C B 4-1 1-2 2-3 BB		C B B X 2-1 F8 ②		F B S X 1-2 G4-3 ②	4	0	0	0	1	0	4
Ron Gant, R (1, 7) OBP: 0.327, SLG: 0.426		X 0-0 G2-3 ①		B B B C X 3-1 P3 ①	C C X 0-2 F7 ③		B F X 1-1 P4 ③		S B B F C 2-3 K ③	5	0	0	0	0	1	4
Sid Bream, L (1, 3) OBP: 0.350, SLG: 0.392		B X 1-0 F8 ②		B F C B X 2-2 F9 2B		L B F S 1-3 K ①		B B B C B 4-1 BB HR BB		3	1	1	0	1	1	0
Greg Olson, R (1, 2) OBP: 0.343, SLG: 0.378		B X 1-0 L9 ③		B X 1-0 F9 ② 2-3		C B X 1-1 F8 ②		B B B B 4-0 1-2 HR BB		3	1	0	0	1	0	1
Rafael Belliard, R (1, 6) OBP: 0.268, SLG: 0.246		F F B X 1-2 G4-3 ①	B B F F F F B X 3-2 L9 ③			C F B B B F F X 2-2 1B 1B		C F B F S 1-3 K ①		3	0	1	0	0	0	1
Jeff Blauser, R (8, PH) OBP: 0.284, SLG: 0.398 (9, 6)										1	0	0	0	0	1	2
Steve Avery, L (1, 1) OBP: 0.220, SLG: 0.271			B F S F B B B 4-2 1B 1B BB		B X 1-0 G4-3 ①	C B F F X 1-2 1-2 1B		X 0-0 1-H 2-H HR		2	1	1	0	1	0	0
Marvin Freeman, R (7, 1) OBP: 0.500, SLG: 0.500										0	0	0	0	0	0	0
Mark Davis, L (8, 1)										0	0	0	0	0	0	0
Lonnie Smith, R (8, PH) OBP: 0.292, SLG: 0.339										1	1	1	3	0	0	0
Mark Wohlers, R (9, 1)										0	0	0	0	0	0	0
Inning Stats	R: 0 E: 0 K: 1 S: 10 H: 1 LOB: 1 BB: 0 P: 15	R: 0 E: 0 K: 0 S: 3 H: 0 LOB: 0 BB: 0 P: 5	R: 1 E: 0 K: 0 S: 13 H: 2 LOB: 2 BB: 1 P: 21	R: 0 E: 0 K: 0 S: 11 H: 1 LOB: 1 BB: 0 P: 20	R: 0 E: 0 K: 0 S: 7 H: 0 LOB: 3 BB: 3 P: 20	R: 0 E: 0 K: 1 S: 17 H: 2 LOB: 2 BB: 0 P: 25	R: 0 E: 0 K: 0 S: 7 H: 0 LOB: 1 BB: 1 P: 17	R: 3 E: 0 K: 1 S: 9 H: 2 LOB: 0 BB: 2 P: 18	R: 0 E: 0 K: 1 S: 7 H: 0 LOB: 0 BB: 0 P: 10	1B: 6 2B: 1 3B: 0 HR: 1	SF: 0 SAC: 0 DP: 0 HBP: 0					

	AB	34
	R	4
	H	8
	RBI	4
	BB	7
	SO	4
	LOB	19

WP: 1 PB: 0 SB: 0 CS: 1 PA: 41

PITCHER		IP	WLS	BF	H	R	ER	SO	BB	IBB	HBP	BLK	WP	HR	S	P	ERA	WHIP
Paul Wagner, R ERA: 2.25	(1, 1)	4.0		17	4	1	1	1	1	0	0	0	1	0	37	61	2.25	1.250
Denny Neagle, L ERA: 4.5	(5, 1)	2.0		11	2	0	0	1	2	1	0	1	0	0	24	45	0.00	2.000
Roger Mason, R ERA: 3.63	(7, 1)	1.0		5	0	1	1	0	2	0	0	0	0	0	8	22	9.00	2.000
Stan Belinda, R ERA: 2.82	(8, 1)	2.0	W	8	2	2	2	2	1	0	0	0	0	1	15	23	9.00	1.500

PITCHER	IP	WLS	BF	H	R	ER	SO	BB	IBB	HBP	BLK	WP	HR	S	P	ERA	WHIP

Houston Astros @ Atlanta Braves

Atlanta-Fulton County Stadium, Atlanta, GA

Mon Jul 27 1992, 7:05 PM EDT

Att. 38,729 - Cloudy - 78 F

TOP

livebaseballscorecards.com

Batter	1	2	3	4	5	6	7	8	9	10	11	AB	R	H	RBI	BB	SO	LOB
Craig Biggio, R (1, 4) OBP: 0.372, SLG: 0.377	B F X 1-1 1B		X 0-0 ① F9	H 1-0 5 FC5 E HBP		C X 0-1 ③ F7			B C B X 2-1 ① P6		B C B X 2-1 5 BB 1B HR 1B	5	1	2	0	0	0	0
Steve Finley, L (1, 8) OBP: 0.333, SLG: 0.401	F C B 1 B B F X SAFE 3-2 ① F8		C F X 0-2 1B 5 1B SF8 1B	C X 1-1 E1 5 FC5 1-2 2-3			B C X 1-1 ① G4-3		B X 1-0 ② G4-3		1 SAFE 1 SAFE B 1 SAFE X 1-0 5 BB 1-2 HR 1B	6	2	2	0	0	0	3
5 Jeff Bagwell, R (1, 3) OBP: 0.346, SLG: 0.403	1 SAFE B C 1 F F B C SAFE 2-3 ② K		C B X 1-1 SF8 1B 1-2 1B	X 0-0 ③ FC5 1-2 2-3f			F B B C B F F X 3-2 ② F8		C B B X 2-1 ③ F9		B B B B B 4-0 1-2 2-3 HR BB	5	1	1	0	1	1	4
Eric Anthony, L (1, 9) OBP: 0.306, SLG: 0.457 Xavier Hernandez, L (11, 1)	S P B C X 2-2 ③ G4-3		B F X 1-1 SF8 1-2 2-3 1B		B C C X 1-2 1B		F B B X 2-1 ③ F7			B C B B F X 3-2 ① P5	B X 1-0 1-H 2-H 3-H HR	6 0	1 0	3 0	4 0	0 0	0 0	1 0
Ken Caminiti, S (1, 5)		B B C B B 4-1 WP 1B BB	X 0-0 ② SF8 1-2 2-3 3-H		C B 1 SAFE X 1-1 ① P5			X 0-0 ① G4-3		F X 0-1 ② P3	X 0-0 ③ F8	4	0	0	1	1	0	1
Pete Incaviglia, R (1, 7) OBP: 0.323, SLG: 0.453		X 0-0 ① F8	F S S 0-3 ③ K		X 0-0 ② F8			B F C F B S 2-3 ② K		X 0-0 2B		5	0	1	0	0	2	4
Eddie Taubensee, L (1, 2) OBP: 0.266, SLG: 0.256		B F S B F F B X 3-2 WP 1-2 1B		X 0-0 ① F8	B X 1-0 ③ G4-3			X 0-0 1B 1B		B B F C B C 3-3 ③ K		5	0	2	0	0	1	2
Casey Candaele, S (1, 6) OBP: 0.252, SLG: 0.255 Ernest Riles, L (8, PH) OBP: 0.222, SLG: 0.222 Rafael Ramirez, R (8, 6) OBP: 0.278, SLG: 0.307		S B F B B X 2-2 ② P3 1-2 2-3		B B B C B 4-1 E SH1-4 BB		S X 0-1 ① G3-1		B 1 SAFE B B C C C X 3-2 1-3 1B			C B B C 1-3 ① K	2 1 1	0 0 0	0 1 0	0 0 0	1 0 1	0 0 1	2 0 0
Brian Williams, R (1, 1) OBP: 0.133, SLG: 0.200 Benny Distefano, L (8, PH) OBP: 0.297, SLG: 0.305 Doug Jones, R (8, 1) Gerald Young, S (11, PH) OBP: 0.286, SLG: 0.091 (11, 9)		S S S 0-3 ③ K		X 0-0 ② SH1-4 1-2		S B S F X 1-2 ② F8		C F S 0-3 ③ K			F E B F E B B 3-3 C ② K	2 1 0 1	0 0 0 0	0 0 0 0	0 0 0 0	0 1 0 1	1 2 0 0	2 2 0 0
Inning Stats	R: 0 E: 0 K: 1 S: 14 H: 1 LOB: 1 BB: 0 P: 21	R: 0 E: 0 K: 1 S: 13 H: 1 LOB: 2 BB: 1 P: 22	R: 1 E: 0 K: 1 S: 12 H: 3 LOB: 2 BB: 0 P: 14	R: 0 E: 1 K: 0 S: 6 H: 0 LOB: 3 BB: 1 P: 12	R: 0 E: 0 K: 0 S: 7 H: 1 LOB: 1 BB: 0 P: 10	R: 0 E: 0 K: 0 S: 8 H: 0 LOB: 0 BB: 0 P: 9	R: 0 E: 0 K: 0 S: 9 H: 0 LOB: 0 BB: 0 P: 15	R: 0 E: 0 K: 2 S: 13 H: 2 LOB: 2 BB: 0 P: 18	R: 0 E: 0 K: 0 S: 5 H: 0 LOB: 0 BB: 0 P: 10	R: 0 E: 0 K: 1 S: 9 H: 1 LOB: 1 BB: 0 P: 15	R: 4 E: 0 K: 2 S: 15 H: 3 LOB: 0 BB: 1 P: 27	1B: 10 2B: 1 3B: 0 HR: 1	SF: 1 SAC: 1 DP: 0 HBP: 1					

	AB	44
	R	5
	H	12
	RBI	5
	BB	3
	SO	8
	LOB	21

WP: 1 PB: 0 SB: 0 CS: 0 PA: 50

PITCHER		IP	WLS	BF	H	R	ER	SO	BB	IBB	HBP	BLK	WP	HR	S	P	ERA	WHIP
29 John Smoltz, R ERA: 2.64	(1, 1)	8.0		36	8	1	1	5	2	0	1	0	1	0	82	121	1.12	1.250
Kent Mercker, L ERA: 1.81	(9, 1)	2.0		7	1	0	0	1	0	0	0	0	0	0	14	25	0.00	0.500
Alejandro Pena, R ERA: 4.68	(11, 1)	0.2	L	6	3	4	4	2	1	0	0	0	0	1	14	26	54.00	6.000
Mike Stanton, L ERA: 6.03	(11, 1)	0.1		1	0	0	0	0	0	0	0	0	0	0	1	1	0.00	0.000

PITCHER	IP	WLS	BF	H	R	ER	SO	BB	IBB	HBP	BLK	WP	HR	S	P	ERA	WHIP

Batter	1	2	3	4	5	6	7	8	9	10	11	AB	R	H	RBI	BB	SO	LOB
Otis Nixon, S (1, 8) OBP: 0.374, SLG: 0.392	C B B X 2-1 1B 2B		C B C 1 SAFE X 1-2 G6-4-3 1-2f			B B B C F X 3-2 FC6-4 1B		B L X 1-1 1B			B C B X 2-1 G6-3 ①	5	1	3	0	0	0	1
Jeff Treadway, L (1, 4) OBP: 0.208, SLG: 0.255 Mark Lemke, S (7, 4) OBP: 0.276, SLG: 0.277	C F X 0-2 G6-3 ①		C B F F B X 2-2 L1 ③			1 SAFE 1 SAFE X 0-0 FC6-4 G6-4-3 1-2f ①		B B C 1 SAFE X 2-1 G5-3 ③			B B C B B 4-1 G1-3 BB	3	0	0	0	0	0	2
												1	0	0	0	1	0	1
Terry Pendleton, S (1, 5) OBP: 0.319, SLG: 0.449	B X 1-0 WP 2-H 1B			B F B C F X 2-2 1B		X 0-0 G6-4-3 1-2f ②③			F F F X 1-2 FC6 1B		C X 0-1 G1-3 1-2 ②	5	0	3	1	0	0	2
David Justice, L (1, 9) OBP: 0.357, SLG: 0.401	S 1 SAFE B C S 1-3 K 1-2 ②			B 1 SAFE X 1-0 P5 ①			B S X 1-1 G4-3 ①		F X 0-1 F8 ①		C F X 0-2 G3-1 ③	5	0	0	0	0	1	4
Lonnie Smith, R (1, 7) OBP: 0.290, SLG: 0.350	B B F X 2-1 L4 ③			P B 1 SAFE S S S 2-3 K ②			B C B S F X 2-2 2B		F F B S 1-3 K ②			4	0	1	0	0	2	3
Sid Bream, L (1, 3) OBP: 0.344, SLG: 0.385		C B X 1-1 G3 ①		X 0-0 F7 ③			X 0-0 P3 ②		B X 1-0 FC6 1-2f ③			4	0	0	0	0	0	3
Greg Olson, R (1, 2) OBP: 0.336, SLG: 0.370		C C B B B X 3-2 G1-3 ②		B X 1-0 F7 ①			B C B F B X 3-2 G4-3 ③			F C X 0-2 G5-3 ①		4	0	0	0	0	0	1
Rafael Belliard, R (1, 6) OBP: 0.265, SLG: 0.244 Ron Gant, R (8, PH) OBP: 0.326, SLG: 0.425 Kent Mercker, L (9, 1) Damon Berryhill, S (10, PH) OBP: 0.260, SLG: 0.361 Alejandro Pena, R (11, 1) Mike Stanton, L (11, 1) OBP: 0.500, SLG: 0.500		B C F F F F X 1-2 G5-3 ③		X 0-0 G3 ②				X 0-0 F8 ①		B S S S 1-3 K ②		2	0	0	0	0	0	0
												1	0	0	0	0	0	0
												0	0	0	0	0	0	0
												1	0	0	0	0	1	0
												0	0	0	0	0	0	0
												0	0	0	0	0	0	0
29 John Smoltz, R (1, 1) OBP: 0.250, SLG: 0.220 Jeff Blauser, R (8, PH) OBP: 0.281, SLG: 0.393 (9, 6)			X 0-0 G6-4-3 1B	B X 1-0 F9 ③					C F S 0-3 K ②	C F S 0-3 K ③		2	0	1	0	0	0	0
												2	0	0	0	0	2	0
Inning Stats	R: 1 H: 2 E: 0 LOB: 1 K: 1 BB: 0 S: 11 P: 17	R: 0 H: 0 E: 0 LOB: 0 K: 0 BB: 0 S: 10 P: 15	R: 0 H: 1 E: 0 LOB: 0 K: 0 BB: 0 S: 8 P: 11	R: 0 H: 1 E: 0 LOB: 1 K: 1 BB: 0 S: 10 P: 14	R: 0 H: 0 E: 0 LOB: 0 K: 0 BB: 0 S: 3 P: 5	R: 0 H: 1 E: 0 LOB: 0 K: 0 BB: 0 S: 5 P: 8	R: 0 H: 1 E: 0 LOB: 1 K: 0 BB: 0 S: 10 P: 16	R: 0 H: 1 E: 0 LOB: 1 K: 1 BB: 0 S: 8 P: 11	R: 0 H: 1 E: 0 LOB: 1 K: 1 BB: 0 S: 9 P: 12	R: 0 H: 0 E: 0 LOB: 0 K: 2 BB: 0 S: 9 P: 10	R: 0 H: 0 E: 0 LOB: 1 K: 0 BB: 1 S: 8 P: 14	1B: 6 SF: 0 2B: 2 SAC: 0 3B: 0 DP: 2 HR: 0 HBP: 0						

PITCHER		IP	WLS	BF	H	R	ER	SO	BB	IBB	HBP	BLK	WP	HR	S	P	ERA	WHIP
Brian Williams, R ERA: 2.27	(1, 1)	7.0		25	6	1	1	2	0	0	0	0	1	0	57	86	1.29	0.857
Doug Jones, R ERA: 2.18	(8, 1)	3.0	W	11	2	0	0	4	0	0	0	0	0	0	26	33	0.00	0.667
Xavier Hernandez, R ERA: 2.07	(11, 1)	1.0		4	0	0	0	0	1	0	0	0	0	0	8	14	0.00	1.000

PITCHER	IP	WLS	BF	H	R	ER	SO	BB	IBB	HBP	BLK	WP	HR	S	P	ERA	WHIP

BOTTOM

Houston Astros @ Atlanta Braves

Atlanta-Fulton County Stadium, Atlanta, GA

Mon Jul 27 1992, 7:05 PM EDT
Att. 38,729 - Cloudy - 78 F

livebaseballscorecards.com

AB	39
R	1
H	8
RBI	1
BB	1
SO	6
LOB	17

WP: 1	PA: 40		
PB: 0			
SB: 0			
CS: 0			

Houston Astros @ Atlanta Braves

Atlanta-Fulton County Stadium, Atlanta, GA

Tue Jul 28 1992, 7:05 PM EDT

Att. 40,457 - Cloudy - 82 F

TOP

livebaseballscorecards.com

Batter	1	2	3	4	5	6	7	8	9	AB	R	H	RBI	BB	SO	LOB
Craig Biggio, R (1, 4) OBP: 0.372, SLG: 0.374	B B B C B 4-1 1B BB	B X 1-0 G1-3 ③			C F C 0-3 K ②	B C S B B F F F B 4-2 BB 5 SF7 BB BB	B B B C X 3-1 P4 ②		3	0	0	0	2	2	3
Steve Finley, L (1, 8) OBP: 0.334, SLG: 0.399	B B C 1 SAFE X 2-1 FC4-6 1-3 1B		C F S 0-3 K ①		F X 0-1 G6-3 ③	B B B C B 4-1 5 SF7 BB 1-2 BB	F C F S 0-3 K ③ 1-2 2-3		4	0	1	0	1	2	0
5 Jeff Bagwell, R (1, 3) OBP: 0.344, SLG: 0.410	C S S 0-3 K ①		B C B C F F F B X 3-2 F9 ②			C X 0-1 G4-3 ① B B B B	4-0 5 SF7 1-2 2-3 BB		L C B S 1-3 K ①	4	1	1	2	0	1	2
Eric Anthony, L (1, 9) OBP: 0.312, SLG: 0.457 Gerald Young, S (7, PR) OBP: 0.276, SLG: 0.087 (7, 9)	C 1 C B 1 B S SAFE SAFE 2-3 K ②		B X 1-0 1B			B B B B 4-0 1B 1B BB	X 0-0 SF7 ① 1-2 2-3 3-H		X 0-0 HR	2 1	1 0	1 0	0 0	2 0	1 0	2 0
Ken Caminiti, S (1, 5) OBP: 0.375, SLG: 0.465	C X 0-1 FC4-6 ③ 1-2f		S 1 SAFE B 1 SAFE X 1-1 G3 ③			X 0-0 1B 1B 1-2 1B	I I I I 4-0 G4-6-3 IBB		S B C X 1-2 G6-3 ②	5	2	2	1	0	0	6
Pete Incaviglia, R (1, 7) OBP: 0.328, SLG: 0.454		F B F X 1-2 F9 ①		C F B B B F S 2-3 K ①		S F X 0-2 PB 1B FC 1-3 2-H 1B	S F F F X 0-2 G4-6-3 ② ③ 1-2f		B B F X 2-1 HR	4	1	2	1	1	1	0
Eddie Taubensee, L (1, 2) OBP: 0.281, SLG: 0.280		C S X 0-2 1B FC4-6 1B		C B F F F F B F S 2-3 K ②		X 0-0 FC PB CS 1-2 3-H 1B		C F B F B X 2-2 FC1-5 1B 1B	F B B C B B 4-2 2B BB	5	1	4	1	0	1	0
Casey Candaele, S (1, 6) OBP: 0.251, SLG: 0.254	X 0-0 FC4-6 1-3 1B		C F X 0-2 G3 ③			B B B X 3-0 FC CS 1-3 2-H		B L 1 SAFE B F X 2-2 BLK FC1-5 1-2 1B	C X 0-1 2B 1-3	5	0	1	1	0	0	5
Pete Harnisch, S (1, 1) OBP: 0.156, SLG: 0.227 Ernest Riles, L (8, PH) OBP: 0.222, SLG: 0.222 Juan Guerrero, R (8, PH) OBP: 0.291, SLG: 0.338 Joe Boever, R (8, 1) Willie Blair, R (8, 1) Doug Jones, R (8, 1)	C X 0-1 FC4-6 ② 1-2f 3-H				C F B F S 1-3 K ① M	0-1 CS ② ③ 1-2 3-H		X 0-0 FC1-5 ① BLK 1-2 2-3f	C X 0-1 P6 ③	2 0 1 0 0 0	1 0 0 0 0 0	0 0 0 0 0 0	1 0 0 0 0 0	1 0 0 0 0 0	1 0 2 0 0 0

Inning Stats																								
	R: 0	H: 1	R: 1	H: 2	R: 0	H: 1	R: 0	H: 0	R: 0	H: 0	R: 3	H: 3	R: 1	H: 0	R: 0	H: 2	R: 2	H: 3	1B: 9	SF: 1	WP: 0	PA: 45
	E: 0	LOB: 2	E: 0	LOB: 1	E: 0	LOB: 1	E: 0	LOB: 0	E: 0	LOB: 0	E: 0	LOB: 3	E: 0	LOB: 0	E: 0	LOB: 2	E: 0	LOB: 2	2B: 2	SAC: 0	PB: 1	
	K: 2	BB: 1	K: 0	BB: 0	K: 1	BB: 0	K: 2	BB: 0	K: 2	BB: 0	K: 0	BB: 4	K: 0	BB: 0	K: 1	BB: 0	K: 1	BB: 1	3B: 0	DP: 2	SB: 0	
	S: 11	P: 19	S: 10	P: 12	S: 12	P: 17	S: 14	P: 18	S: 9	P: 10	S: 9	P: 16	S: 12	P: 28	S: 14	P: 21	S: 15	P: 23	HR: 2	HBP: 0	CS: 1	

PITCHER		IP	WLS	BF	H	R	ER	SO	BB	IBB	HBP	BLK	WP	HR	S	P	ERA	WHIP
Mike Bielecki, R ERA: 2.57	(1, 1)	4.0		17	4	1	1	5	1	0	0	0	0	0	47	66	2.25	1.250
Marvin Freeman, R ERA: 4.05	(5, 1)	2.0	L	9	3	3	2	2	1	0	0	0	0	0	18	26	9.00	2.000
Mike Stanton, L ERA: 6.32	(7, 1)	0.0		3	0	1	1	0	3	0	0	0	0	0	6	18	∞	∞
Mark Wohlers, R ERA: 5.06	(7, 1)	1.1		6	2	0	0	0	0	1	0	0	0	0	14	22	0.00	1.500
Mark Davis, L ERA: 7.22	(8, 1)	1.2		9	3	2	2	2	1	0	0	1	0	2	21	32	10.80	2.400

PITCHER	IP	WLS	BF	H	R	ER	SO	BB	IBB	HBP	BLK	WP	HR	S	P	ERA	WHIP

AB	36
R	7
H	12
RBI	7
BB	7
SO	9
LOB	21

Houston Astros @ Atlanta Braves

Atlanta-Fulton County Stadium, Atlanta, GA

Tue Jul 28 1992, 7:05 PM EDT

Att. 40,457 - Cloudy - 82 F

BOTTOM

Batter	1	2	3	4	5	6	7	8	9	AB	R	H	RBI	BB	SO	LOB
Otis Nixon, S (1, 8) OBP: 0.377, SLG: 0.392	F8		G5-4-3 BB			1B 1B		F7		3	1	1	0	1	0	2
Jeff Treadway, L (1, 4) OBP: 0.216, SLG: 0.280 Greg Olson, R (8, 2) OBP: 0.335, SLG: 0.368	1B 2B		G5-4-3 1-2f			F8		G6-4-3 1-2f		3 1	1 0	1 0	0 0	0 0	0 0	3 2
Terry Pendleton, S (1, 5) OBP: 0.321, SLG: 0.450	2-H 1B			L5		1-H 1B			E1 1B 2B	4	1	2	2	0	0	0
David Justice, L (1, 9) OBP: 0.355, SLG: 0.399	P4			P4		P4			G6-3 2B 1-2 1B	4	1	1	0	0	0	1
Ron Gant, R (1, 7) OBP: 0.325, SLG: 0.426		G6-3		K			K		G6-3 1-3 2-H 2B	4	1	1	1	0	2	0
Sid Bream, L (1, 3) OBP: 0.339, SLG: 0.378		K			P9		F8		L4	4	0	0	0	0	1	2
Damon Berryhill, S (1, 2) OBP: 0.256, SLG: 0.355 Mark Davis, L (8, 1) Lonnie Smith, R (9, PH) OBP: 0.286, SLG: 0.344		K			K		F7		G6-3 2-3 3-H	3 0 1	0 0 0	0 0 1	0 0 1	2 0 0	0 0 1	0 0 1
Rafael Belliard, R (1, 6) OBP: 0.268, SLG: 0.243 Jeff Blauser, R (8, PH) OBP: 0.289, SLG: 0.397 (9, 6)			SH1-4 BB		G5-3			BB BB	1B 3-H	1 1	0 0	0 1	0 1	1 1	0 0	0 0
Mike Bielecki, R (1, 1) OBP: 0.125, SLG: 0.125 Marvin Freeman, R (5, 1) OBP: 0.500, SLG: 0.500 Tom Glavine, L (6, PH) OBP: 0.293, SLG: 0.321 Mike Stanton, L (7, 1) OBP: 0.500, SLG: 0.500 Mark Wohlers, R (7, 1) Mark Lemke, S (7, 4) OBP: 0.278, SLG: 0.276			SH1-4 1-2			K		G6-4-3 BB 1-2	K	0 0 1 0 0 1	0 0 0 0 0 0	0 0 0 0 0 1	0 0 0 0 0 1	0 0 0 0 0 1	0 0 0 0 0 0	0 0 0 0 0 1
Inning Stats	R: 1 E: 0 K: 0 S: 11 H: 2 LOB: 0 BB: 0 P: 13	R: 0 E: 0 K: 2 S: 9 H: 0 LOB: 0 BB: 0 P: 11	R: 0 E: 0 K: 0 S: 10 H: 0 LOB: 1 BB: 2 P: 19	R: 0 E: 0 K: 1 S: 8 H: 0 LOB: 0 BB: 0 P: 9	R: 0 E: 0 K: 1 S: 7 H: 0 LOB: 0 BB: 0 P: 10	R: 1 E: 0 K: 1 S: 13 H: 2 LOB: 1 BB: 0 P: 20	R: 0 E: 0 K: 1 S: 7 H: 0 LOB: 0 BB: 0 P: 11	R: 0 E: 0 K: 0 S: 7 H: 0 LOB: 1 BB: 2 P: 19	R: 3 E: 1 K: 1 S: 21 H: 3 LOB: 1 BB: 0 P: 27	1B: 5 2B: 2 3B: 0 HR: 0	SF: 0 SAC: 1 DP: 2 HBP: 0						

	AB	31
	R	5
	H	7
	RBI	5
	BB	4
	SO	7
	LOB	12

PITCHER		IP	WLS	BF	H	R	ER	SO	BB	IBB	HBP	BLK	WP	HR	S	P	ERA	WHIP
Pete Harnisch, R ERA: 3.79	(1, 1)	7.0	W	25	4	2	2	6	2	0	0	0	0	0	65	93	2.57	0.857
Joe Boever, R ERA: 2.6	(8, 1)	0.0		2	0	0	0	0	2	0	0	0	0	0	3	11	∞	∞
Willie Blair, R ERA: 4.36	(8, 1)	0.1		1	0	0	0	0	0	0	0	0	0	0	3	5	0.00	0.000
Doug Jones, R ERA: 2.13	(8, 1)	1.2	S	8	3	3	0	1	0	0	0	0	0	0	22	30	0.00	1.800

PITCHER	IP	WLS	BF	H	R	ER	SO	BB	IBB	HBP	BLK	WP	HR	S	P	ERA	WHIP

WP: 0 PB: 0 SB: 1 CS: 0 PA: 36

livebaseballscorecards.com

Batter	1	2	3	4	5	6	7	8	9	AB	R	H	RBI	BB	SO	LOB
Steve Finley, L (1, 8) OBP: 0.330, SLG: 0.394	B S C F B X 2-2 G4-3		C X 0-1 FC4-6 L1-3 1-2f		X 0-0 G6-3 1-2f		L L C 0-3 K	X 0-0 L9		5	0	0	0	0	1	5
Rafael Ramirez, R (1, 6) OBP: 0.282, SLG: 0.310	C X 0-1 G6-3		C F 1 SAFE B X 1-2 L1-3 1-2			X 0-0 1B E 1B	1 SAFE X 0-0 2B 1-2 1B		F F F B F X 1-2 F7	5	1	2	0	0	0	1
Ken Caminiti, S (1, 5) OBP: 0.375, SLG: 0.468	F F B F B X 2-2 E6			B X 1-0 L7		F 1 SAFE 1 SAFE C B 1 SAFE B 1 SAFE F 2-2 X E FC3-2 1-3 1B	F B X 1-1 1-3 2-H 2B		X 0-0 G6-3	5	0	2	1	0	0	0
5 Jeff Bagwell, R (1, 3) OBP: 0.345, SLG: 0.416	B 1 SAFE B X 2-0 P9			B L C X 1-2 HR		B B S 1 SAFE C F B 1 SAFE S 3-3 K	I I I 4-0 IBB		X 0-0 F9	4	1	1	1	1	1	3
Eric Anthony, L (1, 9) OBP: 0.312, SLG: 0.457		C C X 0-2 G1-4-3		C X 0-1 G1-3		B B B C 1 SAFE X 3-1 E5 FC3-2 1-3 3-H 1B	B B F S S 2-3 K			0	0	0	0	0	0	0
Gerald Young, S (1, 9) OBP: 0.273, SLG: 0.111										4	0	1	1	0	1	3
Pete Incaviglia, R (1, 7) OBP: 0.330, SLG: 0.451		C B S B B X 3-2 P3		B B B 4-0 BB		I I I 4-0 FC3-2 IBB	C B B S X 2-2 F9			2	0	0	0	2	0	3
Scott Servais, R (1, 2) OBP: 0.258, SLG: 0.243	B S T B F B B 4-2 BB		B 1 SAFE X 1-0 G3		X 0-0 FC3-2 1-2 2-3 3-Hf			B X 1-0 G1-3 2B		3	0	1	0	1	0	4
Brian Williams, R (8, PR) OBP: 0.133, SLG: 0.200										0	0	0	0	0	0	0
Eddie Taubensee, L (8, 2) OBP: 0.281, SLG: 0.280										0	0	0	0	0	0	0
Casey Candaele, S (1, 4) OBP: 0.248, SLG: 0.251		F B X 1-1 L1			B S F X 1-2 G5-3	X 0-0 F9		B F B X 2-1 G5-3		3	0	0	0	0	0	4
Willie Blair, R (6, 1)										0	0	0	0	0	0	0
Juan Guerrero, R (8, PH) OBP: 0.288, SLG: 0.333										1	0	0	0	0	0	1
Joe Boever, R (8, 1)										0	0	0	0	0	0	0
Jimmy Jones, R (1, 1) OBP: 0.286, SLG: 0.200			B F X 1-1 FC4-6 1B		B S F B B B 4-2 G6-3 BB		C X 0-1 1B 2B 1B	C B B B 2 SAFE X 2-1 G1-3 2-3		1	0	1	0	1	0	0
Craig Biggio, R (6, 4) OBP: 0.373, SLG: 0.375										2	1	1	0	0	0	1

Inning Stats										
	R: 0 E: 1 K: 0 S: 11	H: 0 LOB: 1 BB: 0 P: 17	R: 0 E: 0 K: 0 S: 11	H: 0 LOB: 1 BB: 1 P: 19	R: 0 E: 0 K: 0 S: 7	H: 1 LOB: 0 BB: 0 P: 9	R: 1 E: 0 K: 0 S: 7	H: 1 LOB: 1 BB: 1 P: 14	R: 0 E: 0 K: 0 S: 6	H: 0 LOB: 0 BB: 1 P: 11
	R: 1 E: 1 K: 1 S: 13	H: 3 LOB: 3 BB: 1 P: 25	R: 1 E: 0 K: 2 S: 14	H: 3 LOB: 3 BB: 1 P: 23	R: 0 E: 0 K: 0 S: 6	H: 1 LOB: 2 BB: 0 P: 11	R: 0 E: 0 K: 0 S: 7	H: 0 LOB: 0 BB: 0 P: 8	1B: 6 2B: 3 3B: 0 HR: 1	SF: 0 SAC: 0 DP: 2 HBP: 0
	WP: 0 PB: 0 SB: 0 CS: 0	PA: 40								

PITCHER		IP	WLS	BF	H	R	ER	SO	BB	IBB	HBP	BLK	WP	HR	S	P	ERA	WHIP
Tom Glavine, L ERA: 2.49	(1, 1)	8.0	W	37	9	3	3	3	3	2	0	0	0	1	75	129	3.38	1.500
Alejandro Pena, R ERA: 4.54	(9, 1)	1.0	S	3	0	0	0	0	0	0	0	0	0	0	7	8	0.00	0.000

PITCHER	IP	WLS	BF	H	R	ER	SO	BB	IBB	HBP	BLK	WP	HR	S	P	ERA	WHIP

TOP

Houston Astros @ Atlanta Braves

Atlanta-Fulton County Stadium, Atlanta, GA

Wed Jul 29 1992, 3:33 AM EDT

Att. 39,076 - Cloudy - 85 F

livebaseballscorecards.com

AB	35
R	3
H	9
RBI	3
BB	5
SO	3
LOB	25

BOTTOM

Batter	1	2	3	4	5	6	7	8	9	AB	R	H	RBI	BB	SO	LOB
Otis Nixon, S (1, 8) OBP: 0.377, SLG: 0.392	B C X 1-1 S 1B		B L L S 1-3 ① K		C B C B X 2-2 ② L7	B C B X 2-1 ③ F7		C X 0-1 1-3 2-H 1B		5	0	2	1	0	1	2
Terry Pendleton, S (1, 5) OBP: 0.319, SLG: 0.454	1 SAFE B 1 SAFE B 1 SAFE 1 F X 2-1 ① P5		F C B X 1-2 ② F7		X 0-0 ③ G4-3		C B B B X 3-1 HR	B S T S 1-3 ③ K		5	1	1	1	0	1	3
Ron Gant, R (1, 7) OBP: 0.327, SLG: 0.425	C 1 SAFE X 0-1 ② F7		B B F B F B 4-2 BB			B B C X 2-1 1B 1B	S C S 0-3 ① K			3	1	1	0	1	1	1
David Justice, L (1, 9) OBP: 0.354, SLG: 0.395	P B B C B 4-1 1-3 BB		1 SAFE X 0-0 ③ G4-3			1 SAFE 1 F S B X 1-2 ① F7	S B B C X 2-2 ② L3			3	0	0	0	1	0	2
Sid Bream, L (1, 3) OBP: 0.337, SLG: 0.376	B C X 1-1 ③ L6			B S X 1-1 ① F9		X 0-0 E 1B 1-3 2B 1B	B B B X 3-0 ③ G4-3			4	1	1	0	0	0	2
Greg Olson, R (1, 2) OBP: 0.333, SLG: 0.366		B B F X 2-1 ① F8		B C B X 2-1 ② G6-3		B F X 1-1 E5 2B SF8 1-3 3-H 1B		B C F B S 2-3 ① K		4	1	1	1	0	1	0
Mark Lemke, S (1, 4) OBP: 0.288, SLG: 0.292		B B B B 4-0 BB		X 0-0 1B		B B B X 3-0 1-3 3-H 2B		B X 1-0 1B 2B		3	1	3	1	1	0	0
Rafael Belliard, R (1, 6) OBP: 0.265, SLG: 0.241 Jeff Blauser, R (6, PH) OBP: 0.291, SLG: 0.394 (7, 6)	C F S 0-3 ② K		B C 1 SAFE S 1 SAFE X 1-2 ③ G5-3			B B B B 4-0 BB		X 0-0 ② F9		2 1	0 0	0 0	0 0	0 1	1 0	2 1
Tom Glavine, L (1, 1) OBP: 0.279, SLG: 0.310 Lonnie Smith, R (8, PH) OBP: 0.296, SLG: 0.344 Alejandro Pena, R (9, 1)	B X 1-0 ③ G1-3				X 0-0 ① G6-3	C S X 0-2 ② SF8 3-H		B B B B 4-0 1B BB		2 0 0	0 0 0	0 0 0	1 0 0	0 1 0	0 0 0	1 0 0
Inning Stats	R: 0 H: 1 E: 0 LOB: 2 K: 0 BB: 1 S: 10 P: 17	R: 0 H: 0 E: 0 LOB: 1 K: 1 BB: 1 S: 6 P: 13	R: 0 H: 0 E: 0 LOB: 1 K: 1 BB: 1 S: 9 P: 15	R: 0 H: 1 E: 0 LOB: 1 K: 0 BB: 0 S: 8 P: 12	R: 0 H: 0 E: 0 LOB: 0 K: 0 BB: 0 S: 5 P: 7	R: 3 H: 4 E: 1 LOB: 2 K: 0 BB: 1 S: 14 P: 27	R: 1 H: 1 E: 0 LOB: 0 K: 1 BB: 0 S: 9 P: 17	R: 1 H: 2 E: 0 LOB: 2 K: 2 BB: 1 S: 10 P: 18		1B: 6 SF: 1 2B: 2 SAC: 0 3B: 0 DP: 0 HR: 1 HBP: 0						

PITCHER		IP	WLS	BF	H	R	ER	SO	BB	IBB	HBP	BLK	WP	HR	S	P	ERA	WHIP
Jimmy Jones, R ERA: 4.06	(1, 1)	5.1		25	6	3	3	2	3	0	0	0	0	0	47	80	5.06	1.688
Willie Blair, R ERA: 4.41	(6, 1)	1.2	L	7	1	1	1	1	1	0	0	0	0	1	14	28	5.40	1.200
Joe Boever, R ERA: 2.69	(8, 1)	1.0		6	2	1	1	2	1	0	0	0	0	0	10	18	9.00	3.000

PITCHER	IP	WLS	BF	H	R	ER	SO	BB	IBB	HBP	BLK	WP	HR	S	P	ERA	WHIP

Houston Astros @ Atlanta Braves

Atlanta-Fulton County Stadium, Atlanta, GA

Wed Jul 29 1992, 3:33 AM EDT

Att. 39,076 - Cloudy - 85 F

livebaseballscorecards.com

AB	32
R	5
H	9
RBI	5
BB	5
SO	5
LOB	14

WP: 0 PA: 38
PB: 0
SB: 2
CS: 0

Atlanta Braves @ San Francisco Giants

Candlestick Park, San Francisco, CA

Thu Jul 30 1992, 10:05 PM EDT

Att. 14,313 - Cloudy - 56 F

TOP

livebaseballscorecards.com

Batter	1	2	3	4	5	6	7	8	9	AB	R	H	RBI	BB	SO	LOB
Otis Nixon, S (1, 8) OBP: 0.371, SLG: 0.385	C B X 1-1 B1-3 ①		B S B X 2-1 G6-3 ③			B X 1-0 G1-3 ①		B X 1-0 G5-3 ③		4	0	0	0	0	0	1
Terry Pendleton, S (1, 5) OBP: 0.316, SLG: 0.450	B B F B X 3-1 G3 ②			C B X 1-1 F9 ①		F F F B X 1-2 G3-1 ②			C X 0-1 G3 ①	4	0	0	0	0	0	0
Ron Gant, R (1, 7) OBP: 0.328, SLG: 0.426	B S C B F B X 3-2 G5-3 ③			B B C F X 2-2 FC3-6 1B		B X 1-0 G4-3 ③			X 0-0 BB 1B	4	0	2	0	0	0	0
David Justice, L (1, 9) OBP: 0.353, SLG: 0.393		C X 0-1 G3 1B		1 SAFE 1 SAFE C 1 SAFE 1 SAFE X 0-1 FC3-6 1B 1-2f ②			X 0-0 P6 ①		S F F B B X 2-2 L4 ②	4	0	1	0	0	0	2
Sid Bream, L (1, 3) OBP: 0.340, SLG: 0.375		C F B F 1 SAFE F F B 1 SAFE 2-2 F 1 SAFE 1 SAFE 1 SAFE F X G3 ① 1-2		X 0-0 1-2 1B			F X 0-1 G4-3 ②		B B B C F B 4-2 1-2 BB	3	0	1	0	1	0	1
Greg Olson, R (1, 2) OBP: 0.327, SLG: 0.359		B S B X 2-1 G5-3 ②		F B S C 1-3 K ③			B C B X 2-1 G6-3 ③		B F F F X 1-2 F9 ③	4	0	0	0	0	1	5
Mark Lemke, S (1, 4) OBP: 0.285, SLG: 0.289		F B X 1-1 F9 ③			B C B F X 2-2 G4-3 ①			X 0-0 G4-3 ①		3	0	0	0	0	0	1
Rafael Belliard, R (1, 6) OBP: 0.263, SLG: 0.239 Jeff Blauser, R (8, PH) OBP: 0.294, SLG: 0.394 (8, 6)			B C F C 1-3 K ①		X 0-0 G4-3 ②			B B C C B B 4-2 G4-3 BB		2 0	0 0	0 0	0 0	0 1	1 0	0 0
Charlie Leibrandt, R (1, 1) OBP: 0.111, SLG: 0.114 Jeff Treadway, L (8, PH) OBP: 0.212, SLG: 0.275 Mark Wohlers, R (8, 1)		C C B C 1-3 K ②			F X 0-1 F9 ③			F B F F X 1-2 G4-3 ② 1-2		2 1 0	0 0 0	0 0 0	0 0 0	0 0 0	1 0 0	0 1 0

	AB	31
	R	0
	H	4
	RBI	0
	BB	2
	SO	3
	LOB	11

Inning Stats																																		
	R: 0	E: 0	K: 0	S: 8	H: 0	LOB: 0	BB: 0	P: 15	R: 0	E: 0	K: 0	S: 14	H: 1	LOB: 1	BB: 0	P: 19	R: 0	E: 0	K: 2	S: 8	H: 0	LOB: 0	BB: 0	P: 12	R: 0	E: 0	K: 1	S: 11	H: 2	LOB: 2	BB: 0	P: 15	R: 0	E: 0	K: 0	S: 6	H: 0	LOB: 0	BB: 0	P: 8
	R: 0	E: 0	K: 0	S: 7	H: 0	LOB: 0	BB: 0	P: 10	R: 0	E: 0	K: 0	S: 5	H: 0	LOB: 0	BB: 0	P: 7	R: 0	E: 0	K: 0	S: 8	H: 0	LOB: 1	BB: 1	P: 14	R: 0	E: 0	K: 0	S: 13	H: 1	LOB: 2	BB: 1	P: 20	1B: 4	2B: 0	3B: 0	HR: 0	SF: 0	SAC: 0	DP: 0	HBP: 0	WP: 0	PB: 0	SB: 0	CS: 0	PA: 33

PITCHER		IP	WLS	BF	H	R	ER	SO	BB	IBB	HBP	BLK	WP	HR	S	P	ERA	WHIP
John Burkett, R ERA: 3.95	(1, 1)	9.0	W	33	4	0	0	3	2	0	0	0	0	0	80	120	0.00	0.667

PITCHER		IP	WLS	BF	H	R	ER	SO	BB	IBB	HBP	BLK	WP	HR	S	P	ERA	WHIP

Batter	1	2	3	4	5	6	7	8	9	AB	R	H	RBI	BB	SO	LOB
Willie McGee, S (1, 8) OBP: 0.335, SLG: 0.357	B C F B X 2-2 S 1B		B C C C 1-3 ① K		X 0-0 ① G6-3		B X 1-0 ① G1-3			4	0	1	0	0	1	0
Robby Thompson, R (1, 4) OBP: 0.339, SLG: 0.392	C 1 P 1 B 1 F X SAFE SAFE 2-2 ① F8		C C B X 1-2 ② P3		C B X 1-1 ② G6-3		B F F B B F S 3-3 ② K			4	0	0	0	0	1	1
Will Clark, L (1, 3) OBP: 0.396, SLG: 0.485	F S B S 1-3 ② K 1-2		X 0-0 ③ G1-3		X 0-0 1B		C F S 0-3 ③ K			4	0	1	0	0	2	1
Chris James, R (1, 7) OBP: 0.299, SLG: 0.383 Mike Felder, S (8, 7) OBP: 0.309, SLG: 0.365	C F B S 1-3 ③ K			C S B X 1-2 ① G6-3	1 SAFE S 1 SAFE F 1 SAFE X 0-2 ③ F9			C B F F F X 1-2 ① G4-3		3 1	0 0	0 0	0 0	0 0	1 0	2 0
Cory Snyder, R (1, 9) OBP: 0.322, SLG: 0.486		B F X 1-1 ① G6-3		X 0-0 ② P5		B X 1-0 FC6-4 1B		X 0-0 1B 2B		4	1	2	0	0	0	0
Matt Williams, R (1, 5) OBP: 0.290, SLG: 0.387		F B X 1-1 G5-3 1B 1B		F B B X 2-1 3B 1B		F B 1 SAFE C X 1-2 ① FC6-4 1-2f 3B		B 1 SAFE X 1-0 1-2 2B 1B		4	4	3	0	0	0	1
Craig Colbert, R (1, 2) OBP: 0.219, SLG: 0.250		1 SAFE B 1 SAFE S X 1-1 ② G5-3 1-2		X 0-0 1-H 3B		1 SAFE 1 SAFE S X 0-1 ② L6		F B F F X 1-2 1-H 2-H 2B		4	0	2	3	0	0	2
Mike Benjamin, R (1, 6) OBP: 0.250, SLG: 0.410	C S X 0-2 2-H 1B		I I I 4-0 FC5-4 IBB		P C L X 1-2 1-H 3B			F B X 1-1 ② F7		3	0	2	2	1	0	1
John Burkett, R (1, 1) OBP: 0.103, SLG: 0.056	F S F B T B X 2-2 ③ F9		X 0-0 ③ FC5-4 1-2f		B X 1-0 ③ G6-3			B B C S F S 2-3 ③ K		4	0	0	0	0	1	5
Inning Stats	R: 0 E: 0 K: 2 S: 13 H: 1 LOB: 1 BB: 0 P: 18	R: 1 E: 0 K: 0 S: 14 H: 2 LOB: 1 BB: 0 P: 19	R: 0 E: 0 K: 1 S: 7 H: 0 LOB: 0 BB: 0 P: 9	R: 1 E: 0 K: 0 S: 8 H: 2 LOB: 2 BB: 1 P: 15	R: 0 E: 0 K: 0 S: 7 H: 1 LOB: 1 BB: 0 P: 8	R: 1 E: 0 K: 0 S: 11 H: 2 LOB: 1 BB: 0 P: 14	R: 0 E: 0 K: 2 S: 8 H: 0 LOB: 0 BB: 0 P: 12	R: 2 E: 0 K: 1 S: 17 H: 3 LOB: 1 BB: 0 P: 23		1B: 8 2B: 1 3B: 2 HR: 0 SF: 0 SAC: 0 DP: 0 HBP: 0						

PITCHER		IP	WLS	BF	H	R	ER	SO	BB	IBB	HBP	BLK	WP	HR	S	P	ERA	WHIP
Charlie Leibrandt, L ERA: 3.31	(1, 1)	7.0	L	30	8	3	3	5	0	1	0	0	0	0	68	95	3.86	1.143
Mark Wohlers, R ERA: 6.17	(8, 1)	1.0		6	3	2	2	1	0	0	0	0	0	0	17	23	18.00	3.000

PITCHER	IP	WLS	BF	H	R	ER	SO	BB	IBB	HBP	BLK	WP	HR	S	P	ERA	WHIP

BOTTOM

Atlanta Braves @ San Francisco Giants

Candlestick Park, San Francisco, CA

Thu Jul 30 1992, 10:05 PM EDT

Att. 14,313 - Cloudy - 56 F

livebaseballscorecards.com

AB	35
R	5
H	11
RBI	5
BB	1
SO	6
LOB	13

1B: 8 SF: 0
2B: 1 SAC: 0
3B: 2 DP: 0
HR: 0 HBP: 0

WP: 0 PA: 36
PB: 0
SB: 1
CS: 0

Atlanta Braves @ San Francisco Giants

Candlestick Park, San Francisco, CA

Fri Jul 31 1992, 10:05 PM EDT

Att. 21,025 - Cloudy - 65 F

livebaseballscorecards.com

Batter	1	2	3	4	5	6	7	8	9	AB	R	H	RBI	BB	SO	LOB
Otis Nixon, S (1, 8) OBP: 0.377, SLG: 0.396	F C B F X 1-2 1B BB 1B		C B X 1-1 2B 2B		B C X 1-1 ① G1-3		F B X 1-1 1-2 2-H 1B			4	1	3	1	0	0	0
Jeff Treadway, L (1, 4) OBP: 0.236, SLG: 0.283 Mark Lemke, S (7, PH) OBP: 0.284, SLG: 0.288 (7, 4)	1 SAFE B 1 P B B SAFE 4-0 1B 1-2 BB		X 0-0 ① P8		X 0-0 G4-3 1B		B C F B F B C 3-3 ② ③ K 2-3			2 1	0 0	1 0	0 0	1 0	0 1	1 2
Terry Pendleton, S (1, 5) OBP: 0.318, SLG: 0.453	B X 1-0 G5-4-3 1-2 2-3 1B		B B F X 2-1 G4-3 2-H 2B		B B C 1 SAFE F X 2-2 ② ③ G4-3 1-2f			C X 0-1 ① G6-3		4	0	2	1	0	0	1
David Justice, L (1, 9) OBP: 0.349, SLG: 0.387	B F B X 2-1 ① P6		B X 1-0 ② G4-3 2-3			B F B F X 2-2 ① P5		X 0-0 ② G4-3		4	0	0	0	0	0	4
Ron Gant, R (1, 7) OBP: 0.325, SLG: 0.421	B F C X 1-2 ② ③ G5-4-3 1-2f		B C C X 1-2 ③ P4			C F B X 2-2 ② P2		B S S X 1-2 ③ G5-3		4	0	0	0	0	0	4
Sid Bream, L (1, 3) OBP: 0.338, SLG: 0.386		B F C B X 2-2 ① F7		C B B F X 2-2 HR		C S S 0-3 ③ K			B S C B F X 2-2 ① G4-3	4	1	1	1	0	1	0
Damon Berryhill, S (1, 2) OBP: 0.261, SLG: 0.360 Deion Sanders, L (9, PR) OBP: 0.364, SLG: 0.552 Greg Olson, R (9, 2) OBP: 0.327, SLG: 0.359		C F X 0-2 FC1-5-6-5 2B	X 0-0 ① F8				B B B C X 3-1 ① G6-3		B F B F F F H 3-2 CS HBP	3 0 0	0 0 0	1 0 0	0 0 0	0 0 0	0 0 0	0 0 0
Rafael Belliard, R (1, 6) OBP: 0.263, SLG: 0.239		X 0-0 ② FC1-5-6-5 2-3	X 0-0 ② F8				B C S X 1-2 1B 1B 1B		1 SAFE F 1 SAFE P F S 1-3 ② ③ K 1-2	4	1	1	0	0	1	2
Steve Avery, L (1, 1) OBP: 0.226, SLG: 0.275 Kent Mercker, L (8, 1) Alejandro Pena, R (9, 1)		B B F C F F B X 3-2 ③ F7	S X 0-1 ③ G1-3				1 SAFE X 0-0 CS 1B 1-2 1B			3 0 0	0 0 0	1 0 0	0 0 0	0 0 0	0 0 0	1 0 0
Inning Stats	R: 0 H: 2 E: 0 LOB: 2 K: 0 BB: 1 S: 11 P: 19	R: 0 H: 1 E: 0 LOB: 1 K: 0 BB: 0 S: 12 P: 17	R: 1 H: 2 E: 0 LOB: 1 K: 0 BB: 0 S: 9 P: 14	R: 1 H: 1 E: 0 LOB: 0 K: 0 BB: 0 S: 7 P: 9	R: 0 H: 1 E: 0 LOB: 0 K: 0 BB: 0 S: 6 P: 9	R: 0 H: 0 E: 0 LOB: 0 K: 1 BB: 0 S: 9 P: 13	R: 1 H: 3 E: 0 LOB: 2 K: 1 BB: 0 S: 12 P: 20	R: 0 H: 0 E: 0 LOB: 0 K: 0 BB: 0 S: 6 P: 7	R: 0 H: 0 E: 0 LOB: 1 K: 1 BB: 0 S: 12 P: 17	1B: 6 SF: 0 2B: 4 SAC: 0 3B: 0 DP: 3 HR: 1 HBP: 1						WP: 0 PA: 35 PB: 0 SB: 0 CS: 2

TOP	
AB	33
R	3
H	10
RBI	3
BB	1
SO	3
LOB	15

PITCHER		IP	WLS	BF	H	R	ER	SO	BB	IBB	HBP	BLK	WP	HR	S	P	ERA	WHIP
Francisco Oliveras, R ERA: 2.29	(1, 1)	5.0		21	7	2	2	0	1	0	0	0	0	1	45	68	3.60	1.600
Dave Righetti, L ERA: 5.4	(6, 1)	2.0		8	3	1	1	2	0	0	0	0	0	0	21	33	4.50	1.500
Bryan Hickerson, L ERA: 2.75	(8, 1)	1.0		3	0	0	0	0	0	0	0	0	0	0	6	7	0.00	0.000
Michael Jackson, R ERA: 2.73	(9, 1)	1.0	W	3	0	0	0	1	0	0	1	0	0	0	12	17	0.00	0.000

PITCHER	IP	WLS	BF	H	R	ER	SO	BB	IBB	HBP	BLK	WP	HR	S	P	ERA	WHIP

BOTTOM

Atlanta Braves @ San Francisco Giants

Candlestick Park, San Francisco, CA

Fri Jul 31 1992, 10:05 PM EDT

Att. 21,025 - Cloudy - 65 F

livebaseballscorecards.com

Batter	1	2	3	4	5	6	7	8	9	AB	R	H	RBI	BB	SO	LOB
Willie McGee, S (1, 8) OBP: 0.331, SLG: 0.352	X 0-0 ① G5-3			C X 0-1 ① G1-3		B X 1-0 ① G6-3		S X 0-1 ③ G5-3		4	0	0	0	0	0	1
Robby Thompson, R (1, 4) OBP: 0.338, SLG: 0.390	C F B F B X 3-2 ② G5-3			X 0-0 ② F8		C B B X 2-1 ② G6-3			C B B X 2-1 WP 2B 1B	4	1	1	0	0	0	0
Will Clark, L (1, 3) OBP: 0.394, SLG: 0.485	C B F F S 1-3 ③ K			F B F B S 2-3 ③ K		F X 0-1 ③ G5-3			B X 1-0 1B 1-H 1B 2B	4	1	1	1	0	2	0
Chris James, R (1, 7) OBP: 0.304, SLG: 0.405		C F X 0-2 ① G5-3			X 0-0 HR		B X 1-0 ① F9		B L B L F F F B 3-2 F X 1B IBB 2-3 1B	4	1	2	1	0	0	0
Cory Snyder, R (1, 9) OBP: 0.317, SLG: 0.479		B B X 2-0 ② L4			B F B X 2-1 ① G5-3		S B B F F F X 2-2 ② P6		B S X 1-1 ① F9	4	0	0	0	0	0	2
Matt Williams, R (1, 5) OBP: 0.290, SLG: 0.383		F B B X 2-1 ③ G5-3			B B F F B F X 3-2 ② G4-3		B S X 1-1 ③ G3-1		I I I I 4-0 1B 1-2 IBB	3	0	0	0	1	0	0
Craig Colbert, R (1, 2) OBP: 0.250, SLG: 0.286		S F X 0-2 ① P5			B X 1-0 WP 2B			B B B B 4-0 SH3-4 BB	X 0-0 1-2 2-3 3-H 1B	3	1	2	1	1	0	0
Mike Benjamin, R (1, 6) OBP: 0.262, SLG: 0.400		F C X 0-2 ② F7			B B B B 4-0 S 2-H BB			1 SAFE B B B X 2-0 ① SH3-4 1-2		1	0	0	0	1	0	0
Francisco Oliveras, R (1, 1) Kevin Bass, S (5, PH) OBP: 0.290, SLG: 0.384 Dave Righetti, L (6, 1) Bryan Hickerson, L (8, 1) Mike Felder, S (8, PH) OBP: 0.308, SLG: 0.363 Michael Jackson, R (9, 1)		B S S S F F F B X 3-2 ③ F7			S F F B 1 SAFE B F S 2-3 ③ K 1-2				F B F X 1-2 ② G5-3	1 1 0 0 1 0	0 0 0 0 0 0	0 0 0 0 0 0	0 1 0 0 0 0	0 1 0 0 0 0	0 0 0 0 0 0	0 1 0 0 1 0
Inning Stats	R: 0 E: 0 K: 1 S: 9 H: 0 LOB: 0 BB: 0 P: 13	R: 0 E: 0 K: 0 S: 6 H: 0 LOB: 0 BB: 0 P: 10	R: 0 E: 0 K: 0 S: 12 H: 0 LOB: 0 BB: 0 P: 15	R: 0 E: 0 K: 1 S: 6 H: 0 LOB: 0 BB: 0 P: 8	R: 2 E: 0 K: 1 S: 13 H: 2 LOB: 1 BB: 1 P: 25	R: 0 E: 0 K: 0 S: 5 H: 0 LOB: 0 BB: 0 P: 8	R: 0 E: 0 K: 0 S: 7 H: 0 LOB: 0 BB: 0 P: 11	R: 0 E: 0 K: 0 S: 6 H: 0 LOB: 1 BB: 1 P: 13	R: 2 E: 0 K: 0 S: 14 H: 4 LOB: 3 BB: 1 P: 25	1B: 3 2B: 2 3B: 0 HR: 1	SF: 0 SAC: 1 DP: 0 HBP: 0					

	AB	30
	R	4
	H	6
	RBI	3
	BB	3
	SO	3
	LOB	5

	WP: 3	PA: 34
	PB: 0	
	SB: 1	
	CS: 0	

PITCHER		IP	WLS	BF	H	R	ER	SO	BB	IBB	HBP	BLK	WP	HR	S	P	ERA	WHIP
Steve Avery, L ERA: 2.79	(1, 1)	7.1		26	2	2	2	3	2	0	0	0	1	1	59	97	2.46	0.545
Kent Mercker, L ERA: 2.15	(8, 1)	0.2	L	4	2	2	2	0	0	0	0	0	1	0	8	12	27.00	3.000
Alejandro Pena, R ERA: 4.5	(9, 1)	0.1		4	2	0	0	0	0	1	0	0	0	0	11	19	0.00	6.000

PITCHER	IP	WLS	BF	H	R	ER	SO	BB	IBB	HBP	BLK	WP	HR	S	P	ERA	WHIP

Batter	1	2	3	4	5	6	7	8	9	AB	R	H	RBI	BB	SO	LOB
Otis Nixon, S (1, 8) OBP: 0.373, SLG: 0.396	F9		1B 2B		L7	G6-3			E6	5	1	1	1	0	0	1
Jeff Blauser, R (1, 6) OBP: 0.293, SLG: 0.393	F9		SF8		G6-3		1B F7-2 1B		F9	3	0	1	1	0	0	0
Rafael Belliard, R (7, 6) OBP: 0.262, SLG: 0.238										1	0	0	0	0	0	1
Terry Pendleton, S (1, 5) OBP: 0.319, SLG: 0.454	K		PO 1B		2B		K		G4-3	5	0	2	1	0	2	2
Ron Gant, R (1, 7) OBP: 0.327, SLG: 0.421		K	PO	K	IBB		1B			3	0	1	0	1	2	0
David Justice, L (1, 9) OBP: 0.345, SLG: 0.382		K		K	G4-3		F7-2			4	0	0	0	0	2	4
Brian Hunter, R (1, 3) OBP: 0.251, SLG: 0.474		P6		HR		BLK 1B		K		4	2	2	1	0	1	0
Greg Olson, R (1, 2) OBP: 0.335, SLG: 0.366			E 2B 1B	BLK 1B		G6-3		G6-4-3 1B		4	1	3	0	0	0	1
Mark Lemke, S (1, 4) OBP: 0.287, SLG: 0.288			E6 2B SF8	IBB		29 SH2-4 1B		G6-4-3		3	1	1	1	1	0	2
29 John Smoltz, R (1, 1) OBP: 0.241, SLG: 0.212 Jeff Treadway, L (9, PH) OBP: 0.232, SLG: 0.278 Marvin Freeman, R (9, 1) OBP: 0.500, SLG: 0.500			F8	G4-3		SH2-4			P5	2	0	0	0	0	0	4
										1	0	0	0	0	0	0
										0	0	0	0	0	0	0

TOP

Atlanta Braves @ San Francisco Giants

Candlestick Park, San Francisco, CA

Sat Aug 01 1992, 6:33 AM EDT

Att. 31,986 - Sunny - 70 F

livebaseballscorecards.com

AB	35
R	5
H	11
RBI	5
BB	2
SO	7
LOB	15

Inning Stats	1	2	3	4	5	6	7	8	9	1B: 8	SF: 1	WP: 0	PA: 40
	R: 0 E: 0 K: 1 S: 10 H: 0 LOB: 0 BB: 0 P: 13	R: 0 E: 0 K: 2 S: 8 H: 0 LOB: 0 BB: 0 P: 13	R: 3 E: 1 K: 0 S: 10 H: 3 LOB: 0 BB: 0 P: 15	R: 1 E: 0 K: 2 S: 11 H: 2 LOB: 2 BB: 1 P: 22	R: 0 E: 0 K: 0 S: 8 H: 1 LOB: 2 BB: 1 P: 16	R: 1 E: 0 K: 0 S: 10 H: 2 LOB: 1 BB: 0 P: 14	R: 0 E: 0 K: 1 S: 13 H: 2 LOB: 1 BB: 0 P: 21	R: 0 E: 0 K: 1 S: 9 H: 1 LOB: 0 BB: 0 P: 14	R: 0 E: 1 K: 0 S: 12 H: 0 LOB: 1 BB: 0 P: 14	2B: 3 3B: 0 HR: 1 SAC: 1 DP: 2 HBP: 0	PB: 0 SB: 0 CS: 0	

PITCHER		IP	WLS	BF	H	R	ER	SO	BB	IBB	HBP	BLK	WP	HR	S	P	ERA	WHIP
Bud Black, L ERA: 2.91	(1, 1)	6.1	L	31	10	5	2	6	0	2	0	2	0	1	66	107	2.84	1.579
Jeff Brantley, R ERA: 3.4	(7, 1)	1.2		4	1	0	0	1	0	0	0	0	0	0	13	21	0.00	0.600
Rod Beck, R ERA: 2.3	(9, 1)	1.0		4	0	0	0	0	0	0	0	0	0	0	12	14	0.00	0.000

PITCHER	IP	WLS	BF	H	R	ER	SO	BB	IBB	HBP	BLK	WP	HR	S	P	ERA	WHIP

BOTTOM

Batter	1	2	3	4	5	6	7	8	9	AB	R	H	RBI	BB	SO	LOB
Mike Felder, S (1, 8) OBP: 0.310, SLG: 0.360	C B B F F X 2-2 ① G4-3		H 1-0 HBP			B C X 1-1 ① G4-3		B B B C C X 3-2 ① P6	B B C B C X 3-2 FC5-4 1B	4	0	1	0	0	0	0
Robby Thompson, R (1, 4) OBP: 0.342, SLG: 0.395	X 0-0 G4-3 2B		B B C C S 2-3 ② K			C S B B F B X 3-2 2B 1B		B C B B B 4-1 1B BB	B B C X 2-1 ③ FC5-4 1-2f	4	1	2	0	1	1	2
Will Clark, L (1, 3) OBP: 0.393, SLG: 0.482	X 0-0 ② G4-3 2-3		F B B X 2-1 ③ F8			C X 0-1 ② F8		B F B B X 3-1 1-2 1B		4	0	1	0	0	0	3
Chris James, R (1, 7) OBP: 0.302, SLG: 0.408	B B X 2-0 ③ F8			B S C B B S 3-3 ① K		B C B S 1 SAFE B X 3-2 1-H 2B		B F B F C 2-3 ② K		4	0	1	1	0	2	3
Kevin Bass, S (1, 9) OBP: 0.295, SLG: 0.380 Jeff Brantley, R (7, 1) OBP: 0.667, SLG: 0.500 Willie McGee, S (8, PH) OBP: 0.331, SLG: 0.351 Rod Beck, R (9, 1)		C B B C 1-3 ① K		F X 0-1 ② G4-3		B C C F S 1-3 ③ K		F X 0-1 ③ G4-3		3 0 1 0	0 0 0 0	0 0 0 0	0 0 0 0	0 0 0 0	2 0 0 0	1 0 2 0
Matt Williams, R (1, 5) OBP: 0.287, SLG: 0.379		B C B X 2-1 ② F8		B B X 2-0 ③ G5-3			B X 1-0 ① P2		B C X 1-1 ① G6-3	4	0	0	0	0	0	0
Craig Colbert, R (1, 2) OBP: 0.264, SLG: 0.313	C B F B B X 3-2 WP 2B				X 0-0 ① L9		B F S B B X 3-2 FC6 1B		C C B B X 2-2 ② G5-3	4	0	2	0	0	0	0
Jose Uribe, S (1, 6) OBP: 0.315, SLG: 0.366	B F B B X 3-1 ③ G1-3 2-3				C X 0-1 ② G4-3		F F X 0-2 FC6 1-2f		B B C B C F F F X 3-2 HR 1B	4	1	1	0	0	0	2
Bud Black, L (1, 1) OBP: 0.086, SLG: 0.059 Mark Leonard, L (7, 9) OBP: 0.448, SLG: 0.739			C X 0-1 ① G5-3		B B B C C X 3-2 ③ G6-3		F B B C C S 2-3 ③ K		B C X 1-1 ① 1-H HR	2 2	0 1	0 1	0 2	0 0	0 1	0 1
Inning Stats	R: 0 H: 1 E: 0 LOB: 1 K: 0 BB: 0 S: 7 P: 11	R: 0 H: 1 E: 0 LOB: 1 K: 1 BB: 0 S: 10 P: 19	R: 0 H: 0 E: 0 LOB: 1 K: 1 BB: 0 S: 7 P: 12	R: 0 H: 0 E: 0 LOB: 0 K: 1 BB: 0 S: 6 P: 11	R: 0 H: 0 E: 0 LOB: 0 K: 0 BB: 0 S: 6 P: 9	R: 1 H: 2 E: 0 LOB: 1 K: 1 BB: 0 S: 15 P: 23	R: 0 H: 1 E: 0 LOB: 1 K: 1 BB: 0 S: 10 P: 16	R: 0 H: 1 E: 0 LOB: 2 K: 1 BB: 1 S: 11 P: 23	R: 2 H: 3 E: 0 LOB: 1 K: 0 BB: 0 S: 18 P: 30	1B: 5 SF: 0 2B: 3 SAC: 0 3B: 0 DP: 0 HR: 1 HBP: 1						

PITCHER	IP	WLS	BF	H	R	ER	SO	BB	IBB	HBP	BLK	WP	HR	S	P	ERA	WHIP
29 John Smoltz, R (1, 1) ERA: 2.57	8.0	W	32	6	1	1	6	1	0	1	0	1	0	72	124	1.12	0.875
Marvin Freeman, R (9, 1) ERA: 4.39	1.0		6	3	2	2	0	0	0	0	0	0	1	18	30	18.00	3.000

PITCHER	IP	WLS	BF	H	R	ER	SO	BB	IBB	HBP	BLK	WP	HR	S	P	ERA	WHIP

Atlanta Braves @ San Francisco Giants

Candlestick Park, San Francisco, CA

Sat Aug 01 1992, 6:33 AM EDT
Att. 31,986 - Sunny - 70 F

livebaseballscorecards.com

AB	36
R	3
H	9
RBI	3
BB	1
SO	6
LOB	14

WP: 1 PA: 38
PB: 0
SB: 0
CS: 0

Batter	1	2	3	4	5	6	7	8	9	AB	R	H	RBI	BB	SO	LOB
Otis Nixon, S (1, 8) OBP: 0.374, SLG: 0.393	G5-3		1B SF7 BB		1-2 G4-6-3 1B			K	G6-3	4	1	1	0	1	1	3
Jeff Treadway, L (1, 4) Mark Lemke, S (8, 4) OBP: 0.233, SLG: 0.276 OBP: 0.287, SLG: 0.288	K		1 SAFE 1 SAFE 1-3 1B		1-2f G4-6-3			F7		4 0	0 0	1 0	0 0	0 0	1 0	2 0
Terry Pendleton, S (1, 5) OBP: 0.318, SLG: 0.453	1B		3-H SF7			G6-3			F7	3	0	1	1	0	0	0
David Justice, L (1, 9) OBP: 0.344, SLG: 0.381	F8		G3			K			2B 1B	4	1	1	0	0	1	2
Lonnie Smith, R (1, 7) Kent Mercker, L (9, 1) Alejandro Pena, R (9, 1) OBP: 0.293, SLG: 0.338		1B		G6-3		K			1 SAFE 1 SAFE K	4 0 0	0 0 0	1 0 0	0 0 0	0 0 0	2 0 0	1 0 0
Sid Bream, L (1, 3) Brian Hunter, R (9, PR) (9, 3) OBP: 0.337, SLG: 0.388 OBP: 0.251, SLG: 0.474	1 SAFE F8			P5			K		WP 1-H BB 2B	4 0	0 1	1 0	1 0	0 0	1 0	1 0
Damon Berryhill, S (1, 2) OBP: 0.261, SLG: 0.354	1 SAFE 1 SAFE F8			F9			K		BB WP IBB	3	0	0	0	1	1	1
Rafael Belliard, R (1, 6) OBP: 0.257, SLG: 0.233	G1-3				K		G6-3		1-2 2-3 K BB	4	0	0	0	0	2	3
Pete Smith, R (1, 1) Ron Gant, R (9, PH) (9, 7) OBP: 0.329, SLG: 0.421			G6-3		1B BB			K	1-2 2-3 3-H BB	2 0	0 0	0 0	0 1	1 1	1 0	0 0
Inning Stats	R: 0 E: 0 K: 1 S: 9 H: 1 LOB: 1 BB: 0 P: 11	R: 0 E: 0 K: 0 S: 9 H: 1 LOB: 1 BB: 0 P: 13	R: 1 E: 0 K: 0 S: 11 H: 1 LOB: 1 BB: 1 P: 18	R: 0 E: 0 K: 0 S: 5 H: 0 LOB: 0 BB: 0 P: 8	R: 0 E: 0 K: 1 S: 9 H: 1 LOB: 1 BB: 1 P: 14	R: 0 E: 0 K: 2 S: 7 H: 0 LOB: 0 BB: 0 P: 12	R: 0 E: 0 K: 2 S: 7 H: 0 LOB: 0 BB: 0 P: 10	R: 0 E: 0 K: 2 S: 13 H: 0 LOB: 0 BB: 0 P: 20	R: 2 E: 0 K: 2 S: 18 H: 2 LOB: 3 BB: 2 P: 29	1B: 5 2B: 1 3B: 0 HR: 0	SF: 1 SAC: 0 DP: 1 HBP: 0						

PITCHER		IP	WLS	BF	H	R	ER	SO	BB	IBB	HBP	BLK	WP	HR	S	P	ERA	WHIP
Bill Swift, R ERA: 2.24	(1, 1)	8.0	L	29	4	1	1	8	2	0	0	0	0	0	70	106	1.12	0.750
Michael Jackson, R ERA: 3.0	(9, 1)	1.0		8	2	2	2	2	1	1	0	0	1	0	18	29	18.00	3.000

PITCHER	IP	WLS	BF	H	R	ER	SO	BB	IBB	HBP	BLK	WP	HR	S	P	ERA	WHIP

TOP

Atlanta Braves @ San Francisco Giants

Candlestick Park, San Francisco, CA

Sun Aug 02 1992, 6:33 AM EDT

Sunny - 70 F

livebaseballscorecards.com

AB	32
R	3
H	6
RBI	3
BB	4
SO	10
LOB	13

WP: 1 PB: 0 SB: 0 CS: 0 PA: 37

BOTTOM

Atlanta Braves @ San Francisco Giants

Candlestick Park, San Francisco, CA

Sun Aug 02 1992, 6:33 AM EDT

Sunny - 70 F

livebaseballscorecards.com

Batter	1	2	3	4	5	6	7	8	9	AB	R	H	RBI	BB	SO	LOB
Willie McGee, S (1, 8) OBP: 0.331, SLG: 0.349	C S B B X 2-2 ① G6-3		S B B S F F B F 4-2 F B BB			S X 0-1 ② G5-3		1 SAFE L P 1 B X 2-1 ① SH1-3 1-2		2	0	0	0	1	0	0
Robby Thompson, R (1, 4) OBP: 0.341, SLG: 0.391	B C S S 1-3 ② K		S X 0-1 ③ L9			B B B C B 4-1 1B BB		C F X 0-2 ② F8 2-3		3	0	0	0	1	1	3
Will Clark, L (1, 3) OBP: 0.394, SLG: 0.481	C B F F B B S 3-3 ③ K			S C C 0-3 ① K		B 1 SAFE 1 SAFE X 1-0 1-3 1B		I I I I 4-0 IBB		3	0	1	0	1	2	0
Chris James, R (1, 7) OBP: 0.295, SLG: 0.398		C X 0-1 ① P3		B C B B X 3-1 ② P5		B 1 SAFE X 1-0 ③ P6		C F B F S 1-3 ③ K		4	0	0	0	0	1	4
Mark Leonard, L (1, 9) OBP: 0.406, SLG: 0.654 Cory Snyder, R (9, PH) OBP: 0.320, SLG: 0.479		C B X 1-1 ② F7		B X 1-0 ③ G6-3			B S B C F S 2-3 ① K		B B B B 4-0 BB	3 0	0 0	0 0	0 0	0 1	1 0	0 0
Matt Williams, R (1, 5) OBP: 0.286, SLG: 0.377		S C X 0-2 ③ F8			C F B B X 2-2 ① G6-3		B B X 2-0 G6-3 S 1B		B B C F B X 3-2 ① F8	4	0	1	0	0	0	1
Mark Bailey, S (1, 2) OBP: 0.375, SLG: 0.308			B C B S B X 3-2 G5-3 2B		C B B F B X 3-2 G1-6-3 1B		1 SAFE S 1 SAFE B B S X 2-2 ② G6-3 1-3		B C B C B S 3-3 ② K	4	0	2	0	0	1	2
Mike Benjamin, R (1, 6) OBP: 0.262, SLG: 0.400 Jose Uribe, S (3, 6) OBP: 0.308, SLG: 0.358 Kevin Bass, S (9, PH) OBP: 0.294, SLG: 0.378			B B X 2-0 ① P7		X 0-0 ② ③ G1-6-3 1-2f		C C B X 1-2 ③ G1-3		F B F F F X 1-2 ③ P6	0 3 1	0 0 0	0 0 0	0 0 0	0 0 0	0 0 0	0 3 1
Bill Swift, R (1, 1) OBP: 0.200, SLG: 0.231 Mike Felder, S (8, PH) OBP: 0.313, SLG: 0.364 Michael Jackson, R (9, 1)			C X 0-1 ② G5-3 2-3			F B S S 1-3 ① K		C B F X 1-2 F8 SH1-3 1B		2 1 0	0 0 0	0 1 0	0 0 0	0 0 0	1 0 0	1 0 0
Inning Stats	R: 0 E: 0 K: 2 S: 10 H: 0 LOB: 0 BB: 0 P: 16	R: 0 E: 0 K: 0 S: 7 H: 0 LOB: 0 BB: 0 P: 8	R: 0 E: 0 K: 0 S: 15 H: 1 LOB: 2 BB: 1 P: 24	R: 0 E: 0 K: 1 S: 6 H: 0 LOB: 0 BB: 0 P: 10	R: 0 E: 0 K: 0 S: 7 H: 1 LOB: 0 BB: 0 P: 12	R: 0 E: 0 K: 1 S: 8 H: 1 LOB: 2 BB: 1 P: 15	R: 0 E: 0 K: 1 S: 11 H: 1 LOB: 1 BB: 0 P: 18	R: 0 E: 0 K: 1 S: 13 H: 1 LOB: 2 BB: 1 P: 20	R: 0 E: 0 K: 1 S: 11 H: 0 LOB: 1 BB: 1 P: 22	1B: 4 2B: 1 3B: 0 HR: 0	SF: 0 SAC: 1 DP: 1 HBP: 0						

PITCHER		IP	WLS	BF	H	R	ER	SO	BB	IBB	HBP	BLK	WP	HR	S	P	ERA	WHIP
Pete Smith, R ERA:	(1, 1)	8.0	W	31	5	0	0	6	2	1	0	0	0	0	77	123	0.00	0.875
Kent Mercker, L ERA: 2.15	(9, 1)	0.0		1	0	0	0	0	1	0	0	0	0	0	0	4	∞	∞
Alejandro Pena, R ERA: 4.37	(9, 1)	1.0	S	3	0	0	0	1	0	0	0	0	0	0	11	18	0.00	0.000

PITCHER	IP	WLS	BF	H	R	ER	SO	BB	IBB	HBP	BLK	WP	HR	S	P	ERA	WHIP

AB	30
R	0
H	5
RBI	0
BB	4
SO	7
LOB	15

WP: 0 PB: 0 SB: 1 CS: 0 PA: 35

Batter	1	2	3	4	5	6	7	8	9	AB	R	H	RBI	BB	SO	LOB
Otis Nixon, S (1, 8) OBP: 0.375, SLG: 0.397	B X 1-0 SH5-3 FC 2B	B X 1-0 F9 ③		S C B S 1-3 K ③		C B B X 2-1 1B 2B 1-3 3-H 1B	C B C S 1-3 K ②			5	2	2	1	0	2	1
Jeff Blauser, R (1, 6) OBP: 0.302, SLG: 0.403 Mark Davis, L (6, 1) Marvin Freeman, R (8, 1) OBP: 0.500, SLG: 0.500	B B B B 4-0 FC SH5-3 1B BB	B B F S X 2-2 G6-3 ①	X 0-0 FC4-6 2B	B C 1 SAFE F 1 SAFE 1 SAFE B F F 2-2 1 SAFE 2B BB 1-2 3-H 1B	S F S 0-3 K ③				3 1 0	2 0 0	2 0 0	1 0 0	1 0 0	0 1 0	0 0 0
Terry Pendleton, S (1, 5) OBP: 0.320, SLG: 0.456	B S X 1-1 SH5-3 ① 1-2 2-3	B F X 1-1 P6 ②	B C S B C 2-3 K ①	X 0-0 BB 1B 1-3 2-H 2B		X 0-0 G3 WP 1B			4	1	2	1	0	1	1
Ron Gant, R (1, 7) OBP: 0.329, SLG: 0.417	C B S F B X 2-2 FC E 1B 2-3 3-H	B C B F F B 4-2 1B BB	B B B 4-0 FC4-6 BB	C B S S 1-3 K ②		F B B C 1 SAFE F C 2-3 K ①			3	0	0	1	2	2	4
David Justice, L (1, 9) OBP: 0.348, SLG: 0.382	1 SAFE 1 SAFE F X 0-1 E7 1-3 3-H 1B	1 SAFE C B C 1 SAFE F X 1-2 1B	B B X 2-0 FC4-6 ② 1-2f 2-3	I I I 4-0 BB 1B IBB		C B B X 2-1 G3 ② 1-3			4	1	2	1	1	0	3
Brian Hunter, R (1, 3) OBP: 0.247, SLG: 0.465 Sid Bream, L (6, PH) OBP: 0.338, SLG: 0.386 (6, 3)	F F F F S 0-3 K ②	B B F F F F X 2-2 P6 ③	C S S 0-3 K ③	C C B F B B B 4-2 1B BB 1-2 2-3 3-H		X 0-0 F9 ③			3 1	0 0	0 0	0 1	0 1	2 0	6 1
Greg Olson, R (1, 2) OBP: 0.336, SLG: 0.364	B S X 1-1 F8 ③		C B S B S 2-3 K ①	4-0 FC6-4 1B 1B BB 2-1 1-3 2-H 3-H 1B				B X 1-0 G6-3 ①	4	1	1	2	1	1	2
Mark Lemke, S (1, 4) OBP: 0.289, SLG: 0.290	B S B F B X 3-2 P4 ①	C F X 0-2 SH3-4 1B	3-2 FC6-4 1B 1-2 2-0 F8			B C X 1-1 F8 ②			5	0	2	0	0	0	2
Armando Reynoso, R (1, 1) Lonnie Smith, R (6, PH) OBP: 0.289, SLG: 0.333 Rafael Belliard, R (6, 6) OBP: 0.255, SLG: 0.231	B C S F F F S 1-3 K ②	X 0-0 SH3-4 ② 1-2	S S X 0-2 FC6-4 ① 1B 1B 1-2f 2-3	F F B B F X 2-2 G5-3 ①		F X 0-1 G6-3 ③			1 1 2	0 1 0	0 0 0	0 0 0	0 0 0	1 0 0	0 2 0
Inning Stats	R: 2 H: 2 E: 1 LOB: 2 K: 1 BB: 1 S: 16 P: 25	R: 0 H: 0 E: 0 LOB: 0 K: 1 BB: 0 S: 10 P: 15	R: 0 H: 1 E: 0 LOB: 2 K: 0 BB: 1 S: 16 P: 26	R: 0 H: 1 E: 0 LOB: 1 K: 2 BB: 0 S: 10 P: 13	R: 0 H: 1 E: 0 LOB: 2 K: 2 BB: 1 S: 8 P: 16	R: 6 H: 5 E: 0 LOB: 2 K: 1 BB: 3 S: 28 P: 52	R: 0 H: 0 E: 0 LOB: 0 K: 2 BB: 0 S: 11 P: 14	R: 0 H: 1 E: 0 LOB: 1 K: 1 BB: 0 S: 8 P: 12	R: 0 H: 0 E: 0 LOB: 0 K: 0 BB: 0 S: 5 P: 7	1B: 8 SF: 0 2B: 3 SAC: 2 3B: 0 DP: 0 HR: 0 HBP: 0					WP: 1 PA: 45 PB: 0 SB: 0 CS: 0	

PITCHER		IP	WLS	BF	H	R	ER	SO	BB	IBB	HBP	BLK	WP	HR	S	P	ERA	WHIP
Jim Pena, L ERA: 3.38	(1, 1)	4.1		22	5	2	2	5	3	0	0	0	0	0	56	89	4.15	1.846
Bryan Hickerson, L ERA: 3.34	(5, 1)	1.0	L	7	3	4	4	1	1	0	0	0	0	0	22	35	36.00	4.000
Jeff Brantley, R ERA: 3.65	(6, 1)	1.2		9	2	2	2	3	1	1	0	0	0	0	21	37	10.80	1.800
Dave Righetti, L ERA: 5.2	(8, 1)	2.0		7	1	0	0	1	0	0	0	0	1	0	13	19	0.00	0.500

PITCHER	IP	WLS	BF	H	R	ER	SO	BB	IBB	HBP	BLK	WP	HR	S	P	ERA	WHIP

TOP

Atlanta Braves @ San Francisco Giants

Candlestick Park, San Francisco, CA

Sun Aug 02 1992, 6:38 AM EDT

Att. 36,302 - Sunny - 75 F

livebaseballscorecards.com

AB	37
R	8
H	11
RBI	8
BB	6
SO	10
LOB	22

BOTTOM

Atlanta Braves @ San Francisco Giants

Candlestick Park, San Francisco, CA

Sun Aug 02 1992, 6:38 AM EDT
Att. 36,302 - Sunny - 75 F

livebaseballscorecards.com

Batter	1	2	3	4	5	6	7	8	9	AB	R	H	RBI	BB	SO	LOB
Mike Felder, S (1, 8) OBP: 0.320, SLG: 0.386	HR	1B 2B 2-H		G4-3		K			G6-4-3 BB	4	1	2	2	1	1	2
Kevin Bass, S (1, 7) OBP: 0.304, SLG: 0.410	2B 2B 1B	SAFE 2-3 1B			HR		HR		G6-4-3 1-2f	5	3	4	2	0	0	1
Will Clark, L (1, 3) OBP: 0.394, SLG: 0.481	SAFE 1-3 G1-2-3 2B	G4-3			CS HBP		G3-1		G5-3	4	0	1	0	0	0	1
Cory Snyder, R (1, 9) OBP: 0.320, SLG: 0.481 Jeff Brantley, R (6, 1) OBP: 0.667, SLG: 0.500 Robby Thompson, R (7, PH) OBP: 0.340, SLG: 0.389 Dave Righetti, L (8, 1)	G1-2-3 2B 2-3 3-H		L5		SAFE SAFE P3		G5-3			3 0 1 0	0 0 0 0	1 0 0 0	1 0 0 0	0 0 0 0	0 0 0 0	1 0 0 0
Craig Colbert, R (1, 2) OBP: 0.263, SLG: 0.310	K		G4-3 1B		SAFE F9 1-2		F8			4	0	1	0	0	1	3
Matt Williams, R (1, 5) OBP: 0.286, SLG: 0.374	G1-2-3 IBB		G4-3 1-2		P3				G4-3	3	0	0	0	1	0	1
Greg Litton, R (1, 4) OBP: 0.269, SLG: 0.286	G1-2-3 1-2 2-3 3-Hf		P3		WP BB				G6-3	3	0	0	0	1	0	4
Jose Uribe, S (1, 6) OBP: 0.320, SLG: 0.360		SH3-4 2B BB		F9		1-2 BB			WP 1B	2	1	1	0	2	0	0
Jim Pena, L (1, 1) OBP: 0.250, SLG: 0.250 Bryan Hickerson, L (5, 1) Willie McGee, S (6, 9) OBP: 0.329, SLG: 0.347		SH3-4 1-2		G3		K			G5-3 1-3	1 0 2	0 0 0	0 0 0	0 0 0	0 0 0	0 0 1	0 0 3
Inning Stats	R: 2 E: 0 K: 1 S: 12 H: 4 LOB: 2 BB: 1 P: 25	R: 1 E: 0 K: 0 S: 10 H: 2 LOB: 1 BB: 1 P: 17	R: 0 E: 0 K: 0 S: 7 H: 1 LOB: 1 BB: 0 P: 8	R: 0 E: 0 K: 0 S: 4 H: 0 LOB: 0 BB: 0 P: 6	R: 1 E: 0 K: 0 S: 7 H: 1 LOB: 0 BB: 0 P: 11	R: 0 E: 0 K: 2 S: 11 H: 0 LOB: 2 BB: 2 P: 21	R: 1 E: 0 K: 0 S: 13 H: 1 LOB: 0 BB: 0 P: 22	R: 0 E: 0 K: 0 S: 9 H: 1 LOB: 1 BB: 0 P: 15	R: 0 E: 0 K: 0 S: 5 H: 0 LOB: 0 BB: 1 P: 9	1B: 4 2B: 3 3B: 0 HR: 3	SF: 0 SAC: 1 DP: 2 HBP: 1					

	AB	32
	R	5
	H	10
	RBI	5
	BB	5
	SO	3
	LOB	16

PITCHER		IP	WLS	BF	H	R	ER	SO	BB	IBB	HBP	BLK	WP	HR	S	P	ERA	WHIP
Armando Reynoso, R ERA: 7.2	(1, 1)	5.0	W	23	8	4	4	1	1	1	1	0	0	2	40	67	7.20	1.800
Mark Davis, L ERA: 7.08	(6, 1)	2.0		9	1	1	1	2	2	0	0	0	1	1	24	43	4.50	1.500
Marvin Freeman, R ERA: 4.19	(8, 1)	2.0	S	7	1	0	0	0	1	0	0	0	1	0	14	24	0.00	1.000

PITCHER	IP	WLS	BF	H	R	ER	SO	BB	IBB	HBP	BLK	WP	HR	S	P	ERA	WHIP

Batter	1	2	3	4	5	6	7	8	9	AB	R	H	RBI	BB	SO	LOB
Bip Roberts, S (1, 8) (6, 4) OBP: 0.383, SLG: 0.396	X 0-0 CS 1B		C F X 0-2 ① F9	F B B S S 2-3 ③ K2-3		1 SAFE S P P B X 3-1 ③ 1-H 2B			B C B X 2-1 ① G4-3	5	0	2	1	0	1	2
Reggie Sanders, R (1, 7) OBP: 0.343, SLG: 0.460	B 1 SAFE B B C 1 SAFE X 3-1 ① P3		B F F F X 1-2 SF8 3B		S F X 0-2 ① G6-3		S S B B B X 3-2 ① G1-3		C F B F B C 2-3 ② K	5	1	1	0	0	1	1
Barry Larkin, R (1, 6) OBP: 0.370, SLG: 0.444	B 1 SAFE 1 SAFE B S 1 SAFE S B X 3-2 ② ③ G6-3 1-2		C F F X 0-2 ② SF8 3-H		C B B X 2-1 HR		C B B F B X 3-2 ② G5-3		B B F X 2-1 ③ G4-3	4	1	1	2	0	0	1
Chris Sabo, R (1, 5) OBP: 0.301, SLG: 0.416		B X 1-0 ① G5-3	B C B X 2-1 ③ F7		B C B X 2-1 ② G5-3		X 0-0 ③ P3			4	0	0	0	0	0	0
Darnell Coles, R (1, 3) OBP: 0.343, SLG: 0.547		B B C X 2-1 1B 2B		B C B F X 2-2 ① P3	X 0-0 1B			B B C X 2-1 SH1-3 BB 1B		4	1	3	0	0	0	0
Glenn Braggs, R (1, 9) OBP: 0.343, SLG: 0.385	B X 1-0 ② F7			S B S X 1-2 1B 1B 1B	1 SAFE B 1 SAFE 1 SAFE S 1 SAFE B 1 SAFE 1 SAFE 2-3 ③ K			B B C B B 4-1 SH1-3 1-2 BB		3	1	1	0	1	1	2
Joe Oliver, R (1, 2) OBP: 0.318, SLG: 0.375		B B 2 SAFE C X 2-1 2-H 1B	B B 1 SAFE 1 SAFE F 1 SAFE 1 SAFE X 2-1 FC5-6 1B 1-2 1B		C B X 1-1 ① L4			X 0-0 ① SH1-3 1-2 2-3		3	0	2	1	0	0	0
Bill Doran, S (1, 4) OBP: 0.323, SLG: 0.385 Dave Martinez, L (6, 8) OBP: 0.322, SLG: 0.332	I I I I I 4-0 IBB		B X 1-0 FC5-6 1-2 2-H 1B		F B B B B 4-1 2B BB			B S B C B X 3-2 ② G4-3		1 1	1 0	1 0	1 0	2 0	0 0	0 2
Tom Bolton, L (1, 1) Dwayne Henry, R (4, 1) OBP: 0.250, SLG: 0.250 Scott Bankhead, R (5, 1) OBP: 0.222, SLG: 0.222 Hal Morris, L (8, PH) OBP: 0.371, SLG: 0.422 Norm Charlton, S (8, 1) OBP: 0.333, SLG: 0.333	C B C B S 2-3 ③ K		B C M X 1-2 ② FC5-6 1-2 2-3f		C L B L 1-3 ② K			C S B S 1-3 ③ K		2 0 1 1 0	0 0 0 0 0	0 0 0 0 0	0 0 0 0 0	1 0 1 1 0	4 0 1 2 0	
Inning Stats	R: 0 E: 0 K: 0 S: 6 H: 1 LOB: 0 BB: 0 P: 12	R: 1 E: 0 K: 1 S: 9 H: 2 LOB: 2 BB: 1 P: 21	R: 1 E: 0 K: 0 S: 13 H: 1 LOB: 0 BB: 0 P: 16	R: 1 E: 0 K: 1 S: 15 H: 3 LOB: 2 BB: 0 P: 24	R: 1 E: 0 K: 0 S: 11 H: 2 LOB: 1 BB: 0 P: 17	R: 1 E: 0 K: 1 S: 10 H: 1 LOB: 1 BB: 1 P: 17	R: 0 E: 0 K: 0 S: 8 H: 0 LOB: 0 BB: 0 P: 14	R: 0 E: 0 K: 1 S: 10 H: 1 LOB: 2 BB: 1 P: 20	R: 0 E: 0 K: 1 S: 8 H: 0 LOB: 0 BB: 0 P: 14	1B: 7 2B: 2 3B: 1 HR: 1 SF: 1 SAC: 1 DP: 0 HBP: 0						

TOP

Cincinnati Reds @ Atlanta Braves

Atlanta-Fulton County Stadium, Atlanta, GA

Tue Aug 04 1992, 7:05 PM EDT

Att. 45,155 - Cloudy - 84 F

livebaseballscorecards.com

AB	34
R	5
H	11
RBI	5
BB	3
SO	6
LOB	15

PITCHER		IP	WLS	BF	H	R	ER	SO	BB	IBB	HBP	BLK	WP	HR	S	P	ERA	WHIP
Tom Glavine, L ERA: 2.64	(1, 1)	5.0		24	9	4	4	3	0	1	0	0	0	1	54	90	7.20	1.800
Randy St. Claire, R ERA: 4.5	(6, 1)	2.0		7	1	1	1	1	1	0	0	0	0	0	18	31	4.50	1.000
Mike Stanton, L ERA: 6.12	(8, 1)	1.0		5	1	0	0	1	1	0	0	0	0	0	10	20	0.00	2.000
Marvin Freeman, R ERA: 4.09	(9, 1)	1.0	W	3	0	0	0	1	0	0	0	0	0	0	8	14	0.00	0.000

PITCHER	IP	WLS	BF	H	R	ER	SO	BB	IBB	HBP	BLK	WP	HR	S	P	ERA	WHIP

BOTTOM

Cincinnati Reds @ Atlanta Braves

Atlanta-Fulton County Stadium, Atlanta, GA

Tue Aug 04 1992, 7:05 PM EDT

Att. 45,155 - Cloudy - 84 F

livebaseballscorecards.com

Batter	1	2	3	4	5	6	7	8	9	AB	R	H	RBI	BB	SO	LOB
Otis Nixon, S (1, 8) OBP: 0.371, SLG: 0.391	C L B B B X 3-2 G6-3 ①		B F L B X 2-2 G4-3 ③		X 0-0 G6-3 ②			F B 1 X SAFE 1-1 E5 S 1B 1-3 2B	B B B B 4-0 S HR BB	4	2	0	0	1	0	2
Terry Pendleton, S (1, 5) OBP: 0.323, SLG: 0.465	C B X 1-1 G6-3 ②			C B X 1-1 BB 1B SF7 1B	C S B B X 2-2 L3 ③			1 S T X SAFE 0-2 2B SF8 1B 1-2 3-H	B B S X 2-1 HR 1-H	5	3	3	3	0	0	0
Ron Gant, R (1, 7) OBP: 0.329, SLG: 0.416	F B X 1-1 P4 ③			B C F 1 X SAFE 1-2 BB 1B 1-2 1B		C X 0-1 P3 ①		B B S S S 2-3 K ①		4	1	1	0	0	1	2
David Justice, L (1, 9) OBP: 0.347, SLG: 0.384		F S B B B X 3-2 G6-3 ①		C B B C F X 2-2 F7 ①		F B B F X 2-2 P5 ②		S S X 0-2 SF8 1-3 3-H 2B		4	0	1	1	0	0	2
Brian Hunter, R (1, 3) OBP: 0.253, SLG: 0.460		B C B B C F X 3-2 G6-3 ②		B B C F B B 4-2 1B 1-2 2-3 BB		S B F B S 2-3 K ③		I I I I 4-0 IBB		2	0	0	0	2	1	0
Greg Olson, R (1, 2) OBP: 0.331, SLG: 0.361		B X 1-0 L8 ③		B X 1-0 SF7 ② 3-H			X 0-0 P3 ①	C S X 0-2 SF8 ② 2-3 3-H		2	0	0	2	0	0	0
Mark Lemke, S (1, 4) OBP: 0.288, SLG: 0.290			C B X 1-1 E6 G4-3	X 0-0 1B 1-3 2-H			B B C X 2-1 G4-3 ②	B X 1-0 G2-3 ③		4	0	1	1	0	0	2
Rafael Belliard, R (1, 6) OBP: 0.254, SLG: 0.230 Jeff Blauser, R (4, PH) (5, 6) OBP: 0.298, SLG: 0.397			X 0-0 G4-3 ① 2-3	B F X 1-1 L7 ③			B C F X 1-2 F8 ③		B B X 2-0 F8 ①	1 3	0 0	0 0	0 0	0 0	1 2	1 2
Tom Glavine, L (1, 1) OBP: 0.274, SLG: 0.305 Jeff Treadway, L (5, PH) OBP: 0.239, SLG: 0.271 Randy St. Claire, R (6, 1) Mike Stanton, L (8, 1) OBP: 0.500, SLG: 0.500 Lonnie Smith, R (8, PH) OBP: 0.299, SLG: 0.343 Marvin Freeman, R (9, 1) OBP: 0.500, SLG: 0.500 Damon Berryhill, S (9, PH) OBP: 0.260, SLG: 0.353			C B C S 1-3 K ②		B B B C C X 3-2 P6 ①			F F B X 1-2 E 1B 1B	C B S S S 1-3 K ②	1 1 0 0 1 0 1	0 0 0 0 1 0 0	0 0 0 0 1 0 0	0 0 0 0 0 0 1	0 0 0 0 0 0 0	1 0 0 0 0 0 1	1 0 0 0 0 0 0
Inning Stats	R: 0 E: 0 K: 0 S: 7 H: 0 LOB: 0 BB: 0 P: 12	R: 0 E: 0 K: 0 S: 8 H: 0 LOB: 0 BB: 0 P: 15	R: 0 E: 1 K: 1 S: 9 H: 0 LOB: 1 BB: 0 P: 13	R: 2 E: 0 K: 0 S: 15 H: 3 LOB: 2 BB: 1 P: 25	R: 0 E: 0 K: 0 S: 7 H: 0 LOB: 0 BB: 0 P: 12	R: 0 E: 0 K: 1 S: 8 H: 0 LOB: 0 BB: 0 P: 12	R: 0 E: 0 K: 0 S: 6 H: 0 LOB: 0 BB: 0 P: 9	R: 3 E: 1 K: 1 S: 18 H: 3 LOB: 2 BB: 1 P: 27	R: 2 E: 0 K: 1 S: 6 H: 1 LOB: 0 BB: 1 P: 15	1B: 5 2B: 1 3B: 0 HR: 1	SF: 2 SAC: 0 DP: 0 HBP: 0						

	AB	R	H	RBI	BB	SO	LOB
	33	7	7	7	3	4	12

WP: 0 PB: 0 SB: 2 CS: 0 PA: 38

PITCHER		IP	WLS	BF	H	R	ER	SO	BB	IBB	HBP	BLK	WP	HR	S	P	ERA	WHIP
Tom Bolton, L ERA: 3.35	(1, 1)	3.2		16	3	2	2	1	1	0	0	0	0	0	37	62	4.91	1.091
Dwayne Henry, R ERA: 3.05	(4, 1)	0.1		1	0	0	0	0	0	0	0	0	0	0	2	3	0.00	0.000
Scott Bankhead, R ERA: 2.29	(5, 1)	3.0		9	0	0	0	1	0	0	0	0	0	0	21	33	0.00	0.000
Norm Charlton, L ERA: 2.64	(8, 1)	1.2	L	12	4	5	3	2	1	1	0	0	0	1	24	42	16.20	3.000

PITCHER	IP	WLS	BF	H	R	ER	SO	BB	IBB	HBP	BLK	WP	HR	S	P	ERA	WHIP

Cincinnati Reds @ Atlanta Braves

Atlanta-Fulton County Stadium, Atlanta, GA

Wed Aug 05 1992, 7:05 PM EDT

Att. 44,480 - Cloudy - 84 F

TOP

livebaseballscorecards.com

Batter	1	2	3	4	5	6	7	8	9	AB	R	H	RBI	BB	SO	LOB
Bip Roberts, S (1, 8) OBP: 0.385, SLG: 0.397	C B B C X 2-2 CS 1B		C B B B B 4-1 S BB			B C B S B C 3-3 ① K		C B S X 1-2 ① L1		1	0	1	0	0	0	0
Dave Martinez, L (1, 8) OBP: 0.324, SLG: 0.331										1	0	0	0	1	1	1
Steve Foster, R (6, 1) OBP: 0.500, SLG: 0.500										0	0	0	0	0	0	0
Bill Doran, S (8, PH) (8, 3) OBP: 0.322, SLG: 0.383										1	0	0	0	0	0	2
Reggie Sanders, R (1, 7) (8, 8) OBP: 0.341, SLG: 0.454	C 1 SAFE 1 SAFE F B B X 2-2 ① ② F7 1-2		S B C X 1-2 ③ F7 1-2			B B B B 4-0 G6-3 BB		F X 0-1 ② F8 1-2 2-3		3	0	0	0	1	0	4
Barry Larkin, R (1, 6) OBP: 0.371, SLG: 0.447	B X 1-0 2B			C X 0-1 ① G6-3		C B B F B X 3-2 ② G6-3 1-2 2-3		C C X 0-2 2-3 3-H 1B		4	0	2	1	0	0	2
Chris Sabo, R (1, 5) OBP: 0.301, SLG: 0.414	C B X 1-1 ③ G6-3			B B X 2-0 G5-4-3 1B		B C B X 2-1 ③ L5		1 SAFE B B B C X 3-1 ③ P4		4	0	1	0	0	0	5
Glenn Braggs, R (1, 9) OBP: 0.342, SLG: 0.382		C B B F X 2-2 ① P5		C X 0-1 ② ③ G5-4-3 1-2f			B X 1-0 G5-4-3 1B		F B C X 1-2 ① P3	4	0	1	0	0	0	1
Darnell Coles, R (1, 3) (8, 7) OBP: 0.340, SLG: 0.535		B B C F X 2-2 ② P3			X 0-0 ① G6-3		C F B B B X 2-2 ① P2		C B F B F F X 2-2 E 1B	4	0	1	0	0	0	1
Joe Oliver, R (1, 2) OBP: 0.317, SLG: 0.373		C B X 1-1 ③ P6			B X 1-0 ② P3		F F X 0-2 ② ③ G5-4-3 1-2f		F F F B X 1-2 E5 1-3 S 1B	4	0	1	0	0	0	1
Freddie Benavides, R (1, 4) OBP: 0.274, SLG: 0.325			C X 0-1 ① P3		F B X 1-1 ③ F7			F B B X 2-1 F8 1B 1B 1B	F F F B F C 1-3 ② K	3	1	1	0	0	0	0
Jeff Branson, L (9, PH) OBP: 0.348, SLG: 0.429										1	0	0	0	0	1	2
Tim Belcher, R (1, 1) OBP: 0.113, SLG: 0.170			X 0-0 ② F7			C F X 0-2 G6-3 2B		C F X 0-2 1-2 1B F8 1B	B B F X 2-1 ③ G4-3 1-2	1	0	0	0	0	0	0
Cesar Hernandez, R (6, PH) (6, 8) OBP: 0.400, SLG: 0.550										2	0	2	0	0	0	0
Dwayne Henry, R (8, 1) OBP: 0.250, SLG: 0.250										0	0	0	0	0	0	0
Paul O'Neill, L (9, PH) OBP: 0.367, SLG: 0.409										1	0	0	0	0	0	2
Inning Stats	R: 0 E: 0 K: 0 S: 9 H: 2 LOB: 1 BB: 0 P: 15	R: 0 E: 0 K: 0 S: 8 H: 0 LOB: 0 BB: 0 P: 13	R: 0 E: 0 K: 0 S: 7 H: 0 LOB: 1 BB: 1 P: 12	R: 0 E: 0 K: 0 S: 5 H: 1 LOB: 0 BB: 0 P: 7	R: 0 E: 0 K: 0 S: 4 H: 0 LOB: 0 BB: 0 P: 6	R: 0 E: 0 K: 1 S: 11 H: 1 LOB: 2 BB: 1 P: 23	R: 0 E: 0 K: 0 S: 7 H: 1 LOB: 0 BB: 0 P: 10	R: 1 E: 0 K: 0 S: 15 H: 3 LOB: 2 BB: 0 P: 21	R: 0 E: 1 K: 1 S: 18 H: 2 LOB: 2 BB: 0 P: 25	1B: 8 2B: 2 3B: 0 HR: 0	SF: 0 SAC: 0 DP: 2 HBP: 0						

	AB	34
	R	1
	H	10
	RBI	1
	BB	2
	SO	2
	LOB	21

WP: 0 PB: 0 SB: 2 CS: 1 PA: 36

PITCHER		IP	WLS	BF	H	R	ER	SO	BB	IBB	HBP	BLK	WP	HR	S	P	ERA	WHIP
Steve Avery, L ERA: 2.72	(1, 1)	7.2	W	30	8	1	1	1	2	0	0	0	0	0	64	102	1.17	1.304
Marvin Freeman, R ERA: 4.06	(8, 1)	0.1		1	0	0	0	0	0	0	0	0	0	0	2	5	0.00	0.000
Alejandro Pena, R ERA: 4.25	(9, 1)	1.0		5	2	0	0	1	0	0	0	0	0	0	18	25	0.00	2.000

PITCHER	IP	WLS	BF	H	R	ER	SO	BB	IBB	HBP	BLK	WP	HR	S	P	ERA	WHIP

Cincinnati Reds @ Atlanta Braves

Atlanta-Fulton County Stadium, Atlanta, GA

Wed Aug 05 1992, 7:05 PM EDT

Att. 44,480 - Cloudy - 84 F

livebaseballscorecards.com

Batter	1	2	3	4	5	6	7	8	9	AB	R	H	RBI	BB	SO	LOB
Otis Nixon, S (1, 8) OBP: 0.369, SLG: 0.389	B1-3		P3	1B			G1-3			4	0	1	0	0	0	0
Jeff Treadway, L (1, 4) OBP: 0.246, SLG: 0.274	BB		1B	P4			F7			3	1	1	0	1	0	1
Terry Pendleton, S (1, 5) OBP: 0.322, SLG: 0.463	1B		L8		L5		F7			4	1	1	0	0	0	1
David Justice, L (1, 9) OBP: 0.348, SLG: 0.391	3B		FC5-4 1B		K			F9		4	1	2	2	0	1	0
Lonnie Smith, R (1, 7) OBP: 0.284, SLG: 0.329 Alejandro Pena, R (9, 1)	SF9		FC5-4		F8			K2-3		3 0	0 0	0 0	1 0	0 0	1 0	2 0
Sid Bream, L (1, 3) OBP: 0.337, SLG: 0.397	K			HR		G4-3		P6		4	1	1	1	0	1	0
Damon Berryhill, S (1, 2) OBP: 0.266, SLG: 0.373		P5		HR		1B				3	1	2	1	0	0	0
Rafael Belliard, R (1, 6) OBP: 0.257, SLG: 0.234 Jeff Blauser, R (3, 6) OBP: 0.295, SLG: 0.393		CS 1B		K		K				1 2	0 0	1 0	0 0	0 0	0 2	0 1
Steve Avery, L (1, 1) OBP: 0.214, SLG: 0.259 Marvin Freeman, R (8, 1) OBP: 0.500, SLG: 0.500 Ron Gant, R (9, 7) OBP: 0.329, SLG: 0.416		F8		F7		G3				3 0 0	0 0 0	0 0 0	0 0 0	0 0 0	0 0 0	2 0 0
Inning Stats	R: 3 E: 0 K: 1 S: 15 H: 2 LOB: 0 BB: 1 P: 22	R: 0 E: 0 K: 0 S: 7 H: 1 LOB: 0 BB: 0 P: 8	R: 0 E: 0 K: 0 S: 12 H: 2 LOB: 2 BB: 0 P: 19	R: 2 E: 0 K: 1 S: 11 H: 3 LOB: 1 BB: 0 P: 18	R: 0 E: 0 K: 1 S: 7 H: 0 LOB: 0 BB: 0 P: 10	R: 0 E: 0 K: 1 S: 10 H: 1 LOB: 1 BB: 0 P: 15	R: 0 E: 0 K: 0 S: 8 H: 0 LOB: 0 BB: 0 P: 13	R: 0 E: 0 K: 1 S: 6 H: 0 LOB: 0 BB: 0 P: 9		1B: 6 2B: 0 3B: 1 HR: 2 SF: 1 SAC: 0 DP: 0 HBP: 0						

AB	31
R	5
H	9
RBI	5
BB	1
SO	5
LOB	7

WP: 0 PB: 0 SB: 0 CS: 1 PA: 33

PITCHER		IP	WLS	BF	H	R	ER	SO	BB	IBB	HBP	BLK	WP	HR	S	P	ERA	WHIP
Tim Belcher, R ERA: 3.77	(1, 1)	5.0	L	23	8	5	5	3	1	0	0	0	0	2	52	77	9.00	1.800
Steve Foster, R ERA: 3.26	(6, 1)	2.0		7	1	0	0	1	0	0	0	0	0	0	18	28	0.00	0.500
Dwayne Henry, R ERA: 3.0	(8, 1)	1.0		3	0	0	0	1	0	0	0	0	0	0	6	9	0.00	0.000

PITCHER	IP	WLS	BF	H	R	ER	SO	BB	IBB	HBP	BLK	WP	HR	S	P	ERA	WHIP

Batter	1	2	3	4	5	6	7	8	9	AB	R	H	RBI	BB	SO	LOB
Dave Martinez, L (1, 3) OBP: 0.329, SLG: 0.338	B C F C 1-3 ① K		B X 1-0 PO 2B		C B B S B X 3-2 1B			C B B C F B B 4-2 FC4-6 BB		3	0	2	0	1	1	0
Reggie Sanders, R (1, 8) OBP: 0.340, SLG: 0.464	X 0-0 HR		C C C S 0-3 ② K		1 SAFE X 0-0 ③ P5			B B F C 1 F X SAFE 2-2 ① F7		4	1	1	1	0	1	3
Barry Larkin, R (1, 6) OBP: 0.367, SLG: 0.442	C S X 0-2 ② F8		2 SAFE 0-0 ③ PO 2-3	C S F B X 1-2 E6 F7 G4-3		B X 1-0 ① L9		X 0-0 ② FC4-6 1-2f		4	1	0	0	0	0	1
Paul O'Neill, L (1, 9) OBP: 0.366, SLG: 0.405	F B B B X 3-1 ③ G3			B B B C B 4-1 G4-3 BB		F C X 0-2 ② L7		B B C X 2-1 ③ F8		3	0	0	0	1	0	1
Glenn Braggs, R (1, 7) OBP: 0.340, SLG: 0.384		B S B X 2-1 ① F7		C X 0-1 ① F7 2-3		F B F B F B S 3-3 ③ K			B X 1-0 2B	4	0	1	0	0	1	2
Bill Doran, S (1, 4) OBP: 0.317, SLG: 0.378		B X 1-0 ② P6		C B B X 2-1 ② G4-3 1-2 3-H			F B X 1-1 ① G6-3		F B B F F X 2-2 ① P6	4	0	0	1	0	0	2
Chris Sabo, R (1, 5) OBP: 0.300, SLG: 0.411		B B X 2-0 1B		B C B X 2-1 ③ G6-3			X 0-0 ② P3		S B C S 1-3 ② K	4	0	1	0	0	1	2
Joe Oliver, R (1, 2) OBP: 0.317, SLG: 0.381		B 1 SAFE X 1-0 ③ P4			B F B X 2-1 ① G5-3		B B X 2-0 HR		B F C S 1-3 ③ K	4	1	1	1	0	1	2
Greg Swindell, L (1, 1) OBP: 0.141, SLG: 0.161 Freddie Benavides, R (7, PH) OBP: 0.272, SLG: 0.322 Dwayne Henry, R (7, 1) OBP: 0.250, SLG: 0.250 Rob Dibble, L (8, 1) OBP: 0.333, SLG: 0.333			X 0-0 ① G5-3		C B X 1-1 ② G3-1		X 0-0 ③ G4-3			2 1 0 0	0 0 0 0	0 0 0 0	0 0 0 0	0 0 0 0	0 0 0 0	0 0 0 0
Inning Stats	R: 1 E: 0 K: 1 S: 9 H: 1 LOB: 0 BB: 0 P: 13	R: 0 E: 0 K: 0 S: 5 H: 1 LOB: 1 BB: 0 P: 11	R: 0 E: 0 K: 1 S: 5 H: 1 LOB: 0 BB: 0 P: 6	R: 1 E: 1 K: 0 S: 11 H: 0 LOB: 1 BB: 1 P: 20	R: 0 E: 0 K: 0 S: 8 H: 1 LOB: 1 BB: 0 P: 14	R: 0 E: 0 K: 1 S: 8 H: 0 LOB: 0 BB: 0 P: 12	R: 1 E: 0 K: 0 S: 5 H: 1 LOB: 0 BB: 0 P: 8	R: 0 E: 0 K: 0 S: 10 H: 0 LOB: 1 BB: 1 P: 18	R: 0 E: 0 K: 2 S: 11 H: 1 LOB: 1 BB: 0 P: 16	1B: 2 2B: 2 3B: 0 HR: 2 SF: 0 SAC: 0 DP: 0 HBP: 0						

PITCHER		IP	WLS	BF	H	R	ER	SO	BB	IBB	HBP	BLK	WP	HR	S	P	ERA	WHIP
29 John Smoltz, R ERA: 2.55	(1, 1)	9.0	W	35	6	3	2	5	2	0	0	0	0	2	72	118	2.00	0.889

PITCHER	IP	WLS	BF	H	R	ER	SO	BB	IBB	HBP	BLK	WP	HR	S	P	ERA	WHIP

TOP

Cincinnati Reds @ Atlanta Braves

Atlanta-Fulton County Stadium, Atlanta, GA

Thu Aug 06 1992, 7:05 PM EDT

Att. 44,768 - Cloudy - 78 F

livebaseballscorecards.com

AB	33
R	3
H	6
RBI	3
BB	2
SO	5
LOB	13

PA: 36

WP: 0 PB: 0 SB: 0 CS: 0

Cincinnati Reds @ Atlanta Braves

Atlanta-Fulton County Stadium, Atlanta, GA

Thu Aug 06 1992, 7:05 PM EDT

Att. 44,768 - Cloudy - 78 F

livebaseballscorecards.com

BOTTOM

Batter	1	2	3	4	5	6	7	8	9	AB	R	H	RBI	BB	SO	LOB
Otis Nixon, S (1, 8) OBP: 0.368, SLG: 0.386	B X 1-0 L8 ①		X 0-0 2-H 3-H 1B		C L B X 1-2 G6-3 ②		X 0-0 G1-3 ①			4	0	1	2	0	0	0
Jeff Blauser, R (1, 6) OBP: 0.294, SLG: 0.390 Rafael Belliard, R (8, 6) OBP: 0.257, SLG: 0.234	C X 0-1 P6 ②		X 0-0 P3 ②		B X 1-0 2B 1B		S B C F F B S 2-3 K ②			4 0	1 0	1 0	0 0	0 0	1 0	1 0
Terry Pendleton, S (1, 5) OBP: 0.324, SLG: 0.468	B B F X 2-1 L8 ③		1 SAFE C 1 X SAFE 0-1 G5-3 ③		S C 1 F X SAFE 0-2 1-H 1B 2B		C B X 1-1 2B			4	1	2	1	0	0	1
Ron Gant, R (1, 7) OBP: 0.328, SLG: 0.414		C B B S X 2-2 P4 ①		B B C F B S 3-3 K ①	B X 1-0 1B 2-H 1B		F C C 0-3 K ③			4	0	1	1	0	2	1
David Justice, L (1, 9) OBP: 0.347, SLG: 0.390		C X 0-1 L7 ②		S C B S 1-3 K ②	1 SAFE F B P 1 F 1 SAFE X 2-2 1-3 1B			F C S 0-3 K ①		4	0	1	0	0	2	0
Brian Hunter, R (1, 3) OBP: 0.254, SLG: 0.457 Sid Bream, L (8, PH) (9, 3) OBP: 0.339, SLG: 0.397		C S F B S 1-3 K ③		B X 1-0 1B	B B S F 1 SAFE X 2-2 F9 ③			B C S B B B 4-2 S BB		3 0	0 0	1 0	0 0	0 1	1 0	2 0
Greg Olson, R (1, 2) OBP: 0.329, SLG: 0.363			C X 0-1 1B 2B	X 0-0 P3 ③		C B B C F B X 3-2 F9 ①		B X 1-0 F7 ②		4	0	1	0	0	0	2
Mark Lemke, S (1, 4) OBP: 0.291, SLG: 0.304			C X 0-1 29 E 29 FC 2-H 1B 1B ①		B B X 2-0 HR	B B C F S 2-3 K ②		C X 0-1 1-2 G4-3 ③		4	2	2	1	0	1	1
29 John Smoltz, R (1, 1) OBP: 0.230, SLG: 0.200			B X 1-0 1-3 FC 1B		S B B C C 2-3 K ①	S S S 0-3 K ③				3	1	0	0	0	2	1
Inning Stats	R: 0 E: 0 K: 0 S: 5 H: 0 LOB: 0 BB: 0 P: 8	R: 0 E: 0 K: 1 S: 9 H: 0 LOB: 0 BB: 0 P: 12	R: 2 E: 1 K: 0 S: 9 H: 3 LOB: 1 BB: 0 P: 10	R: 0 E: 0 K: 2 S: 9 H: 1 LOB: 1 BB: 0 P: 14	R: 3 E: 0 K: 1 S: 20 H: 5 LOB: 2 BB: 0 P: 30	R: 0 E: 0 K: 2 S: 10 H: 0 LOB: 0 BB: 0 P: 15	R: 0 E: 0 K: 2 S: 12 H: 1 LOB: 1 BB: 0 P: 15	R: 0 E: 0 K: 1 S: 8 H: 0 LOB: 1 BB: 1 P: 13		1B: 6 2B: 3 3B: 0 HR: 1 SF: 0 SAC: 0 DP: 0 HBP: 0						

AB	34
R	5
H	10
RBI	5
BB	1
SO	9
LOB	9

WP: 0 PB: 0 SB: 1 CS: 0 PA: 35

PITCHER		IP	WLS	BF	H	R	ER	SO	BB	IBB	HBP	BLK	WP	HR	S	P	ERA	WHIP
Greg Swindell, L ERA: 2.77	(1, 1)	6.0	L	27	9	5	4	6	0	0	0	0	0	1	62	89	6.00	1.500
Dwayne Henry, R ERA: 2.95	(7, 1)	1.0		4	1	0	0	2	0	0	0	0	0	0	12	15	0.00	1.000
Rob Dibble, R ERA: 3.47	(8, 1)	1.0		4	0	0	0	1	1	0	0	0	0	0	8	13	0.00	1.000

PITCHER	IP	WLS	BF	H	R	ER	SO	BB	IBB	HBP	BLK	WP	HR	S	P	ERA	WHIP

Batter	1	2	3	4	5	6	7	8	9	AB	R	H	RBI	BB	SO	LOB
Jose Offerman, S (1, 6) OBP: 0.328, SLG: 0.332	C X 0-1 G6-3		X 0-0 FC1-6 G6-3 BB 2B 1-2f		B M S F B F F X 2-2 G6-3			B B B C C X 3-2 G6-3		4	1	0	0	0	0	1
Brett Butler, L (1, 8) OBP: 0.417, SLG: 0.402	C B X 1-1 B1-3		B B 1 SAFE C B B 4-1 G6-3 2B 1-2 BB		B C C B S 2-3 K			B X 1-0 G4-3		3	1	0	0	1	1	0
Eric Young Sr., R (1, 4) OBP: 0.286, SLG: 0.259	C B S X 1-2 1B		B X 1-0 G6-3 1-2 2-3			B B C X 2-1 G5-3			B C B X 2-1 1B	4	0	2	0	0	0	2
Eric Karros, R (1, 3) OBP: 0.297, SLG: 0.463	B 1 SAFE 1 SAFE B 1 SAFE C C C 2-3 K		B B F B X 3-1 2B 2-H 3-H			B X 1-0 L8			B B C C X 2-2 F8	4	0	1	2	0	1	2
Mitch Webster, S (1, 9) OBP: 0.335, SLG: 0.416 Steve Wilson, L (6, 1) OBP: 0.333, SLG: 0.333 Dave Anderson, R (9, PH) OBP: 0.280, SLG: 0.423		B C X 1-1 S 2B	B B C B F E C 3-3 K			S X 0-1 F7			X 0-0 P4	3 0 1	0 0 0	1 0 0	0 0 0	0 0 0	1 0 0	1 0 1
Todd Benzinger, S (1, 7) OBP: 0.269, SLG: 0.325		B B F S T S 2-3 K 2-3		C F B B X 2-2 P2			C X 0-1 G1-3		B B C X 2-1 G5-3	4	0	0	0	0	1	2
Carlos Hernandez, R (1, 2) OBP: 0.331, SLG: 0.344		C B S T S 1-3 K		B S X 1-1 G6-3			C X 0-1 G5-4-3 1B			3	0	1	0	0	1	1
Dave Hansen, L (1, 5) OBP: 0.290, SLG: 0.330		B S B X 2-1 G4-3		C X 0-1 L8			C B B X 2-1 G5-4-3 1-2f			3	0	0	0	0	0	2
Kevin Gross, R (1, 1) OBP: 0.128, SLG: 0.081 Tim Crews, R (2, 1) OBP: 0.250, SLG: 0.250 Henry Rodriguez, L (6, 9) OBP: 0.143, SLG: 0.158 Mike Sharperson, R (8, PH) OBP: 0.400, SLG: 0.408 Tom Goodwin, L (8, 9) OBP: 0.100, SLG: 0.100			S B X 1-1 FC1-6 1B		C S S 0-3 K			B C B B C T X 3-2 G6-3		0 2 0 1 0	0 0 0 0 0	0 1 0 0 0	0 0 0 0 0	0 0 0 0 0	0 1 0 0 0	0 0 0 0 0
Inning Stats	R: 0 E: 0 K: 1 S: 10 H: 1 LOB: 1 BB: 0 P: 14	R: 0 E: 0 K: 2 S: 12 H: 1 LOB: 1 BB: 0 P: 18	R: 2 E: 0 K: 1 S: 11 H: 2 LOB: 1 BB: 1 P: 23	R: 0 E: 0 K: 0 S: 7 H: 0 LOB: 0 BB: 0 P: 10	R: 0 E: 0 K: 2 S: 12 H: 0 LOB: 0 BB: 0 P: 16	R: 0 E: 0 K: 0 S: 5 H: 0 LOB: 0 BB: 0 P: 8	R: 0 E: 0 K: 0 S: 6 H: 1 LOB: 0 BB: 0 P: 8	R: 0 E: 0 K: 0 S: 8 H: 0 LOB: 0 BB: 0 P: 15	R: 0 E: 0 K: 0 S: 8 H: 1 LOB: 1 BB: 0 P: 14	1B: 4 2B: 2 3B: 0 HR: 0	SF: 0 SAC: 0 DP: 1 HBP: 0					

PITCHER		IP	WLS	BF	H	R	ER	SO	BB	IBB	HBP	BLK	WP	HR	S	P	ERA	WHIP
Charlie Leibrandt, L ERA: 3.21	(1, 1)	9.0	W	33	6	2	2	6	1	0	0	0	0	0	79	126	2.00	0.778

PITCHER	IP	WLS	BF	H	R	ER	SO	BB	IBB	HBP	BLK	WP	HR	S	P	ERA	WHIP

TOP

Los Angeles Dodgers @ Atlanta Braves

Atlanta-Fulton County Stadium, Atlanta, GA

Fri Aug 07 1992, 7:05 PM EDT
Att. 43,822 - Cloudy - 78 F

livebaseballscorecards.com

AB	32
R	2
H	6
RBI	2
BB	1
SO	6
LOB	12

1B: 4	SF: 0	WP: 0	PA: 33
2B: 2	SAC: 0	PB: 0	
3B: 0	DP: 1	SB: 1	
HR: 0	HBP: 0	CS: 0	

Batter	1	2	3	4	5	6	7	8	9	AB	R	H	RBI	BB	SO	LOB
Otis Nixon, S (1, 8) OBP: 0.368, SLG: 0.384	BFBFBB 4-2 1B 1B BB	BBX 2-0 E6 1B	BX 1-0 FC3-2 S 1-3 1B		X 0-0 ② G6-3			CBX 1-1 ① G3		4	2	1	0	1	0	1
Mark Lemke, S (1, 4) OBP: 0.299, SLG: 0.320	CB1X SAFE 1-1 1-3 1B 1B	BBBCB 4-1 BB 1B G3-1 BB	CBX 1-1 FC3-2 1-2 1B		X 0-0 ③ G4-3			BBFFFBFFX 3-2 HR		4	3	3	1	1	0	1
Terry Pendleton, S (1, 5) OBP: 0.325, SLG: 0.467	FBX 1-1 FC4-6 BB 1B 2-H 3-H 1B	BSBX 2-1 G3-1 BB 1-2 2-H 1B	SBCX 1-2 ② FC3-2 1-2 2-3 3-Hf			CBCX 1-2 ① G4-3		BCBBFX 3-2 ② F8		5	1	2	3	0	0	3
David Justice, L (1, 9) OBP: 0.348, SLG: 0.388	BFBBFFFB 4-2 FC4-6 1-2 BB	BBBSSX 3-1 ① F8	CSFBX 1-2 ③ G3			CBX 1-1 G6-3 1B		BBFBX 3-1 ③ G6-3		4	0	1	0	1	0	5
Ron Gant, R (1, 7) OBP: 0.327, SLG: 0.411	BBFCBX 3-2 ① FC4-6 1B 1-2f 2-3 FC1-2-5	CBCFBFFBB 4-2 G3-1 1-2 2-3 BB		FBCBS 2-3 ① K		CX 0-1 ② G6-3 1-2				3	0	0	0	1	1	3
Sid Bream, L (1, 3) OBP: 0.339, SLG: 0.396 Brian Hunter, R (6, PH) OBP: 0.253, SLG: 0.455 (7, 3)	BCX 1-1 FC1-2-5 1-3 3-H 1B	BFBFBX 2-2 ② G3-1 1-2 2-3 3-H		CBFBBBX 3-2 ② G4-3		BCFBBX 2-2 ③ L6				3 1	0 0	1 0	2 0	0 0	0 0	2 1
Jeff Blauser, R (1, 6) OBP: 0.289, SLG: 0.382 Rafael Belliard, R (8, 6) OBP: 0.257, SLG: 0.234	CCX 0-2 ② FC1-2-5 1-3 3-H	SX 0-1 ③ G5-3	BX 1-0 ③ G5-3			SX 0-1 ① G1-3				4 0	0 0	0 0	0 0	0 0	0 0	4 0
Greg Olson, R (1, 2) OBP: 0.332, SLG: 0.363	BSBII 4-1 IBB	X 0-0 ① P2	BBX 2-0 SH1-4 S 1B			CFBBBFBX 3-2 ② L8				3	0	1	0	1	0	0
Charlie Leibrandt, R (1, 1) OBP: 0.128, SLG: 0.132	X 0-0 ③ L7	FBBCX 2-2 1B FC3-2 1B	LBX 1-1 ① SH1-4 1-3			FCFFS 0-3 ③ K				3	0	1	0	0	1	3
Inning Stats	R: 3 E: 0 K: 0 S: 19 H: 3 LOB: 3 BB: 3 P: 37	R: 2 E: 1 K: 0 S: 16 H: 1 LOB: 2 BB: 2 P: 33	R: 0 E: 0 K: 0 S: 14 H: 3 LOB: 3 BB: 0 P: 20	R: 0 E: 0 K: 1 S: 7 H: 0 LOB: 0 BB: 0 P: 13	R: 0 E: 0 K: 0 S: 5 H: 1 LOB: 1 BB: 0 P: 8	R: 0 E: 0 K: 0 S: 10 H: 1 LOB: 1 BB: 0 P: 14	R: 0 E: 0 K: 1 S: 11 H: 0 LOB: 0 BB: 0 P: 14	R: 1 E: 0 K: 0 S: 13 H: 1 LOB: 0 BB: 0 P: 23		1B: 9 2B: 0 3B: 0 HR: 1	SF: 0 SAC: 1 DP: 0 HBP: 0		WP: 0 PB: 0 SB: 2 CS: 0	PA: 40		

PITCHER		IP	WLS	BF	H	R	ER	SO	BB	IBB	HBP	BLK	WP	HR	S	P	ERA	WHIP
Kevin Gross, R ERA: 3.61	(1, 1)	1.1	L	14	4	5	3	0	4	1	0	0	0	0	30	63	20.25	6.000
Tim Crews, R ERA: 5.37	(2, 1)	3.2		15	4	0	0	1	0	0	0	0	0	0	31	48	0.00	1.091
Steve Wilson, L ERA: 4.01	(6, 1)	3.0		11	2	1	1	1	0	0	0	0	0	1	34	51	3.00	0.667

PITCHER	IP	WLS	BF	H	R	ER	SO	BB	IBB	HBP	BLK	WP	HR	S	P	ERA	WHIP

BOTTOM

Los Angeles Dodgers @ Atlanta Braves

Atlanta-Fulton County Stadium, Atlanta, GA

Fri Aug 07 1992, 7:05 PM EDT
Att. 43,822 - Cloudy - 78 F

livebaseballscorecards.com

AB	34
R	6
H	10
RBI	6
BB	5
SO	2
LOB	23

Los Angeles Dodgers @ Atlanta Braves

Atlanta-Fulton County Stadium, Atlanta, GA

Sat Aug 08 1992, 3:33 AM EDT

Att. 43,116 - Cloudy - 81 F

TOP

livebaseballscorecards.com

Batter	1	2	3	4	5	6	7	8	9	AB	R	H	RBI	BB	SO	LOB
Jose Offerman, S (1, 6) OBP: 0.324, SLG: 0.328	F F B B X 2-2 G4-3		L C B B B F X 2-2 FC4-6 L9-6 1B 1-2f		C B X 1-1 G1-3		C C S 0-3 K		F C F B X 1-2 G5-3	5	0	0	0	0	1	2
Brett Butler, L (1, 8) OBP: 0.418, SLG: 0.406	C X 0-1 E7 FC6-2 2B		B 1 SAFE C 1 SAFE B X 2-1 1-2 1B		B B L C B X 3-2 F8		F B B F F X 2-2 G6-3			4	0	2	0	0	0	0
Tom Goodwin, L (8, 8) OBP: 0.100, SLG: 0.100										0	0	0	0	0	0	0
Eric Young Sr., R (1, 4) OBP: 0.250, SLG: 0.226	C B X 1-1 FC6-2 S 3-H		C 1 SAFE X 0-1 L9-6 2-3			B B B C C C X 3-2 L8		B B B C C C X 3-2 G1-3		4	0	0	0	0	0	3
Eric Karros, R (1, 3) OBP: 0.297, SLG: 0.460	1 SAFE B X 1-0 P3 1-2			S C B B F X 2-2 BB 1B		B B X 2-0 P5		C X 0-1 F9		4	0	1	0	0	0	1
Henry Rodriguez, L (1, 9) OBP: 0.200, SLG: 0.261		B S S S B B F X 3-2 G1-3		X 0-0 F7		B B C S X 2-2 2B 2B		B X 1-0 1B		4	1	2	0	0	0	1
Lenny Harris, L (1, 7) OBP: 0.319, SLG: 0.312		B B C B B 4-1 BB		B B B B 4-0 1-2 BB		X 0-0 2-H 1B 2B		X 0-0 F8		2	1	1	1	2	0	1
Carlos Hernandez, R (1, 2) OBP: 0.329, SLG: 0.341		B 1 SAFE C 1 SAFE X 1-1 F8		F F B B S 2-3 K		B F X 1-1 FC6 2-H 1B			C B B C F B F F X 3-2 G5-3	4	0	1	1	0	1	3
Dave Hansen, L (1, 5) OBP: 0.288, SLG: 0.327		1 SAFE B X 1-0 F7		B B B C X 3-1 L7		F C X 0-2 FC6 1-2f			B X 1-0 G5-3	2	0	0	0	0	0	3
Mike Sharperson, R (6, PH) OBP: 0.399, SLG: 0.407										1	0	0	0	0	0	1
(6, 5)																
Roger McDowell, R (6, 1)										0	0	0	0	0	0	0
Todd Benzinger, S (9, PH) OBP: 0.268, SLG: 0.324										1	0	0	0	0	0	0
Tom Candiotti, R (1, 1) OBP: 0.114, SLG: 0.093			X 0-0 FC4-6 1B		S B S S 1-3 K		X 0-0 P4		B F X 1-1 1B	0	0	0	0	0	0	0
Jim Gott, R (1, 1) OBP: 0.500, SLG: 0.500										1	0	1	0	0	0	0
Mitch Webster, S (5, PH) OBP: 0.333, SLG: 0.413										1	0	0	0	0	1	0
Kevin Gross, R (5, 1) OBP: 0.128, SLG: 0.081										0	0	0	0	0	0	0
Dave Anderson, R (6, 5) OBP: 0.286, SLG: 0.425										2	0	1	0	0	0	0
Inning Stats	R: 0 E: 1 K: 0 S: 8 H: 1 LOB: 1 BB: 0 P: 12	R: 0 E: 0 K: 0 S: 8 H: 0 LOB: 1 BB: 1 P: 17	R: 0 E: 0 K: 0 S: 9 H: 2 LOB: 1 BB: 0 P: 13	R: 0 E: 0 K: 1 S: 10 H: 1 LOB: 2 BB: 1 P: 21	R: 0 E: 0 K: 1 S: 8 H: 0 LOB: 0 BB: 0 P: 13	R: 2 E: 0 K: 0 S: 13 H: 3 LOB: 1 BB: 0 P: 21	R: 0 E: 0 K: 1 S: 8 H: 0 LOB: 0 BB: 0 P: 10	R: 0 E: 0 K: 0 S: 7 H: 1 LOB: 1 BB: 0 P: 11	R: 0 E: 0 K: 0 S: 13 H: 1 LOB: 1 BB: 0 P: 19	1B: 6 2B: 4 3B: 0 HR: 0	SF: 0 SAC: 0 DP: 1 HBP: 0						

AB	35
R	2
H	9
RBI	2
BB	2
SO	3
LOB	15

WP: 0 PB: 0 SB: 1 CS: 0 PA: 37

PITCHER		IP	WLS	BF	H	R	ER	SO	BB	IBB	HBP	BLK	WP	HR	S	P	ERA	WHIP
Pete Smith, R ERA: 1.15	(1, 1)	5.2	W	25	7	2	2	2	2	0	0	0	0	0	53	94	3.18	1.588
Mike Stanton, L ERA: 5.88	(6, 1)	1.1		4	0	0	0	1	0	0	0	0	0	0	11	13	0.00	0.000
Marvin Freeman, R ERA: 4.0	(8, 1)	0.2		2	0	0	0	0	0	0	0	0	0	0	5	8	0.00	0.000
Mark Davis, L ERA: 6.86	(8, 1)	1.1		6	2	0	0	0	0	0	0	0	0	0	15	22	0.00	1.500

PITCHER	IP	WLS	BF	H	R	ER	SO	BB	IBB	HBP	BLK	WP	HR	S	P	ERA	WHIP

Batter	1	2	3	4	5	6	7	8	9	AB	R	H	RBI	BB	SO	LOB
Otis Nixon, S (1, 8) OBP: 0.371, SLG: 0.385	BB S 1B G1-3		L5		K		HR 1B BB	FC3-6 1B		5	2	2	0	1	1	6
Mark Lemke, S (1, 4) (9, 5) OBP: 0.303, SLG: 0.324	SAFE	L9 B5-3		FC1-5-4 1B		CS 1B	HR 1B 1-2 2-3	FC3-6 FC4-6 1B 1-2f		6	2	3	0	0	0	2
Terry Pendleton, S (1, 5) OBP: 0.330, SLG: 0.475 Jeff Treadway, L (8, PH) OBP: 0.258, SLG: 0.286 (9, 4)	SAFE BB 1B 1-2 BB	1B	FC1-5-4 1-2f			1B 1-2 BB	HR 1-H 2-H 3-H	FC4-6 1-2 1B		3 1	2 0	2 1	4 0	2 0	0 0	1 0
David Justice, L (1, 9) OBP: 0.348, SLG: 0.385	1B 2B 1-2 2-3 BB SAFE	P4	F7			1B 1-2	F8	FC4-6 WP 1-2f 2-3		5	1	1	0	1	0	4
Ron Gant, R (1, 7) OBP: 0.326, SLG: 0.407 Deion Sanders, L (8, 7) OBP: 0.367, SLG: 0.552	K	G3	F9			F8	1B 1B BB	1B 1-2 BB		4 0	1 0	0 0	0 0	1 1	1 0	7 0
Sid Bream, L (1, 3) OBP: 0.350, SLG: 0.416	2B 1-2 2-H 3-H BB 1B		HR		SH1-4 1B BB	F7	1B 1-2 1B			5	2	4	4	1	0	2
Damon Berryhill, S (1, 2) OBP: 0.272, SLG: 0.379	BB 1-3 2-H 2B		SH2-4 BB		F7	P2 1B		P3		5	0	2	2	1	0	4
Jeff Blauser, R (1, 6) OBP: 0.300, SLG: 0.386 Rafael Belliard, R (8, 6) OBP: 0.257, SLG: 0.234	BB IBB		F9		SH1-4 1-2 1B	2B 1B BB				3 0	1 0	2 0	0 0	2 0	0 0	1 0
Pete Smith, R (1, 1) Mike Stanton, L (6, 1) OBP: 0.500, SLG: 0.500 Lonnie Smith, R (7, PH) OBP: 0.289, SLG: 0.347 Marvin Freeman, R (8, 1) OBP: 0.500, SLG: 0.500 Mark Davis, L (8, 1)	1-2 2-3 3-H BB		SH2-4 1-2		SH1-4 1-2 2-3	1B HR 2B	K			0 0 2 0 0	0 0 1 0 0	0 0 1 0 0	1 0 1 0 0	1 0 0 0 0	0 0 1 0 0	0 0 3 0 0
Inning Stats	R: 4 E: 0 K: 1 S: 16 H: 3 LOB: 3 BB: 4 P: 39	R: 0 E: 0 K: 0 S: 9 H: 1 LOB: 1 BB: 0 P: 12	R: 1 E: 0 K: 0 S: 14 H: 1 LOB: 1 BB: 1 P: 22	R: 0 E: 0 K: 0 S: 10 H: 1 LOB: 1 BB: 0 P: 15	R: 0 E: 0 K: 1 S: 9 H: 1 LOB: 2 BB: 1 P: 17	R: 0 E: 0 K: 0 S: 9 H: 2 LOB: 2 BB: 1 P: 19	R: 6 E: 0 K: 1 S: 27 H: 6 LOB: 3 BB: 3 P: 47	R: 1 E: 0 K: 0 S: 11 H: 3 LOB: 3 BB: 1 P: 20		1B: 14 2B: 2 3B: 0 HR: 2 SF: 0 SAC: 2 DP: 0 HBP: 0						

PITCHER		IP	WLS	BF	H	R	ER	SO	BB	IBB	HBP	BLK	WP	HR	S	P	ERA	WHIP
Tom Candiotti, R ERA: 3.11	(1, 1)	0.2	L	7	3	4	4	1	2	0	0	0	0	0	12	26	54.00	7.500
Jim Gott, R ERA: 1.85	(1, 1)	3.1		16	3	1	1	0	2	1	0	0	0	1	37	62	2.70	1.500
Kevin Gross, R ERA: 3.58	(5, 1)	1.1		8	3	0	0	1	2	0	0	0	0	0	15	30	0.00	3.750
Roger McDowell, R ERA: 4.73	(6, 1)	2.2		21	9	7	7	1	4	0	0	0	1	1	41	73	23.62	4.875

PITCHER	IP	WLS	BF	H	R	ER	SO	BB	IBB	HBP	BLK	WP	HR	S	P	ERA	WHIP

BOTTOM

Los Angeles Dodgers @ Atlanta Braves

Atlanta-Fulton County Stadium, Atlanta, GA

Sat Aug 08 1992, 3:33 AM EDT
Att. 43,116 - Cloudy - 81 F

livebaseballscorecards.com

AB	39
R	12
H	18
RBI	12
BB	11
SO	3
LOB	30

WP: 1	PA: 52		
PB: 0			
SB: 1			
CS: 1			

Batter	1	2	3	4	5	6	7	8	9	AB	R	H	RBI	BB	SO	LOB
Jose Offerman, S (1, 6) OBP: 0.324, SLG: 0.327	B F C F S 1-3 ① K		B F X 1-1 CS 1B		B X 1-0 ③ F9			C S B B X 2-2 ② FC6-4 BB 1B 1-2f 1B		4	1	1	0	0	1	2
Brett Butler, L (1, 8) OBP: 0.416, SLG: 0.404	B C B X 2-1 ② G6-3		C 1 SAFE C 1 SAFE 0-2 ③ CS 1-2	B C B B C S 3-3 ① K		F F B B X 2-2 ① F9		C B C X 1-2 BB 1-2 1B		2	0	0	0	0	1	0
Tom Goodwin, L (6, PH) OBP: 0.167, SLG: 0.167 (6, 8)										2	1	1	0	0	0	0
Eric Young Sr., R (1, 4) OBP: 0.250, SLG: 0.206	B S B X 2-1 ③ F8			C B F F B S 2-3 ② K		C B F F X 1-2 ② G6-3		B F B B B 4-1 1B 1-2 2-3 BB		3	0	0	0	1	1	0
Eric Karros, R (1, 3) OBP: 0.299, SLG: 0.464		C X 0-1 ① F7		B F B B X 3-1 2B		X 0-0 ③ F9		C F B B B X 3-2 1-3 2-H 3-H 1B		4	0	2	2	0	0	0
Mitch Webster, S (1, 9) OBP: 0.328, SLG: 0.406		B B B C F X 3-2 ② G5-3		B X 1-0 ③ G6-3			X 0-0 ① F8	C B C S 1-3 ③ K		3	0	0	0	0	0	1
Henry Rodriguez, L (8, PH) OBP: 0.192, SLG: 0.250 (8, 9)										1	0	0	0	0	1	2
Todd Benzinger, S (1, 7) OBP: 0.272, SLG: 0.328		B B S X 2-1 1B			B C X 1-1 F9 1B FC6-4 1B		C B F B X 2-2 ② F9		F B B F X 2-2 ① F7	3	1	2	0	0	0	0
Lenny Harris, L (9, PH) OBP: 0.317, SLG: 0.311										1	0	0	0	0	0	0
Carlos Hernandez, R (1, 2) OBP: 0.327, SLG: 0.338		B 1 SAFE B C 1 B S X SAFE 3-2 ③ G5-3			B F F X 1-2 FC6-4 1B		B B X 2-0 ③ L9		C C B F X 1-2 ② P4	4	0	1	0	0	0	1
Dave Hansen, L (1, 5) OBP: 0.283, SLG: 0.321			B B F X 2-1 ① F8		X 0-0 ① F9 2-3			B C S B F F F X 2-2 ① G6-3	X 0-0 ③ G6-3	4	0	0	0	0	0	2
Orel Hershiser, R (1, 1) OBP: 0.196, SLG: 0.265			F S X 0-2 ② G5-3		F C F X 0-2 ② FC6-4 1-2f 3-H			S B B B B 4-1 FC6-4 BB		2	0	0	1	0	0	1
Steve Wilson, L (5, 1) OBP: 0.333, SLG: 0.333										0	0	0	0	0	0	0
Tim Crews, R (7, 1) OBP: 0.250, SLG: 0.250										0	0	0	0	0	0	0
Mike Sharperson, R (8, PH) OBP: 0.401, SLG: 0.407										0	0	0	0	1	0	0
Jay Howell, R (8, 1)										0	0	0	0	0	0	0
Inning Stats	R: 0 E: 0 K: 1 S: 8 H: 0 LOB: 0 BB: 0 P: 13	R: 0 E: 0 K: 0 S: 10 H: 1 LOB: 1 BB: 0 P: 18	R: 0 E: 0 K: 0 S: 9 H: 1 LOB: 0 BB: 0 P: 12	R: 0 E: 0 K: 2 S: 10 H: 1 LOB: 1 BB: 0 P: 19	R: 1 E: 0 K: 0 S: 11 H: 2 LOB: 1 BB: 0 P: 14	R: 0 E: 0 K: 0 S: 8 H: 0 LOB: 0 BB: 0 P: 11	R: 0 E: 0 K: 0 S: 5 H: 0 LOB: 0 BB: 0 P: 9	R: 2 E: 0 K: 1 S: 20 H: 2 LOB: 2 BB: 2 P: 37	R: 0 E: 0 K: 0 S: 8 H: 0 LOB: 0 BB: 0 P: 11	1B: 6 2B: 1 3B: 0 HR: 0 SF: 0 SAC: 0 DP: 0 HBP: 0						

PITCHER		IP	WLS	BF	H	R	ER	SO	BB	IBB	HBP	BLK	WP	HR	S	P	ERA	WHIP
Tom Glavine, L ERA: 2.6	(1, 1)	6.0	W	22	5	1	1	3	0	0	0	0	0	0	56	87	1.50	0.833
Kent Mercker, L ERA: 2.41	(7, 1)	2.0		10	2	2	2	1	2	0	0	0	0	0	25	46	9.00	2.000
Alejandro Pena, R ERA: 4.14	(9, 1)	1.0		3	0	0	0	0	0	0	0	0	0	0	8	11	0.00	0.000

PITCHER	IP	WLS	BF	H	R	ER	SO	BB	IBB	HBP	BLK	WP	HR	S	P	ERA	WHIP

TOP

Los Angeles Dodgers @ Atlanta Braves

Atlanta-Fulton County Stadium, Atlanta, GA

Sun Aug 09 1992, 3:33 AM EDT
Att. 43,659 - Cloudy - 88 F

livebaseballscorecards.com

AB	33
R	3
H	7
RBI	3
BB	2
SO	4
LOB	9



Los Angeles Dodgers @ Atlanta Braves

Atlanta-Fulton County Stadium, Atlanta, GA

Sun Aug 09 1992, 3:33 AM EDT

Att. 43,659 - Cloudy - 88 F

livebaseballscorecards.com

Batter	1	2	3	4	5	6	7	8	9	AB	R	H	RBI	BB	SO	LOB
Otis Nixon, S (1, 8) OBP: 0.372, SLG: 0.385	K		2B E 1B	E6	2-H 1B		K			5	1	2	1	0	2	1
Deion Sanders, L (1, 7) OBP: 0.359, SLG: 0.540	L8		L7	L7	P5			G4-3		5	0	0	0	0	0	4
Terry Pendleton, S (1, 5) OBP: 0.332, SLG: 0.478	1B 2B BB		1 SAFE 1 SAFE 1 SAFE 1-3 E 2B	K		BB 1B		G3-1		2	2	1	0	1	1	2
Jeff Treadway, L (6, PH) OBP: 0.265, SLG: 0.281 (7, 4)										1	0	0	0	1	0	0
David Justice, L (1, 9) OBP: 0.353, SLG: 0.388	1-3 2B 1B		E IBB		BB 1B	1-2 FC5-4 1B		P3		3	3	2	0	2	0	0
Sid Bream, L (1, 3) OBP: 0.352, SLG: 0.426	1-H 3-H 2B		E9 1-H 2-H 3-H 2B		F7	L8				4	1	2	4	0	0	3
Greg Olson, R (1, 2) OBP: 0.331, SLG: 0.361	G6-3		G6-3		1B 1-2 1B	P7				4	1	1	0	0	0	3
Mark Lemke, S (1, 4) OBP: 0.302, SLG: 0.323 (7, 5)		F8	G3-1		1B 1-3 2-H WP 1B	1-2f FC5-4				4	1	1	1	0	0	2
Rafael Belliard, R (1, 6) OBP: 0.261, SLG: 0.238		G3-1		SH1-4 1B	2-3 3-H WP 1B		P8			4	1	2	1	0	0	0
Tom Glavine, L (1, 1) OBP: 0.266, SLG: 0.295		G3-1		1-2 SH1-4	3-H L8		K			2	0	0	0	0	0	1
Kent Mercker, L (7, 1)										1	0	0	0	0	1	0
Alejandro Pena, R (9, 1)										0	0	0	0	0	0	0
Inning Stats	R: 2 H: 2 E: 0 LOB: 1 K: 1 BB: 1 S: 11 P: 23		R: 0 H: 0 E: 0 LOB: 0 K: 0 BB: 0 S: 7 P: 7	R: 4 H: 3 E: 1 LOB: 0 K: 0 BB: 1 S: 14 P: 28	R: 0 H: 1 E: 1 LOB: 2 K: 1 BB: 0 S: 10 P: 14	R: 4 H: 4 E: 0 LOB: 1 K: 0 BB: 1 S: 18 P: 25	R: 0 H: 1 E: 0 LOB: 2 K: 0 BB: 1 S: 9 P: 17	R: 0 H: 0 E: 0 LOB: 0 K: 2 BB: 0 S: 7 P: 8	R: 0 H: 0 E: 0 LOB: 0 K: 0 BB: 0 S: 4 P: 4								

	AB	R	H	RBI	BB	SO	LOB
Totals	35	10	11	7	4	4	16

1B: 8	SF: 0	WP: 1	PA: 40
2B: 3	SAC: 1	PB: 0	
3B: 0	DP: 0	SB: 0	
HR: 0	HBP: 0	CS: 0	

PITCHER		IP	WLS	BF	H	R	ER	SO	BB	IBB	HBP	BLK	WP	HR	S	P	ERA	WHIP
Orel Hershiser, R ERA: 4.04	(1, 1)	4.2	L	28	10	10	9	2	2	1	0	0	1	0	59	96	17.36	2.571
Steve Wilson, L ERA: 3.91	(5, 1)	1.1		6	1	0	0	0	1	0	0	0	0	0	10	18	0.00	1.500
Tim Crews, R ERA: 5.27	(7, 1)	1.0		3	0	0	0	2	0	0	0	0	0	0	7	8	0.00	0.000
Jay Howell, R ERA: 1.34	(8, 1)	1.0		3	0	0	0	0	0	0	0	0	0	0	4	4	0.00	0.000

PITCHER	IP	WLS	BF	H	R	ER	SO	BB	IBB	HBP	BLK	WP	HR	S	P	ERA	WHIP

TOP

Los Angeles Dodgers @ Atlanta Braves

Atlanta-Fulton County Stadium, Atlanta, GA

Mon Aug 10 1992, 7:05 PM EDT
Att. 43,368 - Cloudy - 84 F

livebaseballscorecards.com

Batter	1	2	3	4	5	6	7	8	9	AB	R	H	RBI	BB	SO	LOB
Eric Young Sr., R (1, 4) OBP: 0.244, SLG: 0.205	C B X 1-1 G6-3 ①		B B L X 2-1 G4-3 ① 1-2 2-3		C X 0-1 G1-3 ①		B C B B F X 3-2 F8 ①	B S B F X 2-2 1-3 2-H 1B		5	0	1	1	0	0	2
Jim Gott, R (8, 1) OBP: 0.500, SLG: 0.500										0	0	0	0	0	0	0
Brett Butler, L (1, 8) OBP: 0.413, SLG: 0.401	B B C X 2-1 CS 1B		S B F F F X 1-2 G4-3 ② 2-3 3-H		C F F C 0-3 K ②		C X 0-1 G4-3 ②	S X 0-1 F8 ③		5	0	1	1	0	1	3
Mike Sharperson, R (1, 5) OBP: 0.401, SLG: 0.408	1 SAFE B C B C X 2-2 F8 ② ③ 1-2		F X 0-1 F9 ③		B B B B 4-0 FC5-4 BB		B B C C X 2-2 2B 2B		C B X 1-1 G6-3 ①	4	1	1	0	1	0	2
Eric Karros, R (1, 3) OBP: 0.300, SLG: 0.466		B B F F F B F X 3-2 F7 ①		C X 0-1 G6-3 ①	X 0-0 FC5-4 ③ 1-2f		B C B C F X 2-2 2-H 2B		C B B X 2-1 FC6-4 1B	5	0	2	1	0	0	1
Mitch Webster, S (1, 9) OBP: 0.337, SLG: 0.414		B X 1-0 1B 1B		S X 0-1 1B 2B 1B		C B X 1-1 E1 CS 1B	X 0-0 F7 ③		B S B F C 2-3 K ②	4	1	3	0	0	0	1
John Candelaria, L (7, 1)										0	0	0	0	0	0	0
Lenny Harris, L (8, 4) OBP: 0.316, SLG: 0.310										1	0	0	0	0	1	1
Todd Benzinger, S (1, 7) OBP: 0.274, SLG: 0.329		C B 1 SAFE 1 SAFE X 1-1 G6-4-3 1-2 1B		1 SAFE X 0-0 2B SF7 1-3 1B		C C F C 0-3 K ① ② 2-3		C B B X 2-1 G5-3 ①	X 0-0 FC6-4 ③ 1-2f	5	1	2	0	0	1	2
Tom Goodwin, L (9, 7) OBP: 0.167, SLG: 0.167										0	0	0	0	0	0	0
Carlos Hernandez, R (1, 2) OBP: 0.338, SLG: 0.357		C 1 SAFE 1 SAFE B X 1-1 G6-4-3 ② ③ 1-2f		B B X 2-0 1-3 3-H 2B		B X 1-0 1B 1B		X 0-0 1B 1B 1B		4	1	3	1	0	0	2
Dave Anderson, R (1, 6) OBP: 0.296, SLG: 0.427			C B B F B B 4-2 G4-3 SH G4-3 BB	F X 0-1 SF7 ② 3-H		X 0-0 1-2 1B		1 SAFE B B C X 2-1 L7 ②		2	1	1	1	1	0	1
Ramon Martinez, R (1, 1) OBP: 0.130, SLG: 0.130			B C B X 2-1 SH G4-3 G4-3 1-2	L S L 0-3 K ③		C S C 0-3 K ③		F S B X 1-2 1B 1B 1-2		2	0	0	0	0	2	3
Henry Rodriguez, L (7, 9) OBP: 0.222, SLG: 0.280										1	0	1	0	0	0	0

	AB	38
	R	5
	H	15
	RBI	5
	BB	2
	SO	5
	LOB	18

Inning Stats	1	2	3	4	5	6	7	8	9	1B: 12	SF: 1	WP: 0	PA: 42
R:	0	0	1	2	0	0	1	1	0	2B: 3	SAC: 1	PB: 0	
E:	0	0	1	0	0	1	0	0	0	3B: 0	DP: 1	SB: 0	
K:	0	0	0	1	1	2	0	0	1	HR: 0	HBP: 0	CS: 2	
S:	7	9	12	11	7	11	13	13	8				
H:	1	2	0	3	0	3	2	3	1				
LOB:	0	1	1	1	1	2	0	2	0				
BB:	0	0	1	0	1	0	0	0	0				
P:	12	15	21	13	11	13	20	20	13				

PITCHER		IP	WLS	BF	H	R	ER	SO	BB	IBB	HBP	BLK	WP	HR	S	P	ERA	WHIP
Steve Avery, L ERA: 2.77	(1, 1)	6.2	L	31	11	4	3	4	2	0	0	0	0	0	69	104	4.05	1.950
Randy St. Claire, R ERA: 3.86	(7, 1)	0.1		1	0	0	0	0	0	0	0	0	0	0	1	1	0.00	0.000
Mike Stanton, L ERA: 5.8	(8, 1)	2.0		10	4	1	1	1	0	0	0	0	0	0	21	33	4.50	2.000

PITCHER	IP	WLS	BF	H	R	ER	SO	BB	IBB	HBP	BLK	WP	HR	S	P	ERA	WHIP

BOTTOM

Batter	1	2	3	4	5	6	7	8	9	AB	R	H	RBI	BB	SO	LOB
Otis Nixon, S (1, 8) OBP: 0.375, SLG: 0.393	B C L C 1-3 ① K		C X 0-1 2B		F B X 1-1 ③ P5		B C X 1-1 2B 1-2 2-3 1B		C B F X 1-2 HBP 1B	5	0	3	0	0	1	2
Deion Sanders, L (1, 7) OBP: 0.360, SLG: 0.539	F S X 0-2 ② P8		X 0-0 ③ F7			X 0-0 ① G4-3	B B X 2-0 1-3 2-H 3-H 2B		B H 2-0 FC6-4 1-2 HBP	4	0	1	2	0	0	1
Terry Pendleton, S (1, 5) OBP: 0.333, SLG: 0.474	B X 1-0 ③ F7			B S X 1-1 ① G6-3		F B B B B 4-1 BB	I I I I 4-0 IBB		F X 0-1 ③ FC6-4 1-2f	3	0	0	0	2	0	2
David Justice, L (1, 9) OBP: 0.350, SLG: 0.383		B X 1-0 ① P9		B C B F B F F X 3-2 ② F9		B X 1-0 ② F8	C F B C 1-3 ③ K			4	0	0	0	0	1	4
Sid Bream, L (1, 3) OBP: 0.348, SLG: 0.421 Brian Hunter, R (8, PH) OBP: 0.257, SLG: 0.455 (9, 3)		B B B C X 3-1 ② P7		C X 0-1 ③ L6		C S B X 1-2 ③ F9		C B B B B 4-1 E BB		3	0	0	0	0	0	1
										0	0	0	0	1	0	0
Damon Berryhill, S (1, 2) OBP: 0.267, SLG: 0.371		B F C B F S 2-3 ③ K			S X 0-1 ① P2		S F S 0-3 ① K	C S X 0-2 ① FC5-6 L5-3 1-2		4	0	0	0	0	2	1
Mark Lemke, S (1, 4) OBP: 0.305, SLG: 0.323			F X 0-1 ① G3		B C X 1-1 FC6-4 1B		B B B B 4-0 1B 1B 2B BB	B B F X 2-1 ② ③ L5-3 1-2		3	1	1	0	1	0	1
Rafael Belliard, R (1, 6) OBP: 0.263, SLG: 0.237 Jeff Blauser, R (7, PH) OBP: 0.302, SLG: 0.387 (8, 6)			B H 2-0 E HBP		X 0-0 ② FC6-4 BB 1-2f		B B B B C C X 3-2 1B 1-2 2B 1B		C X 0-1 ① G2-3	1	1	0	0	0	0	1
										2	1	1	0	0	0	0
Steve Avery, L (1, 1) OBP: 0.228, SLG: 0.259 Randy St. Claire, R (7, 1) Jeff Treadway, L (7, PH) OBP: 0.261, SLG: 0.277 Mike Stanton, L (8, 1) OBP: 0.500, SLG: 0.500 Lonnie Smith, R (9, PH) OBP: 0.286, SLG: 0.342			C B X 1-1 ② SH5-4 1-H		B B B B 4-0 1-2 BB		C X 0-1 ② F9		X 0-0 ② G5-3	0	0	0	0	1	0	0
										0	0	0	0	0	0	0
										1	0	0	0	0	2	
										0	0	0	0	0	0	0
										1	0	0	0	0	0	0
Inning Stats	R: 0 E: 0 K: 1 S: 7 H: 0 LOB: 0 BB: 0 P: 9	R: 0 E: 0 K: 1 S: 7 H: 0 LOB: 0 BB: 0 P: 13	R: 1 E: 1 K: 0 S: 7 H: 1 LOB: 1 BB: 0 P: 10	R: 0 E: 0 K: 0 S: 9 H: 0 LOB: 0 BB: 0 P: 13	R: 0 E: 0 K: 0 S: 7 H: 1 LOB: 2 BB: 1 P: 13	R: 0 E: 0 K: 0 S: 6 H: 0 LOB: 1 BB: 1 P: 12	R: 2 E: 0 K: 2 S: 14 H: 3 LOB: 3 BB: 2 P: 29	R: 0 E: 1 K: 0 S: 6 H: 0 LOB: 1 BB: 1 P: 12	R: 0 E: 0 K: 0 S: 8 H: 1 LOB: 2 BB: 0 P: 11	1B: 4 2B: 3 3B: 0 HR: 0	SF: 0 SAC: 1 DP: 1 HBP: 2						

PITCHER		IP	WLS	BF	H	R	ER	SO	BB	IBB	HBP	BLK	WP	HR	S	P	ERA	WHIP
Ramon Martinez, R ERA: 3.73	(1, 1)	6.2	W	29	5	3	3	3	3	0	1	0	0	0	54	91	4.05	1.200
John Candelaria, L ERA: 1.83	(7, 1)	0.1		2	0	0	0	1	0	1	0	0	0	0	3	8	0.00	0.000
Jim Gott, R ERA: 1.8	(8, 1)	2.0	S	8	1	0	0	0	1	0	1	0	0	0	14	23	0.00	1.000

PITCHER	IP	WLS	BF	H	R	ER	SO	BB	IBB	HBP	BLK	WP	HR	S	P	ERA	WHIP

Los Angeles Dodgers @ Atlanta Braves

Atlanta-Fulton County Stadium, Atlanta, GA

Mon Aug 10 1992, 7:05 PM EDT

Att. 43,368 - Cloudy - 84 F

livebaseballscorecards.com

AB	31
R	3
H	6
RBI	2
BB	5
SO	4
LOB	15

WP: 0	PA: 39		
PB: 0			
SB: 0			
CS: 0			

San Diego Padres @ Atlanta Braves

Atlanta-Fulton County Stadium, Atlanta, GA

Tue Aug 11 1992, 7:05 PM EDT

Att. 43,927 - Cloudy - 88 F

TOP

livebaseballscorecards.com

Batter	1	2	3	4	5	6	7	8	9	AB	R	H	RBI	BB	SO	LOB
Tony Fernandez, S (1, 6) OBP: 0.339, SLG: 0.354	G6-3		HR 2B	P4		F9			L9	5	1	1	0	0	0	1
Tony Gwynn, L (1, 9) OBP: 0.377, SLG: 0.416	HR 1B		L7		F9	2B G3 1B			1B	5	2	3	0	0	0	1
Gary Sheffield, R (1, 5) OBP: 0.390, SLG: 0.588	P2		2-H HR		1B 2B	G3 1-3 2B			P4	5	2	3	2	0	0	2
Fred McGriff, L (1, 3) OBP: 0.401, SLG: 0.576	1-H HR		S HR BB		1B 1B IBB	G3 2-3 3-H			G4-3	3	2	1	3	2	0	2
Darrin Jackson, R (1, 8) OBP: 0.301, SLG: 0.433	K		1-H HR		1B 1-2 2-H 1B	L5				4	1	2	3	0	1	1
Benito Santiago, R (1, 2) OBP: 0.297, SLG: 0.377		F7	P6		G6-4-3 1-2 2-3 1B	F8				4	0	1	0	0	0	1
Jerald Clark, R (1, 7) OBP: 0.286, SLG: 0.374		K	G4-3	G6-4-3 1-2f				P4		4	0	0	0	0	1	3
Tim Teufel, R (1, 4) OBP: 0.324, SLG: 0.361		F9	G6-3		K			P3		4	0	0	0	0	1	0
Bruce Hurst, L (1, 1) OBP: 0.153, SLG: 0.175			K	1B		K		K		3	0	1	0	0	2	0
Mike Maddux, L (7, 1) OBP: 0.333, SLG: 0.200										1	0	0	0	0	1	0
Inning Stats	R: 2 E: 0 K: 1 S: 10 H: 2 LOB: 0 BB: 0 P: 18	R: 0 E: 0 K: 1 S: 9 H: 0 LOB: 0 BB: 0 P: 15	R: 4 E: 0 K: 1 S: 15 H: 3 LOB: 0 BB: 1 P: 21	R: 0 E: 0 K: 0 S: 9 H: 1 LOB: 1 BB: 0 P: 15	R: 1 E: 0 K: 0 S: 11 H: 3 LOB: 2 BB: 1 P: 18	R: 0 E: 0 K: 2 S: 7 H: 0 LOB: 0 BB: 0 P: 10	R: 1 E: 0 K: 0 S: 10 H: 2 LOB: 1 BB: 0 P: 14	R: 0 E: 0 K: 1 S: 6 H: 0 LOB: 0 BB: 0 P: 11	R: 0 E: 0 K: 0 S: 13 H: 1 LOB: 1 BB: 0 P: 20	1B: 6 2B: 3 3B: 0 HR: 3 SF: 0 SAC: 0 DP: 1 HBP: 0						

	AB	38
	R	8
	H	12
	RBI	8
	BB	2
	SO	6
	LOB	11

WP: 0 PB: 0 SB: 1 CS: 0 PA: 40

PITCHER		IP	WLS	BF	H	R	ER	SO	BB	IBB	HBP	BLK	WP	HR	S	P	ERA	WHIP
29 John Smoltz, R ERA: 2.8	(1, 1)	3.0	L	15	5	6	6	3	1	0	0	0	0	3	34	54	18.00	2.000
Randy St. Claire, R ERA: 4.15	(4, 1)	2.0		10	4	1	1	0	0	1	0	0	0	0	20	33	4.50	2.000
Mark Davis, L ERA: 6.75	(6, 1)	2.0		8	2	1	1	2	0	0	0	0	0	0	17	24	4.50	1.000
Kent Mercker, L ERA: 2.36	(8, 1)	1.0		3	0	0	0	1	0	0	0	0	0	0	6	11	0.00	0.000
Mike Stanton, L ERA: 5.65	(9, 1)	1.0		4	1	0	0	0	0	0	0	0	0	0	13	20	0.00	1.000

PITCHER	IP	WLS	BF	H	R	ER	SO	BB	IBB	HBP	BLK	WP	HR	S	P	ERA	WHIP

Batter	1	2	3	4	5	6	7	8	9	AB	R	H	RBI	BB	SO	LOB
Otis Nixon, S (1, 8) OBP: 0.372, SLG: 0.389	B B X 2-0 1B G3 1B		C X 0-1 G4-3 ②		B C X 1-1 G6-3 ②		X 0-0 FC6 ③ 1-2f		B C B B C F X 3-2 G4-3 ③	5	1	1	0	0	0	3
Jeff Blauser, R (1, 6) OBP: 0.305, SLG: 0.394	1 SAFE 1 SAFE 1 SAFE 1 SAFE 1 SAFE 1 SAFE C 1 SAFE F 1-2 F F B 1 SAFE X G3 G1-3 1B 1-3		X 0-0 2B 2B		C B L S 1-3 K ③			X 0-0 G1-3 ①		4	1	2	0	0	1	0
Terry Pendleton, S (1, 5) OBP: 0.332, SLG: 0.475 Jeff Treadway, L (9, 4) OBP: 0.261, SLG: 0.277	B 1 SAFE X 1-0 G1-3 ① 1-2		C B F F X 1-2 2B 2-H 2B			C X 0-1 L1 ①		B X 1-0 G4-3 ②		4 0	0 0	1 0	1 0	0 0	0 0	2 0
Ron Gant, R (1, 7) OBP: 0.323, SLG: 0.403	C F B X 1-2 G3 ② 2-3 3-H		X 0-0 G4-3 ③			F B C S 1-3 K ②		B C B F F S 2-3 K ③		4	0	0	1	0	2	2
David Justice, L (1, 9) OBP: 0.346, SLG: 0.379	B F S X 1-2 G4-3 ③			C B B X 2-1 G1-3 ①		S B B X 2-1 G4-3 ③			X 0-0 G5-3 ①	4	0	0	0	0	0	1
Brian Hunter, R (1, 3) OBP: 0.262, SLG: 0.452		C S B F S 1-3 K ①		B B B B 4-0 BB			C B X 1-1 G5-3 ①		C X 0-1 WP 1B E 1B	3	1	1	0	1	1	0
Greg Olson, R (1, 2) OBP: 0.329, SLG: 0.359		B C B X 2-1 L5 ②		X 0-0 L8 ②			C C B S 1-3 K ②		C X 0-1 WP 1-2 E 1B	4	1	1	0	0	1	1
Mark Lemke, S (1, 4) OBP: 0.304, SLG: 0.322 (9, 5)		X 0-0 F9 ③		S C B S 1-3 K ③			F X 0-1 1B 1B		F B X 1-1 E1 1-H 2-H	4	0	1	0	0	1	1
29 John Smoltz, R (1, 1) OBP: 0.000, SLG: 0.000 Rafael Belliard, R (3, PH) OBP: 0.000, SLG: 0.000 Randy St. Claire, R (4, 1) OBP: 0.000, SLG: 0.000 Deion Sanders, L (5, PH) OBP: 0.000, SLG: 0.037 Mark Davis, L (6, 1) Sid Bream, L (7, PH) OBP: 0.267, SLG: 0.423 Kent Mercker, L (8, 1) Mike Stanton, L (9, 1) OBP: 0.000, SLG: 0.000 Lonnie Smith, R (9, PH) OBP: 0.250, SLG: 0.338			X 0-0 B1-3 ①		X 0-0 F7 ①		B X 1-0 FC6 1-2 1B		B B B C C X 3-1 P3 ②	0 1 0 1 0 1 0 1 0 0 1	0 0 0 0 0 0 0 1 0 0 0	0 0 0 0 0 0 0 0 0 0 0	0 0 0 0 0 0 0 0 0 0 0	0 0 0 0 0 0 0 0 0 0 0	0 0 0 0 0 0 0 0 0 0 0	0 0 0 0 0 0 0 0 0 0 1
Inning Stats	R: 1 E: 0 K: 0 S: 13 H: 2 LOB: 1 BB: 0 P: 19	R: 0 E: 0 K: 1 S: 7 H: 0 LOB: 0 BB: 0 P: 10	R: 1 E: 0 K: 0 S: 9 H: 2 LOB: 1 BB: 0 P: 10	R: 0 E: 0 K: 1 S: 6 H: 0 LOB: 1 BB: 1 P: 13	R: 0 E: 0 K: 1 S: 6 H: 0 LOB: 0 BB: 0 P: 8	R: 0 E: 0 K: 1 S: 7 H: 0 LOB: 0 BB: 0 P: 10	R: 0 E: 0 K: 1 S: 9 H: 2 LOB: 2 BB: 0 P: 12	R: 0 E: 0 K: 1 S: 6 H: 0 LOB: 0 BB: 0 P: 9	R: 2 E: 1 K: 0 S: 13 H: 2 LOB: 1 BB: 0 P: 20	1B: 6 2B: 2 3B: 0 HR: 0	SF: 0 SAC: 0 DP: 0 HBP: 0						

PITCHER		IP	WLS	BF	H	R	ER	SO	BB	IBB	HBP	BLK	WP	HR	S	P	ERA	WHIP
Bruce Hurst, L ERA: 3.25	(1, 1)	6.0	W	23	4	2	2	4	1	0	0	0	0	0	48	70	3.00	0.833
Mike Maddux, R ERA: 2.14	(7, 1)	3.0	S	14	4	2	0	2	0	0	0	0	1	0	28	41	0.00	1.333

PITCHER	IP	WLS	BF	H	R	ER	SO	BB	IBB	HBP	BLK	WP	HR	S	P	ERA	WHIP

BOTTOM

San Diego Padres @ Atlanta Braves

Atlanta-Fulton County Stadium, Atlanta, GA

Tue Aug 11 1992, 7:05 PM EDT
Att. 43,927 - Cloudy - 88 F

livebaseballscorecards.com

AB	36
R	4
H	8
RBI	2
BB	1
SO	6
LOB	11

WP: 1 PA: 37
PB: 0
SB: 0
CS: 0

Batter	1	2	3	4	5	6	7	8	9	AB	R	H	RBI	BB	SO	LOB
Tony Fernandez, S (1, 6) OBP: 0.335, SLG: 0.350	F S F B X 1-2 ① P6		X 0-0 ② F8			F B F B B F F X 2-2 ① F7		B F X 1-1 ① G6-3	B B F B X 3-1 ③ G4-3 1-2 2-3	5	0	0	0	0	0	2
Tony Gwynn, L (1, 9) OBP: 0.376, SLG: 0.415	C X 0-1 CS 1B		B C F F B X 2-2 ③ P6			C F B F F B X 2-2 ② G4-3		B C B X 2-1 ② G4-3		4	0	1	0	0	0	0
Gary Sheffield, R (1, 5) OBP: 0.393, SLG: 0.592	S 1 SAFE B 1 SAFE 1 SAFE B B F S 3-3 ② ③ K 1-2			X 0-0 FC4-6 1B		B F X 1-1 HR 1B		X 0-0 2B		4	1	3	0	0	1	1
Fred McGriff, L (1, 3) OBP: 0.402, SLG: 0.582		B X 1-0 ① L4		F B X 1-1 ① FC4-6 FC6-4 1-2f		C B 1 SAFE X 1-1 1-H HR		I I I I 4-0 IBB		3	1	1	2	1	0	1
Darrin Jackson, R (1, 8) OBP: 0.301, SLG: 0.432		C B X 1-1 1B		1 SAFE X 1-1 ② FC6-4 S 1-2f		B F B B X 2-1 ③ G6-3		B F S F S 1-3 ③ K		4	0	1	0	0	1	3
Benito Santiago, R (1, 2) OBP: 0.293, SLG: 0.371		X 0-0 ② L6		1 SAFE 1 SAFE C 1 SAFE B F B S 2-3 ③ K 1-2			B B C F B F X 3-2 ① F9		B C B X 2-1 ① F8	4	0	0	0	0	1	2
Jerald Clark, R (1, 7) OBP: 0.285, SLG: 0.372 Kevin Ward, R (6, 7) OBP: 0.261, SLG: 0.255		1 SAFE C 1 SAFE S B 1 SAFE B S X 2-2 ③ F9			C F B B X 2-2 ① F9		B S F C 1-3 ② K		B B C X 2-1 ② L4	2	0	0	0	0	0	1
										2	0	0	0	0	1	0
Tim Teufel, R (1, 4) OBP: 0.328, SLG: 0.361			B X 1-0 ① F9		B S X 1-1 ② G6-3		C X 0-1 1B		C F B B B B B 4-2 WP 1B BB	3	0	1	0	1	0	0
Andy Benes, R (1, 1) OBP: 0.222, SLG: 0.250 Craig Shipley, R (7, PH) OBP: 0.227, SLG: 0.246 Tim Scott, R (7, 1) Rich Rodriguez, L (7, 1) Oscar Azocar, L (9, PH) OBP: 0.257, SLG: 0.250 Larry Andersen, R (9, 1)			B C C B F X 2-2 HR		B B B C S S 3-3 ③ K		F B 1 SAFE 1 SAFE S S 1-3 ③ K		B C C X 1-2 WP 1-2 1B	2	1	1	1	0	1	0
										1	0	0	0	0	1	1
										0	0	0	0	0	0	0
										0	0	0	0	0	0	0
										1	0	1	0	0	0	0
										0	0	0	0	0	0	0

TOP

San Diego Padres @ Atlanta Braves

Atlanta-Fulton County Stadium, Atlanta, GA

Thu Aug 13 1992, 7:05 PM EDT
Att. 38,319 - Cloudy - 70 F

livebaseballscorecards.com

AB	35
R	3
H	9
RBI	3
BB	2
SO	6
LOB	11

Inning Stats	1	2	3	4	5	6	7	8	9	1B: 6	SF: 0	WP: 1	PA: 37
R:	0	0	1	0	0	2	0	0	0	2B: 2	SAC: 0	PB: 0	
E:	0	0	0	0	0	0	0	0	0	3B: 0	DP: 1	SB: 1	
K:	1	0	0	1	1	0	2	1	0	HR: 2	HBP: 0	CS: 1	
S:	9	7	10	8	8	16	12	9	11				
H:	1	1	1	1	0	2	1	1	1				
LOB:	1	1	1	1	0	0	0	2	2				
BB:	0	0	0	0	0	0	1	1	1				
P:	13	11	15	12	14	24	17	17	23				

PITCHER		IP	WLS	BF	H	R	ER	SO	BB	IBB	HBP	BLK	WP	HR	S	P	ERA	WHIP
Charlie Leibrandt, L ERA: 3.25	(1, 1)	7.0		27	7	3	3	5	0	0	0	0	0	2	70	106	3.86	1.000
Marvin Freeman, R ERA: 3.86	(8, 1)	1.2		8	1	0	0	1	1	1	0	0	0	0	15	31	0.00	1.200
Mark Davis, L ERA: 6.7	(9, 1)	0.1	W	2	1	0	0	0	0	0	0	0	1	0	5	9	0.00	3.000

PITCHER	IP	WLS	BF	H	R	ER	SO	BB	IBB	HBP	BLK	WP	HR	S	P	ERA	WHIP

San Diego Padres @ Atlanta Braves

Atlanta-Fulton County Stadium, Atlanta, GA

Thu Aug 13 1992, 7:05 PM EDT
Att. 38,319 - Cloudy - 70 F

livebaseballscorecards.com

Batter	1	2	3	4	5	6	7	8	9	AB	R	H	RBI	BB	SO	LOB
Otis Nixon, S (1, 8) OBP: 0.377, SLG: 0.390	4-2 HR 1B BB		1-1 B1-3 ①		0-0 G3 S FC4-2 1B		4-0 S BB			2	1	1	0	2	0	0
Deion Sanders, L (1, 7) OBP: 0.357, SLG: 0.533	1-1 HR 1B 1-2		0-0 F7 ②		3-2 G3 ① 1-3		1 SAFE S 1 SAFE 1 SAFE 1 SAFE B C S 1-3 K ② 1-2			4	1	1	0	0	1	2
Terry Pendleton, S (1, 5) OBP: 0.335, SLG: 0.481	1-2 HR 1-H 2-H		4-2 BB BB		0-0 FC4-2 ② 3-H		4-0 IBB			2	1	1	3	2	0	1
David Justice, L (1, 9) OBP: 0.345, SLG: 0.375	1-1 F8 ①		4-2 BB 1-2		2-0 G4-3 ③		0-0 F9 ③			3	0	0	0	1	0	3
Sid Bream, L (1, 3) OBP: 0.346, SLG: 0.416	3-2 F9 ②		0-0 F7 ③			0-1 P5 ①		3-2 F8 ①		4	0	0	0	0	0	2
Jeff Treadway, L (1, 4) OBP: 0.264, SLG: 0.279 Mark Lemke, S (7, 4) OBP: 0.303, SLG: 0.321	0-1 P6 ③			1-1 G4-3 ①		2-1 FC5-4 1B		1-1 G5-3 ②		3 1	0 0	1 0	0 0	0 0	0 0	0 0
Greg Olson, R (1, 2) OBP: 0.328, SLG: 0.357		3-2 L7 ①		0-0 SH1-3 1B		2-2 FC5-4 ② 1-2f		1-3 K ③		4	0	1	0	0	1	1
Rafael Belliard, R (1, 6) OBP: 0.260, SLG: 0.234 Jeff Blauser, R (9, PH) OBP: 0.304, SLG: 0.392		3-2 F8 ②		0-0 SH1-3 ② 1-2		0-1 G1-3 ③			0-3 K ①	2 1	0 0	0 0	0 0	0 0	0 1	1 0
Charlie Leibrandt, R (1, 1) OBP: 0.122, SLG: 0.125 Lonnie Smith, R (7, PH) OBP: 0.279, SLG: 0.333 Marvin Freeman, R (8, 1) OBP: 0.500, SLG: 0.500 Mark Davis, L (9, 1) Damon Berryhill, S (9, PH) OBP: 0.271, SLG: 0.389		3-2 L7 ③		0-0 F9 ③			0-0 F9 ①		2-2 HR	2 1 0 0 1	0 0 0 0 1	0 0 0 0 1	0 0 0 0 1	0 0 0 0 0	0 0 0 0 0	1 0 0 0 0
Inning Stats	R: 3 H: 2 E: 0 LOB: 0 K: 0 BB: 1 S: 17 P: 27	R: 0 H: 0 E: 0 LOB: 0 K: 0 BB: 0 S: 12 P: 21	R: 0 H: 0 E: 0 LOB: 2 K: 0 BB: 2 S: 9 P: 18	R: 0 H: 1 E: 0 LOB: 1 K: 0 BB: 0 S: 5 P: 6	R: 0 H: 1 E: 0 LOB: 1 K: 0 BB: 0 S: 6 P: 11	R: 0 H: 1 E: 0 LOB: 1 K: 0 BB: 0 S: 9 P: 13	R: 0 H: 0 E: 0 LOB: 2 K: 1 BB: 2 S: 5 P: 14	R: 0 H: 0 E: 0 LOB: 0 K: 1 BB: 0 S: 8 P: 13	R: 1 H: 1 E: 0 LOB: 0 K: 1 BB: 0 S: 6 P: 8	1B: 4 SF: 0 2B: 0 SAC: 1 3B: 0 DP: 0 HR: 2 HBP: 0						

	AB	30
	R	4
	H	6
	RBI	4
	BB	5
	SO	3
	LOB	11

WP: 0 PA: 36
PB: 0
SB: 2
CS: 0

PITCHER		IP	WLS	BF	H	R	ER	SO	BB	IBB	HBP	BLK	WP	HR	S	P	ERA	WHIP
Andy Benes, R ERA: 3.7	(1, 1)	6.0		26	5	3	3	0	3	0	0	0	0	1	58	96	4.50	1.333
Tim Scott, R ERA: 3.8	(7, 1)	0.2		4	0	0	0	1	1	1	0	0	0	0	4	13	0.00	1.500
Rich Rodriguez, L ERA: 2.3	(7, 1)	1.1		4	0	0	0	1	0	0	0	0	0	0	9	14	0.00	0.000
Larry Andersen, R ERA: 3.86	(9, 1)	0.1	L	2	1	1	1	1	0	0	0	0	0	1	6	8	27.00	3.000

PITCHER	IP	WLS	BF	H	R	ER	SO	BB	IBB	HBP	BLK	WP	HR	S	P	ERA	WHIP

Atlanta Braves @ Pittsburgh Pirates

Three Rivers Stadium, Pittsburgh, PA

Fri Aug 14 1992, 7:05 PM EDT

Att. 38,595 - Cloudy - 74 F

TOP

livebaseballscorecards.com

Batter	1	2	3	4	5	6	7	8	9	AB	R	H	RBI	BB	SO	LOB
Otis Nixon, S (1, 9) OBP: 0.383, SLG: 0.399	SBX 1-1 SH3-4 1B 2B	BCCBFX 2-2 SH1-4 HR 1B 1-2	SCX 0-2 F9 1B 1B 2-3		X 0-0 ① F8		BBX 2-0 ① G4-3	BBX 2-0 ③ 1B		6	3	4	0	0	0	0
Jeff Blauser, R (1, 6) OBP: 0.311, SLG: 0.404	BX 1-0 ① SH3-4 2-3	X 0-0 ① SH1-4 1-2 2-3	SX 0-1 F9 E 1B 1-2 3-H		BCBFBX 3-2 1B		CBBX 2-1 G4-3 2B		BCX 1-1 ① G6-3	4	2	3	1	0	0	0
Terry Pendleton, S (1, 5) OBP: 0.337, SLG: 0.480 Jeff Treadway, L (6, 4) OBP: 0.270, SLG: 0.286	X 0-0 1B 3B 1B 3-H	IIII 4-0 HR IBB	CX 0-1 ② F9 1-2 2-3		BCBBX 3-1 ② F8		BBFBFX 3-2 ② G4-3 2-3		CX 0-1 2B FC6-2 1B	3 2	2 0	1 1	1 0	1 0	0 0	3 1
Lonnie Smith, R (1, 7) OBP: 0.315, SLG: 0.432	FBFFFX 1-2 3B 1B 1-2	BSX 1-1 HR 1-H 2-H 3-H	FBFX 1-2 E5 FC4 1B 2-H 3-H		X 0-0 ③ P6		BSBX 2-1 1B 2B 3-H		BBBX 3-0 FC6-2 2B 1-3	6	3	5	6	0	0	1
Ron Gant, R (1, 8) OBP: 0.325, SLG: 0.407	X 0-0 2B 3B 1-H 2-H	CBSBFBX 3-2 ② P4	BCCX 1-2 ③ FC4 1-2f			SX 0-1 HR 1B	BBSBB 4-1 1B BB		X 0-0 ② FC6-2 FC6-4 2-3 3-H	5	2	2	2	1	0	3
Brian Hunter, R (1, 3) OBP: 0.275, SLG: 0.483	SBBBX 2-1 G6-3 2B 3-H	BSFX 1-2 1B		BFBSFFBFF 3-2 ① P3		X 0-0 1-H HR	CFFBX 1-2 1-3 2-H 1B		BCX 1-1 ③ FC6-4 1-2f	6	1	4	4	0	0	2
Greg Olson, R (1, 2) OBP: 0.326, SLG: 0.351	CCX 0-2 ② G6-3 2-3	CSSSS 0-3 ③ K		FH 1-1 HBP		CX 0-1 ① G6-3	BBX 2-0 ③ P3			4	0	0	0	0	1	4
Mark Lemke, S (1, 4) OBP: 0.301, SLG: 0.319 (6, 5)	BBBCBX 3-2 ③ G6-3	BBCX 2-1 1B G5-3 1B	X 0-0 ② F8			X 0-0 ② G4-3		X 0-0 ① G5-3		5	1	1	0	0	0	2
Tom Glavine, L (1, 1) OBP: 0.265, SLG: 0.292 Sid Bream, L (8, PH) OBP: 0.345, SLG: 0.415 Randy St. Claire, R (8, 1) Mike Stanton, L (9, 1) OBP: 0.500, SLG: 0.500		BX 1-0 SH1-4 HR 1B	CBBBSX 2-2 ① G5-3 1-2	BBBCSX 3-2 ③ G5-3		FX 0-1 ③ G6-3		CCC 0-3 ② K		4 1 0 0	1 0 0 0	1 0 0 0	0 0 0 0	0 0 0 0	0 1 0 0	2 0 0 0
Inning Stats	R: 4 H: 5 E: 0 LOB: 1 K: 0 BB: 0 S: 18 P: 26	R: 4 H: 4 E: 0 LOB: 1 K: 1 BB: 1 S: 18 P: 30	R: 3 H: 4 E: 1 LOB: 1 K: 0 BB: 0 S: 18 P: 24	R: 0 H: 0 E: 0 LOB: 1 K: 0 BB: 0 S: 12 P: 19	R: 0 H: 1 E: 0 LOB: 1 K: 0 BB: 0 S: 7 P: 13	R: 2 H: 2 E: 0 LOB: 0 K: 0 BB: 0 S: 8 P: 8	R: 2 H: 3 E: 0 LOB: 2 K: 0 BB: 1 S: 14 P: 30	R: 0 H: 1 E: 0 LOB: 1 K: 1 BB: 0 S: 5 P: 7	R: 0 H: 2 E: 0 LOB: 2 K: 0 BB: 0 S: 8 P: 13	1B: 14 SF: 0 2B: 5 SAC: 2 3B: 1 DP: 0 HR: 2 HBP: 1						

AB	46
R	15
H	22
RBI	14
BB	2
SO	2
LOB	18

WP: 0 PB: 0 SB: 0 CS: 0 PA: 51

PITCHER		IP	WLS	BF	H	R	ER	SO	BB	IBB	HBP	BLK	WP	HR	S	P	ERA	WHIP
Zane Smith, L ERA: 3.18	(1, 1)	0.1	L	6	5	4	4	0	0	0	0	0	0	0	12	17	108.00	15.000
Roger Mason, R ERA: 4.39	(1, 1)	5.2		30	11	9	8	1	0	1	1	0	0	2	69	103	12.71	1.941
Steve Cooke, L ERA: 9.0	(7, 1)	3.0		15	6	2	2	1	1	0	0	0	0	0	27	50	6.00	2.333

PITCHER	IP	WLS	BF	H	R	ER	SO	BB	IBB	HBP	BLK	WP	HR	S	P	ERA	WHIP

BOTTOM

Atlanta Braves @ Pittsburgh Pirates

Three Rivers Stadium, Pittsburgh, PA

Fri Aug 14 1992, 7:05 PM EDT

Att. 38,595 - Cloudy - 74 F

Batter	1	2	3	4	5	6	7	8	9	AB	R	H	RBI	BB	SO	LOB
Gary Redus, R (1, 3) OBP: 0.288, SLG: 0.292	F B B B X 3-1 F9 ①			F C X 0-2 G6-3 ①		X 0-0 BB 1B 1B		B X 1-0 F7 ②		4	0	1	0	0	0	0
Jay Bell, R (1, 6) OBP: 0.327, SLG: 0.351	B F B B C S 3-3 K ②			B B C B X 3-1 G4-3 ②		B B C B X 2-1 BB 1-2 1B		C X 0-1 G5-3 ③		4	0	1	0	0	1	0
Andy Van Slyke, L (1, 8) OBP: 0.401, SLG: 0.499	C X 0-1 G3-1 ③			B C B C S 2-3 K ③		B B B C B 4-1 FC6-4 BB 1-2 2-3			S B C B F S 2-3 K2-3 ①	3	0	0	0	1	2	0
Lloyd McClendon, R (1, 9) OBP: 0.348, SLG: 0.319 Steve Cooke, R (7, 1) OBP: 1.000, SLG: 1.000 Cecil Espy, S (9, PH) OBP: 0.306, SLG: 0.342		B F B B B 4-1 G6-4-3 BB			C X 0-1 F8 ①	B X 1-0 FC6-4 ③ 1-2f			C X 0-1 BB 1B	2 0 1	0 0 0	0 0 1	0 0 0	1 0 0	0 0 0	3 0 0
Barry Bonds, L (1, 7) OBP: 0.436, SLG: 0.577		B B X 2-0 F7 ①			B F B X 2-1 G3-1 ②		X 0-0 F8 ①		C B B B C B 4-2 BB 1-2	3	0	0	0	1	0	1
Jeff King, R (1, 5) OBP: 0.251, SLG: 0.351		C X 0-1 G6-4-3 ② ③ 1-2f			C S X 0-2 FC5-4 1B		B B B C F X 3-2 F9 ②		B B B C X 3-1 F8 ②	4	0	1	0	0	0	3
Don Slaught, R (1, 2) OBP: 0.367, SLG: 0.419			B X 1-0 F8 ①		B F S X 1-2 FC5-4 ③ 1-2f		X 0-0 FC6-4 1B		B B X 2-0 F9 ③	4	0	1	0	0	0	3
Jose Lind, R (1, 4) OBP: 0.276, SLG: 0.272			C B F X 1-2 G4-6-3 1B			X 0-0 G1-3 ①	B F F B X 2-2 FC6-4 ③ 1-2f			3	0	1	0	0	0	1
Zane Smith, L (1, 1) OBP: 0.160, SLG: 0.167 Roger Mason, R (1, 1) Gary Varsho, L (6, PH) OBP: 0.257, SLG: 0.341 (7, 9)			S S B X 1-2 G4-6-3 ② ③ 1-2f			C B S B S 2-3 K ②		F X 0-1 G4-3 ①		0 1 2	0 0 0	0 0 0	0 0 0	0 0 0	0 0 1	0 1 0
Inning Stats	R: 0 E: 0 K: 1 S: 7 H: 0 LOB: 0 BB: 0 P: 13	R: 0 E: 0 K: 0 S: 4 H: 0 LOB: 0 BB: 1 P: 10	R: 0 E: 0 K: 0 S: 7 H: 1 LOB: 0 BB: 0 P: 10	R: 0 E: 0 K: 1 S: 8 H: 0 LOB: 0 BB: 0 P: 13	R: 0 E: 0 K: 0 S: 10 H: 1 LOB: 1 BB: 0 P: 13	R: 0 E: 0 K: 1 S: 9 H: 2 LOB: 3 BB: 1 P: 18	R: 0 E: 0 K: 0 S: 8 H: 1 LOB: 1 BB: 0 P: 13	R: 0 E: 0 K: 0 S: 5 H: 0 LOB: 0 BB: 0 P: 6	R: 0 E: 0 K: 1 S: 11 H: 1 LOB: 2 BB: 1 P: 22	1B: 6 2B: 0 3B: 0 HR: 0	SF: 0 SAC: 0 DP: 2 HBP: 0				WP: 0 PB: 0 SB: 0 CS: 0	PA: 34	

PITCHER		IP	WLS	BF	H	R	ER	SO	BB	IBB	HBP	BLK	WP	HR	S	P	ERA	WHIP
Tom Glavine, L ERA: 2.5	(1, 1)	7.0	W	26	5	0	0	3	2	0	0	0	0	0	53	90	0.00	1.000
Randy St. Claire, R ERA: 3.38	(8, 1)	1.0		3	0	0	0	0	0	0	0	0	0	0	5	6	0.00	0.000
Mike Stanton, L ERA: 5.5	(9, 1)	1.0		5	1	0	0	1	1	0	0	0	0	0	11	22	0.00	2.000

PITCHER	IP	WLS	BF	H	R	ER	SO	BB	IBB	HBP	BLK	WP	HR	S	P	ERA	WHIP

AB	31
R	0
H	6
RBI	0
BB	3
SO	4
LOB	12

livebaseballscorecards.com

Atlanta Braves @ Pittsburgh Pirates

Three Rivers Stadium, Pittsburgh, PA

Sat Aug 15 1992, 7:05 PM EDT

Att. 38,808 - Cloudy - 66 F

livebaseballscorecards.com

TOP

Batter	1	2	3	4	5	6	7	8	9	AB	R	H	RBI	BB	SO	LOB
Otis Nixon, S (1, 9) OBP: 0.387, SLG: 0.401	X 0-0 1B S E 1B	B C S B X 2-2 2B 1B		B X 1-0 ② G6-3		C L X 0-2 ③ G1-3		B S B B F B 4-2 BB		4	2	2	0	1	0	0
Jeff Blauser, R (1, 6) OBP: 0.318, SLG: 0.405 Deion Sanders, L (7, PR) OBP: 0.356, SLG: 0.530 (7, 8)	C B 1 SAFE B B B 4-1 BB E 1-2 2B BB	B X 1-0 ② F7		X 0-0 FC5-4 1B			C B C B B B 4-2 G6-3 1B BB	1 SAFE 1 SAFE X 0-0 ② F7		2 1	1 0	1 0	0 0	2 0	0 0	1 1
Terry Pendleton, S (1, 5) OBP: 0.339, SLG: 0.484	X 0-0 E5 BB 1-2 2-H 2B 1B	F 1 SAFE X 0-1 1-H 2B		1 SAFE 1 SAFE F S B X 1-2 ③ FC5-4 1-2f			C X 0-1 G6-3 1-2 1B	P P C F S 2-3 ③ K		5	1	3	1	0	1	2
Lonnie Smith, R (1, 7) OBP: 0.323, SLG: 0.429 Kent Mercker, L (7, 1) David Justice, L (9, PH) OBP: 0.345, SLG: 0.374 Alejandro Pena, R (9, 1)	B B X 2-0 ① P6	B B B B 4-0 FC6-4 BB			F B X 1-1 BLK 1B		B B B C F F F X 3-2 ① G6-3 1-2 2-3		F C X 0-2 ① L8	3 0 0 0	0 0 0 0	1 0 0 0	0 0 0 0	1 0 0 0	0 0 0 0	4 0 0 0
Ron Gant, R (1, 8) (7, 7) OBP: 0.326, SLG: 0.404	B B B B C B 4-1 2B WP 1-2 2-3 BB	X 0-0 ③ FC6-4 1-2f			B S 1 SAFE C C 1-3 ① K		I I I 4-0 IBB		C B B B F S 3-3 ② K	3	1	0	0	2	2	3
Brian Hunter, R (1, 3) OBP: 0.278, SLG: 0.483	B X 1-0 WP SF9 1-3 2-H 3-H 2B		X 0-0 ① G3-1		B B B S F C 3-3 ② K		S C F X 0-2 ② L6		B B S B C F F B 4-2 FC4 BB	4	1	1	2	1	1	4
Damon Berryhill, S (1, 2) OBP: 0.265, SLG: 0.382	F B B B X 3-1 ② SF9 2-H 3-H		B X 1-0 ② G5-3		B B S X 2-1 ③ F8 1-2		C C B F C 1-3 ③ K		C S F X 0-2 ③ FC4 1-2f	4	0	0	1	0	1	5
Mark Lemke, S (1, 4) OBP: 0.301, SLG: 0.328	B X 1-0 ③ F8		S X 0-1 ③ G5-3			B B X 2-0 ① G4-3		X 0-0 HR		4	1	1	1	0	0	0
Steve Avery, L (1, 1) OBP: 0.217, SLG: 0.246 Marvin Freeman, R (6, 1) OBP: 0.500, SLG: 0.500 Rafael Belliard, R (7, 6) OBP: 0.259, SLG: 0.233		C B F S 1-3 ① K		B F F X 1-2 ① G6-3		C S F S 0-3 ② K		B S S F B X 2-2 ① L7		3 0 1	0 0 0	0 0 0	0 0 0	0 0 0	2 0 0	0 0 0
Inning Stats	R: 5 H: 3 E: 1 LOB: 0 K: 0 BB: 2 S: 9 P: 24	R: 1 H: 2 E: 0 LOB: 2 K: 1 BB: 1 S: 10 P: 18	R: 0 H: 0 E: 0 LOB: 0 K: 0 BB: 0 S: 4 P: 5	R: 0 H: 1 E: 0 LOB: 1 K: 0 BB: 0 S: 8 P: 11	R: 0 H: 1 E: 0 LOB: 1 K: 2 BB: 0 S: 10 P: 17	R: 0 H: 0 E: 0 LOB: 0 K: 1 BB: 0 S: 8 P: 10	R: 0 H: 1 E: 0 LOB: 3 K: 1 BB: 2 S: 17 P: 29	R: 1 H: 1 E: 0 LOB: 1 K: 1 BB: 1 S: 13 P: 19	R: 0 H: 0 E: 0 LOB: 1 K: 1 BB: 1 S: 14 P: 21	1B: 6 SF: 1 2B: 2 SAC: 0 3B: 0 DP: 0 HR: 1 HBP: 0						WP: 1 PA: 43 PB: 0 SB: 1 CS: 0	

	AB	35
	R	7
	H	9
	RBI	5
	BB	7
	SO	7
	LOB	20

PITCHER		IP	WLS	BF	H	R	ER	SO	BB	IBB	HBP	BLK	WP	HR	S	P	ERA	WHIP
Danny Jackson, L ERA: 4.06	(1, 1)	4.0	L	21	6	6	6	1	3	0	0	0	1	0	31	58	13.50	2.250
Bob Walk, R ERA: 3.57	(5, 1)	2.0		7	1	0	0	3	0	0	0	1	0	0	18	27	0.00	0.500
Denny Neagle, L ERA: 4.14	(7, 1)	2.0		11	2	1	1	2	2	1	0	0	0	1	30	48	4.50	2.000
Bob Patterson, L ERA: 2.22	(9, 1)	1.0		4	0	0	0	1	1	0	0	0	0	0	14	21	0.00	1.000

PITCHER	IP	WLS	BF	H	R	ER	SO	BB	IBB	HBP	BLK	WP	HR	S	P	ERA	WHIP

Atlanta Braves @ Pittsburgh Pirates

Three Rivers Stadium, Pittsburgh, PA

Sat Aug 15 1992, 7:05 PM EDT

Att. 38,808 - Cloudy - 66 F

BOTTOM

livebaseballscorecards.com

Batter	1	2	3	4	5	6	7	8	9	AB	R	H	RBI	BB	SO	LOB
Gary Redus, R (1, 3) OBP: 0.289, SLG: 0.293 Orlando Merced, S (6, PH) OBP: 0.317, SLG: 0.387 (7, 3)	F9		F8		S, 1B	1B, BB			K	3 1	0 0	1 0	0 0	0 1	0 1	0 0
Jay Bell, R (1, 6) OBP: 0.327, SLG: 0.351	G1-3		WP, 1B		K 1-2	1-3, 2-3 1B			K	5	1	2	0	0	2	1
Andy Van Slyke, L (1, 8) OBP: 0.403, SLG: 0.499	F7		1-H 3B		P5		SH3 1B		S BB	4	1	2	1	1	0	1
Lloyd McClendon, R (1, 9) OBP: 0.345, SLG: 0.331		P3	1-H 1B		F7		SH3 1-2		P6 1-2	4	1	1	1	0	0	2
Barry Bonds, L (1, 7) OBP: 0.434, SLG: 0.573 Gary Varsho, L (8, 7) OBP: 0.257, SLG: 0.341		G4-3	3-H 1B			F7	K			4 0	0 0	1 0	1 0	0 0	1 0	1 0
Jeff King, R (1, 5) OBP: 0.254, SLG: 0.351		FC5, 1B BB	1-2 K			2B 1B	G5-3			3	1	1	0	1	1	2
Don Slaught, R (1, 2) OBP: 0.370, SLG: 0.426		1-2 1B		G6-3		1-H 2B		G5-3		4	1	2	1	0	0	0
Jose Lind, R (1, 4) OBP: 0.276, SLG: 0.272		FC5 2-3f		G4-6-3 1B		P6		G6-3		4	0	1	0	0	0	3
Danny Jackson, R (1, 1) OBP: 0.067, SLG: 0.067 Cecil Espy, S (4, PH) OBP: 0.308, SLG: 0.340 Bob Walk, R (5, 1) OBP: 0.045, SLG: 0.045 John Wehner, R (6, PH) OBP: 0.258, SLG: 0.250 Denny Neagle, L (7, 1) Alex Cole, L (8, PH) OBP: 0.325, SLG: 0.321 Bob Patterson, R (9, 1) OBP: 0.429, SLG: 0.500			K	1-2f		2-H 2B		K		1 1 0 1 0 0 1 0	0 0 0 0 0 0 0 0	0 0 0 1 0 0 1 0	0 0 0 0 0 0 0 0	1 0 0 0 0 0 0 0	0 0 0 0 0 0 1 0	0 1 0 0 0 0 0 0
Inning Stats	R: 0 E: 0 K: 0 S: 9 H: 0 LOB: 0 BB: 0 P: 15	R: 0 E: 0 K: 0 S: 8 H: 1 LOB: 2 BB: 1 P: 16	R: 3 E: 0 K: 2 S: 17 H: 4 LOB: 1 BB: 0 P: 25	R: 0 E: 0 K: 0 S: 8 H: 1 LOB: 0 BB: 0 P: 9	R: 0 E: 0 K: 1 S: 7 H: 1 LOB: 1 BB: 0 P: 10	R: 2 E: 0 K: 0 S: 15 H: 4 LOB: 3 BB: 1 P: 26	R: 0 E: 0 K: 1 S: 8 H: 1 LOB: 1 BB: 0 P: 13	R: 0 E: 0 K: 1 S: 10 H: 0 LOB: 0 BB: 0 P: 16	R: 0 E: 0 K: 2 S: 11 H: 0 LOB: 1 BB: 1 P: 19	1B: 9 2B: 2 3B: 1 HR: 0 SF: 0 SAC: 1 DP: 1 HBP: 0						

	AB	36
	R	5
	H	12
	RBI	5
	BB	3
	SO	7
	LOB	11

PITCHER		IP	WLS	BF	H	R	ER	SO	BB	IBB	HBP	BLK	WP	HR	S	P	ERA	WHIP
Steve Avery, L ERA: 2.94	(1, 1)	5.2	W	27	10	5	5	3	1	0	0	0	1	0	62	94	7.94	1.941
Marvin Freeman, R ERA: 3.83	(6, 1)	0.1		2	1	0	0	0	1	0	0	0	0	0	2	7	0.00	6.000
Kent Mercker, L ERA: 2.28	(7, 1)	2.0		7	1	0	0	2	0	0	0	0	0	0	18	29	0.00	0.500
Alejandro Pena, R ERA: 4.03	(9, 1)	1.0	S	4	0	0	0	2	1	0	0	0	0	0	11	19	0.00	1.000

PITCHER	IP	WLS	BF	H	R	ER	SO	BB	IBB	HBP	BLK	WP	HR	S	P	ERA	WHIP

Atlanta Braves @ Pittsburgh Pirates

Three Rivers Stadium, Pittsburgh, PA

Sun Aug 16 1992, 3:33 AM EDT

Att. 35,199 - Cloudy - 73 F

TOP

livebaseballscorecards.com

Batter	1	2	3	4	5	6	7	8	9	AB	R	H	RBI	BB	SO	LOB
Otis Nixon, S (1, 8) OBP: 0.388, SLG: 0.402	K		1B		F8			CS 1B		4	0	2	0	0	1	1
Deion Sanders, L (1, 7) OBP: 0.351, SLG: 0.522	F8		P7			F9		F8 1-2		4	0	0	0	0	0	2
Terry Pendleton, S (1, 5) OBP: 0.341, SLG: 0.484	F8		G5-3 1-2			1B			G4-3 1B 2B 1B	4	1	2	0	0	0	1
David Justice, L (1, 9) OBP: 0.344, SLG: 0.373		F8		F9		F8			G4-3 1-2 2B 1B	4	1	1	0	0	0	1
Sid Bream, L (1, 3) OBP: 0.343, SLG: 0.412		FC4-6 BB 1B		F7		G4-3			G4-3 1-2 2-3	4	0	1	0	0	0	3
Greg Olson, R (1, 2) OBP: 0.328, SLG: 0.355		FC4-6 1-2 BB		K			G3-1		G4-3 2B 2-H 3-H	3	0	1	2	1	1	0
Mark Lemke, S (1, 4) OBP: 0.300, SLG: 0.325		FC4-6 FC4-6 1-2f 2-3			29 G6-3 SH1-4 BB		P5		G4-3 2-3	3	0	0	0	1	0	3
Rafael Belliard, R (1, 6) OBP: 0.258, SLG: 0.232 Jeff Blauser, R (7, PH) OBP: 0.316, SLG: 0.401 (7, 6)		FC4-6 1-2f			SH1-4 1-2		G5-3		F9	1 2	0 0	0 0	0 0	0 0	0 0	2 1
29 John Smoltz, R (1, 1) OBP: 0.222, SLG: 0.193 Jeff Treadway, L (8, PH) OBP: 0.267, SLG: 0.282 Mike Stanton, L (8, 1) OBP: 0.500, SLG: 0.500 Marvin Freeman, R (8, 1) OBP: 0.500, SLG: 0.500 Mark Davis, L (8, 1)			K		G6-3 2-3			P4		2 1 0 0 0	0 0 0 0 0	0 0 0 0 0	0 0 0 0 0	1 0 0 0 0	1 0 0 0 0	1 0 0 0 0

Inning Stats									
	R: 0 H: 0 E: 0 LOB: 0 K: 1 BB: 0 S: 11 P: 14	R: 0 H: 1 E: 0 LOB: 2 K: 0 BB: 1 S: 10 P: 16	R: 0 H: 1 E: 0 LOB: 1 K: 1 BB: 0 S: 12 P: 18	R: 0 H: 0 E: 0 LOB: 0 K: 1 BB: 0 S: 7 P: 11	R: 0 H: 0 E: 0 LOB: 1 K: 0 BB: 1 S: 5 P: 10	R: 0 H: 1 E: 0 LOB: 1 K: 0 BB: 0 S: 7 P: 10	R: 0 H: 0 E: 0 LOB: 0 K: 0 BB: 0 S: 6 P: 10	R: 0 H: 1 E: 0 LOB: 0 K: 0 BB: 0 S: 7 P: 8	R: 2 H: 3 E: 0 LOB: 1 K: 0 BB: 0 S: 15 P: 17

1B: 6	SF: 0	WP: 0	PA: 35
2B: 1	SAC: 1	PB: 0	
3B: 0	DP: 0	SB: 1	
HR: 0	HBP: 0	CS: 1	

PITCHER		IP	WLS	BF	H	R	ER	SO	BB	IBB	HBP	BLK	WP	HR	S	P	ERA	WHIP
Tim Wakefield, R ERA: 1.32	(1, 1)	9.0	W	35	7	2	2	3	2	0	0	0	0	0	80	114	2.00	1.000

PITCHER	IP	WLS	BF	H	R	ER	SO	BB	IBB	HBP	BLK	WP	HR	S	P	ERA	WHIP

AB	32
R	2
H	7
RBI	2
BB	2
SO	3
LOB	15

Atlanta Braves @ Pittsburgh Pirates

Three Rivers Stadium, Pittsburgh, PA

Sun Aug 16 1992, 3:33 AM EDT

Att. 35,199 - Cloudy - 73 F

BOTTOM

livebaseballscorecards.com

Batter	1	2	3	4	5	6	7	8	9	AB	R	H	RBI	BB	SO	LOB
Gary Varsho, L (1, 9) OBP: 0.250, SLG: 0.331	X 0-0 G4-3 ①		B C B X 2-1 G4-3 ①		F B S F S 1-3 K ①		L C B S 1-3 K ②			4	0	0	0	0	2	0
Jay Bell, R (1, 6) OBP: 0.325, SLG: 0.348	B F F X 1-2 P6 ②		B B B C C S 3-3 K ②		C F F B S 1-3 K ②		B B B C X 3-1 P3 ③			4	0	0	0	0	2	0
Andy Van Slyke, L (1, 8) OBP: 0.402, SLG: 0.499	F B B B X 3-1 G6-3 ③		B B X 2-0 G3-1 ③		B X 1-0 G4-3 ③			C B C F B X 2-2 1B 2B		4	1	1	0	0	0	0
Barry Bonds, L (1, 7) OBP: 0.437, SLG: 0.571		B B B B 4-0 FC4-6 BB		B B F F B B 4-2 1B BB		F B C S 1-3 K ①		B F B F F B B 4-2 E 1B 1B BB		1	1	0	0	3	1	0
Orlando Merced, S (1, 3) OBP: 0.319, SLG: 0.390		B X 1-0 FC4-6 1B 1B 1-2f ①		B 1 SAFE B B B B 4-0 1B 1-2 BB		C B B X 2-1 L9 2B		C S B X 1-2 F7 ①		3	1	1	0	1	0	3
Jeff King, R (1, 5) OBP: 0.254, SLG: 0.350		B F 1 SAFE X 1-1 F9 ②		C B B X 2-1 P5 ①		B B S F F B F X 3-2 L9 2-3 ②		F X 0-1 E9 1B FC6-4 1-3 2-H 1B		4	1	1	1	0	0	4
Michael LaValliere, L (1, 2) OBP: 0.352, SLG: 0.327		1 SAFE C 1 SAFE B B B F X 2-2 1B 1-3 1B		S C X 0-2 1-2 2-3 1B		I I I I 4-0 IBB		B B C B F X 3-2 FC6-4 1-3 3-H 1B		3	0	3	1	1	0	0
Jose Lind, R (1, 4) OBP: 0.275, SLG: 0.271		X 0-0 1-2 3-H 1B		B B C S X 2-2 P3 ②		X 0-0 F9 ③		B B B B X 3-0 FC6-4 1-2f 3-H ②		4	0	1	2	0	0	6
Tim Wakefield, R (1, 1) OBP: 0.077, SLG: 0.077		F X 0-1 F8 ③		B C C S 1-3 K ③			B S S S 1-3 K ①	F C C 0-3 K ③		4	0	0	0	0	3	6
Inning Stats	R: 0 H: 0 E: 0 LOB: 0 K: 0 BB: 0 S: 6 P: 10	R: 1 H: 2 E: 0 LOB: 2 K: 0 BB: 1 S: 9 P: 17	R: 0 H: 0 E: 0 LOB: 0 K: 1 BB: 0 S: 6 P: 13	R: 0 H: 1 E: 0 LOB: 3 K: 1 BB: 2 S: 13 P: 26	R: 0 H: 0 E: 0 LOB: 0 K: 2 BB: 0 S: 9 P: 12	R: 0 H: 1 E: 0 LOB: 2 K: 1 BB: 1 S: 12 P: 22	R: 0 H: 0 E: 0 LOB: 0 K: 2 BB: 0 S: 8 P: 13	R: 3 H: 3 E: 1 LOB: 1 K: 1 BB: 1 S: 19 P: 32		1B: 5 SF: 0 2B: 2 SAC: 0 3B: 0 DP: 0 HR: 0 HBP: 0						

	AB	31
	R	4
	H	7
	RBI	4
	BB	5
	SO	8
	LOB	19

WP: 0 PA: 36
PB: 0
SB: 0
CS: 0

PITCHER		IP	WLS	BF	H	R	ER	SO	BB	IBB	HBP	BLK	WP	HR	S	P	ERA	WHIP
29 John Smoltz, R ERA: 2.74	(1, 1)	7.0	L	29	4	1	1	7	3	1	0	0	0	0	63	113	1.29	1.000
Mike Stanton, L ERA: 5.92	(8, 1)	0.1		3	1	2	2	0	1	0	0	0	0	0	10	17	54.00	6.000
Marvin Freeman, R ERA: 4.02	(8, 1)	0.0		1	1	0	0	0	0	0	0	0	0	0	2	2	∞	∞
Mark Davis, L ERA: 6.6	(8, 1)	0.2		3	1	1	1	1	0	0	0	0	0	0	7	13	13.50	1.500

PITCHER	IP	WLS	BF	H	R	ER	SO	BB	IBB	HBP	BLK	WP	HR	S	P	ERA	WHIP

Atlanta Braves @ Pittsburgh Pirates

Three Rivers Stadium, Pittsburgh, PA

Mon Aug 17 1992, 7:05 PM EDT

Att. 38,062 - Cloudy - 70 F

TOP

livebaseballscorecards.com

Batter	1	2	3	4	5	6	7	8	9	10	AB	R	H	RBI	BB	SO	LOB
Otis Nixon, S (1, 8) OBP: 0.385, SLG: 0.397	E6 L3-6 WP		G4-3		CS BB		FC2-6 G6-3 1-2f		F8		4	0	0	0	1	0	1
Deion Sanders, L (1, 7) OBP: 0.351, SLG: 0.523	L3-6 1-3		G4-3		2B 1-2		G6-3 1-2f		S 1B		5	0	2	0	0	0	2
Terry Pendleton, S (1, 5) OBP: 0.339, SLG: 0.481	1B 1B 1B		G4-3		G5-3			G3-1	G4-3 1-2		5	1	1	0	0	0	2
David Justice, L (1, 9) OBP: 0.349, SLG: 0.380	1B 1-3 1B			G3 G5-3 1B BB		P5		G2-3 2B 1B		2B 2B	4	3	3	0	1	0	0
Sid Bream, L (1, 3) OBP: 0.346, SLG: 0.425	1-2 3-H 1B			G5-3 1-2		HR		G2-3 1-2		K	4	1	2	2	0	0	2
Brian Hunter, R (10, PH) OBP: 0.276, SLG: 0.480 (10, 3)											1	0	0	0	0	1	1
Damon Berryhill, S (1, 2) OBP: 0.263, SLG: 0.382	F8			G3 2-3		G3-1		2B 2-H		G5-3	5	0	1	1	0	0	4
Alejandro Pena, R (10, 1)											0	0	0	0	0	0	0
Jeff Treadway, L (1, 4) OBP: 0.291, SLG: 0.297		K2-3		FC6-4 3-H 1B		1B		IBB		2B 2-H	3	0	2	1	1	1	0
Mark Lemke, S (8, 4) OBP: 0.302, SLG: 0.330											1	0	1	1	0	0	0
Rafael Belliard, R (1, 6) OBP: 0.253, SLG: 0.228		G5-3		FC6-4 1-2f		P4		L5		P6	5	0	0	0	0	0	5
Pete Smith, R (1, 1)		K									2	0	0	0	0	2	0
Lonnie Smith, R (7, PH) OBP: 0.330, SLG: 0.429											0	0	0	0	1	0	0
Kent Mercker, L (7, 1)											0	0	0	0	0	0	0
Mike Stanton, L (8, 1) OBP: 0.500, SLG: 0.500											0	0	0	0	0	0	0
Ron Gant, R (9, PH) OBP: 0.325, SLG: 0.403											1	0	0	0	0	0	0
Marvin Freeman, R (9, 1) OBP: 0.500, SLG: 0.500											0	0	0	0	0	0	0
Greg Olson, R (10, 2) OBP: 0.328, SLG: 0.355					1B		BB		F9		0	0	0	0	0	0	0

Inning Stats	R: 1 E: 1 K: 0 S: 23	H: 3 LOB: 2 BB: 0 P: 32	R: 0 E: 0 K: 2 S: 9	H: 0 LOB: 0 BB: 0 P: 11	R: 0 E: 0 K: 0 S: 5	H: 0 LOB: 0 BB: 0 P: 8	R: 1 E: 0 K: 0 S: 19	H: 1 LOB: 1 BB: 1 P: 26	R: 0 E: 0 K: 1 S: 9	H: 1 LOB: 1 BB: 1 P: 18
	R: 1 E: 0 K: 0 S: 9	H: 2 LOB: 1 BB: 0 P: 17	R: 0 E: 0 K: 0 S: 6	H: 0 LOB: 0 BB: 1 P: 10	R: 1 E: 0 K: 0 S: 9	H: 2 LOB: 2 BB: 1 P: 14	R: 0 E: 0 K: 0 S: 11	H: 1 LOB: 1 BB: 0 P: 15	R: 1 E: 0 K: 1 S: 10	H: 2 LOB: 1 BB: 0 P: 15

	AB	40
	R	5
	H	12
	RBI	5
	BB	4
	SO	4
	LOB	17

1B: 7 SF: 0 PA: 44
2B: 5 SAC: 0
3B: 0 DP: 2
HR: 1 HBP: 0

WP: 1
PB: 0
SB: 1
CS: 1

PITCHER		IP	WLS	BF	H	R	ER	SO	BB	IBB	HBP	BLK	WP	HR	S	P	ERA	WHIP
Doug Drabek, R ERA: 2.51	(1, 1)	8.0		35	9	4	4	3	3	1	0	0	1	1	89	136	4.50	1.500
Stan Belinda, R ERA: 2.7	(9, 1)	1.0		4	1	0	0	0	0	0	0	0	0	0	11	15	0.00	1.000
Bob Patterson, L ERA: 2.35	(10, 1)	1.0	L	5	2	1	1	1	0	0	0	0	0	0	10	15	9.00	2.000

PITCHER	IP	WLS	BF	H	R	ER	SO	BB	IBB	HBP	BLK	WP	HR	S	P	ERA	WHIP

Atlanta Braves @ Pittsburgh Pirates

Three Rivers Stadium, Pittsburgh, PA

Mon Aug 17 1992, 7:05 PM EDT

Att. 38,062 - Cloudy - 70 F

livebaseballscorecards.com

BOTTOM

Batter	1	2	3	4	5	6	7	8	9	10	AB	R	H	RBI	BB	SO	LOB
Alex Cole, L (1, 9) OBP: 0.322, SLG: 0.314	B F M B X 2-2 ① G3		C B F X 1-2 ② F8		F B X 1-1 ② G4-3			B L 1 SAFE B B L B 4-2 G4-3 SH5-4 1-2 BB	X 0-0 ③ G1-3		4	0	0	0	1	0	2
Bob Patterson, R (10, 1) OBP: 0.429, SLG: 0.500											0	0	0	0	0	0	0
Jay Bell, R (1, 6) OBP: 0.324, SLG: 0.347	C S B F S 1-3 ② K		S B S B B F X 3-2 S 1B		X 0-0 ③ L6			B X 1-0 ① SH5-4 1-2 2-3		C B C F B X 2-2 ① G6-3	4	0	1	0	0	1	0
Andy Van Slyke, L (1, 8) OBP: 0.398, SLG: 0.493	C B B B B X 3-1 ③ G4-3		1 SAFE B B X 2-0 ③ F9 1-2			C F B X 1-2 ① G6-3		X 0-0 ② G4-3 2-3 3-H		B F F B F B F X 3-2 ② G4-3	5	0	0	1	0	0	2
Barry Bonds, L (1, 7) OBP: 0.436, SLG: 0.568		X 0-0 S 1B 1B		B B C X 2-1 ① F8		F B B B X 3-1 ② F7		I I I I 4-0 IBB		C S C 0-3 ③ K	4	1	1	0	1	1	0
Orlando Merced, S (1, 3) OBP: 0.318, SLG: 0.388		1 SAFE C 1 SAFE 1 SAFE F B B 1 SAFE B 3-2 ① F F7 X		B B C B X 3-1 HR 1B		C F B F B C 2-3 ③ K		B F S F S 1-3 ③ K			4	1	1	0	0	2	3
Jeff King, R (1, 5) OBP: 0.254, SLG: 0.358		1 SAFE B 1 SAFE B C S S 2-3 ② K 1-2		1 SAFE X 0-0 1-H HR			B F B B X 3-1 ① F7		C C X 0-2 ① F8		4	1	1	2	0	1	1
Michael LaValliere, L (1, 2) OBP: 0.358, SLG: 0.329	C B C F F X 1-2 2-H 1B			B B B C B 4-1 CS BB			F B F X 1-2 ② G3		B B B B 4-0 G3 BB		2	0	1	1	2	0	0
Gary Varsho, L (9, PR) OBP: 0.250, SLG: 0.331 (10, 9)											0	0	0	0	0	0	0
Jose Lind, R (1, 4) OBP: 0.272, SLG: 0.268	C S X 0-2 ③ F9			C B 1 SAFE B S B X 3-2 ② ③ F7 1-2			B B C B S X 3-2 ③ G4-3		B 1 SAFE C 1 SAFE 1 SAFE B B B X 3-1 ② G3 1-2		4	0	0	0	0	0	3
Doug Drabek, R (1, 1) OBP: 0.164, SLG: 0.194			X 0-0 ① F8		B X 1-0 ① G1-3			C C B B B F B 4-2 SH5-4 S G4-3 BB	I I I I 4-0 IBB		2	0	0	0	0	0	0
Gary Redus, R (8, PH) OBP: 0.295, SLG: 0.293											0	1	0	0	1	0	0
Stan Belinda, R (9, 1) OBP: 0.500, SLG: 1.000											0	0	0	0	0	0	0
Cecil Espy, S (9, PH) OBP: 0.309, SLG: 0.340											0	0	0	0	1	0	0
Don Slaught, R (10, 2) OBP: 0.370, SLG: 0.426											0	0	0	0	0	0	0
Inning Stats	R: 0 E: 0 K: 1 S: 9 / H: 0 LOB: 0 BB: 0 P: 15	R: 1 E: 0 K: 1 S: 16 / H: 2 LOB: 1 BB: 0 P: 22	R: 0 E: 0 K: 0 S: 9 / H: 1 LOB: 1 BB: 0 P: 15	R: 2 E: 0 K: 0 S: 9 / H: 2 LOB: 0 BB: 1 P: 21	R: 0 E: 0 K: 0 S: 4 / H: 0 LOB: 0 BB: 0 P: 6	R: 0 E: 0 K: 1 S: 9 / H: 0 LOB: 0 BB: 0 P: 15	R: 0 E: 0 K: 0 S: 8 / H: 0 LOB: 0 BB: 0 P: 15	R: 1 E: 0 K: 1 S: 11 / H: 0 LOB: 2 BB: 3 P: 25	R: 0 E: 0 K: 0 S: 6 / H: 0 LOB: 2 BB: 2 P: 17	R: 0 E: 0 K: 1 S: 12 / H: 0 LOB: 0 BB: 0 P: 17	1B: 4 2B: 0 3B: 0 HR: 1	SF: 0 SAC: 1 DP: 0 HBP: 0					

PITCHER		IP	WLS	BF	H	R	ER	SO	BB	IBB	HBP	BLK	WP	HR	S	P	ERA	WHIP
Pete Smith, R ERA: 2.08	(1, 1)	6.0		23	5	3	3	3	1	0	0	0	0	1	56	94	4.50	1.000
Kent Mercker, L ERA: 2.38	(7, 1)	1.1		6	0	1	1	0	2	0	0	0	0	0	14	30	6.75	1.500
Mike Stanton, L ERA: 5.82	(8, 1)	0.2		3	0	0	0	1	0	1	0	0	0	0	5	10	0.00	0.000
Marvin Freeman, R ERA: 3.94	(9, 1)	1.0	W	5	0	0	0	0	1	1	0	0	0	0	6	17	0.00	1.000
Alejandro Pena, R ERA: 3.92	(10, 1)	1.0	S	3	0	0	0	1	0	0	0	0	0	0	12	17	0.00	0.000

AB	33
R	4
H	5
RBI	4
BB	6
SO	5
LOB	11

WP: 0 PB: 0 SB: 3 CS: 1 PA: 40

Batter	1	2	3	4	5	6	7	8	9	AB	R	H	RBI	BB	SO	LOB
Deion Sanders, L (1, 8) OBP: 0.352, SLG: 0.521	X 0-0 G6-3 S 1B		C S B X 1-2 1B SH 1B	B B X 2-0 ② G5-3		B B X 2-0 ③ G4-3			X 0-0 ② G3	5	1	2	0	0	0	2
Mark Lemke, S (1, 4) OBP: 0.304, SLG: 0.329	C 1 SAFE 1 SAFE B 1 SAFE 1 SAFE B F B 3-2 ① X G5-3 1-2		1 SAFE 1 SAFE X 0-0 ② 1-2 SH 1B	F F C 0-3 ③			F B B X 2-1 ① F8		B B B C B 4-1 FC6-4 BB	4	1	1	0	1	1	2
Terry Pendleton, S (1, 5) OBP: 0.337, SLG: 0.477	X 0-0 ② G6-3 2-3		B L X 1-1 SH FC6-5 1-H 2-H		X 0-0 ① G5-3		C B C B B X 3-2 ② G5-3		C 1 SAFE F 1 SAFE B 1 SAFE X 1-2 ③ 1-2f FC6-4	4	0	0	0	0	0	2
David Justice, L (1, 9) OBP: 0.348, SLG: 0.377	B B S B C X 3-2 ③ L9		B B B B 4-0 E FC6-5 1B BB		X 0-0 ② G3-1		F X 0-1 ③ G5-3			3	1	0	0	1	0	1
Ron Gant, R (1, 7) OBP: 0.329, SLG: 0.405		C C X 0-2 G6-3 S G6-3 1B	C S X 0-2 ① FC6-5 1B E 1-2 2-3f		B B B B 4-0 S BB			C C B F B B X 3-2 1B G4-6-3 1B		3	2	2	0	1	0	2
Sid Bream, L (1, 3) OBP: 0.351, SLG: 0.428		1 SAFE B 1 SAFE S 1 SAFE P B C B 4-2 G6-3 G6-3 1-2 BB	B B B F 1 SAFE S X 3-2 G6-3 1-3 2-H 1B		1 SAFE B X 1-0 ③ G6-3 1-2			1 SAFE 1 SAFE 1 SAFE B X 1-0 G4-6-3 1-3 1B		3	0	2	1	1	0	1
Greg Olson, R (1, 2) OBP: 0.323, SLG: 0.349		B B B C X 3-1 ① G6-3 1-2 2-3	C 1 SAFE X 0-1 ② ③ G6-3 1-2f			B X 1-0 ① G5-3		B X 1-0 ① ② G4-6-3 1-2f 3-H		4	0	0	0	0	0	5
Rafael Belliard, R (1, 6) OBP: 0.257, SLG: 0.236		S X 0-1 ② G6-3 2-3 3-H		X 0-0 SH1-4 2B		C B X 1-1 SH5-4 1B		B C B X 2-1 ③ G5-3		4	0	2	1	0	0	1
Charlie Leibrandt, R (1, 1) OBP: 0.116, SLG: 0.119		C B F X 1-2 ③ G3-1		L L F X 0-2 ① SH1-4 2-3		X 0-0 ② SH5-4 1-2			F X 0-1 ① P4	2	0	0	0	0	0	1
Inning Stats	R: 0 H: 1 E: 0 LOB: 1 K: 0 BB: 0 S: 8 P: 14	R: 1 H: 1 E: 0 LOB: 1 K: 0 BB: 1 S: 13 P: 20	R: 3 H: 3 E: 2 LOB: 1 K: 0 BB: 1 S: 14 P: 23	R: 0 H: 1 E: 0 LOB: 1 K: 1 BB: 0 S: 9 P: 11	R: 0 H: 0 E: 0 LOB: 1 K: 0 BB: 1 S: 3 P: 8	R: 0 H: 1 E: 0 LOB: 1 K: 0 BB: 0 S: 5 P: 9	R: 0 H: 0 E: 0 LOB: 0 K: 0 BB: 0 S: 7 P: 12	R: 1 H: 2 E: 0 LOB: 0 K: 0 BB: 0 S: 8 P: 15	R: 0 H: 0 E: 0 LOB: 1 K: 0 BB: 1 S: 7 P: 12	1B: 8 SF: 0 2B: 1 SAC: 3 3B: 0 DP: 2 HR: 0 HBP: 0						

PITCHER		IP	WLS	BF	H	R	ER	SO	BB	IBB	HBP	BLK	WP	HR	S	P	ERA	WHIP
Ken Hill, R ERA: 2.96	(1, 1)	6.0	L	28	7	4	3	1	3	0	0	0	0	0	52	85	4.50	1.667
Sergio Valdez, R ERA: 2.7	(7, 1)	2.0		7	2	1	1	0	0	0	0	0	0	0	15	27	4.50	1.000
Pete Young, R ERA: 3.44	(9, 1)	1.0		4	0	0	0	0	1	0	0	0	0	0	7	12	0.00	1.000

PITCHER	IP	WLS	BF	H	R	ER	SO	BB	IBB	HBP	BLK	WP	HR	S	P	ERA	WHIP

TOP

Atlanta Braves @ Montreal Expos

Olympic Stadium, Montreal, QB

Tue Aug 18 1992, 7:05 PM EDT
Att. 32,920 - Dome - 70 F

livebaseballscorecards.com

AB	32
R	5
H	9
RBI	2
BB	4
SO	1
LOB	17

WP: 0	PA: 39		
PB: 0			
SB: 3			
CS: 0			

Batter	1	2	3	4	5	6	7	8	9	AB	R	H	RBI	BB	SO	LOB
Delino DeShields, L (1, 4) OBP: 0.381, SLG: 0.425	C C B F B X 2-2 ① G4-3		B B B C X 3-1 ③ G4-3			B C X 1-1 ② B1-3		X 0-0 ③ F8		4	0	0	0	0	0	1
Wil Cordero, R (1, 6) OBP: 0.327, SLG: 0.255	C S B X 1-2 E6			S X 0-1 ① P6		C X 0-1 ③ L8			B X 1-0 G5-3 1B	4	0	1	0	0	0	0
Marquis Grissom, R (1, 8) OBP: 0.326, SLG: 0.417	C 1 SAFE B 1 SAFE 1 SAFE B C C 2-3 ② K			X 0-0 ② G5-3			B C X 1-1 SF7 3B		B F B F X 2-2 ① P4	4	1	1	0	0	1	2
Larry Walker, L (1, 9) OBP: 0.338, SLG: 0.496	F 1 SAFE X 0-1 ③ G4-3			F X 0-1 1B			F S B X 1-2 ① SF7 3-H		X 0-0 ② G5-3 1-2	3	0	1	1	0	0	2
Darren Reed, R (1, 7) OBP: 0.273, SLG: 0.443		B X 1-0 ① L5		1 SAFE F 1 SAFE B 1 SAFE B S S 2-3 ③ K			F B B B S X 3-2 ② G5-3		B C S B F X 2-2 ③ F7	4	0	0	0	0	1	2
Gary Carter, R (1, 2) OBP: 0.302, SLG: 0.345 Tim Laker, R (8, 2)		X 0-0 ② G5-3			C X 0-1 ① P4		B C B B X 3-1 ③ F9			3 0	0 0	0 0	0 0	0 0	0 0	0 0
Tim Wallach, R (1, 5) OBP: 0.297, SLG: 0.320		B F X 1-1 ③ F9			B X 1-0 ② F7			X 0-0 ① G4-3		3	0	0	0	0	0	0
Greg Colbrunn, R (1, 3) OBP: 0.308, SLG: 0.380			C B X 1-1 ① F9		C B S X 1-2 ③ G5-3			B C C S 1-3 ② K		3	0	0	0	0	1	0
Ken Hill, R (1, 1) OBP: 0.283, SLG: 0.388 Bret Barberie, S (6, PH) OBP: 0.356, SLG: 0.294 Sergio Valdez, R (7, 1) Moises Alou, R (8, PH) OBP: 0.332, SLG: 0.444 Pete Young, R (9, 1)			C B S B F B C 3-3 ② K			B C B S X 2-2 ① F9		S B F X 1-2 1B		1 1 0 1 0	0 0 0 0 0	0 0 0 1 0	0 0 0 0 0	1 0 0 0 0	0 0 0 0 0	0 0 0 0 0
Inning Stats	R: 0 E: 1 K: 1 S: 12 H: 0 LOB: 1 BB: 0 P: 17	R: 0 E: 0 K: 0 S: 4 H: 0 LOB: 0 BB: 0 P: 6	R: 0 E: 0 K: 1 S: 8 H: 0 LOB: 0 BB: 0 P: 15	R: 0 E: 0 K: 1 S: 8 H: 1 LOB: 1 BB: 0 P: 10	R: 0 E: 0 K: 0 S: 6 H: 0 LOB: 0 BB: 0 P: 8	R: 0 E: 0 K: 0 S: 7 H: 0 LOB: 0 BB: 0 P: 10	R: 1 E: 0 K: 0 S: 10 H: 1 LOB: 0 BB: 0 P: 18	R: 0 E: 0 K: 1 S: 8 H: 1 LOB: 1 BB: 0 P: 10	R: 0 E: 0 K: 0 S: 9 H: 1 LOB: 1 BB: 0 P: 14	1B: 3 2B: 0 3B: 1 HR: 0	SF: 1 SAC: 0 DP: 0 HBP: 0					

PITCHER	IP	WLS	BF	H	R	ER	SO	BB	IBB	HBP	BLK	WP	HR	S	P	ERA	WHIP
Charlie Leibrandt, L (1, 1) ERA: 3.11	9.0	W	32	4	1	1	4	0	0	0	0	0	0	72	108	1.00	0.444

PITCHER	IP	WLS	BF	H	R	ER	SO	BB	IBB	HBP	BLK	WP	HR	S	P	ERA	WHIP

BOTTOM

Atlanta Braves @ Montreal Expos

Olympic Stadium, Montreal, QB

Tue Aug 18 1992, 7:05 PM EDT
Att. 32,920 - Dome - 70 F

livebaseballscorecards.com

AB	31
R	1
H	4
RBI	1
BB	0
SO	4
LOB	7

Batter	1	2	3	4	5	6	7	8	9	AB	R	H	RBI	BB	SO	LOB
Otis Nixon, S (1, 8) OBP: 0.382, SLG: 0.391	F M S 0-3 ① K		B X 1-0 ② G6-3 2-3		C X 0-1 ③ G6-3		F B B B X 3-1 ③ FC3-6 1-2f		F B B S F B B 4-2 FC4 BB	4	0	0	0	1	1	3
Jeff Blauser, R (1, 6) OBP: 0.323, SLG: 0.416 Rafael Belliard, R (8, 6) OBP: 0.256, SLG: 0.235	C B M B F B B 4-2 FC4-6 BB		B B B C X 3-1 3-H HR			B B F B S F B 4-2 1B BB		C B C S 1-3 ① K2-3	1 SAFE S X 0-1 ③ FC4 1-2f	2	1	1	2	2	1	0
										1	0	0	0	0	0	2
Terry Pendleton, S (1, 5) OBP: 0.338, SLG: 0.476	C 1 SAFE 1 SAFE 1 SAFE X 0-1 ② FC4-6 1-2f		F F B F B F X 2-2 ③ G3			1 SAFE X 0-0 ① G4-6-3 1-3 1B		C B B B B 4-1 WP 1B BB		3	0	1	0	1	0	1
Ron Gant, R (1, 7) OBP: 0.326, SLG: 0.401	1 SAFE F C 1 SAFE S 0-3 ③ K			B B F X 2-1 ① L4		C 1 SAFE X 0-1 ②③ G4-6-3 1-2f		F B B S X 2-2 ② G6-3 1-2		4	0	0	0	0	1	3
David Justice, L (1, 9) OBP: 0.352, SLG: 0.379		B F X 1-1 ① G5-3		B X 1-0 1B			B B F C F F B B 4-2 G1-3 1B BB	B B S B F X 3-2 ③ 2-H 1B		3	1	2	0	1	0	0
Brian Hunter, R (1, 3) OBP: 0.276, SLG: 0.475		B F B X 2-1 ② G5-3		F S 1 SAFE S 0-3 ② K			X 0-0 ① G1-3 1-2		S B B S X 2-2 SH5-3 PB SH5-3 1B	4	1	1	0	0	1	2
Greg Olson, R (1, 2) OBP: 0.322, SLG: 0.344	C C B F F B X 2-2 ③ F8			1 SAFE C F B 1 SAFE B 1 SAFE X 2-2 ③ G5-3			B C S S 1-3 ② K		B B F B B 4-1 SH5-3 SH5-3 1-2 BB	3	0	0	0	1	1	2
Mark Lemke, S (1, 4) OBP: 0.307, SLG: 0.330			X 0-0 G6-3 SH5-4 HR 1B		X 0-0 ① F8		I I I I 4-0 1B IBB		X 0-0 ① SH5-3 1-2 2-3	2	1	1	0	1	0	0
Tom Glavine, L (1, 1) OBP: 0.271, SLG: 0.299 Marvin Freeman, R (9, 1) OBP: 0.500, SLG: 0.500 Mike Stanton, L (9, 1) OBP: 0.500, SLG: 0.500			X 0-0 ① SH5-4 1-2		C B B X 2-1 ② G4-3		X 0-0 FC3-6 1-3 2-H 1B		B S S B X 2-2 ② SH5-3 2-3 3-H	2	0	1	2	0	0	0
										0	0	0	0	0	0	0
										0	0	0	0	0	0	0
Inning Stats	R: 0 E: 0 K: 2 S: 11 H: 0 LOB: 1 BB: 1 P: 15	R: 0 E: 0 K: 0 S: 9 H: 0 LOB: 0 BB: 0 P: 14	R: 2 E: 0 K: 0 S: 10 H: 2 LOB: 0 BB: 0 P: 16	R: 0 E: 0 K: 1 S: 9 H: 1 LOB: 1 BB: 0 P: 14	R: 0 E: 0 K: 0 S: 5 H: 0 LOB: 0 BB: 0 P: 7	R: 0 E: 0 K: 0 S: 7 H: 1 LOB: 0 BB: 1 P: 11	R: 1 E: 0 K: 1 S: 11 H: 1 LOB: 2 BB: 2 P: 23	R: 0 E: 0 K: 1 S: 10 H: 1 LOB: 1 BB: 1 P: 20	R: 1 E: 0 K: 0 S: 13 H: 1 LOB: 2 BB: 2 P: 25	1B: 6 2B: 0 3B: 0 HR: 1 SF: 0 SAC: 3 DP: 1 HBP: 0						

PITCHER		IP	WLS	BF	H	R	ER	SO	BB	IBB	HBP	BLK	WP	HR	S	P	ERA	WHIP
Chris Nabholz, L ERA: 3.46	(1, 1)	6.1	L	24	4	3	3	3	3	0	0	0	0	1	56	86	4.26	1.105
Mel Rojas, R ERA: 1.1	(7, 1)	0.2		4	1	0	0	1	0	1	0	0	0	0	6	14	0.00	1.500
Jeff Fassero, L ERA: 2.88	(8, 1)	1.0		4	1	0	0	1	1	0	0	0	1	0	10	20	0.00	2.000
John Wetteland, R ERA: 3.63	(9, 1)	1.0		6	1	1	1	0	2	0	0	0	0	0	13	25	9.00	3.000

PITCHER	IP	WLS	BF	H	R	ER	SO	BB	IBB	HBP	BLK	WP	HR	S	P	ERA	WHIP

TOP

Atlanta Braves @ Montreal Expos

Olympic Stadium, Montreal, QB

Wed Aug 19 1992, 7:05 PM EDT

Att. 27,235 - Dome - 70 F

livebaseballscorecards.com

AB	28
R	4
H	7
RBI	4
BB	7
SO	5
LOB	13

WP: 1	PB: 1	SB: 0	CS: 0
PA: 38			

Atlanta Braves @ Montreal Expos

Olympic Stadium, Montreal, QB

Wed Aug 19 1992, 7:05 PM EDT

Att. 27,235 - Dome - 70 F

BOTTOM

Batter	1	2	3	4	5	6	7	8	9	AB	R	H	RBI	BB	SO	LOB
Delino DeShields, L (1, 4) OBP: 0.378, SLG: 0.422	K		L9			K		F7		4	0	0	0	0	2	2
Bret Barberie, S (1, 5) OBP: 0.355, SLG: 0.290	CS BB		G6-3			G6-3		F8		3	0	0	0	1	0	2
Marquis Grissom, R (1, 8) OBP: 0.326, SLG: 0.415	G4-3 1-2			F7		S 1B		K		4	0	1	0	0	1	1
Larry Walker, L (1, 9) OBP: 0.337, SLG: 0.492		F8		F9		F8 1-2			2B BB	3	1	0	0	1	0	1
Moises Alou, R (1, 7) OBP: 0.331, SLG: 0.441		F9		F7			2B G6-3 1B		K	4	1	1	0	0	1	1
Spike Owen, S (1, 6) OBP: 0.343, SLG: 0.400		G6-3			K		L6		1-H 2B	4	0	1	1	0	1	1
Tim Wallach, R (1, 3) OBP: 0.303, SLG: 0.328 Wil Cordero, R (9, PR) OBP: 0.327, SLG: 0.255			1B 1B		G4-3 1B		G6-3 1-3 2B		BB	3 0	0 0	3 0	0 0	1 0	0 0	0 0
Tim Laker, R (1, 2) OBP: 0.333, SLG: 0.333 John Vander Wal, L (9, PH) OBP: 0.335, SLG: 0.374 Gary Carter, R (9, PH) OBP: 0.301, SLG: 0.343			1-2 1B		G4-3 1-2		G6-3 2-3 3-H		P3	3 0 1	0 0 0	1 0 0	1 0 0	0 0 0	0 0 0	2 0 2
Chris Nabholz, L (1, 1) OBP: 0.098, SLG: 0.137 Mel Rojas, R (7, 1) OBP: 0.091, SLG: 0.091 Darren Reed, R (7, PH) OBP: 0.269, SLG: 0.437 Jeff Fassero, L (8, 1) John Wetteland, R (9, 1) OBP: 0.200, SLG: 0.200 Greg Colbrunn, R (9, PH) OBP: 0.302, SLG: 0.373			K		G6-3		F9		F8	2 0 1 0 0 0 1	0 0 0 0 0 0 0	0 0 0 0 0 0 0	0 0 0 0 0 0 0	0 0 0 0 0 0 0	1 0 0 0 0 0 0	3 0 1 0 0 0 2
Inning Stats	R: 0 H: 0 E: 0 LOB: 0 K: 1 BB: 1 S: 6 P: 15	R: 0 H: 0 E: 0 LOB: 0 K: 0 BB: 0 S: 5 P: 7	R: 0 H: 2 E: 0 LOB: 2 K: 1 BB: 0 S: 12 P: 17	R: 0 H: 0 E: 0 LOB: 0 K: 0 BB: 0 S: 7 P: 8	R: 0 H: 1 E: 0 LOB: 1 K: 0 BB: 0 S: 10 P: 13	R: 0 H: 1 E: 0 LOB: 1 K: 1 BB: 0 S: 8 P: 14	R: 1 H: 2 E: 0 LOB: 1 K: 0 BB: 0 S: 10 P: 18	R: 0 H: 0 E: 0 LOB: 0 K: 1 BB: 0 S: 8 P: 11	R: 1 H: 1 E: 0 LOB: 2 K: 1 BB: 2 S: 11 P: 21	1B: 5 2B: 2 3B: 0 HR: 0	SF: 0 SAC: 0 DP: 0 HBP: 0			WP: 0 PB: 0 SB: 1 CS: 1	PA: 36		

livebaseballscorecards.com

AB	33
R	2
H	7
RBI	2
BB	3
SO	6
LOB	18

PITCHER		IP	WLS	BF	H	R	ER	SO	BB	IBB	HBP	BLK	WP	HR	S	P	ERA	WHIP
Tom Glavine, L ERA: 2.48	(1, 1)	8.1	W	33	7	2	2	6	2	0	0	0	0	0	73	114	2.16	1.080
Marvin Freeman, R ERA: 3.94	(9, 1)	0.0		1	0	0	0	0	1	0	0	0	0	0	0	4	∞	∞
Mike Stanton, L ERA: 5.72	(9, 1)	0.2	S	2	0	0	0	0	0	0	0	0	0	0	4	6	0.00	0.000

PITCHER	IP	WLS	BF	H	R	ER	SO	BB	IBB	HBP	BLK	WP	HR	S	P	ERA	WHIP

Atlanta Braves @ Montreal Expos

Olympic Stadium, Montreal, QB

Thu Aug 20 1992, 7:05 PM EDT

Att. 23,896 - Dome - 70 F

TOP

livebaseballscorecards.com

Batter	1	2	3	4	5	6	7	8	9	AB	R	H	RBI	BB	SO	LOB
Deion Sanders, L (1, 8) OBP: 0.351, SLG: 0.517	X 0-0 ① G1-3		B B S S B F F X 3-2 ③ G6-3			S B B S S F X 2-2 S 1B 1B		F B F B X 2-2 ① F7		4	1	1	0	0	0	0
Jeff Treadway, L (1, 4) OBP: 0.277, SLG: 0.282	C X 0-1 ② G4-3			B F C B X 2-2 ① G6-3		1 SAFE 1 SAFE B 1 SAFE 1 SAFE 1 SAFE 1 SAFE B 1 SAFE 3-1 ① C B X P6 1-2		X 0-0 ② F7		4	0	0	0	0	0	1
Ron Gant, R (1, 7) OBP: 0.326, SLG: 0.400	C F B B C 2-3 ③ K			B C C C 1-3 ② K		C X 0-1 E5 1B		F C B X 1-2 1B		4	0	1	0	0	2	1
David Justice, L (1, 9) OBP: 0.353, SLG: 0.387		C X 0-1 HR		C B B B C F B 4-2 BB		F B B F B X 3-2 ② F7		1 SAFE X 0-0 ③ G4-3		3	1	1	1	1	0	3
Sid Bream, L (1, 3) OBP: 0.351, SLG: 0.426		B B B X 3-0 ① F8		1 SAFE C 1 SAFE 1 SAFE B X 1-1 ③ F7		X 0-0 1-3 2-H 1B			C S S B S 1-3 ① K	3	0	1	1	0	0	1
Brian Hunter, R (9, PH) OBP: 0.275, SLG: 0.473 (9, 3)										1	0	0	0	0	1	0
Damon Berryhill, S (1, 2) OBP: 0.267, SLG: 0.384		B C X 1-1 ② G3			X 0-0 1B	B X 1-0 ③ F7			B F B X 2-1 1B 1B	4	0	2	0	0	0	2
Jeff Blauser, R (1, 6) OBP: 0.319, SLG: 0.410		C B C F F X 1-2 ③ G5-3			1 SAFE X 0-0 ① L9		C B B X 2-1 ① F8		1 SAFE X 0-0 G5-4-3 1-2 1B	3	0	0	0	0	0	1
Rafael Belliard, R (7, 6) OBP: 0.258, SLG: 0.238										1	0	1	0	0	0	0
Mark Lemke, S (1, 5) OBP: 0.303, SLG: 0.326			B C C B C 2-3 ① K		1 SAFE S B 1 SAFE S F F S 1-3 ② K		B L X 1-1 ② F8		X 0-0 ② ③ G5-4-3 1-2f	4	0	0	0	0	2	3
Steve Avery, L (1, 1) OBP: 0.206, SLG: 0.233			F B F S 1-3 ② K		C S B S 1-3 ③ K		B B S X 2-1 ③ L1			3	0	0	0	0	2	1
Alejandro Pena, R (9, 1)										0	0	0	0	0	0	0

	AB	R	H	RBI	BB	SO	LOB
	34	2	7	2	1	7	13

Inning Stats	1	2	3	4	5	6	7	8	9	1B: 6	SF: 0	WP: 0	PA: 35
R:	0	1	0	0	0	1	0	0	0	2B: 0	SAC: 0	PB: 0	
E:	0	0	0	0	0	0	0	0	0	3B: 0	DP: 1	SB: 1	
K:	1	0	2	1	2	0	0	0	1	HR: 1	HBP: 0	CS: 0	
S:	6	10	11	11	10	13	6	8	8				
H:	0	1	0	0	1	2	0	1	2				
LOB:	0	0	0	1	1	2	0	1	1				
BB:	0	0	0	1	0	0	0	0	0				
P:	8	15	17	19	12	22	11	11	11				

PITCHER		IP	WLS	BF	H	R	ER	SO	BB	IBB	HBP	BLK	WP	HR	S	P	ERA	WHIP
Dennis Martinez, R ERA: 2.62	(1, 1)	8.0		31	5	2	1	6	1	0	0	0	0	1	75	115	1.12	0.750
Jeff Fassero, L ERA: 2.84	(9, 1)	1.0	W	4	2	0	0	1	0	0	0	0	0	0	8	11	0.00	2.000

PITCHER		IP	WLS	BF	H	R	ER	SO	BB	IBB	HBP	BLK	WP	HR	S	P	ERA	WHIP

Batter	1	2	3	4	5	6	7	8	9	AB	R	H	RBI	BB	SO	LOB
Delino DeShields, L (1, 4) OBP: 0.377, SLG: 0.420	C B F S 1-3 K ①		C B B F B F F S 3-3 K ③			C S B B B X 3-2 G6-3 ①		B F B 1 X SAFE 2-1 FC6 1-3 1B		4	0	1	0	0	2	0
Spike Owen, S (1, 6) OBP: 0.342, SLG: 0.398 Jeff Fassero, L (9, 1)	C F B B X 2-2 L8 ②			B S C B X 2-2 1B		C X 0-1 G6-3 ②		1 SAFE B B 1 SAFE X 2-0 FC6 1-2f ③		4 0	0 0	1 0	0 0	0 0	0 0	2 0
Marquis Grissom, R (1, 8) OBP: 0.325, SLG: 0.414	C X 0-1 G5-3 ③			1 SAFE S X 0-1 F9 ①		B B F X 2-1 F9 ③			F B X 1-1 SH5-4 1B 2B 1B	4	1	1	0	0	0	1
Larry Walker, L (1, 9) OBP: 0.336, SLG: 0.490		B C X 1-1 G4-3 ①		1 SAFE F B F S 1-3 K ②			C X 0-1 G4-3 ①		F F 1 SAFE B X 1-2 SH5-4 1-2 2B 1B	4	1	1	0	0	1	1
Moises Alou, R (1, 7) OBP: 0.327, SLG: 0.436		F X 0-1 G6-3 ②		1 SAFE 1 SAFE S P B X 2-1 F8 ③			X 0-0 F9 ②		L X 0-1 SH5-4 ① 1-2 2-3	3	0	0	0	0	0	1
Tim Wallach, R (1, 5) OBP: 0.307, SLG: 0.333		B B B C B 4-1 FC5-4 BB			X 0-0 G1-3 1B		B X 1-0 F8 ③		B F X 1-1 1B 2B 2-H 3-H	3	1	2	2	1	0	0
Gary Carter, R (1, 2) OBP: 0.298, SLG: 0.339 John Vander Wal, L (9, PH) OBP: 0.338, SLG: 0.374		C 1 SAFE X 0-1 FC5-4 1-2f ③			B X 1-0 G1-3 ① 1-2			B F B F B S 3-3 K ①	I N I N 4-0 1B IBB	3 0	0 0	0 0	0 0	0 1	1 0	2 0
Greg Colbrunn, R (1, 3) OBP: 0.286, SLG: 0.352 Darrin Fletcher, L (9, PH) OBP: 0.283, SLG: 0.297			C B F B S 2-3 K2-3 ①		B F F S 1-3 K ②			X 0-0 P4 ②	F B B S 1-3 K ②	3 1	0 0	0 0	0 0	0 0	2 1	1 2
Dennis Martinez, R (1, 1) OBP: 0.211, SLG: 0.211 Wil Cordero, R (8, PH) OBP: 0.352, SLG: 0.286 (9, 6)			X 0-0 G6-3 ②		B F X 1-1 P1 ③			C B X 1-1 1B 1B	B B B C X 3-1 1-2 2-H 1B	2 2	0 0	0 2	0 1	0 0	0 0	1 0
Inning Stats	R: 0 E: 0 K: 1 S: 8 H: 0 LOB: 0 BB: 0 P: 11	R: 0 E: 0 K: 0 S: 7 H: 0 LOB: 1 BB: 1 P: 12	R: 0 E: 0 K: 2 S: 9 H: 0 LOB: 0 BB: 0 P: 14	R: 0 E: 0 K: 1 S: 11 H: 1 LOB: 1 BB: 0 P: 15	R: 0 E: 0 K: 1 S: 7 H: 1 LOB: 1 BB: 0 P: 10	R: 0 E: 0 K: 0 S: 7 H: 0 LOB: 0 BB: 0 P: 12	R: 0 E: 0 K: 0 S: 4 H: 0 LOB: 0 BB: 0 P: 5	R: 0 E: 0 K: 1 S: 9 H: 2 LOB: 2 BB: 0 P: 17	R: 3 E: 0 K: 1 S: 14 H: 4 LOB: 2 BB: 1 P: 25	1B: 7 2B: 1 3B: 0 HR: 0	SF: 0 SAC: 1 DP: 0 HBP: 0						

PITCHER		IP	WLS	BF	H	R	ER	SO	BB	IBB	HBP	BLK	WP	HR	S	P	ERA	WHIP
Steve Avery, L ERA: 2.91	(1, 1)	8.0		31	6	2	2	6	1	0	0	0	0	0	67	103	2.25	0.875
Alejandro Pena, R ERA: 4.08	(9, 1)	0.2	L	5	2	1	1	1	0	1	0	0	0	0	9	18	13.50	3.000

PITCHER	IP	WLS	BF	H	R	ER	SO	BB	IBB	HBP	BLK	WP	HR	S	P	ERA	WHIP

BOTTOM

Atlanta Braves @ Montreal Expos

Olympic Stadium, Montreal, QB

Thu Aug 20 1992, 7:05 PM EDT

Att. 23,896 - Dome - 70 F

livebaseballscorecards.com

AB	33
R	3
H	8
RBI	3
BB	2
SO	7
LOB	11

1B: 7	SF: 0	WP: 0	PA: 36
2B: 1	SAC: 1	PB: 0	
3B: 0	DP: 0	SB: 0	
HR: 0	HBP: 0	CS: 0	

Batter	1	2	3	4	5	6	7	8	9	10	AB	R	H	RBI	BB	SO	LOB
Milt Thompson, L (1, 7) OBP: 0.356, SLG: 0.419	B F B F F X 2-2 1B G3 1B 1B	B B B C F X 3-2 G4-3 ③			B C B F S 2-3 K ①		B F B B X 3-1 L7 ②			F F B X 1-2 P9 ①	4	1	1	0	0	1	1
Bernard Gilkey, R (10, PH) OBP: 0.354, SLG: 0.404											1	0	0	0	0	0	0
(10, 7)							C B C X 1-2 G6-3 ③										
Ozzie Smith, S (1, 6) OBP: 0.372, SLG: 0.330	1 SAFE C B 1 SAFE S B X 2-2 G3 ① 1-2	B F C B X 2-2 G6-3 ①			X 0-0 FC6-4 1B					C B F X 1-2 G6-3 ②	5	0	1	0	0	0	1
Ray Lankford, L (1, 8) OBP: 0.368, SLG: 0.471	B C S S 1-3 K ②	B C F F F B B F F S 3-3 K ②			1 SAFE F X 0-1 FC6-4 BB ② 1-2f			C X 0-1 G3 ①		B B F B C F F B 4-2 S 1B BB	4	1	0	0	1	2	2
Felix Jose, S (1, 9) OBP: 0.358, SLG: 0.447	C B X 1-1 1B 2-3 1B	C F B F F F X 1-2 F9 ③			B 1 SAFE B 1 SAFE F 1 SAFE 1 SAFE F B 4-2 B 1-2 BB			F X 0-1 PO 1B		1 SAFE S S X 0-1 1B 2B 1-H 1B	4	1	3	1	1	0	0
Andres Galarraga, R (1, 3) OBP: 0.274, SLG: 0.359	C X 0-1 1-2 3-H 1B			B X 1-0 E SF8 2B	C B B B S F S 3-3 K ③			F S S 0-3 K ②		B B B C X 3-1 2B 1-2 1B	5	2	3	1	0	2	3
Tracy Woodson, R (1, 5) OBP: 0.324, SLG: 0.417	F B S S 1-3 K ③			B F F X 1-2 G5-3 ①		X 0-0 G6-3 ①		1 SAFE 1 SAFE 0-0 PO ③ 1-2	B C X 1-1 L4 ①	C S F X 0-2 2B 1-H 2-H	5	0	1	2	0	1	3
Luis Alicea, S (1, 4) OBP: 0.345, SLG: 0.408		C F B B B B B 4-2 SH1-4 BB		B X 1-0 E4 2-3		L X 0-1 L9 ②			B X 1-0 P7 ②	C B S B F S 2-3 K ③	4	0	0	0	1	1	2
Tom Pagnozzi, R (1, 2) OBP: 0.297, SLG: 0.383	1 SAFE X 0-0 F8 ①			S X 0-1 SF8 ② 3-H		C B B X 2-1 P5 ③			C B X 1-1 2B		3	0	1	1	0	0	1
Tim Jones, L (9, PR) OBP: 0.238, SLG: 0.215											0	0	0	0	0	0	0
Rich Gedman, L (9, 2) OBP: 0.238, SLG: 0.259											0	0	0	0	0	0	0
Donovan Osborne, S (1, 1) OBP: 0.136, SLG: 0.182	X 0-0 SH1-4 ② 1-2			S S B X 1-2 F9 ③			B X 1-0 P7 ①		B X 1-0 G3 ③		2	0	0	0	0	0	1
Todd Worrell, R (8, 1)											0	0	0	0	0	0	0
Gerald Perry, L (9, PH) OBP: 0.307, SLG: 0.325											1	0	0	0	0	0	1
Mike Perez, R (9, 1)											0	0	0	0	0	0	0
Lee Smith, R (10, 1)											0	0	0	0	0	0	0
Inning Stats	R: 1 E: 0 K: 2 S: 17 / H: 3 LOB: 2 BB: 0 P: 24	R: 0 E: 0 K: 0 S: 7 / H: 0 LOB: 1 BB: 1 P: 14	R: 0 E: 0 K: 1 S: 14 / H: 0 LOB: 0 BB: 0 P: 20	R: 1 E: 1 K: 0 S: 10 / H: 1 LOB: 1 BB: 0 P: 14	R: 0 E: 0 K: 2 S: 12 / H: 1 LOB: 2 BB: 1 P: 21	R: 0 E: 0 K: 0 S: 5 / H: 0 LOB: 0 BB: 0 P: 7	R: 0 E: 0 K: 0 S: 6 / H: 0 LOB: 0 BB: 0 P: 11	R: 0 E: 0 K: 1 S: 7 / H: 1 LOB: 0 BB: 0 P: 7	R: 0 E: 0 K: 0 S: 6 / H: 1 LOB: 1 BB: 0 P: 10	R: 3 E: 0 K: 1 S: 23 / H: 3 LOB: 1 BB: 1 P: 34	1B: 7 2B: 3 3B: 0 HR: 0 / SF: 1 SAC: 1 DP: 0 HBP: 0						

PITCHER		IP	WLS	BF	H	R	ER	SO	BB	IBB	HBP	BLK	WP	HR	S	P	ERA	WHIP
29 John Smoltz, R ERA: 2.66	(1, 1)	9.0		36	7	2	1	6	2	0	0	0	0	0	84	128	1.00	1.000
Kent Mercker, L ERA: 2.83	(10, 1)	0.2	L	5	2	3	3	0	1	0	0	0	0	0	15	24	40.50	4.500
Randy St. Claire, R ERA: 3.18	(10, 1)	0.1		2	1	0	0	1	0	0	0	0	0	0	8	10	0.00	3.000

PITCHER	IP	WLS	BF	H	R	ER	SO	BB	IBB	HBP	BLK	WP	HR	S	P	ERA	WHIP

TOP

St. Louis Cardinals @ Atlanta Braves

Atlanta-Fulton County Stadium, Atlanta, GA

Fri Aug 21 1992, 7:05 PM EDT

Att. 33,835 - Cloudy - 71 F

livebaseballscorecards.com

AB	38
R	5
H	10
RBI	5
BB	3
SO	7
LOB	15

1B: 7	SF: 1	WP: 0	PA: 44
2B: 3	SAC: 1	PB: 0	
3B: 0	DP: 0	SB: 1	
HR: 0	HBP: 0	CS: 0	

Batter	1	2	3	4	5	6	7	8	9	10	AB	R	H	RBI	BB	SO	LOB
Otis Nixon, S (1, 8) OBP: 0.380, SLG: 0.386	B B C S X 2-2 P3 ①		B B C C X 2-2 G4-3 ②		X 0-0 G6-3 ③			B F F C 1-3 K ①		B C B C B F F B 4-2 G1-6-3 BB	4	0	0	0	1	1	0
Jeff Blauser, R (1, 6) OBP: 0.318, SLG: 0.407 Rafael Belliard, R (9, 6) OBP: 0.258, SLG: 0.238 Jeff Treadway, L (10, PH) OBP: 0.274, SLG: 0.278	X 0-0 F9 ②		B B X 2-0 1B			C C B B S 2-3 K ①		B X 1-0 P3 ②		C B C X 1-2 G1-6-3 ②③ 1-2f	4	0	1	0	0	1	0
											0	0	0	0	0	0	0
											1	0	0	0	0	0	1
Terry Pendleton, S (1, 5) OBP: 0.335, SLG: 0.472	C B B F F X 2-2 F9 ③		B C F B 1 B S SAFE 3-3 K ③			F X 0-1 G4-3 ②		C F B B X 2-2 P3 ③			4	0	0	0	0	1	1
Ron Gant, R (1, 7) OBP: 0.325, SLG: 0.399		X 0-0 P3 ①		C X 0-1 F9 ①		X 0-0 F9 ③			C X 0-1 BB S 1B		4	0	1	0	0	0	0
David Justice, L (1, 9) OBP: 0.355, SLG: 0.386		B C B S X 2-2 G4-3 ②		X 0-0 1B			C C B B F B X 3-2 G4-3 ①		1 SAFE C 4-1 BB 1-2 IBB		3	0	1	0	1	0	0
Brian Hunter, R (1, 3) OBP: 0.280, SLG: 0.492 Sid Bream, L (9, PH) OBP: 0.350, SLG: 0.425 (10, 3)		B S F B X 2-2 2B 1B		X 0-0 F8 ②			F B B F X 2-2 HR		X 0-0 P1 ①		3	2	2	1	0	0	1
											1	0	0	0	0	0	2
Greg Olson, R (1, 2) OBP: 0.325, SLG: 0.348 Kent Mercker, L (10, 1) Randy St. Claire, R (10, 1)		B X 1-0 1-H 2B		B C B F 1 F X SAFE 2-2 P4 ③			B C X 1-1 G6-3 ②		B B B B 4-0 G4-6-3 1-2 2-3 BB		3	0	1	1	1	0	1
											0	0	0	0	0	0	0
											0	0	0	0	0	0	0
Mark Lemke, S (1, 4) OBP: 0.303, SLG: 0.325		B C B B B C X 3-2 F7 ③			X 0-0 P3 ①		X 0-0 1B		X 0-0 G4-6-3 ②③ 1-2f		4	0	1	0	0	0	4
29 John Smoltz, R (1, 1) OBP: 0.212, SLG: 0.183 Damon Berryhill, S (10, 2) OBP: 0.266, SLG: 0.382			C B F B B S 3-3 K ①		C B S B C 2-3 K ②		S B F B S 2-3 K ③			F X 0-1 P2 ①	3	0	0	0	0	3	1
											1	0	0	0	0	0	0
Inning Stats	R: 0 E: 0 K: 0 S: 8 H: 0 LOB: 0 BB: 0 P: 12	R: 1 E: 0 K: 0 S: 11 H: 2 LOB: 1 BB: 0 P: 19	R: 0 E: 0 K: 2 S: 10 H: 1 LOB: 1 BB: 0 P: 20	R: 0 E: 0 K: 0 S: 8 H: 1 LOB: 1 BB: 0 P: 10	R: 0 E: 0 K: 1 S: 5 H: 0 LOB: 0 BB: 0 P: 7	R: 0 E: 0 K: 1 S: 6 H: 0 LOB: 0 BB: 0 P: 8	R: 1 E: 0 K: 1 S: 13 H: 2 LOB: 1 BB: 0 P: 21	R: 0 E: 0 K: 1 S: 7 H: 0 LOB: 0 BB: 0 P: 11	R: 0 E: 0 K: 0 S: 5 H: 1 LOB: 2 BB: 2 P: 13	R: 0 E: 0 K: 0 S: 9 H: 0 LOB: 0 BB: 1 P: 14	1B: 5 2B: 1 3B: 0 HR: 1	SF: 0 SAC: 0 DP: 2 HBP: 0				WP: 0 PB: 0 SB: 1 CS: 0		PA: 38

PITCHER		IP	WLS	BF	H	R	ER	SO	BB	IBB	HBP	BLK	WP	HR	S	P	ERA	WHIP
Donovan Osborne, L ERA: 3.61	(1, 1)	7.0		27	6	2	2	5	0	0	0	0	0	1	61	97	2.57	0.857
Todd Worrell, R ERA: 2.86	(8, 1)	1.0		3	0	0	0	1	0	0	0	0	0	0	7	11	0.00	0.000
Mike Perez, R ERA: 1.49	(9, 1)	1.0	W	5	1	0	0	0	1	1	0	0	0	0	5	13	0.00	2.000
Lee Smith, R ERA: 2.96	(10, 1)	1.0	S	3	0	0	0	0	1	0	0	0	0	0	9	14	0.00	1.000

PITCHER	IP	WLS	BF	H	R	ER	SO	BB	IBB	HBP	BLK	WP	HR	S	P	ERA	WHIP

BOTTOM

St. Louis Cardinals @ Atlanta Braves

Atlanta-Fulton County Stadium, Atlanta, GA

Fri Aug 21 1992, 7:05 PM EDT
Att. 33,835 - Cloudy - 71 F

livebaseballscorecards.com

AB	35
R	2
H	7
RBI	2
BB	3
SO	6
LOB	11

Batter	1	2	3	4	5	6	7	8	9	AB	R	H	RBI	BB	SO	LOB
Bernard Gilkey, R (1, 7) OBP: 0.353, SLG: 0.400	B B B C S X 3-2 ① F8			B B C B B 4-1 G4-3 BB	F X 0-1 ② F8			B C X 1-1 ① G3-1		3	0	0	0	1	0	1
Ozzie Smith, S (1, 6) OBP: 0.368, SLG: 0.326	F C B F S 1-3 ② K			1 SAFE X 0-0 ① G4-3 1-2	B B X 2-0 ③ P5			B C B F F B X 3-2 ② G6-3		4	0	0	0	0	1	2
Ray Lankford, L (1, 8) OBP: 0.367, SLG: 0.468	B S F S 1-3 ③ K			B B S S F B F B 4-2 BB		C C C 0-3 ① K		B X 1-0 ③ F7		3	0	0	0	1	2	0
Felix Jose, S (1, 9) OBP: 0.355, SLG: 0.442		C F B S 1-3 ① K		B X 1-0 ② F7		X 0-0 ② G4-3			C B X 1-1 ① F7	4	0	0	0	0	1	2
Andres Galarraga, R (1, 3) OBP: 0.270, SLG: 0.354		F B S S X 1-2 ② G4-3		X 0-0 ③ P4		C F B S 2-3 ③ K			B F C B B X 3-2 ② P4	4	0	0	0	0	1	2
Tracy Woodson, R (1, 5) OBP: 0.341, SLG: 0.450 Geronimo Pena, S (9, PR) OBP: 0.363, SLG: 0.444		F B B S S B F X 3-2 ③ L8			C B X 1-1 G3 2B 2B		B B X 2-0 ① F7		S B B C X 2-2 1B	4 0	1 0	2 0	0 0	0 0	0 0	0 0
Luis Alicea, S (1, 4) OBP: 0.339, SLG: 0.400		C B B B X 2-1 ① F7			C B B B X 2-1 ① G3 2-3		B B F X 2-1 ② F8		1 SAFE B 1 SAFE X 1-0 ③ P6	4	0	0	0	0	0	2
Rich Gedman, L (1, 2) OBP: 0.258, SLG: 0.295		F B X 1-1 ② F7			F F F F B F X 1-2 E 3-H 2B		B X 1-0 1B			3	1	2	1	0	0	0
Mark Clark, R (1, 1) OBP: 0.192, SLG: 0.192 Gerald Perry, L (7, PH) OBP: 0.305, SLG: 0.323 Cris Carpenter, R (7, 1) OBP: 0.500, SLG: 0.500		B C C B C 2-3 ③ K			X 0-0 SH 2-H		F B B X 2-1 ③ F7			1 1 0	0 0 0	0 0 0	0 0 0	0 0 0	1 0 0	0 1 0
Inning Stats	R: 0 H: 0 E: 0 LOB: 0 K: 2 BB: 0 S: 10 P: 15	R: 0 H: 0 E: 0 LOB: 0 K: 1 BB: 0 S: 10 P: 15	R: 0 H: 0 E: 0 LOB: 0 K: 1 BB: 0 S: 7 P: 12	R: 0 H: 0 E: 0 LOB: 2 K: 0 BB: 2 S: 8 P: 17	R: 2 H: 2 E: 1 LOB: 1 K: 0 BB: 0 S: 13 P: 19	R: 0 H: 0 E: 0 LOB: 0 K: 2 BB: 0 S: 7 P: 9	R: 0 H: 1 E: 0 LOB: 1 K: 0 BB: 0 S: 6 P: 13	R: 0 H: 0 E: 0 LOB: 0 K: 0 BB: 0 S: 7 P: 12	R: 0 H: 1 E: 0 LOB: 1 K: 0 BB: 0 S: 9 P: 16	1B: 2 SF: 0 2B: 2 SAC: 1 3B: 0 DP: 0 HR: 0 HBP: 0						

PITCHER	IP	WLS	BF	H	R	ER	SO	BB	IBB	HBP	BLK	WP	HR	S	P	ERA	WHIP
Pete Smith, R (1, 1) ERA: 1.76	9.0	W	34	4	2	1	6	2	0	0	0	0	0	77	128	1.00	0.667

PITCHER	IP	WLS	BF	H	R	ER	SO	BB	IBB	HBP	BLK	WP	HR	S	P	ERA	WHIP

TOP

St. Louis Cardinals @ Atlanta Braves

Atlanta-Fulton County Stadium, Atlanta, GA

Sat Aug 22 1992, 7:05 PM EDT
Att. 45,175 - Cloudy - 79 F

livebaseballscorecards.com

AB	31
R	2
H	4
RBI	1
BB	2
SO	6
LOB	10

WP: 0	PA: 34
PB: 0	
SB: 0	
CS: 0	

Batter	1	2	3	4	5	6	7	8	9	AB	R	H	RBI	BB	SO	LOB
Deion Sanders, L (1, 8) OBP: 0.346, SLG: 0.509	B X 1-0 P6 ①		B B X 2-0 G4-3 ③			C X 0-1 G4-3 ①		C F B S 1-3 K ①		4	0	0	0	0	1	0
Jeff Blauser, R (1, 6) OBP: 0.322, SLG: 0.410 Rafael Belliard, R (7, 6) OBP: 0.257, SLG: 0.237	B X 1-0 F7 ②			B C B X 2-1 1B FC6-4 1B		C S B X 1-2 HR 1B		B F X 1-1 G6-3 ②		3 1	2 0	2 0	0 0	0 0	0 0	0 0
Terry Pendleton, S (1, 5) OBP: 0.333, SLG: 0.468	B F X 1-1 F7 ③			X 0-0 L8 ①		1 SAFE C F F F S 0-3 K ②		B F S B B X 3-2 G3 ③		4	0	0	0	0	1	2
David Justice, L (1, 9) OBP: 0.357, SLG: 0.397		B C F B F S 2-3 K ①		1 SAFE F 1 SAFE X 0-1 FC6-4 1-3 1B		1 SAFE X 0-0 1-H HR				3	1	2	2	0	1	0
Ron Gant, R (1, 7) OBP: 0.323, SLG: 0.396		C X 0-1 P5 ②		B 1 SAFE S 1 SAFE B F X 2-2 FC6-4 PO 1-2f 3-H ②		B S B X 2-1 P6 ③				3	0	0	1	0	0	1
Sid Bream, L (1, 3) OBP: 0.353, SLG: 0.429		C B B F B X 3-2 WP 2B		1 SAFE 1 SAFE P 1 SAFE B 1 SAFE 2-0 PO ③ 1-2	B B B B 4-0 BB		X 0-0 G1 ①			2	0	1	0	1	0	0
Damon Berryhill, S (1, 2) OBP: 0.267, SLG: 0.386		B B F F B F F X 3-2 F8 ③ 2-3			X 0-0 P5 ①		B B B C X 3-1 G3 2B			3	0	1	0	0	0	2
Jeff Treadway, L (1, 4) OBP: 0.264, SLG: 0.268 Mark Lemke, S (8, 4) OBP: 0.303, SLG: 0.325			F X 0-1 F8 ①		B X 1-0 F8 ②		X 0-0 G3 ② 2-3			3 0	0 0	0 0	0 0	0 0	0 0	2 0
Pete Smith, R (1, 1)			C X 0-1 G4-3 ②		C S S 0-3 K ③		B B C C S 2-3 K ③			3	0	0	0	0	2	2
Inning Stats	R: 0 E: 0 K: 0 S: 4 H: 0 LOB: 0 BB: 0 P: 7	R: 0 E: 0 K: 1 S: 14 H: 1 LOB: 1 BB: 0 P: 22	R: 0 E: 0 K: 0 S: 5 H: 0 LOB: 0 BB: 0 P: 7	R: 1 E: 0 K: 0 S: 9 H: 2 LOB: 0 BB: 0 P: 14	R: 0 E: 0 K: 1 S: 5 H: 0 LOB: 1 BB: 1 P: 10	R: 2 E: 0 K: 1 S: 13 H: 2 LOB: 0 BB: 0 P: 16	R: 0 E: 0 K: 1 S: 7 H: 1 LOB: 1 BB: 0 P: 12	R: 0 E: 0 K: 1 S: 8 H: 0 LOB: 0 BB: 0 P: 13		1B: 3 2B: 2 3B: 0 HR: 1	SF: 0 SAC: 0 DP: 0 HBP: 0			WP: 1 PB: 0 SB: 0 CS: 0	PA: 31	

BOTTOM

St. Louis Cardinals @ Atlanta Braves

Atlanta-Fulton County Stadium, Atlanta, GA

Sat Aug 22 1992, 7:05 PM EDT

Att. 45,175 - Cloudy - 79 F

livebaseballscorecards.com

AB	29
R	3
H	6
RBI	3
BB	1
SO	5
LOB	9

PITCHER		IP	WLS	BF	H	R	ER	SO	BB	IBB	HBP	BLK	WP	HR	S	P	ERA	WHIP
Mark Clark, R ERA: 4.06	(1, 1)	6.0	L	23	5	3	3	3	1	0	0	0	1	1	50	76	4.50	1.000
Cris Carpenter, R ERA: 3.36	(7, 1)	2.0		7	1	0	0	2	0	0	0	0	0	0	15	25	0.00	0.500

PITCHER	IP	WLS	BF	H	R	ER	SO	BB	IBB	HBP	BLK	WP	HR	S	P	ERA	WHIP

Batter	1	2	3	4	5	6	7	8	9	AB	R	H	RBI	BB	SO	LOB
Bernard Gilkey, R (1, 7) OBP: 0.354, SLG: 0.404	F B B F B X 2-2 1B 2B	F B B F B X 3-2 ② G3	X 0-0 CS 2-H 3-H 1B	C S B F C 1-3 ① K			1 SAFE X 0-0 ① FC5-4 2B 1-2f SF7	5	2	2	2	0	1	1
Ozzie Smith, S (1, 6) OBP: 0.371, SLG: 0.333	C F B F F X 1-2 ① G1-3	X 0-0 1B 2B	B 1 SAFE 1 SAFE 1 SAFE B B B 4-0 1-2 BB	C F F S 0-3 ② K			1 SAFE P 1 SAFE B F X 2-1 BB 1-3 1B 2B	4	1	2	0	1	1	1
Ray Lankford, L (1, 8) OBP: 0.366, SLG: 0.466	B X 1-0 ② F7	C X 0-1 2-3 1B	B B S F C 2-3 ③ K	C S S 0-3 ③ K			C B B C C X 2-2 ② SF7 3-H	4	0	1	1	0	2	3
Felix Jose, S (1, 9) OBP: 0.358, SLG: 0.443	B X 1-0 2-H 1B	1 SAFE 1 SAFE 1 SAFE F B S 1 SAFE F F 2-2 ③ B X L4	S C B B B C 3-3 ① K				I I I I B X 1-0 S 1B 1B	4	2	2	1	1	1	2
Andres Galarraga, R (1, 3) OBP: 0.276, SLG: 0.366	X 0-0 ③ L9		B B X 2-0 HR	C F X 0-2 ② G5-3			1 SAFE B X 1-0 SH1-3 1-H 1B	F B F B B B 4-2 1B 1-2 2-3 BB	4	1	2	2	1	0	1
Tracy Woodson, R (1, 5) OBP: 0.356, SLG: 0.455		C B F B B F X 3-2 ① P3	B B X 2-0 SH1-4 1B 1B	B C S X 1-2 ③ G6-3			X 0-0 ① SH1-3 2-3	X 0-0 FC6-4 1-3 2-H 3-H 1B	4	1	2	2	0	0	0
Tom Pagnozzi, R (1, 2) OBP: 0.294, SLG: 0.378		C X 0-1 ② G6-3	1 SAFE F F P F X 1-2 ① L6	F X 0-1 ① F8			B X 1-0 ② G6-3	B X 1-0 ③ FC6-4 1-2f	5	0	0	0	0	0	4
Luis Alicea, S (1, 4) OBP: 0.338, SLG: 0.397		C B B B X 3-1 ③ L8	B 1 SAFE 1 SAFE C 1 SAFE X 1-1 SH1-4 1-2 1B	C B C X 1-2 ② L3			B B F S 2-3 ③ K		4	1	1	0	0	1	1
Omar Olivares, R (1, 1) OBP: 0.286, SLG: 0.345 Bob McClure, R (6, 1) Mike Perez, R (7, 1) Todd Worrell, R (8, 1) Geronimo Pena, S (9, PH) OBP: 0.368, SLG: 0.450 Lee Smith, R (9, 1)		B S F X 1-2 ① G2-3	X 0-0 ② SH1-4 1-2 2-3	S C B F X 1-2 ③ G5-3			S B B X 2-1 FC5-4 1B	2 0 0 0 1 0	0 0 0 0 0 0	0 0 0 0 1 0	0 0 0 0 0 0	0 0 0 0 0 0	0 0 0 0 0 0	0 0 0 0 0 0
Inning Stats	R: 1 E: 0 K: 0 S: 11 H: 2 LOB: 1 BB: 0 P: 16	R: 0 E: 0 K: 0 S: 8 H: 0 LOB: 0 BB: 0 P: 14	R: 0 E: 0 K: 0 S: 14 H: 2 LOB: 2 BB: 0 P: 20	R: 3 E: 0 K: 1 S: 13 H: 4 LOB: 2 BB: 1 P: 24	R: 0 E: 0 K: 1 S: 9 H: 0 LOB: 0 BB: 0 P: 13	R: 0 E: 0 K: 0 S: 9 H: 0 LOB: 0 BB: 0 P: 11	R: 0 E: 0 K: 3 S: 11 H: 0 LOB: 0 BB: 0 P: 12	R: 1 E: 0 K: 1 S: 7 H: 2 LOB: 1 BB: 0 P: 12	R: 3 E: 0 K: 0 S: 13 H: 3 LOB: 2 BB: 2 P: 27	1B: 9 2B: 3 3B: 0 HR: 1 SF: 1 SAC: 2 DP: 0 HBP: 0						

PITCHER		IP	WLS	BF	H	R	ER	SO	BB	IBB	HBP	BLK	WP	HR	S	P	ERA	WHIP
Charlie Leibrandt, L ERA: 3.27	(1, 1)	4.0	L	21	8	4	4	1	1	0	0	0	0	1	46	74	9.00	2.250
Kent Mercker, L ERA: 2.73	(5, 1)	2.0		6	0	0	0	1	0	0	0	0	0	0	18	24	0.00	0.000
Mike Stanton, L ERA: 5.58	(7, 1)	1.0		3	0	0	0	3	0	0	0	0	0	0	11	12	0.00	0.000
Marvin Freeman, R ERA: 4.04	(8, 1)	1.0		5	2	1	1	1	0	0	0	0	0	0	7	12	9.00	2.000
Mark Davis, L ERA: 7.04	(9, 1)	1.0		8	3	3	3	0	1	1	0	0	0	0	13	27	27.00	4.000

PITCHER	IP	WLS	BF	H	R	ER	SO	BB	IBB	HBP	BLK	WP	HR	S	P	ERA	WHIP

TOP

St. Louis Cardinals @ Atlanta Braves

Atlanta-Fulton County Stadium, Atlanta, GA

Sun Aug 23 1992, 7:05 PM EDT
Att. 40,200 - Cloudy - 79 F

livebaseballscorecards.com

AB	37
R	8
H	13
RBI	8
BB	3
SO	6
LOB	13

WP: 0 PA: 43
PB: 0
SB: 1
CS: 1

Batter	1	2	3	4	5	6	7	8	9	AB	R	H	RBI	BB	SO	LOB
Otis Nixon, S (1, 8) OBP: 0.374, SLG: 0.380	S C B B L 2-3 K ①	X 0-0 G3-1 ③		X 0-0 FC5-4 1-2f ①		B S C B X 2-2 FC 1-2		X 0-0 G6-3 ①		5	0	0	0	0	1	4
Deion Sanders, L (1, 7) OBP: 0.344, SLG: 0.504	X 0-0 G4-3 ②		X 0-0 1B SF8 1B	C B 1 SAFE F F 1 SAFE S 1-3 K ②		C S B S 1-3 K ①		F B B F S 2-3 K ②		5	1	1	0	0	3	3
Terry Pendleton, S (1, 5) OBP: 0.333, SLG: 0.467	B F F B F F X 2-2 2B 1B	C C 1 SAFE 1 SAFE B 1 SAFE 1 SAFE B X 2-2 BB BB 1-3 1B	B 1 SAFE 1 SAFE B S C 1 SAFE X 2-2 G4-3 ③		B X 1-0 L7 ②		F B S X 1-2 G5-3 ③		5	0	2	0	0	0	3
David Justice, L (1, 9) OBP: 0.360, SLG: 0.406	C F B F X 1-2 1-3 2B	B B B B 4-0 BB 1-2 BB		B X 1-0 P6 ①	S B C B B X 3-2 F8 ③			B B F F X 2-2 SF8 3B		4	1	2	0	1	0	2
Sid Bream, L (1, 3) OBP: 0.347, SLG: 0.424	C X 0-1 L7 ③	X 0-0 SF8 3-H ①		X 0-0 G5-3 ②			C S X 0-2 L7 ①	B B F X 2-1 SF8 3-H ①		3	0	0	2	0	0	2
Jeff Blauser, R (1, 6) OBP: 0.323, SLG: 0.423	C F B F B F X 2-2 P2 ①	F F F S 0-3 K ②		C B F F X 1-2 BB 1B			B B C C F X 2-2 IHR	C B X 1-1 F9 ②		5	1	2	1	0	1	2
Greg Olson, R (1, 2) OBP: 0.326, SLG: 0.344	C B B S X 2-2 G1-3 ②	B B B B 4-0 1-2 2-3 BB		B C B B B 4-1 1-2 BB			C B X 1-1 F9 ②	C X 0-1 F8 ③		3	0	0	0	2	0	0
Mark Lemke, S (1, 4) OBP: 0.305, SLG: 0.327	C B B B F F X 3-2 E 1B	B B B C X 3-1 G3-1 ③		B F X 1-1 G2-3 ③			C B X 1-1 1B			4	0	2	0	0	0	5
Charlie Leibrandt, R (1, 1) OBP: 0.114, SLG: 0.116 Jeff Treadway, L (4, PH) OBP: 0.273, SLG: 0.277 Kent Mercker, L (5, 1) Tom Glavine, L (6, PH) OBP: 0.282, SLG: 0.309 Mike Stanton, L (7, 1) OBP: 0.500, SLG: 0.500 Lonnie Smith, R (7, PH) OBP: 0.327, SLG: 0.424 Marvin Freeman, R (8, 1) OBP: 0.500, SLG: 0.500 Mark Davis, L (9, 1)	C B 1 SAFE S X 1-2 E5 1-2			B C F B F X 2-2 FC5-4 1B		B C X 1-1 E 1B	B F B X 2-1 P4 ③			1 1 0 1 0 1 0 1 0	0 0 0 0 0 0 0 0 0	0 1 0 1 0 0 0 0 0	0 0 0 0 0 0 0 0 0	0 0 0 0 0 0 0 0 0	0 0 0 0 0 0 0 0 0	1 0 0 0 0 0 1 0 0
Inning Stats	R: 0 E: 0 K: 1 S: 15 / H: 2 LOB: 2 BB: 0 P: 20	R: 0 E: 1 K: 0 S: 15 / H: 1 LOB: 2 BB: 0 P: 23	R: 1 E: 0 K: 1 S: 11 / H: 2 LOB: 3 BB: 2 P: 24	R: 0 E: 0 K: 1 S: 12 / H: 1 LOB: 1 BB: 0 P: 17	R: 0 E: 0 K: 0 S: 9 / H: 1 LOB: 2 BB: 1 P: 16	R: 0 E: 1 K: 1 S: 12 / H: 1 LOB: 2 BB: 0 P: 20	R: 1 E: 0 K: 0 S: 13 / H: 2 LOB: 1 BB: 0 P: 19	R: 0 E: 0 K: 1 S: 7 / H: 0 LOB: 0 BB: 0 P: 10	R: 1 E: 0 K: 0 S: 9 / H: 1 LOB: 0 BB: 0 P: 14	1B: 8 2B: 1 3B: 1 HR: 1	SF: 2 SAC: 0 DP: 0 HBP: 0					

PITCHER		IP	WLS	BF	H	R	ER	SO	BB	IBB	HBP	BLK	WP	HR	S	P	ERA	WHIP
Omar Olivares, R ERA: 3.75	(1, 1)	5.0	W	28	8	1	1	3	3	0	0	0	0	0	67	108	1.80	2.200
Bob McClure, L ERA: 2.74	(6, 1)	1.1		5	1	1	1	1	0	0	0	0	0	0	14	21	6.75	0.750
Mike Perez, R ERA: 1.47	(7, 1)	0.2		3	1	0	0	0	0	0	0	0	0	0	6	10	0.00	1.500
Todd Worrell, R ERA: 2.8	(8, 1)	1.0		3	0	0	0	1	0	0	0	0	0	0	7	10	0.00	0.000
Lee Smith, R ERA: 3.07	(9, 1)	1.0		4	1	1	1	0	0	0	0	0	0	0	9	14	9.00	1.000

PITCHER	IP	WLS	BF	H	R	ER	SO	BB	IBB	HBP	BLK	WP	HR	S	P	ERA	WHIP

BOTTOM

St. Louis Cardinals @ Atlanta Braves

Atlanta-Fulton County Stadium, Atlanta, GA

Sun Aug 23 1992, 7:05 PM EDT
Att. 40,200 - Cloudy - 79 F

livebaseballscorecards.com

AB	38
R	3
H	11
RBI	3
BB	3
SO	5
LOB	23

WP: 0 PA: 43
PB: 0
SB: 0
CS: 0

Batter	1	2	3	4	5	6	7	8	9	AB	R	H	RBI	BB	SO	LOB
Delino DeShields, L (1, 4) OBP: 0.374, SLG: 0.415	B C F X 1-2 1B	C B B B B 4-1 1B 1-2 2-3 3-H BB		C C B S 1-3 ② K	C B X 1-1 ② F7	B B C X 2-1 E FC5 1-2 2-H 1B			4	0	2	2	1	1	0
Spike Owen, S (1, 6) OBP: 0.340, SLG: 0.397	C 1 SAFE 1 SAFE B 1 SAFE B 1 SAFE X 2-1 ① P3	B C X 1-1 1-2 2-3 3-H 1B		C F S 0-3 ③ K	C B B X 2-1 ③ G4-3	C B X 1-1 ② FC5 E 1-2 2-3f			5	0	1	1	0	1	3
Marquis Grissom, R (1, 8) OBP: 0.324, SLG: 0.416	X 0-0 ② P4	B B X 2-0 ③ L4			B B B C X 3-1 ① P3		C B F B F B S 3-3 ① K	1 SAFE B B B B C B 4-1 1-2 2-3 BB		4	0	0	0	1	1	4
Moises Alou, R (1, 7) OBP: 0.329, SLG: 0.446	B 1 SAFE 1 SAFE F 1 SAFE 1 SAFE X 1-1 ③ F8		S C X 0-2 3B 2B		S X 0-1 ② G1-3		B B B B 4-0 G5-3 BB	C C F S 0-3 ③ K		4	1	1	0	1	1	4
Tim Wallach, R (1, 5) OBP: 0.307, SLG: 0.337		X 0-0 ① G6-3 B S S 2 SAFE B F F B F 3-2 X SF9 2-H 3B			B B C B F X 3-2 BB 1B		C 1 SAFE P 1 SAFE B B B F X 3-2 ② G5-3 1-2		C C B X 1-2 ① F8	5	2	2	1	0	0	1
Gary Carter, R (1, 2) OBP: 0.296, SLG: 0.333		X 0-0 BB E BB 1B	B F C S 1-3 ① K		F 1 SAFE S B B B 1 SAFE B F B 4-2 1B 1-2 BB		B C F B B X 2-2 ③ G5-3		X 0-0 ② P4	4	1	1	0	1	1	2
Greg Colbrunn, R (1, 3) OBP: 0.333, SLG: 0.417 Tom Foley, L (8, 3) OBP: 0.248, SLG: 0.235	B 1 SAFE B S X 2-1 E3 BB BB 1-2 1B	B C X 1-1 ② SF9 3-H		F B B X 2-1 1-2 2-H 1B				C X 0-1 1B 1B	C S S 0-3 ③ K	3 1	2 0	2 0	2 0	0 0	0 1	1 0
Darren Reed, R (1, 9) OBP: 0.247, SLG: 0.397	C B F F S 1-3 ② K	F F B X 1-2 ③ G6-3		X 0-0 ③ F8				F B B S B S 3-3 ① K		4	0	0	0	0	2	5
Chris Nabholz, L (1, 1) OBP: 0.127, SLG: 0.148 Mel Rojas, R (8, 1) OBP: 0.083, SLG: 0.083	B C B B B 4-1 1B BB 1-2 2-3 BB			C S B F S 1-3 ① K		S X 0-1 ① L6		B X 1-0 FC5 1B 1-2 1B		3 0	0 0	1 0	0 0	1 0	1 0	0 0
Inning Stats	R: 0 H: 1 E: 0 LOB: 1 K: 0 BB: 0 S: 8 P: 12	R: 2 H: 2 E: 1 LOB: 3 K: 1 BB: 2 S: 13 P: 27	R: 2 H: 2 E: 0 LOB: 0 K: 1 BB: 0 S: 17 P: 23	R: 0 H: 0 E: 0 LOB: 0 K: 3 BB: 0 S: 10 P: 12	R: 1 H: 2 E: 0 LOB: 2 K: 0 BB: 1 S: 13 P: 25	R: 0 H: 0 E: 0 LOB: 0 K: 0 BB: 0 S: 6 P: 9	R: 0 H: 0 E: 0 LOB: 1 K: 1 BB: 1 S: 11 P: 22	R: 1 H: 3 E: 1 LOB: 3 K: 2 BB: 1 S: 15 P: 26	R: 0 H: 0 E: 0 LOB: 0 K: 1 BB: 0 S: 7 P: 8	1B: 8 SF: 1 2B: 1 SAC: 0 3B: 1 DP: 0 HR: 0 HBP: 0						

PITCHER		IP	WLS	BF	H	R	ER	SO	BB	IBB	HBP	BLK	WP	HR	S	P	ERA	WHIP
Tom Glavine, L ERA: 2.56	(1, 1)	4.2	L	25	7	5	3	5	3	0	0	0	0	0	60	98	5.79	2.143
Randy St. Claire, R ERA: 2.25	(5, 1)	2.1		8	0	0	0	1	1	0	0	0	0	0	18	32	0.00	0.429
Mark Davis, L ERA: 6.94	(8, 1)	2.0		10	3	1	1	3	1	0	0	0	0	0	22	34	4.50	2.000

PITCHER	IP	WLS	BF	H	R	ER	SO	BB	IBB	HBP	BLK	WP	HR	S	P	ERA	WHIP

TOP

Montreal Expos @ Atlanta Braves

Atlanta-Fulton County Stadium, Atlanta, GA

Tue Aug 25 1992, 7:05 PM EDT
Att. 38,455 - Cloudy - 83 F

livebaseballscorecards.com

AB	37
R	6
H	10
RBI	6
BB	5
SO	9
LOB	20

1B: 8	SF: 1	WP: 0	PA: 43
2B: 1	SAC: 0	PB: 0	
3B: 1	DP: 0	SB: 0	
HR: 0	HBP: 0	CS: 0	

Batter	1	2	3	4	5	6	7	8	9	AB	R	H	RBI	BB	SO	LOB
Otis Nixon, S (1, 8) OBP: 0.372, SLG: 0.378	F9		G6-4-3 BB 1B		FC6 S 1-2f		FC4-6 1-2f			4	0	1	0	0	0	2
Jeff Blauser, R (1, 6) OBP: 0.330, SLG: 0.421	G5-4-3 1B BB		G6-4-3 1-2 BB		FC6-4 1-2 BB			F9		1	0	0	0	3	0	0
Terry Pendleton, S (1, 5) OBP: 0.335, SLG: 0.468 Jeff Treadway, L (8, PR) OBP: 0.273, SLG: 0.277 (9, 4)	G5-4-3 1-2 1B		G6-4-3 1-2f 2-3		FC6-4 1-2f			G5-4-3 1B		4 0	0 0	2 0	0 0	0 0	0 0	4 0
Ron Gant, R (1, 7) OBP: 0.320, SLG: 0.392	G5-4-3 1-2f 2-3			K		G6-3		G5-4-3 1-2f		4	0	0	0	0	1	3
David Justice, L (1, 9) OBP: 0.359, SLG: 0.404		K		1B		K			L9	4	0	1	0	0	2	0
Brian Hunter, R (1, 3) OBP: 0.281, SLG: 0.495 Sid Bream, L (9, PH) OBP: 0.349, SLG: 0.424		F9 2B		P4		P4			1B BB	3 0	0 0	1 0	0 0	0 1	0 0	1 0
Greg Olson, R (1, 2) OBP: 0.324, SLG: 0.341 Randy St. Claire, R (5, 1) Lonnie Smith, R (7, PH) OBP: 0.323, SLG: 0.419 Mark Davis, L (8, 1) Deion Sanders, L (9, PH) OBP: 0.346, SLG: 0.505	F9 2-3			F8			F9		1B 1-2	2 0 1 0 1	0 0 0 0 0	0 0 0 0 1	0 0 0 0 0	0 0 0 0 0	0 0 0 0 0	2 0 0 0 0
Mark Lemke, S (1, 4) OBP: 0.304, SLG: 0.326 (9, 5)	G5-3				P3		FC4 1B		F7	4	0	1	0	0	0	3
Tom Glavine, L (1, 1) OBP: 0.278, SLG: 0.304 Damon Berryhill, S (5, 2) OBP: 0.268, SLG: 0.386		K			FC6 1B		FC4 FC4-6 1-2f		G4-3	1 3	0 0	0 1	0 0	1 0	0 0	0 3
Inning Stats	R: 0 H: 1 E: 0 LOB: 1 K: 0 BB: 1 S: 5 P: 15	R: 0 H: 1 E: 0 LOB: 1 K: 1 BB: 0 S: 8 P: 15	R: 0 H: 1 E: 0 LOB: 1 K: 1 BB: 1 S: 8 P: 13	R: 0 H: 1 E: 0 LOB: 1 K: 1 BB: 0 S: 8 P: 10	R: 0 H: 1 E: 0 LOB: 2 K: 0 BB: 1 S: 11 P: 16	R: 0 H: 0 E: 0 LOB: 0 K: 1 BB: 0 S: 8 P: 10	R: 0 H: 1 E: 0 LOB: 1 K: 0 BB: 0 S: 6 P: 10	R: 0 H: 1 E: 0 LOB: 1 K: 0 BB: 0 S: 5 P: 9	R: 0 H: 1 E: 0 LOB: 2 K: 0 BB: 1 S: 13 P: 21	1B: 7 2B: 1 3B: 0 HR: 0	SF: 0 SAC: 0 DP: 3 HBP: 0					

PITCHER		IP	WLS	BF	H	R	ER	SO	BB	IBB	HBP	BLK	WP	HR	S	P	ERA	WHIP
Chris Nabholz, L ERA: 3.3	(1, 1)	7.1	W	30	7	0	0	4	3	0	0	0	0	0	57	94	0.00	1.364
Mel Rojas, R ERA: 1.15	(8, 1)	1.2		6	1	0	0	0	1	0	0	0	0	0	15	25	0.00	1.200

PITCHER	IP	WLS	BF	H	R	ER	SO	BB	IBB	HBP	BLK	WP	HR	S	P	ERA	WHIP

BOTTOM

Montreal Expos @ Atlanta Braves

Atlanta-Fulton County Stadium, Atlanta, GA

Tue Aug 25 1992, 7:05 PM EDT

Att. 38,455 - Cloudy - 83 F

livebaseballscorecards.com

AB	32
R	0
H	8
RBI	0
BB	4
SO	4
LOB	18

Batter	1	2	3	4	5	6	7	8	9	AB	R	H	RBI	BB	SO	LOB
Delino DeShields, L (1, 4) OBP: 0.376, SLG: 0.417	C B B X 2-1 1B SF9 1B	B X 1-0 ② F8 2-3		C X 0-1 S 2B		B B C B X 3-1 ③ F7		B B B B 4-0 BB		4	1	2	0	1	0	1
Marquis Grissom, R (1, 8) OBP: 0.323, SLG: 0.414	1 SAFE F 1 P 1 B X SAFE 2-1 S 1B 1B 1-3 1B	B C S B X 2-2 ③ G6-3		F F B S 1-3 ② K 2-3			S B C X 1-2 ① L4	1 SAFE 1 SAFE F B S S 1-3 ③ K		5	1	1	0	0	2	3
Moises Alou, R (1, 7) OBP: 0.326, SLG: 0.443	X 0-0 ① SF9 3-H	S X 0-1 ① F7	B X 1-0 ③ F9				X 0-0 S 1B 1B		C B X 1-1 ① L9	4	1	1	1	0	0	1
Larry Walker, L (1, 9) OBP: 0.345, SLG: 0.501	X 0-0 1B 1B 1-2	B X 1-0 1B 1B 1B			F B B X 2-1 HR		B C B B B 4-1 1B 1B 1-2 BB		X 0-0 ② G5-3	4	2	3	1	1	0	0
Tim Wallach, R (1, 5) OBP: 0.306, SLG: 0.336	B 1 B C X SAFE 2-1 ② P4 2-3	1 SAFE X 0-0 1B 1B 1-2			C B B F S 2-3 ① K		F X 0-1 ② L8		B S B S X 2-2 ③ F9	5	0	1	0	0	1	4
Spike Owen, S (1, 6) OBP: 0.348, SLG: 0.405	C B 1 F B X SAFE 2-2 1-3 3-H 1B	C F B B B X 2-2 1-3 2-H 1B			B X 1-0 CS 1B		B F F B B B F X 3-2 FC5 1-2 2-H 1B			4	0	4	3	0	0	0
Gary Carter, R (1, 2) OBP: 0.292, SLG: 0.328 Tim Laker, R (8, 2) OBP: 0.300, SLG: 0.300	C X 0-1 ③ P3	X 0-0 ② P9			1 SAFE P X 1-0 ② ③ L7 1-2		B F B B B X 3-1 ③ FC5 1-2f			4 0 0 0 0 0 7 0 0 0 0 0 0 0						
Greg Colbrunn, R (1, 3) OBP: 0.328, SLG: 0.406 Tom Foley, L (8, 3) OBP: 0.248, SLG: 0.235		X 0-0 F8 SH3-4 1B	B S B B X 3-1 ③ G1-3			B F C F X 1-2 ① L8		C B B X 2-1 ① G5-3		4 0 1 0 0 0 2 0 0 0 0 0 0 0						
Dennis Martinez, R (1, 1) OBP: 0.203, SLG: 0.203 Darren Reed, R (8, PH) OBP: 0.244, SLG: 0.392 Jeff Fassero, L (8, 1) John Wetteland, R (8, 1) OBP: 0.200, SLG: 0.200		1 SAFE X 0-0 ① SH3-4 1-2		B X 1-0 ① F8		B X 1-0 ② G4-3		B S X 1-1 ② F8		2 0 0 0 0 0 0 1 0 0 0 0 0 0 0 0 0 0 0 0 0 0 0 0 0 0 0 0						
Inning Stats	R: 2 E: 0 K: 0 S: 14 H: 4 LOB: 2 BB: 0 P: 21	R: 0 E: 0 K: 0 S: 6 H: 1 LOB: 1 BB: 0 P: 9	R: 1 E: 0 K: 0 S: 10 H: 3 LOB: 2 BB: 0 P: 16	R: 0 E: 0 K: 1 S: 7 H: 1 LOB: 1 BB: 0 P: 10	R: 1 E: 0 K: 1 S: 8 H: 2 LOB: 0 BB: 0 P: 13	R: 0 E: 0 K: 0 S: 7 H: 0 LOB: 0 BB: 0 P: 12	R: 1 E: 0 K: 0 S: 13 H: 2 LOB: 2 BB: 1 P: 24	R: 0 E: 0 K: 1 S: 7 H: 0 LOB: 1 BB: 1 P: 15	R: 0 E: 0 K: 0 S: 6 H: 0 LOB: 0 BB: 0 P: 9	1B: 11 2B: 1 3B: 0 HR: 1 SF: 1 SAC: 1 DP: 0 HBP: 0						

PITCHER		IP	WLS	BF	H	R	ER	SO	BB	IBB	HBP	BLK	WP	HR	S	P	ERA	WHIP
Steve Avery, L ERA: 3.02	(1, 1)	5.0	L	25	11	4	4	2	0	0	0	0	0	1	45	69	7.20	2.200
Kent Mercker, L ERA: 2.8	(6, 1)	1.2		8	2	1	1	0	1	0	0	0	0	0	18	31	5.40	1.800
Marvin Freeman, R ERA: 4.01	(7, 1)	0.1		1	0	0	0	0	0	0	0	0	0	0	2	5	0.00	0.000
Mike Stanton, L ERA: 5.31	(8, 1)	2.0		7	0	0	0	1	1	0	0	0	0	0	13	24	0.00	0.500

PITCHER	IP	WLS	BF	H	R	ER	SO	BB	IBB	HBP	BLK	WP	HR	S	P	ERA	WHIP

TOP

Montreal Expos @ Atlanta Braves

Atlanta-Fulton County Stadium, Atlanta, GA

Wed Aug 26 1992, 7:05 PM EDT

Att. 36,275 - Cloudy - 84 F

livebaseballscorecards.com

AB	37
R	5
H	13
RBI	5
BB	2
SO	3
LOB	18

1B: 11	SF: 1	WP: 0	PA: 41
2B: 1	SAC: 1	PB: 0	
3B: 0	DP: 0	SB: 3	
HR: 1	HBP: 0	CS: 1	

BOTTOM

Batter	1	2	3	4	5	6	7	8	9	AB	R	H	RBI	BB	SO	LOB
Deion Sanders, L (1, 8) OBP: 0.343, SLG: 0.500	B F C 1-3 ① K		B B F X 2-1 G5-3 1B 2-3 3-H 1B		C 1 SAFE F B S 1-3 ① K		B C X 1-1 ② FC7-5 1-2 2-3f 3-H		C X 0-1 ③ P4	5	1	1	2	0	2	5
Lonnie Smith, R (1, 7) OBP: 0.320, SLG: 0.404 Mike Stanton, L (8, 1) OBP: 0.500, SLG: 0.500	C C B F B B 4-2 G6-3 BB		1 SAFE 1 SAFE 1 SAFE X 0-0 ② G5-3 1-2		1 SAFE B 1 SAFE 1 SAFE S F C 1-3 ②③ K 1-2		B X 1-0 ③ P9			3 0	0 0	0 0	0 0	1 0	1 0	5 0
Terry Pendleton, S (1, 5) OBP: 0.334, SLG: 0.466	1 SAFE C F X 0-2 ②③ G6-3 1-2f		X 0-0 1B 2-H 3-H 1B			C B B B X 3-1 ① L7		C B F X 1-2 ① L4		4	0	1	2	0	0	1
David Justice, L (1, 9) OBP: 0.358, SLG: 0.403		C B B C S 2-3 ① K	B C X 1-1 1-2 1B			X 0-0 ② F7		F F S 0-3 ② K		4	0	1	0	0	2	0
Sid Bream, L (1, 3) OBP: 0.346, SLG: 0.420 Brian Hunter, R (8, PH) OBP: 0.280, SLG: 0.492 (9, 3)	X 0-0 ② G6-3		B B X 2-0 ③ G4-3			B B S F X 2-2 ③ G4-3		S S B F C 1-3 ③ K		3 1	0 0	0 0	0 0	0 1	0 0	2 0
Damon Berryhill, S (1, 2) OBP: 0.269, SLG: 0.385 Rafael Belliard, R (7, PR) OBP: 0.257, SLG: 0.237 Greg Olson, R (8, 2) OBP: 0.326, SLG: 0.344	S S S 0-3 ③ K			F B F B S 2-3 ① K			X 0-0 SH E FC5-2 1B		C B B X 2-1 SH3 1B	3 0 1	0 0 0	1 0 1	0 0 0	0 0 0	2 0 0	0 0 0
Jeff Blauser, R (1, 6) OBP: 0.330, SLG: 0.420			C B X 1-1 SH3-4 BB 1B	X 0-0 ② F9			X 0-0 FC FC5-2 SH 1-2 FC7-5		X 0-0 ① SH3 1-2	3	2	1	0	0	0	1
Mark Lemke, S (1, 4) OBP: 0.305, SLG: 0.324			C F B 1 SAFE 1 SAFE B B B 1 SAFE 4-2 1B SH3-4 1B 1-2 BB	C C B B S 2-3 ③ K			B X 1-0 SH FC7-5 FC5-2 1-2 2-3		F B B X 2-1 ② P6	2	1	0	0	1	1	1
Steve Avery, L (1, 1) OBP: 0.206, SLG: 0.233 Jeff Treadway, L (5, PH) OBP: 0.281, SLG: 0.286 Kent Mercker, L (6, 1) Marvin Freeman, R (7, 1) OBP: 0.500, SLG: 0.500 Ron Gant, R (7, PH) OBP: 0.321, SLG: 0.391 (8, 7)			S L B X 1-2 ① SH3-4 1-2 2-3		S C X 0-2 CS 1B		X 0-0 ① FC5-2 FC7-5 1-2 2-3 3-Hf		F B B B B 4-1 BB	0 1 0 0 1	0 0 0 0 0	0 1 0 0 0	0 0 0 0 1	0 0 0 0 0	0 0 0 0 3	0 0 0 0 1
Inning Stats	R: 0 E: 0 K: 1 S: 9 H: 0 LOB: 0 BB: 1 P: 14	R: 0 E: 0 K: 2 S: 7 H: 0 LOB: 0 BB: 0 P: 9	R: 3 E: 0 K: 0 S: 14 H: 4 LOB: 2 BB: 1 P: 25	R: 0 E: 0 K: 2 S: 7 H: 0 LOB: 0 BB: 0 P: 11	R: 0 E: 0 K: 2 S: 9 H: 1 LOB: 0 BB: 0 P: 11	R: 0 E: 0 K: 0 S: 6 H: 0 LOB: 0 BB: 0 P: 11	R: 1 E: 2 K: 0 S: 7 H: 1 LOB: 2 BB: 0 P: 10	R: 0 E: 0 K: 2 S: 10 H: 0 LOB: 0 BB: 0 P: 12	R: 0 E: 0 K: 0 S: 8 H: 1 LOB: 2 BB: 1 P: 16	1B: 7 2B: 0 3B: 0 HR: 0	SF: 0 SAC: 3 DP: 1 HBP: 0				WP: 0 PB: 0 SB: 0 CS: 1	PA: 37	

PITCHER		IP	WLS	BF	H	R	ER	SO	BB	IBB	HBP	BLK	WP	HR	S	P	ERA	WHIP
Dennis Martinez, R ERA: 2.67	(1, 1)	7.0	W	29	6	4	3	7	2	0	0	0	0	0	59	91	3.86	1.143
Jeff Fassero, L ERA: 2.82	(8, 1)	0.2		2	0	0	0	1	0	0	0	0	0	0	6	7	0.00	0.000
John Wetteland, R ERA: 3.36	(8, 1)	1.1	S	6	1	0	0	1	1	0	0	0	0	0	12	21	0.00	1.500

PITCHER	IP	WLS	BF	H	R	ER	SO	BB	IBB	HBP	BLK	WP	HR	S	P	ERA	WHIP

Montreal Expos @ Atlanta Braves

Atlanta-Fulton County Stadium, Atlanta, GA

Wed Aug 26 1992, 7:05 PM EDT

Att. 36,275 - Cloudy - 84 F

livebaseballscorecards.com

AB	31
R	4
H	7
RBI	4
BB	3
SO	9
LOB	18

Atlanta Braves @ Philadelphia Phillies

Veterans Stadium, Philadelphia, PA

Fri Aug 28 1992, 7:05 PM EDT

Att. 22,267 - Overcast - 75 F

livebaseballscorecards.com

Batter	1	2	3	4	5	6	7	8	9	AB	R	H	RBI	BB	SO	LOB
Otis Nixon, S (1, 9) OBP: 0.374, SLG: 0.380	S B C B X 2-2 BB 2B 1B	B X 1-0 ① F9			B X 1-0 ① G4-3			B X 1-0 G6-4-3 1B		4	1	2	0	0	0	1
Jeff Blauser, R (1, 6) OBP: 0.329, SLG: 0.415	B B B 1 SAFE B 4-0 1-2 2B BB	B 1 SAFE X 1-0 ② F7			C B F F X 1-2 ② G6-3			B F B B 1 SAFE X 3-1 ① F8		3	1	0	0	1	0	2
Terry Pendleton, S (1, 5) OBP: 0.333, SLG: 0.466	B S B F X 2-2 1B SF9 1-H 2-H 2B	1 SAFE C F X 0-2 ③ FC5-4 1-2f			X 0-0 ③ G3			C 1 B B B X 2-1 ②③ G6-4-3 1-2f		4	1	1	2	0	0	2
Lonnie Smith, R (1, 7) OBP: 0.318, SLG: 0.398	S X 0-1 2B 2-3 1B	B X 1-0 ① L6				F X 0-1 ① L8			X 0-0 ① F9	4	0	1	0	0	0	0
Ron Gant, R (1, 8) OBP: 0.320, SLG: 0.391	F X 0-1 ① SF9 3-H	X 0-0 ② P6				B F X 1-1 ② F9			B F X 1-1 G6-3 1B	3	0	1	1	0	0	0
Brian Hunter, R (1, 3) OBP: 0.279, SLG: 0.492	C X 0-1 1-3 2B	F B B X 2-1 ③ F7				S S X 0-2 ③ P4			B 1 SAFE F B X 2-1 ② G6-3 1-2	4	0	1	0	0	0	1
Greg Olson, R (1, 2) OBP: 0.322, SLG: 0.339	B X 1-0 ② G3	X 0-0 ① F8					B X 1-0 E6 G6-4-3		C B B S X 2-2 ③ G6-3	4	0	0	0	0	0	3
Mark Lemke, S (1, 4) OBP: 0.302, SLG: 0.322	F X 0-1 ③ G6-3	B B C B X 3-1 ② F7					X 0-0 ①② G6-4-3 1-2f			3	0	0	0	0	0	3
29 John Smoltz, R (1, 1) OBP: 0.221, SLG: 0.194		B B C B C X 3-2 FC5-4 1B			F C X 0-2 ③ G6-3		B X 1-0 ③ G1-3			2	0	1	0	0	0	0
Jeff Treadway, L (7, PH) OBP: 0.278, SLG: 0.282										1	0	0	0	0	0	0
Mark Davis, L (7, 1)										0	0	0	0	0	0	0
Mark Wohlers, R (8, 1)										0	0	0	0	0	0	0

	AB	32
	R	3
	H	7
	RBI	3
	BB	1
	SO	0
	LOB	12

Inning Stats										
	R: 3 E: 0 K: 0 S: 15	H: 4 LOB: 2 BB: 1 P: 24	R: 0 E: 0 K: 0 S: 8	H: 1 LOB: 1 BB: 0 P: 13	R: 0 E: 0 K: 0 S: 4	H: 0 LOB: 0 BB: 0 P: 7	R: 0 E: 0 K: 0 S: 6	H: 0 LOB: 0 BB: 0 P: 9	R: 0 E: 0 K: 0 S: 6	H: 0 LOB: 0 BB: 0 P: 8
	R: 0 E: 0 K: 0 S: 7	H: 0 LOB: 0 BB: 0 P: 8	R: 0 E: 1 K: 0 S: 3	H: 0 LOB: 0 BB: 0 P: 5	R: 0 E: 0 K: 0 S: 5	H: 1 LOB: 0 BB: 0 P: 11	R: 0 E: 0 K: 0 S: 8	H: 1 LOB: 1 BB: 0 P: 13	1B: 5 2B: 2 3B: 0 HR: 0	SF: 1 SAC: 0 DP: 2 HBP: 0
	WP: 0 PB: 0 SB: 0 CS: 0	PA: 34								

PITCHER	IP	WLS	BF	H	R	ER	SO	BB	IBB	HBP	BLK	WP	HR	S	P	ERA	WHIP
Terry Mulholland, L (1, 1) ERA: 3.66	9.0	W	34	7	3	3	0	1	0	0	0	0	0	62	98	3.00	0.889

PITCHER	IP	WLS	BF	H	R	ER	SO	BB	IBB	HBP	BLK	WP	HR	S	P	ERA	WHIP

Batter	1	2	3	4	5	6	7	8	9	AB	R	H	RBI	BB	SO	LOB
Stan Javier, S (1, 8) OBP: 0.328, SLG: 0.309	C B X 1-1 1B FC4-6 1B	F X 0-1 ③ L8		C F B X 1-2 ② G3-1		X 0-0 ③ F8				4	1	1	0	0	0	1
Mickey Morandini, L (1, 4) OBP: 0.307, SLG: 0.350	C C B F X 1-2 FC4-6 1-3 1B		B B C F B B 4-2 WP 1B BB	B X 1-0 ③ G6-3			C B S B X 2-2 ① G4-3			3	1	1	0	1	0	0
John Kruk, L (1, 9) OBP: 0.434, SLG: 0.468 (9, 3)	X 0-0 ① FC4-6 FC E 1-2f 3-H		B C 1 SAFE B 1 SAFE S F X 2-2 ① L9		B B X 2-0 ① G3-1		X 0-0 ② L7			4	1	0	1	0	0	2
Darren Daulton, L (1, 2) OBP: 0.387, SLG: 0.548	B F S B B F C 3-3 ② K		S 1 SAFE B C B X 2-2 1B 2B 1-H 1B		C B B B C X 3-2 HR		X 0-0 ③ F9			4	2	2	2	0	1	1
Dave Hollins, S (1, 5) OBP: 0.356, SLG: 0.434	B B B B 4-0 E E BB		C B B F B X 3-2 S 2B 1-3 1B		C F X 0-2 ② F8			F F F X 0-2 ① G3		3	2	1	0	1	0	0
Ricky Jordan, R (1, 3) OBP: 0.263, SLG: 0.361 Ruben Amaro Jr, S (9, 9) OBP: 0.301, SLG: 0.313	S S X 0-2 FC 1-H 2-H		B S S S B S 3-3 ② K 1-2		F S B X 1-2 ③ G4-3			S X 0-1 ② G6-3		4 0	0 0	0 0	0 0	0 0	1 0	2 0
Tom Marsh, R (1, 7) OBP: 0.300, SLG: 0.378	B S S B S 2-3 ③ K		C F B X 1-2 2-H 3-H 2B			X 0-0 ① L8		B X 1-0 ③ G6-3		4	0	1	2	0	1	1
Juan Bell, R (1, 6) OBP: 0.311, SLG: 0.317		C B C B B F F F X 3-2 ① G3-1	X 0-0 ③ F9			C B B X 2-1 1B				3	0	1	0	0	0	1
Terry Mulholland, R (1, 1) OBP: 0.120, SLG: 0.097		B S B S F S 2-3 ② K		C C S 1-3 ① K		L B B C M 2-3 ② K				3	0	0	0	0	3	1
Inning Stats	R: 3 H: 2 E: 2 LOB: 1 K: 2 BB: 1 S: 17 P: 28	R: 0 H: 0 E: 0 LOB: 0 K: 1 BB: 0 S: 12 P: 17	R: 3 H: 3 E: 0 LOB: 1 K: 1 BB: 1 S: 19 P: 34	R: 0 H: 0 E: 0 LOB: 0 K: 1 BB: 0 S: 7 P: 10	R: 1 H: 1 E: 0 LOB: 0 K: 0 BB: 0 S: 10 P: 16	R: 0 H: 1 E: 0 LOB: 1 K: 1 BB: 0 S: 7 P: 11	R: 0 H: 0 E: 0 LOB: 0 K: 0 BB: 0 S: 5 P: 7	R: 0 H: 0 E: 0 LOB: 0 K: 0 BB: 0 S: 7 P: 8		1B: 5 SF: 0 2B: 1 SAC: 0 3B: 0 DP: 0 HR: 1 HBP: 0						WP: 1 PA: 34 PB: 0 SB: 1 CS: 0

BOTTOM

Atlanta Braves @ Philadelphia Phillies

Veterans Stadium, Philadelphia, PA

Fri Aug 28 1992, 7:05 PM EDT

Att. 22,267 - Overcast - 75 F

livebaseballscorecards.com

AB	32
R	7
H	7
RBI	5
BB	2
SO	6
LOB	9

PITCHER		IP	WLS	BF	H	R	ER	SO	BB	IBB	HBP	BLK	WP	HR	S	P	ERA	WHIP
29 John Smoltz, R ERA: 2.81	(1, 1)	6.0	L	28	7	7	5	6	2	0	0	0	1	1	72	116	7.50	1.500
Mark Davis, L ERA: 6.8	(7, 1)	1.0		3	0	0	0	0	0	0	0	0	0	0	5	7	0.00	0.000
Mark Wohlers, R ERA: 5.68	(8, 1)	1.0		3	0	0	0	0	0	0	0	0	0	0	7	8	0.00	0.000

PITCHER	IP	WLS	BF	H	R	ER	SO	BB	IBB	HBP	BLK	WP	HR	S	P	ERA	WHIP

Batter	1	2	3	4	5	6	7	8	9	AB	R	H	RBI	BB	SO	LOB
Otis Nixon, S (1, 8) OBP: 0.374, SLG: 0.386	B F B F B C 3-3 ① K	B X 1-0 1B 1B			S F F B X 1-2 ① G6-3		X 0-0 3B 3B	F S B B F F X 2-2 ② L7		5	1	2	0	0	1	1
Deion Sanders, L (1, 7) OBP: 0.348, SLG: 0.509	X 0-0 ② L8	X 0-0 1-2 1B			F X 0-1 E S G3 1B		X 0-0 1B 3-H 3B	C F S 0-3 ③ K		5	2	3	1	0	1	1
Terry Pendleton, S (1, 5) OBP: 0.336, SLG: 0.467	B C B B F X 3-2 HR 1B	B F B X 2-1 ③ F9			B B B F F F F B 4-2 G3 1-3 BB		C X 0-1 HR 3-H 1B		C X 0-1 ① L8	4	2	2	1	1	0	2
David Justice, L (1, 9) OBP: 0.356, SLG: 0.408	B F X 1-1 1-H HR	B S C S 1-3 ① K			X 0-0 ② G3 1-2 3-H		F B S C 1-3 ① K		X 0-0 ② P6	5	1	1	3	0	2	2
Sid Bream, L (1, 3) OBP: 0.348, SLG: 0.430 Brian Hunter, R (9, PH) OBP: 0.278, SLG: 0.490 (9, 3)	B B B B 4-0 1B BB	F S S S 0-3 ② K			C X 0-1 ③ F7		F X 0-1 1-H HR		B B B X 2-1 ③ F7	3 1	1 0	1 0	2 0	1 0	1 0	1 0
Jeff Blauser, R (1, 6) OBP: 0.327, SLG: 0.412 Rafael Belliard, R (7, 6) OBP: 0.257, SLG: 0.237	C B B B C F B F X 3-2 1-3 1B	B X 1-0 ③ G5-3				F F B B B F F S 3-3 ① K	X 0-0 ② F9			4 0	0 0	1 0	0 0	0 0	1 0	0 0
Greg Olson, R (1, 2) OBP: 0.321, SLG: 0.337	B B X 2-0 ③ L8			C C B B X 2-2 ① F8		X 0-0 1B 1B	B C X 1-1 ③ F8			4	0	1	0	0	0	2
Mark Lemke, S (1, 4) OBP: 0.307, SLG: 0.325		C B X 1-1 ① F8		X 0-0 B1-6-4 1B		B X 1-0 ② 1-3 1B	B C B B F B 4-2 SH3-4 BB			3	0	2	0	1	0	0
Charlie Leibrandt, R (1, 1) OBP: 0.106, SLG: 0.109 Mike Stanton, L (9, 1) OBP: 0.500, SLG: 0.500 Marvin Freeman, R (9, 1) OBP: 0.500, SLG: 0.500 Kent Mercker, L (9, 1)		F F X 0-2 ② G4-3		X 0-0 ② ③ B1-6-4 1-2f		X 0-0 ③ P9		L B X 1-1 ① SH3-4 1-2		3 0 0 0	0 0 0 0	0 0 0 0	0 0 0 0	0 0 0 0	0 0 0 0	2 0 0 0
Inning Stats	R: 2 E: 0 K: 1 S: 15 H: 3 LOB: 2 BB: 1 P: 31	R: 0 E: 0 K: 0 S: 9 H: 2 LOB: 2 BB: 0 P: 13	R: 0 E: 0 K: 2 S: 7 H: 0 LOB: 0 BB: 0 P: 9	R: 0 E: 0 K: 0 S: 5 H: 1 LOB: 0 BB: 0 P: 7	R: 1 E: 0 K: 0 S: 13 H: 1 LOB: 1 BB: 1 P: 18	R: 0 E: 0 K: 1 S: 8 H: 2 LOB: 1 BB: 0 P: 12	R: 4 E: 0 K: 1 S: 12 H: 4 LOB: 0 BB: 0 P: 14	R: 0 E: 0 K: 1 S: 12 H: 0 LOB: 1 BB: 1 P: 19	R: 0 E: 0 K: 0 S: 5 H: 0 LOB: 0 BB: 0 P: 7	1B: 9 2B: 0 3B: 2 HR: 2 SF: 0 SAC: 1 DP: 1 HBP: 0						

TOP

Atlanta Braves @ Philadelphia Phillies

Veterans Stadium, Philadelphia, PA

Sat Aug 29 1992, 7:05 PM EDT

Att. 27,760 - Sunny - 70 F

livebaseballscorecards.com

AB	37
R	7
H	13
RBI	7
BB	3
SO	6
LOB	11

PITCHER		IP	WLS	BF	H	R	ER	SO	BB	IBB	HBP	BLK	WP	HR	S	P	ERA	WHIP
Curt Schilling, R ERA: 2.55	(1, 1)	6.0	L	27	9	3	2	4	2	0	0	0	0	1	57	90	3.00	1.833
Kyle Abbott, L ERA: 5.05	(7, 1)	0.1		5	4	4	4	1	0	0	0	0	0	1	9	10	108.00	12.000
Bob Ayrault, R ERA: 3.51	(7, 1)	1.2		6	0	0	0	1	1	0	0	0	0	0	15	23	0.00	0.600
Mitch Williams, L ERA: 4.1	(9, 1)	1.0		3	0	0	0	0	0	0	0	0	0	0	5	7	0.00	0.000

PITCHER	IP	WLS	BF	H	R	ER	SO	BB	IBB	HBP	BLK	WP	HR	S	P	ERA	WHIP

BOTTOM

Atlanta Braves @ Philadelphia Phillies

Veterans Stadium, Philadelphia, PA

Sat Aug 29 1992, 7:05 PM EDT

Att. 27,760 - Sunny - 70 F

livebaseballscorecards.com

Batter	1	2	3	4	5	6	7	8	9	AB	R	H	RBI	BB	SO	LOB
Stan Javier, S (1, 8) OBP: 0.329, SLG: 0.315	L8		F8			1-3 2B		DI 1B	E1 1-H 2-H	5	0	2	0	0	0	0
Mariano Duncan, R (1, 4) OBP: 0.291, SLG: 0.385 Kyle Abbott, L (7, 1) OBP: 0.107, SLG: 0.111 Bob Ayrault, R (7, 1) Ruben Amaro Jr, S (8, PH) OBP: 0.300, SLG: 0.312 Mitch Williams, L (9, 1) OBP: 0.333, SLG: 0.333 Jeff Grotewold, L (9, PH) OBP: 0.346, SLG: 0.511	G5-3			G4-3		F9		G5-3 1-2	G6-3	3 0 0 1 0 1	0 0 0 0 0 0	0 0 0 0 0 1	0 0 0 0 0 0	0 0 0 0 0 0	0 0 0 1 0 0	2 0 0 1 0 1
John Kruk, L (1, 9) OBP: 0.430, SLG: 0.463	G3			K		K		G3		4	0	0	0	0	2	3
Ricky Jordan, R (1, 3) OBP: 0.262, SLG: 0.359		E 1B		G6-3			L8		F8	4	0	1	0	0	0	0
Darren Daulton, L (1, 2) OBP: 0.388, SLG: 0.545		K 1-2			F9		HR HBP		2B 1B BB	2	2	0	0	1	1	1
Dave Hollins, S (1, 5) OBP: 0.357, SLG: 0.443		G1			L4		0-0 1-H HR		1B 1-3 FC4-6 2B	4	2	2	2	0	0	1
Tom Marsh, R (1, 7) OBP: 0.296, SLG: 0.367		K			K		L8		FC4-6 2-3 3-H 1B	4	0	1	1	0	2	1
Juan Bell, R (1, 6) OBP: 0.286, SLG: 0.289			K			L7	G4-3		FC4-6 1B 1-2f E 3-H	4	1	0	1	0	1	1
Curt Schilling, R (1, 1) OBP: 0.163, SLG: 0.167 Todd Pratt, R (6, PH) OBP: 0.267, SLG: 0.429 Mickey Morandini, L (7, 4) OBP: 0.308, SLG: 0.351			K			2B BB		L7	E 1-2 E 1B	1 0 2	0 0 1	0 0 1	0 0 0	0 1 0	1 0 0	0 0 0
Inning Stats	R: 0 E: 0 K: 0 S: 9 H: 0 LOB: 0 BB: 0 P: 14	R: 0 E: 1 K: 2 S: 11 H: 1 LOB: 1 BB: 0 P: 16	R: 0 E: 0 K: 2 S: 9 H: 0 LOB: 0 BB: 0 P: 14	R: 0 E: 0 K: 1 S: 7 H: 0 LOB: 0 BB: 0 P: 10	R: 0 E: 0 K: 1 S: 12 H: 0 LOB: 0 BB: 0 P: 17	R: 0 E: 0 K: 1 S: 15 H: 1 LOB: 2 BB: 1 P: 25	R: 2 E: 0 K: 0 S: 8 H: 1 LOB: 0 BB: 0 P: 9	R: 0 E: 0 K: 0 S: 15 H: 1 LOB: 1 BB: 0 P: 25	R: 4 E: 1 K: 0 S: 19 H: 3 LOB: 1 BB: 1 P: 30	1B: 4 2B: 2 3B: 0 HR: 1 SF: 0 SAC: 0 DP: 0 HBP: 1	WP: 0 PB: 0 SB: 0 CS: 0 PA: 38					

	AB	35
	R	6
	H	7
	RBI	4
	BB	2
	SO	7
	LOB	11

PITCHER	IP	WLS	BF	H	R	ER	SO	BB	IBB	HBP	BLK	WP	HR	S	P	ERA	WHIP
Charlie Leibrandt, L (1, 1) ERA: 3.21	8.0	W	30	4	2	2	7	1	0	1	0	0	1	86	130	2.25	0.625
Mike Stanton, L (9, 1) ERA: 5.7	0.1		4	2	3	2	0	1	0	0	0	0	0	7	14	54.00	9.000
Marvin Freeman, R (9, 1) ERA: 3.99	0.1		3	1	1	0	0	0	0	0	0	0	0	8	11	0.00	3.000
Kent Mercker, L (9, 1) ERA: 2.79	0.1	S	1	0	0	0	0	0	0	0	0	0	0	4	5	0.00	0.000

PITCHER	IP	WLS	BF	H	R	ER	SO	BB	IBB	HBP	BLK	WP	HR	S	P	ERA	WHIP

Batter	1	2	3	4	5	6	7	8	9	AB	R	H	RBI	BB	SO	LOB
Otis Nixon, S (1, 8) OBP: 0.376, SLG: 0.394	B B C X 2-1 WP S G4-3 1B		F F B X 1-2 ② F8		X 0-0 ③ P7			X 0-0 3B		4	1	2	0	0	0	2
Deion Sanders, L (1, 7) OBP: 0.346, SLG: 0.505 Mike Stanton, L (8, 1) OBP: 0.500, SLG: 0.500	B C F F Z B S SAFE 2-3 ① K 1-2		F B B S X 2-2 S 1B 3-H			S B B F B S 3-3 K2-3		F X 0-1 ③ G4-3		4 0	0 0	1 0	1 0	0 0	2 0	2 0
Terry Pendleton, S (1, 5) OBP: 0.334, SLG: 0.464 Mark Wohlers, R (7, 1) Lonnie Smith, R (8, 7) OBP: 0.315, SLG: 0.394	B B C S X 2-2 ② G4-3 2-H		1 SAFE 1 SAFE C X 0-1 ③ G3-1 1-2			B X 1-0 ② G3			C B B C B S 3-3 ① K	3 0 1	0 0 0	0 0 0	1 0 0	0 0 1	0 0 0	1 0 0
David Justice, L (1, 9) OBP: 0.355, SLG: 0.405	B B F C X 2-2 ③ G1-3			B X 1-0 ① F9		C X 0-1 ③ G1-3			B F C B B B 4-2 FC4-6 BB	3	0	0	0	1	0	0
Sid Bream, L (1, 3) OBP: 0.343, SLG: 0.424		C X 0-1 ① G4-3		B B B C X 3-1 ② F8			X 0-0 ① F8		B C B F B X 3-2 ② FC4-6 1-2f	4	0	0	0	0	0	1
Damon Berryhill, S (1, 2) OBP: 0.264, SLG: 0.378		C B X 1-1 ② F9		B F B S X 2-2 ③ F4			C S B F B B S 3-3 ② K		X 0-0 ③ P3	4	0	0	0	0	1	1
Jeff Treadway, L (1, 4) OBP: 0.280, SLG: 0.284	B B F X 2-1 ③ F8				C B B B X 3-1 FC3-6 1B		X 0-0 ③ L8			3	0	1	0	0	0	0
Rafael Belliard, R (1, 6) OBP: 0.258, SLG: 0.246			B C S T X 1-2 1B 3B		C S X 0-2 ① FC3-6 1-2f			S C B S 1-3 ① K		3	1	1	0	0	1	1
Tom Glavine, L (1, 1) OBP: 0.274, SLG: 0.300 Randy St. Claire, R (3, 1) Ron Gant, R (5, PH) OBP: 0.320, SLG: 0.390 Mark Davis, L (5, 1) Mark Lemke, S (7, 5) OBP: 0.306, SLG: 0.324			X 0-0 ① G6-3		B F B S B S 3-3 ② K			F B C B X 2-2 ② G4-3		1 0 1 0 1	0 0 0 0 0	0 0 0 0 0	0 0 0 0 0	0 0 1 0 0	0 0 0 0 0	1 0 1 0 0
Inning Stats	R: 1 H: 1 E: 0 LOB: 0 K: 1 BB: 0 S: 12 P: 20	R: 0 H: 0 E: 0 LOB: 0 K: 0 BB: 0 S: 6 P: 9	R: 1 H: 2 E: 0 LOB: 1 K: 0 BB: 0 S: 13 P: 17	R: 0 H: 0 E: 0 LOB: 0 K: 0 BB: 0 S: 6 P: 12	R: 0 H: 1 E: 0 LOB: 1 K: 1 BB: 0 S: 9 P: 15	R: 0 H: 0 E: 0 LOB: 0 K: 1 BB: 0 S: 6 P: 10	R: 0 H: 0 E: 0 LOB: 0 K: 1 BB: 0 S: 6 P: 9	R: 0 H: 1 E: 0 LOB: 1 K: 1 BB: 0 S: 9 P: 12	R: 0 H: 0 E: 0 LOB: 1 K: 1 BB: 1 S: 9 P: 19	1B: 3 2B: 0 3B: 2 HR: 0	SF: 0 SAC: 0 DP: 0 HBP: 0					

PITCHER	IP	WLS	BF	H	R	ER	SO	BB	IBB	HBP	BLK	WP	HR	S	P	ERA	WHIP
Ben Rivera, R (1, 1) ERA: 3.15	9.0	W	33	5	2	2	6	1	0	0	0	1	0	76	123	2.00	0.667

PITCHER	IP	WLS	BF	H	R	ER	SO	BB	IBB	HBP	BLK	WP	HR	S	P	ERA	WHIP

TOP

Atlanta Braves @ Philadelphia Phillies

Veterans Stadium, Philadelphia, PA

Sun Aug 30 1992, 3:33 AM EDT

Att. 32,084 - Sunny - 76 F

livebaseballscorecards.com

AB	32
R	2
H	5
RBI	2
BB	1
SO	6
LOB	10

1B: 3	SF: 0	WP: 1	PA: 33
2B: 0	SAC: 0	PB: 0	
3B: 2	DP: 0	SB: 2	
HR: 0	HBP: 0	CS: 0	

Batter	1	2	3	4	5	6	7	8	9	AB	R	H	RBI	BB	SO	LOB
Stan Javier, S (1, 8) OBP: 0.335, SLG: 0.316	B B B B 4-0 G6-3 S G3 BB		S B B S B F B 4-2 2B 1B BB	B F B B X 3-1 PB E 1B	B X 1-0 ③ F8		B C S B F X 2-2 ①② G6-4-3 1-2f			3	3	1	0	2	0	3
Mariano Duncan, R (1, 4) OBP: 0.292, SLG: 0.387	1 SAFE B X 1-0 ① G6-3 1-3		1 SAFE B 1 SAFE B 1 SAFE X 2-0 1-3 1B 2B	1 SAFE P 1 SAFE B S B C F X 3-2 E5 1-H 1B 1B		C C S 0-3 ① K	F F F X 0-2 ③ G5-3			5	2	2	0	0	1	1
John Kruk, L (1, 9) OBP: 0.432, SLG: 0.461 (7, 3)	B C B F B X 3-2 ② G3 3-H		B C B B C F B 4-2 BB 1B 1B BB	I I I 4-0 1B IBB		C B S B B B 4-2 2B 1B BB		C S T F S 0-3 ① K		2	2	0	1	3	1	0
Ricky Jordan, R (1, 3) OBP: 0.272, SLG: 0.372 Ruben Amaro Jr, S (6, PR) OBP: 0.302, SLG: 0.314 (7, 9)	B B B B C F X 3-2 ③ G1-3		B X 1-0 BB 1B 1-2 2-H 3-H 1B	C X 0-1 1-2 2-H 1B		X 0-0 1-3 1B 2B		B X 1-0 1B		4 1	1 1	3 1	3 1	0 0	0 0	0 0
Dave Hollins, S (1, 5) OBP: 0.359, SLG: 0.442		B C X 1-1 G6-4-3 1B	C C B F B B F F B 4-2 1B 1-2 2-3 BB	B S S B B B S 3-3 ③ K		I I I 4-0 1B G6-3 IBB		F C S 0-3 ② K		3	1	1	0	2	2	3
Todd Pratt, R (1, 2) OBP: 0.350, SLG: 0.444	1 SAFE 1 SAFE X 0-0 ①② F B B X G6-4-3 1-2f		2-1 FC5-4 1-3 2-H 3-H 1B		B S B B B 4-1 1B BB	C C X 0-2 WP G6-3 1-3 2-H 3-H 1B		B X 1-0 ③ G4-3		4	0	2	4	1	0	2
Tom Marsh, R (1, 7) OBP: 0.276, SLG: 0.340	S B F X 1-2 ③ G5-3		B B F F F X 2-2 ③ FC5-4 1-2f		B X 1-0 ① P2	F B F X 1-2 ② G6-3 1-2 3-H				4	0	0	1	0	0	5
Juan Bell, R (1, 6) OBP: 0.283, SLG: 0.286			B F B F S 2-3 ① K	C B C X 1-2 ① L8	B X 1-0 1-2 1B	B C C C 1-3 ③ K 2-3				4	0	1	0	0	2	1
Ben Rivera, R (1, 1) OBP: 0.150, SLG: 0.105			F B S B F F F S 2-3 ② K	C X 0-1 ② G4-3	L M L 0-3 ② K		X 0-0 G6-4-3 1B			4	0	1	0	0	2	2
Inning Stats	R: 1 H: 0 E: 0 LOB: 0 K: 0 BB: 1 S: 7 P: 18	R: 0 H: 1 E: 0 LOB: 0 K: 0 BB: 0 S: 6 P: 8	R: 4 H: 3 E: 0 LOB: 2 K: 2 BB: 3 S: 27 P: 50	R: 2 H: 3 E: 1 LOB: 2 K: 1 BB: 1 S: 17 P: 30	R: 0 H: 1 E: 0 LOB: 2 K: 1 BB: 1 S: 7 P: 14	R: 3 H: 2 E: 0 LOB: 2 K: 2 BB: 2 S: 15 P: 25	R: 0 H: 1 E: 0 LOB: 0 K: 0 BB: 0 S: 9 P: 11	R: 0 H: 1 E: 0 LOB: 1 K: 2 BB: 0 S: 10 P: 12		1B: 10 SF: 0 2B: 2 SAC: 0 3B: 0 DP: 2 HR: 0 HBP: 0						

PITCHER		IP	WLS	BF	H	R	ER	SO	BB	IBB	HBP	BLK	WP	HR	S	P	ERA	WHIP
Tom Glavine, L ERA: 2.76	(1, 1)	2.2	L	15	4	5	5	2	4	0	0	0	0	0	37	71	16.88	3.000
Randy St. Claire, R ERA: 3.86	(3, 1)	1.1		8	3	2	2	1	0	1	0	0	0	0	20	35	13.50	2.250
Mark Davis, L ERA: 7.06	(5, 1)	2.0		12	3	3	3	3	2	1	0	0	1	0	22	39	13.50	2.500
Mark Wohlers, R ERA: 5.27	(7, 1)	1.0		3	1	0	0	0	0	0	0	0	0	0	9	11	0.00	1.000
Mike Stanton, L ERA: 5.56	(8, 1)	1.0		4	1	0	0	2	0	0	0	0	0	0	10	12	0.00	1.000

PITCHER	IP	WLS	BF	H	R	ER	SO	BB	IBB	HBP	BLK	WP	HR	S	P	ERA	WHIP

BOTTOM

Atlanta Braves @ Philadelphia Phillies

Veterans Stadium, Philadelphia, PA

Sun Aug 30 1992, 3:33 AM EDT

Att. 32,084 - Sunny - 76 F

livebaseballscorecards.com

AB	34
R	10
H	12
RBI	9
BB	8
SO	8
LOB	17

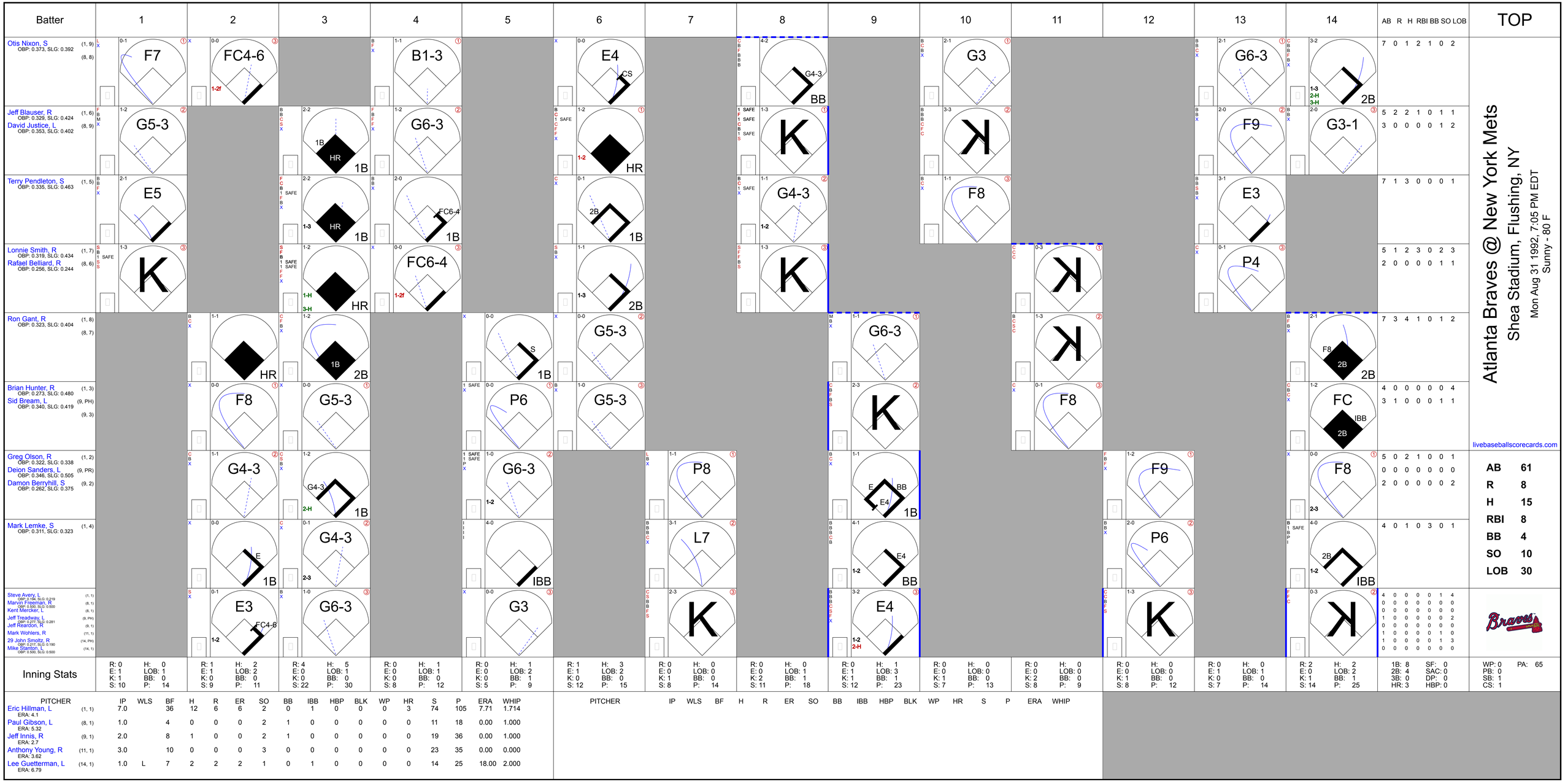
Batter
1
2
3
4
5
6
7
8
9
10
11
12
13
14
AB R H RBI BB SO LOB
TOP
Otis Nixon, S (1, 9) OBP: 0.373, SLG: 0.392
Jeff Blauser, R (1, 6) OBP: 0.329, SLG: 0.424
David Justice, L (8, 9) OBP: 0.353, SLG: 0.402
Terry Pendleton, S (1, 5) OBP: 0.335, SLG: 0.463
Lonnie Smith, R (1, 7) OBP: 0.319, SLG: 0.434
Rafael Belliard, R (8, 6) OBP: 0.256, SLG: 0.244
Ron Gant, R (1, 8) OBP: 0.323, SLG: 0.404
Brian Hunter, R (1, 3) OBP: 0.273, SLG: 0.480
Sid Bream, L (9, PH) OBP: 0.340, SLG: 0.419
Greg Olson, R (1, 2) OBP: 0.322, SLG: 0.338
Deion Sanders, L (9, PR) OBP: 0.346, SLG: 0.505
Damon Berryhill, S (9, 2) OBP: 0.262, SLG: 0.375
Mark Lemke, S (1, 4) OBP: 0.311, SLG: 0.323
Steve Avery, L (1, 1) OBP: 0.194, SLG: 0.219
Marvin Freeman, R (8, 1) OBP: 0.500, SLG: 0.500
Kent Mercker, L (8, 1)
Jeff Treadway, L (9, PH) OBP: 0.277, SLG: 0.281
Jeff Reardon, R (9, 1)
Mark Wohlers, R (11, 1)
29 John Smoltz, R (14, PH) OBP: 0.217, SLG: 0.190
Mike Stanton, L (14, 1) OBP: 0.500, SLG: 0.500
Inning Stats
PITCHER IP WLS BF H R ER SO BB IBB HBP BLK WP HR S P ERA WHIP
Eric Hillman, L (1, 1) ERA: 4.1
Paul Gibson, L (8, 1) ERA: 5.32
Jeff Innis, R (9, 1) ERA: 2.7
Anthony Young, R (11, 1) ERA: 3.62
Lee Guetterman, L (14, 1) ERA: 6.79
Atlanta Braves @ New York Mets
Shea Stadium, Flushing, NY
Mon Aug 31 1992, 7:05 PM EDT
Sunny - 80 F
livebaseballscorecards.com
AB 61
R 8
H 15
RBI 8
BB 4
SO 10
LOB 30
1B: 8 SF: 0
2B: 4 SAC: 0
3B: 0 DP: 0
HR: 3 HBP: 0
WP: 0 PA: 65
PB: 0
SB: 1
CS: 1

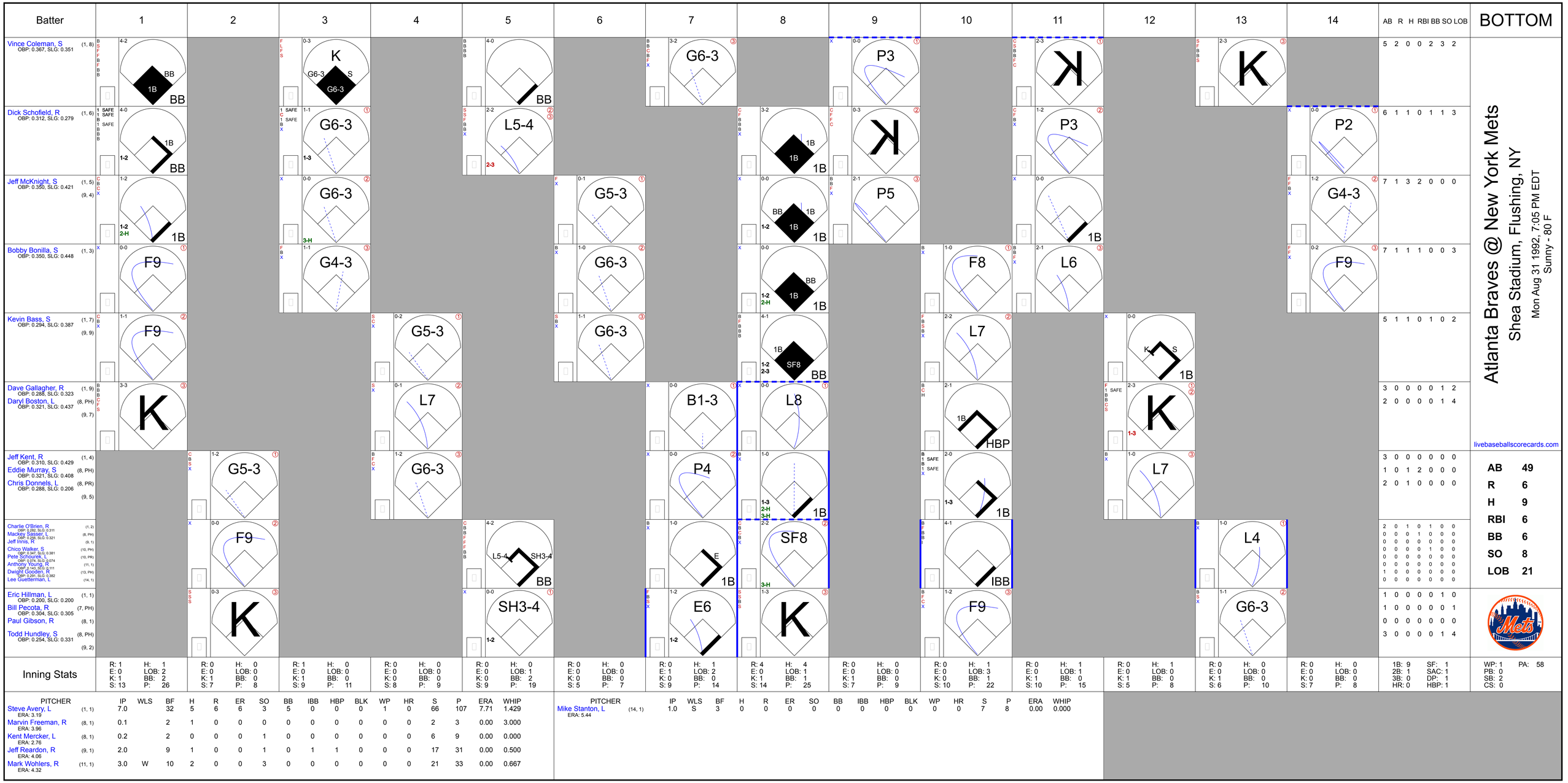
Batter
1
2
3
4
5
6
7
8
9
10
11
12
13
14
AB R H RBI BB SO LOB
BOTTOM
Vince Coleman, S (1, 8) OBP: 0.367, SLG: 0.351
Dick Schofield, R (1, 6) OBP: 0.312, SLG: 0.279
Jeff McKnight, S (1, 5) (9, 4) OBP: 0.350, SLG: 0.421
Bobby Bonilla, S (1, 3) OBP: 0.350, SLG: 0.448
Kevin Bass, S (1, 7) (9, 9) OBP: 0.294, SLG: 0.387
Dave Gallagher, R (1, 9) OBP: 0.288, SLG: 0.323
Daryl Boston, L (8, PH) OBP: 0.321, SLG: 0.437 (9, 7)
Jeff Kent, R (1, 4) OBP: 0.310, SLG: 0.429
Eddie Murray, S (8, PH) OBP: 0.321, SLG: 0.408
Chris Donnels, L (8, PR) OBP: 0.288, SLG: 0.206 (9, 5)
Charlie O'Brien, R (1, 2) OBP: 0.282, SLG: 0.311
Mackey Sasser, L (8, PH) OBP: 0.256, SLG: 0.321
Jeff Innis, R (9, 1)
Chico Walker, S (10, PH) OBP: 0.347, SLG: 0.381
Pete Schourek, L (10, PR) OBP: 0.074, SLG: 0.074
Anthony Young, R (11, 1) OBP: 0.143, SLG: 0.111
Dwight Gooden, R (13, PH) OBP: 0.091, SLG: 0.382
Lee Guetterman, L (14, 1)
Eric Hillman, L (1, 1) OBP: 0.200, SLG: 0.200
Bill Pecota, R (7, PH) OBP: 0.304, SLG: 0.305
Paul Gibson, R (8, 1)
Todd Hundley, S (8, PH) OBP: 0.254, SLG: 0.331 (9, 2)
Inning Stats
PITCHER IP WLS BF H R ER SO BB IBB HBP BLK WP HR S P ERA WHIP
Steve Avery, L (1, 1) ERA: 3.19 7.0 32 5 6 6 3 5 0 0 0 1 0 66 107 7.71 1.429
Marvin Freeman, R (8, 1) ERA: 3.96 0.1 2 1 0 0 0 0 0 0 0 0 0 2 3 0.00 3.000
Kent Mercker, L (8, 1) ERA: 2.76 0.2 2 0 0 0 1 0 0 0 0 0 0 6 9 0.00 0.000
Jeff Reardon, R (9, 1) ERA: 4.06 2.0 9 1 0 0 1 0 1 1 0 0 0 17 31 0.00 0.500
Mark Wohlers, R (11, 1) ERA: 4.32 3.0 W 10 2 0 0 3 0 0 0 0 0 0 21 33 0.00 0.667
PITCHER IP WLS BF H R ER SO BB IBB HBP BLK WP HR S P ERA WHIP
Mike Stanton, L (14, 1) ERA: 5.44 1.0 S 3 0 0 0 0 0 0 0 0 0 0 7 8 0.00 0.000
Atlanta Braves @ New York Mets
Shea Stadium, Flushing, NY
Mon Aug 31 1992, 7:05 PM EDT
Sunny - 80 F
livebaseballscorecards.com
AB 49
R 6
H 9
RBI 6
BB 6
SO 8
LOB 21
WP: 1 PA: 58
PB: 0
SB: 2
CS: 0
1B: 9 SF: 1
2B: 1 SAC: 1
3B: 0 DP: 1
HR: 0 HBP: 1

Batter	1	2	3	4	5	6	7	8	9	AB	R	H	RBI	BB	SO	LOB
Otis Nixon, S (1, 8) OBP: 0.371, SLG: 0.389	B C C X 1-2 ① G4-3		F B B B C L 3-3 ③ K		F B F X 1-2 G4-6-3 1B		C L X 0-2 ① G5-3		X 0-0 ① L4	5	0	1	0	0	1	1
Deion Sanders, L (1, 7) OBP: 0.348, SLG: 0.505 Ron Gant, R (8, 7) OBP: 0.323, SLG: 0.403	C X 0-1 ② G6-3			B X 1-0 1B S WP 1B	P 1 SAFE B C 1 X 2-1 ① ② G4-6-3 1-2f		X 0-0 G3 E HR 1B		B F B F B S 3-3 ② K	4 1	2 0	2 0	0 0	0 0	0 1	1 0
Terry Pendleton, S (1, 5) OBP: 0.336, SLG: 0.468	B B B X 3-0 ③ F8			1 SAFE 1 SAFE B B X 2-0 WP 1-3 2B 1B	B C X 1-1 HR		1 SAFE 1 SAFE F B B C F F X 1-2 ② G3 1-3		C F B S 1-3 ③ K	5	2	2	1	0	1	1
David Justice, L (1, 9) OBP: 0.354, SLG: 0.413		B X 1-0 ① F9		B C 1 SAFE B X 2-1 1-H 2B 3-H 2B	B B F B F C 3-3 ③ K		C B B F X 2-2 3-H HR			4	2	2	3	0	1	0
Sid Bream, L (1, 3) OBP: 0.342, SLG: 0.424 Kent Mercker, L (7, 1) Marvin Freeman, R (8, 1) OBP: 0.500, SLG: 0.500 Jeff Blauser, R (8, 6) OBP: 0.329, SLG: 0.424		F B B B X 2-1 G3-6-1 1B		B B X 2-0 2-H 2B		F B B B F X 3-2 ① G4-3	B X 1-0 E4			4 0 0 0	0 0 0 0	2 0 0 0	1 0 0 0	0 0 0 0	0 0 0 0	0 0 0 0
Damon Berryhill, S (1, 2) OBP: 0.262, SLG: 0.386		X 0-0 ② ③ G3-6-1 1-2f		B F B F F F X 2-2 ① F7		B C B B X 3-1 HR	B F X 1-1 ③ G4-3			4	1	1	1	0	0	3
Jeff Treadway, L (1, 4) OBP: 0.278, SLG: 0.293 Mark Lemke, S (8, PH) OBP: 0.310, SLG: 0.322 (8, 4)			C X 0-1 SH1-3 FC1 2B	C F B B F X 2-2 ② L7		C B F X 1-2 ② G3-1		B B B C S X 3-2 ① F7		3 1	0 0	1 0	0 0	0 0	0 0	1 0
Rafael Belliard, R (1, 6) OBP: 0.261, SLG: 0.246 Mike Stanton, L (8, 1) OBP: 0.500, SLG: 0.500 Jeff Reardon, R (9, 1)			X 0-0 ① SH1-3 2-3	I I I I 4-0 IBB		C X 0-1 1B		B F F F X 1-2 ② G6-3		2 0 0	0 0 0	1 0 0	0 0 0	1 0 0	0 0 0	0 0 0
Pete Smith, R (1, 1) Brian Hunter, R (7, 3) OBP: 0.271, SLG: 0.478			C S B X 1-2 ② FC1 3-H	B C B X 2-1 ③ G4-3		X 0-0 ③ G5-3		X 0-0 ③ F7		3 1	0 0	0 0	0 0	0 0	0 0	4 0
Inning Stats	R: 0 E: 0 K: 0 S: 6 H: 0 LOB: 0 BB: 0 P: 10	R: 0 E: 0 K: 0 S: 4 H: 1 LOB: 0 BB: 0 P: 7	R: 0 E: 0 K: 1 S: 9 H: 1 LOB: 1 BB: 0 P: 13	R: 3 E: 0 K: 0 S: 16 H: 4 LOB: 2 BB: 1 P: 33	R: 1 E: 0 K: 1 S: 11 H: 2 LOB: 0 BB: 0 P: 17	R: 1 E: 0 K: 0 S: 11 H: 2 LOB: 1 BB: 0 P: 18	R: 2 E: 2 K: 0 S: 15 H: 2 LOB: 1 BB: 0 P: 20	R: 0 E: 0 K: 0 S: 8 H: 0 LOB: 0 BB: 0 P: 12	R: 0 E: 0 K: 2 S: 7 H: 0 LOB: 0 BB: 0 P: 11	1B: 6 2B: 3 3B: 0 HR: 3	SF: 0 SAC: 1 DP: 2 HBP: 0					

Atlanta Braves @ New York Mets

Shea Stadium, Flushing, NY

Mon Aug 31 1992, 7:05 PM EDT

Att. 24,392 - Sunny - 72 F

TOP

livebaseballscorecards.com

AB	37
R	7
H	12
RBI	6
BB	1
SO	4
LOB	11

PITCHER		IP	WLS	BF	H	R	ER	SO	BB	IBB	HBP	BLK	WP	HR	S	P	ERA	WHIP
Mike Birkbeck, R ERA: 9.0	(1, 1)	7.0	L	33	12	7	7	2	0	1	0	0	1	3	72	118	9.00	1.714
Paul Gibson, L ERA: 5.09	(8, 1)	2.0		6	0	0	0	2	0	0	0	0	0	0	15	23	0.00	0.000

PITCHER	IP	WLS	BF	H	R	ER	SO	BB	IBB	HBP	BLK	WP	HR	S	P	ERA	WHIP

WP: 1 PB: 0 SB: 1 CS: 0 PA: 39

BOTTOM

Atlanta Braves @ New York Mets

Shea Stadium, Flushing, NY

Mon Aug 31 1992, 7:05 PM EDT

Att. 24,392 - Sunny - 72 F

livebaseballscorecards.com

Batter	1	2	3	4	5	6	7	8	9	AB	R	H	RBI	BB	SO	LOB
Daryl Boston, L (1, 8) OBP: 0.326, SLG: 0.444	L5		2B SF7 1B		PO 1B		WP 1-3 1B 2B	K		5	2	3	0	0	1	2
Dave Gallagher, R (1, 9) OBP: 0.291, SLG: 0.328	P3		G4-3 1-3 2B		K		4-0 1B BB		L9	4	0	1	0	1	1	1
Mackey Sasser, L (1, 7) OBP: 0.258, SLG: 0.325 Bobby Bonilla, S (7, PH) OBP: 0.352, SLG: 0.449 Paul Gibson, R (8, 1) Vince Coleman, S (9, PH) OBP: 0.365, SLG: 0.349	1B		SF7 3-H		L8		1-2 3-H 1B		G4-3	2 1 0 1	0 0 0 0	1 1 0 0	1 1 0 0	0 0 0 0	0 0 0 0	1 0 0 0
Eddie Murray, S (1, 3) OBP: 0.320, SLG: 0.408	F7		G4-3 2-3		PO 1-2	L9 2B	F9		F8	5	0	1	0	0	0	4
Jeff Kent, R (1, 4) OBP: 0.309, SLG: 0.440		HR	K			F9		L7		4	1	1	1	0	1	2
Bill Pecota, R (1, 6) OBP: 0.303, SLG: 0.308		P7		G6-3		L9 2-3		1B 2B		4	1	1	0	0	0	1
Chris Donnels, L (1, 5) OBP: 0.298, SLG: 0.211		G4-3 BB		G5-3			F7	G4-3 1B 2-H 1B		3	0	1	1	1	0	0
Todd Hundley, S (1, 2) OBP: 0.258, SLG: 0.333		G4-3 1-2		FC6-4 1B			F7	G4-3 1-2 1B		4	0	2	0	0	0	1
Mike Birkbeck, R (1, 1) Kevin Bass, S (7, PH) (8, 7) OBP: 0.295, SLG: 0.387		G3		FC6-4 1-2f			2B WP 1B		G4-3 1-2 2-3	2 2	0 1	0 1	0 0	0 0	0 0	2 2
Inning Stats	R: 0 E: 0 K: 0 S: 12 H: 1 LOB: 1 BB: 0 P: 18	R: 1 E: 0 K: 0 S: 11 H: 1 LOB: 1 BB: 1 P: 18	R: 1 E: 0 K: 1 S: 14 H: 2 LOB: 1 BB: 0 P: 18	R: 0 E: 0 K: 0 S: 7 H: 1 LOB: 1 BB: 0 P: 9	R: 0 E: 0 K: 1 S: 11 H: 1 LOB: 0 BB: 0 P: 11	R: 0 E: 0 K: 0 S: 6 H: 1 LOB: 0 BB: 0 P: 9	R: 2 E: 0 K: 0 S: 8 H: 3 LOB: 2 BB: 1 P: 19	R: 1 E: 0 K: 1 S: 11 H: 3 LOB: 2 BB: 0 P: 20	R: 0 E: 0 K: 0 S: 5 H: 0 LOB: 0 BB: 0 P: 7	1B: 8 2B: 4 3B: 0 HR: 1	SF: 1 SAC: 0 DP: 0 HBP: 0						

	AB	37
	R	5
	H	13
	RBI	4
	BB	2
	SO	3
	LOB	16

WP: 1 PB: 0 SB: 0 CS: 0 PA: 41

PITCHER		IP	WLS	BF	H	R	ER	SO	BB	IBB	HBP	BLK	WP	HR	S	P	ERA	WHIP
Pete Smith, R ERA: 2.41	(1, 1)	6.2	W	29	9	4	4	2	2	0	0	0	1	1	67	99	5.40	1.650
Kent Mercker, L ERA: 2.87	(7, 1)	0.2		5	3	1	1	0	0	0	0	0	0	0	7	15	13.50	4.500
Marvin Freeman, R ERA: 3.93	(8, 1)	0.1		2	1	0	0	0	0	0	0	0	0	0	2	3	0.00	3.000
Mike Stanton, L ERA: 5.4	(8, 1)	0.1		1	0	0	0	1	0	0	0	0	0	0	4	5	0.00	0.000
Jeff Reardon, R ERA: 3.97	(9, 1)	1.0	S	3	0	0	0	0	0	0	0	0	0	0	5	7	0.00	0.000

PITCHER	IP	WLS	BF	H	R	ER	SO	BB	IBB	HBP	BLK	WP	HR	S	P	ERA	WHIP

Batter	1	2	3	4	5	6	7	8	9	AB	R	H	RBI	BB	SO	LOB
Otis Nixon, S (1, 8) OBP: 0.371, SLG: 0.390	F B X 1-1 SH1 S HR 1B		C B M C 1-3 ② K		X 0-0 ② SF7 3-H		F B X 1-1 S 1B		C B B C F S 2-3 ② K	4	1	2	1	0	2	0
Jeff Blauser, R (1, 6) OBP: 0.332, SLG: 0.427 Rafael Belliard, R (7, 6) OBP: 0.264, SLG: 0.249	C 1 SAFE 1 SAFE P B X 2-1 ① SH1 1-3		B B C B X 3-1 S 1B		X 0-0 2B 1B		1 SAFE 1 SAFE B C B F C 2-3 ① K 1-2		B X 1-0 1B 1B	3 1	1 0	2 1	0 0	0 0	1 0	1 0
Terry Pendleton, S (1, 5) OBP: 0.338, SLG: 0.471	B S B B B S F S 3-3 ② K		S F B F F F B S 2-3 ③ K2-3 1-2		B B B C C X 3-1 1-H 2B		B B C B B 4-1 BB		C B F 1 SAFE X 1-2 1B	4	0	2	1	1	2	2
David Justice, L (1, 9) OBP: 0.352, SLG: 0.417	B C S B X 2-2 3-H HR			B B F C F S 2-3 ① K	B B F X 2-1 ③ G3		C F B S 1-3 ② K		F F B B F B X 3-2 ③ G4-3	5	1	1	2	0	2	5
Ron Gant, R (1, 7) OBP: 0.322, SLG: 0.400	F F F B B F C 2-3 ③ K			F X 0-1 ② P2		B B B B 4-0 G3 S BB	F X 0-1 ③ F8			3	0	0	0	1	1	2
Sid Bream, L (1, 3) OBP: 0.341, SLG: 0.419		C C B X 1-2 ① G4-3		B C B F B B 4-2 BB		B 1 SAFE B S 1 SAFE B X 3-1 ① F7 1-2		X 0-0 ① G4-3		3	0	0	0	1	0	1
Damon Berryhill, S (1, 2) OBP: 0.258, SLG: 0.379		B X 1-0 ② F8		X 0-0 ③ F8		S X 0-1 ② G3 2-3		S S F B X 1-2 ② F7		4	0	0	0	0	0	2
Mark Lemke, S (1, 4) OBP: 0.312, SLG: 0.328		C B F F B X 2-2 ③ G3		F B B B X 3-1 SF7 3B	I I I 4-0 IBB			B X 1-0 ③ F8		3	1	1	0	1	0	0
David Nied, R (1, 1) Mike Stanton, L (8, 1) OBP: 0.500, SLG: 0.500 Melvin Nieves, S (9, PH) Jeff Reardon, R (9, 1)			B C C C 1-3 ① K		S F B X 1-2 ① G1-3	C F S 0-3 ③ K			C B C B X 2-2 ① P6	3 0 1 0	0 0 0 0	0 0 0 0	0 0 0 0	0 0 0 0	2 0 0 0	3 0 0 0

Inning Stats	1	2	3	4	5	6	7	8	9
	R: 2 E: 0 K: 2 S: 16	R: 0 E: 0 K: 0 S: 8	R: 0 E: 0 K: 3 S: 13	R: 0 E: 0 K: 1 S: 9	R: 2 E: 0 K: 0 S: 11	R: 0 E: 0 K: 1 S: 7	R: 0 E: 0 K: 2 S: 11	R: 0 E: 0 K: 0 S: 7	R: 0 E: 0 K: 1 S: 15
	H: 2 LOB: 0 BB: 0 P: 25	H: 0 LOB: 0 BB: 0 P: 12	H: 1 LOB: 1 BB: 0 P: 20	H: 0 LOB: 1 BB: 1 P: 15	H: 3 LOB: 1 BB: 0 P: 20	H: 0 LOB: 2 BB: 2 P: 18	H: 1 LOB: 2 BB: 1 P: 19	H: 0 LOB: 0 BB: 0 P: 9	H: 2 LOB: 2 BB: 0 P: 24

1B: 6 SF: 1
2B: 1 SAC: 1
3B: 1 DP: 0
HR: 1 HBP: 0

WP: 0 PA: 40
PB: 0
SB: 4
CS: 0

PITCHER		IP	WLS	BF	H	R	ER	SO	BB	IBB	HBP	BLK	WP	HR	S	P	ERA	WHIP
Wally Whitehurst, R ERA: 3.09	(1, 1)	4.2	L	21	6	4	4	6	1	0	0	0	0	1	55	88	7.71	1.500
Barry Jones, R ERA: 4.45	(5, 1)	2.1		11	1	0	0	3	2	1	0	0	0	0	20	41	0.00	1.286
Mark Dewey, R ERA: 3.92	(8, 1)	2.0		8	2	0	0	1	0	0	0	0	0	0	22	33	0.00	1.000

PITCHER	IP	WLS	BF	H	R	ER	SO	BB	IBB	HBP	BLK	WP	HR	S	P	ERA	WHIP

Atlanta Braves @ New York Mets

Shea Stadium, Flushing, NY

Tue Sep 01 1992, 7:05 PM EDT
Att. 21,539 - Sunny - 72 F

TOP

livebaseballscorecards.com

AB	34
R	4
H	9
RBI	4
BB	4
SO	10
LOB	16

BOTTOM

Batter	1	2	3	4	5	6	7	8	9	AB	R	H	RBI	BB	SO	LOB
Vince Coleman, S (1, 8) OBP: 0.366, SLG: 0.356	F B B F X 2-2 SH1-3 G4-3 2B	F F F B F S 1-3 ③ K			B C C S 1-3 ② K		F B S X 1-2 ③ F7		F X 0-1 ② P5	2	1	1	0	0	1	1
Ryan Thompson, R (3, 8)										2	0	0	0	0	1	1
Mark Dewey, R (8, 1)										0	0	0	0	0	0	0
Mackey Sasser, L (9, PH) OBP: 0.256, SLG: 0.322										1	0	0	0	0	0	2
Dick Schofield, R (1, 6) OBP: 0.310, SLG: 0.277	B S X 1-1 ① SH1-3 2-3	B S S X 1-2 ① G6-3			C B C B X 1-2 ③ G4-3			C B S F F F S 1-3 ① K	X 0-0 ③ F8	3	0	0	0	0	1	0
Dave Gallagher, R (9, PH) OBP: 0.289, SLG: 0.326										1	0	0	0	0	0	2
Kevin Bass, S (1, 7) OBP: 0.301, SLG: 0.395	X 0-0 ② G4-3 3-H	B B B C X 3-1 1B				B F B F B X 3-2 2B		X 0-0 1B 1B		4	0	3	1	0	0	0
Eddie Murray, S (1, 3) OBP: 0.322, SLG: 0.406	B B B B 4-0 BB BB	1 SAFE F F 1 SAFE X 0-2 ② L7				S B S S B B B 4-2 G6-4-3 BB		X 0-0 ② F7		2	0	0	0	2	0	2
Bobby Bonilla, S (1, 9) OBP: 0.353, SLG: 0.448	S B 1 B B B SAFE 4-1 FC6-4 1-2 BB	1 SAFE B F 1 SAFE B X 2-1 ③ L8				X 0-0 ① F8		C X 0-1 1-3 1B		3	0	1	0	1	0	3
Jeff Kent, R (1, 4) OBP: 0.304, SLG: 0.432	F B F F B X 2-2 ③ FC6-4 1-2f			B C S S S 1-3 ① K		F F X 0-2 ②③ G6-4-3 1-2f		B S B S S 2-3 ③ K		4	0	0	0	0	2	6
Chris Donnels, L (1, 5) OBP: 0.291, SLG: 0.205		C X 0-1 ① L8		B B X 2-0 ② G4-3			B B B B 4-0 S BB		F S B B F X 2-2 ① P5	2	0	0	0	0	0	0
Barry Jones, R (5, 1)										0	0	0	0	0	0	0
Daryl Boston, L (7, PH) OBP: 0.327, SLG: 0.443										1	0	0	0	1	0	0
(8, 8)																
Todd Hundley, S (1, 2) OBP: 0.261, SLG: 0.339		B F F F X 1-2 G6-3 2B		B B X 2-0 ③ F9			B C X 1-1 ① F7		F X 0-1 1B 1B	4	0	2	0	0	0	1
Wally Whitehurst, R (1, 1) OBP: 0.250, SLG: 0.263		C X 0-1 ② G6-3 2-3			X 0-0 ① G3		1 SAFE F C B F B X 2-2 ② L9 1-2		C C F X 0-2 1-2 1B	1	0	0	0	0	0	1
Bill Pecota, R (5, 5) OBP: 0.303, SLG: 0.309										3	0	1	0	0	0	1

Inning Stats	1	2	3	4	5	6	7	8	9
	R: 1 H: 1 E: 0 LOB: 2 K: 0 BB: 2 S: 11 P: 24	R: 0 H: 1 E: 0 LOB: 1 K: 1 BB: 0 S: 13 P: 15	R: 0 H: 1 E: 0 LOB: 1 K: 0 BB: 0 S: 10 P: 16	R: 0 H: 0 E: 0 LOB: 0 K: 1 BB: 0 S: 5 P: 10	R: 0 H: 0 E: 0 LOB: 0 K: 1 BB: 0 S: 7 P: 9	R: 0 H: 1 E: 0 LOB: 1 K: 0 BB: 1 S: 9 P: 16	R: 0 H: 0 E: 0 LOB: 1 K: 0 BB: 1 S: 9 P: 17	R: 0 H: 2 E: 0 LOB: 2 K: 2 BB: 0 S: 13 P: 16	R: 0 H: 2 E: 0 LOB: 2 K: 0 BB: 0 S: 13 P: 15

PITCHER		IP	WLS	BF	H	R	ER	SO	BB	IBB	HBP	BLK	WP	HR	S	P	ERA	WHIP
David Nied, R ERA: 1.29	(1, 1)	7.0	W	28	4	1	1	3	4	0	0	0	0	0	64	107	1.29	1.143
Mike Stanton, L ERA: 5.28	(8, 1)	1.0		5	2	0	0	2	0	0	0	0	0	0	13	16	0.00	2.000
Jeff Reardon, R ERA: 3.88	(9, 1)	1.0	S	5	2	0	0	0	0	0	0	0	0	0	13	15	0.00	2.000

PITCHER	IP	WLS	BF	H	R	ER	SO	BB	IBB	HBP	BLK	WP	HR	S	P	ERA	WHIP

Atlanta Braves @ New York Mets

Shea Stadium, Flushing, NY

Tue Sep 01 1992, 7:05 PM EDT

Att. 21,539 - Sunny - 72 F

livebaseballscorecards.com

AB	33
R	1
H	8
RBI	1
BB	4
SO	5
LOB	20

1B: 5	SF: 0	WP: 0	PA: 38
2B: 3	SAC: 1	PB: 0	
3B: 0	DP: 1	SB: 1	
HR: 0	HBP: 0	CS: 0	

Batter	1	2	3	4	5	6	7	8	9	AB	R	H	RBI	BB	SO	LOB
Otis Nixon, S (1, 9) (7, 8) OBP: 0.367, SLG: 0.386	F8		SH5-3 1-2		F9		G4-3		G6-3	4	0	0	0	0	0	0
Jeff Blauser, R (1, 6) OBP: 0.334, SLG: 0.424 Rafael Belliard, R (7, PR) (7, 6) OBP: 0.264, SLG: 0.249 Tommy Gregg, L (9, PH)	F9		1B 1B BB		F8		2B HBP		1B BB	2 0 0	1 0 0	0 0 0	0 0 0	1 0 1	0 0 0	0 0 0
Terry Pendleton, S (1, 5) OBP: 0.340, SLG: 0.474	1B		1B E 1-2 2-3 1B		L8		1 SAFE 2B 1-3 2B		L4	5	1	3	0	0	0	1
Lonnie Smith, R (1, 7) OBP: 0.325, SLG: 0.466	G5-3		FC4-6 1-2 2-H 3-H 1B			HR	G5-3		1-3 1B	4	1	2	3	0	0	4
Ron Gant, R (1, 8) (7, 7) OBP: 0.321, SLG: 0.398		P4	FC4-6 1-2f 2-H			G6-3		G4-6-3 1B	G5-3	5	0	1	0	0	0	3
Brian Hunter, R (1, 3) OBP: 0.272, SLG: 0.490 Sid Bream, L (8, PH) (8, 3) OBP: 0.340, SLG: 0.418		HR	P3			P4		G4-6-3 1-2f		3 1	1 0	1 0	1 0	0 0	0 0	1 1
Greg Olson, R (1, 2) OBP: 0.322, SLG: 0.338 Kent Mercker, L (6, 1) Mark Wohlers, R (7, 1) David Justice, L (7, 9) OBP: 0.354, SLG: 0.419 Melvin Nieves, S (9, PH) OBP: 0.500, SLG: 0.500	P3		F9			1B		BB 1B		3 0 0 1 1	0 0 0 0 0	1 0 0 1 1	0 0 0 0 0	0 0 0 0 0	0 0 0 0 0	0 0 0 0 0
Mark Lemke, S (1, 4) OBP: 0.311, SLG: 0.325	K		G6-3			F8		1 SAFE 1 SAFE 1-2 BB		3	0	0	0	1	1	1
29 John Smoltz, R (1, 1) OBP: 0.225, SLG: 0.200 Damon Berryhill, S (6, 2) OBP: 0.256, SLG: 0.376			1B SH5-3 1B 1B				G4-3	G1-3		2 2	1 0	1 0	0 0	0 0	0 0	0 2
Inning Stats	R: 0 H: 1 E: 0 LOB: 1 K: 0 BB: 0 S: 11 P: 20	R: 1 H: 1 E: 0 LOB: 0 K: 1 BB: 0 S: 6 P: 8	R: 3 H: 3 E: 1 LOB: 1 K: 0 BB: 1 S: 12 P: 23	R: 0 H: 0 E: 0 LOB: 0 K: 0 BB: 0 S: 8 P: 13	R: 0 H: 0 E: 0 LOB: 0 K: 0 BB: 0 S: 5 P: 7	R: 1 H: 2 E: 0 LOB: 1 K: 0 BB: 0 S: 8 P: 18	R: 0 H: 1 E: 0 LOB: 3 K: 0 BB: 0 S: 11 P: 19	R: 0 H: 2 E: 0 LOB: 2 K: 0 BB: 1 S: 10 P: 20	R: 0 H: 1 E: 0 LOB: 2 K: 0 BB: 1 S: 10 P: 19	1B: 8 SF: 0 2B: 1 SAC: 1 3B: 0 DP: 1 HR: 2 HBP: 1						WP: 0 PA: 41 PB: 0 SB: 0 CS: 0

PITCHER		IP	WLS	BF	H	R	ER	SO	BB	IBB	HBP	BLK	WP	HR	S	P	ERA	WHIP
Pete Schourek, L ERA: 3.39	(1, 1)	6.0	W	26	7	5	4	1	1	0	0	0	0	2	50	89	6.00	1.333
Jeff Innis, R ERA: 2.63	(7, 1)	2.0		10	3	0	0	0	1	0	1	0	0	0	21	39	0.00	2.000
Anthony Young, R ERA: 3.58	(9, 1)	1.0	S	5	1	0	0	0	1	0	0	0	0	0	10	19	0.00	2.000

PITCHER	IP	WLS	BF	H	R	ER	SO	BB	IBB	HBP	BLK	WP	HR	S	P	ERA	WHIP

TOP

Atlanta Braves @ New York Mets

Shea Stadium, Flushing, NY

Wed Sep 02 1992, 3:33 AM EDT

Att. 17,962 - Cloudy - 74 F

livebaseballscorecards.com

AB	36
R	5
H	11
RBI	4
BB	3
SO	1
LOB	13

Batter	1	2	3	4	5	6	7	8	9	AB	R	H	RBI	BB	SO	LOB
Daryl Boston, L (1, 8) OBP: 0.325, SLG: 0.438	G3		K		SF7	BB		P7		3	0	0	1	1	1	0
Chris Donnels, L (1, 5) OBP: 0.281, SLG: 0.197	K2-3			F8	L9					3	0	0	0	0	1	2
Bill Pecota, R (6, PH) OBP: 0.306, SLG: 0.309						BB				0	0	0	1	1	0	0
(7, 5)																
Kevin Bass, S (1, 7) OBP: 0.306, SLG: 0.414	2B			E9 WP 2B		HR F8				4	2	3	1	0	0	3
Eddie Murray, S (1, 3) OBP: 0.323, SLG: 0.409	G3			K		WP 1B 1B		F8 2B		4	1	2	0	0	1	2
Bobby Bonilla, S (1, 9) OBP: 0.350, SLG: 0.444		K		G4-3		F9		F8		4	0	0	0	0	1	2
Dave Gallagher, R (9, 9) OBP: 0.289, SLG: 0.326										0	0	0	0	0	0	0
Jeff Kent, R (1, 4) OBP: 0.307, SLG: 0.428		L7			1B SF7 1B BB	K		G4-6-3 HBP		2	1	0	0	1	1	1
Todd Hundley, S (1, 2) OBP: 0.264, SLG: 0.342		F7			1B	BB 1B 1B		G4-6-3		4	1	2	1	0	0	2
Dick Schofield, R (1, 6) OBP: 0.311, SLG: 0.277			L7		1B	BB 1B BB		F7		3	1	1	0	1	0	0
Pete Schourek, L (1, 1) OBP: 0.069, SLG: 0.069			K		K	BB BB 1B		F7		2	0	0	0	0	2	3
Mackey Sasser, L (6, PH) OBP: 0.262, SLG: 0.328										1	0	1	1	0	0	0
Jeff Innis, R (7, 1)										0	0	0	0	0	0	0
Chico Walker, S (8, PH) OBP: 0.345, SLG: 0.379										1	0	0	0	0	0	0
Anthony Young, R (9, 1) OBP: 0.143, SLG: 0.111										0	0	0	0	0	0	0
Inning Stats	R: 0 E: 0 K: 1 S: 7 H: 1 LOB: 1 BB: 0 P: 10	R: 0 E: 0 K: 1 S: 6 H: 0 LOB: 0 BB: 0 P: 10	R: 0 E: 0 K: 2 S: 7 H: 0 LOB: 0 BB: 0 P: 11	R: 1 E: 1 K: 1 S: 9 H: 1 LOB: 0 BB: 0 P: 16	R: 1 E: 0 K: 1 S: 10 H: 2 LOB: 2 BB: 1 P: 22	R: 4 E: 0 K: 1 S: 22 H: 4 LOB: 3 BB: 3 P: 43	R: 0 E: 0 K: 0 S: 5 H: 1 LOB: 1 BB: 0 P: 10	R: 0 E: 0 K: 0 S: 3 H: 0 LOB: 0 BB: 0 P: 4		1B: 5 2B: 3 3B: 0 HR: 1 SF: 1 SAC: 0 DP: 1 HBP: 1						

PITCHER		IP	WLS	BF	H	R	ER	SO	BB	IBB	HBP	BLK	WP	HR	S	P	ERA	WHIP
29 John Smoltz, R ERA: 2.94	(1, 1)	5.2	L	26	7	6	5	7	2	0	0	0	2	1	55	95	7.94	1.588
Kent Mercker, L ERA: 2.86	(6, 1)	0.1		5	2	0	0	0	2	0	0	0	0	0	7	20	0.00	12.000
Mark Wohlers, R ERA: 3.86	(7, 1)	2.0		6	0	0	0	0	0	0	1	0	0	0	7	11	0.00	0.000

PITCHER	IP	WLS	BF	H	R	ER	SO	BB	IBB	HBP	BLK	WP	HR	S	P	ERA	WHIP

BOTTOM

Atlanta Braves @ New York Mets

Shea Stadium, Flushing, NY

Wed Sep 02 1992, 3:33 AM EDT

Att. 17,962 - Cloudy - 74 F

livebaseballscorecards.com

AB	31
R	6
H	9
RBI	5
BB	4
SO	7
LOB	15

WP: 2 PA: 37
PB: 0
SB: 0
CS: 0

Montreal Expos @ Atlanta Braves

Atlanta-Fulton County Stadium, Atlanta, GA

Thu Sep 03 1992, 7:05 PM EDT

Att. 27,824 - Cloudy - 83 F

TOP

livebaseballscorecards.com

Batter	1	2	3	4	5	6	7	8	9	AB	R	H	RBI	BB	SO	LOB
Delino DeShields, L (1, 4) OBP: 0.374, SLG: 0.411	C B B B F X 3-2 F7 ①	B C C B B F B B 4-2 2B BB		C C B B F X 3-2 G1-3 ①		F B B F B B X 3-2 FC5-4 FC6-4 ① 1-2f		C B F B B B 4-2 F8-4-3 BB	B C C B F B F F F 3-2 X G6-3 ③	4	1	0	0	2	0	3
Marquis Grissom, R (1, 8) OBP: 0.326, SLG: 0.423	B B C C X 2-2 S 1B 2B	X 0-0 1B 2B ② 1-H 2-H		X 0-0 G6-3 ②		B 1 SAFE S B F S 2-3 K ②		X 0-0 F8-4-3 ② ③ 1-2		5	2	2	2	0	1	2
Moises Alou, R (1, 7) OBP: 0.328, SLG: 0.435	2 SAFE B 2 SAFE B X 2-0 G6-3 ② 2-3	S X 0-1 1B ③ 2-H		B F B S B B 4-2 PO BB		C X 0-1 FC6-4 ③ 1-2f			B B B C C C X 3-2 FC6-4 1B	4	0	2	1	1	0	2
John Vander Wal, L (9, 7) OBP: 0.332, SLG: 0.366										0	0	0	0	0	0	0
Larry Walker, L (1, 9) OBP: 0.354, SLG: 0.510	X 0-0 S 1B 1B ③ 3-H	1 SAFE 1 SAFE X 0-0 F8 ③		1 SAFE 1 SAFE 0-0 PO ③ 1-2	S F C 0-3 K ①		F B B X 2-1 BB 1B		B C X 1-1 FC6-4 WP ① 1-2f 1B	5	2	2	1	0	1	2
Greg Colbrunn, R (1, 3) OBP: 0.337, SLG: 0.443	1 SAFE B B B X 2-0 BLK 1B 1-H	F B C X 1-2 G6-3 ①		B X 1-0 G6-3 ②			S C B S 1-3 K ①		C B X 1-1 1B WP 2B 1B 1-H	4	0	1	1	0	1	1
Wil Cordero, R (9, PH) (9, 6) OBP: 0.355, SLG: 0.304										1	1	1	1	0	0	0
Spike Owen, S (1, 6) OBP: 0.365, SLG: 0.406	1 SAFE C X 0-1 G3-1 ③ 1-2	C B F X 1-2 E5 2B		B C B B B 4-1 HR BB			B C B B B 4-1 1-2 BB		B S C B B B 4-2 1B 2B BB 1-2	2	2	0	0	3	0	1
Tom Foley, L (9, PR) (9, 3) OBP: 0.248, SLG: 0.236										0	1	0	0	0	0	0
Tim Wallach, R (1, 5) OBP: 0.301, SLG: 0.336	C X 0-1 F8 ① 1 SAFE C 1 SAFE 1 SAFE B B X 2-1 2B 1-H	C 1 SAFE X 0-1 HR 1-H		B F B S F F S 2-3 K ②			X 0-0 2B 1B 1-2 2-3		5	1	3	3	0	1	2
Sean Berry, R (9, 5) OBP: 0.222, SLG: 0.222										0	0	0	0	0	0	0
Gary Carter, R (1, 2) OBP: 0.294, SLG: 0.333	B B X 2-0 2B 2B F B B C F X 2-2 G5-3 ②	C B F B S 2-3 K ③		B C C S 1-3 K ③			X 0-0 2B 1-3 2-H 3-H		5	1	2	2	0	2	3
Tim Laker, R (9, PR) (9, 2) OBP: 0.263, SLG: 0.222										0	0	0	0	0	0	0
Brian Barnes, L (1, 1) OBP: 0.259, SLG: 0.231	C B C C 1-3 K ②	C S B S 1-3 K ③				X 0-0 FC5-4 1B		C F B F F B F S 2-3 K ①	B B F F X 2-2 G1-3 ②	3	0	1	0	0	2	2
Kent Bottenfield, R (6, 1)										2	0	0	0	0	1	2

	AB	40
	R	11
	H	14
	RBI	11
	BB	6
	SO	9
	LOB	20

Inning Stats									
	R: 2 E: 0 K: 0 S: 11	H: 3 LOB: 1 BB: 0 P: 20	R: 3 E: 0 K: 1 S: 13	H: 3 LOB: 1 BB: 1 P: 20	R: 1 E: 1 K: 1 S: 16	H: 1 LOB: 1 BB: 0 P: 23	R: 0 E: 0 K: 0 S: 7	H: 0 LOB: 0 BB: 1 P: 14	
	R: 2 E: 0 K: 2 S: 10	H: 1 LOB: 0 BB: 1 P: 17	R: 0 E: 0 K: 1 S: 9	H: 1 LOB: 1 BB: 0 P: 14	R: 0 E: 0 K: 3 S: 14	H: 1 LOB: 2 BB: 1 P: 24	R: 0 E: 0 K: 1 S: 9	H: 0 LOB: 0 BB: 1 P: 15	
	R: 3 E: 0 K: 0 S: 21	H: 4 LOB: 2 BB: 1 P: 35	1B: 8 2B: 6 3B: 0 HR: 1	SF: 0 SAC: 0 DP: 1 HBP: 0	WP: 2 PB: 0 SB: 2 CS: 0	PA: 47			

PITCHER		IP	WLS	BF	H	R	ER	SO	BB	IBB	HBP	BLK	WP	HR	S	P	ERA	WHIP
Charlie Leibrandt, L ERA: 3.45	(1, 1)	2.1	L	16	7	6	5	1	1	0	0	1	0	0	33	53	19.29	3.429
Randy St. Claire, R ERA: 4.5	(3, 1)	2.2		10	1	2	2	3	2	0	0	0	0	1	24	41	6.75	1.125
Marvin Freeman, R ERA: 3.78	(6, 1)	2.0		9	2	0	0	4	1	0	0	0	0	0	23	38	0.00	1.500
Kent Mercker, L ERA: 3.18	(8, 1)	2.0		11	4	3	3	1	2	0	0	0	2	0	30	50	13.50	3.000

PITCHER		IP	WLS	BF	H	R	ER	SO	BB	IBB	HBP	BLK	WP	HR	S	P	ERA	WHIP

BOTTOM

Batter	1	2	3	4	5	6	7	8	9	AB	R	H	RBI	BB	SO	LOB
Otis Nixon, S (1, 9) OBP: 0.366, SLG: 0.384	C B S B S 2-3 K ①		C B M X 1-2 L5 ②			C X 0-1 BB BB SF8 1B	X 0-0 FC6-4 ③ 1-2f		X 0-0 F7 ③	4	1	1	0	0	1	1
Kent Mercker, L (8, 1)										0	0	0	0	0	0	0
David Justice, L (9, PH) OBP: 0.353, SLG: 0.418										1	0	0	0	0	0	2
Ron Gant, R (1, 8) OBP: 0.324, SLG: 0.400	S B F X 1-2 F7 ②		C S B B X 2-2 1B			B B F S B B 4-2 BB 1-2 BB		C C B B X 2-2 FC6-4 1B		3	0	2	0	1	0	0
Terry Pendleton, S (1, 5) OBP: 0.340, SLG: 0.472	B S S S X 1-2 P8 ③		C 1 SAFE S X 0-2 G5-3 ③			B B B B 4-0 BB 1-2 2-3		B X 1-0 L9 ①		2	0	0	0	1	0	1
Jeff Treadway, L (7, 4) OBP: 0.276, SLG: 0.290										1	0	0	0	0	0	1
Lonnie Smith, R (1, 7) OBP: 0.322, SLG: 0.458		F C X 0-2 G5-4-3 BB 1B 1B		X 0-0 G6-3 ①		X 0-0 F9 ①		B C B B X 3-1 F8 ②		4	1	1	0	0	0	4
Brian Hunter, R (1, 3) OBP: 0.272, SLG: 0.485		B S B B B 4-1 G5-4-3 1-2 BB		B F B B F X 3-2 F8 ②		C S X 0-2 SF8 ② 3-H		S B F X 1-2 FC6-4 ③ 1-2f		2	0	0	1	1	0	1
Greg Olson, R (1, 2) OBP: 0.318, SLG: 0.333		C C B X 1-2 G5-4-3 ① ② 1-2f 2-3		C B B X 2-1 P3 ③		C X 0-1 F9 ③			B C C C X 1-2 G6-3 ①	4	0	0	0	0	0	4
Mark Lemke, S (1, 4) OBP: 0.311, SLG: 0.324		C F B X 1-2 3-H 1B		X 0-0 F7 ①			C C B X 1-2 G4-3 ①		B C X 1-1 G3-1 ②	4	0	1	1	0	0	0
(7, 5)																
Rafael Belliard, R (1, 6) OBP: 0.263, SLG: 0.248	1 SAFE B 1 SAFE F X 1-1 F9 ③			S B B S X 2-2 G5-3 ②			B C B F B X 3-2 F8 ②		C C B X 1-2 HBP 1B	1	0	0	0	0	0	1
Randy St. Claire, R (3, 1)										0	0	0	0	0	0	0
Melvin Nieves, S (5, PH) OBP: 0.333, SLG: 0.333										1	0	0	0	0	0	0
Marvin Freeman, R (6, 1) OBP: 0.500, SLG: 0.500										0	0	0	0	0	0	0
Tommy Gregg, L (7, PH) OBP: 0.667, SLG: 0.500										2	0	1	0	0	0	0
(8, 9)																
Charlie Leibrandt, R (1, 1) OBP: 0.106, SLG: 0.109			S C S O 0-3 K ①			B X 1-0 F8 ③	F S B X 1-2 FC6-4 1B		F B F F H 2-2 1-2 HBP	0	0	0	0	0	0	0
Vinny Castilla, R (3, 6) OBP: 0.500, SLG: 0.333										3	0	1	0	0	1	0
Inning Stats	R: 0 E: 0 K: 1 S: 9 H: 0 LOB: 0 BB: 0 P: 13	R: 1 E: 0 K: 0 S: 12 H: 2 LOB: 1 BB: 1 P: 19	R: 0 E: 0 K: 1 S: 12 H: 1 LOB: 1 BB: 0 P: 15	R: 0 E: 0 K: 0 S: 6 H: 0 LOB: 0 BB: 0 P: 11	R: 0 E: 0 K: 0 S: 5 H: 0 LOB: 0 BB: 0 P: 8	R: 1 E: 0 K: 0 S: 10 H: 1 LOB: 2 BB: 2 P: 18	R: 0 E: 0 K: 0 S: 10 H: 1 LOB: 1 BB: 0 P: 15	R: 0 E: 0 K: 0 S: 9 H: 1 LOB: 1 BB: 0 P: 16	R: 0 E: 0 K: 0 S: 12 H: 1 LOB: 2 BB: 0 P: 17	1B: 7 2B: 0 3B: 0 HR: 0	SF: 1 SAC: 0 DP: 1 HBP: 1						

PITCHER		IP	W/L/S	BF	H	R	ER	SO	BB	IBB	HBP	BLK	WP	HR	S	P	ERA	WHIP
Brian Barnes, L ERA: 2.93	(1, 1)	5.0	W	21	4	2	2	2	3	0	0	0	0	0	48	78	3.60	1.400
Kent Bottenfield, R ERA:	(6, 1)	4.0	S	16	3	0	0	0	0	0	1	0	0	0	37	54	0.00	0.750

PITCHER	IP	W/L	BF	H	R	ER	SO	BB	IBB	HBP	BLK	WP	HR	S	P	ERA	WHIP

Montreal Expos @ Atlanta Braves

Atlanta-Fulton County Stadium, Atlanta, GA

Thu Sep 03 1992, 7:05 PM EDT

Att. 27,824 - Cloudy - 83 F

livebaseballscorecards.com

AB	32
R	2
H	7
RBI	2
BB	3
SO	2
LOB	15

Braves

Philadelphia Phillies @ Atlanta Braves

Atlanta-Fulton County Stadium, Atlanta, GA

Fri Sep 04 1992, 7:05 PM EDT

Att. 40,768 - Cloudy - 78 F

TOP

livebaseballscorecards.com

Batter	1	2	3	4	5	6	7	8	9	AB	R	H	RBI	BB	SO	LOB
Stan Javier, S (1, 8) OBP: 0.328, SLG: 0.307	G6-3	1 SAFE L, 1 SAFE, 1 SAFE, 1 SAFE; 1-2 BB		F9			G6-3		G4-3	4	0	0	0	1	0	0
Mariano Duncan, R (1, 4) OBP: 0.291, SLG: 0.384	G3	G4-3			K		1B			4	0	1	0	0	1	3
John Kruk, L (1, 9), (8, 3) OBP: 0.423, SLG: 0.449	FC6-4, 1B		L7		K		1 SAFE S, 1 SAFE, 1 SAFE; K			4	0	1	0	0	2	1
Dave Hollins, S (1, 5) OBP: 0.360, SLG: 0.445	FC6-4; 1-2f		E5, 1B		L6			G5-3, 1B		4	1	1	0	0	0	1
Darren Daulton, L (1, 2) OBP: 0.388, SLG: 0.538		1B, FC6-4, 2B	FC3-6, 1B; 2-H			FC6-4, BB		1 SAFE; K		3	1	2	1	1	1	1
Ricky Jordan, R (1, 3) OBP: 0.279, SLG: 0.381		FC6-4, 1B; 2-3	FC3-6; 1-2f			1 SAFE F, 1 SAFE, 1 SAFE; K		1 SAFE, 1 SAFE B, 1 SAFE; G5-3; 1-2		4	0	1	0	0	1	3
Mitch Williams, L (8, 1) OBP: 0.333, SLG: 0.333										0	0	0	0	0	0	0
Tom Marsh, R (1, 7) OBP: 0.242, SLG: 0.295	FC6-4, CS; 1-2f, 3-H	F7				P4		L3		4	0	0	1	0	0	4
Juan Bell, R (1, 6) OBP: 0.279, SLG: 0.286	1 SAFE, 1 SAFE, 1 SAFE, 1 SAFE; 1-3 BB, BB		K			FC6-4; 1-2f			K	3	0	0	0	1	2	1
Curt Schilling, R (1, 1) OBP: 0.154, SLG: 0.157	L9			G5-3			G4-3		G5-3	3	0	0	0	0	0	2
Ruben Amaro Jr, S (8, 9) OBP: 0.308, SLG: 0.322										1	0	0	0	0	0	0

Inning Stats	1	2	3	4	5	6	7	8	9
R	0	1	1	0	0	0	0	0	0
E	0	0	1	0	0	0	0	0	0
K	0	0	0	1	2	1	1	1	1
S	11	12	8	7	9	6	9	9	6
H	1	2	1	0	0	0	1	1	0
LOB	1	3	1	0	0	1	1	1	0
BB	0	2	0	0	0	1	0	0	0
P	17	23	13	11	14	11	15	12	7

1B	5	SF	0
2B	1	SAC	0
3B	0	DP	0
HR	0	HBP	0

WP	0	PA	37
PB	0		
SB	0		
CS	1		

PITCHER		IP	WLS	BF	H	R	ER	SO	BB	IBB	HBP	BLK	WP	HR	S	P	ERA	WHIP
Tom Glavine, L ERA: 2.7	(1, 1)	7.0	L	30	5	2	1	5	3	0	0	0	0	0	62	104	1.29	1.143
Mike Stanton, L ERA: 5.06	(8, 1)	2.0		7	1	0	0	2	0	0	0	0	0	0	15	19	0.00	0.500

PITCHER	IP	WLS	BF	H	R	ER	SO	BB	IBB	HBP	BLK	WP	HR	S	P	ERA	WHIP

AB	34
R	2
H	6
RBI	2
BB	3
SO	7
LOB	16

BOTTOM

Philadelphia Phillies @ Atlanta Braves

Atlanta-Fulton County Stadium, Atlanta, GA

Fri Sep 04 1992, 7:05 PM EDT

Att. 40,768 - Cloudy - 78 F

Batter	1	2	3	4	5	6	7	8	9	AB	R	H	RBI	BB	SO	LOB
Otis Nixon, S (1, 8) OBP: 0.361, SLG: 0.379	G6-3		F8		P8		FC5-4 1-2f		L9	5	0	0	0	0	0	4
Jeff Treadway, L (1, 4) OBP: 0.284, SLG: 0.292	K		BB 1B		BB		F7		G5-4-3 1-2f	3	0	1	0	1	1	1
Damon Berryhill, S (9, PH) OBP: 0.255, SLG: 0.374										1	0	0	0	0	0	3
Terry Pendleton, S (1, 5) OBP: 0.338, SLG: 0.468	G4-3		K		F8			P3		4	0	0	0	0	1	2
David Justice, L (1, 9) OBP: 0.354, SLG: 0.416		2B BB	BB 1-2		F9			F9		2	1	0	0	2	0	1
Sid Bream, L (1, 3) OBP: 0.340, SLG: 0.421		G6-3 FC5 1-H 2B	G4-3			G3		BB		3	0	1	1	0	0	2
Brian Hunter, R (8, PH) OBP: 0.275, SLG: 0.485 (9, 3)										0	0	0	0	1	0	0
Ron Gant, R (1, 7) OBP: 0.322, SLG: 0.397	G6-3 2-3			F8		L7		P6 1-1		4	0	0	0	0	0	2
Greg Olson, R (1, 2) OBP: 0.320, SLG: 0.333	FC5 BB			F8		F8			BB BB 1B	3	0	1	0	1	0	0
Mark Lemke, S (9, PR) OBP: 0.311, SLG: 0.324										0	0	0	0	0	0	0
Rafael Belliard, R (1, 6) OBP: 0.264, SLG: 0.250	FC5 1-2 3-H			1B			K		BB 1-2	2	0	1	0	0	0	2
Tommy Gregg, L (7, PH) OBP: 0.500, SLG: 0.333										1	0	0	0	0	1	0
Vinny Castilla, R (8, 6) OBP: 0.500, SLG: 0.333										0	0	0	0	0	0	0
Jeff Blauser, R (9, PH) OBP: 0.337, SLG: 0.424										0	0	0	0	1	0	0
Tom Glavine, L (1, 1) OBP: 0.267, SLG: 0.292	F7		K				FC5-4 BB		G5-4-3 1-2 2-3 BB	2	0	0	0	0	1	3
Melvin Nieves, S (7, PH) OBP: 0.500, SLG: 0.333										0	0	0	0	1	0	0
Deion Sanders, L (7, PR) OBP: 0.348, SLG: 0.505										0	0	0	0	0	0	0
Mike Stanton, L (8, 1) OBP: 0.500, SLG: 0.500										0	0	0	0	0	0	0
Lonnie Smith, R (9, PH) OBP: 0.328, SLG: 0.458										0	0	0	0	1	0	0
Inning Stats	R: 0 E: 0 K: 1 S: 7 H: 0 LOB: 0 BB: 0 P: 10	R: 1 E: 0 K: 0 S: 20 H: 1 LOB: 2 BB: 2 P: 32	R: 0 E: 0 K: 1 S: 13 H: 1 LOB: 2 BB: 1 P: 20	R: 0 E: 0 K: 1 S: 12 H: 1 LOB: 1 BB: 0 P: 17	R: 0 E: 0 K: 0 S: 8 H: 0 LOB: 1 BB: 1 P: 19	R: 0 E: 0 K: 0 S: 5 H: 0 LOB: 0 BB: 0 P: 7	R: 0 E: 0 K: 1 S: 9 H: 0 LOB: 1 BB: 1 P: 15	R: 0 E: 1 K: 0 S: 11 H: 0 LOB: 1 BB: 1 P: 20	R: 0 E: 0 K: 0 S: 9 H: 1 LOB: 3 BB: 2 P: 19	1B: 3 2B: 1 3B: 0 HR: 0	SF: 0 SAC: 0 DP: 1 HBP: 0						

livebaseballscorecards.com

AB	30
R	1
H	4
RBI	1
BB	8
SO	4
LOB	20

PITCHER		IP	WLS	BF	H	R	ER	SO	BB	IBB	HBP	BLK	WP	HR	S	P	ERA	WHIP
Curt Schilling, R ERA: 2.5	(1, 1)	7.0	W	29	3	1	1	4	5	0	0	0	0	0	74	120	1.29	1.143
Mitch Williams, L ERA: 3.92	(8, 1)	2.0	S	9	1	0	0	0	3	0	0	0	0	0	20	39	0.00	2.000

PITCHER	IP	WLS	BF	H	R	ER	SO	BB	IBB	HBP	BLK	WP	HR	S	P	ERA	WHIP

WP: 0 PB: 0 SB: 0 CS: 0 PA: 38

Philadelphia Phillies @ Atlanta Braves

Atlanta-Fulton County Stadium, Atlanta, GA

Sat Sep 05 1992, 7:05 PM EDT

Att. 33,755 - Cloudy - 73 F

livebaseballscorecards.com

TOP

Batter	1	2	3	4	5	6	7	8	9	AB	R	H	RBI	BB	SO	LOB
Stan Javier, S (1, 8) OBP: 0.324, SLG: 0.302	B C F X 1-2 ① F9		C F X 0-2 ③ F9		X 0-0 ③ G5-3		F S C 0-3 ③ K			4	0	0	0	0	1	2
Ruben Amaro Jr, S (1, 9) OBP: 0.308, SLG: 0.325	C B B X 2-1 ② G6-3			C X 0-1 ① F8		B X 1-0 2B 2B		F B X 1-1 ① P6		4	1	1	0	0	0	0
Dave Hollins, S (1, 5) OBP: 0.362, SLG: 0.454	C F X 0-2 HR			X 0-0 ② F8		C B B X 2-1 F8 F8-2 2-H 2B		B B B B 4-0 L4-3 BB		3	1	2	2	1	0	0
Ricky Jordan, R (1, 3) OBP: 0.279, SLG: 0.379 John Kruk, L (8, 3) OBP: 0.423, SLG: 0.449	B F F C 1-3 ③ K			C X 0-1 HR 1B		B F F X 1-2 ① F8 2-3		1 SAFE B C X 1-1 ②③ L4-3 1-2		4 0	1 0	1 0	0 0	0 0	1 0	2 0
Darren Daulton, L (1, 2) OBP: 0.387, SLG: 0.542		B B X 2-0 ① F7		B X 1-0 1-H HR		F B X 1-1 ②③ F8-2 3-H			B C X 1-1 ① F7	4	1	1	2	0	0	1
Mariano Duncan, R (1, 4) OBP: 0.291, SLG: 0.383		C B F S 1-3 ② K		X 0-0 ③ L4			X 0-0 E S 1B 1B		X 0-0 ② F9	4	1	1	0	0	1	0
Tom Marsh, R (1, 7) OBP: 0.243, SLG: 0.292		C B F F B B X 3-2 ③ G4-3			F B X 1-1 E6 SH1-4		1 SAFE B F X 1-1 SH1-4 1-H 1B		C B B X 2-1 ③ P9	4	0	1	1	0	0	0
Juan Bell, R (1, 6) OBP: 0.268, SLG: 0.273			C C C 0-3 ① K		1 SAFE C X 0-1 ① F8		1 SAFE F 1 SAFE X 0-1 ① F8			3	0	0	0	0	1	2
Ben Rivera, R (1, 1) OBP: 0.143, SLG: 0.100 Mitch Williams, L (9, 1) OBP: 0.333, SLG: 0.333 Mickey Morandini, L (9, 4) OBP: 0.304, SLG: 0.346			X 0-0 ② F9		1 SAFE M L B X 1-2 ② SH1-4 1-2		1 SAFE L L B B B X 3-2 ② SH1-4 1-2			1 0 0	0 0 0	0 0 0	0 0 0	0 0 0	0 0 0	0 0 0
Inning Stats	R: 1 E: 0 K: 1 S: 11 H: 1 LOB: 0 BB: 0 P: 15	R: 0 E: 0 K: 1 S: 8 H: 0 LOB: 0 BB: 0 P: 14	R: 0 E: 0 K: 1 S: 7 H: 0 LOB: 0 BB: 0 P: 7	R: 2 E: 0 K: 0 S: 7 H: 2 LOB: 0 BB: 0 P: 8	R: 0 E: 1 K: 0 S: 8 H: 0 LOB: 1 BB: 0 P: 10	R: 1 E: 0 K: 0 S: 8 H: 2 LOB: 0 BB: 0 P: 13	R: 1 E: 0 K: 1 S: 11 H: 2 LOB: 1 BB: 0 P: 15	R: 0 E: 0 K: 0 S: 4 H: 0 LOB: 0 BB: 1 P: 10	R: 0 E: 0 K: 0 S: 5 H: 0 LOB: 0 BB: 0 P: 8	1B: 3 2B: 4 3B: 0 HR: 2 SF: 0 SAC: 2 DP: 2 HBP: 0						

	AB	31
	R	5
	H	7
	RBI	5
	BB	1
	SO	4
	LOB	7

WP: 0 PB: 0 SB: 1 CS: 0 PA: 34

PITCHER		IP	WLS	BF	H	R	ER	SO	BB	IBB	HBP	BLK	WP	HR	S	P	ERA	WHIP
Steve Avery, L ERA: 3.32	(1, 1)	6.0		25	7	5	5	3	0	0	0	0	0	2	52	71	7.50	1.167
Mark Wohlers, R ERA: 3.48	(7, 1)	2.0		6	0	0	0	1	1	0	0	0	0	0	12	21	0.00	0.500
Jeff Reardon, R ERA: 3.8	(9, 1)	1.0	W	3	0	0	0	0	0	0	0	0	0	0	5	8	0.00	0.000

PITCHER		IP	WLS	BF	H	R	ER	SO	BB	IBB	HBP	BLK	WP	HR	S	P	ERA	WHIP

Batter	1	2	3	4	5	6	7	8	9	AB	R	H	RBI	BB	SO	LOB
Otis Nixon, S (1, 8) OBP: 0.362, SLG: 0.378	C C B X 1-2 G4-3 ①		C B F B B F F F B 4-2 S HR BB		F B B F X 2-2 F7 ③			B B C X 2-1 1B		3	1	1	0	1	0	1
Jeff Blauser, R (1, 6) OBP: 0.336, SLG: 0.432	C S S 0-3 K ②		1 SAFE B B X 2-0 1-H HR			F C F B X 1-2 L5 ①		B B C X 2-1 P4 ②		4	1	1	2	0	1	1
Terry Pendleton, S (1, 5) OBP: 0.337, SLG: 0.469	C C F X 0-2 G4-3 ③		B S B X 2-1 G3 ③			B X 1-0 G3-1 2B		B C B X 2-1 P6 ③		4	0	1	0	0	0	1
David Justice, L (1, 9) OBP: 0.353, SLG: 0.414		B F S B B X 3-2 G4-3 ①		C F B B F B X 3-2 G6-3 ①		F B C B X 2-2 G3-1 ② 2-3			B B C X 2-1 HR 1B	4	1	1	0	0	0	1
Sid Bream, L (1, 3) OBP: 0.339, SLG: 0.428		L B F X 1-2 G1-3 ②		B B B C S X 3-2 F8 ②		X 0-0 P5 ③			C B C B X 2-2 1-H HR	4	1	1	2	0	0	1
Lonnie Smith, R (1, 7) OBP: 0.333, SLG: 0.468		B B F F F X 2-2 1B		F C X 0-2 F9 ③			X 0-0 F9 ①		B C C B X 2-2 HR 2B	4	1	2	0	0	0	0
Greg Olson, R (1, 2) OBP: 0.316, SLG: 0.329		B X 1-0 P3 ③			C F C 0-3 K ①		B B B C C C X 3-2 F8 ②		B B C B X 3-1 F8 ①	4	0	0	0	0	1	2
Mark Lemke, S (1, 4) OBP: 0.311, SLG: 0.324 Brian Hunter, R (9, PH) OBP: 0.278, SLG: 0.502			X 0-0 F7 ①		X 0-0 SH1-4 1B		F B F F C 1-3 K ③		B F B F X 2-2 2-H HR	3 1	0 1	1 1	0 2	0 0	1 0	0 0
Steve Avery, L (1, 1) OBP: 0.191, SLG: 0.215 Mark Wohlers, R (7, 1) Jeff Treadway, L (8, PH) OBP: 0.282, SLG: 0.289 Jeff Reardon, R (9, 1)			C B C B F F B S 3-3 K ②		X 0-0 SH1-4 ② 1-2			B C X 1-1 F9 ①		1 0 1 0	0 0 0 0	0 0 0 0	0 0 0 0	0 0 0 0	1 0 0 0	0 0 0 0
Inning Stats	R: 0 E: 0 K: 1 S: 10 H: 0 LOB: 0 BB: 0 P: 11	R: 0 E: 0 K: 0 S: 10 H: 1 LOB: 1 BB: 0 P: 17	R: 2 E: 0 K: 1 S: 14 H: 1 LOB: 0 BB: 1 P: 25	R: 0 E: 0 K: 0 S: 10 H: 0 LOB: 0 BB: 0 P: 16	R: 0 E: 0 K: 1 S: 8 H: 1 LOB: 1 BB: 0 P: 10	R: 0 E: 0 K: 0 S: 9 H: 1 LOB: 1 BB: 0 P: 13	R: 0 E: 0 K: 1 S: 8 H: 0 LOB: 0 BB: 0 P: 12	R: 0 E: 0 K: 0 S: 8 H: 1 LOB: 1 BB: 0 P: 15	R: 4 E: 0 K: 0 S: 13 H: 4 LOB: 0 BB: 0 P: 24	1B: 4 2B: 2 3B: 0 HR: 3	SF: 0 SAC: 1 DP: 0 HBP: 0						

PITCHER		IP	WLS	BF	H	R	ER	SO	BB	IBB	HBP	BLK	WP	HR	S	P	ERA	WHIP
Ben Rivera, R ERA: 3.28	(1, 1)	8.0		32	7	4	4	4	1	0	0	0	0	2	82	128	4.50	1.000
Mitch Williams, L ERA: 4.16	(9, 1)	0.1	L	3	2	2	2	0	0	0	0	0	0	1	8	15	54.00	6.000

PITCHER	IP	WLS	BF	H	R	ER	SO	BB	IBB	HBP	BLK	WP	HR	S	P	ERA	WHIP

BOTTOM

Philadelphia Phillies @ Atlanta Braves

Atlanta-Fulton County Stadium, Atlanta, GA

Sat Sep 05 1992, 7:05 PM EDT
Att. 33,755 - Cloudy - 73 F

livebaseballscorecards.com

AB	33
R	6
H	9
RBI	6
BB	1
SO	4
LOB	7

1B: 4	SF: 0	WP: 0	PA: 35
2B: 2	SAC: 1	PB: 0	
3B: 0	DP: 0	SB: 1	
HR: 3	HBP: 0	CS: 0	

Philadelphia Phillies @ Atlanta Braves

Atlanta-Fulton County Stadium, Atlanta, GA

Sun Sep 06 1992, 3:33 AM EDT

Att. 42,097 - Cloudy - 80 F

livebaseballscorecards.com

Batter	1	2	3	4	5	6	7	8	9	AB	R	H	RBI	BB	SO	LOB
Ruben Amaro Jr, S (1, 9) OBP: 0.306, SLG: 0.323	G4-3		P2		G6-3		L9		1B, 1-3, 1B	5	0	1	0	0	0	0
Mickey Morandini, L (1, 4) OBP: 0.312, SLG: 0.354	L6		1B		HR, 1B		1B		S, 1-3, 3-H, 1B	5	1	4	1	0	0	0
Dave Hollins, S (1, 5) OBP: 0.363, SLG: 0.459	BB		K		1-H, HR		F9		P4, 1-2	4	1	1	2	1	1	3
Darren Daulton, L (1, 2) OBP: 0.388, SLG: 0.541	G4-3			1B, BB	1B		L3			3	0	1	0	1	0	2
John Kruk, L (1, 3) OBP: 0.421, SLG: 0.447		G3-1		F8	F8			CS, 1B		4	0	1	0	0	0	2
Stan Javier, S (1, 8) OBP: 0.326, SLG: 0.305		1B		1-3, 1B		B2-3		P4		4	0	2	0	0	0	1
Tom Marsh, R (1, 7) OBP: 0.243, SLG: 0.304		F9		P9		G4-3, 2B		K, 1-2		4	0	1	0	0	1	4
Juan Bell, R (1, 6) OBP: 0.257, SLG: 0.261		G1-3		K		G4-3, 2-3			K	3	0	0	0	0	1	4
Jim Lindeman, R (9, PH) OBP: 0.296, SLG: 0.375										1	0	0	0	0	1	0
Mike Hartley, R (9, 1)										0	0	0	0	0	0	0
Cliff Brantley, R (1, 1) OBP: 0.167, SLG: 0.167			F8		G4-3	P9			1B, 1B, 1B	1	0	0	0	0	0	0
Jeff Grotewold, L (5, PH) OBP: 0.339, SLG: 0.480										1	0	0	0	0	0	0
Kyle Abbott, L (5, 1) OBP: 0.107, SLG: 0.111										0	0	0	0	0	0	0
Ricky Jordan, R (6, PH) OBP: 0.278, SLG: 0.377										1	0	0	0	0	0	1
Keith Shepherd, R (6, 1)										0	0	0	0	0	0	0
Mariano Duncan, R (9, PH) OBP: 0.292, SLG: 0.384										1	1	1	0	0	0	0
(9, 6)																

Inning Stats	1	2	3	4	5	6	7	8	9	1B: 10	SF: 0	WP: 0	PA: 39
R:	0	0	0	0	2	0	0	0	1	2B: 2	SAC: 0	PB: 0	
E:	0	0	0	0	0	0	0	0	0	3B: 0	DP: 1	SB: 1	
K:	0	0	1	1	0	1	0	1	1	HR: 1	HBP: 0	CS: 1	
S:	11	10	11	15	20	6	7	6	11				
H:	0	1	1	1	3	1	1	1	3				
LOB:	1	1	1	2	1	1	1	1	1				
BB:	1	0	0	1	0	0	0	0	0				
P:	21	16	17	26	33	11	12	11	15				

PITCHER		IP	WLS	BF	H	R	ER	SO	BB	IBB	HBP	BLK	WP	HR	S	P	ERA	WHIP
Pete Smith, R (1, 1) ERA: 2.57		4.2		22	6	2	2	2	2	0	0	0	0	1	63	106	3.86	1.714
Mark Davis, L (5, 1) ERA: 7.01		0.1		1	0	0	0	0	0	0	0	0	0	0	4	7	0.00	0.000
Marvin Freeman, R (6, 1) ERA: 3.71		1.0		4	1	0	0	0	0	0	0	0	0	0	6	11	0.00	1.000
Mike Stanton, L (7, 1) ERA: 4.93		1.1		6	2	0	0	0	0	0	0	0	0	0	10	17	0.00	1.500
Alejandro Pena, R (8, 1) ERA: 4.02		0.2		1	0	0	0	1	0	0	0	0	0	0	3	6	0.00	0.000

PITCHER		IP	WLS	BF	H	R	ER	SO	BB	IBB	HBP	BLK	WP	HR	S	P	ERA	WHIP
Jeff Reardon, R (9, 1) ERA: 3.91		1.0	W	5	3	1	1	1	0	0	0	0	0	0	11	15	9.00	3.000

TOP

AB	37
R	3
H	12
RBI	3
BB	2
SO	4
LOB	17

BOTTOM

Batter	1	2	3	4	5	6	7	8	9	AB	R	H	RBI	BB	SO	LOB
Otis Nixon, S (1, 8) OBP: 0.365, SLG: 0.378	BBBB 4-0 G4-3 HBP SF6 BB		BBBCB 4-1 CS BB		BX 1-0 ① F8		BFBX 2-1 ② G6-3		BBX 2-0 1-2 2-3 3-H 1B	3	1	1	1	2	0	0
Jeff Blauser, R (1, 6) OBP: 0.338, SLG: 0.431 Rafael Belliard, R (8, 6) OBP: 0.264, SLG: 0.250	CSBBFF1H SAFE 3-2 G4-3 1-2 HBP		BX 1-0 ① G6-3 1B 1-2 1B		CBBCX 2-2 ② P3		BX 1-0 ③ F9			3 0	0 0	1 0	0 0	0 0	0 0	0 0
Terry Pendleton, S (1, 5) OBP: 0.339, SLG: 0.474	BBCX 2-1 ① G4-3 1-2 2-3		BBFX 2-1 G6-3 1-2 1B		X 0-0 HR			CFBFX 1-2 ① G1-4-3		4	1	2	1	0	0	2
David Justice, L (1, 9) OBP: 0.352, SLG: 0.412	BX 1-0 ② SF6 3-H		BBCX 2-1 ② ③ G6-3 1-2 2-3		CBBBSB 4-2 FC6 BB			CBBFX 2-2 ② F7		2	0	0	1	1	0	2
Sid Bream, L (1, 3) OBP: 0.344, SLG: 0.434 Deion Sanders, L (8, PR) OBP: 0.348, SLG: 0.505 Jeff Reardon, R (9, 1)	BBBB 4-0 BB			CCBX 1-2 G3 SF9 2B	BX 1-0 ③ FC6 1-2f			CBX 1-1 S 1B		3 0 0	1 0 0	2 0 0	0 0 0	1 0 0	0 0 0	1 0 0
Ron Gant, R (1, 7) OBP: 0.319, SLG: 0.393	X 0-0 ③ F7			BX 1-0 ① G3 2-3	BBX 2-0 ① G5-3			1 SAFE 1 SAFE B 1 SAFE SFX 1-2 ③ P3		4	0	0	0	0	0	4
Damon Berryhill, S (1, 2) OBP: 0.252, SLG: 0.371 Mike Stanton, L (7, 1) OBP: 0.500, SLG: 0.500 Alejandro Pena, R (8, 1) Brian Hunter, R (9, 3) OBP: 0.281, SLG: 0.502		SBFBX 2-2 ① F9		BSBFFFFBFF 3-2 X SF9 3-H	BBBFCFS 2-3 K				BBBFBB 4-1 E SH 1B BB	2 0 0 0	0 0 0 1	0 0 0 0	1 0 0 0	0 0 0 1	1 0 0 0	0 0 0 0
Mark Lemke, S (1, 4) OBP: 0.311, SLG: 0.322		BBCFX 2-2 ② F8		BBBB 4-0 BB	X 0-0 ③ G4-3				X 0-0 SH 1B 1-3	2	0	0	0	1	0	0
Pete Smith, R (1, 1) Mark Davis, L (5, 1) Marvin Freeman, R (6, 1) OBP: 0.500, SLG: 0.500 Greg Olson, R (7, 2) OBP: 0.317, SLG: 0.327		CFBX 1-2 ③ F9		CBX 1-1 ③ F8		BX 1-0 ① L4			IIII 4-0 1B IBB	2 0 0 1	0 0 0 0	0 0 0 0	0 0 0 1	0 0 0 1	0 0 0 0	1 0 0 0
Inning Stats	R: 1 H: 0 E: 0 LOB: 2 K: 0 BB: 2 S: 8 P: 22	R: 0 H: 0 E: 0 LOB: 0 K: 0 BB: 0 S: 9 P: 14	R: 0 H: 2 E: 0 LOB: 2 K: 0 BB: 1 S: 6 P: 15	R: 1 H: 1 E: 0 LOB: 1 K: 0 BB: 1 S: 13 P: 23	R: 1 H: 1 E: 0 LOB: 1 K: 0 BB: 1 S: 8 P: 16	R: 0 H: 0 E: 0 LOB: 0 K: 1 BB: 0 S: 6 P: 10	R: 0 H: 0 E: 0 LOB: 0 K: 0 BB: 0 S: 4 P: 8	R: 0 H: 1 E: 0 LOB: 2 K: 0 BB: 0 S: 12 P: 17	R: 1 H: 1 E: 1 LOB: 3 K: 0 BB: 2 S: 3 P: 13	1B: 4 SF: 2 2B: 1 SAC: 1 3B: 0 DP: 0 HR: 1 HBP: 1						WP: 0 PA: 37 PB: 0 SB: 1 CS: 1

PITCHER		IP	WLS	BF	H	R	ER	SO	BB	IBB	HBP	BLK	WP	HR	S	P	ERA	WHIP
Cliff Brantley, R ERA: 4.48	(1, 1)	4.0		18	3	2	2	0	4	0	1	0	0	0	36	74	4.50	1.750
Kyle Abbott, L ERA: 5.06	(5, 1)	1.0		5	1	1	1	0	1	0	0	0	0	1	8	16	9.00	2.000
Keith Shepherd, R ERA:	(6, 1)	3.0		10	1	0	0	1	0	0	0	0	0	0	22	35	0.00	0.333
Mike Hartley, R ERA: 3.74	(9, 1)	0.0	L	4	1	1	1	0	1	1	0	0	0	0	3	13	∞	∞

PITCHER	IP	WLS	BF	H	R	ER	SO	BB	IBB	HBP	BLK	WP	HR	S	P	ERA	WHIP

Philadelphia Phillies @ Atlanta Braves

Atlanta-Fulton County Stadium, Atlanta, GA

Sun Sep 06 1992, 3:33 AM EDT

Att. 42,097 - Cloudy - 80 F

livebaseballscorecards.com

AB	26
R	4
H	6
RBI	4
BB	7
SO	1
LOB	10

Los Angeles Dodgers @ Atlanta Braves

Atlanta-Fulton County Stadium, Atlanta, GA

Mon Sep 07 1992, 3:33 AM EDT

Att. 40,322 - Cloudy - 79 F

TOP

livebaseballscorecards.com

Batter	1	2	3	4	5	6	7	8	9	AB	R	H	RBI	BB	SO	LOB
Brett Butler, L (1, 8) OBP: 0.413, SLG: 0.395	B B B B 4-0 S BB BB		B B B C L F B 4-2 F9 BB BB		L B F F B B X 3-2 1B 1B		B F C X 1-2 F8 ③		B C S F F X 1-2 G6-3 ③	3	0	1	0	2	0	3
Lenny Harris, L (1, 4) OBP: 0.330, SLG: 0.318 (7, 6) Mike Sharperson, R (8, PH) OBP: 0.402, SLG: 0.409 (8, 6)	B B 1 SAFE B B 4-0 S 1-2 BB		1 SAFE B 1 SAFE 1 SAFE C B B B 4-1 1-2 BB		1 SAFE F B B B 1 C X 2-2 ③ 1-3 1B			B F X 1-1 ① L7 F F B X 1-2 2B		1 1	0 0	1 0	0 0	2 0	0 0	0 0
Darryl Strawberry, L (1, 9) OBP: 0.314, SLG: 0.380 Billy Ashley, R (8, PH) OBP: 0.143, SLG: 0.214 (8, 9)	B B C B F S 3-3 ① K		F B X 1-1 ② F9 2-3			S B B X 2-1 ① G4-3				3 1	0 0	0 1	0 0	0 0	1 0	4 0
Eric Karros, R (1, 3) OBP: 0.298, SLG: 0.441	C S B S 1-3 ② K 1-2 2-3		X 0-0 ③ P4			C B B B F F F C 3-3 ② K		F X 0-1 ② F9		4	0	0	0	0	2	5
Henry Rodriguez, L (1, 7) OBP: 0.255, SLG: 0.366 Mike Piazza, R (8, PH) OBP: 0.429, SLG: 0.417 Tom Goodwin, L (8, 7) OBP: 0.233, SLG: 0.214	B F S F B S 2-3 ③ K			B B F F C 2-3 ① K		B S F B X 2-2 ③ G4-3		C S F F X 0-2 ③ L9		3 1 0	0 0 0	0 0 0	0 0 0	0 0 0	2 0 0	2 1 0
Mike Scioscia, L (1, 2) OBP: 0.290, SLG: 0.275		C B B B C F S 3-3 ① K		F B B F X 2-2 ② F7			B B C B B 4-1 1B BB		B F F B B X 3-2 ① F9	3	0	0	0	1	1	0
Dave Hansen, L (1, 5) OBP: 0.294, SLG: 0.304		B F B F X 2-2 ② F9		B C C C 1-3 ③ K			B C S B S 2-3 ① K		B B F B F F B 4-2 PB 1B G3 BB	3	1	0	0	1	2	1
Rafael Bournigal, R (1, 6) OBP: 0.133, SLG: 0.071 Mitch Webster, S (7, PH) OBP: 0.327, SLG: 0.395 Eric Young Sr., R (7, 4) OBP: 0.261, SLG: 0.218		C X 0-1 ③ G5-3			X 0-0 ① P5		B F B X 2-1 1-3 1B		B B C X 2-1 G3 PB 1-2 1B	2 1 1	0 0 0	0 1 1	0 0 0	0 0 0	0 0 0	0 0 0
Pedro Astacio, R (1, 1) Tim Crews, R (6, 1) OBP: 0.286, SLG: 0.286 Todd Benzinger, S (7, PH) OBP: 0.272, SLG: 0.345 Kip Gross, R (7, 1) OBP: 1.000, SLG: 1.000 Carlos Hernandez, R (9, PH) OBP: 0.317, SLG: 0.337			S F B C 1-3 ① K		F X 0-1 ② B1-3		B S F X 1-2 ② P5		F B C F X 1-2 ② G3 1-3 2-H	2 0 1 0 1	0 0 0 0 0	0 0 0 0 1	0 0 0 0 1	1 0 0 0 0	0 0 2 0 1	0 0 0 0 1

Inning Stats	1	2	3	4	5	6	7	8	9
	R: 0 H: 0 E: 0 LOB: 2 K: 3 BB: 2 S: 10 P: 24	R: 0 H: 0 E: 0 LOB: 0 K: 1 BB: 0 S: 9 P: 14	R: 0 H: 0 E: 0 LOB: 2 K: 1 BB: 2 S: 10 P: 20	R: 0 H: 0 E: 0 LOB: 0 K: 2 BB: 0 S: 9 P: 14	R: 0 H: 2 E: 0 LOB: 2 K: 0 BB: 0 S: 10 P: 15	R: 0 H: 0 E: 0 LOB: 0 K: 1 BB: 0 S: 10 P: 17	R: 0 H: 1 E: 0 LOB: 2 K: 1 BB: 1 S: 12 P: 22	R: 0 H: 1 E: 0 LOB: 1 K: 0 BB: 0 S: 12 P: 14	R: 1 H: 1 E: 0 LOB: 1 K: 0 BB: 1 S: 17 P: 28

1B: 4 SF: 0
2B: 1 SAC: 0
3B: 0 DP: 0
HR: 0 HBP: 0

WP: 0 PA: 37
PB: 1
SB: 2
CS: 0

AB	31
R	1
H	5
RBI	1
BB	6
SO	9
LOB	19

PITCHER		IP	WLS	BF	H	R	ER	SO	BB	IBB	HBP	BLK	WP	HR	S	P	ERA	WHIP
29 John Smoltz, R ERA: 2.85	(1, 1)	7.0	W	28	3	0	0	9	5	0	0	0	0	0	70	126	0.00	1.143
Mike Stanton, L ERA: 4.83	(8, 1)	1.0		4	1	0	0	0	0	0	0	0	0	0	12	14	0.00	1.000
Mark Wohlers, R ERA: 3.32	(9, 1)	1.0		5	1	1	0	0	1	0	0	0	0	0	17	28	0.00	2.000

PITCHER		IP	WLS	BF	H	R	ER	SO	BB	IBB	HBP	BLK	WP	HR	S	P	ERA	WHIP

BOTTOM

Los Angeles Dodgers @ Atlanta Braves

Atlanta-Fulton County Stadium, Atlanta, GA

Mon Sep 07 1992, 3:33 AM EDT

Att. 40,322 - Cloudy - 79 F

livebaseballscorecards.com

Batter	1	2	3	4	5	6	7	8	9	AB	R	H	RBI	BB	SO	LOB
Otis Nixon, S (1, 8) OBP: 0.367, SLG: 0.379	B C X 1-1 G4-3 1B		B X 1-0 1B 1B	X 0-0 ③ G1-3		X 0-0 ③ FC6-4 1-2f		B B X 2-0 FC5-4 1B		4	0	2	0	0	0	2
Ron Gant, R (8, 8) OBP: 0.320, SLG: 0.394										1	0	1	0	0	0	0
Jeff Blauser, R (1, 6) OBP: 0.343, SLG: 0.436	B B 1 SAFE C 1 SAFE 1 SAFE C S S 2-3 ① K		1 SAFE B B S B 1 SAFE F X 2-2 1-2 1B		B X 1-0 1B G4-3 1B		B C F X 1-2 2B 1B	X 0-0 ① FC5-4 BB 1B 1-2f		4	1	3	0	0	1	1
Rafael Belliard, R (8, 6) OBP: 0.263, SLG: 0.249										1	0	0	0	0	0	1
Terry Pendleton, S (1, 5) OBP: 0.337, SLG: 0.474	C 1 SAFE X 0-1 ② G4-3 1-2		C F B B S 2-3 ③ K		1 SAFE B 1 SAFE X 1-0 ① G4-3 1-2		X 0-0 1-H 1B 2B	C B B X 2-1 ② F7		5	1	1	1	0	1	5
David Justice, L (1, 9) OBP: 0.355, SLG: 0.414	S X 0-1 ③ G4-3			B B S C C 2-3 ① K	X 0-0 G6-4-3 2-3 1B		B X 1-0 F8 E 2-H 1B 1B	B B X 2-0 BB 1-2 1B		5	1	3	1	0	1	1
Sid Bream, L (1, 3) OBP: 0.342, SLG: 0.428		C B X 1-1 ① L9	F X 0-1 ② L3	1 SAFE C X 0-1 ② ③ G6-4-3 1-2f		X 0-0 E6 FC4-6 1B 1-2	C B S B B F B 4-2 1-2 2-3 BB			4	0	0	0	1	0	3
Lonnie Smith, R (1, 7) OBP: 0.336, SLG: 0.461		F B B F X 2-2 ② G6-3	B X 1-0 1B 1B 1B			B B B C B 4-1 S BB SF8 BB	F X 0-1 ① F8 2-3	F C B X 1-2 ③ P6		4	2	1	0	1	0	5
Damon Berryhill, S (1, 2) OBP: 0.259, SLG: 0.375		S F B B S 2-3 ③ K	B S 1 SAFE X 1-1 1B 29 1B 1-2 1B			B B B B 4-0 29 CS 1-2 BB	B B X 2-0 FC4-6 1-2 3-H 1B			3	1	2	1	1	1	0
Mark Lemke, S (1, 4) OBP: 0.311, SLG: 0.322			B C F F B X 2-2 ① P7	S B B B X 3-1 29 E 1-3 2-H 1B		1 SAFE B C M X 1-2 ① SF8 2-H	B C B X 2-1 ② FC4-6 1-2f 2-3			3	1	1	2	0	0	2
29 John Smoltz, R (1, 1) OBP: 0.243, SLG: 0.221			B C B C S 2-3 ② K	B X 1-0 E4 2-H 3-H 1B		S C B B B X 2-2 ② FC6-4 1-2 1B	B B X 2-0 ③ G3			3	0	2	1	0	1	0
Melvin Nieves, S (7, PH) OBP: 0.400, SLG: 0.250										1	0	0	0	0	0	2
Mike Stanton, L (8, 1) OBP: 0.500, SLG: 0.500										0	0	0	0	0	0	0
Mark Wohlers, R (9, 1)										0	0	0	0	0	0	0
Inning Stats	R: 0 E: 0 K: 1 S: 9 H: 1 LOB: 1 BB: 0 P: 12	R: 0 E: 0 K: 1 S: 8 H: 0 LOB: 0 BB: 0 P: 13	R: 0 E: 0 K: 2 S: 14 H: 2 LOB: 2 BB: 0 P: 23	R: 3 E: 1 K: 1 S: 12 H: 4 LOB: 1 BB: 0 P: 20	R: 0 E: 0 K: 0 S: 5 H: 2 LOB: 1 BB: 0 P: 7	R: 1 E: 0 K: 0 S: 8 H: 1 LOB: 1 BB: 2 P: 19	R: 3 E: 1 K: 0 S: 12 H: 4 LOB: 2 BB: 0 P: 20	R: 0 E: 0 K: 0 S: 11 H: 2 LOB: 3 BB: 1 P: 22		1B: 15 2B: 1 3B: 0 HR: 0	SF: 1 SAC: 0 DP: 1 HBP: 0					

	AB	38
	R	7
	H	16
	RBI	6
	BB	3
	SO	5
	LOB	22

PITCHER		IP	WLS	BF	H	R	ER	SO	BB	IBB	HBP	BLK	WP	HR	S	P	ERA	WHIP
Pedro Astacio, R ERA: 1.88	(1, 1)	5.0	L	25	9	4	3	5	2	0	0	0	0	0	49	84	5.40	2.200
Tim Crews, R ERA: 4.8	(6, 1)	1.0		3	1	0	0	0	0	0	0	0	0	0	7	10	0.00	1.000
Kip Gross, R ERA: 3.0	(7, 1)	2.0		14	6	3	2	0	1	0	0	0	0	0	23	42	9.00	3.500

PITCHER	IP	WLS	BF	H	R	ER	SO	BB	IBB	HBP	BLK	WP	HR	S	P	ERA	WHIP

Los Angeles Dodgers @ Atlanta Braves

Atlanta-Fulton County Stadium, Atlanta, GA

Tue Sep 08 1992, 7:05 PM EDT

Att. 36,970 - Cloudy - 87 F

TOP

livebaseballscorecards.com

Batter	1	2	3	4	5	6	7	8	9	AB	R	H	RBI	BB	SO	LOB
Jose Offerman, S (1, 6) OBP: 0.338, SLG: 0.345	C B X 1-1 G5-3 ①	X 0-0 1B 1B 1B 2-H ①		X 0-0 L9 ②		B F C B B C 3-3 K ③		X 0-0 F8 ③		5	1	1	1	0	1	1
Brett Butler, L (1, 8) OBP: 0.416, SLG: 0.398	B X 1-0 1B 1B 1B	X 0-0 1B S 1B 2-3		B X 1-0 G1-3 ③			B B B B 4-0 G6-3 G5-3 BB		C F X 0-2 SH1-4 1B 1B	4	2	3	0	1	0	0
Mike Sharperson, R (1, 5) OBP: 0.402, SLG: 0.409	1 SAFE P 1 SAFE X 1-0 F7 ②	C 1 SAFE X 0-1 S 1B 1-3 3-H			B B C X 2-1 G3 ①		1 SAFE B C 1 SAFE S X 1-2 G5-3 ① 1-2		X 0-0 SH1-4 1B 1-2	5	0	2	1	0	0	2
Darryl Strawberry, L (1, 7) OBP: 0.312, SLG: 0.377 Henry Rodriguez, L (7, 7) OBP: 0.255, SLG: 0.366	1 SAFE 1 SAFE B B 1 SAFE C B X 3-1 1B 1B 1-3	B B X 2-0 F8 ③ 1-2 3-H			F B X 1-1 P5 ②		C B B X 2-1 G6-3 ② 2-3		B F B X 2-1 SH1-4 ① 1-2 2-3	4 0	0 0	1 0	0 0	0 0	0 0	2 0
Eric Karros, R (1, 3) OBP: 0.299, SLG: 0.441	C B X 1-1 FC5-4 1B 1-2 3-H ①		C X 0-1 L7 ①		C B B B X 3-1 1B 1B		X 0-0 G4-1 ③		C S S 0-3 K ②	5	0	2	1	0	1	3
Mike Piazza, R (1, 2) OBP: 0.368, SLG: 0.353	B X 1-0 FC5-4 1-2f ③		C S B B B X 3-2 L7 ②		B S F F B X 2-2 1B 1-2			B C S C 1-3 K ①	X 0-0 F8 ③	5	0	1	0	0	1	4
Billy Ashley, R (1, 9) OBP: 0.222, SLG: 0.235		B S S S 1-3 K ①	B B B B 4-0 BB		C B S B S 2-3 K ③			B X 1-0 G3 1B 1B		3	1	1	0	1	2	2
Eric Young Sr., R (1, 4) OBP: 0.266, SLG: 0.225 Lenny Harris, L (6, PH) OBP: 0.328, SLG: 0.316 (6, 4)		C B L X 1-2 SH5-4 1B 1B	B 1 C S S S 1-3 K ③			S C X 0-2 G6-3 ①		B X 1-0 G3 ② 1-2		2 2	1 0	1 0	0 0	0 0	1 0	1 1
Bob Ojeda, L (1, 1) OBP: 0.667, SLG: 0.111 Kip Gross, R (3, 1) OBP: 1.000, SLG: 1.000 Dave Anderson, R (4, PH) OBP: 0.000, SLG: 0.418 Tim Crews, R (4, 1) OBP: 0.286, SLG: 0.286 Todd Benzinger, S (5, PH) OBP: 0.273, SLG: 0.364 Roger McDowell, R (6, 1) Dave Hansen, L (6, PH) OBP: 0.000, SLG: 0.304 Mitch Webster, S (6, PH) OBP: 0.500, SLG: 0.286 Jim Gott, R (8, 1) OBP: 0.500, SLG: 0.500		L X 0-1 SH5-4 ② 1-2		B C X 1-1 G3-1 ①		S X 0-1 G6-3 ②		X 0-0 1B 2-H		0 0 1 0 1 0 0 0 1 0	0 0 0 0 0 0 0 0 0 0	0 0 0 0 0 0 0 0 1 0	0 0 0 0 0 0 0 0 0 0	0 0 0 0 0 0 0 0 0 0	0 0 0 0 0 0 0 0 0 0	0 0 0 0 0 0 0 0 0 0
Inning Stats	R: 1 H: 3 E: 0 LOB: 2 K: 0 BB: 0 S: 10 P: 17	R: 3 H: 4 E: 0 LOB: 1 K: 1 BB: 0 S: 13 P: 17	R: 0 H: 0 E: 0 LOB: 1 K: 1 BB: 1 S: 8 P: 16	R: 0 H: 0 E: 0 LOB: 0 K: 0 BB: 0 S: 4 P: 6	R: 0 H: 2 E: 0 LOB: 2 K: 1 BB: 0 S: 13 P: 23	R: 0 H: 0 E: 0 LOB: 0 K: 1 BB: 0 S: 8 P: 11	R: 0 H: 0 E: 0 LOB: 1 K: 0 BB: 1 S: 6 P: 13	R: 1 H: 2 E: 0 LOB: 1 K: 1 BB: 0 S: 7 P: 10	R: 0 H: 2 E: 0 LOB: 2 K: 1 BB: 0 S: 10 P: 12	1B: 13 SF: 0 2B: 0 SAC: 2 3B: 0 DP: 0 HR: 0 HBP: 0						

AB	38
R	5
H	13
RBI	4
BB	2
SO	6
LOB	16

WP: 0 PA: 42
PB: 0
SB: 2
CS: 0

PITCHER		IP	WLS	BF	H	R	ER	SO	BB	IBB	HBP	BLK	WP	HR	S	P	ERA	WHIP
Charlie Leibrandt, L ERA: 3.59	(1, 1)	4.2		24	9	4	4	2	1	0	0	0	0	0	45	74	7.71	2.143
Marvin Freeman, R ERA: 3.56	(5, 1)	2.1	W	8	0	0	0	2	1	0	0	0	0	0	17	29	0.00	0.429
Alejandro Pena, R ERA: 4.17	(8, 1)	0.2		3	1	1	1	1	0	0	0	0	0	0	5	8	13.50	1.500
Mike Stanton, L ERA: 4.8	(8, 1)	0.1		2	1	0	0	0	0	0	0	0	0	0	2	2	0.00	3.000
Jeff Reardon, R ERA: 3.83	(9, 1)	1.0	S	5	2	0	0	1	0	0	0	0	0	0	10	12	0.00	2.000

PITCHER	IP	WLS	BF	H	R	ER	SO	BB	IBB	HBP	BLK	WP	HR	S	P	ERA	WHIP

Batter	1	2	3	4	5	6	7	8	9	AB	R	H	RBI	BB	SO	LOB
Otis Nixon, S (1, 9) (9, 8) OBP: 0.362, SLG: 0.374	G4-3		B3	G5-3	F7		K			5	0	0	0	0	1	3
Jeff Blauser, R (1, 6) OBP: 0.347, SLG: 0.444	S SF8 2B		BB 1B 2B	HR BB	F8		FC4-6 1-2f			4	3	2	0	1	0	3
Alejandro Pena, R (8, 1)										0	0	0	0	0	0	0
Mike Stanton, L (8, 1) OBP: 0.500, SLG: 0.500										0	0	0	0	0	0	0
Tommy Gregg, L (9, 9) OBP: 0.500, SLG: 0.333										0	0	0	0	0	0	0
Terry Pendleton, S (1, 5) OBP: 0.341, SLG: 0.479	BB BB		BB BB	1-H HR		F7		FC5-4 BB		2	2	1	2	3	0	0
Lonnie Smith, R (1, 7) OBP: 0.331, SLG: 0.454	SF8 3-H		K	S 1B		K		K		4	1	1	1	0	3	3
Jeff Reardon, R (9, 1)										0	0	0	0	0	0	0
Brian Hunter, R (1, 3) OBP: 0.294, SLG: 0.507	1 SAFE 1 SAFE 1-2 BB		1B 1B 1-2 2-3 BB	E 1-H 1B		1B				2	1	2	1	2	0	0
Sid Bream, L (8, PH) OBP: 0.341, SLG: 0.427								K		1	0	0	0	0	1	1
(9, 3)																
Ron Gant, R (1, 8) OBP: 0.319, SLG: 0.392	K		1B 1-2 2-H 3-H 1B	E1 1-2		1 SAFE 1 SAFE F8		FC5-4 1-2f		5	0	1	2	0	1	5
(9, 7)																
Greg Olson, R (1, 2) OBP: 0.320, SLG: 0.330		G6-3	1-3 2-H 1B	F8			SH5-3 1B			4	0	2	1	0	0	2
Mark Lemke, S (1, 4) OBP: 0.308, SLG: 0.320		F8	L7		K		SH5-3 1-2			3	0	0	0	0	1	2
Charlie Leibrandt, R (1, 1) OBP: 0.102, SLG: 0.104		F9		F8	E9 1B		FC4-6 BB			2	0	0	0	0	0	0
Marvin Freeman, R (5, 1) OBP: 0.667, SLG: 0.667										1	0	1	0	0	0	0
David Justice, L (7, PH) OBP: 0.356, SLG: 0.414										0	0	0	0	1	0	0
Rafael Belliard, R (8, 6) OBP: 0.263, SLG: 0.249										0	0	0	0	0	0	0
Inning Stats	R: 1 E: 0 K: 1 S: 14 H: 1 LOB: 2 BB: 2 P: 26		R: 0 E: 0 K: 0 S: 7 H: 0 LOB: 0 BB: 0 P: 12	R: 3 E: 0 K: 1 S: 15 H: 3 LOB: 2 BB: 2 P: 32	R: 3 E: 1 K: 0 S: 15 H: 3 LOB: 2 BB: 1 P: 23	R: 0 E: 1 K: 1 S: 7 H: 1 LOB: 1 BB: 0 P: 11	R: 0 E: 0 K: 1 S: 11 H: 1 LOB: 1 BB: 0 P: 17	R: 0 E: 0 K: 1 S: 10 H: 1 LOB: 2 BB: 1 P: 15	R: 0 E: 0 K: 2 S: 10 H: 0 LOB: 1 BB: 1 P: 16	1B: 7 2B: 2 3B: 0 HR: 1		SF: 1 SAC: 1 DP: 0 HBP: 0				WP: 0 PB: 0 SB: 2 CS: 0		PA: 42

PITCHER		IP	WLS	BF	H	R	ER	SO	BB	IBB	HBP	BLK	WP	HR	S	P	ERA	WHIP
Bob Ojeda, L ERA: 3.63	(1, 1)	2.2		16	4	4	4	2	4	0	0	0	0	0	34	67	13.50	3.000
Kip Gross, R ERA: 2.95	(3, 1)	0.1		1	0	0	0	0	0	0	0	0	0	0	2	3	0.00	0.000
Tim Crews, R ERA: 5.05	(4, 1)	2.0	L	12	4	3	3	1	1	0	0	0	0	1	22	34	13.50	2.500
Roger McDowell, R ERA: 3.95	(6, 1)	2.0		9	2	0	0	2	1	0	0	0	0	0	21	32	0.00	1.500
Jim Gott, R ERA: 1.94	(8, 1)	1.0		4	0	0	0	2	1	0	0	0	0	0	10	16	0.00	1.000

PITCHER	IP	WLS	BF	H	R	ER	SO	BB	IBB	HBP	BLK	WP	HR	S	P	ERA	WHIP

BOTTOM

Los Angeles Dodgers @ Atlanta Braves

Atlanta-Fulton County Stadium, Atlanta, GA

Tue Sep 08 1992, 7:05 PM EDT

Att. 36,970 - Cloudy - 87 F

livebaseballscorecards.com

AB	33
R	7
H	10
RBI	7
BB	7
SO	7
LOB	19

Batter	1	2	3	4	5	6	7	8	9	AB	R	H	RBI	BB	SO	LOB
Bip Roberts, S (1, 7) OBP: 0.379, SLG: 0.397	F B B F B B 4-2 G6-4-3 1B BB	B B F X 2-1 ③ 1-H 2-H 3-H 2B		B B B C F X 3-2 ② F9		B C F F F F B B 3-2 F X 1-H 2-H HR		X 0-0 ③ FC6-4 1-2f		4	1	2	5	1	0	3
Reggie Sanders, R (1, 8) OBP: 0.362, SLG: 0.486	1 SAFE 1 SAFE C B 1 SAFE X 1-1 G6-4-3 1-2 1B		B S F X 1-2 1B G6-4-3 1B	F F H 1-2 1-2 2-3 HBP		X 0-0 ② G6-3			B F B B C F B F B 4-2 1B BB	3	1	2	0	1	0	0
Barry Larkin, R (1, 6) OBP: 0.387, SLG: 0.449	1 SAFE L X 0-1 ① ② G6-4-3 1-2f 2-3		1 SAFE B 1 SAFE B F 1 SAFE B X 3-1 G6-4-3 1-3 1B	B B C C B F F X 3-2 ③ F9		B X 1-0 ③ G6-3			B X 1-0 1-2 1B	5	0	2	0	0	0	5
Chris Sabo, R (1, 5) OBP: 0.306, SLG: 0.429	B X 1-0 ③ G6-3		C B 1 SAFE X 1-1 ① ② G6-4-3 1-2f 3-H		X 0-0 ① G4-3		B B X 2-0 ① F7		C B X 1-1 ① F7	5	0	0	0	0	0	4
Glenn Braggs, R (1, 9) OBP: 0.328, SLG: 0.396		B F B B X 2-1 FC6-4 FC1-2 1B 1B	B C B X 2-1 ③ P3		B X 1-0 ② P3		C B C B X 2-2 ② G6-3		B B F C S 2-3 ② K	5	0	1	0	0	1	2
Joe Oliver, R (1, 2) OBP: 0.313, SLG: 0.391		B X 1-0 FC6-4 1-2 1B		C F X 0-2 ① F9	X 0-0 ③ F8		B C B F B F X 3-2 ③ F9		F X 0-1 ③ F7	5	0	1	0	0	0	2
Hal Morris, L (1, 3) OBP: 0.364, SLG: 0.409		B F B C X 2-2 ① FC6-4 FC1-2 BB 2B 1-2f 2-3		B B B B 4-0 1B 1B BB		B B B B 4-0 BB HR BB		F C B X 1-2 ① G6-3		2	3	0	0	2	0	2
Bill Doran, S (1, 4) OBP: 0.344, SLG: 0.352		B B B C B 4-1 FC1-2 1-2 2B BB		B 1 SAFE C B B X 2-1 HBP 1B 1-2 1B		B C B B C B 4-2 HR 1-2 HR BB		X 0-0 FC6-4 1B		2	2	2	0	2	0	0
Tim Belcher, R (1, 1) OBP: 0.105, SLG: 0.158 Tom Bolton, L (1, 1) Geronimo Berroa, R (2, PH) OBP: 0.000, SLG: 0.000 Steve Foster, R (0, 1) OBP: 0.000, SLG: 0.000 Dan Wilson, R (4, PH) OBP: 0.400, SLG: 0.500 Dwayne Henry, R (4, 1) OBP: 0.000, SLG: 0.000 Cesar Hernandez, R (6, PH) OBP: 0.286, SLG: 0.571 Milt Hill, R (6, 1) Willie Greene, L (8, PH) OBP: 0.000, SLG: 0.667 Scott Ruskin, R (8, 1)		B B F X 2-1 ② FC1-2 1-2 2-3 3-Hf 2B		B X 1-0 HBP 1-2 2-H 1B		S F F F F F F B F 2-3 B S ① K		C F S 0-3 ② K		0 0 0 0 0 0 0 0 0 0 0 0 0 0 1 0 0 0 0 0 3 0 0 0 0 0 0 0 1 0 1 1 0 0 0 0 0 0 0 0 0 0 1 0 0 0 0 1 2 0 0 0 0 0 0 0 1 0 0 0 0 1 1 0 0 0 0 0 0 0						
Inning Stats	R: 0 H: 1 E: 0 LOB: 1 K: 0 BB: 1 S: 7 P: 13	R: 2 H: 3 E: 0 LOB: 2 K: 0 BB: 1 S: 11 P: 24	R: 1 H: 2 E: 0 LOB: 0 K: 0 BB: 0 S: 9 P: 16	R: 1 H: 2 E: 0 LOB: 3 K: 0 BB: 1 S: 16 P: 30	R: 0 H: 0 E: 0 LOB: 0 K: 0 BB: 0 S: 3 P: 4	R: 3 H: 1 E: 0 LOB: 0 K: 1 BB: 2 S: 21 P: 35	R: 0 H: 0 E: 0 LOB: 0 K: 0 BB: 0 S: 8 P: 15	R: 0 H: 1 E: 0 LOB: 1 K: 1 BB: 0 S: 8 P: 9	R: 0 H: 1 E: 0 LOB: 2 K: 1 BB: 1 S: 12 P: 20	1B: 9 SF: 0 2B: 1 SAC: 0 3B: 0 DP: 2 HR: 1 HBP: 1						

PITCHER		IP	WLS	BF	H	R	ER	SO	BB	IBB	HBP	BLK	WP	HR	S	P	ERA	WHIP
Tom Glavine, L ERA: 2.81	(1, 1)	5.0	W	24	8	4	4	0	3	0	1	0	0	0	46	87	7.20	2.200
Kent Mercker, L ERA: 3.58	(6, 1)	0.1		4	1	3	3	1	2	0	0	0	0	1	19	32	81.00	9.000
Mark Wohlers, R ERA: 2.96	(6, 1)	2.2		9	1	0	0	1	0	0	0	0	0	0	18	27	0.00	0.375
Jeff Reardon, R ERA: 3.75	(9, 1)	1.0		5	1	0	0	1	1	0	0	0	0	0	12	20	0.00	2.000

PITCHER	IP	WLS	BF	H	R	ER	SO	BB	IBB	HBP	BLK	WP	HR	S	P	ERA	WHIP

TOP

Cincinnati Reds @ Atlanta Braves

Atlanta-Fulton County Stadium, Atlanta, GA

Wed Sep 09 1992, 7:05 PM EDT

Att. 41,809 - Cloudy - 83 F

livebaseballscorecards.com

AB	35
R	7
H	11
RBI	6
BB	6
SO	3
LOB	24

REDS™

Batter	1	2	3	4	5	6	7	8	9	AB	R	H	RBI	BB	SO	LOB
Otis Nixon, S (1, 8) OBP: 0.365, SLG: 0.374	BBBB 4-1 2B BB 2-1 1B 1-2 BB		FBBX 2-1 E5 CS 2-3		BFCS 1-3 ② K		BBSBX 3-1 S E 1B			3	2	1	0	2	1	2
Jeff Blauser, R (1, 6) OBP: 0.354, SLG: 0.458 Rafael Belliard, R (8, 6) OBP: 0.263, SLG: 0.249	BCSX 2-1 SAFE SAFE G4-3 1-H 1B 2B CBBBX 3-2 1-3 2-H 1B		1 SAFE C 1 SAFE 1 SAFE P P 1 SAFE 1 SAFE C 2-3 S ② ③ K 1-2		X 0-0 HR 2-H 2B		CB 1 SAFE 1 SAFE PX 2-1 E9 L6-3 1-H 1B			5 0	2 0	4 0	3 0	0 0	1 0	2 0
Terry Pendleton, S (1, 5) OBP: 0.342, SLG: 0.483	FBX 1-2 ① G4-3 2-3 X 0-0 ③ F9			BBBB 4-0 FC3-6 BB	FFBBX 2-2 HR 2-H		BBBCSBX 1 SAFE 3-2 ① ② L6-3 1-2			4	1	1	2	1	0	4
David Justice, L (1, 9) OBP: 0.355, SLG: 0.410	BBCSBB 4-2 1B HR BB	BCX 1-1 ① P5		FBBBX 3-1 ① FC3-6 FC4-6 BB 1-2f	CBFBFBS 3-3 ③ K		BSX 1-1 ③ F8			4	1	0	0	1	1	1
Sid Bream, L (1, 3) OBP: 0.345, SLG: 0.438 Brian Hunter, R (8, PH) OBP: 0.292, SLG: 0.505 (9, 3)	X 0-0 HR 1-3 3-H 1B	CBX 1-1 HR		1 SAFE BBB 1 SAFE B 4-0 FC4-6 1-2 BB		BFFBS 2-3 ① K		BBX 2-0 ① F8		3 1	2 0	2 0	2 0	1 0	1 0	0 0
Lonnie Smith, R (1, 7) OBP: 0.336, SLG: 0.475 Ron Gant, R (6, PR) OBP: 0.319, SLG: 0.391 (7, 7)	CBSFB 1 SAFE X 2-2 1-H 3-H HR	BBFFS 2-3 ② K		SX 0-1 ② FC4-6 1-2f 2-3	H 1-0 SH5-3 HBP			CBFBX 2-2 ② L7		3 1	1 0	1 0	3 0	0 0	1 0	2 0
Greg Olson, R (1, 2) OBP: 0.319, SLG: 0.329	BBBCX 3-1 G4-3 1B 1B	CSC 0-3 ③ K		B 1 SAFE FF 1 SAFE X 1-2 F8	S 1 SAFE X 0-1 ② SH5-3 1-2			B X 1-0 ③ G6-3		4	1	1	0	0	1	2
Mark Lemke, S (1, 4) OBP: 0.313, SLG: 0.319	SBBB 1 SAFE X 2-1 ② G4-3 1-2		BBBCB 4-1 E SH5-4 BB		BBBCCBB 4-2 SH1-4 2B BB		III 4-0 IBB			1	1	0	0	3	0	1
Tom Glavine, L (1, 1) OBP: 0.276, SLG: 0.301 Kent Mercker, L (6, 1) Mark Wohlers, R (6, 1) Jeff Reardon, R (9, 1)	FFBFFX 1-2 BB 2-H 1B 1B		LP 1 SAFE C X 1-2 ① SH5-4 1-2		C 1 SAFE X 0-1 ① SH1-4 1-2	CFC 0-3 ③ K				1 0 1 0	1 0 0 0	1 0 0 0	1 0 0 0	0 0 1 0	0 0 2 0	0 0 0 0
Inning Stats	R: 7 E: 0 K: 0 S: 27 H: 6 LOB: 2 BB: 3 P: 53	R: 1 E: 0 K: 2 S: 11 H: 1 LOB: 0 BB: 0 P: 15	R: 0 E: 1 K: 1 S: 12 H: 0 LOB: 1 BB: 1 P: 18	R: 0 E: 0 K: 0 S: 7 H: 0 LOB: 2 BB: 2 P: 19	R: 3 E: 0 K: 2 S: 15 H: 2 LOB: 0 BB: 1 P: 25	R: 0 E: 0 K: 2 S: 8 H: 0 LOB: 2 BB: 1 P: 15	R: 1 E: 1 K: 0 S: 10 H: 2 LOB: 0 BB: 0 P: 18	R: 0 E: 0 K: 0 S: 5 H: 0 LOB: 0 BB: 0 P: 10		1B: 6 2B: 3 3B: 0 HR: 3	SF: 0 SAC: 3 DP: 1 HBP: 1		WP: 0 PB: 0 SB: 1 CS: 1		PA: 43	

Cincinnati Reds @ Atlanta Braves

Atlanta-Fulton County Stadium, Atlanta, GA

Wed Sep 09 1992, 7:05 PM EDT

Att. 41,809 - Cloudy - 83 F

BOTTOM

livebaseballscorecards.com

AB	31
R	12
H	11
RBI	11
BB	8
SO	7
LOB	16

PITCHER		IP	WLS	BF	H	R	ER	SO	BB	IBB	HBP	BLK	WP	HR	S	P	ERA	WHIP
Tim Belcher, R ERA: 4.28	(1, 1)	0.2	L	9	5	7	7	0	2	0	0	0	0	1	22	41	94.50	10.500
Tom Bolton, L ERA: 4.6	(1, 1)	0.1		3	1	0	0	0	1	0	0	0	0	0	5	12	0.00	6.000
Steve Foster, R ERA: 3.63	(2, 1)	2.0		8	1	1	1	3	1	0	0	0	0	1	23	33	4.50	1.000
Dwayne Henry, R ERA: 3.69	(4, 1)	2.0		11	2	3	3	2	3	0	0	0	0	1	22	44	13.50	2.500
Milt Hill, R ERA:	(6, 1)	2.0		9	2	1	0	2	0	1	1	0	0	0	18	33	0.00	1.000

PITCHER		IP	WLS	BF	H	R	ER	SO	BB	IBB	HBP	BLK	WP	HR	S	P	ERA	WHIP
Scott Ruskin, L ERA: 4.13	(8, 1)	1.0		3	0	0	0	0	0	0	0	0	0	0	5	10	0.00	0.000

Batter	1	2	3	4	5	6	7	8	9	AB	R	H	RBI	BB	SO	LOB
Bip Roberts, S (1, 7) OBP: 0.378, SLG: 0.396	X 0-0 ① F7		B S B F X 2-2 ② G6-3			C F B F B F X 2-2 1B G5-3 1B		B C X 1-1 ① G1-3		4	1	1	0	0	0	0
Reggie Sanders, R (1, 8) OBP: 0.358, SLG: 0.480	F X 0-1 ② G1		X 0-0 ③ G5-3			1 SAFE C P B 1 C X 2-2 ① F9 SAFE		X 0-0 ② L5		4	0	0	0	0	0	1
Barry Larkin, R (1, 6) OBP: 0.386, SLG: 0.447	B C C T B X 2-2 ③ F9			C C X 0-2 ① G1-3		1 SAFE X 0-0 1-3 G5-3 1B		B B B C X 3-1 ③ G6-3		4	0	1	0	0	0	0
Chris Sabo, R (1, 5) OBP: 0.303, SLG: 0.425		C B X 1-1 ① G5-3		B C B S X 2-2 ② G4-3		B F 1 SAFE X 1-1 1-2 3-H G5-3 ②			F B F F B S 2-3 ① K	3	0	0	1	0	0	1
Milt Hill, R (6, 1)										0	0	0	0	0	0	0
Steve Foster, R (8, 1) OBP: 0.200, SLG: 0.200										0	0	0	0	0	0	0
Geronimo Berroa, R (9, PH) OBP: 0.308, SLG: 0.182										1	0	0	0	0	1	0
Scott Bankhead, R (9, 1) OBP: 0.222, SLG: 0.222										0	0	0	0	0	0	0
Glenn Braggs, R (1, 9) OBP: 0.330, SLG: 0.410		C F X 0-2 HR		C S B X 1-2 ③ L9		B X 1-0 ③ G1-3			F C C 0-3 ② K	1	1	1	1	0	0	0
Cesar Hernandez, R (2, 9) OBP: 0.263, SLG: 0.342										3	0	0	0	0	1	1
Joe Oliver, R (1, 2) OBP: 0.315, SLG: 0.391		B B B C B 4-1 BB			X 0-0 ① G6-3		C B S B F X 2-2 ① G6-3		X 0-0 1B	3	0	1	0	1	0	0
Hal Morris, L (1, 3) OBP: 0.360, SLG: 0.405		B F 1 SAFE B 1 F F B X 3-2 ② F7			C B B C C 2-3 ② K		S B B C S 2-3 ② K		X 0-0 ③ F8	4	0	0	0	0	2	2
Bill Doran, S (1, 4) OBP: 0.346, SLG: 0.354		B X 1-0 ③ F7			B C F X 1-2 1B		C B B X 2-1 1B			3	0	2	0	0	0	1
Greg Swindell, L (1, 1) OBP: 0.145, SLG: 0.162			F X 0-1 ① G6-3		B C X 1-1 ③ F9		1 SAFE B F C 1 B S 2-3 ③ K SAFE			2	0	0	0	0	0	1
Willie Greene, L (6, 5) OBP: 0.313, SLG: 0.333										1	0	0	0	0	1	1
Inning Stats	R: 0 E: 0 K: 0 S: 7 H: 0 LOB: 0 BB: 0 P: 9	R: 1 E: 0 K: 0 S: 11 H: 1 LOB: 1 BB: 1 P: 20	R: 0 E: 0 K: 0 S: 6 H: 0 LOB: 0 BB: 0 P: 8	R: 0 E: 0 K: 0 S: 9 H: 0 LOB: 0 BB: 0 P: 12	R: 0 E: 0 K: 1 S: 9 H: 1 LOB: 1 BB: 0 P: 13	R: 1 E: 0 K: 0 S: 13 H: 2 LOB: 1 BB: 0 P: 18	R: 0 E: 0 K: 2 S: 12 H: 1 LOB: 1 BB: 0 P: 20	R: 0 E: 0 K: 0 S: 5 H: 0 LOB: 0 BB: 0 P: 9	R: 0 E: 0 K: 2 S: 8 H: 1 LOB: 1 BB: 0 P: 10	1B: 5 2B: 0 3B: 0 HR: 1	SF: 0 SAC: 0 DP: 0 HBP: 0						

TOP

Cincinnati Reds @ Atlanta Braves

Atlanta-Fulton County Stadium, Atlanta, GA

Thu Sep 10 1992, 3:33 AM EDT

Att. 41,265 - Cloudy - 84 F

livebaseballscorecards.com

AB	33
R	2
H	6
RBI	2
BB	1
SO	5
LOB	8

WP: 0 PB: 0 SB: 0 CS: 0 PA: 34

PITCHER		IP	WLS	BF	H	R	ER	SO	BB	IBB	HBP	BLK	WP	HR	S	P	ERA	WHIP
Steve Avery, L ERA: 3.28	(1, 1)	8.0		30	5	2	2	3	1	0	0	0	0	1	72	109	2.25	0.750
Mike Stanton, L ERA: 4.7	(9, 1)	1.0	W	4	1	0	0	2	0	0	0	0	0	0	8	10	0.00	1.000

PITCHER	IP	WLS	BF	H	R	ER	SO	BB	IBB	HBP	BLK	WP	HR	S	P	ERA	WHIP

BOTTOM

Cincinnati Reds @ Atlanta Braves

Atlanta-Fulton County Stadium, Atlanta, GA

Thu Sep 10 1992, 3:33 AM EDT

Att. 41,265 - Cloudy - 84 F

livebaseballscorecards.com

Batter	1	2	3	4	5	6	7	8	9	AB	R	H	RBI	BB	SO	LOB
Otis Nixon, S (1, 9) OBP: 0.362, SLG: 0.370	C C S 0-3 ① K		F F C 0-3 ① K		X 0-0 ② B3			F C B B X 2-2 ① L8		4	0	0	0	0	2	0
Jeff Blauser, R (1, 6) OBP: 0.363, SLG: 0.462	C C B X 1-2 G6-4-3 1B		F B B X 2-1 G4-6-3 1B		B B F B B 4-1 BB			B C B C B B 4-2 F9-3 BB		2	0	2	0	2	0	0
Terry Pendleton, S (1, 5) OBP: 0.339, SLG: 0.480	B C 1 SAFE F F X 2-2 ②③ G6-4-3 1-2f		1 SAFE F X 0-1 ②③ G4-6-3 1-2f		X 0-0 ③ P3			B 1 SAFE 1 SAFE X 1-0 ②③ F9-3 1-2		4	0	0	0	0	0	4
Lonnie Smith, R (1, 7) OBP: 0.333, SLG: 0.464 Deion Sanders, L (9, PR) OBP: 0.348, SLG: 0.505		F B C X 1-2 E5 1B 1B		B F X 1-1 ① F9		B B F C C 2-3 ① K			B S B C B B 4-2 E SF7 BB	3 0	1 1	0 0	0 0	1 0	1 0	0 0
Brian Hunter, R (1, 3) OBP: 0.293, SLG: 0.502 David Justice, L (9, PH) OBP: 0.356, SLG: 0.410		X 0-0 F8-5 1B 1-2 1B		B S C B S 2-3 ② K		S C S 0-3 ② K			1 SAFE 1 SAFE 1 SAFE B 1 SAFE 4-0 1-3 IBB	3 0	0 0	1 0	0 0	0 1	2 0	0 0
Ron Gant, R (1, 8) OBP: 0.320, SLG: 0.397		F C B B F F X 2-2 F8-5 1B 1-2 2-H		S F B X 1-2 1B 3B		B C C S 1-3 ③ K			C S B X 1-2 ① SF7 3-H	3	1	2	2	0	1	0
Greg Olson, R (1, 2) OBP: 0.319, SLG: 0.329		B B B C X 3-1 ①② F8-5 1-2 2-3		F X 0-1 3-H 1B			B X 1-0 ① G4-3			3	0	1	1	0	0	2
Mark Lemke, S (1, 4) OBP: 0.313, SLG: 0.317		I I I I 4-0 IBB		C B X 1-1 ③ P4			B C B C C 2-3 ② K			2	0	0	0	1	1	1
Steve Avery, L (1, 1) OBP: 0.183, SLG: 0.206 Mike Stanton, L (9, 1) OBP: 0.500, SLG: 0.500		S C S 0-3 ③ K			S F S 0-3 ① K		B S S B X 2-2 ③ P6			3 0	0 0	0 0	0 0	0 0	2 0	2 0

Inning Stats	1	2	3	4	5	6	7	8	9
	R: 0 H: 1 E: 0 LOB: 0 K: 1 BB: 0 S: 10 P: 13	R: 1 H: 2 E: 1 LOB: 2 K: 1 BB: 1 S: 14 P: 24	R: 0 H: 1 E: 0 LOB: 0 K: 1 BB: 0 S: 7 P: 9	R: 1 H: 2 E: 0 LOB: 1 K: 1 BB: 0 S: 12 P: 17	R: 0 H: 0 E: 0 LOB: 1 K: 1 BB: 1 S: 6 P: 10	R: 0 H: 0 E: 0 LOB: 0 K: 3 BB: 0 S: 9 P: 12	R: 0 H: 0 E: 0 LOB: 0 K: 1 BB: 0 S: 7 P: 12	R: 0 H: 0 E: 0 LOB: 0 K: 0 BB: 1 S: 6 P: 13	R: 1 H: 0 E: 1 LOB: 1 K: 0 BB: 2 S: 5 P: 14

1B: 5	SF: 1	WP: 0 PA: 33
2B: 2	SAC: 0	PB: 0
3B: 1	DP: 4	SB: 0
HR: 0	HBP: 0	CS: 0

AB	27
R	3
H	6
RBI	3
BB	5
SO	9
LOB	9

PITCHER		IP	WLS	BF	H	R	ER	SO	BB	IBB	HBP	BLK	WP	HR	S	P	ERA	WHIP
Greg Swindell, L ERA: 2.54	(1, 1)	5.0		21	6	2	1	5	1	1	0	0	0	0	49	73	1.80	1.400
Milt Hill, R ERA:	(6, 1)	2.0		6	0	0	0	4	0	0	0	0	0	0	16	24	0.00	0.000
Steve Foster, R ERA: 3.54	(8, 1)	1.0		3	0	0	0	0	1	0	0	0	0	0	6	13	0.00	1.000
Scott Bankhead, R ERA: 3.2	(9, 1)	0.1	L	3	0	1	0	0	1	1	0	0	0	0	5	14	0.00	3.000

PITCHER		IP	WLS	BF	H	R	ER	SO	BB	IBB	HBP	BLK	WP	HR	S	P	ERA	WHIP

Atlanta Braves @ Houston Astros

Astrodome, Houston, TX

Fri Sep 11 1992, 8:05 PM EDT

Att. 13,554 - Dome - 70 F

TOP

livebaseballscorecards.com

Batter	1	2	3	4	5	6	7	8	9	AB	R	H	RBI	BB	SO	LOB
Otis Nixon, S (1, 8) OBP: 0.365, SLG: 0.373	G6-3		HR S 1B		F7		BB 1B 1B	G6-4-3 1B		5	2	3	0	0	0	0
Jeff Blauser, R (1, 6) OBP: 0.361, SLG: 0.459	K		F8		G5-3		1-0 BB 1B	F7		4	1	1	0	0	1	1
Mark Lemke, S (7, 4) OBP: 0.312, SLG: 0.316										1	0	0	0	0	0	1
Terry Pendleton, S (1, 5) OBP: 0.338, SLG: 0.477	G1-3		F7		E4 1B		L7	G6-4-3 1-2f		5	0	1	0	0	0	4
David Justice, L (1, 9) OBP: 0.356, SLG: 0.416		K	HR 1-H		F8		4-2 2B 1B BB		G4-3	4	2	1	2	1	1	1
Sid Bream, L (1, 3) OBP: 0.347, SLG: 0.442		2-3 K	K			0-1 2B	1-3 K		3-2 1B	4	1	2	0	0	2	3
Brian Hunter, R (9, PH) OBP: 0.296, SLG: 0.505		3-0 2B S 1B								1	0	1	0	0	0	0
(9, 3)																
Lonnie Smith, R (1, 7) OBP: 0.329, SLG: 0.457		3-3 K 1-2		3-3 K		3-3 K	0-2 2B 1-2 2-H 3-H 1B		F7	2	0	0	0	0	2	1
Ron Gant, R (4, 7) OBP: 0.320, SLG: 0.397										3	1	1	2	0	1	2
Damon Berryhill, S (1, 2) OBP: 0.262, SLG: 0.383		0-2 2B 2-H		1-0 P7		0-1 P5	1-0 2B 1-H 2-H		0-2 G5-3	5	0	2	3	0	0	2
Jeff Treadway, L (1, 4) OBP: 0.308, SLG: 0.296		4-0 IBB		0-1 1B		4-0 IBB	4-0 IBB			1	0	1	0	3	0	0
Rafael Belliard, R (7, 6) OBP: 0.263, SLG: 0.249										0	0	0	0	0	0	0
Pete Smith, R (1, 1)		2-3 K		1-1 G1-3		0-1 L9	0-1 G6-3			4	0	0	0	0	1	7

AB	39
R	7
H	13
RBI	7
BB	4
SO	8
LOB	22

Inning Stats										
	R: 0 H: 0 E: 0 LOB: 0 K: 1 BB: 0 S: 9 P: 13	R: 1 H: 2 E: 0 LOB: 2 K: 3 BB: 1 S: 14 P: 28	R: 2 H: 2 E: 0 LOB: 0 K: 1 BB: 0 S: 10 P: 11	R: 0 H: 1 E: 0 LOB: 1 K: 1 BB: 0 S: 8 P: 13	R: 0 H: 1 E: 1 LOB: 1 K: 0 BB: 0 S: 7 P: 10	R: 0 H: 1 E: 0 LOB: 2 K: 1 BB: 1 S: 9 P: 16	R: 4 H: 4 E: 0 LOB: 2 K: 1 BB: 2 S: 19 P: 31	R: 0 H: 1 E: 0 LOB: 0 K: 0 BB: 0 S: 7 P: 15	R: 0 H: 1 E: 0 LOB: 1 K: 0 BB: 0 S: 12 P: 18	1B: 9 SF: 0 2B: 3 SAC: 0 3B: 0 DP: 1 HR: 1 HBP: 0	WP: 0 PA: 43 PB: 0 SB: 2 CS: 0

PITCHER		IP	WLS	BF	H	R	ER	SO	BB	IBB	HBP	BLK	WP	HR	S	P	ERA	WHIP
Darryl Kile, R ERA: 4.4	(1, 1)	6.1	L	30	9	5	5	7	0	2	0	0	0	1	65	101	7.11	1.421
Al Osuna, L ERA: 3.74	(7, 1)	0.1		2	0	0	0	1	1	0	0	0	0	0	5	10	0.00	3.000
Willie Blair, R ERA: 3.68	(7, 1)	0.1		4	2	2	2	0	0	1	0	0	0	0	6	11	54.00	6.000
Rich Scheid, L ERA:	(8, 1)	2.0		7	2	0	0	0	0	0	0	0	0	0	19	33	0.00	1.000

PITCHER	IP	WLS	BF	H	R	ER	SO	BB	IBB	HBP	BLK	WP	HR	S	P	ERA	WHIP

Atlanta Braves @ Houston Astros

Astrodome, Houston, TX

Fri Sep 11 1992, 8:05 PM EDT

Att. 13,554 - Dome - 70 F

BOTTOM

Batter	1	2	3	4	5	6	7	8	9	AB	R	H	RBI	BB	SO	LOB
Craig Biggio, R (1, 4) OBP: 0.391, SLG: 0.383	C F B X 1-2 P8 ①		B C B B B 4-1 1-2 BB			C B B X 2-1 L8 ①		C C C 0-3 K ②		3	0	0	0	1	1	1
Steve Finley, L (1, 8) OBP: 0.342, SLG: 0.379	B C B B B X 3-1 G6-3 ②		C C B F B X 2-2 G1-3 ③			C B B B B 4-1 BB		S F X 0-2 P5 ③		3	0	0	0	1	0	3
Luis Gonzalez, L (1, 7) OBP: 0.304, SLG: 0.407	C F B F S 1-3 K ③			S X 0-1 F9 ①		1 SAFE F X 0-1 L7 ②			X 0-0 G4-3 5 WP 1B	4	0	1	0	0	1	1
5 Jeff Bagwell, R (1, 3) OBP: 0.352, SLG: 0.404		B C F B S 2-3 K ①		C X 0-1 F9 ②		1 SAFE X 0-0 F9 ③			B C B B X 3-1 1-2 P4 ①	4	0	0	0	0	1	2
Eric Anthony, L (1, 9) OBP: 0.295, SLG: 0.391		B C S C 1-3 K ②		S B B B X 2-1 G4-3 ③			B C X 1-1 F9 ①		X 0-0 2-3 G4-3 ②	4	0	0	0	0	1	1
Ken Caminiti, S (1, 5) OBP: 0.355, SLG: 0.457		C F F F B B X 2-2 G4-3 ③			C F C 0-3 K ①		X 0-0 L4 ②		B X 1-0 L4 ③	4	0	0	0	0	1	1
Andujar Cedeno, R (1, 6) OBP: 0.249, SLG: 0.313 Rich Scheid, L (8, 1)			X 0-0 F9 ①		X 0-0 G5-3 ②		B X 1-0 G6-3 ③			3 0	0 0	0 0	0 0	0 0	0 0	0 0
Eddie Taubensee, L (1, 2) OBP: 0.288, SLG: 0.331 Scooter Tucker, R (9, 2) OBP: 0.229, SLG: 0.163			B C F X 1-2 G4-3 ②		B X 1-0 1B			X 0-0 1B		3 0	0 0	2 0	0 0	0 0	0 0	0 0
Darryl Kile, R (1, 1) OBP: 0.214, SLG: 0.120 Al Osuna, R (7, 1) Willie Blair, R (7, 1) OBP: 0.167, SLG: 0.091 Ernest Riles, L (8, 6) OBP: 0.256, SLG: 0.268			B C S S B F X 2-2 BB 1B		B X 1-0 F7 ③			S S S 0-3 K ①		2 0 0 1	0 0 0 0	1 0 0 0	0 0 0 0	0 0 0 1	0 0 0 1	1 0 0 1
Inning Stats	R: 0 H: 0 E: 0 LOB: 0 K: 1 BB: 0 S: 9 P: 14	R: 0 H: 0 E: 0 LOB: 0 K: 2 BB: 0 S: 11 P: 16	R: 0 H: 1 E: 0 LOB: 2 K: 0 BB: 1 S: 13 P: 22	R: 0 H: 0 E: 0 LOB: 0 K: 0 BB: 0 S: 6 P: 8	R: 0 H: 1 E: 0 LOB: 1 K: 1 BB: 0 S: 6 P: 8	R: 0 H: 0 E: 0 LOB: 1 K: 0 BB: 1 S: 6 P: 12	R: 0 H: 0 E: 0 LOB: 0 K: 0 BB: 0 S: 4 P: 6	R: 0 H: 1 E: 0 LOB: 1 K: 2 BB: 0 S: 10 P: 10	R: 0 H: 1 E: 0 LOB: 1 K: 0 BB: 0 S: 5 P: 9	1B: 4 SF: 0 2B: 0 SAC: 0 3B: 0 DP: 0 HR: 0 HBP: 0						

livebaseballscorecards.com

AB	31
R	0
H	4
RBI	0
BB	2
SO	6
LOB	11

WP: 1 PA: 33
PB: 0
SB: 0
CS: 0

PITCHER		IP	WLS	BF	H	R	ER	SO	BB	IBB	HBP	BLK	WP	HR	S	P	ERA	WHIP
Pete Smith, R ERA: 2.12	(1, 1)	9.0	W	33	4	0	0	6	2	0	0	0	1	0	70	105	0.00	0.667

PITCHER		IP	WLS	BF	H	R	ER	SO	BB	IBB	HBP	BLK	WP	HR	S	P	ERA	WHIP

Atlanta Braves @ Houston Astros

Astrodome, Houston, TX

Sat Sep 12 1992, 8:05 PM EDT

Att. 18,313 - Dome - 70 F

TOP

livebaseballscorecards.com

Batter	1	2	3	4	5	6	7	8	9	AB	R	H	RBI	BB	SO	LOB
Otis Nixon, S (1, 8) OBP: 0.363, SLG: 0.371	K		L6		SH1-4 1-2 2-3	F6		1B 2-3 1B		4	0	1	0	0	1	2
Jeff Blauser, R (1, 6) OBP: 0.358, SLG: 0.454	G6-3		K		K	P5				3	0	0	0	0	2	2
Tommy Gregg, L (6, PH) OBP: 0.400, SLG: 0.250								1-3 3-H 1B		1	0	0	0	0	0	2
Rafael Belliard, R (6, 6) OBP: 0.266, SLG: 0.252										1	0	1	1	0	0	0
Terry Pendleton, S (1, 5) OBP: 0.339, SLG: 0.476	G6-3			BB 1B	HR 2-3 3-H 1B		G6-3	1 SAFE K		5	1	2	1	0	1	2
David Justice, L (1, 9) OBP: 0.357, SLG: 0.430		L9		K	HR 1-H 3-H		HR	G3		5	2	2	4	0	1	3
Sid Bream, L (1, 3) OBP: 0.348, SLG: 0.438		HR BB		1 SAFE 1 SAFE L8	FC5-4 BB		K		G3	3	1	0	0	2	1	1
Ron Gant, R (1, 7) OBP: 0.323, SLG: 0.398		F7		1 SAFE BB 1-2	FC5-4 1-2f		1B		WP E 1B	4	1	2	0	1	0	2
Damon Berryhill, S (1, 2) OBP: 0.262, SLG: 0.393			P2			G4-3	P3		K 1-2	4	1	1	2	0	0	3
Mike Stanton, L (7, 1) OBP: 0.500, SLG: 0.500							1 SAFE			0	0	0	0	0	0	0
Ryan Klesko, L (9, PH)										1	0	0	0	0	1	1
Jeff Reardon, R (9, 1)		HR 1-H								0	0	0	0	0	0	0
Mark Lemke, S (1, 4) OBP: 0.313, SLG: 0.316		F7			SH1-4 1B 1B BB	E 1B		E4 1B G6-3 1B	E1 2-H	4	2	1	0	1	0	0
29 John Smoltz, R (1, 1) OBP: 0.240, SLG: 0.217			F9		1B SH1-4 HR 1-2 1B	FC 1-2		G6-3 1-2	F7	1	0	0	0	0	0	0
Mark Davis, L (4, 1)										0	0	0	0	0	0	0
David Nied, R (4, 1) OBP: 0.200, SLG: 0.200										2	1	1	0	0	0	1
Greg Olson, R (7, 2) OBP: 0.317, SLG: 0.326										2	0	0	0	0	0	2

Inning Stats	1	2	3	4	5	6	7	8	9
	R: 0 E: 0 K: 1 S: 8 H: 0 LOB: 0 BB: 0 P: 12	R: 2 E: 0 K: 0 S: 9 H: 1 LOB: 0 BB: 1 P: 20	R: 0 E: 0 K: 1 S: 9 H: 0 LOB: 0 BB: 0 P: 12	R: 0 E: 0 K: 1 S: 8 H: 1 LOB: 2 BB: 1 P: 16	R: 4 E: 0 K: 1 S: 20 H: 3 LOB: 1 BB: 2 P: 33	R: 0 E: 1 K: 0 S: 13 H: 1 LOB: 2 BB: 0 P: 20	R: 1 E: 0 K: 1 S: 12 H: 2 LOB: 1 BB: 0 P: 16	R: 1 E: 1 K: 1 S: 14 H: 2 LOB: 2 BB: 0 P: 23	R: 1 E: 1 K: 1 S: 15 H: 1 LOB: 1 BB: 0 P: 22

| | | | | | | | | | |

Atlanta Braves @ Houston Astros

Astrodome, Houston, TX

Sat Sep 12 1992, 8:05 PM EDT

Att. 18,313 - Dome - 70 F

livebaseballscorecards.com

BOTTOM

Batter	1	2	3	4	5	6	7	8	9	AB	R	H	RBI	BB	SO	LOB
Craig Biggio, R (1, 4) OBP: 0.391, SLG: 0.380	4-1 BB		2-1 ① G5-3	4-0 1B 1-2 BB		0-0 ② G6-3			0-2 ① F9	3	0	0	0	2	0	0
Steve Finley, L (1, 8) OBP: 0.343, SLG: 0.385	1 SAFE 1-3 ① K		1-2 HR	3-2 WP 1-3 2-H 1B		3-2 ③ F7			2-1 ② G4-3	5	1	2	2	0	1	1
Luis Gonzalez, L (1, 7) OBP: 0.308, SLG: 0.411	1 SAFE 1 SAFE 1 SAFE 1-3 ② K		1-3 ② K	4-2 1-2 BB			0-1 2B		1-1 1B	4	0	2	0	1	2	1
5 Jeff Bagwell, R (1, 3) OBP: 0.351, SLG: 0.402	0-1 ③ F8		1-0 1B	0-3 ③ K			2-2 ① G6-3		0-1 ③ F8	5	0	1	0	0	1	6
Ken Caminiti, S (1, 5) OBP: 0.354, SLG: 0.455		3-2 1B 1B	0-0 ③ L7		1-0 ① L8		1-2 ② G5-3			4	0	1	0	0	0	2
Eric Anthony, L (1, 9) OBP: 0.297, SLG: 0.392		1-1 1-3 1B		1-0 FC6-4 1B	3-2 ② P5		2-3 ③ K			4	0	2	0	0	1	1
Andujar Cedeno, R (1, 6) OBP: 0.250, SLG: 0.313		0-3 ① K		0-2 ① FC6-4 1B 1-2f SF7	2-2 1B			1-3 ① K		3	1	1	0	0	1	3
Joe Boever, R (6, 1)										0	0	0	0	0	0	0
Al Osuna, R (8, 1)										0	0	0	0	0	0	0
Juan Guerrero, R (8, PH) OBP: 0.265, SLG: 0.294										1	0	0	0	0	1	0
Doug Jones, R (9, 1)										0	0	0	0	0	0	0
Eddie Taubensee, L (1, 2) OBP: 0.288, SLG: 0.329		0-3 ② K		1 SAFE 2-1 BB 1-3 1B 1B	2-0 ③ F6			1-3 ② K		4	1	1	0	0	2	3
Brian Williams, R (1, 1) OBP: 0.129, SLG: 0.167		0-1 ③ B1-3		1-1 ② SF7 3-H		1-2 ① L7		2-2 ③ F7		1	0	0	1	0	0	2
Casey Candaele, S (6, 6) OBP: 0.248, SLG: 0.249										2	0	0	0	0	0	0
Inning Stats	R: 0 E: 0 K: 2 S: 9 H: 0 LOB: 1 BB: 1 P: 15	R: 0 E: 0 K: 2 S: 14 H: 2 LOB: 2 BB: 0 P: 18	R: 1 E: 0 K: 1 S: 10 H: 2 LOB: 1 BB: 0 P: 15	R: 2 E: 0 K: 1 S: 17 H: 3 LOB: 3 BB: 2 P: 32	R: 0 E: 0 K: 0 S: 8 H: 1 LOB: 1 BB: 0 P: 16	R: 0 E: 0 K: 0 S: 8 H: 0 LOB: 0 BB: 0 P: 12	R: 0 E: 0 K: 1 S: 11 H: 1 LOB: 1 BB: 0 P: 16	R: 0 E: 0 K: 2 S: 11 H: 0 LOB: 0 BB: 0 P: 15	R: 0 E: 0 K: 0 S: 10 H: 1 LOB: 1 BB: 0 P: 13	1B: 8 2B: 1 3B: 0 HR: 1	SF: 1 SAC: 0 DP: 0 HBP: 0						

AB	36
R	3
H	10
RBI	3
BB	3
SO	9
LOB	19

WP: 1 PB: 0 SB: 0 CS: 0 PA: 40

PITCHER		IP	WLS	BF	H	R	ER	SO	BB	IBB	HBP	BLK	WP	HR	S	P	ERA	WHIP
29 John Smoltz, R (1, 1) ERA: 2.92		3.2		20	7	3	3	5	2	0	0	0	0	1	45	71	7.36	2.455
Mark Davis, L (4, 1) ERA: 7.01		0.0		1	0	0	0	0	1	0	0	0	1	0	2	6	∞	∞
David Nied, R (4, 1) ERA: 0.9		3.0	W	11	2	0	0	1	0	0	0	0	0	0	27	42	0.00	0.667
Mike Stanton, L (7, 1) ERA: 4.58		1.1		4	0	0	0	3	0	0	0	0	0	0	14	20	0.00	0.000
Jeff Reardon, R (9, 1) ERA: 3.68		1.0		4	1	0	0	0	0	0	0	0	0	0	10	13	0.00	1.000

PITCHER	IP	WLS	BF	H	R	ER	SO	BB	IBB	HBP	BLK	WP	HR	S	P	ERA	WHIP

Batter	1	2	3	4	5	6	7	8	9	AB	R	H	RBI	BB	SO	LOB
Otis Nixon, S (1, 8) OBP: 0.364, SLG: 0.372	C B X 1-1 ① G6-3			F B S F B B F X 3-2 S 1B 1B		C B B X 2-1 1B	S F B X 1-2 ③ P3		C B X 1-1 ① G4-3	5	1	2	0	0	0	2
Jeff Treadway, L (1, 4) Mark Lemke, S (7, 4) OBP: 0.316, SLG: 0.318	L F F S 0-3 ② K			1 SAFE F F 1 SAFE B B F F S 2-3 ① K 1-2		B 1 SAFE 1 SAFE X 1-0 ② P5		B F B X 2-1 CS 1B	C B B F B B 4-2 G5-4-3 BB	3 1	0 0	0 1	0 0	0 1	2 0	2 0
Terry Pendleton, S (1, 5) OBP: 0.339, SLG: 0.475	B F X 1-1 ③ G6-3			X 0-0 G1-3 1B 2-H 1B		P X 1-0 G4-3		1 SAFE S B S B F B B 5-2 ① BB HR 1-2 BB	C F X 0-2 ② ③ G5-4-3 1-2f	4	2	1	1	1	0	2
David Justice, L (1, 9) OBP: 0.356, SLG: 0.427		B C S B B F C 3-3 ① K		X 0-0 ② G1-3 1-2			S B X 1-1 ① P3	B B B B 4-0 HR 1-2 BB		3	1	0	0	1	1	1
Sid Bream, L (1, 3) OBP: 0.347, SLG: 0.436		C B B X 2-1 ② F8		X 0-0 ③ 2-H 1B			B F B B F X 2-2 ② F7	C X 0-1 ② F8		4	0	1	1	0	0	2
Ron Gant, R (1, 7) OBP: 0.324, SLG: 0.404		B S F B B S 3-3 ③ K			C X 0-1 ① P2		B B B F B 4-1 2B BB	B B X 2-0 1-H 2-H HR		3	2	1	3	1	1	0
Greg Olson, R (1, 2) OBP: 0.319, SLG: 0.332			B C B X 2-1 G6-3 1B		B C X 1-1 ② G6-3		P B 1 SAFE X 2-0 1-H 1B 2B	C C X 0-2 ③ G6-3		4	1	2	1	0	0	0
Rafael Belliard, R (1, 6) OBP: 0.266, SLG: 0.249			X 0-0 ① ② G6-3 1-2f		C X 0-1 ③ F9		I I I I 4-0 1B IBB		B S S S 1-3 K HR	3	1	0	0	1	1	1
Charlie Leibrandt, R (1, 1) OBP: 0.115, SLG: 0.118 Mike Stanton, L (7, 1) OBP: 0.500, SLG: 0.500 Francisco Cabrera, R (9, PH) OBP: 0.400, SLG: 1.600 Mark Wohlers, R (9, 1)			C B X 1-1 ③ G6-3			X 0-0 ① G6-3	B C B F F B F X 3-2 1-2 2-H 1B		B C X 1-1 1-H HR	3 0 1 0	0 0 1 0	1 0 1 0	1 0 2 0	0 0 0 0	0 0 0 0	0 0 0 0
Inning Stats	R: 0 E: 0 K: 1 S: 8 H: 0 LOB: 0 BB: 0 P: 10	R: 0 E: 0 K: 2 S: 9 H: 0 LOB: 0 BB: 0 P: 17	R: 0 E: 0 K: 0 S: 5 H: 1 LOB: 0 BB: 0 P: 8	R: 2 E: 0 K: 1 S: 13 H: 3 LOB: 1 BB: 0 P: 18	R: 0 E: 0 K: 0 S: 6 H: 0 LOB: 0 BB: 0 P: 7	R: 0 E: 0 K: 0 S: 6 H: 1 LOB: 1 BB: 0 P: 9	R: 2 E: 0 K: 0 S: 16 H: 2 LOB: 2 BB: 2 P: 32	R: 3 E: 0 K: 0 S: 11 H: 2 LOB: 0 BB: 2 P: 23	R: 2 E: 0 K: 1 S: 12 H: 1 LOB: 0 BB: 1 P: 19	1B: 7 2B: 1 3B: 0 HR: 2	SF: 0 SAC: 0 DP: 2 HBP: 0						

PITCHER		IP	WLS	BF	H	R	ER	SO	BB	IBB	HBP	BLK	WP	HR	S	P	ERA	WHIP
Pete Harnisch, R ERA: 3.7	(1, 1)	6.2	L	27	7	4	4	4	1	1	0	0	0	0	60	97	5.40	1.200
Rob Murphy, L ERA: 4.82	(7, 1)	0.1		1	0	0	0	0	0	0	0	0	0	0	3	4	0.00	0.000
Xavier Hernandez, R ERA: 2.27	(8, 1)	1.0		6	2	3	3	0	2	0	0	0	0	1	11	23	27.00	4.000
Rich Scheid, L ERA: 6.0	(9, 1)	1.0		5	1	2	2	1	1	0	0	0	1	1	12	19	18.00	2.000

PITCHER	IP	WLS	BF	H	R	ER	SO	BB	IBB	HBP	BLK	WP	HR	S	P	ERA	WHIP

Atlanta Braves @ Houston Astros

Astrodome, Houston, TX

Sun Sep 13 1992, 4:33 AM EDT

Att. 14,239 - Dome - 70 F

TOP

livebaseballscorecards.com

AB	34
R	9
H	10
RBI	9
BB	5
SO	5
LOB	10

1B: 7	SF: 0	WP: 1	PA: 39
2B: 1	SAC: 0	PB: 0	
3B: 0	DP: 2	SB: 1	
HR: 2	HBP: 0	CS: 1	

Batter	1	2	3	4	5	6	7	8	9	AB	R	H	RBI	BB	SO	LOB
Craig Biggio, R (1, 4) OBP: 0.388, SLG: 0.378	S B C B X 2-2 P8 ①			B C F X 1-2 G6-3 ①		C C X 0-2 FC9-6 ① CS 1-2f		B C X 1-1 F9 ①		4	0	0	0	0	0	1
Steve Finley, L (1, 8) OBP: 0.344, SLG: 0.386	B C B C B X 3-2 5 CS 1B			B B C M B X 3-2 WP 2B 1B		1 SAFE 1 SAFE X 0-0 F9 ②		B B B C C S 3-3 K ②		4	1	2	0	0	1	1
Ken Caminiti, S (1, 5) OBP: 0.353, SLG: 0.456	1 SAFE 1 SAFE B B F 1 SAFE 1 SAFE B 1 SAFE 3-2 F X L7 ②			B X 1-0 5 F8 1-H 2B		B 1 SAFE 1 SAFE 1 SAFE 1 SAFE 1-0 CS ③ 1-2	B X 1-0 P2 ①	X 0-0 L8 ③		4	0	1	1	0	0	1
5 Jeff Bagwell, R (1, 3) OBP: 0.354, SLG: 0.403	C 1 SAFE 1 SAFE 0-1 CS ③ 1-2	B B X 2-0 CS 1B		F B S X 1-2 F8 ② 2-3			F B F B X 2-2 FC1-6 BB BB 1B		F B B B B 4-1 FC4-6 BB	3	1	2	0	1	0	1
Pete Incaviglia, R (1, 7) OBP: 0.311, SLG: 0.414 Luis Gonzalez, L (9, PH) OBP: 0.307, SLG: 0.410		B 1 SAFE S F B 1 SAFE B S 3-3 K ① ② 1-2		B C S B S 2-3 K ③			B B B B 4-0 FC1-6 1-2 BB		S C S S 1-3 K ①	2 1	0 0	0 0	0 0	1 0	2 1	2 1
Mike Simms, R (1, 9) OBP: 0.200, SLG: 0.800 Eric Anthony, L (9, PH) OBP: 0.296, SLG: 0.391	C B C B S 2-3 K ③				S S B S 1-3 K ①		S 1 SAFE B F X 1-2 FC1-6 ② BB BB 1-2f 2-3		B C S S F X 1-2 FC4-6 ② 1-2f	3 1	0 0	0 0	0 0	0 0	2 0	2 1
Andujar Cedeno, R (1, 6) OBP: 0.247, SLG: 0.310 Casey Candaele, S (7, PH) OBP: 0.250, SLG: 0.248 (8, 6)			B S S S 1-3 K ①		S B F B F S 2-3 K ②		B B 1 SAFE B B 4-0 BB 1-2		F F X 0-2 F8 ③	2 1	0 0	0 0	0 0	0 1	2 0	0 1
Scott Servais, R (1, 2) OBP: 0.276, SLG: 0.251 Brian Williams, R (7, PR) OBP: 0.129, SLG: 0.167 Xavier Hernandez, L (8, 1) Rich Scheid, L (9, 1)			F B C X 1-2 B1-6-4 1B		C B F B F F S 2-3 K ③		B S B B F F B 4-2 1-2 2-3 3-H BB			2 0 0 0	0 0 0 0	1 0 0 0	1 0 0 0	1 0 0 0	1 0 0 0	0 0 0 0
Pete Harnisch, S (1, 1) OBP: 0.169, SLG: 0.211 Rob Murphy, L (7, 1) Rafael Ramirez, R (7, PH) OBP: 0.277, SLG: 0.300 Eddie Taubensee, L (8, 2) OBP: 0.288, SLG: 0.329			1 SAFE B X 1-0 B1-6-4 ② ③ 1-2f			B B C X 2-1 FC9-6 1B	B F S F F F S 1-3 K ③			2 0 1 0	0 0 0 0	1 0 0 0	0 0 0 0	0 0 1 0	0 0 3 0	1 0 0 0
Inning Stats	R: 0 E: 0 K: 0 S: 11 H: 1 LOB: 0 BB: 0 P: 18	R: 0 E: 0 K: 2 S: 7 H: 1 LOB: 0 BB: 0 P: 14	R: 0 E: 0 K: 1 S: 7 H: 1 LOB: 0 BB: 0 P: 10	R: 1 E: 0 K: 1 S: 13 H: 2 LOB: 1 BB: 0 P: 21	R: 0 E: 0 K: 3 S: 12 H: 0 LOB: 0 BB: 0 P: 17	R: 0 E: 0 K: 0 S: 6 H: 1 LOB: 0 BB: 0 P: 9	R: 1 E: 0 K: 1 S: 16 H: 1 LOB: 3 BB: 3 P: 33	R: 0 E: 0 K: 1 S: 6 H: 0 LOB: 0 BB: 0 P: 10	R: 0 E: 0 K: 1 S: 11 H: 0 LOB: 1 BB: 1 P: 17	1B: 6 2B: 1 3B: 0 HR: 0	SF: 0 SAC: 0 DP: 1 HBP: 0			WP: 1 PB: 0 SB: 0 CS: 3	PA: 36		

PITCHER		IP	WLS	BF	H	R	ER	SO	BB	IBB	HBP	BLK	WP	HR	S	P	ERA	WHIP
Charlie Leibrandt, L ERA: 3.54	(1, 1)	6.2	W	26	7	2	2	7	3	0	0	0	1	0	66	115	2.70	1.500
Mike Stanton, L ERA: 4.47	(7, 1)	1.1		4	0	0	0	2	0	0	0	0	0	0	12	17	0.00	0.000
Mark Wohlers, R ERA: 2.84	(9, 1)	1.0		4	0	0	0	1	1	0	0	0	0	0	11	17	0.00	1.000

PITCHER	IP	WLS	BF	H	R	ER	SO	BB	IBB	HBP	BLK	WP	HR	S	P	ERA	WHIP

BOTTOM

Atlanta Braves @ Houston Astros

Astrodome, Houston, TX

Sun Sep 13 1992, 4:33 AM EDT

Att. 14,239 - Dome - 70 F

livebaseballscorecards.com

AB	30
R	2
H	7
RBI	2
BB	4
SO	10
LOB	15

Batter	1	2	3	4	5	6	7	8	9	AB	R	H	RBI	BB	SO	LOB
Otis Nixon, S (1, 8) OBP: 0.360, SLG: 0.368	X 0-0 ① F8		B C X 1-1 ③ G4-3		B F B C B X 3-2 ③ G4-3			C C B B F S 2-3 K		4	0	0	0	0	1	1
Jeff Blauser, R (1, 6) Rafael Belliard, R (8, 6) OBP: 0.356, SLG: 0.462 OBP: 0.266, SLG: 0.249	F X 0-1 ② L8			B C B B F X 3-2 HR		C B F B F B F S 3-3 ① K		S B P X 2-1 ③ P6		4 0	1 0	1 0	1 0	0 0	1 0	1 0
Terry Pendleton, S (1, 5) OBP: 0.337, SLG: 0.472	C S B X 1-2 ③ G6-3			B C B X 2-1 ① G4-3		X 0-0 ② G4-3			B C S S 1-3 ① K	4	0	0	0	0	1	0
David Justice, L (1, 9) OBP: 0.353, SLG: 0.423		S X 0-1 ① G3-1		B S C B F B X 3-2 ② P2		S F X 0-2 ③ P6			F B F C 1-3 ② K	4	0	0	0	0	1	0
Sid Bream, L (1, 3) OBP: 0.346, SLG: 0.434		C X 0-1 1B		B F B B X 2-1 ③ L9			B C B B F C 3-3 ① K		B C B S S 2-3 ③ K	4	0	1	0	0	2	0
Ron Gant, R (1, 7) OBP: 0.324, SLG: 0.409		F C B B 1 SAFE X 2-2 ② F9			B C X 1-1 HR		C X 0-1 ② F7			3	1	1	1	0	0	1
Greg Olson, R (1, 2) OBP: 0.319, SLG: 0.332		F B X 1-1 ③ F9			C F F B X 1-2 FC1-5-4 1B		X 0-0 ③ F8			3	0	1	0	0	0	1
Mark Lemke, S (1, 4) OBP: 0.314, SLG: 0.315			C F X 0-2 ① F7		X 0-0 ① FC1-5-4 SH1-4 1-2f			X 0-0 ① F8		3	0	0	0	0	0	1
Steve Avery, L (1, 1) OBP: 0.178, SLG: 0.200 Mike Stanton, L (8, 1) OBP: 0.500, SLG: 0.500 Mark Wohlers, R (8, 1)			C B X 1-1 ② P5		1 SAFE X 0-0 ② SH1-4 1-2			C F C 0-3 ② K		2 0 0	0 0 0	0 0 0	0 0 0	0 0 0	1 0 0	0 0 0
Inning Stats	R: 0 H: 0 E: 0 LOB: 0 K: 0 BB: 0 S: 6 P: 7	R: 0 H: 1 E: 0 LOB: 1 K: 0 BB: 0 S: 9 P: 12	R: 0 H: 0 E: 0 LOB: 0 K: 0 BB: 0 S: 7 P: 9	R: 1 H: 1 E: 0 LOB: 0 K: 0 BB: 0 S: 11 P: 21	R: 1 H: 2 E: 0 LOB: 1 K: 0 BB: 0 S: 11 P: 16	R: 0 H: 0 E: 0 LOB: 0 K: 1 BB: 0 S: 9 P: 12	R: 0 H: 0 E: 0 LOB: 0 K: 1 BB: 0 S: 6 P: 9	R: 0 H: 0 E: 0 LOB: 1 K: 2 BB: 0 S: 11 P: 14	R: 0 H: 0 E: 0 LOB: 0 K: 3 BB: 0 S: 9 P: 13	1B: 2 SF: 0 2B: 0 SAC: 1 3B: 0 DP: 0 HR: 2 HBP: 0						WP: 0 PA: 32 PB: 1 SB: 0 CS: 0	

TOP

Atlanta Braves @ Cincinnati Reds

Riverfront Stadium, Cincinnati, OH

Tue Sep 15 1992, 7:05 PM EDT

Att. 22,583 - Sunny - 79 F

livebaseballscorecards.com

AB	31
R	2
H	4
RBI	2
BB	0
SO	7
LOB	5

PITCHER		IP	WLS	BF	H	R	ER	SO	BB	IBB	HBP	BLK	WP	HR	S	P	ERA	WHIP
Tim Belcher, R ERA: 4.2	(1, 1)	8.0	W	29	4	2	2	4	0	0	0	0	0	2	70	100	2.25	0.500
Rob Dibble, R ERA: 3.23	(9, 1)	1.0	S	3	0	0	0	3	0	0	0	0	0	0	9	13	0.00	0.000

PITCHER		IP	WLS	BF	H	R	ER	SO	BB	IBB	HBP	BLK	WP	HR	S	P	ERA	WHIP

Atlanta Braves @ Cincinnati Reds

Riverfront Stadium, Cincinnati, OH

Tue Sep 15 1992, 7:05 PM EDT

Att. 22,583 - Sunny - 79 F

livebaseballscorecards.com

BOTTOM

Batter	1	2	3	4	5	6	7	8	9	AB	R	H	RBI	BB	SO	LOB
Bip Roberts, S (1, 7) OBP: 0.378, SLG: 0.402	S F B B B X 3-2 ① L8			X 0-0 HR		S F F S 0-3 ③ K		F B F B F X 2-2 FC6-4 E FC6-2 2-3 1B		4	1	2	1	0	1	0
Hal Morris, L (1, 3) OBP: 0.356, SLG: 0.397	C X 0-1 G6-4-3 1B			B B X 2-0 ① F8			B B C F B X 3-2 BB 1B	C 1 SAFE C 1 SAFE X 0-2 FC FC6-4 1-2 3-H		4	0	2	0	0	0	2
Barry Larkin, R (1, 6) OBP: 0.383, SLG: 0.452	1 SAFE B B 1 SAFE X 2-0 ② ③ G6-4-3 1-2f			B B C X 2-1 ② G5-3			1 SAFE F 1 SAFE B 1 B B X 3-1 BB 1-2 1B	X 0-0 ① FC6-4 FC6-2 1-2f 2-3		4	0	1	0	0	0	3
Reggie Sanders, R (1, 8) OBP: 0.360, SLG: 0.485 Rob Dibble, L (9, 1) OBP: 0.250, SLG: 0.250		C B B X 2-1 ① G6-3		X 0-0 ③ L7			F B F B X 2-2 ① P8	B X 1-0 ② FC6-2 1-2 3-H		4 0	0 0	0 0	0 0	0 0	0 0	5 0
Joe Oliver, R (1, 2) OBP: 0.316, SLG: 0.392		X 0-0 ② F9			B B F F X 2-2 ① F8		B B B B 4-0 G4-6-3 1-2 2-3 BB	S X 0-1 ③ G1-3		3	0	0	0	1	0	2
Willie Greene, L (1, 5) OBP: 0.300, SLG: 0.393 Geronimo Berroa, R (7, PH) OBP: 0.286, SLG: 0.167 Freddie Benavides, R (8, 5) OBP: 0.252, SLG: 0.288		B B F F B S 3-3 ③ K			S C C 0-3 ② K		F X 0-1 ② ③ G4-6-3 1-2f			2 1 0	0 0 0	0 0 0	0 0 0	0 0 0	2 0 0	0 3 0
Paul O'Neill, L (1, 9) OBP: 0.348, SLG: 0.371		B S C S 1-3 ① K			F C S 0-3 ③ K			B B B C B 4-1 2B 2B BB		2	1	0	0	1	2	0
Bill Doran, S (1, 4) OBP: 0.344, SLG: 0.354		C B X 1-1 ② G2-3				B B X 2-0 ① F7		1 SAFE L 1 SAFE L B X 1-2 2B 1-3 2B		3	1	1	0	0	0	0
Tim Belcher, R (1, 1) OBP: 0.106, SLG: 0.152 Dan Wilson, R (8, PH) OBP: 0.500, SLG: 0.667 Cesar Hernandez, R (8, PR) OBP: 0.256, SLG: 0.333 Dave Martinez, L (9, 8) OBP: 0.321, SLG: 0.339		B S F B S 2-3 ③ K				B F M B B F S 3-3 ② K		X 0-0 1B E 2-H 3-H 2B		2 1 0 0	0 0 1 0	0 1 0 0	0 2 0 0	0 0 0 0	2 0 0 0	0 0 0 0
Inning Stats	R: 0 E: 0 K: 0 S: 6 H: 1 LOB: 0 BB: 0 P: 11	R: 0 E: 0 K: 1 S: 6 H: 0 LOB: 0 BB: 0 P: 11	R: 0 E: 0 K: 2 S: 8 H: 0 LOB: 0 BB: 0 P: 12	R: 1 E: 0 K: 0 S: 5 H: 1 LOB: 0 BB: 0 P: 9	R: 0 E: 0 K: 2 S: 9 H: 0 LOB: 0 BB: 0 P: 11	R: 0 E: 0 K: 2 S: 9 H: 0 LOB: 0 BB: 0 P: 14	R: 0 E: 0 K: 0 S: 10 H: 2 LOB: 2 BB: 1 P: 22	R: 3 E: 1 K: 0 S: 16 H: 3 LOB: 2 BB: 1 P: 24		1B: 4 2B: 2 3B: 0 HR: 1	SF: 0 SAC: 0 DP: 2 HBP: 0			WP: 0 PB: 0 SB: 0 CS: 0	PA: 32		

	AB	R	H	RBI	BB	SO	LOB
AB	30						
R		4					
H			7				
RBI				3			
BB					2		
SO						7	
LOB							15

PITCHER		IP	WLS	BF	H	R	ER	SO	BB	IBB	HBP	BLK	WP	HR	S	P	ERA	WHIP
Steve Avery, L ERA: 3.3	(1, 1)	7.0	L	26	5	3	3	7	2	0	0	0	0	1	57	99	3.86	1.000
Mike Stanton, L ERA: 4.47	(8, 1)	0.0		3	2	1	0	0	0	0	0	0	0	0	8	10	∞	∞
Mark Wohlers, R ERA: 2.73	(8, 1)	1.0		3	0	0	0	0	0	0	0	0	0	0	4	5	0.00	0.000

PITCHER	IP	WLS	BF	H	R	ER	SO	BB	IBB	HBP	BLK	WP	HR	S	P	ERA	WHIP

Atlanta Braves @ Cincinnati Reds

Riverfront Stadium, Cincinnati, OH

Wed Sep 16 1992, 7:05 PM EDT

Att. 22,595 - Sunny - 77 F

TOP

livebaseballscorecards.com

Batter	1	2	3	4	5	6	7	8	9	AB	R	H	RBI	BB	SO	LOB
Otis Nixon, S (1, 9) (8, 8) OBP: 0.362, SLG: 0.369	P9		F9			1B		HR		4	1	2	0	0	0	0
Jeff Blauser, R (1, 6) OBP: 0.358, SLG: 0.471	P6		BB			F8		HR		3	1	1	2	1	0	1
Rafael Belliard, R (8, 6) OBP: 0.266, SLG: 0.249										0	0	0	0	0	0	0
Terry Pendleton, S (1, 5) OBP: 0.337, SLG: 0.470	G5-3		L9			1B		P3		4	0	1	0	0	0	1
Lonnie Smith, R (1, 7) OBP: 0.327, SLG: 0.446		S 1B HBP		F8		P3		P2		3	1	0	0	0	0	2
Sid Bream, L (8, 3) OBP: 0.346, SLG: 0.434										0	0	0	0	0	0	0
Brian Hunter, R (1, 3) OBP: 0.292, SLG: 0.498		P3		P6		G3		P5		3	0	0	0	0	0	3
David Justice, L (8, PH) (8, 9) OBP: 0.353, SLG: 0.422										1	0	0	0	0	0	0
Ron Gant, R (1, 8) (8, 7) OBP: 0.322, SLG: 0.406		F9		F7			P3		F8	4	0	0	0	0	0	1
Damon Berryhill, S (1, 2) OBP: 0.262, SLG: 0.391		1B			G1-6-3		K		G6-3	4	0	1	1	0	1	0
Mark Lemke, S (1, 4) OBP: 0.313, SLG: 0.313		P3			F7		BB		K	3	0	0	0	1	1	1
Pete Smith, R (1, 1)										2	0	0	0	0	1	0
Francisco Cabrera, R (7, PH) OBP: 0.333, SLG: 1.333										1	0	0	0	0	0	1
Mike Stanton, L (7, 1) OBP: 0.500, SLG: 0.500										0	0	0	0	0	0	0
Mark Wohlers, R (9, 1)			F9		K		F9			0	0	0	0	0	0	0
Inning Stats	R: 0 E: 0 K: 0 S: 5 H: 0 LOB: 0 BB: 0 P: 7	R: 1 E: 0 K: 0 S: 16 H: 1 LOB: 1 BB: 0 P: 26	R: 0 E: 0 K: 0 S: 14 H: 0 LOB: 1 BB: 1 P: 21	R: 0 E: 0 K: 0 S: 5 H: 0 LOB: 0 BB: 0 P: 8	R: 0 E: 0 K: 1 S: 7 H: 0 LOB: 0 BB: 0 P: 8	R: 0 E: 0 K: 0 S: 9 H: 2 LOB: 2 BB: 0 P: 14	R: 0 E: 0 K: 1 S: 8 H: 0 LOB: 1 BB: 1 P: 12	R: 2 E: 0 K: 0 S: 13 H: 2 LOB: 0 BB: 0 P: 15	R: 0 E: 0 K: 1 S: 8 H: 0 LOB: 0 BB: 0 P: 12							

AB	32
R	3
H	5
RBI	3
BB	2
SO	3
LOB	10

1B: 4 SF: 0
2B: 0 SAC: 0
3B: 0 DP: 0
HR: 1 HBP: 1

WP: 0 PA: 35
PB: 0
SB: 1
CS: 0

PITCHER		IP	WLS	BF	H	R	ER	SO	BB	IBB	HBP	BLK	WP	HR	S	P	ERA	WHIP
Greg Swindell, L ERA: 2.5	(1, 1)	7.0		27	3	1	1	2	2	0	1	0	0	0	64	96	1.29	0.714
Scott Ruskin, L ERA: 4.47	(8, 1)	0.1	L	3	2	2	2	0	0	0	0	0	0	1	8	9	54.00	6.000
Milt Hill, R ERA: 1.76	(8, 1)	1.2		5	0	0	0	1	0	0	0	0	0	0	13	18	0.00	0.000

PITCHER	IP	WLS	BF	H	R	ER	SO	BB	IBB	HBP	BLK	WP	HR	S	P	ERA	WHIP

Atlanta Braves @ Cincinnati Reds

Riverfront Stadium, Cincinnati, OH

Wed Sep 16 1992, 7:05 PM EDT

Att. 22,595 - Sunny - 77 F

BOTTOM

livebaseballscorecards.com

Batter	1	2	3	4	5	6	7	8	9	AB	R	H	RBI	BB	SO	LOB
Bip Roberts, S (1, 7) OBP: 0.377, SLG: 0.405	0-0 G5-3 3B		1-0 G4-3		0-0 G4-3		2-1 G1-6-3 1-2f		1-3 K	4	1	1	0	0	0	1
Scott Ruskin, R (8, 1)										0	0	0	0	0	0	0
Milt Hill, R (8, 1)										0	0	0	0	0	0	0
Jeff Reed, L (9, PH) OBP: 0.227, SLG: 0.190										1	0	0	0	0	1	2
Hal Morris, L (1, 3) OBP: 0.355, SLG: 0.393	2-2 G5-3 3-H		0-1 G3		1-1 F9		1-0 PO HBP			3	0	0	1	0	0	0
Barry Larkin, R (1, 6) OBP: 0.382, SLG: 0.451	1-0 1B		0-3 K		1-1 F9		0-1 PO 1-2	3-1 F8		4	0	1	0	0	1	0
Paul O'Neill, L (1, 9) OBP: 0.350, SLG: 0.372	3-0 L9			3-1 1B G3 1B		2-0 1B 1B		1-0 F8		4	1	2	0	0	0	1
Willie Greene, L (1, 5) OBP: 0.265, SLG: 0.344	1-1 L6			1-2 F9		0-1 F8		0-0 G6-3		4	0	0	0	0	0	3
Joe Oliver, R (1, 2) OBP: 0.320, SLG: 0.395		2-2 G4-3 1B		0-1 G3 1-3 1B		0-0 F9			1-1 FC1-6 1B	4	0	3	0	0	0	1
Freddie Benavides, R (9, PR) OBP: 0.252, SLG: 0.288										0	0	0	0	0	0	0
Bill Doran, S (1, 4) OBP: 0.343, SLG: 0.353	1-2 F9		1-0 G3 1-2 3-H			2-0 1-3 1B			3-1 F9	4	0	1	1	0	0	3
Dave Martinez, L (1, 8) OBP: 0.321, SLG: 0.337	1-1 G4-3 1-2		4-0 IBB		1-0 P5				3-2 FC1-6 1B 1-2f	2	0	0	0	1	0	3
Reggie Sanders, R (9, PH) OBP: 0.359, SLG: 0.484										1	0	0	0	0	0	1
Greg Swindell, L (1, 1) OBP: 0.141, SLG: 0.158	0-0 P4		0-0 F8				0-0 G1-6-3 1B		0-0 1B 1-2	2	0	0	0	0	0	3
Cesar Hernandez, R (7, PH) OBP: 0.275, SLG: 0.350										1	0	1	0	0	0	0
(8, 7)																
Jeff Branson, L (9, PH) OBP: 0.318, SLG: 0.366										1	0	1	0	0	0	0

Inning Stats	1	2	3	4	5	6	7	8	9
R	1	0	0	1	0	0	0	0	0
E	0	0	0	0	0	0	0	0	0
H	2	1	0	2	0	2	1	0	2
K	0	0	1	0	0	0	0	1	0
LOB	1	1	0	2	0	2	0	0	2
BB	0	0	0	1	0	0	0	0	0
S	9	9	6	10	5	6	4	4	13
P	16	13	7	19	7	11	7	8	21

1B	9
2B	0
3B	1
HR	0
SF	0
SAC	0
DP	1
HBP	1
WP	0
PB	0
SB	0
CS	0
PA	38

AB	35
R	2
H	10
RBI	2
BB	1
SO	2
LOB	18

PITCHER		IP	WLS	BF	H	R	ER	SO	BB	IBB	HBP	BLK	WP	HR	S	P	ERA	WHIP
Pete Smith, R ERA: 2.21	(1, 1)	6.0		26	7	2	2	1	0	1	0	0	0	0	45	73	3.00	1.167
Mike Stanton, L ERA: 4.29	(7, 1)	2.1	W	8	2	0	0	0	0	0	1	0	0	0	12	23	0.00	0.857
Mark Wohlers, R ERA: 2.67	(9, 1)	0.2	S	3	1	0	0	1	0	0	0	0	0	0	9	13	0.00	1.500

PITCHER	IP	WLS	BF	H	R	ER	SO	BB	IBB	HBP	BLK	WP	HR	S	P	ERA	WHIP

Atlanta Braves @ Cincinnati Reds

Riverfront Stadium, Cincinnati, OH

Thu Sep 17 1992, 7:05 PM EDT

Att. 24,402 - Cloudy - 78 F

TOP

livebaseballscorecards.com

Batter	1	2	3	4	5	6	7	8	9	AB	R	H	RBI	BB	SO	LOB
Otis Nixon, S (1, 8) OBP: 0.362, SLG: 0.368	C B F B F C 2-3 ① K		C B B X 2-1 FC6-4 1B		B F C X 1-2 ② L7		B F B B F B 4-2 BB		B C B B C S 3-3 ③ K	4	0	1	0	1	2	3
Jeff Blauser, R (1, 6) OBP: 0.357, SLG: 0.466	C B S S 1-3 ② K		C 1 SAFE 1 SAFE X 0-1 ③ FC6-4 1-2f		B F B B B 4-1 BB		B X 1-0 ③ G4-3			3	0	0	0	1	1	3
Terry Pendleton, S (1, 5) OBP: 0.336, SLG: 0.470	C X 0-1 ③ F7			F X 0-1 2B 2B	B 1 SAFE F X 1-1 ③ G4-3			F X 0-1 ① G6-3		4	1	1	0	0	0	1
David Justice, L (1, 9) OBP: 0.354, SLG: 0.423		B B B C S X 3-2 ① G1-4-3		S B C B B F X 3-2 FC G6-3 2B 2-H		B B B C B 4-1 CS BB		S B X 1-1 ② G3-1		3	1	1	1	1	0	0
Sid Bream, L (1, 3) OBP: 0.346, SLG: 0.433 Lonnie Smith, R (8, PH) OBP: 0.325, SLG: 0.443 Brian Hunter, R (8, 3) OBP: 0.292, SLG: 0.498		F B X 1-1 S 1B		B C X 1-1 FC G4-3 G6-3 2-3		C B B F B S 3-3 ① ② K 1-2		F X 0-1 ③ G5-3		3 1 0	0 0 0	1 0 0	0 0 0	0 0 0	1 0 0	2 0 0
Ron Gant, R (1, 7) OBP: 0.321, SLG: 0.405		F B B C B S 3-3 ② K 1-2		X 0-0 ① G6-3 1-2 3-H		B S X 1-1 ③ G5-3			B X 1-0 SH1-4 BB 1B	4	0	1	1	0	1	2
Greg Olson, R (1, 2) OBP: 0.317, SLG: 0.329 Ryan Klesko, L (9, PH) Francisco Cabrera, R (9, PH) OBP: 0.429, SLG: 1.333 Vinny Castilla, R (9, PR) OBP: 0.500, SLG: 0.333		X 0-0 ③ G3-1		B B F B X 3-1 ② G4-3 2-3			B F S F X 1-2 ① G6-3		B B B B 4-0 SH1-4 BB 1-2	3 0 0 0	0 0 0 0	0 0 0 0	0 0 0 0	0 0 1 0	0 0 0 0	2 0 0 0
Jeff Treadway, L (1, 4) OBP: 0.301, SLG: 0.288 Mark Lemke, S (9, PH) OBP: 0.313, SLG: 0.313			C X 0-1 ① F7 C C X 0-2 ③ P7				X 0-0 29 SH1-4 1B		X 0-0 ① SH1-4 1-2 2-3	3 0	0 0	1 0	0 0	0 0	0 0	1 0
29 John Smoltz, R (1, 1) OBP: 0.234, SLG: 0.211 Damon Berryhill, S (9, PH) OBP: 0.261, SLG: 0.389			C F B B C 2-3 ② K		B X 1-0 ① G5-3		M 1 SAFE B B X 2-1 ② SH1-4 1-2		S F S 0-3 ② K	2 1	0 0	0 0	0 0	0 0	1 1	0 3
Inning Stats	R: 0 H: 0 E: 0 LOB: 0 K: 2 BB: 0 S: 9 P: 12	R: 0 H: 1 E: 0 LOB: 1 K: 1 BB: 0 S: 9 P: 16	R: 0 H: 1 E: 0 LOB: 1 K: 1 BB: 0 S: 9 P: 13	R: 2 H: 2 E: 0 LOB: 1 K: 0 BB: 0 S: 14 P: 21	R: 0 H: 0 E: 0 LOB: 1 K: 0 BB: 1 S: 7 P: 14	R: 0 H: 0 E: 0 LOB: 0 K: 1 BB: 1 S: 6 P: 14	R: 0 H: 1 E: 0 LOB: 2 K: 0 BB: 1 S: 10 P: 18	R: 0 H: 0 E: 0 LOB: 0 K: 0 BB: 0 S: 6 P: 7	R: 0 H: 1 E: 0 LOB: 3 K: 2 BB: 1 S: 8 P: 16	1B: 4 SF: 0 2B: 3 SAC: 2 3B: 0 DP: 1 HR: 0 HBP: 0						

	AB	31
	R	2
	H	6
	RBI	2
	BB	4
	SO	7
	LOB	17

WP: 0 PA: 37
PB: 0
SB: 1
CS: 1

PITCHER		IP	WLS	BF	H	R	ER	SO	BB	IBB	HBP	BLK	WP	HR	S	P	ERA	WHIP
Jose Rijo, R ERA: 2.69	(1, 1)	7.0	W	29	5	2	2	5	3	0	0	0	0	0	64	108	2.57	1.143
Scott Ruskin, L ERA: 4.41	(8, 1)	0.2		2	0	0	0	0	0	0	0	0	0	0	4	5	0.00	0.000
Scott Bankhead, R ERA: 3.18	(8, 1)	0.1		2	1	0	0	0	0	0	0	0	0	0	3	4	0.00	3.000
Tom Bolton, L ERA: 4.58	(9, 1)	0.0		1	0	0	0	0	1	0	0	0	0	0	0	4	∞	∞
Steve Foster, R ERA: 3.38	(9, 1)	1.0	S	3	0	0	0	2	0	0	0	0	0	0	7	10	0.00	0.000

PITCHER	IP	WLS	BF	H	R	ER	SO	BB	IBB	HBP	BLK	WP	HR	S	P	ERA	WHIP

Atlanta Braves @ Cincinnati Reds

Riverfront Stadium, Cincinnati, OH

Thu Sep 17 1992, 7:05 PM EDT

Att. 24,402 - Cloudy - 78 F

livebaseballscorecards.com

BOTTOM

Batter	1	2	3	4	5	6	7	8	9	AB	R	H	RBI	BB	SO	LOB
Dave Martinez, L (1, 8) OBP: 0.323, SLG: 0.337	B C X 1-2 G3 ①		B B B C X 3-1 1B		B 1 SAFE F B B F B 4-2 1B 1B 1-2 BB		C B C C 1-3 K ②			3	1	1	0	1	1	0
Hal Morris, L (1, 3) OBP: 0.354, SLG: 0.392	F B B B C F F F S 3-3 K ②		1 SAFE F 1 SAFE S P F X 1-2 F8 ③		C X 0-1 1B 1-3 2-H 1B		X 0-0 F9 ③			4	0	1	1	0	1	1
Barry Larkin, R (1, 6) OBP: 0.381, SLG: 0.449	X 0-0 F9 ③			B B X 2-0 G4-3 ①	X 0-0 1B 1-2 3-H			X 0-0 F9 ①		4	0	1	1	0	0	0
Paul O'Neill, L (1, 9) OBP: 0.349, SLG: 0.371		X 0-0 P6 ①		F C B S 1-3 K ②	S X 0-1 G4-3 ③			X 0-0 1B ②		4	0	1	0	0	1	2
Willie Greene, L (1, 5) OBP: 0.263, SLG: 0.333		X 0-0 P5 ②		B B X 2-0 F7 ③		C C C 0-3 K ①		B X 1-0 1B		4	0	1	0	0	1	0
Joe Oliver, R (1, 2) OBP: 0.322, SLG: 0.396		B B C X 2-1 FC6 1B			X 0-0 FC4-6 1B	C B X 1-1 G5-3 ②		C 1 SAFE P X 1-1 P6 ③		4	0	2	0	0	0	1
Bill Doran, S (1, 4) OBP: 0.343, SLG: 0.352		X 0-0 FC6 ③ 1-2f			F F X 0-2 FC4-6 WP 1B ① 1-2f	F B B X 2-1 FC5-4 1B				3	1	1	0	0	0	2
Reggie Sanders, R (1, 7) OBP: 0.359, SLG: 0.483			B X 1-0 G4-3 ①		B B C X 2-1 WP 1B 1-H 1B	B B C F 1 SAFE X 2-2 FC5-4 ③ 1-2f				3	1	1	1	0	0	1
Jose Rijo, R (1, 1) OBP: 0.203, SLG: 0.234 Jeff Branson, L (7, PH) OBP: 0.315, SLG: 0.361 Scott Ruskin, R (8, 1) Scott Bankhead, R (8, 1) OBP: 0.222, SLG: 0.222 Tom Bolton, L (9, 1) Steve Foster, R (9, 1) OBP: 0.200, SLG: 0.200			F S B X 1-2 G1-3 ②		C 1 SAFE C M 0-3 K ②		C X 0-1 G3-1 ①			2 1 0 0 0 0	0 0 0 0 0 0	0 0 0 0 0 0	0 0 0 0 0 0	0 0 0 0 0 0	1 0 0 0 0 0	1 0 0 0 0 0
Inning Stats	R: 0 E: 0 K: 1 S: 10 H: 0 LOB: 0 BB: 0 P: 14	R: 0 E: 0 K: 0 S: 5 H: 1 LOB: 1 BB: 0 P: 7	R: 0 E: 0 K: 0 S: 11 H: 1 LOB: 1 BB: 0 P: 16	R: 0 E: 0 K: 1 S: 5 H: 0 LOB: 0 BB: 0 P: 10	R: 3 E: 0 K: 1 S: 16 H: 4 LOB: 2 BB: 1 P: 22	R: 0 E: 0 K: 1 S: 10 H: 1 LOB: 1 BB: 0 P: 15	R: 0 E: 0 K: 1 S: 6 H: 0 LOB: 0 BB: 0 P: 7	R: 0 E: 0 K: 0 S: 6 H: 2 LOB: 1 BB: 0 P: 7		1B: 9 2B: 0 3B: 0 HR: 0	SF: 0 SAC: 0 DP: 0 HBP: 0					

	AB	32
	R	3
	H	9
	RBI	3
	BB	1
	SO	5
	LOB	8

WP: 3 PB: 0 SB: 0 CS: 0 PA: 33

PITCHER		IP	WLS	BF	H	R	ER	SO	BB	IBB	HBP	BLK	WP	HR	S	P	ERA	WHIP
29 John Smoltz, R ERA: 2.94	(1, 1)	8.0	L	33	9	3	3	5	1	0	0	0	2	0	69	98	3.38	1.250

PITCHER	IP	WLS	BF	H	R	ER	SO	BB	IBB	HBP	BLK	WP	HR	S	P	ERA	WHIP

Batter	1	2	3	4	5	6	7	8	9	AB	R	H	RBI	BB	SO	LOB
Craig Biggio, R (1, 4) OBP: 0.387, SLG: 0.379	X 0-0 5 1B 1B	B B B X 3-0 ② L4	C X 0-1 2-H 3-H 1B			B B C X 2-1 ① FC6-4 G3-6-3 1-2f		C 0-1 2B 5 1B 1B B B B X 1-3 ② K		6	2	3	2	0	1	6
Steve Finley, L (1, 8) OBP: 0.344, SLG: 0.396	1 SAFE C 1 SAFE B 1 SAFE 1 SAFE X 1-1 ① F9	C B C X 1-2 ③ L8	1 SAFE 1 SAFE B 1 SAFE B F C X 2-2 ③ G3			1 SAFE X 0-0 ②③ G3-6-3 1-2f		1 SAFE 1 SAFE 1 SAFE B F B C X 2-2 5 1B BB 2B 1-3 X 0-0 5 BB 1B 1B		6	2	2	0	0	0	5
Ken Caminiti, S (1, 5) OBP: 0.357, SLG: 0.456 Juan Guerrero, R (9, PH) OBP: 0.261, SLG: 0.289 (9, 5)	P 1 SAFE B B B X 3-0 5 1B 1-2 1B	B X 1-0 5 1B 2B 1B	F C X 0-2 5 F9 F9-3-2 2B				C B S B F X 2-2 ① L4	I I I I 4-0 BB 5 1B 2B IBB	B X 1-0 ① F7	4 1	2 0	3 0	0 0	1 0	0 0	0 1
5 Jeff Bagwell, R (1, 3) OBP: 0.363, SLG: 0.427	B B B X 3-0 1-2 2-H 1B	B 1 SAFE B X 2-0 2B 1-2 2B 1B	X 0-0 ① F9 2-3				C C X 0-2 E FC4-6 2B	B C X 1-1 BB 1-2 2-3 3-H 2B 1B	B C B B F B 4-2 1B 1-2 BB	5	3	4	2	1	0	1
Pete Incaviglia, R (1, 7) OBP: 0.314, SLG: 0.416 Eddie Taubensee, L (7, 2) OBP: 0.296, SLG: 0.333	C B B S 1 B S SAFE 3-3 ② K	B B B F X 3-1 1-3 2-H 2B	B C S F F B B X 3-2 ②③ F9-3-2 3-H				B B B B 4-0 FC4-6 E BB	C S S 0-3 ② K	C X 1-1 G6-4-3 1-3 2-H 1B	3 2	1 0	1 1	1 1	1 0	1 1	3 3
Eric Anthony, L (1, 9) OBP: 0.293, SLG: 0.390 Gerald Young, S (7, PR) OBP: 0.299, SLG: 0.209 (7, 9)	B C C C 1-3 ③ K	F B X 1-1 ① G3	B F F F S 1-3 ① K				X 0-0 E3 FC4-6 1-2 2-3	B B B B 4-0 2B 1-2 2-3 3-H BB BB	B F F X 1-2 ②③ G6-4-3 1-2f	4 1	0 1	0 0	0 1	0 1	2 0	6 2
Casey Candaele, S (1, 6) OBP: 0.259, SLG: 0.255		C B S F H 2-2 G4-3 1B HBP	I I I I 4-0 2B 1B IBB			F B X 1-1 ② F8	X 0-0 ② FC4-6 1-2f 2-3 3-H	C B B X 2-1 BB 1-3 2-H 3-H 2B		3	1	1	3	1	0	2
Scott Servais, R (1, 2) OBP: 0.281, SLG: 0.262 Luis Gonzalez, L (7, PH) OBP: 0.309, SLG: 0.402 (7, 7)	1 SAFE F F F X 0-2 G4-3 1-2 1B	B B X 2-0 1-3 2-H 3-H 1B 2B				B C B X 2-1 ③ G5-3	1 SAFE B S B S X 2-2 ③ F8	H 1-0 BB HBP		3 1	1 0	2 0	2 0	0 0	0 0	0 2
Pete Harnisch, S (1, 1) OBP: 0.177, SLG: 0.217 Xavier Hernandez, L (6, 1) Mike Simms, R (8, PH) OBP: 0.444, SLG: 0.714 Rob Murphy, L (8, 1) Rich Scheid, L (9, 1)	X 0-0 ① G4-3 1-2 2-3	F B S S 1-3 ② K				C F X 0-2 FC6-4 1B		X 1-0 F7 4-0 1-2 2-3 3-H BB		3 1 0 0 0	0 0 0 0 0	1 0 0 0 0	0 0 1 0 0	1 0 1 0 0	0 0 0 0 0	4 0 0 0 0

| Inning Stats | | | |

Houston Astros @ Atlanta Braves

Atlanta-Fulton County Stadium, Atlanta, GA

Fri Sep 18 1992, 7:05 PM EDT

Att. 41,677 - Cloudy - 81 F

BOTTOM

livebaseballscorecards.com

Batter	1	2	3	4	5	6	7	8	9	AB	R	H	RBI	BB	SO	LOB
Otis Nixon, S (1, 8) OBP: 0.363, SLG: 0.368	K		1B		BB	F7			1B	3	1	1	0	1	1	2
Melvin Nieves, S (9, 7) OBP: 0.500, SLG: 0.400									BB	1	0	1	0	0	0	0
Jeff Blauser, R (1, 6) OBP: 0.359, SLG: 0.465	BB		1B		K		G4-3		F8	3	1	1	0	1	1	1
Vinny Castilla, R (9, 6) OBP: 0.400, SLG: 0.250	G1-3		2B G4-3 1-2		SAFE SAFE					1	0	0	0	0	0	1
Terry Pendleton, S (1, 5) OBP: 0.337, SLG: 0.471	G1-3 1-2		G4-3 1-3 2-H		BB 1-2		F7		P6	3	0	1	1	1	0	1
Jeff Treadway, L (9, 4) OBP: 0.298, SLG: 0.286			2B							1	0	0	0	0	0	1
David Justice, L (1, 9) OBP: 0.354, SLG: 0.422	G3		G4-3 2-3 3-H		F8		1B		BB 1-2	4	0	1	1	1	0	4
Sid Bream, L (1, 3) OBP: 0.342, SLG: 0.428		F9	F7		F8		K		F8	4	0	0	0	0	1	4
Mark Davis, L (8, 1)										0	0	0	0	0	0	0
Francisco Cabrera, R (9, PH) OBP: 0.375, SLG: 1.143										1	0	0	0	0	0	2
Ron Gant, R (1, 7) OBP: 0.321, SLG: 0.410		1-2 HR		L6		L7		F9		4	1	1	1	0	0	0
(9, 8)																
Greg Olson, R (1, 2) OBP: 0.316, SLG: 0.328		G6-3		BB		FC3-6 BB		2B		1	0	0	0	0	0	0
Damon Berryhill, S (4, PH) OBP: 0.266, SLG: 0.389										0	0	0	0	2	0	0
(5, 2)																
Javy Lopez, R (8, PH) OBP: 1.000, SLG: 2.000										1	0	1	0	0	0	0
(9, 2)																
Mark Lemke, S (1, 4) OBP: 0.311, SLG: 0.309		G4-3		F7		FC3-6 1B 1-2f		K		4	0	0	0	0	1	3
(9, 5)																
Charlie Leibrandt, R (1, 1) OBP: 0.115, SLG: 0.118			G5-3	P2		1B		K		0	0	0	0	0	0	0
Armando Reynoso, R (3, 1)										1	0	0	0	0	0	0
Ryan Klesko, L (4, PH)										1	0	0	0	0	0	1
Marvin Freeman, R (5, 1) OBP: 0.667, SLG: 0.667										0	0	0	0	0	0	0
Tommy Gregg, L (6, PH) OBP: 0.500, SLG: 0.400										1	0	1	0	0	0	0
Randy St. Claire, R (7, 1)										0	0	0	0	0	0	0
Brian Hunter, R (8, 3) OBP: 0.291, SLG: 0.495										1	0	0	0	0	1	1
Inning Stats	R: 0 E: 0 K: 1 S: 8 H: 0 LOB: 1 BB: 1 P: 15	R: 1 E: 0 K: 0 S: 9 H: 1 LOB: 0 BB: 0 P: 14	R: 2 E: 0 K: 0 S: 14 H: 3 LOB: 1 BB: 0 P: 18	R: 0 E: 0 K: 0 S: 11 H: 0 LOB: 1 BB: 1 P: 15	R: 0 E: 0 K: 1 S: 10 H: 0 LOB: 2 BB: 2 P: 21	R: 0 E: 0 K: 0 S: 10 H: 1 LOB: 2 BB: 1 P: 17	R: 0 E: 0 K: 1 S: 8 H: 1 LOB: 1 BB: 0 P: 9	R: 0 E: 0 K: 2 S: 12 H: 1 LOB: 1 BB: 0 P: 17	R: 0 E: 0 K: 0 S: 10 H: 1 LOB: 2 BB: 1 P: 18							

AB	35
R	3
H	8
RBI	3
BB	6
SO	5
LOB	21

PITCHER		IP	WLS	BF	H	R	ER	SO	BB	IBB	HBP	BLK	WP	HR	S	P	ERA	WHIP	PITCHER	IP	WLS	BF	H	R	ER	SO	BB	IBB	HBP	BLK	WP	HR	S	P	ERA	WHIP
Pete Harnisch, R ERA: 3.74	(1, 1)	5.1	W	25	4	3	3	2	5	0	0	0	0	1	57	92	5.06	1.688																	
Xavier Hernandez, R ERA: 2.16	(6, 1)	1.2		7	2	0	0	1	0	0	0	0	0	0	13	17	0.00	1.200																	
Rob Murphy, L ERA: 4.53	(8, 1)	1.0		4	1	0	0	2	0	0	0	0	0	0	12	17	0.00	1.000																	
Rich Scheid, L ERA: 4.5	(9, 1)	1.0		5	1	0	0	0	1	0	0	0	0	0	10	18	0.00	2.000																	

1B: 5	SF: 0	WP: 0	PA: 41
2B: 2	SAC: 0	PB: 0	
3B: 0	DP: 0	SB: 1	
HR: 1	HBP: 0	CS: 0	

Batter	1	2	3	4	5	6	7	8	9	10	11	12	AB	R	H	RBI	BB	SO	LOB
Craig Biggio, R (1, 4) OBP: 0.386, SLG: 0.377	K		K		F9			G6-3		1B			5	0	1	0	0	2	0
Steve Finley, L (1, 8) OBP: 0.345, SLG: 0.396	P6			5 S 1B 1B	L9			1B		L4-6 2-3			5	1	2	0	0	0	2
Luis Gonzalez, L (1, 7) OBP: 0.305, SLG: 0.396	K			F8		F8		F8			K		5	0	0	0	0	2	2
5 Jeff Bagwell, R (1, 3) OBP: 0.364, SLG: 0.428		2B		1B BB 1-2		F9			G5-3		K		4	1	1	0	1	1	0
Eric Anthony, L (1, 9) OBP: 0.293, SLG: 0.389	K			1B 1-2 2-H 1B		K			F8		F7		4	0	1	1	0	2	1
Gerald Young, S (9, 9) OBP: 0.295, SLG: 0.206													1	0	0	0	0	0	0
Ernest Riles, L (1, 5) (9, 6) OBP: 0.292, SLG: 0.370	P6			1-3 2-H 1B			F8		1B			HR	5	1	3	2	0	0	1
Andujar Cedeno, R (1, 6) OBP: 0.241, SLG: 0.299	K		K		P5				F7			G6-3	3	0	0	0	0	2	3
Ken Caminiti, S (9, PH) (9, 5) OBP: 0.356, SLG: 0.454													2	0	0	0	0	0	1
Eddie Taubensee, L (1, 2) OBP: 0.295, SLG: 0.330			F9	K			F7			L4-6 SH3-4 BB		G6-3	3	0	0	0	1	0	2
Juan Guerrero, R (10, PR) OBP: 0.261, SLG: 0.289													0	0	0	0	0	0	0
Scott Servais, R (10, 2) OBP: 0.279, SLG: 0.261				F8									1	0	0	0	0	0	0
Willie Blair, R (1, 1) OBP: 0.125, SLG: 0.067			P3		K			P3		SH3-4 1-2		G5-3	2	0	0	0	0	1	0
Mike Simms, R (8, PH) OBP: 0.400, SLG: 0.625													1	0	0	0	0	0	0
Xavier Hernandez, L (8, 1)													0	0	0	0	0	0	0
Casey Candaele, S (10, PH) OBP: 0.259, SLG: 0.255													0	0	0	0	0	0	0
Doug Jones, R (10, 1)													1	0	0	0	0	0	0
Inning Stats	R: 0 E: 0 K: 2 S: 11 / H: 0 LOB: 0 BB: 0 P: 20	R: 0 E: 0 K: 2 S: 12 / H: 1 LOB: 1 BB: 0 P: 18	R: 0 E: 0 K: 1 S: 11 / H: 0 LOB: 0 BB: 0 P: 19	R: 2 E: 0 K: 1 S: 11 / H: 3 LOB: 2 BB: 1 P: 22	R: 0 E: 0 K: 1 S: 9 / H: 0 LOB: 0 BB: 0 P: 11	R: 0 E: 0 K: 1 S: 6 / H: 0 LOB: 0 BB: 0 P: 9	R: 0 E: 0 K: 0 S: 5 / H: 0 LOB: 0 BB: 0 P: 9	R: 0 E: 0 K: 0 S: 6 / H: 1 LOB: 1 BB: 0 P: 9	R: 0 E: 0 K: 0 S: 14 / H: 1 LOB: 1 BB: 0 P: 18	R: 0 E: 0 K: 0 S: 8 / H: 1 LOB: 1 BB: 1 P: 14	R: 0 E: 0 K: 2 S: 8 / H: 0 LOB: 0 BB: 0 P: 14	R: 1 E: 0 K: 0 S: 9 / H: 1 LOB: 0 BB: 0 P: 14	1B: 6 2B: 2 3B: 0 HR: 1	SF: 0 SAC: 1 DP: 1 HBP: 0					

PITCHER		IP	WLS	BF	H	R	ER	SO	BB	IBB	HBP	BLK	WP	HR	S	P	ERA	WHIP
David Nied, R ERA: 1.59	(1, 1)	7.0		26	4	2	2	8	1	0	0	0	0	0	65	108	2.57	0.714
Mike Stanton, L ERA: 4.21	(8, 1)	1.0		4	1	0	0	0	0	0	0	0	0	0	6	9	0.00	1.000
Mark Wohlers, R ERA: 2.48	(9, 1)	2.0		8	2	0	0	0	1	0	0	0	0	0	22	32	0.00	1.500
Marvin Freeman, R ERA: 3.47	(11, 1)	2.0	L	7	1	1	1	2	0	0	0	0	0	1	17	28	4.50	0.500

PITCHER	IP	WLS	BF	H	R	ER	SO	BB	IBB	HBP	BLK	WP	HR	S	P	ERA	WHIP

TOP

Houston Astros @ Atlanta Braves

Atlanta-Fulton County Stadium, Atlanta, GA

Sat Sep 19 1992, 7:05 PM EDT

Att. 41,945 - Cloudy - 75 F

livebaseballscorecards.com

AB	42
R	3
H	8
RBI	3
BB	2
SO	10
LOB	12

WP: 0 PB: 0 SB: 1 CS: 0 PA: 45

Houston Astros @ Atlanta Braves

Atlanta-Fulton County Stadium, Atlanta, GA

Sat Sep 19 1992, 7:05 PM EDT

Att. 41,945 - Cloudy - 75 F

livebaseballscorecards.com

BOTTOM

Batter	1	2	3	4	5	6	7	8	9	10	11	12	AB	R	H	RBI	BB	SO	LOB
Otis Nixon, S (1, 8) OBP: 0.360, SLG: 0.364	B B C X 2-1 G4-3 ①		X 0-0 SH1-4 ① 1-2 2-3		S B B X 2-1 G4-3 ③			F M X 0-2 G6-3 ②		X 0-0 L5 ③			4	0	0	0	0	0	2
Jeff Blauser, R (1, 6) OBP: 0.356, SLG: 0.460	B B C B F X 3-2 P4 ②		C B X 1-1 G6-3 ② 3-H			B M X 1-1 CS 1B		S B X 1-1 F8 ③			F S X 0-2 G6-3 ①		5	0	1	1	0	0	1
Terry Pendleton, S (1, 5) OBP: 0.336, SLG: 0.469 Tommy Gregg, L (9, PR) OBP: 0.500, SLG: 0.400 Jeff Treadway, L (10, 4) OBP: 0.296, SLG: 0.283	X 0-0 G4-3 ③		C X 0-1 G4-3 ③			C B 1 SAFE C B S 2-3 K ① ② 1-2			S B B B B 4-1 G3-1 S BB		B B C X 2-1 F9 ②		3 0 1	0 0 0	0 0 0	0 0 0	1 0 0	1 0 0	2 0 0
David Justice, L (1, 9) OBP: 0.351, SLG: 0.417		B F F F S 1-3 K ①		B F C B X 2-2 G4-3 ①		S X 0-1 G3 ③			C 1 SAFE B F 1 SAFE F F B B 3-3 S K ① 1-2		F F S 0-3 K ③		5	0	0	0	0	3	1
Sid Bream, L (1, 3) OBP: 0.340, SLG: 0.427 Brian Hunter, R (12, PR) OBP: 0.291, SLG: 0.495		C C B F B B X 3-2 F7 ②		F B B B X 3-1 F8 ②			C C X 0-2 L5 ①		B B F X 2-1 G3-1 ② 2-3			C F F F B X 1-2 1B 2B	5 0	0 0	1 0	0 0	0 0	0 0	2 0
Ron Gant, R (1, 7) OBP: 0.320, SLG: 0.408		B C B B X 3-1 F8 ③		B S F X 1-2 CS 1B			B B F S 2-3 K ②		B S F B S 2-3 K ③			B X 1-0 G5-3 ①	5	0	1	0	0	2	3
Damon Berryhill, S (1, 2) OBP: 0.276, SLG: 0.410 Vinny Castilla, R (10, PR) OBP: 0.400, SLG: 0.250 Javy Lopez, R (11, 2) OBP: 1.000, SLG: 2.000 Ryan Klesko, L (12, PH)			F C B F F X 1-2 E 1B 1B	1 SAFE 1 SAFE B 1 B SAFE 2-0 CS ③ 1-2	B S X 1-1 2B		X 0-0 3B			C B B B X 2-1 FC1-6 1B		X 0-0 L9 ②	4 0 0 1	1 0 0 0	4 0 0 0	0 0 0 0	0 0 0 0	0 0 0 1	0 0 0 1
Mark Lemke, S (1, 4) OBP: 0.312, SLG: 0.311 (10, 5)			1 SAFE B X 1-0 SH1-4 1B G6-3 1-H 1B		B C X 1-1 F8 ①		C B B S X 2-2 G2-3 ③			X 0-0 FC1-6 ① 1-2f		B F X 1-1 2-3 1B ③	5	1	2	1	0	0	3
David Nied, R (1, 1) OBP: 0.286, SLG: 0.286 Mike Stanton, L (8, 1) OBP: 0.500, SLG: 0.500 Lonnie Smith, R (8, PH) OBP: 0.302, SLG: 0.439 Mark Wohlers, R (9, 1) Melvin Nieves, S (10, PH) OBP: 0.429, SLG: 0.333 Marvin Freeman, R (11, 1) OBP: 0.667, SLG: 0.667			X 0-0 SH1-4 1-2 1B		F C F X 0-2 F9 ②			E B F S 1-3 K ①		C S B C 1-3 K ②			2 0 1 0 1 0	0 0 0 0 0 0	1 0 0 0 0 0	0 0 0 0 0 0	0 0 0 0 1 0	0 0 0 0 1 0	1 0 0 0 1 0

Inning Stats	1	2	3	4	5	6	7	8	9	10	11	12
	R: 0 E: 0 K: 0 S: 6	H: 0 LOB: 0 BB: 0 P: 11	R: 0 E: 0 K: 1 S: 10	H: 0 LOB: 0 BB: 0 P: 17	R: 2 E: 1 K: 0 S: 12	H: 3 LOB: 1 BB: 0 P: 15	R: 0 E: 0 K: 0 S: 8	H: 1 LOB: 0 BB: 0 P: 16	R: 0 E: 0 K: 0 S: 10	H: 1 LOB: 1 BB: 0 P: 14	R: 0 E: 0 K: 1 S: 7	H: 1 LOB: 0 BB: 0 P: 10
	R: 0 E: 0 K: 1 S: 10	H: 1 LOB: 1 BB: 0 P: 14	R: 0 E: 0 K: 1 S: 8	H: 0 LOB: 0 BB: 0 P: 10	R: 0 E: 0 K: 2 S: 11	H: 0 LOB: 2 BB: 1 P: 22	R: 0 E: 0 K: 1 S: 7	H: 1 LOB: 1 BB: 0 P: 10	R: 0 E: 0 K: 1 S: 8	H: 0 LOB: 0 BB: 0 P: 10	R: 0 E: 0 K: 0 S: 10	H: 2 LOB: 1 BB: 0 P: 13

1B: 7	SF: 0	WP: 0	PA: 45
2B: 3	SAC: 1	PB: 0	
3B: 1	DP: 1	SB: 1	
HR: 0	HBP: 0	CS: 2	

PITCHER	IP	WLS	BF	H	R	ER	SO	BB	IBB	HBP	BLK	WP	HR	S	P	ERA	WHIP
Willie Blair, R (1, 1) ERA: 3.27	7.0		26	7	2	2	3	0	0	0	0	0	0	63	97	2.57	1.000
Xavier Hernandez, R (8, 1) ERA: 2.12	2.0		7	0	0	0	3	1	0	0	0	0	0	19	32	0.00	0.500
Doug Jones, R (10, 1) ERA: 1.95	3.0	W	11	3	0	0	2	0	0	0	0	0	0	25	33	0.00	1.000

PITCHER	IP	WLS	BF	H	R	ER	SO	BB	IBB	HBP	BLK	WP	HR	S	P	ERA	WHIP

AB	42
R	2
H	10
RBI	2
BB	1
SO	8
LOB	17

Batter	1	2	3	4	5	6	7	8	9	AB	R	H	RBI	BB	SO	LOB
Craig Biggio, R (1, 4) OBP: 0.384, SLG: 0.375	F L X 0-2 F8 ①		B C X 1-1 F8 ①		C X 0-1 F9 ③			B X 1-0 1B 1B		3	0	0	0	0	0	1
Al Osuna, R (5, 1)										0	0	0	0	0	0	0
Rich Scheid, L (6, 1)										0	0	0	0	0	0	0
Ernest Riles, L (7, 5) OBP: 0.306, SLG: 0.383										1	0	1	0	0	0	0
Steve Finley, L (1, 8) OBP: 0.345, SLG: 0.396	B B C B F F F X 3-2 1B S 5 SF8 1B		B B C C X 2-2 G1-3 ②			F B C S 1-3 K ①		F C F F B X 1-2 F8 ②		2	1	1	0	0	0	0
Gerald Young, S (6, PH) OBP: 0.288, SLG: 0.200										2	0	0	0	0	1	1
Ken Caminiti, S (1, 5) OBP: 0.356, SLG: 0.453	1 SAFE C 1 SAFE B X 1-1 S 1-3 1B		B X 1-0 F8 ③			F X 0-1 G4-3 ②		B F X 1-1 1-2 1B		3	0	1	0	0	0	0
Rob Murphy, L (7, 1)										0	0	0	0	0	0	0
Eric Anthony, L (8, PH) OBP: 0.294, SLG: 0.391										1	0	1	0	0	0	0
Joe Boever, R (8, 1)										0	0	0	0	0	0	0
5 Jeff Bagwell, R (1, 3) OBP: 0.364, SLG: 0.428	C B B X 2-1 SF8 ② 3-H			C X 0-1 F9 ①		F B X 1-1 1B		F F F X 0-2 F9 ③		2	0	1	1	0	0	0
Casey Candaele, S (6, 7) OBP: 0.258, SLG: 0.254										1	0	0	0	0	0	2
Pete Incaviglia, R (1, 7)	1 SAFE F F 1 B F B B F 4-2 B 1-2 BB			C C F S 0-3 K ②		X 0-0 P3 ③			X 0-0 L7 ①	3	0	0	0	1	1	1
(6, 9)																
Mike Simms, R (1, 9) OBP: 0.357, SLG: 0.500	B B X 2-0 F7 ③			B S C B F F B X 3-2 F7 ③			C X 0-1 G5-4-3 1B		B X 1-0 G5-3 ②	4	0	1	0	0	0	2
(6, 3)																
Andujar Cedeno, R (1, 6) OBP: 0.241, SLG: 0.298		F C B S 1-3 K ①			X 0-0 1B		X 0-0 ① ② G5-4-3 1-2f		F C F X 0-2 F7 ③	4	0	1	0	0	1	1
Scooter Tucker, R (1, 2) OBP: 0.200, SLG: 0.140		C B B F F F F X 2-2 P3 ②			F F F F B B X 2-2 P4 ①		B B S B X 3-1 G1-3 ③			3	0	0	0	0	0	1
Ryan Bowen, R (1, 1) OBP: 0.143, SLG: 0.143		S C S 0-3 K ③			B F S B S 2-3 K ②			B S X 1-1 G4-3 ①		1	0	0	0	0	1	0
Shane Reynolds, R (2, 1)										0	0	0	0	0	0	0
Juan Guerrero, R (5, PH) OBP: 0.257, SLG: 0.285										2	0	0	0	0	1	1
(5, 4)																
Inning Stats	R: 1 H: 2 E: 0 LOB: 2 K: 0 BB: 1 S: 17 P: 29	R: 0 H: 0 E: 0 LOB: 0 K: 2 BB: 0 S: 12 P: 15	R: 0 H: 0 E: 0 LOB: 0 K: 0 BB: 0 S: 6 P: 10	R: 0 H: 0 E: 0 LOB: 0 K: 1 BB: 0 S: 11 P: 14	R: 0 H: 1 E: 0 LOB: 1 K: 1 BB: 0 S: 11 P: 15	R: 0 H: 1 E: 0 LOB: 1 K: 1 BB: 0 S: 8 P: 10	R: 0 H: 1 E: 0 LOB: 0 K: 0 BB: 0 S: 5 P: 8	R: 0 H: 2 E: 0 LOB: 2 K: 0 BB: 0 S: 14 P: 18	R: 0 H: 0 E: 0 LOB: 0 K: 0 BB: 0 S: 6 P: 7	1B: 7 SF: 1 2B: 0 SAC: 0 3B: 0 DP: 1 HR: 0 HBP: 0						WP: 0 PA: 34 PB: 0 SB: 2 CS: 0	

TOP

Houston Astros @ Atlanta Braves

Atlanta-Fulton County Stadium, Atlanta, GA

Sun Sep 20 1992, 3:33 AM EDT

Att. 40,493 - Cloudy - 84 F

livebaseballscorecards.com

AB	32
R	1
H	7
RBI	1
BB	1
SO	5
LOB	10

PITCHER		IP	WLS	BF	H	R	ER	SO	BB	IBB	HBP	BLK	WP	HR	S	P	ERA	WHIP
Steve Avery, L ERA: 3.25	(1, 1)	6.0	W	23	4	1	1	5	1	0	0	0	0	0	65	93	1.50	0.833
Randy St. Claire, R ERA: 5.87	(7, 1)	2.0		8	3	0	0	0	0	0	0	0	0	0	19	26	0.00	1.500
Jeff Reardon, R ERA: 3.61	(9, 1)	1.0		3	0	0	0	0	0	0	0	0	0	0	6	7	0.00	0.000

PITCHER	IP	WLS	BF	H	R	ER	SO	BB	IBB	HBP	BLK	WP	HR	S	P	ERA	WHIP

Houston Astros @ Atlanta Braves

Atlanta-Fulton County Stadium, Atlanta, GA

Sun Sep 20 1992, 3:33 AM EDT

Att. 40,493 - Cloudy - 84 F

livebaseballscorecards.com

BOTTOM

Batter	1	2	3	4	5	6	7	8	9	AB	R	H	RBI	BB	SO	LOB
Otis Nixon, S (1, 8) OBP: 0.361, SLG: 0.366	G6-3	BB, 2B, 1B	G1-3			BB, 1B	K			4	2	2	0	0	0	1
Tommy Gregg, L (7, 8) OBP: 0.429, SLG: 0.333										1	0	0	0	0	1	0
Jeff Blauser, R (1, 6) OBP: 0.360, SLG: 0.466	F9	2B, 1B, BB		SF9, 3B		1B, HR, BB	K			3	3	1	0	2	1	0
Terry Pendleton, S (1, 5) OBP: 0.339, SLG: 0.473	3B, 1B	1B, 2B		SF9		HR, 1B	G4-3			3	2	3	4	0	0	0
Jeff Treadway, L (6, PR) OBP: 0.293, SLG: 0.280										1	1	0	0	0	0	0
										7, 5						
David Justice, L (1, 9) OBP: 0.354, SLG: 0.430	WP, 3B	G5-4-3, 1B, IBB		P5		HR		G4-3		3	2	2	4	1	0	0
Ryan Klesko, L (8, 3)										1	0	0	0	0	0	0
Sid Bream, L (1, 3) OBP: 0.340, SLG: 0.427	F7	G5-4-3, 1B		F8		HR		K		3	0	1	2	0	0	0
Brian Hunter, R (6, PH) OBP: 0.293, SLG: 0.509										2	1	1	1	0	1	0
(7, 3)																
(8, 9)																
Ron Gant, R (1, 7) OBP: 0.323, SLG: 0.415		SH1-3, S, 1B, 1B			L3, BB	HR		G5-3		3	2	2	1	1	0	2
Rafael Belliard, R (7, 4) OBP: 0.265, SLG: 0.248		G5-4-3								1	0	0	0	0	0	0
Damon Berryhill, S (1, 2) OBP: 0.280, SLG: 0.410	1 SAFE, B, 1 SAFE, S, 1 SAFE, P, B, B	SH1-3, 1B, BB		SH3-4, 1B		F7	P5			2	1	1	0	1	0	1
Javy Lopez, R (6, PH) OBP: 0.500, SLG: 1.000										1	0	0	0	0	0	1
(7, 2)																
Mark Lemke, S (1, 4) OBP: 0.312, SLG: 0.318	SH1-3	P7				L3	HR			3	1	1	1	0	0	2
Randy St. Claire, R (7, 1)										0	0	0	0	0	0	0
Jeff Reardon, R (9, 1)										0	0	0	0	0	0	0
Steve Avery, L (1, 1) OBP: 0.187, SLG: 0.208		BB, 1B, 2B, 1B		SH3-4		G4-3	K			2	1	1	2	0	0	0
Melvin Nieves, S (6, PH) OBP: 0.375, SLG: 0.286										1	0	0	0	0	1	1
(7, 7)																

Inning Stats																							
	R: 2	H: 2	R: 6	H: 5	R: 0	H: 1	R: 1	H: 1	R: 0	H: 0	R: 7	H: 6	R: 0	H: 0	R: 0	H: 0	1B: 8	SF: 1	WP: 1	PA: 42			
	E: 0	LOB: 0	E: 0	LOB: 1	E: 0	LOB: 1	E: 0	LOB: 0	E: 0	LOB: 0	E: 0	LOB: 1	E: 0	LOB: 0	E: 0	LOB: 0	2B: 2	SAC: 2	PB: 0				
	K: 0	BB: 0	K: 0	BB: 3	K: 0	BB: 0	K: 0	BB: 0	K: 0	BB: 1	K: 1	BB: 1	K: 2	BB: 0	K: 1	BB: 0	3B: 2	DP: 2	SB: 1				
	S: 11	P: 19	S: 22	P: 42	S: 6	P: 9	S: 9	P: 16	S: 7	P: 16	S: 21	P: 34	S: 9	P: 12	S: 6	P: 8	HR: 4	HBP: 0	CS: 0				

PITCHER		IP	WLS	BF	H	R	ER	SO	BB	IBB	HBP	BLK	WP	HR	S	P	ERA	WHIP
Ryan Bowen, R	(1, 1)	1.1	L	12	6	8	8	0	2	0	0	0	1	0	26	47	54.00	6.000
ERA: 13.14																		
Shane Reynolds, R	(2, 1)	2.2		11	3	1	1	0	0	1	0	0	0	0	22	39	3.38	1.125
ERA: 8.8																		
Al Osuna, L	(5, 1)	1.1		10	5	7	7	0	2	0	0	0	0	3	19	39	47.25	5.250
ERA: 4.5																		
Rich Scheid, L	(6, 1)	0.2		3	1	0	0	1	0	0	0	0	0	1	9	11	0.00	1.500
ERA: 5.79																		
Rob Murphy, L	(7, 1)	1.0		3	0	0	0	2	0	0	0	0	0	0	9	12	0.00	0.000
ERA: 4.44																		

PITCHER		IP	WLS	BF	H	R	ER	SO	BB	IBB	HBP	BLK	WP	HR	S	P	ERA	WHIP
Joe Boever, R	(8, 1)	1.0		3	0	0	0	1	0	0	0	0	0	0	6	8	0.00	0.000
ERA: 2.49																		

AB	34
R	16
H	15
RBI	15
BB	5
SO	4
LOB	8

Atlanta Braves @ Los Angeles Dodgers

Dodger Stadium, Los Angeles, CA

Mon Sep 21 1992, 7:05 PM PDT

Att. 19,822 - Sunny - 77 F

TOP

livebaseballscorecards.com

Batter	1	2	3	4	5	6	7	8	9	AB	R	H	RBI	BB	SO	LOB
Otis Nixon, S (1, 8) OBP: 0.358, SLG: 0.362	B C B B X 3-1 ① G4-3		B C B X 2-1 ② G4-3 2-3		B F M B S 2-3 ③ K			C B X 1-1 ② G6-3		4	0	0	0	0	1	1
Jeff Blauser, R (1, 6) OBP: 0.359, SLG: 0.461 Rafael Belliard, R (8, 6) OBP: 0.265, SLG: 0.248	X 0-0 ② F9		B B B B 4-0 CS 3-H BB			C F C 0-3 ① K		B B F B X 3-1 ③ G6-3		3 0	0 0	0 0	0 0	1 0	1 0	0 0
Terry Pendleton, S (1, 5) OBP: 0.343, SLG: 0.477	B B B B 4-0 BB		B C S 1-2 ③ CS 1-2	C X 0-1 G4-3 WP 2B		B C B B F X 3-2 FC3-6 1B			C F B F B X 2-2 HR 1B	3	2	3	0	1	0	0
David Justice, L (1, 9) OBP: 0.353, SLG: 0.435	C X 0-1 ③ G4-3			X 0-0 ① G4-3 2-3		B B B C X 3-1 ② FC3-6 1-2f			X 0-0 1-H HR	4	1	1	2	0	0	3
Sid Bream, L (1, 3) OBP: 0.339, SLG: 0.425 Brian Hunter, R (9, PR) OBP: 0.293, SLG: 0.509 (9, 3)		C B B F S 2-3 ① K		B C F B S 3-3 ② K 3-H		F F 1 SAFE B 1 SAFE S 1-3 ③ K			X 0-0 1B	4 0	0 0	1 0	0 0	0 0	3 0	1 0
Ron Gant, R (1, 7) OBP: 0.324, SLG: 0.418		B F S X 1-2 ② G5-3		B X 1-0 2B			B F X 1-1 CS 1B		C B X 1-1 ① P6	4	0	2	0	0	0	1
Damon Berryhill, S (1, 2) OBP: 0.276, SLG: 0.404		B X 1-0 ③ G3		C F B B 2 SAFE F F S 2-3 ③ K			1 SAFE X 0-0 ① F7		1 SAFE S X 0-1 ② F9	4	0	0	0	0	1	3
Mark Lemke, S (1, 4) OBP: 0.309, SLG: 0.315			C B B X 2-1 E6 G4-3 SH1-4 WP		X 0-0 ① F8		B 1 SAFE B C C X 2-2 ② ③ G3-1 1-2		S X 0-1 ③ F9	4	1	0	0	0	0	2
Pete Smith, R (1, 1) Mike Stanton, L (8, 1) OBP: 0.500, SLG: 0.500			X 0-0 ① SH1-4 1-2		C B F B C 2-3 ② K			B C F C 1-3 ① K		2 0	0 0	0 0	0 0	0 0	2 0	0 0
Inning Stats	R: 0 E: 0 K: 0 S: 5 H: 0 LOB: 1 BB: 1 P: 12	R: 0 E: 0 K: 1 S: 7 H: 0 LOB: 0 BB: 0 P: 11	R: 1 E: 1 K: 0 S: 7 H: 0 LOB: 0 BB: 1 P: 16	R: 1 E: 0 K: 2 S: 12 H: 2 LOB: 1 BB: 0 P: 18	R: 0 E: 0 K: 2 S: 7 H: 0 LOB: 0 BB: 0 P: 11	R: 0 E: 0 K: 2 S: 11 H: 1 LOB: 1 BB: 0 P: 18	R: 0 E: 0 K: 0 S: 6 H: 1 LOB: 0 BB: 0 P: 9	R: 0 E: 0 K: 1 S: 7 H: 0 LOB: 0 BB: 0 P: 12	R: 2 E: 0 K: 0 S: 12 H: 3 LOB: 1 BB: 0 P: 15	1B: 4 2B: 2 3B: 0 HR: 1	SF: 0 SAC: 1 DP: 0 HBP: 0						

	AB	32
	R	4
	H	7
	RBI	2
	BB	2
	SO	8
	LOB	11

WP: 2 PB: 0 SB: 0 CS: 2 PA: 36

PITCHER		IP	WLS	BF	H	R	ER	SO	BB	IBB	HBP	BLK	WP	HR	S	P	ERA	WHIP
Orel Hershiser, R ERA: 3.64	(1, 1)	7.0	L	26	4	2	1	7	2	0	0	0	2	0	55	95	1.29	0.857
Tim Crews, R ERA: 5.33	(8, 1)	2.0		9	3	2	2	1	0	0	0	0	0	1	19	27	9.00	1.500

PITCHER	IP	WLS	BF	H	R	ER	SO	BB	IBB	HBP	BLK	WP	HR	S	P	ERA	WHIP

BOTTOM

Batter	1	2	3	4	5	6	7	8	9	AB	R	H	RBI	BB	SO	LOB
Jose Offerman, S (1, 6) OBP: 0.334, SLG: 0.345	X 0-0 ① G6-3		C C B X 1-2 ① G4-3		B B X 2-0 ③ F8		1 SAFE X 0-0 ③ FC6-4 1-2f		B X 1-0 ③ F9	5	0	0	0	0	0	2
Brett Butler, L (1, 8) OBP: 0.418, SLG: 0.400	C F B X 1-2 ② F7		C B B C X 2-2 ② G5-3			C F F B B X 2-2 ① G6-3		B L B F B B 4-2 FC1-6 BB		3	0	0	0	1	0	0
Lenny Harris, L (1, 4) OBP: 0.324, SLG: 0.307 (9, 7)	B B B B 4-0 BB		B B C B B 4-1 S BB			F C X 0-2 ② G5-3		1 SAFE 1 SAFE X 0-0 ① FC1-6 G6-3 1-2f		2	0	0	0	2	0	1
Eric Karros, R (1, 3) OBP: 0.310, SLG: 0.437	1 SAFE F S P 1 B 1 SAFE 1 SAFE X 2-2 ③ P5		1 SAFE C 1 SAFE S B X 1-2 ③ G5-3 1-2			B B B B 4-0 1B BB		1 SAFE F F F 1 SAFE X 0-2 ② G6-3 1-2		3	0	0	0	1	0	3
Henry Rodriguez, L (1, 7) OBP: 0.229, SLG: 0.312 Mike Sharperson, R (8, PH) OBP: 0.389, SLG: 0.397 (9, 4)		B B X 2-0 ① G6-3		C S F C 0-3 ① K		C 1 SAFE 1 SAFE F F F 1 SAFE X 0-2 1-3 1B		S X 0-1 ③ P4		3 1	0 0	1 0	0 0	0 0	1 0	0 1
Mike Scioscia, L (1, 2) OBP: 0.283, SLG: 0.282		C X 0-1 1B 3B		B C S X 1-2 ② G4-3		C 1 SAFE X 0-1 ③ G3			C B B C B X 3-2 ① P8	4	1	1	0	0	0	2
Billy Ashley, R (1, 9) OBP: 0.254, SLG: 0.351		S B S B X 2-2 G4-3 3-H 1B		S B S C 1-3 ③ K			C C S 0-3 ① K		B B S F B F X 3-2 FC4-6 1B	4	0	2	1	0	2	0
Dave Hansen, L (1, 5) OBP: 0.281, SLG: 0.287 Tom Goodwin, L (7, PR) OBP: 0.275, SLG: 0.265 Dave Anderson, R (8, 5) OBP: 0.307, SLG: 0.439		C B 1 SAFE B 1 SAFE X 2-1 ② G4-3 1-2			B F X 1-1 ① G1-3		X 0-0 FC6-4 1B		B C S B X 2-2 ② FC4-6 1-2f 1B	3 0 1	0 0 1	1 0 1	0 0 0	0 0 0	0 0 0	1 0 1
Orel Hershiser, R (1, 1) OBP: 0.224, SLG: 0.292 Mitch Webster, S (7, PH) OBP: 0.336, SLG: 0.426 Tim Crews, R (8, 1) OBP: 0.286, SLG: 0.286 Mike Piazza, R (9, PH) OBP: 0.318, SLG: 0.359 Eric Young Sr., R (9, PR) OBP: 0.291, SLG: 0.286		F S X 0-2 ③ F8			X 0-0 ② F8		1 SAFE 1 SAFE X 0-0 ② F9		X 0-0 2-H 1B	2 1 0 1 0	0 0 0 0 0	0 0 0 1 0	0 0 0 1 0	0 0 0 0 0	0 0 0 0 0	1 1 0 0 0
Inning Stats	R: 0 E: 0 K: 0 S: 8 H: 0 LOB: 1 BB: 1 P: 14	R: 1 E: 0 K: 0 S: 11 H: 2 LOB: 1 BB: 0 P: 17	R: 0 E: 0 K: 0 S: 10 H: 0 LOB: 1 BB: 1 P: 18	R: 0 E: 0 K: 2 S: 10 H: 0 LOB: 0 BB: 0 P: 12	R: 0 E: 0 K: 0 S: 4 H: 0 LOB: 0 BB: 0 P: 7	R: 0 E: 0 K: 0 S: 13 H: 1 LOB: 2 BB: 1 P: 19	R: 0 E: 0 K: 1 S: 6 H: 1 LOB: 1 BB: 0 P: 6	R: 0 E: 0 K: 0 S: 9 H: 0 LOB: 1 BB: 1 P: 13	R: 1 E: 1 K: 0 S: 12 H: 2 LOB: 1 BB: 0 P: 21	1B: 5 2B: 0 3B: 1 HR: 0	SF: 0 SAC: 0 DP: 0 HBP: 0					

PITCHER	IP	WLS	BF	H	R	ER	SO	BB	IBB	HBP	BLK	WP	HR	S	P	ERA	WHIP
Pete Smith, R (1, 1) ERA: 2.09	7.2	W	31	4	1	1	3	4	0	0	0	0	0	69	104	1.17	1.043
Mike Stanton, L (8, 1) ERA: 4.12	1.1	S	6	2	1	0	0	0	0	0	0	0	0	14	23	0.00	1.500

PITCHER	IP	WLS	BF	H	R	ER	SO	BB	IBB	HBP	BLK	WP	HR	S	P	ERA	WHIP

Atlanta Braves @ Los Angeles Dodgers

Dodger Stadium, Los Angeles, CA

Mon Sep 21 1992, 7:05 PM PDT

Att. 19,822 - Sunny - 77 F

livebaseballscorecards.com

AB	33
R	2
H	6
RBI	2
BB	4
SO	3
LOB	13

WP: 0 PB: 0 SB: 1 CS: 0 PA: 37

Batter	1	2	3	4	5	6	7	8	9	AB	R	H	RBI	BB	SO	LOB
Otis Nixon, S (1, 8) OBP: 0.357, SLG: 0.360	B C C B B F B 4-2 G6-3 PB 1B BB	C B X 1-1 ③ G4-3			C X 0-1 ① G6-3		B B B C 1 SAFE X 3-1 ① FC6-4 S 1-2f			3	1	0	0	1	0	2
Jeff Blauser, R (1, 6) OBP: 0.355, SLG: 0.455	C C B 1 SAFE 1 P S 2-3 ① K		B C S B S 2-3 ① K		X 0-0 ② F7		B B C X 2-1 ② G5-3 1-2			4	0	0	0	0	2	2
Terry Pendleton, S (1, 5) OBP: 0.344, SLG: 0.478	B 1 SAFE C B X 2-1 ② G6-3 1-3		C C B X 1-2 1B		B C B C F X 2-2 BB 1B		B C B X 2-1 ③ G4-3			4	0	2	0	0	0	2
David Justice, L (1, 9) OBP: 0.354, SLG: 0.433	L B F F F B F B B 4-2 1B BB		C X 0-1 ② F9		S B B 1 SAFE B 1 SAFE 1 SAFE B 4-1 1-2 BB			F S B F B X 2-2 ① F9		2	0	0	0	2	0	1
Sid Bream, L (1, 3) OBP: 0.338, SLG: 0.423	1 SAFE C F B F F X 1-2 3-H 1B		F 1 SAFE B X 1-1 ③ F7		X 0-0 ③ G3			L X 0-1 ② F7		4	0	1	1	0	0	3
Ron Gant, R (1, 7) OBP: 0.322, SLG: 0.414	B C S S C 1-3 ③ K			B S S S F S 1-3 ① K		X 0-0 ① F7		B X 1-0 ③ F9		4	0	0	0	0	2	2
Damon Berryhill, S (1, 2) OBP: 0.273, SLG: 0.399		C B X 1-1 ① F8		C X 0-1 ② L3		B B B C X 3-1 ② F8			B C B F F X 2-2 ① F8	4	0	0	0	0	0	0
Mark Lemke, S (1, 4) OBP: 0.311, SLG: 0.316 Jeff Treadway, L (6, 4) OBP: 0.291, SLG: 0.278		B B B B 4-0 29 SH3-4 BB		B C B X 2-1 1B		C B X 1-1 ③ G3-1			C B B C B X 3-2 ② P4	2 1	0 0	1 0	0 0	1 0	0 0	0 0
29 John Smoltz, R (1, 1) OBP: 0.231, SLG: 0.208 Tommy Gregg, L (7, PH) OBP: 0.500, SLG: 0.429 Marvin Freeman, R (7, 1) OBP: 0.667, SLG: 0.667 Mark Wohlers, R (8, 1) Lonnie Smith, R (9, PH) OBP: 0.320, SLG: 0.436		L X 0-1 ② SH3-4 1-2		C B C S 1-3 ③ K			X 0-0 FC6-4 1B		X 0-0 ③ L8	1 1 0 0 1	0 0 0 0 0	0 1 0 0 0	0 0 0 0 0	0 0 0 0 0	1 0 0 0 0	1 0 0 0 0
Inning Stats	R: 1 E: 0 K: 2 S: 22 H: 1 LOB: 2 BB: 2 P: 35	R: 0 E: 0 K: 0 S: 6 H: 0 LOB: 1 BB: 1 P: 12	R: 0 E: 0 K: 1 S: 10 H: 1 LOB: 1 BB: 0 P: 14	R: 0 E: 0 K: 2 S: 11 H: 1 LOB: 1 BB: 0 P: 15	R: 0 E: 0 K: 0 S: 9 H: 1 LOB: 2 BB: 1 P: 15	R: 0 E: 0 K: 0 S: 5 H: 0 LOB: 0 BB: 0 P: 9	R: 0 E: 0 K: 0 S: 7 H: 1 LOB: 1 BB: 0 P: 14	R: 0 E: 0 K: 0 S: 7 H: 0 LOB: 0 BB: 0 P: 10	R: 0 E: 0 K: 0 S: 8 H: 0 LOB: 0 BB: 0 P: 13	1B: 5 2B: 0 3B: 0 HR: 0 SF: 0 SAC: 1 DP: 0 HBP: 0						

PITCHER		IP	WLS	BF	H	R	ER	SO	BB	IBB	HBP	BLK	WP	HR	S	P	ERA	WHIP
Tom Candiotti, R ERA: 2.94	(1, 1)	9.0	W	36	5	1	1	5	4	0	0	0	0	0	85	137	1.00	1.000

PITCHER	IP	WLS	BF	H	R	ER	SO	BB	IBB	HBP	BLK	WP	HR	S	P	ERA	WHIP

TOP

Atlanta Braves @ Los Angeles Dodgers

Dodger Stadium, Los Angeles, CA

Tue Sep 22 1992, 7:05 PM PDT

Att. 21,122 - Sunny - 76 F

livebaseballscorecards.com

AB	31
R	1
H	5
RBI	1
BB	4
SO	5
LOB	13

1B: 5	SF: 0	WP: 0	PA: 36
2B: 0	SAC: 1	PB: 1	
3B: 0	DP: 0	SB: 1	
HR: 0	HBP: 0	CS: 0	

Batter	1	2	3	4	5	6	7	8	9	AB	R	H	RBI	BB	SO	LOB
Jose Offerman, S (1, 6) OBP: 0.332, SLG: 0.342	B X 1-0 P5 ①		B B C F F F F F B 3-2 F X F8 ③		B X 1-0 E3 1-3 2B	B F B B X 3-1 L8 ③				4	1	0	0	0	0	3
Brett Butler, L (1, 8) OBP: 0.415, SLG: 0.397	C C F X 0-2 G6-3 ②			C F F B B F F F F 2-3 S K ①	B X 1-0 G1-3 ②		B C M X 1-2 G6-3 ①			4	0	0	0	0	1	2
Lenny Harris, L (1, 4) OBP: 0.326, SLG: 0.312	B C B C X 2-2 G3-1 ③			S S B X 1-2 WP HR 1B	B B F B X 3-1 S 2-H 3-H 2B		X 0-0 G6-3 ②			4	1	2	2	0	0	0
Eric Karros, R (1, 3)		B X 1-0 G5-3 ①		B S 1 SAFE B S B F X 3-2 1-H HR	B F B S F B B 4-2 2-3 BB		C X 0-1 F8 ③			3	1	1	2	1	0	0
Henry Rodriguez, L (1, 7) OBP: 0.237, SLG: 0.313		C F B F B B B 4-2 BB		C X 0-1 1B	F S X 0-2 F9 ③			B S S B B X 3-2 L6 ①		3	0	1	0	1	0	2
Mike Scioscia, L (1, 2) OBP: 0.283, SLG: 0.281		C 1 SAFE F B B F 1 SAFE F B 3-2 F X F7 ②		P 1 SAFE X 1-0 F8 ②		X 0-0 SH1-4 BB 1B		C B B X 2-1 G6-3 ②		4	0	1	0	0	0	2
Billy Ashley, R (1, 9) OBP: 0.254, SLG: 0.333		C S B S 1-3 K ③		B B F B S X 3-2 F9 ③		C B B B F B 4-2 SH1-4 1-2 BB		X 0-0 G3-1 ③		3	0	0	0	1	1	2
Dave Hansen, L (1, 5) OBP: 0.285, SLG: 0.290			C S B F F F X 1-2 B1-6-4 1B		B F S F B B X 3-2 FC6-4 1B	C F S 0-3 K ①				3	0	2	0	0	1	2
Tom Candiotti, R (1, 1) OBP: 0.111, SLG: 0.113			L X 0-1 ① ② B1-6-4 1-2f		1 SAFE L 1 SAFE 1 SAFE M B X 1-2 ① FC6-4 E 1-2f 2B	X 0-0 ② SH1-4 1-2 2-3				2	1	0	0	0	0	2
Inning Stats	R: 0 E: 0 K: 0 S: 8 H: 0 LOB: 0 BB: 0 P: 11	R: 0 E: 0 K: 1 S: 13 H: 0 LOB: 1 BB: 1 P: 22	R: 0 E: 0 K: 0 S: 16 H: 1 LOB: 0 BB: 0 P: 20	R: 2 E: 0 K: 1 S: 22 H: 3 LOB: 1 BB: 0 P: 31	R: 2 E: 1 K: 0 S: 17 H: 2 LOB: 2 BB: 1 P: 30	R: 0 E: 0 K: 1 S: 9 H: 1 LOB: 2 BB: 1 P: 16	R: 0 E: 0 K: 0 S: 6 H: 0 LOB: 0 BB: 0 P: 7	R: 0 E: 0 K: 0 S: 6 H: 0 LOB: 0 BB: 0 P: 11		1B: 5 2B: 1 3B: 0 HR: 1 SF: 0 SAC: 1 DP: 1 HBP: 0						

PITCHER		IP	WLS	BF	H	R	ER	SO	BB	IBB	HBP	BLK	WP	HR	S	P	ERA	WHIP
29 John Smoltz, R ERA: 2.94	(1, 1)	6.0	L	28	7	4	2	3	3	0	0	0	1	1	85	130	3.00	1.667
Marvin Freeman, R ERA: 3.41	(7, 1)	1.0		3	0	0	0	0	0	0	0	0	0	0	6	7	0.00	0.000
Mark Wohlers, R ERA: 2.4	(8, 1)	1.0		3	0	0	0	0	0	0	0	0	0	0	6	11	0.00	0.000

PITCHER	IP	WLS	BF	H	R	ER	SO	BB	IBB	HBP	BLK	WP	HR	S	P	ERA	WHIP

BOTTOM

Atlanta Braves @ Los Angeles Dodgers

Dodger Stadium, Los Angeles, CA

Tue Sep 22 1992, 7:05 PM PDT

Att. 21,122 - Sunny - 76 F

livebaseballscorecards.com

AB	30
R	4
H	7
RBI	4
BB	3
SO	3
LOB	15

1B: 5 SF: 0
2B: 1 SAC: 1
3B: 0 DP: 1
HR: 1 HBP: 0

WP: 2 PA: 34
PB: 0
SB: 1
CS: 0

Batter	1	2	3	4	5	6	7	8	9	AB	R	H	RBI	BB	SO	LOB
Otis Nixon, S (1, 9) (7, 8) OBP: 0.358, SLG: 0.360	G6-3		S 2B 1B	G1-2-3 3-Hf			B1-3	1B 1-2 1B		5	1	2	0	0	0	3
Jeff Blauser, R (1, 6) OBP: 0.356, SLG: 0.468	G6-3		1-H 2B		F9		HR	K		4	2	2	2	0	0	0
David Justice, L (7, 9) OBP: 0.353, SLG: 0.432										1	0	0	0	0	1	2
Terry Pendleton, S (1, 5) OBP: 0.348, SLG: 0.481	G5-3		2-H 3B 2B		FC5-4 1B		BB BB	1-3 2-H 1B		4	1	3	2	1	0	0
Lonnie Smith, R (1, 7) OBP: 0.325, SLG: 0.449		F7	2-H 3B		F8		FC5-4 1-2 BB	F9		3	0	1	1	1	0	1
Rafael Belliard, R (7, 6) OBP: 0.264, SLG: 0.247										1	0	0	0	0	0	2
Ron Gant, R (1, 8) (7, 7) OBP: 0.319, SLG: 0.410		F9	K		FC5-4 1-2f		FC5-4 1-2f		K	5	0	0	0	0	2	4
Brian Hunter, R (1, 3) OBP: 0.295, SLG: 0.502		BB		F7		K		1B 1B BB	P4	3	1	0	0	2	1	0
Damon Berryhill, S (1, 2) OBP: 0.275, SLG: 0.399		G1-3		1B G1-2-3 1B		G1-3		1B SF9 1B 1-3	P4	5	1	2	0	0	0	1
Mark Lemke, S (1, 4) OBP: 0.313, SLG: 0.318			G6-3	1B 1-2 1B		P3		1B 1B 1B 1-3 3-H		4	1	2	1	0	0	0
Charlie Leibrandt, R (1, 1) OBP: 0.125, SLG: 0.130			P6	1-2 2-3 1B			P3	SF9 3-H		3	0	1	1	0	0	0
Inning Stats	R: 0 E: 0 K: 0 S: 8 H: 0 LOB: 0 BB: 0 P: 11	R: 0 E: 0 K: 0 S: 12 H: 0 LOB: 1 BB: 1 P: 21	R: 3 E: 0 K: 1 S: 18 H: 4 LOB: 1 BB: 0 P: 28	R: 0 E: 0 K: 0 S: 6 H: 3 LOB: 2 BB: 0 P: 11	R: 0 E: 0 K: 0 S: 10 H: 1 LOB: 1 BB: 0 P: 17	R: 0 E: 0 K: 1 S: 10 H: 0 LOB: 0 BB: 0 P: 18	R: 1 E: 0 K: 0 S: 8 H: 1 LOB: 2 BB: 2 P: 23	R: 3 E: 0 K: 1 S: 14 H: 4 LOB: 2 BB: 1 P: 22	R: 0 E: 0 K: 1 S: 10 H: 0 LOB: 0 BB: 0 P: 13	1B: 9 2B: 2 3B: 1 HR: 1 SF: 1 SAC: 0 DP: 1 HBP: 0						

PITCHER		IP	WLS	BF	H	R	ER	SO	BB	IBB	HBP	BLK	WP	HR	S	P	ERA	WHIP
Bud Black, L ERA: 3.78	(1, 1)	6.2	L	31	9	4	4	2	3	0	0	0	0	1	70	124	5.40	1.800
Steve Reed, R ERA: 3.72	(7, 1)	0.1		1	0	0	0	0	0	0	0	0	0	0	2	5	0.00	0.000
Dave Righetti, L ERA: 5.26	(8, 1)	2.0		11	4	3	3	2	1	0	0	0	0	0	24	35	13.50	2.500

PITCHER	IP	WLS	BF	H	R	ER	SO	BB	IBB	HBP	BLK	WP	HR	S	P	ERA	WHIP

TOP

Atlanta Braves @ San Francisco Giants

Candlestick Park, San Francisco, CA

Wed Sep 23 1992, 10:05 PM EDT

Att. 13,035 - Sunny - 59 F

livebaseballscorecards.com

AB	38
R	7
H	13
RBI	7
BB	4
SO	4
LOB	13

WP: 0 PA: 43
PB: 0
SB: 1
CS: 0

Batter	1	2	3	4	5	6	7	8	9	AB	R	H	RBI	BB	SO	LOB
Mike Felder, S (1, 8) OBP: 0.333, SLG: 0.391	B B C C X 2-2 P4 ①		C B C F B X 2-2 1B			B F X 1-1 G6-3 1B		C F B X 1-2 G6-3 ①		4	0	2	0	0	0	0
Willie McGee, S (1, 9) OBP: 0.336, SLG: 0.353	F X 0-1 G1-4-3 ②		1 SAFE X 0-0 F8 ③			X 0-0 G6-3 1-2f ①②		C B X 1-1 G3-1 ②		4	0	0	0	0	0	2
Will Clark, L (1, 3) OBP: 0.385, SLG: 0.478	B X 1-0 F8 ③			F X 0-1 G4-3 ①		S B X 1-1 G6-3 ③		C B X 1-1 1B		4	0	1	0	0	0	0
Chris James, R (1, 7) OBP: 0.296, SLG: 0.386		C B X 1-1 P3 ①		S B F F F B S 2-3 K ②			B B C B F B 4-2 BB E BB	B S B X 2-1 F8 ③		3	0	0	0	1	1	1
Matt Williams, R (1, 5) OBP: 0.290, SLG: 0.386		B X 1-0 F7 ②		C B B B B F S 3-3 K ③			S B C B F 1 SAFE X 2-2 F7 ①		X 0-0 2B	4	0	1	0	0	1	1
Robby Thompson, R (1, 4) OBP: 0.339, SLG: 0.425		C B B B X 3-1 FC6-4 1B			B S C F B C 2-3 K ①		X 0-0 P2 ②		B S C X 1-2 P1 ①	4	0	1	0	0	1	2
Kirt Manwaring, R (1, 2) OBP: 0.310, SLG: 0.326		B 1 SAFE 1 SAFE F 1 SAFE F 1 P X 2-2 FC6-4 1-2f ③			S B X 1-1 2B		B B C F X 2-2 E5 BB 1-2		B B C X 2-1 G5-3 ②	4	0	1	0	0	0	3
Royce Clayton, R (1, 6) OBP: 0.273, SLG: 0.293			C S S 0-3 K ①		S S B B S 2-3 K ②		B B B B 4-0 1-2 2-3 BB		B B C X 2-1 F7 ③	3	0	0	0	1	2	2
Bud Black, L (1, 1) OBP: 0.093, SLG: 0.077			C B C B X 2-2 L8 ②		B X 1-0 G3-1 ③		B C S X 1-2 F9 ③			2	0	0	0	0	0	1
Steve Reed, R (7, 1)										0	0	0	0	0	0	0
Cory Snyder, R (7, PH) OBP: 0.307, SLG: 0.443										1	0	0	0	0	0	3
Dave Righetti, L (8, 1) OBP: 0.143, SLG: 0.143										0	0	0	0	0	0	0
Inning Stats	R: 0 E: 0 K: 0 S: 6 H: 0 LOB: 0 BB: 0 P: 9	R: 0 E: 0 K: 0 S: 9 H: 1 LOB: 1 BB: 0 P: 15	R: 0 E: 0 K: 1 S: 11 H: 1 LOB: 1 BB: 0 P: 15	R: 0 E: 0 K: 2 S: 10 H: 0 LOB: 0 BB: 0 P: 15	R: 0 E: 0 K: 2 S: 10 H: 1 LOB: 1 BB: 0 P: 16	R: 0 E: 0 K: 0 S: 5 H: 1 LOB: 0 BB: 0 P: 7	R: 0 E: 1 K: 0 S: 13 H: 0 LOB: 3 BB: 2 P: 26	R: 0 E: 0 K: 0 S: 9 H: 1 LOB: 1 BB: 0 P: 14	R: 0 E: 0 K: 0 S: 8 H: 1 LOB: 1 BB: 0 P: 13	1B: 4 2B: 2 3B: 0 HR: 0	SF: 0 SAC: 0 DP: 1 HBP: 0						

PITCHER	IP	WLS	BF	H	R	ER	SO	BB	IBB	HBP	BLK	WP	HR	S	P	ERA	WHIP
Charlie Leibrandt, L (1, 1) ERA: 3.62	9.0	W	35	6	0	0	5	2	0	0	0	0	0	81	130	0.00	0.889

PITCHER	IP	WLS	BF	H	R	ER	SO	BB	IBB	HBP	BLK	WP	HR	S	P	ERA	WHIP

BOTTOM

Atlanta Braves @ San Francisco Giants

Candlestick Park, San Francisco, CA

Wed Sep 23 1992, 10:05 PM EDT

Att. 13,035 - Sunny - 59 F

livebaseballscorecards.com

AB	33
R	0
H	6
RBI	0
BB	2
SO	5
LOB	15

PA: 35

Batter	1	2	3	4	5	6	7	8	9	AB	R	H	RBI	BB	SO	LOB
Otis Nixon, S (1, 8) OBP: 0.357, SLG: 0.357	X 0-0 P7		B F B C F F B X 3-2 G4-3			B B B B 4-0 G6-4-3 BB			C C B X 1-2 G4-3	3	0	0	0	1	0	0
Jeff Blauser, R (1, 6) OBP: 0.352, SLG: 0.463	C F B B C 2-3 K		F B B X 2-1 F7			B C X 1-1 G6-4-3 1-2f			C B S F B X 2-2 L7	4	0	0	0	0	1	1
Terry Pendleton, S (1, 5) OBP: 0.346, SLG: 0.478	C B S B S 2-3 K			B F F B F S 2-3 K			C F B X 1-2 P6		S B X 1-1 P2	4	0	0	0	0	2	0
David Justice, L (1, 9) OBP: 0.355, SLG: 0.433		S B B X 2-1 1B 1B		F B S X 1-2 F9			X 0-0 G4-3 1B			3	0	2	0	0	0	0
Sid Bream, L (1, 3) OBP: 0.338, SLG: 0.422		B F 1 SAFE X 1-1 1-2 1B		C B C S 1-3 K			B X 1-0 G4-3 1-2			3	0	1	0	0	1	1
Ron Gant, R (1, 7) OBP: 0.317, SLG: 0.408		X 0-0 F7			B X 1-0 P3		C S F B X 1-2 G6-3			3	0	0	0	0	0	3
Damon Berryhill, S (1, 2) OBP: 0.272, SLG: 0.394		S B F F C 1-3 K			F C S 0-3 K			B X 1-0 G6-3		3	0	0	0	0	2	2
Mark Lemke, S (1, 4) OBP: 0.312, SLG: 0.316 Jeff Treadway, L (6, 4) OBP: 0.288, SLG: 0.275		C B F B B F C 3-3 K			C C B C 1-3 K			F S B S 1-3 K		2 1	0 0	0 0	0 0	0 0	2 1	2 0
Tom Glavine, L (1, 1) OBP: 0.273, SLG: 0.297 Tommy Gregg, L (6, PH) OBP: 0.444, SLG: 0.375 David Nied, R (6, 1) OBP: 0.286, SLG: 0.286 Ryan Klesko, L (8, PH) Jeff Reardon, R (8, 1)			C X 0-1 B1-3			C C S 0-3 K		X 0-0 G3		1 1 0 1 0	0 0 0 0 0	0 0 0 0 0	0 0 0 0 0	0 1 0 0 0	0 0 0 0 0	0 0 0 0 0
Inning Stats	R: 0 H: 0 E: 0 LOB: 0 K: 2 BB: 0 S: 7 P: 11	R: 0 H: 2 E: 0 LOB: 2 K: 2 BB: 0 S: 13 P: 20	R: 0 H: 0 E: 0 LOB: 0 K: 0 BB: 0 S: 9 P: 14	R: 0 H: 0 E: 0 LOB: 0 K: 2 BB: 0 S: 10 P: 14	R: 0 H: 0 E: 0 LOB: 0 K: 2 BB: 0 S: 7 P: 9	R: 0 H: 0 E: 0 LOB: 0 K: 1 BB: 1 S: 5 P: 10	R: 0 H: 1 E: 0 LOB: 1 K: 0 BB: 0 S: 9 P: 12	R: 0 H: 0 E: 0 LOB: 0 K: 1 BB: 0 S: 5 P: 7	R: 0 H: 0 E: 0 LOB: 0 K: 0 BB: 0 S: 9 P: 13	1B: 3 2B: 0 3B: 0 HR: 0	SF: 0 SAC: 0 DP: 1 HBP: 0			WP: 0 PB: 0 SB: 0 CS: 0	PA: 30		

TOP

Atlanta Braves @ San Francisco Giants

Candlestick Park, San Francisco, CA

Thu Sep 24 1992, 6:33 AM EDT

Att. 12,573 - Sunny - 70 F

livebaseballscorecards.com

AB	29
R	0
H	3
RBI	0
BB	1
SO	10
LOB	9

PITCHER		IP	WLS	BF	H	R	ER	SO	BB	IBB	HBP	BLK	WP	HR	S	P	ERA	WHIP
Jeff Brantley, R ERA: 3.13	(1, 1)	5.1	W	18	2	0	0	9	0	0	0	0	0	0	49	71	0.00	0.375
Bill Swift, R ERA: 2.05	(6, 1)	2.2		9	1	0	0	1	1	0	0	0	0	0	16	26	0.00	0.750
Rod Beck, R ERA: 1.93	(9, 1)	1.0		3	0	0	0	0	0	0	0	0	0	0	9	13	0.00	0.000

PITCHER	IP	WLS	BF	H	R	ER	SO	BB	IBB	HBP	BLK	WP	HR	S	P	ERA	WHIP

Batter	1	2	3	4	5	6	7	8	9	AB	R	H	RBI	BB	SO	LOB
Mike Felder, S (1, 8) (8, 7) OBP: 0.335, SLG: 0.391	C F B S 1-3 ① K		B B X 2-0 2B 1B 1B 3-H	B B B B 4-0 BB BB		B S F X 1-2 ③ F9				3	1	1	1	1	1	0
Robby Thompson, R (1, 4) OBP: 0.342, SLG: 0.429	B X 1-0 G4-6-3 1B		1 SAFE B 1 SAFE C B 1 SAFE X 2-1 1B 2B 1-3	B B B B 4-0 BB BB 1-2 2-3			C B F F B B S 3-3 ① K			3	0	2	0	1	1	0
Will Clark, L (1, 3) OBP: 0.384, SLG: 0.475	X 0-0 ② ③ G4-6-3 1-2f		F B B B I 4-1 FC5 1B IBB	B F B F F S 2-3 ③ K			B S F X 1-2 ② G6-3			3	0	0	0	1	1	4
Chris James, R (1, 7) OBP: 0.295, SLG: 0.384 Darren Lewis, R (8, 8) OBP: 0.298, SLG: 0.272		C X 0-1 ① P3	X 0-0 1-2 2-3 3-H 1B	C X 0-1 ① L6			F C X 0-2 ③ G1-3			4 0	0 0	1 0	1 0	0 0	0 0	0 0
Matt Williams, R (1, 5) OBP: 0.290, SLG: 0.391		B S X 1-1 ② G5-3	X 0-0 ③ FC5 2-3f	C X 0-1 HR				X 0-0 ① P5		4	1	1	1	0	0	3
Cory Snyder, R (1, 9) OBP: 0.306, SLG: 0.441	X 0-0 ③ F8			C S X 0-2 E5 F9 1B WP	B S X 1-1 ② G4-3			X 0-0 G4-6-3 1B		4	1	1	0	0	0	0
Kirt Manwaring, R (1, 2) OBP: 0.309, SLG: 0.325			B L S B X 2-2 ① F9	1 SAFE B 1 SAFE 1 1 SAFE C X 1-1 BB WP 1B 1-2	B C C B X 2-2 ③ G6-3			C X 0-1 ② ③ G4-6-3 1-2f		4	0	1	0	0	0	1
Royce Clayton, R (1, 6) OBP: 0.273, SLG: 0.291			B B B B C C B 4-2 G3 E 1B BB	F F B X 1-2 ① F9 2-3		C B C X 1-2 ① G4-3				2	1	0	0	1	0	2
Jeff Brantley, R (1, 1) OBP: 0.250, SLG: 0.143 Bill Swift, R (6, 1) OBP: 0.180, SLG: 0.224 Rod Beck, R (9, 1) OBP: 0.500, SLG: 0.500			B 1 SAFE X 1-0 ② G3 1-3	B F B F X 2-2 ② G5-3 1-2 3-H		F F C 0-3 ② K				2 1 0	0 0 0	0 0 0	0 0 0	0 0 0	0 1 0	2 0 0
Inning Stats	R: 0 E: 0 K: 1 S: 5 H: 1 LOB: 0 BB: 0 P: 7	R: 0 E: 0 K: 0 S: 5 H: 0 LOB: 0 BB: 0 P: 6	R: 2 E: 1 K: 0 S: 12 H: 3 LOB: 3 BB: 2 P: 27	R: 1 E: 1 K: 1 S: 15 H: 1 LOB: 3 BB: 2 P: 29	R: 1 E: 0 K: 0 S: 9 H: 1 LOB: 0 BB: 0 P: 12	R: 0 E: 0 K: 1 S: 9 H: 0 LOB: 0 BB: 0 P: 11	R: 0 E: 0 K: 1 S: 10 H: 0 LOB: 0 BB: 0 P: 14	R: 0 E: 0 K: 0 S: 4 H: 1 LOB: 0 BB: 0 P: 4		1B: 5 2B: 1 3B: 0 HR: 1	SF: 0 SAC: 0 DP: 2 HBP: 0			WP: 1 PB: 0 SB: 0 CS: 0	PA: 34		

PITCHER		IP	WLS	BF	H	R	ER	SO	BB	IBB	HBP	BLK	WP	HR	S	P	ERA	WHIP
Tom Glavine, L ERA: 2.87	(1, 1)	5.0	L	25	6	4	3	2	3	1	0	0	1	1	46	81	5.40	1.800
David Nied, R ERA: 1.42	(6, 1)	2.0		6	0	0	0	2	0	0	0	0	0	0	19	25	0.00	0.000
Jeff Reardon, R ERA: 3.54	(8, 1)	1.0		3	1	0	0	0	0	0	0	0	0	0	4	4	0.00	1.000

PITCHER	IP	WLS	BF	H	R	ER	SO	BB	IBB	HBP	BLK	WP	HR	S	P	ERA	WHIP

BOTTOM

Atlanta Braves @ San Francisco Giants

Candlestick Park, San Francisco, CA

Thu Sep 24 1992, 6:33 AM EDT
Att. 12,573 - Sunny - 70 F

livebaseballscorecards.com

AB	30
R	4
H	7
RBI	3
BB	4
SO	4
LOB	12

Batter	1	2	3	4	5	6	7	8	9	AB	R	H	RBI	BB	SO	LOB
Otis Nixon, S (1, 8) OBP: 0.354, SLG: 0.354	C F B L 1-3 ① K		B F B X 2-1 ① G4-3		B B F M X 2-2 ② G4-3			B C C S 1-3 ① K		4	0	0	0	0	2	0
Jeff Blauser, R (1, 6) OBP: 0.354, SLG: 0.463	X 0-0 ② 1B 1B		C B X 1-1 1B		C B S B C 2-3 ③ K			C X 0-1 ② F9		4	0	2	0	0	1	0
Terry Pendleton, S (1, 5) OBP: 0.345, SLG: 0.476	B B B C 1 SAFE X 3-1 ② L7		B 1 SAFE X 1-0 ② F7			C F B B X 2-2 ① P2		C F X 0-2 1B		4	0	1	0	0	0	2
David Justice, L (1, 9) OBP: 0.354, SLG: 0.432	B X 1-0 **1-3** 1B		S B X 1-1 ③ L8			S X 0-1 ② G4-3		S S S 0-3 ③ K		4	0	1	0	0	1	2
Sid Bream, L (1, 3) OBP: 0.336, SLG: 0.418 Brian Hunter, R (9, PH) OBP: 0.294, SLG: 0.500	B B C S 1 SAFE S 2-3 ③ K			B C F B B X 3-2 ① L3		B B B C X 3-1 ③ G4-3			B C X 1-2 ① P6	3 1	0 0	0 0	0 0	0 0	1 0	2 0
Lonnie Smith, R (1, 7) OBP: 0.323, SLG: 0.450		X 0-0 ① L9		B F S F F X 1-2 E 2B			B F F X 1-2 ① F8		B B S X 2-1 ② F9	4	0	1	0	0	0	0
Damon Berryhill, S (1, 2) OBP: 0.269, SLG: 0.390 Ron Gant, R (9, PH) OBP: 0.318, SLG: 0.409		X 0-0 ② L4		B C F 2 S SAFE 1-3 ② K 2-3			F B X 1-1 ② F9		F F X 0-2 1B	3 1	0 0	0 1	0 0	0 0	1 0	1 0
Mark Lemke, S (1, 4) OBP: 0.314, SLG: 0.316 Francisco Cabrera, R (9, PH) OBP: 0.333, SLG: 1.000		B B C B B 4-1 BB		B C B C S 2-3 ③ K			B B B B 4-0 BB		C S X 0-2 ③ F9	1 1	0 0	0 0	0 0	2 0	1 0	1 1
Steve Avery, L (1, 1) OBP: 0.182, SLG: 0.203 Ryan Klesko, L (7, PH) Mark Wohlers, R (7, 1)		B C 1 SAFE B S S 2-3 ③ K			B C S S 1-3 ① K		C X 0-1 ③ P1			2 1 0	0 0 0	0 0 0	0 0 0	0 0 0	2 0 0	1 1 0
Inning Stats	R: 0 E: 0 K: 2 S: 10 H: 2 LOB: 2 BB: 0 P: 17	R: 0 E: 0 K: 1 S: 6 H: 0 LOB: 1 BB: 1 P: 12	R: 0 E: 0 K: 0 S: 7 H: 1 LOB: 1 BB: 0 P: 12	R: 0 E: 1 K: 2 S: 14 H: 1 LOB: 1 BB: 0 P: 21	R: 0 E: 0 K: 2 S: 9 H: 0 LOB: 0 BB: 0 P: 14	R: 0 E: 0 K: 0 S: 7 H: 0 LOB: 0 BB: 0 P: 12	R: 0 E: 0 K: 0 S: 7 H: 0 LOB: 1 BB: 1 P: 13	R: 0 E: 0 K: 2 S: 11 H: 1 LOB: 1 BB: 0 P: 12	R: 0 E: 0 K: 0 S: 11 H: 1 LOB: 1 BB: 0 P: 14	1B: 5 2B: 1 3B: 0 HR: 0	SF: 0 SAC: 0 DP: 0 HBP: 0						

PITCHER		IP	WLS	BF	H	R	ER	SO	BB	IBB	HBP	BLK	WP	HR	S	P	ERA	WHIP
Greg Harris, R ERA: 4.3	(1, 1)	7.2	W	30	5	0	0	8	2	0	0	0	0	0	68	110	0.00	0.913
Randy Myers, L ERA: 4.05	(8, 1)	1.1	S	5	1	0	0	1	0	0	0	0	0	0	14	17	0.00	0.750

PITCHER	IP	WLS	BF	H	R	ER	SO	BB	IBB	HBP	BLK	WP	HR	S	P	ERA	WHIP

Atlanta Braves @ San Diego Padres

Jack Murphy Stadium, San Diego, CA

Fri Sep 25 1992, 10:05 PM EDT

Att. 38,866 - Sunny - 74 F

TOP

livebaseballscorecards.com

AB	33
R	0
H	6
RBI	0
BB	2
SO	9
LOB	11

1B: 5	SF: 0	WP: 0	PA: 35
2B: 1	SAC: 0	PB: 0	
3B: 0	DP: 0	SB: 0	
HR: 0	HBP: 0	CS: 0	

Batter	1	2	3	4	5	6	7	8	9	AB	R	H	RBI	BB	SO	LOB
Tony Fernandez, S (1, 6) OBP: 0.335, SLG: 0.359	4-1 G3-2-3 BB	0-1 F8 ③		0-0 L8 ③			0-1 CS 1B			3	0	1	0	1	0	4
Kevin Ward, R (1, 9) OBP: 0.283, SLG: 0.309 Guillermo Velasquez, L (7, PH) OBP: 0.286, SLG: 0.714 Jim Vatcher, R (8, 9) OBP: 0.462, SLG: 0.400	0-1 G3-2-3 1B 1B 1-2	1-0 F8 ①			2-2 FC4-6 1B		3-3 K ② ③ 1-2			3 1 0	0 0 0	2 0 0	0 0 0	0 0 0	0 1 0	0 1 0
Gary Sheffield, R (1, 5) OBP: 0.386, SLG: 0.582	2-2 G3-2-3 1B 1-2 2-3	1-2 G6-3 ②		0-0 P6 ①				0-1 F9 ①		4	0	1	0	0	0	1
Fred McGriff, L (1, 3) OBP: 0.393, SLG: 0.558	2-2 G3-2-3 ① ② 1-2 2-3 3-Hf	0-0 F8 ③		0-0 FC4-6 FC6-4 ② 1-2f				1-1 F8 ②		4	0	0	0	0	0	4
Darrin Jackson, R (1, 8) OBP: 0.290, SLG: 0.404	1-0 G6-3 ③			0-0 F7 ①	1-1 FC6-4 ③ 1-2f			1-2 G6-3 ③		4	0	0	0	0	0	3
Jerald Clark, R (1, 7) OBP: 0.288, SLG: 0.399		0-0 HR		0-1 L8 ②		2-2 F9 ①				3	1	1	1	0	0	0
Dan Walters, R (1, 2) OBP: 0.316, SLG: 0.425		3-2 E5 F8		0-0 1B 2B		1-2 G3-1 ②				3	0	1	0	0	0	0
Craig Shipley, R (1, 4) OBP: 0.240, SLG: 0.276		2-0 P8 ①		4-0 1B IBB		3-3 K ③				2	0	0	0	1	1	1
Greg Harris, R (1, 1) OBP: 0.273, SLG: 0.179 Randy Myers, L (8, 1) OBP: 0.167, SLG: 0.167		0-0 F8 ② 2-3		2-2 1B 1-2 2-3			0-3 K ①			3 0	0 0	1 0	0 0	0 0	1 0	1 0
Inning Stats	R: 0 H: 2 E: 0 LOB: 2 K: 0 BB: 1 S: 13 P: 22	R: 1 H: 1 E: 1 LOB: 1 K: 0 BB: 0 S: 9 P: 14	R: 0 H: 0 E: 0 LOB: 0 K: 0 BB: 0 S: 6 P: 8	R: 0 H: 2 E: 0 LOB: 3 K: 0 BB: 1 S: 8 P: 14	R: 0 H: 1 E: 0 LOB: 1 K: 0 BB: 0 S: 7 P: 10	R: 0 H: 0 E: 0 LOB: 0 K: 1 BB: 0 S: 12 P: 18	R: 0 H: 1 E: 0 LOB: 0 K: 2 BB: 0 S: 8 P: 11	R: 0 H: 0 E: 0 LOB: 0 K: 0 BB: 0 S: 7 P: 9		1B: 5 SF: 0 2B: 1 SAC: 0 3B: 0 DP: 1 HR: 1 HBP: 0						WP: 0 PA: 32 PB: 0 SB: 0 CS: 1

PITCHER		IP	WLS	BF	H	R	ER	SO	BB	IBB	HBP	BLK	WP	HR	S	P	ERA	WHIP
Steve Avery, L ERA: 3.2	(1, 1)	6.0	L	26	6	1	1	1	1	1	0	0	0	1	55	86	1.50	1.167
Mark Wohlers, R ERA: 2.25	(7, 1)	2.0		6	1	0	0	2	0	0	0	0	0	0	15	20	0.00	0.500

PITCHER	IP	WLS	BF	H	R	ER	SO	BB	IBB	HBP	BLK	WP	HR	S	P	ERA	WHIP

BOTTOM

Braves @ San Diego Padres

Murphy Stadium, San Diego, CA

Fri Sep 25 1992, 10:05 PM EDT

Att. 38,866 - Sunny - 74 F

livebaseballscorecards.com

AB	30
R	1
H	7
RBI	1
BB	2
SO	3
LOB	15

Atlanta Braves @ San Diego Padres

Jack Murphy Stadium, San Diego, CA

Sat Sep 26 1992, 10:05 PM EDT

Att. 24,574 - Sunny - 76 F

TOP

livebaseballscorecards.com

Batter	1	2	3	4	5	6	7	8	9	10	AB	R	H	RBI	BB	SO	LOB
Otis Nixon, S (1, 9) (10, 8) OBP: 0.352, SLG: 0.352	F8		P9		CS 1B		L7			B1-3	5	0	1	0	0	0	0
Jeff Blauser, R (1, 6) OBP: 0.357, SLG: 0.466	G6-3		E 1B 1B		1-2 BB			L8		1B 2B	4	2	2	0	1	0	0
David Justice, L (10, 9) OBP: 0.354, SLG: 0.432											0	0	0	0	0	0	0
Terry Pendleton, S (1, 5) OBP: 0.344, SLG: 0.474	1B		E4 1B 1-3		L8			K		L9	5	0	1	0	0	1	3
Lonnie Smith, R (1, 7) OBP: 0.325, SLG: 0.448	G6-3		1-2 1B 3-H			P7		F8		2-H 1B	5	0	2	2	0	0	1
Rafael Belliard, R (10, 6) OBP: 0.264, SLG: 0.247											0	0	0	0	0	0	0
Ron Gant, R (1, 8) (10, 7) OBP: 0.319, SLG: 0.409		E5 1B	P6			1B			L4	P4	5	0	2	0	0	0	3
Brian Hunter, R (1, 3) OBP: 0.290, SLG: 0.493		E5 G6-3 1-2		P9		F8			1B BB		3	0	0	0	0	0	2
Sid Bream, L (9, PH) OBP: 0.337, SLG: 0.418											0	0	0	0	1	0	0
Tommy Gregg, L (9, PR) OBP: 0.444, SLG: 0.375											0	0	0	0	0	0	0
Ryan Klesko, L (9, 3)											0	0	0	0	0	0	0
Damon Berryhill, S (1, 2) OBP: 0.269, SLG: 0.388		G6-3 1-2		F8		P4			1-0 1-2 1B		4	0	1	0	0	0	2
Mark Lemke, S (1, 4) OBP: 0.311, SLG: 0.313		F9		L6			F7		K		4	0	0	0	0	1	3
Pete Smith, R (1, 1)			F8		K		G4-3		G6-3		3	0	0	0	0	1	0
Francisco Cabrera, R (9, PH) OBP: 0.300, SLG: 0.889											1	0	0	0	0	0	2
Mike Stanton, L (9, 1) OBP: 0.500, SLG: 0.500											0	0	0	0	0	0	0
Inning Stats	R: 0 E: 0 K: 0 S: 9 H: 1 LOB: 1 BB: 0 P: 17	R: 0 E: 1 K: 0 S: 18 H: 1 LOB: 1 BB: 0 P: 25	R: 1 E: 1 K: 0 S: 15 H: 2 LOB: 2 BB: 0 P: 24	R: 0 E: 0 K: 0 S: 5 H: 0 LOB: 0 BB: 0 P: 7	R: 0 E: 0 K: 1 S: 6 H: 1 LOB: 1 BB: 1 P: 14	R: 0 E: 0 K: 0 S: 7 H: 1 LOB: 1 BB: 0 P: 15	R: 0 E: 0 K: 0 S: 5 H: 0 LOB: 0 BB: 0 P: 7	R: 0 E: 0 K: 1 S: 8 H: 0 LOB: 0 BB: 0 P: 13	R: 0 E: 0 K: 1 S: 9 H: 1 LOB: 2 BB: 1 P: 16	R: 1 E: 0 K: 0 S: 9 H: 2 LOB: 1 BB: 0 P: 11	1B: 8 2B: 1 3B: 0 HR: 0	SF: 0 SAC: 0 DP: 0 HBP: 0						

	AB	39
	R	2
	H	9
	RBI	2
	BB	2
	SO	3
	LOB	16

WP: 0 PB: 0 SB: 0 CS: 1 PA: 41

PITCHER		IP	WLS	BF	H	R	ER	SO	BB	IBB	HBP	BLK	WP	HR	S	P	ERA	WHIP
Jim Deshaies, L ERA: 3.34	(1, 1)	6.0		25	6	1	0	1	1	0	0	0	0	0	60	102	0.00	1.167
Jeremy Hernandez, R ERA: 3.82	(7, 1)	1.0		3	0	0	0	0	0	0	0	0	0	0	5	7	0.00	0.000
Larry Andersen, R ERA: 3.55	(8, 1)	1.1		5	0	0	0	1	1	0	0	0	0	0	10	19	0.00	0.750
Rich Rodriguez, L ERA: 2.34	(9, 1)	1.1	L	6	2	1	1	1	0	0	0	0	0	0	12	17	6.75	1.500
Gene Harris, R ERA: 4.78	(10, 1)	0.1		2	1	0	0	0	0	0	0	0	0	0	4	4	0.00	3.000

PITCHER	IP	WLS	BF	H	R	ER	SO	BB	IBB	HBP	BLK	WP	HR	S	P	ERA	WHIP

Batter	1	2	3	4	5	6	7	8	9	10	AB	R	H	RBI	BB	SO	LOB
Tony Fernandez, S (1, 6) OBP: 0.334, SLG: 0.359	X 0-0 BB 1B 1B		B C X 1-1 ① G4-3		B B F B F X 3-2 ③ L9			X 0-0 ① G4-3			4	1	1	0	0	0	1
Oscar Azocar, L (1, 9) OBP: 0.227, SLG: 0.221	1 SAFE 1 SAFE P C 1 SAFE B 1 SAFE B 1 SAFE 4-1 B 1B 1-2 BB		X 0-0 ② G3-1			B X 1-0 ① G4-3		B X 1-0 ② L3			3	0	0	0	1	0	0
Gary Sheffield, R (1, 5) OBP: 0.384, SLG: 0.578	C B B X 2-1 ① L7		C F X 0-2 ③ G6-3			X 0-0 ② L5		X 0-0 ③ L8			4	0	0	0	0	0	2
Fred McGriff, L (1, 3) OBP: 0.392, SLG: 0.556	B B B S X 3-1 ② 1-3 2-H 1B			B C B C S 2-3 ① K		C C F F C 0-3 ③ K			X 0-0 ① F7		4	0	1	1	0	2	0
Darrin Jackson, R (1, 8) OBP: 0.288, SLG: 0.401	S 1 SAFE 1 F F B X 1-2 ③ L8			C B S S 1-3 ② K			B F F S 1-3 ① K		X 0-0 ② F8		4	0	0	0	0	2	1
Jerald Clark, R (1, 7) OBP: 0.286, SLG: 0.396		B C B S X 2-2 ① F8		C X 0-1 ③ F7			F S B B F S 2-3 ② K		X 0-0 ③ P3		4	0	0	0	0	1	0
Tom Lampkin, L (1, 2) OBP: 0.455, SLG: 0.250 Benito Santiago, R (10, PH) OBP: 0.289, SLG: 0.386	B B B B 4-0 G4-3 S BB				B X 1-0 ① F8		B B B B 4-0 BB			S S B B X 2-2 G6-4-3 1B	1 1	0 0	0 1	0 0	2 0	0 0	0 0
Kurt Stillwell, S (1, 4) OBP: 0.276, SLG: 0.303	C B 1 SAFE 1 SAFE B S B F X 3-2 ② G4-3 1-3				B C B F F B 4-2 SH2-4 BB		B B C 1 SAFE B B 4-1 1-2 BB			L C B B 1 SAFE F X 2-2 ① L8	2	0	0	0	2	0	2
Jim Deshaies, L (1, 1) OBP: 0.241, SLG: 0.214 Jeremy Hernandez, R (7, 1) Phil Stephenson, L (7, PH) OBP: 0.254, SLG: 0.222 Larry Andersen, R (8, 1) Rich Rodriguez, L (9, 1) Gene Harris, R (10, 1) OBP: 0.333, SLG: 0.333 Tim Teufel, R (10, PH) OBP: 0.321, SLG: 0.343		F B C B B F X 3-2 ③ L7			B B X 2-0 ② SH2-4 1-2		B X 1-0 ③ P3			1 SAFE X 0-0 ② ③ G6-4-3 1-2f	1 0 1 0 0 0 1	0 0 0 0 0 0 0	0 0 0 0 0 0 0	0 0 0 0 0 0 0	0 0 0 0 0 0 0	0 0 0 0 0 0 0	1 0 2 0 0 0 1
Inning Stats	R: 1 H: 2 E: 0 LOB: 1 K: 0 BB: 1 S: 11 P: 20	R: 0 H: 0 E: 0 LOB: 1 K: 0 BB: 1 S: 11 P: 23	R: 0 H: 0 E: 0 LOB: 0 K: 0 BB: 0 S: 6 P: 7	R: 0 H: 0 E: 0 LOB: 0 K: 2 BB: 0 S: 8 P: 11	R: 0 H: 0 E: 0 LOB: 1 K: 0 BB: 1 S: 8 P: 18	R: 0 H: 0 E: 0 LOB: 0 K: 1 BB: 0 S: 7 P: 8	R: 0 H: 0 E: 0 LOB: 2 K: 2 BB: 2 S: 9 P: 21	R: 0 H: 0 E: 0 LOB: 0 K: 0 BB: 0 S: 3 P: 4	R: 0 H: 0 E: 0 LOB: 0 K: 0 BB: 0 S: 3 P: 3	R: 0 H: 1 E: 0 LOB: 0 K: 0 BB: 0 S: 8 P: 12	1B: 3 SF: 0 2B: 0 SAC: 1 3B: 0 DP: 1 HR: 0 HBP: 0						

PITCHER		IP	WLS	BF	H	R	ER	SO	BB	IBB	HBP	BLK	WP	HR	S	P	ERA	WHIP
Pete Smith, R ERA: 1.98	(1, 1)	8.0		30	2	1	1	5	5	0	0	0	0	0	63	112	1.12	0.875
Mike Stanton, L ERA: 3.98	(9, 1)	2.0	W	6	1	0	0	0	0	0	0	0	0	0	11	15	0.00	0.500

PITCHER	IP	WLS	BF	H	R	ER	SO	BB	IBB	HBP	BLK	WP	HR	S	P	ERA	WHIP

BOTTOM

Atlanta Braves @ San Diego Padres

Jack Murphy Stadium, San Diego, CA

Sat Sep 26 1992, 10:05 PM EDT

Att. 24,574 - Sunny - 76 F

livebaseballscorecards.com

AB	30
R	1
H	3
RBI	1
BB	5
SO	5
LOB	10

1B: 3 SF: 0
2B: 0 SAC: 1
3B: 0 DP: 1
HR: 0 HBP: 0

WP: 0 PA: 36
PB: 0
SB: 1
CS: 0

Batter	1	2	3	4	5	6	7	8	9	10	AB	R	H	RBI	BB	SO	LOB
Otis Nixon, S (1, 8) OBP: 0.353, SLG: 0.353	S X 0-1 P1 ①		X 0-0 1-2 1B			X 0-0 P5 ②		B X 1-0 G4-3 ③		C X 0-1 BB 1B 1B	5	1	2	0	0	0	2
Jeff Blauser, R (1, 6) OBP: 0.358, SLG: 0.467 Rafael Belliard, R (10, PR) OBP: 0.264, SLG: 0.247 (10, 6)	B X 1-0 L8 ②		S B C B C 2-3 K ③			S S B F B X 2-2 G5-3 ③			B B C F F X 2-2 2B ①	F 1 SAFE 1 SAFE B P 1 SAFE 1 S B B 4-1 1B 1-2 BB	4 0	0 0	1 0	0 0	1 0	1 0	2 0
Terry Pendleton, S (1, 5) OBP: 0.346, SLG: 0.475	C T F F B X 1-2 G3 ③			X 0-0 G3-1 ①			B B X 2-0 PB 1B		X 0-0 2B 1B	C X 0-1 1-3 2-H 1B	5	1	3	1	0	0	0
David Justice, L (1, 9) OBP: 0.355, SLG: 0.429		S B C B F B B 4-2 CS BB		B F X 1-1 P6 ②			B S B B B 4-1 1-2 L4-3 BB		B F F S 1-3 K ②	B B X 2-0 F9 ③	3	0	0	0	2	1	3
Sid Bream, L (1, 3) OBP: 0.335, SLG: 0.415 Brian Hunter, R (9, PH) OBP: 0.293, SLG: 0.500 (9, 3)		B B X 2-0 F8 ①		B B F C S 2-3 K ③			B F L X 1-2 1-2 L4-3 ① ②		S B B 1 SAFE B F F 1 SAFE F X 3-2 1-H 2B		3 1	0 0	0 1	0 1	0 0	1 0	3 0
Lonnie Smith, R (1, 7) OBP: 0.324, SLG: 0.439 Jeff Reardon, R (9, 1)		F S F F F B B S 2-3 1-2 K ② ③			F F F B F X 1-2 F9 ①		F B F B X 2-2 F8 ③		I I I 4-0 IBB		3 0	0 0	0 0	0 0	1 0	1 0	2 0
Damon Berryhill, S (1, 2) OBP: 0.270, SLG: 0.388 Tommy Gregg, L (8, PR) OBP: 0.444, SLG: 0.375 Mark Wohlers, R (8, 1) Ron Gant, R (9, PH) OBP: 0.319, SLG: 0.408 (9, 7)			S F S 0-3 K ①		S B C B B S 3-3 K ②			X 0-0 SH5-4 1B	B S X 1-1 F7 ③		3 0 0 1	0 0 0 0	1 0 0 0	0 0 0 0	0 0 0 0	2 0 0 0	0 0 0 2
Mark Lemke, S (1, 4) OBP: 0.311, SLG: 0.311			B B C B C F B 4-2 1B BB		B X 1-0 F9 ③			X 0-0 SH5-4 1-2		X 0-0 P4 ①	2	0	0	0	1	0	0
29 John Smoltz, R (1, 1) OBP: 0.225, SLG: 0.203 Ryan Klesko, L (8, PH) Javy Lopez, R (8, 2) OBP: 0.333, SLG: 0.667			B S L X 1-2 F8 ②			B C B S B F S 3-3 K ①		X 0-0 F8 ②		F S B X 1-2 P3 ②	2 1 1	0 0 0	0 0 0	0 0 0	0 0 0	1 0 0	1 2 0
Inning Stats	R: 0 H: 0 E: 0 LOB: 0 K: 0 BB: 0 S: 7 P: 9	R: 0 H: 0 E: 0 LOB: 1 K: 1 BB: 1 S: 10 P: 18	R: 0 H: 1 E: 0 LOB: 2 K: 2 BB: 1 S: 13 P: 20	R: 0 H: 0 E: 0 LOB: 0 K: 1 BB: 0 S: 6 P: 9	R: 0 H: 0 E: 0 LOB: 0 K: 1 BB: 0 S: 9 P: 14	R: 0 H: 0 E: 0 LOB: 0 K: 1 BB: 0 S: 9 P: 14	R: 0 H: 1 E: 0 LOB: 1 K: 0 BB: 1 S: 9 P: 18	R: 0 H: 1 E: 0 LOB: 2 K: 0 BB: 0 S: 4 P: 5	R: 1 H: 3 E: 0 LOB: 2 K: 1 BB: 1 S: 14 P: 25	R: 1 H: 2 E: 0 LOB: 2 K: 0 BB: 1 S: 11 P: 17	1B: 6 SF: 0 2B: 4 SAC: 1 3B: 0 DP: 2 HR: 0 HBP: 0						WP: 0 PA: 40 PB: 1 SB: 0 CS: 1

PITCHER		IP	WLS	BF	H	R	ER	SO	BB	IBB	HBP	BLK	WP	HR	S	P	ERA	WHIP
Andy Benes, R ERA: 3.29	(1, 1)	7.0		24	2	0	0	6	3	0	0	0	0	0	63	102	0.00	0.714
Jeremy Hernandez, R ERA: 3.68	(8, 1)	1.1		5	2	0	0	0	0	0	0	0	0	0	8	11	0.00	1.500
Randy Myers, L ERA: 4.2	(9, 1)	1.2	L	11	4	2	2	1	1	1	0	0	0	0	21	36	10.80	3.000

PITCHER	IP	WLS	BF	H	R	ER	SO	BB	IBB	HBP	BLK	WP	HR	S	P	ERA	WHIP

TOP

Atlanta Braves @ San Diego Padres

Jack Murphy Stadium, San Diego, CA

Sun Sep 27 1992, 6:33 AM EDT

Att. 16,884 - Sunny - 83 F

livebaseballscorecards.com

AB	34
R	2
H	8
RBI	2
BB	5
SO	7
LOB	17

Batter	1	2	3	4	5	6	7	8	9	10	AB	R	H	RBI	BB	SO	LOB
Tony Fernandez, S (1, 6) OBP: 0.333, SLG: 0.357	B C C B S 2-3 K ①		X 0-0 1B		C S B S 1-3 K ②			C F B F X 1-2 G1-3 ①		C F X 0-2 G4-3 ②	5	0	1	0	0	2	0
Kurt Stillwell, S (1, 4) OBP: 0.273, SLG: 0.299	C C S 0-3 K ②		1 SAFE F S 1 SAFE F B 1 SAFE F X 1-2 G4-3 ③		S B B X 2-1 G3 ③			S X 0-1 G3-1 ②		S X 0-1 G6-3 ③	5	0	0	0	0	1	1
Gary Sheffield, R (1, 5) OBP: 0.384, SLG: 0.579 Tim Teufel, R (10, 5) OBP: 0.321, SLG: 0.343	C B X 1-1 L9 ③			C X 0-1 1B FC 1B		B C B B X 3-1 L9 ①		F B X 1-1 2B			4 0	1 0	2 0	0 0	0 0	0 0	0 0
Fred McGriff, L (1, 3) OBP: 0.392, SLG: 0.555		B C B X 2-1 F7 ①		C S B B B X 3-2 F7 1-3 1B		B B F X 2-1 P8 ②		I I I I 4-0 IBB			3	0	1	0	1	0	0
Benito Santiago, R (1, 2) OBP: 0.288, SLG: 0.384 Dan Walters, R (6, 2) OBP: 0.318, SLG: 0.426 Randy Myers, L (9, 1) OBP: 0.167, SLG: 0.167		B S B F S 2-3 K ②		S B S S 1-3 K ①		C S X 0-2 FC6-4 1B		B S B S F X 2-2 F8 ③			2 2 0	0 0 0	0 1 0	0 0 0	0 0 0	2 0 0	2 2 0
Darrin Jackson, R (1, 8) OBP: 0.288, SLG: 0.402		B X 1-0 2B		C X 0-1 FC 3-H		F S X 0-2 FC6-4 1-2f ③			X 0-0 L5 ①		4	0	1	1	0	0	2
Jerald Clark, R (1, 7) OBP: 0.283, SLG: 0.392	X 0-0 L5 ③			S B X 1-1 F7 2-3 ②			B C S X 1-2 F8 ①		C C S 0-3 K ②		4	0	0	0	0	1	3
Phil Stephenson, L (1, 9) OBP: 0.243, SLG: 0.212 Jim Vatcher, R (8, 9) OBP: 0.429, SLG: 0.364			B B F B F S 3-3 K ①	B B B C X 3-1 G4-3 ③			B X 1-0 P7 ②		B F S F S 1-3 K ③		3 1	0 0	0 0	0 0	0 0	1 1	2 0
Andy Benes, R (1, 1) OBP: 0.211, SLG: 0.231 Guillermo Velasquez, L (7, PH) OBP: 0.250, SLG: 0.625 Jeremy Hernandez, R (8, 1) Tom Lampkin, L (9, 2) OBP: 0.417, SLG: 0.222			F B C C 1-3 K ②		F X 0-1 G5-3 ①		B F C X 1-2 G3-1 ③			C B X 1-1 G4-3 ①	2 1 0 1	0 0 0 0	0 0 0 0	0 0 0 0	1 0 0 0	0 0 0 0	0 0 0 0
Inning Stats	R: 0 H: 0 E: 0 LOB: 0 K: 2 BB: 0 S: 8 P: 11	R: 0 H: 1 E: 0 LOB: 1 K: 1 BB: 0 S: 7 P: 12	R: 0 H: 1 E: 0 LOB: 1 K: 2 BB: 0 S: 12 P: 17	R: 1 H: 2 E: 0 LOB: 2 K: 1 BB: 0 S: 14 P: 22	R: 0 H: 0 E: 0 LOB: 0 K: 1 BB: 0 S: 7 P: 10	R: 0 H: 1 E: 0 LOB: 1 K: 0 BB: 0 S: 10 P: 15	R: 0 H: 0 E: 0 LOB: 0 K: 0 BB: 0 S: 7 P: 10	R: 0 H: 1 E: 0 LOB: 2 K: 0 BB: 1 S: 12 P: 20	R: 0 H: 0 E: 0 LOB: 0 K: 2 BB: 0 S: 8 P: 9	R: 0 H: 0 E: 0 LOB: 0 K: 0 BB: 0 S: 7 P: 8	1B: 4 2B: 2 3B: 0 HR: 0	SF: 0 SAC: 0 DP: 0 HBP: 0						

PITCHER	IP	WLS	BF	H	R	ER	SO	BB	IBB	HBP	BLK	WP	HR	S	P	ERA	WHIP
29 John Smoltz, R (1, 1) ERA: 2.89	7.0		27	5	1	1	7	0	0	0	0	0	0	65	97	1.29	0.714
Mark Wohlers, R (8, 1) ERA: 2.18	1.0		5	1	0	0	0	0	1	0	0	0	0	12	20	0.00	1.000
Jeff Reardon, R (9, 1) ERA: 3.42	2.0	W	6	0	0	0	2	0	0	0	0	0	0	15	17	0.00	0.000

PITCHER	IP	WLS	BF	H	R	ER	SO	BB	IBB	HBP	BLK	WP	HR	S	P	ERA	WHIP

BOTTOM

Atlanta Braves @ San Diego Padres

Jack Murphy Stadium, San Diego, CA

Sun Sep 27 1992, 6:33 AM EDT

Att. 16,884 - Sunny - 83 F

livebaseballscorecards.com

AB	37
R	1
H	6
RBI	1
BB	1
SO	9
LOB	12

1B: 4	SF: 0	WP: 0	PA: 38
2B: 2	SAC: 0	PB: 0	
3B: 0	DP: 0	SB: 0	
HR: 0	HBP: 0	CS: 0	

Batter	1	2	3	4	5	6	7	8	9	AB	R	H	RBI	BB	SO	LOB
Mike Felder, S (1, 8) OBP: 0.332, SLG: 0.385	C C X 0-2 ① G4-3		B F X 1-1 G4-1 1B		C F B F B X 2-2 1B 1B		B C X 1-1 ① B1-3			4	0	2	0	0	0	0
Robby Thompson, R (1, 4) OBP: 0.337, SLG: 0.421	B F C X 1-2 ② G5-3		1 SAFE C B X 1-1 ① ② G4-1 1-2		S B 1 SAFE F X 1-2 1-2 1B		C X 0-1 ② F7			4	0	1	0	0	0	1
Will Clark, L (1, 3) OBP: 0.384, SLG: 0.475	B B X 2-0 1B		B B F X 2-1 FC5-4 1B		F B B F S 2-3 ① K		B C X 1-1 ③ L7			4	0	2	0	0	1	2
Chris James, R (1, 7) OBP: 0.289, SLG: 0.381	1 SAFE B 1 SAFE X 1-0 ③ F8		1 SAFE B X 1-0 ③ FC5-4 1-2f		X 0-0 ② F7			C X 0-1 ① G6-3		4	0	0	0	0	0	4
Matt Williams, R (1, 5) OBP: 0.290, SLG: 0.389		B X 1-0 1B 1B		B B X 2-0 E5 BB	F S F B C 1-3 ③ K			C B F F X 1-2 ② G1-3		4	0	1	0	0	1	2
Steve Hosey, R (1, 9) OBP: 0.271, SLG: 0.362		X 0-0 ① L3		B F 1 SAFE 1 SAFE X 1-1 ① F7		F F B F X 1-2 ① L6		C B X 1-1 ③ G6-3		4	0	0	0	0	0	2
Kirt Manwaring, R (1, 2) OBP: 0.310, SLG: 0.326		B 1 SAFE 1 SAFE B C 1 SAFE X 2-1 1-3 FC6-4 1B		B 1 SAFE F B 1 C S 2-3 ② K		X 0-0 G5-3 1B			C X 0-1 ① P5	4	0	2	0	0	1	1
Royce Clayton, R (1, 6) OBP: 0.279, SLG: 0.302		B B X 2-0 ② F7		B 1 SAFE B B C F B 4-2 1-2 FC5-4 BB		C B X 1-1 ② G5-3 1-2			C S B B S 2-3 ② K	3	0	0	0	1	1	3
Bud Black, L (1, 1) OBP: 0.089, SLG: 0.074 Steve Reed, R (4, 1) Michael Jackson, R (5, 1) Greg Litton, R (6, PH) OBP: 0.275, SLG: 0.315 Dave Burba, R (6, 1) OBP: 0.133, SLG: 0.071 John Patterson, S (9, PH) OBP: 0.239, SLG: 0.221		C C B X 1-2 ③ FC6-4 1-2f		C X 0-1 ③ FC5-4 1-2f		B F B X 2-1 ③ F8			B C S B X 2-2 ③ F8	2 0 0 1 0 1	0 0 0 0 0 0	0 0 0 0 0 0	0 0 0 0 0 0	0 0 0 0 0 0	0 0 0 0 0 0	4 0 0 1 0 0
Inning Stats	R: 0 E: 0 K: 0 S: 8 H: 1 LOB: 1 BB: 0 P: 12	R: 0 E: 0 K: 0 S: 8 H: 2 LOB: 2 BB: 0 P: 14	R: 0 E: 0 K: 0 S: 7 H: 2 LOB: 1 BB: 0 P: 12	R: 0 E: 1 K: 1 S: 10 H: 0 LOB: 2 BB: 1 P: 19	R: 0 E: 0 K: 2 S: 15 H: 2 LOB: 2 BB: 0 P: 21	R: 0 E: 0 K: 0 S: 9 H: 1 LOB: 1 BB: 0 P: 13	R: 0 E: 0 K: 0 S: 6 H: 0 LOB: 0 BB: 0 P: 8	R: 0 E: 0 K: 0 S: 8 H: 0 LOB: 0 BB: 0 P: 10	R: 0 E: 0 K: 1 S: 8 H: 0 LOB: 0 BB: 0 P: 12	1B: 8 2B: 0 3B: 0 HR: 0 SF: 0 SAC: 0 DP: 0 HBP: 0						

PITCHER	IP	WLS	BF	H	R	ER	SO	BB	IBB	HBP	BLK	WP	HR	S	P	ERA	WHIP
Charlie Leibrandt, L (1, 1) ERA: 3.45	9.0	W	36	8	0	0	4	1	0	0	0	0	0	79	121	0.00	1.000

PITCHER	IP	WLS	BF	H	R	ER	SO	BB	IBB	HBP	BLK	WP	HR	S	P	ERA	WHIP

TOP

San Francisco Giants @ Atlanta Braves

Atlanta-Fulton County Stadium, Atlanta, GA

Tue Sep 29 1992, 7:05 PM EDT

Att. 40,860 - Sunny - 71 F

livebaseballscorecards.com

AB	35
R	0
H	8
RBI	0
BB	1
SO	4
LOB	20

WP: 0 PA: 36
PB: 0
SB: 0
CS: 0

San Francisco Giants @ Atlanta Braves

Atlanta-Fulton County Stadium, Atlanta, GA

Tue Sep 29 1992, 7:05 PM EDT

Att. 40,860 - Sunny - 71 F

livebaseballscorecards.com

BOTTOM

Batter	1	2	3	4	5	6	7	8	9	AB	R	H	RBI	BB	SO	LOB
Otis Nixon, S (1, 9) (8, 8) OBP: 0.350, SLG: 0.350	G5-3		F9		K		G4-3			4	0	0	0	0	1	0
Jeff Blauser, R (1, 6) OBP: 0.358, SLG: 0.464	F8			BLK 1B BB	P7		G6-3			2	1	0	0	1	0	0
Rafael Belliard, R (6, 6) OBP: 0.263, SLG: 0.246										1	0	0	0	0	0	0
Terry Pendleton, S (1, 5) OBP: 0.345, SLG: 0.475	G4-3			1 SAFE 1 SAFE 1 SAFE F8	1B 2B		K			4	1	1	0	0	1	1
Lonnie Smith, R (1, 7) OBP: 0.329, SLG: 0.440		F7		1 SAFE 1 SAFE 1B 1B 1-2 BB	1B 2-H 1B			L9		2	1	1	1	1	0	0
David Justice, L (8, 9) OBP: 0.354, SLG: 0.428										1	0	0	0	0	0	0
Ron Gant, R (1, 8) (8, 7) OBP: 0.321, SLG: 0.417		HR		1B 2B 1-3 2-H 1B	1-3 1B			P2		4	2	3	2	0	0	0
Brian Hunter, R (1, 3) OBP: 0.292, SLG: 0.496		G4-3		1 SAFE 2B 1-2 3-H 1B	G4-3		K			4	1	1	1	0	1	0
Damon Berryhill, S (1, 2) OBP: 0.274, SLG: 0.394	G5-3			G4-3 1-H 2-H 2B	1B					3	0	2	2	0	0	0
Mark Lemke, S (1, 4) OBP: 0.309, SLG: 0.309			P9	G4-3 2-3	K					3	0	0	0	0	1	2
Charlie Leibrandt, R (1, 1) OBP: 0.119, SLG: 0.123			K2-3	K			P9			3	0	0	0	0	2	2
Inning Stats	R: 0 E: 0 K: 0 S: 6 H: 0 LOB: 0 BB: 0 P: 11	R: 1 E: 0 K: 0 S: 7 H: 1 LOB: 0 BB: 0 P: 11	R: 0 E: 0 K: 1 S: 7 H: 0 LOB: 0 BB: 0 P: 10	R: 4 E: 0 K: 1 S: 19 H: 3 LOB: 1 BB: 2 P: 36	R: 1 E: 0 K: 1 S: 12 H: 3 LOB: 2 BB: 0 P: 16	R: 0 E: 0 K: 1 S: 12 H: 1 LOB: 1 BB: 0 P: 19	R: 0 E: 0 K: 1 S: 10 H: 0 LOB: 0 BB: 0 P: 14	R: 0 E: 0 K: 1 S: 8 H: 0 LOB: 0 BB: 0 P: 12		1B: 5 2B: 2 3B: 0 HR: 1	SF: 0 SAC: 0 DP: 0 HBP: 0					

	AB	31
	R	6
	H	8
	RBI	6
	BB	2
	SO	6
	LOB	5

PITCHER		IP	WLS	BF	H	R	ER	SO	BB	IBB	HBP	BLK	WP	HR	S	P	ERA	WHIP
Bud Black, L ERA: 3.97	(1, 1)	3.1	L	15	3	5	5	1	2	0	0	1	0	1	32	57	13.50	1.500
Steve Reed, R ERA: 2.92	(4, 1)	0.2		3	1	0	0	1	0	0	0	0	0	0	7	11	0.00	1.500
Michael Jackson, R ERA: 3.71	(5, 1)	1.0		5	3	1	1	1	0	0	0	0	0	0	12	16	9.00	3.000
Dave Burba, R ERA: 5.08	(6, 1)	3.0		10	1	0	0	3	0	0	0	0	0	0	30	45	0.00	0.333

PITCHER	IP	WLS	BF	H	R	ER	SO	BB	IBB	HBP	BLK	WP	HR	S	P	ERA	WHIP

Batter	1	2	3	4	5	6	7	8	9	AB	R	H	RBI	BB	SO	LOB
Darren Lewis, R (1, 8) OBP: 0.297, SLG: 0.271	B C X 1-1 WP S SF9 1B		B X 1-0 ② L9			S B F F B F F C 2-3 ① K		C X 0-1 S 1B		4	1	2	0	0	1	0
John Patterson, S (1, 4) OBP: 0.229, SLG: 0.211	B 1 SAFE 1 SAFE B 1 SAFE B C S S 3-3 ① K 1-2		C B X 1-1 ③ G6-3			B C B X 2-1 ② L8		1 SAFE 1 SAFE 1 SAFE B P C S F F 3-2 F B X ③ G5-3 1-2		4	0	0	0	0	1	2
Will Clark, L (1, 3) OBP: 0.386, SLG: 0.477 Greg Litton, R (7, 3) OBP: 0.273, SLG: 0.313	B B B F S X 3-2 ② SF9 2-H			C B F X 1-2 G6-4-3 1B		C B X 1-1 S 1B			B C F B C 2-3 ① K	2 1	0 0	2 0	1 0	0 0	0 1	0 0
Steve Hosey, R (1, 9) OBP: 0.269, SLG: 0.353	B B F S B X 3-2 1B			S 1 SAFE B 1 SAFE 1 SAFE B S S 2-3 ① K		F F F 1 SAFE F B F F B 2-2 X ③ F9 1-2			C B X 1-1 ② F9	4	0	1	0	0	1	2
Craig Colbert, R (1, 5) OBP: 0.248, SLG: 0.322	B X 1-0 ③ F9			B X 1-0 ② ③ G6-4-3 1-2f			F C F F F B B B X 2-2 ① G5-3		X 0-0 ③ G6-3	4	0	0	0	0	0	2
Mark Leonard, L (1, 7) OBP: 0.338, SLG: 0.402 Mike Felder, S (8, 7) OBP: 0.332, SLG: 0.385		C B C B B X 3-2 G6-4-3 1B			C F B B F F B B 4-2 G5-3 BB		C B S C 1-3 ② K			2 0	0 0	1 0	0 0	1 0	1 0	0 0
Steve Decker, R (1, 2) OBP: 0.308, SLG: 0.212		B B F 1 SAFE X 2-1 ① F8			B 1 SAFE X 1-0 ① G5-3 1-2		B S B X 2-1 ③ F8			3	0	0	0	0	0	2
Royce Clayton, R (1, 6) OBP: 0.277, SLG: 0.299		X 0-0 ② ③ G6-4-3 1-2f			F S B F X 1-2 ② F9			C C B X 1-2 ① F7		3	0	0	0	0	0	2
Jeff Brantley, R (1, 1) OBP: 0.200, SLG: 0.111 Bill Swift, R (6, 1) OBP: 0.173, SLG: 0.216 Ted Wood, L (8, PH) OBP: 0.286, SLG: 0.280 Rod Beck, R (8, 1) OBP: 0.500, SLG: 0.500			B B C X 2-1 ① G4-3		F B B X 2-1 ③ F9			B B X 2-0 ② G6-3		2 0 1 0	0 0 0 0	0 0 0 0	0 0 0 0	0 0 0 0	0 0 0 0	1 0 0 0

TOP

San Francisco Giants @ Atlanta Braves

Atlanta-Fulton County Stadium, Atlanta, GA

Wed Sep 30 1992, 7:05 PM EDT

Att. 38,096 - Sunny - 68 F

livebaseballscorecards.com

AB	30
R	1
H	6
RBI	1
BB	1
SO	5
LOB	11

Inning Stats	1	2	3	4	5	6	7	8	9
	R: 1 E: 0 K: 1 S: 12	R: 0 E: 0 K: 0 S: 6	R: 0 E: 0 K: 0 S: 5	R: 0 E: 0 K: 1 S: 7	R: 0 E: 0 K: 0 S: 11	R: 0 E: 0 K: 1 S: 17	R: 0 E: 0 K: 1 S: 11	R: 0 E: 0 K: 0 S: 13	R: 0 E: 0 K: 1 S: 6
	H: 2 LOB: 1 BB: 0 P: 23	H: 1 LOB: 0 BB: 0 P: 11	H: 0 LOB: 0 BB: 0 P: 9	H: 1 LOB: 0 BB: 0 P: 11	H: 0 LOB: 1 BB: 1 P: 19	H: 1 LOB: 1 BB: 0 P: 24	H: 0 LOB: 0 BB: 0 P: 16	H: 1 LOB: 1 BB: 0 P: 18	H: 0 LOB: 0 BB: 0 P: 9

1B: 6	SF: 1	WP: 1
2B: 0	SAC: 0	PB: 0
3B: 0	DP: 2	SB: 3
HR: 0	HBP: 0	CS: 0
		PA: 32

PITCHER		IP	WLS	BF	H	R	ER	SO	BB	IBB	HBP	BLK	WP	HR	S	P	ERA	WHIP
Tom Glavine, L ERA: 2.82	(1, 1)	7.0	L	25	5	1	1	4	1	0	0	0	1	0	69	113	1.29	0.857
Alejandro Pena, R ERA: 4.07	(8, 1)	1.0		4	1	0	0	0	0	0	0	0	0	0	13	18	0.00	1.000
Kent Mercker, L ERA: 3.53	(9, 1)	1.0		3	0	0	0	1	0	0	0	0	0	0	6	9	0.00	0.000

PITCHER	IP	WLS	BF	H	R	ER	SO	BB	IBB	HBP	BLK	WP	HR	S	P	ERA	WHIP

Batter	1	2	3	4	5	6	7	8	9	AB	R	H	RBI	BB	SO	LOB
Tommy Gregg, L (1, 8) (5, 9) OBP: 0.385, SLG: 0.333	B B F B S X 3-2 G4-3 ①		B B X 2-0 F8 ③			C X 0-1 BB 1B 1B	X 0-0 G1-6-3 ② ③ 1-2f			4	0	1	0	0	0	3
Jeff Treadway, L (1, 4) OBP: 0.287, SLG: 0.274	C C B B S 2-3 K ②			F S B S 1-3 K ①		B B F 1 SAFE X 2-1 BB 1-2 1B		X 0-0 F8 ①		4	0	1	0	0	2	0
Melvin Nieves, S (1, 7) OBP: 0.333, SLG: 0.364	B C F C 1-3 K ③			C B S B X 2-2 FC4-6 2B		F B S S 1-3 K ①		C X 0-1 F8 ②		4	0	1	0	0	2	2
David Justice, L (1, 9) OBP: 0.355, SLG: 0.427 Deion Sanders, L (5, 8) OBP: 0.346, SLG: 0.502		C X 0-1 P3 ①		B B B B 4-0 FC4-6 BB		B F X 1-1 P5 ②		B S X 1-1 E4		1 2	0 0	0 0	0 0	1 0	0 0	0 2
Sid Bream, L (1, 3) OBP: 0.335, SLG: 0.413 Ryan Klesko, L (6, PR) (7, 3)		B C C T F S 1-3 K ②		C X 0-1 FC4-6 ② 1-2f 2-3		B B B B 4-0 1-2 2-3 BB		B S X 1-1 F8 ③		2 1	0 0	0 0	0 0	1 0	1 0	2 1
Damon Berryhill, S (1, 2) OBP: 0.271, SLG: 0.390 Javy Lopez, R (8, 2) OBP: 0.250, SLG: 0.500		S C C 0-3 K ③		B F B S S 2-3 K ③		B F S S X 1-2 F7 ③			F X 0-1 F8 ①	3 1	0 0	0 0	0 0	0 0	2 0	5 0
Vinny Castilla, R (1, 5) OBP: 0.333, SLG: 0.250			C X 0-1 F8 ①		F F B B C 2-3 K ①		C B S F X 1-2 1B 1B		S X 0-1 P3 ②	4	0	1	0	0	1	0
Rafael Belliard, R (1, 6) OBP: 0.260, SLG: 0.244 Jeff Blauser, R (9, PH) OBP: 0.357, SLG: 0.463			S F X 0-2 F9 ②		X 0-0 F9 ②		L L L 0-3 K ①		S B B F C 2-3 K ③	3 1	0 0	0 0	0 0	0 0	1 1	1 0
Tom Glavine, L (1, 1) OBP: 0.278, SLG: 0.293 Francisco Cabrera, R (7, PH) OBP: 0.364, SLG: 0.900 Alejandro Pena, R (8, 1) Kent Mercker, L (9, 1)			B B B C B 4-1 BB		X 0-0 B1-3 ③		1 SAFE B C F X 1-2 G1-6-3 1-2 1B			1 1 0 0	0 0 0 0	0 1 0 0	0 0 0 0	1 0 0 0	0 0 0 0	0 0 0 0
Inning Stats	R: 0 H: 0 E: 0 LOB: 0 K: 2 BB: 0 S: 9 P: 15	R: 0 H: 0 E: 0 LOB: 0 K: 2 BB: 0 S: 10 P: 11	R: 0 H: 0 E: 0 LOB: 0 K: 0 BB: 1 S: 7 P: 13	R: 0 H: 1 E: 0 LOB: 2 K: 2 BB: 1 S: 11 P: 20	R: 0 H: 0 E: 0 LOB: 0 K: 1 BB: 0 S: 5 P: 7	R: 0 H: 2 E: 0 LOB: 3 K: 1 BB: 1 S: 12 P: 21	R: 0 H: 2 E: 0 LOB: 1 K: 1 BB: 0 S: 11 P: 13	R: 0 H: 0 E: 1 LOB: 1 K: 0 BB: 0 S: 7 P: 9	R: 0 H: 0 E: 0 LOB: 0 K: 1 BB: 0 S: 7 P: 9	1B: 4 2B: 1 3B: 0 HR: 0	SF: 0 SAC: 0 DP: 1 HBP: 0						

PITCHER		IP	WLS	BF	H	R	ER	SO	BB	IBB	HBP	BLK	WP	HR	S	P	ERA	WHIP
Jeff Brantley, R ERA: 2.95	(1, 1)	5.1	W	21	3	0	0	8	2	0	0	0	0	0	49	76	0.00	0.938
Bill Swift, R ERA: 2.1	(6, 1)	1.2		7	2	0	0	1	1	0	0	0	0	0	16	24	0.00	1.800
Rod Beck, R ERA: 1.86	(8, 1)	2.0	S	7	0	0	0	1	0	0	0	0	0	0	14	18	0.00	0.000

PITCHER	IP	WLS	BF	H	R	ER	SO	BB	IBB	HBP	BLK	WP	HR	S	P	ERA	WHIP

BOTTOM

San Francisco Giants @ Atlanta Braves

Atlanta-Fulton County Stadium, Atlanta, GA

Wed Sep 30 1992, 7:05 PM EDT

Att. 38,096 - Sunny - 68 F

livebaseballscorecards.com

AB	32
R	0
H	5
RBI	0
BB	3
SO	10
LOB	16

1B: 4	SF: 0	WP: 0	PA: 35
2B: 1	SAC: 0	PB: 0	
3B: 0	DP: 1	SB: 0	
HR: 0	HBP: 0	CS: 0	

Batter	1	2	3	4	5	6	7	8	9	10	AB	R	H	RBI	BB	SO	LOB
Darren Lewis, R (1, 8) OBP: 0.295, SLG: 0.273	C B F B B F S 3-3 K ①		F X 0-1 B3 ②		B C C B X 2-2 P3 ③		X 0-0 E4 G4-3 1-2 3-H			B C B B X 3-1 G4-3 2B	5	0	1	1	0	1	1
John Patterson, S (1, 4) OBP: 0.228, SLG: 0.211	B S B X 2-1 F8 ②		F B C B X 2-2 3B 1B			B X 1-0 E6 1B S SF9	F B C F X 1-2 G4-3 ②③ 1-2f			X 0-0 G4-3 ② 2-3	5	2	1	0	0	0	3
Royce Clayton, R (1, 6) OBP: 0.282, SLG: 0.310	X 0-0 F8 ③		1 SAFE B 1 SAFE F X 1-1 3B 1-H			B C 1 SAFE S F B B X 3-2 S E 1B 1-3		C B F X 1-2 G5-3 1B		F F B F X 1-2 G5-3 ③	5	1	3	1	0	0	1
Steve Hosey, R (1, 9) OBP: 0.250, SLG: 0.333		S B B S F C 2-3 K ①	B F C T B X 2-2 P3 ③			S B B B X 3-1 SF9 ① 1-H 3-H		L 1 SAFE S F F B X 1-2 G5-3 ①② 1-2			3	0	0	1	0	1	2
Craig Colbert, R (1, 5) OBP: 0.248, SLG: 0.320		S C B F F X 1-2 S 1B 1B		S C F B S 1-3 K ①		S X 0-1 L4 ②		B B X 2-0 G5-3 ③			4	1	1	0	0	1	0
Mark Leonard, L (1, 7) OBP: 0.329, SLG: 0.388		C S C 0-3 K ②		B C L S 1-3 K ②		C X 0-1 G4-3 ③			S C S 0-3 K ①		4	0	0	0	0	3	1
Greg Litton, R (1, 3) OBP: 0.280, SLG: 0.318		C B C F X 1-2 E9 1B 1-H		B F B B S S 3-3 K ③			F C X 0-2 WP G4-3 E 1B		C X 0-1 F7 ②		4	1	2	1	0	1	0
Steve Decker, R (1, 2) OBP: 0.279, SLG: 0.189		B F C F C 1-3 K ③			B C X 1-1 F9 ①		F B X 1-1 G4-3 ① 1-2		B F B B F X 2-2 F7 ③		4	0	0	0	0	1	2
John Burkett, R (1, 1) OBP: 0.095, SLG: 0.036 Ted Wood, L (7, PH) OBP: 0.296, SLG: 0.280 Jim Pena, L (7, 1) OBP: 0.200, SLG: 0.200 Steve Reed, R (7, 1) Bryan Hickerson, L (9, 1) Mike Felder, S (10, PH) OBP: 0.331, SLG: 0.384 Michael Jackson, R (10, 1)			B C X 1-1 F8 ①		C S X 0-2 G6-3 ②		S B S F B B F F 4-2 B E BB 2-3			X 0-0 G6-3 ①	2 0 0 0 0 1 0	0 0 0 0 0 0 0	0 0 0 0 0 0 0	0 0 0 0 0 0 0	0 1 0 0 0 0 0	0 0 0 0 0 0 0	0 0 0 0 0 0 0
Inning Stats	R: 0 H: 0 E: 0 LOB: 0 K: 1 BB: 0 S: 7 P: 12	R: 1 H: 2 E: 1 LOB: 1 K: 3 BB: 0 S: 20 P: 25	R: 1 H: 2 E: 0 LOB: 1 K: 0 BB: 0 S: 13 P: 19	R: 0 H: 0 E: 0 LOB: 0 K: 3 BB: 0 S: 10 P: 15	R: 0 H: 0 E: 0 LOB: 0 K: 0 BB: 0 S: 8 P: 11	R: 2 H: 1 E: 2 LOB: 0 K: 0 BB: 0 S: 12 P: 19	R: 1 H: 1 E: 1 LOB: 1 K: 0 BB: 1 S: 16 P: 22	R: 0 H: 1 E: 0 LOB: 0 K: 0 BB: 0 S: 9 P: 13	R: 0 H: 0 E: 0 LOB: 0 K: 1 BB: 0 S: 8 P: 10	R: 0 H: 1 E: 0 LOB: 1 K: 0 BB: 0 S: 8 P: 12	1B: 6 2B: 1 3B: 1 HR: 0	SF: 1 SAC: 0 DP: 1 HBP: 0					

PITCHER		IP	WLS	BF	H	R	ER	SO	BB	IBB	HBP	BLK	WP	HR	S	P	ERA	WHIP
Steve Avery, L ERA: 3.2	(1, 1)	6.0		24	5	4	2	7	0	0	0	0	0	0	70	101	3.00	0.833
Mark Wohlers, R ERA: 2.38	(7, 1)	1.0		5	1	1	1	0	1	0	0	0	1	0	16	22	9.00	2.000
Mike Stanton, L ERA: 3.92	(8, 1)	1.0		3	1	0	0	0	0	0	0	0	0	0	9	13	0.00	1.000
Jeff Reardon, R ERA: 3.36	(9, 1)	1.0		3	0	0	0	1	0	0	0	0	0	0	8	10	0.00	0.000
Marvin Freeman, R ERA: 3.36	(10, 1)	1.0	W	4	1	0	0	0	0	0	0	0	0	0	8	12	0.00	1.000

PITCHER	IP	WLS	BF	H	R	ER	SO	BB	IBB	HBP	BLK	WP	HR	S	P	ERA	WHIP

TOP

San Francisco Giants @ Atlanta Braves

Atlanta-Fulton County Stadium, Atlanta, GA

Thu Oct 01 1992, 7:05 PM EDT
Att. 37,359 - Cloudy - 64 F

livebaseballscorecards.com

AB	37
R	5
H	8
RBI	4
BB	1
SO	8
LOB	10

WP: 1	PA: 39		
PB: 0			
SB: 3			
CS: 0			

Batter	1	2	3	4	5	6	7	8	9	10	AB	R	H	RBI	BB	SO	LOB
Deion Sanders, L (1, 8) OBP: 0.350, SLG: 0.502	1-0 S 3B 1B	3-3 ② K			3-1 FC4-6 1B 1-2 1B 1B		4-0 G3-1 SH3-4 BB		0-0 ② P7		4	2	2	0	1	1	1
Jeff Treadway, L (1, 4) OBP: 0.286, SLG: 0.291	2-2 2B 1-H 3B	2-2 ③ G3			0-0 ① F7		0-1 ① SH3-4 1-2		1-3 ③ K		4	1	1	1	0	1	3
Ron Gant, R (1, 7) OBP: 0.323, SLG: 0.419 Tommy Gregg, L (8, 7) OBP: 0.429, SLG: 0.615	2-2 1B 3-H 2B		2-3 ① K		0-0 FC4-6 1-2 2-3 1B		0-2 ② G3-1 2-3			1-0 HR	4 1	1 1	2 1	1 1	0 0	1 0	1 0
Ryan Klesko, L (1, 3)	2-3 ① K		2-3 ② K		0-2 ② FC4-6 1B 1-2f 2-3 3-H		2-2 ③ G3-1				4	0	0	1	0	2	4
Melvin Nieves, S (1, 9) OBP: 0.313, SLG: 0.333	1-3 ② K		1-0 ③ F8		2-1 1B 1-2 3-H 1B			0-2 ① G1-3			4	0	1	1	0	1	1
Javy Lopez, R (1, 2) OBP: 0.375, SLG: 0.500	1-0 2-H 1B	0-2 ① G4-3			0-0 ③ F7			0-1 1B			4	0	2	1	0	0	2
Vinny Castilla, R (1, 5) OBP: 0.231, SLG: 0.167 (9, 6)	0-3 ③ K				1-0 ② G5-3		2-3 ① K		0-1 ② P3		4	0	0	0	0	2	2
Rafael Belliard, R (1, 6) OBP: 0.258, SLG: 0.241 Lonnie Smith, R (8, PH) OBP: 0.328, SLG: 0.437 Jeff Reardon, R (9, 1) Marvin Freeman, R (10, 1) OBP: 0.667, SLG: 0.667		1-2 ① G4-3			1-3 ③ K		0-1 ② P6		3-2 ③ L4		3 1 0 0	0 0 0 0	0 0 0 0	0 0 0 0	0 0 0 0	1 0 0 0	0 1 0 0
Steve Avery, L (1, 1) OBP: 0.203, SLG: 0.224 Terry Pendleton, S (6, PH) OBP: 0.345, SLG: 0.475 Mark Wohlers, R (7, 1) Mike Stanton, L (8, 1) OBP: 0.500, SLG: 0.500 Mark Lemke, S (9, 5) OBP: 0.309, SLG: 0.308		2-1 1B			0-0 1B 1B FC4-6 1B		1-1 ③ G4-3			1-0 ① P3	2 1 0 0 1	1 0 0 0 0	2 0 0 0 0	0 0 0 0 0	0 0 0 0 0	0 0 0 0 0	0 0 0 0 0
Inning Stats	R: 3 H: 4 E: 0 LOB: 1 K: 3 BB: 0 S: 19 P: 27	R: 0 H: 1 E: 0 LOB: 1 K: 1 BB: 0 S: 11 P: 19	R: 0 H: 0 E: 0 LOB: 0 K: 2 BB: 0 S: 8 P: 13	R: 0 H: 0 E: 0 LOB: 0 K: 1 BB: 0 S: 7 P: 9	R: 2 H: 4 E: 0 LOB: 2 K: 0 BB: 0 S: 11 P: 16	R: 0 H: 0 E: 0 LOB: 0 K: 1 BB: 0 S: 7 P: 10	R: 0 H: 0 E: 0 LOB: 1 K: 0 BB: 1 S: 8 P: 14	R: 0 H: 1 E: 0 LOB: 1 K: 0 BB: 0 S: 13 P: 16	R: 0 H: 0 E: 0 LOB: 0 K: 1 BB: 0 S: 6 P: 8	R: 1 H: 1 E: 0 LOB: 0 K: 0 BB: 0 S: 1 P: 2	1B: 8 2B: 1 3B: 1 HR: 1	SF: 0 SAC: 1 DP: 0 HBP: 0				WP: 0 PB: 0 SB: 1 CS: 0	PA: 39	

PITCHER		IP	WLS	BF	H	R	ER	SO	BB	IBB	HBP	BLK	WP	HR	S	P	ERA	WHIP
John Burkett, R ERA: 3.84	(1, 1)	6.0		27	9	5	5	8	0	0	0	0	0	0	63	94	7.50	1.500
Jim Pena, L ERA: 3.19	(7, 1)	0.1		2	0	0	0	0	1	0	0	0	0	0	2	6	0.00	3.000
Steve Reed, R ERA: 2.57	(7, 1)	1.2		6	1	0	0	0	0	0	0	0	0	0	19	24	0.00	0.600
Bryan Hickerson, L ERA: 2.92	(9, 1)	1.0		3	0	0	0	1	0	0	0	0	0	0	6	8	0.00	0.000
Michael Jackson, R ERA: 3.83	(10, 1)	0.0	L	1	1	1	1	0	0	0	0	0	0	1	1	2	∞	∞

PITCHER	IP	WLS	BF	H	R	ER	SO	BB	IBB	HBP	BLK	WP	HR	S	P	ERA	WHIP

BOTTOM

San Francisco Giants @ Atlanta Braves

Atlanta-Fulton County Stadium, Atlanta, GA

Thu Oct 01 1992, 7:05 PM EDT

Att. 37,359 - Cloudy - 64 F

livebaseballscorecards.com

AB	37
R	6
H	11
RBI	6
BB	1
SO	9
LOB	15

San Diego Padres @ Atlanta Braves

Atlanta-Fulton County Stadium, Atlanta, GA

Fri Oct 02 1992, 3:33 AM EDT

Cloudy - 71 F

TOP

livebaseballscorecards.com

Batter	1	2	3	4	5	6	7	8	9	AB	R	H	RBI	BB	SO	LOB
Tony Fernandez, S (1, 6) OBP: 0.334, SLG: 0.358	F C B X 1-2 F9 ①		L B B F B F X 3-2 G1-3 ③			B S S B X 2-2 F8 ②			B B B X 3-0 S 1B 1B	4	1	1	0	0	0	0
Oscar Azocar, L (1, 9) OBP: 0.233, SLG: 0.222	B B B B 4-0 BB			C B B B C X 3-2 E7 G1-6-3		C C B X 1-2 L7 ③			C F X 0-2 F9 ① 1-2	3	0	0	0	1	0	1
Darrin Jackson, R (1, 8) OBP: 0.285, SLG: 0.396	C F B 1 SAFE X 1-2 P6 ②			X 0-0 G1-6-3 ①② 1-2f			B S B B F X 3-2 P9 ①		C X 0-1 G6-3 ②	4	0	0	0	0	0	3
Fred McGriff, L (1, 3) OBP: 0.398, SLG: 0.562	C F B 1 B SAFE S 2-3 K ③			L B S F B B X 3-2 2B			C F S 0-3 K ②		B X 1-0 2-H 1B	4	0	2	1	0	2	1
Phil Stephenson, L (1, 7) OBP: 0.241, SLG: 0.200 Kevin Ward, R (7, PH) OBP: 0.274, SLG: 0.298 (7, 7) Guillermo Velasquez, L (9, PH) OBP: 0.167, SLG: 0.417		L B B X 2-1 L9 ①		B B X 2-0 F9 ③			C B B B F F X 3-2 F7 ③	F B S S X 1-2 F8 ③		2 1 1	0 0 0	0 0 0	0 0 0	0 0 0	0 0 0	1 0 1
Tim Teufel, R (1, 5) OBP: 0.319, SLG: 0.342		C S B B X 2-2 G5-3 ②			B F S C 1-3 K ①			F B B B S B 4-2 G5-4-3 BB		2	0	0	0	1	1	0
Dan Walters, R (1, 2) OBP: 0.301, SLG: 0.401		B X 1-0 F7 ③			B F S X 1-2 G5-3 ②			F X 0-1 G5-4-3 ①② 1-2f		3	0	0	0	0	0	1
Jeff Gardner, L (1, 4) OBP: 0.111, SLG: 0.111 Paul Faries, R (8, PH) OBP: 0.667, SLG: 0.667 (8, 4)			C F B S 1-3 K ①		X 0-0 G5-3 ③			F S X 0-2 E7 1B		2 1	0 0	0 1	0 0	0 0	1 0	0 0
Andy Benes, R (1, 1) OBP: 0.205, SLG: 0.224 Jerald Clark, R (8, PH) OBP: 0.280, SLG: 0.385 Larry Andersen, R (8, 1)			B S C S 1-3 K ②			C B F C 1-3 K ①		F S X 0-2 P5 ③		2 1 0	0 0 0	0 0 0	0 0 0	0 0 0	2 0 0	0 1 0
Inning Stats	R: 0 H: 0 E: 0 LOB: 1 K: 1 BB: 1 S: 9 P: 17	R: 0 H: 0 E: 0 LOB: 0 K: 0 BB: 0 S: 6 P: 11	R: 0 H: 0 E: 0 LOB: 0 K: 2 BB: 0 S: 10 P: 15	R: 0 H: 1 E: 1 LOB: 1 K: 0 BB: 0 S: 9 P: 17	R: 0 H: 0 E: 0 LOB: 0 K: 1 BB: 0 S: 7 P: 9	R: 0 H: 0 E: 0 LOB: 0 K: 1 BB: 0 S: 9 P: 13	R: 0 H: 0 E: 0 LOB: 0 K: 1 BB: 0 S: 10 P: 16	R: 0 H: 1 E: 1 LOB: 1 K: 0 BB: 1 S: 10 P: 14	R: 1 H: 2 E: 0 LOB: 1 K: 0 BB: 0 S: 10 P: 15	1B: 3 SF: 0 2B: 1 SAC: 0 3B: 0 DP: 2 HR: 0 HBP: 0						

	AB	30
	R	1
	H	4
	RBI	1
	BB	2
	SO	6
	LOB	9

WP: 0 PA: 32
PB: 0
SB: 1
CS: 0

PITCHER		IP	WLS	BF	H	R	ER	SO	BB	IBB	HBP	BLK	WP	HR	S	P	ERA	WHIP
29 John Smoltz, R ERA: 2.85	(1, 1)	4.0		14	1	0	0	3	1	0	0	0	0	0	34	60	0.00	0.500
David Nied, R ERA: 1.29	(5, 1)	2.0	W	6	0	0	0	2	0	0	0	0	0	0	16	22	0.00	0.000
Kent Mercker, L ERA: 3.48	(7, 1)	1.0		3	0	0	0	1	0	0	0	0	0	0	10	16	0.00	0.000
Mike Stanton, L ERA: 3.86	(8, 1)	1.0		4	1	0	0	0	1	0	0	0	0	0	10	14	0.00	2.000
Jeff Reardon, R ERA: 3.45	(9, 1)	1.0		5	2	1	1	0	0	0	0	0	0	0	10	15	9.00	2.000

PITCHER		IP	WLS	BF	H	R	ER	SO	BB	IBB	HBP	BLK	WP	HR	S	P	ERA	WHIP

San Diego Padres @ Atlanta Braves

Atlanta-Fulton County Stadium, Atlanta, GA

Fri Oct 02 1992, 3:33 AM EDT

Cloudy - 71 F

livebaseballscorecards.com

BOTTOM

Batter	1	2	3	4	5	6	7	8	9	AB	R	H	RBI	BB	SO	LOB
Deion Sanders, L (1, 8) OBP: 0.346, SLG: 0.495	G4-3		K		P8		F8			4	0	0	0	0	1	0
Lonnie Smith, R (1, 7) OBP: 0.331, SLG: 0.448	G5-3		F9			BB	3B			3	1	1	0	1	0	0
Terry Pendleton, S (1, 5) OBP: 0.347, SLG: 0.477	L7			2B		HR	IBB			3	2	2	1	1	0	0
David Justice, L (1, 9) Kent Mercker, L (7, 1) Ryan Klesko, L (7, PH) Mike Stanton, L (8, 1) OBP: 0.500, SLG: 0.500 Jeff Reardon, R (9, 1)		K		K		HR	K			3 0 1 0 0	1 0 0 0 0	1 0 0 0 0	2 0 0 0 0	0 0 1 0 0	2 0 2 0 0	1 0 0 0 0
Sid Bream, L (1, 3) OBP: 0.339, SLG: 0.415		BB		FC3-6		FC4-6		G4-3		3	0	2	1	1	0	0
Damon Berryhill, S (1, 2) OBP: 0.269, SLG: 0.387 David Nied, R (5, 1) OBP: 0.286, SLG: 0.286 Tommy Gregg, L (6, PH) OBP: 0.375, SLG: 0.533 (7, 9)		K		FC3-6		K		G3-1		2 0 2	0 0 0	0 0 0	0 0 0	0 0 1	1 0 1	2 0 1
Jeff Treadway, L (1, 4) OBP: 0.285, SLG: 0.298		2B		F8		F8		G1-4-3		4	0	1	0	0	0	2
Rafael Belliard, R (1, 6) OBP: 0.255, SLG: 0.238		L8			F7	FC4-6				3	0	0	0	0	0	3
29 John Smoltz, R (1, 1) OBP: 0.222, SLG: 0.200 Javy Lopez, R (5, 2) OBP: 0.300, SLG: 0.400			K		G5-3		G6-3			1 2	0 0	0 0	0 0	0 0	1 0	0 0
Inning Stats	R: 0 E: 0 K: 0 S: 7 H: 0 LOB: 0 BB: 0 P: 10	R: 0 E: 0 K: 2 S: 16 H: 1 LOB: 2 BB: 1 P: 27	R: 0 E: 0 K: 2 S: 8 H: 0 LOB: 0 BB: 0 P: 11	R: 1 E: 0 K: 1 S: 12 H: 2 LOB: 1 BB: 0 P: 17	R: 0 E: 0 K: 0 S: 3 H: 0 LOB: 0 BB: 0 P: 5	R: 3 E: 0 K: 1 S: 14 H: 3 LOB: 1 BB: 1 P: 23	R: 0 E: 0 K: 1 S: 11 H: 1 LOB: 2 BB: 1 P: 18	R: 0 E: 0 K: 0 S: 3 H: 0 LOB: 0 BB: 0 P: 5		1B: 3 2B: 2 3B: 1 HR: 1 SF: 0 SAC: 0 DP: 0 HBP: 0						

AB	31
R	4
H	7
RBI	4
BB	3
SO	7
LOB	11

WP: 0 PB: 0 SB: 1 CS: 0 PA: 34

PITCHER		IP	WLS	BF	H	R	ER	SO	BB	IBB	HBP	BLK	WP	HR	S	P	ERA	WHIP
Andy Benes, R ERA: 3.35	(1, 1)	7.0	L	31	7	4	4	7	2	1	0	0	0	1	71	111	5.14	1.286
Larry Andersen, R ERA: 3.44	(8, 1)	1.0		3	0	0	0	0	0	0	0	0	0	0	3	5	0.00	0.000

PITCHER	IP	WLS	BF	H	R	ER	SO	BB	IBB	HBP	BLK	WP	HR	S	P	ERA	WHIP

Batter	1	2	3	4	5	6	7	8	9	AB	R	H	RBI	BB	SO	LOB
Craig Shipley, R (1, 6) OBP: 0.262, SLG: 0.305	C B X	1-1 BB 1B 1B	C T F B F X	1-2 F8 ②	X	0-0 F8 ③	B 1 SAFE C 1 SAFE X	1-1 G4-3 ③	C B X	1-1 G6-4-3 ② ③ 1-2f		3	0	1	0	0	0	1
Oscar Azocar, L (5, 7) OBP: 0.230, SLG: 0.220												2	0	0	0	0	0	5
Kurt Stillwell, S (1, 4) OBP: 0.276, SLG: 0.301	1 SAFE 1 SAFE C 1 SAFE X	0-1 F7 ①	B C T S	1-3 K2-3 ③	B B B C B	4-1 CS BB	B F X	1-1 1B 2B	B F X	1-1 S 1B		4	1	2	0	1	1	2
Jerald Clark, R (1, 7) OBP: 0.278, SLG: 0.383	S 1 S S S SAFE	0-3 K ②	C F S S	0-3 K ①	F S F S	0-3 K ①	B C F F X	1-2 F8 ①	B X	1-0 F8 ①		3	0	0	0	0	3	2
Tim Teufel, R (5, 5) OBP: 0.316, SLG: 0.339												2	0	0	0	0	0	2
Guillermo Velasquez, L (1, 3) OBP: 0.353, SLG: 0.500	B C 1 SAFE X	1-1 BB 1-2 1B	C X	0-1 FC6-4 1B	1 SAFE C B B 1 B F B	4-2 1-2 BB ②	B F F B X	2-2 G4-3 2-H 1B	F C B B B S	3-3 K 1-2 ②		4	0	3	1	1	1	1
Kevin Ward, R (1, 9) OBP: 0.273, SLG: 0.292	B B F S B B	4-2 1-2 2-3 BB	X	0-0 FC6-4 S 1-2f ②	C X	0-1 F7 ③	B C B X	2-1 G4-3 ② ③ 1-2f	C X	0-1 P5 ③		3	0	0	0	1	0	3
Fred McGriff, L (9, PH) OBP: 0.397, SLG: 0.561												1	0	0	0	0	0	1
Tom Lampkin, L (1, 2) OBP: 0.478, SLG: 0.250	B C X	1-1 F8 ③	1 SAFE F 1 SAFE B B B 1 SAFE B B B	4-1 1-2 BB	B B C X	2-1 G4-3 ①		X	0-0 BB S 1B			3	0	1	0	1	0	3
Paul Faries, R (1, 5) OBP: 0.571, SLG: 0.500 (5, 6)		C B B X	2-1 BLK 1B 1B	X	0-0 P3 ③	F C B B C	2-3 K ②	S B B B C B	4-2 1-2 BB			3	1	1	0	1	1	2
Jim Vatcher, R (1, 8) OBP: 0.389, SLG: 0.333		C B C B X	2-2 SH1-4 1-H 1B	B S B X	2-1 F8 ①	C F F B B X	2-2 E5 1B	B C F B C	2-3 K ①			4	0	1	1	0	1	2
Jim Deshaies, L (1, 1) OBP: 0.233, SLG: 0.207		X	0-0 SH1-4 ① 1-2	F C C	0-3 K ②	C X	0-1 1-3 1B	B B B C B	4-1 G6-4-3 1-2 2-3 BB			1	0	0	0	0	1	0
Jose Melendez, R (5, 1)												0	0	0	0	0	0	0
Phil Stephenson, L (6, PH) OBP: 0.250, SLG: 0.211												1	0	1	0	0	0	0
Tim Scott, R (6, 1)												0	0	0	0	0	0	0
Jeff Gardner, L (8, PH) OBP: 0.158, SLG: 0.111												0	0	0	0	1	0	0
Larry Andersen, R (8, 1)												0	0	0	0	0	0	0
Inning Stats	R: 0 E: 0 K: 1 S: 13 H: 2 LOB: 3 BB: 1 P: 20	R: 1 E: 0 K: 1 S: 14 H: 2 LOB: 1 BB: 0 P: 20	R: 0 E: 0 K: 1 S: 9 H: 1 LOB: 2 BB: 1 P: 13	R: 0 E: 0 K: 1 S: 6 H: 0 LOB: 0 BB: 0 P: 8	R: 0 E: 0 K: 1 S: 9 H: 0 LOB: 1 BB: 2 P: 17	R: 0 E: 1 K: 1 S: 13 H: 1 LOB: 2 BB: 0 P: 20	R: 1 E: 0 K: 0 S: 11 H: 2 LOB: 0 BB: 0 P: 17	R: 0 E: 0 K: 1 S: 9 H: 1 LOB: 2 BB: 2 P: 20	R: 0 E: 0 K: 1 S: 8 H: 1 LOB: 1 BB: 0 P: 13	1B: 9 2B: 1 3B: 0 HR: 0 SF: 0 SAC: 1 DP: 2 HBP: 0							

PITCHER	IP	WLS	BF	H	R	ER	SO	BB	IBB	HBP	BLK	WP	HR	S	P	ERA	WHIP
Pete Smith, R (1, 1) ERA: 2.05	6.1	W	31	8	2	2	6	4	0	0	1	0	0	73	111	2.84	1.895
Marvin Freeman, R (7, 1) ERA: 3.27	1.2		6	1	0	0	1	2	0	0	0	0	0	11	24	0.00	1.800
Mark Wohlers, R (9, 1) ERA: 2.34	0.2		3	1	0	0	1	0	0	0	0	0	0	6	11	0.00	1.500
Pedro Borbon, L (9, 1) ERA:	0.1		1	0	0	0	0	0	0	0	0	0	0	2	2	0.00	0.000

PITCHER	IP	WLS	BF	H	R	ER	SO	BB	IBB	HBP	BLK	WP	HR	S	P	ERA	WHIP

San Diego Padres @ Atlanta Braves

Atlanta-Fulton County Stadium, Atlanta, GA

Fri Oct 02 1992, 7:05 PM EDT

Att. 41,075 - Cloudy - 68 F

TOP

livebaseballscorecards.com

AB	34
R	2
H	10
RBI	2
BB	6
SO	8
LOB	24

WP: 0 PA: 41
PB: 0
SB: 3
CS: 1

BOTTOM

Batter	1	2	3	4	5	6	7	8	9	AB	R	H	RBI	BB	SO	LOB
Otis Nixon, S (1, 8) OBP: 0.348, SLG: 0.347	S L B B M 2-3 ① K		C B B S B F F S 3-3 ③ K		F B C S 1-3 ① K	B B C B B 4-1 1-2 2-3 3-H BB		C X 0-1 ① G1		4	0	0	0	1	3	3
Jeff Blauser, R (1, 6) OBP: 0.353, SLG: 0.457 Rafael Belliard, R (7, 6) OBP: 0.254, SLG: 0.238	C B X 1-1 ② F8			B B C C F F X 2-2 ① L3	S C X 0-2 ② F9	X 0-0 ③ G4-3		S S X 0-2 ② G3-1		4 1	0 0	0 0	0 0	0 0	0 0	6 0
Ron Gant, R (1, 7) OBP: 0.322, SLG: 0.418 Terry Pendleton, S (8, PH) OBP: 0.347, SLG: 0.476 Mark Wohlers, R (9, 1) Pedro Borbon, R (9, 1)	B C B S B X 3-2 ③ L7			B B C C B X 3-2 ② F8	C B X 1-1 1-H 2-H 3-H 1B	C B X 1-1 ① G3		C B S B F X 3-2 ③ F7		4 1 0 0	0 0 0 0	1 0 0 0	2 0 0 0	0 0 0 0	0 0 0 0	0 0 0 0
David Justice, L (1, 9) OBP: 0.357, SLG: 0.438 Melvin Nieves, S (5, 9) OBP: 0.278, SLG: 0.294		C B C B B F X 3-2 1B		B B X 2-0 E9 2B	1 SAFE X 0-0 ③ F8		C F B F B B F X 3-2 ② G5-3			2 2	0 0	2 0	0 0	0 0	0 0	0 1
Brian Hunter, R (1, 3) OBP: 0.292, SLG: 0.492		C 1 SAFE B B 1 SAFE C X 2-2 ① P3		C B S C 1-3 ③ K		B C C B B X 3-2 ① P4	C F X 0-2 2B 1B			4	1	1	0	0	1	2
Javy Lopez, R (1, 2) OBP: 0.429, SLG: 0.571		C 1 SAFE B X 1-1 ② F9			B X 1-0 1B E 1B 1B	C X 0-1 E BLK 1B	B X 1-0 1-H 2B 2B			4	3	3	1	0	0	1
Mark Lemke, S (1, 4) OBP: 0.308, SLG: 0.306	B 1 SAFE B C 1 SAFE X 2-1 ③ F7				B B X 2-0 E7 1B 1B 1-2 WP	1 SAFE C 1 SAFE F X 0-2 E9 BLK 1-3	I I I I 4-0 2B IBB			3	1	0	0	1	0	3
Vinny Castilla, R (1, 5) OBP: 0.353, SLG: 0.333			C X 0-1 ① G6-3		B F X 1-1 WP 1B 1-2 2-3 1B	I I I I 4-0 BLK IBB	F X 0-1 1-3 2-H 2B			3	1	2	1	1	0	0
Pete Smith, R (1, 1) OBP: 0.107, SLG: 0.038 Marvin Freeman, R (7, 1) OBP: 0.500, SLG: 0.500 Tommy Gregg, L (9, 7) OBP: 0.375, SLG: 0.533			B F X 1-1 ② F8		B F X 1-1 WP 1B 1-2 2-3 3-H 1B	S C B F F S 1-3 ② K	S S S 0-3 ③ K			3 1 0	1 0 0	1 0 0	1 0 0	0 0 0	1 1 0	3 2 0
Inning Stats	R: 0 E: 0 K: 1 S: 8 H: 0 LOB: 0 BB: 0 P: 14	R: 0 E: 0 K: 0 S: 11 H: 1 LOB: 1 BB: 0 P: 19	R: 0 E: 0 K: 1 S: 9 H: 0 LOB: 0 BB: 0 P: 13	R: 0 E: 1 K: 1 S: 12 H: 1 LOB: 1 BB: 0 P: 20	R: 4 E: 1 K: 1 S: 15 H: 4 LOB: 1 BB: 0 P: 22	R: 1 E: 1 K: 1 S: 15 H: 1 LOB: 3 BB: 2 P: 27	R: 2 E: 0 K: 1 S: 16 H: 3 LOB: 2 BB: 1 P: 25	R: 0 E: 0 K: 0 S: 9 H: 0 LOB: 0 BB: 0 P: 12		1B: 7 2B: 3 3B: 0 HR: 0	SF: 0 SAC: 0 DP: 0 HBP: 0					

PITCHER		IP	WLS	BF	H	R	ER	SO	BB	IBB	HBP	BLK	WP	HR	S	P	ERA	WHIP
Jim Deshaies, L ERA: 3.28	(1, 1)	4.1	L	19	5	4	1	4	0	0	0	0	0	0	49	81	2.08	1.154
Jose Melendez, R ERA: 2.92	(5, 1)	0.2		3	1	0	0	0	0	0	0	0	1	0	6	7	0.00	1.500
Tim Scott, R ERA: 5.26	(6, 1)	2.0		14	4	3	2	2	1	2	0	1	0	0	31	52	9.00	2.500
Larry Andersen, R ERA: 3.34	(8, 1)	1.0		3	0	0	0	0	0	0	0	0	0	0	9	12	0.00	0.000

PITCHER	IP	WLS	BF	H	R	ER	SO	BB	IBB	HBP	BLK	WP	HR	S	P	ERA	WHIP

San Diego Padres @ Atlanta Braves

Atlanta-Fulton County Stadium, Atlanta, GA

Fri Oct 02 1992, 7:05 PM EDT

Att. 41,075 - Cloudy - 68 F

livebaseballscorecards.com

AB	36
R	7
H	10
RBI	5
BB	3
SO	6
LOB	21

WP: 1 PA: 39
PB: 0
SB: 0
CS: 0

Batter	1	2	3	4	5	6	7	8	9	AB	R	H	RBI	BB	SO	LOB
Tony Fernandez, S (1, 6) OBP: 0.336, SLG: 0.359	X 0-0 ① G6-3		F B C F X 1-2 1B			B C F B F X 2-2 G5-4-3 1B				3	0	2	0	0	0	0
Kevin Ward, R (1, 9) OBP: 0.274, SLG: 0.293	C C X 0-2 1B		C B 1 SAFE 1 SAFE 1 SAFE S B B B S 3-3 ③ K			1 SAFE 1 SAFE L B 1 SAFE X 1-1 ① F8				3	0	1	0	0	1	2
Darrin Jackson, R (1, 8) OBP: 0.284, SLG: 0.393	L 1 SAFE B 1 SAFE 1 SAFE B 1 SAFE X 2-1 ② P6			B F X 1-1 ① F7		S B 1 SAFE B X 2-1 ② ③ G5-4-3 1-2f				3	0	0	0	0	0	2
Fred McGriff, L (1, 3) OBP: 0.396, SLG: 0.559	S 1 SAFE F B F C 1-3 ③ K			X 0-0 ② G4-3						2	0	0	0	0	1	1
Tim Teufel, R (1, 5) OBP: 0.314, SLG: 0.336		B B C X 2-1 ① P4		C B S C 1-3 ③ K						2	0	0	0	0	1	0
Dan Walters, R (1, 2) OBP: 0.298, SLG: 0.397		B F B X 2-1 ② G6-3			X 0-0 ① P5					2	0	0	0	0	0	0
Guillermo Velasquez, L (1, 7) OBP: 0.368, SLG: 0.500		S F B S 1-3 ③ K			F B B X 2-1 WP 1B					2	0	1	0	0	1	0
Paul Faries, R (1, 4) OBP: 0.444, SLG: 0.375			S B B B C S 3-3 ① K		B 1 SAFE B X 2-0 ② F8					2	0	0	0	0	1	1
Mike Maddux, L (1, 1) OBP: 0.200, SLG: 0.111			C S B F X 1-2 ② F7		C B B X 2-1 ③ G4-3 1-2					2	0	0	0	0	0	1
Rich Rodriguez, L (6, 1)										0	0	0	0	0	0	0
Inning Stats	R: 0 E: 0 K: 1 S: 10 H: 1 LOB: 1 BB: 0 P: 13	R: 0 E: 0 K: 1 S: 7 H: 0 LOB: 0 BB: 0 P: 12	R: 0 E: 0 K: 2 S: 14 H: 1 LOB: 1 BB: 0 P: 22	R: 0 E: 0 K: 1 S: 6 H: 0 LOB: 0 BB: 0 P: 8	R: 0 E: 0 K: 0 S: 6 H: 1 LOB: 1 BB: 0 P: 12	R: 0 E: 0 K: 0 S: 8 H: 1 LOB: 0 BB: 0 P: 13				1B: 4 2B: 0 3B: 0 HR: 0	SF: 0 SAC: 0 DP: 1 HBP: 0					

TOP

San Diego Padres @ Atlanta Braves

Atlanta-Fulton County Stadium, Atlanta, GA

Sat Oct 03 1992, 7:05 PM EDT

Att. 26,393 - Cloudy - 58 F

livebaseballscorecards.com

AB	21
R	0
H	4
RBI	0
BB	0
SO	5
LOB	7

PITCHER		IP	WLS	BF	H	R	ER	SO	BB	IBB	HBP	BLK	WP	HR	S	P	ERA	WHIP
Charlie Leibrandt, L ERA: 3.36	(1, 1)	5.0	W	18	3	0	0	5	0	0	0	0	1	0	43	67	0.00	0.600
Armando Reynoso, R ERA: 4.7	(6, 1)	1.0	S	3	1	0	0	0	0	0	0	0	0	0	8	13	0.00	1.000

PITCHER	IP	WLS	BF	H	R	ER	SO	BB	IBB	HBP	BLK	WP	HR	S	P	ERA	WHIP

Batter	1	2	3	4	5	6	7	8	9	AB	R	H	RBI	BB	SO	LOB
Otis Nixon, S (1, 8) OBP: 0.346, SLG: 0.344 Armando Reynoso, R (6, 1)	L C B S 1-3 K ①		C X 0-1 G1-3 ① 1-2		B B B C S C 3-3 K ③					3	0	0	0	0	2	1
										0	0	0	0	0	0	0
Jeff Blauser, R (1, 6) OBP: 0.353, SLG: 0.459 Rafael Belliard, R (6, PR) OBP: 0.254, SLG: 0.238	B C S B T T S 2-3 K ②		B C F B X 2-2 F9 ②			C X 0-1 2B				3	0	1	0	0	1	1
										0	0	0	0	0	0	0
Terry Pendleton, S (1, 5) OBP: 0.346, SLG: 0.475	C B X 1-1 G3-1 ③		B X 1-0 G4-3 ③			0-0				3	0	0	0	0	0	2
David Justice, L (1, 9) OBP: 0.357, SLG: 0.437		C T T S 0-3 K ①		B B F F B B 4-2 G3 BB						1	0	0	0	1	1	0
Sid Bream, L (1, 3) OBP: 0.340, SLG: 0.414		B B S B B 4-1 E 1B BB		X 0-0 G3 ① 1-2						1	1	0	0	1	0	1
Ron Gant, R (1, 7) OBP: 0.321, SLG: 0.416		B B X 2-0 E5 1B 1-2		X 0-0 F8 ②						2	0	0	0	0	0	2
Damon Berryhill, S (1, 2) OBP: 0.271, SLG: 0.388 Francisco Cabrera, R (6, 2) OBP: 0.364, SLG: 0.900	X 0-0 ② 1-3 2-H 1B			S B X 1-1 G3 ③						2	0	1	1	0	0	1
										0	0	0	0	0	0	0
Mark Lemke, S (1, 4) OBP: 0.307, SLG: 0.304 Jeff Treadway, L (6, 4) OBP: 0.285, SLG: 0.298		B C S S 1-3 K ③			F L B X 1-2 B1-3 ①					2	0	0	0	0	1	1
										0	0	0	0	0	0	0
Charlie Leibrandt, R (1, 1) OBP: 0.133, SLG: 0.138 Tommy Gregg, L (5, PH) OBP: 0.353, SLG: 0.500 (6, 8)			X 0-0 G1-3 1B		B B C S S 2-3 K ②					1	0	1	0	0	0	0
										1	0	0	0	0	1	0
Inning Stats	R: 0 H: 0 E: 0 LOB: 0 K: 2 BB: 0 S: 10 P: 14	R: 1 H: 1 E: 1 LOB: 1 K: 2 BB: 1 S: 10 P: 17	R: 0 H: 1 E: 0 LOB: 1 K: 0 BB: 0 S: 7 P: 10	R: 0 H: 0 E: 0 LOB: 1 K: 0 BB: 1 S: 6 P: 11	R: 0 H: 0 E: 0 LOB: 0 K: 2 BB: 0 S: 9 P: 15	R: 0 H: 1 E: 0 LOB: 1 K: 0 BB: 0 S: 2 P: 2				1B: 2 SF: 0 2B: 1 SAC: 0 3B: 0 DP: 0 HR: 0 HBP: 0						

PITCHER		IP	WLS	BF	H	R	ER	SO	BB	IBB	HBP	BLK	WP	HR	S	P	ERA	WHIP
Mike Maddux, R ERA: 2.37	(1, 1)	5.0	L	19	2	1	1	6	2	0	0	0	0	0	42	67	1.80	0.800
Rich Rodriguez, L ERA: 2.43	(6, 1)	0.0		2	1	0	0	0	0	0	0	0	0	0	2	2	∞	∞

PITCHER	IP	WLS	BF	H	R	ER	SO	BB	IBB	HBP	BLK	WP	HR	S	P	ERA	WHIP

BOTTOM

San Diego Padres @ Atlanta Braves

Atlanta-Fulton County Stadium, Atlanta, GA

Sat Oct 03 1992, 7:05 PM EDT
Att. 26,393 - Cloudy - 58 F

livebaseballscorecards.com

AB	19
R	1
H	3
RBI	1
BB	2
SO	6
LOB	9

1B: 2 SF: 0
2B: 1 SAC: 0
3B: 0 DP: 0
HR: 0 HBP: 0

WP: 0 PA: 21
PB: 0
SB: 0
CS: 0

Batter	1	2	3	4	5	6	7	8	9	10	11	12	AB	R	H	RBI	BB	SO	LOB
Tony Fernandez, S (1, 6) OBP: 0.337, SLG: 0.359	0-0 F9			0-1 F8		4-0 S BB		0-2 2-H 3-H 1B		1-3 K		4-0 IBB	4	0	1	2	2	1	0
Kurt Stillwell, S (1, 4) OBP: 0.274, SLG: 0.298 Rich Rodriguez, L (6, 1) Benito Santiago, R (8, PH) OBP: 0.287, SLG: 0.383 Gene Harris, R (8, 1) OBP: 0.333, SLG: 0.333 Dann Bilardello, R (10, PH) OBP: 0.216, SLG: 0.152 Randy Myers, L (10, 1) OBP: 0.143, SLG: 0.143	2-2 G6-3			1-1 F7		1-1 G6-3 1-2		1 SAFE 1-3 K		2-3 K		2-3 K	3 0 1 0 0 1 1	0 0 0 0 0 0 0	0 0 0 0 0 0 0	0 0 0 0 0 0 0	0 0 0 0 0 0 0	0 0 0 0 1 1 1	1 0 1 0 1 0 2
Darrin Jackson, R (1, 8) OBP: 0.283, SLG: 0.392	1-3 K			3-3 K			1-0 F8		3-1 FC3-5 BB 1B		0-3 K		5	0	1	0	0	3	0
Fred McGriff, L (1, 3) OBP: 0.394, SLG: 0.556 Kevin Ward, R (7, 7) OBP: 0.274, SLG: 0.293 Phil Stephenson, L (9, PH) OBP: 0.259, SLG: 0.211 Tom Lampkin, L (9, PR)		1-1 F9			0-0 F9		1-2 L9		1 SAFE 4-2 F8 FC3-5 1-2 1B BB		0-2 F9		3 0 0 1	0 0 0 0	0 0 0 0	0 0 0 0	0 0 0 0	0 0 1 0	0 0 0 0
Tim Teufel, R (1, 5) OBP: 0.312, SLG: 0.337		0-0 L7			1-2 G4-3 2B		2-0 F8		1-1 FC3-5 1B 1-2 2-3f		2-2 G4-3		5	0	1	0	0	0	2
Dan Walters, R (1, 2) OBP: 0.295, SLG: 0.391		1-3 K			0-1 G4-3 2-3			1-0 2B 1B	0-1 F8 2-3			1-2 G4-3	5	1	1	0	0	1	3
Guillermo Velasquez, L (1, 7) OBP: 0.333, SLG: 0.435 (7, 3)			1-2 G4-3		0-2 F7			0-0 F7	0-0 1-2 3-H 1B			0-2 G6-3	5	0	1	1	0	0	2
Jim Vatcher, R (1, 9) OBP: 0.368, SLG: 0.313 Oscar Azocar, L (6, PH) OBP: 0.230, SLG: 0.226 (6, 9)			0-3 K			1-1 G5-3		2-2 F7	1-1 F8			2-1 1B 2B	1 4	0 1	0 1	0 0	0 0	1 3	0
Doug Brocail, L (1, 1) OBP: 0.200, SLG: 0.200 Jeff Gardner, L (6, PH) OBP: 0.150, SLG: 0.105 (6, 4) Paul Faries, R (8, PH) OBP: 0.500, SLG: 0.545 (8, 4)			2-1 G4-3			1-1 P6		3-1 1-3 1B 2B		0-2 G4-3		0-0 2-H 1B	1 1 3	0 0 1	0 0 2	0 0 1	0 0 0	0 0 0	0 0 0
Inning Stats	R: 0 E: 0 K: 1 S: 7 H: 0 LOB: 0 BB: 0 P: 10	R: 0 E: 0 K: 1 S: 6 H: 0 LOB: 0 BB: 0 P: 8	R: 0 E: 0 K: 1 S: 8 H: 0 LOB: 0 BB: 0 P: 11	R: 0 E: 0 K: 1 S: 7 H: 0 LOB: 0 BB: 0 P: 11	R: 0 E: 0 K: 0 S: 9 H: 1 LOB: 1 BB: 0 P: 10	R: 0 E: 0 K: 0 S: 6 H: 0 LOB: 1 BB: 1 P: 13	R: 0 E: 0 K: 0 S: 8 H: 0 LOB: 0 BB: 0 P: 12	R: 2 E: 0 K: 1 S: 16 H: 3 LOB: 1 BB: 0 P: 23	R: 1 E: 0 K: 0 S: 11 H: 2 LOB: 2 BB: 1 P: 20	R: 0 E: 0 K: 2 S: 10 H: 0 LOB: 0 BB: 0 P: 13	R: 0 E: 0 K: 1 S: 10 H: 0 LOB: 0 BB: 0 P: 12	R: 1 E: 0 K: 1 S: 12 H: 2 LOB: 2 BB: 1 P: 21	1B: 5 2B: 3 3B: 0 HR: 0	SF: 0 SAC: 0 DP: 0 HBP: 0	WP: 0 PB: 0 SB: 1 CS: 0	PA: 47			

PITCHER		IP	WLS	BF	H	R	ER	SO	BB	IBB	HBP	BLK	WP	HR	S	P	ERA	WHIP
Tom Glavine, L ERA: 2.76	(1, 1)	5.0		16	1	0	0	4	0	0	0	0	0	0	37	50	0.00	0.200
Marvin Freeman, R ERA: 3.22	(6, 1)	1.0		4	0	0	0	0	1	0	0	0	0	0	6	13	0.00	1.000
Kent Mercker, L ERA: 3.42	(7, 1)	1.0		3	0	0	0	0	0	0	0	0	0	0	8	12	0.00	0.000
Mike Stanton, L ERA: 4.1	(8, 1)	0.2		5	3	2	2	0	0	0	0	0	0	0	12	18	27.00	4.500
Mark Wohlers, R ERA: 2.55	(8, 1)	0.2		4	1	1	1	1	1	0	0	0	0	0	10	19	13.50	3.000

PITCHER		IP	WLS	BF	H	R	ER	SO	BB	IBB	HBP	BLK	WP	HR	S	P	ERA	WHIP
Jeff Reardon, R ERA: 3.41	(9, 1)	0.2		3	1	0	0	0	0	0	0	0	0	0	5	6	0.00	1.500
David Nied, R ERA: 1.17	(10, 1)	2.0		6	0	0	0	3	0	0	0	0	0	0	20	25	0.00	0.000
Pedro Borbon, L ERA: 6.75	(12, 1)	1.0	L	6	2	1	1	1	0	1	0	0	0	0	12	21	9.00	2.000

TOP

San Diego Padres @ Atlanta Braves

Atlanta-Fulton County Stadium, Atlanta, GA

Sun Oct 04 1992, 3:33 AM EDT

Att. 31,791 - Cloudy - 61 F

livebaseballscorecards.com

AB	44
R	4
H	8
RBI	4
BB	3
SO	9
LOB	14

San Diego Padres @ Atlanta Braves

Turner Field, Atlanta-Fulton County Stadium, Atlanta, GA

Sun Oct 04 1992, 3:33 AM EDT

Att. 31,791 - Cloudy - 61 F

livebaseballscorecards.com

BOTTOM

Batter	1	2	3	4	5	6	7	8	9	10	11	12	AB	R	H	RBI	BB	SO	LOB
Otis Nixon, S (1, 8) OBP: 0.348, SLG: 0.346	F X 0-1 SH1-3 1B 1B	X 0-0 E5 1B		B B F F X 2-2 G4-3			B B C F S 2-3 K			X 0-0 E3 1B		F 1 SAFE B S S B F 1 SAFE 1 SAFE 1 SAFE 2-3 S K	3	1	2	0	0	0	0
Tommy Gregg, L (6, 8) OBP: 0.300, SLG: 0.421													3	0	0	0	0	2	1
Jeff Blauser, R (1, 6) OBP: 0.354, SLG: 0.458	B C X 1-1 SH1-3 1-2	B S B B B 4-1 BB			F C F B X 1-2 F8			X 0-0 G3		B C F F 1 SAFE F X 1-2 FC6-4 1-2 1B		C 1 SAFE X 0-1 L4-3 1-2	1	0	0	0	1	0	0
Rafael Belliard, R (6, 6) OBP: 0.255, SLG: 0.239													3	0	1	0	0	0	1
Terry Pendleton, S (1, 5) OBP: 0.345, SLG: 0.473	X 0-0 HR 2-H 1B	B X 1-0 L1			B B S F B X 3-2 G6-3			B F F F F F X 1-2 G6-3		F X 0-1 F8			4	1	1	1	0	0	2
Vinny Castilla, R (9, 5) OBP: 0.333, SLG: 0.313													1	0	0	0	0	0	2
David Justice, L (1, 9) OBP: 0.359, SLG: 0.446	S B B F F B X 3-2 1-H HR		F C X 0-2 2B		B B S B X 3-1 P6			S C S 0-3 K		B X 1-0 FC6-4 1-2f			3	1	2	2	0	0	0
Marvin Freeman, R (6, 1) OBP: 0.500, SLG: 0.500													0	0	0	0	0	0	0
Javy Lopez, R (7, 2) OBP: 0.375, SLG: 0.500													2	0	0	0	0	1	2
Sid Bream, L (1, 3) OBP: 0.340, SLG: 0.414	B C X 1-1 1B		X 0-0 F7			B S B C B S S 3-3 K			C S C 0-3 K		B B S B B 4-1 WP BB		2	0	1	0	0	0	1
Brian Hunter, R (6, 3) OBP: 0.292, SLG: 0.487													2	0	0	0	1	2	0
(10, 7)																			
Lonnie Smith, R (1, 7) OBP: 0.324, SLG: 0.437	F B B X 2-1 P3		S B S B F F B S 3-3 K			S F B S 1-3 K			S B B C B X 3-2 G5-3		F B B F S 2-3 K		4	0	0	0	0	2	2
David Nied, R (10, 1) OBP: 0.286, SLG: 0.286													0	0	0	0	0	0	0
Ron Gant, R (11, PH) OBP: 0.321, SLG: 0.415													1	0	0	0	0	1	1
Pedro Borbon, R (12, 1)													0	0	0	0	0	0	0
Damon Berryhill, S (1, 2) OBP: 0.268, SLG: 0.384	C B S S 1-3 K		F F B S 1-3 K			X 0-0 F8			F B S H 2-2 HBP		C B B C F C 2-3 1-2 K		3	0	0	0	0	2	2
Kent Mercker, L (7, 1)													0	0	0	0	0	0	0
Mike Stanton, L (8, 1) OBP: 0.500, SLG: 0.500													0	0	0	0	0	0	0
Mark Wohlers, R (8, 1)													0	0	0	0	0	0	0
Jeff Reardon, R (9, 1)													0	0	0	0	0	0	0
Ryan Klesko, L (9, PH) (10, 3)													1	0	0	0	0	1	1
Jeff Treadway, L (1, 4) OBP: 0.274, SLG: 0.286		C F B B F X 2-2 G4-3		B X 1-0 P6			C X 0-1 L7		F F B X 1-2 F9		C C C 0-3 K		5	0	0	0	0	1	2
Tom Glavine, L (1, 1) OBP: 0.272, SLG: 0.286		B X 1-0 L7		B F S S 1-3 K			B C B S S S 2-3 K			B F B C B S 3-3 K		B B C B F B 4-2 L4-3 BB	2	0	0	0	0	1	0
Melvin Nieves, S (6, 9) OBP: 0.286, SLG: 0.263													2	0	0	0	1	2	0

AB	42
R	3
H	7
RBI	3
BB	3
SO	15
LOB	17

Inning Stats	1	2	3	4	5	6	7	8	9	10	11	12
	R: 3 E: 0 K: 1 S: 16	H: 4 LOB: 1 BB: 0 P: 24	R: 0 E: 1 K: 0 S: 8	H: 1 LOB: 2 BB: 1 P: 16	R: 0 E: 0 K: 2 S: 13	H: 1 LOB: 1 BB: 0 P: 17	R: 0 E: 0 K: 1 S: 7	H: 0 LOB: 0 BB: 0 P: 11	R: 0 E: 0 K: 0 S: 9	H: 0 LOB: 0 BB: 0 P: 16	R: 0 E: 0 K: 2 S: 7	H: 0 LOB: 0 BB: 0 P: 11
	R: 0 E: 0 K: 2 S: 8	H: 0 LOB: 0 BB: 0 P: 12	R: 0 E: 0 K: 1 S: 10	H: 0 LOB: 0 BB: 0 P: 11	R: 0 E: 0 K: 1 S: 11	H: 0 LOB: 1 BB: 0 P: 17	R: 0 E: 1 K: 1 S: 12	H: 1 LOB: 2 BB: 0 P: 17	R: 0 E: 0 K: 3 S: 11	H: 0 LOB: 1 BB: 1 P: 19	R: 0 E: 0 K: 1 S: 8	H: 0 LOB: 0 BB: 1 P: 14

1B: 5	SF: 0	WP: 1	PA: 47		
2B: 2	SAC: 1	PB: 0			
3B: 0	DP: 1	SB: 0			
HR: 1	HBP: 1	CS: 0			

PITCHER		IP	WLS	BF	H	R	ER	SO	BB	IBB	HBP	BLK	WP	HR	S	P	ERA	WHIP
Doug Brocail, R ERA: 6.43	(1, 1)	5.0		22	6	3	3	4	1	0	0	0	0	1	53	84	5.40	1.400
Rich Rodriguez, L ERA: 2.37	(6, 1)	2.0		6	0	0	0	4	0	0	0	0	0	0	15	23	0.00	0.000
Gene Harris, R ERA: 4.15	(8, 1)	2.0		7	0	0	0	2	0	0	1	0	0	0	21	28	0.00	0.000
Randy Myers, L ERA: 4.29	(10, 1)	3.0	W	12	1	0	0	5	2	0	0	0	1	0	31	50	0.00	1.000

PITCHER	IP	WLS	BF	H	R	ER	SO	BB	IBB	HBP	BLK	WP	HR	S	P	ERA	WHIP

Batter	1	2	3	4	5	6	7	8	9	AB	R	H	RBI	BB	SO	LOB
Alex Cole, L (1, 9) OBP: 0.250, SLG: 0.250	B B X 2-0 ① F7			L C X 0-2 ① G4-3		X 0-0 G5-4-3 1B		B C X 1-1 ② F9		4	0	1	0	0	0	0
Jay Bell, R (1, 6)	X 0-0 ② G6-3			C B B F F B B 4-2 WP BB BB		B 1 SAFE X 1-0 ① ② G5-4-3 1-2f		S B B X 2-1 ③ G5-3		3	0	0	0	1	0	1
Andy Van Slyke, L (1, 8) OBP: 0.250, SLG: 0.250	B C B X 2-1 ③ G1-3			F F B C 1-3 ② K		B B C X 2-1 1B			C S S 0-3 ① K	4	0	1	0	0	2	1
Barry Bonds, L (1, 7)		S S S 0-3 ① K		B 1 SAFE B C B F B 4-2 1-3 BB		1 SAFE B X 1-0 ③ P7			B F C X 1-2 ② G6-3	3	0	0	0	1	1	1
Jeff King, R (1, 5) OBP: 0.250, SLG: 0.500		B C B X 2-1 ② P5		C X 0-1 ③ P3			B C X 1-1 ① L5		B B B C X 3-1 2B	4	0	1	0	0	0	2
Orlando Merced, S (1, 3)		C B B B B 4-1 CS BB			B C S S 1-3 ① K		B C X 1-1 ② G4-3		B B C F C 2-3 ③ K	3	0	0	0	1	2	1
Michael LaValliere, L (1, 2)		B F 1 SAFE B 1 SAFE B 3-1 ③ CS 1-2	F B F X 1-2 ① G4-3		C B S F B S 2-3 ② K2-3		B B X 2-0 ③ F9			3	0	0	0	0	1	0
Jose Lind, R (1, 4) OBP: 0.667, SLG: 1.667			C B B B B F F X 3-2 ② G6-3		X 0-0 1B			B F B X 2-1 HR		3	1	2	1	0	0	0
Doug Drabek, R (1, 1)			C S S 0-3 ③ K		S F B F S 1-3 ③ K			C S B B X 2-2 ① G4-3		2	0	0	0	0	2	1
Bob Patterson, R (5, 1)										0	0	0	0	0	0	0
Denny Neagle, L (7, 1)										1	0	0	0	0	0	0
Danny Cox, R (8, 1)										0	0	0	0	0	0	0
Inning Stats	R: 0 E: 0 K: 0 S: 4 H: 0 LOB: 0 BB: 0 P: 8	R: 0 E: 0 K: 1 S: 7 H: 0 LOB: 0 BB: 1 P: 16	R: 0 E: 0 K: 1 S: 10 H: 0 LOB: 0 BB: 0 P: 14	R: 0 E: 0 K: 1 S: 13 H: 0 LOB: 2 BB: 2 P: 22	R: 0 E: 0 K: 3 S: 12 H: 1 LOB: 1 BB: 0 P: 16	R: 0 E: 0 K: 0 S: 5 H: 2 LOB: 1 BB: 0 P: 9	R: 0 E: 0 K: 0 S: 5 H: 0 LOB: 0 BB: 0 P: 9	R: 1 E: 0 K: 0 S: 9 H: 1 LOB: 0 BB: 0 P: 16	R: 0 E: 0 K: 2 S: 11 H: 1 LOB: 1 BB: 0 P: 17	1B: 3 2B: 1 3B: 0 HR: 1	SF: 0 SAC: 0 DP: 1 HBP: 0					

TOP

Pittsburgh Pirates @ Atlanta Braves

Atlanta-Fulton County Stadium, Atlanta, GA

Tue Oct 06 1992, 7:05 PM EDT

Att. 51,971 - Unknown - 58 F

livebaseballscorecards.com

AB	30
R	1
H	5
RBI	1
BB	3
SO	8
LOB	7

PITCHER		IP	WLS	BF	H	R	ER	SO	BB	IBB	HBP	BLK	WP	HR	S	P	ERA	WHIP
29 John Smoltz, R ERA: 1.13	(1, 1)	8.0	W	29	4	1	1	6	3	0	0	0	1	1	65	110	1.12	0.875
Mike Stanton, L ERA:	(9, 1)	1.0		4	1	0	0	2	0	0	0	0	0	0	11	17	0.00	1.000

PITCHER		IP	WLS	BF	H	R	ER	SO	BB	IBB	HBP	BLK	WP	HR	S	P	ERA	WHIP

WP: 1 PB: 0 SB: 0 CS: 1 PA: 34

Batter	1	2	3	4	5	6	7	8	9	AB	R	H	RBI	BB	SO	LOB
Otis Nixon, S (1, 8) OBP: 0.200, SLG: 0.200	X 0-0 ① B5-3		C F X 0-2 ① G4-3		B F F B X 2-2 ① F8		B X 1-0 S 1B 1B	B F 1 SAFE S 1 SAFE 1 SAFE B S 2-3 ③ K		5	1	1	0	0	1	1
Jeff Blauser, R (1, 6) OBP: 0.500, SLG: 1.333	B B X 2-0 ② L5		S B X 1-1 ② F9		B C C B F B X 3-2 HR		L 1 SAFE B B S F F B 4-2 FC3-6 1B 1-2 BB			3	1	1	1	1	0	0
Rafael Belliard, R (7, PR) (8, 6)										0	0	0	0	0	0	0
Terry Pendleton, S (1, 5) OBP: 0.250, SLG: 0.250	C X 0-1 ③ G5-3		B C F B X 2-2 ③ G4-3		B S B S X 2-2 ② G3		X 0-0 FC3-6 1-2 2-H 1B			4	0	1	1	0	0	0
David Justice, L (1, 9) OBP: 0.500, SLG: 0.667		F F F B B X 2-2 ① P2		B F B B C B 4-2 2B BB	C B S B F B X 3-2 2B		B B F B S X 3-2 ① F9			3	1	1	0	1	0	2
Sid Bream, L (1, 3) OBP: 0.500, SLG: 0.750		B X 1-0 BB 1B 1B		B 1 SAFE F X 1-1 1-H SH 2B	B X 1-0 ③ F8		B X 1-0 ② FC3-6 1-2f 2-3			4	2	2	1	0	0	3
Ron Gant, R (1, 7)		B C B C C 2-3 ② K		X 0-0 SH L8 S 2-H		C F B F X 1-2 ① F8	B B F F X 2-2 ③ P6			3	0	0	0	0	1	3
Damon Berryhill, S (1, 2)		B B B C F F F B 4-2 1B 1-2 BB		F F 1 SAFE F B C 1-3 ① K 1-2		C B F B S 2-3 ② K		B S B F F B X 3-2 ① P6		3	0	0	0	1	2	1
Mark Lemke, S (1, 4) OBP: 0.750, SLG: 0.667		B C X 1-1 1-2 2-H 1B		2 SAFE B B B X 2-0 ② L8 2-3		B C B B C X 3-2 1B		B B S C F F F B 4-2 B BB		3	0	2	1	1	0	1
29 John Smoltz, R (1, 1) Lonnie Smith, R (8, PH) Mike Stanton, L (9, 1)		F C F B S 1-3 ③ K		B B F F F F S 3-3 ③ K		B S B F B F F X 3-2 ③ G4-3		X 0-0 ② F9		3 1 0	0 0 0	0 0 0	0 0 0	0 0 0	2 0 0	4 1 0
Inning Stats	R: 0 H: 0 E: 0 LOB: 0 K: 0 BB: 0 S: 4 P: 6	R: 1 H: 2 E: 0 LOB: 2 K: 2 BB: 1 S: 19 P: 30	R: 0 H: 0 E: 0 LOB: 0 K: 0 BB: 0 S: 8 P: 11	R: 2 H: 1 E: 1 LOB: 1 K: 2 BB: 1 S: 15 P: 26	R: 1 H: 2 E: 0 LOB: 1 K: 0 BB: 0 S: 15 P: 26	R: 0 H: 1 E: 0 LOB: 1 K: 1 BB: 0 S: 14 P: 23	R: 1 H: 2 E: 0 LOB: 2 K: 0 BB: 1 S: 13 P: 24	R: 0 H: 0 E: 0 LOB: 1 K: 1 BB: 1 S: 14 P: 23		1B: 5 SF: 0 2B: 2 SAC: 1 3B: 0 DP: 0 HR: 1 HBP: 0					WP: 0 PA: 37 PB: 0 SB: 2 CS: 0	

PITCHER		IP	WLS	BF	H	R	ER	SO	BB	IBB	HBP	BLK	WP	HR	S	P	ERA	WHIP
Doug Drabek, R ERA: 5.79	(1, 1)	4.2	L	22	5	4	3	4	2	0	0	0	0	1	60	97	5.79	1.500
Bob Patterson, L ERA: 6.75	(5, 1)	1.1		8	3	1	1	1	1	0	0	0	0	0	21	36	6.75	3.000
Denny Neagle, L ERA:	(7, 1)	1.0		3	0	0	0	0	0	0	0	0	0	0	7	13	0.00	0.000
Danny Cox, R ERA:	(8, 1)	1.0		4	0	0	0	1	1	0	0	0	0	0	14	23	0.00	1.000

PITCHER	IP	WLS	BF	H	R	ER	SO	BB	IBB	HBP	BLK	WP	HR	S	P	ERA	WHIP

BOTTOM

Pittsburgh Pirates @ Atlanta Braves

Atlanta-Fulton County Stadium, Atlanta, GA

Tue Oct 06 1992, 7:05 PM EDT

Att. 51,971 - Unknown - 58 F

livebaseballscorecards.com

AB	32
R	5
H	8
RBI	4
BB	4
SO	6
LOB	16

Batter	1	2	3	4	5	6	7	8	9	AB	R	H	RBI	BB	SO	LOB
Gary Redus, R (1, 3) Orlando Merced, S (7, PH) (7, 3)	X 0-0 ① L7		F F B F B F X 2-2 ② P8			F X 0-1 ① L6	S F B S 1-3 ② K		C B B B B 4-1 BB	3 1	0 0	0 0	0 0	0 1	0 1	0 1
Jay Bell, R (1, 6) OBP: 0.333, SLG: 0.143	B B C B B 4-1 G3 BB		F B X 1-1 ③ G6-3			C X 0-1 ② G6-3	1 SAFE B F X 1-1 1-3 1B		B S X 1-1 ② L7	4	0	1	0	1	0	1
Andy Van Slyke, L (1, 8) OBP: 0.111, SLG: 0.111	1 SAFE C C B X 1-2 ② G3 1-2			F B F X 1-2 ① F9		S B X 1-1 ③ F8	B X 1-0 ③ G1-3		X 0-0 ③ L9	5	0	0	0	0	0	4
Barry Bonds, L (1, 7) OBP: 0.375, SLG: 0.167	B S B B F C 3-3 ③ K			S B C X 1-2 ② P4			B S F X 1-2 2B 1B	B B B B 4-0 PB G5-3 G5-3 BB		3	2	1	0	1	1	1
Jeff King, R (1, 5) OBP: 0.125, SLG: 0.250		B C F X 1-2 ① G6-3		B C F X 1-2 ③ F8			X 0-0 ① P4	C B F X 1-2 ① G5-3 1-2		4	0	0	0	0	0	2
Lloyd McClendon, R (1, 9) OBP: 0.667, SLG: 1.000 Alex Cole, L (8, PH) OBP: 0.400, SLG: 0.250 (8, 9)		C X 0-1 1B			B B C X 2-1 ① F8		C F B B X 2-2 1-H 3B 2B	B B B C F F B 4-2 PB BB		3 0	1 0	2 0	1 0	0 1	0 0	0 0
Don Slaught, R (1, 2) OBP: 0.500, SLG: 0.333	1 SAFE B B 1 SAFE X 2-0 ② F7				F X 0-1 FC6-4 1B		C B C B B B 4-2 3B BB	C B B B X 3-1 ② G5-3 1-2 2-H		3	1	1	1	1	0	2
Jose Lind, R (1, 4) OBP: 0.429, SLG: 1.143 Stan Belinda, R (8, 1)	B C C S 1-3 ③ K				X 0-0 ② FC6-4 1-2f		X 0-0 1-H 2-H WP 3B	C B X 1-1 ③ G6-3		4 0	1 0	1 0	2 0	0 0	1 0	3 0
Danny Jackson, R (1, 1) Roger Mason, R (2, 1) John Wehner, R (3, PH) Bob Walk, R (3, 1) Randy Tomlin, L (5, 1) Cecil Espy, S (7, PH) BP: 1.000 SLG: 1.000 Denny Neagle, L (7, 1) Bob Patterson, R (7, 1) Carlos Garcia, R (8, 4)		C C C 0-3 ① K			1 SAFE C C X 0-1 ③ G5-3		C B S X 1-2 1B 3-H 1B		B X 1-0 ① F9	0 0 1 0 1 0 1 0 0 1	0 0 0 0 0 0 0 0 0 0	0 0 0 1 0 0 1 0 0 0	0 0 0 0 0 0 0 0 0 0	0 0 0 0 0 0 0 0 0 0	0 0 1 0 1 0 0 0 0 0	0 0 0 1 0 0 1 0 0 0
Inning Stats	R: 0 H: 0 E: 0 LOB: 1 K: 1 BB: 1 S: 8 P: 16	R: 0 H: 1 E: 0 LOB: 1 K: 1 BB: 0 S: 9 P: 13	R: 0 H: 0 E: 0 LOB: 0 K: 1 BB: 0 S: 10 P: 13	R: 0 H: 0 E: 0 LOB: 0 K: 0 BB: 0 S: 9 P: 12	R: 0 H: 1 E: 0 LOB: 1 K: 0 BB: 0 S: 7 P: 9	R: 0 H: 0 E: 0 LOB: 0 K: 0 BB: 0 S: 6 P: 7	R: 4 H: 5 E: 0 LOB: 2 K: 1 BB: 1 S: 19 P: 30	R: 1 H: 0 E: 0 LOB: 1 K: 0 BB: 2 S: 10 P: 23	R: 0 H: 0 E: 0 LOB: 1 K: 0 BB: 1 S: 5 P: 11	1B: 5 2B: 1 3B: 1 HR: 0	SF: 0 SAC: 0 DP: 0 HBP: 0		WP: 1 PB: 1 SB: 0 CS: 0	PA: 39			

TOP

Pittsburgh Pirates @ Atlanta Braves

Atlanta-Fulton County Stadium, Atlanta, GA

Wed Oct 07 1992, 3:33 AM EDT

Att. 51,975 - Sunny - 68 F

livebaseballscorecards.com

AB	34
R	5
H	7
RBI	4
BB	5
SO	4
LOB	15

PITCHER		IP	WLS	BF	H	R	ER	SO	BB	IBB	HBP	BLK	WP	HR	S	P	ERA	WHIP
Steve Avery, L ERA: 5.68	(1, 1)	6.1	W	27	6	4	4	3	2	0	0	0	1	0	62	91	5.68	1.263
Marvin Freeman, R ERA:	(7, 1)	0.1		2	1	0	0	1	0	0	0	0	0	0	5	7	0.00	3.000
Mike Stanton, L ERA:	(7, 1)	0.1		2	0	1	0	0	1	0	0	0	0	0	1	6	0.00	3.000
Mark Wohlers, R ERA:	(8, 1)	1.0		4	0	0	0	0	1	0	0	0	0	0	10	19	0.00	1.000
Jeff Reardon, R ERA:	(9, 1)	1.0		4	0	0	0	0	1	0	0	0	0	0	5	11	0.00	1.000

PITCHER	IP	WLS	BF	H	R	ER	SO	BB	IBB	HBP	BLK	WP	HR	S	P	ERA	WHIP

BOTTOM

Pittsburgh Pirates @ Atlanta Braves

Atlanta-Fulton County Stadium, Atlanta, GA

Wed Oct 07 1992, 3:33 AM EDT

Att. 51,975 - Sunny - 68 F

livebaseballscorecards.com

Batter	1	2	3	4	5	6	7	8	9	AB	R	H	RBI	BB	SO	LOB
Otis Nixon, S (1, 8) OBP: 0.364, SLG: 0.222	B B C B B 4-1 G6-3 BB	1 SAFE 1 SAFE C B B 1 SAFE X 2-1 ② P8			C B C F B B X 3-2 G1-4-3 S HR 1B	X 0-0 ① G5-3	I I I I 4-0 BB 2B IBB	B B B C F S 3-3 ③ K		4	2	1	0	2	1	2
Jeff Blauser, R (1, 6) OBP: 0.556, SLG: 1.167	B C B 1 SAFE F F X 2-2 ① P9	B X 1-0 1-H 3B			B F 2 SAFE 2 SAFE B B B 4-1 G1-4-3 1-2 HR BB	C B S X 1-2 ② G5-3	B B B C C B 4-2 2B 1B 1-2 2-3 BB			3	2	1	1	2	0	1
Terry Pendleton, S (1, 5) OBP: 0.333, SLG: 0.444	1 SAFE B B B F 1 SAFE X 2-1 ② G6-3 1-2	B F X 1-1 ③ G3-1			S F B 2 SAFE B F X 2-2 ① G1-4-3 1-2 2-3	B C X 1-1 BB 1B	C B S X 1-2 1B 1-3 2-H 3-H 2B			5	1	2	2	0	0	4
David Justice, L (1, 9) OBP: 0.556, SLG: 0.500	S B S X 1-2 ③ G5-3		B F F B F B S 3-3 ① K		I I I I 4-0 HR IBB	B F B B F B 4-2 1-2 BB	X 0-0 BB 2-H 3-H 1B			3	1	1	2	2	1	1
Brian Hunter, R (1, 3) OBP: 0.500, SLG: 0.500 Lonnie Smith, R (5, PH) Sid Bream, L (6, 3) OBP: 0.500, SLG: 0.600		X 0-0 BB 1B 1B	C S B B B C 3-3 ② K		S B B S F B X 3-2 ② P9	B S X 1-1 ③ G4-3	B B F B B B 4-1 1-2 BB			2 1 1	1 0 0	1 0 0	0 0 0	0 0 1	1 0 0	0 3 2
Ron Gant, R (1, 7) OBP: 0.375, SLG: 0.714 Jeff Reardon, R (9, 1)	B B B C B 4-1 1B 1B 1-2 BB	B B C B X 3-1 ③ L4			B B X 2-0 1-H 2-H 3-H HR	X 1-1 2B 1B G5-3				4 0	3 0	2 0	4 0	1 0	0 0	2 0
Damon Berryhill, S (1, 2) OBP: 0.333, SLG: 0.250	F B X 1-1 1B SF8 1-3 2-H 1B		B B F S X 2-2 ① F7	B X 1-0 1B 1B		1 SAFE X 0-0 ① F9	F X 0-1 ① L9			5	1	2	1	0	0	1
Mark Lemke, S (1, 4) OBP: 0.667, SLG: 0.625	X 0-0 3B 2-3 3-H 1B		C B B S S 2-3 ② K	B X 1-0 FC1-6-4 1-2 1B		1 SAFE 1 SAFE C B X 1-1 ② P5	C C B X 1-2 1B			5	1	3	1	0	1	1
Steve Avery, L (1, 1) Marvin Freeman, R (7, 1) Mike Stanton, L (7, 1) OBP: 1.000, SLG: 2.000 Mark Wohlers, R (8, 1) Deion Sanders, L (8, PH) (9, 7)	X 0-0 ① SF8 3-H		F C F B C 1-3 ③ K	S S X 0-2 ③ FC1-6-4 1-2f		1 SAFE 1 SAFE B X 1-0 BB 1-H 2B 2B	C F S 0-3 ② K			2 0 1 0 1	0 0 1 0 0	0 0 1 0 0	1 0 1 0 0	0 0 0 0 0	1 0 0 0 1	2 0 0 0 1
Inning Stats	R: 0 E: 0 K: 0 S: 10 H: 0 LOB: 1 BB: 1 P: 19	R: 4 E: 0 K: 0 S: 11 H: 4 LOB: 1 BB: 1 P: 20	R: 0 E: 0 K: 2 S: 9 H: 0 LOB: 0 BB: 0 P: 18	R: 0 E: 0 K: 2 S: 10 H: 0 LOB: 0 BB: 0 P: 15	R: 4 E: 0 K: 0 S: 18 H: 4 LOB: 2 BB: 2 P: 38	R: 0 E: 0 K: 0 S: 10 H: 1 LOB: 2 BB: 1 P: 17	R: 5 E: 0 K: 0 S: 15 H: 4 LOB: 2 BB: 3 P: 31	R: 0 E: 0 K: 2 S: 12 H: 1 LOB: 1 BB: 0 P: 16		1B: 10 2B: 2 3B: 1 HR: 1	SF: 1 SAC: 0 DP: 0 HBP: 0					

	AB	37
	R	13
	H	14
	RBI	13
	BB	8
	SO	6
	LOB	20

PITCHER		IP	WLS	BF	H	R	ER	SO	BB	IBB	HBP	BLK	WP	HR	S	P	ERA	WHIP
Danny Jackson, L ERA: 21.6	(1, 1)	1.2	L	11	4	4	4	0	2	0	0	0	0	0	19	36	21.60	3.600
Roger Mason, R ERA:	(2, 1)	0.1		1	0	0	0	0	0	0	0	0	0	0	2	3	0.00	0.000
Bob Walk, R ERA: 13.5	(3, 1)	2.2		13	3	4	4	4	1	1	0	0	0	1	33	66	13.50	1.500
Randy Tomlin, L ERA:	(5, 1)	1.1		7	2	0	0	0	1	0	0	0	0	0	14	22	0.00	2.250
Denny Neagle, L ERA: 27.0	(7, 1)	0.2		9	4	5	5	0	2	1	0	0	0	0	13	29	67.50	9.000
Bob Patterson, L ERA: 5.4	(7, 1)	0.1		1	0	0	0	0	0	0	0	0	0	0	2	2	0.00	0.000
Stan Belinda, R ERA:	(8, 1)	1.0		4	1	0	0	2	0	0	0	0	0	0	12	16	0.00	1.000

Atlanta Braves @ Pittsburgh Pirates

Three Rivers Stadium, Pittsburgh, PA

Fri Oct 09 1992, 7:05 PM EDT

Att. 56,610 - Unknown - 60 F

livebaseballscorecards.com

TOP

Batter	1	2	3	4	5	6	7	8	9	AB	R	H	RBI	BB	SO	LOB
Otis Nixon, S (1, 8) OBP: 0.400, SLG: 0.333	C F S 0-3 ① K		B B B C B 4-1 G5-4-3 1-2 BB			B C B F X 2-2 ① G4-3		B C X 1-1 2B		3	0	1	0	1	1	0
Jeff Blauser, R (1, 6) OBP: 0.385, SLG: 0.700	C X 0-1 ② P4		S F X 0-2 ②③ G5-4-3 1-2f			B F F B B F X 3-2 ② L7		B S B F F F X 2-2 ③ G5-3		4	0	0	0	0	0	3
Terry Pendleton, S (1, 5) OBP: 0.231, SLG: 0.308	B X 1-0 ③ L3			C S F C 0-3 ① K		X 0-0 ③ G1-3			F F F X 0-2 ① G4-3	4	0	0	0	0	1	0
David Justice, L (1, 9) OBP: 0.462, SLG: 0.400		B F B X 2-1 ① FC5-4 E 1B		B F F F X 1-2 ② G3			X 0-0 ① G3		B B F S F F B X 3-2 ② F8	4	0	1	0	0	0	0
Sid Bream, L (1, 3) OBP: 0.400, SLG: 0.778		B B C X 2-1 E4 FC5-4 1-2		B F F B F X 2-2 HR			X 0-0 ② P6		B F X 1-1 ③ P6	4	1	1	1	0	0	1
Ron Gant, R (1, 7) OBP: 0.364, SLG: 0.900		X 0-0 ①② FC5-4 1-2 2-3		B S B B X 3-1 ③ P5			X 0-0 HR			3	1	1	1	0	0	2
Damon Berryhill, S (1, 2) OBP: 0.250, SLG: 0.182		1 SAFE X 0-0 ③ F7			F X 0-1 ① G4-3		X 0-0 ③ G3-1			3	0	0	0	0	0	1
Mark Lemke, S (1, 4) OBP: 0.583, SLG: 0.636			C X 0-1 FC1-5 2B		C B B S F F F C 2-3 ② K			C X 0-1 ① L1		3	0	1	0	0	1	0
Tom Glavine, L (1, 1)			B L B X 2-1 ① FC1-5 BB 2-3		C B X 1-1 ③ L1			X 0-0 ② P8		2	0	0	0	0	0	1
Mike Stanton, L (7, 1) OBP: 1.000, SLG: 2.000										0	0	0	0	0	0	0
Lonnie Smith, R (8, PH)										1	0	0	0	0	0	0
Mark Wohlers, R (8, 1)										0	0	0	0	0	0	0

	AB	31
	R	2
	H	5
	RBI	2
	BB	1
	SO	3
	LOB	8

Inning Stats																																
	R: 0	H: 0	R: 0	H: 1	R: 0	H: 1	R: 1	H: 1	R: 0	H: 0	R: 0	H: 0	R: 1	H: 1	R: 0	H: 1	R: 0	H: 0	1B: 1	SF: 0	WP: 0	PA: 32
	E: 0	LOB: 0	E: 1	LOB: 1	E: 0	LOB: 1	E: 0	LOB: 0	E: 0	LOB: 0	E: 0	LOB: 0	E: 0	LOB: 0	E: 0	LOB: 1	E: 0	LOB: 0	2B: 2	SAC: 0	PB: 0	
	K: 1	BB: 0	K: 0	BB: 0	K: 0	BB: 1	K: 1	BB: 0	K: 1	BB: 0	K: 0	BB: 0	K: 0	BB: 0	K: 0	BB: 0	S: 10	BB: 0	3B: 0	DP: 2	SB: 0	
	S: 6	P: 7	S: 6	P: 10	S: 8	P: 14	S: 14	P: 20	S: 10	P: 13	S: 8	P: 13	S: 4	P: 4	S: 10	P: 13	S: 11	P: 15	HR: 2	HBP: 0	CS: 0	

PITCHER	IP	WLS	BF	H	R	ER	SO	BB	IBB	HBP	BLK	WP	HR	S	P	ERA	WHIP
Tim Wakefield, R (1, 1) ERA: 2.0	9.0	W	32	5	2	2	3	1	0	0	0	0	2	77	109	2.00	0.667

PITCHER	IP	WLS	BF	H	R	ER	SO	BB	IBB	HBP	BLK	WP	HR	S	P	ERA	WHIP

BOTTOM

Atlanta Braves @ Pittsburgh Pirates

Three Rivers Stadium, Pittsburgh, PA

Fri Oct 09 1992, 7:05 PM EDT

Att. 56,610 - Unknown - 60 F

livebaseballscorecards.com

Batter	1	2	3	4	5	6	7	8	9	AB	R	H	RBI	BB	SO	LOB
Gary Redus, R (1, 3) OBP: 0.571, SLG: 1.000	B C F F B B X 3-2 3B		B F B S X 2-2 2B		B B B B 4-0 FC4-6 BB		B X 1-0 2B SF9 1B			3	1	3	0	1	0	0
Jay Bell, R (1, 6) OBP: 0.308, SLG: 0.273	B F F B B F X 3-2 ① G1-3		B F B X 2-1 ③ G1-3		X 0-0 ③ FC4-6 1-2f		1 SAFE 1 SAFE C X 0-1 SF9 1-3 2B			4	0	1	0	0	0	3
Andy Van Slyke, L (1, 8) OBP: 0.154, SLG: 0.250	X 0-0 ② G3			C C B B X 2-2 ① G3-1		B B X 2-0 L8 2B 2B	B S S F X 1-2 ② SF9 2-3 3-H			3	1	1	1	0	0	1
Barry Bonds, L (1, 7) OBP: 0.333, SLG: 0.111	B B B C X 3-1 ③ G3			C C H 1-2 FC6-4 HBP		B X 1-0 ① L8 2-3	C X 0-1 ③ L8			3	0	0	0	0	0	3
Jeff King, R (1, 5) OBP: 0.167, SLG: 0.333		B B C T B F X 3-2 ① P3		1 SAFE X 0-0 ② FC6-4 1-2f		B B F C X 2-2 3-H 2B		B B B C F X 3-2 ① P2		4	0	1	1	0	0	1
Lloyd McClendon, R (1, 9) OBP: 0.500, SLG: 0.600 Cecil Espy, S (8, PH) (9, 9) OBP: 1.000, SLG: 1.000		B B B B 4-0 G5-4-3 BB		C B 1 SAFE X 1-1 ③ L8		C 2 SAFE C B S 1-3 ② K		B F S B X 2-2 G3 1B		2 1	0 0	0 1	0 0	1 0	1 0	2 0
Don Slaught, R (1, 2) OBP: 0.500, SLG: 0.833		B B 1 SAFE 1 SAFE F 1 SAFE B X 3-1 ② ③ G5-4-3 1-2f			X 0-0 HR	I I I I 4-0 IBB		1 SAFE 1 SAFE F B 1 SAFE X 1-1 ② G3 1-2		3	1	1	1	1	0	2
Jose Lind, R (1, 4) OBP: 0.273, SLG: 0.727			C F S 0-3 ① K		B B F B X 3-1 ① F9	F S X 0-2 ③ G4-3		F X 0-1 ③ L8		4	0	0	0	0	1	3
Tim Wakefield, R (1, 1)			X 0-0 ② L8		B F F F X 1-2 ② G5-3		B F X 1-1 ① G6-3			3	0	0	0	0	0	0
Inning Stats	R: 0 E: 0 K: 0 S: 11 H: 1 LOB: 1 BB: 0 P: 20	R: 0 E: 0 K: 0 S: 6 H: 0 LOB: 0 BB: 1 P: 16	R: 0 E: 0 K: 1 S: 9 H: 1 LOB: 1 BB: 0 P: 13	R: 0 E: 0 K: 0 S: 8 H: 0 LOB: 1 BB: 0 P: 12	R: 1 E: 0 K: 0 S: 8 H: 1 LOB: 1 BB: 1 P: 16	R: 1 E: 0 K: 1 S: 11 H: 2 LOB: 2 BB: 1 P: 21	R: 1 E: 0 K: 0 S: 11 H: 2 LOB: 1 BB: 0 P: 14	R: 0 E: 0 K: 0 S: 10 H: 1 LOB: 1 BB: 0 P: 16		1B: 2 2B: 4 3B: 1 HR: 1	SF: 1 SAC: 0 DP: 1 HBP: 1		WP: 0 PB: 0 SB: 0 CS: 0	PA: 35		

	AB	30
	R	3
	H	8
	RBI	3
	BB	3
	SO	2
	LOB	15

PITCHER		IP	WLS	BF	H	R	ER	SO	BB	IBB	HBP	BLK	WP	HR	S	P	ERA	WHIP
Tom Glavine, L ERA: 4.26	(1, 1)	6.1	L	29	7	3	3	2	2	1	1	0	0	1	58	105	4.26	1.421
Mike Stanton, L ERA:	(7, 1)	0.2		2	0	0	0	0	0	0	0	0	0	0	6	7	0.00	0.000
Mark Wohlers, R ERA:	(8, 1)	1.0		4	1	0	0	0	0	0	0	0	0	0	10	16	0.00	1.000

PITCHER	IP	WLS	BF	H	R	ER	SO	BB	IBB	HBP	BLK	WP	HR	S	P	ERA	WHIP

Atlanta Braves @ Pittsburgh Pirates

Three Rivers Stadium, Pittsburgh, PA

Sat Oct 10 1992, 7:05 PM EDT

Att. 57,164 - Unknown - 66 F

livebaseballscorecards.com

Batter	1	2	3	4	5	6	7	8	9	AB	R	H	RBI	BB	SO	LOB
Otis Nixon, S (1, 8) OBP: 0.500, SLG: 0.529	SH3-4 S 1B	FC4 1B 1-2 3-H			1B 1B 1B	1-H 1B 2B		L8		5	2	4	2	0	0	1
Jeff Blauser, R (1, 6) OBP: 0.438, SLG: 0.692	SH3-4 ① 1-3	FC4 ③ 1-2f			1B E 1B 1-3	0-0 2-H 1B			F9 ①	3	1	2	1	0	0	2
Rafael Belliard, R (8, 6)										1	0	0	0	0	0	0
Terry Pendleton, S (1, 5) OBP: 0.167, SLG: 0.222	F7 ②		G5-3 ①		K ①	G4-3 ③			G3-1 ②	5	0	0	0	0	1	4
David Justice, L (1, 9) OBP: 0.444, SLG: 0.357	P3 ③		F7 ②		E 1B 1-3 3-H		L5-3 BB		F8 ③	4	0	1	1	1	0	1
Sid Bream, L (1, 3) OBP: 0.333, SLG: 0.636	G6-3 ① 1-2	F8 ③ 1-2			FC5 G5-4-3 1-2 3-H		L5-3 ①② 1-2			2	0	0	0	0	0	0
Brian Hunter, R (5, PH) OBP: 0.250, SLG: 0.250										2	0	0	0	0	0	2
(5, 3)																
Ron Gant, R (1, 7) OBP: 0.333, SLG: 0.714	29 1B G4-3 1B		G5-3 ①		G5-4-3 ②③ 1-2f	F8 ③				4	1	1	0	0	0	2
Mike Stanton, L (7, 1) OBP: 1.000, SLG: 2.000										0	0	0	0	0	0	0
Jeff Reardon, R (9, 1)										0	0	0	0	0	0	0
Damon Berryhill, S (1, 2) OBP: 0.313, SLG: 0.214	G4-3 ② 1-2		G4-3 BB			L9-3 1B		F8 ①		3	0	1	0	1	0	1
Mark Lemke, S (1, 4) OBP: 0.563, SLG: 0.538	29 1B 1B IBB		G4-3 ② 1-2			L9-3 ①② 1-2		BB		2	1	0	0	2	0	2
29 John Smoltz, R (1, 1) OBP: 0.333, SLG: 0.333	1B 1B 1-3 2-H		P8 ③			S 2B 1B		K ②		3	1	2	1	0	0	1
Deion Sanders, L (7, 7)										1	0	0	0	0	1	1
Inning Stats	R: 0 E: 0 K: 0 S: 8 H: 1 LOB: 1 BB: 0 P: 16	R: 2 E: 0 K: 0 S: 12 H: 3 LOB: 2 BB: 1 P: 19	R: 0 E: 0 K: 0 S: 6 H: 0 LOB: 0 BB: 0 P: 8	R: 0 E: 0 K: 0 S: 9 H: 0 LOB: 1 BB: 1 P: 18	R: 2 E: 1 K: 1 S: 19 H: 3 LOB: 1 BB: 0 P: 25	R: 2 E: 0 K: 0 S: 9 H: 4 LOB: 1 BB: 0 P: 14	R: 0 E: 0 K: 0 S: 4 H: 0 LOB: 0 BB: 1 P: 8	R: 0 E: 0 K: 1 S: 9 H: 0 LOB: 1 BB: 1 P: 15	R: 0 E: 0 K: 0 S: 6 H: 0 LOB: 0 BB: 0 P: 9	1B: 10 2B: 3 3B: 0 HR: 0	SF: 0 SAC: 1 DP: 3 HBP: 0						

	AB	35
	R	6
	H	11
	RBI	5
	BB	4
	SO	2
	LOB	17

WP: 0 PB: 0 SB: 2 CS: 0 PA: 40

PITCHER		IP	WLS	BF	H	R	ER	SO	BB	IBB	HBP	BLK	WP	HR	S	P	ERA	WHIP
Doug Drabek, R ERA: 6.0	(1, 1)	4.1	L	22	7	4	3	1	1	1	0	0	0	0	51	82	6.23	1.846
Randy Tomlin, L ERA: 6.75	(5, 1)	1.1		6	3	2	2	0	0	0	0	0	0	0	10	15	13.50	2.250
Danny Cox, R ERA:	(6, 1)	0.1		2	1	0	0	0	0	0	0	0	0	0	2	3	0.00	3.000
Roger Mason, R ERA:	(7, 1)	3.0		10	0	0	0	1	2	0	0	0	0	0	19	32	0.00	0.667

Atlanta Braves @ Pittsburgh Pirates

Three Rivers Stadium, Pittsburgh, PA

Sat Oct 10 1992, 7:05 PM EDT

Att. 57,164 - Unknown - 66 F

BOTTOM

livebaseballscorecards.com

Batter	1	2	3	4	5	6	7	8	9	AB	R	H	RBI	BB	SO	LOB
Alex Cole, L (1, 9) OBP: 0.400, SLG: 0.250	B B C C C 2-3 K ①	X 0-0 E6 1-2 2-H 3-H 1B		B F B B X 3-1 F8 ①			B C B B C B 4-2 2B BB		C F C 0-3 K ②	4	1	1	1	1	2	0
Jay Bell, R (1, 6) OBP: 0.222, SLG: 0.188	F B C B S 2-3 K ②	X 0-0 F8 ② 2-3		F S B S 1-3 K ②			F B B B C X 3-2 F7 ①		B C B F X 2-2 G5-3 ③	5	0	0	0	0	2	3
Andy Van Slyke, L (1, 8) OBP: 0.235, SLG: 0.500	B C B X 2-1 3B	1 SAFE S B B 1 SAFE S 2-3 K ③		C C B F S 1-3 K2-3 ③			1 SAFE B X 1-0 1-H 2B			4	0	2	1	0	2	2
Barry Bonds, L (1, 7) OBP: 0.375, SLG: 0.091	B C B B B 4-1 BB		B B B 4-0 FC9-6 BB		S B B F S 2-3 K ①		B C S S 1-3 K ②			2	0	0	0	2	2	1
Jeff King, R (1, 5) OBP: 0.125, SLG: 0.250	B B B C F S 3-3 K ③		F 1 SAFE X 0-1 FC9-6 ① 1-2f 2B		B C X 1-1 G5-3 ②		X 0-0 G4-3 ③			4	1	0	0	0	1	4
Orlando Merced, S (1, 3) OBP: 0.333, SLG: 0.286		X 0-0 L7 ①	C B B X 2-1 G3 2B 1-H		B C S S 1-3 K ③			C B B F S 2-3 K ①		3	0	1	1	0	1	0
Gary Redus, R (8, PH) OBP: 0.500, SLG: 0.857 (9, 3)										1	0	0	0	0	1	0
Michael LaValliere, L (1, 2) OBP: 0.167, SLG: 0.167	B C B X 2-1 BB 1B 1B 1B		B C X 1-1 G3 ② 2-3			X 0-0 F6 ①		F B F S 1-3 K ②		3	1	1	0	0	0	1
Don Slaught, R (8, PH) OBP: 0.444, SLG: 0.714 (9, 2)										1	0	0	0	0	1	0
Jose Lind, R (1, 4) OBP: 0.333, SLG: 0.643	C X 0-1 1B BB E 1B 1-2	I I I I 4-0 IBB				X 0-0 L9 ②		C C F X 0-2 L9 ③		3	1	1	0	1	0	0
Doug Drabek, R (1, 1)	B C C B B B 4-2 F8 E BB 1-2 2-3	C B S B X 2-2 P3 ③				C S B S 1-3 K ③			C B S B C 2-3 K ①	1	0	0	0	1	0	2
Randy Tomlin, L (5, 1)										0	0	0	0	0	0	0
Danny Cox, R (6, 1)										0	0	0	0	0	0	0
John Wehner, R (6, PH)										1	0	0	0	0	1	0
Roger Mason, R (7, 1)										0	0	0	0	0	0	0
Cecil Espy, S (9, PH) OBP: 0.667, SLG: 0.667										1	0	0	0	0	1	0

Inning Stats	1	2	3	4	5	6	7	8	9
	R: 0 E: 0 K: 3 S: 12	H: 1 LOB: 2 BB: 1 P: 25	R: 2 E: 1 K: 1 S: 12	H: 3 LOB: 2 BB: 1 P: 20	R: 1 E: 0 K: 0 S: 9	H: 1 LOB: 2 BB: 2 P: 22	R: 0 E: 0 K: 2 S: 9	H: 0 LOB: 0 BB: 0 P: 14	R: 0 E: 0 K: 2 S: 8	H: 0 LOB: 0 BB: 0 P: 12
	R: 0 E: 0 K: 1 S: 5	H: 0 LOB: 0 BB: 0 P: 6	R: 1 E: 0 K: 1 S: 10	H: 1 LOB: 1 BB: 1 P: 19	R: 0 E: 0 K: 2 S: 11	H: 0 LOB: 0 BB: 0 P: 14	R: 0 E: 0 K: 2 S: 9	H: 0 LOB: 0 BB: 0 P: 13		

	AB	33
	R	4
	H	6
	RBI	3
	BB	5
	SO	14
	LOB	13

	1B: 3	SF: 0	WP: 0	PA: 38
	2B: 2	SAC: 0	PB: 0	
	3B: 1	DP: 0	SB: 0	
	HR: 0	HBP: 0	CS: 0	

PITCHER		IP	WLS	BF	H	R	ER	SO	BB	IBB	HBP	BLK	WP	HR	S	P	ERA	WHIP
29 John Smoltz, R ERA: 2.51	(1, 1)	6.1	W	30	6	4	3	9	4	1	0	0	0	0	61	113	4.26	1.579
Mike Stanton, L ERA:	(7, 1)	1.2		5	0	0	0	3	0	0	0	0	0	0	15	19	0.00	0.000
Jeff Reardon, R ERA:	(9, 1)	1.0	S	3	0	0	0	2	0	0	0	0	0	0	9	13	0.00	0.000

PITCHER	IP	WLS	BF	H	R	ER	SO	BB	IBB	HBP	BLK	WP	HR	S	P	ERA	WHIP

Batter	1	2	3	4	5	6	7	8	9	AB	R	H	RBI	BB	SO	LOB
Otis Nixon, S (1, 8) OBP: 0.417, SLG: 0.429	S X 0-1 ① G4-3		X 0-0 ① P2		B X 1-0 ③ F9			X 0-0 ① P7		4	0	0	0	0	0	1
Jeff Blauser, R (1, 6) OBP: 0.400, SLG: 0.563	B S B F B B 4-2 FC5-4 BB		B X 1-0 ② G5-3			B X 1-0 ① G1-3		B X 1-0 ② G3-1 3-H		3	0	0	1	1	0	0
Terry Pendleton, S (1, 5) OBP: 0.182, SLG: 0.227	C X 0-1 ② FC5-4 BB 1-2f		S B X 1-1 ③ G2-3			B B C X 2-1 ② G4-3		X 0-0 1B		4	0	1	0	0	0	1
David Justice, L (1, 9) OBP: 0.455, SLG: 0.313	S 1 B B S F B B 4-2 SAFE 1-2 BB			B B X 2-0 ① P5		B S B B F F B 4-2 BB		B B X 2-0 ③ L8		2	0	0	0	2	0	1
Sid Bream, L (1, 3) OBP: 0.313, SLG: 0.600	C X 0-1 ③ L5			X 0-0 2B		B C B B F F X 3-2 ③ F8			B C B F X 2-2 ① G6-3	4	0	1	0	0	0	3
Ron Gant, R (1, 7) OBP: 0.316, SLG: 0.588		C B B C S 2-3 ① K		B F X 1-1 ② L8			B S B X 2-1 ① P9		B B B C F B 4-2 BB	3	0	0	0	1	1	1
Damon Berryhill, S (1, 2) OBP: 0.250, SLG: 0.167		F B F X 1-2 ② L9		B S B F B X 3-2 ③ F9			X 0-0 ② G5-3		B F C X 1-2 ② F7	4	0	0	0	0	0	2
Mark Lemke, S (1, 4) OBP: 0.500, SLG: 0.438		C B B B B 4-1 FC6-4 BB			B C C B X 2-2 ① G4-3		B X 1-0 ③ G4-3		B B B C C F X 3-2 ③ G3	3	0	0	0	1	0	1
Steve Avery, L (1, 1) Pete Smith, R (1, 1) Jeff Treadway, L (5, PH) Charlie Leibrandt, R (5, 1) Marvin Freeman, R (6, 1) Lonnie Smith, R (8, PH) OBP: 0.250, SLG: 0.750 Kent Mercker, L (8, 1)		B C X 1-1 ③ FC6-4 1-2f			B S F B S 2-3 ② K			B B B C C X 3-1 G3-1 3B		0 0 0 0 0 0 0 1 0 0 0 0 0 1 1 0 0 0 0 1 0 0 0 0 0 0 0 0 0 0 0 0 0 0 0 1 1 1 0 0 0 0 0 0 0 0 0 0 0						
Inning Stats	R: 0 H: 0 E: 0 LOB: 2 K: 0 BB: 2 S: 11 P: 19	R: 0 H: 0 E: 0 LOB: 1 K: 1 BB: 1 S: 9 P: 17	R: 0 H: 0 E: 0 LOB: 0 K: 0 BB: 0 S: 4 P: 6	R: 0 H: 1 E: 0 LOB: 1 K: 0 BB: 0 S: 7 P: 13	R: 0 H: 0 E: 0 LOB: 0 K: 1 BB: 0 S: 7 P: 12	R: 0 H: 0 E: 0 LOB: 1 K: 0 BB: 1 S: 10 P: 20	R: 0 H: 0 E: 0 LOB: 0 K: 0 BB: 0 S: 4 P: 7	R: 1 H: 2 E: 0 LOB: 1 K: 0 BB: 0 S: 6 P: 12	R: 0 H: 0 E: 0 LOB: 1 K: 0 BB: 1 S: 12 P: 22	1B: 1 SF: 0 2B: 1 SAC: 0 3B: 1 DP: 0 HR: 0 HBP: 0						

TOP

Atlanta Braves @ Pittsburgh Pirates

Three Rivers Stadium, Pittsburgh, PA

Sun Oct 11 1992, 7:05 PM EDT

Att. 52,929 - Unknown - 53 F

livebaseballscorecards.com

AB	30
R	1
H	3
RBI	1
BB	5
SO	2
LOB	11

WP: 0 PA: 35
PB: 0
SB: 0
CS: 0

PITCHER		IP	WLS	BF	H	R	ER	SO	BB	IBB	HBP	BLK	WP	HR	S	P	ERA	WHIP
Bob Walk, R ERA: 3.86	(1, 1)	9.0	W	35	3	1	1	2	5	0	0	0	0	0	70	128	1.00	0.889

PITCHER	IP	WLS	BF	H	R	ER	SO	BB	IBB	HBP	BLK	WP	HR	S	P	ERA	WHIP

Atlanta Braves @ Pittsburgh Pirates

Three Rivers Stadium, Pittsburgh, PA

Sun Oct 11 1992, 7:05 PM EDT

Att. 52,929 - Unknown - 53 F

livebaseballscorecards.com

BOTTOM

Batter	1	2	3	4	5	6	7	8	9	AB	R	H	RBI	BB	SO	LOB
Gary Redus, R (1, 3) OBP: 0.538, SLG: 0.909	1-1 1B 2B	0-3 K		1-0 P5		2-1 1-3 3-H 2B		4-0 FC6-4 BB		4	1	2	1	1	1	0
Jay Bell, R (1, 6) OBP: 0.217, SLG: 0.190	3-2 G5-3 2-H 2B 1B	1-1 F7		0-0 G1-3		0-0 G6-3		2-1 FC6-4 1-2f 1B		5	1	1	1	0	0	3
Andy Van Slyke, L (1, 8) OBP: 0.227, SLG: 0.429	2-2 G5-3 1-2	0-1 P8			0-0 G4-3		2-0 G1-3	2-1 FC4-6 1-2 1B		5	0	1	0	0	0	1
Barry Bonds, L (1, 7) OBP: 0.381, SLG: 0.250	3-2 2-H 2B 2B		1-2 1B S SF8 1B		1-0 F7		1-1 F9	0-1 FC4-6 1-2f		5	2	2	1	0	0	2
Jeff King, R (1, 5) OBP: 0.250, SLG: 0.400	3-2 2-H 2B 2B		0-2 CS 1-3 1B		3-2 P3		1-1 1B 1B			4	2	3	1	0	0	0
Lloyd McClendon, R (1, 9) OBP: 0.600, SLG: 0.875	0-1 2-H 2B		0-0 SF8 3-H			1-2 G4-3 BB FC5-2 1B	2-1 1B 1-2 1B			3	0	3	2	0	0	0
Don Slaught, R (1, 2) OBP: 0.615, SLG: 0.750	4-0 BB		4-1 FC4 1-2 BB			4-0 FC5-2 G4-3 1-2 2B BB	2-2 FC4-6 1-3 2-H 1B			1	1	1	1	3	0	0
Jose Lind, R (1, 4) OBP: 0.263, SLG: 0.500	1-3 K		1-0 FC4 1-2f			0-1 G4-3 1-2 2-3	2-1 FC4-6 1-2f			4	0	0	0	0	1	7
Bob Walk, R (1, 1)	0-3 K			0-2 F7		0-0 FC5-2 2B 2-3 3-H		3-2 G5-3		4	0	0	0	0	1	4
Inning Stats	R: 4 E: 0 K: 2 S: 24 H: 5 LOB: 2 BB: 1 P: 41	R: 0 E: 0 K: 1 S: 7 H: 0 LOB: 0 BB: 0 P: 8	R: 1 E: 0 K: 0 S: 10 H: 2 LOB: 1 BB: 1 P: 16	R: 0 E: 0 K: 0 S: 5 H: 0 LOB: 0 BB: 0 P: 6	R: 0 E: 0 K: 0 S: 6 H: 0 LOB: 0 BB: 0 P: 10	R: 1 E: 0 K: 0 S: 9 H: 2 LOB: 2 BB: 1 P: 16	R: 1 E: 0 K: 0 S: 12 H: 3 LOB: 2 BB: 0 P: 22	R: 0 E: 0 K: 0 S: 9 H: 1 LOB: 2 BB: 1 P: 20		1B: 8 2B: 5 3B: 0 HR: 0	SF: 1 SAC: 0 DP: 0 HBP: 0					

	AB	35
	R	7
	H	13
	RBI	7
	BB	4
	SO	3
	LOB	17

	WP: 0	PA: 40
	PB: 0	
	SB: 1	
	CS: 1	

PITCHER		IP	WLS	BF	H	R	ER	SO	BB	IBB	HBP	BLK	WP	HR	S	P	ERA	WHIP
Steve Avery, L ERA: 10.8	(1, 1)	0.1	L	6	5	4	4	0	0	0	0	0	0	0	18	30	108.00	15.000
Pete Smith, R ERA: 2.45	(1, 1)	3.2		14	2	1	1	3	2	0	0	0	0	0	28	41	2.46	1.091
Charlie Leibrandt, L ERA: 5.4	(5, 1)	1.2		8	2	1	1	0	1	0	0	0	0	0	14	25	5.40	1.800
Marvin Freeman, R ERA: 5.4	(6, 1)	1.1		7	3	1	1	0	0	0	0	0	0	0	13	23	6.75	2.250
Kent Mercker, L ERA:	(8, 1)	1.0		5	1	0	0	0	1	0	0	0	0	0	9	20	0.00	2.000

PITCHER	IP	WLS	BF	H	R	ER	SO	BB	IBB	HBP	BLK	WP	HR	S	P	ERA	WHIP

Batter	1	2	3	4	5	6	7	8	9	AB	R	H	RBI	BB	SO	LOB
Gary Redus, R (1, 3) OBP: 0.500, SLG: 0.813	L7	HR, 1-3, 3-H, 2B		K	G3, 3-H, 1B		G4-3			5	2	2	2	0	1	0
Jay Bell, R (1, 6) OBP: 0.250, SLG: 0.320	G4-6-3, HBP	HR, 2-H, 3-H		G5-3	G3, 1-2		K			4	1	1	3	0	1	1
Andy Van Slyke, L (1, 8) OBP: 0.259, SLG: 0.400	SAFE	G4-6-3, 1-2f	K	BB	2-H, 1B			G4-3		4	0	1	1	1	1	1
Barry Bonds, L (1, 7) OBP: 0.423, SLG: 0.450		HR		BB, 1-2	F7			F9		4	1	2	1	1	0	1
Jeff King, R (1, 5) OBP: 0.240, SLG: 0.360		1B		L9		F8		G6-3		5	1	1	0	0	0	3
Lloyd McClendon, R (1, 9) OBP: 0.714, SLG: 1.182		L7			BB, 2B	HR			1B	3	3	3	1	1	0	0
Gary Varsho, L (9, PH) OBP: 1.000, SLG: 1.000 (9, 9)		1B								1	0	1	0	0	0	0
Don Slaught, R (1, 2) OBP: 0.556, SLG: 0.667		E, 1-H, 3-H, 2B	K		BB, 1-2, 2B	G5-3			K	4	2	1	2	1	2	1
Jose Lind, R (1, 4) OBP: 0.250, SLG: 0.478		FC6, SH, 2-H, 2B	G6-3		SH1-4, 1-H, 2-H, 1B	G6-3			K	5	2	1	2	0	1	1
Tim Wakefield, R (1, 1)		SH, 2B, HR, 2-3	G1-3		SH1-4, 2-3		F9		G3-1	3	1	0	0	0	0	1

Inning Stats	1	2	3	4	5	6	7	8	9
R	0	8	0	0	4	1	0	0	0
E	0	1	0	0	0	0	0	0	0
K	0	1	1	1	0	0	1	0	2
S	3	29	5	14	16	8	5	6	11
H	0	8	0	0	3	1	0	0	1
LOB	0	2	0	2	1	0	0	0	1
BB	0	0	0	2	2	0	0	0	0
P	6	40	6	31	26	12	8	12	15

1B	7
2B	3
3B	0
HR	3
SF	0
SAC	2
DP	1
HBP	1
WP	0
PB	0
SB	0
CS	0
PA	45

PITCHER		IP	WLS	BF	H	R	ER	SO	BB	IBB	HBP	BLK	WP	HR	S	P	ERA	WHIP
Tom Glavine, L ERA: 12.27	(1, 1)	1.0	L	11	6	8	7	0	0	0	1	0	0	2	24	35	63.00	6.000
Charlie Leibrandt, L ERA: 1.93	(2, 1)	3.0		12	2	0	0	3	2	0	0	0	0	0	27	48	0.00	1.333
Marvin Freeman, R ERA: 14.73	(5, 1)	2.0		12	4	5	5	0	2	0	0	0	0	1	24	38	22.50	3.000
Kent Mercker, L ERA:	(7, 1)	2.0		6	0	0	0	1	0	0	0	0	0	0	11	20	0.00	0.000
Mark Wohlers, R ERA:	(9, 1)	1.0		4	1	0	0	2	0	0	0	0	0	0	11	15	0.00	1.000

PITCHER	IP	WLS	BF	H	R	ER	SO	BB	IBB	HBP	BLK	WP	HR	S	P	ERA	WHIP

Pittsburgh Pirates @ Atlanta Braves

Atlanta-Fulton County Stadium, Atlanta, GA

Tue Oct 13 1992, 7:05 PM EDT
Att. 51,975 - Unknown - 70 F

TOP

livebaseballscorecards.com

AB	38
R	13
H	13
RBI	12
BB	4
SO	6
LOB	9

Pittsburgh Pirates @ Atlanta Braves

Atlanta-Fulton County Stadium, Atlanta, GA

Tue Oct 13 1992, 7:05 PM EDT

Att. 51,975 - Unknown - 70 F

livebaseballscorecards.com

Batter	1	2	3	4	5	6	7	8	9	AB	R	H	RBI	BB	SO	LOB
Otis Nixon, S (1, 8) OBP: 0.393, SLG: 0.375	B B C F S 2-3 K ①		B F X 1-1 L7 ①	S B B S B B 4-2 1-2 2-3 BB		B B X 2-0 1-2f FC6-4 ②			X 0-0 L7 ①	3	0	0	0	1	1	1
Kent Mercker, L (7, 1)										0	0	0	0	0	0	0
Mark Wohlers, R (9, 1)										0	0	0	0	0	0	0
Francisco Cabrera, R (9, PH)										1	0	0	0	0	0	0
Jeff Blauser, R (1, 6) OBP: 0.360, SLG: 0.476	C F F X 0-2 P7 ②		B B C F B F X 3-2 1B	F C B X 1-2 P6 ③		X 0-0 G3 ③			B C X 1-1 P2 ②	5	0	1	0	0	0	4
Terry Pendleton, S (1, 5) OBP: 0.231, SLG: 0.269	X 0-0 PB 1B		C X 0-1 P4 ②		X 0-0 1B 1B		X 0-0 F9 ①		F X 0-1 HR 1B	4	0	2	0	0	0	1
Jeff Treadway, L (8, 4) OBP: 0.500, SLG: 0.500										1	1	1	0	0	0	0
David Justice, L (1, 9) OBP: 0.481, SLG: 0.667	C B S B F B X 3-2 1-3 F7 ③		F F X 0-2 P5 ③		F B S F F B X 2-2 1-2 1B		C X 0-1 HR		B S X 1-1 1-H HR	5	2	3	3	0	0	2
Sid Bream, L (1, 3) OBP: 0.333, SLG: 0.526		B C B B B 4-1 WP BB		B X 1-0 PB 1B 1B	C B F X 1-2 F8 ①		B B F S F X 2-2 G4-3 ②		B C X 1-1 G6-3 ③	4	1	1	0	1	0	2
Ron Gant, R (1, 7) OBP: 0.304, SLG: 0.500	F S B B B C 2-3 K ①		C B B B B 4-1 BB 1B 1-2 BB	B S F F X 1-2 P4 ②			F B B B C X 2-2 P3 ③			3	0	0	0	1	1	3
Damon Berryhill, S (1, 2) OBP: 0.217, SLG: 0.143	F B C B X 2-2 F9 ②		X 0-0 P9 ①	B X 1-0 G5-3 ③				B C X 1-1 P4 ①		3	0	0	0	0	0	5
Javy Lopez, R (8, 2)										1	0	0	0	0	0	0
Mark Lemke, S (1, 4) OBP: 0.458, SLG: 0.368	B B C B B 4-1 1-2 BB		C C S 0-3 K ②			B C B C X 2-2 G4-3 ①		C X 0-1 F8 ②		3	0	0	0	1	1	2
(8, 5)																
Tom Glavine, L (1, 1)	C B C S 1-3 K ③		X 0-0 1-2 2-H BB 1B			C S X 0-2 E6 FC6-4		X 0-0 P7 ③		0	0	0	0	0	0	0
Charlie Leibrandt, R (2, 1)										1	0	0	0	0	1	2
Lonnie Smith, R (4, PH) OBP: 0.400, SLG: 0.800										1	0	1	1	0	0	0
Marvin Freeman, R (5, 1)										0	0	0	0	0	0	0
Deion Sanders, L (6, PH)										2	0	0	0	0	0	0
(7, 8)																
Inning Stats	R: 0 E: 0 K: 1 S: 12 H: 1 LOB: 1 BB: 0 P: 17	R: 0 E: 0 K: 2 S: 11 H: 0 LOB: 2 BB: 2 P: 24	R: 0 E: 0 K: 0 S: 11 H: 1 LOB: 1 BB: 0 P: 15	R: 1 E: 0 K: 1 S: 12 H: 2 LOB: 3 BB: 2 P: 22	R: 0 E: 0 K: 0 S: 14 H: 2 LOB: 2 BB: 0 P: 19	R: 0 E: 1 K: 0 S: 8 H: 0 LOB: 1 BB: 0 P: 12	R: 1 E: 0 K: 0 S: 10 H: 1 LOB: 0 BB: 0 P: 14	R: 0 E: 0 K: 0 S: 5 H: 0 LOB: 0 BB: 0 P: 6	R: 2 E: 0 K: 0 S: 9 H: 2 LOB: 0 BB: 0 P: 12	1B: 7 2B: 0 3B: 0 HR: 2 SF: 0 SAC: 0 DP: 0 HBP: 0						

PITCHER	IP	WLS	BF	H	R	ER	SO	BB	IBB	HBP	BLK	WP	HR	S	P	ERA	WHIP
Tim Wakefield, R (1, 1) ERA: 3.0	9.0	W	41	9	4	4	4	4	0	0	0	1	2	92	141	4.00	1.444

PITCHER	IP	WLS	BF	H	R	ER	SO	BB	IBB	HBP	BLK	WP	HR	S	P	ERA	WHIP

AB	37
R	4
H	9
RBI	4
BB	4
SO	4
LOB	22

WP: 1 PA: 41
PB: 3
SB: 0
CS: 0

Batter	1	2	3	4	5	6	7	8	9	AB	R	H	RBI	BB	SO	LOB
Alex Cole, L (1, 9) OBP: 0.385, SLG: 0.200 Lloyd McClendon, R (7, PH) OBP: 0.750, SLG: 1.182 (7, 9) Cecil Espy, S (9, PR) OBP: 0.667, SLG: 0.667 (9, 9)	B B C B B 4-1 2B SF9 BB		B B X 2-0 ① F7		X 0-0 ③ L9		I I I I 4-0 BB IBB		B B B B 4-0 BB	2 0 0	1 0 0	0 0 0	0 0 0	1 2 0	0 0 0	1 0 0
Jay Bell, R (1, 6) OBP: 0.273, SLG: 0.345	X 0-0 ① B2		B S S S 1-3 ② K			S C F X 0-2 1B 2B	B B B B 4-0 1-2 2-3 BB		1 SAFE C B B X 2-1 ③ 1-2 G5-3	4	1	1	0	1	1	2
Andy Van Slyke, L (1, 8) OBP: 0.290, SLG: 0.448	C X 0-1 SF9 1-3 2B		B C B C F F X 2-2 ③ F9			S B X 1-1 2-H 1B	B S F F X 1-2 ③ F8			4	0	2	1	0	0	3
Barry Bonds, L (1, 7) OBP: 0.433, SLG: 0.435	I I I I 4-0 IBB			B B X 2-0 ① L9		C B 1 SAFE F X 1-2 ① P5		B X 1-0 FC6-4 1B		3	0	1	0	1	0	1
Orlando Merced, S (1, 3) OBP: 0.231, SLG: 0.200	C S B X 1-2 ② SF9 2-3 3-H			X 0-0 ② G4-3		B 1 SAFE X 1-0 ② F9		1 SAFE S 1 SAFE X 0-1 ① FC6-4 1-2f 2B		3	0	0	1	0	0	2
Jeff King, R (1, 5) OBP: 0.241, SLG: 0.379	F B 1 SAFE X 1-1 ③ P2			B B X 2-0 ③ G5-3		1 SAFE B F B B X 3-1 ③ F7		1 SAFE B X 1-0 ② 1-H 2B		4	0	1	0	0	0	3
Michael LaValliere, L (1, 2) OBP: 0.200, SLG: 0.200		B F C S 1-3 ① K			B C F F B B C 3-3 ① K		X 0-0 BB SH3-4 1B	B F C X 1-2 ③ L7		4	0	1	0	0	2	1
Jose Lind, R (1, 4) OBP: 0.250, SLG: 0.481		B X 1-0 ② G5-3			B S X 1-1 2B		B 1 SAFE F X 1-1 ① L8		X 0-0 ① F7	4	0	1	0	0	0	1
Doug Drabek, R (1, 1) Stan Belinda, R (9, 1)		B X 1-0 ③ P9			B C F B F S 2-3 ② K		C 1 SAFE B X 1-1 ② SH3-4 1-2		S B S T S 1-3 ② K	3 0	0 0	0 0	0 0	0 0	2 0	1 0
Inning Stats	R: 1 H: 1 E: 0 LOB: 2 K: 0 BB: 2 S: 9 P: 19	R: 0 H: 0 E: 0 LOB: 0 K: 1 BB: 0 S: 5 P: 8	R: 0 H: 0 E: 0 LOB: 0 K: 1 BB: 0 S: 9 P: 14	R: 0 H: 0 E: 0 LOB: 0 K: 0 BB: 0 S: 3 P: 7	R: 0 H: 1 E: 0 LOB: 1 K: 2 BB: 0 S: 11 P: 17	R: 1 H: 2 E: 0 LOB: 1 K: 0 BB: 0 S: 12 P: 18	R: 0 H: 1 E: 0 LOB: 3 K: 0 BB: 2 S: 9 P: 20	R: 0 H: 2 E: 0 LOB: 1 K: 0 BB: 0 S: 7 P: 10	R: 0 H: 0 E: 0 LOB: 1 K: 1 BB: 1 S: 7 P: 14	1B: 3 2B: 4 3B: 0 HR: 0	SF: 1 SAC: 1 DP: 0 HBP: 0					

PITCHER		IP	WLS	BF	H	R	ER	SO	BB	IBB	HBP	BLK	WP	HR	S	P	ERA	WHIP
29 John Smoltz, R ERA: 2.66	(1, 1)	6.0		24	4	2	2	4	1	1	0	0	0	0	49	83	3.00	0.833
Mike Stanton, L ERA:	(7, 1)	0.2		4	1	0	0	0	0	1	0	0	0	0	5	11	0.00	1.500
Pete Smith, R ERA: 2.45	(7, 1)	0.0		1	0	0	0	0	1	0	0	0	0	0	0	4	∞	∞
Steve Avery, L ERA: 9.0	(7, 1)	1.1		5	2	0	0	0	0	0	0	0	0	0	11	15	0.00	1.500
Jeff Reardon, R ERA:	(9, 1)	1.0	W	4	0	0	0	1	1	0	0	0	1	0	7	14	0.00	1.000

PITCHER	IP	WLS	BF	H	R	ER	SO	BB	IBB	HBP	BLK	WP	HR	S	P	ERA	WHIP

TOP

Pittsburgh Pirates @ Atlanta Braves

Atlanta-Fulton County Stadium, Atlanta, GA

Wed Oct 14 1992, 7:05 PM EDT

Att. 51,975 - Unknown - 70 F

livebaseballscorecards.com

AB	31
R	2
H	7
RBI	2
BB	5
SO	5
LOB	15

1B: 3	SF: 1	WP: 1	PA: 38
2B: 4	SAC: 1	PB: 0	
3B: 0	DP: 0	SB: 0	
HR: 0	HBP: 0	CS: 0	

Pittsburgh Pirates @ Atlanta Braves

Atlanta-Fulton County Stadium, Atlanta, GA

Wed Oct 14 1992, 7:05 PM EDT

Att. 51,975 - Unknown - 70 F

BOTTOM

Batter	1	2	3	4	5	6	7	8	9	AB	R	H	RBI	BB	SO	LOB
Otis Nixon, S (1, 8) OBP: 0.375, SLG: 0.357	G4-3		G3			1B		F7		4	0	1	0	0	0	1
Jeff Blauser, R (1, 6) OBP: 0.310, SLG: 0.400	G5-3			K		L5		K		4	0	0	0	0	2	3
Terry Pendleton, S (1, 5) OBP: 0.233, SLG: 0.300	F9			G3		L7			E SF7 2B	4	1	1	0	0	0	2
David Justice, L (1, 9) OBP: 0.419, SLG: 0.560		K		G3			G4-3		E4 BB BB 1B	4	1	0	0	0	1	1
Sid Bream, L (1, 3) OBP: 0.360, SLG: 0.545		G4-3			G6-3		2B		BB 1B BB	3	1	1	0	1	0	0
Ron Gant, R (1, 7) OBP: 0.296, SLG: 0.455		L8			K		BB		SF7	2	0	0	1	1	1	0
Damon Berryhill, S (1, 2) OBP: 0.259, SLG: 0.208			2B		G4-3		F7		1B BB	3	0	1	0	1	0	2
Mark Lemke, S (1, 4) OBP: 0.462, SLG: 0.381			G5-3			1B L5 1B 1B	F8		P4	2	0	1	0	0	0	1
Lonnie Smith, R (7, PH) OBP: 0.333, SLG: 0.667										1	0	0	0	0	0	2
Rafael Belliard, R (8, 4)										0	0	0	0	0	0	0
Brian Hunter, R (9, PH) OBP: 0.200, SLG: 0.200										1	0	0	0	0	0	3
29 John Smoltz, R (1, 1) OBP: 0.286, SLG: 0.286			L4			1B 1B		K	1B	1	0	0	0	0	0	1
Jeff Treadway, L (6, PH) OBP: 0.667, SLG: 0.667										1	0	1	0	0	0	0
Mike Stanton, L (7, 1) OBP: 1.000, SLG: 2.000										0	0	0	0	0	0	0
Pete Smith, R (7, 1)										0	0	0	0	0	0	0
Steve Avery, L (7, 1)										0	0	0	0	0	0	0
Deion Sanders, L (8, PH)										1	0	0	0	0	1	0
Jeff Reardon, R (9, 1)										0	0	0	0	0	0	0
Francisco Cabrera, R (9, PH) OBP: 0.500, SLG: 0.500										1	0	1	2	0	0	0

Inning Stats	1	2	3	4	5	6	7	8	9
R:	0	0	0	0	0	0	0	0	3
E:	0	0	0	0	0	0	0	0	1
K:	0	1	0	1	0	0	0	0	0
S:	9	12	9	7	7	11	15	9	10
H:	0	0	1	0	0	3	1	0	2
LOB:	0	0	1	0	0	2	2	0	2
BB:	0	0	0	0	0	0	1	0	2
P:	13	15	13	14	11	18	21	15	22

1B:	4
2B:	4
3B:	0
HR:	0
SF:	1
SAC:	0
DP:	1
HBP:	0

WP:	0
PB:	0
SB:	0
CS:	0
PA:	36

PITCHER		IP	WLS	BF	H	R	ER	SO	BB	IBB	HBP	BLK	WP	HR	S	P	ERA	WHIP
Doug Drabek, R ERA: 3.71	(1, 1)	8.0	L	32	6	3	1	5	2	0	0	0	0	0	83	129	1.12	1.000
Stan Belinda, R ERA:	(9, 1)	0.2		4	1	0	0	0	1	0	0	0	0	0	6	13	0.00	3.000

PITCHER	IP	WLS	BF	H	R	ER	SO	BB	IBB	HBP	BLK	WP	HR	S	P	ERA	WHIP

livebaseballscorecards.com

Toronto Blue Jays @ Atlanta Braves

Atlanta-Fulton County Stadium, Atlanta, GA

Sat Oct 17 1992, 7:05 PM EDT

Att. 51,763 - Unknown - 60 F

livebaseballscorecards.com

TOP

Batter	1	2	3	4	5	6	7	8	9	AB	R	H	RBI	BB	SO	LOB
Devon White, S (1, 8) OBP: 0.394, SLG: 0.370	X 0-0 ① G5-3		B S F B X 2-2 ② G4-3			B B F B X 3-1 ① P3			X 0-0 ① 6-3	4	0	0	0	0	0	0
Roberto Alomar, S (1, 4) OBP: 0.406, SLG: 0.600	B B C X 2-1 ② G5-3		C B F B B X 3-2 ③ G1-3			B C B B C F F C 3-3 ② K			X 0-0 ② P4	4	0	0	0	0	1	0
Joe Carter, R (1, 3) OBP: 0.250, SLG: 0.400	C B S X 1-2 ③ G4-3			F X 0-1 HR		B X 1-0 ③ F7			X 0-0 ③ F9	4	1	1	1	0	0	0
Dave Winfield, R (1, 9) OBP: 0.355, SLG: 0.519		B C B B C X 3-2 1B 1B		C X 0-1 ① G4-3			B B S B X 3-1 ① P3			3	0	1	0	0	0	0
Candy Maldonado, R (1, 7) OBP: 0.321, SLG: 0.480		C 1 SAFE B B 1 SAFE 1 SAFE S 1 SAFE S 2-3 ① K		X 0-0 ② G6-3			C B B B C S 3-3 ② K			3	0	0	0	0	2	1
Kelly Gruber, R (1, 5) OBP: 0.148, SLG: 0.240		C 1 SAFE S S B B 1 SAFE 1 SAFE F X 2-2 ② P9		S C B B S 2-3 ③ K			F B B B X 3-1 ③ F9			3	0	0	0	0	1	1
Pat Borders, R (1, 2) OBP: 0.357, SLG: 0.480		C B F F F F F F B 1 SAFE 2-2 F X FC6-4 1-2 1B			B X 1-0 ① G3			B C B C X 2-2 G6-3 1B		3	0	2	0	0	0	0
Manuel Lee, S (1, 6) OBP: 0.261, SLG: 0.381		C X 0-1 ③ FC6-4 1-2f			C B S B F F B X 3-2 ② P6			B X 1-0 ①② G6-3 1-2f		3	0	0	0	0	0	3
Jack Morris, R (1, 1) Todd Stottlemyre, L (7, 1) Pat Tabler, R (8, PH) David Wells, L (8, 1)			B F C F B C 2-3 ① K		C B S F S 1-3 ③ K			C X 0-1 ③ P8		2 0 1 0	0 0 0 0	0 0 0 0	0 0 0 0	0 0 0 0	2 0 0 0	0 0 0 0

Inning Stats	1	2	3	4	5	6	7	8	9	1B	SF	WP	PA
	R: 0 H: 0 E: 0 LOB: 0 K: 0 BB: 0 S: 6 P: 9	R: 0 H: 2 E: 0 LOB: 2 K: 1 BB: 0 S: 20 P: 29	R: 0 H: 0 E: 0 LOB: 0 K: 1 BB: 0 S: 10 P: 17	R: 1 H: 1 E: 0 LOB: 0 K: 1 BB: 0 S: 8 P: 10	R: 0 H: 0 E: 0 LOB: 0 K: 1 BB: 0 S: 10 P: 15	R: 0 H: 0 E: 0 LOB: 0 K: 1 BB: 0 S: 8 P: 15	R: 0 H: 0 E: 0 LOB: 0 K: 1 BB: 0 S: 7 P: 16	R: 0 H: 1 E: 0 LOB: 0 K: 0 BB: 0 S: 6 P: 9	R: 0 H: 0 E: 0 LOB: 0 K: 0 BB: 0 S: 3 P: 3	1B: 3 2B: 0 3B: 0 HR: 1	SF: 0 SAC: 0 DP: 1 HBP: 0	WP: 0 PB: 0 SB: 0 CS: 0	PA: 30

PITCHER	IP	WLS	BF	H	R	ER	SO	BB	IBB	HBP	BLK	WP	HR	S	P	ERA	WHIP
Tom Glavine, L (1, 1) ERA: 6.06	9.0	W	30	4	1	1	6	0	0	0	0	0	1	78	123	1.00	0.444

PITCHER	IP	WLS	BF	H	R	ER	SO	BB	IBB	HBP	BLK	WP	HR	S	P	ERA	WHIP

AB	30
R	1
H	4
RBI	1
BB	0
SO	6
LOB	5

Toronto Blue Jays @ Atlanta Braves

Atlanta-Fulton County Stadium, Atlanta, GA

Sat Oct 17 1992, 7:05 PM EDT

Att. 51,763 - Unknown - 60 F

BOTTOM

Batter	1	2	3	4	5	6	7	8	9	AB	R	H	RBI	BB	SO	LOB
Otis Nixon, S (1, 8) OBP: 0.389, SLG: 0.355	G5-3, S, 1B		B1-3		1-2 BB		K			3	0	1	0	1	1	0
Jeff Blauser, R (1, 6) Rafael Belliard, R (8, 6) OBP: 0.273, SLG: 0.345	B1 SAFE 3-1 B3 1-2			0-0 P3	3-3 K		2-3 K			4 0	0 0	0 0	0 0	0 0	2 0	3 0
Terry Pendleton, S (1, 5) OBP: 0.206, SLG: 0.265	0-1 G5-3 2-3			3-3 K		1-0 4-3	1-1 G6-3			4	0	0	0	0	1	1
David Justice, L (1, 9) OBP: 0.429, SLG: 0.519	1-3 K			4-2 WP, BB BB		4-2 FC6-4, 1B HR BB		1-1 P5		2	1	0	0	2	1	1
Sid Bream, L (1, 3) OBP: 0.379, SLG: 0.520		1-0 P3		4-2 WP 1-2 BB		2-2 FC6-4 1-2 1B		1-1 G3		3	0	1	0	1	0	0
Ron Gant, R (1, 7) OBP: 0.290, SLG: 0.400		0-3 K		2-3 K 1-2 2-3		0-1 FC6-4, S HR 1-2f 2-3		4-2 BB		3	1	0	0	1	2	4
Damon Berryhill, S (1, 2) OBP: 0.258, SLG: 0.321		3-3 K			2-0 F8	1-2 1-H 3-H HR		1 SAFE 1 SAFE 0-3 K		4	1	1	3	0	2	1
Mark Lemke, S (1, 4) OBP: 0.448, SLG: 0.375			2-3 K		0-0 4-3	0-0 1B				3	0	1	0	0	1	0
Tom Glavine, L (1, 1)			0-0 G6-3		4-2 BB BB	0-0 L8				2	0	0	0	1	0	1
Inning Stats	R: 0 E: 0 K: 1 S: 8 H: 1 LOB: 1 BB: 0 P: 12	R: 0 E: 0 K: 2 S: 7 H: 0 LOB: 0 BB: 0 P: 11	R: 0 E: 0 K: 1 S: 5 H: 0 LOB: 0 BB: 0 P: 7	R: 0 E: 0 K: 2 S: 12 H: 0 LOB: 2 BB: 2 P: 25	R: 0 E: 0 K: 1 S: 9 H: 0 LOB: 2 BB: 2 P: 22	R: 3 E: 0 K: 0 S: 13 H: 3 LOB: 1 BB: 1 P: 21	R: 0 E: 0 K: 2 S: 10 H: 0 LOB: 0 BB: 0 P: 13	R: 0 E: 0 K: 1 S: 10 H: 0 LOB: 1 BB: 1 P: 16		1B: 3 2B: 0 3B: 0 HR: 1	SF: 0 SAC: 0 DP: 0 HBP: 0					

livebaseballscorecards.com

AB	28
R	3
H	4
RBI	3
BB	6
SO	10
LOB	11

WP: 1 PB: 0 SB: 2 CS: 0 PA: 34

PITCHER		IP	WLS	BF	H	R	ER	SO	BB	IBB	HBP	BLK	WP	HR	S	P	ERA	WHIP
Jack Morris, R ERA: 5.89	(1, 1)	6.0	L	27	4	3	3	7	5	0	0	0	1	1	54	98	4.50	1.500
Todd Stottlemyre, R ERA: 1.93	(7, 1)	1.0		3	0	0	0	2	0	0	0	0	0	0	10	13	0.00	0.000
David Wells, L ERA:	(8, 1)	1.0		4	0	0	0	1	1	0	0	0	0	0	10	16	0.00	1.000

PITCHER	IP	WLS	BF	H	R	ER	SO	BB	IBB	HBP	BLK	WP	HR	S	P	ERA	WHIP

Batter	1	2	3	4	5	6	7	8	9	AB	R	H	RBI	BB	SO	LOB
Devon White, S (1, 8) OBP: 0.368, SLG: 0.344	C S B S 1-3 ① K		X 0-0 ③ L9		C S F X 0-2 ② FC6-4 2-3 3-H 1B			S S B B X 2-2 ① F8	B X 1-0 ② G3	5	0	1	1	0	1	1
Roberto Alomar, S (1, 4) OBP: 0.405, SLG: 0.588	X 0-0 ② G1-3			B B B B 4-0 ③ G1-3 WP 2-1 BB	B 1 SAFE B B C X 3-1 ③ FC6-4 1-2f			X 0-0 ② 1B 1B 2B	B B C X 2-1 ③ B4	4	1	1	0	1	0	2
Joe Carter, R (1, 7) OBP: 0.278, SLG: 0.394	S S S 0-3 ③ K			F C 1 SAFE B B B F F X 3-2 ① P5 1-2		C B C B F F B B 4-2 ② L6-3 BB		F S X 0-2 ① 1B 2-3 1B		3	0	1	0	1	1	1
Dave Winfield, R (1, 9) OBP: 0.343, SLG: 0.484		C B S B S 2-3 ① K		X 0-0 ② G1-3 2-3		C B B X 2-1 ① F8		B X 1-0 ② 1-3 3-H 1B		4	0	1	1	0	1	2
John Olerud, L (1, 3) OBP: 0.345, SLG: 0.481		B B S B F C 3-3 ② K		B 1-0 ③ 2-1 3-H	X 0-0 ① F9	C B 1 SAFE B B X 3-1 ②③ L6-3 1-2		X 0-0 ② P5		4	0	0	0	0	1	3
Kelly Gruber, R (1, 5) OBP: 0.129, SLG: 0.207		F B B F S 2-3 ③ K			B C X 1-1 ② G5-3		C L B S 1-3 ① K2-3	F B C C 1-3 ③ K		4	0	0	0	0	3	2
Pat Borders, R (1, 2) OBP: 0.375, SLG: 0.500			C C B X 1-2 ① 5-3		F B B C B B 4-2 1B 1B BB		S X 0-1 WP 2B		X 0-0 ① L9	3	1	1	0	1	0	0
Manuel Lee, S (1, 6) OBP: 0.269, SLG: 0.375 Derek Bell, R (9, PH) Alfredo Griffin, S (9, 6)			F B S X 1-2 ② F9		B B X 2-0 E 1B 1-2 1B		C S S 0-3 ② K		B S B F F B B F B 4-2 HR BB	3	1	1	0	0	1	1
										0	1	0	0	1	0	0
										0	0	0	0	0	0	0
David Cone, L (1, 1) OBP: 1.000, SLG: 1.000 David Wells, L (5, 1) Candy Maldonado, R (7, PH) OBP: 0.310, SLG: 0.462 Todd Stottlemyre, L (7, 1) Duane Ward, R (8, 1) Ed Sprague, R (9, PH) OBP: 0.667, SLG: 1.667 Tom Henke, R (9, 1)			B C X 1-1 1B		B B B C C X 3-2 E3 1B 1-3 2-H 1B		F F B S 1-3 ③ K 2-3		X 0-0 1-H HR	2	0	2	1	0	0	0
										0	0	0	0	0	0	0
										1	0	0	0	0	1	1
										0	0	0	0	0	0	0
										0	0	0	0	0	0	0
										1	1	1	2	0	0	0
										0	0	0	0	0	0	0

TOP

Toronto Blue Jays @ Atlanta Braves

Atlanta-Fulton County Stadium, Atlanta, GA

Sun Oct 18 1992, 7:05 PM EDT

Att. 51,763 - Unknown - 57 F

livebaseballscorecards.com

AB	34
R	5
H	9
RBI	5
BB	4
SO	9
LOB	13

Inning Stats	1	2	3	4	5	6	7	8	9	1B: 6	SF: 0	WP: 2	PA: 38
	R: 0 E: 0 K: 2 S: 7 H: 0 LOB: 0 BB: 0 P: 8	R: 0 E: 0 K: 3 S: 9 H: 0 LOB: 0 BB: 0 P: 16	R: 0 E: 0 K: 0 S: 9 H: 1 LOB: 1 BB: 0 P: 12	R: 0 E: 0 K: 0 S: 6 H: 0 LOB: 1 BB: 1 P: 14	R: 2 E: 1 K: 0 S: 15 H: 3 LOB: 2 BB: 1 P: 28	R: 0 E: 0 K: 0 S: 8 H: 0 LOB: 0 BB: 1 P: 17	R: 0 E: 0 K: 3 S: 11 H: 1 LOB: 1 BB: 0 P: 13	R: 1 E: 0 K: 1 S: 12 H: 3 LOB: 2 BB: 0 P: 16	R: 2 E: 0 K: 0 S: 9 H: 1 LOB: 0 BB: 1 P: 16	2B: 3 3B: 0 HR: 1	SAC: 0 DP: 1 HBP: 0	PB: 0 SB: 0 CS: 0	

PITCHER		IP	WLS	BF	H	R	ER	SO	BB	IBB	HBP	BLK	WP	HR	S	P	ERA	WHIP
29 John Smoltz, R ERA: 2.6	(1, 1)	7.1		32	8	3	2	8	3	0	0	0	2	0	73	119	2.46	1.500
Mike Stanton, L ERA:	(8, 1)	0.1		1	0	0	0	0	0	0	0	0	0	0	1	1	0.00	0.000
Jeff Reardon, R ERA: 4.15	(8, 1)	1.1	L	6	1	2	2	1	1	0	0	0	0	1	12	20	13.50	1.500

PITCHER	IP	WLS	BF	H	R	ER	SO	BB	IBB	HBP	BLK	WP	HR	S	P	ERA	WHIP

BOTTOM

Batter	1	2	3	4	5	6	7	8	9	AB	R	H	RBI	BB	SO	LOB
Otis Nixon, S (1, 8) OBP: 0.341, SLG: 0.306	C F B X 1-2 F7 ①		F F B F F B X 2-2 L8 ②		F B F C 1-3 K ①	X 0-0 F9 ③			X 0-0 L8 ②	5	0	0	0	0	1	1
Deion Sanders, L (1, 7) OBP: 0.300, SLG: 0.125	X 0-0 F9 ②		B B B B 4-0 1B S BB		B X 1-0 E S 1B 1B		B X 1-0 L6 ①		1 SAFE B F F F 1 SAFE F B F 4-2 B B 1-2 BB	3	1	1	0	2	0	0
Terry Pendleton, S (1, 5) OBP: 0.231, SLG: 0.263	B B B C F X 3-2 G6-3 ③		1 SAFE B 1 SAFE S B B C X 3-2 1-3 1B		1 SAFE F 1 SAFE P 1 SAFE B C F B 4-2 B 1B 1-3 SF9 BB		S B F F X 1-2 4-3 ②		X 0-0 P5 ③	4	1	1	0	1	0	2
David Justice, L (1, 9) OBP: 0.436, SLG: 0.500		B B C B B 4-1 E S WP BB	B S X 1-1 F9 ③		B B X 2-0 BB 1-3 3-H 1B		X 0-0 F8 ③			3	1	1	1	1	0	2
Sid Bream, L (1, 3) OBP: 0.387, SLG: 0.500 Brian Hunter, R (5, PH) OBP: 0.143, SLG: 0.167 (6, 3)		B 1 SAFE S B B X 2-1 F8 ①		C B F B B F B B 4-2 1B 1B BB	C X 0-1 SF9 ② 3-H			B B S X 2-1 5-3 ①		1	1	0	0	1	0	1
										1	0	0	1	0	0	0
Jeff Blauser, R (1, 6) OBP: 0.297, SLG: 0.344 Rafael Belliard, R (9, 6)		1 SAFE 1 SAFE S B C X 2-2 FC6 S 1-3		B B C B X 3-1 1B 1-3 1B B B B B 4-0 1-2 BB				B B S S B B S 3-3 K ②		3	0	1	0	1	1	1
										0	0	0	0	0	0	0
Damon Berryhill, S (1, 2) OBP: 0.257, SLG: 0.290		B F B B S B 4-2 G6-3 1-3 3-H BB		B 1 SAFE S 1 SAFE S 3 SAFE X 1-2 L9 ① B F F F B C 2-3 K ③				S B F B S 2-3 K ③		3	0	0	0	1	2	4
Mark Lemke, S (1, 4) OBP: 0.424, SLG: 0.357		X 0-0 G6-3 ② ③ 1-2f		B X 1-0 29 G6-3 1-3 3-H 1B		X 0-0 F8 ①			C S B B B F X 3-2 F7 ①	4	0	1	1	0	0	2
29 John Smoltz, R (1, 1) OBP: 0.200, SLG: 0.200 Mike Stanton, L (8, 1) OBP: 1.000, SLG: 2.000 Jeff Reardon, R (8, 1) Lonnie Smith, R (9, PH) OBP: 0.429, SLG: 0.667 Ron Gant, R (9, PR) OBP: 0.290, SLG: 0.400			B B C S C 2-3 K ①	C B 1 SAFE X 1-1 G6-3 ② ③ 1-2f		C F B C 1-3 K ②			F H 1-1 S HBP	3	0	0	0	0	2	2
										0	0	0	0	0	0	0
										0	0	0	0	0	0	0
										0	0	0	0	0	0	0
										0	0	0	0	0	0	0
Inning Stats	R: 0 H: 0 E: 0 LOB: 0 K: 0 BB: 0 S: 7 P: 11	R: 1 H: 0 E: 1 LOB: 1 K: 0 BB: 2 S: 9 P: 21	R: 0 H: 1 E: 0 LOB: 2 K: 1 BB: 1 S: 13 P: 25	R: 1 H: 2 E: 0 LOB: 1 K: 0 BB: 1 S: 11 P: 21	R: 2 H: 2 E: 0 LOB: 2 K: 2 BB: 2 S: 15 P: 28	R: 0 H: 0 E: 0 LOB: 0 K: 1 BB: 0 S: 5 P: 6	R: 0 H: 0 E: 0 LOB: 0 K: 0 BB: 0 S: 6 P: 8	R: 0 H: 0 E: 0 LOB: 0 K: 2 BB: 0 S: 8 P: 15	R: 0 H: 0 E: 0 LOB: 2 K: 0 BB: 1 S: 12 P: 20	1B: 5 SF: 1 2B: 0 SAC: 0 3B: 0 DP: 2 HR: 0 HBP: 1						

PITCHER		IP	WLS	BF	H	R	ER	SO	BB	IBB	HBP	BLK	WP	HR	S	P	ERA	WHIP
David Cone, R ERA: 3.86	(1, 1)	4.1		22	5	4	3	2	5	0	0	0	1	0	49	94	6.23	2.308
David Wells, L ERA:	(5, 1)	1.2		6	0	0	0	2	1	0	0	0	0	0	11	18	0.00	0.600
Todd Stottlemyre, R ERA: 1.59	(7, 1)	1.0		3	0	0	0	0	0	0	0	0	0	0	6	8	0.00	0.000
Duane Ward, R ERA: 5.4	(8, 1)	1.0	W	3	0	0	0	2	0	0	0	0	0	0	8	15	0.00	0.000
Tom Henke, R ERA:	(9, 1)	1.0	S	5	0	0	0	0	1	0	1	0	0	0	12	20	0.00	1.000

PITCHER	IP	WLS	BF	H	R	ER	SO	BB	IBB	HBP	BLK	WP	HR	S	P	ERA	WHIP

Toronto Blue Jays @ Atlanta Braves

Atlanta-Fulton County Stadium, Atlanta, GA

Sun Oct 18 1992, 7:05 PM EDT

Att. 51,763 - Unknown - 57 F

livebaseballscorecards.com

AB	30
R	4
H	5
RBI	3
BB	7
SO	6
LOB	15

WP: 1 PA: 39
PB: 0
SB: 6
CS: 0

Batter	1	2	3	4	5	6	7	8	9	AB	R	H	RBI	BB	SO	LOB
Otis Nixon, S (1, 8) OBP: 0.311, SLG: 0.275	X 0-0 ① F8		C X 0-1 ③ F8			C B X 1-1 ① G4-3		B B C B C X 3-2 E5 G4-3 S 1B		4	1	0	0	0	0	0
Deion Sanders, L (1, 7) OBP: 0.429, SLG: 0.417	F F X 0-2 G3 S 1B			C C F B X 1-2 1B 1B		X 0-0 1B 1B 2B		1 SAFE 1 SAFE F P X 1-1 ① P6 1-2		4	1	3	0	0	0	1
Terry Pendleton, S (1, 5) OBP: 0.256, SLG: 0.286	C X 0-1 ② G3 1-3			1 SAFE 1 SAFE 1 SAFE 1 SAFE F 1 SAFE 1 SAFE X 0-1 F8 1-2 1B		F B X 1-1 1B 2-3 1B		B X 1-0 ② G4-3 2-3		4	0	2	0	0	0	2
David Justice, L (1, 9) OBP: 0.442, SLG: 0.485	B B C S S S 2-3 ③ K			X 0-0 ① ② F8 1-2		S B X 1-1 1-2 3-H 1B		I I I I 4-0 1B IBB		3	0	1	1	1	1	3
Lonnie Smith, R (1, 10) OBP: 0.364, SLG: 0.500		B S S S B B F F S 3-3 ① K		B C B S B B S 3-3 ③ K		B S S S B X 2-2 ② L9		1 SAFE F X 0-1 ③ 1-3 3-H 1B		4	0	1	1	0	2	3
Sid Bream, L (1, 3) OBP: 0.400, SLG: 0.500 Brian Hunter, R (9, PR) OBP: 0.143, SLG: 0.167 (9, 3)		B F B X 2-1 ② L6			X 0-0 1B	B C B X 2-1 ③ G3-1			C X 0-1 CS 1B	4 0	0 0	2 0	0 0	0 0	0 0	2 0
Jeff Blauser, R (1, 6) OBP: 0.268, SLG: 0.306		B B C C F B S 3-3 ③ K			C 1 SAFE C B B S 2-3 ① K		S B B B F F X 3-2 ① 3-1		B 1 SAFE C C B S 2-3 ① ② K 1-2	4	0	0	0	0	3	2
Damon Berryhill, S (1, 2) OBP: 0.231, SLG: 0.257			F S B B B S 2-3 ① K		S 1 SAFE F F C 0-3 ② K		S B S S X 1-2 ② P5		B S S S B S 2-3 ③ K	4	0	0	0	0	3	2
Mark Lemke, S (1, 4) OBP: 0.389, SLG: 0.323			B X 1-0 ② G3		B C B X 2-1 ③ G4-3		X 0-0 ③ P6			3	0	0	0	0	0	1

Inning Stats	1	2	3	4	5	6	7	8	9
	R: 0 E: 0 K: 1 S: 9	H: 1 LOB: 1 BB: 0 P: 11	R: 0 E: 0 K: 2 S: 11	H: 0 LOB: 0 BB: 0 P: 19	R: 0 E: 0 K: 1 S: 6	H: 0 LOB: 0 BB: 0 P: 9	R: 0 E: 0 K: 1 S: 10	H: 2 LOB: 1 BB: 0 P: 14	R: 0 E: 0 K: 2 S: 10	H: 1 LOB: 1 BB: 0 P: 14	R: 1 E: 0 K: 0 S: 12	H: 3 LOB: 2 BB: 0 P: 19	R: 0 E: 0 K: 0 S: 8	H: 0 LOB: 0 BB: 0 P: 12	R: 1 E: 1 K: 0 S: 9	H: 1 LOB: 2 BB: 1 P: 17	R: 0 E: 0 K: 2 S: 8	H: 1 LOB: 1 BB: 0 P: 12

PITCHER		IP	WLS	BF	H	R	ER	SO	BB	IBB	HBP	BLK	WP	HR	S	P	ERA	WHIP
Juan Guzman, R ERA: 1.71	(1, 1)	8.0		32	8	2	1	7	0	1	0	0	0	0	75	115	1.12	1.000
Duane Ward, R ERA: 4.5	(9, 1)	1.0	W	3	1	0	0	2	0	0	0	0	0	0	8	12	0.00	1.000

PITCHER	IP	WLS	BF	H	R	ER	SO	BB	IBB	HBP	BLK	WP	HR	S	P	ERA	WHIP

Atlanta Braves @ Toronto Blue Jays

SkyDome, Toronto, ON

Tue Oct 20 1992, 7:05 PM EDT

Att. 51,813 - Dome

TOP

livebaseballscorecards.com

AB	34
R	2
H	9
RBI	2
BB	1
SO	9
LOB	16

1B: 8	SF: 0	WP: 0	PA: 35
2B: 3	SAC: 0	PB: 0	
3B: 0	DP: 2	SB: 2	
HR: 0	HBP: 0	CS: 1	

Atlanta Braves @ Toronto Blue Jays

SkyDome, Toronto, ON

Tue Oct 20 1992, 7:05 PM EDT

Att. 51,813 - Dome

livebaseballscorecards.com

BOTTOM

Batter	1	2	3	4	5	6	7	8	9	AB	R	H	RBI	BB	SO	LOB
Devon White, S (1, 8) OBP: 0.333, SLG: 0.306	X 0-0 ① G5-3		B C S S 1-3 ③ K			X 0-0 ① F8		C B S F S 1-3 ③ K		4	0	0	0	0	2	1
Roberto Alomar, S (1, 4) OBP: 0.390, SLG: 0.553	B B C F C 2-3 ② K			F F B B X 2-2 ① G5-3		C F S 0-3 ② K			B F X 1-1 SH3-4 S 1B 1B	4	1	1	0	0	2	0
Joe Carter, R (1, 9) OBP: 0.300, SLG: 0.472	C T F B B X 2-2 ③ F8			X 0-0 HR		B B F C X 2-2 ③ P8			1 SAFE 1 SAFE 1 SAFE P 1 SAFE B B I 4-0 1B SH3-4 1-2 IBB	3	1	1	1	1	0	0
Dave Winfield, R (1, 10) OBP: 0.342, SLG: 0.471		C B B F B X 3-2 G5-4-3 1B		B B X 2-0 ② P4			B F F B F B S 3-3 ① K		X 0-0 ① SH3-4 1-2 2-3	3	0	1	0	0	1	0
John Olerud, L (1, 3) OBP: 0.313, SLG: 0.433 Ed Sprague, R (9, PH) OBP: 0.750, SLG: 1.667		C F B 1 SAFE B S 2-3 ① K		X 0-0 ③ 1-3			B C B B B C C 3-3 ② K		4-0 1B IBB	3 0	0 0	0 0	0 0	0 1	2 0	1 0
Candy Maldonado, R (1, 7) OBP: 0.303, SLG: 0.433		F B X 1-1 ② ③ G5-4-3 1-2f			F F B F B S 2-3 ① K		S B X 1-1 ③ F8		S S X 0-2 1-2 2-3 3-H 1B	4	0	1	1	0	1	1
Kelly Gruber, R (1, 5) OBP: 0.176, SLG: 0.323			C X 0-1 ① 1-3		B B F F B B B 4-2 S BB			F B C F B F B X 3-2 HR		2	1	1	1	1	0	0
Pat Borders, R (1, 2) OBP: 0.371, SLG: 0.484			C X 0-1 G5-3 1B		P C C F 1 SAFE F S 1-3 ② K 1-2			F X 0-1 ① F8		3	0	1	0	0	1	1
Manuel Lee, S (1, 6) OBP: 0.241, SLG: 0.333			B S S S B B X 3-2 ② G5-3 1-2		B X 1-0 ③ G5-3			B S X 1-1 ② 6-3		3	0	0	0	0	0	2

	AB	29
	R	3
	H	6
	RBI	3
	BB	3
	SO	9
	LOB	6

Inning Stats									
	R: 0 H: 0 E: 0 LOB: 0 K: 1 BB: 0 S: 8 P: 12	R: 0 H: 1 E: 0 LOB: 0 K: 1 BB: 0 S: 8 P: 14	R: 0 H: 1 E: 0 LOB: 1 K: 1 BB: 0 S: 10 P: 14	R: 1 H: 1 E: 0 LOB: 0 K: 0 BB: 0 S: 6 P: 10	R: 0 H: 0 E: 0 LOB: 1 K: 2 BB: 1 S: 13 P: 20	R: 0 H: 0 E: 0 LOB: 0 K: 1 BB: 0 S: 7 P: 9	R: 0 H: 0 E: 0 LOB: 0 K: 2 BB: 0 S: 9 P: 16	R: 1 H: 1 E: 0 LOB: 0 K: 1 BB: 0 S: 13 P: 18	R: 1 H: 2 E: 0 LOB: 3 K: 0 BB: 2 S: 7 P: 15

	1B: 4	SF: 0	WP: 0	PA: 33
	2B: 0	SAC: 1	PB: 0	
	3B: 0	DP: 1	SB: 2	
	HR: 2	HBP: 0	CS: 0	

PITCHER		IP	WLS	BF	H	R	ER	SO	BB	IBB	HBP	BLK	WP	HR	S	P	ERA	WHIP
Steve Avery, L ERA: 6.19	(1, 1)	8.0	L	29	5	3	3	9	1	0	0	0	0	2	76	116	3.38	0.750
Mark Wohlers, R ERA:	(9, 1)	0.1		2	0	0	0	0	0	1	0	0	0	0	2	5	0.00	0.000
Mike Stanton, L ERA:	(9, 1)	0.0		1	0	0	0	0	0	1	0	0	0	0	0	4	∞	∞
Jeff Reardon, R ERA: 4.15	(9, 1)	0.0		1	1	0	0	0	0	0	0	0	0	0	3	3	∞	∞

PITCHER	IP	WLS	BF	H	R	ER	SO	BB	IBB	HBP	BLK	WP	HR	S	P	ERA	WHIP

Batter	1	2	3	4	5	6	7	8	9	AB	R	H	RBI	BB	SO	LOB
Otis Nixon, S (1, 8) OBP: 0.327, SLG: 0.295	F B B X 2-1 1B 1B		B C B F X 2-2 ③ 5-3			B X 1-0 FC5-4 1B		C B S F F S 1-3 K S 2-3		4	0	2	0	0	1	1
Jeff Blauser, R (1, 6) OBP: 0.267, SLG: 0.300	1 SAFE C 1 SAFE 1 B B B X 3-1 ① S 1-2 1B			B C B F S 2-3 ① K		1 SAFE 1 SAFE 1 SAFE X 0-0 ③ FC5-4 1-2f		B X 1-0 ③ G3 1-2		4	0	1	0	0	1	3
Terry Pendleton, S (1, 5) OBP: 0.234, SLG: 0.261	B C B S X 2-2 ② L6 1-2			X 0-0 ② L9			B B X 2-0 ① F7		B B C F S 2-3 ① K	4	0	0	0	0	1	1
Lonnie Smith, R (1, 10) OBP: 0.267, SLG: 0.357	B F B B X 3-1 ③ 6-3			X 0-0 ③ P6			F F S 0-3 ② K		B S F X 1-2 ② G1-3	4	0	0	0	0	1	1
David Justice, L (1, 9) OBP: 0.404, SLG: 0.432		C B F F X 1-2 ① 3-1			B C S B S 2-3 ① K		B X 1-0 ③ P8		B X 1-0 ③ F7	4	0	0	0	0	1	0
Ron Gant, R (1, 7) OBP: 0.294, SLG: 0.429		B C X 1-1 ② P9			B F B C B X 3-2 ② F8			B C B F X 2-2 1B 1-5-3 2B		3	1	1	0	0	0	0
Brian Hunter, R (1, 3) OBP: 0.200, SLG: 0.222		B C B F S 2-3 ③ K			X 0-0 ③ L8			X 0-0 WP 1-5-3 2-3 1B		3	0	1	0	0	1	0
Damon Berryhill, S (1, 2) OBP: 0.214, SLG: 0.237			C B C F F S 1-3 ① K2-3			X 0-0 ① 1-3		X 0-0 ① B2		3	0	0	0	0	1	2
Mark Lemke, S (1, 4) OBP: 0.359, SLG: 0.294			C B S B C 2-3 ② K			S B B X 2-1 ② F8		X 0-0 ② 1-5-3 1-2 3-H		3	0	0	1	0	1	1
Inning Stats	R: 0 H: 2 E: 0 LOB: 1 K: 0 BB: 0 S: 9 P: 19	R: 0 H: 0 E: 0 LOB: 0 K: 1 BB: 0 S: 9 P: 13	R: 0 H: 0 E: 0 LOB: 0 K: 2 BB: 0 S: 11 P: 16	R: 0 H: 0 E: 0 LOB: 0 K: 1 BB: 0 S: 5 P: 7	R: 0 H: 0 E: 0 LOB: 0 K: 1 BB: 0 S: 7 P: 12	R: 0 H: 1 E: 0 LOB: 1 K: 0 BB: 0 S: 5 P: 8	R: 0 H: 0 E: 0 LOB: 0 K: 1 BB: 0 S: 5 P: 8	R: 1 H: 2 E: 0 LOB: 2 K: 1 BB: 0 S: 12 P: 16	R: 0 H: 0 E: 0 LOB: 0 K: 1 BB: 0 S: 7 P: 11	1B: 4 SF: 0 2B: 1 SAC: 0 3B: 0 DP: 0 HR: 0 HBP: 0						

PITCHER		IP	WLS	BF	H	R	ER	SO	BB	IBB	HBP	BLK	WP	HR	S	P	ERA	WHIP
Jimmy Key, L ERA: 0.84	(1, 1)	7.2	W	27	5	1	1	6	0	0	0	0	0	0	57	91	1.17	0.652
Duane Ward, R ERA: 4.26	(8, 1)	0.1		2	0	0	0	1	0	0	0	0	1	0	6	8	0.00	0.000
Tom Henke, R ERA:	(9, 1)	1.0	S	3	0	0	0	1	0	0	0	0	0	0	7	11	0.00	0.000

PITCHER	IP	WLS	BF	H	R	ER	SO	BB	IBB	HBP	BLK	WP	HR	S	P	ERA	WHIP

TOP

Atlanta Braves @ Toronto Blue Jays

SkyDome, Toronto, ON

Wed Oct 21 1992, 7:05 PM EDT

Att. 52,090 - Dome

livebaseballscorecards.com

AB	32
R	1
H	5
RBI	1
BB	0
SO	8
LOB	9

1B: 4	SF: 0	WP: 1	PA: 32
2B: 1	SAC: 0	PB: 0	
3B: 0	DP: 0	SB: 2	
HR: 0	HBP: 0	CS: 0	

Batter	1	2	3	4	5	6	7	8	9	AB	R	H	RBI	BB	SO	LOB
Devon White, S (1, 8) OBP: 0.370, SLG: 0.375	B C B F B X 3-2 FC6-4 1B		B F C B X 2-2 L6-4 2B		B B C B F X 3-2 ③ F9		X 0-0 ③ 2-H 1B			4	0	3	1	0	0	0
Roberto Alomar, S (1, 4) OBP: 0.378, SLG: 0.512	B 1 SAFE 1 SAFE X 1-0 ① FC6-4 S 5-3 1-2f		B B B B 4-0 BB			B C X 1-1 ① F8		B C F B X 2-2 ① F9		3	0	0	0	1	0	1
Joe Carter, R (1, 9) OBP: 0.295, SLG: 0.436	F 1 SAFE B 1 SAFE X 1-1 ② 5-3 1-2		B S X 1-1 ② ③ L6-4 2-3			B B B B 4-0 FC5-4 BB		B F S X 1-2 ② L6		3	0	0	0	1	0	3
Dave Winfield, R (1, 10) OBP: 0.333, SLG: 0.432	B B C X 2-1 ③ 4-3 2-3			B B B B 4-0 1B BB		B 1 SAFE C 1 SAFE X 1-1 ② FC5-4 1B 1-2f		X 0-0 ③ 6-3		3	0	0	0	1	0	2
John Olerud, L (1, 3) OBP: 0.343, SLG: 0.455		C B B C F S 2-3 ① K		X 0-0 G6-4-3 1-2 1B		S 1 SAFE C B X 1-2 1-3 1B				3	0	2	0	0	1	0
Candy Maldonado, R (1, 7) OBP: 0.278, SLG: 0.394		F C B B B X 3-2 ② G6-3		X 0-0 ① F7		B F F C 1-3 ③ K				3	0	0	0	0	1	4
Kelly Gruber, R (1, 5) OBP: 0.189, SLG: 0.303		C C X 0-2 ③ G3		L X 0-1 ② ③ G6-4-3 1-2f			S B S B F F B B 4-2 G1-3 1B BB			2	1	0	0	1	0	2
Pat Borders, R (1, 2) OBP: 0.368, SLG: 0.559			B F X 1-1 HR		B S X 1-1 ① 6-3		1 SAFE 1 SAFE L L B B 1 SAFE X 2-2 ① F8			3	1	1	1	0	0	1
Manuel Lee, S (1, 6) OBP: 0.219, SLG: 0.300			F X 0-1 ① 4-3		S B B X 2-1 ② G5-3		F X 0-1 ② G1-3 1-2			3	0	0	0	0	0	1
Inning Stats	R: 0 E: 0 K: 0 S: 9 H: 1 LOB: 1 BB: 0 P: 16	R: 0 E: 0 K: 1 S: 10 H: 0 LOB: 0 BB: 0 P: 15	R: 1 E: 0 K: 0 S: 9 H: 2 LOB: 1 BB: 1 P: 17	R: 0 E: 0 K: 0 S: 4 H: 1 LOB: 1 BB: 1 P: 8	R: 0 E: 0 K: 0 S: 7 H: 0 LOB: 0 BB: 0 P: 13	R: 0 E: 0 K: 1 S: 11 H: 1 LOB: 2 BB: 1 P: 19	R: 1 E: 0 K: 0 S: 10 H: 1 LOB: 1 BB: 1 P: 16	R: 0 E: 0 K: 0 S: 7 H: 0 LOB: 0 BB: 0 P: 10		1B: 4 2B: 2 3B: 0 HR: 1 SF: 0 SAC: 0 DP: 2 HBP: 0						

PITCHER	IP	WLS	BF	H	R	ER	SO	BB	IBB	HBP	BLK	WP	HR	S	P	ERA	WHIP
Tom Glavine, L (1, 1) ERA: 4.81	8.0	L	31	6	2	2	2	4	0	0	0	0	1	67	114	2.25	1.250

PITCHER	IP	WLS	BF	H	R	ER	SO	BB	IBB	HBP	BLK	WP	HR	S	P	ERA	WHIP

BOTTOM

Atlanta Braves @ Toronto Blue Jays

SkyDome, Toronto, ON

Wed Oct 21 1992, 7:05 PM EDT

Att. 52,090 - Dome

livebaseballscorecards.com

AB	27
R	2
H	6
RBI	2
BB	4
SO	2
LOB	14

Atlanta Braves @ Toronto Blue Jays

SkyDome, Toronto, ON

Thu Oct 22 1992, 7:05 PM EDT

Att. 52,268 - Dome

TOP

livebaseballscorecards.com

Batter	1	2	3	4	5	6	7	8	9	AB	R	H	RBI	BB	SO	LOB
Otis Nixon, S (1, 8) OBP: 0.352, SLG: 0.347	X 0-0 S 2B 2B		B 1 SAFE L B X 2-1 ① 6-3 1-2		F B B X 2-1 S 1B 1B	C B X 1-1 ③ L3			B C X 1-1 1B 1-2 1B	5	2	3	0	0	0	2
Deion Sanders, L (1, 7) OBP: 0.421, SLG: 0.412	S S S 0-3 ① K		X 0-0 ② 4-3 2-3		B F X 1-1 2B HR 1-H 1B		B F X 1-1 ① L8		B S C B X 2-2 1-2 2-3 1B	5	1	2	1	0	1	2
Terry Pendleton, S (1, 5) OBP: 0.250, SLG: 0.314	B S B F F B F F X 3-2 2-H 2B		B F F F F S 1-3 ③ K		X 0-0 HR 1-3 2B		C B X 1-1 ② G2		B X 1-0 ② ③ F7-2 3-H	5	1	2	1	0	1	4
David Justice, L (1, 9) OBP: 0.412, SLG: 0.500	B C B F S 2-3 ② K			B X 1-0 HR	I I I 4-0 HR IBB		B S X 1-1 ③ G4-3			3	2	1	1	1	1	1
Lonnie Smith, R (1, 10) OBP: 0.263, SLG: 0.500	B X 1-0 ③ F9			B X 1-0 ① F9	F B F F F X 1-2 1-H 2-H 3-H HR			S C F B B F F F F 2-3 S ① K		4	1	1	4	0	1	1
Sid Bream, L (1, 3) OBP: 0.359, SLG: 0.441		S F X 0-2 ① F8		B X 1-0 ② F7	B C F F X 1-2 ③ F7			F X 0-1 ② F8		4	0	0	0	0	0	0
Jeff Blauser, R (1, 6) OBP: 0.265, SLG: 0.295 Rafael Belliard, R (8, 6)	F B C B F F F B S 3-3 ② K			B B C X 2-1 CS 1B	F B B X 2-1 ① P3			C X 0-1 ③ G4-3		4 0 0 0	1 0 0 0	0 0 0 0	1 0 0 0	0 0 0 0	1 0 0 0	0 0 0 0
Damon Berryhill, S (1, 2) OBP: 0.217, SLG: 0.238	X 0-0 ③ P5			T 0-1 ③ CS 1-2	B F B F F F S 2-3 ① K	F B F F X 1-2 1B			B S C B S 2-3 ① K	4	0	1	0	0	2	0
Mark Lemke, S (1, 4) OBP: 0.372, SLG: 0.316			C B X 1-1 4-3 6-3 1B		X 0-0 ② 4-3	B X 1-0 ② F8			C X 0-1 1B 1B F7-2 1B	4	0	2	0	0	0	1
Inning Stats	R: 1 E: 0 K: 2 S: 14 H: 2 LOB: 1 BB: 0 P: 20	R: 0 E: 0 K: 1 S: 10 H: 0 LOB: 0 BB: 0 P: 13	R: 0 E: 0 K: 1 S: 9 H: 1 LOB: 1 BB: 0 P: 13	R: 1 E: 0 K: 0 S: 6 H: 2 LOB: 0 BB: 0 P: 11	R: 5 E: 0 K: 1 S: 20 H: 4 LOB: 0 BB: 1 P: 31	R: 0 E: 0 K: 0 S: 9 H: 1 LOB: 1 BB: 0 P: 14	R: 0 E: 0 K: 0 S: 6 H: 0 LOB: 0 BB: 0 P: 9	R: 0 E: 0 K: 1 S: 12 H: 0 LOB: 0 BB: 0 P: 14	R: 0 E: 0 K: 1 S: 11 H: 3 LOB: 2 BB: 0 P: 17	1B: 8 2B: 4 3B: 0 HR: 2	SF: 0 SAC: 0 DP: 1 HBP: 0						

	AB	38
	R	7
	H	13
	RBI	7
	BB	1
	SO	7
	LOB	11

WP: 0 PB: 0 SB: 2 CS: 1 PA: 40

PITCHER		IP	WLS	BF	H	R	ER	SO	BB	IBB	HBP	BLK	WP	HR	S	P	ERA	WHIP
Jack Morris, R ERA: 7.43	(1, 1)	4.2	L	23	9	7	7	5	0	1	0	0	0	2	55	83	13.50	1.929
David Wells, L ERA:	(5, 1)	1.1		5	1	0	0	0	0	0	0	0	0	0	13	19	0.00	0.750
Mike Timlin, R ERA: 3.86	(7, 1)	1.0		3	0	0	0	0	0	0	0	0	0	0	6	9	0.00	0.000
Mark Eichhorn, R ERA:	(8, 1)	1.0		3	0	0	0	1	0	0	0	0	0	0	12	14	0.00	0.000
Todd Stottlemyre, R ERA: 1.35	(9, 1)	1.0		5	3	0	0	1	0	0	0	0	0	0	11	17	0.00	3.000

PITCHER	IP	WLS	BF	H	R	ER	SO	BB	IBB	HBP	BLK	WP	HR	S	P	ERA	WHIP

BOTTOM

Atlanta Braves @ Toronto Blue Jays

SkyDome, Toronto, ON

Thu Oct 22 1992, 7:05 PM EDT

Att. 52,268 - Dome

Batter	1	2	3	4	5	6	7	8	9	AB	R	H	RBI	BB	SO	LOB
Devon White, S (1, 8) OBP: 0.340, SLG: 0.341	F B C B F B S 3-3 K ①		L F B B B X 3-2 F8 ①	C B F F S 1-3 K ③			C F B X 1-2 FC5-4 G4-6-3 ① 1-2f			4	0	0	0	0	2	3
Roberto Alomar, S (1, 4) OBP: 0.367, SLG: 0.477	X 0-0 G6-3 ②		B C B C B B 4-2 FC5-4 BB		B C B F X 2-2 F7 ①		X 0-0 G4-6-3 ② ③ 1-2f			3	0	0	0	1	0	1
Joe Carter, R (1, 9) OBP: 0.292, SLG: 0.419	S S F B C 1-3 K ③		C 1 SAFE X 0-1 F9 ②		B S B X 2-1 F7 ②			X 0-0 F9 S 1B		4	0	1	0	0	1	1
Dave Winfield, R (1, 10) OBP: 0.326, SLG: 0.415		C C B B F B X 3-2 F8 ①	1 SAFE B 1 SAFE 1 SAFE X 1-0 FC5-4 ③ 1-2f		X 0-0 1B			C B F F B S 2-3 K ① 1-2		4	0	1	0	0	1	2
John Olerud, L (1, 3) OBP: 0.368, SLG: 0.472 Ed Sprague, R (8, PH) OBP: 0.600, SLG: 1.250 (9, 3)		B B B C S X 3-2 BB 2B 1B		F X 0-1 BB 1B 1B	S C B B B F X 3-2 F7 ③			F F B X 1-2 F9 ② 2-3		3 1	2 0	2 0	0 0	0 0	0 0	1 1
Candy Maldonado, R (1, 7) OBP: 0.300, SLG: 0.371		B B F S B B B 4-2 2B BB 1-2		B B F B F F B 4-2 FC6-5 1B BB 1-2		C S F X 0-2 F9 ①		C F F X 0-2 G5-3 ③		2	0	0	0	2	0	1
Kelly Gruber, R (1, 5) OBP: 0.171, SLG: 0.270		B F 2 SAFE C S 1-3 K ②		L B B F X 2-2 F7 ①		B C F B F X 2-2 F8 ②			B B B C C F F X 3-2 F8 ①	4	0	0	0	0	1	4
Pat Borders, R (1, 2) OBP: 0.381, SLG: 0.579		X 0-0 1-3 2-H 2B		B B B F 2 SAFE X 3-1 FC6-5 1-2 2-H 1B		X 0-0 6-3 ③			C B B B C F X 3-2 5-3 ②	4	0	2	2	0	0	0
Manuel Lee, S (1, 6) OBP: 0.222, SLG: 0.273		C B X 1-1 L5 ③		B X 1-0 FC6-5 ② 1-2 2-3f			B B C B B 4-1 FC5-4 BB		B B C B C X 3-2 F3 ③	3	0	0	0	1	0	4

Inning Stats	1	2	3	4	5	6	7	8	9
	R: 0 E: 0 K: 2 S: 9	H: 0 LOB: 0 BB: 0 P: 13	R: 1 E: 0 K: 1 S: 15	H: 2 LOB: 2 BB: 1 P: 27	R: 0 E: 0 K: 0 S: 8	H: 0 LOB: 1 BB: 1 P: 16	R: 1 E: 0 K: 1 S: 14	H: 2 LOB: 2 BB: 1 P: 25	R: 0 E: 0 K: 0 S: 10	H: 1 LOB: 1 BB: 0 P: 17	R: 0 E: 0 K: 0 S: 9	H: 0 LOB: 0 BB: 0 P: 11	R: 0 E: 0 K: 0 S: 5	H: 0 LOB: 0 BB: 1 P: 10	R: 0 E: 0 K: 1 S: 12	H: 1 LOB: 1 BB: 0 P: 15	R: 0 E: 0 K: 0 S: 12	H: 0 LOB: 0 BB: 0 P: 21

AB	32
R	2
H	6
RBI	2
BB	4
SO	5
LOB	18

		1B	SF	WP	PA
		2B	SAC	PB	
		3B	DP	SB	
		HR	HBP	CS	
		5	0	0	36
		1	0	0	
		0	1	1	
		0	0	0	

PITCHER		IP	WLS	BF	H	R	ER	SO	BB	IBB	HBP	BLK	WP	HR	S	P	ERA	WHIP
29 John Smoltz, R ERA: 2.67	(1, 1)	6.0	W	27	5	2	2	4	4	0	0	0	0	0	66	114	3.00	1.500
Mike Stanton, L ERA:	(7, 1)	3.0	S	9	1	0	0	1	0	0	0	0	0	0	28	41	0.00	0.333

PITCHER	IP	WLS	BF	H	R	ER	SO	BB	IBB	HBP	BLK	WP	HR	S	P	ERA	WHIP

livebaseballscorecards.com

Toronto Blue Jays @ Atlanta Braves

Atlanta-Fulton County Stadium, Atlanta, GA

Sat Oct 24 1992, 7:05 PM EDT

Att. 51,763 - Unknown - 67 F

TOP

livebaseballscorecards.com

Batter	1	2	3	4	5	6	7	8	9	10	11	AB	R	H	RBI	BB	SO	LOB
Devon White, S (1, 8) OBP: 0.357, SLG: 0.347	4-3 / SF / 1B		K2-3	1-2 2-H / 1B	G4-3		F9		L4		1B / 2B / HBP	5	2	2	0	0	1	0
Roberto Alomar, S (1, 4) OBP: 0.382, SLG: 0.480	4-3 / 1-3		G3 / S / 1B		G4-3		FC5-4 / 1B		L8		1-2 / 2B / 1B	6	1	3	0	0	0	1
Joe Carter, R (1, 3) OBP: 0.296, SLG: 0.458	SF / FC6-4 / 3-H		G3 / 1-3		G4-3 / 2B		FC5-4 / 1-2f		F8 / 2B		F8	5	0	2	1	0	0	4
Dave Winfield, R (1, 9) OBP: 0.327, SLG: 0.413	FC6-4 / BB		F9		L8		P8		G6-3		1-H 2-H / 2B	5	0	1	2	1	0	4
Candy Maldonado, R (1, 7) OBP: 0.304, SLG: 0.439	FC6-4 / FC6-4 / 1-2f 2-3			HR	G6-3			SH5-4 / 1B		G6-3	P4	6	1	2	1	0	0	4
Kelly Gruber, R (1, 5) OBP: 0.178, SLG: 0.268	FC6-4 / 1-2f			6-3		F7		SH5-4 / 1-2		1B		4	0	1	0	0	0	2
Pat Borders, R (1, 2) OBP: 0.404, SLG: 0.595		G4-6-3 / 1B		1B / 2B		P3		FC4-6 / IBB		F7		4	0	2	0	1	0	1
Manuel Lee, S (1, 6) OBP: 0.225, SLG: 0.270		F9		K		FC6-4 / 1B		P3		L1		4	0	1	0	0	1	4
Pat Tabler, R (10, PH)												1	0	0	0	0	0	1
Alfredo Griffin, S (10, 6)												0	0	0	0	0	0	0
David Cone, L (1, 1) OBP: 0.600, SLG: 0.500		G4-6-3 / 1-2f		1B / BB		FC6-4 / 1-2f		FC4-6 / 1-2f			P3	2	0	0	0	1	0	2
Todd Stottlemyre, L (7, 1)												0	0	0	0	0	0	0
David Wells, L (7, 1)												0	0	0	0	0	0	0
Derek Bell, R (8, PH)												1	0	0	0	0	0	2
Duane Ward, R (8, 1)												0	0	0	0	0	0	0
Tom Henke, R (9, 1)												0	0	0	0	0	0	0
Jimmy Key, R (10, 1)												1	0	0	0	0	0	0
Mike Timlin, R (11, 1)												0	0	0	0	0	0	0
Inning Stats	R: 1 E: 1 K: 0 S: 10 H: 1 LOB: 2 BB: 1 P: 21	R: 0 E: 0 K: 0 S: 6 H: 1 LOB: 0 BB: 0 P: 7	R: 0 E: 0 K: 1 S: 9 H: 1 LOB: 1 BB: 0 P: 11	R: 1 E: 0 K: 1 S: 10 H: 3 LOB: 2 BB: 1 P: 21	R: 0 E: 0 K: 0 S: 10 H: 1 LOB: 1 BB: 0 P: 14	R: 0 E: 0 K: 0 S: 10 H: 1 LOB: 1 BB: 0 P: 17	R: 0 E: 0 K: 0 S: 7 H: 1 LOB: 1 BB: 0 P: 8	R: 0 E: 0 K: 0 S: 7 H: 1 LOB: 2 BB: 1 P: 13	R: 0 E: 0 K: 0 S: 10 H: 1 LOB: 1 BB: 0 P: 11	R: 0 E: 0 K: 0 S: 7 H: 1 LOB: 1 BB: 0 P: 9	R: 2 E: 0 K: 0 S: 15 H: 2 LOB: 1 BB: 0 P: 26							

AB	44
R	4
H	14
RBI	4
BB	3
SO	2
LOB	25

1B: 9	SF: 1	WP: 0	PA: 50
2B: 4	SAC: 1	PB: 0	
3B: 0	DP: 1	SB: 2	
HR: 1	HBP: 1	CS: 0	

PITCHER		IP	WLS	BF	H	R	ER	SO	BB	IBB	HBP	BLK	WP	HR	S	P	ERA	WHIP
Steve Avery, L (1, 1) ERA: 5.85		4.0		19	6	2	2	2	2	0	0	0	0	1	35	60	4.50	2.000
Pete Smith, R (5, 1) ERA: 1.35		3.0		12	3	0	0	0	0	0	0	0	0	0	27	39	0.00	1.000
Mike Stanton, L (8, 1) ERA:		1.2		8	2	0	0	0	0	1	0	0	0	0	12	19	0.00	1.200
Mark Wohlers, R (9, 1) ERA:		0.1		1	0	0	0	0	0	0	0	0	0	0	5	5	0.00	0.000
Charlie Leibrandt, L (10, 1) ERA: 4.05		2.0	L	10	3	2	2	0	0	0	1	0	0	0	22	35	9.00	1.500

PITCHER	IP	WLS	BF	H	R	ER	SO	BB	IBB	HBP	BLK	WP	HR	S	P	ERA	WHIP

Batter	1	2	3	4	5	6	7	8	9	10	11	AB	R	H	RBI	BB	SO	LOB
Otis Nixon, S (1, 8) OBP: 0.350, SLG: 0.345	6-3		G6-3		P6		CS 1B		1-3 2-H 1B		B1-3	6	0	2	1	0	0	3
Deion Sanders, L (1, 7) OBP: 0.455, SLG: 0.500	G3		S SF8 2B		1-3 S 1B		CS 1 SAFE 1 SAFE 1 SAFE	L9	F8			3	1	2	0	0	0	0
Ron Gant, R (7, PH) OBP: 0.278, SLG: 0.400 (8, 7)							1-2					2	0	0	0	0	0	2
Terry Pendleton, S (1, 5) OBP: 0.246, SLG: 0.309	1-2 1B		SF8 2-H		K 1-2			K		G3		4	0	1	1	0	2	2
David Justice, L (1, 9) OBP: 0.393, SLG: 0.455	P6		K			L9		BB		G6-3		4	0	0	0	1	1	1
Sid Bream, L (1, 3) OBP: 0.364, SLG: 0.405		F8 1B BB		P7		BB		F7		G3-1		3	0	0	0	2	0	1
Jeff Blauser, R (1, 6) OBP: 0.296, SLG: 0.327		1-2 1B		G4-3		K			0-2 SH1-4 1B 1B		E G3 1B	5	2	3	0	0	1	1
Damon Berryhill, S (1, 2) OBP: 0.200, SLG: 0.217		F8 2-3		K		P6			SH1-4 1-2		E6 G3 SH1-4 1-3	4	0	0	0	0	1	4
29 John Smoltz, R (11, PR) OBP: 0.200, SLG: 0.200												0	0	0	0	0	0	0
Mark Lemke, S (1, 4) OBP: 0.370, SLG: 0.300		F8			1B BB		K2-3				SH1-4 1-2	2	0	0	0	1	1	2
Lonnie Smith, R (9, PH) OBP: 0.300, SLG: 0.500									1B BB			0	0	0	0	1	0	0
Rafael Belliard, R (10, 4)												0	0	0	0	0	0	0
Steve Avery, L (1, 1)		K			K		G4-3		L7		G3 2-3 3-H	1	0	0	0	0	1	2
Pete Smith, R (5, 1)												1	0	0	0	0	1	1
Jeff Treadway, L (7, PH) OBP: 0.500, SLG: 0.500												1	0	0	0	0	0	0
Mike Stanton, L (8, 1) OBP: 1.000, SLG: 2.000												0	0	0	0	0	0	0
Mark Wohlers, R (9, 1)												0	0	0	0	0	0	0
Francisco Cabrera, R (9, PH) OBP: 0.333, SLG: 0.333												1	0	0	0	0	0	2
Charlie Leibrandt, R (10, 1)												0	0	0	0	0	0	0
Brian Hunter, R (11, PH) OBP: 0.182, SLG: 0.200												1	0	0	0	0	0	2
Inning Stats	R: 0 E: 0 K: 0 S: 8 H: 1 LOB: 1 BB: 0 P: 11	R: 0 E: 0 K: 1 S: 12 H: 1 LOB: 2 BB: 1 P: 19	R: 1 E: 0 K: 1 S: 11 H: 1 LOB: 0 BB: 0 P: 20	R: 0 E: 0 K: 1 S: 6 H: 0 LOB: 0 BB: 0 P: 7	R: 0 E: 0 K: 2 S: 13 H: 1 LOB: 2 BB: 1 P: 23	R: 0 E: 0 K: 1 S: 12 H: 0 LOB: 1 BB: 1 P: 23	R: 0 E: 0 K: 1 S: 10 H: 1 LOB: 0 BB: 0 P: 15	R: 0 E: 0 K: 1 S: 9 H: 0 LOB: 1 BB: 1 P: 16	R: 1 E: 0 K: 0 S: 20 H: 2 LOB: 2 BB: 1 P: 29	R: 0 E: 0 K: 0 S: 8 H: 0 LOB: 0 BB: 0 P: 12	R: 1 E: 1 K: 0 S: 7 H: 1 LOB: 2 BB: 0 P: 8	1B: 7 2B: 1 3B: 0 HR: 0 SF: 1 SAC: 2 DP: 0 HBP: 0						

PITCHER		IP	WLS	BF	H	R	ER	SO	BB	IBB	HBP	BLK	WP	HR	S	P	ERA	WHIP
David Cone, R ERA: 3.22	(1, 1)	6.0		25	4	1	1	6	3	0	0	0	0	0	62	103	1.50	1.167
Todd Stottlemyre, R ERA: 1.23	(7, 1)	0.2		3	1	0	0	1	0	0	0	0	0	0	8	11	0.00	1.500
David Wells, L ERA:	(7, 1)	0.1		0	0	0	0	0	0	0	0	0	0	0	2	4	0.00	0.000
Duane Ward, R ERA: 3.68	(8, 1)	1.0		4	0	0	0	1	1	0	0	0	0	0	9	16	0.00	1.000
Tom Henke, R ERA: 1.13	(9, 1)	1.1		7	2	1	1	0	1	0	0	0	0	0	22	33	6.75	2.250

PITCHER		IP	WLS	BF	H	R	ER	SO	BB	IBB	HBP	BLK	WP	HR	S	P	ERA	WHIP
Jimmy Key, L ERA: 0.75	(10, 1)	1.1	W	6	1	1	0	0	0	0	0	0	0	0	11	14	0.00	0.750
Mike Timlin, R ERA: 3.38	(11, 1)	0.1	S	1	0	0	0	0	0	0	0	0	0	0	2	2	0.00	0.000

BOTTOM

Toronto Blue Jays @ Atlanta Braves

Atlanta-Fulton County Stadium, Atlanta, GA

Sat Oct 24 1992, 7:05 PM EDT

Att. 51,763 - Unknown - 67 F

livebaseballscorecards.com

AB	38
R	3
H	8
RBI	2
BB	5
SO	8
LOB	23

WP: 0	PB: 0	SB: 2	CS: 1
PA: 47			