

Atlanta Braves - 1992

Batter	1	2	3	4	5	6	7	8	9	AB	R	H	RBI	BB	SO	LOB	TOP				
Deion Sanders, L (1.8) OBP: 0.500, SLG: 0.750										4	1	2	0	0	0	1					
Terry Pendleton, S (1.5) SAFE										3	0	0	1	0	0	2					
Ron Gant, R (1.7) OBP: 0.500, SLG: 0.750										4	0	2	1	0	1	0					
David Justice, L (1.9)										4	0	0	0	0	1	2					
Sid Bream, L (1.3) Brian Hunter, R (9.3) PH											2	0	0	0	1	0	1				
Jeff Blauser, R (1.4) (8.6)										2	0	0	0	2	1	1					
Greg Olson, R (1.2) OBP: 0.250, SLG: 0.250										4	0	1	0	0	0	3					
Rafael Belliard, R (1.6) Jerry Willard, L (8.3) PH											2	0	0	0	0	1	0				
Mark Lemke, S (8.4)											1	0	0	0	0	0	0				
Tom Glavine, L (1.1) OBP: 0.500, SLG: 0.500											4	1	2	0	0	1	2				
Inning Stats	R: 0 E: 0 K: 0 S: 6	H: 1 LOB: 0 BB: 0 P: 9	R: 0 E: 0 K: 2 S: 12	H: 0 LOB: 1 BB: 1 P: 19	R: 0 E: 0 K: 0 S: 7	H: 1 LOB: 1 BB: 0 P: 9	R: 0 E: 0 K: 1 S: 6	H: 0 LOB: 0 BB: 0 P: 10	R: 0 E: 0 K: 1 S: 7	H: 0 LOB: 0 BB: 0 P: 9	R: 0 E: 0 K: 0 S: 8	H: 1 LOB: 2 BB: 1 P: 14	R: 2 E: 0 K: 0 S: 14	H: 3 LOB: 1 BB: 0 P: 22	R: 0 E: 0 K: 0 S: 12	H: 1 LOB: 2 BB: 2 P: 25	1B: 5 2B: 3 3B: 0 HR: 0	SF: 1 SAC: 0 DP: 1 HBP: 0	WP: 0 PB: 0 SB: 0 CS: 1	PA: 36	
PITCHER	IP WLS BF H R ER SO BB IBB HBP BLK WP HR S P ERA WHIP	IP WLS BF H R ER SO BB IBB HBP BLK WP HR S P ERA WHIP	IP WLS BF H R ER SO BB IBB HBP BLK WP HR S P ERA WHIP	IP WLS BF H R ER SO BB IBB HBP BLK WP HR S P ERA WHIP	IP WLS BF H R ER SO BB IBB HBP BLK WP HR S P ERA WHIP	IP WLS BF H R ER SO BB IBB HBP BLK WP HR S P ERA WHIP	IP WLS BF H R ER SO BB IBB HBP BLK WP HR S P ERA WHIP	IP WLS BF H R ER SO BB IBB HBP BLK WP HR S P ERA WHIP	IP WLS BF H R ER SO BB IBB HBP BLK WP HR S P ERA WHIP	IP WLS BF H R ER SO BB IBB HBP BLK WP HR S P ERA WHIP	IP WLS BF H R ER SO BB IBB HBP BLK WP HR S P ERA WHIP	IP WLS BF H R ER SO BB IBB HBP BLK WP HR S P ERA WHIP	IP WLS BF H R ER SO BB IBB HBP BLK WP HR S P ERA WHIP	IP WLS BF H R ER SO BB IBB HBP BLK WP HR S P ERA WHIP	IP WLS BF H R ER SO BB IBB HBP BLK WP HR S P ERA WHIP	IP WLS BF H R ER SO BB IBB HBP BLK WP HR S P ERA WHIP	IP WLS BF H R ER SO BB IBB HBP BLK WP HR S P ERA WHIP	IP WLS BF H R ER SO BB IBB HBP BLK WP HR S P ERA WHIP	IP WLS BF H R ER SO BB IBB HBP BLK WP HR S P ERA WHIP	IP WLS BF H R ER SO BB IBB HBP BLK WP HR S P ERA WHIP	IP WLS BF H R ER SO BB IBB HBP BLK WP HR S P ERA WHIP

Atlanta Braves @ Houston Astros
Astrodome, Houston, TX
Tue Apr 07 1992, 8:05 PM EDT
Att: 25,318 - Dome - 70 F

AB 31
R 2
H 7
RBI 2
BB 4
SO 5
LOB 12

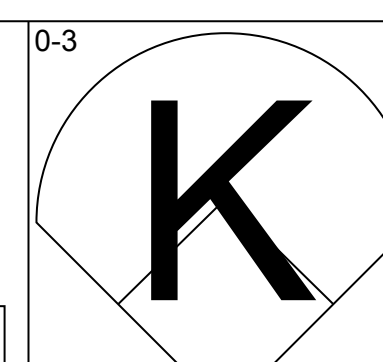
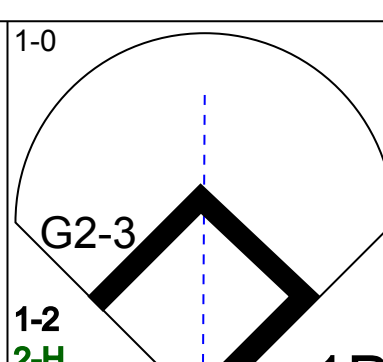
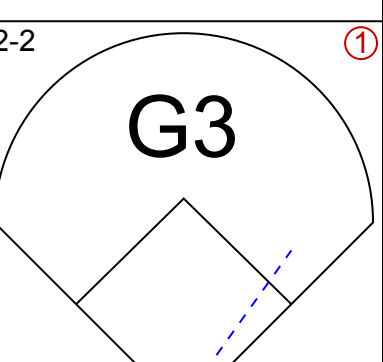
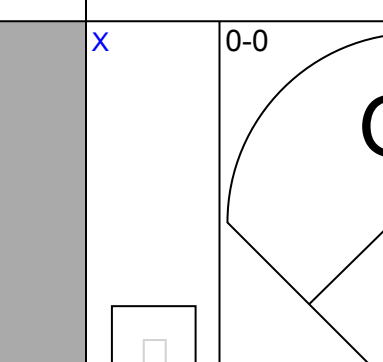
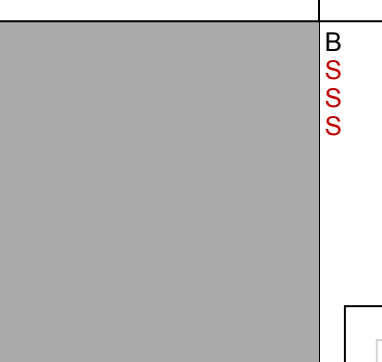

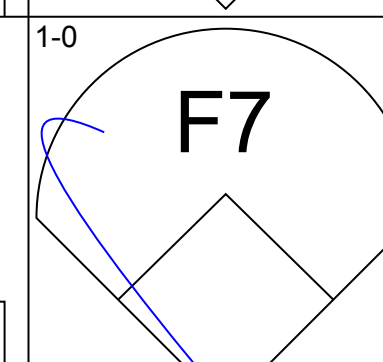
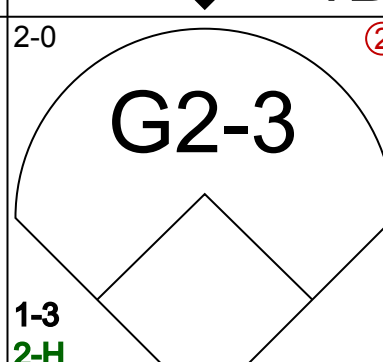
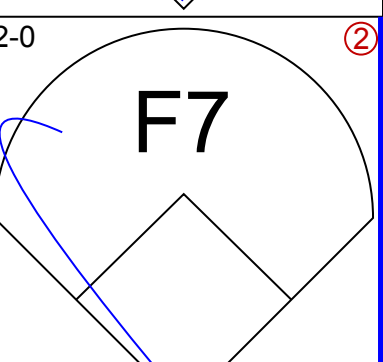
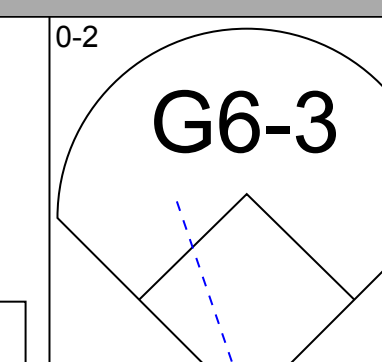
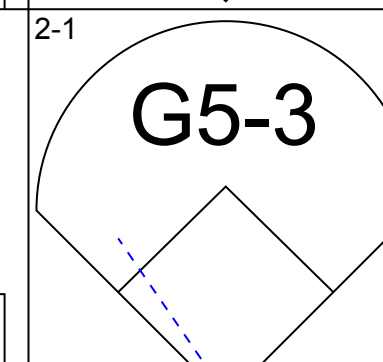
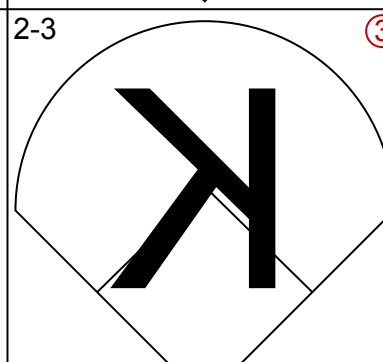
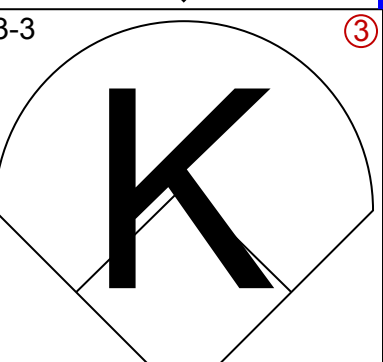
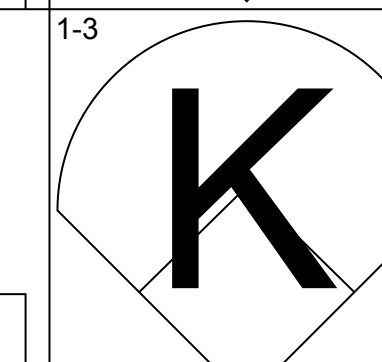
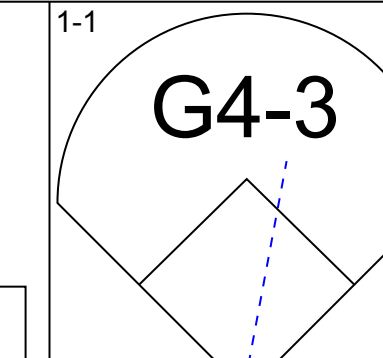
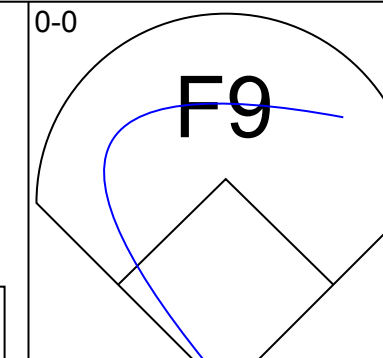
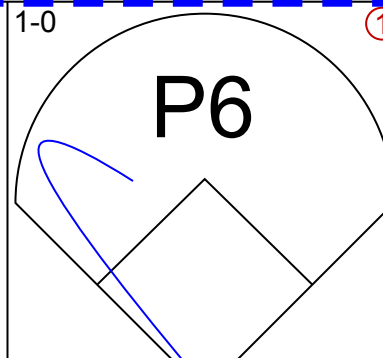
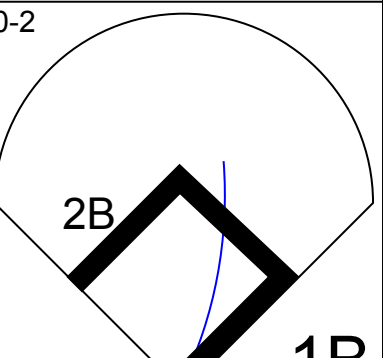
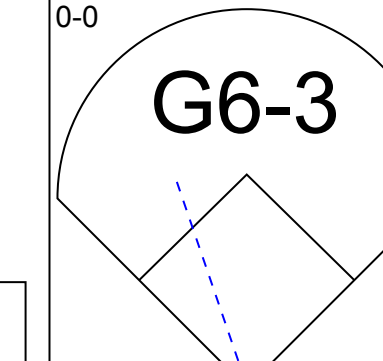
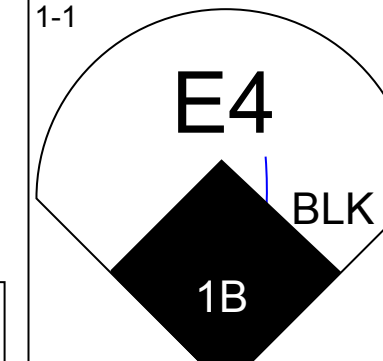
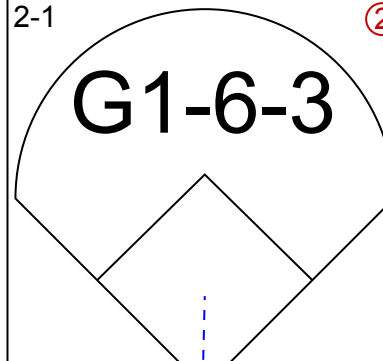
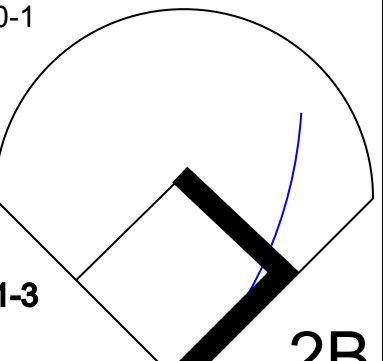
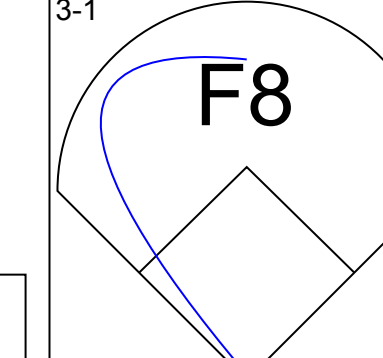
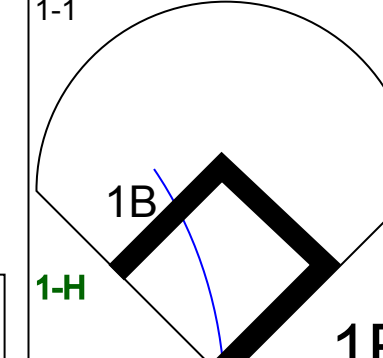
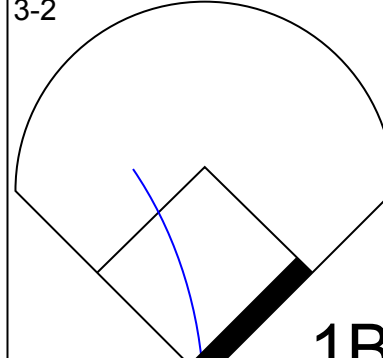
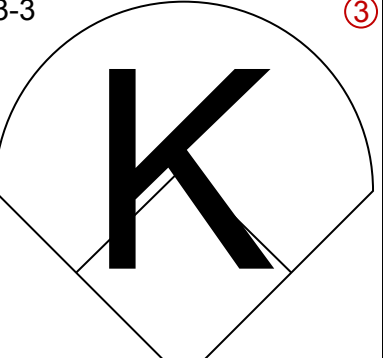
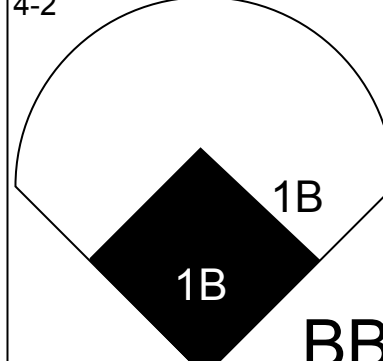
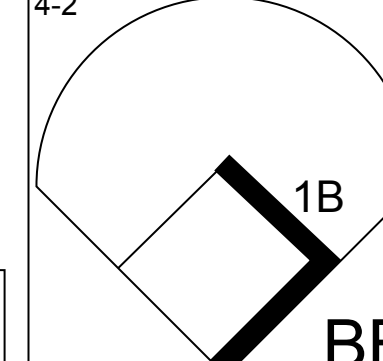
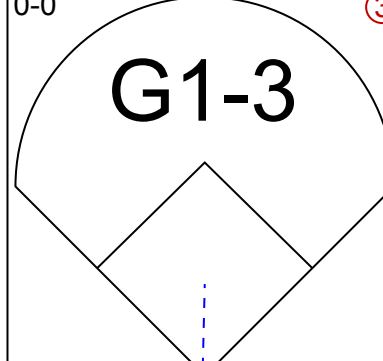
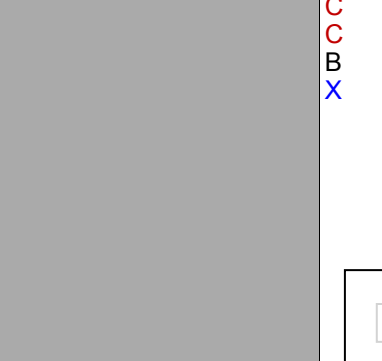
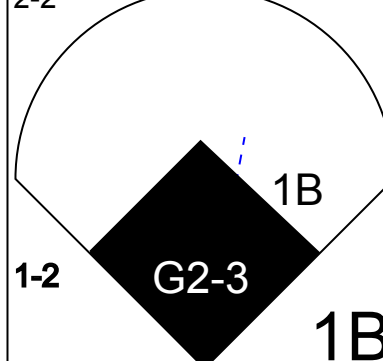
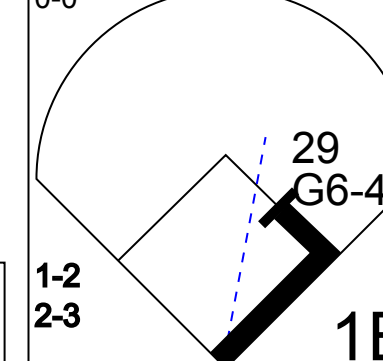
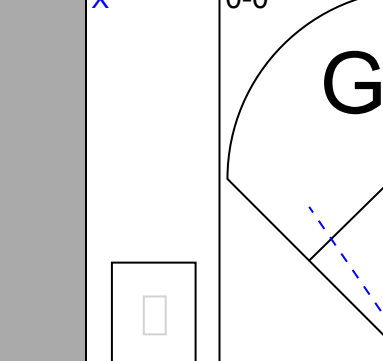


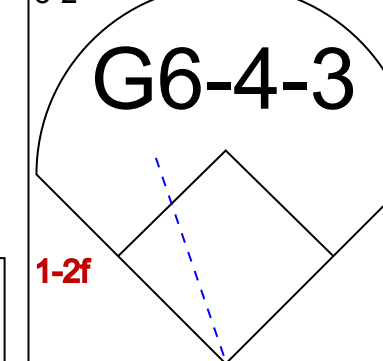
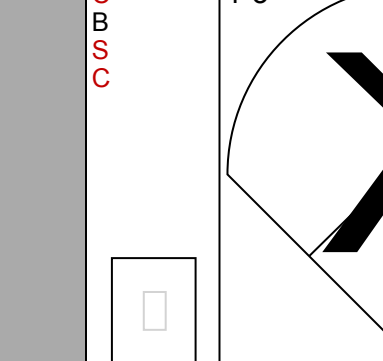



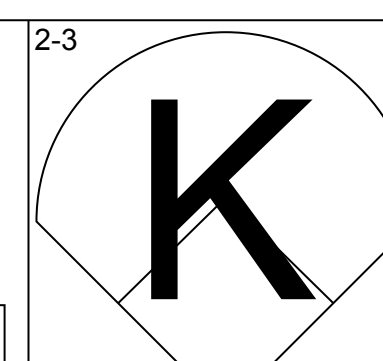
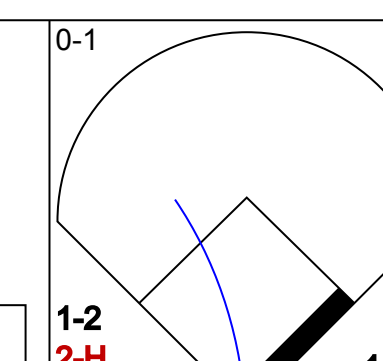
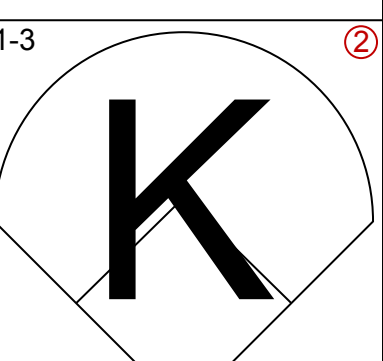
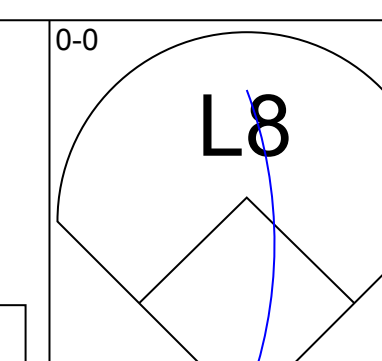

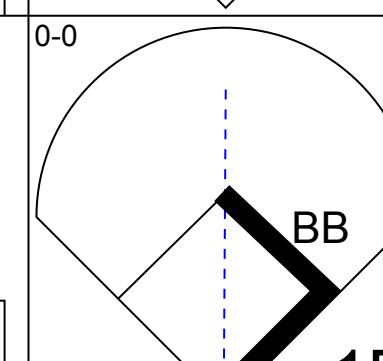
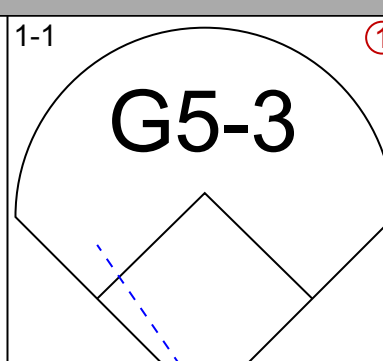
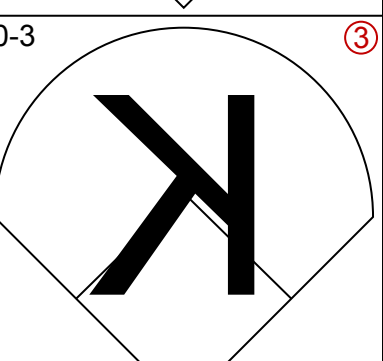
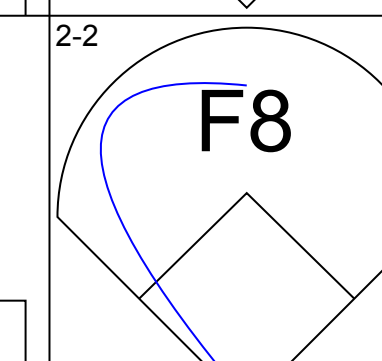
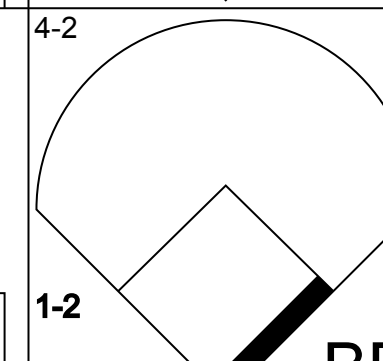
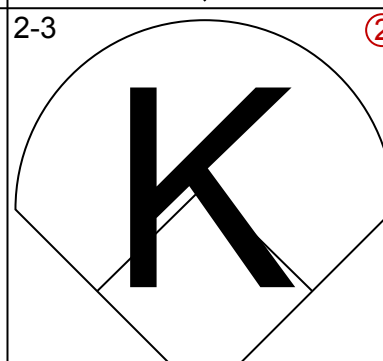
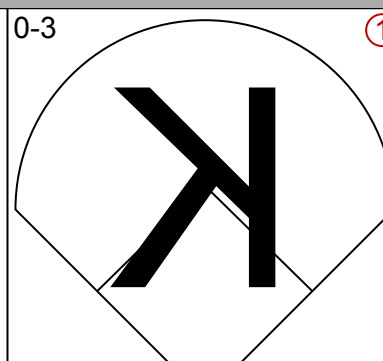
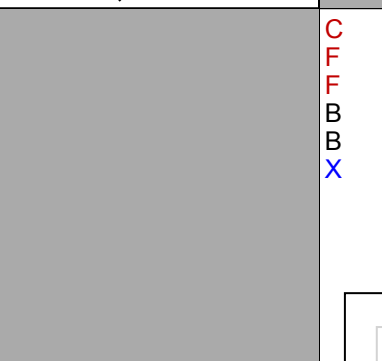
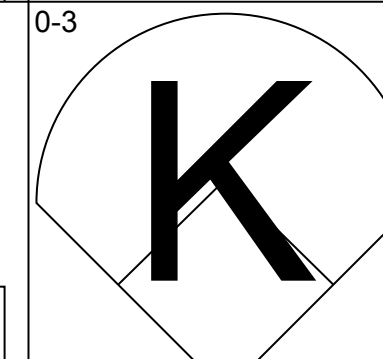
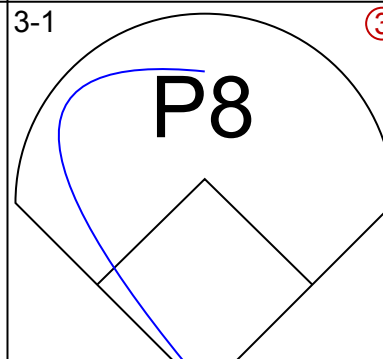
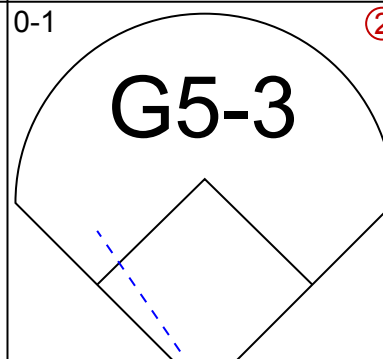
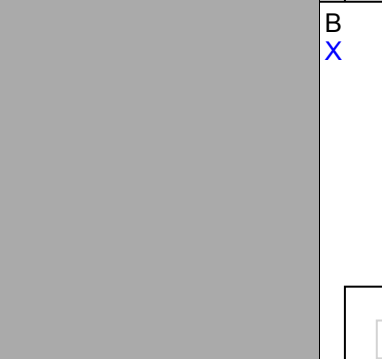
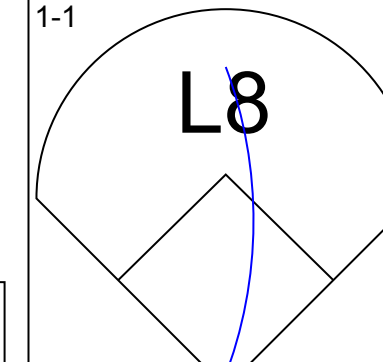
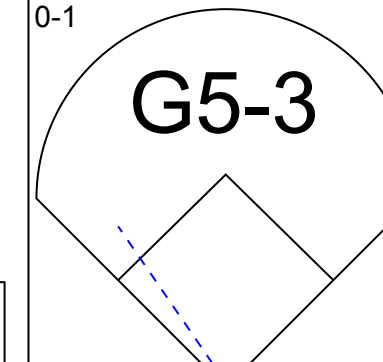
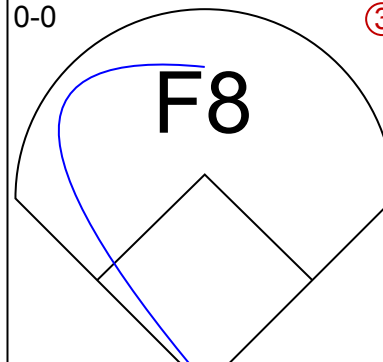

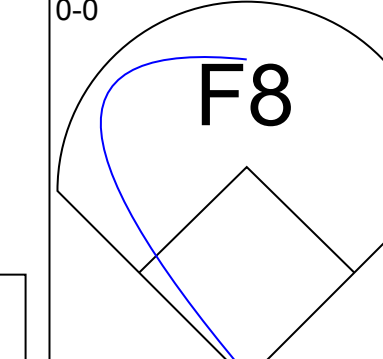
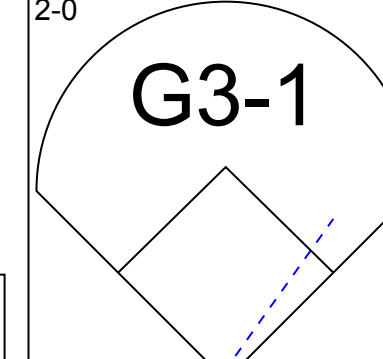
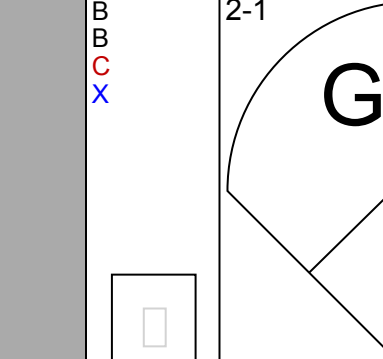

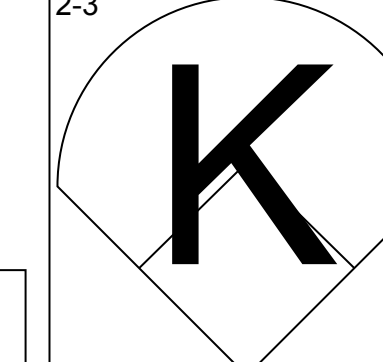
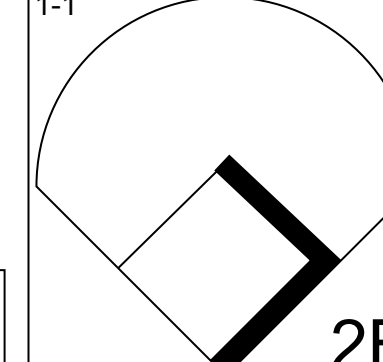
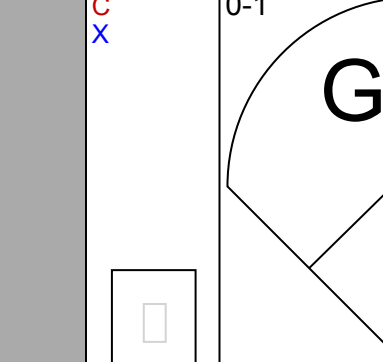
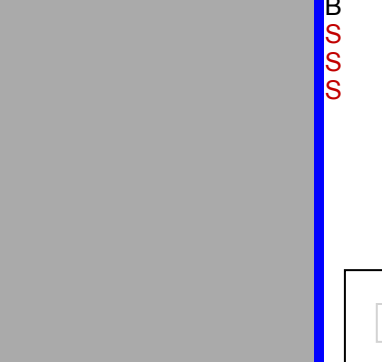
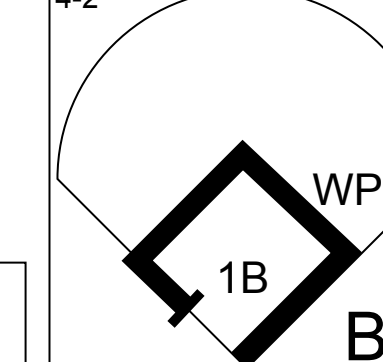
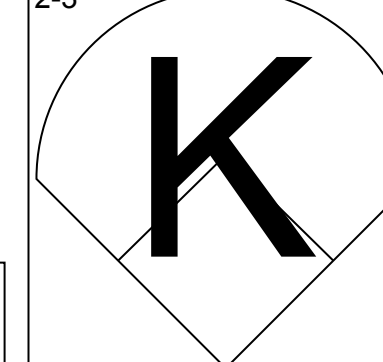
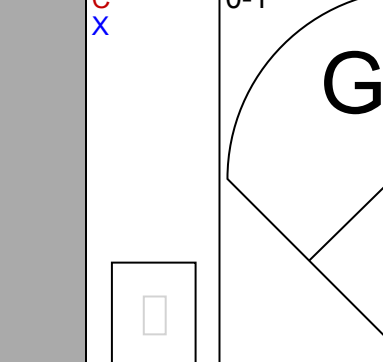
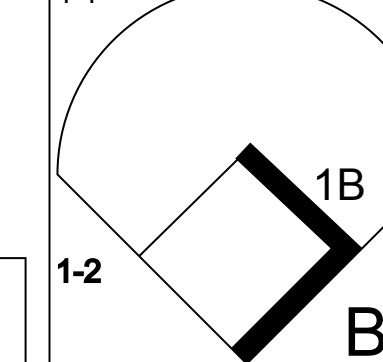
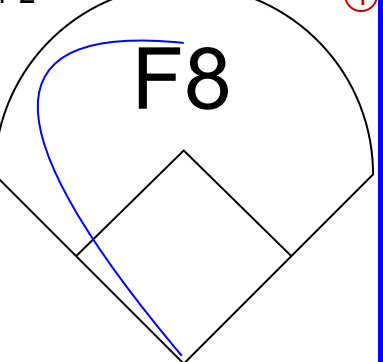
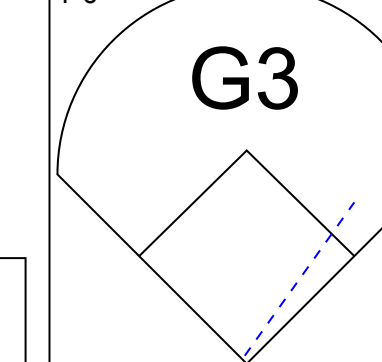
Batter	1	2	3	4	5	6	7	8	9	AB	R	H	RBI	BB	SO	LOB	BOTTOM					
Craig Biggio, R (1.4) SAFE											4	0	0	0	0	1						
Steve Finley, L (1.8) OBP: 0.250, SLG: 0.250											4	0	1	0	0	1						
5 Jeff Bagwell, R (1.3)											3	0	0	0	1	1						
Pete Incaviglia, R (1.9) OBP: 0.333, SLG: 0.333												3	0	1	0	0	1					
Ken Caminiti, S (1.5)												3	0	0	0	0	1					
Luis Gonzalez, L (1.7) Al Osuna, R (8.1) PH												3	0	0	0	0	1					
Joe Boever, R (9.1)												0	0	0	0	0	0					
Scott Servais, R (1.2)												3	0	0	0	0	1					
Andujar Cedeno, R (1.6) Rafael Ramirez, R (8.3) PH												1	0	0	0	1	1					
Pete Harnisch, S (1.1) Casey Candaele, S (8.7)												2	0	0	0	0	0	1				
Inning Stats	R: 0 E: 0 K: 0 S: 5	H: 1 LOB: 0 BB: 0 P: 8	R: 0 E: 0 K: 1 S: 11	H: 1 LOB: 0 BB: 0 P: 15	R: 0 E: 0 K: 1 S: 9	H: 0 LOB: 0 BB: 0 P: 13	R: 0 E: 0 K: 2 S: 10	H: 0 LOB: 0 BB: 0 P: 13	R: 0 E: 0 K: 1 S: 7	H: 0 LOB: 0 BB: 0 P: 8	R: 0 E: 0 K: 0 S: 6	H: 0 LOB: 1 BB: 1 P: 10	R: 0 E: 0 K: 0 S: 7	H: 0 LOB: 1 BB: 1 P: 14	R: 0 E: 0 K: 2 S: 7	H: 0 LOB: 0 BB: 0 P: 10	R: 0 E: 0 K: 2 S: 9	H: 0 LOB: 0 BB: 0 P: 12	1B: 2 2B: 0 3B: 0 HR: 0	SF: 0 SAC: 0 DP: 1 HBP: 0	WP: 0 PB: 0 SB: 1 CS: 0	PA: 30
PITCHER	IP WLS BF H R ER SO BB IBB HBP BLK WP HR S P ERA WHIP	IP WLS BF H R ER SO BB IBB HBP BLK WP HR S P ERA WHIP	IP WLS BF H R ER SO BB IBB HBP BLK WP HR S P ERA WHIP	IP WLS BF H R ER SO BB IBB HBP BLK WP HR S P ERA WHIP	IP WLS BF H R ER SO BB IBB HBP BLK WP HR S P ERA WHIP	IP WLS BF H R ER SO BB IBB HBP BLK WP HR S P ERA WHIP	IP WLS BF H R ER SO BB IBB HBP BLK WP HR S P ERA WHIP	IP WLS BF H R ER SO BB IBB HBP BLK WP HR S P ERA WHIP	IP WLS BF H R ER SO BB IBB HBP BLK WP HR S P ERA WHIP	IP WLS BF H R ER SO BB IBB HBP BLK WP HR S P ERA WHIP	IP WLS BF H R ER SO BB IBB HBP BLK WP HR S P ERA WHIP	IP WLS BF H R ER SO BB IBB HBP BLK WP HR S P ERA WHIP	IP WLS BF H R ER SO BB IBB HBP BLK WP HR S P ERA WHIP	IP WLS BF H R ER SO BB IBB HBP BLK WP HR S P ERA WHIP	IP WLS BF H R ER SO BB IBB HBP BLK WP HR S P ERA WHIP	IP WLS BF H R ER SO BB IBB HBP BLK WP HR S P ERA WHIP	IP WLS BF H R ER SO BB IBB HBP BLK WP HR S P ERA WHIP	IP WLS BF H R ER SO BB IBB HBP BLK WP HR S P ERA WHIP	IP WLS BF H R ER SO BB IBB HBP BLK WP HR S P ERA WHIP	IP WLS BF H R ER SO BB IBB HBP BLK WP HR S P ERA WHIP	IP WLS BF H R ER SO BB IBB HBP BLK WP HR S P ERA WHIP	

Atlanta Braves @ Houston Astros
Astrodome, Houston, TX
Tue Apr 07 1992, 8:05 PM EDT
Att: 25,318 - Dome - 70 F

AB 28
R 0
H 2
RBI 0
BB 2
SO 9
LOB 10



Batter	1	2	3	4	5	6	7	8	9	AB	R	H	RBI	BB	SO	LOB	TOP			
Deion Sanders, L (1, 8) OBP: 0.333, SLG: 0.444										5	0	1	1	0	2	1	Atlanta Braves @ Houston Astros Astrodome, Houston, TX Wed Apr 08 1992, 8:05 PM EDT Att: 10,014 - Dome - 70 F AB 34 R 3 H 8 RBI 3 BB 2 SO 8 LOB 11 			
Terry Pendleton, S (1, 5) Mark Lemke, S (5, 4)										3	0	0	1	0	0	1				
Ron Gant, R (1, 7) OBP: 0.250, SLG: 0.375										4	0	0	0	0	3	1				
David Justice, L (1, 9) OBP: 0.125, SLG: 0.125										4	0	1	0	0	0	0				
Sid Bream, L (1, 3) OBP: 0.286, SLG: 0.333										4	1	1	0	0	0	0				
Jeff Blauser, R (1, 4) OBP: 0.500, SLG: 0.333 (5, 5)										4	0	2	1	0	1	2				
Greg Olson, R (1, 2) OBP: 0.375, SLG: 0.167										2	1	0	0	2	0	1				
Rafael Belliard, R (1, 6) OBP: 0.500, SLG: 0.500										4	1	3	0	0	0	0				
29 John Smoltz, R (1, 1) Alejandro Pena, R (9, 1)										3	0	0	0	0	2	5				
Inning Stats	R: 0 E: 0 K: 1 S: 6	H: 0 LOB: 0 BB: 0 P: 9	R: 0 E: 0 K: 0 S: 5	H: 0 LOB: 0 BB: 0 P: 9	R: 2 E: 0 K: 2 S: 13	H: 2 LOB: 1 BB: 1 P: 24	R: 1 E: 1 K: 0 S: 11	H: 2 LOB: 2 BB: 1 P: 20	R: 0 E: 0 K: 0 S: 9	H: 1 LOB: 1 BB: 0 P: 15	R: 0 E: 0 K: 1 S: 5	H: 0 LOB: 0 BB: 0 P: 6	R: 0 E: 0 K: 2 S: 15	H: 2 LOB: 2 BB: 0 P: 19	R: 0 E: 0 K: 1 S: 8	H: 1 LOB: 1 BB: 0 P: 11	1B: 7 2B: 1 3B: 0 HR: 0	SF: 0 SAC: 1 DP: 1 HBP: 0	WP: 0 PB: 0 CS: 0	PA: 37
PITCHER	IP WLS BF H R ER SO BB IBB HBP BLK WP HR S P ERA WHIP																			
Darryl Kile, R (1, 1) ERA: 3.6	5.0 L 21 4 3 2 4 2 0 0 0 1 0 0 46 80 3.60 1.200																			
Xavier Hernandez, R (6, 1) ERA:	3.0 12 3 0 0 3 0 0 0 0 0 0 0 29 40 0.00 1.000																			
Doug Jones, R (9, 1) ERA:	1.0 4 1 0 0 1 0 0 0 0 0 0 0 8 11 0.00 1.000																			

Batter	1	2	3	4	5	6	7	8	9	AB	R	H	RBI	BB	SO	LOB	BOTTOM					
Steve Finley, L (1, 8) OBP: 0.250, SLG: 0.250										4	0	1	0	0	2	0	Atlanta Braves @ Houston Astros Astrodome, Houston, TX Wed Apr 08 1992, 8:05 PM EDT Att: 10,014 - Dome - 70 F AB 31 R 1 H 5 RBI 1 BB 3 SO 10 LOB 8 					
Craig Biggio, R (1, 4) OBP: 0.125, SLG: 0.125										4	0	1	0	0	1	0						
Luis Gonzalez, L (1, 7) OBP: 0.286, SLG: 0.167										3	1	1	0	1	2	0						
5 Jeff Bagwell, R (1, 3) OBP: 0.250, SLG: 0.286										4	0	1	1	0	1	2						
Pete Incaviglia, R (1, 9) OBP: 0.143, SLG: 0.143										4	0	0	0	0	1	3						
Ken Caminiti, S (1, 5)										4	0	0	0	0	0	1						
Andujar Cedeno, R (1, 6) Eric Anthony, L (9, PH)										3	0	1	0	0	1	0						
Eddie Taubensee, L (1, 2)										2	0	0	0	1	1	1						
Darryl Kile, R (1, 1) Casey Candaele, S (6, PH) Xavier Hernandez, L (6, 1) Denny Walling, L (8, PH) Doug Jones, R (9, 1)										0	0	0	0	1	0	0						
Inning Stats	R: 0 E: 0 K: 2 S: 15	H: 1 LOB: 2 BB: 1 P: 22	R: 0 E: 0 K: 1 S: 11	H: 1 LOB: 2 BB: 2 P: 21	R: 0 E: 0 K: 1 S: 8	H: 0 LOB: 0 BB: 0 P: 14	R: 0 E: 0 K: 1 S: 9	H: 1 LOB: 1 BB: 0 P: 14	R: 0 E: 0 K: 2 S: 10	H: 0 LOB: 0 BB: 0 P: 12	R: 0 E: 0 K: 1 S: 6	H: 0 LOB: 0 BB: 0 P: 6	R: 0 E: 0 K: 0 S: 6	H: 0 LOB: 0 BB: 0 P: 8	R: 0 E: 0 K: 0 S: 6	H: 0 LOB: 0 BB: 0 P: 9	R: 1 E: 0 K: 2 S: 12	H: 2 LOB: 1 BB: 0 P: 17	1B: 3 2B: 2 3B: 0 HR: 0	SF: 0 SAC: 0 DP: 0 HBP: 0	WP: 1 PB: 0 CS: 0	PA: 34
PITCHER	IP WLS BF H R ER SO BB IBB HBP BLK WP HR S P ERA WHIP																					
29 John Smoltz, R (1, 1) ERA: 1.13	8.0 W 31 5 1 1 8 3 0 0 0 0 0 0 76 114 1.12 1.000																					
Alejandro Pena, R (9, 1) ERA:	1.0 S 3 0 0 0 2 0 0 0 0 0 0 0 7 9 0.00 0.000																					

Batter	1	2	3	4	5	6	7	8	9	AB	R	H	RBI	BB	SO	LOB	TOP																					
Darren Lewis, R OBP: 0.667, SLG: 0.625 (1, 8)	1-1 F9 1B		0-0 E1 1B			4-1 BB 1B BB	2-2 2B		0-3 K	4	1	3	0	1	1	1																						
Robby Thompson, R OBP: 0.316, SLG: 0.375 (1, 4)	2-1 F9 1-2		1-0 G5-3			1-2 1B BB FC 1B	1-2 P2		3-2 1B	5	1	2	0	0	0	3																						
Will Clark, L OBP: 0.650, SLG: 0.769 (1, 3)	2-2 1B			1-2 G1-3		4-2 FC 1B E BB	4-0 IBB		2-3 K	3	1	1	0	2	1	2																						
Matt Williams, R OBP: 0.278, SLG: 0.471 (1, 5)	1-3 K			1-0 G5-3		0-1 L6			0-3 K	4	0	0	0	0	2	6																						
Willie McGee, S OBP: 0.300, SLG: 0.125 (1, 9)		1-2 G6-3		1-2 G6-3		2-1 E 1B			0-0 G4-3	4	0	1	1	0	0	0																						
Chris James, R (1, 7)		3-1 F9			1-0 F7	0-0 FC			4-0 G4-6-3 BB	3	0	0	1	1	0	1																						
Royce Clayton, R OBP: 0.235, SLG: 0.294 (1, 6)		2-3 K			0-0 P4	1-3 2-H 3-H K			1-2 G4-6-3	4	0	0	0	0	2	3																						
Kirt Manwaring, R OBP: 0.353, SLG: 0.313 (1, 2)			1-1 G6-3		1-1 1B	0-1 F9			1-3 K	4	0	1	0	0	1	2																						
Dave Burba, R Rod Beck, R John Patterson, S Bryan Hickerson, L Mike Felder, S Michael Jackson, R Mark Leonard, L (1, 1) (1, 1) (5, PH) (5, 1) (7, PH) (7, 1) (9, PH)			1-3 K		1-3 K	2-3 K			3-2 1B 2B	0	0	0	0	0	0	0																						
Inning Stats	R: 0 E: 0 K: 1 S: 13	H: 2 LOB: 1 BB: 0 P: 19	R: 0 E: 0 K: 1 S: 8	H: 0 LOB: 0 BB: 0 P: 14	R: 0 E: 1 K: 1 S: 7	H: 1 LOB: 1 BB: 0 P: 10	R: 0 E: 0 K: 0 S: 15	H: 0 LOB: 0 BB: 0 P: 18	R: 0 E: 0 K: 1 S: 7	H: 1 LOB: 1 BB: 0 P: 10	R: 3 E: 1 K: 1 S: 18	H: 2 LOB: 2 BB: 1 P: 31	R: 0 E: 0 K: 0 S: 15	H: 1 LOB: 0 BB: 1 P: 24	R: 0 E: 0 K: 0 S: 4	H: 0 LOB: 0 BB: 1 P: 9	R: 0 E: 0 K: 3 S: 20	H: 2 LOB: 2 BB: 0 P: 29	1B: 7 2B: 2 3B: 0 HR: 0	SF: 0 SAC: 0 DP: 1 HBP: 0	WP: 0 PA: 39 PB: 0 SB: 1 CS: 0																	
PITCHER	IP	WLS	BF	H	R	ER	SO	BB	IBB	HBP	BLK	WP	HR	S	P	ERA	WHIP	PITCHER				IP	WLS	BF	H	R	ER	SO	BB	IBB	HBP	BLK	WP	HR	S	P	ERA	WHIP
Charlie Leibrandt, L ERA: 3.6 (1, 1)	5.0	W	21	5	3	2	4	2	0	0	0	0	0	56	86	3.60	1.400					5.0	W	21	5	3	2	4	2	0	0	0	0	0	56	86	3.60	1.400
Marvin Freeman, R ERA: (6, 1)	2.0		10	2	0	0	3	0	1	0	0	0	0	27	40	0.00	1.000					2.0		10	2	0	0	3	0	1	0	0	0	27	40	0.00	1.000	
Alejandro Pena, R ERA: (8, 1)	1.2		7	2	0	0	2	1	0	0	0	0	0	19	31	0.00	1.800					1.2		7	2	0	0	2	1	0	0	0	19	31	0.00	1.800		
Mike Stanton, L ERA: (9, 1)	0.1	S	1	0	0	0	1	0	0	0	0	0	0	5	7	0.00	0.000					0.1	S	1	0	0	0	1	0	0	0	0	5	7	0.00	0.000		

San Francisco Giants @ Atlanta Braves
Atlanta-Fulton County Stadium, Atlanta, GA

AB 35
R 3
H 9
RBI 2
BB 4
SO 10
LOB 19



WP: 0 PA: 39
PB: 0
SB: 1
CS: 0

Fri Apr 10 1992, 7:05 PM EDT
Att: 37,577 - Sunny - 76 F

Batter	1	2	3	4	5	6	7	8	9	AB	R	H	RBI	BB	SO	LOB	BOTTOM																					
Deion Sanders, L OBP: 0.333, SLG: 0.500 (1, 8)	0-0 G4-3 BLK 1B			1-0 L8			0-0 F7			4	1	1	0	0	1	1																						
Terry Pendleton, S OBP: 0.125, SLG: 0.200 (1, 5)	1-2 G4-3				0-0 L8		1-2 G3			4	0	1	0	0	0	1																						
Ron Gant, R OBP: 0.375, SLG: 0.600 (1, 7)	3-2 PB 3B 1B		1-0 F8		3-2 1B			1-1 G4-3		4	1	2	1	0	0	1																						
David Justice, L OBP: 0.188, SLG: 0.071 (1, 9)	4-2 BB 3B BB		2-3 K		0-1 F8			1-3 K		3	1	0	0	1	2	1																						
Sid Bream, L OBP: 0.364, SLG: 0.333 Brian Hunter, R OBP: 0.200, SLG: 0.800 (1, 3) (5, PH) (6, 3)	4-1 3B BB		0-1 1B		1-1 G5-3			0-0 HR		1	1	1	0	1	0	0																						
Jeff Blauser, R OBP: 0.467, SLG: 0.769 Mark Lemke, S (1, 4) (7, 4)	1-2 3B		2-3 K			0-0 B4-3		2-3 K		3	0	1	3	0	1	0																						
Greg Olson, R OBP: 0.429, SLG: 0.200 (1, 2)	4-2 G6-3 BB			1-1 G6-4-3 1B		2-3 K				2	0	1	0	1	1	0																						
Rafael Belliard, R OBP: 0.333, SLG: 0.273 (1, 6)	1-0 G6-3			0-1 G6-4-3		0-2 G6-3				3	0	0	0	0	0	3																						
Charlie Leibrandt, R Marvin Freeman, R Lonnie Smith, R Alejandro Pena, R Mike Stanton, L (1, 1) (6, 1) (7, PH) (8, 1) (9, 1)		0-0 G6-3		4-1 BB			1-1 G5-3			1	0	0	0	1	0	0																						
Inning Stats	R: 4 E: 0 K: 0 S: 18	H: 3 LOB: 1 BB: 3 P: 36	R: 0 E: 0 K: 1 S: 6	H: 1 LOB: 0 BB: 0 P: 7	R: 0 E: 0 K: 2 S: 8	H: 1 LOB: 0 BB: 0 P: 12	R: 0 E: 0 K: 0 S: 6	H: 1 LOB: 1 BB: 1 P: 12	R: 0 E: 0 K: 0 S: 9	H: 1 LOB: 1 BB: 0 P: 12	R: 0 E: 0 K: 1 S: 7	H: 0 LOB: 0 BB: 0 P: 9	R: 0 E: 0 K: 0 S: 6	H: 0 LOB: 0 BB: 0 P: 8	R: 1 E: 0 K: 2 S: 9	H: 1 LOB: 0 BB: 0 P: 13	1B: 6 2B: 0 3B: 1 HR: 1	SF: 0 SAC: 0 DP: 2 HBP: 0	WP: 0 PA: 33 PB: 1 SB: 1 CS: 0																			
PITCHER	IP	WLS	BF	H	R	ER	SO	BB	IBB	HBP	BLK	WP	HR	S	P	ERA	WHIP	PITCHER				IP	WLS	BF	H	R	ER	SO	BB	IBB	HBP	BLK	WP	HR	S	P	ERA	WHIP
Dave Burba, R ERA: 108.0 (1, 1)	0.1	L	7	3	4	4	0	3	0	0	1	0	0	17	34	108.00	18.000					0.1	L	7	3	4	4	0	3	0	0	1	0	17	34	108.00	18.000	
Rod Beck, R ERA: (1, 1)	3.2		12	3	0	0	3	1	0	0	0	0	0	21	33	0.00	1.091					3.2		12	3	0	0	3	1	0	0	0	21	33	0.00	1.091		
Bryan Hickerson, L ERA: (5, 1)	2.0		7	1	0	0	1	0	0	0	0	0	0	16	21	0.00	0.500					2.0		7	1	0	0	1	0	0	0	16	21	0.00	0.500			
Michael Jackson, R ERA: 2.25 (7, 1)	2.0		7	1	1	1	2	0	0	0	0	0	1	15	21	4.50	0.500					2.0		7	1	1	1	2	0	0	0	1	15	21	4.50	0.500		

San Francisco Giants @ Atlanta Braves
Atlanta-Fulton County Stadium, Atlanta, GA

AB 29
R 5
H 8
RBI 5
BB 4
SO 6
LOB 8



WP: 0 PA: 33
PB: 1
SB: 1
CS: 0

Fri Apr 10 1992, 7:05 PM EDT
Att: 37,577 - Sunny - 76 F

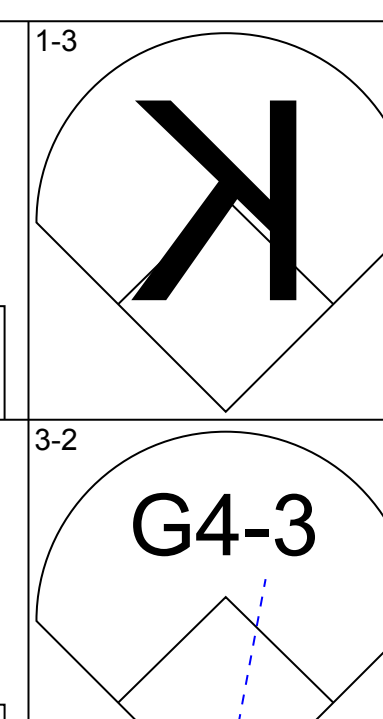
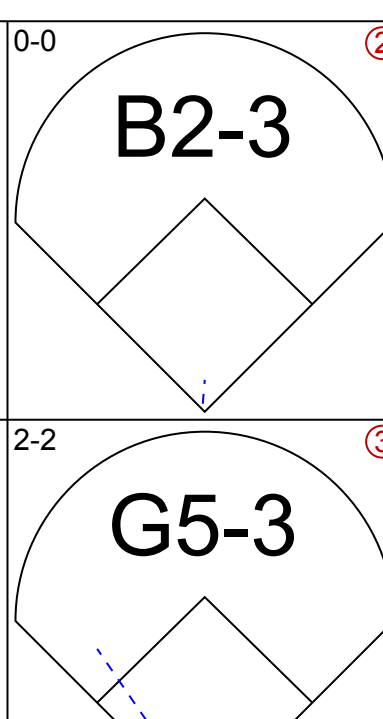
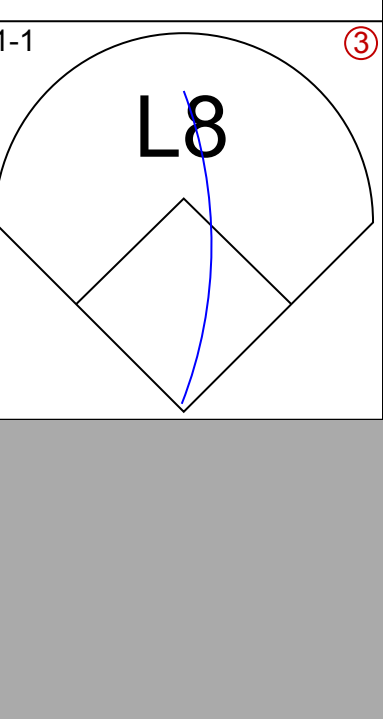
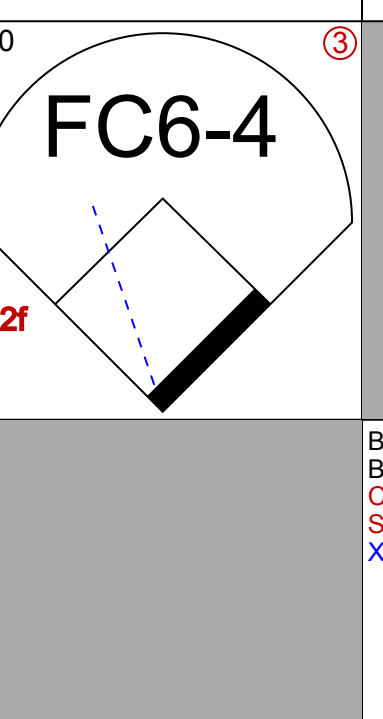
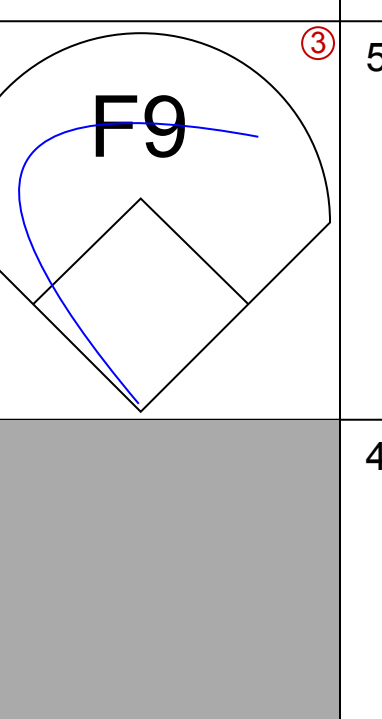
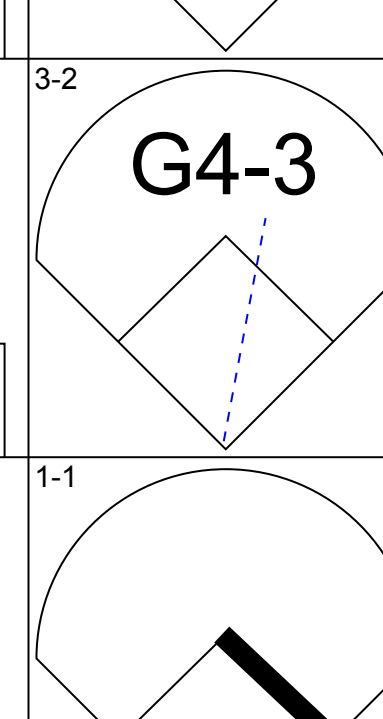
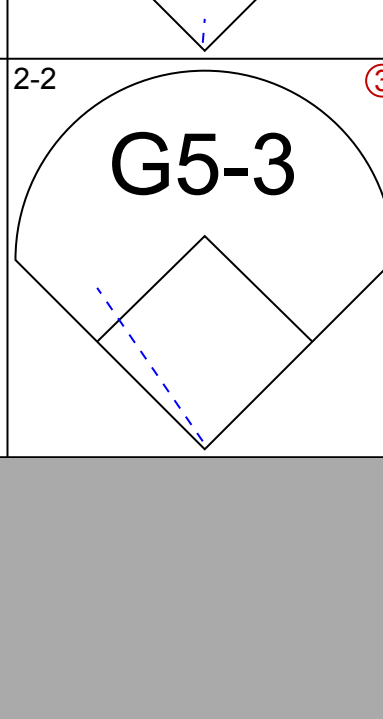
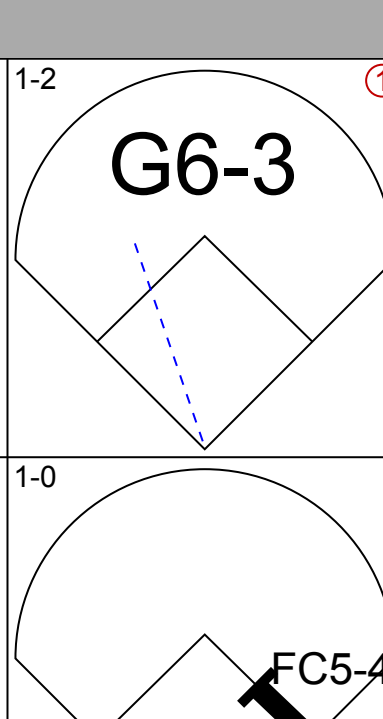
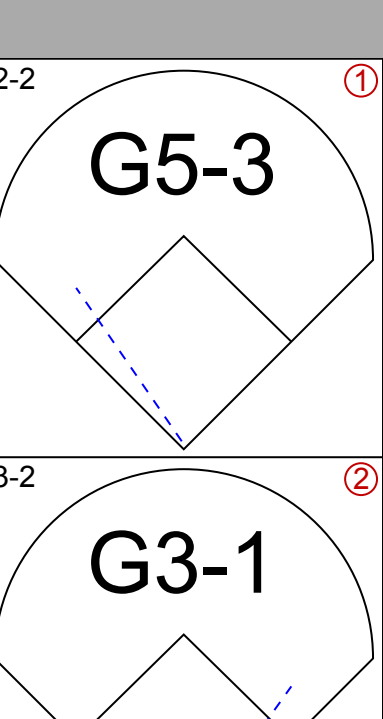
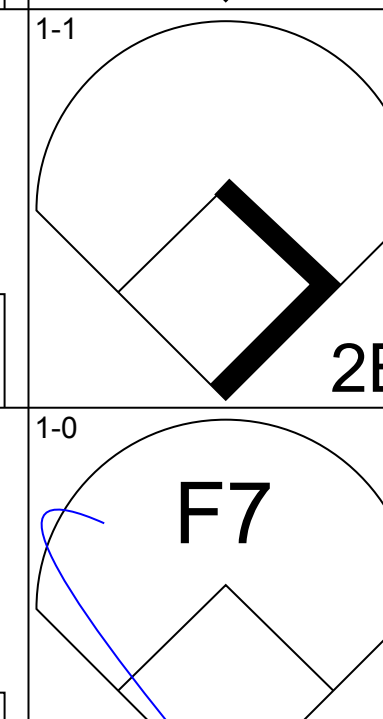
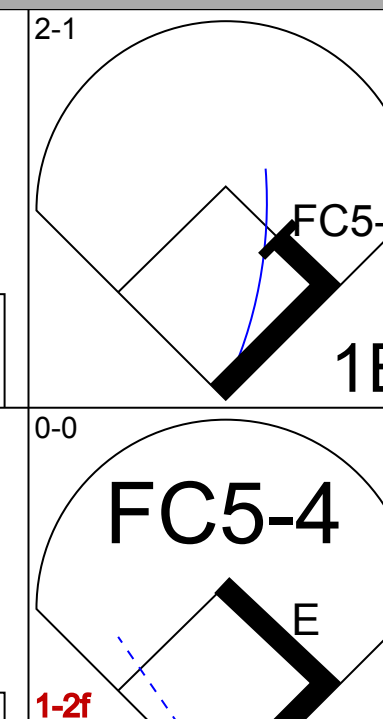
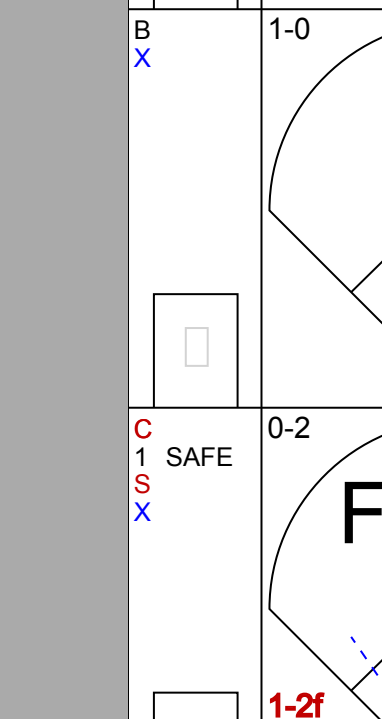
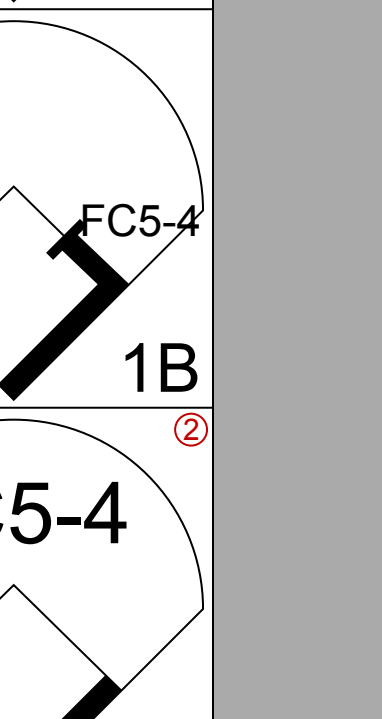
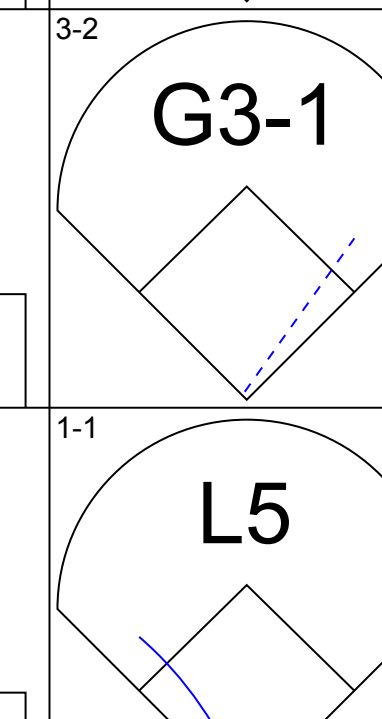
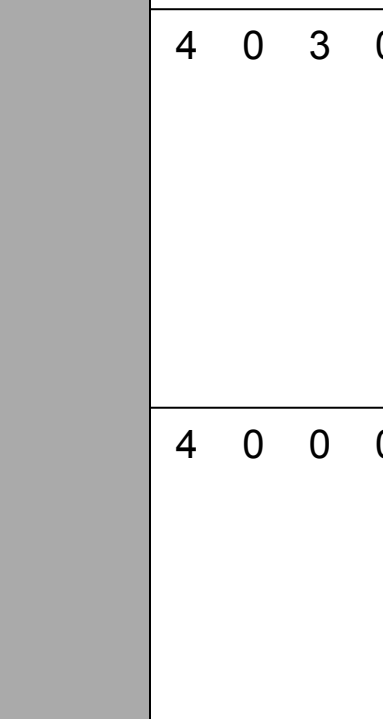
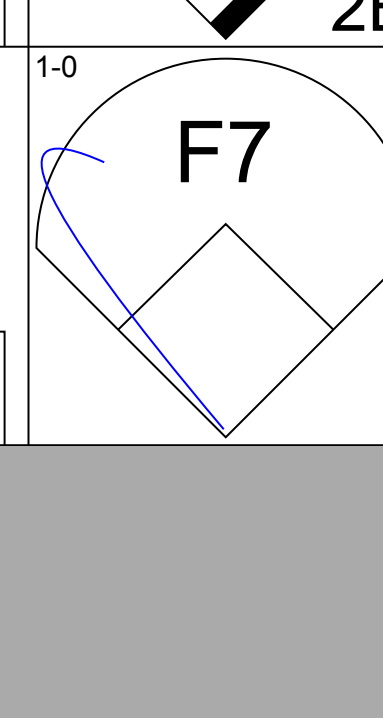
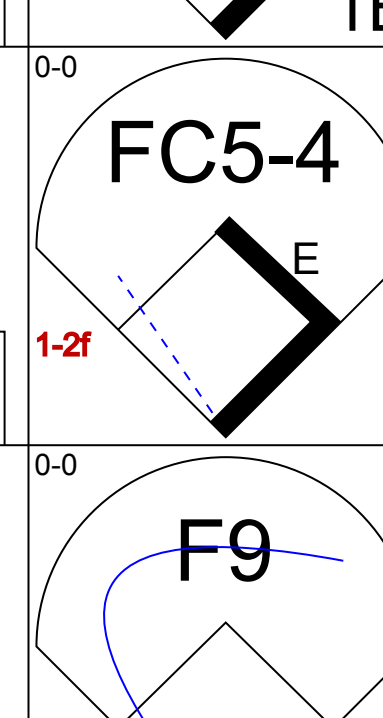
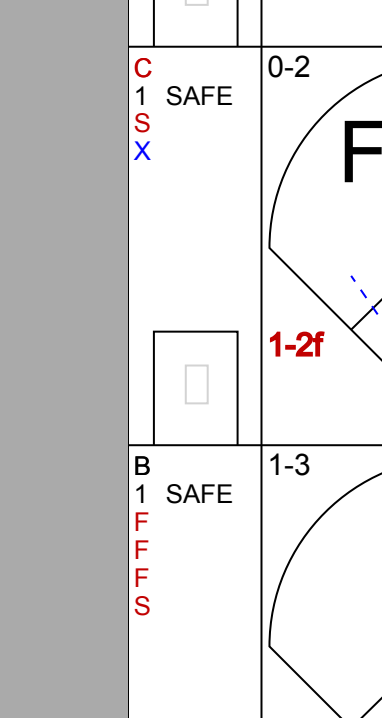

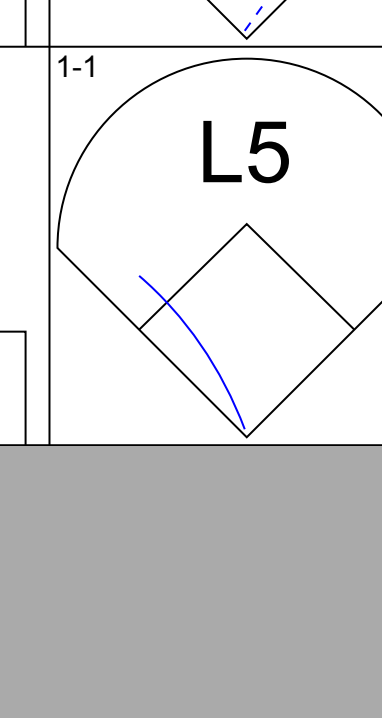
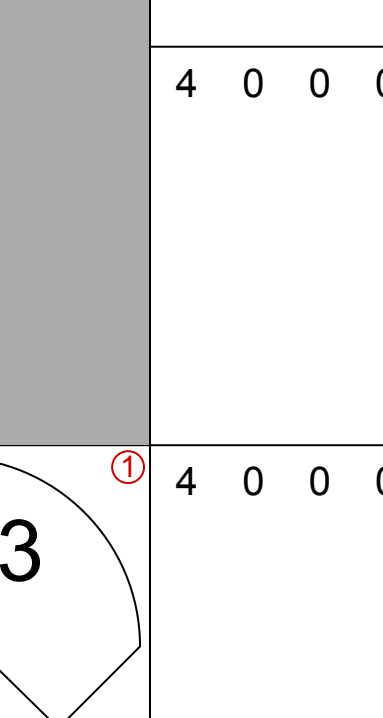
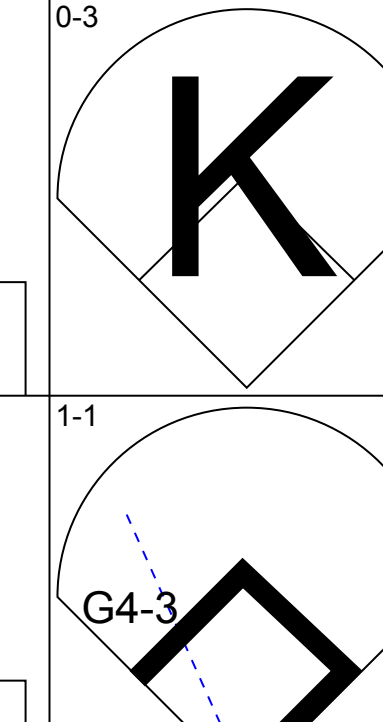
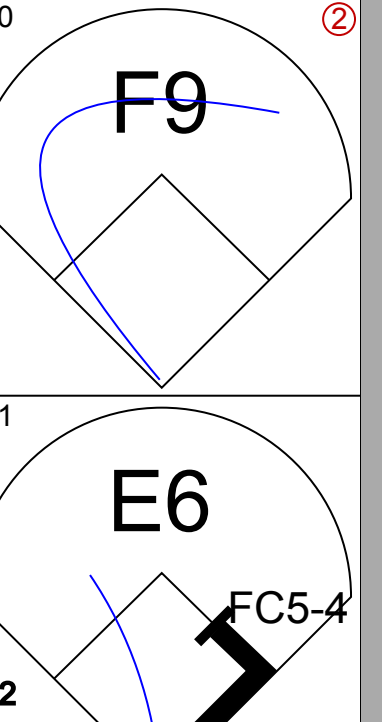
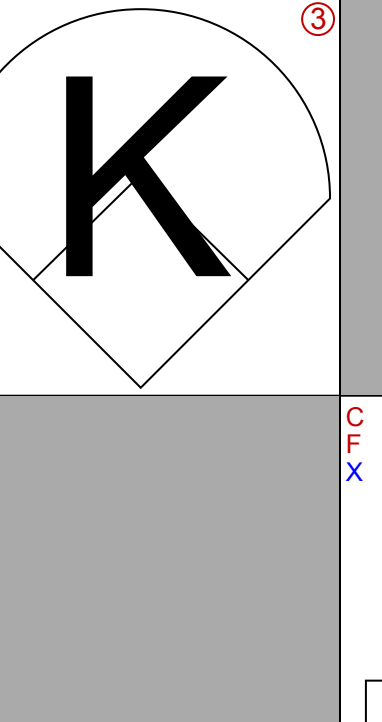
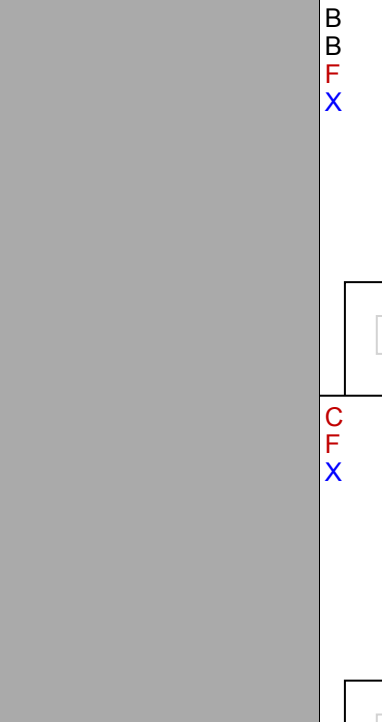

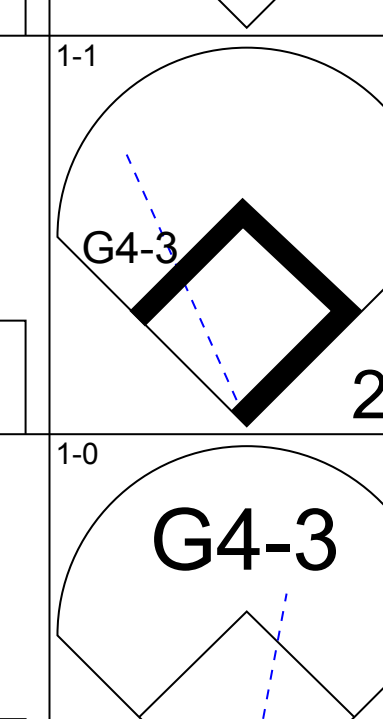
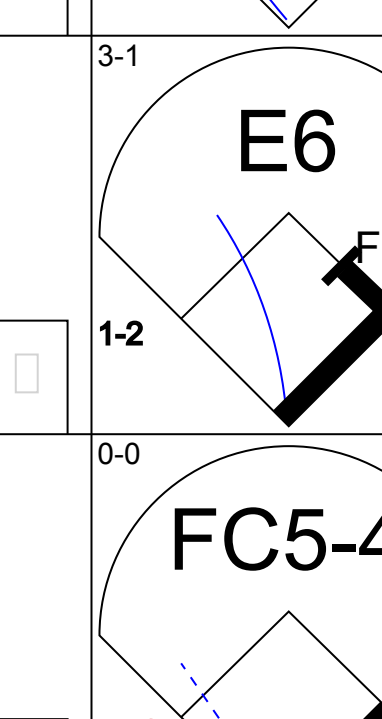

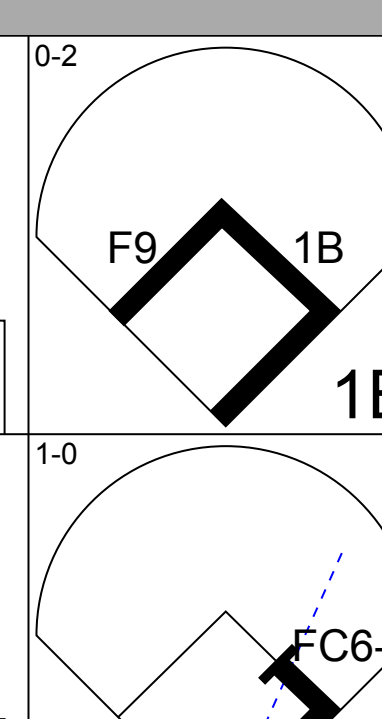
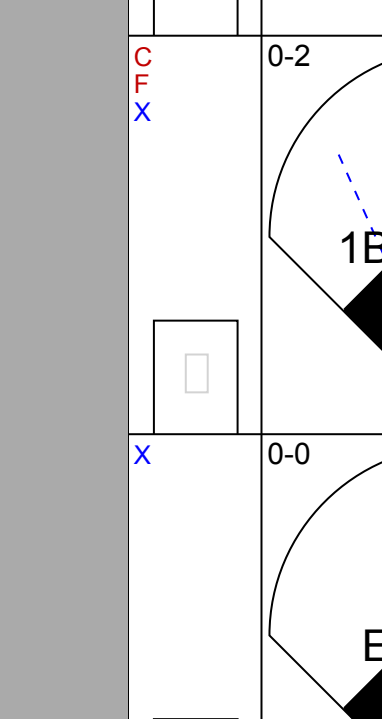
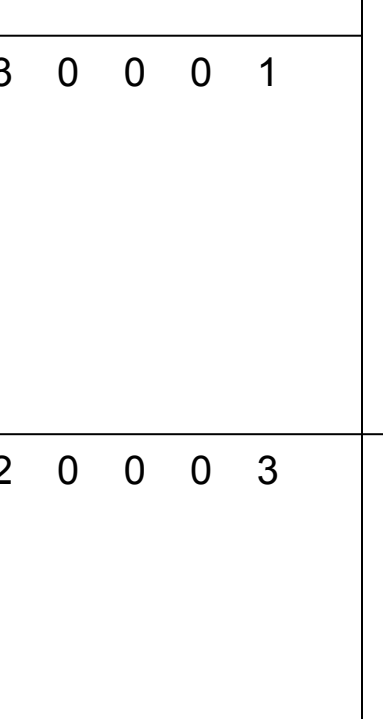

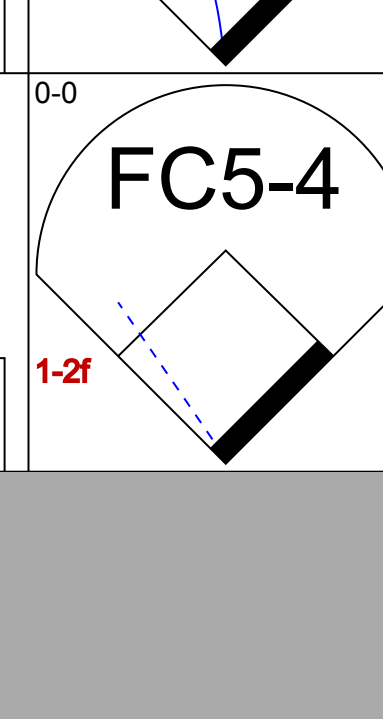

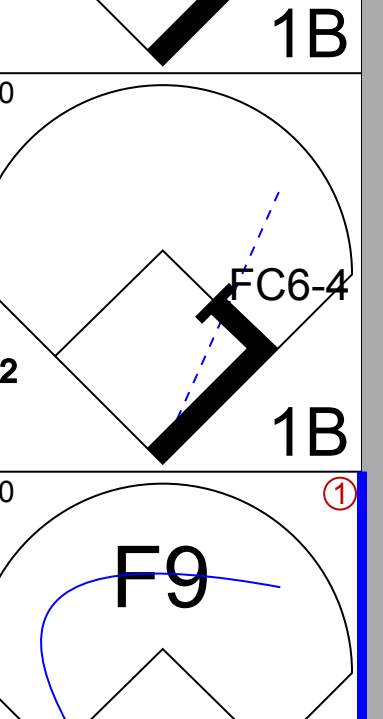
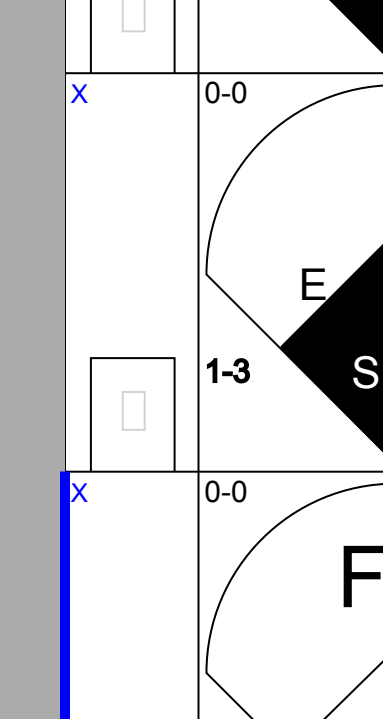


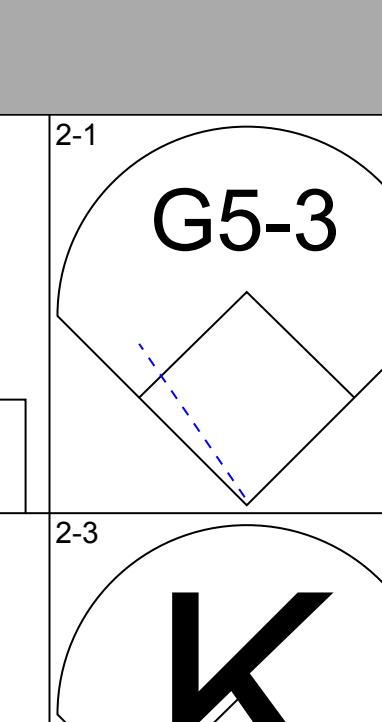
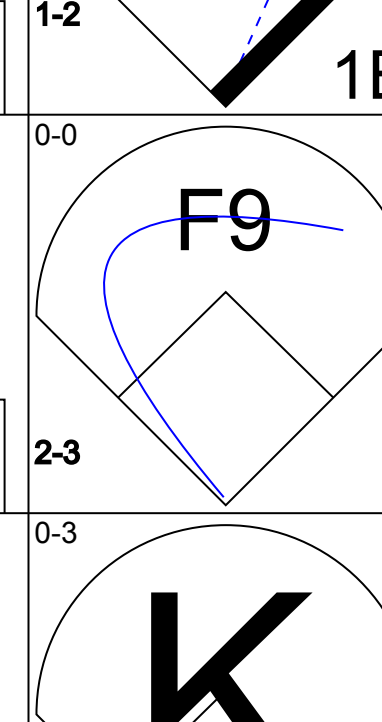
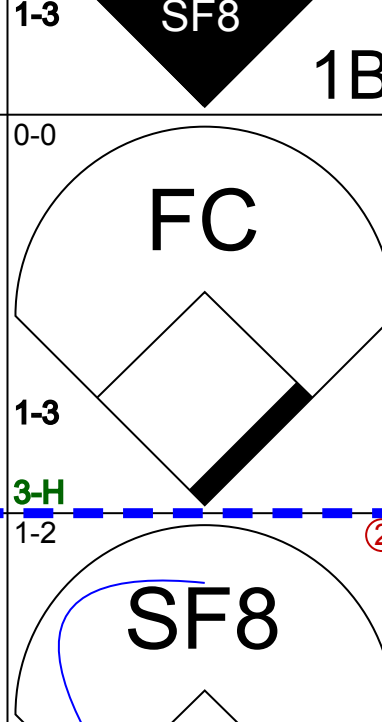
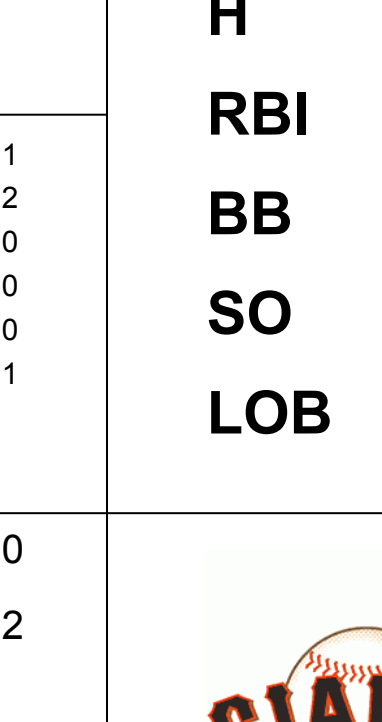
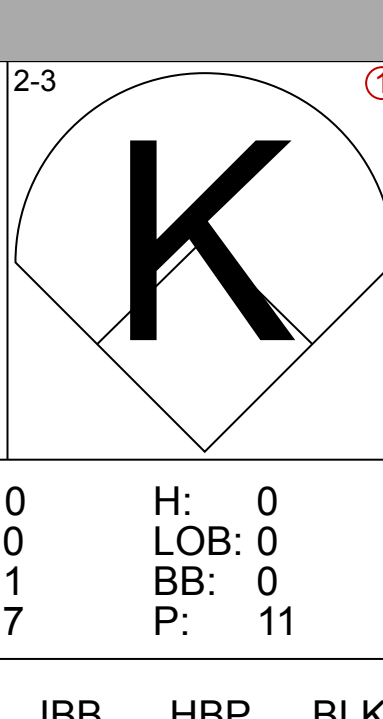
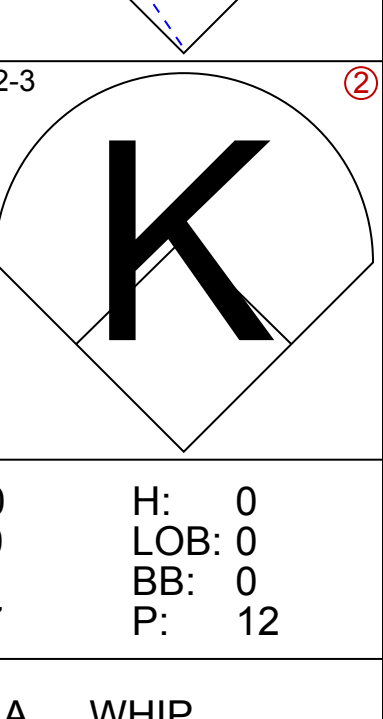
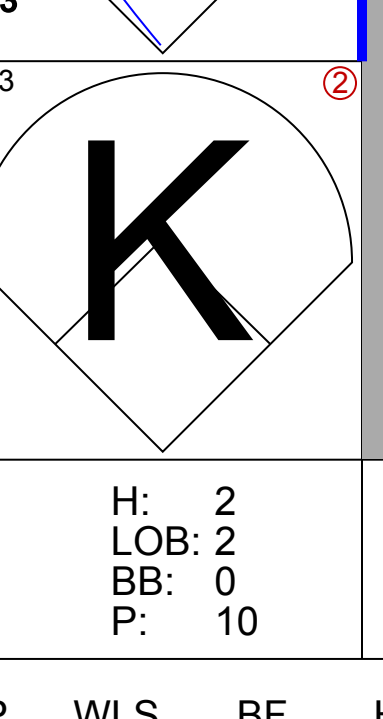
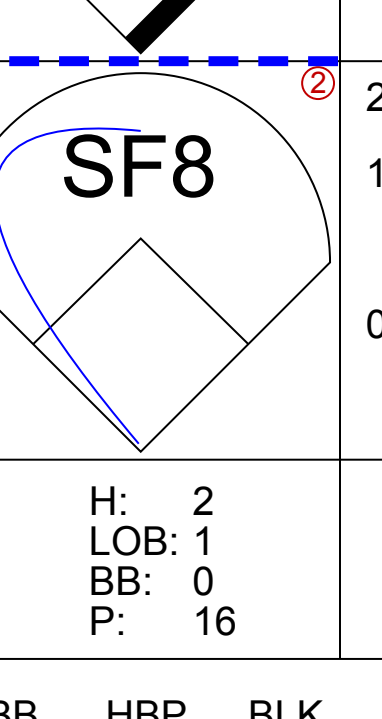
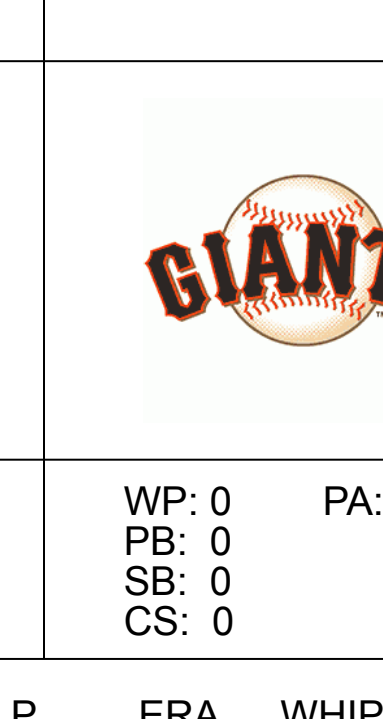
Batter	1	2	3	4	5	6	7	8	9	AB	R	H	RBI	BB	SO	LOB	TOP					
Darren Lewis, R (1, 8) OBP: 0.654, SLG: 0.579	G3		BB		G4-3		SH3-4 E 1B		CS BB	3	1	1	0	2	0	0	San Francisco Giants @ Atlanta Braves Atlanta-Fulton County Stadium, Atlanta, GA Sat Apr 11 1992, 7:05 PM EDT Att: 44,550 - Cloudy - 73 F					
Robby Thompson, R (1, 4) OBP: 0.391, SLG: 0.556	1B BB		F7		HR		SH3-4		BB	2	2	1	1	2	0	1						
Will Clark, L (1, 3) OBP: 0.600, SLG: 0.647	K		F8		1B 1B		E IBB		F7	4	0	1	0	1	1	3						
Matt Williams, R (1, 5) OBP: 0.318, SLG: 0.524	2H 1B				G6-3 2B		F8 2H 2H			4	0	2	1	0	1	2						
Willie McGee, S (1, 9) OBP: 0.286, SLG: 0.167	G6-3				G6-3		F8			4	0	1	0	0	0	3						
Mark Leonard, L (1, 7) OBP: 0.400, SLG: 0.500			F8		F9		G4-3		F8	3	0	0	0	0	0	3						
Mike Felder, S (6, 7) OBP: 0.462, SLG: 0.417										1	0	0	0	0	0	0						
Royce Clayton, R (1, 6) OBP: 0.238, SLG: 0.250			K		BB BB		K		G6-3	3	0	0	0	1	2	0						
Jim McNamara, L (1, 2)			K				P3		K	3	0	0	0	1	2	0						
Bill Swift, R (1, 1) OBP: 0.143, SLG: 0.143					G6-3 P5		L8		F9	4	0	0	0	0	0	3						
Inning Stats	R: 1 E: 0 K: 1 S: 15	H: 1 LOB: 1 BB: 1 P: 29	R: 0 E: 0 K: 2 S: 8	H: 0 LOB: 0 BB: 0 P: 10	R: 0 E: 0 K: 0 S: 9	H: 0 LOB: 1 BB: 1 P: 15	R: 0 E: 0 K: 0 S: 14	H: 1 LOB: 3 BB: 2 P: 27	R: 1 E: 0 K: 1 S: 12	H: 3 LOB: 2 BB: 0 P: 18	R: 0 E: 0 K: 0 S: 7	H: 0 LOB: 0 BB: 0 P: 11	R: 1 E: 1 K: 0 S: 9	H: 1 LOB: 1 BB: 1 P: 14	R: 0 E: 0 K: 1 S: 10	H: 0 LOB: 0 BB: 0 P: 15	R: 0 E: 0 K: 0 S: 7	H: 0 LOB: 1 BB: 2 P: 17	1B: 4 2B: 1 3B: 0 HR: 1	SF: 0 SAC: 1 DP: 0 HBP: 0	WP: 0 PB: 0 SB: 1 CS: 1	PA: 39
PITCHER	IP	WLS	BF	H	R	ER	SO	BB	IBB	HBP	BLK	WP	HR	S	P	ERA	WHIP					
Mike Bielecki, R (1, 1) ERA: 3.0	6.0	L	27	5	2	2	5	4	0	0	0	0	1	65	110	3.00	1.500					
Juan Berenguer, R (7, 1) ERA: 10.13	1.0		5	1	1	0	0	0	1	0	0	0	0	9	14	0.00	1.000					
Kent Mercker, L (8, 1) ERA: 9.82	2.0		7	0	0	0	1	2	0	0	0	0	0	17	32	0.00	1.000					

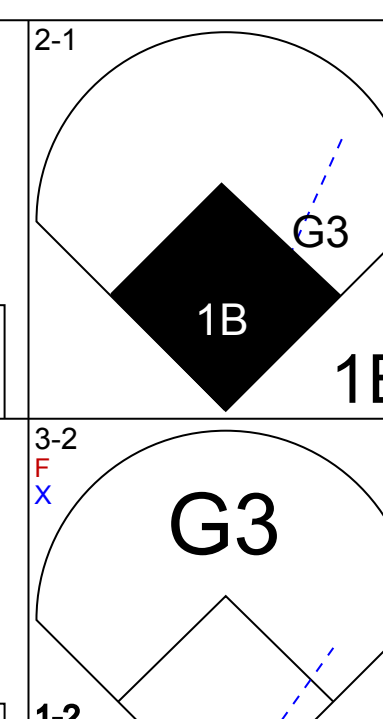
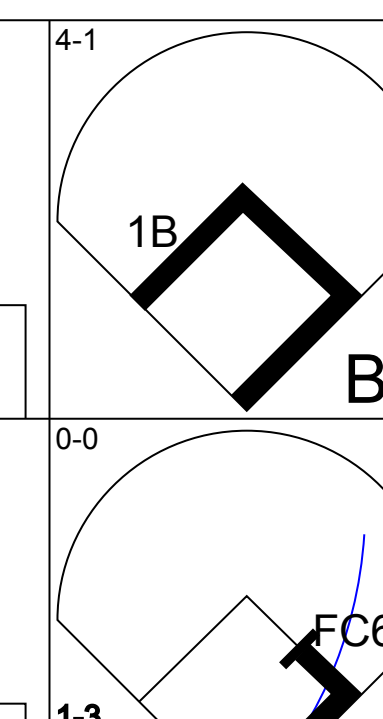
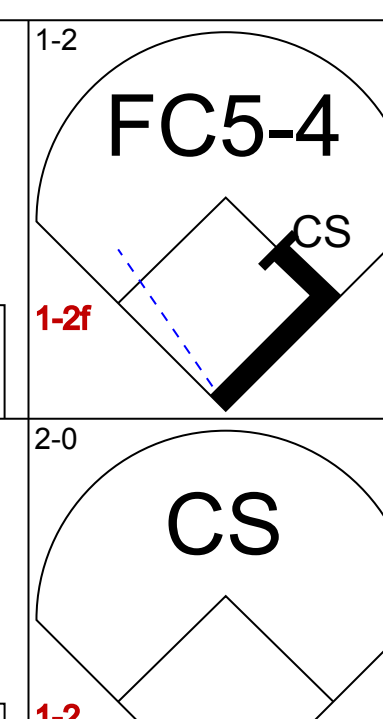
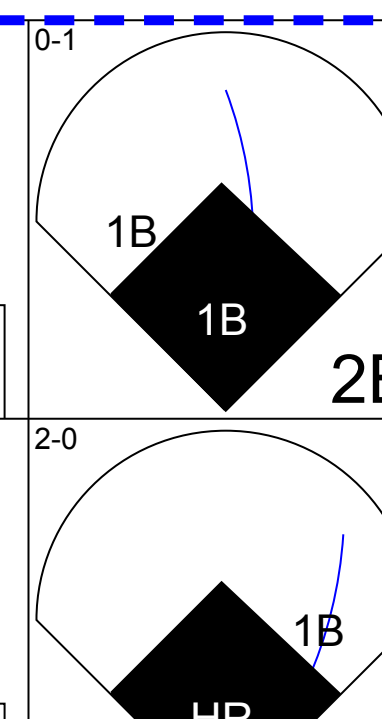
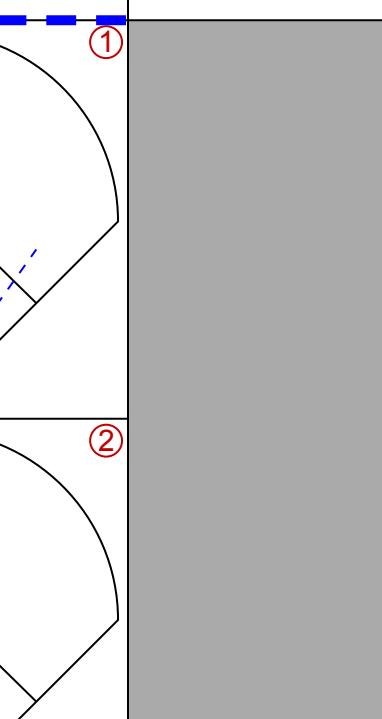
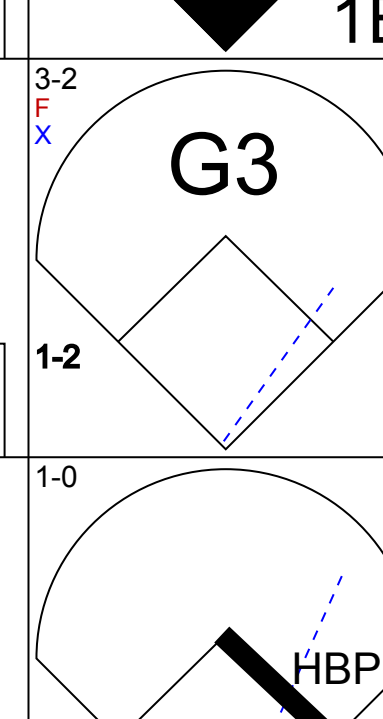
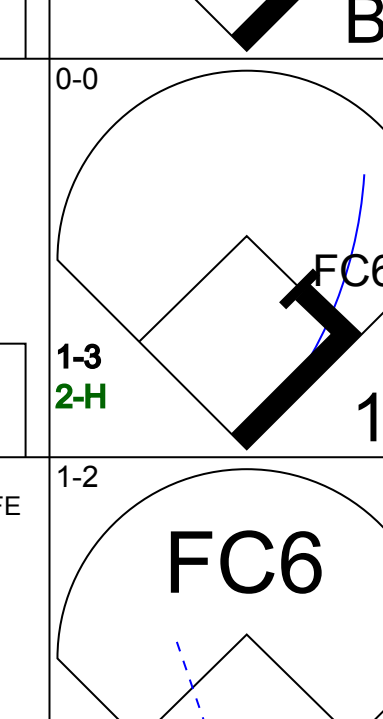
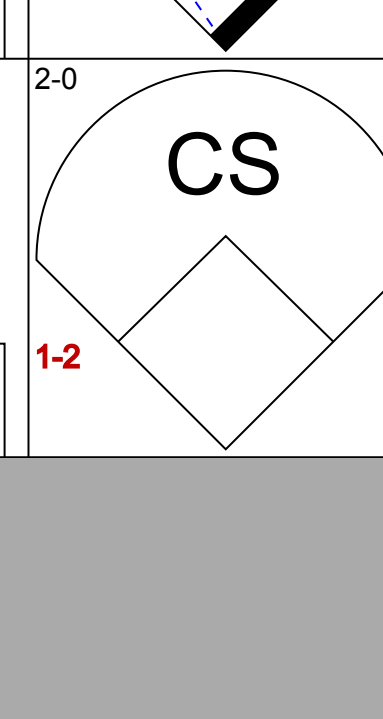
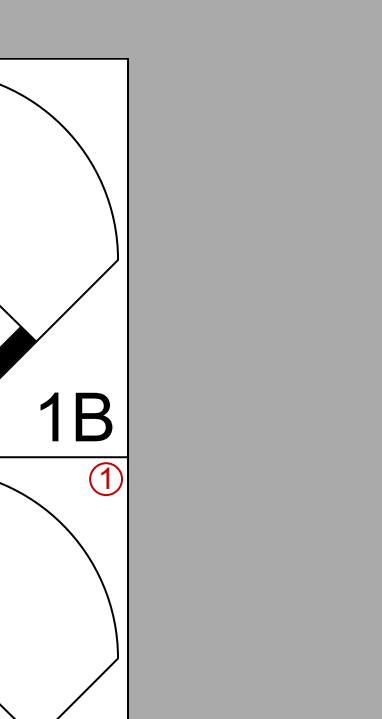
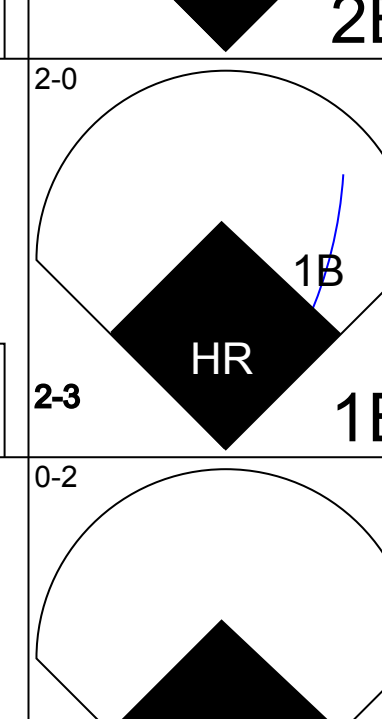
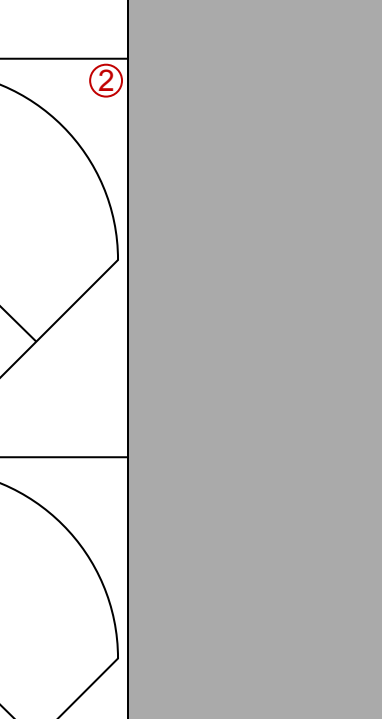
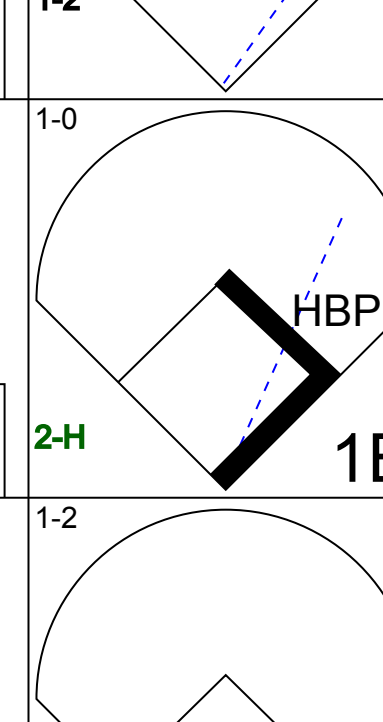
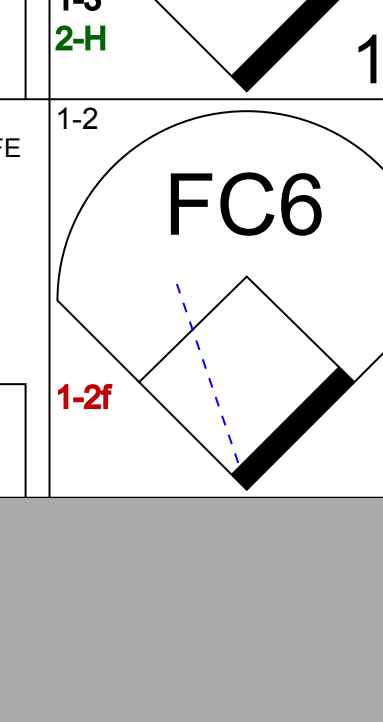
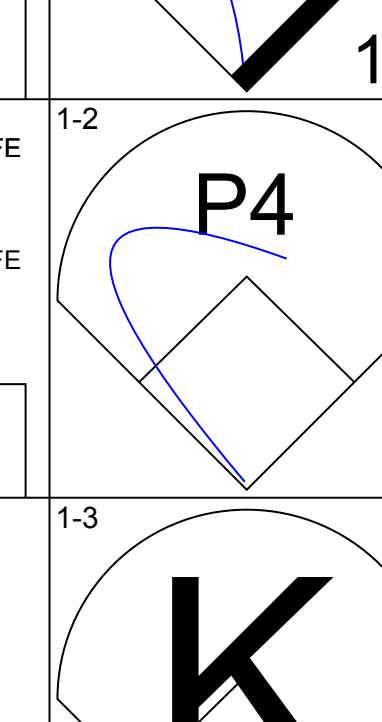
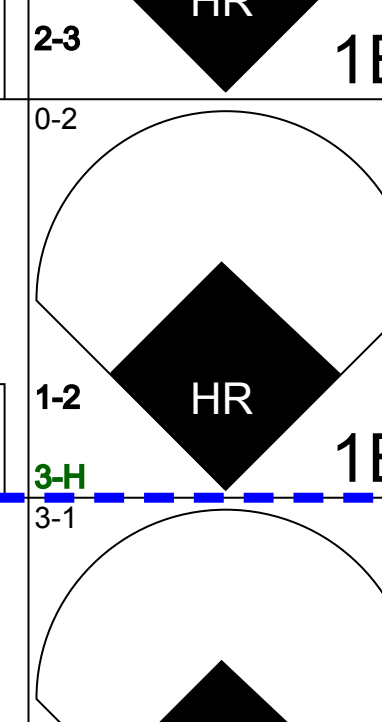
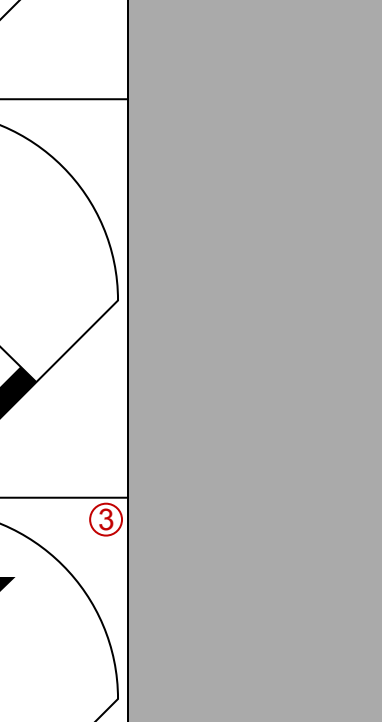
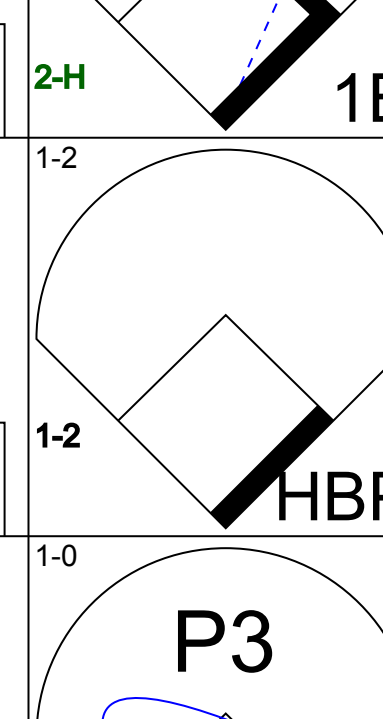

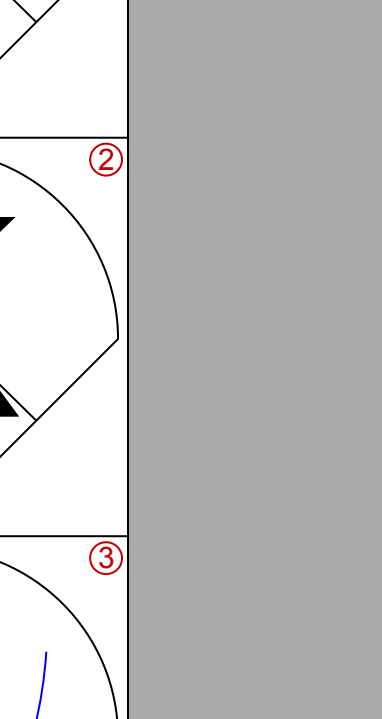
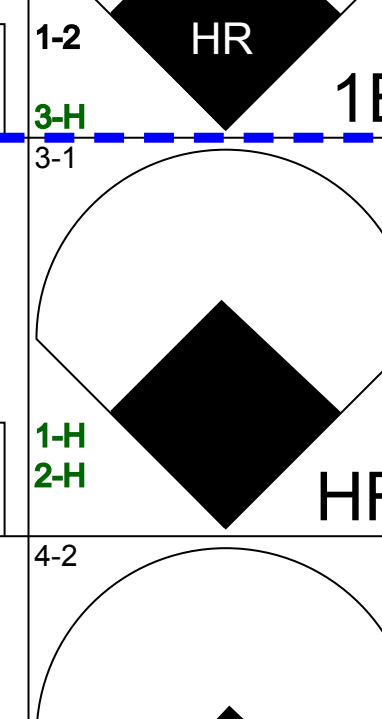
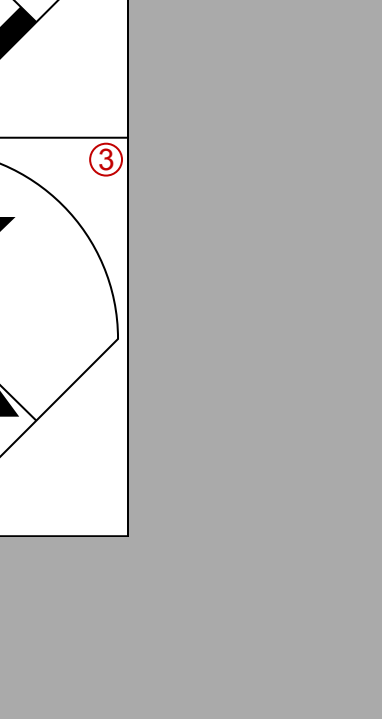
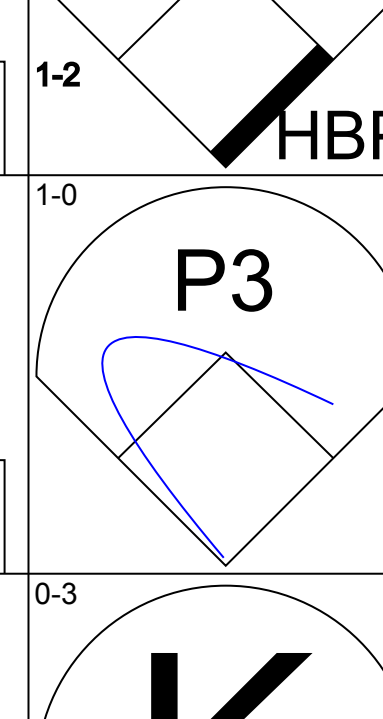

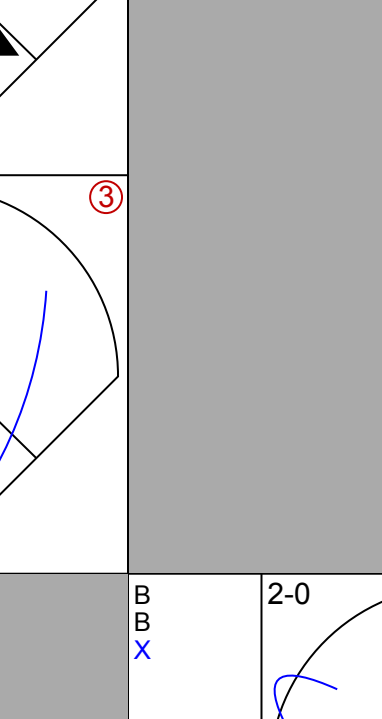
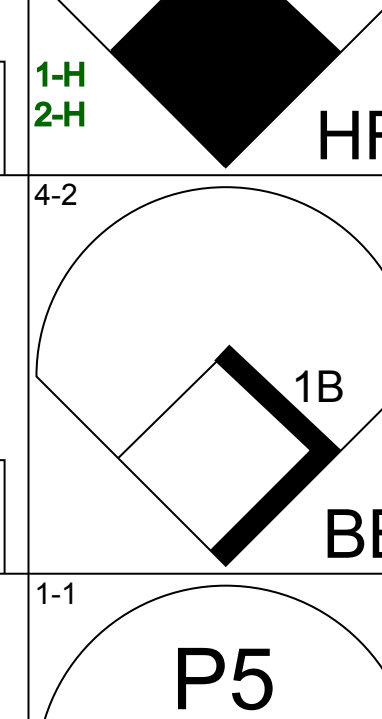

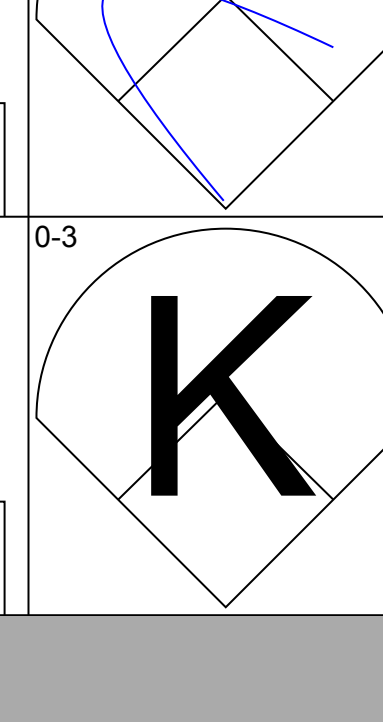

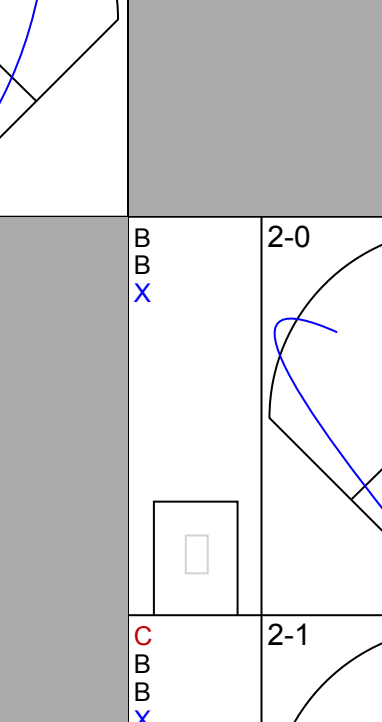
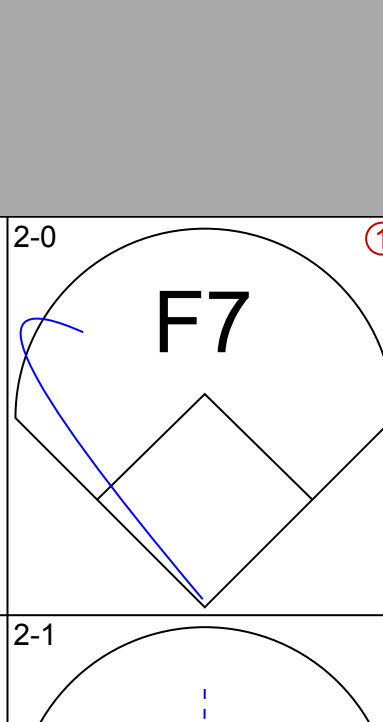
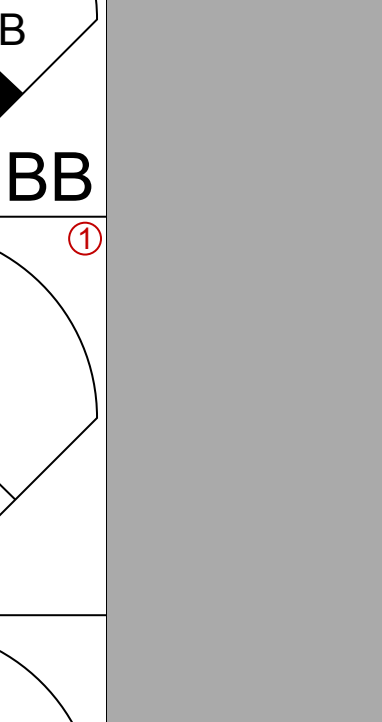
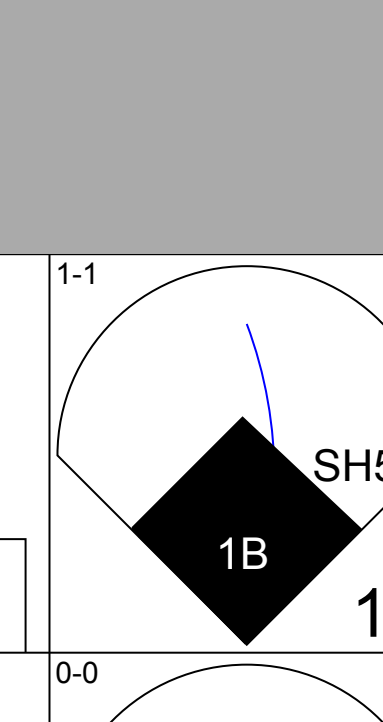

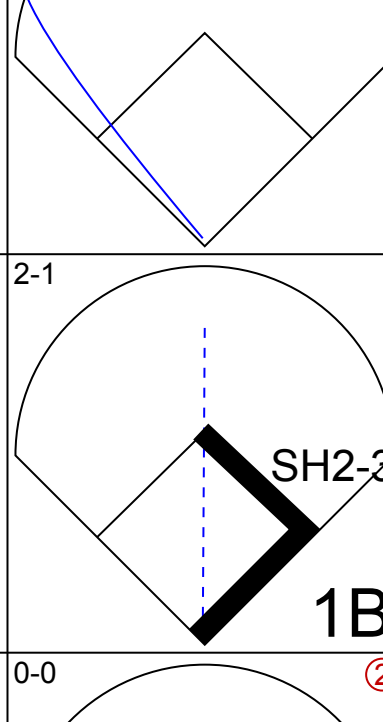
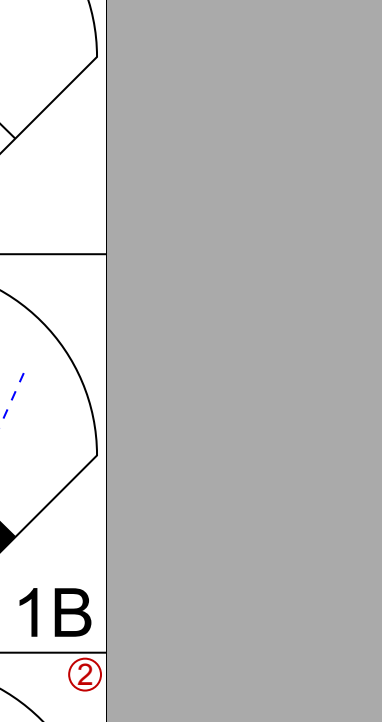

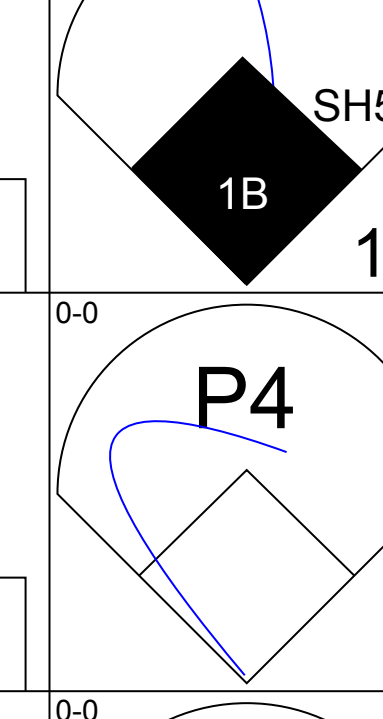
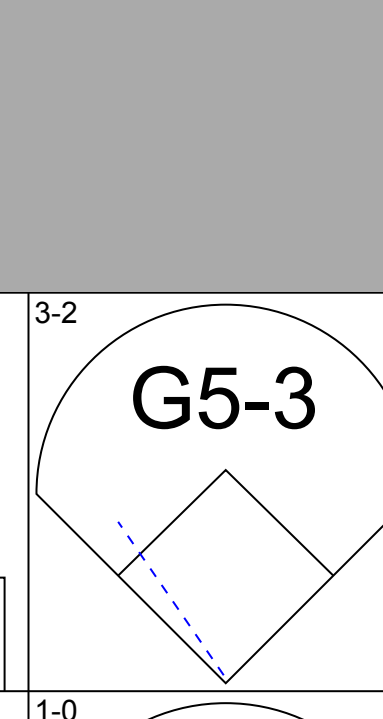
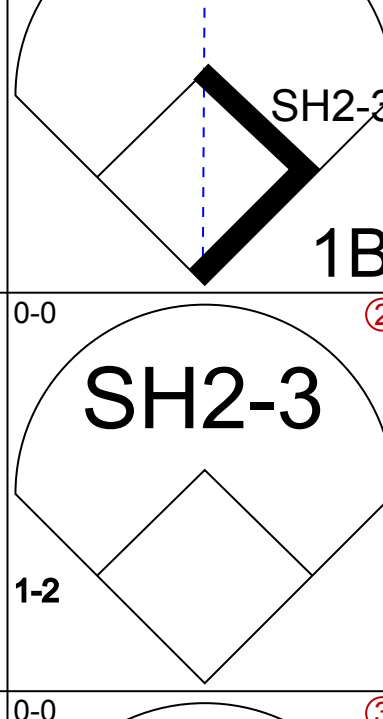
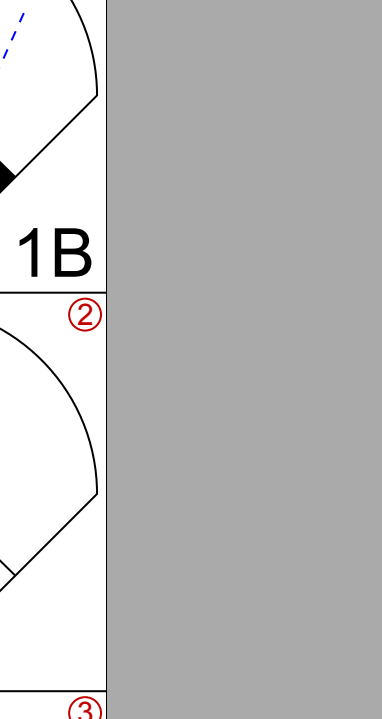
AB	31
R	3
H	6
RBI	2
BB	7
SO	6
LOB	15



Batter	1	2	3	4	5	6	7	8	9	AB	R	H	RBI	BB	SO	LOB	BOTTOM					
Deion Sanders, L (1, 8) OBP: 0.318, SLG: 0.545	P6		G3	G3			3B			4	0	1	0	0	0	2	San Francisco Giants @ Atlanta Braves Atlanta-Fulton County Stadium, Atlanta, GA Sat Apr 11 1992, 7:05 PM EDT Att: 44,550 - Cloudy - 73 F					
Terry Pendleton, S (1, 5) OBP: 0.150, SLG: 0.167	BB		G4-3		G6-3		G3			3	0	0	0	1	0	1						
Ron Gant, R (1, 7) OBP: 0.350, SLG: 0.526	K		E6 BB		K		K		1B	4	0	1	0	0	2	1						
David Justice, L (1, 9) OBP: 0.200, SLG: 0.059	K		BB		K		K		K	3	0	0	0	1	3	2						
Sid Bream, L (1, 3) OBP: 0.267, SLG: 0.231			G1-3	F7		G3-1		F8		4	0	0	0	0	0	3						
Jeff Blauser, R (1, 4) OBP: 0.388, SLG: 0.588	K			G5-3		P3		L9		4	0	0	0	0	1	1						
Damon Berryhill, S (1, 2) OBP: 0.600, SLG: 0.800	1B 2B			1B 1B		F7		G3-1		4	0	2	0	0	0	0						
Rafael Belliard, R (1, 6) OBP: 0.400, SLG: 0.357							G6-3		K	3	0	2	0	0	0	0						
Mark Lemke, S (9, PH)										1	0	0	0	0	1	0						
Mike Bielecki, R (1, 1)										2	0	0	0	0	1	4						
Juan Berenguer, R (7, 1)										0	0	0	0	0	0	0						
Steve Lyons, L (7, PH)										1	0	0	0	0	0	0						
Kent Mercker, L (8, 1)										0	0	0	0	0	0	0						
Jerry Willard, L (9, PH)										1	0	0	0	0	0	0						
Inning Stats	R: 0 E: 0 K: 2 S: 12	H: 0 LOB: 1 BB: 1 P: 21	R: 0 E: 0 K: 1 S: 12	H: 2 LOB: 2 BB: 0 P: 18	R: 0 E: 1 K: 0 S: 6	H: 0 LOB: 2 BB: 1 P: 13	R: 0 E: 0 K: 1 S: 12	H: 2 LOB: 2 BB: 0 P: 15	R: 0 E: 0 K: 2 S: 9	H: 0 LOB: 0 BB: 0 P: 14	R: 0 E: 0 K: 0 S: 4	H: 0 LOB: 0 BB: 0 P: 4	R: 0 E: 0 K: 0 S: 8	H: 1 LOB: 1 BB: 0 P: 12	R: 0 E: 0 K: 1 S: 9	H: 1 LOB: 1 BB: 0 P: 14	R: 0 E: 0 K: 1 S: 6	H: 0 LOB: 0 BB: 0 P: 9	1B: 4 2B: 1 3B: 1 HR: 0	SF: 0 SAC: 0 DP: 0 HBP: 0	WP: 0 PB: 0 SB: 0 CS: 0	PA: 36
PITCHER	IP	WLS	BF	H	R	ER	SO	BB	IBB	HBP	BLK	WP	HR	S	P	ERA	WHIP					
Bill Swift, R (1, 1) ERA: 0.54	9.0	W	36	6	0	0	8	2	0	0	0	0	0	78	120	0.00	0.889					



Batter	1	2	3	4	5	6	7	8	9	AB	R	H	RBI	BB	SO	LOB	TOP			
Darren Lewis, R OBP: 0.548, SLG: 0.458 (1, 8)										5	0	0	0	0	1	3	San Francisco Giants @ Atlanta Braves Atlanta-Fulton County Stadium, Atlanta, GA Sun Apr 12 1992, 3:33 AM EDT Att: 43,055 - Cloudy - 78 F			
Mike Felder, S OBP: 0.353, SLG: 0.313 (1, 7)										4	0	0	0	0	0	0				
Will Clark, L OBP: 0.621, SLG: 0.714 (1, 3)										4	0	3	0	0	0	0				
Matt Williams, R OBP: 0.269, SLG: 0.440 (1, 5)										4	0	0	0	0	0	3				
Willie McGee, S OBP: 0.222, SLG: 0.125 (1, 9)										4	0	0	0	0	2	2				
Robby Thompson, R OBP: 0.444, SLG: 0.636 (1, 4)										4	1	3	0	0	0	1				
Kirt Manwaring, R OBP: 0.381, SLG: 0.350 (1, 2)										4	1	2	0	0	0	3				
Jose Uribe, S Chris James, R Dave Righetti, L Jeff Brantley, R Gil Heredia, R Craig Colbert, R (1, 6) (7, PH) (7, 1) (7, 1) (8, 1) (8, PH)										2	0	0	0	0	0	1				
Kelly Downs, R Cory Snyder, R Mark Leonard, L (1, 1) (7, PH) (7, 6) (8, PH)										2	0	0	0	0	2	0				
Inning Stats	R: 0 E: 0 K: 1 S: 11	H: 1 LOB: 1 BB: 0 P: 17	R: 0 E: 0 K: 1 S: 9	H: 1 LOB: 1 BB: 0 P: 14	R: 0 E: 0 K: 1 S: 7	H: 0 LOB: 0 BB: 0 P: 11	R: 0 E: 0 K: 0 S: 7	H: 1 LOB: 0 BB: 0 P: 12	R: 0 E: 0 K: 1 S: 12	H: 0 LOB: 0 BB: 0 P: 15	R: 0 E: 0 K: 1 S: 9	H: 2 LOB: 2 BB: 0 P: 10	R: 0 E: 0 K: 0 S: 8	H: 0 LOB: 0 BB: 0 P: 14	R: 2 E: 1 K: 0 S: 13	H: 2 LOB: 1 BB: 0 P: 16		1B: 6 2B: 2 3B: 0 HR: 0	SF: 1 SAC: 0 DP: 0 HBP: 0	WP: 0 PB: 0 SB: 0 CS: 0
PITCHER	IP	WLS	BF	H	R	ER	SO	BB	IBB	HBP	BLK	WP	HR	S	P	ERA	WHIP			
Tom Glavine, L ERA: 0.52 Marvin Freeman, R ERA:	(1, 1) 8.1	W L	35 35	8 8	2 2	1 1	6 6	0 0	0 0	0 0	0 0	0 0	0 0	6 6	7 7	1.08 0.00	0.960 0.000			

Batter	1	2	3	4	5	6	7	8	9	AB	R	H	RBI	BB	SO	LOB	BOTTOM			
Deion Sanders, L OBP: 0.370, SLG: 0.577 (1, 8)										4	2	2	0	1	0	1	San Francisco Giants @ Atlanta Braves Atlanta-Fulton County Stadium, Atlanta, GA Sun Apr 12 1992, 3:33 AM EDT Att: 43,055 - Cloudy - 78 F			
Mark Lemke, S OBP: 0.400, SLG: 0.333 (1, 4)										5	1	3	1	0	1	1				
Terry Pendleton, S OBP: 0.200, SLG: 0.217 (1, 5)										5	1	2	2	0	0	3				
Ron Gant, R OBP: 0.400, SLG: 0.636 (1, 7)										3	1	1	3	1	2	2				
Sid Bream, L OBP: 0.263, SLG: 0.188 (1, 3)										3	0	0	0	1	1	4				
Brian Hunter, R OBP: 0.222, SLG: 0.500 (1, 9)										3	0	0	0	1	1	3				
Greg Olson, R OBP: 0.500, SLG: 0.357 (1, 2)										4	1	3	0	0	0	1				
Rafael Belliard, R OBP: 0.333, SLG: 0.294 (1, 6)										3	0	0	0	0	0	3				
Tom Glavine, L OBP: 0.429, SLG: 0.429 Marvin Freeman, R ERA:	(1, 1) 6.0	L L	27 27	H 7	R 2	ER 2	SO 3	BB 2	IBB 1	HBP 0	BLK 0	WP 0	HR 0	S 6	P 8	3.00 1.667				
PITCHER	IP	WLS	BF	H	R	ER	SO	BB	IBB	HBP	BLK	WP	HR	S	P	ERA		WHIP		
Kelly Downs, R ERA: 4.09 Dave Righetti, L ERA: 27.0 Jeff Brantley, R ERA: 3.86 Gil Heredia, R ERA: 5.4	(1, 1) 0.0		3	3	3	3	0	0	0	0	0	0	0	6	8	∞	∞			
Inning Stats	R: 1 E: 0 K: 1 S: 12	H: 2 LOB: 2 BB: 0 P: 20	R: 1 E: 0 K: 0 S: 10	H: 2 LOB: 2 BB: 1 P: 16	R: 0 E: 0 K: 1 S: 8	H: 0 LOB: 1 BB: 2 P: 18	R: 0 E: 0 K: 0 S: 9	H: 1 LOB: 0 BB: 0 P: 14	R: 0 E: 0 K: 0 S: 12	H: 1 LOB: 1 BB: 0 P: 15	R: 4 E: 0 K: 0 S: 16	H: 5 LOB: 2 BB: 1 P: 28	R: 0 E: 1 K: 2 S: 8	H: 0 LOB: 1 BB: 0 P: 13	1B: 10 2B: 1 3B: 0 HR: 1	SF: 0 SAC: 2 DP: 0 HBP: 1	WP: 0 PB: 0 SB: 0 CS: 2	PA: 41		



Batter	1	2	3	4	5	6	7	8	9	AB	R	H	RBI	BB	SO	LOB	TOP			
Deion Sanders, L OBP: 0.452, SLG: 0.800 (1, 8)	1-0 2B 3B		2-2 FC6-2 3B		2-1 2B			1-2 1B 2B		4	2	4	0	0	0	0	Atlanta Braves @ Cincinnati Reds Riverfront Stadium, Cincinnati, OH Mon Apr 13 1992, 7:05 PM EDT Att: 23,048 - Cloudy - 56 F			
Mark Lemke, S OBP: 0.429, SLG: 0.462 (1, 4)	2-0 F9 2B		2-2 FC6-2 1B		0-0 P6			3-2 2B 1B WP		4	1	2	1	0	0	2				
Terry Pendleton, S OBP: 0.241, SLG: 0.296 (1, 5)	0-0 F9 2-3		0-2 1-2 1B			0-1 G4-3		0-0 WP SF8 2B		4	1	2	1	0	0	1				
Ron Gant, R OBP: 0.379, SLG: 0.615 (1, 7)	2-3 K		3-2 P5			0-1 G6-3 2B		3-1 P5 2-3 3-H		4	0	1	0	0	1	4				
Sid Bream, L OBP: 0.227, SLG: 0.158 Lonnie Smith, R (8, PH) (8, 7)	0-3 K			1-0 F7		1-0 G6-3		1-2 SF8		3	0	0	0	0	1	2				
Jeff Blausen, R OBP: 0.304, SLG: 0.476 (1, 6)		0-3 K		1-2 P3		1-2 F8		3-1 K		4	0	0	0	0	2	1				
Brian Hunter, R OBP: 0.154, SLG: 0.333 (8, 3)		2-3 K		2-3 K			0-3 K		2-2 G5-3	4	0	0	0	0	3	0				
Greg Olson, R OBP: 0.246, SLG: 0.319 Kent Mercker, L Jerry Willard, L Juan Berenguer, R Mike Stanton, L Francisco Cabrera, R (1, 2) (8, 1) (7, PH) (7, 1) (8, 1) (8, PH)		2-3 K		3-3 K			1-0 F9		1-3 K	2	0	0	0	0	0	2		0		
29 John Smoltz, R Ben Rivera, R Damon Berryhill, S OBP: 0.375, SLG: 0.500 (1, 1) (3, 1) (5, PH) (5, 2)			1-3 K		2-3 K		3-2 P5		1-2 G5-3	1	0	0	0	0	1	0		0		
Inning Stats	R: 1 E: 0 K: 2 S: 11	H: 2 LOB: 1 BB: 0 P: 16	R: 0 E: 0 K: 3 S: 9	H: 0 LOB: 0 BB: 0 P: 13	R: 0 E: 0 K: 1 S: 15	H: 2 LOB: 2 BB: 0 P: 23	R: 0 E: 0 K: 1 S: 8	H: 0 LOB: 0 BB: 0 P: 12	R: 0 E: 0 K: 1 S: 9	H: 1 LOB: 1 BB: 0 P: 16	R: 0 E: 0 K: 0 S: 7	H: 0 LOB: 0 BB: 0 P: 11	R: 0 E: 0 K: 1 S: 18	H: 3 LOB: 0 BB: 0 P: 27	R: 0 E: 0 K: 1 S: 10	H: 0 LOB: 0 BB: 0 P: 14		1B: 3 2B: 4 3B: 2 HR: 0	SF: 1 SAC: 0 DP: 0 HBP: 0	WP: 1 PB: 0 SB: 0 CS: 0
PITCHER	IP WLS BF H R ER SO BB IBB HBP BLK WP HR S P ERA WHIP	IP WLS BF H R ER SO BB IBB HBP BLK WP HR S P ERA WHIP																		
Tim Belcher, R ERA: 3.21 Dwayne Henry, R ERA: 1.53 Scott Ruskin, L ERA: 2.7 Norm Charlton, L ERA: 4.5	(1, 1) (8, 1) (8, 1) (9, 1)	7.0 W 29 8 3 0 3 10 0 0 0 0 0 0 75 113 3.86 1.143																		

Batter	1	2	3	4	5	6	7	8	9	AB	R	H	RBI	BB	SO	LOB	BOTTOM			
Bip Roberts, S OBP: 0.361, SLG: 0.323 (1, 5)	4-1 G4-3 BLK WP BB		0-0 1B 3B		2-2 G4-3			1-0 L4-3		4	2	1	0	1	0	3	Atlanta Braves @ Cincinnati Reds Riverfront Stadium, Cincinnati, OH Mon Apr 13 1992, 7:05 PM EDT Att: 23,048 - Cloudy - 56 F			
Barry Larkin, R OBP: 0.361, SLG: 0.379 (1, 6)	2-2 G4-3		4-0 BB 1B BB		2-1 BB S HBP			G5-3		2	1	0	0	1	0	1				
Hal Morris, L OBP: 0.324, SLG: 0.355 (1, 3)	1-3 K WP		0-2 L4		1-2 G5-3			G6-3		4	0	0	0	0	1	3				
Glenn Braggs, R OBP: 0.350, SLG: 0.333 (1, 7)	2-3 K		1-2 BB 1B 1B		4-1 BB BB			K		3	1	1	1	1	2	1				
Paul O'Neill, L OBP: 0.528, SLG: 0.500 (1, 9)	3-2 F7		4-1 1B BB		4-2 FC6-4 BB			F9		2	1	0	0	2	0	1				
Bill Doran, S OBP: 0.296, SLG: 0.440 (1, 4)		0-0 F7		1-0 BB 1B		1-0 FC6-4			2-1 F8	4	0	1	2	0	0	3				
Dave Martinez, L OBP: 0.286, SLG: 0.300 Scott Ruskin, R Norm Charlton, S (1, 8) (8, 1) (9, 1)		2-2 E9 2B		1-1 BB 1B		0-2 S WP L6-5 1B			1-0 L9	4	0	3	1	0	0	0		0		
Joe Oliver, R OBP: 0.346, SLG: 0.381 (1, 2)		2-3 K		4-0 G4-6-3 BB		4-2 1-3 BB			0-3 K	2	0	0	0	2	2	1				
Tim Belcher, R Dwayne Henry, R Reggie Sanders, R OBP: 0.428, SLG: 0.560 (1, 1) (8, 1) (8, 8)		2-2 G6-3		0-0 G4-6-3		1-3 BB			2-1 L4-3 1B	3	0	0	0	0	1	6		0		
Inning Stats	R: 1 E: 0 K: 2 S: 14	H: 0 LOB: 1 BB: 1 P: 26	R: 0 E: 1 K: 1 S: 11	H: 1 LOB: 1 BB: 0 P: 17	R: 4 E: 0 K: 0 S: 12	H: 4 LOB: 2 BB: 3 P: 27	R: 0 E: 0 K: 0 S: 13	H: 0 LOB: 2 BB: 2 P: 27	R: 0 E: 0 K: 1 S: 16	H: 1 LOB: 1 BB: 1 P: 24	R: 0 E: 0 K: 1 S: 8	H: 0 LOB: 0 BB: 0 P: 11	R: 0 E: 0 K: 0 S: 4	H: 0 LOB: 0 BB: 0 P: 7	R: 0 E: 0 K: 1 S: 6	H: 1 LOB: 0 BB: 0 P: 9		1B: 5 2B: 3 3B: 1 HR: 0	SF: 0 SAC: 0 DP: 3 HBP: 1	WP: 3 PB: 0 SB: 2 CS: 0
PITCHER	IP WLS BF H R ER SO BB IBB HBP BLK WP HR S P ERA WHIP	IP WLS BF H R ER SO BB IBB HBP BLK WP HR S P ERA WHIP																		
29 John Smoltz, R Ben Rivera, R Kent Mercker, L Juan Berenguer, R Mike Stanton, L ERA: 5.23 ERA ERA: 6.35 ERA: 8.75 ERA	(1, 1) (3, 1) (5, 1) (7, 1) (8, 1)	2.1 L 8 7 5 0.2	5 R 1 0 0 0	5 ER 0 0 0 0	3 SO 0 2 0 0	3 BB 1 0 0 0	0 IBB 0 0 0 0	1 HBP 0 0 0 0	0 BLK 0 0 0 0	0 WP 0 0 0 0	0 HR 0 0 0 0	14 S 24 9 1	32 P 35 14 2	0.00 ERA 0.00 0.00 0.00	1.800 WHIP 1.000 0.750 0.000					

Batter	1	2	3	4	5	6	7	8	9	AB	R	H	RBI	BB	SO	LOB	TOP								
Deion Sanders, L (1,9) OBP: 0.457, SLG: 0.765 (8,8)	1-1 G6-3		0-1 S PB 1B		0-0 P4			1-0 SH1-4 1B		4	1	2	0	0	0	0									
Jeff Blausler, R (1,4) OBP: 0.346, SLG: 0.542 (9,6)	0-1 1B		3-3 K 1-3		2-2 G4-3 SF8 2B			0-0 SH1-4 1-2		3	1	2	0	0	1	1									
Terry Pendleton, S (1,5) OBP: 0.212, SLG: 0.258	2-2 F9		2-2 F9 3-H		0-1 G4-3			0-2 F8		4	0	0	0	0	0	3									
Ron Gant, R (1,8) OBP: 0.364, SLG: 0.571 (8,7)	0-1 G5-3			2-2 P4		0-1 SF8		4-0 IBB		2	0	0	1	1	0	1									
Lonnie Smith, R Marvin Freeman, R (1,7) (8,1)		1-1 G5-3		1-2 G6-3		0-1 G1		2-3 K		4	0	0	0	0	2	0									
Brian Hunter, R (1,3) OBP: 0.176, SLG: 0.500		0-1 F9		0-0 HR		0-0 P3		2-2 F8		4	1	1	1	0	0	0									
Greg Olson, R (1,2) OBP: 0.417, SLG: 0.300		1-1 1B		0-1 G1-3		0-0 F9		0-0 F9		4	0	1	0	0	0	0									
Rafael Belliard, R Mark Lemke, S (1,6) (9,PH) (9,4)		0-0 P6			1-3 K		2-1 F9		2-1 F8	3	0	0	0	0	1	1									
Steve Avery, L Francisco Cabrera, R Steve Lyons, L (1,1) (8,PH) (8,9)			1-3 K		1-3 K			3-2 HR		2	0	0	0	0	2	0									
Inning Stats	R: 0 E: 0 K: 0 S: 9	H: 1 LOB: 1 BB: 0 P: 12	R: 0 E: 0 K: 0 S: 7	H: 1 LOB: 1 BB: 0 P: 9	R: 1 E: 0 K: 2 S: 11	H: 1 LOB: 0 BB: 0 P: 17	R: 1 E: 0 K: 0 S: 12	H: 1 LOB: 0 BB: 0 P: 15	R: 0 E: 0 K: 0 S: 8	H: 0 LOB: 0 BB: 0 P: 10	R: 1 E: 0 K: 0 S: 10	H: 1 LOB: 0 BB: 0 P: 12	R: 0 E: 0 K: 0 S: 4	H: 0 LOB: 0 BB: 0 P: 6	R: 1 E: 0 K: 1 S: 11	H: 2 LOB: 2 BB: 1 P: 21	R: 0 E: 0 K: 0 S: 7	H: 0 LOB: 0 BB: 0 P: 11	1B: 4 2B: 1 3B: 0 HR: 2	SF: 1 SAC: 1 DP: 0 HBP: 0	WP: 0 PB: 1 SB: 2 CS: 0	PA: 35			
PITCHER	IP WLS BF H R ER SO BB IBB HBP BLK WP HR S P ERA WHIP	8.0 32 7 4 3 5 0 1 0 0 0 2 72 102 3.38 0.875	1.0 W 3 0 0 0 0 0 0 0 0 0 7 11 0.00 0.000																						

Atlanta Braves @ Cincinnati Reds
Riverfront Stadium, Cincinnati, OH
Tue Apr 14 1992, 7:05 PM EDT
Att: 19,466 - Cloudy - 51 F

AB 32
R 4
H 7
RBI 3
BB 1
SO 5
LOB 8



Batter	1	2	3	4	5	6	7	8	9	AB	R	H	RBI	BB	SO	LOB	BOTTOM								
Bip Roberts, S (1,5) OBP: 0.350, SLG: 0.294	4-1 G3 S BB		2-2 G1-3		1-1 G6-3			3-2 G6-3		3	0	0	0	1	0	0									
Billy Hatcher, R (1,7) OBP: 0.222, SLG: 0.333	1-2 G3 1-3			2-0 1B 2B		0-0 F8		2-3 K		4	1	1	0	0	1	1									
Barry Larkin, R (1,6) OBP: 0.350, SLG: 0.364	1-2 P9			2-1 CS 1B 2-H		1-0 L7		1-0 G6-3		4	0	1	1	0	0	1									
Glenn Braggs, R Paul O'Neill, L (1,9) (5,9) OBP: 0.318, SLG: 0.300 OBP: 0.526, SLG: 0.607	2-2 G6-3			2-3 K 1-2		2-0 F9		2-1 HR		2	0	0	0	0	1	2									
Reggie Sanders, R (1,8) OBP: 0.419, SLG: 0.607		2-1 G6-3		1-1 3B		1-3 K				3	0	1	0	0	1	0									
Joe Oliver, R Jacob Brumfield, R Hal Morris, L (1,2) (7,FR) (8,3) OBP: 0.345, SLG: 0.375 OBP: 0.333, SLG: 0.333 OBP: 0.324, SLG: 0.355		0-2 G5-3		1-0 G1-4-3			1-1 S S SH6-3 1B			3	0	1	0	0	0	1									
Bill Doran, S (1,3) OBP: 0.300, SLG: 0.407 (8,4)		3-3 K			4-1 HR BB		1-3 K 1-2			2	1	0	0	1	2	1									
Freddie Benavides, R Rick Wrona, R (1,4) (8,2) OBP: 0.333, SLG: 1.333			0-2 G4-3		3-2 HR 1-H		3-1 SH6-3 2-H			2	1	1	3	0	0	0									
Greg Swindell, L Scott Bankhead, R (1,1) (9,1)			0-1 F8		0-0 G5-3		0-0 G1-3			3	0	0	0	0	0	1									
Inning Stats	R: 0 E: 0 K: 0 S: 11	H: 0 LOB: 1 BB: 1 P: 19	R: 0 E: 0 K: 1 S: 8	H: 0 LOB: 0 BB: 0 P: 13	R: 0 E: 0 K: 0 S: 10	H: 0 LOB: 0 BB: 0 P: 12	R: 1 E: 0 K: 1 S: 9	H: 3 LOB: 1 BB: 0 P: 17	R: 2 E: 0 K: 0 S: 8	H: 1 LOB: 0 BB: 1 P: 16	R: 0 E: 0 K: 1 S: 5	H: 0 LOB: 0 BB: 0 P: 9	R: 1 E: 0 K: 1 S: 8	H: 1 LOB: 1 BB: 0 P: 13	R: 0 E: 0 K: 1 S: 8	H: 0 LOB: 0 BB: 0 P: 14	R: 1 E: 0 K: 0 S: 2	H: 1 LOB: 0 BB: 0 P: 4	1B: 2 2B: 1 3B: 1 HR: 2	SF: 0 SAC: 1 DP: 0 HBP: 0	WP: 0 PB: 0 SB: 3 CS: 1	PA: 31			
PITCHER	IP WLS BF H R ER SO BB IBB HBP BLK WP HR S P ERA WHIP	7.0 27 5 4 4 4 2 0 0 0 0 1 59 99 5.14 1.000	1.0 L 4 1 1 1 1 0 0 0 0 0 1 10 18 9.00 1.000																						

Atlanta Braves @ Cincinnati Reds
Riverfront Stadium, Cincinnati, OH
Tue Apr 14 1992, 7:05 PM EDT
Att: 19,466 - Cloudy - 51 F

AB 28
R 5
H 6
RBI 5
BB 2
SO 5
LOB 7



Batter	1	2	3	4	5	6	7	8	9	AB	R	H	RBI	BB	SO	LOB	TOP										
Deion Sanders, L OBP: 0.469, SLG: 0.783 (1, 8)	0-0 CS 1B		4-1 SH5-4 HR BB		1-0 G6-3		0-0 G3		0-0 FC6	4	1	1	0	1	0	4	Atlanta Braves @ Los Angeles Dodgers Dodger Stadium, Los Angeles, CA Fri Apr 17 1992, 7:05 PM PDT Att: 47,771 - Cloudy - 71 F										
Mark Lemke, S OBP: 0.354, SLG: 0.381 (1, 4)	1-2 F7		2-1 SH5-4		2-3 K			2-2 G4-3		3	0	0	0	0	1	1											
Terry Pendleton, S OBP: 0.200, SLG: 0.256 (1, 5)	3-2 G1-6-3		0-3 K		1-1 G6-3			1-2 G3-1		4	0	0	0	0	1	3											
Ron Gant, R OBP: 0.378, SLG: 0.590 (9, 8)		0-0 E1 2B 1B	0-0 HR		2-0 G1-3			2-3 K		4	2	2	3	0	1	0											
Sid Bream, L OBP: 0.207, SLG: 0.120 Lonnie Smith, R (9, PR) (9, 7)	0-0 F9		0-1 G4-3		0-0 G4-3			4-2 1B BB BB		3	0	0	0	1	0	1											
Brian Hunter, R OBP: 0.120, SLG: 0.333 (9, 3)	1-0 P3			3-3 K			3-1 F8		1-3 K	4	0	0	0	0	2	2											
Greg Olson, R OBP: 0.419, SLG: 0.320 (1, 2)	3-2 1-H 2B			0-0 G4-3			4-2 2B BB		4-1 1B BB	2	1	1	1	2	0	0											
Rafael Belliard, R OBP: 0.310, SLG: 0.259 Jeff Blauser, R OBP: 0.291, SLG: 0.433 (7, PH) (7, 6)	0-1 P3			0-1 G5-3			1-2 F9		1-3 K	2	0	0	0	0	0	1											
Tom Glavine, L OBP: 0.444, SLG: 0.444 Jerry Williams, L OBP: 0.200, SLG: 0.400 Steve Lyons, R OBP: 0.143, SLG: 0.429 Marvin Freeman, R (7, 1) Mike Stanton, L (7, 1) Juan Berenguer, R OBP: 0.357, SLG: 0.459 Damon Berryhill, S OBP: 0.250, SLG: 0.459 Alejandro Pena, R (9, 1)			3-2 SH5-4 BB HR 1B		3-2 G1-3		1-2 1-H 2B		1-2 FC6 1B	2	1	1	0	0	0	0											
Inning Stats	R: 0 E: 0 K: 0 S: 9	H: 1 LOB: 0 BB: 0 P: 12	R: 1 E: 0 K: 0 S: 10	H: 2 LOB: 1 BB: 0 P: 14	R: 3 E: 0 K: 1 S: 13	H: 2 LOB: 0 BB: 1 P: 22	R: 0 E: 0 K: 1 S: 7	H: 0 LOB: 0 BB: 0 P: 10	R: 0 E: 0 K: 0 S: 4	H: 0 LOB: 0 BB: 0 P: 7	R: 1 E: 0 K: 0 S: 11	H: 1 LOB: 1 BB: 1 P: 20	R: 0 E: 0 K: 1 S: 11	H: 0 LOB: 0 BB: 0 P: 16	R: 0 E: 0 K: 2 S: 15	H: 1 LOB: 3 BB: 2 P: 26		1B: 4 2B: 2 3B: 0 HR: 1	SF: 0 SAC: 1 DP: 0 HBP: 0	WP: 0 PB: 0 SB: 1 CS: 1	PA: 37						
PITCHER	IP	WLS	BF	H	R	ER	SO	BB	IBB	HBP	BLK	WP	HR	S	P	ERA	WHIP										
Ramon Martinez, R ERA: 4.32 Jim Gott, R ERA: 1.08 Roger McDowell, R ERA: 3.86	(1, 1)	8.0	31	6	5	5	4	2	0	0	0	0	1	73	115	5.62	1.000										
	(9, 1)	0.1	3	0	0	0	1	2	0	0	0	0	0	8	17	0.00	6.000										
	(9, 1)	0.2	W	3	1	0	0	1	0	0	0	0	0	7	9	0.00	1.500										

AB 32
R 5
H 7
RBI 5
BB 4
SO 6
LOB 15



Batter	1	2	3	4	5	6	7	8	9	AB	R	H	RBI	BB	SO	LOB	BOTTOM										
Brett Butler, L OBP: 0.392, SLG: 0.477 (1, 8)	1-0 2B E 1B		3-2 G6-3	2-2 CS 1B		0-0 P5		0-1 F7		5	1	2	1	0	0	1	Atlanta Braves @ Los Angeles Dodgers Dodger Stadium, Los Angeles, CA Fri Apr 17 1992, 7:05 PM PDT Att: 47,771 - Cloudy - 71 F										
Mike Sharperson, R OBP: 0.500, SLG: 0.467 Lenny Harris, L OBP: 0.323, SLG: 0.250 (7, PH) (8, 5)	0-0 E9 1-H 2B		4-0 HR BB	2-1 G4-3			1-2 FC4-6 1B		0-0 HR 1B	2	1	1	0	1	0	1											
Eric Karros, R OBP: 0.188, SLG: 0.438 Todd Benzinger, S OBP: 0.273, SLG: 0.381 (7, PH) (8, 3)	2-3 K		0-0 E3 HR		1-1 2B		0-0 FC4-6 1-2		1-3 K	3	1	1	0	0	1	2											
Darryl Strawberry, L OBP: 0.354, SLG: 0.500 (1, 9)	1-3 K		2-1 HR		0-0 F7		4-0 IBB		2-2 HR	4	2	2	5	1	1	2											
Mitch Webster, S OBP: 0.375, SLG: 0.286 Kal Daniels, L OBP: 0.235, SLG: 0.294 Stan Javier, S OBP: 0.222, SLG: 0.222 (7, PH) (8, 7)	3-3 K		1-3 K		0-0 F9		1-1 L8			3	0	0	0	0	2	2											
Juan Samuel, R OBP: 0.333, SLG: 0.185 (1, 4)		2-1 L5	0-0 1B		4-0 FC6-4 IBB		1-2 P3			3	0	1	0	1	0	2											
Carlos Hernandez, R OBP: 0.143, SLG: 0.286 (1, 2)		1-2 FC6-5 2B	0-1 F9		0-0 FC6-4			0-0 F9		4	0	1	0	0	0	3											
Jose Offerman, S OBP: 0.308, SLG: 0.361 (1, 6)		1-2 FC6-5 2-3		0-1 1B 2B		2-1 F9		1-2 BLK 1B		4	1	2	0	0	0	1											
Ramon Martinez, R Dave Hansen, L OBP: 0.235, SLG: 0.250 Jim Gott, R Roger McDowell, R (9, 1)		0-0 B1-3		0-3 K			1-3 K			3	0	0	0	0	2	2											
										1	0	0	0	0	1	1											
										0	0	0	0	0	0	0											
Inning Stats	R: 1 E: 1 K: 3 S: 13	H: 2 LOB: 1 BB: 0 P: 20	R: 0 E: 0 K: 0 S: 9	H: 1 LOB: 1 BB: 0 P: 13	R: 3 E: 1 K: 1 S: 13	H: 2 LOB: 1 BB: 1 P: 23	R: 1 E: 0 K: 1 S: 12	H: 2 LOB: 0 BB: 0 P: 15	R: 0 E: 0 K: 0 S: 5	H: 0 LOB: 2 BB: 1 P: 10	R: 0 E: 0 K: 1 S: 6	H: 0 LOB: 0 BB: 0 P: 9	R: 0 E: 1 K: 0 S: 9	H: 1 LOB: 2 BB: 1 P: 16	R: 0 E: 0 K: 1 S: 9	H: 1 LOB: 1 BB: 0 P: 10	R: 2 E: 0 K: 1 S: 7	H: 2 LOB: 0 BB: 0 P: 10	1B: 6 2B: 4 3B: 0 HR: 2	SF: 0 SAC: 0 DP: 0 HBP: 0	WP: 0 PB: 0 SB: 1 CS: 1	PA: 40					
PITCHER	IP	WLS	BF	H	R	ER	SO	BB	IBB	HBP	BLK	WP	HR	S	P	ERA	WHIP										
Tom Glavine, L ERA: 1.54 Marvin Freeman, R ERA: 2.25 Mike Stanton, L ERA: Juan Berenguer, R ERA: 4.05 Alejandro Pena, R ERA: 6.0	(1, 1)	6.0	28	8	5	3	0	1	1	0	0	0	0	4	9	0.00	3.000										
	(7, 1)	0.1	3	1	0	0	0	0	1	0	0	0	0	2	3	0.00	0.000										
	(7, 1)	0.1	1	0	0	0	0	0	0	0	0	0	0	2	3	0.00	0.000										
	(7, 1)	1.1	5	1	0	0	1	0	0	0	1	0	0	12	14	0.00	0.750										
	(9, 1)	0.1	L	3	2	2	1	0	0	0	0	0	1	7	10	54.00	6.000										

AB 37
R 7
H 12
RBI 6
BB 3
SO 8
LOB 21



Batter	1	2	3	4	5	6	7	8	9	AB	R	H	RBI	BB	SO	LOB	TOP																
Deion Sanders, L (1,8) OBP: 0.472, SLG: 0.800	G3		E 1B			F8-2 3B		K 3-3 SAFE SAFE SAFE SAFE		4	0	2	0	0	1	1	Atlanta Braves @ Los Angeles Dodgers Dodger Stadium, Los Angeles, CA Sat Apr 18 1992, 7:05 PM PDT Att: 46,851 - Sunny - 72 F																
Mark Lemke, S (1,4) OBP: 0.385, SLG: 0.375 Mike Stanton, L (8,1) Marvin Freeman, R (8,1)	FC6-4 1B		F7			G1-3		BB BB BB 1B BB		3	0	1	0	1	0	2																	
Terry Pendleton, S (1,5) OBP: 0.204, SLG: 0.239	P2		G4-3			F8-2 3-H		1B BB 1-2		3	0	0	0	1	0	3																	
Ron Gant, R (1,7) OBP: 0.367, SLG: 0.558	FC6-4 1-2			P3			L7	1B 1-2 2-H 3-H		4	0	1	1	0	0	1																	
Sid Bream, L (1,3) OBP: 0.212, SLG: 0.138		K		G6-4-3 1B			K		G3	4	0	1	0	0	2	0																	
Brian Hunter, R (1,9) OBP: 0.103, SLG: 0.286		G4-3		G6-4-3 1-2			G6-3		K	4	0	0	0	0	1	1																	
Greg Olson, R (1,2) OBP: 0.400, SLG: 0.345					G4-3			1B 2B	K	4	1	1	0	0	2	0																	
Rafael Belliard, R (1,6) Damon Berryhill, S (8,PH) Steve Lyons, L (8,4) OBP: 0.143, SLG: 0.429			L5					F9		2	0	0	0	0	1	0																	
29 John Smoltz, R (1,1) Jerry Willard, L (8,PH) Jeff Blauser, R (8,PH) OBP: 0.281, SLG: 0.433								E S 1B 2-H		1	0	1	1	0	0	0																	
HR										0	1	0	0	0	0	0																	
Inning Stats	R: 0 E: 0 K: 0 S: 6	H: 1 LOB: 1 BB: 0 P: 8	R: 0 E: 0 K: 2 S: 9	H: 0 LOB: 0 BB: 0 P: 13	R: 1 E: 1 K: 0 S: 8	H: 2 LOB: 1 BB: 0 P: 14	R: 0 E: 0 K: 0 S: 4	H: 1 LOB: 0 BB: 0 P: 5	R: 0 E: 0 K: 2 S: 9	H: 0 LOB: 0 BB: 0 P: 13	R: 0 E: 0 K: 1 S: 10	H: 0 LOB: 0 BB: 0 P: 17	R: 2 E: 0 K: 1 S: 14	H: 3 LOB: 2 BB: 2 P: 30	R: 0 E: 0 K: 2 S: 8	H: 0 LOB: 0 BB: 0 P: 11	1B: 5 2B: 2 3B: 1 HR: 1	SF: 0 SAC: 0 DP: 2 HBP: 0	WP: 0 PB: 0 SB: 1 CS: 0	PA: 34													
PITCHER	IP WLS BF H R ER SO BB IBB HBP BLK WP HR S P ERA WHIP																																
Orel Hershisier, R (1,1) ERA: 3.98	7.1	27	7	3	3	5	0	0	0	0	0	0	1	58	88	3.68	0.955																
Steve Wilson, L (8,1) ERA: 2.94	0.1	2	0	0	0	1	1	0	0	0	0	0	0	4	11	0.00	3.000																
Roger McDowell, R (8,1) ERA: 3.0	1.1	W	5	1	0	0	2	1	0	0	0	0	0	11	19	0.00	1.500																

Batter	1	2	3	4	5	6	7	8	9	AB	R	H	RBI	BB	SO	LOB	BOTTOM																
Brett Butler, L (1,8) OBP: 0.393, SLG: 0.500	1B G3 BB		G4-3				P6	F9		4	2	1	0	1	0	2	Atlanta Braves @ Los Angeles Dodgers Dodger Stadium, Los Angeles, CA Sat Apr 18 1992, 7:05 PM PDT Att: 46,851 - Sunny - 72 F																
Lenny Harris, L (1,5) OBP: 0.353, SLG: 0.290 Mike Sharperson, R (8,PH) OBP: 0.526, SLG: 0.500	G3 G2-3 1B		G3-1				CS 1B	G1-3 1B 1B		3	0	2	1	0	0	0																	
Kal Daniels, L (1,3) OBP: 0.250, SLG: 0.300 Todd Benzinger, S (8,PH) OBP: 0.304, SLG: 0.409	G2-3 1-2						L4 1-2	G1-3 1B 1B		3	0	1	0	0	0	3																	
Darryl Strawberry, L (1,9) OBP: 0.346, SLG: 0.465	G3 IBB		G3				F9	G1-3		3	0	0	0	1	0	3																	
Stan Javier, S (1,7) OBP: 0.231, SLG: 0.167	G3 1-2 2-3 3-H						G1-3	1B G4-3 IBB		3	1	0	1	1	1	2																	
Juan Samuel, R (1,4) OBP: 0.351, SLG: 0.226	G6-3						K	K G4-3 1B 1B		4	2	2	2	0	1	2																	
Mike Scioscia, L (1,2) OBP: 0.256, SLG: 0.306			P3				F7	G4-3		4	0	1	1	0	0	1																	
Jose Offerman, S (1,6) OBP: 0.326, SLG: 0.359			K					1B PB 1B		3	0	1	1	1	1	0																	
Orel Hershisier, R (1,1) Steve Wilson, L (8,1) Roger McDowell, R (8,1)	G5-3							G4-3 1B HBP		2	0	0	1	0	1	0																	
										0	0	0	0	0	0	0																	
Inning Stats	R: 1 E: 0 K: 0 S: 11	H: 1 LOB: 2 BB: 2 P: 27	R: 0 E: 0 K: 1 S: 8	H: 0 LOB: 0 BB: 0 P: 9	R: 0 E: 0 K: 0 S: 11	H: 1 LOB: 1 BB: 0 P: 12	R: 0 E: 0 K: 1 S: 10	H: 2 LOB: 1 BB: 1 P: 19	R: 1 E: 0 K: 0 S: 11	H: 2 LOB: 0 BB: 0 P: 15	R: 0 E: 0 K: 1 S: 11	H: 0 LOB: 0 BB: 0 P: 14	R: 0 E: 0 K: 1 S: 7	H: 0 LOB: 0 BB: 0 P: 11	R: 4 E: 0 K: 0 S: 17	H: 4 LOB: 2 BB: 1 P: 30	1B: 8 2B: 2 3B: 1 HR: 0	SF: 1 SAC: 0 DP: 1 HBP: 1	WP: 0 PB: 1 SB: 0 CS: 1	PA: 37													
PITCHER	IP WLS BF H R ER SO BB IBB HBP BLK WP HR S P ERA WHIP																																
29 John Smoltz, R (1,1) ERA: 4.67	7.0	28	6	3	3	4	2	1	0	0	0	0	0	69	107	3.86	1.143																
Mike Stanton, L (8,1) ERA: 10.13	0.1	L	4	2	3	3	0	0	1	0	0	0	0	6	14	81.00	6.000																
Marvin Freeman, R (8,1) ERA: 3.86	0.2	5	2	1	1	0	0	0	0	1	0	0	0	11	16	13.50	3.000																

AB 32
R 3
H 8
RBI 3
BB 2
SO 8
LOB 9

AB 31
R 7
H 10
RBI 7
BB 4
SO 4
LOB 13



Batter	1	2	3	4	5	6	7	8	9	AB	R	H	RBI	BB	SO	LOB	TOP					
Deion Sanders, L OBP: 0.456, SLG: 0.778 (1, 8)										4	0	1	0	0	1	1	<p>Atlanta Braves @ Los Angeles Dodgers Dodger Stadium, Los Angeles, CA Sun Apr 19 1992, 7:05 PM PDT Att: 37,145 - Cloudy - 78 F</p>					
Jeff Blauer, R OBP: 0.257, SLG: 0.394 (1, 4)										3	0	0	1	0	1	0						
Terry Pendleton, S OBP: 0.208, SLG: 0.240 (1, 5)										4	0	1	0	0	0	1						
Ron Gant, R OBP: 0.358, SLG: 0.532 (7, 8)										4	1	1	0	0	1	2						
Sid Bream, L OBP: 0.243, SLG: 0.188 (1, 3)										3	0	1	0	1	2	0						
Damon Berryhill, S OBP: 0.316, SLG: 0.368 (1, 2)										4	0	1	1	0	1	1						
Steve Lyons, L OBP: 0.091, SLG: 0.273 (7, 4)										4	0	0	0	0	1	3						
Rafael Belliard, R OBP: 0.303, SLG: 0.258 Lonnie Smith, R (7, PH) (7, 7)										2	0	1	0	0	0	1						
Steve Avery, L OBP: 0.333, SLG: 0.833 Jerry Willard, L OBP: 0.286, SLG: 0.429 Juan Berenguer, R (7, PH) (7, 1)										2	1	1	0	0	0	2						
Inning Stats	R: 0 E: 0 K: 1 S: 6	H: 0 LOB: 0 BB: 0 P: 8	R: 1 E: 0 K: 0 S: 15	H: 3 LOB: 2 BB: 1 P: 21	R: 0 E: 0 K: 1 S: 8	H: 1 LOB: 1 BB: 0 P: 14	R: 0 E: 0 K: 1 S: 9	H: 1 LOB: 1 BB: 0 P: 12	R: 1 E: 0 K: 0 S: 9	H: 1 LOB: 0 BB: 0 P: 13	R: 0 E: 0 K: 3 S: 12	H: 0 LOB: 0 BB: 0 P: 20	R: 0 E: 0 K: 1 S: 8	H: 0 LOB: 0 BB: 0 P: 14	R: 0 E: 0 K: 0 S: 8	H: 1 LOB: 1 BB: 0 P: 14		R: 0 E: 0 K: 1 S: 9	H: 0 LOB: 0 BB: 0 P: 12	1B: 4 2B: 3 3B: 0 HR: 0	SF: 0 SAC: 1 DP: 1 HBP: 0	WP: 0 PB: 0 SB: 1 CS: 0
PITCHER Tom Candiotti, R ERA: 2.49 (1, 1)	IP: 9.0 WLS: W BF: 34 H: 7 R: 2 ER: 2 SO: 8 BB: 1 IBB: 0 HBP: 0 BLK: 1 WP: 0 HR: 0 S: 84 P: 128 ERA: 2.00 WHIP: 0.889																					

Batter	1	2	3	4	5	6	7	8	9	AB	R	H	RBI	BB	SO	LOB	BOTTOM			
Brett Butler, L OBP: 0.367, SLG: 0.462 (1, 8)										4	0	0	0	0	0	1	<p>Atlanta Braves @ Los Angeles Dodgers Dodger Stadium, Los Angeles, CA Sun Apr 19 1992, 7:05 PM PDT Att: 37,145 - Cloudy - 78 F</p>			
Mike Sharperson, R OBP: 0.500, SLG: 0.474 Lenny Harris, L OBP: 0.371, SLG: 0.313 (7, PH) (8, 5)										3	1	1	0	0	0	0				
Eric Karros, R OBP: 0.211, SLG: 0.421 Todd Benzinger, S OBP: 0.292, SLG: 0.391 (7, PH) (8, 3)										3	1	1	0	0	0	0				
Darryl Strawberry, L OBP: 0.339, SLG: 0.447 (1, 9)										4	1	1	0	0	1	0				
Eric Davis, R OBP: 0.452, SLG: 0.629 Mitch Webster, S OBP: 0.375, SLG: 0.286 (1, 7) (9, 7)										3	1	0	1	1	0	0				
Juan Samuel, R OBP: 0.386, SLG: 0.286 (1, 4)										4	0	2	2	0	0	0				
Mike Scioscia, L OBP: 0.238, SLG: 0.289 (1, 2)										2	0	0	1	0	2					
Jose Offerman, S OBP: 0.348, SLG: 0.429 (1, 6)										3	0	2	0	0	1					
Tom Candiotti, R OBP: 0.111, SLG: 0.111 (1, 1)										3	0	0	0	0	3					
Inning Stats	R: 0 E: 0 K: 0 S: 9	H: 0 LOB: 0 BB: 0 P: 14	R: 0 E: 1 K: 0 S: 10	H: 0 LOB: 1 BB: 0 P: 14	R: 0 E: 0 K: 0 S: 11	H: 1 LOB: 0 BB: 0 P: 16	R: 4 E: 0 K: 0 S: 15	H: 4 LOB: 1 BB: 1 P: 24	R: 0 E: 0 K: 0 S: 9	H: 0 LOB: 0 BB: 0 P: 16	R: 0 E: 0 K: 0 S: 5	H: 1 LOB: 1 BB: 0 P: 9	R: 0 E: 0 K: 0 S: 7	H: 2 LOB: 2 BB: 0 P: 11	R: 0 E: 0 K: 1 S: 8	H: 0 LOB: 0 BB: 0 P: 12		1B: 6 2B: 1 3B: 1 HR: 0	SF: 1 SAC: 0 DP: 1 HBP: 0	WP: 0 PB: 0 SB: 2 CS: 0
PITCHER Steve Avery, L ERA: 4.67 Juan Berenguer, R ERA: 3.12 (1, 1) (7, 1)	IP: 6.0 WLS: L BF: 25 H: 6 R: 4 ER: 4 SO: 4 BB: 6 IBB: 4 HBP: 4 BLK: 0 WP: 0 HR: 0 S: 59 P: 93 ERA: 6.00 WHIP: 1.167																			

Batter	1	2	3	4	5	6	7	8	9	AB	R	H	RBI	BB	SO	LOB	TOP										
Deion Sanders, L OBP: 0.435, SLG: 0.729	P2		SF9 1B	E4 1B 2B		K		FC5-2 2B		5	3	1	0	0	1	6	Atlanta Braves @ San Diego Padres Jack Murphy Stadium, San Diego, CA Mon Apr 20 1992, 10:05 PM EDT Att: 20,002 - Sunny - 78 F										
Lonnie Smith, R OBP: 0.188, SLG: 0.143	G5-3		F9 BB 1B			K		2B		4	2	2	2	1	1	2											
Steve Lyons, L OBP: 0.091, SLG: 0.273								2B		0	0	0	0	0	0	0											
Terry Pendleton, S OBP: 0.241, SLG: 0.315	F9		SF9					1B		4	0	3	6	0	0	0											
Ron Gant, R OBP: 0.362, SLG: 0.510										4	1	1	0	1	2	2											
Jeff Blauser, R OBP: 0.250, SLG: 0.368										5	1	1	0	0	2	3											
Brian Hunter, R OBP: 0.088, SLG: 0.250										4	0	0	1	0	0	2											
Greg Olson, R OBP: 0.375, SLG: 0.324										5	0	1	0	0	0	1											
Rafael Belliard, R OBP: 0.351, SLG: 0.294										3	2	2	0	1	0	0											
Charlie Leibrandt, R										1	0	0	0	0	0	1											
Marvin Freeman, R OBP: 1.000, SLG: 1.000										1	0	1	0	0	0	0											
Mike Stanton, L OBP: 1.000, SLG: 1.000										1	1	1	0	0	0	0											
Alejandro Pena, R										0	0	0	0	0	0	0											
Inning Stats	R: 0 E: 0 K: 0 S: 5	H: 0 LOB: 0 BB: 0 P: 7	R: 2 E: 1 K: 0 S: 9	H: 2 LOB: 1 BB: 0 P: 14	R: 1 E: 0 K: 0 S: 10	H: 2 LOB: 2 BB: 1 P: 16	R: 3 E: 1 K: 0 S: 9	H: 2 LOB: 1 BB: 1 P: 16	R: 0 E: 0 K: 1 S: 8	H: 0 LOB: 0 BB: 0 P: 10	R: 0 E: 0 K: 2 S: 12	H: 2 LOB: 2 BB: 0 P: 18	R: 0 E: 0 K: 2 S: 9	H: 1 LOB: 0 BB: 0 P: 12	R: 4 E: 0 K: 1 S: 18	H: 4 LOB: 1 BB: 1 P: 28	R: 0 E: 0 K: 0 S: 8	H: 0 LOB: 0 BB: 0 P: 12	1B: 11 2B: 2 3B: 0 HR: 0	SF: 2 SAC: 1 DP: 0 HBP: 0	WP: 1 PB: 0 SB: 1 CS: 1	PA: 43					
PITCHER	IP	WLS	BF	H	R	ER	SO	BB	IBB	HBP	BLK	WP	HR	S	P	ERA	WHIP										
Craig Lefferts, L ERA: 7.15	4.0	L	21	6	6	2	0	2	0	0	0	1	0	33	53	4.50	2.000										
Jose Melendez, R ERA: 0.82	1.0		3	0	0	0	1	0	0	0	0	0	0	8	10	0.00	0.000										
Jeremy Hernandez, R ERA: 5.63	2.1		12	6	3	3	4	0	0	0	0	0	0	30	42	11.57	2.571										
Pat Clements, L ERA: 5.4	0.2		4	1	1	1	1	1	0	0	0	0	0	9	16	13.50	3.000										
Rich Rodriguez, L ERA: 1.6	1.0		3	0	0	0	0	0	0	0	0	0	0	8	12	0.00	0.000										

AB	37
R	10
H	13
RBI	9
BB	3
SO	6
LOB	17



Batter	1	2	3	4	5	6	7	8	9	AB	R	H	RBI	BB	SO	LOB	BOTTOM										
Tony Fernandez, S OBP: 0.328, SLG: 0.393	G5-3	SF8 S 1B		G1 1B		G6-3		G6-3		5	0	2	1	0	0	1	Atlanta Braves @ San Diego Padres Jack Murphy Stadium, San Diego, CA Mon Apr 20 1992, 10:05 PM EDT Att: 20,002 - Sunny - 78 F										
Tony Gwynn, L OBP: 0.393, SLG: 0.455		SF8 1B		F7				G4-3		4	1	2	1	0	0	2											
Gary Sheffield, R OBP: 0.368, SLG: 0.542		1B		G1						3	1	2	1	2	0	2											
Fred McGriff, L OBP: 0.328, SLG: 0.490		BB		G4-3		P5				5	0	1	1	0	0	6											
Benito Santiago, R OBP: 0.167, SLG: 0.154	P3					F8		F8		5	0	1	0	0	1	4											
Kevin Ward, R OBP: 0.375, SLG: 0.714	FC5			FC6-4 1B		FC4-6 1B BB		G4-3		4	0	1	0	1	0	3											
Darrin Jackson, R OBP: 0.216, SLG: 0.213				P3				G6-3		4	1	2	0	0	0	1											
Tim Teufel, R OBP: 0.190, SLG: 0.150				FC6-4		FC4-6		G1-3		4	1	1	0	0	0	3											
Craig Lefferts, L ERA: 4.81	3.0		19	3	3	3	0	2	0	0	0	0	0	35	59	9.00	3.333										
Marvin Freeman, R ERA: 2.57	2.1	W	11	3	0	0	1	1	0	0	0	0	0	23	32	0.00	1.714										
Mike Stanton, L ERA: 5.06	2.2		8	0	0	0	0	1	0	0	0	0	0	17	27	0.00	0.375										
Alejandro Pena, R ERA: 6.75	1.0		4	2	1	1	0	0	0	0	0	0	1	8	12	9.00	2.000										
Inning Stats	R: 1 E: 0 K: 0 S: 12	H: 2 LOB: 2 BB: 1 P: 22	R: 2 E: 0 K: 0 S: 16	H: 3 LOB: 1 BB: 1 P: 27	R: 0 E: 0 K: 0 S: 5	H: 1 LOB: 1 BB: 0 P: 6	R: 0 E: 0 K: 0 S: 8	H: 2 LOB: 2 BB: 0 P: 12	R: 0 E: 0 K: 1 S: 10	H: 1 LOB: 2 BB: 1 P: 16	R: 0 E: 0 K: 0 S: 13	H: 2 LOB: 2 BB: 0 P: 14	R: 0 E: 0 K: 0 S: 4	H: 0 LOB: 0 BB: 0 P: 7	R: 0 E: 0 K: 0 S: 7	H: 0 LOB: 0 BB: 1 P: 14	R: 1 E: 0 K: 0 S: 8	H: 2 LOB: 0 BB: 0 P: 12	1B: 11 2B: 1 3B: 0 HR: 1	SF: 1 SAC: 1 DP: 2 HBP: 0	WP: 0 PB: 0 SB: 1 CS: 0	PA: 42					
PITCHER	IP	WLS	BF	H	R	ER	SO	BB	IBB	HBP	BLK	WP	HR	S	P	ERA	WHIP										
Charlie Leibrandt, L ERA: 4.81	3.0		19	3	3	3	0	2	0	0	0	0	0	35	59	9.00	3.333										
Marvin Freeman, R ERA: 2.57	2.1	W	11	3	0	0	1	1	0	0	0	0	0	23	32	0.00	1.714										
Mike Stanton, L ERA: 5.06	2.2		8	0	0	0	0	1	0	0	0	0	0	17	27	0.00	0.375										
Alejandro Pena, R ERA: 6.75	1.0		4	2	1	1	0	0	0	0	0	0	1	8	12	9.00	2.000										

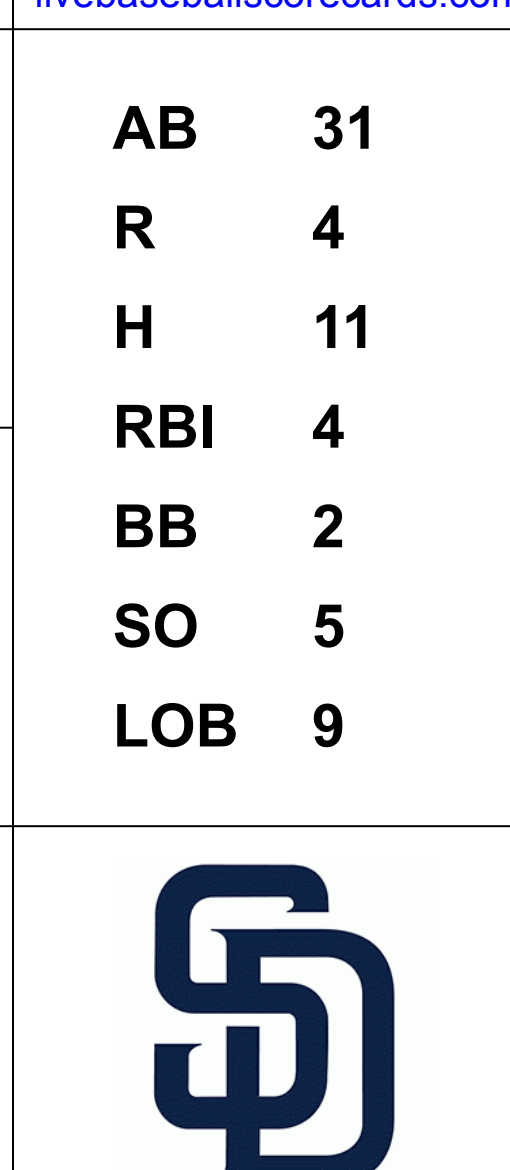
AB	36
R	4
H	13
RBI	4
BB	4
SO	1
LOB	24



Batter	1	2	3	4	5	6	7	8	9	AB	R	H	RBI	BB	SO	LOB	TOP			
Deion Sanders, L (1, 9) OBP: 0.409, SLG: 0.683	G4-3		G4-3		P2			K		4	0	0	0	0	1	0	Atlanta Braves @ San Diego Padres Jack Murphy Stadium, San Diego, CA Tue Apr 21 1992, 10:05 PM EDT Att: 26,468 - Cloudy - 71 F			
Lonnie Smith, R (1, 7) OBP: 0.150, SLG: 0.111	G6-3			G6-3	F9			K		4	0	0	0	0	1	0				
Terry Pendleton, S (1, 5) OBP: 0.258, SLG: 0.328	FC6-4 1B			HR 1B				K		4	1	2	0	0	1	0				
Ron Gant, R (1, 8) OBP: 0.355, SLG: 0.545	FC6-4 1-2			HR 1H				P3		4	1	1	2	0	0	1				
Sid Bream, L (1, 3) OBP: 0.275, SLG: 0.206 Brian Hunter, R (9, PH) OBP: 0.086, SLG: 0.242		G4-3		1B BB				L9		2	0	1	0	1	0	0				
Damon Berryhill, S (1, 2) OBP: 0.304, SLG: 0.348		G6-3		1B FC5				L4		1	0	0	0	0	0	0				
Jeff Blausler, R (1, 4) OBP: 0.233, SLG: 0.341			L8		F8			G1-3		4	0	1	0	0	0	1				
Rafael Belliard, R (1, 6) OBP: 0.325, SLG: 0.270			G6-3		FC5 1-2			K		3	0	0	0	0	1	2				
Mike Bielecki, R (1, 1) Kent Mercker, L (5, 1) Steve Lyons, L (7, PH) OBP: 0.083, SLG: 0.250 Juan Berenguer, R (7, 1) Alejandro Pena, R (8, 1)			K					K		3	0	0	0	0	1	2				
								L9		2	0	0	0	0	2	0				
Inning Stats	R: 0 E: 0 K: 0 S: 8	H: 1 LOB: 1 BB: 0 P: 14	R: 0 E: 0 K: 0 S: 7	H: 0 LOB: 0 BB: 0 P: 11	R: 0 E: 0 K: 1 S: 8	H: 0 LOB: 0 BB: 0 P: 12	R: 2 E: 0 K: 0 S: 14	H: 3 LOB: 2 BB: 1 P: 24	R: 0 E: 0 K: 1 S: 7	H: 0 LOB: 1 BB: 0 P: 9	R: 0 E: 0 K: 2 S: 12	H: 0 LOB: 0 BB: 0 P: 14	R: 0 E: 0 K: 2 S: 10	H: 0 LOB: 0 BB: 0 P: 10	R: 0 E: 0 K: 2 S: 10	H: 0 LOB: 0 BB: 0 P: 14	1B: 4 2B: 0 3B: 0 HR: 1	SF: 0 SAC: 0 DP: 0 HBP: 0	WP: 0 PB: 0 SB: 0 CS: 0	PA: 33
PITCHER	IP WLS BF H R ER SO BB IBB HBP BLK WP HR S P ERA WHIP																			
Dave Eiland, R (1, 1) ERA: 3.38	1.1	5	1	0	0	0	0	0	0	0	0	0	0	0	11	18	0.00	0.750		
Rich Rodriguez, L (2, 1) ERA: 2.94	2.2	W 12	3	2	2	1	1	0	0	0	0	1	26	43	6.75	1.500				
Jose Melendez, R (5, 1) ERA: 0.64	3.0	10	1	0	0	4	0	0	0	0	0	0	28	33	0.00	0.333				
Randy Myers, L (8, 1) ERA: 3.09	2.0	S 6	0	0	0	2	0	0	0	0	0	0	18	25	0.00	0.000				

Batter	1	2	3	4	5	6	7	8	9	AB	R	H	RBI	BB	SO	LOB	BOTTOM			
Tony Fernandez, S (1, 6) OBP: 0.339, SLG: 0.390	B5-3		P6					WP S BB		3	0	1	1	1	0	0	Atlanta Braves @ San Diego Padres Jack Murphy Stadium, San Diego, CA Tue Apr 21 1992, 10:05 PM EDT Att: 26,468 - Cloudy - 71 F			
Tony Gwynn, L (1, 9) OBP: 0.400, SLG: 0.458	G4-3		CS 1B		G5-4-3 1B			F9		4	0	2	0	0	0	1				
Gary Sheffield, R (1, 5) OBP: 0.377, SLG: 0.577	1B 2B		1-2 2B		G5-4-3 1-2			P5		4	1	2	0	0	0	2				
Fred McGriff, L (1, 3) OBP: 0.355, SLG: 0.556	2B 1B		4-0 1B		0-2 HR			K		3	1	2	1	1	1	0				
Benito Santiago, R (1, 2) OBP: 0.172, SLG: 0.179	3-2 1B		2-1 G1-3		2-2 G3			K		4	0	1	1	0	1	2				
Jerald Clark, R (1, 7) OBP: 0.228, SLG: 0.288	1-3 3H K			G6-3				G6-3		4	0	0	0	0	1	2				
Darrin Jackson, R (1, 8) OBP: 0.241, SLG: 0.300		1-1 G6-4-3 1B		0-1 HR				P4		3	1	2	1	0	0	0				
Tim Lincecum, R (1, 4) OBP: 0.208, SLG: 0.217		0-1 G6-4-3 1-2		1-0 1B 2B				K		3	1	1	0	0	1	1				
Dave Eiland, R (1, 1) OBP: 0.250, SLG: 1.000 Rich Rodriguez, L (2, 1) ERA: 2.94 Kurt Stillwell, S (4, PH) OBP: 0.250, SLG: 0.341 Jose Melendez, R (5, 1) Oscar Azocar, L (7, PH) OBP: 0.125, SLG: 0.125 Randy Myers, L (8, 1)		1-1 G6-3		2-3 K				P6		0	0	0	0	0	0	0				
Inning Stats	R: 1 E: 0 K: 1 S: 15	H: 3 LOB: 2 BB: 0 P: 24	R: 0 E: 0 K: 0 S: 6	H: 1 LOB: 0 BB: 0 P: 8	R: 0 E: 0 K: 0 S: 10	H: 2 LOB: 2 BB: 1 P: 22	R: 2 E: 0 K: 1 S: 12	H: 3 LOB: 1 BB: 0 P: 16	R: 1 E: 0 K: 0 S: 14	H: 2 LOB: 0 BB: 0 P: 18	R: 0 E: 0 K: 1 S: 7	H: 0 LOB: 0 BB: 0 P: 10	R: 0 E: 0 K: 0 S: 16	H: 0 LOB: 1 BB: 1 P: 21	R: 0 E: 0 K: 2 S: 10	H: 0 LOB: 0 BB: 0 P: 14		1B: 5 2B: 4 3B: 0 HR: 2	SF: 0 SAC: 0 DP: 2 HBP: 0	WP: 1 PB: 0 SB: 1 CS: 1
PITCHER	IP WLS BF H R ER SO BB IBB HBP BLK WP HR S P ERA WHIP																			
Mike Bielecki, R (1, 1) ERA: 2.37	4.0	L 20	10	4	4	2	0	0	0	0	0	0	1	46	73	9.00	2.500			
Kent Mercker, L (5, 1) ERA: 5.87	2.0	6	1	0	0	1	0	0	0	0	0	1	18	25	0.00	0.500				
Juan Berenguer, R (7, 1) ERA: 2.79	1.0	4	0	0	0	0	1	0	0	0	1	0	16	21	0.00	1.000				
Alejandro Pena, R (8, 1) ERA: 5.4	1.0	3	0	0	0	2	0	0	0	0	0	0	10	14	0.00	0.000				

AB	32
R	2
H	5
RBI	2
BB	1
SO	7
LOB	6

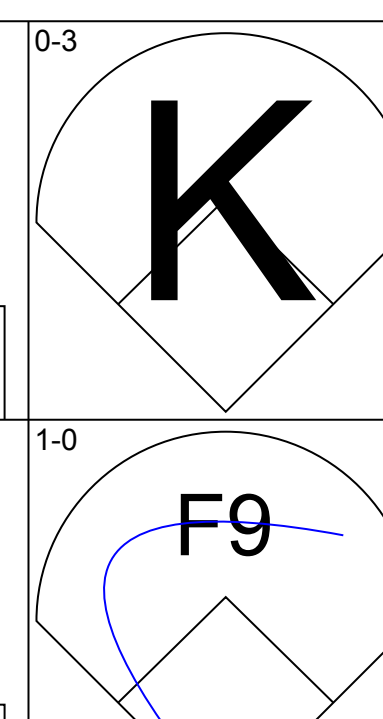
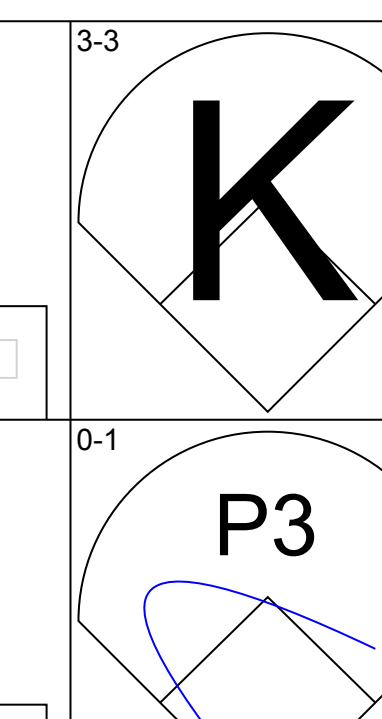
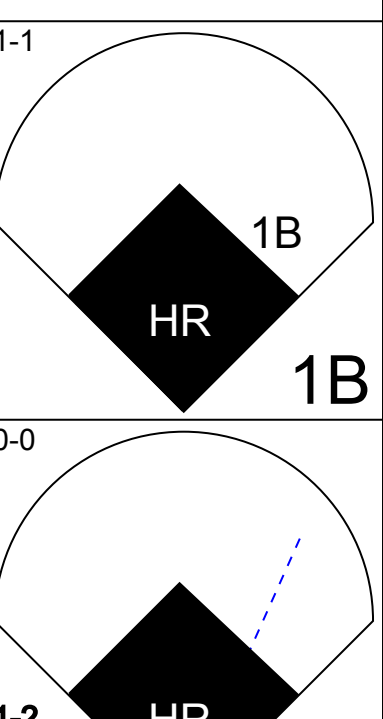
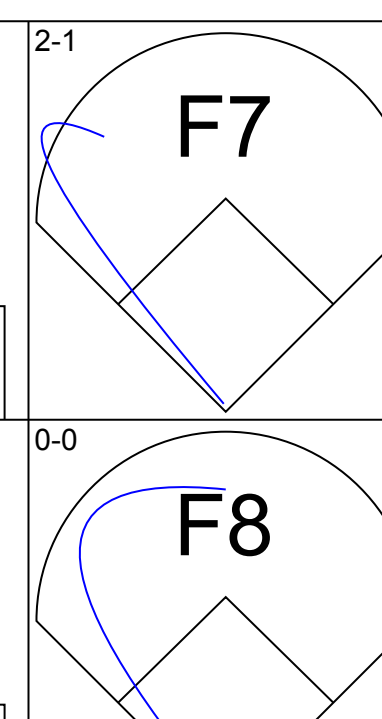
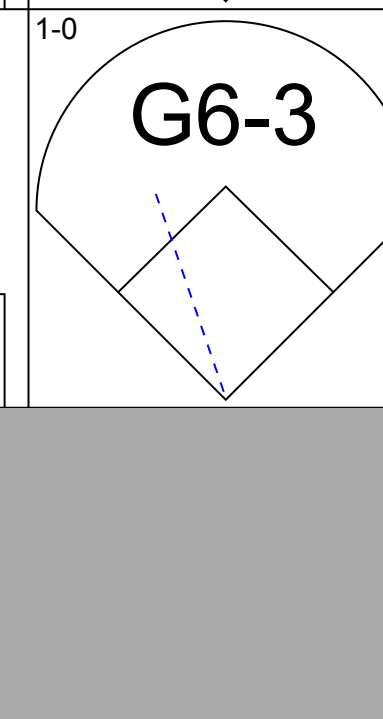

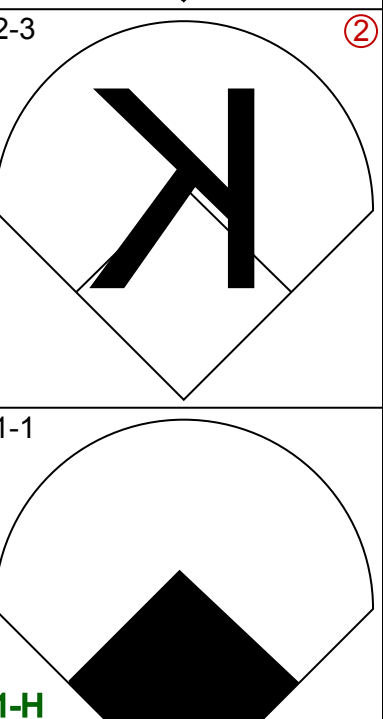


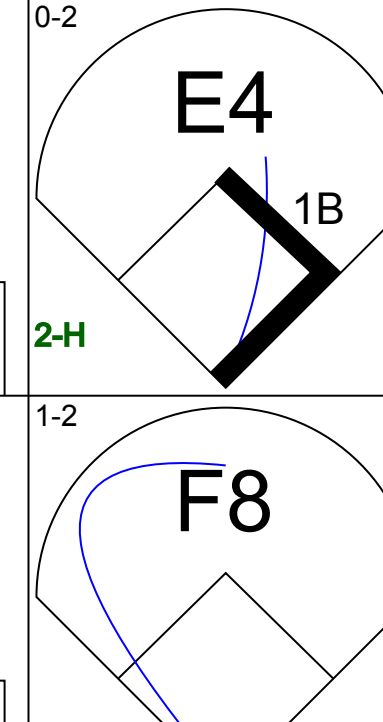

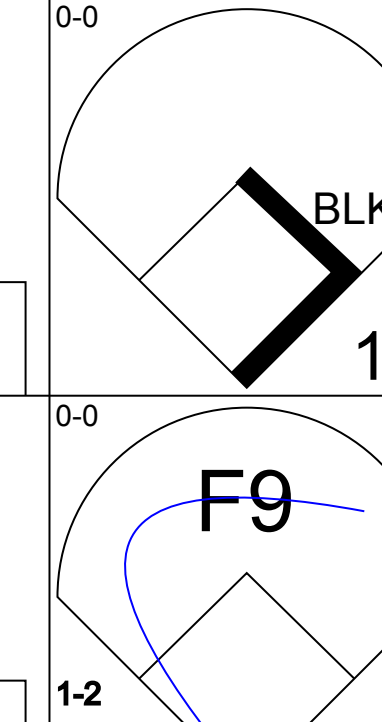
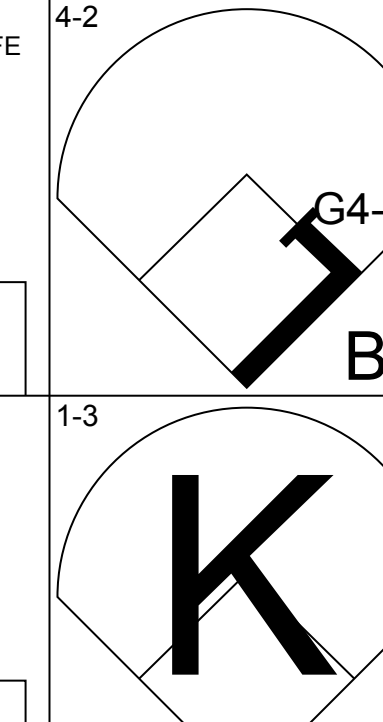
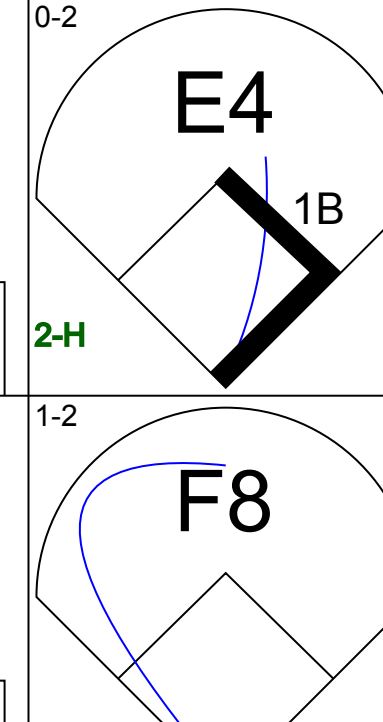

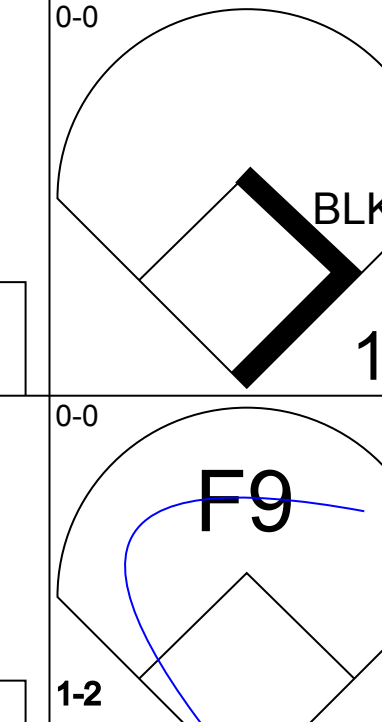
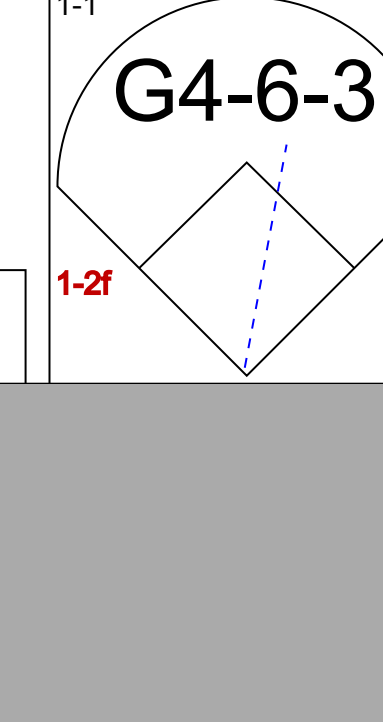
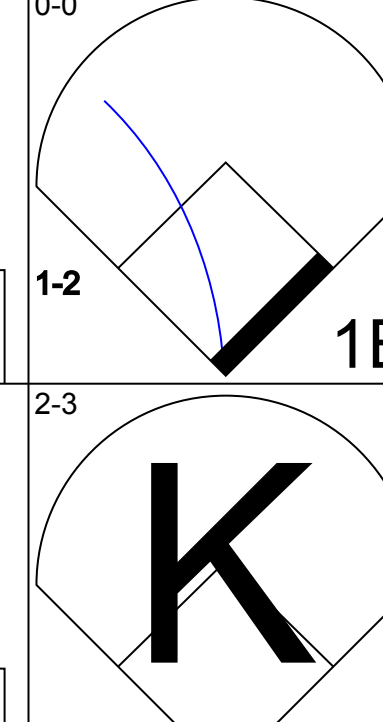






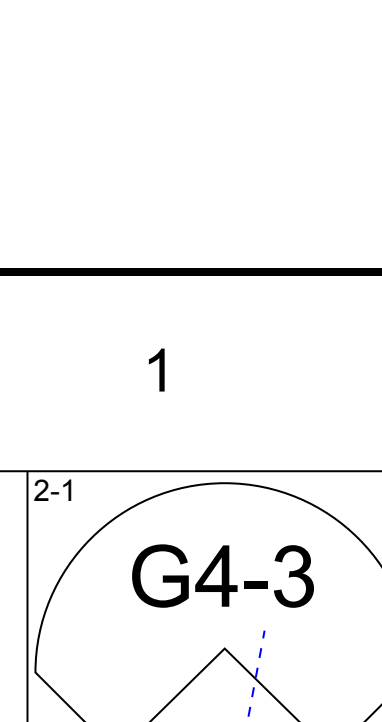
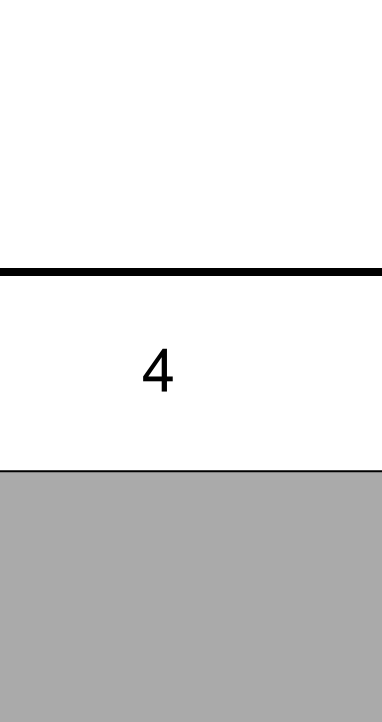
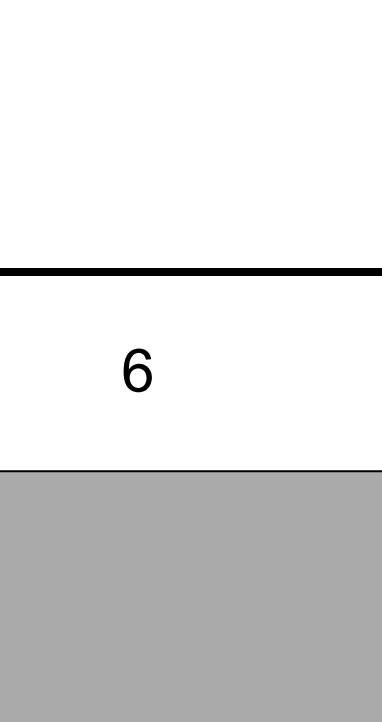
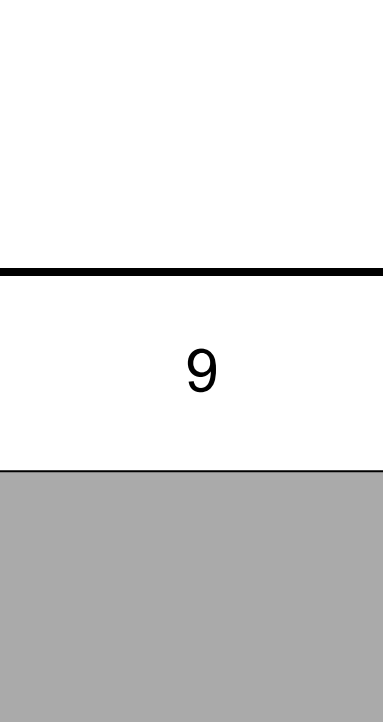
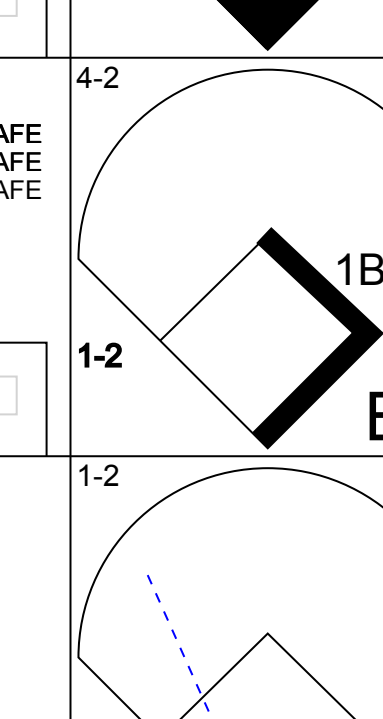

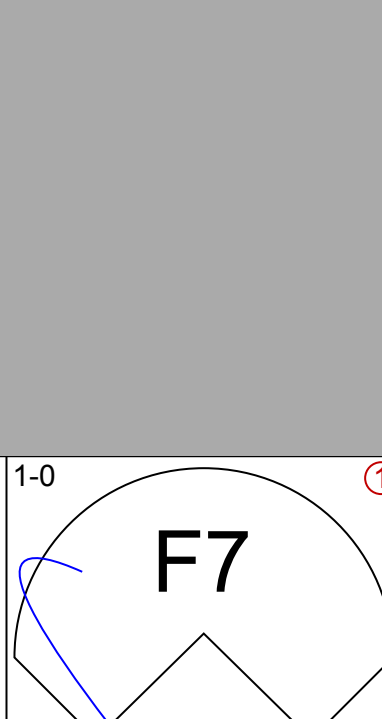


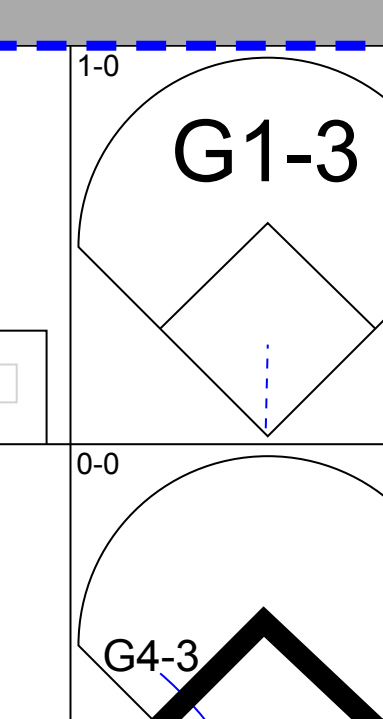




Batter	1	2	3	4	5	6	7	8	9	AB	R	H	RBI	BB	SO	LOB	TOP			
Deion Sanders, L (1, 9) OBP: 0.414, SLG: 0.716										4	2	2	1	0	0	1	Atlanta Braves @ San Diego Padres Jack Murphy Stadium, San Diego, CA Wed Apr 22 1992, 6:33 AM EDT Att: 18,581 - Sunny - 75 F			
Lonnie Smith, R (1, 7) OBP: 0.125, SLG: 0.091 Marvin Freeman, R (8, 1) OBP: 1.000, SLG: 1.000										4	0	0	0	0	3	3				
Terry Pendleton, S (1, 5) OBP: 0.273, SLG: 0.339										4	0	2	1	0	0	0				
Ron Gant, R (1, 8) OBP: 0.348, SLG: 0.517										3	0	0	1	1	2	3				
Jeff Blausler, R (1, 4) OBP: 0.213, SLG: 0.311										4	0	0	0	0	1	4				
Brian Hunter, R (1, 3) OBP: 0.103, SLG: 0.270										4	0	1	0	0	3	0				
Greg Olson, R (1, 2) OBP: 0.349, SLG: 0.297 Jerry Willard, L (7, 2) OBP: 0.375, SLG: 0.875										3	0	0	0	0	2	1				
Rafael Belliard, R (1, 6) OBP: 0.295, SLG: 0.244										4	0	0	0	0	0	1				
Tom Glavine, L (1, 1) OBP: 0.626, SLG: 0.500 Mark Lemmon, S (5, PH) OBP: 0.379, SLG: 0.360 Ben Rivera, R (5, 1) OBP: 0.265, SLG: 1.000 Francisco Cabrera, R (7, PH) OBP: 0.265, SLG: 1.000 Kent Mercker, L (7, 1) OBP: 0.077, SLG: 0.231 Steve Lyons, L (8, 7)										1	1	1	0	0	0	0				
Inning Stats	R: 1 E: 0 K: 1 S: 12	H: 1 LOB: 1 BB: 1 P: 21	R: 0 E: 0 K: 1 S: 8	H: 0 LOB: 0 BB: 0 P: 11	R: 1 E: 1 K: 1 S: 15	H: 2 LOB: 2 BB: 0 P: 22	R: 0 E: 0 K: 2 S: 9	H: 0 LOB: 0 BB: 0 P: 10	R: 0 E: 0 K: 1 S: 7	H: 0 LOB: 0 BB: 0 P: 8	R: 0 E: 0 K: 1 S: 7	H: 1 LOB: 1 BB: 0 P: 9	R: 1 E: 0 K: 3 S: 14	H: 2 LOB: 1 BB: 0 P: 21	R: 1 E: 0 K: 2 S: 10	H: 1 LOB: 0 BB: 0 P: 14		1B: 4 2B: 1 3B: 0 HR: 2	SF: 0 SAC: 0 DP: 0 HBP: 0	WP: 0 PB: 0 CS: 0
PITCHER	IP WLS BF H R ER SO BB IBB HBP BLK WP HR S P ERA WHIP	IP WLS BF H R ER SO BB IBB HBP BLK WP HR S P ERA WHIP																		
Bruce Hurst, L (1, 1) ERA: 3.21	7.1 W 30 6 3 2 8 1 0 0 0 0 0 1 71 104 2.46 0.955																			
Jeremy Hernandez, R (8, 1) ERA: 5.59	1.2 6 1 1 1 4 0 0 0 0 0 0 1 16 23 5.40 0.600																			

Batter	1	2	3	4	5	6	7	8	9	AB	R	H	RBI	BB	SO	LOB	BOTTOM			
Tony Fernandez, S (1, 6) OBP: 0.343, SLG: 0.406										5	1	2	0	0	1	1	Atlanta Braves @ San Diego Padres Jack Murphy Stadium, San Diego, CA Wed Apr 22 1992, 6:33 AM EDT Att: 18,581 - Sunny - 75 F			
Tony Gwynn, L (1, 9) OBP: 0.429, SLG: 0.476										4	2	3	0	1	0	1				
Gary Sheffield, R (1, 5) OBP: 0.394, SLG: 0.596										5	2	3	0	0	0	3				
Fred McGriff, L (1, 3) OBP: 0.379, SLG: 0.579 Kevin Ward, R (8, PH) OBP: 0.444, SLG: 0.714										3	1	2	3	1	0	1				
Benito Santiago, R (1, 2) OBP: 0.210, SLG: 0.254 Dann Bilardello, R (8, PH) OBP: 0.444, SLG: 0.714										3	2	2	2	1	1	2				
Darin Jackson, R (1, 8) OBP: 0.220, SLG: 0.278										4	0	0	1	0	0	2				
Jerald Clark, R (1, 7) OBP: 0.226, SLG: 0.333										5	1	1	2	0	2	3				
Tim Lincecum, R (1, 4) OBP: 0.286, SLG: 0.269 Craig Shipley, R (8, 4) OBP: 0.250, SLG: 0.250										3	0	2	0	0	0	0				
Bruce Hurst, L (1, 1) OBP: 0.300, SLG: 0.333 Jeremy Hernandez, R (8, 1) ERA: 2.25										4	0	0	0	0	3	3				
Inning Stats	R: 5 E: 1 K: 0 S: 17	H: 5 LOB: 0 BB: 0 P: 25	R: 1 E: 0 K: 2 S: 14	H: 3 LOB: 2 BB: 0 P: 20	R: 0 E: 0 K: 1 S: 11	H: 1 LOB: 1 BB: 0 P: 18	R: 0 E: 0 K: 0 S: 7	H: 2 LOB: 1 BB: 0 P: 10	R: 1 E: 0 K: 0 S: 11	H: 2 LOB: 1 BB: 0 P: 19	R: 2 E: 0 K: 2 S: 17	H: 1 LOB: 2 BB: 3 P: 36	R: 0 E: 0 K: 1 S: 10	H: 1 LOB: 2 BB: 0 P: 15	R: 0 E: 0 K: 1 S: 10	H: 0 LOB: 1 BB: 1 P: 18		1B: 10 2B: 3 3B: 0 HR: 2	SF: 1 SAC: 0 DP: 0 HBP: 1	WP: 1 PB: 0 SB: 0 CS: 0
PITCHER	IP WLS BF H R ER SO BB IBB HBP BLK WP HR S P ERA WHIP	IP WLS BF H R ER SO BB IBB HBP BLK WP HR S P ERA WHIP																		
Tom Glavine, L (1, 1) ERA: 3.29	4.0 L 22 11 6 6 3 0 0 0 0 0 0 1 49 73 13.50 2.750																			
Ben Rivera, R (5, 1) ERA: 5.4	2.0 12 3 3 3 2 2 1 0 0 0 0 1 28 55 13.50 2.500																			
Kent Mercker, L (7, 1) ERA: 5.19	1.0 5 1 0 0 1 0 0 1 0 0 0 0 10 15 0.00 1.000																			
Marvin Freeman, R (8, 1) ERA: 2.25	1.0 4 0 0 0 1 1 0 0 0 0 0 0 10 18 0.00 1.000																			

AB	35
R	4
H	7
RBI	4
BB	1
SO	12
LOB	14

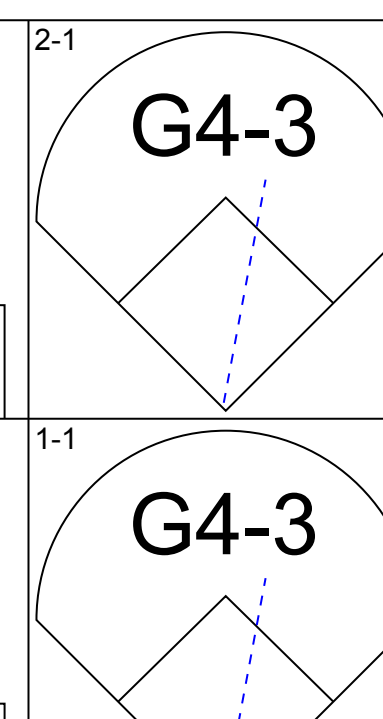
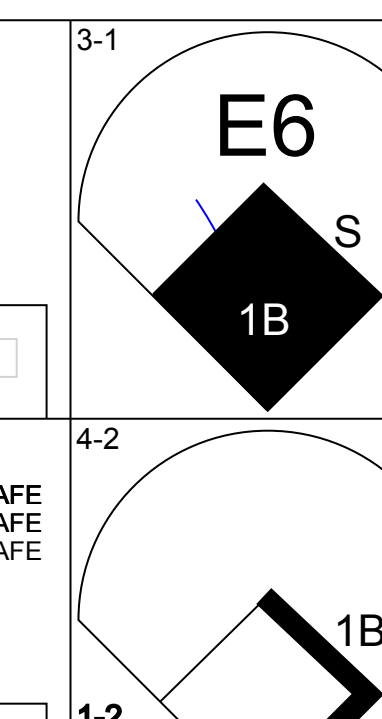
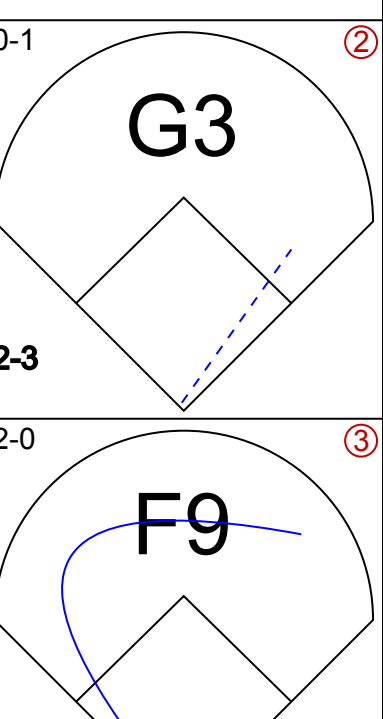
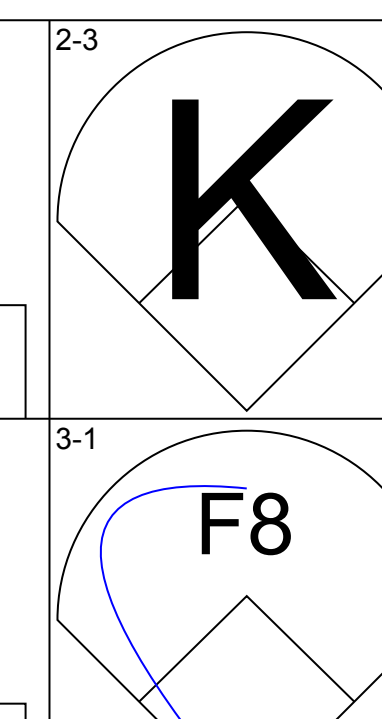
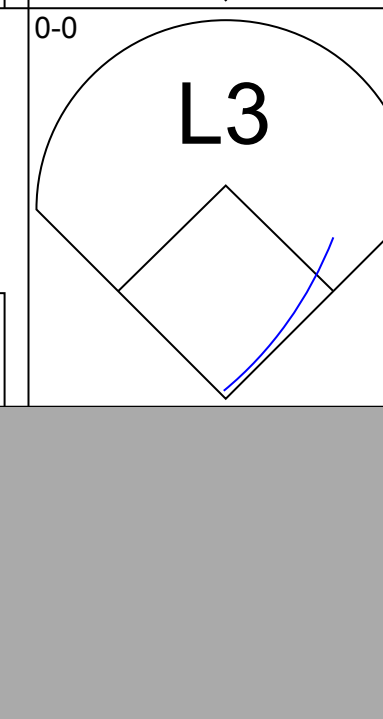
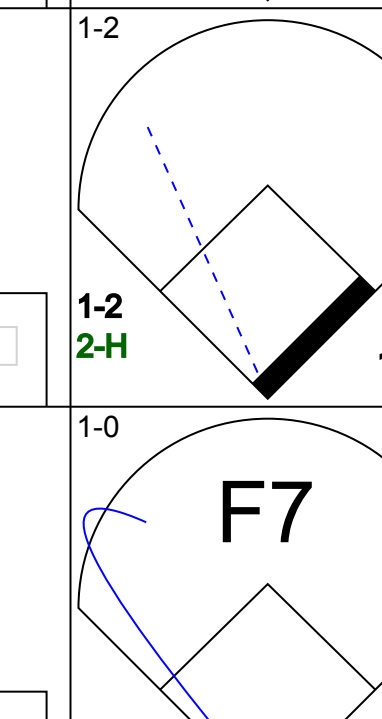

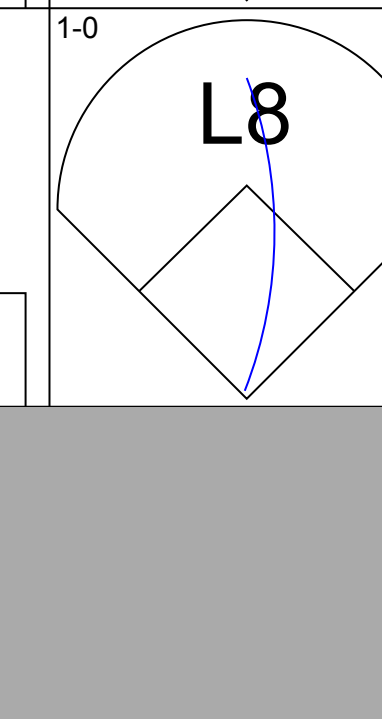


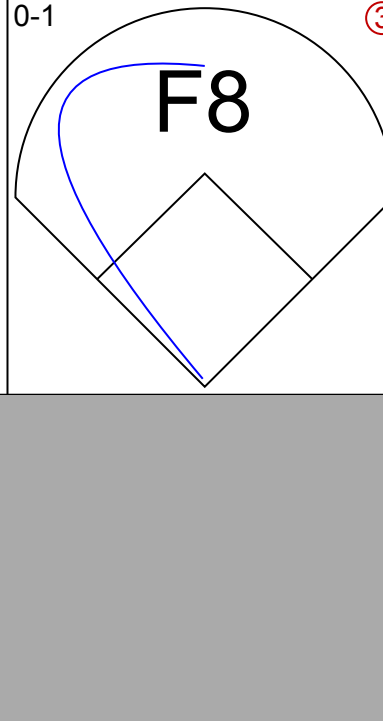

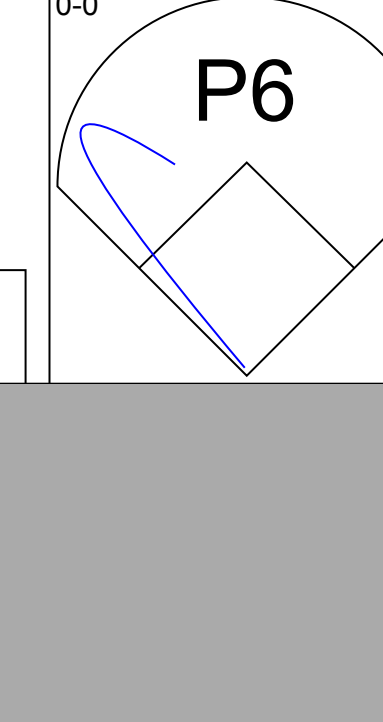
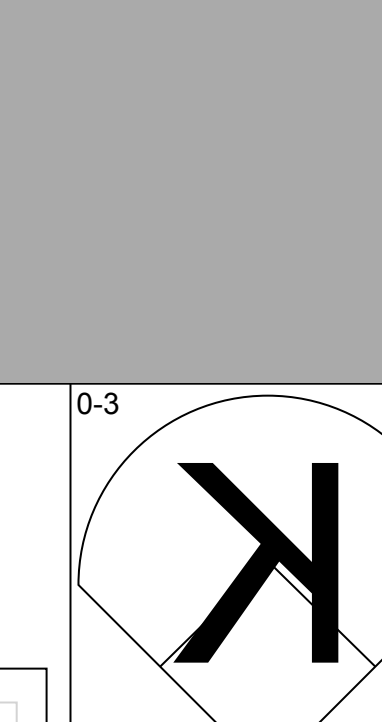

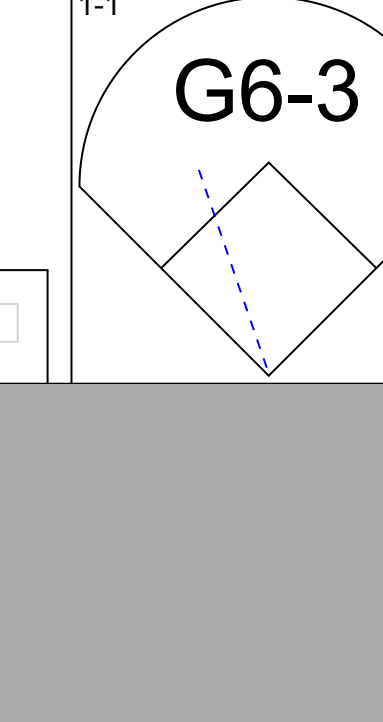
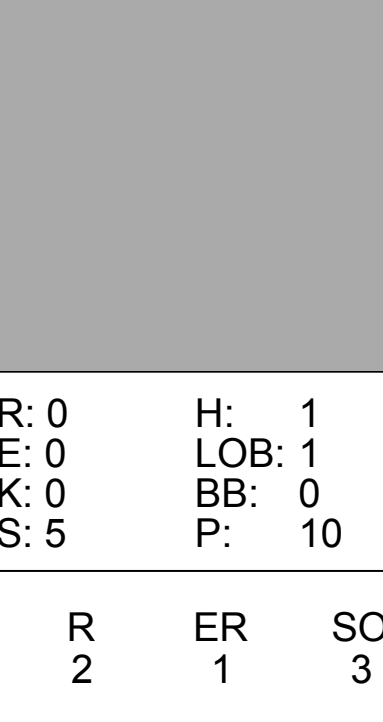
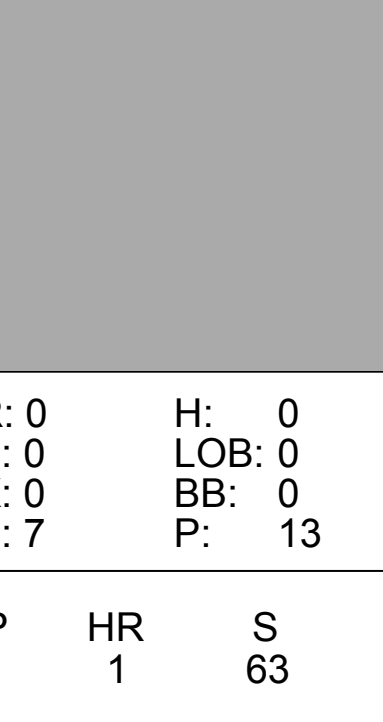

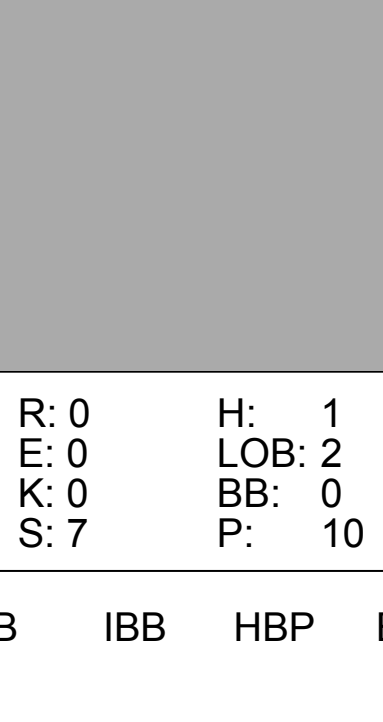




Batter	1	2	3	4	5	6	7	8	9	AB	R	H	RBI	BB	SO	LOB	TOP					
Craig Biggio, R OBP: 0.358, SLG: 0.540 (1, 4)										4	1	1	0	0	2	1						
Steve Finley, L OBP: 0.325, SLG: 0.426 (1, 8)										4	1	1	0	0	0	1						
5 Jeff Bagwell, R OBP: 0.389, SLG: 0.467 (1, 3)										3	1	0	0	1	1	2						
Luis Gonzalez, L OBP: 0.178, SLG: 0.262 (1, 7)										4	1	2	3	0	0	1						
Chris Jones, R OBP: 0.357, SLG: 0.500 (1, 9)										3	0	1	0	1	1	0						
Casey Candaele, S OBP: 0.225, SLG: 0.282 (1, 5)											4	0	0	0	0	1	4					
Eddie Taubensee, L OBP: 0.326, SLG: 0.308 (1, 2)											4	0	1	0	0	2	2					
Andujar Cedeno, R OBP: 0.188, SLG: 0.172 (1, 6)											4	0	1	0	0	2	2					
Darryl Kile, R OBP: 0.286, SLG: 0.167 (1, 1)											2	0	0	0	0	2	0					
Eric Anthony, L OBP: 0.100, SLG: 0.100 (9, PH)											1	0	0	0	0	0	0					
Doug Jones, R (9, 1)											0	0	0	0	0	0	0					
Inning Stats	R: 0 E: 0 K: 1 S: 5	H: 0 LOB: 0 BB: 0 P: 7	R: 0 E: 0 K: 1 S: 9	H: 1 LOB: 1 BB: 1 P: 16	R: 0 E: 0 K: 1 S: 9	H: 1 LOB: 1 BB: 0 P: 14	R: 1 E: 1 K: 1 S: 18	H: 1 LOB: 2 BB: 1 P: 28	R: 3 E: 0 K: 3 S: 15	H: 3 LOB: 0 BB: 0 P: 19	R: 0 E: 0 K: 1 S: 7	H: 0 LOB: 0 BB: 0 P: 10	R: 0 E: 0 K: 1 S: 6	H: 0 LOB: 0 BB: 0 P: 9	R: 0 E: 0 K: 0 S: 10	H: 1 LOB: 1 BB: 0 P: 14	R: 0 E: 0 K: 2 S: 8	H: 0 LOB: 0 BB: 0 P: 12	1B: 4 2B: 2 3B: 0 HR: 1	SF: 0 SAC: 1 DP: 1 HBP: 0	WP: 0 PB: 0 SB: 0 CS: 0	PA: 36
PITCHER	IP	WLS	BF	H	R	ER	SO	BB	IBB	HBP	BLK	WP	HR	S	P	ERA	WHIP					
29 John Smoltz, R ERA: 4.44 (1, 1)	7.0	L	29	6	4	3	9	2	0	0	0	0	1	69	103	3.86	1.143					
Juan Berenguer, R ERA: 2.31 (8, 1)	2.0		7	1	0	0	2	0	0	0	1	0	0	18	26	0.00	0.500					

Houston Astros @ Atlanta Braves
Atlanta-Fulton County Stadium, Atlanta, GA
Fri Apr 24 1992, 7:05 PM EDT
Att: 40,666 - Cloudy - 84 F

AB 33
R 4
H 7
RBI 3
BB 2
SO 11
LOB 13

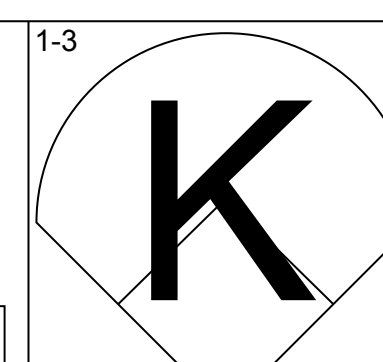
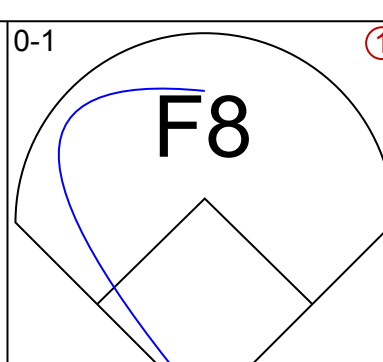
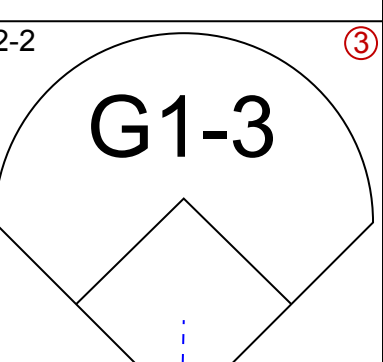
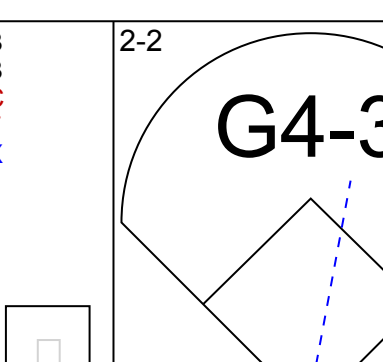
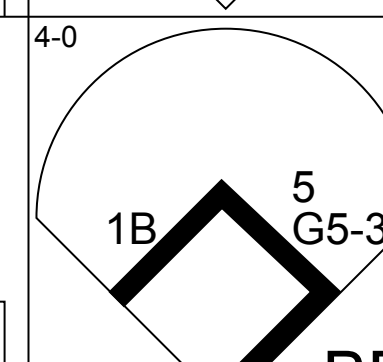
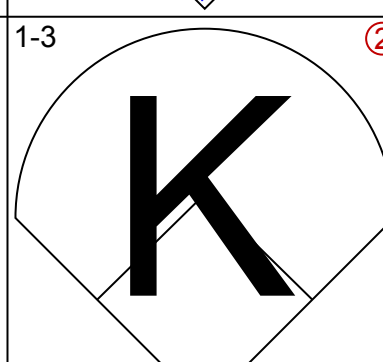
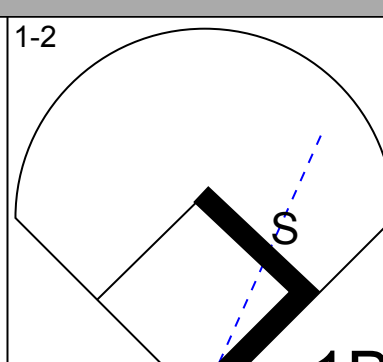
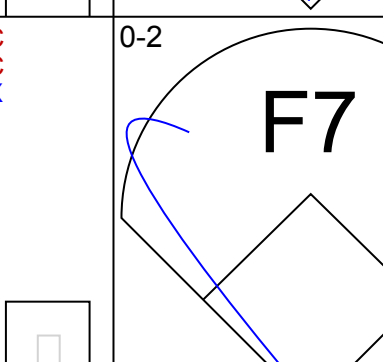
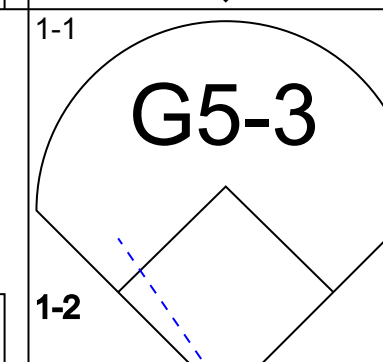
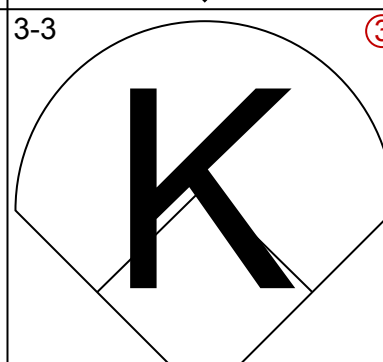
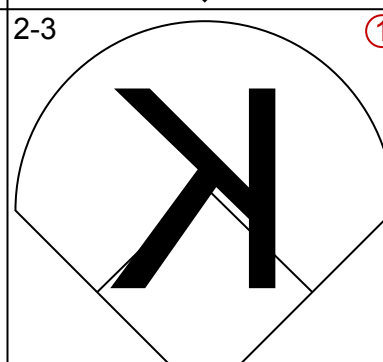
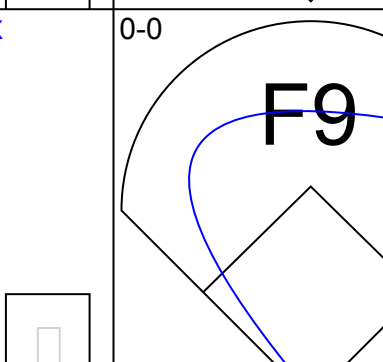
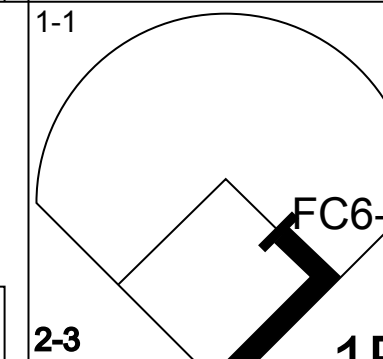
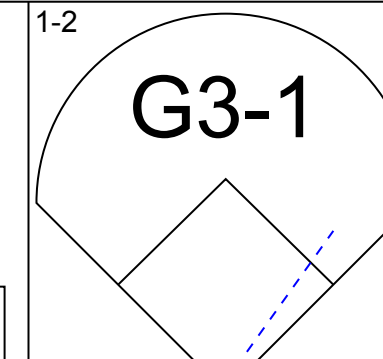
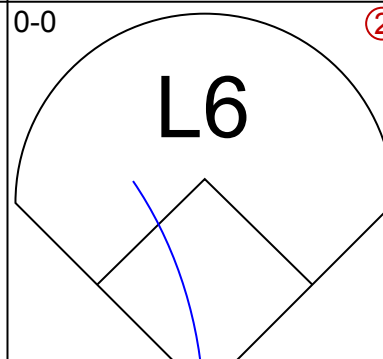
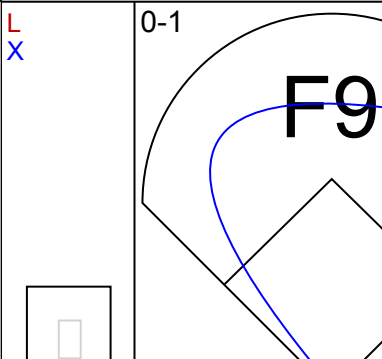
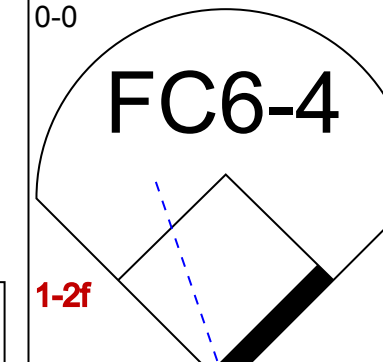
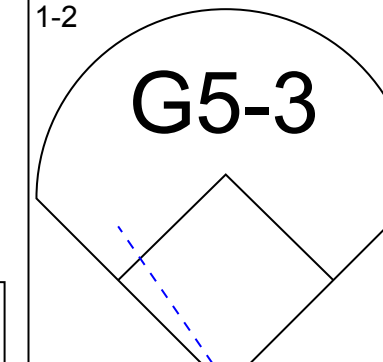
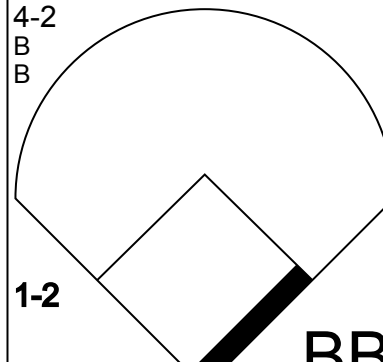
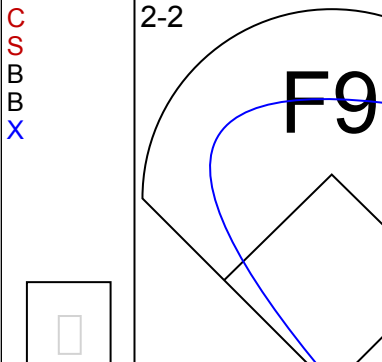
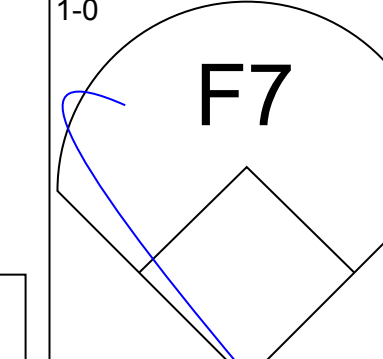
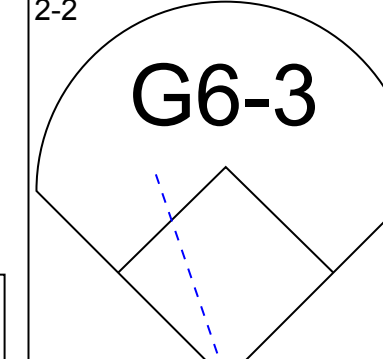
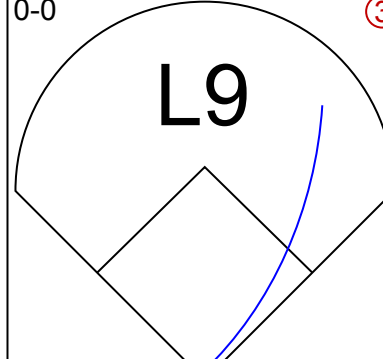
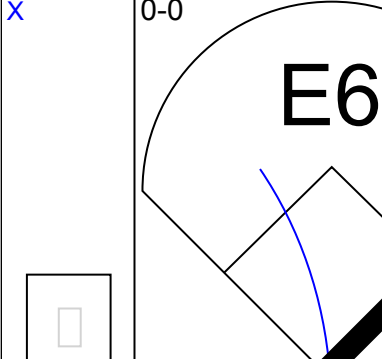
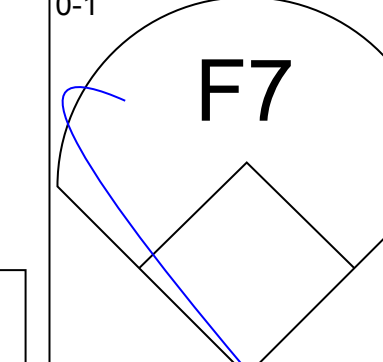
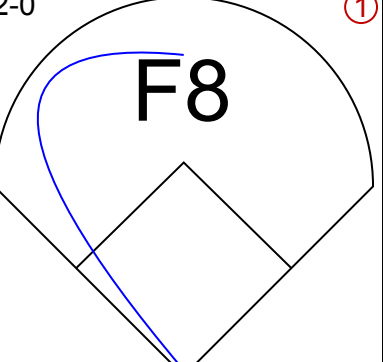
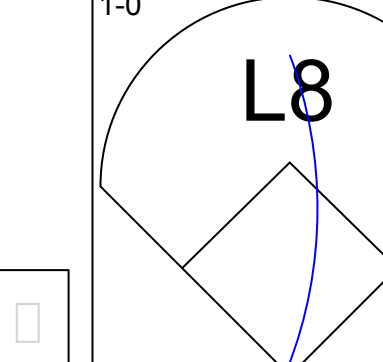
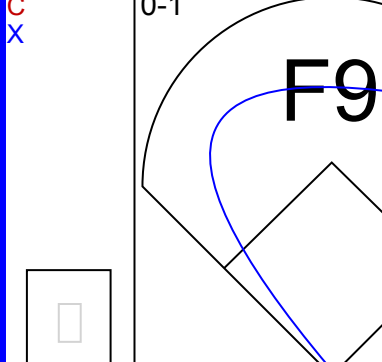
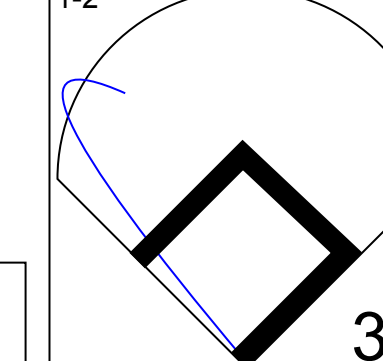
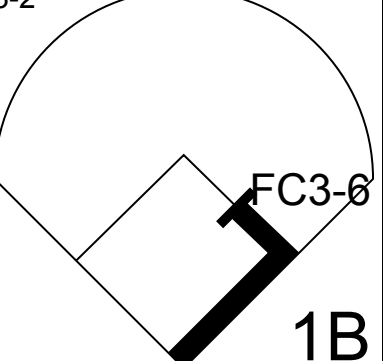
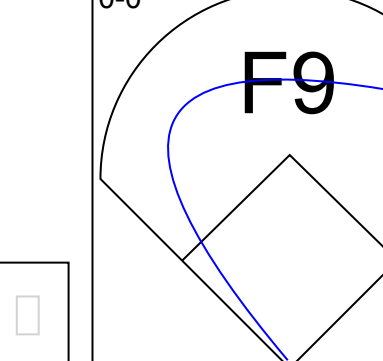
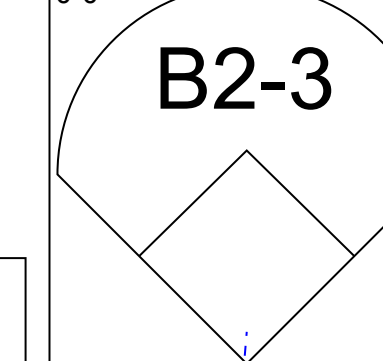
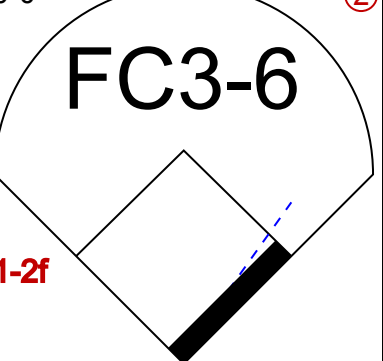
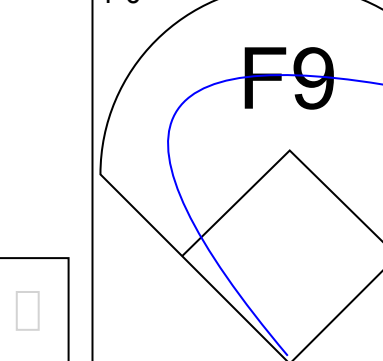


Batter	1	2	3	4	5	6	7	8	9	AB	R	H	RBI	BB	SO	LOB	BOTTOM					
Otis Nixon, S (1, 8)										4	1	0	0	0	1	1						
Deion Sanders, L OBP: 0.405, SLG: 0.686 (1, 9)										3	0	0	0	1	0	1						
Terry Pendleton, S OBP: 0.271, SLG: 0.333 (1, 5)										4	0	1	1	0	0	0						
Ron Gant, R OBP: 0.343, SLG: 0.516 (1, 7)										4	0	1	0	0	1	2						
Sid Bream, L OBP: 0.273, SLG: 0.237 (1, 3)										4	0	1	0	0	0	1						
Brian Hunter, R OBP: 0.103, SLG: 0.270 (9, PR)										4	1	1	1	0	0	2						
Damon Berryhill, S OBP: 0.296, SLG: 0.444 (1, 2)										4	0	0	0	0	0	3						
Mark Lemke, S OBP: 0.323, SLG: 0.310 (1, 4)										4	0	0	0	0	0	3						
Rafael Belliard, R OBP: 0.304, SLG: 0.256 (7, PH)										2	0	1	0	0	1	0						
Jeff Blauser, R OBP: 0.206, SLG: 0.304 (8, 6)										1	0	0	0	0	0	0						
29 John Smoltz, R OBP: 0.143, SLG: 0.571 (1, 1)										1	0	0	0	0	0	0						
Jerry Willard, L OBP: 0.333, SLG: 0.778 (7, PH)										1	0	0	0	0	0	0						
Juan Berenguer, R (8, 1)										0	0	0	0	0	0	0						
Inning Stats	R: 0 E: 0 K: 0 S: 5	H: 0 LOB: 0 BB: 0 P: 8	R: 0 E: 0 K: 0 S: 5	H: 1 LOB: 1 BB: 0 P: 10	R: 1 E: 1 K: 1 S: 18	H: 1 LOB: 2 BB: 1 P: 26	R: 0 E: 0 K: 0 S: 7	H: 0 LOB: 0 BB: 0 P: 13	R: 0 E: 0 K: 0 S: 10	H: 0 LOB: 0 BB: 0 P: 14	R: 1 E: 0 K: 0 S: 5	H: 1 LOB: 0 BB: 0 P: 6	R: 0 E: 0 K: 1 S: 6	H: 0 LOB: 0 BB: 0 P: 12	R: 0 E: 0 K: 0 S: 7	H: 1 LOB: 2 3B: 0 HR: 1	SF: 0 SAC: 1 DP: 0 HBP: 0	WP: 0 PB: 0 SB: 1 CS: 0	PA: 34			
PITCHER	IP	WLS	BF	H	R	ER	SO	BB	IBB	HBP	BLK	WP	HR	S	P	ERA	WHIP					
Darryl Kile, R ERA: 2.13 (1, 1)	8.0	W	30	4	2	1	3	0	0	0	0	0	0	63	101	1.12	0.625					
Doug Jones, R ERA: 1.15 (9, 1)	1.0	S	4	1	0	0	0	0	0	0	0	0	0	7	10	0.00	1.000					

Houston Astros @ Atlanta Braves
Atlanta-Fulton County Stadium, Atlanta, GA
Fri Apr 24 1992, 7:05 PM EDT
Att: 40,666 - Cloudy - 84 F

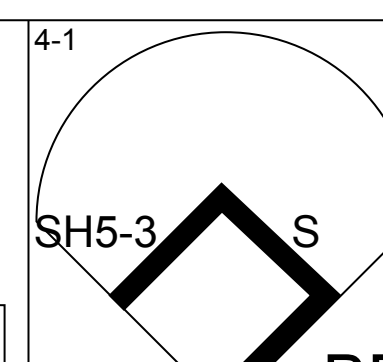
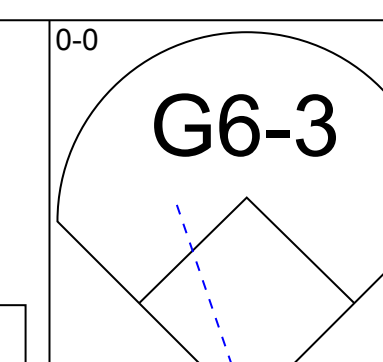
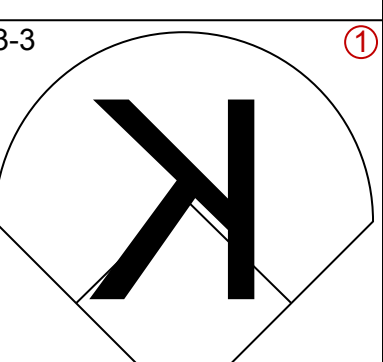
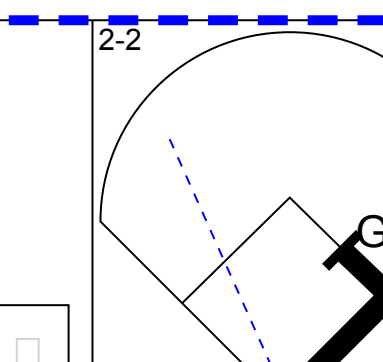
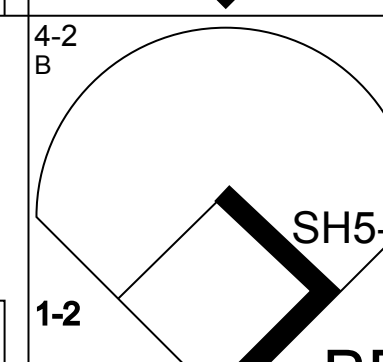
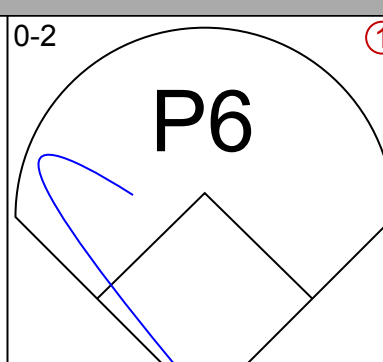
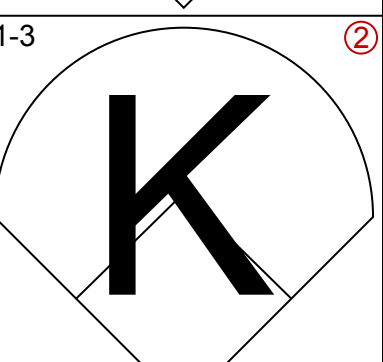
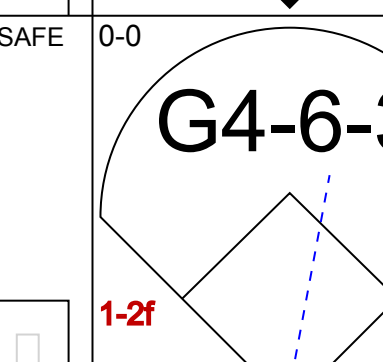
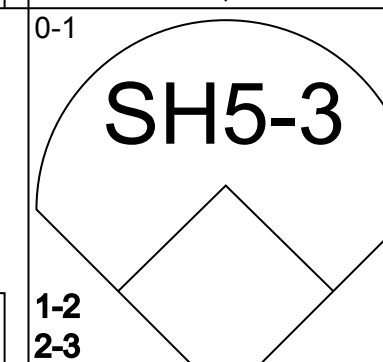
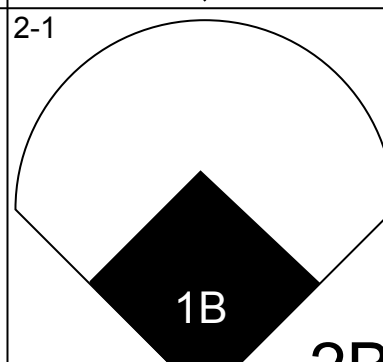
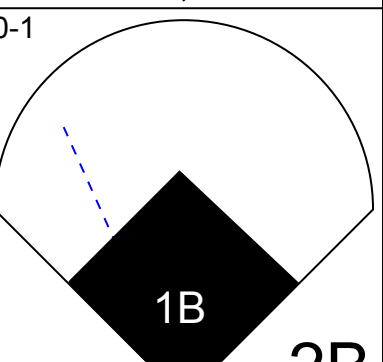
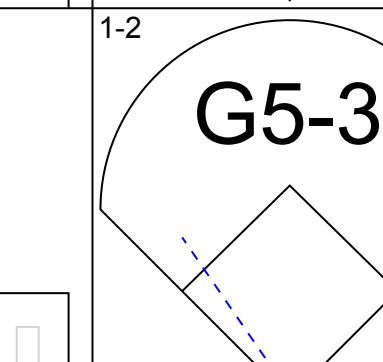
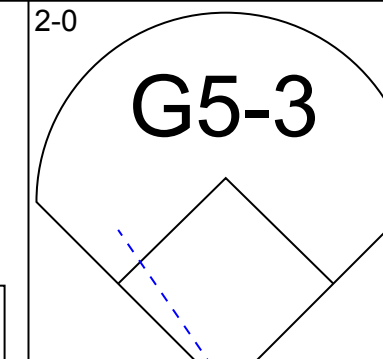
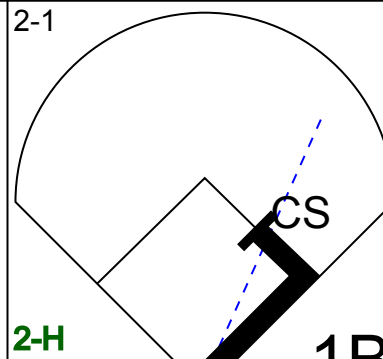
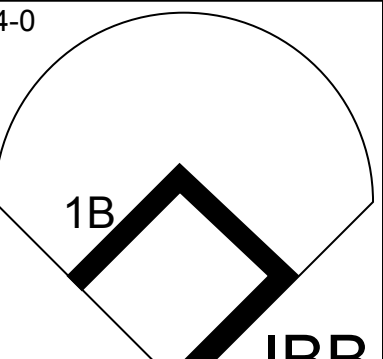

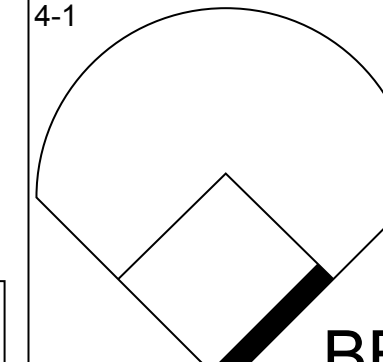
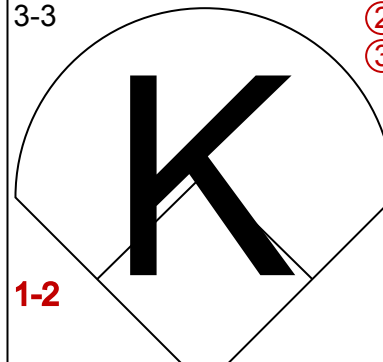
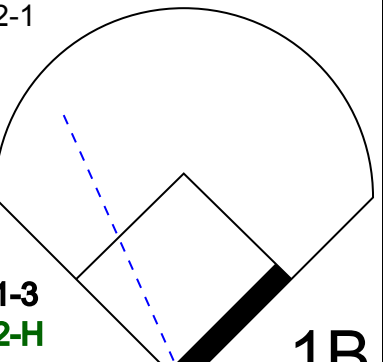

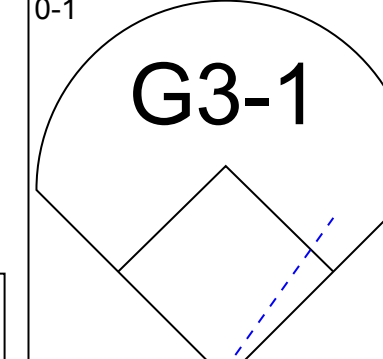
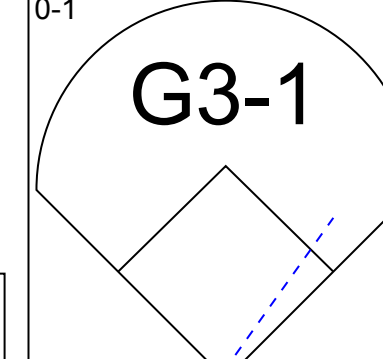
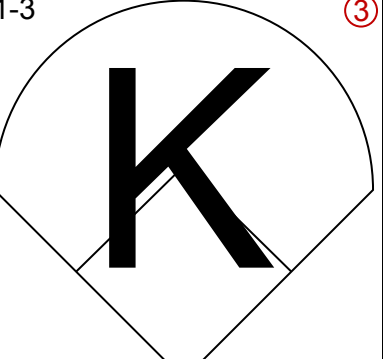

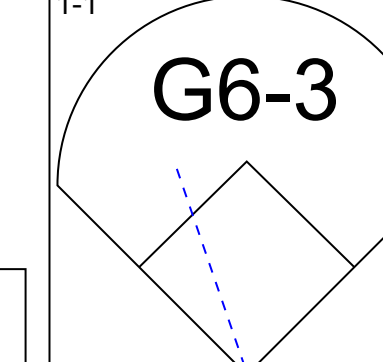
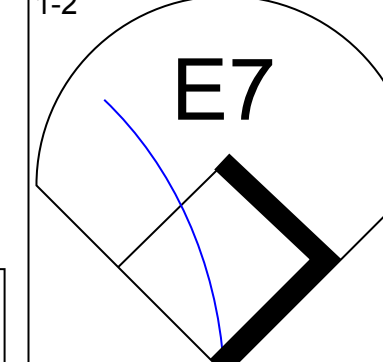
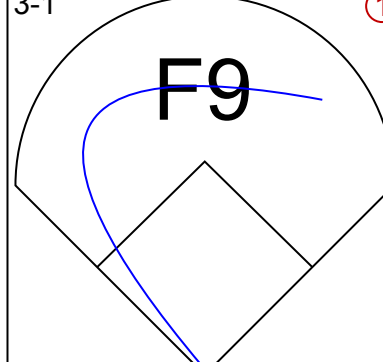
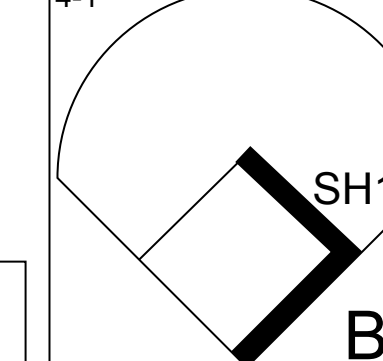
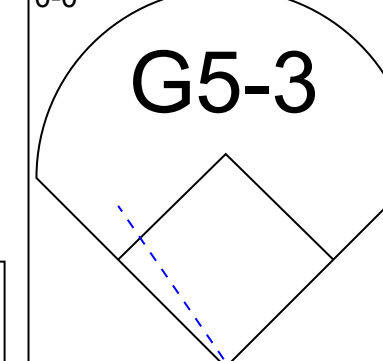
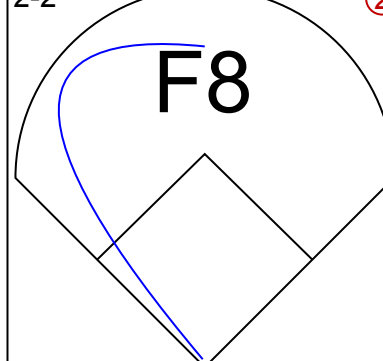

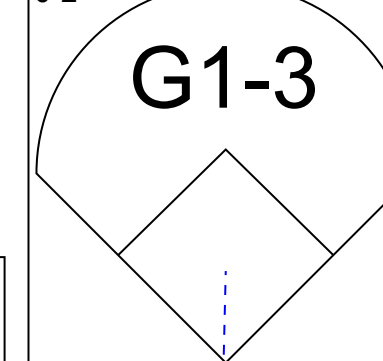
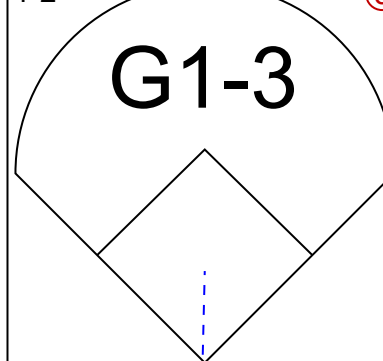
AB 32
R 2
H 5
RBI 2
BB 1
SO 3
LOB 10



Batter	1	2	3	4	5	6	7	8	9	AB	R	H	RBI	BB	SO	LOB	TOP					
Craig Biggio, R OBP: 0.334, SLG: 0.507 (1, 4)										4	0	0	0	0	1	1	Houston Astros @ Atlanta Braves Atlanta-Fulton County Stadium, Atlanta, GA Sat Apr 25 1992, 7:05 PM EDT Att: 42,709 - Cloudy - 65 F					
Steve Finley, L OBP: 0.338, SLG: 0.423 (1, 8)										3	0	1	0	1	1	0						
5 Jeff Bagwell, R OBP: 0.368, SLG: 0.438 (1, 3)										4	0	0	0	0	2	2						
Pete Incaviglia, R OBP: 0.302, SLG: 0.377 (1, 9)										4	0	1	0	0	0	1						
Chris Jones, R OBP: 0.333, SLG: 0.400 (1, 7)										3	0	0	0	1	0	2						
Casey Candaele, S OBP: 0.205, SLG: 0.256 (1, 5)										4	0	0	0	0	0	2						
Scott Servais, R OBP: 0.136, SLG: 0.136 Rafael Ramirez, R OBP: 0.250, SLG: 0.231 (9, PH)										3	0	0	0	0	0	0						
Andujar Cedeno, R OBP: 0.229, SLG: 0.281 (1, 6)										3	0	2	0	0	0	0						
Mark Portugal, R Eric Yelding, R OBP: 0.333, SLG: 0.333 Joe Boever, R (7, 1)										2	0	0	0	0	0	2						
Inning Stats	R: 0 E: 0 K: 1 S: 8	H: 1 LOB: 2 BB: 1 P: 15	R: 0 E: 0 K: 0 S: 8	H: 1 LOB: 1 BB: 0 P: 10	R: 0 E: 0 K: 2 S: 8	H: 0 LOB: 0 BB: 0 P: 12	R: 0 E: 0 K: 0 S: 15	H: 0 LOB: 0 BB: 0 P: 19	R: 0 E: 0 K: 0 S: 10	H: 1 LOB: 1 BB: 0 P: 17	R: 0 E: 0 K: 1 S: 14	H: 1 LOB: 2 BB: 1 P: 21	R: 0 E: 0 K: 0 S: 3	H: 0 LOB: 0 BB: 0 P: 5	R: 0 E: 0 K: 0 S: 7	H: 0 LOB: 0 BB: 0 P: 9		R: 0 E: 1 K: 0 S: 8	H: 0 LOB: 1 BB: 0 P: 10	1B: 3 2B: 0 3B: 1 HR: 0	SF: 0 SAC: 0 DP: 0 HBP: 0	WP: 0 PB: 0 SB: 1 CS: 0
PITCHER Steve Avery, L ERA: 3.08 (1, 1)	IP: 9.0 WLS: W BF: 34 H: 4 R: 0 ER: 0 SO: 4	BB: 2 IBB: 0 HBP: 0 BLK: 0	WP: 0 HR: 0 S: 81 P: 118	ERA: 0.00 WHIP: 0.667	PITCHER										IP: 9.0 WLS: W BF: 34 H: 4 R: 0 ER: 0 SO: 4	BB: 2 IBB: 0 HBP: 0 BLK: 0	WP: 0 HR: 0 S: 81 P: 118	ERA: 0.00 WHIP: 0.667				

AB	32
R	0
H	4
RBI	0
BB	2
SO	4
LOB	11




Batter	1	2	3	4	5	6	7	8	9	AB	R	H	RBI	BB	SO	LOB	BOTTOM			
Otis Nixon, S OBP: 0.250, SLG: 0.143 (1, 9)										3	0	1	0	1	1	1	Houston Astros @ Atlanta Braves Atlanta-Fulton County Stadium, Atlanta, GA Sat Apr 25 1992, 7:05 PM EDT Att: 42,709 - Cloudy - 65 F			
Deion Sanders, L OBP: 0.397, SLG: 0.658 (1, 8)										3	0	0	0	1	1	1				
Terry Pendleton, S OBP: 0.288, SLG: 0.377 (1, 5)										3	2	2	0	0	0	0				
Ron Gant, R OBP: 0.351, SLG: 0.508 (1, 7)										3	0	1	1	1	1	2				
Sid Bream, L OBP: 0.292, SLG: 0.244 (1, 3)										3	0	1	1	1	1	1				
Damon Berryhill, S OBP: 0.258, SLG: 0.387 (1, 2)										4	0	0	0	0	1	5				
Mark Lemke, S OBP: 0.294, SLG: 0.281 (1, 4)										3	0	0	0	0	0	0				
Rafael Belliard, R OBP: 0.306, SLG: 0.244 (1, 6)										2	0	0	0	1	0	1				
Steve Avery, L OBP: 0.250, SLG: 0.625 (1, 1)										2	0	0	0	0	0	1				
Inning Stats	R: 0 E: 0 K: 0 S: 10	H: 0 LOB: 3 BB: 3 P: 23	R: 0 E: 0 K: 0 S: 5	H: 0 LOB: 1 BB: 1 P: 10	R: 1 E: 0 K: 1 S: 11	H: 2 LOB: 0 BB: 0 P: 18	R: 0 E: 1 K: 0 S: 9	H: 0 LOB: 1 BB: 0 P: 10	R: 1 E: 0 K: 3 S: 13	H: 2 LOB: 2 BB: 1 P: 24	R: 0 E: 0 K: 0 S: 9	H: 0 LOB: 0 BB: 0 P: 15	R: 0 E: 0 K: 0 S: 8	H: 1 LOB: 0 BB: 0 P: 11	R: 0 E: 0 K: 1 S: 7	H: 0 LOB: 0 BB: 0 P: 13		1B: 3 2B: 2 3B: 0 HR: 0	SF: 0 SAC: 2 DP: 1 HBP: 0	WP: 0 PB: 0 SB: 1 CS: 1
PITCHER Mark Portugal, R ERA: 2.77 Joe Boever, R ERA:	IP: 6.0 WLS: L BF: 27 H: 4 R: 2 ER: 2 SO: 4	BB: 4 IBB: 1 HBP: 0 BLK: 0	WP: 0 HR: 0 S: 57 P: 100	ERA: 3.00 WHIP: 1.333	PITCHER										IP: 2.0 WLS: 6 BF: 6 H: 1 R: 0 ER: 0 SO: 1	BB: 0 IBB: 0 HBP: 0 BLK: 0	WP: 0 HR: 0 S: 15 P: 24	ERA: 0.00 WHIP: 0.500		




Batter	1	2	3	4	5	6	7	8	9	AB	R	H	RBI	BB	SO	LOB	TOP			
Craig Biggio, R OBP: 0.348, SLG: 0.507 (1, 4)										4	1	2	0	0	0	0	Houston Astros @ Atlanta Braves Atlanta-Fulton County Stadium, Atlanta, GA Sun Apr 26 1992, 3:33 AM EDT Att: 37,137 - Cloudy - 54 F			
Steve Finley, L OBP: 0.346, SLG: 0.467 (1, 8)										4	1	2	1	0	0	1				
Jeff Bagwell, R OBP: 0.388, SLG: 0.448 (1, 3)										3	0	2	1	0	0	0				
Luis Gonzalez, L OBP: 0.208, SLG: 0.256 (8, PH)										1	0	0	0	2	0	1				
Chris Jones, R OBP: 0.316, SLG: 0.375 (8, 7)										1	0	0	0	0	1	0				
Pete Incaviglia, R OBP: 0.284, SLG: 0.354 (1, 9)										4	0	0	0	0	1	6				
Casey Candaele, S OBP: 0.208, SLG: 0.255 (1, 5)										4	0	1	0	0	0	3				
Eddie Taubensee, L OBP: 0.298, SLG: 0.279 (1, 2)										4	0	0	0	0	1	1				
Andujar Cedeno, R OBP: 0.231, SLG: 0.278 (1, 6)										4	0	1	0	0	1	1				
Pete Harnisch, S OBP: 0.222, SLG: 0.444 (8, PH)										2	0	0	0	0	0	1				
Eric Anthony, L OBP: 0.091, SLG: 0.091 (6, 1)										1	0	0	0	0	0	0				
Xavier Hernandez, L (6, 1)										0	0	0	0	0	0	0				
Joe Boever, R (8, 1)										0	0	0	0	0	0	0				
Benny Distefano, L (8, PH)										1	0	0	0	0	0	0				
Inning Stats	R: 0 E: 0 K: 1 S: 16	H: 2 LOB: 3 BB: 1 P: 25	R: 0 E: 0 K: 1 S: 9	H: 0 LOB: 0 BB: 0 P: 12	R: 2 E: 0 K: 0 S: 13	H: 3 LOB: 0 BB: 0 P: 21	R: 0 E: 0 K: 0 S: 10	H: 1 LOB: 1 BB: 1 P: 16	R: 0 E: 0 K: 0 S: 8	H: 1 LOB: 2 BB: 1 P: 15	R: 0 E: 0 K: 0 S: 6	H: 0 LOB: 0 BB: 0 P: 11	R: 0 E: 0 K: 1 S: 8	H: 0 LOB: 0 BB: 0 P: 11	R: 0 E: 0 K: 1 S: 8	H: 0 LOB: 0 BB: 0 P: 11	1B: 6 2B: 2 3B: 1 HR: 0	SF: 0 SAC: 0 DP: 2 HBP: 1	WP: 0 PB: 1 SB: 1 CS: 0	PA: 36
PITCHER	IP WLS BF H R ER SO BB IBB HBP BLK WP HR S P ERA WHIP																			
Mike Bielecki, R ERA: 2.7	4.1	W	6	1	0	0	0	1	0	0	0	0	0	0	0	13	22	0.00	1.200	
Marvin Freeman, R ERA: 1.95	1.2	W	6	1	0	0	0	1	0	0	0	0	0	0	0	6	11	0.00	0.000	
Mike Stanton, L ERA: 4.26	1.0		3	0	0	0	0	0	0	0	0	0	0	0	0	8	11	0.00	0.000	
Juan Berenguer, R ERA: 2.13	1.0	S	3	0	0	0	1	0	0	0	0	0	0	0	8	11	0.00	0.000		
Alejandro Pena, R ERA: 4.5	1.0	S	3	0	0	0	1	0	0	0	0	0	0	0	8	11	0.00	0.000		

Batter	1	2	3	4	5	6	7	8	9	AB	R	H	RBI	BB	SO	LOB	BOTTOM			
Otis Nixon, S OBP: 0.385, SLG: 0.273 (1, 9)										4	0	2	1	1	0	1	Houston Astros @ Atlanta Braves Atlanta-Fulton County Stadium, Atlanta, GA Sun Apr 26 1992, 3:33 AM EDT Att: 37,137 - Cloudy - 54 F			
Deion Sanders, L OBP: 0.402, SLG: 0.645 (1, 8)										3	0	1	0	1	1	1				
Terry Pendleton, S OBP: 0.299, SLG: 0.425 (1, 5)										4	1	2	1	0	2	4				
Ron Gant, R OBP: 0.346, SLG: 0.485 (1, 7)										3	0	0	0	1	1	4				
Sid Bream, L OBP: 0.288, SLG: 0.227 (1, 3)										3	0	0	0	1	0	4				
Damon Berryhill, S OBP: 0.297, SLG: 0.457 (1, 2)										4	1	1	1	0	0	4				
Mark Lemke, S OBP: 0.289, SLG: 0.278 (1, 4)										4	0	1	0	0	0	0				
Rafael Belliard, R OBP: 0.302, SLG: 0.245 (1, 6)										4	1	1	0	0	0	1				
Mike Bielecki, R OBP: 0.125, SLG: 0.025 (5, 1)										1	0	1	0	0	0	0				
Marvin Freeman, R ERA: 1.000, SLG: 1.000 (5, PH)										0	0	0	0	0	0	0				
Steve Lyons, L OBP: 0.071, SLG: 0.071 (5, PH)										0	0	0	0	0	0	0				
Mike Stanton, L OBP: 0.100, SLG: 0.000 (7, 1)										0	0	0	0	0	0	0				
Juan Berenguer, R ERA: 2.13 (8, 1)										0	0	0	0	0	0	0				
Jerry Willard, L OBP: 0.300, SLG: 0.700 (8, PH)										1	0	0	0	0	1	1				
Alejandro Pena, R ERA: 4.5 (8, 1)										0	0	0	0	0	0	0				
Inning Stats	R: 1 E: 0 K: 0 S: 7	H: 1 LOB: 0 BB: 0 P: 10	R: 0 E: 0 K: 0 S: 11	H: 1 LOB: 0 BB: 0 P: 20	R: 0 E: 0 K: 2 S: 14	H: 2 LOB: 3 BB: 1 P: 21	R: 2 E: 1 K: 1 S: 11	H: 2 LOB: 1 BB: 0 P: 18	R: 0 E: 0 K: 0 S: 6	H: 1 LOB: 1 BB: 0 P: 11	R: 0 E: 0 K: 1 S: 6	H: 0 LOB: 0 BB: 0 P: 8	R: 0 E: 0 K: 1 S: 13	H: 1 LOB: 3 BB: 3 P: 27	R: 0 E: 0 K: 1 S: 8	H: 1 LOB: 0 BB: 0 P: 12	1B: 7 2B: 0 3B: 0 HR: 2	SF: 0 SAC: 1 DP: 0 HBP: 0	WP: 0 PB: 0 SB: 1 CS: 1	PA: 37
PITCHER	IP WLS BF H R ER SO BB IBB HBP BLK WP HR S P ERA WHIP																			
Pete Harnisch, R ERA: 2.41	5.0	L	24	7	3	2	3	1	0	0	0	0	0	0	0	19	35	0.00	2.000	
Xavier Hernandez, R ERA: 2.41	2.0		9	1	0	0	2	3	0	0	0	0	0	0	0	8	12	0.00	1.000	
Joe Boever, R ERA: 2.41	1.0		4	1	0	0	1	0	0	0	0	0	0	0	8	12	0.00	1.000		



Batter	1	2	3	4	5	6	7	8	9	AB	R	H	RBI	BB	SO	LOB	TOP				
Jerome Walton, R OBP: 0.200, SLG: 0.111	G6-3		K			K		G6-3		4	0	0	0	0	2	1	<p>Chicago Cubs @ Atlanta Braves Atlanta-Fulton County Stadium, Atlanta, GA</p> <p>Mon Apr 27 1992, 7:05 PM EDT Att: 25,932 - Cloudy - 55 F</p> <p>livebaseballscores.com</p> <p>AB 30 R 0 H 2 RBI 0 BB 1 SO 6 LOB 9</p> 				
Sammy Sosa, R OBP: 0.300, SLG: 0.274	F8			G3-1		K		F7		4	0	0	0	0	1	1					
Mark Grace, L OBP: 0.373, SLG: 0.393				G1-3		FC4		G1-6-3		3	0	0	0	1	0	1					
23 Ryne Sandberg, R OBP: 0.333, SLG: 0.422 Chico Walker, S OBP: 0.174, SLG: 0.095	L7			P3				G5-3		3	0	1	0	0	0	1					
Andre Dawson, R OBP: 0.288, SLG: 0.482 Doug Dasenczo, S OBP: 0.357, SLG: 0.308				P5		L7		K		3	0	0	0	0	1	1					
Luis Salazar, R OBP: 0.370, SLG: 0.375	F8					E5		FC1-6		3	0	0	0	0	0	1					
Joe Girardi, R OBP: 0.273, SLG: 0.313				K		F8		F8		3	0	0	0	0	1	2					
Rey Sanchez, R Ken Patterson, L Hector Villanueva, R Heathcliff Slocumb, R				L4		G5-3		K		2	0	0	0	0	0	1					
Shawn Boskie, R Shawon Dunston, R				G6-3				G3		1	0	0	0	0	0	0					
										2	0	1	0	0	0	0					
Inning Stats	R: 0 E: 0 K: 0 S: 7	H: 0 LOB: 1 BB: 1 P: 15	R: 0 E: 0 K: 1 S: 9	H: 0 LOB: 0 BB: 0 P: 13	R: 0 E: 0 K: 1 S: 7	H: 0 LOB: 0 BB: 0 P: 11	R: 0 E: 0 K: 0 S: 10	H: 0 LOB: 0 BB: 0 P: 15	R: 0 E: 0 K: 2 S: 11	H: 1 LOB: 1 BB: 0 P: 18	R: 0 E: 0 K: 1 S: 11	H: 1 LOB: 1 BB: 0 P: 15	R: 0 E: 0 K: 1 S: 6	H: 0 LOB: 0 BB: 0 P: 8	R: 0 E: 0 K: 0 S: 9	H: 0 LOB: 0 BB: 0 P: 10		1B: 2 2B: 0 3B: 0 HR: 0	SF: 0 SAC: 0 DP: 0 HBP: 0	WP: 0 PB: 0 SB: 0 CS: 0	PA: 31
PITCHER Tom Glavine, L ERA: 2.48	IP: 9.0 WLS: W BF: 31 H: 2 R: 0 ER: 0 SO: 6 BB: 1 IBB: 0 HBP: 0 BLK: 0 WP: 0 HR: 0 S: 77 P: 113 ERA: 0.00 WHIP: 0.333															PITCHER					

Batter	1	2	3	4	5	6	7	8	9	AB	R	H	RBI	BB	SO	LOB	BOTTOM				
Deion Sanders, L OBP: 0.395, SLG: 0.620	G3					K		G6-3		3	0	0	0	1	1	0	<p>Chicago Cubs @ Atlanta Braves Atlanta-Fulton County Stadium, Atlanta, GA</p> <p>Mon Apr 27 1992, 7:05 PM EDT Att: 25,932 - Cloudy - 55 F</p> <p>livebaseballscores.com</p> <p>AB 29 R 5 H 7 RBI 4 BB 6 SO 3 LOB 10</p> 				
Terry Pendleton, S	F7			G3				P3		4	1	1	0	0	0	1					
Ron Gant, R	F7									3	1	2	2	1	0	0					
David Justice, L										4	0	0	0	0	1	2					
Sid Bream, L										3	1	0	0	1	0	0					
Greg Olson, R										3	1	1	1	1	0	0					
Mark Lemke, S										3	0	1	0	1	0	1					
Rafael Belliard, R										3	1	2	1	1	0	1					
Tom Glavine, L										3	0	0	0	0	1	5					
										1B: 3 2B: 3 3B: 0 HR: 1	SF: 0 SAC: 1 DP: 0 HBP: 0	WP: 1 PB: 0 SB: 0 CS: 0	PA: 36								
Inning Stats	R: 0 E: 0 K: 0 S: 8	H: 0 LOB: 0 BB: 0 P: 12	R: 2 E: 1 K: 1 S: 13	H: 1 LOB: 2 BB: 2 P: 27	R: 1 E: 0 K: 1 S: 10	H: 1 LOB: 0 BB: 1 P: 15	R: 0 E: 0 K: 0 S: 6	H: 0 LOB: 0 BB: 0 P: 10	R: 2 E: 0 K: 1 S: 12	H: 3 LOB: 1 BB: 0 P: 19	R: 0 E: 0 K: 0 S: 10	H: 2 LOB: 2 BB: 0 P: 16	R: 0 E: 0 K: 0 S: 5	H: 0 LOB: 1 BB: 1 P: 10	R: 0 E: 0 K: 0 S: 10	H: 0 LOB: 2 BB: 2 P: 26		1B: 3 2B: 3 3B: 0 HR: 1	SF: 0 SAC: 1 DP: 0 HBP: 0	WP: 1 PB: 0 SB: 0 CS: 0	PA: 36
PITCHER Shawn Boskie, R Ken Patterson, L Heathcliff Slocumb, R	IP: 4.2 WLS: L BF: 21 H: 5 R: 5 ER: 4 SO: 3 BB: 3 IBB: 0 HBP: 0 BLK: 0 WP: 0 HR: 0 S: 47 P: 81 ERA: 7.71 WHIP: 1.714															PITCHER					

Batter	1	2	3	4	5	6	7	8	9	AB	R	H	RBI	BB	SO	LOB	TOP										
Shawon Dunston, R OBP: 0.370, SLG: 0.412	2-2 CS 1B			1-2 L3			1-2 F9		1-0 1B	4	0	2	0	0	0	0	Chicago Cubs @ Atlanta Braves Atlanta-Fulton County Stadium, Atlanta, GA Tue Apr 28 1992, 7:05 PM EDT Att: 28,765 - Cloudy - 57 F										
Sammy Sosa, R OBP: 0.286, SLG: 0.260	1-3 SAFE K			3-2 G6-3			2-1 G4-3		1-0 G4-3	4	0	0	0	0	1	3											
Mark Grace, L OBP: 0.359, SLG: 0.375	1-0 G1-3			1-2 L8			3-2 G4-3			3	0	0	0	0	0	0											
Andre Dawson, R OBP: 0.274, SLG: 0.458		2-1 P2			1-0 F7			0-3 K		3	0	0	0	0	1	0											
Hector Villanueva, R OBP: 0.229, SLG: 0.313		1-0 P5			0-0 G5-3			1-3 K		3	0	0	0	0	1	0											
Luis Salazar, R OBP: 0.333, SLG: 0.333		1-1 G4-3			1-2 P3			1-0 F7		3	0	0	0	0	0	0											
Jerome Walton, R OBP: 0.167, SLG: 0.091			0-1 B3			0-3 K			1-2 G1-3	2	0	0	0	0	1	0											
Doug Dascenzo, S OBP: 0.333, SLG: 0.286										1	0	0	0	0	0	0											
Rey Sanchez, R OBP: 0.333, SLG: 0.143			0-3 K			1-1 G6-3			1-0 F8	2	0	0	0	0	1	0											
Frank Castillo, R OBP: 0.275, SLG: 0.324			0-2 G4-3			0-3 K			0-1 1B	2	0	0	0	0	1	0											
Inning Stats	R: 0 E: 0 K: 1 S: 8	H: 1 LOB: 0 BB: 0 P: 12	R: 0 E: 0 K: 0 S: 5	H: 0 LOB: 0 BB: 0 P: 9	R: 0 E: 0 K: 1 S: 8	H: 0 LOB: 0 BB: 0 P: 8	R: 0 E: 0 K: 0 S: 9	H: 0 LOB: 0 BB: 0 P: 14	R: 0 E: 0 K: 0 S: 5	H: 0 LOB: 0 BB: 0 P: 7	R: 0 E: 0 K: 0 S: 8	H: 0 LOB: 0 BB: 0 P: 14	R: 0 E: 0 K: 2 S: 8	H: 0 LOB: 0 BB: 0 P: 9	R: 0 E: 0 K: 2 S: 8	H: 0 LOB: 0 BB: 0 P: 10	R: 0 E: 0 K: 0 S: 8	H: 2 LOB: 2 BB: 0 P: 12	1B: 3 2B: 0 3B: 0 HR: 0	SF: 0 SAC: 0 DP: 0 HBP: 0	WP: 0 PB: 0 SB: 0 CS: 1	PA: 29					
PITCHER	IP	WLS	BF	H	R	ER	SO	BB	IBB	HBP	BLK	WP	HR	S	P	ERA	WHIP										
Charlie Leibrandt, L ERA: 3.05	7.0	W	21	1	0	0	4	0	0	0	0	0	0	51	73	0.00	0.143										
Marvin Freeman, R ERA: 1.59	1.2		7	2	0	0	2	0	0	0	0	0	0	15	20	0.00	1.200										
Alejandro Pena, R ERA: 4.26	0.1	S	1	0	0	0	0	0	0	0	0	0	0	1	2	0.00	0.000										

Batter	1	2	3	4	5	6	7	8	9	AB	R	H	RBI	BB	SO	LOB	BOTTOM										
Deion Sanders, L OBP: 0.382, SLG: 0.598	2-2 F8			1-2 F8		0-0 P7	1-3 K			3	0	0	0	0	0	1	Chicago Cubs @ Atlanta Braves Atlanta-Fulton County Stadium, Atlanta, GA Tue Apr 28 1992, 7:05 PM EDT Att: 28,765 - Cloudy - 57 F										
Brian Hunter, R OBP: 0.100, SLG: 0.263										1	0	0	0	0	1	3											
Terry Pendleton, S OBP: 0.294, SLG: 0.420	3-3 K			1-2 P5		0-0 P4		1-1 FC5-4 1B		4	0	1	0	0	1	1											
Ron Gant, R OBP: 0.372, SLG: 0.521	1-3 K			2-1 WP HBP		4-1 WP BB		1-2 FC5-4 CS	1-2 CS	2	0	0	0	1	1	1											
David Justice, L OBP: 0.179, SLG: 0.042		0-3 K		1 SAFE 4-0 BB		3-2 G4-3		1 SAFE 2-3 K	1-2 K	3	0	0	0	1	2	3											
Sid Bream, L OBP: 0.288, SLG: 0.220		3-2 G3		1-2 BB		2-0 G4-3				3	0	1	0	0	0	2											
Otis Nixon, S OBP: 0.385, SLG: 0.273				2-3 G4-3						0	1	0	0	0	0	0											
Greg Olson, R OBP: 0.340, SLG: 0.302		2-0 G6-3			1-1 G5-3			1 SAFE 0-0 FC		3	0	0	0	0	0	1											
Mark Lemke, S OBP: 0.295, SLG: 0.268			0-2 F7		0-0 G4-3			1 SAFE 2-0 SH2-4 1B		2	0	0	0	0	0	0											
Rafael Belliard, R OBP: 0.322, SLG: 0.278			1-3 K2-3		1-1 G3			4-0 WP SH2-4		2	0	0	0	0	1	0											
Damon Berryhill, S OBP: 0.278, SLG: 0.457								1-2 WP SH2-4		0	0	0	0	1	0	0											
Marvin Freeman, R OBP: 1.000, SLG: 1.000								1-2 WP		0	0	0	0	0	0	0											
Alejandro Pena, R OBP: 0.294, SLG: 0.298								2-3 SH IBB		0	0	0	0	0	0	0											
Charlie Leibrandt, R OBP: 0.286, SLG: 0.333					0-0 F9			2-1 WP	2-3 SH K	2	0	1	0	0	0	0											
Jerry Willard, L OBP: 0.300, SLG: 0.700										0	0	0	0	0	0	0											
Jeff Blauser, R OBP: 0.294, SLG: 0.298										1	0	0	0	0	1	2											
Inning Stats	R: 0 E: 0 K: 2 S: 11	H: 0 LOB: 0 BB: 0 P: 17	R: 0 E: 0 K: 1 S: 7	H: 0 LOB: 0 BB: 0 P: 12	R: 0 E: 0 K: 1 S: 7	H: 0 LOB: 0 BB: 0 P: 8	R: 0 E: 0 K: 0 S: 10	H: 0 LOB: 2 BB: 1 P: 20	R: 0 E: 0 K: 0 S: 5	H: 0 LOB: 0 BB: 0 P: 7	R: 0 E: 0 K: 0 S: 8	H: 1 LOB: 3 BB: 1 P: 17	R: 1 E: 1 K: 2 S: 11	H: 1 LOB: 3 BB: 1 P: 20	R: 0 E: 0 K: 1 S: 8	H: 1 LOB: 0 BB: 0 P: 12	1B: 2 2B: 1 3B: 0 HR: 0	SF: 0 SAC: 1 DP: 0 HBP: 1	WP: 3 PB: 0 SB: 1 CS: 1	PA: 31							
PITCHER	IP	WLS	BF	H	R	ER	SO	BB	IBB	HBP	BLK	WP	HR	S	P	ERA	WHIP										
Frank Castillo, R ERA: 2.08	6.1	L	26	2	1	0	4	2	1	0	0	2	0	51	90	0.00	0.632										
Paul Assenmacher, L ERA: 2.08	1.2		5	1	0	0	3	0	0	0	0	1	0	16	23	0.00	0.600										



Batter	1	2	3	4	5	6	7	8	9	AB	R	H	RBI	BB	SO	LOB	TOP			
Doug Dascenzo, S OBP: 0.421, SLG: 0.389 (1, 9)										4	0	3	0	0	1	0	Chicago Cubs @ Atlanta Braves Atlanta-Fulton County Stadium, Atlanta, GA Wed Apr 29 1992, 3:33 AM EDT Att: 33,144 - Cloudy - 63 F			
Doug Strange, S OBP: 0.500, SLG: 0.333 (1, 5)										3	0	1	0	1	0	1				
Shawon Dunston, R OBP: 0.362, SLG: 0.490 Ken Patterson, L (8, 1)										4	0	1	0	0	1	4				
Mark Grace, L OBP: 0.366, SLG: 0.403 (1, 3)										3	0	1	0	1	0	4				
Derrick May, L OBP: 0.231, SLG: 0.091 (1, 7)										4	0	0	0	0	1	2				
Sammy Sosa, R OBP: 0.284, SLG: 0.250 (1, 8)										3	0	0	0	1	3	1				
Joe Girardi, R OBP: 0.270, SLG: 0.306 (1, 2)										4	0	1	0	0	1	1				
Rey Sanchez, R Dave Smith, R Bob Scanlan, R Jerome Walton, R Heathcliff Slocumb, R Luis Salazar, R OBP: 0.303, SLG: 0.321 (8, 6)										2	0	0	0	0	0	1				
Danny Jackson, R Chico Walker, S OBP: 0.160, SLG: 0.087 (5, 4)										1	0	0	0	0	1	0				
Inning Stats	R: 0 E: 0 K: 1 S: 8	H: 0 LOB: 0 BB: 0 P: 13	R: 0 E: 0 K: 1 S: 7	H: 1 LOB: 0 BB: 0 P: 10	R: 0 E: 0 K: 2 S: 7	H: 0 LOB: 0 BB: 0 P: 11	R: 0 E: 0 K: 0 S: 10	H: 2 LOB: 1 BB: 0 P: 13	R: 0 E: 0 K: 0 S: 10	H: 0 LOB: 1 BB: 1 P: 16	R: 0 E: 0 K: 1 S: 8	H: 0 LOB: 0 BB: 0 P: 14	R: 0 E: 0 K: 1 S: 11	H: 1 LOB: 2 BB: 1 P: 18	R: 0 E: 0 K: 2 S: 12	H: 1 LOB: 2 BB: 1 P: 19		1B: 6 2B: 1 3B: 1 HR: 0	SF: 0 SAC: 0 DP: 2 HBP: 0	WP: 0 PB: 0 SB: 0 CS: 0
PITCHER 29 John Smoltz, R ERA: 3.24 (1, 1)	IP: 9.0 WLS: W BF: 35 H: 7 R: 0 ER: 0 SO: 9 BB: 3 IBB: 0 HBP: 0 BLK: 0 WP: 0 HR: 0 S: 81 P: 128 ERA: 0.00 WHIP: 1.111															PITCHER				

AB	32
R	0
H	7
RBI	0
BB	3
SO	9
LOB	16



Batter	1	2	3	4	5	6	7	8	9	AB	R	H	RBI	BB	SO	LOB	BOTTOM			
Otis Nixon, S OBP: 0.444, SLG: 0.438 (1, 8)										5	2	3	0	0	0	1	Chicago Cubs @ Atlanta Braves Atlanta-Fulton County Stadium, Atlanta, GA Wed Apr 29 1992, 3:33 AM EDT Att: 33,144 - Cloudy - 63 F			
Jeff Blauser, R OBP: 0.212, SLG: 0.300 Rafael Belliard, R OBP: 0.317, SLG: 0.273 (6, 6)										3	1	1	0	0	1	2				
Terry Pendleton, S OBP: 0.315, SLG: 0.447 (1, 5)										4	1	3	1	0	1	2				
Ron Gant, R OBP: 0.367, SLG: 0.506 (1, 7)										4	0	1	2	0	1	4				
David Justice, L OBP: 0.188, SLG: 0.037 (1, 9)										3	1	0	0	1	0	4				
Brian Hunter, R OBP: 0.093, SLG: 0.244 Sid Bream, L OBP: 0.300, SLG: 0.235 (8, 3)										3	0	0	0	0	0	1				
Damon Berryhill, S OBP: 0.300, SLG: 0.538 (1, 2)										4	1	2	3	0	0	0				
Mark Lemke, S OBP: 0.271, SLG: 0.244 (1, 4)										4	0	0	0	0	0	1				
29 John Smoltz, R OBP: 0.273, SLG: 0.500 (1, 1)										3	1	1	0	1	1	1				
Inning Stats	R: 0 E: 1 K: 1 S: 16	H: 1 LOB: 2 BB: 0 P: 29	R: 0 E: 0 K: 0 S: 7	H: 0 LOB: 0 BB: 0 P: 12	R: 3 E: 0 K: 0 S: 18	H: 4 LOB: 1 BB: 1 P: 29	R: 0 E: 0 K: 0 S: 6	H: 1 LOB: 0 BB: 0 P: 10	R: 1 E: 0 K: 1 S: 14	H: 2 LOB: 1 BB: 0 P: 19	R: 0 E: 0 K: 0 S: 5	H: 0 LOB: 0 BB: 0 P: 7	R: 0 E: 0 K: 1 S: 7	H: 0 LOB: 0 BB: 0 P: 11	R: 4 E: 0 K: 1 S: 19	H: 4 LOB: 1 BB: 1 P: 35		1B: 9 2B: 2 3B: 0 HR: 1	SF: 0 SAC: 0 DP: 0 HBP: 0	WP: 0 PB: 0 SB: 2 CS: 1
PITCHER Danny Jackson, L ERA: 1.29 Dave Smith, R ERA: 1.29 Bob Scanlan, R ERA: 1.74 Heathcliff Slocumb, R ERA: 6.3 Ken Patterson, L ERA: 4.91 (8, 1)	IP: 4.1 WLS: L BF: 21 H: 8 R: 4 ER: 4 SO: 2 BB: 1 IBB: 0 HBP: 0 BLK: 1 WP: 0 HR: 0 S: 0 P: 57 ERA: 8.31 WHIP: 2.077															PITCHER				



Batter	1	2	3	4	5	6	7	8	9	AB	R	H	RBI	BB	SO	LOB	TOP					
Junior Noboa, R OBP: 0.290, SLG: 0.185 (1,4)	G6-3		G1-3			P3		1B		4	0	1	0	0	0	1						
Dave Magadan, L OBP: 0.390, SLG: 0.394 (1,5)	G3-1			K		1B		1B		4	0	2	0	0	1	0						
Bobby Bonilla, S OBP: 0.362, SLG: 0.356 (1,9)	G6-3			P8		F8		G4-3		4	0	0	0	0	0	4						
Howard Johnson, S OBP: 0.300, SLG: 0.391 (1,8)		K		P3		K		1B		4	0	1	0	0	2	2						
Eddie Murray, S OBP: 0.357, SLG: 0.407 (1,3)	1B	2B			K		G6-3		L9	4	0	1	0	0	1	1						
Charlie O'Brien, R OBP: 0.429, SLG: 0.515 Rodney McCray, R (9, PR)	1B			F7		G1-5-3		1B		3	0	1	0	1	0	0						
Daryl Boston, L OBP: 0.393, SLG: 0.479 (1,7)	G4-3			1B		F8		1B		4	0	2	0	0	0	1						
Dick Schofield, R OBP: 0.379, SLG: 0.333 (1,6)			G3-6-4	BB		L5		F8	F9	3	0	0	0	1	0	3						
Dwight Gooden, R OBP: 0.500, SLG: 0.500 Willie Randolph, R (8, PH) Wally Whitehurst, R (8, 1)	G3-6-4					F8		G6-3		2	0	1	0	0	0	1						
Inning Stats	R: 0 E: 0 K: 0 S: 7	H: 0 LOB: 0 BB: 0 P: 9	R: 0 E: 0 K: 1 S: 11	H: 2 LOB: 1 BB: 0 P: 17	R: 0 E: 0 K: 0 S: 7	H: 0 LOB: 0 BB: 1 P: 13	R: 0 E: 0 K: 1 S: 8	H: 0 LOB: 0 BB: 0 P: 12	R: 0 E: 0 K: 1 S: 9	H: 1 LOB: 1 BB: 0 P: 11	R: 0 E: 0 K: 0 S: 10	H: 0 LOB: 0 BB: 0 P: 11	R: 0 E: 0 K: 0 S: 9	H: 2 LOB: 2 BB: 0 P: 16	R: 0 E: 0 K: 0 S: 10	H: 2 LOB: 2 BB: 0 P: 11	R: 0 E: 0 K: 0 S: 11	H: 2 LOB: 3 BB: 1 P: 19	1B: 8 2B: 1 3B: 0 HR: 0	SF: 0 SAC: 0 DP: 1 HBP: 0	WP: 0 PB: 0 CS: 0	PA: 35
PITCHER Tom Glavine, L ERA: 1.99 (1,1)	IP: 9.0 WLS: W BF: 35 H: 9 R: 0 ER: 0 SO: 4 BB: 2 IBB: 0 HBP: 0 BLK: 0 WP: 0 HR: 0 S: 81 P: 124 ERA: 0.00 WHIP: 1.222															PITCHER						

New York Mets @ Atlanta Braves
Atlanta-Fulton County Stadium, Atlanta, GA
Sat May 02 1992, 3:33 AM EDT
Att: 38,115 - Cloudy - 82 F

AB 33
R 0
H 9
RBI 0
BB 2
SO 4
LOB 13



Batter	1	2	3	4	5	6	7	8	9	AB	R	H	RBI	BB	SO	LOB	BOTTOM					
Otis Nixon, S OBP: 0.409, SLG: 0.400 (1,8)	G3-1	G1-3		FC5-4		G1-3				4	0	1	0	0	0	4						
Terry Pendleton, S OBP: 0.316, SLG: 0.468 (1,5)	G3-1		3B	G5-3			K			4	1	1	0	0	1	2						
Ron Gant, R OBP: 0.367, SLG: 0.529 (1,7)	P3		1H	3B		FC3-6		K		4	0	2	1	0	1	1						
David Justice, L OBP: 0.225, SLG: 0.200 (1,9)	K		G5-3		FC3-6	1B		BB	1B	4	2	1	0	0	1	3						
Sid Bream, L OBP: 0.338, SLG: 0.250 (1,3)		L4		BB		1B		1B	BB	2	0	1	0	2	0	0						
Greg Olson, R OBP: 0.352, SLG: 0.319 (1,2)	E1	G4-3	K		G1-6-3	1B		1B		4	0	2	2	0	1	2						
Mark Lemke, S OBP: 0.250, SLG: 0.226 (1,4)	G4-3	G1-3			G1-6-3			G4-3		4	0	0	0	0	0	5						
Rafael Belliard, R OBP: 0.308, SLG: 0.254 (1,6)	BB	IBB		G1-3		G6-3		G5-3		3	0	0	0	1	0	0						
Tom Glavine, L OBP: 0.412, SLG: 0.375 (1,1)						G5-3		G4-3		3	0	1	0	1	0	0						
Inning Stats	R: 0 E: 0 K: 1 S: 11	H: 1 LOB: 1 BB: 0 P: 18	R: 0 E: 1 K: 0 S: 8	H: 0 LOB: 3 BB: 2 P: 20	R: 1 E: 0 K: 1 S: 19	H: 2 LOB: 2 BB: 1 P: 31	R: 0 E: 0 K: 0 S: 11	H: 1 LOB: 1 BB: 0 P: 12	R: 1 E: 0 K: 0 S: 10	H: 3 LOB: 1 BB: 0 P: 16	R: 0 E: 0 K: 0 S: 6	H: 0 LOB: 0 BB: 0 P: 9	R: 1 E: 0 K: 2 S: 12	H: 2 LOB: 2 BB: 1 P: 18	R: 0 E: 0 K: 0 S: 9	H: 0 LOB: 0 BB: 0 P: 15	R: 0 E: 0 K: 0 S: 11	H: 0 LOB: 0 BB: 0 P: 15	1B: 8 2B: 0 3B: 1 HR: 0	SF: 0 SAC: 0 DP: 1 HBP: 0	WP: 0 PB: 0 CS: 0	PA: 36
PITCHER Dwight Gooden, R ERA: 3.91 Wally Whitehurst, R ERA: 3.27 (1,1) (8,1)	IP: 7.0 WLS: L BF: 33 H: 9 R: 3 ER: 3 SO: 4 BB: 3 IBB: 0 HBP: 0 BLK: 0 WP: 0 HR: 0 S: 77 P: 124 ERA: 3.86 WHIP: 1.714															PITCHER						

New York Mets @ Atlanta Braves
Atlanta-Fulton County Stadium, Atlanta, GA
Sat May 02 1992, 3:33 AM EDT
Att: 38,115 - Cloudy - 82 F

AB 32
R 3
H 9
RBI 3
BB 4
SO 4
LOB 17



Batter	1	2	3	4	5	6	7	8	9	AB	R	H	RBI	BB	SO	LOB	TOP											
Willie Randolph, R OBP: 0.376, SLG: 0.354 (1, 4)	G6-3			G1-3	FC6-4		1B		K	5	0	1	1	0	1	1	New York Mets @ Atlanta Braves Atlanta-Fulton County Stadium, Atlanta, GA Sun May 03 1992, 3:33 AM EDT Att: 41,282 - Cloudy - 80 F											
Dick Schofield, R OBP: 0.380, SLG: 0.328 (1, 6)	G6-3			K	HBP		1B		K	4	0	1	0	0	2	0												
Dave Magadan, L OBP: 0.370, SLG: 0.373 (1, 5)	L7			F7	G2-3		K			4	0	0	0	0	1	4												
Bobby Bonilla, S OBP: 0.358, SLG: 0.351 (1, 9)		F9					F8			4	1	1	0	0	0	3												
Eddie Murray, S OBP: 0.363, SLG: 0.456 (1, 3)	L6				G4-3					4	2	2	1	0	0	0												
Howard Johnson, S OBP: 0.308, SLG: 0.400 (1, 8)	K				2B		G5-3		HR	3	2	1	2	1	1	0												
Todd Hundley, S OBP: 0.229, SLG: 0.279 (1, 2)			P4		1B		K		F8	3	1	0	0	1	1	1												
Daryl Boston, L OBP: 0.383, SLG: 0.462 (1, 7)	G4-3			FC	BB				G4-3	4	1	1	1	0	1	2												
David Cone, L OBP: 0.056, SLG: 0.056 (1, 1)	G6-3			FC6-4	1B		G6-3		F8	4	0	1	2	0	0	1												
Inning Stats	R: 0 E: 0 K: 0 S: 4	H: 0 LOB: 0 BB: 0 P: 5	R: 0 E: 0 K: 1 S: 6	H: 0 LOB: 0 BB: 0 P: 10	R: 0 E: 0 K: 0 S: 5	H: 0 LOB: 0 BB: 0 P: 8	R: 0 E: 0 K: 1 S: 7	H: 0 LOB: 0 BB: 0 P: 10	R: 5 E: 0 K: 0 S: 18	H: 4 LOB: 2 BB: 1 P: 34	R: 1 E: 0 K: 1 S: 17	H: 1 LOB: 1 BB: 1 P: 24	R: 0 E: 0 K: 1 S: 10	H: 2 LOB: 1 BB: 0 P: 16	R: 1 E: 0 K: 1 S: 11	H: 1 LOB: 0 BB: 0 P: 15		R: 0 E: 0 K: 2 S: 9	H: 0 LOB: 0 BB: 0 P: 14	1B: 5 2B: 3 3B: 0 HR: 1	SF: 0 SAC: 0 DP: 1 HBP: 1	WP: 0 PB: 0 CS: 1	PA: 38					
PITCHER	IP	WLS	BF	H	R	ER	SO	BB	IBB	HBP	BLK	WP	HR	S	P	ERA	WHIP											
Charlie Leibrandt, L ERA: 4.21 (1, 1)	5.0	L	22	4	5	5	2	1	0	1	0	0	0	0	40	67	9.00	1.000										
Kent Mercker, L ERA: 6.0 (6, 1)	2.0		9	3	1	1	2	1	0	0	0	0	0	27	40	4.50	2.000											
Marvin Freeman, R ERA: 2.19 (8, 1)	1.0		4	1	1	1	1	0	0	0	0	0	1	11	15	9.00	1.000											
Alejandro Pena, R ERA: 3.68 (9, 1)	1.0		3	0	0	0	2	0	0	0	0	0	0	9	14	0.00	0.000											

Batter	1	2	3	4	5	6	7	8	9	AB	R	H	RBI	BB	SO	LOB	BOTTOM										
Deion Sanders, L OBP: 0.398, SLG: 0.584 (1, 8)	S					F7				3	0	2	0	1	0	0	New York Mets @ Atlanta Braves Atlanta-Fulton County Stadium, Atlanta, GA Sun May 03 1992, 3:33 AM EDT Att: 41,282 - Cloudy - 80 F										
Terry Pendleton, S OBP: 0.304, SLG: 0.449 (1, 5)	F7		L7			F7				4	0	0	0	0	1	3											
Ron Gant, R OBP: 0.373, SLG: 0.528 (1, 7)	K		P5			WP				4	0	2	0	0	1	2											
David Justice, L OBP: 0.227, SLG: 0.184 (1, 9)	K					WP				3	0	0	0	1	2	3											
Sid Bream, L OBP: 0.347, SLG: 0.254 (1, 3)										3	0	1	0	1	0	2											
Jeff Blauser, R OBP: 0.207, SLG: 0.304 (1, 4)	K									4	0	0	0	0	1	4											
Greg Olson, R OBP: 0.345, SLG: 0.300 (1, 2)	F9									3	0	0	0	1	0	1											
Rafael Belliard, R OBP: 0.294, SLG: 0.242 (1, 6)	F9									3	0	0	0	0	0	2											
Mark Lemke, S OBP: 0.246, SLG: 0.222 (9, PH)	F9									1	0	0	0	0	1	0											
Charlie Leibrandt, R ERA: 4.21 (1, 1)										1	0	0	0	0	1	0											
Jerry Williams, R ERA: 2.25, SLG: 0.286 (5, PH)										1	0	0	0	0	0	1											
Kent Mercker, L ERA: 6.0 (6, 1)										0	0	0	0	0	0	0											
Lonnie Smith, R ERA: 1.15, SLG: 0.405 (7, PH)										1	0	0	0	0	1	0											
Marvin Freeman, R ERA: 2.19 (8, 1)										0	0	0	0	0	0	0											
Alejandro Pena, R ERA: 3.68 (9, 1)										0	0	0	0	0	0	0											
Inning Stats	R: 0 E: 0 K: 2 S: 11	H: 1 LOB: 1 BB: 0 P: 15	R: 0 E: 0 K: 1 S: 9	H: 1 LOB: 0 BB: 0 P: 13	R: 0 E: 0 K: 1 S: 13	H: 0 LOB: 1 BB: 1 P: 24	R: 0 E: 0 K: 1 S: 5	H: 0 LOB: 0 BB: 0 P: 8	R: 0 E: 0 K: 0 S: 4	H: 0 LOB: 0 BB: 1 P: 9	R: 0 E: 0 K: 0 S: 10	H: 1 LOB: 3 BB: 2 P: 22	R: 0 E: 0 K: 1 S: 6	H: 0 LOB: 0 BB: 0 P: 11	R: 0 E: 0 K: 1 S: 10	H: 2 LOB: 2 BB: 0 P: 15	R: 0 E: 0 K: 1 S: 6	H: 0 LOB: 0 BB: 0 P: 9	1B: 5 2B: 0 3B: 0 HR: 0	SF: 0 SAC: 0 DP: 1 HBP: 0	WP: 1 PB: 0 CS: 0	PA: 35					
PITCHER	IP	WLS	BF	H	R	ER	SO	BB	IBB	HBP	BLK	WP	HR	S	P	ERA	WHIP										
David Cone, R ERA: 1.82 (1, 1)	9.0	W	35	5	0	0	8	4	0	0	0	1	0	74	126	0.00	1.000										



Batter	1	2	3	4	5	6	7	8	9	10	AB	R	H	RBI	BB	SO	LOB	TOP							
Otis Nixon, S <small>OBP: 0.423, SLG: 0.417</small> (1, 8)	B3-4		G5-3		G4-3 1B		E1 1B		SH1-4		4	1	2	0	0	0	0								
Jeff Blauser, R <small>OBP: 0.142, SLG: 0.045</small> Marvin Freeman, R <small>OBP: 0.100, SLG: 0.000</small> Mike Stanton, L <small>OBP: 0.000, SLG: 0.000</small> Juan Berenguer, R <small>OBP: 0.000, SLG: 0.000</small> Jerry Williams, L <small>OBP: 0.000, SLG: 0.000</small> Alejandro Pena, R <small>OBP: 0.000, SLG: 0.000</small>	G4-3		E		P3		G6-3 1B		G6-3 IBB		4	1	2	1	0	0	1								
Terry Pendleton, S <small>OBP: 0.304, SLG: 0.430</small> (1, 5)	1B		E6		G4-3 1-2f		G6-3		G6-3 1-2f		5	0	1	0	0	0	5								
Ron Gant, R <small>OBP: 0.357, SLG: 0.490</small> (1, 7)	G6-3		L5				P6		K		5	0	0	0	0	2	2								
David Justice, L <small>OBP: 0.259, SLG: 0.277</small> (1, 9)		G6-3 BB	K				K				4	1	1	0	1	2	1								
Brian Hunter, R <small>OBP: 0.160, SLG: 0.298</small> (1, 3)	G4-3 BB				CS		FC5-4 1B		P4		4	0	2	0	1	1	1								
Damon Berryhill, S <small>OBP: 0.283, SLG: 0.462</small> (1, 2)	G6-3		F9		1-2		FC5-4		K		4	0	0	0	0	1	5								
Rafael Belliard, R <small>OBP: 0.289, SLG: 0.243</small> (1, 6)	G4-3		K		FC5-4		G6-3		K SH1-4 1B		4	0	0	1	0	2	1								
Mike Bielecki, R <small>OBP: 0.100, SLG: 0.100</small> Lonnie Smith, R <small>OBP: 0.111, SLG: 0.080</small> Mark Lemke, S <small>OBP: 0.254, SLG: 0.232</small>	K		FC5-4		1-2f		K		SH1-4 1B		2	0	0	0	0	1	2								
Inning Stats	R: 0 E: 0 K: 0 S: 7	H: 1 LOB: 1 BB: 2 P: 13	R: 1 E: 0 K: 1 S: 12	H: 0 LOB: 1 BB: 2 P: 22	R: 1 E: 1 K: 1 S: 10	H: 1 LOB: 1 BB: 0 P: 15	R: 0 E: 0 K: 1 S: 9	H: 1 LOB: 1 BB: 0 P: 13	R: 0 E: 0 K: 1 S: 8	H: 1 LOB: 1 BB: 0 P: 11	R: 1 E: 1 K: 1 S: 13	H: 2 LOB: 1 BB: 0 P: 19	R: 0 E: 0 K: 2 S: 12	H: 1 LOB: 1 BB: 0 P: 19	R: 0 E: 0 K: 1 S: 8	H: 1 LOB: 2 BB: 1 P: 13	R: 0 E: 0 K: 2 S: 11	H: 0 LOB: 0 BB: 0 P: 14	1B: 8 2B: 0 3B: 1 HR: 0	SF: 0 SAC: 1 DP: 2 HBP: 0	WP: 1 PB: 1 SB: 0 CS: 1	PA: 42			
PITCHER	IP 7.0	WLS 30	BF 7	H 3	R 3	ER 1	SO 5	BB 2	IBB 0	HBP 0	BLK 0	WP 0	HR 0	S 65	P 101	ERA 1.29	WHIP 1.286								
Danny Jackson, L <small>ERA: 5.29</small> Bob Scanlan, R <small>ERA: 1.76</small> Chuck McElroy, L <small>ERA: 2.03</small>	(1, 1) (8, 1) (10, 1)	2.0 1.0	9 3	2 0	0 0	3 0	0 2	0 0	0 0	0 0	0 0	0 0	0 0	20 11	32 14	0.00 0.00	1.000 0.000								

Atlanta Braves @ Chicago Cubs
 Wrigley Field, Chicago, IL
 Tue May 05 1992, 3:33 AM CDT
 Att. 14,408 - Sunny - 42 F

AB	38
R	3
H	9
RBI	2
BB	3
SO	10
LOB	18



Batter	1	2	3	4	5	6	7	8	9	10	AB	R	H	RBI	BB	SO	LOB	BOTTOM						
Doug Strange, S <small>OBP: 0.235, SLG: 0.133</small> (1, 5)	G3-1		K			3B BB	FC4 1-2f		E9		4	1	0	0	1	1	2							
Sammy Sosa, R <small>OBP: 0.291, SLG: 0.263</small> (1, 8)	B1-3		F8			1H FC	3B		P4		4	2	1	1	1	0	2							
Mark Grace, L <small>OBP: 0.394, SLG: 0.476</small> (1, 3)	23 BB		G4-3		G4-3	FC			F7		3	0	0	1	2	0	2							
23 Ryne Sandberg, R <small>OBP: 0.340, SLG: 0.370</small> (1, 4)	BB		F7		F7	K			G5-3		4	0	1	1	1	1	1							
Andre Dawson, R <small>OBP: 0.298, SLG: 0.466</small> (1, 9)	G4-3		K		K	F9			L7		5	1	1	0	0	1	5							
Demick May, L <small>OBP: 0.200, SLG: 0.130</small> (1, 7)	G3		G4-3		G4-3	F9			P6		5	0	1	0	0	0	3							
Hector Villanueva, R <small>OBP: 0.209, SLG: 0.256</small> (1, 2)	G6-3		F8		F8				G5-3		4	0	0	0	1	0	2							
Rey Sanchez, R <small>OBP: 0.071, SLG: 0.231</small> (1, 6)	K		K		K				P6		4	0	1	1	0	1	0							
Danny Jackson, R <small>ERA: 2.76</small> Doug Dascenzo, S <small>OBP: 0.321, SLG: 0.296</small> Bob Scanlan, R <small>ERA: 4.91</small> Chico Walker, S <small>OBP: 0.200, SLG: 0.115</small> Chuck McElroy, L <small>OBP: 1.000, SLG: 2.000</small>	(1, 1) (7, PH) (8, 1) (9, PH) (10, 1)	6.0 1.0 0.0 1.0 1.2	24 5 1 4 10	2 1 0 1 3	2 1 0 0 1	5 0 0 0 1	3 0 0 0 1	0 0 0 0 0	0 0 0 0 0	0 0 0 0 0	0 0 0 0 0	0 0 0 0 0	50 9 5 10 22	84 17 5 13 38	3.00 9.00 ∞ 0.00 5.40	0.833 2.000 ∞ 1.000 1.800								
Inning Stats	R: 0 E: 0 K: 0 S: 11	H: 0 LOB: 2 BB: 2 P: 22	R: 0 E: 0 K: 1 S: 9	H: 0 LOB: 0 BB: 0 P: 14	R: 0 E: 0 K: 2 S: 7	H: 0 LOB: 0 BB: 0 P: 8	R: 0 E: 0 K: 1 S: 7	H: 1 LOB: 1 BB: 0 P: 14	R: 2 E: 0 K: 1 S: 9	H: 1 LOB: 1 BB: 1 P: 17	R: 0 E: 0 K: 0 S: 8	H: 1 LOB: 1 BB: 0 P: 12	R: 1 E: 0 K: 0 S: 12	H: 1 LOB: 2 BB: 2 P: 23	R: 0 E: 1 K: 0 S: 12	H: 1 LOB: 2 BB: 1 P: 17	R: 1 E: 0 K: 0 S: 10	H: 2 LOB: 2 BB: 1 P: 21	1B: 5 2B: 0 3B: 2 HR: 0	SF: 1 SAC: 0 DP: 0 HBP: 0	WP: 0 PB: 0 SB: 1 CS: 0	PA: 44		
PITCHER	IP 6.0	WLS 24	BF 5	H 2	R 2	ER 1	SO 5	BB 3	IBB 0	HBP 0	BLK 0	WP 0	HR 0	S 50	P 84	ERA 3.00	WHIP 0.833							

Atlanta Braves @ Chicago Cubs
 Wrigley Field, Chicago, IL
 Tue May 05 1992, 3:33 AM CDT
 Att. 14,408 - Sunny - 42 F

AB	37
R	4
H	7
RBI	4
BB	6
SO	5
LOB	18



Batter	1	2	3	4	5	6	7	8	9	10	11	12	13	14	15	16	AB	R	H	RBI	BB	SO	LOB	TOP								
Chris Nixon, S OBP: 0.424, SLG: 0.433 (1.8)																	6	2	2	0	1	0	1									
Jeff Blausler, R OBP: 0.291, SLG: 0.379 Mark Lemke, S OBP: 0.288, SLG: 0.237 (7.4)																	3	0	2	1	0	0	1									
Terry Pendleton, S OBP: 0.303, SLG: 0.416 (1.5)																	6	0	1	1	1	2	3									
Ron Gant, R OBP: 0.345, SLG: 0.467 (1.7)																	7	0	1	0	0	2	4									
David Justice, L OBP: 0.245, SLG: 0.276 (1.9)																	7	0	1	0	0	1	3									
Brian Hunter, R OBP: 0.151, SLG: 0.280 Stil Brisson, L OBP: 0.350, SLG: 0.313 (9.3)																	3	0	0	0	0	0	2									
Greg Olson, R OBP: 0.338, SLG: 0.304 (1.2)																	6	0	1	0	1	1	1									
Rafael Belliard, R OBP: 0.277, SLG: 0.234 (1.6)																	7	0	1	0	0	0	4									
Inning Stats	R: 1 E: 0 K: 1 S: 20	H: 3 LOB: 2 BB: 0 P: 30	R: 0 E: 0 K: 0 S: 5	H: 0 LOB: 0 BB: 0 P: 9	R: 0 E: 0 K: 0 S: 12	H: 2 LOB: 2 BB: 0 P: 16	R: 0 E: 0 K: 1 S: 7	H: 1 LOB: 1 BB: 0 P: 7	R: 0 E: 0 K: 0 S: 10	H: 2 LOB: 1 BB: 0 P: 17	R: 0 E: 0 K: 0 S: 6	H: 0 LOB: 0 BB: 0 P: 14	R: 0 E: 0 K: 0 S: 6	H: 0 LOB: 0 BB: 0 P: 10	R: 0 E: 0 K: 2 S: 9	H: 0 LOB: 0 BB: 0 P: 13	R: 0 E: 0 K: 1 S: 10	H: 1 LOB: 1 BB: 0 P: 12	R: 0 E: 0 K: 1 S: 7	H: 0 LOB: 0 BB: 0 P: 11	R: 0 E: 0 K: 0 S: 6	H: 1 LOB: 1 BB: 2 P: 17	R: 0 E: 0 K: 0 S: 6	H: 0 LOB: 0 BB: 0 P: 9	R: 0 E: 0 K: 0 S: 5	H: 1 LOB: 2 BB: 0 P: 14	R: 0 E: 0 K: 0 S: 5	H: 1 LOB: 1 BB: 0 P: 11	1B: 9 2B: 3 3B: 0 HR: 0	SF: 0 SAC: 1 DP: 0 HBP: 0	WP: 0 PB: 0 SB: 0 CS: 0	PA: 62
PITCHER	IP	WLS	BF	H	R	ER	SO	BB	IBB	HBP	BLK	WP	HR	S	P	ERA	WHIP															
Randy Tomlin, L ERA: 2.05 Paul Miller, R ERA: 2.2 Dennis Lamp, R ERA: 2.45 Roger Mason, R ERA: 2.33 Jerry Don Gleaton, L ERA: 6.75	4.1	20	8	2	2	2	0	0	0	0	0	0	0	17	30	0.00	0.000															
Bob Patterson, L ERA: 4.15	2.0	8	1	1	1	1	0	0	0	0	0	0	0	18	26	0.00	0.500															

Atlanta Braves @ Pittsburgh Pirates
Three Rivers Stadium, Pittsburgh, PA
Wed May 06 1992, 7:05 PM EDT
Att: 18,686 - Cloudy - 50 F

AB 58
R 13
H 32
RBI 2
BB 3
SO 7
LOB 21



Batter	1	2	3	4	5	6	7	8	9	10	11	12	13	14	15	16	AB	R	H	RBI	BB	SO	LOB	BOTTOM				
Jeff King, R OBP: 0.287, SLG: 0.314 (1.3)																	7	0	3	0	0	1	3					
Jay Bell, R OBP: 0.338, SLG: 0.247 (1.8)																	8	0	2	1	0	2	5					
Andy Van Slyke, L OBP: 0.477, SLG: 0.494 (1.8)																	7	0	2	0	1	1	6					
Lloyd McClendon, R ERA: 2.05 Paul Miller, R ERA: 2.2 Dennis Lamp, R ERA: 2.45 Roger Mason, R ERA: 2.33 Jerry Don Gleaton, L ERA: 6.75 Michael Lavelle, L ERA: 2.33 Bob Patterson, R ERA: 4.15																	4	0	0	0	0	0	4					
Barry Bonds, L OBP: 0.413, SLG: 0.628 (1.7)																		5	1	2	0	3	0	3				
Steve Buechele, R OBP: 0.308, SLG: 0.406 (1.5)																	7	0	1	0	1	1	6					
Don Slaught, R OBP: 0.440, SLG: 0.609 (1.2)																	7	2	3	1	1	1	2					
Jose Lind, R OBP: 0.209, SLG: 0.229 (1.4)																	7	0	1	1	0	1	6					
Randy Tomlin, L ERA: 2.05 Paul Miller, R ERA: 2.2 Dennis Lamp, R ERA: 2.45 Roger Mason, R ERA: 2.33 Jerry Don Gleaton, L ERA: 6.75 Orlando Merced, S ERA: 3.71																	0	0	0	0	1	0	0					
Inning Stats	R: 0 E: 0 K: 1 S: 11	H: 1 LOB: 1 BB: 0 P: 14	R: 0 E: 0 K: 0 S: 9	H: 0 LOB: 0 BB: 0 P: 14	R: 0 E: 0 K: 2 S: 12	H: 1 LOB: 1 BB: 1 P: 17	R: 0 E: 0 K: 0 S: 7	H: 2 LOB: 2 BB: 1 P: 14	R: 0 E: 0 K: 0 S: 12	H: 1 LOB: 3 BB: 2 P: 18	R: 0 E: 0 K: 1 S: 6	H: 0 LOB: 0 BB: 0 P: 12	R: 0 E: 0 K: 1 S: 7	H: 0 LOB: 0 BB: 0 P: 10	R: 0 E: 0 K: 0 S: 9	H: 0 LOB: 0 BB: 0 P: 15	R: 1 E: 1 K: 0 S: 12	H: 2 LOB: 2 BB: 1 P: 21	R: 0 E: 0 K: 0 S: 13	H: 1 LOB: 3 BB: 2 P: 23	R: 0 E: 0 K: 1 S: 12	H: 1 LOB: 3 BB: 2 P: 27	R: 1 E: 0 K: 0 S: 8	H: 2 LOB: 1 BB: 0 P: 12	1B: 13 2B: 2 3B: 1 HR: 0	SF: 0 SAC: 2 DP: 0 HBP: 0	WP: 0 PB: 0 SB: 0 CS: 1	PA: 71
PITCHER	IP	WLS	BF	H	R	ER	SO	BB	IBB	HBP	BLK	WP	HR	S	P	ERA	WHIP											
Steve Avery, L ERA: 2.12 Juan Berenguer, R ERA: 2.12 Mike Stanton, L ERA: 5.63 Marvin Freeman, R ERA: 2.01 Alejandro Pena, R ERA: 4.5	6.0	27	7	6	0	0	4	4	0	0	0	0	0	2	5	0.00	3.000											
Kent Mercker, L ERA: 3.06 Ben Rivera, R ERA: 3.86	10.1	44	14	4	1	1	1	3	1	0	0	0	0	33	62	3.86	3.000											

Atlanta Braves @ Pittsburgh Pirates
Three Rivers Stadium, Pittsburgh, PA
Wed May 06 1992, 7:05 PM EDT
Att: 18,686 - Cloudy - 50 F

AB 58
R 16
H 46
RBI 4
BB 11
SO 10
LOB 35



Batter	1	2	3	4	5	6	7	8	9	AB	R	H	RBI	BB	SO	LOB	TOP		
Otis Nixon, S <small>OBP: 0.447, SLG: 0.457</small> (1, 8)	G1-3		1B				K		CS	5	1	3	0	0	1	0			
Terry Pendleton, S <small>OBP: 0.306, SLG: 0.424</small> (1, 5)	K		P4				1B		1B	5	0	2	1	0	1	2			
Ron Gant, R <small>OBP: 0.347, SLG: 0.459</small> (1, 7)	K			1B			G3		F9	4	1	1	0	1	1	2			
David Justice, L <small>OBP: 0.277, SLG: 0.286</small> (1, 9)		1B		1B			G4-3		F9	2	1	1	0	2	0	2			
Greg Olson, R <small>OBP: 0.348, SLG: 0.317</small> (1, 2)		CS		BB			G5-3		FC6-4	4	0	2	1	0	0	2			
Brian Hunter, R <small>OBP: 0.143, SLG: 0.269</small> Sid Bream, L <small>OBP: 0.358, SLG: 0.313</small> (8, 3)	SF8			K			G1-4-3		FC2-6	2	0	0	1	0	1	2			
Mark Lemke, S <small>OBP: 0.258, SLG: 0.286</small> (1, 4)	P6			K			K		SH5-3	4	1	1	1	0	1	4			
Rafael Belliard, R <small>OBP: 0.267, SLG: 0.225</small> (1, 6)			K	G1-3			K		SH5-3	3	0	0	0	0	2	2			
Tom Glavine, L <small>OBP: 0.350, SLG: 0.316</small> Jerry Willard, L <small>OBP: 0.286, SLG: 0.538</small> Juan Berenguer, R <small>OBP: 1.000, SLG: 1.000</small> (8, 1)	F7						B4-3		K	3	0	0	0	0	0	0			
Inning Stats	R: 0 E: 0 K: 2 S: 9	H: 0 LOB: 0 BB: 0 P: 13	R: 1 E: 0 K: 0 S: 11	H: 2 LOB: 0 BB: 0 P: 18	R: 0 E: 0 K: 1 S: 9	H: 1 LOB: 1 BB: 0 P: 12	R: 1 E: 0 K: 2 S: 17	H: 2 LOB: 2 BB: 1 P: 27	R: 0 E: 0 K: 1 S: 9	H: 1 LOB: 0 BB: 0 P: 12	R: 1 E: 0 K: 0 S: 11	H: 2 LOB: 2 BB: 1 P: 23	R: 0 E: 0 K: 1 S: 11	H: 0 LOB: 1 BB: 1 P: 16	R: 0 E: 0 K: 0 S: 10	H: 1 LOB: 0 BB: 0 P: 13	1B: 8 2B: 1 3B: 0 HR: 1	SF: 1 SAC: 1 DP: 0 HBP: 0	WP: 0 PA: 39
PITCHER	IP WLS BF H R ER SO BB IBB HBP BLK WP HR S P ERA WHIP	IP WLS BF H R ER SO BB IBB HBP BLK WP HR S P ERA WHIP	IP WLS BF H R ER SO BB IBB HBP BLK WP HR S P ERA WHIP	IP WLS BF H R ER SO BB IBB HBP BLK WP HR S P ERA WHIP	IP WLS BF H R ER SO BB IBB HBP BLK WP HR S P ERA WHIP	IP WLS BF H R ER SO BB IBB HBP BLK WP HR S P ERA WHIP	IP WLS BF H R ER SO BB IBB HBP BLK WP HR S P ERA WHIP	IP WLS BF H R ER SO BB IBB HBP BLK WP HR S P ERA WHIP	IP WLS BF H R ER SO BB IBB HBP BLK WP HR S P ERA WHIP	IP WLS BF H R ER SO BB IBB HBP BLK WP HR S P ERA WHIP	IP WLS BF H R ER SO BB IBB HBP BLK WP HR S P ERA WHIP	IP WLS BF H R ER SO BB IBB HBP BLK WP HR S P ERA WHIP	IP WLS BF H R ER SO BB IBB HBP BLK WP HR S P ERA WHIP	IP WLS BF H R ER SO BB IBB HBP BLK WP HR S P ERA WHIP	IP WLS BF H R ER SO BB IBB HBP BLK WP HR S P ERA WHIP	IP WLS BF H R ER SO BB IBB HBP BLK WP HR S P ERA WHIP	IP WLS BF H R ER SO BB IBB HBP BLK WP HR S P ERA WHIP	IP WLS BF H R ER SO BB IBB HBP BLK WP HR S P ERA WHIP	

Atlanta Braves @ Pittsburgh Pirates
 Three Rivers Stadium, Pittsburgh, PA
 Thu May 07 1992, 7:05 PM EDT
 Att: 11,689 - Sunny - 64 F

AB 33
 R 4
 H 10
 RBI 4
 BB 4
 SO 8
 LOB 17



Batter	1	2	3	4	5	6	7	8	9	AB	R	H	RBI	BB	SO	LOB	BOTTOM		
Gary Redus, R <small>OBP: 0.370, SLG: 0.391</small> (1, 7)	G5-3	P3					G5-3		F8	5	0	1	1	0	0	1			
Jay Bell, R <small>OBP: 0.333, SLG: 0.245</small> (1, 6)	1B		K				G1-3		P8	5	1	1	0	0	1	1			
Andy Van Slyke, L <small>OBP: 0.477, SLG: 0.505</small> (1, 8)	1B		G3				G6-3		HBP	4	0	2	0	0	0	0			
Lloyd McClendon, R <small>OBP: 0.471, SLG: 0.621</small> Cecil Espy, S <small>OBP: 0.533, SLG: 0.704</small> (9, 9)	1B						F8		HBP	2	0	1	1	1	0	0			
Jeff King, R <small>OBP: 0.253, SLG: 0.297</small> (1, 3)	F7		F8				K		P2	4	0	0	0	0	1	5			
Steve Buechele, R <small>OBP: 0.315, SLG: 0.404</small> (1, 5)	G4-3						K		HBP	3	0	1	0	0	1	2			
Tom Prince, R <small>OBP: 0.233, SLG: 0.130</small> Barry Bonds, L <small>OBP: 0.410, SLG: 0.621</small> Michael LaValliere, L <small>OBP: 0.386, SLG: 0.375</small> (9, 2)		G4-3		G5-3			FC4-6		K	1	0	0	0	2	0	1			
Jose Lind, R <small>OBP: 0.211, SLG: 0.230</small> (1, 4)		G4-3					FC4-6		K	4	1	1	0	0	1	5			
Denny Neagle, L Dennis Lamp, R Don Slaught, R <small>OBP: 0.423, SLG: 0.583</small> Vicente Palacios, R <small>OBP: 0.167, SLG: 0.167</small> Olando Merced, S <small>OBP: 0.366, SLG: 0.255</small> (9, PH)	K			G4-3			F8		P4	2	0	0	0	0	1	2			
Inning Stats	R: 1 E: 0 K: 0 S: 13	H: 3 LOB: 2 BB: 0 P: 21	R: 0 E: 0 K: 1 S: 8	H: 0 LOB: 1 BB: 1 P: 16	R: 0 E: 0 K: 1 S: 13	H: 0 LOB: 1 BB: 1 P: 22	R: 0 E: 0 K: 0 S: 8	H: 2 LOB: 0 BB: 0 P: 9	R: 0 E: 0 K: 2 S: 7	H: 0 LOB: 0 BB: 0 P: 7	R: 1 E: 0 K: 0 S: 13	H: 1 LOB: 1 BB: 1 P: 21	R: 0 E: 0 K: 2 S: 14	H: 2 LOB: 3 BB: 0 P: 21	R: 0 E: 0 K: 0 S: 10	H: 0 LOB: 0 BB: 0 P: 14	1B: 7 2B: 1 3B: 0 HR: 0	SF: 0 SAC: 0 DP: 0 HBP: 1	WP: 0 PA: 38
PITCHER	IP WLS BF H R ER SO BB IBB HBP BLK WP HR S P ERA WHIP	IP WLS BF H R ER SO BB IBB HBP BLK WP HR S P ERA WHIP	IP WLS BF H R ER SO BB IBB HBP BLK WP HR S P ERA WHIP	IP WLS BF H R ER SO BB IBB HBP BLK WP HR S P ERA WHIP	IP WLS BF H R ER SO BB IBB HBP BLK WP HR S P ERA WHIP	IP WLS BF H R ER SO BB IBB HBP BLK WP HR S P ERA WHIP	IP WLS BF H R ER SO BB IBB HBP BLK WP HR S P ERA WHIP	IP WLS BF H R ER SO BB IBB HBP BLK WP HR S P ERA WHIP	IP WLS BF H R ER SO BB IBB HBP BLK WP HR S P ERA WHIP	IP WLS BF H R ER SO BB IBB HBP BLK WP HR S P ERA WHIP	IP WLS BF H R ER SO BB IBB HBP BLK WP HR S P ERA WHIP	IP WLS BF H R ER SO BB IBB HBP BLK WP HR S P ERA WHIP	IP WLS BF H R ER SO BB IBB HBP BLK WP HR S P ERA WHIP	IP WLS BF H R ER SO BB IBB HBP BLK WP HR S P ERA WHIP	IP WLS BF H R ER SO BB IBB HBP BLK WP HR S P ERA WHIP	IP WLS BF H R ER SO BB IBB HBP BLK WP HR S P ERA WHIP	IP WLS BF H R ER SO BB IBB HBP BLK WP HR S P ERA WHIP		

Atlanta Braves @ Pittsburgh Pirates
 Three Rivers Stadium, Pittsburgh, PA
 Thu May 07 1992, 7:05 PM EDT
 Att: 11,689 - Sunny - 64 F

AB 34
 R 2
 H 8
 RBI 2
 BB 3
 SO 6
 LOB 21



Batter	1	2	3	4	5	6	7	8	9	AB	R	H	RBI	BB	SO	LOB	TOP				
Otis Nixon, S <small>OBP: 0.455, SLG: 0.450</small> (1, 8)										5	2	1	1	1	1	3					
Terry Pendleton, S <small>OBP: 0.323, SLG: 0.460</small> (1, 5)										4	2	2	1	1	0	0					
Ron Gant, R <small>OBP: 0.346, SLG: 0.449</small> (1, 7)										5	2	1	2	0	0	3					
David Justice, L <small>OBP: 0.297, SLG: 0.313</small> (1, 9)										4	1	2	1	1	0	2					
Jeff Blauser, R <small>OBP: 0.247, SLG: 0.362</small> Rafael Belliard, R <small>OBP: 0.256, SLG: 0.214</small> (7, 6)										3	0	0	2	0	1	5					
Brian Hunter, R <small>OBP: 0.167, SLG: 0.273</small> Sid Bream, L <small>OBP: 0.360, SLG: 0.333</small> (8, 3)										3	1	1	1	1	0	2					
Damon Berryhill, S <small>OBP: 0.276, SLG: 0.491</small> (1, 2)										5	1	1	3	0	0	1					
Mark Lemke, S <small>OBP: 0.257, SLG: 0.282</small> (1, 4)										5	1	2	0	0	0	0					
29 John Smoltz, R <small>OBP: 0.313, SLG: 0.467</small> Juan Berenguer, R <small>ERA: 6.75</small> Marvin Freeman, R <small>OBP: 1.000, SLG: 1.000</small> Deion Sanders, L <small>OBP: 0.385, SLG: 0.570</small> (8, PH)										4	1	2	0	0	1	2					
Inning Stats	R: 2 E: 0 K: 1 S: 12	H: 1 LOB: 1 BB: 2 P: 25	R: 0 E: 0 K: 1 S: 9	H: 0 LOB: 0 BB: 0 P: 13	R: 6 E: 1 K: 0 S: 22	H: 6 LOB: 1 BB: 0 P: 31	R: 1 E: 1 K: 0 S: 9	H: 1 LOB: 1 BB: 0 P: 16	R: 2 E: 0 K: 0 S: 18	H: 4 LOB: 3 BB: 1 P: 29	R: 0 E: 0 K: 0 S: 10	H: 1 LOB: 2 BB: 1 P: 22	R: 0 E: 0 K: 0 S: 5	H: 0 LOB: 0 BB: 0 P: 9	R: 0 E: 0 K: 1 S: 5	H: 0 LOB: 0 BB: 0 P: 10	R: 0 E: 0 K: 1 S: 7	H: 0 LOB: 0 BB: 0 P: 9	1B: 11 2B: 1 3B: 0 HR: 1	SF: 1 SAC: 0 DP: 0 HBP: 0	WP: 0 PA: 46 PB: 1 SB: 0 CS: 0
PITCHER	IP: 2.1 WLS: 16 BF: 6	H: 8 R: 7 ER: 2 SO: 2	H: 0 R: 0 ER: 0 SO: 0	H: 0 R: 0 ER: 0 SO: 0	H: 0 R: 0 ER: 0 SO: 0	H: 0 R: 0 ER: 0 SO: 0	H: 0 R: 0 ER: 0 SO: 0	H: 0 R: 0 ER: 0 SO: 0	H: 0 R: 0 ER: 0 SO: 0	H: 0 R: 0 ER: 0 SO: 0	H: 0 R: 0 ER: 0 SO: 0	H: 0 R: 0 ER: 0 SO: 0	H: 0 R: 0 ER: 0 SO: 0	H: 0 R: 0 ER: 0 SO: 0	H: 0 R: 0 ER: 0 SO: 0	H: 0 R: 0 ER: 0 SO: 0	H: 0 R: 0 ER: 0 SO: 0	H: 0 R: 0 ER: 0 SO: 0	H: 0 R: 0 ER: 0 SO: 0	ERA: 27.00 WHIP: 3.429	ERA: 0.00 WHIP: 1.200
PITCHER	IP: 1.0 WLS: 3 BF: 0	H: 0 R: 0 ER: 0 SO: 1	H: 0 R: 0 ER: 0 SO: 0	H: 0 R: 0 ER: 0 SO: 0	H: 0 R: 0 ER: 0 SO: 0	H: 0 R: 0 ER: 0 SO: 0	H: 0 R: 0 ER: 0 SO: 0	H: 0 R: 0 ER: 0 SO: 0	H: 0 R: 0 ER: 0 SO: 0	H: 0 R: 0 ER: 0 SO: 0	H: 0 R: 0 ER: 0 SO: 0	H: 0 R: 0 ER: 0 SO: 0	H: 0 R: 0 ER: 0 SO: 0	H: 0 R: 0 ER: 0 SO: 0	H: 0 R: 0 ER: 0 SO: 0	H: 0 R: 0 ER: 0 SO: 0	H: 0 R: 0 ER: 0 SO: 0	H: 0 R: 0 ER: 0 SO: 0	H: 0 R: 0 ER: 0 SO: 0	ERA: 0.00 WHIP: 0.000	ERA: 0.00 WHIP: 0.000

Atlanta Braves @ St. Louis Cardinals
 Busch Stadium, St. Louis, MO
 Sat May 09 1992, 7:05 PM CDT
 Att: 40,417 - Sunny - 84 F

AB	41
R	11
H	13
RBI	11
BB	4
SO	4
LOB	18



Batter	1	2	3	4	5	6	7	8	9	AB	R	H	RBI	BB	SO	LOB	BOTTOM				
Ray Lankford, L <small>OBP: 0.385, SLG: 0.432</small> (1, 8)										5	2	3	0	0	0	1					
Ozzie Smith, S <small>OBP: 0.389, SLG: 0.333</small> (1, 6)										4	3	2	1	1	1	1					
Felix Jose, S <small>OBP: 0.500, SLG: 0.714</small> (1, 9)										5	2	2	2	0	2	3					
Pedro Guerrero, R <small>OBP: 0.302, SLG: 0.313</small> (1, 3)										5	0	1	1	0	2	3					
Brian Jordan, R <small>OBP: 0.267, SLG: 0.443</small> (1, 7)										5	2	2	2	0	0	2					
Todd Zeile, R <small>OBP: 0.317, SLG: 0.354</small> (1, 5)										3	1	2	2	2	1	1					
Tom Pagnozzi, R <small>OBP: 0.346, SLG: 0.434</small> (1, 2)										4	1	1	0	1	2	3					
Luis Allicea, S <small>OBP: 0.200, SLG: 0.151</small> (1, 4)										3	1	1	1	1	0	0					
Rheal Cormier, L <small>ERA: 5.93</small> Juan Agosto, L <small>ERA: 6.75</small> Bob McClure, L <small>ERA: 6.1</small> Cris Carpenter, R <small>ERA: 1.65</small> Mike Perez, R <small>ERA: 1.14</small> (8, 1)	R: 0 E: 0 K: 2 S: 9	H: 0 LOB: 0 BB: 0 P: 12	R: 0 E: 0 K: 1 S: 5	H: 0 LOB: 0 BB: 1 P: 11	R: 0 E: 0 K: 1 S: 8	H: 0 LOB: 0 BB: 0 P: 12	R: 3 E: 0 K: 1 S: 19	H: 5 LOB: 3 BB: 0 P: 31	R: 2 E: 0 K: 2 S: 19	H: 3 LOB: 2 BB: 1 P: 27	R: 0 E: 0 K: 0 S: 11	H: 1 LOB: 1 BB: 0 P: 14	R: 4 E: 0 K: 1 S: 16	H: 3 LOB: 1 BB: 1 P: 24	R: 3 E: 0 K: 2 S: 19	H: 3 LOB: 2 BB: 2 P: 33	1B: 7 2B: 6 3B: 1 HR: 1	SF: 0 SAC: 0 DP: 0 HBP: 1	WP: 0 PA: 46 PB: 1 SB: 1 CS: 1		
PITCHER	IP: 6.2 WLS: 33 BF: 11	H: 7 R: 6 ER: 7 SO: 7	H: 0 R: 0 ER: 0 SO: 0	H: 0 R: 0 ER: 0 SO: 0	H: 0 R: 0 ER: 0 SO: 0	H: 0 R: 0 ER: 0 SO: 0	H: 0 R: 0 ER: 0 SO: 0	H: 0 R: 0 ER: 0 SO: 0	H: 0 R: 0 ER: 0 SO: 0	H: 0 R: 0 ER: 0 SO: 0	H: 0 R: 0 ER: 0 SO: 0	H: 0 R: 0 ER: 0 SO: 0	H: 0 R: 0 ER: 0 SO: 0	H: 0 R: 0 ER: 0 SO: 0	H: 0 R: 0 ER: 0 SO: 0	H: 0 R: 0 ER: 0 SO: 0	H: 0 R: 0 ER: 0 SO: 0	H: 0 R: 0 ER: 0 SO: 0	H: 0 R: 0 ER: 0 SO: 0	ERA: 6.2 WHIP: 1.950	ERA: 54.00 WHIP: 12.000
PITCHER	IP: 0.1 WLS: 6 BF: 2	H: 2 R: 4 ER: 2 SO: 1	H: 0 R: 0 ER: 0 SO: 0	H: 0 R: 0 ER: 0 SO: 0	H: 0 R: 0 ER: 0 SO: 0	H: 0 R: 0 ER: 0 SO: 0	H: 0 R: 0 ER: 0 SO: 0	H: 0 R: 0 ER: 0 SO: 0	H: 0 R: 0 ER: 0 SO: 0	H: 0 R: 0 ER: 0 SO: 0	H: 0 R: 0 ER: 0 SO: 0	H: 0 R: 0 ER: 0 SO: 0	H: 0 R: 0 ER: 0 SO: 0	H: 0 R: 0 ER: 0 SO: 0	H: 0 R: 0 ER: 0 SO: 0	H: 0 R: 0 ER: 0 SO: 0	H: 0 R: 0 ER: 0 SO: 0	H: 0 R: 0 ER: 0 SO: 0	H: 0 R: 0 ER: 0 SO: 0	ERA: 9.00 WHIP: 2.000	ERA: 9.00 WHIP: 2.000

Atlanta Braves @ St. Louis Cardinals
 Busch Stadium, St. Louis, MO
 Sat May 09 1992, 7:05 PM CDT
 Att: 40,417 - Sunny - 84 F

AB	39
R	12
H	15
RBI	12
BB	5
SO	10
LOB	19



Batter	1	2	3	4	5	6	7	8	9	AB	R	H	RBI	BB	SO	LOB	TOP										
Deion Sanders, L OBP: 0.377, SLG: 0.552 (1, 8)	G6-3		G1-3				G5-3										5	0	1	0	0	0	1				
Terry Pendleton, S OBP: 0.341, SLG: 0.500 (1, 5)	HR		1B	BB			WP	2B									4	3	3	1	1	1	2				
Ron Gant, R Alejandro Pena, R OBP: 0.355, SLG: 0.455 (1, 7)	CS		1B	BB			F7										3	1	1	0	2	0	3				
David Justice, L OBP: 0.304, SLG: 0.309 (1, 9)	F8		1-2	BB			K										4	0	1	2	1	1	2				
Sid Bream, L OBP: 0.374, SLG: 0.368 (1, 3)	CS		G4-3	BB			P5										4	0	2	2	1	0	2				
Damon Berryhill, S OBP: 0.288, SLG: 0.459 Mike Stanton, L OBP: 1.000, SLG: 1.000 Marvin Freeman, R OBP: 1.000, SLG: 1.000 Otis Nixon, S OBP: 0.444, SLG: 0.439 (1, 2)			G4-3	BB			K										4	0	0	0	0	1	6				
Mark Lemke, S OBP: 0.244, SLG: 0.267 (1, 4)			1-2				FC3-5	2B									4	0	0	0	0	0	0				
Rafael Belliard, R OBP: 0.255, SLG: 0.216 (1, 6)			F9				G4-3										4	0	1	0	0	0	1				
Mike Bielecki, R OBP: 0.154, SLG: 0.154 Greg Olson, R OBP: 0.351, SLG: 0.313 (1, 1)			G4-3				G6-3										4	0	1	0	0	0	1				
Inning Stats	R: 1 E: 0 K: 0 S: 8	H: 1 LOB: 0 BB: 1 P: 14	R: 0 E: 0 K: 0 S: 7	H: 0 LOB: 1 BB: 1 P: 14	R: 2 E: 0 K: 1 S: 17	H: 2 LOB: 2 BB: 2 P: 32	R: 0 E: 0 K: 0 S: 5	H: 0 LOB: 0 BB: 0 P: 7	R: 0 E: 0 K: 1 S: 9	H: 1 LOB: 1 BB: 0 P: 14	R: 0 E: 0 K: 0 S: 7	H: 2 LOB: 2 BB: 0 P: 12	R: 2 E: 0 K: 0 S: 11	H: 3 LOB: 3 BB: 1 P: 22	R: 0 E: 0 K: 1 S: 17	H: 2 LOB: 2 BB: 0 P: 25	R: 0 E: 0 K: 0 S: 4	H: 0 LOB: 0 BB: 0 P: 6	1B: 6 2B: 4 3B: 0 HR: 1	SF: 0 SAC: 0 DP: 0 HBP: 0	WP: 1 PB: 0 CS: 1	PA: 43					
PITCHER	IP	WLS	BF	H	R	ER	SO	BB	IBB	HBP	BLK	WP	HR	S	P	ERA	WHIP										
Omar Olivares, R ERA: 4.62 Bob McClure, L ERA: 5.91 Cris Carpenter, R ERA: 1.62 Todd Worrell, R ERA: 3.21 Juan Agosto, L ERA: 6.35	6.1		30	8	5	5	2	4	0	0	0	1	1	59	102	7.11	1.895										

Atlanta Braves @ St. Louis Cardinals
 Busch Stadium, St. Louis, MO
 Sun May 10 1992, 3:33 AM CDT
 Att: 28,491 - Cloudy - 84 F

AB	37
R	5
H	11
RBI	5
BB	5
SO	3
LOB	23



Batter	1	2	3	4	5	6	7	8	9	AB	R	H	RBI	BB	SO	LOB	BOTTOM										
Ray Lankford, L OBP: 0.400, SLG: 0.438 (1, 8)	G6-3		SH1-3				FC5-4	1B									3	0	2	1	2	1	1				
Ozzie Smith, S OBP: 0.384, SLG: 0.330 (1, 6)	SH1-3		F9				FC5-4	1B									4	0	1	1	0	0	3				
Felix Jose, S OBP: 0.451, SLG: 0.638 (1, 9)	G6-3		G4-3				G6-3										5	0	0	0	0	1	6				
Pedro Guerrero, R OBP: 0.306, SLG: 0.310 Milt Thompson, L OBP: 0.254, SLG: 0.338 (1, 3)			K				F7										4	0	1	0	1	1	0				
Brian Jordan, R OBP: 0.257, SLG: 0.426 Todd Worrell, R OBP: 0.357, SLG: 0.432 Gerald Perry, L OBP: 0.357, SLG: 0.432 (1, 7)			F7				G5-3										4	0	0	0	0	0	3				
Todd Zeile, R OBP: 0.328, SLG: 0.363 (1, 5)			K				G5-3										4	0	0	0	0	0	0				
Tom Pagnozzi, R OBP: 0.349, SLG: 0.433 (1, 2)			3B	1B			F9										3	0	1	0	2	1	0				
Luis Allicea, S OBP: 0.234, SLG: 0.268 (1, 4)			1B	3B			G4-3										5	1	2	2	0	0	2				
Omar Olivares, R OBP: 0.389, SLG: 0.353 Bob McClure, R OBP: 0.357, SLG: 0.432 Cris Carpenter, R OBP: 0.357, SLG: 0.432 Bernard Gilkey, R OBP: 0.343, SLG: 0.339 (1, 1)			1B	3B			G4-3										3	3	2	2	0	0	0				
Inning Stats	R: 0 E: 0 K: 0 S: 8	H: 0 LOB: 0 BB: 1 P: 12	R: 0 E: 0 K: 2 S: 8	H: 0 LOB: 0 BB: 0 P: 14	R: 2 E: 0 K: 0 S: 17	H: 3 LOB: 1 BB: 0 P: 25	R: 0 E: 0 K: 0 S: 6	H: 0 LOB: 1 BB: 1 P: 13	R: 0 E: 0 K: 0 S: 13	H: 2 LOB: 2 BB: 0 P: 21	R: 0 E: 0 K: 0 S: 6	H: 1 LOB: 1 BB: 0 P: 7	R: 1 E: 0 K: 2 S: 17	H: 1 LOB: 3 BB: 2 P: 32	R: 1 E: 0 K: 1 S: 10	H: 2 LOB: 1 BB: 0 P: 15	R: 2 E: 0 K: 0 S: 12	H: 3 LOB: 2 BB: 1 P: 22	1B: 9 2B: 1 3B: 1 HR: 1	SF: 0 SAC: 1 DP: 0 HBP: 1	WP: 0 PB: 0 CS: 0	PA: 43					
PITCHER	IP	WLS	BF	H	R	ER	SO	BB	IBB	HBP	BLK	WP	HR	S	P	ERA	WHIP										
Mike Bielecki, R ERA: 2.8 Mike Stanton, L ERA: 5.4 Marvin Freeman, R ERA: 2.65 Alejandro Pena, R ERA: 6.17	6.0		25	6	2	2	2	2	0	0	0	0	0	12	23	27.00	6.000										

Atlanta Braves @ St. Louis Cardinals
 Busch Stadium, St. Louis, MO
 Sun May 10 1992, 3:33 AM CDT
 Att: 28,491 - Cloudy - 84 F

AB	36
R	6
H	12
RBI	6
BB	5
SO	5
LOB	17



Batter	1	2	3	4	5	6	7	8	9	AB	R	H	RBI	BB	SO	LOB	TOP																
Gary Redus, R OBP: 0.333, SLG: 0.321 (1, 9)										4	0	0	0	0	2	0																	
Jay Bell, R OBP: 0.316, SLG: 0.224 (1, 6)										4	0	0	0	0	1	0																	
Andy Van Slyke, L OBP: 0.453, SLG: 0.500 (1, 8)										4	1	1	0	0	0	0																	
Lloyd McClendon, R OBP: 0.395, SLG: 0.500 Cecil Espy, S OBP: 0.465, SLG: 0.633 (9, PH)										3	0	1	0	0	1	1																	
Barry Bonds, L OBP: 0.418, SLG: 0.620 (1, 7)										3	1	2	0	1	0	1																	
Steve Buechele, R OBP: 0.341, SLG: 0.411 (1, 5)										3	0	2	2	1	0	1																	
Jeff King, R OBP: 0.255, SLG: 0.310 (1, 4)										4	0	0	0	0	1	5																	
Don Slaught, R OBP: 0.412, SLG: 0.581 (1, 2)											4	0	0	0	0	3																	
Randy Tomlin, L Paul Miller, R Tom Prince, R Vicente Palacios, R Denny Neagle, L Gary Varsho, L Dennis Lamp, R Stan Belinda, R (1, 1) (3, 1) (5, PH) (5, 1) (6, 1) (7, PH) (7, 1) (8, 1)										1	0	0	0	0	1	0																	
Inning Stats	R: 0 E: 0 K: 2 S: 10	H: 0 LOB: 0 BB: 0 P: 16	R: 0 E: 0 K: 1 S: 9	H: 1 LOB: 1 BB: 0 P: 18	R: 0 E: 0 K: 1 S: 8	H: 0 LOB: 0 BB: 0 P: 12	R: 2 E: 0 K: 0 S: 10	H: 3 LOB: 1 BB: 0 P: 17	R: 0 E: 0 K: 2 S: 7	H: 0 LOB: 0 BB: 0 P: 11	R: 0 E: 0 K: 0 S: 17	H: 1 LOB: 1 BB: 0 P: 27	R: 0 E: 0 K: 0 S: 7	H: 1 LOB: 1 BB: 0 P: 13	R: 0 E: 0 K: 0 S: 6	H: 0 LOB: 0 BB: 2 P: 9	R: 0 E: 0 K: 1 S: 9	H: 0 LOB: 2 BB: 2 P: 18	1B: 4 2B: 2 3B: 0 HR: 0	SF: 0 SAC: 0 DP: 0 HBP: 0	WP: 0 PB: 0 SB: 1 CS: 0	PA: 35											
PITCHER	IP WLS BF H R ER SO BB IBB HBP BLK WP HR S P ERA WHIP																																
Tom Glavine, L ERA: 2.09 Marvin Freeman, R ERA: 2.5	(1, 1) (9, 1)	8.0 S	30 5	6 0	2 0	2 0	6 1	0 2	0 0	0 0	0 0	0 0	0 0	74 9	123 18	2.25 0.00	0.750 2.000																

Pittsburgh Pirates @ Atlanta Braves
Atlanta-Fulton County Stadium, Atlanta, GA
Tue May 12 1992, 7:05 PM EDT
Att: 38,949 - Cloudy - 80 F

AB 33
R 2
H 6
RBI 2
BB 2
SO 7
LOB 12



Batter	1	2	3	4	5	6	7	8	9	AB	R	H	RBI	BB	SO	LOB	BOTTOM															
Otis Nixon, S OBP: 0.418, SLG: 0.431 (1, 8)										5	2	3	0	0	2	2																
Terry Pendleton, S OBP: 0.342, SLG: 0.500 (1, 5)										4	0	1	0	0	1	2																
Ron Gant, R OBP: 0.354, SLG: 0.454 (1, 7)										5	1	1	2	0	2	3																
David Justice, L OBP: 0.310, SLG: 0.297 (1, 9)										2	0	0	0	2	1	2																
Damon Berryhill, S OBP: 0.279, SLG: 0.470 (1, 2)										3	1	2	1	1	1	3																
Brian Hunter, R OBP: 0.194, SLG: 0.268 Sid Bream, L OBP: 0.378, SLG: 0.378 (1, 3) (3, PH) (4, 3)										1	0	0	0	0	2	2																
Mark Lemke, S OBP: 0.235, SLG: 0.256 (1, 4)										3	0	0	0	1	3																	
Rafael Belliard, R OBP: 0.257, SLG: 0.221 (1, 6)										4	0	1	0	0	2	2																
Tom Glavine, L OBP: 0.333, SLG: 0.348 Marvin Freeman, R OBP: 1.000, SLG: 1.000 (1, 1) (9, 1)										4	0	1	0	0	2	3																
Inning Stats	R: 2 E: 0 K: 1 S: 11	H: 2 LOB: 1 BB: 1 P: 19	R: 1 E: 0 K: 1 S: 11	H: 3 LOB: 0 BB: 0 P: 20	R: 1 E: 1 K: 1 S: 15	H: 2 LOB: 2 BB: 0 P: 18	R: 0 E: 0 K: 2 S: 7	H: 0 LOB: 0 BB: 0 P: 13	R: 0 E: 0 K: 3 S: 14	H: 2 LOB: 3 BB: 1 P: 23	R: 0 E: 0 K: 0 S: 7	H: 1 LOB: 1 BB: 0 P: 7	R: 0 E: 0 K: 0 S: 4	H: 0 LOB: 0 BB: 0 P: 6	R: 0 E: 0 K: 0 S: 4	H: 0 LOB: 0 BB: 0 P: 6	1B: 5 2B: 5 3B: 0 HR: 0	SF: 0 SAC: 2 DP: 0 HBP: 0	WP: 0 PB: 0 SB: 2 CS: 0	PA: 39												
PITCHER	IP WLS BF H R ER SO BB IBB HBP BLK WP HR S P ERA WHIP																															
Randy Tomlin, L ERA: 3.5 Paul Miller, R ERA: Vicente Palacios, R ERA: 3.15 Denny Neagle, L ERA: 2.7 Dennis Lamp, R ERA: 1.98	(1, 1) (3, 1) (5, 1) (6, 1) (7, 1)	2.0 8 1.2 0.1 1.0	L 8 2 2 4	14 1 0 0 1	4 0 0 0 0	4 3 0 0 0	2 3 2 0 0	1 0 1 0 0	0 0 0 0 0	0 0 0 0 0	0 0 0 0 0	0 0 0 0 0	0 0 0 0 0	25 15 23 11 7	43 27 1800 11 7	3.500 0.500 1.800 3.000 1.000																

Pittsburgh Pirates @ Atlanta Braves
Atlanta-Fulton County Stadium, Atlanta, GA
Tue May 12 1992, 7:05 PM EDT
Att: 38,949 - Cloudy - 80 F

AB 34
R 4
H 10
RBI 4
BB 3
SO 8
LOB 23



Batter	1	2	3	4	5	6	7	8	9	AB	R	H	RBI	BB	SO	LOB	TOP			
Gary Redus, R OBP: 0.359, SLG: 0.333	2-1 1B	2-1 2B	4-2 2B	0-2 FC6-4		0-1 G6-3		3-2 L4		5	3	2	0	1	0	7				
Dennis Lamp, R OBP: 0.667, SLG: 0.500	1B	2B	2B	1-2 1B						0	0	0	0	0	0	0				
Stan Belinda, R	1B	1B	1B	BB						0	0	0	0	0	0	0				
Jay Bell, R OBP: 0.331, SLG: 0.287	2-2 1B	2-2 2B	3-2 2B		1-1 G3		2-3 K		2-1 HR	6	3	4	4	0	1	0				
Andy Van Slyke, L OBP: 0.470, SLG: 0.523	1-1 1B	1-1 2B		1-0 E9	1-2 G4-3		4-2 BB		2-1 P3-2	5	2	4	2	1	0	0				
Lloyd McClendon, R OBP: 0.417, SLG: 0.488	2-2 SF8	0-0 P5		4-1 HBP	4-1 BB		0-0 FC		2-1 2B	3	1	1	0	2	0	2				
Orlando Merced, S OBP: 0.402, SLG: 0.385	1-2 1B			2-2 BB	1-2 BB		1-2 FC5		1-3 2B	1	0	1	0	0	0	0				
Barry Bonds, L OBP: 0.414, SLG: 0.596	2-3 K	1-1 G4-3		2-2 HBP	1-2 G4-3		2-2 F8		4-0 IBB	4	0	0	0	1	1	7				
Steve Buschete, R OBP: 0.349, SLG: 0.425	1-1 1B		1-1 G6-3	0-2 1B		1-3 K	1-1 FC5		2-1 F9	6	1	3	3	0	1	5				
Jeff King, R OBP: 0.260, SLG: 0.315	2-1 SF8		0-1 G6-3	1-2 F9		1-1 1B	1-2 FC4-2		1-1 P3-2	5	0	2	1	0	0	6				
Don Slaught, R OBP: 0.362, SLG: 0.611	2-3 F9		2-3 SH5-4	1-2 FC6-4		1-2 1B	1-3 FC4-2		3-1 1B	5	1	4	1	0	0	2				
Doug Drabek, R OBP: 0.056, SLG: 0.056		0-0 G1-3	1-1 SH5-4	0-3 K		0-3 K	0-0 FC4-2			3	0	0	0	0	2	5				
Roger Mason, R										0	0	0	0	0	0	0				
Cecil Espy, S OBP: 0.471, SLG: 0.613										1	0	0	0	0	0	2				
Inning Stats	R: 3 E: 0 K: 1 S: 19	H: 5 LOB: 2 BB: 0 P: 33	R: 2 E: 0 K: 0 S: 11	H: 3 LOB: 1 BB: 0 P: 17	R: 3 E: 0 K: 0 S: 12	H: 3 LOB: 1 BB: 1 P: 22	R: 2 E: 1 K: 1 S: 19	H: 3 LOB: 3 BB: 1 P: 30	R: 0 E: 0 K: 2 S: 13	H: 2 LOB: 2 BB: 0 P: 16	R: 0 E: 1 K: 1 S: 12	H: 0 LOB: 2 BB: 1 P: 21	R: 0 E: 0 K: 0 S: 8	H: 2 LOB: 1 BB: 0 P: 12	R: 1 E: 0 K: 0 S: 10	H: 3 LOB: 2 BB: 1 P: 23	1B: 15 2B: 7 3B: 0 HR: 1	SF: 1 SAC: 1 DP: 2 HBP: 1	WP: 0 PB: 0 SB: 2 CS: 0	PA: 52
PITCHER	IP WLS BF H R ER SO	IP WLS BF H R ER SO	IP WLS BF H R ER SO	IP WLS BF H R ER SO	IP WLS BF H R ER SO	IP WLS BF H R ER SO	IP WLS BF H R ER SO	IP WLS BF H R ER SO	IP WLS BF H R ER SO	IP WLS BF H R ER SO	IP WLS BF H R ER SO	IP WLS BF H R ER SO	IP WLS BF H R ER SO	IP WLS BF H R ER SO	IP WLS BF H R ER SO	IP WLS BF H R ER SO	ERA WHIP	ERA WHIP		
Charlie Leibrandt, L ERA: 5.15	3.0 0 20 11 8 8 1	3.0 0 17 5 2 2 3	3.0 0 17 5 2 2 3	3.0 0 17 5 2 2 3	3.0 0 17 5 2 2 3	3.0 0 17 5 2 2 3	3.0 0 17 5 2 2 3	3.0 0 17 5 2 2 3	3.0 0 17 5 2 2 3	3.0 0 17 5 2 2 3	3.0 0 17 5 2 2 3	3.0 0 17 5 2 2 3	3.0 0 17 5 2 2 3	3.0 0 17 5 2 2 3	3.0 0 17 5 2 2 3	3.0 0 17 5 2 2 3	24.00 6.00	4.000 2.333		
Ben Rivera, R ERA: 5.02	1.0 0 5 0 0 0 1	1.0 0 5 0 0 0 1	1.0 0 5 0 0 0 1	1.0 0 5 0 0 0 1	1.0 0 5 0 0 0 1	1.0 0 5 0 0 0 1	1.0 0 5 0 0 0 1	1.0 0 5 0 0 0 1	1.0 0 5 0 0 0 1	1.0 0 5 0 0 0 1	1.0 0 5 0 0 0 1	1.0 0 5 0 0 0 1	1.0 0 5 0 0 0 1	1.0 0 5 0 0 0 1	1.0 0 5 0 0 0 1	1.0 0 5 0 0 0 1	0.00 1.000	0.000 2.000		
Kent Mercker, L ERA: 4.5	1.0 0 5 0 0 0 1	1.0 0 5 0 0 0 1	1.0 0 5 0 0 0 1	1.0 0 5 0 0 0 1	1.0 0 5 0 0 0 1	1.0 0 5 0 0 0 1	1.0 0 5 0 0 0 1	1.0 0 5 0 0 0 1	1.0 0 5 0 0 0 1	1.0 0 5 0 0 0 1	1.0 0 5 0 0 0 1	1.0 0 5 0 0 0 1	1.0 0 5 0 0 0 1	1.0 0 5 0 0 0 1	1.0 0 5 0 0 0 1	1.0 0 5 0 0 0 1	0.00 2.000	9.000 3.000		
Juan Berenguer, R ERA: 2.89	1.0 0 5 0 0 0 1	1.0 0 5 0 0 0 1	1.0 0 5 0 0 0 1	1.0 0 5 0 0 0 1	1.0 0 5 0 0 0 1	1.0 0 5 0 0 0 1	1.0 0 5 0 0 0 1	1.0 0 5 0 0 0 1	1.0 0 5 0 0 0 1	1.0 0 5 0 0 0 1	1.0 0 5 0 0 0 1	1.0 0 5 0 0 0 1	1.0 0 5 0 0 0 1	1.0 0 5 0 0 0 1	1.0 0 5 0 0 0 1	1.0 0 5 0 0 0 1				
Alejandro Pena, R ERA: 6.38	1.0 0 5 0 0 0 1	1.0 0 5 0 0 0 1	1.0 0 5 0 0 0 1	1.0 0 5 0 0 0 1	1.0 0 5 0 0 0 1	1.0 0 5 0 0 0 1	1.0 0 5 0 0 0 1	1.0 0 5 0 0 0 1	1.0 0 5 0 0 0 1	1.0 0 5 0 0 0 1	1.0 0 5 0 0 0 1	1.0 0 5 0 0 0 1	1.0 0 5 0 0 0 1	1.0 0 5 0 0 0 1	1.0 0 5 0 0 0 1	1.0 0 5 0 0 0 1				

Pittsburgh Pirates @ Atlanta Braves
Atlanta-Fulton County Stadium, Atlanta, GA
Wed May 13 1992, 7:05 PM EDT
Att: 24,872 - Cloudy - 73 F

AB 44
R 11
H 21
RBI 11
BB 5
SO 5
LOB 36



Batter	1	2	3	4	5	6	7	8	9	AB	R	H	RBI	BB	SO	LOB	BOTTOM					
Deion Sanders, L OBP: 0.378, SLG: 0.564	1-3 K	1-2 G3-1			2-1 G4-6-3		1-2 P5	1-1 HR		5	1	2	2	0	1	2						
Terry Pendleton, S OBP: 0.344, SLG: 0.517	0-1 G4-3		1-0 F9		2-2 G4-6-3		1-2 1B	3-1 HR		5	1	2	2	0	0	1						
Ron Gant, R OBP: 0.355, SLG: 0.481	3-2 HR		0-1 L8			3-2 1B	1-2 E5	3-1 P3		5	2	2	2	0	0	1						
David Justice, L OBP: 0.315, SLG: 0.333	2-1 HR		0-0 G3-1			4-1 1B	0-3 K	3-2 F9		4	2	1	1	1	1	2						
Sid Bream, L OBP: 0.344, SLG: 0.358	0-1 K			0-3 K		2-2 E9	0-0 1B	2-2 F7		1	0	1	0	0	0	0						
Ben Rivera, R ERA: 5.02	1.0 0 5 0 0 0 1	1.0 0 5 0 0 0 1	1.0 0 5 0 0 0 1	1.0 0 5 0 0 0 1	1.0 0 5 0 0 0 1	1.0 0 5 0 0 0 1	1.0 0 5 0 0 0 1	1.0 0 5 0 0 0 1	1.0 0 5 0 0 0 1	1.0 0 5 0 0 0 1	1.0 0 5 0 0 0 1	1.0 0 5 0 0 0 1	1.0 0 5 0 0 0 1	1.0 0 5 0 0 0 1	1.0 0 5 0 0 0 1	0.00 1.000	0.000 2.000					
Kent Mercker, L ERA: 4.5	1.0 0 5 0 0 0 1	1.0 0 5 0 0 0 1	1.0 0 5 0 0 0 1	1.0 0 5 0 0 0 1	1.0 0 5 0 0 0 1	1.0 0 5 0 0 0 1	1.0 0 5 0 0 0 1	1.0 0 5 0 0 0 1	1.0 0 5 0 0 0 1	1.0 0 5 0 0 0 1	1.0 0 5 0 0 0 1	1.0 0 5 0 0 0 1	1.0 0 5 0 0 0 1	1.0 0 5 0 0 0 1	1.0 0 5 0 0 0 1	1.0 0 5 0 0 0 1	0.00 2.000	9.000 3.000				
Juan Berenguer, R ERA: 2.89	1.0 0 5 0 0 0 1	1.0 0 5 0 0 0 1	1.0 0 5 0 0 0 1	1.0 0 5 0 0 0 1	1.0 0 5 0 0 0 1	1.0 0 5 0 0 0 1	1.0 0 5 0 0 0 1	1.0 0 5 0 0 0 1	1.0 0 5 0 0 0 1	1.0 0 5 0 0 0 1	1.0 0 5 0 0 0 1	1.0 0 5 0 0 0 1	1.0 0 5 0 0 0 1	1.0 0 5 0 0 0 1	1.0 0 5 0 0 0 1	1.0 0 5 0 0 0 1						
Alejandro Pena, R ERA: 6.38	1.0 0 5 0 0 0 1	1.0 0 5 0 0 0 1	1.0 0 5 0 0 0 1	1.0 0 5 0 0 0 1	1.0 0 5 0 0 0 1	1.0 0 5 0 0 0 1	1.0 0 5 0 0 0 1	1.0 0 5 0 0 0 1	1.0 0 5 0 0 0 1	1.0 0 5 0 0 0 1	1.0 0 5 0 0 0 1	1.0 0 5 0 0 0 1	1.0 0 5 0 0 0 1	1.0 0 5 0 0 0 1	1.0 0 5 0 0 0 1	1.0 0 5 0 0 0 1						
Damon Bernhill, S OBP: 0.280, SLG: 0.437	1-2 G4-3			0-1 G4-3		3-2 P5	2-1 P5	1-2 G4-3		5	0	0	0	0	0	5						
Jeff Blauser, R OBP: 0.253, SLG: 0.360		1-2 G3-1		2-2 G6-3		2-3 K		1-1 3B	1-2 1B	5	1	2	0	0	1	1						
Mark Lemke, S OBP: 0.222, SLG: 0.241		2-1 G4-3			1-1 F7	2-2 G6-3		2-1 F8	1-2 F7	5	0	0	0	0	0	3						
Charlie Leibrandt, R OBP: 0.167, SLG: 0.182			0-1 E1		1-0 1B		0-0 1B	0-1 3B		1	0	0	0	0	0	0						
Brian Hunter, R OBP: 0.203, SLG: 0.373					1-0 1B		0-0 E	1-1 3B		3	3	3	1	0	0	0						
Inning Stats	R: 2 E: 0 K: 1 S: 16	H: 3 LOB: 1 BB: 0 P: 23	R: 0 E: 1 K: 0 S: 10	H: 0 LOB: 1 BB: 0 P: 14	R: 0 E: 0 K: 0 S: 4	H: 0 LOB: 0 BB: 0 P: 5	R: 0 E: 0 K: 1 S: 11	H: 0 LOB: 0 BB: 0 P: 13	R: 1 E: 0 K: 0 S: 8	H: 2 LOB: 0 BB: 0 P: 14	R: 2 E: 1 K: 1 S: 17	H: 2 LOB: 1 BB: 1 P: 33	R: 1 E: 1 K: 1 S: 19	H: 3 LOB: 3 BB: 0 P: 24	R: 4 E: 0 K: 0 S: 19	H: 4 LOB: 0 BB: 0 P: 30	R: 0 E: 0 K: 0 S: 16	H: 1 LOB: 1 BB: 0 P: 21	1B: 6 2B: 4 3B: 2 HR: 3	SF: 0 SAC: 0 DP: 1 HBP: 0	WP: 0 PB: 0 SB: 0 CS: 0	PA: 44
PITCHER	IP WLS BF H R ER SO	IP WLS BF H R ER SO	IP WLS BF H R ER SO	IP WLS BF H R ER SO	IP WLS BF H R ER SO	IP WLS BF H R ER SO	IP WLS BF H R ER SO	IP WLS BF H R ER SO	IP WLS BF H R ER SO	IP WLS BF H R ER SO	IP WLS BF H R ER SO	IP WLS BF H R ER SO	IP WLS BF H R ER SO	IP WLS BF H R ER SO	IP WLS BF H R ER SO	IP WLS BF H R ER SO	ERA WHIP	ERA WHIP				
Doug Drabek, R ERA: 2.93	5.1 0 24 7 5 4 2	5.1 0 24 7 5 4 2	5.1 0 24 7 5 4 2	5.1 0 24 7 5 4 2	5.1 0 24 7 5 4 2	5.1 0 24 7 5 4 2	5.1 0 24 7 5 4 2	5.1 0 24 7 5 4 2	5.1 0 24 7 5 4 2	5.1 0 24 7 5 4 2	5.1 0 24 7 5 4 2	5.1 0 24 7 5 4 2	5.1 0 24 7 5 4 2	5.1 0 24 7 5 4 2	5.1 0 24 7 5 4 2	5.1 0 24 7 5 4 2	6.75 1.500	5.40 1.800				
Roger Mason, R ERA: 3.0	1.2 0 9 3 1 1 2	1.2 0 9 3 1 1 2	1.2 0 9 3 1 1 2	1.2 0 9 3 1 1 2	1.2 0 9 3 1 1 2	1.2 0 9 3 1 1 2	1.2 0 9 3 1 1 2	1.2 0 9 3 1 1 2	1.2 0 9 3 1 1 2	1.2 0 9 3 1 1 2	1.2 0 9 3 1 1 2	1.2 0 9 3 1 1 2	1.2 0 9 3 1 1 2	1.2 0 9 3 1 1 2	1.2 0 9 3 1 1 2	1.2 0 9 3 1 1 2	54.00 6.000					
Dennis Lamp, R ERA: 3.21	0.1 0 3 2 2 2 0	0.1 0 3 2 2 2 0	0.1 																			

Batter	1	2	3	4	5	6	7	8	9	AB	R	H	RBI	BB	SO	LOB	TOP					
Orlando Merced, S OBP: 0.379, SLG: 0.357	G4-3	G1-6-3			G3-1			K2-3	K	5	0	0	0	0	0	2	4					
Jay Bell, R OBP: 0.289, SLG: 0.286	1B		F8		P3			F9		4	0	1	0	0	0	0	0					
Andy Van Slyke, L OBP: 0.457, SLG: 0.504	F9		G4-3		F8			K		4	0	0	0	0	0	1	1					
Barry Bonds, L OBP: 0.417, SLG: 0.598	K		2B		G6-3			2B 1B	BB	3	1	1	0	1	1	1	1					
Gary Varsho, L OBP: 0.242, SLG: 0.419		F9	F8		K			F9		4	0	0	0	0	1	2						
Steve Buechele, R OBP: 0.346, SLG: 0.427	G6-3				K			F8		4	0	1	0	0	0	1	0					
Gary Redus, R OBP: 0.359, SLG: 0.333								1B	2B	0	1	0	0	0	0	0	0					
Jose Lind, R OBP: 0.216, SLG: 0.239								1B	2B	0	0	0	0	0	0	0	0					
Michael LaValliere, L OBP: 0.369, SLG: 0.362	1B	2B			F8			P5		3	1	1	0	1	0	0						
Jeff King, R OBP: 0.279, SLG: 0.358	1B	BB			G6-3			HR		3	1	2	3	1	0	0						
Zane Smith, L OBP: 0.150, SLG: 0.158	1B				F8			G4-3		3	0	1	1	0	0	0						
Vicente Palacios, R OBP: 0.197, SLG: 0.167										0	0	0	0	0	0	0						
Cecil Espy, S OBP: 0.457, SLG: 0.594										1	0	0	0	0	1	2						
Roger Mason, R OBP: 0.216, SLG: 0.239										0	0	0	0	0	0	0						
Inning Stats	R: 0 E: 0 K: 1 S: 11	H: 1 LOB: 1 BB: 0 P: 21	R: 1 E: 0 K: 0 S: 16	H: 2 LOB: 2 BB: 1 P: 29	R: 0 E: 0 K: 0 S: 6	H: 1 LOB: 1 BB: 0 P: 8	R: 0 E: 0 K: 1 S: 6	H: 0 LOB: 0 BB: 0 P: 8	R: 0 E: 0 K: 0 S: 4	H: 0 LOB: 0 BB: 0 P: 6	R: 1 E: 0 K: 0 S: 8	H: 1 LOB: 0 BB: 0 P: 12	R: 0 E: 0 K: 2 S: 8	H: 0 LOB: 0 BB: 0 P: 11	R: 2 E: 0 K: 2 S: 13	H: 2 LOB: 2 BB: 2 P: 26	1B: 3 2B: 3 3B: 0 HR: 1	SF: 0 SAC: 0 DP: 0 HBP: 0	WP: 0 PB: 0 CS: 0	PA: 37		
PITCHER	IP	WLS	BF	H	R	ER	SO	BB	IBB	HBP	BLK	WP	HR	S	P	ERA	WHIP					
29 John Smoltz, R ERA: 3.58	(1, 1)	8.1	L	34	6	4	4	5	2	1	0	0	0	1	70	121	4.32	0.960				
Marvin Freeman, R ERA: 2.41	(9, 1)	0.2		3	1	0	0	2	0	0	0	0	0	0	9	11	0.00	1.500				

Pittsburgh Pirates @ Atlanta Braves
Atlanta-Fulton County Stadium, Atlanta, GA
Thu May 14 1992, 7:05 PM EDT
Att: 32,303 - Sunny - 79 F

AB 34
R 4
H 7
RBI 4
BB 3
SO 7
LOB 10



Batter	1	2	3	4	5	6	7	8	9	AB	R	H	RBI	BB	SO	LOB	BOTTOM				
Otis Nixon, S OBP: 0.426, SLG: 0.439	F7		G4-3			HR	1B		G1-3	5	1	2	0	0	0	2					
Terry Pendleton, S OBP: 0.395, SLG: 0.544	K				1B	HR	1B		1B	4	1	3	2	1	1	0					
Ron Gant, R OBP: 0.363, SLG: 0.478	1B				P2	FC6-5	BB		F9	3	0	1	0	2	0	3					
David Justice, L OBP: 0.302, SLG: 0.317	CS	G4-3			F7	FC6-5	1B		G3-1	4	1	0	0	0	0	5					
Brian Hunter, R OBP: 0.206, SLG: 0.365		G5-3			F7	1B	1B		F9	4	0	1	0	0	0	1					
Damon Berryhill, S OBP: 0.260, SLG: 0.427		G4-3			G6-3				K	4	0	1	1	0	1	0					
Mark Lemke, S OBP: 0.213, SLG: 0.231			G4-3		L3	F8			F8	4	0	0	0	0	0	2					
Rafael Belliard, R OBP: 0.250, SLG: 0.214			F8		F9				L3	3	0	0	0	0	0	0					
Deion Sanders, L OBP: 0.383, SLG: 0.568									G1-3	1	0	1	0	0	0	0					
29 John Smoltz, R ERA: 2.56	(1, 1)	6.2	29	3	3	1	1	0	0	1	59	96	4.05	1.500							
Vicente Palacios, R ERA: 3.0	(7, 1)	1.1	W	5	0	0	0	1	1	0	0	0	0	0	0	0	0.750				
Sid Bream, L OBP: 0.380, SLG: 0.393	(9, PH)	1.0	S	5	1	0	0	0	0	1	0	0	0	0	0	0	1.000				
Inning Stats	R: 0 E: 0 K: 1 S: 7	H: 1 LOB: 0 BB: 0 P: 11	R: 0 E: 0 K: 0 S: 6	H: 0 LOB: 0 BB: 0 P: 9	R: 0 E: 0 K: 0 S: 9	H: 1 LOB: 1 BB: 0 P: 11	R: 0 E: 0 K: 0 S: 5	H: 0 LOB: 0 BB: 0 P: 8	R: 3 E: 0 K: 0 S: 15	H: 4 LOB: 2 BB: 1 P: 29	R: 0 E: 0 K: 0 S: 9	H: 2 LOB: 3 BB: 1 P: 16	R: 0 E: 0 K: 1 S: 7	H: 0 LOB: 0 BB: 0 P: 10	R: 0 E: 0 K: 0 S: 6	H: 1 LOB: 2 BB: 1 P: 13	1B: 9 2B: 0 3B: 0 HR: 1	SF: 0 SAC: 0 DP: 0 HBP: 0	WP: 0 PB: 0 CS: 1	PA: 40	
PITCHER	IP	WLS	BF	H	R	ER	SO	BB	IBB	HBP	BLK	WP	HR	S	P	ERA	WHIP				
Zane Smith, L ERA: 2.86	(1, 1)	1.1	W	5	0	0	0	1	1	0	0	0	0	10	17	0.00	0.750				
Rafael Belliard, R ERA: 3.0	(7, 1)	1.1	W	5	0	0	0	1	1	0	0	0	0	10	17	0.00	0.750				
Roger Mason, R ERA: 2.86	(9, 1)	1.0	S	5	1	0	0	0	0	1	0	0	0	6	13	0.00	1.000				

Pittsburgh Pirates @ Atlanta Braves
Atlanta-Fulton County Stadium, Atlanta, GA
Thu May 14 1992, 7:05 PM EDT
Att: 32,303 - Sunny - 79 F

AB 36
R 3
H 10
RBI 3
BB 3
SO 2
LOB 14



Batter	1	2	3	4	5	6	7	8	9	AB	R	H	RBI	BB	SO	LOB	TOP	
Marquis Grissom, R OBP: 0.310, SLG: 0.402	4-0 F8 S 2B BB	3-3 K			2-2 L9		1-0 L9		4-1 BB	3	1	0	0	2	1	2	Montreal Expos @ Atlanta Braves Atlanta-Fulton County Stadium, Atlanta, GA Fri May 15 1992, 7:05 PM EDT Att: 37,551 - Cloudy - 79 F	
Delino DeShields, L OBP: 0.333, SLG: 0.388	3-3 K		3-1 P5		2-2 G4-3		3-2 BB		3-1 F9	5	0	1	1	0	1	3		
Moises Alou, R Mel Rojas, R	0-0 F8		1-2 L8		1-2 G4-3		2-2 F8			4	0	0	0	0	0	2		
Larry Walker, L OBP: 0.360, SLG: 0.496	0-1 2B		0-0 1B		0-2 1B				0-1 F7	4	0	3	1	0	0	0		
Gary Carter, R OBP: 0.358, SLG: 0.414	4-1 FC6-4 BB		2-2 F8		0-0 P6		2-2 F7			3	0	0	0	1	0	2		
Tim Lincecum, R OBP: 0.290, SLG: 0.304	2-1 FC6-4		0-0 G4-3		1-0 F8		0-1 G4-3			4	0	0	0	0	0	3		
Bret Barberie, S Bill Sampen, R Bill Landrum, R Darren Reed, R		2-2 HBP	4-0 G5-3 BB		2-3 K				1-3 K	1	0	0	0	1	1	1		AB 33 R 2 H 6 RBI 2 BB 4 SO 5 LOB 18
Spike Owen, S OBP: 0.305, SLG: 0.372		3-2 L9	3-2 G5-3		1-1 G3-1				0-0 BB 1B	4	0	1	0	0	0	2		
Chris Nabholz, L Archi Cianfranco, R		2-3 K	2-2 G6-3		0-0 L9 1B 2B				0-0 F8	2	0	0	0	0	1	2		
Inning Stats	R: 1 E: 0 K: 1 S: 9	H: 1 LOB: 2 BB: 2 P: 22	R: 0 E: 0 K: 2 S: 13	H: 0 LOB: 1 BB: 0 P: 23	R: 0 E: 0 K: 0 S: 10	H: 1 LOB: 1 BB: 0 P: 15	R: 0 E: 0 K: 0 S: 7	H: 0 LOB: 1 BB: 1 P: 16	R: 0 E: 0 K: 1 S: 11	H: 1 LOB: 1 BB: 0 P: 12	R: 1 E: 0 K: 0 S: 11	H: 2 LOB: 1 BB: 0 P: 18	R: 0 E: 0 K: 0 S: 7	H: 0 LOB: 0 BB: 0 P: 9	R: 0 E: 0 K: 1 S: 8	H: 1 LOB: 2 BB: 1 P: 16		1B: 4 SF: 0 2B: 2 3B: 0 HR: 0 SF: 0 SAC: 0 DP: 0 HBP: 1 WP: 0 PA: 38 CS: 0
PITCHER	IP	WLS	BF	H	R	ER	SO	BB	IBB	HBP	BLK	WP	HR	S	P	ERA	WHIP	
Mike Bielecki, R ERA: 3.03	0.1		2	0	1	0	1	1	0	0	0	0	0	3	10	27.00	3.000	
Kent Mercker, L ERA: 3.74	3.2	W	16	2	0	0	2	2	0	1	0	0	0	36	66	0.00	1.091	
Juan Berenguer, R ERA: 2.91	3.0		12	3	1	1	1	0	0	0	0	0	0	31	46	3.00	1.000	
Mike Stanton, L ERA: 4.5	2.0	S	8	1	0	0	1	1	0	0	0	0	0	15	25	0.00	1.000	

Batter	1	2	3	4	5	6	7	8	9	AB	R	H	RBI	BB	SO	LOB	BOTTOM	
Otis Nixon, S OBP: 0.446, SLG: 0.450	1-1 BB 1B		1-2 S 1B		4-0 S 1B BB		0-0 G6-3			3	2	2	0	1	0	0	Montreal Expos @ Atlanta Braves Atlanta-Fulton County Stadium, Atlanta, GA Fri May 15 1992, 7:05 PM EDT Att: 37,551 - Cloudy - 79 F	
Terry Pendleton, S OBP: 0.363, SLG: 0.540	4-0 1B SF4 BB		3-2 F8		1-0 S 1B		1-2 G5-3			3	2	1	1	1	0	1		
Ron Gant, R OBP: 0.373, SLG: 0.486	3-2 S 1B		2-1 L1		2-2 S 1B				0-0 1B 1B	4	0	3	2	0	0	1		
David Justice, L OBP: 0.290, SLG: 0.302	1-3 K		0-0 L3		2-3 K				0-0 L9	4	0	0	0	0	2	5		
Brian Hunter, R OBP: 0.222, SLG: 0.369	1-0 SF4			1-0 G6-3		4-0 G6-3 S BB		1-2 1B		2	0	1	1	1	0	0		
Damon Berryhill, S OBP: 0.247, SLG: 0.405	1-2 G6-3			0-3 K		1-0 F2		3-1 F7		4	0	0	0	0	1	4		
Mark Lemke, S OBP: 0.204, SLG: 0.221		1-1 F7		2-3 K		2-0 G6-3		1-2 G1-3		4	0	0	0	0	1	3		
Rafael Belliard, R OBP: 0.243, SLG: 0.208		1-3 K			1-1 G6-3		0-0 B1-3			3	0	0	0	0	1	1		
Mike Bielecki, R Kent Mercker, L Juan Berenguer, R Lonnie Smith, R Mike Stanton, L		1-3 K			0-1 G4-3		0-0 L7			0	0	0	0	0	0	0		
Inning Stats	R: 2 E: 0 K: 1 S: 13	H: 2 LOB: 1 BB: 1 P: 23	R: 0 E: 0 K: 2 S: 9	H: 0 LOB: 0 BB: 0 P: 12	R: 0 E: 0 K: 2 S: 9	H: 1 LOB: 1 BB: 0 P: 18	R: 0 E: 0 K: 0 S: 12	H: 0 LOB: 1 BB: 1 P: 22	R: 0 E: 0 K: 0 S: 3	H: 0 LOB: 0 BB: 1 P: 10	R: 0 E: 0 K: 0 S: 6	H: 0 LOB: 0 BB: 0 P: 7	R: 0 E: 0 K: 0 S: 11	H: 2 LOB: 2 BB: 0 P: 16	R: 0 E: 0 K: 0 S: 11	H: 0 LOB: 0 BB: 0 P: 16		1B: 7 SF: 1 2B: 0 3B: 0 HR: 0 SF: 1 SAC: 0 DP: 0 HBP: 0 WP: 0 PA: 34 CS: 0
PITCHER	IP	WLS	BF	H	R	ER	SO	BB	IBB	HBP	BLK	WP	HR	S	P	ERA	WHIP	
Chris Nabholz, L ERA: 3.83	5.2	L	25	5	4	4	6	3	0	0	0	0	0	7	8	6.35	1.412	
Bill Sampen, R ERA: 4.34	1.1		4	0	0	0	0	0	0	0	0	0	0	7	8	0.00	0.000	
Bill Landrum, R ERA: 6.0	0.1		3	2	0	0	0	0	0	0	0	0	0	6	7	0.00	6.000	
Mel Rojas, R ERA: 1.46	0.2		2	0	0	0	0	0	0	0	0	0	0	5	9	0.00	0.000	



Batter	1	2	3	4	5	6	7	8	9	AB	R	H	RBI	BB	SO	LOB	TOP								
Marquis Grissom, R OBP: 0.299, SLG: 0.387	(1, 8) K		(1, 3) K		(2, 1) G5-3		(1, 2) FC5-2 1B	(0, 2) P3		5	0	0	0	0	2	5									
Delino DeShields, L OBP: 0.336, SLG: 0.383	(1, 4) K			(4, 2) S 1B BB		(1, 3) K	(1, 0) FC6-4 1B		(0, 0) F7	4	1	1	2	1	2	0									
Moises Alou, R OBP: 0.483, SLG: 0.483 Darren Reed, R (9, 9)	(1, 7) L9			(1, 2) G5-3		(0, 1) L4	(2, 0) FC6-4 1B		(3, 3) K	5	0	0	0	0	1	3									
Larry Walker, L OBP: 0.371, SLG: 0.528 John Vander Wal, L (9, PH) OBP: 0.321, SLG: 0.347 (9, 7)		(0, 0) F8		(3, 2) S 2H 1B		(2, 0) 1B		(2, 0) HR	(0, 0) F7	4	1	3	2	0	0	0									
Gary Carter, R OBP: 0.352, SLG: 0.393	(1, 2) K			(4, 2) G6-4-3 1B BB		(1, 0) P6		(2, 1) F7		3	0	0	0	1	1	1									
Tim Lincecum, R OBP: 0.289, SLG: 0.302	(1, 3) P3			(0, 0) G6-4-3 1B			(2, 2) E6 1B FC5-2 1B	(1, 1) HR		4	1	1	0	0	0	2									
Archi Cianfrocco, R OBP: 0.309, SLG: 0.521			(1, 2) F9		(0, 1) HR		(0, 0) FC5-2 1B	(1, 1) P3		4	2	2	1	0	0	1									
Spike Owen, S OBP: 0.312, SLG: 0.408			(2, 1) P4		(3, 1) L6		(1, 2) FC5-2 1B	(3, 1) HR		4	2	2	2	0	0	0									
Dennis Martinez, R OBP: 0.188, SLG: 0.188 Mel Rojas, R OBP: 0.500, SLG: 0.500	(1, 1) Mel Rojas, R (7, 1)		(0, 0) 1B		(0, 1) G5-3		(0, 3) K	(0, 0) 1B		3	0	1	0	0	1	3									
Inning Stats	R: 0 E: 0 K: 2 S: 10	H: 0 LOB: 0 BB: 0 P: 13	R: 0 E: 0 K: 1 S: 5	H: 0 LOB: 0 BB: 0 P: 7	R: 0 E: 0 K: 1 S: 9	H: 1 LOB: 1 BB: 0 P: 13	R: 1 E: 0 K: 0 S: 14	H: 1 LOB: 1 BB: 2 P: 26	R: 1 E: 0 K: 1 S: 8	H: 1 LOB: 0 BB: 0 P: 13	R: 0 E: 0 K: 1 S: 8	H: 1 LOB: 1 BB: 0 P: 11	R: 2 E: 1 K: 1 S: 17	H: 3 LOB: 2 BB: 0 P: 23	R: 3 E: 0 K: 0 S: 14	H: 4 LOB: 1 BB: 0 P: 23	R: 0 E: 0 K: 1 S: 6	H: 0 LOB: 0 BB: 0 P: 9	1B: 8 2B: 0 3B: 0 HR: 3	SF: 0 SAC: 0 DP: 1 HBP: 0	WP: 0 PB: 0 SB: 4 CS: 0	PA: 40			
PITCHER	IP	WLS	BF	H	R	ER	SO	BB	IBB	HBP	BLK	WP	HR	S	P	ERA	WHIP								
Steve Avery, L ERA: 3.56	(1, 1) 7.0	L	30	7	4	2	6	2	0	0	0	0	1	71	106	2.57	1.286								
Alejandro Pena, R ERA: 7.5	(8, 1) 1.0		7	4	3	3	0	0	0	0	0	0	2	14	23	27.00	4.000								
Ben Rivera, R ERA: 4.7	(9, 1) 1.0		3	0	0	0	1	0	0	0	0	0	0	6	9	0.00	0.000								

Montreal Expos @ Atlanta Braves
Atlanta-Fulton County Stadium, Atlanta, GA
Sat May 16 1992, 7:05 PM EDT
Att: 40,504 - Sunny - 80 F

AB	38
R	7
H	11
RBI	7
BB	2
SO	7
LOB	15



Batter	1	2	3	4	5	6	7	8	9	AB	R	H	RBI	BB	SO	LOB	BOTTOM								
Deion Sanders, L OBP: 0.371, SLG: 0.548	(1, 8) K		(0, 1) G3-1		(3, 2) F8		(1, 3) K			4	0	0	0	0	2	2									
Terry Pendleton, S OBP: 0.365, SLG: 0.532	(1, 5) F8		(3, 3) K			(1, 1) FC1-6 FC4-6 1B		(0, 0) F8		4	1	1	0	0	1	0									
Ron Gant, R OBP: 0.370, SLG: 0.479	(1, 7) K			(0, 2) CS 1B		(0, 0) FC FC1-6		(2, 2) F8		4	0	1	0	0	1	1									
David Justice, L OBP: 0.298, SLG: 0.295		(4, 2) CS BB		(4, 1) CS 1B		(2, 1) FC1-6 FC4-6		(0, 2) F7		2	0	0	0	2	0	2									
Sid Bream, L OBP: 0.369, SLG: 0.379 Brian Hunter, R (6, PR) OBP: 0.219, SLG: 0.364 (7, 3)		(0, 0) F7		(2, 1) F7		(0, 0) FC4-6		(1, 2) P4		3	0	0	1	0	0	3									
Damon Berryhill, S OBP: 0.247, SLG: 0.398		(3, 2) 1B		(3, 2) F7		(1, 2) L3		(1, 1) G3-1		4	0	1	0	0	0	2									
Mark Lemke, S OBP: 0.225, SLG: 0.253		(2, 2) 1B		(1, 2) SH1-3 2B		(0, 0) G5-3 HBP 1B		(1, 3) K		4	0	3	0	0	1	0									
Rafael Belliard, R OBP: 0.241, SLG: 0.206 Jeff Blauser, R OBP: 0.263, SLG: 0.360 (7, PH) (8, 6)		(1, 2) F8		(0, 0) SH1-3		(1, 1) G5-3 HBP				1	0	0	0	0	0	2									
Steve Avery, L OBP: 0.188, SLG: 0.375 Lonnie Smith, R OBP: 0.129, SLG: 0.103 Alejandro Pena, R (8, 1) Ben Rivera, R (9, 1)	(1, 1) Steve Avery, L (7, PH)		(0, 1) G5-3		(2, 2) G1-3		(0, 0) G5-3			2	0	0	0	0	0	1									
Inning Stats	R: 0 E: 0 K: 2 S: 7	H: 0 LOB: 0 BB: 0 P: 12	R: 0 E: 0 K: 0 S: 13	H: 2 LOB: 2 BB: 1 P: 23	R: 0 E: 0 K: 1 S: 7	H: 0 LOB: 0 BB: 0 P: 10	R: 0 E: 0 K: 0 S: 11	H: 1 LOB: 1 BB: 1 P: 19	R: 0 E: 0 K: 1 S: 10	H: 1 LOB: 1 BB: 0 P: 16	R: 1 E: 1 K: 0 S: 7	H: 1 LOB: 1 BB: 0 P: 10	R: 0 E: 0 K: 1 S: 7	H: 1 LOB: 1 BB: 0 P: 9	R: 0 E: 0 K: 0 S: 8	H: 0 LOB: 0 BB: 0 P: 10	R: 0 E: 0 K: 1 S: 9	H: 0 LOB: 0 BB: 0 P: 12	1B: 5 2B: 1 3B: 0 HR: 0	SF: 0 SAC: 1 DP: 1 HBP: 1	WP: 0 PB: 0 SB: 0 CS: 2	PA: 34			
PITCHER	IP	WLS	BF	H	R	ER	SO	BB	IBB	HBP	BLK	WP	HR	S	P	ERA	WHIP								
Dennis Martinez, R ERA: 1.82	(1, 1) 6.0	W	26	6	1	0	3	2	0	1	0	0	0	57	93	0.00	1.333								
Mel Rojas, R ERA: 1.17	(7, 1) 3.0	S	8	0	0	0	2	0	0	0	0	0	0	22	28	0.00	0.000								

Montreal Expos @ Atlanta Braves
Atlanta-Fulton County Stadium, Atlanta, GA
Sat May 16 1992, 7:05 PM EDT
Att: 40,504 - Sunny - 80 F


AB	30
R	1
H	6
RBI	1
BB	2
SO	5
LOB	15



Batter	1	2	3	4	5	6	7	8	9	AB	R	H	RBI	BB	SO	LOB	TOP			
Ray Lankford, L (1, 8) OBP: 0.398, SLG: 0.446	1-2 CS 1B		1-1 SAFE SAFE F7			1-3 K		2-2 1-H FC5-4 1B		4	0	2	1	0	1	1	St. Louis Cardinals @ Atlanta Braves Atlanta-Fulton County Stadium, Atlanta, GA Mon May 18 1992, 7:05 PM EDT Att: 23,546 - Sunny - 82 F			
Ozzie Smith, S (1, 6) OBP: 0.374, SLG: 0.328	2-1 SAFE SAFE SAFE G1-3		1-1 SAFE SAFE FC6-4			0-0 L8		1-1 SAFE SAFE FC5-4		4	0	0	0	0	0	3				
Felix Jose, S (1, 9) OBP: 0.451, SLG: 0.649	2-1 G5-3					0-0 F8			0-2 G6-3	4	0	0	0	0	0	0				
Gerald Perry, L (1, 3) OBP: 0.357, SLG: 0.420		0-1 G3-1				0-0 CS 1B		0-1 F7	0-1 G3	4	0	1	0	0	0	0				
Brian Jordan, R (1, 7) OBP: 0.277, SLG: 0.476		1-1 G5-3				4-2 SAFE SAFE S BB		1-2 G5-3	1-1 S 1B	3	0	1	0	1	0	0				
Todd Zeile, R (1, 5) OBP: 0.342, SLG: 0.362		4-2 BB				3-2 L8		0-0 G6-3	2-2 L4	3	0	0	0	1	0	2				
Tom Pagnozzi, R (1, 2) OBP: 0.331, SLG: 0.392		0-0 G3				1-2 P4		0-0 F9		3	0	0	0	0	0	1				
Luis Alicea, S (1, 4) OBP: 0.297, SLG: 0.407			1-2 FC6-4 1B			1-0 L8		0-1 G5-3		3	0	1	0	0	0	0				
Donovan Osborne, S (1, 1) OBP: 0.133, SLG: 0.133			0-3 K			1-3 K		0-0 S 1B		2	0	0	0	0	2	1				
Cris Carpenter, R (7, 1)										0	0	0	0	0	0	0				
Bernard Gilkey, R (8, PH) OBP: 0.357, SLG: 0.354										1	1	1	0	0	0	0				
Todd Worrell, R (8, 1)										0	0	0	0	0	0	0				
Inning Stats	R: 0 E: 0 K: 0 S: 9	H: 1 LOB: 0 BB: 0 P: 13	R: 0 E: 0 K: 0 S: 7	H: 0 LOB: 1 BB: 1 P: 12	R: 0 E: 0 K: 1 S: 10	H: 1 LOB: 0 BB: 0 P: 13	R: 0 E: 0 K: 0 S: 14	H: 1 LOB: 1 BB: 1 P: 23	R: 0 E: 0 K: 1 S: 8	H: 0 LOB: 0 BB: 0 P: 11	R: 0 E: 0 K: 0 S: 6	H: 0 LOB: 0 BB: 0 P: 7	R: 1 E: 0 K: 0 S: 9	H: 2 LOB: 1 BB: 0 P: 12	R: 0 E: 0 K: 0 S: 10	H: 1 LOB: 1 BB: 0 P: 13	1B: 6 2B: 0 3B: 0 HR: 0	SF: 0 SAC: 0 DP: 0 HBP: 0	WP: 0 PB: 0 SB: 3 CS: 2	PA: 33
PITCHER Charlie Leibrandt, L (1, 1) ERA: 4.34	IP: 9.0 WLS: W BF: 33 H: 6 R: 1 ER: 1 SO: 3 BB: 2 IBB: 0 HBP: 0 BLK: 0 WP: 0 HR: 0 S: 78 P: 110 ERA: 1.00 WHIP: 0.889																			

Batter	1	2	3	4	5	6	7	8	9	AB	R	H	RBI	BB	SO	LOB	BOTTOM			
Otis Nixon, S (1, 8) OBP: 0.473, SLG: 0.471	1-0 HR 1B									4	1	3	0	0	0	0	St. Louis Cardinals @ Atlanta Braves Atlanta-Fulton County Stadium, Atlanta, GA Mon May 18 1992, 7:05 PM EDT Att: 23,546 - Sunny - 82 F			
Terry Pendleton, S (1, 5) OBP: 0.360, SLG: 0.543	1-2 1-H HR		2-2 G6-3 1B			1-0 P4		1-0 F9		4	1	2	2	0	0	3				
Ron Gant, R (1, 7) OBP: 0.364, SLG: 0.464	2-2 G4-3		3-2 G6-3 1-2 1B			0-1 CS		3-3 K		4	0	1	1	0	1	1				
David Justice, L (1, 9) OBP: 0.295, SLG: 0.319	0-0 F7		0-0 P5			1-1 HR		1-0 L8		4	1	1	1	0	0	2				
Brian Hunter, R (1, 3) OBP: 0.235, SLG: 0.405	2-0 1B			1-0 HR		0-0 FC5-4 1B		0-0 F8		4	1	3	1	0	0	0				
Greg Olson, R (1, 2) OBP: 0.316, SLG: 0.280	1-2 FC6 1B			2-2 L5		1-0 F9		0-1 G3-1		4	0	1	0	0	0	1				
Mark Lemke, S (1, 4) OBP: 0.218, SLG: 0.252	0-0 FC6 1-2 1B			2-1 G6-3		0-1 FC5-4 1-2 1B		0-1 F9		4	0	0	0	0	0	3				
Rafael Belliard, R (1, 6) OBP: 0.243, SLG: 0.210			1-3 K			0-0 G5-3		0-0 FC1-6 1B		3	0	1	0	0	1	0				
Charlie Leibrandt, R (1, 1) OBP: 0.133, SLG: 0.143			1-0 P9			1-2 L9		0-0 FC1-6 1B		3	1	0	0	0	0	1				
Inning Stats	R: 2 E: 0 K: 0 S: 15	H: 4 LOB: 2 BB: 0 P: 22	R: 0 E: 0 K: 1 S: 7	H: 0 LOB: 0 BB: 0 P: 11	R: 0 E: 0 K: 0 S: 8	H: 1 LOB: 0 BB: 0 P: 13	R: 1 E: 0 K: 0 S: 8	H: 1 LOB: 0 BB: 0 P: 13	R: 0 E: 0 K: 0 S: 7	H: 1 LOB: 0 BB: 0 P: 9	R: 1 E: 0 K: 1 S: 10	H: 2 LOB: 1 BB: 0 P: 14	R: 1 E: 0 K: 0 S: 6	H: 3 LOB: 2 BB: 0 P: 12	R: 0 E: 0 K: 0 S: 5	H: 0 LOB: 0 BB: 0 P: 5	1B: 9 2B: 0 3B: 0 HR: 3	SF: 0 SAC: 0 DP: 1 HBP: 0	WP: 0 PB: 0 SB: 0 CS: 1	PA: 35
PITCHER Donovan Osborne, L (1, 1) ERA: 2.49	IP: 6.1 WLS: L BF: 28 H: 11 R: 5 ER: 5 SO: 2 BB: 0 IBB: 0 HBP: 0 BLK: 0 WP: 0 HR: 3 S: 58 P: 86 ERA: 7.11 WHIP: 1.737																			
Cris Carpenter, R (7, 1) ERA: 1.95	0.2	3	1	0	0	0	0	0	0	0	0	3	8	0.00	1.500					
Todd Worrell, R (8, 1) ERA: 2.65	1.0	3	0	0	0	0	0	0	0	0	5	5	0.00	0.000						

AB	31
R	1
H	6
RBI	1
BB	2
SO	3
LOB	8



Batter	1	2	3	4	5	6	7	8	9	AB	R	H	RBI	BB	SO	LOB	TOP						
Ray Lankford, L (1, 8) OBP: 0.403, SLG: 0.458	0-2 SH1-3 1B		2-3 K		0-0 G4-3		0-1 2B 1B		2-2 1B 2B	5	3	3	1	0	1	0	St. Louis Cardinals @ Atlanta Braves Atlanta-Fulton County Stadium, Atlanta, GA Tue May 19 1992, 7:05 PM EDT Att: 26,012 - Cloudy - 75 F						
Ozzie Smith, S (1, 6) OBP: 0.371, SLG: 0.325	1-0 SH1-3		3-1 F8		0-1 F7		3-1 F8		1-0 1B	4	0	1	1	0	0	2							
Felix Jose, S (1, 9) OBP: 0.460, SLG: 0.654	2-2 2H 1B			4-2 PB 1B SF8 BB	0-0 G4-3		1-0 2B		2-2 F9	4	1	2	3	1	0	1							
Gerald Perry, L (1, 3) OBP: 0.361, SLG: 0.418	1-0 G3			2-1 PB 1B		2-2 CS 1B	0-2 F8		1-2 G4-3	5	1	2	0	0	0	3							
Brian Jordan, R (1, 7) OBP: 0.269, SLG: 0.461	1-1 G5-3			0-3 K		0-3 K		1-1 G6-3		4	0	0	0	0	2	4							
Todd Zeile, R (1, 5) OBP: 0.340, SLG: 0.354		3-1 P6		4-2 1B BB		1-3 K		1-2 E6 1B		3	0	0	0	1	1	1							
Luis Alica, S (1, 4) OBP: 0.295, SLG: 0.405	1-1 F8			0-0 SF8		2-1 CS	3-3 K	1-0 G6-4-3 1B		3	0	1	1	0	1	0							
Tom Pagnozzi, R (1, 2) OBP: 0.336, SLG: 0.403	0-1 F8			3-H 3-2 1B			2-2 1B 2B	0-2 G6-4-3		4	1	2	1	0	0	2							
Bob Tewksbury, R (1, 1) OBP: 0.111, SLG: 0.059			1-3 K	1-0 L8			4-0 1B 2B BB	2-0 P4		2	1	0	0	1	1	2							
Bernard Gilkey, R (9, PH) OBP: 0.352, SLG: 0.348										1	0	0	0	0	0	0							
Todd Worrell, R (9, 1) OBP: 0.352, SLG: 0.348										0	0	0	0	0	0	0							
Inning Stats	R: 1 E: 0 K: 0 S: 10	H: 2 LOB: 1 BB: 0 P: 15	R: 0 E: 0 K: 0 S: 6	H: 0 LOB: 0 BB: 0 P: 10	R: 0 E: 0 K: 2 S: 10	H: 0 LOB: 0 BB: 0 P: 16	R: 2 E: 0 K: 1 S: 18	H: 2 LOB: 2 BB: 2 P: 32	R: 0 E: 0 K: 0 S: 4	H: 1 LOB: 0 BB: 0 P: 4	R: 3 E: 0 K: 2 S: 10	H: 3 LOB: 1 BB: 1 P: 31	R: 0 E: 1 K: 0 S: 9	H: 1 LOB: 1 BB: 0 P: 12	R: 1 E: 0 K: 0 S: 13	H: 2 LOB: 1 BB: 0 P: 21	1B: 8 2B: 3 3B: 0 HR: 0	SF: 1 SAC: 1 DP: 1 HBP: 0	WP: 0 PB: 1 SB: 0 CS: 1	PA: 41			
PITCHER	IP WLS BF H R ER SO BB IBB HBP BLK WP HR S P ERA WHIP	IP WLS BF H R ER SO BB IBB HBP BLK WP HR S P ERA WHIP	IP WLS BF H R ER SO BB IBB HBP BLK WP HR S P ERA WHIP	IP WLS BF H R ER SO BB IBB HBP BLK WP HR S P ERA WHIP	IP WLS BF H R ER SO BB IBB HBP BLK WP HR S P ERA WHIP	IP WLS BF H R ER SO BB IBB HBP BLK WP HR S P ERA WHIP	IP WLS BF H R ER SO BB IBB HBP BLK WP HR S P ERA WHIP	IP WLS BF H R ER SO BB IBB HBP BLK WP HR S P ERA WHIP	IP WLS BF H R ER SO BB IBB HBP BLK WP HR S P ERA WHIP	IP WLS BF H R ER SO BB IBB HBP BLK WP HR S P ERA WHIP	IP WLS BF H R ER SO BB IBB HBP BLK WP HR S P ERA WHIP	IP WLS BF H R ER SO BB IBB HBP BLK WP HR S P ERA WHIP	IP WLS BF H R ER SO BB IBB HBP BLK WP HR S P ERA WHIP	IP WLS BF H R ER SO BB IBB HBP BLK WP HR S P ERA WHIP	IP WLS BF H R ER SO BB IBB HBP BLK WP HR S P ERA WHIP	IP WLS BF H R ER SO BB IBB HBP BLK WP HR S P ERA WHIP	IP WLS BF H R ER SO BB IBB HBP BLK WP HR S P ERA WHIP	IP WLS BF H R ER SO BB IBB HBP BLK WP HR S P ERA WHIP	IP WLS BF H R ER SO BB IBB HBP BLK WP HR S P ERA WHIP	IP WLS BF H R ER SO BB IBB HBP BLK WP HR S P ERA WHIP	IP WLS BF H R ER SO BB IBB HBP BLK WP HR S P ERA WHIP	IP WLS BF H R ER SO BB IBB HBP BLK WP HR S P ERA WHIP	IP WLS BF H R ER SO BB IBB HBP BLK WP HR S P ERA WHIP

AB 35
R 7
H 11
RBI 7
BB 3
SO 6
LOB 15



Batter	1	2	3	4	5	6	7	8	9	AB	R	H	RBI	BB	SO	LOB	BOTTOM						
Deion Sanders, L (1, 8) OBP: 0.369, SLG: 0.537	0-0 F8		1-0 F9		0-0 G3		0-1 FC6-4 1B		2-1 P6	5	0	1	0	0	0	3	St. Louis Cardinals @ Atlanta Braves Atlanta-Fulton County Stadium, Atlanta, GA Tue May 19 1992, 7:05 PM EDT Att: 26,012 - Cloudy - 75 F						
Terry Pendleton, S (1, 5) OBP: 0.350, SLG: 0.527	1-2 P6		1-0 P6		0-0 G4-3		0-3 K		2-3 K	5	0	0	0	0	2	4							
Ron Gant, R (1, 7) OBP: 0.365, SLG: 0.465	4-2 E BB		2-0 2B			1-1 G5-3	0-0 FC6-4 1-2		2-0 F8	4	0	1	0	1	0	3							
David Justice, L (1, 9) OBP: 0.293, SLG: 0.327	0-0 E1		0-1 F9			2-2 HR 2B		0-0 G4-3		4	1	1	0	0	0	2							
Damon Berryhill, S (1, 2) OBP: 0.247, SLG: 0.425	2-2 P5			3-3 K		2-0 HR		3-2 G4-3		4	1	1	2	0	1	2							
Brian Hunter, R (1, 3) OBP: 0.247, SLG: 0.403		2-3 K		2-1 F7		4-2 BB BB		0-1 FC6-4 1B		3	0	1	0	1	1	0							
Mark Lemke, S (1, 4) OBP: 0.228, SLG: 0.264		2-0 G5-3 2B		2-2 L9		1 SAFE 4-0 G5-4-3 BB		0-1 FC6-4		3	0	1	0	1	0	1							
Rafael Belliard, R (1, 6) OBP: 0.248, SLG: 0.215			0-0 G5-3		0-0 G3 29 SH1-4 1B	1-1 G5-4-3		1-1 BB 1B		2	0	1	0	0	0	1							
Jerry Willard, L (6, PH) OBP: 0.333, SLG: 0.706										1	0	0	0	0	0	2							
Jeff Blauser, R (7, 6) OBP: 0.271, SLG: 0.354			2-3 G5-3							1	0	1	0	0	0	0							
29 John Smoltz, R (1, 1) OBP: 0.300, SLG: 0.421										1	0	0	0	0	0	1							
Mike Stanton, L (7, 1) OBP: 1.000, SLG: 1.000										0	0	0	0	0	0	0							
Otis Nixon, S (7, 1) OBP: 0.447, SLG: 0.644										0	0	0	0	0	0	0							
Juan Berenguer, R (8, 1) OBP: 0.247, SLG: 0.327										0	0	0	0	0	0	0							
Kent Mercker, L (9, 1) OBP: 0.152, SLG: 0.100										0	0	0	0	0	0	0							
Inning Stats	R: 0 E: 1 K: 0 S: 14	H: 0 LOB: 2 BB: 1 P: 21	R: 0 E: 0 K: 1 S: 8	H: 1 LOB: 1 BB: 0 P: 13	R: 0 E: 0 K: 0 S: 5	H: 1 LOB: 1 BB: 0 P: 9	R: 0 E: 0 K: 1 S: 8	H: 0 LOB: 0 BB: 0 P: 15	R: 0 E: 0 K: 0 S: 5	H: 1 LOB: 1 BB: 0 P: 5	R: 2 E: 0 K: 0 S: 12	H: 2 LOB: 1 BB: 2 P: 25	R: 0 E: 0 K: 1 S: 10	H: 1 LOB: 1 BB: 0 P: 11	R: 0 E: 0 K: 0 S: 9	H: 1 LOB: 1 BB: 0 P: 12	R: 0 E: 0 K: 1 S: 10	H: 1 LOB: 2 BB: 1 P: 21	1B: 4 2B: 3 3B: 0 HR: 1	SF: 0 SAC: 1 DP: 1 HBP: 0	WP: 0 PB: 0 SB: 0 CS: 0	PA: 39	
PITCHER	IP WLS BF H R ER SO BB IBB HBP BLK WP HR S P ERA WHIP	IP WLS BF H R ER SO BB IBB HBP BLK WP HR S P ERA WHIP	IP WLS BF H R ER SO BB IBB HBP BLK WP HR S P ERA WHIP	IP WLS BF H R ER SO BB IBB HBP BLK WP HR S P ERA WHIP	IP WLS BF H R ER SO BB IBB HBP BLK WP HR S P ERA WHIP	IP WLS BF H R ER SO BB IBB HBP BLK WP HR S P ERA WHIP	IP WLS BF H R ER SO BB IBB HBP BLK WP HR S P ERA WHIP	IP WLS BF H R ER SO BB IBB HBP BLK WP HR S P ERA WHIP	IP WLS BF H R ER SO BB IBB HBP BLK WP HR S P ERA WHIP	IP WLS BF H R ER SO BB IBB HBP BLK WP HR S P ERA WHIP	IP WLS BF H R ER SO BB IBB HBP BLK WP HR S P ERA WHIP	IP WLS BF H R ER SO BB IBB HBP BLK WP HR S P ERA WHIP	IP WLS BF H R ER SO BB IBB HBP BLK WP HR S P ERA WHIP	IP WLS BF H R ER SO BB IBB HBP BLK WP HR S P ERA WHIP	IP WLS BF H R ER SO BB IBB HBP BLK WP HR S P ERA WHIP	IP WLS BF H R ER SO BB IBB HBP BLK WP HR S P ERA WHIP	IP WLS BF H R ER SO BB IBB HBP BLK WP HR S P ERA WHIP	IP WLS BF H R ER SO BB IBB HBP BLK WP HR S P ERA WHIP	IP WLS BF H R ER SO BB IBB HBP BLK WP HR S P ERA WHIP	IP WLS BF H R ER SO BB IBB HBP BLK WP HR S P ERA WHIP	IP WLS BF H R ER SO BB IBB HBP BLK WP HR S P ERA WHIP	IP WLS BF H R ER SO BB IBB HBP BLK WP HR S P ERA WHIP	IP WLS BF H R ER SO BB IBB HBP BLK WP HR S P ERA WHIP

AB 34
R 2
H 8
RBI 2
BB 4
SO 4
LOB 19



Batter	1	2	3	4	5	6	7	8	9	AB	R	H	RBI	BB	SO	LOB	TOP					
Ray Lankford, L OBP: 0.398, SLG: 0.446	(1, 8) K		(1, 3) K		(0, 1) G3			(4, 1) G5-4-3 BB	(2, 0) G3	4	0	0	0	1	2	2	St. Louis Cardinals @ Atlanta Braves Atlanta-Fulton County Stadium, Atlanta, GA Wed May 20 1992, 7:05 PM EDT Att: 22,610 - Cloudy - 73 F					
Ozzie Smith, S OBP: 0.361, SLG: 0.315	(1, 6) G6-3		(0, 0) F9			(0, 2) G4-3		(0, 1) G5-4-3		4	0	0	0	0	0	1						
Felix Jose, S OBP: 0.462, SLG: 0.642				(1, 0) F8		(0, 0) FC4-6 1B		(1, 0) G6-3		3	0	1	0	1	0	0						
Gerald Perry, L OBP: 0.369, SLG: 0.404	(1, 3) P4			(4, 2) G6-3 S BB		(2, 2) FC4-6 1B			(4, 1) BB BB G3-1 BB	2	1	0	0	2	0	2						
Brian Jordan, R OBP: 0.268, SLG: 0.455		(1, 1) G1		(3, 2) G6-3		(0, 0) 1B			(3, 2) F7	4	0	1	0	0	0	2						
Todd Zeile, R OBP: 0.333, SLG: 0.346		(0, 0) F8		(1, 3) K		(0, 0) F9			(4, 0) G3-1 BB BB	3	0	0	0	0	1	3						
Juan Agosto, L OBP: 0.361, SLG: 0.348									(1, 2) G3-1 BB BB	0	0	0	0	0	0	0						
Tom Pagnozzi, R OBP: 0.347, SLG: 0.409		(2, 2) E8 1B				(0, 2) SH1-4 1B			(4, 0) G3-1 BB	3	1	2	0	1	0	0						
Luis Alicea, S OBP: 0.283, SLG: 0.386		(1, 1) L4				(2, 2) F8			(1, 1) G3-1	4	0	0	1	0	0	4						
Rheal Cormier, L OBP: 0.167, SLG: 0.250				(0, 0) G3		(0, 0) SH1-4			(1, 2) 2-3 3-H	1	0	0	0	0	0	0						
Bob McClure, R									(0, 0) 1B	0	0	0	0	0	0	0						
Cris Carpenter, R										0	0	0	0	0	0	0						
Craig Wilson, R OBP: 0.433, SLG: 0.375									(2, 0) 1B	2	0	1	2	0	0	0						
Inning Stats	R: 0 E: 0 K: 1 S: 12	H: 0 LOB: 1 BB: 1 P: 19	R: 0 E: 1 K: 0 S: 8	H: 1 LOB: 1 BB: 0 P: 12	R: 0 E: 0 K: 1 S: 5	H: 0 LOB: 0 BB: 1 P: 6	R: 0 E: 0 K: 1 S: 11	H: 0 LOB: 1 BB: 1 P: 20	R: 0 E: 0 K: 0 S: 9	H: 1 LOB: 1 BB: 0 P: 11	R: 0 E: 0 K: 0 S: 10	H: 2 LOB: 2 BB: 0 P: 12	R: 0 E: 0 K: 0 S: 6	H: 0 LOB: 0 BB: 0 P: 10	R: 0 E: 0 K: 0 S: 4	H: 0 LOB: 0 BB: 1 P: 9	R: 3 E: 0 K: 0 S: 8	H: 1 LOB: 1 BB: 3 P: 26	1B: 5 2B: 0 3B: 0 HR: 0	SF: 0 SAC: 1 DP: 1 HBP: 0	WP: 0 PB: 0 SB: 1 CS: 0	PA: 37
PITCHER	IP WLS BF H R ER SO BB IBB HBP BLK WP HR S P ERA WHIP																					
Steve Avery, L ERA: 3.36	(1, 1) 8.1 W 33 4 2 2 3 5 0 0 0 0 0 0 69 114 2.16 1.080																					
Marvin Freeman, R ERA: 2.79	(9, 1) 0.2 4 1 1 1 0 1 0 0 0 0 0 0 4 11 13.50 3.000																					

Batter	1	2	3	4	5	6	7	8	9	AB	R	H	RBI	BB	SO	LOB	BOTTOM			
Otis Nixon, S OBP: 0.468, SLG: 0.466	(1, 8) B1-3		(1, 1) CS 1B		(1, 1) G6-3		(0, 1) 1B S 1B			4	0	2	0	0	0	0	St. Louis Cardinals @ Atlanta Braves Atlanta-Fulton County Stadium, Atlanta, GA Wed May 20 1992, 7:05 PM EDT Att: 22,610 - Cloudy - 73 F			
Jeff Blauser, R OBP: 0.273, SLG: 0.366			(1, 1) G1-4-3			(2, 1) E 2B		(1, 1) G4-6-3 1B		3	1	1	0	0	1	1				
Rafael Belliard, R OBP: 0.254, SLG: 0.222										1	0	1	0	0	0	0				
Terry Pendleton, S OBP: 0.348, SLG: 0.520	(1, 5) K				(1, 0) 1B SF9 1B		(0, 1) FC 2B		(0, 0) G4-6-3	4	2	1	0	0	1	2				
Ron Gant, R OBP: 0.363, SLG: 0.466		(0, 1) P3			(2, 0) F8		(1, 2) 2H 2B		(0, 0) L8	4	0	1	1	0	0	1				
David Justice, L OBP: 0.317, SLG: 0.340		(1, 2) HR HBP			(3, 2) SF9 1B		(4, 2) FC6-4 BB		(2, 1) E 1B	2	2	2	0	1	0	0				
Brian Hunter, R OBP: 0.247, SLG: 0.438		(0, 0) HR			(1, 2) SF9		(1, 1) P3		(1, 0) E5 1B	3	1	1	3	0	0	3				
Greg Olson, R OBP: 0.315, SLG: 0.278		(1, 1) G6-3			(3, 0) L8		(1, 0) P2		(1, 2) 1-2 2-H 1B	4	0	1	1	0	0	3				
Mark Lemke, S OBP: 0.220, SLG: 0.254		(2, 0) P4				(1, 2) G6-3		(1, 2) FC6-4		4	0	0	0	0	0	4				
Steve Avery, L OBP: 0.150, SLG: 0.300			(1, 2) G3			(2, 2) P6		(1, 3) K		4	0	0	0	0	1	2				
Marvin Freeman, R OBP: 1.000, SLG: 1.000									(2, 0) P6	0	0	0	0	0	0	0				
Inning Stats	R: 0 E: 0 K: 2 S: 8	H: 0 LOB: 0 BB: 0 P: 11	R: 2 E: 0 K: 0 S: 8	H: 1 LOB: 0 BB: 0 P: 12	R: 0 E: 0 K: 0 S: 8	H: 1 LOB: 0 BB: 0 P: 11	R: 1 E: 0 K: 0 S: 11	H: 2 LOB: 1 BB: 0 P: 18	R: 0 E: 0 K: 0 S: 9	H: 0 LOB: 0 BB: 0 P: 13	R: 2 E: 1 K: 0 S: 15	H: 2 LOB: 2 BB: 1 P: 25	R: 0 E: 0 K: 1 S: 10	H: 2 LOB: 1 BB: 0 P: 11	R: 1 E: 1 K: 0 S: 9	H: 2 LOB: 2 BB: 0 P: 16	1B: 7 2B: 2 3B: 0 HR: 1	SF: 1 SAC: 0 DP: 1 HBP: 1	WP: 0 PB: 0 SB: 1 CS: 1	PA: 36
PITCHER	IP WLS BF H R ER SO BB IBB HBP BLK WP HR S P ERA WHIP																			
Rheal Cormier, L ERA: 5.49	(1, 1) 5.0 L 22 6 5 3 2 1 0 0 0 0 0 0 2 6 ∞ ∞																			
Bob McClure, L ERA: 5.73	(6, 1) 0.0 1 0 0 0 0 1 0 0 0 0 0 0 2 6 ∞ ∞																			
Cris Carpenter, R ERA: 1.69	(6, 1) 2.0 7 2 0 0 1 0 0 0 0 0 0 0 16 20 0.00 1.000																			
Juan Agosto, L ERA: 5.4	(8, 1) 1.0 6 2 1 0 0 0 0 0 0 0 0 0 9 16 0.00 2.000																			



Batter	1	2	3	4	5	6	7	8	9	AB	R	H	RBI	BB	SO	LOB	TOP					
Deion Sanders, L (1, 8) OBP: 0.358, SLG: 0.520	G6-3			K			G4-3		L6	4	0	0	0	0	1	0	Atlanta Braves @ Montreal Expos Olympic Stadium, Montreal, QB Fri May 22 1992, 7:05 PM EDT Att: 20,313 - Dome - 70 F					
Terry Pendleton, S (1, 5) OBP: 0.342, SLG: 0.511	G5-3			F8			K			3	0	0	0	0	1	0						
Ron Gant, R (1, 7) OBP: 0.357, SLG: 0.457	P6			F8			G6-3			3	0	0	0	0	0	0						
David Justice, L (1, 9) OBP: 0.317, SLG: 0.340						F9			G4-3	3	0	1	0	0	0	0						
Damon Berryhill, S (1, 2) OBP: 0.250, SLG: 0.456						G3				3	1	1	1	0	0	1						
Brian Hunter, R (1, 3) OBP: 0.239, SLG: 0.422						G6-3			K	3	0	0	0	0	1	0						
Mark Lemke, S (1, 4) OBP: 0.215, SLG: 0.248									L3	3	0	0	0	0	0	0						
Rafael Belliard, R (1, 6) OBP: 0.250, SLG: 0.218										2	0	0	0	0	0	0						
Jeff Blausler, R (8, 6) OBP: 0.270, SLG: 0.361									K	1	0	0	0	0	1	0						
Tom Glavine, L (1, 1) OBP: 0.296, SLG: 0.308										2	0	0	0	0	0	0						
Marvin Freeman, R (7, 1) OBP: 1.000, SLG: 1.000										0	0	0	0	0	0	0						
Mike Stanton, L (7, 1) OBP: 1.000, SLG: 1.000										0	0	0	0	0	0	0						
Alejandro Pena, R (8, 1) OBP: 0.147, SLG: 0.097										0	0	0	0	0	0	0						
Lonnie Smith, R (9, PH)										1	0	0	0	0	0	0						
Inning Stats	R: 0 E: 0 K: 0 S: 6	H: 0 LOB: 0 BB: 0 P: 7	R: 0 E: 0 K: 0 S: 10	H: 1 LOB: 0 BB: 0 P: 15	R: 0 E: 0 K: 0 S: 5	H: 0 LOB: 0 BB: 0 P: 9	R: 0 E: 0 K: 1 S: 9	H: 0 LOB: 0 BB: 0 P: 12	R: 0 E: 0 K: 0 S: 10	H: 0 LOB: 0 BB: 0 P: 15	R: 0 E: 0 K: 0 S: 5	H: 0 LOB: 0 BB: 0 P: 7	R: 0 E: 0 K: 1 S: 7	H: 0 LOB: 0 BB: 0 P: 9	R: 1 E: 0 K: 1 S: 11	H: 1 LOB: 0 BB: 0 P: 19	R: 0 E: 0 K: 1 S: 12	H: 0 LOB: 0 BB: 0 P: 17	1B: 1 2B: 0 3B: 0 HR: 1	SF: 0 SAC: 0 DP: 0 HBP: 0	WP: 0 PB: 0 SB: 0 CS: 1	PA: 28
PITCHER Dennis Martinez, R (1, 1) ERA: 1.71	IP: 9.0 WLS: W BF: 28 H: 2 R: 1 ER: 1 SO: 4 BB: 0 IBB: 0 HBP: 0 BLK: 0 WP: 0 HR: 1 S: 75 P: 110 ERA: 1.00 WHIP: 0.222																					

Batter	1	2	3	4	5	6	7	8	9	AB	R	H	RBI	BB	SO	LOB	BOTTOM			
Marquis Grissom, R (1, 8) OBP: 0.323, SLG: 0.408										3	2	2	2	1	0	1	Atlanta Braves @ Montreal Expos Olympic Stadium, Montreal, QB Fri May 22 1992, 7:05 PM EDT Att: 20,313 - Dome - 70 F			
Delino DeShields, L (1, 4) OBP: 0.377, SLG: 0.355										4	0	0	0	0	0	5				
Ivan Calderon, R (1, 7) OBP: 0.238, SLG: 0.403										4	0	2	3	0	0	1				
Moises Alou, R (7, PR) OBP: 0.444, SLG: 0.575										0	0	0	0	0	0	0				
Larry Walker, L (1, 9) OBP: 0.357, SLG: 0.489										3	0	0	0	1	0	2				
Tim Wallach, R (1, 3) OBP: 0.298, SLG: 0.302										4	1	1	0	0	0	2				
Gary Carter, R (1, 2) OBP: 0.326, SLG: 0.360										4	1	1	0	0	0	0				
Archi Cianfrocco, R (1, 5) OBP: 0.259, SLG: 0.415										4	1	1	1	0	0	0				
Tom Foley, L (9, 5) OBP: 0.212, SLG: 0.226										0	0	0	0	0	0	0				
Spike Owen, S (1, 6) OBP: 0.307, SLG: 0.366										3	1	0	0	1	0	0				
Dennis Martinez, R (1, 1) OBP: 0.263, SLG: 0.263										3	1	2	1	0	0	0				
Inning Stats	R: 0 E: 0 K: 0 S: 8	H: 0 LOB: 1 BB: 2 P: 17	R: 0 E: 0 K: 0 S: 4	H: 0 LOB: 0 BB: 0 P: 7	R: 0 E: 0 K: 0 S: 7	H: 1 LOB: 1 BB: 0 P: 7	R: 0 E: 0 K: 0 S: 6	H: 0 LOB: 0 BB: 0 P: 7	R: 0 E: 0 K: 0 S: 7	H: 0 LOB: 0 BB: 0 P: 12	R: 1 E: 0 K: 0 S: 12	H: 2 LOB: 1 BB: 0 P: 23	R: 6 E: 0 K: 0 S: 26	H: 6 LOB: 2 BB: 1 P: 43	R: 0 E: 0 K: 0 S: 8	H: 0 LOB: 0 BB: 0 P: 12	1B: 6 2B: 3 3B: 0 HR: 0	SF: 0 SAC: 0 DP: 0 HBP: 0	WP: 1 PB: 0 SB: 1 CS: 1	PA: 36
PITCHER Tom Glavine, L (1, 1) ERA: 3.07	IP: 6.0 WLS: L BF: 26 H: 6 R: 5 ER: 5 SO: 5 BB: 3 IBB: 0 HBP: 0 BLK: 0 WP: 0 HR: 0 S: 10 P: 57 ERA: 7.50 WHIP: 1.500																			
Marvin Freeman, R (7, 1) ERA: 3.66	0.1	4	3	2	2	0	0	0	0	0	0	10	12	54.00	9.000					
Mike Stanton, L (7, 1) ERA: 4.4	0.2	2	0	0	0	0	0	0	0	0	3	6	0.00	0.000						
Alejandro Pena, R (8, 1) ERA: 7.36	1.0	3	0	0	0	0	0	0	0	0	8	12	0.00	0.000						



Batter	1	2	3	4	5	6	7	8	9	AB	R	H	RBI	BB	SO	LOB	TOP																																																
Otis Nixon, S <small>OBP: 0.470, SLG: 0.468</small> 																																				4 1 2 0 0 0	5 0 0 0 0 0 3	2 3 2 1 2 0 0	4 0 0 0 1 1 4	4 0 1 2 1 0 0	5 2 3 1 0 0 4	5 0 2 2 0 2 3	4 0 1 0 0 1 3	0 0 0 0 0 0 0	0 0 0 0 0 0 0	2 0 0 0 0 0 1	3 0 0 0 0 0 0	4 0 2 1 0 0 1	4 2 3 2 0 0 1	4 2 2 2 0 0 2	3 1 2 2 0 1 1	0 0 0 0 0 0 0	1 0 0 0 0 0 0	4 0 0 0 0 0 1	2 0 1 0 0 0 1	2 0 1 0 0 0 0	2 0 1 0 0 0 1	0 0 0 0 0 0 0	1 0 0 0 0 1 1	0 0 0 0 0 0 0	0 0 0 0 0 0 0	1 B: 8 SF: 0 2B: 3 SAC: 1 3B: 0 DP: 0 HR: 2 HBP: 1	WP: 3 PA: 45 FB: 0 SB: 2 CS: 0	AB 38 R 6 H 12 RBI 6 BB 4 SO 6 LOB 20	
Inning Stats	R: 2 H: 2 E: 0 LOB: 2 K: 1 BB: 2 S: 16 P: 30	R: 0 H: 1 E: 0 LOB: 1 K: 0 BB: 0 S: 6 P: 9	R: 1 H: 1 E: 0 LOB: 2 K: 1 BB: 1 S: 13 P: 26	R: 0 H: 0 E: 0 LOB: 0 K: 1 BB: 0 S: 6 P: 8	R: 2 H: 3 E: 0 LOB: 1 K: 1 BB: 0 S: 15 P: 27	R: 0 H: 1 E: 0 LOB: 2 K: 0 BB: 1 S: 12 P: 20	R: 0 H: 2 E: 0 LOB: 0 K: 0 BB: 0 S: 14 P: 20	R: 0 H: 1 E: 0 LOB: 1 K: 2 BB: 0 S: 6 P: 9	R: 1 H: 2 E: 0 LOB: 1 K: 2 BB: 0 S: 15 P: 22	1B: 8 SF: 0 2B: 3 SAC: 1 3B: 0 DP: 0 HR: 2 HBP: 1	WP: 3 PA: 45 FB: 0 SB: 2 CS: 0	AB 38 R 6 H 12 RBI 6 BB 4 SO 6 LOB 20																																																					
Batter	1	2	3	4	5	6	7	8	9	AB	R	H	RBI	BB	SO	LOB	BOTTOM																																																
Marquis Grissom, R <small>OBP: 0.315, SLG: 0.397</small> 																				4 0 0 0 0 1 2	4 2 2 0 0 0 1	4 0 2 1 0 0 1	4 2 3 2 0 0 1	4 2 2 2 0 0 2	3 1 2 2 0 1 1	0 0 0 0 0 0 0	1 0 0 0 0 0 0	4 0 0 0 0 0 1	2 0 1 0 0 0 1	2 0 1 0 0 0 0	2 0 1 0 0 0 1	0 0 0 0 0 0 0	1 0 0 0 0 1 1	0 0 0 0 0 0 0	0 0 0 0 0 0 0	1 B: 7 SF: 0 2B: 3 SAC: 0 3B: 1 DP: 0 HR: 3 HBP: 0	WP: 1 PA: 36 FB: 0 SB: 0 CS: 2	AB 35 R 7 H 14 RBI 7 BB 0 SO 3 LOB 12																											
Inning Stats	R: 1 H: 3 E: 0 LOB: 1 K: 0 BB: 0 S: 10 P: 14	R: 0 H: 1 E: 0 LOB: 0 K: 0 BB: 0 S: 6 P: 12	R: 0 H: 1 E: 0 LOB: 1 K: 1 BB: 0 S: 11 P: 17	R: 3 H: 4 E: 0 LOB: 1 K: 0 BB: 0 S: 10 P: 13	R: 1 H: 2 E: 0 LOB: 1 K: 1 BB: 0 S: 17 P: 24	R: 0 H: 1 E: 0 LOB: 0 K: 1 BB: 0 S: 8 P: 12	R: 0 H: 0 E: 0 LOB: 0 K: 0 BB: 0 S: 8 P: 9	R: 2 H: 2 E: 0 LOB: 0 K: 0 BB: 0 S: 9 P: 13	1B: 7 SF: 0 2B: 3 SAC: 0 3B: 1 DP: 0 HR: 3 HBP: 0	WP: 1 PA: 36 FB: 0 SB: 0 CS: 2	AB 35 R 7 H 14 RBI 7 BB 0 SO 3 LOB 12																																																						

Batter	1	2	3	4	5	6	7	8	9	AB	R	H	RBI	BB	SO	LOB	TOP
Otis Nixon, S <small>OBP: 0.448, SLG: 0.444</small> 										4	0	0	0	0	0	1	
Terry Pendleton, S <small>OBP: 0.337, SLG: 0.503</small> 										4	1	2	0	0	0	1	
Ron Gant, R <small>OBP: 0.371, SLG: 0.482</small> 										4	0	1	0	0	1	2	
David Justice, L <small>OBP: 0.311, SLG: 0.318</small> 										3	1	0	0	1	1	2	
Sid Bream, L <small>OBP: 0.374, SLG: 0.378</small> Deion Sanders, L <small>OBP: 0.363, SLG: 0.524</small> Brian Hunter, R <small>OBP: 0.247, SLG: 0.432</small> 										3	0	1	0	0	1	1	
Greg Olson, R <small>OBP: 0.327, SLG: 0.341</small> 										4	0	1	2	0	1	2	
Jeff Blausler, R <small>OBP: 0.289, SLG: 0.371</small> Rafael Belliard, R <small>OBP: 0.256, SLG: 0.234</small> 										2	0	1	0	1	0	0	
Mark Lemke, S <small>OBP: 0.217, SLG: 0.242</small> 										3	0	0	0	1	1	4	
29 John Smoltz, R <small>OBP: 0.292, SLG: 0.364</small> 										3	0	0	0	1	2	2	
Inning Stats	R: 2 H: 2 E: 0 K: 1 S: 14	H: 2 LOB: 3 BB: 2 P: 30	R: 0 H: 0 E: 0 K: 0 S: 5	H: 0 LOB: 0 BB: 1 P: 11	R: 0 H: 0 E: 0 K: 1 S: 10	H: 0 LOB: 0 BB: 0 P: 15	R: 0 H: 0 E: 0 K: 0 S: 7	H: 0 LOB: 0 BB: 0 P: 8	R: 0 H: 1 E: 0 K: 1 S: 12	H: 1 LOB: 1 BB: 0 P: 16	R: 0 H: 1 E: 0 K: 1 S: 9	H: 1 LOB: 1 BB: 1 P: 15	R: 0 H: 2 E: 0 K: 0 S: 9	H: 2 LOB: 2 BB: 1 P: 16	1B: 4 2B: 3 3B: 0 HR: 0	SF: 0 SAC: 0 DP: 1 HBP: 1	WP: 0 PA: 36 PB: 0 SB: 2 CS: 2
PITCHER	IP WLS BF H R ER SO BB IBB HBP BLK WP HR S P ERA WHIP																
Mark Gardner, R <small>ERA: 2.9</small>	7.2 L 30 5 2 2 6 3 0 1 0 0 0 65 106 2.35 1.043																
Jeff Fassero, L <small>ERA: 3.46</small>	0.1 1 0 0 0 1 0 0 0 0 0 0 4 5 0.00 0.000																
Bill Sampen, R <small>ERA: 4.18</small>	0.2 4 2 0 0 0 0 1 0 0 0 0 8 15 0.00 3.000																
Mel Rojas, R <small>ERA: 0.89</small>	0.1 1 0 0 0 0 0 0 0 0 0 0 1 1 0.00 0.000																

Atlanta Braves @ Montreal Expos
Olympic Stadium, Montreal, QB
Sun May 24 1992, 3:33 AM EDT
Att: 27,682 - Dome - 70 F

AB 31
R 2
H 7
RBI 2
BB 4
SO 7
LOB 15



Batter	1	2	3	4	5	6	7	8	9	AB	R	H	RBI	BB	SO	LOB	BOTTOM				
Marquis Grissom, R <small>OBP: 0.314, SLG: 0.394</small> 										4	0	1	0	0	1	1					
Delino DeShields, L <small>OBP: 0.322, SLG: 0.354</small> 										2	0	0	0	1	2	1					
Moises Alou, R <small>OBP: 0.429, SLG: 0.535</small> 										3	0	0	0	1	2	2					
Larry Walker, L <small>OBP: 0.358, SLG: 0.524</small> 										4	0	0	0	0	2	3					
Tim Wallach, R <small>OBP: 0.302, SLG: 0.336</small> 										4	1	1	0	0	2	0					
Gary Carter, R <small>OBP: 0.326, SLG: 0.358</small> 										4	0	1	0	0	3	1					
Bret Barberie, S <small>OBP: 0.372, SLG: 0.287</small> 										3	0	1	0	0	1	2					
Tom Foley, L <small>OBP: 0.216, SLG: 0.229</small> 										3	0	1	1	0	1	1					
Mark Gardner, R <small>OBP: 0.167, SLG: 0.167</small> Jeff Fassero, L <small>ERA: 3.46</small> John Vander Wal, L <small>OBP: 0.344, SLG: 0.358</small> Bill Sampen, R <small>ERA: 4.18</small> Mel Rojas, R <small>OBP: 0.500, SLG: 0.500</small> 										2	0	0	0	0	1	1					
Inning Stats	R: 0 H: 0 E: 0 K: 1 S: 10	H: 1 LOB: 1 BB: 0 P: 14	R: 0 H: 1 E: 0 K: 3 S: 10	H: 0 LOB: 0 BB: 0 P: 14	R: 0 H: 0 E: 0 K: 3 S: 11	H: 0 LOB: 0 BB: 0 P: 16	R: 0 H: 0 E: 0 K: 2 S: 9	H: 0 LOB: 0 BB: 1 P: 16	R: 1 H: 2 E: 0 K: 1 S: 11	H: 2 LOB: 1 BB: 0 P: 13	R: 0 H: 1 E: 0 K: 0 S: 6	H: 1 LOB: 1 BB: 1 P: 11	R: 0 H: 1 E: 0 K: 2 S: 10	H: 1 LOB: 1 BB: 0 P: 14	R: 0 H: 1 E: 0 K: 2 S: 13	H: 1 LOB: 0 BB: 0 P: 22	R: 0 H: 0 E: 0 K: 1 S: 8	H: 0 LOB: 0 BB: 0 P: 13	1B: 5 2B: 1 3B: 0 HR: 0	SF: 0 SAC: 1 DP: 1 HBP: 0	WP: 0 PA: 33 PB: 0 SB: 0 CS: 1
PITCHER	IP WLS BF H R ER SO BB IBB HBP BLK WP HR S P ERA WHIP																				
29 John Smoltz, R <small>ERA: 3.57</small>	9.0 W 33 6 1 1 15 2 0 0 0 0 0 88 133 1.00 0.889																				

Atlanta Braves @ Montreal Expos
Olympic Stadium, Montreal, QB
Sun May 24 1992, 3:33 AM EDT
Att: 27,682 - Dome - 70 F

AB 30
R 1
H 6
RBI 1
BB 2
SO 15
LOB 12



Batter	1	2	3	4	5	6	7	8	9	AB	R	H	RBI	BB	SO	LOB	TOP		
Deion Sanders, L (1, 8) OBP: 0.355, SLG: 0.512 Otis Nixon, S (8, PH) OBP: 0.435, SLG: 0.430 (8, 8)										3	0	0	0	0	1	1	Atlanta Braves @ Philadelphia Phillies Veterans Stadium, Philadelphia, PA Tue May 26 1992, 7:05 PM EDT Att: 11,295 - Overcast - 53 F		
Terry Pendleton, S (1, 5) OBP: 0.326, SLG: 0.487										4	0	0	0	0	0	0			
Ron Gant, R (1, 7) OBP: 0.366, SLG: 0.466										2	1	0	0	2	1	0			
David Justice, L (1, 9) OBP: 0.293, SLG: 0.297										4	0	0	0	0	2	2			
Sid Bream, L (1, 3) OBP: 0.367, SLG: 0.370 Brian Hunter, R (7, PH) OBP: 0.252, SLG: 0.426 (7, 3)										2	0	0	0	0	0	0			
Damon Berryhill, S (1, 2) OBP: 0.250, SLG: 0.441 Mark Lemke, S (8, PR) OBP: 0.226, SLG: 0.266 (8, 4)										2	0	0	0	1	0	0			
Jeff Blauser, R (1, 4) OBP: 0.286, SLG: 0.354 (8, 6)										4	0	1	0	0	3	2			
Rafael Belliard, R (1, 6) OBP: 0.252, SLG: 0.230 Lonnie Smith, R (8, PH) OBP: 0.192, SLG: 0.091 Mike Stanton, L (8, 1) OBP: 1.000, SLG: 1.000										2	0	0	0	0	1	1			
Mike Bielecki, R (1, 1) OBP: 0.143, SLG: 0.143 Jerry Willard, L (8, PH) OBP: 0.350, SLG: 0.684 Charlie Leibrandt, R (6, 1) OBP: 0.118, SLG: 0.125 Greg Olson, R (8, PH) OBP: 0.320, SLG: 0.333 (8, 2)										1	0	0	0	0	0	0			
Inning Stats	R: 0 E: 0 K: 1 S: 8	H: 0 LOB: 0 BB: 0 P: 11	R: 0 E: 0 K: 0 S: 8	H: 0 LOB: 0 BB: 0 P: 13	R: 0 E: 0 K: 1 S: 9	H: 0 LOB: 0 BB: 0 P: 13	R: 0 E: 0 K: 1 S: 6	H: 1 LOB: 1 BB: 0 P: 11	R: 0 E: 0 K: 1 S: 7	H: 0 LOB: 1 BB: 1 P: 17	R: 0 E: 0 K: 1 S: 16	H: 0 LOB: 2 BB: 2 P: 29	R: 2 E: 1 K: 2 S: 18	H: 1 LOB: 1 BB: 1 P: 31	1B: 1 2B: 0 3B: 1 HR: 0	SF: 0 SAC: 0 DP: 0 HBP: 0		WP: 0 PA: 34 PB: 0 SB: 1 CS: 0	
PITCHER	IP	WLS	BF	H	R	ER	SO	BB	IBB	HBP	BLK	WP	HR	S	P	ERA	WHIP		
Don Robinson, R (1, 1) ERA: 1.61	6.0	W	19	1	0	0	5	0	0	0	0	0	0	49	77	0.00	0.167		
Mike Hartley, R (7, 1) ERA: 3.95	0.1		2	0	0	0	0	1	0	0	0	0	0	1	5	0.00	3.000		
Wally Ritchie, L (7, 1) ERA: 2.45	0.2		2	0	0	0	1	0	0	0	0	0	0	6	12	0.00	0.000		
Mitch Williams, L (8, 1) ERA: 2.86	2.0	S	11	1	2	0	3	3	0	0	1	0	0	34	60	0.00	2.000		

Batter	1	2	3	4	5	6	7	8	9	AB	R	H	RBI	BB	SO	LOB	BOTTOM		
Lenny Dykstra, L (1, 8) OBP: 0.336, SLG: 0.375										4	0	1	1	0	0	2	Atlanta Braves @ Philadelphia Phillies Veterans Stadium, Philadelphia, PA Tue May 26 1992, 7:05 PM EDT Att: 11,295 - Overcast - 53 F		
Mariano Duncan, R (1, 7) OBP: 0.298, SLG: 0.402										4	0	2	0	0	1	1			
Dave Hollins, S (1, 5) OBP: 0.386, SLG: 0.429										4	0	1	0	0	0	2			
John Kruk, L (1, 9) OBP: 0.467, SLG: 0.507 (9, 3)										2	0	0	0	2	1	1			
Darren Daulton, L (1, 2) OBP: 0.420, SLG: 0.556										3	1	1	1	1	2	2			
Ricky Jordan, R (1, 3) OBP: 0.188, SLG: 0.323 Julio Peguero, S (8, PR) OBP: 0.417, SLG: 0.222 (9, 9)										4	1	2	0	0	0	4			
Mickey Morandini, L (1, 4) OBP: 0.371, SLG: 0.425										4	2	2	3	0	1	0			
Kim Batiste, R (1, 6) OBP: 0.265, SLG: 0.304										4	0	1	0	0	0	2			
Don Robinson, R (1, 1) OBP: 0.500, SLG: 0.500 Steve Scarosone, R (6, PH) OBP: 0.182, SLG: 0.100 Mike Hartley, R (7, 1) ERA: 3.95 Wally Ritchie, L (7, 1) ERA: 2.45 Mitch Williams, L (8, 1) OBP: 0.500, SLG: 0.500										2	0	1	0	0	1	1			
Inning Stats	R: 0 E: 0 K: 0 S: 10	H: 1 LOB: 3 BB: 2 P: 22	R: 0 E: 0 K: 1 S: 9	H: 2 LOB: 1 BB: 0 P: 12	R: 0 E: 0 K: 1 S: 9	H: 1 LOB: 1 BB: 1 P: 19	R: 2 E: 0 K: 2 S: 18	H: 3 LOB: 1 BB: 0 P: 26	R: 0 E: 0 K: 1 S: 8	H: 1 LOB: 1 BB: 0 P: 14	R: 0 E: 0 K: 1 S: 8	H: 0 LOB: 0 BB: 0 P: 10	R: 0 E: 0 K: 0 S: 7	H: 0 LOB: 0 BB: 0 P: 13	R: 3 E: 0 K: 2 S: 18	H: 3 LOB: 1 BB: 0 P: 27		1B: 5 2B: 5 3B: 0 HR: 2	SF: 0 SAC: 0 DP: 2 HBP: 0
PITCHER	IP	WLS	BF	H	R	ER	SO	BB	IBB	HBP	BLK	WP	HR	S	P	ERA	WHIP		
Mike Bielecki, R (1, 1) ERA: 3.09	5.0	L	24	8	2	2	5	3	0	0	0	0	0	54	93	3.60	2.200		
Charlie Leibrandt, L (6, 1) ERA: 4.62	2.0		6	0	0	0	1	0	0	0	0	0	0	15	23	0.00	0.000		
Mike Stanton, L (8, 1) ERA: 6.61	1.0		6	3	3	3	2	0	0	0	0	0	1	18	27	27.00	3.000		



Batter	1	2	3	4	5	6	7	8	9	AB	R	H	RBI	BB	SO	LOB	TOP				
Deion Sanders, L (1, 8) OBP: 0.365, SLG: 0.522	F8	G4-3		1B		E6		F8		5	1	1	0	0	0	2					
Terry Pendleton, S (1, 5) OBP: 0.336, SLG: 0.503	2B			HR		G4-3			G4-3	4	2	2	2	1	0	1					
Ron Gant, R (1, 7) OBP: 0.368, SLG: 0.481	1B			F8		G6-3			G3-1	5	0	1	0	0	1	2					
David Justice, L (1, 9) OBP: 0.303, SLG: 0.303				HR					G5-3	4	1	2	1	1	0	0					
Sid Bream, L (1, 3) OBP: 0.356, SLG: 0.380				HR		P6				4	1	1	2	0	1	3					
Greg Olson, R (1, 2) OBP: 0.327, SLG: 0.333				F8						3	0	1	0	1	1	2					
Mark Lemke, S (1, 4) OBP: 0.225, SLG: 0.263				G4-3						4	0	1	0	0	0	2					
Rafael Belliard, R (1, 6) OBP: 0.266, SLG: 0.248				G4-3		FC4-6			G6-3	4	0	1	0	0	0	2					
29 John Smoltz, R (1, 1) OBP: 0.286, SLG: 0.320 Mark Wohlers, R (9, 1)				K					G6-3	3	0	0	0	1	2	0					
										0	0	0	0	0	0	0					
Inning Stats	R: 1 H: 2 E: 0 K: 2 S: 13	H: 2 LOB: 2 BB: 1 P: 23	R: 0 H: 1 E: 0 K: 0 S: 6	LOB: 1 BB: 1 P: 13	R: 3 H: 2 E: 0 K: 0 S: 9	LOB: 2 BB: 1 P: 16	R: 1 H: 2 E: 0 K: 2 S: 15	H: 2 LOB: 1 BB: 0 P: 22	R: 0 H: 1 E: 0 K: 0 S: 6	LOB: 2 BB: 1 P: 12	R: 0 H: 2 E: 0 K: 0 S: 9	H: 2 LOB: 0 BB: 0 P: 11	R: 0 H: 0 E: 0 K: 0 S: 5	H: 0 LOB: 0 BB: 0 P: 5	R: 0 H: 0 E: 0 K: 0 S: 6	H: 0 LOB: 0 BB: 0 P: 9	1B: 6 2B: 1 3B: 1 HR: 2	SF: 0 SAC: 0 DP: 2 HBP: 0	WP: 0 PB: 0 CS: 0	PA: 40	
PITCHER	IP	WLS	BF	H	R	ER	SO	BB	IBB	HBP	BLK	WP	HR	S	P	ERA	WHIP				
Dwight Gooden, R (1, 1) ERA: 3.71	4.0	L	21	7	5	5	4	3	0	0	0	0	2	43	74	11.25	2.500				
Anthony Young, R (5, 1) ERA: 4.53	2.0		9	1	0	0	1	1	0	0	0	0	0	21	33	0.00	1.000				
Mark Dewey, R (7, 1) ERA: 5.19	2.0		7	2	0	0	0	0	0	0	0	0	0	14	16	0.00	1.000				
Tim Burke, R (9, 1) ERA: 6.92	1.0		3	0	0	0	0	0	0	0	0	0	0	6	9	0.00	0.000				

Atlanta Braves @ New York Mets
Shea Stadium, Flushing, NY
Fri May 29 1992, 7:05 PM EDT
Att: 31,866 - Sunny - 67 F

AB 36
R 5
H 10
RBI 5
BB 4
SO 5
LOB 14



Batter	1	2	3	4	5	6	7	8	9	AB	R	H	RBI	BB	SO	LOB	BOTTOM				
Vince Coleman, S (1, 7) OBP: 0.381, SLG: 0.421	K		P6		P8		L7		2B	5	1	1	0	0	1	0					
Willie Randolph, R (1, 4) OBP: 0.347, SLG: 0.311					F9		L9		1B	4	0	2	1	1	0	0					
Howard Johnson, S (1, 8) OBP: 0.323, SLG: 0.335	L9		L9		1B		P7		F7	4	0	0	0	1	0	3					
Eddie Murray, S (1, 3) OBP: 0.359, SLG: 0.430	P6		K							3	0	1	0	1	1	2					
Bobby Bonilla, S (1, 9) OBP: 0.370, SLG: 0.381			G3		G3-1		P8		K	4	0	0	0	0	1	3					
Dave Magadan, L (1, 5) OBP: 0.382, SLG: 0.369									P7	4	0	3	0	0	0	1					
Dick Schofield, R (1, 6) OBP: 0.345, SLG: 0.326									F7	2	0	0	0	2	0	2					
Todd Hundley, S (1, 2) OBP: 0.275, SLG: 0.252 Anthony Young, R (5, 1) OBP: 0.322, SLG: 0.306 Daryl Boston, L (6, PH) OBP: 0.332, SLG: 0.334 Mark Dewey, R (7, 1) ERA: 5.19 Tim Burke, R (9, 1) ERA: 6.92 Chico Walker, S (9, PH) OBP: 0.262, SLG: 0.271			F8		P5		F7		G3	2	0	0	0	0	0	4					
Dwight Gooden, R (1, 1) OBP: 0.304, SLG: 0.304 Mackey Sasser, L (4, PH) OBP: 0.288, SLG: 0.282									F8	1	0	0	0	0	0	2					
										3	0	0	0	0	0	3					
Inning Stats	R: 0 H: 1 E: 0 K: 1 S: 10	H: 1 LOB: 2 BB: 1 P: 13	R: 0 H: 1 E: 0 K: 0 S: 9	LOB: 2 BB: 1 P: 17	R: 0 H: 0 E: 0 K: 1 S: 8	LOB: 1 BB: 1 P: 20	R: 0 H: 1 E: 0 K: 0 S: 15	H: 1 LOB: 2 BB: 1 P: 25	R: 0 H: 1 E: 0 K: 0 S: 10	LOB: 1 BB: 0 P: 13	R: 0 H: 0 E: 0 K: 0 S: 4	H: 0 LOB: 0 BB: 0 P: 7	R: 0 H: 0 E: 0 K: 1 S: 6	H: 0 LOB: 1 BB: 1 P: 12	R: 1 H: 2 E: 0 K: 0 S: 8	H: 2 LOB: 1 BB: 0 P: 11	1B: 5 2B: 2 3B: 0 HR: 0	SF: 0 SAC: 0 DP: 0 HBP: 0	WP: 0 PB: 0 CS: 0	PA: 39	
PITCHER	IP	WLS	BF	H	R	ER	SO	BB	IBB	HBP	BLK	WP	HR	S	P	ERA	WHIP				
29 John Smoltz, R (1, 1) ERA: 3.29	8.2	W	38	7	1	1	3	5	0	0	0	0	0	77	134	1.04	1.385				
Mark Wohlers, R (9, 1) ERA:	0.1		1	0	0	0	0	0	0	0	0	0	0	2	3	0.00	0.000				

Atlanta Braves @ New York Mets
Shea Stadium, Flushing, NY
Fri May 29 1992, 7:05 PM EDT
Att: 31,866 - Sunny - 67 F

AB 34
R 1
H 7
RBI 1
BB 5
SO 3
LOB 21



Batter	1	2	3	4	5	6	7	8	9	AB	R	H	RBI	BB	SO	LOB	TOP							
Deion Sanders, L (1,8) OBP: 0.379, SLG: 0.531	1-1 G4-3 1B		1-1 S 1B	2-2 HR 1B		2-3 K		1-0 BB 1B		5	3	4	1	0	1	0								
Terry Pendleton, S (1,5) OBP: 0.336, SLG: 0.512	1-0 G4-3		2-3 K	2-1 HR		0-0 P6		4-1 BB 1B		4	1	1	3	1	1	2								
Ron Gant, R (1,7) OBP: 0.369, SLG: 0.476	2-1 P4		3-2 P3					2-1 BB 1B		4	0	1	1	1	0	2								
David Justice, L (1,9) OBP: 0.313, SLG: 0.310	1-1 G3		2-2 BB 1B	4-2 BB				2-1 BB 1B		4	0	2	1	1	0	3								
Sid Bream, L (1,3)		1-2 1B 1B	4-1 BB	1-0 F8				1-2 G3		4	0	1	0	1	0	3								
Damon Berryhill, S (1,2) OBP: 0.236, SLG: 0.408		0-3 K	0-3 K		0-1 F8			1-3 K		5	0	0	0	0	4	4								
Mark Lemke, S (1,4) OBP: 0.245, SLG: 0.283		1-1 1B		1-0 G4-3	2-2 CS 1B			0-0 BB 1B		5	1	4	0	0	0	0								
Rafael Belliard, R (1,6) OBP: 0.263, SLG: 0.246		1-3 K		1-2 B2-3	2-3 K			3-1 G5-3		5	0	1	0	0	2	4								
Steve Avery, L (1,1) OBP: 0.148, SLG: 0.231	0-0 G4-3			4-0 1B HR BB				1-3 K		4	1	0	0	1	2	5								
Mark Wohlers, R (9,1)						2-3 K		0-0 FC4-6		0	0	0	0	0	0	0								
Inning Stats	R: 0 E: 0 K: 0 S: 7	H: 1 LOB: 1 BB: 0 P: 12	R: 0 E: 0 K: 2 S: 13	H: 2 LOB: 2 BB: 0 P: 16	R: 1 E: 0 K: 2 S: 18	H: 2 LOB: 2 BB: 1 P: 30	R: 3 E: 0 K: 0 S: 17	H: 2 LOB: 2 BB: 3 P: 35	R: 0 E: 0 K: 1 S: 10	H: 1 LOB: 0 BB: 0 P: 14	R: 0 E: 0 K: 2 S: 7	H: 0 LOB: 0 BB: 0 P: 11	R: 0 E: 1 K: 1 S: 12	H: 1 LOB: 1 BB: 0 P: 18	R: 2 E: 0 K: 1 S: 13	H: 3 LOB: 2 BB: 1 P: 25	R: 0 E: 0 K: 1 S: 10	H: 2 LOB: 2 BB: 0 P: 16	1B: 13 2B: 0 3B: 0 HR: 1	SF: 0 SAC: 0 DP: 0 HBP: 0	WP: 0 PB: 0 SB: 4 CS: 1	PA: 45		
PITCHER	IP WLS BF H R ER SO BB IBB HBP BLK WP HR S P ERA WHIP	IP WLS BF H R ER SO BB IBB HBP BLK WP HR S P ERA WHIP	IP WLS BF H R ER SO BB IBB HBP BLK WP HR S P ERA WHIP	IP WLS BF H R ER SO BB IBB HBP BLK WP HR S P ERA WHIP	IP WLS BF H R ER SO BB IBB HBP BLK WP HR S P ERA WHIP	IP WLS BF H R ER SO BB IBB HBP BLK WP HR S P ERA WHIP	IP WLS BF H R ER SO BB IBB HBP BLK WP HR S P ERA WHIP	IP WLS BF H R ER SO BB IBB HBP BLK WP HR S P ERA WHIP	IP WLS BF H R ER SO BB IBB HBP BLK WP HR S P ERA WHIP	IP WLS BF H R ER SO BB IBB HBP BLK WP HR S P ERA WHIP	IP WLS BF H R ER SO BB IBB HBP BLK WP HR S P ERA WHIP	IP WLS BF H R ER SO BB IBB HBP BLK WP HR S P ERA WHIP	IP WLS BF H R ER SO BB IBB HBP BLK WP HR S P ERA WHIP	IP WLS BF H R ER SO BB IBB HBP BLK WP HR S P ERA WHIP	IP WLS BF H R ER SO BB IBB HBP BLK WP HR S P ERA WHIP	IP WLS BF H R ER SO BB IBB HBP BLK WP HR S P ERA WHIP	IP WLS BF H R ER SO BB IBB HBP BLK WP HR S P ERA WHIP	IP WLS BF H R ER SO BB IBB HBP BLK WP HR S P ERA WHIP	IP WLS BF H R ER SO BB IBB HBP BLK WP HR S P ERA WHIP	IP WLS BF H R ER SO BB IBB HBP BLK WP HR S P ERA WHIP	IP WLS BF H R ER SO BB IBB HBP BLK WP HR S P ERA WHIP	IP WLS BF H R ER SO BB IBB HBP BLK WP HR S P ERA WHIP	IP WLS BF H R ER SO BB IBB HBP BLK WP HR S P ERA WHIP	IP WLS BF H R ER SO BB IBB HBP BLK WP HR S P ERA WHIP

Atlanta Braves @ New York Mets
Shea Stadium, Flushing, NY
Sat May 30 1992, 3:33 AM EDT
Att: 46,261 - Cloudy - 68 F

AB 40
R 6
H 14
RBI 6
BB 5
SO 10
LOB 23



Batter	1	2	3	4	5	6	7	8	9	AB	R	H	RBI	BB	SO	LOB	BOTTOM							
Vince Coleman, S (1,7) OBP: 0.440, SLG: 0.455	0-2 CS 1B	4-0 BB		0-0 G4-1				2-1 1B		3	0	2	1	1	0	2								
Willie Randolph, R (1,4) OBP: 0.339, SLG: 0.303	3-2 G1-4-3	3-2 G5-3			0-0 G6-3			0-0 F8		4	0	0	0	0	0	5								
Wally Whitehurst, R (8,1) ERA: 5.09	1-3									0	0	0	0	0	0	0								
Tim Burke, R (9,1) ERA: 6.43										0	0	0	0	0	0	0								
Howard Johnson, S (1,8) OBP: 0.327, SLG: 0.335	4-2 E BB		1-0 F7		1-3 K			1-0 G6-4-3 1B		3	0	1	0	1	1	0								
Eddie Murray, S (1,3) OBP: 0.352, SLG: 0.420	3-3 K		1-3 K		0-0 F9			2-2 G6-4-3		4	0	0	0	0	2	2								
Bobby Bonilla, S (1,9) OBP: 0.363, SLG: 0.372		1-1 L7	0-1 G6-3			3-2 F9		2-2 F9		4	0	0	0	0	0	0								
Dave Magadan, L (1,5) OBP: 0.391, SLG: 0.379		2-1 E BB 1B		1-2 SH1-3 BB 1B		1-2 G5-3			3-2 FC6-4 1B	4	1	3	0	0	0	0								
Dick Schofield, R (1,6) OBP: 0.343, SLG: 0.319		1-2 E7 BB		4-2 SH1-3 BB		1-0 F8			3-2 FC6-4	3	0	0	0	1	0	2								
Todd Hundley, S (1,2) OBP: 0.273, SLG: 0.289					0-1 SH1-3				1-2 F8	1	0	0	0	0	0	2								
Paul Gibson, R (5,1)										0	0	0	0	0	0	0								
Junior Noboa, R (7, PH) OBP: 0.250, SLG: 0.167										1	0	0	0	0	0	0								
Daryl Boston, L (9, PH) OBP: 0.320, SLG: 0.391					1-2 2-3					1	0	0	0	0	0	1								
David Cone, L (1,1) OBP: 0.100, SLG: 0.036					2-2 G1-3					0	0	0	0	1	0	0								
Charlie O'Brien, R (4, PH) OBP: 0.350, SLG: 0.380										2	0	0	0	0	0	2								
Chico Walker, S (9, PH) OBP: 0.258, SLG: 0.267										1	0	0	0	0	1	1								
Inning Stats	R: 0 E: 0 K: 1 S: 11	H: 1 LOB: 3 BB: 2 P: 21	R: 1 E: 1 K: 0 S: 11	H: 1 LOB: 3 BB: 2 P: 26	R: 0 E: 0 K: 1 S: 7	H: 0 LOB: 0 BB: 0 P: 9	R: 0 E: 0 K: 0 S: 13	H: 1 LOB: 2 BB: 1 P: 20	R: 0 E: 0 K: 1 S: 5	H: 0 LOB: 0 BB: 0 P: 6	R: 0 E: 0 K: 0 S: 7	H: 0 LOB: 0 BB: 0 P: 12	R: 0 E: 0 K: 0 S: 7	H: 1 LOB: 1 BB: 0 P: 13	R: 0 E: 0 K: 0 S: 8	H: 1 LOB: 0 BB: 0 P: 13	R: 0 E: 0 K: 1 S: 13	H: 1 LOB: 1 BB: 0 P: 21	1B: 6 2B: 0 3B: 0 HR: 0	SF: 0 SAC: 1 DP: 1 HBP: 0	WP: 0 PB: 0 SB: 2 CS: 1	PA: 36		
PITCHER	IP WLS BF H R ER SO BB IBB HBP BLK WP HR S P ERA WHIP	IP WLS BF H R ER SO BB IBB HBP BLK WP HR S P ERA WHIP	IP WLS BF H R ER SO BB IBB HBP BLK WP HR S P ERA WHIP	IP WLS BF H R ER SO BB IBB HBP BLK WP HR S P ERA WHIP	IP WLS BF H R ER SO BB IBB HBP BLK WP HR S P ERA WHIP	IP WLS BF H R ER SO BB IBB HBP BLK WP HR S P ERA WHIP	IP WLS BF H R ER SO BB IBB HBP BLK WP HR S P ERA WHIP	IP WLS BF H R ER SO BB IBB HBP BLK WP HR S P ERA WHIP	IP WLS BF H R ER SO BB IBB HBP BLK WP HR S P ERA WHIP	IP WLS BF H R ER SO BB IBB HBP BLK WP HR S P ERA WHIP	IP WLS BF H R ER SO BB IBB HBP BLK WP HR S P ERA WHIP	IP WLS BF H R ER SO BB IBB HBP BLK WP HR S P ERA WHIP	IP WLS BF H R ER SO BB IBB HBP BLK WP HR S P ERA WHIP	IP WLS BF H R ER SO BB IBB HBP BLK WP HR S P ERA WHIP	IP WLS BF H R ER SO BB IBB HBP BLK WP HR S P ERA WHIP	IP WLS BF H R ER SO BB IBB HBP BLK WP HR S P ERA WHIP	IP WLS BF H R ER SO BB IBB HBP BLK WP HR S P ERA WHIP	IP WLS BF H R ER SO BB IBB HBP BLK WP HR S P ERA WHIP	IP WLS BF H R ER SO BB IBB HBP BLK WP HR S P ERA WHIP	IP WLS BF H R ER SO BB IBB HBP BLK WP HR S P ERA WHIP	IP WLS BF H R ER SO BB IBB HBP BLK WP HR S P ERA WHIP	IP WLS BF H R ER SO BB IBB HBP BLK WP HR S P ERA WHIP	IP WLS BF H R ER SO BB IBB HBP BLK WP HR S P ERA WHIP	IP WLS BF H R ER SO BB IBB HBP BLK WP HR S P ERA WHIP

Atlanta Braves @ New York Mets
Shea Stadium, Flushing, NY
Sat May 30 1992, 3:33 AM EDT
Att: 46,261 - Cloudy - 68 F

AB 31
R 1
H 6
RBI 1
BB 4
SO 4
LOB 17



Batter	1	2	3	4	5	6	7	8	9	AB	R	H	RBI	BB	SO	LOB	TOP					
Lenny Dykstra, L (1, 8) OBP: 0.391, SLG: 0.373																	4 2 2 0 1 1 0					
Mariano Duncan, R (1, 7) OBP: 0.286, SLG: 0.385																	5 0 1 1 0 0 5					
Dave Hollins, S (1, 5) OBP: 0.396, SLG: 0.434																	4 0 2 1 1 0 2					
John Kruk, L (1, 9) OBP: 0.468, SLG: 0.500																	4 0 1 1 1 2 3					
Ricky Jordan, R (1, 3) OBP: 0.222, SLG: 0.327																	5 1 1 0 0 0 5					
Darren Daulton, L (1, 2) OBP: 0.429, SLG: 0.536																	4 1 1 0 1 0 1					
Kim Batiste, R (1, 6) OBP: 0.237, SLG: 0.270																	4 1 0 1 0 0 2					
Mickey Morandini, L (1, 4) OBP: 0.351, SLG: 0.393																	2 1 0 1 1 1 2					
Cliff Brantley, R (1, 1) OBP: 0.222, SLG: 0.222																	0 0 0 0 0 0 0					
Ben Rivera, R (3, 1) OBP: 0.143, SLG: 0.143																	1 0 0 0 0 1 0					
Ruben Amaro Jr., S (6, PH) OBP: 0.300, SLG: 0.513																	1 0 0 1 1 0 0 0					
Steve Searcy, L (6, 1) OBP: 0.200, SLG: 0.200																	0 0 0 0 0 0 0 0					
Don Robinson, R (7, PH) OBP: 0.200, SLG: 0.200																	1 0 0 0 0 1 0 0					
Mike Hartley, R (7, 1) OBP: 0.200, SLG: 0.200																	0 0 0 0 0 0 0 0					
Inning Stats	R: 1 E: 0 K: 0 S: 7	H: 3 LOB: 1 BB: 0 P: 10	R: 0 E: 1 K: 1 S: 11	H: 0 LOB: 3 BB: 2 P: 27	R: 0 E: 0 K: 0 S: 5	H: 0 LOB: 0 BB: 1 P: 12	R: 0 E: 0 K: 1 S: 7	H: 1 LOB: 2 BB: 1 P: 23	R: 3 E: 1 K: 1 S: 20	H: 3 LOB: 1 BB: 1 P: 34	R: 2 E: 0 K: 1 S: 12	H: 2 LOB: 0 BB: 0 P: 16	R: 0 E: 0 K: 1 S: 10	H: 0 LOB: 0 BB: 0 P: 18	R: 0 E: 0 K: 1 S: 7	H: 0 LOB: 0 BB: 0 P: 8	1B: 8 2B: 1 3B: 0 HR: 0	SF: 1 SAC: 1 DP: 1 HBP: 0	WP: 0 PB: 0 SB: 0 CS: 0	PA: 42		
PITCHER	IP WLS BF H R ER SO BB IBB HBP BLK WP HR S P ERA WHIP	5.1 W 27 5 4 1 2 4 1 0 0 0 0 48 98 1.69 1.688	0.1 3 2 0 0 0 0 0 0 0 0 0 9 12 0.00 6.000	2.1 9 2 2 2 3 0 0 0 0 0 0 26 40 7.71 0.857	1.0 S 3 0 0 0 1 0 0 0 0 0 0 7 8 0.00 0.000																	

Philadelphia Phillies @ Atlanta Braves
Atlanta-Fulton County Stadium, Atlanta, GA

AB 35
R 6
H 9
RBI 6
BB 5
SO 6
LOB 20



WP: 0 PA: 42
PB: 0
SB: 0
CS: 0

Mon Jun 01 1992, 7:05 PM EDT
Att: 25,647 - Cloudy - 71 F

Batter	1	2	3	4	5	6	7	8	9	AB	R	H	RBI	BB	SO	LOB	BOTTOM					
Otis Nixon, S (1, 8) OBP: 0.417, SLG: 0.417																	5 1 2 0 0 0 1					
Terry Pendleton, S (1, 5) OBP: 0.344, SLG: 0.514																	5 2 3 0 0 1 3					
Ron Gant, R (1, 7) OBP: 0.372, SLG: 0.479																	3 1 1 0 1 0 1					
David Justice, L (1, 9) OBP: 0.312, SLG: 0.308																	4 1 1 2 0 0 2					
Sid Bream, L (1, 3) OBP: 0.354, SLG: 0.370																	4 0 1 2 0 1 0					
Greg Olson, R (1, 2) OBP: 0.315, SLG: 0.320																	4 1 0 0 0 0 1					
Mark Lemke, S (1, 4) OBP: 0.252, SLG: 0.284																	3 1 1 0 1 0 0					
Rafael Belliard, R (1, 6) OBP: 0.270, SLG: 0.248																	3 0 1 0 1 0 2					
Tom Glavine, L (1, 1) OBP: 0.323, SLG: 0.333																	2 0 1 2 0 1 2					
Mike Bielecki, R (6, 1) OBP: 0.143, SLG: 0.143																	0 0 0 0 0 0 0					
Mike Stanton, L (6, 1) OBP: 0.500, SLG: 0.500																	1 0 0 0 0 0 0					
Deion Sanders, L (6, PH) OBP: 0.377, SLG: 0.528																	1 0 0 0 0 1 1					
Mark Wohlers, R (9, 1) OBP: 0.377, SLG: 0.528																	0 0 0 0 0 0 0					
Inning Stats	R: 0 E: 0 K: 0 S: 6	H: 1 LOB: 1 BB: 0 P: 10	R: 0 E: 0 K: 1 S: 9	H: 1 LOB: 1 BB: 1 P: 19	R: 6 E: 0 K: 1 S: 18	H: 6 LOB: 2 BB: 2 P: 34	R: 0 E: 0 K: 0 S: 6	H: 0 LOB: 0 BB: 0 P: 9	R: 0 E: 0 K: 0 S: 8	H: 0 LOB: 0 BB: 0 P: 12	R: 1 E: 1 K: 0 S: 10	H: 2 LOB: 1 BB: 0 P: 14	R: 0 E: 0 K: 1 S: 5	H: 0 LOB: 0 BB: 0 P: 8	R: 0 E: 0 K: 1 S: 13	H: 1 LOB: 1 BB: 0 P: 17	1B: 9 2B: 2 3B: 0 HR: 0	SF: 0 SAC: 0 DP: 0 HBP: 0	WP: 0 PB: 0 SB: 0 CS: 0	PA: 38		
PITCHER	IP WLS BF H R ER SO BB IBB HBP BLK WP HR S P ERA WHIP	2.1 L 16 2 0 0 1 0 0 0 0 0 0 24 35 0.00 0.750	1.0 5 2 1 0 0 0 0 0 0 0 0 10 14 0.00 2.000	2.0 7 1 0 0 2 0 0 0 0 0 0 18 25 0.00 0.500																		

Philadelphia Phillies @ Atlanta Braves
Atlanta-Fulton County Stadium, Atlanta, GA

AB 35
R 7
H 11
RBI 6
BB 3
SO 4
LOB 13



WP: 0 PA: 38
PB: 0
SB: 0
CS: 0

Mon Jun 01 1992, 7:05 PM EDT
Att: 25,647 - Cloudy - 71 F

Batter	1	2	3	4	5	6	7	8	9	AB	R	H	RBI	BB	SO	LOB	TOP										
Lenny Dykstra, L (1, 8) OBP: 0.348, SLG: 0.368	1-2 1B SF7 1B	2-1 E3 WP BB		1-0 G3		1-2 FC4-6 1B		0-3 K		5	1	2	0	0	1	0											
Ruben Amaro Jr. S (1, 7) OBP: 0.399, SLG: 0.310	3-2 SF7 HR 1B	4-1 BB BB		4-1 FC6-4 BB		1-0 FC4-6 S 1-2		2-2 G6-3		3	1	1	0	2	0	1											
Dave Hollins, S (1, 5) OBP: 0.396, SLG: 0.431	3-2 SF7 1-2 3-H	4-2 BB BB		0-2 FC6-4 CS 1-2		0-1 G4-3		2-3 K		3	0	0	1	1	1	2											
John Kruk, L (1, 9) OBP: 0.470, SLG: 0.508	0-0 L7	1-0 L4		3-2 CS 1-2	2-0 BB 1B		1-2 G4-3 2B		0-2 G3-1		5	0	2	0	0	4											
Darren Daulton, L (1, 2) OBP: 0.421, SLG: 0.538	1-1 2H HR		2-2 P5		3-2 F7		0-1 G4-3				4	1	1	2	0	2											
Ricky Jordan, R (1, 3) OBP: 0.288, SLG: 0.367	1-2 1B		0-0 WP 1B		2-1 L4		1-0 P2				4	1	2	0	0	2											
Julio Peguero, S (9, 9) OBP: 0.417, SLG: 0.222											0	0	0	0	0	0											
Mickey Morandini, L (1, 4) OBP: 0.339, SLG: 0.372	0-1 G4-3		2-0 P5		4-1 BB		2-3 K				3	0	0	0	1	3											
Kim Batiste, R (1, 6) OBP: 0.246, SLG: 0.277		1-0 G5-3	2-2 2H 1B		1-1 F9		0-0 F8				4	0	1	1	0	2											
Curt Schilling, R (1, 1) Steve Scarosone, R (8, PH) Barry Jones, R (8, 1) Mitch Williams, L (9, 1) OBP: 0.500, SLG: 0.500		1-3 K	0-1 G4-3		3-2 G4-3		1-3 K				3	0	0	0	0	1											
Inning Stats	R: 3 E: 0 K: 0 S: 19	H: 4 LOB: 1 BB: 0 P: 28	R: 0 E: 1 K: 1 S: 12	H: 0 LOB: 3 BB: 0 P: 25	R: 1 E: 0 K: 0 S: 10	H: 2 LOB: 1 BB: 0 P: 16	R: 0 E: 0 K: 0 S: 7	H: 0 LOB: 0 BB: 1 P: 15	R: 0 E: 0 K: 0 S: 9	H: 1 LOB: 2 BB: 1 P: 22	R: 0 E: 0 K: 1 S: 10	H: 1 LOB: 1 BB: 0 P: 14	R: 0 E: 0 K: 1 S: 9	H: 1 LOB: 1 BB: 0 P: 13	R: 0 E: 0 K: 2 S: 7	H: 0 LOB: 0 BB: 0 P: 8	R: 0 E: 0 K: 1 S: 9	H: 0 LOB: 0 BB: 0 P: 13	1B: 6 2B: 2 3B: 0 HR: 1	SF: 1 SAC: 0 DP: 0 HBP: 0	WP: 2 PB: 0 CS: 1	PA: 41					
PITCHER	IP	WLS	BF	H	R	ER	SO	BB	IBB	HBP	BLK	WP	HR	S	P	ERA	WHIP										
29 John Smoltz, R (1, 1) ERA: 3.61	3.0	L	18	6	4	4	1	2	0	0	0	2	1	41	69	12.00	2.667										
Mike Bielecki, R (4, 1) ERA: 2.93	2.0		8	1	0	0	0	2	0	0	0	0	0	17	37	0.00	1.500										
Pete Smith, R (6, 1) ERA:	2.0		8	2	0	0	1	0	0	0	0	0	0	18	27	0.00	1.000										
Kent Mercker, L (8, 1) ERA: 3.03	2.0		6	0	0	0	3	0	0	0	0	0	0	16	21	0.00	0.000										

Philadelphia Phillies @ Atlanta Braves
Atlanta-Fulton County Stadium, Atlanta, GA

AB 35
R 4
H 9
RBI 4
BB 4
SO 5
LOB 17



Wed Jun 03 1992, 3:33 AM EDT
Att: 19,357 - Cloudy - 62 F

Batter	1	2	3	4	5	6	7	8	9	AB	R	H	RBI	BB	SO	LOB	BOTTOM										
Otis Nixon, S (1, 8) OBP: 0.411, SLG: 0.404	1-3 K		2-2 1B			3-3 K		1-0 G4-3		4	0	1	0	0	2	0											
Terry Pendleton, S (1, 5) OBP: 0.339, SLG: 0.516	0-2 F9		1-1 L7			1-1 G6-3		0-0 F8		4	0	0	0	0	0	1											
Ron Gant, R (1, 7) OBP: 0.385, SLG: 0.510	2-2 2B			3-2 G6-3		1-0 2B 1B		1-0 HR		4	1	3	1	0	0	0											
David Justice, L (1, 9) OBP: 0.309, SLG: 0.312	1-1 P4			1-3 K		0-2 2B		3-2 P4		4	0	1	0	0	1	1											
Sid Bream, L (1, 3) OBP: 0.338, SLG: 0.351		0-1 G6-3		0-2 L7		0-3 K		4-2 FC5-4 BB		3	0	0	0	0	1	2											
Greg Olson, R (9, PH) OBP: 0.328, SLG: 0.314										0	0	0	0	1	0	0											
Damon Berryhill, S (1, 2) OBP: 0.225, SLG: 0.389		0-1 G3			2-3 K		0-0 F9	0-2 FC5-4 PB		4	0	0	0	0	1	1											
Jeff Blauser, R (1, 6) OBP: 0.287, SLG: 0.358		3-2 P9			2-2 F9		1-0 1B	3-3 K		4	0	1	0	0	1	1											
Mark Lemke, S (1, 4) OBP: 0.258, SLG: 0.289				2-2 L7		2-2 1B		1-1 P4		4	0	1	0	0	2	2											
29 John Smoltz, R (1, 1) ERA: 2.98, SLG: 0.330 Delon Sanders, L (3, PH) Mike Bielecki, R (4, 1) Jerry Williams, R (5, PH) Pete Smith, R (8, 1) Lonnie Smith, R (7, PH) Kent Mercker, L (8, 1) OBP: 0.227, SLG: 0.184				1-3 K		2-0 F7		3-2 G6-3		0	0	0	0	0	0	0											
Inning Stats	R: 0 E: 0 K: 1 S: 14	H: 1 LOB: 1 BB: 0 P: 18	R: 0 E: 0 K: 0 S: 7	H: 0 LOB: 0 BB: 0 P: 10	R: 0 E: 0 K: 1 S: 11	H: 1 LOB: 1 BB: 0 P: 17	R: 0 E: 0 K: 1 S: 9	H: 0 LOB: 0 BB: 0 P: 13	R: 0 E: 0 K: 2 S: 12	H: 2 LOB: 2 BB: 0 P: 17	R: 0 E: 0 K: 0 S: 10	H: 1 LOB: 1 BB: 0 P: 16	R: 1 E: 0 K: 0 S: 7	H: 1 LOB: 0 BB: 0 P: 12	R: 0 E: 0 K: 1 S: 13	H: 0 LOB: 1 BB: 1 P: 21	1B: 4 2B: 2 3B: 0 HR: 1	SF: 0 SAC: 0 DP: 0 HBP: 0	WP: 0 PB: 1 CS: 0	PA: 35							
PITCHER	IP	WLS	BF	H	R	ER	SO	BB	IBB	HBP	BLK	WP	HR	S	P	ERA	WHIP										
Curt Schilling, R (1, 1) ERA: 2.43	7.0	W	27	6	0	0	6	0	0	0	0	0	1	7	12	9.00	1.000										
Barry Jones, R (8, 1) ERA: 5.09	1.0		4	1	1	1	0	0	0	0	0	0	0	7	12	9.00	1.000										
Mitch Williams, L (9, 1) ERA: 3.54	1.0	S	4	0	0	0	1	1	0	0	0	0	0	13	21	0.00	1.000										

Philadelphia Phillies @ Atlanta Braves
Atlanta-Fulton County Stadium, Atlanta, GA

AB 34
R 1
H 7
RBI 1
BB 1
SO 7
LOB 10



Wed Jun 03 1992, 3:33 AM EDT
Att: 19,357 - Cloudy - 62 F

Batter	1	2	3	4	5	6	7	8	9	AB	R	H	RBI	BB	SO	LOB	TOP	
Otis Nixon, S <small>OBP: 0.414, SLG: 0.407</small> 										4	0	2	0	0	0	0		
Jeff Blausler, R <small>OBP: 0.286, SLG: 0.382</small> Rafael Belliard, R <small>OBP: 0.273, SLG: 0.246</small>										4	1	1	1	0	1	3		
Terry Pendleton, S <small>OBP: 0.338, SLG: 0.511</small>										4	1	1	0	0	0	1		
Ron Gant, R <small>OBP: 0.387, SLG: 0.510</small>										4	1	2	0	0	0	0		
David Justice, L <small>OBP: 0.307, SLG: 0.310</small>										4	0	1	0	0	1	3		
Brian Hunter, R <small>OBP: 0.250, SLG: 0.417</small>										2	0	0	1	1	0	1		
Greg Olson, R <small>OBP: 0.325, SLG: 0.305</small>										3	0	0	1	1	0	1		
Mark Lemke, S <small>OBP: 0.258, SLG: 0.288</small>										4	0	1	0	0	1	3		
Steve Avery, L <small>OBP: 0.156, SLG: 0.214</small> Loring Smith, R <small>OBP: 0.222, SLG: 0.179</small> Mike Stanton <small>OBP: 0.220, SLG: 0.220</small> Juan Berenguer, R <small>OBP: 0.222, SLG: 0.355</small> Damon Berryhill, S <small>OBP: 0.222, SLG: 0.355</small> Mark Wohlers, R <small>OBP: 0.222, SLG: 0.355</small>									2	0	0	0	0	1	1			
Inning Stats	R: 0 H: 0 E: 0 K: 0 S: 6	H: 0 R: 0 ER: 0 LOB: 0 BB: 0 P: 13	H: 0 R: 0 ER: 0 LOB: 0 BB: 0 P: 14	H: 2 R: 0 ER: 0 LOB: 0 BB: 0 P: 16	H: 2 R: 1 ER: 0 LOB: 0 BB: 0 P: 12	H: 0 R: 0 ER: 0 LOB: 0 BB: 0 P: 11	H: 1 R: 0 ER: 0 LOB: 0 BB: 0 P: 10	H: 0 R: 0 ER: 0 LOB: 0 BB: 0 P: 14	H: 0 R: 2 ER: 0 LOB: 3 BB: 2 P: 32	1B: 7 2B: 1 3B: 0 HR: 1	SF: 1 SAC: 0 DP: 1 HBP: 0	WP: 0 PA: 36 CS: 1						
PITCHER	IP: 8.0 WLS: L BF: 30 H: 7 R: 3 ER: 3 SO: 4 BB: 0 IBB: 0 HBP: 0 BLK: 0 WP: 0 HR: 1 S: 69 P: 103 ERA: 3.94 WHIP: 0.875																	
Craig Lefferts, L <small>ERA: 3.94</small> Jose Melendez, R <small>ERA: 3.6</small> Pat Clements, L <small>ERA: 2.45</small> Mike Maddux, R <small>ERA: 1.93</small>																		

Atlanta Braves @ San Diego Padres
 Jack Murphy Stadium, San Diego, CA
 Fri Jun 05 1992, 10:05 PM EDT
 Att: 21,781 - Cloudy - 70 F

AB 33
 R 3
 H 8
 RBI 3
 BB 2
 SO 5
 LOB 16



Batter	1	2	3	4	5	6	7	8	9	AB	R	H	RBI	BB	SO	LOB	BOTTOM	
Tony Fernandez, S <small>OBP: 0.376, SLG: 0.410</small>										4	1	2	1	1	0	2		
Tony Gwynn, L <small>OBP: 0.412, SLG: 0.493</small>										3	0	2	0	2	0	1		
Gary Sheffield, R <small>OBP: 0.385, SLG: 0.522</small>										5	0	1	0	0	0	7		
Fred McGriff, L <small>OBP: 0.412, SLG: 0.591</small>										4	0	0	1	0	1	4		
Darrin Jackson, R <small>OBP: 0.273, SLG: 0.386</small>										4	0	0	0	0	1	3		
Dan Walters, R <small>OBP: 0.167, SLG: 0.167</small>										4	0	1	0	0	0	2		
Jerald Clark, R <small>OBP: 0.246, SLG: 0.289</small> Gary Pettis, S <small>OBP: 0.231, SLG: 0.208</small>										3	0	0	0	1	0	1		
Kurt Stillwell, S <small>OBP: 0.329, SLG: 0.381</small>										3	1	1	0	1	0	0		
Craig Lefferts, L <small>OBP: 0.053, SLG: 0.053</small> Jose Melendez, R <small>ERA: 3.12</small> Pat Clements, R <small>ERA: 2.33</small> Mike Maddux, L <small>ERA: 1.93</small> Oscar Azocar, L <small>OBP: 0.256, SLG: 0.179</small>										2	0	0	0	0	1	0		
Inning Stats	R: 1 H: 2 E: 0 K: 0 S: 10	H: 0 R: 0 ER: 0 LOB: 0 BB: 0 P: 8	H: 1 R: 0 ER: 0 LOB: 2 BB: 2 P: 18	H: 0 R: 0 ER: 0 LOB: 0 BB: 0 P: 10	H: 1 R: 1 ER: 0 LOB: 1 BB: 1 P: 17	H: 1 R: 0 ER: 0 LOB: 1 BB: 0 P: 15	H: 0 R: 0 ER: 0 LOB: 0 BB: 0 P: 10	H: 1 R: 0 ER: 1 LOB: 2 BB: 0 P: 13	H: 1 R: 0 ER: 0 LOB: 3 BB: 2 P: 17	1B: 7 2B: 0 3B: 0 HR: 0	SF: 0 SAC: 2 DP: 0 HBP: 0	WP: 0 PA: 39 CS: 1						
PITCHER	IP: 7.0 WLS: 28 BF: 28 H: 5 R: 2 ER: 2 SO: 3 BB: 3 IBB: 0 HBP: 0 BLK: 0 WP: 0 HR: 0 S: 58 P: 92 ERA: 2.57 WHIP: 1.143																	
Steve Avery, L <small>ERA: 3.12</small> Mike Stanton, L <small>ERA: 6.52</small> Juan Berenguer, R <small>ERA: 2.33</small> Mark Wohlers, R <small>ERA: 2.25</small>																		

Atlanta Braves @ San Diego Padres
 Jack Murphy Stadium, San Diego, CA
 Fri Jun 05 1992, 10:05 PM EDT
 Att: 21,781 - Cloudy - 70 F

AB 32
 R 2
 H 7
 RBI 2
 BB 5
 SO 3
 LOB 20



Batter	1	2	3	4	5	6	7	8	9	AB	R	H	RBI	BB	SO	LOB	TOP								
Deion Sanders, L (1, 8) OBP: 0.376, SLG: 0.526	G1-4-3		B2-3					F9		4	1	0	0	1	1	0	Atlanta Braves @ San Diego Padres Jack Murphy Stadium, San Diego, CA Sun Jun 07 1992, 6:33 AM EDT Att: 18,924 - Cloudy - 73 F								
Terry Pendleton, S (1, 5) OBP: 0.340, SLG: 0.519	L8		F7					G4-3		5	1	2	0	0	0	0									
Ron Gant, R (1, 7) OBP: 0.392, SLG: 0.510	HR							E4		4	3	1	0	1	0	2									
David Justice, L (1, 9) OBP: 0.324, SLG: 0.349	HR							3B		3	3	2	4	2	0	2									
Sid Bream, L (1, 3) OBP: 0.343, SLG: 0.387	P6							3B		5	1	2	3	0	0	4									
Damon Berryhill, S (1, 2)		K						G3		4	0	1	1	1	1	1									
Jeff Blauser, R (1, 6) Rafael Belliard, R (7, 6) OBP: 0.285, SLG: 0.381 OBP: 0.275, SLG: 0.242	K							G6-3		3	0	1	1	0	1	0									
Mark Lemke, S (1, 4) OBP: 0.262, SLG: 0.286	K							K		4	0	1	0	1	3	2									
29 John Smoltz, R (1, 1) OBP: 0.242, SLG: 0.267			K					G4-3		5	0	0	0	0	2	6									
Inning Stats	R: 2 E: 0 K: 0 S: 7	H: 2 LOB: 0 BB: 0 P: 16	R: 0 E: 0 K: 3 S: 9	H: 0 LOB: 0 BB: 0 P: 15	R: 0 E: 0 K: 1 S: 6	H: 0 LOB: 0 BB: 0 P: 8	R: 1 E: 1 K: 0 S: 9	H: 0 LOB: 3 BB: 3 P: 24	R: 4 E: 0 K: 2 S: 19	H: 5 LOB: 2 BB: 1 P: 33	R: 0 E: 0 K: 1 S: 8	H: 1 LOB: 1 BB: 1 P: 14	R: 0 E: 0 K: 0 S: 5	H: 1 LOB: 1 BB: 0 P: 7	R: 2 E: 1 K: 0 S: 12	H: 1 LOB: 1 BB: 1 P: 20	R: 0 E: 0 K: 1 S: 5	H: 0 LOB: 0 BB: 0 P: 7	1B: 5 2B: 2 3B: 2 HR: 1	SF: 1 SAC: 0 DP: 0 HBP: 0	WP: 0 PB: 0 SB: 3 CS: 0	PA: 45			
PITCHER	IP	WLS	BF	H	R	ER	SO	BB	IBB	HBP	BLK	WP	HR	S	P	ERA	WHIP								
Frank Seminara, R (1, 1) ERA: 4.22	4.1	L	22	4	6	5	4	3	1	0	0	0	1	39	79	10.38	1.615								
Rich Rodriguez, L (5, 1) ERA: 1.95	0.2		5	3	1	1	2	0	0	0	0	0	0	11	17	13.50	4.500								
Pat Clements, L (6, 1) ERA: 2.21	2.0		9	2	0	0	1	1	0	0	0	0	0	13	21	0.00	1.500								
Mike Maddux, R (8, 1) ERA: 1.74	2.0		9	1	2	0	1	0	1	0	0	0	0	17	27	0.00	0.500								

Batter	1	2	3	4	5	6	7	8	9	AB	R	H	RBI	BB	SO	LOB	BOTTOM								
Tony Fernandez, S (1, 6) OBP: 0.371, SLG: 0.401	G4-3		G5-4-3		G1-3		G4-3			3	0	1	0	1	0	1	Atlanta Braves @ San Diego Padres Jack Murphy Stadium, San Diego, CA Sun Jun 07 1992, 6:33 AM EDT Att: 18,924 - Cloudy - 73 F								
Tony Gwynn, L (1, 9) OBP: 0.407, SLG: 0.481	G4-3		G5-4-3				F7			4	1	1	0	0	0	2									
Gary Sheffield, R (1, 5) OBP: 0.384, SLG: 0.516	L8		K					F7		3	2	1	0	1	1	1									
Fred McGriff, L (1, 3) OBP: 0.408, SLG: 0.578	BB							F7		3	1	1	0	1	0	1									
Kurt Stillwell, S (1, 4) OBP: 0.320, SLG: 0.371	G1-3							SF7		3	0	0	1	0	1	3									
Oscar Azocar, L (1, 7) OBP: 0.234, SLG: 0.163								L9		4	0	0	0	0	0	1									
Darrin Jackson, R (1, 8) OBP: 0.273, SLG: 0.387	F7							K		4	0	2	1	0	1	0									
Dann Bilardello, R (1, 2) OBP: 0.240, SLG: 0.182								G6-3		3	0	0	0	1	1	2									
Frank Seminara, R (1, 1) Rich Rodriguez, L (5, 1) Tim Teufel, R (5, PH) Pat Clements, R (6, 1) Kevin Ward, R (7, PH) Mike Maddux, L (8, 1) Craig Shipley, R (8, PH)	G5-3							K		1	0	0	0	0	0	1									
Inning Stats	R: 0 E: 0 K: 0 S: 10	H: 0 LOB: 1 BB: 1 P: 10	R: 0 E: 0 K: 1 S: 7	H: 1 LOB: 0 BB: 0 P: 10	R: 0 E: 0 K: 0 S: 4	H: 0 LOB: 0 BB: 0 P: 10	R: 0 E: 0 K: 1 S: 8	H: 1 LOB: 1 BB: 0 P: 9	R: 3 E: 1 K: 1 S: 17	H: 3 LOB: 1 BB: 1 P: 24	R: 0 E: 0 K: 0 S: 8	H: 0 LOB: 0 BB: 0 P: 10	R: 1 E: 0 K: 0 S: 10	H: 1 LOB: 0 BB: 0 P: 12	R: 0 E: 0 K: 2 S: 10	H: 0 LOB: 0 BB: 0 P: 14	1B: 4 2B: 2 3B: 0 HR: 0	SF: 1 SAC: 0 DP: 1 HBP: 0	WP: 1 PB: 1 SB: 1 CS: 0	PA: 36					
PITCHER	IP	WLS	BF	H	R	ER	SO	BB	IBB	HBP	BLK	WP	HR	S	P	ERA	WHIP								
29 John Smoltz, R (1, 1) ERA: 3.85	9.0	W	36	6	4	4	5	4	0	0	0	1	0	80	120	4.00	1.111								

Batter	1	2	3	4	5	6	7	8	9	AB	R	H	RBI	BB	SO	LOB	TOP					
Otis Nixon, S <small>OBP: 0.415, SLG: 0.404</small> (1, 8)										3	1	0	0	1	1	2	Atlanta Braves @ Los Angeles Dodgers Dodger Stadium, Los Angeles, CA <small>Mon Jun 08 1992, 3:33 AM PDT</small> <small>Att: 29,799 - Sunny - 70 F</small>					
Terry Pendleton, S <small>OBP: 0.335, SLG: 0.511</small> (1, 5)										4	0	0	0	0	1	3						
Ron Gant, R <small>OBP: 0.390, SLG: 0.505</small> (1, 7)										4	1	1	0	0	0	1						
David Justice, L <small>OBP: 0.328, SLG: 0.373</small> (1, 9)										4	1	2	3	0	0	0						
Sid Bream, L <small>OBP: 0.333, SLG: 0.375</small> (1, 3)										4	0	0	0	0	1	1						
Greg Olson, R <small>OBP: 0.326, SLG: 0.316</small> (1, 2)										4	1	2	0	0	0	0						
Mark Lemke, S <small>OBP: 0.262, SLG: 0.280</small> (1, 4)										3	0	0	0	1	0	2						
Rafael Belliard, R <small>OBP: 0.274, SLG: 0.243</small> (1, 6)										4	0	1	0	0	1	2						
Charlie Leibrandt, R <small>OBP: 0.143, SLG: 0.150</small> (1, 1)										2	0	1	1	0	0	1						
Kent Mercker, L (6, 1)										1	0	0	0	0	1	0						
Juan Berenguer, R (7, 1)										1	0	0	0	0	1	1						
Inning Stats	R: 1 E: 0 K: 2 S: 11	H: 2 LOB: 1 BB: 0 P: 14	R: 0 E: 1 K: 1 S: 8	H: 0 LOB: 1 BB: 1 P: 14	R: 2 E: 0 K: 0 S: 13	H: 1 LOB: 0 BB: 1 P: 25	R: 1 E: 0 K: 0 S: 12	H: 3 LOB: 2 BB: 0 P: 17	R: 0 E: 0 K: 0 S: 9	H: 0 LOB: 0 BB: 0 P: 15	R: 0 E: 0 K: 0 S: 6	H: 0 LOB: 0 BB: 0 P: 9	R: 0 E: 0 K: 2 S: 9	H: 0 LOB: 0 BB: 0 P: 11	R: 0 E: 0 K: 0 S: 4	H: 0 LOB: 0 BB: 0 P: 8	R: 0 E: 0 K: 1 S: 9	H: 1 LOB: 1 BB: 0 P: 10	1B: 5 2B: 1 3B: 0 HR: 1	SF: 0 SAC: 0 DP: 0 HBP: 0	WP: 0 PB: 0 SB: 1 CS: 0	PA: 36
PITCHER	IP WLS BF H R ER SO BB IBB HBP BLK WP HR S P ERA WHIP																					
Ramon Martinez, R ERA: 3.82	(1, 1) 5.0 L 23 6 4 4 3 2 0 0 0 0 0 1 53 85 7.20 1.600																					
Tim Crews, R ERA: 5.4	(6, 1) 2.0 6 0 0 0 2 0 0 0 0 0 0 0 15 20 0.00 0.000																					
Jay Howell, R ERA:	(8, 1) 2.0 7 1 0 0 1 0 0 0 0 0 0 0 13 18 0.00 0.500																					

Batter	1	2	3	4	5	6	7	8	9	AB	R	H	RBI	BB	SO	LOB	BOTTOM					
Brett Butler, L <small>OBP: 0.377, SLG: 0.355</small> (1, 8)										3	0	1	0	1	0	0	Atlanta Braves @ Los Angeles Dodgers Dodger Stadium, Los Angeles, CA <small>Mon Jun 08 1992, 3:33 AM PDT</small> <small>Att: 29,799 - Sunny - 70 F</small>					
Mike Sharperson, R <small>OBP: 0.445, SLG: 0.439</small> (1, 4)										3	0	1	0	0	0	1						
Lenny Harris, L (7, PH)										1	0	0	0	0	3							
Kal Daniels, L <small>OBP: 0.300, SLG: 0.315</small> (1, 7)										4	0	0	0	0	0	1						
Eric Karros, R <small>OBP: 0.293, SLG: 0.480</small> (1, 3)										4	0	1	0	0	0	1						
Todd Benzinger, S <small>OBP: 0.270, SLG: 0.359</small> (1, 9)										4	0	1	0	0	0	1						
Dave Anderson, R <small>OBP: 0.302, SLG: 0.500</small> (1, 5)										3	0	1	0	0	1	2						
Tom Goodwin, L (9, PH)										1	0	0	0	0	0	0						
Carlos Hernandez, R <small>OBP: 0.302, SLG: 0.320</small> (1, 2)										3	1	2	0	0	1	1						
Dave Hansen, L <small>OBP: 0.339, SLG: 0.398</small> (9, PH)										1	1	1	1	0	0	0						
Jose Offerman, S <small>OBP: 0.315, SLG: 0.323</small> (1, 6)										4	0	0	0	0	2	3						
Ramon Martinez, R <small>OBP: 0.160, SLG: 0.160</small> (5, PH)										1	0	0	0	0	0	0						
Starlin Lewis, S (5, PH)										1	0	0	0	0	0	1						
Tim Crews, R (6, 1)										0	0	0	0	0	0	0						
Mitch Webster, S <small>OBP: 0.312, SLG: 0.477</small> (7, PH)										0	0	0	0	1	0	0						
Jay Howell, R (8, 1)										0	0	0	0	0	0	0						
Mike Scioscia, L <small>OBP: 0.206, SLG: 0.275</small> (9, PH)										1	0	0	0	0	1	0						
Inning Stats	R: 0 E: 0 K: 0 S: 9	H: 2 LOB: 1 BB: 0 P: 13	R: 0 E: 0 K: 2 S: 12	H: 1 LOB: 0 BB: 0 P: 17	R: 0 E: 0 K: 0 S: 11	H: 0 LOB: 0 BB: 0 P: 18	R: 0 E: 0 K: 0 S: 9	H: 1 LOB: 1 BB: 0 P: 13	R: 1 E: 1 K: 0 S: 11	H: 1 LOB: 1 BB: 0 P: 18	R: 0 E: 0 K: 1 S: 8	H: 1 LOB: 1 BB: 0 P: 12	R: 0 E: 0 K: 1 S: 13	H: 1 LOB: 2 BB: 2 P: 27	R: 0 E: 0 K: 0 S: 5	H: 0 LOB: 0 BB: 0 P: 5	R: 1 E: 0 K: 1 S: 14	H: 1 LOB: 0 BB: 0 P: 16	1B: 6 2B: 1 3B: 0 HR: 1	SF: 0 SAC: 0 DP: 1 HBP: 0	WP: 1 PB: 0 SB: 0 CS: 1	PA: 36
PITCHER	IP WLS BF H R ER SO BB IBB HBP BLK WP HR S P ERA WHIP																					
Charlie Leibrandt, L ERA: 3.92	(1, 1) 5.0 W 20 6 1 0 2 0 0 0 0 0 0 0 52 79 0.00 1.000																					
Kent Mercker, L ERA: 2.9	(6, 1) 1.1 8 2 0 0 2 2 0 0 0 0 0 0 18 33 0.00 3.000																					
Juan Berenguer, R ERA: 2.43	(7, 1) 2.2 S 8 1 1 1 1 0 0 0 0 0 0 1 22 27 3.38 0.375																					



Batter	1	2	3	4	5	6	7	8	9	AB	R	H	RBI	BB	SO	LOB	TOP											
Deion Sanders, L OBP: 0.373, SLG: 0.519	2-1 G3-1 2B 1B		1-0 G5-3		2-0 P6			1-2 G1-3		4	1	1	0	0	0	1	Atlanta Braves @ Los Angeles Dodgers Dodger Stadium, Los Angeles, CA Tue Jun 09 1992, 7:05 PM PDT Att: 33,387 - Sunny - 70 F											
Terry Pendleton, S OBP: 0.337, SLG: 0.515	0-0 G3-1 PB 2B		1-2 G1-3			1-2 L4-6 WP 1B		0-0 G4-3		4	1	2	0	0	0	0												
Ron Gant, R OBP: 0.384, SLG: 0.495	0-1 G3-1		0-1 G1-3			2-1 L4-6			1-2 P2	4	0	0	1	0	0	2												
David Justice, L OBP: 0.326, SLG: 0.376	1-0 G3			2-0 F9			1-2 F8		3-1 G4-3 2B	4	0	1	0	0	0	0												
Sid Bream, L OBP: 0.331, SLG: 0.366	4-0 BB			2-0 G4-3			3-1 P5		1-1 G4-3	3	0	0	0	1	0	1												
Damon Berryhill, S OBP: 0.223, SLG: 0.376	2-3 K			0-0 F8			0-1 F8		1-2 P5	4	0	0	0	0	1	2												
Mark Lemke, S OBP: 0.269, SLG: 0.283					2-1 FC6-4 1B					2	0	1	0	1	0	0												
Rafael Belliard, R OBP: 0.266, SLG: 0.237			0-3 K2-3		0-2 FC6-4 1B					3	0	0	0	0	1	2												
Mike Bielecki, R OBP: 0.125, SLG: 0.125					1-3 K					2	0	0	0	0	1	1												
Otis Nixon, S OBP: 0.411, SLG: 0.400										1	0	0	0	0	0	0												
Mike Stanton, L OBP: 0.500, SLG: 0.500										0	0	0	0	0	0	0												
Inning Stats	R: 2 H: 2 E: 0 K: 1 S: 9	H: 2 LOB: 1 BB: 1 P: 18	R: 0 H: 0 E: 0 K: 1 S: 5	H: 0 LOB: 0 BB: 0 P: 5	R: 0 H: 0 E: 0 K: 0 S: 6	H: 0 LOB: 0 BB: 0 P: 8	R: 0 H: 0 E: 0 K: 0 S: 3	H: 0 LOB: 0 BB: 0 P: 7	R: 0 H: 1 E: 0 K: 1 S: 10	H: 1 LOB: 1 BB: 0 P: 15	R: 0 H: 0 E: 0 K: 0 S: 8	H: 0 LOB: 1 BB: 1 P: 12	R: 0 H: 0 E: 0 K: 0 S: 6	H: 0 LOB: 0 BB: 0 P: 13	R: 0 H: 0 E: 0 K: 0 S: 8	H: 0 LOB: 0 BB: 0 P: 11	R: 0 H: 1 E: 0 K: 0 S: 11	H: 1 LOB: 1 BB: 0 P: 17	1B: 3 2B: 3 3B: 0 HR: 0	SF: 0 SAC: 0 DP: 1 HBP: 0	WP: 1 PB: 1 SB: 1 CS: 0	PA: 33						
PITCHER	IP	WLS	BF	H	R	ER	SO	BB	IBB	HBP	BLK	WP	HR	S	P	ERA	WHIP											
Orel Hershiser, R ERA: 3.58	(1, 1)	8.1	W	30	4	2	2	3	2	0	0	0	1	0	58	93	2.16	0.720										
John Candelaria, L ERA: 0.77	(9, 1)	0.0		1	1	0	0	0	0	0	0	0	0	0	2	5	∞	∞										
Roger McDowell, R ERA: 2.54	(9, 1)	0.2	S	2	0	0	0	0	0	0	0	0	0	0	6	8	0.00	0.000										

Batter	1	2	3	4	5	6	7	8	9	AB	R	H	RBI	BB	SO	LOB	BOTTOM											
Brett Butler, L OBP: 0.383, SLG: 0.360	1-2 FC1-6 WP 1B	1-2 S 1B			1-2 G4-3			4-2 P1-4 BB		3	1	2	1	1	0	0	Atlanta Braves @ Los Angeles Dodgers Dodger Stadium, Los Angeles, CA Tue Jun 09 1992, 7:05 PM PDT Att: 33,387 - Sunny - 70 F											
Lenny Harris, L OBP: 0.348, SLG: 0.320	1-0 FC1-6 1B	2-3 3-H F7			2-2 G4-3			0-1 P1-4		4	0	1	0	0	0	3												
Kal Daniels, L OBP: 0.308, SLG: 0.355	2-3 K				2-1 F8			1-2 G4-6-3 1B		4	1	2	1	0	1	2												
Tom Goodwin, L OBP: 0.500, SLG: 0.500									1-2 HR	0	0	0	0	0	0	0												
Eric Karros, R OBP: 0.285, SLG: 0.465	0-1 FC1-6 WP 1B				1-3 K			1-1 P3		4	0	0	0	0	1	3												
Mitch Webster, S OBP: 0.313, SLG: 0.463	1-0 P6				2-1 F8				4-1 BB	2	0	0	0	1	0	1												
Mike Scioscia, L OBP: 0.288, SLG: 0.277									1-1 G4-3	3	1	1	0	0	0	1												
Dave Hansen, L OBP: 0.330, SLG: 0.385										3	0	0	0	0	2	1												
Dave Anderson, R OBP: 0.302, SLG: 0.500										0	0	0	0	0	0	0												
Jose Offerman, S OBP: 0.310, SLG: 0.318										3	0	0	0	0	0	1												
Orel Hershiser, R OBP: 0.192, SLG: 0.320										2	0	0	0	0	0	0												
John Candelaria, L ERA: 0.77										0	0	0	0	0	0	0												
Roger McDowell, R ERA: 2.54										0	0	0	0	0	0	0												
Inning Stats	R: 1 H: 2 E: 0 K: 1 S: 11	H: 2 LOB: 2 BB: 0 P: 16	R: 1 H: 2 E: 1 K: 1 S: 15	H: 2 LOB: 0 BB: 0 P: 23	R: 0 H: 0 E: 0 K: 1 S: 7	H: 0 LOB: 0 BB: 0 P: 12	R: 0 H: 0 E: 0 K: 0 S: 8	H: 0 LOB: 0 BB: 0 P: 15	R: 0 H: 1 E: 0 K: 0 S: 9	H: 1 LOB: 1 BB: 1 P: 12	R: 0 H: 0 E: 0 K: 1 S: 6	H: 0 LOB: 0 BB: 0 P: 9	R: 1 H: 1 E: 0 K: 0 S: 11	H: 1 LOB: 0 BB: 1 P: 17	R: 0 H: 0 E: 0 K: 0 S: 6	H: 0 LOB: 0 BB: 0 P: 13	R: 1 H: 1 E: 0 K: 0 S: 11	H: 1 LOB: 0 BB: 0 P: 17	1B: 5 2B: 1 3B: 0 HR: 1	SF: 0 SAC: 1 DP: 2 HBP: 0	WP: 1 PB: 0 SB: 1 CS: 0	PA: 31						
PITCHER	IP	WLS	BF	H	R	ER	SO	BB	IBB	HBP	BLK	WP	HR	S	P	ERA	WHIP											
Mike Bielecki, R ERA: 2.72	(1, 1)	7.0	L	27	1	1	1	4	1	0	0	0	0	11	17	9.00	2.000											
Mike Stanton, L ERA: 6.64	(8, 1)	1.0		4	1	1	1	0	1	0	0	0	0	1	11	17	9.00	2.000										



Batter	1	2	3	4	5	6	7	8	9	AB	R	H	RBI	BB	SO	LOB	TOP			
Otis Nixon, S <small>OBP: 0.406, SLG: 0.390</small> 										3	1	0	0	1	1	2	Atlanta Braves @ Los Angeles Dodgers Dodger Stadium, Los Angeles, CA <small>Wed Jun 10 1992, 3:33 AM PDT Att: 28,241 - Overcast - 74 F</small>			
Terry Pendleton, S <small>OBP: 0.336, SLG: 0.510</small> 										4	0	1	0	0	0					
Ron Gant, R <small>OBP: 0.382, SLG: 0.489</small> 										3	0	0	0	1	1	2				
David Justice, L <small>OBP: 0.324, SLG: 0.375</small> 										3	1	1	1	0	1	1				
Sid Bream, L <small>OBP: 0.335, SLG: 0.373</small> 										3	0	1	1	1	1	0				
Jeff Blausler, R <small>OBP: 0.276, SLG: 0.371</small> Mark Lemke, S <small>OBP: 0.273, SLG: 0.287</small> 										3	0	0	0	0	1	3				
Greg Olson, R <small>OBP: 0.316, SLG: 0.305</small> 											4	0	0	0	0	2		1		
Rafael Belliard, R <small>OBP: 0.268, SLG: 0.238</small> 										4	0	1	0	0	1	1				
Steve Avery, L <small>OBP: 0.161, SLG: 0.233</small> Mike Stanton, L <small>OBP: 0.500, SLG: 0.500</small> 										2	0	1	0	0	1	0				
Inning Stats	R: 0 H: 0 E: 0 K: 0 S: 8	H: 0 LOB: 0 BB: 0 P: 10	R: 0 H: 0 E: 0 K: 1 S: 8	H: 0 LOB: 0 BB: 0 P: 11	R: 0 H: 1 E: 0 K: 1 S: 8	H: 1 LOB: 1 BB: 0 P: 11	R: 1 H: 2 E: 0 K: 1 S: 14	H: 2 LOB: 1 BB: 0 P: 20	R: 0 H: 0 E: 0 K: 1 S: 8	H: 0 LOB: 0 BB: 0 P: 10	R: 1 H: 1 E: 0 K: 2 S: 8	H: 1 LOB: 2 BB: 2 P: 19	R: 0 H: 1 E: 0 K: 0 S: 6	H: 0 LOB: 0 BB: 1 P: 11	R: 0 H: 1 E: 0 K: 2 S: 8	H: 1 LOB: 1 BB: 0 P: 13		1B: 5 2B: 1 3B: 0 HR: 0	SF: 1 SAC: 1 DP: 1 HBP: 0	WP: 0 PA: 35 PB: 0 SB: 1 CS: 0
PITCHER	IP: 7.0 WLS: L BF: 28 ERA: 3.03 WHIP: 1.44	IP: 2.0 WLS: 7 BF: 1 ERA: 1.44 WHIP: 1.44	IP: 7.0 WLS: L BF: 28 ERA: 3.03 WHIP: 1.44	IP: 2.0 WLS: 7 BF: 1 ERA: 1.44 WHIP: 1.44	IP: 7.0 WLS: L BF: 28 ERA: 3.03 WHIP: 1.44	IP: 2.0 WLS: 7 BF: 1 ERA: 1.44 WHIP: 1.44	IP: 7.0 WLS: L BF: 28 ERA: 3.03 WHIP: 1.44	IP: 2.0 WLS: 7 BF: 1 ERA: 1.44 WHIP: 1.44	IP: 7.0 WLS: L BF: 28 ERA: 3.03 WHIP: 1.44	IP: 2.0 WLS: 7 BF: 1 ERA: 1.44 WHIP: 1.44	IP: 7.0 WLS: L BF: 28 ERA: 3.03 WHIP: 1.44	IP: 2.0 WLS: 7 BF: 1 ERA: 1.44 WHIP: 1.44	IP: 7.0 WLS: L BF: 28 ERA: 3.03 WHIP: 1.44	IP: 2.0 WLS: 7 BF: 1 ERA: 1.44 WHIP: 1.44	IP: 7.0 WLS: L BF: 28 ERA: 3.03 WHIP: 1.44	IP: 2.0 WLS: 7 BF: 1 ERA: 1.44 WHIP: 1.44	IP: 7.0 WLS: L BF: 28 ERA: 3.03 WHIP: 1.44	IP: 2.0 WLS: 7 BF: 1 ERA: 1.44 WHIP: 1.44	IP: 7.0 WLS: L BF: 28 ERA: 3.03 WHIP: 1.44	IP: 2.0 WLS: 7 BF: 1 ERA: 1.44 WHIP: 1.44

Batter	1	2	3	4	5	6	7	8	9	AB	R	H	RBI	BB	SO	LOB	BOTTOM			
Brett Butler, L <small>OBP: 0.379, SLG: 0.353</small> 											4	0	0	0	1	1	2	Atlanta Braves @ Los Angeles Dodgers Dodger Stadium, Los Angeles, CA <small>Wed Jun 10 1992, 3:33 AM PDT Att: 28,241 - Overcast - 74 F</small>		
Mike Sharperson, R <small>OBP: 0.443, SLG: 0.461</small> 										4	1	1	1	0	0	2				
Mitch Webster, S <small>OBP: 0.321, SLG: 0.465</small> 										4	0	2	0	0	0	0				
Eric Karros, R <small>OBP: 0.284, SLG: 0.459</small> Tom Goodwin, L <small>OBP: 0.500, SLG: 0.500</small> 										4	0	1	0	0	1	3				
Todd Benzinger, S <small>OBP: 0.269, SLG: 0.356</small> 										4	0	1	0	0	1	2				
Dave Anderson, R <small>OBP: 0.298, SLG: 0.472</small> 										3	0	0	0	1	2	2				
Mike Scioscia, L <small>OBP: 0.273, SLG: 0.273</small> Lenny Harris, L <small>OBP: 0.348, SLG: 0.320</small> 										2	0	0	0	2	1	3				
Jose Offerman, S <small>OBP: 0.309, SLG: 0.316</small> 										4	0	1	0	0	0	2				
Kevin Gross, R <small>OBP: 0.182, SLG: 0.100</small> Stan Javier, S <small>OBP: 0.240, SLG: 0.222</small> Jim Gott, R <small>OBP: 0.305, SLG: 0.351</small> 										2	0	0	0	0	1	0				
Inning Stats	R: 1 H: 1 E: 0 K: 1 S: 11	H: 1 LOB: 1 BB: 1 P: 22	R: 0 H: 1 E: 1 K: 1 S: 13	H: 1 LOB: 2 BB: 0 P: 18	R: 0 H: 0 E: 1 K: 1 S: 7	H: 0 LOB: 1 BB: 0 P: 9	R: 0 H: 0 E: 0 K: 0 S: 4	H: 1 LOB: 2 BB: 1 P: 14	R: 0 H: 0 E: 0 K: 0 S: 10	H: 0 LOB: 1 BB: 1 P: 18	R: 0 H: 1 E: 0 K: 1 S: 12	H: 1 LOB: 2 BB: 0 P: 18	R: 0 H: 1 E: 0 K: 2 S: 15	H: 1 LOB: 2 BB: 1 P: 22	1B: 5 2B: 2 3B: 0 HR: 1	SF: 0 SAC: 0 DP: 2 HBP: 0	WP: 0 PA: 37 PB: 0 SB: 2 CS: 2			
PITCHER	IP: 8.0 WLS: W BF: 32 ERA: 2.93 WHIP: 6.33	IP: 1.0 WLS: S BF: 5 ERA: 6.33 WHIP: 6.33	IP: 8.0 WLS: W BF: 32 ERA: 2.93 WHIP: 6.33	IP: 1.0 WLS: S BF: 5 ERA: 6.33 WHIP: 6.33	IP: 8.0 WLS: W BF: 32 ERA: 2.93 WHIP: 6.33	IP: 1.0 WLS: S BF: 5 ERA: 6.33 WHIP: 6.33	IP: 8.0 WLS: W BF: 32 ERA: 2.93 WHIP: 6.33	IP: 1.0 WLS: S BF: 5 ERA: 6.33 WHIP: 6.33	IP: 8.0 WLS: W BF: 32 ERA: 2.93 WHIP: 6.33	IP: 1.0 WLS: S BF: 5 ERA: 6.33 WHIP: 6.33	IP: 8.0 WLS: W BF: 32 ERA: 2.93 WHIP: 6.33	IP: 1.0 WLS: S BF: 5 ERA: 6.33 WHIP: 6.33	IP: 8.0 WLS: W BF: 32 ERA: 2.93 WHIP: 6.33	IP: 1.0 WLS: S BF: 5 ERA: 6.33 WHIP: 6.33	IP: 8.0 WLS: W BF: 32 ERA: 2.93 WHIP: 6.33	IP: 1.0 WLS: S BF: 5 ERA: 6.33 WHIP: 6.33	IP: 8.0 WLS: W BF: 32 ERA: 2.93 WHIP: 6.33	IP: 1.0 WLS: S BF: 5 ERA: 6.33 WHIP: 6.33	IP: 8.0 WLS: W BF: 32 ERA: 2.93 WHIP: 6.33	IP: 1.0 WLS: S BF: 5 ERA: 6.33 WHIP: 6.33

Batter	1	2	3	4	5	6	7	8	9	AB	R	H	RBI	BB	SO	LOB	TOP																	
Tony Fernandez, S OBP: 0.365, SLG: 0.389										5	1	1	0	0	0	2																		
Tony Gwynn, L OBP: 0.407, SLG: 0.502										4	2	2	0	0	0	1																		
Gary Sheffield, R OBP: 0.378, SLG: 0.502										4	0	1	1	0	0	2																		
Fred McGriff, L OBP: 0.426, SLG: 0.623										3	1	2	0	1	1	0																		
Darrin Jackson, R OBP: 0.278, SLG: 0.405										4	0	2	2	0	1	2																		
Dan Walters, R OBP: 0.214, SLG: 0.370										4	0	1	1	0	0	3																		
Jerald Clark, R OBP: 0.242, SLG: 0.296										4	0	1	0	0	0	2																		
Kurt Stillwell, S OBP: 0.320, SLG: 0.353										4	0	0	0	0	1	1																		
Andy Benes, R Pat Clements, L Jose Melendez, R Mike Maddux, L Larry Andersen, R Gary Patis, S Randy Myers, L Tom Glavine, L										2	0	0	0	0	0	1	1																	
Inning Stats	R: 2 E: 0 K: 0 S: 19	H: 4 LOB: 1 BB: 0 P: 32	R: 0 E: 0 K: 2 S: 13	H: 1 LOB: 1 BB: 0 P: 17	R: 1 E: 0 K: 0 S: 11	H: 2 LOB: 1 BB: 1 P: 17	R: 0 E: 0 K: 0 S: 5	H: 0 LOB: 0 BB: 0 P: 8	R: 0 E: 0 K: 1 S: 6	H: 0 LOB: 0 BB: 0 P: 11	R: 0 E: 0 K: 0 S: 11	H: 0 LOB: 1 BB: 1 P: 19	R: 1 E: 0 K: 1 S: 14	H: 3 LOB: 2 BB: 0 P: 22	R: 0 E: 0 K: 0 S: 5	H: 0 LOB: 0 BB: 0 P: 7	1B: 6 2B: 5 3B: 0 HR: 0	SF: 0 SAC: 0 DP: 1 HBP: 0	WP: 0 PA: 37 SB: 0 CS: 0															
PITCHER	IP WLS BF H R ER SO BB IBB HBP BLK WP HR S P ERA WHIP																																	
Tom Glavine, L ERA: 2.9	(1, 1)	7.2	33	10	4	4	4	2	0	0	0	0	0	0	84	128	4.70	1.565																
Juan Berenguer, R ERA: 2.4	(8, 1)	0.1	W	1	0	0	0	0	0	0	0	0	0	0	3	4	0.00	0.000																
Mike Stanton, L ERA: 6.04	(9, 1)	1.0	S	3	0	0	0	0	0	0	0	0	0	0	5	7	0.00	0.000																

San Diego Padres @ Atlanta Braves
Atlanta-Fulton County Stadium, Atlanta, GA
Fri Jun 12 1992, 7:05 PM EDT
Att: 39,884 - Cloudy - 65 F

AB 35
R 4
H 10
RBI 4
BB 2
SO 4
LOB 14



Batter	1	2	3	4	5	6	7	8	9	AB	R	H	RBI	BB	SO	LOB	BOTTOM																	
Otis Nixon, S OBP: 0.421, SLG: 0.402										4	2	3	0	1	0	0																		
Terry Pendleton, S OBP: 0.341, SLG: 0.512										5	1	3	1	0	0	2																		
Ron Gant, R OBP: 0.382, SLG: 0.487										5	0	2	2	0	1	5																		
David Justice, L OBP: 0.332, SLG: 0.370										2	0	0	0	3	1	2																		
Sid Bream, L OBP: 0.340, SLG: 0.372										3	0	1	0	1	1	3																		
Brian Hunter, R OBP: 0.248, SLG: 0.412										1	0	0	1	0	0	1																		
Greg Olson, R OBP: 0.304, SLG: 0.293										5	0	0	0	0	1	9																		
Mark Lemke, S OBP: 0.282, SLG: 0.306										3	2	1	1	2	0	5																		
Rafael Belliard, R OBP: 0.265, SLG: 0.234										2	0	0	0	0	0	0																		
Jerry Willard, L OBP: 0.318, SLG: 0.619										1	0	0	0	0	0	3																		
Jeff Blauser, R OBP: 0.278, SLG: 0.371										0	0	0	0	0	0	0																		
Tom Glavine, L OBP: 0.351, SLG: 0.343	(1, 1)	5.1	3	6	3	3	3	5	0	0	0	0	0	0	0	0																		
Juan Berenguer, R ERA: 2.11	(8, 1)	0.0	1	0	0	0	0	0	0	0	0	0	0	0	0	0																		
Deion Sanders, L OBP: 0.376, SLG: 0.541	(8, PH)	1.0	L	8	4	3	3	2	0	0	0	0	0	1	18	31	27.00	6.000																
Mike Stanton, L OBP: 0.500, SLG: 0.500	(9, 1)	0.0	1	1	0	0	0	0	0	0	0	0	0	0	7	10	∞	∞																
Inning Stats	R: 1 E: 0 K: 2 S: 20	H: 3 LOB: 3 BB: 1 P: 35	R: 0 E: 0 K: 0 S: 12	H: 2 LOB: 2 BB: 1 P: 19	R: 0 E: 0 K: 1 S: 6	H: 0 LOB: 0 BB: 0 P: 11	R: 1 E: 0 K: 0 S: 5	H: 1 LOB: 0 BB: 0 P: 5	R: 0 E: 0 K: 1 S: 15	H: 1 LOB: 2 BB: 2 P: 25	R: 0 E: 1 K: 0 S: 13	H: 1 LOB: 3 BB: 2 P: 24	R: 3 E: 0 K: 0 S: 18	H: 4 LOB: 2 BB: 0 P: 27	R: 0 E: 0 K: 0 S: 5	H: 0 LOB: 0 BB: 0 P: 7	1B: 10 2B: 1 3B: 0 HR: 2	SF: 0 SAC: 1 DP: 2 HBP: 0	WP: 0 PA: 43 SB: 1 CS: 0															
PITCHER	IP WLS BF H R ER SO BB IBB HBP BLK WP HR S P ERA WHIP																																	
Andy Benes, R ERA: 4.0	(1, 1)	5.1	3	6	3	3	3	5	0	0	0	0	0	0	0	0																		
Pat Clements, L ERA: 2.11	(6, 1)	0.0	1	0	0	0	0	1	0	0	0	0	0	0	6	10	∞	∞																
Jose Melendez, R ERA: 3.4	(6, 1)	0.2	3	1	0	0	1	0	0	0	0	0	0	0	6	8	0.00	1.500																
Mike Maddux, R ERA: 2.78	(7, 1)	1.0	L	8	4	3	3	2	0	0	0	0	0	1	18	31	27.00	6.000																
Larry Andersen, R ERA: 5.4	(8, 1)	0.0	1	1	0	0	0	0	0	0	0	0	0	0	7	10	∞	∞																

San Diego Padres @ Atlanta Braves
Atlanta-Fulton County Stadium, Atlanta, GA
Fri Jun 12 1992, 7:05 PM EDT
Att: 39,884 - Cloudy - 65 F

AB 34
R 6
H 12
RBI 6
BB 8
SO 4
LOB 30



Batter	1	2	3	4	5	6	7	8	9	AB	R	H	RBI	BB	SO	LOB	TOP					
Tony Fernandez, S OBP: 0.363, SLG: 0.384	K		G4-3			1B HBP		P6		3	1	0	0	0	1	0						
Tony Gwynn, L OBP: 0.405, SLG: 0.498	G6-3			F7		1B BB G5-4-3		F8		4	1	1	0	0	0	0						
Gary Sheffield, R OBP: 0.376, SLG: 0.496	G5-3			G6-3		1B G5-4-3		L8		3	0	0	0	1	0	0						
Fred McGriff, L OBP: 0.423, SLG: 0.616		G3-1		K		1B G5-4-3		F7		4	0	1	1	0	1	0						
Darrin Jackson, R OBP: 0.286, SLG: 0.416		F8 2B			1B	G5-4-3		1B		4	0	3	0	0	0	2						
Oscar Azocar, L OBP: 0.276, SLG: 0.245	F8			1B		P5		F7		4	0	1	0	0	0	3						
Dan Walters, R OBP: 0.188, SLG: 0.323	B2-3			K		G5-3		G5-3		4	0	0	0	0	1	4						
Kurt Stillwell, S OBP: 0.314, SLG: 0.346			K2-3		F7			F7		3	0	0	0	0	1	2						
Frank Seminara, R Rich Rodriguez, L Tim Teufel, R Gene Harris, R Jerald Clark, R Larry Andersen, R	G4-3			K		G5-3		G5-3		1	0	0	0	0	0	0						
Inning Stats	R: 0 E: 0 K: 1 S: 8	H: 0 LOB: 0 BB: 0 P: 11	R: 0 E: 0 K: 0 S: 6	H: 1 LOB: 1 BB: 0 P: 10	R: 0 E: 0 K: 1 S: 9	H: 0 LOB: 0 BB: 0 P: 15	R: 0 E: 0 K: 1 S: 5	H: 0 LOB: 0 BB: 0 P: 10	R: 0 E: 0 K: 2 S: 19	H: 2 LOB: 2 BB: 0 P: 22	R: 2 E: 0 K: 0 S: 9	H: 2 LOB: 1 BB: 1 P: 19	R: 0 E: 0 K: 0 S: 8	H: 0 LOB: 0 BB: 0 P: 10	R: 0 E: 0 K: 0 S: 6	H: 0 LOB: 0 BB: 0 P: 8	R: 0 E: 0 K: 0 S: 8	H: 1 LOB: 1 BB: 0 P: 8	1B: 5 2B: 1 3B: 0 HR: 0	SF: 0 SAC: 0 DP: 1 HBP: 1	WP: 0 PB: 0 SB: 0 CS: 0	PA: 34
PITCHER 29 John Smoltz, R ERA: 3.5	IP: 9.0 WLS: W BF: 34 H: 6 R: 2 ER: 2 SO: 5 BB: 1 IBB: 0 HBP: 1 BLK: 0 WP: 0 HR: 0 S: 78 P: 113 ERA: 2.00 WHIP: 0.778															PITCHER	IP: 9.0 WLS: W BF: 34 H: 6 R: 2 ER: 2 SO: 5 BB: 1 IBB: 0 HBP: 1 BLK: 0 WP: 0 HR: 0 S: 78 P: 113 ERA: 2.00 WHIP: 0.778					

San Diego Padres @ Atlanta Braves
Atlanta-Fulton County Stadium, Atlanta, GA
Sat Jun 13 1992, 7:05 PM EDT
Att: 38,149 - Cloudy - 65 F

AB	32
R	2
H	6
RBI	1
BB	1
SO	5
LOB	13





Batter	1	2	3	4	5	6	7	8	9	AB	R	H	RBI	BB	SO	LOB	BOTTOM			
Deion Sanders, L OBP: 0.379, SLG: 0.537	CS BB		1B FC5-2	G4-3		G1-3				3	0	1	0	1	0	1				
Terry Pendleton, S OBP: 0.343, SLG: 0.516	F9		2B FC5-2	L6		G6-3 2B				4	1	2	1	0	0	2				
Ron Gant, R OBP: 0.380, SLG: 0.480	S BB		FC5-2 2B		G6-3	G6-3				3	1	0	0	1	0	3				
David Justice, L OBP: 0.335, SLG: 0.380	K		1B 2B		BB 1B	G4-3				4	1	2	2	0	1	2				
Sid Bream, L OBP: 0.344, SLG: 0.371	F9		1B 1B		BB 1B	P5				3	0	1	1	1	0	1				
Damon Berryhill, S OBP: 0.224, SLG: 0.372	G3-1		G6-4-3 1B		K	G4-3				4	0	1	0	0	1	2				
Mark Lemke, S OBP: 0.281, SLG: 0.305			G6-4-3 1B		G1-3	F7				4	0	1	0	0	0	4				
Rafael Belliard, R OBP: 0.270, SLG: 0.242	G4-3		G4-3 SH1-4		G6-3	1B				4	0	2	0	0	0	1				
29 John Smoltz, R OBP: 0.250, SLG: 0.250			1B BB		SH1-4	K		K		2	1	0	0	1	2	1				
Inning Stats	R: 0 E: 0 K: 1 S: 8	H: 0 LOB: 1 BB: 2 P: 18	R: 0 E: 0 K: 0 S: 8	H: 1 LOB: 1 BB: 0 P: 14	R: 4 E: 0 K: 0 S: 15	H: 5 LOB: 1 BB: 1 P: 25	R: 0 E: 0 K: 0 S: 6	H: 1 LOB: 1 BB: 0 P: 8	R: 0 E: 0 K: 1 S: 9	H: 1 LOB: 2 BB: 1 P: 14	R: 0 E: 0 K: 1 S: 8	H: 0 LOB: 0 BB: 0 P: 12	R: 0 E: 0 K: 0 S: 13	H: 1 LOB: 1 BB: 0 P: 23	R: 0 E: 0 K: 1 S: 6	H: 1 LOB: 1 BB: 0 P: 9	1B: 8 2B: 2 3B: 0 HR: 0	SF: 0 SAC: 1 DP: 1 HBP: 0	WP: 0 PB: 0 SB: 1 CS: 1	PA: 36
PITCHER Frank Seminara, R ERA: 6.23 Rich Rodriguez, L ERA: 1.6 Gene Harris, R ERA: 5.79 Larry Andersen, R ERA: 3.38	IP: 2.1 WLS: L BF: 15 H: 6 R: 4 ER: 4 SO: 1 BB: 3 IBB: 0 HBP: 0 BLK: 0 WP: 0 HR: 0 S: 29 P: 54 ERA: 15.43 WHIP: 3.857															PITCHER	IP: 2.1 WLS: L BF: 15 H: 6 R: 4 ER: 4 SO: 1 BB: 3 IBB: 0 HBP: 0 BLK: 0 WP: 0 HR: 0 S: 29 P: 54 ERA: 15.43 WHIP: 3.857			

San Diego Padres @ Atlanta Braves
Atlanta-Fulton County Stadium, Atlanta, GA
Sat Jun 13 1992, 7:05 PM EDT
Att: 38,149 - Cloudy - 65 F

AB	31
R	4
H	10
RBI	4
BB	4
SO	4
LOB	17



Batter	1	2	3	4	5	6	7	8	9	AB	R	H	RBI	BB	SO	LOB	TOP					
Tony Fernandez, S (1, 6) OBP: 0.361, SLG: 0.379	L5			L7		BB 1B BB	F8			3	0	0	0	1	0	2	San Diego Padres @ Atlanta Braves Atlanta-Fulton County Stadium, Atlanta, GA Sun Jun 14 1992, 3:33 AM EDT Att: 40,790 - Cloudy - 78 F					
Tony Gwynn, L (1, 9) OBP: 0.406, SLG: 0.498	G3			1B		FC5 BB	1B	G3		4	0	2	0	0	0	0						
Gary Sheffield, R (1, 5) OBP: 0.370, SLG: 0.487	G6-3			F8		P1		F9		4	0	0	0	0	0	3						
Fred McGriff, L (1, 3) OBP: 0.420, SLG: 0.607		G1-3		G4-3		FC5 BB		F8		3	0	0	0	1	0	1						
Darrin Jackson, R (1, 8) OBP: 0.285, SLG: 0.413		K			K	FC5			HR 1B	4	1	1	0	0	2	3						
Kevin Ward, R (1, 7) OBP: 0.271, SLG: 0.333	G6-3				K			F8		4	0	1	0	0	1	1						
Dan Walters, R (1, 2) OBP: 0.222, SLG: 0.324				F7		BB		P3		3	0	1	0	1	0	1						
Tim Teufel, R (1, 4) OBP: 0.340, SLG: 0.375				P4		G5-3			HR	4	1	2	2	0	0	1						
Bruce Hurst, L (1, 1) Jose Melendez, R (6, 1) Craig Shipley, R (7, PH) Mike Maddux, L (7, 1) Jerald Clark, R (9, PH) Oscar Azocar, L (9, PH)				G4-3		K		F9	L7	2	0	0	0	0	1	0						
Inning Stats	R: 0 E: 0 K: 0 S: 11	H: 0 LOB: 0 BB: 0 P: 15	R: 0 E: 0 K: 1 S: 6	H: 0 LOB: 0 BB: 0 P: 9	R: 0 E: 0 K: 0 S: 5	H: 0 LOB: 0 BB: 0 P: 7	R: 0 E: 0 K: 0 S: 9	H: 1 LOB: 1 BB: 0 P: 14	R: 0 E: 0 K: 2 S: 12	H: 0 LOB: 1 BB: 1 P: 21	R: 0 E: 0 K: 1 S: 10	H: 1 LOB: 3 BB: 2 P: 20	R: 0 E: 0 K: 0 S: 8	H: 3 LOB: 2 BB: 0 P: 15	R: 0 E: 0 K: 0 S: 8	H: 0 LOB: 0 BB: 0 P: 11		R: 2 E: 0 K: 0 S: 10	H: 2 LOB: 0 BB: 0 P: 15	1B: 6 2B: 0 3B: 0 HR: 1	SF: 0 SAC: 0 DP: 0 HBP: 0	WP: 0 PB: 0 SB: 0 CS: 1
PITCHER	IP WLS BF H R ER SO BB IBB HBP BLK WP HR S P ERA WHIP																					
Charlie Leibrandt, L (1, 1) ERA: 3.69	8.2 W 35 7 2 2 4 3 0 0 0 0 0 1 80 123 2.08 1.154																					
Mark Wohlers, R (9, 1) ERA: 2.08	0.1 S 1 0 0 0 0 0 0 0 0 0 0 0 0 3 4 0.00 0.000																					

Batter	1	2	3	4	5	6	7	8	9	AB	R	H	RBI	BB	SO	LOB	BOTTOM			
Otis Nixon, S (1, 8) OBP: 0.416, SLG: 0.397	F8	L7			HR 1B	G4-3				4	1	1	0	0	0	5	San Diego Padres @ Atlanta Braves Atlanta-Fulton County Stadium, Atlanta, GA Sun Jun 14 1992, 3:33 AM EDT Att: 40,790 - Cloudy - 78 F			
Jeff Blausen, R (1, 6) OBP: 0.277, SLG: 0.392	G5-3		E6		HR		K			4	1	1	2	0	1	0				
Rafael Belliard, R (8, 6) OBP: 0.270, SLG: 0.242			G3-1							0	0	0	0	0	0	0				
Terry Pendleton, S (1, 5) OBP: 0.338, SLG: 0.508	G6-3		G3-1		K		K			4	0	0	0	0	2	1				
Ron Gant, R (1, 7) OBP: 0.382, SLG: 0.502		HR		F7		F8				4	1	2	1	0	0	1				
David Justice, L (1, 9) OBP: 0.333, SLG: 0.376			K		F9		G3-1			4	0	1	0	0	1	2				
Brian Hunter, R (1, 3) OBP: 0.257, SLG: 0.410		1B 1B			F8	FC3-6				3	0	1	0	1	0	1				
Greg Olson, R (1, 2) OBP: 0.310, SLG: 0.299		1B			F9		G6-4-3			4	1	2	0	0	0	1				
Mark Lemke, S (1, 4) OBP: 0.291, SLG: 0.315						K				4	0	3	0	0	1	0				
Charlie Leibrandt, R (1, 1) OBP: 0.160, SLG: 0.167										4	0	1	1	0	1	4				
Mark Wohlers, R (9, 1) ERA: 2.55					G6-3		FC5-4			0	0	0	0	0	0	0				
Inning Stats	R: 0 E: 0 K: 0 S: 6	H: 0 LOB: 0 BB: 0 P: 8	R: 1 E: 0 K: 2 S: 14	H: 4 LOB: 3 BB: 0 P: 19	R: 0 E: 1 K: 0 S: 7	H: 0 LOB: 1 BB: 0 P: 12	R: 0 E: 0 K: 1 S: 8	H: 0 LOB: 0 BB: 0 P: 11	R: 2 E: 0 K: 0 S: 9	H: 2 LOB: 0 BB: 0 P: 15	R: 1 E: 0 K: 0 S: 11	H: 4 LOB: 2 BB: 0 P: 18	R: 0 E: 0 K: 2 S: 10	H: 1 LOB: 1 BB: 0 P: 15	R: 0 E: 0 K: 0 S: 5	H: 1 LOB: 1 BB: 1 P: 12	1B: 9 2B: 0 3B: 1 HR: 2	SF: 0 SAC: 0 DP: 1 HBP: 0	WP: 0 PB: 0 SB: 1 CS: 1	PA: 36
PITCHER	IP WLS BF H R ER SO BB IBB HBP BLK WP HR S P ERA WHIP																			
Bruce Hurst, L (1, 1) ERA: 3.43	5.2 L 27 10 4 4 4 0 0 0 0 0 2 54 82 6.35 1.765																			
Jose Melendez, R (6, 1) ERA: 3.39	0.1 1 0 0 0 0 0 0 0 0 0 0 1 1 0.00 0.000																			
Mike Maddux, R (7, 1) ERA: 2.55	2.0 8 2 0 0 2 1 0 0 0 0 0 0 15 27 0.00 1.500																			


Batter	1	2	3	4	5	6	7	8	9	AB	R	H	RBI	BB	SO	LOB	TOP					
Brett Butler, L OBP: 0.367, SLG: 0.335 (1, 8)	G4-3		F8		FC6-4			SH2-3		3	0	0	0	0	0	2	Los Angeles Dodgers @ Atlanta Braves Atlanta-Fulton County Stadium, Atlanta, GA Mon Jun 15 1992, 7:05 PM EDT Att: 43,239 - Cloudy - 80 F					
Mike Sharperson, R OBP: 0.416, SLG: 0.421 (1, 5)	F7		F9			G3-1		K		4	0	0	0	0	1	2						
Juan Samuel, R OBP: 0.355, SLG: 0.304 (1, 4)	BB 1B		G3			G5-3		G5-3		4	0	1	0	0	0	2						
Eric Karros, R OBP: 0.287, SLG: 0.463 (1, 3)	BB			G6-3		BB 1B			F8	3	0	1	0	1	0	0						
Mitch Webster, S OBP: 0.330, SLG: 0.457 (1, 9)	K			G5-3		K			G6-3	4	0	0	0	0	2	3						
Stan Javier, S OBP: 0.232, SLG: 0.235 (1, 7)		F9		P4			G4-3		G4-3	4	0	0	0	0	0	0						
Mike Scioscia, L OBP: 0.262, SLG: 0.255 (1, 2)		F8			F8		L4			3	0	0	0	0	0	0						
Jose Offerman, S OBP: 0.314, SLG: 0.317 (1, 6)		F8			G6-3		L7			3	0	0	0	0	0	0						
Orel Hershiser, R OBP: 0.250, SLG: 0.370 Todd Benzinger, S OBP: 0.266, SLG: 0.351 John Candelaria, L OBP: 0.269, SLG: 0.240 (8, PH)								SH2-3 2B		2	0	2	0	0	0	0						
Inning Stats	R: 0 E: 0 K: 1 S: 12	H: 1 LOB: 2 BB: 1 P: 20	R: 0 E: 0 K: 0 S: 7	H: 0 LOB: 0 BB: 0 P: 11	R: 0 E: 0 K: 0 S: 12	H: 1 LOB: 1 BB: 0 P: 16	R: 0 E: 0 K: 0 S: 7	H: 0 LOB: 0 BB: 0 P: 10	R: 0 E: 0 K: 1 S: 9	H: 1 LOB: 1 BB: 0 P: 12	R: 0 E: 0 K: 0 S: 10	H: 1 LOB: 1 BB: 0 P: 13	R: 0 E: 0 K: 0 S: 5	H: 0 LOB: 0 BB: 0 P: 7	R: 0 E: 0 K: 1 S: 9	H: 1 LOB: 1 BB: 0 P: 14	R: 0 E: 0 K: 0 S: 8	H: 0 LOB: 0 BB: 0 P: 11	1B: 4 2B: 1 3B: 0 HR: 0	SF: 0 SAC: 1 DP: 0 HBP: 0	WP: 0 PB: 0 SB: 0 CS: 0	PA: 33
PITCHER Steve Avery, L ERA: 2.65 (1, 1)	IP: 9.0 WLS: W BF: 33 H: 5 R: 0 ER: 0 SO: 3 BB: 1 IBB: 0 HBP: 0 BLK: 0 WP: 0 HR: 0 S: 79 P: 114 ERA: 0.00 WHIP: 0.667															PITCHER						

Batter	1	2	3	4	5	6	7	8	9	AB	R	H	RBI	BB	SO	LOB	BOTTOM			
Deion Sanders, L OBP: 0.398, SLG: 0.558 (1, 8)	G5-3 1B		G4-3 HBP BB	K						3	1	2	1	1	1	1	Los Angeles Dodgers @ Atlanta Braves Atlanta-Fulton County Stadium, Atlanta, GA Mon Jun 15 1992, 7:05 PM EDT Att: 43,239 - Cloudy - 80 F			
Terry Pendleton, S OBP: 0.333, SLG: 0.500 (1, 5)	F7		K		G3-1		P3			4	0	0	0	0	1	3				
Ron Gant, R OBP: 0.380, SLG: 0.496 (1, 7)	G5-3		G4-3 HBP		G5-3		L4			3	0	0	0	0	0	1				
David Justice, L OBP: 0.337, SLG: 0.376 (1, 9)	BB		G4-3		FC4-6 1B			F8		3	0	1	1	1	0	2				
Sid Bream, L OBP: 0.341, SLG: 0.364 (1, 3)	L7				FC4-6 1-2			L8		3	0	0	0	1	0	3				
Jeff Blauser, R OBP: 0.271, SLG: 0.382 Rafael Belliard, R OBP: 0.269, SLG: 0.240 (7, 6)		G6-3	F8			P2		G6-3		3	0	0	0	0	0	3				
Greg Olson, R OBP: 0.310, SLG: 0.295 (1, 2)		K				G6-3				2	0	0	0	1	1	0				
Mark Lemke, S OBP: 0.286, SLG: 0.309 (1, 4)	G4-3				FC4 SH3-4			G6-3		3	0	0	0	0	0	1				
Steve Avery, L OBP: 0.182, SLG: 0.250 (1, 1)			HBP BB G4-3 1B		SH3-4			G3-1		2	1	1	0	0	0	0				
Inning Stats	R: 0 E: 0 K: 0 S: 6	H: 1 LOB: 2 BB: 1 P: 14	R: 0 E: 0 K: 1 S: 8	H: 0 LOB: 0 BB: 0 P: 12	R: 1 E: 0 K: 1 S: 15	H: 1 LOB: 3 BB: 2 P: 29	R: 0 E: 0 K: 1 S: 8	H: 0 LOB: 1 BB: 1 P: 13	R: 0 E: 0 K: 0 S: 5	H: 1 LOB: 1 BB: 0 P: 10	R: 0 E: 0 K: 0 S: 5	H: 0 LOB: 0 BB: 0 P: 6	R: 1 E: 0 K: 0 S: 9	H: 1 LOB: 0 BB: 0 P: 11	R: 0 E: 0 K: 0 S: 6	H: 0 LOB: 0 BB: 0 P: 9	1B: 3 2B: 0 3B: 0 HR: 1	SF: 0 SAC: 1 DP: 0 HBP: 1	WP: 0 PB: 0 SB: 0 CS: 0	PA: 33
PITCHER Orel Hershiser, R ERA: 3.5 John Candelaria, L ERA: 0.69 (8, 1)	IP: 7.0 WLS: L BF: 30 H: 4 R: 2 ER: 2 SO: 3 BB: 3 IBB: 1 HBP: 1 BLK: 0 WP: 0 HR: 1 S: 56 P: 95 ERA: 2.57 WHIP: 1.000															PITCHER				

AB	31
R	0
H	5
RBI	0
BB	1
SO	3
LOB	9



AB	27
R	2
H	4
RBI	2
BB	4
SO	3
LOB	14



Batter	1	2	3	4	5	6	7	8	9	AB	R	H	RBI	BB	SO	LOB	TOP										
Brett Butler, L OBP: 0.372, SLG: 0.344	4-1 G3 BB		1-1 L7		4-2 1B BB		1-0 2B 3B		1-2 FC6-4 2B 1B	3	2	1	0	2	0	2	Los Angeles Dodgers @ Atlanta Braves Atlanta-Fulton County Stadium, Atlanta, GA Tue Jun 16 1992, 7:05 PM EDT Att: 42,523 - Cloudy - 84 F										
Lenny Harris, L OBP: 0.345, SLG: 0.319	2-1 G3		3-1 F7		0-0 1B		3-2 2B		1-1 1B 2B	3	0	1	0	0	0	1											
Mike Sharperson, R OBP: 0.428, SLG: 0.448	1-2 G3				1-2 1B		3-2 2B		1-3 1B 2B	2	1	2	2	0	0	0											
Kal Daniels, L OBP: 0.302, SLG: 0.337	4-2 G5-4-3 BB		0-1 1B		0-0 F7		0-0 L4		0-0 HR 1B	2	0	1	0	1	0	2											
John Candelaria, L OBP: 0.299, SLG: 0.370									2-3 HR	2	1	1	2	0	0	1											
Jay Howell, R OBP: 0.284, SLG: 0.474	1-1 G5-4-3		1-1 F9		2-3 K				1-0 F9	5	1	1	2	0	1	5											
Eric Karros, R OBP: 0.284, SLG: 0.474	1-1 G5-4-3								1-0 HR	5	1	1	2	0	1	5											
Todd Benzinger, S OBP: 0.276, SLG: 0.362		3-0 E9 2B		1-1 E7 1B		0-0 G3-1		0-0 F8	4-0 BB	4	2	2	0	1	0	0											
Juan Samuel, R OBP: 0.333, SLG: 0.292		0-1 SF9		2-2 SF9		1-1 F8		1-0 F9	2-3 K	3	0	0	2	0	1	1											
Mike Scioscia, L OBP: 0.267, SLG: 0.256		3-H 1B		3-H G4-1		0-3 K			4-1 FC6-4 2B BB	3	1	1	0	1	1	0											
Dave Anderson, R OBP: 0.265, SLG: 0.446		1-3 K		1-3 K			0-0 P5		1-3 K	2	0	0	0	0	0	2											
Steve Wilson, L OBP: 0.309, SLG: 0.370										1	0	0	0	0	0	0											
Dave Hansen, L OBP: 0.299, SLG: 0.370										0	0	0	0	0	0	0											
Tim Crews, R OBP: 0.299, SLG: 0.370										0	0	0	0	0	0	0											
Stan Javier, R OBP: 0.228, SLG: 0.231										1	0	0	0	0	1	1											
Kevin Gross, R OBP: 0.174, SLG: 0.095									4-2 FC6-4 BB	1	0	0	0	0	1	1											
Jose Offerman, S OBP: 0.314, SLG: 0.314					0-0 B4-3				1-2 BB	2	0	0	0	1	1	0											
Inning Stats	R: 0 E: 0 K: 0 S: 9	H: 0 LOB: 1 BB: 2 P: 19	R: 1 E: 1 K: 2 S: 11	H: 2 LOB: 1 BB: 0 P: 17	R: 0 E: 0 K: 0 S: 8	H: 1 LOB: 1 BB: 0 P: 13	R: 1 E: 1 K: 1 S: 10	H: 1 LOB: 2 BB: 1 P: 16	R: 0 E: 0 K: 1 S: 8	H: 0 LOB: 0 BB: 0 P: 7	R: 1 E: 0 K: 1 S: 9	H: 2 LOB: 1 BB: 0 P: 15	R: 0 E: 0 K: 0 S: 3	H: 0 LOB: 0 BB: 0 P: 5	R: 5 E: 0 K: 2 S: 19	H: 3 LOB: 1 BB: 3 P: 36	1B: 5 2B: 3 3B: 1 HR: 1	SF: 2 SAC: 0 DP: 1 HBP: 0	WP: 0 PB: 0 SB: 0 CS: 0	PA: 42							
PITCHER	IP	WLS	BF	H	R	ER	SO	BB	IBB	HBP	BLK	WP	HR	S	P	ERA	WHIP										
Mike Bielecki, R ERA: 2.72	(1, 1)	6.2	28	6	3	2	6	3	0	0	0	0	0	57	94	2.70	1.350										
Kent Mercker, L ERA: 2.79	(7, 1)	1.1	5	1	0	0	0	0	0	0	0	0	0	7	12	0.00	0.750										
Mark Wohlers, R ERA: 5.79	(9, 1)	0.1	3	0	2	2	1	2	0	0	0	0	0	8	17	54.00	6.000										
Mike Stanton, L ERA: 6.35	(9, 1)	0.1	2	1	0	0	0	0	0	0	0	0	0	5	7	0.00	3.000										
Juan Berenguer, R ERA: 2.97	(9, 1)	0.1	W	4	2	3	3	1	1	0	0	0	0	1	6	81.00	9.000										

Batter	1	2	3	4	5	6	7	8	9	AB	R	H	RBI	BB	SO	LOB	BOTTOM										
Deion Sanders, L OBP: 0.393, SLG: 0.556	3-2 E SF7 1B			4-2 3B BB		3-3 K		1 SAFE 3-2 P5		4	2	2	0	1	1	1	Los Angeles Dodgers @ Atlanta Braves Atlanta-Fulton County Stadium, Atlanta, GA Tue Jun 16 1992, 7:05 PM EDT Att: 42,523 - Cloudy - 84 F										
Terry Pendleton, S OBP: 0.338, SLG: 0.508	4-0 BB 2B BB	3-2 F7		1-2 1-H 2-H 3B		0-2 F8			0-2 WP 1B 1B	4	2	2	2	1	0	1											
Ron Gant, R OBP: 0.376, SLG: 0.502	0-0 F9		2-1 HR	0-3 K		2-1 G5-3			0-0 L3	5	1	1	1	0	1	4											
David Justice, L OBP: 0.338, SLG: 0.392	2-2 SF7		0-1 HR	0-0 F9			2-0 F9		4-2 BB 1B BB	3	2	1	2	1	0	1											
Sid Bream, L OBP: 0.351, SLG: 0.370	4-0 BB		2-3 K		1-0 2B 1B		0-0 G6-4-3 1B		3-1 1B BB 1B	3	1	2	0	1	1	0											
Jeff Blauser, R OBP: 0.271, SLG: 0.382									1-2 2-H 1B	0	0	0	0	0	0	0											
Jerry Willard, L OBP: 0.348, SLG: 0.636	1-2 2B BB									1	0	1	1	0	0	0											
Brian Hunter, R OBP: 0.257, SLG: 0.410									1-2 2-H 1B	0	0	0	0	0	0	0											
Damon Berryhill, S OBP: 0.231, SLG: 0.389	0-0 1-H 2-H 2B		2-3 K		3-2 2B		1-2 G6-4-3		0-3 K	5	0	2	2	0	2	3											
Mark Lemke, S OBP: 0.284, SLG: 0.303	1-1 G6-3		3-2 F8		2-1 F9			2-0 F8	4-2 1B BB	4	0	0	0	1	0	3											
Rafael Belliard, R OBP: 0.267, SLG: 0.239		0-0 G4-3		2-1 E6 SH2-4 3B		2-3 K		2-3 K	0-0 1B	5	1	1	1	0	2	2											
Mike Bielecki, R OBP: 0.315, SLG: 0.511		1-3 K		2-2 SH2-4		1-3 K		4-2 BB	1-2 2-3 3-H 1B	2	0	0	0	0	2	2											
Kent Mercker, L ERA: 3.45										0	0	0	0	0	0	0											
Lonnie Smith, R ERA: 6.54										0	0	0	0	0	0	0											
Mark Wohlers, R ERA: 5.79										0	0	0	0	0	0	0											
Mike Stanton, L ERA: 1.13										0	0	0	0	0	0	0											
John Candelaria, L ERA: 1.38										0	0	0	0	0	0	0											
Inning Stats	R: 3 E: 0 K: 0 S: 12	H: 2 LOB: 1 BB: 2 P: 26	R: 0 E: 1 K: 1 S: 11	H: 1 LOB: 0 BB: 0 P: 18	R: 2 E: 0 K: 2 S: 13	H: 2 LOB: 0 BB: 0 P: 22	R: 2 E: 1 K: 1 S: 14	H: 1 LOB: 1 BB: 1 P: 23	R: 0 E: 0 K: 2 S: 12	H: 2 LOB: 2 BB: 0 P: 21	R: 0 E: 0 K: 1 S: 8	H: 0 LOB: 0 BB: 0 P: 13	R: 0 E: 0 K: 0 S: 6	H: 1 LOB: 0 BB: 0 P: 9	R: 0 E: 0 K: 1 S: 12	H: 0 LOB: 1 BB: 1 P: 23	R: 2 E: 0 K: 1 S: 16	H: 3 LOB: 3 BB: 2 P: 27	1B: 7 2B: 2 3B: 1 HR: 2	SF: 1 SAC: 1 DP: 1 HBP: 0	WP: 1 PB: 0 SB: 2 CS: 0	PA: 44					
PITCHER	IP	WLS	BF	H	R	ER	SO	BB	IBB	HBP	BLK	WP	HR	S	P	ERA	WHIP										
Kevin Gross, R ERA: 3.6	(1, 1)	3.2	21	6	7	6	4	3	0	0	0	0	0	21	35	0.00	0.857										
Steve Wilson, L ERA: 3.45	(4, 1)	2.1	9	2	0	0	3	0	0	0	0	0	0	21	35	0.00	0.857										
Tim Crews, R ERA: 6.54	(7, 1)	2.0	7	1	0	0	1	1	0	0	0	0	0	18	32	0.00	1.000										
Jay Howell, R ERA: 1.13	(9, 1)	0.1	2	1	1	1	0	0	0	0	0	0	0	5	5	27.00	3.000										
John Candelaria, L ERA: 1.38	(9, 1)	0.0	L	1	0	0	0	1	0	0	0	1	0	3	7	∞	∞										
Jim Gott, R ERA: 1.99	(9, 1)	0.1	3	1	0	0	0	0	0	0	0	0	0	1	1	∞	∞										
Roger McDowell, R ERA: 2.79	(9, 1)	0.0	1	1	1	1	0	0	0	0	0	0	0	1	1	∞	∞										

AB 34
R 8
H 10
RBI 8
BB 6
SO 8
LOB 15




AB 36
R 9
H 12
RBI 9
BB 6
SO 9
LOB 17



Batter	1	2	3	4	5	6	7	8	9	AB	R	H	RBI	BB	SO	LOB	TOP					
Brett Butler, L OBP: 0.370, SLG: 0.339 (1, 8)	4-1 2B G6-3 BB	0-1 G4-3			2-2 FC6-4			1-2 F8		3	1	0	0	1	0	2	Los Angeles Dodgers @ Atlanta Braves Atlanta-Fulton County Stadium, Atlanta, GA Wed Jun 17 1992, 7:05 PM EDT Att: 40,957 - Sunny - 82 F					
Mike Sharperson, R OBP: 0.423, SLG: 0.450 (1, 5)	1-2 G6-3 SF9 2B		1-2 F8		0-0 P4			3-2 G1-3		4	1	1	0	0	0	1						
Juan Samuel, R OBP: 0.329, SLG: 0.289 (1, 4)	2-2 G6-3		0-0 G5-3			1-2 L1			0-2 FC4-6 1B	4	0	1	1	0	0	1						
Eric Karros, R OBP: 0.277, SLG: 0.465 (1, 3)	0-1 SF9		1-3 K			0-0 P3			0-3 K	3	0	0	1	0	2	1						
Todd Benzinger, S OBP: 0.275, SLG: 0.359 Dave Anderson, R (9, PR) OBP: 0.283, SLG: 0.446 (1, 9)	1-2 G6-3		2-1 CS 1B			3-2 G5-3			2-2 FC4-6 1-2	4	0	1	0	0	0	1						
Mitch Webster, S OBP: 0.330, SLG: 0.442 (1, 7)		4-1 1B BB		0-0 P3					1-0 F8	3	1	0	0	1	0	2						
Carlos Hernandez, R OBP: 0.350, SLG: 0.321 (1, 2)		0-1 CS 1B		3-2 G4-3 1-2					1-0 L4	3	0	1	0	0	0	1						
Jose Offerman, S OBP: 0.314, SLG: 0.314 (1, 6)		0-2 SH2-3 CS 1B			2-0 P3				2-2 P3	3	0	1	1	0	0	0						
Bob Ojeda, L OBP: 0.174, SLG: 0.227 Tom Candiotti, R OBP: 0.080, SLG: 0.080 Jim Gott, R Stan Javier, S OBP: 0.224, SLG: 0.226 Jay Howell, R (8, 1)		1-2 SH2-3		4-2 FC6-4 BB					1-1 P2	0	0	0	0	1	0	0						
Inning Stats	R: 2 E: 0 K: 0 S: 13	H: 1 LOB: 0 BB: 1 P: 21	R: 1 E: 0 K: 0 S: 9	H: 2 LOB: 1 BB: 1 P: 14	R: 0 E: 0 K: 1 S: 8	H: 0 LOB: 0 BB: 0 P: 10	R: 0 E: 0 K: 0 S: 7	H: 1 LOB: 0 BB: 0 P: 12	R: 0 E: 0 K: 0 S: 10	H: 0 LOB: 1 BB: 1 P: 18	R: 0 E: 0 K: 0 S: 7	H: 0 LOB: 0 BB: 0 P: 11	R: 0 E: 0 K: 0 S: 5	H: 0 LOB: 0 BB: 0 P: 10	R: 0 E: 0 K: 0 S: 8	H: 0 LOB: 0 BB: 0 P: 13		R: 0 E: 0 K: 1 S: 10	H: 1 LOB: 1 BB: 0 P: 13	1B: 4 2B: 1 3B: 0 HR: 0	SF: 1 SAC: 1 DP: 0 HBP: 0	WP: 0 PB: 0 SB: 0 CS: 3
PITCHER Tom Glavine, L ERA: 2.91 (1, 1)	IP: 9.0 WLS: W BF: 33 H: 5 R: 3 ER: 3 SO: 2 BB: 3 IBB: 0 HBP: 0 BLK: 0 WP: 0 HR: 0 S: 77 P: 122 ERA: 3.00 WHIP: 0.889															PITCHER						

Batter	1	2	3	4	5	6	7	8	9	AB	R	H	RBI	BB	SO	LOB	BOTTOM					
Otis Nixon, S OBP: 0.418, SLG: 0.391 (1, 8)	0-3 K		2-2 L9		4-2 1B BB	4-0 FC5-4 BB				2	1	0	0	2	1	0	Los Angeles Dodgers @ Atlanta Braves Atlanta-Fulton County Stadium, Atlanta, GA Wed Jun 17 1992, 7:05 PM EDT Att: 40,957 - Sunny - 82 F					
Jeff Blauser, R OBP: 0.270, SLG: 0.378 Rafael Belliard, R OBP: 0.267, SLG: 0.239 (1, 6)	1-3 K		1-0 F9		3-2 1B 1B	1-0 FC5-4 1-2				4	1	1	1	0	1	1						
Terry Pendleton, S OBP: 0.337, SLG: 0.504 (1, 5)	0-1 G6-3			0-0 G6-3	2-2 1B 1B	1-3 K				4	0	1	1	0	1	0						
David Justice, L OBP: 0.336, SLG: 0.390 Ron Gant, R OBP: 0.376, SLG: 0.500 (4, 8)		3-1 F8		2-1 P2	3-1 1B 1B	2-2 G5-3				1	0	0	0	0	0	0						
Lonnie Smith, R OBP: 0.260, SLG: 0.209 Deion Sanders, L OBP: 0.393, SLG: 0.556 (8, 8)		0-0 F9 1B		0-0 1B	1-2 2H 1B	0-3 K				3	0	1	1	0	0	0						
Greg Olson, R OBP: 0.315, SLG: 0.301 (1, 2)		2-2 1B		2-1 F8	3-1 1B	0-0 F8				4	0	2	0	0	0	1						
Brian Hunter, R OBP: 0.256, SLG: 0.433 (1, 3)		0-0 F9			1-0 G6-3	2-1 G4-3			2-2 F7	4	1	1	1	0	0	5						
Mark Lemke, S OBP: 0.279, SLG: 0.296 (1, 4)		2-1 F9			1-0 G6-3	2-1 G4-3			2-0 F8	4	0	0	0	0	0	2						
Tom Glavine, L OBP: 0.325, SLG: 0.316 (1, 1)			0-1 G6-3		2-2 E4 1B	1-0 G5-3				3	1	0	0	0	0	0						
Inning Stats	R: 0 E: 0 K: 2 S: 8	H: 0 LOB: 0 BB: 0 P: 9	R: 0 E: 0 K: 0 S: 9	H: 2 LOB: 2 BB: 0 P: 16	R: 0 E: 0 K: 0 S: 6	H: 0 LOB: 0 BB: 0 P: 9	R: 0 E: 0 K: 0 S: 6	H: 1 LOB: 1 BB: 0 P: 10	R: 4 E: 1 K: 1 S: 27	H: 5 LOB: 3 BB: 1 P: 49	R: 0 E: 0 K: 0 S: 4	H: 0 LOB: 1 BB: 1 P: 12	R: 0 E: 0 K: 1 S: 7	H: 0 LOB: 0 BB: 0 P: 11	R: 0 E: 0 K: 0 S: 6	H: 0 LOB: 0 BB: 0 P: 10		R: 0 E: 0 K: 0 S: 6	H: 0 LOB: 0 BB: 0 P: 10	1B: 7 2B: 0 3B: 0 HR: 1	SF: 0 SAC: 0 DP: 0 HBP: 0	WP: 0 PB: 0 SB: 0 CS: 0
PITCHER Bob Ojeda, L ERA: 3.71 Tom Candiotti, R ERA: 2.93 Jim Gott, R ERA: 1.5 Jay Howell, R ERA: 1.0 (1, 1)	IP: 4.1 WLS: L BF: 21 H: 6 R: 4 ER: 3 SO: 2 BB: 1 IBB: 0 HBP: 0 BLK: 0 WP: 0 HR: 1 S: 44 P: 74 ERA: 6.23 WHIP: 1.615															PITCHER						

AB 28
R 3
H 5
RBI 3
BB 3
SO 2
LOB 9



AB 33
R 4
H 8
RBI 4
BB 2
SO 4
LOB 11



livebaseballscores.com

livebaseballscores.com

Batter	1	2	3	4	5	6	7	8	9	10	AB	R	H	RBI	BB	SO	LOB	TOP							
Big Roberts, S OBP: 0.367, SLG: 0.375 (1, 4)	0-0 G4-3 1B		0-0 P3		1-2 F9			1-0 F9 1B		2-3 K	5	1	2	0	0	1	0	Cincinnati Reds @ Atlanta Braves Atlanta-Fulton County Stadium, Atlanta, GA Fri Jun 19 1992, 7:05 PM EDT Att. 43,042 - Cloudy - 84 F							
Billy Hatcher, R OBP: 0.313, SLG: 0.392 (1, 7)	0-1 G4-3		4-1 FC6-4 BB			1-1 HR		3-2 G3		2-3 K	2	1	1	1	1	0	1								
Paul O'Neill, L OBP: 0.393, SLG: 0.446 (8, 9)	1-2		1-1 FC6-4			1-2 G4-3		1-1 F9		4-1 BB	4	0	1	0	1	0	2								
Barry Larkin, R OBP: 0.322, SLG: 0.365 (1, 6)	0-1 2B		1-1 FC6-4		2-2 F7		1-1 1B		0-1 PB 1B	2-3 K	5	0	2	1	0	2	2								
Chris Sabo, R OBP: 0.305, SLG: 0.422 (10, 1)	2-3 K				1-2 F8		0-0 P4		3-1 K		4	0	1	0	0	1	2								
Reggie Sanders, R OBP: 0.365, SLG: 0.457 (8, 1)		0-1 F8		1-2 S 1B		0-0 F8		1-2 K			4	0	1	0	0	1	2								
Rob Dibble, L OBP: 1.000, SLG: 1.000 (10, 4)					2-0 P2		0-0 F8		2-3 K		0	0	0	0	0	0	0								
Bill Doran, S OBP: 0.338, SLG: 0.408 (1, 9)					1-0 P1		1-0 F7		1-1 F8		4	0	0	0	0	0	2								
Glenn Brasco, R OBP: 0.309, SLG: 0.298 (8, 7)		2-1 P1		2-0 P2		1-0 F8					4	0	1	0	0	0	1								
Hal Morris, L OBP: 0.410, SLG: 0.430 (1, 3)		1-0 FC5-4 1B		3-1 L1		1-0 F7		1-0 G6-3			4	0	1	0	0	0	1								
Joe Oliver, R OBP: 0.301, SLG: 0.324 (1, 2)		3-0 FC5-4		1-2 P6		0-0 F7		0-1 1B			4	0	1	0	0	0	1								
Greg Swindell, L OBP: 0.179, SLG: 0.216 (8, 8)			1-2 G5-3		0-1 G6-3		1-2 L4		0-3 K		3	0	0	0	0	0	0								
Dave Martinez, L OBP: 0.326, SLG: 0.335 (8, 8)											1	0	0	0	0	1	1								
Inning Stats	R: 0 E: 0 K: 1 S: 8	H: 2 LOB: 1 BB: 0 P: 10	R: 0 E: 0 K: 0 S: 6	H: 1 LOB: 1 BB: 0 P: 12	R: 0 E: 0 K: 1 S: 8	H: 0 LOB: 1 BB: 1 P: 14	R: 0 E: 0 K: 0 S: 10	H: 1 LOB: 1 BB: 0 P: 17	R: 0 E: 0 K: 0 S: 8	H: 0 LOB: 0 BB: 0 P: 10	R: 1 E: 0 K: 0 S: 10	H: 2 LOB: 1 BB: 0 P: 13	R: 0 E: 0 K: 0 S: 5	H: 0 LOB: 0 BB: 0 P: 7	R: 1 E: 0 K: 1 S: 11	H: 2 LOB: 1 BB: 0 P: 18	R: 0 E: 0 K: 1 S: 10	H: 1 LOB: 1 BB: 0 P: 12	R: 0 E: 0 K: 3 S: 10	H: 0 LOB: 1 BB: 1 P: 20	1B: 7 2B: 1 3B: 0 HR: 1	SF: 0 SAC: 0 DP: 0 HBP: 0	WP: 0 PB: 1 SB: 1 CS: 0	PA: 40	
PITCHER	IP WLS BF H R ER SO	IP WLS BF H R ER SO	IP WLS BF H R ER SO	IP WLS BF H R ER SO	IP WLS BF H R ER SO	IP WLS BF H R ER SO	IP WLS BF H R ER SO	IP WLS BF H R ER SO	IP WLS BF H R ER SO	IP WLS BF H R ER SO	IP WLS BF H R ER SO	IP WLS BF H R ER SO	IP WLS BF H R ER SO	IP WLS BF H R ER SO	IP WLS BF H R ER SO	IP WLS BF H R ER SO	IP WLS BF H R ER SO	IP WLS BF H R ER SO	IP WLS BF H R ER SO	IP WLS BF H R ER SO	ERA WHIP	ERA WHIP			
Charlie Leibrandt, L ERA: 3.48	7.0	7.0	7.0	7.0	7.0	7.0	7.0	7.0	7.0	7.0	7.0	7.0	7.0	7.0	7.0	7.0	7.0	7.0	7.0	7.0	7.0	1.29	1.000		
Marvin Freeman, R ERA: 3.28	1.2	1.2	1.2	1.2	1.2	1.2	1.2	1.2	1.2	1.2	1.2	1.2	1.2	1.2	1.2	1.2	1.2	1.2	1.2	1.2	1.2	5.40	1.800		
Kent Mercker, L ERA: 2.65	1.1	1.1	1.1	1.1	1.1	1.1	1.1	1.1	1.1	1.1	1.1	1.1	1.1	1.1	1.1	1.1	1.1	1.1	1.1	1.1	1.1	0.00	0.750		

AB	38
R	2
H	9
RBI	2
BB	2
SO	6
LOB	13



Batter	1	2	3	4	5	6	7	8	9	10	AB	R	H	RBI	BB	SO	LOB	BOTTOM						
Otis Nixon, S OBP: 0.415, SLG: 0.388 (1, 8)	1-1 F8		2-2 S 1B			1-3 K		0-0 F8			4	0	1	0	0	1	0	Cincinnati Reds @ Atlanta Braves Atlanta-Fulton County Stadium, Atlanta, GA Fri Jun 19 1992, 7:05 PM EDT Att. 43,042 - Cloudy - 84 F						
Jeff Blauser, R OBP: 0.275, SLG: 0.369 (1, 6)	0-1 G5-3		2-3 K			4-0 BB		0-0 G6-3			2	0	0	0	1	1	1							
Rafael Belliard, R OBP: 0.262, SLG: 0.234 (8, 6)			1-2 K					1-3 K			1	0	0	0	0	0	0							
Terry Pendleton, S OBP: 0.333, SLG: 0.498 (1, 5)	0-2 FC6-4 1B				1-1 F9		2-1 F9		1-3 K		4	0	1	0	0	1	1							
Ron Gant, R OBP: 0.371, SLG: 0.486 (1, 7)	2-2 FC6-4				2-0 F8		1-2 P3		1-3 K		4	0	0	0	0	1	2							
David Justice, L OBP: 0.336, SLG: 0.400 (1, 9)		1-2 F8		3-2 L8			3-2 HR		3-3 K		4	1	1	1	0	1	0							
Brian Hunter, R OBP: 0.256, SLG: 0.454 (1, 3)		1-3 K			2-0 P5		2-1 HR		1-2 P4		4	1	1	1	0	1	0							
Greg Olson, R OBP: 0.316, SLG: 0.301 (1, 2)		1-1 K			0-1 P5		3-2 HR				3	0	1	0	0	0	0							
Deion Sanders, L OBP: 0.406, SLG: 0.581 (10, PH)					0-1 FC6-4 1B			3-2 F8		4-2 WP SH5-3 1B BB	0	1	0	0	1	0	0							
Mark Lemke, S OBP: 0.274, SLG: 0.291 (1, 4)			0-2 L6		0-2 P2		0-0 F8			0-0 SH5-3	3	0	0	0	0	0	1							
Charlie Leibrandt, R OBP: 0.148, SLG: 0.154 (7, PH)											2	0	0	0	0	0	1							
Lonnie Smith, R OBP: 0.269, SLG: 0.205 (8, 1)											1	0	0	0	0	0	0							
Marvin Freeman, R OBP: 1.000, SLG: 1.000 (8, 1)											0	0	0	0	0	0	0							
Kent Mercker, L (9, 1)											0	0	0	0	0	0	0							
Damon Berryhill, S OBP: 0.244, SLG: 0.397 (10, PH)					1-2 FC6-4			0-1 G1-3		2-1 1B	1	0	1	1	0	0	0							
Inning Stats	R: 0 E: 0 K: 1 S: 11	H: 1 LOB: 1 BB: 0 P: 14	R: 0 E: 0 K: 1 S: 9	H: 0 LOB: 0 BB: 0 P: 12	R: 0 E: 0 K: 1 S: 11	H: 1 LOB: 1 BB: 0 P: 16	R: 0 E: 0 K: 0 S: 6	H: 0 LOB: 0 BB: 0 P: 12	R: 0 E: 0 K: 0 S: 9	H: 1 LOB: 1 BB: 0 P: 11	R: 0 E: 0 K: 1 S: 8	H: 0 LOB: 1 BB: 1 P: 16	R: 2 E: 0 K: 0 S: 13	H: 2 LOB: 0 BB: 0 P: 21	R: 0 E: 0 K: 1 S: 5	H: 0 LOB: 0 BB: 0 P: 6	R: 0 E: 0 K: 2 S: 9	H: 0 LOB: 0 BB: 0 P: 14	R: 1 E: 0 K: 0 S: 5	H: 1 LOB: 1 BB: 1 P: 10	1B: 4 2B: 0 3B: 0 HR: 2	SF: 0 SAC: 1 DP: 0 HBP: 0	WP: 1 PB: 0 SB: 1 CS: 0	PA: 36
PITCHER	IP WLS BF H R ER SO	IP WLS BF H R ER SO	IP WLS BF H R ER SO	IP WLS BF H R ER SO	IP WLS BF H R ER SO	IP WLS BF H R ER SO	IP WLS BF H R ER SO	IP WLS BF H R ER SO	IP WLS BF H R ER SO	IP WLS BF H R ER SO	IP WLS BF H R ER SO	IP WLS BF H R ER SO	IP WLS BF H R ER SO	IP WLS BF H R ER SO	IP WLS BF H R ER SO	IP WLS BF H R ER SO	IP WLS BF H R ER SO	IP WLS BF H R ER SO	IP WLS BF H R ER SO	IP WLS BF H R ER SO	ERA WHIP	ERA WHIP		
Greg Swindell, L ERA: 2.95	7.0	7.0	7.0	7.0	7.0	7.0	7.0	7.0	7.0	7.0	7.0	7.0	7.0	7.0	7.0	7.0	7.0	7.0	7.0	7.0	2.57	0.857		
Rob Dibble, R ERA: 3.77	2.0	2.0	2.0	2.0	2.0	2.0	2.0	2.0	2.0	2.0	2.0	2.0	2.0	2.0	2.0	2.0	2.0	2.0	2.0	2.0	0.00	0.000		
Dwayne Henry, R ERA: 2.7	0.1	0.1	0.1	0.1	0.1	0.1	0.1	0.1	0.1	0.1	0.1	0.1	0.1	0.1	0.1	0.1	0.1	0.1	0.1	0.1	27.00	6.000		



Batter	1	2	3	4	5	6	7	8	9	AB	R	H	RBI	BB	SO	LOB	TOP				
Bip Roberts, S OBP: 0.364, SLG: 0.371 (1, 4)	G4-3		1-2 1B		G6-3		P4		F7	5	0	1	0	0	0	2					
Reggie Sanders, R OBP: 0.362, SLG: 0.458 (1, 8)	F8		F8		G6-3					4	1	1	0	0	0	2					
Barry Larkin, R OBP: 0.326, SLG: 0.368 (1, 6)	F9				G6-4-3 1B		F8			4	0	2	1	0	0	0					
Chris Sabo, R OBP: 0.308, SLG: 0.424 (1, 5)					G6-4-3 1B					4	0	2	0	0	0	2					
Glenn Bragg, R OBP: 0.315, SLG: 0.299 (1, 9)					1-2 1B		FC5-4 1B		G5-3	3	0	1	0	1	0	2					
Darnell Coles, R OBP: 0.308, SLG: 0.510 (1, 3)					1B		FC5-4 1B			3	0	1	0	1	0	2					
Darnell Coles, R OBP: 0.308, SLG: 0.510 (1, 3)					1B		G4-3			4	0	1	0	0	1	4					
Billy Hatcher, R OBP: 0.321, SLG: 0.397 (1, 7)					1B				F7	4	0	2	0	0	0	4					
Joe Oliver, R OBP: 0.299, SLG: 0.322 (1, 2)					G5-3		FC4-6 1B		F8	4	0	1	0	0	2	1					
Joe Oliver, R OBP: 0.299, SLG: 0.322 (1, 2)					K		SH3-4 1B			4	0	1	0	0	2	1					
Tom Browning, L OBP: 0.214, SLG: 0.192 (1, 1)					F7					1	0	0	0	0	0	0					
Bill Doran, S OBP: 0.337, SLG: 0.406 (7, PH)					F7		SH3-4			1	0	0	0	0	0	1					
Dwayne Henry, R OBP: 0.307, SLG: 0.426 (7, PH)									FC4-6	0	0	0	0	0	0	0					
Hal Morris, L OBP: 0.407, SLG: 0.426 (9, PH)										1	0	0	0	0	1	0					
Inning Stats	R: 0 E: 0 K: 0 S: 8	H: 0 LOB: 0 BB: 0 P: 12	R: 0 E: 0 K: 1 S: 9	H: 2 LOB: 2 BB: 0 P: 11	R: 0 E: 0 K: 1 S: 12	H: 1 LOB: 1 BB: 0 P: 14	R: 0 E: 0 K: 0 S: 7	H: 3 LOB: 2 BB: 0 P: 10	R: 0 E: 0 K: 0 S: 5	H: 1 LOB: 1 BB: 0 P: 6	R: 0 E: 0 K: 0 S: 8	H: 1 LOB: 1 BB: 0 P: 14	R: 1 E: 0 K: 0 S: 8	H: 2 LOB: 2 BB: 1 P: 16	R: 0 E: 0 K: 2 S: 11	H: 0 LOB: 0 BB: 0 P: 15	1B: 10 2B: 1 3B: 0 HR: 0	SF: 0 SAC: 1 DP: 1 HBP: 0	WP: 0 PB: 0 SB: 0 CS: 0	PA: 37	
PITCHER	IP	WLS	BF	H	R	ER	SO	BB	IBB	HBP	BLK	WP	HR	S	P	ERA	WHIP				
Steve Avery, L ERA: 2.55 (1, 1)	7.1	W	31	11	1	1	2	0	0	0	0	0	0	63	88	1.23	1.500				
Kent Mercker, L ERA: 2.52 (8, 1)	1.2	S	6	0	0	0	2	1	0	0	0	0	0	13	21	0.00	0.600				

Cincinnati Reds @ Atlanta Braves
Atlanta-Fulton County Stadium, Atlanta, GA
Sat Jun 20 1992, 7:05 PM EDT
Att: 44,636 - Cloudy - 85 F

AB	35
R	1
H	11
RBI	1
BB	1
SO	4
LOB	18



Batter	1	2	3	4	5	6	7	8	9	AB	R	H	RBI	BB	SO	LOB	BOTTOM				
Otis Nixon, S OBP: 0.404, SLG: 0.377 (1, 8)	G4-3		B1		G1-3		P6			4	0	0	0	0	0	2					
Jeff Blauser, R OBP: 0.281, SLG: 0.381 (1, 6)							P6			4	0	2	0	0	0	0					
Rafael Belliard, R OBP: 0.262, SLG: 0.234 (8, 6)							B1-3			0	0	0	0	0	0	0					
Terry Pendleton, S OBP: 0.329, SLG: 0.491 (1, 5)							K			4	1	0	0	0	1	2					
Ron Gant, R OBP: 0.373, SLG: 0.484 (1, 7)										3	0	1	0	0	0	1					
David Justice, L OBP: 0.335, SLG: 0.397 (1, 9)										4	0	1	1	0	1	1					
Brian Hunter, R OBP: 0.284, SLG: 0.455 (1, 3)										4	1	2	0	0	0	2					
Greg Olson, R OBP: 0.323, SLG: 0.324 (1, 2)										3	0	2	0	0	0	1					
Mark Lemke, S OBP: 0.280, SLG: 0.293 (1, 4)										2	0	1	0	1	0	1					
Steve Avery, L OBP: 0.167, SLG: 0.229 (1, 1)										3	0	0	1	0	0	3					
Kent Mercker, L ERA: 2.56 (8, 1)										0	0	0	0	0	0	0					
Inning Stats	R: 1 E: 0 K: 0 S: 13	H: 3 LOB: 2 BB: 0 P: 17	R: 0 E: 0 K: 0 S: 6	H: 1 LOB: 0 BB: 0 P: 10	R: 0 E: 0 K: 0 S: 8	H: 1 LOB: 1 BB: 0 P: 9	R: 0 E: 0 K: 0 S: 8	H: 2 LOB: 2 BB: 1 P: 18	R: 0 E: 0 K: 0 S: 8	H: 0 LOB: 1 BB: 0 P: 11	R: 0 E: 0 K: 1 S: 6	H: 2 LOB: 0 BB: 0 P: 7	R: 0 E: 0 K: 1 S: 10	H: 0 LOB: 0 BB: 0 P: 15	1B: 6 2B: 4 3B: 0 HR: 0	SF: 0 SAC: 0 DP: 2 HBP: 1	WP: 0 PB: 0 SB: 0 CS: 0	PA: 33			
PITCHER	IP	WLS	BF	H	R	ER	SO	BB	IBB	HBP	BLK	WP	HR	S	P	ERA	WHIP				
Tom Browning, L ERA: 5.4 (1, 1)	6.0	L	27	9	2	2	0	0	0	0	0	0	0	51	76	3.00	1.500				
Dwayne Henry, R ERA: 2.56 (7, 1)	2.0		6	0	0	0	2	0	0	0	0	0	0	16	22	0.00	0.000				

Cincinnati Reds @ Atlanta Braves
Atlanta-Fulton County Stadium, Atlanta, GA
Sat Jun 20 1992, 7:05 PM EDT
Att: 44,636 - Cloudy - 85 F

AB	31
R	2
H	9
RBI	2
BB	1
SO	2
LOB	13



Batter	1	2	3	4	5	6	7	8	9	AB	R	H	RBI	BB	SO	LOB	TOP										
Bip Roberts, S (1, 7) OBP: 0.362, SLG: 0.369	F7			L6		B1-3				4	0	1	0	0	0	0	Cincinnati Reds @ Atlanta Braves Atlanta-Fulton County Stadium, Atlanta, GA Sun Jun 21 1992, 3:33 AM EDT Att: 42,831 - Cloudy - 79 F										
Dave Martinez, L (1, 8) OBP: 0.324, SLG: 0.333	F8					F9		G3		4	0	1	0	0	0	2											
Barry Larkin, R (1, 6) OBP: 0.324, SLG: 0.362	K			K					F8	3	0	0	0	1	2	1											
Paul O'Neill, L (1, 9) OBP: 0.387, SLG: 0.437		G4-3		F8				L8	F8	4	0	0	0	0	0	2											
Hal Morris, L (1, 3) OBP: 0.409, SLG: 0.429					F7			P5		4	0	2	0	0	0	1											
Bill Doran, S (1, 4) OBP: 0.337, SLG: 0.405																											
Reggie Sanders, R (9, PH) OBP: 0.360, SLG: 0.456	G4-6-3									3	0	1	0	0	0	2											
Chris Sabo, R (1, 5) OBP: 0.309, SLG: 0.422			K		P4					3	0	1	0	0	1	1											
Joe Oliver, R (1, 2) OBP: 0.296, SLG: 0.318										2	0	0	0	0	0	1											
Billy Hatcher, R (8, PH) OBP: 0.318, SLG: 0.392			F8							1	0	0	0	0	1	1											
Norm Charlton, S (8, 1) OBP: 0.500, SLG: 0.500					G4-3			K		0	0	0	0	0	0	0											
Jose Rijo, R (1, 1) OBP: 0.200, SLG: 0.240										2	0	0	0	0	1	0											
Glenn Braggs, R (8, PH) OBP: 0.315, SLG: 0.296										1	0	0	0	0	1	1											
Troy Afenir, R (8, 2) OBP: 0.290, SLG: 0.393						G1-3		K		0	0	0	0	0	0	0											
Inning Stats	R: 0 E: 0 K: 1 S: 8	H: 0 LOB: 0 BB: 0 P: 13	R: 0 E: 0 K: 0 S: 11	H: 1 LOB: 0 BB: 0 P: 17	R: 0 E: 0 K: 2 S: 9	H: 0 LOB: 0 BB: 0 P: 10	R: 0 E: 0 K: 1 S: 18	H: 1 LOB: 1 BB: 0 P: 23	R: 0 E: 0 K: 0 S: 10	H: 1 LOB: 1 BB: 0 P: 19	R: 0 E: 0 K: 0 S: 4	H: 0 LOB: 0 BB: 0 P: 6	R: 0 E: 0 K: 0 S: 4	H: 0 LOB: 1 BB: 1 P: 11	R: 0 E: 0 K: 1 S: 12	H: 2 LOB: 2 BB: 0 P: 16	R: 0 E: 0 K: 1 S: 9	H: 1 LOB: 1 BB: 0 P: 12	1B: 6 2B: 0 3B: 0 HR: 0	SF: 0 SAC: 0 DP: 1 HBP: 0	WP: 0 PB: 0 SB: 1 CS: 0	PA: 33					
PITCHER	IP	WLS	BF	H	R	ER	SO	BB	IBB	HBP	BLK	WP	HR	S	P	ERA	WHIP										
Mike Bielecki, R (1, 1) ERA: 2.39	8.0	W	29	5	0	0	6	1	0	0	0	0	0	76	115	0.00	0.750										
Marvin Freeman, R (9, 1) ERA: 3.24	0.1		1	0	0	0	0	0	0	0	0	0	0	2	2	0.00	0.000										
Kent Mercker, L (9, 1) ERA: 2.48	0.2	S	3	1	0	0	1	0	0	0	0	0	0	7	10	0.00	1.500										

AB	32
R	0
H	6
RBI	0
BB	1
SO	7
LOB	13



Batter	1	2	3	4	5	6	7	8	9	AB	R	H	RBI	BB	SO	LOB	BOTTOM										
Deion Sanders, L (1, 8) OBP: 0.398, SLG: 0.568	G3		F7		G4-6-3					4	0	0	0	0	1	2	Cincinnati Reds @ Atlanta Braves Atlanta-Fulton County Stadium, Atlanta, GA Sun Jun 21 1992, 3:33 AM EDT Att: 42,831 - Cloudy - 79 F										
Terry Pendleton, S (1, 5) OBP: 0.334, SLG: 0.495	G4-3					G3		E		4	2	3	0	0	0	0											
Ron Gant, R (1, 7) OBP: 0.368, SLG: 0.477	G5-3							P6		4	0	0	0	0	2	3											
David Justice, L (1, 9) OBP: 0.333, SLG: 0.399								FC		4	0	1	0	0	1	2											
Sid Bream, L (1, 3) OBP: 0.344, SLG: 0.364								F8		4	0	2	1	0	1	3											
Damon Berryhill, S (1, 2) OBP: 0.252, SLG: 0.400										4	0	2	1	0	1	2											
Mark Lemke, S (1, 4) OBP: 0.143, SLG: 0.293										0	0	0	0	0	0	0											
Jeff Blauser, R (2, 4) OBP: 0.280, SLG: 0.372										3	0	0	0	0	2	3											
Rafael Belliard, R (1, 6) OBP: 0.263, SLG: 0.231										2	0	0	0	1	0	3											
Mike Bielecki, R (1, 1) OBP: 0.143, SLG: 0.143										3	0	1	0	0	2	1											
Marvin Freeman, R (9, 1) OBP: 1.000, SLG: 1.000										0	0	0	0	0	0	0											
Kent Mercker, L (9, 1) ERA: 2.06										0	0	0	0	0	0	0											
Inning Stats	R: 0 E: 0 K: 0 S: 4	H: 2 LOB: 2 BB: 0 P: 8	R: 0 E: 0 K: 1 S: 8	H: 2 LOB: 0 BB: 0 P: 11	R: 0 E: 0 K: 2 S: 11	H: 1 LOB: 1 BB: 0 P: 14	R: 0 E: 0 K: 3 S: 11	H: 1 LOB: 1 BB: 0 P: 18	R: 0 E: 0 K: 1 S: 5	H: 0 LOB: 0 BB: 1 P: 10	R: 1 E: 0 K: 1 S: 17	H: 2 LOB: 1 BB: 0 P: 26	R: 0 E: 0 K: 1 S: 8	H: 1 LOB: 1 BB: 0 P: 14	R: 1 E: 1 K: 1 S: 12	H: 2 LOB: 2 BB: 0 P: 20	R: 1 E: 0 K: 1 S: 9	H: 2 LOB: 2 BB: 0 P: 12	1B: 8 2B: 2 3B: 0 HR: 0	SF: 0 SAC: 0 DP: 2 HBP: 1	WP: 0 PB: 0 SB: 0 CS: 0	PA: 34					
PITCHER	IP	WLS	BF	H	R	ER	SO	BB	IBB	HBP	BLK	WP	HR	S	P	ERA	WHIP										
Jose Rijo, R (1, 1) ERA: 3.39	7.0	L	28	7	1	1	9	1	0	0	0	0	0	64	101	1.29	1.143										
Norm Charlton, L (8, 1) ERA: 2.06	1.0		6	2	1	0	1	0	0	0	0	0	0	12	20	0.00	2.000										



Batter	1	2	3	4	5	6	7	8	9	AB	R	H	RBI	BB	SO	LOB	TOP			
Willie McGee, S OBP: 0.356, SLG: 0.369	(1, 9) K		(0, 0) G5-3			(0, 0) F7			(1, 0) P3	3	0	0	0	0	1	0	San Francisco Giants @ Atlanta Braves Atlanta-Fulton County Stadium, Atlanta, GA Tue Jun 23 1992, 7:05 PM EDT Att: 39,890 - Sunny - 83 F			
Jeff Brantley, R (6, 1)										0	0	0	0	0	0	0				
Michael Jackson, R (8, 1)										0	0	0	0	0	0	0				
Greg Litton, R OBP: 0.286, SLG: 0.320 (9, FH)										1	0	0	0	0	0	1				
Robby Thompson, R OBP: 0.362, SLG: 0.397 (1, 4)	(2, 2) 1B					(1, 0) F9			(2, 0) F8	4	0	2	0	0	0	1				
Will Clark, L OBP: 0.413, SLG: 0.496 (1, 3)	(1, 3) K				(0, 0) G5-4-3				(0, 0) F8	4	0	1	0	0	1	3				
Cory Snyder, R OBP: 0.338, SLG: 0.541 (1, 8)	(1, 3) K				(1, 0) G5-4-3				(2, 3) K	3	0	0	0	0	2	3				
Matt Williams, R OBP: 0.275, SLG: 0.398 (1, 5)					(0, 0) G5-3				(0, 0) G2-3	3	0	0	0	0	0	1				
Chris James, R OBP: 0.256, SLG: 0.257 Bryan Hickerson, L (5, 1)					(1, 0) F8				(1, 0) G6-3	2	0	1	0	0	0	0				
Kevin Bass, S OBP: 0.298, SLG: 0.392 (6, 7)					(1, 1) G4-6-3				(2, 2) F9	1	0	0	0	0	0	0				
Kirt Manwaring, R OBP: 0.351, SLG: 0.359 (1, 2)	(1, 1) G4-6-3				(1, 1) G6-3				(2, 2) F9	3	0	0	0	0	0	1				
Jose Uribe, S OBP: 0.297, SLG: 0.407 Mike Benjamin, R (7, 6)					(1, 0) L6				(1, 0) G5-3	2	0	0	0	0	0	0				
John Burkett, R OBP: 0.154, SLG: 0.087 Francisco Oliveras, R (4, 1)					(1, 1) F9				(2, 2) P9	1	0	0	0	0	0	0				
Mike Felder, S OBP: 0.321, SLG: 0.382 (5, 8)									(1, 1) 1B	2	0	1	0	0	0	0				
Inning Stats	R: 0 E: 0 K: 3 S: 14	H: 1 LOB: 1 BB: 0 P: 21	R: 0 E: 0 K: 0 S: 5	H: 1 LOB: 0 BB: 0 P: 7	R: 0 E: 0 K: 0 S: 4	H: 0 LOB: 0 BB: 0 P: 6	R: 0 E: 0 K: 0 S: 3	H: 1 LOB: 0 BB: 0 P: 5	R: 0 E: 0 K: 0 S: 4	H: 0 LOB: 0 BB: 0 P: 6	R: 0 E: 0 K: 1 S: 7	H: 1 LOB: 1 BB: 0 P: 12	R: 0 E: 0 K: 0 S: 6	H: 0 LOB: 0 BB: 0 P: 10	R: 0 E: 0 K: 0 S: 5	H: 1 LOB: 1 BB: 0 P: 9	1B: 4 2B: 1 3B: 0 HR: 0	SF: 0 SAC: 0 DP: 2 HBP: 0	WP: 0 PB: 0 SB: 0 CS: 0	PA: 30
PITCHER Tom Glavine, L ERA: 2.68 (1, 1)	IP: 9.0 WLS: W BF: 30 H: 5 R: 0 ER: 0 SO: 4 BB: 0 IBB: 0 HBP: 0 BLK: 0 WP: 0 HR: 0 S: 53 P: 84 ERA: 0.00 WHIP: 0.556																			

Batter	1	2	3	4	5	6	7	8	9	AB	R	H	RBI	BB	SO	LOB	BOTTOM				
Deion Sanders, L OBP: 0.398, SLG: 0.591 (1, 8)	(0, 0) F8		(2, 1) G5-3	(3, 1) SF8	(1, 2) L4					5	2	2	3	0	0	1	San Francisco Giants @ Atlanta Braves Atlanta-Fulton County Stadium, Atlanta, GA Tue Jun 23 1992, 7:05 PM EDT Att: 39,890 - Sunny - 83 F				
Terry Pendleton, S OBP: 0.335, SLG: 0.495 (1, 5)	(3, 2) 1B		(1, 2) F9	(4, 0) SF8	(2, 3)	(1, 0) F9	(0, 1) HR			4	1	2	0	1	0	0					
Ron Gant, R OBP: 0.368, SLG: 0.481 (1, 7)	(0, 1) F7		(0, 0) BB	(2, 2) SF8	(1, 2)	(2, 1) 1B	(3, 3) K			4	1	2	1	0	1	2					
David Justice, L OBP: 0.343, SLG: 0.403 (1, 9)	(2, 2) 1B		(4, 0) BB	(4, 0) 1B	(1, 2) IBB	(1, 2) 1B	(3, 2) P4			3	1	2	1	2	0	1					
Sid Bream, L OBP: 0.351, SLG: 0.367 (1, 3)	(3, 3) K		(4, 1) BB	(1, 1) IBB		(3, 1) BB		(1, 0) G3		4	0	2	1	1	1	2					
Damon Berryhill, S OBP: 0.257, SLG: 0.400 (1, 2)		(0, 0) SH5-3	(2, 3) K	(3, 1) G3		(3, 2) BB		(1, 3) K		5	0	2	1	0	2	5					
Mark Lemke, S OBP: 0.282, SLG: 0.292 (1, 4)	(1, 1) F7			(2, 1) G4-3	(2, 1) F7	(4, 2) BB		(0, 1) 1B		4	0	1	0	1	0	1					
Rafael Belliard, R OBP: 0.274, SLG: 0.250 (1, 6)	(0, 0) SH5-3			(2, 2) 1B	(1, 0) BLK	(1, 0) L3		(2, 2) FC6-4		4	1	3	0	0	0	3					
Tom Glavine, L OBP: 0.311, SLG: 0.302 (1, 1)	(2, 1) P4			(1, 1) 1B	(3, 2) F7			(1, 2) FC6-4		5	1	1	0	0	0	4					
Inning Stats	R: 0 E: 0 K: 1 S: 12	H: 2 LOB: 2 BB: 0 P: 20	R: 0 E: 0 K: 0 S: 6	H: 1 LOB: 1 BB: 0 P: 9	R: 0 E: 0 K: 1 S: 14	H: 1 LOB: 3 BB: 2 P: 27	R: 4 E: 0 K: 0 S: 19	H: 4 LOB: 2 BB: 2 P: 40	R: 0 E: 0 K: 0 S: 9	H: 1 LOB: 1 BB: 0 P: 16	R: 2 E: 0 K: 0 S: 18	H: 4 LOB: 2 BB: 1 P: 33	R: 1 E: 0 K: 1 S: 17	H: 2 LOB: 1 BB: 0 P: 25	R: 0 E: 0 K: 1 S: 13	H: 2 LOB: 2 BB: 0 P: 17		1B: 13 2B: 3 3B: 1 HR: 1	SF: 1 SAC: 1 DP: 1 HBP: 0	WP: 0 PB: 0 SB: 0 CS: 0	PA: 45
PITCHER John Burkett, R ERA: 4.15 Francisco Oliveras, R ERA: Bryan Hickerson, L ERA: 3.31 Jeff Brantley, R ERA: 3.16 Michael Jackson, R ERA: 2.5	IP: 3.1 WLS: L BF: 20 H: 7 R: 4 ER: 4 SO: 2 BB: 3 IBB: 0 HBP: 0 BLK: 0 WP: 0 HR: 0 S: 43 P: 78 ERA: 10.80 WHIP: 3.000	IP: 1.1 WLS: BF: 7 H: 2 R: 0 ER: 0 SO: 0 BB: 1 IBB: 0 HBP: 0 BLK: 0 WP: 0 HR: 0 S: 14 P: 30 ERA: 0.00 WHIP: 1.500	IP: 0.2 WLS: BF: 6 H: 4 R: 2 ER: 2 SO: 0 BB: 0 IBB: 0 HBP: 0 BLK: 1 WP: 0 HR: 0 S: 18 P: 29 ERA: 27.00 WHIP: 6.000	IP: 1.2 WLS: BF: 7 H: 2 R: 1 ER: 1 SO: 1 BB: 0 IBB: 0 HBP: 0 BLK: 0 WP: 0 HR: 1 S: 20 P: 33 ERA: 5.40 WHIP: 1.800	IP: 1.0 WLS: BF: 5 H: 2 R: 0 ER: 0 SO: 1 BB: 0 IBB: 0 HBP: 0 BLK: 0 WP: 0 HR: 0 S: 13 P: 17 ERA: 0.00 WHIP: 2.000																



Batter	1	2	3	4	5	6	7	8	9	AB	R	H	RBI	BB	SO	LOB	TOP					
Mike Felder, S OBP: 0.319, SLG: 0.373 (1, 8)	G6-3		F8			K			FC4-6 BB	3	0	0	0	1	1	0	San Francisco Giants @ Atlanta Braves Atlanta-Fulton County Stadium, Atlanta, GA Wed Jun 24 1992, 3:33 AM EDT Att: 39,016 - Sunny - 89 F					
Willie McGee, S OBP: 0.350, SLG: 0.362 (1, 9)	K			G1-3			K	FC4-6 E 1B	4	0	0	0	0	2	1							
Will Clark, L OBP: 0.414, SLG: 0.496 (1, 3)	1B			L7			F9	E9 1B	4	0	2	0	0	0	0							
Kevin Bass, S OBP: 0.291, SLG: 0.382 (1, 7)	L6			F8			F7	G3-1	4	0	0	0	0	0	3							
Matt Williams, R OBP: 0.272, SLG: 0.393 (1, 5)		K			F8			K	3	0	0	0	0	2	0							
Robby Thomson, R OBP: 0.397, SLG: 0.395 (1, 4)		CS BB			K			HBP	1	0	0	0	1	1	0							
Jim McNamara, L OBP: 0.283, SLG: 0.278 (1, 2)		K			K			F7	3	0	0	0	0	2	2							
Jose Uribe, S OBP: 0.284, SLG: 0.387 (1, 6)			G6-3			G3		P5	3	0	0	0	0	0	1							
Trevor Wilson, L OBP: 0.190, SLG: 0.111 Rod Beck, R (8, 1)			K			K			2	0	0	0	0	2	0							
Darren Lewis, R OBP: 0.305, SLG: 0.276 (9, PH)								G3-1	1	0	0	0	0	0	0							
Inning Stats	R: 0 E: 0 K: 1 S: 11	H: 1 LOB: 1 BB: 0 P: 16	R: 0 E: 0 K: 2 S: 6	H: 0 LOB: 0 BB: 1 P: 10	R: 0 E: 0 K: 1 S: 5	H: 0 LOB: 0 BB: 0 P: 7	R: 0 E: 0 K: 0 S: 8	H: 0 LOB: 0 BB: 0 P: 12	R: 0 E: 0 K: 2 S: 8	H: 0 LOB: 0 BB: 0 P: 9	R: 0 E: 0 K: 1 S: 9	H: 0 LOB: 0 BB: 0 P: 10	R: 0 E: 0 K: 1 S: 8	H: 0 LOB: 0 BB: 0 P: 11	R: 0 E: 0 K: 1 S: 10	H: 0 LOB: 1 BB: 0 P: 17	R: 0 E: 1 K: 0 S: 11	H: 1 LOB: 2 BB: 1 P: 21	1B: 2 2B: 0 3B: 0 HR: 0	SF: 0 SAC: 0 DP: 0 HBP: 1	WP: 0 PB: 0 SB: 0 CS: 1	PA: 31
PITCHER 29 John Smoltz, R ERA: 3.18 (1, 1)	IP: 9.0 WLS: W BF: 31 H: 2 R: 0 ER: 0 SO: 10 BB: 2 IBB: 0 HBP: 1 BLK: 0 WP: 0 HR: 0 S: 76 P: 113 ERA: 0.00 WHIP: 0.444																					

Batter	1	2	3	4	5	6	7	8	9	AB	R	H	RBI	BB	SO	LOB	BOTTOM			
Otis Nixon, S OBP: 0.400, SLG: 0.397 (1, 8)	P4		G6-3				SF8			3	1	1	3	0	0	0	San Francisco Giants @ Atlanta Braves Atlanta-Fulton County Stadium, Atlanta, GA Wed Jun 24 1992, 3:33 AM EDT Att: 39,016 - Sunny - 89 F			
Jeff Blauser, R OBP: 0.273, SLG: 0.362 Rafael Belliard, R OBP: 0.274, SLG: 0.250 (8, 6)	G1-3		K		G6-3		K		4	0	0	0	0	2	1					
Terry Pendleton, S OBP: 0.338, SLG: 0.491 (1, 5)	G5-3			G5-3 1B		G3-1		P4	4	0	1	0	0	0	0					
Ron Gant, R OBP: 0.367, SLG: 0.481 (1, 7)		F9 2B 2B		G5-3		K		G3	4	1	1	0	0	1	1					
David Justice, L OBP: 0.342, SLG: 0.397 (1, 9)		F9 2-3		K		P3		BB	3	0	0	0	1	1	2					
Brian Hunter, R OBP: 0.284, SLG: 0.457 (1, 3)				F7			G5-3	K	4	0	1	1	0	1	2					
Greg Olson, R OBP: 0.329, SLG: 0.326 (1, 2)		K			29 SH3-4 HR 1B		29 1B 1B BB		2	2	1	0	1	1	1					
Mark Lemke, S OBP: 0.283, SLG: 0.293 (1, 4)		G4-3			F8		29 1B SF8 1B		3	1	1	0	0	0	2					
29 John Smoltz, R OBP: 0.250, SLG: 0.250 (1, 1)			G6-3		SH3-4 1-2		1-3 2H 1B		2	0	1	1	0	0	0					
Inning Stats	R: 0 E: 0 K: 0 S: 5	H: 0 LOB: 0 BB: 0 P: 8	R: 1 E: 0 K: 1 S: 12	H: 2 LOB: 1 BB: 0 P: 21	R: 0 E: 0 K: 1 S: 8	H: 0 LOB: 0 BB: 0 P: 11	R: 0 E: 0 K: 1 S: 14	H: 1 LOB: 0 BB: 0 P: 20	R: 2 E: 0 K: 0 S: 11	H: 2 LOB: 0 BB: 0 P: 17	R: 0 E: 0 K: 1 S: 8	H: 0 LOB: 0 BB: 0 P: 9	R: 2 E: 0 K: 1 S: 10	H: 2 LOB: 1 BB: 1 P: 19	R: 0 E: 0 K: 1 S: 10	H: 0 LOB: 1 BB: 1 P: 17		1B: 4 2B: 2 3B: 0 HR: 1	SF: 1 SAC: 1 DP: 0 HBP: 0	WP: 0 PB: 0 SB: 0 CS: 0
PITCHER Trevor Wilson, L ERA: 4.41 Rod Beck, R ERA: 2.4 (8, 1)	IP: 7.0 WLS: L BF: 29 H: 7 R: 5 ER: 5 SO: 5 BB: 1 IBB: 0 HBP: 0 BLK: 0 WP: 0 HR: 1 S: 105 P: 105 ERA: 6.43 WHIP: 1.143																			

Batter	1	2	3	4	5	6	7	8	9	AB	R	H	RBI	BB	SO	LOB	TOP		
Otis Nixon, S <small>OBP: 0.388, SLG: 0.384</small> (1, 8)										5	0	0	1	0	1	3			
Jeff Blausler, R <small>OBP: 0.277, SLG: 0.354</small> (1, 6)										3	1	0	0	2	0	1			
Terry Pendleton, S <small>OBP: 0.337, SLG: 0.488</small> (1, 5)										4	0	1	0	0	0	2			
Ron Gant, R <small>OBP: 0.362, SLG: 0.474</small> (1, 7)										4	0	0	0	0	1	2			
David Justice, L <small>OBP: 0.349, SLG: 0.401</small> (1, 9)										3	1	2	1	1	0	0			
Brian Hunter, R <small>OBP: 0.271, SLG: 0.500</small> (1, 3)										4	1	2	2	0	1	3			
Greg Olson, R <small>OBP: 0.323, SLG: 0.319</small> Deion Sanders, L <small>OBP: 0.396, SLG: 0.588</small> (9, PH)										3	0	0	0	0	0	2			
Mark Lemke, S <small>OBP: 0.295, SLG: 0.291</small> Alejandro Pena, R <small>OBP: 0.294, SLG: 0.290</small> Juan Berenguer, R <small>OBP: 0.294, SLG: 0.290</small> Lonnie Smith, R <small>OBP: 0.294, SLG: 0.290</small> Mike Stanton, L <small>OBP: 0.294, SLG: 0.290</small> Mark Wohlers, R <small>OBP: 0.294, SLG: 0.290</small> Damon Burnham, S <small>OBP: 0.294, SLG: 0.290</small> (8, PH)										1	0	0	0	0	0	0			
Steve Avery, L <small>OBP: 0.189, SLG: 0.250</small> Jeff Treadway, L <small>OBP: 0.333, SLG: 0.667</small> (5, PH)										1	0	1	0	0	0	0			
Inning Stats	R: 0 E: 0 K: 0 S: 6	H: 0 LOB: 0 BB: 0 P: 12	R: 0 E: 0 K: 0 S: 7	H: 0 LOB: 1 BB: 1 P: 16	R: 0 E: 0 K: 0 S: 6	H: 1 LOB: 2 BB: 1 P: 14	R: 0 E: 0 K: 0 S: 11	H: 1 LOB: 1 BB: 0 P: 20	R: 0 E: 0 K: 1 S: 8	H: 0 LOB: 0 BB: 0 P: 11	R: 2 E: 0 K: 0 S: 8	H: 2 LOB: 0 BB: 0 P: 11	R: 1 E: 0 K: 2 S: 13	H: 2 LOB: 2 BB: 1 P: 23	R: 1 E: 0 K: 1 S: 14	H: 1 LOB: 1 BB: 1 P: 20	1B: 4 2B: 1 3B: 1 HR: 1	SF: 0 SAC: 0 DP: 1 HBP: 0	WP: 0 PA: 38 CS: 0
PITCHER	IP: 7.0 WLS: W BF: 27 ERA: 5.16	IP: 2.0 WLS: L BF: 11 ERA: 3.99																	

Atlanta Braves @ Cincinnati Reds
 Riverfront Stadium, Cincinnati, OH
 Fri Jun 26 1992, 7:05 PM EDT
 Att: 44,431 - Cloudy - 78 F

AB 33
 R 4
 H 7
 RBI 4
 BB 5
 SO 4
 LOB 14

Batter	1	2	3	4	5	6	7	8	9	AB	R	H	RBI	BB	SO	LOB	BOTTOM		
Reggie Sanders, R <small>OBP: 0.345, SLG: 0.457</small> (8, 7)										4	1	1	0	0	0	1			
Big Roberts, S <small>OBP: 0.385, SLG: 0.371</small> Rob Dibble, L <small>OBP: 1.000, SLG: 1.000</small> (8, 1)										4	2	2	0	0	1	1			
Barry Larkin, R <small>OBP: 0.333, SLG: 0.371</small> (1, 6)										4	2	2	0	0	0	1			
Chris Sabo, R <small>OBP: 0.308, SLG: 0.418</small> (1, 5)										2	1	0	1	1	2	3			
Glenn Braggs, R <small>OBP: 0.314, SLG: 0.337</small> (1, 9)										4	1	1	4	0	0	2			
Hal Morris, L <small>OBP: 0.422, SLG: 0.472</small> (1, 3)										3	0	2	2	0	1	0			
Joe Oliver, R <small>OBP: 0.292, SLG: 0.333</small> (1, 2)										3	0	0	0	0	0	2			
Bill Doran, S <small>OBP: 0.330, SLG: 0.388</small> (1, 4)										3	0	0	0	0	1	1			
Tom Browning, L <small>OBP: 0.226, SLG: 0.207</small> Dave Martinez, L <small>OBP: 0.330, SLG: 0.345</small> (7, PR)										3	0	1	0	0	1	0			
Inning Stats	R: 4 E: 0 K: 1 S: 14	H: 5 LOB: 0 BB: 0 P: 21	R: 0 E: 0 K: 1 S: 6	H: 0 LOB: 0 BB: 0 P: 10	R: 1 E: 0 K: 0 S: 10	H: 1 LOB: 0 BB: 0 P: 16	R: 0 E: 0 K: 1 S: 7	H: 0 LOB: 0 BB: 0 P: 11	R: 0 E: 0 K: 0 S: 13	H: 0 LOB: 0 BB: 0 P: 18	R: 2 E: 0 K: 0 S: 7	H: 2 LOB: 1 BB: 1 P: 12	R: 0 E: 0 K: 1 S: 9	H: 1 LOB: 1 BB: 0 P: 13	R: 0 E: 0 K: 1 S: 7	H: 0 LOB: 0 BB: 0 P: 12	1B: 7 2B: 1 3B: 0 HR: 1	SF: 1 SAC: 0 DP: 2 HBP: 0	WP: 0 PA: 32 CS: 0
PITCHER	IP: 4.0 WLS: L BF: 17 ERA: 2.79	IP: 1.0 WLS: L BF: 3 ERA: 6.61																	

Atlanta Braves @ Cincinnati Reds
 Riverfront Stadium, Cincinnati, OH
 Fri Jun 26 1992, 7:05 PM EDT
 Att: 44,431 - Cloudy - 78 F

AB 30
 R 7
 H 9
 RBI 7
 BB 1
 SO 6
 LOB 11

Batter	1	2	3	4	5	6	7	8	9	AB	R	H	RBI	BB	SO	LOB	TOP										
Deion Sanders, L (1, 8) OBP: 0.393, SLG: 0.581	1-3 K		0-3 K					0-0 G4-3		4	0	1	1	0	2	0	Atlanta Braves @ Cincinnati Reds Riverfront Stadium, Cincinnati, OH Sat Jun 27 1992, 3:33 AM EDT Att: 43,883 - Cloudy - 70 F										
Terry Pendleton, S (1, 5) OBP: 0.332, SLG: 0.482 Kent Mercker, L (8, 1)	3-3 K		3-3 K				1-3 2-H FC6-4 1B	0-1 F9		4	0	0	1	0	2	1											
Ron Gant, R (1, 7) OBP: 0.360, SLG: 0.471	0-0 G5-3			1-1 1B			1-2 3-H 2-3 K	3-2 P3		4	0	1	0	0	1	1											
David Justice, L (1, 9) OBP: 0.343, SLG: 0.393		1-1 F8		3-3 K				0-0 G4-3		4	0	0	0	0	1	1											
Sid Bream, L (1, 3) OBP: 0.349, SLG: 0.364		1-0 2B G3 1B		3-3 K				0-0 G4-3		4	1	1	0	0	1	1											
Jeff Treadway, L (1, 4) OBP: 0.426, SLG: 0.667		2-2 G3 1-3 2B		1-0 G3-1				3-3 K		3	0	1	0	1	1	1											
Greg Olson, R (1, 2) OBP: 0.321, SLG: 0.318		1-1 G3			2-2 1B 1B			0-0 F7		4	1	1	1	0	0	2											
Rafael Belliard, R (1, 6) OBP: 0.271, SLG: 0.247 Otis Nixon, S (7, PH) OBP: 0.365, SLG: 0.381 Mike Stanton, L (7, 1) OBP: 0.500, SLG: 0.500 Mark Lemke, S (8, 5) OBP: 0.285, SLG: 0.291		2-3 3-H 1-0 F9			0-0 F8			2-2 F8		2	0	0	0	0	0	2											
Charlie Leibrandt, R (1, 1) OBP: 0.146, SLG: 0.154 Alejandro Pena, R (2, 1) OBP: 0.276, SLG: 0.277 Lonnie Smith, R (5, PH) OBP: 0.333, SLG: 0.333 Marvin Freeman, R (5, 1) OBP: 0.275, SLG: 0.302 Jeff Blauser, R (7, PH) OBP: 0.275, SLG: 0.302			0-3 K			0-0 1B FC6-4 1B		1-1 P3		0	0	0	0	0	0	0											
Inning Stats	R: 0 E: 0 K: 2 S: 7	H: 0 LOB: 0 BB: 0 P: 11	R: 1 E: 0 K: 0 S: 9	H: 2 LOB: 1 BB: 0 P: 15	R: 0 E: 0 K: 3 S: 11	H: 0 LOB: 0 BB: 0 P: 14	R: 0 E: 0 K: 2 S: 11	H: 1 LOB: 1 BB: 0 P: 19	R: 2 E: 0 K: 1 S: 15	H: 3 LOB: 1 BB: 0 P: 24	R: 0 E: 0 K: 1 S: 8	H: 0 LOB: 0 BB: 0 P: 14	R: 0 E: 0 K: 0 S: 7	H: 0 LOB: 0 BB: 0 P: 10	R: 0 E: 0 K: 0 S: 6	H: 0 LOB: 0 BB: 0 P: 9		R: 0 E: 0 K: 0 S: 5	H: 0 LOB: 1 BB: 1 P: 12	1B: 5 2B: 1 3B: 0 HR: 0	SF: 0 SAC: 0 DP: 0 HBP: 0	WP: 0 PB: 0 SB: 1 CS: 0	PA: 34				
PITCHER	IP	WLS	BF	H	R	ER	SO	BB	IBB	HBP	BLK	WP	HR	S	P	ERA	WHIP										
Jose Rijo, R (1, 1) ERA: 3.47	6.0	W	24	6	3	3	9	0	0	0	0	0	0	61	97	4.50	1.000										
Scott Bankhead, R (7, 1) ERA: 2.12	1.0		3	0	0	0	0	0	0	0	0	0	0	7	10	0.00	0.000										
Scott Ruskin, L (8, 1) ERA: 5.87	2.0		7	0	0	0	0	1	0	0	0	0	0	11	21	0.00	0.500										

AB	33
R	3
H	6
RBI	3
BB	1
SO	9
LOB	9



Batter	1	2	3	4	5	6	7	8	9	AB	R	H	RBI	BB	SO	LOB	BOTTOM										
Reggie Sanders, R (1, 8) OBP: 0.346, SLG: 0.450	2-3 K		0-1 FC5-4							3	0	0	0	2	2	3	Atlanta Braves @ Cincinnati Reds Riverfront Stadium, Cincinnati, OH Sat Jun 27 1992, 3:33 AM EDT Att: 43,883 - Cloudy - 70 F										
Big Roberts, S (1, 4) OBP: 0.365, SLG: 0.369	0-0 2B 1B	4-1 FC5 HR BB		1-2 G6-3				0-1 FC6-4 G1-4-3 BB	2-3 K	4	2	1	0	1	1	4											
Barry Larkin, R (1, 6) OBP: 0.332, SLG: 0.373 Scott Ruskin, R (8, 1)	0-1 1B	0-0 FC5 HR		0-2 G4-3				2-2 G1-4-3	1-3 K	4	2	1	2	0	0	3											
Chris Sabo, R (1, 5) OBP: 0.305, SLG: 0.428	0-0 P5	1-1 HR		2-3 K				1-2 3-H L8	2-3 K	5	1	1	3	0	2	3											
Glenn Braggs, R (1, 9) OBP: 0.325, SLG: 0.343	4-0 1B E IBB	1-3 K			2-2 G6-4-3 1B			0-2 2B SF9 1B	1-2 P2	4	2	2	0	1	1	0											
Hal Morris, L (1, 3) OBP: 0.416, SLG: 0.466	1-2 E3 1B		1-2 F8		3-2 G6-4-3 1B			2-1 P6		4	0	1	2	0	0	2											
Billy Hatcher, R (1, 7) OBP: 0.330, SLG: 0.405 Scott Bankhead, R (7, 1) OBP: 0.286, SLG: 0.286 Fredie Benavides, R (7, PH) OBP: 0.271, SLG: 0.348	3-0 F8		2-2 1B 2B		0-1 P4			1-2 E 1B 2B		3	1	1	0	0	0	1											
Joe Oliver, R (1, 2) OBP: 0.296, SLG: 0.351		4-0 2B FC5 BB		0-1 G5-3				0-0 HR SF9	1-2 2-3 3-H 2-2	2	2	1	2	1	0	1											
Jose Rijo, R (1, 1) OBP: 0.259, SLG: 0.333 Dave Martinez, L (6, PH) OBP: 0.332, SLG: 0.347		1-1 FC5 2B		0-0 FC5-4 1B				0-1 E1 FC6-4 G1-4-3 BB	2-2 BB	2	0	2	1	0	0	0											
Inning Stats	R: 3 E: 1 K: 1 S: 11	H: 3 LOB: 1 BB: 1 P: 21	R: 4 E: 0 K: 2 S: 14	H: 2 LOB: 2 BB: 2 P: 27	R: 1 E: 0 K: 0 S: 13	H: 2 LOB: 1 BB: 0 P: 16	R: 0 E: 0 K: 1 S: 10	H: 0 LOB: 0 BB: 0 P: 13	R: 0 E: 0 K: 0 S: 9	H: 1 LOB: 1 BB: 1 P: 14	R: 2 E: 1 K: 0 S: 11	H: 1 LOB: 1 BB: 1 P: 18	R: 2 E: 1 K: 1 S: 21	H: 3 LOB: 2 BB: 1 P: 33	R: 0 E: 0 K: 2 S: 9	H: 0 LOB: 0 BB: 0 P: 13		1B: 6 2B: 4 3B: 0 HR: 2	SF: 1 SAC: 0 DP: 1 HBP: 0	WP: 0 PB: 0 SB: 0 CS: 0	PA: 41						
PITCHER	IP	WLS	BF	H	R	ER	SO	BB	IBB	HBP	BLK	WP	HR	S	P	ERA	WHIP										
Charlie Leibrandt, L (1, 1) ERA: 4.08	1.2	L	13	5	7	6	2	2	1	0	0	0	0	21	43	3.240	4.200										
Alejandro Pena, R (2, 1) ERA: 6.27	2.1		9	2	1	1	2	0	0	0	0	0	0	27	34	3.86	0.857										
Marvin Freeman, R (5, 1) ERA: 3.33	2.0		9	2	2	1	0	1	0	0	0	0	1	20	32	4.50	1.500										
Mike Stanton, L (7, 1) ERA: 7.2	1.0		7	3	2	2	1	1	0	0	0	0	0	21	33	18.00	4.000										
Kent Mercker, L (8, 1) ERA: 2.41	1.0		3	0	0	0	2	0	0	0	0	0	0	9	13	0.00	0.000										



Batter	1	2	3	4	5	6	7	8	9	AB	R	H	RBI	BB	SO	LOB	TOP	
Otis Nixon, S <small>OBP: 0.392, SLG: 0.408</small> (1, 8) X										4	2	2	2	0	0	0	Atlanta Braves @ San Francisco Giants Candlestick Park, San Francisco, CA Tue Jun 30 1992, 6:33 AM EDT Att: 16,299 - Cloudy - 72 F	
Terry Pendleton, S <small>OBP: 0.332, SLG: 0.490</small> (1, 5) C										3	1	2	2	0	0	0		
Ron Gant, R <small>OBP: 0.354, SLG: 0.464</small> (1, 7) B										4	0	0	0	0	1	1		
David Justice, L <small>OBP: 0.344, SLG: 0.387</small> (1, 9) B										4	0	1	0	0	0	1		
Brian Hunter, R <small>OBP: 0.288, SLG: 0.496</small> (1, 3) C										4	0	1	0	0	0	0		
Greg Olson, R <small>OBP: 0.324, SLG: 0.340</small> (1, 2) B										4	0	1	0	0	0	2		
Mark Lemke, S <small>OBP: 0.279, SLG: 0.294</small> (1, 4) B										4	0	0	0	0	0	1		
Rafael Belliard, R <small>OBP: 0.262, SLG: 0.238</small> (1, 6) B										4	0	0	0	0	1	1		
29 John Smoltz, R <small>OBP: 0.256, SLG: 0.237</small> (1, 1) F										2	1	0	0	1	2	0		
Inning Stats	R: 1 E: 0 K: 1 S: 16	H: 3 LOB: 2 BB: 0 P: 22	R: 0 E: 0 K: 1 S: 9	H: 0 LOB: 0 BB: 0 P: 13	R: 0 E: 0 K: 0 S: 8	H: 1 LOB: 1 BB: 0 P: 11	R: 0 E: 0 K: 0 S: 8	H: 1 LOB: 1 BB: 0 P: 14	R: 3 E: 0 K: 0 S: 13	H: 2 LOB: 0 BB: 1 P: 20	R: 0 E: 0 K: 0 S: 8	H: 0 LOB: 0 BB: 0 P: 12	R: 0 E: 0 K: 0 S: 11	H: 0 LOB: 0 BB: 0 P: 15	R: 0 E: 0 K: 1 S: 8	H: 0 LOB: 0 BB: 0 P: 12	1B: 4 SF: 1 2B: 1 SAC: 0 3B: 0 DP: 0 HR: 2 HBP: 0	WP: 0 PA: 35 PB: 0 SB: 1 CS: 0
PITCHER	IP WLS BF H R ER SO BB IBB HBP BLK WP HR S P ERA WHIP																	
Trevor Wilson, L ERA: 4.47	(1, 1) 7.0 L 29 7 4 4 3 1 0 0 0 0 0 2 70 101 5.14 1.143																	
Michael Jackson, R ERA: 2.74	(8, 1) 1.0 3 0 0 0 0 0 0 0 0 0 0 0 11 15 0.00 0.000																	
Dave Righetti, L ERA: 6.37	(9, 1) 1.0 3 0 0 0 0 1 0 0 0 0 0 0 8 12 0.00 0.000																	

Batter	1	2	3	4	5	6	7	8	9	AB	R	H	RBI	BB	SO	LOB	BOTTOM	
Mike Felder, S <small>OBP: 0.314, SLG: 0.362</small> (1, 8) C										4	1	2	0	0	0	0	Atlanta Braves @ San Francisco Giants Candlestick Park, San Francisco, CA Tue Jun 30 1992, 6:33 AM EDT Att: 16,299 - Cloudy - 72 F	
Willie McGee, S <small>OBP: 0.343, SLG: 0.349</small> (1, 9) F										4	0	1	0	0	1	2		
Will Clark, L <small>OBP: 0.413, SLG: 0.492</small> (1, 3) F										4	1	2	1	0	1	0		
Kevin Bass, S <small>OBP: 0.306, SLG: 0.428</small> (1, 7) X										4	1	2	1	0	0	2		
Matt Williams, R <small>OBP: 0.270, SLG: 0.383</small> (1, 5) F										4	0	0	0	0	2	3		
Robby Thompson, R <small>OBP: 0.345, SLG: 0.374</small> (1, 4) F										4	0	0	0	0	1	1		
Kirt Manwaring, R <small>OBP: 0.348, SLG: 0.352</small> (1, 2) C										4	0	0	0	0	1	0		
Jose Uribe, S <small>OBP: 0.282, SLG: 0.375</small> (1, 6) C										3	0	1	0	0	0	0		
Trevor Wilson, L <small>OBP: 0.174, SLG: 0.100</small> (7, PH)										2	0	0	0	0	0	0		
Chris James, R <small>OBP: 0.284, SLG: 0.295</small> (8, 1)										1	0	0	0	0	1	1		
Michael Jackson, R (8, 1)										0	0	0	0	0	0	0		
Dave Righetti, L (9, 1)										0	0	0	0	0	0	0		
Inning Stats	R: 2 E: 0 K: 2 S: 18	H: 3 LOB: 1 BB: 0 P: 24	R: 0 E: 0 K: 0 S: 6	H: 0 LOB: 0 BB: 0 P: 6	R: 0 E: 0 K: 1 S: 9	H: 1 LOB: 0 BB: 0 P: 13	R: 0 E: 0 K: 1 S: 9	H: 0 LOB: 0 BB: 0 P: 14	R: 0 E: 0 K: 0 S: 10	H: 2 LOB: 2 BB: 0 P: 15	R: 0 E: 0 K: 1 S: 11	H: 1 LOB: 1 BB: 0 P: 19	R: 0 E: 0 K: 1 S: 8	H: 0 LOB: 0 BB: 0 P: 11	R: 1 E: 0 K: 0 S: 10	H: 1 LOB: 0 BB: 0 P: 13	1B: 6 SF: 0 2B: 1 SAC: 0 3B: 0 DP: 0 HR: 1 HBP: 0	WP: 1 PA: 34 PB: 0 SB: 1 CS: 1
PITCHER	IP WLS BF H R ER SO BB IBB HBP BLK WP HR S P ERA WHIP																	
29 John Smoltz, R ERA: 3.17	(1, 1) 9.0 W 34 8 3 3 7 0 0 0 0 0 1 1 89 130 3.00 0.889																	

Batter	1	2	3	4	5	6	7	8	9	AB	R	H	RBI	BB	SO	LOB	TOP			
Otis Nixon, S <small>OBP: 0.388, SLG: 0.400</small> 										3	0	0	0	1	1	2				
Terry Pendleton, S <small>OBP: 0.331, SLG: 0.497</small> 										4	1	1	1	0	0	1				
Ron Gant, R <small>OBP: 0.353, SLG: 0.461</small> 										4	0	1	0	0	2	0				
David Justice, L <small>OBP: 0.342, SLG: 0.381</small> 										3	0	0	0	1	1	1				
Brian Hunter, R <small>OBP: 0.270, SLG: 0.492</small> Deion Sanders, L <small>OBP: 0.386, SLG: 0.568</small> 										3	0	1	0	0	0	1				
Greg Olson, R <small>OBP: 0.324, SLG: 0.353</small> Jeff Treadway, L <small>OBP: 0.333, SLG: 0.500</small> 										3	0	1	0	0	0	1				
Mark Lemke, S <small>OBP: 0.279, SLG: 0.294</small> 										4	0	1	0	0	0	1				
Rafael Belliard, R <small>OBP: 0.259, SLG: 0.236</small> Jeff Blauser, R <small>OBP: 0.272, SLG: 0.347</small> 										2	0	0	0	0	0	1				
Steve Avery, L <small>OBP: 0.205, SLG: 0.289</small> Lonnie Smith, R <small>OBP: 0.273, SLG: 0.213</small> Kent Mercker, L <small>OBP: 0.273, SLG: 0.213</small> 										2	0	1	0	0	1	1				
Inning Stats <small>R: 0 H: 0 E: 0 K: 1 S: 8</small>	<small>H: 0 LOB: 0 BB: 0 P: 14</small>	<small>R: 0 H: 1 E: 0 K: 1 S: 10</small>	<small>H: 1 LOB: 1 BB: 0 P: 14</small>	<small>R: 0 H: 1 E: 0 K: 1 S: 10</small>	<small>H: 1 LOB: 1 BB: 0 P: 15</small>	<small>R: 0 H: 1 E: 0 K: 1 S: 6</small>	<small>H: 1 LOB: 1 BB: 0 P: 8</small>	<small>R: 0 H: 1 E: 0 K: 1 S: 10</small>	<small>H: 1 LOB: 1 BB: 0 P: 12</small>	<small>R: 0 H: 0 E: 0 K: 0 S: 8</small>	<small>H: 0 LOB: 1 BB: 1 P: 16</small>	<small>R: 0 H: 0 E: 0 K: 0 S: 6</small>	<small>H: 0 LOB: 0 BB: 0 P: 11</small>	<small>R: 1 H: 2 E: 0 K: 1 S: 13</small>	<small>H: 2 LOB: 1 BB: 1 P: 25</small>	<small>R: 0 H: 0 E: 0 K: 1 S: 7</small>	<small>H: 0 LOB: 0 BB: 0 P: 12</small>	<small>1B: 3 SF: 0 2B: 1 SAC: 0 3B: 1 DP: 0 HR: 1 HBP: 0</small>	<small>WP: 0 PA: 34</small>	
PITCHER Bud Black, L <small>ERA: 3.58</small> Rod Beck, R <small>ERA: 2.27</small>	<small>IP: 7.2 WLS: W BF: 29 H: 5 R: 1 ER: 1 SO: 5</small>																			

Atlanta Braves @ San Francisco Giants
Candlestick Park, San Francisco, CA
Wed Jul 01 1992, 6:33 AM EDT
Att: 17,966 - Sunny - 75 F

AB 32
R 1
H 6
RBI 1
BB 2
SO 6
LOB 9



Batter	1	2	3	4	5	6	7	8	9	AB	R	H	RBI	BB	SO	LOB	BOTTOM			
Darren Lewis, R <small>OBP: 0.301, SLG: 0.270</small> 										4	1	1	0	0	0	0				
Kevin Bass, S <small>OBP: 0.305, SLG: 0.424</small> 										4	0	1	0	0	2	2				
Will Clark, L <small>OBP: 0.411, SLG: 0.492</small> 										4	1	1	1	0	0	1				
Cory Snyder, R <small>OBP: 0.337, SLG: 0.536</small> Matt Williams, R <small>OBP: 0.270, SLG: 0.383</small> 										3	0	1	0	1	0	1				
Chris James, R <small>OBP: 0.255, SLG: 0.284</small> Mike Felder, S <small>OBP: 0.314, SLG: 0.362</small> 										3	0	0	0	0	0	3				
Robby Thompson, R <small>OBP: 0.350, SLG: 0.376</small> 										2	0	1	1	1	1	1				
Kirt Manwaring, R <small>OBP: 0.343, SLG: 0.346</small> 										3	0	0	0	0	0	3				
Mike Benjamin, R <small>OBP: 0.091, SLG: 0.182</small> 										3	0	0	0	1	0	0				
Bud Black, L Rod Beck, R	<small>R: 2 H: 3 E: 0 K: 1 S: 19</small>	<small>H: 3 LOB: 2 BB: 1 P: 31</small>	<small>R: 0 H: 0 E: 1 K: 2 S: 15</small>	<small>H: 0 LOB: 1 BB: 0 P: 22</small>	<small>R: 0 H: 1 E: 0 K: 1 S: 9</small>	<small>H: 0 LOB: 0 BB: 0 P: 11</small>	<small>R: 0 H: 0 E: 0 K: 0 S: 7</small>	<small>H: 0 LOB: 0 BB: 0 P: 10</small>	<small>R: 0 H: 1 E: 0 K: 0 S: 10</small>	<small>H: 1 LOB: 1 BB: 0 P: 17</small>	<small>R: 0 H: 0 E: 0 K: 0 S: 7</small>	<small>H: 0 LOB: 1 BB: 1 P: 13</small>	<small>R: 0 H: 0 E: 0 K: 1 S: 5</small>	<small>H: 0 LOB: 0 BB: 0 P: 8</small>	<small>R: 0 H: 0 E: 0 K: 0 S: 7</small>	<small>H: 0 LOB: 0 BB: 0 P: 12</small>	<small>1B: 3 SF: 0 2B: 2 SAC: 0 3B: 0 DP: 0 HR: 0 HBP: 0</small>	<small>WP: 0 PA: 31</small>		
PITCHER Steve Avery, L <small>ERA: 2.78</small> Kent Mercker, L <small>ERA: 2.31</small>	<small>IP: 7.0 WLS: L BF: 28 H: 5 R: 2 ER: 2 SO: 5</small>																			

Atlanta Braves @ San Francisco Giants
Candlestick Park, San Francisco, CA
Wed Jul 01 1992, 6:33 AM EDT
Att: 17,966 - Sunny - 75 F

AB 29
R 2
H 5
RBI 2
BB 2
SO 5
LOB 11



Batter	1	2	3	4	5	6	7	8	9	AB	R	H	RBI	BB	SO	LOB	TOP					
Jose Vizcaino, S OBP: 0.246, SLG: 0.274 (1, 5)	L4		L9		G5-3			L9		4	0	0	0	0	0	0						
Rey Sanchez, R OBP: 0.240, SLG: 0.347 Bob Scanlan, R (1, 6)	G4-3				G4-3			G3-1		4	0	1	0	0	0	0						
23 Ryne Sandberg, R OBP: 0.350, SLG: 0.464 (1, 4)			P3					K		4	0	1	0	0	1	1						
Andre Dawson, R OBP: 0.306, SLG: 0.461 (1, 9)	G6-3				P4			L7		4	0	0	0	0	0	1						
Mark Grace, L OBP: 0.425, SLG: 0.469 (1, 3)			G6-3		1B			F8		4	0	2	0	0	0	0						
Luis Salazar, R OBP: 0.247, SLG: 0.279 Chuck McElroy, L OBP: 0.750, SLG: 1.500 Doug Strange, S OBP: 0.266, SLG: 0.233 (1, 7)			G1-3		F7			L4		3	0	0	0	0	0	2						
Joe Girardi, R OBP: 0.356, SLG: 0.314 (1, 2)										2	0	1	0	1	0	0						
Doug Dasencho, S OBP: 0.261, SLG: 0.257 (1, 8)			P4		F9			L4		3	0	0	0	0	0	3						
Shawn Boskie, R OBP: 0.095, SLG: 0.095 Kal Daniels, L OBP: 0.305, SLG: 0.340 (1, 1)								F8		2	0	0	0	0	1	0						
			K		G1-3					1	0	0	0	0	0	0						
Inning Stats	R: 0 E: 0 K: 0 S: 10	H: 1 LOB: 1 BB: 0 P: 14	R: 0 E: 0 K: 0 S: 5	H: 0 LOB: 1 BB: 1 P: 12	R: 0 E: 0 K: 1 S: 11	H: 1 LOB: 1 BB: 0 P: 17	R: 0 E: 0 K: 0 S: 9	H: 2 LOB: 2 BB: 0 P: 12	R: 0 E: 0 K: 0 S: 6	H: 0 LOB: 0 BB: 0 P: 13	R: 0 E: 0 K: 0 S: 8	H: 1 LOB: 1 BB: 0 P: 12	R: 0 E: 0 K: 0 S: 6	H: 0 LOB: 0 BB: 0 P: 8	R: 0 E: 0 K: 1 S: 7	H: 0 LOB: 0 BB: 0 P: 11	R: 0 E: 0 K: 0 S: 5	H: 0 LOB: 0 BB: 0 P: 8	1B: 4 2B: 1 3B: 0 HR: 0	SF: 0 SAC: 0 DP: 0 HBP: 0	WP: 0 PB: 0 SB: 0 CS: 0	PA: 33
PITCHER Tom Glavine, L ERA: 2.63 (1, 1)	IP: 9.0 WLS: W BF: 33 H: 5 R: 0 ER: 0 SO: 2 BB: 1 IBB: 0 HBP: 0 BLK: 0 WP: 0 HR: 0 S: 67 P: 107 ERA: 0.00 WHIP: 0.667																					

Chicago Cubs @ Atlanta Braves
Atlanta-Fulton County Stadium, Atlanta, GA
Fri Jul 03 1992, 7:05 PM EDT
Att: 43,803 - Cloudy - 83 F

AB 32
R 0
H 5
RBI 0
BB 1
SO 2
LOB 7



Batter	1	2	3	4	5	6	7	8	9	AB	R	H	RBI	BB	SO	LOB	BOTTOM			
Deion Sanders, L OBP: 0.386, SLG: 0.564 (1, 8)	F8		2B SF9 1B		F7			SH3		3	1	1	0	0	0	0				
Terry Pendleton, S OBP: 0.336, SLG: 0.505 (1, 5)	K		SF9 2B				F9 2B	1B 1B FC6-4 IBB		3	1	2	0	1	1	0				
Ron Gant, R OBP: 0.355, SLG: 0.463 (1, 7)			SF9				F8	FC6-4 1B		3	0	2	1	0	0	1				
David Justice, L OBP: 0.341, SLG: 0.379 (1, 9)	P6		2-3 3-H 3-3 K				F9	FC6-4 1B		4	0	1	1	0	1	3				
Sid Bream, L OBP: 0.345, SLG: 0.359 Brian Hunter, R OBP: 0.266, SLG: 0.485 (6, PH) (7, 3)			G3 1B		G4-1			FC6-4 1B		2	0	1	0	0	0	0				
Damon Berryhill, S OBP: 0.261, SLG: 0.395 (1, 2)			G3		F9			1-2 2-3 3-H K		4	0	0	0	0	1	3				
Mark Lemke, S OBP: 0.280, SLG: 0.294 (1, 4)			G6-4-3 1B		F7					3	0	1	0	0	0	0				
Rafael Belliard, R OBP: 0.255, SLG: 0.232 (1, 6)			G6-4-3				G3			3	0	0	0	0	1	2				
Tom Glavine, L OBP: 0.300, SLG: 0.292 (1, 1)			P3				L6	1B SH3 1B		3	1	1	0	0	0	0				
Inning Stats	R: 0 E: 0 K: 1 S: 10	H: 1 LOB: 1 BB: 0 P: 16	R: 0 E: 0 K: 0 S: 8	H: 2 LOB: 1 BB: 0 P: 11	R: 1 E: 0 K: 1 S: 8	H: 2 LOB: 1 BB: 0 P: 12	R: 0 E: 0 K: 0 S: 3	H: 0 LOB: 0 BB: 0 P: 5	R: 0 E: 0 K: 0 S: 6	H: 0 LOB: 0 BB: 0 P: 8	R: 0 E: 0 K: 0 S: 12	H: 1 LOB: 1 BB: 0 P: 16	R: 0 E: 0 K: 1 S: 7	H: 0 LOB: 0 BB: 0 P: 11	R: 2 E: 0 K: 1 S: 11	H: 3 LOB: 2 BB: 1 P: 17	1B: 7 2B: 2 3B: 0 HR: 0	SF: 1 SAC: 1 DP: 1 HBP: 0	WP: 0 PB: 0 SB: 0 CS: 0	PA: 33
PITCHER Shawn Boskie, R ERA: 4.26 Chuck McElroy, L ERA: 2.77 Bob Scanlan, R ERA: 2.3 (1, 1)	IP: 5.1 WLS: L BF: 21 H: 6 R: 1 ER: 2 SO: 1 BB: 0 IBB: 1 HBP: 0 BLK: 0 WP: 0 HR: 0 S: 40 P: 58 ERA: 1.69 WHIP: 1.125																			

Chicago Cubs @ Atlanta Braves
Atlanta-Fulton County Stadium, Atlanta, GA
Fri Jul 03 1992, 7:05 PM EDT
Att: 43,803 - Cloudy - 83 F

AB 30
R 3
H 9
RBI 3
BB 1
SO 4
LOB 12



Batter	1	2	3	4	5	6	7	8	9	AB	R	H	RBI	BB	SO	LOB	TOP											
Jose Vizcaino, S OBP: 0.245, SLG: 0.281	F8	G4-3		CS	G4-3				G4-3	5	1	1	0	0	0	0												
23 Ryne Sandberg, R OBP: 0.356, SLG: 0.480 Doug Strange, S OBP: 0.265, SLG: 0.230	HR		K		BB		HR		K	3	2	2	2	1	1	0												
Mark Grace, L OBP: 0.419, SLG: 0.470	HR		F8		K		HR		L6	4	2	1	1	1	1	1												
Andre Dawson, R OBP: 0.315, SLG: 0.477 Paul Assenmacher, L OBP: 0.265, SLG: 0.230 Bob Scanlan, R	K		HR		K		HR			3	2	1	1	1	2	1												
Kal Daniels, L OBP: 0.325, SLG: 0.375 Derrick May, L OBP: 0.289, SLG: 0.348	1B									0	0	0	0	0	0	0												
Rick Wilkins, L OBP: 0.348, SLG: 0.429	1B		F7							4	0	1	0	0	0	1												
Doug Dascenzo, S OBP: 0.258, SLG: 0.258	F7									4	0	2	0	0	0	2												
Rey Sanchez, R OBP: 0.217, SLG: 0.313		G1-3		P4			F8		G4-6-3	4	0	0	0	0	0	2												
Greg Maddux, R OBP: 0.188, SLG: 0.298 Dwight Smith, L OBP: 0.286, SLG: 0.351	K			P3			K		G6-3	3	0	0	0	0	2	1												
Inning Stats	R: 2 E: 0 K: 1 S: 12	H: 4 LOB: 2 BB: 0 P: 20	R: 0 E: 0 K: 1 S: 7	H: 0 LOB: 0 BB: 0 P: 10	R: 1 E: 0 K: 1 S: 12	H: 1 LOB: 1 BB: 1 P: 21	R: 0 E: 0 K: 0 S: 10	H: 1 LOB: 0 BB: 0 P: 12	R: 0 E: 0 K: 1 S: 6	H: 0 LOB: 1 BB: 0 P: 8	R: 5 E: 0 K: 1 S: 14	H: 3 LOB: 0 BB: 2 P: 27	R: 0 E: 0 K: 0 S: 9	H: 1 LOB: 0 BB: 0 P: 14	R: 0 E: 0 K: 1 S: 9	H: 0 LOB: 0 BB: 0 P: 11	1B: 4 2B: 2 3B: 0 HR: 4	SF: 0 SAC: 0 DP: 1 HBP: 0	WP: 0 PB: 0 SB: 1 CS: 1	PA: 40								
PITCHER	IP	WLS	BF	H	R	ER	SO	BB	IBB	HBP	BLK	WP	HR	S	P	ERA	WHIP											
29 John Smoltz, R ERA: 3.25	5.0	L	22	6	3	3	5	2	0	0	0	0	0	3	48	77	5.40	1.600										
Mike Stanton, L ERA: 6.92	1.0		3	0	0	0	1	0	0	0	0	0	0	6	8	0.00	0.000											
Juan Berenguer, R ERA: 4.78	0.2		7	3	5	5	1	1	1	0	0	0	0	1	13	25	67.50	6.000										
Mark Wohlers, R ERA: 6.14	1.1		4	1	0	0	0	0	0	0	0	0	0	10	16	0.00	0.750											
Alejandro Pena, R ERA: 5.65	1.0		3	0	0	0	1	0	0	0	0	0	0	9	11	0.00	0.000											

Chicago Cubs @ Atlanta Braves
Atlanta-Fulton County Stadium, Atlanta, GA
Sun Jul 05 1992, 3:33 AM EDT
Att: 42,545 - Cloudy - 84 F

livebaseballscorecards.com

AB 35
R 8
H 10
RBI 8
BB 4
SO 8
LOB 8



Batter	1	2	3	4	5	6	7	8	9	AB	R	H	RBI	BB	SO	LOB	BOTTOM										
Deion Sanders, L OBP: 0.379, SLG: 0.553	K		K						K	4	0	0	0	0	4	1											
Jeff Treadway, L OBP: 0.308, SLG: 0.417	G3			FC3-6			F9		L4	4	0	1	0	0	0	0											
Terry Pendleton, S OBP: 0.335, SLG: 0.500 Mark Lemke, S OBP: 0.278, SLG: 0.289	P6			K			G3		G1-3	3	0	0	0	0	1	1											
David Justice, L OBP: 0.338, SLG: 0.371			K	FC3-6			G6-4-3		1B	2	0	0	0	2	1	1											
Ron Gant, R OBP: 0.355, SLG: 0.459				FC5-4			G6-4-3		BB	4	0	2	0	0	0	2											
Sid Bream, L OBP: 0.342, SLG: 0.355				FC5-4			G4-3		G3	4	0	1	0	0	0	2											
Damon Berryhill, S OBP: 0.263, SLG: 0.386							G4-3		1B	3	0	1	0	0	1	1											
Rafael Belliard, R OBP: 0.257, SLG: 0.233 Jeff Blauser, R OBP: 0.277, SLG: 0.371			F8				1B		F9	2	0	1	0	0	0	0											
29 John Smoltz, R ERA: 2.41 Lonnell Smith, R ERA: 2.41 Mike Stanton, L ERA: 6.92 Juan Berenguer, R ERA: 4.78 Mark Wohlers, R ERA: 6.14 Clis Nixon, S OBP: 0.306, SLG: 0.396 Alejandro Pena, R ERA: 5.65			G3-1				G5-3		K	1	0	0	0	0	0	0											
Inning Stats	R: 0 E: 0 K: 1 S: 5	H: 0 LOB: 0 BB: 0 P: 7	R: 0 E: 0 K: 2 S: 10	H: 2 LOB: 1 BB: 0 P: 18	R: 0 E: 0 K: 1 S: 8	H: 0 LOB: 0 BB: 0 P: 10	R: 0 E: 0 K: 1 S: 9	H: 1 LOB: 1 BB: 0 P: 14	R: 0 E: 0 K: 0 S: 10	H: 0 LOB: 0 BB: 1 P: 14	R: 0 E: 0 K: 0 S: 3	H: 0 LOB: 0 BB: 0 P: 10	R: 0 E: 0 K: 2 S: 11	H: 1 LOB: 1 BB: 0 P: 16	R: 0 E: 0 K: 0 S: 8	H: 1 LOB: 2 BB: 1 P: 16	1B: 6 2B: 0 3B: 0 HR: 0	SF: 0 SAC: 0 DP: 1 HBP: 0	WP: 0 PB: 0 SB: 0 CS: 1	PA: 33							
PITCHER	IP	WLS	BF	H	R	ER	SO	BB	IBB	HBP	BLK	WP	HR	S	P	ERA	WHIP										
Greg Maddux, R ERA: 2.41	7.0	W	24	4	0	0	6	1	0	0	0	0	0	11	16	0.00	0.714										
Paul Assenmacher, L ERA: 1.64	1.0		4	1	0	0	2	0	0	0	0	0	0	11	16	0.00	1.000										
Bob Scanlan, R ERA: 2.25	1.0		5	1	0	0	0	1	0	0	0	0	0	8	16	0.00	2.000										

Chicago Cubs @ Atlanta Braves
Atlanta-Fulton County Stadium, Atlanta, GA
Sun Jul 05 1992, 3:33 AM EDT
Att: 42,545 - Cloudy - 84 F

livebaseballscorecards.com

AB 31
R 0
H 6
RBI 0
BB 2
SO 8
LOB 11



Batter	1	2	3	4	5	6	7	8	9	AB	R	H	RBI	BB	SO	LOB	TOP			
Howard Johnson, S (1, 8) OBP: 0.332, SLG: 0.356	1-1 P6	0-0			0-0 F7		3-1 L7			4	0	1	1	0	0	1				
Willie Randolph, R (1, 4) OBP: 0.347, SLG: 0.329	2-0 1B	2-0 G6-3			2-0 B1-3		0-0 G5-3			4	0	1	0	0	0	2				
Dave Magadan, L (1, 5) OBP: 0.396, SLG: 0.342	3-2 G3-6-3		1-3			3-3		0-1 F8		4	0	1	0	0	2	0				
Bobby Bonilla, S (1, 9) OBP: 0.374, SLG: 0.441	1-2 G3-6-3		2-2 L4			4-2 BB		2-1 F7		3	1	0	0	1	0	2				
Eddie Murray, S (1, 3)		0-0 2B			0-0 L8		0-0	0-2 L6		4	2	2	0	0	0	0				
Daryl Boston, L (1, 7) OBP: 0.308, SLG: 0.421		3-2 WP			3-1 F9		2-3		2-0 P5	4	1	1	1	0	1	2				
Mackey Sasser, L (1, 2) OBP: 0.243, SLG: 0.284		2-0 2B			2-2 G5-3		3-1 E5		1-3	2	1	1	1	0	0	0				
Dave Gallagher, R (6, PH) OBP: 0.268, SLG: 0.338		SH3-4						2-H 3-H		1	0	0	0	0	0	0				
Charlie O'Brien, R (6, 2) OBP: 0.298, SLG: 0.317		1B								1	0	0	0	0	1	0				
Bill Pecota, R (1, 6) OBP: 0.300, SLG: 0.281		2-3			2-0 G6-3		0-1 CS		0-0 G5-3	3	0	0	0	0	1	1				
Dick Schofield, R (7, 6) OBP: 0.309, SLG: 0.265							1-2			1	0	0	0	0	0	0				
Sid Fernandez, L (1, 1) OBP: 0.211, SLG: 0.237		1-1 SH3-4			1-3					2	0	1	0	0	1	0				
Lee Guetterman, L (7, 1)										0	0	0	0	0	0	0				
Anthony Young, R (9, 1) OBP: 0.148, SLG: 0.115		1-2								0	0	0	0	0	0	0				
Inning Stats	R: 0 E: 0 K: 0 S: 9	H: 2 LOB: 1 BB: 0 P: 16	R: 3 E: 0 K: 1 S: 14	H: 4 LOB: 1 BB: 0 P: 24	R: 0 E: 0 K: 1 S: 8	H: 0 LOB: 0 BB: 0 P: 11	R: 0 E: 0 K: 0 S: 6	H: 0 LOB: 0 BB: 0 P: 13	R: 0 E: 0 K: 1 S: 6	H: 0 LOB: 0 BB: 0 P: 9	R: 2 E: 0 K: 2 S: 17	H: 1 LOB: 1 BB: 0 P: 29	R: 0 E: 0 K: 0 S: 8	H: 1 LOB: 1 BB: 0 P: 16	R: 0 E: 0 K: 1 S: 5	H: 0 LOB: 0 BB: 0 P: 8	1B: 5 2B: 3 3B: 0 HR: 0	SF: 0 SAC: 1 DP: 1 HBP: 0	WP: 1 PB: 0 CS: 1	PA: 36
PITCHER	IP WLS BF H R ER SO BB IBB HBP BLK WP HR S P ERA WHIP																			
Mike Bielecki, R (1, 1) ERA: 2.59	5.1 L 23 7 5 3 4 1 0 0 0 0 1 0 54 91 5.06 1.500																			
Mike Stanton, L (6, 1) ERA: 6.51	1.2 6 1 0 0 1 0 0 0 0 0 0 0 14 27 0.00 0.600																			
Alejandro Pena, R (8, 1) ERA: 5.4	2.0 6 0 0 0 1 0 0 0 0 0 0 0 13 18 0.00 0.000																			

New York Mets @ Atlanta Braves
Atlanta-Fulton County Stadium, Atlanta, GA
Tue Jul 07 1992, 7:05 PM EDT
Att: 39,490 - Sunny - 85 F

AB 33
R 5
H 8
RBI 3
BB 1
SO 6
LOB 8



Batter	1	2	3	4	5	6	7	8	9	AB	R	H	RBI	BB	SO	LOB	BOTTOM			
Otis Nixon, S (1, 8) OBP: 0.389, SLG: 0.393	1-1 F8			2-1 SH1-3 BB		2-3		1-0 G5-3		4	1	1	0	0	1	0				
Jeff Blauser, R (1, 6) OBP: 0.281, SLG: 0.364	3-1 G5-3			4-2 SF9 SH1-3		4-2 G3		2-2 G6-3		2	1	0	0	2	0	0				
Terry Pendleton, S (1, 5) OBP: 0.329, SLG: 0.489	1-0 G4-3			1-2 2-3 SH1-3		0-0 G3		1-1 G1-3		3	0	0	0	0	0	1				
Ron Gant, R (1, 7) OBP: 0.353, SLG: 0.455		0-2 F9		0-1 SF9		0-3			1-2 G6-3	3	0	0	1	0	1	1				
David Justice, L (1, 9) OBP: 0.343, SLG: 0.385		1-2 F8		2-3 3-H 1-2						4	1	3	1	0	0	0				
Brian Hunter, R (1, 3) OBP: 0.285, SLG: 0.493		2-3 K		0-0 F7		0-0 SF8		0-0 SF8	1-3 K	3	0	0	1	0	2	2				
Damon Berryhill, S (1, 2) OBP: 0.255, SLG: 0.373			1-2 P3		2-2 F9		3-H 2-3		3-3 K	4	0	0	0	0	2	1				
Mark Lemke, S (1, 4) OBP: 0.280, SLG: 0.285			2-2 F7		4-2		0-0 G6-3			2	0	0	0	1	0	0				
Alejandro Pena, R (8, 1) ERA: 5.98				1-3 K		2-1 B3-6-4				0	0	0	0	0	0	0				
Mike Bielecki, R (1, 1) OBP: 0.130, SLG: 0.130			1-3 K		2-1 B3-6-4					2	0	0	0	0	1	1				
Mike Stanton, L (6, 1) OBP: 0.500, SLG: 0.500					1-2					0	0	0	0	0	0	0				
Jeff Treadway, L (8, 4) OBP: 0.250, SLG: 0.333										0	0	0	0	0	0	0				
Lonnie Smith, R (8, PH) OBP: 0.276, SLG: 0.280										1	1	1	1	0	0	0				
Rafael Belliard, R (9, 6) OBP: 0.259, SLG: 0.232										0	0	0	0	0	0	0				
Inning Stats	R: 0 E: 0 K: 0 S: 5	H: 0 LOB: 0 BB: 0 P: 10	R: 0 E: 0 K: 1 S: 10	H: 0 LOB: 0 BB: 0 P: 13	R: 0 E: 0 K: 1 S: 13	H: 0 LOB: 0 BB: 0 P: 17	R: 2 E: 0 K: 0 S: 13	H: 2 LOB: 1 BB: 1 P: 20	R: 0 E: 0 K: 2 S: 11	H: 0 LOB: 1 BB: 1 P: 17	R: 1 E: 0 K: 1 S: 6	H: 1 LOB: 0 BB: 0 P: 9	R: 1 E: 0 K: 0 S: 9	H: 1 LOB: 0 BB: 0 P: 13	R: 0 E: 0 K: 2 S: 12	H: 1 LOB: 1 BB: 0 P: 20	1B: 2 2B: 1 3B: 1 HR: 1	SF: 2 SAC: 1 DP: 1 HBP: 0	WP: 0 PB: 0 CS: 0	PA: 34
PITCHER	IP WLS BF H R ER SO BB IBB HBP BLK WP HR S P ERA WHIP																			
Sid Fernandez, L (1, 1) ERA: 3.11	6.0 W 23 3 3 3 4 3 0 0 0 0 0 0 60 94 4.50 1.000																			
Lee Guetterman, L (7, 1) ERA: 6.98	2.1 9 2 1 1 1 0 0 0 0 0 0 1 20 30 3.86 0.857																			
Anthony Young, R (9, 1) ERA: 4.66	0.2 S 2 0 0 0 2 0 0 0 0 0 0 0 6 10 0.00 0.000																			

New York Mets @ Atlanta Braves
Atlanta-Fulton County Stadium, Atlanta, GA
Tue Jul 07 1992, 7:05 PM EDT
Att: 39,490 - Sunny - 85 F

AB 28
R 4
H 5
RBI 4
BB 3
SO 7
LOB 6



Batter	1	2	3	4	5	6	7	8	9	AB	R	H	RBI	BB	SO	LOB	TOP										
Howard Johnson, S (1, 8) OBP: 0.330, SLG: 0.353	G2-3		G3		P3				P5	5	0	1	0	0	0	4	New York Mets @ Atlanta Braves Atlanta-Fulton County Stadium, Atlanta, GA Wed Jul 08 1992, 7:05 PM EDT Att: 37,721 - Cloudy - 92 F										
Willie Randolph, R (1, 4) OBP: 0.344, SLG: 0.324	F8		1B		FC6-4				G5-4-3	4	0	0	0	1	1	7											
Dave Magadan, L (1, 5) OBP: 0.301, SLG: 0.349										4	0	3	0	0	1	2											
Bobby Bonilla, S (1, 9) OBP: 0.373, SLG: 0.439	F9		P3						F9	4	0	1	0	0	0	3											
Eddie Murray, S (1, 3) OBP: 0.334, SLG: 0.417			G5-3		L7				P3	4	0	0	0	0	1	2											
Dave Gallagher, R (1, 7) OBP: 0.255, SLG: 0.324 Jeff Innis, R (6, 1)	G4-3				L8				L7	3	0	0	0	0	0	2											
Chico Walker, S (6, PH) Paul Gibson, R (6, 1)										0	0	0	0	0	0	0											
Charlie O'Brien, R (1, 2) Todd Hundley, S (7, PR) Junior Noboa, R (9, PR)										3	0	2	0	0	1	0											
Bill Pecota, R (1, 6) OBP: 0.305, SLG: 0.283	G1-3									1	1	1	0	0	0	0											
Wally Whitehurst, R (1, 1) Daryl Boston, L (6, 7) OBP: 0.310, SLG: 0.418										0	0	0	0	0	0	0											
Inning Stats	R: 0 E: 0 K: 0 S: 6	H: 1 LOB: 1 BB: 0 P: 11	R: 0 E: 0 K: 0 S: 13	H: 1 LOB: 1 BB: 0 P: 19	R: 0 E: 0 K: 1 S: 15	H: 1 LOB: 2 BB: 1 P: 26	R: 0 E: 0 K: 1 S: 9	H: 0 LOB: 0 BB: 0 P: 14	R: 0 E: 0 K: 0 S: 6	H: 1 LOB: 1 BB: 0 P: 9	R: 0 E: 0 K: 1 S: 9	H: 2 LOB: 1 BB: 0 P: 11	R: 1 E: 1 K: 2 S: 13	H: 3 LOB: 2 BB: 0 P: 23	R: 0 E: 0 K: 0 S: 3	H: 0 LOB: 0 BB: 0 P: 8	R: 0 E: 0 K: 0 S: 12	H: 1 LOB: 3 BB: 2 P: 23	1B: 8 2B: 2 3B: 0 HR: 0	SF: 0 SAC: 0 DP: 2 HBP: 0	WP: 0 PB: 0 CS: 0	PA: 38					
PITCHER	IP	WLS	BF	H	R	ER	SO	BB	IBB	HBP	BLK	WP	HR	S	P	ERA	WHIP										
Tom Glavine, L (1, 1) ERA: 2.57	7.0	W	30	9	1	1	5	1	0	0	0	0	0	71	113	1.29	1.429										
Kent Mercker, L (8, 1) ERA: 2.18	1.0		6	1	0	0	0	2	0	0	0	0	0	11	26	0.00	3.000										
Alejandro Pena, R (9, 1) ERA: 5.16	1.0	S	2	0	0	0	0	0	0	0	0	0	0	4	5	0.00	0.000										

AB 35
R 1
H 10
RBI 1
BB 3
SO 5
LOB 23



Batter	1	2	3	4	5	6	7	8	9	AB	R	H	RBI	BB	SO	LOB	BOTTOM										
Deion Sanders, L (1, 8) OBP: 0.368, SLG: 0.548	F9		P1		E7				G3	4	0	0	0	0	0	1	New York Mets @ Atlanta Braves Atlanta-Fulton County Stadium, Atlanta, GA Wed Jul 08 1992, 7:05 PM EDT Att: 37,721 - Cloudy - 92 F										
Jeff Treadway, L (1, 4) Mark Lemke, S (8, 4) OBP: 0.250, SLG: 0.316 OBP: 0.280, SLG: 0.285	G4-3				G3				F7	4	0	1	1	0	0	1											
Terry Pendleton, S (1, 5) OBP: 0.325, SLG: 0.483										4	0	0	0	0	3	2											
David Justice, L (1, 9) OBP: 0.342, SLG: 0.383									L8	4	0	1	0	0	1	1											
Ron Gant, R (1, 7) OBP: 0.349, SLG: 0.449										4	0	0	0	0	1	1											
Sid Bream, L (1, 3) OBP: 0.346, SLG: 0.362										3	1	1	0	0	1	1											
Greg Olson, R (1, 2) OBP: 0.339, SLG: 0.363										2	0	2	1	1	0	0											
Rafael Belliard, R (1, 6) OBP: 0.255, SLG: 0.228										3	0	0	0	0	1	4											
Tom Glavine, L (1, 1) Lonnie Smith, R (7, PH) Kent Mercker, L (8, 1) Alejandro Pena, R (9, 1) OBP: 0.308, SLG: 0.300 OBP: 0.271, SLG: 0.275 ERA: 3.04										2	1	1	0	0	0	0											
Inning Stats	R: 0 E: 0 K: 1 S: 15	H: 0 LOB: 0 BB: 0 P: 23	R: 0 E: 0 K: 1 S: 13	H: 2 LOB: 2 BB: 0 P: 19	R: 1 E: 1 K: 1 S: 8	H: 2 LOB: 1 BB: 0 P: 13	R: 0 E: 0 K: 1 S: 9	H: 0 LOB: 1 BB: 1 P: 14	R: 0 E: 0 K: 0 S: 8	H: 0 LOB: 1 BB: 0 P: 14	R: 1 E: 0 K: 0 S: 9	H: 2 LOB: 1 BB: 0 P: 15	R: 0 E: 0 K: 2 S: 8	H: 0 LOB: 0 BB: 0 P: 9	R: 0 E: 0 K: 2 S: 8	H: 0 LOB: 0 BB: 0 P: 12		1B: 5 2B: 1 3B: 0 HR: 0	SF: 0 SAC: 0 DP: 0 HBP: 0	WP: 0 PB: 1 CS: 0	PA: 32						
PITCHER	IP	WLS	BF	H	R	ER	SO	BB	IBB	HBP	BLK	WP	HR	S	P	ERA	WHIP										
Wally Whitehurst, R (1, 1) ERA: 2.92	5.2	L	25	6	2	1	5	1	0	0	0	0	0	8	11	0.00	0.000										
Jeff Innis, R (6, 1) ERA: 3.04	1.1		4	0	0	0	0	0	0	0	0	0	0	8	11	0.00	0.000										
Paul Gibson, L (8, 1) ERA: 4.88	1.0		3	0	0	0	2	0	0	0	0	0	0	8	12	0.00	0.000										



AB 31
R 2
H 6
RBI 2
BB 1
SO 7
LOB 11

Batter	1	2	3	4	5	6	7	8	9	AB	R	H	RBI	BB	SO	LOB	TOP				
Deion Sanders, L (1, 8) OBP: 0.358, SLG: 0.535	G5-3			K	SF8			G3-1	FC4-6	4	0	0	1	0	1	3	Atlanta Braves @ Chicago Cubs Wrigley Field, Chicago, IL Fri Jul 10 1992, 3:33 AM CDT Att: 35,067 - Cloudy - 80 F				
Jeff Treadway, L (1, 4) OBP: 0.208, SLG: 0.261 Mark Lemke, S (8, 4) OBP: 0.283, SLG: 0.293	F8			L4	K			G4-3		4	0	0	0	0	1	1					
Terry Pendleton, S (1, 5) OBP: 0.322, SLG: 0.477	G4-3			1B				F8	F9	4	0	1	0	0	0	0					
David Justice, L (1, 9) OBP: 0.352, SLG: 0.393	G4-3			1B				G6-4-3	1B	4	1	3	0	0	0	0					
Ron Gant, R (1, 7) OBP: 0.343, SLG: 0.439	G3			K				G6-4-3	1B	4	1	1	0	0	1	3					
Sid Bream, L (1, 3) OBP: 0.344, SLG: 0.359	G3							G1-3	F8	4	1	1	0	0	0	2					
Damon Berryhill, S (1, 2) OBP: 0.271, SLG: 0.385				K	FC4-6			G1-6-3	1B	3	0	2	0	1	1	0					
Rafael Belliard, R (1, 6) OBP: 0.254, SLG: 0.228				K	FC4-6			G1-6-3	1B	4	1	1	2	0	1	3					
29 John Smoltz, R (1, 1) OBP: 0.271, SLG: 0.238				K	SF8			G4-3	BB	3	0	1	1	1	1	0					
Inning Stats	R: 0 E: 0 K: 0 S: 8	H: 0 LOB: 0 BB: 0 P: 10	R: 0 E: 0 K: 0 S: 5	H: 0 LOB: 0 BB: 0 P: 5	R: 0 E: 0 K: 3 S: 10	H: 0 LOB: 0 BB: 0 P: 13	R: 0 E: 0 K: 2 S: 14	H: 2 LOB: 2 BB: 0 P: 25	R: 2 E: 0 K: 1 S: 8	H: 3 LOB: 1 BB: 0 P: 12	R: 0 E: 0 K: 0 S: 8	H: 1 LOB: 0 BB: 0 P: 11	R: 0 E: 0 K: 0 S: 4	H: 1 LOB: 0 BB: 0 P: 8	R: 0 E: 0 K: 0 S: 4	H: 0 LOB: 0 BB: 0 P: 7	R: 2 E: 0 K: 0 S: 23	H: 3 LOB: 3 BB: 2 P: 38	1B: 9 2B: 1 3B: 0 HR: 0	SF: 1 SAC: 0 DP: 2 HBP: 0	WP: 0 PA: 37 PB: 0 SB: 0 CS: 0
PITCHER	IP	WLS	BF	H	R	ER	SO	BB	IBB	HBP	BLK	WP	HR	S	P	ERA	WHIP				
Greg Maddux, R (1, 1) ERA: 2.4	8.0	L	29	7	2	2	6	0	0	0	0	0	0	61	91	2.25	0.875				
Paul Assenmacher, L (9, 1) ERA: 2.25	1.0		8	3	2	2	0	2	0	0	0	0	0	23	38	18.00	5.000				


Batter	1	2	3	4	5	6	7	8	9	AB	R	H	RBI	BB	SO	LOB	BOTTOM				
Jose Vizcaino, S (1, 5) OBP: 0.240, SLG: 0.265 Kal Daniels, L (8, PH) OBP: 0.348, SLG: 0.395 Doug Strange, S (8, PR) OBP: 0.262, SLG: 0.227	FC6-4			F8				K		2	0	0	0	1	1	0	Atlanta Braves @ Chicago Cubs Wrigley Field, Chicago, IL Fri Jul 10 1992, 3:33 AM CDT Att: 35,067 - Cloudy - 80 F				
23 Ryne Sandberg, R (1, 4) OBP: 0.353, SLG: 0.464	FC6-4			FC3-6				P6		3	0	0	0	1	1	3					
Mark Grace, L (1, 3) OBP: 0.412, SLG: 0.452	G4-6-3			FC3-6				FC6-4	L6	3	0	0	0	1	0	4					
Andre Dawson, R (1, 9) OBP: 0.311, SLG: 0.470	K			K				FC6-4	K	4	0	0	0	0	3	2					
Rick Wilkins, L (1, 2) OBP: 0.344, SLG: 0.417	G4-6-3			G4-6-3				G6-3	G4-3	4	0	2	0	0	0	0					
Derrick May, L (1, 7) OBP: 0.280, SLG: 0.336	G4-6-3			G4-6-3				P5	G6-3	4	0	0	0	0	0	2					
Doug Dascenzo, S (1, 8) OBP: 0.275, SLG: 0.263				K2-3				P5		3	0	0	0	0	2	1					
Rey Sanchez, R (1, 6) OBP: 0.265, SLG: 0.340	G4-3			G4-3				BB	1B	3	0	2	0	0	0	0					
Greg Maddux, R (1, 1) OBP: 0.180, SLG: 0.286 Dwight Smith, L (8, PH) OBP: 0.279, SLG: 0.370 Paul Assenmacher, L (9, 1)	G4-3			G4-3				P5		2	0	0	0	0	0	2					
										1	0	0	0	0	0	1					
										0	0	0	0	0	0	0					
Inning Stats	R: 0 E: 0 K: 0 S: 4	H: 0 LOB: 1 BB: 1 P: 12	R: 0 E: 0 K: 1 S: 7	H: 1 LOB: 0 BB: 0 P: 12	R: 0 E: 0 K: 1 S: 6	H: 0 LOB: 0 BB: 0 P: 9	R: 0 E: 0 K: 1 S: 9	H: 0 LOB: 1 BB: 1 P: 13	R: 0 E: 0 K: 1 S: 11	H: 2 LOB: 2 BB: 0 P: 12	R: 0 E: 0 K: 1 S: 12	H: 0 LOB: 1 BB: 1 P: 18	R: 0 E: 0 K: 0 S: 6	H: 0 LOB: 0 BB: 0 P: 12	R: 0 E: 0 K: 1 S: 11	H: 1 LOB: 2 BB: 1 P: 20	R: 0 E: 0 K: 1 S: 5	H: 0 LOB: 0 BB: 0 P: 7	1B: 4 2B: 0 3B: 0 HR: 0	SF: 0 SAC: 0 DP: 2 HBP: 0	WP: 0 PA: 33 PB: 0 SB: 0 CS: 0
PITCHER	IP	WLS	BF	H	R	ER	SO	BB	IBB	HBP	BLK	WP	HR	S	P	ERA	WHIP				
29 John Smoltz, R (1, 1) ERA: 3.04	9.0	W	33	4	0	0	7	4	0	0	0	0	0	71	115	0.00	0.889				

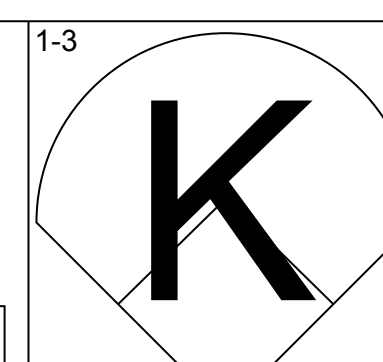
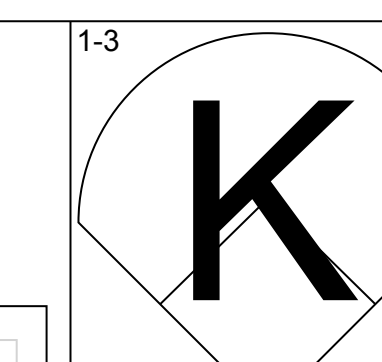
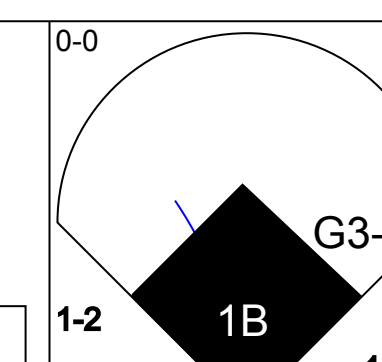
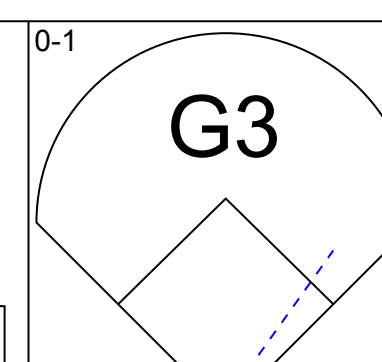
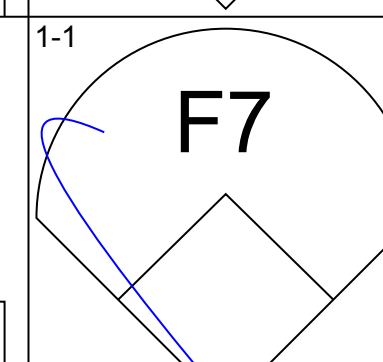
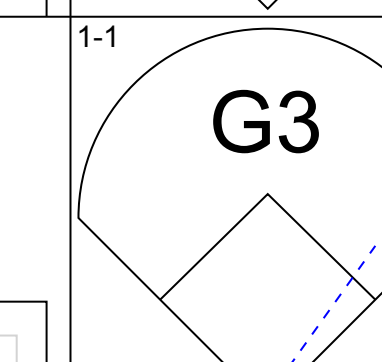
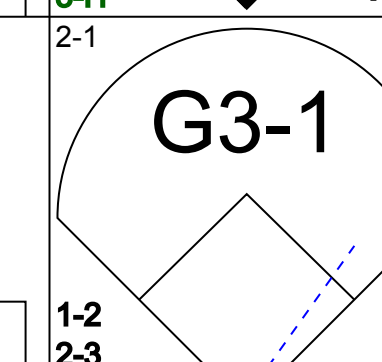
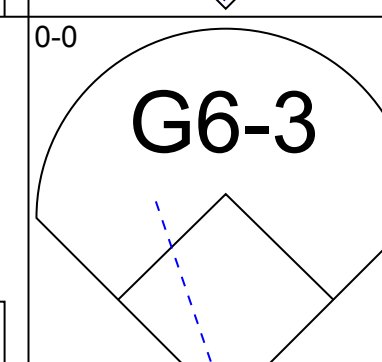
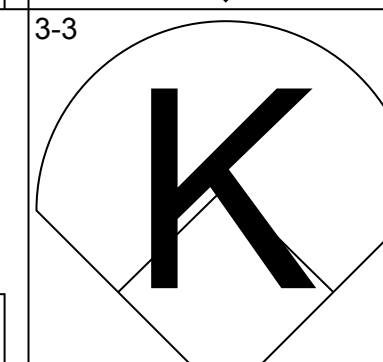
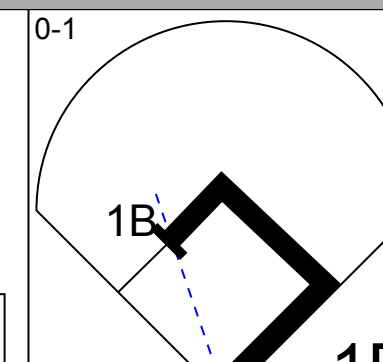
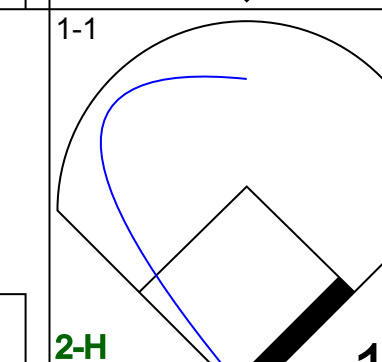
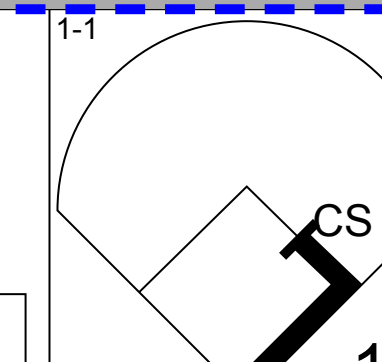
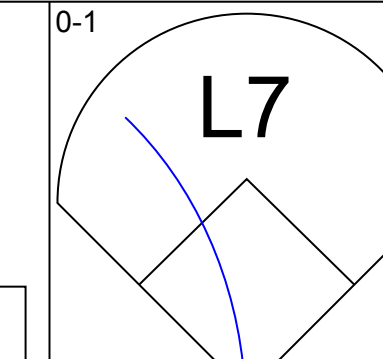
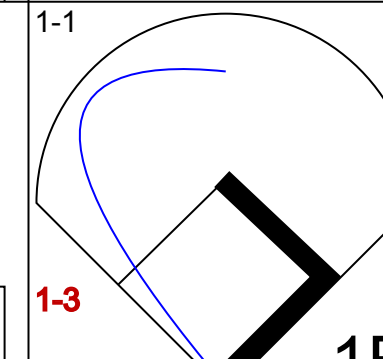
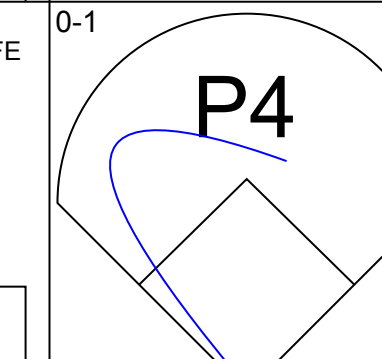
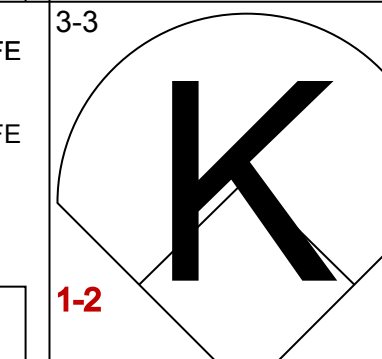
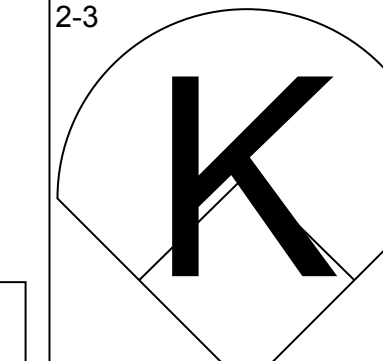
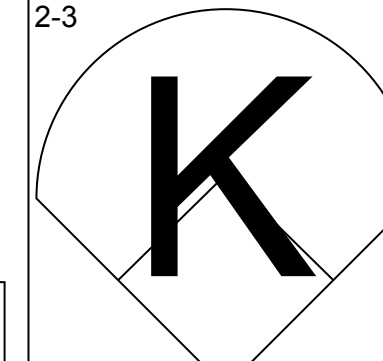
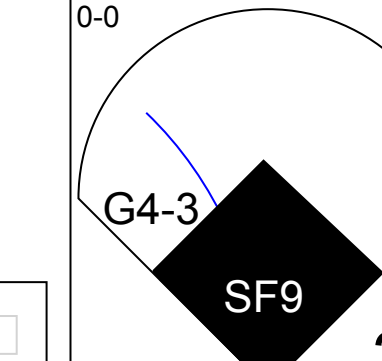
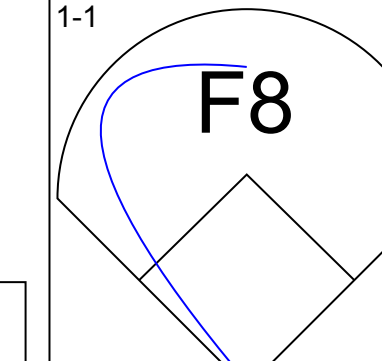
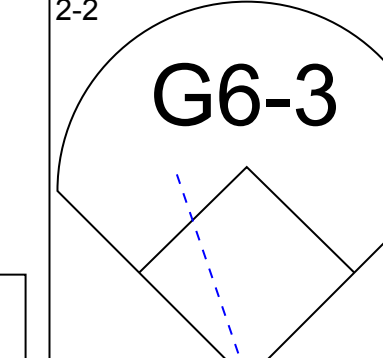
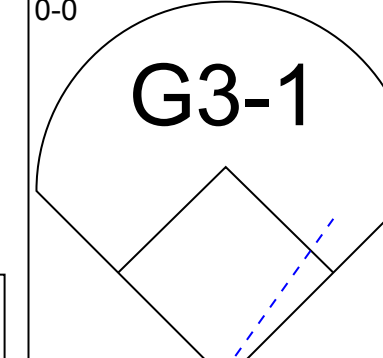
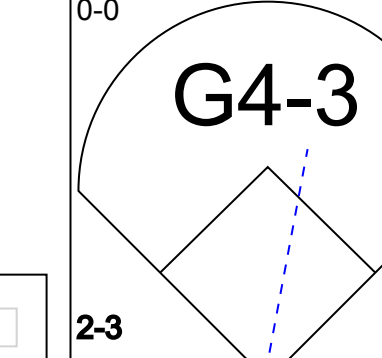
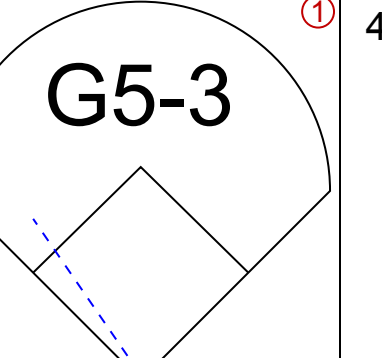
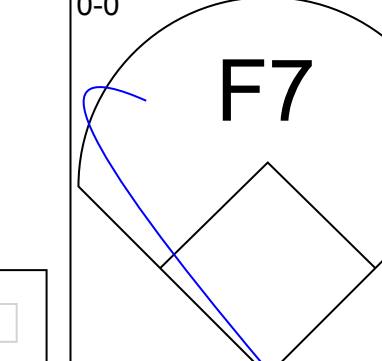
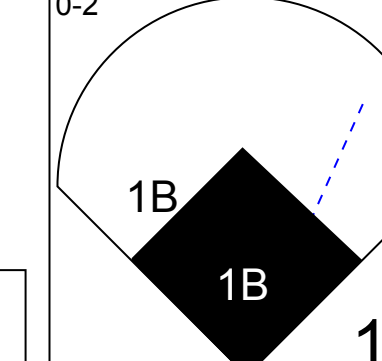
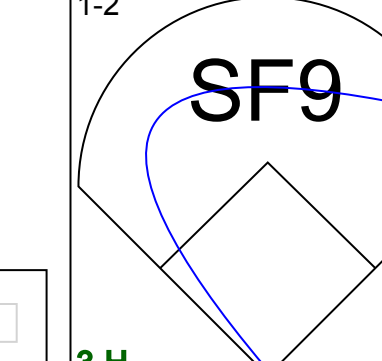
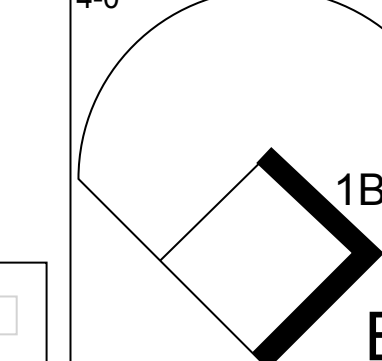
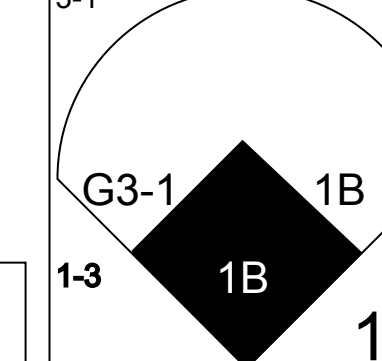
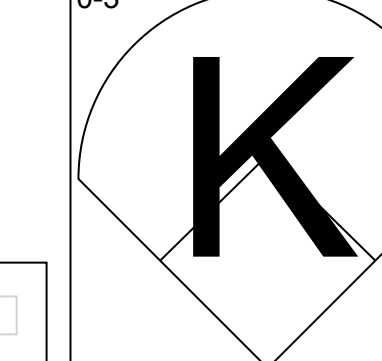
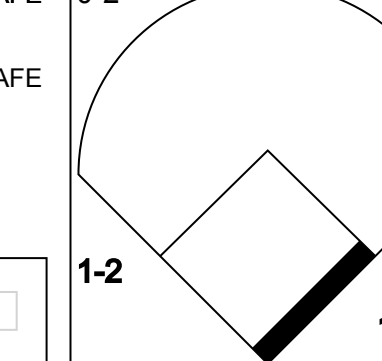
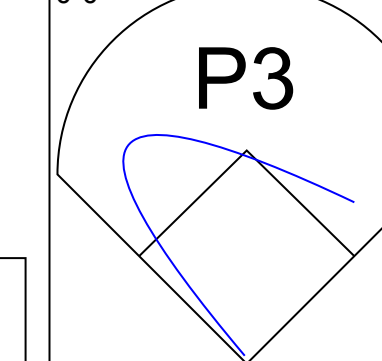
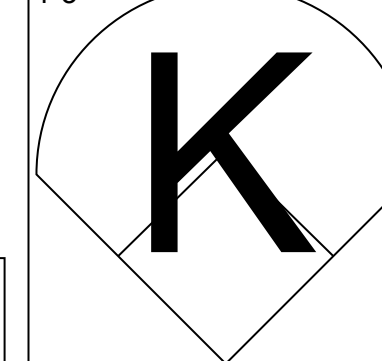
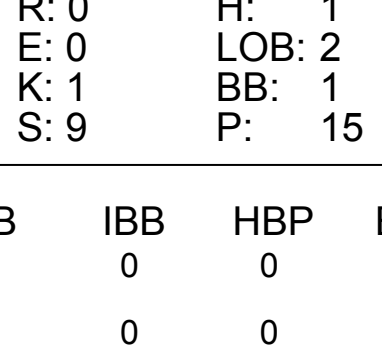


Batter	1	2	3	4	5	6	7	8	9	AB	R	H	RBI	BB	SO	LOB	TOP					
Deion Sanders, L (1, 8) OBP: 0.356, SLG: 0.544	G4-3		F9-6		F7			HR		4	1	1	2	0	0	3	Atlanta Braves @ Chicago Cubs Wrigley Field, Chicago, IL Sat Jul 11 1992, 7:05 PM CDT Att: 36,541 - Cloudy - 68 F					
Jeff Treadway, L (1, 4) OBP: 0.185, SLG: 0.231	K			F7		F8		L7		3	0	0	0	0	1	0						
Mark Lemke, S (8, PH) OBP: 0.282, SLG: 0.292										1	0	0	0	0	0	0						
Terry Pendleton, S (1, 5) OBP: 0.319, SLG: 0.471	F8			G3		F7		G4-3		4	0	0	0	0	0	0						
David Justice, L (1, 9) OBP: 0.357, SLG: 0.396		G3								3	0	2	0	1	0	0						
Ron Gant, R (1, 7) OBP: 0.342, SLG: 0.437				BB		FC6-4		1B		4	0	1	0	0	0	3						
Sid Bream, L (1, 3) OBP: 0.343, SLG: 0.357				P5																		
Sid Bream, L (1, 3) OBP: 0.343, SLG: 0.357				FC6-4						4	0	1	0	0	1	1						
Greg Olson, R (1, 2) OBP: 0.339, SLG: 0.375																						
Rafael Belliard, R (1, 6) OBP: 0.261, SLG: 0.241										4	1	1	1	0	1	2						
Jeff Blauser, R (7, PH) OBP: 0.292, SLG: 0.354																						
Rafael Belliard, R (1, 6) OBP: 0.261, SLG: 0.241				FC3-5						2	0	2	0	0	0	0						
Jeff Blauser, R (7, PH) OBP: 0.292, SLG: 0.354										1	0	0	0	1	1	0						
Steve Avery, L (1, 1) OBP: 0.165, SLG: 0.269										1	0	0	0	0	0	1						
Olis Nixon, S (8, PH) OBP: 0.296, SLG: 0.296										1	1	1	0	0	0	0						
Marvin Freeman, R (8, 1) OBP: 0.300, SLG: 1.000										0	0	0	0	0	0	0						
Mike Stanton, L (8, 1) OBP: 0.300, SLG: 0.500										0	0	0	0	0	0	0						
Lonnie Smith, R (8, PH) OBP: 0.300, SLG: 0.300										1	0	0	0	0	1	1						
Alejandro Pena, R (9, 1) OBP: 0.300, SLG: 0.300										0	0	0	0	0	0	0						
Inning Stats	R: 0 E: 0 K: 1 S: 9	H: 0 LOB: 0 BB: 0 P: 16	R: 0 E: 0 K: 1 S: 8	H: 1 LOB: 1 BB: 0 P: 16	R: 0 E: 0 K: 0 S: 4	H: 1 LOB: 0 BB: 0 P: 6	R: 0 E: 0 K: 0 S: 4	H: 0 LOB: 1 BB: 1 P: 8	R: 0 E: 0 K: 0 S: 9	H: 2 LOB: 2 BB: 0 P: 13	R: 0 E: 0 K: 0 S: 10	H: 1 LOB: 1 BB: 0 P: 14	R: 0 E: 0 K: 2 S: 8	H: 0 LOB: 0 BB: 0 P: 14	R: 2 E: 0 K: 0 S: 12	H: 3 LOB: 1 BB: 0 P: 17	R: 1 E: 0 K: 1 S: 11	H: 1 LOB: 0 BB: 1 P: 22	1B: 6 2B: 2 3B: 0 HR: 2	SF: 0 SAC: 1 DP: 1 HBP: 0	WP: 0 PB: 0 SB: 0 CS: 1	PA: 36
PITCHER	IP WLS BF H R ER SO BB IBB HBP BLK WP HR S P ERA WHIP																					
Mike Morgan, R (1, 1) ERA: 2.66	5.0		19	4	0	0	2	1	0	0	0	0	0	0	0	34	59	0.00	1.000			
Bob Scanlan, R (6, 1) ERA: 2.25	2.0	L	9	3	2	2	2	0	0	0	0	0	0	1	22	35	9.00	1.500				
Chuck McElroy, L (8, 1) ERA: 2.64	1.0		4	1	0	0	0	0	0	0	0	0	0	0	8	10	0.00	1.000				
Jeff Robinson, R (9, 1) ERA: 2.32	1.0		4	1	1	1	1	1	0	0	0	0	0	1	11	22	9.00	2.000				

Batter	1	2	3	4	5	6	7	8	9	AB	R	H	RBI	BB	SO	LOB	BOTTOM					
Rey Sanchez, R (1, 6) OBP: 0.274, SLG: 0.347	E3				G6-3			WP		4	1	2	0	0	0	0	Atlanta Braves @ Chicago Cubs Wrigley Field, Chicago, IL Sat Jul 11 1992, 7:05 PM CDT Att: 36,541 - Cloudy - 68 F					
23 Ryne Sandberg, R (1, 4) OBP: 0.354, SLG: 0.469										3	0	1	1	1	0	1						
Mark Grace, L (1, 3) OBP: 0.407, SLG: 0.446										4	0	0	0	0	2	4						
Andre Dawson, R (1, 9) OBP: 0.307, SLG: 0.463										4	0	0	0	0	0	3						
Steve Buechele, R (1, 5) OBP: 0.330, SLG: 0.388										4	0	1	0	0	0	0						
Jeff Kunkel, R (1, 7) OBP: 0.338, SLG: 0.410										3	0	0	0	0	0	1						
Rick Wilkins, L (8, PH) OBP: 0.338, SLG: 0.410										1	0	0	0	0	0	0						
Joe Girardi, R (1, 2) OBP: 0.344, SLG: 0.299										2	0	0	0	1	0	1						
Doug Dascenzo, S (1, 8) OBP: 0.271, SLG: 0.258										3	0	0	0	0	0	2						
Mike Morgan, R (1, 1) OBP: 0.125, SLG: 0.105										2	0	0	0	0	2	0						
Bob Scanlan, R (6, 1) ERA: 3.41										0	0	0	0	0	0	0						
Chuck McElroy, L (8, 1) OBP: 0.750, SLG: 1.500										0	0	0	0	0	0	0						
Dwight Smith, L (8, PH) OBP: 0.276, SLG: 0.366										1	0	0	0	0	0	0						
Jeff Robinson, R (9, 1) ERA: 4.74										0	0	0	0	0	0	0						
Inning Stats	R: 0 E: 1 K: 1 S: 8	H: 0 LOB: 1 BB: 1 P: 14	R: 0 E: 0 K: 0 S: 10	H: 1 LOB: 1 BB: 0 P: 13	R: 1 E: 0 K: 2 S: 13	H: 2 LOB: 1 BB: 0 P: 15	R: 0 E: 0 K: 0 S: 8	H: 0 LOB: 1 BB: 1 P: 13	R: 0 E: 0 K: 1 S: 10	H: 0 LOB: 0 BB: 0 P: 14	R: 0 E: 0 K: 0 S: 5	H: 0 LOB: 0 BB: 0 P: 9	R: 0 E: 0 K: 0 S: 5	H: 0 LOB: 0 BB: 0 P: 7	R: 0 E: 0 K: 0 S: 9	H: 1 LOB: 1 BB: 0 P: 16	R: 0 E: 0 K: 0 S: 9	H: 0 LOB: 0 BB: 0 P: 9	1B: 3 2B: 0 3B: 1 HR: 0	SF: 0 SAC: 0 DP: 1 HBP: 0	WP: 1 PB: 0 SB: 0 CS: 0	PA: 33
PITCHER	IP WLS BF H R ER SO BB IBB HBP BLK WP HR S P ERA WHIP																					
Steve Avery, L (1, 1) ERA: 2.62	7.0	W	26	3	1	1	4	2	0	0	0	1	1	0	59	85	1.29	0.714				
Marvin Freeman, R (8, 1) ERA: 3.41	0.2		3	1	0	0	0	0	0	0	0	6	11	0.00	1.500							
Mike Stanton, L (8, 1) ERA: 6.0	0.1		1	0	0	0	0	0	0	0	0	3	5	0.00	0.000							
Alejandro Pena, R (9, 1) ERA: 4.74	1.0	S	3	0	0	0	0	0	0	0	0	9	9	0.00	0.000							

AB	33
R	3
H	9
RBI	3
BB	2
SO	5
LOB	11

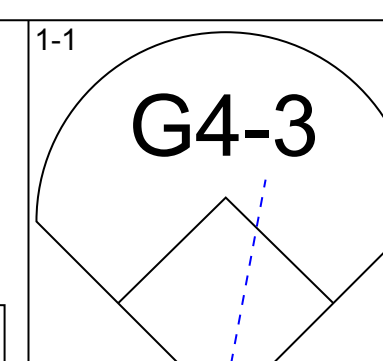
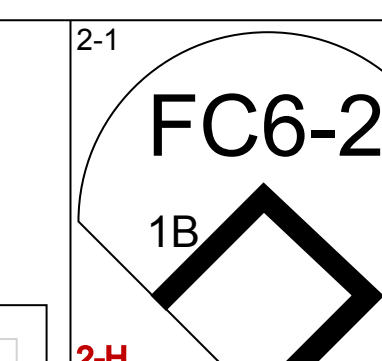
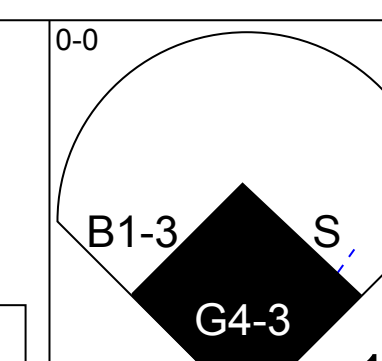
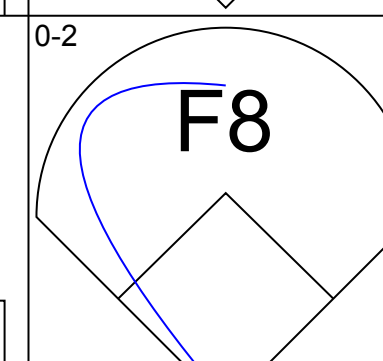
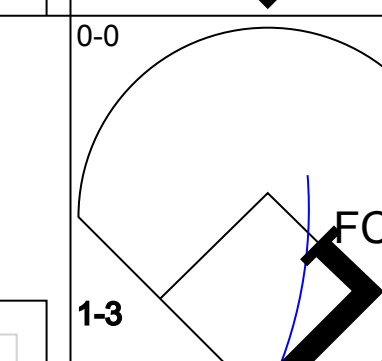
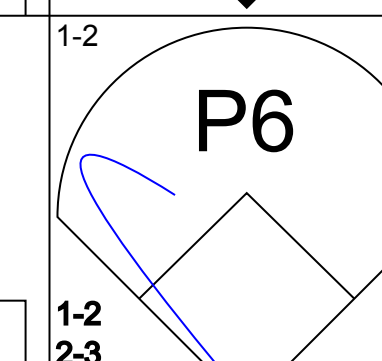
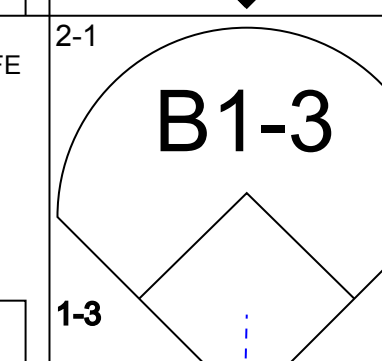
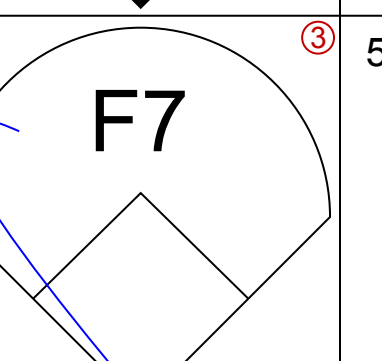
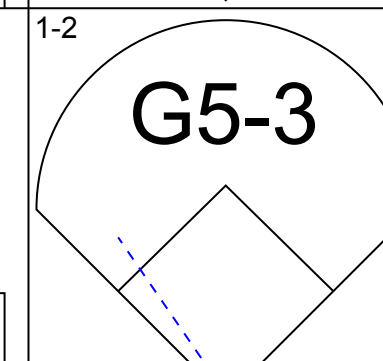
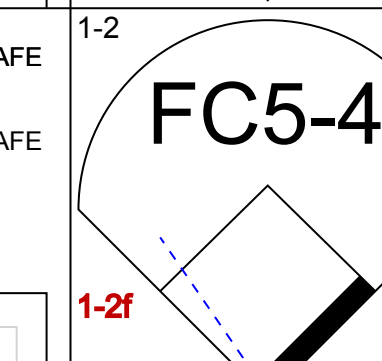
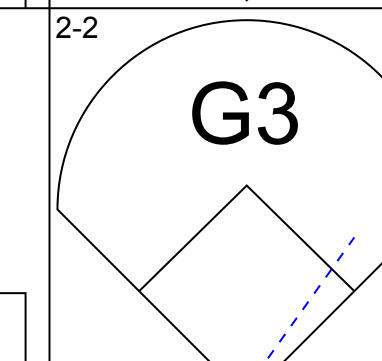
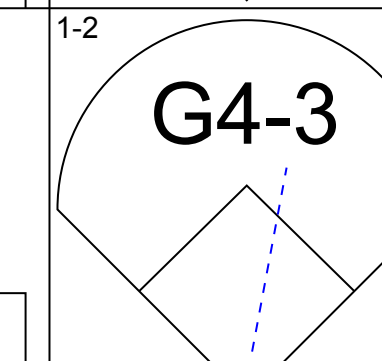
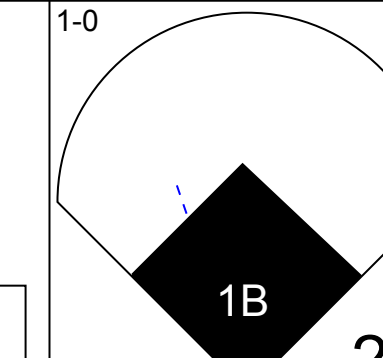
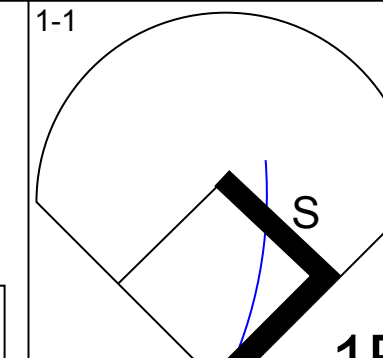
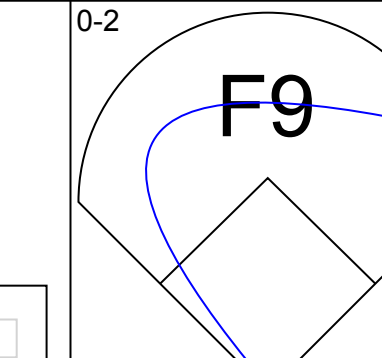
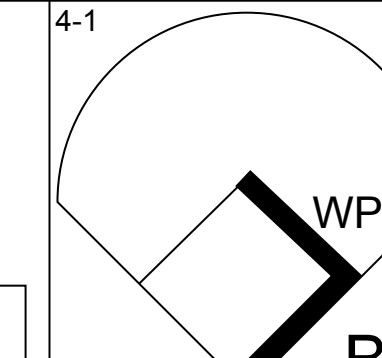
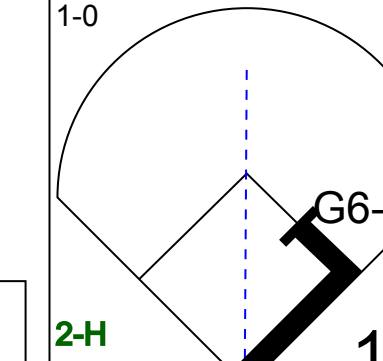
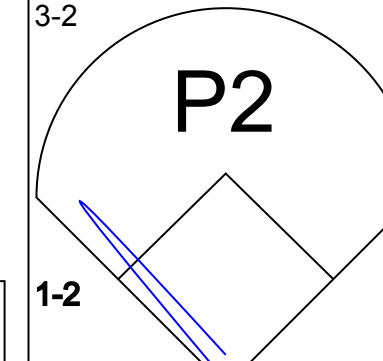
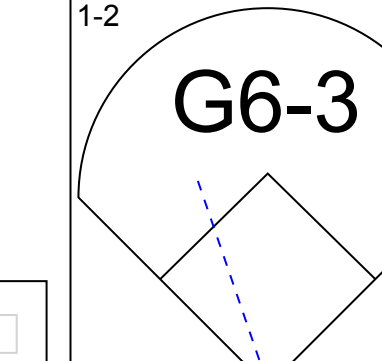
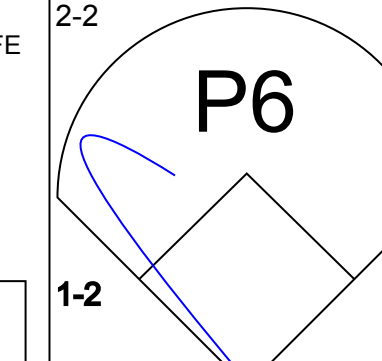
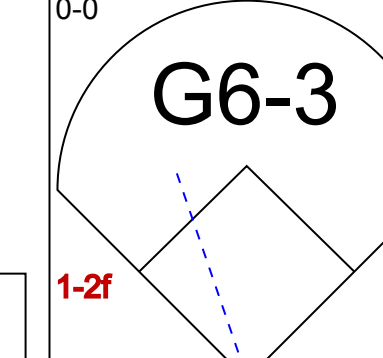
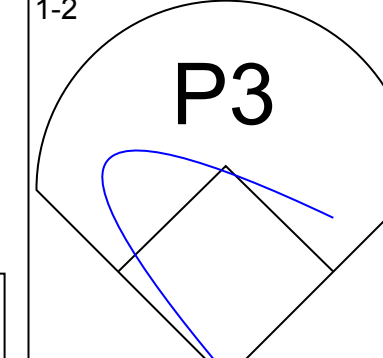
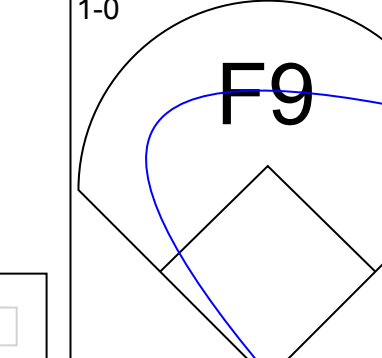
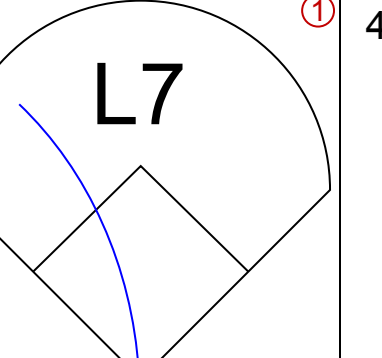
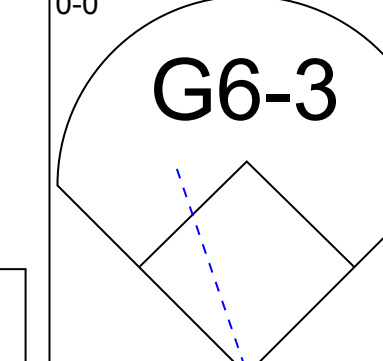
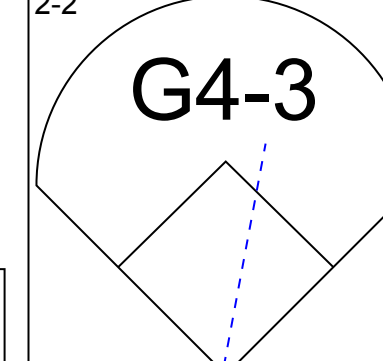

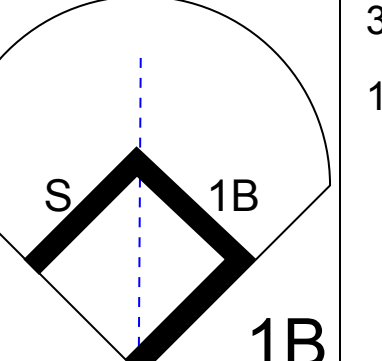
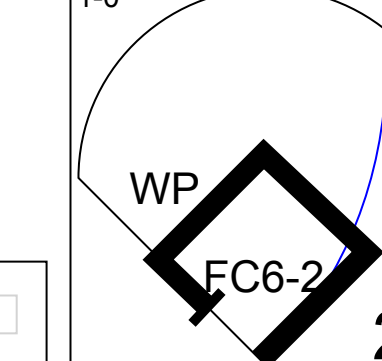

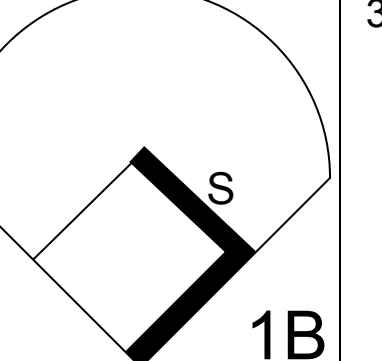
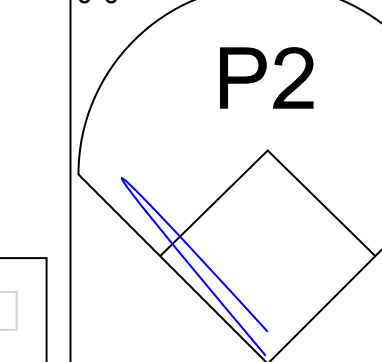
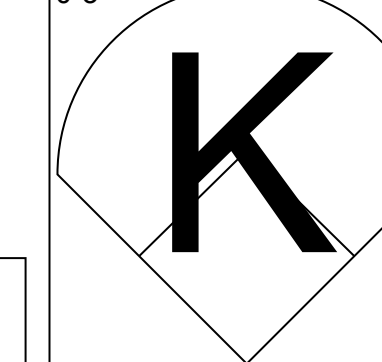

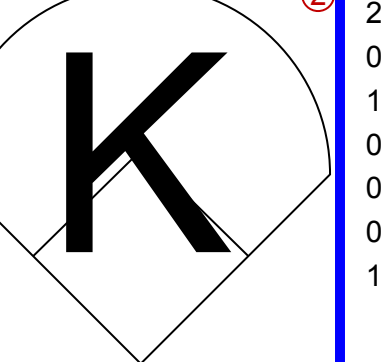
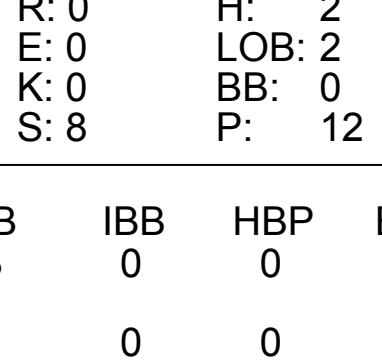
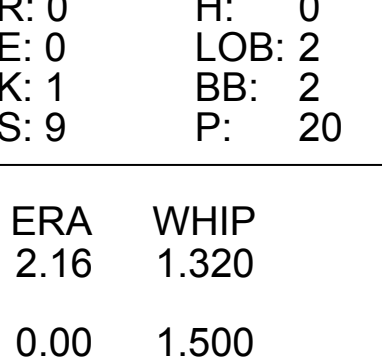
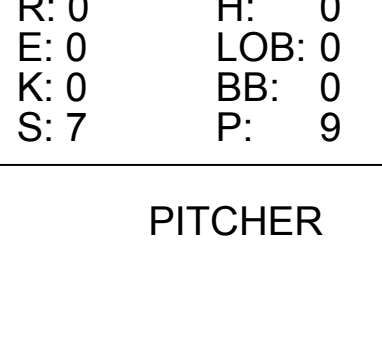
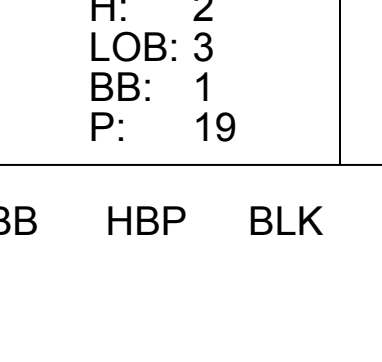


Batter	1	2	3	4	5	6	7	8	9	AB	R	H	RBI	BB	SO	LOB	TOP					
Deion Sanders, L OBP: 0.360, SLG: 0.547 (1, 8)											4	1	1	1	0	2	2					
Jeff Treadway, L OBP: 0.167, SLG: 0.207 Mark Lemke, S OBP: 0.280, SLG: 0.290 (7, PH) (7, 4)											3	0	0	0	0	0	4					
Terry Pendleton, S OBP: 0.322, SLG: 0.470 (1, 5)											4	0	3	2	0	1	0					
David Justice, L OBP: 0.356, SLG: 0.391 (1, 9)											4	0	1	0	0	1	2					
Ron Gant, R OBP: 0.340, SLG: 0.437 (1, 7)											4	1	1	0	0	2	1					
Sid Bream, L OBP: 0.336, SLG: 0.349 (1, 3)											4	0	0	0	0	0	2					
Damon Berryhill, S OBP: 0.263, SLG: 0.373 (1, 2)											3	1	1	1	0	0	0					
Rafael Belliard, R OBP: 0.266, SLG: 0.242 (1, 6)											3	1	1	0	1	1	0					
Steve Avery, L OBP: 0.200, SLG: 0.273 Alejandro Pena, R (9, 1)											3	0	1	0	0	1	2					
											0	0	0	0	0	0	0					
Inning Stats	R: 0 E: 0 K: 2 S: 8	H: 0 LOB: 0 BB: 0 P: 13	R: 0 E: 0 K: 1 S: 9	H: 0 LOB: 0 BB: 0 P: 13	R: 0 E: 0 K: 1 S: 9	H: 1 LOB: 2 BB: 1 P: 15	R: 0 E: 0 K: 1 S: 8	H: 2 LOB: 1 BB: 0 P: 11	R: 3 E: 0 K: 0 S: 14	H: 4 LOB: 1 BB: 0 P: 20	R: 1 E: 0 K: 1 S: 10	H: 1 LOB: 0 BB: 0 P: 11	R: 0 E: 0 K: 1 S: 6	H: 0 LOB: 0 BB: 0 P: 7	R: 0 E: 0 K: 1 S: 7	H: 1 LOB: 0 BB: 0 P: 12	R: 0 E: 0 K: 0 S: 5	H: 0 LOB: 0 BB: 0 P: 6	1B: 8 2B: 2 3B: 0 HR: 0	SF: 1 SAC: 0 DP: 1 HBP: 0	WP: 0 PB: 0 SB: 0 CS: 1	PA: 35
PITCHER	IP	WLS	BF	H	R	ER	SO	BB	IBB	HBP	BLK	WP	HR	S	P	ERA	WHIP					
Brian Williams, R ERA: 2.34	6.0	L	26	8	4	4	6	1	0	0	0	0	0	58	83	6.00	1.500					
Rob Murphy, L ERA: 3.07	1.0		3	0	0	0	1	0	0	0	0	0	0	6	7	0.00	0.000					
Joe Boever, R ERA: 2.73	1.0		3	1	0	0	1	0	0	0	0	0	0	7	12	0.00	1.000					
Xavier Hernandez, R ERA: 2.05	1.0		3	0	0	0	0	0	0	0	0	0	0	5	6	0.00	0.000					

Atlanta Braves @ Houston Astros
Astrodome, Houston, TX
Thu Jul 16 1992, 8:05 PM EDT
Att: 19,383 - Dome - 70 F


AB 33
R 4
H 9
RBI 4
BB 1
SO 8
LOB 13



Batter	1	2	3	4	5	6	7	8	9	AB	R	H	RBI	BB	SO	LOB	BOTTOM				
Craig Biggio, R OBP: 0.379, SLG: 0.401 (1, 4)										3	1	1	0	2	0	1					
Steve Finley, L OBP: 0.332, SLG: 0.406 (1, 8)										5	0	1	0	0	0	6					
Ken Caminiti, S OBP: 0.365, SLG: 0.450 (1, 5)										4	0	0	1	0	0	4					
5 Jeff Bagwell, R OBP: 0.360, SLG: 0.418 (1, 3)											3	1	2	0	1	0					
Eric Anthony, L OBP: 0.305, SLG: 0.439 (1, 9)											4	0	1	1	0	0					
Pete Incaviglia, R OBP: 0.324, SLG: 0.432 (1, 7)											4	0	0	0	0	2					
Scott Servais, R OBP: 0.256, SLG: 0.236 Juan Guerrero, R OBP: 0.242, SLG: 0.279 (9, PH)											3	0	0	0	0	1					
Casey Candaele, S OBP: 0.238, SLG: 0.234 (1, 6)											3	0	2	0	1	0					
Brian Williams, R OBP: 0.167, SLG: 0.250 Rob Murphy, L OBP: 0.244, SLG: 0.175 Scooter Tucker, R OBP: 0.242, SLG: 0.175 Joe Boever, R OBP: 0.242, SLG: 0.175 Xavier Hernandez, L OBP: 0.242, SLG: 0.175 Gerald Young, S OBP: 0.242, SLG: 0.175 Luis Gonzalez, L OBP: 0.242, SLG: 0.175 (1, 1) (7, 1) (7, PH) (8, 1) (9, 1) (9, PH) (9, PH)											2	0	0	0	0	1					
											0	0	0	0	0	0					
Inning Stats	R: 0 E: 0 K: 0 S: 9	H: 0 LOB: 0 BB: 0 P: 11	R: 1 E: 0 K: 0 S: 4	H: 2 LOB: 0 BB: 0 P: 6	R: 0 E: 0 K: 0 S: 8	H: 2 LOB: 2 BB: 0 P: 12	R: 0 E: 0 K: 0 S: 13	H: 1 LOB: 1 BB: 0 P: 20	R: 0 E: 0 K: 0 S: 7	H: 0 LOB: 0 BB: 0 P: 9	R: 0 E: 0 K: 0 S: 6	H: 0 LOB: 0 BB: 0 P: 8	R: 1 E: 0 K: 0 S: 10	H: 1 LOB: 1 BB: 1 P: 19	R: 0 E: 0 K: 1 S: 11	H: 2 LOB: 3 BB: 1 P: 19	1B: 6 2B: 2 3B: 0 HR: 0	SF: 0 SAC: 0 DP: 1 HBP: 0	WP: 2 PB: 0 SB: 5 CS: 0	PA: 38	
PITCHER	IP	WLS	BF	H	R	ER	SO	BB	IBB	HBP	BLK	WP	HR	S	P	ERA	WHIP				
Steve Avery, L ERA: 2.59	8.1	W	35	8	2	2	1	3	0	0	1	0	0	71	112	2.16	1.320				
Alejandro Pena, R ERA: 4.44	0.2	S	3	0	0	0	1	1	0	0	0	0	0	6	12	0.00	1.500				

Atlanta Braves @ Houston Astros
Astrodome, Houston, TX
Thu Jul 16 1992, 8:05 PM EDT
Att: 19,383 - Dome - 70 F

AB 34
R 2
H 8
RBI 2
BB 4
SO 2
LOB 20



Batter	1	2	3	4	5	6	7	8	9	AB	R	H	RBI	BB	SO	LOB	TOP								
Deion Sanders, L (1, 8) OBP: 0.362, SLG: 0.555	G6-3		G4-3		L8					4	1	2	1	0	0	0	Atlanta Braves @ Houston Astros Astrodome, Houston, TX Sat Jul 18 1992, 4:33 AM EDT Att: 24,086 - Dome - 70 F								
Jeff Treadway, L (1, 4) OBP: 0.176, SLG: 0.212 Mark Lemke, S (7, PH) OBP: 0.279, SLG: 0.288	1B		G4-3		G4-3		P4-3-6			3	0	1	1	0	0	0									
Terry Pendleton, S (1, 5) OBP: 0.317, SLG: 0.462	P5		L6					P3		4	1	1	0	0	0	1									
David Justice, L (1, 9) OBP: 0.363, SLG: 0.398	1B				F9			G4-3		4	0	2	0	0	0	1									
Ron Gant, R (1, 7) OBP: 0.332, SLG: 0.425	K2-3				F8			G6-3		4	0	0	0	0	2	4									
Sid Bream, L (1, 3) OBP: 0.339, SLG: 0.362 Brian Hunter, R (9, PR) OBP: 0.255, SLG: 0.472		G4-3		G3						4	0	2	1	0	0	0									
Damon Berryhill, S (1, 2) OBP: 0.257, SLG: 0.364		P4		G1-3						4	0	0	0	0	2	2									
Rafael Belliard, R (1, 6) OBP: 0.270, SLG: 0.247		G6-3		K						3	0	1	0	0	1	0									
Tom Glavine, L (1, 1) OBP: 0.309, SLG: 0.340 Marvin Freeman, R (8, 1) OBP: 0.500, SLG: 0.500 Lonnie Smith, R (9, PH) OBP: 0.270, SLG: 0.273 Alejandro Pena, R (9, 1)					G4-3					3	1	1	0	0	0	1									
										0	0	0	0	0	0	0									
										1	0	0	0	0	1	2									
										0	0	0	0	0	0	0									
										0	0	0	0	0	0	0									
Inning Stats	R: 0 E: 0 K: 1 S: 12	H: 2 LOB: 2 BB: 0 P: 14	R: 0 E: 0 K: 0 S: 7	H: 0 LOB: 0 BB: 0 P: 11	R: 2 E: 0 K: 1 S: 11	H: 3 LOB: 1 BB: 0 P: 15	R: 0 E: 0 K: 1 S: 6	H: 0 LOB: 0 BB: 0 P: 9	R: 0 E: 0 K: 0 S: 6	H: 0 LOB: 0 BB: 0 P: 7	R: 1 E: 0 K: 1 S: 10	H: 2 LOB: 1 BB: 0 P: 15	R: 0 E: 0 K: 0 S: 6	H: 2 LOB: 1 BB: 0 P: 7	R: 0 E: 0 K: 0 S: 12	H: 0 LOB: 0 BB: 0 P: 15	R: 0 E: 0 K: 2 S: 9	H: 1 LOB: 2 BB: 0 P: 13	1B: 6 2B: 3 3B: 2 HR: 0	SF: 0 SAC: 1 DP: 1 HBP: 0	WP: 0 PB: 0 SB: 1 CS: 0	PA: 36			
PITCHER	IP	WLS	BF	H	R	ER	SO	BB	IBB	HBP	BLK	WP	HR	S	P	ERA	WHIP								
Jimmy Jones, R (1, 1) ERA: 4.4	6.0	L	26	8	3	3	4	0	0	0	0	0	0	53	72	4.50	1.333								
Rob Murphy, L (7, 1) ERA: 2.97	2.0		6	1	0	0	0	0	0	0	0	0	0	17	21	0.00	0.500								
Doug Jones, R (9, 1) ERA: 2.21	1.0		4	1	0	0	2	0	0	0	0	0	0	9	13	0.00	1.000								

Batter	1	2	3	4	5	6	7	8	9	AB	R	H	RBI	BB	SO	LOB	BOTTOM								
Craig Biggio, R (1, 4) OBP: 0.373, SLG: 0.392	F9		1B		G6-3		G6-4-3			3	0	0	0	1	0	2	Atlanta Braves @ Houston Astros Astrodome, Houston, TX Sat Jul 18 1992, 4:33 AM EDT Att: 24,086 - Dome - 70 F								
Steve Finley, L (1, 8) OBP: 0.330, SLG: 0.401	G3-1		K		1B		F8			3	0	0	0	1	1	2									
Ken Caminiti, S (1, 5) OBP: 0.373, SLG: 0.456	1B		FC5		1B			G6-3		4	0	3	0	0	0	0									
5 Jeff Bagwell, R (1, 3) OBP: 0.358, SLG: 0.417	1B		F9		L9			G5-3		4	0	1	0	0	0	4									
Eric Anthony, L (1, 9) OBP: 0.295, SLG: 0.423	F8		FC5				K	E4		4	0	0	0	0	1	4									
Pete Incaviglia, R (1, 7) OBP: 0.318, SLG: 0.424 Doug Jones, R (9, 1)		L9		F8			K	K		4	0	0	0	0	2	1									
Scooter Tucker, R (1, 2) OBP: 0.229, SLG: 0.163 Luis Gonzalez, L (9, 7) OBP: 0.287, SLG: 0.384		K		G2-3			K			4	0	0	0	0	2	1									
Casey Candaele, S (1, 6) OBP: 0.241, SLG: 0.235		1B		P3						3	0	1	0	0	0	0									
Jimmy Jones, R (1, 1) OBP: 0.240, SLG: 0.174 Rob Murphy, L (7, 1)		K			K					2	0	0	0	0	2	1									
Scott Servais, R (7, 2) OBP: 0.261, SLG: 0.242 Benny Distefano, L (9, PH) OBP: 0.305, SLG: 0.315										0	0	0	0	0	0	0									
										1	0	1	0	0	0	0									
										1	0	0	0	0	1	0									
Inning Stats	R: 0 E: 0 K: 0 S: 13	H: 2 LOB: 2 BB: 0 P: 18	R: 0 E: 0 K: 2 S: 8	H: 1 LOB: 1 BB: 0 P: 13	R: 0 E: 0 K: 1 S: 8	H: 1 LOB: 2 BB: 1 P: 17	R: 0 E: 0 K: 0 S: 7	H: 0 LOB: 0 BB: 0 P: 10	R: 0 E: 0 K: 3 S: 10	H: 0 LOB: 0 BB: 0 P: 15	R: 0 E: 0 K: 0 S: 10	H: 1 LOB: 1 BB: 0 P: 14	R: 0 E: 1 K: 1 S: 10	H: 0 LOB: 1 BB: 0 P: 14	R: 0 E: 0 K: 1 S: 12	H: 0 LOB: 0 BB: 0 P: 15	1B: 6 2B: 0 3B: 0 HR: 0	SF: 0 SAC: 0 DP: 1 HBP: 1	WP: 0 PB: 0 SB: 0 CS: 0	PA: 36					
PITCHER	IP	WLS	BF	H	R	ER	SO	BB	IBB	HBP	BLK	WP	HR	S	P	ERA	WHIP								
Tom Glavine, L (1, 1) ERA: 2.44	7.0	W	29	6	0	0	7	2	0	1	0	0	0	68	108	0.00	1.143								
Marvin Freeman, R (8, 1) ERA: 3.12	1.0		4	0	0	0	1	0	0	0	0	0	0	10	14	0.00	0.000								
Alejandro Pena, R (9, 1) ERA: 4.28	1.0	S	3	0	0	0	1	0	0	0	0	0	0	12	15	0.00	0.000								



Batter	1	2	3	4	5	6	7	8	9	10	AB	R	H	RBI	BB	SO	LOB	TOP								
Otis Nixon, S <small>(1, 8) OBP: 0.391, SLG: 0.402</small> 											5	0	1	0	0	0	3									
Jeff Blauer, R <small>(1, 6) OBP: 0.291, SLG: 0.414</small> Rafael Belliard, R <small>(8, 6) OBP: 0.274, SLG: 0.251</small> 											4	0	0	0	0	3	0									
Terry Pendleton, S <small>(1, 5) OBP: 0.318, SLG: 0.461</small> 											5	0	2	0	0	1	2									
Ron Gant, R <small>(1, 7) OBP: 0.278, SLG: 0.421</small> Alejandro Pena, R <small>(10, 1) OBP: 0.274, SLG: 0.251</small> 											5	1	1	0	0	1	4									
David Justice, L <small>(1, 9) OBP: 0.362, SLG: 0.399</small> 											4	0	1	1	0	0	1									
Brian Hunter, R <small>(1, 3) OBP: 0.255, SLG: 0.473</small> 											4	1	1	0	0	0	1									
Greg Olson, R <small>(1, 2) OBP: 0.340, SLG: 0.377</small> 											4	0	1	0	0	1	1									
Mark Lemke, S <small>(1, 4) OBP: 0.125, SLG: 0.129</small> Deion Sanders, L <small>(10, PR) OBP: 0.362, SLG: 0.555</small> 											3	0	1	1	0	0	1									
Charlie Leibrandt, R <small>(1, 1) OBP: 0.125, SLG: 0.129</small> Marvin Freeman, R <small>(9, 1) OBP: 0.500, SLG: 0.500</small> Lonnie Smith, R <small>(10, PH) OBP: 0.291, SLG: 0.273</small> Jeff Treadway, L <small>(10, 4) OBP: 0.176, SLG: 0.212</small> 											1	0	0	0	0	1	0									
Inning Stats	R: 0 E: 0 K: 1 S: 9	H: 0 LOB: 0 BB: 0 P: 13	R: 0 E: 0 K: 0 S: 8	H: 0 LOB: 0 BB: 0 P: 14	R: 0 E: 1 K: 0 S: 11	H: 0 LOB: 1 BB: 0 P: 17	R: 1 E: 0 K: 1 S: 11	H: 2 LOB: 1 BB: 0 P: 14	R: 0 E: 0 K: 0 S: 7	H: 2 LOB: 2 BB: 0 P: 12	R: 0 E: 0 K: 2 S: 10	H: 1 LOB: 1 BB: 0 P: 15	R: 1 E: 0 K: 1 S: 9	H: 1 LOB: 0 BB: 0 P: 11	R: 0 E: 0 K: 0 S: 8	H: 1 LOB: 1 BB: 0 P: 10	R: 0 E: 0 K: 1 S: 7	H: 0 LOB: 0 BB: 0 P: 9	R: 1 E: 0 K: 1 S: 8	H: 2 LOB: 2 BB: 0 P: 10	1B: 7 2B: 2 3B: 0 HR: 0	SF: 1 SAC: 2 DP: 0 HBP: 1	WP: 0 PA: 40 PB: 0 SB: 0 CS: 0			
PITCHER	IP 8.0	WLS 31	BF 7	H 2	R 2	ER 2	SO 5	BB 0	IBB 0	HBP 0	BLK 0	WP 0	HR 0	S 73	P 106	ERA 2.25	WHIP 0.875									
Butch Henry, L <small>(1, 1) ERA: 4.4</small>	0.1	1	0	0	0	0	0	0	0	0	0	0	0	1	1	0.00	0.000									
Al Osuna, L <small>(9, 1) ERA: 3.68</small>	1.2	L	8	2	1	1	2	0	0	1	0	0	0	14	18	5.40	1.200									
Xavier Hernandez, R <small>(9, 1) ERA: 2.14</small>																										

Atlanta Braves @ Houston Astros
Astrodome, Houston, TX
Sun Jul 19 1992, 4:33 AM EDT
Att. 27,270 - Dome - 70 F

livebaseballscorecards.com

AB 36
R 3
H 9
RBI 3
BB 0
SO 7
LOB 13

Batter	1	2	3	4	5	6	7	8	9	10	AB	R	H	RBI	BB	SO	LOB	BOTTOM							
Craig Biggio, R <small>(1, 4) OBP: 0.370, SLG: 0.388</small> 											4	0	0	0	0	0	1								
Steve Finley, L <small>(1, 8) OBP: 0.329, SLG: 0.399</small> 											4	0	1	0	0	0	1								
Ken Caminiti, S <small>(1, 5) OBP: 0.371, SLG: 0.450</small> 											3	0	0	0	1	0	0								
5 Jeff Bagwell, R <small>(1, 3) OBP: 0.354, SLG: 0.412</small> 											4	0	0	0	0	2									
Pete Incaviglia, R <small>(1, 7) OBP: 0.317, SLG: 0.434</small> 											4	1	1	1	0	2	2								
Eric Anthony, L <small>(1, 9) OBP: 0.294, SLG: 0.419</small> 											4	0	1	0	0	2									
Scott Servais, R <small>(1, 2) OBP: 0.255, SLG: 0.236</small> Luis Gonzalez, L <small>(10, PH) OBP: 0.286, SLG: 0.382</small> 											3	0	0	0	0	1	1								
Casey Candaele, S <small>(1, 6) OBP: 0.246, SLG: 0.249</small> 											4	1	2	0	0	1	0								
Butch Henry, L <small>(1, 1) OBP: 0.156, SLG: 0.250</small> Gerald Young, S <small>(8, PR) OBP: 0.255, SLG: 0.236</small> Al Osuna, R <small>(9, 1) OBP: 0.255, SLG: 0.236</small> Xavier Hernandez, L <small>(9, 1) OBP: 0.255, SLG: 0.236</small> Benny Distefano, L <small>(10, PH) OBP: 0.300, SLG: 0.309</small> 											1	0	0	0	0	1	0								
Inning Stats	R: 0 E: 0 K: 0 S: 7	H: 0 LOB: 0 BB: 0 P: 10	R: 1 E: 0 K: 1 S: 11	H: 1 LOB: 1 BB: 0 P: 18	R: 0 E: 0 K: 0 S: 7	H: 0 LOB: 0 BB: 0 P: 11	R: 0 E: 0 K: 1 S: 10	H: 1 LOB: 2 BB: 1 P: 18	R: 0 E: 0 K: 1 S: 7	H: 0 LOB: 0 BB: 0 P: 11	R: 0 E: 0 K: 0 S: 10	H: 0 LOB: 0 BB: 0 P: 19	R: 0 E: 0 K: 0 S: 8	H: 1 LOB: 1 BB: 0 P: 14	R: 1 E: 0 K: 0 S: 7	H: 2 LOB: 1 BB: 0 P: 8	R: 0 E: 0 K: 1 S: 7	H: 0 LOB: 0 BB: 0 P: 9	R: 0 E: 0 K: 1 S: 9	H: 1 LOB: 1 BB: 0 P: 15	1B: 3 2B: 2 3B: 0 HR: 1	SF: 0 SAC: 0 DP: 1 HBP: 0	WP: 0 PA: 36 PB: 0 SB: 2 CS: 0		
PITCHER	IP 8.0	WLS 29	BF 5	H 2	R 2	ER 2	SO 3	BB 1	IBB 0	HBP 0	BLK 0	WP 0	HR 0	S 67	P 109	ERA 2.25	WHIP 0.750								
Charlie Leibrandt, L <small>(1, 1) ERA: 3.53</small>	1.0	W	3	0	0	0	1	0	0	0	0	0	0	7	9	0.00	0.000								
Marvin Freeman, R <small>(9, 1) ERA: 3.03</small>	1.0	S	4	1	0	0	1	0	0	0	0	0	0	9	15	0.00	1.000								
Alejandro Pena, R <small>(10, 1) ERA: 4.13</small>																									

Atlanta Braves @ Houston Astros
Astrodome, Houston, TX
Sun Jul 19 1992, 4:33 AM EDT
Att. 27,270 - Dome - 70 F

livebaseballscorecards.com

AB 35
R 2
H 6
RBI 1
BB 1
SO 5
LOB 10

Batter	1	2	3	4	5	6	7	8	9	AB	R	H	RBI	BB	SO	LOB	TOP					
Gary Redus, R (1, 3) OBP: 0.323, SLG: 0.333	K		G6-3		G1-3					3	0	0	0	1	1	0	Pittsburgh Pirates @ Atlanta Braves Atlanta-Fulton County Stadium, Atlanta, GA Fri Jul 24, 1992, 7:05 PM EDT Att: 44,965 - Cloudy - 86 F					
Jay Bell, R (1, 6) OBP: 0.334, SLG: 0.340	F8		G1-3			L4				4	0	0	0	0	1	1						
Andy Van Slyke, L (1, 8) OBP: 0.418, SLG: 0.522	L6									4	1	2	0	0	0	0						
Lloyd McClendon, R (1, 9) OBP: 0.364, SLG: 0.339										4	1	0	0	0	0	2						
Barry Bonds, L (1, 7) OBP: 0.449, SLG: 0.624										3	1	1	1	1	0	1						
Jeff King, R (1, 5) OBP: 0.233, SLG: 0.331										2	0	1	1	1	0	2						
Alex Cole, L (9, PH) OBP: 0.307, SLG: 0.281										0	0	0	0	1	0	0						
Don Slaught, R (1, 2) OBP: 0.396, SLG: 0.467										3	0	0	1	0	0	4						
Orlando Merced, S (9, PH) OBP: 0.316, SLG: 0.392										1	0	0	0	0	0	1						
Jose Lind, R (1, 4) OBP: 0.261, SLG: 0.267										4	0	0	0	0	1	1						
Bob Walk, R (1, 1) OBP: 0.265, SLG: 0.364										2	0	0	0	0	1	0						
Gary Varsho, L (7, PH) OBP: 0.265, SLG: 0.364										1	0	0	0	0	0	0						
Roger Mason, R (7, 1)										0	0	0	0	0	0	0						
Inning Stats	R: 0 E: 0 K: 1 S: 9	H: 0 LOB: 0 BB: 0 P: 15	R: 1 E: 1 K: 0 S: 11	H: 0 LOB: 1 BB: 1 P: 20	R: 0 E: 0 K: 1 S: 9	H: 0 LOB: 0 BB: 0 P: 14	R: 0 E: 0 K: 0 S: 7	H: 1 LOB: 2 BB: 1 P: 14	R: 0 E: 0 K: 0 S: 7	H: 0 LOB: 0 BB: 0 P: 11	R: 2 E: 0 K: 0 S: 12	H: 3 LOB: 1 BB: 0 P: 20	R: 0 E: 0 K: 0 S: 10	H: 0 LOB: 1 BB: 1 P: 20	R: 0 E: 0 K: 0 S: 5	H: 0 LOB: 0 BB: 0 P: 10	R: 0 E: 0 K: 0 S: 5	H: 0 LOB: 0 BB: 1 P: 10	1B: 3 2B: 0 3B: 1 HR: 0	SF: 0 SAC: 0 DP: 1 HBP: 0	WP: 0 PB: 1 CS: 0	PA: 35
PITCHER	IP	WLS	BF	H	R	ER	SO	BB	IBB	HBP	BLK	WP	HR	S	P	ERA	WHIP					
Tom Glavine, L (1, 1) ERA: 2.45	7.0	W	29	4	3	2	4	3	0	0	0	0	0	65	114	2.57	1.000					
Kent Mercker, L (8, 1) ERA: 1.9	1.0	S	3	0	0	0	0	0	0	0	0	0	0	5	10	0.00	0.000					
Alejandro Pena, R (9, 1) ERA: 3.73	1.0	S	3	0	0	0	0	1	0	0	0	0	0	5	10	0.00	1.000					

Batter	1	2	3	4	5	6	7	8	9	AB	R	H	RBI	BB	SO	LOB	BOTTOM				
Otis Nixon, S (1, 8) OBP: 0.375, SLG: 0.389	L6		G3		G6-3					4	0	0	0	0	0	0	Pittsburgh Pirates @ Atlanta Braves Atlanta-Fulton County Stadium, Atlanta, GA Fri Jul 24, 1992, 7:05 PM EDT Att: 44,965 - Cloudy - 86 F				
Jeff Treadway, L (1, 4) OBP: 0.186, SLG: 0.238	F7		G1-3							4	1	1	0	0	0	1					
Kent Mercker, L (8, 1) OBP: 0.363, SLG: 0.552										0	0	0	0	0	0	0					
Alejandro Pena, R (9, 1)										0	0	0	0	0	0	0					
Terry Pendleton, S (1, 5) OBP: 0.319, SLG: 0.455	G4-3									4	1	2	1	0	0	0					
David Justice, L (1, 9) OBP: 0.365, SLG: 0.404										3	1	0	0	1	0	1					
Ron Gant, R (1, 7) OBP: 0.333, SLG: 0.436										4	1	1	0	0	0	2					
Sid Bream, L (1, 3) OBP: 0.347, SLG: 0.388										3	0	1	1	0	1	1					
Damon Berryhill, S (1, 2) OBP: 0.262, SLG: 0.363										3	0	1	1	0	1	2					
Rafael Belliard, R (1, 6) OBP: 0.267, SLG: 0.245										3	0	1	1	0	0	1					
Tom Glavine, L (1, 1) OBP: 0.298, SLG: 0.327										2	0	0	0	0	0	0					
Deion Sanders, L (7, PH) OBP: 0.363, SLG: 0.552										1	0	0	0	0	0	0					
Mark Lemke, S (8, 4) OBP: 0.272, SLG: 0.282										0	0	0	0	0	0	0					
Inning Stats	R: 0 E: 0 K: 0 S: 8	H: 2 LOB: 0 BB: 0 P: 10	R: 1 E: 0 K: 1 S: 14	H: 2 LOB: 1 BB: 0 P: 24	R: 0 E: 0 K: 0 S: 4	H: 0 LOB: 0 BB: 0 P: 7	R: 2 E: 0 K: 1 S: 13	H: 3 LOB: 1 BB: 1 P: 23	R: 1 E: 0 K: 0 S: 6	H: 2 LOB: 1 BB: 0 P: 10	R: 0 E: 0 K: 0 S: 5	H: 0 LOB: 0 BB: 0 P: 11	R: 0 E: 1 K: 0 S: 9	H: 0 LOB: 1 BB: 0 P: 11	R: 0 E: 0 K: 0 S: 6	H: 0 LOB: 0 BB: 0 P: 8	1B: 5 2B: 2 3B: 0 HR: 0	SF: 0 SAC: 0 DP: 0 HBP: 0	WP: 0 PB: 0 CS: 0	PA: 32	
PITCHER	IP	WLS	BF	H	R	ER	SO	BB	IBB	HBP	BLK	WP	HR	S	P	ERA	WHIP				
Bob Walk, R (1, 1) ERA: 3.8	6.0	L	25	7	4	4	2	1	0	0	0	0	0	50	85	6.00	1.333				
Roger Mason, R (7, 1) ERA: 3.54	2.0		7	0	0	0	0	0	0	0	0	0	0	15	19	0.00	0.000				

AB	31
R	3
H	4
RBI	3
BB	4
SO	4
LOB	12



AB	31
R	4
H	7
RBI	4
BB	1
SO	2
LOB	8



Batter	1	2	3	4	5	6	7	8	9	AB	R	H	RBI	BB	SO	LOB	TOP								
Gary Redus, R (1, 3) OBP: 0.313, SLG: 0.321 Gary Varsho, L (9, PH) OBP: 0.263, SLG: 0.361	1-3 K		2-1 L7			1-2 F8			1-1 B4-3	3	0	0	0	0	1	1									
Jay Bell, R (1, 6) OBP: 0.336, SLG: 0.344	1-0 S		2-2 L7			1-3 K			1-0 BB	4	0	2	0	0	1	1									
Andy Van Slyke, L (1, 8) OBP: 0.416, SLG: 0.517	4-2 CS			2-1 G3-1			1-0 L1		0-0 F8	3	0	0	0	1	0	1									
Lloyd McClendon, R (1, 9) OBP: 0.371, SLG: 0.342 Orlando Merced, S (9, PH) OBP: 0.319, SLG: 0.392	4-2 CS			1-2 FC4-6			3-1 L5		4-2 BB	2	0	1	0	1	0	0									
Barry Bonds, L (1, 7) OBP: 0.443, SLG: 0.614	2-1 CS	2-3 K		1-0 FC4-6			1-0 G4-3		2-1 G3	4	0	0	0	0	1	3									
Jeff King, R (1, 5) OBP: 0.235, SLG: 0.331		0-1 G5-3		1-1 CS	1-1 G5-3					3	0	1	0	0	0	0									
Don Slaught, R (1, 2) OBP: 0.388, SLG: 0.457		0-3 K			0-0 G4-3				2-1 F9	3	0	0	0	0	1	1									
Jose Lind, R (1, 4) OBP: 0.262, SLG: 0.268			1-1 BB		2-2 F8				2-2 F9	3	0	1	0	0	0	1									
Danny Jackson, R (1, 1) OBP: 0.077, SLG: 0.077 John Wehner, R (8, PH) OBP: 0.277, SLG: 0.246 Bob Patterson, R (8, 1) OBP: 0.500, SLG: 0.600			1-3 K		1-3 K				3-3 K	2	0	0	0	0	2	1									
Inning Stats	R: 0 E: 0 K: 1 S: 13	H: 1 LOB: 1 BB: 2 P: 25	R: 0 E: 0 K: 2 S: 8	H: 0 LOB: 0 BB: 0 P: 10	R: 0 E: 0 K: 1 S: 11	H: 1 LOB: 1 BB: 0 P: 17	R: 0 E: 0 K: 0 S: 8	H: 1 LOB: 0 BB: 0 P: 12	R: 0 E: 0 K: 0 S: 6	H: 0 LOB: 0 BB: 0 P: 9	R: 0 E: 0 K: 2 S: 10	H: 0 LOB: 0 BB: 0 P: 13	R: 0 E: 0 K: 0 S: 4	H: 0 LOB: 0 BB: 0 P: 9	R: 0 E: 0 K: 1 S: 11	H: 1 LOB: 1 BB: 0 P: 17	R: 0 E: 0 K: 0 S: 8	H: 1 LOB: 2 BB: 1 P: 16	1B: 4 2B: 1 3B: 0 HR: 0	SF: 0 SAC: 0 DP: 0 HBP: 0	WP: 0 PB: 0 SB: 1 CS: 3	PA: 34			
PITCHER	IP	WLS	BF	H	R	ER	SO	BB	IBB	HBP	BLK	WP	HR	S	P	ERA	WHIP								
Charlie Leibrandt, L (1, 1) ERA: 3.27	8.0	W	27	4	0	0	7	2	0	0	0	0	0	71	112	0.00	0.750								
Alejandro Pena, R (9, 1) ERA: 3.66	0.2		3	1	0	0	0	0	0	0	0	0	0	4	6	0.00	1.500								
Kent Mercker, L (9, 1) ERA: 1.89	0.1	S	2	0	0	0	0	1	0	0	0	0	0	4	10	0.00	3.000								

Pittsburgh Pirates @ Atlanta Braves
Atlanta-Fulton County Stadium, Atlanta, GA

AB 29
R 0
H 5
RBI 0
BB 3
SO 7
LOB 10



WP: 0 PA: 34
PB: 0
SB: 1
CS: 3

Pittsburgh Pirates @ Atlanta Braves
Atlanta-Fulton County Stadium, Atlanta, GA

AB 24
R 1
H 1
RBI 1
BB 1
SO 5
LOB 1



WP: 0 PA: 25
PB: 0
SB: 0
CS: 1

Batter	1	2	3	4	5	6	7	8	9	AB	R	H	RBI	BB	SO	LOB	BOTTOM								
Otis Nixon, S (1, 8) OBP: 0.370, SLG: 0.383	0-0 F7		1-0 G5-3			3-2 G6-3				3	0	0	0	0	0	0									
Jeff Blausen, R (1, 6) OBP: 0.286, SLG: 0.400 Rafael Belliard, R (8, 6) OBP: 0.267, SLG: 0.245	1-1 F9			4-1 CS			1-2 F8			2	0	0	0	1	0	0									
Terry Pendleton, S (1, 5) OBP: 0.317, SLG: 0.452	2-1 F8			2-3 BB			0-0 L9			3	0	0	0	0	1	1									
Ron Gant, R (1, 7) OBP: 0.331, SLG: 0.432		3-0 G5-3		2-3 K			3-2 L5			3	0	0	0	0	1	0									
David Justice, L (1, 9) OBP: 0.364, SLG: 0.414		1-0 HR			1-2 G5-3				1-3 K	3	1	1	1	0	1	0									
Brian Hunter, R (1, 3) OBP: 0.246, SLG: 0.454		1-1 F7			0-0 P6			2-3 K		3	0	0	0	0	1	0									
Greg Olson, R (1, 2) OBP: 0.345, SLG: 0.385		1-0 P2			1-1 G3-1			3-1 F8		3	0	0	0	0	0	0									
Mark Lemke, S (1, 4) OBP: 0.270, SLG: 0.280			1-2 G5-3			0-1 B1-3				2	0	0	0	0	0	0									
Charlie Leibrandt, R (1, 1) OBP: 0.116, SLG: 0.121 Alejandro Pena, R (9, 1) OBP: 0.277, SLG: 0.246 Kent Mercker, L (9, 1) OBP: 0.500, SLG: 0.600			2-2 F8			1-3 K				2	0	0	0	0	1	0									
Inning Stats	R: 0 E: 0 K: 0 S: 5	H: 0 LOB: 0 BB: 0 P: 8	R: 1 E: 0 K: 0 S: 5	H: 1 LOB: 0 BB: 0 P: 11	R: 0 E: 0 K: 0 S: 8	H: 0 LOB: 0 BB: 0 P: 12	R: 0 E: 0 K: 2 S: 8	H: 0 LOB: 0 BB: 1 P: 16	R: 0 E: 0 K: 0 S: 6	H: 0 LOB: 0 BB: 0 P: 8	R: 0 E: 0 K: 1 S: 8	H: 0 LOB: 0 BB: 0 P: 12	R: 0 E: 0 K: 0 S: 7	H: 0 LOB: 0 BB: 0 P: 11	R: 0 E: 0 K: 2 S: 8	H: 0 LOB: 0 BB: 0 P: 14	1B: 0 2B: 1 3B: 0 HR: 1	SF: 0 SAC: 0 DP: 1 HBP: 0	WP: 0 PB: 0 SB: 0 CS: 1	PA: 25					
PITCHER	IP	WLS	BF	H	R	ER	SO	BB	IBB	HBP	BLK	WP	HR	S	P	ERA	WHIP								
Danny Jackson, L (1, 1) ERA: 3.97	7.0	L	22	1	1	1	3	1	0	0	0	0	0	47	78	1.29	0.286								
Bob Patterson, L (8, 1) ERA: 2.70	1.0		3	0	0	0	2	0	0	0	0	0	0	8	14	0.00	0.000								

Sat Jul 25 1992, 7:05 PM EDT
Att: 44,567 - Cloudy - 88 F

Batter	1	2	3	4	5	6	7	8	9	AB	R	H	RBI	BB	SO	LOB	TOP								
Gary Redus, R OBP: 0.320, SLG: 0.330 Roger Mason, R Stan Belinda, R OBP: 0.500, SLG: 1.000 Andy Van Slyke, L OBP: 0.418, SLG: 0.517	1-2 F8 S 1B		1-1 CS 1B			0-0 G5-3	2-3 SAFE K		4-0 IBB	4	0	2	0	0	1	2	Pittsburgh Pirates @ Atlanta Braves Atlanta-Fulton County Stadium, Atlanta, GA Sun Jul 26 1992, 3:33 AM EDT Att: 43,714 - Cloudy - 89 F								
Jay Bell, R OBP: 0.334, SLG: 0.350	3-2 F8 1-3		1-0 L7 1-2			1-2 P3		0-0 HR	2-1 F9	5	1	1	1	0	0	4									
John Wehner, R OBP: 0.261, SLG: 0.230	0-3 K			0-0 F9		0-0 P4		0-1 G5-3		4	0	0	0	0	1	1									
Lloyd McClendon, R OBP: 0.370, SLG: 0.342 Gary Varsho, L OBP: 0.291, SLG: 0.358	0-3 K			1-2 G6-3			1-1 BB 2B 1B	0-0 L4		3	0	1	0	0	1	1									
Barry Bonds, L OBP: 0.441, SLG: 0.607		1-2 P3		2-2 F7			4-1 BB 1B 2B SF9 BB	2-1 L9		3	1	0	0	1	0	0									
Jeff King, R OBP: 0.239, SLG: 0.337	3-1 F8			2-1 G6-3			0-1 SF9 1B 2B	2-2 SH5-4 1B		4	2	2	1	0	0	0									
Don Slaught, R OBP: 0.367, SLG: 0.454	4-2 BB			1-0 F9			2-1 SF9	1-0 SH5-4 1B		1	0	0	1	1	0	0									
Cecil Espy, S OBP: 0.306, SLG: 0.349	0-0 G5-3			1-2 2B			2-3 3-H 0-0 G5-3	0-1 F7		4	0	1	0	0	0	4									
Paul Wagner, R Alex Cole, L Denny Neagle, L Orlando Merced, S	1-1 G5-3		1-1 G5-3		3-2 G4-3		1-0 3-H 1B	2-1 1B		1	0	0	0	0	0	0									
Inning Stats	R: 0 E: 0 K: 2 S: 14	H: 1 LOB: 1 BB: 0 P: 18	R: 0 E: 0 K: 0 S: 9	H: 0 LOB: 1 BB: 1 P: 17	R: 0 E: 0 K: 0 S: 5	H: 1 LOB: 0 BB: 0 P: 8	R: 0 E: 0 K: 0 S: 8	H: 0 LOB: 0 BB: 0 P: 11	R: 0 E: 0 K: 0 S: 11	H: 1 LOB: 1 BB: 0 P: 18	R: 0 E: 0 K: 0 S: 5	H: 0 LOB: 0 BB: 0 P: 6	R: 3 E: 0 K: 1 S: 14	H: 3 LOB: 2 BB: 1 P: 23	R: 1 E: 0 K: 0 S: 6	H: 1 LOB: 0 BB: 0 P: 8		R: 1 E: 0 K: 0 S: 11	H: 2 LOB: 2 BB: 1 P: 22	1B: 6 2B: 2 3B: 0 HR: 1	SF: 1 SAC: 1 DP: 0 HBP: 0	WP: 0 PB: 0 SB: 0 CS: 1	PA: 38		
PITCHER	IP	WLS	BF	H	R	ER	SO	BB	IBB	HBP	BLK	WP	HR	S	P	ERA	WHIP								
Steve Avery, L ERA: 2.81	6.2		27	6	3	3	2	2	0	0	0	0	0	61	95	4.05	1.200								
Marvin Freeman, R ERA: 3.79	0.2		3	1	1	1	1	0	0	0	0	0	1	8	9	13.50	1.500								
Mark Davis, L ERA: 7.05	0.2		2	0	0	0	0	0	0	0	0	0	0	3	5	0.00	0.000								
Mark Wohlers, R ERA: 5.79	1.0	L	6	2	1	1	0	0	1	0	0	0	0	11	22	9.00	2.000								

AB 33
R 5
H 9
RBI 5
BB 3
SO 3
LOB 13



Batter	1	2	3	4	5	6	7	8	9	AB	R	H	RBI	BB	SO	LOB	BOTTOM								
Deion Sanders, L OBP: 0.364, SLG: 0.552 Otis Nixon, S OBP: 0.369, SLG: 0.382	2-1 P6		1-1 1B 1-2 1B		0-0 B1-3	3-2 F8		0-0 CS 1B		2	0	1	0	0	0	0	Pittsburgh Pirates @ Atlanta Braves Atlanta-Fulton County Stadium, Atlanta, GA Sun Jul 26 1992, 3:33 AM EDT Att: 43,714 - Cloudy - 89 F								
Jeff Treadway, L OBP: 0.222, SLG: 0.273 Mark Lemke, S OBP: 0.274, SLG: 0.278	0-0 WP 1B		1-2 1-3 2-H 1B		4-1 BB BLK BB		4-0 G3 BB	1-0 G6-3 1-2		2	0	2	1	0	0	0									
Terry Pendleton, S OBP: 0.315, SLG: 0.447	0-3 K		1-0 F9		4-0 BB 1-2 IBB		3-2 G3	0-0 F8		4	0	0	0	1	1	4									
David Justice, L OBP: 0.362, SLG: 0.408	3-2 F7 1-2		0-0 P4		4-1 BB 1-2 2-3 BB		2-1 F8	1-2 G4-3		4	0	0	0	1	0	4									
Ron Gant, R OBP: 0.327, SLG: 0.426		0-0 G2-3		3-1 P3		0-2 F7		1-1 P4	2-3 K	5	0	0	0	0	1	4									
Sid Bream, L OBP: 0.350, SLG: 0.392	1-0 F8		2-2 F9 2B		1-3 K		4-1 BB HR BB		3	1	1	0	1	1	0	0									
Greg Olson, R OBP: 0.343, SLG: 0.378	1-0 L9		1-0 F9 2-3		1-1 F8		4-0 HR BB	1-2 HR BB		3	1	0	0	1	0	1									
Rafael Belliard, R OBP: 0.268, SLG: 0.246 Jeff Blauser, R OBP: 0.294, SLG: 0.398			1-2 G4-3		3-2 L9		2-2 1B 1B	1-3 K		3	0	1	0	0	0	1									
Steve Avery, L OBP: 0.220, SLG: 0.271 Marvin Freeman, R OBP: 0.500, SLG: 0.500 Mark Davis, L Lonnie Smith, R OBP: 0.292, SLG: 0.339 Mark Wohlers, R	4-2 1B BB			1-0 G4-3		1-2 1B		0-0 1B 1-H 2-H HR		2	1	1	0	1	0	0									
Inning Stats	R: 0 E: 0 K: 1 S: 10	H: 1 LOB: 1 BB: 0 P: 15	R: 0 E: 0 K: 0 S: 3	H: 0 LOB: 0 BB: 0 P: 5	R: 1 E: 0 K: 0 S: 13	H: 2 LOB: 2 BB: 1 P: 21	R: 0 E: 0 K: 0 S: 11	H: 1 LOB: 1 BB: 0 P: 20	R: 0 E: 0 K: 1 S: 7	H: 0 LOB: 3 BB: 3 P: 20	R: 0 E: 0 K: 1 S: 17	H: 2 LOB: 2 BB: 0 P: 25	R: 0 E: 0 K: 0 S: 7	H: 0 LOB: 1 BB: 1 P: 17	R: 3 E: 0 K: 1 S: 9	H: 2 LOB: 0 BB: 2 P: 18		R: 0 E: 0 K: 1 S: 7	H: 0 LOB: 0 BB: 0 P: 10	1B: 6 2B: 1 3B: 0 HR: 1	SF: 0 SAC: 0 DP: 0 HBP: 0	WP: 1 PB: 0 SB: 0 CS: 1	PA: 41		
PITCHER	IP	WLS	BF	H	R	ER	SO	BB	IBB	HBP	BLK	WP	HR	S	P	ERA	WHIP								
Paul Wagner, R ERA: 2.25	4.0		17	4	1	1	1	1	0	0	0	0	0	37	61	2.25	1.250								
Denny Neagle, L ERA: 4.5	2.0		11	2	0	0	1	2	1	0	1	0	0	24	45	0.00	2.000								
Roger Mason, R ERA: 3.63	1.0		5	0	1	1	0	2	0	0	0	0	0	8	22	9.00	2.000								
Stan Belinda, R ERA: 2.82	2.0	W	8	2	2	2	2	1	0	0	0	0	1	15	23	9.00	1.500								



Batter	1	2	3	4	5	6	7	8	9	10	11	AB	R	H	RBI	BB	SO	LOB	TOP		
Craig Biggio, R OBP: 0.372, SLG: 0.377 (1, 4)	1-1 1B		0-0 F9	1-0 FC5 E HBP		0-1 F7			2-1 P6		2-1 5 BB 1B HR	5	1	2	0	0	0	0			
Steve Finley, L OBP: 0.333, SLG: 0.401 (1, 8)	3-2 F8		0-2 1B 5 BB SF8 1B	1-1 E1 5 FC5			1-1 G4-3		1-0 G4-3		1-0 5 BB HR 1B	6	2	2	0	0	0	3			
5 Jeff Bagwell, R OBP: 0.346, SLG: 0.403 (1, 3)	2-3 K		1-1 SF8 1B	0-0 FC5			3-2 F8		2-1 F9		4-0 HR BB	5	1	1	0	1	1	4			
Eric Anthony, L OBP: 0.305, SLG: 0.457 Xavier Hernandez, L (11, 1)	2-2 G4-3		1-1 SF8 1B		1-2 1B		2-1 F7		3-2 P5		1-0 HR	6	1	3	4	0	0	1			
Ken Caminiti, S OBP: 0.375, SLG: 0.455 (1, 5)		4-1 WP 1B BB	0-0 SF8		1-1 P5			0-0 G4-3		0-1 P3	0-0 F8	4	0	0	1	1	0	1			
Pete Incaviglia, R OBP: 0.323, SLG: 0.453 (1, 7)		0-0 F8	0-3 K		0-0 F8			2-3 K				5	0	1	0	0	2	4			
Eddie Taubensee, L OBP: 0.266, SLG: 0.256 (1, 2)		3-2 WP 1B		0-0 F8		1-0 G4-3		0-0 1B		3-3 K		5	0	2	0	0	1	2			
Casey Candaele, S OBP: 0.292, SLG: 0.255 Ernest Riles, L OBP: 0.222, SLG: 0.222 Rafael Ramirez, R OBP: 0.278, SLG: 0.307 (1, 6) (8, PH) (8, 6)		2-2 P3		4-1 E SH1-4 BB		0-1 G3-1		3-2 1B			1-3 K	2	0	0	0	1	0	2			
Brian Williams, R OBP: 0.297, SLG: 0.305 Benny Distefano, L OBP: 0.297, SLG: 0.305 Doug Jones, R OBP: 0.286, SLG: 0.091 (1, 1) (8, PH) (8, 1) (11, PH)		0-3 K		0-0 SH1-4		1-2 F8		0-3 K			3-3 K	2	0	0	0	0	1	2			
Inning Stats	R: 0 E: 0 K: 1 S: 14	H: 1 LOB: 1 BB: 0 P: 21	R: 0 E: 0 K: 1 S: 13	H: 1 LOB: 2 BB: 1 P: 22	R: 1 E: 0 K: 1 S: 12	H: 3 LOB: 2 BB: 0 P: 14	R: 0 E: 1 K: 0 S: 6	H: 0 LOB: 3 BB: 1 P: 12	R: 0 E: 0 K: 0 S: 7	H: 1 LOB: 1 BB: 0 P: 10	R: 0 E: 0 K: 2 S: 13	H: 2 LOB: 2 BB: 0 P: 18	R: 0 E: 0 K: 1 S: 9	H: 1 LOB: 1 BB: 0 P: 15	R: 4 E: 0 K: 2 S: 15	H: 3 LOB: 0 BB: 1 P: 27	1B: 10 2B: 1 3B: 0 HR: 1	SF: 1 SAC: 1 DP: 0 HBP: 1	WP: 1 PB: 0 SB: 0 CS: 0	PA: 50	
29 John Smoltz, R ERA: 2.64 Kent Mercker, L ERA: 1.81 Alejandro Pena, R ERA: 4.68 Mike Stanton, L ERA: 6.03 (1, 1) (9, 1) (11, 1) (11, 1)	IP	WLS	BF	H	R	ER	SO	BB	IBB	HBP	BLK	WP	HR	S	P	ERA	WHIP				
	8.0	36	7	1	0	0	1	0	0	0	0	0	0	14	25	0.00	0.500				
	0.2	L	6	3	4	4	2	1	0	0	0	0	1	14	26	54.00	6.000				
	0.1		1	0	0	0	0	0	0	0	0	0	0	1	1	0.00	0.000				

Houston Astros @ Atlanta Braves
Atlanta-Fulton County Stadium, Atlanta, GA
Mon Jul 27 1992, 7:05 PM EDT
Att: 38,729 - Cloudy - 78 F

livebaseballscorecards.com

AB 44
R 5
H 12
RBI 5
BB 3
SO 8
LOB 21



Batter	1	2	3	4	5	6	7	8	9	10	11	AB	R	H	RBI	BB	SO	LOB	BOTTOM			
Otis Nixon, S OBP: 0.374, SLG: 0.392 (1, 8)	2-1 1B 2B		1-2 G6-4-3			3-2 FC6-4 1B		1-1 1B			2-1 G6-3	5	1	3	0	0	0	1				
Jeff Treadway, L OBP: 0.268, SLG: 0.255 Mark Lemke, S OBP: 0.276, SLG: 0.277 (1, 4) (7, 4)	0-2 G6-3		2-2 L1			0-0 FC6-4 G6-4-3		2-1 G5-3			4-1 G1-3 BB	3	0	0	0	0	2					
Terry Pendleton, S OBP: 0.319, SLG: 0.449 (1, 5)	1-0 WP 1B			2-2 1B		0-0 G6-4-3			1-2 FC6 1B		0-1 G1-3	5	0	3	1	0	2					
David Justice, L OBP: 0.357, SLG: 0.401 (1, 9)	1-3 K			1-0 P5			1-1 G4-3		0-1 F8		0-2 G3-1	5	0	0	0	1	4					
Lonnie Smith, R OBP: 0.290, SLG: 0.350 (1, 7)	2-1 L4			2-3 K			2-2 2B		1-3 K			4	0	1	0	0	2	3				
Sid Bream, L OBP: 0.344, SLG: 0.385 (1, 3)		1-1 G3		0-0 F7			0-0 P3		1-0 FC6			4	0	0	0	0	3					
Greg Olson, R OBP: 0.336, SLG: 0.370 (1, 2)		3-2 G1-3			1-0 F7		3-2 G4-3			0-2 G5-3		4	0	0	0	0	1					
Rafael Belliard, R OBP: 0.260, SLG: 0.344 Ron Cantu, R OBP: 0.300, SLG: 0.425 Kent Mercker, L OBP: 0.260, SLG: 0.291 Darmon Berryhill, S OBP: 0.260, SLG: 0.291 Alejandro Pena, R OBP: 0.260, SLG: 0.291 Mike Stanton, L OBP: 0.260, SLG: 0.291 (1, 5) (8, PH) (9, 1) (10, PH) (11, 1) (11, 1)		1-2 G5-3			0-0 G3			0-0 F8		1-3 K		2	0	0	0	0	0					
29 John Smoltz, R OBP: 0.290, SLG: 0.220 Jeff Blauser, R OBP: 0.281, SLG: 0.393 (1, 1) (8, PH) (9, 6)			0-0 G6-4-3 1B		1-0 F9			0-3 K			0-3 K	2	0	1	0	0	0					
Inning Stats	R: 1 E: 0 K: 1 S: 11	H: 2 LOB: 1 BB: 0 P: 17	R: 0 E: 0 K: 0 S: 10	H: 0 LOB: 0 BB: 0 P: 15	R: 0 E: 0 K: 0 S: 8	H: 1 LOB: 1 BB: 0 P: 11	R: 0 E: 0 K: 0 S: 5	H: 1 LOB: 1 BB: 0 P: 8	R: 0 E: 0 K: 0 S: 10	H: 1 LOB: 1 BB: 0 P: 16	R: 0 E: 0 K: 1 S: 8	H: 1 LOB: 1 BB: 0 P: 11	R: 0 E: 0 K: 1 S: 9	H: 0 LOB: 0 BB: 0 P: 12	R: 0 E: 0 K: 2 S: 9	H: 0 LOB: 0 BB: 1 P: 10	R: 0 E: 0 K: 0 S: 8	H: 0 LOB: 0 BB: 1 P: 14	1B: 6 2B: 2 3B: 0 HR: 0	SF: 0 SAC: 0 DP: 2 HBP: 0	WP: 1 PB: 0 SB: 0 CS: 0	PA: 40
PITCHER	IP	WLS	BF	H	R	ER	SO	BB	IBB	HBP	BLK	WP	HR	S	P	ERA	WHIP					
Brian Williams, R ERA: 2.27 Doug Jones, R ERA: 2.18 Xavier Hernandez, R ERA: 2.07 (1, 1) (8, 1) (11, 1)	7.0	25	11	2	0	0	4	0	0	0	0	0	0	26	33	1.29	0.857					
	1.0	4	0	0	0	0	0	1	0	0	0	0	0	8	14	0.00	1.000					

Houston Astros @ Atlanta Braves
Atlanta-Fulton County Stadium, Atlanta, GA
Mon Jul 27 1992, 7:05 PM EDT
Att: 38,729 - Cloudy - 78 F

livebaseballscorecards.com

AB 39
R 1
H 8
RBI 1
BB 1
SO 6
LOB 17



Batter	1	2	3	4	5	6	7	8	9	AB	R	H	RBI	BB	SO	LOB	TOP								
Craig Biggio, R OBP: 0.372, SLG: 0.374 (1, 4)	4-1 1B BB	1-0 G1-3			0-3 K		4-2 BB 5 SF7 BB	3-1 P4		3	0	0	0	2	2	3									
Steve Finley, L OBP: 0.334, SLG: 0.399 (1, 8)	2-1 FC4-6 1B		0-3 K		0-1 G6-3		4-1 5 SF7 BB	0-3 K		4	0	1	0	1	2	0									
5 Jeff Bagwell, R OBP: 0.344, SLG: 0.410 (1, 3)	0-3 K		3-2 F9			0-1 G4-3	4-0 5 SF7 BB		1-3 K	4	1	1	2	0	1	2									
Eric Anthony, L OBP: 0.312, SLG: 0.457 Gerald Young, S OBP: 0.276, SLG: 0.087 (7, PR) (7, 9)	2-3 K		1-0 1B			4-0 1B BB	0-0 SF7		0-0 HR	2	1	1	0	2	1	2									
Ken Caminiti, S OBP: 0.375, SLG: 0.465 (1, 5)	0-1 FC4-6 1-2		1-1 G3			0-0 1B BB	4-0 G4-6-3 IBB		1-2 G6-3	5	2	2	1	0	0	6									
Pete Incaviglia, R OBP: 0.328, SLG: 0.454 (1, 7)		1-2 F9		2-3 K		0-2 PB 1B FC	0-2 G4-6-3		2-1 HR	4	1	2	1	1	1	0									
Eddie Taubensee, L OBP: 0.281, SLG: 0.280 (1, 2)	0-2 1B FC4-6 1B		2-3 K			0-0 FC PB CS 1B		2-2 FC1-5 1B	4-2 2B BB	5	1	4	1	0	1	0									
Casey Candaele, S OBP: 0.251, SLG: 0.254 (1, 6)	0-0 FC4-6 1B		0-2 G3			3-0 FC CS		2-2 BLK FC1-5 1B	0-1 2B	5	0	1	1	0	0	5									
Pete Harnisch, S OBP: 0.156, SLG: 0.227 Ernest Riles, L OBP: 0.222, SLG: 0.222 Juan Guzman, R OBP: 0.221, SLG: 0.338 Joe Boever, R Willie Blair, R Doug Jones, R (1, 1) (8, PH) (8, PH) (8, 1) (8, 1) (8, 1)	0-1 FC4-6 1-2 3-H		1-3 K		0-1 CS		0-1 CS		0-0 FC1-5 BLK	0-1 P6	2	1	0	1	1	1									
Inning Stats	R: 0 E: 0 K: 2 S: 11	H: 1 LOB: 2 BB: 1 P: 19	R: 1 E: 0 K: 0 S: 10	H: 2 LOB: 1 BB: 0 P: 12	R: 0 E: 0 K: 1 S: 12	H: 1 LOB: 1 BB: 0 P: 17	R: 0 E: 0 K: 2 S: 14	H: 0 LOB: 0 BB: 0 P: 18	R: 0 E: 0 K: 1 S: 9	H: 0 LOB: 0 BB: 0 P: 10	R: 3 E: 0 K: 0 S: 9	H: 3 LOB: 1 BB: 1 P: 16	R: 1 E: 0 K: 0 S: 12	H: 0 LOB: 3 BB: 4 P: 28	R: 0 E: 0 K: 1 S: 14	H: 2 LOB: 2 BB: 0 P: 21	R: 2 E: 0 K: 1 S: 15	H: 3 LOB: 2 BB: 1 P: 23	1B: 9 2B: 2 3B: 0 HR: 2	SF: 1 SAC: 0 DP: 2 HBP: 0	WP: 0 PB: 1 SB: 0 CS: 1	PA: 45			
PITCHER	IP	WLS	BF	H	R	ER	SO	BB	IBB	HBP	BLK	WP	HR	S	P	ERA	WHIP								
Mike Bielecki, R ERA: 2.57 (1, 1)	4.0		17	4	1	1	5	1	0	0	0	0	0	47	66	2.25	1.250								
Marvin Freeman, R ERA: 4.05 (5, 1)	2.0	L	9	3	3	2	2	1	0	0	0	0	0	18	26	9.00	2.000								
Mike Stanton, L ERA: 6.32 (7, 1)	0.0		3	0	1	1	0	3	0	0	0	0	0	6	18	∞	∞								
Mark Wohlers, R ERA: 5.06 (7, 1)	1.1		6	2	0	0	0	0	1	0	0	0	0	14	22	0.00	1.500								
Mark Davis, L ERA: 7.22 (8, 1)	1.2		9	3	2	2	2	1	0	0	1	0	2	21	32	10.80	2.400								

Houston Astros @ Atlanta Braves
Atlanta-Fulton County Stadium, Atlanta, GA

AB 36
R 7
H 12
RBI 7
BB 7
SO 9
LOB 21



WP: 0 PA: 45
PB: 1
SB: 0
CS: 1

Tue Jul 28 1992, 7:05 PM EDT
Att: 40,457 - Cloudy - 82 F

Batter	1	2	3	4	5	6	7	8	9	AB	R	H	RBI	BB	SO	LOB	BOTTOM								
Otis Nixon, S OBP: 0.377, SLG: 0.392 (1, 8)	0-0 F8		4-2 G5-4-3 BB			1-0 S 1B		2-2 F7		3	1	1	0	1	0	2									
Jeff Treadway, L OBP: 0.216, SLG: 0.280 Greg Olson, R OBP: 0.335, SLG: 0.368 (1, 4) (8, 2)	1-2 1B 2B		1-2 G5-4-3 1-2			2-1 F8		2-0 G6-4-3 1-2		3	1	1	0	0	0	3									
Terry Pendleton, S OBP: 0.321, SLG: 0.450 (1, 5)	1-1 2-H 1B		0-2 L5			0-2 1-H 1B			1-2 E1 1B 2B	4	1	2	2	0	0	0									
David Justice, L OBP: 0.355, SLG: 0.399 (1, 9)	0-2 P4		0-0 P4			3-2 P4			0-2 2B G6-3 1B	4	1	1	0	0	0	1									
Ron Gant, R OBP: 0.325, SLG: 0.426 (1, 7)		0-1 G6-3		1-3 K		2-3 K			2-0 G6-3 1B 2B	4	1	1	1	0	2	0									
Sid Bream, L OBP: 0.339, SLG: 0.378 (1, 3)	0-3 K		0-1 P9			2-1 F8			1-2 L4	4	0	0	0	0	1	2									
Damon Berryhill, S OBP: 0.256, SLG: 0.355 Mark Davis, L Lonnie Smith, R OBP: 0.286, SLG: 0.344 (1, 2) (8, 1) (9, PH)	2-3 K		3-3 K			0-0 F7			1-2 G6-3	3	0	0	0	0	2	0									
Rafael Belliard, R OBP: 0.268, SLG: 0.243 Jeff Blauser, R OBP: 0.269, SLG: 0.397 (1, 6) (8, PH) (9, 6)		4-1 SH1-4 BB		0-1 SH1-4		0-1 G5-3		4-2 BB BB	0-1 1B	1	0	0	0	1	0	0									
Mike Bielecki, R OBP: 0.125, SLG: 0.225 Marvin Freeman, R OBP: 0.200, SLG: 0.300 Tom Glavine, L OBP: 0.200, SLG: 0.321 Mike Stanton, L OBP: 0.200, SLG: 0.300 Mark Wohlers, R Mark Lemke, S OBP: 0.278, SLG: 0.278 (1, 1) (8, PH) (7, 1) (7, 1) (7, 4)	0-1 SH1-4		0-1 K			2-3 K		4-1 BB BB	3-3 K	0	0	0	0	0	0	0									
Inning Stats	R: 1 E: 0 K: 0 S: 11	H: 2 LOB: 0 BB: 0 P: 13	R: 0 E: 0 K: 2 S: 9	H: 0 LOB: 0 BB: 0 P: 11	R: 0 E: 0 K: 1 S: 8	H: 0 LOB: 0 BB: 0 P: 9	R: 0 E: 0 K: 1 S: 7	H: 0 LOB: 0 BB: 0 P: 10	R: 1 E: 0 K: 1 S: 13	H: 2 LOB: 1 BB: 0 P: 20	R: 0 E: 0 K: 1 S: 7	H: 0 LOB: 2 BB: 2 P: 11	R: 0 E: 0 K: 0 S: 7	H: 0 LOB: 1 BB: 2 P: 19	R: 3 E: 1 K: 1 S: 21	H: 3 LOB: 1 BB: 0 P: 27	1B: 5 2B: 2 3B: 0 HR: 0	SF: 0 SAC: 1 DP: 2 HBP: 0	WP: 0 PB: 0 SB: 1 CS: 0	PA: 36					
PITCHER	IP	WLS	BF	H	R	ER	SO	BB	IBB	HBP	BLK	WP	HR	S	P	ERA	WHIP								
Pete Harnisch, R ERA: 3.79 (1, 1)	7.0		25	4	2	2	6	2	0	0	0	0	0	65	93	2.57	0.857								
Joe Boever, R ERA: 2.1 (8, 1)	0.0		2	0	0	0	0	2	0	0	0	0	0	3	11	∞	∞								
Willie Blair, R ERA: 4.36 (8, 1)	0.1		1	0	0	0	0	0	0	0	0	0	0	3	5	0.00	0.000								
Doug Jones, R ERA: 2.13 (8, 1)	1.2	S	8	3	3	0	1	0	0	0	0	0	0	22	30	0.00	1.800								

Houston Astros @ Atlanta Braves
Atlanta-Fulton County Stadium, Atlanta, GA

AB 31
R 5
H 7
RBI 5
BB 4
SO 7
LOB 12



WP: 0 PA: 36
PB: 0
SB: 1
CS: 0

Tue Jul 28 1992, 7:05 PM EDT
Att: 40,457 - Cloudy - 82 F

Batter	1	2	3	4	5	6	7	8	9	AB	R	H	RBI	BB	SO	LOB	TOP					
Steve Finley, L (1, 8) OBP: 0.330, SLG: 0.394	G4-3		FC4-6 L1-3		G6-3		K	L9		5	0	0	0	0	1	5						
Rafael Ramirez, R (1, 6) OBP: 0.282, SLG: 0.310	G6-3		L1-3			1B E	2B		F7	5	1	2	0	0	0	1						
Ken Caminiti, S (1, 5) OBP: 0.375, SLG: 0.468	E6			L7		E FC3-2	2B		G6-3	5	0	2	1	0	0	0						
5 Jeff Bagwell, R (1, 3) OBP: 0.345, SLG: 0.416	P9			HR		K			F9	4	1	1	1	1	1	3						
Eric Anthony, L (1, 9) OBP: 0.312, SLG: 0.457		G1-4-3		G1-3		E5 FC3-2	K			0	0	0	0	0	0	0						
Gerald Young, S (1, 9) OBP: 0.273, SLG: 0.111										4	0	1	1	0	1	3						
Pete Incaviglia, R (1, 7) OBP: 0.330, SLG: 0.451		P3								2	0	0	0	2	0	3						
Scott Servais, R (1, 2) OBP: 0.258, SLG: 0.243										3	0	1	0	1	0	4						
Brian Williams, R (8, PR) OBP: 0.133, SLG: 0.200										0	0	0	0	0	0	0						
Eddie Taubensee, L (8, 2) OBP: 0.281, SLG: 0.280										0	0	0	0	0	0	0						
Casey Candaele, S (1, 4) OBP: 0.248, SLG: 0.251										3	0	0	0	0	0	4						
Willie Blair, R (6, 1) OBP: 0.288, SLG: 0.333										0	0	0	0	0	0	0						
Juan Guerrero, R (8, PH) OBP: 0.288, SLG: 0.333										1	0	0	0	0	1	0						
Joe Boever, R (8, 1) OBP: 0.373, SLG: 0.375										0	0	0	0	0	0	0						
Jimmy Jones, R (1, 1) OBP: 0.286, SLG: 0.200										1	0	1	0	1	0	0						
Craig Biggio, R (6, 4) OBP: 0.373, SLG: 0.375										2	1	1	0	0	0	1						
Inning Stats	R: 0 E: 1 K: 0 S: 11	H: 0 LOB: 1 BB: 0 P: 17	R: 0 E: 0 K: 0 S: 11	H: 0 LOB: 1 BB: 1 P: 19	R: 0 E: 0 K: 0 S: 7	H: 1 LOB: 0 BB: 0 P: 9	R: 1 E: 0 K: 0 S: 7	H: 1 LOB: 1 BB: 1 P: 14	R: 0 E: 0 K: 0 S: 6	H: 0 LOB: 0 BB: 1 P: 11	R: 1 E: 1 K: 1 S: 13	H: 3 LOB: 3 BB: 1 P: 25	R: 1 E: 0 K: 2 S: 14	H: 3 LOB: 3 BB: 1 P: 23	R: 0 E: 0 K: 0 S: 6	H: 1 LOB: 2 BB: 0 P: 11	R: 0 E: 0 K: 0 S: 7	H: 0 LOB: 0 BB: 0 P: 8	1B: 6 2B: 3 3B: 0 HR: 1	SF: 0 SAC: 0 DP: 2 HBP: 0	WP: 0 PB: 0 SB: 0 CS: 0	PA: 40
PITCHER	IP	WLS	BF	H	R	ER	SO	BB	IBB	HBP	BLK	WP	HR	S	P	ERA	WHIP					
Tom Glavine, L (1, 1) ERA: 2.49	8.0	W	37	9	3	3	3	3	2	0	0	0	1	75	129	3.38	1.500					
Alejandro Pena, R (9, 1) ERA: 4.54	1.0	S	3	0	0	0	0	0	0	0	0	0	0	7	8	0.00	0.000					

Houston Astros @ Atlanta Braves
Atlanta-Fulton County Stadium, Atlanta, GA
Wed Jul 29 1992, 3:33 AM EDT
Att: 39,076 - Cloudy - 85 F

AB	35
R	3
H	9
RBI	3
BB	5
SO	3
LOB	25



Batter	1	2	3	4	5	6	7	8	9	AB	R	H	RBI	BB	SO	LOB	BOTTOM				
Otis Nixon, S (1, 8) OBP: 0.377, SLG: 0.392	S 1B		K		L7	F7				5	0	2	1	0	1	2					
Terry Pendleton, S (1, 5) OBP: 0.319, SLG: 0.454	P5		F7		G4-3					5	1	1	1	0	1	3					
Ron Gant, R (1, 7) OBP: 0.327, SLG: 0.425	F7						HR			3	1	1	0	1	1	1					
David Justice, L (1, 9) OBP: 0.354, SLG: 0.395			G4-3			F7	L3			3	0	0	0	1	0	2					
Sid Bream, L (1, 3) OBP: 0.337, SLG: 0.376	L6				F9					4	1	1	0	0	0	2					
Greg Olson, R (1, 2) OBP: 0.333, SLG: 0.366		F8			G6-3	E5 SF8				4	1	1	1	0	1	0					
Mark Lemke, S (1, 4) OBP: 0.288, SLG: 0.292										3	1	3	1	1	0	0					
Rafael Belliard, R (1, 6) OBP: 0.265, SLG: 0.241										2	0	0	0	0	1	2					
Jeff Blauser, R (6, PH) OBP: 0.291, SLG: 0.394										1	0	0	0	1	0	1					
Tom Glavine, L (1, 1) OBP: 0.279, SLG: 0.310										2	0	0	1	0	0	1					
Lonnie Smith, R (8, PH) OBP: 0.296, SLG: 0.344										0	0	0	0	1	0	0					
Alejandro Pena, R (9, 1) ERA: 2.69										0	0	0	0	0	0	0					
Inning Stats	R: 0 E: 0 K: 0 S: 10	H: 1 LOB: 2 BB: 1 P: 17	R: 0 E: 0 K: 1 S: 6	H: 0 LOB: 1 BB: 1 P: 13	R: 0 E: 0 K: 1 S: 9	H: 0 LOB: 1 BB: 1 P: 15	R: 0 E: 0 K: 0 S: 8	H: 1 LOB: 0 BB: 0 P: 12	R: 0 E: 0 K: 0 S: 5	H: 0 LOB: 0 BB: 0 P: 7	R: 3 E: 1 K: 0 S: 14	H: 4 LOB: 2 BB: 1 P: 27	R: 1 E: 0 K: 1 S: 9	H: 1 LOB: 0 BB: 0 P: 17	R: 1 E: 0 K: 2 S: 10	H: 2 LOB: 2 BB: 1 P: 18	1B: 6 2B: 2 3B: 0 HR: 1	SF: 1 SAC: 0 DP: 0 HBP: 0	WP: 0 PB: 0 SB: 2 CS: 0	PA: 38	
PITCHER	IP	WLS	BF	H	R	ER	SO	BB	IBB	HBP	BLK	WP	HR	S	P	ERA	WHIP				
Jimmy Jones, R (1, 1) ERA: 4.06	5.1	L	25	6	3	3	2	3	0	0	0	0	1	14	28	5.40	1.200				
Willie Blair, R (6, 1) ERA: 4.41	1.2	L	7	1	1	1	1	1	0	0	0	0	0	10	18	9.00	3.000				
Joe Boever, R (8, 1) ERA: 2.69	1.0		6	2	1	1	2	1	0	0	0	0	0	10	18	9.00	3.000				

Houston Astros @ Atlanta Braves
Atlanta-Fulton County Stadium, Atlanta, GA
Wed Jul 29 1992, 3:33 AM EDT
Att: 39,076 - Cloudy - 85 F

AB	32
R	5
H	9
RBI	5
BB	5
SO	5
LOB	14




Batter	1	2	3	4	5	6	7	8	9	AB	R	H	RBI	BB	SO	LOB	TOP				
Otis Nixon, S (1, 8) <small>OBP: 0.371, SLG: 0.385</small>										4	0	0	0	0	0	1	Atlanta Braves @ San Francisco Giants Candlestick Park, San Francisco, CA Thu Jul 30 1992, 10:05 PM EDT Att: 14,313 - Cloudy - 56 F				
Terry Pendleton, S (1, 5) <small>OBP: 0.316, SLG: 0.450</small>										4	0	0	0	0	0	0					
Ron Gant, R (1, 7) <small>OBP: 0.328, SLG: 0.426</small>										4	0	2	0	0	0	0					
David Justice, L (1, 9) <small>OBP: 0.353, SLG: 0.393</small>										4	0	1	0	0	0	2					
Sid Bream, L (1, 3) <small>OBP: 0.340, SLG: 0.375</small>										3	0	1	0	1	0	1					
Greg Olson, R (1, 2) <small>OBP: 0.327, SLG: 0.359</small>										4	0	0	0	0	1	5					
Mark Lemke, S (1, 4) <small>OBP: 0.285, SLG: 0.289</small>										3	0	0	0	0	0	1					
Rafael Belliard, R (1, 6) <small>OBP: 0.263, SLG: 0.239</small>										2	0	0	0	0	1	0					
Jeff Blauser, R (8, PH) <small>OBP: 0.294, SLG: 0.394</small>										0	0	0	0	1	0	0					
Charlie Leibrandt, R (1, 1) <small>OBP: 0.111, SLG: 0.114</small>										2	0	0	0	0	1	0					
Jeff Treadway, L (8, PH) <small>OBP: 0.212, SLG: 0.275</small>										1	0	0	0	0	0	1					
Mark Wohlers, R (8, 1)										0	0	0	0	0	0	0					
Inning Stats	R: 0 H: 0 E: 0 K: 0 S: 8	H: 0 LOB: 0 BB: 0 P: 15	R: 0 H: 1 E: 0 K: 0 S: 14	LOB: 1 BB: 0 P: 19	R: 0 H: 0 E: 0 K: 1 S: 8	LOB: 0 BB: 0 P: 12	R: 0 H: 2 E: 0 K: 1 S: 11	LOB: 2 BB: 0 P: 15	R: 0 H: 0 E: 0 K: 0 S: 6	LOB: 0 BB: 0 P: 8	R: 0 H: 0 E: 0 K: 0 S: 7	LOB: 0 BB: 0 P: 10	R: 0 H: 0 E: 0 K: 0 S: 5	LOB: 0 BB: 0 P: 7	R: 0 H: 0 E: 0 K: 0 S: 8	LOB: 1 BB: 1 P: 14	R: 0 H: 1 E: 0 K: 0 S: 13	LOB: 2 BB: 1 P: 20	1B: 4 2B: 0 3B: 0 HR: 0	SF: 0 SAC: 0 DP: 0 HBP: 0	WP: 0 PA: 33 ERA: 3.95 WHIP: 0.667


Batter	1	2	3	4	5	6	7	8	9	AB	R	H	RBI	BB	SO	LOB	BOTTOM		
Willie McGee, S (1, 8) <small>OBP: 0.335, SLG: 0.357</small>										4	0	1	0	0	1	0	Atlanta Braves @ San Francisco Giants Candlestick Park, San Francisco, CA Thu Jul 30 1992, 10:05 PM EDT Att: 14,313 - Cloudy - 56 F		
Robby Thompson, R (1, 4) <small>OBP: 0.339, SLG: 0.392</small>										4	0	0	0	0	1	1			
Will Clark, L (1, 3) <small>OBP: 0.396, SLG: 0.485</small>										4	0	1	0	0	2	1			
Chris James, R (1, 7) <small>OBP: 0.299, SLG: 0.383</small>										3	0	0	0	0	1	2			
Mike Felder, S (8, 7)										1	0	0	0	0	0	0			
Cory Snyder, R (1, 9) <small>OBP: 0.322, SLG: 0.486</small>										4	1	2	0	0	0	0			
Matt Williams, R (1, 5) <small>OBP: 0.290, SLG: 0.387</small>										4	4	3	0	0	0	1			
Craig Colbert, R (1, 2) <small>OBP: 0.219, SLG: 0.250</small>										4	0	2	3	0	0	2			
Mike Benjamin, R (1, 6) <small>OBP: 0.250, SLG: 0.410</small>										3	0	2	2	1	0	1			
John Burkett, R (1, 1) <small>OBP: 0.103, SLG: 0.056</small>										4	0	0	0	0	1	5			
Inning Stats	R: 0 H: 1 E: 0 K: 2 S: 13	H: 2 LOB: 1 BB: 0 P: 18	R: 1 H: 2 E: 0 K: 0 S: 14	LOB: 1 BB: 0 P: 19	R: 0 H: 0 E: 0 K: 1 S: 7	LOB: 0 BB: 0 P: 9	R: 1 H: 2 E: 0 K: 0 S: 8	LOB: 2 BB: 1 P: 15	R: 0 H: 1 E: 0 K: 0 S: 7	LOB: 1 BB: 0 P: 8	R: 1 H: 2 E: 0 K: 0 S: 11	LOB: 1 BB: 0 P: 14	R: 0 H: 0 E: 0 K: 2 S: 8	LOB: 0 BB: 0 P: 12	R: 2 H: 3 E: 0 K: 1 S: 17	LOB: 1 BB: 0 P: 23	1B: 8 2B: 1 3B: 2 HR: 0	SF: 0 SAC: 0 DP: 0 HBP: 0	WP: 0 PA: 36 ERA: 3.31 WHIP: 1.143
PITCHER	IP: 7.0 WLS: L BF: 30	H: 3 R: 3 ER: 3 SO: 5	BB: 0 IBB: 1 HBP: 0 BLK: 0	WP: 0 HR: 0 S: 8 P: 95	ERA: 3.86 WHIP: 1.143	PITCHER	IP: 1.0 WLS: L BF: 6	H: 3 R: 2 ER: 2 SO: 1	BB: 0 IBB: 0 HBP: 0 BLK: 0	WP: 0 HR: 0 S: 17 P: 23	ERA: 18.00 WHIP: 3.000								

Batter	1	2	3	4	5	6	7	8	9	AB	R	H	RBI	BB	SO	LOB	TOP
Otis Nixon, S <small>OBP: 0.377, SLG: 0.396</small> 										4	1	3	1	0	0	0	Atlanta Braves @ San Francisco Giants Candlestick Park, San Francisco, CA Fri Jul 31 1992, 10:05 PM EDT Att: 21,025 - Cloudy - 65 F
Jeff Treadway, L <small>OBP: 0.236, SLG: 0.283</small> Mark Lemke, S <small>OBP: 0.284, SLG: 0.288</small> 										2	0	1	0	1	0	1	
Terry Pendleton, S <small>OBP: 0.318, SLG: 0.453</small> 										4	0	2	1	0	0	1	
David Justice, L <small>OBP: 0.349, SLG: 0.387</small> 										4	0	0	0	0	0	4	
Ron Gant, R <small>OBP: 0.325, SLG: 0.421</small> 										4	0	0	0	0	0	4	
Sid Bream, L <small>OBP: 0.338, SLG: 0.386</small> 										4	1	1	1	0	1	0	
Damon Berryhill, S <small>OBP: 0.251, SLG: 0.360</small> Deion Sanders, L <small>OBP: 0.364, SLG: 0.552</small> Greg Olson, R <small>OBP: 0.327, SLG: 0.359</small> 										3	0	1	0	0	0	0	
Rafael Belliard, R <small>OBP: 0.263, SLG: 0.239</small> 										4	1	1	0	0	1	2	
Steve Avery, L <small>OBP: 0.226, SLG: 0.275</small> Kent Mercker, L <small>OBP: 0.256, SLG: 0.303</small> Alejandro Pena, R <small>OBP: 0.256, SLG: 0.303</small> 										3	0	1	0	0	0	1	
Inning Stats <small>R: 0, H: 2, E: 0, LOB: 2, K: 0, BB: 1, S: 11, P: 19</small>		<small>R: 0, H: 1, E: 0, LOB: 1, K: 0, BB: 0, S: 12, P: 17</small>	<small>R: 1, H: 2, E: 0, LOB: 1, K: 0, BB: 0, S: 9, P: 14</small>	<small>R: 1, H: 1, E: 0, LOB: 0, K: 0, BB: 0, S: 7, P: 9</small>	<small>R: 0, H: 1, E: 0, LOB: 0, K: 0, BB: 0, S: 6, P: 9</small>	<small>R: 0, H: 0, E: 0, LOB: 0, K: 1, BB: 0, S: 9, P: 13</small>	<small>R: 1, H: 3, E: 0, LOB: 2, K: 1, BB: 0, S: 12, P: 20</small>	<small>R: 0, H: 0, E: 0, LOB: 0, K: 0, BB: 0, S: 6, P: 7</small>	<small>R: 0, H: 0, E: 0, LOB: 0, K: 1, BB: 0, S: 12, P: 17</small>	<small>1B: 6, SF: 0, 2B: 4, SAC: 0, 3B: 0, DP: 3, HR: 1, HBP: 1</small>	<small>WP: 0, PA: 35, FB: 0, CS: 2</small>						
PITCHER <small>IP WLS BF H R ER SO BB IBB HBP BLK WP HR S P ERA WHIP</small>	<small>Francisco Oliveras, R (1, 1) 5.0 21 7 2 2 0 0 1 0 0 0 0 0 1 45 68 3.60 1.600</small> <small>Dave Righetti, L (6, 1) 2.0 8 3 1 1 2 0 0 0 0 0 0 0 0 21 33 4.50 1.500</small> <small>Bryan Hickerson, L (8, 1) 1.0 3 0 0 0 0 0 0 0 0 0 0 0 0 6 7 0.00 0.000</small> <small>Michael Jackson, R (9, 1) 1.0 W 3 0 0 0 1 0 0 0 1 0 0 0 0 12 17 0.00 0.000</small>	<small>PITCHER</small> <small>IP WLS BF H R ER SO BB IBB HBP BLK WP HR S P ERA WHIP</small>	<small>Francisco Oliveras, R (1, 1) 5.0 21 7 2 2 0 0 1 0 0 0 0 0 1 45 68 3.60 1.600</small> <small>Dave Righetti, L (6, 1) 2.0 8 3 1 1 2 0 0 0 0 0 0 0 0 21 33 4.50 1.500</small> <small>Bryan Hickerson, L (8, 1) 1.0 3 0 0 0 0 0 0 0 0 0 0 0 0 6 7 0.00 0.000</small> <small>Michael Jackson, R (9, 1) 1.0 W 3 0 0 0 1 0 0 0 1 0 0 0 0 12 17 0.00 0.000</small>														

Batter	1	2	3	4	5	6	7	8	9	AB	R	H	RBI	BB	SO	LOB	BOTTOM
Willie McGee, S <small>OBP: 0.331, SLG: 0.352</small> 										4	0	0	0	0	0	1	Atlanta Braves @ San Francisco Giants Candlestick Park, San Francisco, CA Fri Jul 31 1992, 10:05 PM EDT Att: 21,025 - Cloudy - 65 F
Robby Thompson, R <small>OBP: 0.338, SLG: 0.390</small> 										4	1	1	0	0	0	0	
Will Clark, L <small>OBP: 0.394, SLG: 0.485</small> 										4	1	1	1	0	2	0	
Chris James, R <small>OBP: 0.304, SLG: 0.405</small> 										4	1	2	1	0	0	0	
Cory Snyder, R <small>OBP: 0.317, SLG: 0.479</small> 										4	0	0	0	0	0	2	
Matt Williams, R <small>OBP: 0.290, SLG: 0.383</small> 										3	0	0	0	1	0	0	
Craig Colbert, R <small>OBP: 0.250, SLG: 0.286</small> 										3	1	2	1	1	0	0	
Mike Benjamin, R <small>OBP: 0.262, SLG: 0.400</small> 										1	0	0	0	1	0	0	
Francisco Oliveras, R <small>OBP: 0.226, SLG: 0.275</small> Kevin Bass, S <small>OBP: 0.256, SLG: 0.303</small> Dave Righetti, L <small>OBP: 0.256, SLG: 0.303</small> Bryan Hickerson, L <small>OBP: 0.256, SLG: 0.303</small> Mike Falder, S <small>OBP: 0.256, SLG: 0.303</small> Michael Jackson, R <small>OBP: 0.256, SLG: 0.303</small> 										1	0	0	0	0	0	0	
Inning Stats <small>R: 0, H: 0, E: 0, LOB: 0, K: 1, BB: 0, S: 9, P: 13</small>		<small>R: 0, H: 0, E: 0, LOB: 0, K: 0, BB: 0, S: 6, P: 10</small>	<small>R: 0, H: 0, E: 0, LOB: 0, K: 0, BB: 0, S: 12, P: 15</small>	<small>R: 0, H: 0, E: 0, LOB: 0, K: 1, BB: 0, S: 6, P: 8</small>	<small>R: 2, H: 2, E: 0, LOB: 1, K: 1, BB: 1, S: 13, P: 25</small>	<small>R: 0, H: 0, E: 0, LOB: 0, K: 0, BB: 0, S: 5, P: 8</small>	<small>R: 0, H: 0, E: 0, LOB: 0, K: 0, BB: 0, S: 7, P: 11</small>	<small>R: 0, H: 0, E: 0, LOB: 1, K: 0, BB: 1, S: 6, P: 13</small>	<small>R: 2, H: 4, E: 0, LOB: 3, K: 0, BB: 1, S: 14, P: 25</small>	<small>1B: 3, SF: 0, 2B: 2, SAC: 1, 3B: 0, DP: 0, HR: 1, HBP: 0</small>	<small>WP: 3, PA: 34, FB: 0, CS: 0</small>						
PITCHER <small>IP WLS BF H R ER SO BB IBB HBP BLK WP HR S P ERA WHIP</small>	<small>Steve Avery, L (1, 1) 7.1 26 2 2 2 3 2 0 0 0 0 1 0 8 12 27.00 3.000</small> <small>Kent Mercker, L (8, 1) 0.2 L 4 2 2 2 0 0 0 0 0 0 1 0 8 12 27.00 3.000</small> <small>Alejandro Pena, R (9, 1) 0.1 4 2 0 0 0 0 0 1 0 0 0 0 11 19 0.00 6.000</small>	<small>PITCHER</small> <small>IP WLS BF H R ER SO BB IBB HBP BLK WP HR S P ERA WHIP</small>	<small>Steve Avery, L (1, 1) 7.1 26 2 2 2 3 2 0 0 0 0 1 0 8 12 27.00 3.000</small> <small>Kent Mercker, L (8, 1) 0.2 L 4 2 2 2 0 0 0 0 0 0 1 0 8 12 27.00 3.000</small> <small>Alejandro Pena, R (9, 1) 0.1 4 2 0 0 0 0 0 1 0 0 0 0 11 19 0.00 6.000</small>														



Batter	1	2	3	4	5	6	7	8	9	AB	R	H	RBI	BB	SO	LOB	TOP								
Otis Nixon, S (1, 8) <small>OBP: 0.373, SLG: 0.396</small>	F9		1B		L7	G6-3			E6	5	1	1	1	0	0	1	Atlanta Braves @ San Francisco Giants Candlestick Park, San Francisco, CA Sat Aug 01 1992, 6:33 AM EDT Att: 31,986 - Sunny - 70 F								
Jeff Blausler, R (1, 6) <small>OBP: 0.293, SLG: 0.393</small> Rafael Belliard, R (7, 6) <small>OBP: 0.262, SLG: 0.238</small>	F9		SF8		G6-3			F9	3	0	1	1	0	0	0	0									
Terry Pendleton, S (1, 5) <small>OBP: 0.319, SLG: 0.454</small>	K		PO					K	5	0	2	1	0	2	2	0									
Ron Gant, R (1, 7) <small>OBP: 0.327, SLG: 0.421</small>		K	PO		K					3	0	1	0	1	2	0									
David Justice, L (1, 9) <small>OBP: 0.345, SLG: 0.382</small>	K				K					4	0	0	0	0	2	4									
Brian Hunter, R (1, 3) <small>OBP: 0.251, SLG: 0.474</small>	P6									4	2	2	1	0	1	0									
Greg Olson, R (1, 2) <small>OBP: 0.335, SLG: 0.366</small>										4	1	3	0	0	0	1									
Mark Lemke, S (1, 4) <small>OBP: 0.287, SLG: 0.288</small>										3	1	1	1	1	0	2									
29 John Smoltz, R (1, 1) <small>OBP: 0.241, SLG: 0.212</small> Jeff Treadway, L (9, PH) <small>OBP: 0.232, SLG: 0.278</small> Marvin Freeman, R (9, 1) <small>OBP: 0.500, SLG: 0.500</small>	F8		F8		G4-3	SH2-4			P5	2	0	0	0	0	0	4									
Inning Stats	R: 0 E: 0 K: 1 S: 10	H: 0 LOB: 0 BB: 0 P: 13	R: 0 E: 0 K: 2 S: 8	H: 0 LOB: 0 BB: 0 P: 13	R: 3 E: 1 K: 0 S: 10	H: 3 LOB: 0 BB: 0 P: 15	R: 1 E: 0 K: 2 S: 11	H: 2 LOB: 2 BB: 1 P: 22	R: 0 E: 0 K: 0 S: 8	H: 1 LOB: 2 BB: 1 P: 16	R: 1 E: 0 K: 0 S: 10	H: 2 LOB: 1 BB: 0 P: 14	R: 0 E: 0 K: 1 S: 13	H: 2 LOB: 1 BB: 0 P: 21	R: 0 E: 0 K: 1 S: 9	H: 1 LOB: 0 BB: 0 P: 14		R: 0 E: 0 K: 0 S: 12	H: 0 LOB: 1 BB: 0 P: 14	1B: 8 2B: 3 3B: 0 HR: 1	SF: 1 SAC: 1 DP: 2 HBP: 0	WP: 0 PB: 0 SB: 0 CS: 0	PA: 40		
PITCHER	IP	WLS	BF	H	R	ER	SO	BB	IBB	HBP	BLK	WP	HR	S	P	ERA	WHIP								
Bud Black, L (1, 1) <small>ERA: 2.91</small> Jeff Brantley, R (7, 1) <small>ERA: 3.4</small> Rod Beck, R (9, 1) <small>ERA: 2.3</small>	6.1	L	31	10	5	2	6	0	2	0	2	0	1	66	107	2.84	1.579								

Batter	1	2	3	4	5	6	7	8	9	AB	R	H	RBI	BB	SO	LOB	BOTTOM								
Mike Felder, S (1, 8) <small>OBP: 0.310, SLG: 0.360</small>	G4-3		HBP			G4-3			P6	4	0	1	0	0	0	0	Atlanta Braves @ San Francisco Giants Candlestick Park, San Francisco, CA Sat Aug 01 1992, 6:33 AM EDT Att: 31,986 - Sunny - 70 F								
Robby Thompson, R (1, 4) <small>OBP: 0.342, SLG: 0.395</small>	G4-3		K			2B			1B	4	1	2	0	1	1	2									
Will Clark, L (1, 3) <small>OBP: 0.393, SLG: 0.482</small>	G4-3		F8			F8			1B	4	0	1	0	0	0	3									
Chris James, R (1, 7) <small>OBP: 0.302, SLG: 0.408</small>	F8								K	4	0	1	1	0	2	3									
Kevin Bass, S (1, 9) <small>OBP: 0.295, SLG: 0.380</small> Jeff Brantley, R (7, 1) <small>OBP: 0.267, SLG: 0.500</small> Willie McCree, S (9, PH) <small>OBP: 0.331, SLG: 0.351</small> Rod Beck, R (9, 1) <small>OBP: 0.500, SLG: 0.500</small>	K				G4-3				G4-3	3	0	0	0	0	2	1									
Matt Williams, R (1, 5) <small>OBP: 0.287, SLG: 0.379</small>	F8				G5-3					4	0	0	0	0	0	0									
Craig Colbert, R (1, 2) <small>OBP: 0.264, SLG: 0.313</small>						L9			G5-3	4	0	2	0	0	0	0									
Jose Uribe, S (1, 6) <small>OBP: 0.315, SLG: 0.366</small>									G1-3	4	1	1	0	0	0	2									
Bud Black, L (1, 1) <small>OBP: 0.086, SLG: 0.059</small> Mark Leonard, L (7, 9) <small>OBP: 0.448, SLG: 0.739</small>					G5-3				G6-3	2	0	0	0	0	0	0									
Inning Stats	R: 0 E: 0 K: 0 S: 7	H: 1 LOB: 1 BB: 0 P: 11	R: 0 E: 0 K: 1 S: 10	H: 1 LOB: 0 BB: 0 P: 19	R: 0 E: 0 K: 1 S: 7	H: 0 LOB: 1 BB: 0 P: 12	R: 0 E: 0 K: 1 S: 6	H: 0 LOB: 0 BB: 0 P: 11	R: 0 E: 0 K: 0 S: 6	H: 0 LOB: 0 BB: 0 P: 9	R: 1 E: 0 K: 1 S: 15	H: 2 LOB: 1 BB: 0 P: 23	R: 0 E: 0 K: 1 S: 10	H: 1 LOB: 1 BB: 0 P: 16	R: 0 E: 0 K: 1 S: 11	H: 1 LOB: 2 BB: 1 P: 23		R: 2 E: 0 K: 0 S: 18	H: 3 LOB: 1 BB: 0 P: 30	1B: 5 2B: 3 3B: 0 HR: 1	SF: 0 SAC: 0 DP: 0 HBP: 1	WP: 1 PB: 0 SB: 0 CS: 0	PA: 38		
PITCHER	IP	WLS	BF	H	R	ER	SO	BB	IBB	HBP	BLK	WP	HR	S	P	ERA	WHIP								
29 John Smoltz, R (1, 1) <small>ERA: 2.57</small> Marvin Freeman, R (9, 1) <small>ERA: 4.39</small>	8.0	W	32	6	1	1	6	1	0	1	0	0	1	18	30	18.00	3.000								

Batter	1	2	3	4	5	6	7	8	9	AB	R	H	RBI	BB	SO	LOB	TOP								
Otis Nixon, S (1, 8) <small>OBP: 0.374, SLG: 0.393</small>	G5-3		1B SF7 BB		G4-6-3 1B			K	G6-3	4	1	0	1	1	3		Atlanta Braves @ San Francisco Giants Candlestick Park, San Francisco, CA Sun Aug 02 1992, 6:33 AM EDT Sunny - 70 F								
Jeff Treadway, L (1, 4) <small>OBP: 0.233, SLG: 0.276</small> Mark Lemke, S (8, 4) <small>OBP: 0.287, SLG: 0.288</small>	K		1B		G4-6-3 1-2			F7		4	0	1	0	0	1	2									
Terry Pendleton, S (1, 5) <small>OBP: 0.318, SLG: 0.453</small>	1B		SF7						F7	3	0	1	1	0	0	0									
David Justice, L (1, 9) <small>OBP: 0.344, SLG: 0.381</small>	F8		G3						2B 1B	4	1	1	0	0	1	2									
Lonnie Smith, R (1, 7) <small>OBP: 0.293, SLG: 0.338</small> Kent Mercker, L (9, 1) Alejandro Pena, R (9, 1)					G6-3				K	4	0	1	0	0	2	1									
Sid Bream, L (1, 3) <small>OBP: 0.337, SLG: 0.388</small> Brian Hunter, R (9, PH) <small>OBP: 0.251, SLG: 0.474</small>	F8				P5				WP BB	4	0	1	1	0	1	1									
Damon Berryhill, S (1, 2) <small>OBP: 0.261, SLG: 0.354</small>	F8				F9				BB WP IBB	3	0	0	0	1	1	1									
Rafael Belliard, R (1, 6) <small>OBP: 0.257, SLG: 0.233</small>	G1-3								K BB	4	0	0	0	0	2	3									
Pete Smith, R (1, 1) Ron Gant, R (9, PH) <small>OBP: 0.329, SLG: 0.421</small>					G6-3				1-2 2-3 3-H BB	2	0	0	0	1	1	0									
Inning Stats	R: 0 E: 0 K: 1 S: 9	H: 1 LOB: 1 BB: 0 P: 11	R: 0 E: 0 K: 0 S: 9	H: 1 LOB: 1 BB: 0 P: 13	R: 1 E: 0 K: 0 S: 11	H: 1 LOB: 1 BB: 1 P: 18	R: 0 E: 0 K: 0 S: 5	H: 0 LOB: 0 BB: 0 P: 8	R: 0 E: 0 K: 1 S: 9	H: 1 LOB: 1 BB: 1 P: 14	R: 0 E: 0 K: 2 S: 7	H: 0 LOB: 0 BB: 0 P: 12	R: 0 E: 0 K: 2 S: 13	H: 0 LOB: 0 BB: 0 P: 10	R: 0 E: 0 K: 2 S: 13	H: 0 LOB: 0 BB: 0 P: 20		R: 2 E: 0 K: 2 S: 18	H: 2 LOB: 3 BB: 2 P: 29	1B: 5 2B: 1 3B: 0 HR: 0	SF: 1 SAC: 0 DP: 1 HBP: 0	WP: 1 PB: 0 SB: 0 CS: 0	PA: 37		
PITCHER	IP	WLS	BF	H	R	ER	SO	BB	IBB	HBP	BLK	WP	HR	S	P	ERA	WHIP								
Bill Swift, R (1, 1) <small>ERA: 2.24</small> Michael Jackson, R (9, 1) <small>ERA: 3.0</small>	8.0	L	29	4	1	1	8	2	0	0	0	0	0	70	106	1.12	0.750								

Batter	1	2	3	4	5	6	7	8	9	AB	R	H	RBI	BB	SO	LOB	BOTTOM								
Willie McGee, S (1, 8) <small>OBP: 0.331, SLG: 0.349</small>	G6-3		BB							2	0	0	0	1	0	0	Atlanta Braves @ San Francisco Giants Candlestick Park, San Francisco, CA Sun Aug 02 1992, 6:33 AM EDT Sunny - 70 F								
Robby Thompson, R (1, 4) <small>OBP: 0.341, SLG: 0.391</small>	K		L9							3	0	0	0	1	1	3									
Will Clark, L (1, 3) <small>OBP: 0.394, SLG: 0.481</small>	K									3	0	1	0	1	2	0									
Chris James, R (1, 7) <small>OBP: 0.295, SLG: 0.398</small>										4	0	0	0	0	1	4									
Mark Leonard, L (1, 9) <small>OBP: 0.406, SLG: 0.654</small> Cory Snyder, R (9, PH) <small>OBP: 0.320, SLG: 0.479</small>	F7									3	0	0	0	0	1	0									
Matt Williams, R (1, 5) <small>OBP: 0.286, SLG: 0.377</small>	F8									4	0	1	0	0	0	1									
Mark Bailey, S (1, 2) <small>OBP: 0.375, SLG: 0.308</small>										4	0	2	0	0	1	2									
Mike Benjamin, R (1, 6) <small>OBP: 0.262, SLG: 0.400</small> Jose Uribe, S (3, 6) <small>OBP: 0.308, SLG: 0.358</small> Kevin Bass, S (9, PH) <small>OBP: 0.294, SLG: 0.378</small>										0	0	0	0	0	0	0									
Bill Swift, R (1, 1) <small>OBP: 0.200, SLG: 0.231</small> Mike Felder, S (8, PH) <small>OBP: 0.313, SLG: 0.364</small> Michael Jackson, R (9, 1) <small>ERA: 4.37</small>										1	0	1	0	0	0	0									
Inning Stats	R: 0 E: 0 K: 2 S: 10	H: 0 LOB: 0 BB: 0 P: 16	R: 0 E: 0 K: 0 S: 7	H: 0 LOB: 0 BB: 0 P: 8	R: 0 E: 0 K: 0 S: 15	H: 1 LOB: 2 BB: 1 P: 24	R: 0 E: 0 K: 1 S: 6	H: 0 LOB: 0 BB: 0 P: 10	R: 0 E: 0 K: 1 S: 7	H: 1 LOB: 0 BB: 0 P: 12	R: 0 E: 0 K: 1 S: 8	H: 1 LOB: 2 BB: 1 P: 15	R: 0 E: 0 K: 1 S: 11	H: 1 LOB: 1 BB: 0 P: 18	R: 0 E: 0 K: 1 S: 13	H: 1 LOB: 2 BB: 1 P: 20		R: 0 E: 0 K: 1 S: 11	H: 0 LOB: 1 BB: 1 P: 22	1B: 4 2B: 1 3B: 0 HR: 0	SF: 0 SAC: 1 DP: 1 HBP: 0	WP: 0 PB: 0 SB: 1 CS: 0	PA: 35		
PITCHER	IP	WLS	BF	H	R	ER	SO	BB	IBB	HBP	BLK	WP	HR	S	P	ERA	WHIP								
Pete Smith, R (1, 1) <small>ERA: 2.15</small> Kent Mercker, L (9, 1) <small>ERA: 2.15</small> Alejandro Pena, R (9, 1) <small>ERA: 4.37</small>	0.0	W	31	5	0	0	0	2	1	0	0	0	0	0	4	∞	∞								
Bill Swift, R (1, 1) <small>ERA: 4.37</small>	1.0	S	3	0	0	0	1	0	0	0	0	0	0	11	18	0.00	0.000								



Batter	1	2	3	4	5	6	7	8	9	AB	R	H	RBI	BB	SO	LOB	TOP								
Bip Roberts, S OBP: 0.385, SLG: 0.397 (1, 8)	2-2 CS 1B		4-1 S BB			3-3 K		1-2 L1		1	0	1	0	0	0	0	Cincinnati Reds @ Atlanta Braves Atlanta-Fulton County Stadium, Atlanta, GA Wed Aug 05 1992, 7:05 PM EDT Att: 44,480 - Cloudy - 84 F								
Dave Martinez, L OBP: 0.324, SLG: 0.331 (1, 8)										1	0	0	0	1	1										
Steve Foster, R OBP: 0.500, SLG: 0.500 (8, PH)										0	0	0	0	0	0										
Bill Doran, S OBP: 0.322, SLG: 0.383 (8, 3)										1	0	0	0	0	2										
Reggie Sanders, R OBP: 0.341, SLG: 0.454 (1, 7)	2-2 SAFE SAFE F7		1-2 F7			4-0 G6-3 BB		0-1 F8		3	0	0	0	1	0	4									
Barry Larkin, R OBP: 0.371, SLG: 0.447 (1, 6)	1-0 2B			0-1 G6-3		3-2 G6-3		0-2 1B		4	0	2	1	0	0	2									
Chris Sabo, R OBP: 0.301, SLG: 0.414 (1, 5)	1-1 G6-3			2-0 G5-4-3 1B		2-1 L5		1-2 SAFE 3-1 P4		4	0	1	0	0	0	5									
Glenn Braggs, R OBP: 0.342, SLG: 0.382 (1, 9)		2-2 P5		0-1 G5-4-3			1-0 G5-4-3 1B		1-2 P3		4	0	1	0	0	0		1							
Damell Coles, R OBP: 0.340, SLG: 0.535 (1, 3)		2-2 P3			0-0 G6-3		2-2 P2		2-2 E 1B 1B		4	0	1	0	0	0		1							
Joe Oliver, R OBP: 0.317, SLG: 0.373 (1, 2)		1-1 P6			1-0 P3		0-2 G5-4-3		1-2 E5 1B		4	0	1	0	0	0		1							
Freddie Benavides, R OBP: 0.274, SLG: 0.325 (1, 4)			0-1 P3		1-1 F7			2-1 F8 1B 1B		3	1	1	0	0	0	0									
Jeff Branson, L OBP: 0.348, SLG: 0.429 (9, PH)									1-3 K	1	0	0	0	0	1	2									
Tim Belcher, R OBP: 0.113, SLG: 0.170 (1, 1)			0-0 F7			0-2 G6-3 2B		0-2 1B F8 1B		1	0	0	0	0	0	0									
Cesar Hernandez, R OBP: 0.400, SLG: 0.550 (6, PH)									2-1 G4-3	2	0	2	0	0	0	0									
Dwayne Henry, R OBP: 0.250, SLG: 0.250 (8, 1)									1-2 1B	0	0	0	0	0	0	0									
Paul O'Neill, L OBP: 0.397, SLG: 0.409 (9, PH)									1-2 1B	1	0	0	0	0	0	2									
Inning Stats	R: 0 E: 0 K: 0 S: 9	H: 2 LOB: 1 BB: 0 P: 15	R: 0 E: 0 K: 0 S: 8	H: 0 LOB: 0 BB: 0 P: 13	R: 0 E: 0 K: 0 S: 7	H: 0 LOB: 1 BB: 1 P: 12	R: 0 E: 0 K: 0 S: 5	H: 1 LOB: 0 BB: 0 P: 7	R: 0 E: 0 K: 0 S: 4	H: 0 LOB: 0 BB: 0 P: 6	R: 0 E: 0 K: 0 S: 11	H: 1 LOB: 2 BB: 1 P: 23	R: 0 E: 0 K: 0 S: 7	H: 1 LOB: 0 BB: 0 P: 10	R: 1 E: 0 K: 0 S: 15	H: 3 LOB: 2 BB: 0 P: 21	R: 0 E: 1 K: 1 S: 18	H: 2 LOB: 2 BB: 0 P: 25	1B: 8 2B: 2 3B: 0 HR: 0	SF: 0 SAC: 0 DP: 2 HBP: 0	WP: 0 PB: 0 SB: 2 CS: 1	PA: 36			
PITCHER	IP	WLS	BF	H	R	ER	SO	BB	IBB	HBP	BLK	WP	HR	S	P	ERA	WHIP								
Steve Avery, L ERA: 2.72 (1, 1)	7.2	W	30	8	1	1	1	2	0	0	0	0	0	64	102	1.17	1.304								
Marvin Freeman, R ERA: 4.09 (8, 1)	0.1		1	0	0	0	0	0	0	0	0	0	0	2	5	0.00	0.000								
Alejandro Pena, R ERA: 4.25 (9, 1)	1.0		5	2	0	0	1	0	0	0	0	0	0	18	25	0.00	2.000								

AB 34
R 1
H 10
RBI 1
BB 2
SO 2
LOB 21



Batter	1	2	3	4	5	6	7	8	9	AB	R	H	RBI	BB	SO	LOB	BOTTOM								
Otis Nixon, S OBP: 0.369, SLG: 0.389 (1, 8)	0-1 B1-3		0-1 P3	3-1 1B			3-1 G1-3			4	0	1	0	0	0	0	Cincinnati Reds @ Atlanta Braves Atlanta-Fulton County Stadium, Atlanta, GA Wed Aug 05 1992, 7:05 PM EDT Att: 44,480 - Cloudy - 84 F								
Jeff Treadway, L OBP: 0.246, SLG: 0.274 (1, 4)	4-2 1B 3B BB		2-2 1B 1B	2-0 P4			1-2 F7			3	1	1	0	1	0	1									
Terry Pendleton, S OBP: 0.322, SLG: 0.463 (1, 5)	1-2 1B 3B		2-1 L8		1-2 L5		1-2 F7			4	1	1	0	0	0	1									
David Justice, L OBP: 0.348, SLG: 0.391 (1, 9)	0-0 SF9 3B		1-2 FC5-4 1B		1-3 K			2-0 F9		4	1	2	2	0	1	0									
Lonnie Smith, R OBP: 0.284, SLG: 0.329 (1, 7)	1-0 SF9		2-1 FC5-4		1-0 F8			1-3 K2-3		3	0	0	1	0	1	2									
Alejandro Pena, R (9, 1)			1-2 FC5-4							0	0	0	0	0	0	0									
Sid Bream, L OBP: 0.337, SLG: 0.397 (1, 3)	1-3 K			0-0 HR		1-1 G4-3		0-1 P6		4	1	1	1	0	1	0									
Damon Berryhill, S OBP: 0.266, SLG: 0.373 (1, 2)		0-0 P5		0-0 HR		2-0 1B				3	1	2	1	0	0	0									
Rafael Belliard, R OBP: 0.257, SLG: 0.234 (1, 6)		0-2 CS 1B		1-3 K		2-3 K				1	0	1	0	0	0	0									
Jeff Blauser, R OBP: 0.295, SLG: 0.393 (3, 6)										2	0	0	0	0	2	1									
Steve Avery, L OBP: 0.214, SLG: 0.259 (1, 1)		1-2 F8		1-1 F7		0-2 G3				3	0	0	0	0	0	2									
Marvin Freeman, R OBP: 0.500, SLG: 0.500 (8, 1)										0	0	0	0	0	0	0									
Ron Gant, R OBP: 0.329, SLG: 0.416 (9, 7)										0	0	0	0	0	0	0									
Inning Stats	R: 3 E: 0 K: 1 S: 15	H: 2 LOB: 0 BB: 1 P: 22	R: 0 E: 0 K: 0 S: 7	H: 1 LOB: 0 BB: 0 P: 8	R: 0 E: 0 K: 0 S: 12	H: 2 LOB: 1 BB: 0 P: 19	R: 2 E: 0 K: 1 S: 11	H: 3 LOB: 0 BB: 0 P: 18	R: 0 E: 0 K: 1 S: 7	H: 0 LOB: 0 BB: 0 P: 10	R: 0 E: 0 K: 1 S: 10	H: 1 LOB: 1 BB: 0 P: 15	R: 0 E: 0 K: 0 S: 8	H: 0 LOB: 0 BB: 0 P: 13	R: 0 E: 0 K: 1 S: 6	H: 0 LOB: 0 BB: 0 P: 9		1B: 6 2B: 0 3B: 1 HR: 2	SF: 1 SAC: 0 DP: 0 HBP: 0	WP: 0 PB: 0 SB: 0 CS: 1	PA: 33				
PITCHER	IP	WLS	BF	H	R	ER	SO	BB	IBB	HBP	BLK	WP	HR	S	P	ERA		WHIP							
Tim Belcher, R ERA: 3.77 (1, 1)	5.0	L	23	8	5	5	3	1	0	0	0	0	0	18	28	0.00	1.800								
Steve Foster, R ERA: 3.29 (6, 1)	2.0		7	1	0	0	1	0	0	0	0	0	0	18	28	0.00	0.500								
Dwayne Henry, R ERA: 3.0 (8, 1)	1.0		3	0	0	0	1	0	0	0	0	0	0	6	9	0.00	0.000								



Batter	1	2	3	4	5	6	7	8	9	AB	R	H	RBI	BB	SO	LOB	TOP			
Dave Martinez, L (1, 3) OBP: 0.329, SLG: 0.338										3	0	2	0	1	1	0	Cincinnati Reds @ Atlanta Braves Atlanta-Fulton County Stadium, Atlanta, GA Thu Aug 06 1992, 7:05 PM EDT Att: 44,768 - Cloudy - 78 F			
Reggie Sanders, R (1, 8) OBP: 0.340, SLG: 0.464										4	1	1	1	0	1	3				
Barry Larkin, R (1, 6) OBP: 0.367, SLG: 0.442										4	1	0	0	0	0	1				
Paul O'Neill, L (1, 9) OBP: 0.366, SLG: 0.405										3	0	0	0	1	0	1				
Glenn Braggs, R (1, 7) OBP: 0.340, SLG: 0.384										4	0	1	0	0	1	2				
Bill Doran, S (1, 4) OBP: 0.317, SLG: 0.378										4	0	0	1	0	0	2				
Chris Sabo, R (1, 5) OBP: 0.300, SLG: 0.411										4	0	1	0	0	1	2				
Joe Oliver, R (1, 2) OBP: 0.317, SLG: 0.381										4	1	1	1	0	1	2				
Greg Swindell, L (1, 1) OBP: 0.141, SLG: 0.161										2	0	0	0	0	0	0				
Freddie Benavides, R (7, PH) OBP: 0.272, SLG: 0.322										1	0	0	0	0	0	0				
Dwayne Henry, R (7, 1) OBP: 0.250, SLG: 0.250										0	0	0	0	0	0	0				
Rob Dibble, L (8, 1) OBP: 0.333, SLG: 0.333										0	0	0	0	0	0	0				
Inning Stats	R: 1 E: 0 K: 1 S: 9	H: 1 LOB: 0 BB: 0 P: 13	R: 0 E: 0 K: 0 S: 5	H: 1 LOB: 1 BB: 0 P: 11	R: 0 E: 0 K: 1 S: 5	H: 1 LOB: 0 BB: 0 P: 6	R: 1 E: 1 K: 0 S: 11	H: 0 LOB: 1 BB: 1 P: 20	R: 0 E: 0 K: 0 S: 8	H: 0 LOB: 0 BB: 0 P: 12	R: 1 E: 0 K: 0 S: 5	H: 1 LOB: 0 BB: 0 P: 8	R: 0 E: 0 K: 0 S: 10	H: 0 LOB: 1 BB: 1 P: 18	R: 0 E: 0 K: 2 S: 11	H: 1 LOB: 1 BB: 0 P: 16	1B: 2 2B: 2 3B: 0 HR: 2	SF: 0 SAC: 0 DP: 0 HBP: 0	WP: 0 SB: 0 CS: 0	PA: 36
PITCHER 29 John Smoltz, R (1, 1) ERA: 2.55	IP: 9.0 WLS: W BF: 35 H: 6 R: 3 ER: 2 SO: 5 BB: 2 IBB: 0 HBP: 0 BLK: 0 WP: 0 HR: 2 S: 72 P: 118 ERA: 2.00 WHIP: 0.889															PITCHER				

AB	33
R	3
H	6
RBI	3
BB	2
SO	5
LOB	13



Batter	1	2	3	4	5	6	7	8	9	AB	R	H	RBI	BB	SO	LOB	BOTTOM			
Otis Nixon, S (1, 8) OBP: 0.368, SLG: 0.386										4	0	1	2	0	0	0	Cincinnati Reds @ Atlanta Braves Atlanta-Fulton County Stadium, Atlanta, GA Thu Aug 06 1992, 7:05 PM EDT Att: 44,768 - Cloudy - 78 F			
Jeff Blauser, R (1, 6) OBP: 0.294, SLG: 0.390										4	1	1	0	0	1	1				
Rafael Belliard, R (8, 6) OBP: 0.257, SLG: 0.234										4	1	2	1	0	0	1				
Terry Pendleton, S (1, 5) OBP: 0.324, SLG: 0.468										4	0	1	1	0	2	1				
Ron Gant, R (1, 7) OBP: 0.328, SLG: 0.414										4	0	1	1	0	2	1				
David Justice, L (1, 9) OBP: 0.347, SLG: 0.390										4	0	1	0	0	2	0				
Brian Hunter, R (1, 3) OBP: 0.254, SLG: 0.457										3	0	1	0	0	1	2				
Sid Bream, L (8, PH) OBP: 0.339, SLG: 0.397										0	0	0	0	1	0	0				
Greg Olson, R (1, 2) OBP: 0.329, SLG: 0.363										4	0	1	0	0	0	2				
Mark Lemke, S (1, 4) OBP: 0.291, SLG: 0.304										4	2	2	1	0	1	1				
29 John Smoltz, R (1, 1) OBP: 0.230, SLG: 0.200										3	1	0	0	0	2	1				
Inning Stats	R: 0 E: 0 K: 0 S: 5	H: 0 LOB: 0 BB: 0 P: 8	R: 0 E: 0 K: 1 S: 9	H: 0 LOB: 0 BB: 0 P: 12	R: 2 E: 1 K: 0 S: 9	H: 3 LOB: 1 BB: 0 P: 10	R: 0 E: 0 K: 2 S: 9	H: 1 LOB: 1 BB: 0 P: 14	R: 3 E: 0 K: 1 S: 20	H: 5 LOB: 2 BB: 0 P: 30	R: 0 E: 0 K: 2 S: 10	H: 0 LOB: 0 BB: 0 P: 15	R: 0 E: 0 K: 2 S: 12	H: 1 LOB: 0 BB: 0 P: 15	R: 0 E: 0 K: 1 S: 8	H: 0 LOB: 1 BB: 1 P: 13	1B: 6 2B: 3 3B: 0 HR: 1	SF: 0 SAC: 0 DP: 0 HBP: 0	WP: 0 SB: 1 CS: 0	PA: 35
PITCHER Greg Swindell, L (1, 1) ERA: 2.77	IP: 6.0 WLS: L BF: 27 H: 9 R: 5 ER: 4 SO: 6 BB: 0 IBB: 0 HBP: 0 BLK: 0 WP: 0 HR: 1 S: 62 P: 89 ERA: 6.00 WHIP: 1.500															PITCHER				
Dwayne Henry, R (7, 1) ERA: 2.95	IP: 1.0 WLS: L BF: 4 H: 1 R: 0 ER: 0 SO: 2 BB: 0 IBB: 0 HBP: 0 BLK: 0 WP: 0 HR: 0 S: 12 P: 15 ERA: 0.00 WHIP: 1.000															PITCHER				
Rob Dibble, R (8, 1) ERA: 3.47	IP: 1.0 WLS: L BF: 4 H: 0 R: 0 ER: 0 SO: 1 BB: 1 IBB: 0 HBP: 0 BLK: 0 WP: 0 HR: 0 S: 8 P: 13 ERA: 0.00 WHIP: 1.000															PITCHER				



Batter	1	2	3	4	5	6	7	8	9	AB	R	H	RBI	BB	SO	LOB	TOP		
Jose Offerman, S (1, 6) OBP: 0.328, SLG: 0.332	G6-3		FC1-6 G6-3 BB 1-2 2B		G6-3			G6-3		4	1	0	0	0	0	1	Los Angeles Dodgers @ Atlanta Braves Atlanta-Fulton County Stadium, Atlanta, GA Fri Aug 07 1992, 7:05 PM EDT Att: 43,822 - Cloudy - 78 F		
Brett Butler, L (1, 8) OBP: 0.417, SLG: 0.402	B1-3		G6-3 2B BB		K			G4-3		3	1	0	0	1	1	0			
Eric Young Sr., R (1, 4) OBP: 0.286, SLG: 0.259	1B		G6-3					G5-3		4	0	2	0	0	0	2			
Eric Karros, R (1, 3) OBP: 0.297, SLG: 0.463	K		G6-3 2B					L8		4	0	1	2	0	1	2			
Mitch Webster, S (1, 9) OBP: 0.335, SLG: 0.416			K					F7		3	0	1	0	0	1	1			
Steve Wilson, L (6, 1) OBP: 0.333, SLG: 0.333			K					P4		0	0	0	0	0	0	0			
Dave Anderson, R (9, PH) OBP: 0.280, SLG: 0.423			K					G5-3		1	0	0	0	0	0	1			
Todd Benzinger, S (1, 7) OBP: 0.269, SLG: 0.325	K		P2					G1-3		4	0	0	0	0	1	2			
Carlos Hernandez, R (1, 2) OBP: 0.331, SLG: 0.344	K		G6-3					G5-4-3 1B		3	0	1	0	0	1	1			
Dave Hansen, L (1, 5) OBP: 0.290, SLG: 0.330	G4-3		L8					G5-4-3 1-2		3	0	0	0	0	0	2			
Kevin Gross, R (1, 1) OBP: 0.128, SLG: 0.081			K					G6-3		0	0	0	0	0	0	0			
Tim Crews, R (2, 1) OBP: 0.250, SLG: 0.250			FC1-6 1B							2	0	1	0	0	1	0			
Henry Rodriguez, L (6, 9) OBP: 0.143, SLG: 0.158										0	0	0	0	0	0	0			
Mike Sharperson, R (8, PH) OBP: 0.400, SLG: 0.408										1	0	0	0	0	0	0			
Tom Goodwin, L (8, 9) OBP: 0.100, SLG: 0.100										0	0	0	0	0	0	0			
Inning Stats	R: 0 E: 0 K: 1 S: 10	H: 1 LOB: 1 BB: 0 P: 14	R: 0 E: 0 K: 2 S: 12	H: 1 LOB: 1 BB: 0 P: 18	R: 2 E: 0 K: 1 S: 11	H: 2 LOB: 1 BB: 1 P: 23	R: 0 E: 0 K: 0 S: 7	H: 0 LOB: 0 BB: 0 P: 10	R: 0 E: 0 K: 2 S: 12	H: 0 LOB: 0 BB: 0 P: 16	R: 0 E: 0 K: 0 S: 5	H: 1 LOB: 0 BB: 0 P: 8	R: 0 E: 0 K: 0 S: 8	H: 0 LOB: 0 BB: 0 P: 15	R: 0 E: 0 K: 0 S: 8	H: 1 LOB: 1 BB: 0 P: 14	1B: 4 2B: 2 3B: 0 HR: 0	SF: 0 SAC: 0 DP: 1 HBP: 0	WP: 0 PA: 33 PB: 0 SB: 1 CS: 0
PITCHER Charlie Leibrandt, L (1, 1) ERA: 3.21	IP: 9.0 WLS: W BF: 33 H: 6 R: 2 ER: 2 SO: 6 BB: 1 IBB: 0 HBP: 0 BLK: 0 WP: 0 HR: 0 S: 79 P: 126 ERA: 2.00 WHIP: 0.778															PITCHER			

Batter	1	2	3	4	5	6	7	8	9	AB	R	H	RBI	BB	SO	LOB	BOTTOM		
Otis Nixon, S (1, 8) OBP: 0.368, SLG: 0.384	1B BB	E6 1B	FC3-2 S 1B		G6-3			G3		4	2	1	0	1	0	1	Los Angeles Dodgers @ Atlanta Braves Atlanta-Fulton County Stadium, Atlanta, GA Fri Aug 07 1992, 7:05 PM EDT Att: 43,822 - Cloudy - 78 F		
Mark Lemke, S (1, 4) OBP: 0.299, SLG: 0.320	1B	BB 1B BB	FC3-2 1B		G4-3			HR		4	3	3	1	1	0	1			
Terry Pendleton, S (1, 5) OBP: 0.325, SLG: 0.467	FC4-6 BB 1B	G3-1 BB 1B	FC3-2 1B		G4-3			F8		5	1	2	3	0	0	3			
David Justice, L (1, 9) OBP: 0.348, SLG: 0.388	FC4-6 BB	F8	G3		G6-3 1B			G6-3		4	0	1	0	1	0	5			
Ron Gant, R (1, 7) OBP: 0.327, SLG: 0.411	FC4-6 1B	G3-1 BB			K			G6-3		3	0	0	0	1	1	3			
Sid Bream, L (1, 3) OBP: 0.339, SLG: 0.396	FC1-3-5 1B	G3-1			G4-3			L6		3	0	1	2	0	0	2			
Brian Hunter, R (6, PH) OBP: 0.253, SLG: 0.455	FC1-3-5 1B	G3-1			G4-3			L6		1	0	0	0	0	0	1			
Jeff Blauser, R (1, 6) OBP: 0.289, SLG: 0.382	FC1-2-5 1B	G5-3			G5-3			G1-3		4	0	0	0	0	0	4			
Rafael Belliard, R (8, 6) OBP: 0.257, SLG: 0.234	FC1-2-5 1B	G5-3			G5-3			G1-3		0	0	0	0	0	0	0			
Greg Olson, R (1, 2) OBP: 0.332, SLG: 0.363	IBB		P2		SH1-4 S 1B			L8		3	0	1	0	1	0	0			
Charlie Leibrandt, R (1, 1) OBP: 0.128, SLG: 0.132	L7		FC3-2 1B		SH1-4			K		3	0	1	0	0	1	3			
Inning Stats	R: 3 E: 0 K: 0 S: 19	H: 3 LOB: 3 BB: 3 P: 37	R: 2 E: 1 K: 0 S: 16	H: 1 LOB: 2 BB: 2 P: 33	R: 0 E: 0 K: 0 S: 14	H: 3 LOB: 3 BB: 0 P: 20	R: 0 E: 0 K: 1 S: 7	H: 0 LOB: 0 BB: 0 P: 13	R: 0 E: 0 K: 0 S: 5	H: 1 LOB: 1 BB: 0 P: 8	R: 0 E: 0 K: 0 S: 10	H: 1 LOB: 0 BB: 0 P: 14	R: 0 E: 0 K: 1 S: 11	H: 0 LOB: 0 BB: 0 P: 14	R: 1 E: 0 K: 0 S: 13	H: 1 LOB: 0 BB: 0 P: 23	1B: 9 2B: 0 3B: 0 HR: 1	SF: 0 SAC: 1 DP: 0 HBP: 0	WP: 0 PA: 40 PB: 0 SB: 2 CS: 0
PITCHER Kevin Gross, R (1, 1) ERA: 3.61	IP: 1.1 WLS: L BF: 14 H: 4 R: 5 ER: 3 SO: 0 BB: 4 IBB: 0 HBP: 0 BLK: 0 WP: 0 HR: 0 S: 30 P: 63 ERA: 20.25 WHIP: 6.000															PITCHER			
Tim Crews, R (2, 1) ERA: 5.37	IP: 3.2 WLS: L BF: 15 H: 4 R: 0 ER: 0 SO: 1 BB: 0 IBB: 0 HBP: 0 BLK: 0 WP: 0 HR: 0 S: 31 P: 48 ERA: 0.00 WHIP: 1.091																		
Steve Wilson, L (6, 1) ERA: 4.01	IP: 3.0 WLS: L BF: 11 H: 2 R: 1 ER: 1 SO: 1 BB: 0 IBB: 0 HBP: 0 BLK: 0 WP: 0 HR: 1 S: 34 P: 51 ERA: 3.00 WHIP: 0.667																		

AB	32
R	2
H	6
RBI	2
BB	1
SO	6
LOB	12

AB	34
R	6
H	10
RBI	6
BB	5
SO	2
LOB	23

Batter	1	2	3	4	5	6	7	8	9	AB	R	H	RBI	BB	SO	LOB	TOP										
Jose Offerman, S OBP: 0.324, SLG: 0.328 (1, 6)	G4-3		FC4-6 L9-6 1B 1-2		G1-3		K		G5-3	5	0	0	0	0	1	2	Los Angeles Dodgers @ Atlanta Braves Atlanta-Fulton County Stadium, Atlanta, GA Sat Aug 08 1992, 3:33 AM EDT Att: 43,116 - Cloudy - 81 F										
Brett Butler, L OBP: 0.418, SLG: 0.406 Tom Goodwin, L OBP: 0.100, SLG: 0.100 (1, 8) (8, 8)	E7 FC6-2 2B		L9-6 1B 1-2		F8		G6-3			4	0	2	0	0	0	0											
Eric Young Sr., R OBP: 0.250, SLG: 0.226 (1, 4)	FC6-2 S 3-H		L9-6 1B 2-3		L8		G1-3			4	0	0	0	0	0	3											
Eric Karros, R OBP: 0.297, SLG: 0.460 (1, 3)	P3 1-2				P5 2B		F9 1B			4	0	1	0	0	0	1											
Henry Rodriguez, L OBP: 0.200, SLG: 0.261 (1, 9)		G1-3		F7 1B		2B 2B		1B		4	1	2	0	0	0	1											
Lenny Harris, L OBP: 0.319, SLG: 0.312 (1, 7)				BB 1B		1B 2B		F8 1B		2	1	1	1	2	0	1											
Carlos Hernandez, R OBP: 0.329, SLG: 0.341 (1, 2)		F8 BB		K BB		FC6 1B		G5-3		4	0	1	1	0	1	3											
Dave Hansen, L OBP: 0.288, SLG: 0.327 Mike Sharperson, R OBP: 0.399, SLG: 0.407 (6, PH) (6, 5)	F7			L7 1B		FC6 1-2		G5-3		2	0	0	0	0	0	3											
Roger McDowell, R (6, 1)										1	0	0	0	0	0	1											
Todd Benzinger, S OBP: 0.268, SLG: 0.324 (9, PH)										0	0	0	0	0	0	0											
Tom Candiotti, R OBP: 0.114, SLG: 0.093 Jim Gott, R OBP: 0.500, SLG: 0.500 Mitch Webster, S OBP: 0.333, SLG: 0.413 Kevin Gross, R OBP: 0.128, SLG: 0.081 Dave Anderson, R OBP: 0.296, SLG: 0.425 (1, 1) (1, 1) (6, PH) (5, 1) (6, 5)										0	0	0	0	0	0	0											
Inning Stats	R: 0 E: 1 K: 0 S: 8	H: 1 LOB: 1 BB: 0 P: 12	R: 0 E: 0 K: 0 S: 8	H: 0 LOB: 1 BB: 1 P: 17	R: 0 E: 0 K: 0 S: 9	H: 2 LOB: 1 BB: 0 P: 13	R: 0 E: 0 K: 1 S: 10	H: 1 LOB: 2 BB: 1 P: 21	R: 0 E: 0 K: 1 S: 8	H: 0 LOB: 0 BB: 0 P: 13	R: 2 E: 0 K: 0 S: 13	H: 3 LOB: 1 BB: 0 P: 21	R: 0 E: 0 K: 1 S: 8	H: 0 LOB: 0 BB: 0 P: 10	R: 0 E: 0 K: 0 S: 7	H: 1 LOB: 1 BB: 0 P: 11	R: 0 E: 0 K: 0 S: 13	H: 1 LOB: 1 BB: 0 P: 19	1B: 6 2B: 4 3B: 0 HR: 0	SF: 0 SAC: 0 DP: 1 HBP: 0	WP: 0 PB: 0 SB: 1 CS: 0	PA: 37					
PITCHER	IP	WLS	BF	H	R	ER	SO	BB	IBB	HBP	BLK	WP	HR	S	P	ERA	WHIP										
Pete Smith, R ERA: 1.15 Mike Stanton, L ERA: 5.89 Marvin Freeman, R ERA: 4.0 Mark Davis, L ERA: 6.86 (1, 1) (6, 1) (8, 1) (8, 1)	5.2	W	25	7	2	2	2	2	0	0	0	0	0	53	94	3.18	1.588										

Batter	1	2	3	4	5	6	7	8	9	AB	R	H	RBI	BB	SO	LOB	BOTTOM										
Otis Nixon, S OBP: 0.371, SLG: 0.385 (1, 8)			L5		K					5	2	2	0	1	1	6	Los Angeles Dodgers @ Atlanta Braves Atlanta-Fulton County Stadium, Atlanta, GA Sat Aug 08 1992, 3:33 AM EDT Att: 43,116 - Cloudy - 81 F										
Mark Lemke, S OBP: 0.303, SLG: 0.324 (1, 4) (9, 5)	L9 1B	B5-3		1B		1B		FC3-6 1B		6	2	3	0	0	0	2											
Terry Pendleton, S OBP: 0.500, SLG: 0.475 Jeff Treadway, L OBP: 0.258, SLG: 0.286 (1, 5) (6, PH) (9, 4)	BB 1B	1B		FC1-5-4 1B		1B		FC4-6 1B		3	2	2	4	2	0	1											
David Justice, L OBP: 0.348, SLG: 0.385 (1, 9)	BB 1B	P4		F7 1B		1B		FC4-6 1B		5	1	1	0	1	0	4											
Ron Gant, R OBP: 0.326, SLG: 0.407 Deion Sanders, L OBP: 0.367, SLG: 0.552 (1, 7) (8, 7)	K	G3		F9		F8 1B		1B BB		4	1	0	0	1	1	7											
Sid Bream, L OBP: 0.350, SLG: 0.416 (1, 3)	2B BB 1B				SH1-4 1B		F7 1B		1B	5	2	4	4	1	0	2											
Damon Berryhill, S OBP: 0.272, SLG: 0.379 (1, 2)	BB 2B				F7 1B			P2 1B		5	0	2	2	1	0	4											
Jeff Blauser, R OBP: 0.300, SLG: 0.386 Rafael Belliard, R OBP: 0.237, SLG: 0.234 (1, 6) (8, 6)	BB IBB				F9			1B		3	1	2	0	2	0	1											
Pete Smith, R Mike Stanton, L Lonnie Smith, R Marvin Freeman, R Mark Davis, L (1, 1) (6, 1) (7, PH) (8, 1) (8, 1)					SH2-4 1B		SH1-4 1B			0	0	0	0	0	0	0											
Inning Stats	R: 4 E: 0 K: 1 S: 16	H: 3 LOB: 3 BB: 4 P: 39	R: 0 E: 0 K: 0 S: 9	H: 1 LOB: 0 BB: 0 P: 12	R: 1 E: 0 K: 0 S: 14	H: 1 LOB: 1 BB: 1 P: 22	R: 0 E: 0 K: 0 S: 10	H: 1 LOB: 1 BB: 0 P: 15	R: 0 E: 0 K: 1 S: 9	H: 2 LOB: 2 BB: 1 P: 19	R: 6 E: 0 K: 1 S: 27	H: 6 LOB: 3 BB: 3 P: 47	R: 1 E: 0 K: 0 S: 11	H: 3 LOB: 3 BB: 1 P: 20	1B: 14 2B: 2 3B: 0 HR: 2	SF: 0 SAC: 2 DP: 0 HBP: 0		WP: 1 PB: 0 SB: 1 CS: 1	PA: 52								
PITCHER	IP	WLS	BF	H	R	ER	SO	BB	IBB	HBP	BLK	WP	HR	S	P	ERA	WHIP										
Tom Candiotti, R ERA: 3.11 Jim Gott, R ERA: 1.85 Kevin Gross, R ERA: 3.58 Roger McDowell, R ERA: 4.73 (1, 1) (1, 1) (5, 1) (6, 1)	0.2	L	16	3	1	1	0	2	1	0	0	0	1	37	62	2.70	1.500										

AB	35
R	2
H	9
RBI	2
BB	2
SO	3
LOB	15

AB	39
R	12
H	18
RBI	12
BB	11
SO	3
LOB	30



Batter	1	2	3	4	5	6	7	8	9	AB	R	H	RBI	BB	SO	LOB	TOP									
Jose Offerman, S (1, 6) OBP: 0.324, SLG: 0.327	K		CS 1B		F9			FC6-4 BB 1B		4	1	1	0	0	1	2	Los Angeles Dodgers @ Atlanta Braves Atlanta-Fulton County Stadium, Atlanta, GA Sun Aug 09 1992, 3:33 AM EDT Att: 43,659 - Cloudy - 88 F									
Brett Butler, L (1, 8) OBP: 0.416, SLG: 0.404 Tom Goodwin, L (6, PH) OBP: 0.167, SLG: 0.167	G6-3		CS	K		F9		BB 1B		2	0	0	0	0	1	0										
Eric Young Sr., R (1, 4) OBP: 0.250, SLG: 0.206	F8			K		G6-3		BB 1B		3	0	0	0	1	1	0										
Eric Karros, R (1, 3) OBP: 0.299, SLG: 0.464		F7				F9		BB 1B		4	0	2	2	0	0	0										
Mitch Webster, S (1, 9) OBP: 0.328, SLG: 0.406 Henry Rodriguez, L (8, PH) OBP: 0.192, SLG: 0.250	G5-3			G6-3			F8	K		3	0	0	0	0	0	1										
Todd Benzinger, S (1, 7) OBP: 0.272, SLG: 0.328 Lenny Harris, L (9, PH) OBP: 0.317, SLG: 0.311					F9 FC6-4 1B		F9		F7	3	1	2	0	0	0	0										
Carlos Hernandez, R (1, 2) OBP: 0.327, SLG: 0.338		G5-3					L9		P4	4	0	1	0	0	0	1										
Dave Hansen, L (1, 5) OBP: 0.283, SLG: 0.321			F8		F9			G6-3	G6-3	4	0	0	0	0	0	2										
Orel Hershiser, R (1, 1) OBP: 0.196, SLG: 0.265 Steve Wilson, L (5, 1) OBP: 0.333, SLG: 0.333 Tim Crews, R (7, 1) OBP: 0.250, SLG: 0.250 Mike Sharperson, R (8, PH) OBP: 0.401, SLG: 0.407 Jay Howell, R (8, 1)			G5-3		FC6-4					2	0	0	1	0	0	1										
Inning Stats	R: 0 E: 0 K: 1 S: 8	H: 0 LOB: 0 BB: 0 P: 13	R: 0 E: 0 K: 0 S: 10	H: 1 LOB: 1 BB: 0 P: 18	R: 0 E: 0 K: 0 S: 9	H: 1 LOB: 0 BB: 0 P: 12	R: 0 E: 0 K: 2 S: 10	H: 1 LOB: 1 BB: 0 P: 19	R: 0 E: 0 K: 0 S: 11	H: 2 LOB: 1 BB: 0 P: 14	R: 0 E: 0 K: 0 S: 8	H: 0 LOB: 0 BB: 0 P: 11	R: 0 E: 0 K: 0 S: 5	H: 0 LOB: 0 BB: 0 P: 9	R: 2 E: 0 K: 1 S: 20	H: 2 LOB: 2 BB: 2 P: 37		R: 0 E: 0 K: 0 S: 8	H: 0 LOB: 0 BB: 0 P: 11	1B: 6 2B: 1 3B: 0 HR: 0	SF: 0 SAC: 0 DP: 0 HBP: 0	WP: 0 PB: 0 SB: 0 CS: 1	PA: 36			
PITCHER	IP	WLS	BF	H	R	ER	SO	BB	IBB	HBP	BLK	WP	HR	S	P	ERA		WHIP								
Tom Glavine, L (1, 1) ERA: 2.6	6.0	W	22	5	1	1	3	0	0	0	0	0	0	56	87	1.50		0.833								
Kent Mercker, L (7, 1) ERA: 2.41	2.0		10	2	2	2	1	2	0	0	0	0	0	25	46	9.00		2.000								
Alejandro Pena, R (9, 1) ERA: 4.14	1.0		3	0	0	0	0	0	0	0	0	0	0	8	11	0.00		0.000								

Batter	1	2	3	4	5	6	7	8	9	AB	R	H	RBI	BB	SO	LOB	BOTTOM									
Otis Nixon, S (1, 8) OBP: 0.372, SLG: 0.385	K		2B E 1B	E6			K			5	1	2	1	0	2	1	Los Angeles Dodgers @ Atlanta Braves Atlanta-Fulton County Stadium, Atlanta, GA Sun Aug 09 1992, 3:33 AM EDT Att: 43,659 - Cloudy - 88 F									
Deion Sanders, L (1, 7) OBP: 0.356, SLG: 0.540	L8		L7	L7	P5			G4-3		5	0	0	0	0	0	4										
Terry Pendleton, S (1, 5) OBP: 0.332, SLG: 0.478 Jeff Treadway, L (6, PH) OBP: 0.265, SLG: 0.281	BB 2B		E 2B	K				G3-1		2	2	1	0	1	1	2										
David Justice, L (1, 9) OBP: 0.353, SLG: 0.388	BB 1B		E IBB					P3		3	3	2	0	2	0	0										
Sid Bream, L (1, 3) OBP: 0.352, SLG: 0.426	2B		E9		F7		L8			4	1	2	4	0	0	3										
Greg Olson, R (1, 2) OBP: 0.331, SLG: 0.361	G6-3		G6-3		1B 1B		P7			4	1	1	0	0	0	3										
Mark Lemke, S (1, 4) OBP: 0.302, SLG: 0.323			F8	G3-1				FC5-4		4	1	1	1	0	0	2										
Rafael Belliard, R (1, 6) OBP: 0.261, SLG: 0.238		G3-1						P8		4	1	2	1	0	0	0										
Tom Glavine, L (1, 1) OBP: 0.266, SLG: 0.295 Kent Mercker, L (7, 1) Alejandro Pena, R (9, 1)		G3-1						K		2	0	0	0	0	0	1										
Inning Stats	R: 2 E: 0 K: 1 S: 11	H: 2 LOB: 1 BB: 1 P: 23	R: 0 E: 0 K: 0 S: 7	H: 0 LOB: 0 BB: 0 P: 7	R: 4 E: 1 K: 0 S: 14	H: 3 LOB: 0 BB: 1 P: 28	R: 0 E: 1 K: 1 S: 10	H: 1 LOB: 2 BB: 0 P: 14	R: 4 E: 0 K: 0 S: 18	H: 4 LOB: 1 BB: 1 P: 25	R: 0 E: 0 K: 0 S: 9	H: 1 LOB: 2 BB: 1 P: 17	R: 0 E: 0 K: 2 S: 7	H: 0 LOB: 0 BB: 0 P: 8	R: 0 E: 0 K: 0 S: 4	H: 0 LOB: 0 BB: 0 P: 4		1B: 8 2B: 3 3B: 0 HR: 0	SF: 0 SAC: 1 DP: 0 HBP: 0	WP: 1 PB: 0 SB: 0 CS: 0	PA: 40					
PITCHER	IP	WLS	BF	H	R	ER	SO	BB	IBB	HBP	BLK	WP	HR	S	P	ERA		WHIP								
Orel Hershiser, R (1, 1) ERA: 4.04	1.1	L	6	1	0	0	0	1	0	0	0	0	0	10	18	0.00		1.500								
Steve Wilson, L (5, 1) ERA: 3.91	1.0		6	1	0	0	0	1	0	0	0	0	0	7	8	0.00		0.000								
Tim Crews, R (7, 1) ERA: 5.27	1.0		3	0	0	0	2	0	0	0	0	0	0	4	4	0.00		0.000								
Jay Howell, R (8, 1) ERA: 1.34	1.0		3	0	0	0	0	0	0	0	0	0	0	4	4	0.00		0.000								



Batter	1	2	3	4	5	6	7	8	9	AB	R	H	RBI	BB	SO	LOB	TOP			
Eric Young Sr. R (1.4) OBP: 0.244, SLG: 0.205 Jim Gott, R (8.1) OBP: 0.500, SLG: 0.500	G6-3		G4-3		G1-3		F8			5	0	1	1	0	0	2	Los Angeles Dodgers @ Atlanta Braves Atlanta-Fulton County Stadium, Atlanta, GA Mon Aug 10 1992, 7:05 PM EDT Att: 43,368 - Cloudy - 84 F			
Brett Butler L (1.8) OBP: 0.413, SLG: 0.401			G4-3		K		G4-3			5	0	1	1	0	1	3				
Mike Sharperson, R (1.5) OBP: 0.401, SLG: 0.408	F8		F9		FC5-4		2B		G6-3	4	1	1	0	1	0	2				
Eric Karros, R (1.3) OBP: 0.300, SLG: 0.466					G6-3		FC5-4			5	0	2	1	0	0	1				
Mitch Webster S (1.9) John Candelaria, L (7.1) Lenny Harris, L (8.4) OBP: 0.316, SLG: 0.310					1B		E1			4	1	3	0	0	0	1				
Todd Benzinger S (1.7) Tom Goodwin, L (9.7) OBP: 0.167, SLG: 0.167					2B		K			5	1	2	0	0	1	2				
Carlos Hernandez, R (1.2) OBP: 0.339, SLG: 0.357					2B		K			0	0	0	0	0	0	0				
Dave Anderson, R (1.6) OBP: 0.296, SLG: 0.427					SF7		L7			2	1	1	1	1	0	1				
Ramon Martinez, R (1.1) Henry Rodriguez, L (7.9) OBP: 0.222, SLG: 0.280					K		K			2	0	0	0	0	2	3				
										1	0	1	0	0	0	0				
Inning Stats	R: 0 E: 0 K: 0 S: 7	H: 1 LOB: 0 BB: 0 P: 12	R: 0 E: 0 K: 0 S: 9	H: 2 LOB: 1 BB: 0 P: 15	R: 1 E: 1 K: 0 S: 12	H: 0 LOB: 1 BB: 1 P: 21	R: 2 E: 0 K: 1 S: 11	H: 3 LOB: 1 BB: 0 P: 13	R: 0 E: 0 K: 2 S: 11	H: 3 LOB: 1 BB: 1 P: 11	R: 1 E: 0 K: 0 S: 13	H: 2 LOB: 1 BB: 0 P: 20	R: 1 E: 0 K: 0 S: 13	H: 3 LOB: 2 BB: 0 P: 20	R: 0 E: 0 K: 1 S: 8	H: 1 LOB: 1 BB: 0 P: 13	1B: 12 2B: 3 3B: 0 HR: 0	SF: 1 SAC: 1 DP: 1 HBP: 0	WP: 0 PB: 0 SB: 0 CS: 2	PA: 42
PITCHER	IP WLS BF H R ER SO	IP WLS BF H R ER SO	IP WLS BF H R ER SO	IP WLS BF H R ER SO	IP WLS BF H R ER SO	IP WLS BF H R ER SO	IP WLS BF H R ER SO	IP WLS BF H R ER SO	IP WLS BF H R ER SO	IP WLS BF H R ER SO	IP WLS BF H R ER SO	IP WLS BF H R ER SO	IP WLS BF H R ER SO	IP WLS BF H R ER SO	IP WLS BF H R ER SO	IP WLS BF H R ER SO	ERA WHIP	ERA WHIP		
Steve Avery, L (1.1) ERA: 2.77	6.2	L	31	11	4	3	4	2	0	0	0	0	0	0	69	104	4.05	1.950		
Randy St. Claire, R (7.1) ERA: 3.86	0.1		1	0	0	0	0	0	0	0	0	0	0	0	1	1	0.00	0.000		
Mike Stanton, L (8.1) ERA: 5.8	2.0		10	4	1	1	1	0	0	0	0	0	0	21	33	4.50	2.000			

Batter	1	2	3	4	5	6	7	8	9	AB	R	H	RBI	BB	SO	LOB	BOTTOM			
Otis Nixon, S (1.8) OBP: 0.375, SLG: 0.393	K				P5					5	0	3	0	0	1	2	Los Angeles Dodgers @ Atlanta Braves Atlanta-Fulton County Stadium, Atlanta, GA Mon Aug 10 1992, 7:05 PM EDT Att: 43,368 - Cloudy - 84 F			
Deion Sanders, L (1.7) OBP: 0.350, SLG: 0.539	P8		F7				G4-3			4	0	1	2	0	0	1				
Terry Pendleton, S (1.5) OBP: 0.333, SLG: 0.474	F7				G6-3					3	0	0	0	2	0	2				
David Justice, L (1.9) OBP: 0.350, SLG: 0.383			P9		F9		F8			4	0	0	0	0	1	4				
Sid Bream, L (1.3) OBP: 0.348, SLG: 0.421			P7		L6		F9			3	0	0	0	0	0	1				
Brian Hunter, R (8. PH) OBP: 0.257, SLG: 0.455							F9			0	0	0	0	1	0	0				
Damon Berryhill, S (1.2) OBP: 0.297, SLG: 0.371			K		P2		K			4	0	0	0	0	2	1				
Mark Lemke, S (1.4) OBP: 0.305, SLG: 0.323			G3				FC6-4			3	1	1	0	1	0	1				
Rafael Belliard, R (1.6) OBP: 0.263, SLG: 0.237					FC6-4					1	1	0	0	0	0	1				
Jeff Blauser, R (7. PH) OBP: 0.302, SLG: 0.387			E		HBP		FC6-4			2	1	1	0	0	0	0				
Steve Avery, L (1.1) OBP: 0.228, SLG: 0.259										0	0	0	0	1	0	0				
Randy St. Claire, R (7.1) Jeff Treadway, L (7. PH) OBP: 0.281, SLG: 0.277										0	0	0	0	0	0	0				
Mike Stanton, L (8.1) OBP: 0.500, SLG: 0.500										1	0	0	0	0	0	0				
Lonnie Smith, R (9. PH) OBP: 0.299, SLG: 0.342										1	0	0	0	0	0	0				
Inning Stats	R: 0 E: 0 K: 1 S: 7	H: 0 LOB: 0 BB: 0 P: 9	R: 0 E: 0 K: 1 S: 7	H: 0 LOB: 0 BB: 0 P: 13	R: 1 E: 1 K: 0 S: 7	H: 1 LOB: 1 BB: 0 P: 10	R: 0 E: 0 K: 0 S: 9	H: 0 LOB: 0 BB: 0 P: 13	R: 0 E: 0 K: 0 S: 6	H: 0 LOB: 1 BB: 1 P: 12	R: 2 E: 0 K: 2 S: 14	H: 3 LOB: 3 BB: 2 P: 29	R: 0 E: 1 K: 0 S: 6	H: 0 LOB: 1 BB: 1 P: 12	R: 0 E: 0 K: 0 S: 8	H: 1 LOB: 2 BB: 0 P: 11	1B: 4 2B: 3 3B: 0 HR: 0	SF: 0 SAC: 1 DP: 1 HBP: 2	WP: 0 PB: 0 SB: 0 CS: 0	PA: 39
PITCHER	IP WLS BF H R ER SO	IP WLS BF H R ER SO	IP WLS BF H R ER SO	IP WLS BF H R ER SO	IP WLS BF H R ER SO	IP WLS BF H R ER SO	IP WLS BF H R ER SO	IP WLS BF H R ER SO	IP WLS BF H R ER SO	IP WLS BF H R ER SO	IP WLS BF H R ER SO	IP WLS BF H R ER SO	IP WLS BF H R ER SO	IP WLS BF H R ER SO	IP WLS BF H R ER SO	IP WLS BF H R ER SO	ERA WHIP	ERA WHIP		
Ramon Martinez, R (1.1) ERA: 3.73	6.2	W	29	5	3	3	3	3	0	0	0	0	0	0	54	91	4.05	1.200		
John Candelaria, L (7.1) ERA: 1.53	0.1		2	0	0	0	1	0	0	0	0	3	8	0.00	0.000					
Jim Gott, R (8.1) ERA: 1.8	2.0	S	8	1	0	0	0	1	0	0	0	14	23	0.00	1.000					



Batter	1	2	3	4	5	6	7	8	9	AB	R	H	RBI	BB	SO	LOB	TOP					
Tony Fernandez, S OBP: 0.339, SLG: 0.354	G6-3		HR 2B	P4		F9			L9	5	1	1	0	0	0	1						
Tony Gwynn, L OBP: 0.377, SLG: 0.416	HR 1B		L7		F9		2B G3 1B		1B	5	2	3	0	0	0	1						
Gary Sheffield, R OBP: 0.390, SLG: 0.588	P2		HR		1B 2B		G3 2B		P4	5	2	3	2	0	0	2						
Fred McGriff, L OBP: 0.401, SLG: 0.576	HR		HR		1B 1B IBB		G3		G4-3	3	2	1	3	2	0	2						
Darrin Jackson, R OBP: 0.301, SLG: 0.433	K		HR		1B		L5			4	1	2	3	0	1	1						
Benito Santiago, R OBP: 0.297, SLG: 0.377		F7	P6		G6-4-3 1B		F8			4	0	1	0	0	0	1						
Jerald Clark, R OBP: 0.286, SLG: 0.374	K			G4-3	G6-4-3		P4			4	0	0	0	0	1	3	AB 38 R 8 H 12 RBI 8 BB 2 SO 6 LOB 11					
Tim Teufel, R OBP: 0.324, SLG: 0.361	F9			G6-3		K	P3			4	0	0	0	0	1	0						
Bruce Hurst, L OBP: 0.153, SLG: 0.175										3	0	1	0	0	2	0						
Mike Maddux, L OBP: 0.333, SLG: 0.200										1	0	0	0	0	1	0						
Inning Stats	R: 2 H: 2 E: 0 K: 1 S: 10	H: 2 LOB: 0 BB: 0 P: 18	R: 0 H: 0 E: 0 K: 1 S: 9	H: 0 LOB: 0 BB: 0 P: 15	R: 4 H: 3 E: 0 K: 1 S: 15	H: 3 LOB: 0 BB: 1 P: 21	R: 0 H: 1 E: 0 K: 0 S: 9	H: 1 LOB: 1 BB: 0 P: 15	R: 1 H: 3 E: 0 K: 0 S: 11	H: 3 LOB: 2 BB: 1 P: 18	R: 0 H: 0 E: 0 K: 2 S: 7	H: 0 LOB: 0 BB: 0 P: 10	R: 1 H: 2 E: 0 K: 0 S: 10	H: 2 LOB: 1 BB: 0 P: 14	R: 0 H: 0 E: 0 K: 1 S: 6	H: 0 LOB: 0 BB: 0 P: 11	R: 0 H: 1 E: 0 K: 0 S: 13	H: 1 LOB: 1 BB: 0 P: 20	1B: 6 2B: 3 3B: 0 HR: 3	SF: 0 SAC: 0 DP: 1 HBP: 0	WP: 0 PB: 0 SB: 1 CS: 0	PA: 40
PITCHER	IP WLS BF H R ER SO BB IBB HBP BLK WP HR S P ERA WHIP																					
29 John Smoltz, R ERA: 2.8	(1, 1) 3.0 L 15 5 6 6 3 1 0 0 0 0 0 3 34 54 18.00 2.000																					
Randy St. Claire, R ERA: 4.15	(4, 1) 2.0 10 4 1 1 1 0 0 1 0 0 0 0 20 33 4.50 2.000																					
Mark Davis, L ERA: 6.75	(6, 1) 2.0 8 2 1 1 2 0 0 0 0 0 0 0 17 24 4.50 1.000																					
Kent Mercker, L ERA: 2.36	(8, 1) 1.0 3 0 0 0 1 0 0 0 0 0 0 0 6 11 0.00 0.000																					
Mike Stanton, L ERA: 5.65	(9, 1) 1.0 4 1 0 0 0 0 0 0 0 0 0 0 13 20 0.00 1.000																					

San Diego Padres @ Atlanta Braves
Atlanta-Fulton County Stadium, Atlanta, GA
Tue Aug 11 1992, 7:05 PM EDT
Att: 43,927 - Cloudy - 88 F


AB 38
R 8
H 12
RBI 8
BB 2
SO 6
LOB 11



Batter	1	2	3	4	5	6	7	8	9	AB	R	H	RBI	BB	SO	LOB	BOTTOM			
Otis Nixon, S OBP: 0.372, SLG: 0.389	1B G3 1B		G4-3		G6-3		FC6		G4-3	5	1	1	0	0	0	3				
Jeff Blausler, R OBP: 0.305, SLG: 0.394	SAFE SAFE SAFE SAFE SAFE SAFE SAFE SAFE	G3 G1-3 1B	2B		K			G1-3		4	1	2	0	0	1	0				
Terry Pendleton, S OBP: 0.332, SLG: 0.475	G1-3		2B			L1		G4-3		4	0	1	1	0	0	2				
Jeff Treadway, L OBP: 0.261, SLG: 0.277	1-2		2B							0	0	0	0	0	0	0				
Ron Gant, R OBP: 0.323, SLG: 0.403	G3		G4-3			K		K		4	0	0	1	0	2	2				
David Justice, L OBP: 0.346, SLG: 0.379	G4-3			G1-3		G4-3			G5-3	4	0	0	0	0	0	1				
Brian Hunter, R OBP: 0.282, SLG: 0.452		K			BB		G5-3		WP 1B E 1B	3	1	1	0	1	1	0				
Greg Olson, R OBP: 0.329, SLG: 0.359		L5			L8		K		WP E 1B	4	1	1	0	0	1	1	AB 36 R 4 H 8 RBI 2 BB 1 SO 6 LOB 11			
Mark Lemke, S OBP: 0.304, SLG: 0.322	F9				K		1B 1B		E1	4	0	1	0	0	1	1				
29 John Smoltz, R ERA: 2.8	(1, 1) 6.0 W 23 4 2 2 4 1 0 0 0 0 1 0 28 41 3.00 0.833																			
Randy St. Claire, R ERA: 4.15	(7, 1) 3.0 S 14 4 2 0 2 0 0 0 0 0 1 0 28 41 0.00 1.333																			
Mark Davis, L ERA: 6.75	(6, 1) 2.0 8 2 1 1 2 0 0 0 0 0 0 0 17 24 4.50 1.000																			
Kent Mercker, L ERA: 2.36	(8, 1) 1.0 3 0 0 0 1 0 0 0 0 0 0 0 6 11 0.00 0.000																			
Mike Stanton, L ERA: 5.65	(9, 5) 1.0 4 1 0 0 0 0 0 0 0 0 0 0 13 20 0.00 1.000																			
Inning Stats	R: 1 H: 2 E: 0 K: 0 S: 13	H: 2 LOB: 1 BB: 0 P: 19	R: 0 H: 0 E: 0 K: 1 S: 7	H: 0 LOB: 0 BB: 0 P: 10	R: 1 H: 2 E: 0 K: 0 S: 9	H: 2 LOB: 1 BB: 0 P: 10	R: 0 H: 0 E: 0 K: 1 S: 6	H: 0 LOB: 1 BB: 1 P: 13	R: 0 H: 0 E: 0 K: 1 S: 7	H: 0 LOB: 0 BB: 0 P: 10	R: 0 H: 2 E: 0 K: 1 S: 9	H: 2 LOB: 2 BB: 0 P: 12	R: 0 H: 0 E: 0 K: 1 S: 6	H: 0 LOB: 0 BB: 0 P: 9	R: 2 H: 2 E: 1 K: 0 S: 13	H: 2 LOB: 1 BB: 0 P: 20	1B: 6 2B: 2 3B: 0 HR: 0	SF: 0 SAC: 0 DP: 0 HBP: 0	WP: 1 PB: 0 SB: 0 CS: 0	PA: 37
PITCHER	IP WLS BF H R ER SO BB IBB HBP BLK WP HR S P ERA WHIP																			
Bruce Hurst, L ERA: 3.25	(1, 1) 6.0 W 23 4 2 2 4 1 0 0 0 0 1 0 28 41 3.00 0.833																			
Mike Maddux, R ERA: 2.14	(7, 1) 3.0 S 14 4 2 0 2 0 0 0 0 0 1 0 28 41 0.00 1.333																			

San Diego Padres @ Atlanta Braves
Atlanta-Fulton County Stadium, Atlanta, GA
Tue Aug 11 1992, 7:05 PM EDT
Att: 43,927 - Cloudy - 88 F

AB 36
R 4
H 8
RBI 2
BB 1
SO 6
LOB 11



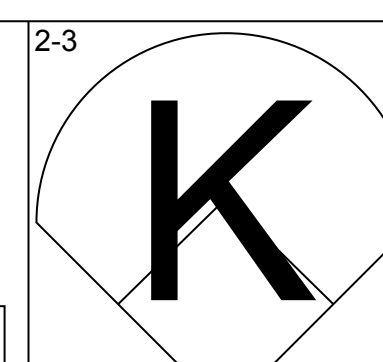
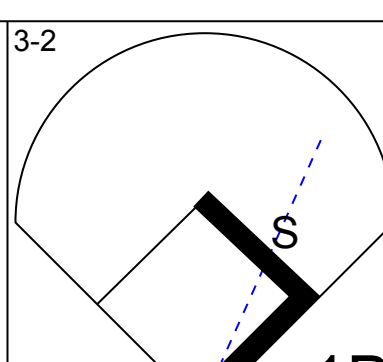
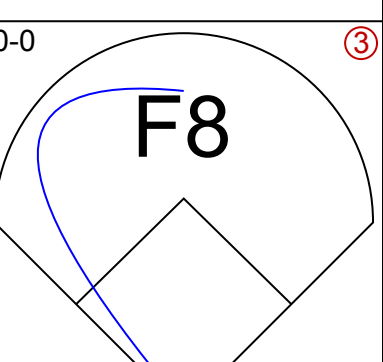
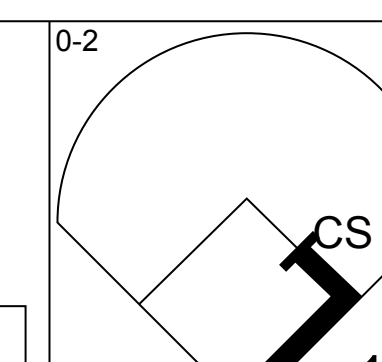
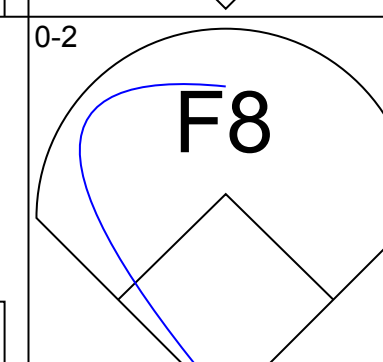
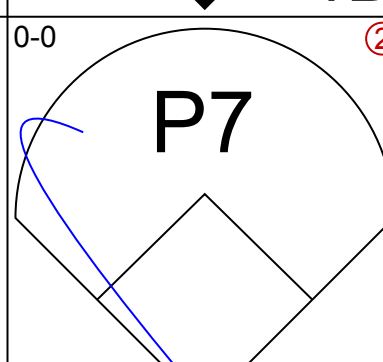
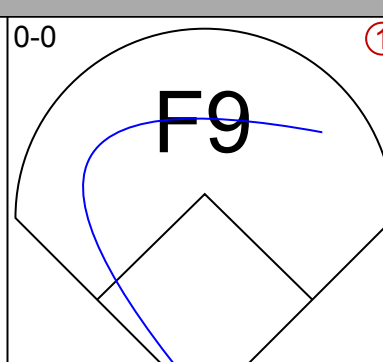
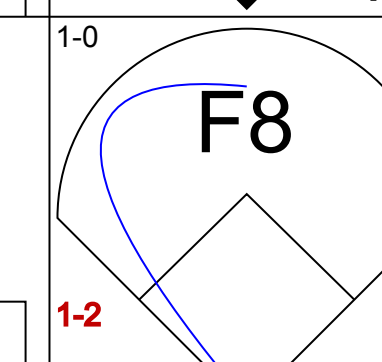
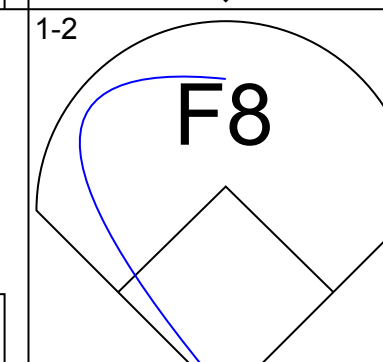
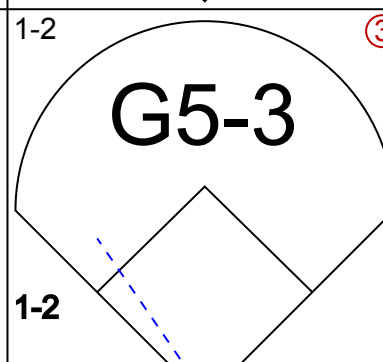
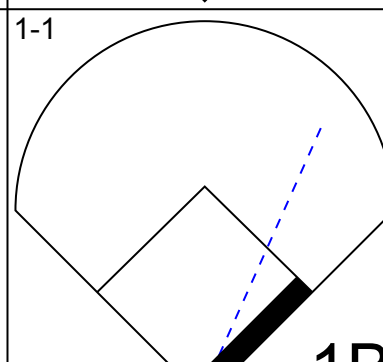
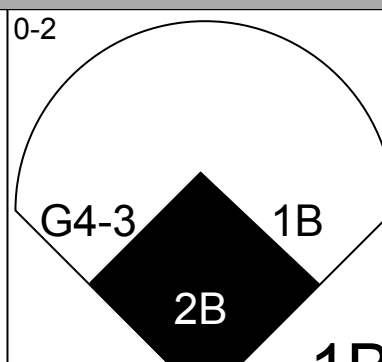
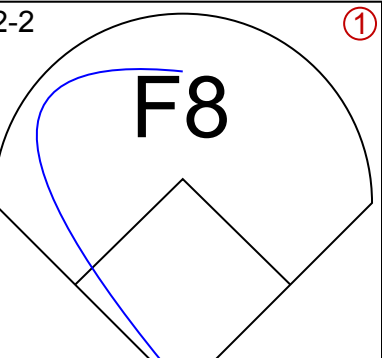
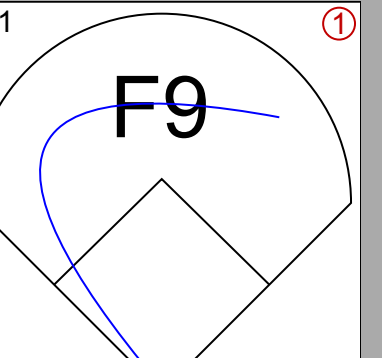
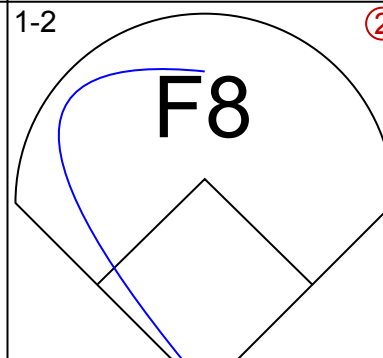
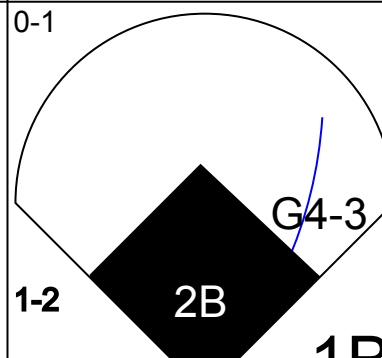
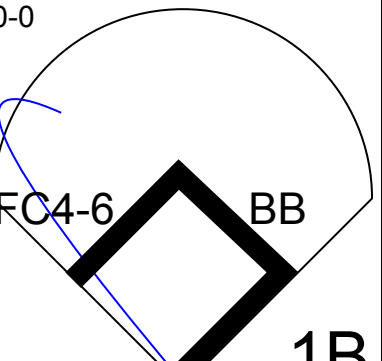
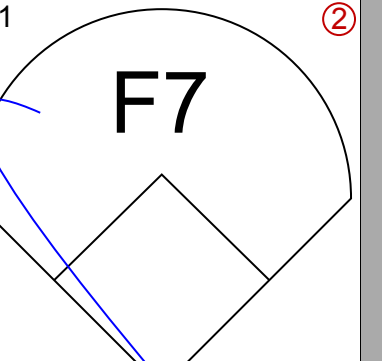
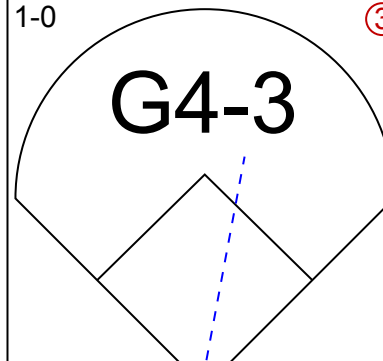
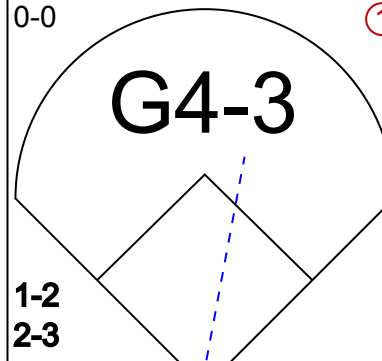
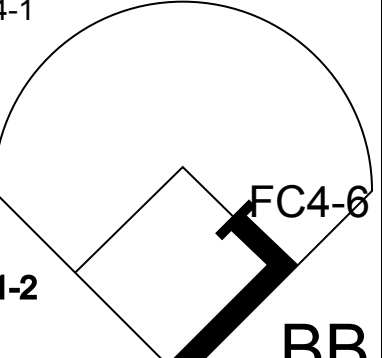
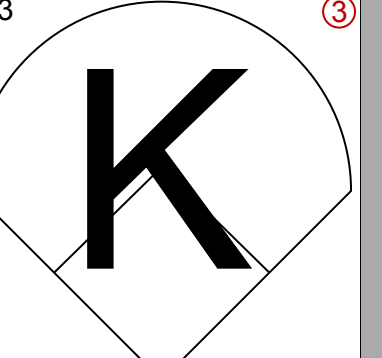
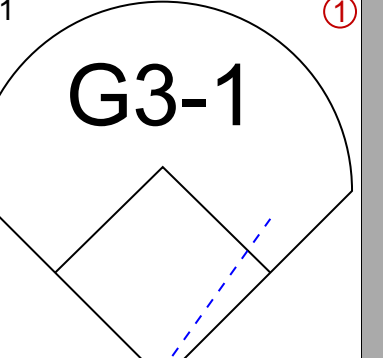
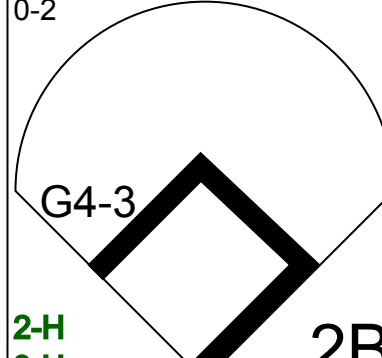
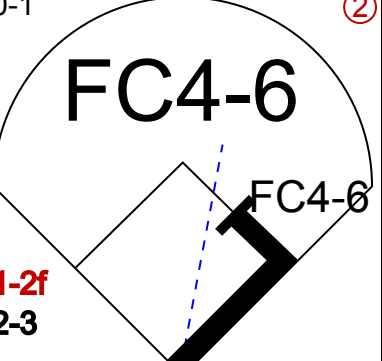
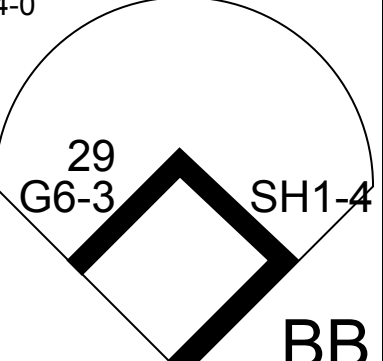
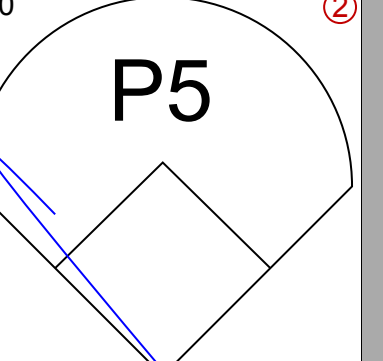
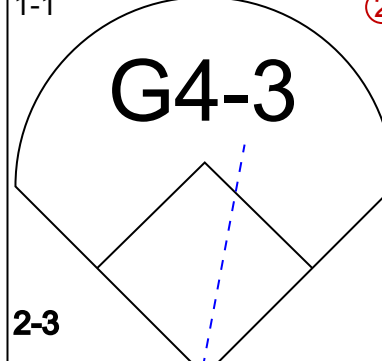
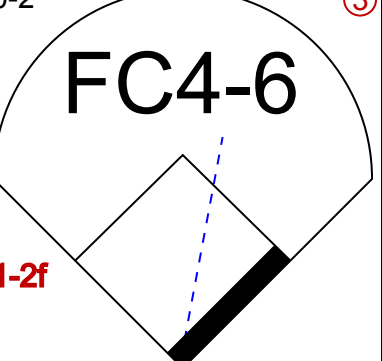
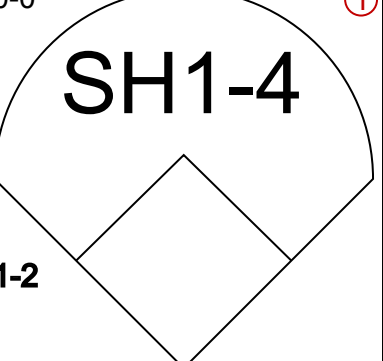
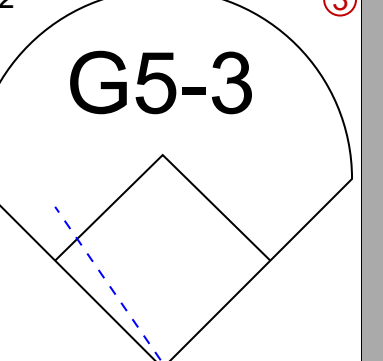
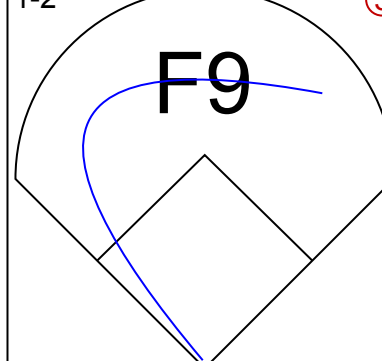
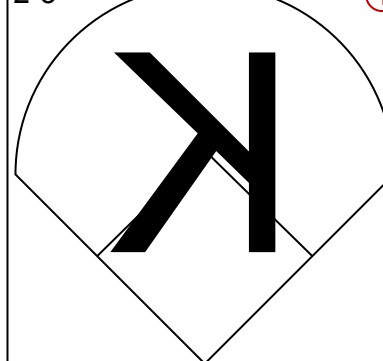
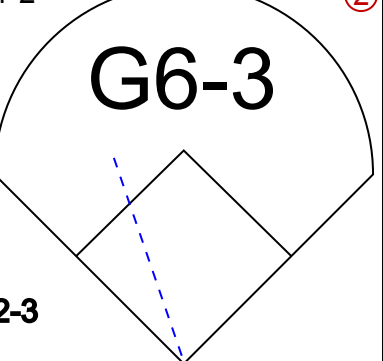
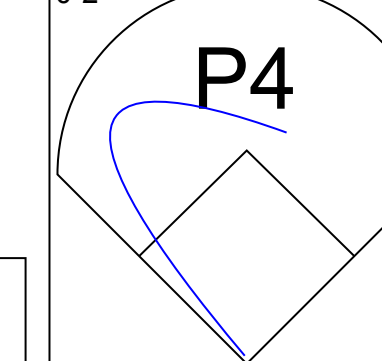
Batter	1	2	3	4	5	6	7	8	9	AB	R	H	RBI	BB	SO	LOB	TOP					
Otis Nixon, S <small>(1, 9)</small> <small>OBP: 0.397, SLG: 0.401</small>										4	2	2	0	1	0	0	Atlanta Braves @ Pittsburgh Pirates Three Rivers Stadium, Pittsburgh, PA Sat Aug 15 1992, 7:05 PM EDT Att: 38,808 - Cloudy - 66 F					
Jeff Blausler, R <small>(1, 6)</small> <small>OBP: 0.318, SLG: 0.405</small>										2	1	1	0	2	0	1						
Deion Sanders, L <small>(7, FR)</small> <small>OBP: 0.356, SLG: 0.530</small>										1	0	0	0	0	0	1						
Terry Pendleton, S <small>(1, 5)</small> <small>OBP: 0.339, SLG: 0.484</small>										5	1	3	1	0	1	2						
Lonnie Smith, R <small>(1, 7)</small> <small>OBP: 0.323, SLG: 0.429</small>										3	0	1	0	1	0	4						
Kent Mercker, L <small>(7, 1)</small>										0	0	0	0	0	0	0						
David Justice, L <small>(9, PH)</small> <small>OBP: 0.345, SLG: 0.374</small>										1	0	0	0	0	0	0						
Alejandro Pena, R <small>(9, 1)</small>										0	0	0	0	0	0	0						
Ron Gant, R <small>(1, 8)</small> <small>OBP: 0.326, SLG: 0.404</small>										3	1	0	0	2	2	3						
Brian Hunter, R <small>(1, 3)</small> <small>OBP: 0.278, SLG: 0.483</small>										4	1	1	2	1	1	4						
Damon Berryhill, S <small>(1, 2)</small> <small>OBP: 0.265, SLG: 0.382</small>										4	0	0	1	0	1	5						
Mark Lemke, S <small>(1, 4)</small> <small>OBP: 0.301, SLG: 0.328</small>										4	1	1	1	0	0	0						
Steve Avery, L <small>(1, 1)</small> <small>OBP: 0.217, SLG: 0.246</small>										3	0	0	0	0	2	0						
Marvin Freeman, R <small>(6, 1)</small> <small>OBP: 0.500, SLG: 0.500</small>										0	0	0	0	0	0	0						
Rafael Belliard, R <small>(7, 6)</small> <small>OBP: 0.259, SLG: 0.233</small>										1	0	0	0	0	0	0						
Inning Stats	R: 5 E: 1 K: 0 S: 9	H: 3 LOB: 0 BB: 2 P: 24	R: 1 E: 0 K: 1 S: 10	H: 2 LOB: 2 BB: 1 P: 18	R: 0 E: 0 K: 0 S: 4	H: 0 LOB: 0 BB: 0 P: 5	R: 0 E: 0 K: 0 S: 8	H: 1 LOB: 1 BB: 0 P: 11	R: 0 E: 0 K: 2 S: 10	H: 1 LOB: 1 BB: 0 P: 17	R: 0 E: 0 K: 1 S: 8	H: 0 LOB: 0 BB: 0 P: 10	R: 0 E: 0 K: 1 S: 17	H: 1 LOB: 3 BB: 2 P: 29	R: 1 E: 0 K: 1 S: 13	H: 1 LOB: 1 BB: 1 P: 19	R: 0 E: 0 K: 1 S: 14	H: 0 LOB: 1 BB: 1 P: 21	1B: 6 2B: 2 3B: 0 HR: 1	SF: 1 SAC: 0 DP: 0 HBP: 0	WP: 1 PB: 0 SB: 1 CS: 0	PA: 43
PITCHER	IP WLS BF H R ER SO BB IBB HBP BLK WP HR S P ERA WHIP																					
Danny Jackson, L	(1, 1)	4.0	L	21	6	6	6	1	3	0	0	0	0	1	0	31	58	13.50	2.250			
Bob Walk, R	(5, 1)	2.0		7	1	0	0	3	0	0	0	1	0	0	18	27	0.00	0.500				
Denny Neagle, L	(7, 1)	2.0		11	2	1	1	2	2	1	0	0	0	1	30	48	4.50	2.000				
Bob Patterson, L	(9, 1)	1.0		4	0	0	0	1	1	0	0	0	0	0	14	21	0.00	1.000				

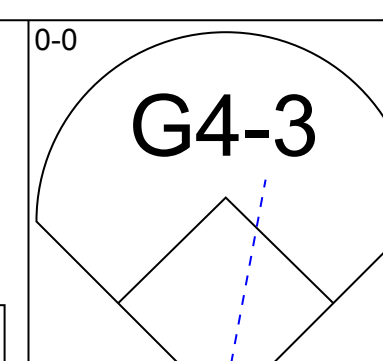
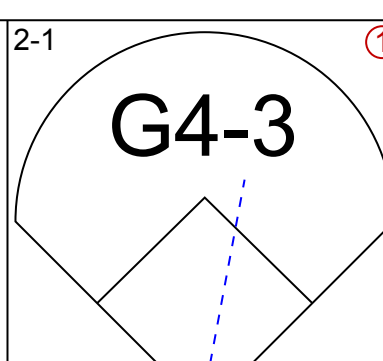
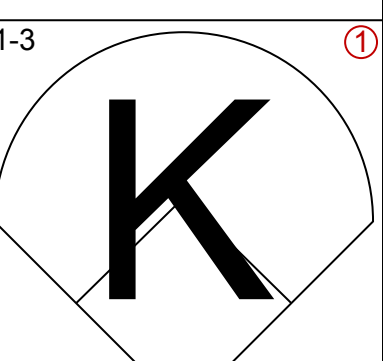
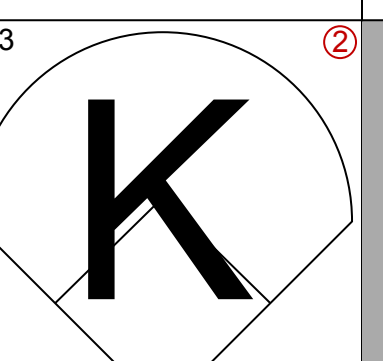
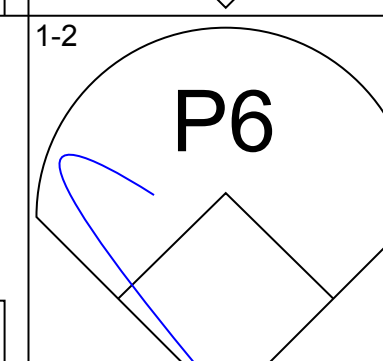
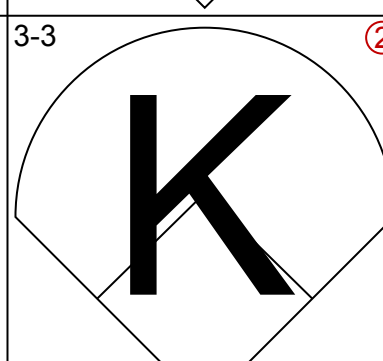
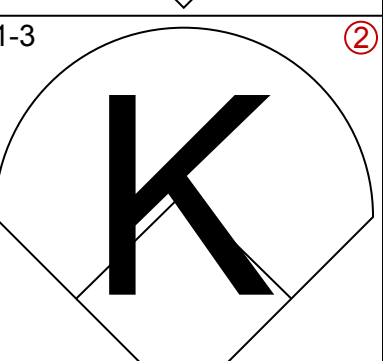
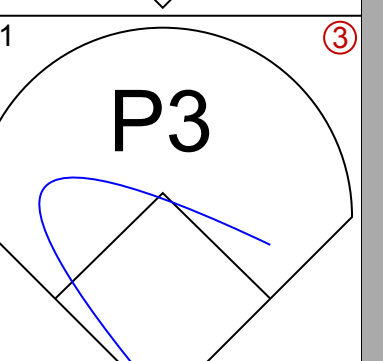
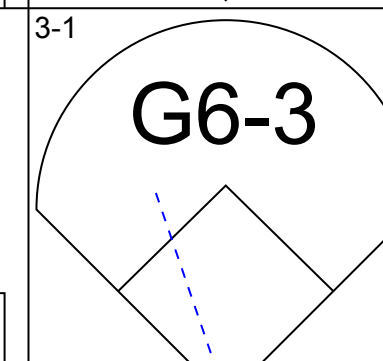
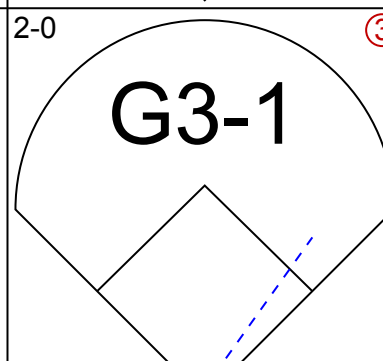
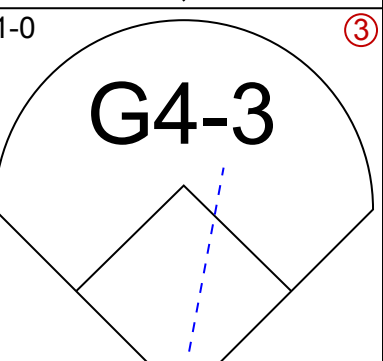
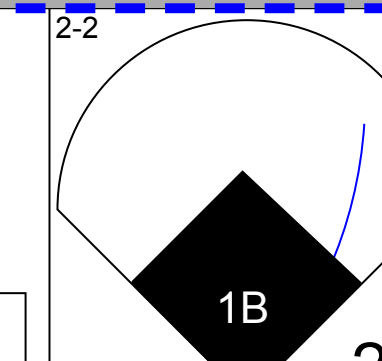
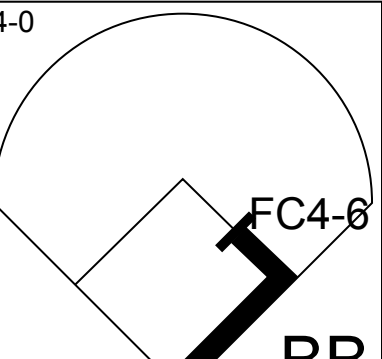
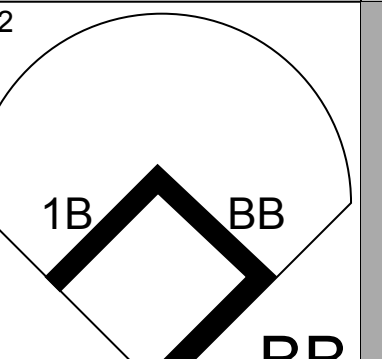
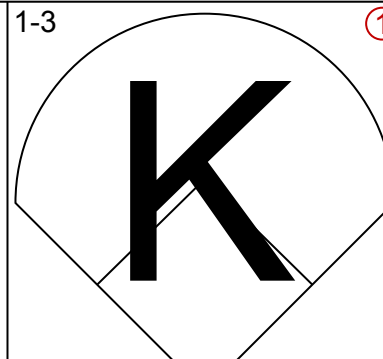
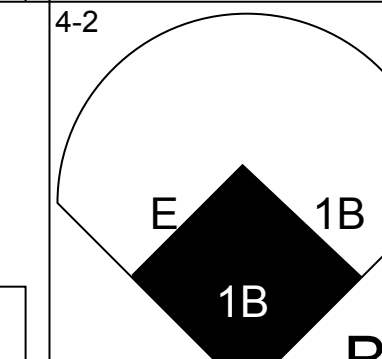
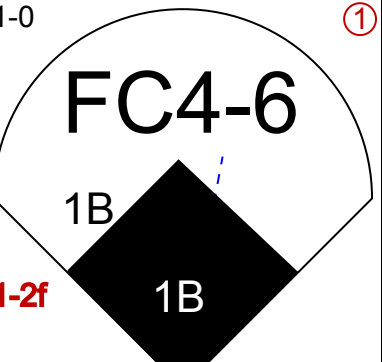
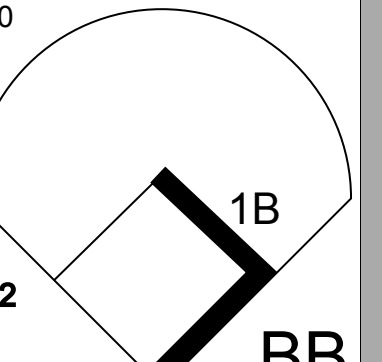
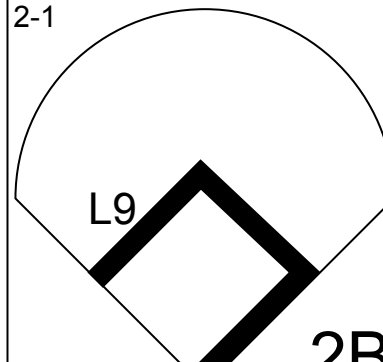
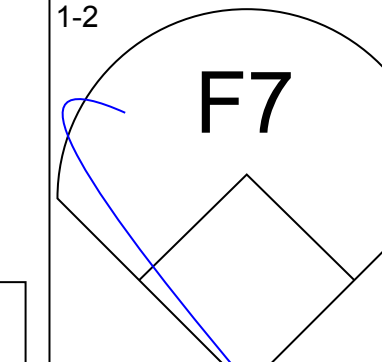
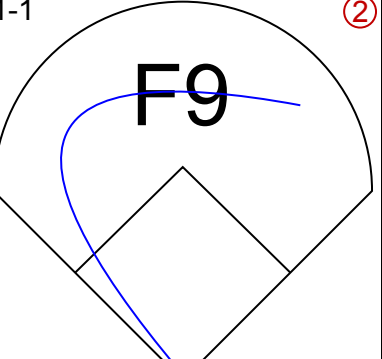
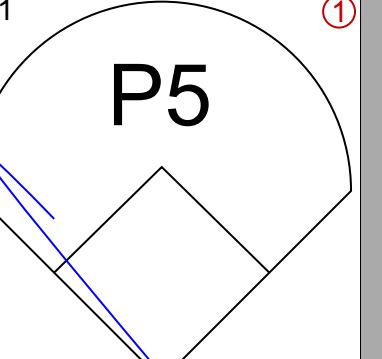
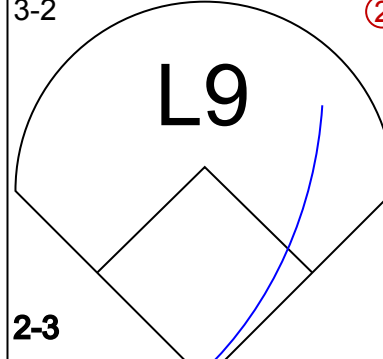
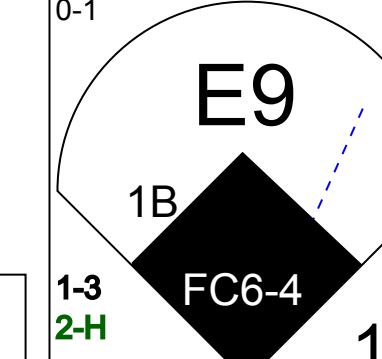
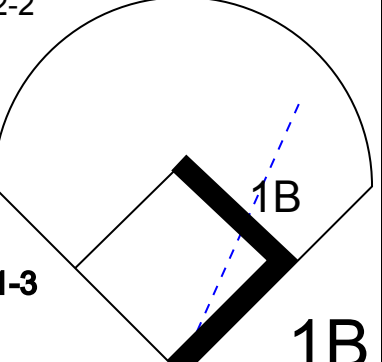
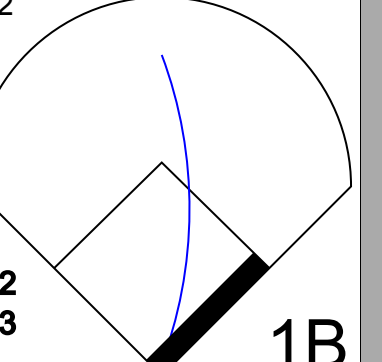
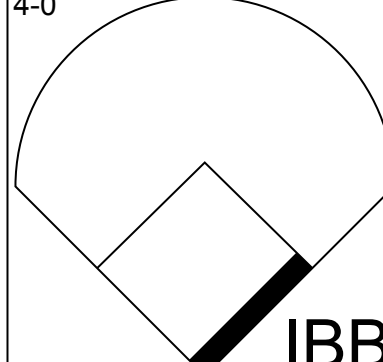
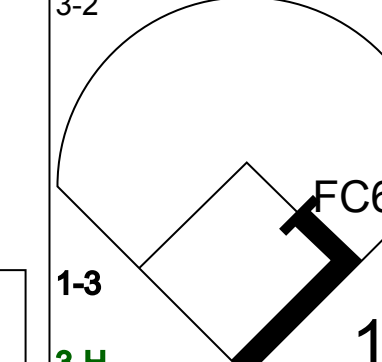
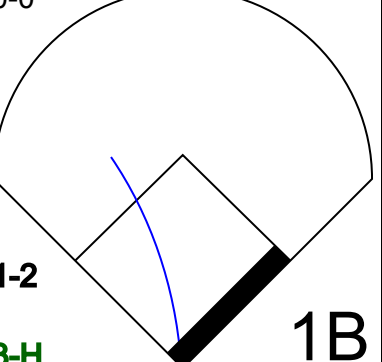
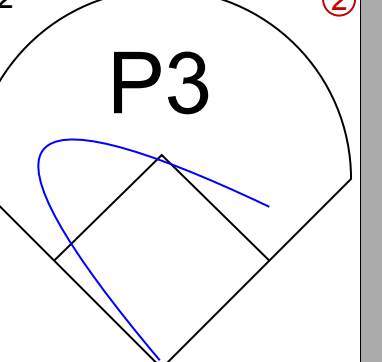
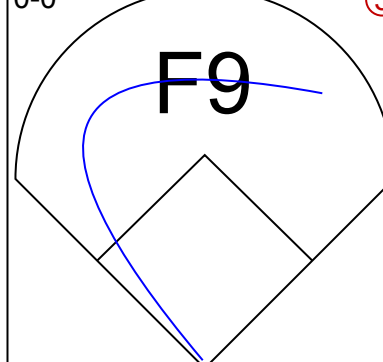
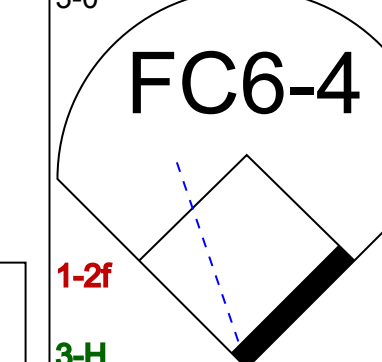


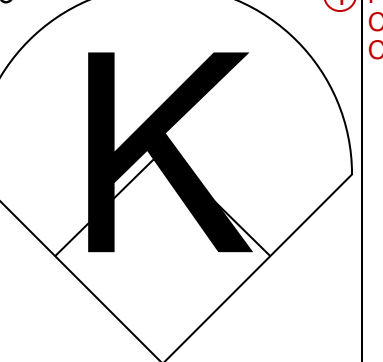

AB	35
R	7
H	9
RBI	5
BB	7
SO	7
LOB	20



Batter	1	2	3	4	5	6	7	8	9	AB	R	H	RBI	BB	SO	LOB	BOTTOM					
Gary Redus, R <small>(1, 3)</small> <small>OBP: 0.289, SLG: 0.293</small>										3	0	1	0	0	0	0	Atlanta Braves @ Pittsburgh Pirates Three Rivers Stadium, Pittsburgh, PA Sat Aug 15 1992, 7:05 PM EDT Att: 38,808 - Cloudy - 66 F					
Orlando Merced, S <small>(6, PH)</small> <small>OBP: 0.317, SLG: 0.387</small>										1	0	0	0	1	1	0						
Jay Bell, R <small>(1, 6)</small> <small>OBP: 0.327, SLG: 0.351</small>										5	1	2	0	0	2	1						
Andy Van Slyke, L <small>(1, 8)</small> <small>OBP: 0.403, SLG: 0.499</small>										4	1	2	1	1	0	1						
Lloyd McClendon, R <small>(1, 9)</small> <small>OBP: 0.345, SLG: 0.331</small>										4	1	1	1	0	0	2						
Barry Bonds, L <small>(1, 7)</small> <small>OBP: 0.434, SLG: 0.573</small>										4	0	1	1	0	1	1						
Gary Varsho, L <small>(8, 7)</small> <small>OBP: 0.257, SLG: 0.341</small>										0	0	0	0	0	0	0						
Jeff King, R <small>(1, 5)</small> <small>OBP: 0.254, SLG: 0.351</small>										3	1	1	0	1	1	2						
Don Slaught, R <small>(1, 2)</small> <small>OBP: 0.370, SLG: 0.426</small>										4	1	2	1	0	0	0						
Jose Lind, R <small>(1, 4)</small> <small>OBP: 0.276, SLG: 0.272</small>										4	0	1	0	0	0	3						
Danny Jackson, R <small>(1, 1)</small> <small>OBP: 0.267, SLG: 0.067</small>										1	0	0	0	0	1	0						
Cecil Espy, S <small>(4, PH)</small> <small>OBP: 0.300, SLG: 0.340</small>										1	0	0	0	0	0	0						
Bob Walk, R <small>(5, 1)</small>										0	0	0	0	0	0	0						
John Wehner, R <small>(6, PH)</small> <small>OBP: 0.345, SLG: 0.045</small>										1	0	1	0	0	0	0						
Denny Neagle, L <small>(7, 1)</small>										0	0	0	0	0	0	0						
Alex Cole, L <small>(8, PH)</small> <small>OBP: 0.325, SLG: 0.321</small>										1	0	0	0	0	1	0						
Bob Patterson, R <small>(9, 1)</small> <small>OBP: 0.420, SLG: 0.500</small>										0	0	0	0	0	0	0						
Inning Stats	R: 0 E: 0 K: 0 S: 9	H: 0 LOB: 0 BB: 0 P: 15	R: 0 E: 0 K: 0 S: 8	H: 1 LOB: 2 BB: 1 P: 16	R: 3 E: 0 K: 2 S: 17	H: 4 LOB: 1 BB: 0 P: 25	R: 0 E: 0 K: 0 S: 8	H: 1 LOB: 0 BB: 0 P: 9	R: 0 E: 0 K: 1 S: 7	H: 1 LOB: 1 BB: 0 P: 10	R: 2 E: 0 K: 0 S: 15	H: 4 LOB: 3 BB: 1 P: 26	R: 0 E: 0 K: 1 S: 8	H: 1 LOB: 1 BB: 0 P: 13	R: 0 E: 0 K: 1 S: 10	H: 0 LOB: 0 BB: 0 P: 16	R: 0 E: 0 K: 2 S: 11	H: 0 LOB: 1 BB: 1 P: 19	1B: 9 2B: 2 3B: 1 HR: 0	SF: 0 SAC: 1 DP: 1 HBP: 0	WP: 1 PB: 0 SB: 3 CS: 0	PA: 40
PITCHER	IP WLS BF H R ER SO BB IBB HBP BLK WP HR S P ERA WHIP																					
Steve Avery, L	(1, 1)	5.2	W	27	10	5	5	3	1	0	0	0	0	0	62	94	7.94	1.941				
Marvin Freeman, R	(6, 1)	0.1		2	1	0	0	0	1	0	0	0	0	2	7	0.00	6.000					
Kent Mercker, L	(7, 1)	2.0		7	1	0	0	2	0	0	0	0	0	18	29	0.00	0.500					
Alejandro Pena, R	(9, 1)	1.0	S	4	0	0	0	2	1	0	0	0	0	11	19	0.00	1.000					



Batter	1	2	3	4	5	6	7	8	9	AB	R	H	RBI	BB	SO	LOB	TOP		
Otis Nixon, S (1, 8) <small>OBP: 0.388, SLG: 0.402</small>										4	0	2	0	0	1	1	Atlanta Braves @ Pittsburgh Pirates Three Rivers Stadium, Pittsburgh, PA <small>Sun Aug.16 1992, 3:33 AM EDT</small> <small>Att: 35,199 - Cloudy - 73 F</small>		
Deion Sanders, L (1, 7) <small>OBP: 0.351, SLG: 0.522</small>										4	0	0	0	0	0	2			
Terry Pendleton, S (1, 5) <small>OBP: 0.341, SLG: 0.484</small>										4	1	2	0	0	0	1			
David Justice, L (1, 9) <small>OBP: 0.344, SLG: 0.373</small>										4	1	1	0	0	0	1			
Sid Bream, L (1, 3) <small>OBP: 0.343, SLG: 0.412</small>										4	0	1	0	0	0	3			
Greg Olson, R (1, 2) <small>OBP: 0.326, SLG: 0.355</small>										3	0	1	2	1	1	0			
Mark Lemke, S (1, 4) <small>OBP: 0.300, SLG: 0.325</small>									3	0	0	0	1	0	3				
Rafael Belliard, R (1, 6) <small>OBP: 0.258, SLG: 0.232</small> Jeff Blauser, R (7, PH) <small>OBP: 0.316, SLG: 0.401</small>										1	0	0	0	0	0	2			
29 John Smoltz, R (1, 1) <small>OBP: 0.222, SLG: 0.193</small> Jeff Treadway, L (8, PH) <small>OBP: 0.267, SLG: 0.282</small> Mike Stanton, L (8, 1) <small>OBP: 0.500, SLG: 0.500</small> Marvin Freeman, R (8, 1) <small>OBP: 0.500, SLG: 0.500</small> Mark Davis, L (8, 1)										2	0	0	0	0	1	1			
Inning Stats	R: 0 E: 0 K: 1 S: 11	H: 0 LOB: 0 BB: 0 P: 14	R: 0 E: 0 K: 0 S: 10	H: 1 LOB: 2 BB: 1 P: 16	R: 0 E: 0 K: 1 S: 12	H: 1 LOB: 1 BB: 0 P: 18	R: 0 E: 0 K: 1 S: 7	H: 0 LOB: 0 BB: 0 P: 11	R: 0 E: 0 K: 0 S: 5	H: 0 LOB: 1 BB: 0 P: 10	R: 0 E: 0 K: 0 S: 6	H: 0 LOB: 0 BB: 0 P: 10	R: 0 E: 0 K: 0 S: 7	H: 1 LOB: 0 BB: 0 P: 8	R: 2 E: 0 K: 0 S: 15	H: 3 LOB: 1 BB: 0 P: 17		1B: 6 2B: 1 3B: 0 HR: 0	SF: 0 SAC: 1 DP: 0 HBP: 0
PITCHER Tim Wakefield, R (1, 1) <small>ERA: 1.32</small>	IP: 9.0 WLS: W BF: 35 H: 7 R: 2 ER: 2 SO: 3 BB: 2 IBB: 0 HBP: 0 BLK: 0 WP: 0 HR: 0 S: 80 P: 114 ERA: 2.00 WHIP: 1.000															PITCHER Tim Wakefield, R (1, 1) <small>ERA: 1.32</small>	IP: 9.0 WLS: W BF: 35 H: 7 R: 2 ER: 2 SO: 3 BB: 2 IBB: 0 HBP: 0 BLK: 0 WP: 0 HR: 0 S: 80 P: 114 ERA: 2.00 WHIP: 1.000		

Batter	1	2	3	4	5	6	7	8	9	AB	R	H	RBI	BB	SO	LOB	BOTTOM		
Gary Varsho, L (1, 9) <small>OBP: 0.250, SLG: 0.331</small>										4	0	0	0	0	2	0	Atlanta Braves @ Pittsburgh Pirates Three Rivers Stadium, Pittsburgh, PA <small>Sun Aug.16 1992, 3:33 AM EDT</small> <small>Att: 35,199 - Cloudy - 73 F</small>		
Jay Bell, R (1, 6) <small>OBP: 0.325, SLG: 0.348</small>										4	0	0	0	0	2	0			
Andy Van Slyke, L (1, 8) <small>OBP: 0.402, SLG: 0.499</small>										4	1	1	0	0	0	0			
Barry Bonds, L (1, 7) <small>OBP: 0.437, SLG: 0.571</small>										1	1	0	0	3	1	0			
Orlando Merced, S (1, 3) <small>OBP: 0.319, SLG: 0.390</small>										3	1	1	0	1	0	3			
Jeff King, R (1, 5) <small>OBP: 0.254, SLG: 0.350</small>										4	1	1	1	0	0	4			
Michael LaValliere, L (1, 2) <small>OBP: 0.352, SLG: 0.327</small>										3	0	3	1	1	0	0			
Jose Lind, R (1, 4) <small>OBP: 0.275, SLG: 0.271</small>										4	0	1	2	0	0	6			
Tim Wakefield, R (1, 1) <small>OBP: 0.077, SLG: 0.077</small>										4	0	0	0	0	3	6			
Inning Stats	R: 0 E: 0 K: 0 S: 6	H: 0 LOB: 0 BB: 0 P: 10	R: 1 E: 0 K: 0 S: 9	H: 2 LOB: 2 BB: 1 P: 17	R: 0 E: 0 K: 1 S: 6	H: 0 LOB: 0 BB: 0 P: 13	R: 0 E: 0 K: 1 S: 13	H: 1 LOB: 3 BB: 2 P: 26	R: 0 E: 0 K: 2 S: 9	H: 0 LOB: 0 BB: 0 P: 12	R: 0 E: 0 K: 1 S: 12	H: 1 LOB: 2 BB: 1 P: 22	R: 0 E: 0 K: 2 S: 8	H: 0 LOB: 0 BB: 0 P: 13	R: 3 E: 1 K: 1 S: 19	H: 3 LOB: 1 BB: 1 P: 32		1B: 5 2B: 2 3B: 0 HR: 0	SF: 0 SAC: 0 DP: 0 HBP: 0
PITCHER 29 John Smoltz, R (1, 1) <small>ERA: 2.74</small> Mike Stanton, L (8, 1) <small>ERA: 5.92</small> Marvin Freeman, R (8, 1) <small>ERA: 4.02</small> Mark Davis, L (8, 1) <small>ERA: 6.6</small>	IP: 7.0 WLS: L BF: 29 H: 4 R: 1 ER: 1 SO: 7 BB: 3 IBB: 0 HBP: 0 BLK: 0 WP: 0 HR: 0 S: 63 P: 113 ERA: 1.29 WHIP: 1.000															PITCHER 29 John Smoltz, R (1, 1) <small>ERA: 2.74</small> Mike Stanton, L (8, 1) <small>ERA: 5.92</small> Marvin Freeman, R (8, 1) <small>ERA: 4.02</small> Mark Davis, L (8, 1) <small>ERA: 6.6</small>	IP: 7.0 WLS: L BF: 29 H: 4 R: 1 ER: 1 SO: 7 BB: 3 IBB: 0 HBP: 0 BLK: 0 WP: 0 HR: 0 S: 63 P: 113 ERA: 1.29 WHIP: 1.000		

Batter	1	2	3	4	5	6	7	8	9	AB	R	H	RBI	BB	SO	LOB	TOP			
Deion Sanders, L (1,8) X	G6-3 S 1B		1-2 SH 1B	G5-3		G4-3			G3	5	1	2	0	0	0	2				
Mark Lemke, S (1,4) C	G5-3		0-0 SH 1B	K			F8		FC6-4 BB	4	1	1	0	1	1	2				
Terry Pendleton, S (1,5) X	G6-3		1-1 SH FC6-5 1-H 2-H		G5-3		G5-3		FC6-4 1-2	4	0	0	0	0	0	2				
David Justice, L (1,9) B	L9		4-0 E FC6-5 1B BB		G3-1		G5-3			3	1	0	0	1	0	1				
Ron Gant, R (1,7) C		0-2 G6-3 S 1B	0-2 FC6-5 1B E		4-0 S BB				1B G4-6-3 1B	3	2	2	0	1	0	2				
Sid Bream, L (1,3) C	G6-3 BB	4-2 G6-3 BB	3-2 G6-3 1B		1-0 G6-3				G4-6-3 1B	3	0	2	1	1	0	1				
Greg Olson, R (1,2) B	G6-3	3-1 G6-3	0-1 G6-3			G5-3			G4-6-3 1-2 3-H	4	0	0	0	0	0	5				
Rafael Belliard, R (1,6) X	G6-3	0-1 G6-3		0-0 SH1-4 2B		1-1 SH5-4 1B			G5-3 2-1	4	0	2	1	0	0	1				
Charlie Leibrandt, R (1,1) C	G3-1		0-2 SH1-4 2-3			0-0 SH5-4 1-2			P4	2	0	0	0	0	0	1				
Inning Stats	R: 0 E: 0 K: 0 S: 8	H: 1 LOB: 1 BB: 0 P: 14	R: 1 E: 0 K: 0 S: 13	H: 1 LOB: 1 BB: 20 P: 20	R: 3 E: 2 K: 0 S: 14	H: 3 LOB: 1 BB: 1 P: 23	R: 0 E: 0 K: 1 S: 9	H: 1 LOB: 1 BB: 0 P: 11	R: 0 E: 0 K: 0 S: 3	H: 0 LOB: 1 BB: 1 P: 8	R: 0 E: 0 K: 0 S: 7	H: 0 LOB: 0 BB: 0 P: 12	R: 1 E: 0 K: 0 S: 8	H: 2 LOB: 0 BB: 0 P: 15	R: 0 E: 0 K: 0 S: 7	H: 0 LOB: 1 BB: 1 P: 12	1B: 8 2B: 1 3B: 0 HR: 0	SF: 0 SAC: 3 DP: 2 HBP: 0	WP: 0 PB: 0 SB: 3 CS: 0	PA: 39
PITCHER	IP	WLS	BF	H	R	ER	SO	BB	IBB	HBP	BLK	WP	HR	S	P	ERA	WHIP			
Ken Hill, R (1,1) ERA: 2.96	6.0	L	28	7	4	3	1	3	0	0	0	0	0	52	85	4.50	1.667			
Sergio Valdez, R (7,1) ERA: 2.7	2.0		7	2	1	1	0	0	0	0	0	0	0	15	27	4.50	1.000			
Pete Young, R (9,1) ERA: 3.44	1.0		4	0	0	0	0	1	0	0	0	0	0	7	12	0.00	1.000			

Atlanta Braves @ Montreal Expos
Olympic Stadium, Montreal, QB
Tue Aug 18 1992, 7:05 PM EDT
Att: 32,920 - Dome - 70 F

AB 32
R 5
H 9
RBI 2
BB 4
SO 1
LOB 17



Batter	1	2	3	4	5	6	7	8	9	AB	R	H	RBI	BB	SO	LOB	BOTTOM					
Delino DeShields, L (1,4) C	G4-3		3-1 G4-3			B1-3			F8	4	0	0	0	0	0	1						
Wil Cordero, R (1,6) C	E6			0-1 P6			L8		G5-3 1B	4	0	1	0	0	0	0						
Marquis Grissom, R (1,8) C	K			0-0 G5-3			1-1 SF7 3B		P4	4	1	1	0	0	1	2						
Larry Walker, L (1,9) F	G4-3			0-1 G5-3 1B			1-2 SF7		G5-3	3	0	1	1	0	0	2						
Darren Reed, R (1,7) B		1-0 L5		2-3 K			3-2 G5-3		F7	4	0	0	0	0	1	2						
Gary Carter, R (1,2) X		0-0 G5-3			0-1 P4					3	0	0	0	0	0	0						
Tim Laker, R (8,2) X							3-1 F9			0	0	0	0	0	0	0						
Tim Wallach, R (1,5) B		1-1 F9			1-0 F7				G4-3	3	0	0	0	0	0	0						
Greg Colbrunn, R (1,3) C			1-1 F9		1-2 G5-3				K	3	0	0	0	0	1	0						
Ken Hill, R (1,1) ERA: 2.83, SLG: 0.388			3-3 K			2-2 F9				1	0	0	0	0	1	0						
Bret Barberie, S (6,PH) OBP: 0.356, SLG: 0.294										1	0	0	0	0	0	0						
Sergio Valdez, R (7,1) ERA: 2.7										0	0	0	0	0	0	0						
Moises Alou, R (8,PH) OBP: 0.332, SLG: 0.444										1	0	1	0	0	0	0						
Pete Young, R (9,1) ERA: 3.44										0	0	0	0	0	0	0						
Inning Stats	R: 0 E: 1 K: 1 S: 12	H: 0 LOB: 1 BB: 0 P: 17	R: 0 E: 0 K: 0 S: 4	H: 0 LOB: 0 BB: 0 P: 6	R: 0 E: 0 K: 1 S: 8	H: 0 LOB: 0 BB: 0 P: 15	R: 0 E: 0 K: 1 S: 8	H: 1 LOB: 1 BB: 0 P: 10	R: 0 E: 0 K: 0 S: 6	H: 0 LOB: 0 BB: 0 P: 8	R: 0 E: 0 K: 0 S: 7	H: 0 LOB: 0 BB: 0 P: 10	R: 1 E: 0 K: 0 S: 10	H: 1 LOB: 0 BB: 0 P: 18	R: 0 E: 0 K: 1 S: 8	H: 1 LOB: 1 BB: 0 P: 10	R: 0 E: 0 K: 0 S: 9	H: 1 LOB: 1 BB: 0 P: 14	1B: 3 2B: 0 3B: 1 HR: 0	SF: 1 SAC: 0 DP: 0 HBP: 0	WP: 0 PB: 0 SB: 0 CS: 0	PA: 32
PITCHER	IP	WLS	BF	H	R	ER	SO	BB	IBB	HBP	BLK	WP	HR	S	P	ERA	WHIP					
Charlie Leibrandt, L (1,1) ERA: 3.11	9.0	W	32	4	1	1	4	0	0	0	0	0	0	72	108	1.00	0.444					

Atlanta Braves @ Montreal Expos
Olympic Stadium, Montreal, QB
Tue Aug 18 1992, 7:05 PM EDT
Att: 32,920 - Dome - 70 F

AB 31
R 1
H 4
RBI 1
BB 0
SO 4
LOB 7



Batter	1	2	3	4	5	6	7	8	9	AB	R	H	RBI	BB	SO	LOB	TOP					
Otis Nixon, S <small>OBP: 0.382, SLG: 0.391</small> 										4	0	0	0	1	1	3	Atlanta Braves @ Montreal Expos Olympic Stadium, Montreal, QB <small>Wed Aug 19 1992, 7:05 PM EDT</small> <small>Att: 27,235 - Dome - 70 F</small>					
Jeff Blausler, R <small>OBP: 0.323, SLG: 0.416</small> Rafael Belliard, R <small>OBP: 0.256, SLG: 0.235</small> 									2	1	1	2	2	1	0							
Terry Pendleton, S <small>OBP: 0.338, SLG: 0.476</small> 									3	0	1	0	1	0	1							
Ron Gant, R <small>OBP: 0.326, SLG: 0.401</small> 									4	0	0	0	0	1	3							
David Justice, L <small>OBP: 0.352, SLG: 0.379</small> 									3	1	2	0	1	0	0							
Brian Hunter, R <small>OBP: 0.276, SLG: 0.475</small> 									4	1	1	0	0	1	2							
Greg Olson, R <small>OBP: 0.322, SLG: 0.344</small> 									3	0	0	0	1	1	2							
Mark Lemke, S <small>OBP: 0.307, SLG: 0.330</small> 									2	1	1	0	1	0	0							
Tom Glavine, L <small>OBP: 0.271, SLG: 0.299</small> Marvin Freeman, R <small>OBP: 0.500, SLG: 0.500</small> Mike Stanton, L <small>OBP: 0.500, SLG: 0.500</small> 									2	0	1	2	0	0	0							
									0	0	0	0	0	0	0							
Inning Stats	R: 0 E: 0 K: 2 S: 11	H: 0 LOB: 1 BB: 1 P: 15	R: 0 E: 0 K: 0 S: 9	H: 0 LOB: 0 BB: 0 P: 14	R: 2 E: 0 K: 0 S: 10	H: 2 LOB: 0 BB: 0 P: 16	R: 0 E: 0 K: 1 S: 9	H: 1 LOB: 1 BB: 0 P: 14	R: 0 E: 0 K: 0 S: 5	H: 0 LOB: 0 BB: 0 P: 7	R: 0 E: 0 K: 0 S: 7	H: 1 LOB: 2 BB: 2 P: 11	R: 1 E: 0 K: 1 S: 11	H: 1 LOB: 2 BB: 2 P: 23	R: 0 E: 0 K: 1 S: 10	H: 1 LOB: 1 BB: 1 P: 20	R: 1 E: 0 K: 0 S: 13	H: 1 LOB: 2 BB: 2 P: 25	1B: 6 2B: 0 3B: 0 HR: 1	SF: 0 SAC: 3 DP: 1 HBP: 0	WP: 1 PB: 1 SB: 0 CS: 0	PA: 38
PITCHER	IP WLS BF H R ER SO BB IBB HBP BLK WP HR S P ERA WHIP	6.1 L 24 4 3 3 3 3 0 0 0 0 1 56 86 4.26 1.105	0.2 4 1 0 0 1 0 1 0 0 0 0 6 14 0.00 1.500	1.0 4 1 0 0 1 1 0 0 0 1 0 10 20 0.00 2.000	1.0 6 1 1 1 0 2 0 0 0 0 0 13 25 9.00 3.000																	

AB	28
R	4
H	7
RBI	4
BB	7
SO	5
LOB	13




Batter	1	2	3	4	5	6	7	8	9	AB	R	H	RBI	BB	SO	LOB	BOTTOM					
Delino DeShields, L <small>OBP: 0.378, SLG: 0.422</small> 										4	0	0	0	0	2	2	Atlanta Braves @ Montreal Expos Olympic Stadium, Montreal, QB <small>Wed Aug 19 1992, 7:05 PM EDT</small> <small>Att: 27,235 - Dome - 70 F</small>					
Bret Barberie, S <small>OBP: 0.355, SLG: 0.290</small> 									3	0	0	0	1	0	2							
Marquis Grissom, R <small>OBP: 0.326, SLG: 0.415</small> 									4	0	1	0	0	1	1							
Larry Walker, L <small>OBP: 0.337, SLG: 0.492</small> 									3	1	0	0	1	0	1							
Moises Alou, R <small>OBP: 0.331, SLG: 0.441</small> 									4	1	1	0	0	1	1							
Spike Owen, S <small>OBP: 0.343, SLG: 0.400</small> 									4	0	1	1	0	1	1							
Tim Wallach, R <small>OBP: 0.303, SLG: 0.328</small> Wil Cordero, R <small>OBP: 0.327, SLG: 0.255</small> 									3	0	3	0	1	0	0							
Tim Laker, R <small>OBP: 0.333, SLG: 0.333</small> John Vander Wal, L <small>OBP: 0.335, SLG: 0.374</small> Gary Carter, R <small>OBP: 0.301, SLG: 0.343</small> 									3	0	1	1	0	0	2							
Chris Nabholz, L <small>OBP: 0.298, SLG: 0.137</small> Mel Rojas, R <small>OBP: 0.291, SLG: 0.091</small> Darren Fildes, R <small>OBP: 0.268, SLG: 0.437</small> Jeff Fassero, L <small>OBP: 0.320, SLG: 0.320</small> John Wetteland, R <small>OBP: 0.302, SLG: 0.373</small> Greg Colburn, R <small>OBP: 0.302, SLG: 0.373</small> 									2	0	0	0	0	1	3							
									0	0	0	0	0	0	0							
Inning Stats	R: 0 E: 0 K: 1 S: 6	H: 0 LOB: 0 BB: 1 P: 15	R: 0 E: 0 K: 0 S: 5	H: 0 LOB: 0 BB: 0 P: 7	R: 0 E: 0 K: 1 S: 12	H: 2 LOB: 0 BB: 0 P: 17	R: 0 E: 0 K: 0 S: 7	H: 0 LOB: 0 BB: 0 P: 8	R: 0 E: 0 K: 1 S: 10	H: 1 LOB: 1 BB: 0 P: 13	R: 0 E: 0 K: 1 S: 8	H: 1 LOB: 1 BB: 0 P: 14	R: 1 E: 0 K: 0 S: 10	H: 2 LOB: 1 BB: 0 P: 18	R: 0 E: 0 K: 1 S: 8	H: 0 LOB: 0 BB: 0 P: 11	R: 1 E: 0 K: 1 S: 11	H: 1 LOB: 2 BB: 2 P: 21	1B: 5 2B: 2 3B: 0 HR: 0	SF: 0 SAC: 0 DP: 0 HBP: 0	WP: 0 PB: 0 SB: 1 CS: 1	PA: 36
PITCHER	IP WLS BF H R ER SO BB IBB HBP BLK WP HR S P ERA WHIP	8.1 W 33 7 2 2 6 2 0 0 0 0 0 73 114 2.16 1.080	0.0 1 0 0 0 0 1 0 0 0 0 0 4 6 0.00 0.000	0.2 S 2 0 0 0 0 0 0 0 0 0 0 4 6 0.00 0.000																		

AB	33
R	2
H	7
RBI	2
BB	3
SO	6
LOB	18



Batter	1	2	3	4	5	6	7	8	9	AB	R	H	RBI	BB	SO	LOB	TOP										
Deion Sanders, L (1, 8) OBP: 0.351, SLG: 0.517	G1-3		G6-3			1B		F7		4	1	1	0	0	0	0	Atlanta Braves @ Montreal Expos Olympic Stadium, Montreal, QB Thu Aug 20 1992, 7:05 PM EDT Att: 23,896 - Dome - 70 F										
Jeff Treadway, L (1, 4) OBP: 0.277, SLG: 0.282	G4-3			G6-3		P6		F7		4	0	0	0	0	0	1											
Ron Gant, R (1, 7) OBP: 0.326, SLG: 0.400	K			K		E5				4	0	1	0	0	2	1											
David Justice, L (1, 9) OBP: 0.353, SLG: 0.387		HR			BB	F7		G4-3		3	1	1	1	1	0	3											
Sid Bream, L (1, 3) OBP: 0.351, SLG: 0.426		F8								3	0	1	1	0	0	1											
Brian Hunter, R (9, PH) OBP: 0.275, SLG: 0.473				F7					K	1	0	0	0	0	1	0											
Damon Berryhill, S (1, 2) OBP: 0.267, SLG: 0.384		G3				F7				4	0	2	0	0	0	2											
Jeff Blauser, R (1, 6) OBP: 0.319, SLG: 0.410					L9					3	0	0	0	0	0	1											
Rafael Belliard, R (7, 6) OBP: 0.258, SLG: 0.238	G5-3							F8		1	0	1	0	0	0	0											
Mark Lemke, S (1, 5) OBP: 0.303, SLG: 0.326				K				F8		4	0	0	0	0	2	3											
Steve Avery, L (1, 1) OBP: 0.206, SLG: 0.233										3	0	0	0	0	2	1											
Alejandro Pena, R (9, 1) ERA: 2.84				K				L1		0	0	0	0	0	0	0											
Inning Stats	R: 0 E: 0 K: 1 S: 6	H: 0 LOB: 0 BB: 0 P: 8	R: 1 E: 0 K: 0 S: 10	H: 1 LOB: 0 BB: 0 P: 15	R: 0 E: 0 K: 2 S: 11	H: 0 LOB: 0 BB: 0 P: 17	R: 0 E: 0 K: 1 S: 11	H: 0 LOB: 1 BB: 1 P: 19	R: 0 E: 0 K: 2 S: 10	H: 1 LOB: 1 BB: 0 P: 12	R: 1 E: 1 K: 0 S: 13	H: 2 LOB: 2 BB: 0 P: 22	R: 0 E: 0 K: 0 S: 6	H: 0 LOB: 0 BB: 0 P: 11	R: 0 E: 0 K: 1 S: 8	H: 1 LOB: 1 BB: 0 P: 11	R: 0 E: 0 K: 1 S: 8	H: 2 LOB: 1 BB: 0 P: 11	1B: 6 2B: 0 3B: 0 HR: 1	SF: 0 SAC: 0 DP: 1 HBP: 0	WP: 0 PB: 0 SB: 1 CS: 0	PA: 35					
PITCHER	IP	WLS	BF	H	R	ER	SO	BB	IBB	HBP	BLK	WP	HR	S	P	ERA	WHIP										
Dennis Martinez, R (1, 1) ERA: 2.62	8.0		31	5	2	1	6	1	0	0	0	0	1	75	115	1.12	0.750										
Jeff Fassero, L (9, 1) ERA: 2.84	1.0	W	4	2	0	0	1	0	0	0	0	0	0	8	11	0.00	2.000										

Batter	1	2	3	4	5	6	7	8	9	AB	R	H	RBI	BB	SO	LOB	BOTTOM										
Delino DeShields, L (1, 4) OBP: 0.377, SLG: 0.420	K		K			G6-3				4	0	1	0	0	2	0	Atlanta Braves @ Montreal Expos Olympic Stadium, Montreal, QB Thu Aug 20 1992, 7:05 PM EDT Att: 23,896 - Dome - 70 F										
Spike Owen, S (1, 6) OBP: 0.342, SLG: 0.398		L8				G6-3				4	0	1	0	0	0	2											
Jeff Fassero, L (9, 1) ERA: 2.84					1B			FC6		0	0	0	0	0	0	0											
Marquis Grissom, R (1, 8) OBP: 0.325, SLG: 0.414		G5-3			F9			F9		4	1	1	0	0	0	1											
Larry Walker, L (1, 9) OBP: 0.336, SLG: 0.490		G4-3								4	1	1	0	0	1	1											
Moises Alou, R (1, 7) OBP: 0.327, SLG: 0.436		G6-3			F8			F9		3	0	0	0	0	0	1											
Tim Lincecum, R (1, 5) OBP: 0.307, SLG: 0.333						G1-3		F8		3	1	2	2	1	0	0											
Gary Carter, R (1, 2) OBP: 0.298, SLG: 0.339										3	0	0	0	0	1	2											
John Vander Wal, L (9, PH) OBP: 0.338, SLG: 0.374		FC5-4				G1-3				0	0	0	0	1	0	0											
Greg Colbrunn, R (1, 3) OBP: 0.286, SLG: 0.352										3	0	0	0	0	2	1											
Darin Fletcher, L (9, PH) OBP: 0.283, SLG: 0.297						K2-3				1	0	0	0	0	1	2											
Dennis Martinez, R (1, 1) ERA: 2.91										2	0	0	0	0	0	1											
Wil Cordero, R (8, PH) OBP: 0.352, SLG: 0.286						G6-3				2	0	2	1	0	0	0											
Inning Stats	R: 0 E: 0 K: 1 S: 8	H: 0 LOB: 0 BB: 0 P: 11	R: 0 E: 0 K: 0 S: 7	H: 0 LOB: 1 BB: 1 P: 12	R: 0 E: 0 K: 2 S: 9	H: 0 LOB: 0 BB: 0 P: 14	R: 0 E: 0 K: 1 S: 11	H: 1 LOB: 1 BB: 0 P: 15	R: 0 E: 0 K: 1 S: 7	H: 1 LOB: 1 BB: 0 P: 10	R: 0 E: 0 K: 0 S: 7	H: 0 LOB: 0 BB: 0 P: 12	R: 0 E: 0 K: 0 S: 4	H: 0 LOB: 0 BB: 0 P: 5	R: 0 E: 0 K: 1 S: 9	H: 2 LOB: 2 BB: 0 P: 17	R: 3 E: 0 K: 1 S: 14	H: 4 LOB: 2 BB: 1 P: 25	1B: 7 2B: 1 3B: 0 HR: 0	SF: 0 SAC: 1 DP: 0 HBP: 0	WP: 0 PB: 0 SB: 0 CS: 0	PA: 36					
PITCHER	IP	WLS	BF	H	R	ER	SO	BB	IBB	HBP	BLK	WP	HR	S	P	ERA	WHIP										
Steve Avery, L (1, 1) ERA: 2.91	8.0	L	5	2	1	1	1	0	1	0	0	0	0	9	103	2.25	0.875										
Alejandro Pena, R (9, 1) ERA: 4.08	0.2		5	2	1	1	1	0	1	0	0	0	0	9	18	13.50	3.000										



Batter	1	2	3	4	5	6	7	8	9	10	AB	R	H	RBI	BB	SO	LOB	TOP			
Milt Thompson, L OBP: 0.356, SLG: 0.419 Bernard Gilkey, R OBP: 0.354, SLG: 0.404	(1, 7) 2-2 1B G3	(1, 7) 3-2 G4-3			(1, 7) 2-3 K		(1, 7) 3-1 L7			(1, 7) 1-2 P9	4	1	1	0	0	1	1				
Ozzie Smith, S OBP: 0.372, SLG: 0.330	(1, 6) 2-2 SAFE G3		(1, 6) 2-2 G6-3		(1, 6) 0-0 FC6-4 1B		(1, 6) 1-2 G6-3			(1, 6) 1-2 G6-3	5	0	1	0	0	0	1				
Ray Lankford, L OBP: 0.368, SLG: 0.471	(1, 8) 1-3 K		(1, 8) 3-3 K		(1, 8) 0-1 SAFE FC6-4 BB			(1, 8) 0-1 G3		(1, 8) 4-2 S BB	4	1	0	0	1	2	2				
Felix Jose, S OBP: 0.358, SLG: 0.447	(1, 9) 1-1 1B		(1, 9) 1-2 F9		(1, 9) 4-2 SAFE SAFE SAFE SAFE BB			(1, 9) 0-1 PO 1B		(1, 9) 0-1 SAFE 1B BB	4	1	3	1	1	0	0				
Andres Galaraga, R OBP: 0.274, SLG: 0.359	(1, 3) 0-1 1B			(1, 3) 1-0 E SF8 2B		(1, 3) 3-3 K		(1, 3) 0-3 K		(1, 3) 3-1 2B 1B	5	2	3	1	0	2	3				
Tracy Woodson, R OBP: 0.324, SLG: 0.417	(1, 5) 1-3 K			(1, 5) 1-2 G5-3		(1, 5) 0-0 G6-3		(1, 5) 1-2 PO	(1, 5) 1-1 L4	(1, 5) 0-2 2B	5	0	1	2	0	1	3				
Luis Allicea, S OBP: 0.345, SLG: 0.408		(1, 4) 4-2 SH1-4 BB		(1, 4) 1-0 E4		(1, 4) 0-1 L9			(1, 4) 1-0 P7	(1, 4) 2-3 K	4	0	0	0	1	1	2				
Tom Pagnozzi, R OBP: 0.297, SLG: 0.383 Tim Jones, L OBP: 0.238, SLG: 0.215 Rich Gedman, L OBP: 0.238, SLG: 0.259	(1, 2) 0-0 SAFE F8		(1, 2) 0-1 SF8		(1, 2) 2-1 P5			(1, 2) 1-1 2B			3	0	1	1	0	0	1				
Donovan Osborne, S OBP: 0.136, SLG: 0.182 Todd Worrell, R OBP: 0.307, SLG: 0.325 Gerald Perry, L OBP: 0.307, SLG: 0.325 Mike Perez, R OBP: 0.307, SLG: 0.325 Lee Smith, R OBP: 0.307, SLG: 0.325	(1, 1) 0-0 SH1-4		(1, 1) 0-0 F9		(1, 1) 1-0 P7			(1, 1) 1-0 G3			2	0	0	0	0	0	1				
Inning Stats	R: 1 E: 0 K: 2 S: 17	H: 3 LOB: 2 BB: 0 P: 24	R: 0 E: 0 K: 0 S: 7	H: 0 LOB: 1 BB: 1 P: 14	R: 0 E: 0 K: 1 S: 14	H: 0 LOB: 0 BB: 0 P: 20	R: 1 E: 1 K: 0 S: 10	H: 1 LOB: 1 BB: 0 P: 14	R: 0 E: 0 K: 2 S: 12	H: 1 LOB: 2 BB: 0 P: 21	R: 0 E: 0 K: 0 S: 5	H: 0 LOB: 0 BB: 0 P: 7	R: 0 E: 0 K: 1 S: 7	H: 1 LOB: 0 BB: 0 P: 7	R: 0 E: 0 K: 0 S: 6	H: 1 LOB: 1 BB: 0 P: 10	R: 3 E: 0 K: 1 S: 23	H: 3 LOB: 1 BB: 1 P: 34	1B: 7 2B: 3 3B: 0 HR: 0	SF: 1 SAC: 1 DP: 0 HBP: 0	WP: 0 PA: 44
PITCHER	IP WLS BF H R ER SO BB IBB HBP BLK WP HR S P ERA WHIP	IP WLS BF H R ER SO BB IBB HBP BLK WP HR S P ERA WHIP	IP WLS BF H R ER SO BB IBB HBP BLK WP HR S P ERA WHIP	IP WLS BF H R ER SO BB IBB HBP BLK WP HR S P ERA WHIP	IP WLS BF H R ER SO BB IBB HBP BLK WP HR S P ERA WHIP	IP WLS BF H R ER SO BB IBB HBP BLK WP HR S P ERA WHIP	IP WLS BF H R ER SO BB IBB HBP BLK WP HR S P ERA WHIP	IP WLS BF H R ER SO BB IBB HBP BLK WP HR S P ERA WHIP	IP WLS BF H R ER SO BB IBB HBP BLK WP HR S P ERA WHIP	IP WLS BF H R ER SO BB IBB HBP BLK WP HR S P ERA WHIP	IP WLS BF H R ER SO BB IBB HBP BLK WP HR S P ERA WHIP	IP WLS BF H R ER SO BB IBB HBP BLK WP HR S P ERA WHIP	IP WLS BF H R ER SO BB IBB HBP BLK WP HR S P ERA WHIP	IP WLS BF H R ER SO BB IBB HBP BLK WP HR S P ERA WHIP	IP WLS BF H R ER SO BB IBB HBP BLK WP HR S P ERA WHIP	IP WLS BF H R ER SO BB IBB HBP BLK WP HR S P ERA WHIP	IP WLS BF H R ER SO BB IBB HBP BLK WP HR S P ERA WHIP	IP WLS BF H R ER SO BB IBB HBP BLK WP HR S P ERA WHIP	IP WLS BF H R ER SO BB IBB HBP BLK WP HR S P ERA WHIP	IP WLS BF H R ER SO BB IBB HBP BLK WP HR S P ERA WHIP	IP WLS BF H R ER SO BB IBB HBP BLK WP HR S P ERA WHIP

St. Louis Cardinals @ Atlanta Braves
Atlanta-Fulton County Stadium, Atlanta, GA
Fri Aug 21 1992, 7:05 PM EDT
Att: 33,835 - Cloudy - 71 F

AB	38
R	5
H	10
RBI	5
BB	3
SO	7
LOB	15



Batter	1	2	3	4	5	6	7	8	9	10	AB	R	H	RBI	BB	SO	LOB	BOTTOM					
Otis Nixon, S OBP: 0.380, SLG: 0.386	(1, 8) 2-2 P3		(1, 8) 2-2 G4-3		(1, 8) 0-0 G6-3			(1, 8) 1-3 K		(1, 8) 4-2 G1-6-3 BB	4	0	0	0	1	1	0						
Jeff Blauser, R OBP: 0.318, SLG: 0.407 Rafael Belliard, R OBP: 0.258, SLG: 0.238 Jeff Treadway, L OBP: 0.274, SLG: 0.278	(1, 6) 0-0 F9		(1, 6) 2-0 1B		(1, 6) 2-3 K		(1, 6) 1-0 P3	(1, 6) 2-2 P3		(1, 6) 1-2 G1-6-3 1-2	4	0	1	0	0	1	0						
Terry Pendleton, S OBP: 0.335, SLG: 0.472	(1, 5) 2-2 F9		(1, 5) 3-3 K		(1, 5) 0-1 G4-3		(1, 5) 0-0 F9		(1, 5) 2-2 P3		4	0	0	0	0	1	1						
Ron Gant, R OBP: 0.325, SLG: 0.399	(1, 7) 0-0 P3		(1, 7) 0-0 P3		(1, 7) 0-1 F9		(1, 7) 0-0 F9		(1, 7) 0-1 BB S 1B		4	0	1	0	0	0	0						
David Justice, L OBP: 0.355, SLG: 0.386	(1, 9) 2-2 G4-3		(1, 9) 0-0 1B		(1, 9) 0-0 1B		(1, 9) 3-2 G4-3		(1, 9) 1 SAFE 4-1 BB IBB		3	0	1	0	1	0	0						
Brian Hunter, R OBP: 0.280, SLG: 0.492 Sid Bream, L OBP: 0.350, SLG: 0.425	(1, 3) 2-2 2B 1B		(1, 3) 0-0 F8		(1, 3) 0-0 F8		(1, 3) 2-2 HR		(1, 3) 0-0 P1		3	2	2	1	0	0	1						
Greg Olson, R OBP: 0.325, SLG: 0.348 Kent Mercker, L OBP: 0.350, SLG: 0.425 Randy St. Claire, R OBP: 0.350, SLG: 0.425	(1, 2) 1-0 1H 2B		(1, 2) 1-0 P4		(1, 2) 2-2 P4		(1, 2) 1-1 G6-3		(1, 2) 4-0 G4-6-3 BB		3	0	1	1	1	0	1						
Mark Lemke, S OBP: 0.303, SLG: 0.325	(1, 4) 3-2 F7		(1, 4) 0-0 P3		(1, 4) 0-0 P3		(1, 4) 0-0 1B		(1, 4) 0-0 G4-6-3		4	0	1	0	0	0	4						
29 John Smoltz, R OBP: 0.212, SLG: 0.183 Damon Berryhill, S OBP: 0.266, SLG: 0.382	(1, 1) 3-3 K		(1, 1) 2-3 K		(1, 1) 2-3 K		(1, 1) 2-3 K		(1, 1) 0-1 P2		3	0	0	0	0	3	1						
Inning Stats	R: 0 E: 0 K: 0 S: 8	H: 0 LOB: 0 BB: 0 P: 12	R: 1 E: 0 K: 0 S: 11	H: 2 LOB: 1 BB: 0 P: 19	R: 0 E: 0 K: 2 S: 10	H: 1 LOB: 1 BB: 0 P: 20	R: 0 E: 0 K: 0 S: 8	H: 1 LOB: 1 BB: 0 P: 10	R: 0 E: 0 K: 1 S: 5	H: 0 LOB: 0 BB: 0 P: 7	R: 0 E: 0 K: 1 S: 6	H: 0 LOB: 0 BB: 0 P: 8	R: 1 E: 0 K: 1 S: 13	H: 2 LOB: 1 BB: 0 P: 21	R: 0 E: 0 K: 1 S: 7	H: 0 LOB: 0 BB: 0 P: 11	R: 0 E: 0 K: 0 S: 5	H: 1 LOB: 2 BB: 1 P: 13	R: 0 E: 0 K: 0 S: 9	H: 0 LOB: 0 BB: 1 P: 14	1B: 5 2B: 1 3B: 0 HR: 1	SF: 0 SAC: 0 DP: 2 HBP: 0	WP: 0 PA: 38
PITCHER	IP WLS BF H R ER SO BB IBB HBP BLK WP HR S P ERA WHIP	IP WLS BF H R ER SO BB IBB HBP BLK WP HR S P ERA WHIP	IP WLS BF H R ER SO BB IBB HBP BLK WP HR S P ERA WHIP	IP WLS BF H R ER SO BB IBB HBP BLK WP HR S P ERA WHIP	IP WLS BF H R ER SO BB IBB HBP BLK WP HR S P ERA WHIP	IP WLS BF H R ER SO BB IBB HBP BLK WP HR S P ERA WHIP	IP WLS BF H R ER SO BB IBB HBP BLK WP HR S P ERA WHIP	IP WLS BF H R ER SO BB IBB HBP BLK WP HR S P ERA WHIP	IP WLS BF H R ER SO BB IBB HBP BLK WP HR S P ERA WHIP	IP WLS BF H R ER SO BB IBB HBP BLK WP HR S P ERA WHIP	IP WLS BF H R ER SO BB IBB HBP BLK WP HR S P ERA WHIP	IP WLS BF H R ER SO BB IBB HBP BLK WP HR S P ERA WHIP	IP WLS BF H R ER SO BB IBB HBP BLK WP HR S P ERA WHIP	IP WLS BF H R ER SO BB IBB HBP BLK WP HR S P ERA WHIP	IP WLS BF H R ER SO BB IBB HBP BLK WP HR S P ERA WHIP	IP WLS BF H R ER SO BB IBB HBP BLK WP HR S P ERA WHIP	IP WLS BF H R ER SO BB IBB HBP BLK WP HR S P ERA WHIP	IP WLS BF H R ER SO BB IBB HBP BLK WP HR S P ERA WHIP	IP WLS BF H R ER SO BB IBB HBP BLK WP HR S P ERA WHIP	IP WLS BF H R ER SO BB IBB HBP BLK WP HR S P ERA WHIP	IP WLS BF H R ER SO BB IBB HBP BLK WP HR S P ERA WHIP		

St. Louis Cardinals @ Atlanta Braves
Atlanta-Fulton County Stadium, Atlanta, GA
Fri Aug 21 1992, 7:05 PM EDT
Att: 33,835 - Cloudy - 71 F

AB	35
R	2
H	7
RBI	2
BB	3
SO	6
LOB	11



Batter	1	2	3	4	5	6	7	8	9	AB	R	H	RBI	BB	SO	LOB	TOP					
Bernard Gilkey, R (1, 7) OBP: 0.353, SLG: 0.400	F8			G4-3 BB	F8			G3-1		3	0	0	0	1	0	1						
Ozzie Smith, S (1, 6) OBP: 0.368, SLG: 0.326	K			G4-3	P5			G6-3		4	0	0	0	0	1	2						
Ray Lankford, L (1, 8) OBP: 0.367, SLG: 0.468	K							F7		3	0	0	0	1	2	0						
Felix Jose, S (1, 9) OBP: 0.355, SLG: 0.442		K		F7				G4-3		4	0	0	0	0	1	2						
Andres Galarraga, R (1, 3) OBP: 0.270, SLG: 0.354		G4-3		P4				P4		4	0	0	0	0	1	2						
Tracy Woodson, R (1, 5) OBP: 0.341, SLG: 0.450 Gerónimo Peña, S (9, PR) OBP: 0.363, SLG: 0.444			L8					F7		4	1	2	0	0	0	0						
Luis Alícea, S (1, 4) OBP: 0.339, SLG: 0.400				F7	G3 2B			F8		4	0	0	0	0	0	2						
Rich Gedman, L (1, 2) OBP: 0.258, SLG: 0.295				F7						3	1	2	1	0	0	0						
Mark Clark, R (1, 1) OBP: 0.192, SLG: 0.192 Gerald Perry, L (7, PH) OBP: 0.305, SLG: 0.323 Cris Carpenter, R (7, 1) OBP: 0.500, SLG: 0.500					SH			F7		1	0	0	0	0	1	0						
Inning Stats	R: 0 E: 0 K: 2 S: 10	H: 0 LOB: 0 BB: 0 P: 15	R: 0 E: 0 K: 1 S: 10	H: 0 LOB: 0 BB: 0 P: 15	R: 0 E: 0 K: 1 S: 7	H: 0 LOB: 0 BB: 2 P: 12	R: 0 E: 0 K: 0 S: 8	H: 2 LOB: 1 BB: 2 P: 17	R: 2 E: 1 K: 0 S: 13	H: 2 LOB: 1 BB: 0 P: 19	R: 0 E: 0 K: 0 S: 7	H: 1 LOB: 1 BB: 0 P: 9	R: 0 E: 0 K: 0 S: 6	H: 0 LOB: 0 BB: 0 P: 13	R: 0 E: 0 K: 0 S: 7	H: 0 LOB: 0 BB: 0 P: 12	R: 0 E: 0 K: 0 S: 9	H: 1 LOB: 1 BB: 0 P: 16	1B: 2 2B: 2 3B: 0 HR: 0	SF: 0 SAC: 1 DP: 0 HBP: 0	WP: 0 PB: 0 CS: 0	PA: 34
PITCHER Pete Smith, R (1, 1) ERA: 1.76	IP: 9.0 WLS: W BF: 34 H: 4 R: 2 ER: 1 SO: 6 BB: 2 IBB: 0 HBP: 0 BLK: 0 WP: 0 HR: 0 S: 77 P: 128 ERA: 1.00 WHIP: 0.667															PITCHER						

St. Louis Cardinals @ Atlanta Braves
Atlanta-Fulton County Stadium, Atlanta, GA
Sat Aug 22 1992, 7:05 PM EDT
Att: 45,175 - Cloudy - 79 F

AB 31
R 2
H 4
RBI 1
BB 2
SO 6
LOB 10



Batter	1	2	3	4	5	6	7	8	9	AB	R	H	RBI	BB	SO	LOB	BOTTOM			
Deion Sanders, L (1, 8) OBP: 0.346, SLG: 0.509	P6		G4-3			G4-3		K		4	0	0	0	0	1	0				
Jeff Blauser, R (1, 6) OBP: 0.322, SLG: 0.410 Rafael Belliard, R (7, 6) OBP: 0.257, SLG: 0.237	F7			1B FC6-4 1B		HR 1B		G6-3		3	2	2	0	0	0	0				
Terry Pendleton, S (1, 5) OBP: 0.333, SLG: 0.468	F7			L8		K		G3		4	0	0	0	0	1	2				
David Justice, L (1, 9) OBP: 0.357, SLG: 0.397		K			FC6-4 1B					3	1	2	2	0	1	0				
Ron Gant, R (1, 7) OBP: 0.323, SLG: 0.396		P5		FC6-4 PO		P6				3	0	0	1	0	0	1				
Sid Bream, L (1, 3) OBP: 0.353, SLG: 0.429		WP 2B		PO				G1		2	0	1	0	1	0	0				
Damon Berryhill, S (1, 2) OBP: 0.267, SLG: 0.386		F8				P5		G3 2B		3	0	1	0	0	0	2				
Jeff Treadway, L (1, 4) OBP: 0.264, SLG: 0.268 Mark Lemke, S (8, 4) OBP: 0.303, SLG: 0.325				F8		F8		G3		3	0	0	0	0	0	2				
Pete Smith, R (1, 1)				G4-3		K				3	0	0	0	0	2	2				
Inning Stats	R: 0 E: 0 K: 0 S: 4	H: 1 LOB: 1 BB: 0 P: 7	R: 0 E: 0 K: 1 S: 14	H: 1 LOB: 0 BB: 0 P: 22	R: 0 E: 0 K: 0 S: 5	H: 0 LOB: 0 BB: 0 P: 7	R: 1 E: 0 K: 0 S: 9	H: 2 LOB: 0 BB: 0 P: 14	R: 0 E: 0 K: 1 S: 5	H: 0 LOB: 1 BB: 1 P: 10	R: 2 E: 0 K: 1 S: 13	H: 2 LOB: 0 BB: 0 P: 16	R: 0 E: 0 K: 1 S: 7	H: 1 LOB: 1 BB: 0 P: 12	R: 0 E: 0 K: 1 S: 8	H: 0 LOB: 0 BB: 0 P: 13	1B: 3 2B: 2 3B: 0 HR: 1	SF: 0 SAC: 0 DP: 0 HBP: 0	WP: 1 PB: 0 CS: 0	PA: 31
PITCHER Mark Clark, R (1, 1) ERA: 4.06 Cris Carpenter, R (7, 1) ERA: 3.36	IP: 6.0 WLS: L BF: 23 H: 5 R: 3 ER: 3 SO: 3 BB: 1 IBB: 0 HBP: 0 BLK: 0 WP: 1 HR: 1 S: 50 P: 76 ERA: 4.50 WHIP: 1.000															PITCHER				

St. Louis Cardinals @ Atlanta Braves
Atlanta-Fulton County Stadium, Atlanta, GA
Sat Aug 22 1992, 7:05 PM EDT
Att: 45,175 - Cloudy - 79 F

AB 29
R 3
H 6
RBI 3
BB 1
SO 5
LOB 9



Batter	1	2	3	4	5	6	7	8	9	AB	R	H	RBI	BB	SO	LOB	TOP			
Bernard Gilkey, R OBP: 0.354, SLG: 0.404										5	2	2	2	0	1	1				
Ozzie Smith, S OBP: 0.371, SLG: 0.333										4	1	2	0	1	1	1				
Ray Lankford, L OBP: 0.366, SLG: 0.466										4	0	1	1	1	0	2	3			
Felix Jose, S OBP: 0.358, SLG: 0.443										4	2	2	1	1	1	2				
Andres Galarraga, R OBP: 0.276, SLG: 0.366										4	1	2	2	1	0	1				
Tracy Woodson, R OBP: 0.356, SLG: 0.455										4	1	2	2	0	0	0				
Tom Pagnozzi, R OBP: 0.294, SLG: 0.378										5	0	0	0	0	0	4				
Luis Alica, S OBP: 0.338, SLG: 0.397										4	1	1	0	0	1	1				
Omar Olivares, R OBP: 0.296, SLG: 0.345										2	0	0	0	0	0	0				
Bob McClure, R OBP: 0.275, SLG: 0.277										0	0	0	0	0	0	0				
Mike Perez, R OBP: 0.307, SLG: 0.500										0	0	0	0	0	0	0				
Todd Worrell, R OBP: 0.327, SLG: 0.423										0	0	0	0	0	0	0				
Gerónimo Peña, S OBP: 0.305, SLG: 0.327										1	0	1	0	0	0	0				
Lee Smith, R OBP: 0.305, SLG: 0.327										0	0	0	0	0	0	0				
Inning Stats	R: 1 E: 0 K: 0 S: 11	H: 2 LOB: 1 BB: 0 P: 16	R: 0 E: 0 K: 0 S: 8	H: 0 LOB: 0 BB: 0 P: 14	R: 0 E: 0 K: 0 S: 14	H: 2 LOB: 2 BB: 0 P: 20	R: 3 E: 0 K: 1 S: 13	H: 4 LOB: 1 BB: 1 P: 24	R: 0 E: 0 K: 0 S: 9	H: 0 LOB: 0 BB: 0 P: 11	R: 0 E: 0 K: 3 S: 11	H: 0 LOB: 0 BB: 0 P: 12	R: 1 E: 0 K: 1 S: 7	H: 2 LOB: 1 BB: 0 P: 12	R: 3 E: 0 K: 0 S: 13	H: 3 LOB: 2 BB: 2 P: 27	1B: 9 2B: 3 3B: 0 HR: 1	SF: 1 SAC: 2 DP: 0 HBP: 0	WP: 0 PB: 0 SB: 1 CS: 1	PA: 43
PITCHER	IP WLS BF H R ER SO BB IBB HBP BLK WP HR S P ERA WHIP																			
Charlie Leibrandt, L ERA: 3.27	4.0 L 21 8 4 4 1 1 0 0 0 0 0 1 46 74 9.00 2.250																			
Kent Mercker, L ERA: 2.73	2.0 6 0 0 0 1 0 0 0 0 0 0 0 18 24 0.00 0.000																			
Mike Stanton, L ERA: 5.98	1.0 3 0 0 0 3 0 0 0 0 0 0 0 11 12 0.00 0.000																			
Marvin Freeman, R ERA: 4.04	1.0 5 2 1 1 1 0 0 0 0 0 0 0 7 12 9.00 2.000																			
Mark Davis, L ERA: 7.04	1.0 8 3 3 3 0 1 1 0 0 0 0 0 13 27 27.00 4.000																			

St. Louis Cardinals @ Atlanta Braves
Atlanta-Fulton County Stadium, Atlanta, GA
Sun Aug 23 1992, 7:05 PM EDT
Att: 40,200 - Cloudy - 79 F

AB 37
R 8
H 13
RBI 8
BB 3
SO 6
LOB 13



Batter	1	2	3	4	5	6	7	8	9	AB	R	H	RBI	BB	SO	LOB	BOTTOM					
Otis Nixon, S OBP: 0.374, SLG: 0.380										5	0	0	0	0	1	4						
Deion Sanders, L OBP: 0.344, SLG: 0.504										5	1	1	0	0	3	3						
Terry Pendleton, S OBP: 0.333, SLG: 0.467										5	0	2	0	0	0	3						
David Justice, L OBP: 0.360, SLG: 0.406										4	1	2	0	1	0	2						
Sid Bream, L OBP: 0.347, SLG: 0.424										3	0	0	2	0	0	2						
Jeff Blausler, R OBP: 0.323, SLG: 0.423										5	1	2	1	0	1	2						
Greg Olson, R OBP: 0.326, SLG: 0.344										3	0	0	0	2	0	0						
Mark Lemke, S OBP: 0.305, SLG: 0.327										4	0	2	0	0	0	5						
Charlie Leibrandt, R OBP: 0.114, SLG: 0.116										1	0	0	0	0	0	1						
Jeff Blausler, R OBP: 0.275, SLG: 0.277										0	0	0	0	0	0	0						
Tom Glavine, L OBP: 0.302, SLG: 0.309										0	0	0	0	0	0	0						
Mike Stanton, L OBP: 0.307, SLG: 0.500										0	0	0	0	0	0	0						
Lonnie Smith, R OBP: 0.327, SLG: 0.423										0	0	0	0	0	0	0						
Marvin Freeman, R OBP: 0.305, SLG: 0.327										0	0	0	0	0	0	0						
Lee Smith, R OBP: 0.305, SLG: 0.327										0	0	0	0	0	0	0						
Inning Stats	R: 0 E: 0 K: 1 S: 15	H: 2 LOB: 2 BB: 0 P: 20	R: 0 E: 1 K: 0 S: 15	H: 1 LOB: 2 BB: 0 P: 23	R: 1 E: 0 K: 1 S: 11	H: 2 LOB: 3 BB: 2 P: 24	R: 0 E: 0 K: 1 S: 12	H: 1 LOB: 1 BB: 0 P: 17	R: 0 E: 0 K: 1 S: 9	H: 1 LOB: 2 BB: 1 P: 16	R: 0 E: 1 K: 1 S: 12	H: 1 LOB: 2 BB: 0 P: 20	R: 1 E: 0 K: 0 S: 13	H: 2 LOB: 1 BB: 0 P: 19	R: 0 E: 0 K: 1 S: 7	H: 0 LOB: 0 BB: 0 P: 10	R: 1 E: 0 K: 0 S: 9	H: 1 LOB: 0 BB: 0 P: 14	1B: 8 2B: 1 3B: 1 HR: 1	SF: 2 SAC: 0 DP: 0 HBP: 0	WP: 0 PB: 0 SB: 0 CS: 0	PA: 43
PITCHER	IP WLS BF H R ER SO BB IBB HBP BLK WP HR S P ERA WHIP																					
Omar Olivares, R ERA: 3.75	5.0 W 28 8 1 1 3 3 0 0 0 0 0 0 0 67 108 6.75 0.750																					
Bob McClure, L ERA: 2.74	1.1 5 1 1 1 1 0 0 0 0 0 0 0 14 21 6.75 0.750																					
Mike Perez, R ERA: 1.47	0.2 3 1 0 0 0 0 0 0 0 0 0 0 6 10 0.00 1.500																					
Todd Worrell, R ERA: 2.8	1.0 3 0 0 0 1 0 0 0 0 0 0 0 7 10 0.00 0.000																					
Lee Smith, R ERA: 3.07	1.0 4 1 1 1 0 0 0 0 0 0 0 0 9 14 9.00 1.000																					

St. Louis Cardinals @ Atlanta Braves
Atlanta-Fulton County Stadium, Atlanta, GA
Sun Aug 23 1992, 7:05 PM EDT
Att: 40,200 - Cloudy - 79 F

AB 38
R 3
H 11
RBI 3
BB 3
SO 5
LOB 23



Batter	1	2	3	4	5	6	7	8	9	AB	R	H	RBI	BB	SO	LOB	TOP									
Delino DeShields, L OBP: 0.376, SLG: 0.417	2-1 1B SF9	1-0 F8		0-1 S 2B		3-1 F7		4-0 BB		4	1	2	0	1	0	1	Montreal Expos @ Atlanta Braves Atlanta-Fulton County Stadium, Atlanta, GA Wed Aug 26 1992, 7:05 PM EDT Att: 36,275 - Cloudy - 84 F									
Marquis Grissom, R OBP: 0.323, SLG: 0.414	2-1 S 1B 1B	2-2 G6-3		1-3 K			1-2 L4	1-3 K		5	1	1	0	0	2	3										
Moises Alou, R OBP: 0.326, SLG: 0.443	0-0 SF9		0-1 F7	1-0 F9			0-0 S 1B	1-1 L9		4	1	1	1	0	0	1										
Larry Walker, L OBP: 0.345, SLG: 0.501	0-0 1B 1-2 1B		1-0 1B 1B		2-1 HR		4-1 1B BB	0-0 G5-3		4	2	3	1	1	0	0										
Tim Wallach, R OBP: 0.306, SLG: 0.336	2-1 P4		0-0 1B 1-2 1B		2-3 K		0-1 L8	2-2 F9		5	0	1	0	0	1	4										
Spike Owen, S OBP: 0.348, SLG: 0.405	2-2 1B		2-2 1B		1-0 CS 1B		3-2 FC5 1-2 2-H 1B			4	0	4	3	0	0	0										
Gary Carter, R OBP: 0.328, SLG: 0.328	0-1 P3		0-0 P9		1-0 L7		3-1 FC5			4	0	0	0	0	0	7										
Tim Laker, R OBP: 0.300, SLG: 0.300					1-2					0	0	0	0	0	0	0										
Greg Colbrunn, R OBP: 0.328, SLG: 0.406										4	0	1	0	0	0	2										
Tom Foley, L OBP: 0.246, SLG: 0.235		F8 SH3-4 1B		3-1 G1-3		1-2 L8		2-1 G5-3		0	0	0	0	0	0	0										
Dennis Martinez, R OBP: 0.203, SLG: 0.203		0-0 SH3-4		1-0 F8		1-0 G4-3		1-1 F8		2	0	0	0	0	0	0										
Darren Reed, R OBP: 0.244, SLG: 0.392		SH3-4								1	0	0	0	0	0	0										
Jeff Fassero, L OBP: 0.200, SLG: 0.200		1-2								0	0	0	0	0	0	0										
John Wetteland, R OBP: 0.200, SLG: 0.200										0	0	0	0	0	0	0										
Inning Stats	R: 2 E: 0 K: 0 S: 14	H: 4 LOB: 2 BB: 0 P: 21	R: 0 E: 0 K: 0 S: 6	H: 1 LOB: 1 BB: 0 P: 9	R: 1 E: 0 K: 0 S: 10	H: 3 LOB: 2 BB: 0 P: 16	R: 0 E: 0 K: 1 S: 7	H: 1 LOB: 1 BB: 0 P: 10	R: 1 E: 0 K: 1 S: 8	H: 2 LOB: 0 BB: 0 P: 13	R: 0 E: 0 K: 0 S: 7	H: 0 LOB: 0 BB: 0 P: 12	R: 1 E: 0 K: 0 S: 13	H: 2 LOB: 2 BB: 1 P: 24	R: 0 E: 0 K: 1 S: 7	H: 0 LOB: 1 BB: 1 P: 15	R: 0 E: 0 K: 0 S: 6	H: 0 LOB: 0 BB: 0 P: 9	1B: 11 2B: 1 3B: 0 HR: 1	SF: 1 SAC: 1 DP: 0 HBP: 0	WP: 0 PB: 0 SB: 3 CS: 1	PA: 41				
PITCHER	IP	WLS	BF	H	R	ER	SO	BB	IBB	HBP	BLK	WP	HR	S	P	ERA	WHIP									
Steve Avery, L ERA: 3.02	5.0	L	25	11	4	4	2	0	0	0	0	0	1	45	69	7.20	2.200									
Kent Mercker, L ERA: 2.8	1.2		8	2	1	1	0	1	0	0	0	0	0	18	31	5.40	1.800									
Marvin Freeman, R ERA: 4.01	0.1		1	0	0	0	0	0	0	0	0	0	0	2	5	0.00	0.000									
Mike Stanton, L ERA: 5.31	2.0		7	0	0	0	1	1	0	0	0	0	0	13	24	0.00	0.500									
Batter	1	2	3	4	5	6	7	8	9	AB	R	H	RBI	BB	SO	LOB	BOTTOM									
Deion Sanders, L OBP: 0.343, SLG: 0.500	1-3 K		2-1 G5-3 1B		1-3 K		1-1 FC7-5		0-1 P4	5	1	1	2	0	2	5	Montreal Expos @ Atlanta Braves Atlanta-Fulton County Stadium, Atlanta, GA Wed Aug 26 1992, 7:05 PM EDT Att: 36,275 - Cloudy - 84 F									
Lonnie Smith, R OBP: 0.320, SLG: 0.404	4-2 G6-3 BB		0-0 G5-3		1-3 K		1-1 P9			3	0	0	0	1	1	5										
Mike Stanton, L OBP: 0.500, SLG: 0.500			1-2							0	0	0	0	0	0	0										
Terry Pendleton, S OBP: 0.334, SLG: 0.466	0-2 G6-3		0-0 1B		3-1 L7			1-2 L4		4	0	1	2	0	0	1										
David Justice, L OBP: 0.358, SLG: 0.403		2-3 K	1-1 1B		0-0 F7			0-3 K		4	0	1	0	0	2	0										
Sid Bream, L OBP: 0.346, SLG: 0.420		0-0 G6-3	2-0 G4-3		2-2 G4-3			1-3 K		3	0	0	0	0	0	2										
Brian Hunter, R OBP: 0.280, SLG: 0.492										1	0	0	0	0	1	0										
Damon Berryhill, S OBP: 0.285, SLG: 0.385		0-3 K			2-3 K					3	0	1	0	0	2	0										
Rafael Belliard, R OBP: 0.257, SLG: 0.237										0	0	0	0	0	0	0										
Greg Olson, R OBP: 0.326, SLG: 0.344										1	0	1	0	0	0	0										
Jeff Blauser, R OBP: 0.330, SLG: 0.420										3	2	1	0	0	0	1										
Mark Lemke, S OBP: 0.305, SLG: 0.324										2	1	0	0	1	1	1										
Steve Avery, L ERA: 3.02	7.0	W	29	6	4	3	7	2	0	0	0	0	0	0	0	0	3.86	1.143								
Jeff Fassero, L ERA: 2.82	0.2		2	0	0	0	1	0	0	0	0	6	7	0.00	0.000											
John Wetteland, R ERA: 3.36	1.1	S	6	1	0	0	1	1	0	0	0	12	21	0.00	1.500											
PITCHER	IP	WLS	BF	H	R	ER	SO	BB	IBB	HBP	BLK	WP	HR	S	P	ERA	WHIP									
Dennis Martinez, R	7.0	W	29	6	4	3	7	2	0	0	0	0	0	0	0	0	3.86	1.143								
Jeff Fassero, L	0.2		2	0	0	0	1	0	0	0	0	6	7	0.00	0.000											
John Wetteland, R	1.1	S	6	1	0	0	1	1	0	0	0	12	21	0.00	1.500											
Inning Stats	R: 0 E: 0 K: 1 S: 9	H: 0 LOB: 0 BB: 1 P: 14	R: 0 E: 0 K: 2 S: 7	H: 0 LOB: 0 BB: 0 P: 9	R: 3 E: 0 K: 0 S: 14	H: 4 LOB: 2 BB: 1 P: 25	R: 0 E: 0 K: 2 S: 7	H: 0 LOB: 0 BB: 0 P: 11	R: 0 E: 0 K: 2 S: 9	H: 1 LOB: 0 BB: 0 P: 11	R: 0 E: 0 K: 0 S: 6	H: 0 LOB: 0 BB: 0 P: 11	R: 1 E: 2 K: 0 S: 7	H: 1 LOB: 2 BB: 0 P: 10	R: 0 E: 0 K: 2 S: 10	H: 0 LOB: 0 BB: 0 P: 12	R: 0 E: 0 K: 0 S: 8	H: 1 LOB: 2 BB: 1 P: 16	1B: 7 2B: 0 3B: 0 HR: 0	SF: 0 SAC: 3 DP: 1 HBP: 0	WP: 0 PB: 0 SB: 0 CS: 1	PA: 37				

Batter	1	2	3	4	5	6	7	8	9	AB	R	H	RBI	BB	SO	LOB	TOP					
Otis Nixon, S <small>OBP: 0.374, SLG: 0.386</small> (1, 8)										5	1	2	0	0	1	1						
Deion Sanders, L <small>OBP: 0.348, SLG: 0.509</small> (1, 7)										5	2	3	1	0	1	1						
Terry Pendleton, S <small>OBP: 0.336, SLG: 0.467</small> (1, 5)										4	2	2	1	1	0	2						
David Justice, L <small>OBP: 0.356, SLG: 0.408</small> (1, 9)										5	1	1	3	0	2	2						
Sid Bream, L <small>OBP: 0.348, SLG: 0.430</small> Brian Hunter, R <small>OBP: 0.278, SLG: 0.490</small> (9, PH)										3	1	1	2	1	1	1						
Jeff Blauser, R <small>OBP: 0.327, SLG: 0.412</small> Rafael Belliard, R <small>OBP: 0.257, SLG: 0.237</small> (7, 6)										4	0	1	0	0	1	0						
Greg Olson, R <small>OBP: 0.321, SLG: 0.337</small> (1, 2)										4	0	1	0	0	0	2						
Mark Lemke, S <small>OBP: 0.307, SLG: 0.325</small> (1, 4)										3	0	2	0	1	0	0						
Charlie Leibrandt, R <small>OBP: 0.106, SLG: 0.109</small> Mike Stanton, L <small>OBP: 0.500, SLG: 0.500</small> Marvin Freeman, R <small>OBP: 0.500, SLG: 0.500</small> Kent Mercker, L <small>OBP: 0.500, SLG: 0.500</small> (9, 1)										3	0	0	0	0	0	2						
Inning Stats	R: 2 E: 0 K: 1 S: 15	H: 3 LOB: 2 BB: 1 P: 31	R: 0 E: 0 K: 0 S: 9	H: 2 LOB: 2 BB: 0 P: 13	R: 0 E: 0 K: 2 S: 7	H: 0 LOB: 0 BB: 0 P: 9	R: 0 E: 0 K: 0 S: 5	H: 1 LOB: 0 BB: 0 P: 7	R: 1 E: 0 K: 0 S: 13	H: 1 LOB: 1 BB: 1 P: 18	R: 0 E: 0 K: 1 S: 8	H: 2 LOB: 1 BB: 0 P: 12	R: 4 E: 0 K: 1 S: 12	H: 4 LOB: 0 BB: 0 P: 14	R: 0 E: 0 K: 1 S: 12	H: 0 LOB: 1 BB: 0 P: 19	R: 0 E: 0 K: 0 S: 5	H: 0 LOB: 0 BB: 0 P: 7	1B: 9 2B: 0 3B: 2 HR: 2	SF: 0 SAC: 1 DP: 1 HBP: 0	WP: 0 PB: 0 SB: 1 CS: 0	PA: 41
PITCHER	IP WLS BF H R ER SO BB IBB HBP BLK WP HR S P ERA WHIP																					
Curt Schilling, R <small>ERA: 2.55</small> Kyle Abbott, L <small>ERA: 5.05</small> Bob Ayrault, R <small>ERA: 3.51</small> Mitch Williams, L <small>ERA: 4.1</small>	6.0 L 27 9 3 2 4 2 0 0 0 0 0 1 57 90 3.00 1.833																					

Atlanta Braves @ Philadelphia Phillies
 Veterans Stadium, Philadelphia, PA
 Sat Aug 29 1992, 7:05 PM EDT
 Att: 27,760 - Sunny - 70 F

AB	37
R	7
H	13
RBI	7
BB	3
SO	6
LOB	11



Batter	1	2	3	4	5	6	7	8	9	AB	R	H	RBI	BB	SO	LOB	BOTTOM					
Stan Javier, S <small>OBP: 0.329, SLG: 0.315</small> (1, 8)										5	0	2	0	0	0	0						
Mariano Duncan, R <small>OBP: 0.207, SLG: 0.111</small> Bob Ayrault, R <small>OBP: 0.300, SLG: 0.312</small> Mitch Williams, L <small>OBP: 0.333, SLG: 0.333</small> Jeff Crivello, L <small>OBP: 0.346, SLG: 0.511</small> (9, PH)										3	0	0	0	0	0	2						
John Kruk, L <small>OBP: 0.430, SLG: 0.463</small> (1, 9)										4	0	0	0	0	2	3						
Ricky Jordan, R <small>OBP: 0.262, SLG: 0.359</small> (1, 3)										4	0	1	0	0	0	0						
Darren Daulton, L <small>OBP: 0.388, SLG: 0.545</small> (1, 2)										2	2	0	0	1	1	1						
Dave Hollins, S <small>OBP: 0.357, SLG: 0.443</small> (1, 5)										4	2	2	2	0	0	1						
Tom Marsh, R <small>OBP: 0.296, SLG: 0.367</small> (1, 7)										4	0	1	1	0	2	1						
Juan Bell, R <small>OBP: 0.286, SLG: 0.289</small> (1, 6)										4	1	0	1	0	1	1						
Curt Schilling, R <small>OBP: 0.163, SLG: 0.167</small> Todd Pratt, R <small>OBP: 0.257, SLG: 0.429</small> Mickey Morandini, L <small>OBP: 0.308, SLG: 0.351</small> (7, 4)										1	0	0	0	0	1	0						
Inning Stats	R: 0 E: 0 K: 0 S: 9	H: 0 LOB: 0 BB: 0 P: 14	R: 0 E: 1 K: 2 S: 11	H: 1 LOB: 1 BB: 0 P: 16	R: 0 E: 0 K: 2 S: 9	H: 0 LOB: 0 BB: 0 P: 14	R: 0 E: 0 K: 1 S: 7	H: 0 LOB: 0 BB: 0 P: 10	R: 0 E: 0 K: 1 S: 12	H: 0 LOB: 0 BB: 0 P: 17	R: 0 E: 0 K: 1 S: 15	H: 1 LOB: 2 BB: 1 P: 25	R: 2 E: 0 K: 0 S: 8	H: 1 LOB: 0 BB: 0 P: 9	R: 0 E: 0 K: 0 S: 15	H: 1 LOB: 1 BB: 0 P: 25	R: 4 E: 1 K: 0 S: 19	H: 3 LOB: 1 BB: 1 P: 30	1B: 4 2B: 2 3B: 0 HR: 1	SF: 0 SAC: 0 DP: 0 HBP: 1	WP: 0 PB: 0 SB: 0 CS: 0	PA: 38
PITCHER	IP WLS BF H R ER SO BB IBB HBP BLK WP HR S P ERA WHIP																					
Charlie Leibrandt, L <small>ERA: 3.21</small> Mike Stanton, L <small>ERA: 5.7</small> Marvin Freeman, R <small>ERA: 3.99</small> Kent Mercker, L <small>ERA: 2.79</small>	8.0 W 30 4 2 2 7 1 0 1 0 0 0 0 7 14 54.00 9.000																					

Atlanta Braves @ Philadelphia Phillies
 Veterans Stadium, Philadelphia, PA
 Sat Aug 29 1992, 7:05 PM EDT
 Att: 27,760 - Sunny - 70 F

AB	35
R	6
H	7
RBI	4
BB	2
SO	7
LOB	11



Batter	1	2	3	4	5	6	7	8	9	AB	R	H	RBI	BB	SO	LOB	TOP						
Otis Nixon, S <small>OBP: 0.376, SLG: 0.394</small> 										4	1	2	0	0	0	2	Atlanta Braves @ Philadelphia Phillies Veterans Stadium, Philadelphia, PA Sun Aug 30 1992, 3:33 AM EDT Att: 32,084 - Sunny - 76 F						
Deion Sanders, L <small>OBP: 0.346, SLG: 0.505</small> Mike Stanton, L <small>OBP: 0.500, SLG: 0.500</small> 										4	0	1	1	0	2	2							
Terry Pendleton, S <small>OBP: 0.334, SLG: 0.464</small> Mark Wohlers, R <small>OBP: 0.315, SLG: 0.394</small> 										3	0	0	1	0	0	1							
David Justice, L <small>OBP: 0.355, SLG: 0.405</small> 										3	0	0	0	1	0	0							
Sid Bream, L <small>OBP: 0.343, SLG: 0.424</small> 										4	0	0	0	0	0	1							
Damon Berryhill, S <small>OBP: 0.284, SLG: 0.378</small> 										4	0	0	0	0	1	1							
Jeff Treadway, L <small>OBP: 0.280, SLG: 0.284</small> 										3	0	1	0	0	0	0							
Rafael Belliard, R <small>OBP: 0.258, SLG: 0.246</small> 										3	1	1	0	0	1	1							
Tom Glavine, L <small>OBP: 0.274, SLG: 0.300</small> Randy St. Claire, R <small>OBP: 0.302, SLG: 0.390</small> Mark Davis, L <small>OBP: 0.308, SLG: 0.324</small> 									1	0	0	0	0	0	0	1							
Inning Stats	R: 1 H: 1 E: 0 K: 1 S: 12	H: 1 LOB: 0 BB: 0 P: 20	R: 0 H: 0 E: 0 K: 0 S: 6	H: 0 LOB: 0 BB: 0 P: 9	R: 1 H: 2 E: 0 K: 0 S: 13	H: 2 LOB: 1 BB: 0 P: 17	R: 0 H: 0 E: 0 K: 0 S: 6	H: 0 LOB: 0 BB: 0 P: 12	R: 0 H: 1 E: 0 K: 1 S: 9	H: 1 LOB: 1 BB: 0 P: 15	R: 0 H: 0 E: 0 K: 1 S: 6	H: 0 LOB: 0 BB: 0 P: 10	R: 0 H: 0 E: 0 K: 1 S: 6	H: 0 LOB: 0 BB: 0 P: 9	R: 0 H: 1 E: 0 K: 1 S: 9	H: 1 LOB: 1 BB: 1 P: 12		R: 0 H: 0 E: 0 K: 1 S: 9	H: 0 LOB: 1 BB: 1 P: 19	1B: 3 2B: 0 3B: 2 HR: 0	SF: 0 SAC: 0 DP: 0 HBP: 0	WP: 1 PA: 33 FB: 0 SB: 2 CS: 0	
PITCHER Ben Rivera, R <small>ERA: 3.15</small>	IP: 9.0 WLS: W BF: 33 H: 5 R: 2 ER: 2 SO: 6	BB: 1 IBB: 0 HBP: 0 BLK: 0	WP: 1 HR: 0 S: 76 P: 123 ERA: 2.00 WHIP: 0.667	PITCHER	IP: 0 WLS: 0 BF: 0 H: 0 R: 0 ER: 0 SO: 0	BB: 0 IBB: 0 HBP: 0 BLK: 0	WP: 0 HR: 0 S: 0 P: 0 ERA: 0.00 WHIP: 0.000	PITCHER	IP: 0 WLS: 0 BF: 0 H: 0 R: 0 ER: 0 SO: 0	BB: 0 IBB: 0 HBP: 0 BLK: 0	WP: 0 HR: 0 S: 0 P: 0 ERA: 0.00 WHIP: 0.000	PITCHER	IP: 0 WLS: 0 BF: 0 H: 0 R: 0 ER: 0 SO: 0	BB: 0 IBB: 0 HBP: 0 BLK: 0	WP: 0 HR: 0 S: 0 P: 0 ERA: 0.00 WHIP: 0.000	PITCHER	IP: 0 WLS: 0 BF: 0 H: 0 R: 0 ER: 0 SO: 0	BB: 0 IBB: 0 HBP: 0 BLK: 0	WP: 0 HR: 0 S: 0 P: 0 ERA: 0.00 WHIP: 0.000	PITCHER	IP: 0 WLS: 0 BF: 0 H: 0 R: 0 ER: 0 SO: 0	BB: 0 IBB: 0 HBP: 0 BLK: 0	WP: 0 HR: 0 S: 0 P: 0 ERA: 0.00 WHIP: 0.000

AB	32
R	2
H	5
RBI	2
BB	1
SO	6
LOB	10



Batter	1	2	3	4	5	6	7	8	9	AB	R	H	RBI	BB	SO	LOB	BOTTOM		
Stan Javier, S <small>OBP: 0.335, SLG: 0.316</small> 										3	3	1	0	2	0	3	Atlanta Braves @ Philadelphia Phillies Veterans Stadium, Philadelphia, PA Sun Aug 30 1992, 3:33 AM EDT Att: 32,084 - Sunny - 76 F		
Mariano Duncan, R <small>OBP: 0.292, SLG: 0.387</small> 										5	2	2	0	0	1	1			
John Kruk, L <small>OBP: 0.432, SLG: 0.461</small> 										2	2	0	1	3	1	0			
Ricky Jordan, R <small>OBP: 0.272, SLG: 0.372</small> Ruben Amaro Jr., S <small>OBP: 0.302, SLG: 0.314</small> 										4	1	3	3	0	0	0			
Dave Hollins, S <small>OBP: 0.359, SLG: 0.442</small> 										3	1	1	0	2	2	3			
Todd Pratt, R <small>OBP: 0.350, SLG: 0.444</small> 										4	0	2	4	1	0	2			
Tom Marsh, R <small>OBP: 0.276, SLG: 0.340</small> 										4	0	0	1	0	0	5			
Juan Bell, R <small>OBP: 0.283, SLG: 0.286</small> 										4	0	1	0	0	2	1			
Ben Rivera, R <small>OBP: 0.150, SLG: 0.105</small> 										4	0	1	0	0	2	2			
Inning Stats	R: 1 H: 0 E: 0 K: 0 S: 7	H: 1 LOB: 0 BB: 1 P: 18	R: 0 H: 1 E: 0 K: 0 S: 6	H: 1 LOB: 0 BB: 0 P: 8	R: 4 H: 3 E: 0 K: 2 S: 27	H: 3 LOB: 2 BB: 3 P: 50	R: 2 H: 3 E: 1 K: 1 S: 17	H: 3 LOB: 2 BB: 1 P: 30	R: 0 H: 1 E: 0 K: 1 S: 7	H: 1 LOB: 2 BB: 1 P: 14	R: 3 H: 2 E: 0 K: 2 S: 15	H: 2 LOB: 2 BB: 2 P: 25	R: 0 H: 1 E: 0 K: 0 S: 9	H: 1 LOB: 1 BB: 0 P: 11	R: 0 H: 1 E: 0 K: 2 S: 10	H: 1 LOB: 1 BB: 0 P: 12		1B: 10 2B: 2 3B: 0 HR: 0	SF: 0 SAC: 0 DP: 2 HBP: 0
PITCHER Tom Glavine, L <small>ERA: 2.76</small> Randy St. Claire, R <small>ERA: 3.86</small> Mark Davis, L <small>ERA: 7.06</small> Mark Wohlers, R <small>ERA: 5.27</small> Mike Stanton, L <small>ERA: 5.56</small>	IP: 2.2 WLS: L BF: 15 H: 4 R: 5 ER: 5 SO: 2	BB: 4 IBB: 0 HBP: 0 BLK: 0	WP: 0 HR: 0 S: 37 P: 71 ERA: 16.88 WHIP: 3.000	PITCHER	IP: 0 WLS: 0 BF: 0 H: 0 R: 0 ER: 0 SO: 0	BB: 0 IBB: 0 HBP: 0 BLK: 0	WP: 0 HR: 0 S: 0 P: 0 ERA: 0.00 WHIP: 0.000	PITCHER	IP: 0 WLS: 0 BF: 0 H: 0 R: 0 ER: 0 SO: 0	BB: 0 IBB: 0 HBP: 0 BLK: 0	WP: 0 HR: 0 S: 0 P: 0 ERA: 0.00 WHIP: 0.000	PITCHER	IP: 0 WLS: 0 BF: 0 H: 0 R: 0 ER: 0 SO: 0	BB: 0 IBB: 0 HBP: 0 BLK: 0	WP: 0 HR: 0 S: 0 P: 0 ERA: 0.00 WHIP: 0.000	PITCHER	IP: 0 WLS: 0 BF: 0 H: 0 R: 0 ER: 0 SO: 0	BB: 0 IBB: 0 HBP: 0 BLK: 0	WP: 0 HR: 0 S: 0 P: 0 ERA: 0.00 WHIP: 0.000



Batter	1	2	3	4	5	6	7	8	9	10	11	12	13	14	AB	R	H	RBI	BB	SO	LOB	TOP								
Olis Nixon, S OBP: 0.373, SLG: 0.392 (8, 8)	F7	FC4-6		B1-3				E4		G3			G6-3		7	0	1	2	1	0	2									
Jeff Blausen, R OBP: 0.325, SLG: 0.424 David Justice, L OBP: 0.353, SLG: 0.402 (8, 9)	G5-3		1B HR	G6-3				K		K			F9		5	2	2	1	0	1	1									
Terry Pendleton, S OBP: 0.335, SLG: 0.463 (11, 5)	E5		1B HR	FC6-4				G4-3		F8			E3		7	1	3	0	0	0	1									
Lonnie Smith, R OBP: 0.319, SLG: 0.434 Rafael Belliard, R OBP: 0.256, SLG: 0.244 (8, 6)	K		1B HR	FC6-4				K		K			P4		5	1	2	3	0	0	2									
Ron Gant, R OBP: 0.323, SLG: 0.404 (8, 7)		HR	2B					G5-3		G6-3					7	3	4	1	0	1	2									
Brian Hunter, R OBP: 0.273, SLG: 0.480 Sid Bream, L OBP: 0.340, SLG: 0.419 (9, PH) (9, 3)	F8		G5-3					P6		G5-3					4	0	0	0	0	0	4									
Greg Olson, R OBP: 0.322, SLG: 0.338 Deion Sanders, L OBP: 0.346, SLG: 0.505 Damon Berryhill, S OBP: 0.262, SLG: 0.375 (9, 2)	G4-3		G4-3	1B				G6-3		P8			F9		5	0	2	1	0	0	1									
Mark Lemke, S OBP: 0.311, SLG: 0.323 (1, 4)			G4-3					L7		L7			P6		4	0	1	0	3	0	1									
Steve Avery, L OBP: 0.219 Marvin Freeman, R OBP: 0.250 Kent Mercker, L OBP: 0.281 Jeff Reardon, R OBP: 0.277 Mark Wohlers, R OBP: 0.217 Lee Guetterman, L OBP: 0.250 (11, 15) (8, 15) (8, 15) (9, PH) (9, 15) (10, 15) (14, 15)	E3		G6-3					G3		K			K		4	0	0	0	0	1	4									
Inning Stats	R: 0 E: 1 K: 1 S: 10	H: 0 LOB: 1 BB: 0 P: 14	R: 1 E: 1 K: 0 S: 9	H: 2 LOB: 2 BB: 0 P: 11	R: 4 E: 0 K: 0 S: 9	H: 5 LOB: 1 BB: 0 P: 30	R: 0 E: 0 K: 0 S: 8	H: 1 LOB: 1 BB: 1 P: 12	R: 0 E: 1 K: 0 S: 5	H: 0 LOB: 0 BB: 0 P: 7	R: 1 E: 1 K: 0 S: 12	H: 3 LOB: 2 BB: 0 P: 15	R: 0 E: 0 K: 1 S: 8	H: 0 LOB: 1 BB: 1 P: 18	R: 0 E: 1 K: 1 S: 12	H: 1 LOB: 3 BB: 1 P: 23	R: 0 E: 0 K: 2 S: 7	H: 0 LOB: 0 BB: 0 P: 13	R: 0 E: 0 K: 2 S: 8	H: 0 LOB: 0 BB: 0 P: 9	R: 0 E: 0 K: 1 S: 8	H: 0 LOB: 0 BB: 0 P: 12	R: 0 E: 1 K: 0 S: 7	H: 0 LOB: 1 BB: 1 P: 14	R: 2 E: 0 K: 1 S: 14	H: 2 LOB: 2 BB: 1 P: 25	1B: 8 2B: 4 3B: 0 HR: 3	SF: 0 SAC: 0 DP: 0 HBP: 0	WP: 0 PB: 0 SB: 1 CS: 1	PA: 65
PITCHER	IP	WLS	BF	H	R	ER	SO	BB	IBB	HBP	BLK	WP	HR	S	P	ERA	WHIP													
Eric Hillman, L ERA: 4.1 Paul Gibson, L ERA: 3.32 Jeff Innis, R ERA: 2.7 Anthony Young, R ERA: 3.62 Lee Guetterman, L ERA: 6.79 (11, 1) (8, 1) (9, 1) (11, 1) (14, 1)	7.0	1.0	4	0	0	0	2	1	0	0	0	0	0	11	18	0.00	1.000													
PITCHER	IP	WLS	BF	H	R	ER	SO	BB	IBB	HBP	BLK	WP	HR	S	P	ERA	WHIP													
Eric Hillman, L ERA: 4.1 Paul Gibson, L ERA: 3.32 Jeff Innis, R ERA: 2.7 Anthony Young, R ERA: 3.62 Lee Guetterman, L ERA: 6.79 (11, 1) (8, 1) (9, 1) (11, 1) (14, 1)	7.0	1.0	4	0	0	0	2	1	0	0	0	0	0	11	18	0.00	1.000													

Atlanta Braves @ New York Mets
Shea Stadium, Flushing, NY
Mon Aug 31 1992, 7:05 PM EDT
Sunny - 80 F

AB 61
R 8
H 15
RBI 8
BB 4
SO 10
LOB 30



Batter	1	2	3	4	5	6	7	8	9	10	11	12	13	14	AB	R	H	RBI	BB	SO	LOB	BOTTOM					
Vince Coleman, S OBP: 0.367, SLG: 0.351 (1, 8)	BB 1B BB		K G6-3					G6-3					K		5	2	0	0	2	3	2						
Dick Schofield, R OBP: 0.312, SLG: 0.279 (1, 6)	1B BB		G6-3					L5-4					P3		6	1	1	0	1	1	3						
Jeff McKnight, S OBP: 0.350, SLG: 0.421 (9, 4)	1B		G6-3					G5-3					P3		7	1	3	2	0	0	0						
Bobby Bonilla, S OBP: 0.350, SLG: 0.448 (1, 3)	F9		G4-3					G6-3					L6		7	1	1	1	0	0	3						
Kevin Bass, S OBP: 0.294, SLG: 0.387 (9, 9)	F9		G5-3					G6-3					L7		5	1	1	0	1	0	2						
Dave Gallagher, R OBP: 0.288, SLG: 0.323 Daryl Boston, L OBP: 0.321, SLG: 0.437 (9, 7)	K		L7					B1-3					L8		3	0	0	0	0	1	2						
Jeff Kent, R OBP: 0.310, SLG: 0.429 Eddie Murray, S OBP: 0.321, SLG: 0.408 Chris Donnels, L OBP: 0.298, SLG: 0.206 (1, 4) (8, PH) (9, 5)	G5-3		G6-3					P4					L7		3	0	0	0	0	0	0						
Charlie O'Brien, R OBP: 0.213 Mickey Spillane, R OBP: 0.165 Jim Rife, R OBP: 0.151 Chico Walker, S OBP: 0.231 Pete Schourek, L OBP: 0.231 Anthony Young, R OBP: 0.277 Dave Gallagher, R OBP: 0.288 Lee Guetterman, L OBP: 0.250 (11, 15) (8, PH) (9, 15) (10, 15) (14, 15)	F9		L5-4					L5-4					SF8		2	0	1	0	1	0	0						
Eric Hillman, L OBP: 0.200, SLG: 0.200 Bill Pecota, R OBP: 0.304, SLG: 0.305 Paul Gibson, R OBP: 0.254, SLG: 0.331 (1, 1) (7, PH) (8, 1)	K		SH3-4					E6					F9		1	0	0	0	0	1	0						
Inning Stats	R: 1 E: 0 K: 1 S: 13	H: 1 LOB: 2 BB: 2 P: 26	R: 0 E: 0 K: 1 S: 7	H: 0 LOB: 0 BB: 0 P: 8	R: 1 E: 0 K: 1 S: 9	H: 0 LOB: 1 BB: 0 P: 11	R: 0 E: 0 K: 0 S: 8	H: 0 LOB: 2 BB: 0 P: 9	R: 0 E: 1 K: 0 S: 5	H: 0 LOB: 1 BB: 1 P: 7	R: 4 E: 0 K: 0 S: 9	H: 4 LOB: 1 BB: 1 P: 25	R: 0 E: 0 K: 1 S: 7	H: 0 LOB: 0 BB: 0 P: 9	R: 0 E: 0 K: 2 S: 10	H: 1 LOB: 1 BB: 0 P: 15	R: 0 E: 0 K: 1 S: 8	H: 1 LOB: 0 BB: 0 P: 8	R: 0 E: 0 K: 1 S: 6	H: 0 LOB: 0 BB: 0 P: 10	R: 0 E: 0 K: 0 S: 7	H: 0 LOB: 0 BB: 0 P: 8	1B: 9 2B: 1 3B: 0 HR: 0	SF: 1 SAC: 1 DP: 1 HBP: 1	WP: 1 PB: 0 SB: 2 CS: 0	PA: 58	
PITCHER	IP	WLS	BF	H	R	ER	SO	BB	IBB	HBP	BLK	WP	HR	S	P	ERA	WHIP										
Steve Avery, L ERA: 3.19 Marvin Freeman, R ERA: 3.96 Kent Mercker, L ERA: 2.76 Jeff Reardon, R ERA: 4.06 Mark Wohlers, R ERA: 4.32 (11, 1) (8, 1) (9, 1) (11, 1)	7.0	0.1	2	1	0	0	0	0	0	0	0	0	2	3	0.00	3.000											
PITCHER	IP	WLS	BF	H	R	ER	SO	BB	IBB	HBP	BLK	WP	HR	S	P	ERA	WHIP										
Mike Stanton, L ERA: 5.44 (14, 1)	1.0	1.0	3	0	0	0	0	0	0	0	0	0	0	7	8	0.00	0.000										

Atlanta Braves @ New York Mets
Shea Stadium, Flushing, NY
Mon Aug 31 1992, 7:05 PM EDT
Sunny - 80 F

AB 49
R 6
H 9
RBI 6
BB 6
SO 8
LOB 21



Batter	1	2	3	4	5	6	7	8	9	AB	R	H	RBI	BB	SO	LOB	TOP				
Otis Nixon, S <small>OBP: 0.371, SLG: 0.390</small> (1, 8)										4	1	2	1	0	2	0	Atlanta Braves @ New York Mets Shea Stadium, Flushing, NY Tue Sep 01 1992, 7:05 PM EDT Att: 21,539 - Sunny - 72 F				
Jeff Blausler, R <small>OBP: 0.332, SLG: 0.427</small> (1, 6)										3	1	2	0	0	1	1					
Rafael Belliard, R <small>OBP: 0.264, SLG: 0.249</small> (7, 6)										1	0	1	0	0	0	0					
Terry Pendleton, S <small>OBP: 0.338, SLG: 0.471</small> (1, 5)										4	0	2	1	1	2	2					
David Justice, L <small>OBP: 0.352, SLG: 0.417</small> (1, 9)										5	1	1	2	0	2	5					
Ron Gant, R <small>OBP: 0.322, SLG: 0.400</small> (1, 7)										3	0	0	0	1	1	2					
Sid Dream, L <small>OBP: 0.341, SLG: 0.419</small> (1, 3)										3	0	0	0	1	0	1					
Damon Berryhill, S <small>OBP: 0.258, SLG: 0.379</small> (1, 2)										4	0	0	0	0	0	2					
Mark Lemke, S <small>OBP: 0.312, SLG: 0.328</small> (1, 4)										3	1	1	0	1	0	0					
David Nied, R (1, 1)										3	0	0	0	0	2	3					
Mike Stanton, L <small>OBP: 0.500, SLG: 0.500</small> (8, 1)										0	0	0	0	0	0	0					
Meivin Nieves, S (9, PH)										1	0	0	0	0	0	0					
Jeff Reardon, R (9, 1)										0	0	0	0	0	0	0					
Inning Stats	R: 2 H: 2 E: 0 K: 2 S: 16	H: 2 LOB: 0 BB: 0 P: 25	R: 0 H: 0 E: 0 K: 0 S: 8	H: 0 LOB: 0 BB: 0 P: 12	R: 0 H: 1 E: 0 K: 3 S: 13	H: 1 LOB: 1 BB: 0 P: 20	R: 0 H: 0 E: 0 K: 1 S: 9	H: 0 LOB: 1 BB: 1 P: 15	R: 2 H: 3 E: 0 K: 0 S: 11	H: 3 LOB: 1 BB: 0 P: 20	R: 0 H: 0 E: 0 K: 1 S: 7	H: 0 LOB: 2 BB: 2 P: 18	R: 0 H: 1 E: 0 K: 2 S: 11	H: 1 LOB: 2 BB: 1 P: 19	R: 0 H: 0 E: 0 K: 0 S: 7	H: 0 LOB: 0 BB: 0 P: 9	R: 0 H: 2 E: 0 K: 1 S: 15	H: 2 LOB: 2 BB: 0 P: 24	1B: 6 2B: 1 3B: 1 HR: 1	SF: 1 SAC: 1 DP: 0 HBP: 0	WP: 0 PA: 40 CS: 0
PITCHER	IP: 4.2 WLS: L BF: 21 ERA: 3.09	H: 6 R: 4 ER: 4 SO: 6 BB: 1 IBB: 0 HBP: 0 BLK: 0 WP: 0 HR: 1 S: 55 P: 88	R: 0 H: 0 E: 0 K: 2 S: 8	H: 0 LOB: 0 BB: 0 P: 12	R: 0 H: 1 E: 0 K: 3 S: 13	H: 1 LOB: 1 BB: 0 P: 20	R: 0 H: 0 E: 0 K: 1 S: 9	H: 0 LOB: 1 BB: 1 P: 15	R: 2 H: 3 E: 0 K: 0 S: 11	H: 3 LOB: 1 BB: 0 P: 20	R: 0 H: 0 E: 0 K: 1 S: 7	H: 0 LOB: 2 BB: 2 P: 18	R: 0 H: 1 E: 0 K: 2 S: 11	H: 1 LOB: 2 BB: 1 P: 19	R: 0 H: 0 E: 0 K: 0 S: 7	H: 0 LOB: 0 BB: 0 P: 9	R: 0 H: 2 E: 0 K: 1 S: 15	H: 2 LOB: 2 BB: 0 P: 24	1B: 6 2B: 1 3B: 1 HR: 1	SF: 1 SAC: 1 DP: 0 HBP: 0	WP: 0 PA: 40 CS: 0
Wally Whitehurst, R <small>ERA: 3.09</small> (1, 1)	IP: 4.2 WLS: L BF: 21 ERA: 3.09	H: 6 R: 4 ER: 4 SO: 6 BB: 1 IBB: 0 HBP: 0 BLK: 0 WP: 0 HR: 1 S: 55 P: 88	R: 0 H: 0 E: 0 K: 2 S: 8	H: 0 LOB: 0 BB: 0 P: 12	R: 0 H: 1 E: 0 K: 3 S: 13	H: 1 LOB: 1 BB: 0 P: 20	R: 0 H: 0 E: 0 K: 1 S: 9	H: 0 LOB: 1 BB: 1 P: 15	R: 2 H: 3 E: 0 K: 0 S: 11	H: 3 LOB: 1 BB: 0 P: 20	R: 0 H: 0 E: 0 K: 1 S: 7	H: 0 LOB: 2 BB: 2 P: 18	R: 0 H: 1 E: 0 K: 2 S: 11	H: 1 LOB: 2 BB: 1 P: 19	R: 0 H: 0 E: 0 K: 0 S: 7	H: 0 LOB: 0 BB: 0 P: 9	R: 0 H: 2 E: 0 K: 1 S: 15	H: 2 LOB: 2 BB: 0 P: 24	1B: 6 2B: 1 3B: 1 HR: 1	SF: 1 SAC: 1 DP: 0 HBP: 0	WP: 0 PA: 40 CS: 0
Barry Jones, R <small>ERA: 4.45</small> (5, 1)	IP: 2.1 WLS: 11 BF: 11 ERA: 4.45	H: 1 R: 0 ER: 0 SO: 3 BB: 2 IBB: 1 HBP: 0 BLK: 0 WP: 0 HR: 0 S: 20 P: 41	R: 0 H: 0 E: 0 K: 2 S: 8	H: 0 LOB: 0 BB: 0 P: 12	R: 0 H: 1 E: 0 K: 3 S: 13	H: 1 LOB: 1 BB: 0 P: 20	R: 0 H: 0 E: 0 K: 1 S: 9	H: 0 LOB: 1 BB: 1 P: 15	R: 2 H: 3 E: 0 K: 0 S: 11	H: 3 LOB: 1 BB: 0 P: 20	R: 0 H: 0 E: 0 K: 1 S: 7	H: 0 LOB: 2 BB: 2 P: 18	R: 0 H: 1 E: 0 K: 2 S: 11	H: 1 LOB: 2 BB: 1 P: 19	R: 0 H: 0 E: 0 K: 0 S: 7	H: 0 LOB: 0 BB: 0 P: 9	R: 0 H: 2 E: 0 K: 1 S: 15	H: 2 LOB: 2 BB: 0 P: 24	1B: 6 2B: 1 3B: 1 HR: 1	SF: 1 SAC: 1 DP: 0 HBP: 0	WP: 0 PA: 40 CS: 0
Mark Dewey, R <small>ERA: 3.92</small> (8, 1)	IP: 2.0 WLS: 8 BF: 2 ERA: 3.92	H: 2 R: 0 ER: 0 SO: 1 BB: 0 IBB: 0 HBP: 0 BLK: 0 WP: 0 HR: 0 S: 22 P: 33	R: 0 H: 0 E: 0 K: 0 S: 8	H: 0 LOB: 0 BB: 0 P: 12	R: 0 H: 1 E: 0 K: 3 S: 13	H: 1 LOB: 1 BB: 0 P: 20	R: 0 H: 0 E: 0 K: 1 S: 9	H: 0 LOB: 1 BB: 1 P: 15	R: 2 H: 3 E: 0 K: 0 S: 11	H: 3 LOB: 1 BB: 0 P: 20	R: 0 H: 0 E: 0 K: 1 S: 7	H: 0 LOB: 2 BB: 2 P: 18	R: 0 H: 1 E: 0 K: 2 S: 11	H: 1 LOB: 2 BB: 1 P: 19	R: 0 H: 0 E: 0 K: 0 S: 7	H: 0 LOB: 0 BB: 0 P: 9	R: 0 H: 2 E: 0 K: 1 S: 15	H: 2 LOB: 2 BB: 0 P: 24	1B: 6 2B: 1 3B: 1 HR: 1	SF: 1 SAC: 1 DP: 0 HBP: 0	WP: 0 PA: 40 CS: 0

Atlanta Braves @ New York Mets
 Shea Stadium, Flushing, NY
 Tue Sep 01 1992, 7:05 PM EDT
 Att: 21,539 - Sunny - 72 F

AB 34
 R 4
 H 9
 RBI 4
 BB 4
 SO 10
 LOB 16



Batter	1	2	3	4	5	6	7	8	9	AB	R	H	RBI	BB	SO	LOB	BOTTOM		
Vince Coleman, S <small>OBP: 0.366, SLG: 0.356</small> (1, 8)										2	1	1	0	0	1	1	Atlanta Braves @ New York Mets Shea Stadium, Flushing, NY Tue Sep 01 1992, 7:05 PM EDT Att: 21,539 - Sunny - 72 F		
Ryan Thompson, R (3, 8)										2	0	0	0	0	1	1			
Mark Dewey, R (8, 1)										0	0	0	0	0	0	0			
Mackey Sasser, L <small>OBP: 0.256, SLG: 0.322</small> (9, PH)										1	0	0	0	0	0	2			
Dick Schofield, R <small>OBP: 0.310, SLG: 0.277</small> (1, 6)										3	0	0	0	0	1	0			
Dave Gallagher, R <small>OBP: 0.288, SLG: 0.326</small> (9, PH)										1	0	0	0	0	2	2			
Kevin Bass, S <small>OBP: 0.301, SLG: 0.395</small> (1, 7)										2	0	0	0	2	2	2			
Eddie Murray, S <small>OBP: 0.322, SLG: 0.406</small> (1, 3)										3	0	1	0	1	0	3			
Bobby Bonilla, S <small>OBP: 0.353, SLG: 0.448</small> (1, 9)										4	0	0	0	0	2	6			
Jeff Kent, R <small>OBP: 0.304, SLG: 0.432</small> (1, 4)										4	0	0	0	0	2	6			
Chris Donnels, L <small>OBP: 0.291, SLG: 0.205</small> (1, 5)										2	0	0	0	0	0	0			
Barry Jones, R (5, 1)										0	0	0	0	0	0	0			
Daryl Boston, L <small>OBP: 0.327, SLG: 0.443</small> (7, PH)										1	0	0	0	1	0	0			
Todd Hundley, S <small>OBP: 0.261, SLG: 0.339</small> (1, 2)										4	0	2	0	0	0	1			
Wally Whitehurst, R <small>OBP: 0.250, SLG: 0.263</small> (1, 1)										1	0	0	0	0	0	1			
Bill Pecota, R <small>OBP: 0.303, SLG: 0.309</small> (5, 5)										3	0	1	0	0	0	1			
Inning Stats	R: 1 H: 1 E: 0 K: 0 S: 11	H: 1 LOB: 2 BB: 2 P: 24	R: 0 H: 1 E: 0 K: 1 S: 13	H: 1 LOB: 1 BB: 0 P: 15	R: 0 H: 1 E: 0 K: 1 S: 10	H: 1 LOB: 1 BB: 0 P: 16	R: 0 H: 0 E: 0 K: 1 S: 5	H: 0 LOB: 0 BB: 0 P: 10	R: 0 H: 0 E: 0 K: 1 S: 7	H: 0 LOB: 0 BB: 0 P: 9	R: 0 H: 1 E: 0 K: 0 S: 9	H: 1 LOB: 1 BB: 1 P: 16	R: 0 H: 0 E: 0 K: 2 S: 13	H: 0 LOB: 1 BB: 1 P: 17	R: 0 H: 2 E: 0 K: 2 S: 13	H: 2 LOB: 2 BB: 0 P: 16	R: 0 H: 2 E: 0 K: 0 S: 13	H: 2 LOB: 2 BB: 0 P: 15	1B: 5 2B: 3

Batter	1	2	3	4	5	6	7	8	9	AB	R	H	RBI	BB	SO	LOB	TOP									
Otis Nixon, S (1, 9) <small>OBP: 0.367, SLG: 0.386</small>	F8		SH5-3		F9		G4-3		G6-3	4	0	0	0	0	0	0										
Jeff Blausen, R (1, 6) <small>OBP: 0.334, SLG: 0.424</small>	F9		1B		F8		2B		1B	2	1	0	0	1	0	0										
Rafael Belliard, R (7, 7) <small>OBP: 0.264, SLG: 0.249</small>			1B				HBP		BB	0	0	0	0	0	0	0										
Tommy Gregg, L (9, 7) <small>PH</small>			BB							0	0	0	0	1	0	0										
Terry Pendleton, S (1, 5) <small>OBP: 0.340, SLG: 0.474</small>	1B		1B		L8		2B		L4	5	1	3	0	0	0	1										
Lonnie Smith, R (1, 7) <small>OBP: 0.325, SLG: 0.466</small>	G5-3		1B		HR		G5-3		1B	4	1	2	3	0	0	4										
Ron Gant, R (1, 8) <small>OBP: 0.321, SLG: 0.398</small>		P4	FC4-6		G6-3				G5-3	5	0	1	0	0	0	3										
Brian Hunter, R (1, 3) <small>OBP: 0.272, SLG: 0.490</small>					P4					3	1	1	1	0	0	1										
Sid Bream, L (8, 7) <small>PH</small>		HR	P3							1	0	0	0	0	0	1										
Greg Olson, R (1, 2) <small>OBP: 0.322, SLG: 0.338</small>		P3			F9					3	0	1	0	0	0	0										
Kent Mercker, L (6, 1) <small>PH</small>										0	0	0	0	0	0	0										
Mark Wohlers, R (7, 1)										0	0	0	0	0	0	0										
David Justice, L (7, 9) <small>OBP: 0.354, SLG: 0.419</small>										1	0	1	0	0	0	0										
Melvin Nieves, S (9, 7) <small>OBP: 0.500, SLG: 0.500</small>										1	0	1	0	0	0	0										
Mark Lemke, S (1, 4) <small>OBP: 0.311, SLG: 0.325</small>					G6-3		F8			3	0	0	0	1	1	1										
29 John Smoltz, R (1, 1) <small>OBP: 0.225, SLG: 0.200</small>										2	1	1	0	0	0	0										
Damon Berryhill, S (6, 2) <small>OBP: 0.256, SLG: 0.376</small>			1B		G6-3					2	0	0	0	0	0	2										
Inning Stats	R: 0 E: 0 K: 0 S: 11	H: 1 LOB: 1 BB: 0 P: 20	R: 1 E: 0 K: 1 S: 6	H: 1 LOB: 0 BB: 8 P: 8	R: 3 E: 1 K: 0 S: 12	H: 3 LOB: 1 BB: 1 P: 23	R: 0 E: 0 K: 0 S: 8	H: 0 LOB: 0 BB: 0 P: 13	R: 0 E: 0 K: 0 S: 5	H: 0 LOB: 0 BB: 0 P: 7	R: 1 E: 0 K: 0 S: 8	H: 2 LOB: 1 BB: 0 P: 18	R: 0 E: 0 K: 0 S: 11	H: 1 LOB: 3 BB: 0 P: 19	R: 0 E: 0 K: 0 S: 10	H: 2 LOB: 2 BB: 1 P: 20	R: 0 E: 0 K: 0 S: 10	H: 1 LOB: 2 BB: 1 P: 19	1B: 8 2B: 1 3B: 0 HR: 2	SF: 0 SAC: 1 DP: 1 HBP: 1	WP: 0 PB: 0 CS: 0	PA: 41				
PITCHER	IP WLS BF H R ER SO BB IBB HBP BLK WP HR S P ERA WHIP	IP WLS BF H R ER SO BB IBB HBP BLK WP HR S P ERA WHIP	IP WLS BF H R ER SO BB IBB HBP BLK WP HR S P ERA WHIP	IP WLS BF H R ER SO BB IBB HBP BLK WP HR S P ERA WHIP	IP WLS BF H R ER SO BB IBB HBP BLK WP HR S P ERA WHIP	IP WLS BF H R ER SO BB IBB HBP BLK WP HR S P ERA WHIP	IP WLS BF H R ER SO BB IBB HBP BLK WP HR S P ERA WHIP	IP WLS BF H R ER SO BB IBB HBP BLK WP HR S P ERA WHIP	IP WLS BF H R ER SO BB IBB HBP BLK WP HR S P ERA WHIP	IP WLS BF H R ER SO BB IBB HBP BLK WP HR S P ERA WHIP	IP WLS BF H R ER SO BB IBB HBP BLK WP HR S P ERA WHIP	IP WLS BF H R ER SO BB IBB HBP BLK WP HR S P ERA WHIP	IP WLS BF H R ER SO BB IBB HBP BLK WP HR S P ERA WHIP	IP WLS BF H R ER SO BB IBB HBP BLK WP HR S P ERA WHIP	IP WLS BF H R ER SO BB IBB HBP BLK WP HR S P ERA WHIP	IP WLS BF H R ER SO BB IBB HBP BLK WP HR S P ERA WHIP	IP WLS BF H R ER SO BB IBB HBP BLK WP HR S P ERA WHIP	IP WLS BF H R ER SO BB IBB HBP BLK WP HR S P ERA WHIP	IP WLS BF H R ER SO BB IBB HBP BLK WP HR S P ERA WHIP	IP WLS BF H R ER SO BB IBB HBP BLK WP HR S P ERA WHIP	IP WLS BF H R ER SO BB IBB HBP BLK WP HR S P ERA WHIP	IP WLS BF H R ER SO BB IBB HBP BLK WP HR S P ERA WHIP	IP WLS BF H R ER SO BB IBB HBP BLK WP HR S P ERA WHIP	IP WLS BF H R ER SO BB IBB HBP BLK WP HR S P ERA WHIP	IP WLS BF H R ER SO BB IBB HBP BLK WP HR S P ERA WHIP	IP WLS BF H R ER SO BB IBB HBP BLK WP HR S P ERA WHIP

Atlanta Braves @ New York Mets
Shea Stadium, Flushing, NY
Wed Sep 02 1992, 3:33 AM EDT
Att: 17,962 - Cloudy - 74 F

AB	36
R	5
H	11
RBI	4
BB	3
SO	1
LOB	13



Batter	1	2	3	4	5	6	7	8	9	AB	R	H	RBI	BB	SO	LOB	BOTTOM								
Daryl Boston, L (1, 8) <small>OBP: 0.325, SLG: 0.438</small>	G3		K		SF7				P7	3	0	0	1	1	1	0									
Chris Donnels, L (1, 5) <small>OBP: 0.281, SLG: 0.197</small>	K2-3				F8					3	0	0	0	0	1	2									
Bill Pecota, R (6, 7) <small>PH</small>					L9					0	0	0	1	1	0	0									
Kevin Bass, S (1, 7) <small>OBP: 0.306, SLG: 0.414</small>	2B				E9					4	2	3	1	0	0	3									
Eddie Murray, S (1, 3) <small>OBP: 0.323, SLG: 0.409</small>	G3				K					4	1	2	0	0	1	2									
Bobby Bonilla, S (1, 9) <small>OBP: 0.350, SLG: 0.444</small>					G4-3					4	0	0	0	0	1	2									
Dave Gallagher, R (9, 9) <small>OBP: 0.289, SLG: 0.326</small>										0	0	0	0	0	0	0									
Jeff Kent, R (1, 4) <small>OBP: 0.307, SLG: 0.428</small>					L7					2	1	0	0	1	1	1									
Todd Hundley, S (1, 2) <small>OBP: 0.264, SLG: 0.342</small>					F7					4	1	2	1	0	0	2									
Dick Schofield, R (1, 6) <small>OBP: 0.311, SLG: 0.277</small>					L7					3	1	1	0	1	0	0									
Pete Schourek, L (1, 1) <small>OBP: 0.069, SLG: 0.069</small>					K					2	0	0	0	0	2	3									
Mackey Sasser, L (6, 7) <small>PH</small>										1	0	1	1	0	0	0									
Jeff Innis, R (7, 1)										0	0	0	0	0	0	0									
Chico Walker, S (8, 7) <small>PH</small>										1	0	0	0	0	0	0									
Anthony Young, R (9, 1) <small>OBP: 0.343, SLG: 0.111</small>										0	0	0	0	0	0	0									
Inning Stats	R: 0 E: 0 K: 1 S: 7	H: 1 LOB: 1 BB: 0 P: 10	R: 0 E: 0 K: 1 S: 6	H: 0 LOB: 0 BB: 0 P: 10	R: 0 E: 0 K: 2 S: 7	H: 0 LOB: 0 BB: 0 P: 11	R: 1 E: 1 K: 1 S: 9	H: 1 LOB: 0 BB: 0 P: 16	R: 1 E: 0 K: 1 S: 10	H: 2 LOB: 2 BB: 1 P: 22	R: 4 E: 0 K: 1 S: 22	H: 4 LOB: 3 BB: 3 P: 43	R: 0 E: 0 K: 0 S: 5	H: 1 LOB: 1 BB: 0 P: 10	R: 0 E: 0 K: 0 S: 3	H: 0 LOB: 0 BB: 0 P: 4	R: 0 E: 0 K: 0 S: 3	H: 0 LOB: 0 BB: 0 P: 4	1B: 5 2B: 3 3B: 0 HR: 1	SF: 1 SAC: 0 DP: 1 HBP: 1	WP: 2 PB: 0 CS: 0	PA: 37			
PITCHER	IP WLS BF H R ER SO BB IBB HBP BLK WP HR S P ERA WHIP	IP WLS BF H R ER SO BB IBB HBP BLK WP HR S P ERA WHIP	IP WLS BF H R ER SO BB IBB HBP BLK WP HR S P ERA WHIP	IP WLS BF H R ER SO BB IBB HBP BLK WP HR S P ERA WHIP	IP WLS BF H R ER SO BB IBB HBP BLK WP HR S P ERA WHIP	IP WLS BF H R ER SO BB IBB HBP BLK WP HR S P ERA WHIP	IP WLS BF H R ER SO BB IBB HBP BLK WP HR S P ERA WHIP	IP WLS BF H R ER SO BB IBB HBP BLK WP HR S P ERA WHIP	IP WLS BF H R ER SO BB IBB HBP BLK WP HR S P ERA WHIP	IP WLS BF H R ER SO BB IBB HBP BLK WP HR S P ERA WHIP	IP WLS BF H R ER SO BB IBB HBP BLK WP HR S P ERA WHIP	IP WLS BF H R ER SO BB IBB HBP BLK WP HR S P ERA WHIP	IP WLS BF H R ER SO BB IBB HBP BLK WP HR S P ERA WHIP	IP WLS BF H R ER SO BB IBB HBP BLK WP HR S P ERA WHIP	IP WLS BF H R ER SO BB IBB HBP BLK WP HR S P ERA WHIP	IP WLS BF H R ER SO BB IBB HBP BLK WP HR S P ERA WHIP	IP WLS BF H R ER SO BB IBB HBP BLK WP HR S P ERA WHIP	IP WLS BF H R ER SO BB IBB HBP BLK WP HR S P ERA WHIP	IP WLS BF H R ER SO BB IBB HBP BLK WP HR S P ERA WHIP	IP WLS BF H R ER SO BB IBB HBP BLK WP HR S P ERA WHIP	IP WLS BF H R ER SO BB IBB HBP BLK WP HR S P ERA WHIP	IP WLS BF H R ER SO BB IBB HBP BLK WP HR S P ERA WHIP	IP WLS BF H R ER SO BB IBB HBP BLK WP HR S P ERA WHIP	IP WLS BF H R ER SO BB IBB HBP BLK WP HR S P ERA WHIP	IP WLS BF H R ER SO BB IBB HBP BLK WP HR S P ERA WHIP

Atlanta Braves @ New York Mets
Shea Stadium, Flushing, NY
Wed Sep 02 1992, 3:33 AM EDT
Att: 17,962 - Cloudy - 74 F

AB	31
R	6
H	9
RBI	5
BB	4
SO	7
LOB	15



Batter	1	2	3	4	5	6	7	8	9	AB	R	H	RBI	BB	SO	LOB	TOP														
Delino DeShields, L OBP: 0.374, SLG: 0.411 (1, 4)	F7	2B BB		G1-3		FC5-4 FC6-4		F8-4-3 BB	G6-3	4	1	0	0	2	0	3	Montreal Expos @ Atlanta Braves Atlanta-Fulton County Stadium, Atlanta, GA Thu Sep 03 1992, 7:05 PM EDT Att: 27,824 - Cloudy - 83 F														
Marquis Grissom, R OBP: 0.326, SLG: 0.423 (1, 8)	1B 2B	1B 2B		G6-3		K		F8-4-3		5	2	2	2	0	1	2															
Moises Alou, R OBP: 0.301, SLG: 0.435 John Vander Wal, L OBP: 0.332, SLG: 0.366 (1, 7) (9, 7)	G6-3	1B				FC6-4			FC6-4	4	0	2	1	1	0	2															
Larry Walker, L OBP: 0.354, SLG: 0.510 (1, 9)	1B	F8		PO BB					FC6-4	5	2	2	1	0	1	2															
Greg Colbrunn, R OBP: 0.337, SLG: 0.443 Wil Cordero, R OBP: 0.355, SLG: 0.304 (1, 3) (9, PH) (9, 6)	BLK 1B			G6-3		G6-3			1B WP	4	0	1	1	0	1	1															
Spike Owen, S OBP: 0.395, SLG: 0.406 Tom Foley, L OBP: 0.248, SLG: 0.236 (1, 6) (9, PR) (9, 3)	G3-1			E5		HR BB			1B BB	2	2	0	0	3	0	1															
Tim Wallach, R OBP: 0.301, SLG: 0.336 Sean Berry, R OBP: 0.222, SLG: 0.222 (1, 5) (9, 5)		F8		2B		HR			2B 1B	5	1	3	3	0	1	2															
Gary Carter, R OBP: 0.294, SLG: 0.333 Tim Laker, R OBP: 0.263, SLG: 0.222 (1, 2) (9, PR) (9, 2)	2B	2B		G5-3		K			K	5	1	2	2	0	2	3															
Brian Barnes, L OBP: 0.259, SLG: 0.231 Kent Bottenfield, R (6, 1)				K					G1-3	3	0	1	0	0	2	2															
Inning Stats	R: 2 E: 0 K: 0 S: 11	H: 3 LOB: 1 BB: 0 P: 20	R: 3 E: 0 K: 1 S: 13	H: 3 LOB: 1 BB: 1 P: 20	R: 1 E: 1 K: 1 S: 16	H: 1 LOB: 1 BB: 0 P: 23	R: 0 E: 0 K: 0 S: 7	H: 0 LOB: 0 BB: 1 P: 14	R: 2 E: 0 K: 1 S: 10	H: 1 LOB: 0 BB: 0 P: 17	R: 0 E: 0 K: 1 S: 9	H: 1 LOB: 1 BB: 0 P: 14	R: 0 E: 0 K: 3 S: 14	H: 1 LOB: 2 BB: 1 P: 24	R: 0 E: 1 K: 1 S: 9	H: 0 LOB: 0 BB: 1 P: 15		R: 3 E: 0 K: 0 S: 21	H: 4 LOB: 2 BB: 1 P: 35	1B: 8 2B: 6 3B: 0 HR: 1	SF: 0 SAC: 0 DP: 1 HBP: 0	WP: 2 PB: 0 SB: 2 CS: 0	PA: 47								
PITCHER	IP WLS BF H R ER SO BB IBB HBP BLK WP HR S P ERA WHIP																														
Charlie Leibrandt, L ERA: 3.45 Randy St. Claire, R ERA: 4.5 Marvin Freeman, R ERA: 3.78 Kent Mercker, L ERA: 3.18 (1, 1) (8, 1) (3, 1) (6, 1) (8, 1)	2.1 2.2 2.0 2.0	L 10 9 11	16 10 2 4	7 2 2 3	6 2 0 3	5 3 0 3	1 2 4 2	0 0 0 0	0 0 0 0	0 1 23 30	0 24 38 50	33 41 38 50	19.29 6.75 0.00 13.50	3.429 1.125 1.500 3.000																	

AB 40
R 11
H 14
RBI 11
BB 6
SO 9
LOB 20



Batter	1	2	3	4	5	6	7	8	9	AB	R	H	RBI	BB	SO	LOB	BOTTOM															
Otis Nixon, S OBP: 0.366, SLG: 0.384 Kent Mercker, L (8, 1)	K			L5		BB BB SF8			F7	4	1	1	0	0	1	1	Montreal Expos @ Atlanta Braves Atlanta-Fulton County Stadium, Atlanta, GA Thu Sep 03 1992, 7:05 PM EDT Att: 27,824 - Cloudy - 83 F															
Ron Gant, R OBP: 0.324, SLG: 0.400 (1, 8)	F7			1B		BB BB			FC6-4	3	0	2	0	1	0	0																
David Justice, L OBP: 0.353, SLG: 0.418 (9, PH)										2	0	0	0	1	0	1																
Terry Pendleton, S OBP: 0.340, SLG: 0.472 Jeff Treadway, L OBP: 0.276, SLG: 0.290 (1, 5) (7, 4)	P8			G5-3		BB			L9	1	0	0	0	0	0	1																
Lonnie Smith, R OBP: 0.322, SLG: 0.458 (1, 7)		G5-4-3 BB 1B		G6-3		F9			F8	4	1	1	0	0	0	4																
Brian Hunter, R OBP: 0.272, SLG: 0.485 (1, 3)		G5-4-3 BB		F8		SF8			FC6-4	2	0	0	1	1	0	1																
Greg Olson, R OBP: 0.316, SLG: 0.333 (1, 2)	G5-4-3			P3		F9			G6-3	4	0	0	0	0	0	4																
Mark Lemke, S OBP: 0.311, SLG: 0.324 (1, 4) (7, 5)		1B				F7			G4-3	4	0	1	1	0	0	0																
Rafael Bellard, R OBP: 0.333, SLG: 0.344 Randy St. Claire, R OBP: 0.333, SLG: 0.333 Melvin Nieves, S OBP: 0.250, SLG: 0.250 Marvin Freeman, R OBP: 0.250, SLG: 0.250 Tommy Gregg, L OBP: 0.250, SLG: 0.250 (1, 6) (3, 1) (5, PH) (8, 1) (7, PH) (8, 9)	F9			G5-3		F8			F8	1	0	0	0	0	0	1																
Charlie Leibrandt, R OBP: 0.106, SLG: 0.109 Vinny Castilla, R OBP: 0.500, SLG: 0.333 (1, 1) (3, 6)				K		F8			FC6-4	0	0	0	0	0	0	0																
Inning Stats	R: 0 E: 0 K: 1 S: 9	H: 0 LOB: 0 BB: 0 P: 13	R: 1 E: 0 K: 0 S: 12	H: 2 LOB: 1 BB: 1 P: 19	R: 0 E: 0 K: 1 S: 12	H: 1 LOB: 1 BB: 0 P: 15	R: 0 E: 0 K: 0 S: 6	H: 0 LOB: 0 BB: 0 P: 11	R: 0 E: 0 K: 0 S: 5	H: 0 LOB: 0 BB: 0 P: 8	R: 1 E: 0 K: 0 S: 10	H: 1 LOB: 2 BB: 2 P: 18	R: 0 E: 0 K: 0 S: 10	H: 1 LOB: 1 BB: 0 P: 15	R: 0 E: 0 K: 0 S: 9	H: 1 LOB: 0 BB: 0 P: 16		R: 0 E: 0 K: 0 S: 12	H: 1 LOB: 2 BB: 0 P: 17	1B: 7 2B: 0 3B: 0 HR: 0	SF: 1 SAC: 0 DP: 1 HBP: 1	WP: 0 PB: 0 SB: 0 CS: 0	PA: 37									
PITCHER	IP WLS BF H R ER SO BB IBB HBP BLK WP HR S P ERA WHIP																															
Brian Barnes, L ERA: 2.93 Kent Bottenfield, R ERA: (1, 1) (6, 1)	5.0 4.0	W S	21 16	4 3	2 0	2 0	2 0	3 0	0 1	0 0	0 0	48 37	78 54	3.60 0.00	1.400 0.750																	

AB 32
R 2
H 7
RBI 2
BB 3
SO 2
LOB 15



Batter	1	2	3	4	5	6	7	8	9	AB	R	H	RBI	BB	SO	LOB	TOP										
Stan Javier, S OBP: 0.328, SLG: 0.307 (1, 8)	G6-3			F9			G6-3		G4-3	4	0	0	0	1	0	0	Philadelphia Phillies @ Atlanta Braves Atlanta-Fulton County Stadium, Atlanta, GA Fri Sep 04 1992, 7:05 PM EDT Att: 40,768 - Cloudy - 78 F										
Mariano Duncan, R OBP: 0.291, SLG: 0.384 (1, 4)	G3	G4-3			K		1B			4	0	1	0	0	1	3											
John Kruk, L OBP: 0.423, SLG: 0.449 (1, 9) (8, 3)	FC6-4			L7			K			4	0	1	0	0	2	1											
Dave Hollins, S OBP: 0.360, SLG: 0.445 (1, 5)	FC6-4			E5		L6				4	1	1	0	0	0	1											
Darren Daulton, L OBP: 0.388, SLG: 0.538 (1, 2)		1B		FC3-6			FC6-4		1B	3	1	2	1	1	1	1											
Ricky Jordan, R OBP: 0.279, SLG: 0.381 Mitch Williams, L OBP: 0.333, SLG: 0.333 (8, 1)		FC6-4		FC3-6			K		G5-3	4	0	1	0	0	1	3											
Tom Marsh, R OBP: 0.242, SLG: 0.295 (1, 7)	FC6-4	1B		FC3-6			K		G5-3	0	0	0	0	0	0	0											
Juan Bell, R OBP: 0.279, SLG: 0.286 (1, 6)		BB		F7			P4		L3	4	0	0	1	0	0	4											
Curt Schilling, R OBP: 0.154, SLG: 0.157 Ruben Amaro Jr, S OBP: 0.308, SLG: 0.322 (8, 9)	L9			K			FC6-4		K	3	0	0	0	1	2	1											
Inning Stats	R: 0 E: 0 K: 0 S: 11	H: 1 LOB: 1 BB: 0 P: 17	R: 1 E: 0 K: 0 S: 12	H: 2 LOB: 3 BB: 2 P: 23	R: 1 E: 1 K: 0 S: 8	H: 1 LOB: 1 BB: 0 P: 13	R: 0 E: 0 K: 1 S: 7	H: 0 LOB: 0 BB: 0 P: 11	R: 0 E: 0 K: 2 S: 9	H: 0 LOB: 1 BB: 1 P: 14	R: 0 E: 0 K: 1 S: 6	H: 0 LOB: 1 BB: 1 P: 11	R: 0 E: 0 K: 1 S: 9	H: 1 LOB: 1 BB: 0 P: 15	R: 0 E: 0 K: 1 S: 9	H: 1 LOB: 1 BB: 0 P: 12	R: 0 E: 0 K: 1 S: 6	H: 0 LOB: 0 BB: 0 P: 7	1B: 5 2B: 1 3B: 0 HR: 0	SF: 0 SAC: 0 DP: 0 HBP: 0	WP: 0 PB: 0 SB: 0 CS: 1	PA: 37					
PITCHER	IP	WLS	BF	H	R	ER	SO	BB	IBB	HBP	BLK	WP	HR	S	P	ERA	WHIP										
Tom Glavine, L ERA: 2.7 Mike Stanton, L ERA: 5.06	(1, 1)	7.0	L	30	5	2	1	5	3	0	0	0	0	62	104	1.29	1.143										

Batter	1	2	3	4	5	6	7	8	9	AB	R	H	RBI	BB	SO	LOB	BOTTOM										
Otis Nixon, S OBP: 0.361, SLG: 0.379 (1, 8)	G6-3		F8		P8		FC5-4		L9	5	0	0	0	0	0	4	Philadelphia Phillies @ Atlanta Braves Atlanta-Fulton County Stadium, Atlanta, GA Fri Sep 04 1992, 7:05 PM EDT Att: 40,768 - Cloudy - 78 F										
Jeff Treadway, L OBP: 0.284, SLG: 0.292 Damon Berryhill, S OBP: 0.255, SLG: 0.374 (8, PH)	K		BB		BB		F7		G5-4-3	3	0	1	0	1	1	1											
Terry Pendleton, S OBP: 0.338, SLG: 0.468 (1, 5)	G4-3		K		F8				P3	4	0	0	0	0	1	2											
David Justice, L OBP: 0.354, SLG: 0.416 (1, 9)		2B		BB		F9			F9	2	1	0	0	2	0	1											
Sid Bream, L OBP: 0.340, SLG: 0.421 Brian Hunter, R OBP: 0.275, SLG: 0.485 (8, PH) (9, 3)		G6-3		G4-3			G3			3	0	1	1	0	0	2											
Ron Gant, R OBP: 0.322, SLG: 0.397 (1, 7)		G6-3		F8			L7		P6	4	0	0	0	0	0	2											
Greg Olson, R OBP: 0.320, SLG: 0.333 Mark Lemke, S OBP: 0.311, SLG: 0.324 (8, PR)		FC5		F8			F8		BB	0	0	0	0	0	0	0											
Rafael Belliard, R OBP: 0.264, SLG: 0.250 Tommy Gregg, L OBP: 0.500, SLG: 0.333 Vinny Castilla, R OBP: 0.500, SLG: 0.333 Jeff Blauser, R OBP: 0.337, SLG: 0.424 (8, PH)		FC5					K		BB	2	0	1	0	0	0	2											
Tom Glavine, L OBP: 0.267, SLG: 0.292 Melvin Nieves, S OBP: 0.500, SLG: 0.333 Deion Sanders, L OBP: 0.348, SLG: 0.505 Mike Stanton, L OBP: 0.500, SLG: 0.500 Lonnie Smith, R OBP: 0.328, SLG: 0.458 (8, PH)		F7		K			FC5-4		G5-4-3	2	0	0	0	0	1	3											
Inning Stats	R: 0 E: 0 K: 1 S: 7	H: 0 LOB: 0 BB: 0 P: 10	R: 1 E: 0 K: 0 S: 20	H: 1 LOB: 2 BB: 2 P: 32	R: 0 E: 0 K: 1 S: 13	H: 1 LOB: 2 BB: 1 P: 20	R: 0 E: 0 K: 1 S: 12	H: 1 LOB: 1 BB: 0 P: 17	R: 0 E: 0 K: 0 S: 5	H: 0 LOB: 0 BB: 0 P: 7	R: 0 E: 0 K: 1 S: 9	H: 0 LOB: 1 BB: 1 P: 15	R: 0 E: 1 K: 0 S: 11	H: 0 LOB: 1 BB: 1 P: 20	R: 0 E: 0 K: 0 S: 9	H: 1 LOB: 3 BB: 2 P: 19	1B: 3 2B: 1 3B: 0 HR: 0	SF: 0 SAC: 0 DP: 1 HBP: 0	WP: 0 PB: 0 SB: 0 CS: 0	PA: 38							
PITCHER	IP	WLS	BF	H	R	ER	SO	BB	IBB	HBP	BLK	WP	HR	S	P	ERA	WHIP										
Curt Schilling, R ERA: 2.5 Mitch Williams, L ERA: 3.92	(1, 1)	7.0	S	29	3	1	1	4	5	0	0	0	0	74	120	0.00	2.000										

AB 34
R 2
H 6
RBI 2
BB 3
SO 7
LOB 16



AB 30
R 1
H 4
RBI 1
BB 8
SO 4
LOB 20



Batter	1	2	3	4	5	6	7	8	9	AB	R	H	RBI	BB	SO	LOB	TOP								
Stan Javier, S OBP: 0.324, SLG: 0.302	F9		F9		G5-3		K			4	0	0	0	0	1	2									
Ruben Amaro Jr, S OBP: 0.308, SLG: 0.325	G6-3			F8		2B		P6		4	1	1	0	0	0	0									
Dave Hollins, S OBP: 0.362, SLG: 0.454	HR			F8		F8-2		L4-3		3	1	2	2	1	0	0									
Ricky Jordan, R OBP: 0.279, SLG: 0.379	K			HR		F8		L4-3		4	1	1	0	0	1	2									
John Kruk, L OBP: 0.423, SLG: 0.449	K			HR		2B		L4-3		0	0	0	0	0	0	0									
Darren Daulton, L OBP: 0.387, SLG: 0.542		F7		HR		F8-2			F7	4	1	1	2	0	0	1									
Mariano Duncan, R OBP: 0.291, SLG: 0.383	K			L4					F9	4	1	1	0	0	1	0									
Tom Marsh, R OBP: 0.243, SLG: 0.292	G4-3				E6				P9	4	0	1	1	0	0	0									
Juan Bell, R OBP: 0.268, SLG: 0.273				K		F8				3	0	0	0	0	1	2									
Ben Rivera, R OBP: 0.143, SLG: 0.100				F9		SH1-4				1	0	0	0	0	0	0									
Mitch Williams, L OBP: 0.333, SLG: 0.333										0	0	0	0	0	0	0									
Mickey Morandini, L OBP: 0.304, SLG: 0.346										0	0	0	0	0	0	0									
Inning Stats	R: 1 E: 0 K: 1 S: 11	H: 1 LOB: 0 BB: 0 P: 15	R: 0 E: 0 K: 1 S: 8	H: 0 LOB: 0 BB: 0 P: 14	R: 0 E: 0 K: 1 S: 7	H: 0 LOB: 0 BB: 0 P: 7	R: 2 E: 0 K: 0 S: 7	H: 2 LOB: 0 BB: 0 P: 8	R: 0 E: 1 K: 0 S: 8	H: 0 LOB: 1 BB: 0 P: 10	R: 1 E: 0 K: 0 S: 8	H: 2 LOB: 1 BB: 0 P: 13	R: 1 E: 0 K: 1 S: 11	H: 2 LOB: 1 BB: 0 P: 15	R: 0 E: 0 K: 0 S: 4	H: 0 LOB: 0 BB: 0 P: 10	R: 0 E: 0 K: 0 S: 5	H: 0 LOB: 0 BB: 0 P: 8	1B: 3 2B: 4 3B: 0 HR: 2	SF: 0 SAC: 2 DP: 2 HBP: 0	WP: 0 PB: 0 SB: 1 CS: 0	PA: 34			
PITCHER	IP	WLS	BF	H	R	ER	SO	BB	IBB	HBP	BLK	WP	HR	S	P	ERA	WHIP								
Steve Avery, L ERA: 3.32	6.0		25	7	5	5	3	0	0	0	0	0	2	52	71	7.50	1.167								
Mark Wohlers, R ERA: 3.49	2.0		6	0	0	0	1	1	0	0	0	0	0	12	21	0.00	0.500								
Jeff Reardon, R ERA: 3.8	1.0	W	3	0	0	0	0	0	0	0	0	0	0	5	8	0.00	0.000								

Philadelphia Phillies @ Atlanta Braves
Atlanta-Fulton County Stadium, Atlanta, GA

AB 31
R 5
H 7
RBI 5
BB 1
SO 4
LOB 7



Sat Sep 05 1992, 7:05 PM EDT
Att: 33,755 - Cloudy - 73 F

Batter	1	2	3	4	5	6	7	8	9	AB	R	H	RBI	BB	SO	LOB	BOTTOM								
Otis Nixon, S OBP: 0.362, SLG: 0.378	G4-3		HR		F7			1B		3	1	1	0	1	0	1									
Jeff Blauser, R OBP: 0.336, SLG: 0.432	K		HR			L5		P4		4	1	1	2	0	1	1									
Terry Pendleton, S OBP: 0.337, SLG: 0.469	G4-3		G3			G3-1		P6		4	0	1	0	0	0	1									
David Justice, L OBP: 0.353, SLG: 0.414		G4-3		G6-3		G3-1		HR	1B	4	1	1	0	0	0	1									
Sid Bream, L OBP: 0.339, SLG: 0.428		G1-3		F8		P5		HR		4	1	1	2	0	0	1									
Lonnie Smith, R OBP: 0.333, SLG: 0.468				F9				HR	2B	4	1	2	0	0	0	0									
Greg Olson, R OBP: 0.316, SLG: 0.329		P3			K			F8		4	0	0	0	0	1	2									
Mark Lemke, S OBP: 0.311, SLG: 0.324				F7						3	0	1	0	0	1	0									
Brian Hunter, R OBP: 0.278, SLG: 0.502					SH1-4			K		1	1	1	2	0	0	0									
Steve Avery, L OBP: 0.191, SLG: 0.215										1	0	0	0	0	1	0									
Mark Wohlers, R					SH1-4					0	0	0	0	0	0	0									
Jeff Treadway, L OBP: 0.282, SLG: 0.289				K						1	0	0	0	0	0	0									
Jeff Reardon, R								F9		0	0	0	0	0	0	0									
Inning Stats	R: 0 E: 0 K: 1 S: 10	H: 0 LOB: 0 BB: 0 P: 11	R: 0 E: 0 K: 0 S: 10	H: 1 LOB: 1 BB: 0 P: 17	R: 2 E: 0 K: 1 S: 14	H: 1 LOB: 0 BB: 1 P: 25	R: 0 E: 0 K: 0 S: 10	H: 0 LOB: 0 BB: 0 P: 16	R: 0 E: 0 K: 0 S: 9	H: 1 LOB: 1 BB: 0 P: 13	R: 0 E: 0 K: 1 S: 8	H: 0 LOB: 0 BB: 0 P: 12	R: 0 E: 0 K: 0 S: 8	H: 1 LOB: 1 BB: 0 P: 15	R: 4 E: 0 K: 0 S: 13	H: 4 LOB: 0 BB: 0 P: 24	1B: 4 2B: 2 3B: 0 HR: 3	SF: 0 SAC: 1 DP: 0 HBP: 0	WP: 0 PB: 0 SB: 1 CS: 0	PA: 35					
PITCHER	IP	WLS	BF	H	R	ER	SO	BB	IBB	HBP	BLK	WP	HR	S	P	ERA	WHIP								
Ben Rivera, R ERA: 3.28	8.0		32	7	4	4	4	0	0	0	0	0	1	82	128	4.50	1.000								
Mitch Williams, L ERA: 4.16	0.1	L	3	2	2	2	0	0	0	0	0	0	1	8	15	54.00	6.000								

Philadelphia Phillies @ Atlanta Braves
Atlanta-Fulton County Stadium, Atlanta, GA

AB 33
R 6
H 9
RBI 6
BB 1
SO 4
LOB 7



Sat Sep 05 1992, 7:05 PM EDT
Att: 33,755 - Cloudy - 73 F

Batter	1	2	3	4	5	6	7	8	9	AB	R	H	RBI	BB	SO	LOB	TOP				
Ruben Amaro Jr. S OBP: 0.306, SLG: 0.323	1-2 G4-3		0-0 P2		3-2 G6-3		1-1 L9		0-0 1B	5	0	1	0	0	0	0	Philadelphia Phillies @ Atlanta Braves Atlanta-Fulton County Stadium, Atlanta, GA Sun Sep 06 1992, 3:33 AM EDT Att: 42,097 - Cloudy - 80 F				
Mickey Morandini L OBP: 0.312, SLG: 0.354	3-2 L6		3-2 1B		2-2 HR		2-2 1B		1-1 1B	5	1	4	1	0	0						
Dave Hollins S OBP: 0.363, SLG: 0.459	4-2 BB		1-3 K		0-1 HR		1-0 F9		3-2 P4	4	1	1	2	1	1						
Darren Daulton L OBP: 0.388, SLG: 0.541	2-2 G4-3			4-2 1B	2-2 1B		1-0 L3			3	0	1	0	1	0						
John Kruk L OBP: 0.421, SLG: 0.447		2-2 G3-1		3-2 F8	3-2 F8			1-0 CS		4	0	1	0	0	0						
Stan Javier S OBP: 0.326, SLG: 0.305		2-1 1B		2-2 1B		2-1 B2-3		1-1 P4		4	0	2	0	0	0						
Tom Marsh R OBP: 0.243, SLG: 0.304		0-1 F9		0-1 P9		0-0 G4-3		3-3 K		4	0	1	0	0	1						
Juan Bell R OBP: 0.257, SLG: 0.261		2-2 G1-3		2-3 K		2-0 G4-3		0-3 K		3	0	0	0	0	1						
Jim Lindeman R OBP: 0.296, SLG: 0.375										1	0	0	0	0	1						
Mike Hartley R OBP: 0.297, SLG: 0.397										0	0	0	0	0	0						
Cliff Brantley R OBP: 0.167, SLG: 0.167			2-2 F8			3-2 G4-3		1-1 P9		1	0	0	0	0	0						
Jeff Ciommetti L OBP: 0.336, SLG: 0.480									0-1 1B	1	0	0	0	0	0						
Kyle Abbott L OBP: 0.307, SLG: 0.411										0	0	0	0	0	0						
Ricky Jordan R OBP: 0.271, SLG: 0.277										1	0	0	0	0	0						
Keith Shepherd R OBP: 0.291, SLG: 0.397										0	0	0	0	0	0						
Mariano Duncan R OBP: 0.292, SLG: 0.336										1	1	1	0	0	0						
Inning Stats	R: 0 E: 0 K: 0 S: 11	H: 0 LOB: 1 BB: 1 P: 21	R: 0 E: 0 K: 0 S: 10	H: 1 LOB: 1 BB: 0 P: 16	R: 0 E: 0 K: 1 S: 11	H: 1 LOB: 1 BB: 0 P: 17	R: 0 E: 0 K: 1 S: 15	H: 1 LOB: 2 BB: 1 P: 26	R: 2 E: 0 K: 0 S: 20	H: 3 LOB: 1 BB: 0 P: 33	R: 0 E: 0 K: 0 S: 6	H: 1 LOB: 1 BB: 0 P: 11	R: 0 E: 0 K: 0 S: 7	H: 1 LOB: 1 BB: 0 P: 12	R: 0 E: 0 K: 1 S: 6	H: 1 LOB: 1 BB: 0 P: 11	R: 1 E: 0 K: 1 S: 11	H: 3 LOB: 1 BB: 0 P: 15	1B: 10 2B: 2 3B: 0 HR: 1	SF: 0 SAC: 0 DP: 1 HBP: 0	WP: 0 PA: 39 CS: 1
PITCHER	IP WLS BF H R ER SO BB IBB HBP BLK WP HR S P ERA WHIP																				
Pete Smith R ERA: 2.57	(1, 1) 4.2 22 6 2 2 2 2 2 0 0 0 0 0 0 1 63 106 3.86 1.714																				
Mark Davis L ERA: 7.01	(5, 1) 0.1 1 0 0 0 0 0 0 0 0 0 0 0 0 0 4 7 0.00 0.000																				
Marvin Freeman R ERA: 3.71	(6, 1) 1.0 4 1 0 0 0 0 0 0 0 0 0 0 0 0 6 11 0.00 1.000																				
Mike Stanton L ERA: 4.93	(7, 1) 1.1 6 2 0 0 0 0 0 0 0 0 0 0 0 0 10 17 0.00 1.500																				
Alejandro Pena R ERA: 4.02	(8, 1) 0.2 1 0 0 0 0 1 0 0 0 0 0 0 0 0 3 6 0.00 0.000																				

AB	37
R	3
H	12
RBI	3
BB	2
SO	4
LOB	17



Batter	1	2	3	4	5	6	7	8	9	AB	R	H	RBI	BB	SO	LOB	BOTTOM				
Otis Nixon S OBP: 0.365, SLG: 0.378	4-0 G4-3 HBP SF6 BB		4-1 CS BB		1-0 F8		2-1 G6-3		2-0 1B	3	1	1	1	2	0	0	Philadelphia Phillies @ Atlanta Braves Atlanta-Fulton County Stadium, Atlanta, GA Sun Sep 06 1992, 3:33 AM EDT Att: 42,097 - Cloudy - 80 F				
Jeff Blausner R OBP: 0.338, SLG: 0.431	3-2 G4-3 HBP		1-0 G6-3 1B		2-2 P3		1-0 F9			3	0	1	0	0	0						
Rafael Belliard R OBP: 0.264, SLG: 0.250	1-2 HBP		1-2 1B							0	0	0	0	0	0						
Terry Pendleton S OBP: 0.339, SLG: 0.474	2-1 G4-3		2-1 G6-3 1B		0-0 HR			1-2 G1-4-3		4	1	2	1	0	0						
David Justice L OBP: 0.352, SLG: 0.412	1-0 SF6		2-1 G6-3		4-2 FC6 BB			2-2 F7		2	0	0	1	1	0						
Sid Bream L OBP: 0.344, SLG: 0.434	4-0 3-H			1-2 G3 SF9 2B	1-0 FC6			1-1 S 1B		3	1	2	0	1	0						
Deion Sanders L OBP: 0.348, SLG: 0.505										0	0	0	0	0	0						
Jeff Reardon R OBP: 0.264, SLG: 0.250										0	0	0	0	0	0						
Ron Gant R OBP: 0.319, SLG: 0.393	0-0 F7			1-0 G3		2-0 G5-3		1-2 P3		4	0	0	0	0	4						
Damon Berryhill S OBP: 0.252, SLG: 0.371		2-2 F9		3-2 SF9		2-3 K			4-1 E SH 1B BB	2	0	0	1	0	1						
Mike Stanton L OBP: 0.500, SLG: 0.500										0	0	0	0	0	0						
Alejandro Pena R OBP: 0.281, SLG: 0.502										0	0	0	0	0	0						
Brian Hunter R OBP: 0.281, SLG: 0.502										0	1	0	0	1	0						
Mark Lemke S OBP: 0.311, SLG: 0.322		2-2 F8		3-H 4-0 BB		0-0 G4-3			0-0 SH 1B	2	0	0	0	1	0						
Pete Smith R OBP: 0.311, SLG: 0.322			1-2 F9		1-1 F8				4-0 1B	2	0	0	0	0	0						
Mark Davis L OBP: 0.311, SLG: 0.322										0	0	0	0	0	0						
Marvin Freeman R OBP: 0.500, SLG: 0.500										0	0	0	0	0	0						
Greg Olson R OBP: 0.317, SLG: 0.327										1	0	0	0	1	0						
Inning Stats	R: 1 E: 0 K: 0 S: 8	H: 0 LOB: 2 BB: 2 P: 22	R: 0 E: 0 K: 0 S: 9	H: 0 LOB: 0 BB: 0 P: 14	R: 0 E: 0 K: 0 S: 6	H: 2 LOB: 1 BB: 1 P: 15	R: 1 E: 0 K: 0 S: 13	H: 1 LOB: 1 BB: 1 P: 23	R: 1 E: 0 K: 0 S: 8	H: 1 LOB: 1 BB: 1 P: 16	R: 0 E: 0 K: 1 S: 6	H: 0 LOB: 0 BB: 0 P: 10	R: 0 E: 0 K: 0 S: 4	H: 0 LOB: 0 BB: 0 P: 8	R: 0 E: 0 K: 0 S: 12	H: 1 LOB: 2 BB: 0 P: 17	R: 1 E: 1 K: 0 S: 3	H: 1 LOB: 3 BB: 2 P: 13	1B: 4 2B: 1 3B: 0 HR: 1	SF: 2 SAC: 1 DP: 0 HBP: 1	WP: 0 PA: 37 CS: 1
PITCHER	IP WLS BF H R ER SO BB IBB HBP BLK WP HR S P ERA WHIP																				
Cliff Brantley R ERA: 4.48	(1, 1) 4.0 18 3 2 2 2 0 0 0 0 0 0 1 8 74 4.50 1.750																				
Kyle Abbott L ERA: 5.00	(5, 1) 1.0 5 1 1 1 0 1 0 0 0 0 0 1 8 16 9.00 2.000																				
Keith Shepherd R ERA: 3.71	(6, 1) 3.0 10 1 0 0 1 0 0 0 0 0 0 22 35 0.00 0.333																				
Mike Hartley R ERA: 3.74	(9, 1) 0.0 L 4 1 1 1 0 1 1 0 0 0 0 0 3 13 ∞ ∞																				

AB	26
R	4
H	6
RBI	4
BB	7
SO	1
LOB	10



Batter	1	2	3	4	5	6	7	8	9	AB	R	H	RBI	BB	SO	LOB	TOP					
Brett Butler, L OBP: 0.413, SLG: 0.395										3	0	1	0	2	0	3	Los Angeles Dodgers @ Atlanta Braves Atlanta-Fulton County Stadium, Atlanta, GA Mon Sep 07 1992, 3:33 AM EDT Att: 40,322 - Cloudy - 79 F					
Lenny Harris, L OBP: 0.330, SLG: 0.318										1	0	1	0	2	0	0						
Mike Sharperson, R OBP: 0.402, SLG: 0.409										1	0	0	0	0	0	0						
Daryl Strawberry, L OBP: 0.314, SLG: 0.360										3	0	0	0	0	1	4						
Billy Ashley, R OBP: 0.143, SLG: 0.214										1	0	1	0	0	0	0						
Eric Karros, R OBP: 0.298, SLG: 0.441										4	0	0	0	0	2	5						
Henry Rodriguez, L OBP: 0.255, SLG: 0.366										3	0	0	0	0	2	2						
Mike Piazza, R OBP: 0.429, SLG: 0.417										1	0	0	0	0	0	1						
Tom Goodwin, L OBP: 0.233, SLG: 0.214										0	0	0	0	0	0	0						
Mike Scioscia, L OBP: 0.290, SLG: 0.275										3	0	0	0	1	1	0						
Dave Hansen, L OBP: 0.294, SLG: 0.304										3	1	0	0	1	2	1						
Rafael Bourimigal, R OBP: 0.133, SLG: 0.071										2	0	0	0	0	0	0						
Mitch Webster, S OBP: 0.327, SLG: 0.395										1	0	1	0	0	0	0						
Eric Young Sr., R OBP: 0.261, SLG: 0.218										1	0	1	0	0	0	0						
Pedro Astacio, R OBP: 0.286, SLG: 0.296										2	0	0	0	0	1	0						
Tim Crews, R OBP: 0.292, SLG: 0.345										0	0	0	0	0	0	0						
Todd Benzinger, S OBP: 0.272, SLG: 0.345										1	0	0	0	0	0	2						
Kip Gross, R OBP: 1.000, SLG: 1.000										0	0	0	0	0	0	0						
Carlos Hernandez, R OBP: 0.317, SLG: 0.337										1	0	0	1	0	0	1						
Inning Stats	R: 0 E: 0 K: 3 S: 10	H: 0 LOB: 2 BB: 2 P: 24	R: 0 E: 0 K: 1 S: 9	H: 0 LOB: 0 BB: 0 P: 14	R: 0 E: 0 K: 1 S: 10	H: 0 LOB: 2 BB: 2 P: 20	R: 0 E: 0 K: 2 S: 9	H: 0 LOB: 0 BB: 0 P: 14	R: 0 E: 0 K: 0 S: 10	H: 2 LOB: 2 BB: 0 P: 15	R: 0 E: 0 K: 1 S: 10	H: 0 LOB: 0 BB: 0 P: 17	R: 0 E: 0 K: 1 S: 12	H: 1 LOB: 2 BB: 1 P: 22	R: 0 E: 0 K: 0 S: 12	H: 1 LOB: 1 BB: 0 P: 14	R: 1 E: 0 K: 0 S: 17	H: 1 LOB: 1 BB: 1 P: 28	1B: 4 2B: 1 3B: 0 HR: 0	SF: 0 SAC: 0 DP: 0 HBP: 0	WP: 0 PB: 1 SB: 2 CS: 0	PA: 37
PITCHER	IP WLS BF H R ER SO BB IBB HBP BLK WP HR S P ERA WHIP																					
29 John Smoltz, R ERA: 2.85	7.0 W 28 3 0 0 9 5 0 0 0 0 0 0 70 126 0.00 1.143																					
Mike Stanton, L ERA: 4.53	1.0 4 1 0 0 0 0 0 0 0 0 0 0 12 14 0.00 1.000																					
Mark Wohlers, R ERA: 3.32	1.0 5 1 1 0 0 1 0 0 0 0 0 0 17 28 0.00 2.000																					
Batter	1	2	3	4	5	6	7	8	9	AB	R	H	RBI	BB	SO	LOB	BOTTOM					
Otis Nixon, S OBP: 0.367, SLG: 0.379										4	0	2	0	0	0	2	Los Angeles Dodgers @ Atlanta Braves Atlanta-Fulton County Stadium, Atlanta, GA Mon Sep 07 1992, 3:33 AM EDT Att: 40,322 - Cloudy - 79 F					
Ron Gant, R OBP: 0.320, SLG: 0.394										1	0	1	0	0	0	0						
Jeff Blauser, R OBP: 0.343, SLG: 0.436										4	1	3	0	0	1	1						
Rafael Belliard, R OBP: 0.263, SLG: 0.249										1	0	0	0	0	0	1						
Terry Pendleton, S OBP: 0.337, SLG: 0.474										5	1	1	1	0	1	5						
David Justice, L OBP: 0.355, SLG: 0.414										5	1	3	1	0	1	1						
Sid Bream, L OBP: 0.342, SLG: 0.428										4	0	0	0	1	0	3						
Lonnie Smith, R OBP: 0.336, SLG: 0.461										4	2	1	0	1	0	5						
Damon Berryhill, S OBP: 0.259, SLG: 0.375										3	1	2	1	1	1	0						
Mark Lemke, S OBP: 0.311, SLG: 0.322										3	1	1	2	0	0	2						
29 John Smoltz, R OBP: 0.243, SLG: 0.221										3	0	2	1	0	1	0						
Melvin Nieves, S OBP: 0.400, SLG: 0.250										1	0	0	0	0	0	2						
Mike Stanton, L OBP: 0.500, SLG: 0.500										0	0	0	0	0	0	0						
Mark Wohlers, R ERA: 3.0										0	0	0	0	0	0	0						
Inning Stats	R: 0 E: 0 K: 1 S: 9	H: 1 LOB: 1 BB: 0 P: 12	R: 0 E: 0 K: 1 S: 8	H: 0 LOB: 0 BB: 0 P: 13	R: 0 E: 0 K: 2 S: 14	H: 2 LOB: 1 BB: 0 P: 23	R: 3 E: 0 K: 1 S: 12	H: 4 LOB: 1 BB: 0 P: 20	R: 0 E: 0 K: 0 S: 5	H: 2 LOB: 1 BB: 0 P: 7	R: 1 E: 0 K: 0 S: 8	H: 1 LOB: 1 BB: 2 P: 19	R: 3 E: 1 K: 0 S: 12	H: 4 LOB: 2 BB: 0 P: 20	R: 0 E: 0 K: 0 S: 11	H: 2 LOB: 3 BB: 1 P: 22	1B: 15 2B: 1 3B: 0 HR: 0	SF: 1 SAC: 0 DP: 1 HBP: 0	WP: 0 PB: 0 SB: 1 CS: 1	PA: 42		
PITCHER	IP WLS BF H R ER SO BB IBB HBP BLK WP HR S P ERA WHIP																					
Pedro Astacio, R ERA: 1.88	5.0 L 25 9 4 3 0 5 2 0 0 0 0 0 49 84 0.00 1.000																					
Tim Crews, R ERA: 4.5	1.0 3 1 0 0 0 0 0 0 0 0 0 0 7 10 0.00 1.000																					
Kip Gross, R ERA: 3.0	2.0 14 6 3 2 0 1 0 0 0 0 0 0 23 42 9.00 3.500																					


Batter	1	2	3	4	5	6	7	8	9	AB	R	H	RBI	BB	SO	LOB	TOP					
Jose Offerman, S OBP: 0.338, SLG: 0.345	1-1 G5-3	0-0 1B		0-0 L9		3-3 K		0-0 F8		5	1	1	1	0	1	1	Los Angeles Dodgers @ Atlanta Braves Atlanta-Fulton County Stadium, Atlanta, GA Tue Sep 08 1992, 7:05 PM EDT Att: 36,970 - Cloudy - 87 F					
Brett Butler, L OBP: 0.416, SLG: 0.398	1-0 1B	0-0 1B		1-0 G1-3			4-0 G6-3 G5-3 BB	0-2 SH1-4 1B	4	2	3	0	1	0	0							
Mike Sharperson, R OBP: 0.402, SLG: 0.409	1-0 F7	0-1 S		1-3 1B	2-1 G3		1-2 G5-3	0-0 SH1-4 1B	5	0	2	1	0	0	2							
Darryl Strawberry, L OBP: 0.312, SLG: 0.377	3-1 1B			1-1 P5			2-1 G6-3	2-1 SH1-4	4	0	1	0	0	0	2							
Henny Rodriguez, L OBP: 0.255, SLG: 0.366	1-3 1B	1-2 3-H		2-0 1B			2-3 G4-1	1-2 2-3	0	0	0	0	0	0	0							
Eric Karros, R OBP: 0.299, SLG: 0.441	1-1 FC5-4 1B		0-1 L7		3-1 1B		0-0 G4-1	0-3 K	5	0	2	1	0	1	3							
Mike Piazza, R OBP: 0.368, SLG: 0.353	1-0 FC5-4 1-2		3-2 L7		2-2 1B			1-3 K	0-0 F8	5	0	1	0	0	1	4						
Billy Ashley, R OBP: 0.222, SLG: 0.235		1-3 K		4-0 BB				1-0 G3 1B		3	1	1	0	1	2	2						
Eric Young Sr., R OBP: 0.266, SLG: 0.225		1-2 SH5-4 1B		1-3 K			0-2 G6-3	1-0 G3	2	1	1	0	0	1	1							
Lenny Harris, L OBP: 0.326, SLG: 0.316								1-2 1B		2	0	0	0	0	1							
Bob Ojeda, L ERA: 3.88		0-1 SH5-4		1-1 G3-1			0-1 G6-3	0-0 2-H 1B		0	0	0	0	0	0	0						
Inning Stats	R: 1 E: 0 K: 0 S: 10	H: 3 LOB: 2 BB: 0 P: 17	R: 3 E: 0 K: 1 S: 13	H: 4 LOB: 1 BB: 0 P: 17	R: 0 E: 0 K: 1 S: 8	H: 0 LOB: 1 BB: 1 P: 16	R: 0 E: 0 K: 0 S: 4	H: 0 LOB: 0 BB: 0 P: 6	R: 0 E: 0 K: 1 S: 13	H: 2 LOB: 2 BB: 0 P: 23	R: 0 E: 0 K: 1 S: 8	H: 0 LOB: 0 BB: 0 P: 11	R: 0 E: 0 K: 0 S: 6	H: 0 LOB: 1 BB: 1 P: 13	R: 1 E: 0 K: 1 S: 7	H: 2 LOB: 1 BB: 0 P: 10	R: 0 E: 0 K: 1 S: 10	H: 2 LOB: 2 BB: 0 P: 12	1B: 13 2B: 0 3B: 0 HR: 0	SF: 0 SAC: 2 DP: 0 HBP: 0	WP: 0 PB: 0 SB: 2 CS: 0	PA: 42
PITCHER	IP WLS BF H R ER SO BB IBB HBP BLK WP HR S P ERA WHIP																					
Charlie Leibrandt, L ERA: 3.56	(1, 1) 4.2 24 9 4 4 2 1 0 0 0 0 0 0 45 74 7.71 2.143																					
Marvin Freeman, R ERA: 3.56	(5, 1) 2.1 W 8 0 0 0 2 1 0 0 0 0 0 0 17 29 0.00 0.429																					
Alejandro Pena, R ERA: 4.17	(8, 1) 0.2 3 1 1 1 1 0 0 0 0 0 0 0 5 8 13.50 1.500																					
Mike Stanton, L ERA: 4.8	(8, 1) 0.1 2 1 0 0 0 0 0 0 0 0 0 0 2 2 0.00 3.000																					
Jeff Reardon, R ERA: 3.83	(9, 1) 1.0 S 5 2 0 0 1 0 0 0 0 0 0 0 10 12 0.00 2.000																					

Batter	1	2	3	4	5	6	7	8	9	AB	R	H	RBI	BB	SO	LOB	BOTTOM			
Otis Nixon, S OBP: 0.362, SLG: 0.374	1-0 G4-3		2-1 B3	1-1 G5-3	0-0 F7		0-3 K		5	0	0	0	0	1	3	Los Angeles Dodgers @ Atlanta Braves Atlanta-Fulton County Stadium, Atlanta, GA Tue Sep 08 1992, 7:05 PM EDT Att: 36,970 - Cloudy - 87 F				
Jeff Blausen, R OBP: 0.347, SLG: 0.444	1-2 S		0-0 BB	4-1 HR	0-0 F8		1-1 FC4-6		4	3	2	0	1	0	3					
Alejandro Pena, R OBP: 0.500, SLG: 0.500	S SF8		BB 2B	HR BB					0	0	0	0	0	0	0					
Tommy Gregg, L OBP: 0.500, SLG: 0.333	2B		2B	BB					0	0	0	0	0	0	0					
Terry Pendleton, S OBP: 0.341, SLG: 0.479	4-2 BB		4-1 BB	0-0 HR		2-2 F7		4-1 FC5-4 BB	2	2	1	2	3	0	0					
Lonnie Smith, R OBP: 0.331, SLG: 0.454	0-1 SF8		1-3 K	1-0 S		1-3 K		1-3 K	4	1	1	1	0	3	3					
Jeff Reardon, R ERA: 3.83				1B					0	0	0	0	0	0	0					
Brian Hunter, R OBP: 0.294, SLG: 0.507	4-1 3-H		4-2 1B	0-2 E		2-2 1B		2-3 K	2	1	2	1	2	0	0					
Sid Bream, L OBP: 0.341, SLG: 0.427	1-2 BB		1-2 1B	1-H 1B				1-0 K	1	0	0	0	0	1	1					
Ron Gant, R OBP: 0.319, SLG: 0.392	2-3 K		2-1 1B	0-0 E1		1-1 F8		0-1 FC5-4	5	0	1	2	0	1	5					
Greg Olson, R OBP: 0.320, SLG: 0.330		0-1 G6-3	1-3 1B	2-2 F8				0-0 SH5-3 1B	4	0	2	1	0	0	2					
Mark Lemke, S OBP: 0.308, SLG: 0.320		2-0 F8	1-1 L7		2-3 K			0-0 SH5-3	3	0	0	0	0	1	2					
Charlie Leibrandt, R OBP: 0.102, SLG: 0.104	(1, 1) 2.2 16 4 4 4 2 4 0 0 0 0 0 0 34 67 13.50 3.000																			
Marvin Freeman, R ERA: 2.95	(5, 1) 0.1 1 0 0 0 0 0 0 0 0 0 0 2 3 0.00 0.000																			
Tim Crews, R ERA: 5.05	(4, 1) 2.0 L 12 4 3 3 1 1 0 0 0 0 1 22 34 13.50 2.500																			
Roger McDowell, R ERA: 3.95	(6, 1) 2.0 9 2 0 0 2 1 0 0 0 0 0 21 32 0.00 1.500																			
Jim Gatt, R ERA: 1.94	(8, 1) 1.0 4 0 0 0 2 1 0 0 0 0 0 10 16 0.00 1.000																			
Inning Stats	R: 1 E: 0 K: 1 S: 14	H: 1 LOB: 2 BB: 2 P: 26	R: 0 E: 0 K: 0 S: 7	H: 0 LOB: 0 BB: 0 P: 12	R: 3 E: 1 K: 1 S: 15	H: 3 LOB: 2 BB: 2 P: 32	R: 3 E: 1 K: 0 S: 15	H: 3 LOB: 1 BB: 1 P: 23	R: 0 E: 0 K: 1 S: 7	H: 1 LOB: 1 BB: 0 P: 11	R: 0 E: 0 K: 1 S: 11	H: 1 LOB: 0 BB: 0 P: 17	R: 0 E: 0 K: 1 S: 10	H: 1 LOB: 2 BB: 1 P: 15	R: 0 E: 0 K: 2 S: 10	H: 0 LOB: 1 BB: 1 P: 16	1B: 7 2B: 2 3B: 0 HR: 1	SF: 1 SAC: 1 DP: 0 HBP: 0	WP: 0 PB: 0 SB: 2 CS: 0	PA: 42
PITCHER	IP WLS BF H R ER SO BB IBB HBP BLK WP HR S P ERA WHIP																			

Batter	1	2	3	4	5	6	7	8	9	AB	R	H	RBI	BB	SO	LOB	TOP										
Bip Roberts, S OBP: 0.379, SLG: 0.397 (1, 7)										4	1	2	5	1	0	3											
Reggie Sanders, R OBP: 0.362, SLG: 0.486 (1, 8)										3	1	2	0	1	0	0											
Barry Larkin, R OBP: 0.387, SLG: 0.449 (1, 6)										5	0	2	0	0	0	5											
Chris Sabo, R OBP: 0.306, SLG: 0.429 (1, 5)										5	0	0	0	0	0	4											
Glenn Braggs, R OBP: 0.328, SLG: 0.396 (1, 9)										5	0	1	0	0	1	2											
Joe Oliver, R OBP: 0.313, SLG: 0.391 (1, 2)										5	0	1	0	0	0	2											
Hal Morris, L OBP: 0.364, SLG: 0.409 (1, 3)											2	3	0	0	2	0	2										
Bill Doran, S OBP: 0.344, SLG: 0.352 (1, 4)											2	2	2	0	2	0	0										
Inning Stats	R: 0 E: 0 K: 0 S: 7	H: 1 LOB: 1 BB: 1 P: 13	R: 2 E: 0 K: 0 S: 11	H: 3 LOB: 2 BB: 1 P: 24	R: 1 E: 0 K: 0 S: 9	H: 2 LOB: 0 BB: 0 P: 16	R: 1 E: 0 K: 0 S: 16	H: 2 LOB: 3 BB: 1 P: 30	R: 0 E: 0 K: 0 S: 3	H: 0 LOB: 0 BB: 0 P: 4	R: 3 E: 0 K: 1 S: 21	H: 1 LOB: 0 BB: 2 P: 35	R: 0 E: 0 K: 0 S: 8	H: 0 LOB: 0 BB: 0 P: 15	R: 0 E: 0 K: 1 S: 8	H: 1 LOB: 1 BB: 0 P: 9	R: 0 E: 0 K: 1 S: 12	H: 1 LOB: 2 BB: 1 P: 20	1B: 9 2B: 1 3B: 0 HR: 1	SF: 0 SAC: 0 DP: 2 HBP: 1	WP: 0 PB: 0 SB: 0 CS: 0	PA: 42					
PITCHER	IP	WLS	BF	H	R	ER	SO	BB	IBB	HBP	BLK	WP	HR	S	P	ERA	WHIP										
Tom Glavine, L ERA: 2.81 (1, 1)	5.0	W	24	8	4	4	0	3	0	1	0	0	0	46	87	7.20	2.200										
Kent Mercker, L ERA: 3.59 (6, 1)	0.1		4	1	3	3	1	2	0	0	0	0	1	19	32	81.00	9.000										
Mark Wohlers, R ERA: 2.96 (6, 1)	2.2		9	1	0	0	1	0	0	0	0	0	0	18	27	0.00	0.375										
Jeff Reardon, R ERA: 3.75 (9, 1)	1.0		5	1	0	0	1	1	0	0	0	0	0	12	20	0.00	2.000										

Cincinnati Reds @ Atlanta Braves
Atlanta-Fulton County Stadium, Atlanta, GA
Wed Sep 09 1992, 7:05 PM EDT
Att: 41,809 - Cloudy - 83 F


AB 35
R 7
H 11
RBI 6
BB 6
SO 3
LOB 24



Batter	1	2	3	4	5	6	7	8	9	AB	R	H	RBI	BB	SO	LOB	BOTTOM										
Otis Nixon, S OBP: 0.365, SLG: 0.374 (1, 8)										3	2	1	0	2	1	2											
Jeff Blausler, R OBP: 0.354, SLG: 0.458 (1, 6)										5	2	4	3	0	1	2											
Rafael Belliard, R OBP: 0.263, SLG: 0.249 (8, 6)										0	0	0	0	0	0	0											
Terry Pendleton, S OBP: 0.342, SLG: 0.483 (1, 5)										4	1	1	2	1	0	4											
David Justice, L OBP: 0.355, SLG: 0.410 (1, 9)										4	1	0	0	1	1	1											
Sid Bream, L OBP: 0.345, SLG: 0.438 (8, PH)										3	2	2	2	1	1	0											
Brian Hunter, R OBP: 0.292, SLG: 0.505 (9, 3)										1	0	0	0	0	0	0											
Lonnie Smith, R OBP: 0.336, SLG: 0.475 (6, FR)										3	1	1	3	0	1	2											
Ron Gant, R OBP: 0.319, SLG: 0.391 (7, 7)										1	0	0	0	0	0	0											
Greg Olson, R OBP: 0.319, SLG: 0.329 (1, 2)										4	1	1	0	0	1	2											
Mark Lemke, S OBP: 0.313, SLG: 0.319 (1, 4)										1	1	0	0	3	0	1											
Tom Glavine, L OBP: 0.276, SLG: 0.301 (6, 1)										1	1	1	1	0	0	0											
Kent Mercker, L (6, 1)										0	0	0	0	0	0	0											
Mark Wohlers, R (6, 1)										1	0	0	0	0	1	2											
Jeff Reardon, R (9, 1)										0	0	0	0	0	0	0											
Inning Stats	R: 7 E: 0 K: 0 S: 27	H: 6 LOB: 2 BB: 3 P: 53	R: 1 E: 0 K: 2 S: 11	H: 1 LOB: 0 BB: 0 P: 15	R: 0 E: 1 K: 1 S: 12	H: 0 LOB: 1 BB: 1 P: 18	R: 0 E: 0 K: 0 S: 7	H: 0 LOB: 2 BB: 2 P: 19	R: 3 E: 0 K: 2 S: 15	H: 2 LOB: 0 BB: 1 P: 25	R: 0 E: 0 K: 2 S: 8	H: 0 LOB: 2 BB: 1 P: 15	R: 1 E: 1 K: 0 S: 10	H: 2 LOB: 0 BB: 0 P: 18	R: 0 E: 0 K: 0 S: 5	H: 0 LOB: 0 BB: 0 P: 10	1B: 6 2B: 3 3B: 0 HR: 3	SF: 0 SAC: 3 DP: 1 HBP: 1	WP: 0 PB: 0 SB: 1 CS: 1	PA: 43							
PITCHER	IP	WLS	BF	H	R	ER	SO	BB	IBB	HBP	BLK	WP	HR	S	P	ERA	WHIP										
Tim Belcher, R ERA: 4.28 (1, 1)	0.2	L	9	5	7	7	0	2	0	0	0	0	0	5	12	0.00	6.000										
Tom Bolton, L ERA: 4.51 (2, 1)	2.0		8	1	1	1	3	1	0	0	0	0	1	23	33	4.50	1.000										
Steve Foster, R ERA: 3.63 (4, 1)	2.0		11	2	3	3	2	3	0	0	0	0	1	22	44	13.50	2.500										
Milt Hill, R ERA: (6, 1)	2.0		9	2	1	0	2	0	1	1	0	0	0	18	33	0.00	1.000										

Cincinnati Reds @ Atlanta Braves
Atlanta-Fulton County Stadium, Atlanta, GA
Wed Sep 09 1992, 7:05 PM EDT
Att: 41,809 - Cloudy - 83 F

AB 31
R 12
H 11
RBI 11
BB 8
SO 7
LOB 16



Batter	1	2	3	4	5	6	7	8	9	AB	R	H	RBI	BB	SO	LOB	TOP								
Bip Roberts, S (1, 7) OBP: 0.378, SLG: 0.396	0-0 F7		2-2 G6-3			2-2 G5-3 1B		1-1 G1-3		4	1	1	0	0	0	0	Cincinnati Reds @ Atlanta Braves Atlanta-Fulton County Stadium, Atlanta, GA Thu Sep 10 1992, 3:33 AM EDT Att: 41,265 - Cloudy - 84 F								
Reggie Sanders, R (1, 8) OBP: 0.358, SLG: 0.480	0-1 G1		0-0 G5-3			2-2 F9		0-0 L5		4	0	0	0	0	0	1									
Barry Larkin, R (1, 6) OBP: 0.386, SLG: 0.447	2-2 F9			0-2 G1-3		0-0 G5-3 1B		3-1 G6-3		4	0	1	0	0	0	0									
Chris Sabo, R (1, 5) OBP: 0.303, SLG: 0.425		1-1 G5-3		2-2 G4-3		1-1 G5-3		2-3 K		3	0	0	1	0	0	1									
Milt Hill, R (6, 1)						1 SAFE G5-3				0	0	0	0	0	0	0									
Steve Foster, R (8, 1) OBP: 0.200, SLG: 0.200						1-2 G5-3				0	0	0	0	0	0	0									
Geronimo Berroa, R (9, PH) OBP: 0.308, SLG: 0.182						3-H G5-3				1	0	0	0	0	1	0									
Scott Bankhead, R (9, 1) OBP: 0.222, SLG: 0.222						1-0 G1-3				0	0	0	0	0	0	0									
Glenn Braggs, R (1, 9) OBP: 0.330, SLG: 0.410		0-2 HR		1-2 L9				0-3 K		1	1	1	1	0	0	0									
Cesar Hernandez, R (2, 9) OBP: 0.263, SLG: 0.342										3	0	0	0	0	1	1									
Joe Oliver, R (1, 2) OBP: 0.315, SLG: 0.391		4-1 BB				0-0 G6-3		0-0 G6-3		3	0	1	0	1	0	0									
Hal Morris, L (1, 3) OBP: 0.360, SLG: 0.405	3-2 F7					2-3 K		2-3 K		4	0	0	0	0	2	2									
Bill Doran, S (1, 4) OBP: 0.346, SLG: 0.354	1-0 F7					1-2 1B		2-1 1B		3	0	2	0	0	0	1									
Greg Swindell, L (1, 1) OBP: 0.145, SLG: 0.162			0-1 G6-3			1-1 F9		2-3 K		2	0	0	0	0	0	1									
Willie Greene, L (6, 5) OBP: 0.313, SLG: 0.333										1	0	0	0	0	1	1									
Inning Stats	R: 0 E: 0 K: 0 S: 7	H: 0 LOB: 0 BB: 0 P: 9	R: 1 E: 0 K: 0 S: 11	H: 1 LOB: 1 BB: 1 P: 20	R: 0 E: 0 K: 0 S: 6	H: 0 LOB: 0 BB: 0 P: 8	R: 0 E: 0 K: 0 S: 9	H: 0 LOB: 0 BB: 0 P: 12	R: 0 E: 0 K: 1 S: 9	H: 1 LOB: 1 BB: 0 P: 13	R: 1 E: 0 K: 0 S: 13	H: 2 LOB: 1 BB: 0 P: 18	R: 0 E: 0 K: 2 S: 12	H: 1 LOB: 1 BB: 0 P: 20	R: 0 E: 0 K: 0 S: 5	H: 0 LOB: 0 BB: 0 P: 9	R: 0 E: 0 K: 2 S: 8	H: 1 LOB: 1 BB: 0 P: 10	1B: 5 2B: 0 3B: 0 HR: 1	SF: 0 SAC: 0 DP: 0 HBP: 0	WP: 0 PB: 0 SB: 0 CS: 0	PA: 34			
PITCHER	IP	WLS	BF	H	R	ER	SO	BB	IBB	HBP	BLK	WP	HR	S	P	ERA	WHIP								
Steve Avery, L (1, 1) ERA: 3.28	8.0		30	5	2	2	3	1	0	0	0	0	1	72	109	2.25	0.750								
Mike Stanton, L (9, 1) ERA: 4.7	1.0	W	4	1	0	0	2	0	0	0	0	0	0	8	10	0.00	1.000								

Batter	1	2	3	4	5	6	7	8	9	AB	R	H	RBI	BB	SO	LOB	BOTTOM								
Otis Nixon, S (1, 9) OBP: 0.362, SLG: 0.370	0-3 K		0-3 K			0-0 B3		2-2 L8		4	0	0	0	0	2	0	Cincinnati Reds @ Atlanta Braves Atlanta-Fulton County Stadium, Atlanta, GA Thu Sep 10 1992, 3:33 AM EDT Att: 41,265 - Cloudy - 84 F								
Jeff Blauser, R (1, 6) OBP: 0.363, SLG: 0.462	1-2 G6-4-3 1B		2-1 G4-6-3 1B		4-1 BB		4-2 F9-3 BB			2	0	2	0	2	0	0									
Terry Pendleton, S (1, 5) OBP: 0.339, SLG: 0.480	2-2 G6-4-3 1-2		0-1 G4-6-3 1-2		0-0 P3		1-0 F9-3 1-2			4	0	0	0	0	0	4									
Lonnie Smith, R (1, 7) OBP: 0.333, SLG: 0.464		1-2 E5 1B		1-1 F9		2-3 K		4-2 SF7 BB		3	1	0	0	1	1	0									
Deion Sanders, L (9, PR) OBP: 0.348, SLG: 0.505										0	1	0	0	0	0	0									
Brian Hunter, R (1, 3) OBP: 0.293, SLG: 0.502		0-0 F8-5 1B		2-3 K		0-3 K		4-0 1 SAFE 1 SAFE 1 SAFE 1B		3	0	1	0	0	2	0									
David Justice, L (9, PH) OBP: 0.356, SLG: 0.410		1-2 1B								0	0	0	0	1	0	0									
Ron Gant, R (1, 8) OBP: 0.320, SLG: 0.397		2-2 F8-5 1-2 2-H 1B		1-2 1B 3B		1-3 K		1-2 SF7 3-H		3	1	2	2	0	1	0									
Greg Olson, R (1, 2) OBP: 0.319, SLG: 0.329		3-1 F8-5 1-2 2-3 1B		0-1 1B		1-0 G4-3				3	0	1	1	0	0	2									
Mark Lemke, S (1, 4) OBP: 0.313, SLG: 0.317		4-0 IBB		3-H P4		2-3 K				2	0	0	0	1	1	1									
Steve Avery, L (1, 1) OBP: 0.183, SLG: 0.206			0-3 K					2-2 P6		3	0	0	0	0	2	2									
Mike Stanton, L (9, 1) OBP: 0.500, SLG: 0.500										0	0	0	0	0	0	0									
Inning Stats	R: 0 E: 0 K: 1 S: 10	H: 1 LOB: 0 BB: 0 P: 13	R: 1 E: 1 K: 1 S: 14	H: 2 LOB: 2 BB: 1 P: 24	R: 0 E: 0 K: 1 S: 7	H: 1 LOB: 0 BB: 0 P: 9	R: 1 E: 0 K: 0 S: 12	H: 2 LOB: 1 BB: 0 P: 17	R: 0 E: 0 K: 3 S: 9	H: 0 LOB: 0 BB: 1 P: 10	R: 0 E: 0 K: 1 S: 7	H: 0 LOB: 0 BB: 0 P: 12	R: 0 E: 0 K: 0 S: 6	H: 0 LOB: 0 BB: 1 P: 13	R: 1 E: 1 K: 0 S: 5	H: 0 LOB: 1 BB: 2 P: 14		1B: 5 2B: 2 3B: 1 HR: 0	SF: 1 SAC: 0 DP: 4 HBP: 0	WP: 0 PB: 0 SB: 0 CS: 0	PA: 33				
PITCHER	IP	WLS	BF	H	R	ER	SO	BB	IBB	HBP	BLK	WP	HR	S	P	ERA	WHIP								
Greg Swindell, L (1, 1) ERA: 2.54	5.0		21	6	2	1	5	1	1	0	0	0	0	49	73	1.80	1.400								
Milt Hill, R (6, 1) ERA:	2.0		6	0	0	0	4	0	0	0	0	0	0	16	24	0.00	0.000								
Steve Foster, R (8, 1) ERA: 3.54	1.0		3	0	0	0	0	1	0	0	0	0	0	6	13	0.00	1.000								
Scott Bankhead, R (9, 1) ERA: 3.2	0.1	L	3	0	1	0	0	1	1	0	0	0	0	5	14	0.00	3.000								



Batter	1	2	3	4	5	6	7	8	9	AB	R	H	RBI	BB	SO	LOB	TOP			
Otis Nixon, S <small>OBP: 0.365, SLG: 0.373</small> (1, 8)	G6-3		HR		F7		BB 1B	G6-4-3		5	2	3	0	0	0	0				
Jeff Blausler, R <small>OBP: 0.381, SLG: 0.459</small> Mark Lemke, S <small>OBP: 0.312, SLG: 0.316</small> (1, 6) (7, 4)	K		F8		G5-3		BB 1B	F7		4	1	1	0	0	1	1				
Terry Pendleton, S <small>OBP: 0.338, SLG: 0.477</small> (1, 5)	G1-3		F7		E4		L7	G6-4-3		5	0	1	0	0	0	4				
David Justice, L <small>OBP: 0.356, SLG: 0.416</small> (1, 9)		K	HR		F8		BB 1B	G4-3		4	2	1	2	1	1	1				
Sid Bream, L <small>OBP: 0.347, SLG: 0.442</small> Brian Hunter, R <small>OBP: 0.296, SLG: 0.505</small> (9, PH) (9, 3)		S 2B	K				K			4	1	2	0	0	2	3				
Lonnie Smith, R <small>OBP: 0.329, SLG: 0.457</small> Ron Gant, R <small>OBP: 0.320, SLG: 0.397</small> (1, 7) (4, 7)		K			K		2B	F7		2	0	0	0	0	2	1				
Damon Berryhill, S <small>OBP: 0.262, SLG: 0.383</small> (1, 2)		2B	P7		P5		2B	G5-3		5	0	2	3	0	0	2				
Jeff Treadway, L <small>OBP: 0.308, SLG: 0.296</small> Rafael Belliard, R <small>OBP: 0.263, SLG: 0.249</small> (1, 4) (7, 6)		IBB					IBB			1	0	1	0	3	0	0				
Pete Smith, R (1, 1)	K		G1-3		L9		G6-3			4	0	0	0	0	1	7				
Inning Stats	R: 0 E: 0 K: 1 S: 9	H: 0 LOB: 0 BB: 0 P: 13	R: 1 E: 0 K: 3 S: 14	H: 2 LOB: 2 BB: 1 P: 28	R: 2 E: 0 K: 1 S: 10	H: 2 LOB: 0 BB: 0 P: 11	R: 0 E: 0 K: 1 S: 8	H: 1 LOB: 1 BB: 0 P: 13	R: 0 E: 1 K: 0 S: 7	H: 1 LOB: 1 BB: 0 P: 10	R: 4 E: 0 K: 1 S: 19	H: 4 LOB: 2 BB: 2 P: 31	R: 0 E: 0 K: 0 S: 7	H: 1 LOB: 1 BB: 0 P: 15	R: 0 E: 0 K: 0 S: 12	H: 1 LOB: 1 BB: 0 P: 18	1B: 9 2B: 3 3B: 0 HR: 1	SF: 0 SAC: 0 DP: 1 HBP: 0	WP: 0 PB: 0 SB: 2 CS: 0	PA: 43
PITCHER	IP WLS BF H R ER SO BB IBB HBP BLK WP HR S P ERA WHIP																			
Darryl Kile, R <small>ERA: 4.4</small> (1, 1)	6.1 L 30 9 5 5 7 0 2 0 0 0 0 1 65 101 7.11 1.421																			
Al Osuna, L <small>ERA: 3.74</small> (7, 1)	0.1 2 0 0 0 1 1 0 0 0 0 0 5 10 0.00 3.000																			
Willie Blair, R <small>ERA: 3.68</small> (8, 1)	2.0 7 2 0 0 0 0 0 0 0 0 0 6 11 54.00 6.000																			
Rich Scheid, L <small>ERA:</small> (8, 1)																				

Atlanta Braves @ Houston Astros
Astrodome, Houston, TX
Fri Sep 11 1992, 8:05 PM EDT
Att. 13,554 - Dome - 70 F

AB	39
R	7
H	13
RBI	7
BB	4
SO	8
LOB	22



Batter	1	2	3	4	5	6	7	8	9	AB	R	H	RBI	BB	SO	LOB	BOTTOM					
Craig Biggio, R <small>OBP: 0.391, SLG: 0.383</small> (1, 4)	P8		BB		L8			K		3	0	0	0	1	1	1						
Steve Finley, L <small>OBP: 0.342, SLG: 0.379</small> (1, 8)	G6-3		G1-3				BB	P5		3	0	0	0	1	0	3						
Luis Gonzalez, L <small>OBP: 0.304, SLG: 0.407</small> (1, 7)	K				F9		L7	G4-3		4	0	1	0	0	1	1						
5 Jeff Bagwell, R <small>OBP: 0.352, SLG: 0.404</small> (1, 3)		K			F9		F9	P4		4	0	0	0	0	1	2						
Eric Anthony, L <small>OBP: 0.295, SLG: 0.391</small> (1, 9)		K			G4-3		F9	G4-3		4	0	0	0	0	1	1						
Ken Caminiti, S <small>OBP: 0.355, SLG: 0.457</small> (1, 5)		G4-3					L4	L4		4	0	0	0	0	1	1						
Andujar Cedeno, R <small>OBP: 0.249, SLG: 0.313</small> Rich Scheid, L (8, 1)			F9		G5-3		G6-3			3	0	0	0	0	0	0						
Eddie Taubensee, L <small>OBP: 0.288, SLG: 0.331</small> Scotter Tucker, R <small>OBP: 0.229, SLG: 0.163</small> (1, 2) (9, 2)			G4-3							3	0	2	0	0	0	0						
Darryl Kile, R <small>OBP: 0.214, SLG: 0.120</small> Al Osuna, R (7, 1)					F7			K		2	0	1	0	0	0	1						
Willie Blair, R <small>OBP: 0.167, SLG: 0.091</small> Ernest Riles, L <small>OBP: 0.256, SLG: 0.268</small> (8, 6)			BB							0	0	0	0	0	0	0						
Inning Stats	R: 0 E: 0 K: 1 S: 9	H: 0 LOB: 0 BB: 0 P: 14	R: 0 E: 0 K: 2 S: 11	H: 0 LOB: 0 BB: 0 P: 16	R: 0 E: 0 K: 0 S: 13	H: 1 LOB: 2 BB: 1 P: 22	R: 0 E: 0 K: 0 S: 6	H: 0 LOB: 0 BB: 0 P: 8	R: 0 E: 0 K: 1 S: 6	H: 1 LOB: 1 BB: 0 P: 8	R: 0 E: 0 K: 0 S: 6	H: 0 LOB: 1 BB: 1 P: 12	R: 0 E: 0 K: 0 S: 4	H: 0 LOB: 0 BB: 0 P: 6	R: 0 E: 0 K: 2 S: 10	H: 1 LOB: 1 BB: 0 P: 10	R: 0 E: 0 K: 0 S: 5	H: 1 LOB: 1 BB: 0 P: 9	1B: 4 2B: 0 3B: 0 HR: 0	SF: 0 SAC: 0 DP: 0 HBP: 0	WP: 1 PB: 0 SB: 0 CS: 0	PA: 33
PITCHER	IP WLS BF H R ER SO BB IBB HBP BLK WP HR S P ERA WHIP																					
Pete Smith, R <small>ERA: 2.12</small> (1, 1)	9.0 W 33 4 0 0 6 2 0 0 0 0 1 0 70 105 0.00 0.667																					

Atlanta Braves @ Houston Astros
Astrodome, Houston, TX
Fri Sep 11 1992, 8:05 PM EDT
Att. 13,554 - Dome - 70 F

AB	31
R	0
H	4
RBI	0
BB	2
SO	6
LOB	11



Batter	1	2	3	4	5	6	7	8	9	AB	R	H	RBI	BB	SO	LOB	TOP	
Otis Nixon, S <small>OBP: 0.363, SLG: 0.371</small> 										4	0	1	0	0	1	2	Atlanta Braves @ Houston Astros Astrodome, Houston, TX Sat Sep 12 1992, 8:05 PM EDT Att: 18,313 - Dome - 70 F	
Jeff Blausen, R <small>OBP: 0.358, SLG: 0.454</small> Tommy Gregg, L <small>OBP: 0.400, SLG: 0.250</small> Rafael Belliard, R <small>OBP: 0.266, SLG: 0.252</small> 										3	0	0	0	0	2	2		
Terry Pendleton, S <small>OBP: 0.339, SLG: 0.476</small> 										5	1	2	1	0	1	2		
David Justice, L <small>OBP: 0.357, SLG: 0.430</small> 										5	2	2	4	0	1	3		
Sid Bream, L <small>OBP: 0.348, SLG: 0.438</small> 										3	1	0	0	2	1	1		
Ron Gant, R <small>OBP: 0.323, SLG: 0.398</small> 										4	1	2	0	1	0	2		
Damon Berryhill, S <small>OBP: 0.262, SLG: 0.393</small> Mike Stanton, L <small>OBP: 0.500, SLG: 0.500</small> Ryan Klesko, L <small>OBP: 0.266, SLG: 0.252</small> Jeff Reardon, R <small>OBP: 0.317, SLG: 0.326</small> 										4	1	1	2	0	0	3		
Mark Lemke, S <small>OBP: 0.313, SLG: 0.316</small> 											4	2	1	0	1	0		0
29 John Smoltz, R <small>OBP: 0.240, SLG: 0.217</small> Mark Davis, L <small>OBP: 0.200, SLG: 0.200</small> David Nied, R <small>OBP: 0.200, SLG: 0.200</small> Greg Olson, R <small>OBP: 0.317, SLG: 0.326</small> 											1	0	0	0	0	0		0
Inning Stats R: 0 H: 0 E: 0 LOB: 0 K: 1 BB: 0 S: 8 R: 2 H: 1 E: 0 LOB: 0 K: 0 BB: 1 S: 9 R: 0 H: 0 E: 0 LOB: 0 K: 1 BB: 0 S: 9 R: 0 H: 1 E: 0 LOB: 2 K: 1 BB: 1 S: 8 R: 4 H: 3 E: 0 LOB: 1 K: 1 BB: 2 S: 20 R: 0 H: 1 E: 1 LOB: 2 K: 0 BB: 0 S: 13 R: 1 H: 2 E: 0 LOB: 1 K: 1 BB: 0 S: 12 R: 1 H: 2 E: 1 LOB: 2 K: 1 BB: 0 S: 14 R: 1 H: 1 E: 0 LOB: 1 K: 1 BB: 0 S: 15 1B: 8 SF: 0 2B: 0 SAC: 1 3B: 0 DP: 0 HR: 3 HBP: 0																		WP: 1 PA: 45 FB: 0 SB: 0 CS: 0
PITCHER Brian Williams, R <small>ERA: 3.92</small> Joe Boever, R <small>ERA: 2.57</small> Al Osuna, L <small>ERA: 3.69</small> Doug Jones, R <small>ERA: 1.98</small>	IP	WLS	BF	H	R	ER	SO	BB	IBB	HBP	BLK	WP	HR	S	P	ERA	WHIP	
PITCHER Brian Williams, R <small>ERA: 3.92</small> Joe Boever, R <small>ERA: 2.57</small> Al Osuna, L <small>ERA: 3.69</small> Doug Jones, R <small>ERA: 1.98</small>	IP	WLS	BF	H	R	ER	SO	BB	IBB	HBP	BLK	WP	HR	S	P	ERA	WHIP	

Batter	1	2	3	4	5	6	7	8	9	AB	R	H	RBI	BB	SO	LOB	BOTTOM	
Craig Biggio, R <small>OBP: 0.391, SLG: 0.380</small> 											3	0	0	0	2	0	0	
Steve Finley, L <small>OBP: 0.343, SLG: 0.385</small> 										5	1	2	2	0	1	1		
Luis Gonzalez, L <small>OBP: 0.308, SLG: 0.411</small> 										4	0	2	0	1	2	1		
5 Jeff Bagwell, R <small>OBP: 0.351, SLG: 0.402</small> 										5	0	1	0	0	1	6		
Ken Caminiti, S <small>OBP: 0.354, SLG: 0.455</small> 										4	0	1	0	0	0	2		
Eric Anthony, L <small>OBP: 0.297, SLG: 0.392</small> 										4	0	2	0	0	1	1		
Andujar Cedeno, R <small>OBP: 0.250, SLG: 0.313</small> Joe Boever, R <small>ERA: 2.57</small> Al Osuna, R <small>ERA: 3.69</small> Juan Guerrero, R <small>OBP: 0.265, SLG: 0.294</small> Doug Jones, R <small>ERA: 1.98</small> 									3	1	1	0	0	1	3			
Eddie Taubensee, L <small>OBP: 0.288, SLG: 0.329</small> 										4	1	1	0	0	2	3		
Brian Williams, R <small>OBP: 0.129, SLG: 0.167</small> Casey Candaele, S <small>OBP: 0.248, SLG: 0.249</small> 										1	0	0	1	0	0	2		
Inning Stats R: 0 H: 0 E: 0 LOB: 1 K: 2 BB: 1 S: 9 R: 0 H: 2 E: 0 LOB: 2 K: 2 BB: 0 S: 14 R: 1 H: 2 E: 0 LOB: 1 K: 1 BB: 0 S: 10 R: 2 H: 3 E: 0 LOB: 3 K: 1 BB: 2 S: 17 R: 0 H: 1 E: 0 LOB: 1 K: 0 BB: 0 S: 8 R: 0 H: 0 E: 0 LOB: 0 K: 0 BB: 0 S: 8 R: 0 H: 1 E: 0 LOB: 1 K: 1 BB: 0 S: 11 R: 0 H: 0 E: 0 LOB: 0 K: 2 BB: 0 S: 11 R: 0 H: 1 E: 0 LOB: 1 K: 0 BB: 0 S: 10 1B: 8 SF: 1 2B: 1 SAC: 0 3B: 0 DP: 0 HR: 1 HBP: 0																	WP: 1 PA: 40 FB: 0 SB: 0 CS: 0	
PITCHER 29 John Smoltz, R <small>ERA: 2.92</small> Mark Davis, L <small>ERA: 7.01</small> David Nied, R <small>ERA: 0.9</small> Mike Stanton, L <small>ERA: 4.58</small> Jeff Reardon, R <small>ERA: 3.69</small>	IP	WLS	BF	H	R	ER	SO	BB	IBB	HBP	BLK	WP	HR	S	P	ERA	WHIP	
PITCHER 29 John Smoltz, R <small>ERA: 2.92</small> Mark Davis, L <small>ERA: 7.01</small> David Nied, R <small>ERA: 0.9</small> Mike Stanton, L <small>ERA: 4.58</small> Jeff Reardon, R <small>ERA: 3.69</small>	IP	WLS	BF	H	R	ER	SO	BB	IBB	HBP	BLK	WP	HR	S	P	ERA	WHIP	

AB	40
R	9
H	11
RBI	8
BB	4
SO	7
LOB	21

AB	36
R	3
H	10
RBI	3
BB	3
SO	9
LOB	19



Batter	1	2	3	4	5	6	7	8	9	AB	R	H	RBI	BB	SO	LOB	TOP					
Otis Nixon, S <small>OBP: 0.364, SLG: 0.372</small> 										5	1	2	0	0	0	2						
Jeff Treadway, L <small>OBP: 0.300, SLG: 0.287</small> Mark Lemke, S <small>OBP: 0.316, SLG: 0.318</small>										3	0	0	0	0	2	2						
Terry Pendleton, S <small>OBP: 0.339, SLG: 0.475</small>										4	2	1	1	1	0	2						
David Justice, L <small>OBP: 0.356, SLG: 0.427</small>										3	1	0	0	1	1							
Sid Bream, L <small>OBP: 0.347, SLG: 0.436</small>										4	0	1	1	0	0	2						
Ron Gant, R <small>OBP: 0.324, SLG: 0.404</small>										3	2	1	3	1	1	0						
Greg Olson, R <small>OBP: 0.319, SLG: 0.332</small>										4	1	2	1	0	0	0						
Rafael Belliard, R <small>OBP: 0.266, SLG: 0.249</small>										3	1	0	0	1	1							
Charlie Leibrandt, R <small>OBP: 0.115, SLG: 0.118</small> Mike Stanton, L <small>OBP: 0.500, SLG: 0.500</small> Francisco Cabrera, R <small>OBP: 0.400, SLG: 1.600</small> Mark Wohlers, R <small>ERA: 2.21</small>										3	0	1	1	0	0	0						
Inning Stats	R: 0 E: 0 K: 1 S: 8	H: 0 LOB: 0 BB: 0 P: 10	R: 0 E: 0 K: 2 S: 9	H: 0 LOB: 0 BB: 0 P: 17	R: 0 E: 0 K: 0 S: 5	H: 1 LOB: 0 BB: 0 P: 8	R: 2 E: 0 K: 1 S: 13	H: 3 LOB: 1 BB: 0 P: 18	R: 0 E: 0 K: 0 S: 6	H: 0 LOB: 0 BB: 0 P: 7	R: 0 E: 0 K: 0 S: 6	H: 1 LOB: 1 BB: 0 P: 9	R: 2 E: 0 K: 0 S: 16	H: 2 LOB: 2 BB: 2 P: 32	R: 3 E: 0 K: 0 S: 11	H: 2 LOB: 0 BB: 2 P: 23	R: 2 E: 0 K: 1 S: 12	H: 1 LOB: 0 BB: 1 P: 19	1B: 7 2B: 1 3B: 0 HR: 2	SF: 0 SAC: 0 DP: 2 HBP: 0	WP: 1 PB: 0 SB: 1 CS: 1	PA: 39
PITCHER	IP WLS BF H R ER SO BB IBB HBP BLK WP HR S P ERA WHIP																					
Pete Harnisch, R <small>ERA: 3.7</small> Rob Murphy, L <small>ERA: 4.82</small> Xavier Hernandez, R <small>ERA: 2.21</small> Rich Scheid, L <small>ERA: 6.0</small>	6.2 L 27 7 4 4 4 1 1 0 0 0 0 0 3 4 5.40 1.200																					

Atlanta Braves @ Houston Astros
Astrodome, Houston, TX
Sun Sep 13 1992, 4:33 AM EDT
Att. 14,239 - Dome - 70 F

AB 34
R 9
H 10
RBI 9
BB 5
SO 5
LOB 10



Batter	1	2	3	4	5	6	7	8	9	AB	R	H	RBI	BB	SO	LOB	BOTTOM					
Craig Biggio, R <small>OBP: 0.388, SLG: 0.378</small>										4	0	0	0	0	0	1						
Steve Finley, L <small>OBP: 0.344, SLG: 0.386</small>										4	1	2	0	0	1	1						
Ken Caminiti, S <small>OBP: 0.353, SLG: 0.456</small>										4	0	1	1	0	0	1						
5 Jeff Bagwell, R <small>OBP: 0.354, SLG: 0.403</small>										3	1	2	0	1	0	1						
Pete Incaviglia, R <small>OBP: 0.311, SLG: 0.414</small> Luis Gonzalez, L <small>OBP: 0.307, SLG: 0.410</small>										2	0	0	0	1	2	2						
Mike Simms, R <small>OBP: 0.200, SLG: 0.800</small> Eric Anthony, L <small>OBP: 0.296, SLG: 0.391</small>										3	0	0	0	0	2	2						
Andujar Cedeno, R <small>OBP: 0.247, SLG: 0.310</small> Casey Candaele, S <small>OBP: 0.250, SLG: 0.248</small>										2	0	0	0	0	2	0						
Scott Servais, R <small>OBP: 0.276, SLG: 0.251</small> Brian Williams, R <small>OBP: 0.129, SLG: 0.167</small> Xavier Hernandez, L <small>ERA: 2.21</small> Rich Scheid, L <small>ERA: 6.0</small>										2	0	1	1	1	1	0						
Pete Harnisch, S <small>OBP: 0.169, SLG: 0.211</small> Rob Murphy, L <small>ERA: 3.7</small> Rafael Ramirez, R <small>OBP: 0.277, SLG: 0.300</small> Eddie Taubensee, L <small>OBP: 0.288, SLG: 0.329</small>										2	0	1	0	0	0	1						
Inning Stats	R: 0 E: 0 K: 0 S: 11	H: 1 LOB: 0 BB: 0 P: 18	R: 0 E: 0 K: 2 S: 7	H: 1 LOB: 0 BB: 0 P: 14	R: 0 E: 0 K: 1 S: 7	H: 1 LOB: 0 BB: 0 P: 10	R: 1 E: 0 K: 1 S: 13	H: 2 LOB: 1 BB: 0 P: 21	R: 0 E: 0 K: 3 S: 12	H: 0 LOB: 0 BB: 0 P: 17	R: 0 E: 0 K: 0 S: 6	H: 1 LOB: 0 BB: 0 P: 9	R: 1 E: 0 K: 1 S: 16	H: 1 LOB: 3 BB: 3 P: 33	R: 0 E: 0 K: 1 S: 6	H: 0 LOB: 0 BB: 0 P: 10	R: 0 E: 0 K: 1 S: 11	H: 0 LOB: 1 BB: 1 P: 17	1B: 6 2B: 1 3B: 0 HR: 0	SF: 0 SAC: 0 DP: 1 HBP: 0	WP: 1 PB: 0 SB: 0 CS: 3	PA: 36
PITCHER	IP WLS BF H R ER SO BB IBB HBP BLK WP HR S P ERA WHIP																					
Charlie Leibrandt, L <small>ERA: 3.94</small> Mike Stanton, L <small>ERA: 4.47</small> Mark Wohlers, R <small>ERA: 2.84</small>	6.2 W 26 7 2 2 2 3 0 0 0 0 0 0 0 12 17 0.00 0.000																					

Atlanta Braves @ Houston Astros
Astrodome, Houston, TX
Sun Sep 13 1992, 4:33 AM EDT
Att. 14,239 - Dome - 70 F

AB 30
R 2
H 7
RBI 2
BB 4
SO 10
LOB 15



Batter	1	2	3	4	5	6	7	8	9	AB	R	H	RBI	BB	SO	LOB	TOP
Otis Nixon, S (1, 9) <small>OBP: 0.362, SLG: 0.369</small> 										4	1	2	0	0	0	0	Atlanta Braves @ Cincinnati Reds Riverfront Stadium, Cincinnati, OH Wed Sep 16 1992, 7:05 PM EDT Att: 22,595 - Sunny - 77 F
Jeff Blauser, R (1, 6) <small>OBP: 0.358, SLG: 0.471</small> Rafael Belliard, R (8, 6) <small>OBP: 0.266, SLG: 0.249</small>										3	1	1	2	1	0	1	
Terry Pendleton, S (1, 5) <small>OBP: 0.337, SLG: 0.470</small>										4	0	1	0	0	0	1	
Lonnie Smith, R (1, 7) <small>OBP: 0.327, SLG: 0.446</small> Sid Bream, L (8, 3) <small>OBP: 0.346, SLG: 0.434</small>										3	1	0	0	0	0	2	
Brian Hunter, R (1, 3) <small>OBP: 0.292, SLG: 0.498</small> David Justice, L (8, PH) <small>OBP: 0.353, SLG: 0.422</small>										3	0	0	0	0	0	3	
Ron Gant, R (1, 8) <small>OBP: 0.322, SLG: 0.406</small>										4	0	0	0	0	0	1	
Damon Berryhill, S (1, 2) <small>OBP: 0.262, SLG: 0.391</small>										4	0	1	1	0	1	0	
Mark Lemke, S (1, 4) <small>OBP: 0.313, SLG: 0.313</small>										3	0	0	0	1	1	1	
Pete Smith, R (1, 1) Francisco Cabrera, R (7, PH) <small>OBP: 0.333, SLG: 1.333</small> Mike Stanton, L (7, 1) <small>OBP: 0.500, SLG: 0.500</small> Mark Wohlers, R (9, 1)										2	0	0	0	0	1	0	
Inning Stats	R: 0 H: 0 E: 0 LOB: 0 K: 0 BB: 0 S: 5 P: 7	R: 1 H: 1 E: 0 LOB: 1 K: 0 BB: 0 S: 16 P: 26	R: 0 H: 0 E: 0 LOB: 1 K: 0 BB: 1 S: 14 P: 21	R: 0 H: 0 E: 0 LOB: 0 K: 0 BB: 0 S: 5 P: 8	R: 0 H: 0 E: 0 LOB: 0 K: 1 BB: 0 S: 7 P: 8	R: 0 H: 2 E: 0 LOB: 2 K: 0 BB: 0 S: 9 P: 14	R: 0 H: 0 E: 0 LOB: 1 K: 1 BB: 1 S: 8 P: 12	R: 2 H: 2 E: 0 LOB: 0 K: 0 BB: 0 S: 13 P: 15	R: 0 H: 0 E: 0 LOB: 0 K: 1 BB: 0 S: 8 P: 12	1B: 4 SF: 0 2B: 0 SAC: 0 3B: 0 DP: 0 HR: 1 HBP: 1	WP: 0 PA: 35 PB: 0 SB: 1 CS: 0						
PITCHER	IP WLS BF H R ER SO BB IBB HBP BLK WP HR S P ERA WHIP																
Greg Swindell, L (1, 1) <small>ERA: 2.5</small>	7.0	27	3	1	1	2	2	0	1	0	0	0	0	64	96	1.29	0.714
Scott Ruskin, L (8, 1) <small>ERA: 4.47</small>	0.1	L	3	2	2	0	0	0	0	0	0	1	8	9	54.00	6.000	
Milt Hill, R (8, 1) <small>ERA: 1.76</small>	1.2	S	5	0	0	0	1	0	0	0	0	0	13	18	0.00	0.000	

Batter	1	2	3	4	5	6	7	8	9	AB	R	H	RBI	BB	SO	LOB	BOTTOM
Bip Roberts, S (1, 7) <small>OBP: 0.377, SLG: 0.405</small> Scott Ruskin, R (8, 1) Milt Hill, R (8, 1) Jeff Reed, L (9, PH) <small>OBP: 0.227, SLG: 0.190</small>										4	1	1	0	0	0	1	Atlanta Braves @ Cincinnati Reds Riverfront Stadium, Cincinnati, OH Wed Sep 16 1992, 7:05 PM EDT Att: 22,595 - Sunny - 77 F
Hal Morris, L (1, 3) <small>OBP: 0.355, SLG: 0.393</small>										3	0	0	1	0	0	0	
Barry Larkin, R (1, 6) <small>OBP: 0.382, SLG: 0.451</small>										4	0	1	0	0	1	0	
Paul O'Neill, L (1, 9) <small>OBP: 0.350, SLG: 0.372</small>										4	1	2	0	0	0	1	
Willie Greene, L (1, 5) <small>OBP: 0.265, SLG: 0.344</small>										4	0	0	0	0	0	3	
Jos Oliver, R (1, 2) <small>OBP: 0.520, SLG: 0.395</small> Freddie Benavides, R (9, PR) <small>OBP: 0.252, SLG: 0.288</small>										4	0	3	0	0	0	1	
Bill Doran, S (1, 4) <small>OBP: 0.343, SLG: 0.353</small>										4	0	1	1	0	0	3	
Dave Martinez, L (1, 8) <small>OBP: 0.321, SLG: 0.337</small> Reggie Sanders, R (9, PH) <small>OBP: 0.359, SLG: 0.484</small>										2	0	0	0	1	0	3	
Greg Swindell, L (1, 1) <small>OBP: 0.141, SLG: 0.158</small> Cesar Hernandez, R (7, PH) <small>OBP: 0.275, SLG: 0.350</small> Jeff Branson, L (9, PH) <small>OBP: 0.318, SLG: 0.368</small>										2	0	0	0	0	0	3	
Inning Stats	R: 1 H: 2 E: 0 LOB: 1 K: 0 BB: 0 S: 9 P: 16	R: 0 H: 1 E: 0 LOB: 1 K: 0 BB: 0 S: 9 P: 13	R: 0 H: 0 E: 0 LOB: 0 K: 1 BB: 0 S: 6 P: 7	R: 1 H: 2 E: 0 LOB: 2 K: 0 BB: 1 S: 10 P: 19	R: 0 H: 0 E: 0 LOB: 0 K: 0 BB: 0 S: 5 P: 7	R: 0 H: 2 E: 0 LOB: 2 K: 0 BB: 0 S: 6 P: 11	R: 0 H: 1 E: 0 LOB: 0 K: 0 BB: 0 S: 4 P: 7	R: 0 H: 0 E: 0 LOB: 0 K: 0 BB: 0 S: 4 P: 8	R: 0 H: 2 E: 0 LOB: 2 K: 1 BB: 0 S: 13 P: 21	1B: 9 SF: 0 2B: 0 SAC: 0 3B: 1 DP: 1 HR: 0 HBP: 1	WP: 0 PA: 38 PB: 0 SB: 0 CS: 0						
PITCHER	IP WLS BF H R ER SO BB IBB HBP BLK WP HR S P ERA WHIP																
Pete Smith, R (1, 1) <small>ERA: 2.21</small>	6.0	26	7	2	2	1	0	1	0	0	0	0	0	45	73	3.00	1.167
Mike Stanton, L (7, 1) <small>ERA: 4.29</small>	2.1	W	8	2	0	0	0	0	1	0	0	0	12	23	0.00	0.857	
Mark Wohlers, R (9, 1) <small>ERA: 2.67</small>	0.2	S	3	1	0	0	1	0	0	0	0	0	9	13	0.00	1.500	



Batter	1	2	3	4	5	6	7	8	9	AB	R	H	RBI	BB	SO	LOB	TOP
Otis Nixon, S <small>OBP: 0.362, SLG: 0.368</small> 										4	0	1	0	1	2	3	Atlanta Braves @ Cincinnati Reds Riverfront Stadium, Cincinnati, OH Thu Sep 17 1992, 7:05 PM EDT Att: 24,402 - Cloudy - 78 F
Jeff Blauser, R <small>OBP: 0.357, SLG: 0.466</small> 										3	0	0	0	1	1	3	
Terry Pendleton, S <small>OBP: 0.336, SLG: 0.470</small> 										4	1	1	0	0	0	1	
David Justice, L <small>OBP: 0.354, SLG: 0.423</small> 										3	1	1	1	1	0	0	
Sid Bream, L <small>OBP: 0.346, SLG: 0.433</small> Lonnie Smith, R <small>OBP: 0.325, SLG: 0.443</small> Brian Hunter, R <small>OBP: 0.292, SLG: 0.498</small> 										3	0	1	0	0	1	2	
Ron Gant, R <small>OBP: 0.321, SLG: 0.405</small> 										1	0	0	0	0	0	0	
Greg Olson, R <small>OBP: 0.317, SLG: 0.329</small> Ryan Klesko, L <small>OBP: 0.429, SLG: 1.333</small> Vinny Castilla, R <small>OBP: 0.500, SLG: 0.333</small> 										3	0	0	0	0	0	2	
Jeff Treadway, L <small>OBP: 0.301, SLG: 0.288</small> Mark Lemke, S <small>OBP: 0.313, SLG: 0.313</small> 										3	0	1	0	0	0	1	
29 John Smoltz, R <small>OBP: 0.234, SLG: 0.211</small> Damon Bernyhill, S <small>OBP: 0.261, SLG: 0.389</small> 										2	0	0	0	0	1	0	
Inning Stats R: 0 H: 0 E: 0 LOB: 0 K: 2 BB: 0 S: 9 P: 12	R: 0 H: 1 E: 0 LOB: 1 K: 1 BB: 0 S: 9 P: 16	R: 0 H: 1 E: 0 LOB: 1 K: 1 BB: 0 S: 9 P: 13	R: 2 H: 2 E: 0 LOB: 1 K: 0 BB: 0 S: 14 P: 21	R: 0 H: 0 E: 0 LOB: 0 K: 1 BB: 1 S: 7 P: 14	R: 0 H: 0 E: 0 LOB: 0 K: 1 BB: 1 S: 6 P: 14	R: 0 H: 1 E: 0 LOB: 2 K: 0 BB: 0 S: 10 P: 18	R: 0 H: 0 E: 0 LOB: 0 K: 2 BB: 0 S: 6 P: 7	R: 0 H: 1 E: 0 LOB: 3 K: 2 BB: 1 S: 8 P: 16	1B: 4 SF: 0 2B: 3 SAC: 2 3B: 0 DP: 1 HR: 0 HBP: 0	WP: 0 PA: 37 PB: 0 SB: 1 CS: 1							
PITCHER Jose Rijo, R <small>ERA: 2.69</small> Scott Ruskin, L <small>ERA: 4.41</small> Scott Bankhead, R <small>ERA: 3.18</small> Tom Bolton, L <small>ERA: 4.58</small> Steve Foster, R <small>ERA: 3.39</small>	IP WLS BF H R ER SO BB IBB HBP BLK WP HR S P ERA WHIP 7.0 W 29 5 2 2 5 3 0 0 0 0 0 0 64 108 2.57 1.143 0.2 2 0 0 0 0 0 0 0 0 0 0 0 4 5 0.00 0.000 0.1 2 1 0 0 0 0 0 0 0 0 0 0 3 4 0.00 3.000 0.0 1 0 0 0 0 1 0 0 0 0 0 0 0 4 ∞ ∞ 1.0 S 3 0 0 0 2 0 0 0 0 0 0 0 7 10 0.00 0.000	PITCHER IP WLS BF H R ER SO BB IBB HBP BLK WP HR S P ERA WHIP 															

Batter	1	2	3	4	5	6	7	8	9	AB	R	H	RBI	BB	SO	LOB	BOTTOM
Dave Martinez, L <small>OBP: 0.323, SLG: 0.337</small> 										3	1	1	0	1	1	0	Atlanta Braves @ Cincinnati Reds Riverfront Stadium, Cincinnati, OH Thu Sep 17 1992, 7:05 PM EDT Att: 24,402 - Cloudy - 78 F
Hal Morris, L <small>OBP: 0.354, SLG: 0.392</small> 									4	0	1	1	0	1	1		
Barry Larkin, R <small>OBP: 0.381, SLG: 0.449</small> 									4	0	1	1	0	0	0		
Paul O'Neill, L <small>OBP: 0.349, SLG: 0.371</small> 									4	0	1	0	0	1	2		
Willie Greene, L <small>OBP: 0.263, SLG: 0.333</small> 									4	0	1	0	0	1	0		
Joe Oliver, R <small>OBP: 0.322, SLG: 0.396</small> 									4	0	2	0	0	0	1		
Bill Doran, S <small>OBP: 0.343, SLG: 0.352</small> 									3	1	1	0	0	0	2		
Reggie Sanders, R <small>OBP: 0.359, SLG: 0.483</small> 									3	1	1	1	0	0	1		
Jose Rijo, R <small>OBP: 0.203, SLG: 0.234</small> Jeff Blanton, L <small>OBP: 0.315, SLG: 0.361</small> Scott Ruskin, R <small>OBP: 0.222, SLG: 0.222</small> Tom Bolton, L <small>OBP: 0.200, SLG: 0.200</small> 									2	0	0	0	0	1	1		
Inning Stats R: 0 H: 0 E: 0 LOB: 0 K: 1 BB: 0 S: 10 P: 14	R: 0 H: 1 E: 0 LOB: 1 K: 0 BB: 0 S: 5 P: 7	R: 0 H: 1 E: 0 LOB: 1 K: 0 BB: 0 S: 11 P: 16	R: 0 H: 0 E: 0 LOB: 0 K: 1 BB: 0 S: 5 P: 10	R: 3 H: 4 E: 0 LOB: 2 K: 1 BB: 1 S: 16 P: 22	R: 0 H: 1 E: 0 LOB: 1 K: 1 BB: 0 S: 10 P: 15	R: 0 H: 0 E: 0 LOB: 0 K: 1 BB: 0 S: 6 P: 7	R: 0 H: 2 E: 0 LOB: 1 K: 0 BB: 0 S: 6 P: 7	1B: 9 SF: 0 2B: 0 SAC: 0 3B: 0 DP: 0 HR: 0 HBP: 0	WP: 3 PA: 33 PB: 0 SB: 0 CS: 0								
PITCHER 29 John Smoltz, R <small>ERA: 2.94</small>	IP WLS BF H R ER SO BB IBB HBP BLK WP HR S P ERA WHIP 8.0 L 33 9 3 3 5 1 0 0 0 0 2 0 69 98 3.38 1.250	PITCHER IP WLS BF H R ER SO BB IBB HBP BLK WP HR S P ERA WHIP 															

Batter	1	2	3	4	5	6	7	8	9	AB	R	H	RBI	BB	SO	LOB	TOP							
Craig Biggio, R OBP: 0.387, SLG: 0.379 (1, 4)										6	2	3	2	0	1	6								
Steve Finley, L OBP: 0.344, SLG: 0.396 (1, 8)										6	2	2	0	0	0	5								
Ken Caminiti, S OBP: 0.357, SLG: 0.456 (9, PH)																								
Juan Guerrero, R OBP: 0.261, SLG: 0.289 (9, 5)										4	2	3	0	1	0	0								
5 Jeff Bagwell, R OBP: 0.363, SLG: 0.427 (1, 3)										5	3	4	2	1	0	1								
Pete Incaviglia, R OBP: 0.293, SLG: 0.416 (1, 7)										3	1	1	1	1	1	3								
Eddie Taubensee, L OBP: 0.296, SLG: 0.333 (7, 2)										2	0	1	1	0	1	3								
Eric Anthony, L OBP: 0.283, SLG: 0.390 (7, 7R)										4	0	0	0	0	2	6								
Gerald Young, S OBP: 0.299, SLG: 0.209 (7, 9)										1	1	0	1	1	0	2								
Casey Candaele, S OBP: 0.259, SLG: 0.255 (1, 6)										3	1	1	3	1	0	2								
Scott Servais, R OBP: 0.281, SLG: 0.262 (7, PH)																								
Luis Gonzalez, L OBP: 0.309, SLG: 0.402 (7, 7)										3	1	2	2	0	0	0								
Pete Hamisch, S OBP: 0.177, SLG: 0.217 (6, 1)																								
Xavier Hernandez, L OBP: 0.444, SLG: 0.714 (8, PH)										0	0	0	1	1	0	0								
Mike Simms, R OBP: 0.299, SLG: 0.209 (8, 1)										0	0	0	0	0	0	0								
Rob Murphy, L OBP: 0.299, SLG: 0.209 (9, 1)										0	0	0	0	0	0	0								
Rich Scheid, L OBP: 0.299, SLG: 0.209 (9, 1)										0	0	0	0	0	0	0								
Inning Stats	R: 1 E: 0 K: 2 S: 12	H: 3 LOB: 2 BB: 0 P: 22	R: 0 E: 0 K: 0 S: 11	H: 1 LOB: 2 BB: 0 P: 17	R: 5 E: 0 K: 1 S: 15	H: 5 LOB: 1 BB: 1 P: 31	R: 0 E: 0 K: 0 S: 9	H: 1 LOB: 0 BB: 0 P: 12	R: 0 E: 0 K: 1 S: 8	H: 0 LOB: 0 BB: 0 P: 12	R: 0 E: 0 K: 0 S: 6	H: 1 LOB: 0 BB: 0 P: 8	R: 1 E: 1 K: 0 S: 12	H: 1 LOB: 2 BB: 1 P: 20	R: 5 E: 0 K: 2 S: 17	H: 4 LOB: 3 BB: 3 P: 37	R: 1 E: 0 K: 0 S: 9	H: 2 LOB: 1 BB: 1 P: 16	1B: 12 2B: 7 3B: 0 HR: 0	SF: 0 SAC: 0 DP: 3 HBP: 2	WP: 0 PB: 0 SB: 0 CS: 0	PA: 51		
PITCHER	IP WLS BF H R ER SO BB IBB HBP BLK WP HR S P ERA WHIP	IP WLS BF H R ER SO BB IBB HBP BLK WP HR S P ERA WHIP	IP WLS BF H R ER SO BB IBB HBP BLK WP HR S P ERA WHIP	IP WLS BF H R ER SO BB IBB HBP BLK WP HR S P ERA WHIP	IP WLS BF H R ER SO BB IBB HBP BLK WP HR S P ERA WHIP	IP WLS BF H R ER SO BB IBB HBP BLK WP HR S P ERA WHIP	IP WLS BF H R ER SO BB IBB HBP BLK WP HR S P ERA WHIP	IP WLS BF H R ER SO BB IBB HBP BLK WP HR S P ERA WHIP	IP WLS BF H R ER SO BB IBB HBP BLK WP HR S P ERA WHIP	IP WLS BF H R ER SO BB IBB HBP BLK WP HR S P ERA WHIP	IP WLS BF H R ER SO BB IBB HBP BLK WP HR S P ERA WHIP	IP WLS BF H R ER SO BB IBB HBP BLK WP HR S P ERA WHIP	IP WLS BF H R ER SO BB IBB HBP BLK WP HR S P ERA WHIP	IP WLS BF H R ER SO BB IBB HBP BLK WP HR S P ERA WHIP	IP WLS BF H R ER SO BB IBB HBP BLK WP HR S P ERA WHIP	IP WLS BF H R ER SO BB IBB HBP BLK WP HR S P ERA WHIP	IP WLS BF H R ER SO BB IBB HBP BLK WP HR S P ERA WHIP	IP WLS BF H R ER SO BB IBB HBP BLK WP HR S P ERA WHIP	IP WLS BF H R ER SO BB IBB HBP BLK WP HR S P ERA WHIP	IP WLS BF H R ER SO BB IBB HBP BLK WP HR S P ERA WHIP	IP WLS BF H R ER SO BB IBB HBP BLK WP HR S P ERA WHIP	IP WLS BF H R ER SO BB IBB HBP BLK WP HR S P ERA WHIP	IP WLS BF H R ER SO BB IBB HBP BLK WP HR S P ERA WHIP	IP WLS BF H R ER SO BB IBB HBP BLK WP HR S P ERA WHIP

Houston Astros @ Atlanta Braves
Atlanta-Fulton County Stadium, Atlanta, GA
Fri Sep 18 1992, 7:05 PM EDT
Att: 41,677 - Cloudy - 81 F

AB 43
R 13
H 18
RBI 13
BB 6
SO 6
LOB 35


Batter	1	2	3	4	5	6	7	8	9	AB	R	H	RBI	BB	SO	LOB	BOTTOM					
Otis Nixon, S OBP: 0.363, SLG: 0.368 (1, 8)										3	1	1	0	1	1	2						
Melvin Nieves, S OBP: 0.500, SLG: 0.400 (9, 7)										1	0	1	0	0	0	0						
Jeff Blausler, R OBP: 0.359, SLG: 0.465 (9, 6)										3	1	1	0	1	1	1						
Vinny Castilla, R OBP: 0.400, SLG: 0.250 (9, 6)										1	0	0	0	0	0	1						
Terry Pendleton, S OBP: 0.337, SLG: 0.471 (1, 5)										3	0	1	1	1	0	1						
Jeff Treadway, L OBP: 0.298, SLG: 0.286 (9, 4)										1	0	0	0	0	0	1						
David Justice, L OBP: 0.354, SLG: 0.422 (1, 9)										4	0	1	1	1	0	4						
Sid Bream, L OBP: 0.342, SLG: 0.428 (8, 1)										4	0	0	0	0	1	4						
Mark Davis, L OBP: 0.375, SLG: 1.143 (9, PH)										0	0	0	0	0	0	0						
Francisco Cabrera, R OBP: 0.375, SLG: 1.143 (9, PH)										1	0	0	0	0	0	2						
Ron Gant, R OBP: 0.321, SLG: 0.410 (1, 7)																						
Greg Olson, R OBP: 0.115, SLG: 0.328 (4, PH)																						
Damon Berryhill, S OBP: 0.266, SLG: 0.389 (5, 2)																						
Javy Lopez, R OBP: 1.000, SLG: 2.000 (8, PH)																						
Mark Lemke, S OBP: 0.311, SLG: 0.309 (9, 5)																						
Charlie Leibrandt, R OBP: 0.115, SLG: 0.115 (9, 1)																						
Armando Reynoso, R OBP: 0.115, SLG: 0.115 (9, 1)																						
Ryan Klesko, L OBP: 0.115, SLG: 0.115 (9, 1)																						
Marvin Freeman, R OBP: 0.115, SLG: 0.115 (9, 1)																						
Tommy Gregg, L OBP: 0.115, SLG: 0.115 (9, 1)																						
Randy St. Claire, R OBP: 0.115, SLG: 0.115 (9, 1)																						
Brian Hunter, R OBP: 0.115, SLG: 0.115 (9, 1)																						
Inning Stats	R: 0 E: 0 K: 1 S: 8	H: 0 LOB: 1 BB: 1 P: 15	R: 1 E: 0 K: 0 S: 9	H: 1 LOB: 0 BB: 0 P: 14	R: 2 E: 0 K: 0 S: 14	H: 3 LOB: 1 BB: 0 P: 18	R: 0 E: 0 K: 0 S: 11	H: 0 LOB: 1 BB: 1 P: 15	R: 0 E: 0 K: 0 S: 10	H: 0 LOB: 2 BB: 2 P: 21	R: 0 E: 0 K: 0 S: 10	H: 1 LOB: 1 BB: 1 P: 17	R: 0 E: 0 K: 1 S: 8	H: 1 LOB: 1 BB: 0 P: 9	R: 0 E: 0 K: 2 S: 12	H: 1 LOB: 2 BB: 0 P: 17	R: 0 E: 0 K: 0 S: 10	H: 1 LOB: 2 BB: 1 P: 18	1B: 5 2B: 2 3B: 0 HR: 1	SF: 0 SAC: 0 DP: 0 HBP: 0	WP: 0 PB: 0 SB: 1 CS: 0	PA: 41
PITCHER	IP WLS BF H R ER SO BB IBB HBP BLK WP HR S P ERA WH																					

Batter	1	2	3	4	5	6	7	8	9	AB	R	H	RBI	BB	SO	LOB	TOP		
Craig Biggio, R OBP: 0.384, SLG: 0.375 Al Osuna, R (5, 1) Rich Scheid, L (6, 1) Ernest Riles, L OBP: 0.306, SLG: 0.383 (7, 5)	F8 1B		F8 1B		F9 1B			1B		3	0	0	0	0	0	1	Houston Astros @ Atlanta Braves Atlanta-Fulton County Stadium, Atlanta, GA Sun Sep 20 1992, 3:33 AM EDT Att: 40,493 - Cloudy - 84 F		
Steve Finley, L OBP: 0.345, SLG: 0.396 Gerald Young, S OBP: 0.288, SLG: 0.200 (6, 8)	1B SF8		G1-3		K			F8 1B		2	1	1	0	0	0	0			
Ken Caminiti, S OBP: 0.356, SLG: 0.453 Rob Murphy, L (7, 1) Eric Anthony, L OBP: 0.294, SLG: 0.391 Joe Boever, R (8, 1)	1B		F8 1B		G4-3			1B		3	0	1	0	0	0	0			
5 Jeff Bagwell, R OBP: 0.364, SLG: 0.428 Casey Candaele, S OBP: 0.236, SLG: 0.254 (6, 7)	SF8				F9 1B			F9 1B		2	0	1	1	0	0	0			
Pete Incaviglia, R OBP: 0.314, SLG: 0.413 (6, 9)	BB				K			P3		3	0	0	0	1	1	1			
Mike Simms, R OBP: 0.357, SLG: 0.500 (6, 3)	F7				F7			G5-4-3 1B		4	0	1	0	0	0	2			
Andujar Cedeno, R OBP: 0.241, SLG: 0.298 (1, 6)			K					G5-4-3 1B		4	0	1	0	0	1	1			
Scooter Tucker, R OBP: 0.200, SLG: 0.140 (1, 2)			P3		P4			G1-3		3	0	0	0	0	0	1			
Ryan Bowen, R OBP: 0.143, SLG: 0.143 Shane Reynolds, R (2, 1) Juan Guerrero, R OBP: 0.257, SLG: 0.285 (5, 4)			K					G4-3		1	0	0	0	0	1	0			
										2	0	0	0	0	1	1			
Inning Stats	R: 1 H: 2 E: 0 K: 0 S: 17	H: 2 R: 1 ER: 0 LOB: 2 BB: 1 P: 29	R: 0 H: 0 E: 0 K: 2 S: 12	H: 0 R: 0 ER: 0 LOB: 0 BB: 0 P: 15	R: 0 H: 0 E: 0 K: 1 S: 6	H: 0 R: 0 ER: 0 LOB: 0 BB: 0 P: 10	R: 0 H: 0 E: 0 K: 1 S: 11	H: 1 R: 0 ER: 0 LOB: 1 BB: 0 P: 15	R: 0 H: 1 E: 0 K: 1 S: 8	H: 1 R: 0 ER: 0 LOB: 0 BB: 0 P: 10	R: 0 H: 1 E: 0 K: 0 S: 5	H: 1 R: 0 ER: 0 LOB: 2 BB: 0 P: 18	R: 0 H: 0 E: 0 K: 0 S: 6	H: 0 R: 0 ER: 0 LOB: 0 BB: 0 P: 7	1B: 7 2B: 0 3B: 0 HR: 0	SF: 1 SAC: 0 DP: 1 HBP: 0	WP: 0 PB: 0 SB: 2 CS: 0	PA: 34	
PITCHER	IP WLS BF H R ER SO BB IBB HBP BLK WP HR S P ERA WHIP	IP WLS BF H R ER SO BB IBB HBP BLK WP HR S P ERA WHIP	IP WLS BF H R ER SO BB IBB HBP BLK WP HR S P ERA WHIP	IP WLS BF H R ER SO BB IBB HBP BLK WP HR S P ERA WHIP	IP WLS BF H R ER SO BB IBB HBP BLK WP HR S P ERA WHIP	IP WLS BF H R ER SO BB IBB HBP BLK WP HR S P ERA WHIP	IP WLS BF H R ER SO BB IBB HBP BLK WP HR S P ERA WHIP	IP WLS BF H R ER SO BB IBB HBP BLK WP HR S P ERA WHIP	IP WLS BF H R ER SO BB IBB HBP BLK WP HR S P ERA WHIP	IP WLS BF H R ER SO BB IBB HBP BLK WP HR S P ERA WHIP	IP WLS BF H R ER SO BB IBB HBP BLK WP HR S P ERA WHIP	IP WLS BF H R ER SO BB IBB HBP BLK WP HR S P ERA WHIP	IP WLS BF H R ER SO BB IBB HBP BLK WP HR S P ERA WHIP	IP WLS BF H R ER SO BB IBB HBP BLK WP HR S P ERA WHIP	IP WLS BF H R ER SO BB IBB HBP BLK WP HR S P ERA WHIP	IP WLS BF H R ER SO BB IBB HBP BLK WP HR S P ERA WHIP	IP WLS BF H R ER SO BB IBB HBP BLK WP HR S P ERA WHIP	IP WLS BF H R ER SO BB IBB HBP BLK WP HR S P ERA WHIP	
Steve Avery, L ERA: 3.25 Randy St. Claire, R ERA: 5.87 Jeff Reardon, R ERA: 3.61	(1, 1) (7, 1) (9, 1)	6.0 W 23 4 1 1 5 1 0 0 0 0 0 65 93 1.50 0.833	2.0 L 8 3 0 0 0 0 0 0 0 0 0 19 26 0.00 1.500	1.0 L 3 0 0 0 0 0 0 0 0 0 0 6 7 0.00 0.000															

AB	32
R	1
H	7
RBI	1
BB	1
SO	5
LOB	10



Batter	1	2	3	4	5	6	7	8	9	AB	R	H	RBI	BB	SO	LOB	BOTTOM	
Otis Nixon, S OBP: 0.361, SLG: 0.366 Tommy Gregg, L OBP: 0.429, SLG: 0.333 (7, 8)	G6-3		G1-3					K		4	2	2	0	0	0	1	Houston Astros @ Atlanta Braves Atlanta-Fulton County Stadium, Atlanta, GA Sun Sep 20 1992, 3:33 AM EDT Att: 40,493 - Cloudy - 84 F	
Jeff Blausler, R OBP: 0.360, SLG: 0.466 (1, 6)	F9	BB 1B			SF9 3B		BB 1B	K		3	3	1	0	2	1	0		
Terry Pendleton, S OBP: 0.339, SLG: 0.473 Jeff Treadway, L OBP: 0.293, SLG: 0.280 (6, 7)	3B 1B	BB 1B			SF9		G4-3			3	2	3	4	0	0	0		
David Justice, L OBP: 0.354, SLG: 0.430 Ryan Klesko, L (8, 3)	WP 3B	2B			P5		HR 1B	G4-3		3	2	2	4	1	0	0		
Sid Bream, L OBP: 0.340, SLG: 0.427 Brian Hunter, R OBP: 0.293, SLG: 0.509 (7, 3)	F7	1B			F8		HR	K		3	0	1	2	0	0	0		
Ron Gant, R OBP: 0.323, SLG: 0.415 Rafael Belliard, R OBP: 0.265, SLG: 0.248 (7, 4)		1B			G5-4-3 BB		HR	G5-3		3	2	2	1	1	0	2		
Damon Berryhill, S OBP: 0.280, SLG: 0.410 Javy Lopez, R OBP: 0.500, SLG: 1.000 (6, 7)		SH1-3 BB			F7		P5			2	1	1	0	1	0	1		
Mark Lemke, S OBP: 0.312, SLG: 0.318 Randy St. Claire, R Jeff Reardon, R (9, 1)		SH1-3 BB			L3		HR			3	1	1	1	0	0	2		
Steve Avery, L OBP: 0.187, SLG: 0.208 Melvin Nieves, S OBP: 0.375, SLG: 0.286 (6, 7)		BB 1B			G4-3 K					2	1	1	2	0	0	0		
		2B 1B								1	0	0	0	0	1	1		
Inning Stats	R: 2 H: 2 E: 0 K: 0 S: 11	H: 5 R: 6 ER: 0 LOB: 1 BB: 3 P: 42	R: 0 H: 1 E: 0 K: 0 S: 6	H: 1 R: 0 ER: 0 LOB: 0 BB: 0 P: 9	R: 1 H: 1 E: 0 K: 0 S: 9	H: 1 R: 0 ER: 0 LOB: 0 BB: 0 P: 16	R: 0 H: 0 E: 0 K: 0 S: 7	H: 0 R: 0 ER: 0 LOB: 1 BB: 1 P: 16	R: 7 H: 6 E: 0 K: 1 S: 21	H: 6 R: 0 ER: 0 LOB: 0 BB: 1 P: 34	R: 0 H: 0 E: 0 K: 2 S: 9	H: 0 R: 0 ER: 0 LOB: 0 BB: 0 P: 12	R: 0 H: 0 E: 0 K: 1 S: 6	H: 0 R: 0 ER: 0 LOB: 0 BB: 0 P: 8	1B: 8 2B: 2 3B: 2 HR: 4	SF: 1 SAC: 2 DP: 2 HBP: 0	WP: 1 PB: 0 SB: 1 CS: 0	PA: 42
PITCHER	IP WLS BF H R ER SO BB IBB HBP BLK WP HR S P ERA WHIP	IP WLS BF H R ER SO BB IBB HBP BLK WP HR S P ERA WHIP	IP WLS BF H R ER SO BB IBB HBP BLK WP HR S P ERA WHIP	IP WLS BF H R ER SO BB IBB HBP BLK WP HR S P ERA WHIP	IP WLS BF H R ER SO BB IBB HBP BLK WP HR S P ERA WHIP	IP WLS BF H R ER SO BB IBB HBP BLK WP HR S P ERA WHIP	IP WLS BF H R ER SO BB IBB HBP BLK WP HR S P ERA WHIP	IP WLS BF H R ER SO BB IBB HBP BLK WP HR S P ERA WHIP	IP WLS BF H R ER SO BB IBB HBP BLK WP HR S P ERA WHIP	IP WLS BF H R ER SO BB IBB HBP BLK WP HR S P ERA WHIP	IP WLS BF H R ER SO BB IBB HBP BLK WP HR S P ERA WHIP	IP WLS BF H R ER SO BB IBB HBP BLK WP HR S P ERA WHIP	IP WLS BF H R ER SO BB IBB HBP BLK WP HR S P ERA WHIP	IP WLS BF H R ER SO BB IBB HBP BLK WP HR S P ERA WHIP	IP WLS BF H R ER SO BB IBB HBP BLK WP HR S P ERA WHIP	IP WLS BF H R ER SO BB IBB HBP BLK WP HR S P ERA WHIP	IP WLS BF H R ER SO BB IBB HBP BLK WP HR S P ERA WHIP	
Ryan Bowen, R ERA: 13.14 Shane Reynolds, R ERA: 8.5 Al Osuna, L ERA: 4.5 Rich Scheid, L ERA: 5.79 Rob Murphy, L ERA: 4.44	(1, 1) (2, 1) (5, 1) (6, 1) (7, 1)	1.1 L 11 3 1 1 0 0 0 0 0 0 22 39 3.38 1.125	1.1 L 10 5 7 7 0 2 0 0 0 0 3 19 39 47.25 5.250	0.2 L 3 1 0 0 1 0 0 0 0 0 1 9 11 0.00 1.500	1.0 L 3 0 0 0 2 0 0 0 0 0 0 9 12 0.00 0.000													



Batter	1	2	3	4	5	6	7	8	9	AB	R	H	RBI	BB	SO	LOB	TOP			
Otis Nixon, S <small>OBP: 0.358, SLG: 0.362</small> 										4	0	0	0	0	1	1	Atlanta Braves @ Los Angeles Dodgers Dodger Stadium, Los Angeles, CA <small>Mon Sep 21 1992, 7:05 PM PDT</small> <small>Att: 19,822 - Sunny - 77 F</small>			
Jeff Blausler, R <small>OBP: 0.359, SLG: 0.461</small> Rafael Belliard, R <small>OBP: 0.265, SLG: 0.248</small> 										3	0	0	0	1	1	0				
Terry Pendleton, S <small>OBP: 0.343, SLG: 0.477</small> 										3	2	3	0	1	0	0				
David Justice, L <small>OBP: 0.353, SLG: 0.435</small> 										4	1	1	2	0	0	3				
Sid Bream, L <small>OBP: 0.339, SLG: 0.425</small> Brian Hunter, R <small>OBP: 0.293, SLG: 0.509</small> 										4	0	1	0	0	3	1				
Ron Gant, R <small>OBP: 0.324, SLG: 0.418</small> 										4	0	2	0	0	0	1				
Damon Berryhill, S <small>OBP: 0.276, SLG: 0.404</small> 										4	0	0	0	0	1	3				
Mark Lemke, S <small>OBP: 0.309, SLG: 0.315</small> 										4	1	0	0	0	0	2				
Pete Smith, R <small>OBP: 0.500, SLG: 0.500</small> 										2	0	0	0	0	2	0				
Mike Stanton, L <small>OBP: 0.500, SLG: 0.500</small> 										0	0	0	0	0	0	0				
Inning Stats	R: 0 E: 0 K: 0 S: 5	H: 0 LOB: 1 BB: 1 P: 12	R: 0 E: 0 K: 1 S: 7	H: 0 LOB: 0 BB: 0 P: 11	R: 1 E: 1 K: 0 S: 7	H: 0 LOB: 0 BB: 1 P: 16	R: 1 E: 0 K: 2 S: 12	H: 2 LOB: 1 BB: 0 P: 18	R: 0 E: 0 K: 2 S: 7	H: 1 LOB: 0 BB: 0 P: 18	R: 0 E: 0 K: 1 S: 6	H: 1 LOB: 0 BB: 0 P: 9	R: 0 E: 0 K: 1 S: 7	H: 0 LOB: 0 BB: 0 P: 12	R: 2 E: 0 K: 0 S: 12	H: 3 LOB: 1 BB: 0 P: 15	1B: 4 2B: 2 3B: 0 HR: 1	SF: 0 SAC: 1 DP: 0 HBP: 0	WP: 2 PB: 0 SB: 0 CS: 2	PA: 36
PITCHER	IP WLS BF H R ER SO BB IBB HBP BLK WP HR S P ERA WHIP	7.0 L 26 4 2 1 7 2 0 0 0 0 0 1 19 95 1.29 0.857	2.0 9 3 2 2 1 0 0 0 0 0 0 1 19 27 9.00 1.500																	
Orel Hershiser, R <small>ERA: 3.64</small> Tim Crews, R <small>ERA: 5.33</small>																				

Batter	1	2	3	4	5	6	7	8	9	AB	R	H	RBI	BB	SO	LOB	BOTTOM			
Jose Offerman, S <small>OBP: 0.334, SLG: 0.345</small> 										5	0	0	0	0	0	2	Atlanta Braves @ Los Angeles Dodgers Dodger Stadium, Los Angeles, CA <small>Mon Sep 21 1992, 7:05 PM PDT</small> <small>Att: 19,822 - Sunny - 77 F</small>			
Brett Butler, L <small>OBP: 0.418, SLG: 0.400</small> 										3	0	0	0	1	0	0				
Lenny Harris, L <small>OBP: 0.324, SLG: 0.307</small> 										2	0	0	0	2	0	1				
Eric Karros, R <small>OBP: 0.310, SLG: 0.437</small> 										3	0	0	0	1	0	3				
Henry Rodriguez, L <small>OBP: 0.229, SLG: 0.312</small> Mike Sharperson, R <small>OBP: 0.389, SLG: 0.397</small> 										3	0	1	0	0	1	0				
Mike Scioscia, L <small>OBP: 0.283, SLG: 0.282</small> 										4	1	1	0	0	0	2				
Billy Ashley, R <small>OBP: 0.254, SLG: 0.351</small> 										4	0	2	1	0	2	0				
Dave Hansen, L <small>OBP: 0.281, SLG: 0.287</small> Tom Goodwin, L <small>OBP: 0.336, SLG: 0.265</small> Dave Anderson, R <small>OBP: 0.307, SLG: 0.439</small> 										3	0	1	0	0	0	1				
Orel Hershiser, R <small>OBP: 0.224, SLG: 0.292</small> Mitch Webster, S <small>OBP: 0.336, SLG: 0.426</small> Tim Crews, R <small>OBP: 0.286, SLG: 0.286</small> Mike Piazza, R <small>OBP: 0.318, SLG: 0.359</small> Eric Young Sr., R <small>OBP: 0.281, SLG: 0.286</small> 										2	0	0	0	0	0	1				
Inning Stats	R: 0 E: 0 K: 0 S: 8	H: 0 LOB: 1 BB: 1 P: 14	R: 1 E: 0 K: 0 S: 11	H: 2 LOB: 1 BB: 0 P: 17	R: 0 E: 0 K: 0 S: 10	H: 0 LOB: 1 BB: 1 P: 18	R: 0 E: 0 K: 2 S: 10	H: 0 LOB: 0 BB: 0 P: 12	R: 0 E: 0 K: 0 S: 4	H: 0 LOB: 0 BB: 0 P: 7	R: 0 E: 0 K: 1 S: 6	H: 1 LOB: 1 BB: 0 P: 6	R: 0 E: 0 K: 0 S: 9	H: 0 LOB: 1 BB: 1 P: 13	R: 1 E: 1 K: 0 S: 12	H: 2 LOB: 1 BB: 0 P: 21	1B: 5 2B: 0 3B: 1 HR: 0	SF: 0 SAC: 0 DP: 0 HBP: 0	WP: 0 PB: 0 SB: 1 CS: 0	PA: 37
PITCHER	IP WLS BF H R ER SO BB IBB HBP BLK WP HR S P ERA WHIP	7.2 W 31 4 1 1 3 4 0 0 0 0 0 0 14 104 1.17 1.043	1.1 S 6 2 1 0 0 0 0 0 0 0 0 0 0 14 23 0.00 1.500																	
Pete Smith, R <small>ERA: 2.09</small> Mike Stanton, L <small>ERA: 4.12</small>																				

AB 32
R 4
H 7
RBI 2
BB 2
SO 8
LOB 11



AB 33
R 2
H 6
RBI 2
BB 4
SO 3
LOB 13



Batter	1	2	3	4	5	6	7	8	9	AB	R	H	RBI	BB	SO	LOB	TOP			
Otis Nixon, S (1, 8) <small>OBP: 0.357, SLG: 0.360</small>										3	1	0	0	1	0	2	Atlanta Braves @ Los Angeles Dodgers Dodger Stadium, Los Angeles, CA Tue Sep 22 1992, 7:05 PM PDT Att: 21,122 - Sunny - 76 F			
Jeff Blausler, R (1, 6) <small>OBP: 0.355, SLG: 0.455</small>										4	0	0	0	0	2	2				
Terry Pendleton, S (1, 5) <small>OBP: 0.344, SLG: 0.478</small>										4	0	2	0	0	0	2				
David Justice, L (1, 9) <small>OBP: 0.354, SLG: 0.433</small>										2	0	0	0	2	0	1				
Sid Bream, L (1, 3) <small>OBP: 0.338, SLG: 0.423</small>										4	0	1	1	0	0	3				
Ron Gant, R (1, 7) <small>OBP: 0.322, SLG: 0.414</small>										4	0	0	0	0	2	2				
Damon Berryhill, S (1, 2) <small>OBP: 0.273, SLG: 0.399</small>										4	0	0	0	0	0	0				
Mark Lemke, S (1, 4) <small>OBP: 0.311, SLG: 0.316</small>										2	0	1	0	1	0	0				
Jeff Treadway, L (6, 4) <small>OBP: 0.291, SLG: 0.278</small>										1	0	0	0	0	0	0				
29 John Smoltz, R (1, 1) <small>OBP: 0.231, SLG: 0.208</small>										1	0	0	0	0	1	1				
Tommy Gregg, L (7, PH) <small>OBP: 0.507, SLG: 0.429</small>										1	0	1	0	0	0	0				
Marvin Freeman, R (7, 1) <small>OBP: 0.667, SLG: 0.667</small>										0	0	0	0	0	0	0				
Mark Wohlers, R (8, 1) <small>OBP: 0.320, SLG: 0.436</small>										0	0	0	0	0	0	0				
Lonnie Smith, R (9, PH) <small>OBP: 0.320, SLG: 0.436</small>										1	0	0	0	0	0	0				
Inning Stats	R: 1 E: 0 K: 2 S: 22	H: 1 LOB: 2 BB: 2 P: 35	R: 0 E: 0 K: 0 S: 6	H: 0 LOB: 1 BB: 1 P: 12	R: 0 E: 0 K: 1 S: 10	H: 1 LOB: 1 BB: 0 P: 14	R: 0 E: 0 K: 2 S: 11	H: 1 LOB: 2 BB: 1 P: 15	R: 0 E: 0 K: 0 S: 9	H: 0 LOB: 0 BB: 0 P: 9	R: 0 E: 0 K: 0 S: 7	H: 1 LOB: 1 BB: 0 P: 14	R: 0 E: 0 K: 0 S: 7	H: 0 LOB: 0 BB: 0 P: 10	R: 0 E: 0 K: 0 S: 8	H: 0 LOB: 0 BB: 0 P: 13	1B: 5 2B: 0 3B: 0 HR: 0	SF: 0 SAC: 1 DP: 0 HBP: 0	WP: 0 PB: 1 SB: 1 CS: 0	PA: 36
PITCHER Tom Candiotti, R (1, 1) <small>ERA: 2.94</small>	IP: 9.0 WLS: W BF: 36	H: 5 R: 1 ER: 1 SO: 5	BB: 4 IBB: 0 HBP: 0 BLK: 0	WP: 0 HR: 0 S: 85 P: 137	ERA: 1.00 WHIP: 1.000	PITCHER	IP: 9.0 WLS: W BF: 36	H: 5 R: 1 ER: 1 SO: 5	BB: 4 IBB: 0 HBP: 0 BLK: 0	WP: 0 HR: 0 S: 85 P: 137	ERA: 1.00 WHIP: 1.000									

Batter	1	2	3	4	5	6	7	8	9	AB	R	H	RBI	BB	SO	LOB	BOTTOM			
Jose Offerman, S (1, 6) <small>OBP: 0.332, SLG: 0.342</small>										4	1	0	0	0	0	3	Atlanta Braves @ Los Angeles Dodgers Dodger Stadium, Los Angeles, CA Tue Sep 22 1992, 7:05 PM PDT Att: 21,122 - Sunny - 76 F			
Brett Butler, L (1, 8) <small>OBP: 0.415, SLG: 0.397</small>										4	0	0	0	0	1	2				
Lenny Harris, L (1, 4) <small>OBP: 0.326, SLG: 0.312</small>										4	1	2	2	0	0	0				
Eric Karros, R (1, 3) <small>OBP: 0.311, SLG: 0.442</small>										3	1	1	2	1	0	0				
Henry Rodriguez, L (1, 7) <small>OBP: 0.237, SLG: 0.313</small>										3	0	1	0	1	0	2				
Mike Scioscia, L (1, 2) <small>OBP: 0.283, SLG: 0.281</small>										4	0	1	0	0	0	2				
Billy Ashley, R (1, 9) <small>OBP: 0.254, SLG: 0.333</small>										3	0	0	0	1	1	2				
Dave Hansen, L (1, 5) <small>OBP: 0.285, SLG: 0.290</small>										3	0	2	0	0	1	2				
Tom Candiotti, R (1, 1) <small>OBP: 0.111, SLG: 0.113</small>										2	1	0	0	0	0	2				
Inning Stats	R: 0 E: 0 K: 0 S: 8	H: 0 LOB: 0 BB: 0 P: 11	R: 0 E: 0 K: 1 S: 13	H: 0 LOB: 1 BB: 1 P: 22	R: 0 E: 0 K: 0 S: 16	H: 1 LOB: 0 BB: 0 P: 20	R: 2 E: 0 K: 1 S: 22	H: 3 LOB: 1 BB: 0 P: 31	R: 2 E: 1 K: 0 S: 17	H: 2 LOB: 2 BB: 1 P: 30	R: 0 E: 0 K: 1 S: 9	H: 1 LOB: 2 BB: 1 P: 16	R: 0 E: 0 K: 0 S: 6	H: 0 LOB: 0 BB: 0 P: 7	R: 0 E: 0 K: 0 S: 6	H: 0 LOB: 0 BB: 0 P: 11		1B: 5 2B: 1 3B: 0 HR: 1	SF: 0 SAC: 1 DP: 1 HBP: 0	WP: 2 PB: 0 SB: 1 CS: 0
PITCHER 29 John Smoltz, R (1, 1) <small>ERA: 2.94</small>	IP: 6.0 WLS: L BF: 28	H: 7 R: 4 ER: 2 SO: 3	BB: 3 IBB: 0 HBP: 0 BLK: 0	WP: 1 HR: 1 S: 85 P: 130	ERA: 3.00 WHIP: 1.667	PITCHER	IP: 1.0 WLS: 3 BF: 3	H: 0 R: 0 ER: 0 SO: 0	BB: 0 IBB: 0 HBP: 0 BLK: 0	WP: 0 HR: 0 S: 6 P: 7	ERA: 0.00 WHIP: 0.000									
Marvin Freeman, R (7, 1) <small>ERA: 3.41</small>	IP: 1.0 WLS: 3 BF: 3	H: 0 R: 0 ER: 0 SO: 0	BB: 0 IBB: 0 HBP: 0 BLK: 0	WP: 0 HR: 0 S: 6 P: 7	ERA: 0.00 WHIP: 0.000															
Mark Wohlers, R (8, 1) <small>ERA: 2.4</small>	IP: 1.0 WLS: 3 BF: 3	H: 0 R: 0 ER: 0 SO: 0	BB: 0 IBB: 0 HBP: 0 BLK: 0	WP: 0 HR: 0 S: 6 P: 11	ERA: 0.00 WHIP: 0.000															



Batter	1	2	3	4	5	6	7	8	9	AB	R	H	RBI	BB	SO	LOB	TOP		
Otis Nixon, S OBP: 0.357, SLG: 0.357 (1, 8)										3	0	0	0	1	0	0			
Jeff Blausler, R OBP: 0.352, SLG: 0.463 (1, 6)										4	0	0	0	0	1	1			
Terry Pendleton, S OBP: 0.346, SLG: 0.478 (1, 5)										4	0	0	0	0	2	0			
David Justice, L OBP: 0.355, SLG: 0.433 (1, 9)										3	0	2	0	0	0	0			
Sid Bream, L OBP: 0.338, SLG: 0.422 (1, 3)										3	0	1	0	0	1	1			
Ron Gant, R OBP: 0.317, SLG: 0.408 (1, 7)										3	0	0	0	0	0	3			
Damon Berryhill, S OBP: 0.272, SLG: 0.394 (1, 2)										3	0	0	0	0	2	2			
Mark Lemke, S OBP: 0.312, SLG: 0.316 Jeff Treadway, L OBP: 0.286, SLG: 0.275 (6, 4)										2	0	0	0	0	2	2			
Tom Glavine, L OBP: 0.273, SLG: 0.297 (6, PH) Tommy Gregg, L OBP: 0.444, SLG: 0.375 David Nied, R OBP: 0.286, SLG: 0.286 Ryan Klesko, L (8, PH) Jeff Reardon, R (8, 1)										1	0	0	0	0	0	0			
Inning Stats	R: 0 E: 0 K: 2 S: 7	H: 0 LOB: 0 BB: 0 P: 11	R: 0 E: 0 K: 2 S: 13	H: 2 LOB: 2 BB: 0 P: 20	R: 0 E: 0 K: 0 S: 9	H: 0 LOB: 0 BB: 0 P: 14	R: 0 E: 0 K: 2 S: 10	H: 0 LOB: 0 BB: 0 P: 14	R: 0 E: 0 K: 1 S: 5	H: 0 LOB: 0 BB: 1 P: 10	R: 0 E: 0 K: 0 S: 9	H: 1 LOB: 1 BB: 0 P: 12	R: 0 E: 0 K: 1 S: 5	H: 0 LOB: 0 BB: 0 P: 7	R: 0 E: 0 K: 0 S: 9	H: 0 LOB: 0 BB: 0 P: 13	1B: 3 2B: 0 3B: 0 HR: 0	SF: 0 SAC: 0 DP: 1 HBP: 0	WP: 0 PA: 30 CS: 0
PITCHER	IP	WLS	BF	H	R	ER	SO	BB	IBB	HBP	BLK	WP	HR	S	P	ERA	WHIP		
Jeff Brantley, R ERA: 3.13 Bill Swift, R ERA: 2.95 Rod Beck, R ERA: 1.93	5.1	W	18	2	0	0	9	0	0	0	0	0	0	49	71	0.00	0.375		

Atlanta Braves @ San Francisco Giants
Candlestick Park, San Francisco, CA
Thu Sep 24 1992, 6:33 AM EDT
Att: 12,573 - Sunny - 70 F

AB 29
R 0
H 3
RBI 0
BB 1
SO 10
LOB 9

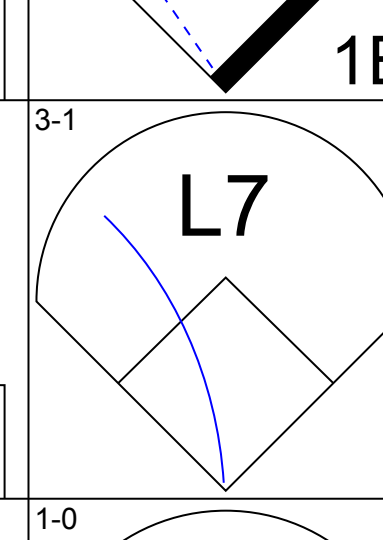
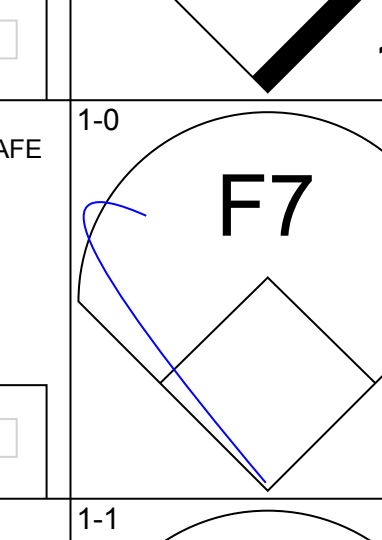

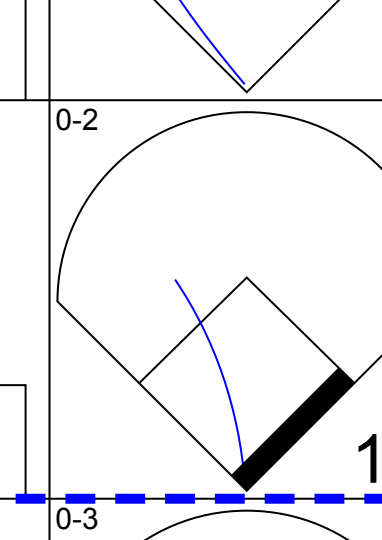
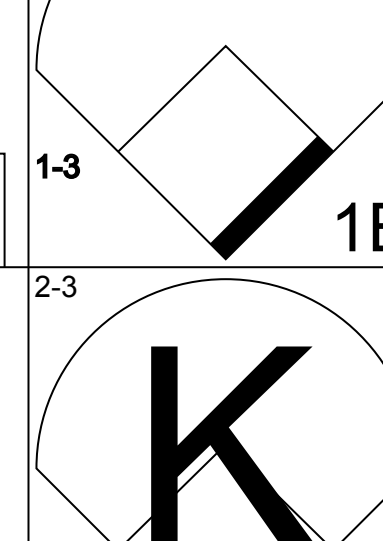
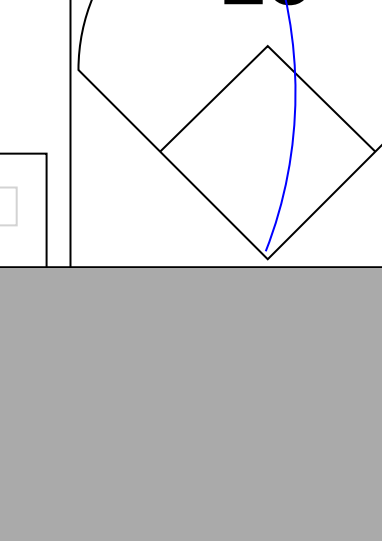
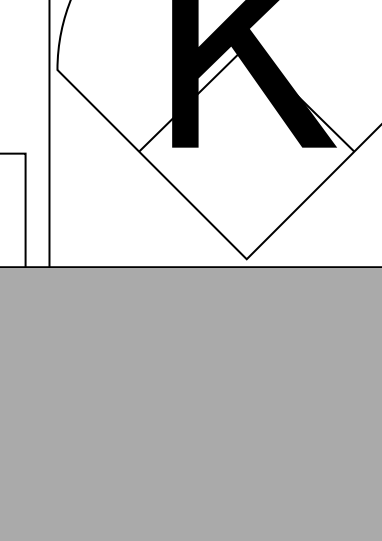








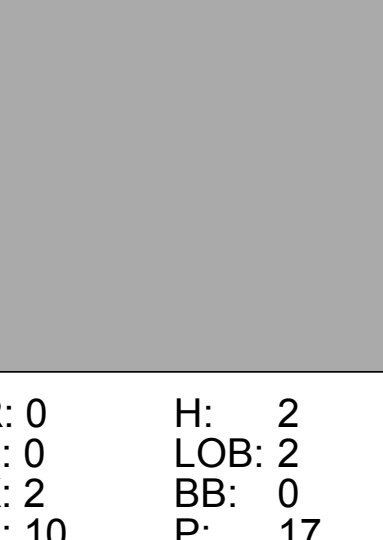

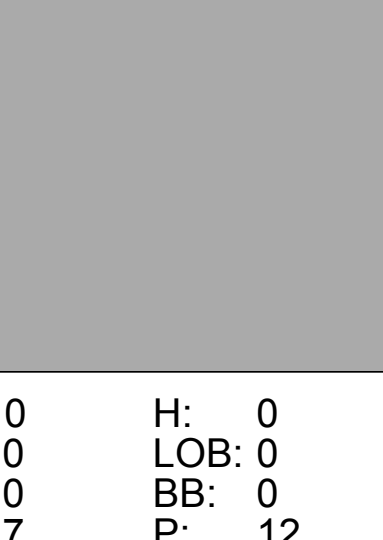
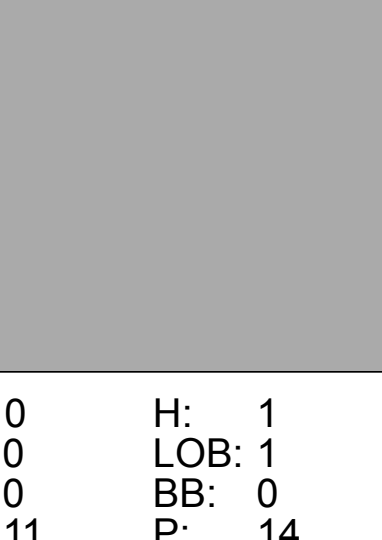
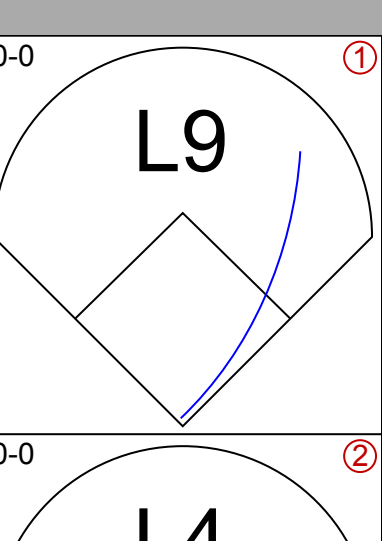
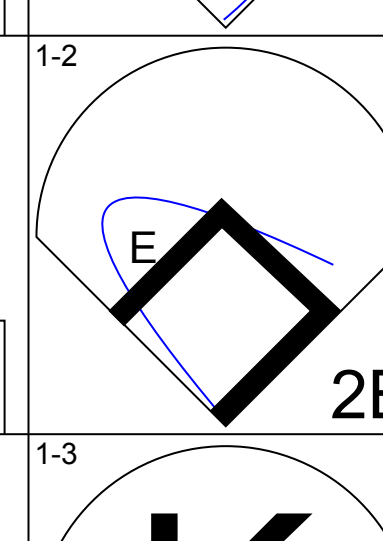
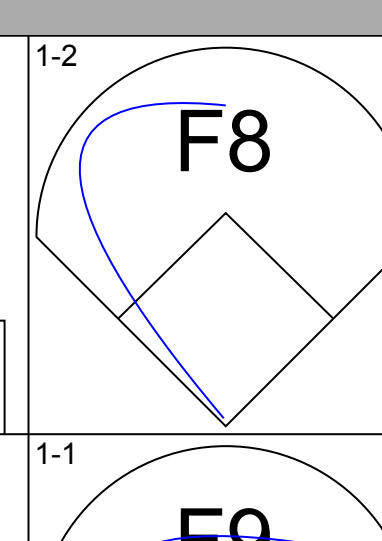
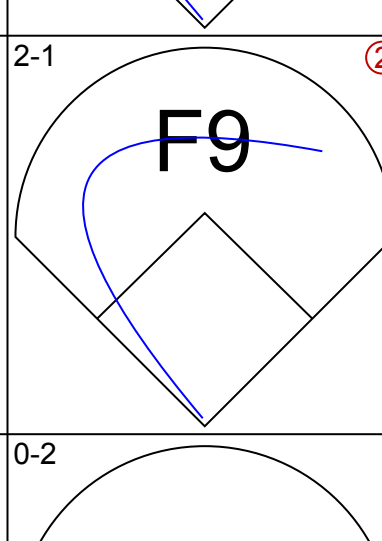
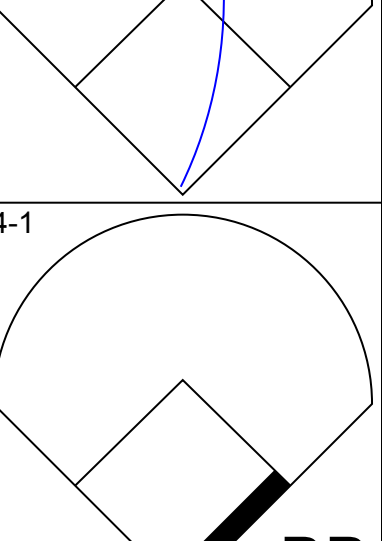
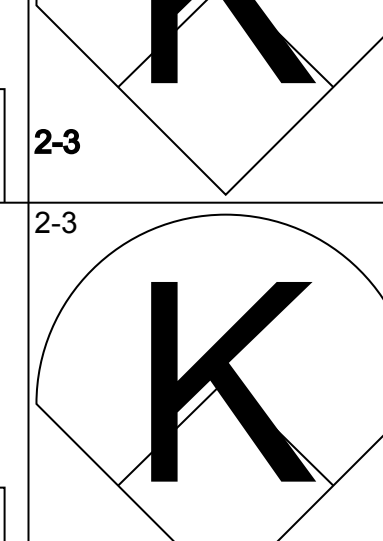
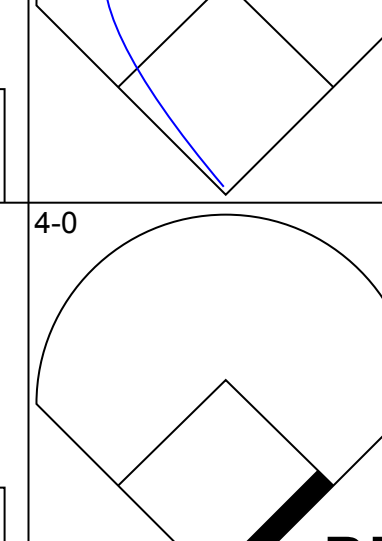
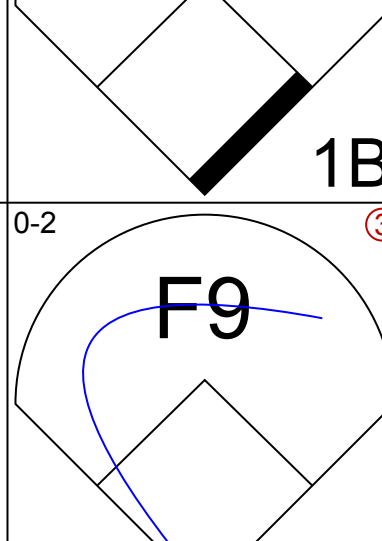



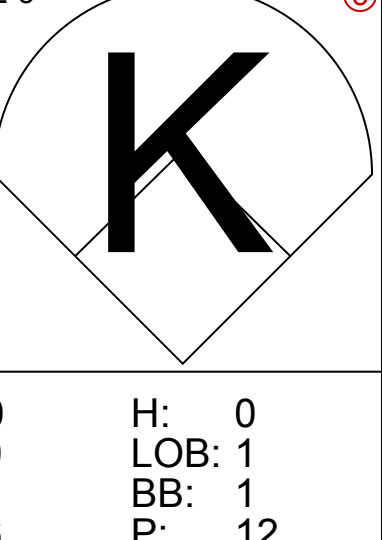
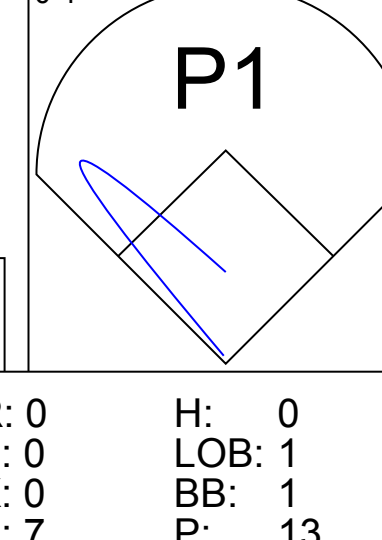


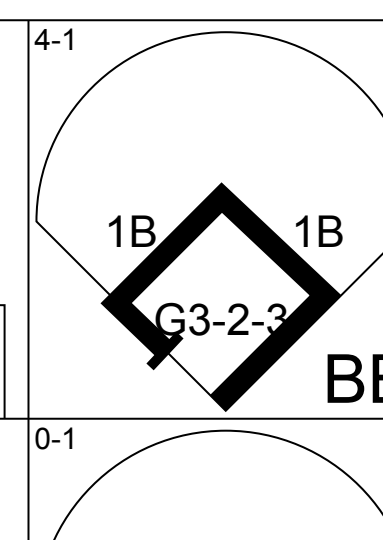
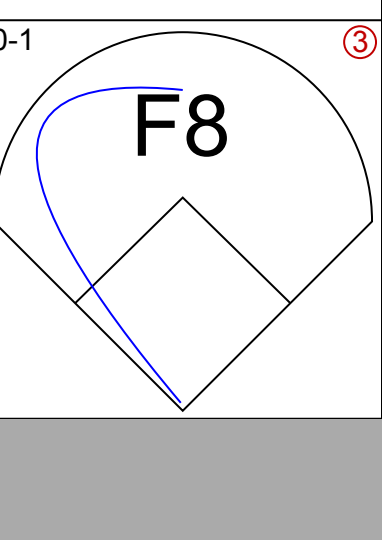
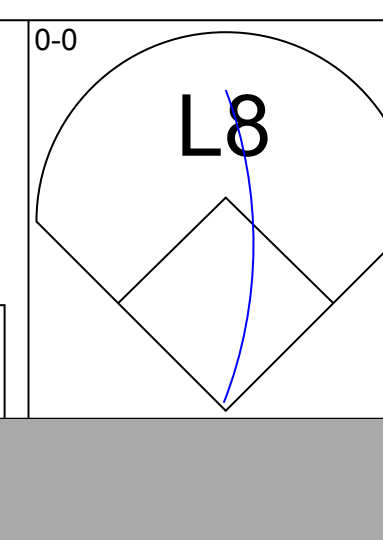
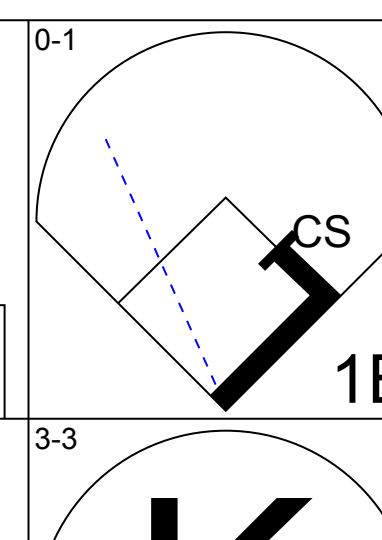
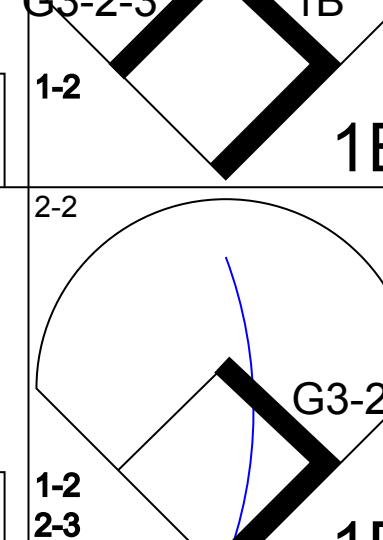
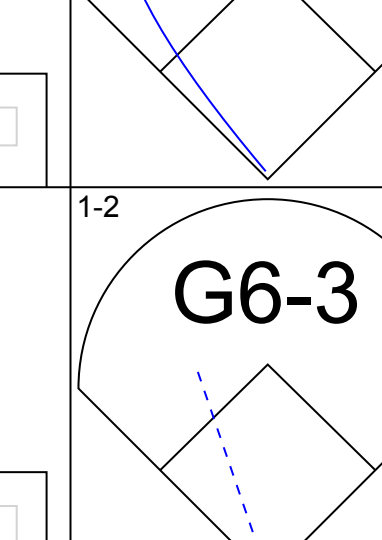
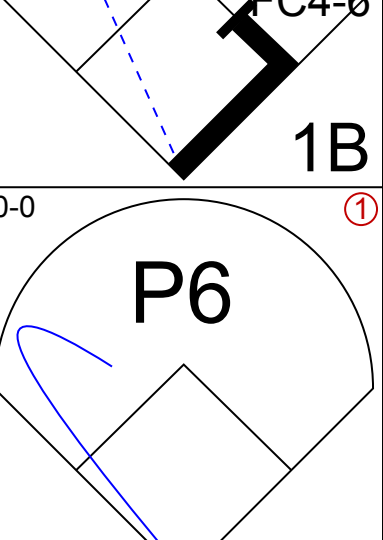
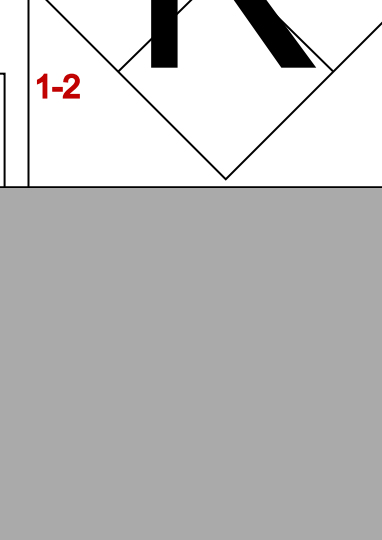
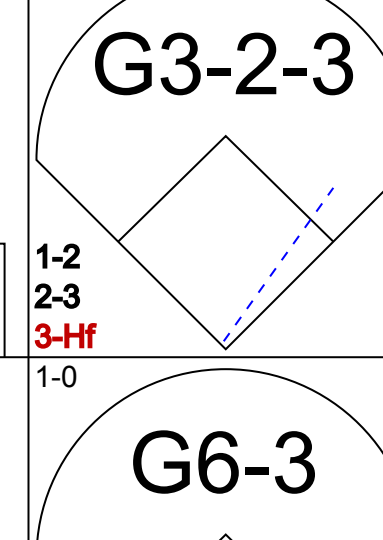
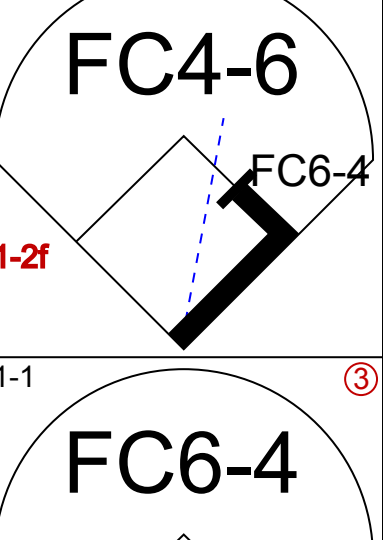
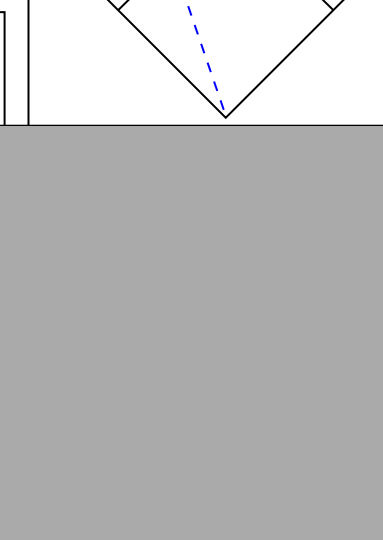

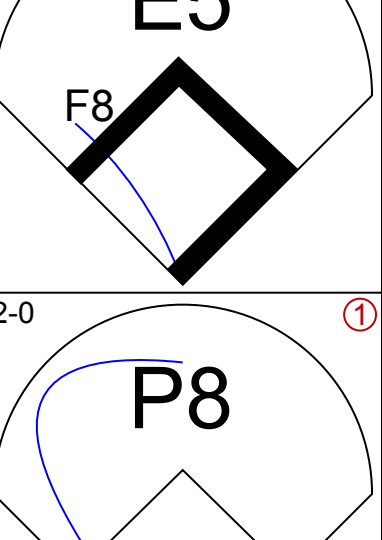








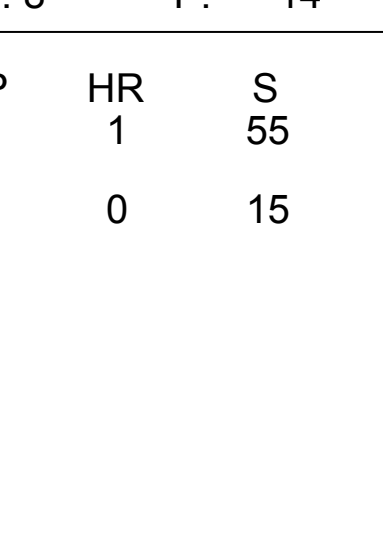
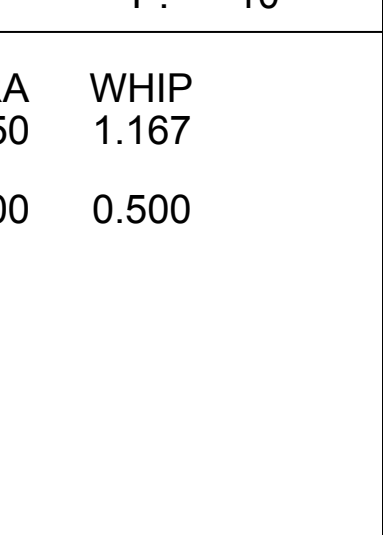

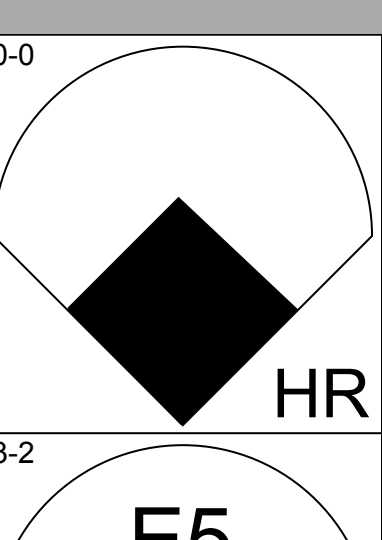
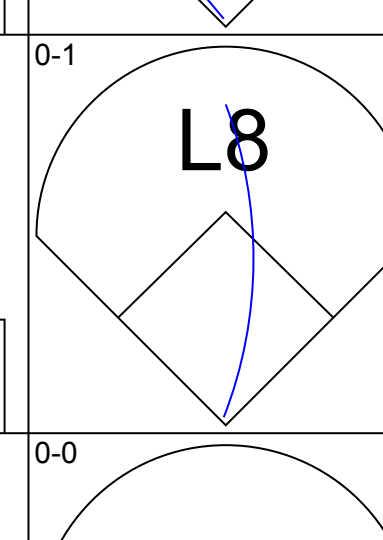
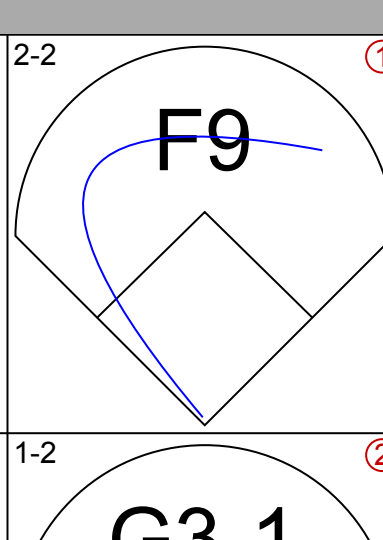
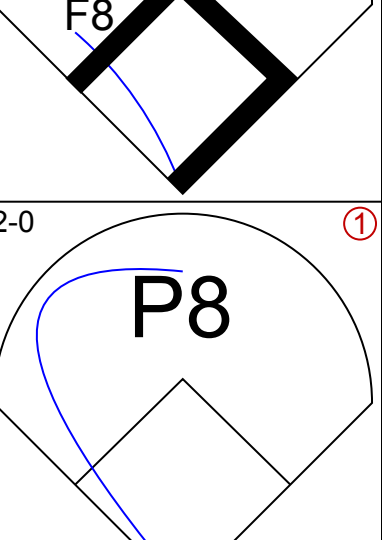
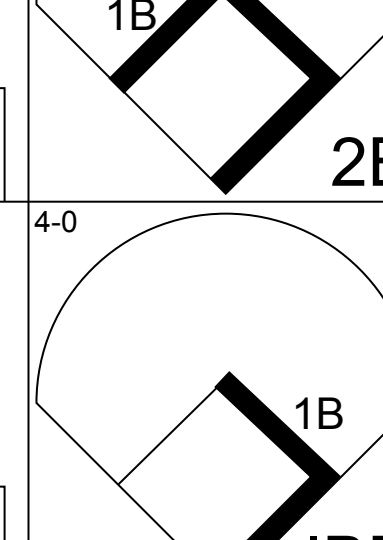
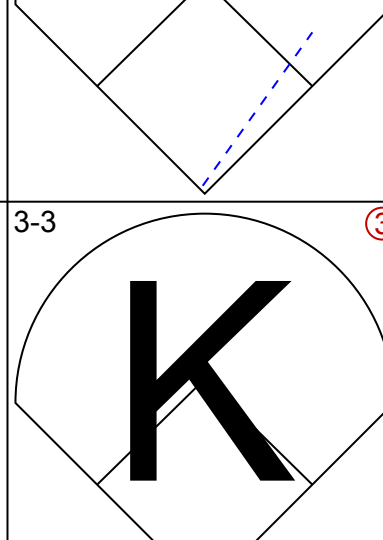
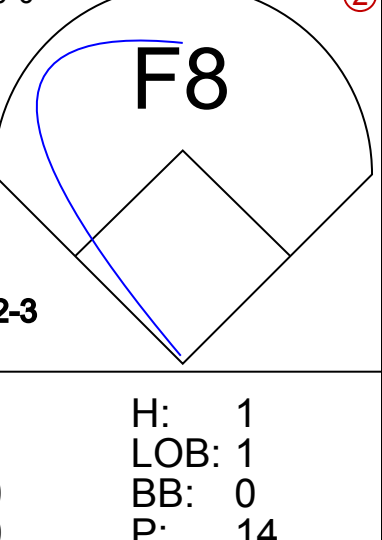
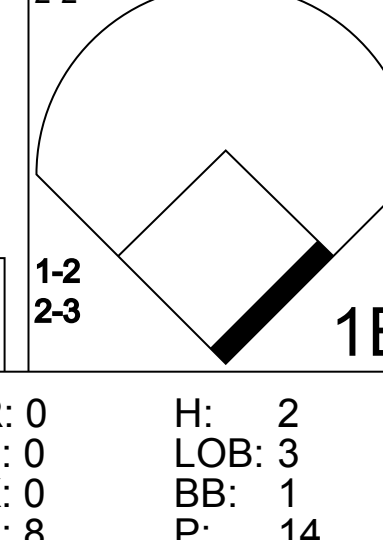
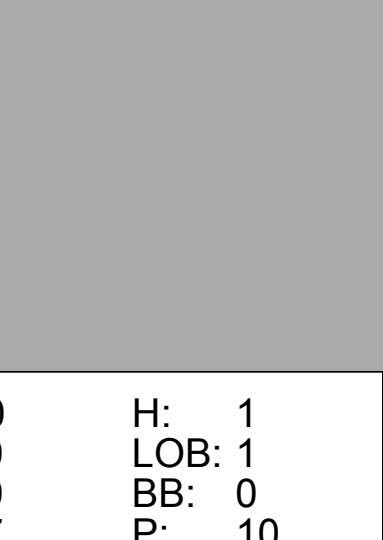
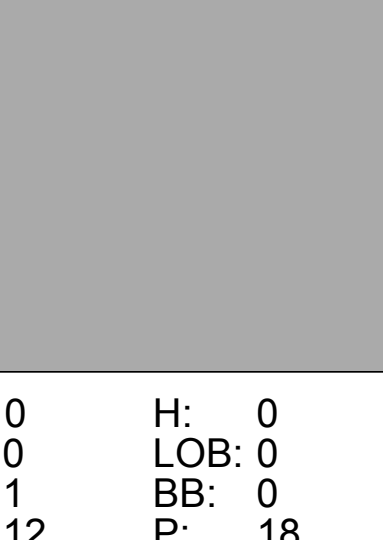


Batter	1	2	3	4	5	6	7	8	9	AB	R	H	RBI	BB	SO	LOB	BOTTOM		
Mike Felder, S OBP: 0.335, SLG: 0.391 (8, 7)										3	1	1	1	1	1	0			
Robby Thompson, R OBP: 0.342, SLG: 0.429 (1, 4)										3	0	2	0	1	1	0			
Will Clark, L OBP: 0.384, SLG: 0.475 (1, 3)										3	0	0	0	1	1	4			
Chris James, R OBP: 0.295, SLG: 0.384 Darren Lewis, R OBP: 0.236, SLG: 0.272 (8, 8)										4	0	1	1	0	0	0			
Matt Williams, R OBP: 0.290, SLG: 0.391 (1, 5)										4	1	1	1	0	0	3			
Cory Snyder, R OBP: 0.306, SLG: 0.441 (1, 9)										4	1	1	0	0	0	0			
Kirt Manwaring, R OBP: 0.309, SLG: 0.325 (1, 2)										4	0	1	0	0	0	1			
Royce Clayton, R OBP: 0.273, SLG: 0.291 (1, 6)										2	1	0	0	1	0	2			
Jeff Brantley, R OBP: 0.250, SLG: 0.143 Bill Swift, R OBP: 0.160, SLG: 0.224 Rod Beck, R OBP: 0.500, SLG: 0.500 (8, 1)										2	0	0	0	0	0	2			
Inning Stats	R: 0 E: 0 K: 1 S: 5	H: 1 LOB: 0 BB: 0 P: 7	R: 0 E: 0 K: 0 S: 5	H: 0 LOB: 0 BB: 0 P: 6	R: 2 E: 1 K: 0 S: 12	H: 3 LOB: 3 BB: 2 P: 27	R: 1 E: 1 K: 1 S: 15	H: 1 LOB: 3 BB: 2 P: 29	R: 1 E: 0 K: 0 S: 9	H: 1 LOB: 0 BB: 0 P: 11	R: 0 E: 0 K: 1 S: 10	H: 0 LOB: 0 BB: 0 P: 14	R: 0 E: 0 K: 0 S: 4	H: 1 LOB: 0 BB: 0 P: 4	1B: 5 2B: 1 3B: 0 HR: 1	SF: 0 SAC: 0 DP: 2 HBP: 0	WP: 1 PA: 34 CS: 0		
PITCHER	IP	WLS	BF	H	R	ER	SO	BB	IBB	HBP	BLK	WP	HR	S	P	ERA	WHIP		
Tom Glavine, L ERA: 2.87 David Nied, R ERA: 1.42 Jeff Reardon, R ERA: 3.54	5.0	L	25	6	0	0	2	0	0	0	0	0	0	19	25	0.00	0.000		

Atlanta Braves @ San Francisco Giants
Candlestick Park, San Francisco, CA
Thu Sep 24 1992, 6:33 AM EDT
Att: 12,573 - Sunny - 70 F

AB 30
R 4
H 7
RBI 3
BB 4
SO 4
LOB 12



Batter	1	2	3	4	5	6	7	8	9	AB	R	H	RBI	BB	SO	LOB	TOP			
Otis Nixon, S (1, 8) <small>OBP: 0.354, SLG: 0.354</small>										4	0	0	0	0	2	0	Atlanta Braves @ San Diego Padres Jack Murphy Stadium, San Diego, CA Fri Sep 25 1992, 10:05 PM EDT Att: 38,866 - Sunny - 74 F			
Jeff Blauer, R (1, 6) <small>OBP: 0.354, SLG: 0.463</small>										4	0	2	0	0	1	0				
Terry Pendleton, S (1, 5) <small>OBP: 0.345, SLG: 0.476</small>										4	0	1	0	0	0	2				
David Justice, L (1, 9) <small>OBP: 0.354, SLG: 0.432</small>										4	0	1	0	0	1	2				
Sid Bream, L (1, 3) <small>OBP: 0.336, SLG: 0.418</small>										3	0	0	0	0	1	2				
Brian Hunter, R (9, PH) <small>OBP: 0.294, SLG: 0.500</small>										1	0	0	0	0	0	0				
Lonnie Smith, R (1, 7) <small>OBP: 0.323, SLG: 0.450</small>										4	0	1	0	0	0	0				
Damon Berryhill, S (1, 2) <small>OBP: 0.269, SLG: 0.390</small>										3	0	0	0	0	1	1				
Ron Gant, R (9, PH) <small>OBP: 0.318, SLG: 0.409</small>										1	0	1	0	0	0	0				
Mark Lemke, S (1, 4) <small>OBP: 0.314, SLG: 0.316</small>										1	0	0	0	2	1	1				
Francisco Cabrera, R (9, PH) <small>OBP: 0.333, SLG: 1.000</small>										1	0	0	0	0	0	1				
Steve Avery, L (1, 1) <small>OBP: 0.182, SLG: 0.203</small>										2	0	0	0	0	2	1				
Ryan Klesko, L (7, PH) <small>OBP: 0.318, SLG: 0.409</small>										1	0	0	0	0	0	1				
Mark Wohlers, R (7, 1)										0	0	0	0	0	0	0				
Inning Stats	R: 0 E: 0 K: 2 S: 10	H: 2 LOB: 2 BB: 0 P: 17	R: 0 E: 0 K: 1 S: 6	H: 0 LOB: 1 BB: 1 P: 12	R: 0 E: 0 K: 0 S: 7	H: 1 LOB: 1 BB: 0 P: 12	R: 0 E: 1 K: 2 S: 14	H: 1 LOB: 1 BB: 0 P: 21	R: 0 E: 0 K: 0 S: 9	H: 0 LOB: 0 BB: 0 P: 14	R: 0 E: 0 K: 0 S: 7	H: 0 LOB: 0 BB: 1 P: 13	R: 0 E: 0 K: 2 S: 11	H: 1 LOB: 1 BB: 0 P: 12	R: 0 E: 0 K: 0 S: 11	H: 1 LOB: 1 BB: 0 P: 14	1B: 5 2B: 1 3B: 0 HR: 0	SF: 0 SAC: 0 DP: 0 HBP: 0	WP: 0 PB: 0 SB: 0 CS: 0	PA: 35
PITCHER	IP WLS BF H R ER SO BB IBB HBP BLK WP HR S P ERA WHIP																			
Greg Harris, R (1, 1) <small>ERA: 4.3</small>	7.2	W	30	5	0	0	8	2	0	0	0	0	0	0	68	110	0.00	0.913		
Randy Myers, L (8, 1) <small>ERA: 4.05</small>	1.1	S	5	1	0	0	1	0	0	0	0	0	0	0	14	17	0.00	0.750		

Batter	1	2	3	4	5	6	7	8	9	AB	R	H	RBI	BB	SO	LOB	BOTTOM	
Tony Fernandez, S (1, 6) <small>OBP: 0.335, SLG: 0.359</small>										3	0	1	0	1	0	4	Atlanta Braves @ San Diego Padres Jack Murphy Stadium, San Diego, CA Fri Sep 25 1992, 10:05 PM EDT Att: 38,866 - Sunny - 74 F	
Kevin Ward, R (1, 9) <small>OBP: 0.293, SLG: 0.309</small>										3	0	2	0	0	0	0		
Guillermo Velasquez, L (7, PH) <small>OBP: 0.286, SLG: 0.714</small>										1	0	0	0	0	1	1		
Jim Vatcher, R (8, 9) <small>OBP: 0.462, SLG: 0.400</small>										0	0	0	0	0	0	0		
Gary Sheffield, R (1, 5) <small>OBP: 0.386, SLG: 0.582</small>										4	0	1	0	0	0	1		
Fred McGriff, L (1, 3) <small>OBP: 0.393, SLG: 0.558</small>										4	0	0	0	0	0	4		
Darrin Jackson, R (1, 8) <small>OBP: 0.290, SLG: 0.404</small>										4	0	0	0	0	0	3		
Jerald Clark, R (1, 7) <small>OBP: 0.288, SLG: 0.399</small>										3	1	1	1	0	0	0		
Dan Walters, R (1, 2) <small>OBP: 0.316, SLG: 0.425</small>										3	0	1	0	0	0	0		
Craig Shipley, R (1, 4) <small>OBP: 0.240, SLG: 0.276</small>										2	0	0	0	1	1	1		
Greg Harris, R (1, 1) <small>OBP: 0.273, SLG: 0.179</small>										3	0	1	0	0	1	1		
Randy Myers, L (8, 1) <small>OBP: 0.167, SLG: 0.167</small>										0	0	0	0	0	0	0		
Inning Stats	R: 0 E: 0 K: 0 S: 13	H: 2 LOB: 2 BB: 1 P: 22	R: 1 E: 1 K: 0 S: 9	H: 1 LOB: 0 BB: 0 P: 14	R: 0 E: 0 K: 0 S: 6	H: 0 LOB: 0 BB: 0 P: 8	R: 0 E: 0 K: 0 S: 8	H: 2 LOB: 3 BB: 1 P: 14	R: 0 E: 0 K: 1 S: 12	H: 0 LOB: 0 BB: 0 P: 18	R: 0 E: 0 K: 2 S: 8	H: 1 LOB: 0 BB: 0 P: 11	R: 0 E: 0 K: 0 S: 7	H: 0 LOB: 0 BB: 0 P: 9	1B: 5 2B: 1 3B: 0 HR: 1	SF: 0 SAC: 0 DP: 1 HBP: 0	WP: 0 PB: 0 SB: 0 CS: 1	PA: 32
PITCHER	IP WLS BF H R ER SO BB IBB HBP BLK WP HR S P ERA WHIP																	
Steve Avery, L (1, 1) <small>ERA: 3.2</small>	6.0	L	26	6	1	1	1	1	0	0	0	0	0	55	86	1.50	1.167	
Mark Wohlers, R (7, 1) <small>ERA: 2.25</small>	2.0		6	1	0	0	2	0	0	0	0	0	0	15	20	0.00	0.500	

AB	33
R	0
H	6
RBI	0
BB	2
SO	9
LOB	11



AB	30
R	1
H	7
RBI	1
BB	2
SO	3
LOB	15



Batter	1	2	3	4	5	6	7	8	9	10	AB	R	H	RBI	BB	SO	LOB	TOP			
Otis Nixon, S <small>OBP: 0.355, SLG: 0.353</small> (1, 8)												5	1	2	0	0	0	2			
Jeff Blauer, R <small>OBP: 0.358, SLG: 0.467</small> Rafael Belliard, R <small>OBP: 0.284, SLG: 0.247</small> (10, PR)											4	0	1	0	1	1	2				
Terry Pendleton, S <small>OBP: 0.346, SLG: 0.475</small> (1, 5)											5	1	3	1	0	0	0				
David Justice, L <small>OBP: 0.355, SLG: 0.429</small> (1, 9)											3	0	0	0	2	1	3				
Sid Bream, L <small>OBP: 0.324, SLG: 0.415</small> Brian Hunter, R <small>OBP: 0.293, SLG: 0.500</small> (9, PH)											3	0	0	0	0	1	3				
Lonnie Smith, R <small>OBP: 0.324, SLG: 0.439</small> Jeff Reardon, R (9, 1)											3	0	0	0	1	1	2				
Damon Berryhill, S <small>OBP: 0.270, SLG: 0.388</small> Tommy Gregg, L <small>OBP: 0.444, SLG: 0.375</small> Mark Wohlers, R (8, 1)											3	0	1	0	0	2	0				
Ron Gant, R <small>OBP: 0.319, SLG: 0.408</small> (9, 7)											2	0	0	0	1	0	0				
Mark Lemke, S <small>OBP: 0.311, SLG: 0.311</small> (1, 4)											2	0	0	0	0	1	1				
29 John Smoltz, R <small>OBP: 0.225, SLG: 0.203</small> Ryan Klesko, L (8, PH)											2	0	0	0	0	1	1				
Javy Lopez, R <small>OBP: 0.333, SLG: 0.667</small> (8, 2)											1	0	0	0	0	0	0				
Inning Stats	R: 0 E: 0 K: 0 S: 7	H: 0 LOB: 0 BB: 0 P: 9	R: 0 E: 0 K: 1 S: 10	H: 0 LOB: 1 BB: 1 P: 18	R: 0 E: 0 K: 2 S: 13	H: 1 LOB: 2 BB: 1 P: 20	R: 0 E: 0 K: 1 S: 6	H: 0 LOB: 0 BB: 0 P: 9	R: 0 E: 0 K: 1 S: 9	H: 0 LOB: 0 BB: 0 P: 14	R: 0 E: 0 K: 0 S: 9	H: 1 LOB: 1 BB: 1 P: 18	R: 0 E: 0 K: 0 S: 4	H: 1 LOB: 2 BB: 0 P: 5	R: 1 E: 0 K: 1 S: 14	H: 3 LOB: 2 BB: 1 P: 25	R: 1 E: 0 K: 0 S: 11	H: 2 LOB: 2 BB: 1 P: 17	1B: 6 2B: 4 3B: 0 HR: 0	SF: 0 SAC: 1 DP: 2 HBP: 0	WP: 0 PA: 40
PITCHER	IP WLS BF H R ER SO BB IBB HBP BLK WP HR S P ERA WHIP																				
Andy Benes, R <small>ERA: 3.29</small> (1, 1)	7.0	24	2	0	0	6	3	0	0	0	0	0	0	0	63	102	0.00	0.714			
Jeremy Hernandez, R <small>ERA: 3.68</small> (8, 1)	1.1	5	2	0	0	0	0	0	0	0	0	0	0	8	11	0.00	1.500				
Randy Myers, L <small>ERA: 4.2</small> (9, 1)	1.2	L 11	4	2	2	1	1	1	0	0	0	0	0	21	36	10.80	3.000				

Atlanta Braves @ San Diego Padres
 Jack Murphy Stadium, San Diego, CA
 Sun Sep 27 1992, 6:33 AM EDT
 Att. 16,884 - Sunny - 83 F

AB	34
R	2
H	8
RBI	2
BB	5
SO	7
LOB	17



Batter	1	2	3	4	5	6	7	8	9	10	AB	R	H	RBI	BB	SO	LOB	BOTTOM			
Tony Fernandez, S <small>OBP: 0.333, SLG: 0.357</small> (1, 6)											5	0	1	0	0	2	0				
Kurt Stillwell, S <small>OBP: 0.273, SLG: 0.299</small> (1, 4)											5	0	0	0	0	1	1				
Gary Sheffield, R <small>OBP: 0.364, SLG: 0.579</small> Tim Lincecum, R <small>OBP: 0.321, SLG: 0.343</small> (10, 5)											4	1	2	0	0	0	0				
Fred McGriff, L <small>OBP: 0.392, SLG: 0.555</small> (1, 3)											3	0	1	0	1	0	0				
Benito Santiago, R <small>OBP: 0.288, SLG: 0.384</small> Dan Walters, R <small>OBP: 0.318, SLG: 0.426</small> Randy Myers, L <small>OBP: 0.167, SLG: 0.167</small> (9, 1)											2	0	0	0	0	2	2				
Darin Jackson, R <small>OBP: 0.288, SLG: 0.402</small> (1, 8)											4	0	1	1	0	0	2				
Jerald Clark, R <small>OBP: 0.283, SLG: 0.392</small> (1, 7)											4	0	0	0	0	1	3				
Phil Stephenson, L <small>OBP: 0.243, SLG: 0.212</small> Jim Vatcher, R <small>OBP: 0.429, SLG: 0.364</small> (8, 9)											3	0	0	0	0	1	2				
Andy Benes, R <small>OBP: 0.211, SLG: 0.231</small> Guillermo Velazquez, L <small>OBP: 0.250, SLG: 0.625</small> Jeremy Hernandez, R (8, 1)											2	0	0	0	0	1	0				
Tom Lampkin, L <small>OBP: 0.417, SLG: 0.222</small> (9, 2)											1	0	0	0	0	0	0				
Inning Stats	R: 0 E: 0 K: 2 S: 8	H: 0 LOB: 0 BB: 0 P: 11	R: 0 E: 0 K: 1 S: 7	H: 1 LOB: 1 BB: 0 P: 12	R: 0 E: 0 K: 2 S: 12	H: 1 LOB: 1 BB: 0 P: 17	R: 1 E: 0 K: 1 S: 14	H: 2 LOB: 2 BB: 0 P: 22	R: 0 E: 0 K: 1 S: 7	H: 0 LOB: 0 BB: 0 P: 10	R: 0 E: 0 K: 0 S: 7	H: 0 LOB: 0 BB: 0 P: 10	R: 0 E: 0 K: 0 S: 12	H: 1 LOB: 2 BB: 1 P: 20	R: 0 E: 0 K: 2 S: 8	H: 0 LOB: 0 BB: 0 P: 9	R: 0 E: 0 K: 0 S: 7	H: 0 LOB: 0 BB: 0 P: 8	1B: 4 2B: 2 3B: 0 HR: 0	SF: 0 SAC: 0 DP: 0 HBP: 0	WP: 0 PA: 38
PITCHER	IP WLS BF H R ER SO BB IBB HBP BLK WP HR S P ERA WHIP																				
29 John Smoltz, R <small>ERA: 2.89</small> (1, 1)	7.0	27	5	1	1	7	0	0	0	0	0	0	0	65	97	1.29	0.714				
Mark Wohlers, R <small>ERA: 2.16</small> (8, 1)	1.0	5	1	0	0	0	0	1	0	0	0	0	0	12	20	0.00	1.000				
Jeff Reardon, R <small>ERA: 3.42</small> (9, 1)	2.0	W 6	0	0	0	2	0	0	0	0	0	0	0	15	17	0.00	0.000				

Atlanta Braves @ San Diego Padres
 Jack Murphy Stadium, San Diego, CA
 Sun Sep 27 1992, 6:33 AM EDT
 Att. 16,884 - Sunny - 83 F

AB	37
R	1
H	6
RBI	1
BB	1
SO	9
LOB	12



Batter	1	2	3	4	5	6	7	8	9	AB	R	H	RBI	BB	SO	LOB	TOP			
Mike Felder, S OBP: 0.332, SLG: 0.385 (1, 8)	G4-3		G4-1 1B		1B		B1-3			4	0	2	0	0	0	0	San Francisco Giants @ Atlanta Braves Atlanta-Fulton County Stadium, Atlanta, GA Tue Sep 29 1992, 7:05 PM EDT Att: 40,860 - Sunny - 71 F			
Robby Thompson, R OBP: 0.337, SLG: 0.421 (1, 4)	G5-3		G4-1 1-2		1B		F7			4	0	1	0	0	0	1				
Will Clark, L OBP: 0.384, SLG: 0.475 (1, 3)	1B		FC5-4 1B		K		L7			4	0	2	0	0	1	2				
Chris James, R OBP: 0.289, SLG: 0.381 (1, 7)	F8		FC5-4 1-2		F7			G6-3		4	0	0	0	0	0	4				
Matt Williams, R OBP: 0.290, SLG: 0.389 (1, 5)		1B		E5 BB		K		G1-3		4	0	1	0	0	1	2				
Steve Hasey, R OBP: 0.271, SLG: 0.362 (1, 9)	L3		F7		L6			G6-3		4	0	0	0	0	0	2				
Kirt Manwaring, R OBP: 0.310, SLG: 0.326 (1, 2)	FC6-4 1B		K		G5-3 1B			P5		4	0	2	0	0	1	1				
Royce Clayton, R OBP: 0.279, SLG: 0.302 (1, 6)	F7		FC5-4 BB		G5-3			K		3	0	0	0	1	1	3				
Bud Black, L OBP: 0.289, SLG: 0.374 (4, 1)	FC6-4		FC5-4		F8			F8		2	0	0	0	0	0	4				
Steve Reed, R OBP: 0.279, SLG: 0.315 (6, PH)										0	0	0	0	0	0	0				
Michael Jackson, R OBP: 0.279, SLG: 0.315 (5, PH)										0	0	0	0	0	0	0				
Greg Litton, R OBP: 0.279, SLG: 0.315 (6, PH)										1	0	0	0	0	0	1				
Dave Burba, R OBP: 0.279, SLG: 0.315 (6, PH)										0	0	0	0	0	0	0				
John Patterson, S OBP: 0.279, SLG: 0.315 (6, PH)										1	0	0	0	0	0	0				
Inning Stats	R: 0 E: 0 K: 0 S: 8	H: 1 LOB: 1 BB: 0 P: 12	R: 0 E: 0 K: 0 S: 8	H: 2 LOB: 2 BB: 0 P: 14	R: 0 E: 0 K: 0 S: 7	H: 2 LOB: 1 BB: 0 P: 12	R: 0 E: 0 K: 1 S: 10	H: 0 LOB: 2 BB: 1 P: 19	R: 0 E: 0 K: 0 S: 15	H: 1 LOB: 1 BB: 0 P: 13	R: 0 E: 0 K: 0 S: 6	H: 0 LOB: 0 BB: 0 P: 8	R: 0 E: 0 K: 0 S: 8	H: 0 LOB: 0 BB: 0 P: 10	R: 0 E: 0 K: 1 S: 8	H: 0 LOB: 0 BB: 0 P: 12	1B: 8 2B: 2 3B: 0 HR: 0	SF: 0 SAC: 0 DP: 0 HBP: 0	WP: 0 PB: 0 SB: 0 CS: 0	PA: 36
PITCHER Charlie Leibrandt, L ERA: 3.45 (1, 1)	IP: 9.0 WLS: W BF: 36 H: 8 R: 0 ER: 0 SO: 4 BB: 1 IBB: 0 HBP: 0 BLK: 0 WP: 0 HR: 0 S: 79 P: 121 ERA: 0.00 WHIP: 1.000																			

Batter	1	2	3	4	5	6	7	8	9	AB	R	H	RBI	BB	SO	LOB	BOTTOM										
Otis Nixon, S OBP: 0.350, SLG: 0.350 (1, 9) (8, 8)	G5-3		F9		K		G4-3			4	0	0	0	0	1	0	San Francisco Giants @ Atlanta Braves Atlanta-Fulton County Stadium, Atlanta, GA Tue Sep 29 1992, 7:05 PM EDT Att: 40,860 - Sunny - 71 F										
Jeff Blauser, R OBP: 0.358, SLG: 0.464 (1, 6)	F8		BLK 1B BB		P7		G6-3			2	1	0	0	1	0	0											
Rafael Belliard, R OBP: 0.263, SLG: 0.246 (6, 6)										1	0	0	0	0	0	0											
Terry Pendleton, S OBP: 0.345, SLG: 0.475 (1, 5)	G4-3		F8		1B 2B		K			4	1	1	0	0	1	1											
Lonnie Smith, R OBP: 0.329, SLG: 0.440 (1, 7)		F7		1B BB				L9		2	1	1	1	1	0	0											
David Justice, L OBP: 0.354, SLG: 0.428 (8, 9)				1B BB	1B					1	0	0	0	0	0	0											
Ron Gant, R OBP: 0.321, SLG: 0.417 (1, 8) (8, 7)		HR		1B BB	1B			P2		4	2	3	2	0	0	0											
Brian Hunter, R OBP: 0.292, SLG: 0.496 (1, 3)	G4-3		2B 1B					K		4	1	1	1	0	1	0											
Damon Berryhill, S OBP: 0.274, SLG: 0.394 (1, 2)	G5-3		G4-3 1B							3	0	2	2	0	0	0											
Mark Lemke, S OBP: 0.309, SLG: 0.309 (1, 4)			P9		G4-3		K			3	0	0	0	0	1	2											
Charlie Leibrandt, R OBP: 0.119, SLG: 0.123 (1, 1)			K2-3		K		P9			3	0	0	0	0	2	2											
Inning Stats	R: 0 E: 0 K: 0 S: 6	H: 0 LOB: 0 BB: 0 P: 11	R: 1 E: 0 K: 0 S: 7	H: 1 LOB: 0 BB: 0 P: 11	R: 0 E: 0 K: 1 S: 7	H: 0 LOB: 0 BB: 0 P: 10	R: 4 E: 0 K: 1 S: 19	H: 3 LOB: 1 BB: 2 P: 36	R: 1 E: 0 K: 1 S: 12	H: 3 LOB: 2 BB: 0 P: 16	R: 0 E: 0 K: 1 S: 10	H: 1 LOB: 1 BB: 0 P: 14	R: 0 E: 0 K: 1 S: 8	H: 0 LOB: 0 BB: 0 P: 12	R: 0 E: 0 K: 1 S: 8	H: 0 LOB: 0 BB: 0 P: 12	1B: 5 2B: 2 3B: 0 HR: 1	SF: 0 SAC: 0 DP: 0 HBP: 0	WP: 0 PB: 0 SB: 0 CS: 0	PA: 33							
PITCHER Bud Black, L ERA: 3.97 (1, 1)	IP: 3.1 WLS: L BF: 15 H: 3 R: 5 ER: 5 SO: 1 BB: 2 IBB: 0 HBP: 0 BLK: 1 WP: 0 HR: 1 S: 32 P: 57 ERA: 13.50 WHIP: 1.500																										
Steve Reed, R ERA: 2.92 (4, 1)	0.2	3	1	0	0	1	0	0	0	7	11	0.00	1.500														
Michael Jackson, R ERA: 3.71 (5, 1)	1.0	5	3	1	1	1	0	0	0	12	16	9.00	3.000														
Dave Burba, R ERA: 5.08 (6, 1)	3.0	10	1	0	0	3	0	0	0	30	45	0.00	0.333														



Batter	1	2	3	4	5	6	7	8	9	AB	R	H	RBI	BB	SO	LOB	TOP										
Darren Lewis, R OBP: 0.297, SLG: 0.271 (1, 8)	1-1 WP SF9 1B		1-0 L9			2-3 K		0-1 S 1B		4	1	2	0	0	1	0	San Francisco Giants @ Atlanta Braves Atlanta-Fulton County Stadium, Atlanta, GA Wed Sep 30 1992, 7:05 PM EDT Att: 38,096 - Sunny - 68 F livebaseballscores.com										
John Patterson, S OBP: 0.225, SLG: 0.211 (1, 4)	3-3 K		1-1 G6-3			2-1 L8		3-2 G5-3		4	0	0	0	0	1	2											
Will Clark, L OBP: 0.386, SLG: 0.477 Greg Litton, R OBP: 0.273, SLG: 0.313 (1, 3) (7, 3)	3-2 SF9 2H			1-2 G6-4-3 1B		1-1 S 1B		2-3 K		2	0	2	1	0	0	0											
Steve Hosey, R OBP: 0.269, SLG: 0.353 (1, 9)	3-2 K 1B			2-3 K		2-2 F9		1-1 F9		4	0	1	0	0	1	2											
Craig Colbert, R OBP: 0.248, SLG: 0.322 (1, 5)	1-0 F9			1-0 G6-4-3			2-2 G5-3		0-0 G6-3		4	0	0	0	0	2											
Mark Leonard, L OBP: 0.338, SLG: 0.402 Mike Felder, S OBP: 0.332, SLG: 0.385 (1, 7) (8, 7)		3-2 G6-4-3 1B			4-2 G5-3 BB		1-3 K				2	0	1	0	1	0											
Steve Decker, R OBP: 0.308, SLG: 0.212 (1, 2)	2-1 F8			1-0 G5-3		2-1 F8				3	0	0	0	0	0	2											
Royce Clayton, R OBP: 0.277, SLG: 0.299 (1, 6)	0-0 G6-4-3			1-2 F9			1-2 F7			3	0	0	0	0	0	2											
Jeff Brantley, R OBP: 0.200, SLG: 0.111 Bill Swift, R OBP: 0.173, SLG: 0.216 Ted Wood, L OBP: 0.286, SLG: 0.280 Rod Beck, R OBP: 0.500, SLG: 0.500 (1, 1) (6, 1) (6, PH) (8, 1)			2-1 G4-3		2-1 F9			2-0 G6-3		2	0	0	0	0	0	1											
Inning Stats	R: 1 E: 0 K: 1 S: 12	H: 2 LOB: 1 BB: 0 P: 23	R: 0 E: 0 K: 0 S: 6	H: 1 LOB: 0 BB: 0 P: 11	R: 0 E: 0 K: 0 S: 5	H: 0 LOB: 0 BB: 0 P: 9	R: 0 E: 0 K: 1 S: 7	H: 1 LOB: 0 BB: 0 P: 11	R: 0 E: 0 K: 0 S: 11	H: 0 LOB: 1 BB: 1 P: 19	R: 0 E: 0 K: 1 S: 17	H: 1 LOB: 0 BB: 0 P: 24	R: 0 E: 0 K: 1 S: 11	H: 0 LOB: 0 BB: 0 P: 16	R: 0 E: 0 K: 0 S: 13	H: 1 LOB: 1 BB: 0 P: 18		R: 0 E: 0 K: 1 S: 6	H: 0 LOB: 0 BB: 0 P: 9	1B: 6 2B: 0 3B: 0 HR: 0	SF: 1 SAC: 0 DP: 2 HBP: 0	WP: 1 PB: 0 SB: 3 CS: 0	PA: 32				
PITCHER	IP	WLS	BF	H	R	ER	SO	BB	IBB	HBP	BLK	WP	HR	S	P	ERA	WHIP										
Tom Glavine, L ERA: 2.82 Alejandro Pena, R ERA: 4.07 Kent Mercker, L ERA: 3.53 (1, 1) (8, 1) (9, 1)	7.0	L	25	5	1	1	4	1	0	0	0	1	0	69	113	1.29	0.857										

Batter	1	2	3	4	5	6	7	8	9	AB	R	H	RBI	BB	SO	LOB	BOTTOM										
Tommy Gregg, L OBP: 0.385, SLG: 0.333 (1, 8) (5, 9)	3-2 G4-3		2-0 F8			0-1 BB 1B	0-0 G1-6-3			4	0	1	0	0	0	3	San Francisco Giants @ Atlanta Braves Atlanta-Fulton County Stadium, Atlanta, GA Wed Sep 30 1992, 7:05 PM EDT Att: 38,096 - Sunny - 68 F livebaseballscores.com										
Jeff Treadway, L OBP: 0.297, SLG: 0.274 (1, 4)	2-3 K			1-3 K		2-1 BB 1B		0-0 F8		4	0	1	0	0	2	0											
Melvin Nieves, S OBP: 0.333, SLG: 0.364 (1, 7)	1-3 K			2-2 FC4-6 2B		1-3 K		0-1 F8		4	0	1	0	0	2	2											
David Justice, L OBP: 0.355, SLG: 0.427 Deion Sanders, L OBP: 0.346, SLG: 0.502 (1, 9) (5, 8)		0-1 P3		4-0 FC4-6 BB		1-1 P5		1-1 E4		1	0	0	0	1	0	0											
Sid Bream, L OBP: 0.335, SLG: 0.413 Ryan Klesko, L (6, PR) (7, 3)		1-3 K		0-1 FC4-6		4-0 K		1-1 F8		2	0	0	0	1	1	2											
Damon Berryhill, S OBP: 0.271, SLG: 0.390 Javy Lopez, R OBP: 0.250, SLG: 0.500 (1, 2) (8, 2)		0-3 K		1-2 2-3 K		1-2 BB				3	0	0	0	0	2	5											
Vinny Castilla, R OBP: 0.333, SLG: 0.250 (1, 5)			0-1 F8		2-3 K		1-2 K 1B		0-1 P3		4	0	1	0	0	1											
Rafael Belliard, R OBP: 0.260, SLG: 0.244 Jeff Blauser, R OBP: 0.357, SLG: 0.463 (1, 6) (9, PH)			0-2 F9		0-0 F9		0-3 K 1B		2-3 K		3	0	0	0	0	1											
Tom Glavine, L OBP: 0.278, SLG: 0.293 Francisco Cabrera, R OBP: 0.354, SLG: 0.800 Alejandro Pena, R Kent Mercker, L (1, 1) (7, PH) (8, 1) (9, 1)			4-1 BB		0-0 B1-3		1-2 K 1B				1	0	0	0	1	0											
Inning Stats	R: 0 E: 0 K: 2 S: 9	H: 0 LOB: 0 BB: 0 P: 15	R: 0 E: 0 K: 2 S: 10	H: 0 LOB: 0 BB: 0 P: 11	R: 0 E: 0 K: 0 S: 7	H: 0 LOB: 1 BB: 1 P: 13	R: 0 E: 0 K: 2 S: 11	H: 1 LOB: 2 BB: 1 P: 20	R: 0 E: 0 K: 1 S: 5	H: 0 LOB: 0 BB: 0 P: 7	R: 0 E: 0 K: 1 S: 12	H: 2 LOB: 3 BB: 1 P: 21	R: 0 E: 0 K: 1 S: 11	H: 2 LOB: 1 BB: 0 P: 13	R: 0 E: 1 K: 0 S: 7	H: 0 LOB: 1 BB: 0 P: 9		R: 0 E: 0 K: 1 S: 7	H: 0 LOB: 0 BB: 0 P: 9	1B: 4 2B: 1 3B: 0 HR: 0	SF: 0 SAC: 0 DP: 1 HBP: 0	WP: 0 PB: 0 SB: 0 CS: 0	PA: 35				
PITCHER	IP	WLS	BF	H	R	ER	SO	BB	IBB	HBP	BLK	WP	HR	S	P	ERA	WHIP										
Jeff Brantley, R ERA: 2.95 Bill Swift, R ERA: 2.1 Rod Beck, R ERA: 1.86 (1, 1) (6, 1) (8, 1)	5.1	W	21	3	0	0	8	2	0	0	0	0	0	16	24	0.00	1.800										

Batter	1	2	3	4	5	6	7	8	9	AB	R	H	RBI	BB	SO	LOB	TOP										
Tony Fernandez, S OBP: 0.334, SLG: 0.358	F9		G1-3			F8			S	4	1	1	0	0	0	0											
Oscar Azocar, L OBP: 0.233, SLG: 0.222	BB			E7		L7			F9	3	0	0	0	1	0	1											
Darrin Jackson, R OBP: 0.285, SLG: 0.396	P6			G1-6-3					G6-3	4	0	0	0	0	0	3											
Fred McGriff, L OBP: 0.398, SLG: 0.562	K					K				4	0	2	1	0	2	1											
Phil Stephenson, L OBP: 0.241, SLG: 0.200		L9							F8	2	0	0	0	0	0	1											
Kevin Ward, R OBP: 0.274, SLG: 0.298										1	0	0	0	0	0	0											
Guillermo Velasquez, L OBP: 0.167, SLG: 0.417										1	0	0	0	0	0	1											
Tim Tauler, R OBP: 0.319, SLG: 0.342		G5-3								2	0	0	0	1	1	0											
Dan Walters, R OBP: 0.301, SLG: 0.401										3	0	0	0	0	0	1											
Jeff Gardner, L OBP: 0.111, SLG: 0.111										2	0	0	0	0	1	0											
Paul Faries, R OBP: 0.667, SLG: 0.667										1	0	1	0	0	0	0											
Andy Benes, R OBP: 0.205, SLG: 0.224										2	0	0	0	0	2	0											
Jerald Clark, R OBP: 0.280, SLG: 0.365										1	0	0	0	0	0	1											
Larry Andersen, R OBP: 0.167, SLG: 0.417										0	0	0	0	0	0	0											
Inning Stats	R: 0 E: 0 K: 1 S: 9	H: 0 LOB: 1 BB: 1 P: 17	R: 0 E: 0 K: 0 S: 6	H: 0 LOB: 0 BB: 0 P: 11	R: 0 E: 0 K: 2 S: 10	H: 0 LOB: 0 BB: 0 P: 15	R: 0 E: 1 K: 0 S: 9	H: 1 LOB: 1 BB: 0 P: 17	R: 0 E: 0 K: 1 S: 7	H: 0 LOB: 0 BB: 0 P: 9	R: 0 E: 0 K: 1 S: 9	H: 0 LOB: 0 BB: 0 P: 13	R: 0 E: 0 K: 1 S: 10	H: 0 LOB: 0 BB: 0 P: 16	R: 0 E: 1 K: 0 S: 10	H: 1 LOB: 1 BB: 1 P: 14	R: 1 E: 0 K: 0 S: 10	H: 2 LOB: 1 BB: 0 P: 15	1B: 3 2B: 1 3B: 0 HR: 0	SF: 0 SAC: 0 DP: 2 HBP: 0	WP: 0 PB: 0 SB: 1 CS: 1	PA: 32					
PITCHER	IP	WLS	BF	H	R	ER	SO	BB	IBB	HBP	BLK	WP	HR	S	P	ERA	WHIP										
29 John Smoltz, R ERA: 2.85	4.0		14	1	0	0	3	1	0	0	0	0	0	34	60	0.00	0.500										
David Nied, R ERA: 1.29	2.0	W	6	0	0	0	2	0	0	0	0	0	0	16	22	0.00	0.000										
Kent Mercker, L ERA: 3.48	1.0		3	0	0	0	1	0	0	0	0	0	0	10	16	0.00	0.000										
Mike Stanton, L ERA: 3.86	1.0		4	1	0	0	0	1	0	0	0	0	0	10	14	0.00	2.000										
Jeff Reardon, R ERA: 3.45	1.0		5	2	1	1	0	0	0	0	0	0	0	10	15	9.00	2.000										

San Diego Padres @ Atlanta Braves
Atlanta-Fulton County Stadium, Atlanta, GA
Fri Oct 02 1992, 3:33 AM EDT
Cloudy - 71 F


AB 30
R 1
H 4
RBI 1
BB 2
SO 6
LOB 9



Batter	1	2	3	4	5	6	7	8	9	AB	R	H	RBI	BB	SO	LOB	BOTTOM										
Deion Sanders, L OBP: 0.346, SLG: 0.495	G4-3		K						F8	4	0	0	0	0	1	0											
Lonnie Smith, R OBP: 0.331, SLG: 0.448	G5-3		F9							3	1	1	0	1	0	0											
Terry Pendleton, S OBP: 0.347, SLG: 0.477	L7									3	2	2	1	1	0	0											
David Justice, L OBP: 0.355, SLG: 0.433										3	1	1	2	0	2	1											
Kent Mercker, L OBP: 0.350, SLG: 0.500										0	0	0	0	0	0	0											
Ryan Klesko, L OBP: 0.375, SLG: 0.533										1	0	0	0	0	1	2											
Mike Stanton, L OBP: 0.375, SLG: 0.533										0	0	0	0	0	0	0											
Jeff Reardon, R ERA: 3.45										0	0	0	0	0	0	0											
Sid Bream, L OBP: 0.339, SLG: 0.415										3	0	2	1	1	0	0											
Damon Berryhill, S OBP: 0.285, SLG: 0.387										2	0	0	0	0	1	2											
David Nied, R OBP: 0.286, SLG: 0.286										0	0	0	0	0	0	0											
Tommy Gregg, L OBP: 0.375, SLG: 0.533										2	0	0	0	0	1	1											
Jeff Treadway, L OBP: 0.285, SLG: 0.298										4	0	1	0	0	0	2											
Rafael Belliard, R OBP: 0.255, SLG: 0.238										3	0	0	0	0	0	3											
29 John Smoltz, R OBP: 0.222, SLG: 0.200										1	0	0	0	0	1	0											
Javy Lopez, R OBP: 0.300, SLG: 0.400										2	0	0	0	0	0	0											
Inning Stats	R: 0 E: 0 K: 0 S: 7	H: 0 LOB: 0 BB: 0 P: 10	R: 0 E: 0 K: 2 S: 16	H: 1 LOB: 2 BB: 1 P: 27	R: 0 E: 0 K: 2 S: 8	H: 0 LOB: 0 BB: 0 P: 11	R: 1 E: 0 K: 1 S: 12	H: 2 LOB: 1 BB: 0 P: 17	R: 0 E: 0 K: 0 S: 3	H: 0 LOB: 0 BB: 0 P: 5	R: 3 E: 0 K: 1 S: 14	H: 3 LOB: 1 BB: 1 P: 23	R: 0 E: 0 K: 1 S: 11	H: 1 LOB: 2 BB: 1 P: 18	R: 0 E: 0 K: 0 S: 3	H: 0 LOB: 0 BB: 0 P: 5	1B: 3 2B: 2 3B: 1 HR: 1	SF: 0 SAC: 0 DP: 0 HBP: 0	WP: 0 PB: 0 SB: 1 CS: 0	PA: 34							
PITCHER	IP	WLS	BF	H	R	ER	SO	BB	IBB	HBP	BLK	WP	HR	S	P	ERA	WHIP										
Andy Benes, R ERA: 3.35	7.0	L	31	7	4	4	7	2	1	0	0	0	0	71	111	5.14	1.286										
Larry Andersen, R ERA: 3.44	1.0		3	0	0	0	0	0	0	0	0	0	0	3	5	0.00	0.000										

San Diego Padres @ Atlanta Braves
Atlanta-Fulton County Stadium, Atlanta, GA
Fri Oct 02 1992, 3:33 AM EDT
Cloudy - 71 F

AB 31
R 4
H 7
RBI 4
BB 3
SO 7
LOB 11



Batter	1	2	3	4	5	6	7	8	9	AB	R	H	RBI	BB	SO	LOB	TOP										
Craig Shipley, R OBP: 0.262, SLG: 0.305 Oscar Azocar, L OBP: 0.230, SLG: 0.220	1-1 BB 1B	1-2 F8		0-0 F8		1-1 G4-3		1-1 G6-4-3		3	0	1	0	0	0	1											
Kurt Stillwell, S OBP: 0.276, SLG: 0.301	0-1 F7	1-3 K2-3			4-1 CS BB		1-1 1B 2B		1-1 1B	4	1	2	0	1	1	2											
Jerald Clark, R OBP: 0.278, SLG: 0.383 Tim Teufel, R OBP: 0.316, SLG: 0.339	0-3 K		0-3 K		0-3 K		1-2 F8		1-0 F8	3	0	0	0	0	3	2											
Guillermo Velasquez, L OBP: 0.353, SLG: 0.500	1-1 BB 1B		0-1 FC6-4 1B		4-2 BB		2-2 G4-3 1B		3-3 K	4	0	3	1	1	1	1											
Kevin Ward, R OBP: 0.273, SLG: 0.292 Fred McGriff, L OBP: 0.397, SLG: 0.561	4-2 BB		0-0 FC6-4 S		0-1 F7		2-1 G4-3		0-1 P5	3	0	0	0	1	0	3											
Tom Lampkin, L OBP: 0.478, SLG: 0.250	1-1 F8		4-1 BB		2-1 G4-3		0-0 BB S 1B			3	0	1	0	1	0	3											
Paul Faries, R OBP: 0.571, SLG: 0.500		2-1 BLK 1B		0-0 P3		2-3 K		4-2 BB BB		3	1	1	0	1	1	2											
Jim Vatcher, R OBP: 0.389, SLG: 0.333		2-2 SH1-4 1B		2-1 F8		2-2 E5 1B		2-3 K		4	0	1	1	0	1	2											
Jim Deshaies, L OBP: 0.233, SLG: 0.207 Jose Melendez, R OBP: 0.292, SLG: 0.211 Phil Stephenson, L Tim Scott, R Jeff Gardner, L OBP: 0.192, SLG: 0.111 Larry Andersen, R	0-0 SH1-4		0-3 K		0-1 1B		4-1 G6-4-3 BB			1	0	0	0	0	1	0											
Inning Stats	R: 0 E: 0 K: 1 S: 13	H: 2 LOB: 3 BB: 1 P: 20	R: 1 E: 0 K: 1 S: 14	H: 2 LOB: 1 BB: 0 P: 20	R: 0 E: 0 K: 1 S: 9	H: 1 LOB: 2 BB: 1 P: 13	R: 0 E: 0 K: 1 S: 6	H: 0 LOB: 0 BB: 0 P: 8	R: 0 E: 1 K: 1 S: 13	H: 1 LOB: 2 BB: 0 P: 20	R: 1 E: 0 K: 0 S: 11	H: 2 LOB: 0 BB: 0 P: 17	R: 0 E: 0 K: 1 S: 9	H: 1 LOB: 1 BB: 2 P: 20	R: 0 E: 0 K: 1 S: 8	H: 1 LOB: 1 BB: 0 P: 13	1B: 9 2B: 1 3B: 0 HR: 0	SF: 0 SAC: 1 DP: 2 HBP: 0	WP: 0 PB: 0 SB: 3 CS: 1	PA: 41							
PITCHER	IP	WLS	BF	H	R	ER	SO	BB	IBB	HBP	BLK	WP	HR	S	P	ERA	WHIP										
Pete Smith, R ERA: 2.05	6.1	W	31	8	2	2	6	4	0	0	1	0	0	73	111	2.84	1.895										
Marvin Freeman, R ERA: 3.27	1.2		6	1	0	0	1	2	0	0	0	0	0	11	24	0.00	1.800										
Mark Wohlers, R ERA: 2.34	0.2		3	1	0	0	1	0	0	0	0	0	0	6	11	0.00	1.500										
Pedro Borbon, L ERA:	0.1		1	0	0	0	0	0	0	0	0	0	0	2	2	0.00	0.000										

San Diego Padres @ Atlanta Braves
Atlanta-Fulton County Stadium, Atlanta, GA

AB 34
R 2
H 10
RBI 2
BB 6
SO 8
LOB 24



WP: 0 PA: 41

Batter	1	2	3	4	5	6	7	8	9	AB	R	H	RBI	BB	SO	LOB	BOTTOM										
Otis Nixon, S OBP: 0.348, SLG: 0.347	2-3 K		3-3 K		1-3 K	4-1 BB		0-1 G1		4	0	0	0	1	3	3											
Jeff Blausler, R OBP: 0.353, SLG: 0.457 Rafael Belliard, R OBP: 0.254, SLG: 0.238	1-1 F8			2-2 L3	0-2 F9	2-3 G4-3 BB		0-2 G3-1		4	0	0	0	0	0	6											
Ron Gant, R OBP: 0.322, SLG: 0.418 Terry Pendleton, S OBP: 0.347, SLG: 0.476 Mark Wohlers, R Pedro Borbon, R	3-2 L7			3-2 F8	1-1 1B		1-1 G3	3-2 F7		4	0	1	2	0	0	0											
David Justice, L OBP: 0.357, SLG: 0.438 Melvin Nieves, S OBP: 0.276, SLG: 0.294		3-2 1B		2-0 E9 2B	0-0 F8		3-2 G5-3			2	0	2	0	0	0	0											
Brian Hunter, R OBP: 0.292, SLG: 0.492		2-2 P3		1-3 K		3-2 P4		0-2 2B 1B		4	1	1	0	0	1	2											
Javy Lopez, R OBP: 0.429, SLG: 0.571	1-1 F9				1-0 1B E 1B	0-1 E BLK 1B	1-0 2B 2B			4	3	3	1	0	0	1											
Mark Lemke, S OBP: 0.308, SLG: 0.306	2-1 F7				2-0 E7 1B 1B WP	0-2 E9 BLK 1B	4-0 2B IBB			3	1	0	0	1	0	3											
Vinny Castilla, R OBP: 0.353, SLG: 0.333			0-1 G6-3		1-1 WP 1B 1B	4-0 BLK IBB	0-1 2B			3	1	2	1	1	0	0											
Pete Smith, R OBP: 0.107, SLG: 0.038 Marvin Freeman, R OBP: 0.500, SLG: 0.500 Tommy Gregg, L OBP: 0.375, SLG: 0.533	1-1 F8				1-1 WP 1B 1B	1-3 K	0-3 K			3	1	1	1	0	1	3											
Inning Stats	R: 0 E: 0 K: 1 S: 8	H: 0 LOB: 0 BB: 0 P: 14	R: 0 E: 0 K: 0 S: 11	H: 1 LOB: 0 BB: 0 P: 19	R: 0 E: 0 K: 1 S: 9	H: 0 LOB: 0 BB: 0 P: 13	R: 0 E: 1 K: 1 S: 12	H: 1 LOB: 1 BB: 0 P: 20	R: 4 E: 1 K: 1 S: 15	H: 4 LOB: 1 BB: 0 P: 22	R: 1 E: 1 K: 1 S: 15	H: 1 LOB: 3 BB: 2 P: 27	R: 2 E: 0 K: 1 S: 16	H: 3 LOB: 2 BB: 1 P: 25	R: 0 E: 0 K: 0 S: 9	H: 0 LOB: 0 BB: 0 P: 12	1B: 7 2B: 3 3B: 0 HR: 0	SF: 0 SAC: 0 DP: 0 HBP: 0	WP: 1 PB: 0 SB: 0 CS: 0	PA: 39							
PITCHER	IP	WLS	BF	H	R	ER	SO	BB	IBB	HBP	BLK	WP	HR	S	P	ERA	WHIP										
Jim Deshaies, L ERA: 3.28	4.1	L	19	5	4	1	4	0	0	0	0	1	0	6	7	0.00	1.500										
Jose Melendez, R ERA: 2.92	0.2		3	1	0	0	0	0	0	0	0	0	0	6	7	0.00	1.500										
Tim Scott, R ERA: 5.26	2.0		14	4	3	2	2	1	2	0	1	0	0	31	52	9.00	2.500										
Larry Andersen, R ERA: 3.34	1.0		3	0	0	0	0	0	0	0	0	0	0	9	12	0.00	0.000										

San Diego Padres @ Atlanta Braves
Atlanta-Fulton County Stadium, Atlanta, GA

AB 36
R 7
H 10
RBI 5
BB 3
SO 6
LOB 21



WP: 1 PA: 39

Fri Oct 02 1992, 7:05 PM EDT
Att: 41,075 - Cloudy - 68 F

livebaseballscorecards.com

livebaseballscorecards.com

Batter	1	2	3	4	5	6	7	8	9	AB	R	H	RBI	BB	SO	LOB	TOP		
Tony Fernandez, S (1, 6) OBP: 0.336, SLG: 0.359	G6-3		1-2 1B			2-2 1B G5-4-3				3	0	2	0	0	0	0	San Diego Padres @ Atlanta Braves Atlanta-Fulton County Stadium, Atlanta, GA Sat Oct 03 1992, 7:05 PM EDT Att: 26,393 - Cloudy - 58 F		
Kevin Ward, R (1, 9) OBP: 0.274, SLG: 0.293	1B		3-3 K			1-1 F8				3	0	1	0	0	1	2			
Darrin Jackson, R (1, 8) OBP: 0.284, SLG: 0.393	P6				1-1 F7	2-1 G5-4-3				3	0	0	0	0	0	2			
Fred McGriff, L (1, 3) OBP: 0.396, SLG: 0.559	K				0-0 G4-3					2	0	0	0	0	1	1			
Tim Teufel, R (1, 5) OBP: 0.314, SLG: 0.336		2-1 P4			1-3 K					2	0	0	0	0	1	0			
Dan Walters, R (1, 2) OBP: 0.298, SLG: 0.397		2-1 G6-3				0-0 P5				2	0	0	0	0	0	0			
Guillermo Velasquez, L (1, 7) OBP: 0.369, SLG: 0.560		1-3 K				2-1 WP 1B				2	0	1	0	0	1	0			
Paul Faries, R (1, 4) OBP: 0.444, SLG: 0.375			3-3 K			2-0 F8				2	0	0	0	0	1	1			
Mike Maddux, L (1, 1) OBP: 0.200, SLG: 0.111			1-2 F7			2-1 G4-3				2	0	0	0	0	0	1			
Rich Rodriguez, L (6, 1)						1-2				0	0	0	0	0	0	0			
Inning Stats	R: 0 E: 0 K: 1 S: 10	H: 1 LOB: 1 BB: 0 P: 13	R: 0 E: 0 K: 1 S: 7	H: 0 LOB: 0 BB: 0 P: 12	R: 0 E: 0 K: 2 S: 14	H: 1 LOB: 1 BB: 0 P: 22	R: 0 E: 0 K: 1 S: 6	H: 0 LOB: 0 BB: 0 P: 8	R: 0 E: 0 K: 0 S: 6	H: 1 LOB: 1 BB: 0 P: 12	R: 0 E: 0 K: 0 S: 8	H: 1 LOB: 0 BB: 0 P: 13					1B: 4 2B: 0 3B: 0 HR: 0	SF: 0 SAC: 0 DP: 1 HBP: 0	WP: 1 PA: 21 CS: 0
PITCHER	IP WLS BF H R ER SO BB IBB HBP BLK WP HR S P ERA WHIP																		
Charlie Leibrandt, L (1, 1) ERA: 3.38	5.0 W 18 3 0 0 5 0 0 0 0 1 0 43 67 0.00 0.600																		
Armando Reynoso, R (6, 1) ERA: 4.7	1.0 S 3 1 0 0 0 0 0 0 0 0 0 0 8 13 0.00 1.000																		

Batter	1	2	3	4	5	6	7	8	9	AB	R	H	RBI	BB	SO	LOB	BOTTOM		
Otis Nixon, S (1, 8) OBP: 0.346, SLG: 0.344	K		0-1 G1-3			3-3 K				3	0	0	0	0	2	1	San Diego Padres @ Atlanta Braves Atlanta-Fulton County Stadium, Atlanta, GA Sat Oct 03 1992, 7:05 PM EDT Att: 26,393 - Cloudy - 58 F		
Armando Reynoso, R (6, 1)			1-2							0	0	0	0	0	0	0			
Jeff Blauser, R (1, 6) OBP: 0.353, SLG: 0.459	K		2-2 F9			0-1 2B				3	0	1	0	0	1	1			
Rafael Belliard, R (6, FR) OBP: 0.254, SLG: 0.238										0	0	0	0	0	0	0			
Terry Pendleton, S (1, 5) OBP: 0.346, SLG: 0.475	G3-1		1-0 G4-3			0-0				3	0	0	0	0	0	2			
David Justice, L (1, 9) OBP: 0.357, SLG: 0.437		0-3 K			4-2 BB G3					1	0	0	0	1	1	0			
Sid Bream, L (1, 3) OBP: 0.340, SLG: 0.414		4-1 BB 1B BB E			0-0 G3					1	1	0	0	1	0	1			
Ron Gant, R (1, 7) OBP: 0.321, SLG: 0.416		2-0 E5 1B			0-0 F8					2	0	0	0	0	0	2			
Damon Berryhill, S (1, 2) OBP: 0.271, SLG: 0.388		0-0 G3			1-1 G3					2	0	1	1	0	0	1			
Francisco Cabrera, R (6, 2) OBP: 0.364, SLG: 0.900		1-3 2-H 1B								0	0	0	0	0	0	0			
Mark Lemke, S (1, 4) OBP: 0.307, SLG: 0.304		1-3 K				1-2 B1-3				2	0	0	0	0	1	1			
Jeff Treadway, L (6, 4) OBP: 0.295, SLG: 0.298										0	0	0	0	0	0	0			
Charlie Leibrandt, R (1, 1) OBP: 0.133, SLG: 0.138			0-0 G1-3			2-3 K				1	0	1	0	0	0	0			
Tommy Gregg, L (6, PH) OBP: 0.352, SLG: 0.500										1	0	0	0	0	1	0			
Inning Stats	R: 0 E: 0 K: 2 S: 10	H: 0 LOB: 0 BB: 0 P: 14	R: 1 E: 1 K: 2 S: 10	H: 1 LOB: 1 BB: 1 P: 17	R: 0 E: 0 K: 0 S: 7	H: 1 LOB: 1 BB: 0 P: 10	R: 0 E: 0 K: 0 S: 6	H: 0 LOB: 1 BB: 1 P: 11	R: 0 E: 0 K: 2 S: 9	H: 0 LOB: 0 BB: 0 P: 15	R: 0 E: 0 K: 0 S: 2	H: 1 LOB: 1 BB: 0 P: 2					1B: 2 2B: 1 3B: 0 HR: 0	SF: 0 SAC: 0 DP: 0 HBP: 0	WP: 0 PA: 21 CS: 0
PITCHER	IP WLS BF H R ER SO BB IBB HBP BLK WP HR S P ERA WHIP																		
Mike Maddux, R (1, 1) ERA: 2.37	5.0 L 19 2 1 1 6 2 0 0 0 0 0 0 42 67 1.80 0.800																		
Rich Rodriguez, L (6, 1) ERA: 2.43	0.0 2 1 0 0 0 0 0 0 0 0 0 0 2 2 ∞ ∞																		

AB 21
R 0
H 4
RBI 0
BB 0
SO 5
LOB 7



WP: 1 PA: 21
SB: 0
CS: 0

AB 19
R 1
H 3
RBI 1
BB 2
SO 6
LOB 9



WP: 0 PA: 21
SB: 0
CS: 0

livebaseballscorecards.com

livebaseballscorecards.com

Batter	1	2	3	4	5	6	7	8	9	AB	R	H	RBI	BB	SO	LOB	TOP											
Alex Cole, L OBP: 0.250, SLG: 0.250 (1, 9)	F7			G4-3		G5-4-3 1B		F9		4	0	1	0	0	0	0	Pittsburgh Pirates @ Atlanta Braves Atlanta-Fulton County Stadium, Atlanta, GA Tue Oct 06 1992, 7:05 PM EDT Att: 51,971 - Unknown - 58 F											
Jay Bell, R (1, 6)	G6-3			WP BB BB		G5-4-3 1-2		G5-3		3	0	0	0	1	0	1												
Andy Van Slyke, L OBP: 0.250, SLG: 0.250 (1, 8)	G1-3			K					K	4	0	1	0	0	2	1												
Barry Bonds, L (1, 7)		K							G6-3	3	0	0	0	1	1	1												
Jeff King, R OBP: 0.250, SLG: 0.500 (1, 5)	P5			P3						4	0	1	0	0	0	2												
Orlando Merced, S (1, 3)										3	0	0	0	1	2	1												
Michael LaValliere, L (1, 2)										3	0	0	0	0	1	0												
Jose Lind, R OBP: 0.667, SLG: 1.667 (1, 4)										3	1	2	1	0	0	0												
Doug Drabek, R (1, 1)										2	0	0	0	0	2	1												
Bob Patterson, R (5, 1)										0	0	0	0	0	0	0												
Denny Neagle, L (7, 1)										1	0	0	0	0	0	0												
Danny Cox, R (8, 1)										0	0	0	0	0	0	0												
Inning Stats	R: 0 E: 0 K: 0 S: 4	H: 0 LOB: 0 BB: 0 P: 8	R: 0 E: 0 K: 1 S: 7	H: 0 LOB: 0 BB: 1 P: 16	R: 0 E: 0 K: 1 S: 10	H: 0 LOB: 0 BB: 0 P: 14	R: 0 E: 0 K: 1 S: 13	H: 0 LOB: 2 BB: 2 P: 22	R: 0 E: 0 K: 3 S: 12	H: 1 LOB: 1 BB: 0 P: 16	R: 0 E: 0 K: 0 S: 5	H: 2 LOB: 1 BB: 0 P: 9	R: 0 E: 0 K: 0 S: 5	H: 0 LOB: 0 BB: 0 P: 9	R: 1 E: 0 K: 0 S: 9	H: 1 LOB: 0 BB: 0 P: 16	R: 0 E: 0 K: 2 S: 11	H: 1 LOB: 1 BB: 0 P: 17	1B: 3 2B: 1 3B: 0 HR: 1	SF: 0 SAC: 0 DP: 1 HBP: 0	WP: 1 PB: 0 CS: 1	PA: 34						
PITCHER	IP	WLS	BF	H	R	ER	SO	BB	IBB	HBP	BLK	WP	HR	S	P	ERA	WHIP											
29 John Smoltz, R ERA: 1.13 Mike Stanton, L ERA:	(1, 1)	8.0	W	29	4	1	1	6	3	0	0	0	1	1	65	110	1.12	0.875										
(9, 1)	1.0	4	1	0	0	2	0	0	0	0	0	0	0	11	17	0.00	1.000											

AB	30
R	1
H	5
RBI	1
BB	3
SO	8
LOB	7



Batter	1	2	3	4	5	6	7	8	9	AB	R	H	RBI	BB	SO	LOB	BOTTOM											
Otis Nixon, S OBP: 0.200, SLG: 0.200 (1, 8)	B5-3		G4-3		F8		S 1B	K		5	1	1	0	0	1	1	Pittsburgh Pirates @ Atlanta Braves Atlanta-Fulton County Stadium, Atlanta, GA Tue Oct 06 1992, 7:05 PM EDT Att: 51,971 - Unknown - 58 F											
Jeff Blauser, R OBP: 0.500, SLG: 1.333 Rafael Belliard, R (7, PR) (8, 6)	L5		F9		HR		FC3-6 1B BB			3	1	1	1	1	0	0												
Terry Pendleton, S OBP: 0.250, SLG: 0.250 (1, 5)	G5-3		G4-3		G3		FC3-6 1-2 2-H 1B			4	0	1	1	0	0	0												
David Justice, L OBP: 0.500, SLG: 0.667 (1, 9)		P2		2B BB			F9			3	1	1	0	1	0	2												
Sid Bream, L OBP: 0.500, SLG: 0.750 (1, 3)		1B BB		1H SH 2B			F8			4	2	2	1	0	0	3												
Ron Gant, R (1, 7)		K		SH L8 S 2-H			F8			3	0	0	0	0	1	3												
Damon Berryhill, S (1, 2)		1B BB		K			K			3	0	0	0	1	2	1												
Mark Lemke, S OBP: 0.750, SLG: 0.667 (1, 4)		1-2 2-H 1B		L8			1B			3	0	2	1	1	0	1												
29 John Smoltz, R Lonnie Smith, R (8, PH) Mike Stanton, L (9, 1)		K		K			G4-3			3	0	0	0	0	2	4												
										1	0	0	0	0	0	1												
										0	0	0	0	0	0	0												
Inning Stats	R: 0 E: 0 K: 0 S: 4	H: 0 LOB: 0 BB: 0 P: 6	R: 1 E: 0 K: 2 S: 19	H: 2 LOB: 2 BB: 1 P: 30	R: 0 E: 0 K: 0 S: 8	H: 0 LOB: 0 BB: 0 P: 11	R: 2 E: 1 K: 2 S: 15	H: 1 LOB: 1 BB: 1 P: 26	R: 1 E: 0 K: 0 S: 15	H: 2 LOB: 1 BB: 0 P: 26	R: 0 E: 0 K: 1 S: 14	H: 1 LOB: 0 BB: 0 P: 23	R: 1 E: 0 K: 0 S: 13	H: 2 LOB: 2 BB: 1 P: 24	R: 0 E: 0 K: 1 S: 14	H: 0 LOB: 1 BB: 1 P: 23	1B: 5 2B: 2 3B: 0 HR: 1	SF: 0 SAC: 1 DP: 0 HBP: 0	WP: 0 PB: 0 CS: 0	PA: 37								
PITCHER	IP	WLS	BF	H	R	ER	SO	BB	IBB	HBP	BLK	WP	HR	S	P	ERA	WHIP											
Doug Drabek, R ERA: 5.79 Bob Patterson, L ERA: 6.75 Denny Neagle, L ERA: Danny Cox, R ERA:	(1, 1)	4.2	L	22	5	4	3	4	1	0	0	0	0	0	21	36	6.75	3.000										
(5, 1)	1.1	8	3	1	1	1	1	0	0	0	0	0	0	7	13	0.00	0.000											
(7, 1)	1.0	3	0	0	0	0	0	0	0	0	0	0	0	14	23	0.00	1.000											
(8, 1)	1.0	4	0	0	0	1	1	0	0	0	0	0	0	14	23	0.00	1.000											

AB	32
R	5
H	8
RBI	4
BB	4
SO	6
LOB	16



Batter	1	2	3	4	5	6	7	8	9	AB	R	H	RBI	BB	SO	LOB	TOP	
Otis Nixon, S <small>OBP: 0.500, SLG: 0.529</small> (1, 8)											5	2	4	2	0	0	1	
Jeff Blauer, R <small>OBP: 0.438, SLG: 0.692</small> Rafael Belliard, R <small>(8, 6)</small>											3	1	2	1	0	0	2	
Terry Pendleton, S <small>OBP: 0.167, SLG: 0.222</small> (1, 5)											5	0	0	0	0	1	4	
David Justice, L <small>OBP: 0.444, SLG: 0.357</small> (1, 9)											4	0	1	1	1	0	1	
Sid Bream, L <small>OBP: 0.333, SLG: 0.636</small> Brian Hunter, R <small>OBP: 0.250, SLG: 0.250</small> (5, PH)											2	0	0	0	0	0	0	
Ron Gant, R <small>OBP: 0.333, SLG: 0.714</small> Mike Stanton, L <small>OBP: 1.000, SLG: 2.000</small> Jeff Reardon, R <small>(9, 1)</small>											4	1	1	0	0	0	2	
Damon Berryhill, S <small>OBP: 0.313, SLG: 0.214</small> (1, 2)											3	0	1	0	1	0	1	
Mark Lemke, S <small>OBP: 0.563, SLG: 0.538</small> (1, 4)											2	1	0	0	2	0	2	
29 John Smoltz, R <small>OBP: 0.333, SLG: 0.333</small> Deion Sanders, L <small>(7, 7)</small>											3	1	2	1	0	0	1	
Inning Stats	R: 0 H: 1 E: 0 LOB: 1 K: 0 BB: 0 S: 8 P: 16	R: 2 H: 3 E: 0 LOB: 2 K: 0 BB: 1 S: 12 P: 19	R: 0 H: 0 E: 0 LOB: 0 K: 0 BB: 0 S: 6 P: 8	R: 0 H: 0 E: 0 LOB: 1 K: 0 BB: 1 S: 9 P: 18	R: 2 H: 3 E: 1 LOB: 1 K: 1 BB: 0 S: 19 P: 25	R: 2 H: 4 E: 0 LOB: 1 K: 0 BB: 0 S: 9 P: 14	R: 0 H: 0 E: 0 LOB: 1 K: 1 BB: 1 S: 4 P: 8	R: 0 H: 0 E: 0 LOB: 1 K: 0 BB: 1 S: 6 P: 9	R: 0 H: 0 E: 0 LOB: 0 K: 0 BB: 0 S: 6 P: 9	1B: 10 SF: 0 2B: 3 SAC: 1 3B: 0 DP: 3 HR: 0 HBP: 0	WP: 0 PA: 40 PB: 0 SB: 2 CS: 0							
PITCHER	IP WLS BF H R ER SO BB IBB HBP BLK WP HR S P ERA WHIP											PITCHER	IP WLS BF H R ER SO BB IBB HBP BLK WP HR S P ERA WHIP					
Doug Drabek, R <small>ERA: 6.0</small> (1, 1)	4.1 L 22 7 4 3 1 1 1 0 0 0 0 0 51 82 6.23 1.846																	
Randy Tomlin, L <small>ERA: 6.75</small> (5, 1)	1.1 6 3 2 2 0 0 0 0 0 0 0 0 10 15 13.50 2.250																	
Danny Cox, R <small>ERA: 6.75</small> (6, 1)	0.1 2 1 0 0 0 0 0 0 0 0 0 0 2 3 0.00 3.000																	
Roger Mason, R <small>ERA: 6.75</small> (7, 1)	3.0 10 0 0 0 1 2 0 0 0 0 0 0 19 32 0.00 0.667																	

Atlanta Braves @ Pittsburgh Pirates
 Three Rivers Stadium, Pittsburgh, PA

AB 35
 R 6
 H 11
 RBI 5
 BB 4
 SO 2
 LOB 17



WP: 0 PA: 40
 PB: 0
 SB: 2
 CS: 0

Sat Oct 10 1992, 7:05 PM EDT
 Att: 57,164 - Unknown - 66 F

Batter	1	2	3	4	5	6	7	8	9	AB	R	H	RBI	BB	SO	LOB	BOTTOM
Alex Cole, L <small>OBP: 0.400, SLG: 0.250</small> (1, 9)																	
Jay Bell, R <small>OBP: 0.222, SLG: 0.188</small> (1, 6)																	
Andy Van Slyke, L <small>OBP: 0.235, SLG: 0.500</small> (1, 8)																	
Barry Bonds, L <small>OBP: 0.375, SLG: 0.091</small> (1, 7)																	
Jeff King, R <small>OBP: 0.125, SLG: 0.250</small> (1, 5)																	
Orlando Merced, S <small>OBP: 0.333, SLG: 0.286</small> Gary Redus, R <small>OBP: 0.500, SLG: 0.857</small> (8, PH)																	
Michael LaValliere, L <small>OBP: 0.167, SLG: 0.167</small> Don Slaught, R <small>OBP: 0.444, SLG: 0.714</small> (8, PH)																	
Jose Lind, R <small>OBP: 0.333, SLG: 0.643</small> (1, 4)																	
Doug Drabek, R <small>ERA: 2.51</small> Randy Tomlin, L <small>ERA: 2.51</small> Danny Cox, R <small>ERA: 2.51</small> John Wehner, R <small>ERA: 2.51</small> Roger Mason, R <small>ERA: 2.51</small> Cecil Espy, S <small>ERA: 2.51</small> (9, PH)																	
Inning Stats	R: 0 H: 1 E: 0 LOB: 2 K: 3 BB: 1 S: 12 P: 25	R: 2 H: 3 E: 1 LOB: 2 K: 1 BB: 1 S: 12 P: 20	R: 1 H: 1 E: 0 LOB: 2 K: 0 BB: 2 S: 9 P: 22	R: 0 H: 0 E: 0 LOB: 0 K: 2 BB: 0 S: 9 P: 14	R: 0 H: 0 E: 0 LOB: 0 K: 2 BB: 0 S: 8 P: 12	R: 0 H: 0 E: 0 LOB: 0 K: 1 BB: 0 S: 5 P: 6	R: 1 H: 1 E: 0 LOB: 1 K: 1 BB: 1 S: 10 P: 19	R: 0 H: 0 E: 0 LOB: 0 K: 2 BB: 0 S: 11 P: 14	R: 0 H: 0 E: 0 LOB: 0 K: 2 BB: 0 S: 9 P: 13	1B: 3 SF: 0 2B: 2 SAC: 0 3B: 1 DP: 0 HR: 0 HBP: 0	WP: 0 PA: 38 PB: 0 SB: 0 CS: 0						
PITCHER	IP WLS BF H R ER SO BB IBB HBP BLK WP HR S P ERA WHIP											PITCHER	IP WLS BF H R ER SO BB IBB HBP BLK WP HR S P ERA WHIP				
29 John Smoltz, R <small>ERA: 2.51</small> (1, 1)	6.1 W 30 6 4 3 9 4 1 0 0 0 0 0 61 113 4.26 1.579																
Mike Stanton, L <small>ERA: 2.51</small> (7, 1)	1.2 5 0 0 0 3 0 0 0 0 0 0 0 15 19 0.00 0.000																
Jeff Reardon, R <small>ERA: 2.51</small> (9, 1)	1.0 S 3 0 0 0 2 0 0 0 0 0 0 0 9 13 0.00 0.000																


Atlanta Braves @ Pittsburgh Pirates
 Three Rivers Stadium, Pittsburgh, PA

AB 33
 R 4
 H 6
 RBI 3
 BB 5
 SO 14
 LOB 13





WP: 0 PA: 38
 PB: 0
 SB: 0
 CS: 0


Sat Oct 10 1992, 7:05 PM EDT
 Att: 57,164 - Unknown - 66 F


Batter	1	2	3	4	5	6	7	8	9	AB	R	H	RBI	BB	SO	LOB	TOP				
Otis Nixon, S OBP: 0.417, SLG: 0.429 (1, 8)	0-1 G4-3		0-0 P2		1-0 F9			0-0 P7		4	0	0	0	0	0	1	Atlanta Braves @ Pittsburgh Pirates Three Rivers Stadium, Pittsburgh, PA Sun Oct 11 1992, 7:05 PM EDT Att: 52,929 - Unknown - 53 F livebaseballscores.com				
Jeff Blauer, R OBP: 0.400, SLG: 0.563 (1, 6)	4-2 FC5-4 BB		1-0 G5-3			1-0 G1-3		1-0 G3-1		3	0	0	1	1	0	0					
Terry Pendleton, S OBP: 0.182, SLG: 0.227 (1, 5)	0-1 FC5-4 BB 1-2		1-1 G2-3			2-1 G4-3		0-0 3H 1B		4	0	1	0	0	0	1					
David Justice, L OBP: 0.455, SLG: 0.313 (1, 9)	4-2 SAFE 1-2 BB			2-0 P5		4-2 BB		2-0 L8		2	0	0	0	2	0	1					
Sid Bream, L OBP: 0.313, SLG: 0.600 (1, 3)	0-1 L5			0-0 2B		3-2 F8			2-2 G6-3	4	0	1	0	0	0	3					
Ron Gant, R OBP: 0.316, SLG: 0.588 (1, 7)		2-3 K		1-1 L8			2-1 P9		4-2 BB	3	0	0	0	1	1	1					
Damon Berryhill, S OBP: 0.250, SLG: 0.167 (1, 2)		1-2 L9		3-2 F9			0-0 G5-3		1-2 F7	4	0	0	0	0	0	2					
Mark Lemke, S OBP: 0.500, SLG: 0.438 (1, 4)		4-1 FC6-4 BB			2-2 G4-3		1-0 G4-3		3-2 G3	3	0	0	0	1	0	1					
Steve Avery, L Pete Smith, R Jeff Treadway, L Charlie Leibrandt, R Marvin Freeman, R Lonnie Smith, R Kent Mercker, L (1, 1) (1, 1) (5, Ph) (5, 1) (6, 1) (6, Ph) (8, 1)	1-1 FC6-4 1-2		1-1 K		2-3 K			3-1 G3-1 3B		0	0	0	0	0	0	0	AB 30 R 1 H 3 RBI 1 BB 5 SO 2 LOB 11 				
Inning Stats	R: 0 E: 0 K: 0 S: 11	H: 0 LOB: 2 BB: 2 P: 19	R: 0 E: 0 K: 1 S: 9	H: 0 LOB: 1 BB: 1 P: 17	R: 0 E: 0 K: 0 S: 4	H: 0 LOB: 0 BB: 0 P: 6	R: 0 E: 0 K: 0 S: 7	H: 1 LOB: 1 BB: 0 P: 13	R: 0 E: 0 K: 1 S: 7	H: 0 LOB: 0 BB: 0 P: 12	R: 0 E: 0 K: 0 S: 10	H: 0 LOB: 1 BB: 1 P: 20	R: 0 E: 0 K: 0 S: 4	H: 0 LOB: 0 BB: 0 P: 7	R: 1 E: 0 K: 0 S: 6	H: 2 LOB: 1 BB: 0 P: 12		R: 0 E: 0 K: 0 S: 12	H: 0 LOB: 1 BB: 1 P: 22	1B: 1 2B: 1 3B: 1 HR: 0	SF: 0 SAC: 0 DP: 0 HBP: 0
PITCHER Bob Walk, R ERA: 3.86 (1, 1)	IP: 9.0 WLS: W BF: 35 H: 3 R: 1 ER: 1 SO: 2 BB: 5 IBB: 0 HBP: 0 BLK: 0 WP: 0 HR: 0 S: 70 P: 128 ERA: 1.00 WHIP: 0.889																				

Batter	1	2	3	4	5	6	7	8	9	AB	R	H	RBI	BB	SO	LOB	BOTTOM				
Gary Redus, R OBP: 0.538, SLG: 0.909 (1, 3)	1-1 1B 2B	0-3 K		1-0 P5		2-1 1-3 3H 2B		4-0 FC6-4 BB		4	1	2	1	1	1	0	Atlanta Braves @ Pittsburgh Pirates Three Rivers Stadium, Pittsburgh, PA Sun Oct 11 1992, 7:05 PM EDT Att: 52,929 - Unknown - 53 F livebaseballscores.com				
Jay Bell, R OBP: 0.217, SLG: 0.190 (1, 6)	3-2 2B 2H	1-1 F7		0-0 G1-3		0-0 G6-3		2-1 FC6-4 1B 1-2		5	1	1	1	0	0	3					
Andy Van Slyke, L OBP: 0.227, SLG: 0.429 (1, 8)	2-2 SAFE 1-2 G5-3	0-1 P8			0-0 G4-3		2-0 G1-3	2-1 FC4-6 1B		5	0	1	0	0	0	1					
Barry Bonds, L OBP: 0.381, SLG: 0.250 (1, 7)	3-2 2B 2H		1-2 1B SF8		1-0 F7		1-1 F9	0-1 FC4-6 1-2		5	2	2	1	0	0	2					
Jeff King, R OBP: 0.250, SLG: 0.400 (1, 5)	2-2 SAFE 2B 2H	3-2 2B	0-2 CS 1B	3-2 P3			1-1 1B 1B			4	2	3	1	0	0	0					
Lloyd McClendon, R OBP: 0.600, SLG: 0.875 (1, 9)	0-1 2B		0-0 SF8			1-2 G4-3 FC5-2 1B	2-1 1B 1-2	1B 1B		3	0	3	2	0	0	0					
Don Slaught, R OBP: 0.815, SLG: 0.750 (1, 2)	4-0 BB		4-1 FC4 BB 1-2			4-0 FC5-2 G4-3 2B BB	2-2 FC4-6 1B	1-3 2H 1B		1	1	1	1	3	0	0					
Jose Lind, R OBP: 0.263, SLG: 0.500 (1, 4)	1-3 K		1-0 FC4			0-1 G4-3	2-1 FC4-6			4	0	0	0	0	1	7					
Bob Walk, R (1, 1)	0-3 K			0-2 F7		0-0 FC5-2 2B		3-2 G5-3		4	0	0	0	0	1	4					
Inning Stats	R: 4 E: 0 K: 2 S: 24	H: 5 LOB: 2 BB: 1 P: 41	R: 0 E: 0 K: 1 S: 7	H: 0 LOB: 0 BB: 0 P: 8	R: 1 E: 0 K: 0 S: 10	H: 2 LOB: 1 BB: 1 P: 16	R: 0 E: 0 K: 0 S: 5	H: 0 LOB: 0 BB: 0 P: 6	R: 0 E: 0 K: 0 S: 6	H: 0 LOB: 0 BB: 0 P: 10	R: 1 E: 0 K: 0 S: 9	H: 2 LOB: 2 BB: 1 P: 16	R: 1 E: 0 K: 0 S: 12	H: 3 LOB: 2 BB: 0 P: 22	R: 0 E: 0 K: 0 S: 9	H: 1 LOB: 2 BB: 1 P: 20	1B: 8 2B: 5 3B: 0 HR: 0	SF: 1 SAC: 0 DP: 0 HBP: 0	WP: 0 PA: 40 CS: 1		
PITCHER Steve Avery, L Pete Smith, R Charlie Leibbrandt, L Marvin Freeman, R Kent Mercker, L (1, 1) (1, 1) (5, 1) (6, 1) (8, 1)	IP: 0.1 WLS: L BF: 6 H: 5 R: 4 ER: 4 SO: 0 BB: 0 IBB: 0 HBP: 0 BLK: 0 WP: 0 HR: 0 S: 18 P: 30 ERA: 108.00 WHIP: 15.000	IP: 3.2 WLS: BF: 14 H: 2 R: 1 ER: 1 SO: 3 BB: 2 IBB: 0 HBP: 0 BLK: 0 WP: 0 HR: 28 S: 41 P: 2.46 ERA: 1.091	IP: 1.2 WLS: BF: 8 H: 2 R: 1 ER: 1 SO: 0 BB: 0 IBB: 0 HBP: 0 BLK: 0 WP: 0 HR: 14 S: 25 P: 5.40 ERA: 1.800	IP: 1.1 WLS: BF: 7 H: 3 R: 1 ER: 1 SO: 0 BB: 0 IBB: 0 HBP: 0 BLK: 0 WP: 0 HR: 13 S: 23 P: 6.75 ERA: 2.250	IP: 1.0 WLS: BF: 5 H: 1 R: 0 ER: 0 SO: 0 BB: 0 IBB: 0 HBP: 0 BLK: 0 WP: 0 HR: 9 S: 20 P: 0.00 ERA: 2.000																

Batter	1	2	3	4	5	6	7	8	9	AB	R	H	RBI	BB	SO	LOB	TOP										
Gary Redus, R OBP: 0.500, SLG: 0.813 (1, 3)	L7	HR		K	G3		G4-3			5	2	2	2	0	1	0	Pittsburgh Pirates @ Atlanta Braves Atlanta-Fulton County Stadium, Atlanta, GA Tue Oct 13 1992, 7:05 PM EDT Att: 51,975 - Unknown - 70 F AB 38 R 13 H 13 RBI 12 BB 4 SO 6 LOB 9 										
Jay Bell, R OBP: 0.250, SLG: 0.320 (1, 6)	G4-6-3	HR		G5-3	G3		K			4	1	1	3	0	1	1											
Andy Van Slyke, L OBP: 0.259, SLG: 0.400 (1, 8)	G4-6-3	K		BB	BB			G4-3		4	0	1	1	1	1	1											
Barry Bonds, L OBP: 0.423, SLG: 0.450 (1, 7)		HR		BB	F7			F9		4	1	2	1	1	0	1											
Jeff King, R OBP: 0.240, SLG: 0.360 (1, 5)				L9				G6-3		5	1	1	0	0	0	3											
Lloyd McClendon, R OBP: 0.714, SLG: 1.182 Gary Varsho, L OBP: 1.000, SLG: 1.000 (9, PH)					BB					3	3	3	1	1	0	0											
Don Slaught, R OBP: 0.556, SLG: 0.667 (1, 2)					HR					1	0	1	0	0	0	0											
Jose Lind, R OBP: 0.250, SLG: 0.478 (1, 4)					BB					4	2	1	2	1	2	1											
Tim Wakefield, R (1, 1)					BB					5	2	1	2	0	1	1											
Inning Stats	R: 0 E: 0 K: 0 S: 3	H: 0 LOB: 0 BB: 0 P: 6	R: 8 E: 1 K: 1 S: 29	H: 8 LOB: 2 BB: 0 P: 40	R: 0 E: 0 K: 1 S: 5	H: 0 LOB: 0 BB: 0 P: 6	R: 0 E: 0 K: 1 S: 14	H: 0 LOB: 2 BB: 2 P: 31	R: 4 E: 0 K: 0 S: 16	H: 3 LOB: 1 BB: 2 P: 26	R: 1 E: 0 K: 0 S: 8	H: 1 LOB: 0 BB: 0 P: 12	R: 0 E: 0 K: 1 S: 5	H: 0 LOB: 0 BB: 0 P: 8	R: 0 E: 0 K: 2 S: 11	H: 1 LOB: 1 BB: 0 P: 15		1B: 7 2B: 3 3B: 0 HR: 3	SF: 0 SAC: 2 DP: 1 HBP: 1	WP: 0 PB: 0 SB: 0 CS: 0	PA: 45						
PITCHER	IP	WLS	BF	H	R	ER	SO	BB	IBB	HBP	BLK	WP	HR	S	P	ERA	WHIP										
Tom Glavine, L ERA: 12.27 Charlie Leibrandt, L ERA: 1.93 Marvin Freeman, R ERA: 14.73 Kent Mercker, L ERA: Mark Wohlers, R ERA:	(1, 1)	1.0	L	11	6	8	7	0	0	1	0	0	2	24	35	63.00	6.000										
	(2, 1)	3.0		12	2	0	0	2	0	0	0	0	0	27	48	0.00	1.333										
	(5, 1)	2.0		12	4	5	5	2	0	0	0	0	1	24	38	22.50	3.000										
	(7, 1)	2.0		6	0	0	0	0	0	0	0	0	0	11	20	0.00	0.000										
	(9, 1)	1.0		4	1	0	0	0	0	0	0	0	0	11	15	0.00	1.000										

Batter	1	2	3	4	5	6	7	8	9	AB	R	H	RBI	BB	SO	LOB	BOTTOM										
Otis Nixon, S OBP: 0.393, SLG: 0.375 Kent Mercker, L Mark Wohlers, R Francisco Cabrera, R (9, PH)	K		L7			FC6-4			L7	3	0	0	0	1	1	1	Pittsburgh Pirates @ Atlanta Braves Atlanta-Fulton County Stadium, Atlanta, GA Tue Oct 13 1992, 7:05 PM EDT Att: 51,975 - Unknown - 70 F AB 37 R 4 H 9 RBI 4 BB 4 SO 4 LOB 22 										
Jeff Blausler, R OBP: 0.360, SLG: 0.476 (1, 6)	P7			BB		G3			P2	5	0	1	0	0	0	4											
Terry Pendleton, S OBP: 0.231, SLG: 0.269 Jeff Treadway, L OBP: 0.500, SLG: 0.500 (8, 4)										4	0	2	0	0	0	1											
David Justice, L OBP: 0.481, SLG: 0.667 (1, 9)										1	1	1	0	0	0	0											
Sid Bream, L OBP: 0.333, SLG: 0.526 (1, 3)										5	2	3	3	0	0	2											
Ron Gant, R OBP: 0.304, SLG: 0.500 (1, 7)										4	1	1	0	1	0	2											
Damon Berryhill, S OBP: 0.217, SLG: 0.143 Javy Lopez, R (8, 2)										3	0	0	0	1	1	3											
Mark Lemke, S OBP: 0.458, SLG: 0.368 (8, 5)										3	0	0	0	1	1	2											
Tom Glavine, L Charlie Leibrandt, R Lonnie Smith, R Marvin Freeman, R Deion Sanders, L (7, 8)										0	0	0	0	0	0	0											
Inning Stats	R: 0 E: 0 K: 1 S: 12	H: 1 LOB: 1 BB: 0 P: 17	R: 0 E: 0 K: 2 S: 11	H: 0 LOB: 2 BB: 2 P: 24	R: 0 E: 0 K: 0 S: 11	H: 1 LOB: 1 BB: 0 P: 15	R: 1 E: 0 K: 1 S: 12	H: 2 LOB: 3 BB: 2 P: 22	R: 0 E: 0 K: 0 S: 14	H: 2 LOB: 2 BB: 0 P: 19	R: 0 E: 1 K: 0 S: 8	H: 0 LOB: 1 BB: 0 P: 12	R: 1 E: 0 K: 0 S: 10	H: 1 LOB: 0 BB: 0 P: 14	R: 0 E: 0 K: 0 S: 5	H: 0 LOB: 0 BB: 0 P: 6		R: 2 E: 0 K: 0 S: 9	H: 2 LOB: 0 BB: 0 P: 12	1B: 7 2B: 0 3B: 0 HR: 2	SF: 0 SAC: 0 DP: 0 HBP: 0	WP: 1 PB: 3 SB: 0 CS: 0	PA: 41				
PITCHER	IP	WLS	BF	H	R	ER	SO	BB	IBB	HBP	BLK	WP	HR	S	P	ERA	WHIP										
Tim Wakefield, R ERA: 3.0	(1, 1)	9.0	W	41	9	4	4	4	0	0	0	1	2	92	141	4.00	1.444										

Batter	1	2	3	4	5	6	7	8	9	AB	R	H	RBI	BB	SO	LOB	TOP										
Alex Cole, L OBP: 0.385, SLG: 0.200	4-1 2B SF9 BB		2-0 F7		0-0 L9		4-0 BB IBB		4-0 BB	2	1	0	0	1	0	1	Pittsburgh Pirates @ Atlanta Braves Atlanta-Fulton County Stadium, Atlanta, GA Wed Oct 14 1992, 7:05 PM EDT Att: 51,975 - Unknown - 70 F										
Lloyd McClendon, R OBP: 0.750, SLG: 1.182										0	0	0	0	2	0												
Cecil Espy, S OBP: 0.667, SLG: 0.667										0	0	0	0	0	0												
Jay Bell, R OBP: 0.273, SLG: 0.345	0-0 B2		1-3 K			0-2 1B 2B	4-0 BB		2-1 G5-3	4	1	1	0	1	1	2											
Andy Van Slyke, L OBP: 0.290, SLG: 0.448	0-1 SF9 1-3 2B		2-2 F9			1-1 2H 1B	1-2 F8			4	0	2	1	0	0	3											
Barry Bonds, L OBP: 0.433, SLG: 0.435	4-0 IBB			2-0 L9		1-2 P5		1-0 FC6-4 1B		3	0	1	0	1	0	1											
Orlando Merced, S OBP: 0.231, SLG: 0.200	1-2 SF9			0-0 G4-3		1-0 F9		1-2 FC6-4 2B		3	0	0	1	0	0	2											
Jeff King, R OBP: 0.241, SLG: 0.379	1-1 P2			2-0 G5-3		1-1 F7		1-0 2B		4	0	1	0	0	0	3											
Michael LaValliere, L OBP: 0.290, SLG: 0.290		1-3 K			3-3 K		0-0 BB SH3-4 1B	1-2 L7		4	0	1	0	0	2	1											
Jose Lind, R OBP: 0.250, SLG: 0.481		1-0 G5-3			1-1 2B		1-1 L8		0-0 F7	4	0	1	0	0	0	1											
Doug Drabek, R Stan Belinda, R	1-1 P9		1-0 K		2-3 K		1-1 SH3-4		1-3 K	3	0	0	0	0	2	1											
Inning Stats	R: 1 E: 0 K: 0 S: 9	H: 1 LOB: 2 BB: 2 P: 19	R: 0 E: 0 K: 1 S: 5	H: 0 LOB: 0 BB: 0 P: 8	R: 0 E: 0 K: 1 S: 9	H: 0 LOB: 0 BB: 0 P: 14	R: 0 E: 0 K: 0 S: 3	H: 0 LOB: 0 BB: 0 P: 7	R: 0 E: 0 K: 2 S: 11	H: 1 LOB: 1 BB: 0 P: 17	R: 1 E: 0 K: 0 S: 12	H: 2 LOB: 1 BB: 0 P: 18	R: 0 E: 0 K: 0 S: 9	H: 1 LOB: 3 BB: 2 P: 20	R: 0 E: 0 K: 0 S: 7	H: 2 LOB: 1 BB: 1 P: 10		R: 0 E: 0 K: 1 S: 7	H: 0 LOB: 1 BB: 1 P: 14	1B: 3 2B: 4 3B: 0 HR: 0	SF: 1 SAC: 1 DP: 0 HBP: 0	WP: 1 PB: 0 SB: 0 CS: 0	PA: 38				
PITCHER	IP	WLS	BF	H	R	ER	SO	BB	IBB	HBP	BLK	WP	HR	S	P	ERA	WHIP										
29 John Smoltz, R ERA: 2.66	(1, 1)	6.0	24	4	2	2	4	1	1	0	0	0	0	49	83	3.00	0.833										
Mike Stanton, L ERA:	(7, 1)	0.2	4	1	0	0	0	0	1	0	0	0	0	5	11	0.00	1.500										
Pete Smith, R ERA: 2.45	(7, 1)	0.0	1	0	0	0	0	1	0	0	0	0	0	0	4	∞											
Steve Avery, L ERA: 9.0	(7, 1)	1.1	5	2	0	0	0	0	0	0	0	0	0	11	15	0.00	1.500										
Jeff Reardon, R ERA:	(9, 1)	1.0	W	4	0	0	1	1	0	0	0	1	0	7	14	0.00	1.000										

Batter	1	2	3	4	5	6	7	8	9	AB	R	H	RBI	BB	SO	LOB	BOTTOM										
Otis Nixon, S OBP: 0.375, SLG: 0.357	2-2 G4-3		0-0 G3			0-0 1B		2-1 F7		4	0	1	0	0	0	1	Pittsburgh Pirates @ Atlanta Braves Atlanta-Fulton County Stadium, Atlanta, GA Wed Oct 14 1992, 7:05 PM EDT Att: 51,975 - Unknown - 70 F										
Jeff Blauser, R OBP: 0.310, SLG: 0.400	1-1 G5-3			3-3 K		2-1 L5		2-3 K		4	0	0	0	0	2	3											
Terry Pendleton, S OBP: 0.233, SLG: 0.300	1-1 F9			2-2 G3		3H L7			1-1 E SF7 2B	4	1	1	0	0	0	2											
David Justice, L OBP: 0.419, SLG: 0.560		2-3 K		2-0 G3		1-1 G4-3		0-1 E4 BB 1B		4	1	0	0	0	1	1											
Sid Bream, L OBP: 0.360, SLG: 0.545	0-0 G4-3				2-1 G6-3		0-0 2B	4-0 BB 1B BB		3	1	1	0	1	0	0											
Ron Gant, R OBP: 0.296, SLG: 0.455	1-2 L8				2-3 K		4-2 BB	1-0 SF7		2	0	0	1	1	1	0											
Damon Berryhill, S OBP: 0.259, SLG: 0.208			3-1 2B		0-1 G4-3		0-2 F7		3H 1B BB	3	0	1	0	1	0	2											
Mark Lemke, S OBP: 0.462, SLG: 0.381			1-2 G5-3			1-2 1B 1B		0-1 P4		2	0	1	0	0	0	1											
Lonnie Smith, R OBP: 0.333, SLG: 0.667										1	0	0	0	0	0	2											
Rafael Belliard, R										0	0	0	0	0	0	0											
Brian Hunter, R OBP: 0.200, SLG: 0.200										1	0	0	0	0	0	3											
29 John Smoltz, R ERA: 2.66	(1, 1)	8.0	L	32	6	3	1	5	2	0	0	0	0	0	0	0											
Jeff Reardon, L ERA: 9.0	(9, PH)	0.2	4	1	0	0	0	1	0	0	0	0	0	0	0	0											
Mike Stanton, L ERA:	(7, 1)	0.0	1	0	0	0	0	1	0	0	0	0	0	0	0	0											
Pete Smith, R ERA: 2.45	(7, 1)	0.0	1	0	0	0	0	1	0	0	0	0	0	0	0	0											
Steve Avery, L ERA: 9.0	(7, 1)	1.1	5	2	0	0	0	0	0	0	0	0	0	11	15	0.00		1.500									
Deion Sanders, L ERA:	(9, PH)	0.0	0	0	0	0	0	0	0	0	0	0	0	0	0	0											
Jeff Reardon, R ERA:	(9, PH)	1.0	W	4	0	0	1	1	0	0	0	1	0	7	14	0.00		1.000									
Francisco Cabrera, R ERA:	(9, PH)	0.0	0	0	0	0	0	0	0	0	0	0	0	0	0	0											
Inning Stats	R: 0 E: 0 K: 0 S: 9	H: 0 LOB: 0 BB: 0 P: 13	R: 0 E: 0 K: 1 S: 12	H: 0 LOB: 0 BB: 0 P: 15	R: 0 E: 0 K: 0 S: 9	H: 1 LOB: 1 BB: 0 P: 13	R: 0 E: 0 K: 1 S: 7	H: 0 LOB: 0 BB: 0 P: 14	R: 0 E: 0 K: 1 S: 7	H: 0 LOB: 0 BB: 0 P: 11	R: 0 E: 0 K: 0 S: 11	H: 3 LOB: 2 BB: 0 P: 18	R: 0 E: 0 K: 0 S: 15	H: 1 LOB: 2 BB: 1 P: 21	R: 0 E: 0 K: 2 S: 9	H: 0 LOB: 0 BB: 0 P: 15		R: 3 E: 1 K: 0 S: 10	H: 2 LOB: 2 BB: 2 P: 22	1B: 4 2B: 4 3B: 0 HR: 0	SF: 1 SAC: 0 DP: 1 HBP: 0	WP: 0 PB: 0 SB: 0 CS: 0	PA: 36				
PITCHER	IP	WLS	BF	H	R	ER	SO	BB	IBB	HBP	BLK	WP	HR	S	P	ERA		WHIP									
Doug Drabek, R ERA: 3.71	(1, 1)	8.0	L	32	6	3	1	5	2	0	0	0	0	0	0	0	1.000										
Stan Belinda, R ERA:	(9, 1)	0.2	4	1	0	0	0	1	0	0	0	0	0	6	13	0.00	3.000										

Batter	1	2	3	4	5	6	7	8	9	AB	R	H	RBI	BB	SO	LOB	TOP			
Devon White, S (1, 8) OBP: 0.394, SLG: 0.370	G5-3		G4-3			P3			6-3	4	0	0	0	0	0	0	Toronto Blue Jays @ Atlanta Braves Atlanta-Fulton County Stadium, Atlanta, GA Sat Oct 17 1992, 7:05 PM EDT Att: 51,763 - Unknown - 60 F AB 30 R 1 H 4 RBI 1 BB 0 SO 6 LOB 5			
Roberto Alomar, S (1, 4) OBP: 0.406, SLG: 0.600	G5-3		G1-3			K			P4	4	0	0	0	0	1	0				
Joe Carter, R (1, 3) OBP: 0.250, SLG: 0.400	G4-3					F7			F9	4	1	1	1	0	0	0				
Dave Winfield, R (1, 9)										3	0	1	0	0	0	0				
Candy Maldonado, R (1, 7) OBP: 0.321, SLG: 0.480										3	0	0	0	0	2	1				
Kelly Gruber, R (1, 5) OBP: 0.148, SLG: 0.240										3	0	0	0	0	1	1				
Pat Borders, R (1, 2) OBP: 0.357, SLG: 0.480										3	0	2	0	0	0	0				
Manuel Lee, S (1, 6) OBP: 0.261, SLG: 0.381										3	0	0	0	0	0	3				
Jack Morris, R (1, 1)										2	0	0	0	0	2	0				
Todd Stottlemyre, L (7, 1)										0	0	0	0	0	0	0				
Pat Tabler, R (8, PH)										1	0	0	0	0	0	0				
David Wells, L (8, 1)										0	0	0	0	0	0	0				
Inning Stats	R: 0 E: 0 K: 0 S: 6	H: 0 LOB: 0 BB: 0 P: 9	R: 0 E: 0 K: 1 S: 20	H: 2 LOB: 2 BB: 0 P: 29	R: 0 E: 0 K: 1 S: 10	H: 0 LOB: 0 BB: 0 P: 17	R: 1 E: 0 K: 1 S: 8	H: 1 LOB: 0 BB: 0 P: 10	R: 0 E: 0 K: 1 S: 10	H: 0 LOB: 0 BB: 0 P: 15	R: 0 E: 0 K: 1 S: 7	H: 0 LOB: 0 BB: 0 P: 16	R: 0 E: 0 K: 0 S: 6	H: 1 LOB: 0 BB: 0 P: 9	R: 0 E: 0 K: 0 S: 3	H: 0 LOB: 0 BB: 0 P: 3	1B: 3 2B: 0 3B: 0 HR: 1	SF: 0 SAC: 0 DP: 1 HBP: 0	WP: 0 PB: 0 CS: 0	PA: 30
PITCHER Tom Glavine, L (1, 1) ERA: 6.06	IP: 9.0 WLS: W BF: 30 H: 4 R: 1 ER: 1 SO: 6 BB: 0 IBB: 0 HBP: 0 BLK: 0 WP: 0 HR: 1 S: 78 P: 123 ERA: 1.00 WHIP: 0.444																			

Batter	1	2	3	4	5	6	7	8	9	AB	R	H	RBI	BB	SO	LOB	BOTTOM			
Otis Nixon, S (1, 8) OBP: 0.389, SLG: 0.355	G5-3		B1-3							3	0	1	0	1	1	0	Toronto Blue Jays @ Atlanta Braves Atlanta-Fulton County Stadium, Atlanta, GA Sat Oct 17 1992, 7:05 PM EDT Att: 51,763 - Unknown - 60 F AB 28 R 3 H 4 RBI 3 BB 6 SO 10 LOB 11			
Jeff Blauser, R (1, 6) OBP: 0.273, SLG: 0.345	B3									4	0	0	0	0	2	3				
Rafael Belliard, R (8, 6)										0	0	0	0	0	0	0				
Terry Pendleton, S (1, 5) OBP: 0.206, SLG: 0.265	G5-3									4	0	0	0	0	1	1				
David Justice, L (1, 9) OBP: 0.429, SLG: 0.519	K									2	1	0	0	2	1	1				
Sid Bream, L (1, 3) OBP: 0.379, SLG: 0.520										3	0	1	0	1	0	0				
Ron Gant, R (1, 7) OBP: 0.290, SLG: 0.400										3	1	0	0	1	2	4				
Damon Berryhill, S (1, 2) OBP: 0.258, SLG: 0.321										4	1	1	3	0	2	1				
Mark Lemke, S (1, 4) OBP: 0.448, SLG: 0.375										3	0	1	0	0	1	0				
Tom Glavine, L (1, 1)										2	0	0	0	1	0	1				
Inning Stats	R: 0 E: 0 K: 1 S: 8	H: 1 LOB: 1 BB: 0 P: 12	R: 0 E: 0 K: 2 S: 7	H: 0 LOB: 0 BB: 0 P: 11	R: 0 E: 0 K: 1 S: 5	H: 0 LOB: 0 BB: 0 P: 7	R: 0 E: 0 K: 2 S: 12	H: 0 LOB: 2 BB: 2 P: 25	R: 0 E: 0 K: 1 S: 9	H: 0 LOB: 2 BB: 2 P: 22	R: 3 E: 0 K: 0 S: 13	H: 3 LOB: 1 BB: 1 P: 21	R: 0 E: 0 K: 2 S: 10	H: 0 LOB: 0 BB: 0 P: 13	R: 0 E: 0 K: 1 S: 10	H: 0 LOB: 1 BB: 1 P: 16	1B: 3 2B: 0 3B: 0 HR: 1	SF: 0 SAC: 0 DP: 0 HBP: 0	WP: 1 PB: 0 SB: 2 CS: 0	PA: 34
PITCHER Jack Morris, R (1, 1) ERA: 5.89 Todd Stottlemyre, R (7, 1) ERA: 1.93 David Wells, L (8, 1) ERA:	IP: 6.0 WLS: L BF: 27 H: 4 R: 3 ER: 3 SO: 7 BB: 0 IBB: 0 HBP: 0 BLK: 0 WP: 0 HR: 1 S: 54 P: 98 ERA: 4.50 WHIP: 1.500																			

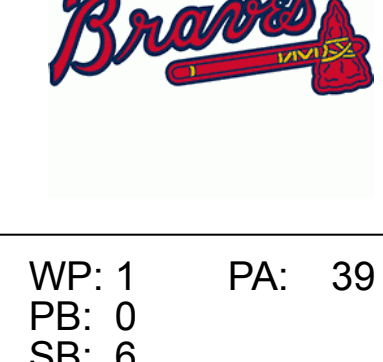
Batter	1	2	3	4	5	6	7	8	9	AB	R	H	RBI	BB	SO	LOB	TOP										
Devon White, S OBP: 0.368, SLG: 0.344 (1, 8)	K		L9		FC6-4 1B			F8	G3	5	0	1	1	0	1	1	Toronto Blue Jays @ Atlanta Braves Atlanta-Fulton County Stadium, Atlanta, GA Sun Oct 18 1992, 7:05 PM EDT Att: 51,763 - Unknown - 57 F										
Roberto Alomar, S OBP: 0.405, SLG: 0.588 (1, 4)	G1-3			G1-3 WP 2-1 BB	FC6-4 1-2			1B 2B	B4	4	1	1	0	1	0	2											
Joe Carter, R OBP: 0.278, SLG: 0.394 (1, 7)	K			P5				1B 2-3		3	0	1	0	1	1	1											
Dave Winfield, R OBP: 0.343, SLG: 0.484 (1, 9)		K		G1-3				1B		4	0	1	1	0	1	2											
John Olerud, L OBP: 0.345, SLG: 0.481 (1, 3)	K			2-1	F9	L6-3		1B		4	0	0	0	0	1	3											
Kelly Gruber, R OBP: 0.129, SLG: 0.207 (1, 5)	K			G5-3				K		4	0	0	0	0	3	2											
Pat Borders, R OBP: 0.375, SLG: 0.500 (1, 2)			5-3		1B BB			WP 2B	L9	3	1	1	0	1	0	0											
Manuel Lee, S OBP: 0.269, SLG: 0.375 (9, PH)			F9		1B			K		3	1	1	0	0	1	1											
Derek Bell, R Alfredo Griffin, S (9, 6)					1B BB				HR BB	0	1	0	0	1	0	0											
David Cone, L David Wells, L Candy Maldonado, R Todd Stottlemire, L Duane Ward, R Ed Sprague, R Tom Henke, R (1, 1) (5, 1) (7, PH) (7, 1) (9, 1) (9, PH) (9, 1)					1B			K		2	0	2	1	0	0	0											
Inning Stats	R: 0 E: 0 K: 2 S: 7	H: 0 LOB: 0 BB: 0 P: 8	R: 0 E: 0 K: 3 S: 9	H: 0 LOB: 0 BB: 0 P: 16	R: 0 E: 0 K: 0 S: 9	H: 1 LOB: 1 BB: 0 P: 12	R: 0 E: 0 K: 0 S: 6	H: 0 LOB: 1 BB: 1 P: 14	R: 2 E: 0 K: 0 S: 15	H: 3 LOB: 2 BB: 1 P: 28	R: 0 E: 0 K: 0 S: 8	H: 0 LOB: 0 BB: 1 P: 17	R: 0 E: 0 K: 3 S: 11	H: 1 LOB: 1 BB: 0 P: 13	R: 1 E: 0 K: 1 S: 12	H: 3 LOB: 2 BB: 0 P: 16	R: 2 E: 0 K: 0 S: 9	H: 1 LOB: 0 BB: 1 P: 16	1B: 6 2B: 3 3B: 0 HR: 1	SF: 0 SAC: 0 DP: 1 HBP: 0	WP: 2 PB: 0 SB: 0 CS: 0	PA: 38					
PITCHER	IP	WLS	BF	H	R	ER	SO	BB	IBB	HBP	BLK	WP	HR	S	P	ERA	WHIP										
29 John Smoltz, R ERA: 2.6 (1, 1)	7.1		32	8	3	2	8	3	0	0	0	2	0	73	119	2.46	1.500										
Mike Stanton, L ERA: (8, 1)	0.1		1	0	0	0	0	0	0	0	0	0	0	1	1	0.00	0.000										
Jeff Reardon, R ERA: 4.15 (8, 1)	1.1	L	6	1	2	2	1	1	0	0	0	0	1	12	20	13.50	1.500										

AB	34
R	5
H	9
RBI	5
BB	4
SO	9
LOB	13



Batter	1	2	3	4	5	6	7	8	9	AB	R	H	RBI	BB	SO	LOB	BOTTOM										
Otis Nixon, S OBP: 0.341, SLG: 0.306 (1, 8)	F7		L8		K			F9	L8	5	0	0	0	0	1	1	Toronto Blue Jays @ Atlanta Braves Atlanta-Fulton County Stadium, Atlanta, GA Sun Oct 18 1992, 7:05 PM EDT Att: 51,763 - Unknown - 57 F										
Deion Sanders, L OBP: 0.300, SLG: 0.125 (1, 7)	F9		1B S BB		E S 1B			L6		3	1	1	0	2	0	0											
Terry Pendleton, S OBP: 0.231, SLG: 0.263 (1, 5)	G6-3				1B SF9 BB			4-3		4	1	1	0	1	0	2											
David Justice, L OBP: 0.436, SLG: 0.500 (1, 9)		E S WP BB		F9				F8		3	1	1	1	1	0	2											
Sid Bream, L OBP: 0.387, SLG: 0.500 (5, PH)		2-1 F8			4-2 1B BB			SF9		1	1	0	0	1	0	1											
Brian Hunter, R OBP: 0.143, SLG: 0.167 (6, 3)		F8			1B BB			5-3		1	0	0	1	0	0	0											
Jeff Blauser, R OBP: 0.297, SLG: 0.344 Rafael Belliard, R (9, 6)		FC6 S			1B 1B			K		3	0	1	0	1	1	1											
Damon Berryhill, S OBP: 0.257, SLG: 0.290 (1, 2)		G6-3 BB			L9			K		3	0	0	0	1	2	4											
Mark Lemke, S OBP: 0.424, SLG: 0.357 (1, 4)		G6-3			1-3 3-H 1B			F8		4	0	1	1	0	0	2											
29 John Smoltz, R OBP: 0.200, SLG: 0.200 Mike Stanton, L OBP: 1.000, SLG: 2.000 Jeff Reardon, R (8, 1) (8, 1) Lonnie Smith, R OBP: 0.429, SLG: 0.667 (9, PH) Ron Cant, R OBP: 0.290, SLG: 0.400 (9, PH)					K			K		3	0	0	0	0	2	2											
Inning Stats	R: 0 E: 0 K: 0 S: 7	H: 0 LOB: 0 BB: 0 P: 11	R: 1 E: 1 K: 0 S: 9	H: 0 LOB: 2 BB: 2 P: 21	R: 0 E: 0 K: 1 S: 13	H: 1 LOB: 1 BB: 1 P: 25	R: 1 E: 0 K: 0 S: 11	H: 2 LOB: 1 BB: 1 P: 21	R: 2 E: 0 K: 2 S: 15	H: 2 LOB: 2 BB: 2 P: 28	R: 0 E: 0 K: 1 S: 5	H: 0 LOB: 0 BB: 0 P: 6	R: 0 E: 0 K: 0 S: 6	H: 0 LOB: 0 BB: 0 P: 8	R: 0 E: 0 K: 2 S: 8	H: 0 LOB: 0 BB: 0 P: 15	R: 0 E: 0 K: 0 S: 12	H: 0 LOB: 2 BB: 1 P: 20	1B: 5 2B: 0 3B: 0 HR: 0	SF: 1 SAC: 0 DP: 2 HBP: 1	WP: 1 PB: 0 SB: 6 CS: 0	PA: 39					
PITCHER	IP	WLS	BF	H	R	ER	SO	BB	IBB	HBP	BLK	WP	HR	S	P	ERA	WHIP										
David Cone, R ERA: 3.88 David Wells, L ERA: Todd Stottlemire, R ERA: 1.59 Duane Ward, R ERA: 5.4 Tom Henke, R ERA: (1, 1) (5, 1) (7, 1) (8, 1) (9, 1)	4.1		22	5	4	3	2	5	0	0	0	0	0	11	18	0.00	0.600										
29 John Smoltz, R ERA: (8, 1)	1.0		3	0	0	0	0	0	0	0	0	0	0	6	8	0.00	0.000										
Mike Stanton, L ERA: (8, 1)	1.0	W	3	0	0	0	2	0	0	0	0	0	0	8	15	0.00	0.000										
Jeff Reardon, R ERA: (9, 1)	1.0	S	5	0	0	0	0	1	0	1	0	0	0	12	20	0.00	1.000										

AB	30
R	4
H	5
RBI	3
BB	7
SO	6
LOB	15



Batter	1	2	3	4	5	6	7	8	9	AB	R	H	RBI	BB	SO	LOB	TOP																				
Otis Nixon, S <small>OBP: 0.311, SLG: 0.275</small> 										4	1	0	0	0	0	0																					
Deion Sanders, L <small>OBP: 0.429, SLG: 0.417</small> 										4	1	3	0	0	0	1																					
Terry Pendleton, S <small>OBP: 0.296, SLG: 0.286</small> 										4	0	2	0	0	0	2																					
David Justice, L <small>OBP: 0.442, SLG: 0.485</small> 										3	0	1	1	1	1	3																					
Lonnie Smith, R <small>OBP: 0.364, SLG: 0.500</small> 										4	0	1	1	0	2	3																					
Sid Bream, L <small>OBP: 0.400, SLG: 0.500</small> Brian Hunter, R <small>OBP: 0.143, SLG: 0.167</small> 										4	0	2	0	0	0	2																					
Jeff Blauer, R <small>OBP: 0.266, SLG: 0.306</small> 										4	0	0	0	0	3	2																					
Damon Berryhill, S <small>OBP: 0.231, SLG: 0.257</small> 										4	0	0	0	0	3	2																					
Mark Lemke, S <small>OBP: 0.389, SLG: 0.323</small> 										3	0	0	0	0	0	1																					
Inning Stats	R: 0 E: 0 K: 1 S: 9	H: 1 LOB: 1 BB: 0 P: 11	R: 0 E: 0 K: 2 S: 11	H: 0 LOB: 0 BB: 0 P: 19	R: 0 E: 0 K: 1 S: 6	H: 0 LOB: 0 BB: 0 P: 9	R: 0 E: 0 K: 1 S: 10	H: 2 LOB: 1 BB: 0 P: 14	R: 0 E: 0 K: 2 S: 10	H: 1 LOB: 1 BB: 0 P: 14	R: 1 E: 0 K: 0 S: 12	H: 3 LOB: 2 BB: 0 P: 19	R: 0 E: 0 K: 0 S: 8	H: 0 LOB: 0 BB: 0 P: 12	R: 1 E: 1 K: 0 S: 9	H: 1 LOB: 2 BB: 1 P: 17	R: 0 E: 0 K: 2 S: 8	H: 1 LOB: 1 BB: 0 P: 12	1B: 8 2B: 3 3B: 0 HR: 0	SF: 0 SAC: 0 DP: 2 HBP: 0	WP: 0 PB: 0 SB: 2 CS: 1	PA: 35															
PITCHER	IP WLS BF H R ER SO BB IBB HBP BLK WP HR S P ERA WHIP																																				
Juan Guzman, R <small>ERA: 1.71</small>	(1, 1)	8.0	32	8	2	1	7	0	1	0	0	0	0	0	75	115	1.12	1.000																			
Duane Ward, R <small>ERA: 4.5</small>	(9, 1)	1.0	W 3	1	0	0	2	0	0	0	0	0	0	0	8	12	0.00	1.000																			

Atlanta Braves @ Toronto Blue Jays
SkyDome, Toronto, ON
Tue Oct 20 1992, 7:05 PM EDT
Att: 51,813 - Dome

AB 34
R 2
H 9
RBI 2
BB 1
SO 9
LOB 16



Batter	1	2	3	4	5	6	7	8	9	AB	R	H	RBI	BB	SO	LOB	BOTTOM																				
Devon White, S <small>OBP: 0.333, SLG: 0.306</small> 										4	0	0	0	0	2	1																					
Roberto Alomar, S <small>OBP: 0.390, SLG: 0.553</small> 										4	1	1	0	0	2	0																					
Joe Carter, R <small>OBP: 0.300, SLG: 0.472</small> 										3	1	1	1	1	0	0																					
Dave Winfield, R <small>OBP: 0.342, SLG: 0.471</small> 										3	0	1	0	0	1	0																					
John Olerud, L <small>OBP: 0.313, SLG: 0.433</small> Ed Sprague, R <small>OBP: 0.750, SLG: 1.667</small> 										3	0	0	0	0	2	1																					
Candy Maldonado, R <small>OBP: 0.303, SLG: 0.433</small> 										4	0	1	1	0	1	1																					
Kelly Gruber, R <small>OBP: 0.176, SLG: 0.323</small> 										2	1	1	1	1	0	0																					
Pat Borders, R <small>OBP: 0.371, SLG: 0.484</small> 										3	0	1	0	0	1	1																					
Manuel Lee, S <small>OBP: 0.241, SLG: 0.333</small> 										3	0	0	0	0	0	2																					
Inning Stats	R: 0 E: 0 K: 1 S: 8	H: 0 LOB: 0 BB: 0 P: 12	R: 0 E: 0 K: 1 S: 8	H: 1 LOB: 0 BB: 0 P: 14	R: 0 E: 0 K: 1 S: 10	H: 1 LOB: 0 BB: 0 P: 14	R: 1 E: 0 K: 0 S: 6	H: 1 LOB: 0 BB: 0 P: 10	R: 0 E: 0 K: 2 S: 13	H: 0 LOB: 1 BB: 1 P: 20	R: 0 E: 0 K: 1 S: 7	H: 0 LOB: 0 BB: 0 P: 9	R: 0 E: 0 K: 2 S: 9	H: 0 LOB: 0 BB: 0 P: 16	R: 1 E: 0 K: 1 S: 13	H: 1 LOB: 3 BB: 0 P: 18	R: 1 E: 0 K: 0 S: 7	H: 2 LOB: 2 BB: 2 P: 15	1B: 4 2B: 0 3B: 0 HR: 2	SF: 0 SAC: 1 DP: 1 HBP: 0	WP: 0 PB: 0 SB: 2 CS: 0	PA: 33															
PITCHER	IP WLS BF H R ER SO BB IBB HBP BLK WP HR S P ERA WHIP																																				
Steve Avery, L <small>ERA: 6.19</small>	(1, 1)	8.0	L 29	5	3	3	9	1	0	0	0	0	0	0	76	116	3.38	0.750																			
Mark Wohlers, R <small>ERA: 4.15</small>	(9, 1)	0.1	2	0	0	0	0	0	1	0	0	0	0	0	2	5	0.00	0.000																			
Mike Stanton, L <small>ERA: 4.15</small>	(9, 1)	0.0	1	0	0	0	0	0	1	0	0	0	0	0	4	4	∞	∞																			
Jeff Reardon, R <small>ERA: 4.15</small>	(9, 1)	0.0	1	1	0	0	0	0	0	0	0	0	0	0	3	3	∞	∞																			

Atlanta Braves @ Toronto Blue Jays
SkyDome, Toronto, ON
Tue Oct 20 1992, 7:05 PM EDT
Att: 51,813 - Dome

AB 29
R 3
H 6
RBI 3
BB 3
SO 9
LOB 6



Batter	1	2	3	4	5	6	7	8	9	AB	R	H	RBI	BB	SO	LOB	TOP
Otis Nixon, S <small>OBP: 0.327, SLG: 0.295</small> 	2-1 		2-2 5-3 			1-0 FC5-4 		1-3 K 		4	0	2	0	0	1	1	
Jeff Blausler, R <small>OBP: 0.297, SLG: 0.300</small> 	3-1 			2-3 K 		0-0 FC5-4 		1-0 G3 		4	0	1	0	0	1	3	
Terry Pendleton, S <small>OBP: 0.234, SLG: 0.261</small> 	2-2 L6 			0-0 L9 			2-0 F7 		2-3 K 		4	0	0	0	0	1	1
Lonnie Smith, R <small>OBP: 0.267, SLG: 0.357</small> 	3-1 6-3 			0-0 P6 			0-3 K 		1-2 G1-3 		4	0	0	0	0	1	1
David Justice, L <small>OBP: 0.404, SLG: 0.432</small> 		1-2 3-1 			2-3 K 		1-0 P8 		1-0 F7 		4	0	0	0	0	1	0
Ron Gant, R <small>OBP: 0.294, SLG: 0.429</small> 		1-1 P9 			3-2 F8 			2-2 1B 1-5-3 		3	1	1	0	0	0	0	0
Brian Hunter, R <small>OBP: 0.200, SLG: 0.222</small> 		2-3 K 			0-0 L8 			0-0 WP 1-5-3 		3	0	1	0	0	1	0	0
Damon Berryhill, S <small>OBP: 0.214, SLG: 0.237</small> 			1-3 K2-3 			0-0 1-3 		0-0 B2 		3	0	0	0	0	1	2	
Mark Lemke, S <small>OBP: 0.359, SLG: 0.294</small> 			2-3 K 			2-1 F8 		0-0 1-5-3 		3	0	0	1	0	1	1	
Inning Stats	R: 0 H: 2 E: 0 LOB: 1 K: 0 BB: 0 S: 9	R: 0 H: 0 E: 0 LOB: 0 K: 1 BB: 0 P: 13	R: 0 H: 0 E: 0 LOB: 0 K: 2 BB: 0 P: 16	R: 0 H: 0 E: 0 LOB: 0 K: 1 BB: 0 P: 7	R: 0 H: 0 E: 0 LOB: 0 K: 1 BB: 0 P: 12	R: 0 H: 1 E: 0 LOB: 1 K: 0 BB: 0 S: 5	R: 0 H: 0 E: 0 LOB: 0 K: 1 BB: 0 P: 8	R: 1 H: 2 E: 0 LOB: 2 K: 1 BB: 0 S: 12	R: 0 H: 0 E: 0 LOB: 0 K: 1 BB: 0 P: 11	1B: 4 2B: 1 3B: 0 HR: 0	SF: 0 SAC: 0 DP: 0 HBP: 0	WP: 1 PA: 32 FB: 0 SB: 2 CS: 0	AB 32 R 1 H 5 RBI 1 BB 0 SO 8 LOB 9				
PITCHER	IP WLS BF H R ER SO BB IBB HBP BLK WP HR S P ERA WHIP											PITCHER	IP WLS BF H R ER SO BB IBB HBP BLK WP HR S P ERA WHIP				
Jimmy Key, L <small>ERA: 0.84</small>	(1, 1) 7.2 W 27 5 1 1 6 0 0 0 0 0 0 0 57 91 1.17 0.652																
Duane Ward, R <small>ERA: 4.29</small>	(8, 1) 0.1 2 0 0 0 1 0 0 0 0 1 0 6 8 0.00 0.000																
Tom Henke, R <small>ERA:</small>	(9, 1) 1.0 S 3 0 0 0 1 0 0 0 0 0 0 7 11 0.00 0.000																

Atlanta Braves @ Toronto Blue Jays
 SkyDome, Toronto, ON
 Wed Oct 21 1992, 7:05 PM EDT
 Att: 52,090 - Dome

livebaseballscores.com

Batter	1	2	3	4	5	6	7	8	9	AB	R	H	RBI	BB	SO	LOB	BOTTOM
Devon White, S <small>OBP: 0.370, SLG: 0.375</small> 	3-2 FC6-4 		2-2 L6-4 		3-2 F9 		0-0 			4	0	3	1	0	0	0	
Roberto Alomar, S <small>OBP: 0.376, SLG: 0.512</small> 	1-0 FC6-4 		4-0 		1-1 F8 		2-2 F9 		3	0	0	0	1	0	1		
Joe Carter, R <small>OBP: 0.295, SLG: 0.436</small> 	1-1 5-3 		1-1 L6-4 		4-0 		1-2 L6 		3	0	0	0	1	0	3		
Dave Winfield, R <small>OBP: 0.333, SLG: 0.432</small> 	2-1 4-3 			4-0 		1-1 FC5-4 		0-0 6-3 		3	0	0	0	1	0	2	
John Olerud, L <small>OBP: 0.343, SLG: 0.455</small> 		2-3 K 		0-0 		1-2 		1-3 		3	0	2	0	0	1	0	
Candy Maldonado, R <small>OBP: 0.276, SLG: 0.394</small> 		3-2 G6-3 		0-0 F7 		1-3 K 				3	0	0	0	0	1	4	
Kelly Gruber, R <small>OBP: 0.189, SLG: 0.303</small> 		0-2 G3 		0-1 G6-4-3 			4-2 G1-3 		2	1	0	0	1	0	2		
Pat Borders, R <small>OBP: 0.368, SLG: 0.559</small> 			1-1 		1-1 6-3 		2-2 F8 		3	1	1	1	0	0	1		
Manuel Lee, S <small>OBP: 0.219, SLG: 0.300</small> 			0-1 4-3 		2-1 G5-3 		0-1 G1-3 		3	0	0	0	0	0	1		
Inning Stats	R: 0 H: 1 E: 0 LOB: 1 K: 0 BB: 0 S: 9	R: 0 H: 0 E: 0 LOB: 0 K: 1 BB: 0 P: 15	R: 1 H: 2 E: 0 LOB: 1 K: 0 BB: 1 P: 17	R: 0 H: 1 E: 0 LOB: 1 K: 0 BB: 1 P: 8	R: 0 H: 0 E: 0 LOB: 0 K: 0 BB: 0 P: 13	R: 0 H: 1 E: 0 LOB: 2 K: 1 BB: 1 P: 19	R: 1 H: 1 E: 0 LOB: 1 K: 0 BB: 1 P: 16	R: 0 H: 0 E: 0 LOB: 0 K: 0 BB: 0 P: 10	1B: 4 2B: 2 3B: 0 HR: 1	SF: 0 SAC: 0 DP: 2 HBP: 0	WP: 0 PA: 31 FB: 0 SB: 1 CS: 0	AB 27 R 2 H 6 RBI 2 BB 4 SO 2 LOB 14					
PITCHER	IP WLS BF H R ER SO BB IBB HBP BLK WP HR S P ERA WHIP											PITCHER	IP WLS BF H R ER SO BB IBB HBP BLK WP HR S P ERA WHIP				
Tom Glavine, L <small>ERA: 4.81</small>	(1, 1) 8.0 L 31 6 2 2 2 4 0 0 0 0 0 1 67 114 2.25 1.250																

Atlanta Braves @ Toronto Blue Jays
 SkyDome, Toronto, ON
 Wed Oct 21 1992, 7:05 PM EDT
 Att: 52,090 - Dome

livebaseballscores.com

Batter	1	2	3	4	5	6	7	8	9	AB	R	H	RBI	BB	SO	LOB	TOP					
Otis Nixon, S <small>OBP: 0.352, SLG: 0.347</small> (1, 8)	 2B		 1-2		 1B	 L3		 1B	 1B	5	2	3	0	0	0	2	Atlanta Braves @ Toronto Blue Jays SkyDome, Toronto, ON Thu Oct 22 1992, 7:05 PM EDT Att: 52,268 - Dome					
Deion Sanders, L <small>OBP: 0.421, SLG: 0.412</small> (1, 7)	 K		 2-3		 HR 1B	 L8		 1B	 1B	5	1	2	1	0	1	2						
Terry Pendleton, S <small>OBP: 0.250, SLG: 0.314</small> (1, 5)	 2H 2B		 K		 HR 2B	 G2		 F7-2	 3H	5	1	2	1	0	1	4						
David Justice, L <small>OBP: 0.412, SLG: 0.500</small> (1, 9)	 K			 HR	 HR	 G4-3				3	2	1	1	1	1	1						
Lonnie Smith, R <small>OBP: 0.263, SLG: 0.500</small> (1, 10)	 F9			 F9	 HR IBB	 K				4	1	1	4	0	1	1						
Sid Bream, L <small>OBP: 0.355, SLG: 0.441</small> (1, 3)		 F8		 F7	 F7	 F8				4	0	0	0	0	0	0						
Jeff Blauser, R <small>OBP: 0.265, SLG: 0.295</small> Rafael Belliard, R (8, 6)	 K		 CS 1B		 P3	 G4-3				4	0	1	0	0	1	0						
Damon Berryhill, S <small>OBP: 0.217, SLG: 0.238</small> (1, 2)	 P5		 CS	 K	 1B	 K			 K	4	0	1	0	0	2	0						
Mark Lemke, S <small>OBP: 0.372, SLG: 0.316</small> (1, 4)	 4-3 6-3 1B			 4-3	 F8	 1B F7-2 1B				4	0	2	0	0	0	1						
Inning Stats	R: 1 E: 0 K: 2 S: 14	H: 2 LOB: 1 BB: 0 P: 20	R: 0 E: 0 K: 1 S: 10	H: 0 LOB: 0 BB: 13 P: 13	R: 0 E: 0 K: 1 S: 9	H: 1 LOB: 1 BB: 0 P: 13	R: 1 E: 0 K: 0 S: 6	H: 2 LOB: 0 BB: 0 P: 11	R: 5 E: 0 K: 1 S: 20	H: 4 LOB: 0 BB: 1 P: 31	R: 0 E: 0 K: 0 S: 9	H: 1 LOB: 1 BB: 0 P: 14	R: 0 E: 0 K: 0 S: 6	H: 0 LOB: 0 BB: 0 P: 9	R: 0 E: 0 K: 1 S: 12	H: 0 LOB: 0 BB: 0 P: 14	R: 0 E: 0 K: 1 S: 11	H: 3 LOB: 2 BB: 0 P: 17	1B: 8 2B: 4 3B: 0 HR: 2	SF: 0 SAC: 0 DP: 1 HBP: 0	WP: 0 PB: 0 SB: 2 CS: 1	PA: 40
PITCHER	IP WLS BF H R ER SO BB IBB HBP BLK WP HR S P ERA WHIP																					
Jack Morris, R <small>ERA: 7.43</small> (5, 1)	4.2 L 23 9 7 7 5 0 1 0 0 0 0 2 55 83 13.50 1.929																					
David Wells, L <small>ERA: 3.85</small> (7, 1)	1.1 5 1 0 0 0 0 0 0 0 0 0 0 13 19 0.00 0.750																					
Mike Timlin, R <small>ERA: 3.85</small> (8, 1)	1.0 3 0 0 0 0 1 0 0 0 0 0 0 6 9 0.00 0.000																					
Mark Eichhorn, R <small>ERA: 1.35</small> (9, 1)	1.0 5 3 0 0 0 1 0 0 0 0 0 0 0 11 17 0.00 3.000																					

AB 38
R 7
H 13
RBI 7
BB 1
SO 7
LOB 11



Batter	1	2	3	4	5	6	7	8	9	AB	R	H	RBI	BB	SO	LOB	BOTTOM					
Devon White, S <small>OBP: 0.340, SLG: 0.341</small> (1, 8)	 K		 F8	 K			 FC5-4 G4-6-3			4	0	0	0	0	2	3	Atlanta Braves @ Toronto Blue Jays SkyDome, Toronto, ON Thu Oct 22 1992, 7:05 PM EDT Att: 52,268 - Dome					
Roberto Alomar, S <small>OBP: 0.397, SLG: 0.477</small> (1, 4)	 G6-3		 FC5-4 BB		 F7		 G4-6-3			3	0	0	0	1	0	1						
Joe Carter, R <small>OBP: 0.292, SLG: 0.419</small> (1, 9)	 K		 F9		 F7			 F9 1B		4	0	1	0	0	1	1						
Dave Winfield, R <small>OBP: 0.326, SLG: 0.415</small> (1, 10)		 F8	 FC5-4		 1B			 K		4	0	1	0	0	1	2						
John Olerud, L <small>OBP: 0.368, SLG: 0.472</small> Ed Sprague, R <small>OBP: 0.600, SLG: 1.250</small> (8, PH) (9, 3)	 BB 2B 1B			 BB 1B 1B	 F7			 F9		3	2	2	0	0	0	1						
Candy Maldonado, R <small>OBP: 0.300, SLG: 0.371</small> (1, 7)	 2B BB		 FC6-5 BB			 F9		 G5-3		2	0	0	0	2	0	1						
Kelly Gruber, R <small>OBP: 0.171, SLG: 0.270</small> (1, 5)	 K		 F7			 F8			 F8	4	0	0	0	0	1	4						
Pat Borders, R <small>OBP: 0.381, SLG: 0.579</small> (1, 2)	 2B		 FC6-5 1B			 6-3			 5-3	4	0	2	2	0	0	0						
Manuel Lee, S <small>OBP: 0.222, SLG: 0.273</small> (1, 6)	 L5		 FC6-5			 FC5-4 BB			 F3	3	0	0	0	1	0	4						
Inning Stats	R: 0 E: 0 K: 2 S: 9	H: 0 LOB: 0 BB: 0 P: 13	R: 1 E: 0 K: 1 S: 15	H: 2 LOB: 2 BB: 1 P: 27	R: 0 E: 0 K: 0 S: 8	H: 0 LOB: 1 BB: 1 P: 16	R: 1 E: 0 K: 1 S: 14	H: 2 LOB: 2 BB: 1 P: 25	R: 0 E: 0 K: 0 S: 10	H: 1 LOB: 1 BB: 0 P: 17	R: 0 E: 0 K: 0 S: 9	H: 0 LOB: 0 BB: 0 P: 11	R: 0 E: 0 K: 0 S: 5	H: 0 LOB: 0 BB: 1 P: 10	R: 0 E: 0 K: 1 S: 12	H: 1 LOB: 1 BB: 0 P: 15	R: 0 E: 0 K: 0 S: 12	H: 0 LOB: 0 BB: 0 P: 21	1B: 5 2B: 1 3B: 0 HR: 0	SF: 0 SAC: 0 DP: 1 HBP: 0	WP: 0 PB: 0 SB: 1 CS: 0	PA: 36
PITCHER	IP WLS BF H R ER SO BB IBB HBP BLK WP HR S P ERA WHIP																					
29 John Smoltz, R <small>ERA: 2.67</small> (7, 1)	6.0 W 27 5 2 2 4 0 0 0 0 0 0 0 66 114 3.00 1.500																					
Mike Stanton, L <small>ERA: 2.67</small> (7, 1)	3.0 S 9 1 0 0 1 0 0 0 0 0 0 0 28 41 0.00 0.333																					

