

# Atlanta Braves - 1993





Batter	1	2	3	4	5	6	7	8	9	AB	R	H	RBI	BB	SO	LOB	TOP
<b>Otis Nixon, S</b> (1, 8) <small>OBP: 0.125, SLG: 0.125</small>										4	0	1	0	0	0	0	<b>Atlanta Braves @ Chicago Cubs</b> Wrigley Field, Chicago, IL Tue Apr 06 1993, 3:33 AM CDT Att: 37,402 - Overcast - 42 F
<b>Jeff Blauser, R</b> (1, 6)										4	0	0	0	0	1	1	
<b>Ron Gant, R</b> (1, 7) <small>OBP: 0.143, SLG: 0.143</small>										3	0	0	0	0	1	0	
<b>Terry Pendleton, S</b> (1, 5) <small>OBP: 0.571, SLG: 0.250</small> <b>Deion Sanders, L</b> (8, PR) <b>Bill Pecota, R</b> (8, 5)										2	0	0	0	1	2	0	
<b>David Justice, L</b> (1, 9) <small>OBP: 0.429, SLG: 0.200</small>										2	0	0	0	1	0	0	
<b>Sid Bream, L</b> (1, 3) <small>OBP: 0.167, SLG: 0.167</small>										3	0	0	0	0	2	1	
<b>Greg Olson, R</b> (1, 2)										3	0	0	0	0	0	2	
<b>Mark Lemke, S</b> (1, 4)										3	0	0	0	0	0	0	
<b>29 John Smoltz, R</b> (1, 1) <b>Francisco Cabrera, R</b> (9, PH)										2	0	0	0	0	1	0	
<b>Inning Stats</b>	R: 0 H: 0 E: 0 LOB: 0 K: 0 BB: 0 S: 8 P: 11	R: 0 H: 0 E: 0 LOB: 0 K: 2 BB: 0 S: 11 P: 15	R: 0 H: 0 E: 0 LOB: 0 K: 0 BB: 0 S: 9 P: 15	R: 0 H: 0 E: 0 LOB: 0 K: 2 BB: 0 S: 8 P: 11	R: 0 H: 0 E: 0 LOB: 0 K: 2 BB: 0 S: 9 P: 12	R: 0 H: 0 E: 0 LOB: 0 K: 1 BB: 0 S: 9 P: 15	R: 0 H: 0 E: 0 LOB: 0 K: 0 BB: 0 S: 11 P: 18	R: 0 H: 0 E: 0 LOB: 2 K: 0 BB: 2 S: 8 P: 20	R: 0 H: 1 E: 0 LOB: 1 K: 0 BB: 0 S: 6 P: 7	1B: 1 SF: 0 2B: 0 SAC: 0 3B: 0 DP: 0 HR: 0 HBP: 0	WP: 0 PA: 29 PB: 0 SB: 0 CS: 1						
<b>PITCHER</b> <b>Jose Guzman, R</b> (1, 1) <small>ERA:</small>	IP: 9.0 WLS: W BF: 29 H: 1 R: 0 ER: 0 SO: 7 BB: 2 IBB: 0 HBP: 0 BLK: 1 WP: 0 HR: 0 S: 79 P: 124 ERA: 0.00 WHIP: 0.333																

Batter	1	2	3	4	5	6	7	8	9	AB	R	H	RBI	BB	SO	LOB	BOTTOM
<b>Willie Wilson, S</b> (1, 8) <small>OBP: 0.375, SLG: 0.500</small>										4	0	1	0	0	1	1	<b>Atlanta Braves @ Chicago Cubs</b> Wrigley Field, Chicago, IL Tue Apr 06 1993, 3:33 AM CDT Att: 37,402 - Overcast - 42 F
<b>Rey Sanchez, R</b> (1, 6) <small>OBP: 0.143, SLG: 0.286</small>										3	1	1	0	0	0	1	
<b>Mark Grace, L</b> (1, 3) <small>OBP: 0.500, SLG: 0.500</small>										3	0	2	1	1	0	0	
<b>Derrick May, L</b> (1, 7) <small>OBP: 0.250, SLG: 0.250</small>										4	0	1	0	0	0	3	
<b>Sammy Sosa, R</b> (1, 9) <small>OBP: 0.375, SLG: 0.429</small>										4	0	0	0	0	2	5	
<b>Steve Buechele, R</b> (1, 5) <small>OBP: 0.429, SLG: 0.200</small>										2	0	0	0	1	1	1	
<b>Rick Wilkins, L</b> (1, 2)										3	0	0	0	0	1	3	
<b>Jose Vizcaino, S</b> (1, 4) <small>OBP: 0.143, SLG: 0.143</small>										3	0	1	0	0	0	0	
<b>Jose Guzman, R</b> (1, 1)										2	0	0	0	0	2	0	
<b>Inning Stats</b>	R: 1 H: 3 E: 0 LOB: 3 K: 2 BB: 1 S: 17 P: 28	R: 0 H: 0 E: 0 LOB: 0 K: 1 BB: 0 S: 12 P: 17	R: 0 H: 0 E: 0 LOB: 0 K: 0 BB: 0 S: 4 P: 5	R: 0 H: 0 E: 0 LOB: 0 K: 1 BB: 0 S: 5 P: 7	R: 0 H: 1 E: 0 LOB: 1 K: 0 BB: 0 S: 7 P: 10	R: 0 H: 1 E: 0 LOB: 1 K: 1 BB: 0 S: 10 P: 13	R: 0 H: 0 E: 0 LOB: 0 K: 2 BB: 0 S: 9 P: 10	R: 0 H: 1 E: 0 LOB: 2 K: 0 BB: 1 S: 8 P: 15	1B: 4 SF: 0 2B: 2 SAC: 2 3B: 0 DP: 0 HR: 0 HBP: 0	WP: 0 PA: 32 PB: 1 SB: 0 CS: 0							
<b>PITCHER</b> <b>29 John Smoltz, R</b> (1, 1) <small>ERA: 1.13</small>	IP: 8.0 WLS: L BF: 32 H: 6 R: 1 ER: 1 SO: 7 BB: 1 IBB: 1 HBP: 0 BLK: 0 WP: 0 HR: 0 S: 72 P: 105 ERA: 1.12 WHIP: 0.875																











Batter	1	2	3	4	5	6	7	8	9	AB	R	H	RBI	BB	SO	LOB	TOP					
Jose Offerman, S OBP: 0.263, SLG: 0.125	F9	G6-3			F8 BB		L6		G6-3	4	0	0	0	1	0	2	<b>Los Angeles Dodgers @ Atlanta Braves</b> Atlanta-Fulton County Stadium, Atlanta, GA Thu Apr 08 1993, 7:05 PM EDT Att: 48,450 - Unknown - 72 F  <b>AB 30</b> <b>R 1</b> <b>H 5</b> <b>RBI 1</b> <b>BB 6</b> <b>SO 2</b> <b>LOB 16</b>					
Brett Butler, L OBP: 0.444, SLG: 0.308	BB BB G1-2-3 1B		K		BB BB		B3-4			3	0	1	0	1	1	0						
Eric Davis, R OBP: 0.278, SLG: 0.250	BB BB		F8		F8			G5-3		3	0	0	0	1	0	2						
Darryl Strawberry, L OBP: 0.500, SLG: 0.273	BB BB		F7		BB BB			F7 1B 2B		2	1	1	0	2	0	0						
Tim Wallach, R OBP: 0.235, SLG: 0.412	G1-2-3 3-H			P3	G6-3			F7		4	0	0	0	0	0	7						
Eric Karros, R OBP: 0.375, SLG: 0.385		SH5-4 1B BB		1B		G1-3		FC6-4 1B		3	0	2	1	1	0	0						
Carlos Hernandez, R OBP: 0.250, SLG: 0.250		SH5-4 1B		F8		G6-3		FC6-4 1B		4	0	1	0	0	0	2						
Jody Reed, R OBP: 0.400, SLG: 0.308			K		G4-3				G6-3	3	0	0	0	0	1	3						
Ricky Tricek, R							P6			0	0	0	0	0	0	0						
Mike Sharperson, R										1	0	0	0	0	0	0						
Tom Candiotti, R									G6-3	1	0	0	0	0	0	0						
Steve Wilson, L		SH5-4					G1-3		F8	0	0	0	0	0	0	0						
Lenny Harris, L OBP: 0.500, SLG: 0.500									G6-3	1	0	0	0	0	0	0						
Cory Snyder, R										1	0	0	0	0	0	0						
<b>Inning Stats</b>	R: 0 E: 0 K: 0 S: 13	H: 1 LOB: 2 BB: 2 P: 23	R: 0 E: 0 K: 1 S: 9	H: 1 LOB: 2 BB: 1 P: 18	R: 0 E: 0 K: 1 S: 6	H: 0 LOB: 0 BB: 0 P: 10	R: 0 E: 0 K: 0 S: 13	H: 1 LOB: 1 BB: 0 P: 18	R: 0 E: 0 K: 0 S: 11	H: 0 LOB: 3 BB: 3 P: 26	R: 0 E: 0 K: 0 S: 5	H: 0 LOB: 0 BB: 0 P: 7	R: 0 E: 0 K: 0 S: 6	H: 0 LOB: 0 BB: 0 P: 9	R: 1 E: 0 K: 0 S: 12	H: 2 LOB: 1 BB: 0 P: 15	R: 0 E: 0 K: 0 S: 7	H: 0 LOB: 0 BB: 0 P: 12	1B: 4 2B: 1 3B: 0 HR: 0	SF: 0 SAC: 1 DP: 1 HBP: 0	WP: 0 PB: 0 SB: 0 CS: 0	PA: 37
<b>PITCHER</b>	IP WLS BF H R ER SO BB IBB HBP BLK WP HR S P ERA WHIP																					
Tom Glavine, L ERA: 2.7	(1, 1) 6.0 W 26 3 0 0 2 6 0 0 0 0 0 0 57 102 0.00 1.500																					
Jay Howell, R ERA: 2.7	(7, 1) 2.0 8 2 1 1 0 0 0 0 0 0 0 0 18 24 4.50 1.000																					
Mike Stanton, L ERA: 2.7	(9, 1) 1.0 3 0 0 0 0 0 0 0 0 0 0 0 7 12 0.00 0.000																					

Batter	1	2	3	4	5	6	7	8	9	AB	R	H	RBI	BB	SO	LOB	BOTTOM			
Deion Sanders, L OBP: 0.400, SLG: 0.800	L8		P4		SF8 2B	P5				5	0	2	1	0	0	1	<b>Los Angeles Dodgers @ Atlanta Braves</b> Atlanta-Fulton County Stadium, Atlanta, GA Thu Apr 08 1993, 7:05 PM EDT Att: 48,450 - Unknown - 72 F  <b>AB 33</b> <b>R 6</b> <b>H 8</b> <b>RBI 5</b> <b>BB 5</b> <b>SO 4</b> <b>LOB 17</b>			
Jeff Blauser, R OBP: 0.235, SLG: 0.200	F9		L4		HBP	K2-3		G4-3		3	0	0	0	0	1	1				
Rafael Belliard, R										1	0	0	0	0	2					
Ron Gant, R OBP: 0.235, SLG: 0.357	S 2B BB		F7		SF8		G5-3			2	1	0	1	2	0	0				
Terry Pendleton, S OBP: 0.412, SLG: 0.357	1-H 2B			F8	F9		G3-1		F8	5	0	1	1	0	0	5				
David Justice, L OBP: 0.375, SLG: 0.462	K			F8		1B 2B 1B		BB		3	1	1	0	1	1	1				
Sid Bream, L OBP: 0.200, SLG: 0.300			F9			G4-3		G3		4	0	1	0	0	2					
Greg Olson, R OBP: 0.273, SLG: 0.200		G5-3			K					3	2	1	0	1	1	1				
Mark Lemke, S OBP: 0.467, SLG: 0.364					K	2B BB		E 2B 1B		3	1	1	0	1	1	1				
Tom Glavine, L										2	1	0	0	0	0	1				
Otis Nixon, S OBP: 0.214, SLG: 0.296										1	0	1	2	0	0	0				
Jay Howell, R										0	0	0	0	0	0	0				
Francisco Cabrera, R										1	0	0	0	0	0	2				
Mike Stanton, L										0	0	0	0	0	0	0				
<b>Inning Stats</b>	R: 1 E: 0 K: 1 S: 13	H: 1 LOB: 1 BB: 1 P: 20	R: 0 E: 0 K: 0 S: 10	H: 0 LOB: 1 BB: 1 P: 18	R: 0 E: 0 K: 0 S: 7	H: 0 LOB: 0 BB: 0 P: 12	R: 0 E: 0 K: 1 S: 7	H: 1 LOB: 1 BB: 0 P: 12	R: 1 E: 1 K: 1 S: 12	H: 3 LOB: 2 BB: 1 P: 19	R: 3 E: 0 K: 1 S: 13	H: 3 LOB: 1 BB: 1 P: 28	R: 0 E: 0 K: 0 S: 8	H: 0 LOB: 1 BB: 1 P: 17	R: 1 E: 1 K: 0 S: 10	H: 2 LOB: 3 BB: 1 P: 16	1B: 3 2B: 5 3B: 0 HR: 0	SF: 1 SAC: 0 DP: 0 HBP: 1	WP: 1 PB: 0 SB: 1 CS: 0	PA: 40
<b>PITCHER</b>	IP WLS BF H R ER SO BB IBB HBP BLK WP HR S P ERA WHIP																			
Tom Candiotti, R ERA: 6.75	(1, 1) 5.1 L 27 6 5 4 3 3 0 0 0 0 1 0 1 3 6.75 1.688																			
Steve Wilson, L ERA: 2.08	(6, 1) 0.1 1 0 0 0 0 0 0 0 0 0 1 0 1 3 0.00 0.000																			
Ricky Tricek, R ERA: 2.08	(6, 1) 2.1 12 2 1 0 1 2 0 0 0 0 0 0 21 38 0.00 1.714																			



Batter	1	2	3	4	5	6	7	8	9	AB	R	H	RBI	BB	SO	LOB	TOP										
Jose Offerman, S (1, 6) OBP: 0.281, SLG: 0.150	G4-3		CS		F9			F9		4	0	1	0	0	0	0	<b>Los Angeles Dodgers @ Atlanta Braves</b> Atlanta-Fulton County Stadium, Atlanta, GA Fri Apr 09 1993, 7:05 PM EDT Att: 48,658 - Unknown - 60 F  <b>AB 28</b> <b>R 0</b> <b>H 3</b> <b>RBI 0</b> <b>BB 3</b> <b>SO 5</b> <b>LOB 10</b> 										
Brett Butler, L (1, 8) OBP: 0.409, SLG: 0.294	G1-3		CS	FC1-6		G3-1		G1-3		4	0	1	0	0	0	0											
Eric Davis, R (1, 7) OBP: 0.227, SLG: 0.200	K			FC1-6		K		G3		4	0	0	0	0	2	1											
Darryl Strawberry, L (1, 9) OBP: 0.500, SLG: 0.286		FC3-6		BB		F7		F8		3	0	1	0	1	0	0											
Tim Wallach, R (1, 5) OBP: 0.250, SLG: 0.368	F8			BB			G4-6-3			2	0	0	0	1	1	3											
Eric Karros, R (1, 3) OBP: 0.388, SLG: 0.333	FC3-6			BB		G4-6-3				2	0	0	0	1	0	2											
Carlos Hernandez, R (1, 2) OBP: 0.143, SLG: 0.143	K			FC6-4		G3-1				3	0	0	0	0	1	4											
Jody Reed, R (1, 4) OBP: 0.333, SLG: 0.250			P8			K		P6		3	0	0	0	0	1	0											
Pedro Astacio, R (1, 1) Mits Webber, S (8, PH) Roger McDowell, R (8, 1)	G5-3		G5-3		G6-3			F9		2	0	0	0	0	0	0											
										1	0	0	0	0	0	0											
										0	0	0	0	0	0	0											
<b>Inning Stats</b>	R: 0 E: 0 K: 1 S: 8	H: 0 LOB: 0 BB: 0 P: 10	R: 0 E: 0 K: 1 S: 10	H: 1 LOB: 1 BB: 0 P: 18	R: 0 E: 0 K: 0 S: 8	H: 1 LOB: 0 BB: 0 P: 9	R: 0 E: 0 K: 1 S: 15	H: 1 LOB: 3 BB: 2 P: 28	R: 0 E: 0 K: 1 S: 10	H: 0 LOB: 0 BB: 0 P: 13	R: 0 E: 0 K: 0 S: 5	H: 0 LOB: 0 BB: 1 P: 10	R: 0 E: 0 K: 0 S: 8	H: 0 LOB: 0 BB: 0 P: 15	R: 0 E: 0 K: 0 S: 9	H: 0 LOB: 0 BB: 0 P: 12	1B: 3 2B: 0 3B: 0 HR: 0	SF: 0 SAC: 0 DP: 1 HBP: 0	WP: 0 PB: 0 SB: 1 CS: 1	PA: 32							
<b>PITCHER</b>	IP	WLS	BF	H	R	ER	SO	BB	IBB	HBP	BLK	WP	HR	S	P	ERA	WHIP										
Pete Smith, R (1, 1) ERA:	8.0	W	28	3	0	0	5	3	0	0	0	0	0	72	115	0.00	0.750										
Mike Stanton, L (9, 1) ERA:	1.0	S	3	0	0	0	0	0	0	0	0	0	0	9	12	0.00	0.000										

Batter	1	2	3	4	5	6	7	8	9	AB	R	H	RBI	BB	SO	LOB	BOTTOM										
Otis Nixon, S (1, 8) OBP: 0.222, SLG: 0.278	G6-3		G4-3		FC5		G5-3			4	0	1	0	0	0	1	<b>Los Angeles Dodgers @ Atlanta Braves</b> Atlanta-Fulton County Stadium, Atlanta, GA Fri Apr 09 1993, 7:05 PM EDT Att: 48,658 - Unknown - 60 F  <b>AB 28</b> <b>R 2</b> <b>H 5</b> <b>RBI 2</b> <b>BB 3</b> <b>SO 7</b> <b>LOB 12</b> 										
Jeff Blauser, R (1, 6) Rafael Belliard, R (9, 6)					BB			E6		2	0	2	0	2	0	0											
Ron Gant, R (1, 7) OBP: 0.190, SLG: 0.278	K		BB		FC5		G1-3			4	0	0	0	0	1	6											
Terry Pendleton, S (1, 5) OBP: 0.333, SLG: 0.278	G4-3				F8		G4-3			4	0	0	0	0	1	2											
David Justice, L (1, 9) OBP: 0.300, SLG: 0.353		G3-1		P5		K		F9		4	0	0	0	0	1	1											
Sid Bream, L (1, 3) OBP: 0.231, SLG: 0.538				L9		G4-3				3	1	1	1	0	0	0											
Damon Berryhill, S (1, 2) Bill Pecota, R (7, PR) Greg Olson, R (8, 2) OBP: 0.273, SLG: 0.200					K		G4-3	SF7		3	0	1	0	0	2	0											
Mark Lemke, S (1, 4) OBP: 0.444, SLG: 0.308					K		G4-3			2	0	0	0	1	0	1											
Pete Smith, R (1, 1) Mike Stanton, L (9, 1)					K			SF7		2	0	0	1	0	2	1											
					K					0	0	0	0	0	0	0											
<b>Inning Stats</b>	R: 0 E: 0 K: 1 S: 8	H: 1 LOB: 1 BB: 0 P: 13	R: 1 E: 0 K: 1 S: 8	H: 1 LOB: 0 BB: 0 P: 16	R: 0 E: 0 K: 1 S: 10	H: 0 LOB: 1 BB: 1 P: 20	R: 0 E: 0 K: 0 S: 4	H: 0 LOB: 0 BB: 0 P: 5	R: 0 E: 0 K: 2 S: 10	H: 1 LOB: 3 BB: 2 P: 22	R: 0 E: 0 K: 1 S: 9	H: 0 LOB: 0 BB: 0 P: 15	R: 1 E: 0 K: 0 S: 5	H: 1 LOB: 1 BB: 0 P: 7	R: 0 E: 1 K: 1 S: 10	H: 1 LOB: 1 BB: 0 P: 15	1B: 3 2B: 1 3B: 0 HR: 1	SF: 1 SAC: 0 DP: 0 HBP: 0	WP: 0 PB: 0 SB: 0 CS: 0	PA: 32							
<b>PITCHER</b>	IP	WLS	BF	H	R	ER	SO	BB	IBB	HBP	BLK	WP	HR	S	P	ERA	WHIP										
Pedro Astacio, R (1, 1) ERA: 2.57	7.0	L	28	4	2	2	6	3	0	0	0	0	0	54	98	2.57	1.000										
Roger McDowell, R (8, 1) ERA:	1.0		4	1	0	0	1	0	0	0	0	0	0	10	15	0.00	1.000										



Batter	1	2	3	4	5	6	7	8	9	10	AB	R	H	RBI	BB	SO	LOB	TOP									
Jose Offerman, S OBP: 0.259, SLG: 0.167 (1, 6)	K 1-3		K 2-3			SH2-4 0-1		G5-3 1-2				4	0	1	0	0	2	0									
Brett Butler, L OBP: 0.444, SLG: 0.300 (1, 8)	G3-1 3-2		G4-3 2-1			BB 2-3				1B 1-2		3	0	1	0	2	0	0									
Eric Davis, R OBP: 0.222, SLG: 0.200 (1, 7)				G1-3 2-1		FC5-2-5-1 1-1				K 1-3		5	0	1	0	0	2	6									
Daryl Strawberry, L OBP: 0.423, SLG: 0.222 (1, 9)	1B 1-3			G3 3-2		G4-3 0-1			FC4-5 2-0			4	0	0	0	0	1	4									
Tim Wallach, R OBP: 0.250, SLG: 0.435 (1, 5)		G1-3 1-1		P3 1-0			G6-3 0-1			F8 1-1		4	1	1	0	0	0	1									
Eric Karros, R OBP: 0.304, SLG: 0.283 (1, 3)		G1-3 1-1			K 2-3		G6-3 1-2			G5-3 0-0		4	0	0	1	0	1	0									
Mike Piazza, R OBP: 0.375, SLG: 0.400 Tom Goodwin, L (10, PR)				L8 4-1				K 0-3				3	0	1	0	1	1	0									
Carlos Hernandez, R OBP: 0.143, SLG: 0.143 (10, 2)				BB 3-2						BLK 1B		0	1	0	0	0	0	0									
Jody Reed, R OBP: 0.364, SLG: 0.300 (1, 4)		G6-3 3-2								1B 1-2		4	0	2	1	0	0	1									
Orel Hershiser, R OBP: 0.400, SLG: 0.600 Mitch Webster, S OBP: 0.500, SLG: 0.333 Jim Gott, R (10, 1)				G4-3 1-1								3	0	1	0	0	0	0									
						SH2-4 0-0				G5-3 0-2		1	0	0	0	0	0	1									
												0	0	0	0	0	0	0									
<b>Inning Stats</b>	R: 0 E: 0 K: 2 S: 10	H: 1 LOB: 1 BB: 0 P: 16	R: 1 E: 0 K: 0 S: 8	H: 1 LOB: 0 BB: 1 P: 17	R: 0 E: 0 K: 1 S: 8	H: 0 LOB: 0 BB: 0 P: 13	R: 0 E: 0 K: 0 S: 6	H: 0 LOB: 0 BB: 0 P: 12	R: 0 E: 0 K: 1 S: 7	H: 0 LOB: 0 BB: 0 P: 10	R: 0 E: 0 K: 0 S: 7	H: 1 LOB: 2 BB: 1 P: 12	R: 0 E: 0 K: 1 S: 8	H: 0 LOB: 0 BB: 0 P: 9	R: 0 E: 0 K: 0 S: 7	H: 1 LOB: 0 BB: 0 P: 8	R: 0 E: 1 K: 1 S: 7	H: 1 LOB: 1 BB: 0 P: 11	R: 1 E: 0 K: 1 S: 15	H: 3 LOB: 3 BB: 1 P: 25	1B: 6 2B: 1 3B: 1 HR: 0	SF: 0 SAC: 1 DP: 0 HBP: 0	WP: 0 PB: 0 SB: 0 CS: 1	PA: 39			
<b>PITCHER</b>	IP 9.0	WLS L	BF 5	H 3	R 1	ER 1	SO 6	BB 2	IBB 0	HBP 0	BLK 0	WP 0	HR 0	S 68	P 108	ERA 1.00	WHIP 0.778										
Greg Maddux, R ERA: 0.52 Jay Howell, R ERA: 4.5 Kent Mercker, L ERA:	(1, 1)	(10, 1)	(10, 1)																								

Los Angeles Dodgers @ Atlanta Braves  
Atlanta-Fulton County Stadium, Atlanta, GA  
Sat. Apr 10 1993, 7:05 PM EDT  
Att. 49,187 - Unknown - 66 F

livebaseballscorecards.com

AB 35  
R 2  
H 8  
RBI 2  
BB 3  
SO 7  
LOB 13

Batter	1	2	3	4	5	6	7	8	9	10	AB	R	H	RBI	BB	SO	LOB	BOTTOM									
Otis Nixon, S OBP: 0.190, SLG: 0.238 (1, 8)	G1-3 1-0		E5 2-0			L7 2-2				SH3-4 0-0		3	0	0	0	0	1										
Deion Sanders, L OBP: 0.333, SLG: 0.667 (1, 7)	K 0-3		F8 2-2			F7 3-2				2B 2-1		4	0	1	1	0	1	2									
Terry Pendleton, S OBP: 0.320, SLG: 0.316 (1, 5)	K 1-3			F7 1-0						K 2-1		4	0	1	0	0	2	0									
David Justice, L OBP: 0.292, SLG: 0.300 (1, 9)		G5-3 1-1		L6 2-2			F8 1-1			2B 4-0		3	0	0	0	1	0	0									
Sid Bream, L OBP: 0.235, SLG: 0.438 (1, 3)		G5-3 1-1		P5 2-2			F7 0-0			IBB 4-0		3	0	0	0	1	0	0									
Damon Berryhill, S OBP: 0.091, SLG: 0.182 (1, 2)					F9 1-2					G3-1 0-0		4	0	0	0	1	3										
Mark Lemke, S OBP: 0.409, SLG: 0.294 (1, 4)				K 3-3			G1-3 0-0					4	0	1	0	0	1	0									
Rafael Belliard, R Jeff Blauser, R OBP: 0.348, SLG: 0.283 (8, PH) (9, 6)				G5-3 1-2			L5 2-2			G6-4-3 1-1		2	0	0	0	0	0	0									
Greg Maddux, R OBP: 0.333, SLG: 0.333 Ron Cant, R OBP: 0.227, SLG: 0.278 Jay Howell, R OBP: 0.227, SLG: 0.278 Kent Mercker, L Francisco Cabrera, R (10, PH)	(1, 1)	(9, PH)	(10, 1)	(10, 1)	(10, PH)							2	0	1	0	0	0	0									
						G6-3 0-2				SH3-4 2B		0	1	0	0	0	0	0									
												1	0	0	0	0	0	0									
<b>Inning Stats</b>	R: 0 E: 0 K: 2 S: 7	H: 0 LOB: 0 BB: 0 P: 9	R: 0 E: 0 K: 0 S: 7	H: 0 LOB: 0 BB: 0 P: 11	R: 0 E: 1 K: 1 S: 13	H: 1 LOB: 2 BB: 0 P: 22	R: 0 E: 0 K: 0 S: 8	H: 0 LOB: 0 BB: 0 P: 13	R: 0 E: 0 K: 0 S: 8	H: 0 LOB: 0 BB: 0 P: 11	R: 0 E: 0 K: 1 S: 6	H: 0 LOB: 0 BB: 0 P: 8	R: 0 E: 0 K: 0 S: 6	H: 1 LOB: 0 BB: 0 P: 10	R: 1 E: 1 K: 1 S: 12	H: 2 LOB: 3 BB: 0 P: 30	R: 0 E: 0 K: 0 S: 9	H: 0 LOB: 0 BB: 0 P: 10	1B: 2 2B: 2 3B: 0 HR: 0	SF: 0 SAC: 1 DP: 1 HBP: 0	WP: 0 PB: 0 SB: 0 CS: 0	PA: 36					
<b>PITCHER</b>	IP 9.0	WLS W	BF 33	H 4	R 1	ER 1	SO 5	BB 1	IBB 2	HBP 0	BLK 0	WP 0	HR 0	S 77	P 129	ERA 1.00	WHIP 0.556										
Orel Hershiser, R ERA: 3.88 Jim Gott, R ERA:	(1, 1)	(10, 1)																									

Los Angeles Dodgers @ Atlanta Braves  
Atlanta-Fulton County Stadium, Atlanta, GA  
Sat. Apr 10 1993, 7:05 PM EDT  
Att. 49,187 - Unknown - 66 F

livebaseballscorecards.com

AB 32  
R 1  
H 4  
RBI 1  
BB 3  
SO 5  
LOB 7







Batter	1	2	3	4	5	6	7	8	9	AB	R	H	RBI	BB	SO	LOB	TOP										
Willie Wilson, S (1, 8) OBP: 0.321, SLG: 0.444	G5-3		F8		F8		S BB	FC6-4		4	0	0	0	1	0	2											
Rey Sanchez, R (1, 6) OBP: 0.241, SLG: 0.250	L9		1B		1B		K		1B	5	2	3	0	0	1	1											
Mark Grace, L (1, 3) OBP: 0.484, SLG: 0.667	1B		1B		F8		F8		2B	5	1	3	0	0	0	2											
Candy Maldonado, R (1, 7) OBP: 0.176, SLG: 0.188	G6-3		G6-3		L5		K		FC5-2	5	0	2	2	0	1	3											
Sammy Sosa, R (1, 9) OBP: 0.355, SLG: 0.586		HR	G6-3				K		FC5-2	5	2	2	2	0	1	3											
Steve Buechele, R (1, 5) OBP: 0.280, SLG: 0.227	2B		P3				FC6-4 BB		G4-3	4	0	1	0	1	1	4											
Jose Vizcaino, S (1, 4) OBP: 0.167, SLG: 0.292	L5-3				G6-4-3 1B		FC6-4 1B		F8	5	0	2	1	0	0	4											
Steve Lake, R (1, 2) OBP: 0.250, SLG: 0.250	G5-3		G6-4-3				1B		F9	4	0	1	0	0	0	3											
Greg Hibbard, L (1, 1) Randy Myers, L (9, 1)	K		G5-3				K		FC6-4 BB	3	0	0	0	1	2	3											
										0	0	0	0	0	0	0											
<b>Inning Stats</b>	R: 0 E: 0 K: 0 S: 9	H: 1 LOB: 1 BB: 0 P: 12	R: 1 E: 0 K: 1 S: 13	H: 2 LOB: 1 BB: 0 P: 18	R: 2 E: 0 K: 0 S: 15	H: 3 LOB: 1 BB: 0 P: 24	R: 0 E: 0 K: 0 S: 4	H: 1 LOB: 0 BB: 0 P: 7	R: 0 E: 0 K: 2 S: 12	H: 1 LOB: 1 BB: 0 P: 13	R: 0 E: 0 K: 2 S: 12	H: 0 LOB: 1 BB: 1 P: 18	R: 1 E: 0 K: 0 S: 11	H: 2 LOB: 2 BB: 1 P: 17	R: 1 E: 0 K: 1 S: 14	H: 3 LOB: 2 BB: 0 P: 18	1B: 10 2B: 3 3B: 0 HR: 1	SF: 0 SAC: 0 DP: 1 HBP: 0	WP: 0 PB: 0 SB: 1 CS: 0	PA: 43							
<b>PITCHER</b>	IP	WLS	BF	H	R	ER	SO	BB	IBB	HBP	BLK	WP	HR	S	P	ERA	WHIP										
Steve Avery, L (1, 1) ERA: 3.29	6.0	L	27	9	3	3	3	1	0	0	0	0	1	62	93	4.50	1.667										
Greg McMichael, R (7, 1) ERA: 4.5	2.0		10	2	1	1	2	2	0	0	0	0	0	23	35	4.50	2.000										
Marvin Freeman, R (9, 1) ERA: 9.0	1.0		6	3	1	1	1	0	0	0	0	0	0	14	18	9.00	3.000										

**Chicago Cubs @ Atlanta Braves**  
Atlanta-Fulton County Stadium, Atlanta, GA  
Mon Apr 12 1993, 7:05 PM EDT  
Att: 39,749 - Unknown - 79 F

livebaseballscores.com

AB 40  
R 5  
H 14  
RBI 5  
BB 3  
SO 6  
LOB 25



Batter	1	2	3	4	5	6	7	8	9	AB	R	H	RBI	BB	SO	LOB	BOTTOM										
Otis Nixon, S (1, 8) OBP: 0.241, SLG: 0.222	G6-3			L4-3 BB		FC6-4 1B		FC6		3	0	1	0	1	0	1											
Jeff Blausler, R (1, 6) OBP: 0.355, SLG: 0.240	G4-3			L4-3		1B		FC6		4	0	1	0	0	0	3											
Ron Gant, R (1, 7) OBP: 0.300, SLG: 0.458	CS BB			P4		P3			G6-3	3	0	0	0	1	0	2											
Terry Pendleton, S (1, 5) OBP: 0.273, SLG: 0.267	CS		G3-6-3 1B		G4-3		P6		F8	4	0	1	0	0	0	0											
David Justice, L (1, 9) OBP: 0.344, SLG: 0.346			G3-6-3		E		F7		2B	4	1	2	0	0	0	1											
Brian Hunter, R (1, 3) OBP: 0.222, SLG: 0.250			G6-3		E6		G5-3		2B	4	0	1	1	0	0	1											
Greg Olson, R (1, 2) OBP: 0.283, SLG: 0.125			G6-3		G5-4-3				F7	4	0	0	0	0	0	3											
Mark Lemke, S (1, 4) OBP: 0.357, SLG: 0.261			G6-3						G6-3	3	0	1	0	0	0	0											
Steve Avery, L (1, 1) OBP: 0.250, SLG: 0.250			G6-3							1	0	0	0	0	0	0											
Bill Pecota, R (6, PH)			G6-3							1	0	0	0	0	0	1											
Greg McMichael, R (7, 1)										0	0	0	0	0	0	0											
Francisco Cabrera, R (8, PH)										0	0	0	0	1	0	0											
Marvin Freeman, R (9, 1)										0	0	0	0	0	0	0											
<b>Inning Stats</b>	R: 0 E: 0 K: 0 S: 8	H: 0 LOB: 0 BB: 1 P: 18	R: 0 E: 0 K: 0 S: 5	H: 1 LOB: 0 BB: 0 P: 8	R: 0 E: 0 K: 0 S: 5	H: 0 LOB: 0 BB: 0 P: 7	R: 0 E: 0 K: 0 S: 5	H: 0 LOB: 0 BB: 1 P: 9	R: 0 E: 0 K: 0 S: 9	H: 1 LOB: 1 BB: 0 P: 9	R: 0 E: 0 K: 0 S: 6	H: 0 LOB: 0 BB: 0 P: 11	R: 0 E: 0 K: 0 S: 11	H: 1 LOB: 2 BB: 1 P: 16	R: 1 E: 0 K: 0 S: 11	H: 2 LOB: 1 BB: 0 P: 19	1B: 5 2B: 3 3B: 0 HR: 0	SF: 0 SAC: 0 DP: 3 HBP: 0	WP: 0 PB: 0 SB: 0 CS: 1	PA: 35							
<b>PITCHER</b>	IP	WLS	BF	H	R	ER	SO	BB	IBB	HBP	BLK	WP	HR	S	P	ERA	WHIP										
Greg Hibbard, L (1, 1) ERA: 1.84	8.2	W	33	7	1	1	0	3	0	0	0	0	0	66	107	1.04	1.154										
Randy Myers, L (9, 1) ERA:	0.1		1	0	0	0	0	0	0	0	0	0	0	2	2	0.00	0.000										

**Chicago Cubs @ Atlanta Braves**  
Atlanta-Fulton County Stadium, Atlanta, GA  
Mon Apr 12 1993, 7:05 PM EDT  
Att: 39,749 - Unknown - 79 F

livebaseballscores.com

AB 31  
R 1  
H 7  
RBI 1  
BB 3  
SO 0  
LOB 12





Batter	1	2	3	4	5	6	7	8	9	AB	R	H	RBI	BB	SO	LOB	TOP					
Willie Wilson, S OBP: 0.344, SLG: 0.452										4	1	2	0	0	0	1						
Rey Sanchez, R OBP: 0.212, SLG: 0.219										4	0	0	0	0	0	2						
Mark Grace, L OBP: 0.514, SLG: 0.742										4	1	3	0	0	0	1						
Candy Maldonado, R OBP: 0.190, SLG: 0.158										3	0	0	1	1	1	3						
Sammy Sosa, R OBP: 0.343, SLG: 0.545										4	0	1	1	0	0	4						
Steve Buechele, R OBP: 0.241, SLG: 0.192										4	0	0	0	0	0	2						
Jose Vizcaino, S OBP: 0.179, SLG: 0.259										3	0	0	0	1	1	0						
Steve Lake, R OBP: 0.167, SLG: 0.167										2	0	0	0	0	1	0						
Eric Yelding, R OBP: 0.667, SLG: 0.667										1	0	1	0	0	0	0						
Frank Castillo, R OBP: 0.226, SLG: 0.250										2	0	0	0	0	0	0						
Tommy Phillips, L OBP: 0.222, SLG: 0.222										1	0	0	0	0	0	0						
Dan Plesac, L ERA: 9.0										0	0	0	0	0	0	0						
Bob Scanlan, R ERA: 9.0										0	0	0	0	0	0	0						
Chuck McElroy, L ERA: 9.0										1	0	0	0	0	0	1						
Derrick May, L OBP: 0.421, SLG: 0.889										1	0	0	0	0	0	1						
<b>Inning Stats</b>	R: 2 E: 0 K: 0 S: 12	H: 3 LOB: 1 BB: 0 P: 21	R: 0 E: 0 K: 0 S: 7	H: 0 LOB: 0 BB: 0 P: 11	R: 0 E: 0 K: 0 S: 7	H: 1 LOB: 2 BB: 1 P: 14	R: 0 E: 0 K: 1 S: 10	H: 0 LOB: 0 BB: 0 P: 15	R: 0 E: 0 K: 0 S: 3	H: 0 LOB: 0 BB: 0 P: 4	R: 0 E: 0 K: 0 S: 12	H: 1 LOB: 1 BB: 0 P: 19	R: 0 E: 0 K: 1 S: 8	H: 0 LOB: 1 BB: 1 P: 13	R: 0 E: 0 K: 1 S: 6	H: 1 LOB: 1 BB: 0 P: 10	R: 0 E: 0 K: 1 S: 10	H: 1 LOB: 1 BB: 0 P: 11	1B: 5 2B: 2 3B: 0 HR: 0	SF: 0 SAC: 1 DP: 0 HBP: 0	WP: 0 PB: 0 SB: 0 CS: 0	PA: 36
<b>PITCHER</b>	IP WLS BF H R ER SO BB IBB HBP BLK WP HR S P ERA WHIP	IP WLS BF H R ER SO BB IBB HBP BLK WP HR S P ERA WHIP																				
Tom Glavine, L ERA: 1.29	(1, 1)	8.0	W	32	6	2	2	3	2	0	0	0	0	0	0	65	107	2.25	1.000			
Mike Stanton, L ERA:	(9, 1)	1.0	S	4	1	0	0	1	0	0	0	0	0	0	0	10	11	0.00	1.000			

Chicago Cubs @ Atlanta Braves  
Atlanta-Fulton County Stadium, Atlanta, GA  
Tue Apr 13 1993, 7:05 PM EDT  
Att: 49,116 - Unknown - 80 F

AB	33
R	2
H	7
RBI	2
BB	2
SO	4
LOB	15



Batter	1	2	3	4	5	6	7	8	9	AB	R	H	RBI	BB	SO	LOB	BOTTOM			
Deion Sanders, L OBP: 0.397, SLG: 0.643										4	0	1	0	0	1	0				
Jeff Blauser, R OBP: 0.371, SLG: 0.310										4	0	2	0	0	1	1				
Rafael Belliard, R										0	0	0	0	0	0	0				
Ron Gant, R OBP: 0.324, SLG: 0.464										4	0	2	0	0	1	2				
Terry Pendleton, S OBP: 0.297, SLG: 0.273										3	0	1	0	1	0	2				
David Justice, L OBP: 0.361, SLG: 0.448										3	1	1	1	1	0	1				
Sid Bream, L OBP: 0.250, SLG: 0.409										4	2	1	0	0	1	3				
Greg Olson, R OBP: 0.261, SLG: 0.150										4	0	1	0	0	1	4				
Mark Lemke, S OBP: 0.323, SLG: 0.240										2	0	0	2	0	0	3				
Tom Glavine, L	(1, 1)									3	0	0	0	0	0	1				
Mike Stanton, L	(9, 1)									0	0	0	0	0	0	0				
<b>Inning Stats</b>	R: 0 E: 0 K: 0 S: 10	H: 2 LOB: 1 BB: 0 P: 17	R: 2 E: 1 K: 0 S: 6	H: 1 LOB: 0 BB: 0 P: 10	R: 0 E: 0 K: 1 S: 8	H: 1 LOB: 1 BB: 0 P: 14	R: 1 E: 0 K: 0 S: 8	H: 2 LOB: 1 BB: 0 P: 10	R: 0 E: 0 K: 2 S: 11	H: 1 LOB: 2 BB: 1 P: 19	R: 0 E: 0 K: 0 S: 7	H: 1 LOB: 1 BB: 0 P: 10	R: 0 E: 0 K: 2 S: 13	H: 0 LOB: 1 BB: 1 P: 23	R: 0 E: 0 K: 2 S: 10	H: 0 LOB: 1 BB: 1 P: 11	1B: 5 2B: 4 3B: 0 HR: 1	SF: 1 SAC: 0 DP: 1 HBP: 0	WP: 0 PB: 1 SB: 0 CS: 1	PA: 35
<b>PITCHER</b>	IP WLS BF H R ER SO BB IBB HBP BLK WP HR S P ERA WHIP	IP WLS BF H R ER SO BB IBB HBP BLK WP HR S P ERA WHIP																		
Frank Castillo, R ERA: 6.1	(1, 1)	6.0	L	26	8	3	2	3	1	0	0	0	0	0	0	5	6	0.00	1.500	
Dan Plesac, L ERA:	(7, 1)	0.2		3	1	0	0	0	0	0	0	0	0	0	0	5	6	0.00	1.500	
Bob Scanlan, R ERA: 9.0	(7, 1)	0.1		2	0	0	0	0	1	0	0	0	0	0	4	10	0.00	3.000		
Chuck McElroy, L ERA:	(8, 1)	1.0		3	0	0	0	2	0	0	0	0	0	0	11	17	0.00	0.000		

Chicago Cubs @ Atlanta Braves  
Atlanta-Fulton County Stadium, Atlanta, GA  
Tue Apr 13 1993, 7:05 PM EDT  
Att: 49,116 - Unknown - 80 F

AB	31
R	3
H	9
RBI	3
BB	2
SO	5
LOB	17





Batter	1	2	3	4	5	6	7	8	9	AB	R	H	RBI	BB	SO	LOB	TOP	
Willie Wilson, S (1, 8) OBP: 0.297, SLG: 0.389	3-3 K	2-0 G4-3			0-0 F7	1-0 G3			2-2 L4	5	0	0	0	0	1	2		
Rey Sanchez, R (1, 6) OBP: 0.211, SLG: 0.216	1-2 G4-3 1B		1-3 K		0-0 F8		2-0 F8		1-1 G4-3	5	1	1	0	0	1	0		
Mark Grace, L (1, 3) OBP: 0.500, SLG: 0.771	SAFE 2-1 G4-3 SAFE 1B		2-1 HR		4-2		2-2 G3		1-0 G6-3	4	1	1	1	1	0	1		
Derrick May, L (1, 7) OBP: 0.391, SLG: 0.773	2-1		3-2 G4-3		0-0 F8		2-3 K			4	0	1	1	0	1	1		
Sammy Sosa, R (1, 9) OBP: 0.359, SLG: 0.541	1-1 F9		2-3 K			2-2 WP 2B BLK		0-0 S 1B		4	2	2	0	0	1	1		
Steve Buechele, R (1, 5) OBP: 0.273, SLG: 0.300		2-1 G6-3 SF9		1-0		0-3 K		1-1 P6		4	1	2	0	0	1	2		
Rick Wilkins, L (1, 2) OBP: 0.105, SLG: 0.056		1-2 G6-3		0-0 P6		0-3 K 2B		1-0 FC5-4 1B		4	1	1	1	0	1	3		
Jose Vizcaino, S (1, 4) OBP: 0.188, SLG: 0.300		2-2 SF9		0-0 F8		1-0 FC5-4 1B		0-2 FC5-4		3	0	1	3	0	0	2		
Mike Harkey, R (1, 1) OBP: 0.250, SLG: 0.500		3-H		0-3 K		1-H 3-H		1-2 P2		4	0	1	0	0	1	3		
Bob Scanlan, R (8, 1)										0	0	0	0	0	0	0		
Randy Myers, L (9, 1)										0	0	0	0	0	0	0		
<b>Inning Stats</b>	R: 1 E: 0 K: 1 S: 12	H: 2 LOB: 1 BB: 0 P: 21	R: 1 E: 0 K: 0 S: 12	H: 2 LOB: 1 BB: 0 P: 21	R: 1 E: 0 K: 2 S: 13	H: 1 LOB: 1 BB: 0 P: 7	R: 0 E: 0 K: 1 S: 5	H: 0 LOB: 1 BB: 1 P: 9	R: 0 E: 0 K: 1 S: 7	H: 0 LOB: 0 BB: 0 P: 13	R: 1 E: 0 K: 0 S: 11	H: 2 LOB: 1 BB: 0 P: 14	R: 0 E: 0 K: 0 S: 6	H: 0 LOB: 0 BB: 0 P: 10	1B: 5 2B: 4 3B: 0 HR: 1	SF: 1 SAC: 0 DP: 0 HBP: 0	WP: 1 PB: 0 SB: 1 CS: 0	PA: 39
<b>PITCHER</b>	IP WLS BF H R ER SO BB IBB HBP BLK WP HR S P ERA WHIP																	
Pete Smith, R (1, 1) ERA: 2.08	5.0 L 22 6 3 3 4 1 0 0 0 0 1 48 79 5.40 1.400																	
Greg McMichael, R (6, 1) ERA: 9.0	1.0 6 2 2 2 2 0 0 0 1 1 0 12 16 18.00 2.000																	
Jay Howell, R (7, 1) ERA: 3.6	1.0 3 0 0 0 1 0 0 0 0 0 0 7 13 0.00 0.000																	
Steve Bedrosian, R (8, 1) ERA: 13.5	1.0 5 2 1 1 0 0 0 0 0 0 0 11 14 9.00 2.000																	
Kent Mercker, L (9, 1) ERA:	1.0 3 0 0 0 0 0 0 0 0 0 0 6 10 0.00 0.000																	

Chicago Cubs @ Atlanta Braves  
Atlanta-Fulton County Stadium, Atlanta, GA  
Wed Apr 14 1993, 7:05 PM EDT  
Att: 45,758 - Sunny - 79 F

AB	37
R	6
H	10
RBI	6
BB	1
SO	7
LOB	15



Batter	1	2	3	4	5	6	7	8	9	AB	R	H	RBI	BB	SO	LOB	BOTTOM					
Otis Nixon, S (1, 8) OBP: 0.273, SLG: 0.233	1-1 L6		1-0 S 1B			0-0 F7		4-0		3	0	1	0	1	0	0						
Jeff Blauser, R (1, 6) OBP: 0.410, SLG: 0.364	2-0		SAFE 1-1 G6-3 1B			0-0		SAFE 0-1		4	0	3	0	0	0	1						
Ron Gant, R (1, 7) OBP: 0.289, SLG: 0.406	3-2 P6			1-2 P4		1-2 L5		1-1 L7		4	0	0	0	0	0	4						
Terry Pendleton, S (1, 5) OBP: 0.268, SLG: 0.243	3-3 K			2-3 K		2-0 L3		0-2 K		4	0	0	0	0	3	4						
David Justice, L (1, 9) OBP: 0.325, SLG: 0.394		2-1 G1-6-3		0-0 P5		2-0 P6		3-3 K		4	0	0	0	0	1	0						
Sid Bream, L (1, 3) OBP: 0.250, SLG: 0.385		1-0 G1-3			1-3 K		0-0 1B		2-3 K	4	0	1	0	0	2	0						
Damon Berryhill, S (1, 2) OBP: 0.133, SLG: 0.200		0-2 P5			0-2 P6		3-2 P7		1-0 FC5-4 1B	4	0	1	0	0	0	1						
Mark Lemke, S (1, 4) OBP: 0.324, SLG: 0.222			1-3 K		4-2		2-2 P3		0-0 FC5-4	2	0	0	0	1	1	1						
Steve Bedrosian, R (8, 1) ERA: 6.75									1-2	0	0	0	0	0	0	0						
Kent Mercker, L (9, 1) Francisco Cabrera, R (9, PH)										1	0	0	0	0	0	1						
Pete Smith, R (1, 1) Deion Sanders, L (5, PH) Greg McMichael, R (6, 1) Jay Howell, R (7, 1) Bill Pecota, R (8, 4)					0-3 K		2-2 F7		3-2 F8	1	0	0	0	0	0	1						
<b>Inning Stats</b>	R: 0 E: 0 K: 1 S: 10	H: 1 LOB: 0 BB: 0 P: 19	R: 0 E: 0 K: 0 S: 6	H: 0 LOB: 0 BB: 0 P: 9	R: 0 E: 0 K: 2 S: 10	H: 1 LOB: 1 BB: 0 P: 13	R: 0 E: 0 K: 1 S: 7	H: 0 LOB: 0 BB: 0 P: 10	R: 0 E: 0 K: 1 S: 12	H: 0 LOB: 1 BB: 1 P: 19	R: 0 E: 0 K: 0 S: 6	H: 1 LOB: 1 BB: 0 P: 9	R: 0 E: 0 K: 0 S: 9	H: 1 LOB: 1 BB: 0 P: 16	R: 0 E: 0 K: 1 S: 12	H: 1 LOB: 2 BB: 1 P: 20	R: 0 E: 0 K: 2 S: 13	H: 1 LOB: 1 BB: 0 P: 19	1B: 6 2B: 0 3B: 0 HR: 0	SF: 0 SAC: 0 DP: 0 HBP: 0	WP: 0 PB: 0 SB: 1 CS: 0	PA: 35
<b>PITCHER</b>	IP WLS BF H R ER SO BB IBB HBP BLK WP HR S P ERA WHIP																					
Mike Harkey, R (1, 1) ERA:	7.1 W 28 4 0 0 5 2 0 0 0 0 0 65 107 0.00 0.818																					
Bob Scanlan, R (8, 1) ERA: 6.75	0.2 3 1 0 0 1 0 0 0 0 0 0 7 8 0.00 1.500																					
Randy Myers, L (9, 1) ERA:	1.0 4 1 0 0 2 0 0 0 0 0 0 13 19 0.00 1.000																					

Chicago Cubs @ Atlanta Braves  
Atlanta-Fulton County Stadium, Atlanta, GA  
Wed Apr 14 1993, 7:05 PM EDT  
Att: 45,758 - Sunny - 79 F

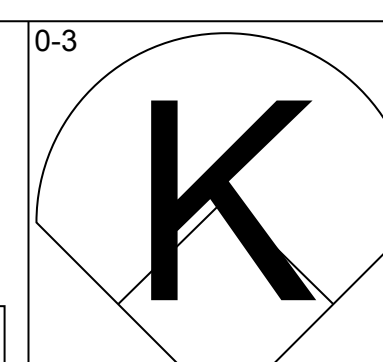
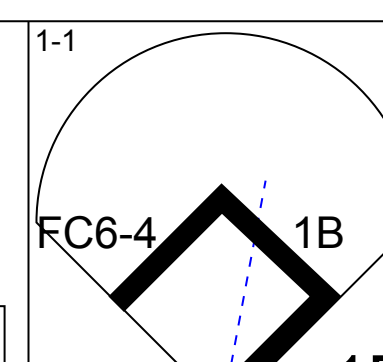
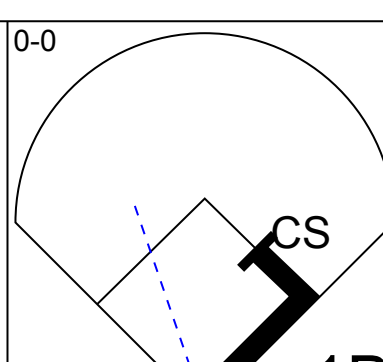
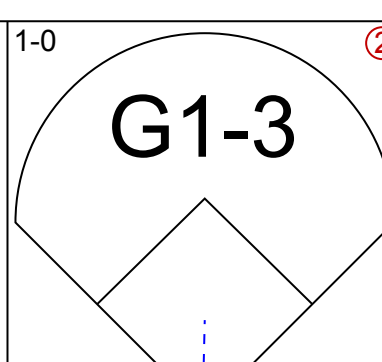
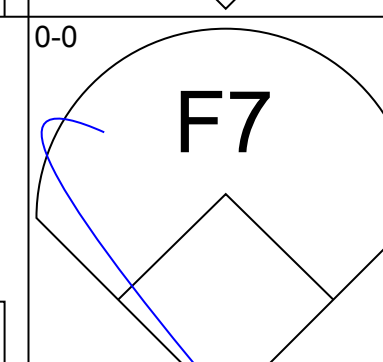
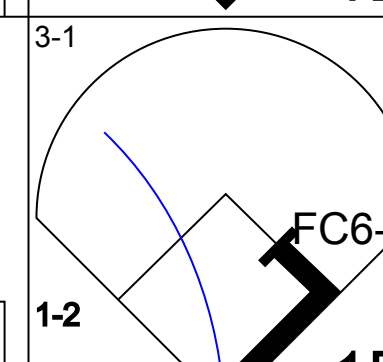
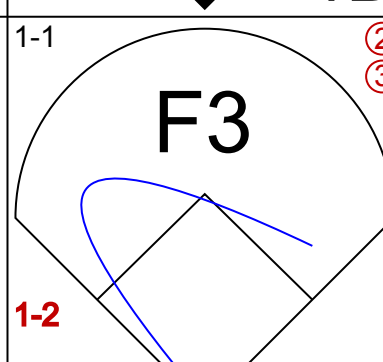
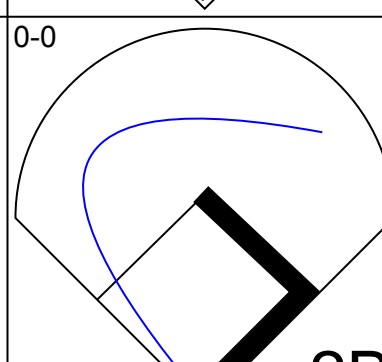
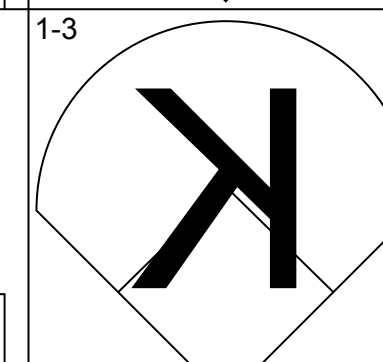
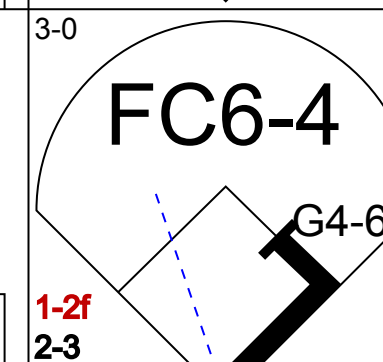
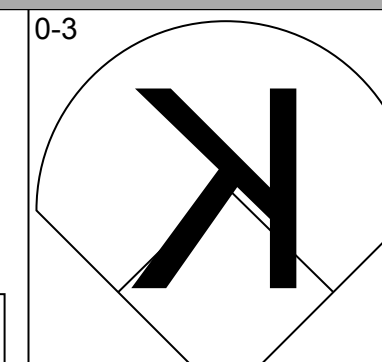
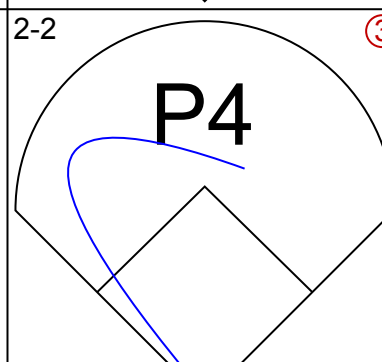
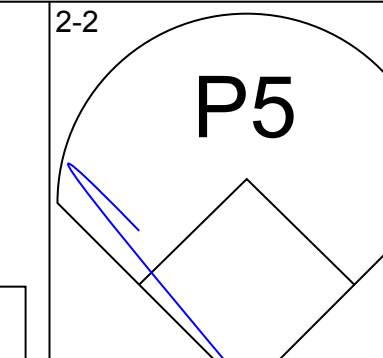
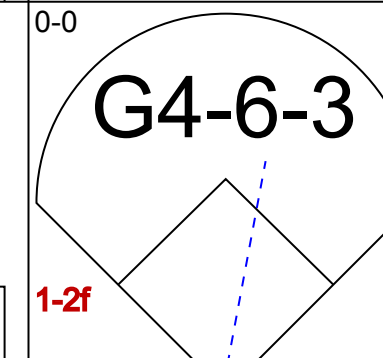
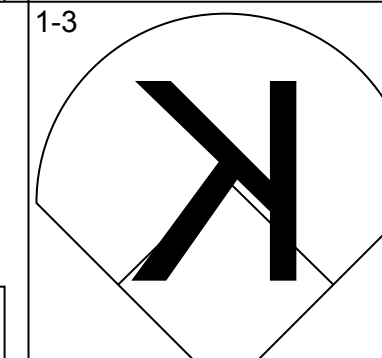
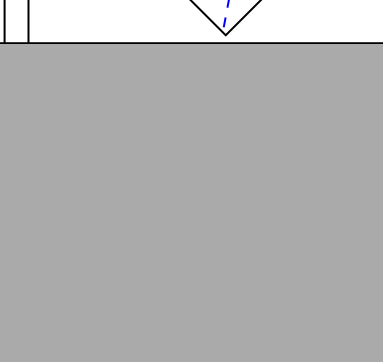
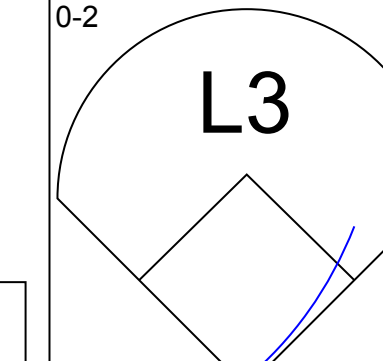
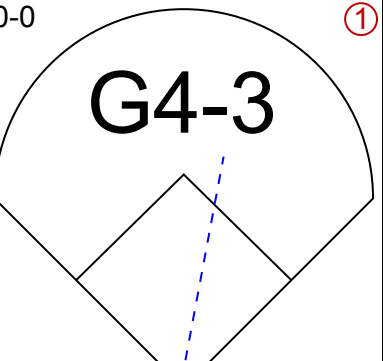
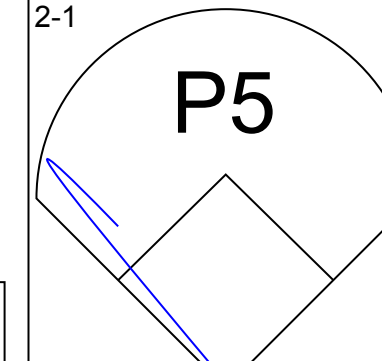
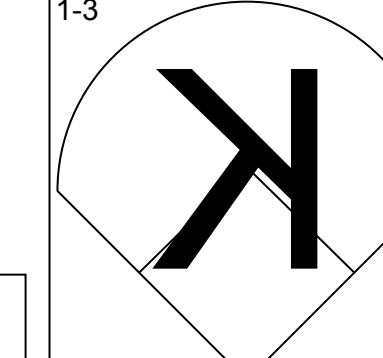
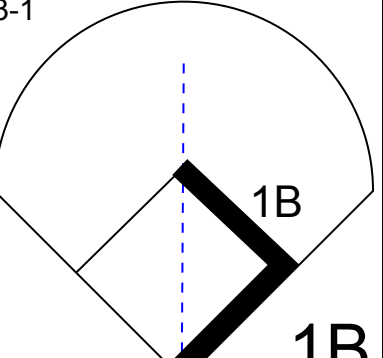
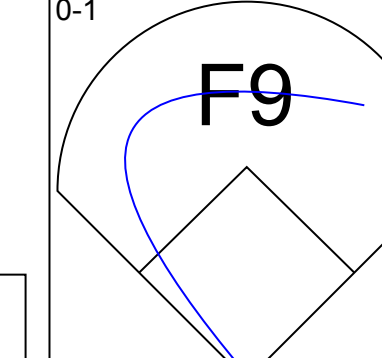
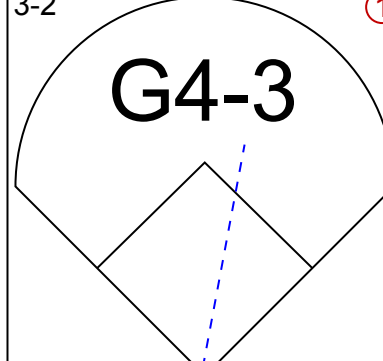
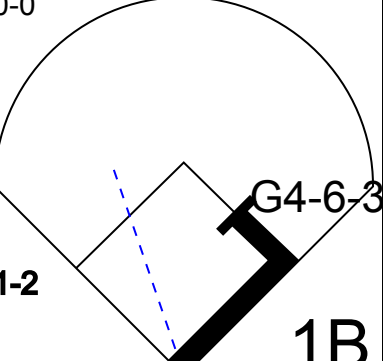
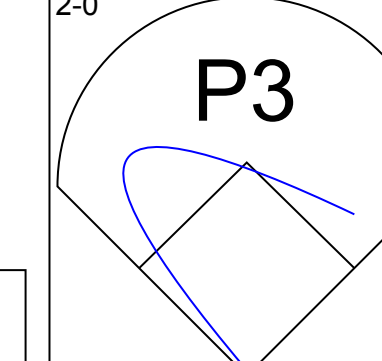
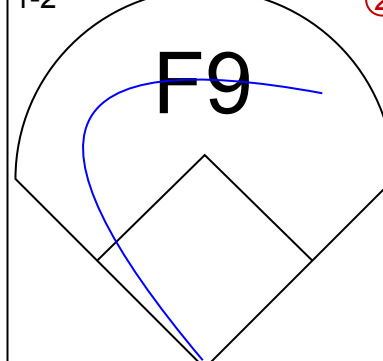
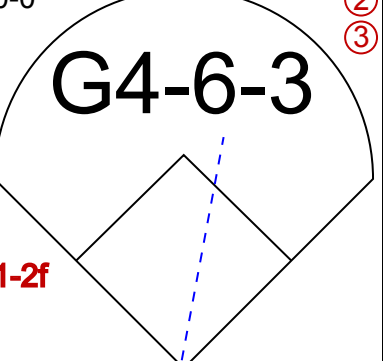
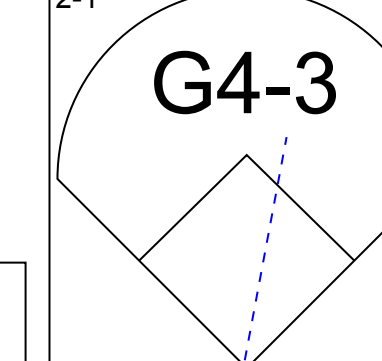
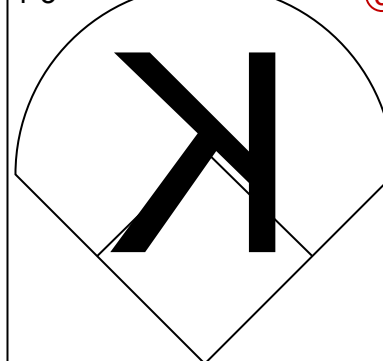
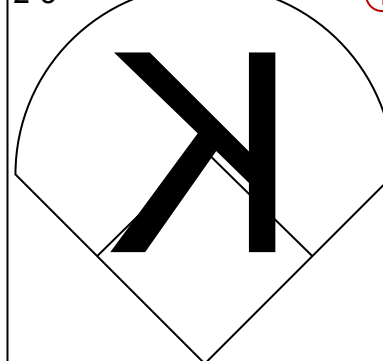
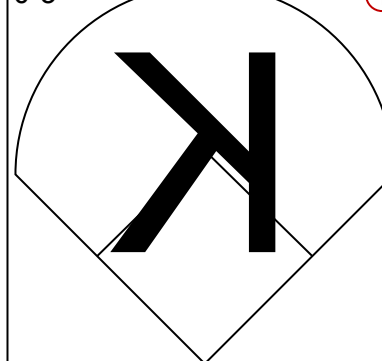
AB	33
R	0
H	6
RBI	0
BB	2
SO	8
LOB	13

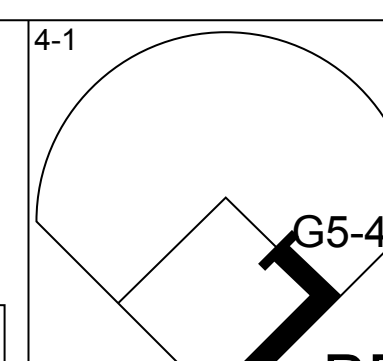
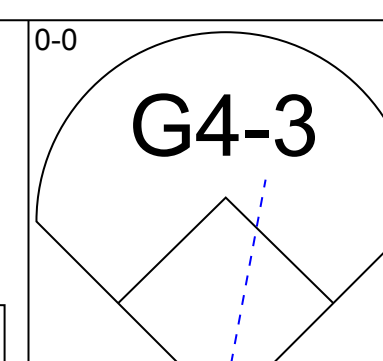
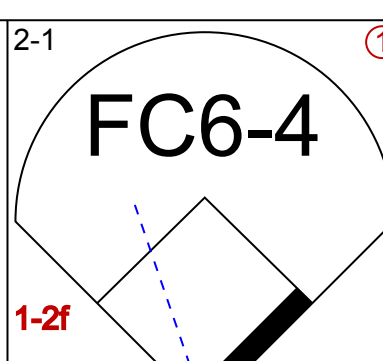
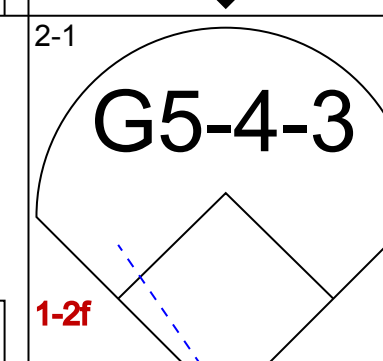
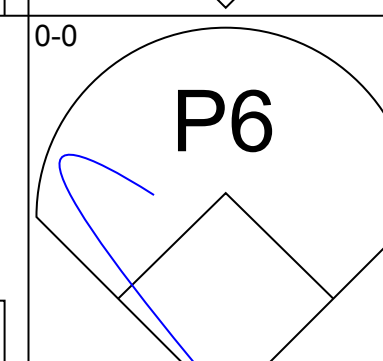
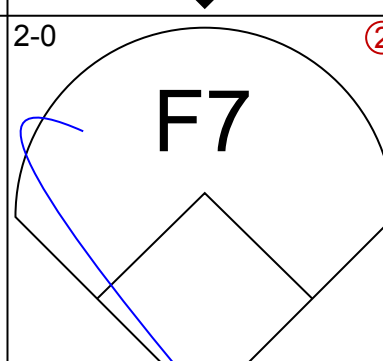
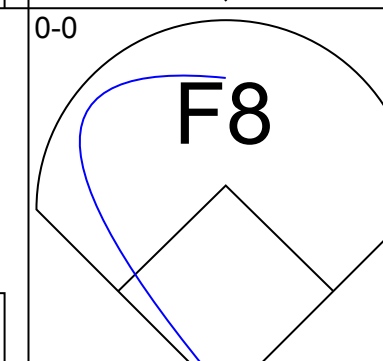
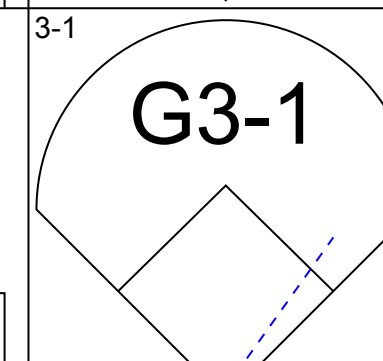
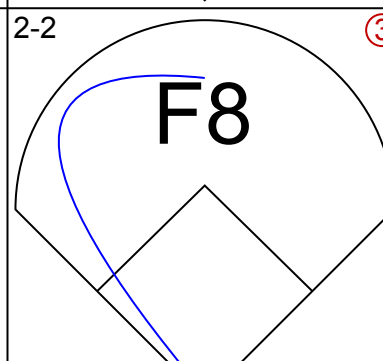
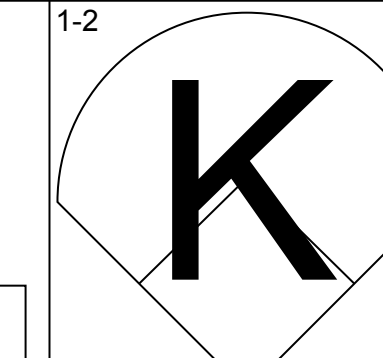
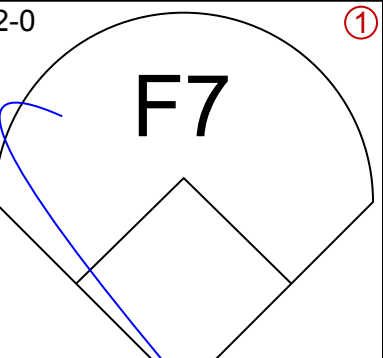
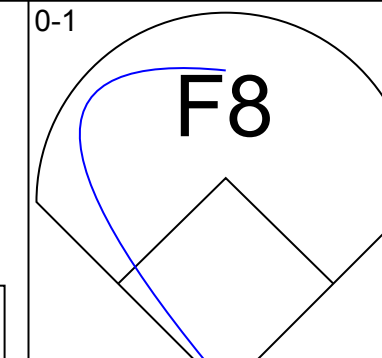
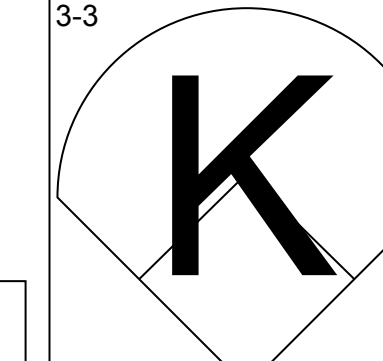
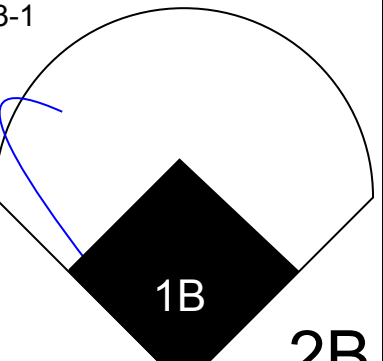
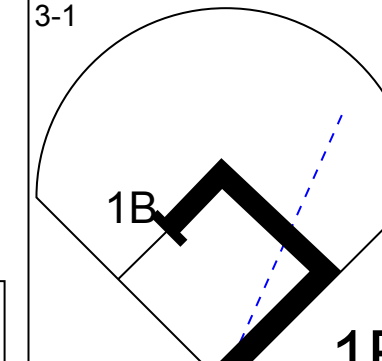
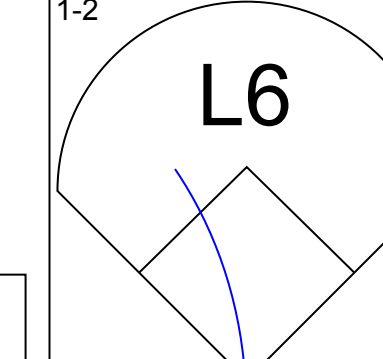
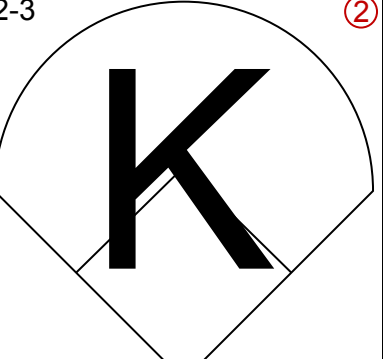
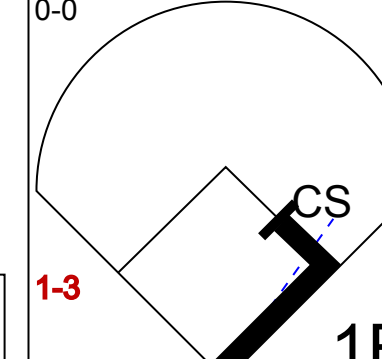
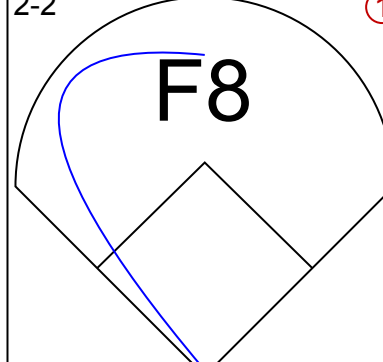
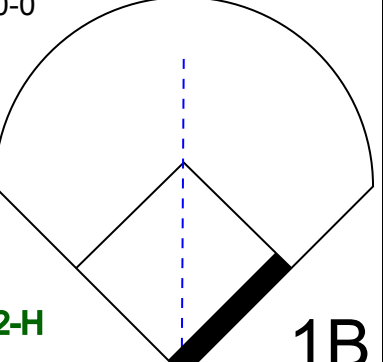
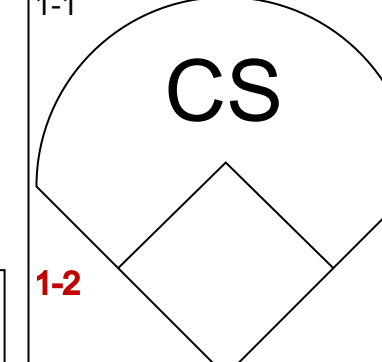
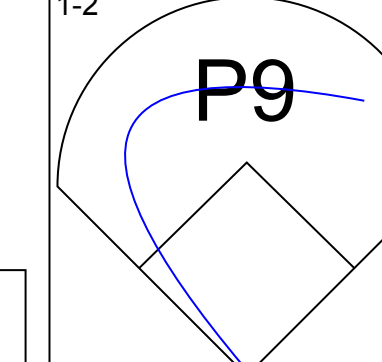
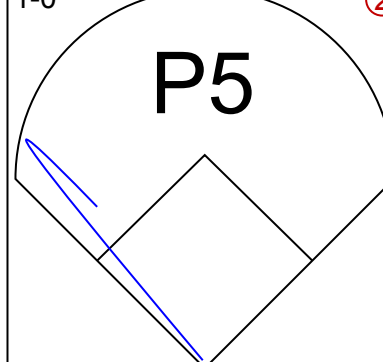
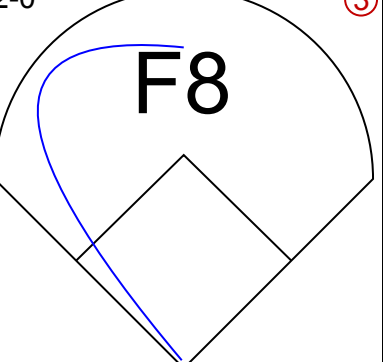
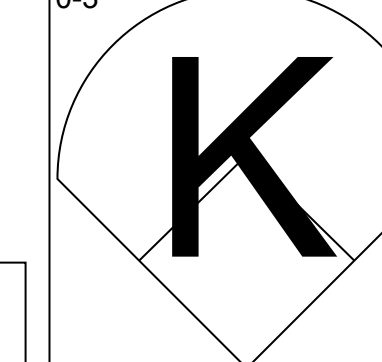
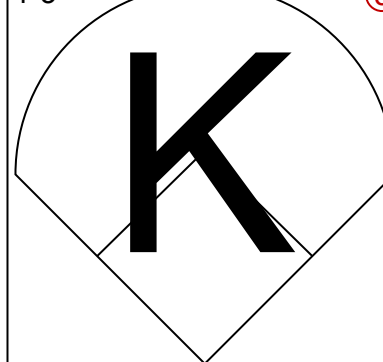
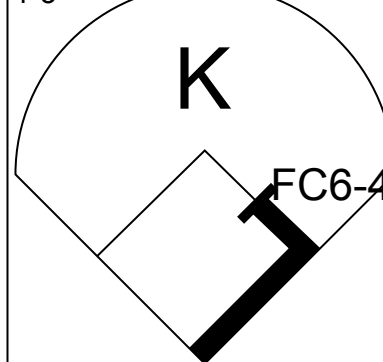
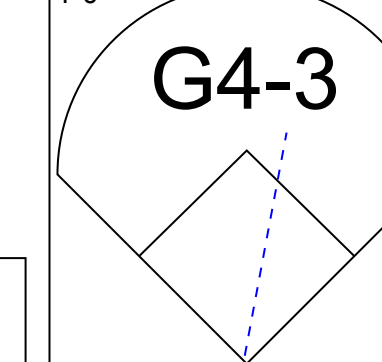








Batter	1	2	3	4	5	6	7	8	9	AB	R	H	RBI	BB	SO	LOB	TOP		
Deion Sanders, L (1, 8) OBP: 0.400, SLG: 0.750										4	0	2	0	0	1	0	Atlanta Braves @ San Francisco Giants Candlestick Park, San Francisco, CA Fri Apr 16 1993, 10:05 PM EDT Att: 31,403 - Unknown - 59 F		
Jeff Blausler, R (1, 6) OBP: 0.404, SLG: 0.390										4	0	2	0	0	0	1			
Ron Gant, R (1, 7) OBP: 0.283, SLG: 0.359										4	0	0	0	0	2	3			
Terry Pendleton, S (1, 5) OBP: 0.255, SLG: 0.256										2	0	0	0	0	0	2			
Bill Pecota, R (5, 5)										1	0	0	0	0	1	0			
David Justice, L (1, 9) OBP: 0.277, SLG: 0.325										3	0	0	0	0	0	0			
Sid Bream, L (1, 3) OBP: 0.229, SLG: 0.333										3	0	1	0	0	1	0			
Greg Olson, R (1, 2) OBP: 0.209, SLG: 0.174										3	0	1	0	0	0	0			
Mark Lemke, S (1, 4) OBP: 0.275, SLG: 0.182										3	0	0	0	0	0	2			
29 John Smoltz, R (1, 1) OBP: 0.143, SLG: 0.143										2	0	0	0	0	2	0			
Otis Nixon, S (9, PH) OBP: 0.263, SLG: 0.229										1	0	0	0	0	1	0			
<b>Inning Stats</b>	R: 0 H: 0 E: 0 K: 2 S: 8	H: 0 LOB: 0 BB: 0 P: 9	R: 0 H: 0 E: 0 K: 1 S: 13	H: 0 LOB: 0 BB: 0 P: 16	R: 0 H: 0 E: 0 K: 1 S: 11	H: 2 LOB: 1 BB: 0 P: 16	R: 0 H: 2 E: 0 K: 0 S: 7	H: 2 LOB: 1 BB: 0 P: 8	R: 0 H: 1 E: 0 K: 1 S: 7	H: 0 LOB: 0 BB: 0 P: 10	R: 0 H: 0 E: 0 K: 2 S: 8	H: 0 LOB: 0 BB: 0 P: 11	R: 0 H: 0 E: 0 K: 0 S: 5	H: 0 LOB: 0 BB: 0 P: 9	R: 0 H: 1 E: 0 K: 1 S: 8	H: 1 LOB: 1 BB: 0 P: 11	1B: 5 2B: 1 3B: 0 HR: 0	SF: 0 SAC: 0 DP: 2 HBP: 0	WP: 0 PA: 30 PB: 0 SB: 0 CS: 1
<b>PITCHER</b>	IP WLS BF H R ER SO BB IBB HBP BLK WP HR S P ERA WHIP																		
John Burkett, R (1, 1) ERA: 1.25	8.0 W 26 5 0 0 7 0 0 0 0 0 0 0 64 92 0.00 0.625																		
Rod Beck, R (9, 1) ERA: 4.5	1.0 S 4 1 0 0 1 0 0 0 0 0 0 0 8 11 0.00 1.000																		

Batter	1	2	3	4	5	6	7	8	9	AB	R	H	RBI	BB	SO	LOB	BOTTOM		
Willie McGee, S (1, 9) OBP: 0.356, SLG: 0.300										2	0	0	0	1	0	1	Atlanta Braves @ San Francisco Giants Candlestick Park, San Francisco, CA Fri Apr 16 1993, 10:05 PM EDT Att: 31,403 - Unknown - 59 F		
Dave Martinez, L (1, 8) OBP: 0.308, SLG: 0.227										3	0	0	0	0	0	2			
Will Clark, L (1, 3) OBP: 0.256, SLG: 0.263										3	0	0	0	0	0	1			
Matt Williams, R (1, 5) OBP: 0.267, SLG: 0.500										3	0	0	0	0	1	0			
Barry Bonds, L (1, 7) OBP: 0.389, SLG: 0.818										3	1	2	0	0	1	0			
Royce Clayton, R (1, 6) OBP: 0.341, SLG: 0.375										3	0	1	0	0	1	1			
Kirt Manwaring, R (1, 2) OBP: 0.361, SLG: 0.424										3	0	1	1	0	0	0			
Mike Benjamin, R (1, 4) OBP: 0.273, SLG: 0.368										3	0	0	0	0	1	1			
John Burkett, R (1, 1) OBP: 0.286, SLG: 0.286										2	0	0	0	0	2	0			
Todd Benzinger, S (8, PH)										1	0	0	0	0	0	0			
Rod Beck, R (9, 1)										0	0	0	0	0	0	0			
<b>Inning Stats</b>	R: 0 H: 0 E: 0 K: 0 S: 4	H: 0 LOB: 1 BB: 0 P: 10	R: 0 H: 0 E: 0 K: 2 S: 11	H: 0 LOB: 0 BB: 0 P: 16	R: 0 H: 0 E: 0 K: 1 S: 7	H: 0 LOB: 0 BB: 0 P: 11	R: 1 H: 2 E: 0 K: 1 S: 8	H: 2 LOB: 1 BB: 0 P: 17	R: 0 H: 0 E: 1 K: 1 S: 9	H: 0 LOB: 1 BB: 0 P: 16	R: 0 H: 2 E: 0 K: 0 S: 6	H: 2 LOB: 0 BB: 0 P: 10	R: 0 H: 0 E: 0 K: 1 S: 10	H: 0 LOB: 0 BB: 0 P: 12	R: 0 H: 0 E: 0 K: 1 S: 10	H: 0 LOB: 0 BB: 0 P: 12	1B: 3 2B: 1 3B: 0 HR: 0	SF: 0 SAC: 0 DP: 1 HBP: 0	WP: 0 PA: 28 PB: 0 SB: 0 CS: 1
<b>PITCHER</b>	IP WLS BF H R ER SO BB IBB HBP BLK WP HR S P ERA WHIP																		
29 John Smoltz, R (1, 1) ERA: 0.75	8.0 L 27 4 1 1 6 1 0 0 0 0 0 0 59 99 1.12 0.625																		

AB 30  
R 0  
H 6  
RBI 0  
BB 0  
SO 8  
LOB 8



AB 26  
R 1  
H 4  
RBI 1  
BB 1  
SO 6  
LOB 6









Batter	1	2	3	4	5	6	7	8	9	10	11	AB	R	H	RBI	BB	SO	LOB	TOP							
<b>Otis Nixon, S</b> <small>OBP: 0.347, SLG: 0.279</small> 												3	1	2	0	3	1	0								
<b>Deion Sanders, L</b> <small>OBP: 0.333, SLG: 0.577</small> 												5	1	0	0	0	1	5								
<b>Jeff Blauser, R</b> <small>OBP: 0.439, SLG: 0.408</small> <b>Rafael Belliard, R</b> <small>(8, 6)</small> 												3	2	1	0	2	0	1								
												1	0	0	0	0	1	0								
<b>Terry Pendleton, S</b> <small>OBP: 0.269, SLG: 0.302</small> 												6	2	1	1	0	1	4								
<b>David Justice, L</b> <small>OBP: 0.298, SLG: 0.283</small> 												2	3	0	1	4	1	2								
												6	2	3	4	0	1	1								
<b>Sid DREAM, L</b> <small>OBP: 0.279, SLG: 0.375</small> 												2	0	1	1	0	1	1								
												3	1	1	3	1	0	1								
<b>Greg Olson, R</b> <small>OBP: 0.143, SLG: 0.276</small> <b>Pete Smith, R</b> <small>OBP: 0.143, SLG: 0.276</small> <b>Mike Stanton, L</b> <small>OBP: 0.143, SLG: 0.276</small> <b>Jay Howell, R</b> <small>OBP: 0.143, SLG: 0.276</small> <b>Kent Mercker, L</b> <small>OBP: 0.143, SLG: 0.276</small> <b>Ron Gant, R</b> <small>OBP: 0.143, SLG: 0.276</small> <b>Steve Bedrosian, R</b> <small>OBP: 0.143, SLG: 0.276</small> 												0	0	0	0	0	0	0								
												0	0	0	0	0	0	0								
												0	0	0	0	0	0	0								
												0	0	0	0	0	0	0								
												0	0	0	0	0	0	0								
												0	0	0	0	0	0	0								
												0	0	0	0	0	0	0								
<b>Mark Lemke, S</b> <small>OBP: 0.320, SLG: 0.184</small> 												4	0	0	1	1	1	0								
												2	0	1	1	0	1	1								
												1	0	0	0	0	0	1								
												2	0	0	0	0	1	0								
<b>Tom Glavine, L</b> <small>OBP: 0.143, SLG: 0.143</small> <b>Greg McMichael, R</b> <small>OBP: 0.143, SLG: 0.143</small> <b>Damon Berryhill, S</b> <small>OBP: 0.143, SLG: 0.238</small> 												1	0	0	0	0	0	1								
												2	0	0	0	0	1	0								
												1	0	0	0	0	0	1								
												2	0	0	0	0	1	0								
<b>Inning Stats</b> <small>R: 5, E: 0, K: 1, S: 24</small>	<small>H: 2, LOB: 2, BB: 3, P: 42</small>	<small>R: 0, E: 0, K: 0, S: 9</small>	<small>H: 0, LOB: 2, BB: 2, P: 21</small>	<small>R: 0, E: 0, K: 2, S: 11</small>	<small>H: 0, LOB: 1, BB: 1, P: 22</small>	<small>R: 6, E: 1, K: 0, S: 19</small>	<small>H: 5, LOB: 0, BB: 1, P: 32</small>	<small>R: 0, E: 0, K: 1, S: 11</small>	<small>H: 0, LOB: 1, BB: 1, P: 18</small>	<small>R: 0, E: 0, K: 0, S: 9</small>	<small>H: 0, LOB: 0, BB: 1, P: 14</small>	<small>R: 0, E: 0, K: 0, S: 6</small>	<small>H: 0, LOB: 1, BB: 1, P: 15</small>	<small>R: 1, E: 0, K: 2, S: 16</small>	<small>H: 1, LOB: 1, BB: 1, P: 28</small>	<small>R: 0, E: 0, K: 2, S: 12</small>	<small>H: 1, LOB: 1, BB: 0, P: 16</small>	<small>R: 0, E: 0, K: 3, S: 11</small>	<small>H: 0, LOB: 0, BB: 0, P: 12</small>	<small>R: 0, E: 0, K: 1, S: 11</small>	<small>H: 0, LOB: 0, BB: 0, P: 17</small>	<small>1B: 7, 2B: 1, 3B: 0, HR: 1</small>	<small>SF: 1, SAC: 0, DP: 2, HBP: 1</small>	<small>WP: 1, PB: 0, SB: 4, CS: 0</small>	<small>PA: 53</small>	
<b>PITCHER</b> <b>Dave Burba, R</b> <small>ERA: 3.27</small> <b>Gino Minutelli, L</b> <small>ERA: 2.7</small> <b>Bryan Hickerson, L</b> <small>ERA: 6.75</small> <b>Kevin Rogers, L</b> <small>ERA: 2.13</small> <b>Dave Righetti, L</b> <small>ERA: 2.7</small>	<small>IP: 1.0, WLS: 0, BF: 9, H: 2, R: 5, ER: 2, SO: 1, BB: 3, IBB: 0, HBP: 0, BLK: 0, WP: 0, HR: 0, S: 24, P: 42, ERA: 18.00, WHIP: 5.000</small>	<small>IP: 2.0, WLS: 0, BF: 9, H: 0, R: 0, ER: 0, SO: 2, BB: 3, IBB: 0, HBP: 0, BLK: 0, WP: 0, HR: 0, S: 20, P: 43, ERA: 0.00, WHIP: 1.500</small>	<small>IP: 4.1, WLS: 0, BF: 6, H: 4, R: 5, ER: 5, SO: 1, BB: 0, IBB: 0, HBP: 0, BLK: 0, WP: 0, HR: 1, S: 14, P: 26, ERA: 135.00, WHIP: 15.000</small>	<small>IP: 4.1, WLS: 0, BF: 18, H: 2, R: 2, ER: 1, BB: 4, IBB: 0, HBP: 0, BLK: 0, WP: 1, HR: 4, S: 76, P: 44, ERA: 4.15, WHIP: 1.385</small>	<small>IP: 8.1, WLS: 0, BF: 1, H: 0, R: 0, ER: 0, SO: 0, BB: 0, IBB: 0, HBP: 0, BLK: 0, WP: 0, HR: 3, S: 5, P: 5, ERA: 0.00, WHIP: 0.000</small>	<b>PITCHER</b> <b>Rod Beck, R</b> <small>ERA: 3.38</small> <b>Michael Jackson, R</b> <small>ERA: 2.7</small>	<small>IP: 2.0, WLS: 1, BF: 7, H: 1, R: 0, ER: 0, SO: 5, BB: 0, IBB: 0, HBP: 0, BLK: 0, WP: 0, HR: 0, S: 23, P: 28, ERA: 0.00, WHIP: 0.500</small>	<small>IP: 11.1, WLS: 0, BF: 3, H: 0, R: 0, ER: 0, SO: 1, BB: 0, IBB: 0, HBP: 0, BLK: 0, WP: 0, HR: 11, S: 17, P: 17, ERA: 0.00, WHIP: 0.000</small>																		

Atlanta Braves @ San Francisco Giants  
Candlestick Park, San Francisco, CA  
Sun Apr 18 1993, 6:33 AM EDT  
Att: 37,264 - Sunny - 61 F

AB	40
R	12
H	9
RBI	11
BB	11
SO	10
LOB	17



Batter	1	2	3	4	5	6	7	8	9	10	11	AB	R	H	RBI	BB	SO	LOB	BOTTOM
<b>Willie McGee, S</b> <small>OBP: 0.352, SLG: 0.306</small> 												5	0	1	1	0	0	0	
<b>Darren Lewis, R</b> <small>OBP: 0.261, SLG: 0.345</small> 												4	2	1	0	2	0	3	
<b>Will Clark, L</b> <small>OBP: 0.284, SLG: 0.255</small> 												5	2	2	0	1	0	3	
												6	4	4	3	0	0	3	
<b>Matt Williams, R</b> <small>OBP: 0.309, SLG: 0.608</small> 												6	4	4	3	0	0	3	
												5	3	4	3	0	0	0	</



Batter	1	2	3	4	5	6	7	8	9	AB	R	H	RBI	BB	SO	LOB	TOP						
<b>Otis Nixon, S</b> (1, 8) <small>OBP: 0.352, SLG: 0.277</small>										4	1	1	1	1	2	0							
<b>Jeff Blausler, R</b> (1, 6) <small>OBP: 0.452, SLG: 0.404</small> <b>Rafael Belliard, R</b> (8, 6)										3	0	1	2	2	0	2							
<b>Ron Gant, R</b> (1, 7) <small>OBP: 0.286, SLG: 0.340</small>										4	0	1	0	1	1	3							
<b>Terry Pendleton, S</b> (1, 5) <small>OBP: 0.254, SLG: 0.293</small>										5	0	1	0	0	1	2							
<b>David Justice, L</b> (1, 9) <small>OBP: 0.290, SLG: 0.260</small>										4	1	0	0	1	0	0							
<b>Sid DREAM, L</b> (1, 3) <small>OBP: 0.319, SLG: 0.419</small>										3	1	2	0	1	0	0							
<b>Damon Berryhill, S</b> (1, 2) <small>OBP: 0.200, SLG: 0.250</small>										3	0	1	0	1	0	1							
<b>Mark Lemke, S</b> (1, 4) <small>OBP: 0.315, SLG: 0.190</small>										4	2	1	1	0	0	5							
<b>Greg Maddux, R</b> (1, 1) <small>OBP: 0.300, SLG: 0.300</small> <b>Mike Stanton, L</b> (9, 1)										3	0	1	1	0	1	0							
<b>Inning Stats</b>	R: 0 E: 0 K: 1 S: 11	H: 2 LOB: 2 BB: 0 P: 19	R: 0 E: 0 K: 0 S: 9	H: 1 LOB: 1 BB: 0 P: 14	R: 0 E: 0 K: 0 S: 11	H: 0 LOB: 2 BB: 2 P: 23	R: 3 E: 0 K: 0 S: 10	H: 1 LOB: 2 BB: 4 P: 27	R: 0 E: 0 K: 0 S: 8	H: 2 LOB: 2 BB: 0 P: 13	R: 0 E: 0 K: 1 S: 13	H: 0 LOB: 0 BB: 1 P: 18	R: 0 E: 0 K: 1 S: 9	H: 0 LOB: 0 BB: 0 P: 12	R: 2 E: 0 K: 0 S: 11	H: 3 LOB: 1 BB: 0 P: 16	R: 0 E: 0 K: 0 S: 5	H: 0 LOB: 0 BB: 0 P: 9	1B: 7 2B: 2 3B: 0 HR: 0	SF: 0 SAC: 1 DP: 0 HBP: 0	WP: 1 PB: 0 CS: 3	PA: 41	
<b>PITCHER</b>	IP WLS BF H R ER SO BB IBB HBP BLK WP HR S P ERA WHIP																						
<b>Ryan Bowen, R</b> (1, 1) <small>ERA: 2.37</small> <b>Bob McClure, L</b> (7, 1) <small>ERA: 4.5</small> <b>Luis Aquino, R</b> (8, 1) <small>ERA: 4.15</small> <b>Trevor Hoffman, R</b> (9, 1) <small>ERA: 2.57</small>	6.0 L 30 6 3 3 4 7 0 0 0 0 0 0 62 114 4.50 2.167	1.0 3 0 0 0 1 0 0 0 0 0 0 0 9 12 0.00 0.000	1.0 5 3 2 2 0 0 0 0 0 0 1 0 11 16 18.00 3.000	1.0 3 0 0 0 0 0 0 0 0 0 0 0 5 9 0.00 0.000																			

Atlanta Braves @ Florida Marlins  
 Joe Robbie Stadium, Miami, FL  
 Tue Apr 20 1993, 7:05 PM EDT  
 Att: 43,458 - Unknown - 78 F

AB 33  
 R 5  
 H 9  
 RBI 5  
 BB 7  
 SO 5  
 LOB 13



Batter	1	2	3	4	5	6	7	8	9	AB	R	H	RBI	BB	SO	LOB	BOTTOM					
<b>Chuck Carr, S</b> (1, 8) <small>OBP: 0.160, SLG: 0.167</small> <b>Monty Fariss, R</b> (9, FH)										4	0	0	0	0	1	0						
<b>Junior Felix, S</b> (1, 9) <small>OBP: 0.216, SLG: 0.300</small>										3	0	1	0	1	1	0						
<b>Dave Magadan, L</b> (1, 5) <small>OBP: 0.300, SLG: 0.293</small>										4	0	1	0	0	1	1						
<b>Orestes Destrade, S</b> (1, 3) <small>OBP: 0.357, SLG: 0.340</small>										3	1	1	0	1	0	2						
<b>Benito Santiago, R</b> (1, 2) <small>OBP: 0.347, SLG: 0.565</small>										4	2	2	2	0	1	1						
<b>Jeff Conine, R</b> (1, 7) <small>OBP: 0.440, SLG: 0.364</small>										4	0	1	1	0	1	0						
<b>Alex Arias, R</b> (1, 4) <small>OBP: 0.278, SLG: 0.563</small>										3	1	1	1	1	0	1						
<b>Walt Weiss, S</b> (1, 6) <small>OBP: 0.404, SLG: 0.324</small>										4	0	0	0	0	2	1						
<b>Ryan Bowen, R</b> (1, 1) <small>OBP: 0.200, SLG: 0.200</small> <b>Scott Proctor, L</b> (6, PH) <small>OBP: 0.244, SLG: 0.256</small> <b>Bob McClure, R</b> (7, 1) <small>ERA: 4.5</small> <b>Luis Aquino, R</b> (8, 1) <small>ERA: 4.15</small> <b>Greg Britley, L</b> (9, PH) <small>OBP: 0.197, SLG: 0.167</small> <b>Trevor Hoffman, R</b> (9, 1) <small>ERA: 2.57</small> <b>Rick Renteria, R</b> (9, PH) <small>OBP: 0.275, SLG: 0.200</small>	8.1 W 34 7 4 4 7 3 0 0 0 0 0 0 69 108 4.32 1.200	0.2 S 3 0 0 0 1 1 0 0 0 0 0 0 5 12 0.00 1.500																				
<b>Inning Stats</b>	R: 0 E: 0 K: 1 S: 6	H: 0 LOB: 0 BB: 0 P: 10	R: 1 E: 0 K: 0 S: 7	H: 2 LOB: 0 BB: 0 P: 10	R: 0 E: 0 K: 0 S: 6	H: 0 LOB: 0 BB: 0 P: 7	R: 0 E: 0 K: 2 S: 8	H: 0 LOB: 1 BB: 1 P: 14	R: 0 E: 0 K: 1 S: 11	H: 0 LOB: 0 BB: 0 P: 17	R: 0 E: 0 K: 1 S: 8	H: 2 LOB: 2 BB: 0 P: 9	R: 0 E: 0 K: 2 S: 10	H: 0 LOB: 1 BB: 1 P: 18	R: 0 E: 0 K: 0 S: 6	H: 0 LOB: 1 BB: 1 P: 11	R: 3 E: 0 K: 1 S: 12	H: 3 LOB: 1 BB: 1 P: 24	1B: 4 2B: 1 3B: 0 HR: 2	SF: 0 SAC: 0 DP: 1 HBP: 0	WP: 0 PB: 0 CS: 0	PA: 37
<b>PITCHER</b>	IP WLS BF H R ER SO BB IBB HBP BLK WP HR S P ERA WHIP																					
<b>Greg Maddux, R</b> (1, 1) <small>ERA: 2.73</small> <b>Mike Stanton, L</b> (9, 1) <small>ERA: 5.4</small>	8.1 W 34 7 4 4 7 3 0 0 0 0 0 0 69 108 4.32 1.200	0.2 S 3 0 0 0 1 1 0 0 0 0 0 0 5 12 0.00 1.500																				

Atlanta Braves @ Florida Marlins  
 Joe Robbie Stadium, Miami, FL  
 Tue Apr 20 1993, 7:05 PM EDT  
 Att: 43,458 - Unknown - 78 F

AB 33  
 R 4  
 H 7  
 RBI 4  
 BB 4  
 SO 8  
 LOB 7





Batter	1	2	3	4	5	6	7	8	9	AB	R	H	RBI	BB	SO	LOB	TOP					
<b>Otis Nixon, S</b> <small>OBP: 0.322, SLG: 0.255</small> (1, 8)	G4-3	SF8		G1-3			P2		G5-3	4	0	0	1	0	0	1						
<b>Deion Sanders, L</b> <small>OBP: 0.313, SLG: 0.516</small> (1, 7)	F S 1B	L7			G4-3		G4-3		K	5	1	1	0	0	1	2						
<b>Jeff Blausler, R</b> <small>OBP: 0.463, SLG: 0.411</small> <b>Mike Stanton, L</b> (9, 1)	G4-3 1B			G5-3 1B	G5-4-3 BB			K	K	4	1	2	1	1	2	0						
<b>Terry Pendleton, S</b> <small>OBP: 0.254, SLG: 0.290</small> (1, 5)	G4-3			G5-3	G5-4-3			HR		4	1	1	0	0	0	3						
<b>David Justice, L</b> <small>OBP: 0.303, SLG: 0.333</small> (1, 9)	CS 1B			K			F9		HR	4	1	2	3	0	1	1						
<b>Sid Bream, L</b> <small>OBP: 0.294, SLG: 0.383</small> (1, 3)	CS	E4 29 1B SF8	G3-1		L7		L7	G3		4	1	0	0	0	0	1						
<b>Greg Olson, R</b> <small>OBP: 0.342, SLG: 0.313</small> (1, 2)				G6-3				HR		3	1	2	0	1	0	0						
<b>Bill Pecota, R</b> (1, 4)																						
<b>Mark Lemke, S</b> <small>OBP: 0.327, SLG: 0.279</small> (6, 4)		L7		K			P4			3	0	0	0	0	1	3						
<b>29 John Smoltz, R</b> <small>OBP: 0.300, SLG: 0.400</small> <b>Ryan Klesko, L</b> (8, PH)										3	0	0	0	0	1	3						
<b>Jay Howell, R</b> (8, 1)										1	1	1	2	0	0	0						
<b>Rafael Belliard, R</b> (9, 6)							F9		K	3	0	2	0	0	0	0						
										1	0	0	0	0	1	0						
										0	0	0	0	0	0	0						
										0	0	0	0	0	0	0						
<b>Inning Stats</b>	R: 2 E: 0 K: 0 S: 8	H: 3 LOB: 0 BB: 0 P: 14	R: 1 E: 1 K: 0 S: 13	H: 2 LOB: 2 BB: 0 P: 18	R: 0 E: 0 K: 1 S: 10	H: 1 LOB: 1 BB: 0 P: 14	R: 0 E: 0 K: 1 S: 10	H: 1 LOB: 1 BB: 0 P: 17	R: 0 E: 0 K: 0 S: 7	H: 0 LOB: 0 BB: 0 P: 13	R: 0 E: 0 K: 0 S: 15	H: 1 LOB: 1 BB: 0 P: 19	R: 0 E: 0 K: 0 S: 9	H: 0 LOB: 0 BB: 0 P: 13	R: 4 E: 0 K: 2 S: 14	H: 3 LOB: 0 BB: 1 P: 23	R: 0 E: 0 K: 2 S: 8	H: 0 LOB: 0 BB: 0 P: 13	1B: 8 2B: 1 3B: 0 HR: 2	SF: 1 SAC: 0 DP: 1 HBP: 0	WP: 0 PB: 0 SB: 0 CS: 1	PA: 40
<b>PITCHER</b>	IP	WLS	BF	H	R	ER	SO	BB	IBB	HBP	BLK	WP	HR	S	P	ERA	WHIP					
<b>Charlie Hough, R</b> <small>ERA: 3.96</small> (1, 1)	7.0		29	8	3	2	2	1	0	0	0	0	0	72	108	2.57	1.286					
<b>Cris Carpenter, R</b> <small>ERA: 4.75</small> (8, 1)	0.1	L	2	1	1	1	1	0	0	0	0	0	0	6	9	27.00	3.000					
<b>Bob McClure, L</b> <small>ERA: 13.5</small> (8, 1)	0.2	L	5	2	3	3	1	1	0	0	0	0	2	8	14	40.50	4.500					
<b>Richie Lewis, R</b> <small>ERA: 2.89</small> (9, 1)	1.0		3	0	0	0	2	0	0	0	0	0	0	8	13	0.00	0.000					

Atlanta Braves @ Florida Marlins  
 Joe Robbie Stadium, Miami, FL  
 Wed Apr 21 1993, 7:05 PM EDT  
 Att: 44,150 - Unknown - 75 F

AB 36  
 R 7  
 H 11  
 RBI 7  
 BB 2  
 SO 6  
 LOB 11



Batter	1	2	3	4	5	6	7	8	9	AB	R	H	RBI	BB	SO	LOB	BOTTOM					
<b>Chuck Carr, S</b> <small>OBP: 0.200, SLG: 0.179</small> (1, 8)	1B 1B BB		CS 1B		F7		G4-3		P6	4	1	1	0	1	0	2						
<b>Junior Felix, S</b> <small>OBP: 0.250, SLG: 0.370</small> (1, 9)	1B 1B		F9		F9		2B HR		K	4	1	2	2	0	1	1						
<b>Dave Magadan, L</b> <small>OBP: 0.355, SLG: 0.378</small> (1, 5)	1B 1B		BB		HR		HBP		K	4	0	4	2	1	0	0						
<b>Orestes Destrade, S</b> <small>OBP: 0.344, SLG: 0.315</small> (1, 3)	F7		G3		G3		2B		FC6-4 1B	4	0	0	0	1	0	5						
<b>Benito Santiago, R</b> <small>OBP: 0.321, SLG: 0.520</small> (1, 2)	K				P6		G6-3		K	4	0	0	0	0	2	5						
<b>Jeff Conine, R</b> <small>OBP: 0.426, SLG: 0.354</small> (1, 7)	K				K		K		FC4-6 1B	4	0	1	0	0	3	2						
<b>Alex Arias, R</b> <small>OBP: 0.273, SLG: 0.500</small> (1, 4)			G3-6-4 1B		F9		G6-3		P3	4	0	1	0	0	0	1						
<b>Walt Weiss, S</b> <small>OBP: 0.392, SLG: 0.317</small> (1, 6)			K		HR SH1-4 1B		G4-3		FC4-6	4	1	1	0	0	1	2						
<b>Charlie Hough, R</b> <small>ERA: 3.96</small> <b>Greg Britley, L</b> <small>OBP: 0.207, SLG: 0.167</small> (7, PH)			G3-6-4 1B		HR SH1-4 1B		G4-3		F8	1	0	0	0	0	0	1						
<b>Cris Carpenter, R</b> <small>ERA: 4.75</small> (8, 1)										0	1	0	0	0	0	0						
<b>Bob McClure, R</b> (8, 1)										0	0	0	0	0	0	0						
<b>Scott Pose, L</b> <small>OBP: 0.256, SLG: 0.290</small> (8, PH)										1	0	0	0	0	0	1						
<b>Richie Lewis, R</b> (9, 1)										0	0	0	0	0	0	0						
<b>Inning Stats</b>	R: 1 E: 0 K: 2 S: 15	H: 2 LOB: 2 BB: 1 P: 27	R: 0 E: 0 K: 1 S: 8	H: 1 LOB: 0 BB: 0 P: 10	R: 0 E: 0 K: 0 S: 8	H: 1 LOB: 1 BB: 1 P: 15	R: 0 E: 0 K: 1 S: 10	H: 0 LOB: 0 BB: 0 P: 15	R: 2 E: 0 K: 0 S: 12	H: 3 LOB: 1 BB: 0 P: 16	R: 0 E: 0 K: 1 S: 9	H: 0 LOB: 0 BB: 0 P: 13	R: 1 E: 0 K: 1 S: 16	H: 1 LOB: 3 BB: 2 P: 31	R: 0 E: 0 K: 0 S: 11	H: 1 LOB: 1 BB: 0 P: 16	R: 0 E: 0 K: 1 S: 12	H: 1 LOB: 1 BB: 0 P: 16	1B: 8 2B: 1 3B: 0 HR: 1	SF: 0 SAC: 1 DP: 1 HBP: 1	WP: 0 PB: 0 SB: 0 CS: 1	PA: 40
<b>PITCHER</b>	IP	WLS	BF	H	R	ER	SO	BB	IBB	HBP	BLK	WP	HR	S	P	ERA	WHIP					
<b>29 John Smoltz, R</b> <small>ERA: 1.74</small> (1, 1)	7.0		32	8	4	4	6	3	1	1	0	0	0	78	127	5.14	1.571					
<b>Jay Howell, R</b> <small>ERA: 2.45</small> (8, 1)	1.0		4	1	0	0	0	0	0	0	0	0	0	11	16	0.00	1.000					
<b>Mike Stanton, L</b> <small>ERA: 4.7</small> (9, 1)	1.0	S	4	1	0	0	1	0	0	0	0	0	0	12	16	0.00	1.000					

Atlanta Braves @ Florida Marlins  
 Joe Robbie Stadium, Miami, FL  
 Wed Apr 21 1993, 7:05 PM EDT  
 Att: 44,150 - Unknown - 75 F

AB 34  
 R 4  
 H 10  
 RBI 4  
 BB 4  
 SO 7  
 LOB 20





Batter	1	2	3	4	5	6	7	8	9	AB	R	H	RBI	BB	SO	LOB	TOP
<b>Otis Nixon, S</b> <small>OBP: 0.328, SLG: 0.268</small> 										5	0	2	0	0	0	2	<b>Atlanta Braves @ Florida Marlins</b> Joe Robbie Stadium, Miami, FL Thu Apr 22 1993, 3:33 AM EDT Att: 40,620 - Sunny - 70 F
<b>Jeff Blauer, R</b> <small>OBP: 0.456, SLG: 0.407</small> 										3	0	1	1	0	1	2	
<b>Ron Gant, R</b> <small>OBP: 0.279, SLG: 0.314</small> 										4	0	0	0	1	1	4	
<b>Terry Pendleton, S</b> <small>OBP: 0.239, SLG: 0.273</small> 										4	0	0	0	0	0	3	
<b>David Justice, L</b> <small>OBP: 0.314, SLG: 0.414</small> 										4	2	2	1	0	1	2	
<b>Sid Bream, L</b> <small>OBP: 0.309, SLG: 0.367</small> 										2	0	0	0	2	2	1	
<b>Greg Olson, R</b> <small>OBP: 0.333, SLG: 0.306</small> 										4	0	1	0	0	0	2	
<b>Mark Lemke, S</b> <small>OBP: 0.339, SLG: 0.283</small> 										3	1	1	0	1	0	2	
<b>Steve Avery, L</b> <small>OBP: 0.295, SLG: 0.290</small> <b>Greg McMichael, R</b> <small>OBP: 0.303, SLG: 0.500</small> <b>Deion Sanders, L</b> <small>OBP: 0.303, SLG: 0.500</small> <b>Kent Mercker, L</b> <small>OBP: 0.303, SLG: 0.500</small> <b>Steve Bedrosian, R</b> <small>OBP: 0.303, SLG: 0.500</small> <b>Ryan Klesko, L</b> <small>OBP: 0.303, SLG: 0.500</small> <b>Bill Pecota, R</b> <small>OBP: 0.303, SLG: 0.500</small> 										2	0	0	0	0	0	2	
<b>Inning Stats</b> R: 0 H: 1 E: 0 LOB: 1 K: 1 BB: 0 S: 10 P: 15	R: 0 H: 0 E: 0 LOB: 2 K: 1 BB: 2 S: 12 P: 26	R: 0 H: 1 E: 0 LOB: 2 K: 0 BB: 0 S: 11 P: 19	R: 0 H: 1 E: 0 LOB: 0 K: 1 BB: 0 S: 7 P: 12	R: 0 H: 1 E: 0 LOB: 1 K: 0 BB: 0 S: 12 P: 21	R: 1 H: 1 E: 1 LOB: 1 K: 1 BB: 0 S: 14 P: 21	R: 0 H: 0 E: 1 LOB: 0 K: 0 BB: 0 S: 6 P: 10	R: 1 H: 1 E: 0 LOB: 1 K: 0 BB: 1 S: 11 P: 22	R: 1 H: 2 E: 0 LOB: 2 K: 0 BB: 1 S: 9 P: 19	1B: 6 SF: 1 2B: 1 SAC: 0 3B: 0 DP: 2 HR: 1 HBP: 1	WP: 0 PA: 39 PB: 1 SB: 1 CS: 0							
<b>PITCHER</b> <b>Jack Armstrong, R</b> <small>ERA: 3.18</small> <b>Trevor Hoffman, R</b> <small>ERA: 3.52</small> <b>Bryan Harvey, R</b> <small>ERA: 4.26</small>	IP: 7.0 WLS: W BF: 29 H: 5 R: 1 ER: 0 SO: 5 BB: 2 IBB: 0 HBP: 1 BLK: 0 WP: 0 HR: 0 S: 72 P: 124 ERA: 0.00 WHIP: 1.000	<b>PITCHER</b> IP: 0.2 WLS: S BF: 4 H: 1 R: 1 ER: 1 SO: 0 BB: 1 IBB: 0 HBP: 0 BLK: 0 WP: 0 HR: 1 S: 10 P: 20 ERA: 13.50 WHIP: 3.000	IP: 1.1 WLS: S BF: 7 H: 2 R: 1 ER: 1 SO: 0 BB: 1 IBB: 0 HBP: 0 BLK: 0 WP: 0 HR: 0 S: 10 P: 21 ERA: 6.75 WHIP: 2.250														

Atlanta Braves @ Florida Marlins  
 Joe Robbie Stadium, Miami, FL  
 Thu Apr 22 1993, 3:33 AM EDT  
 Att: 40,620 - Sunny - 70 F

AB 33  
 R 3  
 H 8  
 RBI 2  
 BB 4  
 SO 5  
 LOB 20



Batter	1	2	3	4	5	6	7	8	9	AB	R	H	RBI	BB	SO	LOB	BOTTOM
<b>Chuck Carr, S</b> <small>OBP: 0.257, SLG: 0.250</small> 										4	0	2	0	1	1	0	<b>Atlanta Braves @ Florida Marlins</b> Joe Robbie Stadium, Miami, FL Thu Apr 22 1993, 3:33 AM EDT Att: 40,620 - Sunny - 70 F
<b>Alex Arias, R</b> <small>OBP: 0.259, SLG: 0.440</small> 										5	1	1	0	0	0	4	
<b>Benito Santiago, R</b> <small>OBP: 0.316, SLG: 0.491</small> 										3	0	0	0	1	1	3	
<b>Orestes Destrade, S</b> <small>OBP: 0.385, SLG: 0.439</small> 										3	2	3	2	1	0	0	
<b>Dave Magadan, L</b> <small>OBP: 0.475, SLG: 0.404</small> 										2	1	1	0	2	0	0	
<b>Jeff Conine, R</b> <small>OBP: 0.397, SLG: 0.333</small> <b>Bryan Harvey, R</b> <small>ERA: 4.26</small>										3	0	0	1	0	0	5	
<b>Monty Fariss, R</b> <small>OBP: 0.222, SLG: 0.250</small> 										3	0	1	0	1	1	2	
<b>Rick Renneria, R</b> <small>OBP: 0.286, SLG: 0.231</small> 										3	0	1	1	0	1	2	
<b>Jack Armstrong, R</b> <small>OBP: 0.091, SLG: 0.091</small> <b>Trevor Hoffman, R</b> <small>ERA: 3.52</small> <b>Scott Pose, L</b> <small>OBP: 0.233, SLG: 0.244</small>										3	0	0	0	0	1	2	
<b>Inning Stats</b> R: 2 H: 2 E: 0 LOB: 0 K: 1 BB: 0 S: 10 P: 15	R: 0 H: 0 E: 0 LOB: 0 K: 1 BB: 0 S: 10 P: 13	R: 0 H: 1 E: 0 LOB: 1 K: 1 BB: 0 S: 7 P: 10	R: 0 H: 1 E: 0 LOB: 2 K: 1 BB: 1 S: 10 P: 18	R: 0 H: 1 E: 0 LOB: 1 K: 0 BB: 0 S: 11 P: 20	R: 2 H: 2 E: 0 LOB: 1 K: 0 BB: 2 S: 9 P: 18	R: 0 H: 1 E: 0 LOB: 3 K: 1 BB: 2 S: 11 P: 24	R: 0 H: 1 E: 0 LOB: 2 K: 1 BB: 1 S: 14 P: 24	1B: 4 SF: 1 2B: 3 SAC: 1 3B: 1 DP: 1 HR: 1 HBP: 0	WP: 0 PA: 38 PB: 0 SB: 3 CS: 0								
<b>PITCHER</b> <b>Steve Avery, L</b> <small>ERA: 3.0</small> <b>Greg McMichael, R</b> <small>ERA: 4.15</small> <b>Kent Mercker, L</b> <small>ERA: 2.25</small> <b>Steve Bedrosian, R</b> <small>ERA: 7.36</small>	IP: 5.1 WLS: L BF: 26 H: 7 R: 4 ER: 4 SO: 4 BB: 3 IBB: 0 HBP: 0 BLK: 0 WP: 0 HR: 1 S: 56 P: 92 ERA: 6.75 WHIP: 1.875	IP: 0.2 WLS: S BF: 1 H: 0 R: 0 ER: 0 SO: 0 BB: 0 IBB: 0 HBP: 0 BLK: 0 WP: 0 HR: 0 S: 1 P: 2 ERA: 0.00 WHIP: 0.000	IP: 0.2 WLS: S BF: 5 H: 1 R: 0 ER: 0 SO: 1 BB: 2 IBB: 0 HBP: 0 BLK: 0 WP: 0 HR: 0 S: 9 P: 22 ERA: 0.00 WHIP: 4.500	IP: 1.1 WLS: S BF: 6 H: 1 R: 0 ER: 0 SO: 1 BB: 1 IBB: 0 HBP: 0 BLK: 0 WP: 0 HR: 0 S: 16 P: 26 ERA: 0.00 WHIP: 1.500													

Atlanta Braves @ Florida Marlins  
 Joe Robbie Stadium, Miami, FL  
 Thu Apr 22 1993, 3:33 AM EDT  
 Att: 40,620 - Sunny - 70 F

AB 30  
 R 4  
 H 9  
 RBI 4  
 BB 6  
 SO 6  
 LOB 19





Batter	1	2	3	4	5	6	7	8	9	AB	R	H	RBI	BB	SO	LOB	TOP			
<b>Otis Nixon, S</b> (1, 8) <small>OBP: 0.343, SLG: 0.288</small>											3	0	2	0	0	0	2			
<b>Jeff Blausler, R</b> (1, 6) <small>OBP: 0.461, SLG: 0.403</small> <b>Rafael Belliard, R</b> (9, 6)											3	1	1	0	1	0	2			
<b>Terry Pendleton, S</b> (1, 5) <small>OBP: 0.240, SLG: 0.261</small>											3	0	0	0	1	0	4			
<b>Ron Gant, R</b> (1, 7) <small>OBP: 0.277, SLG: 0.309</small>											4	0	1	1	0	0	3			
<b>David Justice, L</b> (1, 9) <small>OBP: 0.297, SLG: 0.387</small>											4	0	0	0	0	2	2			
<b>Francisco Cabrera, R</b> (1, 3) <small>OBP: 0.222, SLG: 0.500</small> <b>Sid Bream, L</b> (6, 3) <small>OBP: 0.304, SLG: 0.360</small>											3	1	1	1	0	0	0			
<b>Greg Olson, R</b> (1, 2) <small>OBP: 0.304, SLG: 0.275</small>											4	0	0	0	0	0	0			
<b>Mark Lemke, S</b> (1, 4) <small>OBP: 0.349, SLG: 0.360</small>											4	1	2	1	0	0	0			
<b>Tom Glavine, L</b> (1, 1) <small>OBP: 0.273, SLG: 0.200</small> <b>Mike Stanton, L</b> (9, 1)											3	0	1	0	1	1	0			
<b>Inning Stats</b>	R: 0 E: 0 K: 0 S: 9	H: 1 LOB: 1 BB: 1 P: 15	R: 1 E: 0 K: 0 S: 14	H: 2 LOB: 2 BB: 1 P: 27	R: 0 E: 0 K: 0 S: 7	H: 1 LOB: 1 BB: 0 P: 13	R: 0 E: 0 K: 0 S: 5	H: 0 LOB: 0 BB: 0 P: 6	R: 0 E: 0 K: 1 S: 9	H: 0 LOB: 0 BB: 0 P: 14	R: 0 E: 0 K: 0 S: 4	H: 0 LOB: 0 BB: 0 P: 5	R: 1 E: 0 K: 1 S: 10	H: 2 LOB: 1 BB: 1 P: 17	R: 1 E: 0 K: 1 S: 9	H: 1 LOB: 0 BB: 0 P: 14	1B: 6 2B: 0 3B: 0 HR: 2	SF: 0 SAC: 1 DP: 1 HBP: 0	WP: 0 PB: 0 SB: 0 CS: 0	PA: 36
<b>PITCHER</b>	IP WLS BF H R ER SO BB IBB HBP BLK WP HR S P ERA WHIP																			
<b>Donovan Osborne, L</b> (1, 1) <small>ERA: 2.84</small> <b>Rob Murphy, L</b> (8, 1) <small>ERA: 1.35</small>	7.0	L	27	5	1	1	1	2	0	0	0	0	0	0	1	55	92	1.29	1.000	
	2.0	L	9	3	2	1	2	1	0	0	0	0	0	1	19	31	4.50	2.000		

Atlanta Braves @ St. Louis Cardinals  
 Busch Stadium, St. Louis, MO  
 Fri Apr 23 1993, 7:05 PM CDT  
 Att: 33,167 - Unknown

AB 32  
 R 3  
 H 8  
 RBI 3  
 BB 3  
 SO 3  
 LOB 13



Batter	1	2	3	4	5	6	7	8	9	AB	R	H	RBI	BB	SO	LOB	BOTTOM			
<b>Geronimo Pena, S</b> (1, 4) <small>OBP: 0.375, SLG: 0.400</small>											4	0	1	0	0	0				
<b>Ozzie Smith, S</b> (1, 6) <small>OBP: 0.302, SLG: 0.339</small>											4	0	0	0	0	2				
<b>Gregg Jefferies, S</b> (1, 3) <small>OBP: 0.339, SLG: 0.509</small>											4	0	2	1	0	0				
<b>Ray Lankford, L</b> (1, 8) <small>OBP: 0.315, SLG: 0.304</small>											3	0	0	0	1	0	3			
<b>Mark Whiten, S</b> (1, 9) <small>OBP: 0.324, SLG: 0.492</small>											4	0	1	0	0	0	3			
<b>Todd Zeile, R</b> (1, 5) <small>OBP: 0.373, SLG: 0.373</small>											2	0	0	0	2	0				
<b>Bernard Gilkey, R</b> (1, 7) <small>OBP: 0.364, SLG: 0.385</small>											3	0	0	0	1	1	3			
<b>Tom Pagnozzi, R</b> (1, 2) <small>OBP: 0.216, SLG: 0.255</small>											4	0	0	0	0	2				
<b>Donovan Osborne, S</b> (1, 1) <small>OBP: 0.250, SLG: 0.143</small> <b>Tracy Woodson, R</b> (7, PH) <small>OBP: 0.167, SLG: 0.200</small> <b>Rob Murphy, L</b> (8, 1)											1	1	0	0	1	0	0			
											1	0	0	0	0	1	1			
											0	0	0	0	0	0	0			
<b>Inning Stats</b>	R: 0 E: 0 K: 0 S: 6	H: 0 LOB: 0 BB: 0 P: 8	R: 0 E: 0 K: 0 S: 8	H: 0 LOB: 1 BB: 1 P: 17	R: 0 E: 0 K: 0 S: 4	H: 0 LOB: 0 BB: 0 P: 7	R: 0 E: 0 K: 0 S: 8	H: 0 LOB: 1 BB: 1 P: 16	R: 0 E: 0 K: 0 S: 10	H: 2 LOB: 2 BB: 1 P: 19	R: 0 E: 0 K: 1 S: 9	H: 0 LOB: 1 BB: 1 P: 17	R: 0 E: 0 K: 0 S: 5	H: 1 LOB: 1 BB: 0 P: 9	R: 0 E: 0 K: 0 S: 10	H: 1 LOB: 1 BB: 1 P: 18	1B: 3 2B: 1 3B: 0 HR: 0	SF: 0 SAC: 0 DP: 1 HBP: 0	WP: 1 PB: 0 SB: 1 CS: 0	PA: 35
<b>PITCHER</b>	IP WLS BF H R ER SO BB IBB HBP BLK WP HR S P ERA WHIP																			
<b>Tom Glavine, L</b> (1, 1) <small>ERA: 3.38</small> <b>Mike Stanton, L</b> (9, 1) <small>ERA: 4.15</small>	8.0	W	33	4	1	1	2	5	0	0	0	0	0	0	0	7	114	1.12	1.125	
	1.0	S	2	0	0	0	0	0	0	0	0	0	0	0	7	10	0.00	0.000		

Atlanta Braves @ St. Louis Cardinals  
 Busch Stadium, St. Louis, MO  
 Fri Apr 23 1993, 7:05 PM CDT  
 Att: 33,167 - Unknown

AB 30  
 R 1  
 H 4  
 RBI 1  
 BB 5  
 SO 2  
 LOB 14





Batter	1	2	3	4	5	6	7	8	9	AB	R	H	RBI	BB	SO	LOB	TOP					
<b>Otis Nixon, S</b> <small>OBP: 0.342, SLG: 0.292</small> (1, 8)	G1-3		L1-3						F9	6	2	2	0	0	0	3						
<b>Jeff Blausler, R</b> <small>OBP: 0.439, SLG: 0.397</small> (1, 6)	L7			F7					F9	6	2	1	0	0	0	1						
<b>Terry Pendleton, S</b> <small>OBP: 0.250, SLG: 0.260</small> <b>Bill Pecota, R</b> <small>(8, PR)</small> <small>(8, 5)</small>	G3			G3					E3	4	1	1	2	1	0	0						
<b>David Justice, L</b> <small>OBP: 0.304, SLG: 0.388</small> (1, 9)		G4-3		F7						5	2	2	2	0	1	1						
<b>Ron Gant, R</b> <small>OBP: 0.300, SLG: 0.350</small> (1, 7)		G6-3			G5-3					5	2	3	1	0	0	0						
<b>Sid Bream, L</b> <small>OBP: 0.328, SLG: 0.370</small> (1, 3)		G1-3								4	0	2	1	1	0	2						
<b>Damon Berryhill, S</b> <small>OBP: 0.267, SLG: 0.286</small> (1, 2)				G6-3						4	1	2	2	1	0	2						
<b>Mark Lemke, S</b> <small>OBP: 0.354, SLG: 0.365</small> <b>Ryan Klesko, L</b> <small>OBP: 0.697, SLG: 0.500</small> <b>Rafael Belliard, R</b> <small>OBP: 0.167, SLG: 0.167</small> (6, PH) (6, 4)										2	0	1	0	0	1	2						
<b>Pete Smith, R</b> <small>OBP: 0.125, SLG: 0.143</small> <b>Francisco Cabrera, R</b> <small>OBP: 0.200, SLG: 0.444</small> <b>Marvin Freeman, R</b> <small>(9, 1)</small> <small>(9, 1)</small>										3	0	1	1	0	1	5						
<b>Inning Stats</b>	R: 0 E: 0 K: 0 S: 7	H: 0 LOB: 0 BB: 0 P: 13	R: 0 E: 0 K: 0 S: 6	H: 0 LOB: 0 BB: 0 P: 12	R: 0 E: 0 K: 0 S: 4	H: 1 LOB: 1 BB: 0 P: 7	R: 0 E: 0 K: 0 S: 11	H: 0 LOB: 0 BB: 0 P: 17	R: 0 E: 0 K: 2 S: 15	H: 2 LOB: 2 BB: 0 P: 21	R: 3 E: 0 K: 0 S: 13	H: 5 LOB: 3 BB: 2 P: 25	R: 6 E: 1 K: 0 S: 19	H: 5 LOB: 2 BB: 0 P: 37	R: 2 E: 1 K: 1 S: 19	H: 3 LOB: 2 BB: 0 P: 27	R: 0 E: 0 K: 1 S: 10	H: 0 LOB: 0 BB: 0 P: 15	1B: 14 2B: 2 3B: 0 HR: 0	SF: 0 SAC: 1 DP: 1 HBP: 0	WP: 0 PB: 0 SB: 0 CS: 0	PA: 47
<b>PITCHER</b>	IP	WLS	BF	H	R	ER	SO	BB	IBB	HBP	BLK	WP	HR	S	P	ERA	WHIP					
<b>Bob Tewksbury, R</b> <small>ERA: 4.24</small> <b>Les Lancaster, R</b> <small>ERA: 6.97</small> <b>Tom Urbani, L</b> <small>ERA: 23.14</small> <b>Mike Perez, R</b> <small>ERA: 3.86</small> <b>Rob Murphy, L</b> <small>ERA: 1.17</small>	5.1	L	24	8	3	3	2	1	0	0	0	0	0	52	85	5.06	1.688					
<b>Bob Tewksbury, R</b> <small>ERA: 4.24</small> <b>Les Lancaster, R</b> <small>ERA: 6.97</small> <b>Tom Urbani, L</b> <small>ERA: 23.14</small> <b>Mike Perez, R</b> <small>ERA: 3.86</small> <b>Rob Murphy, L</b> <small>ERA: 1.17</small>	0.2		6	1	3	3	0	1	1	0	0	0	0	11	25	40.50	3.000					
<b>Bob Tewksbury, R</b> <small>ERA: 4.24</small> <b>Les Lancaster, R</b> <small>ERA: 6.97</small> <b>Tom Urbani, L</b> <small>ERA: 23.14</small> <b>Mike Perez, R</b> <small>ERA: 3.86</small> <b>Rob Murphy, L</b> <small>ERA: 1.17</small>	0.1		5	3	2	1	0	0	1	0	0	0	0	8	18	27.00	9.000					
<b>Bob Tewksbury, R</b> <small>ERA: 4.24</small> <b>Les Lancaster, R</b> <small>ERA: 6.97</small> <b>Tom Urbani, L</b> <small>ERA: 23.14</small> <b>Mike Perez, R</b> <small>ERA: 3.86</small> <b>Rob Murphy, L</b> <small>ERA: 1.17</small>	1.2		9	4	3	1	1	0	0	0	0	0	0	23	31	5.40	2.400					
<b>Bob Tewksbury, R</b> <small>ERA: 4.24</small> <b>Les Lancaster, R</b> <small>ERA: 6.97</small> <b>Tom Urbani, L</b> <small>ERA: 23.14</small> <b>Mike Perez, R</b> <small>ERA: 3.86</small> <b>Rob Murphy, L</b> <small>ERA: 1.17</small>	1.0		3	0	0	0	1	0	0	0	0	0	0	10	15	0.00	0.000					

Atlanta Braves @ St. Louis Cardinals  
 Busch Stadium, St. Louis, MO  
 Sat Apr 24 1993, 7:05 PM CDT  
 Att: 42,302 - Unknown

AB	42
R	11
H	16
RBI	11
BB	4
SO	4
LOB	18



Batter	1	2	3	4	5	6	7	8	9	AB	R	H	RBI	BB	SO	LOB	BOTTOM					
<b>Gerónimo Pena, S</b> <small>OBP: 0.377, SLG: 0.400</small> (1, 4)	G3 SH1-3 1B		F7		K				L9	5	0	2	0	0	1	4						
<b>Ozzie Smith, S</b> <small>OBP: 0.288, SLG: 0.323</small> <b>José Oquendo, S</b> <small>OBP: 0.375, SLG: 0.286</small> (8, 6)	SH1-3			K2-3						3	0	0	0	0	1	1						
<b>Gregg Jefferies, S</b> <small>OBP: 0.317, SLG: 0.474</small> <b>Rod Brewer, L</b> <small>OBP: 0.278, SLG: 0.250</small> (8, 3)	G3			K						4	0	0	0	0	1	2						
<b>Mark Whiten, S</b> <small>OBP: 0.324, SLG: 0.476</small> <b>Brian Jordan, R</b> <small>OBP: 0.176, SLG: 0.212</small> (8, 9)	K			E BB					L9	2	0	0	0	1	1							
<b>Ray Lankford, L</b> <small>OBP: 0.310, SLG: 0.300</small> (1, 8)				E4 FC5-4					K	4	0	1	0	0	1	1						
<b>Todd Zeile, R</b> <small>OBP: 0.380, SLG: 0.371</small> <b>Rob Murphy, L</b> <small>(9, 1)</small>				FC5-4					F7	3	0	1	0	1	0	2						
<b>Bernard Gilkey, R</b> <small>OBP: 0.396, SLG: 0.405</small> (1, 7)				SH3-4 BB					P3	3	0	2	0	1	0	1						
<b>Tom Pagnozzi, R</b> <small>OBP: 0.204, SLG: 0.240</small> <b>Mike Perez, R</b> <small>(7, 1)</small> <b>Tracy Woodson, R</b> <small>OBP: 0.143, SLG: 0.167</small> (9, 5)				P3					K	3	0	0	0	0	0	4						
<b>Bob Tewksbury, R</b> <small>OBP: 0.204, SLG: 0.240</small> <b>Mike Perez, R</b> <small>(7, 1)</small> <b>Tracy Woodson, R</b> <small>OBP: 0.143, SLG: 0.167</small> (9, 5)				SH3-4					K	0	0	0	0	0	0	0						
<b>Bob Tewksbury, R</b> <small>OBP: 0.204, SLG: 0.240</small> <b>Mike Perez, R</b> <small>(7, 1)</small> <b>Tracy Woodson, R</b> <small>OBP: 0.143, SLG: 0.167</small> (9, 5)				P5					K	0	0	0	0	0	0	0						
<b>Bob Tewksbury, R</b> <small>OBP: 0.204, SLG: 0.240</small> <b>Mike Perez, R</b> <small>(7, 1)</small> <b>Tracy Woodson, R</b> <small>OBP: 0.143, SLG: 0.167</small> (9, 5)										2	0	0	0	0	1	0						
<b>Inning Stats</b>	R: 0 E: 0 K: 1 S: 7	H: 1 LOB: 1 BB: 0 P: 11	R: 0 E: 0 K: 0 S: 12	H: 2 LOB: 2 BB: 2 P: 23	R: 0 E: 1 K: 2 S: 12	H: 0 LOB: 2 BB: 1 P: 21	R: 0 E: 0 K: 1 S: 10	H: 0 LOB: 1 BB: 1 P: 17	R: 0 E: 0 K: 0 S: 8	H: 0 LOB: 0 BB: 0 P: 14	R: 0 E: 0 K: 0 S: 7	H: 1 LOB: 1 BB: 0 P: 11	R: 0 E: 0 K: 0 S: 9	H: 1 LOB: 1 BB: 0 P: 11	R: 0 E: 0 K: 1 S: 6	H: 1 LOB: 1 BB: 0 P: 9	R: 0 E: 0 K: 2 S: 13	H: 0 LOB: 0 BB: 0 P: 16	1B: 6 2B: 0 3B: 0 HR: 0	SF: 0 SAC: 2 DP: 0 HBP: 0	WP: 0 PB: 0 SB: 0 CS: 1	PA: 37
<b>PITCHER</b>	IP	WLS	BF	H	R	ER	SO	BB	IBB	HBP	BLK	WP	HR	S	P	ERA	WHIP					
<b>Pete Smith, R</b> <small>ERA: 1.5</small> <b>Marvin Freeman, R</b> <small>ERA: 4.5</small>	8.0	W	34	6	0	0	5	4	0	0	0	0	0	13	17	0.00	1.250					
<b>Pete Smith, R</b> <small>ERA: 1.5</small> <b>Marvin Freeman, R</b> <small>ERA: 4.5</small>	1.0		3	0	0	0	2	0	0	0	0	0	0	13	16	0.00	0.000					

Atlanta Braves @ St. Louis Cardinals  
 Busch Stadium, St. Louis, MO  
 Sat Apr 24 1993, 7:05 PM CDT  
 Att: 42,302 - Unknown

AB	31
R	0
H	6
RBI	0
BB	4
SO	7
LOB	16





Batter	1	2	3	4	5	6	7	8	9	AB	R	H	RBI	BB	SO	LOB	TOP				
<b>Otis Nixon, S</b> <small>OBP: 0.346, SLG: 0.290</small>										4	0	1	2	1	1	2	<b>Atlanta Braves @ St. Louis Cardinals</b> Busch Stadium, St. Louis, MO Sun Apr 25 1993, 3:33 AM CDT Att: 39,035 - Cloudy - 65 F				
<b>Jeff Blausler, R</b> <small>OBP: 0.414, SLG: 0.370</small>										5	0	0	0	0	2	5					
<b>Terry Pendleton, S</b> <small>OBP: 0.259, SLG: 0.299</small>										4	1	1	1	1	2	5					
<b>David Justice, L</b> <small>OBP: 0.301, SLG: 0.371</small>										3	0	0	0	1	1						
<b>Ron Gant, R</b> <small>OBP: 0.284, SLG: 0.328</small>										4	0	0	0	0	2	1					
<b>Sid Bream, L</b> <small>OBP: 0.323, SLG: 0.362</small>										4	1	1	0	0	0	0					
<b>Damon Berryhill, S</b> <small>OBP: 0.324, SLG: 0.355</small>										3	1	2	0	1	0	0					
<b>Rafael Belliard, R</b> <small>OBP: 0.300, SLG: 0.300</small>										4	0	2	0	0	1	1					
<small>Greg Maddux, R            Ryan Klesko, R            Greg McMichael, R            Owen Anderson, L            Francisco Cabrera, R            Kevin Millar, L            Jody Howell, R            Steve Bedrosian, R            Bill Pavey, R</small>										1	0	0	0	0	0	0					
<b>Inning Stats</b>	R: 0 H: 0 E: 0 K: 0 S: 6	H: 0 LOB: 0 BB: 1 P: 13	R: 0 H: 0 E: 0 K: 1 S: 8	H: 0 LOB: 0 BB: 0 P: 13	R: 0 H: 0 E: 0 K: 3 S: 10	H: 0 LOB: 0 BB: 0 P: 15	R: 0 H: 0 E: 0 K: 1 S: 11	H: 1 LOB: 2 BB: 1 P: 17	R: 1 H: 1 E: 0 K: 0 S: 8	H: 0 LOB: 0 BB: 0 P: 15	R: 1 H: 3 E: 0 K: 2 S: 12	H: 3 LOB: 3 BB: 1 P: 22	R: 0 H: 0 E: 0 K: 2 S: 9	H: 0 LOB: 0 BB: 0 P: 13	R: 1 H: 3 E: 0 K: 2 S: 16	H: 3 LOB: 2 BB: 0 P: 19		1B: 6 2B: 1 3B: 0 HR: 1	SF: 0 SAC: 0 DP: 0 HBP: 0	WP: 0 PA: 39 FB: 0 SB: 2 CS: 0	
<b>PITCHER</b>	IP WLS BF H R ER SO BB IBB HBP BLK WP HR S P ERA WHIP																				
<b>Omar Olivares, R</b> <small>ERA: 1.89</small>	6.0	W	26	5	2	2	5	3	0	0	0	0	0	0	0	0	3.00	1.333			
<b>Rob Murphy, L</b> <small>ERA: 1.13</small>	0.1		2	0	0	0	1	1	0	0	0	0	0	0	0	5	12	0.00	3.000		
<b>Mike Perez, R</b> <small>ERA: 3.97</small>	2.0		9	3	1	1	3	0	0	0	0	0	0	0	23	32	4.50	1.500			
<b>Lee Smith, R</b> <small>ERA: 1.29</small>	0.2	S	2	0	0	0	2	0	0	0	0	0	0	0	6	6	0.00	0.000			

Batter	1	2	3	4	5	6	7	8	9	AB	R	H	RBI	BB	SO	LOB	BOTTOM			
<b>Bernard Gilkey, R</b> <small>OBP: 0.396, SLG: 0.468</small>										5	2	2	0	0	1	3	<b>Atlanta Braves @ St. Louis Cardinals</b> Busch Stadium, St. Louis, MO Sun Apr 25 1993, 3:33 AM CDT Att: 39,035 - Cloudy - 65 F			
<b>Ozzie Smith, S</b> <small>OBP: 0.310, SLG: 0.343</small>										5	1	3	1	0	0	2				
<b>Gregg Jefferies, S</b> <small>OBP: 0.328, SLG: 0.467</small>										3	2	1	1	1	0	1				
<b>Rod Brewer, L</b> <small>OBP: 0.278, SLG: 0.250</small>										0	0	0	0	0	0	0				
<b>Todd Zeile, R</b> <small>OBP: 0.400, SLG: 0.394</small>										4	1	3	0	0	1	2				
<b>Mark Whiten, S</b> <small>OBP: 0.320, SLG: 0.463</small>										4	0	1	1	0	2	4				
<b>Ray Lankford, L</b> <small>OBP: 0.323, SLG: 0.333</small>										4	0	2	3	0	1	2				
<b>Luis Alicaia, S</b> <small>OBP: 0.500, SLG: 0.490</small>										3	0	0	0	1	0	4				
<b>Hector Villanueva, R</b> <small>OBP: 0.333, SLG: 0.600</small>										3	1	1	1	1	0	3				
<b>Omar Olivares, R</b> <small>OBP: 0.200, SLG: 0.200</small>										2	0	1	0	0	1	0				
<b>Rob Murphy, L</b> <small>ERA: 3.39</small>										0	0	0	0	0	0	0				
<b>Mike Perez, R</b> <small>ERA: 6.75</small>										0	0	0	0	1	0	0				
<b>Lee Smith, R</b> <small>ERA: 5.79</small>										0	0	0	0	0	0	0				
<b>Inning Stats</b>	R: 3 H: 4 E: 0 K: 1 S: 11	H: 4 LOB: 1 BB: 0 P: 17	R: 1 H: 3 E: 0 K: 0 S: 11	H: 3 LOB: 1 BB: 0 P: 18	R: 0 H: 1 E: 0 K: 2 S: 11	H: 1 LOB: 1 BB: 0 P: 18	R: 0 H: 1 E: 0 K: 1 S: 8	H: 1 LOB: 2 BB: 1 P: 15	R: 0 H: 0 E: 0 K: 1 S: 8	H: 0 LOB: 0 BB: 1 P: 15	R: 3 H: 4 E: 0 K: 1 S: 20	H: 4 LOB: 2 BB: 1 P: 34	R: 0 H: 0 E: 0 K: 0 S: 10	H: 0 LOB: 0 BB: 1 P: 17	1B: 10 2B: 3 3B: 1 HR: 1	SF: 0 SAC: 1 DP: 3 HBP: 0	WP: 0 PA: 38 FB: 0 SB: 0 CS: 0			
<b>PITCHER</b>	IP WLS BF H R ER SO BB IBB HBP BLK WP HR S P ERA WHIP																			
<b>Greg Maddux, R</b> <small>ERA: 3.48</small>	4.0	L	20	9	4	4	4	1	0	0	0	0	0	0	0	0	9.00	2.500		
<b>Greg McMichael, R</b> <small>ERA: 3.39</small>	2.0		7	1	0	0	1	1	0	0	0	0	0	0	15	28	0.00	1.000		
<b>Kent Mercker, L</b> <small>ERA: 6.75</small>	0.0		2	2	2	2	0	0	0	0	0	0	0	4	8	∞	∞			
<b>Jay Howell, R</b> <small>ERA: 3.24</small>	1.0		6	2	1	1	1	1	0	0	0	0	0	16	26	9.00	3.000			
<b>Steve Bedrosian, R</b> <small>ERA: 5.79</small>	1.0		3	0	0	0	0	1	0	0	0	0	0	10	17	0.00	1.000			













Batter	1	2	3	4	5	6	7	8	9	AB	R	H	RBI	BB	SO	LOB	TOP										
<b>Chuck Carr, S</b> OBP: 0.263, SLG: 0.283 (1, 8)										4	0	1	0	0	0	2											
<b>Junior Felix, S</b> OBP: 0.266, SLG: 0.443 (1, 9)										5	1	2	0	0	0	1											
<b>Benito Santiago, R</b> OBP: 0.329, SLG: 0.444 (1, 2)										4	0	1	1	1	0	1											
<b>Orestes Destrade, S</b> OBP: 0.359, SLG: 0.375 <b>Bryan Harvey, R</b> (9, 1)										3	0	0	1	1	0	2											
<b>Dave Magadan, L</b> OBP: 0.471, SLG: 0.388 (1, 5)										3	0	1	0	2	1	3											
<b>Jeff Conine, R</b> OBP: 0.363, SLG: 0.333 (9, 3)										3	0	0	0	1	0	4											
<b>Alex Arias, R</b> OBP: 0.333, SLG: 0.386 (1, 4)										3	0	0	0	1	0	2											
<b>Walt Weiss, S</b> OBP: 0.387, SLG: 0.295 (1, 6)										3	0	1	0	1	0	2											
<b>Chris Hammond, L</b> OBP: 0.285, SLG: 0.143 <b>Monty Farnsworth, R</b> OBP: 0.297, SLG: 0.385 <b>Matt Turner, K</b> (8, 1) <b>Bob McClure, R</b> (8, 1) <b>Greg Britley, L</b> OBP: 0.226, SLG: 0.158 (9, 7)										2	1	1	0	0	0	1											
<b>Inning Stats</b>	R: 0 E: 0 K: 0 S: 9	H: 1 LOB: 2 BB: 1 P: 15	R: 0 E: 0 K: 0 S: 8	H: 0 LOB: 0 BB: 0 P: 13	R: 1 E: 1 K: 0 S: 5	H: 2 LOB: 3 BB: 2 P: 14	R: 0 E: 0 K: 0 S: 6	H: 1 LOB: 1 BB: 0 P: 10	R: 0 E: 0 K: 0 S: 3	H: 0 LOB: 0 BB: 0 P: 5	R: 0 E: 0 K: 0 S: 6	H: 1 LOB: 2 BB: 2 P: 17	R: 0 E: 0 K: 0 S: 4	H: 0 LOB: 0 BB: 0 P: 6	R: 0 E: 0 K: 0 S: 11	H: 0 LOB: 2 BB: 2 P: 21	R: 2 E: 1 K: 1 S: 11	H: 2 LOB: 1 BB: 0 P: 18	1B: 5 2B: 2 3B: 0 HR: 0	SF: 1 SAC: 1 DP: 1 HBP: 1	WP: 0 PB: 0 CS: 0	PA: 41					
<b>PITCHER</b>	IP	WLS	BF	H	R	ER	SO	BB	IBB	HBP	BLK	WP	HR	S	P	ERA	WHIP										
<b>Tom Glavine, L</b> ERA: 2.81 (1, 1)	8.0		35	5	1	1	0	6	1	0	0	0	0	52	101	1.12	1.375										
<b>Steve Bedrosian, R</b> ERA: 6.0 (9, 1)	0.2	L	5	2	2	1	0	0	0	1	0	0	0	8	12	13.50	3.000										
<b>Kent Mercker, L</b> ERA: 6.23 (9, 1)	0.1		1	0	0	0	1	0	0	0	0	0	0	3	6	0.00	0.000										

**Florida Marlins @ Atlanta Braves**  
Atlanta-Fulton County Stadium, Atlanta, GA  
Wed Apr 28, 1993, 7:05 PM EDT  
Att: 41,395 - Unknown - 72 F

**AB 31**  
**R 3**  
**H 7**  
**RBI 2**  
**BB 7**  
**SO 1**  
**LOB 21**

Batter	1	2	3	4	5	6	7	8	9	AB	R	H	RBI	BB	SO	LOB	BOTTOM										
<b>Otis Nixon, S</b> OBP: 0.330, SLG: 0.256 (1, 8)										5	0	0	0	0	1	3											
<b>Jeff Blauser, R</b> OBP: 0.417, SLG: 0.379 (1, 6)										5	1	3	0	0	2	0											
<b>Terry Pendleton, S</b> OBP: 0.248, SLG: 0.272 (1, 5)										4	0	1	0	1	0	2											
<b>Ron Gant, R</b> OBP: 0.281, SLG: 0.354 (1, 7)										5	0	1	0	0	2	5											
<b>David Justice, L</b> OBP: 0.286, SLG: 0.345 (1, 9)										4	0	1	0	0	0	4											
<b>Francisco Cabrera, R</b> OBP: 0.333, SLG: 0.400 <b>Ryan Klesko, L</b> OBP: 0.571, SLG: 1.000 (8, PH) (9, 3)										3	0	2	1	0	1	3											
<b>Greg Olson, R</b> OBP: 0.317, SLG: 0.269 (1, 2)										4	0	1	0	0	0	1											
<b>Mark Lemke, S</b> OBP: 0.357, SLG: 0.357 (1, 4)										3	0	1	0	1	0	4											
<b>Tom Glavine, L</b> OBP: 0.308, SLG: 0.182 <b>Sid Bream, L</b> OBP: 0.315, SLG: 0.328 <b>Steve Bedrosian, R</b> (9, 1) <b>Kent Mercker, L</b> (9, 1)										1	0	0	0	1	0	0											
<b>Inning Stats</b>	R: 0 E: 1 K: 2 S: 13	H: 2 LOB: 3 BB: 0 P: 13	R: 0 E: 0 K: 0 S: 6	H: 1 LOB: 1 BB: 0 P: 9	R: 0 E: 0 K: 0 S: 11	H: 2 LOB: 1 BB: 0 P: 15	R: 0 E: 0 K: 0 S: 10	H: 1 LOB: 2 BB: 1 P: 19	R: 1 E: 0 K: 0 S: 16	H: 4 LOB: 3 BB: 0 P: 27	R: 0 E: 0 K: 2 S: 7	H: 0 LOB: 0 BB: 0 P: 10	R: 0 E: 0 K: 1 S: 12	H: 0 LOB: 0 BB: 0 P: 17	R: 0 E: 0 K: 1 S: 8	H: 0 LOB: 1 BB: 1 P: 18	R: 0 E: 0 K: 1 S: 13	H: 0 LOB: 1 BB: 1 P: 19	1B: 10 2B: 0 3B: 0 HR: 0	SF: 0 SAC: 1 DP: 1 HBP: 0	WP: 0 PB: 0 CS: 0	PA: 40					
<b>PITCHER</b>	IP	WLS	BF	H	R	ER	SO	BB	IBB	HBP	BLK	WP	HR	S	P	ERA	WHIP										
<b>Chris Hammond, L</b> ERA: 5.04 (1, 1)	5.0		26	10	1	1	2	1	0	0	0	0	0	24	39	0.00	0.375										
<b>Matt Turner, R</b> ERA: (6, 1)	2.2		9	0	0	0	4	1	0	0	0	0	0	3	6	0.00	0.000										
<b>Bob McClure, L</b> ERA: 9.0 (8, 1)	0.1	W	1	0	0	0	0	0	0	0	0	0	0	3	6	0.00	0.000										
<b>Bryan Harvey, R</b> ERA: 3.86 (9, 1)	1.0	S	4	0	0	0	1	1	0	0	0	0	0	13	19	0.00	1.000										

**Florida Marlins @ Atlanta Braves**  
Atlanta-Fulton County Stadium, Atlanta, GA  
Wed Apr 28, 1993, 7:05 PM EDT  
Att: 41,395 - Unknown - 72 F

**AB 36**  
**R 1**  
**H 10**  
**RBI 1**  
**BB 3**  
**SO 7**  
**LOB 23**



Batter	1	2	3	4	5	6	7	8	9	AB	R	H	RBI	BB	SO	LOB	TOP					
<b>Chuck Carr, S</b> OBP: 0.290, SLG: 0.310 (1, 8)										5	2	3	0	0	1	1						
<b>Junior Felix, S</b> OBP: 0.284, SLG: 0.422 (1, 9)										4	0	0	0	1	3	3						
<b>Dave Magadan, L</b> OBP: 0.356, SLG: 0.417 (1, 5)										5	1	1	2	0	1	3						
<b>Orestes Destrade, S</b> OBP: 0.365, SLG: 0.381 (1, 3) <b>Richie Lewis, R</b> (7, 1) <b>Steve Decker, R</b> (9, PH) <b>Trevor Hoffman, R</b> (9, 1)										4	0	2	1	0	1	1						
<b>Benito Santiago, R</b> OBP: 0.313, SLG: 0.421 (1, 2)										4	1	0	0	0	1	2						
<b>Jeff Conine, R</b> OBP: 0.393, SLG: 0.351 (7, 3)										2	2	2	0	2	0	0						
<b>Alex Arias, R</b> OBP: 0.327, SLG: 0.404 (1, 4)										3	0	1	2	0	0	2						
<b>Walt Weiss, S</b> OBP: 0.380, SLG: 0.281 (1, 6)										3	0	0	0	1	1	2						
<b>Luis Aquino, R</b> (1, 1) <b>Greg Briley, L</b> OBP: 0.261, SLG: 0.190 (7, PH) (7, 7)										2	0	0	0	0	1	3						
<b>Inning Stats</b>	R: 0 E: 0 K: 2 S: 10	H: 1 LOB: 1 BB: 0 P: 15	R: 1 E: 0 K: 0 S: 11	H: 1 LOB: 1 BB: 1 P: 20	R: 0 E: 0 K: 1 S: 11	H: 0 LOB: 0 BB: 0 P: 15	R: 1 E: 0 K: 1 S: 13	H: 1 LOB: 2 BB: 1 P: 20	R: 1 E: 0 K: 1 S: 11	H: 2 LOB: 1 BB: 0 P: 17	R: 0 E: 0 K: 0 S: 6	H: 1 LOB: 0 BB: 0 P: 10	R: 2 E: 0 K: 1 S: 17	H: 3 LOB: 1 BB: 0 P: 25	R: 1 E: 0 K: 2 S: 11	H: 1 LOB: 1 BB: 1 P: 18	R: 0 E: 0 K: 1 S: 8	H: 0 LOB: 0 BB: 1 P: 14	1B: 8 2B: 2 3B: 0 HR: 1	SF: 1 SAC: 0 DP: 1 HBP: 0	WP: 0 PB: 0 SB: 6 CS: 1	PA: 40
<b>PITCHER</b>	IP	WLS	BF	H	R	ER	SO	BB	IBB	HBP	BLK	WP	HR	S	P	ERA	WHIP					
<b>Pete Smith, R</b> ERA: 2.35 (1, 1)	6.2	L	31	9	5	4	5	1	1	0	0	0	1	75	117	5.40	1.500					
<b>Greg McMichael, R</b> ERA: 3.95 (7, 1)	1.1		6	1	1	1	3	1	0	0	0	0	0	15	23	6.75	1.500					
<b>Kent Mercker, L</b> ERA: 5.06 (9, 1)	1.0	S	3	0	0	0	1	1	0	0	0	0	0	8	14	0.00	1.000					

**Florida Marlins @ Atlanta Braves**  
Atlanta-Fulton County Stadium, Atlanta, GA  
Thu Apr 29 1993, 7:05 PM EDT  
Att: 49,221 - Unknown - 75 F

AB 35  
R 6  
H 10  
RBI 6  
BB 4  
SO 9  
LOB 18



Batter	1	2	3	4	5	6	7	8	9	AB	R	H	RBI	BB	SO	LOB	BOTTOM					
<b>Otis Nixon, S</b> OBP: 0.333, SLG: 0.247 (1, 8)										3	0	0	0	2	0	2						
<b>Jeff Blauser, R</b> OBP: 0.411, SLG: 0.374 (1, 6)										4	0	1	0	0	0	2						
<b>Terry Pendleton, S</b> OBP: 0.236, SLG: 0.258 (1, 5)										5	0	0	0	0	1	2						
<b>David Justice, L</b> OBP: 0.272, SLG: 0.326 (1, 9)										5	0	0	0	0	1	1						
<b>Ron Gant, R</b> OBP: 0.290, SLG: 0.398 (1, 7)										4	2	2	1	0	1	0						
<b>Sid Bream, L</b> OBP: 0.325, SLG: 0.338 (1, 3)										4	1	2	0	0	1	0						
<b>Damon Berryhill, S</b> OBP: 0.385, SLG: 0.528 (1, 2)										4	2	4	2	0	0	0						
<b>Mark Lemke, S</b> OBP: 0.351, SLG: 0.339 (1, 4)										3	0	0	0	1	0	4						
<b>Pete Smith, R</b> OBP: 0.182, SLG: 0.300 (1, 1) <b>Greg McMichael, R</b> (7, 1) <b>Ryan Klesko, L</b> OBP: 0.500, SLG: 0.857 (9, PH) <b>Kent Mercker, L</b> (9, 1)										3	0	1	2	0	0	2						
<b>Inning Stats</b>	R: 0 E: 0 K: 0 S: 8	H: 0 LOB: 0 BB: 0 P: 12	R: 0 E: 0 K: 1 S: 13	H: 2 LOB: 2 BB: 0 P: 19	R: 0 E: 0 K: 1 S: 10	H: 1 LOB: 1 BB: 0 P: 14	R: 3 E: 0 K: 0 S: 17	H: 4 LOB: 2 BB: 1 P: 25	R: 0 E: 0 K: 0 S: 5	H: 0 LOB: 0 BB: 0 P: 8	R: 0 E: 0 K: 1 S: 9	H: 1 LOB: 2 BB: 1 P: 16	R: 0 E: 0 K: 1 S: 7	H: 0 LOB: 0 BB: 0 P: 13	R: 2 E: 0 K: 0 S: 8	H: 2 LOB: 0 BB: 0 P: 12	R: 0 E: 0 K: 0 S: 9	H: 0 LOB: 1 BB: 1 P: 17	1B: 6 2B: 2 3B: 0 HR: 2	SF: 0 SAC: 1 DP: 0 HBP: 0	WP: 0 PB: 0 SB: 0 CS: 0	PA: 40
<b>PITCHER</b>	IP	WLS	BF	H	R	ER	SO	BB	IBB	HBP	BLK	WP	HR	S	P	ERA	WHIP					
<b>Luis Aquino, R</b> ERA: 2.91 (1, 1)	6.0	W	28	8	3	3	3	2	0	0	0	0	0	62	94	4.50	1.667					
<b>Richie Lewis, R</b> ERA: 2.51 (7, 1)	2.0		8	2	2	2	1	0	0	0	0	0	2	15	25	9.00	1.000					
<b>Trevor Hoffman, R</b> ERA: 3.09 (9, 1)	1.0	S	4	0	0	0	0	1	0	0	0	0	0	9	17	0.00	1.000					

**Florida Marlins @ Atlanta Braves**  
Atlanta-Fulton County Stadium, Atlanta, GA  
Thu Apr 29 1993, 7:05 PM EDT  
Att: 49,221 - Unknown - 75 F

AB 36  
R 5  
H 10  
RBI 5  
BB 3  
SO 4  
LOB 13





Batter	1	2	3	4	5	6	7	8	9	10	11	AB	R	H	RBI	BB	SO	LOB	TOP														
<b>Geronimo Pena, S</b> OBP: 0.345, SLG: 0.338 (1, 4)	F8		K2-3		K			G4-3			SH1-3	4	0	0	0	0	2	1															
<b>Ozzie Smith, S</b> OBP: 0.311, SLG: 0.333 (1, 6)	1B		G3			G6-3			G3		G5-3	5	1	1	0	0	0	1															
<b>Gregg Jefferies, S</b> OBP: 0.310, SLG: 0.438 (1, 3)	1B		G4-3			G1-3			HR		IBB	4	1	2	1	1	0	0															
<b>Ray Lankford, L</b> OBP: 0.329, SLG: 0.311 (1, 8)	1B			G6-3		G4-3			G3		K	5	0	1	1	0	1	2															
<b>Mark Whiten, S</b> OBP: 0.330, SLG: 0.460 (1, 9)	1B		G4-3						G4-3			4	0	0	0	0	2	2															
<b>Todd Zeile, R</b> OBP: 0.365, SLG: 0.345 (1, 5)	1B			F8					P5		G5-3	4	0	0	0	0	1	2															
<b>Rod Brewer, L</b> OBP: 0.276, SLG: 0.259 (1, 7)			K						K		G1-3	4	0	1	0	0	2	0															
<b>Hector Villanueva, R</b> OBP: 0.240, SLG: 0.409 (1, 2)			G4-3			F8					F8	4	0	0	0	0	0	1															
<b>Omar Olivares, R</b> OBP: 0.207, SLG: 0.167 (8, PH) <b>Jose Cuatrecasas, S</b> OBP: 0.200, SLG: 0.200 (8, PH) <b>Les Lancaster, R</b> OBP: 0.181, SLG: 0.181 (8, PH) <b>Tom Urbani, L</b> OBP: 0.181, SLG: 0.181 (8, PH) <b>Mike Perez, R</b> OBP: 0.181, SLG: 0.181 (8, PH) <b>Gerald Perry, L</b> OBP: 0.181, SLG: 0.181 (8, PH) <b>Rob Murphy, L</b> OBP: 0.181, SLG: 0.181 (8, PH)			G6-3			SH1-4					SH1-3	1	0	0	0	0	0	0															
<b>Inning Stats</b>	R: 1 E: 0 K: 2 S: 12	H: 3 LOB: 2 BB: 0 P: 13	R: 0 E: 0 K: 1 S: 10	H: 0 LOB: 0 BB: 0 P: 15	R: 0 E: 0 K: 1 S: 11	H: 0 LOB: 0 BB: 0 P: 17	R: 0 E: 0 K: 0 S: 6	H: 0 LOB: 0 BB: 0 P: 10	R: 0 E: 0 K: 1 S: 9	H: 1 LOB: 1 BB: 0 P: 13	R: 0 E: 0 K: 0 S: 4	H: 0 LOB: 0 BB: 0 P: 7	R: 0 E: 0 K: 2 S: 7	H: 0 LOB: 0 BB: 0 P: 9	R: 0 E: 0 K: 1 S: 6	H: 0 LOB: 0 BB: 0 P: 8	R: 1 E: 0 K: 0 S: 5	H: 1 LOB: 0 BB: 0 P: 10	R: 0 E: 0 K: 0 S: 9	H: 0 LOB: 0 BB: 0 P: 13	R: 0 E: 0 K: 1 S: 7	H: 0 LOB: 2 BB: 2 P: 17	1B: 4 2B: 0 3B: 0 HR: 1	SF: 0 SAC: 2 DP: 0 HBP: 0	WP: 0 PB: 0 SB: 1 CS: 0	PA: 40							
<b>PITCHER</b>	IP ERA WLS BF H R ER SO BB IBB HBP BLK WP HR S P ERA WHIP	IP ERA WLS BF H R ER SO BB IBB HBP BLK WP HR S P ERA WHIP																															
<b>Greg Maddux, R</b> ERA: 3.09 (1, 1)	10.0	3.09	5	5	0	0	1	1	1	0	0	0	0	0	0	7	17	0.00	1.000														
<b>Mike Stanton, L</b> ERA: 3.48 (11, 1)	1.0	3.48	W	5	0	0	0	1	1	0	0	0	0	0	0	7	17	0.00	1.000														

**St. Louis Cardinals @ Atlanta Braves**  
Atlanta-Fulton County Stadium, Atlanta, GA  
Fri Apr 30 1993, 7:05 PM EDT  
Att: 49,272 - Unknown

livebaseballscorecards.com

AB 36  
R 2  
H 5  
RBI 2  
BB 2  
SO 9  
LOB 9



Batter	1	2	3	4	5	6	7	8	9	10	11	AB	R	H	RBI	BB	SO	LOB	BOTTOM											
<b>Otis Nixon, S</b> OBP: 0.346, SLG: 0.270 (1, 8)	1B		G1-3		1B			B1-3				4	0	2	1	1	0	0												
<b>Jeff Blauser, R</b> OBP: 0.414, SLG: 0.372 (1, 6)	1B				2B						BB	3	0	1	0	1	1	1												
<b>Ryan Klesko, L</b> OBP: 0.444, SLG: 0.750 (9, 3)	K				1B				L9		F7	1	0	0	0	0	0	2												
<b>Tony Tarasco, L</b> OBP: 0.600, SLG: 0.500 (1, 9)	L8		FC6-4		1B						BB	4	0	2	0	0	0	2												
<b>Terry Pendleton, S</b> OBP: 0.234, SLG: 0.248 (1, 5)	L7		FC6-4		1B						CS	4	0	0	0	1	0	5												
<b>Ron Gant, R</b> OBP: 0.286, SLG: 0.379 (1, 7)			G6-3		G3						L6	4	0	0	0	1	0	5												
<b>Sid Bream, L</b> OBP: 0.313, SLG: 0.324 (8, PH) <b>Francisco Cabrera, R</b> OBP: 0.376, SLG: 0.376 (8, PH) <b>Rafael Belliard, R</b> OBP: 0.300, SLG: 0.278 (9, 6)			G5-3								BB	4	1	0	0	1	2	3												
<b>Damon Berryhill, S</b> OBP: 0.364, SLG: 0.575 (1, 2)			G6-3								K	3	0	0	0	0	0	1												
<b>Mark Lemke, S</b> OBP: 0.346, SLG: 0.333 (1, 4)			G4-3								P4	1	0	0	0	0	0	2												
<b>Greg Maddux, R</b> ERA: 2.08 (8, 1) <b>Les Lancaster, R</b> ERA: 4.8 (8, 1) <b>Tom Urbani, L</b> ERA: 15.43 (8, 1) <b>Mike Perez, R</b> ERA: 3.31 (9, 1) <b>Rob Murphy, L</b> ERA: 1.86 (11, 1)			SF7								HR	4	1	1	2	0	1	0												
<b>Mark Lemke, S</b> OBP: 0.346, SLG: 0.333 (1, 4)			K								SH1-4	4	0	1	0	0	2	0												
<b>Greg Maddux, R</b> ERA: 2.08 (8, 1) <b>Les Lancaster, R</b> ERA: 4.8 (8, 1) <b>Tom Urbani, L</b> ERA: 15.43 (8, 1) <b>Mike Perez, R</b> ERA: 3.31 (9, 1) <b>Rob Murphy, L</b> ERA: 1.86 (11, 1)			G6-3								2B	3	1	1	0	0	0	0												
<b>Greg Maddux, R</b> ERA: 2.08 (8, 1) <b>Les Lancaster, R</b> ERA: 4.8 (8, 1) <b>Tom Urbani, L</b> ERA: 15.43 (8, 1) <b>Mike Perez, R</b> ERA: 3.31 (9, 1) <b>Rob Murphy, L</b> ERA: 1.86 (11, 1)			G1-3								SH1-4	0	0	0	0	0	0	0												
<b>Inning Stats</b>	R: 0 E: 0 K: 1 S: 12	H: 1 LOB: 1 BB: 0 P: 15	R: 1 E: 0 K: 1 S: 8	H: 0 LOB: 0 BB: 1 P: 17	R: 0 E: 0 K: 0 S: 10	H: 0 LOB: 1 BB: 1 P: 16	R: 0 E: 0 K: 0 S: 4	H: 0 LOB: 0 BB: 0 P: 9	R: 1 E: 0 K: 0 S: 10	H: 3 LOB: 3 BB: 0 P: 16	R: 0 E: 0 K: 1 S: 8	H: 0 LOB: 0 BB: 0 P: 14	R: 0 E: 0 K: 1 S: 8	H: 0 LOB: 0 BB: 0 P: 10	R: 0 E: 0 K: 0 S: 11	H: 1 LOB: 2 BB: 1 P: 22	R: 0 E: 0 K: 1 S: 13	H: 1 LOB: 2 BB: 1 P: 24	R: 0 E: 0 K: 1 S: 7	H: 1 LOB: 0 BB: 0 P: 11	R: 1 E: 0 K: 0 S: 5	H: 1 LOB: 0 BB: 0 P: 6	1B: 5 2B: 2 3B: 0 HR: 1	SF: 1 SAC: 1 DP: 0 HBP: 1	WP: 0 PB: 0 SB: 2 CS: 1	PA: 43				
<b>PITCHER</b>	IP ERA WLS BF H R ER SO BB IBB HBP BLK WP HR S P ERA WHIP	IP ERA WLS BF H R ER SO BB IBB HBP BLK WP HR S P ERA WHIP																												
<b>Omar Olivares, R</b> ERA: 2.08 (1, 1)	7.0	2.08	4	4	1	0	0	4	2	0	0	0	0	0	0	0	0	0	0											
<b>Les Lancaster, R</b> ERA: 4.8 (8, 1)	0.2	4.8	4	1	0	0	0	0	0	0	0	0	0	0	0	0	0	0	0											
<b>Tom Urbani, L</b> ERA: 15.43 (8, 1)	0.1	15.43	1	0	0	0	0	0	0	0	0	0	0	0	0	2	3	0.00	0.000											
<b>Mike Perez, R</b> ERA: 3.31 (9, 1)	2.0	3.31	8	2	0	0	2	1	0	0	0	0	0	0	0	20	35	0.00	1.500											
<b>Rob Murphy, L</b> ERA: 1.86 (11, 1)	0.1	1.86	L	2	1	1	1	0	0	0	0	0	0	1	5	6	27.00	3.000												

**St. Louis Cardinals @ Atlanta Braves**  
Atlanta-Fulton County Stadium, Atlanta, GA  
Fri Apr 30 1993, 7:05 PM EDT  
Att: 49,272 - Unknown

livebaseballscorecards.com

AB 36  
R 3  
H 8  
RBI 3  
BB 4  
SO 6  
LOB 16





Batter	1	2	3	4	5	6	7	8	9	AB	R	H	RBI	BB	SO	LOB	TOP								
<b>Geronimo Pena, S</b> OBP: 0.326, SLG: 0.316 (1, 4)	G3		G3		G3-1		G3	F9		5	0	0	0	0	0	1									
<b>Ozzie Smith, S</b> OBP: 0.316, SLG: 0.337 Tom Urbani, L Les Lancaster, R (8, 1)	K		G4-3		G4-3	BB 1B	BB S 2B 1B	P4		5	2	2	0	0	1	0									
<b>Gregg Jefferies, S</b> OBP: 0.330, SLG: 0.482 Tracy Woodson, R OBP: 0.250, SLG: 0.429 (7, 3)	G6-4-3 1B				HR		F8	BB 2B		3	2	2	1	1	0	1									
<b>Ray Lankford, L</b> OBP: 0.344, SLG: 0.312 (1, 8)	G6-4-3 1-2				G3		BB 2B 1B	BB 2B		3	2	1	0	2	0	2									
<b>Mark Whiten, S</b> OBP: 0.343, SLG: 0.467 (1, 9)		K			S BB		BB 2B 1B	BB 2B	G4-3	3	2	1	3	2	1	2									
<b>Todd Zeile, R</b> OBP: 0.356, SLG: 0.348 (1, 5)	G5-3				G1-3		BB 2B	L7		5	0	1	3	0	0	2									
<b>Rod Brewer, L</b> OBP: 0.265, SLG: 0.226 (1, 7)	P2						K	F4	2B IBB	4	1	0	0	1	1	1									
<b>Tom Pagnozzi, R</b> OBP: 0.274, SLG: 0.323 (1, 2)			P4		SH5-4 1B		IBB	2B	HR	4	1	3	3	1	0	0									
<b>Joe Magrane, R</b> José Oquendo, S OBP: 0.429, SLG: 0.273 (8, 6)	L9				SH5-4		K	K	G3-1	3	0	0	0	0	2	3									
<b>Inning Stats</b>	R: 0 E: 0 K: 1 S: 11	H: 1 LOB: 1 BB: 0 P: 16	R: 0 E: 0 K: 1 S: 9	H: 0 LOB: 0 BB: 0 P: 11	R: 0 E: 0 K: 0 S: 5	H: 0 LOB: 0 BB: 0 P: 5	R: 1 E: 0 K: 0 S: 11	H: 1 LOB: 1 BB: 1 P: 21	R: 0 E: 0 K: 1 S: 12	H: 1 LOB: 1 BB: 2 P: 15	R: 3 E: 0 K: 1 S: 14	H: 3 LOB: 2 BB: 3 P: 27	R: 5 E: 0 K: 1 S: 21	H: 3 LOB: 1 BB: 3 P: 37	R: 0 E: 0 K: 0 S: 13	H: 1 LOB: 2 BB: 1 P: 23	R: 1 E: 0 K: 0 S: 10	H: 1 LOB: 0 BB: 0 P: 13	1B: 5 2B: 4 3B: 0 HR: 2	SF: 0 SAC: 1 DP: 1 HBP: 0	WP: 1 PB: 0 SB: 2 CS: 0	PA: 45			
<b>PITCHER</b>	IP	WLS	BF	H	R	ER	SO	BB	IBB	HBP	BLK	WP	HR	S	P	ERA	WHIP								
<b>29 John Smoltz, R</b> ERA: 2.68	6.0	L	27	6	4	4	4	2	1	0	0	1	1	62	95	6.00	1.333								
<b>Marvin Freeman, R</b> ERA: 11.57	0.2		8	3	5	5	0	2	1	0	0	0	0	18	33	67.50	7.500								
<b>Kent Mercker, L</b> ERA: 4.05	1.1		6	1	0	0	1	1	0	0	0	0	0	16	27	0.00	1.500								
<b>Jay Howell, R</b> ERA: 3.48	1.0		4	1	1	1	0	0	0	0	0	0	1	10	13	9.00	1.000								

St. Louis Cardinals @ Atlanta Braves  
Atlanta-Fulton County Stadium, Atlanta, GA  
Sat May 01 1993, 3:33 AM EDT  
Att: 49,307 - Sunny - 75 F

AB 37  
R 10  
H 11  
RBI 10  
BB 7  
SO 5  
LOB 12



Batter	1	2	3	4	5	6	7	8	9	AB	R	H	RBI	BB	SO	LOB	BOTTOM								
<b>Otis Nixon, S</b> OBP: 0.343, SLG: 0.261 (1, 8)	E6 SF7		G4-3			G1-3		G4-6-3 BB		3	1	0	0	1	0	0									
<b>Jeff Blauser, R</b> OBP: 0.409, SLG: 0.361 (1, 6)	K		G6-3			BB		G4-6-3 1-2 2-3		3	0	0	0	1	1	3									
<b>Terry Pendleton, S</b> OBP: 0.226, SLG: 0.240 (1, 5)	SF7 2-H				P3		G4-3	K		3	0	0	1	0	1	2									
<b>Ron Gant, R</b> OBP: 0.275, SLG: 0.363 (1, 7)	G5-3				G5-3		L6		F7	4	0	0	0	0	0	0									
<b>Francisco Cabrera, R</b> OBP: 0.364, SLG: 0.474 Ryan Klesko, L OBP: 0.400, SLG: 0.667 (9, PH)	G4-6-3 1B				G1-3		1B 2B		P4	3	1	2	0	0	0	0									
<b>David Justice, L</b> OBP: 0.290, SLG: 0.344 (1, 9)	G4-6-3 1B				K		G1-6-3 2-H		1B	4	0	3	1	0	1	0									
<b>Greg Olson, R</b> OBP: 0.297, SLG: 0.250 (1, 2)	G4-6-3 1-2 2-3				K		G1-6-3 1-2		G4-3	4	0	0	0	0	1	4									
<b>Mark Lemke, S</b> OBP: 0.346, SLG: 0.364 (1, 4)	G6-3				K			2B 3B		3	1	1	0	0	1	1									
<b>29 John Smoltz, R</b> ERA: 3.24 Bill Fischer, R Marvin Freeman, R Kent Mercker, L Damon Berryhill, S Jay Howell, R (8, PH)	G4-3				G4-3		P4	G4-6-3 3-H		1	0	0	0	0	0	0									
<b>Inning Stats</b>	R: 1 E: 1 K: 1 S: 10	H: 0 LOB: 0 BB: 0 P: 19	R: 0 E: 0 K: 0 S: 7	H: 2 LOB: 1 BB: 0 P: 12	R: 0 E: 0 K: 0 S: 6	H: 0 LOB: 0 BB: 0 P: 8	R: 0 E: 0 K: 0 S: 4	H: 0 LOB: 0 BB: 0 P: 7	R: 0 E: 0 K: 3 S: 9	H: 0 LOB: 1 BB: 1 P: 14	R: 0 E: 0 K: 0 S: 7	H: 0 LOB: 0 BB: 1 P: 13	R: 1 E: 0 K: 0 S: 10	H: 2 LOB: 0 BB: 0 P: 14	R: 0 E: 0 K: 1 S: 11	H: 2 LOB: 1 BB: 1 P: 17	R: 0 E: 0 K: 0 S: 11	H: 1 LOB: 1 BB: 0 P: 17	1B: 4 2B: 2 3B: 1 HR: 0	SF: 1 SAC: 0 DP: 3 HBP: 0	WP: 0 PB: 0 SB: 2 CS: 0	PA: 34			
<b>PITCHER</b>	IP	WLS	BF	H	R	ER	SO	BB	IBB	HBP	BLK	WP	HR	S	P	ERA	WHIP								
<b>Joe Magrane, L</b> ERA: 3.24	7.0	W	25	4	2	1	4	1	0	0	0	0	0	53	87	1.29	0.714								
<b>Tom Urbani, L</b> ERA: 17.36	0.0		2	2	1	1	0	0	0	0	0	0	0	3	3	∞	∞								
<b>Les Lancaster, R</b> ERA: 4.24	2.0		7	1	0	0	1	1	0	0	0	0	0	19	31	0.00	1.000								

St. Louis Cardinals @ Atlanta Braves  
Atlanta-Fulton County Stadium, Atlanta, GA  
Sat May 01 1993, 3:33 AM EDT  
Att: 49,307 - Sunny - 75 F

AB 31  
R 3  
H 7  
RBI 3  
BB 2  
SO 5  
LOB 10









Batter	1	2	3	4	5	6	7	8	9	AB	R	H	RBI	BB	SO	LOB	TOP							
<b>Otis Nixon, S</b> (1, 8) <small>OBP: 0.342, SLG: 0.277</small>										5	1	1	0	0	1	1								
<b>Jeff Blausler, R</b> (1, 6) <small>OBP: 0.411, SLG: 0.362</small> <b>Rafael Belliard, R</b> (9, 6) <small>OBP: 0.300, SLG: 0.278</small>										4	0	3	1	0	0	0								
<b>Terry Pendleton, S</b> (1, 5) <small>OBP: 0.225, SLG: 0.231</small>										4	0	0	0	1	0	4								
<b>David Justice, L</b> (1, 9) <small>OBP: 0.293, SLG: 0.373</small>										5	0	1	0	0	0	3								
<b>Ron Gant, R</b> (1, 7) <small>OBP: 0.288, SLG: 0.354</small>										4	1	1	0	1	0	2								
<b>Sid Bream, L</b> (1, 3) <small>OBP: 0.321, SLG: 0.338</small>										3	1	1	0	1	1	1								
<b>Greg Olson, R</b> (1, 2) <small>OBP: 0.306, SLG: 0.242</small>										2	0	1	0	2	1	2								
<b>Mark Lemke, S</b> (1, 4) <small>OBP: 0.360, SLG: 0.384</small>										3	0	2	2	1	0	2								
<b>Tom Glavine, L</b> (1, 1) <small>OBP: 0.235, SLG: 0.133</small> <b>Mike Stanton, L</b> (9, 1)										4	0	0	0	0	2	5								
<b>Inning Stats</b>	R: 0 E: 0 K: 1 S: 10	H: 0 LOB: 1 BB: 0 P: 15	R: 0 E: 0 K: 0 S: 8	H: 0 LOB: 1 BB: 2 P: 20	R: 1 E: 0 K: 0 S: 9	H: 2 LOB: 1 BB: 0 P: 12	R: 0 E: 0 K: 2 S: 11	H: 2 LOB: 1 BB: 0 P: 18	R: 0 E: 0 K: 0 S: 8	H: 1 LOB: 1 BB: 0 P: 11	R: 2 E: 0 K: 2 S: 11	H: 2 LOB: 1 BB: 1 P: 22	R: 0 E: 0 K: 0 S: 6	H: 1 LOB: 0 BB: 0 P: 8	R: 0 E: 0 K: 0 S: 9	H: 1 LOB: 2 BB: 2 P: 18	R: 0 E: 0 K: 0 S: 6	H: 1 LOB: 2 BB: 1 P: 12	1B: 7 2B: 3 3B: 0 HR: 0	SF: 0 SAC: 0 DP: 2 HBP: 1	WP: 0 PB: 0 SB: 2 CS: 1	PA: 41		
<b>PITCHER</b> <b>Tim Wakefield, R</b> (1, 1) <small>ERA: 4.21</small> <b>Bias Minor, R</b> (9, 1) <small>ERA: 2.2</small>	IP: 8.0	WLS: L	BF: 36	H: 9	R: 3	ER: 3	SO: 5	BB: 4	IBB: 1	HBP: 1	BLK: 0	WP: 0	HR: 0	S: 72	P: 124	ERA: 3.38	WHIP: 1.625							

Atlanta Braves @ Pittsburgh Pirates  
Three Rivers Stadium, Pittsburgh, PA  
Tue May 04 1993, 7:05 PM EDT  
Att: 11,516 - Unknown - 70 F

AB 34  
R 3  
H 10  
RBI 3  
BB 6  
SO 5  
LOB 20



Batter	1	2	3	4	5	6	7	8	9	AB	R	H	RBI	BB	SO	LOB	BOTTOM							
<b>Lonnie Smith, R</b> (1, 7) <small>OBP: 0.388, SLG: 0.415</small> <b>Bias Minor, R</b> (9, 1)										4	0	1	0	0	2	0								
<b>Jay Bell, R</b> (1, 6) <small>OBP: 0.368, SLG: 0.459</small>										4	1	1	0	0	0	1								
<b>Andy Van Slyke, L</b> (1, 8) <small>OBP: 0.333, SLG: 0.402</small>										4	0	1	0	0	0	2								
<b>Lloyd McClendon, R</b> (1, 9) <small>OBP: 0.107, SLG: 0.074</small>										4	0	0	1	0	0	2								
<b>Kevin Young, R</b> (1, 3) <small>OBP: 0.311, SLG: 0.346</small>										4	1	1	1	0	1	0								
<b>Don Slaught, R</b> (1, 2) <small>OBP: 0.434, SLG: 0.433</small>										3	0	0	0	0	0	0								
<b>John Wehner, R</b> (1, 5) <small>OBP: 0.143, SLG: 0.077</small>										3	0	0	0	0	2	0								
<b>Carlos Garcia, R</b> (1, 4) <small>OBP: 0.313, SLG: 0.360</small>										2	0	0	0	1	1	0								
<b>Tim Wakefield, R</b> (1, 1) <small>OBP: 0.125, SLG: 0.188</small> <b>Al Martin, L</b> (8, PH) <small>OBP: 0.263, SLG: 0.462</small>										2	0	0	0	0	0	1								
<b>Inning Stats</b>	R: 0 E: 0 K: 1 S: 8	H: 0 LOB: 0 BB: 0 P: 13	R: 0 E: 0 K: 1 S: 9	H: 0 LOB: 0 BB: 0 P: 14	R: 0 E: 0 K: 1 S: 11	H: 0 LOB: 0 BB: 0 P: 19	R: 0 E: 0 K: 0 S: 11	H: 1 LOB: 1 BB: 0 P: 18	R: 1 E: 0 K: 1 S: 8	H: 1 LOB: 1 BB: 1 P: 15	R: 0 E: 0 K: 0 S: 12	H: 1 LOB: 1 BB: 0 P: 21	R: 0 E: 0 K: 1 S: 7	H: 0 LOB: 0 BB: 0 P: 9	R: 0 E: 0 K: 2 S: 8	H: 0 LOB: 0 BB: 0 P: 13	R: 0 E: 0 K: 0 S: 9	H: 0 LOB: 0 BB: 0 P: 17	1B: 1 2B: 2 3B: 0 HR: 1	SF: 0 SAC: 0 DP: 0 HBP: 0	WP: 0 PB: 0 SB: 0 CS: 0	PA: 32		
<b>PITCHER</b> <b>Tom Glavine, L</b> (1, 1) <small>ERA: 2.48</small> <b>Mike Stanton, L</b> (9, 1) <small>ERA: 3.65</small>	IP: 8.0	WLS: W	BF: 28	H: 3	R: 1	ER: 1	SO: 7	BB: 1	IBB: 0	HBP: 0	BLK: 0	WP: 0	HR: 1	S: 74	P: 122	ERA: 1.12	WHIP: 0.500							

Atlanta Braves @ Pittsburgh Pirates  
Three Rivers Stadium, Pittsburgh, PA  
Tue May 04 1993, 7:05 PM EDT  
Att: 11,516 - Unknown - 70 F

AB 31  
R 2  
H 4  
RBI 2  
BB 1  
SO 7  
LOB 6









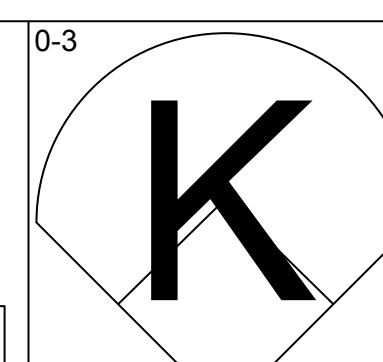
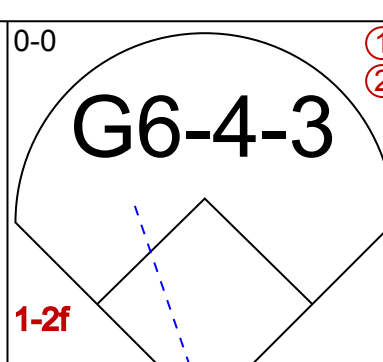
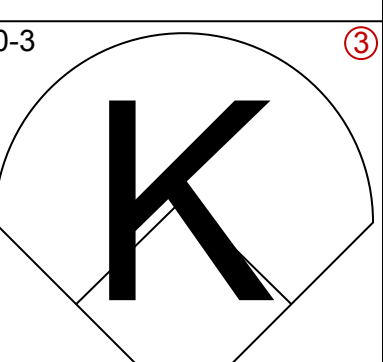
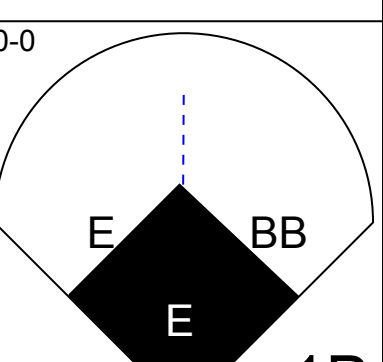
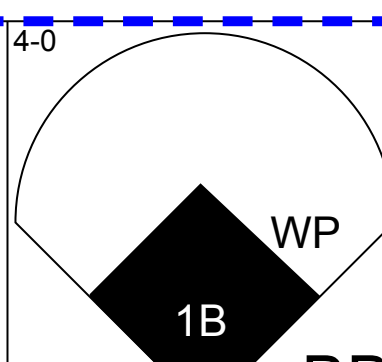
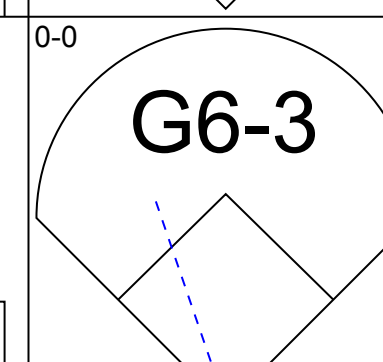
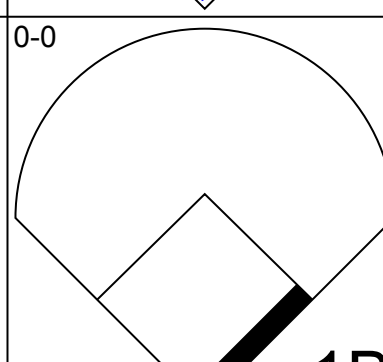
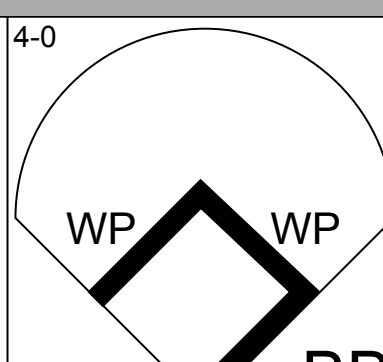
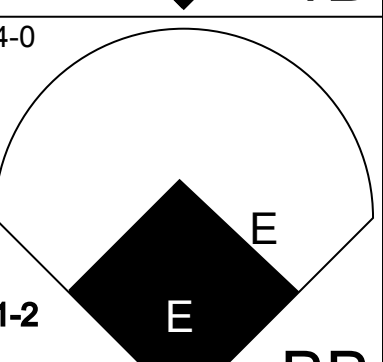
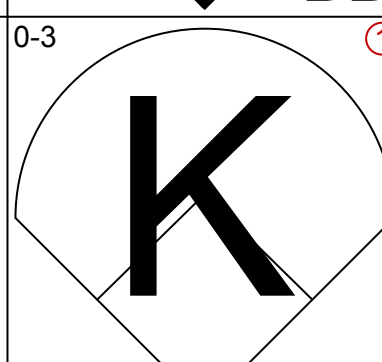
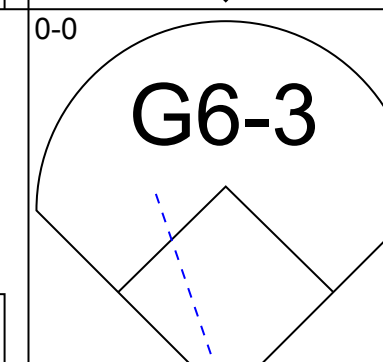
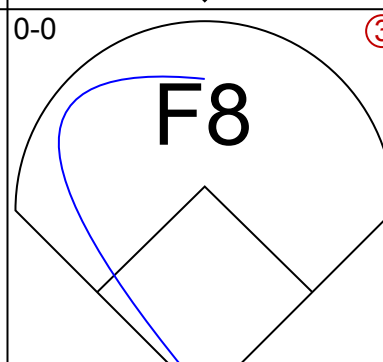
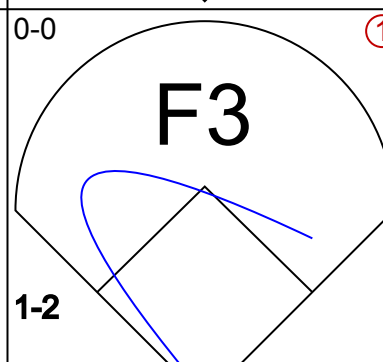
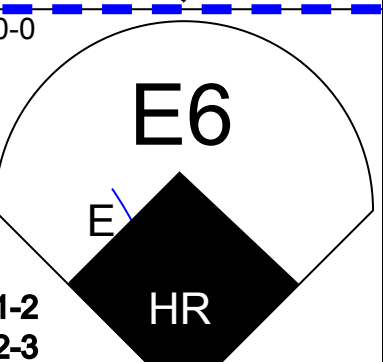
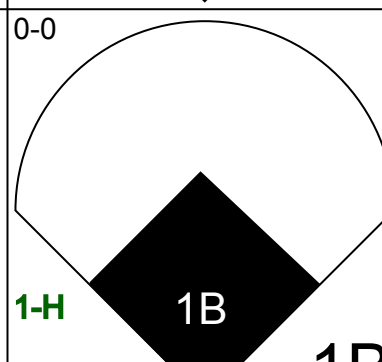
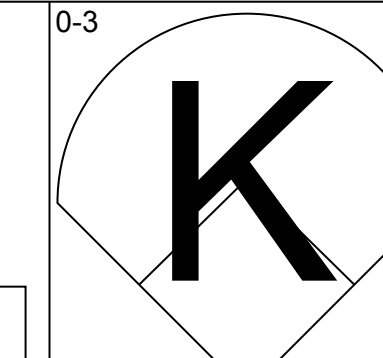
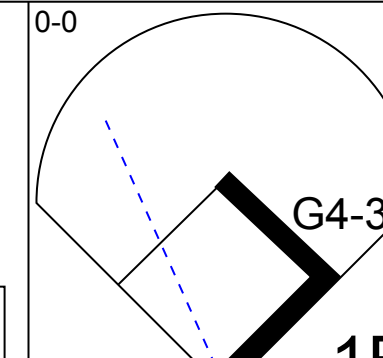
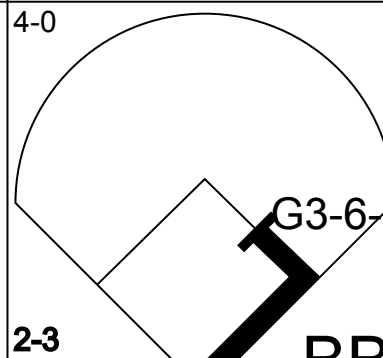
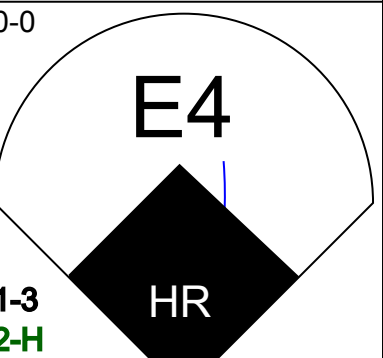
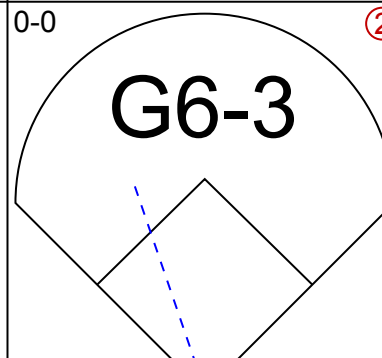
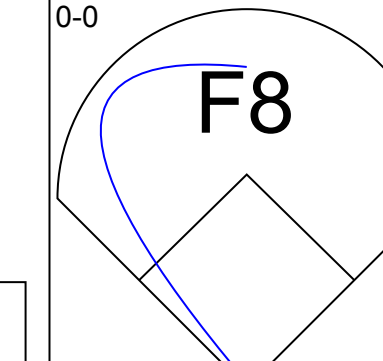
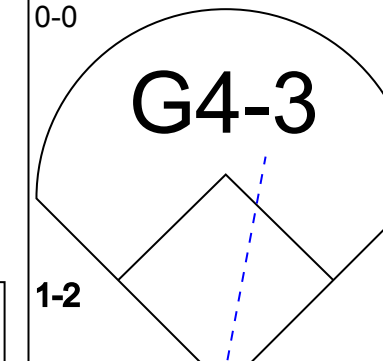
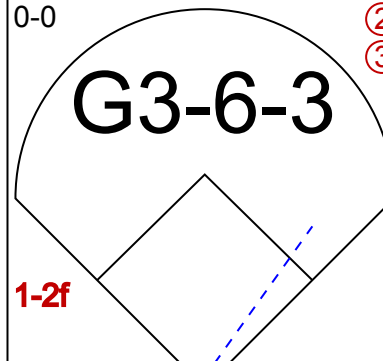
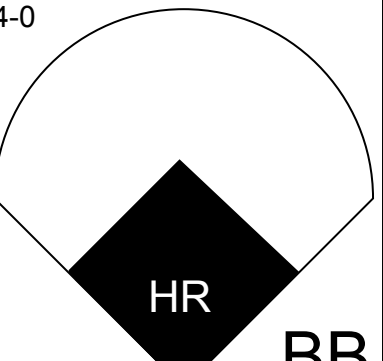
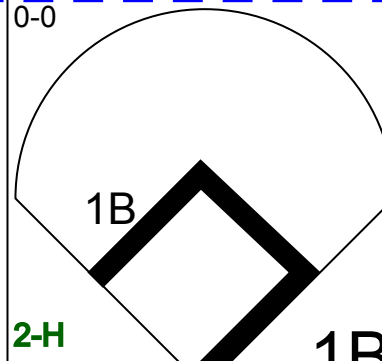
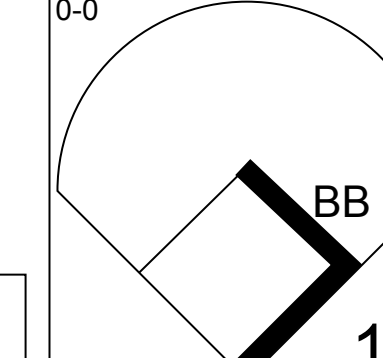
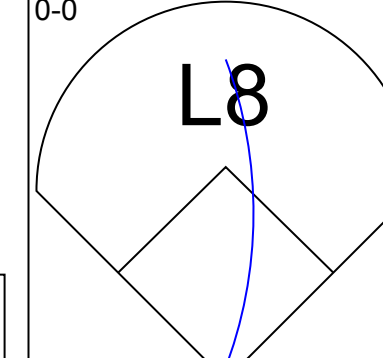
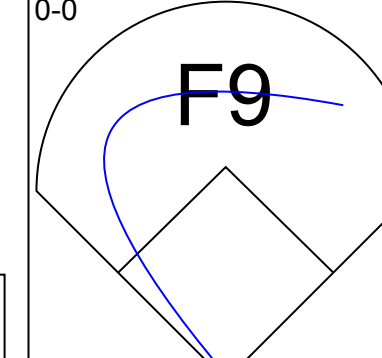
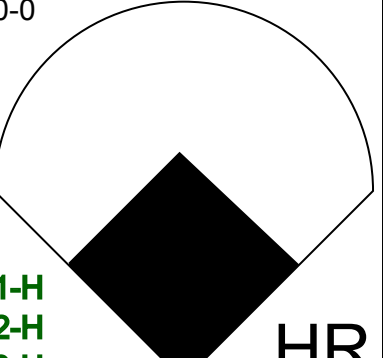
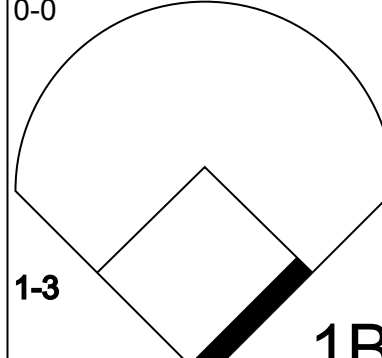
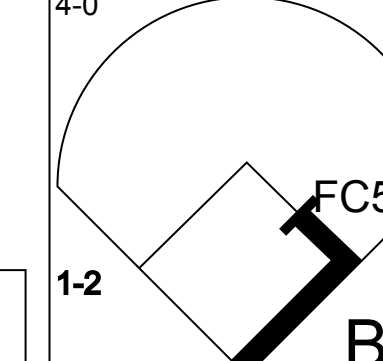
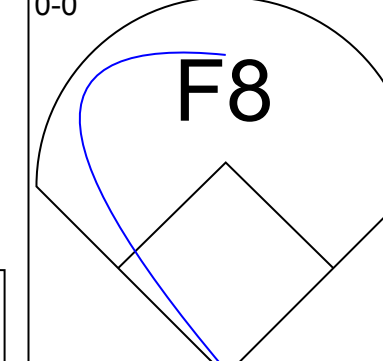
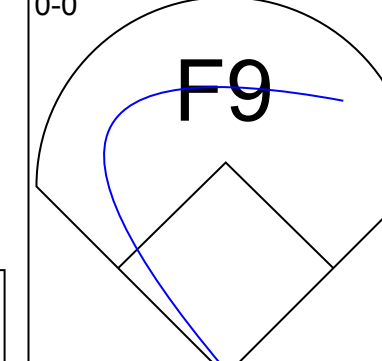
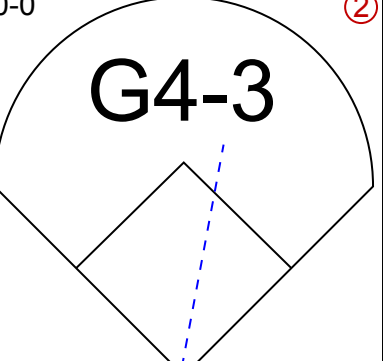
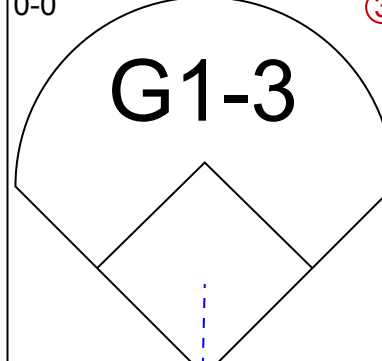
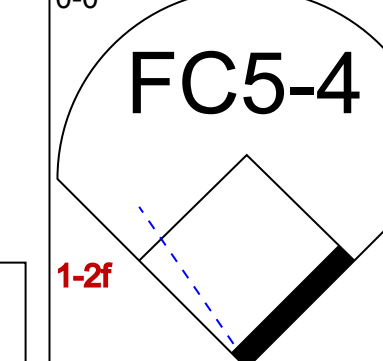
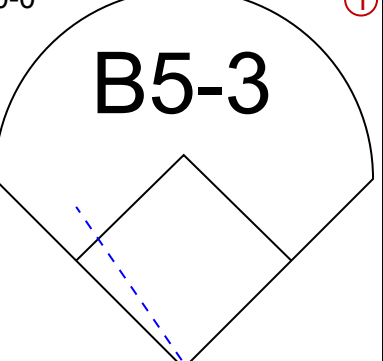
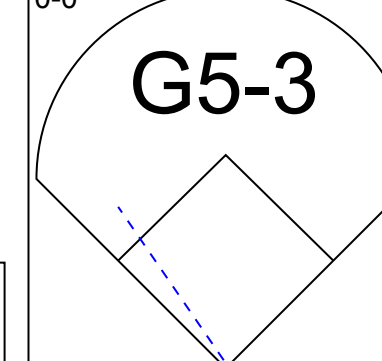
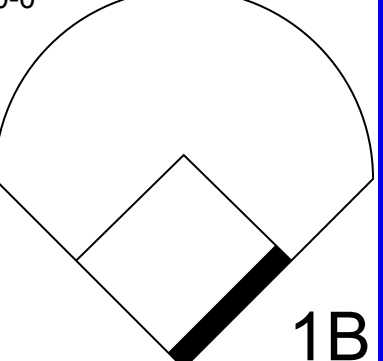
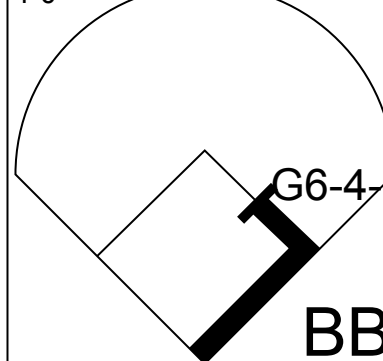
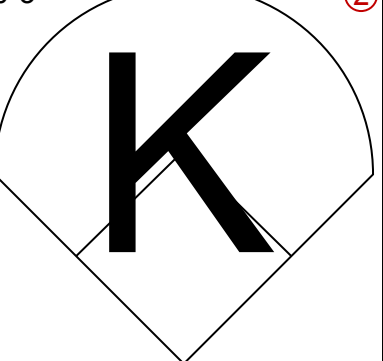
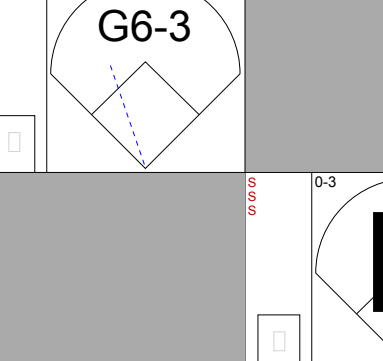

Batter	1	2	3	4	5	6	7	8	9	AB	R	H	RBI	BB	SO	LOB	TOP		
<b>Otis Nixon, S</b> <small>OBP: 0.323, SLG: 0.264</small> 											5	0	1	1	0	1	3	<b>Atlanta Braves @ Colorado Rockies</b> Mile High Stadium, Denver, CO Thu May 06 1993, 9:05 PM EDT Att: 50,618 - Unknown - 61 F	
<b>Jeff Blausler, R</b> <small>OBP: 0.429, SLG: 0.402</small> <b>Rafael Belliard, R</b> <small>OBP: 0.286, SLG: 0.263</small> 											4	2	2	1	1	1	1		<b>AB</b> 40 <b>R</b> 13 <b>H</b> 15 <b>RBI</b> 13 <b>BB</b> 5 <b>SO</b> 8 <b>LOB</b> 15
<b>Terry Pendleton, S</b> <small>OBP: 0.240, SLG: 0.250</small> 											5	3	2	0	1	1	2		
<b>David Justice, L</b> <small>OBP: 0.312, SLG: 0.427</small> 											4	3	3	4	1	0	0		
<b>Ron Gant, R</b> <small>OBP: 0.293, SLG: 0.386</small> 											5	2	2	4	0	1	2		
<b>Sid Bream, L</b> <small>OBP: 0.337, SLG: 0.390</small> 											5	1	2	2	0	2	2		
<b>Greg Olson, R</b> <small>OBP: 0.299, SLG: 0.227</small> 											4	1	0	0	1	0	3		
<b>Mark Lemke, S</b> <small>OBP: 0.361, SLG: 0.388</small> 											4	1	2	0	1	0	0		
<b>29 John Smoltz, R</b> <small>OBP: 0.357, SLG: 0.429</small> <b>Greg McMichael, R</b> <small>OBP: 0.294, SLG: 0.222</small> <b>Tony Tarasco, L</b> <small>OBP: 0.300, SLG: 0.222</small> <b>Steve Bedrosian, R</b> <small>OBP: 0.286, SLG: 0.263</small> 											1	0	1	1	0	0	0		
<b>Inning Stats</b> <small>R: 2 H: 2 E: 0 LOB: 0 K: 1 S: 12</small>	<small>R: 1 H: 1 E: 0 LOB: 1 K: 0 S: 8</small>	<small>R: 1 H: 1 E: 0 LOB: 1 K: 0 S: 8</small>	<small>R: 1 H: 1 E: 0 LOB: 2 K: 1 S: 17</small>	<small>R: 1 H: 2 E: 0 LOB: 1 K: 0 S: 8</small>	<small>R: 0 H: 1 E: 0 LOB: 1 K: 1 S: 9</small>	<small>R: 0 H: 1 E: 0 LOB: 1 K: 1 S: 8</small>	<small>R: 4 H: 4 E: 0 LOB: 1 K: 0 S: 13</small>	<small>R: 4 H: 2 E: 0 LOB: 0 K: 2 S: 17</small>	<small>R: 0 H: 1 E: 0 LOB: 1 K: 1 S: 11</small>	<small>1B: 9 SF: 1 2B: 1 SAC: 2 3B: 1 DP: 0 HR: 4 HBP: 0</small>	<small>WP: 2 PA: 48 PB: 0 SB: 1 CS: 0</small>								
<b>PITCHER</b> <small>IP WLS BF H R ER SO BB IBB HBP BLK WP HR S P ERA WHIP</small>	<small>6.0 L 29 8 5 5 4 3 0 0 0 0 1 62 107 7.50 1.833</small>	<small>7.1 1.0 12 6 8 8 1 2 0 0 0 1 3 23 45 72.00 8.000</small>	<small>8.1 2.0 7 1 0 0 3 0 0 0 0 1 0 18 32 0.00 0.500</small>		<small>IP WLS BF H R ER SO BB IBB HBP BLK WP HR S P ERA WHIP</small>	<small>6.0 L 29 8 5 5 4 3 0 0 0 0 1 62 107 7.50 1.833</small>	<small>7.1 1.0 12 6 8 8 1 2 0 0 0 1 3 23 45 72.00 8.000</small>	<small>8.1 2.0 7 1 0 0 3 0 0 0 0 1 0 18 32 0.00 0.500</small>		<small>IP WLS BF H R ER SO BB IBB HBP BLK WP HR S P ERA WHIP</small>	<small>6.0 L 29 8 5 5 4 3 0 0 0 0 1 62 107 7.50 1.833</small>	<small>7.1 1.0 12 6 8 8 1 2 0 0 0 1 3 23 45 72.00 8.000</small>	<small>8.1 2.0 7 1 0 0 3 0 0 0 0 1 0 18 32 0.00 0.500</small>						

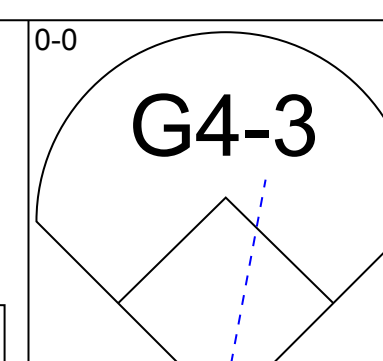
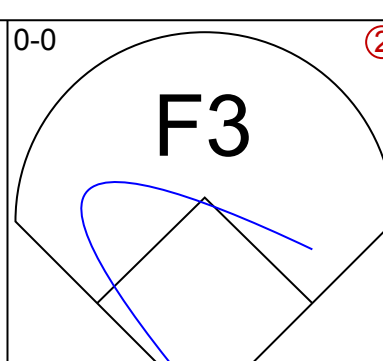
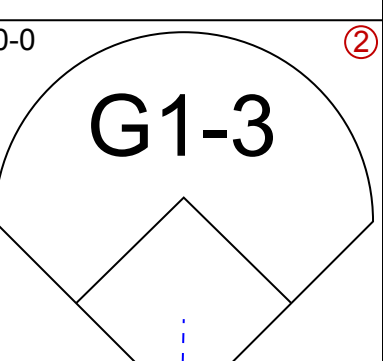
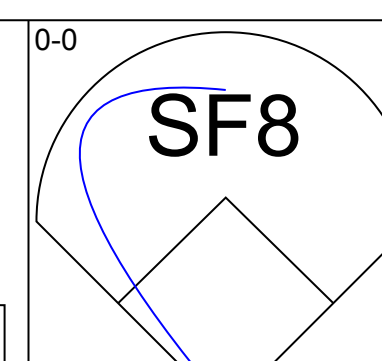
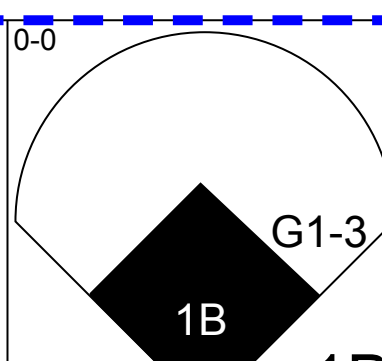
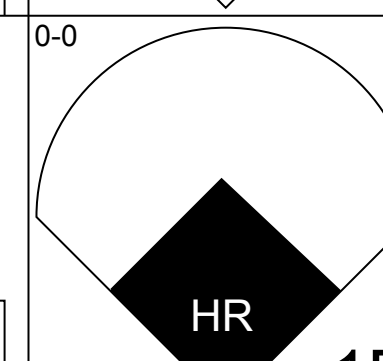
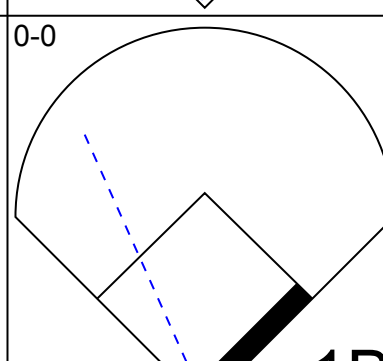
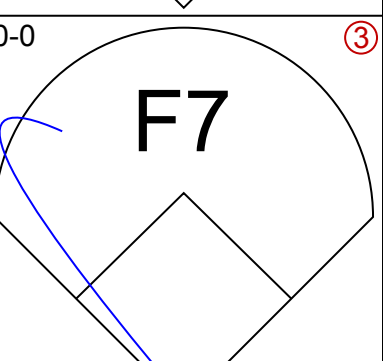
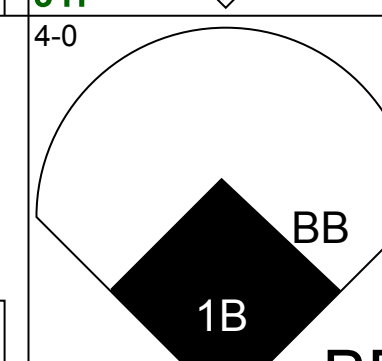
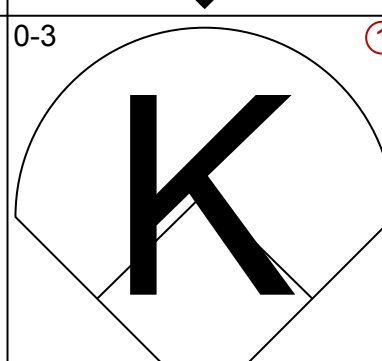
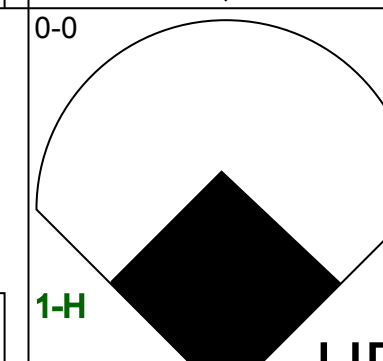
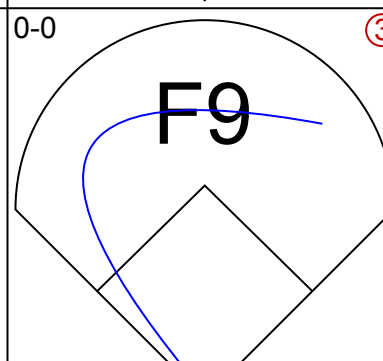
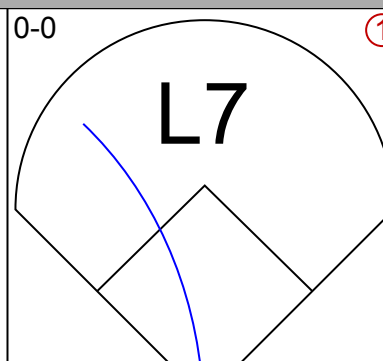
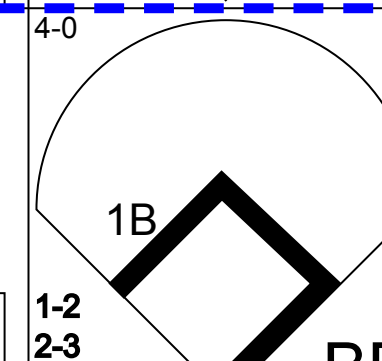
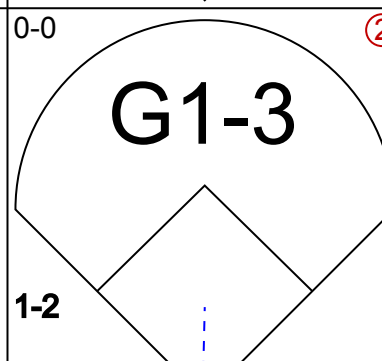
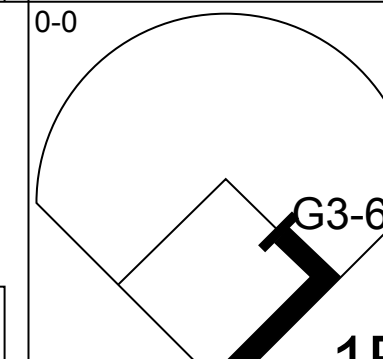
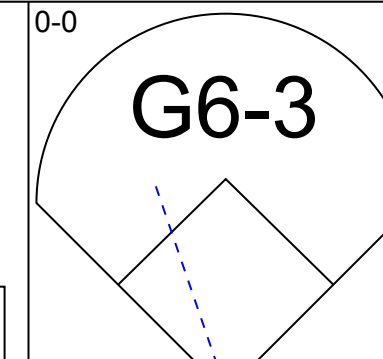
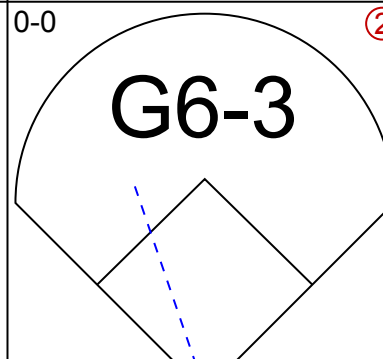
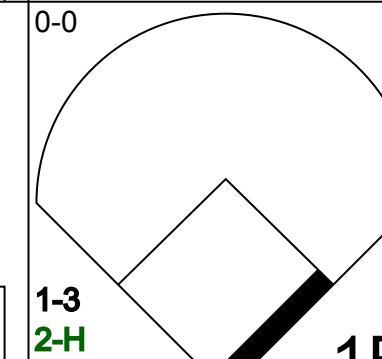
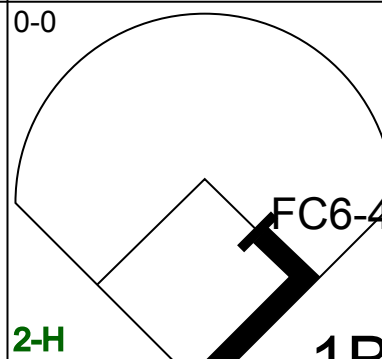
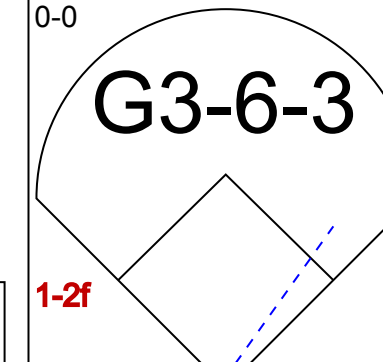
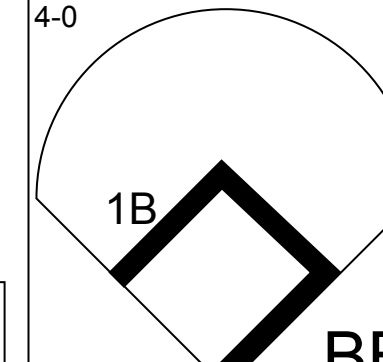
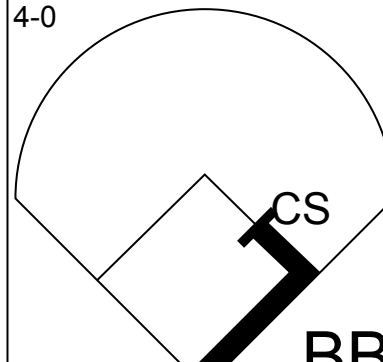
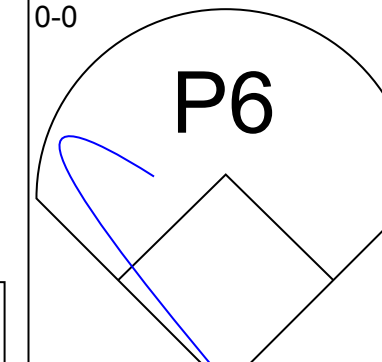
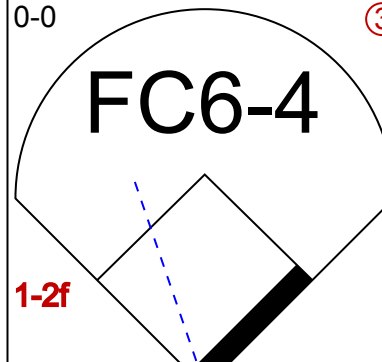
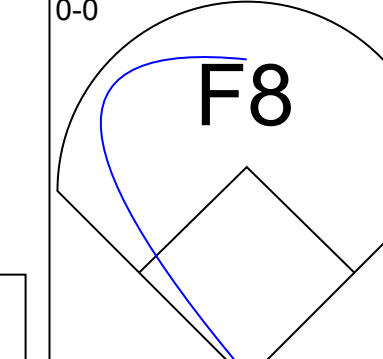

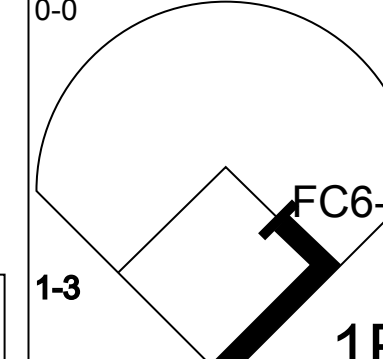
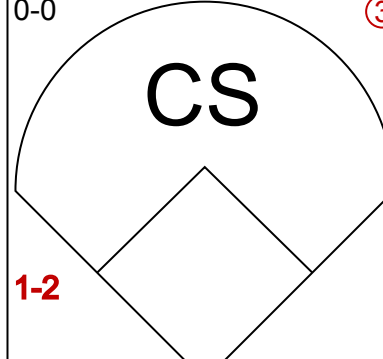
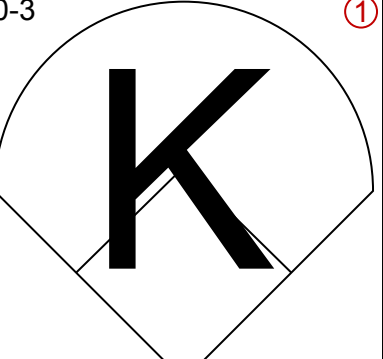
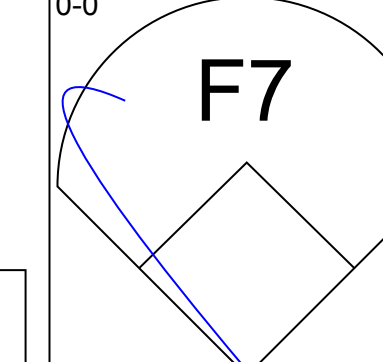

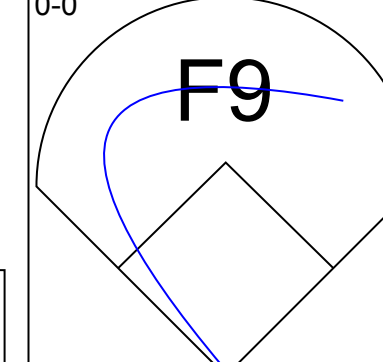
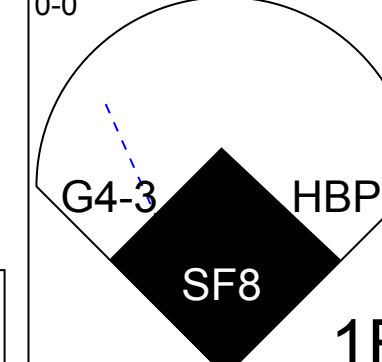
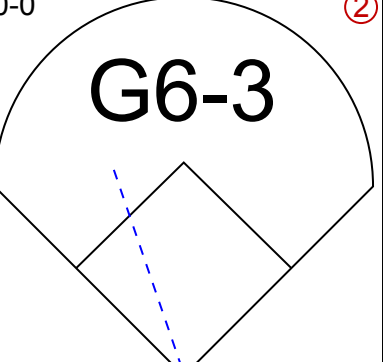
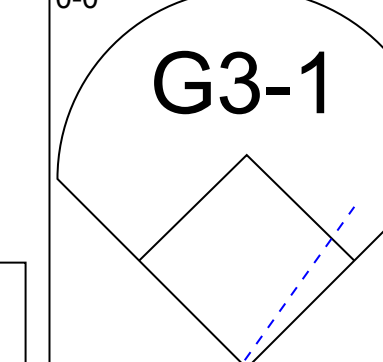

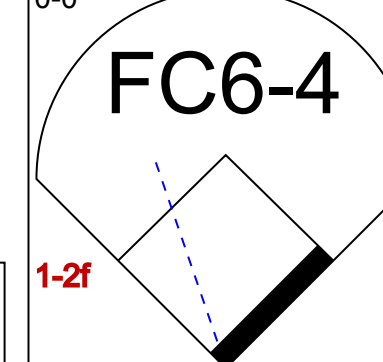
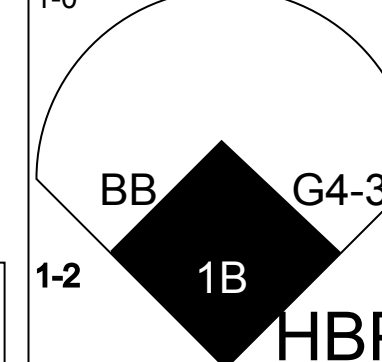
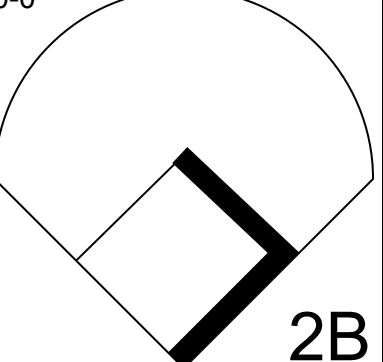
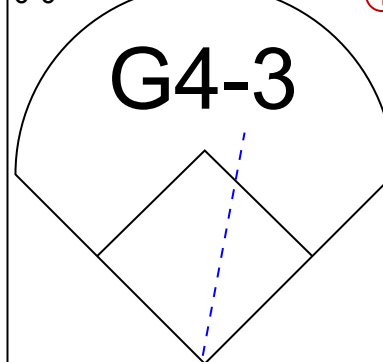
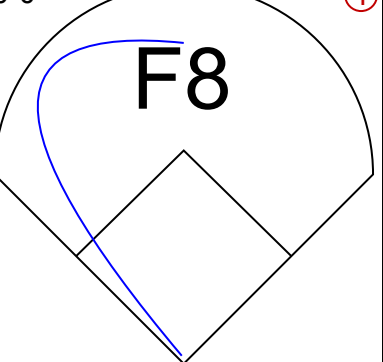
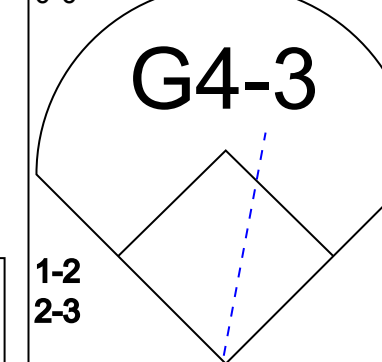
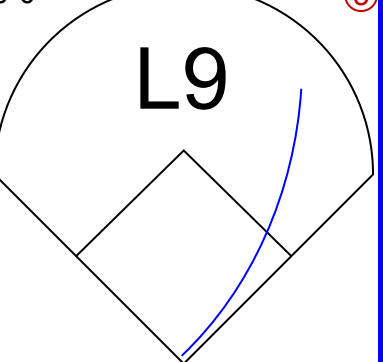
Batter	1	2	3	4	5	6	7	8	9	AB	R	H	RBI	BB	SO	LOB	BOTTOM	
<b>Eric Young Sr., R</b> <small>OBP: 0.350, SLG: 0.330</small> 											3	0	0	2	0	0	1	<b>Atlanta Braves @ Colorado Rockies</b> Mile High Stadium, Denver, CO Thu May 06 1993, 9:05 PM EDT Att: 50,618 - Unknown - 61 F
<b>Alex Cole, L</b> <small>OBP: 0.372, SLG: 0.376</small> 											3	0	0	0	0	0	1	
<b>Daryl Boston, L</b> <small>OBP: 0.333, SLG: 0.271</small> 											4	0	0	0	0	0	1	
<b>Andres Galarraga, R</b> <small>OBP: 0.405, SLG: 0.583</small> 											4	0	0	0	0	1	1	
<b>Charlie Hayes, R</b> <small>OBP: 0.353, SLG: 0.529</small> 											4	0	0	0	0	0	0	
<b>Dante Bichette, R</b> <small>OBP: 0.347, SLG: 0.438</small> 											2	1	0	0	1	1	0	
<b>Joe Girardi, R</b> <small>OBP: 0.313, SLG: 0.432</small> 											3	0	1	0	0	0	0	
<b>Vinny Castilla, R</b> <small>OBP: 0.308, SLG: 0.457</small> 											3	1	1	0	0	1	1	
<b>David Nied, R</b> <small>OBP: 0.357, SLG: 0.250</small> <b>Gerald Young, S</b> <small>OBP: 0.294, SLG: 0.077</small> <b>Mark Knudson, R</b> <small>OBP: 0.286, SLG: 0.263</small> <b>Scott Fredrickson, R</b> <small>OBP: 0.299, SLG: 0.227</small> <b>Nelson Liriano, S</b> <small>OBP: 0.286, SLG: 0.263</small> 											1	0	1	0	0	0	0	
<b>Inning Stats</b> <small>R: 0 H: 0 E: 0 LOB: 0 K: 0 S: 10</small>	<small>R: 0 H: 0 E: 0 LOB: 0 K: 0 S: 5</small>	<small>R: 1 H: 2 E: 0 LOB: 0 K: 0 S: 7</small>	<small>R: 0 H: 0 E: 0 LOB: 0 K: 0 S: 4</small>	<small>R: 0 H: 0 E: 0 LOB: 0 K: 1 S: 7</small>	<small>R: 0 H: 0 E: 0 LOB: 0 K: 0 S: 9</small>	<small>R: 1 H: 0 E: 0 LOB: 0 K: 0 S: 9</small>	<small>R: 1 H: 1 E: 0 LOB: 1 K: 2 S: 10</small>	<small>R: 0 H: 0 E: 0 LOB: 0 K: 1 S: 9</small>	<small>R: 0 H: 0 E: 0 LOB: 0 K: 0 S: 7</small>	<small>1B: 3 SF: 1 2B: 0 SAC: 0 3B: 0 DP: 1 HR: 0 HBP: 1</small>	<small>WP: 2 PA: 32 PB: 1 SB: 0 CS: 0</small>							
<b>PITCHER</b> <small>IP WLS BF H R ER SO BB IBB HBP BLK WP HR S P ERA WHIP</small>	<small>5.2 W 20 2 2 1 1 1 0 0 0 0 1 0 37 65 1.59 0.529</small>	<small>6.1 2.1 9 1 1 0 3 1 0 0 0 1 0 24 42 0.00 0.857</small>	<small>9.1 1.0 3 0 0 0 0 0 0 0 0 0 0 7 11 0.00 0.000</small>		<small>IP WLS BF H R ER SO BB IBB HBP BLK WP HR S P ERA WHIP</small>	<small>5.2 W 20 2 2 1 1 1 0 0 0 0 1 0 37 65 1.59 0.529</small>	<small>6.1 2.1 9 1 1 0 3 1 0 0 0 1 0 24 42 0.00 0.857</small>	<small>9.1 1.0 3 0 0 0 0 0 0 0 0 0 0 7 11 0.00 0.000</small>		<small>IP WLS BF H R ER SO BB IBB HBP BLK WP HR S P ERA WHIP</small>	<small>5.2 W 20 2 2 1 1 1 0 0 0 0 1 0 37 65 1.59 0.529</small>	<small>6.1 2.1 9 1 1 0 3 1 0 0 0 1 0 24 42 0.00 0.857</small>	<small>9.1 1.0 3 0 0 0 0 0 0 0 0 0 0 7 11 0.00 0.000</small>					







Batter	1	2	3	4	5	6	7	8	9	AB	R	H	RBI	BB	SO	LOB	TOP																		
<b>Otis Nixon, S</b> <small>OBP: 0.333, SLG: 0.269</small> 										4	2	1	0	1	2	1	<b>Atlanta Braves @ Colorado Rockies</b> Mile High Stadium, Denver, CO Sat May 08 1993, 5:33 AM EDT Att: 64,614 - Cloudy - 59 F  livebaseballscorecards.com  <b>Braves</b>																		
<b>Mark Lemke, S</b> <small>OBP: 0.383, SLG: 0.466</small> 										3	1	1	0	2	1	1																			
<b>Jeff Blausler, R</b> <small>OBP: 0.434, SLG: 0.467</small> <b>Mike Stanton, L</b> <small>(9, 1)</small> 										5	2	1	1	0	0	4																			
<b>Ron Gant, R</b> <small>OBP: 0.286, SLG: 0.364</small> 										4	1	1	0	1	1	2																			
<b>David Justice, L</b> <small>OBP: 0.319, SLG: 0.429</small> 										4	1	1	1	1	0	3																			
<b>Francisco Cabrera, R</b> <small>OBP: 0.300, SLG: 0.370</small> <b>Sid Bream, L</b> <small>(8, PH) OBP: 0.351, SLG: 0.448</small> 										3	0	1	0	0	0	1																			
<b>Damon Berryhill, S</b> <small>OBP: 0.333, SLG: 0.510</small> 										4	0	0	0	1	0	3																			
<b>Bill Pecota, R</b> <small>OBP: 0.278, SLG: 0.278</small> <b>Kent Mercker, L</b> <small>(8, 1)</small> <b>Rafael Belliard, R</b> <small>OBP: 0.286, SLG: 0.263</small> 										4	0	1	0	0	0	2																			
<b>Pete Smith, R</b> <small>OBP: 0.231, SLG: 0.273</small> <b>Steve Bedrosian, R</b> <small>(7, 1)</small> <b>Terry Pendleton, S</b> <small>OBP: 0.243, SLG: 0.252</small> <small>(8, PH) (8, 5)</small> 										1	0	0	0	1	1	0																			
<b>Inning Stats</b>	R: 0 E: 0 K: 1 S: 5	H: 0 LOB: 0 BB: 0 P: 5	R: 0 E: 0 K: 1 S: 6	H: 1 LOB: 2 BB: 1 P: 10	R: 0 E: 0 K: 0 S: 3	H: 1 LOB: 1 BB: 1 P: 7	R: 0 E: 0 K: 0 S: 4	H: 1 LOB: 1 BB: 0 P: 4	R: 0 E: 0 K: 2 S: 7	H: 0 LOB: 0 BB: 0 P: 7	R: 0 E: 0 K: 0 S: 2	H: 0 LOB: 1 BB: 2 P: 10	R: 0 E: 0 K: 0 S: 3	H: 0 LOB: 0 BB: 0 P: 3	R: 6 E: 2 K: 1 S: 10	H: 3 LOB: 1 BB: 2 P: 18		R: 2 E: 0 K: 1 S: 8	H: 3 LOB: 2 BB: 1 P: 12	1B: 8 2B: 0 3B: 0 HR: 1	SF: 0 SAC: 0 DP: 2 HBP: 0	WP: 3 PB: 0 SB: 0 CS: 0	PA: 43												
<b>PITCHER</b>	IP WLS BF H R ER SO BB IBB HBP BLK WP HR S P ERA WHIP																																		
<b>Bruce Ruffin, L</b> <small>ERA: 4.44</small>	7.1	29	4	2	0	4	5	0	0	0	0	2	0	32	52	0.00		1.227																	
<b>Willie Blair, R</b> <small>ERA: 4.24</small>	(8, 1)	0.2	L	4	1	2	1	0	0	0	0	1	0	8	12	0.00		4.500																	
<b>Scott Fredrickson, R</b> <small>ERA: 5.68</small>	(9, 1)	0.2		4	1	2	1	1	0	0	0	1	0	5	9	27.00		3.000																	
<b>Gary Wayne, L</b> <small>ERA: 4.09</small>	(9, 1)	0.1		3	2	0	0	0	0	0	0	0	0	3	3	0.00		6.000																	

Batter	1	2	3	4	5	6	7	8	9	AB	R	H	RBI	BB	SO	LOB	BOTTOM																			
<b>Eric Young Sr., R</b> <small>OBP: 0.344, SLG: 0.327</small> 										4	1	1	1	0	0	0	<b>Atlanta Braves @ Colorado Rockies</b> Mile High Stadium, Denver, CO Sat May 08 1993, 5:33 AM EDT Att: 64,614 - Cloudy - 59 F  livebaseballscorecards.com  <b>Rockies</b>																			
<b>Alex Cole, L</b> <small>OBP: 0.380, SLG: 0.378</small> <b>Dale Murphy, R</b> <small>(9, PH) OBP: 0.200, SLG: 0.154</small> 									3	2	2	0	1	0	0																					
<b>Jerald Clark, R</b> <small>OBP: 0.325, SLG: 0.541</small> 									4	1	1	2	1	0	2																					
<b>Andres Galarraga, R</b> <small>OBP: 0.408, SLG: 0.573</small> <b>Gerald Young, S</b> <small>(9, PR) OBP: 0.294, SLG: 0.077</small> 									5	0	3	3	0	0	0																					
<b>Daryl Boston, L</b> <small>OBP: 0.348, SLG: 0.267</small> <b>Dante Bichette, R</b> <small>(6, PR) OBP: 0.336, SLG: 0.415</small> 									1	0	0	0	2	0	1																					
<b>Charlie Hayes, R</b> <small>OBP: 0.363, SLG: 0.573</small> 										4	1	2	1	0	1	0																				
<b>Joe Girardi, R</b> <small>OBP: 0.311, SLG: 0.424</small> 										4	1	1	0	0	0	2																				
<b>Vinny Castilla, R</b> <small>OBP: 0.362, SLG: 0.548</small> 										3	1	1	0	0	0	2																				
<b>Bruce Ruffin, S</b> <small>(1, 1)</small> <b>Willie Blair, R</b> <small>(8, 1)</small> <b>Jim Tatum, R</b> <small>(8, PH) OBP: 0.222, SLG: 0.444</small> <b>Scott Fredrickson, R</b> <small>(9, 1)</small> <b>Gary Wayne, L</b> <small>(9, 1)</small> 									3	0	0	0	0	0	2																					
<b>Inning Stats</b>	R: 2 E: 0 K: 0 S: 5	H: 3 LOB: 0 BB: 0 P: 5	R: 0 E: 0 K: 0 S: 3	H: 0 LOB: 0 BB: 0 P: 3	R: 0 E: 0 K: 0 S: 4	H: 1 LOB: 1 BB: 0 P: 4	R: 0 E: 0 K: 0 S: 4	H: 1 LOB: 2 BB: 1 P: 8	R: 0 E: 0 K: 0 S: 2	H: 0 LOB: 1 BB: 1 P: 6	R: 4 E: 0 K: 0 S: 6	H: 3 LOB: 2 BB: 2 P: 15	R: 0 E: 0 K: 1 S: 6	H: 1 LOB: 1 BB: 0 P: 6	R: 1 E: 0 K: 1 S: 7	H: 2 LOB: 1 BB: 0 P: 7		1B: 8 2B: 1 3B: 0 HR: 2	SF: 1 SAC: 0 DP: 1 HBP: 1	WP: 0 PB: 0 SB: 0 CS: 1	PA: 42															
<b>PITCHER</b>	IP WLS BF H R ER SO BB IBB HBP BLK WP HR S P ERA WHIP																																			
<b>Pete Smith, R</b> <small>ERA: 3.38</small>	(1, 1)	6.2	29	7	6	6	0	3	0	1	0	0	0	2	25	38		8.10	1.500																	
<b>Steve Bedrosian, R</b> <small>ERA: 4.91</small>	(7, 1)	0.1	3	1	0	0	0	1	0	0	0	0	0	2	6	6		0.00	6.000																	
<b>Kent Mercker, L</b> <small>ERA: 5.0</small>	(8, 1)	1.0	W	4	1	0	0	0	0	0	0	0	0	6	6	0.00		1.000																		
<b>Mike Stanton, L</b> <small>ERA: 4.05</small>	(9, 1)	1.0	S	5	2	1	1	0	0	0	0	0	0	7	7	9.00		2.000																		







Batter	1	2	3	4	5	6	7	8	9	AB	R	H	RBI	BB	SO	LOB	TOP			
<b>Otis Nixon, S</b> <small>OBP: 0.336, SLG: 0.260</small> 										4	1	1	0	1	0	1				
<b>Jeff Blauer, R</b> <small>OBP: 0.442, SLG: 0.473</small> 										4	1	1	0	1	2	2				
<b>Terry Pendleton, S</b> <small>OBP: 0.253, SLG: 0.271</small> 										5	0	2	0	0	1	3				
<b>David Justice, L</b> <small>OBP: 0.310, SLG: 0.457</small> 										5	0	0	0	0	3	8				
<b>Ron Gant, R</b> <small>OBP: 0.304, SLG: 0.376</small> 										4	0	3	2	0	0	2				
<b>Sid Bream, L</b> <small>OBP: 0.358, SLG: 0.436</small> 										2	0	1	0	2	0	1				
<b>Damon Berryhill, S</b> <small>OBP: 0.310, SLG: 0.472</small> 										4	0	0	0	0	2	6				
<b>Mark Lemke, S</b> <small>OBP: 0.397, SLG: 0.463</small> 										4	0	2	0	0	0	0				
<b>Greg Maddux, R</b> <small>OBP: 0.316, SLG: 0.368</small> <b>Jay Howell, R</b> <small>ERA: 1.5</small> <b>Mike Stanton, L</b> <small>ERA: 1.5</small>										3	0	1	0	0	1	1				
<b>Inning Stats</b>	R: 0 E: 1 K: 2 S: 15	H: 1 LOB: 2 BB: 0 P: 20	R: 0 E: 0 K: 2 S: 9	H: 1 LOB: 1 BB: 1 P: 18	R: 2 E: 0 K: 1 S: 11	H: 4 LOB: 2 BB: 1 P: 21	R: 0 E: 0 K: 0 S: 6	H: 1 LOB: 1 BB: 0 P: 10	R: 0 E: 0 K: 0 S: 12	H: 2 LOB: 2 BB: 0 P: 16	R: 0 E: 0 K: 1 S: 12	H: 1 LOB: 0 BB: 0 P: 12	R: 0 E: 0 K: 0 S: 6	H: 0 LOB: 0 BB: 0 P: 6	R: 0 E: 0 K: 2 S: 10	H: 0 LOB: 0 BB: 0 P: 13	1B: 10 2B: 2 3B: 0 HR: 0	SF: 0 SAC: 1 DP: 1 HBP: 0	WP: 1 PB: 0 SB: 0 CS: 1	PA: 40
<b>PITCHER</b>	IP WLS BF H R ER SO BB IBB HBP BLK WP HR S P ERA WHIP	IP WLS BF H R ER SO BB IBB HBP BLK WP HR S P ERA WHIP																		
<b>Mark Portugal, R</b> <small>ERA: 3.61</small>	(1, 1) 5.1 29 10 2 2 5 3 1 0 1 1 0 59 102 3.38 2.438																			
<b>Brian Williams, R</b> <small>ERA: 3.31</small>	(6, 1) 1.2 5 1 0 0 2 0 0 0 0 0 0 6 22 0.00 0.600																			
<b>Xavier Hernandez, R</b> <small>ERA: 1.5</small>	(8, 1) 1.0 W 3 0 0 0 0 0 0 0 0 0 0 6 6 0.00 0.000																			
<b>Doug Jones, R</b> <small>ERA: 2.75</small>	(9, 1) 1.0 S 3 0 0 0 2 0 0 0 0 0 0 10 13 0.00 0.000																			

Atlanta Braves @ Houston Astros  
Astrodome, Houston, TX  
Mon May 10 1993, 8:05 PM EDT  
Att. 15,599 - Dome

AB 35  
R 2  
H 11  
RBI 2  
BB 4  
SO 9  
LOB 24



Batter	1	2	3	4	5	6	7	8	9	AB	R	H	RBI	BB	SO	LOB	BOTTOM			
<b>Craig Biggio, R</b> <small>OBP: 0.371, SLG: 0.431</small> 										4	0	0	0	0	2	4				
<b>Casey Candaele, S</b> <small>OBP: 0.130, SLG: 0.174</small> 										4	1	1	1	0	1	1				
<b>5 Jeff Bagwell, R</b> <small>OBP: 0.432, SLG: 0.612</small> 										3	1	0	0	1	1	0				
<b>Eric Anthony, L</b> <small>OBP: 0.387, SLG: 0.504</small> 										3	1	0	0	1	0	1				
<b>Ken Caminiti, S</b> <small>OBP: 0.276, SLG: 0.405</small> 										4	0	1	2	0	2	0				
<b>Luis Gonzalez, L</b> <small>OBP: 0.328, SLG: 0.432</small> 										4	0	0	0	0	2	1				
<b>Andujar Cedeno, R</b> <small>OBP: 0.359, SLG: 0.415</small> <b>Brian Williams, R</b> <small>ERA: 3.31</small> <b>Chris Donnels, L</b> <small>OBP: 0.421, SLG: 0.438</small> <b>Xavier Hernandez, L</b> <small>ERA: 1.5</small> <b>Scott Servais, R</b> <small>OBP: 0.400, SLG: 0.588</small>										2	0	1	0	0	0	0				
<b>Eddie Taubensee, L</b> <small>OBP: 0.289, SLG: 0.391</small> <b>Rick Parker, R</b> <small>OBP: 0.250, SLG: 0.182</small> <b>Doug Jones, R</b> <small>ERA: 2.75</small>										3	0	1	0	0	0	1				
<b>Mark Portugal, R</b> <small>OBP: 0.357, SLG: 0.250</small> <b>Jose Uribe, S</b> <small>OBP: 0.313, SLG: 0.154</small>										0	0	0	0	0	0	0				
<b>Inning Stats</b>	R: 0 E: 0 K: 2 S: 9	H: 0 LOB: 0 BB: 0 P: 15	R: 0 E: 0 K: 1 S: 7	H: 0 LOB: 0 BB: 0 P: 13	R: 0 E: 1 K: 0 S: 7	H: 0 LOB: 1 BB: 0 P: 10	R: 0 E: 0 K: 1 S: 7	H: 0 LOB: 0 BB: 0 P: 11	R: 0 E: 0 K: 0 S: 11	H: 1 LOB: 1 BB: 0 P: 18	R: 0 E: 0 K: 1 S: 6	H: 0 LOB: 0 BB: 0 P: 11	R: 4 E: 0 K: 2 S: 13	H: 3 LOB: 2 BB: 2 P: 25	1B: 1 2B: 4 3B: 0 HR: 0	SF: 0 SAC: 2 DP: 0 HBP: 0	WP: 1 PB: 0 SB: 0 CS: 0	PA: 33		
<b>PITCHER</b>	IP WLS BF H R ER SO BB IBB HBP BLK WP HR S P ERA WHIP	IP WLS BF H R ER SO BB IBB HBP BLK WP HR S P ERA WHIP																		
<b>Greg Maddux, R</b> <small>ERA: 2.81</small>	(1, 1) 7.0 26 3 2 1 6 0 0 0 0 0 0 55 88 1.29 0.429																			
<b>Jay Howell, R</b> <small>ERA: 3.68</small>	(8, 1) 0.2 L 4 1 0 0 1 0 1 0 0 0 0 6 12 0.00 1.500																			
<b>Mike Stanton, L</b> <small>ERA: 4.61</small>	(8, 1) 0.1 3 1 3 3 1 1 0 0 0 0 1 0 6 12 81.00 6.000																			

Atlanta Braves @ Houston Astros  
Astrodome, Houston, TX  
Mon May 10 1993, 8:05 PM EDT  
Att. 15,599 - Dome

AB 29  
R 5  
H 5  
RBI 3  
BB 2  
SO 8  
LOB 8









Batter	1	2	3	4	5	6	7	8	9	AB	R	H	RBI	BB	SO	LOB	TOP	
<b>Otis Nixon, S</b> <small>OBP: 0.348, SLG: 0.274</small> (1, 8)										5	2	2	0	0	0	1		
<b>Jeff Blausen, R</b> <small>OBP: 0.448, SLG: 0.493</small> <b>Mike Stanton, L</b> <small>(9, 1)</small>										5	1	2	2	0	1	2		
<b>Terry Pendleton, S</b> <small>OBP: 0.245, SLG: 0.261</small> (1, 5)										5	0	1	1	0	1	3		
<b>Ron Gant, R</b> <small>OBP: 0.315, SLG: 0.403</small> (1, 7)										4	0	2	1	0	0	1		
<b>David Justice, L</b> <small>OBP: 0.301, SLG: 0.441</small> (1, 9)										4	0	1	0	0	0	0		
<b>Francisco Cabrera, R</b> <small>OBP: 0.333, SLG: 0.483</small> <b>Sid Bream, L</b> <small>OBP: 0.351, SLG: 0.424</small> (8, 3)										2	1	1	1	1	1	1		
<b>Greg Olson, R</b> <small>OBP: 0.305, SLG: 0.256</small> (1, 2)										4	0	0	0	0	0	4		
<b>Mark Lemke, S</b> <small>OBP: 0.379, SLG: 0.437</small> (1, 4)										4	0	0	0	0	1	3		
<b>Steve Avery, L</b> <small>OBP: 0.185, SLG: 0.130</small> <b>Greg Michalski, R</b> <small>OBP: 0.385, SLG: 0.545</small> <b>Kent Mercker, L</b> <small>OBP: 0.275, SLG: 0.200</small> <b>Rafael Belliard, R</b> <small>OBP: 0.291, SLG: 0.203</small> (7, 1)										3	0	0	0	0	1	0		
<b>Inning Stats</b>	R: 0 H: 1 E: 0 K: 2 S: 11	R: 1 H: 1 E: 0 K: 0 S: 7	R: 0 H: 0 E: 0 K: 0 S: 5	R: 0 H: 2 E: 0 K: 0 S: 12	R: 0 H: 0 E: 1 K: 1 S: 8	R: 0 H: 0 E: 1 K: 1 S: 12	R: 2 H: 4 E: 0 K: 0 S: 12	R: 0 H: 0 E: 0 K: 1 S: 8	R: 2 H: 1 E: 1 K: 1 S: 13	1B: 8 2B: 0 3B: 0 HR: 1	SF: 0 SAC: 0 DP: 0 HBP: 0	WP: 0 PA: 39 FB: 0 SB: 4 CS: 0						
<b>PITCHER</b>	IP: 7.0 WLS: L BF: 31 H: 8 R: 3 ER: 3 SO: 4 BB: 1 IBB: 0 HBP: 0 BLK: 0 WP: 0 HR: 1 S: 67 P: 100 ERA: 3.86 WHIP: 1.286																	

Atlanta Braves @ Houston Astros  
Astrodome, Houston, TX  
Wed May 12, 1993, 8:05 PM EDT  
Att. 21,024 - Dome

AB 37  
R 5  
H 9  
RBI 5  
BB 2  
SO 6  
LOB 15



Batter	1	2	3	4	5	6	7	8	9	AB	R	H	RBI	BB	SO	LOB	BOTTOM	
<b>Craig Biggio, R</b> <small>OBP: 0.369, SLG: 0.419</small> (1, 4)										4	0	2	0	0	1	1		
<b>Luis Gonzalez, L</b> <small>OBP: 0.336, SLG: 0.427</small> (1, 7)										2	1	0	0	2	1	1		
<b>Jeff Bagwell, R</b> <small>OBP: 0.432, SLG: 0.600</small> (1, 3)										4	0	2	0	0	0	1		
<b>Eric Anthony, L</b> <small>OBP: 0.376, SLG: 0.484</small> (1, 8)										4	0	1	1	0	2	4		
<b>Ken Caminiti, S</b> <small>OBP: 0.265, SLG: 0.379</small> (1, 5)										4	0	0	0	0	0	5		
<b>Chris James, R</b> <small>OBP: 0.385, SLG: 0.794</small> (1, 9)										3	1	0	0	1	0	0		
<b>Scott Servais, R</b> <small>OBP: 0.364, SLG: 0.526</small> (1, 2)										4	0	0	0	0	0	1		
<b>Andujar Cedeno, R</b> <small>OBP: 0.378, SLG: 0.420</small> (1, 6)										4	0	1	1	0	1	0		
<b>Greg Swindell, L</b> <small>OBP: 0.235, SLG: 0.294</small> <b>Kevin Bass, S</b> <small>OBP: 0.275, SLG: 0.313</small> <b>Xavier Hernandez, L</b> <small>ERA: 4.02</small> (8, 1)										2	0	0	0	0	0	0		
<b>Inning Stats</b>	R: 1 H: 1 E: 0 K: 1 S: 15	R: 0 H: 0 E: 0 K: 0 S: 5	R: 0 H: 1 E: 0 K: 0 S: 6	R: 0 H: 0 E: 0 K: 1 S: 6	R: 0 H: 0 E: 0 K: 1 S: 10	R: 0 H: 2 E: 0 K: 1 S: 9	R: 1 H: 1 E: 0 K: 0 S: 11	R: 0 H: 1 E: 0 K: 1 S: 10	R: 0 H: 0 E: 0 K: 0 S: 9	1B: 5 2B: 1 3B: 0 HR: 0	SF: 0 SAC: 0 DP: 0 HBP: 0	WP: 1 PA: 35 FB: 0 SB: 2 CS: 1						
<b>PITCHER</b>	IP: 6.1 WLS: W BF: 26 H: 5 R: 2 ER: 2 SO: 4 BB: 3 IBB: 0 HBP: 0 BLK: 0 WP: 0 HR: 0 S: 10 P: 96 ERA: 2.84 WHIP: 1.263																	

Atlanta Braves @ Houston Astros  
Astrodome, Houston, TX  
Wed May 12, 1993, 8:05 PM EDT  
Att. 21,024 - Dome

AB 32  
R 2  
H 6  
RBI 2  
BB 3  
SO 5  
LOB 14






Batter	1	2	3	4	5	6	7	8	9	AB	R	H	RBI	BB	SO	LOB	TOP					
<b>Lenny Dykstra, L</b> OBP: 0.352, SLG: 0.368 (1, 8)	4-0 FC5 G3-1 BB	0-2 P8			1-0 1B 2B	2-2 1B			0-1 F8 BB 1B	4	1	3	0	1	0	0	<b>Philadelphia Phillies @ Atlanta Braves</b> Atlanta-Fulton County Stadium, Atlanta, GA Fri May 14 1993, 7:05 PM EDT Att: 48,449 - Unknown - 73 F					
<b>Mariano Duncan, R</b> OBP: 0.245, SLG: 0.333 (1, 6)	3-2 G3-1 1-2	2-0 L7			1-1 F8	0-0 F8			0-3 K	5	0	0	0	0	1	4						
<b>John Kruk, L</b> OBP: 0.463, SLG: 0.559 (1, 3)	4-0 FC5 2B BB		1-3 K		2-2 2B G6-3 1B			1-0 G4-3	4-2 BB	3	2	1	0	2	1	0						
<b>Dave Hollins, S</b> OBP: 0.370, SLG: 0.477 (1, 5)	3-2 FC5 2B 2-1 2-3		0-0 P8		0-0 G6-3 1-3 2-H 2B			1-1 G3-1	2-1 F8	5	1	1	1	0	0	4						
<b>Darren Daulton, L</b> OBP: 0.422, SLG: 0.549 (1, 2)	1-2 2B 1-H 2-H 2B		1-0 L9		3-2 G6-3 2-3 3-H 2B			1-0 P6	0-1 P5	5	1	1	3	0	0	3						
<b>Pete Incaviglia, R</b> OBP: 0.282, SLG: 0.427 (1, 7)	1-1 E 2-H 2B			0-0 2B	3-3 K			0-0 F8		4	1	2	1	0	1	1						
<b>Wes Chamberlain, R</b> OBP: 0.316, SLG: 0.449 (1, 9)	0-1 E7 1B 2-H 2B			1-2 G5-3		2-1 HR		4-2 SH1-3 BB		3	1	1	1	1	0	1						
<b>Mickey Morandini, L</b> OBP: 0.258, SLG: 0.319 (1, 4)	1-2 2-H 1B		0-0 F8		0-0 G5-3			0-0 SH1-3 1-2 2B		3	0	1	0	0	0	1						
<b>Terry Mulholland, R</b> (1, 1)			1-3 K		1-3 K			1-0 G4-3		1	0	0	0	0	1	0						
<b>Mike Williams, R</b> (3, 1)										1	0	0	0	0	1	1						
<b>MIT Thompson, L</b> (5, PH)										1	0	0	0	0	0	0						
<b>Mark Davis, L</b> (6, 1)										0	0	0	0	0	0	0						
<b>Jim Eisenreich, L</b> OBP: 0.400, SLG: 0.488 (8, PH)										0	0	0	0	0	0	0						
<b>Ricky Jordan, R</b> OBP: 0.200, SLG: 0.280 (8, PH)										1	0	0	0	0	0	1						
<b>David West, L</b> (8, 1)										0	0	0	0	0	0	0						
<b>Inning Stats</b>	R: 4 E: 1 K: 0 S: 17	H: 3 LOB: 2 BB: 2 P: 34	R: 0 E: 0 K: 1 S: 7	H: 0 LOB: 0 BB: 0 P: 10	R: 0 E: 0 K: 1 S: 6	H: 0 LOB: 0 BB: 0 P: 8	R: 0 E: 0 K: 1 S: 11	H: 1 LOB: 1 BB: 0 P: 13	R: 2 E: 0 K: 1 S: 14	H: 3 LOB: 1 BB: 0 P: 24	R: 1 E: 0 K: 0 S: 10	H: 2 LOB: 1 BB: 0 P: 16	R: 0 E: 0 K: 0 S: 4	H: 0 LOB: 0 BB: 0 P: 7	R: 0 E: 0 K: 0 S: 5	H: 0 LOB: 1 BB: 1 P: 10	R: 0 E: 0 K: 1 S: 14	H: 1 LOB: 2 BB: 1 P: 20	1B: 5 2B: 4 3B: 0 HR: 1	SF: 0 SAC: 1 DP: 0 HBP: 0	WP: 0 PB: 0 SB: 0 CS: 0	PA: 41
<b>PITCHER</b>	IP WLS BF H R ER SO BB IBB HBP BLK WP HR S P ERA WHIP																					
<b>Tom Glavine, L</b> ERA: 4.01	(1, 1) 5.0 W 24 7 6 5 4 2 0 0 0 0 0 0 55 89 9.00 1.800																					
<b>Pete Smith, R</b> ERA: 3.38	(6, 1) 2.2 11 2 1 1 0 1 0 0 0 0 1 18 31 3.38 1.125																					
<b>Mike Stanton, L</b> ERA: 3.71	(8, 1) 1.1 S 6 1 0 0 1 1 0 0 0 0 0 0 15 22 0.00 1.500																					

AB	36
R	7
H	10
RBI	6
BB	4
SO	5
LOB	16



Batter	1	2	3	4	5	6	7	8	9	AB	R	H	RBI	BB	SO	LOB	BOTTOM			
<b>Otis Nixon, S</b> OBP: 0.352, SLG: 0.270 (1, 8)	4-0 1B BB	0-0 SH1-4 1-2		4-2 2B BB	0-0 G3		3-1 F9			2	2	0	0	2	0	1	<b>Philadelphia Phillies @ Atlanta Braves</b> Atlanta-Fulton County Stadium, Atlanta, GA Fri May 14 1993, 7:05 PM EDT Att: 48,449 - Unknown - 73 F			
<b>Jeff Blauser, R</b> OBP: 0.446, SLG: 0.486 (1, 6)	1-1 F8 1B	3-2 G6-3		1-0 F8		4-2 G6-3 BB BB		1-0 P9		4	1	1	0	1	0	2				
<b>Rafael Belliard, R</b> OBP: 0.286, SLG: 0.263 (9, 6)	1-2 1B									0	0	0	0	0	0	0				
<b>Terry Pendleton, S</b> OBP: 0.263, SLG: 0.293 (1, 5)	0-0 1B 1-2 2-H 1B	0-0 HR 2B		2-0 1-H 2B		2-1 F9		0-2 FC6-4 1B		5	3	4	3	0	0	1				
<b>Ron Gant, R</b> OBP: 0.331, SLG: 0.445 (1, 7)	1-2 F9	0-1 HR		0-1 HR 2B		4-2 G6-3 BB		2-1 FC6-4 1B		4	2	3	3	1	0	2				
<b>David Justice, L</b> OBP: 0.297, SLG: 0.454 (1, 9)	2-2 F8 2-3	0-1 G3		3-1 HR		1-2 G6-3 1-2 2-3		0-0 FC6-4 1-2 2-3		5	1	1	2	0	0	6				
<b>Francisco Cabrera, R</b> OBP: 0.333, SLG: 0.469 (1, 3)	1-0 1B		3-1 L8		0-0 G6-3		1-1 G4-3		1-3 K	3	0	1	1	0	0	0				
<b>Sid Bream, L</b> OBP: 0.345, SLG: 0.416 (5, 3)	1-2 1B									2	0	0	0	0	1	4				
<b>Greg Olson, R</b> OBP: 0.313, SLG: 0.259 (1, 2)	2-1 1B		4-1 BB		0-0 G6-3			0-1 G4-3		3	0	1	1	1	0	0				
<b>Mark Lemke, S</b> OBP: 0.375, SLG: 0.430 (1, 4)	0-0 L8		0-0 P4		0-0 G4-3		1-2 1B			4	0	1	0	0	0	3				
<b>Tom Glavine, L</b> OBP: 0.286, SLG: 0.167 (1, 1)		4-2 SH1-4 2B BB	3-3 K		0-3 K		0-3 K			1	1	0	0	1	1	1				
<b>Tony Tarasco, L</b> OBP: 0.250, SLG: 0.182 (5, PH)										1	0	0	0	0	1	0				
<b>Pete Smith, R</b> OBP: 0.214, SLG: 0.250 (6, 1)										1	0	0	0	0	1	1				
<b>Mike Stanton, L</b> (8, 1)										0	0	0	0	0	0	0				
<b>Inning Stats</b>	R: 3 E: 0 K: 0 S: 13	H: 4 LOB: 1 BB: 1 P: 24	R: 3 E: 0 K: 0 S: 11	H: 2 LOB: 1 BB: 1 P: 18	R: 0 E: 0 K: 1 S: 7	H: 0 LOB: 1 BB: 1 P: 17	R: 4 E: 0 K: 0 S: 10	H: 3 LOB: 0 BB: 1 P: 20	R: 0 E: 0 K: 1 S: 5	H: 0 LOB: 0 BB: 0 P: 5	R: 0 E: 0 K: 0 S: 12	H: 0 LOB: 2 BB: 2 P: 24	R: 0 E: 0 K: 1 S: 10	H: 1 LOB: 1 BB: 0 P: 14	R: 0 E: 0 K: 1 S: 10	H: 2 LOB: 2 BB: 0 P: 14	1B: 7 2B: 3 3B: 0 HR: 2	SF: 0 SAC: 1 DP: 0 HBP: 0	WP: 0 PB: 0 SB: 0 CS: 0	PA: 42
<b>PITCHER</b>	IP WLS BF H R ER SO BB IBB HBP BLK WP HR S P ERA WHIP																			
<b>Terry Mulholland, L</b> ERA: 3.16	(1, 1) 2.0 L 14 6 6 6 0 2 0 0 0 0 0 1 24 42 27.00 4.000																			
<b>Mike Williams, R</b> ERA: 12.0	(3, 1) 3.0 14 3 4 4 2 2 0 0 0 0 0 1 22 42 12.00 1.667																			
<b>Mark Davis, L</b> ERA: 5.27	(6, 1) 2.0 9 1 0 0 1 2 0 0 0 0 0 0 22 38 0.00 1.500																			
<b>David West, L</b> ERA: 1.15	(8, 1) 1.0 5 2 0 0 1 0 0 0 0 0 0 0 10 14 0.00 2.000																			

AB	35
R	10
H	12
RBI	10
BB	6
SO	4
LOB	21





Batter	1	2	3	4	5	6	7	8	9	AB R H RBI BB SO LOB	TOP							
Lenny Dykstra, L OBP: 0.348, SLG: 0.369 (1, 8)	L6		F9		CS	K		BB 1-H 2B	L9	5 1 1 1 0 1 1	<b>Philadelphia Phillies @ Atlanta Braves</b> Atlanta-Fulton County Stadium, Atlanta, GA Sat May 15 1993, 7:05 PM EDT Att: 48,425 - Unknown - 79 F							
Mickey Morandini, L OBP: 0.258, SLG: 0.325 (1, 4)	2B		K			G5-3		K		4 0 1 0 0 2 1								
John Kruk, L OBP: 0.464, SLG: 0.553 (1, 3)	L7			BB 1B		G6-3		BB BB IBB		3 0 1 0 1 0 1								
Dave Hollins, S OBP: 0.367, SLG: 0.466 (1, 5)	L6			F9			K	BB BB		3 0 0 0 1 1 2								
Darren Daulton, L OBP: 0.432, SLG: 0.577 (1, 2)		G3		G4-3 BB			HR	BB BB		2 1 1 2 2 0 0								
Wes Chamberlain, R OBP: 0.303, SLG: 0.430 David West, L (8, 1)	F7			G4-3			G6-3	G5-3		4 0 0 0 0 0 5 0 0 0 0 0 0 0								
Milt Thompson, L OBP: 0.301, SLG: 0.247 (1, 7)	1B				CS 1B		G3-1	K		4 0 2 0 0 1 0								
Mariano Duncan, R OBP: 0.235, SLG: 0.319 (1, 6)	K				P3			K G4-3		4 0 0 0 0 2 2								
Curt Schilling, R OBP: 0.158, SLG: 0.111 Jim Eisenreich, L OBP: 0.429, SLG: 0.526 (8, 9)			K			K		2B BB	2B	2 0 0 0 0 2 1 1 1 1 0 1 0 0								
<b>Inning Stats</b>	R: 0 E: 0 K: 0 S: 7	H: 1 LOB: 1 BB: 0 P: 13	R: 0 E: 0 K: 1 S: 6	H: 1 LOB: 1 BB: 0 P: 11	R: 0 E: 0 K: 0 S: 10	H: 1 LOB: 1 BB: 1 P: 19	R: 0 E: 0 K: 1 S: 8	H: 1 LOB: 0 BB: 0 P: 10	R: 1 E: 0 K: 1 S: 12	H: 1 LOB: 0 BB: 0 P: 17		R: 2 E: 0 K: 2 S: 16	H: 3 LOB: 3 BB: 4 P: 38	R: 0 E: 0 K: 1 S: 12	H: 1 LOB: 1 BB: 0 P: 16	1B: 3 2B: 3 3B: 0 HR: 1	SF: 0 SAC: 0 DP: 1 HBP: 0	WP: 0 PB: 0 SB: 1 CS: 1
<b>PITCHER</b>	IP WLS BF H R ER SO BB IBB HBP BLK WP HR S P ERA WHIP											<b>PITCHER</b>	IP WLS BF H R ER SO BB IBB HBP BLK WP HR S P ERA WHIP					
Greg Maddux, R ERA: 2.88 (1, 1)	8.0 W 33 6 3 3 8 4 1 0 0 0 1 74 128 3.38 1.250																	
Greg McMichael, R ERA: 2.95 (9, 1)	0.2 3 1 0 0 1 0 0 0 0 0 0 9 13 0.00 1.500																	
Mike Stanton, L ERA: 3.63 (9, 1)	0.1 S 1 0 0 0 0 0 0 0 0 0 0 3 3 0.00 0.000																	

Batter	1	2	3	4	5	6	7	8	9	AB R H RBI BB SO LOB	BOTTOM									
Otis Nixon, S OBP: 0.349, SLG: 0.264 (1, 8)	CS BB			B1-3		K		F9		3 0 0 0 1 1 0	<b>Philadelphia Phillies @ Atlanta Braves</b> Atlanta-Fulton County Stadium, Atlanta, GA Sat May 15 1993, 7:05 PM EDT Att: 48,425 - Unknown - 79 F									
Jeff Blauser, R OBP: 0.442, SLG: 0.476 Rafael Belliard, R OBP: 0.286, SLG: 0.263 (1, 6)	G6-3			BB		G4-3		L8		3 0 0 0 1 0 1 0 0 0 0 0 0 0										
Terry Pendleton, S OBP: 0.268, SLG: 0.298 (1, 5)	F7			K		1B BLK 1B		2B 1B		4 2 2 0 0 1 1										
David Justice, L OBP: 0.296, SLG: 0.448 (1, 9)		K		F8		BLK 1B		E5 2B 2B		4 1 1 0 0 1 2										
Ron Gant, R OBP: 0.329, SLG: 0.447 (1, 7)	G1-3			L8		L8		2B 2B		4 1 1 1 0 0 1										
Sid Bream, L OBP: 0.336, SLG: 0.404 Bill Pecota, R OBP: 0.316, SLG: 0.368 Greg McMichael, R (8, PH) Mike Stanton, L (9, 1)	K			E3 G3		F8		2B 2B		3 0 0 0 0 1 0 1 0 1 2 0 0 0 0 0 0 0 0 0 0 0 0 0 0 0 0 0										
Damon Berryhill, S OBP: 0.290, SLG: 0.439 (1, 2)			G4-3		G3		G1-3	L7		4 0 0 0 0 0 2										
Mark Lemke, S OBP: 0.382, SLG: 0.459 (1, 4)			F8		IBB		HR			2 1 1 1 1 0 0										
Greg Maddux, R OBP: 0.273, SLG: 0.318 Ryan Klesko, L OBP: 0.385, SLG: 0.545 (9, 3)	G6-3			G4-3		K				3 0 0 0 0 1 2 0 0 0 0 0 0 0										
<b>Inning Stats</b>	R: 0 E: 0 K: 0 S: 6	H: 0 LOB: 0 BB: 1 P: 14	R: 0 E: 0 K: 2 S: 8	H: 0 LOB: 0 BB: 0 P: 10	R: 0 E: 0 K: 1 S: 7	H: 0 LOB: 0 BB: 0 P: 13	R: 0 E: 0 K: 1 S: 8	H: 0 LOB: 1 BB: 1 P: 12	R: 0 E: 0 K: 1 S: 16	H: 0 LOB: 2 BB: 1 P: 28		R: 1 E: 0 K: 1 S: 13	H: 2 LOB: 1 BB: 0 P: 19	R: 1 E: 0 K: 0 S: 7	H: 1 LOB: 0 BB: 0 P: 10	R: 3 E: 1 K: 0 S: 19	H: 3 LOB: 1 BB: 0 P: 32	1B: 3 2B: 2 3B: 0 HR: 1	SF: 0 SAC: 0 DP: 0 HBP: 0	WP: 0 PB: 0 SB: 0 CS: 1
<b>PITCHER</b>	IP WLS BF H R ER SO BB IBB HBP BLK WP HR S P ERA WHIP											<b>PITCHER</b>	IP WLS BF H R ER SO BB IBB HBP BLK WP HR S P ERA WHIP							
Curt Schilling, R ERA: 2.76 (1, 1)	7.0 3 2 2 5 2 2 1 0 1 1 0 65 106 2.57 0.714																			
David West, L ERA: 1.06 (8, 1)	1.0 L 7 3 3 0 0 0 0 0 0 0 0 19 32 0.00 3.000																			













Batter	1	2	3	4	5	6	7	8	9	AB	R	H	RBI	BB	SO	LOB	TOP										
<b>Delino DeShields, L</b> OBP: 0.371, SLG: 0.325 (1.4)	G6-3		F8			G6-3		G6-3		4	0	0	0	0	0	2	<b>Montreal Expos @ Atlanta Braves</b> Atlanta-Fulton County Stadium, Atlanta, GA Tue May 18 1993, 7:05 PM EDT Att: 46,099 - Unknown - 83 F										
<b>John Vander Wal, L</b> OBP: 0.351, SLG: 0.478 <b>Greg Colbrunn, R</b> OBP: 0.377, SLG: 0.516 (6.3)	CS 1B			G3		3-1 1B		CS 1B		3	0	2	1	0	0	0											
<b>Marquis Grissom, R</b> OBP: 0.370, SLG: 0.504 (1.8)	P6 1-2			K		F8		K		4	0	0	0	0	2	3											
<b>Larry Walker, L</b> OBP: 0.410, SLG: 0.575 (1.9)		G4-3		G6-3			G4-3 G4-3 1B		0-0 1B	4	0	2	0	0	0	0											
<b>Frank Bolick, S</b> OBP: 0.338, SLG: 0.422 <b>Mike Lansing, R</b> OBP: 0.370, SLG: 0.480 (7.5)	K				K		G4-3 1-2		3-2 1B	3	0	0	0	0	2	1											
<b>Moises Alou, R</b> OBP: 0.399, SLG: 0.522 (1.7)	P4				G1-3		G4-3			3	0	0	0	0	0	1											
<b>Darrin Fletcher, L</b> OBP: 0.322, SLG: 0.365 (1.2)			G5-3		G4-1		F7			3	0	0	0	0	0	1											
<b>Wil Cordero, R</b> OBP: 0.293, SLG: 0.422 (1.6)						G6-3 SH1-4 1B		F9		2	1	1	0	1	0	0											
<b>Gil Heredia, R</b> <b>Mel Rojas, R</b> <b>John Wetteland, R</b> (8.1)			K			SH1-4		F9		1	0	0	0	0	1	1											
<b>Inning Stats</b>	R: 0 E: 0 K: 0 S: 6	H: 1 LOB: 0 BB: 0 P: 11	R: 0 E: 0 K: 1 S: 7	H: 0 LOB: 0 BB: 0 P: 10	R: 0 E: 0 K: 1 S: 12	H: 0 LOB: 1 BB: 1 P: 19	R: 0 E: 0 K: 1 S: 10	H: 0 LOB: 0 BB: 0 P: 13	R: 0 E: 0 K: 1 S: 6	H: 0 LOB: 0 BB: 0 P: 9	R: 1 E: 0 K: 0 S: 12	H: 2 LOB: 1 BB: 0 P: 17	R: 0 E: 0 K: 0 S: 8	H: 1 LOB: 1 BB: 0 P: 12	R: 0 E: 0 K: 0 S: 7	H: 0 LOB: 0 BB: 0 P: 11		R: 0 E: 0 K: 1 S: 12	H: 3 LOB: 1 BB: 0 P: 19	1B: 7 2B: 0 3B: 0 HR: 0	SF: 0 SAC: 1 DP: 0 HBP: 0	WP: 0 PB: 0 SB: 0 CS: 2	PA: 32				
<b>PITCHER</b>	IP	WLS	BF	H	R	ER	SO	BB	IBB	HBP	BLK	WP	HR	S	P	ERA	WHIP										
<b>Pete Smith, R</b> ERA: 3.0 (1.1)	8.0	L	28	4	1	1	4	1	0	0	0	0	0	68	102	1.12	0.625										
<b>Greg McMichael, R</b> ERA: 3.0 (9.1)	1.0		4	3	0	0	1	0	0	0	0	0	0	12	19	0.00	3.000										

AB	30
R	1
H	7
RBI	1
BB	1
SO	5
LOB	9



Batter	1	2	3	4	5	6	7	8	9	AB	R	H	RBI	BB	SO	LOB	BOTTOM										
<b>Otis Nixon, S</b> OBP: 0.344, SLG: 0.270 (1.8)	G6-3		1B			G6-3		G1-3		4	0	1	0	0	0	1	<b>Montreal Expos @ Atlanta Braves</b> Atlanta-Fulton County Stadium, Atlanta, GA Tue May 18 1993, 7:05 PM EDT Att: 46,099 - Unknown - 83 F										
<b>Jeff Blauser, R</b> OBP: 0.443, SLG: 0.477 (1.6)	S 1B		F8			K		K		4	0	1	0	0	2	2											
<b>Terry Pendleton, S</b> OBP: 0.261, SLG: 0.290 (1.5)	K				K		G5-3		0-2 1B	4	0	1	0	0	2	1											
<b>David Justice, L</b> OBP: 0.300, SLG: 0.447 (1.9)	G4-3				S 1B		G3		3-3 K	4	0	1	0	0	1	4											
<b>Ron Gant, R</b> OBP: 0.329, SLG: 0.430 (1.7)	G4-3			K		E S 1B		K		4	0	1	0	0	2	1											
<b>Sid Bream, L</b> OBP: 0.336, SLG: 0.396 (1.3)	G6-3			K				K		3	0	0	0	1	2	1											
<b>Damon Berryhill, S</b> OBP: 0.269, SLG: 0.403 (1.2)	G6-3				G6-3		L4		G4-3	4	0	0	0	0	0	2											
<b>Mark Lemke, S</b> OBP: 0.394, SLG: 0.483 (1.4)			F8		K2-3		K			3	0	0	0	0	2	2											
<b>Pete Smith, R</b> OBP: 0.188, SLG: 0.214 <b>Francisco Cabrera, R</b> OBP: 0.341, SLG: 0.459 <b>Bill Pecota, R</b> OBP: 0.300, SLG: 0.350 <b>Greg McMichael, R</b> (9.1)	G4-3				K			E5 1B		2	0	0	0	0	1	0											
<b>Inning Stats</b>	R: 0 E: 0 K: 1 S: 8	H: 1 LOB: 1 BB: 0 P: 12	R: 0 E: 0 K: 0 S: 6	H: 0 LOB: 0 BB: 0 P: 8	R: 0 E: 0 K: 0 S: 11	H: 1 LOB: 1 BB: 0 P: 19	R: 0 E: 0 K: 3 S: 12	H: 1 LOB: 0 BB: 0 P: 17	R: 0 E: 0 K: 2 S: 8	H: 0 LOB: 0 BB: 0 P: 13	R: 0 E: 0 K: 1 S: 6	H: 0 LOB: 0 BB: 0 P: 8	R: 0 E: 1 K: 2 S: 14	H: 1 LOB: 3 BB: 0 P: 19	R: 0 E: 0 K: 2 S: 12	H: 0 LOB: 0 BB: 0 P: 16		1B: 5 2B: 0 3B: 0 HR: 0	SF: 0 SAC: 0 DP: 0 HBP: 0	WP: 0 PB: 0 SB: 3 CS: 0	PA: 34						
<b>PITCHER</b>	IP	WLS	BF	H	R	ER	SO	BB	IBB	HBP	BLK	WP	HR	S	P	ERA	WHIP										
<b>Gil Heredia, R</b> ERA: 3.5 (1.1)	6.1	W	24	4	0	0	7	1	0	0	0	0	0	56	90	0.00	0.789										
<b>Mel Rojas, R</b> ERA: 3.5 (7.1)	1.0		4	0	0	0	1	0	0	0	0	0	0	10	14	0.00	0.000										
<b>John Wetteland, R</b> ERA: 2.87 (8.1)	1.2	S	6	1	0	0	4	0	0	0	0	0	0	21	28	0.00	0.600										









Batter	1	2	3	4	5	6	7	8	9	AB	R	H	RBI	BB	SO	LOB	TOP
<b>Otis Nixon, S</b> <small>OBP: 0.354, SLG: 0.281</small> 										5	1	3	0	0	0	4	<b>Atlanta Braves @ New York Mets</b> Shea Stadium, Flushing, NY Fri May 21 1993, 7:05 PM EDT Att: 27,692 - Unknown
<b>Jeff Blausler, R</b> <small>OBP: 0.440, SLG: 0.466</small> <b>Rafael Belliard, R</b> <small>OBP: 0.286, SLG: 0.263</small> 										3	0	1	1	2	0	3	
<b>Terry Pendleton, S</b> <small>OBP: 0.255, SLG: 0.288</small> 										5	0	0	0	0	0	8	
<b>Ron Gant, R</b> <small>OBP: 0.337, SLG: 0.450</small> 										5	0	2	1	0	1	3	
<b>David Justice, L</b> <small>OBP: 0.298, SLG: 0.434</small> 										5	0	0	0	0	2	4	
<b>Brian Hunter, R</b> <small>OBP: 0.287, SLG: 0.385</small> 										3	1	1	0	1	1	0	
<b>Damon Berryhill, S</b> <small>OBP: 0.268, SLG: 0.394</small> 										4	0	1	1	0	0	1	
<b>Mark Lemke, S</b> <small>OBP: 0.389, SLG: 0.472</small> 										4	1	2	0	0	0	1	
<b>Greg Maddux, R</b> <small>OBP: 0.308, SLG: 0.320</small> 										3	1	1	0	1	1	3	
<b>Inning Stats</b> R: 0 H: 1 E: 0 LOB: 1 K: 0 BB: 1 S: 8 P: 16 R: 0 H: 0 E: 0 LOB: 0 K: 0 BB: 0 S: 5 P: 6 R: 2 H: 2 E: 1 LOB: 2 K: 1 BB: 1 S: 17 P: 24 R: 0 H: 0 E: 0 LOB: 1 K: 0 BB: 1 S: 9 P: 17 R: 1 H: 2 E: 0 LOB: 1 K: 0 BB: 0 S: 12 P: 21 R: 1 H: 3 E: 0 LOB: 3 K: 1 BB: 1 S: 15 P: 27 R: 0 H: 0 E: 0 LOB: 0 K: 2 BB: 0 S: 8 P: 11 R: 0 H: 2 E: 0 LOB: 2 K: 0 BB: 0 S: 6 P: 8 R: 0 H: 1 E: 0 LOB: 0 K: 1 BB: 0 S: 9 P: 15 1B: 10 SF: 0 2B: 0 SAC: 0 3B: 1 DP: 1 HR: 0 HBP: 0 WP: 0 PA: 41 FB: 0 SB: 1 CS: 1																	
<b>PITCHER</b> <b>Eric Hillman, L</b> <small>ERA: 5.4</small> <b>Mike Draper, R</b> <small>ERA: 3.54</small> <b>Jeff Innis, R</b> <small>ERA: 4.87</small>	IP: 5.0 WLS: L BF: 25 H: 7 R: 4 ER: 4 SO: 1 BB: 3 IBB: 0 HBP: 0 BLK: 0 WP: 0 HR: 0 S: 54 P: 90 ERA: 7.20 WHIP: 2.000																

AB	37
R	4
H	11
RBI	3
BB	4
SO	5
LOB	27



Batter	1	2	3	4	5	6	7	8	9	AB	R	H	RBI	BB	SO	LOB	BOTTOM
<b>Vince Coleman, S</b> <small>OBP: 0.300, SLG: 0.345</small> 										4	1	2	0	0	0	0	<b>Atlanta Braves @ New York Mets</b> Shea Stadium, Flushing, NY Fri May 21 1993, 7:05 PM EDT Att: 27,692 - Unknown
<b>Joe Orsulak, L</b> <small>OBP: 0.313, SLG: 0.363</small> 										4	1	2	0	0	1		
<b>Eddie Murray, S</b> <small>OBP: 0.362, SLG: 0.489</small> 										4	0	1	1	0	2		
<b>Bobby Bonilla, S</b> <small>OBP: 0.324, SLG: 0.445</small> 										3	0	0	1	0	1		
<b>Howard Johnson, S</b> <small>OBP: 0.375, SLG: 0.387</small> <b>Chico Walker, S</b> <small>OBP: 0.235, SLG: 0.255</small> 										1	0	0	0	0	1		
<b>Tony Fernandez, S</b> <small>OBP: 0.321, SLG: 0.300</small> 										3	0	1	0	0	1		
<b>Jeff Kent, R</b> <small>OBP: 0.336, SLG: 0.381</small> 										3	0	0	0	0	1		
<b>Todd Hundley, S</b> <small>OBP: 0.304, SLG: 0.410</small> 										3	0	0	0	0	1		
<b>Eric Hillman, L</b> <small>ERA: 5.4</small> <b>Mike Draper, R</b> <small>OBP: 1.000, SLG: 1.000</small> <b>Wayne Housie, S</b> <small>OBP: 0.333, SLG: 0.364</small> <b>Jeff Innis, R</b> <small>ERA: 4.87</small>	IP: 9.0 WLS: W BF: 32 H: 6 R: 2 ER: 2 SO: 5 BB: 0 IBB: 0 HBP: 0 BLK: 0 WP: 0 HR: 0 S: 66 P: 100 ERA: 2.00 WHIP: 0.667																

AB	31
R	2
H	6
RBI	2
BB	0
SO	5
LOB	8





Batter	1	2	3	4	5	6	7	8	9	AB	R	H	RBI	BB	SO	LOB	TOP					
Deion Sanders, L OBP: 0.270, SLG: 0.444	F8		G3		FC4-6 1B		F7			4	0	0	0	0	0	1	Atlanta Braves @ New York Mets Shea Stadium, Flushing, NY Sat May 22 1993, 3:33 AM EDT Att: 32,563 - Sunny - 72 F					
Jeff Blauer, R OBP: 0.441, SLG: 0.467	G4-3			K						4	0	2	0	0	1	0						
Terry Pendleton, S OBP: 0.255, SLG: 0.287	G6-3			F8	G1-3					4	0	1	0	0	0	2						
David Justice, L OBP: 0.302, SLG: 0.460		F8								4	1	2	1	0	1	2						
Ron Gant, R OBP: 0.335, SLG: 0.458	P4									4	0	1	0	0	1	3						
Sid Bream, L OBP: 0.341, SLG: 0.388										3	0	1	0	1	1	1						
Greg Olson, R OBP: 0.301, SLG: 0.253										4	0	1	0	0	0	4						
Mark Lemke, S OBP: 0.379, SLG: 0.457										4	0	0	0	0	1	1						
29 John Smoltz, R OBP: 0.300, SLG: 0.316										1	0	0	0	1	1	0						
Kent Mercker, L OBP: 0.284, SLG: 0.388										0	0	0	0	0	0	0						
Damon Berryhill, S OBP: 0.231, SLG: 0.250										1	0	0	0	0	0	0						
Steve Bedrosian, R OBP: 0.333, SLG: 0.447										0	0	0	0	0	0	0						
Inning Stats	R: 0 E: 0 K: 0 S: 6	H: 0 LOB: 0 BB: 0 P: 8	R: 0 E: 0 K: 0 S: 9	H: 1 LOB: 1 BB: 0 P: 14	R: 0 E: 0 K: 1 S: 6	H: 0 LOB: 0 BB: 0 P: 9	R: 1 E: 0 K: 1 S: 11	H: 2 LOB: 2 BB: 1 P: 21	R: 0 E: 0 K: 0 S: 10	H: 1 LOB: 1 BB: 0 P: 15	R: 0 E: 0 K: 0 S: 7	H: 0 LOB: 0 BB: 0 P: 11	R: 0 E: 0 K: 2 S: 11	H: 2 LOB: 1 BB: 0 P: 16	R: 0 E: 0 K: 2 S: 14	H: 1 LOB: 1 BB: 0 P: 20	1B: 5 2B: 1 3B: 1 HR: 1	SF: 0 SAC: 0 DP: 1 HBP: 0	WP: 0 PB: 0 CS: 0	PA: 36		
PITCHER	IP	WLS	BF	H	R	ER	SO	BB	IBB	HBP	BLK	WP	HR	S	P	ERA	WHIP					
Dwight Gooden, R ERA: 2.78	(1, 1)	8.0	W	32	7	1	1	4	2	0	0	0	0	1	69	111	1.12	1.125				
Anthony Young, R ERA: 3.2	(9, 1)	1.0		4	1	0	0	2	0	0	0	0	0	0	14	20	0.00	1.000				

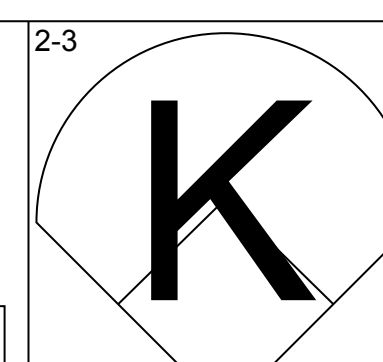
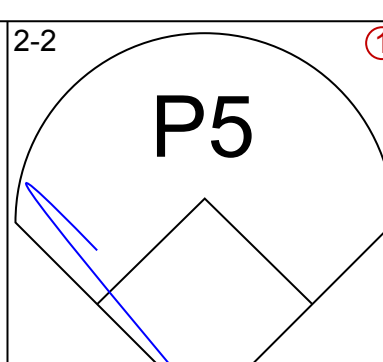
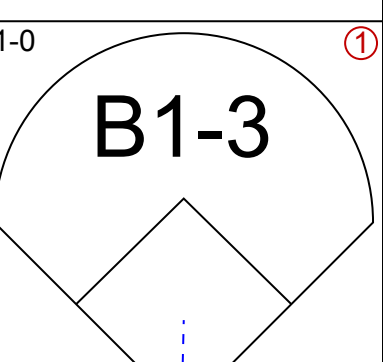

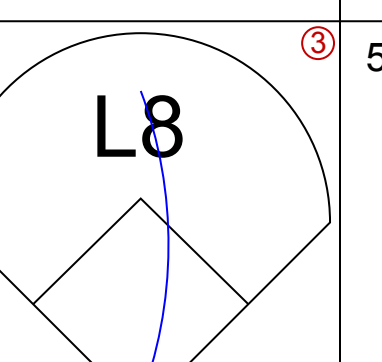
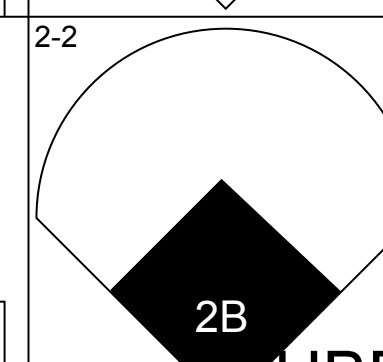
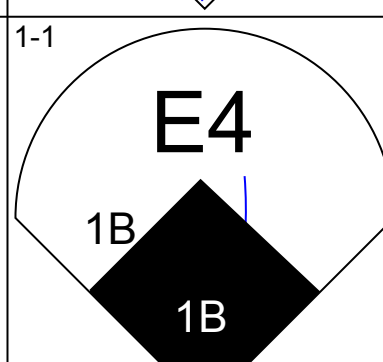
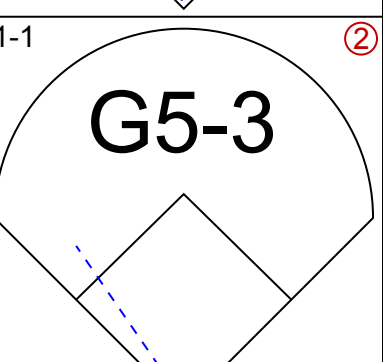
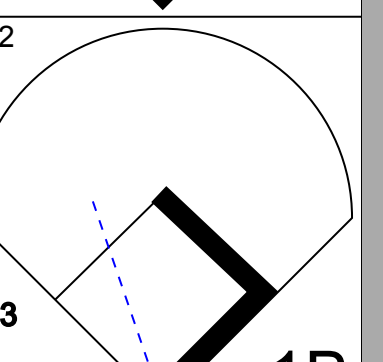
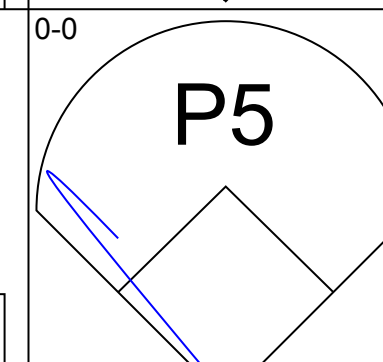
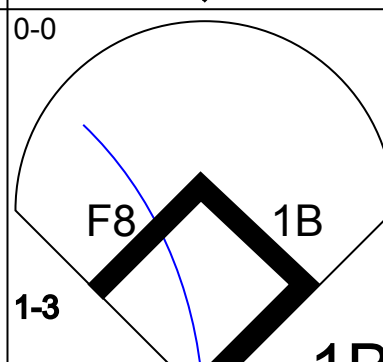
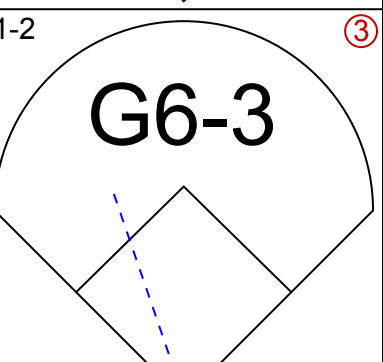
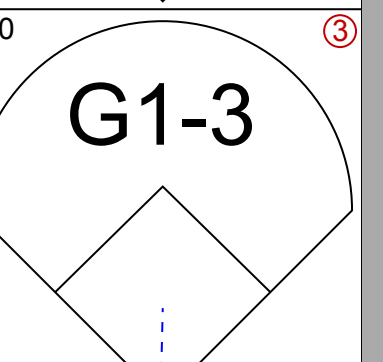
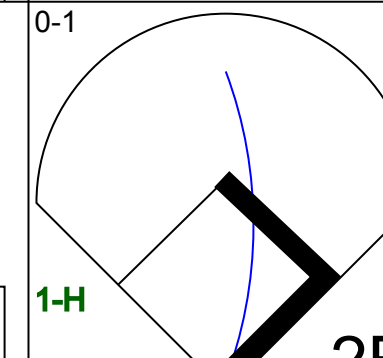
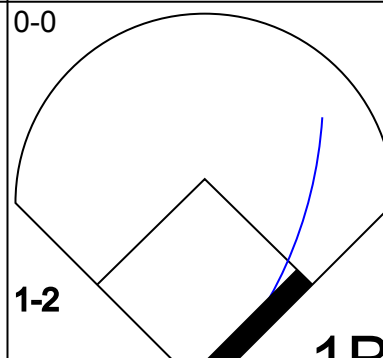
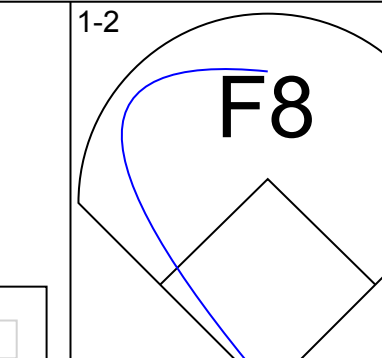
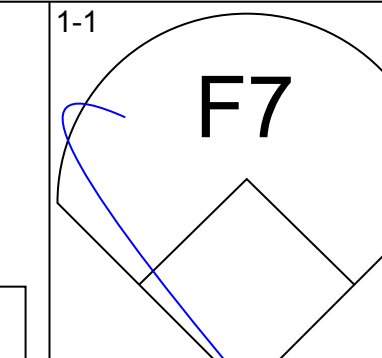
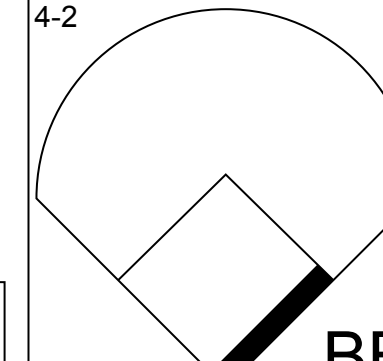
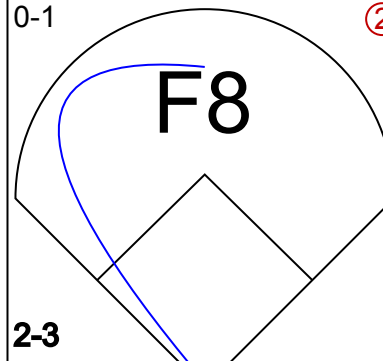
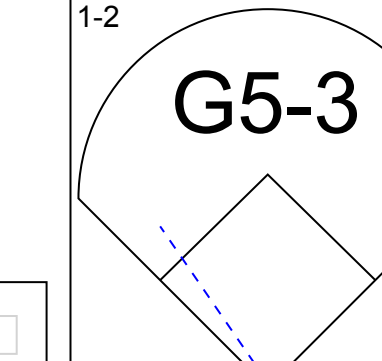
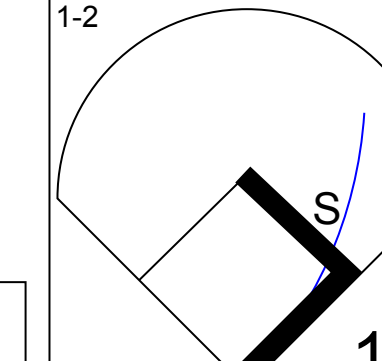
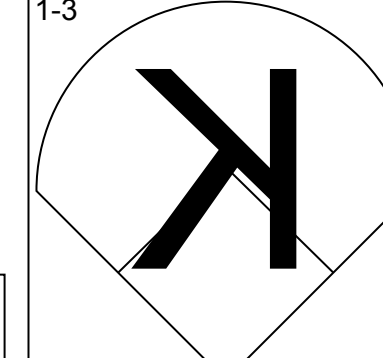
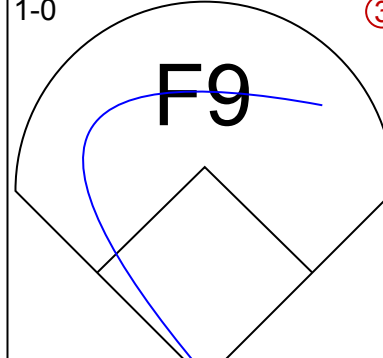
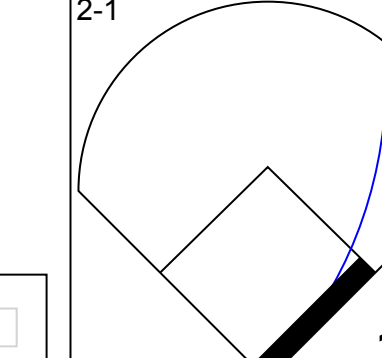
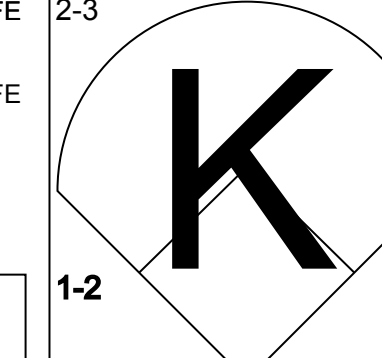
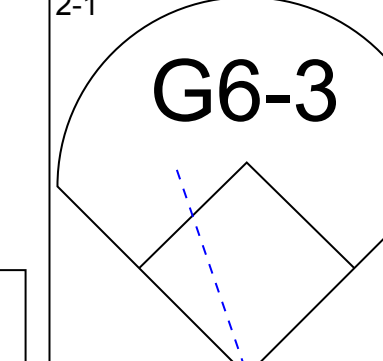
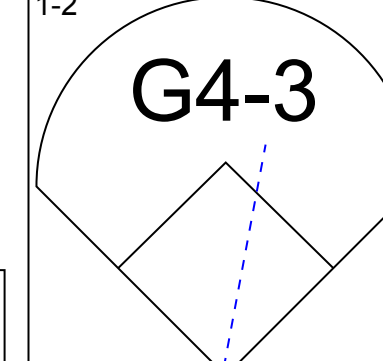
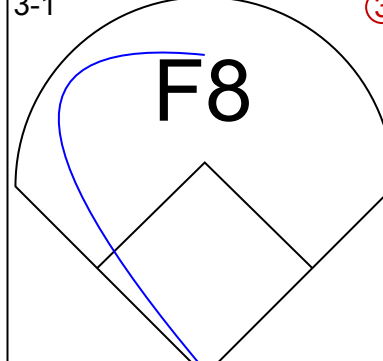
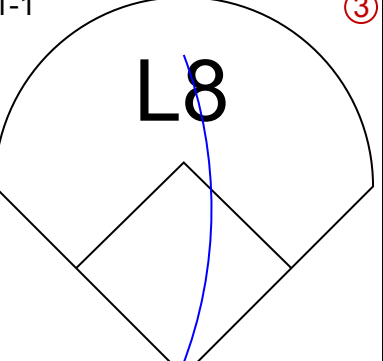
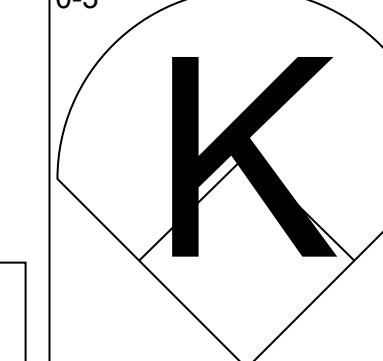
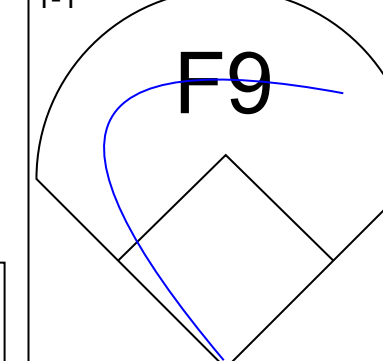
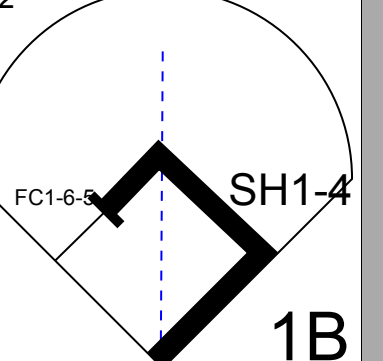
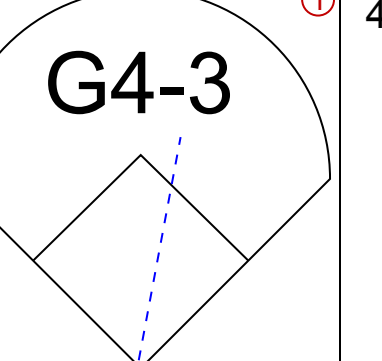
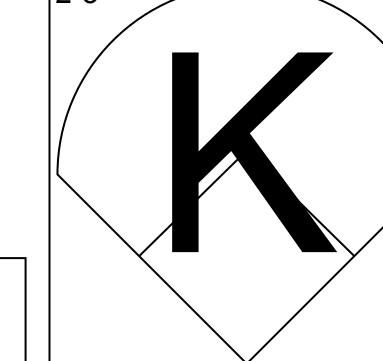
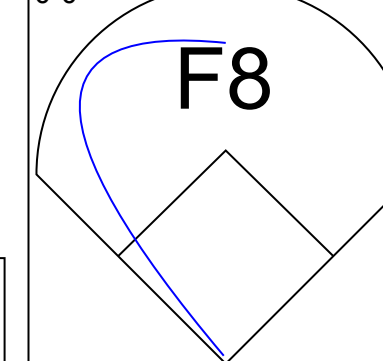


AB	34
R	1
H	8
RBI	1
BB	2
SO	6
LOB	15



Batter	1	2	3	4	5	6	7	8	9	AB	R	H	RBI	BB	SO	LOB	BOTTOM					
Vince Coleman, S OBP: 0.299, SLG: 0.360										4	1	1	1	0	1	2	Atlanta Braves @ New York Mets Shea Stadium, Flushing, NY Sat May 22 1993, 3:33 AM EDT Att: 32,563 - Sunny - 72 F					
Dave Gallagher, R OBP: 0.413, SLG: 0.564										1	0	0	0	0	0	0						
Joe Orsulak, L OBP: 0.320, SLG: 0.362										3	0	1	0	1	0	0						
Eddie Murray, S OBP: 0.353, SLG: 0.475										4	0	0	0	0	0	2						
Bobby Bonilla, S OBP: 0.322, SLG: 0.436										3	0	0	0	1	2	1						
Howard Johnson, S OBP: 0.385, SLG: 0.402										3	1	2	0	1	0	0						
Jeff McKnight, S OBP: 0.308, SLG: 0.143										0	0	0	0	0	0	0						
Tony Fernandez, S OBP: 0.326, SLG: 0.301										3	1	1	0	1	0	4						
Jeff Kent, R OBP: 0.333, SLG: 0.404										4	1	1	2	0	0	4						
Todd Hundley, S OBP: 0.303, SLG: 0.413										4	1	1	0	0	0	0						
Dwight Gooden, R OBP: 0.276, SLG: 0.448										3	1	3	3	0	0	0						
Chico Walker, S OBP: 0.231, SLG: 0.250										1	0	0	0	0	0	0						
Anthony Young, R ERA: 3.86										0	0	0	0	0	0	0						
Inning Stats	R: 1 E: 0 K: 0 S: 15	H: 1 LOB: 2 BB: 3 P: 30	R: 1 E: 0 K: 0 S: 9	H: 1 LOB: 0 BB: 0 P: 12	R: 0 E: 0 K: 0 S: 4	H: 0 LOB: 0 BB: 0 P: 6	R: 2 E: 0 K: 0 S: 13	H: 3 LOB: 1 BB: 0 P: 17	R: 0 E: 0 K: 1 S: 9	H: 1 LOB: 0 BB: 0 P: 15	R: 2 E: 0 K: 1 S: 15	H: 3 LOB: 1 BB: 0 P: 22	R: 0 E: 1 K: 1 S: 11	H: 1 LOB: 3 BB: 1 P: 17	R: 0 E: 0 K: 0 S: 6	H: 0 LOB: 0 BB: 0 P: 9	1B: 5 2B: 2 3B: 0 HR: 3	SF: 0 SAC: 0 DP: 2 HBP: 0	WP: 1 PB: 0 CS: 0	PA: 37		
PITCHER	IP	WLS	BF	H	R	ER	SO	BB	IBB	HBP	BLK	WP	HR	S	P	ERA	WHIP					
29 John Smoltz, R ERA: 3.72	(1, 1)	5.2	L	27	9	6	1	0	0	0	0	0	0	0	0	0	9.53	2.118				
Kent Mercker, L ERA: 3.97	(6, 1)	0.1		1	0	0	0	1	0	0	0	1	0	3	6	0.00	0.000					
Steve Bedrosian, R ERA: 3.86	(7, 1)	2.0		9	1	0	0	1	0	0	0	0	0	17	26	0.00	1.000					



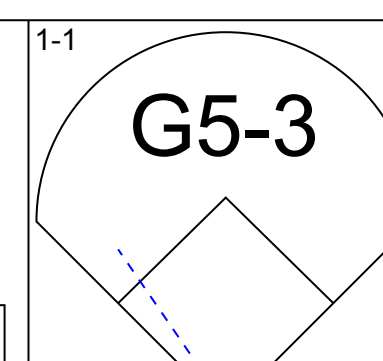
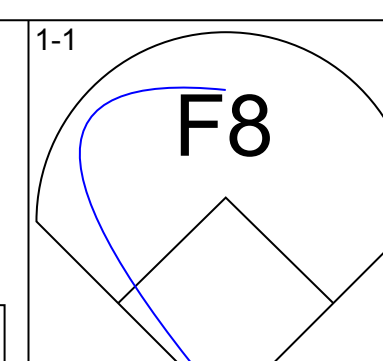
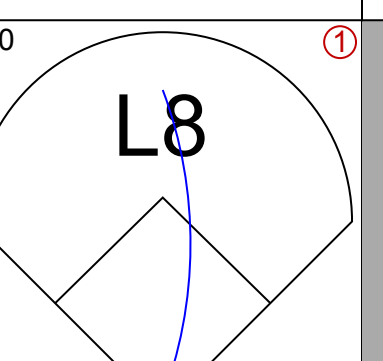
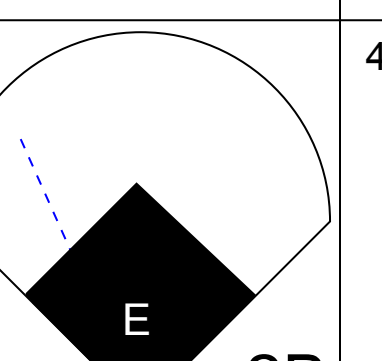
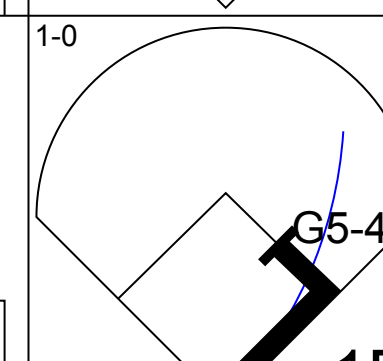
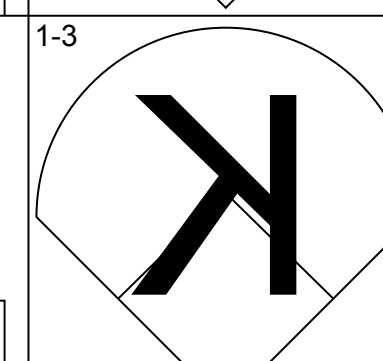
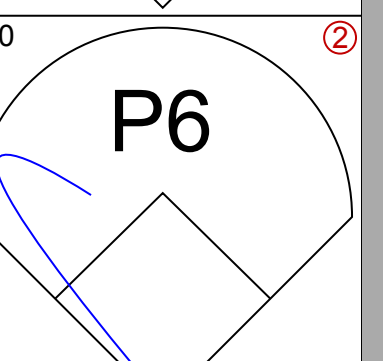
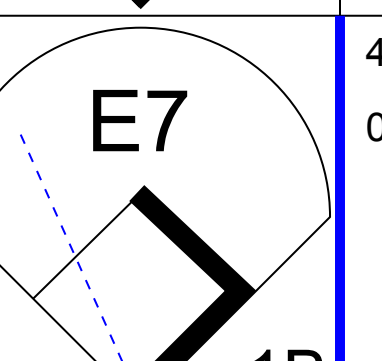
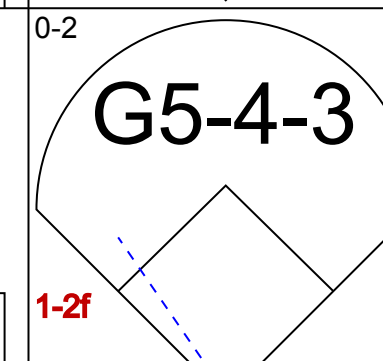
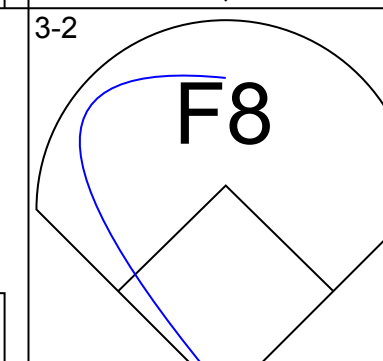
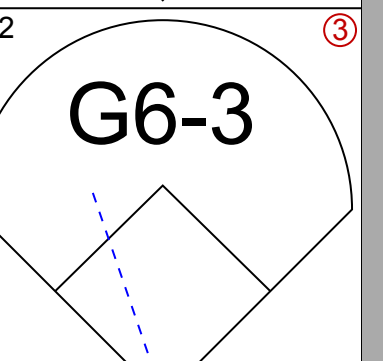
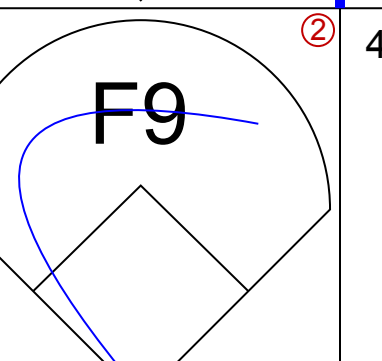
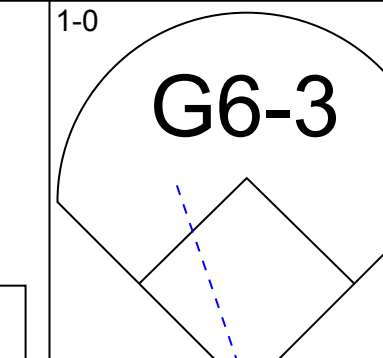
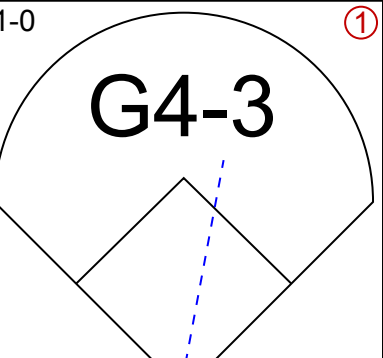
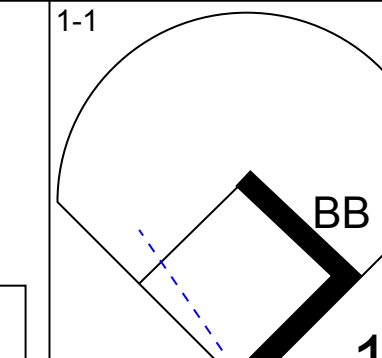
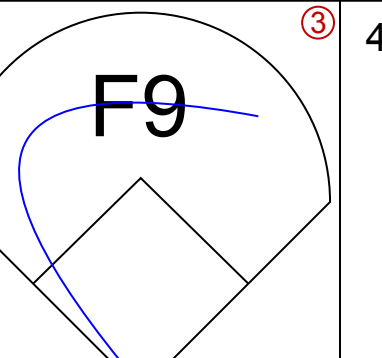
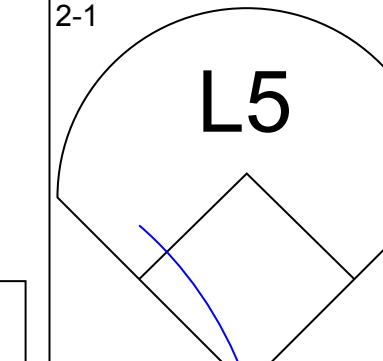
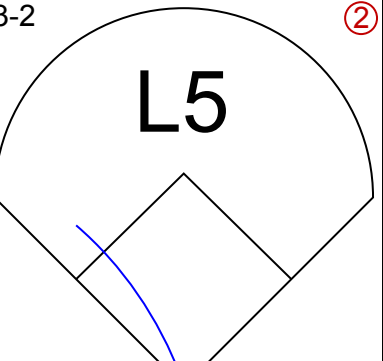
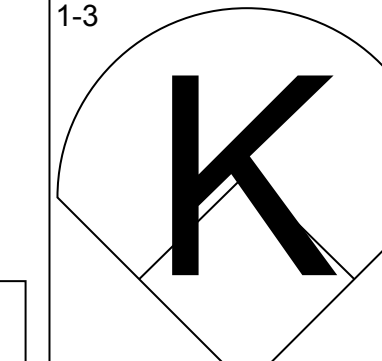
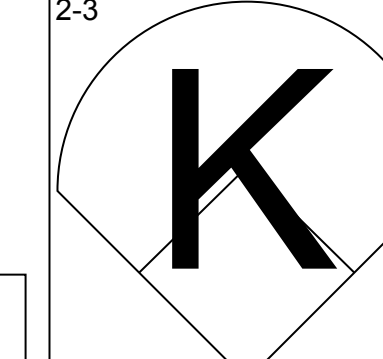
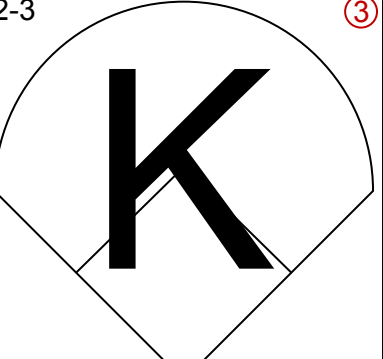
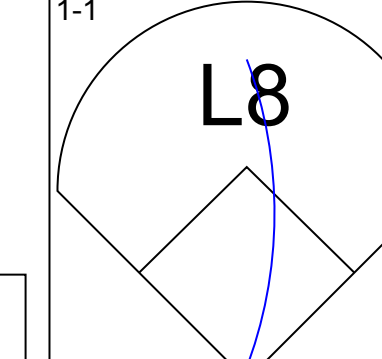
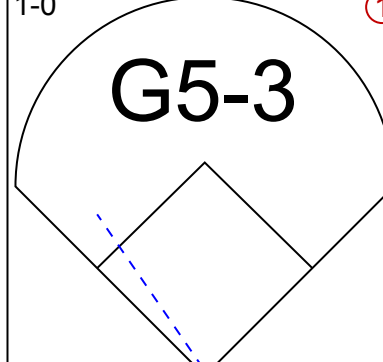

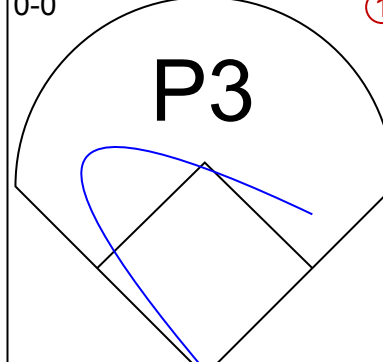
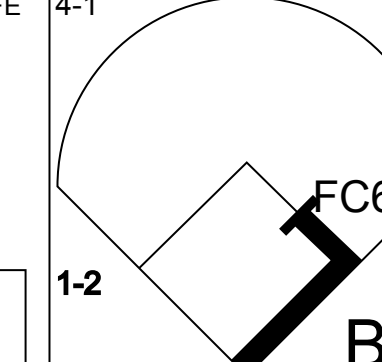
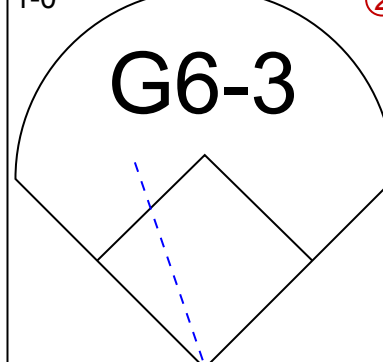

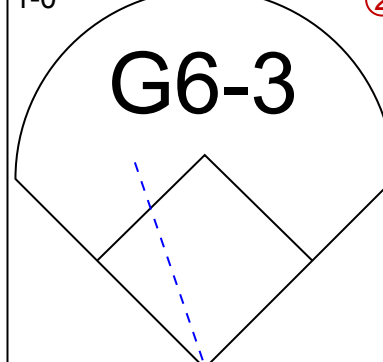
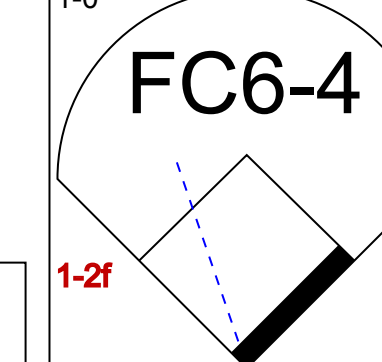
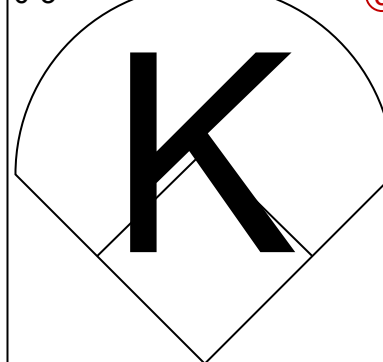

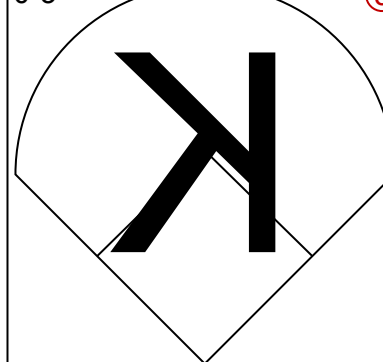
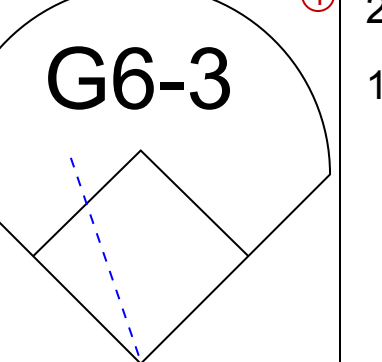


Batter	1	2	3	4	5	6	7	8	9	AB	R	H	RBI	BB	SO	LOB	TOP	
<b>Otis Nixon, S</b> <small>OBP: 0.345, SLG: 0.273</small> 			<b>P5</b> 		<b>B1-3</b> 		<b>FC1-6-5</b> 		<b>L8</b> 	5	0	0	0	0	1	1		
<b>Jeff Blausler, R</b> <small>OBP: 0.442, SLG: 0.464</small> <b>Rafael Belliard, R</b> <small>OBP: 0.286, SLG: 0.263</small> 			<b>E4</b> 		<b>G5-3</b> 					3	2	1	0	0	0	0	0	
<b>Terry Pendleton, S</b> <small>OBP: 0.255, SLG: 0.287</small> 					<b>G6-3</b> 		<b>G1-3</b> 			4	0	1	0	0	0	3		
<b>David Justice, L</b> <small>OBP: 0.306, SLG: 0.467</small> 							<b>F8</b> 		<b>F7</b> 	4	0	2	2	0	0	0		
<b>Ron Gant, R</b> <small>OBP: 0.339, SLG: 0.455</small> 			<b>F8</b> 		<b>G5-3</b> 					3	0	1	0	1	0	2		
<b>Sid Bream, L</b> <small>OBP: 0.338, SLG: 0.383</small> 			<b>F9</b> 							4	0	1	0	0	2	5		
<b>Greg Olson, R</b> <small>OBP: 0.291, SLG: 0.243</small> 				<b>G4-3</b> 			<b>F8</b> 		<b>L8</b> 	4	0	0	0	0	0	2		
<b>Mark Lemke, S</b> <small>OBP: 0.376, SLG: 0.451</small> 			<b>F9</b> 						<b>G4-3</b> 	4	0	1	0	0	1	0		
<b>Steve Avery, L</b> <small>OBP: 0.150, SLG: 0.105</small> <b>Deion Sanders, L</b> <small>OBP: 0.263, SLG: 0.432</small> <b>Mike Stanton, L</b> <small>OBP: 0.181, SLG: 0.181</small> 			<b>F8</b> 				<b>SH1-4</b> 		<b>K</b> 	2	0	0	0	0	1	0		
<b>Inning Stats</b> <small>R: 1, H: 1, E: 0, LOB: 2, K: 2, S: 14</small> <small>H: 1, BB: 1, P: 23</small>		<small>R: 0, H: 0, E: 0, LOB: 0, K: 2, S: 9</small> <small>H: 0, BB: 0, P: 13</small>	<small>R: 1, H: 2, E: 1, LOB: 2, K: 0, S: 10</small> <small>H: 2, BB: 0, P: 14</small>	<small>R: 0, H: 0, E: 0, LOB: 0, K: 0, S: 6</small> <small>H: 0, BB: 0, P: 8</small>	<small>R: 0, H: 0, E: 0, LOB: 0, K: 0, S: 6</small> <small>H: 0, BB: 0, P: 9</small>	<small>R: 0, H: 1, E: 0, LOB: 1, K: 0, S: 11</small> <small>H: 1, BB: 0, P: 18</small>	<small>R: 0, H: 2, E: 0, LOB: 2, K: 0, S: 11</small> <small>H: 2, BB: 0, P: 14</small>	<small>R: 0, H: 1, E: 0, LOB: 1, K: 1, S: 11</small> <small>H: 1, BB: 0, P: 16</small>	<small>R: 0, H: 0, E: 0, LOB: 0, K: 1, S: 8</small> <small>H: 0, BB: 0, P: 11</small>	<small>1B: 6, 2B: 1, 3B: 0, HR: 0</small> <small>SF: 0, SAC: 1, DP: 0, HBP: 1</small>	<small>WP: 0, PB: 0, CS: 1</small> <small>PA: 37</small>							
<b>PITCHER</b> <b>Bret Saberhagen, R</b> <small>ERA: 3.07</small>	<small>IP: 9.0, WLS: L, BF: 37, H: 7, R: 2, ER: 1, SO: 6, BB: 1, IBB: 0, HBP: 1, BLK: 1, WP: 0, HR: 0, S: 86, P: 126, ERA: 1.00, WHIP: 0.889</small>																	

Atlanta Braves @ New York Mets  
Shea Stadium, Flushing, NY  
Sun May 23 1993, 3:33 AM EDT  
Att: 35,734 - Sunny - 71 F

AB 34  
R 2  
H 7  
RBI 2  
BB 1  
SO 6  
LOB 13



Batter	1	2	3	4	5	6	7	8	9	AB	R	H	RBI	BB	SO	LOB	BOTTOM
<b>Vince Coleman, S</b> <small>OBP: 0.298, SLG: 0.364</small> 				<b>F8</b> 			<b>L8</b> 			4	1	1	0	0	0		
<b>Charlie O'Brien, R</b> <small>OBP: 0.222, SLG: 0.182</small> <b>Wayne Housie, S</b> <small>OBP: 0.333, SLG: 0.364</small> 				<b>K</b> 			<b>P6</b> 		<b>E7</b> 	4	0	2	1	0	1	0	
<b>Eddie Murray, S</b> <small>OBP: 0.344, SLG: 0.462</small> 				<b>F8</b> 			<b>G6-3</b> 		<b>F9</b> 	4	0	0	0	0	2		
<b>Bobby Bonilla, S</b> <small>OBP: 0.320, SLG: 0.431</small> 				<b>G4-3</b> 					<b>F9</b> 	4	0	1	0	0	1		
<b>Howard Johnson, S</b> <small>OBP: 0.377, SLG: 0.392</small> 				<b>L5</b> 			<b>K</b> 			3	0	0	0	0	1	1	
<b>Jeff Kent, R</b> <small>OBP: 0.325, SLG: 0.393</small> 				<b>K</b> 			<b>L8</b> 			3	0	0	0	2	1		
<b>Tony Fernandez, S</b> <small>OBP: 0.326, SLG: 0.296</small> 				<b>G5-3</b> 			<b>P3</b> 			2	0	0	0	1	0	0	
<b>Dave Gallagher, R</b> <small>OBP: 0.394, SLG: 0.534</small> 				<b>G6-3</b> 			<b>G6-3</b> 		<b>FC6-4</b> 	3	0	0	0	0	2		
<b>Bret Saberhagen, R</b> <small>OBP: 0.174, SLG: 0.143</small> <b>Jeff McKnight, S</b> <small>OBP: 0.296, SLG: 0.136</small> 				<b>K</b> 			<b>K</b> 		<b>G6-3</b> 	2	0	0	0	2	0		
<b>Inning Stats</b> <small>R: 0, H: 1, E: 0, LOB: 0, K: 0, S: 6</small> <small>H: 1, BB: 0, P: 8</small>		<small>R: 0, H: 0, E: 0, LOB: 0, K: 1, S: 6</small> <small>H: 0, BB: 0, P: 11</small>	<small>R: 0, H: 0, E: 0, LOB: 0, K: 1, S: 5</small> <small>H: 0, BB: 0, P: 7</small>	<small>R: 0, H: 0, E: 0, LOB: 0, K: 1, S: 8</small> <small>H: 0, BB: 0, P: 13</small>	<small>R: 0, H: 0, E: 0, LOB: 0, K: 1, S: 9</small> <small>H: 0, BB: 0, P: 15</small>	<small>R: 0, H: 0, E: 0, LOB: 0, K: 1, S: 5</small> <small>H: 0, BB: 0, P: 6</small>	<small>R: 0, H: 0, E: 0, LOB: 0, K: 0, S: 5</small> <small>H: 0, BB: 0, P: 6</small>	<small>R: 0, H: 1, E: 0, LOB: 2, K: 1, S: 9</small> <small>H: 1, BB: 1, P: 17</small>	<small>R: 1, H: 2, E: 1, LOB: 1, K: 0, S: 11</small> <small>H: 2, BB: 0, P: 19</small>	<small>1B: 3, 2B: 1, 3B: 0, HR: 0</small> <small>SF: 0, SAC: 0, DP: 1, HBP: 0</small>	<small>WP: 0, PB: 0, CS: 0</small> <small>PA: 31</small>						
<b>PITCHER</b> <b>Steve Avery, L</b> <small>ERA: 3.11</small> <b>Mike Stanton, L</b> <small>ERA: 3.72</small>	<small>IP: 8.0, WLS: W, BF: 26, H: 2, R: 1, ER: 1, SO: 6, BB: 1, IBB: 0, HBP: 0, BLK: 0, WP: 0, HR: 0, S: 53, P: 83, ERA: 0.00, WHIP: 0.375</small>																

Atlanta Braves @ New York Mets  
Shea Stadium, Flushing, NY  
Sun May 23 1993, 3:33 AM EDT  
Att: 35,734 - Sunny - 71 F

AB 30  
R 1  
H 4  
RBI 1  
BB 1  
SO 6  
LOB 7



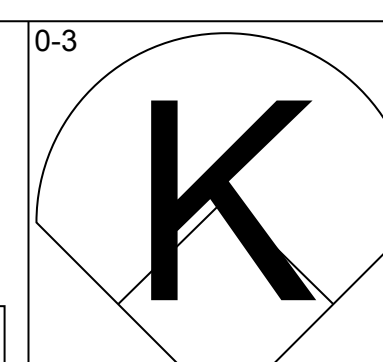
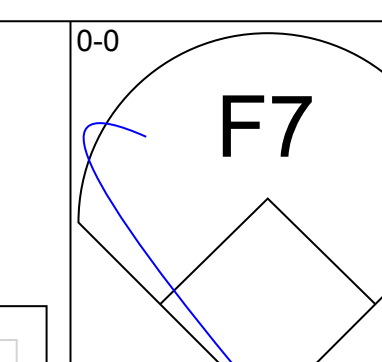
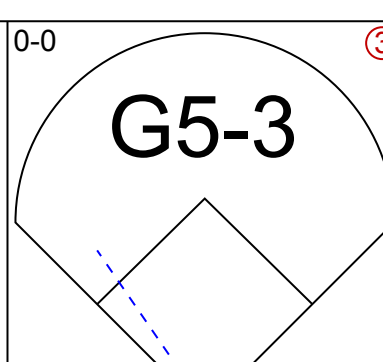
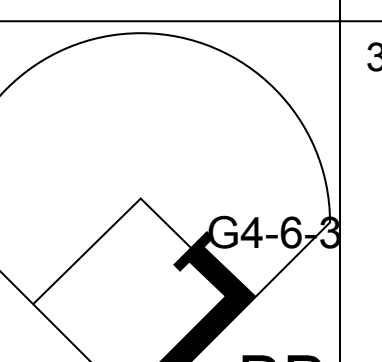
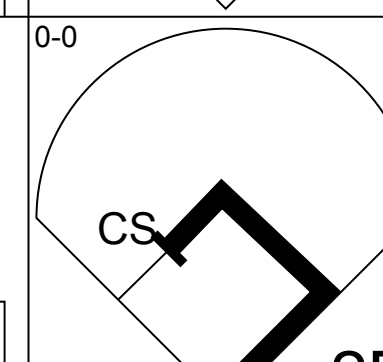
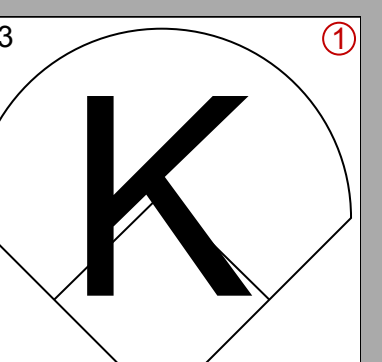
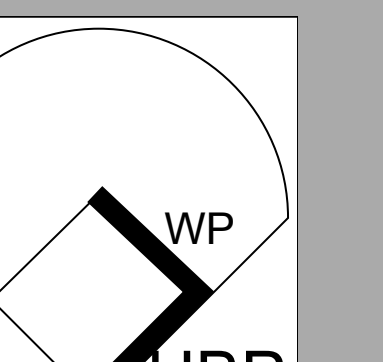
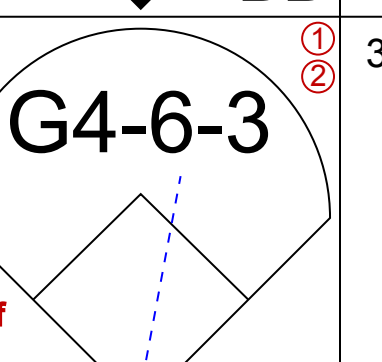
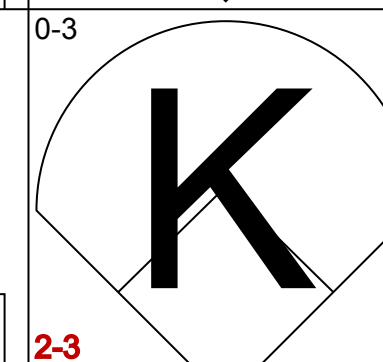
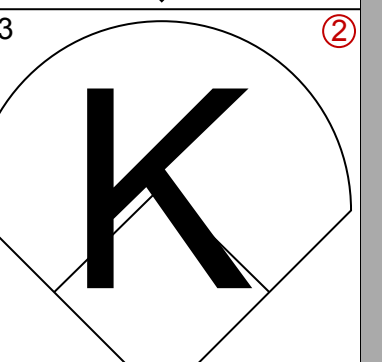
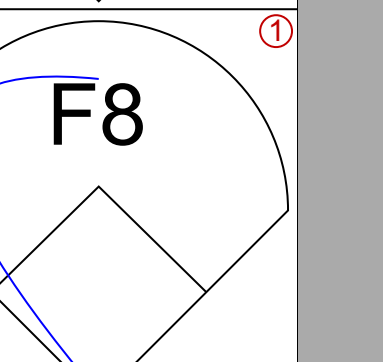
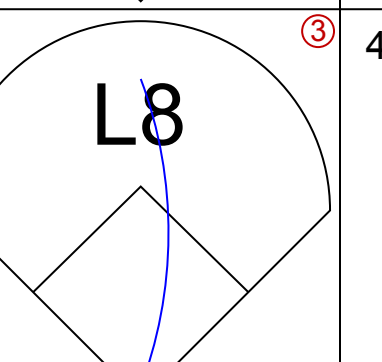
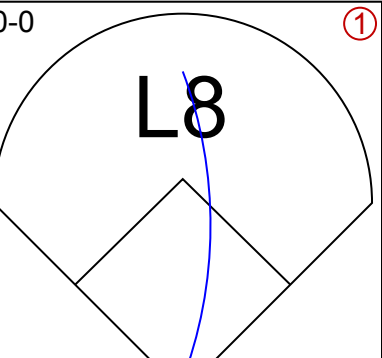
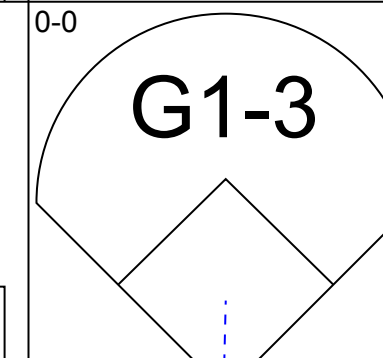
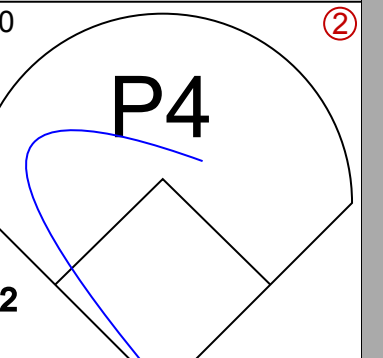
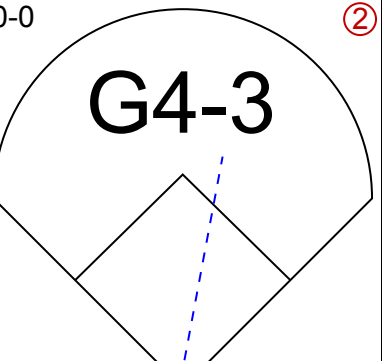
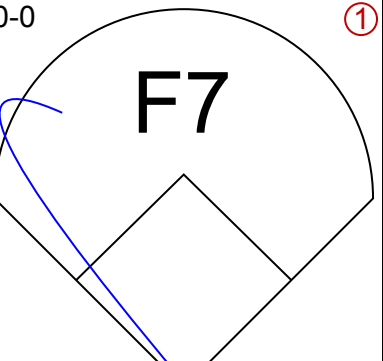
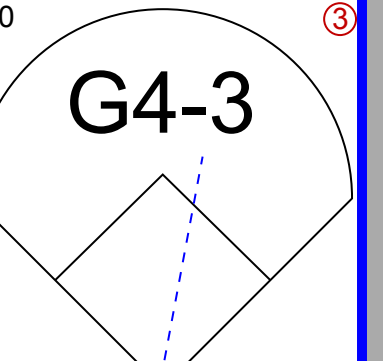
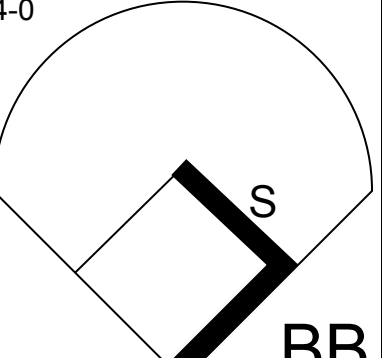
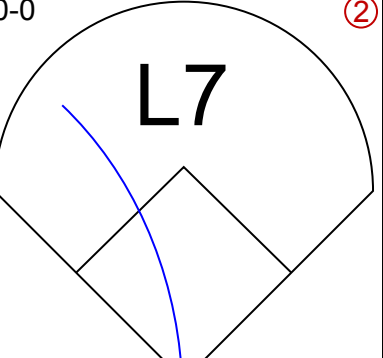
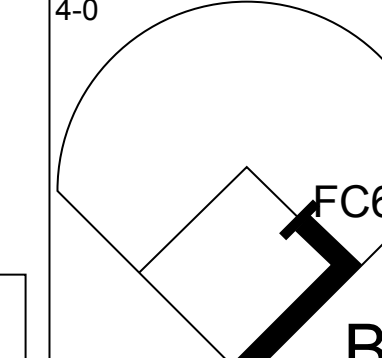
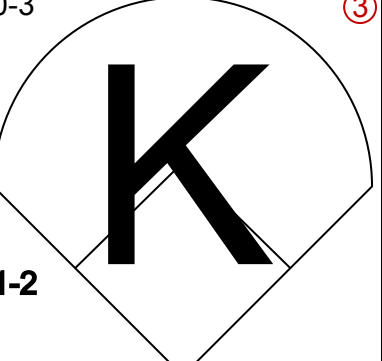
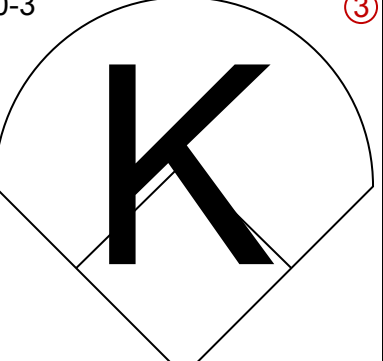
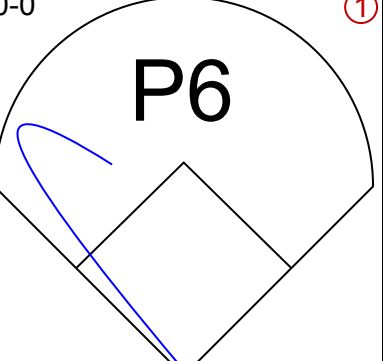
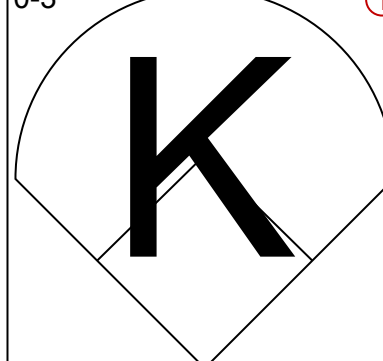
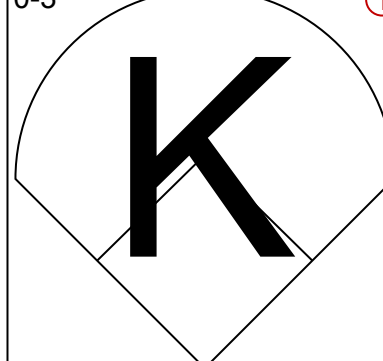
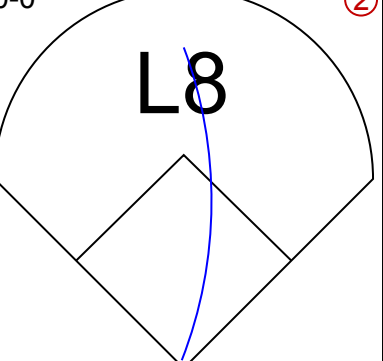


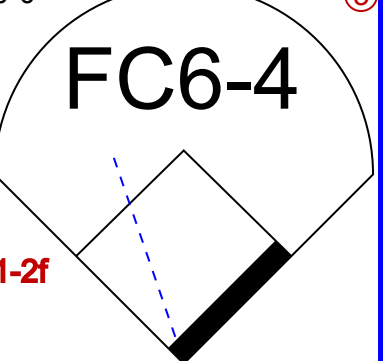


Batter	1	2	3	4	5	6	7	8	9	AB	R	H	RBI	BB	SO	LOB	TOP			
<b>Otis Nixon, S</b> <small>OBP: 0.352, SLG: 0.278</small> (1, 8)											4	0	2	2	1	1	1	<b>Atlanta Braves @ Cincinnati Reds</b> Riverfront Stadium, Cincinnati, OH Tue May 25 1993, 7:05 PM EDT Att: 28,229 - Unknown - 63 F		
<b>Jeff Blausler, R</b> <small>OBP: 0.451, SLG: 0.474</small> <b>Rafael Belliard, R</b> <small>OBP: 0.286, SLG: 0.263</small> (1, 6) (9, 6)										3	0	2	1	2	0	1				
<b>Terry Pendleton, S</b> <small>OBP: 0.259, SLG: 0.291</small> (1, 5)										4	0	2	1	0	0	4				
<b>Ron Gant, R</b> <small>OBP: 0.335, SLG: 0.444</small> (1, 7)										4	0	0	0	1	1	4				
<b>David Justice, L</b> <small>OBP: 0.304, SLG: 0.477</small> (1, 9)										5	1	1	1	0	0	2				
<b>Brian Hunter, R</b> <small>OBP: 0.250, SLG: 0.333</small> (1, 3)										5	0	1	0	0	0	0				
<b>Greg Olson, R</b> <small>OBP: 0.292, SLG: 0.245</small> <b>Bill Pecota, R</b> <small>OBP: 0.300, SLG: 0.350</small> <b>Damon Berryhill, S</b> <small>OBP: 0.260, SLG: 0.382</small> (7, PR) (7, 2) (7, 2)										3	0	1	0	0	0	1				
<b>Mark Lemke, S</b> <small>OBP: 0.375, SLG: 0.449</small> (1, 4)										3	2	1	0	0	1	0				
<b>Tom Glavine, L</b> <small>OBP: 0.269, SLG: 0.174</small> <b>Deion Sanders, L</b> <small>OBP: 0.282, SLG: 0.474</small> <b>Greg McMichael, R</b> (8, PH) (8, 1)										2	0	1	0	0	1	0				
<b>Inning Stats</b>	R: 0 H: 2 E: 0 LOB: 2 K: 0 BB: 1 S: 18 P: 31	R: 0 H: 0 E: 0 LOB: 0 K: 1 BB: 0 S: 10 P: 16	R: 0 H: 2 E: 0 LOB: 2 K: 3 BB: 0 S: 14 P: 23	R: 0 H: 1 E: 0 LOB: 0 K: 0 BB: 0 S: 5 P: 7	R: 0 H: 1 E: 0 LOB: 2 K: 0 BB: 0 S: 6 P: 14	R: 0 H: 0 E: 0 LOB: 0 K: 0 BB: 0 S: 6 P: 11	R: 2 H: 1 E: 1 LOB: 2 K: 0 BB: 2 S: 13 P: 26	R: 3 H: 5 E: 0 LOB: 2 K: 1 BB: 0 S: 19 P: 27	R: 0 H: 0 E: 0 LOB: 0 K: 0 BB: 0 S: 8 P: 13	1B: 9 SF: 1 2B: 2 SAC: 2 3B: 0 DP: 1 HR: 1 HBP: 0	WP: 1 PA: 42 FB: 0 SB: 0 CS: 1									
<b>PITCHER</b>	IP WLS BF H R ER SO BB IBB HBP BLK WP HR S P ERA WHIP																			
<b>Tom Browning, L</b> <small>ERA: 6.17</small> <b>Bobby Ayala, R</b> <small>ERA: 9.84</small> <b>Mitt Hill, R</b> <small>ERA: 5.59</small> <b>Kevin Wickander, L</b> <small>ERA: 4.11</small> (1, 1) (6, 1) (8, 1) (8, 1)	5.0 21 6 0 0 4 2 0 0 0 1 0 53 91 0.00 1.600	2.0 10 1 2 0 0 1 1 0 0 0 0 19 37 0.00 1.000	0.2 7 5 3 3 1 0 0 0 0 0 0 16 23 40.50 7.500	1.1 4 0 0 0 0 0 0 0 0 0 0 11 17 0.00 0.000																

Batter	1	2	3	4	5	6	7	8	9	AB	R	H	RBI	BB	SO	LOB	BOTTOM	
<b>Roberto Kelly, R</b> <small>OBP: 0.333, SLG: 0.449</small> (1, 8)										5	0	0	0	0	1	5	<b>Atlanta Braves @ Cincinnati Reds</b> Riverfront Stadium, Cincinnati, OH Tue May 25 1993, 7:05 PM EDT Att: 28,229 - Unknown - 63 F	
<b>Bjo Roberts, S</b> <small>OBP: 0.331, SLG: 0.258</small> (1, 4)										4	0	0	0	0	3			
<b>Barry Larkin, R</b> <small>OBP: 0.383, SLG: 0.391</small> (1, 6)										4	0	1	0	0	2			
<b>Kevin Mitchell, R</b> <small>OBP: 0.385, SLG: 0.568</small> <b>Jacob Brumfield, R</b> <small>OBP: 0.333, SLG: 0.200</small> (1, 7) (9, 7)										4	0	1	0	0	1			
<b>Chris Sabo, R</b> <small>OBP: 0.277, SLG: 0.397</small> (1, 5)										4	0	0	0	0	2			
<b>Randy Milligan, R</b> <small>OBP: 0.383, SLG: 0.345</small> (1, 3)										3	0	1	0	1	0			
<b>Reggie Sanders, R</b> <small>OBP: 0.341, SLG: 0.438</small> (1, 9)										4	0	1	0	0	2			
<b>Joe Oliver, R</b> <small>OBP: 0.281, SLG: 0.373</small> (1, 2)										3	0	1	0	1	2			
<b>Tom Browning, L</b> <small>OBP: 0.235, SLG: 0.188</small> <b>Bobby Ayala, R</b> <small>OBP: 0.220, SLG: 0.308</small> <b>Juan Samuel, R</b> <small>OBP: 0.220, SLG: 0.308</small> <b>Mitt Hill, R</b> <small>OBP: 0.220, SLG: 0.308</small> <b>Kevin Wickander, L</b> <small>OBP: 0.220, SLG: 0.308</small> <b>Cecil Espy, S</b> <small>OBP: 0.220, SLG: 0.250</small> (1, 1) (6, 1) (7, PH) (8, 1) (8, 1) (9, PH)										1	0	0	0	1	0			
<b>Inning Stats</b>	R: 0 H: 2 E: 0 LOB: 2 K: 0 BB: 0 S: 10 P: 16	R: 0 H: 1 E: 0 LOB: 1 K: 0 BB: 1 S: 13 P: 25	R: 0 H: 0 E: 0 LOB: 0 K: 0 BB: 0 S: 7 P: 12	R: 0 H: 0 E: 0 LOB: 2 K: 0 BB: 2 S: 7 P: 15	R: 0 H: 0 E: 0 LOB: 1 K: 0 BB: 0 S: 7 P: 14	R: 0 H: 1 E: 0 LOB: 1 K: 0 BB: 0 S: 8 P: 9	R: 0 H: 1 E: 0 LOB: 1 K: 0 BB: 0 S: 9 P: 13	R: 0 H: 0 E: 0 LOB: 0 K: 1 BB: 0 S: 6 P: 9	R: 0 H: 2 E: 0 LOB: 2 K: 1 BB: 0 S: 13 P: 18	1B: 6 SF: 0 2B: 1 SAC: 0 3B: 0 DP: 0 HR: 0 HBP: 1	WP: 1 PA: 38 FB: 0 SB: 0 CS: 0							
<b>PITCHER</b>	IP WLS BF H R ER SO BB IBB HBP BLK WP HR S P ERA WHIP																	
<b>Tom Glavine, L</b> <small>ERA: 3.03</small> <b>Greg McMichael, R</b> <small>ERA: 2.77</small> (1, 1) (8, 1)	7.0 30 5 0 0 2 3 0 0 0 0 0 61 104 0.00 1.143	2.0 8 2 0 0 2 0 0 0 0 0 0 19 27 0.00 1.000																



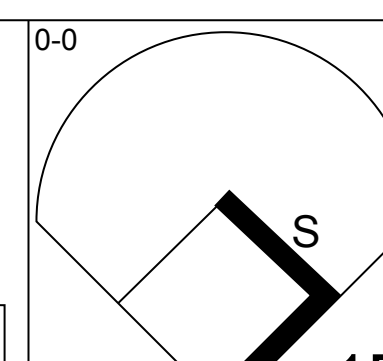
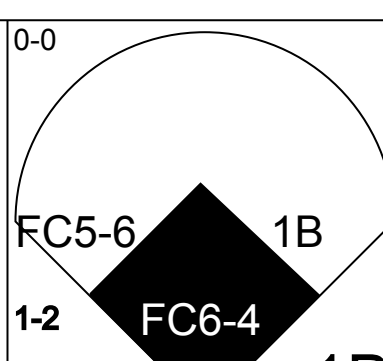
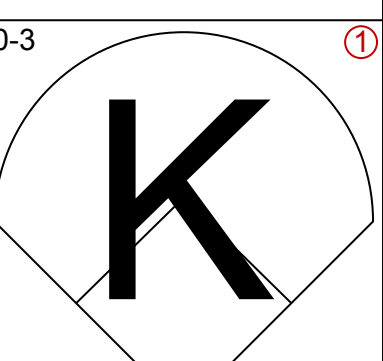
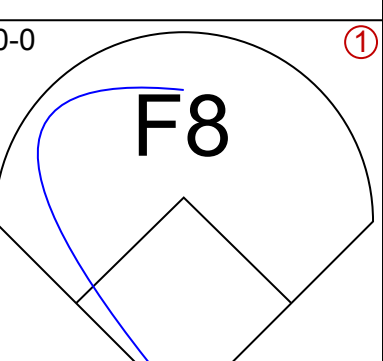
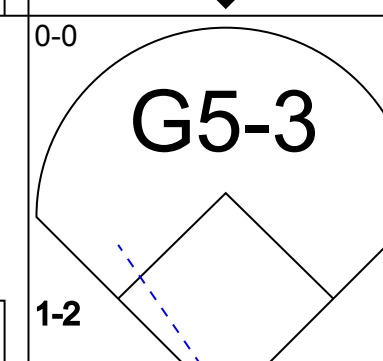
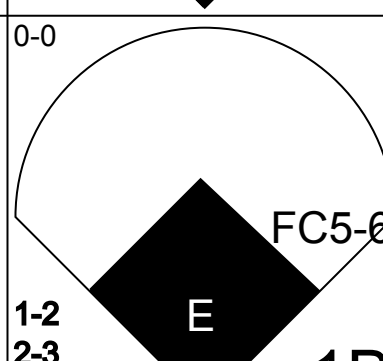
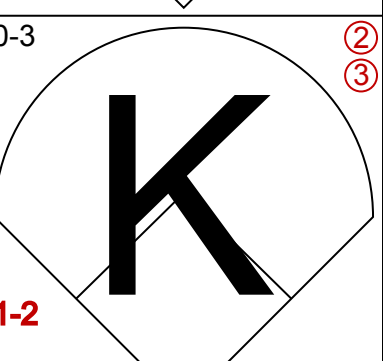
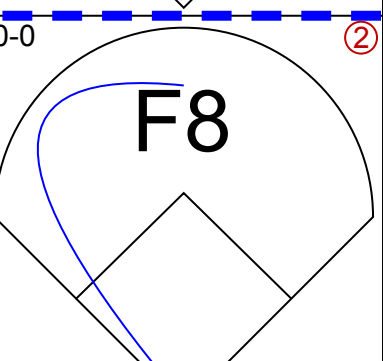
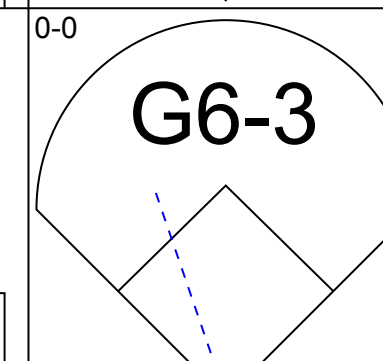
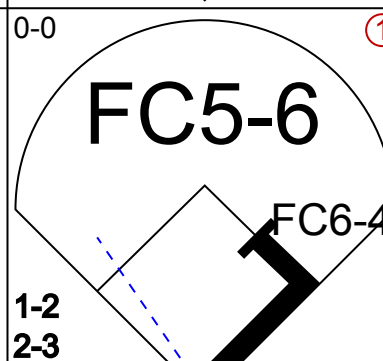
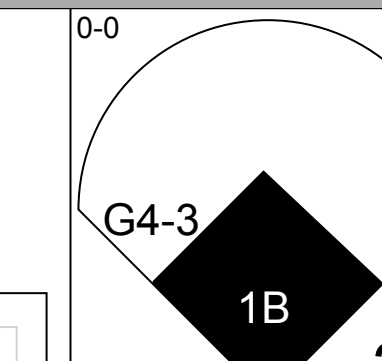
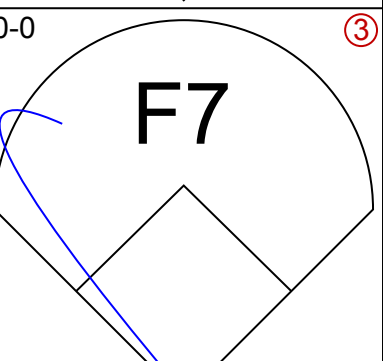
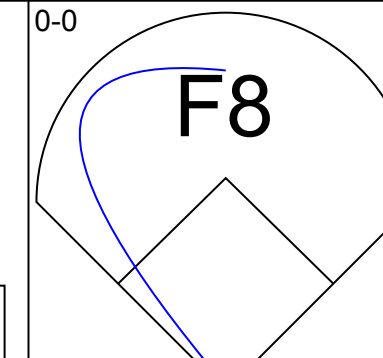
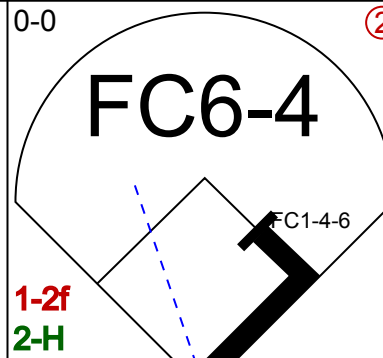
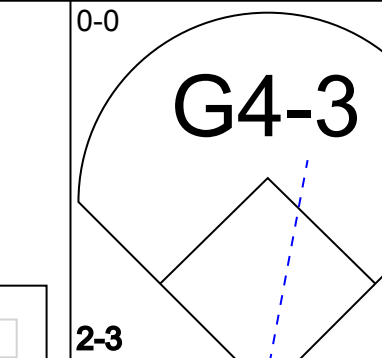
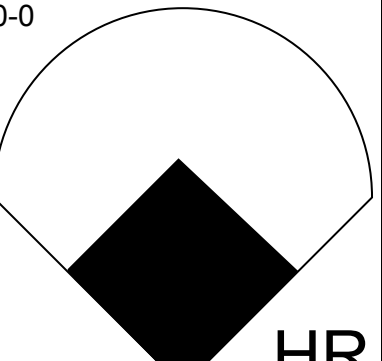
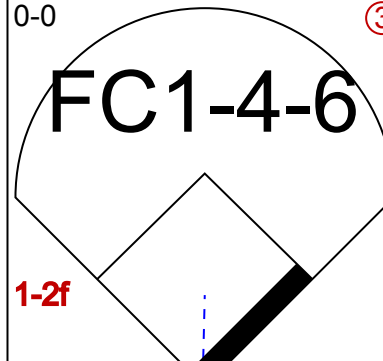
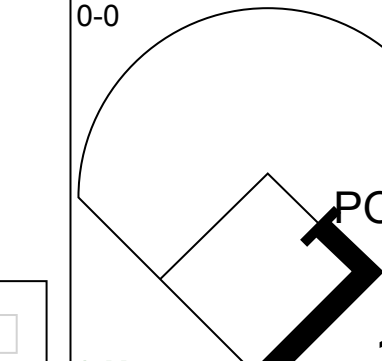
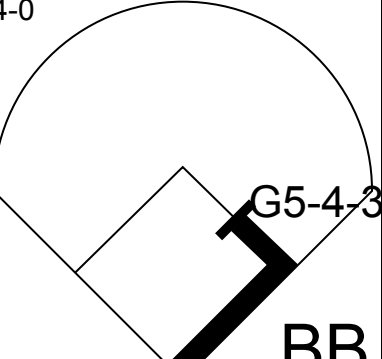

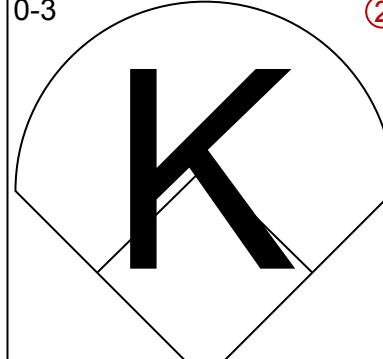
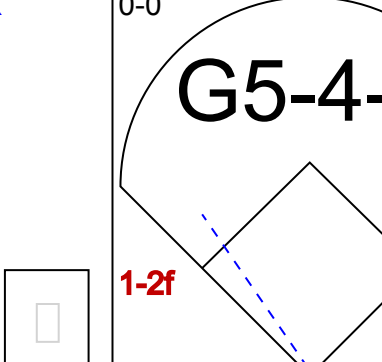
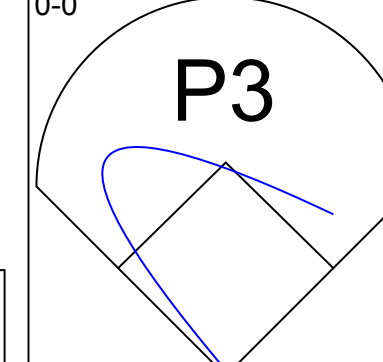
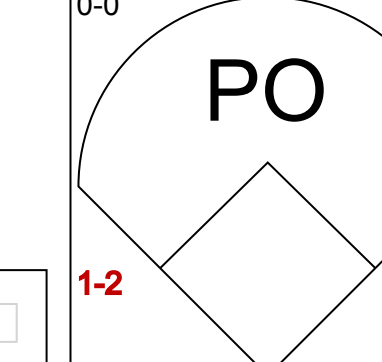
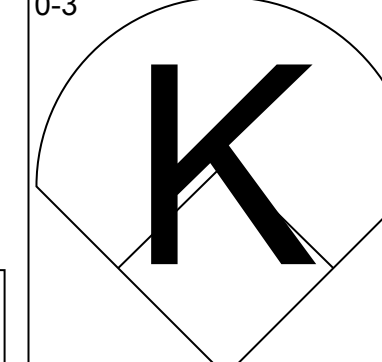
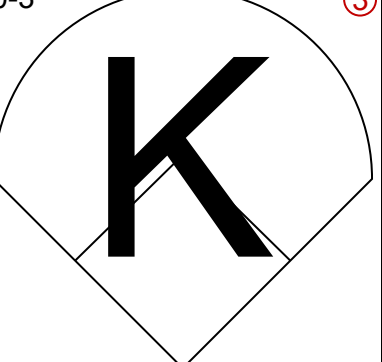
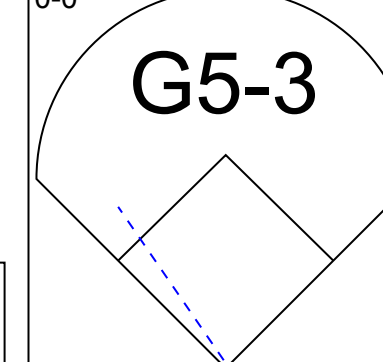
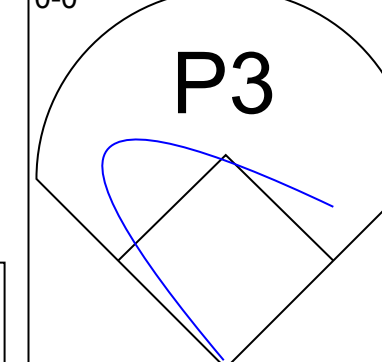
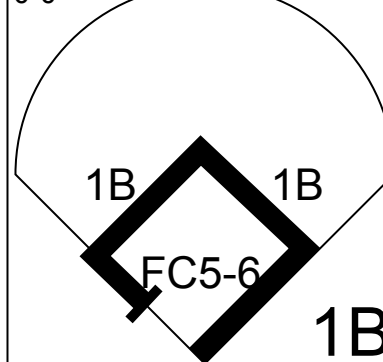
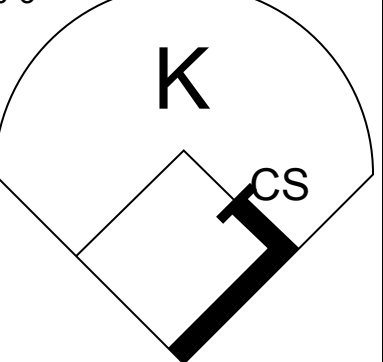
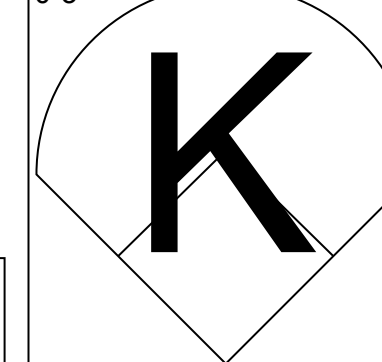


Batter	1	2	3	4	5	6	7	8	9	AB	R	H	RBI	BB	SO	LOB	TOP			
<b>Otis Nixon, S</b> <small>OBP: 0.350, SLG: 0.273</small> (1, 8)										3	0	0	0	1	1	0				
<b>Deion Sanders, L</b> <small>OBP: 0.302, SLG: 0.488</small> (1, 7)										3	0	1	0	0	1	1				
<b>Jeff Blausler, R</b> <small>OBP: 0.442, SLG: 0.463</small> (1, 6)										4	0	0	0	0	2	2				
<b>David Justice, L</b> <small>OBP: 0.299, SLG: 0.469</small> (1, 9)										3	0	0	0	0	0	1				
<b>Terry Pendleton, S</b> <small>OBP: 0.255, SLG: 0.286</small> <b>Bill Pecota, R</b> <small>OBP: 0.300, SLG: 0.350</small> (7, 5)										3	0	0	0	0	0	1				
<b>Sid Bream, L</b> <small>OBP: 0.345, SLG: 0.380</small> (1, 3)										1	0	0	0	2	0	0				
<b>Damon Berryhill, S</b> <small>OBP: 0.250, SLG: 0.366</small> (1, 2)										3	0	0	0	0	2	2				
<b>Mark Lemke, S</b> <small>OBP: 0.368, SLG: 0.439</small> (1, 4)										3	0	0	0	0	2	1				
<b>Greg Maddux, R</b> <small>OBP: 0.286, SLG: 0.296</small> <b>Marvin Freeman, R</b> <small>OBP: 0.326, SLG: 0.436</small> <b>Francisco Cabrera, R</b> <small>OBP: 0.336, SLG: 0.436</small> <b>Jay Howell, R</b> <small>OBP: 0.335, SLG: 0.430</small> (8, 1)										2	0	0	0	0	2	0				
<b>Inning Stats</b>	R: 0 E: 0 K: 2 S: 7	H: 1 LOB: 0 BB: 7 P: 7	R: 0 E: 0 K: 1 S: 5	H: 0 LOB: 1 BB: 1 P: 9	R: 0 E: 0 K: 2 S: 7	H: 0 LOB: 0 BB: 0 P: 7	R: 0 E: 0 K: 2 S: 7	H: 0 LOB: 0 BB: 0 P: 7	R: 0 E: 0 K: 1 S: 5	H: 0 LOB: 1 BB: 1 P: 5	R: 0 E: 0 K: 0 S: 3	H: 0 LOB: 1 BB: 0 P: 4	R: 0 E: 0 K: 0 S: 3	H: 0 LOB: 1 BB: 1 P: 7	R: 0 E: 0 K: 0 S: 2	H: 0 LOB: 0 BB: 1 P: 6	1B: 0 2B: 1 3B: 0 HR: 0	SF: 0 SAC: 0 DP: 1 HBP: 1	WP: 1 PB: 0 SB: 1 CS: 1	PA: 30
<b>PITCHER</b>	IP WLS BF H R ER SO BB IBB HBP BLK WP HR S P ERA WHIP																			
<b>Tim Belcher, R</b> <small>ERA: 3.83</small>	(1, 1)	9.0 W 30 1 0 0 10 3 0 1 0 1 0 46 59 0.00 0.444																		

Atlanta Braves @ Cincinnati Reds  
 Riverfront Stadium, Cincinnati, OH  
 Wed May 26 1993, 7:05 PM EDT  
 Att: 29,611 - Unknown - 75 F

AB 26  
 R 0  
 H 1  
 RBI 0  
 BB 3  
 SO 10  
 LOB 9



Batter	1	2	3	4	5	6	7	8	9	AB	R	H	RBI	BB	SO	LOB	BOTTOM			
<b>Roberto Kelly, R</b> <small>OBP: 0.337, SLG: 0.450</small> (1, 8)										4	1	2	0	0	1	1				
<b>Big Roberts, S</b> <small>OBP: 0.329, SLG: 0.257</small> (1, 4)										4	1	1	0	0	1	2				
<b>Barry Larkin, R</b> <small>OBP: 0.381, SLG: 0.393</small> (1, 6)										4	1	1	0	0	0	4				
<b>Kevin Mitchell, R</b> <small>OBP: 0.377, SLG: 0.555</small> <b>Jacob Brumfield, R</b> <small>OBP: 0.333, SLG: 0.200</small> (9, 7)										3	0	0	1	0	0	3				
<b>Chris Sabo, R</b> <small>OBP: 0.283, SLG: 0.418</small> (1, 5)										3	1	2	2	0	0	1				
<b>Randy Milligan, R</b> <small>OBP: 0.382, SLG: 0.340</small> (1, 3)										2	0	0	0	1	2	1				
<b>Reggie Sanders, R</b> <small>OBP: 0.335, SLG: 0.430</small> (1, 9)										3	0	0	0	0	1	1				
<b>Joe Oliver, R</b> <small>OBP: 0.276, SLG: 0.365</small> (1, 2)										3	0	0	0	0	1	0				
<b>Tim Belcher, R</b> <small>OBP: 0.118, SLG: 0.118</small> (1, 1)										3	0	1	0	0	2	0				
<b>Inning Stats</b>	R: 0 E: 0 K: 0 S: 4	H: 1 LOB: 1 BB: 0 P: 4	R: 1 E: 0 K: 1 S: 5	H: 1 LOB: 0 BB: 1 P: 9	R: 2 E: 1 K: 0 S: 6	H: 3 LOB: 1 BB: 0 P: 6	R: 0 E: 0 K: 1 S: 5	H: 0 LOB: 0 BB: 0 P: 5	R: 0 E: 0 K: 3 S: 9	H: 0 LOB: 1 BB: 0 P: 9	R: 1 E: 0 K: 2 S: 6	H: 2 LOB: 0 BB: 0 P: 6	R: 0 E: 0 K: 0 S: 3	H: 0 LOB: 0 BB: 0 P: 3	R: 0 E: 0 K: 0 S: 3	H: 0 LOB: 0 BB: 0 P: 3	1B: 5 2B: 2 3B: 0 HR: 1	SF: 0 SAC: 0 DP: 2 HBP: 0	WP: 1 PB: 0 SB: 1 CS: 1	PA: 31
<b>PITCHER</b>	IP WLS BF H R ER SO BB IBB HBP BLK WP HR S P ERA WHIP																			
<b>Greg Maddux, R</b> <small>ERA: 2.9</small>	(1, 1)	6.0 L 24 7 4 3 6 1 0 0 0 0 0 35 39 0.00 1.333																		
<b>Marvin Freeman, R</b> <small>ERA: 4.91</small>	(7, 1)	1.0 3 0 0 0 2 0 0 0 0 0 0 7 7 0.00 0.000																		
<b>Jay Howell, R</b> <small>ERA: 3.06</small>	(8, 1)	1.0 3 0 0 0 0 0 0 0 0 0 0 3 3 0.00 0.000																		

Atlanta Braves @ Cincinnati Reds  
 Riverfront Stadium, Cincinnati, OH  
 Wed May 26 1993, 7:05 PM EDT  
 Att: 29,611 - Unknown - 75 F

AB 29  
 R 4  
 H 7  
 RBI 3  
 BB 1  
 SO 8  
 LOB 13





Batter	1	2	3	4	5	6	7	8	9	AB	R	H	RBI	BB	SO	LOB	TOP							
<b>Otis Nixon, S</b> <small>OBP: 0.341, SLG: 0.266</small> 										5	0	0	0	0	0	4								
<b>Jeff Blausler, R</b> <small>OBP: 0.439, SLG: 0.458</small> <b>Rafael Belliard, R</b> <small>OBP: 0.286, SLG: 0.263</small>										4	0	1	1	0	1	1								
<b>Terry Pendleton, S</b> <small>OBP: 0.250, SLG: 0.280</small>										4	0	0	0	0	2	2								
<b>David Justice, L</b> <small>OBP: 0.298, SLG: 0.461</small>										3	1	0	0	0	0	1								
<b>Ron Gant, R</b> <small>OBP: 0.344, SLG: 0.488</small>										4	2	3	2	0	0	0								
<b>Sid Bream, L</b> <small>OBP: 0.336, SLG: 0.368</small>										4	0	0	0	0	0	2								
<b>Greg Olson, R</b> <small>OBP: 0.290, SLG: 0.255</small>										4	0	1	0	0	2	2								
<b>Mark Lemke, S</b> <small>OBP: 0.377, SLG: 0.458</small>										3	1	2	1	1	1	1								
<b>29 John Smoltz, R</b> <small>OBP: 0.273, SLG: 0.286</small> <b>Mike Stanton, L</b> <small>OBP: 0.392, SLG: 0.488</small> <b>Deion Sanders, L</b> <small>OBP: 0.341, SLG: 0.436</small> <b>Francisco Cabrera, R</b> <small>OBP: 0.341, SLG: 0.436</small> <b>Greg McMichael, R</b> <small>OBP: 0.341, SLG: 0.436</small>										2	0	0	0	0	1	2								
<b>Inning Stats</b>	R: 0 E: 0 K: 2 S: 11	H: 0 LOB: 0 BB: 0 P: 17	R: 1 E: 0 K: 1 S: 11	H: 1 LOB: 0 BB: 0 P: 17	R: 0 E: 0 K: 1 S: 7	H: 0 LOB: 0 BB: 1 P: 15	R: 0 E: 0 K: 0 S: 9	H: 0 LOB: 0 BB: 0 P: 14	R: 1 E: 0 K: 1 S: 11	H: 2 LOB: 1 BB: 0 P: 19	R: 0 E: 0 K: 1 S: 12	H: 0 LOB: 0 BB: 0 P: 20	R: 0 E: 0 K: 1 S: 7	H: 0 LOB: 0 BB: 0 P: 7	R: 1 E: 0 K: 0 S: 13	H: 2 LOB: 1 BB: 0 P: 22	R: 1 E: 0 K: 0 S: 15	H: 2 LOB: 3 BB: 1 P: 28	1B: 2 2B: 3 3B: 0 HR: 2	SF: 0 SAC: 1 DP: 0 HBP: 1	WP: 0 PB: 0 SB: 0 CS: 1	PA: 37		
<b>PITCHER</b>	IP	WLS	BF	H	R	ER	SO	BB	IBB	HBP	BLK	WP	HR	S	P	ERA	WHIP							
<b>Jose Rijo, R</b> <small>ERA: 2.85</small> <b>Bill Landrum, R</b> <small>ERA: 2.19</small> <b>Jeff Reardon, R</b> <small>ERA: 3.31</small> <b>Greg Cadaret, L</b> <small>ERA: 1.69</small>	7.0		25	3	2	2	7	1	0	0	0	0	2	68	109	2.57	0.571							

Atlanta Braves @ Cincinnati Reds  
Riverfront Stadium, Cincinnati, OH  
Thu May 27 1993, 7:05 PM EDT  
Att: 28,983 - Unknown - 79 F

AB 33  
R 4  
H 7  
RBI 4  
BB 2  
SO 7  
LOB 15



Batter	1	2	3	4	5	6	7	8	9	AB	R	H	RBI	BB	SO	LOB	BOTTOM							
<b>Roberto Kelly, R</b> <small>OBP: 0.333, SLG: 0.440</small>										4	1	0	0	1	0	0								
<b>Bjo Roberts, S</b> <small>OBP: 0.343, SLG: 0.277</small>										5	1	4	0	0	0	0								
<b>Barry Larkin, R</b> <small>OBP: 0.391, SLG: 0.398</small>										3	1	2	0	2	0	1								
<b>Kevin Mitchell, R</b> <small>OBP: 0.373, SLG: 0.553</small> <b>Jacob Brumfield, R</b> <small>OBP: 0.429, SLG: 0.533</small>										4	0	1	1	0	2	4								
<b>Chris Sabo, R</b> <small>OBP: 0.282, SLG: 0.411</small>										3	0	0	0	1	2	1								
<b>Randy Milligan, R</b> <small>OBP: 0.282, SLG: 0.354</small> <b>Juan Samuel, R</b> <small>OBP: 0.226, SLG: 0.308</small> <b>Gary Varsho, L</b> <small>OBP: 0.419, SLG: 0.440</small> <b>Dan Wilson, R</b> <small>OBP: 0.440, SLG: 0.381</small>										2	1	1	1	1	0	0								
<b>Reggie Sanders, R</b> <small>OBP: 0.335, SLG: 0.428</small>										3	0	1	2	0	1	0								
<b>Joe Oliver, R</b> <small>OBP: 0.282, SLG: 0.369</small>										4	0	2	0	0	0	0								
<b>Jose Rijo, R</b> <small>OBP: 0.393, SLG: 0.360</small> <b>Cecil Espy, S</b> <small>OBP: 0.373, SLG: 0.244</small> <b>Bill Landrum, R</b> <small>OBP: 0.341, SLG: 0.436</small> <b>Jeff Reardon, R</b> <small>OBP: 0.341, SLG: 0.436</small> <b>Greg Cadaret, L</b> <small>OBP: 0.341, SLG: 0.436</small>										2	0	0	0	0	1	1								
<b>Inning Stats</b>	R: 0 E: 0 K: 0 S: 9	H: 1 LOB: 1 BB: 0 P: 11	R: 1 E: 0 K: 1 S: 10	H: 1 LOB: 0 BB: 0 P: 15	R: 0 E: 0 K: 2 S: 12	H: 1 LOB: 2 BB: 1 P: 25	R: 0 E: 0 K: 1 S: 7	H: 0 LOB: 0 BB: 0 P: 11	R: 0 E: 0 K: 2 S: 11	H: 1 LOB: 1 BB: 0 P: 19	R: 0 E: 0 K: 0 S: 7	H: 1 LOB: 1 BB: 1 P: 15	R: 3 E: 0 K: 1 S: 21	H: 4 LOB: 2 BB: 1 P: 35	R: 1 E: 0 K: 0 S: 6	H: 2 LOB: 3 BB: 2 P: 17	1B: 10 2B: 1 3B: 0 HR: 1	SF: 0 SAC: 1 DP: 1 HBP: 0	WP: 0 PB: 0 SB: 2 CS: 0	PA: 40				
<b>PITCHER</b>	IP	WLS	BF	H	R	ER	SO	BB	IBB	HBP	BLK	WP	HR	S	P	ERA	WHIP							
<b>29 John Smoltz, R</b> <small>ERA: 3.84</small> <b>Mike Stanton, L</b> <small>ERA: 3.6</small> <b>Greg McMichael, R</b> <small>ERA: 3.04</small>	7.1		32	9	4	4	6	2	1	0	0	0	1	75	126	4.91	1.500							

Atlanta Braves @ Cincinnati Reds  
Riverfront Stadium, Cincinnati, OH  
Thu May 27 1993, 7:05 PM EDT  
Att: 28,983 - Unknown - 79 F

AB 34  
R 5  
H 12  
RBI 5  
BB 5  
SO 7  
LOB 11





Batter	1	2	3	4	5	6	7	8	9	AB	R	H	RBI	BB	SO	LOB	TOP										
<b>Darren Lewis, R</b> OBP: 0.286, SLG: 0.374 (1, 8)	G5-3		1B	G4-3				K		4	1	1	0	0	1	2	<b>San Francisco Giants @ Atlanta Braves</b> Atlanta-Fulton County Stadium, Atlanta, GA Fri May 28 1993, 7:05 PM EDT Att: 49,019 - Unknown - 76 F										
<b>Robby Thompson, R</b> OBP: 0.331, SLG: 0.411 (1, 4)	P3		1B					1B		5	1	3	0	0	1	1											
<b>Will Clark, L</b> OBP: 0.323, SLG: 0.297 (1, 3)	G4-3		1B					1B		5	0	3	1	0	0	1											
<b>Matt Williams, R</b> OBP: 0.356, SLG: 0.607 (1, 5)		P2	G5-4-3		G6-4-3			K		5	0	0	0	0	1	5											
<b>Barry Bonds, L</b> OBP: 0.515, SLG: 0.759 (1, 7)		L9	F8						F9	5	0	2	0	0	0	1											
<b>Willie McGee, S</b> OBP: 0.397, SLG: 0.403 (1, 9)		1B		G6-3	FC6-4			1B		5	0	3	0	0	0	1											
<b>Royce Clayton, R</b> OBP: 0.335, SLG: 0.370 (1, 6)										3	1	2	0	1	0	2											
<b>Dave Burba, R</b> OBP: 0.333, SLG: 0.500 (7, 1)										0	0	0	0	0	0	0											
<b>Craig Colbert, R</b> OBP: 0.250, SLG: 0.333 (9, PH)										1	0	0	0	0	1	1											
<b>Kirt Manwaring, R</b> OBP: 0.389, SLG: 0.391 (1, 2)										4	0	1	0	1	2	4											
<b>John Burkett, R</b> OBP: 0.154, SLG: 0.120 (1, 1)										2	0	0	0	0	2	5											
<b>Dave Righetti, L</b> (5, 1)										0	0	0	0	0	0	0											
<b>Jeff Reed, L</b> OBP: 0.345, SLG: 0.440 (6, PH)										1	1	1	2	0	0	0											
<b>Kevin Rogers, L</b> (6, 1)										0	0	0	0	0	0	0											
<b>Mike Benjamin, R</b> OBP: 0.234, SLG: 0.302 (7, 6)										1	0	0	0	0	1	0											
<b>Inning Stats</b>	R: 0 E: 0 K: 0 S: 7	H: 0 LOB: 0 BB: 0 P: 11	R: 0 E: 0 K: 1 S: 10	H: 2 LOB: 3 BB: 1 P: 17	R: 1 E: 0 K: 0 S: 8	H: 3 LOB: 1 BB: 0 P: 12	R: 0 E: 0 K: 1 S: 10	H: 2 LOB: 2 BB: 0 P: 16	R: 1 E: 0 K: 0 S: 10	H: 3 LOB: 1 BB: 1 P: 18	R: 2 E: 0 K: 1 S: 10	H: 1 LOB: 1 BB: 1 P: 20	R: 0 E: 0 K: 1 S: 13	H: 2 LOB: 2 BB: 0 P: 19	R: 0 E: 0 K: 3 S: 16	H: 2 LOB: 2 BB: 0 P: 21	R: 0 E: 0 K: 2 S: 12	H: 1 LOB: 1 BB: 0 P: 15	1B: 15 2B: 0 3B: 0 HR: 1	SF: 0 SAC: 0 DP: 2 HBP: 1	WP: 0 PB: 0 SB: 1 CS: 0	PA: 44					
<b>PITCHER</b>	IP	WLS	BF	H	R	ER	SO	BB	IBB	HBP	BLK	WP	HR	S	P	ERA	WHIP										
<b>Steve Avery, L</b> ERA: 3.14 (1, 1)	5.0	W	24	10	2	2	2	0	1	0	0	0	0	45	74	3.60	2.000										
<b>Marvin Freeman, R</b> ERA: 8.17 (6, 1)	0.2		5	1	2	2	1	1	0	1	0	0	1	8	18	27.00	3.000										
<b>Kent Mercker, L</b> ERA: 3.38 (6, 1)	2.0		10	4	0	0	3	0	0	0	0	0	0	28	38	0.00	2.000										
<b>Jay Howell, R</b> ERA: 3.0 (8, 1)	0.1		1	0	0	0	1	0	0	0	0	0	0	3	4	0.00	0.000										
<b>Mike Stanton, L</b> ERA: 3.43 (9, 1)	1.0	S	4	1	0	0	2	0	0	0	0	0	0	12	15	0.00	1.000										

Batter	1	2	3	4	5	6	7	8	9	AB	R	H	RBI	BB	SO	LOB	BOTTOM											
<b>Deion Sanders, L</b> OBP: 0.313, SLG: 0.500 (1, 8)	F8		G4-3		FC1-5			F7	K	5	1	2	0	0	1	1	<b>San Francisco Giants @ Atlanta Braves</b> Atlanta-Fulton County Stadium, Atlanta, GA Fri May 28 1993, 7:05 PM EDT Att: 49,019 - Unknown - 76 F											
<b>Jeff Blauser, R</b> OBP: 0.440, SLG: 0.453 (1, 6)			G4-3		F8	FC1-5				2	2	0	0	1	0	1												
<b>Rafael Belliard, R</b> OBP: 0.286, SLG: 0.263 (9, 6)										0	0	0	0	0	0	0												
<b>Terry Pendleton, S</b> OBP: 0.255, SLG: 0.281 (1, 5)	F7				FC1-5			1B		3	2	1	0	1	0	3												
<b>David Justice, L</b> OBP: 0.302, SLG: 0.475 (1, 9)										3	1	1	2	0	0	4												
<b>Ron Gant, R</b> OBP: 0.358, SLG: 0.530 (1, 7)										4	1	4	5	0	0	0												
<b>Sid Bream, L</b> OBP: 0.331, SLG: 0.362 (1, 3)										2	0	0	0	0	0	1												
<b>Brian Hunter, R</b> OBP: 0.227, SLG: 0.300 (5, PH)										2	0	0	0	0	1	4												
<b>Greg Olson, R</b> OBP: 0.281, SLG: 0.246 (1, 2)										4	0	0	0	0	0	0												
<b>Mark Lemke, S</b> OBP: 0.368, SLG: 0.445 (1, 4)										4	0	0	0	0	0	0												
<b>Steve Avery, L</b> ERA: 3.14 (1, 1)	4.0	L	20	5	7	7	0	2	0	1	0	0	0	41	68	15.75		1.750										
<b>Dave Righetti, L</b> ERA: 3.57 (5, 1)	1.0		4	1	0	0	1	0	0	0	0	0	0	10	15	0.00		1.000										
<b>Kevin Rogers, L</b> ERA: 2.87 (6, 1)	1.2		8	2	0	0	1	0	0	0	0	0	0	24	33	0.00		1.200										
<b>Dave Burba, R</b> ERA: 4.5 (7, 1)	1.1		5	1	0	0	1	0	0	0	0	0	0	18	25	0.00	0.750											
<b>Inning Stats</b>	R: 2 E: 0 K: 0 S: 14	H: 2 LOB: 1 BB: 0 P: 22	R: 0 E: 0 K: 0 S: 4	H: 0 LOB: 0 BB: 0 P: 5	R: 3 E: 0 K: 0 S: 15	H: 2 LOB: 0 BB: 1 P: 27	R: 0 E: 0 K: 0 S: 4	H: 0 LOB: 0 BB: 0 P: 5	R: 2 E: 0 K: 1 S: 14	H: 2 LOB: 1 BB: 1 P: 24	R: 0 E: 0 K: 1 S: 8	H: 0 LOB: 0 BB: 0 P: 12	R: 0 E: 0 K: 0 S: 19	H: 2 LOB: 3 BB: 0 P: 25	R: 0 E: 0 K: 1 S: 15	H: 1 LOB: 1 BB: 0 P: 21	1B: 4 2B: 3 3B: 0 HR: 2	SF: 0 SAC: 0 DP: 0 HBP: 2	WP: 0 PB: 0 SB: 2 CS: 0	PA: 37								
<b>PITCHER</b>	IP	WLS	BF	H	R	ER	SO	BB	IBB	HBP	BLK	WP	HR	S	P	ERA	WHIP											



Batter	1	2	3	4	5	6	7	8	9	AB	R	H	RBI	BB	SO	LOB	TOP											
<b>Darren Lewis, R</b> OBP: 0.294, SLG: 0.383 (1, 8)	F7	BB			E	G6-3		1B		4	1	2	0	1	0	0	<b>San Francisco Giants @ Atlanta Braves</b> Atlanta-Fulton County Stadium, Atlanta, GA Sat May 29 1993, 3:33 AM EDT Att: 48,747 - Sunny - 83 F											
<b>Robby Thompson, R</b> OBP: 0.339, SLG: 0.414 (1, 4)	HR	BB			E7 1B		F8 1B	P4		4	2	2	1	1	1	3												
<b>Will Clark, L</b> OBP: 0.325, SLG: 0.317 (1, 3)	HR			L7	F7		F8	G6-4-3 1B		5	1	2	2	0	0	2												
<b>Matt Williams, R</b> OBP: 0.353, SLG: 0.597 (1, 5)	L8			P4	1B		G1-3	G6-4-3		5	0	1	1	0	0	2												
<b>Barry Bonds, L</b> OBP: 0.512, SLG: 0.765 (1, 7)	1B			HR	K		K	K		4	1	1	1	1	3	2												
<b>Willie McGee, S</b> OBP: 0.370, SLG: 0.405 (1, 9)	1B			G2	1B			G6-3		4	0	2	0	0	0	0												
<b>Royce Clayton, R</b> OBP: 0.328, SLG: 0.362 (1, 6)	K			P9	K			L6		4	0	0	0	0	2	4												
<b>Kirt Manwaring, R</b> OBP: 0.385, SLG: 0.381 (1, 2)		P3		P2		G6-3		2B		3	1	0	0	1	0	0												
<b>Greg Brummett, R</b> (1, 1)				P4		K		1B		3	0	0	0	0	2	0												
<b>Michael Jackson, R</b> OBP: 0.500, SLG: 1.000 <b>Rod Beck, R</b> (9, 1)								1B	2B	1	0	1	1	0	0	0												
										0	0	0	0	0	0	0												
<b>Inning Stats</b>	R: 2 E: 0 K: 1 S: 19	H: 2 LOB: 2 BB: 2 P: 37	R: 0 E: 0 K: 2 S: 10	H: 0 LOB: 1 BB: 1 P: 16	R: 1 E: 0 K: 0 S: 9	H: 1 LOB: 0 BB: 0 P: 11	R: 0 E: 0 K: 0 S: 4	H: 0 LOB: 0 BB: 0 P: 7	R: 2 E: 1 K: 2 S: 18	H: 4 LOB: 2 BB: 0 P: 29	R: 0 E: 0 K: 1 S: 5	H: 0 LOB: 0 BB: 0 P: 7	R: 0 E: 0 K: 1 S: 16	H: 1 LOB: 1 BB: 0 P: 19	R: 1 E: 0 K: 0 S: 13	H: 2 LOB: 2 BB: 1 P: 20	R: 0 E: 0 K: 1 S: 9	H: 1 LOB: 0 BB: 0 P: 11	1B: 7 2B: 2 3B: 0 HR: 2	SF: 0 SAC: 0 DP: 1 HBP: 0	WP: 0 PB: 0 SB: 0 CS: 0	PA: 41						
<b>PITCHER</b>	IP	WLS	BF	H	R	ER	SO	BB	IBB	HBP	BLK	WP	HR	S	P	ERA	WHIP											
<b>Pete Smith, R</b> ERA: 3.63 <b>Kent Mercker, L</b> ERA: 3.14 <b>Steve Bedrosian, R</b> ERA: 3.18 <b>Marvin Freeman, R</b> ERA: 6.39 <b>Jay Howell, R</b> ERA: 2.84	(1, 1)	4.0	L	20	5	5	5	3	3	0	0	0	0	2	47	79	11.25	2.000										

Batter	1	2	3	4	5	6	7	8	9	AB	R	H	RBI	BB	SO	LOB	BOTTOM											
<b>Otis Nixon, S</b> OBP: 0.340, SLG: 0.271 (1, 8)	G1-3		1B		G4-3		G1-3			4	0	1	0	0	0	1	<b>San Francisco Giants @ Atlanta Braves</b> Atlanta-Fulton County Stadium, Atlanta, GA Sat May 29 1993, 3:33 AM EDT Att: 48,747 - Sunny - 83 F											
<b>Mark Lemke, S</b> OBP: 0.371, SLG: 0.447 (1, 4)	F8		1B		L7			E		4	1	2	1	0	0	0												
<b>Terry Pendleton, S</b> OBP: 0.250, SLG: 0.276 (1, 5)	F7		F7		F8		F8	F8		4	0	0	0	0	0	3												
<b>David Justice, L</b> OBP: 0.301, SLG: 0.470 (1, 9)		FC1	P6		P6		P6	K		4	0	1	0	0	1	3												
<b>Ron Gant, R</b> OBP: 0.350, SLG: 0.517 (1, 7)		K	K		K		K	E7		4	0	0	0	0	3	3												
<b>Sid Bream, L</b> OBP: 0.329, SLG: 0.366 (1, 3)	FC1				F7		1B	F7		4	1	1	0	0	0	2												
<b>Damon Berryhill, S</b> OBP: 0.263, SLG: 0.365 (1, 2)		1B			G6-4-3		P6		F7	3	0	1	0	1	0	1												
<b>Rafael Belliard, R</b> OBP: 0.240, SLG: 0.217 (1, 6)		F9			G6-4-3		G6-3	G6-3		4	0	0	0	0	0	4												
<b>Pete Smith, R</b> ERA: 2.7 <b>Bill Pecota, R</b> ERA: 1.91 <b>Deion Sanders, L</b> ERA: 1.51 <b>Marvin Freeman, R</b> ERA: 6.39 <b>Jay Howell, R</b> ERA: 2.84 <b>Francisco Cabrera, R</b> ERA: 2.89	(1, 1)	6.2	W	27	7	2	2	3	1	0	0	0	0	0	0	0	2.7	1.200										
<b>Greg Brummett, R</b> ERA: 2.7 <b>Michael Jackson, R</b> ERA: 1.91 <b>Rod Beck, R</b> ERA: 1.78	(1, 1)	1.1	S	3	0	0	0	0	0	0	0	0	0	0	0	0	0.00	0.750										
<b>Inning Stats</b>	R: 0 E: 0 K: 0 S: 3	H: 0 LOB: 0 BB: 0 P: 4	R: 0 E: 0 K: 1 S: 9	H: 2 LOB: 0 BB: 0 P: 15	R: 1 E: 0 K: 1 S: 12	H: 3 LOB: 2 BB: 0 P: 20	R: 0 E: 0 K: 0 S: 4	H: 0 LOB: 0 BB: 1 P: 9	R: 0 E: 0 K: 1 S: 6	H: 0 LOB: 0 BB: 0 P: 8	R: 1 E: 0 K: 0 S: 14	H: 2 LOB: 1 BB: 0 P: 20	R: 1 E: 1 K: 1 S: 13	H: 1 LOB: 1 BB: 0 P: 18	R: 0 E: 0 K: 0 S: 4	H: 0 LOB: 0 BB: 0 P: 5	1B: 6 2B: 2 3B: 0 HR: 0	SF: 0 SAC: 0 DP: 1 HBP: 0	WP: 0 PB: 0 SB: 1 CS: 0	PA: 36								



Batter	1	2	3	4	5	6	7	8	9	AB	R	H	RBI	BB	SO	LOB	TOP					
<b>Darren Lewis, R</b> OBP: 0.297, SLG: 0.380 (1, 8)										4	0	1	0	1	1	3	<b>San Francisco Giants @ Atlanta Braves</b> Atlanta-Fulton County Stadium, Atlanta, GA Sun May 30 1993, 3:33 AM EDT Att: 48,886 - Cloudy - 84 F <a href="http://livebaseballscorecards.com">livebaseballscorecards.com</a>					
<b>Robby Thompson, R</b> OBP: 0.341, SLG: 0.431 (1, 4)										5	2	2	1	0	2	1						
<b>Will Clark, L</b> OBP: 0.327, SLG: 0.319 (1, 3)										5	1	2	0	0	1	3						
<b>Matt Williams, R</b> OBP: 0.350, SLG: 0.586 (1, 5)										4	0	0	0	1	1	5						
<b>Barry Bonds, L</b> OBP: 0.509, SLG: 0.771 (1, 7)										4	1	1	3	1	1	2						
<b>Willie McGee, S</b> OBP: 0.366, SLG: 0.405 (1, 9)										5	0	1	0	0	0	5						
<b>Royce Clayton, R</b> OBP: 0.327, SLG: 0.359 (1, 6)										4	0	1	0	0	0	1						
<b>Kirt Manwaring, R</b> OBP: 0.381, SLG: 0.372 (1, 2)										3	0	0	0	1	2	2						
<b>Jeff Brantley, R</b> OBP: 0.108, SLG: 0.100 (4, 1)										2	0	0	0	0	0	2						
<b>Bryan Hickerson, L</b> OBP: 0.244, SLG: 0.243 (6, PH)										0	0	0	0	0	0	0						
<b>Todd Benzinger, S</b> OBP: 0.333, SLG: 0.500 (6, PH)										0	0	0	0	1	0	0						
<b>Dave Burba, R</b> OBP: 0.300, SLG: 0.500 (7, 1)										0	0	0	0	0	0	0						
<b>Kevin Rogers, L</b> OBP: 0.243, SLG: 0.239 (8, PH)										1	0	0	0	0	0	0						
<b>Craig Colbert, R</b> OBP: 0.243, SLG: 0.239 (8, PH)										0	0	0	0	0	0	0						
<b>Michael Jackson, R</b> OBP: 0.243, SLG: 0.239 (8, PH)										0	0	0	0	0	0	0						
<b>Rod Beck, R</b> OBP: 0.243, SLG: 0.239 (8, PH)										0	0	0	0	0	0	0						
<b>Inning Stats</b>	R: 0 E: 0 K: 2 S: 12	H: 1 LOB: 1 BB: 0 P: 16	R: 0 E: 1 K: 0 S: 6	H: 0 LOB: 2 BB: 1 P: 15	R: 0 E: 0 K: 1 S: 10	H: 1 LOB: 3 BB: 2 P: 21	R: 0 E: 0 K: 1 S: 5	H: 0 LOB: 0 BB: 0 P: 6	R: 1 E: 0 K: 0 S: 5	H: 1 LOB: 0 BB: 0 P: 6	R: 0 E: 0 K: 1 S: 12	H: 2 LOB: 3 BB: 1 P: 19	R: 3 E: 1 K: 0 S: 9	H: 2 LOB: 0 BB: 0 P: 10	R: 0 E: 0 K: 1 S: 6	H: 0 LOB: 0 BB: 0 P: 9	R: 0 E: 0 K: 2 S: 12	H: 1 LOB: 2 BB: 1 P: 20	1B: 5 2B: 1 3B: 0 HR: 2	SF: 0 SAC: 0 DP: 0 HBP: 0	WP: 0 PB: 0 SB: 2 CS: 0	PA: 42
<b>PITCHER</b>	IP WLS BF H R ER SO BB IBB HBP BLK WP HR S P ERA WHIP																					
<b>Tom Glavine, L</b> ERA: 3.07	(1, 1)	8.0	L	37	7	4	3	6	2	2	0	0	0	0	0	2	65	102	3.38	1.125		
<b>Greg McMichael, R</b> ERA: 2.93	(9, 1)	1.0		5	1	0	0	2	1	0	0	0	0	0	0	12	20	0.00	2.000			
<b>Batter</b>	<b>1</b>	<b>2</b>	<b>3</b>	<b>4</b>	<b>5</b>	<b>6</b>	<b>7</b>	<b>8</b>	<b>9</b>	<b>AB</b>	<b>R</b>	<b>H</b>	<b>RBI</b>	<b>BB</b>	<b>SO</b>	<b>LOB</b>	<b>BOTTOM</b>					
<b>Deion Sanders, L</b> OBP: 0.333, SLG: 0.510 (1, 8)										4	1	1	0	1	2	2	<b>San Francisco Giants @ Atlanta Braves</b> Atlanta-Fulton County Stadium, Atlanta, GA Sun May 30 1993, 3:33 AM EDT Att: 48,886 - Cloudy - 84 F <a href="http://livebaseballscorecards.com">livebaseballscorecards.com</a>					
<b>Jeff Blauer, R</b> OBP: 0.434, SLG: 0.443 (1, 6)										4	0	0	0	0	2	3						
<b>Terry Pendleton, S</b> OBP: 0.258, SLG: 0.289 (1, 5)										5	0	3	1	0	0	0						
<b>David Justice, L</b> OBP: 0.299, SLG: 0.463 (1, 9)										5	0	1	0	0	0	3						
<b>Ron Gant, R</b> OBP: 0.342, SLG: 0.503 (1, 7)										5	0	0	0	0	1	4						
<b>Sid Bream, L</b> OBP: 0.340, SLG: 0.396 (1, 3)										3	2	2	1	1	1	1						
<b>Greg Olson, R</b> OBP: 0.280, SLG: 0.246 (1, 2)										4	0	1	0	0	0	2						
<b>Mark Lemke, S</b> OBP: 0.380, SLG: 0.451 (1, 4)										3	0	2	0	1	0	0						
<b>Tom Glavine, L</b> OBP: 0.286, SLG: 0.200 (8, PH)										2	0	1	0	0	0	1						
<b>Francisco Cabrera, R</b> OBP: 0.340, SLG: 0.459 (8, PH)										1	0	0	0	0	0	0						
<b>Otis Nixon, S</b> OBP: 0.340, SLG: 0.271 (8, PH)										0	0	0	0	0	0	0						
<b>Greg McMichael, R</b> ERA: 1.55 (9, 1)										0	0	0	0	0	0	0						
<b>Inning Stats</b>	R: 0 E: 0 K: 0 S: 7	H: 0 LOB: 0 BB: 0 P: 13	R: 1 E: 0 K: 0 S: 9	H: 3 LOB: 2 BB: 1 P: 20	R: 1 E: 0 K: 1 S: 10	H: 2 LOB: 1 BB: 0 P: 18	R: 0 E: 0 K: 1 S: 10	H: 1 LOB: 1 BB: 1 P: 21	R: 0 E: 0 K: 1 S: 8	H: 1 LOB: 1 BB: 1 P: 17	R: 0 E: 0 K: 1 S: 12	H: 1 LOB: 1 BB: 0 P: 19	R: 0 E: 1 K: 1 S: 8	H: 0 LOB: 1 BB: 0 P: 13	R: 0 E: 0 K: 1 S: 8	H: 1 LOB: 1 BB: 0 P: 13	1B: 8 2B: 2 3B: 0 HR: 1	SF: 0 SAC: 1 DP: 0 HBP: 1	WP: 1 PB: 0 SB: 0 CS: 2	PA: 41		
<b>PITCHER</b>	IP WLS BF H R ER SO BB IBB HBP BLK WP HR S P ERA WHIP																					
<b>Jeff Brantley, R</b> ERA: 4.53	(1, 1)																					
<b>Bryan Hickerson, L</b> ERA: 5.32	(4, 1)	1.1		5	1	0	0	1	0	0	0	0	0	0	0	0	0	0.00	0.750			
<b>Dave Burba, R</b> ERA: 4.36	(6, 1)	1.0	W	7	3	0	0	1	0	1	0	0	0	0	0	0	9	19	0.00	3.000		
<b>Kevin Rogers, L</b> ERA: 2.78	(7, 1)	1.0		3	0	0	0	1	0	0	0	0	0	0	0	0	11	17	0.00	0.000		
<b>Michael Jackson, R</b> ERA: 1.55 (8, 1)	1.0		4	0	0	0	1	0	0	0	0	0	0	0	0	8	13	0.00	0.000			







Batter	1	2	3	4	5	6	7	8	9	AB	R	H	RBI	BB	SO	LOB	TOP					
Jeff Gardner, L (1,4) OBP: 0.352, SLG: 0.392	1-2 1B		4-2 FC6-4 BB		1-0 E8		4-0 BB			2	0	1	0	2	0	0	<b>San Diego Padres @ Atlanta Braves</b> Atlanta-Fulton County Stadium, Atlanta, GA Tue Jun 01 1993, 7:05 PM EDT Att: 44,935 - Unknown - 76 F <a href="#">livebaseballscorecards.com</a>					
Kurt Stillwell, S (1,6) OBP: 0.297, SLG: 0.313	1-0 P5		0-2 FC6-4 1-2		2-1 F9		0-0 F8			4	0	0	0	0	5							
Gary Sheffield, R (1,5) OBP: 0.322, SLG: 0.446	1-0 P3			0-0 G1-3 HR		0-0 L6		2-2 F9		4	1	1	0	0	1							
Fred McGriff, L (1,3) OBP: 0.344, SLG: 0.444	0-0 G4-3			0-3 K		2-1 G4-3 1B		0-0 F7		4	0	1	0	0	12							
Phil Plantier, L (1,7) OBP: 0.301, SLG: 0.473		2-2 F7		2-1 G1-3		2-1 G4-3		1-3 K		4	0	0	0	0	12							
Derek Bell, R (1,8) OBP: 0.351, SLG: 0.517		1-1 P4		0-0 K		1-3 K		0-0 G5-3		4	1	1	2	0	11							
Guillermo Velasquez, L (1,9) OBP: 0.226, SLG: 0.179		2-2 G4-3		3-H G4-3		0-0 G4-3		0-2 G5-3		3	0	0	0	0	0							
Phil Clark, R (7,9) OBP: 0.379, SLG: 0.519										1	0	0	0	0	0							
Bob Geren, R (9,2) OBP: 0.273, SLG: 0.291										0	0	0	0	0	0							
Kevin Higgins, L (1,2) OBP: 0.200, SLG: 0.214			1-2 G6-3		1-1 G3-1		4-0 SH1-4 BB		1-0 F9	3	0	0	0	1	0							
Gene Harris, R (9,1)										0	0	0	0	0	0							
Doug Brocail, L (1,1)										2	0	0	0	0	0							
Rich Rodriguez, L (7,1)										0	0	0	0	0	0							
Tony Gwynn, L (9,9) OBP: 0.360, SLG: 0.408										0	0	0	0	0	0							
<b>Inning Stats</b>	R: 0 E: 0 K: 0 S: 6	H: 1 LOB: 1 BB: 0 P: 9	R: 0 E: 0 K: 0 S: 8	H: 0 LOB: 0 BB: 0 P: 13	R: 0 E: 0 K: 0 S: 14	H: 0 LOB: 1 BB: 1 P: 19	R: 2 E: 0 K: 1 S: 11	H: 2 LOB: 0 BB: 0 P: 14	R: 0 E: 1 K: 0 S: 7	H: 0 LOB: 1 BB: 0 P: 13	R: 0 E: 0 K: 1 S: 9	H: 1 LOB: 0 BB: 0 P: 14	R: 0 E: 0 K: 0 S: 5	H: 0 LOB: 2 BB: 2 P: 14	R: 0 E: 0 K: 1 S: 7	H: 0 LOB: 0 BB: 0 P: 10	R: 0 E: 0 K: 0 S: 5	H: 0 LOB: 0 BB: 0 P: 6	1B: 2 2B: 1 3B: 0 HR: 1	SF: 0 SAC: 1 DP: 0 HBP: 0	WP: 0 PB: 0 SB: 0 CS: 0	PA: 35
<b>PITCHER</b>	IP WLS BF H R ER SO BB IBB HBP BLK WP HR S P ERA WHIP	IP WLS BF H R ER SO BB IBB HBP BLK WP HR S P ERA WHIP	IP WLS BF H R ER SO BB IBB HBP BLK WP HR S P ERA WHIP	IP WLS BF H R ER SO BB IBB HBP BLK WP HR S P ERA WHIP	IP WLS BF H R ER SO BB IBB HBP BLK WP HR S P ERA WHIP	IP WLS BF H R ER SO BB IBB HBP BLK WP HR S P ERA WHIP	IP WLS BF H R ER SO BB IBB HBP BLK WP HR S P ERA WHIP	IP WLS BF H R ER SO BB IBB HBP BLK WP HR S P ERA WHIP	IP WLS BF H R ER SO BB IBB HBP BLK WP HR S P ERA WHIP	IP WLS BF H R ER SO BB IBB HBP BLK WP HR S P ERA WHIP	IP WLS BF H R ER SO BB IBB HBP BLK WP HR S P ERA WHIP	IP WLS BF H R ER SO BB IBB HBP BLK WP HR S P ERA WHIP	IP WLS BF H R ER SO BB IBB HBP BLK WP HR S P ERA WHIP	IP WLS BF H R ER SO BB IBB HBP BLK WP HR S P ERA WHIP	IP WLS BF H R ER SO BB IBB HBP BLK WP HR S P ERA WHIP	IP WLS BF H R ER SO BB IBB HBP BLK WP HR S P ERA WHIP						
29 John Smoltz, R (1,1) ERA: 3.69	8.0 L	32 4	2 2	3 3	3 0	0 0	0 0	0 0	0 0	0 0	5 6	0.00	0.000									
Greg McMichael, R (9,1) ERA: 2.63	1.0 3	0 0	0 0	0 0	0 0	0 0	0 0	0 0	0 0	0 0	5 6	0.00	0.000									

Batter	1	2	3	4	5	6	7	8	9	AB	R	H	RBI	BB	SO	LOB	BOTTOM					
Deion Sanders, L (1,8) OBP: 0.310, SLG: 0.473	0-0 F8		3-3 K		2-2 F8			1-1 G3		4	0	0	0	0	12	<b>San Diego Padres @ Atlanta Braves</b> Atlanta-Fulton County Stadium, Atlanta, GA Tue Jun 01 1993, 7:05 PM EDT Att: 44,935 - Unknown - 76 F <a href="#">livebaseballscorecards.com</a>						
Jeff Blauser, R (1,6) OBP: 0.430, SLG: 0.440	1-0 F7			1-0 B4-3 2B		3-2 F7		3-1 P4		4	0	1	0	0	0							
Terry Pendleton, S (1,5) OBP: 0.258, SLG: 0.297	3-2 P6			0-0 B4-3		1-1 G1-3		2-3 K		4	0	0	0	0	11							
David Justice, L (1,9) OBP: 0.301, SLG: 0.454		1-1 F7-4 1B		1-3 K		0-1 G4-3		2-3 K		4	0	1	0	0	21							
Ron Gant, R (1,7) OBP: 0.338, SLG: 0.508		0-0 F7-4 1-2		1-0 F8			0-0 F7		2-1 K	3	0	1	0	0	2							
Sid Bream, L (1,3) OBP: 0.340, SLG: 0.421									4-2 3B	2	1	1	1	0	0							
Brian Hunter, R (7,PH) OBP: 0.217, SLG: 0.286										1	0	0	0	0	0							
Damon Berryhill, S (9,PH) OBP: 0.282, SLG: 0.385										0	0	0	0	1	0							
Rafael Belliard, R (9,PR) OBP: 0.240, SLG: 0.217										0	0	0	0	0	0							
Greg Olson, R (1,2) OBP: 0.287, SLG: 0.254			3-2 P4		0-0 K		0-2 FC5-4 1B		1-3 K	4	0	2	0	0	12							
Mark Lemke, S (1,4) OBP: 0.378, SLG: 0.443			0-0 SH1-4 1B		4-1 SH1-4 29 L3 1B		0-1 FC5-4 1-2			2	0	1	0	1	1							
29 John Smoltz, R (1,1) OBP: 0.261, SLG: 0.273			1-0 SH1-4		2-2 L3			2-0 G4-3		1	0	0	0	0	2							
Otis Nixon, S (8,PH) OBP: 0.336, SLG: 0.274										1	0	0	0	0	0							
Greg McMichael, R (9,1)										0	0	0	0	0	0							
<b>Inning Stats</b>	R: 0 E: 0 K: 0 S: 5	H: 0 LOB: 0 BB: 0 P: 9	R: 0 E: 0 K: 0 S: 5	H: 1 LOB: 0 BB: 0 P: 6	R: 0 E: 0 K: 1 S: 9	H: 1 LOB: 1 BB: 0 P: 16	R: 0 E: 0 K: 1 S: 6	H: 1 LOB: 0 BB: 0 P: 9	R: 1 E: 0 K: 0 S: 9	H: 2 LOB: 1 BB: 1 P: 18	R: 0 E: 0 K: 0 S: 7	H: 0 LOB: 0 BB: 0 P: 11	R: 0 E: 0 K: 0 S: 8	H: 1 LOB: 1 BB: 0 P: 9	R: 0 E: 0 K: 0 S: 5	H: 0 LOB: 0 BB: 0 P: 11	R: 0 E: 0 K: 3 S: 13	H: 1 LOB: 2 BB: 1 P: 24	1B: 4 2B: 3 3B: 1 HR: 1	SF: 0 SAC: 1 DP: 2 HBP: 0	WP: 0 PB: 0 SB: 0 CS: 0	PA: 34
<b>PITCHER</b>	IP WLS BF H R ER SO BB IBB HBP BLK WP HR S P ERA WHIP	IP WLS BF H R ER SO BB IBB HBP BLK WP HR S P ERA WHIP	IP WLS BF H R ER SO BB IBB HBP BLK WP HR S P ERA WHIP	IP WLS BF H R ER SO BB IBB HBP BLK WP HR S P ERA WHIP	IP WLS BF H R ER SO BB IBB HBP BLK WP HR S P ERA WHIP	IP WLS BF H R ER SO BB IBB HBP BLK WP HR S P ERA WHIP	IP WLS BF H R ER SO BB IBB HBP BLK WP HR S P ERA WHIP	IP WLS BF H R ER SO BB IBB HBP BLK WP HR S P ERA WHIP	IP WLS BF H R ER SO BB IBB HBP BLK WP HR S P ERA WHIP	IP WLS BF H R ER SO BB IBB HBP BLK WP HR S P ERA WHIP	IP WLS BF H R ER SO BB IBB HBP BLK WP HR S P ERA WHIP	IP WLS BF H R ER SO BB IBB HBP BLK WP HR S P ERA WHIP	IP WLS BF H R ER SO BB IBB HBP BLK WP HR S P ERA WHIP	IP WLS BF H R ER SO BB IBB HBP BLK WP HR S P ERA WHIP	IP WLS BF H R ER SO BB IBB HBP BLK WP HR S P ERA WHIP	IP WLS BF H R ER SO BB IBB HBP BLK WP HR S P ERA WHIP						
Doug Brocail, R (1,1) ERA: 1.5	6.0 W	22 5	1 1	2 2	1 1	1 1	2 2	41 69	1.50	1.000												
Rich Rodriguez, L (7,1) ERA: 4.5	2.0 7	1 0	0 0	0 0	0 0	0 0	13 20	0.00	0.500													
Gene Harris, R (9,1) ERA: 2.33	1.0 S	5 1	0 0	3 3	1 0	0 0	13 24	0.00	2.000													





Batter	1	2	3	4	5	6	7	8	9	AB	R	H	RBI	BB	SO	LOB	TOP					
Tony Gwynn, L (1, 9) OBP: 0.362, SLG: 0.411	1-1 1B		0-1 F7		0-0 F7			4-2 G4-6-3 BB		3	1	1	0	1	0	1						
Craig Shipley, R (1, 6) OBP: 0.221, SLG: 0.321	1-2 L3			2-1 1B		1-2 F8		0-0 G4-6-3 1-2		4	0	1	0	0	0	2						
Gary Sheffield, R (1, 5) OBP: 0.321, SLG: 0.442	2-1 CS 2H 1B			3-1 F7		0-0 E5 L6-4 1B		1-1 G5-3		4	0	1	1	0	0	1						
Fred McGriff, L (1, 3) OBP: 0.342, SLG: 0.440	2-0 L9			0-0 F7		1-1 1B			0-2 F7	4	0	1	0	0	0	2						
Derek Bell, R (1, 8) OBP: 0.343, SLG: 0.505	1-0 CS 2-3	2-2 G6-3		3-2 P3		0-0 L6-4			0-3 K	4	0	0	0	0	1	3						
Phil Clark, R (1, 7) OBP: 0.387, SLG: 0.517		1-0 G5-3			2-2 G6-4-3 1B		1-1 1B		0-0 G5-3	4	1	2	0	0	0	0						
Tim Teufel, R (1, 4) OBP: 0.370, SLG: 0.529		2-2 G6-3			4-1 G6-4-3 1B		1-0 F8			1	0	0	0	1	0	0						
Jeff Gardner, L (7, PH) OBP: 0.349, SLG: 0.389					1-2 BB					1	0	0	0	0	0	1						
Bob Geren, R (1, 2) OBP: 0.267, SLG: 0.284			1-2 P5		0-0 G6-4-3		2-0 1B			2	0	0	0	0	0	2						
Kevin Higgins, L (7, PH) OBP: 0.250, SLG: 0.267					1-2 2-3		1-3 1B			1	0	1	0	0	0	0						
Andy Benes, R (1, 1) OBP: 0.222, SLG: 0.385			1-2 G6-3		0-0 1B		3-2 G1-6-4-3			2	0	1	1	0	0	0						
Roger Mason, R (6, 1)										0	0	0	0	0	0	0						
Kurt Stillwell, S (7, PH) OBP: 0.293, SLG: 0.310										1	0	0	0	0	0	2						
Tim Scott, R (7, 1)										0	0	0	0	0	0	0						
<b>Inning Stats</b>	R: 1 E: 0 K: 0 S: 8	H: 2 LOB: 0 BB: 0 P: 15	R: 0 E: 0 K: 0 S: 9	H: 0 LOB: 0 BB: 0 P: 14	R: 0 E: 0 K: 0 S: 9	H: 0 LOB: 0 BB: 0 P: 11	R: 0 E: 0 K: 0 S: 9	H: 1 LOB: 1 BB: 0 P: 16	R: 0 E: 0 K: 0 S: 7	H: 2 LOB: 1 BB: 1 P: 13	R: 0 E: 0 K: 0 S: 7	H: 1 LOB: 1 BB: 0 P: 9	R: 0 E: 0 K: 0 S: 7	H: 2 LOB: 1 BB: 0 P: 14	R: 0 E: 0 K: 1 S: 6	H: 0 LOB: 0 BB: 1 P: 11	R: 0 E: 0 K: 1 S: 7	H: 0 LOB: 0 BB: 0 P: 7	1B: 7 2B: 2 3B: 0 HR: 0	SF: 0 SAC: 0 DP: 4 HBP: 0	WP: 0 PB: 0 SB: 2 CS: 1	PA: 34
<b>PITCHER</b>	IP WLS BF H R ER SO BB IBB HBP BLK WP HR S P ERA WHIP																					
Steve Avery, L (1, 1) ERA: 3.13	6.0 W 23 6 2 2 0 1 0 0 0 0 0 0 49 78 3.00 1.167																					
Jay Howell, R (7, 1) ERA: 2.79	0.1 3 2 0 0 0 0 0 0 0 0 0 0 4 8 0.00 6.000																					
Kent Mercker, L (7, 1) ERA: 2.81	1.2 4 0 0 0 0 1 0 0 0 0 0 0 9 17 0.00 0.600																					
Mike Stanton, L (9, 1) ERA: 3.27	1.0 S 3 0 0 0 1 0 0 0 0 0 0 0 7 7 0.00 0.000																					

San Diego Padres @ Atlanta Braves  
Atlanta-Fulton County Stadium, Atlanta, GA  
Wed Jun 02 1993, 7:05 PM EDT  
Att: 42,488 - Unknown - 80 F

AB 31  
R 2  
H 8  
RBI 2  
BB 2  
SO 1  
LOB 14



Batter	1	2	3	4	5	6	7	8	9	AB	R	H	RBI	BB	SO	LOB	BOTTOM			
Deion Sanders, L (1, 8) OBP: 0.317, SLG: 0.467	2-3 K		1-2 F9		1-1 E6 1B	1-2 BB 1B		0-0 F8		5	1	2	0	0	1	0				
Jeff Blauser, R (1, 6) OBP: 0.433, SLG: 0.435	4-2 WP S BB		3-3 K		1-1 E6	4-1 1B BB		1-0 S HBP		2	0	0	0	2	1	1				
Terry Pendleton, S (1, 5) OBP: 0.257, SLG: 0.294	2-3 K		0-0 F7		1-2 K	0-0 K		2-3 K		5	0	1	2	0	3	4				
David Justice, L (1, 9) OBP: 0.308, SLG: 0.467	4-2 WP 1-2 BB			3-1 HR	2-2 F7	4-0 1B		2-1 F9		3	1	1	1	2	0	3				
Ron Gant, R (1, 7) OBP: 0.341, SLG: 0.524	1-3 K			0-0 G4-3 G1-3 1B		HR K				4	1	2	1	0	2	5				
Sid Bream, L (1, 3) OBP: 0.331, SLG: 0.410		1-0 L4-3		3-2 G1-3		1-2 G4-3	3-1 F7			4	0	0	0	0	0	1				
Greg Olson, R (1, 2) OBP: 0.295, SLG: 0.266		1-0 G4-3		1-0 G4-3		4-2 WP BB 1B	0-0 FC6-4 1B			2	0	1	0	1	0	1				
Rafael Belliard, R (6, PR) OBP: 0.240, SLG: 0.217				2-3 G4-3						0	1	0	0	0	0	0				
Damon Berryhill, S (7, 2) OBP: 0.291, SLG: 0.392					2-3 F7					1	0	1	0	0	0	0				
Mark Lemke, S (1, 4) OBP: 0.376, SLG: 0.435		2-0 F7		1-0 F8		4-0 1B WP 1B BB	0-1 FC6-4			3	0	0	0	1	0	3				
Steve Avery, L (1, 1) OBP: 0.125, SLG: 0.087		2-3 K			1-1 F7	3-2 1B 1B	1-3 2H 1B			2	0	0	0	0	1	1				
Francisco Cabrera, R (6, PH) OBP: 0.354, SLG: 0.442										1	1	1	1	0	0	0				
Jay Howell, R (7, 1)										0	0	0	0	0	0	0				
Kent Mercker, L (7, 1)										1	0	0	0	0	1	1				
Mike Stanton, L (9, 1)										0	0	0	0	0	0	0				
<b>Inning Stats</b>	R: 0 E: 0 K: 3 S: 16	H: 0 LOB: 2 BB: 2 P: 29	R: 0 E: 0 K: 1 S: 6	H: 1 LOB: 1 BB: 0 P: 12	R: 0 E: 0 K: 1 S: 8	H: 0 LOB: 0 BB: 0 P: 12	R: 1 E: 0 K: 0 S: 8	H: 2 LOB: 1 BB: 0 P: 16	R: 0 E: 2 K: 1 S: 12	H: 1 LOB: 2 BB: 0 P: 18	R: 4 E: 0 K: 1 S: 24	H: 4 LOB: 3 BB: 4 P: 49	R: 0 E: 0 K: 1 S: 8	H: 1 LOB: 1 BB: 0 P: 12	R: 0 E: 0 K: 1 S: 6	H: 0 LOB: 1 BB: 0 P: 11	1B: 6 2B: 1 3B: 0 HR: 2	SF: 0 SAC: 0 DP: 0 HBP: 1	WP: 2 PB: 0 SB: 2 CS: 0	PA: 40
<b>PITCHER</b>	IP WLS BF H R ER SO BB IBB HBP BLK WP HR S P ERA WHIP																			
Andy Benes, R (1, 1) ERA: 2.96	5.1 L 27 6 5 5 0 4 0 0 0 0 0 2 2 66 117 8.44 1.875																			
Roger Mason, R (6, 1) ERA: 2.1	0.2 5 2 0 0 1 1 1 0 0 0 0 0 8 19 0.00 4.500																			
Tim Scott, R (7, 1) ERA: 2.93	2.0 8 1 0 0 2 0 0 1 0 0 0 0 14 23 0.00 0.500																			

San Diego Padres @ Atlanta Braves  
Atlanta-Fulton County Stadium, Atlanta, GA  
Wed Jun 02 1993, 7:05 PM EDT  
Att: 42,488 - Unknown - 80 F

AB 33  
R 5  
H 9  
RBI 5  
BB 6  
SO 9  
LOB 20





Batter	1	2	3	4	5	6	7	8	9	AB	R	H	RBI	BB	SO	LOB	TOP				
Tony Gwynn, L OBP: 0.369, SLG: 0.421 Guillermo Velasquez, L OBP: 0.219, SLG: 0.172	L8	1B					G4-3		F7	5	1	3	1	0	0	0					
Jeff Gardner, L OBP: 0.355, SLG: 0.385	G6-3						2B		K	4	2	1	0	2	2	2					
Gary Sheffield, R OBP: 0.327, SLG: 0.451 Ricky Gutierrez, R OBP: 0.372, SLG: 0.304	HR		G6-4-3	1B			1B		K	5	2	3	2	0	1	1					
Fred McGriff, L OBP: 0.344, SLG: 0.451 Phil Clark, R OBP: 0.387, SLG: 0.517	HR		HR	BB			2B		P5	4	3	1	2	1	1	2					
Phil Plantier, L OBP: 0.305, SLG: 0.491	BB		HR	BB			G4-3		K	4	1	1	2	1	1	2					
Derek Bell, R OBP: 0.350, SLG: 0.503	G5-3		1B	BB			K		1B	3	1	1	0	2	1	1					
Kurt Stillwell, S OBP: 0.288, SLG: 0.314 Craig Shipley, R OBP: 0.225, SLG: 0.314		K		BB			1B		K	2	0	1	0	0	1	0					
Kerry Taylor, R			1B	BB			2B		K	0	0	0	0	0	0	0					
Kevin Higgins, L OBP: 0.286, SLG: 0.300	F8		F8	BB			G4-3		1B	5	0	2	1	0	0	2					
Greg Harris, R OBP: 0.313, SLG: 0.333 Tim Teufel, R OBP: 0.366, SLG: 0.521	1B			BB			K		G5-3	4	1	2	1	0	1	2					
<b>Inning Stats</b>	R: 2 E: 0 K: 0 S: 13	H: 2 LOB: 1 BB: 1 P: 23	R: 0 E: 0 K: 1 S: 9	H: 2 LOB: 2 BB: 0 P: 15	R: 2 E: 0 K: 0 S: 16	H: 2 LOB: 2 BB: 3 P: 36	R: 7 E: 0 K: 2 S: 23	H: 5 LOB: 2 BB: 3 P: 44	R: 0 E: 0 K: 1 S: 10	H: 0 LOB: 0 BB: 0 P: 13	R: 1 E: 0 K: 1 S: 12	H: 2 LOB: 1 BB: 0 P: 16	R: 0 E: 0 K: 2 S: 15	H: 2 LOB: 2 BB: 0 P: 18	R: 0 E: 0 K: 2 S: 7	H: 0 LOB: 0 BB: 0 P: 9	1B: 10 2B: 3 3B: 0 HR: 2	SF: 0 SAC: 0 DP: 1 HBP: 0	WP: 2 PB: 0 SB: 1 CS: 0	PA: 48	
<b>PITCHER</b>	IP	WLS	BF	H	R	ER	SO	BB	IBB	HBP	BLK	WP	HR	S	P	ERA	WHIP				
Pete Smith, R ERA: 4.12	2.2	L	16	6	4	4	1	4	0	0	0	0	2	36	70	13.50	3.750				
Marvin Freeman, R ERA: 9.0	0.1		5	3	4	4	0	1	0	0	0	0	0	10	18	108.00	12.000				
Kent Mercker, L ERA: 4.24	1.0		8	2	3	3	2	1	1	0	0	1	0	15	30	27.00	3.000				
Steve Bedrosian, R ERA: 2.7	2.0		6	0	0	0	2	0	0	0	0	0	0	22	29	0.00	0.000				
Jay Howell, R ERA: 2.95	2.0		10	4	1	1	3	0	0	0	0	0	0	27	34	4.50	2.000				
<b>PITCHER</b>	IP	WLS	BF	H	R	ER	SO	BB	IBB	HBP	BLK	WP	HR	S	P	ERA	WHIP				
Greg McMichael, R ERA: 2.73	1.0		3	0	0	0	2	0	0	0	0	0	0	7	9	0.00	0.000				

San Diego Padres @ Atlanta Braves  
Atlanta-Fulton County Stadium, Atlanta, GA

AB 41  
R 12  
H 15  
RBI 10  
BB 7  
SO 10  
LOB 15



Thu Jun 03 1993, 3:33 AM EDT  
Att: 49,292 - Sunny - 86 F

Batter	1	2	3	4	5	6	7	8	9	AB	R	H	RBI	BB	SO	LOB	BOTTOM				
Otis Nixon, S OBP: 0.333, SLG: 0.272	F8			F7			G4-3		G1-4-3	5	0	1	0	0	0	1					
Jeff Blauser, R OBP: 0.432, SLG: 0.431 Rafael Belliard, R OBP: 0.259, SLG: 0.240	FC3-6			G5-3			1B		F8	2	1	0	0	1	0	1					
Terry Pendleton, S OBP: 0.258, SLG: 0.295 Bill Pecota, R OBP: 0.261, SLG: 0.304	FC4						F9		P3	3	1	1	0	0	0	2					
David Justice, L OBP: 0.311, SLG: 0.465	FC4			G3-1			G3		P7	3	1	1	0	1	0	1					
Ron Gant, R OBP: 0.344, SLG: 0.521	FC4			G4-3			E3		PB	3	1	1	1	1	0	2					
Sid Bream, L OBP: 0.325, SLG: 0.401 Brian Hunter, R OBP: 0.208, SLG: 0.273	E1			G3-1			G3		K	3	0	0	0	0	4						
Damon Berryhill, S OBP: 0.278, SLG: 0.373 Greg McMichael, R	G4-3			G4-3			K		K	4	0	0	1	0	2	4					
Mark Lemke, S OBP: 0.373, SLG: 0.430				G4-3			G3-1		1B	4	0	1	1	0	0	1					
Pete Smith, R Marvin Freeman, R Kent Mercker, L Steve Bedrosian, R David Justice, L Jay Howell, R Francisco Cabrera, R	BB			K			G3		F7	1	0	0	0	0	0	0					
<b>Inning Stats</b>	R: 2 E: 1 K: 0 S: 8	H: 1 LOB: 2 BB: 1 P: 16	R: 0 E: 0 K: 0 S: 13	H: 1 LOB: 1 BB: 1 P: 22	R: 1 E: 0 K: 0 S: 16	H: 1 LOB: 1 BB: 1 P: 28	R: 0 E: 0 K: 1 S: 6	H: 0 LOB: 0 BB: 0 P: 7	R: 0 E: 0 K: 1 S: 9	H: 0 LOB: 1 BB: 0 P: 8	R: 0 E: 0 K: 0 S: 7	H: 1 LOB: 1 BB: 0 P: 9	R: 1 E: 0 K: 2 S: 13	H: 2 LOB: 1 BB: 0 P: 20	R: 0 E: 0 K: 0 S: 6	H: 0 LOB: 0 BB: 0 P: 12	1B: 7 2B: 0 3B: 0 HR: 0	SF: 0 SAC: 0 DP: 0 HBP: 0	WP: 0 PB: 1 SB: 0 CS: 0	PA: 39	
<b>PITCHER</b>	IP	WLS	BF	H	R	ER	SO	BB	IBB	HBP	BLK	WP	HR	S	P	ERA	WHIP				
Greg Harris, R ERA: 4.0	7.0	W	31	5	3	2	2	3	0	0	0	0	0	65	102	2.57	1.143				
Kerry Taylor, R ERA: 6.34	2.0		8	2	1	0	2	0	0	0	0	0	0	19	32	0.00	1.000				

San Diego Padres @ Atlanta Braves  
Atlanta-Fulton County Stadium, Atlanta, GA

AB 36  
R 4  
H 7  
RBI 3  
BB 3  
SO 4  
LOB 19



Thu Jun 03 1993, 3:33 AM EDT  
Att: 49,292 - Sunny - 86 F



Batter	1	2	3	4	5	6	7	8	9	AB	R	H	RBI	BB	SO	LOB	TOP										
Deion Sanders, L (1, 8) OBP: 0.304, SLG: 0.431	G3-1		G6-3				L8		G1-6-3	4	0	0	0	1	0	1											
Jeff Blauer, R (1, 6) OBP: 0.433, SLG: 0.429				BB			F7			3	1	1	0	1	1	1											
Terry Pendleton, S (1, 5) OBP: 0.262, SLG: 0.299	F9			BB						4	1	2	0	0	1	2											
David Justice, L (1, 9) OBP: 0.315, SLG: 0.463	G6-3			BB			L4			3	1	1	0	1	0	2											
Ron Gant, R (1, 7) OBP: 0.342, SLG: 0.513		E5		BB			P5			3	1	0	1	1	0	1											
Sid Bream, L (1, 3) OBP: 0.318, SLG: 0.391		F8		BB			K			4	0	0	0	0	3	5											
Greg Olson, R (1, 2) OBP: 0.333, SLG: 0.281							CS			3	0	2	3	1	0	0											
Otis Nixon, S (8, PR) OBP: 0.333, SLG: 0.272							G6-3			0	0	0	0	0	0	0											
Damon Berryhill, S (8, 2) OBP: 0.278, SLG: 0.373										0	0	0	0	0	0	0											
Mark Lemke, S (1, 4) OBP: 0.365, SLG: 0.420		G3-1					L6			4	0	0	0	0	0	3											
Tom Glavine, L (1, 1) OBP: 0.258, SLG: 0.179							G1-4-3			3	0	0	0	0	1	1											
Greg McMichael, R (7, 1) OBP: 0.390, SLG: 0.444										0	0	0	0	0	0	0											
Francisco Cabrera, R (9, PH) OBP: 0.261, SLG: 0.304										0	0	0	0	0	0	0											
Bill Pecota, R (9, PR)										0	0	0	0	0	0	0											
<b>Inning Stats</b>	R: 0 E: 0 K: 0 S: 4	H: 0 LOB: 1 BB: 1 P: 12	R: 1 E: 1 K: 0 S: 8	H: 1 LOB: 1 BB: 0 P: 13	R: 3 E: 0 K: 1 S: 17	H: 3 LOB: 2 BB: 2 P: 28	R: 0 E: 0 K: 3 S: 13	H: 0 LOB: 1 BB: 1 P: 23	R: 0 E: 0 K: 1 S: 12	H: 1 LOB: 0 BB: 0 P: 20	R: 0 E: 0 K: 0 S: 12	H: 0 LOB: 0 BB: 0 P: 18	R: 0 E: 0 K: 0 S: 11	H: 1 LOB: 1 BB: 1 P: 15	R: 0 E: 0 K: 1 S: 11	H: 0 LOB: 1 BB: 1 P: 20	R: 0 E: 0 K: 0 S: 7	H: 1 LOB: 1 BB: 0 P: 13	1B: 6 2B: 1 3B: 0 HR: 0	SF: 0 SAC: 0 DP: 1 HBP: 0	WP: 0 PB: 0 SB: 1 CS: 2	PA: 39					
<b>PITCHER</b>	IP	WLS	BF	H	R	ER	SO	BB	IBB	HBP	BLK	WP	HR	S	P	ERA	WHIP										
Ramon Martinez, R (1, 1) ERA: 3.01	6.0	W	27	5	4	3	5	4	0	0	0	0	0	66	114	4.50	1.500										
Pedro Martinez, R (7, 1) ERA: 1.78	2.0		7	1	0	0	1	1	0	0	0	0	0	22	35	0.00	1.000										
Jim Gott, R (9, 1) ERA: 1.55	1.0	S	3	1	0	0	0	0	0	0	0	0	0	7	13	0.00	1.000										

Atlanta Braves @ Los Angeles Dodgers  
Dodger Stadium, Los Angeles, CA  
Fri Jun 04 1993, 7:05 PM PDT  
Att: 46,566 - Unknown - 70 F

AB 32  
R 4  
H 7  
RBI 4  
BB 5  
SO 6  
LOB 16



Batter	1	2	3	4	5	6	7	8	9	AB	R	H	RBI	BB	SO	LOB	BOTTOM										
Brett Butler, L (1, 8) OBP: 0.397, SLG: 0.381	G6-3		G6-3				G4-3		G6-3	4	0	1	1	0	0	1											
Jose Offerman, S (1, 6) OBP: 0.365, SLG: 0.361							G5-3		SH1-3	3	0	1	0	0	0	1											
Eric Davis, R (1, 7) OBP: 0.307, SLG: 0.320							G5-3		SH1-3	2	0	0	0	2	0	1											
Tim Wallach, R (1, 5) OBP: 0.279, SLG: 0.385							G6-4-3		G6-3	4	1	1	0	0	0	3											
Mike Piazza, R (1, 2) OBP: 0.377, SLG: 0.530							G6-4-3		F8	3	1	2	1	1	0	1											
Cory Snyder, R (1, 9) OBP: 0.411, SLG: 0.472							HR		IBB	3	2	2	0	1	1	3											
Eric Karros, R (1, 3) OBP: 0.322, SLG: 0.405							BB		K	3	1	1	2	1	2	1											
Jody Reed, R (1, 4) OBP: 0.337, SLG: 0.345							BB		K	2	0	1	1	2	1	0											
Ramon Martinez, R (1, 1) OBP: 0.148, SLG: 0.192							G4-3		FC6	2	0	0	0	0	2	2											
Mike Sharperson, R (6, PH) OBP: 0.259, SLG: 0.348							BB		IBB	1	0	0	0	0	2												
Pedro Martinez, R (7, 1) OBP: 0.259, SLG: 0.348							BB		K	0	0	0	0	0	0	0											
Henry Rodriguez, L (8, PH)							BB		K	0	0	0	0	0	1	1											
Jim Gott, R (9, 1)							BB		K	0	0	0	0	0	1	1											
<b>Inning Stats</b>	R: 0 E: 0 K: 0 S: 5	H: 1 LOB: 0 BB: 0 P: 10	R: 0 E: 0 K: 1 S: 11	H: 2 LOB: 0 BB: 0 P: 17	R: 0 E: 0 K: 2 S: 7	H: 0 LOB: 0 BB: 0 P: 10	R: 0 E: 0 K: 0 S: 6	H: 0 LOB: 0 BB: 1 P: 12	R: 0 E: 0 K: 1 S: 12	H: 3 LOB: 1 BB: 1 P: 20	R: 2 E: 0 K: 0 S: 14	H: 2 LOB: 2 BB: 2 P: 28	R: 0 E: 0 K: 1 S: 8	H: 1 LOB: 3 BB: 2 P: 20	R: 0 E: 0 K: 2 S: 10	H: 0 LOB: 0 BB: 1 P: 17	R: 0 E: 0 K: 0 S: 7	H: 0 LOB: 0 BB: 1 P: 13	1B: 7 2B: 1 3B: 0 HR: 1	SF: 0 SAC: 1 DP: 2 HBP: 0	WP: 0 PB: 0 SB: 0 CS: 2	PA: 36					
<b>PITCHER</b>	IP	WLS	BF	H	R	ER	SO	BB	IBB	HBP	BLK	WP	HR	S	P	ERA	WHIP										
Tom Glavine, L (1, 1) ERA: 3.28	6.1	L	30	9	5	4	4	4	1	0	0	0	0	59	106	5.68	2.053										
Greg McMichael, R (7, 1) ERA: 2.59	1.2		6	0	0	0	3	1	1	0	0	0	0	14	28	0.00	0.600										

Atlanta Braves @ Los Angeles Dodgers  
Dodger Stadium, Los Angeles, CA  
Fri Jun 04 1993, 7:05 PM PDT  
Att: 46,566 - Unknown - 70 F

AB 28  
R 5  
H 9  
RBI 5  
BB 7  
SO 7  
LOB 16





Batter	1	2	3	4	5	6	7	8	9	AB	R	H	RBI	BB	SO	LOB	TOP				
<b>Deion Sanders, L</b> (1, 8) OBP: 0.288, SLG: 0.406										4	0	0	0	0	2	2	<b>Atlanta Braves @ Los Angeles Dodgers</b> Dodger Stadium, Los Angeles, CA Sat Jun 05 1993, 7:05 PM PDT Att: 48,035 - Unknown				
<b>Jeff Blausler, R</b> (1, 6) OBP: 0.430, SLG: 0.426										4	0	1	0	0	1	1					
<b>Terry Pendleton, S</b> (1, 5) OBP: 0.261, SLG: 0.298										4	1	1	0	0	0	1					
<b>David Justice, L</b> (1, 9) OBP: 0.314, SLG: 0.457										3	0	0	0	1	2	1					
<b>Ron Gant, R</b> (1, 7) OBP: 0.341, SLG: 0.513										4	0	1	1	0	1	0					
<b>Sid Bream, L</b> (1, 3) OBP: 0.310, SLG: 0.381										4	0	0	0	0	1	2					
<b>Damon Berryhill, S</b> (1, 2) OBP: 0.266, SLG: 0.356										4	0	0	0	0	1	0					
<b>Mark Lemke, S</b> (1, 4) OBP: 0.370, SLG: 0.421										2	0	1	0	1	0	0					
<b>Greg Maddux, R</b> (1, 1) OBP: 0.250, SLG: 0.258										1	0	0	0	0	1	1					
<b>Bill Pecota, R</b> (7, PH) OBP: 0.292, SLG: 0.333										1	0	1	0	0	0	0					
<b>Mark Wohlers, R</b> (7, 1)										0	0	0	0	0	0	0					
<b>Inning Stats</b>	R: 0 E: 0 K: 2 S: 10	H: 1 LOB: 1 BB: 0 P: 17	R: 0 E: 0 K: 2 S: 9	H: 0 LOB: 0 BB: 0 P: 13	R: 0 E: 0 K: 2 S: 13	H: 0 LOB: 1 BB: 1 P: 20	R: 0 E: 0 K: 0 S: 5	H: 0 LOB: 0 BB: 0 P: 11	R: 0 E: 0 K: 2 S: 15	H: 1 LOB: 1 BB: 0 P: 20	R: 1 E: 0 K: 0 S: 13	H: 2 LOB: 2 BB: 1 P: 24	R: 0 E: 0 K: 0 S: 8	H: 1 LOB: 1 BB: 0 P: 12	R: 0 E: 0 K: 0 S: 3	H: 0 LOB: 0 BB: 0 P: 3	1B: 4 2B: 1 3B: 0 HR: 0	SF: 0 SAC: 1 DP: 0 HBP: 0	WP: 0 PB: 1 SB: 0 CS: 0	PA: 34	
<b>PITCHER</b>	IP	WLS	BF	H	R	ER	SO	BB	IBB	HBP	BLK	WP	HR	S	P	ERA	WHIP				
<b>Kevin Gross, R</b> (1, 1) ERA: 4.8	6.0	W	24	4	1	1	8	2	0	0	0	0	0	65	105	1.50	1.000				
<b>Roger McDowell, R</b> (7, 1) ERA: 1.98	1.0		4	1	0	0	0	0	0	0	0	0	0	8	12	0.00	1.000				
<b>Jim Gott, R</b> (8, 1) ERA: 1.5	1.0		3	0	0	0	1	0	0	0	0	0	0	8	10	0.00	0.000				
<b>Todd Worrell, R</b> (9, 1) ERA: 3.86	1.0		3	0	0	0	0	0	0	0	0	0	0	3	3	0.00	0.000				

Batter	1	2	3	4	5	6	7	8	9	AB	R	H	RBI	BB	SO	LOB	BOTTOM				
<b>Brett Butler, L</b> (1, 8) OBP: 0.397, SLG: 0.383										4	1	1	0	1	1	3	<b>Atlanta Braves @ Los Angeles Dodgers</b> Dodger Stadium, Los Angeles, CA Sat Jun 05 1993, 7:05 PM PDT Att: 48,035 - Unknown				
<b>Jose Offerman, S</b> (1, 6) OBP: 0.363, SLG: 0.364										4	0	1	1	0	1	1					
<b>Daryl Strawberry, L</b> (1, 7) OBP: 0.273, SLG: 0.309										3	0	0	0	0	2	1					
<b>Jim Gott, R</b> (8, 1)										0	0	0	0	0	0	0					
<b>Todd Worrell, R</b> (9, 1)										0	0	0	0	0	0	0					
<b>Tim Wallach, R</b> (1, 5) OBP: 0.283, SLG: 0.387										4	1	2	0	0	1	1					
<b>Mike Piazza, R</b> (1, 2) OBP: 0.384, SLG: 0.556										4	2	3	2	0	0	1					
<b>Cory Snyder, R</b> (1, 9) OBP: 0.422, SLG: 0.482										4	1	3	0	0	1	1					
<b>Eric Karros, R</b> (1, 3) OBP: 0.318, SLG: 0.399										3	0	0	0	0	0	4					
<b>Mitch Webster, S</b> (6, PR) OBP: 0.310, SLG: 0.365										1	0	0	0	0	1	2					
<b>Jody Reed, R</b> (1, 4) OBP: 0.340, SLG: 0.354										4	0	2	1	0	0	2					
<b>Kevin Gross, R</b> (1, 1) OBP: 0.200, SLG: 0.263										2	0	0	0	0	1	0					
<b>Lenny Harris, L</b> (6, PH) OBP: 0.270, SLG: 0.286										1	0	0	0	0	0	2					
<b>Roger McDowell, R</b> (7, 1) OBP: 0.500, SLG: 0.500										0	0	0	0	0	0	0					
<b>Eric Davis, R</b> (8, 7) OBP: 0.305, SLG: 0.320										0	0	0	1	0	0	0					
<b>Inning Stats</b>	R: 0 E: 0 K: 0 S: 9	H: 0 LOB: 0 BB: 0 P: 16	R: 0 E: 0 K: 1 S: 9	H: 1 LOB: 1 BB: 0 P: 12	R: 0 E: 0 K: 2 S: 8	H: 0 LOB: 1 BB: 1 P: 15	R: 1 E: 0 K: 1 S: 10	H: 3 LOB: 2 BB: 0 P: 14	R: 1 E: 1 K: 0 S: 7	H: 2 LOB: 1 BB: 0 P: 12	R: 1 E: 0 K: 0 S: 11	H: 3 LOB: 2 BB: 0 P: 15	R: 0 E: 0 K: 2 S: 8	H: 0 LOB: 0 BB: 0 P: 14	R: 2 E: 0 K: 2 S: 18	H: 3 LOB: 1 BB: 0 P: 26	1B: 7 2B: 4 3B: 0 HR: 1	SF: 1 SAC: 0 DP: 0 HBP: 1	WP: 0 PB: 0 SB: 0 CS: 0	PA: 38	
<b>PITCHER</b>	IP	WLS	BF	H	R	ER	SO	BB	IBB	HBP	BLK	WP	HR	S	P	ERA	WHIP				
<b>Greg Maddux, R</b> (1, 1) ERA: 2.82	6.0	L	28	9	3	3	4	1	0	1	1	0	0	54	84	4.50	1.667				
<b>Mark Wohlers, R</b> (7, 1) ERA: 9.0	2.0		9	3	2	2	4	0	0	0	0	0	0	26	40	9.00	1.500				

AB	31
R	1
H	5
RBI	1
BB	2
SO	9
LOB	8



AB	34
R	5
H	12
RBI	5
BB	1
SO	8
LOB	18





Batter	1	2	3	4	5	6	7	8	9	AB	R	H	RBI	BB	SO	LOB	TOP				
<b>Deion Sanders, L</b> (1, 8) OBP: 0.286, SLG: 0.389	4-0 BB		2-0 P6			0-0 F8		1-3 K		3	0	0	0	1	1	0	<b>Atlanta Braves @ Los Angeles Dodgers</b> Dodger Stadium, Los Angeles, CA Sun Jun 06 1993, 3:33 AM PDT Att: 48,882 - Sunny - 72 F				
<b>Jeff Blausler, R</b> (1, 6) OBP: 0.431, SLG: 0.432	2-3 SAFE K			1-2 1B SF9		1-2 G1-3 2B		1-2 L9		4	1	2	0	0	1	1					
<b>Rafael Belliard, R</b> (8, 6) OBP: 0.259, SLG: 0.240	1-2 SAFE K									0	0	0	0	0	0	0					
<b>Terry Pendleton, S</b> (1, 5) OBP: 0.261, SLG: 0.297	0-1 L7			0-0 1B SF9		1-0 G1-3		2-2 P8		4	0	1	0	0	0	2					
<b>David Justice, L</b> (1, 9) OBP: 0.317, SLG: 0.457	0-1 F8			1-1 SF9		4-1 BB		0-0 3B 1B		2	1	1	1	1	0	1					
<b>Ron Gant, R</b> (1, 7) OBP: 0.335, SLG: 0.502		1-1 P2		0-2 L5		1-3 K		0-0 F8		4	0	0	0	0	1	4					
<b>Sid Bream, L</b> (1, 3) OBP: 0.309, SLG: 0.390		2-2 P5		3-3 K				2-2 3B		4	0	1	1	0	1	1					
<b>Brian Hunter, R</b> (9, PR) OBP: 0.208, SLG: 0.273								1-H 3B		0	0	0	0	0	0	0					
<b>Greg Olson, R</b> (1, 2) OBP: 0.304, SLG: 0.280		3-3 K		1-1 E5 BB		2-2 1B		1-0 G6-3		4	0	1	0	0	1	1					
<b>Mark Lemke, S</b> (1, 4) OBP: 0.373, SLG: 0.416			2-1 G4-3		1-2 BB	2-1 F7		4-0 IBB		2	0	0	0	2	0	1					
<b>29 John Smoltz, R</b> (1, 1) OBP: 0.222, SLG: 0.231			2-3 K		1-2 G6-4-3	3-3 K		3-3 K		4	0	0	0	0	3	4					
<b>Inning Stats</b>	R: 0 E: 0 K: 1 S: 9	H: 0 LOB: 1 BB: 1 P: 15	R: 0 E: 0 K: 1 S: 8	H: 0 LOB: 0 BB: 0 P: 14	R: 0 E: 0 K: 1 S: 6	H: 0 LOB: 0 BB: 0 P: 12	R: 1 E: 0 K: 1 S: 14	H: 2 LOB: 1 BB: 0 P: 19	R: 0 E: 0 K: 1 S: 9	H: 1 LOB: 2 BB: 1 P: 16	R: 0 E: 0 K: 1 S: 10	H: 1 LOB: 1 BB: 0 P: 17	R: 0 E: 0 K: 1 S: 9	H: 0 LOB: 0 BB: 1 P: 13	R: 1 E: 0 K: 1 S: 9	H: 2 LOB: 2 BB: 1 P: 19	1B: 4 2B: 1 3B: 1 HR: 0	SF: 1 SAC: 0 DP: 1 HBP: 0	WP: 0 PB: 0 SB: 1 CS: 0	PA: 36	
<b>PITCHER</b>	IP	WLS	BF	H	R	ER	SO	BB	IBB	HBP	BLK	WP	HR	S	P	ERA	WHIP				
<b>Tom Candiotti, R</b> (1, 1) ERA: 3.66	8.0	L	30	4	1	1	7	3	0	0	0	0	0	71	118	1.12	0.875				
<b>Pedro Martinez, R</b> (9, 1) ERA: 1.98	1.0		6	2	1	1	1	0	1	0	0	0	0	9	19	9.00	2.000				

Batter	1	2	3	4	5	6	7	8	9	AB	R	H	RBI	BB	SO	LOB	BOTTOM				
<b>Brett Butler, L</b> (1, 8) OBP: 0.396, SLG: 0.383	0-1 G1-3		2-1 G4-3		3-2 CS 1B			2-1 SH5-4		3	0	1	0	0	0	0	<b>Atlanta Braves @ Los Angeles Dodgers</b> Dodger Stadium, Los Angeles, CA Sun Jun 06 1993, 3:33 AM PDT Att: 48,882 - Sunny - 72 F				
<b>Jose Offerman, S</b> (1, 6) OBP: 0.361, SLG: 0.361	0-0 B3		2-0 BB 1B		1-3 K			2-3 K		4	0	1	0	0	2	2					
<b>Eric Davis, R</b> (1, 7) OBP: 0.309, SLG: 0.321	1-2 1B		4-2 BB 1B		0-0 G4-3			1-0 G1		3	0	1	0	1	0	1					
<b>Tim Wallach, R</b> (1, 5) OBP: 0.287, SLG: 0.386	1-2 1B		2-2 F8		0-3 K2-3			4-2 BB DI		3	0	1	0	1	1	2					
<b>Mike Piazza, R</b> (1, 2) OBP: 0.382, SLG: 0.547	2-3 K			4-2 BB		1-3 K		2-2 F9		3	0	0	0	1	2	3					
<b>Cory Snyder, R</b> (1, 9) OBP: 0.409, SLG: 0.466		3-2 G5-3		2-3 K				2-3 K		4	0	0	0	0	2	2					
<b>Eric Karros, R</b> (1, 3) OBP: 0.318, SLG: 0.398		3-3 K		0-0 F9		1-2 G6-3 1B		3-3 K		3	0	1	0	0	1	1					
<b>Mitch Webster, S</b> (7, PR) OBP: 0.306, SLG: 0.360								1-2 K		1	0	0	0	0	1	1					
<b>Jody Reed, R</b> (1, 4) OBP: 0.335, SLG: 0.348		0-0 G5-3		3-3 K		1-1 G6-3		1-2 BB		3	0	0	0	0	1	2					
<b>Tom Candiotti, R</b> (1, 1) OBP: 0.182, SLG: 0.190			1-3 K		1-3 K			4-1 SH5-4 BB		2	0	0	0	0	2	0					
<b>Lenny Harris, L</b> (8, PH) OBP: 0.289, SLG: 0.286										0	0	0	0	1	0	0					
<b>Pedro Martinez, R</b> (9, 1) ERA: 1.98										0	0	0	0	0	0	0					
<b>Inning Stats</b>	R: 0 E: 0 K: 1 S: 13	H: 2 LOB: 2 BB: 0 P: 16	R: 0 E: 0 K: 1 S: 8	H: 0 LOB: 0 BB: 0 P: 14	R: 0 E: 0 K: 1 S: 11	H: 1 LOB: 2 BB: 1 P: 22	R: 0 E: 0 K: 2 S: 10	H: 0 LOB: 1 BB: 1 P: 19	R: 0 E: 0 K: 2 S: 7	H: 1 LOB: 0 BB: 0 P: 8	R: 0 E: 0 K: 0 S: 7	H: 1 LOB: 1 BB: 0 P: 9	R: 0 E: 0 K: 1 S: 7	H: 0 LOB: 1 BB: 1 P: 16	R: 0 E: 0 K: 2 S: 15	H: 0 LOB: 1 BB: 1 P: 26	1B: 5 2B: 0 3B: 0 HR: 0	SF: 0 SAC: 1 DP: 1 HBP: 0	WP: 0 PB: 0 SB: 0 CS: 1	PA: 34	
<b>PITCHER</b>	IP	WLS	BF	H	R	ER	SO	BB	IBB	HBP	BLK	WP	HR	S	P	ERA	WHIP				
<b>29 John Smoltz, R</b> (1, 1) ERA: 3.33	9.0	W	34	5	0	0	12	4	0	0	0	0	0	87	144	0.00	1.000				





Batter	1	2	3	4	5	6	7	8	9	AB	R	H	RBI	BB	SO	LOB	TOP				
<b>Deion Sanders, L</b> (1, 8) OBP: 0.272, SLG: 0.368	0-3 K		2-2 G6-3		0-1 P6		1-2 G4-3			4	0	0	0	0	1	3	<b>Atlanta Braves @ San Diego Padres</b> Jack Murphy Stadium, San Diego, CA Mon Jun 07 1993, 10:05 PM EDT Att: 15,402 - Unknown - 68 F				
<b>Jeff Blausler, R</b> (1, 6) OBP: 0.426, SLG: 0.426	2-2 G5-3		4-1 HBP E		1-2 FC5-4		2-1 P3			3	1	0	0	1	0	2					
<b>Terry Pendleton, S</b> (1, 5) OBP: 0.296, SLG: 0.299	0-1 1B		2-1 E		0-2 FC6-4			3-2 1B		2	1	1	0	0	0	1					
<b>Bill Pecota, R</b> (8, PH) OBP: 0.320, SLG: 0.360			1-2 2B		1-2 2B			1-1 1B		1	0	1	0	0	0	0					
<b>David Justice, L</b> (1, 9) OBP: 0.320, SLG: 0.458	2-2 G3		1-2 E7		1-2 FC5-4			1-1 G4-6-3		4	1	2	0	0	0	2					
<b>Ron Gant, R</b> (1, 7) OBP: 0.333, SLG: 0.502		3-2 F8	1-2 2B		0-0 FC5-4			0-2 F7		4	0	1	2	0	0	3					
<b>Sid Bream, L</b> (1, 3) OBP: 0.302, SLG: 0.380		0-0 F7		3-2 F7		0-0 FC8-6-4		0-0 G4-6-3		4	0	0	0	0	0	3					
<b>Greg Olson, R</b> (1, 2) OBP: 0.296, SLG: 0.272		3-2 G4-3		0-0 F7		2-2 G6-3			1-1 G6-3	4	0	0	0	0	0	1					
<b>Mark Lemke, S</b> (1, 4) OBP: 0.370, SLG: 0.412			0-2 P3		0-0 G4-3			2-2 L7		4	0	1	0	0	0	0					
<b>Steve Avery, L</b> (1, 1) OBP: 0.185, SLG: 0.192			0-0 HBP E			1-0 SH2-4		0-1 G1-3		3	1	2	0	0	0	0					
<b>Inning Stats</b>	R: 0 E: 0 K: 1 S: 11	H: 1 LOB: 1 BB: 0 P: 15	R: 0 E: 0 K: 0 S: 8	H: 0 LOB: 0 BB: 0 P: 14	R: 4 E: 1 K: 0 S: 18	H: 2 LOB: 1 BB: 1 P: 28	R: 0 E: 0 K: 0 S: 5	H: 0 LOB: 0 BB: 0 P: 8	R: 0 E: 0 K: 0 S: 9	H: 1 LOB: 1 BB: 0 P: 10	R: 0 E: 0 K: 0 S: 7	H: 1 LOB: 1 BB: 0 P: 11	R: 0 E: 0 K: 0 S: 9	H: 2 LOB: 1 BB: 0 P: 13	R: 0 E: 0 K: 0 S: 7	H: 0 LOB: 0 BB: 0 P: 10	1B: 6 2B: 2 3B: 0 HR: 0	SF: 0 SAC: 1 DP: 1 HBP: 1	WP: 0 PB: 0 SB: 0 CS: 0	PA: 36	
<b>PITCHER</b>	IP	WLS	BF	H	R	ER	SO	BB	IBB	HBP	BLK	WP	HR	S	P	ERA	WHIP				
<b>Andy Benes, R</b> (1, 1) ERA: 2.71	8.0	L	33	8	4	0	1	1	0	1	0	0	0	75	110	0.00	1.125				
<b>Tim Scott, R</b> (9, 1) ERA: 2.55	1.0		3	0	0	0	0	0	0	0	0	0	0	7	10	0.00	0.000				

AB	33
R	4
H	8
RBI	2
BB	1
SO	1
LOB	15



Batter	1	2	3	4	5	6	7	8	9	AB	R	H	RBI	BB	SO	LOB	BOTTOM				
<b>Tony Gwynn, L</b> (1, 9) OBP: 0.359, SLG: 0.402	0-0 F8		0-1 F9			1-1 G3			2-3 K	4	0	0	0	0	1	0	<b>Atlanta Braves @ San Diego Padres</b> Jack Murphy Stadium, San Diego, CA Mon Jun 07 1993, 10:05 PM EDT Att: 15,402 - Unknown - 68 F				
<b>Ricky Gutierrez, R</b> (1, 6) OBP: 0.344, SLG: 0.284	0-1 G1-3		1-1 G1-3			0-0 G6-3			3-3 K	4	0	0	0	0	1	0					
<b>Gary Sheffield, R</b> (1, 5) OBP: 0.327, SLG: 0.442	2-1 1B			1-0 1B		0-0 P4			0-0 1B	4	0	3	0	0	0	0					
<b>Fred McGriff, L</b> (1, 3) OBP: 0.332, SLG: 0.441	0-0 F7			1-0 F7			1-2 F8		3-2 L7	4	0	0	0	0	0	3					
<b>Derek Bell, R</b> (1, 8) OBP: 0.352, SLG: 0.495		0-0 F8 CS 1B		1-0 F9			2-3 K			3	0	1	0	0	1	1					
<b>Phil Clark, R</b> (1, 7) OBP: 0.357, SLG: 0.470		1-1 SAFE F8		2-2 G5-3			0-0 F8			3	0	0	0	0	0	2					
<b>Tim Teufel, R</b> (1, 4) OBP: 0.344, SLG: 0.487		2-1 G5-3			2-1 G5-3			1-2 G5-3		3	0	0	0	0	0	1					
<b>Bob Geren, R</b> (1, 2) OBP: 0.263, SLG: 0.278		0-0 G5-3			2-2 P2			1-2 G6-3		3	0	0	0	0	0	1					
<b>Andy Benes, R</b> (1, 1) OBP: 0.207, SLG: 0.357			1-2 G5-3			1-0 P3			2-3 K	2	0	0	0	0	0	0					
<b>Kurt Stillwell, S</b> (8, PH) OBP: 0.300, SLG: 0.308										1	0	0	0	0	1	0					
<b>Tim Scott, R</b> (9, 1) ERA: 2.55										0	0	0	0	0	0	0					
<b>Inning Stats</b>	R: 0 E: 0 K: 0 S: 6	H: 1 LOB: 1 BB: 0 P: 8	R: 0 E: 0 K: 0 S: 6	H: 1 LOB: 0 BB: 0 P: 9	R: 0 E: 0 K: 0 S: 7	H: 0 LOB: 0 BB: 0 P: 9	R: 0 E: 0 K: 0 S: 6	H: 1 LOB: 1 BB: 0 P: 11	R: 0 E: 0 K: 0 S: 4	H: 0 LOB: 0 BB: 0 P: 5	R: 0 E: 0 K: 1 S: 7	H: 0 LOB: 0 BB: 0 P: 10	R: 0 E: 0 K: 1 S: 10	H: 0 LOB: 0 BB: 0 P: 14	R: 0 E: 0 K: 2 S: 12	H: 1 LOB: 1 BB: 0 P: 20	1B: 4 2B: 0 3B: 0 HR: 0	SF: 0 SAC: 0 DP: 0 HBP: 0	WP: 0 PB: 0 SB: 0 CS: 1	PA: 31	
<b>PITCHER</b>	IP	WLS	BF	H	R	ER	SO	BB	IBB	HBP	BLK	WP	HR	S	P	ERA	WHIP				
<b>Steve Avery, L</b> (1, 1) ERA: 2.8	9.0	W	31	4	0	0	4	0	0	0	0	0	0	64	97	0.00	0.444				





Batter	1	2	3	4	5	6	7	8	9	AB	R	H	RBI	BB	SO	LOB	TOP							
Deion Sanders, L (1, 8) OBP: 0.256, SLG: 0.346	1-1 G3		2-2 F9		0-0 FC1-6 F8 S		0-1 L9	1-0 G4-3		5	0	0	0	0	0	2								
Jeff Blauer, R (1, 6) OBP: 0.432, SLG: 0.432	0-0 S		3-2 S		3-2 F8		4-0 FC4-6 BB		0-2 G4-3	4	0	2	0	1	0	1								
Terry Pendleton, S (1, 5) OBP: 0.261, SLG: 0.292	2-1 F9		3-2 L5		0-0 F7		0-1 FC4-6 HR		0-0 G4-3	5	1	0	0	0	0	4								
David Justice, L (1, 9) OBP: 0.317, SLG: 0.466	3-1 P6			1-1 G3		1-3 K	0-0 HR		1-3 K	5	1	1	2	0	2	1								
Ron Gant, R (1, 7) OBP: 0.336, SLG: 0.512		2-2 E5 G3 S		3-2 P7		2-1 G4-3 2B	0-0 2B			4	1	2	0	0	0	0								
Sid Dream, L (1, 3) OBP: 0.303, SLG: 0.386		3-1 F7		2-1 1B 2B		0-1 G4-3	0-1 P3			3	1	1	0	0	0	2								
Brian Hunter, R (7, PH) OBP: 0.200, SLG: 0.261		1-2 SAFE				2-3 2B				1	0	0	0	0	0	1								
Damon Berryhill, S (1, 2) OBP: 0.286, SLG: 0.385		0-0 G3		0-0 1B		2-0 2B		0-0 SH5-4 1B		4	0	3	2	0	0	1								
Mark Lemke, S (1, 4) OBP: 0.368, SLG: 0.406		0-0 G5-3		1-3 K		4-0 IBB		2-2 F9		3	0	0	0	1	1	3								
Pete Smith, R (1, 1) OBP: 0.286, SLG: 0.316			2-1 F8		1-1 FC1-6 1B		2-3 K		0-0 SH5-4	3	0	1	0	0	1	2								
Mike Stanton, L (8, 1)										0	0	0	0	0	0	0								
<b>Inning Stats</b>	R: 0 E: 0 K: 0 S: 7	H: 1 LOB: 1 BB: 0 P: 13	R: 0 E: 1 K: 0 S: 7	H: 0 LOB: 1 BB: 0 P: 12	R: 0 E: 0 K: 0 S: 13	H: 1 LOB: 1 BB: 0 P: 23	R: 1 E: 0 K: 1 S: 12	H: 2 LOB: 1 BB: 0 P: 19	R: 0 E: 0 K: 0 S: 8	H: 1 LOB: 1 BB: 0 P: 12	R: 1 E: 0 K: 2 S: 11	H: 2 LOB: 2 BB: 1 P: 22	R: 2 E: 0 K: 0 S: 8	H: 2 LOB: 1 BB: 1 P: 12	R: 0 E: 0 K: 0 S: 7	H: 1 LOB: 0 BB: 0 P: 10	R: 0 E: 0 K: 1 S: 9	H: 0 LOB: 0 BB: 0 P: 10	1B: 4 2B: 5 3B: 0 HR: 1	SF: 0 SAC: 1 DP: 0 HBP: 0	WP: 0 PB: 0 CS: 0	PA: 40		
<b>PITCHER</b>	IP WLS BF H R ER SO BB IBB HBP BLK WP HR S P ERA WHIP	6.2 32 9 4 4 3 1 1 0 0 0 1 64 111 5.40 1.500	1.1 5 1 0 0 0 0 0 0 0 0 0 9 12 0.00 0.750	1.0 W 3 0 0 0 1 0 0 0 0 0 9 10 0.00 0.000																				

Atlanta Braves @ San Diego Padres  
Jack Murphy Stadium, San Diego, CA  
Tue Jun 08 1993, 10:05 PM EDT  
Att: 20,472 - Unknown - 71 F

AB	37
R	4
H	10
RBI	4
BB	2
SO	4
LOB	17



Batter	1	2	3	4	5	6	7	8	9	AB	R	H	RBI	BB	SO	LOB	BOTTOM							
Tony Gwynn, L (1, 9) OBP: 0.359, SLG: 0.397	1-2 G5-3		4-0 IBB			0-1 G4-3		2-2 F8	4-0 1B	3	0	0	0	2	0	1								
Jeff Gardner, L (1, 4) OBP: 0.350, SLG: 0.377	1-2 G6-3		1-0 G1-3			3-2 F7		2-3 K HR	0-1 IBB	3	0	0	0	0	0	2								
Tim Teufel, R (8, PH) OBP: 0.341, SLG: 0.481										1	1	0	0	0	1	0								
Gene Harris, R (9, 1)										0	0	0	0	0	0	0								
Craig Shipley, R (9, PH) OBP: 0.240, SLG: 0.315										1	0	1	1	0	0	0								
Gary Sheffield, R (1, 5) OBP: 0.335, SLG: 0.467	3-3 K			1-0 2B		0-2 1B		3-1 HR	2-0 HR	4	1	3	2	0	1	0								
Fred McGriff, L (1, 3) OBP: 0.327, SLG: 0.433		1-2 G4-3		1-0 L8		0-0 G4-3		1-3 K		4	0	0	0	0	1	2								
Phil Plantier, L (1, 7) OBP: 0.300, SLG: 0.472		3-2 G4-3		1-3 K						3	0	0	0	0	2	1								
Phil Clark, R (8, PH) OBP: 0.352, SLG: 0.463										1	0	0	0	0	0	0								
Derek Bell, R (1, 8) OBP: 0.350, SLG: 0.490		1-0 F8		0-3 K			0-0 L7		0-1 1B 1B	4	1	1	0	0	1	1								
Kevin Higgins, L (1, 2) OBP: 0.200, SLG: 0.207			1-0 G6-3		2-1 F7		2-1 F7		0-0 B1	4	0	0	0	0	0	1								
Ricky Gutierrez, R (1, 6) OBP: 0.362, SLG: 0.298			4-1 SH1-4 BB		1-3 K			1-0 BLK E 1B	1-1 1B 1B	3	1	2	0	1	1	0								
Greg Harris, R (1, 1) OBP: 0.303, SLG: 0.323			1-1 SH1-4		0-3 K			2-1 E6 F8 PB 1B	0-1 P3	1	0	0	0	0	1	0								
Rich Rodriguez, L (7, 1)										0	0	0	0	0	0	0								
Kurt Stillwell, S (8, PH) OBP: 0.304, SLG: 0.312										2	1	1	0	0	0	2								
<b>Inning Stats</b>	R: 0 E: 0 K: 1 S: 10	H: 0 LOB: 0 BB: 0 P: 15	R: 0 E: 0 K: 0 S: 7	H: 0 LOB: 0 BB: 0 P: 12	R: 0 E: 0 K: 0 S: 5	H: 0 LOB: 2 BB: 2 P: 16	R: 0 E: 0 K: 2 S: 9	H: 1 LOB: 1 BB: 0 P: 12	R: 0 E: 0 K: 0 S: 8	H: 0 LOB: 0 BB: 0 P: 11	R: 0 E: 0 K: 0 S: 9	H: 1 LOB: 1 BB: 0 P: 12	R: 0 E: 0 K: 1 S: 6	H: 0 LOB: 0 BB: 0 P: 9	R: 4 E: 1 K: 2 S: 16	H: 3 LOB: 3 BB: 0 P: 26	R: 1 E: 0 K: 0 S: 9	H: 3 LOB: 3 BB: 1 P: 14	1B: 6 2B: 1 3B: 0 HR: 1	SF: 0 SAC: 1 DP: 0 HBP: 0	WP: 0 PB: 1 CS: 0	PA: 38		
<b>PITCHER</b>	IP WLS BF H R ER SO BB IBB HBP BLK WP HR S P ERA WHIP	7.0 27 4 2 2 2 1 1 0 1 0 1 57 93 2.57 0.714	1.2 L 11 4 3 2 2 0 1 0 0 0 1 22 34 10.80 2.400																					

Atlanta Braves @ San Diego Padres  
Jack Murphy Stadium, San Diego, CA  
Tue Jun 08 1993, 10:05 PM EDT  
Att: 20,472 - Unknown - 71 F

AB	34
R	5
H	8
RBI	3
BB	3
SO	8
LOB	10





Batter	1	2	3	4	5	6	7	8	9	AB	R	H	RBI	BB	SO	LOB	TOP											
<b>Bip Roberts, S</b> OBP: 0.391, SLG: 0.320 (1, 4)	0-0 1B 1B		0-0 CS 1B		2-2 L8 1-2		2-2 F8		2-2 L7	5	1	2	0	0	0	1												
<b>Jeff Branson, L</b> OBP: 0.394, SLG: 0.420 (1, 5)	1-3 K		3-3 K 1-2		1-2 G5-3		1-0 L9		1-0 F8	5	0	0	0	0	2	3												
<b>Barry Larkin, R</b> OBP: 0.396, SLG: 0.406 (1, 6)	0-1 F8 1B 1-2		0-0 F8			2-2 P4		4-1 BB		1-3 K	4	0	1	0	1	1												
<b>Randy Milligan, R</b> OBP: 0.381, SLG: 0.358 (1, 3)	2-0 1B			3-2 L9		1-2 G5-3		3-2 F8			4	0	1	1	0	0												
<b>Hal Morris, L</b> OBP: 0.353, SLG: 0.313 (7, 3)	1-2 2H 1B										0	0	0	0	0	0												
<b>Roberto Kelly, R</b> OBP: 0.348, SLG: 0.438 (1, 8)	0-0 F8			4-2 BB		0-0 1B 1B		1-1 F9			3	1	1	0	1	0												
<b>Reggie Sanders, R</b> OBP: 0.339, SLG: 0.414 (1, 9)	1-2 F9			0-0 F8		2-0 1B E		4-2 S BB			3	1	1	0	1	0												
<b>Joe Oliver, R</b> OBP: 0.296, SLG: 0.427 (1, 2)		4-2 G1-6-3 BB		2-2 F9		0-0 E8 1B		2-2 F7			3	0	1	1	1	0												
<b>Jacob Brumfield, R</b> OBP: 0.456, SLG: 0.450 (1, 7)		2-0 G1-6-3			3-2 S 1B		4-0 IBB		4-0 IBB	2	0	1	0	2	0	1												
<b>Tim Belcher, R</b> OBP: 0.148, SLG: 0.185 (1, 1)	1-0 P3				0-3 K		1-2 F8		0-1 G3-1	4	0	0	0	0	1	5												
<b>Rob Dibble, L</b> (9, 1)										0	0	0	0	0	0	0												
<b>Inning Stats</b>	R: 1 E: 0 K: 1 S: 11	H: 3 LOB: 2 BB: 0 P: 15	R: 0 E: 0 K: 0 S: 7	H: 0 LOB: 0 BB: 1 P: 14	R: 0 E: 0 K: 1 S: 8	H: 1 LOB: 0 BB: 0 P: 11	R: 0 E: 0 K: 0 S: 9	H: 0 LOB: 1 BB: 1 P: 18	R: 0 E: 0 K: 1 S: 13	H: 3 LOB: 2 BB: 1 P: 19	R: 0 E: 0 K: 0 S: 10	H: 0 LOB: 1 BB: 1 P: 18	R: 0 E: 0 K: 0 S: 9	H: 0 LOB: 2 BB: 2 P: 20	R: 0 E: 0 K: 1 S: 8	H: 0 LOB: 0 BB: 0 P: 12	1B: 8 2B: 0 3B: 0 HR: 0	SF: 0 SAC: 0 DP: 1 HBP: 0	WP: 0 PB: 0 SB: 2 CS: 1	PA: 39								
<b>PITCHER</b>	IP	WLS	BF	H	R	ER	SO	BB	IBB	HBP	BLK	WP	HR	S	P	ERA	WHIP											
<b>Tom Glavine, L</b> ERA: 3.26	(1, 1)	6.0	L	27	8	3	2	3	2	1	0	0	0	0	61	100	3.00	1.667										
<b>Steve Bedrosian, R</b> ERA: 2.51	(7, 1)	1.0		4	0	0	0	0	1	0	0	0	0	0	10	18	0.00	1.000										
<b>Jay Howell, R</b> ERA: 2.82	(8, 1)	1.0		5	0	0	0	0	1	1	0	0	0	9	20	0.00	1.000											
<b>Mark Wohlers, R</b> ERA: 6.0	(9, 1)	1.0		3	0	0	0	1	0	0	0	0	0	8	12	0.00	0.000											

**Cincinnati Reds @ Atlanta Braves**  
Atlanta-Fulton County Stadium, Atlanta, GA  
Thu Jun 10 1993, 7:05 PM EDT  
Att: 45,424 - Unknown - 91 F

AB 33  
R 3  
H 8  
RBI 2  
BB 6  
SO 4  
LOB 18



Batter	1	2	3	4	5	6	7	8	9	AB	R	H	RBI	BB	SO	LOB	BOTTOM										
<b>Deion Sanders, L</b> OBP: 0.244, SLG: 0.329 (1, 8)	1-3 K			0-0 F8		2-2 P5 2-3		1-1 L8		4	0	0	0	0	1	3											
<b>Jeff Blauser, R</b> OBP: 0.425, SLG: 0.424 (1, 6)	2-1 F7			2-3 K		0-0 L6		3-2 F8		4	0	0	0	0	1	2											
<b>Terry Pendleton, S</b> OBP: 0.265, SLG: 0.308 (1, 5)	1-2 F7			0-3 K		3-2 1B 1B		1-2 HR		4	1	2	1	0	1	0											
<b>David Justice, L</b> OBP: 0.312, SLG: 0.457 (1, 9)		2-2 F7			0-2 G6-3		0-1 P6		0-0 P5	4	0	0	0	0	0	1											
<b>Ron Gant, R</b> OBP: 0.335, SLG: 0.507 (1, 7)		0-0 F7			1-2 G6-3		0-0 1B		0-0 G5-3	4	0	1	0	0	0	0											
<b>Sid Bream, L</b> OBP: 0.302, SLG: 0.379 (1, 3)		0-0 L8			0-1 F7		1-1 G3-1		4-1 BB	3	0	0	0	1	0	2											
<b>Greg Olson, R</b> OBP: 0.295, SLG: 0.271 (1, 2)			0-0 F9			2-1 L8		1-1 1B 1B		4	0	1	0	0	1	1											
<b>Mark Lemke, S</b> OBP: 0.372, SLG: 0.410 (1, 4)			3-1 G1-3			0-0 WP G3 1B		1-1 1B 1B		3	0	2	0	0	0	0											
<b>Tom Glavine, L</b> OBP: 0.285, SLG: 0.372 (5, PH)	(1, 1)		2-3 K			0-0 G3		1-3 K		1	0	0	0	0	1	0											
<b>Darmon Berryhill, S</b> OBP: 0.287, SLG: 0.386 (7, 1)	(5, PH)									0	0	0	0	0	0	0											
<b>Steve Bedrosian, R</b> (7, 1)	(7, 1)									0	0	0	0	0	0	0											
<b>Jay Howell, R</b> (8, 1)	(8, 1)									0	0	0	0	0	0	0											
<b>Francisco Cabrera, R</b> OBP: 0.302, SLG: 0.435 (8, PH)	(8, PH)									1	0	0	0	0	1	2											
<b>Mark Wohlers, R</b> (9, 1)	(9, 1)									0	0	0	0	0	0	0											
<b>Inning Stats</b>	R: 0 E: 0 K: 1 S: 8	H: 0 LOB: 0 BB: 0 P: 12	R: 0 E: 0 K: 0 S: 7	H: 0 LOB: 0 BB: 0 P: 9	R: 0 E: 0 K: 1 S: 8	H: 0 LOB: 0 BB: 0 P: 13	R: 0 E: 0 K: 2 S: 9	H: 0 LOB: 0 BB: 0 P: 11	R: 0 E: 0 K: 0 S: 9	H: 1 LOB: 1 BB: 0 P: 10	R: 0 E: 0 K: 0 S: 9	H: 2 LOB: 2 BB: 0 P: 13	R: 0 E: 0 K: 1 S: 14	H: 2 LOB: 2 BB: 0 P: 21	R: 1 E: 0 K: 1 S: 9	H: 1 LOB: 1 BB: 1 P: 17	1B: 5 2B: 0 3B: 0 HR: 1	SF: 0 SAC: 0 DP: 0 HBP: 0	WP: 1 PB: 0 SB: 0 CS: 0	PA: 34							
<b>PITCHER</b>	IP	WLS	BF	H	R	ER	SO	BB	IBB	HBP	BLK	WP	HR	S	P	ERA	WHIP										
<b>Tim Belcher, R</b> ERA: 3.14	(1, 1)	8.0	W	30	6	1	1	5	0	0	0	0	0	76	106	1.12	0.750										
<b>Rob Dibble, R</b> ERA: 4.35	(9, 1)	1.0	S	4	0	0	0	1	1	0	0	0	0	6	13	0.00	1.000										

**Cincinnati Reds @ Atlanta Braves**  
Atlanta-Fulton County Stadium, Atlanta, GA  
Thu Jun 10 1993, 7:05 PM EDT  
Att: 45,424 - Unknown - 91 F

AB 33  
R 1  
H 6  
RBI 1  
BB 1  
SO 6  
LOB 12





Batter	1	2	3	4	5	6	7	8	9	10	11	AB	R	H	RBI	BB	SO	LOB	TOP							
Bip Roberts, S OBP: 0.353, SLG: 0.323 Juan Samuel, R OBP: 0.182, SLG: 0.245	(1,4) 2-2 G4-3 1B	(1,4) 0-0 F9	(1,4) 1-3 K	(1,4) 3-2 F8	(1,4) 0-3 K	(1,4) 2-3 K	(1,4) 1-1 L9	(1,4) 1-2 L5	(1,4) 2-3 K	(1,4) 2-3 K	(1,4) 1 1 1 0 0 0 0 5 0 0 0 0 3 2	1	1	1	0	0	0	0								
Hal Morris, L OBP: 0.348, SLG: 0.318	(1,3) 1 SAFE G4-3	(1,3) 0-0 G4-3	(1,3) 2-0 FC6-4 1B	(1,3) 1-1 FC6-4 1B	(1,3) 1-2 FC6-4 1B	(1,3) 1-1 FC6-4 1B	(1,3) 1-2 FC6-4 1B	(1,3) 1-2 FC6-4 1B	(1,3) 1-2 FC6-4 1B	(1,3) 1-2 FC6-4 1B	(1,3) 2-3 K	(1,3) 6	1	2	0	0	1	3								
Barry Larkin, R OBP: 0.390, SLG: 0.406	(1,6) 2-2 HR 1B	(1,6) 1-1 HR 1B	(1,6) 1-3 K	(1,6) 2-2 FC6-4 1B	(1,6) 1-1 FC6-4 1B	(1,6) 1-2 FC6-4 1B	(1,6) 1-2 FC6-4 1B	(1,6) 1-2 FC6-4 1B	(1,6) 1-2 FC6-4 1B	(1,6) 1-2 FC6-4 1B	(1,6) 2-2 P3	(1,6) 5	1	2	1	0	1	1								
Kevin Mitchell, R OBP: 0.386, SLG: 0.568 Jacob Brumfield, R OBP: 0.440, SLG: 0.429	(1,7) 1-1 HR 1B	(1,7) 1-1 HR 1B	(1,7) 0-0 SF8 1B	(1,7) 1-1 SF8 1B	(1,7) 1-0 G5-3	(1,7) 0-0 P6	(1,7) 0-0 P6	(1,7) 0-0 P6	(1,7) 2-2 P3	(1,7) 2-2 P3	(1,7) 2-2 P3	(1,7) 4	2	2	2	0	0	2								
Roberto Kelly, R OBP: 0.350, SLG: 0.443	(1,8) 4-2 FC4-6 BB	(1,8) 0-1 FC4-6 BB	(1,8) 2-3 K	(1,8) 3-2 K	(1,8) 2-3 K	(1,8) 3-2 K	(1,8) 3-2 K	(1,8) 3-2 K	(1,8) 2-2 K	(1,8) 2-2 K	(1,8) 2-2 K	(1,8) 4	0	3	1	1	1	0								
Reggie Sanders, R OBP: 0.332, SLG: 0.404	(1,9) 0-0 FC4-6 S	(1,9) 0-0 FC4-6 S	(1,9) 3-1 E1	(1,9) 1-2 E1	(1,9) 0-1 F9	(1,9) 0-1 F9	(1,9) 1-2 F9	(1,9) 1-2 F9	(1,9) 1-2 F9	(1,9) 1-2 F9	(1,9) 1-2 F9	(1,9) 5	0	0	0	0	1	6								
Joe Oliver, R OBP: 0.290, SLG: 0.419	(1,2) 2-2 G3	(1,2) 2-2 G3	(1,2) 0-0 SF8	(1,2) 0-0 SF8	(1,2) 2-3 K	(1,2) 2-3 K	(1,2) 2-3 K	(1,2) 0-3 K2-3	(1,2) 0-3 K2-3	(1,2) 0-3 K2-3	(1,2) 0-0 P5	(1,2) 4	0	0	1	0	2	2								
Jeff Branson, L OBP: 0.385, SLG: 0.419	(1,5) 1-2 K	(1,5) 1-2 K	(1,5) 1-1 G4-3	(1,5) 1-1 G4-3	(1,5) 2-2 G4-3	(1,5) 2-2 G4-3	(1,5) 2-2 G4-3	(1,5) 2-2 G6-3	(1,5) 2-2 G6-3	(1,5) 2-2 G6-3	(1,5) 3-2 SH3-4 1B	(1,5) 5	0	2	0	0	0	2								
Jose Rijo, R OBP: 0.281 Bobby Ayala, R OBP: 0.281 Rob DiDale, L OBP: 0.281 Greg Cadaret, L OBP: 0.281 Gary Varsho, L OBP: 0.281 Tim Pugh, R OBP: 0.281	(1,1) 0-3 K	(1,1) 0-3 K	(1,1) 1-1 G5-3	(1,1) 1-1 G5-3	(1,1) 2-1 G6-3	(1,1) 2-1 G6-3	(1,1) 2-1 G6-3	(1,1) 3-1 G6-3	(1,1) 3-1 G6-3	(1,1) 3-1 G6-3	(1,1) 0-0 SH3-4 1B	(1,1) 3	0	0	0	0	1	1								
<b>Inning Stats</b>	R: 3 E: 0 K: 0 S: 18	H: 3 LOB: 1 BB: 1 P: 29	R: 0 E: 0 K: 1 S: 8	H: 1 LOB: 1 BB: 0 P: 9	R: 1 E: 1 K: 1 S: 11	H: 2 LOB: 2 BB: 0 P: 16	R: 0 E: 0 K: 1 S: 12	H: 1 LOB: 1 BB: 0 P: 18	R: 0 E: 0 K: 1 S: 7	H: 0 LOB: 0 BB: 0 P: 10	R: 0 E: 0 K: 1 S: 8	H: 0 LOB: 0 BB: 0 P: 14	R: 1 E: 0 K: 0 S: 18	H: 3 LOB: 2 BB: 0 P: 27	R: 0 E: 0 K: 1 S: 8	H: 0 LOB: 0 BB: 0 P: 13	R: 0 E: 0 K: 1 S: 10	H: 1 LOB: 1 BB: 0 P: 14	R: 0 E: 0 K: 2 S: 13	H: 1 LOB: 1 BB: 0 P: 20	1B: 11 2B: 0 3B: 0 HR: 1	SF: 1 SAC: 1 DP: 0 HBP: 0	WP: 0 PB: 0 SB: 3 CS: 0	PA: 47		
<b>PITCHER</b>	IP 6.2	WLS 0.1	BF 32	H 10	R 5	ER 4	SO 5	BB 1	IBB 0	HBP 0	BLK 0	WP 0	HR 1	S 78	P 118	ERA 5.40	WHIP 1.650									
Greg Maddux, R ERA: 2.99	(1,1)	(7,1)	(8,1)	(10,1)	(11,1)																					
Steve Bedrosian, R ERA: 2.45																										
Greg McMichael, R ERA: 2.45																										
Mark Wohlers, R ERA: 3.86																										
Mike Stanton, L ERA: 3.75																										

Cincinnati Reds @ Atlanta Braves  
Atlanta-Fulton County Stadium, Atlanta, GA  
Fri Jun 11 1993, 7:05 PM EDT  
Att: 48,702 - Unknown

AB	44
R	5
H	12
RBI	5
BB	1
SO	10
LOB	19



Batter	1	2	3	4	5	6	7	8	9	10	11	AB	R	H	RBI	BB	SO	LOB	BOTTOM						
Deion Sanders, L OBP: 0.253, SLG: 0.344	(1,8) 2-3 K	(1,8) 2-2 K	(1,8) 1-1 F8	(1,8) 1-2 1B S 1B	(1,8) 2-1 1B S 1B	(1,8) 2-1 1B S 1B	(1,8) 1-3 1B S 1B	(1,8) 2-1 1B S 1B	(1,8) 2-1 1B S 1B	(1,8) 1-1 CS	(1,8) 0-2 G5-3	(1,8) 5	1	2	0	0	2	0							
Jeff Blauser, R OBP: 0.432, SLG: 0.437	(1,6) 1-0 1B	(1,6) 3-2 1B 2B	(1,6) 0-3 K	(1,6) 2-1 1B	(1,6) 1-3 1B	(1,6) 1-3 1B	(1,6) 0-0 L3	(1,6) 1-1 L3	(1,6) 2-1 1B	(1,6) 2-1 1B	(1,6) 1-1 CS	(1,6) 5	1	4	2	0	1	0							
Terry Pendleton, S OBP: 0.263, SLG: 0.310	(1,5) 3-1 P6	(1,5) 1-2 G6-3	(1,5) 3-2 G6-3	(1,5) 3-2 G6-3	(1,5) 3-2 G6-3	(1,5) 3-2 G6-3	(1,5) 0-0 L3	(1,5) 1-1 L3	(1,5) 1-1 CS	(1,5) 0-2 G5-3	(1,5) 0-2 G5-3	(1,5) 5	0	1	0	0	0	4							
David Justice, L OBP: 0.310, SLG: 0.452	(1,9) 2-0 L3	(1,9) 0-0 E2 1B	(1,9) 0-0 E2 1B	(1,9) 2-2 G3	(1,9) 2-2 G3	(1,9) 2-2 G3	(1,9) 1-0 P5	(1,9) 1-0 P5	(1,9) 1-1 F8	(1,9) 1-1 F8	(1,9) 3-3 K	(1,9) 5	0	1	1	0	1	2							
Ron Gant, R OBP: 0.332, SLG: 0.500	(1,7) 1-1 2B 1B	(1,7) 2-3 K	(1,7) 1-3 K	(1,7) 1-3 K	(1,7) 1-3 K	(1,7) 1-3 K	(1,7) 1-1 F8	(1,7) 1-1 F8	(1,7) 1-1 F8	(1,7) 3-3 K	(1,7) 3-3 K	(1,7) 5	1	1	0	0	3	1							
Sid Bream, L OBP: 0.299, SLG: 0.374 Otis Nixon, S OBP: 0.333, SLG: 0.272	(1,3) 2-2 F7	(1,3) 2-2 F7	(1,3) 0-0 P6	(1,3) 1-0 P6	(1,3) 1-0 P6	(1,3) 1-2 F8	(1,3) 1-2 F8	(1,3) 1-2 F9	(1,3) 2-1 SH1-4 1B	(1,3) 2-1 SH1-4 1B	(1,3) 2-1 SH1-4 1B	(1,3) 5	0	1	0	0	0	1							
Damon Berryhill, S OBP: 0.291, SLG: 0.417 Rafael Belliard, R OBP: 0.269, SLG: 0.240 Greg Olson, R OBP: 0.299, SLG: 0.271	(1,2) 0-3 K	(1,2) 1-2 HR	(1,2) 1-0 K	(1,2) 1-0 K	(1,2) 3-3 K	(1,2) 3-3 K	(1,2) 1-2 F8	(1,2) 1-2 F8	(1,2) 1-2 F9	(1,2) 0-0 2B 1B	(1,2) 0-0 2B 1B	(1,2) 4	1	2	1	0	2	1							
Mark Lemke, S OBP: 0.370, SLG: 0.412	(1,4) 1-0 2B	(1,4) 1-0 2B	(1,4) 0-0 G6-3	(1,4) 0-0 G6-3	(1,4) 0-0 G6-3	(1,4) 2-1 G4-3	(1,4) 2-1 G4-3	(1,4) 2-1 G4-3	(1,4) 2-3 K	(1,4) 2-3 K	(1,4) 2-3 K	(1,4) 4	0	1	1	0	1	1							
Greg Maddux, R ERA: 3.27 Steve Bedrosian, R ERA: 1.77 Bill Peacock, R ERA: 4.75 Greg McMichael, L ERA: 2.55 Francisco Cabrera, R ERA: 4.28 Mark Wohlers, R ERA: 3.86 Mike Stanton, L ERA: 3.75 Brian Hunter, R ERA: 4.35	(1,1) 0-0 F9	(1,1) 0-0 F9	(1,1) 2-3 K	(1,1) 2-3 K	(1,1) 2-3 K	(1,1) 2-3 K	(1,1) 2-3 K	(1,1) 2-3 K	(1,1) 2-3 K	(1,1) 2-3 K	(1,1) 2-1 K	(1,1) 2	0	0	0	0	1	1							
<b>Inning Stats</b>	R: 0 E: 0 K: 1 S: 7	H: 1 LOB: 1 BB: 0 P: 15	R: 1 E: 0 K: 1 S: 10	H: 2 LOB: 1 BB: 0 P: 14	R: 1 E: 1 K: 2 S: 16	H: 2 LOB: 1 BB: 0 P: 24	R: 0 E: 0 K: 1 S: 13	H: 1 LOB: 0 BB: 0 P: 19	R: 0 E: 0 K: 2 S: 12	H: 0 LOB: 0 BB: 0 P: 17	R: 0 E: 0 K: 1 S: 11	H: 2 LOB: 2 BB: 0 P: 18	R: 0 E: 0 K: 0 S: 7	H: 0 LOB: 0 BB: 0 P: 10	R: 2 E: 0 K: 2 S: 14	H: 3 LOB: 1 BB: 0 P: 22	R: 0 E: 0 K: 2 S: 12	H: 0 LOB: 0 BB: 0 P: 17	R: 1 E: 0 K: 0 S: 6	H: 2 LOB: 2 BB: 1 P: 14	1B: 9 2B: 4 3B: 0 HR: 1	SF: 0 SAC: 1 DP: 0 HBP: 0	WP: 0 PB: 0 SB: 2 CS: 1	PA: 46	
<b>PITCHER</b>	IP 6.2	WLS 1.1	BF 29	H 9	R 3	ER 3	SO 9	BB 0	IBB 0	HBP 0	BLK 0	WP 0	HR 1	S 74	P 115	ERA 4.05	WHIP 1.350								
Jose Rijo, R ERA: 3.27	(1,1)	(7,1)	(8,1)	(10,1)	(11,1)																				
Bobby Ayala, R ERA: 1.77																									
Rob DiDale, R ERA: 4.75																									
Greg Cadaret, L ERA: 2.55																									
Tim Pugh, R ERA: 4.35																									

Cincinnati Reds @ Atlanta Braves  
Atlanta-Fulton County Stadium, Atlanta, GA  
Fri Jun 11 1993, 7:05 PM EDT  
Att: 48,702 - Unknown

AB	43
R	6
H	14
RBI	6
BB	1
SO	13
LOB	12









Batter	1	2	3	4	5	6	7	8	9	AB	R	H	RBI	BB	SO	LOB	TOP																					
<b>Bip Roberts, S</b> OBP: 0.358, SLG: 0.327 (1, 5)	G5-3		F8		F9		1-2 1B			4	0	1	0	0	0	0	<b>Cincinnati Reds @ Atlanta Braves</b> Atlanta-Fulton County Stadium, Atlanta, GA Sun Jun 13 1993, 3:33 AM EDT Att: 48,536 - Cloudy - 80 F																					
<b>Juan Samuel, R</b> OBP: 0.175, SLG: 0.230 (1, 4)	F8		2B 1B		G5-3		P6			4	1	1	0	0	0	2																						
<b>Randy Milligan, R</b> OBP: 0.383, SLG: 0.363 (1, 3)	F9		1-H 2B			K		4-2 BB		3	0	1	1	1	1	0																						
<b>Kevin Mitchell, R</b> OBP: 0.388, SLG: 0.562 <b>Cecil Espy, S</b> OBP: 0.356, SLG: 0.267 (6, 7)		3-2 G1-6-3 1B	K			2-2 1B		1-0 F8		3	0	2	0	0	1	1																						
<b>Roberto Kelly, R</b> OBP: 0.354, SLG: 0.440 <b>Jacob Brumfield, R</b> OBP: 0.423, SLG: 0.409 (6, 8)		1-1 G1-6-3 1-2 1B		1-2 S 2B		0-0 F9 1B		0-3 K		3	0	1	0	0	0	2																						
<b>Reggie Sanders, R</b> OBP: 0.325, SLG: 0.393 (1, 9)		1-2 S 1B		2-1 G3 2-3		0-1 G5-3		1-2 F7		4	1	1	0	0	0	3																						
<b>Joe Oliver, R</b> OBP: 0.270, SLG: 0.417 <b>Dan Wilson, R</b> OBP: 0.310, SLG: 0.243 (8, 2)		3-2 1-H 1B		1-0 FC6-2-5				0-3 K		3	0	1	1	0	1	1																						
<b>Jeff Branson, L</b> OBP: 0.365, SLG: 0.432 (1, 6)		3-3 K		1-3 K				0-3 K		4	0	0	0	0	3	2																						
<b>John Roper, R</b> OBP: 0.167, SLG: 0.167 <b>Tim Pugh, R</b> OBP: 0.167, SLG: 0.130 <b>Gary Varsho, L</b> OBP: 0.366, SLG: 0.353 (9, PH)			1-1 F8		0-0 F9			0-3 K		2	0	0	0	0	0	0																						
<b>Inning Stats</b>	R: 0 E: 0 K: 0 S: 6	H: 0 LOB: 0 BB: 0 P: 10	R: 1 E: 0 K: 1 S: 16	H: 3 LOB: 1 BB: 0 P: 26	R: 1 E: 0 K: 1 S: 10	H: 2 LOB: 1 BB: 0 P: 15	R: 0 E: 0 K: 1 S: 10	H: 1 LOB: 0 BB: 0 P: 15	R: 0 E: 0 K: 1 S: 4	H: 0 LOB: 0 BB: 0 P: 6	R: 0 E: 0 K: 1 S: 9	H: 1 LOB: 1 BB: 0 P: 12	R: 0 E: 0 K: 2 S: 12	H: 2 LOB: 2 BB: 0 P: 13	R: 0 E: 0 K: 1 S: 12	H: 0 LOB: 1 BB: 1 P: 18		R: 0 E: 0 K: 1 S: 12	H: 0 LOB: 0 BB: 0 P: 15	1B: 7 2B: 2 3B: 0 HR: 0	SF: 0 SAC: 0 DP: 1 HBP: 0	WP: 0 PB: 0 CS: 0	PA: 36															
<b>PITCHER</b>	IP	WLS	BF	H	R	ER	SO	BB	IBB	HBP	BLK	WP	HR	S	P	ERA	WHIP	<b>PITCHER</b>				IP	WLS	BF	H	R	ER	SO	BB	IBB	HBP	BLK	WP	HR	S	P	ERA	WHIP
<b>Steve Avery, L</b> ERA: 2.79 (1, 1)	7.0	W	29	9	2	2	6	0	0	0	0	0	0	67	97	2.57	1.286																					
<b>Steve Bedrosian, R</b> ERA: 2.3 (8, 1)	1.0		4	0	0	0	1	1	0	0	0	0	0	12	18	0.00	1.000																					
<b>Kent Mercker, L</b> ERA: 4.0 (9, 1)	1.0		3	0	0	0	1	0	0	0	0	0	0	12	15	0.00	0.000																					

AB	35
R	2
H	9
RBI	2
BB	1
SO	8
LOB	13



Batter	1	2	3	4	5	6	7	8	9	AB	R	H	RBI	BB	SO	LOB	BOTTOM																					
<b>Deion Sanders, L</b> OBP: 0.257, SLG: 0.350 (1, 8)	S E 1B		G4-3 SF7 2B	L8		L8		K		5	2	2	0	0	1	0	<b>Cincinnati Reds @ Atlanta Braves</b> Atlanta-Fulton County Stadium, Atlanta, GA Sun Jun 13 1993, 3:33 AM EDT Att: 48,536 - Cloudy - 80 F																					
<b>Jeff Blausler, R</b> OBP: 0.434, SLG: 0.447 <b>Rafael Belliard, R</b> OBP: 0.259, SLG: 0.240 (7, 6)	1-H 1B		G4-3	G1		HR				4	2	2	1	0	0	1																						
<b>Terry Pendleton, S</b> OBP: 0.270, SLG: 0.317 <b>Bill Pecota, R</b> OBP: 0.308, SLG: 0.346 (7, 5)	2-H 1B		SF7		G4-3	L9				3	0	1	2	0	0	0																						
<b>David Justice, L</b> OBP: 0.312, SLG: 0.455 (1, 9)	F7		BB		E7	3B		1B		3	1	2	0	1	0	1																						
<b>Ron Gant, R</b> OBP: 0.341, SLG: 0.533 (1, 7)	G6-4-3		P3		1B	2B		F8		4	1	1	0	0	0	3																						
<b>Sid Bream, L</b> OBP: 0.308, SLG: 0.382 (1, 3)		G6-4-3 1B		HR 1B	2-H 1B			K		4	1	3	1	0	1	1																						
<b>Greg Olson, R</b> OBP: 0.297, SLG: 0.272 (1, 2)	G6-4-3		HR BB		K			P9		3	1	0	0	1	1	3																						
<b>Mark Lemke, S</b> OBP: 0.361, SLG: 0.415 (1, 4)	E4		HR		F8			G4-3		4	1	1	3	0	0	1																						
<b>Steve Avery, L</b> OBP: 0.167, SLG: 0.172 <b>Steve Bedrosian, R</b> (8, 1)	G4-3							L8		3	0	0	0	0	2	1																						
<b>Damon Berryhill, S</b> OBP: 0.288, SLG: 0.412 <b>Kent Mercker, L</b> (9, 1)			K		K					0	0	0	0	0	0	0																						
<b>Inning Stats</b>	R: 2 E: 1 K: 0 S: 10	H: 3 LOB: 0 BB: 0 P: 14	R: 0 E: 1 K: 0 S: 6	H: 1 LOB: 1 BB: 0 P: 11	R: 1 E: 0 K: 0 S: 8	H: 1 LOB: 1 BB: 1 P: 15	R: 3 E: 0 K: 1 S: 12	H: 2 LOB: 0 BB: 1 P: 23	R: 2 E: 1 K: 1 S: 16	H: 3 LOB: 1 BB: 0 P: 24	R: 1 E: 0 K: 1 S: 10	H: 1 LOB: 0 BB: 0 P: 17	R: 0 E: 0 K: 1 S: 8	H: 1 LOB: 1 BB: 0 P: 11	R: 0 E: 0 K: 1 S: 6	H: 0 LOB: 0 BB: 0 P: 8	1B: 7 2B: 2 3B: 1 HR: 2	SF: 1 SAC: 0 DP: 2 HBP: 0	WP: 0 PB: 0 CS: 0	PA: 37																		
<b>PITCHER</b>	IP	WLS	BF	H	R	ER	SO	BB	IBB	HBP	BLK	WP	HR	S	P	ERA	WHIP	<b>PITCHER</b>				IP	WLS	BF	H	R	ER	SO	BB	IBB	HBP	BLK	WP	HR	S	P	ERA	WHIP
<b>John Roper, R</b> ERA: 6.35 (1, 1)	4.1	L	22	8	7	7	1	2	0	0	0	0	0	44	74	14.54	2.308																					
<b>Tim Pugh, R</b> ERA: 4.93 (5, 1)	3.2		15	4	2	2	4	0	0	0	0	0	1	32	49	4.91	1.091																					









Batter	1	2	3	4	5	6	7	8	9	AB	R	H	RBI	BB	SO	LOB	TOP			
Vince Coleman, S (1,7) OBP: 0.289, SLG: 0.341	G5-3		L8		FC5-4			SH1-3		3	0	0	0	0	0	2	<p><b>New York Mets @ Atlanta Braves</b> Atlanta-Fulton County Stadium, Atlanta, GA</p> <p>Tue Jun 15 1993, 7:05 PM EDT Att: 49,354 - Unknown - 85 F</p> <p>livebaseballscores.com</p>			
Doug Saunders, R (1,4) OBP: 0.385, SLG: 0.385	1B		G6-3			F9		G4-3		4	0	1	0	0	0	2				
Eddie Murray, S (1,3) OBP: 0.298, SLG: 0.373	F8			P9		FC6-4	1B	L7		4	0	1	0	0	0	2				
Bobby Bonilla, S (1,9) OBP: 0.331, SLG: 0.502	F9			L9		F7		L7		4	0	0	0	0	0	2				
Darrin Jackson, R (1,8) OBP: 0.240, SLG: 0.346		P9		HR		FC6-4	1B	F7		4	1	1	1	0	0	1				
Jeff Kent, R (1,5) OBP: 0.290, SLG: 0.375	F7			G4-3				G5-3		4	0	0	0	0	0	0				
Eric Hillman, L (9,1) OBP: 0.111, SLG: 0.111										0	0	0	0	0	0	0				
John Franco, L (9,1)										0	0	0	0	0	0	0				
Charlie O'Brien, R (1,2) OBP: 0.246, SLG: 0.241	L9					L4		P6		3	0	0	0	0	0	0				
Tim Bogar, R (1,6) OBP: 0.281, SLG: 0.344			L8	SH1-4	1B	FC5-4	SH2-4	G3-1		3	0	2	0	0	0	0				
Bret Saberhagen, R (1,1) OBP: 0.214, SLG: 0.160			SH1-4							1	0	1	0	0	0	0				
Kevin Baez, R (9,6)					SH2-4			G4-3	SH1-3	1B	0	0	0	0	0	0				
<b>Inning Stats</b>	R: 0 E: 0 K: 0 S: 7	H: 1 LOB: 1 BB: 0 P: 11	R: 0 E: 0 K: 0 S: 5	H: 0 LOB: 0 BB: 0 P: 5	R: 0 E: 0 K: 0 S: 5	H: 1 LOB: 1 BB: 0 P: 8	R: 1 E: 0 K: 0 S: 7	H: 1 LOB: 0 BB: 0 P: 11	R: 0 E: 0 K: 0 S: 5	H: 0 LOB: 0 BB: 0 P: 8	R: 0 E: 0 K: 0 S: 4	H: 0 LOB: 0 BB: 0 P: 8	R: 0 E: 0 K: 0 S: 7	H: 1 LOB: 1 BB: 0 P: 9	R: 0 E: 0 K: 0 S: 6	H: 0 LOB: 0 BB: 0 P: 11	1B: 5 2B: 0 3B: 0 HR: 1	SF: 0 SAC: 3 DP: 0 HBP: 0	WP: 0 PB: 0 CS: 0	PA: 33
<b>PITCHER</b> Tom Glavine, L (1,1) ERA: 3.04	IP: 9.0 WLS: W BF: 33 H: 6 R: 1 ER: 1 SO: 0 BB: 0 IBB: 0 HBP: 0 BLK: 0 WP: 0 HR: 1 S: 53 P: 79 ERA: 1.00 WHIP: 0.667																			

Batter	1	2	3	4	5	6	7	8	9	AB	R	H	RBI	BB	SO	LOB	BOTTOM			
Deion Sanders, L (1,8) OBP: 0.246, SLG: 0.330	E5		CS			G4-3		L9		4	0	1	0	0	0	0	<p><b>New York Mets @ Atlanta Braves</b> Atlanta-Fulton County Stadium, Atlanta, GA</p> <p>Tue Jun 15 1993, 7:05 PM EDT Att: 49,354 - Unknown - 85 F</p> <p>livebaseballscores.com</p>			
Jeff Blauser, R (1,6) OBP: 0.431, SLG: 0.441	K		CS	1B		L9		1B	SH5-3	SF8	4	1	1	0	0	2				
Terry Pendleton, S (1,5) OBP: 0.284, SLG: 0.346	2B				G3			SH5-3		3	0	2	0	0	0	0				
David Justice, L (1,9) OBP: 0.314, SLG: 0.453	P5				F7			G4-3		4	0	1	0	0	0	2				
Ron Gant, R (1,7) OBP: 0.341, SLG: 0.523	K				L4			P3		3	0	0	0	1	1	0				
Sid Bream, L (1,3) OBP: 0.308, SLG: 0.398										1	2									
Brian Hunter, R (9, FH) OBP: 0.200, SLG: 0.290	HR					G5-3		F8		SF8	3	1	1	1	0	0				
Greg Olson, R (1,2) OBP: 0.292, SLG: 0.267						G6-3		P3			3	0	0	0	0	0				
Mark Lemke, S (1,4) OBP: 0.355, SLG: 0.406								G3-1			3	0	1	0	0	0				
Tom Glavine, L (1,1) OBP: 0.229, SLG: 0.156						G4-3		G4-3		3	0	0	0	0	1	1				
<b>Inning Stats</b>	R: 0 E: 1 K: 1 S: 10	H: 1 LOB: 1 BB: 0 P: 13	R: 1 E: 0 K: 1 S: 8	H: 1 LOB: 0 BB: 0 P: 11	R: 0 E: 0 K: 2 S: 8	H: 1 LOB: 0 BB: 0 P: 11	R: 0 E: 0 K: 0 S: 10	H: 0 LOB: 0 BB: 0 P: 12	R: 0 E: 0 K: 0 S: 11	H: 1 LOB: 1 BB: 0 P: 15	R: 0 E: 0 K: 0 S: 15	H: 1 LOB: 1 BB: 0 P: 23	R: 0 E: 0 K: 0 S: 6	H: 0 LOB: 0 BB: 0 P: 8	R: 0 E: 0 K: 0 S: 6	H: 0 LOB: 2 BB: 1 P: 18	1B: 5 2B: 1 3B: 0 HR: 1	SF: 1 SAC: 1 DP: 0 HBP: 0	WP: 0 PB: 0 CS: 2	PA: 33
<b>PITCHER</b> Bret Saberhagen, R (1,1) ERA: 3.05	IP: 0.1 WLS: L BF: 3 H: 2 R: 1 ER: 1 SO: 0 BB: 0 IBB: 0 HBP: 0 BLK: 0 WP: 0 HR: 0 S: 1 P: 10 ERA: 27.00 WHIP: 6.000																			
Eric Hillman, L (9,1) ERA: 5.52	IP: 0.1 WLS: L BF: 2 H: 0 R: 0 ER: 0 SO: 0 BB: 0 IBB: 0 HBP: 0 BLK: 0 WP: 0 HR: 0 S: 0 P: 10 ERA: 0.00 WHIP: 0.000																			
John Franco, L (9,1) ERA: 1.54	IP: 0.1 WLS: L BF: 2 H: 0 R: 0 ER: 0 SO: 0 BB: 0 IBB: 0 HBP: 0 BLK: 0 WP: 0 HR: 0 S: 0 P: 10 ERA: 0.00 WHIP: 0.000																			



Batter	1	2	3	4	5	6	7	8	9	AB	R	H	RBI	BB	SO	LOB	TOP					
Darrin Jackson, R OBP: 0.235, SLG: 0.339 (1, 8)	G4-3		P1		FC5			G5-3		4	0	0	0	0	0	2	<p>New York Mets @ Atlanta Braves</p> <p>Atlanta-Fulton County Stadium, Atlanta, GA</p> <p>Wed Jun 16 1993, 7:05 PM EDT</p> <p>Att: 49,296 - Unknown - 88 F</p>					
Doug Saunders, R OBP: 0.294, SLG: 0.294 Mike Maddux, L (8, 1)	G5-3		P9		FC6-4			K		4	0	0	0	0	1	2						
Eddie Murray, S OBP: 0.293, SLG: 0.367 (1, 3)	K			G4-3		L5			F8	4	0	0	0	0	1	0						
Bobby Bonilla, S OBP: 0.330, SLG: 0.496 (1, 9)		G3-1 1B BB		F8		P5			G3	3	1	0	0	1	0	0						
Joe Orsulak, L OBP: 0.345, SLG: 0.401 (1, 7)		G3-1		G1-3		G6-3			K	4	0	0	0	0	1	1						
Jeff Kent, R OBP: 0.290, SLG: 0.371 (1, 5)		K			FC2-5 1B HBP			P4		2	0	0	0	0	1	1						
Todd Hundley, S OBP: 0.279, SLG: 0.387 (1, 2)					FC2-5 1B			K		3	1	2	1	0	1	0						
Tim Lincecum, R OBP: 0.269, SLG: 0.328 (1, 6)		G5-3			FC2-5 1B			P3		3	0	0	0	0	0	3						
Pete Schourek, L OBP: 0.211, SLG: 0.118 Mike Draper, R OBP: 0.267, SLG: 0.687 Jeff Draper, R OBP: 0.286, SLG: 0.000 Dave Telgheder, R OBP: 0.256, SLG: 0.351 Chico Walker, S OBP: 0.256, SLG: 0.351 (1, 1) (1, 1) (5, Ph) (5, 1) (8, Ph) (8, 4)			K					G4-3		0	0	0	0	0	0	0						
<b>Inning Stats</b>	R: 0 E: 0 K: 1 S: 8	H: 0 LOB: 0 BB: 0 P: 13	R: 1 E: 0 K: 1 S: 13	H: 1 LOB: 1 BB: 1 P: 21	R: 0 E: 0 K: 1 S: 7	H: 0 LOB: 0 BB: 0 P: 12	R: 0 E: 0 K: 0 S: 6	H: 0 LOB: 0 BB: 0 P: 9	R: 1 E: 0 K: 0 S: 8	H: 2 LOB: 2 BB: 0 P: 12	R: 0 E: 0 K: 0 S: 4	H: 0 LOB: 0 BB: 0 P: 8	R: 0 E: 0 K: 1 S: 5	H: 0 LOB: 0 BB: 0 P: 8	R: 0 E: 0 K: 1 S: 8	H: 0 LOB: 0 BB: 0 P: 15		R: 0 E: 0 K: 1 S: 5	H: 0 LOB: 0 BB: 0 P: 7	1B: 3 2B: 0 3B: 0 HR: 0	SF: 0 SAC: 0 DP: 0 HBP: 1	WP: 0 PB: 0 CS: 0
<b>PITCHER</b> Greg Maddux, R ERA: 2.91 (1, 1)	IP: 9.0 WLS: W BF: 32	H: 3 R: 2 ER: 2 SO: 6	BB: 1 IBB: 0 HBP: 1 BLK: 0	WP: 0 HR: 0 S: 64 P: 105	ERA: 2.00 WHIP: 0.444	<b>PITCHER</b>										IP: 9.0 WLS: W BF: 32	H: 3 R: 2 ER: 2 SO: 6	BB: 1 IBB: 0 HBP: 1 BLK: 0	WP: 0 HR: 0 S: 64 P: 105	ERA: 2.00 WHIP: 0.444		

Batter	1	2	3	4	5	6	7	8	9	AB	R	H	RBI	BB	SO	LOB	BOTTOM					
Otis Nixon, S OBP: 0.332, SLG: 0.268 (1, 8)	HR BB	F9		G4-6-3		F8				3	1	0	0	1	0	3	<p>New York Mets @ Atlanta Braves</p> <p>Atlanta-Fulton County Stadium, Atlanta, GA</p> <p>Wed Jun 16 1993, 7:05 PM EDT</p> <p>Att: 49,296 - Unknown - 88 F</p>					
Jeff Blausler, R OBP: 0.432, SLG: 0.452 (1, 6)	1-H HR	P3			FC3-6 FC5 BB	G1-3				3	1	1	2	1	0	1						
Terry Pendleton, S OBP: 0.287, SLG: 0.348 (1, 5)	WP 2B 1B	K			FC5 FC3-6			G4-6-3 1B		4	1	2	0	0	1	1						
Ron Gant, R OBP: 0.340, SLG: 0.523 (1, 7)	1-H 1B 2B			G6-3		P6		G4-6-3		4	1	1	1	0	0	3						
David Justice, L OBP: 0.313, SLG: 0.449 (1, 9)	2B 2H 1B			P7		FC3-6		F8		4	0	1	1	0	0	2						
Brian Hunter, R OBP: 0.178, SLG: 0.257 (1, 3)	P5			F8		G1-3				4	0	0	0	0	0	3						
Damon Berryhill, S OBP: 0.321, SLG: 0.510 (1, 2)				FC1-5 2B				G4-3 1B 3B		4	1	3	0	0	0	0						
Mark Lemke, S OBP: 0.361, SLG: 0.410 (1, 4)	G3			FC1-5 BB				SH3 1B		3	0	2	1	1	0	2						
Greg Maddux, R OBP: 0.216, SLG: 0.222 (1, 1)	G2-3			FC1-5 G4-6-3		SH3		G3		3	0	0	0	0	0	5						
<b>Inning Stats</b>	R: 4 E: 0 K: 0 S: 17	H: 5 LOB: 2 BB: 1 P: 29	R: 0 E: 0 K: 1 S: 8	H: 0 LOB: 0 BB: 0 P: 12	R: 0 E: 0 K: 0 S: 6	H: 0 LOB: 0 BB: 0 P: 10	R: 0 E: 0 K: 0 S: 8	H: 1 LOB: 1 BB: 1 P: 13	R: 0 E: 0 K: 0 S: 12	H: 0 LOB: 2 BB: 1 P: 21	R: 1 E: 0 K: 0 S: 6	H: 2 LOB: 1 BB: 0 P: 10	R: 0 E: 0 K: 0 S: 6	H: 1 LOB: 0 BB: 0 P: 8	R: 0 E: 0 K: 0 S: 5	H: 1 LOB: 1 BB: 0 P: 6		R: 0 E: 0 K: 0 S: 5	H: 1 LOB: 1 BB: 0 P: 6	1B: 5 2B: 3 3B: 1 HR: 1	SF: 0 SAC: 1 DP: 2 HBP: 0	WP: 1 PB: 0 CS: 0
<b>PITCHER</b> Pete Schourek, L ERA: 5.83 Mike Draper, R ERA: 3.62 Dave Telgheder, R ERA: 6.0 Mike Maddux, R ERA: 5.23 (1, 1) (1, 1) (5, 1) (8, 1)	IP: 5.0 WLS: L BF: 7	H: 5 R: 4 ER: 4 SO: 4	BB: 1 IBB: 0 HBP: 0 BLK: 0	WP: 0 HR: 1 S: 15 P: 27	ERA: 108.00 WHIP: 18.000	<b>PITCHER</b>										IP: 5.0 WLS: L BF: 7	H: 5 R: 4 ER: 4 SO: 4	BB: 1 IBB: 0 HBP: 0 BLK: 0	WP: 0 HR: 1 S: 15 P: 27	ERA: 108.00 WHIP: 18.000		









Batter	1	2	3	4	5	6	7	8	9	AB	R	H	RBI	BB	SO	LOB	TOP										
<b>Deion Sanders, L</b> OBP: 0.244, SLG: 0.328 (1, 8)	4-0 BB		0-1 G4-3	3-1 SF8		0-0 G5-3			0-0 G3	3	0	0	1	1	0	1											
<b>Jeff Blausler, R</b> OBP: 0.429, SLG: 0.443 <b>Mike Stanton, L</b> (9, 1)	2-2 L7		2-2 2B	1-0 G1-3			1-2 G5-3		1-1 CS	4	1	1	0	0	0	3											
<b>Terry Pendleton, S</b> OBP: 0.285, SLG: 0.348 (1, 5)	0-3 K		1-1 1B		1-0 L6		0-0 G6-3		1-0 F8	5	0	1	1	0	1	2											
<b>David Justice, L</b> OBP: 0.308, SLG: 0.437 (1, 9)	2-2 G3		1-3 K		4-0 BB		1-1 G3-1			3	0	0	0	1	1	2											
<b>Ron Gant, R</b> OBP: 0.344, SLG: 0.545 (1, 7)		4-0 BB		0-0 E6	1-2 P4			1-0 HR		3	2	1	1	1	0	1											
<b>Sid DREAM, L</b> OBP: 0.311, SLG: 0.390 <b>Brian Hunter, R</b> OBP: 0.179, SLG: 0.257 (8, 3)		4-0 BB		0-0 E	2-0 G4-3			4-0 G6-3	SH3-4	2	1	1	0	2	0	1											
<b>Greg Olson, R</b> OBP: 0.295, SLG: 0.266 (1, 2)	3-2 L8		1-0 SH5-4		0-0 1B		0-0 SH3-4			2	0	1	0	0	0	2											
<b>Mark Lemke, S</b> OBP: 0.355, SLG: 0.398 (1, 4)	1-2 G4-3		4-1 E		0-1 F9		1-1 G6-3		2-3	3	0	0	0	1	0	5											
<b>Steve Avery, L</b> OBP: 0.152, SLG: 0.156 <b>Mark Wohlers, R</b> (7, 1)			1-3 K		0-0 FC3		2-1 G5-3			3	0	0	0	0	1	3											
<b>Damon Berryhill, S</b> OBP: 0.316, SLG: 0.500 <b>Greg McMichael, R</b> (8, 1)				1-2 2-3						0	0	0	0	0	0	0											
<b>Rafael Belliard, R</b> OBP: 0.286, SLG: 0.269 (9, 6)										0	0	0	0	0	0	0											
<b>Inning Stats</b>	R: 0 E: 0 K: 1 S: 10	H: 0 LOB: 1 BB: 1 P: 18	R: 0 E: 0 K: 0 S: 8	H: 0 LOB: 1 BB: 2 P: 20	R: 1 E: 0 K: 2 S: 13	H: 2 LOB: 1 BB: 0 P: 18	R: 2 E: 2 K: 0 S: 8	H: 1 LOB: 2 BB: 1 P: 17	R: 0 E: 0 K: 0 S: 5	H: 0 LOB: 0 BB: 0 P: 13	R: 0 E: 0 K: 0 S: 6	H: 1 LOB: 1 BB: 0 P: 6	R: 0 E: 0 K: 0 S: 7	H: 0 LOB: 0 BB: 0 P: 9	R: 1 E: 0 K: 0 S: 6	H: 1 LOB: 2 BB: 1 P: 14	R: 0 E: 0 K: 0 S: 3	H: 0 LOB: 0 BB: 0 P: 5	1B: 3 2B: 1 3B: 0 HR: 1	SF: 1 SAC: 2 DP: 1 HBP: 1	WP: 0 PB: 0 SB: 1 CS: 1	PA: 39					
<b>PITCHER</b>	IP	WLS	BF	H	R	ER	SO	BB	IBB	HBP	BLK	WP	HR	S	P	ERA	WHIP										
<b>Ken Hill, R</b> ERA: 2.48 <b>Jeff Fassero, L</b> ERA: 2.45 <b>Mel Rojas, R</b> ERA: 4.34	(1, 1) 5.0		24	3	3	1	3	5	0	0	0	0	0	44	86	1.80	1.600										
	(6, 1) 2.0	7	1	0	0	0	0	0	0	0	0	0	0	13	15	0.00	0.500										
	(8, 1) 2.0	L	8	1	1	1	0	1	0	1	0	0	1	9	19	4.50	1.000										

Atlanta Braves @ Montreal Expos  
Olympic Stadium, Montreal, QB  
Sat Jun 19 1993, 7:05 PM EDT  
Att: 27,939 - Dome

AB 29  
R 4  
H 5  
RBI 3  
BB 6  
SO 3  
LOB 22



Batter	1	2	3	4	5	6	7	8	9	AB	R	H	RBI	BB	SO	LOB	BOTTOM										
<b>Delino DeShields, L</b> OBP: 0.362, SLG: 0.316 (1, 4)	0-0 G4-3		1-3 K		0-0 FC6-4		3-2 L6		2-3 K	5	0	1	0	0	2	2											
<b>Mike Lansing, R</b> OBP: 0.395, SLG: 0.402 <b>Mel Rojas, R</b> (8, 1)	2-1 F8		2-1 G5-3		1-0 FC6-4		2-2 G4-3			4	1	1	0	0	0	3											
<b>Marquis Grissom, R</b> OBP: 0.377, SLG: 0.496 (1, 8)	2-0 F8		1-1 1B		4-0 1B		2-2 G5-3			3	0	1	0	1	0	1											
<b>Larry Walker, L</b> OBP: 0.382, SLG: 0.473 (1, 9)		1-1 G4-3		2-3 K		0-0 CS		3-2 G3		4	0	1	2	0	1	1											
<b>Moises Alou, R</b> OBP: 0.340, SLG: 0.424 (1, 7)		3-1 2B		1-0 F7		0-0 CS		0-2 G6-3		3	1	1	0	1	0	0											
<b>Greg Colbrunn, R</b> OBP: 0.291, SLG: 0.429 (1, 3)		0-1 2B		1-1 F7		1-1 F9		0-0 G6-3		4	0	1	1	0	0	1											
<b>Wil Cordero, R</b> OBP: 0.287, SLG: 0.385 (1, 6)		1-2 E5		0-3 K		2-2 F8		4-0 SH1-4		3	0	0	0	1	1	1											
<b>Tim Laker, R</b> OBP: 0.212, SLG: 0.238 (1, 2)		1-2 L7		1-0 FC6-4		0-1 F7		0-0 SH1-4		3	1	1	0	0	0	2											
<b>Ken Hill, R</b> OBP: 0.207, SLG: 0.185 <b>Frank Bolick, S</b> OBP: 0.333, SLG: 0.381 <b>Jeff Fassero, L</b> (7, PH) <b>Sean Berry, R</b> OBP: 0.378, SLG: 0.369 (8, 5)		1-0 FC4		1-3 K		2-2 S		0-1 G5-3		1	0	0	0	0	0	2											
<b>Inning Stats</b>	R: 0 E: 0 K: 0 S: 4	H: 1 LOB: 0 BB: 0 P: 8	R: 1 E: 1 K: 0 S: 13	H: 2 LOB: 2 BB: 0 P: 20	R: 0 E: 0 K: 2 S: 11	H: 1 LOB: 1 BB: 0 P: 16	R: 0 E: 0 K: 1 S: 8	H: 0 LOB: 0 BB: 0 P: 10	R: 2 E: 0 K: 1 S: 8	H: 3 LOB: 1 BB: 1 P: 15	R: 0 E: 0 K: 0 S: 13	H: 0 LOB: 0 BB: 0 P: 16	R: 0 E: 0 K: 0 S: 12	H: 1 LOB: 1 BB: 0 P: 19	R: 0 E: 0 K: 0 S: 8	H: 0 LOB: 1 BB: 1 P: 17	R: 0 E: 0 K: 1 S: 7	H: 0 LOB: 1 BB: 1 P: 13	1B: 7 2B: 1 3B: 0 HR: 0	SF: 0 SAC: 1 DP: 0 HBP: 0	WP: 0 PB: 0 SB: 4 CS: 1	PA: 38					
<b>PITCHER</b>	IP	WLS	BF	H	R	ER	SO	BB	IBB	HBP	BLK	WP	HR	S	P	ERA	WHIP										
<b>Steve Avery, L</b> ERA: 2.87 <b>Mark Wohlers, R</b> ERA: 3.0 <b>Greg McMichael, R</b> ERA: 2.23 <b>Mike Stanton, L</b> ERA: 3.6	(1, 1) 6.2		28	8	3	3	4	0	0	0	0	0	0	3	5	0.00	0.000										
	(7, 1) 0.1	W	1	0	0	0	0	0	0	0	0	0	0	3	5	0.00	0.000										
	(8, 1) 1.0		4	0	0	0	0	1	0	0	0	0	0	8	17	0.00	1.000										
	(9, 1) 1.0	S	4	0	0	0	1	1	0	0	0	0	0	7	13	0.00	1.000										

Atlanta Braves @ Montreal Expos  
Olympic Stadium, Montreal, QB  
Sat Jun 19 1993, 7:05 PM EDT  
Att: 27,939 - Dome

AB 33  
R 3  
H 8  
RBI 3  
BB 3  
SO 5  
LOB 15









Batter	1	2	3	4	5	6	7	8	9	AB	R	H	RBI	BB	SO	LOB	TOP										
Deion Sanders, L (1, 8) OBP: 0.256, SLG: 0.352	0-1 G6-3	2-2 3B		3-2 F7		0-1 L3		2-3 K		5	0	1	2	0	1	2	<b>Atlanta Braves @ Philadelphia Phillies</b> Veterans Stadium, Philadelphia, PA Mon Jun 21 1993, 7:05 PM EDT Att: 34,817 - Unknown - 72 F										
Brian Hunter, R (1, 9) OBP: 0.155, SLG: 0.225	1-0 P6	1-1 G4-3		1-3 K			0-0 F9	0-1 F7		5	0	0	0	0	1	3											
Jeff Blausler, R (1, 6) OBP: 0.424, SLG: 0.437	2-2 F7		0-0 F9		2-0 P3		0-3 K	0-3 K		4	0	0	0	0	1	0											
Rafael Belliard, R (7, 6) OBP: 0.281, SLG: 0.241										1	0	0	0	0	1	2											
Terry Pendleton, S (1, 5) OBP: 0.290, SLG: 0.352		1-0 2B	1-1 2B		2-1 G3-1		1-1 HBP		3-3 K	3	2	2	0	0	0	0											
Bill Pecota, R (9, PH) OBP: 0.236, SLG: 0.321										1	0	0	0	0	1	0											
Ron Gant, R (1, 7) OBP: 0.350, SLG: 0.547		1-3 K	0-0 1B		4-2 1B		1-1 G6-3		1-0 G6-3	4	1	1	0	1	1	2											
Sid Bream, L (1, 3) OBP: 0.317, SLG: 0.400		1-2 G3	1-2 1B		2-1 1B		0-1 1B		1-2 G6-3	5	2	4	3	0	0	0											
Damon Berryhill, S (1, 2) OBP: 0.311, SLG: 0.478		2-3 G3	0-3 K		1-1 G5-3		0-0 1B	1-2 1B		4	1	1	0	0	1	4											
Mark Lemke, S (1, 4) OBP: 0.356, SLG: 0.397		3-2 1B	2-1 L5		0-0 G4-3		0-2 1B			4	1	2	2	0	0	2											
Greg Maddux, R (1, 1) OBP: 0.244, SLG: 0.250		3-3 1B			1-0 G4-3		0-3 K			4	1	2	1	0	1	0											
Mike Stanton, L (9, 1)	1-2 3B	1B						1-2 1B		0	0	0	0	0	0	0											
<b>Inning Stats</b>	R: 0 E: 0 K: 0 S: 7	H: 0 LOB: 0 BB: 0 P: 10	R: 4 E: 0 K: 1 S: 23	H: 5 LOB: 1 BB: 0 P: 35	R: 1 E: 0 K: 1 S: 13	H: 3 LOB: 2 BB: 0 P: 17	R: 0 E: 0 K: 1 S: 8	H: 0 LOB: 0 BB: 0 P: 13	R: 1 E: 0 K: 0 S: 12	H: 1 LOB: 1 BB: 1 P: 23	R: 0 E: 0 K: 1 S: 6	H: 0 LOB: 0 BB: 0 P: 6	R: 0 E: 0 K: 1 S: 7	H: 0 LOB: 1 BB: 0 P: 9	R: 2 E: 0 K: 2 S: 17	H: 4 LOB: 2 BB: 0 P: 21	R: 0 E: 0 K: 1 S: 9	H: 0 LOB: 0 BB: 0 P: 14	1B: 9 2B: 3 3B: 1 HR: 0	SF: 0 SAC: 0 DP: 0 HBP: 1	WP: 1 PB: 0 SB: 0 CS: 0	PA: 42					
<b>PITCHER</b>	IP	WLS	BF	H	R	ER	SO	BB	IBB	HBP	BLK	WP	HR	S	P	ERA	WHIP										
Curt Schilling, R (1, 1) ERA: 3.46	2.1	L	15	8	5	5	1	0	0	0	0	0	0	38	55	19.29	3.429										
Tim Lincecum, R (3, 1) ERA: 7.45	3.2		13	1	1	1	3	1	0	0	0	1	0	31	49	2.46	0.545										
Jose DeLeon, R (7, 1) ERA: 4.38	2.0		11	4	2	2	3	0	0	1	0	0	0	24	30	9.00	2.000										
Mark Davis, L (9, 1) ERA: 3.86	1.0		3	0	0	0	1	0	0	0	0	0	0	9	14	0.00	0.000										

Batter	1	2	3	4	5	6	7	8	9	AB	R	H	RBI	BB	SO	LOB	BOTTOM										
Lenny Dykstra, L (1, 8) OBP: 0.401, SLG: 0.439	2-2 L7			0-0 L6		0-1 L6		2-0 G1-3		4	0	0	0	0	0	0	<b>Atlanta Braves @ Philadelphia Phillies</b> Veterans Stadium, Philadelphia, PA Mon Jun 21 1993, 7:05 PM EDT Att: 34,817 - Unknown - 72 F										
Mickey Morandini, L (1, 4) OBP: 0.252, SLG: 0.341	0-1 L1			2-3 K		2-2 G1-3		4-2 BB		3	0	0	0	1	1	0											
John Kruk, L (1, 3) OBP: 0.491, SLG: 0.547	2-3 K			2-0 3B		2-2 1B		0-0 G4-3		4	1	2	0	0	1	1											
Darren Daulton, L (1, 2) OBP: 0.403, SLG: 0.544		1-2 G4-3		2-0 G4-3		0-1 F7		1-3 K		4	0	1	0	0	1	2											
Jim Eisenreich, L (1, 9) OBP: 0.389, SLG: 0.500		2-0 G4-3		1-1 E6		1-1 1B		2-1 P6		4	0	1	0	0	0	1											
Milt Thompson, L (1, 7) OBP: 0.318, SLG: 0.267		2-1 G4-3		0-0 G5-3		2-2 1B		1-2 G4-3		4	0	1	1	0	0	1											
Kim Batiste, R (1, 5) OBP: 0.330, SLG: 0.494			0-0 L9		2-1 G1-6-3		1-1 G6-3			3	0	2	0	0	0	0											
Joe Milette, R (1, 6) OBP: 0.200, SLG: 0.200			3-3 K		1-2 G1-6-3		0-0 G6-3			2	0	0	0	0	1	2											
Ricky Jordan, R (7, PH) OBP: 0.333, SLG: 0.429										1	0	0	0	0	0	3											
Jeff Manto, R (8, 5)										0	0	0	0	0	0	0											
Curt Schilling, R (1, 1) ERA: 3.46			2-2 L4		1-3 K2-3		0-2 G1-3			0	0	0	0	0	0	0											
Tim Lincecum, R (3, 1) ERA: 7.45										1	0	0	0	0	0	0											
Ruben Amaro Jr., S (6, PH) ERA: 4.38										1	0	0	0	0	1	0											
Jose DeLeon, R (7, 1) ERA: 4.38										0	0	0	0	0	0	0											
Todd Pratt, R (8, PH) ERA: 3.86										1	0	0	0	0	0	0											
Mark Davis, L (9, 1) ERA: 3.86										0	0	0	0	0	0	0											
<b>Inning Stats</b>	R: 0 E: 0 K: 1 S: 9	H: 0 LOB: 0 BB: 0 P: 13	R: 0 E: 0 K: 0 S: 7	H: 1 LOB: 0 BB: 0 P: 12	R: 0 E: 0 K: 1 S: 8	H: 0 LOB: 0 BB: 0 P: 13	R: 0 E: 0 K: 1 S: 6	H: 1 LOB: 1 BB: 0 P: 12	R: 0 E: 0 K: 1 S: 9	H: 1 LOB: 1 BB: 0 P: 13	R: 0 E: 0 K: 1 S: 9	H: 0 LOB: 0 BB: 0 P: 12	R: 1 E: 0 K: 0 S: 13	H: 4 LOB: 2 BB: 0 P: 19	R: 0 E: 0 K: 0 S: 7	H: 0 LOB: 1 BB: 1 P: 13	R: 0 E: 0 K: 1 S: 9	H: 0 LOB: 0 BB: 0 P: 13	1B: 5 2B: 1 3B: 1 HR: 0	SF: 0 SAC: 0 DP: 3 HBP: 0	WP: 0 PB: 0 SB: 0 CS: 0	PA: 33					
<b>PITCHER</b>	IP	WLS	BF	H	R	ER	SO	BB	IBB	HBP	BLK	WP	HR	S	P	ERA	WHIP										
Greg Maddux, R (1, 1) ERA: 2.79	8.0	W	30	7	1	1	4	1	0	0	0	0	0	68	107	1.12	1.000										
Mike Stanton, L (9, 1) ERA: 3.46	1.0		3	0	0	0	1	1	0	0	0	0	0	9	13	0.00	0.000										









Batter	1	2	3	4	5	6	7	8	9	AB	R	H	RBI	BB	SO	LOB	TOP					
Deion Sanders, L (1, 8) OBP: 0.261, SLG: 0.349	L9			G4-3		G6-3		BB	BB	4	0	1	1	0	0	0	<b>Atlanta Braves @ Philadelphia Phillies</b> Veterans Stadium, Philadelphia, PA Wed Jun 23 1993, 3:33 AM EDT Att: 57,903 - Sunny - 75 F					
Jeff Blauser, R (1, 6) OBP: 0.429, SLG: 0.452	K			1B		1B		F9	HBP	4	1	2	0	0	1	1						
Rafael Belliard, R (8, 6) OBP: 0.303, SLG: 0.241				1B		E		1B	BB	0	0	0	1	1	0	0						
Terry Pendleton, S (1, 5) OBP: 0.292, SLG: 0.353				1B		E5		F8	BB	4	0	3	0	0	0	1						
Bill Pecota, R (8, 5) OBP: 0.267, SLG: 0.300	1B			1B		1B		K	K	1	0	0	0	0	1	3						
David Justice, L (1, 9) OBP: 0.311, SLG: 0.433		P3		K		K		FC5-4	P5	4	0	0	0	1	2	7						
Ron Gant, R (1, 7) OBP: 0.344, SLG: 0.533		P5		K		E6		BB		4	0	0	0	0	1	5						
Sid Bream, L (1, 3) OBP: 0.317, SLG: 0.399				K		1-3																
Brian Hunter, R (9, PH) OBP: 0.163, SLG: 0.222	K			G4-3		P7			G5-3	3	0	1	0	0	1	2						
Greg Olson, R (1, 2) OBP: 0.292, SLG: 0.264				P5		K		G6-3	2B	4	1	1	0	0	1	1						
Mark Lemke, S (1, 4) OBP: 0.352, SLG: 0.396				G1-3		G4-3		G1-3	HBP	4	1	1	0	0	0	1						
29 John Smoltz, R (1, 1) OBP: 0.235, SLG: 0.194				K		G6-3		B5-3	BB	2	0	0	0	0	1	1						
Otis Nixon, S (7, PH) OBP: 0.205, SLG: 0.280										0	0	0	0	0	0	0						
Greg Wohlwend, R (7, 1) OBP: 0.275, SLG: 0.280										0	0	0	0	0	0	0						
Mark Wohlers, R (7, 1) OBP: 0.275, SLG: 0.280										0	0	0	0	0	0	0						
Steve Bedrosian, R (7, 1) OBP: 0.275, SLG: 0.280										0	0	0	0	0	0	0						
Jay Howell, R (8, 1) OBP: 0.275, SLG: 0.280										0	0	0	0	0	0	0						
Francisco Cabrera, R (9, PH) OBP: 0.275, SLG: 0.280										0	0	0	0	0	0	0						
<b>Inning Stats</b>	R: 0 E: 0 K: 1 S: 9	H: 1 LOB: 1 BB: 0 P: 12	R: 0 E: 0 K: 1 S: 7	H: 0 LOB: 0 BB: 0 P: 12	R: 0 E: 0 K: 1 S: 7	H: 0 LOB: 0 BB: 0 P: 13	R: 0 E: 0 K: 2 S: 15	H: 2 LOB: 2 BB: 0 P: 22	R: 0 E: 0 K: 1 S: 9	H: 1 LOB: 1 BB: 0 P: 12	R: 1 E: 2 K: 1 S: 15	H: 2 LOB: 2 BB: 0 P: 23	R: 0 E: 0 K: 0 S: 7	H: 0 LOB: 0 BB: 0 P: 9	R: 0 E: 0 K: 0 S: 13	H: 1 LOB: 2 BB: 1 P: 22	R: 2 E: 0 K: 1 S: 16	H: 2 LOB: 3 BB: 2 P: 33	1B: 8 2B: 1 3B: 0 HR: 0	SF: 0 SAC: 0 DP: 0 HBP: 1	WP: 0 PB: 0 SB: 1 CS: 0	PA: 40
<b>PITCHER</b>	IP WLS BF H R ER SO BB IBB HBP BLK WP HR S P ERA WHIP																					
Ben Rivera, R (1, 1) ERA: 3.72	8.0 W 32 7 1 0 7 1 0 0 0 0 0 0 82 125 0.00 1.000																					
David West, L (9, 1) ERA: 2.8	0.1 5 2 2 2 0 1 0 1 0 0 0 0 7 15 54.00 9.000																					
Larry Andersen, R (9, 1) ERA: 2.05	0.2 3 0 0 0 0 1 1 0 0 0 0 0 9 18 0.00 1.500																					

AB	36
R	3
H	9
RBI	2
BB	3
SO	8
LOB	22



Batter	1	2	3	4	5	6	7	8	9	AB	R	H	RBI	BB	SO	LOB	BOTTOM			
Lenny Dykstra, L (1, 8) OBP: 0.408, SLG: 0.440	BB			G4-3		E		BB		2	2	1	0	3	0	3	<b>Atlanta Braves @ Philadelphia Phillies</b> Veterans Stadium, Philadelphia, PA Wed Jun 23 1993, 3:33 AM EDT Att: 57,903 - Sunny - 75 F			
Mariano Duncan, R (1, 6) OBP: 0.277, SLG: 0.390	BB			2B		BB				3	0	0	0	0	3	4				
Joe Milette, R (7, 6) OBP: 0.273, SLG: 0.200	K			K		K				0	1	0	1	1	0	0				
John Kruk, L (1, 3) OBP: 0.483, SLG: 0.530	1B			G4-3		E7				3	1	0	0	2	0	5				
Darren Daulton, L (1, 2) OBP: 0.408, SLG: 0.545	BB			1B		IBB				4	1	2	2	1	1	1				
Pete Incaviglia, R (1, 7) OBP: 0.315, SLG: 0.564	1B			K		IBB				4	1	0	1	1	3	5				
Jim Eisenreich, L (1, 9) OBP: 0.400, SLG: 0.512	K			K		K				4	1	0	1	1	3	5				
Jim Eisenreich, L (1, 9) OBP: 0.400, SLG: 0.512	G3			L8		L6				5	0	2	2	0	0	5				
Kim Batiste, R (1, 5) OBP: 0.320, SLG: 0.468		F8		1B		1B				5	1	1	0	0	0	3				
Mickey Morandini, L (1, 4) OBP: 0.281, SLG: 0.338		K		F8		1B				4	0	1	1	0	2	1				
Ben Rivera, R (1, 1) OBP: 0.167, SLG: 0.091				K		BB				2	1	0	0	2	1	0				
David West, L (9, 1) OBP: 0.667, SLG: 1.000				K		BB				0	0	0	0	0	0	0				
Larry Andersen, R (9, 1) OBP: 1.000, SLG: 1.000				K		E				0	0	0	0	0	0	0				
<b>Inning Stats</b>	R: 1 E: 0 K: 2 S: 11	H: 1 LOB: 2 BB: 2 P: 25	R: 0 E: 0 K: 2 S: 8	H: 0 LOB: 0 BB: 0 P: 10	R: 0 E: 0 K: 2 S: 10	H: 1 LOB: 1 BB: 0 P: 16	R: 0 E: 0 K: 1 S: 10	H: 1 LOB: 1 BB: 0 P: 14	R: 1 E: 1 K: 2 S: 13	H: 0 LOB: 3 BB: 3 P: 29	R: 0 E: 0 K: 1 S: 8	H: 0 LOB: 0 BB: 0 P: 10	R: 6 E: 1 K: 0 S: 22	H: 3 LOB: 3 BB: 5 P: 47	R: 0 E: 0 K: 0 S: 11	H: 1 LOB: 1 BB: 0 P: 18	1B: 6 2B: 1 3B: 0 HR: 0	SF: 0 SAC: 1 DP: 0 HBP: 0	WP: 1 PB: 0 SB: 0 CS: 0	PA: 43
<b>PITCHER</b>	IP WLS BF H R ER SO BB IBB HBP BLK WP HR S P ERA WHIP																			
29 John Smoltz, R (1, 1) ERA: 3.11	6.0 L 27 3 2 1 10 4 0 0 0 0 0 0 60 104 1.50 1.167																			
Greg Michael, R (7, 1) ERA: 3.22	0.0 4 1 4 4 0 2 0 0 0 0 0 0 6 16 -- --																			
Mark Wohlers, R (7, 1) ERA: 4.91	0.1 4 2 1 1 0 1 0 0 0 0 0 0 7 14 27.00 9.000																			
Steve Bedrosian, R (7, 1) ERA: 2.12	0.2 4 0 1 1 0 2 0 0 0 0 1 0 9 17 13.50 3.000																			
Jay Howell, R (8, 1) ERA: 2.49	1.0 4 1 0 0 0 0 0 0 0 0 0 0 11 18 0.00 1.000																			





Batter	1	2	3	4	5	6	7	8	9	AB	R	H	RBI	BB	SO	LOB	TOP				
<b>Craig Biggio, R</b> OBP: 0.356, SLG: 0.482 (1, 4)	1-2 F8	4-0 IBB			0-1 F8		0-2 G6-3			3	0	0	0	1	0	1					
<b>Steve Finley, L</b> OBP: 0.250, SLG: 0.300 <b>Al Osuna, R</b> (7, 1) <b>Xavier Hernandez, L</b> (8, 1)	0-1 L7	1-1 F9			3-1 E3		1-2 G1-3			4	0	0	0	0	0	4					
<b>5 Jeff Bagwell, R</b> OBP: 0.389, SLG: 0.522 (1, 3)	3-2 1B		0-1 F9		1-1 SF8			0-2 G5-3		3	0	1	1	0	0	0					
<b>Ken Caminiti, S</b> OBP: 0.288, SLG: 0.421 <b>Doug Jones, R</b> (5, 1) <b>Chris Donnels, L</b> (7, 5)	2-2 L5		1-2 P6		3-H 2-2 P9			0-1 G6-3		3	0	0	0	0	0	2					
<b>Eric Anthony, L</b> OBP: 0.337, SLG: 0.394 (1, 9)		2-2 G6-3	1-2 G6-3			0-2 2B 1B		2-3 K		4	0	1	0	0	1	0					
<b>Chris James, R</b> OBP: 0.358, SLG: 0.549 (1, 7)				0-3 K		2-2 2B		4-2 BB		3	1	2	0	1	1	0					
<b>Scott Servais, R</b> OBP: 0.336, SLG: 0.477 (1, 2)		1-0 1B		1-0 F7		0-2 F7-2-5-6		2-2 F9		4	0	1	0	0	0	3					
<b>Jose Uribe, S</b> OBP: 0.333, SLG: 0.217 <b>Rick Parker, R</b> (9, PH) OBP: 0.297, SLG: 0.154	1-2 1B	1-2 E7 1B		3-2 P3		3-H 1-3 K		3-3 K		3	0	1	1	0	1	1					
<b>Pete Harnisch, S</b> OBP: 0.207, SLG: 0.185 <b>Tom Edens, R</b> (3, 1) <b>Casey Candaele, S</b> OBP: 0.328, SLG: 0.327 (5, PH) (5, 5) (7, 8)					4-1 5 SF8 BB		1-0 F7		3-2 G4-3		1	0	0	0	1	2					
<b>Inning Stats</b>	R: 0 E: 0 K: 0 S: 12	H: 1 LOB: 1 BB: 0 P: 18	R: 1 E: 0 K: 1 S: 18	H: 3 LOB: 3 BB: 1 P: 31	R: 0 E: 0 K: 0 S: 8	H: 0 LOB: 0 BB: 0 P: 10	R: 0 E: 0 K: 1 S: 7	H: 0 LOB: 1 BB: 0 P: 11	R: 1 E: 1 K: 0 S: 10	H: 0 LOB: 1 BB: 1 P: 20	R: 0 E: 0 K: 0 S: 16	H: 2 LOB: 1 BB: 0 P: 19	R: 0 E: 0 K: 0 S: 7	H: 0 LOB: 0 BB: 0 P: 9	R: 0 E: 0 K: 1 S: 8	H: 0 LOB: 1 BB: 1 P: 26	1B: 5 2B: 2 3B: 0 HR: 0	SF: 1 SAC: 0 DP: 1 HBP: 0	WP: 0 PB: 0 SB: 0 CS: 0	PA: 36	
<b>PITCHER</b>	IP	WLS	BF	H	R	ER	SO	BB	IBB	HBP	BLK	WP	HR	S	P	ERA	WHIP				
<b>Steve Avery, L</b> ERA: 2.79 <b>Greg McMichael, R</b> ERA: 3.95 <b>Kent Mercker, L</b> ERA: 3.27	(1, 1) (7, 1) (9, 1)	6.0 2.0 1.0	W 6 4	26 0 0	6 0 0	2 0 0	1 0 1	3 1 0	1 0 1	0 0 0	0 0 0	0 0 0	0 0 0	71 15 14	109 19 26	1.50 0.00 0.00	1.167 0.000 1.000				

Houston Astros @ Atlanta Braves  
Atlanta-Fulton County Stadium, Atlanta, GA  
Fri Jun 25 1993, 7:05 PM EDT  
Att: 48,769 - Unknown

AB 32  
R 2  
H 6  
RBI 2  
BB 3  
SO 5  
LOB 15



Batter	1	2	3	4	5	6	7	8	9	AB	R	H	RBI	BB	SO	LOB	BOTTOM					
<b>Deion Sanders, L</b> OBP: 0.266, SLG: 0.351 (1, 8)	1-2 S 1B	0-0 BB SF 1B	2-3 K		0-3 K			1-0 P6		5	1	2	0	0	2	1						
<b>Jeff Blauser, R</b> OBP: 0.426, SLG: 0.452 (1, 6)	2-3 K	4-2 SF BB	1-1 2B			2-0 G6-3		0-0 G5-4-3		4	0	1	1	1	1	2						
<b>Terry Pendleton, S</b> OBP: 0.288, SLG: 0.349 (1, 5)	3-3 K2-3	0-1 SF	1-2 P6			2-2 P2				3	0	0	1	0	1	2						
<b>David Justice, L</b> OBP: 0.307, SLG: 0.427 (1, 9)	3-2 G3	1-0 P4		1-2 F9		0-2 L7				4	0	0	0	0	0	3						
<b>Ron Gant, R</b> OBP: 0.339, SLG: 0.525 (1, 7)		E6 K		2-3 K			2-3 K			4	1	0	0	0	3	2						
<b>Sid Bream, L</b> OBP: 0.321, SLG: 0.403 <b>Brian Hunter, R</b> OBP: 0.160, SLG: 0.217 (7, PH) (8, 3)		1-0 E4 FC3-6 1B	2-2 2B 1B	1-1 FC6-4 1B			2-3 K			3	2	2	0	0	0	1						
<b>Greg Olson, R</b> OBP: 0.302, SLG: 0.282 (1, 2)		1-0 FC3-6 1B	0-0 2B 2B	2-1 FC6-4			1-2 FC6-4 1B			4	1	3	2	0	0	1						
<b>Mark Lemke, S</b> OBP: 0.352, SLG: 0.400 <b>Rafael Belliard, R</b> OBP: 0.234, SLG: 0.233 (1, 4) (6, 4)		2-2 FC3-6 BB 1B	2-2 G4-3 WP 2B		0-2 G1-3		0-0 FC6-4			3	2	1	1	0	0	2						
<b>Steve Avery, L</b> OBP: 0.167, SLG: 0.171 <b>Greg McMichael, R</b> (7, 1) <b>Bill Pecota, R</b> OBP: 0.290, SLG: 0.300 <b>Kent Mercker, L</b> (9, 1)	0-2 BB 1B	1-0 G4-3			0-0 P4			4-2 G5-4-3 BB		3	1	1	1	0	0	1						
<b>Inning Stats</b>	R: 0 E: 0 K: 2 S: 15	H: 1 LOB: 1 BB: 0 P: 24	R: 5 E: 3 K: 1 S: 22	H: 3 LOB: 2 BB: 1 P: 33	R: 3 E: 0 K: 1 S: 19	H: 4 LOB: 1 BB: 0 P: 28	R: 0 E: 0 K: 1 S: 10	H: 1 LOB: 1 BB: 0 P: 16	R: 0 E: 0 K: 0 S: 7	H: 0 LOB: 0 BB: 0 P: 11	R: 0 E: 0 K: 2 S: 10	H: 1 LOB: 1 BB: 0 P: 15	R: 0 E: 0 K: 0 S: 5	H: 0 LOB: 0 BB: 1 P: 10	1B: 7 2B: 3 3B: 0 HR: 0	SF: 1 SAC: 0 DP: 1 HBP: 0	WP: 1 PB: 0 SB: 1 CS: 0	PA: 38				
<b>PITCHER</b>	IP	WLS	BF	H	R	ER	SO	BB	IBB	HBP	BLK	WP	HR	S	P	ERA	WHIP					
<b>Pete Harnisch, R</b> ERA: 3.79 <b>Tom Edens, R</b> ERA: 3.86 <b>Doug Jones, R</b> ERA: 5.11 <b>Al Osuna, L</b> ERA: 4.35 <b>Xavier Hernandez, R</b> ERA: 3.56	(1, 1) (3, 1) (5, 1) (7, 1) (8, 1)	2.0 2.0 2.0 1.0 1.0	L 8 6 1 3	17 2 0 0 0	7 2 0 0 0	8 0 0 0 0	3 2 0 2 0	3 0 0 2 0	1 0 0 0 1	0 0 0 0 0	0 0 0 0 0	0 0 0 0 0	0 0 0 0 0	0 0 0 0 5	46 20 17 10 10	70 31 21 15 10	13.50 0.00 0.00 0.00 0.00	4.000 1.000 0.000 1.000 1.000				

Houston Astros @ Atlanta Braves  
Atlanta-Fulton County Stadium, Atlanta, GA  
Fri Jun 25 1993, 7:05 PM EDT  
Att: 48,769 - Unknown

AB 35  
R 8  
H 10  
RBI 6  
BB 2  
SO 8  
LOB 16





Batter	1	2	3	4	5	6	7	8	9	AB	R	H	RBI	BB	SO	LOB	TOP				
<b>Craig Biggio, R</b> OBP: 0.353, SLG: 0.477 (1, 4)	G6-3		FC6-4 2-H 1B		L9		G4-3		L9	5	0	1	1	0	0	1	<b>Houston Astros @ Atlanta Braves</b> Atlanta-Fulton County Stadium, Atlanta, GA Sat Jun 26 1993, 7:05 PM EDT Att: 47,864 - Unknown				
<b>Kevin Bass, S</b> OBP: 0.300, SLG: 0.372 (1, 9)	G5-3		FC6-4 1-2f		1B 5 BB BB		K		E 5 BB BB	3	1	0	0	2	1	2					
<b>5 Jeff Bagwell, R</b> OBP: 0.396, SLG: 0.535 (1, 3)	K				1B		1B		E 1B BB	3	2	2	2	2	1	0					
<b>Ken Caminiti, S</b> OBP: 0.293, SLG: 0.422 (1, 5)					HR		1B		E 1B BB	4	0	2	0	1	0	3					
<b>Chris James, R</b> OBP: 0.337, SLG: 0.513 <b>Doug Jones, R</b> (9, 1)					BB		1B		L7												
<b>Andujar Cedeno, R</b> OBP: 0.372, SLG: 0.463 (1, 6)					BB		1B		L7												
<b>Scott Servais, R</b> OBP: 0.347, SLG: 0.477 <b>Jose Uribe, S</b> OBP: 0.333, SLG: 0.217 <b>Brian Williams, R</b> (8, PH)					BB		1B		E3 1B	5	0	0	0	0	1	6					
<b>Luis Gonzalez, L</b> OBP: 0.337, SLG: 0.421 (9, PH)					BB		1B		1B 1-3 2-H	0	0	0	0	0	0	0					
<b>Rick Parker, R</b> OBP: 0.316, SLG: 0.294 (1, 8)					BB		1B		1B 1-3 2-H	5	0	3	1	0	0	1					
<b>Mark Portugal, R</b> OBP: 0.276, SLG: 0.346 <b>Steve Finley, L</b> OBP: 0.253, SLG: 0.308 <b>Xavier Hernandez, L</b> (7, PH)					BB		1B		F8	2	0	1	0	2	0	0					
<b>Casey Candaele, S</b> OBP: 0.322, SLG: 0.321 <b>Eddie Taubensee, L</b> OBP: 0.310, SLG: 0.368 (8, PH)					BB		1B		1B	0	0	0	0	0	0	0					
<b>Inning Stats</b>	R: 0 E: 0 K: 1 S: 7	H: 0 LOB: 0 BB: 0 P: 12	R: 0 E: 0 K: 1 S: 5	H: 1 LOB: 0 BB: 0 P: 8	R: 1 E: 1 K: 0 S: 9	H: 2 LOB: 1 BB: 0 P: 14	R: 1 E: 0 K: 1 S: 12	H: 2 LOB: 2 BB: 2 P: 22	R: 0 E: 0 K: 0 S: 4	H: 0 LOB: 0 BB: 1 P: 10	R: 1 E: 0 K: 1 S: 16	H: 2 LOB: 1 BB: 0 P: 26	R: 0 E: 0 K: 0 S: 11	H: 3 LOB: 2 BB: 0 P: 19	R: 2 E: 1 K: 0 S: 23	H: 1 LOB: 2 BB: 2 P: 38		1B: 8 2B: 3 3B: 1 HR: 1	SF: 0 SAC: 0 DP: 3 HBP: 0	WP: 0 PB: 0 SB: 1 CS: 1	PA: 43
<b>PITCHER</b>	IP WLS BF H R ER SO BB IBB HBP BLK WP HR S P ERA WHIP																				
<b>Tom Glavine, L</b> ERA: 2.91	(1, 1)	7.2	35	11	3	3	4	5	0	0	0	0	0	0	1	75		133	3.52	2.087	
<b>Mark Wohlers, R</b> ERA: 4.7	(8, 1)	0.1	1	0	0	0	0	0	0	0	0	0	0	0	2	2		0.00	0.000		
<b>Mike Stanton, L</b> ERA: 3.33	(9, 1)	1.0	W	7	1	2	0	2	0	0	0	0	0	0	23	38	0.00	3.000			

AB	36
R	5
H	12
RBI	4
BB	7
SO	4
LOB	21



Batter	1	2	3	4	5	6	7	8	9	AB	R	H	RBI	BB	SO	LOB	BOTTOM						
<b>Deion Sanders, L</b> OBP: 0.259, SLG: 0.341 (1, 8)	G3			G3	G6-3			G4-3		4	0	0	0	0	0	1	<b>Houston Astros @ Atlanta Braves</b> Atlanta-Fulton County Stadium, Atlanta, GA Sat Jun 26 1993, 7:05 PM EDT Att: 47,864 - Unknown						
<b>Jeff Blauser, R</b> OBP: 0.429, SLG: 0.449 (1, 6)	G6-3			1B HR BB			G6-3		HR BB	2	2	0	0	2	0	0							
<b>Terry Pendleton, S</b> OBP: 0.291, SLG: 0.361 (1, 5)	K			1B HR			G6-3		HR	4	2	2	2	0	1	0							
<b>David Justice, L</b> OBP: 0.306, SLG: 0.435 (1, 9)				HR			L8		G3	4	1	1	3	0	0	0							
<b>Ron Gant, R</b> OBP: 0.338, SLG: 0.520 (1, 7)				1B			K2-3		K	4	0	1	0	0	3	0							
<b>Sid Bream, L</b> OBP: 0.322, SLG: 0.402 <b>Brian Hunter, R</b> OBP: 0.157, SLG: 0.213 (7, FR)				1B			G5-4-3 1B		F9	3	0	1	0	0	0	1							
<b>Greg Olson, R</b> OBP: 0.301, SLG: 0.281 <b>Bill Pecota, R</b> OBP: 0.290, SLG: 0.300 (9, PR)							G5-4-3 1B		1B 1B	0	1	0	0	0	0	0							
<b>Mark Lemke, S</b> OBP: 0.354, SLG: 0.399 (1, 4)							L8		1B 1B	3	0	1	0	1	0	2							
<b>Tom Glavine, L</b> OBP: 0.220, SLG: 0.158 <b>Mark Wohlers, R</b> (8, 1)							G3		1B 1B	2	0	0	0	0	0	1							
<b>Otis Nixon, S</b> OBP: 0.328, SLG: 0.261 <b>Mike Stanton, L</b> (9, PH)							1-2		1B	1	0	0	0	0	1	0							
<b>Damon Berryhill, S</b> OBP: 0.307, SLG: 0.466 (9, PH)							1-2		1B	1	0	1	1	0	0	0							
<b>Inning Stats</b>	R: 0 E: 0 K: 1 S: 9	H: 0 LOB: 0 BB: 0 P: 14	R: 0 E: 0 K: 0 S: 4	H: 1 LOB: 0 BB: 0 P: 8	R: 0 E: 0 K: 1 S: 8	H: 0 LOB: 0 BB: 0 P: 12	R: 3 E: 0 K: 1 S: 13	H: 2 LOB: 1 BB: 1 P: 24	R: 0 E: 0 K: 0 S: 6	H: 0 LOB: 0 BB: 1 P: 13	R: 0 E: 0 K: 0 S: 5	H: 0 LOB: 0 BB: 0 P: 10	R: 0 E: 0 K: 1 S: 9	H: 1 LOB: 2 BB: 0 P: 12	R: 2 E: 0 K: 1 S: 12	H: 1 LOB: 1 BB: 1 P: 20		R: 1 E: 0 K: 1 S: 14	H: 3 LOB: 2 BB: 0 P: 16	1B: 6 2B: 1 3B: 0 HR: 2	SF: 0 SAC: 0 DP: 1 HBP: 0	WP: 0 PB: 0 SB: 1 CS: 0	PA: 36
<b>PITCHER</b>	IP WLS BF H R ER SO BB IBB HBP BLK WP HR S P ERA WHIP																						
<b>Mark Portugal, R</b> ERA: 3.48	(1, 1)	6.0	22	3	3	3	3	2	0	0	0	0	0	0	9	12		0.00	1.000				
<b>Brian Williams, R</b> ERA: 4.46	(8, 1)	1.0	5	1	2	2	1	1	0	0	0	0	0	1	12	20		18.00	2.000				
<b>Doug Jones, R</b> ERA: 5.24	(9, 1)	0.2	L	5	3	1	1	1	0	0	0	0	0	0	14	16	13.50	4.500					

AB	33
R	6
H	8
RBI	6
BB	3
SO	6
LOB	6





Batter	1	2	3	4	5	6	7	8	9	AB	R	H	RBI	BB	SO	LOB	TOP					
<b>Craig Biggio, R</b> OBP: 0.349, SLG: 0.470 (1, 4)	L7		P4		G6-3		F8			4	0	0	0	0	0	1	<b>Houston Astros @ Atlanta Braves</b> Atlanta-Fulton County Stadium, Atlanta, GA Sun Jun 27 1993, 3:33 AM EDT Att. 48,796 - Cloudy					
<b>Steve Finley, L</b> OBP: 0.292, SLG: 0.307 (1, 8)	G4-3		G4-3 1B		K		P2			4	0	1	0	0	1	0						
<b>Luis Gonzalez, L</b> OBP: 0.340, SLG: 0.424 (1, 7)			G4-6-3 1-2					G1-3		3	1	1	0	1	0	2						
<b>Ken Caminiti, S</b> OBP: 0.294, SLG: 0.421 <b>5 Jeff Bagwell, R</b> OBP: 0.394, SLG: 0.533 (6, PR) (6, 3)	K			G3-1		IBB 2-1 1B		G5-3		3	0	1	1	0	1	1						
<b>Eric Anthony, L</b> OBP: 0.336, SLG: 0.392 (1, 9)		E5 G3-1 1B		E5 1B SF7		IBB 1-2 1B		G3-1		4	2	1	0	0	0	0						
<b>Chris Donnels, L</b> OBP: 0.285, SLG: 0.293 (6, 5)	G3-1			1B		P6			K	4	0	1	0	0	1	3						
<b>Andujar Cedeno, R</b> <b>Xavier Hernandez, L</b> (9, 1)			G1-6-3 1B	SF7		P3			G3-1	3	0	1	2	0	0	2						
<b>Eddie Taubensee, L</b> OBP: 0.308, SLG: 0.359 (1, 2)		G1-6-3 1-2		G1-3		IBB 1-2 2-3			G4-3	3	0	0	0	1	0	2						
<b>Darryl Kile, R</b> <b>Jose Uribe, S</b> OBP: 0.333, SLG: 0.217 (9, 6)				1B BB		G3-1	2-1	F8		2	0	0	0	1	0	0						
<b>Inning Stats</b>	R: 0 E: 0 K: 1 S: 12	H: 0 LOB: 1 BB: 1 P: 21	R: 1 E: 1 K: 0 S: 6	H: 1 LOB: 0 BB: 0 P: 8	R: 0 E: 0 K: 0 S: 8	H: 1 LOB: 1 BB: 0 P: 15	R: 1 E: 1 K: 0 S: 10	H: 1 LOB: 1 BB: 0 P: 15	R: 0 E: 0 K: 1 S: 7	H: 0 LOB: 0 BB: 0 P: 9	R: 1 E: 0 K: 0 S: 15	H: 3 LOB: 3 BB: 1 P: 26	R: 0 E: 0 K: 0 S: 7	H: 0 LOB: 0 BB: 0 P: 10	R: 0 E: 0 K: 1 S: 5	H: 0 LOB: 0 BB: 0 P: 7		R: 0 E: 0 K: 1 S: 10	H: 0 LOB: 0 BB: 0 P: 13	1B: 5 2B: 1 3B: 0 HR: 0	SF: 1 SAC: 0 DP: 2 HBP: 0	WP: 0 PB: 0 SB: 1 CS: 0
<b>PITCHER</b>	IP	WLS	BF	H	R	ER	SO	BB	IBB	HBP	BLK	WP	HR	S	P	ERA	WHIP					
<b>Greg Maddux, R</b> ERA: 2.71 <b>Greg McMichael, R</b> ERA: 2.9	(1, 1) (8, 1)	7.0 6	30 0	6 0	3 0	1 0	2 1	2 0	1 0	0 0	0 0	0 0	0 0	65 15	104 20	1.29 0.00	1.143 0.000					

AB	31
R	3
H	6
RBI	3
BB	3
SO	3
LOB	11



Batter	1	2	3	4	5	6	7	8	9	AB	R	H	RBI	BB	SO	LOB	BOTTOM					
<b>Otis Nixon, S</b> OBP: 0.333, SLG: 0.270 (1, 8)	E 1B		S 1B		1B		K		G1-3	5	0	3	0	0	1	2	<b>Houston Astros @ Atlanta Braves</b> Atlanta-Fulton County Stadium, Atlanta, GA Sun Jun 27 1993, 3:33 AM EDT Att. 48,796 - Cloudy					
<b>Jeff Blauser, R</b> OBP: 0.424, SLG: 0.442 (1, 6)	L9		F8		P7			K		4	0	0	0	0	1	3						
<b>Terry Pendleton, S</b> OBP: 0.291, SLG: 0.358 (1, 5)	FC3		P4		P3			BB		3	0	0	0	1	0	3						
<b>David Justice, L</b> OBP: 0.308, SLG: 0.432 (1, 9)	P8		BB		BB			P5		2	0	0	0	2	0	3						
<b>Ron Gant, R</b> OBP: 0.333, SLG: 0.513 (1, 7)	K		K		K			K		4	0	0	0	0	4	6						
<b>Sid Bream, L</b> OBP: 0.320, SLG: 0.399 (1, 3)		G3 1B		L7		F8			G6-3	4	0	1	0	0	0	1						
<b>Damon Berryhill, S</b> OBP: 0.298, SLG: 0.451 (1, 2)	P6		F7		F9			K		4	0	0	0	0	1	2						
<b>Mark Lemke, S</b> OBP: 0.353, SLG: 0.394 (1, 4)	G3		F8		F8		G6-3		1B BB	3	0	0	0	1	0	1						
<b>Greg Maddux, R</b> OBP: 0.233, SLG: 0.238 <b>Deion Sanders, L</b> OBP: 0.257, SLG: 0.338 <b>Greg McMichael, R</b> <b>Francisco Cabrera, R</b> OBP: 0.367, SLG: 0.500 <b>Rafael Belliard, R</b> OBP: 0.294, SLG: 0.233 (7, PH) (8, 1) (9, PH) (9, PR)	K			G4-3		F8			1-2 1B	2	0	0	0	0	1	1						
<b>Inning Stats</b>	R: 0 E: 1 K: 1 S: 9	H: 1 LOB: 2 BB: 0 P: 15	R: 0 E: 0 K: 1 S: 12	H: 1 LOB: 1 BB: 0 P: 19	R: 0 E: 0 K: 0 S: 11	H: 1 LOB: 2 BB: 1 P: 20	R: 0 E: 0 K: 0 S: 9	H: 0 LOB: 0 BB: 0 P: 15	R: 0 E: 0 K: 1 S: 6	H: 0 LOB: 1 BB: 1 P: 9	R: 0 E: 0 K: 1 S: 9	H: 0 LOB: 1 BB: 1 P: 14	R: 0 E: 0 K: 1 S: 6	H: 0 LOB: 0 BB: 0 P: 12	R: 0 E: 0 K: 2 S: 12	H: 0 LOB: 1 BB: 1 P: 19		R: 0 E: 0 K: 1 S: 11	H: 1 LOB: 2 BB: 1 P: 19	1B: 5 2B: 0 3B: 0 HR: 0	SF: 0 SAC: 0 DP: 0 HBP: 0	WP: 0 PB: 0 SB: 1 CS: 0
<b>PITCHER</b>	IP	WLS	BF	H	R	ER	SO	BB	IBB	HBP	BLK	WP	HR	S	P	ERA	WHIP					
<b>Darryl Kile, R</b> ERA: 2.27 <b>Xavier Hernandez, R</b> ERA: 3.45	(1, 1) (9, 1)	8.2 1	36 1	5 0	0 0	0 0	0 0	4 0	0 0	0 0	0 0	0 0	0 1	84 2	140	0.00 0.000	1.038 0.000					





Batter	1	2	3	4	5	6	7	8	9	AB	R	H	RBI	BB	SO	LOB	TOP					
Eric Young Sr. R OBP: 0.338, SLG: 0.327 (1, 4)	K			PB 2B 1B	B1-3		F8			4	1	1	0	0	1	2						
Daryl Boston L OBP: 0.327, SLG: 0.386 (1, 8)	P5			F8 1-H 2B			G6-4-3			4	1	2	1	0	0	1						
Dante Bichette R OBP: 0.353, SLG: 0.490 (1, 9)	K			K			2B BB			3	1	0	0	1	3	1						
Andres Galarraga R OBP: 0.441, SLG: 0.658 (1, 3)		K		F8			G6-3 E 2B			4	1	1	2	0	2	1						
Charlie Hayes R OBP: 0.364, SLG: 0.513 (1, 5)		F7					G6-3			3	0	0	0	1	1	1						
Jerald Clark R OBP: 0.350, SLG: 0.439 (1, 7)		F8			BB		E7 1B			4	0	1	1	0	1	2						
Vinny Castilla R OBP: 0.339, SLG: 0.500 (1, 6)				K			P3 1B			4	0	1	0	0	2	1						
Danny Sheaffer R OBP: 0.253, SLG: 0.361 (1, 2)				G6-3			F8 G5-3			4	0	0	0	0	0	2						
Bruce Ruffin S (1, 1)				K			K			1	0	0	0	0	1	0						
Jim Tatum R OBP: 0.226, SLG: 0.283 (5, PH)				K			K			1	0	0	0	0	1	1						
Steve Reed R (5, PH)										0	0	0	0	0	0	0						
Alex Cole L OBP: 0.339, SLG: 0.320 (7, PH)										1	0	1	0	0	0	0						
Jeff Parrett R OBP: 0.250, SLG: 0.250 (7, 1)										0	0	0	0	0	0	0						
<b>Inning Stats</b>	R: 0 E: 0 K: 2 S: 7	H: 0 LOB: 0 BB: 0 P: 10	R: 0 E: 0 K: 1 S: 6	H: 0 LOB: 0 BB: 0 P: 9	R: 0 E: 0 K: 2 S: 9	H: 0 LOB: 0 BB: 0 P: 15	R: 1 E: 0 K: 2 S: 10	H: 2 LOB: 2 BB: 1 P: 17	R: 0 E: 0 K: 1 S: 8	H: 1 LOB: 1 BB: 0 P: 12	R: 3 E: 1 K: 0 S: 12	H: 3 LOB: 1 BB: 1 P: 21	R: 0 E: 0 K: 0 S: 5	H: 1 LOB: 0 BB: 0 P: 8	R: 0 E: 0 K: 3 S: 10	H: 0 LOB: 0 BB: 0 P: 12	R: 0 E: 0 K: 1 S: 7	H: 0 LOB: 0 BB: 0 P: 9	1B: 4 2B: 3 3B: 0 HR: 0	SF: 0 SAC: 0 DP: 1 HBP: 0	WP: 0 PB: 1 SB: 0 CS: 0	PA: 35
<b>PITCHER</b>	IP WLS BF H R ER SO BB IBB HBP BLK WP HR S P ERA WHIP																					
29 John Smoltz R ERA: 3.25 (1, 1)	6.0 W 26 6 4 4 8 2 0 0 0 0 0 0 52 84 6.00 1.333																					
Greg McMichael R ERA: 2.75 (7, 1)	2.0 6 1 0 0 3 0 0 0 0 0 0 0 15 20 0.00 0.500																					
Mike Stanton L ERA: 3.21 (9, 1)	1.0 S 3 0 0 0 1 0 0 0 0 0 0 0 7 9 0.00 0.000																					

Colorado Rockies @ Atlanta Braves  
Atlanta-Fulton County Stadium, Atlanta, GA  
Tue Jun 29 1993, 7:05 PM EDT  
Att: 48,974 - Unknown - 82 F

AB 33  
R 4  
H 7  
RBI 4  
BB 2  
SO 12  
LOB 12



Batter	1	2	3	4	5	6	7	8	9	AB	R	H	RBI	BB	SO	LOB	BOTTOM			
Otis Nixon S OBP: 0.333, SLG: 0.271 (1, 8)	G1-3			SH2-4 1B			G4-3			3	1	1	0	0	0	1				
Jeff Blausen R OBP: 0.428, SLG: 0.444 (1, 6)	G3-6-3 BB			1B 2B 1B			SF7 BB			1	1	1	1	2	0	0				
Terry Pendleton S OBP: 0.290, SLG: 0.356 (1, 5)	G3-6-3 1-2			2B 1B 1B			L5 F9			4	1	1	1	0	0	3				
Ron Gant R OBP: 0.335, SLG: 0.514 (1, 7)		G5-3		1B 2B			G3-6-3 BB			3	0	1	1	1	0	1				
David Justice L OBP: 0.311, SLG: 0.444 (1, 9)				HR			G3-6-3			4	1	2	2	0	1	2				
Brian Hunter R OBP: 0.145, SLG: 0.196 (1, 3)		K		K			L7			4	0	0	0	0	3	2				
Greg Olson R OBP: 0.295, SLG: 0.275 (1, 2)		G5-3					E6 1B 29 1B			4	1	0	0	0	0	0				
Mark Lemke S OBP: 0.355, SLG: 0.400 (1, 4)				G5-3			G5-3 SH2-4 SF7 1B			4	1	2	0	0	0	0				
29 John Smoltz R OBP: 0.250, SLG: 0.212 (1, 1)				K			SH2-4 1B			2	0	1	1	0	1	0				
Deion Sanders L OBP: 0.252, SLG: 0.350 (6, PH)										1	0	1	0	0	0	0				
Greg McMichael R (7, 1)										0	0	0	0	0	0	0				
Francisco Cabrera R OBP: 0.361, SLG: 0.491 (8, PH)										1	0	0	0	0	1	1				
Mike Stanton L (9, 1)										0	0	0	0	0	0	0				
<b>Inning Stats</b>	R: 0 E: 0 K: 0 S: 4	H: 0 LOB: 1 BB: 1 P: 10	R: 1 E: 0 K: 1 S: 8	H: 1 LOB: 0 BB: 0 P: 13	R: 3 E: 0 K: 2 S: 16	H: 5 LOB: 2 BB: 0 P: 27	R: 2 E: 1 K: 0 S: 11	H: 2 LOB: 1 BB: 0 P: 20	R: 0 E: 0 K: 0 S: 7	H: 0 LOB: 0 BB: 1 P: 12	R: 0 E: 0 K: 0 S: 9	H: 1 LOB: 1 BB: 0 P: 18	R: 0 E: 0 K: 1 S: 13	H: 0 LOB: 1 BB: 1 P: 20	R: 0 E: 0 K: 2 S: 12	H: 1 LOB: 1 BB: 0 P: 15	1B: 6 2B: 3 3B: 0 HR: 1	SF: 1 SAC: 1 DP: 2 HBP: 0	WP: 0 PB: 0 SB: 0 CS: 0	PA: 36
<b>PITCHER</b>	IP WLS BF H R ER SO BB IBB HBP BLK WP HR S P ERA WHIP																			
Bruce Ruffin L ERA: 5.48 (5, 1)	4.0 L 21 8 6 4 3 1 0 0 0 0 0 0 16 30 9.00 2.250																			
Steve Reed R ERA: 6.0 (7, 1)	2.0 7 1 0 0 3 1 0 0 0 0 0 0 25 35 0.00 1.000																			
Jeff Parrett R ERA: 5.27 (7, 1)	2.0 8 1 0 0 3 1 0 0 0 0 0 0 25 35 0.00 1.000																			

Colorado Rockies @ Atlanta Braves  
Atlanta-Fulton County Stadium, Atlanta, GA  
Tue Jun 29 1993, 7:05 PM EDT  
Att: 48,974 - Unknown - 82 F

AB 31  
R 6  
H 10  
RBI 6  
BB 3  
SO 6  
LOB 10





Batter	1	2	3	4	5	6	7	8	9	AB	R	H	RBI	BB	SO	LOB	TOP					
Eric Young Sr. R OBP: 0.340, SLG: 0.333	F7			1B		G1-3		SH1-3 1B		4	1	2	0	0	0	0						
Freddie Benavides R OBP: 0.250, SLG: 0.295	E5			CS 1B			G4-3	SH1-3		3	0	1	1	0	0	0						
Dante Bichette R OBP: 0.352, SLG: 0.498	F8			G4-3			HR	K		4	1	1	1	0	1	4						
Andres Galarraga R OBP: 0.434, SLG: 0.647		P3					G4-3		K	4	0	0	0	0	2	0						
Charlie Hayes R OBP: 0.366, SLG: 0.511	F7				L7			E S BB		3	0	1	0	1	0	0						
Jerald Clark R OBP: 0.349, SLG: 0.440			K2-3		G1-3		1B	L3		4	0	1	0	0	1	1						
Chris Jones R OBP: 0.306, SLG: 0.533				K		G5-3		L8		4	0	0	0	0	2	3						
Jayhawk Owens R OBP: 0.394, SLG: 0.500				K			F9			3	0	0	0	0	2	0						
Willie Blair R OBP: 0.111, SLG: 0.167										2	0	0	0	0	1	0						
Alex Cole L OBP: 0.342, SLG: 0.320			G6-3					1B BB		0	0	0	0	1	0	0						
Keith Shepherd R OBP: 0.342, SLG: 0.320										0	0	0	0	0	0	0						
Keith Shepherd R OBP: 0.342, SLG: 0.320										0	0	0	0	0	0	0						
<b>Inning Stats</b>	R: 0 E: 1 K: 0 S: 7	H: 0 LOB: 0 BB: 0 P: 12	R: 0 E: 0 K: 1 S: 10	H: 0 LOB: 0 BB: 0 P: 14	R: 0 E: 0 K: 2 S: 7	H: 0 LOB: 0 BB: 0 P: 8	R: 1 E: 0 K: 1 S: 11	H: 2 LOB: 0 BB: 0 P: 15	R: 0 E: 0 K: 0 S: 7	H: 0 LOB: 0 BB: 0 P: 10	R: 0 E: 0 K: 1 S: 10	H: 0 LOB: 0 BB: 0 P: 12	R: 1 E: 0 K: 1 S: 13	H: 3 LOB: 2 BB: 0 P: 17	R: 0 E: 0 K: 2 S: 12	H: 1 LOB: 2 BB: 1 P: 22	R: 0 E: 0 K: 1 S: 10	H: 0 LOB: 1 BB: 1 P: 18	1B: 3 2B: 2 HR: 1	SF: 0 SAC: 1 DP: 0 HBP: 0	WP: 0 PB: 0 SB: 1 CS: 1	PA: 34
<b>PITCHER</b>	IP	WLS	BF	H	R	ER	SO	BB	IBB	HBP	BLK	WP	HR	S	P	ERA	WHIP					
Steve Avery L ERA: 2.78	7.0		25	5	2	2	6	0	0	0	0	0	1	65	88	2.57	0.714					
Mark Wohlers R ERA: 3.72	2.0	W	9	1	0	0	3	2	0	0	0	0	0	22	40	0.00	1.500					

Colorado Rockies @ Atlanta Braves  
Atlanta-Fulton County Stadium, Atlanta, GA  
Wed Jun 30 1993, 7:05 PM EDT  
Att: 48,791 - Unknown - 90 F

livebaseballscores.com

AB 31  
R 2  
H 6  
RBI 2  
BB 2  
SO 9  
LOB 8



Batter	1	2	3	4	5	6	7	8	9	AB	R	H	RBI	BB	SO	LOB	BOTTOM					
Deion Sanders L OBP: 0.268, SLG: 0.361	G3-1		F8				CS 1B			4	0	2	0	0	0	2						
Jeff Blauser R OBP: 0.423, SLG: 0.438	G6-3		FC6-4		F7			F8		4	0	0	1	0	0	2						
Terry Pendleton S OBP: 0.287, SLG: 0.352	F8		FC4-6					P5		4	0	0	0	0	0	1						
David Justice L OBP: 0.307, SLG: 0.438		E6		P9		G6-3		G4-3		4	0	0	0	0	0	0						
Ron Gant R OBP: 0.341, SLG: 0.532		F7		HR				SH1-3 SF8 2B		4	2	3	1	0	0	1						
Sid Bream L OBP: 0.321, SLG: 0.398		P2		FC6 1B		F7		SH1-3		3	0	1	0	0	0	2						
Greg Olson R OBP: 0.289, SLG: 0.270		F7		F8			G1-3	SF8		3	0	0	1	0	0	2						
Mark Lemke S OBP: 0.351, SLG: 0.395			E3	FC6		G3				3	1	0	0	0	0	1						
Steve Avery L OBP: 0.179, SLG: 0.184			FC3			G4-3				3	0	1	0	0	0	1						
Mark Wohlers R ERA: 4.11								2B 1B		0	0	0	0	0	0	0						
<b>Inning Stats</b>	R: 0 E: 0 K: 0 S: 5	H: 0 LOB: 0 BB: 0 P: 7	R: 0 E: 1 K: 0 S: 7	H: 0 LOB: 1 BB: 0 P: 11	R: 1 E: 2 K: 0 S: 12	H: 0 LOB: 1 BB: 0 P: 17	R: 1 E: 0 K: 0 S: 12	H: 2 LOB: 1 BB: 0 P: 15	R: 0 E: 0 K: 0 S: 4	H: 1 LOB: 0 BB: 0 P: 6	R: 0 E: 0 K: 0 S: 7	H: 1 LOB: 1 BB: 0 P: 11	R: 0 E: 0 K: 0 S: 9	H: 2 LOB: 2 BB: 0 P: 13	R: 0 E: 0 K: 0 S: 5	H: 0 LOB: 0 BB: 0 P: 7	R: 1 E: 0 K: 0 S: 6	H: 1 LOB: 0 BB: 0 P: 8	1B: 4 2B: 2 HR: 1	SF: 1 SAC: 1 DP: 0 HBP: 0	WP: 0 PB: 0 SB: 0 CS: 1	PA: 34
<b>PITCHER</b>	IP	WLS	BF	H	R	ER	SO	BB	IBB	HBP	BLK	WP	HR	S	P	ERA	WHIP					
Willie Blair R ERA: 5.03	7.0		28	6	2	1	0	0	0	0	0	0	0	56	80	1.29	0.857					
Keith Shepherd R ERA: 4.11	1.2	L	6	1	1	1	0	0	0	0	0	0	0	11	15	5.40	0.600					

Colorado Rockies @ Atlanta Braves  
Atlanta-Fulton County Stadium, Atlanta, GA  
Wed Jun 30 1993, 7:05 PM EDT  
Att: 48,791 - Unknown - 90 F

livebaseballscores.com

AB 32  
R 3  
H 7  
RBI 3  
BB 0  
SO 0  
LOB 12









Batter	1	2	3	4	5	6	7	8	9	AB	R	H	RBI	BB	SO	LOB	TOP				
Walt Weiss, S (1, 6) OBP: 0.372, SLG: 0.335	K		L4				L3			3	0	0	0	1	1	1	<b>Florida Marlins @ Atlanta Braves</b> Atlanta-Fulton County Stadium, Atlanta, GA Fri Jul 02 1993, 7:05 PM EDT Att: 49,158 - Unknown - 93 F <a href="http://livebaseballscorecards.com">livebaseballscorecards.com</a>				
Rick Renteria, R (1, 4) Alex Arias, R (4, FR) OBP: 0.373, SLG: 0.430 OBP: 0.356, SLG: 0.343	G6-3			E HBP	G5-3			P7		1	0	0	0	0	0	0					
Gary Sheffield, R (1, 5) OBP: 0.353, SLG: 0.477	K			E6				S		3	1	2	0	1	1	0					
Orestes Destrade, S (1, 3) OBP: 0.320, SLG: 0.401		G6-3		G3	F8					3	0	0	0	1	0	3					
Jeff Conine, R (1, 7) OBP: 0.382, SLG: 0.410	K			G3-6			G6-3			4	0	2	0	0	1	2					
Darrell Whitmore, L (1, 9) OBP: 0.172, SLG: 0.276	K			G3-6			G6-3			4	0	0	0	0	2	4					
Benito Santiago, R (1, 2) OBP: 0.305, SLG: 0.380			G4-3				P4			4	1	1	0	0	0	0					
Henry Cotto, R (1, 8) Carl Everett, S (8, 8) OBP: 0.222, SLG: 0.281			K		G5-3			E6		3	1	2	1	0	1	0					
Chris Hammond, L (1, 1) Matt Turner, R (8, 1) Bryan Harvey, R (8, 1) Greg Briley, L (8, 9) OBP: 0.273, SLG: 0.341					G5-3		K	G6-4-3		1	0	0	0	0	0	0					
								G6-4-3		3	0	1	0	0	1	2					
<b>Inning Stats</b>	R: 0 E: 0 K: 2 S: 8	H: 0 LOB: 0 BB: 0 P: 14	R: 0 E: 0 K: 2 S: 9	H: 0 LOB: 0 BB: 0 P: 13	R: 0 E: 0 K: 1 S: 9	H: 1 LOB: 1 BB: 0 P: 13	R: 2 E: 1 K: 0 S: 8	H: 2 LOB: 1 BB: 0 P: 11	R: 2 E: 0 K: 0 S: 12	H: 2 LOB: 2 BB: 2 P: 24	R: 0 E: 0 K: 1 S: 5	H: 1 LOB: 0 BB: 0 P: 7	R: 0 E: 0 K: 1 S: 10	H: 1 LOB: 2 BB: 1 P: 18	R: 0 E: 1 K: 0 S: 7	H: 0 LOB: 0 BB: 0 P: 11	1B: 5 2B: 3 3B: 0 HR: 0	SF: 0 SAC: 0 DP: 3 HBP: 1	WP: 0 PB: 0 SB: 1 CS: 1	PA: 36	
<b>PITCHER</b>	IP	WLS	BF	H	R	ER	SO	BB	IBB	HBP	BLK	WP	HR	S	P	ERA	WHIP				
Greg Maddux, R (1, 1) ERA: 2.88	5.0	L	22	5	4	4	5	1	1	1	0	0	0	46	75	7.20	1.200				
Steve Bedrosian, R (8, 1) ERA: 1.99	2.0		6	2	0	0	1	0	0	0	0	0	0	10	14	0.00	1.000				
Jay Howell, R (8, 1) ERA: 2.39	1.0		5	1	0	0	1	0	1	0	0	0	0	10	18	0.00	1.000				
Kent Mercker, L (9, 1) ERA: 3.13	1.0		3	0	0	0	0	0	0	0	0	0	0	7	11	0.00	0.000				

Batter	1	2	3	4	5	6	7	8	9	AB	R	H	RBI	BB	SO	LOB	BOTTOM					
Otis Nixon, S (1, 8) OBP: 0.332, SLG: 0.275	G6-3		K							4	0	1	0	0	1	1	<b>Florida Marlins @ Atlanta Braves</b> Atlanta-Fulton County Stadium, Atlanta, GA Fri Jul 02 1993, 7:05 PM EDT Att: 49,158 - Unknown - 93 F <a href="http://livebaseballscorecards.com">livebaseballscorecards.com</a>					
Jeff Blauser, R (1, 6) OBP: 0.422, SLG: 0.434	G5-3			F8			F9			4	0	0	0	0	1	1						
Terry Pendleton, S (1, 5) OBP: 0.286, SLG: 0.349	G4-3			F9			G6-3			4	0	0	0	0	1	0						
Ron Gant, R (1, 7) OBP: 0.335, SLG: 0.521				F8			P3			4	0	0	0	0	0	0						
David Justice, L (1, 9) OBP: 0.306, SLG: 0.433	G3						F9			4	1	1	0	0	0	0						
Brian Hunter, R (1, 3) OBP: 0.138, SLG: 0.185	F7						K			3	0	0	0	0	1	1						
Damon Berryhill, S (1, 2) OBP: 0.306, SLG: 0.452			G6-3							2	0	1	0	1	0	0						
Mark Lemke, S (1, 4) OBP: 0.350, SLG: 0.390										2	0	1	1	1	0	1						
Greg Maddux, R (1, 1) Francisco Cabrera, R (5, PH) Steve Bedrosian, R (8, 1) Jay Howell, R (8, 1) Bill Pacotta, R (8, PH) Kent Mercker, L (9, 1) OBP: 0.233, SLG: 0.295 OBP: 0.305, SLG: 0.482 OBP: 0.356, SLG: 0.343 OBP: 0.353, SLG: 0.477 OBP: 0.313, SLG: 0.390			SH1-3							0	0	0	0	0	0	0						
										1	0	0	0	0	0	2						
<b>Inning Stats</b>	R: 0 E: 0 K: 0 S: 7	H: 0 LOB: 0 BB: 0 P: 12	R: 0 E: 0 K: 0 S: 7	H: 0 LOB: 0 BB: 0 P: 10	R: 0 E: 0 K: 1 S: 8	H: 0 LOB: 1 BB: 1 P: 13	R: 0 E: 0 K: 0 S: 6	H: 0 LOB: 0 BB: 0 P: 11	R: 1 E: 0 K: 0 S: 9	H: 2 LOB: 1 BB: 1 P: 17	R: 0 E: 0 K: 1 S: 7	H: 0 LOB: 0 BB: 0 P: 11	R: 0 E: 0 K: 1 S: 7	H: 0 LOB: 0 BB: 0 P: 9	R: 1 E: 1 K: 1 S: 12	H: 2 LOB: 1 BB: 1 P: 22	R: 0 E: 0 K: 1 S: 11	H: 0 LOB: 0 BB: 0 P: 18	1B: 3 2B: 1 3B: 0 HR: 0	SF: 0 SAC: 1 DP: 2 HBP: 0	WP: 1 PB: 0 SB: 0 CS: 0	PA: 32
<b>PITCHER</b>	IP	WLS	BF	H	R	ER	SO	BB	IBB	HBP	BLK	WP	HR	S	P	ERA	WHIP					
Chris Hammond, L (1, 1) ERA: 3.71	7.2	W	27	3	2	1	2	3	0	0	0	0	0	57	97	1.17	0.783					
Matt Turner, R (8, 1) ERA: 1.66	0.0		1	1	0	0	0	0	0	0	0	0	0	2	2	∞	∞					
Bryan Harvey, R (8, 1) ERA: 1.5	1.1	S	4	0	0	0	2	0	0	0	0	0	0	15	24	0.00	0.000					



Batter	1	2	3	4	5	6	7	8	9	AB	R	H	RBI	BB	SO	LOB	TOP					
Walt Weiss, S OBP: 0.370, SLG: 0.333	G4-3	F9			G5-4-3 1B		G5-4-3 1-2			4	0	1	0	0	0	2	<b>Florida Marlins @ Atlanta Braves</b> Atlanta-Fulton County Stadium, Atlanta, GA Sat Jul 03 1993, 7:05 PM EDT Att: 48,920 - Unknown - 92 F <a href="http://livebaseballscorecards.com">livebaseballscorecards.com</a>					
Alex Arias, R OBP: 0.359, SLG: 0.349	G4-3		F9 2B		G5-4-3 1-2		FC6-4 BB			3	1	1	0	1	0	1						
Gary Sheffield, R OBP: 0.354, SLG: 0.486 Gus Polidor, R (7.5)	HR		F9 2-3		BB		FC6-4 1-2			3	1	1	1	1	0	2						
Orestes Destrade, S OBP: 0.319, SLG: 0.397	1B BB		K		F7			G4-3		3	0	0	0	1	1	2						
Jeff Conine, R OBP: 0.384, SLG: 0.415 Cris Carpenter, R (8.1)	FC5-4 1-2 1B					F8		P6		4	0	2	1	0	0	0						
Benito Santiago, R OBP: 0.301, SLG: 0.374	FC5-4 1-2		F9		G6-3			K		4	0	0	0	0	1	3						
Greg Briley, L OBP: 0.293, SLG: 0.385					K					4	0	3	0	0	1	0						
Henry Cotto, R OBP: 0.217, SLG: 0.274 Rich Rodriguez, L (6.1)		K			G3-1					3	0	0	0	0	1	2						
Darrell Whitmore, L OBP: 0.167, SLG: 0.257					L4			G4-6-3 1-2		1	0	0	0	0	0	1						
Luis Aquino, R OBP: 0.091, SLG: 0.091 Jim Corsi, R (6.1) Carl Everett, S (6.8)		F8			F8			K G5-4-3		2	0	0	0	0	0	1						
										2	0	0	0	0	0	0						
										2	0	0	0	0	1	0						
<b>Inning Stats</b>	R: 1 E: 0 K: 0 S: 5	H: 2 LOB: 2 BB: 1 P: 9	R: 0 E: 0 K: 1 S: 6	H: 1 LOB: 1 BB: 0 P: 6	R: 1 E: 0 K: 1 S: 7	H: 2 LOB: 1 BB: 0 P: 7	R: 0 E: 0 K: 1 S: 5	H: 0 LOB: 0 BB: 0 P: 5	R: 0 E: 0 K: 0 S: 3	H: 1 LOB: 1 BB: 1 P: 7	R: 0 E: 0 K: 0 S: 10	H: 1 LOB: 1 BB: 0 P: 14	R: 0 E: 0 K: 1 S: 6	H: 0 LOB: 1 BB: 1 P: 15	R: 0 E: 0 K: 1 S: 12	H: 0 LOB: 0 BB: 0 P: 15	R: 0 E: 0 K: 0 S: 4	H: 1 LOB: 0 BB: 0 P: 6	1B: 4 2B: 3 3B: 0 HR: 1	SF: 0 SAC: 0 DP: 3 HBP: 0	WP: 1 PB: 0 SB: 0 CS: 0	PA: 36
<b>PITCHER</b>	IP WLS BF H R ER SO BB IBB HBP BLK WP HR S P ERA WHIP																					
Pete Smith, R ERA: 4.44	6.0 W 26 7 2 2 3 2 0 0 0 0 1 1 36 48 3.00 1.500																					
Greg McMichael, R ERA: 2.7	1.0 4 0 0 0 1 1 0 0 0 0 1 0 6 15 0.00 1.000																					
Mark Wohlers, R ERA: 3.38	1.0 3 0 0 0 1 0 0 0 0 0 0 0 12 15 0.00 0.000																					
Jay Howell, R ERA: 2.3	1.0 3 1 0 0 0 0 0 0 0 0 0 0 4 6 0.00 1.000																					

Batter	1	2	3	4	5	6	7	8	9	AB	R	H	RBI	BB	SO	LOB	BOTTOM			
Deion Sanders, L OBP: 0.284, SLG: 0.405	FC6-5 2B		K			FC3-6 1B		F8 1B		5	2	4	1	0	1	0	<b>Florida Marlins @ Atlanta Braves</b> Atlanta-Fulton County Stadium, Atlanta, GA Sat Jul 03 1993, 7:05 PM EDT Att: 48,920 - Unknown - 92 F <a href="http://livebaseballscorecards.com">livebaseballscorecards.com</a>			
Jeff Blausar, R OBP: 0.453, SLG: 0.433 Greg McMichael, R (7.1)	K				F8			K		3	1	1	1	0	1	2				
Mark Wohlers, R (8.1)							1B HR			0	0	0	0	0	0	0				
Francisco Cabrera, R OBP: 0.349, SLG: 0.474 Jay Howell, R (9.1)			HBP			1B HR				1	0	0	0	1	2	0				
Terry Pendleton, S OBP: 0.287, SLG: 0.348	FC6-5 2B		G1-3			FC3-6 BB		F8		4	2	1	0	1	0	4				
David Justice, L OBP: 0.313, SLG: 0.451						FC3-6 BB		F8		4	2	3	4	1	0	2				
Ron Gant, R OBP: 0.336, SLG: 0.515						HR 1B		HR		3	1	0	0	2	0	2				
Sid Bream, L OBP: 0.324, SLG: 0.407 Brian Hunter, R OBP: 0.150, SLG: 0.196		P6			F9					3	0	0	0	0	5					
Damon Berryhill, S OBP: 0.304, SLG: 0.469		G1-3				FC3-6 BB		F8		2	0	1	0	0	2					
Mark Lemke, S OBP: 0.348, SLG: 0.391		K				HR				4	1	1	0	0	1	0				
Pete Smith, R OBP: 0.240, SLG: 0.261 Bill Pecota, R OBP: 0.303, SLG: 0.290 Rafael Belliard, R OBP: 0.314, SLG: 0.258			G6-3		K			F8 1B		2	0	0	0	0	1	0				
										1	1	1	0	0	0	0				
<b>Inning Stats</b>	R: 1 E: 0 K: 1 S: 7	H: 2 LOB: 1 BB: 0 P: 7	R: 0 E: 0 K: 1 S: 5	H: 0 LOB: 0 BB: 0 P: 5	R: 0 E: 0 K: 1 S: 5	H: 0 LOB: 1 BB: 0 P: 6	R: 3 E: 0 K: 1 S: 7	H: 2 LOB: 0 BB: 1 P: 11	R: 0 E: 0 K: 0 S: 12	H: 1 LOB: 3 BB: 2 P: 23	R: 5 E: 0 K: 0 S: 20	H: 5 LOB: 0 BB: 0 P: 30	R: 0 E: 0 K: 0 S: 7	H: 1 LOB: 0 BB: 0 P: 8	R: 2 E: 1 K: 1 S: 12	H: 2 LOB: 2 BB: 1 P: 24	1B: 7 2B: 3 3B: 1 HR: 2	SF: 0 SAC: 0 DP: 1 HBP: 1	WP: 0 PB: 0 SB: 1 CS: 0	PA: 42
<b>PITCHER</b>	IP WLS BF H R ER SO BB IBB HBP BLK WP HR S P ERA WHIP																			
Luis Aquino, R ERA: 3.28	5.0 L 24 5 4 4 4 0 0 0 0 0 0 0 16 23 54.00 6.000																			
Jim Corsi, R ERA: 5.85	0.2 6 4 4 4 0 0 0 0 0 0 0 0 16 23 54.00 6.000																			
Rich Rodriguez, L ERA: 3.82	1.1 5 2 1 1 0 0 0 0 0 0 1 11 15 6.75 1.500																			
Cris Carpenter, R ERA: 3.72	1.0 7 2 2 0 1 0 1 0 0 0 0 0 12 24 0.00 2.000																			













Batter	1	2	3	4	5	6	7	8	9	AB	R	H	RBI	BB	SO	LOB	TOP	
<b>Otis Nixon, S</b> <small>OBP: 0.332, SLG: 0.281</small> 										5	1	2	1	0	0	2		
<b>Jeff Blauer, R</b> <small>OBP: 0.421, SLG: 0.427</small> 										4	0	1	0	0	0	2		
<b>Terry Pendleton, S</b> <small>OBP: 0.293, SLG: 0.352</small> 										4	0	1	1	0	0	2		
<b>David Justice, L</b> <small>OBP: 0.321, SLG: 0.461</small> 										3	0	0	0	1	0	0		
<b>Ron Gant, R</b> <small>OBP: 0.336, SLG: 0.530</small> 										4	1	1	0	0	1	2		
<b>Sid Bream, L</b> <small>OBP: 0.320, SLG: 0.413</small> 										4	1	1	2	0	0	2		
<b>Damon Berryhill, S</b> <small>OBP: 0.301, SLG: 0.463</small> 										4	0	1	0	0	2	0		
<b>Mark Lemke, S</b> <small>OBP: 0.348, SLG: 0.402</small> <b>Steve Bedrosian, R</b> <small>OBP: 0.314, SLG: 0.303</small> 										3	0	0	0	0	0	1		
<b>Tom Glavine, L</b> <small>OBP: 0.222, SLG: 0.167</small> <b>Kent Mercker, L</b> <small>OBP: 0.240, SLG: 0.200</small> <b>Rafael Bellard, R</b> <small>OBP: 0.240, SLG: 0.200</small> <b>Francisco Cabrera, R</b> <small>OBP: 0.240, SLG: 0.200</small> <b>Deion Sanders, L</b> <small>OBP: 0.240, SLG: 0.200</small> <b>Greg McMichael, R</b> <small>OBP: 0.240, SLG: 0.200</small> <b>Brian Hunter, R</b> <small>OBP: 0.240, SLG: 0.200</small> <b>Mike Stanton, L</b> <small>OBP: 0.240, SLG: 0.200</small> 											1	0	1	0	0	0	0	
<b>Inning Stats</b> <small>R: 0 H: 0 E: 0 LOB: 0 K: 0 BB: 0 S: 6</small>	<small>R: 0 H: 0 E: 0 LOB: 0 K: 0 BB: 0 S: 6</small>	<small>R: 0 H: 1 E: 0 LOB: 1 K: 0 BB: 0 S: 6</small>	<small>R: 0 H: 1 E: 0 LOB: 1 K: 0 BB: 0 S: 6</small>	<small>R: 0 H: 0 E: 0 LOB: 0 K: 0 BB: 0 S: 8</small>	<small>R: 0 H: 1 E: 0 LOB: 1 K: 0 BB: 0 S: 8</small>	<small>R: 0 H: 2 E: 0 LOB: 1 K: 0 BB: 0 S: 9</small>	<small>R: 2 H: 2 E: 0 LOB: 2 K: 1 BB: 0 S: 12</small>	<small>R: 2 H: 3 E: 1 LOB: 2 K: 1 BB: 1 S: 16</small>	<small>R: 0 H: 1 E: 1 LOB: 1 K: 2 BB: 0 S: 11</small>	<small>1B: 6 SF: 0 2B: 3 SAC: 0 3B: 0 DP: 1 HR: 1 HBP: 0</small>	<small>WP: 0 PA: 37</small>							
<b>PITCHER</b> <b>Bob Tewksbury, R</b> <small>ERA: 3.83</small> <b>Omar Olivares, R</b> <small>ERA: 4.99</small> <b>Les Lancaster, R</b> <small>ERA: 2.98</small> <b>Lee Guetterman, L</b> <small>ERA: 3.86</small>	<small>IP: 6.0 WLS: 21 BF: 4 H: 0 R: 0 ER: 0 SO: 0 BB: 0 IBB: 0 HBP: 0 BLK: 0 WP: 0 HR: 0 S: 43 P: 61 ERA: 0.00 WHIP: 0.667</small>						<small>IP: 6.0 WLS: 7 BF: 4 H: 4 R: 4 ER: 4 SO: 1 BB: 0 IBB: 0 HBP: 0 BLK: 0 WP: 1 HR: 18 S: 31 P: 36.00 WHIP: 4.000</small>	<small>IP: 1.0 WLS: 5 BF: 1 H: 0 R: 0 ER: 0 SO: 1 BB: 0 IBB: 0 HBP: 0 BLK: 0 WP: 0 HR: 10 S: 17 P: 0.00 WHIP: 1.000</small>	<small>IP: 1.0 WLS: 4 BF: 1 H: 0 R: 0 ER: 0 SO: 2 BB: 0 IBB: 0 HBP: 0 BLK: 0 WP: 0 HR: 11 S: 16 P: 0.00 WHIP: 1.000</small>									

Atlanta Braves @ St. Louis Cardinals  
 Busch Stadium, St. Louis, MO  
 Tue Jul 06 1993, 7:05 PM CDT  
 Att: 30,410 - Unknown - 74 F

AB 36  
 R 4  
 H 10  
 RBI 4  
 BB 1  
 SO 4  
 LOB 12



Batter	1	2	3	4	5	6	7	8	9	AB	R	H	RBI	BB	SO	LOB	BOTTOM
<b>Luis Altea, S</b> <small>OBP: 0.382, SLG: 0.398</small> 										5	2	2	0	0	0	1	
<b>Ozzie Smith, S</b> <small>OBP: 0.322, SLG: 0.354</small> 										4	1	2	0	0	0	1	
<b>Gregg Jefferies, S</b> <small>OBP: 0.389, SLG: 0.523</small> 										4	2	3	3	1	0	1	
<b>Todd Zeile, R</b> <small>OBP: 0.326, SLG: 0.354</small> 										3	0	2	2	2	0	0	
<b>Bernard Gilkey, R</b> <small>OBP: 0.387, SLG: 0.494</small> 										4	0	1	0	0	2	6	
<b>Brian Jordan, R</b> <small>OBP: 0.294, SLG: 0.423</small> 										4	0	0	0	0	3	6	
<b>Rod Brewer, L</b> <small>OBP: 0.315, SLG: 0.317</small> 										3	0	1	0	1	1	0	
<b>Erik Pappas, R</b> <small>OBP: 0.413, SLG: 0.396</small> 										4	0	1	0	0	0	2	
<b>Bob Tewksbury, R</b> <small>OBP: 0.225, SLG: 0.164</small> <b>Tracy Woodson, R</b> <small>OBP: 0.240, SLG: 0.200</small> <b>Omar Olivares, R</b> <small>OBP: 0.240, SLG: 0.200</small> <b>Les Lancaster, R</b> <small>OBP: 0.240, SLG: 0.200</small> <b>Mark Whiten, S</b> <small>OBP: 0.240, SLG: 0.200</small> <b>Lee Guetterman, L</b> <small>OBP: 0.240, SLG: 0.200</small> 										2	0	0	0	0	1	1	
<b>Inning Stats</b> <small>R: 2 H: 3 E: 0 LOB: 1 K: 0 BB: 0 S: 10</small>	<small>R: 0 H: 1 E: 0 LOB: 0 K: 0 BB: 0 S: 6</small>	<small>R: 1 H: 2 E: 0 LOB: 1 K: 0 BB: 0 S: 11</small>	<small>R: 0 H: 0 E: 0 LOB: 1 K: 2 BB: 1 S: 11</small>	<small>R: 0 H: 0 E: 0 LOB: 1 K: 2 BB: 1 S: 11</small>	<small>R: 0 H: 1 E: 0 LOB: 3 K: 0 BB: 2 S: 13</small>	<small>R: 0 H: 1 E: 0 LOB: 1 K: 0 BB: 0 S: 8</small>	<small>R: 0 H: 1 E: 0 LOB: 2 K: 2 BB: 1 S: 11</small>	<small>R: 0 H: 0 E: 0 LOB: 1 K: 1 BB: 0 S: 9</small>	<small>R: 2 H: 3 E: 0 LOB: 1 K: 0 BB: 0 S: 5</small>	<small>1B: 8 SF: 0 2B: 3 SAC: 1 3B: 0 DP: 1 HR: 1 HBP: 0</small>	<small>WP: 0 PA: 40</small>						
<b>PITCHER</b> <b>Tom Glavine, L</b> <small>ERA: 2.85</small> <b>Kent Mercker, L</b> <small>ERA: 2.77</small> <b>Steve Bedrosian, R</b> <small>ERA: 1.71</small> <b>Greg McMichael, R</b> <small>ERA: 2.53</small> <b>Mike Stanton, L</b> <small>ERA: 3.56</small>	<small>IP: 3.0 WLS: 14 BF: 6 H: 3 R: 3 ER: 3 SO: 3 BB: 0 IBB: 0 HBP: 0 BLK: 0 WP: 0 HR: 0 S: 32 P: 45 ERA: 9.00 WHIP: 2.000</small>						<small>IP: 1.0 WLS: 5 BF: 1 H: 0 R: 0 ER: 0 SO: 1 BB: 0 IBB: 0 HBP: 0 BLK: 0 WP: 0 HR: 11 S: 19 P: 0.00 WHIP: 2.000</small>	<small>IP: 1.0 WLS: 3 BF: 0 H: 0 R: 0 ER: 0 SO: 1 BB: 0 IBB: 0 HBP: 0 BLK: 0 WP: 0 HR: 9 S: 15 P: 0.00 WHIP: 0.000</small>	<small>IP: 0.1 WLS: 4 BF: 3 H: 2 R: 2 ER: 2 SO: 0 BB: 0 IBB: 0 HBP: 0 BLK: 0 WP: 0 HR: 5 S: 8 P: 54.00 WHIP: 9.000</small>								

Atlanta Braves @ St. Louis Cardinals  
 Busch Stadium, St. Louis, MO  
 Tue Jul 06 1993, 7:05 PM CDT  
 Att: 30,410 - Unknown - 74 F

AB 35  
 R 5  
 H 12  
 RBI 5  
 BB 4  
 SO 7  
 LOB 19





Batter	1	2	3	4	5	6	7	8	9	AB	R	H	RBI	BB	SO	LOB	TOP					
Otis Nixon, S OBP: 0.327, SLG: 0.276 (1, 8)	L4		F9		F9		F9			4	0	0	0	0	0	1	<b>Atlanta Braves @ St. Louis Cardinals</b> Busch Stadium, St. Louis, MO Wed Jul 07 1993, 7:05 PM CDT Att: 32,320 - Unknown - 77 F <a href="http://livebaseballscorecards.com">livebaseballscorecards.com</a>					
Jeff Blausen, R OBP: 0.416, SLG: 0.421 (1, 6)	P6		F9		G6-3			K		4	0	0	0	0	1	0						
Terry Pendleton, S OBP: 0.292, SLG: 0.351 (1, 5)	1B		F9				F7	P6		4	0	1	0	0	0	0						
Ron Gant, R OBP: 0.338, SLG: 0.528 (1, 7)	1B			S 2B		G6-3		P6		3	1	1	0	1	0	0						
David Justice, L OBP: 0.320, SLG: 0.456 (1, 9)	G4-3			F9				G6-3		3	0	0	0	1	0	3						
Brian Hunter, R OBP: 0.184, SLG: 0.222 (9, PH) Sid Bream, L OBP: 0.319, SLG: 0.412	G1-3			WP 1H 2B			F7		K	3	0	1	1	0	0	1						
Damon Berryhill, S OBP: 0.300, SLG: 0.464 (1, 2)	2B			K				G5-3	K	4	0	1	0	0	2	1						
Mark Lemke, S OBP: 0.348, SLG: 0.401 (1, 4)	G6-3			F8						3	0	1	0	0	0	2						
Greg Maddux, R OBP: 0.217, SLG: 0.222 (1, 1)	K				G4-3			F8		3	0	0	0	0	1	2						
<b>Inning Stats</b>	R: 0 E: 0 K: 0 S: 10	H: 2 LOB: 2 BB: 0 P: 17	R: 0 E: 0 K: 1 S: 10	H: 1 LOB: 1 BB: 0 P: 15	R: 0 E: 0 K: 0 S: 6	H: 0 LOB: 0 BB: 0 P: 11	R: 1 E: 0 K: 1 S: 14	H: 1 LOB: 1 BB: 1 P: 23	R: 0 E: 0 K: 0 S: 5	H: 0 LOB: 0 BB: 0 P: 8	R: 0 E: 0 K: 0 S: 12	H: 0 LOB: 1 BB: 1 P: 19	R: 0 E: 0 K: 0 S: 7	H: 1 LOB: 1 BB: 0 P: 12	R: 0 E: 0 K: 2 S: 17	H: 0 LOB: 0 BB: 0 P: 23		R: 0 E: 0 K: 2 S: 9	H: 0 LOB: 0 BB: 0 P: 14	1B: 3 2B: 2 3B: 0 HR: 0	SF: 0 SAC: 0 DP: 0 HBP: 0	WP: 1 PB: 0 SB: 1 CS: 0
<b>PITCHER</b>	IP	WLS	BF	H	R	ER	SO	BB	IBB	HBP	BLK	WP	HR	S	P	ERA	WHIP					
Joe Magrane, L ERA: 3.61 (1, 1)	7.0	W	28	5	1	1	2	2	0	0	0	1	0	64	105	1.29	1.000					
Rob Murphy, L ERA: 3.09 (8, 1)	0.2		2	0	0	0	1	0	0	0	0	0	0	14	18	0.00	0.000					
Lee Smith, R ERA: 3.34 (8, 1)	1.1	S	4	0	0	0	2	0	0	0	0	0	0	12	19	0.00	0.000					

Batter	1	2	3	4	5	6	7	8	9	AB	R	H	RBI	BB	SO	LOB	BOTTOM				
Luis Altea, S OBP: 0.385, SLG: 0.401 (1, 4) José Oquendo, S OBP: 0.377, SLG: 0.255 (9, 4)	SH1-3 WP 1B		G1-3				L3-6			4	0	2	0	0	0	1	<b>Atlanta Braves @ St. Louis Cardinals</b> Busch Stadium, St. Louis, MO Wed Jul 07 1993, 7:05 PM CDT Att: 32,320 - Unknown - 77 F <a href="http://livebaseballscorecards.com">livebaseballscorecards.com</a>				
Ozzie Smith, S OBP: 0.322, SLG: 0.353 (1, 6)	SH1-3			E1 1B SF9 1B	F7			G5-3		3	1	1	0	0	0	2					
Gregg Jefferies, S OBP: 0.391, SLG: 0.521 (1, 3)	G6-3			1B S SF8 1B				P6		3	1	1	0	1	0	1					
Todd Zeile, R OBP: 0.325, SLG: 0.357 (1, 5)	K			SF9			F8	2B		3	1	1	1	0	1	2					
Bernard Gilkey, R OBP: 0.392, SLG: 0.502 (1, 7)		G6-3		CS 1B				2B		4	0	3	1	0	0	0					
Brian Jordan, R OBP: 0.281, SLG: 0.407 (1, 8)	K			SF8				2B		3	0	0	1	0	2	3					
Erik Pappas, R OBP: 0.403, SLG: 0.385 (1, 9) Rod Brewer, L OBP: 0.315, SLG: 0.317 (9, 9)	K			CS	G6-3					3	0	0	0	0	2	2					
Tom Pagnozzi, R OBP: 0.279, SLG: 0.368 (1, 2)					F9			L3-6 S 1B		3	0	1	0	0	0	0					
Joe Magrane, R OBP: 0.147, SLG: 0.152 (7, PH) Gerald Perry, L OBP: 0.400, SLG: 0.487 (8, 1) Rob Murphy, L OBP: 0.500, SLG: 0.500 (8, 1) Lee Smith, R (8, 1)	K							K		2	0	1	0	0	1	0					
<b>Inning Stats</b>	R: 0 E: 0 K: 1 S: 10	H: 1 LOB: 1 BB: 0 P: 15	R: 0 E: 0 K: 2 S: 7	H: 0 LOB: 0 BB: 0 P: 10	R: 0 E: 0 K: 1 S: 8	H: 0 LOB: 0 BB: 0 P: 11	R: 2 E: 1 K: 0 S: 12	H: 3 LOB: 0 BB: 0 P: 21	R: 0 E: 0 K: 0 S: 10	H: 2 LOB: 2 BB: 0 P: 12	R: 0 E: 0 K: 2 S: 13	H: 1 LOB: 2 BB: 1 P: 24	R: 0 E: 0 K: 1 S: 10	H: 1 LOB: 0 BB: 0 P: 17	R: 1 E: 0 K: 0 S: 12	H: 2 LOB: 1 BB: 0 P: 15		1B: 8 2B: 3 3B: 0 HR: 0	SF: 2 SAC: 1 DP: 1 HBP: 0	WP: 1 PB: 0 SB: 3 CS: 1	PA: 34
<b>PITCHER</b>	IP	WLS	BF	H	R	ER	SO	BB	IBB	HBP	BLK	WP	HR	S	P	ERA	WHIP				
Greg Maddux, R ERA: 2.84 (1, 1)	8.0	L	33	10	3	2	7	1	0	0	0	1	0	82	125	2.25	1.375				







Batter	1	2	3	4	5	6	7	8	9	AB	R	H	RBI	BB	SO	LOB	TOP										
Deion Sanders, L (1, 8) OBP: 0.299, SLG: 0.416	1-3 K	0-0 1B			0-1 E1 G3 1B		1-0 G3-1		1-3 K	5	1	1	1	0	2	0											
Jeff Blausler, R (1, 6) OBP: 0.415, SLG: 0.416	3-1 P7				2-2 G3		4-0 S BB			3	0	0	0	1	0	1											
Rafael Belliard, R (7, 6) OBP: 0.324, SLG: 0.273					2-3					0	0	0	0	0	0	0											
Terry Pendleton, S (1, 5) OBP: 0.289, SLG: 0.346	0-2 L8		3-1 F8		0-0 1B		2-2 G4-3			4	0	1	1	0	0	1											
David Justice, L (1, 9) OBP: 0.321, SLG: 0.463		2-0 HR	1-2 F7		3-H 1B		2-2 F8			4	1	1	1	0	1	1											
Ron Gant, R (1, 7) OBP: 0.342, SLG: 0.532		4-0 1B WP SF8 BB		0-2 P6		1-3 K		2-0 HR		3	2	1	1	1	1	0											
Sid Bream, L (1, 3) OBP: 0.320, SLG: 0.416		1-0 SH1-4 29 1B		1-2 2B		2-3 K		0-2 G4-3		4	1	2	0	0	1	0											
Greg Olson, R (1, 2) OBP: 0.288, SLG: 0.279		4-0 29 SH1-4 1B BB		3-2 P6		1-0 FC6 1B		1-1 G6-3		3	0	1	0	1	0	1											
Mark Lemke, S (1, 4) OBP: 0.342, SLG: 0.392		0-0 SF8		2-3 K		1-0 FC6 1-2		1-2 F8		3	0	0	1	0	1	2											
29 John Smoltz, R (1, 1) OBP: 0.225, SLG: 0.189		0-0 SH1-4			3-3 K		2-1 G3		2-0 G4-3	2	0	0	0	0	1	0											
Francisco Cabrera, R (9, PH) OBP: 0.343, SLG: 0.459										1	0	0	0	0	0	0											
Greg McMichael, R (9, 1)										0	0	0	0	0	0	0											
<b>Inning Stats</b>	R: 0 E: 0 K: 1 S: 8	H: 0 LOB: 0 BB: 0 P: 12	R: 3 E: 0 K: 0 S: 5	H: 3 LOB: 2 BB: 2 P: 16	R: 0 E: 0 K: 0 S: 6	H: 0 LOB: 0 BB: 0 P: 11	R: 0 E: 0 K: 1 S: 15	H: 1 LOB: 1 BB: 0 P: 21	R: 1 E: 1 K: 2 S: 12	H: 1 LOB: 1 BB: 0 P: 18	R: 0 E: 0 K: 0 S: 8	H: 1 LOB: 1 BB: 0 P: 13	R: 0 E: 0 K: 0 S: 6	H: 0 LOB: 1 BB: 1 P: 15	R: 1 E: 0 K: 0 S: 9	H: 1 LOB: 0 BB: 0 P: 14	R: 0 E: 0 K: 1 S: 9	H: 0 LOB: 0 BB: 0 P: 13	1B: 4 2B: 1 3B: 0 HR: 2	SF: 1 SAC: 1 DP: 0 HBP: 0	WP: 1 PA: 37 PB: 0 CS: 1						
<b>PITCHER</b>	IP	WLS	BF	H	R	ER	SO	BB	IBB	HBP	BLK	WP	HR	S	P	ERA	WHIP										
Ryan Bowen, R (1, 1) ERA: 4.28	5.0	L	22	5	4	3	4	2	0	0	0	1	1	46	78	5.40	1.400										
David Weathers, R (6, 1) ERA: 3.39	2.0		8	1	0	0	2	1	0	0	0	0	0	14	28	0.00	1.000										
Rich Rodriguez, L (8, 1) ERA: 3.89	2.0		7	1	1	1	1	0	0	0	0	0	1	18	27	4.50	0.500										

Atlanta Braves @ Florida Marlins  
Joe Robbie Stadium, Miami, FL  
Fri Jul 09 1993, 7:05 PM EDT  
Att: 44,520 - Unknown

AB 32  
R 5  
H 7  
RBI 5  
BB 3  
SO 7  
LOB 6



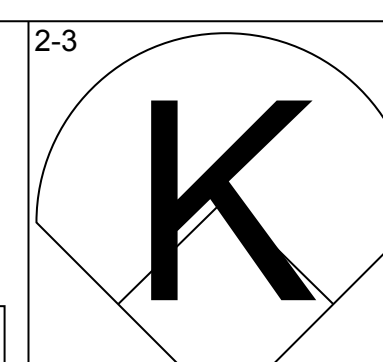
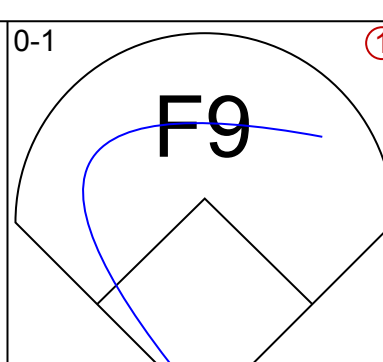
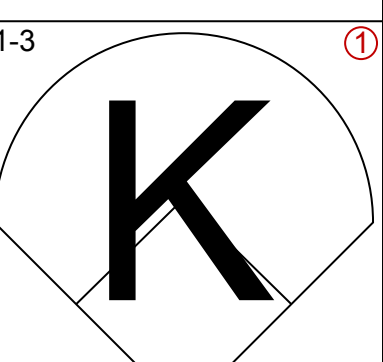
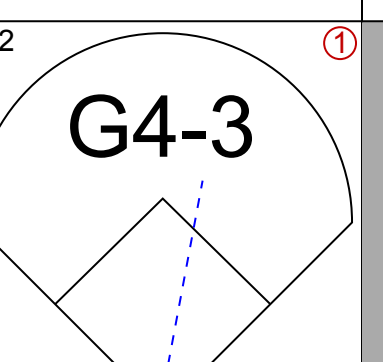
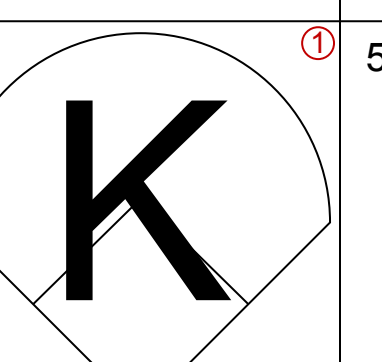
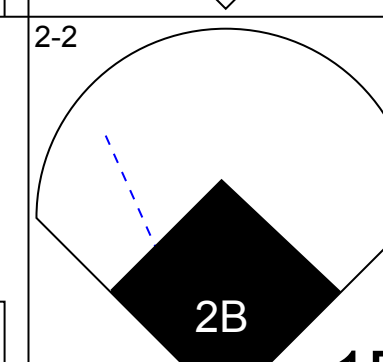
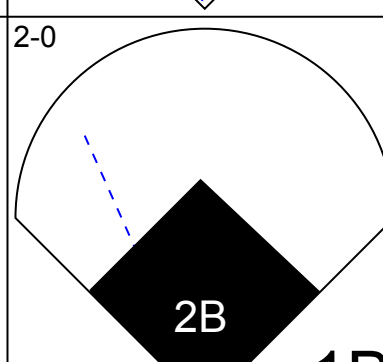
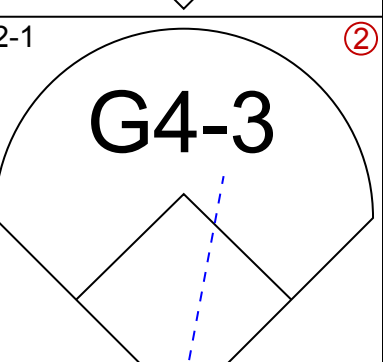
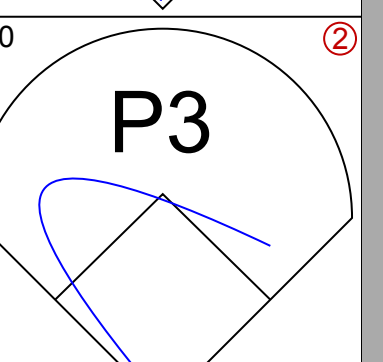
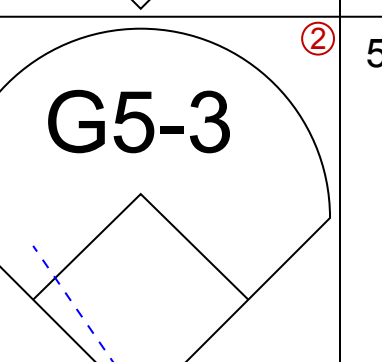
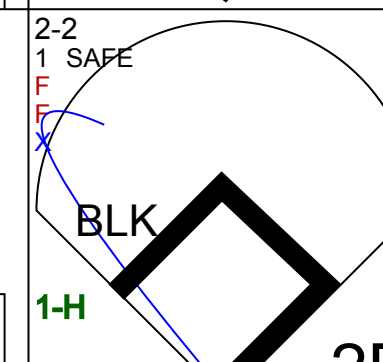
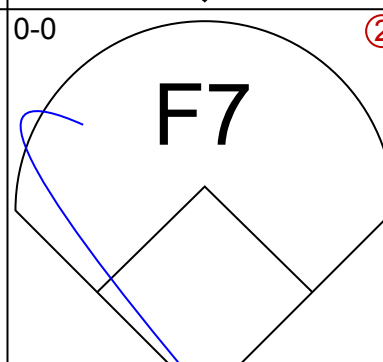
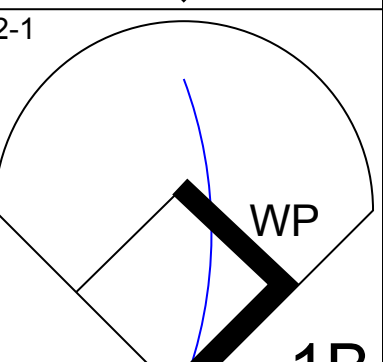
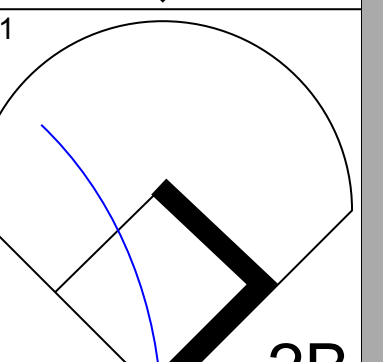
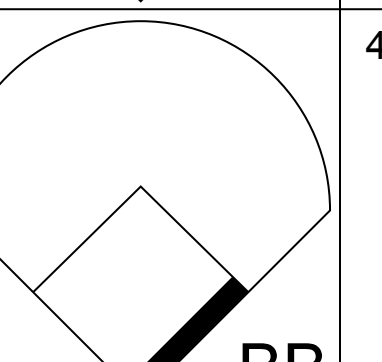
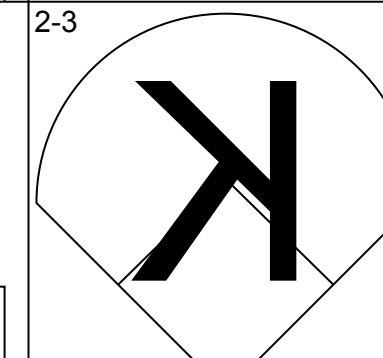
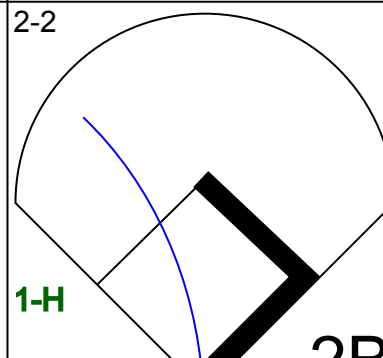
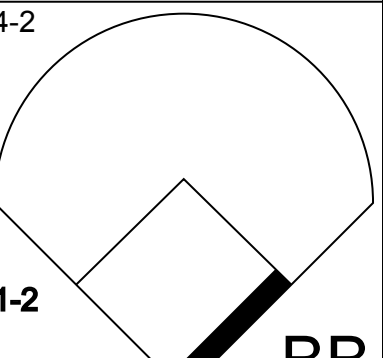
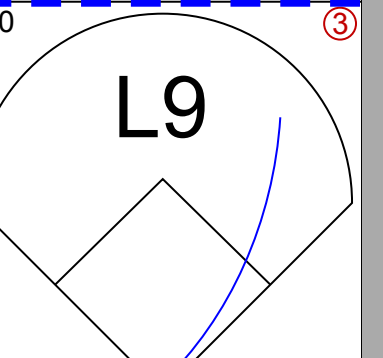
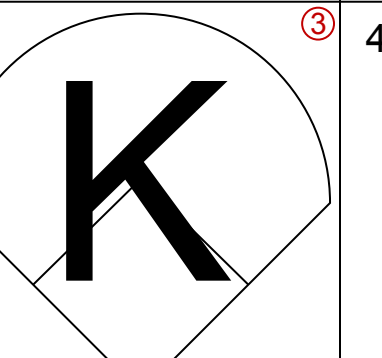
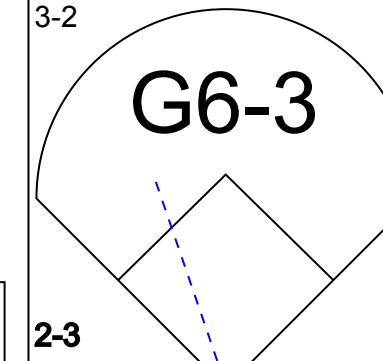
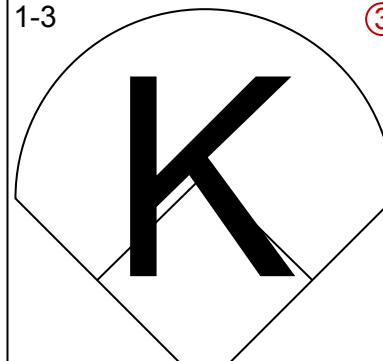
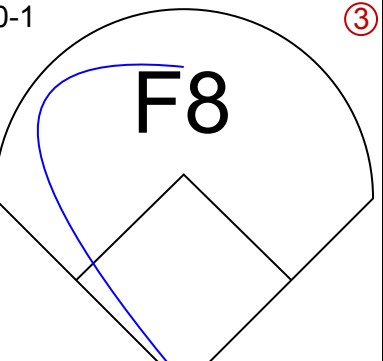
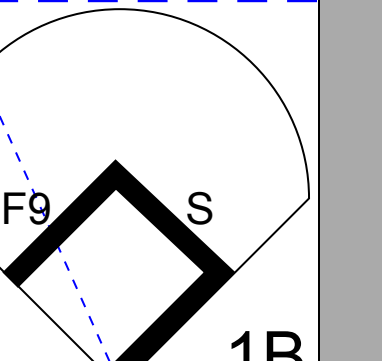
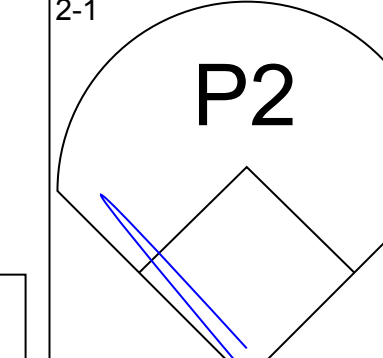
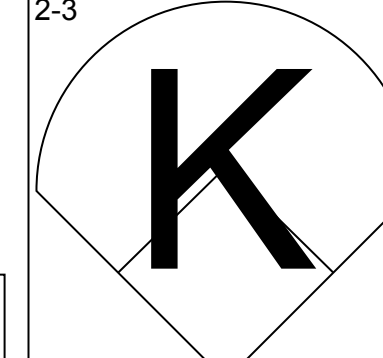
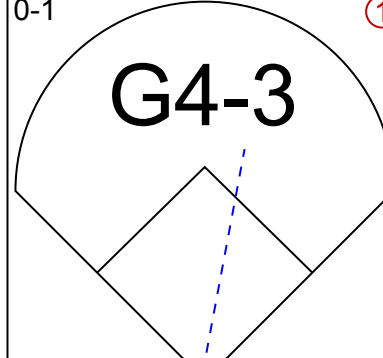
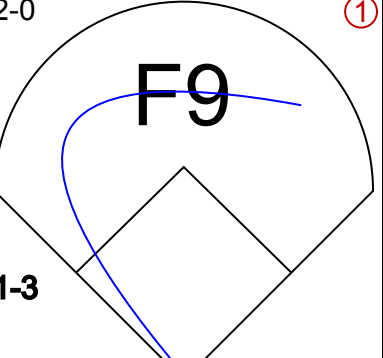
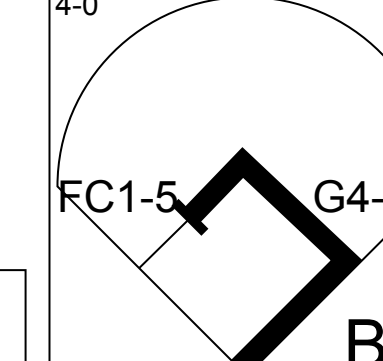
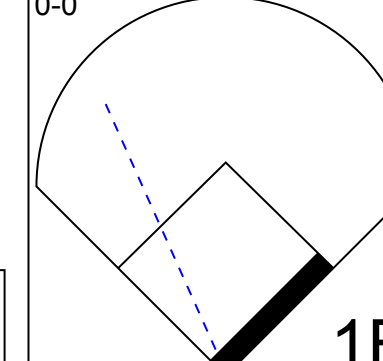
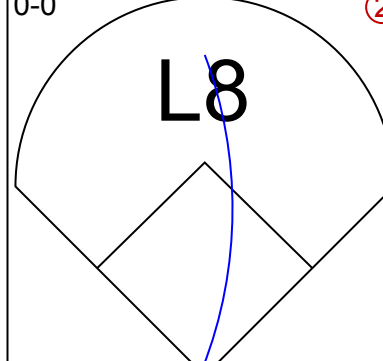
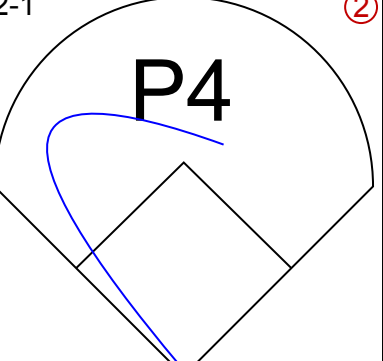
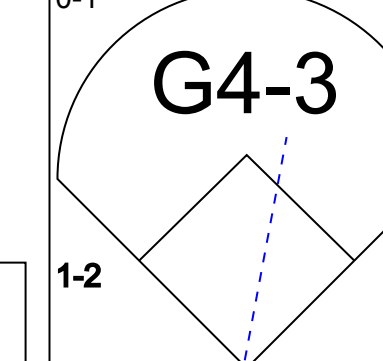
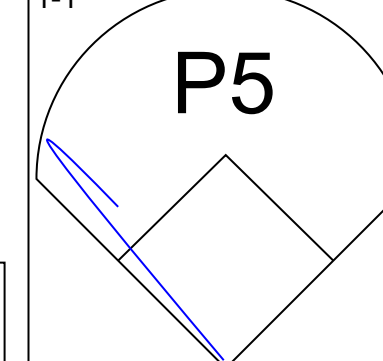
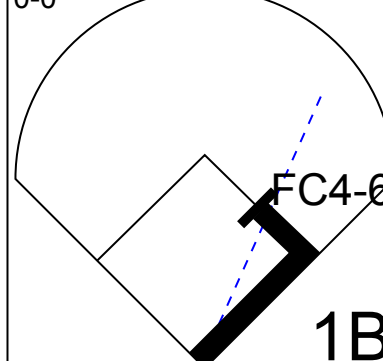
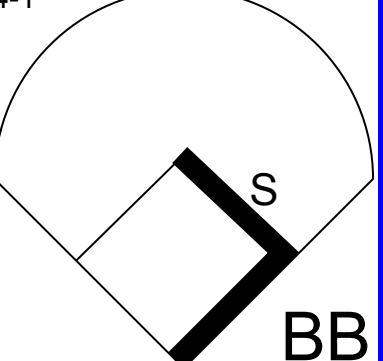
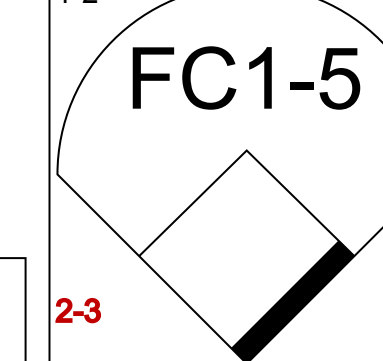
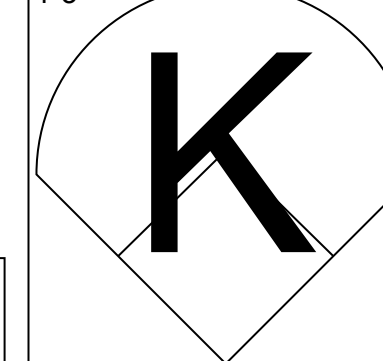
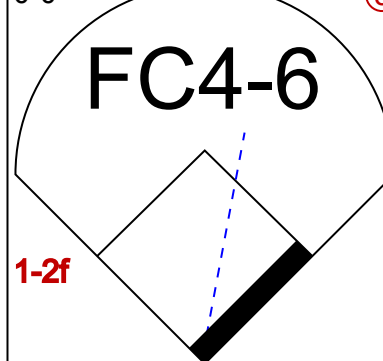
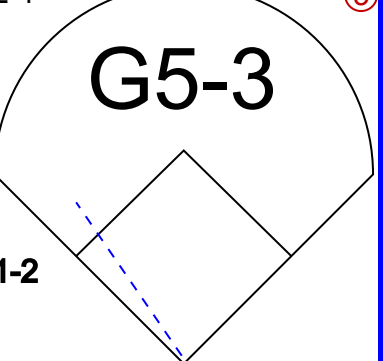
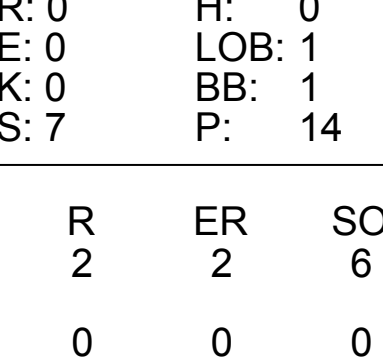
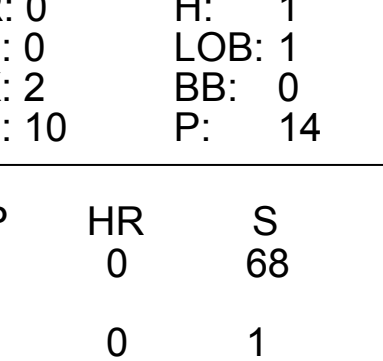
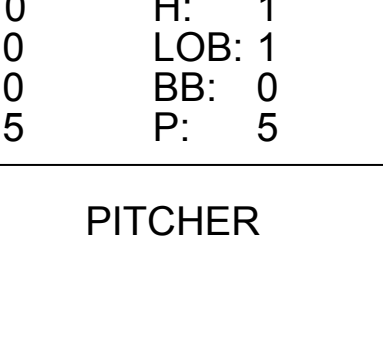
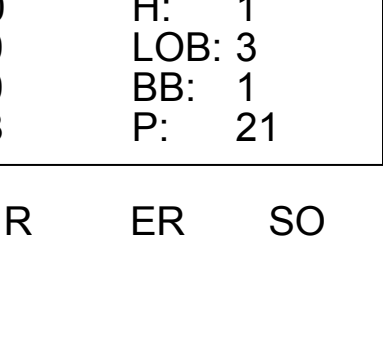

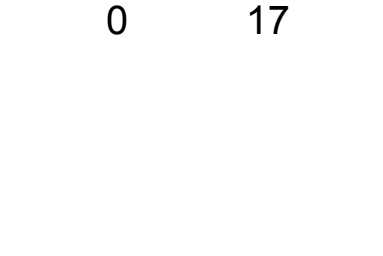


Batter	1	2	3	4	5	6	7	8	9	AB	R	H	RBI	BB	SO	LOB	BOTTOM										
Henry Cotto, R (1, 8) OBP: 0.229, SLG: 0.319	1-1 P5		1-1 P8		1-3 K			3-1 P4		4	0	0	0	0	1	0											
Alex Arias, R (1, 5) OBP: 0.359, SLG: 0.342	3-2 L6		3-2 L9		0-0 P9			0-1 G5-3		4	0	0	0	0	0	0											
Rick Renneria, R (1, 4) OBP: 0.368, SLG: 0.440	1-1 1B			2-2 G4-3 3B		1-2 G5-3 1B		1-2 L6		4	1	3	0	0	0	0											
Jeff Conine, R (1, 7) OBP: 0.367, SLG: 0.415	2-3 K			1-3 K		0-0 G5-3		0-1 G1-3		4	0	0	0	0	2	3											
Orestes Destrade, S (1, 3) OBP: 0.307, SLG: 0.377		3-2 G4-3		1-1 G4-3		3-3 K		2-1 G5-3		4	0	0	1	0	1	1											
Bento Santiago, R (1, 2) OBP: 0.304, SLG: 0.367		0-0 1B		3-H 4-0 1B BB		1-0 F8		1-3 K		3	0	1	0	1	1	1											
Darrell Whitmore, L (1, 9) OBP: 0.269, SLG: 0.314		2-2 F8		1-0 1B		1-2 G4-3				3	0	1	0	0	0	1											
Walt Weiss, S (1, 6) OBP: 0.357, SLG: 0.319		1 SAFE 1-3 K		2-3 K		0-0 F8				3	0	0	0	0	2	3											
Ryan Bowen, R (1, 1) OBP: 0.139, SLG: 0.171					2-2 L9					1	0	0	0	0	1	0											
Greg Briley, L (5, PH) OBP: 0.290, SLG: 0.376										1	0	0	0	0	0	0											
David Weathers, R (6, 1)										0	0	0	0	0	0	0											
Gus Polidor, R (7, PH)										1	0	0	0	0	0	0											
Rich Rodriguez, L (8, 1)										0	0	0	0	0	0	0											
<b>Inning Stats</b>	R: 0 E: 0 K: 1 S: 13	H: 1 LOB: 1 BB: 0 P: 20	R: 0 E: 0 K: 1 S: 11	H: 1 LOB: 0 BB: 0 P: 17	R: 0 E: 0 K: 1 S: 11	H: 0 LOB: 0 BB: 0 P: 18	R: 1 E: 0 K: 2 S: 14	H: 2 LOB: 2 BB: 1 P: 25	R: 0 E: 0 K: 1 S: 7	H: 0 LOB: 0 BB: 0 P: 10	R: 0 E: 0 K: 1 S: 8	H: 1 LOB: 1 BB: 0 P: 13	R: 0 E: 0 K: 0 S: 10	H: 0 LOB: 0 BB: 0 P: 14	R: 0 E: 0 K: 0 S: 7	H: 0 LOB: 0 BB: 0 P: 11	R: 0 E: 0 K: 1 S: 8	H: 0 LOB: 0 BB: 0 P: 11	1B: 4 2B: 0 3B: 1 HR: 0	SF: 0 SAC: 0 DP: 0 HBP: 0	WP: 0 PA: 33 PB: 0 CS: 0						
<b>PITCHER</b>	IP	WLS	BF	H	R	ER	SO	BB	IBB	HBP	BLK	WP	HR	S	P	ERA	WHIP										
29 John Smoltz, R (1, 1) ERA: 3.09	8.0	W	30	5	1	1	7	1	0	0	0	0	0	81	128	1.12	0.750										
Greg McMichael, R (9, 1) ERA: 2.47	1.0		3	0	0	0	1	0	0	0	0	0	0	8	11	0.00	0.000										

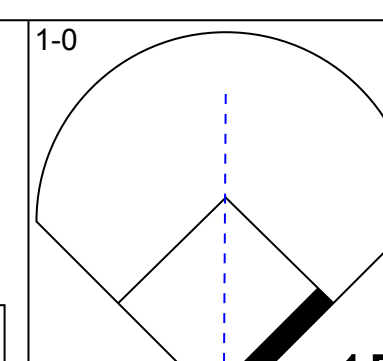
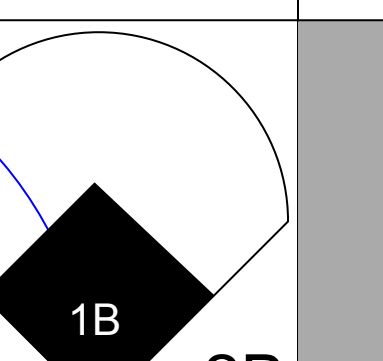
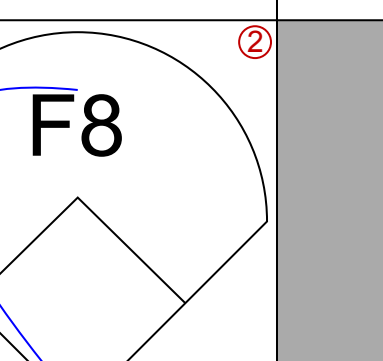
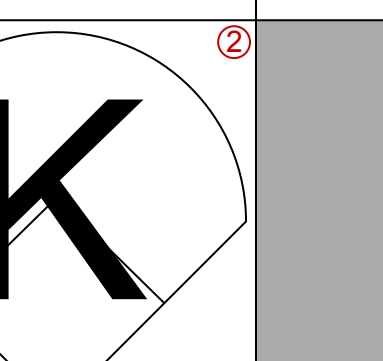
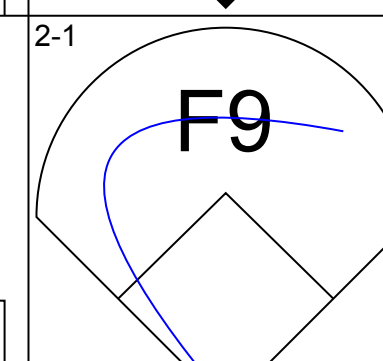
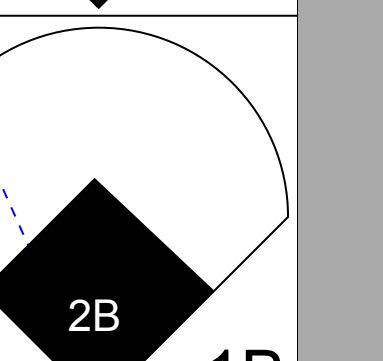
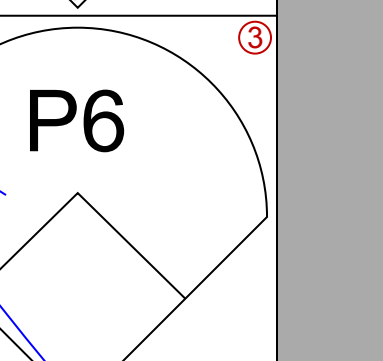
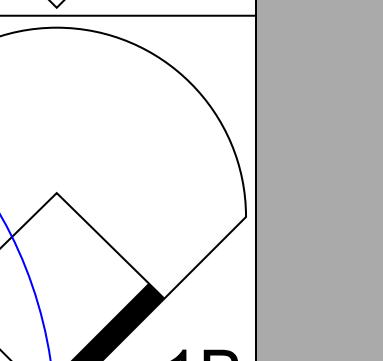
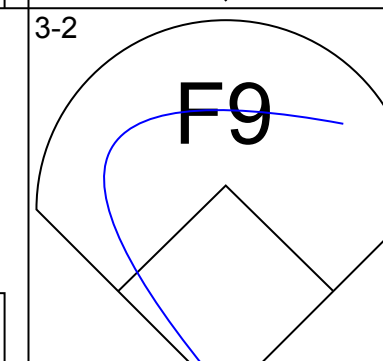

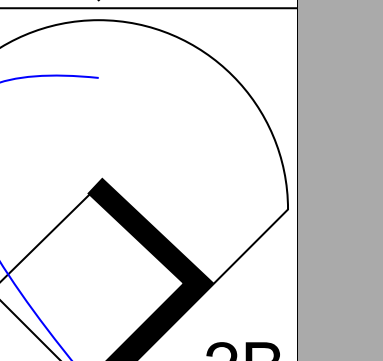
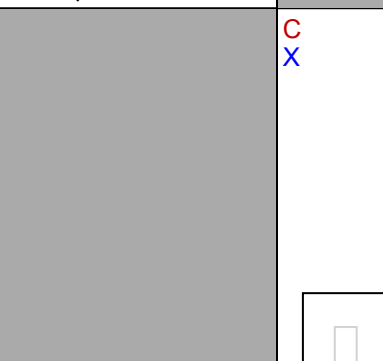
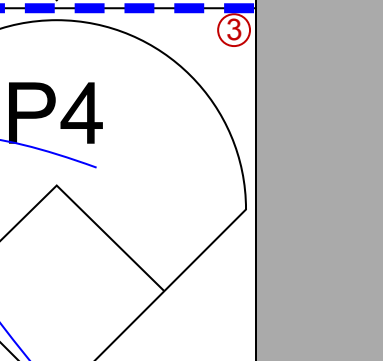
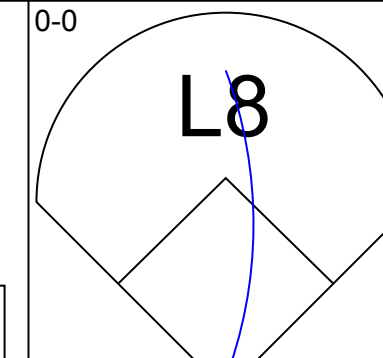
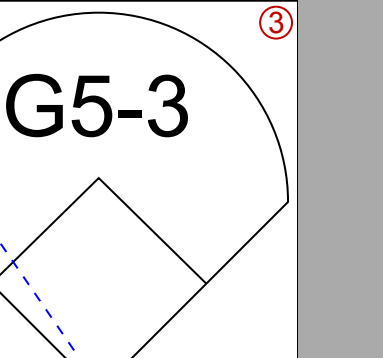
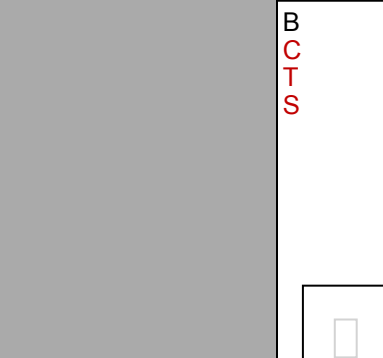



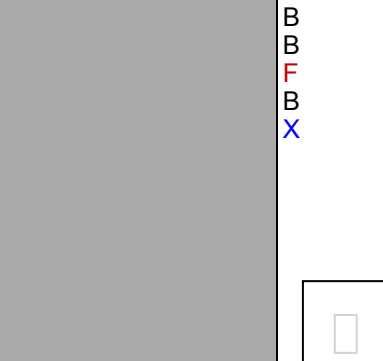

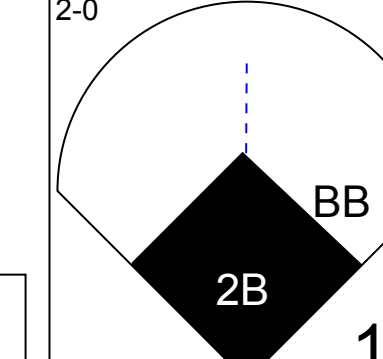


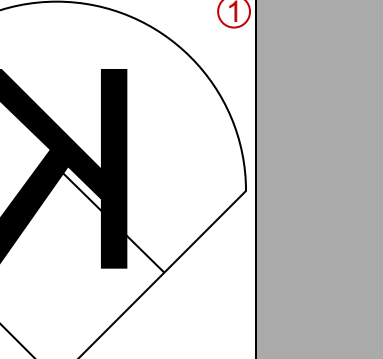
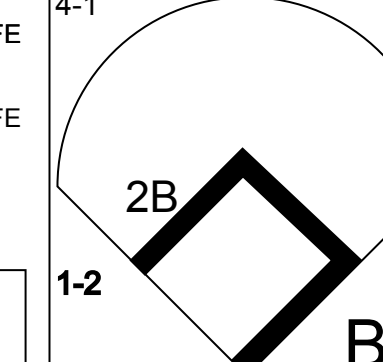

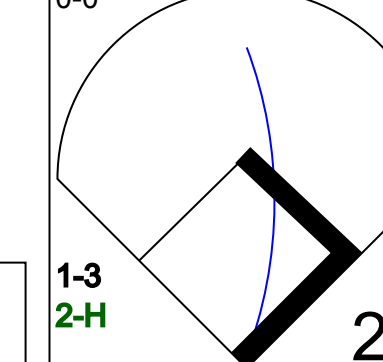
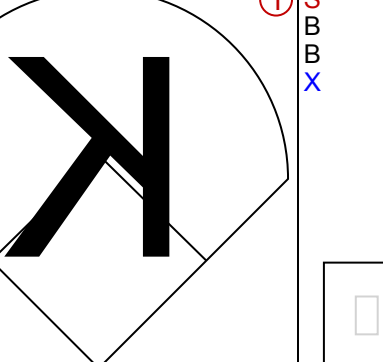

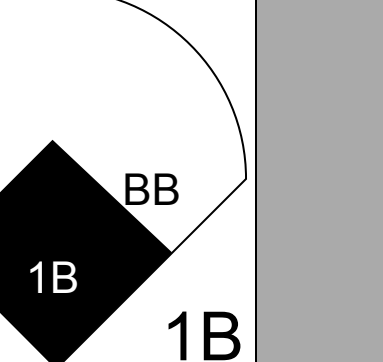
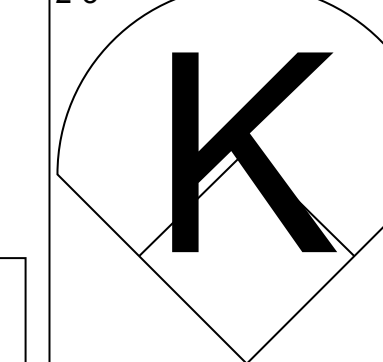
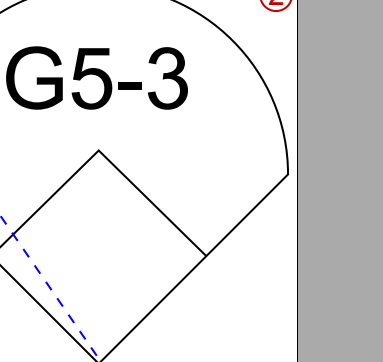
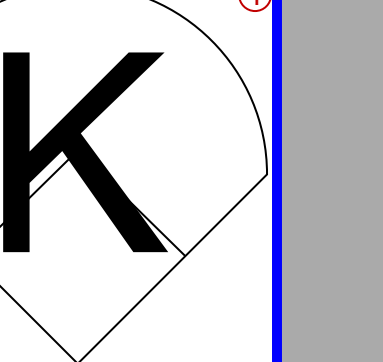
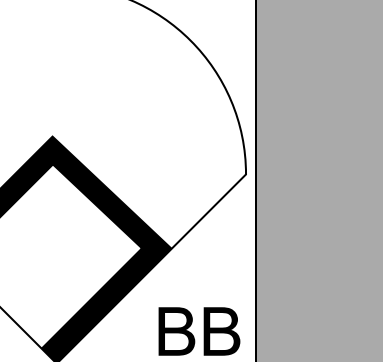
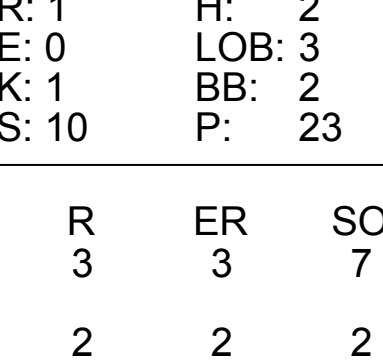
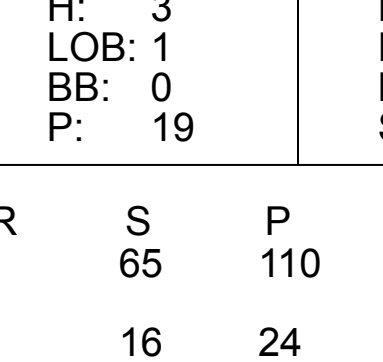
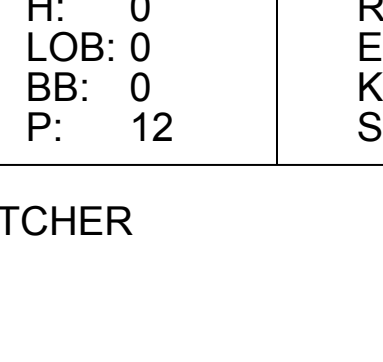
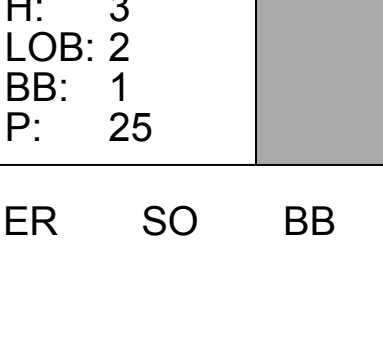




Atlanta Braves @ Florida Marlins  
Joe Robbie Stadium, Miami, FL  
Fri Jul 09 1993, 7:05 PM EDT  
Att: 44,520 - Unknown

AB 32  
R 1  
H 5  
RBI 1  
BB 1  
SO 8  
LOB 9





Batter	1	2	3	4	5	6	7	8	9	AB	R	H	RBI	BB	SO	LOB	TOP					
<b>Deion Sanders, L</b> (1, 8) OBP: 0.291, SLG: 0.404										5	0	0	0	0	3	0	<b>Atlanta Braves @ Florida Marlins</b> Joe Robbie Stadium, Miami, FL Sat Jul 10 1993, 7:05 PM EDT Att: 44,411 - Unknown					
<b>Jeff Blauer, R</b> (1, 6) OBP: 0.415, SLG: 0.416										5	2	2	0	0	0	0						
<b>Terry Pendleton, S</b> (1, 5) OBP: 0.296, SLG: 0.356										4	0	3	1	1	0	1						
<b>David Justice, L</b> (1, 9) OBP: 0.322, SLG: 0.464										4	0	1	1	1	2	3						
<b>Ron Gant, R</b> (1, 7) OBP: 0.341, SLG: 0.529										4	0	1	0	0	1	4						
<b>Sid Bream, L</b> (1, 3) OBP: 0.315, SLG: 0.409										4	0	0	0	0	1	1						
<b>Greg Olson, R</b> (1, 2) OBP: 0.292, SLG: 0.280										3	0	1	0	1	0	1						
<b>Mark Lemke, S</b> (1, 4) OBP: 0.344, SLG: 0.391										3	0	1	0	1	0	2						
<b>Otis Nixon, S</b> (8, FR) OBP: 0.322, SLG: 0.271										0	0	0	0	0	0	0						
<b>Rafael Belliard, R</b> (8, 4) OBP: 0.324, SLG: 0.273										0	0	0	0	0	0	0						
<b>Tom Glavine, L</b> (1, 1) OBP: 0.208, SLG: 0.156										3	0	0	0	0	1	3						
<b>Francisco Cabrera, R</b> (8, PH) OBP: 0.336, SLG: 0.452										1	0	0	0	0	2							
<b>Greg McMichael, R</b> (8, 1)										0	0	0	0	0	0							
<b>Mark Wohlers, R</b> (8, 1)										0	0	0	0	0	0							
<b>Inning Stats</b>	R: 1 E: 0 K: 2 S: 19	H: 2 LOB: 1 BB: 0 P: 30	R: 0 E: 0 K: 0 S: 7	H: 0 LOB: 1 BB: 1 P: 14	R: 1 E: 0 K: 1 S: 10	H: 2 LOB: 1 BB: 0 P: 15	R: 0 E: 0 K: 2 S: 10	H: 1 LOB: 1 BB: 0 P: 14	R: 0 E: 0 K: 1 S: 11	H: 1 LOB: 2 BB: 1 P: 20	R: 0 E: 0 K: 0 S: 5	H: 1 LOB: 1 BB: 0 P: 5	R: 0 E: 0 K: 0 S: 7	H: 1 LOB: 1 BB: 0 P: 8	R: 0 E: 0 K: 0 S: 8	H: 1 LOB: 3 BB: 1 P: 21	R: 0 E: 0 K: 2 S: 9	H: 0 LOB: 1 BB: 1 P: 17	1B: 6 2B: 3 3B: 0 HR: 0	SF: 0 SAC: 0 DP: 0 HBP: 0	WP: 1 PB: 0 CS: 0	PA: 40
<b>PITCHER</b>	IP	WLS	BF	H	R	ER	SO	BB	IBB	HBP	BLK	WP	HR	S	P	ERA	WHIP					
<b>Jack Armstrong, R</b> (1, 1) ERA: 4.49	6.2	W	30	8	2	2	6	2	0	0	1	1	0	68	105	2.70	1.500					
<b>Joe Klink, L</b> (7, 1) ERA: 3.79	0.1		1	0	0	0	0	0	0	0	0	0	0	1	1	0.00	0.000					
<b>Bryan Harvey, R</b> (8, 1) ERA: 1.63	2.0	S	9	1	0	0	2	2	0	0	0	0	0	17	38	0.00	1.500					

Batter	1	2	3	4	5	6	7	8	9	AB	R	H	RBI	BB	SO	LOB	BOTTOM					
<b>Henry Cotto, R</b> (1, 8) OBP: 0.243, SLG: 0.333										3	1	2	0	1	0	0	<b>Atlanta Braves @ Florida Marlins</b> Joe Robbie Stadium, Miami, FL Sat Jul 10 1993, 7:05 PM EDT Att: 44,411 - Unknown					
<b>Greg Brolley, L</b> (8, PH) OBP: 0.288, SLG: 0.373										1	0	0	0	0	1	3						
<b>Alex Arias, R</b> (1, 5) OBP: 0.360, SLG: 0.343										5	1	2	3	0	0	4						
<b>Rick Renneria, R</b> (1, 4) OBP: 0.362, SLG: 0.438										5	0	1	1	0	0	3						
<b>Jeff Conine, R</b> (1, 7) OBP: 0.363, SLG: 0.409										4	0	0	0	0	2	2						
<b>Orestes Destrade, S</b> (1, 3) OBP: 0.307, SLG: 0.375										4	0	1	0	0	0	0						
<b>Bryan Harvey, R</b> (8, 1)										0	0	0	0	0	0	0						
<b>Benito Santiago, R</b> (1, 2) OBP: 0.306, SLG: 0.369										4	1	2	0	0	2	0						
<b>Darrell Whitmore, L</b> (1, 9) OBP: 0.229, SLG: 0.315										3	1	1	0	1	1	3						
<b>Walt Weiss, S</b> (1, 6) OBP: 0.359, SLG: 0.325										4	1	2	1	0	1	1						
<b>Jack Armstrong, R</b> (1, 1) OBP: 0.122, SLG: 0.122										3	0	0	0	0	2	2						
<b>Joe Klink, L</b> (7, 1)										0	0	0	0	0	0	0						
<b>Carl Everett, S</b> (8, 8) OBP: 0.300, SLG: 0.222										0	0	0	0	1	0	0						
<b>Inning Stats</b>	R: 0 E: 0 K: 0 S: 7	H: 1 LOB: 1 BB: 0 P: 13	R: 1 E: 0 K: 1 S: 10	H: 2 LOB: 3 BB: 2 P: 23	R: 0 E: 0 K: 2 S: 12	H: 2 LOB: 0 BB: 0 P: 18	R: 2 E: 0 K: 1 S: 12	H: 3 LOB: 1 BB: 0 P: 19	R: 0 E: 0 K: 1 S: 8	H: 0 LOB: 0 BB: 0 P: 14	R: 0 E: 0 K: 1 S: 9	H: 0 LOB: 0 BB: 0 P: 12	R: 0 E: 0 K: 1 S: 7	H: 0 LOB: 0 BB: 0 P: 11	R: 2 E: 0 K: 2 S: 17	H: 3 LOB: 2 BB: 1 P: 25	R: 2 E: 0 K: 2 S: 9	H: 0 LOB: 0 BB: 1 P: 17	1B: 8 2B: 3 3B: 0 HR: 0	SF: 0 SAC: 0 DP: 0 HBP: 0	WP: 1 PB: 0 CS: 0	PA: 39
<b>PITCHER</b>	IP	WLS	BF	H	R	ER	SO	BB	IBB	HBP	BLK	WP	HR	S	P	ERA	WHIP					
<b>Tom Glavine, L</b> (1, 1) ERA: 2.5	7.0	L	32	8	3	3	7	2	0	0	0	1	0	65	110	3.86	1.429					
<b>Greg McMichael, R</b> (8, 1) ERA: 2.81	0.2		6	3	2	2	2	1	0	0	0	0	0	16	24	27.00	6.000					
<b>Mark Wohlers, R</b> (8, 1) ERA: 2.63	0.1		1	0	0	0	0	0	0	0	0	0	0	1	1	0.00	0.000					



Batter	1	2	3	4	5	6	7	8	9	AB	R	H	RBI	BB	SO	LOB	TOP
<b>Otis Nixon, S</b> <small>OBP: 0.327, SLG: 0.272</small> 										3	1	1	0	2	0	0	
<b>Jeff Blauer, R</b> <small>OBP: 0.416, SLG: 0.426</small> 										4	2	2	2	0	0	1	
<b>Terry Pendleton, S</b> <small>OBP: 0.293, SLG: 0.352</small> 										4	0	0	0	0	0	1	
<b>David Justice, L</b> <small>OBP: 0.324, SLG: 0.472</small> 										3	2	1	1	1	0	0	
<b>Ron Gant, R</b> <small>OBP: 0.340, SLG: 0.528</small> 										4	0	1	2	0	0	0	
<b>Sid Bream, L</b> <small>OBP: 0.311, SLG: 0.402</small> 										4	0	0	0	0	0	1	
<b>Damon Berryhill, S</b> <small>OBP: 0.299, SLG: 0.458</small> <b>Bill Pecota, R</b> <small>OBP: 0.333, SLG: 0.324</small> <b>Greg Olson, R</b> <small>OBP: 0.292, SLG: 0.280</small> 										4	0	1	0	0	1	0	
<b>Rafael Belliard, R</b> <small>OBP: 0.325, SLG: 0.278</small> 										3	0	1	0	0	0	0	
<b>Greg Maddux, R</b> <small>OBP: 0.204, SLG: 0.208</small> <b>Mark Wohlers, R</b> <small>OBP: 0.295, SLG: 0.413</small> <b>Deion Sanders, L</b> <small>OBP: 0.295, SLG: 0.413</small> <b>Mike Stanton, L</b> <small>OBP: 0.295, SLG: 0.413</small> 										3	0	0	0	0	0	1	
<b>Inning Stats</b>	R: 2 H: 1 E: 0 K: 0 S: 12	R: 0 H: 1 E: 0 K: 1 S: 7	R: 2 H: 2 E: 0 K: 0 S: 14	R: 0 H: 0 E: 0 K: 0 S: 7	R: 0 H: 0 E: 0 K: 0 S: 7	R: 1 H: 1 E: 0 K: 0 S: 11	R: 0 H: 0 E: 0 K: 0 S: 6	R: 0 H: 0 E: 0 K: 0 S: 7	R: 1 H: 3 E: 0 K: 0 S: 13	1B: 4 2B: 2 3B: 0 HR: 2	SF: 0 SAC: 1 DP: 0 HBP: 0	WP: 1 PA: 37 FB: 0 SB: 1 CS: 0					
<b>PITCHER</b>	IP: 5.0 WLS: L BF: 21 H: 4 R: 4 ER: 4 SO: 1 BB: 2 IBB: 0 HBP: 0 BLK: 0 WP: 0 HR: 1 S: 47 P: 75 ERA: 7.20 WHIP: 1.200						<b>PITCHER</b>	IP: 5.0 WLS: L BF: 21 H: 4 R: 4 ER: 4 SO: 1 BB: 2 IBB: 0 HBP: 0 BLK: 0 WP: 0 HR: 1 S: 47 P: 75 ERA: 7.20 WHIP: 1.200									
<b>Charlie Hough, R</b> <small>ERA: 4.33</small> <b>Richie Lewis, R</b> <small>ERA: 2.41</small> <b>Cris Carpenter, R</b> <small>ERA: 3.0</small> <b>Matt Turner, R</b> <small>ERA: 3.08</small>																	

Atlanta Braves @ Florida Marlins  
 Joe Robbie Stadium, Miami, FL  
 Sun Jul 11 1993, 7:05 PM EDT  
 Att: 44,255 - Unknown - 82 F

AB 33  
 R 6  
 H 8  
 RBI 6  
 BB 3  
 SO 1  
 LOB 4



Batter	1	2	3	4	5	6	7	8	9	AB	R	H	RBI	BB	SO	LOB	BOTTOM
<b>Carl Everett, S</b> <small>OBP: 0.214, SLG: 0.154</small> 										4	0	0	0	0	3	2	
<b>Alex Arias, R</b> <small>OBP: 0.352, SLG: 0.335</small> 										4	0	0	0	0	1	2	
<b>Rick Renner, R</b> <small>OBP: 0.352, SLG: 0.425</small> 										4	0	0	0	0	2	0	
<b>Jeff Conine, R</b> <small>OBP: 0.365, SLG: 0.410</small> 										4	1	2	0	0	0	0	
<b>Orestes Destrade, S</b> <small>OBP: 0.306, SLG: 0.373</small> 										4	1	1	0	0	1	1	
<b>Bento Santiago, R</b> <small>OBP: 0.306, SLG: 0.378</small> <b>Matt Turner, R</b> <small>OBP: 0.306, SLG: 0.378</small> 										4	1	1	2	0	1	2	
<b>Darrell Whitmore, L</b> <small>OBP: 0.246, SLG: 0.328</small> 										4	0	2	0	0	2	0	
<b>Walt Weiss, S</b> <small>OBP: 0.358, SLG: 0.321</small> 										3	0	0	1	1	0	3	
<b>Charlie Hough, R</b> <small>OBP: 0.204, SLG: 0.208</small> <b>Greg Maddux, R</b> <small>OBP: 0.204, SLG: 0.208</small> <b>Richie Lewis, R</b> <small>OBP: 0.295, SLG: 0.413</small> <b>Henry Cotto, R</b> <small>OBP: 0.295, SLG: 0.413</small> <b>Cris Carpenter, R</b> <small>OBP: 0.295, SLG: 0.413</small> <b>Rob Naitai, R</b> <small>OBP: 0.295, SLG: 0.413</small> 										1	0	0	0	0	1	0	
<b>Inning Stats</b>	R: 0 H: 0 E: 0 K: 2 S: 7	R: 1 H: 2 E: 0 K: 1 S: 8	R: 0 H: 0 E: 0 K: 2 S: 8	R: 0 H: 1 E: 0 K: 0 S: 8	R: 0 H: 0 E: 0 K: 1 S: 10	R: 2 H: 3 E: 1 K: 1 S: 14	R: 0 H: 0 E: 0 K: 2 S: 8	R: 0 H: 0 E: 0 K: 1 S: 8	R: 0 H: 0 E: 0 K: 2 S: 8	1B: 5 2B: 0 3B: 0 HR: 1	SF: 0 SAC: 0 DP: 0 HBP: 0	WP: 0 PA: 36 FB: 0 SB: 1 CS: 0					
<b>PITCHER</b>	IP: 7.0 WLS: W BF: 30 H: 6 R: 3 ER: 2 SO: 9 BB: 2 IBB: 0 HBP: 0 BLK: 0 WP: 0 HR: 1 S: 63 P: 98 ERA: 2.57 WHIP: 1.143						<b>PITCHER</b>	IP: 7.0 WLS: W BF: 30 H: 6 R: 3 ER: 2 SO: 9 BB: 2 IBB: 0 HBP: 0 BLK: 0 WP: 0 HR: 1 S: 63 P: 98 ERA: 2.57 WHIP: 1.143									
<b>Greg Maddux, R</b> <small>ERA: 2.83</small> <b>Mark Wohlers, R</b> <small>ERA: 2.45</small> <b>Mike Stanton, L</b> <small>ERA: 3.45</small>																	

Atlanta Braves @ Florida Marlins  
 Joe Robbie Stadium, Miami, FL  
 Sun Jul 11 1993, 7:05 PM EDT  
 Att: 44,255 - Unknown - 82 F

AB 34  
 R 3  
 H 6  
 RBI 3  
 BB 2  
 SO 12  
 LOB 12





Batter	1	2	3	4	5	6	7	8	9	AB	R	H	RBI	BB	SO	LOB	TOP										
Carlos Garcia, R (1,4) OBP: 0.310, SLG: 0.395	1-2 P3		0-1 S		0-1 G1-3		0-1 P8		0-2 G3	5	0	1	0	0	0	1											
Jay Bell, R (1,6) OBP: 0.367, SLG: 0.430	2-2 1B		4-1 G6-4-3		0-2 F8		1-1 F9			3	0	1	0	1	0	0											
Al Martin, L (1,8) OBP: 0.300, SLG: 0.415	2-3 K		0-0 G6-4-3		2-1 G4-3		0-0 F9			4	0	0	0	0	1	3											
Jeff King, R (1,5) OBP: 0.348, SLG: 0.399	1-1 F8				0-1 L8		1-3 K		0-3 K	4	0	0	0	0	2	1											
Lloyd McClendon, R (1,7) OBP: 0.264, SLG: 0.255		3-1 F8		4-1 BB 1B		4-2 BB 1B		1-3 K		1	0	0	0	2	0	0											
Dave Clark, L (8,PH) OBP: 0.346, SLG: 0.368										1	0	0	0	0	1	0											
Orlando Merced, S (1,9) OBP: 0.454, SLG: 0.498		0-2 G1-3		1-1 P2		1-1 F8		0-1 G3-1		4	0	1	0	0	0	2											
Don Slaught, R (1,2) OBP: 0.364, SLG: 0.446		3-1 G1-3		1-0 BB		1-0 BB				4	0	2	0	0	0	1											
Kevin Young, R (1,3) OBP: 0.300, SLG: 0.326		0-3 K		4-0 BB		4-2 BB				2	0	0	0	2	1	1											
Randy Tomlin, L (1,1) OBP: 0.130, SLG: 0.130				0-2 G6-3		0-0 G4-3				3	0	0	0	0	0	6											
Denny Neagle, L (7,1)										0	0	0	0	0	0	0											
Tony Menendez, R (7,1)										0	0	0	0	0	0	0											
Lonnie Smith, R (9,PH) OBP: 0.383, SLG: 0.355										1	0	1	0	0	0	0											
<b>Inning Stats</b>	R: 0 E: 0 K: 1 S: 13	H: 1 LOB: 1 BB: 0 P: 19	R: 0 E: 0 K: 1 S: 10	H: 1 LOB: 1 BB: 0 P: 16	R: 0 E: 0 K: 0 S: 7	H: 1 LOB: 1 BB: 1 P: 11	R: 0 E: 0 K: 0 S: 7	H: 1 LOB: 3 BB: 2 P: 17	R: 0 E: 0 K: 0 S: 13	H: 1 LOB: 0 BB: 0 P: 25	R: 0 E: 0 K: 0 S: 5	H: 0 LOB: 0 BB: 0 P: 6	R: 0 E: 0 K: 2 S: 8	H: 0 LOB: 0 BB: 0 P: 9	R: 0 E: 0 K: 0 S: 6	H: 1 LOB: 1 BB: 0 P: 7	1B: 6 2B: 0 3B: 0 HR: 0	SF: 0 SAC: 0 DP: 1 HBP: 0	WP: 0 PB: 0 SB: 1 CS: 0	PA: 37							
<b>PITCHER</b>	IP	WLS	BF	H	R	ER	SO	BB	IBB	HBP	BLK	WP	HR	S	P	ERA	WHIP										
Tom Glavine, L (1,1) ERA: 2.75	7.0	W	30	5	0	0	3	5	0	0	0	0	0	62	103	0.00	1.429										
Greg McMichael, R (8,1) ERA: 2.75	1.0		3	0	0	0	2	0	0	0	0	0	0	8	9	0.00	0.000										
Mike Stanton, L (9,1) ERA: 3.34	1.0		4	1	0	0	0	0	0	0	0	0	0	6	7	0.00	1.000										

Pittsburgh Pirates @ Atlanta Braves  
Atlanta-Fulton County Stadium, Atlanta, GA

AB 32  
R 0  
H 6  
RBI 0  
BB 5  
SO 5  
LOB 15



Thu Jul 15 1993, 7:05 PM EDT  
Att: 49,046 - Unknown - 93 F

Batter	1	2	3	4	5	6	7	8	9	AB	R	H	RBI	BB	SO	LOB	BOTTOM										
Otis Nixon, S (1,8) OBP: 0.333, SLG: 0.287	4-0 WP SF9		0-1 S			1-1 SF9		1-0 SF7		2	2	2	1	1	0	0											
Jeff Blauser, R (1,6) OBP: 0.412, SLG: 0.422	3-3 K		0-0 L4			2-2 SF9		2-1 F8		3	0	0	1	0	1	3											
Mike Stanton, L (9,1)										0	0	0	0	0	0	0											
Terry Pendleton, S (1,5) OBP: 0.292, SLG: 0.361	0-2 SF9		1-2 F9			3-H G1-3		0-0 HR		3	1	1	2	0	0	1											
Ron Gant, R (1,7) OBP: 0.342, SLG: 0.526	3-H G5-3				3-2 F8		2-0 CS		1-0 BB	3	0	1	0	0	0	0											
David Justice, L (1,9) OBP: 0.323, SLG: 0.468		3-2 G3-1		0-0 G3		0-0 CS		4-2 G4-3		3	0	0	0	1	0	0											
Brian Hunter, R (1,3) OBP: 0.147, SLG: 0.197		2-2 L9		1-0 L4		1-2 F7		2-0 F8		4	0	0	0	0	0	2											
Greg Olson, R (1,2) OBP: 0.297, SLG: 0.282		1-0 1B			2-0 G6-3		4-2 BB			2	0	1	0	1	0	0											
Mark Lemke, S (1,4) OBP: 0.341, SLG: 0.387		1-2 L9			2-1 F8		0-1 F7			3	0	0	0	0	0	2											
Tom Glavine, L (1,1) OBP: 0.200, SLG: 0.149					1-2 G3			1-0 SF7		2	0	0	0	0	0	0											
Greg McMichael, R (8,1) ERA: 4.76										0	0	0	0	0	0	0											
Francisco Cabrera, R (8,PH) OBP: 0.348, SLG: 0.460										1	0	1	0	0	0	0											
Deion Sanders, L (8,PH) OBP: 0.295, SLG: 0.413										0	1	0	0	0	0	0											
Rafael Bellard, R (9,6) OBP: 0.329, SLG: 0.278										0	0	0	0	0	0	0											
<b>Inning Stats</b>	R: 1 E: 0 K: 1 S: 7	H: 0 LOB: 0 BB: 1 P: 14	R: 0 E: 0 K: 0 S: 11	H: 1 LOB: 1 BB: 0 P: 18	R: 0 E: 0 K: 0 S: 9	H: 1 LOB: 1 BB: 0 P: 11	R: 0 E: 0 K: 0 S: 5	H: 0 LOB: 0 BB: 0 P: 9	R: 0 E: 0 K: 0 S: 7	H: 2 LOB: 0 BB: 0 P: 14	R: 0 E: 0 K: 0 S: 10	H: 0 LOB: 1 BB: 1 P: 15	R: 2 E: 1 K: 0 S: 11	H: 2 LOB: 2 BB: 1 P: 22	1B: 4 2B: 0 3B: 1 HR: 1	SF: 3 SAC: 0 DP: 0 HBP: 1	WP: 1 PB: 0 SB: 1 CS: 1	PA: 34									
<b>PITCHER</b>	IP	WLS	BF	H	R	ER	SO	BB	IBB	HBP	BLK	WP	HR	S	P	ERA	WHIP										
Randy Tomlin, L (1,1) ERA: 4.76	6.0	L	22	4	2	2	1	1	0	0	0	0	0	44	76	3.00	0.833										
Denny Neagle, L (7,1) ERA: 6.09	0.1		1	0	0	0	0	0	0	0	0	0	0	2	2	0.00	0.000										
Tony Menendez, R (7,1) ERA: 7.2	1.2		10	2	2	2	0	2	0	1	0	0	1	19	35	10.80	2.400										

Pittsburgh Pirates @ Atlanta Braves  
Atlanta-Fulton County Stadium, Atlanta, GA

AB 26  
R 4  
H 6  
RBI 4  
BB 3  
SO 1  
LOB 8



Thu Jul 15 1993, 7:05 PM EDT  
Att: 49,046 - Unknown - 93 F



Batter	1	2	3	4	5	6	7	8	9	AB	R	H	RBI	BB	SO	LOB	TOP										
Tom Foley, L OBP: 0.290, SLG: 0.389 Carlos Garcia, R OBP: 0.309, SLG: 0.394	1-0 1B		0-0 1B		0-2 1B		4-2 BB		2-1 G4-3	3	0	3	0	1	0	0											
Jay Bell, R OBP: 0.366, SLG: 0.428	1-2 PB 1B		0-3 1B		1-2 F9		1-3 1B			4	1	1	0	0	2	4											
Al Martin, L OBP: 0.303, SLG: 0.420	0-1 PB 1B		1-1 G3		3-3 1B			1-2 1B		4	1	2	0	0	1	3											
Orlando Merced, S OBP: 0.449, SLG: 0.491 Lloyd McClendon, R OBP: 0.264, SLG: 0.255	2-2 K		2-0 G4-3		0-0 G3-1			1-1 L3		4	0	0	0	0	1	6											
Jeff King, R OBP: 0.350, SLG: 0.403	2-1 1B		2-0 G6-3		0-1 G5-3			1-1 1B		4	0	2	2	0	0	0											
Don Slaught, R OBP: 0.359, SLG: 0.439	2-1 G4-3		2-3 K		0-1 G4-3			1-0 G6-4-3		4	0	0	0	0	1	3											
Scott Bullett, L OBP: 0.333, SLG: 0.333 Lonnie Smith, R OBP: 0.381, SLG: 0.352		0-2 L8		1-0 1B		1-3 K		2-3 K		3	0	1	0	0	1	0											
Kevin Young, R OBP: 0.296, SLG: 0.321		0-1 G5-3		2-0 G5-3		0-3 K		2-3 K		4	0	0	0	0	2	1											
Steve Cooke, R OBP: 0.091, SLG: 0.093 Dave Clark, L OBP: 0.343, SLG: 0.364 Joel Johnston, R OBP: 0.257, SLG: 0.300		0-0 G1-3		1-0 HBP		2-1 G5-3		0-0 E7		1	0	0	0	0	0	0											
<b>Inning Stats</b>	R: 2 E: 0 K: 1 S: 13	H: 4 LOB: 1 BB: 0 P: 21	R: 0 E: 0 K: 0 S: 6	H: 0 LOB: 0 BB: 0 P: 6	R: 0 E: 0 K: 1 S: 7	H: 1 LOB: 1 BB: 0 P: 10	R: 0 E: 0 K: 1 S: 8	H: 1 LOB: 1 BB: 0 P: 13	R: 0 E: 0 K: 1 S: 12	H: 0 LOB: 2 BB: 0 P: 17	R: 0 E: 0 K: 1 S: 8	H: 0 LOB: 0 BB: 0 P: 9	R: 0 E: 0 K: 2 S: 13	H: 0 LOB: 1 BB: 1 P: 19	R: 0 E: 0 K: 0 S: 8	H: 2 LOB: 1 BB: 0 P: 12	R: 0 E: 1 K: 2 S: 9	H: 0 LOB: 1 BB: 0 P: 15	1B: 7 2B: 2 3B: 0 HR: 0	SF: 0 SAC: 0 DP: 1 HBP: 1	WP: 0 PB: 1 CS: 0	PA: 37					
<b>PITCHER</b>	IP	WLS	BF	H	R	ER	SO	BB	IBB	HBP	BLK	WP	HR	S	P	ERA	WHIP										
Greg Maddux, R ERA: 2.82	7.0	W	29	7	2	2	7	1	0	1	0	0	0	67	95	2.57	1.143										
Greg McMichael, R ERA: 2.74	0.1		3	2	0	0	0	0	0	0	0	0	0	7	10	0.00	6.000										
Mark Wohlers, R ERA: 2.35	0.2		1	0	0	0	0	0	0	0	0	0	0	1	2	0.00	0.000										
Mike Stanton, L ERA: 3.24	1.0	S	4	0	0	0	2	0	0	0	0	0	0	9	15	0.00	0.000										

Pittsburgh Pirates @ Atlanta Braves  
Atlanta-Fulton County Stadium, Atlanta, GA  
Fri Jul 16 1993, 7:05 PM EDT  
Att: 48,539 - Unknown

AB 35  
R 2  
H 9  
RBI 2  
BB 1  
SO 9  
LOB 18



Batter	1	2	3	4	5	6	7	8	9	AB	R	H	RBI	BB	SO	LOB	BOTTOM										
Otis Nixon, S OBP: 0.336, SLG: 0.300	0-2 HR		2-1 G6-3		1-3 K		4-1 BB			3	1	1	1	1	1	0											
Jeff Blauser, R OBP: 0.410, SLG: 0.418 Greg McMichael, R OBP: 0.353, SLG: 0.453	2-1 F7		4-2 CS BB		1-0 G6-3		2-3 K			3	0	0	0	0	1	2											
Mark Wohlers, R OBP: 0.296, SLG: 0.321			1-2 F9		0-0 G5-3			1-2 G4-3		4	0	0	0	0	1	1											
Terry Pendleton, S OBP: 0.289, SLG: 0.357	0-3 K		1-2 F9		0-0 G5-3			1-2 G4-3		4	0	0	0	0	1	1											
Ron Gant, R OBP: 0.338, SLG: 0.520	1-2 F7		2-1 CS		2-0 E5 SF7		2-2 F7		0-0 F7	4	1	0	0	0	0	0											
David Justice, L OBP: 0.325, SLG: 0.468		0-2 S 1B		1-1 G4-3 SF7 1B		1-3 K		3-2 L8		4	1	2	0	0	1	0											
Brian Hunter, R OBP: 0.141, SLG: 0.192		2-2 P4		1-0 SF7		2-1 F8				2	0	0	1	0	0	1											
Damon Berryhill, S OBP: 0.293, SLG: 0.449		2-3 K		3-1 G4-3		0-0 F7				3	0	0	0	0	1	2											
Mark Lemke, S OBP: 0.344, SLG: 0.388		4-0 BB		0-1 1B		2-0 F8				2	0	1	1	1	0	0											
Greg Maddux, R OBP: 0.196, SLG: 0.200 Francisco Cabrera, R OBP: 0.263, SLG: 0.453 Deion Sanders, L OBP: 0.293, SLG: 0.413 Rafael Belliard, R OBP: 0.325, SLG: 0.278		2-1 F9		2-1 G4-3		0-3 K				2	0	0	0	0	0	3											
<b>Inning Stats</b>	R: 1 E: 0 K: 1 S: 14	H: 1 LOB: 0 BB: 0 P: 17	R: 0 E: 0 K: 1 S: 12	H: 1 LOB: 2 BB: 1 P: 22	R: 0 E: 0 K: 0 S: 8	H: 0 LOB: 0 BB: 1 P: 17	R: 2 E: 1 K: 0 S: 11	H: 2 LOB: 1 BB: 0 P: 19	R: 0 E: 0 K: 1 S: 5	H: 0 LOB: 0 BB: 0 P: 7	R: 0 E: 0 K: 1 S: 8	H: 0 LOB: 0 BB: 0 P: 13	R: 0 E: 0 K: 2 S: 9	H: 0 LOB: 2 BB: 1 P: 17	R: 0 E: 0 K: 0 S: 8	H: 0 LOB: 0 BB: 0 P: 12	1B: 3 2B: 0 3B: 0 HR: 1	SF: 1 SAC: 0 DP: 0 HBP: 0	WP: 0 PB: 1 CS: 1	PA: 33							
<b>PITCHER</b>	IP	WLS	BF	H	R	ER	SO	BB	IBB	HBP	BLK	WP	HR	S	P	ERA	WHIP										
Steve Cooke, L ERA: 3.54	6.0	L	24	4	3	1	4	2	0	0	0	0	0	58	95	1.50	1.000										
Joel Johnston, R ERA:	2.0		8	0	0	0	2	1	0	0	0	0	0	17	29	0.00	0.500										

Pittsburgh Pirates @ Atlanta Braves  
Atlanta-Fulton County Stadium, Atlanta, GA  
Fri Jul 16 1993, 7:05 PM EDT  
Att: 48,539 - Unknown

AB 28  
R 3  
H 4  
RBI 3  
BB 3  
SO 6  
LOB 9





Batter	1	2	3	4	5	6	7	8	9	AB	R	H	RBI	BB	SO	LOB	TOP				
Carlos Garcia, R (1,4) OBP: 0.310, SLG: 0.393	0-0 1B	1-1 SF8		0-1 F9		4-1 S F8 BB		2-0 G6-3		3	0	1	1	1	0	0					
Jay Bell, R (1,6) OBP: 0.267, SLG: 0.426	0-3 K	4-1 3-H			3-2 G6-3	1-0 F8		2-2 1B E		4	0	1	0	1	1	2					
Al Martin, L (1,7) OBP: 0.311, SLG: 0.425	0-0 1B	3-3 K			0-1 1B	4-2 S 1B		3-2 1B		4	1	3	0	1	1	2					
Dave Clark, L (1,9) OBP: 0.343, SLG: 0.364	1-3 K		1-2 G3-1		3-1 2B	0-0 G5-4-3		1-0 B1-3-2		3	1	1	1	0	1	2					
Lloyd McClendon, R (6,PH) OBP: 0.259, SLG: 0.250					1-H 2B	1-2 1B				2	0	0	0	0	0	4					
Jeff King, R (1,5) OBP: 0.348, SLG: 0.398	4-0 1-2 BB		3-2 E6		1-0 G6-4-3	1-2 2B		0-1 G5-3		4	0	0	0	1	0	1					
Tom Foley, L (1,3) OBP: 0.287, SLG: 0.390	3-2 L9		0-0 G1-3		0-2 3B	2B		0-2 L1		5	1	1	1	0	0	4					
Stan Belinda, R (9,1)					2-H 2B					0	0	0	0	0	0	0					
Scott Bullett, L (1,8) OBP: 0.500, SLG: 0.750		1-2 2B SF8 1B	1-1 G4-3		2-2 3B			2-2 S 1B		5	1	3	1	0	1	1					
Tom Prince, R (1,2) OBP: 0.276, SLG: 0.315		0-2 1-3 2B		2-2 P6	4-0 IBB			4-0 1-2 IBB		2	0	1	0	2	0	0					
Paul Wagner, R (1,1) OBP: 0.227, SLG: 0.190		0-3 K		0-3 K	2-1 F9			3-2 G6-3		4	0	0	0	0	2	6					
Kevin Young, R (9,3)										0	0	0	0	0	0	0					
<b>Inning Stats</b>	R: 0 E: 0 K: 2 S: 12	H: 2 LOB: 3 BB: 1 P: 20	R: 1 E: 0 K: 2 S: 16	H: 2 LOB: 2 BB: 1 P: 25	R: 0 E: 0 K: 0 S: 11	H: 0 LOB: 0 BB: 0 P: 16	R: 0 E: 0 K: 1 S: 9	H: 0 LOB: 0 BB: 0 P: 11	R: 3 E: 0 K: 0 S: 21	H: 4 LOB: 2 BB: 1 P: 36	R: 0 E: 0 K: 0 S: 5	H: 0 LOB: 1 BB: 2 P: 14	R: 0 E: 0 K: 0 S: 11	H: 1 LOB: 2 BB: 1 P: 20	R: 0 E: 0 K: 1 S: 9	H: 0 LOB: 0 BB: 0 P: 14	1B: 8 2B: 3 3B: 1 HR: 0	SF: 1 SAC: 0 DP: 2 HBP: 0	WP: 0 PB: 0 SB: 4 CS: 0	PA: 43	
<b>PITCHER</b>	IP WLS BF H R ER SO BB IBB HBP BLK WP HR S P ERA WHIP	IP WLS BF H R ER SO BB IBB HBP BLK WP HR S P ERA WHIP	IP WLS BF H R ER SO BB IBB HBP BLK WP HR S P ERA WHIP	IP WLS BF H R ER SO BB IBB HBP BLK WP HR S P ERA WHIP	IP WLS BF H R ER SO BB IBB HBP BLK WP HR S P ERA WHIP	IP WLS BF H R ER SO BB IBB HBP BLK WP HR S P ERA WHIP	IP WLS BF H R ER SO BB IBB HBP BLK WP HR S P ERA WHIP	IP WLS BF H R ER SO BB IBB HBP BLK WP HR S P ERA WHIP	IP WLS BF H R ER SO BB IBB HBP BLK WP HR S P ERA WHIP	IP WLS BF H R ER SO BB IBB HBP BLK WP HR S P ERA WHIP	IP WLS BF H R ER SO BB IBB HBP BLK WP HR S P ERA WHIP	IP WLS BF H R ER SO BB IBB HBP BLK WP HR S P ERA WHIP	IP WLS BF H R ER SO BB IBB HBP BLK WP HR S P ERA WHIP	IP WLS BF H R ER SO BB IBB HBP BLK WP HR S P ERA WHIP	IP WLS BF H R ER SO BB IBB HBP BLK WP HR S P ERA WHIP	IP WLS BF H R ER SO BB IBB HBP BLK WP HR S P ERA WHIP	IP WLS BF H R ER SO BB IBB HBP BLK WP HR S P ERA WHIP	IP WLS BF H R ER SO BB IBB HBP BLK WP HR S P ERA WHIP	IP WLS BF H R ER SO BB IBB HBP BLK WP HR S P ERA WHIP	IP WLS BF H R ER SO BB IBB HBP BLK WP HR S P ERA WHIP	IP WLS BF H R ER SO BB IBB HBP BLK WP HR S P ERA WHIP

Pittsburgh Pirates @ Atlanta Braves  
Atlanta-Fulton County Stadium, Atlanta, GA  
Sat Jul 17 1993, 7:05 PM EDT  
Att: 48,665 - Unknown - 97 F

AB	36
R	4
H	11
RBI	4
BB	6
SO	6
LOB	22



Batter	1	2	3	4	5	6	7	8	9	AB	R	H	RBI	BB	SO	LOB	BOTTOM					
Deion Sanders, L (1,8) OBP: 0.289, SLG: 0.403	0-0 F9		2-0 F7		2-2 G3-1			1-1 L3		4	0	0	0	0	0	0						
Jeff Blauser, R (1,6) OBP: 0.413, SLG: 0.419	4-0 1B HR BB		4-2 BB		1-1 1B			1-1 F8		2	1	1	0	2	0	0						
Terry Pendleton, S (1,5) OBP: 0.289, SLG: 0.355	1-1 1-3 HR 1B		1-0 F8		1-2 F7			0-3 K		4	1	1	0	0	1	2						
David Justice, L (1,9) OBP: 0.324, SLG: 0.474	3-2 1-H 3-H HR		0-0 P6		3-2 P4			1-0 P4		4	1	1	3	0	0	1						
Ron Gant, R (1,7) OBP: 0.337, SLG: 0.517	0-3 K			3-2 F9		0-1 G1-6-3 1B		0-0 G5-3		4	0	1	0	0	1	0						
Sid Bream, L (1,3) OBP: 0.306, SLG: 0.395	0-0 P6			1-0 G5-3		1-0 G1-6-3		1-1 G3-1		4	0	0	0	0	0	1						
Greg Olson, R (1,2) OBP: 0.297, SLG: 0.283		2-0 G5-3		1-0 1B				2-2 L7		3	0	1	0	0	0	0						
Mark Lemke, S (1,4) OBP: 0.340, SLG: 0.384		2-1 G4-3		1-0 G4-3				1-0 P7		3	0	0	0	0	0	1						
29 John Smoltz, R (1,1) OBP: 0.220, SLG: 0.284					1-0 L7			1-2 G6-3		1	0	0	0	0	0	1						
Steve Bedrosian, R (5,1)										0	0	0	0	0	0	0						
Bill Pecota, R (5,PH) OBP: 0.324, SLG: 0.314										0	0	0	0	0	0	0						
Kent Mercker, L (8,1)										0	0	0	0	0	0	0						
Jay Howell, R (8,1)										0	0	0	0	0	0	0						
Francisco Cabrera, R (7,PH) OBP: 0.235, SLG: 0.449										1	0	0	0	0	0	0						
Mark Wohlers, R (8,1)										0	0	0	0	0	0	0						
<b>Inning Stats</b>	R: 3 E: 0 K: 1 S: 10	H: 2 LOB: 0 BB: 1 P: 18	R: 0 E: 0 K: 1 S: 6	H: 0 LOB: 0 BB: 0 P: 11	R: 0 E: 0 K: 0 S: 6	H: 0 LOB: 1 BB: 1 P: 13	R: 0 E: 0 K: 0 S: 6	H: 1 LOB: 0 BB: 0 P: 12	R: 0 E: 0 K: 0 S: 10	H: 1 LOB: 1 BB: 0 P: 15	R: 0 E: 0 K: 0 S: 6	H: 1 LOB: 0 BB: 0 P: 10	R: 0 E: 0 K: 0 S: 9	H: 0 LOB: 0 BB: 0 P: 13	R: 0 E: 0 K: 1 S: 7	H: 0 LOB: 0 BB: 0 P: 9	R: 0 E: 0 K: 0 S: 4	H: 0 LOB: 0 BB: 0 P: 6	1B: 4 2B: 0 3B: 0 HR: 1	SF: 0 SAC: 0 DP: 1 HBP: 0	WP: 0 PB: 0 SB: 0 CS: 0	PA: 33
<b>PITCHER</b>	IP WLS BF H R ER SO BB IBB HBP BLK WP HR S P ERA WHIP	IP WLS BF H R ER SO BB IBB HBP BLK WP HR S P ERA WHIP	IP WLS BF H R ER SO BB IBB HBP BLK WP HR S P ERA WHIP	IP WLS BF H R ER SO BB IBB HBP BLK WP HR S P ERA WHIP	IP WLS BF H R ER SO BB IBB HBP BLK WP HR S P ERA WHIP	IP WLS BF H R ER SO BB IBB HBP BLK WP HR S P ERA WHIP	IP WLS BF H R ER SO BB IBB HBP BLK WP HR S P ERA WHIP	IP WLS BF H R ER SO BB IBB HBP BLK WP HR S P ERA WHIP	IP WLS BF H R ER SO BB IBB HBP BLK WP HR S P ERA WHIP	IP WLS BF H R ER SO BB IBB HBP BLK WP HR S P ERA WHIP	IP WLS BF H R ER SO BB IBB HBP BLK WP HR S P ERA WHIP	IP WLS BF H R ER SO BB IBB HBP BLK WP HR S P ERA WHIP	IP WLS BF H R ER SO BB IBB HBP BLK WP HR S P ERA WHIP	IP WLS BF H R ER SO BB IBB HBP BLK WP HR S P ERA WHIP	IP WLS BF H R ER SO BB IBB HBP BLK WP HR S P ERA WHIP	IP WLS BF H R ER SO BB IBB HBP BLK WP HR S P ERA WHIP	IP WLS BF H R ER SO BB IBB HBP BLK WP HR S P ERA WHIP	IP WLS BF H R ER SO BB IBB HBP BLK WP HR S P ERA WHIP	IP WLS BF H R ER SO BB IBB HBP BLK WP HR S P ERA WHIP	IP WLS BF H R ER SO BB IBB HBP BLK WP HR S P ERA WHIP	IP WLS BF H R ER SO BB IBB HBP BLK WP HR S P ERA WHIP	

Pittsburgh Pirates @ Atlanta Braves  
Atlanta-Fulton County Stadium, Atlanta, GA  
Sat Jul 17 1993, 7:05 PM EDT  
Att: 48,665 - Unknown - 97 F

AB	31
R	3
H	5
RBI	3
BB	2
SO	3
LOB	5





Batter	1	2	3	4	5	6	7	8	9	AB	R	H	RBI	BB	SO	LOB	TOP										
Carlos Garcia, R (1, 4) OBP: 0.312, SLG: 0.393	L4		CS 1B		FC5-4 1B			G6-3	F9	5	0	2	0	0	0	1											
Jay Bell, R (1, 6) OBP: 0.365, SLG: 0.424	1B		F7		FC5-4			E6 1B		4	0	1	0	0	0	3											
Lonnie Smith, R (1, 7) OBP: 0.384, SLG: 0.357	G4-6-3 1B			G5-4-3 1B		K		F8		4	0	2	0	0	1	1											
Jeff King, R (1, 5) OBP: 0.349, SLG: 0.399	G4-6-3			G5-4-3 1B		P8		1B		4	0	2	0	0	0	2											
Lloyd McClendon, R (1, 9) OBP: 0.268, SLG: 0.260		F9		G5-4-3		1B		1B		4	0	2	0	0	0	2											
Don Slaught, R (1, 2) OBP: 0.353, SLG: 0.432	G4-3			B2		F8		K		4	0	0	0	0	1	5											
Kevin Young, R (1, 3) OBP: 0.299, SLG: 0.327					G5-3		FC5-4 1B		K	4	0	2	0	0	1	0											
Scott Bulett, L (1, 8) OBP: 0.333, SLG: 0.500			K		F8		FC5-4 G6-4-3		G4-3	4	0	0	0	0	1	2											
Zane Smith, L (1, 1) OBP: 0.222, SLG: 0.222			G4-3				G6-4-3			2	0	1	0	0	0	0											
Tom Prince, R (7, PH) OBP: 0.274, SLG: 0.312					1B					1	0	0	0	0	0	1											
Bias Minor, R (7, 1) OBP: 0.111, SLG: 0.111					1B					0	0	0	0	0	0	0											
Tom Foley, L (9, PH) OBP: 0.292, SLG: 0.395					1B					1	0	1	0	0	0	0											
<b>Inning Stats</b>	R: 0 E: 0 K: 0 S: 7	H: 2 LOB: 1 BB: 0 P: 10	R: 0 E: 0 K: 1 S: 10	H: 1 LOB: 1 BB: 0 P: 14	R: 0 E: 0 K: 0 S: 3	H: 1 LOB: 0 BB: 0 P: 5	R: 0 E: 0 K: 0 S: 5	H: 2 LOB: 1 BB: 0 P: 5	R: 0 E: 0 K: 1 S: 10	H: 1 LOB: 2 BB: 0 P: 16	R: 0 E: 0 K: 0 S: 12	H: 1 LOB: 1 BB: 0 P: 14	R: 0 E: 0 K: 0 S: 5	H: 1 LOB: 0 BB: 0 P: 7	R: 0 E: 1 K: 1 S: 14	H: 2 LOB: 3 BB: 0 P: 20	R: 0 E: 0 K: 1 S: 15	H: 1 LOB: 1 BB: 0 P: 20	1B: 12 2B: 1 3B: 0 HR: 0	SF: 0 SAC: 0 DP: 3 HBP: 0	WP: 0 PB: 0 SB: 0 CS: 1	PA: 37					
<b>PITCHER</b>	IP	WLS	BF	H	R	ER	SO	BB	IBB	HBP	BLK	WP	HR	S	P	ERA	WHIP										
Steve Avery, L (1, 1) ERA: 3.25	7.2	W	32	12	0	0	2	0	0	0	0	0	0	63	87	0.00	1.565										
Greg McMichael, R (8, 1) ERA: 2.72	0.1		1	0	0	0	1	0	0	0	0	0	0	3	4	0.00	0.000										
Mike Stanton, L (9, 1) ERA: 3.15	1.0	S	4	1	0	0	1	0	0	0	0	0	0	15	20	0.00	1.000										

Pittsburgh Pirates @ Atlanta Braves  
Atlanta-Fulton County Stadium, Atlanta, GA

AB 37  
R 0  
H 13  
RBI 0  
BB 0  
SO 4  
LOB 17



Sun Jul 18 1993, 3:33 AM EDT  
Att: 49,003 - Sunny - 94 F

Batter	1	2	3	4	5	6	7	8	9	AB	R	H	RBI	BB	SO	LOB	BOTTOM										
Otis Nixon, S (1, 8) OBP: 0.331, SLG: 0.295	G3		G4-3	K			F8			4	0	0	0	0	1	2											
Jeff Blausler, R (1, 6) OBP: 0.412, SLG: 0.417	G4-3		G6-3		G6-3			G6-3 1B		4	0	1	0	0	0	0											
Rafael Belliard, R (9, 6) OBP: 0.325, SLG: 0.278										0	0	0	0	0	0	0											
Terry Pendleton, S (1, 5) OBP: 0.288, SLG: 0.354	1B		G4-3		P4			G6-3		4	0	1	0	0	0	1											
Ron Gant, R (1, 7) OBP: 0.336, SLG: 0.514	1B			P4	F7			K		4	0	1	0	0	1	0											
David Justice, L (1, 9) OBP: 0.322, SLG: 0.470	G3			F7		G3-1				3	0	0	0	0	0	2											
Brian Hunter, R (1, 3) OBP: 0.148, SLG: 0.197		P3		BB 1B	BB 1B	P5				3	1	1	0	0	0	0											
Greg Olson, R (1, 2) OBP: 0.298, SLG: 0.280		G5-3		BB 1B	BB	F8				2	1	0	0	1	0	0											
Mark Lemke, S (1, 4) OBP: 0.343, SLG: 0.385				BB 1B	BB		G4-3			2	0	1	0	1	0	0											
Steve Avery, L (1, 1) OBP: 0.186, SLG: 0.190							G4-3			3	0	1	2	0	0	1											
Greg McMichael, R (8, 1) ERA: 3.71										0	0	0	0	0	0	0											
Mike Stanton, L (9, 1)										0	0	0	0	0	0	0											
<b>Inning Stats</b>	R: 0 E: 0 K: 0 S: 11	H: 2 LOB: 2 BB: 0 P: 21	R: 0 E: 0 K: 0 S: 9	H: 1 LOB: 1 BB: 0 P: 13	R: 0 E: 0 K: 0 S: 10	H: 0 LOB: 0 BB: 0 P: 15	R: 2 E: 0 K: 1 S: 16	H: 2 LOB: 2 BB: 2 P: 33	R: 0 E: 0 K: 0 S: 6	H: 0 LOB: 0 BB: 0 P: 8	R: 0 E: 0 K: 0 S: 4	H: 0 LOB: 0 BB: 0 P: 6	R: 0 E: 0 K: 0 S: 5	H: 0 LOB: 0 BB: 0 P: 9	R: 0 E: 0 K: 1 S: 6	H: 1 LOB: 0 BB: 0 P: 8	1B: 6 2B: 0 3B: 0 HR: 0	SF: 0 SAC: 0 DP: 1 HBP: 0	WP: 0 PB: 0 SB: 0 CS: 0	PA: 31							
<b>PITCHER</b>	IP	WLS	BF	H	R	ER	SO	BB	IBB	HBP	BLK	WP	HR	S	P	ERA	WHIP										
Zane Smith, L (1, 1) ERA: 5.63	6.0	L	25	5	2	2	1	2	0	0	0	0	0	56	96	3.00	1.167										
Bias Minor, R (7, 1) ERA: 3.71	2.0		6	1	0	0	1	0	0	0	0	0	0	11	17	0.00	0.500										

Pittsburgh Pirates @ Atlanta Braves  
Atlanta-Fulton County Stadium, Atlanta, GA

AB 29  
R 2  
H 6  
RBI 2  
BB 2  
SO 2  
LOB 6



Sun Jul 18 1993, 3:33 AM EDT  
Att: 49,003 - Sunny - 94 F







Batter	1	2	3	4	5	6	7	8	9	AB	R	H	RBI	BB	SO	LOB	TOP					
Luis Altea, S OBP: 0.381, SLG: 0.381 (1, 4)	G6-3		1B			G4-3			G5-3	5	0	2	0	0	0	1	<b>St. Louis Cardinals @ Atlanta Braves</b> Atlanta-Fulton County Stadium, Atlanta, GA Tue Jul 20 1993, 7:05 PM EDT Att: 49,072 - Unknown - 89 F					
Ozzie Smith, S OBP: 0.356, SLG: 0.357 (1, 6)	F8		P2				G1-3		G6-3	5	1	1	0	0	0	1						
Bernard Gilkey, R OBP: 0.386, SLG: 0.491 (1, 7)	G6-3			G4-3	FC5-2		G4-3			3	2	0	0	1	0	2						
Todd Zeile, R OBP: 0.326, SLG: 0.373 (1, 5)		F9		G4-3			G1-3			4	0	1	1	0	0	1						
Mark Whiten, S OBP: 0.327, SLG: 0.431 (1, 9)	L7			E1		F7		G6-3		4	1	1	0	0	0	1						
Brian Jordan, R OBP: 0.344, SLG: 0.532 (1, 8)						K				4	1	3	1	0	1	1						
Gerald Perry, L OBP: 0.351, SLG: 0.460 (1, 3)										3	0	0	0	1	1	2						
Tom Pagnozzi, R OBP: 0.281, SLG: 0.358 (1, 2)			P4							4	0	1	1	0	0	2						
Rene Arocha, R OBP: 0.065, SLG: 0.065 (1, 1)										3	0	1	0	0	2	1						
Rheal Cormier, L OBP: 0.192, SLG: 0.192 (6, 1)										0	0	0	0	0	0	0						
Omar Olivares, R OBP: 0.250, SLG: 0.313 (8, 1)										0	0	0	0	0	0	0						
Tracy Woodson, R OBP: 0.236, SLG: 0.245 (9, PH)										1	0	0	0	0	0	0						
<b>Inning Stats</b>	R: 0 E: 0 K: 0 S: 6	H: 0 LOB: 0 BB: 0 P: 9	R: 0 E: 0 K: 0 S: 8	H: 1 LOB: 1 BB: 0 P: 10	R: 0 E: 0 K: 1 S: 9	H: 1 LOB: 1 BB: 0 P: 11	R: 3 E: 1 K: 2 S: 13	H: 3 LOB: 1 BB: 1 P: 25	R: 2 E: 0 K: 1 S: 20	H: 3 LOB: 1 BB: 0 P: 29	R: 0 E: 0 K: 0 S: 8	H: 1 LOB: 1 BB: 0 P: 10	R: 0 E: 0 K: 0 S: 12	H: 0 LOB: 0 BB: 0 P: 18	R: 0 E: 0 K: 0 S: 11	H: 1 LOB: 1 BB: 1 P: 20	R: 0 E: 0 K: 0 S: 6	H: 0 LOB: 0 BB: 0 P: 11	1B: 7 2B: 3 3B: 0 HR: 0	SF: 0 SAC: 0 DP: 1 HBP: 0	WP: 1 PB: 0 SB: 0 CS: 0	PA: 38
<b>PITCHER</b>	IP WLS BF H R ER SO BB IBB HBP BLK WP HR S P ERA WHIP																					
Tom Glavine, L ERA: 2.99 (1, 1)	4.1 22 8 5 5 3 1 0 0 0 0 0 0 44 69 10.38 2.077																					
Steve Bedrosian, R ERA: 2.09 (5, 1)	1.2 6 1 0 0 1 0 0 0 0 0 1 0 20 25 0.00 0.600																					
Greg McMichael, R ERA: 2.66 (7, 1)	1.0 3 0 0 0 0 0 0 0 0 0 0 0 12 18 0.00 0.000																					
Mark Wohlers, R ERA: 1.96 (8, 1)	1.0 W 4 1 0 0 0 0 1 0 0 0 0 0 11 20 0.00 1.000																					
Mike Stanton, L ERA: 3.69 (9, 1)	1.0 S 3 0 0 0 0 0 0 0 0 0 0 0 6 11 0.00 0.000																					

AB	36
R	5
H	10
RBI	3
BB	2
SO	4
LOB	12

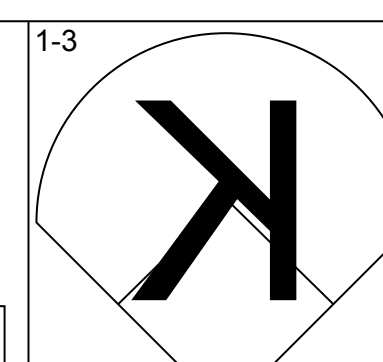
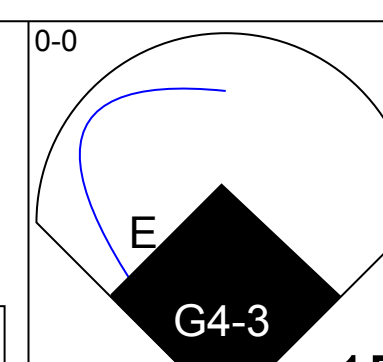
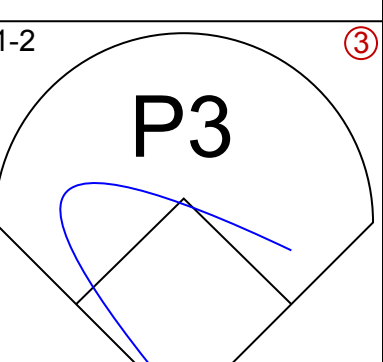
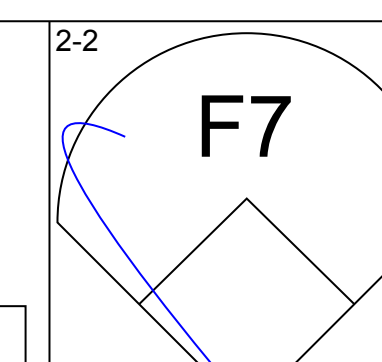
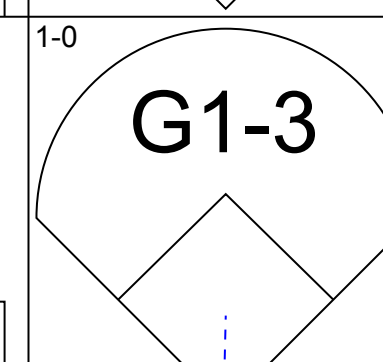
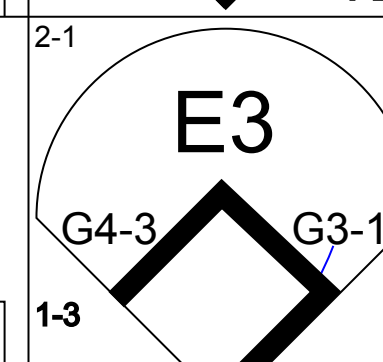
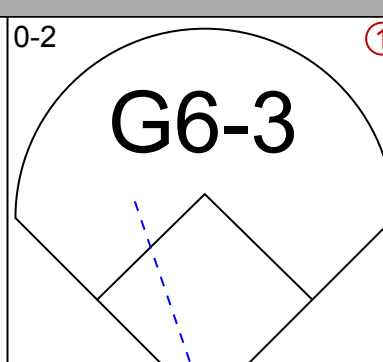
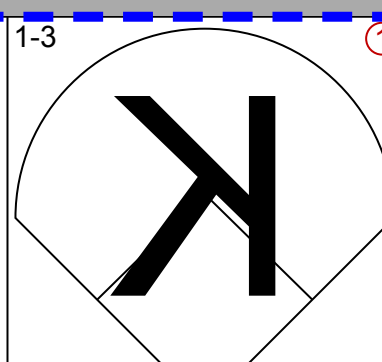
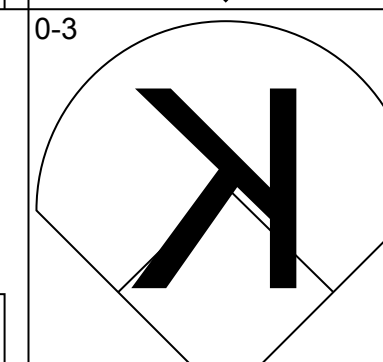
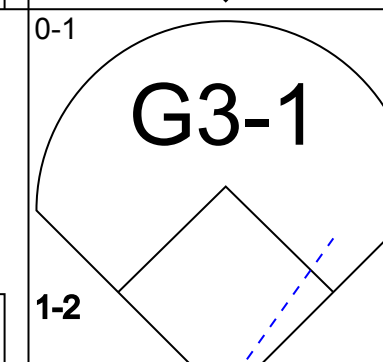
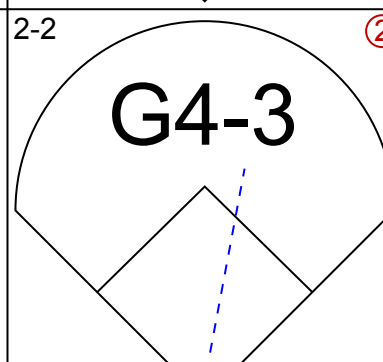
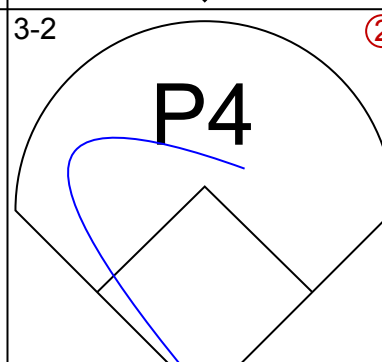
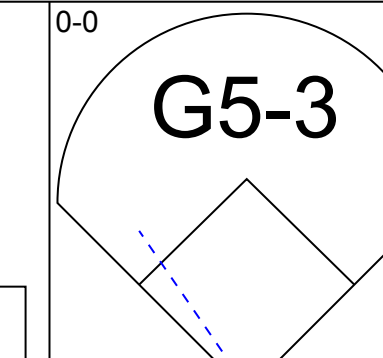
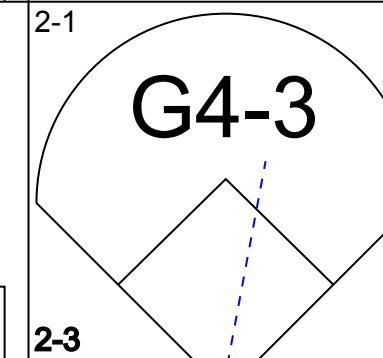
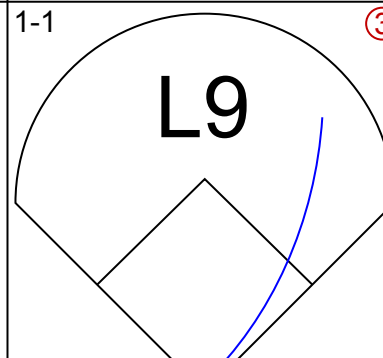
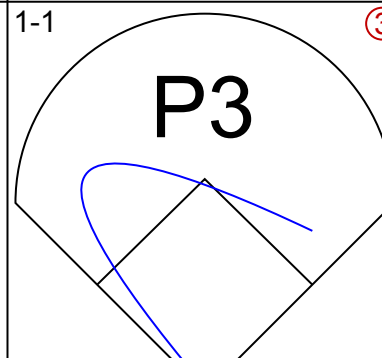
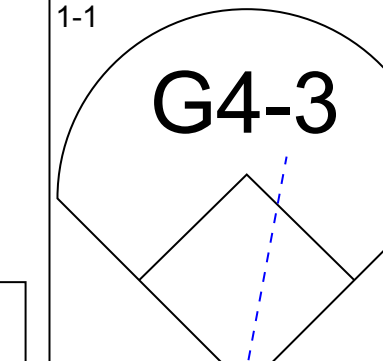
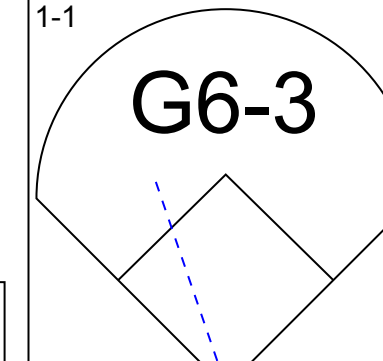
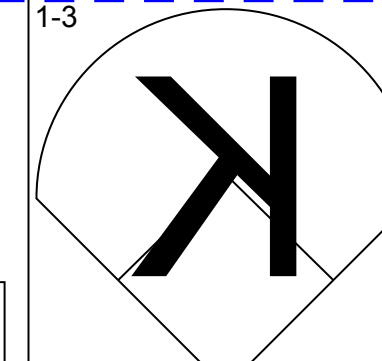
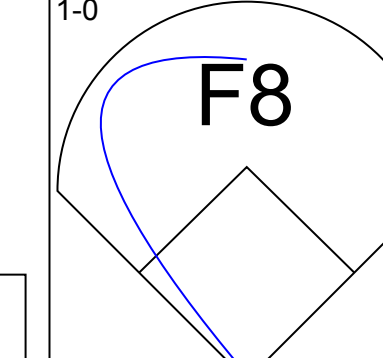
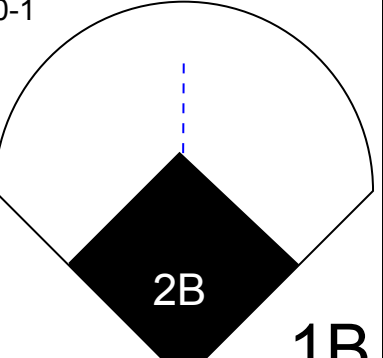
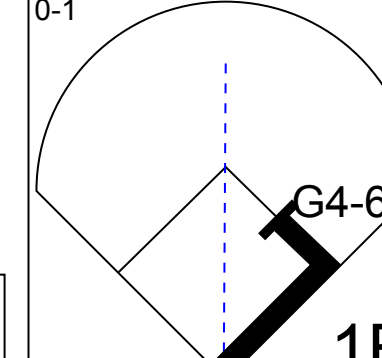
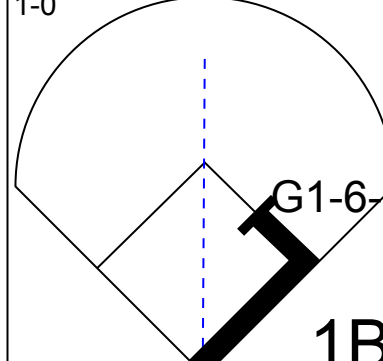
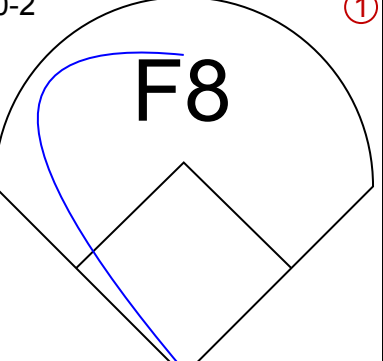
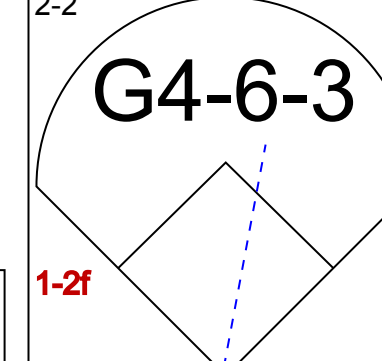
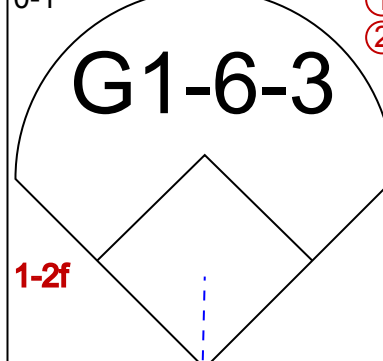
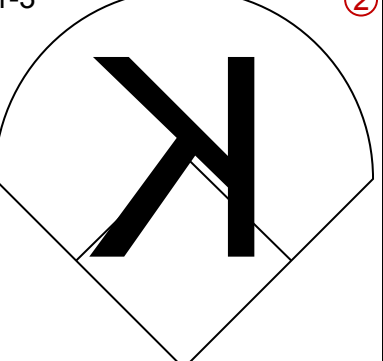
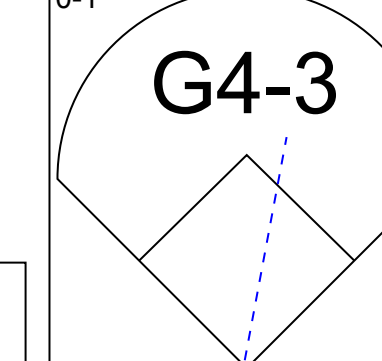

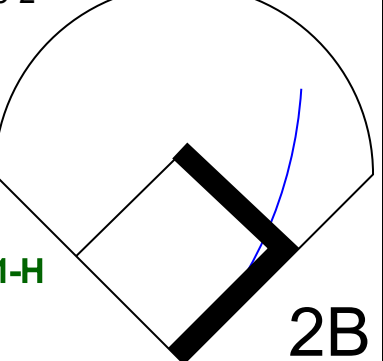
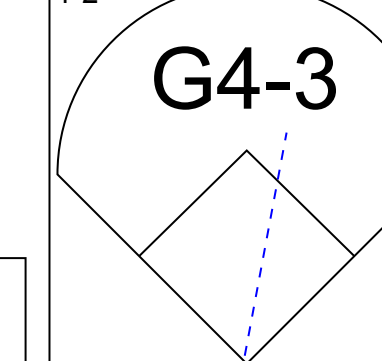


Batter	1	2	3	4	5	6	7	8	9	AB	R	H	RBI	BB	SO	LOB	BOTTOM			
Deion Sanders, L OBP: 0.292, SLG: 0.403 (1, 8)	G5-3			P6		HR	G3			5	1	2	1	0	0	0	<b>St. Louis Cardinals @ Atlanta Braves</b> Atlanta-Fulton County Stadium, Atlanta, GA Tue Jul 20 1993, 7:05 PM EDT Att: 49,072 - Unknown - 89 F			
Jeff Blauser, R OBP: 0.410, SLG: 0.420 (1, 6)				L9						4	1	1	3	1	1	1				
Mike Stanton, L (9, 1)										0	0	0	0	0	0	0				
Ron Gant, R OBP: 0.337, SLG: 0.513 (1, 7)	G6-3			G6-3		HR	E1			4	1	1	0	0	0	1				
Fred McGriff, L OBP: 0.360, SLG: 0.503 (1, 3)		G3			G3		G4-3			4	1	1	2	0	0	2				
David Justice, L OBP: 0.323, SLG: 0.468 (1, 9)		L4								4	1	2	0	0	1	0				
Terry Pendleton, S OBP: 0.286, SLG: 0.350 (1, 5)		P5								3	1	1	0	0	0	1				
Damon Berryhill, S OBP: 0.287, SLG: 0.435 (1, 2)				G1-3						3	0	1	0	0	0	1				
Mark Lemke, S OBP: 0.344, SLG: 0.382 (1, 4)										4	0	1	0	0	0	3				
Tom Glavine, L OBP: 0.196, SLG: 0.146 (5, 1)										1	0	0	0	0	0	1				
Bill Pecota, R OBP: 0.333, SLG: 0.334 (6, PH)										0	0	0	0	0	0	0				
Greg McMichael, R (7, 1)										0	0	0	0	0	0	0				
Otis Nixon, S OBP: 0.320, SLG: 0.290 (7, PH)										0	0	0	0	0	0	0				
Mark Wohlers, R (8, 1)										0	0	0	0	0	0	0				
Francisco Cabrera, R OBP: 0.240, SLG: 0.274 (8, PH)										0	1	0	0	1	0	0				
Rafael Bellard, R OBP: 0.235, SLG: 0.278 (8, 6)										0	0	0	0	0	0	0				
<b>Inning Stats</b>	R: 0 E: 0 K: 1 S: 7	H: 0 LOB: 0 BB: 0 P: 11	R: 0 E: 0 K: 0 S: 11	H: 0 LOB: 0 BB: 0 P: 18	R: 0 E: 0 K: 0 S: 8	H: 1 LOB: 0 BB: 0 P: 12	R: 0 E: 0 K: 0 S: 6	H: 0 LOB: 0 BB: 0 P: 8	R: 0 E: 0 K: 0 S: 9	H: 1 LOB: 1 BB: 0 P: 14	R: 5 E: 0 K: 1 S: 13	H: 7 LOB: 2 BB: 0 P: 20	R: 0 E: 1 K: 0 S: 5	H: 0 LOB: 2 BB: 1 P: 12	R: 3 E: 2 K: 0 S: 10	H: 2 LOB: 1 BB: 1 P: 18	1B: 9 2B: 0 3B: 0 HR: 2	SF: 0 SAC: 2 DP: 1 HBP: 0	WP: 0 PB: 0 SB: 0 CS: 0	PA: 38
<b>PITCHER</b>	IP WLS BF H R ER SO BB IBB HBP BLK WP HR S P ERA WHIP																			
Rene Arocha, R ERA: 3.58 (1, 1)	5.1 22 7 5 5 1 0 0 0 0 0 0 0 2 48 75 8.44 1.312																			
Rheal Cormier, L ERA: 4.15 (6, 1)	2.1 L 15 4 3 0 1 1 1 0 0 0 0 0 20 37 0.00 2.143																			
Omar Olivares, R ERA: 4.67 (8, 1)	0.1 1 0 0 0 0 0 0 0 0 0 0 0 1 1 0.00 0.000																			

AB	34
R	8
H	11
RBI	6
BB	2
SO	2
LOB	10



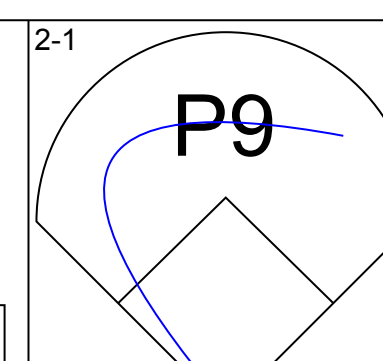
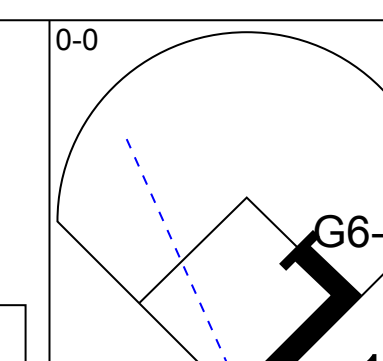
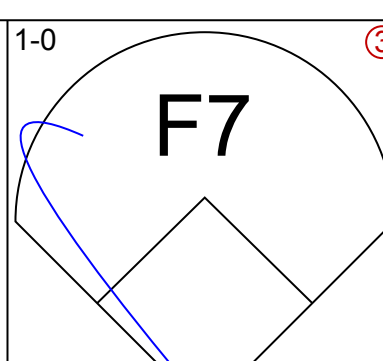
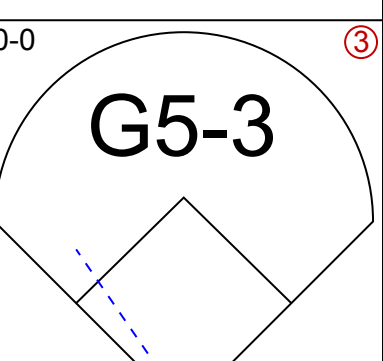
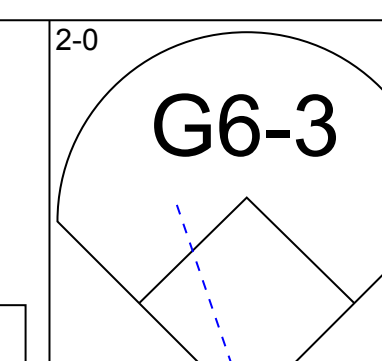
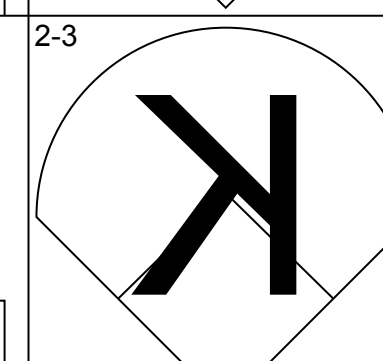
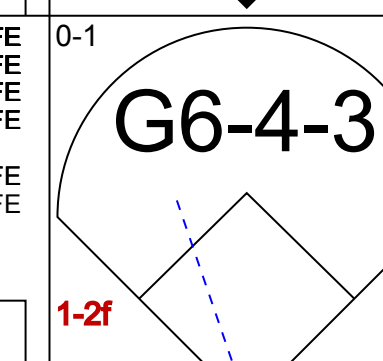
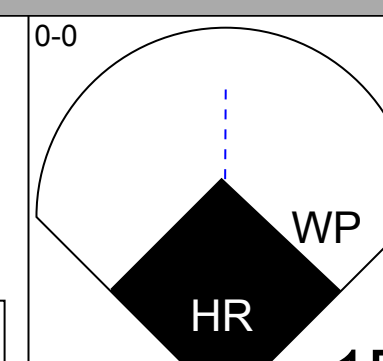
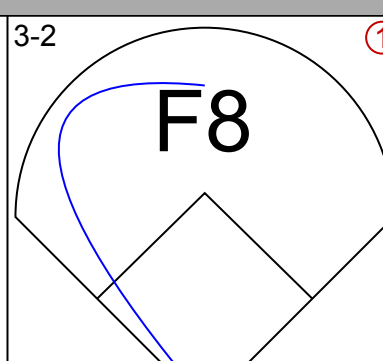
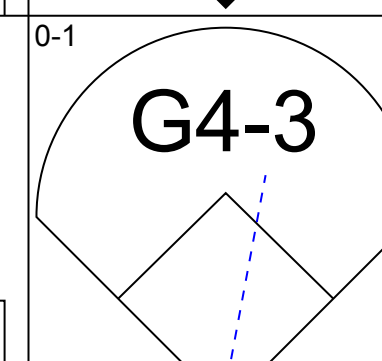
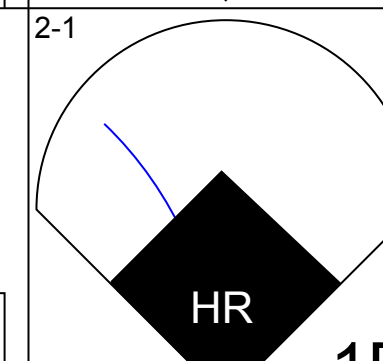
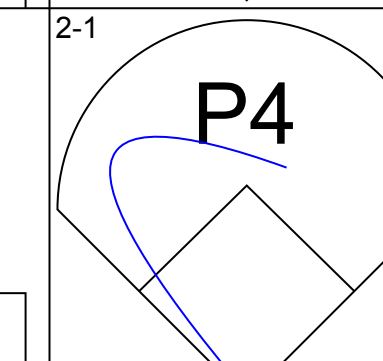
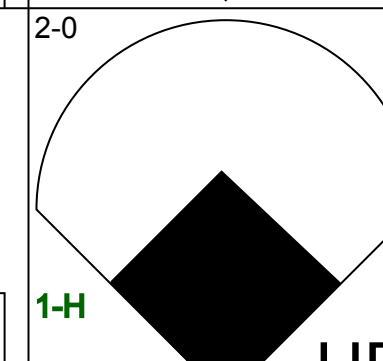
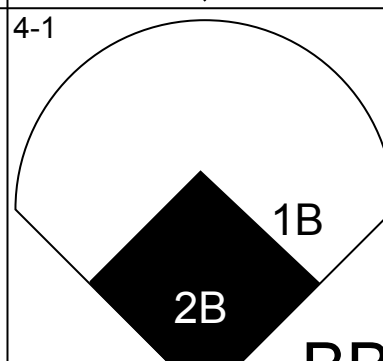
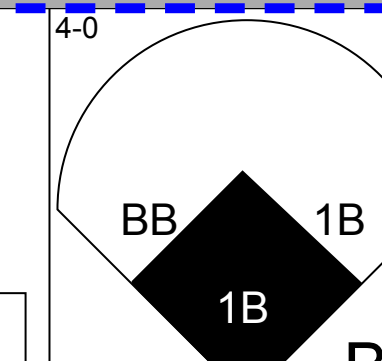
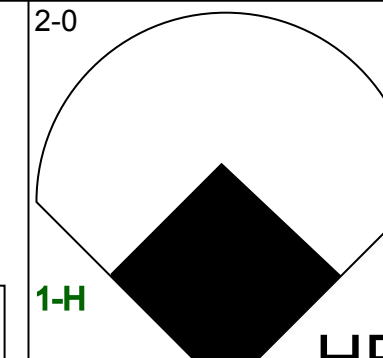
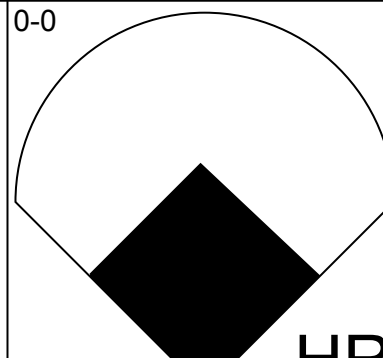
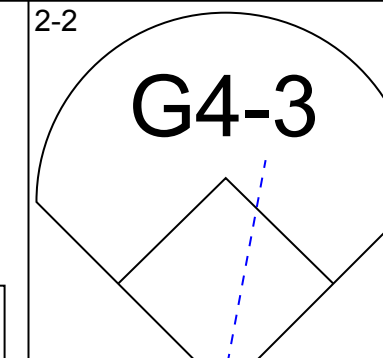

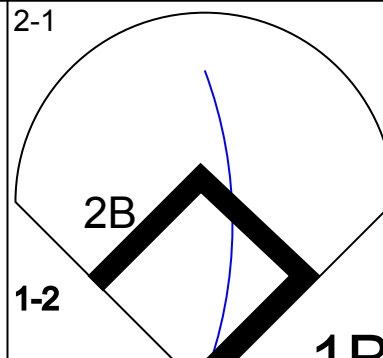

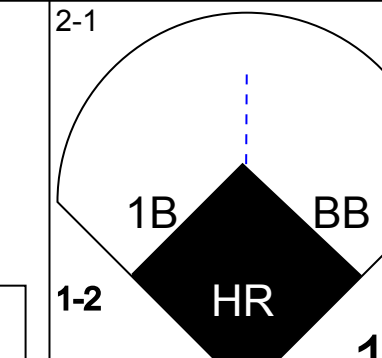
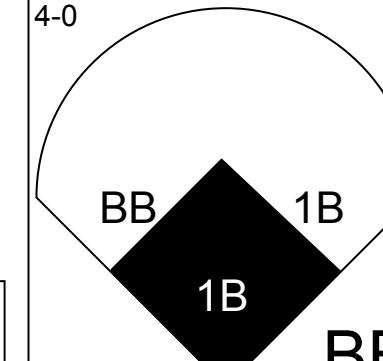

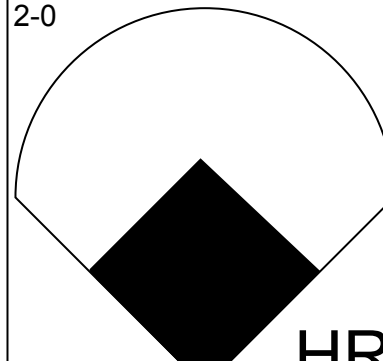
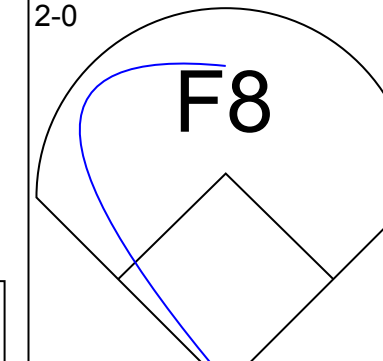

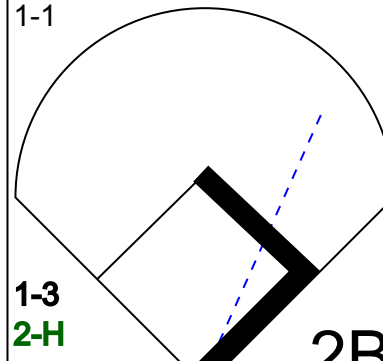

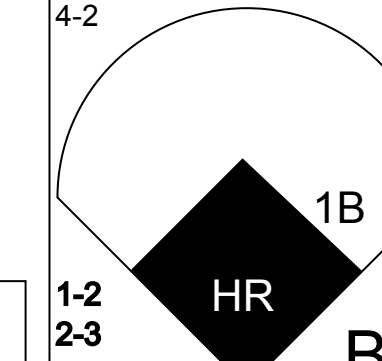
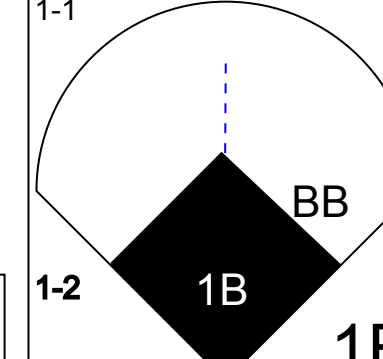

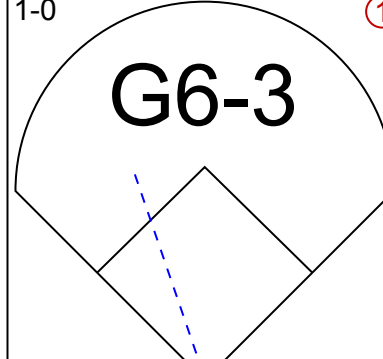
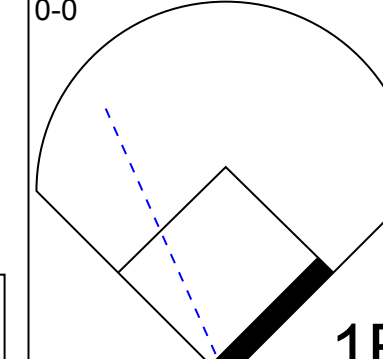

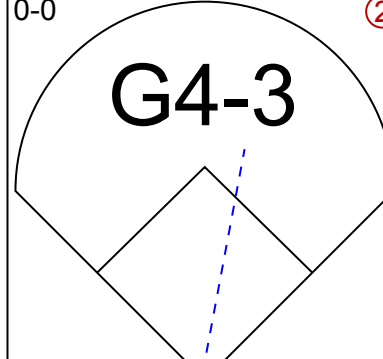
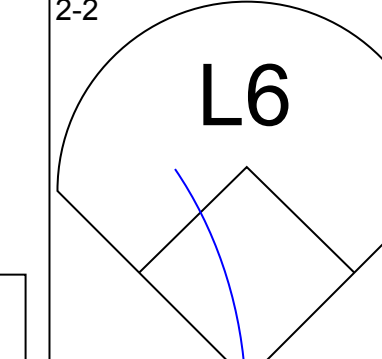
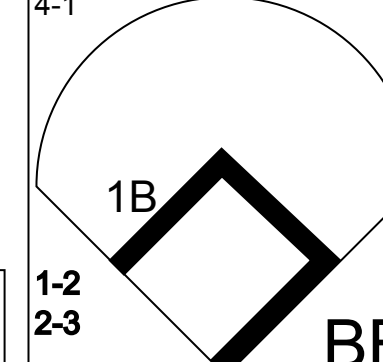

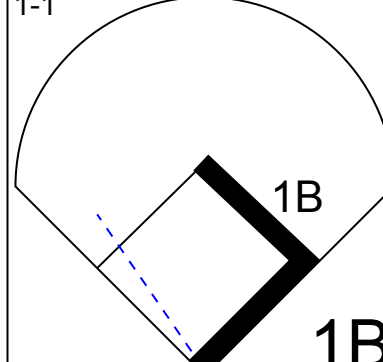
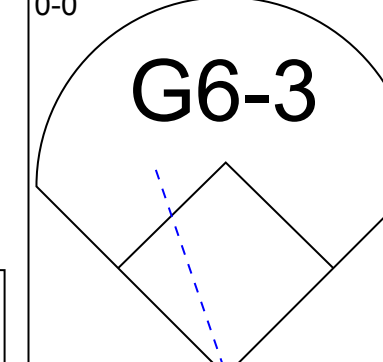

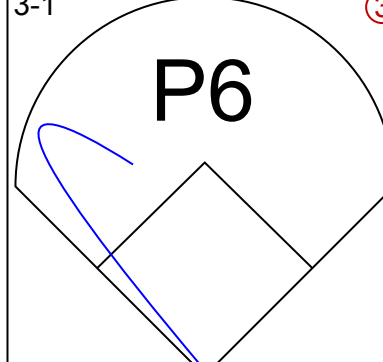
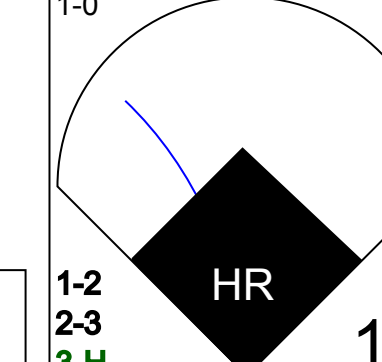

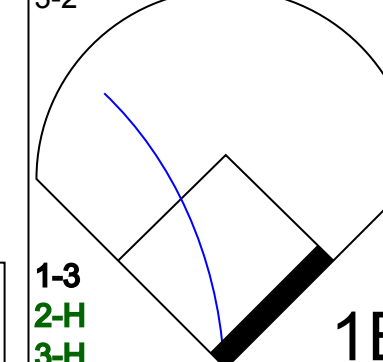
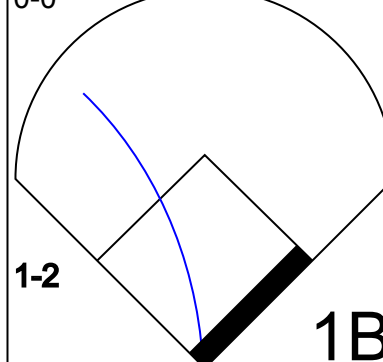
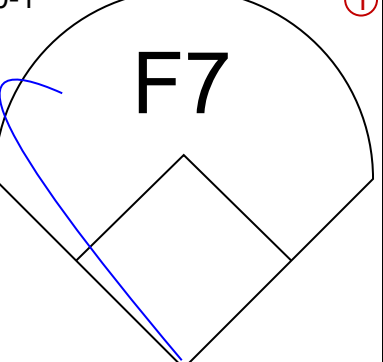
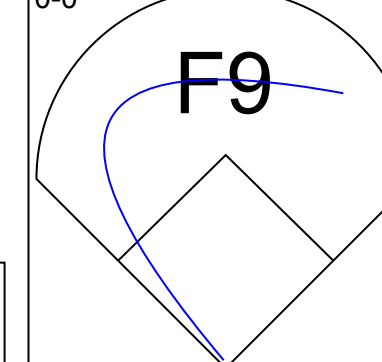
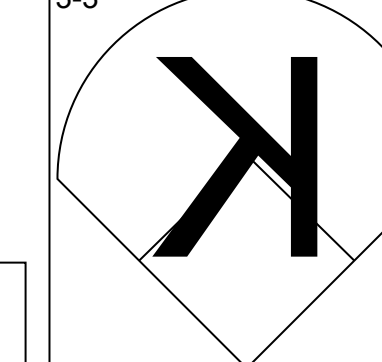
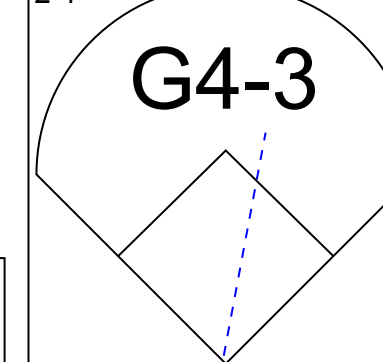
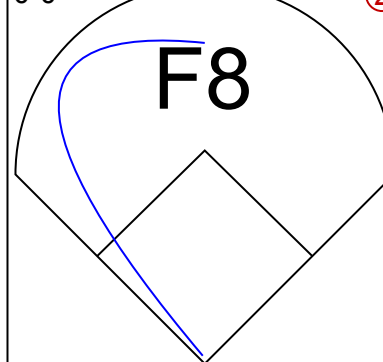
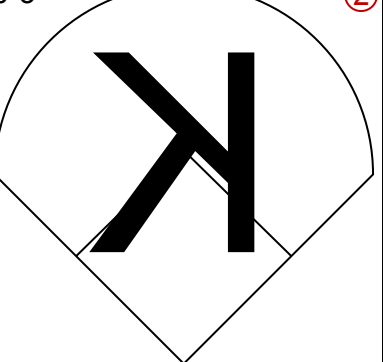
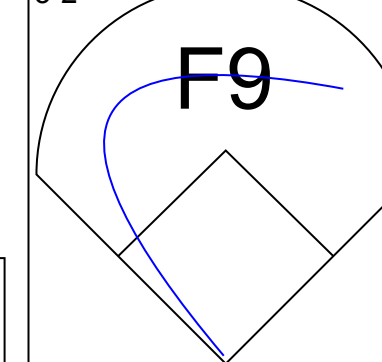
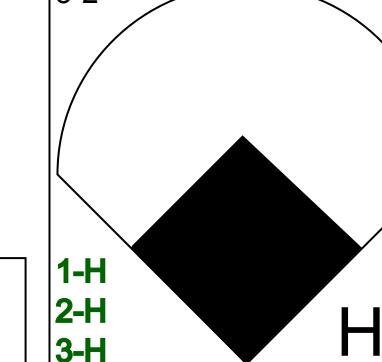


Batter	1	2	3	4	5	6	7	8	9	AB	R	H	RBI	BB	SO	LOB	TOP					
<b>Bernard Gilkey, R</b> (1, 7) OBP: 0.384, SLG: 0.488										4	1	1	0	0	1	1						
<b>Ozzie Smith, S</b> (1, 6) OBP: 0.333, SLG: 0.354 <b>Tim Jones, L</b> (7, 6)										3	0	0	0	0	0	1						
<b>Ray Lankford, L</b> (1, 8) OBP: 0.381, SLG: 0.346										4	0	0	0	0	1	2						
<b>Todd Zeile, R</b> (1, 5) OBP: 0.323, SLG: 0.369 <b>Tracy Woodson, R</b> (7, 5) OBP: 0.232, SLG: 0.241										3	0	0	1	0	0	1						
<b>Brian Jordan, R</b> (1, 9) OBP: 0.336, SLG: 0.518										3	0	0	0	0	1	1						
<b>Gerald Perry, L</b> (1, 3) OBP: 0.367, SLG: 0.472										3	1	2	0	0	0	0						
<b>Erik Pappas, R</b> (1, 2) OBP: 0.390, SLG: 0.368										3	0	1	0	0	0	2						
<b>José Oquendo, S</b> (1, 4) OBP: 0.357, SLG: 0.237										3	0	0	0	0	1	2						
<b>Joe Magrane, R</b> (1, 1) OBP: 0.139, SLG: 0.143 <b>Lee Guetterman, L</b> (4, 1) OBP: 0.300, SLG: 1.000 <b>Omar Olivares, R</b> (7, 1) OBP: 0.250, SLG: 0.313 <b>Luis Alicea, S</b> (8, PH) OBP: 0.379, SLG: 0.379 <b>Rod Brewer, L</b> (8, 1) OBP: 0.320, SLG: 0.322										1	0	0	0	0	1	0						
<b>Inning Stats</b>	R: 0 E: 0 K: 2 S: 7	H: 0 LOB: 0 BB: 0 P: 9	R: 0 E: 0 K: 0 S: 4	H: 0 LOB: 0 BB: 0 P: 6	R: 0 E: 0 K: 1 S: 7	H: 1 LOB: 0 BB: 0 P: 11	R: 1 E: 1 K: 0 S: 9	H: 1 LOB: 1 BB: 0 P: 14	R: 1 E: 0 K: 1 S: 14	H: 2 LOB: 1 BB: 0 P: 19	R: 0 E: 0 K: 0 S: 8	H: 0 LOB: 0 BB: 0 P: 11	R: 0 E: 0 K: 1 S: 12	H: 1 LOB: 0 BB: 0 P: 15	R: 0 E: 0 K: 0 S: 8	H: 0 LOB: 0 BB: 0 P: 11	R: 0 E: 0 K: 1 S: 8	H: 0 LOB: 0 BB: 0 P: 13	1B: 4 2B: 1 3B: 0 HR: 0	SF: 0 SAC: 0 DP: 2 HBP: 0	WP: 0 PB: 0 SB: 0 CS: 0	PA: 31
<b>PITCHER</b>	IP	WLS	BF	H	R	ER	SO	BB	IBB	HBP	BLK	WP	HR	S	P	ERA	WHIP					
<b>Greg Maddux, R</b> (1, 1) ERA: 2.77	6.0	W	22	4	2	1	4	0	0	0	0	0	0	49	70	1.50	0.667					
<b>Greg McMichael, R</b> (7, 1) ERA: 2.51	1.0		3	1	0	0	1	0	0	0	0	0	0	12	15	0.00	1.000					
<b>Jay Howell, R</b> (8, 1) ERA: 2.62	1.0		3	0	0	0	0	0	0	0	0	0	0	8	11	0.00	0.000					
<b>Kent Mercker, L</b> (9, 1) ERA: 2.76	1.0		3	0	0	0	1	0	0	0	0	0	0	8	13	0.00	0.000					

St. Louis Cardinals @ Atlanta Braves  
Atlanta-Fulton County Stadium, Atlanta, GA  
Wed Jul 21 1993, 7:05 PM EDT  
Att: 45,122 - Unknown - 91 F

AB 31  
R 2  
H 5  
RBI 2  
BB 0  
SO 6  
LOB 10



Batter	1	2	3	4	5	6	7	8	9	AB	R	H	RBI	BB	SO	LOB	BOTTOM						
<b>Otis Nixon, S</b> (1, 8) OBP: 0.329, SLG: 0.296										6	0	2	0	0	0	2							
<b>Jeff Blausen, R</b> (1, 6) OBP: 0.408, SLG: 0.418 <b>Rafael Belliard, R</b> (7, 6) OBP: 0.317, SLG: 0.270										4	1	1	0	0	1	1							
<b>Ron Gant, R</b> (1, 7) OBP: 0.343, SLG: 0.523										3	4	2	2	2	0	0							
<b>Fred McGriff, L</b> (1, 3) OBP: 0.364, SLG: 0.526 <b>Sid Bream, L</b> (7, 3) OBP: 0.311, SLG: 0.400										4	2	3	3	0	0	0							
<b>Terry Pendleton, S</b> (1, 5) OBP: 0.292, SLG: 0.363										3	3	2	2	2	0	0							
<b>Bill Peacock, R</b> (1, 9) OBP: 0.341, SLG: 0.333										5	1	2	0	0	0	5							
<b>Mark Lemke, S</b> (1, 4) OBP: 0.348, SLG: 0.384										4	1	2	1	1	0	3							
<b>Damon Berryhill, S</b> (1, 2) OBP: 0.290, SLG: 0.434										5	0	2	2	0	1	3							
<b>Greg Maddux, R</b> (1, 1) ERA: 2.77 <b>Greg McMichael, R</b> (7, 1) ERA: 2.51 <b>Deion Sanders, L</b> (8, PH) OBP: 0.379, SLG: 0.379 <b>Jay Howell, R</b> (8, 1) ERA: 2.62 <b>Francisco Cabrera, R</b> (9, 1) ERA: 2.76										3	0	0	0	0	1	4							
<b>Inning Stats</b>	R: 4 E: 0 K: 1 S: 16	H: 4 LOB: 2 BB: 2 P: 38	R: 0 E: 0 K: 0 S: 5	H: 1 LOB: 0 BB: 0 P: 7	R: 2 E: 0 K: 0 S: 8	H: 4 LOB: 2 BB: 0 P: 13	R: 2 E: 0 K: 0 S: 8	H: 3 LOB: 1 BB: 0 P: 14	R: 0 E: 0 K: 1 S: 6	H: 0 LOB: 0 BB: 0 P: 6	R: 1 E: 0 K: 0 S: 12	H: 2 LOB: 2 BB: 1 P: 25	R: 0 E: 0 K: 0 S: 8	H: 1 LOB: 1 BB: 0 P: 13	R: 0 E: 0 K: 1 S: 21	H: 3 LOB: 0 BB: 2 P: 42	1B: 11 2B: 2 3B: 0 HR: 5	SF: 0 SAC: 0 DP: 1 HBP: 0	WP: 1 PB: 0 SB: 0 CS: 0	PA: 46			
<b>PITCHER</b>	IP	WLS	BF	H	R	ER	SO	BB	IBB	HBP	BLK	WP	HR	S	P	ERA	WHIP						
<b>Joe Magrane, L</b> (1, 1) ERA: 4.37	3.2	L	24	12	8	8	1	2	0	0	0	0	0	4	36	71	19.64	3.818					
<b>Lee Guetterman, L</b> (4, 1) ERA: 4.85	2.1		10	2	1	1	1	1	0	0	0	0	0	19	32	3.86	1.286						
<b>Omar Olivares, R</b> (7, 1) ERA: 4.6	1.0		4	1	0	0	0	0	0	0	0	0	0	8	13	0.00	1.000						
<b>Rod Brewer, L</b> (8, 1) ERA: 45.0	1.0		8	3	5	5	1	2	0	0	0	0	1	21	42	45.00	5.000						

St. Louis Cardinals @ Atlanta Braves  
Atlanta-Fulton County Stadium, Atlanta, GA  
Wed Jul 21 1993, 7:05 PM EDT  
Att: 45,122 - Unknown - 91 F

AB 41  
R 14  
H 18  
RBI 14  
BB 5  
SO 3  
LOB 19





Batter	1	2	3	4	5	6	7	8	9	AB	R	H	RBI	BB	SO	LOB	TOP						
Deion Sanders, L (1, 8) OBP: 0.289, SLG: 0.400										3	1	1	1	0	0	2							
Jeff Blausler, R (1, 6) OBP: 0.409, SLG: 0.428										4	1	2	2	0	0	2							
Rafael Belliard, R (7, 6) OBP: 0.310, SLG: 0.263										1	0	0	0	0	0	1							
Ron Gant, R (1, 7) OBP: 0.341, SLG: 0.517										4	0	0	0	1	1	2							
Fred McGriff, L (1, 3) OBP: 0.365, SLG: 0.525										4	1	1	0	1	1	1							
David Justice, L (1, 9) OBP: 0.324, SLG: 0.476										5	1	2	1	0	1	2							
Terry Pendleton, S (1, 5) OBP: 0.296, SLG: 0.365										4	2	2	0	1	0	2							
Greg Olson, R (1, 2) OBP: 0.293, SLG: 0.275										4	0	0	0	0	0	4							
Sid Bream, L (9, PH) OBP: 0.314, SLG: 0.402										1	0	1	1	0	0	0							
Mike Stanton, L (9, 1)										0	0	0	0	0	0	0							
Jay Howell, R (9, 1)										0	0	0	0	0	0	0							
Mark Lemke, S (1, 4) OBP: 0.354, SLG: 0.391										5	1	4	1	0	0	0							
29 John Smoltz, R (7, 1) OBP: 0.233, SLG: 0.279										1	0	0	0	0	0	1							
Greg Michalski, R (7, 1) OBP: 0.266, SLG: 0.349										0	0	0	0	0	0	0							
Bill Pecota, R (8, PH) OBP: 0.266, SLG: 0.349										0	0	0	0	0	0	0							
Mark Wohlers, R (8, 1) OBP: 0.266, SLG: 0.349										0	0	0	0	0	0	0							
Damon Berryhill, S (9, PH) OBP: 0.288, SLG: 0.431										1	0	0	0	0	0	2							
<b>Inning Stats</b>	R: 1 E: 0 K: 1 S: 15	H: 1 LOB: 1 BB: 1 P: 25	R: 2 E: 1 K: 0 S: 14	H: 3 LOB: 2 BB: 1 P: 23	R: 0 E: 0 K: 0 S: 8	H: 1 LOB: 1 BB: 0 P: 13	R: 0 E: 0 K: 0 S: 9	H: 1 LOB: 1 BB: 0 P: 16	R: 1 E: 0 K: 1 S: 10	H: 1 LOB: 0 BB: 0 P: 14	R: 0 E: 0 K: 0 S: 8	H: 1 LOB: 1 BB: 0 P: 12	R: 1 E: 0 K: 1 S: 13	H: 2 LOB: 2 BB: 1 P: 24	R: 0 E: 0 K: 0 S: 6	H: 1 LOB: 1 BB: 0 P: 7	R: 2 E: 0 K: 0 S: 11	H: 3 LOB: 2 BB: 1 P: 23	1B: 11 2B: 1 3B: 0 HR: 2	SF: 1 SAC: 2 DP: 0 HBP: 0	WP: 1 PB: 0 SB: 2 CS: 0	PA: 45	
<b>PITCHER</b>	IP WLS BF H R ER SO BB IBB HBP BLK WP HR S P ERA WHIP	IP WLS BF H R ER SO BB IBB HBP BLK WP HR S P ERA WHIP	IP WLS BF H R ER SO BB IBB HBP BLK WP HR S P ERA WHIP	IP WLS BF H R ER SO BB IBB HBP BLK WP HR S P ERA WHIP	IP WLS BF H R ER SO BB IBB HBP BLK WP HR S P ERA WHIP	IP WLS BF H R ER SO BB IBB HBP BLK WP HR S P ERA WHIP	IP WLS BF H R ER SO BB IBB HBP BLK WP HR S P ERA WHIP	IP WLS BF H R ER SO BB IBB HBP BLK WP HR S P ERA WHIP	IP WLS BF H R ER SO BB IBB HBP BLK WP HR S P ERA WHIP	IP WLS BF H R ER SO BB IBB HBP BLK WP HR S P ERA WHIP	IP WLS BF H R ER SO BB IBB HBP BLK WP HR S P ERA WHIP	IP WLS BF H R ER SO BB IBB HBP BLK WP HR S P ERA WHIP	IP WLS BF H R ER SO BB IBB HBP BLK WP HR S P ERA WHIP	IP WLS BF H R ER SO BB IBB HBP BLK WP HR S P ERA WHIP	IP WLS BF H R ER SO BB IBB HBP BLK WP HR S P ERA WHIP	IP WLS BF H R ER SO BB IBB HBP BLK WP HR S P ERA WHIP	IP WLS BF H R ER SO BB IBB HBP BLK WP HR S P ERA WHIP	IP WLS BF H R ER SO BB IBB HBP BLK WP HR S P ERA WHIP	IP WLS BF H R ER SO BB IBB HBP BLK WP HR S P ERA WHIP	IP WLS BF H R ER SO BB IBB HBP BLK WP HR S P ERA WHIP	IP WLS BF H R ER SO BB IBB HBP BLK WP HR S P ERA WHIP	IP WLS BF H R ER SO BB IBB HBP BLK WP HR S P ERA WHIP	IP WLS BF H R ER SO BB IBB HBP BLK WP HR S P ERA WHIP

Atlanta Braves @ Pittsburgh Pirates  
Three Rivers Stadium, Pittsburgh, PA  
Thu Jul 22 1993, 7:05 PM EDT  
Att: 19,108 - Unknown - 78 F

AB 38  
R 7  
H 14  
RBI 6  
BB 4  
SO 3  
LOB 19



Batter	1	2	3	4	5	6	7	8	9	AB	R	H	RBI	BB	SO	LOB	BOTTOM						
Carlos Garcia, R (1, 4) OBP: 0.316, SLG: 0.395										4	1	2	0	1	1	0							
Jay Bell, R (1, 6) OBP: 0.360, SLG: 0.418										5	3	2	1	0	1	2							
Al Martin, L (1, 7) OBP: 0.315, SLG: 0.420										2	0	1	0	2	1	0							
Lloyd McClendon, R (9, PH) OBP: 0.270, SLG: 0.255										0	1	0	0	1	0	0							
Jeff King, R (1, 5) OBP: 0.355, SLG: 0.407										5	1	2	2	0	0	5							
Dave Clark, L (1, 9) OBP: 0.342, SLG: 0.359										4	1	2	3	0	1	3							
Kevin Young, R (1, 3) OBP: 0.302, SLG: 0.326										5	0	2	2	0	1	2							
Scott Burrell, L (1, 8) OBP: 0.222, SLG: 0.296										4	0	0	0	0	1	2							
Tom Prince, R (1, 2) OBP: 0.273, SLG: 0.302										3	0	0	0	1	2	2							
Paul Wagner, R (1, 1) OBP: 0.200, SLG: 0.167										3	0	0	0	0	1	1							
Jeff Ballard, L (7, 1) OBP: 0.111, SLG: 0.111										0	0	0	0	0	0	0							
Lonnie Smith, R (9, PH) OBP: 0.378, SLG: 0.346										0	1	0	0	1	0	0							
<b>Inning Stats</b>	R: 0 E: 0 K: 1 S: 11	H: 1 LOB: 2 BB: 1 P: 21	R: 0 E: 0 K: 2 S: 11	H: 0 LOB: 1 BB: 1 P: 20	R: 0 E: 0 K: 1 S: 6	H: 0 LOB: 0 BB: 0 P: 10	R: 1 E: 0 K: 0 S: 9	H: 3 LOB: 1 BB: 0 P: 16	R: 2 E: 0 K: 0 S: 14	H: 2 LOB: 2 BB: 2 P: 26	R: 0 E: 0 K: 1 S: 7	H: 0 LOB: 0 BB: 0 P: 11	R: 1 E: 1 K: 2 S: 12	H: 2 LOB: 1 BB: 0 P: 19	R: 0 E: 0 K: 2 S: 9	H: 0 LOB: 0 BB: 0 P: 11	R: 4 E: 0 K: 0 S: 11	H: 3 LOB: 1 BB: 2 P: 28	1B: 9 2B: 2 3B: 0 HR: 0	SF: 1 SAC: 0 DP: 1 HBP: 0	WP: 0 PB: 0 SB: 2 CS: 0	PA: 42	
<b>PITCHER</b>	IP WLS BF H R ER SO BB IBB HBP BLK WP HR S P ERA WHIP	IP WLS BF H R ER SO BB IBB HBP BLK WP HR S P ERA WHIP	IP WLS BF H R ER SO BB IBB HBP BLK WP HR S P ERA WHIP	IP WLS BF H R ER SO BB IBB HBP BLK WP HR S P ERA WHIP	IP WLS BF H R ER SO BB IBB HBP BLK WP HR S P ERA WHIP	IP WLS BF H R ER SO BB IBB HBP BLK WP HR S P ERA WHIP	IP WLS BF H R ER SO BB IBB HBP BLK WP HR S P ERA WHIP	IP WLS BF H R ER SO BB IBB HBP BLK WP HR S P ERA WHIP	IP WLS BF H R ER SO BB IBB HBP BLK WP HR S P ERA WHIP	IP WLS BF H R ER SO BB IBB HBP BLK WP HR S P ERA WHIP	IP WLS BF H R ER SO BB IBB HBP BLK WP HR S P ERA WHIP	IP WLS BF H R ER SO BB IBB HBP BLK WP HR S P ERA WHIP	IP WLS BF H R ER SO BB IBB HBP BLK WP HR S P ERA WHIP	IP WLS BF H R ER SO BB IBB HBP BLK WP HR S P ERA WHIP	IP WLS BF H R ER SO BB IBB HBP BLK WP HR S P ERA WHIP	IP WLS BF H R ER SO BB IBB HBP BLK WP HR S P ERA WHIP	IP WLS BF H R ER SO BB IBB HBP BLK WP HR S P ERA WHIP	IP WLS BF H R ER SO BB IBB HBP BLK WP HR S P ERA WHIP	IP WLS BF H R ER SO BB IBB HBP BLK WP HR S P ERA WHIP	IP WLS BF H R ER SO BB IBB HBP BLK WP HR S P ERA WHIP	IP WLS BF H R ER SO BB IBB HBP BLK WP HR S P ERA WHIP	IP WLS BF H R ER SO BB IBB HBP BLK WP HR S P ERA WHIP	IP WLS BF H R ER SO BB IBB HBP BLK WP HR S P ERA WHIP

Atlanta Braves @ Pittsburgh Pirates  
Three Rivers Stadium, Pittsburgh, PA  
Thu Jul 22 1993, 7:05 PM EDT  
Att: 19,108 - Unknown - 78 F

AB 35  
R 8  
H 11  
RBI 8  
BB 6  
SO 9  
LOB 17





Batter	1	2	3	4	5	6	7	8	9	AB	R	H	RBI	BB	SO	LOB	TOP		
<b>Otis Nixon, S</b> (1, 8) <small>OBP: 0.326, SLG: 0.294</small>	G6-3		P9		K		G6-3		1B	5	1	1	0	0	1	5			
<b>Jeff Blauser, R</b> (1, 6) <small>OBP: 0.409, SLG: 0.426</small> <b>Mark Wohlers, R</b> (9, 1)	G4-3		K		G5-3			FC5-4 BB	1B	4	1	1	1	1	1	2			
<b>Ron Gant, R</b> (1, 7) <small>OBP: 0.339, SLG: 0.516</small>	P6			G6-3		F9		FC5-4 2B	HR	5	1	1	2	0	0	1			
<b>Fred McGriff, L</b> (1, 3) <small>OBP: 0.362, SLG: 0.519</small>		F8		G1-3		K		F7	HR	4	1	0	0	1	1	1			
<b>Terry Pendleton, S</b> (1, 5) <small>OBP: 0.300, SLG: 0.370</small>		BB 1B		1B		G6-3			HR	5	0	3	0	0	0	2			
<b>David Justice, L</b> (1, 9) <small>OBP: 0.332, SLG: 0.489</small>										3	1	3	3	2	0	0			
<b>Greg Olson, R</b> (1, 2) <small>OBP: 0.275, SLG: 0.275</small> <b>Sid Bream, L</b> (9, PH) <small>OBP: 0.293, SLG: 0.403</small> <b>Damon Berryhill, S</b> (8, 2) <small>OBP: 0.287, SLG: 0.429</small>	G1-6-3			G5-3					HR	3	0	1	0	0	0	4			
<b>Mark Lemke, S</b> (1, 4) <small>OBP: 0.359, SLG: 0.399</small>										4	0	3	0	0	0	0			
<b>Steve Avery, L</b> (1, 1) <small>OBP: 0.182, SLG: 0.186</small> <b>Deion Sanders, L</b> (9, PH) <small>OBP: 0.293, SLG: 0.403</small> <b>Rafael Belliard, R</b> (9, 6) <small>OBP: 0.310, SLG: 0.263</small>	G1-6-3		SH5-4		SH3-4				HR	1	0	0	0	0	1	3			
<b>Inning Stats</b>	R: 0 E: 0 K: 0 S: 6	H: 0 LOB: 0 BB: 0 P: 11	R: 0 E: 0 K: 0 S: 6	H: 1 LOB: 1 BB: 1 P: 12	R: 0 E: 0 K: 1 S: 8	H: 1 LOB: 1 BB: 0 P: 13	R: 0 E: 0 K: 0 S: 9	H: 2 LOB: 2 BB: 0 P: 13	R: 0 E: 0 K: 1 S: 6	H: 1 LOB: 1 BB: 0 P: 14	R: 0 E: 0 K: 1 S: 8	H: 3 LOB: 2 BB: 0 P: 13	R: 0 E: 0 K: 1 S: 13	H: 1 LOB: 3 BB: 2 P: 26	R: 6 E: 0 K: 0 S: 15	H: 5 LOB: 0 BB: 1 P: 28	1B: 10 2B: 3 3B: 0 HR: 1	SF: 0 SAC: 2 DP: 2 HBP: 0	WP: 0 PA: 43 CS: 0
<b>PITCHER</b>	IP	WLS	BF	H	R	ER	SO	BB	IBB	HBP	BLK	WP	HR	S	P	ERA	WHIP		
<b>Zane Smith, L</b> (1, 1) ERA: 4.62	7.0		28	8	0	0	4	1	0	0	0	0	0	51	89	0.00	1.286		
<b>Joel Johnston, R</b> (8, 1) ERA:	1.0		6	1	0	0	1	1	1	0	0	0	0	13	26	0.00	2.000		
<b>Stan Belinda, R</b> (9, 1) ERA: 3.66	1.0	L	9	5	6	6	0	0	1	0	0	0	1	15	28	54.00	5.000		

Atlanta Braves @ Pittsburgh Pirates  
 Three Rivers Stadium, Pittsburgh, PA  
 Fri Jul 23 1993, 7:05 PM EDT  
 Att: 37,506 - Unknown - 81 F

AB 37  
 R 6  
 H 14  
 RBI 6  
 BB 4  
 SO 5  
 LOB 21



Batter	1	2	3	4	5	6	7	8	9	AB	R	H	RBI	BB	SO	LOB	BOTTOM		
<b>Carlos Garcia, R</b> (1, 4) <small>OBP: 0.315, SLG: 0.393</small>	G4-3		G6-3			F7			BB FC6-4 1B	4	1	1	0	0	0	1			
<b>Jay Bell, R</b> (1, 6) <small>OBP: 0.359, SLG: 0.414</small>	G1-3			G6-3		F9			FC6-4 BB	3	1	0	0	1	0	0			
<b>Lonnie Smith, R</b> (1, 7) <small>OBP: 0.381, SLG: 0.341</small>				K		G4-3			FC6-4 BB	2	0	0	0	2	1	0			
<b>Jeff King, R</b> (1, 5) <small>OBP: 0.354, SLG: 0.403</small>	CS	L7			CS BB	F9			FC6-4 FC6-4	3	0	0	1	1	0	2			
<b>Lloyd McClendon, R</b> (1, 9) <small>OBP: 0.269, SLG: 0.255</small>		G4-3		CS		L8			FC6-4	4	0	1	1	0	0	1			
<b>Don Slaught, R</b> (1, 2) <small>OBP: 0.359, SLG: 0.431</small>		L4				L9			G4-3	4	0	0	0	0	0	2			
<b>Al Martin, L</b> (1, 8) <small>OBP: 0.315, SLG: 0.423</small>			K							3	0	1	0	0	2	0			
<b>Kevin Young, R</b> (1, 3) <small>OBP: 0.306, SLG: 0.331</small>										2	0	1	0	1	0	0			
<b>Zane Smith, L</b> (1, 1) <small>OBP: 0.182, SLG: 0.182</small> <b>Joel Johnston, R</b> (8, 1)										2	0	0	0	0	2	3			
<b>Ben Shelton, R</b> (9, PH) <small>OBP: 0.320, SLG: 0.409</small> <b>Stan Belinda, R</b> (9, 1)										0	0	0	0	0	0	0			
<b>Inning Stats</b>	R: 0 E: 0 K: 0 S: 8	H: 0 LOB: 0 BB: 1 P: 15	R: 0 E: 0 K: 0 S: 4	H: 0 LOB: 0 BB: 0 P: 7	R: 0 E: 0 K: 2 S: 12	H: 1 LOB: 1 BB: 0 P: 20	R: 0 E: 0 K: 1 S: 9	H: 0 LOB: 0 BB: 1 P: 20	R: 0 E: 0 K: 0 S: 9	H: 1 LOB: 0 BB: 0 P: 12	R: 0 E: 0 K: 0 S: 4	H: 1 LOB: 0 BB: 0 P: 7	R: 0 E: 0 K: 2 S: 9	H: 0 LOB: 0 BB: 0 P: 12	R: 2 E: 0 K: 0 S: 15	H: 1 LOB: 1 BB: 2 P: 27	1B: 2 2B: 2 3B: 0 HR: 0	SF: 0 SAC: 0 DP: 1 HBP: 0	WP: 0 PA: 35 CS: 2
<b>PITCHER</b>	IP	WLS	BF	H	R	ER	SO	BB	IBB	HBP	BLK	WP	HR	S	P	ERA	WHIP		
<b>Steve Avery, L</b> (1, 1) ERA: 3.05	8.0	W	27	3	0	0	6	2	0	0	0	0	0	63	107	0.00	0.625		
<b>Mark Wohlers, R</b> (9, 1) ERA: 2.66	1.0		6	1	2	2	0	2	0	0	0	0	0	15	27	18.00	3.000		

Atlanta Braves @ Pittsburgh Pirates  
 Three Rivers Stadium, Pittsburgh, PA  
 Fri Jul 23 1993, 7:05 PM EDT  
 Att: 37,506 - Unknown - 81 F

AB 28  
 R 2  
 H 4  
 RBI 2  
 BB 5  
 SO 6  
 LOB 9













Batter	1	2	3	4	5	6	7	8	9	AB	R	H	RBI	BB	SO	LOB	TOP								
Deion Sanders, L (1,8) OBP: 0.311, SLG: 0.447	G4-3		IHR		P6		1B	HR		5	3	3	1	0	0	0	<b>Atlanta Braves @ Colorado Rockies</b> Mile High Stadium, Denver, CO Mon Jul 26 1993, 9:05 PM EDT Att: 62,937 - Unknown - 86 F								
Jeff Blausler, R (1,6) OBP: 0.415, SLG: 0.442 Rafael Belliard, R (8,6) OBP: 0.311, SLG: 0.293	F8		WP		G5-3		G4-6-3 1B	HR		3	3	1	2	2	0	0									
Ron Gant, R (1,7) OBP: 0.340, SLG: 0.524	G3		F9		1B		G4-6-3 1B	HR		5	2	3	2	0	0	1									
Fred McGriff, L (1,3) OBP: 0.365, SLG: 0.527		E3	WP		1B		G4-6-3 1B	G6-3		5	2	2	0	0	0	3									
David Justice, L (1,9) OBP: 0.347, SLG: 0.505	E8		L9		1B		2B	HR		4	2	3	2	1	0	1									
Terry Pendleton, S (1,5) OBP: 0.302, SLG: 0.384	G3				K2-3		1B	G3		4	0	1	3	1	1	2									
Damon Berryhill, S (1,2) OBP: 0.282, SLG: 0.415	G3				G3		G6-3	L8		5	0	0	0	0	1	3									
Mark Lemke, S (1,4) OBP: 0.361, SLG: 0.404	G3		L8		F8		L9	2B		5	0	1	0	0	0	2									
Greg Maddux, R (1,1) OBP: 0.172, SLG: 0.175 Jay Howell, R (8,1) Sid Bream, L (9,PH) OBP: 0.314, SLG: 0.402 Greg McMichael, R (9,1)			K		K		K	L8		4	0	0	0	0	4	1									
<b>Inning Stats</b>	R: 0 E: 0 K: 0 S: 5	H: 0 LOB: 0 BB: 0 P: 9	R: 1 E: 1 K: 0 S: 9	H: 2 LOB: 1 BB: 0 P: 14	R: 2 E: 1 K: 1 S: 11	H: 1 LOB: 1 BB: 1 P: 19	R: 0 E: 0 K: 1 S: 12	H: 0 LOB: 1 BB: 0 P: 21	R: 2 E: 0 K: 1 S: 13	H: 3 LOB: 1 BB: 0 P: 27	R: 0 E: 0 K: 1 S: 6	H: 0 LOB: 0 BB: 0 P: 8	R: 3 E: 0 K: 1 S: 21	H: 3 LOB: 1 BB: 2 P: 35	R: 3 E: 0 K: 1 S: 14	H: 3 LOB: 0 BB: 0 P: 22		R: 1 E: 0 K: 0 S: 13	H: 2 LOB: 1 BB: 0 P: 23	1B: 8 2B: 2 3B: 0 HR: 4	SF: 0 SAC: 0 DP: 1 HBP: 0	WP: 1 PB: 0 SB: 1 CS: 0	PA: 45		
<b>PITCHER</b>	IP	WLS	BF	H	R	ER	SO	BB	IBB	HBP	BLK	WP	HR	S	P	ERA	WHIP								
Curt Leskanic, R (1,1) ERA: 5.56	5.0	L	24	6	5	3	3	2	0	0	1	1	0	50	90	5.40	1.600								
Bruce Ruffin, L (6,1) ERA: 5.34	1.2	9	3	3	3	1	2	0	0	0	0	0	0	24	38	16.20	3.000								
Mark Grant, R (7,1) ERA: 7.46	1.1	7	3	3	3	2	0	0	0	0	0	0	2	17	27	20.25	2.250								
Marcus Moore, R (9,1) ERA: 6.0	1.0	5	2	1	1	0	0	0	0	0	0	0	1	13	23	9.00	2.000								

AB 41  
R 12  
H 14  
RBI 10  
BB 4  
SO 6  
LOB 14



Batter	1	2	3	4	5	6	7	8	9	AB	R	H	RBI	BB	SO	LOB	BOTTOM								
Eric Young Sr., R (1,7) OBP: 0.348, SLG: 0.347	G4-3		G6-3			G4-6-3 1B		HR	FC4-6	4	1	1	0	1	0	1	<b>Atlanta Braves @ Colorado Rockies</b> Mile High Stadium, Denver, CO Mon Jul 26 1993, 9:05 PM EDT Att: 62,937 - Unknown - 86 F								
Roberto Mejia, R (1,4) OBP: 0.308, SLG: 0.532	P6				F7	G4-6-3 1B		HR		3	1	1	0	1	0	0									
Dante Bichette, R (1,9) OBP: 0.343, SLG: 0.524	G4-3				K	G4-6-3		K		4	0	0	0	0	2	5									
Charlie Hayes, R (1,5) OBP: 0.365, SLG: 0.527		HR			FC5-4 1B	G2-3		HR		4	2	3	5	0	0	1									
Chris Jones, R (1,8) OBP: 0.328, SLG: 0.508	G4-3				FC5-4			K		4	0	2	0	0	1	1									
Jerald Clark, R (1,3) OBP: 0.321, SLG: 0.409	G4-3				G6-3		G4-3		K	4	0	0	0	0	1	2									
Jayhawk Owens, R (1,2) OBP: 0.304, SLG: 0.438	P5				G1-3		G5-3		G4-3 1B	4	1	1	0	0	0	0									
Freddie Benavides, R (1,6) OBP: 0.315, SLG: 0.398			G6-3					HR	G4-3	4	2	2	1	0	0	1									
Curt Leskanic, R (1,1) Alex Cole, L (5,PH) Bruce Ruffin, S (8,1) Mark Grant, R (7,1) Daryl Boston, L (8,PH) Marcus Moore, S (9,1) Jim Tatum, R (9,PH)			F7		L6			G3	FC4-6 1B	1	0	0	0	0	0	0									
<b>Inning Stats</b>	R: 0 E: 0 K: 0 S: 12	H: 0 LOB: 0 BB: 0 P: 16	R: 1 E: 0 K: 0 S: 10	H: 2 LOB: 0 BB: 0 P: 13	R: 0 E: 0 K: 0 S: 6	H: 0 LOB: 0 BB: 0 P: 9	R: 0 E: 0 K: 1 S: 12	H: 1 LOB: 1 BB: 0 P: 16	R: 1 E: 0 K: 0 S: 8	H: 1 LOB: 0 BB: 0 P: 12	R: 0 E: 0 K: 0 S: 11	H: 2 LOB: 1 BB: 0 P: 16	R: 0 E: 0 K: 0 S: 8	H: 1 LOB: 0 BB: 0 P: 10	R: 4 E: 0 K: 2 S: 15	H: 2 LOB: 0 BB: 2 P: 26		R: 1 E: 0 K: 1 S: 9	H: 2 LOB: 1 BB: 0 P: 11	1B: 6 2B: 2 3B: 0 HR: 3	SF: 0 SAC: 0 DP: 2 HBP: 0	WP: 0 PB: 0 SB: 2 CS: 0	PA: 37		
<b>PITCHER</b>	IP	WLS	BF	H	R	ER	SO	BB	IBB	HBP	BLK	WP	HR	S	P	ERA	WHIP								
Greg Maddux, R (1,1) ERA: 2.86	7.1	W	28	8	4	4	4	1	0	0	0	0	0	11	100	4.91	1.227								
Jay Howell, R (8,1) ERA: 3.47	0.2	4	1	2	2	2	1	0	0	0	0	0	1	11	18	27.00	3.000								
Greg McMichael, R (9,1) ERA: 2.6	1.0	5	2	1	1	1	1	0	0	0	0	0	0	9	11	9.00	2.000								





Batter	1	2	3	4	5	6	7	8	9	AB	R	H	RBI	BB	SO	LOB	TOP								
Deion Sanders, L (1, 8) OBP: 0.318, SLG: 0.448	3-2 1B		K			FC6			1B	4	2	2	1	1	1	3									
Jeff Blaser, R (1, 6) OBP: 0.417, SLG: 0.444	2-2 1B			P6					1B	5	1	3	1	0	0	0									
Sid Bream, L (9, 3) OBP: 0.314, SLG: 0.402	1-2 1B								3B	0	0	0	0	0	0	0									
Ron Gant, R (1, 7) OBP: 0.340, SLG: 0.523	1-3 1B			G3-6-3					1B	5	1	2	1	0	2	2									
Fred McGriff, L (1, 3) OBP: 0.368, SLG: 0.552	0-0 1B			G3-6-3					1B	5	2	3	4	0	0	2									
Bill Pecota, R (9, PR) OBP: 0.303, SLG: 0.444									1B	0	1	0	0	0	0	0									
Greg McMichael, R (9, 1)									3B	0	0	0	0	0	0	0									
David Justice, L (1, 9) OBP: 0.348, SLG: 0.503		G3-1							1B	4	0	1	1	1	0	0									
Terry Pendleton, S (1, 5) OBP: 0.303, SLG: 0.383		G3							1B	4	1	1	0	0	1	2									
Greg Olson, R (1, 2) OBP: 0.293, SLG: 0.281		L7							1B	5	0	0	0	0	1	5									
Mark Lemke, S (1, 4) OBP: 0.362, SLG: 0.404				K					1B	3	1	1	0	1	1	0									
29 John Smoltz, R (1, 1) OBP: 0.239, SLG: 0.190									1B	3	1	1	1	0	2	3									
Otis Nixon, S (9, PH) OBP: 0.324, SLG: 0.292									1B	1	0	0	0	0	1	0									
Rafael Belliard, R (9, 6) OBP: 0.311, SLG: 0.293									1B	0	0	0	0	0	0	0									
<b>Inning Stats</b>	R: 0 E: 0 K: 1 S: 14	H: 2 LOB: 1 BB: 0 P: 20	R: 0 E: 0 K: 0 S: 5	H: 0 LOB: 0 BB: 0 P: 12	R: 0 E: 0 K: 3 S: 12	H: 0 LOB: 0 BB: 0 P: 18	R: 0 E: 0 K: 0 S: 7	H: 1 LOB: 0 BB: 0 P: 11	R: 4 E: 1 K: 2 S: 21	H: 5 LOB: 1 BB: 0 P: 33	R: 1 E: 0 K: 1 S: 17	H: 1 LOB: 3 BB: 2 P: 30	R: 1 E: 0 K: 0 S: 8	H: 1 LOB: 0 BB: 0 P: 11	R: 0 E: 0 K: 0 S: 5	H: 0 LOB: 0 BB: 0 P: 9	R: 4 E: 0 K: 2 S: 20	H: 4 LOB: 2 BB: 1 P: 30	1B: 11 2B: 0 3B: 1 HR: 2	SF: 0 SAC: 0 DP: 1 HBP: 1	WP: 2 PB: 0 SB: 0 CS: 0	PA: 43			
<b>PITCHER</b>	IP	WLS	BF	H	R	ER	SO	BB	IBB	HBP	BLK	WP	HR	S	P	ERA	WHIP								
Armando Reynoso, R (1, 1) ERA: 3.44	4.2	L	20	8	4	4	5	0	0	0	1	1	0	56	89	7.71	1.714								
Steve Reed, R (5, 1) ERA: 5.49	2.1		12	2	2	2	2	2	0	1	0	1	1	28	46	7.71	1.714								
Darren Holmes, R (8, 1) ERA: 6.32	1.1		7	2	3	3	1	1	0	0	0	0	0	15	26	20.25	2.250								
Gary Wayne, L (9, 1) ERA: 5.54	0.2		4	2	1	1	1	0	0	0	0	0	0	10	13	13.50	3.000								

Atlanta Braves @ Colorado Rockies  
Mile High Stadium, Denver, CO  
Tue Jul 27 1993, 9:05 PM EDT  
Att: 54,550 - Unknown - 82 F

AB 39  
R 10  
H 14  
RBI 9  
BB 3  
SO 9  
LOB 17



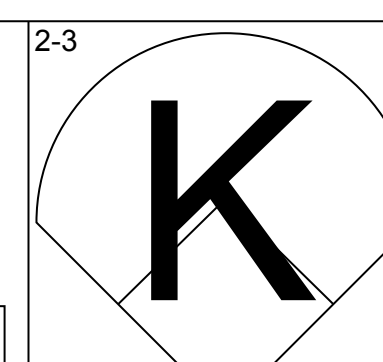
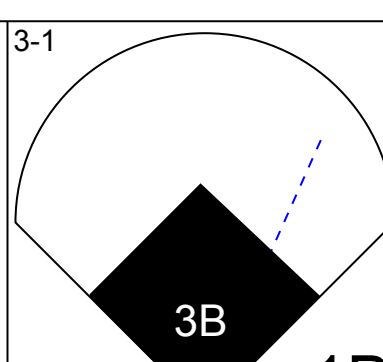
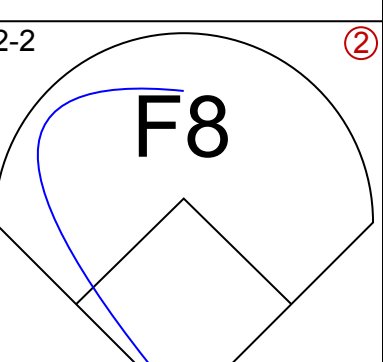
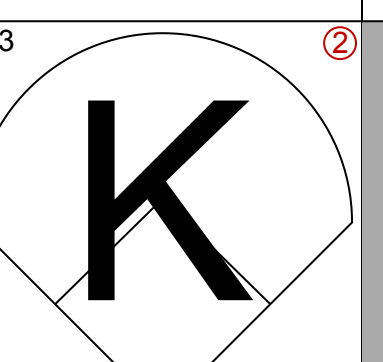
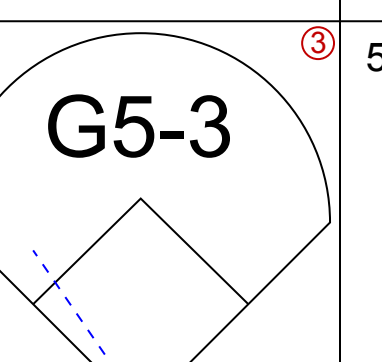
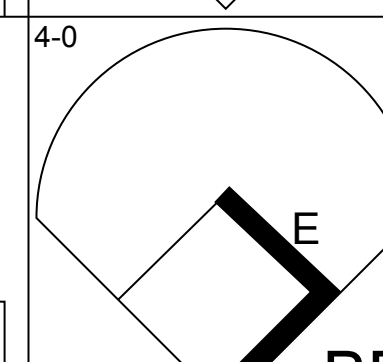
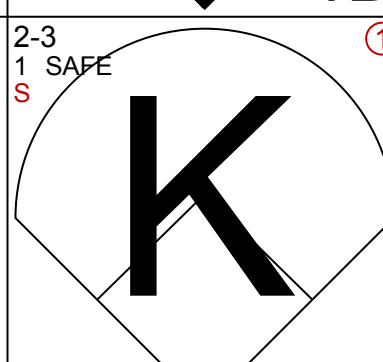
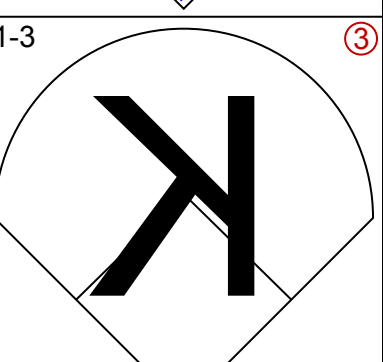
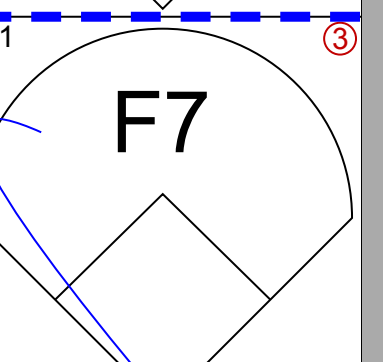
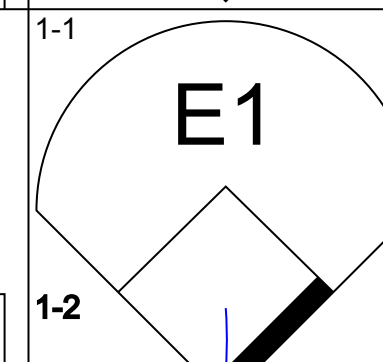
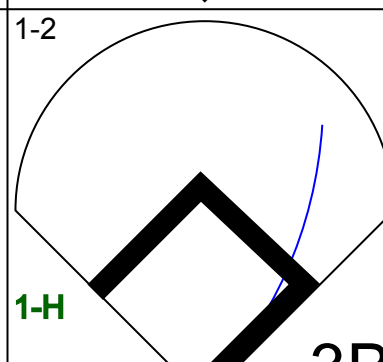
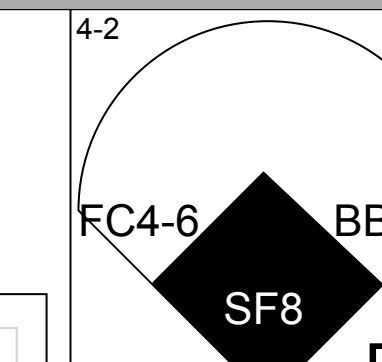
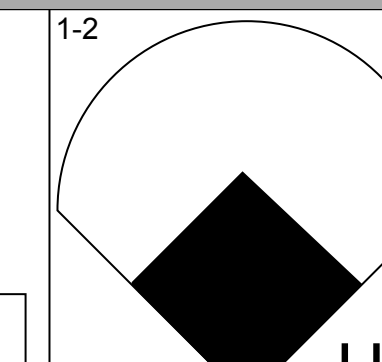
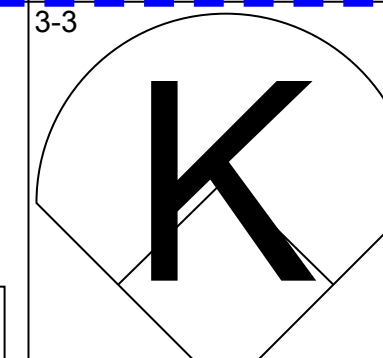
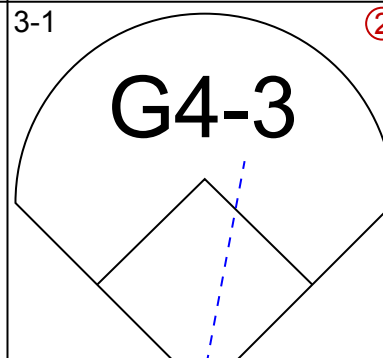
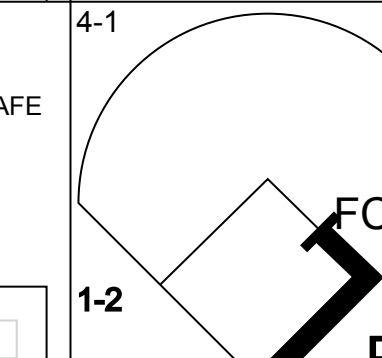
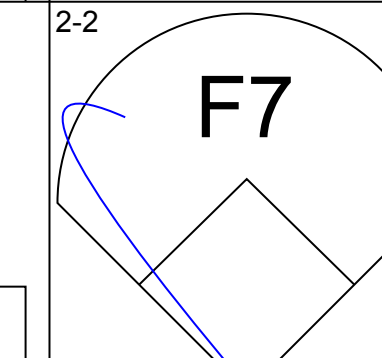
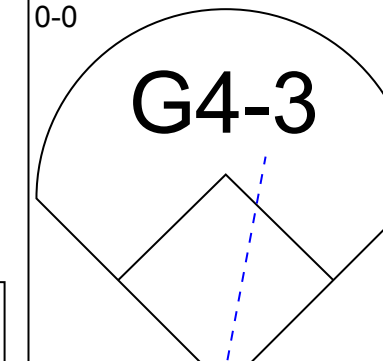
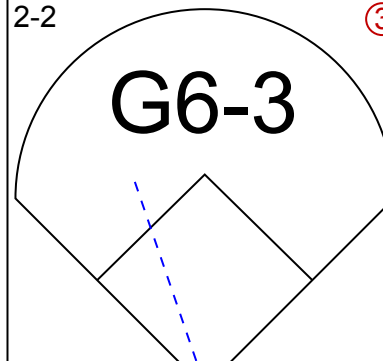
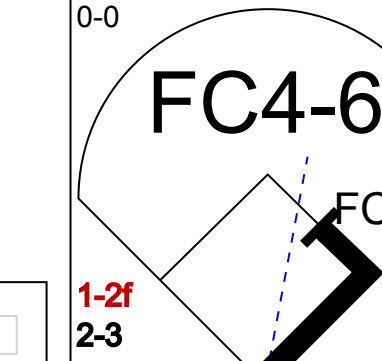
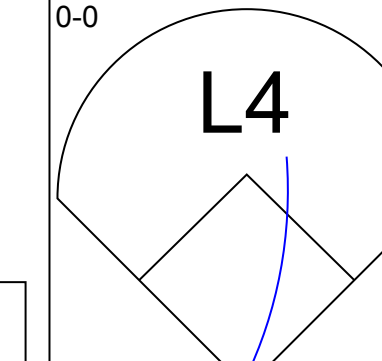
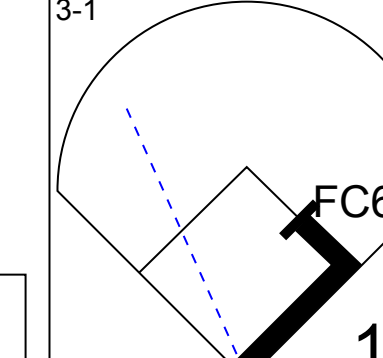
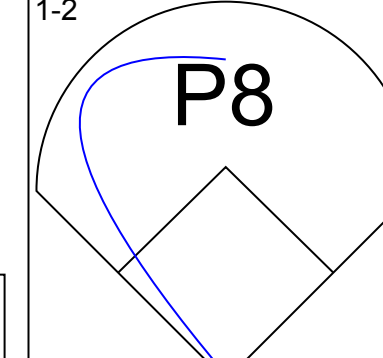
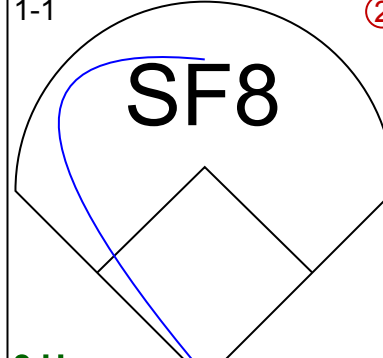
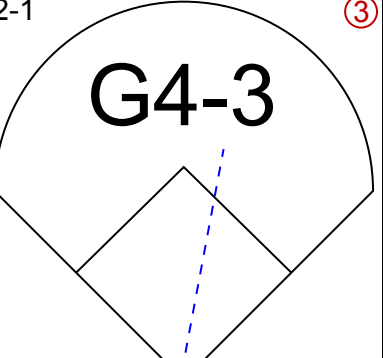
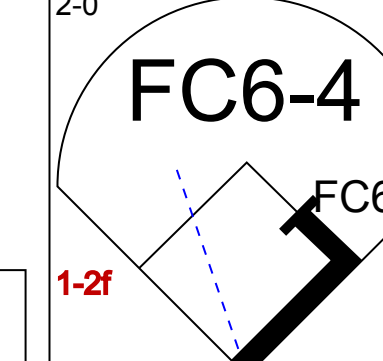
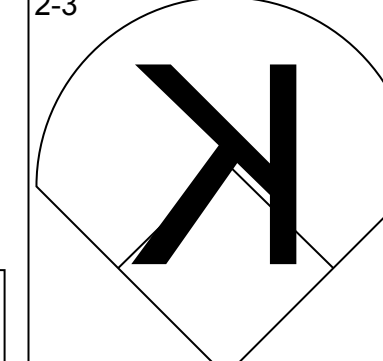
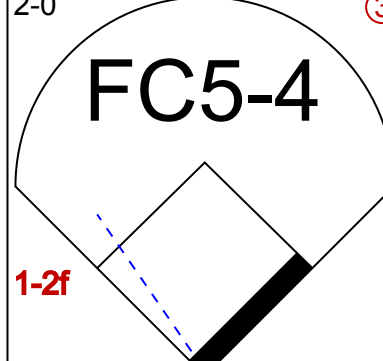

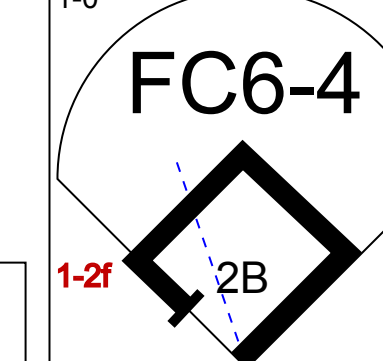
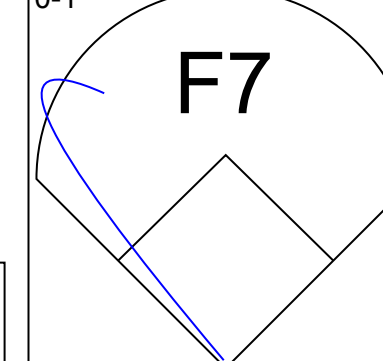
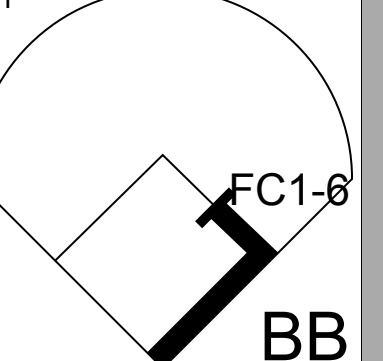
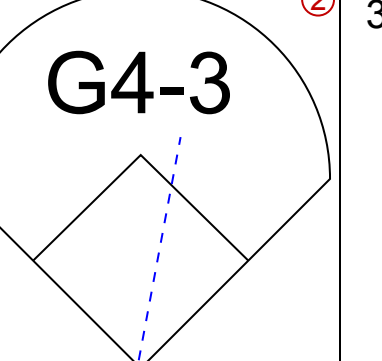
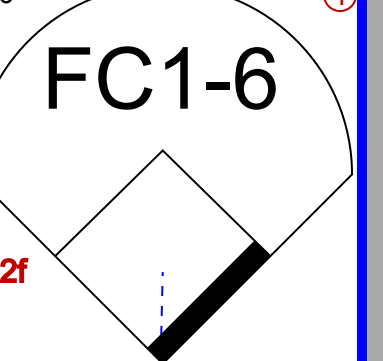
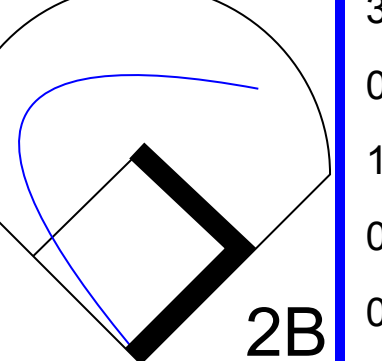
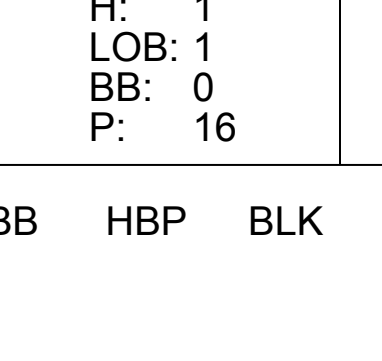
Batter	1	2	3	4	5	6	7	8	9	AB	R	H	RBI	BB	SO	LOB	BOTTOM								
Eric Young Sr., R (1, 7) OBP: 0.346, SLG: 0.343	1-3 1B								1B	4	0	0	0	1	2	0									
Roberto Mejia, R (1, 4) OBP: 0.296, SLG: 0.490	2-3 1B								1B	4	0	0	1	1	3	0									
Dante Bichette, R (1, 9) OBP: 0.342, SLG: 0.520	4-2 1B								1B	3	0	0	0	1	0	3									
Charlie Hayes, R (1, 5) OBP: 0.364, SLG: 0.522	0-0 1B								1B	3	1	0	0	1	1	1									
Daryl Boston, L (1, 8) OBP: 0.305, SLG: 0.365									1B	3	1	1	0	1	1	1									
Pedro Castellano, R (1, 3) OBP: 0.288, SLG: 0.297									1B	3	2	1	2	1	1	1									
Freddie Benavides, R (1, 6) OBP: 0.320, SLG: 0.402									1B	4	1	2	1	0	1	1									
Danny Sheaffer, R (1, 2) OBP: 0.276, SLG: 0.393									1B	2	0	0	1	0	0	1									
Chris Jones, R (9, PH) OBP: 0.320, SLG: 0.504									1B	1	0	0	0	0	0	1									
Jayhawk Owens, R (9, 2) OBP: 0.304, SLG: 0.438									1B	0	0	0	0	0	0	0									
Armando Reynoso, R (1, 1) OBP: 0.297, SLG: 0.119									1B	1	0	0	0	1	1	0									
Steve Reed, R (5, 1) OBP: 0.303, SLG: 0.325									1B	0	0	0	0	0	0	0									
Alex Cole, L (7, PH) OBP: 0.303, SLG: 0.325									1B	1	0	0	0	0	0	0									
Darren Holmes, R (8, 1) OBP: 0.304, SLG: 0.438									1B	0	0	0	0	0	0	0									
Gary Wayne, L (9, 1) OBP: 0.303, SLG: 0.324									1B	1	0	0	0	0	1	0									
<b>Inning Stats</b>	R: 0 E: 0 K: 2 S: 9	H: 0 LOB: 1 BB: 1 P: 16	R: 2 E: 1 K: 0 S: 11	H: 1 LOB: 3 BB: 4 P: 28	R: 0 E: 0 K: 1 S: 7	H: 0 LOB: 0 BB: 0 P: 10	R: 0 E: 0 K: 2 S: 9	H: 0 LOB: 0 BB: 0 P: 12	R: 0 E: 0 K: 1 S: 8	H: 0 LOB: 0 BB: 0 P: 11	R: 1 E: 0 K: 1 S: 14	H: 1 LOB: 1 BB: 1 P: 21	R: 0 E: 0 K: 0 S: 9	H: 0 LOB: 0 BB: 0 P: 14	R: 2 E: 0 K: 1 S: 14	H: 2 LOB: 1 BB: 1 P: 22	R: 0 E: 0 K: 3 S: 10	H: 0 LOB: 0 BB: 0 P: 13	1B: 3 2B: 0 3B: 0 HR: 1	SF: 0 SAC: 1 DP: 0 HBP: 0	WP: 0 PB: 0 SB: 1 CS: 0	PA: 38			
<b>PITCHER</b>	IP	WLS	BF	H	R	ER	SO	BB	IBB	HBP	BLK	WP	HR	S	P	ERA	WHIP								
29 John Smoltz, R (1, 1) ERA: 3.35	8.0	W	35	4	5	3	8	7	0	0	1	0	0	10	134	3.38	1.375								
Greg McMichael, R (9, 1) ERA: 2.96	1.0		3	0	0	0	3	0	0	0	0	0	0	10	13	0.00	0.000								

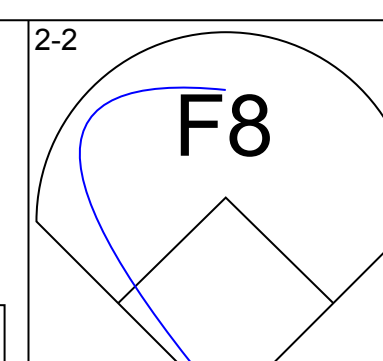
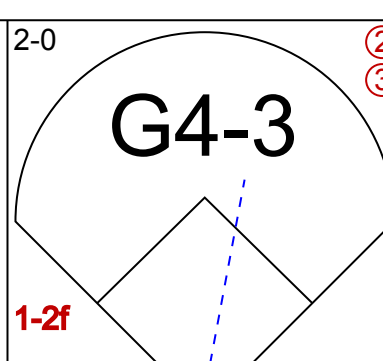
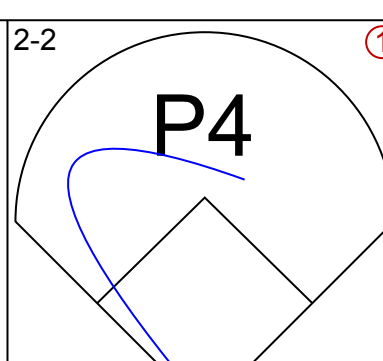
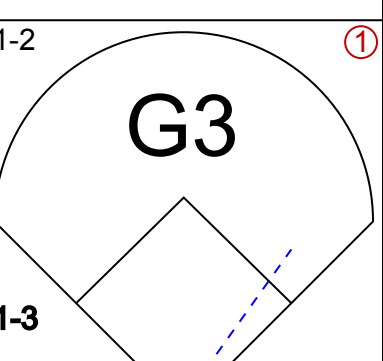
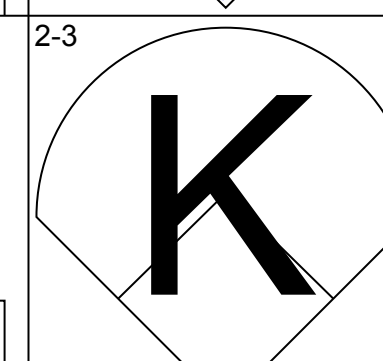
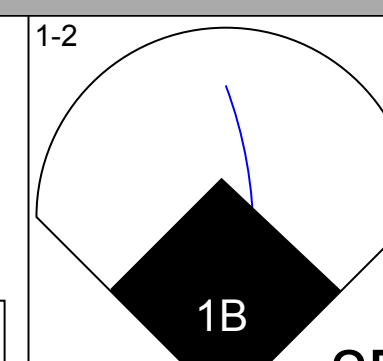
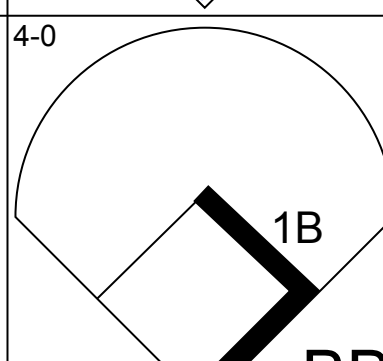
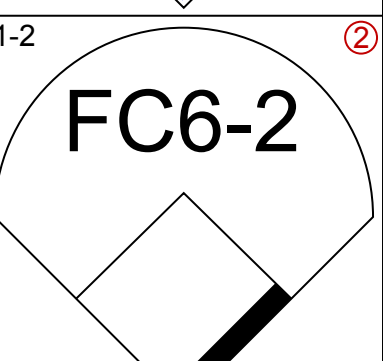
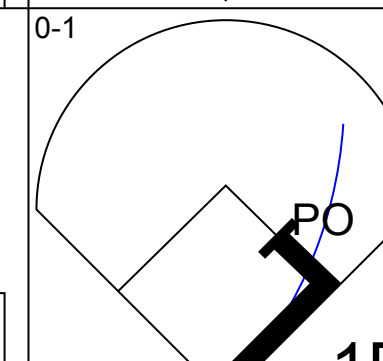
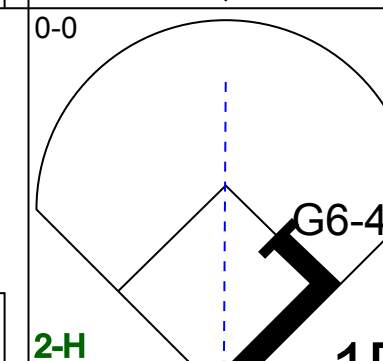
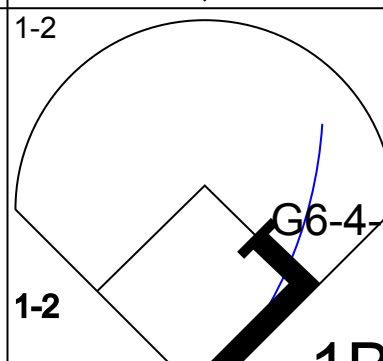
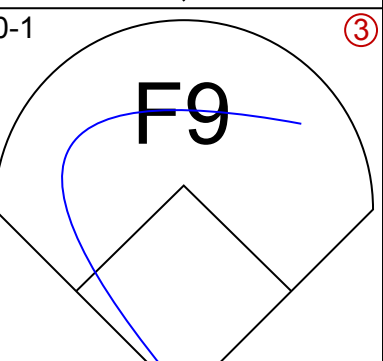
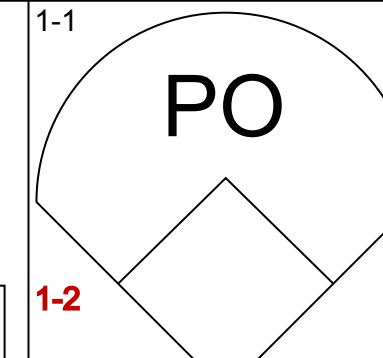
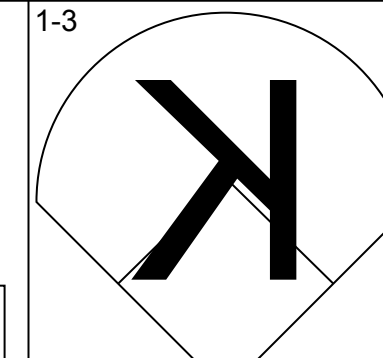
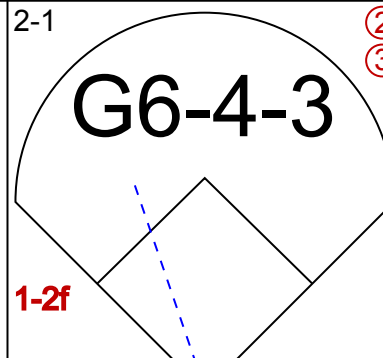

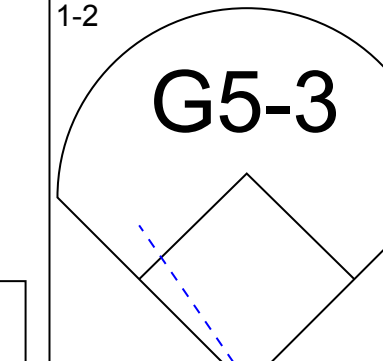
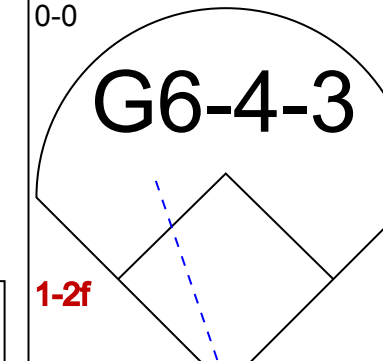
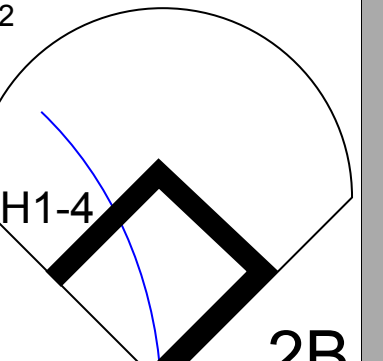
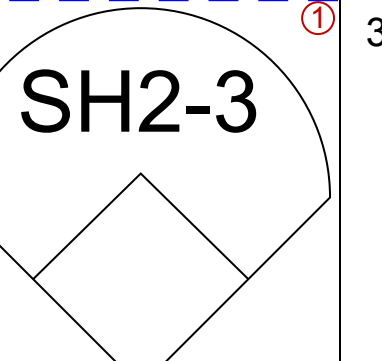
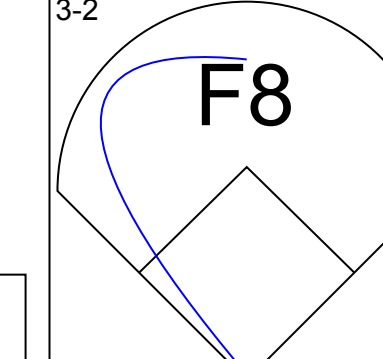
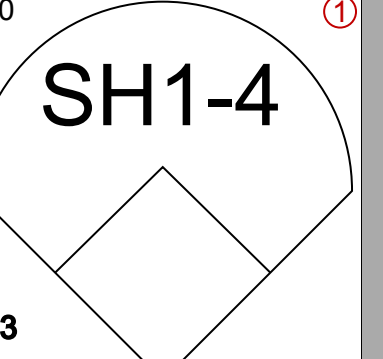
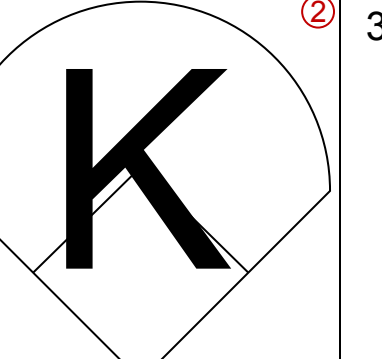
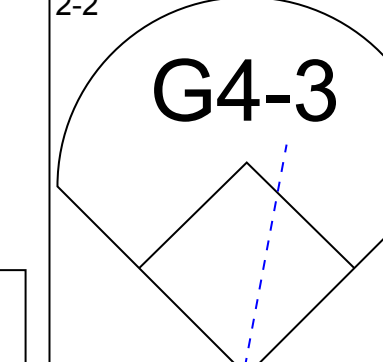

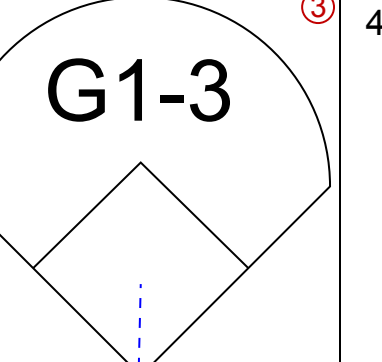
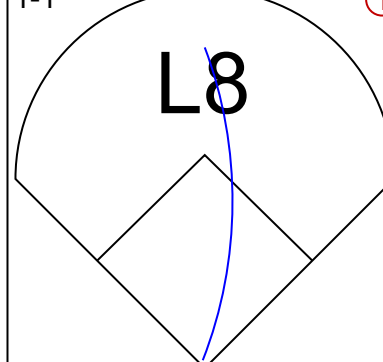
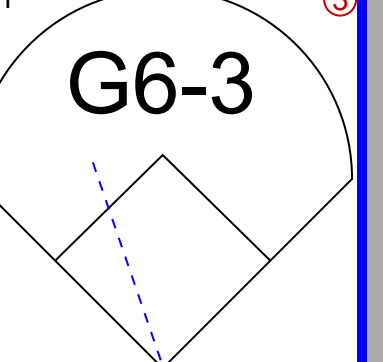
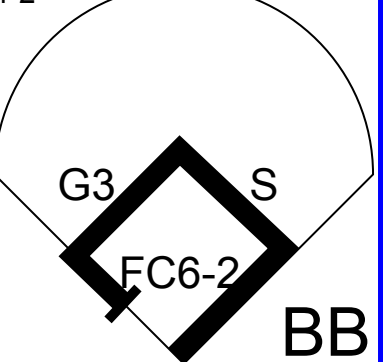
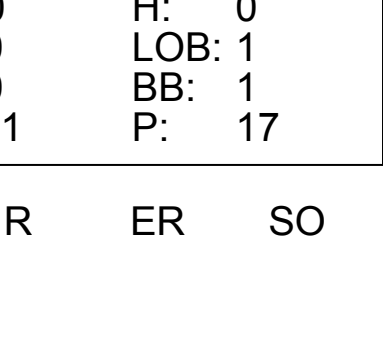
Atlanta Braves @ Colorado Rockies  
Mile High Stadium, Denver, CO  
Tue Jul 27 1993, 9:05 PM EDT  
Att: 54,550 - Unknown - 82 F

AB 30  
R 5  
H 4  
RBI 5  
BB 7  
SO 11  
LOB 9





Batter	1	2	3	4	5	6	7	8	9	AB	R	H	RBI	BB	SO	LOB	TOP					
Deion Sanders, L (1, 8) OBP: 0.315, SLG: 0.442										5	1	1	0	0	2	2	<b>Atlanta Braves @ Colorado Rockies</b> Mile High Stadium, Denver, CO Wed Jul 28 1993, 9:05 PM EDT Att: 60,237 - Unknown - 89 F  <b>livebaseballscores.com</b>					
Jeff Blausler, R (1, 6) OBP: 0.415, SLG: 0.440 Rafael Belliard, R (9, 6) OBP: 0.311, SLG: 0.293										3	0	0	0	1	2	2						
Ron Gant, R (1, 7) OBP: 0.344, SLG: 0.537										3	2	2	2	1	0	1						
David Justice, L (1, 9) OBP: 0.347, SLG: 0.499										3	0	0	0	1	1	3						
Terry Pendleton, S (1, 5) OBP: 0.300, SLG: 0.379										4	0	0	0	0	0	5						
Sid Bream, L (1, 3) OBP: 0.313, SLG: 0.401										3	0	1	1	0	0	0						
Greg Olson, R (1, 2) OBP: 0.289, SLG: 0.276 Damon Berryhill, S (9, 2) OBP: 0.282, SLG: 0.415										4	0	0	0	0	1	2						
Mark Lemke, S (1, 4) OBP: 0.361, SLG: 0.400										3	0	0	0	1	0	1						
Steve Avery, L (1, 1) OBP: 0.191, SLG: 0.217 Mark Wohlers, R (7, 1)										3	0	1	0	0	1	1						
Fred McGriff, L (9, PH) OBP: 0.370, SLG: 0.556 Otis Nixon, S (9, PR) OBP: 0.324, SLG: 0.292 Greg McMichael, R (9, 1)										0	0	0	0	0	0	0						
<b>Inning Stats</b>	R: 0 E: 1 K: 2 S: 9	H: 0 LOB: 2 BB: 1 P: 19	R: 0 E: 0 K: 0 S: 5	H: 2 LOB: 2 BB: 0 P: 12	R: 1 E: 0 K: 1 S: 15	H: 2 LOB: 1 BB: 0 P: 25	R: 0 E: 0 K: 1 S: 9	H: 0 LOB: 0 BB: 0 P: 12	R: 0 E: 0 K: 2 S: 10	H: 0 LOB: 0 BB: 0 P: 15	R: 1 E: 0 K: 0 S: 8	H: 0 LOB: 1 BB: 2 P: 19	R: 0 E: 0 K: 1 S: 7	H: 0 LOB: 1 BB: 1 P: 17	R: 1 E: 0 K: 0 S: 12	H: 1 LOB: 0 BB: 0 P: 17	R: 0 E: 0 K: 0 S: 10	H: 1 LOB: 1 BB: 0 P: 16	1B: 2 2B: 2 3B: 1 HR: 1	SF: 1 SAC: 0 DP: 0 HBP: 0	WP: 0 PB: 0 SB: 0 CS: 0	PA: 37
<b>PITCHER</b>	IP	WLS	BF	H	R	ER	SO	BB	IBB	HBP	BLK	WP	HR	S	P	ERA	WHIP					
Jeff Parrett, R (1, 1) ERA: 5.38	0.1		3	0	0	0	1	1	0	0	0	0	0	5	12	0.00	3.000					
Bruce Ruffin, L (1, 1) ERA: 5.16	6.1		25	4	2	2	6	3	0	0	0	0	0	56	102	2.84	1.105					
Steve Reed, R (7, 1) ERA: 5.52	1.1	L	5	1	1	1	0	0	0	0	0	0	1	14	22	6.75	0.750					
Darren Holmes, R (9, 1) ERA: 6.16	1.0		4	1	0	0	0	0	0	0	0	0	0	10	16	0.00	1.000					

Batter	1	2	3	4	5	6	7	8	9	AB	R	H	RBI	BB	SO	LOB	BOTTOM					
Eric Young Sr., R (1, 7) OBP: 0.342, SLG: 0.339										4	0	0	0	0	0	2	<b>Atlanta Braves @ Colorado Rockies</b> Mile High Stadium, Denver, CO Wed Jul 28 1993, 9:05 PM EDT Att: 60,237 - Unknown - 89 F  <b>livebaseballscores.com</b>					
Roberto Mejia, R (1, 4) OBP: 0.311, SLG: 0.500										3	1	1	0	1	1	1						
Dante Bichette, R (1, 9) OBP: 0.346, SLG: 0.522										4	0	3	1	0	0	1						
Charlie Hayes, R (1, 5) OBP: 0.365, SLG: 0.530										4	1	2	1	0	1	3						
Chris Jones, R (1, 8) OBP: 0.326, SLG: 0.508										3	0	1	0	0	0	1						
Jerald Clark, R (1, 3) OBP: 0.321, SLG: 0.408										3	0	1	0	0	1	1						
Freddie Benavides, R (1, 6) OBP: 0.319, SLG: 0.397										4	0	1	0	0	1	2						
Danny Sheaffer, R (1, 2) OBP: 0.272, SLG: 0.387 Daryl Boston, L (7, PH) OBP: 0.304, SLG: 0.363 Jayhawk Owens, R (8, 2) OBP: 0.304, SLG: 0.438										2	0	0	0	0	0	2						
Jeff Parrett, R (1, 1) OBP: 0.091, SLG: 0.091 Bruce Ruffin, S (1, 1) OBP: 0.174, SLG: 0.143 Steve Reed, R (7, 1)										2	0	1	0	0	1	1						
Alex Cole, L (8, PH) OBP: 0.344, SLG: 0.321 Darren Holmes, R (9, 1)										0	0	0	0	0	0	0						
<b>Inning Stats</b>	R: 0 E: 0 K: 1 S: 11	H: 1 LOB: 0 BB: 0 P: 16	R: 1 E: 0 K: 0 S: 12	H: 1 LOB: 0 BB: 0 P: 19	R: 0 E: 0 K: 0 S: 4	H: 1 LOB: 0 BB: 0 P: 7	R: 0 E: 0 K: 1 S: 9	H: 2 LOB: 0 BB: 0 P: 11	R: 0 E: 0 K: 0 S: 8	H: 2 LOB: 1 BB: 0 P: 11	R: 0 E: 0 K: 0 S: 9	H: 1 LOB: 1 BB: 1 P: 18	R: 0 E: 0 K: 1 S: 9	H: 1 LOB: 1 BB: 0 P: 12	R: 0 E: 0 K: 0 S: 11	H: 0 LOB: 1 BB: 1 P: 17	R: 0 E: 0 K: 1 S: 12	H: 1 LOB: 1 BB: 0 P: 17	1B: 7 2B: 3 3B: 0 HR: 1	SF: 0 SAC: 2 DP: 4 HBP: 0	WP: 0 PB: 0 SB: 3 CS: 0	PA: 35
<b>PITCHER</b>	IP	WLS	BF	H	R	ER	SO	BB	IBB	HBP	BLK	WP	HR	S	P	ERA	WHIP					
Steve Avery, L (1, 1) ERA: 3.05	6.0		23	9	2	2	3	1	0	0	0	0	0	17	25	0.00	0.500					
Mark Wohlers, R (7, 1) ERA: 2.31	2.0	W	7	0	0	0	1	1	0	0	0	0	0	17	25	0.00	0.500					
Greg McMichael, R (9, 1) ERA: 2.51	1.0	S	4	1	0	0	1	0	0	0	0	0	0	12	17	0.00	1.000					





Batter	1	2	3	4	5	6	7	8	9	AB	R	H	RBI	BB	SO	LOB	TOP				
<b>Otis Nixon, S</b> <small>OBP: 0.323, SLG: 0.292</small> (1, 8)	 1-2 BB 1B		 3-2 G4-3			 0-1 G5-3		 2-3 K		4	0	1	0	0	1	0					
<b>Jeff Blauer, R</b> <small>OBP: 0.414, SLG: 0.437</small> (1, 6)	 4-2 G4-3 BB			 2-3 K		 0-1 P2		 2-2 G5-3		3	0	0	0	1	1	0					
<b>Ron Gant, R</b> <small>OBP: 0.343, SLG: 0.537</small> (1, 7)	 0-3 K			 2-2 BB		 1-3 K		 1-2 G6-3		4	0	1	0	0	2	2					
<b>David Justice, L</b> <small>OBP: 0.344, SLG: 0.493</small> (1, 9)	 0-0 G4-3			 1-1 L9		 1-0 G4-3		 2-1 F7		4	0	0	0	0	0	3					
<b>Terry Pendleton, S</b> <small>OBP: 0.301, SLG: 0.379</small> (1, 5)		 2-2 G4-6-3 1B		 2-1 G4-3		 1-3 K				3	0	1	0	0	1	1					
<b>Sid Bream, L</b> <small>OBP: 0.317, SLG: 0.406</small> (1, 3)		 0-0 G4-6-3 1-2f			 1-1 2B		 4-0 BB			2	0	1	0	1	0	1					
<b>Damon Berryhill, S</b> <small>OBP: 0.277, SLG: 0.408</small> (1, 2)		 0-2 F8			 0-2 P4		 0-3 K			3	0	0	0	0	1	2					
<b>Mark Lemke, S</b> <small>OBP: 0.358, SLG: 0.396</small> (1, 4)			 1-3 K		 1-3 K		 1-1 P6			3	0	0	0	0	2	1					
<b>Kent Mercker, L</b> <small>(5, PH)</small> (1, 1)			 1-3 K		 2-1 L9		 0-0 P5			1	0	0	0	0	1	0					
<b>Deion Sanders, L</b> <small>OBP: 0.314, SLG: 0.440</small> <small>(5, PH)</small>			 1-3 K							1	0	0	0	0	0	1					
<b>Steve Bedrosian, R</b> <small>(8, PH)</small> (5, 1)										0	0	0	0	0	0	0					
<b>Fred McGriff, L</b> <small>OBP: 0.369, SLG: 0.555</small> <small>(8, PH)</small>										1	0	0	0	0	0	0					
<b>Mike Stanton, L</b> <small>(8, 1)</small>										0	0	0	0	0	0	0					
<b>Inning Stats</b>	R: 0 H: 1 E: 0 K: 1 S: 9	H: 1 LOB: 1 BB: 1 P: 14	R: 0 H: 0 E: 0 K: 0 S: 8	H: 0 LOB: 0 BB: 0 P: 10	R: 0 H: 0 E: 0 K: 2 S: 9	H: 0 LOB: 0 BB: 0 P: 14	R: 0 H: 1 E: 0 K: 1 S: 10	H: 1 LOB: 1 BB: 0 P: 17	R: 0 H: 1 E: 0 K: 1 S: 11	H: 1 LOB: 1 BB: 0 P: 15	R: 0 H: 0 E: 0 K: 1 S: 7	H: 0 LOB: 0 BB: 0 P: 8	R: 0 H: 0 E: 0 K: 2 S: 8	H: 0 LOB: 1 BB: 1 P: 14	R: 0 H: 0 E: 0 K: 1 S: 6	H: 0 LOB: 0 BB: 0 P: 9	R: 0 H: 0 E: 0 K: 0 S: 8	H: 0 LOB: 0 BB: 0 P: 13	1B: 2 2B: 2 3B: 0 HR: 0	SF: 0 SAC: 0 DP: 2 HBP: 0	WP: 0 PA: 31 FB: 0 SB: 0 CS: 0
<b>PITCHER</b> <b>Pete Harnisch, R</b> <small>ERA: 3.63</small> (1, 1)	IP: 9.0 WLS: W BF: 31	H: 4 R: 0 ER: 0 SO: 9	BB: 2 IBB: 0 HBP: 0 BLK: 0	WP: 0 HR: 0 S: 76 P: 114	ERA: 0.00 WHIP: 0.667	<b>PITCHER</b>	IP: 0 WLS: 0 BF: 0	H: 0 R: 0 ER: 0 SO: 0	BB: 0 IBB: 0 HBP: 0 BLK: 0	WP: 0 HR: 0 S: 0 P: 0	ERA: 0.00 WHIP: 0.000										

Atlanta Braves @ Houston Astros  
 Astrodome, Houston, TX  
 Thu Jul 29 1993, 8:05 PM EDT  
 Att: 29,060 - Dome

AB 29  
 R 0  
 H 4  
 RBI 0  
 BB 2  
 SO 9  
 LOB 11



Batter	1	2	3	4	5	6	7	8	9	AB	R	H	RBI	BB	SO	LOB	BOTTOM		
<b>Craig Biggio, R</b> <small>OBP: 0.362, SLG: 0.464</small> (1, 4)	 4-1 2B 5 1B BB	 1-0 P4			 1-2 P8			 0-0 F9		3	1	0	0	1	0	1			
<b>Steve Finley, L</b> <small>OBP: 0.305, SLG: 0.360</small> (1, 8)	 2-2 5 1B 2B		 0-3 K		 0-0 F7		 0-2 CS 2B			4	1	2	0	0	1	0			
<b>5 Jeff Bagwell, R</b> <small>OBP: 0.375, SLG: 0.505</small> (1, 3)	 1-2 2H 3H 1B		 0-0 L8		 0-1 G1-3		 4-0 IBB			3	0	1	2	1	0	0			
<b>Ken Caminiti, S</b> <small>OBP: 0.297, SLG: 0.401</small> (1, 5)	 1-3 K		 2-2 G1-3		 2-3 K		 2-2 P4			4	0	0	0	0	2	3			
<b>Chris James, R</b> <small>OBP: 0.331, SLG: 0.510</small> (1, 9)	 3-3 K			 2-3 K		 0-0 F7				3	0	0	0	0	2	1			
<b>Rick Parker, R</b> <small>OBP: 0.375, SLG: 0.433</small> (7, 9)	 1-3 K									0	0	0	0	0	0	0			
<b>Luis Gonzalez, L</b> <small>OBP: 0.383, SLG: 0.467</small> (1, 7)	 2-3 K		 1-3 K		 1-0 F8					3	0	0	0	0	2	1			
<b>Scott Servais, R</b> <small>OBP: 0.329, SLG: 0.433</small> (1, 2)		 2-1 L8		 2-2 HBP		 4-2 WP BB				1	0	0	0	1	0	0			
<b>Andujar Cedeno, R</b> <small>OBP: 0.349, SLG: 0.418</small> (1, 6)		 2-2 CI		 2-2 G4-3		 1-3 K				2	0	0	0	0	1	2			
<b>Pete Harnisch, S</b> <small>OBP: 0.143, SLG: 0.125</small> (1, 1)	 1-3 K		 0-3 K		 1-3 K		 1-2 G3-1			3	0	0	0	0	2	2			
<b>Inning Stats</b>	R: 2 H: 2 E: 0 K: 3 S: 24	H: 2 LOB: 1 BB: 1 P: 37	R: 0 H: 0 E: 1 K: 1 S: 11	H: 0 LOB: 1 BB: 0 P: 16	R: 0 H: 0 E: 0 K: 1 S: 7	H: 0 LOB: 0 BB: 0 P: 9	R: 0 H: 0 E: 0 K: 2 S: 13	H: 0 LOB: 1 BB: 0 P: 20	R: 0 H: 0 E: 0 K: 1 S: 9	H: 0 LOB: 0 BB: 0 P: 11	R: 0 H: 0 E: 0 K: 1 S: 7	H: 0 LOB: 0 BB: 0 P: 9	R: 0 H: 0 E: 0 K: 1 S: 10	H: 0 LOB: 1 BB: 1 P: 17	R: 0 H: 1 E: 0 K: 0 S: 8	H: 1 LOB: 1 BB: 1 P: 14	1B: 1 2B: 2 3B: 0 HR: 0	SF: 0 SAC: 0 DP: 0 HBP: 1	WP: 1 PA: 31 FB: 0 SB: 1 CS: 1
<b>PITCHER</b> <b>Kent Mercker, L</b> <small>ERA: 3.15</small> (1, 1)	IP: 4.0 WLS: L BF: 17	H: 2 R: 2 ER: 2 SO: 7	BB: 1 IBB: 0 HBP: 1 BLK: 0	WP: 0 HR: 0 S: 55 P: 82	ERA: 4.50 WHIP: 0.750	<b>PITCHER</b>	IP: 0 WLS: 0 BF: 0	H: 0 R: 0 ER: 0 SO: 0	BB: 0 IBB: 0 HBP: 0 BLK: 0	WP: 0 HR: 0 S: 0 P: 0	ERA: 0.00 WHIP: 0.333								
<b>Steve Bedrosian, R</b> <small>ERA: 1.71</small> (5, 1)	IP: 3.0 WLS: 10	H: 0 R: 0 ER: 0 SO: 3	BB: 1 IBB: 0 HBP: 0 BLK: 0	WP: 1 HR: 0 S: 26 P: 37	ERA: 0.00 WHIP: 0.333	<b>PITCHER</b>	IP: 0 WLS: 0 BF: 0	H: 0 R: 0 ER: 0 SO: 0	BB: 0 IBB: 0 HBP: 0 BLK: 0	WP: 0 HR: 0 S: 0 P: 0	ERA: 0.00 WHIP: 1.000								
<b>Mike Stanton, L</b> <small>ERA: 3.68</small> (8, 1)	IP: 1.0 WLS: 4	H: 1 R: 0 ER: 0 SO: 0	BB: 0 IBB: 1 HBP: 0 BLK: 0	WP: 0 HR: 0 S: 8 P: 14	ERA: 0.00 WHIP: 1.000														

Atlanta Braves @ Houston Astros  
 Astrodome, Houston, TX  
 Thu Jul 29 1993, 8:05 PM EDT  
 Att: 29,060 - Dome

AB 26  
 R 2  
 H 3  
 RBI 2  
 BB 3  
 SO 10  
 LOB 10





Batter	1	2	3	4	5	6	7	8	9	AB	R	H	RBI	BB	SO	LOB	TOP									
<b>Deion Sanders, L</b> OBP: 0.316, SLG: 0.433										3	1	0	0	2	0	0										
<b>Jeff Blausler, R</b> OBP: 0.412, SLG: 0.433										3	1	0	0	1	1	0										
<b>Rafael Belliard, R</b> OBP: 0.304, SLG: 0.286										4	1	1	0	0	1	2										
<b>Ron Gant, R</b> OBP: 0.343, SLG: 0.534										4	1	2	1	0	1	0										
<b>Fred McGriff, L</b> OBP: 0.370, SLG: 0.554										4	1	2	1	0	1	0										
<b>Sid Bream, L</b> OBP: 0.317, SLG: 0.406										0	0	0	0	0	0	0										
<b>David Justice, L</b> OBP: 0.345, SLG: 0.493										2	0	1	1	1	1	0										
<b>Terry Pendleton, S</b> OBP: 0.300, SLG: 0.378										4	0	1	1	0	2	3										
<b>Damon Berryhill, S</b> OBP: 0.292, SLG: 0.410										4	0	2	1	0	0	3										
<b>Otis Nixon, S</b> OBP: 0.323, SLG: 0.292										3	0	0	0	0	0	5										
<b>Greg Olson, R</b> OBP: 0.289, SLG: 0.276																										
<b>Mark Lemke, S</b> OBP: 0.355, SLG: 0.393																										
<b>Tom Glavine, L</b> OBP: 0.193, SLG: 0.167										3	0	0	0	0	1	0										
<b>Francisco Cabrera, R</b> OBP: 0.351, SLG: 0.479										1	0	0	0	0	1	2										
<b>Greg McMichael, R</b> OBP: 0.289, SLG: 0.276										0	0	0	0	0	0	0										
<b>Inning Stats</b>	R: 2 E: 0 K: 1 S: 14	H: 2 LOB: 3 BB: 3 P: 30	R: 0 E: 0 K: 1 S: 6	H: 0 LOB: 0 BB: 0 P: 10	R: 1 E: 1 K: 1 S: 13	H: 2 LOB: 2 BB: 0 P: 20	R: 0 E: 0 K: 1 S: 8	H: 0 LOB: 0 BB: 0 P: 11	R: 1 E: 0 K: 0 S: 8	H: 2 LOB: 0 BB: 0 P: 14	R: 0 E: 0 K: 0 S: 9	H: 0 LOB: 0 BB: 0 P: 11	R: 0 E: 0 K: 3 S: 11	H: 0 LOB: 0 BB: 0 P: 11	R: 0 E: 0 K: 3 S: 11	H: 0 LOB: 0 BB: 0 P: 16	R: 0 E: 0 K: 12 S: 12	H: 1 LOB: 2 BB: 1 P: 19	1B: 7 2B: 0 3B: 0 HR: 0	SF: 1 SAC: 1 DP: 1 HBP: 0	WP: 0 PB: 0 SB: 1 CS: 0	PA: 38				
<b>PITCHER</b>	IP	WLS	BF	H	R	ER	SO	BB	IBB	HBP	BLK	WP	HR	S	P	ERA	WHIP									
<b>Doug Drabek, R</b> ERA: 3.46	(1, 1)	5.0	L	24	6	4	3	4	3	0	0	0	0	0	49	85	5.40	1.800								
<b>Todd Jones, R</b> ERA: 1.32	(6, 1)	2.0		6	0	0	0	0	0	0	0	0	0	18	22	0.00	0.000									
<b>Al Osuna, L</b> ERA: 3.0	(8, 1)	1.0		3	0	0	0	3	0	0	0	0	0	11	16	0.00	0.000									
<b>Doug Jones, R</b> ERA: 4.91	(9, 1)	1.0		5	1	0	0	2	0	1	0	0	0	12	19	0.00	1.000									

Atlanta Braves @ Houston Astros  
Astrodome, Houston, TX  
Fri Jul 30 1993, 8:05 PM EDT  
Att: 47,413 - Dome

AB 32  
R 4  
H 7  
RBI 4  
BB 4  
SO 9  
LOB 17



Batter	1	2	3	4	5	6	7	8	9	AB	R	H	RBI	BB	SO	LOB	BOTTOM									
<b>Craig Biggio, R</b> OBP: 0.362, SLG: 0.460										3	0	0	0	2	1	4										
<b>Steve Finley, L</b> OBP: 0.308, SLG: 0.358										4	0	1	0	0	1	3										
<b>5 Jeff Bagwell, R</b> OBP: 0.376, SLG: 0.508										4	0	2	1	0	0	2										
<b>Ken Caminiti, S</b> OBP: 0.294, SLG: 0.396										4	0	0	0	0	1	6										
<b>Kevin Bass, S</b> OBP: 0.300, SLG: 0.374										3	0	0	0	1	1	4										
<b>Eric Anthony, L</b> OBP: 0.330, SLG: 0.394										3	0	0	0	1	1	1										
<b>Scott Servais, R</b> OBP: 0.328, SLG: 0.430										4	0	1	0	0	1	2										
<b>Andujar Cedeno, R</b> OBP: 0.351, SLG: 0.418										3	1	1	0	1	0	2										
<b>Doug Drabek, R</b> ERA: 3.46	(1, 1)	5.0	L	24	6	4	3	4	3	0	0	0	0	49	85	5.40	1.800									
<b>Rick Porcello, R</b> ERA: 2.81	(5, PH)	0.0		0	0	0	0	0	0	0	0	0	0	0	0	0	0.00	0.000								
<b>Todd Jones, L</b> ERA: 1.32	(6, 1)	2.0		6	0	0	0	0	0	0	0	0	0	18	22	0.00	0.000									
<b>Chris Donnels, L</b> ERA: 3.0	(7, PH)	0.0		0	0	0	0	0	0	0	0	0	0	0	0	0	0.00	0.000								
<b>Al Osuna, R</b> ERA: 3.0	(8, 1)	1.0		3	0	0	0	3	0	0	0	0	0	11	16	0.00	0.000									
<b>Doug Jones, R</b> ERA: 4.91	(9, 1)	1.0		5	1	0	0	2	0	1	0	0	0	12	19	0.00	1.000									
<b>Luis Gonzalez, L</b> ERA: 2.47	(9, PH)	0.0		0	0	0	0	0	0	0	0	0	0	0	0	0	0.00	2.000								
<b>Inning Stats</b>	R: 0 E: 1 K: 1 S: 9	H: 1 LOB: 2 BB: 1 P: 17	R: 0 E: 0 K: 2 S: 11	H: 0 LOB: 1 BB: 1 P: 19	R: 0 E: 0 K: 0 S: 9	H: 0 LOB: 0 BB: 1 P: 15	R: 0 E: 0 K: 0 S: 10	H: 0 LOB: 1 BB: 1 P: 18	R: 1 E: 0 K: 1 S: 12	H: 3 LOB: 2 BB: 0 P: 14	R: 0 E: 0 K: 0 S: 4	H: 0 LOB: 0 BB: 0 P: 7	R: 0 E: 0 K: 0 S: 5	H: 0 LOB: 0 BB: 1 P: 9	R: 0 E: 0 K: 1 S: 8	H: 1 LOB: 1 BB: 0 P: 14	R: 0 E: 0 K: 2 S: 12	H: 2 LOB: 2 BB: 0 P: 20	1B: 6 2B: 2 3B: 0 HR: 0	SF: 0 SAC: 0 DP: 3 HBP: 0	WP: 0 PB: 0 SB: 0 CS: 0	PA: 37				
<b>PITCHER</b>	IP	WLS	BF	H	R	ER	SO	BB	IBB	HBP	BLK	WP	HR	S	P	ERA	WHIP									
<b>Tom Glavine, L</b> ERA: 2.81	(1, 1)	8.0	W	32	5	1	1	5	5	0	0	0	0	68	113	1.12	1.250									
<b>Greg McMichael, R</b> ERA: 2.47	(9, 1)	1.0	S	5	2	0	0	2	0	0	0	0	0	12	20	0.00	2.000									

Atlanta Braves @ Houston Astros  
Astrodome, Houston, TX  
Fri Jul 30 1993, 8:05 PM EDT  
Att: 47,413 - Dome

AB 32  
R 1  
H 7  
RBI 1  
BB 5  
SO 7  
LOB 26





Batter	1	2	3	4	5	6	7	8	9	AB	R	H	RBI	BB	SO	LOB	TOP				
Deion Sanders, L (1, 8) Mike Stanton, L (9, 1)	P7		P5				G4-3		F9	5	0	1	0	0	0	3					
Jeff Blauer, R (1, 6) Sid Bream, L (8, 3)	K			G1-3		F8		2B 1B	WP BB	4	1	1	0	0	1	1					
Ron Gant, R (1, 7)	K			HR		F7		K	IBB	4	1	1	1	1	2	2					
Fred McGriff, L (1, 3) Rafael Belliard, R (8, PR)	F8			K				HR	G4-3	4	1	2	1	0	1	0					
David Justice, L (1, 9)	L9			P5						2	1	0	0	2	0	0					
Terry Pendleton, S (1, 5)	K					F7		F8	1B	4	0	1	1	0	1	1					
Damon Berryhill, S (1, 2)			F8		K		E6 1B FC2	P4		4	0	1	0	0	1	3					
Mark Lemke, S (1, 4)			SH1-3 BB		G6-3		FC2 1B	G4-3		3	0	1	1	1	0	3					
Greg Maddux, R (1, 1) Otis Nixon, S (9, PH)	SH1-3				P5		FC2	K		2	0	0	0	0	0	2					
<b>Inning Stats</b>	R: 0 E: 0 K: 2 S: 7	H: 0 LOB: 0 BB: 0 P: 10	R: 0 E: 0 K: 1 S: 10	H: 0 LOB: 0 BB: 0 P: 16	R: 0 E: 0 K: 0 S: 8	H: 0 LOB: 1 BB: 1 P: 16	R: 1 E: 0 K: 1 S: 10	H: 1 LOB: 0 BB: 0 P: 17	R: 0 E: 0 K: 0 S: 9	H: 1 LOB: 1 BB: 0 P: 14	R: 2 E: 0 K: 0 S: 13	H: 3 LOB: 2 BB: 1 P: 23	R: 1 E: 0 K: 1 S: 16	H: 3 LOB: 3 BB: 1 P: 29	R: 0 E: 0 K: 1 S: 10	H: 0 LOB: 2 BB: 2 P: 23	1B: 5 2B: 1 3B: 0 HR: 2	SF: 0 SAC: 1 DP: 0 HBP: 0	WP: 1 PB: 0 SB: 1 CS: 0	PA: 40	
<b>PITCHER</b>	IP WLS BF H R ER SO BB IBB HBP BLK WP HR S P ERA WHIP	IP WLS BF H R ER SO BB IBB HBP BLK WP HR S P ERA WHIP	IP WLS BF H R ER SO BB IBB HBP BLK WP HR S P ERA WHIP	IP WLS BF H R ER SO BB IBB HBP BLK WP HR S P ERA WHIP	IP WLS BF H R ER SO BB IBB HBP BLK WP HR S P ERA WHIP	IP WLS BF H R ER SO BB IBB HBP BLK WP HR S P ERA WHIP	IP WLS BF H R ER SO BB IBB HBP BLK WP HR S P ERA WHIP	IP WLS BF H R ER SO BB IBB HBP BLK WP HR S P ERA WHIP	IP WLS BF H R ER SO BB IBB HBP BLK WP HR S P ERA WHIP	IP WLS BF H R ER SO BB IBB HBP BLK WP HR S P ERA WHIP	IP WLS BF H R ER SO BB IBB HBP BLK WP HR S P ERA WHIP	IP WLS BF H R ER SO BB IBB HBP BLK WP HR S P ERA WHIP	IP WLS BF H R ER SO BB IBB HBP BLK WP HR S P ERA WHIP	IP WLS BF H R ER SO BB IBB HBP BLK WP HR S P ERA WHIP	IP WLS BF H R ER SO BB IBB HBP BLK WP HR S P ERA WHIP	IP WLS BF H R ER SO BB IBB HBP BLK WP HR S P ERA WHIP	IP WLS BF H R ER SO BB IBB HBP BLK WP HR S P ERA WHIP	IP WLS BF H R ER SO BB IBB HBP BLK WP HR S P ERA WHIP	IP WLS BF H R ER SO BB IBB HBP BLK WP HR S P ERA WHIP	IP WLS BF H R ER SO BB IBB HBP BLK WP HR S P ERA WHIP	IP WLS BF H R ER SO BB IBB HBP BLK WP HR S P ERA WHIP

Atlanta Braves @ Houston Astros  
Astrodome, Houston, TX  
Sat Jul 31 1993, 4:33 AM EDT  
Att: 46,130 - Dome

AB 34  
R 4  
H 8  
RBI 4  
BB 5  
SO 7  
LOB 17



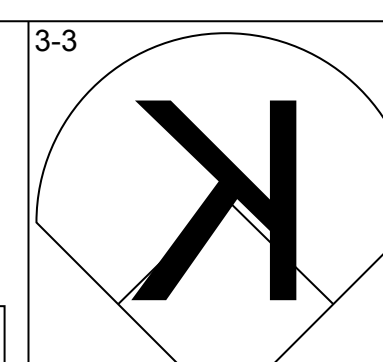
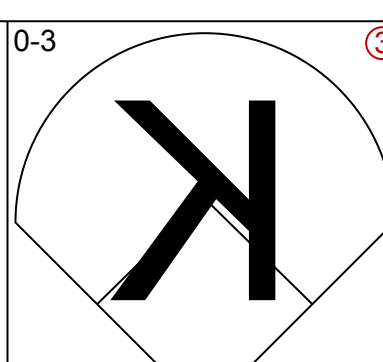
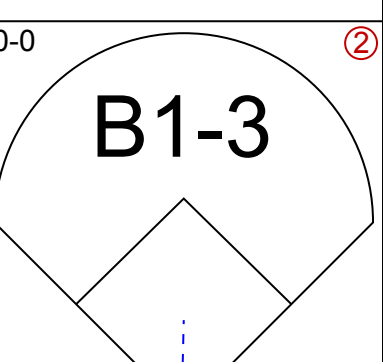
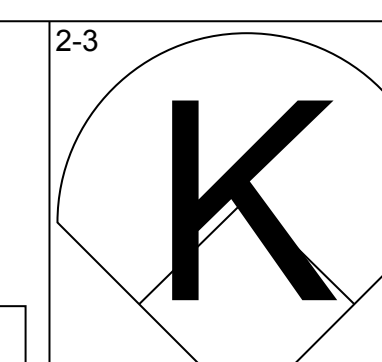
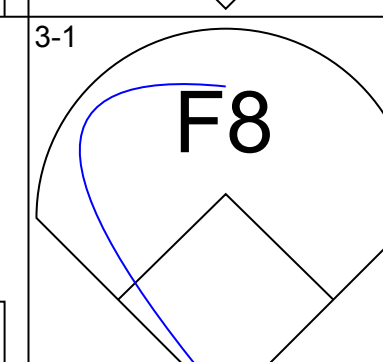
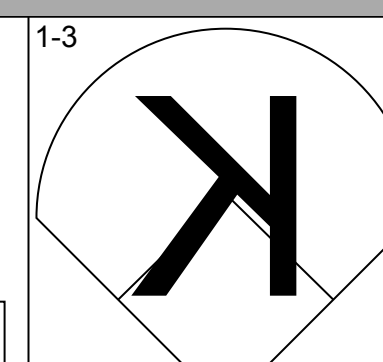
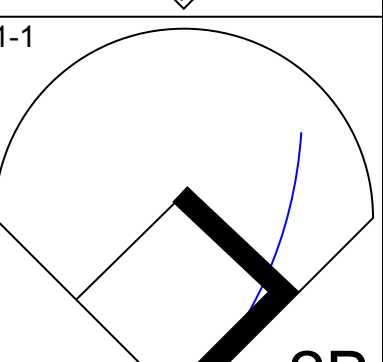
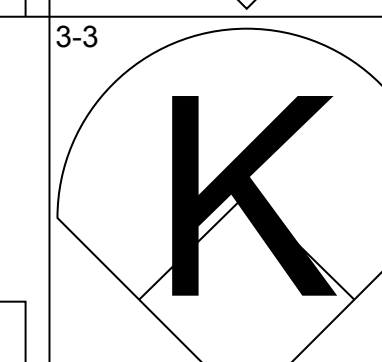
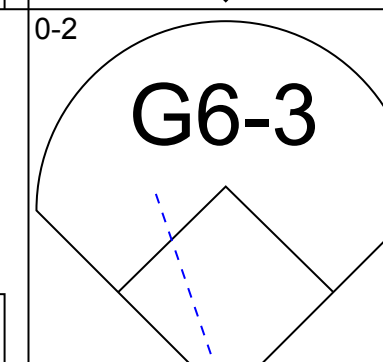
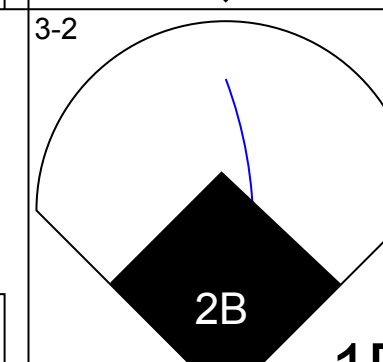
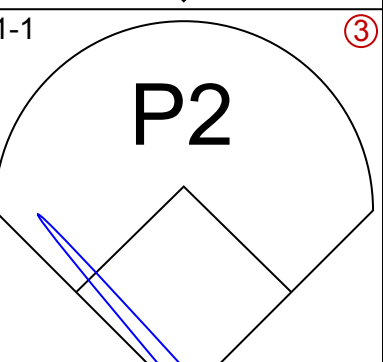
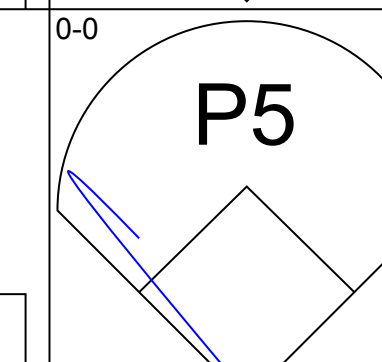
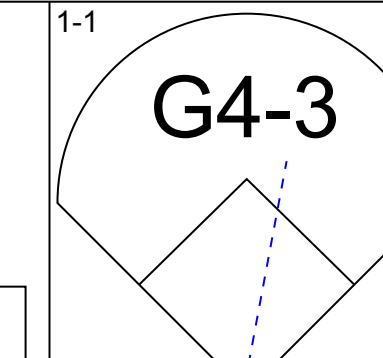
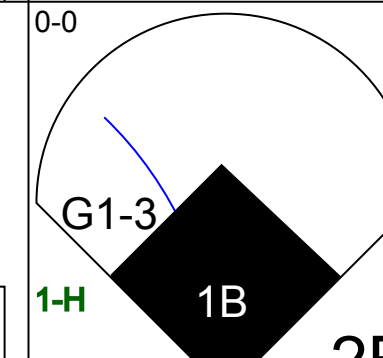

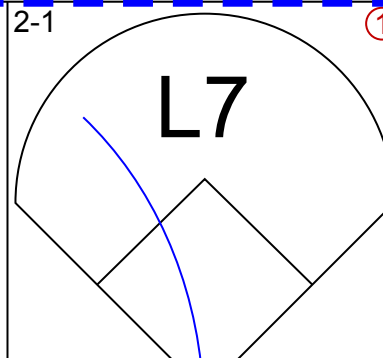
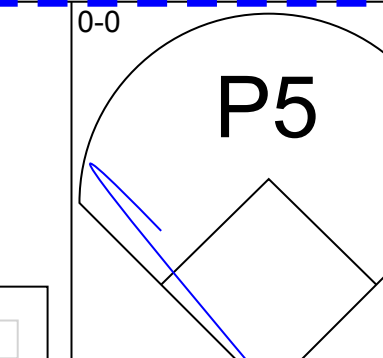
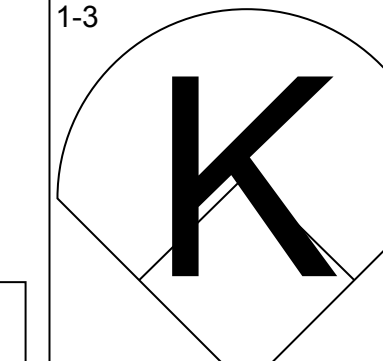
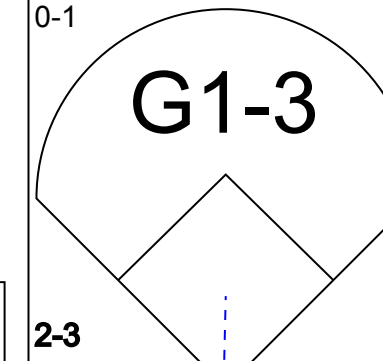
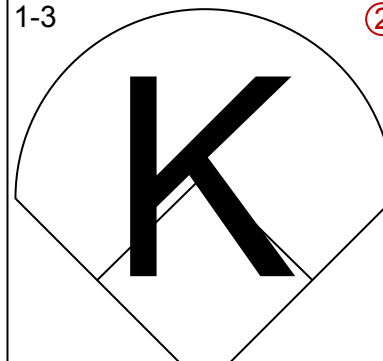
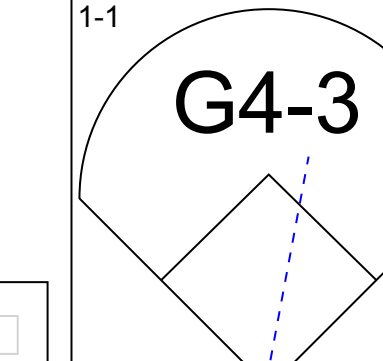
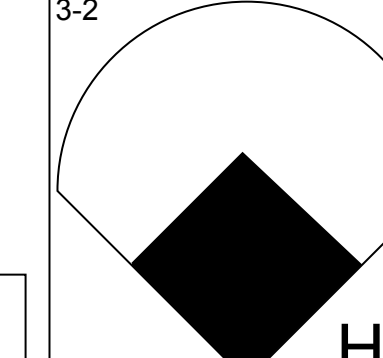
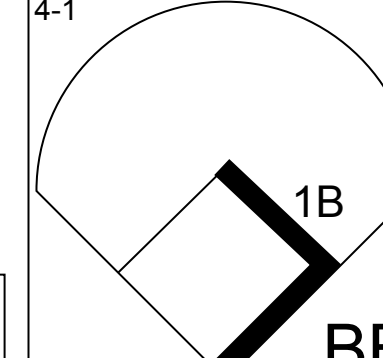

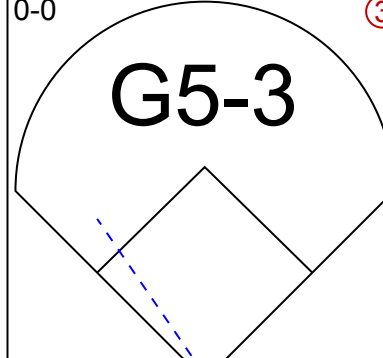
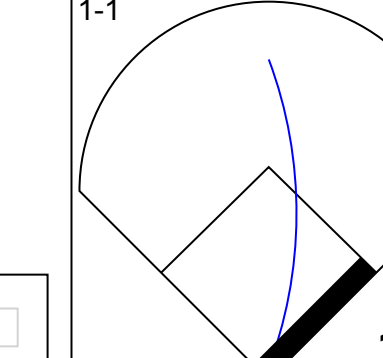
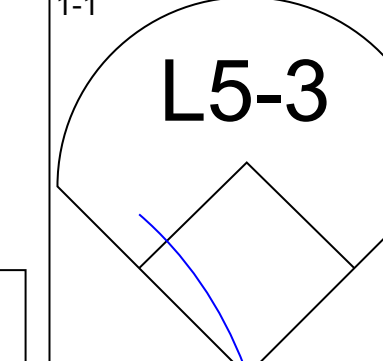
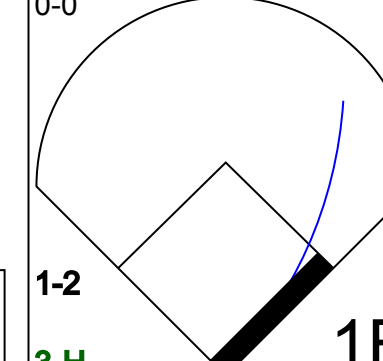

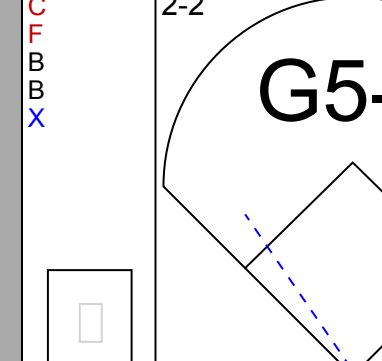
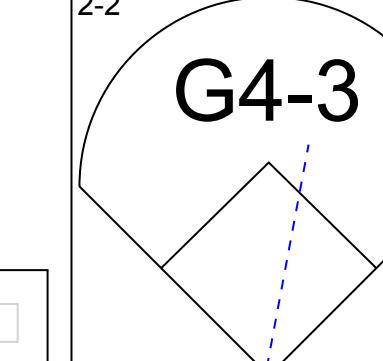
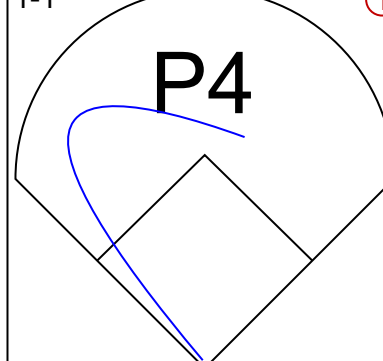
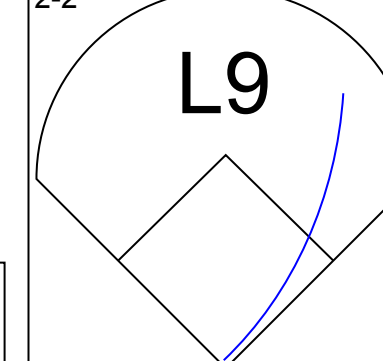
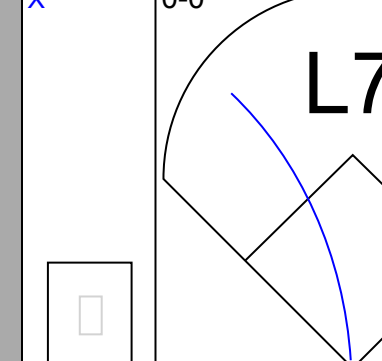
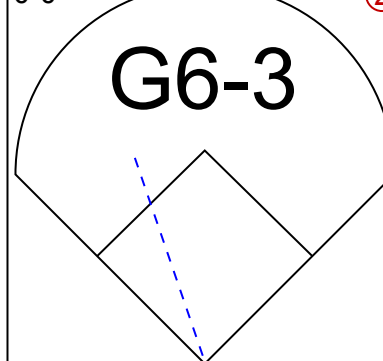
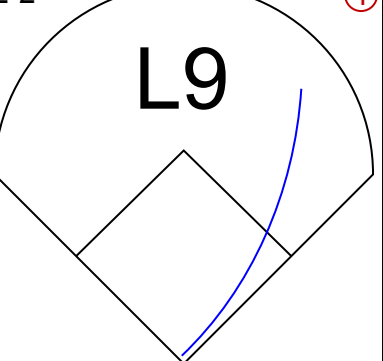
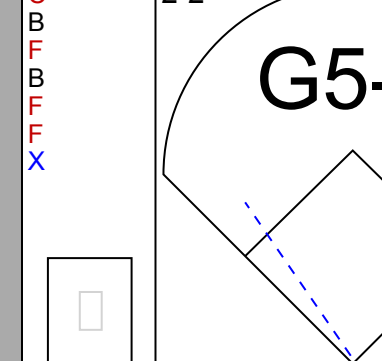
Batter	1	2	3	4	5	6	7	8	9	AB	R	H	RBI	BB	SO	LOB	BOTTOM				
Craig Biggio, R (1, 4)	K		G5-3			SH3-4			G5-3	3	0	0	0	0	1	0					
Steve Finley, L (1, 8)	1B			G6-3		G4-3	F8			4	0	1	0	0	0	4					
5 Jeff Bagwell, R (1, 3)	1B			G4-3		G4-3	1B		K	4	0	3	1	0	1	0					
Luis Gonzalez, L (1, 7)	G4-6-3			G4-3		G4-3	G3-1		2B	4	0	1	0	0	0	4					
Ken Caminiti, S (1, 5)			G6-3		G3		K		G3-1	4	0	0	0	0	1	2					
Eric Anthony, L (1, 9)	K			G3-1		G6-3	G4-3			4	0	0	0	0	1	1					
Eddie Taubensee, L (1, 2) Scott Servais, R (9, PH)	L7				F8		1B		F9	3	1	1	0	0	0	0					
Andujar Cedeno, R (1, 6)			G3-1		G4-3		WP 1B		L7	4	0	1	1	0	0	0					
Darryl Kile, R (1, 1) Chris Donnels, L (7, PH) Rick Parker, R (7, PH) Xavier Hernandez, L (8, 1) Al Osuna, R (8, 1) Tom Edens, R (8, 1) Chris James, R (9, PH)	G5-3					G4-3 5 1B	SH3-4 1B		HR	2	1	1	0	0	0	0					
<b>Inning Stats</b>	R: 0 E: 0 K: 1 S: 9	H: 2 LOB: 1 BB: 0 P: 12	R: 0 E: 0 K: 1 S: 7	H: 0 LOB: 0 BB: 0 P: 11	R: 0 E: 0 K: 0 S: 6	H: 1 LOB: 1 BB: 0 P: 12	R: 0 E: 0 K: 0 S: 8	H: 0 LOB: 0 BB: 0 P: 12	R: 1 E: 0 K: 0 S: 9	H: 2 LOB: 1 BB: 0 P: 18	R: 1 E: 0 K: 1 S: 15	H: 2 LOB: 3 BB: 1 P: 24	R: 0 E: 0 K: 1 S: 9	H: 1 LOB: 1 BB: 0 P: 13	R: 1 E: 0 K: 0 S: 8	H: 1 LOB: 0 BB: 0 P: 13	1B: 6 2B: 2 3B: 0 HR: 1	SF: 0 SAC: 1 DP: 1 HBP: 1	WP: 2 PB: 0 SB: 2 CS: 0	PA: 37	
<b>PITCHER</b>	IP WLS BF H R ER SO BB IBB HBP BLK WP HR S P ERA WHIP	IP WLS BF H R ER SO BB IBB HBP BLK WP HR S P ERA WHIP	IP WLS BF H R ER SO BB IBB HBP BLK WP HR S P ERA WHIP	IP WLS BF H R ER SO BB IBB HBP BLK WP HR S P ERA WHIP	IP WLS BF H R ER SO BB IBB HBP BLK WP HR S P ERA WHIP	IP WLS BF H R ER SO BB IBB HBP BLK WP HR S P ERA WHIP	IP WLS BF H R ER SO BB IBB HBP BLK WP HR S P ERA WHIP	IP WLS BF H R ER SO BB IBB HBP BLK WP HR S P ERA WHIP	IP WLS BF H R ER SO BB IBB HBP BLK WP HR S P ERA WHIP	IP WLS BF H R ER SO BB IBB HBP BLK WP HR S P ERA WHIP	IP WLS BF H R ER SO BB IBB HBP BLK WP HR S P ERA WHIP	IP WLS BF H R ER SO BB IBB HBP BLK WP HR S P ERA WHIP	IP WLS BF H R ER SO BB IBB HBP BLK WP HR S P ERA WHIP	IP WLS BF H R ER SO BB IBB HBP BLK WP HR S P ERA WHIP	IP WLS BF H R ER SO BB IBB HBP BLK WP HR S P ERA WHIP	IP WLS BF H R ER SO BB IBB HBP BLK WP HR S P ERA WHIP	IP WLS BF H R ER SO BB IBB HBP BLK WP HR S P ERA WHIP	IP WLS BF H R ER SO BB IBB HBP BLK WP HR S P ERA WHIP	IP WLS BF H R ER SO BB IBB HBP BLK WP HR S P ERA WHIP	IP WLS BF H R ER SO BB IBB HBP BLK WP HR S P ERA WHIP	IP WLS BF H R ER SO BB IBB HBP BLK WP HR S P ERA WHIP

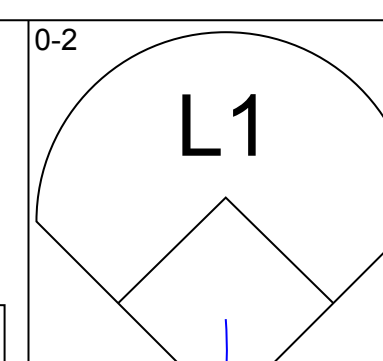
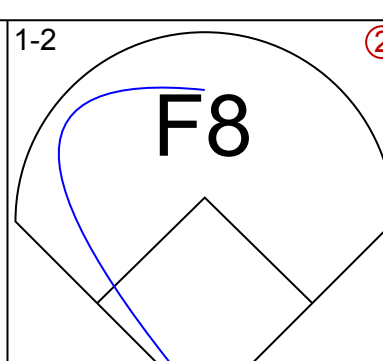
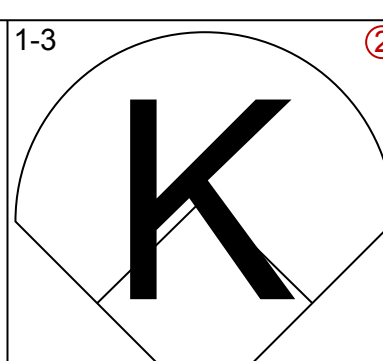
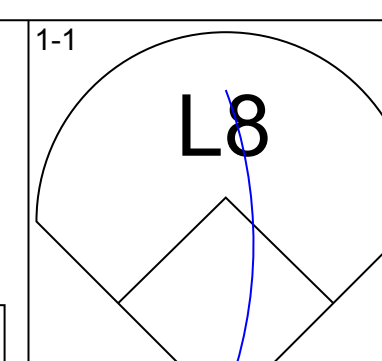
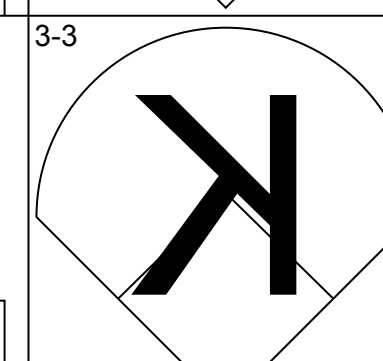
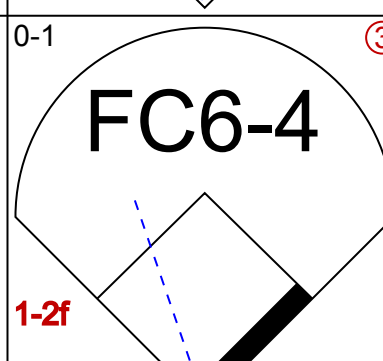
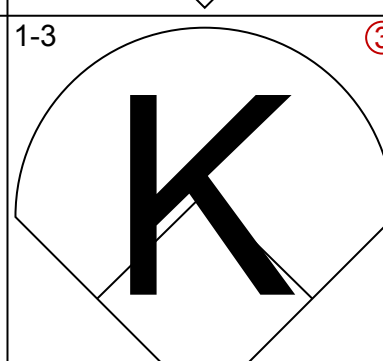
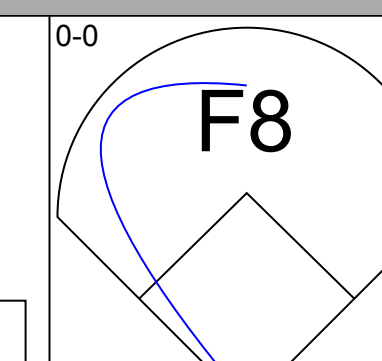
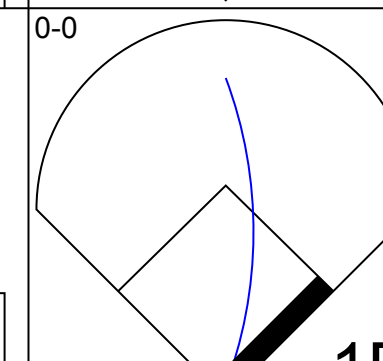
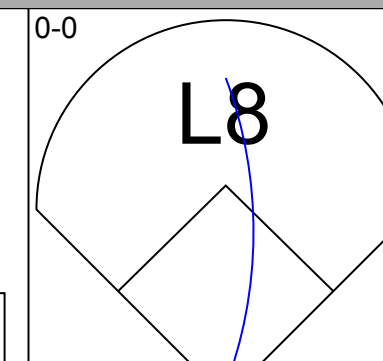
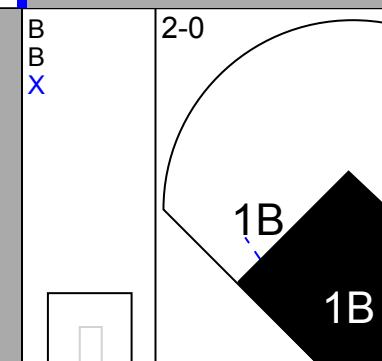
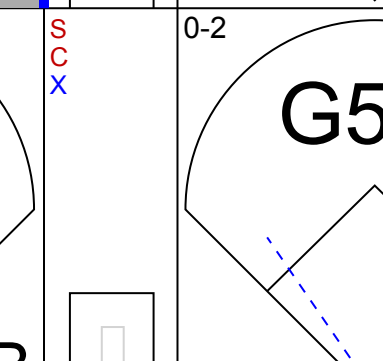
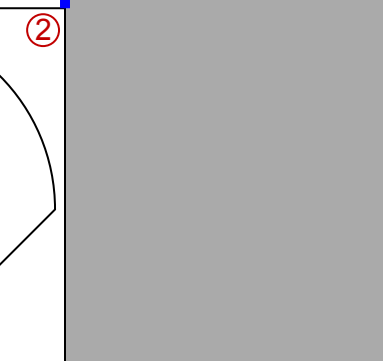
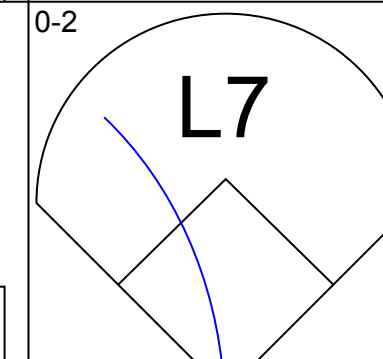
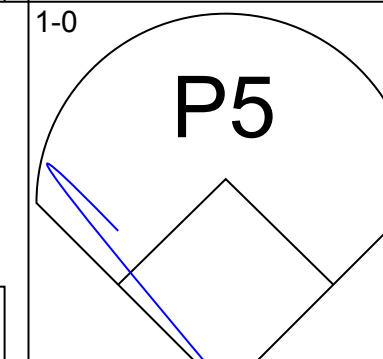
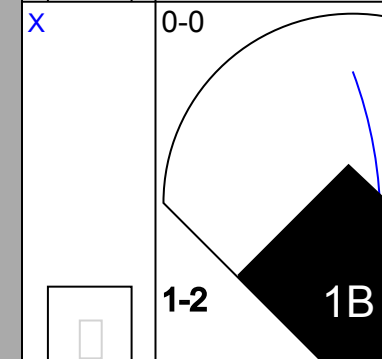
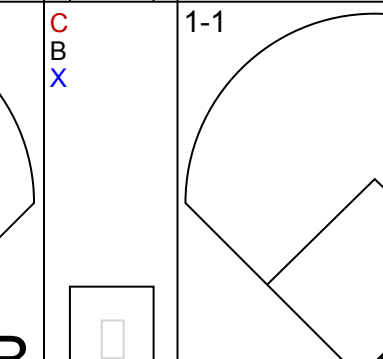

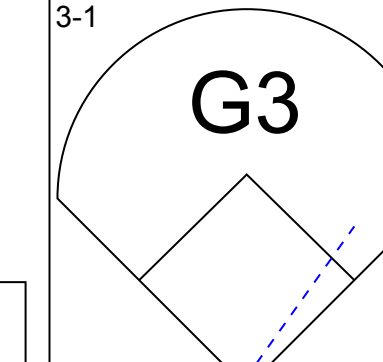
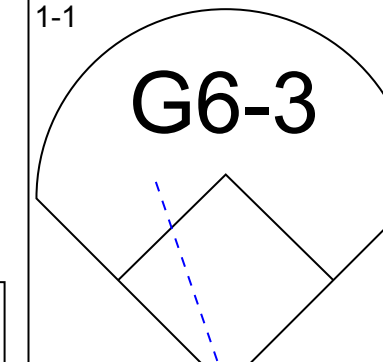
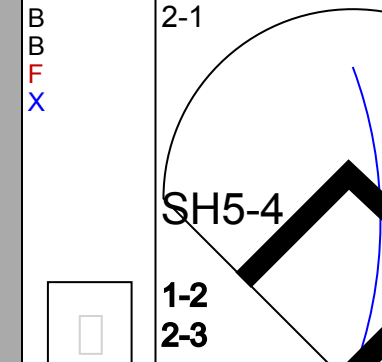
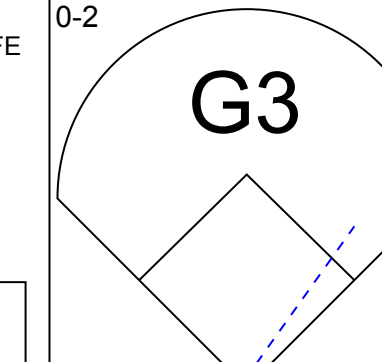

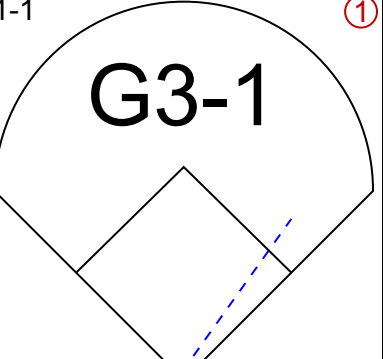
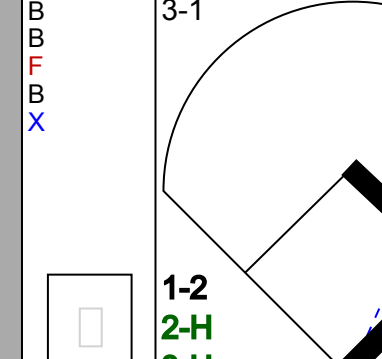
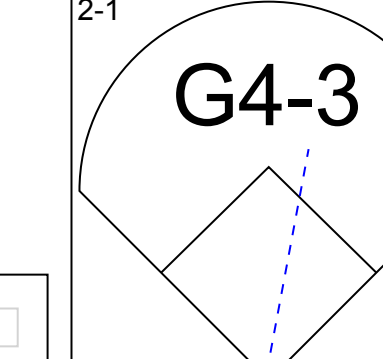

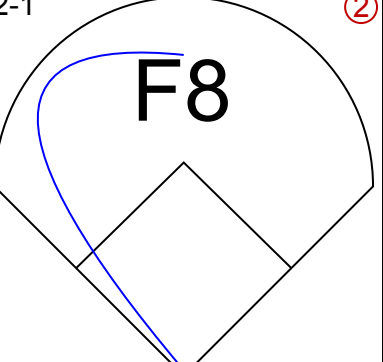
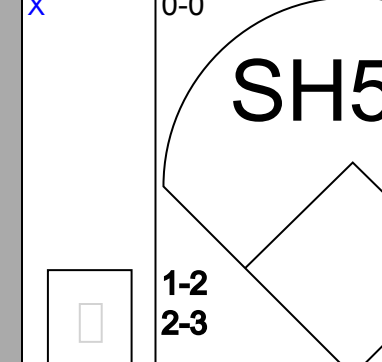
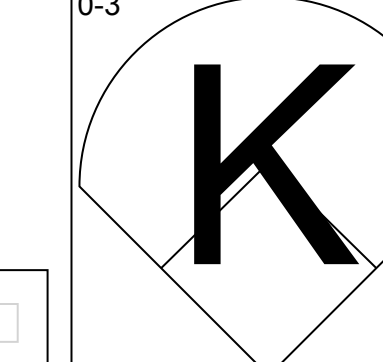
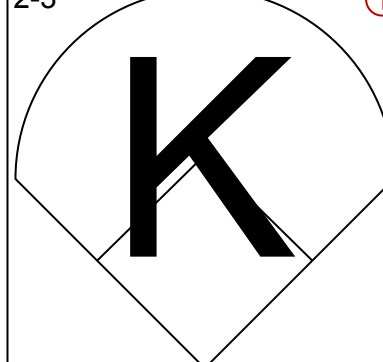
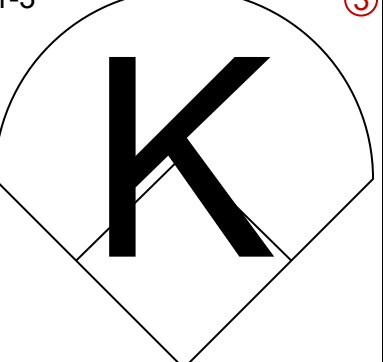
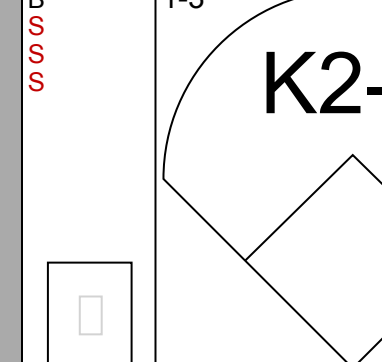
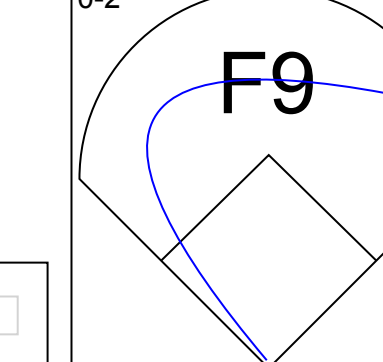


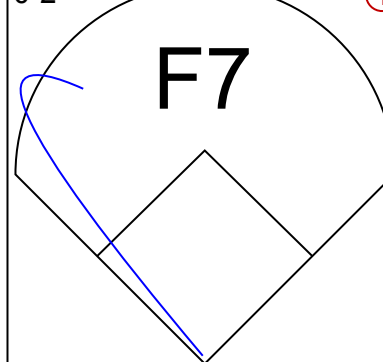
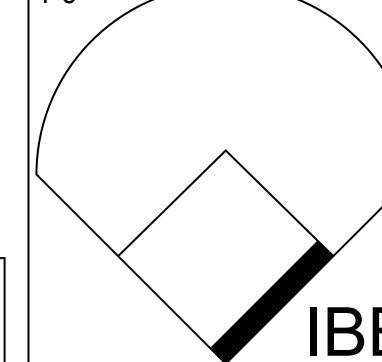
Atlanta Braves @ Houston Astros  
Astrodome, Houston, TX  
Sat Jul 31 1993, 4:33 AM EDT  
Att: 46,130 - Dome

AB 34  
R 3  
H 9  
RBI 3  
BB 1  
SO 4  
LOB 11





Batter	1	2	3	4	5	6	7	8	9	AB	R	H	RBI	BB	SO	LOB	TOP				
<b>Otis Nixon, S</b> (1, 8) <small>OBP: 0.318, SLG: 0.286</small>										4	0	0	0	0	3	0	<b>Atlanta Braves @ Houston Astros</b> Astrodome, Houston, TX Sun Aug 01 1993, 4:33 AM EDT Att: 38,275 - Dome				
<b>Jeff Blauer, R</b> (1, 6) <small>OBP: 0.409, SLG: 0.432</small> <b>Rafael Belliard, R</b> (8, 6) <small>OBP: 0.298, SLG: 0.279</small>										4	0	1	0	0	2	0					
<b>Ron Gant, R</b> (1, 7) <small>OBP: 0.342, SLG: 0.536</small>										4	1	1	0	0	0	1					
<b>Fred McGriff, L</b> (1, 3) <small>OBP: 0.370, SLG: 0.564</small> <b>Greg McMichael, R</b> (9, 1)										4	1	1	1	0	0	0					
<b>Terry Pendleton, S</b> (1, 5) <small>OBP: 0.297, SLG: 0.373</small>										4	0	0	0	0	2	1					
<b>David Justice, L</b> (1, 9) <small>OBP: 0.350, SLG: 0.500</small>										3	1	2	1	1	0	0					
<b>Greg Olson, R</b> (1, 2) <small>OBP: 0.289, SLG: 0.277</small> <b>Sid Bream, L</b> (9, PH) <small>OBP: 0.318, SLG: 0.404</small>										3	0	1	1	0	0	0					
<b>Mark Lemke, S</b> (1, 4) <small>OBP: 0.354, SLG: 0.389</small>										3	0	0	0	0	0	2					
<b>29 John Smoltz, R</b> (1, 1) <small>OBP: 0.224, SLG: 0.178</small> <b>Damon Berryhill, S</b> (9, 2) <small>OBP: 0.281, SLG: 0.407</small>										3	0	0	0	0	0	0					
<b>Inning Stats</b>	R: 0 H: 0 E: 0 K: 1 S: 9	H: 0 LOB: 0 BB: 0 P: 15	R: 1 H: 1 E: 0 K: 1 S: 12	H: 1 LOB: 0 BB: 0 P: 18	R: 0 H: 0 E: 0 K: 1 S: 7	H: 0 LOB: 0 BB: 0 P: 8	R: 2 H: 3 E: 0 K: 1 S: 15	H: 3 LOB: 2 BB: 1 P: 25	R: 0 H: 1 E: 0 K: 0 S: 9	H: 1 LOB: 1 BB: 0 P: 13	R: 0 H: 0 E: 0 K: 1 S: 6	H: 0 LOB: 0 BB: 0 P: 9	R: 0 H: 0 E: 0 K: 0 S: 9	H: 0 LOB: 0 BB: 0 P: 13	R: 0 H: 0 E: 0 K: 2 S: 7	H: 0 LOB: 0 BB: 0 P: 12		R: 0 H: 1 E: 0 K: 0 S: 9	H: 1 LOB: 1 BB: 0 P: 13	1B: 3 2B: 2 HR: 1	SF: 0 SAC: 0 HBP: 0
<b>PITCHER</b>	IP WLS BF H R ER SO BB IBB HBP BLK WP HR S P ERA WHIP		IP WLS BF H R ER SO BB IBB HBP BLK WP HR S P ERA WHIP																		
<b>Greg Swindell, L</b> (1, 1) <small>ERA: 4.84</small>	5.0	L	21	5	3	3	4	1	0	0	0	0	0	0	1	52	79	5.40	1.200		
<b>Todd Jones, R</b> (6, 1) <small>ERA: 1.23</small>	1.0		3	0	0	0	1	0	0	0	0	0	0	0	0	6	9	0.00	0.000		
<b>Xavier Hernandez, R</b> (7, 1) <small>ERA: 2.92</small>	2.0		6	0	0	0	2	0	0	0	0	0	0	0	16	25	0.00	0.000			
<b>Doug Jones, R</b> (9, 1) <small>ERA: 4.83</small>	1.0		4	1	0	0	0	0	0	0	0	0	0	0	9	13	0.00	1.000			

Batter	1	2	3	4	5	6	7	8	9	AB	R	H	RBI	BB	SO	LOB	BOTTOM				
<b>Craig Biggio, R</b> (1, 4) <small>OBP: 0.358, SLG: 0.452</small>										4	0	0	0	0	1	4	<b>Atlanta Braves @ Houston Astros</b> Astrodome, Houston, TX Sun Aug 01 1993, 4:33 AM EDT Att: 38,275 - Dome				
<b>Steve Finley, L</b> (1, 8) <small>OBP: 0.355, SLG: 0.354</small> <b>Xavier Hernandez, L</b> (7, 1) <small>ERA: 2.92</small> <b>Chris Donnels, L</b> (8, PH) <small>OBP: 0.360, SLG: 0.360</small> <b>Doug Jones, R</b> (9, 1)										3	0	0	0	0	2	1					
<b>5 Jeff Bagwell, R</b> (1, 3) <small>OBP: 0.380, SLG: 0.510</small>										4	1	2	0	0	0	0					
<b>Luis Gonzalez, L</b> (1, 7) <small>OBP: 0.365, SLG: 0.470</small>										4	1	2	0	0	0	1					
<b>Ken Caminiti, S</b> (1, 5) <small>OBP: 0.291, SLG: 0.390</small>										4	0	1	0	0	0	1					
<b>Eric Anthony, L</b> (1, 9) <small>OBP: 0.326, SLG: 0.387</small>										4	0	1	2	0	0	0					
<b>Scott Servais, R</b> (1, 2) <small>OBP: 0.323, SLG: 0.424</small> <b>Eddie Taubensee, L</b> (9, PH) <small>OBP: 0.323, SLG: 0.428</small>										2	0	0	0	0	0	0					
<b>Andujar Cedeno, R</b> (1, 6) <small>OBP: 0.346, SLG: 0.411</small>										4	0	0	0	0	3	2					
<b>Greg Swindell, L</b> (1, 1) <small>OBP: 0.200, SLG: 0.229</small> <b>Todd Jones, L</b> (6, 1) <small>ERA: 1.23</small> <b>Kevin Bass, S</b> (6, PH) <small>OBP: 0.303, SLG: 0.371</small>										1	0	1	0	0	0	0					
<b>Inning Stats</b>	R: 0 H: 1 E: 0 K: 1 S: 10	H: 1 LOB: 1 BB: 0 P: 13	R: 0 H: 0 E: 0 K: 0 S: 4	H: 0 LOB: 0 BB: 0 P: 7	R: 0 H: 1 E: 0 K: 1 S: 11	H: 1 LOB: 1 BB: 0 P: 17	R: 0 H: 0 E: 0 K: 0 S: 4	H: 0 LOB: 0 BB: 0 P: 6	R: 0 H: 0 E: 0 K: 1 S: 7	H: 0 LOB: 0 BB: 0 P: 11	R: 0 H: 0 E: 0 K: 2 S: 11	H: 0 LOB: 0 BB: 0 P: 13	R: 2 H: 4 E: 0 K: 1 S: 12	H: 4 LOB: 3 BB: 1 P: 25	R: 0 H: 1 E: 0 K: 0 S: 9	H: 1 LOB: 1 BB: 0 P: 10		R: 0 H: 0 E: 0 K: 1 S: 8	H: 0 LOB: 0 BB: 0 P: 10	1B: 7 2B: 0 HR: 0	SF: 0 SAC: 1 HBP: 0
<b>PITCHER</b>	IP WLS BF H R ER SO BB IBB HBP BLK WP HR S P ERA WHIP		IP WLS BF H R ER SO BB IBB HBP BLK WP HR S P ERA WHIP																		
<b>29 John Smoltz, R</b> (1, 1) <small>ERA: 3.3</small>	1.0	S	3	0	0	0	1	0	0	0	0	0	0	0	8	10	0.00	0.000			
<b>Greg McMichael, R</b> (9, 1) <small>ERA: 2.43</small>																					





Batter	1	2	3	4	5	6	7	8	9	AB	R	H	RBI	BB	SO	LOB	TOP	
<b>Lenny Dykstra, L</b> (1, 8) OBP: 0.422, SLG: 0.468										4	0	0	0	1	1	1	<b>Philadelphia Phillies @ Atlanta Braves</b> Atlanta-Fulton County Stadium, Atlanta, GA Tue Aug 03 1993, 7:05 PM EDT Att: 49,102 - Unknown - 75 F	
<b>Mariano Duncan, R</b> (1, 4) OBP: 0.297, SLG: 0.393										5	0	1	0	0	0	1		
<b>John Kruk, L</b> (1, 3) OBP: 0.477, SLG: 0.507										4	0	1	0	0	0	2		
<b>Dave Hollins, S</b> (1, 5) OBP: 0.324, SLG: 0.518 <b>Kim Batiste, R</b> (8, 5) OBP: 0.297, SLG: 0.413										3	2	2	1	1	0	1		
<b>Darren Daulton, L</b> (1, 2) OBP: 0.399, SLG: 0.502										2	1	0	0	2	0	2		
<b>Pete Incaviglia, R</b> (1, 7) OBP: 0.295, SLG: 0.522										4	1	2	3	0	1	3		
<b>Wes Chamberlain, R</b> (1, 9) OBP: 1.000, SLG: 1.000 <b>Larry Andersen, R</b> (8, 1) OBP: 0.500, SLG: 0.750 <b>David West, L</b> (8, 1) OBP: 0.500, SLG: 0.750 <b>Mitch Williams, L</b> (8, 1) OBP: 1.000, SLG: 1.000										4	1	2	0	0	0	1		
<b>Kevin Stocker, S</b> (1, 6) OBP: 0.485, SLG: 0.542										4	0	2	0	0	1	2		
<b>Terry Mulholland, R</b> (1, 1) OBP: 0.098, SLG: 0.090 <b>Jim Eisenreich, L</b> (8, 9) OBP: 0.370, SLG: 0.450										3	0	0	0	0	0	2		
<b>Inning Stats</b>	R: 0 H: 0 E: 0 K: 1 S: 8	H: 0 R: 0 ER: 0 LOB: 0 BB: 0 P: 12	R: 3 H: 2 E: 0 K: 1 S: 16	H: 2 R: 0 ER: 0 LOB: 1 BB: 1 P: 23	R: 0 H: 1 E: 0 K: 0 S: 9	H: 1 R: 0 ER: 0 LOB: 0 BB: 0 P: 9	R: 0 H: 1 E: 0 K: 0 S: 6	H: 1 R: 0 ER: 0 LOB: 2 BB: 0 P: 24	R: 1 H: 2 E: 1 K: 0 S: 11	H: 2 R: 0 ER: 1 LOB: 1 BB: 0 P: 13	R: 1 H: 2 E: 0 K: 1 S: 10	H: 2 R: 0 ER: 0 LOB: 0 BB: 0 P: 19	R: 0 H: 0 E: 0 K: 0 S: 8	H: 0 R: 0 ER: 0 LOB: 0 BB: 0 P: 11	1B: 6 2B: 3 3B: 0 HR: 2	SF: 0 SAC: 0 DP: 3 HBP: 0		WP: 0 PA: 38 PB: 0 SB: 0 CS: 0
<b>PITCHER</b>	IP	WLS	BF	H	R	ER	SO	BB	IBB	HBP	BLK	WP	HR	S	P	ERA	WHIP	
<b>Steve Avery, L</b> (1, 1) ERA: 3.09	7.0	L	29	8	4	3	2	3	0	0	0	0	1	72	105	3.86	1.571	
<b>Mike Stanton, L</b> (8, 1) ERA: 4.03	0.1		3	1	1	1	0	1	0	0	0	0	1	4	9	27.00	6.000	
<b>Mark Wohlers, R</b> (8, 1) ERA: 2.16	1.2		6	1	0	0	1	0	0	0	0	0	0	14	21	0.00	0.600	

AB	34
R	5
H	10
RBI	4
BB	4
SO	3
LOB	15

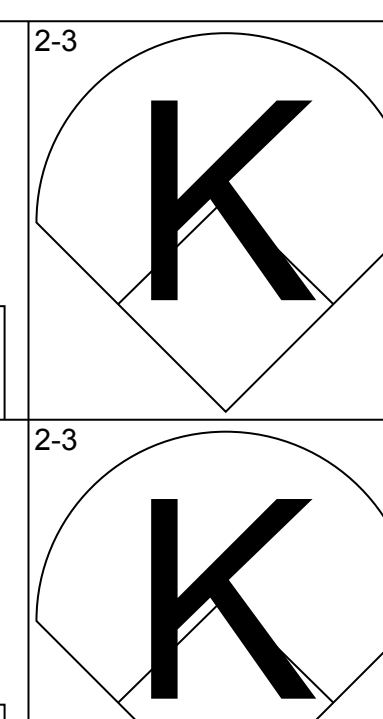
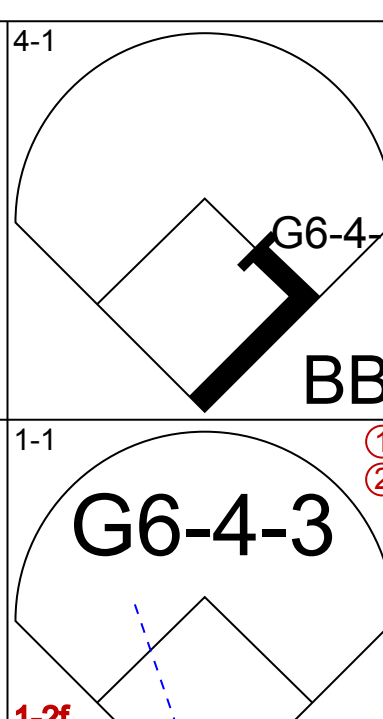
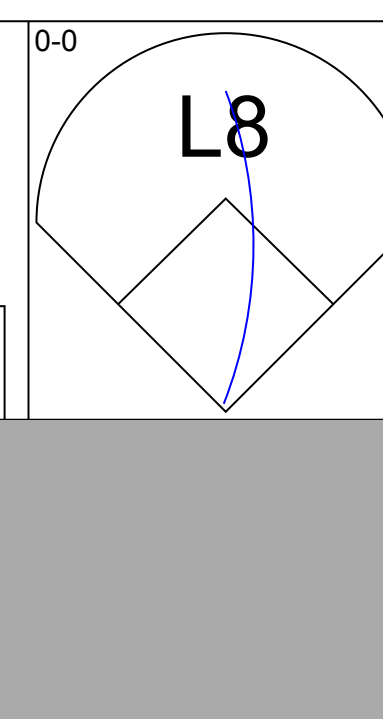
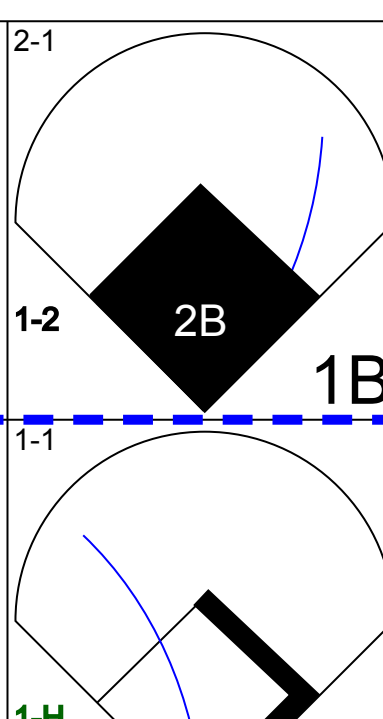
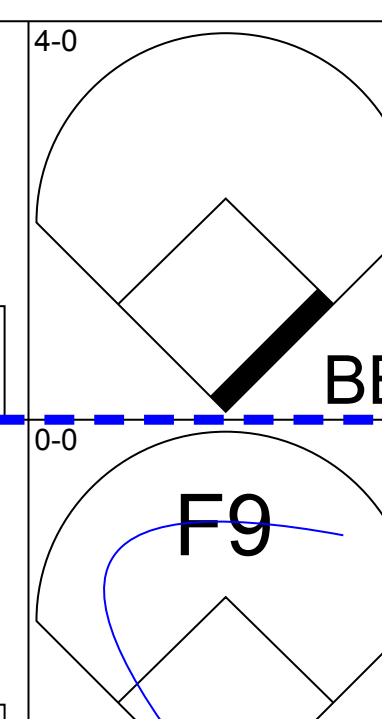
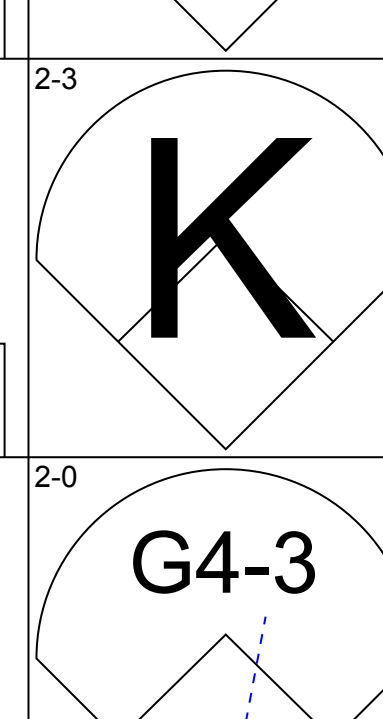
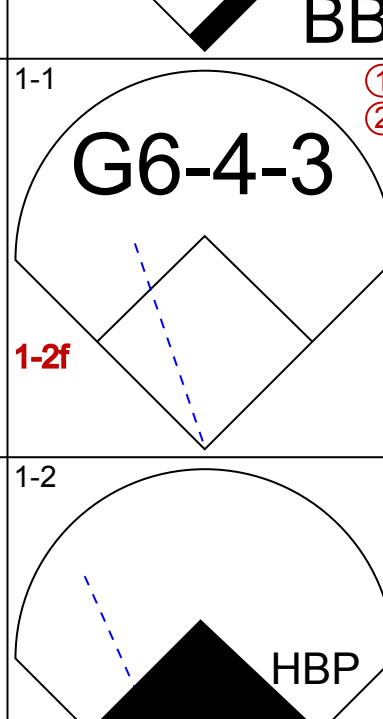
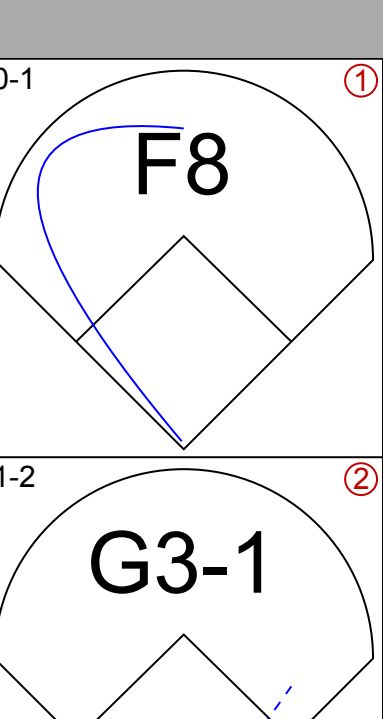
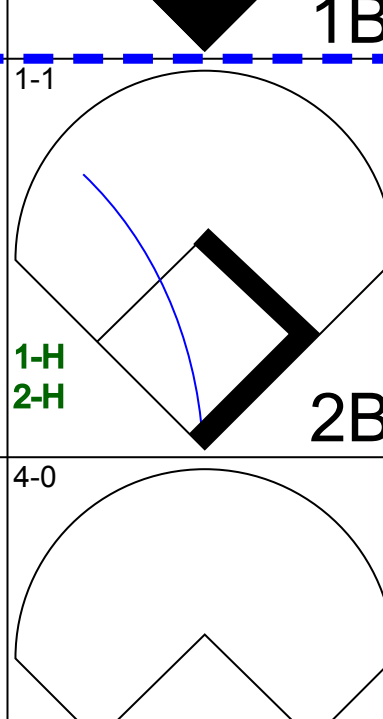
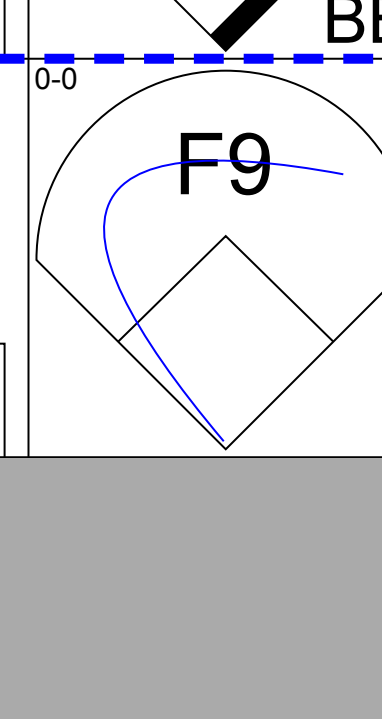
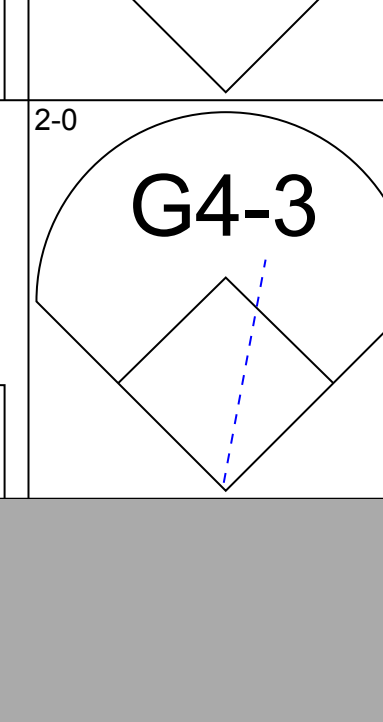
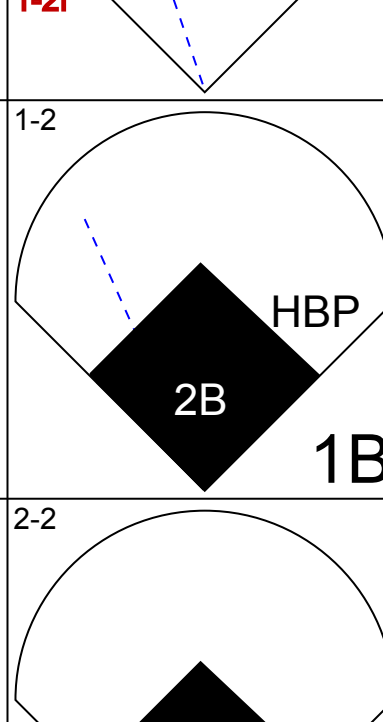
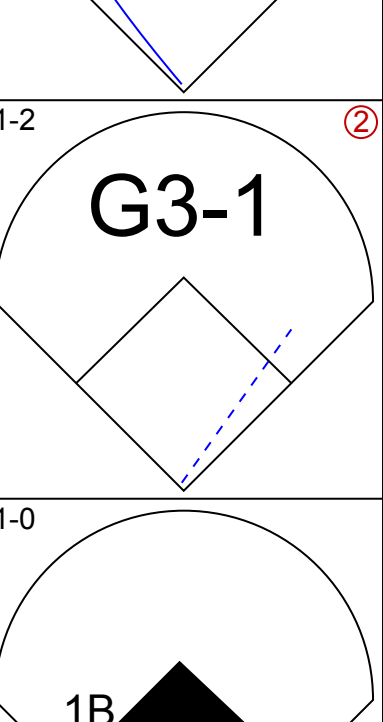
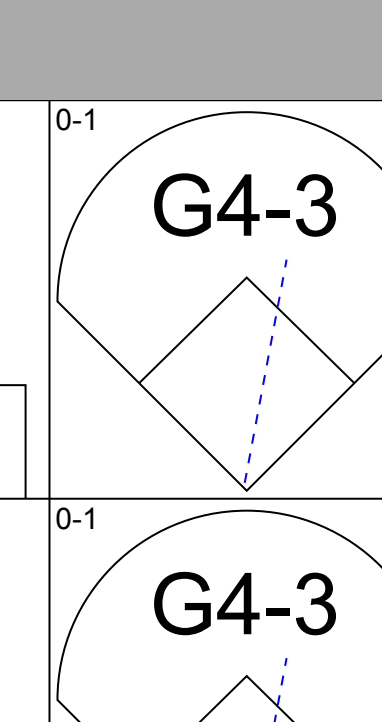
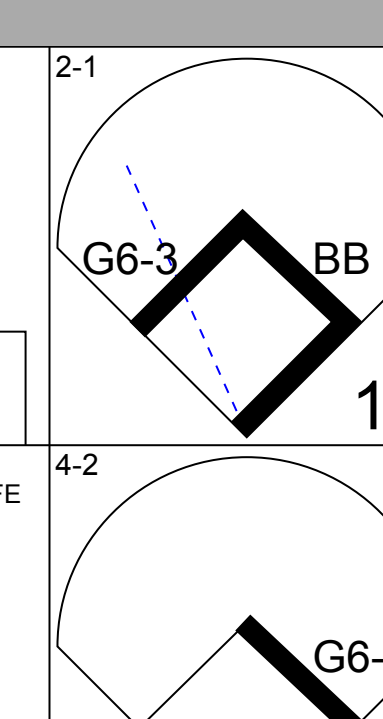
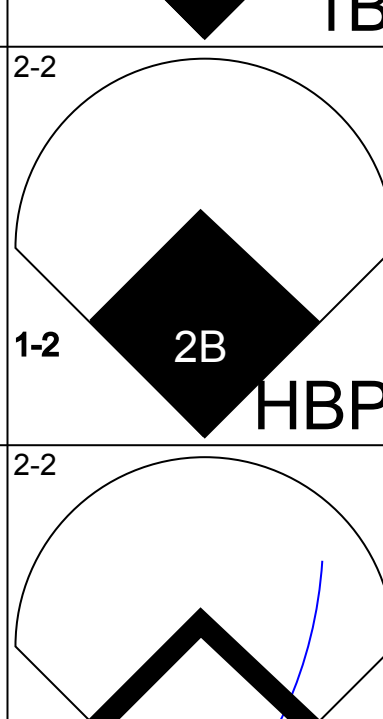
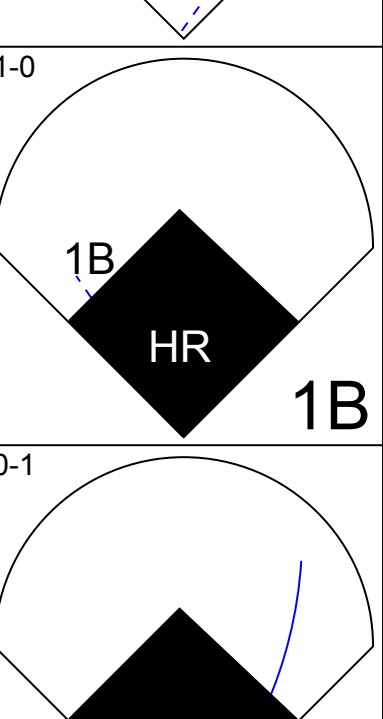
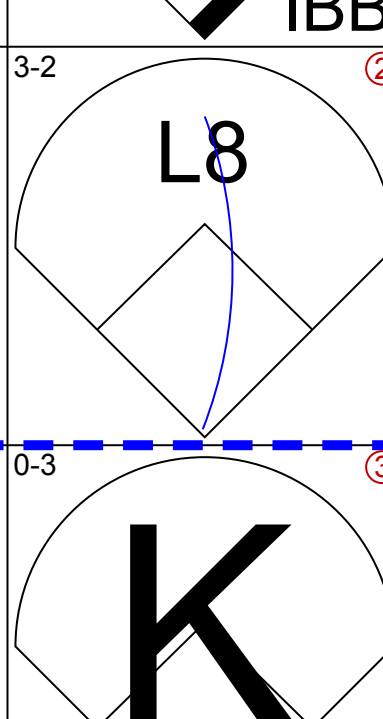
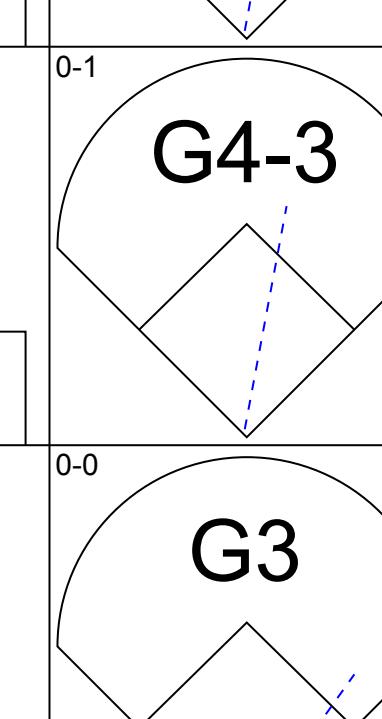
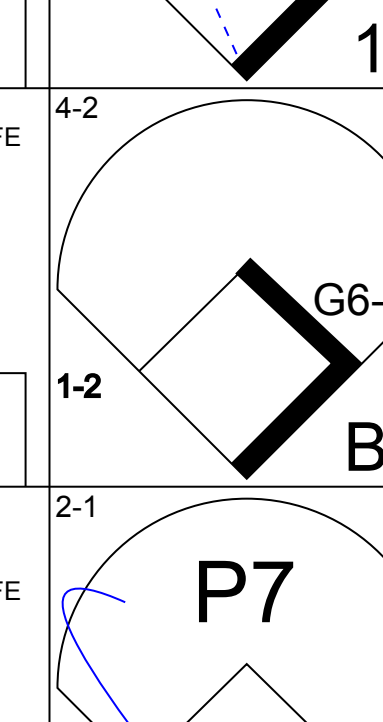
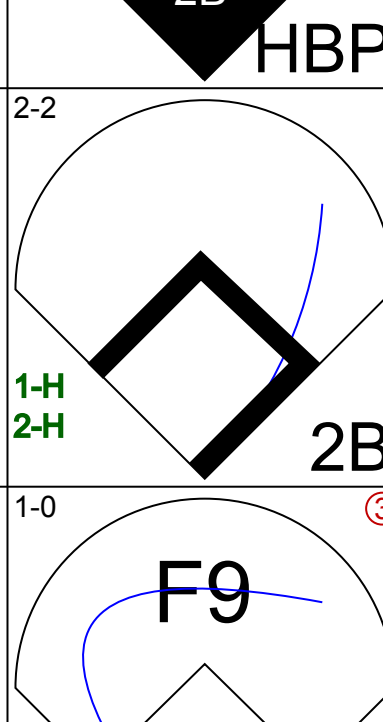
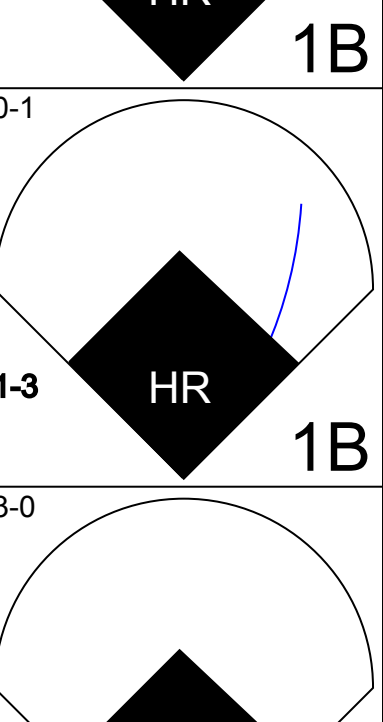
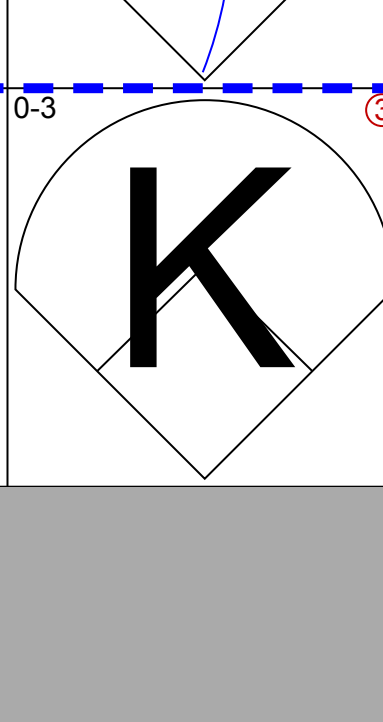
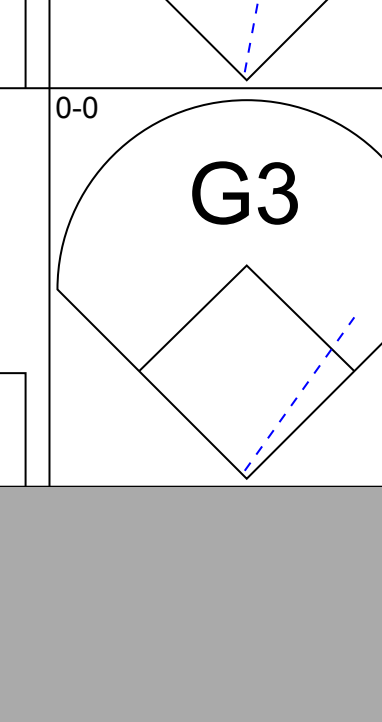
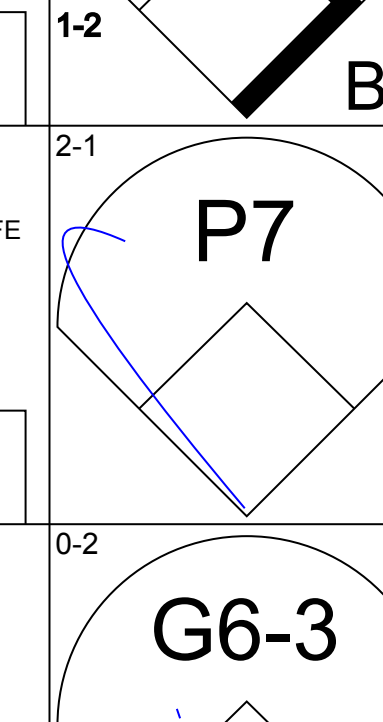
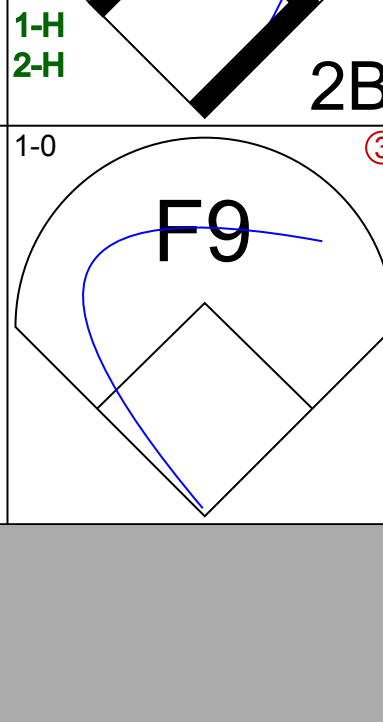
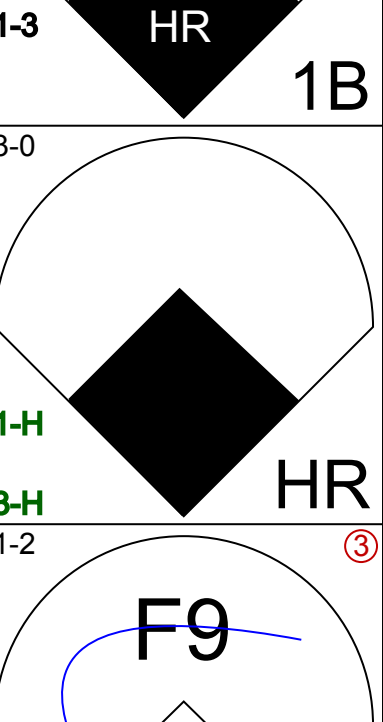
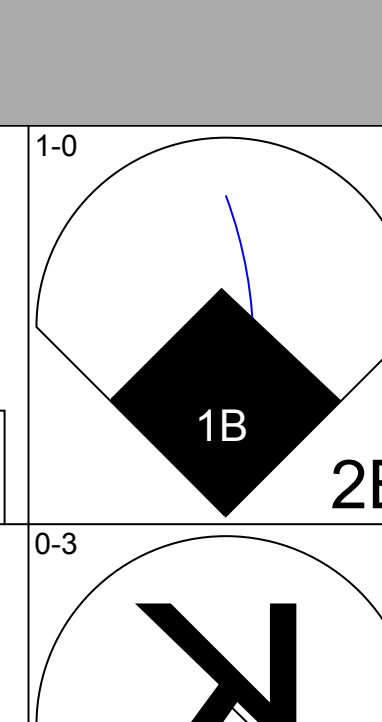
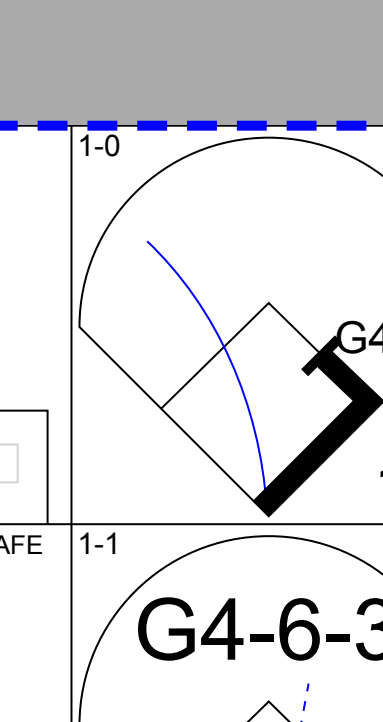
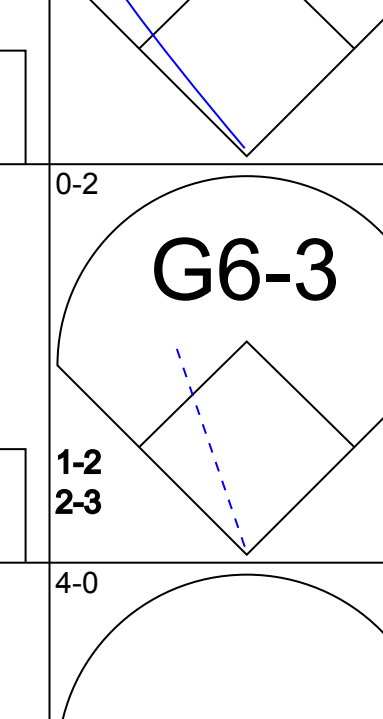
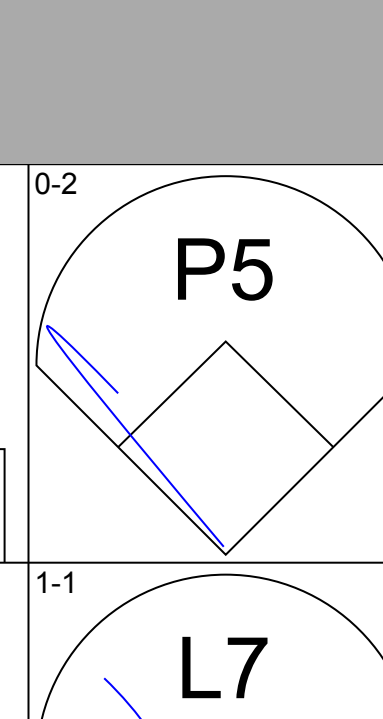
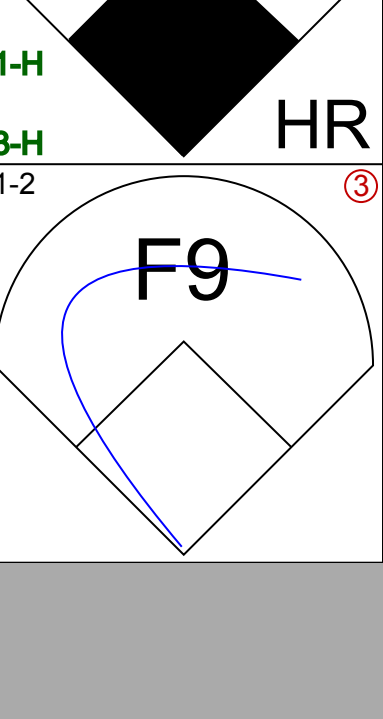
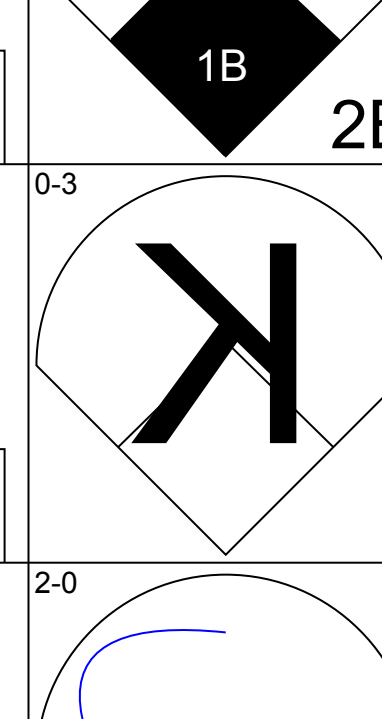
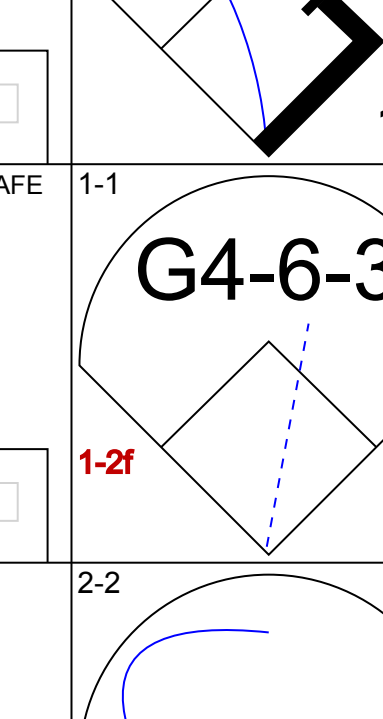
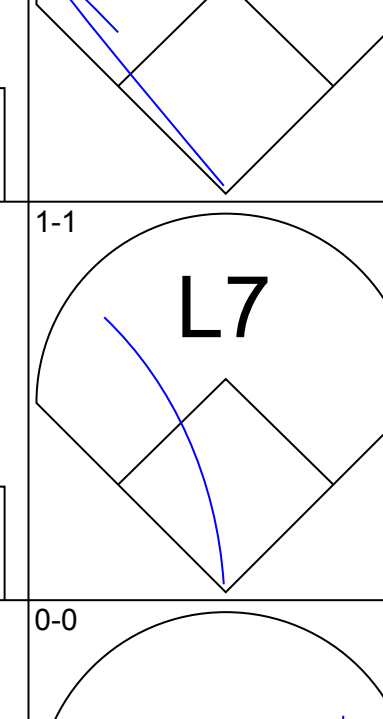
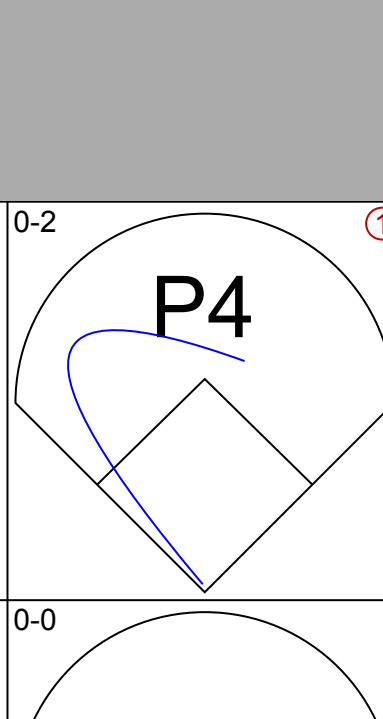
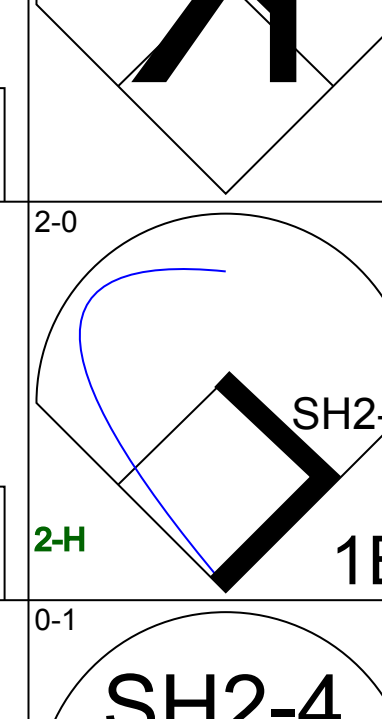
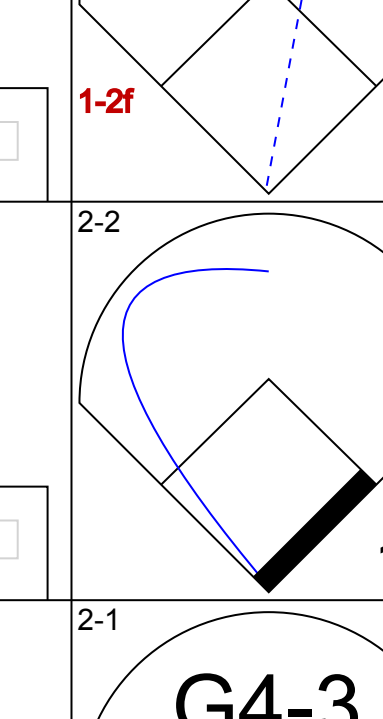
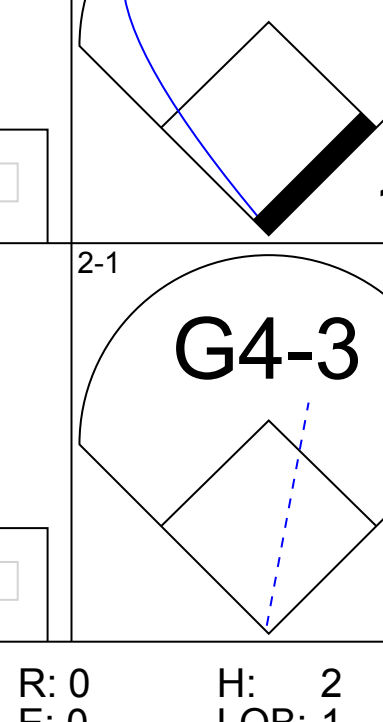
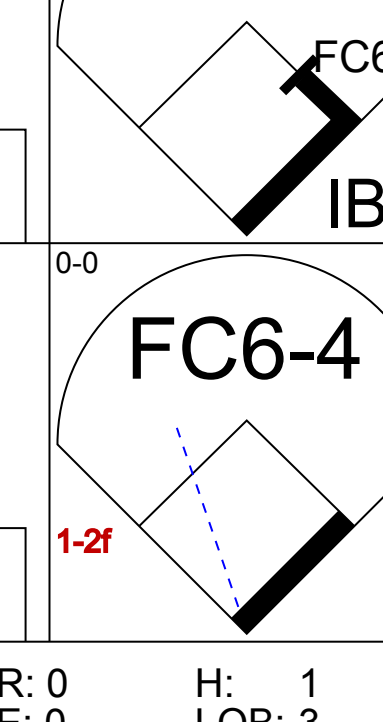
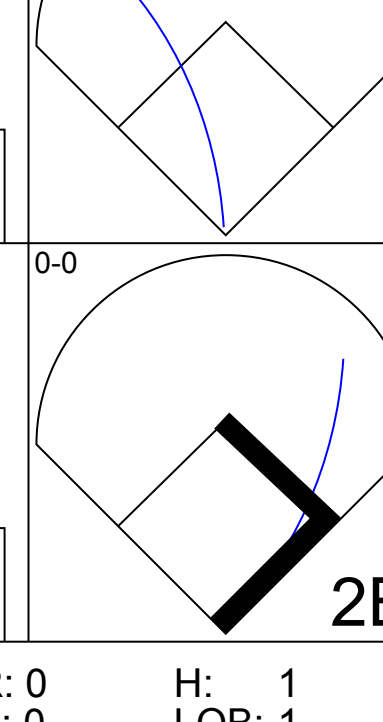
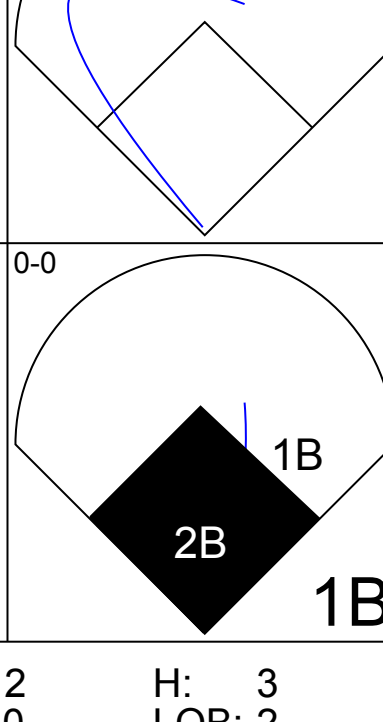


Batter	1	2	3	4	5	6	7	8	9	AB	R	H	RBI	BB	SO	LOB	BOTTOM	
<b>Otis Nixon, S</b> (1, 8) OBP: 0.314, SLG: 0.282										4	0	0	0	0	1	1	<b>Philadelphia Phillies @ Atlanta Braves</b> Atlanta-Fulton County Stadium, Atlanta, GA Tue Aug 03 1993, 7:05 PM EDT Att: 49,102 - Unknown - 75 F	
<b>Jeff Blauser, R</b> (1, 6) OBP: 0.408, SLG: 0.430										4	0	1	0	0	0	0		
<b>Ron Gant, R</b> (1, 7) OBP: 0.342, SLG: 0.533										4	0	1	0	0	1	0		
<b>Fred McGriff, L</b> (1, 3) OBP: 0.369, SLG: 0.563										4	0	1	0	0	0	2		
<b>Terry Pendleton, S</b> (1, 5) OBP: 0.297, SLG: 0.370										3	0	0	0	1	1	3		
<b>David Justice, L</b> (1, 9) OBP: 0.351, SLG: 0.500										4	1	2	0	0	0	1		
<b>Greg Olson, R</b> (1, 2) OBP: 0.292, SLG: 0.298										4	1	2	2	0	0	2		
<b>Mark Lemke, S</b> (1, 4) OBP: 0.351, SLG: 0.385										3	1	0	0	0	0	1		
<b>Steve Avery, L</b> (1, 1) OBP: 0.164, SLG: 0.208 <b>Francisco Cabrera, R</b> (7, PH) OBP: 0.359, SLG: 0.500 <b>Rafael Belliard, R</b> (7, PH) OBP: 0.298, SLG: 0.279 <b>Mike Stanton, L</b> (8, 1) <b>Mark Wohlers, R</b> (8, 1)										2	0	0	0	0	1	0		
<b>Inning Stats</b>	R: 0 H: 0 E: 0 K: 1 S: 7	H: 1 R: 0 ER: 0 LOB: 0 BB: 0 P: 13	R: 0 H: 1 E: 0 K: 1 S: 11	H: 0 R: 0 ER: 0 LOB: 0 BB: 0 P: 14	R: 0 H: 1 E: 0 K: 0 S: 6	H: 1 R: 0 ER: 0 LOB: 0 BB: 0 P: 9	R: 2 H: 2 E: 0 K: 0 S: 10	H: 2 R: 0 ER: 0 LOB: 1 BB: 0 P: 10	R: 1 H: 2 E: 0 K: 0 S: 7	H: 2 R: 0 ER: 0 LOB: 1 BB: 0 P: 13	R: 0 H: 0 E: 0 K: 1 S: 9	H: 0 R: 0 ER: 0 LOB: 0 BB: 0 P: 15	R: 0 H: 0 E: 0 K: 0 S: 7	H: 0 R: 0 ER: 0 LOB: 0 BB: 1 P: 12	1B: 4 2B: 4 3B: 0 HR: 1	SF: 0 SAC: 0 DP: 2 HBP: 0		WP: 0 PA: 34 PB: 0 SB: 0 CS: 0
<b>PITCHER</b>	IP	WLS	BF	H	R	ER	SO	BB	IBB	HBP	BLK	WP	HR	S	P	ERA	WHIP	
<b>Terry Mulholland, L</b> (1, 1) ERA: 3.06	7.0	W	28	8	3	3	3	0	0	0	0	0	0	8	13	0.00	0.000	
<b>Larry Andersen, R</b> (8, 1) ERA: 2.01	0.2		2	0	0	0	1	0	0	0	0	0	0	1	2	0.00	0.000	
<b>David West, L</b> (8, 1) ERA: 2.49	0.1		1	0	0	0	0	0	0	0	0	0	0	1	2	0.00	0.000	
<b>Mitch Williams, L</b> (8, 1) ERA: 3.0	1.0	S	3	0	0	0	0	1	0	0	0	0	0	7	12	0.00	1.000	

AB	33
R	3
H	8
RBI	3
BB	1
SO	4
LOB	10

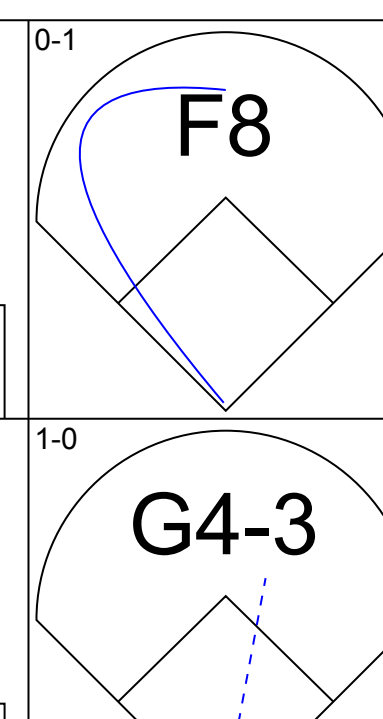
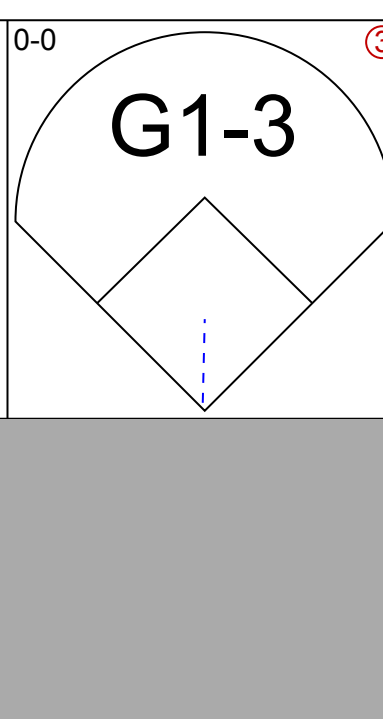
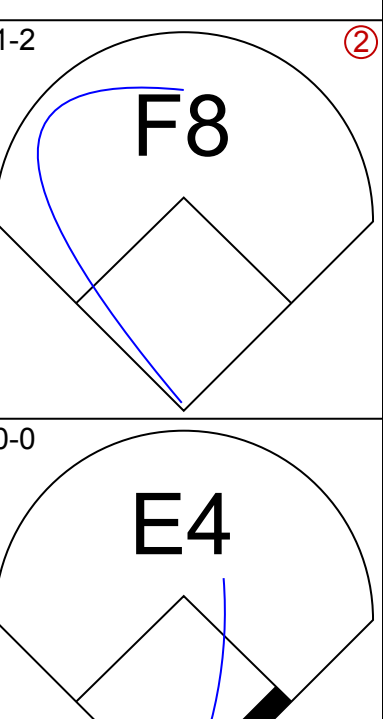
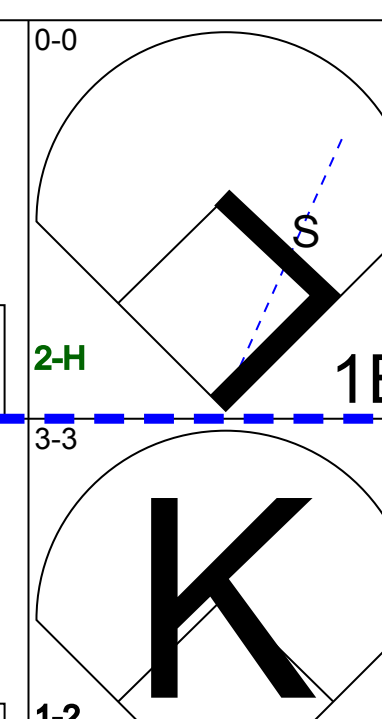
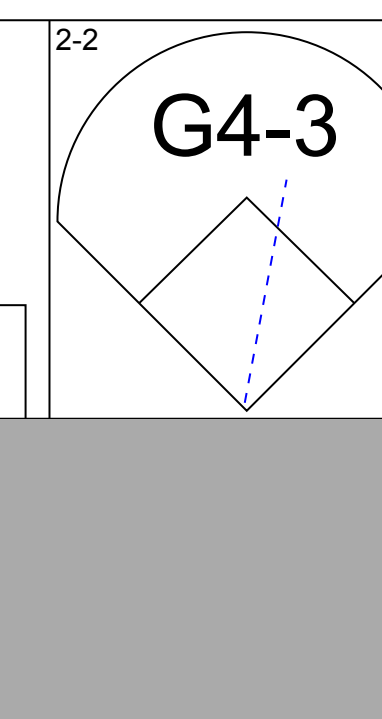
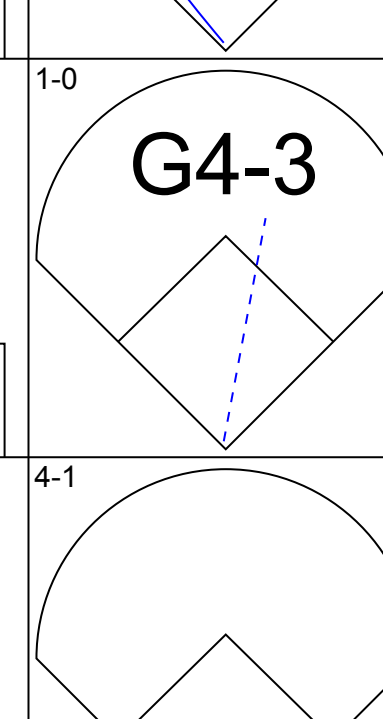
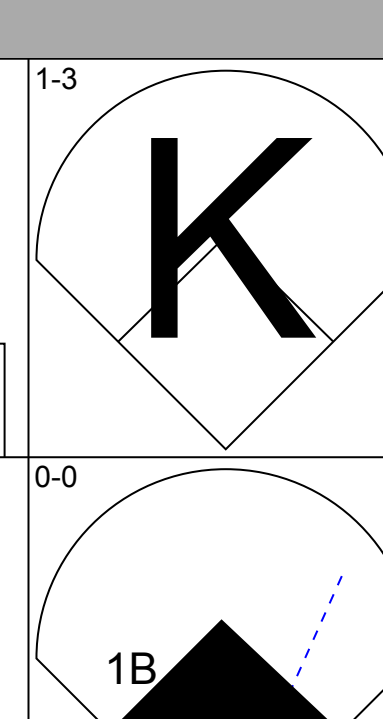
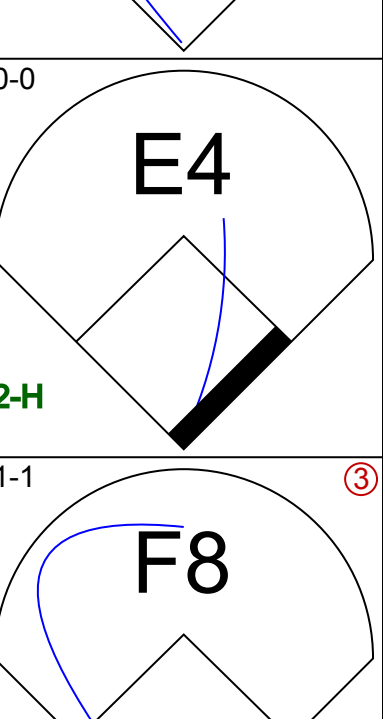
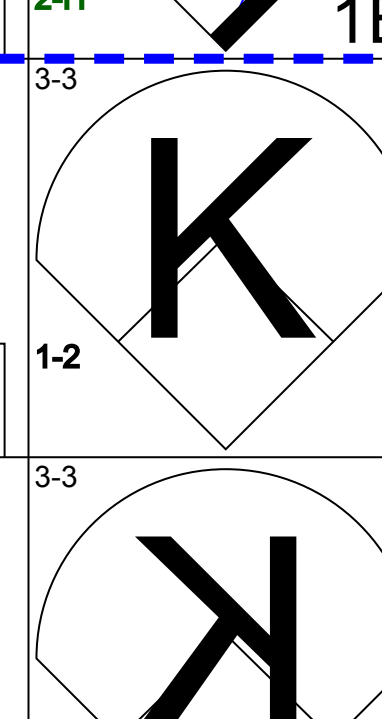
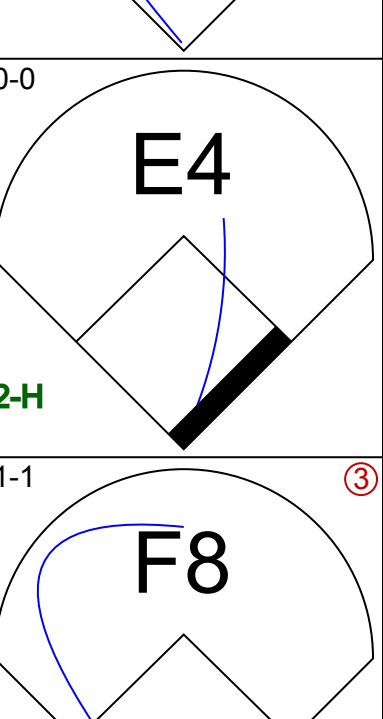

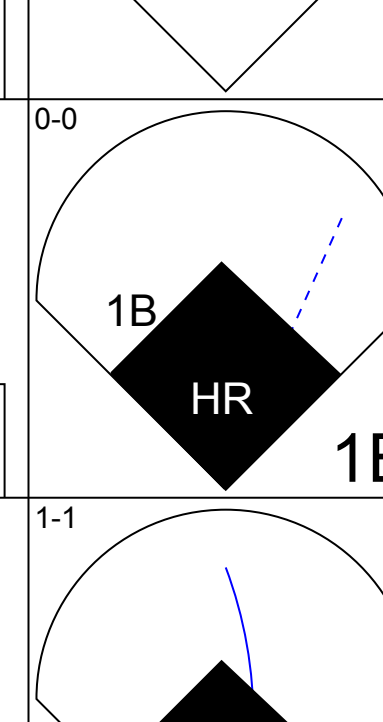
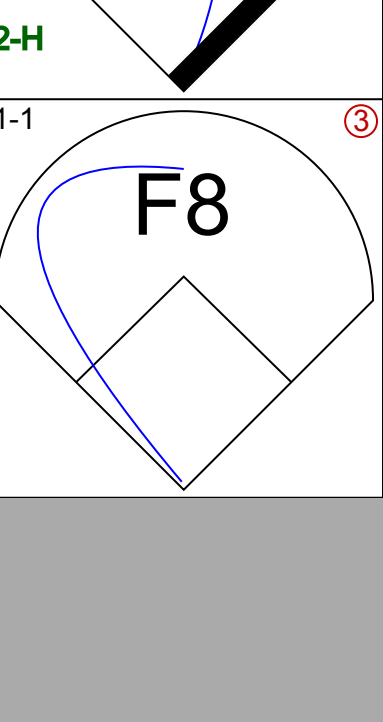
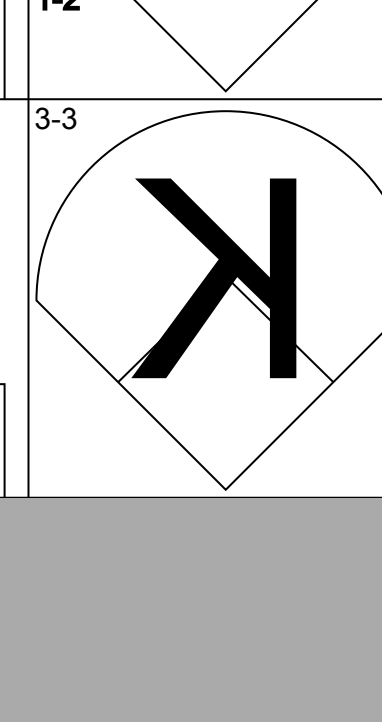
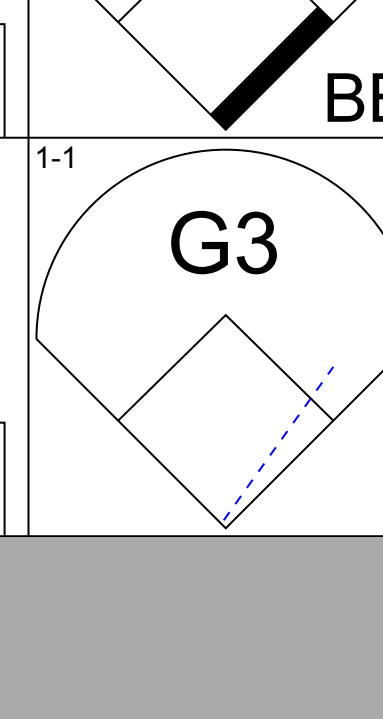
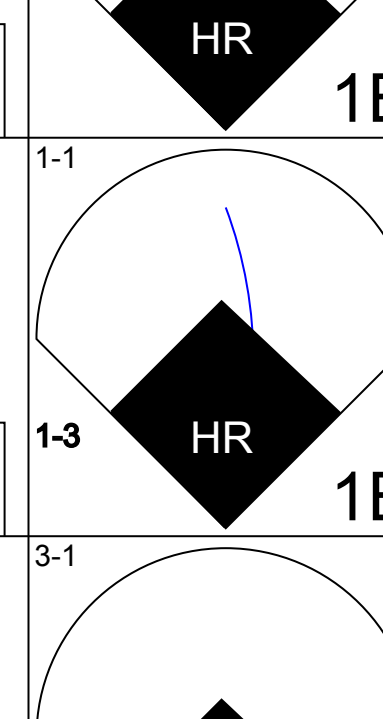

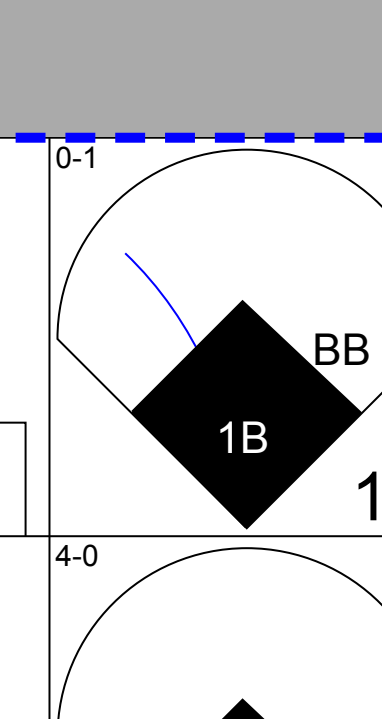
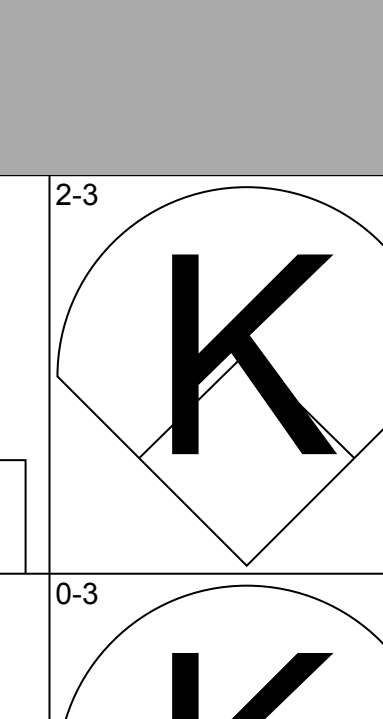
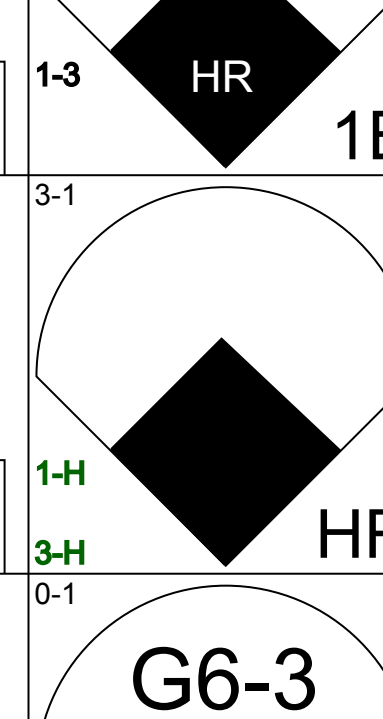
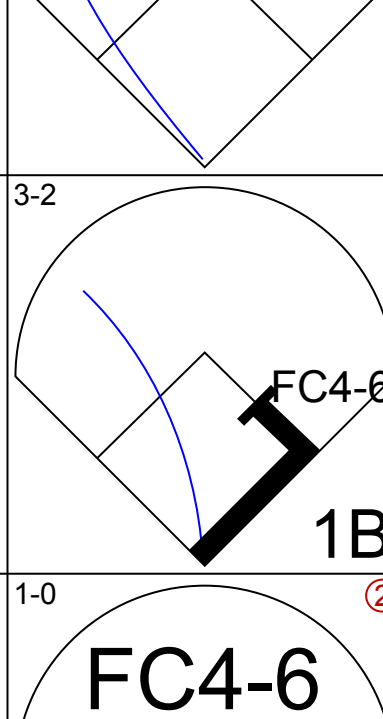
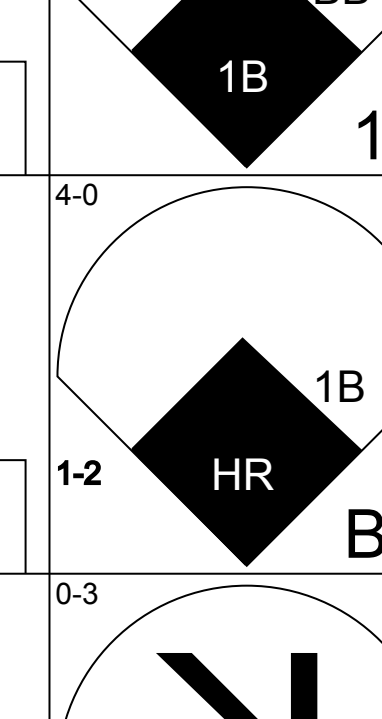
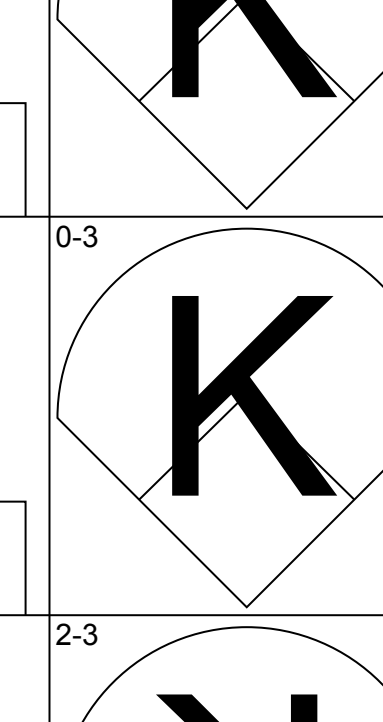
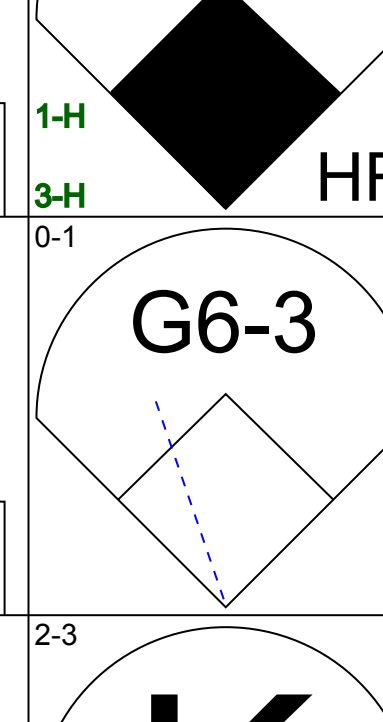
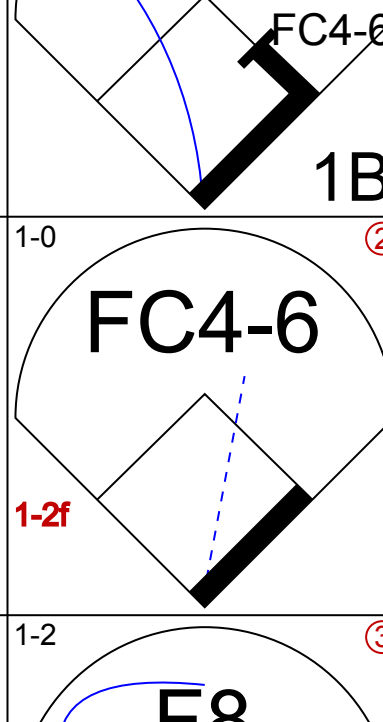
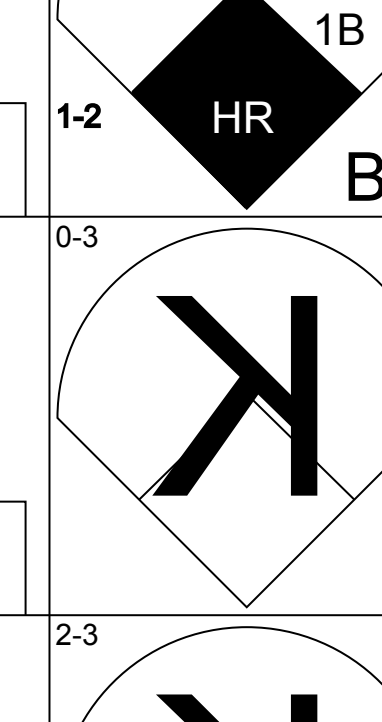
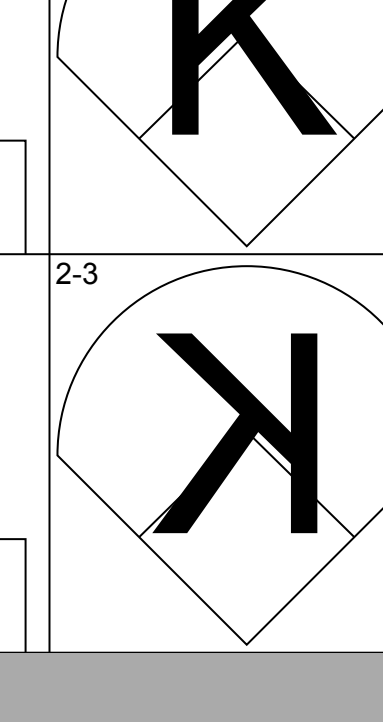
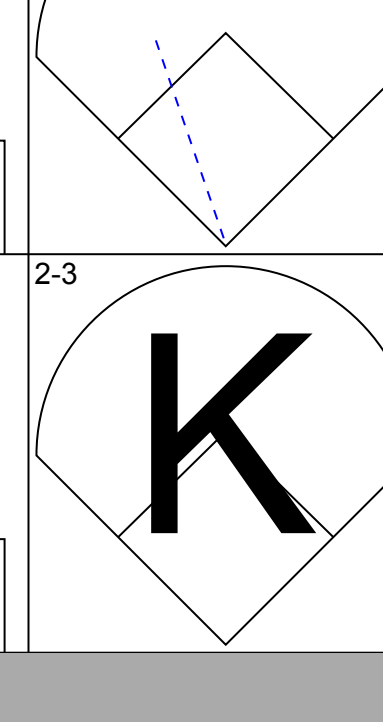
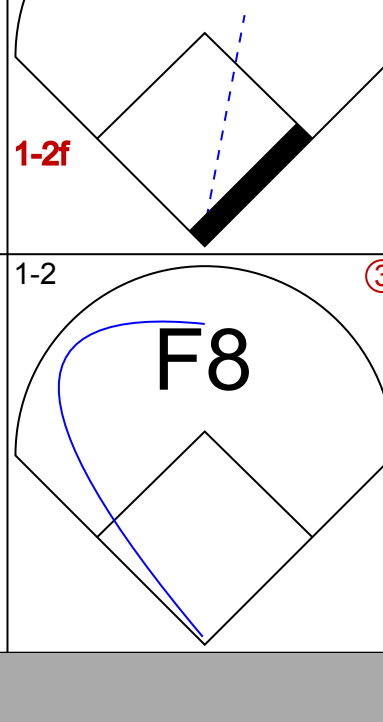
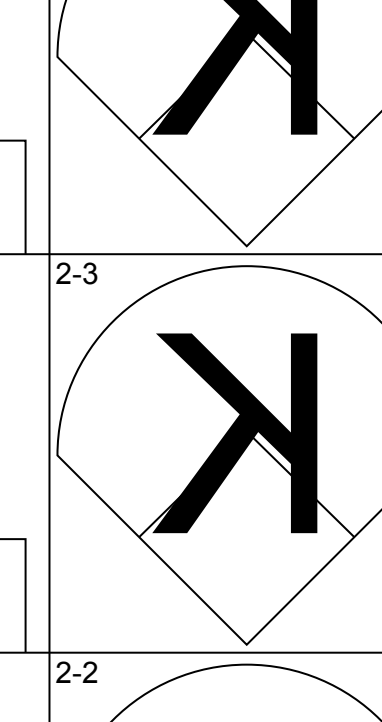
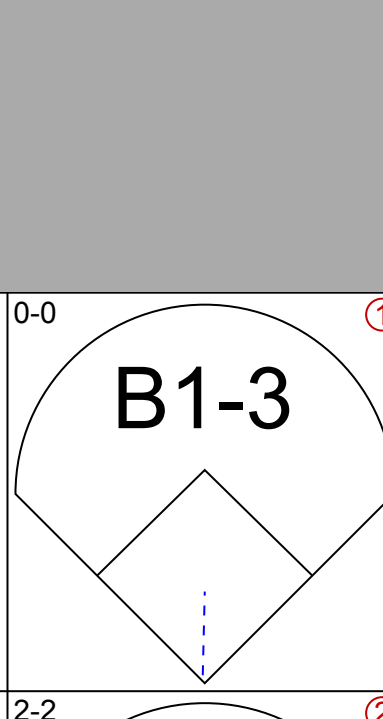
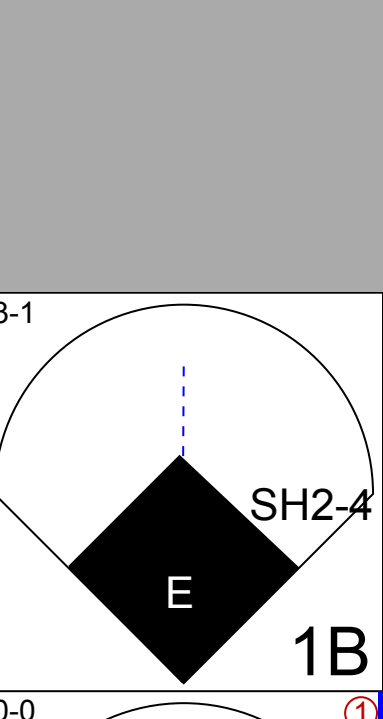
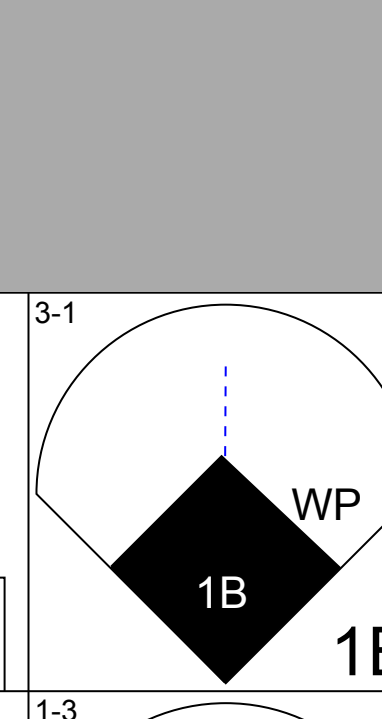
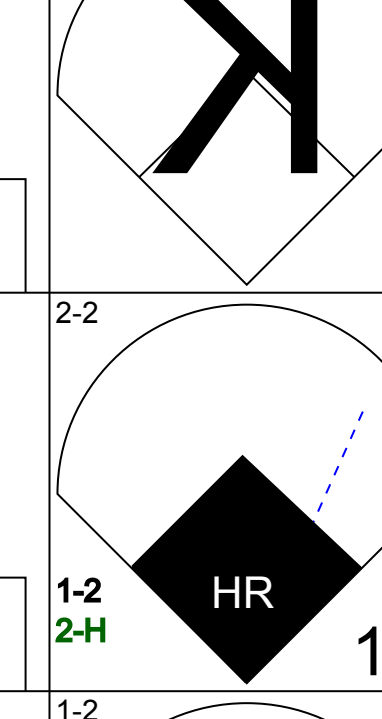
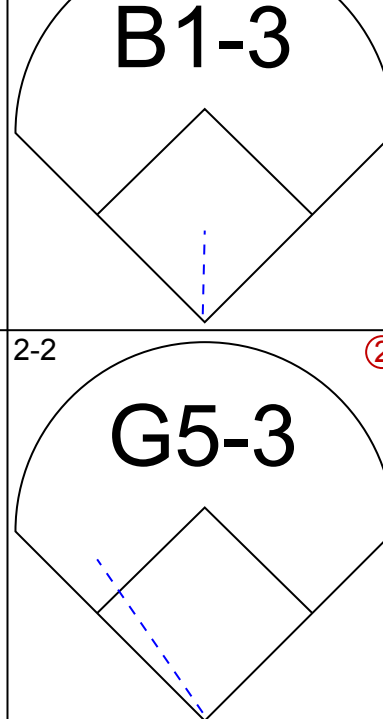
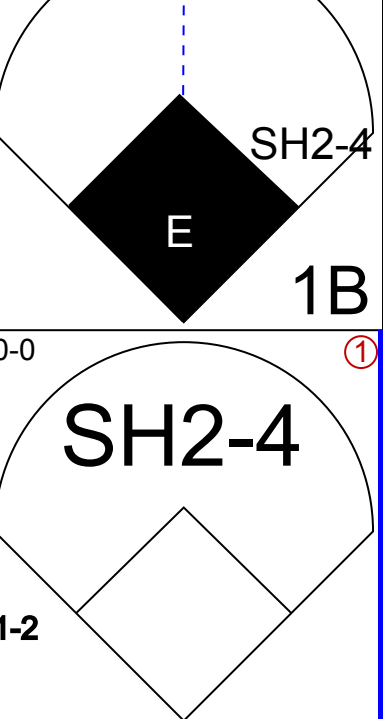
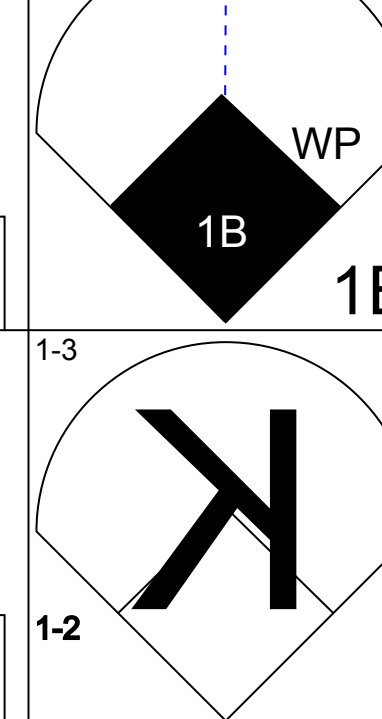
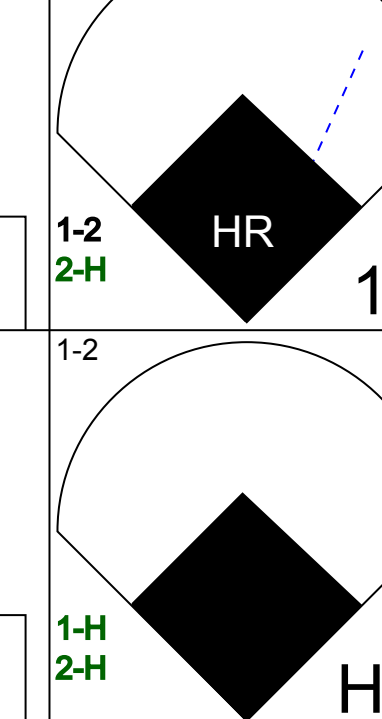




Batter	1	2	3	4	5	6	7	8	9	AB	R	H	RBI	BB	SO	LOB	TOP					
Lenny Dykstra, L (1, 8) OBP: 0.424, SLG: 0.467										3	1	1	0	2	1	1	<b>Philadelphia Phillies @ Atlanta Braves</b> Atlanta-Fulton County Stadium, Atlanta, GA Wed Aug 04 1993, 7:05 PM EDT Att: 46,144 - Unknown - 71 F					
Mariano Duncan, R (1, 4) OBP: 0.295, SLG: 0.393										5	0	1	2	0	1	3						
John Kruk, L (1, 3) OBP: 0.476, SLG: 0.504										4	1	1	0	1	0	0						
Dave Hollins, S (1, 5) OBP: 0.370, SLG: 0.453										4	2	2	0	0	0	2						
David West, L (8, 1) OBP: 0.500, SLG: 0.750										0	0	0	0	0	0	0						
Darren Daulton, L (1, 2) OBP: 0.401, SLG: 0.504										4	1	2	2	1	1	2						
Pete Incaviglia, R (1, 7) OBP: 0.301, SLG: 0.539										5	2	3	3	0	0	3						
Wes Chamberlain, R (1, 9) OBP: 0.318, SLG: 0.508										4	0	0	0	0	1	3						
Jim Eisenreich, L (7, 9) OBP: 0.369, SLG: 0.448										1	0	0	0	0	0	1						
Kevin Stocker, S (1, 6) OBP: 0.493, SLG: 0.540										4	0	2	1	1	0	0						
Curt Schilling, R (1, 1) OBP: 0.220, SLG: 0.208										3	1	2	0	0	0	3						
Larry Andersen, R (7, 1) OBP: 1.000, SLG: 1.000										0	0	0	0	0	0	0						
Kim Batiste, R (8, 5) OBP: 0.287, SLG: 0.413										0	0	0	0	0	0	0						
Milt Thompson, L (9, PH) OBP: 0.337, SLG: 0.362										1	0	0	0	0	0	1						
<b>Inning Stats</b>	R: 0 E: 0 K: 2 S: 9	H: 0 LOB: 0 BB: 0 P: 15	R: 0 E: 0 K: 0 S: 12	H: 1 LOB: 3 BB: 2 P: 24	R: 2 E: 0 K: 0 S: 12	H: 2 LOB: 1 BB: 1 P: 23	R: 0 E: 0 K: 0 S: 7	H: 1 LOB: 1 BB: 0 P: 8	R: 3 E: 0 K: 0 S: 12	H: 3 LOB: 0 BB: 0 P: 18	R: 2 E: 0 K: 1 S: 15	H: 3 LOB: 2 BB: 1 P: 25	R: 1 E: 0 K: 1 S: 9	H: 2 LOB: 2 BB: 1 P: 16	R: 0 E: 0 K: 0 S: 5	H: 0 LOB: 0 BB: 0 P: 5	R: 0 E: 0 K: 0 S: 8	H: 2 LOB: 1 BB: 0 P: 14	1B: 9 2B: 4 3B: 0 HR: 1	SF: 0 SAC: 1 DP: 2 HBP: 1	WP: 0 PB: 0 SB: 0 CS: 0	PA: 45
<b>PITCHER</b>	IP WLS BF H R ER SO BB IBB HBP BLK WP HR S P ERA WHIP																					
Tom Glavine, L (1, 1) ERA: 3.11	5.1	28	9	7	0	2	2	1	1	0	0	0	0	0	6	14	11.81	2.062				
Steve Bedrosian, R (6, 1) ERA: 1.99	0.1	3	1	0	0	0	0	1	0	0	0	0	0	6	14	0.00	3.000					
Pedro Borbon, L (6, 1) ERA: 9.0	1.0	6	2	1	1	2	1	0	0	0	0	0	0	11	18	9.00	3.000					
Jay Howell, R (7, 1) ERA: 3.35	1.1	W	4	0	0	0	0	0	0	0	0	0	0	6	6	0.00	0.000					
Greg McMichael, R (9, 1) ERA: 2.39	1.0	S	4	2	0	0	0	0	0	0	0	0	0	8	14	0.00	2.000					

AB	38
R	8
H	14
RBI	8
BB	5
SO	4
LOB	19



Batter	1	2	3	4	5	6	7	8	9	AB	R	H	RBI	BB	SO	LOB	BOTTOM			
Deion Sanders, L (1, 8) OBP: 0.311, SLG: 0.423										5	0	1	1	0	0	1	<b>Philadelphia Phillies @ Atlanta Braves</b> Atlanta-Fulton County Stadium, Atlanta, GA Wed Aug 04 1993, 7:05 PM EDT Att: 46,144 - Unknown - 71 F			
Rafael Belliard, R (9, 6) OBP: 0.298, SLG: 0.279										0	0	0	0	0	0	0				
Jeff Blausen, R (1, 6) OBP: 0.404, SLG: 0.426										4	0	0	0	0	2	1				
Otis Nixon, S (9, 8) OBP: 0.314, SLG: 0.282										0	0	0	0	0	0	0				
Ron Gant, R (1, 7) OBP: 0.343, SLG: 0.531										3	1	1	0	1	1	2				
Fred McGriff, L (1, 3) OBP: 0.370, SLG: 0.563										4	2	2	0	0	0	1				
David Justice, L (1, 9) OBP: 0.355, SLG: 0.509										3	2	2	3	1	1	0				
Terry Pendleton, S (1, 5) OBP: 0.294, SLG: 0.367										4	0	0	0	0	2	3				
Damon Berryhill, S (1, 2) OBP: 0.277, SLG: 0.400										3	0	0	0	0	2	1				
Jay Howell, R (7, 1) OBP: 0.354, SLG: 0.493										0	0	0	0	0	0	0				
Francisco Cabrera, R (8, PH) OBP: 0.354, SLG: 0.493										1	0	0	0	0	1	2				
Greg McMichael, R (9, 1) OBP: 0.337, SLG: 0.362										0	0	0	0	0	0	0				
Mark Lemke, S (1, 4) OBP: 0.355, SLG: 0.390										4	3	3	1	0	0	0				
Tom Glavine, L (1, 1) OBP: 0.190, SLG: 0.164										1	0	0	0	0	0	0				
Steve Bedrosian, R (6, 1) ERA: 4.25										0	0	0	0	0	0	0				
Pedro Borbon, R (6, 1) ERA: 1.99										0	0	0	0	0	0	0				
Greg Olson, R (7, 2) OBP: 0.294, SLG: 0.313										2	1	1	3	0	1	1				
<b>Inning Stats</b>	R: 0 E: 0 K: 0 S: 6	H: 0 LOB: 1 BB: 1 P: 12	R: 0 E: 0 K: 3 S: 9	H: 0 LOB: 0 BB: 0 P: 13	R: 0 E: 0 K: 0 S: 5	H: 0 LOB: 0 BB: 0 P: 7	R: 3 E: 0 K: 2 S: 14	H: 3 LOB: 0 BB: 0 P: 21	R: 1 E: 1 K: 0 S: 10	H: 1 LOB: 1 BB: 0 P: 15	R: 0 E: 0 K: 0 S: 10	H: 1 LOB: 1 BB: 0 P: 17	R: 1 E: 0 K: 3 S: 13	H: 2 LOB: 1 BB: 0 P: 23	R: 4 E: 0 K: 2 S: 20	H: 3 LOB: 0 BB: 1 P: 31	1B: 8 2B: 0 3B: 0 HR: 2	SF: 0 SAC: 1 DP: 0 HBP: 0	WP: 1 PB: 0 SB: 1 CS: 0	PA: 37
<b>PITCHER</b>	IP WLS BF H R ER SO BB IBB HBP BLK WP HR S P ERA WHIP																			
Curt Schilling, R (1, 1) ERA: 4.25	6.1	28	7	5	4	6	1	1	0	0	0	0	0	7	13	0.00	0.000			
Larry Andersen, R (7, 1) ERA: 1.99	0.2	2	0	0	0	2	0	0	0	0	0	0	0	7	13	0.00	0.000			
David West, L (8, 1) ERA: 3.03	1.0	L	7	3	4	4	2	1	0	0	0	0	1	20	31	36.00	4.000			

AB	34
R	9
H	10
RBI	8
BB	2
SO	10
LOB	12





Batter	1	2	3	4	5	6	7	8	9	AB	R	H	RBI	BB	SO	LOB	TOP								
Lenny Dykstra, L OBP: 0.425, SLG: 0.469	P6		G3		SH1-4 1B 2B		S 2B BB	BB 2B BB		3	3	1	0	2	0	0	<b>Philadelphia Phillies @ Atlanta Braves</b> Atlanta-Fulton County Stadium, Atlanta, GA Thu Aug 05 1993, 7:05 PM EDT Att: 49,070 - Unknown - 75 F								
Mickey Morandini, L OBP: 0.269, SLG: 0.328	K		G4-3		SH1-4 2-3		B2	BB 2B BB		3	1	0	0	1	1	1									
John Kruk, L OBP: 0.470, SLG: 0.497	F7		G1-3		G3		K	K		5	0	0	0	0	2	5									
Dave Hollins, S OBP: 0.375, SLG: 0.459		K			1B FC4-6 1B		2B	BB 2B		4	2	3	4	1	1	0									
Darren Daulton, L OBP: 0.398, SLG: 0.500	G4-3				FC4 1B E		2B	IBB 2B		3	1	0	0	0	1	2									
Todd Pratt, R OBP: 0.290, SLG: 0.542					K		2B	F8		2	0	1	2	0	0	1									
Jim Eisenreich, L OBP: 0.369, SLG: 0.445	E3 PB 1B				F8		G4-3 1B	BB		4	1	1	0	1	0	2									
Milt Thompson, L OBP: 0.338, SLG: 0.363	S 1B 1B				FC4-6 1B		G4-3	K		5	1	2	1	0	1	3									
Kevin Stocker, S OBP: 0.487, SLG: 0.529	1B 1B				FC4-6		K	FC2-6 1B		5	0	2	2	0	1	2									
Ben Rivera, R OBP: 0.167, SLG: 0.118	K				G4-3		K	FC2-6 BB 2B		4	1	0	0	0	2	4									
Larry Andersen, R OBP: 1.000, SLG: 1.000										0	0	0	0	0	0	0									
<b>Inning Stats</b>	R: 0 E: 0 K: 1 S: 6	H: 0 LOB: 0 BB: 0 P: 10	R: 2 E: 1 K: 2 S: 14	H: 2 LOB: 1 BB: 0 P: 18	R: 0 E: 0 K: 0 S: 8	H: 0 LOB: 0 BB: 0 P: 10	R: 2 E: 2 K: 0 S: 13	H: 2 LOB: 1 BB: 0 P: 17	R: 1 E: 0 K: 1 S: 11	H: 2 LOB: 1 BB: 0 P: 17	R: 0 E: 0 K: 2 S: 10	H: 1 LOB: 1 BB: 0 P: 15	R: 2 E: 0 K: 2 S: 17	H: 1 LOB: 2 BB: 3 P: 35	R: 3 E: 0 K: 1 S: 18	H: 2 LOB: 1 BB: 2 P: 32	R: 0 E: 0 K: 0 S: 7	H: 0 LOB: 0 BB: 0 P: 8	1B: 7 2B: 3 3B: 0 HR: 0	SF: 0 SAC: 1 DP: 0 HBP: 0	WP: 0 PB: 1 SB: 2 CS: 0	PA: 44			
<b>PITCHER</b>	IP WLS BF H R ER SO BB IBB HBP BLK WP HR S P ERA WHIP	IP WLS BF H R ER SO BB IBB HBP BLK WP HR S P ERA WHIP	IP WLS BF H R ER SO BB IBB HBP BLK WP HR S P ERA WHIP	IP WLS BF H R ER SO BB IBB HBP BLK WP HR S P ERA WHIP	IP WLS BF H R ER SO BB IBB HBP BLK WP HR S P ERA WHIP	IP WLS BF H R ER SO BB IBB HBP BLK WP HR S P ERA WHIP	IP WLS BF H R ER SO BB IBB HBP BLK WP HR S P ERA WHIP	IP WLS BF H R ER SO BB IBB HBP BLK WP HR S P ERA WHIP	IP WLS BF H R ER SO BB IBB HBP BLK WP HR S P ERA WHIP	IP WLS BF H R ER SO BB IBB HBP BLK WP HR S P ERA WHIP	IP WLS BF H R ER SO BB IBB HBP BLK WP HR S P ERA WHIP	IP WLS BF H R ER SO BB IBB HBP BLK WP HR S P ERA WHIP	IP WLS BF H R ER SO BB IBB HBP BLK WP HR S P ERA WHIP	IP WLS BF H R ER SO BB IBB HBP BLK WP HR S P ERA WHIP	IP WLS BF H R ER SO BB IBB HBP BLK WP HR S P ERA WHIP	IP WLS BF H R ER SO BB IBB HBP BLK WP HR S P ERA WHIP	IP WLS BF H R ER SO BB IBB HBP BLK WP HR S P ERA WHIP	IP WLS BF H R ER SO BB IBB HBP BLK WP HR S P ERA WHIP	IP WLS BF H R ER SO BB IBB HBP BLK WP HR S P ERA WHIP	IP WLS BF H R ER SO BB IBB HBP BLK WP HR S P ERA WHIP	IP WLS BF H R ER SO BB IBB HBP BLK WP HR S P ERA WHIP	IP WLS BF H R ER SO BB IBB HBP BLK WP HR S P ERA WHIP	IP WLS BF H R ER SO BB IBB HBP BLK WP HR S P ERA WHIP	IP WLS BF H R ER SO BB IBB HBP BLK WP HR S P ERA WHIP	IP WLS BF H R ER SO BB IBB HBP BLK WP HR S P ERA WHIP

AB	38
R	10
H	10
RBI	9
BB	5
SO	9
LOB	20



Batter	1	2	3	4	5	6	7	8	9	AB	R	H	RBI	BB	SO	LOB	BOTTOM								
Deion Sanders, L OBP: 0.308, SLG: 0.427	WP 3B	G4-3		G4-3			P2		P6	5	1	1	0	0	0	0	<b>Philadelphia Phillies @ Atlanta Braves</b> Atlanta-Fulton County Stadium, Atlanta, GA Thu Aug 05 1993, 7:05 PM EDT Att: 49,070 - Unknown - 75 F								
Jeff Blauser, R OBP: 0.402, SLG: 0.421	BB 2B BB	F7			G6-3		L8		G6-3	4	1	0	0	1	0	0									
Ron Gant, R OBP: 0.341, SLG: 0.526	2B 1B BB	F7			G6-3		F7		K	4	1	0	0	1	1	0									
Fred McGriff, L OBP: 0.371, SLG: 0.565	1B 2B			G3	F8			1B 1B 1B		4	1	2	1	0	0	0									
David Justice, L OBP: 0.356, SLG: 0.508	L6			G5-3 BB		F9 1B		F7		3	0	1	0	1	0	3									
Terry Pendleton, S OBP: 0.296, SLG: 0.368	P4			G5-3		F9 1B		1B 1B		4	0	2	0	0	0	3									
Damon Berryhill, S OBP: 0.276, SLG: 0.394	1B BB			L8		F9		L7		3	0	0	0	1	0	5									
Mark Lemke, S OBP: 0.359, SLG: 0.392	1B			G5-3		G4-6-3 IBB		1B		3	0	2	2	1	0	0									
Greg Maddux, R OBP: 0.161, SLG: 0.164	K			K		G4-6-3		F7		2	0	0	0	0	2	2									
Sid Bissett, L OBP: 0.317, SLG: 0.402										1	0	0	0	0	0	3									
Mike Stanton, L OBP: 0.295, SLG: 0.402										0	0	0	0	0	0	0									
Pedro Borbon, R OBP: 0.295, SLG: 0.402										0	0	0	0	0	0	0									
Steve Bedrosian, R OBP: 0.295, SLG: 0.402										0	0	0	0	0	0	0									
Francisco Cabrera, R OBP: 0.295, SLG: 0.402										0	0	0	0	0	0	0									
Jay Howell, R OBP: 0.295, SLG: 0.402										0	0	0	0	0	0	0									
<b>Inning Stats</b>	R: 4 E: 0 K: 1 S: 16	H: 3 LOB: 2 BB: 3 P: 33	R: 0 E: 0 K: 0 S: 7	H: 0 LOB: 0 BB: 0 P: 13	R: 0 E: 0 K: 0 S: 12	H: 0 LOB: 1 BB: 1 P: 20	R: 0 E: 0 K: 1 S: 7	H: 0 LOB: 0 BB: 0 P: 9	R: 0 E: 0 K: 0 S: 8	H: 2 LOB: 2 BB: 1 P: 18	R: 0 E: 0 K: 0 S: 4	H: 0 LOB: 0 BB: 0 P: 8	R: 0 E: 0 K: 0 S: 16	H: 3 LOB: 3 BB: 0 P: 27	R: 0 E: 0 K: 1 S: 7	H: 0 LOB: 0 BB: 0 P: 8	1B: 6 2B: 1 3B: 1 HR: 0	SF: 0 SAC: 0 DP: 1 HBP: 0	WP: 1 PB: 0 SB: 0 CS: 0	PA: 39					
<b>PITCHER</b>	IP WLS BF H R ER SO BB IBB HBP BLK WP HR S P ERA WHIP	IP WLS BF H R ER SO BB IBB HBP BLK WP HR S P ERA WHIP	IP WLS BF H R ER SO BB IBB HBP BLK WP HR S P ERA WHIP	IP WLS BF H R ER SO BB IBB HBP BLK WP HR S P ERA WHIP	IP WLS BF H R ER SO BB IBB HBP BLK WP HR S P ERA WHIP	IP WLS BF H R ER SO BB IBB HBP BLK WP HR S P ERA WHIP	IP WLS BF H R ER SO BB IBB HBP BLK WP HR S P ERA WHIP	IP WLS BF H R ER SO BB IBB HBP BLK WP HR S P ERA WHIP	IP WLS BF H R ER SO BB IBB HBP BLK WP HR S P ERA WHIP	IP WLS BF H R ER SO BB IBB HBP BLK WP HR S P ERA WHIP	IP WLS BF H R ER SO BB IBB HBP BLK WP HR S P ERA WHIP	IP WLS BF H R ER SO BB IBB HBP BLK WP HR S P ERA WHIP	IP WLS BF H R ER SO BB IBB HBP BLK WP HR S P ERA WHIP	IP WLS BF H R ER SO BB IBB HBP BLK WP HR S P ERA WHIP	IP WLS BF H R ER SO BB IBB HBP BLK WP HR S P ERA WHIP	IP WLS BF H R ER SO BB IBB HBP BLK WP HR S P ERA WHIP	IP WLS BF H R ER SO BB IBB HBP BLK WP HR S P ERA WHIP	IP WLS BF H R ER SO BB IBB HBP BLK WP HR S P ERA WHIP	IP WLS BF H R ER SO BB IBB HBP BLK WP HR S P ERA WHIP	IP WLS BF H R ER SO BB IBB HBP BLK WP HR S P ERA WHIP	IP WLS BF H R ER SO BB IBB HBP BLK WP HR S P ERA WHIP	IP WLS BF H R ER SO BB IBB HBP BLK WP HR S P ERA WHIP	IP WLS BF H R ER SO BB IBB HBP BLK WP HR S P ERA WHIP	IP WLS BF H R ER SO BB IBB HBP BLK WP HR S P ERA WHIP	IP WLS BF H R ER SO BB IBB HBP BLK WP HR S P ERA WHIP










Batter	1	2	3	4	5	6	7	8	9	10	AB	R	H	RBI	BB	SO	LOB	TOP	
<b>Delino DeShields, L</b> OBP: 0.390, SLG: 0.378 (1, 4)	G4-3		F3		F2		F8			K	5	0	0	0	0	1	1	<b>Montreal Expos @ Atlanta Braves</b> Atlanta-Fulton County Stadium, Atlanta, GA Sat/Aug 07 1993, 7:05 PM EDT Att: 48,626 - Unknown - 75 F	
<b>Mike Lansing, R</b> OBP: 0.348, SLG: 0.367 (1, 5)	FC6-4 BB		P6		F9		G5-3			2B 1B	4	1	1	0	1	0	1		
<b>Marquis Grissom, R</b> OBP: 0.344, SLG: 0.431 (1, 8)	FC6-4								F8	BLK E 1H 2B	5	2	3	1	0	0	1		
<b>Larry Walker, L</b> OBP: 0.301, SLG: 0.483 <b>John Vander Wal, L</b> OBP: 0.320, SLG: 0.388 (8, 7)	CS								G1-3	K	3	1	1	0	1	0	1		
<b>Moises Alou, R</b> OBP: 0.333, SLG: 0.459 (8, 9)									P2	E BLK IBB	4	1	1	1	1	0	1		
<b>Wil Cordero, R</b> OBP: 0.306, SLG: 0.374 (1, 6)									G4-3	E S 1B	5	0	2	2	0	0	2		
<b>Darrin Fletcher, L</b> OBP: 0.344, SLG: 0.366 <b>Joe Siddall, L</b> OBP: 0.400, SLG: 0.250 (9, PR) (9, 2)									G5-3	E S 1B	4	0	1	0	0	1	3		
<b>Derrick White, R</b> OBP: 0.292, SLG: 0.444 (1, 3)									G4-3	G4-3 1B	4	0	0	0	0	0	3		
<b>Ken Hill, R</b> OBP: 0.176, SLG: 0.135 <b>Gil Heredia, R</b> OBP: 0.356, SLG: 0.385 <b>Lou Frazier, S</b> OBP: 0.302, SLG: 0.340 <b>Mel Rojas, R</b> OBP: 0.340, SLG: 0.340 <b>Frank Bolick, S</b> OBP: 0.292, SLG: 0.340 <b>Tim Scott, R</b> OBP: 0.292, SLG: 0.340 (10, 1)									G6-3	K	1	0	0	0	1	0	1		
<b>Inning Stats</b>	R: 0 E: 0 K: 0 S: 2	H: 0 LOB: 0 BB: 1 P: 6	R: 0 E: 0 K: 0 S: 4	H: 1 LOB: 1 BB: 0 P: 4	R: 0 E: 0 K: 0 S: 3	H: 0 LOB: 1 BB: 1 P: 7	R: 3 E: 0 K: 0 S: 6	H: 3 LOB: 1 BB: 1 P: 10	R: 0 E: 0 K: 1 S: 6	H: 1 LOB: 1 BB: 0 P: 6	R: 0 E: 0 K: 0 S: 3	H: 0 LOB: 0 BB: 0 P: 3	R: 0 E: 0 K: 1 S: 6	H: 1 LOB: 2 BB: 0 P: 6	R: 2 E: 1 K: 2 S: 9	H: 2 LOB: 1 BB: 1 P: 13	1B: 7 2B: 2 3B: 0 HR: 0		SF: 0 SAC: 0 DP: 0 HBP: 0
<b>PITCHER</b>	IP WLS BF H R ER SO BB IBB HBP BLK WP HR S P ERA WHIP	5.0 2.0 1.0 1.0 0.2	WLS BF H R ER SO BB IBB HBP BLK WP HR S P ERA WHIP	22 7 3 0 2 3 0 0 0 0 0 0 0 19 31 5.40 1.600	H R ER SO BB IBB HBP BLK WP HR S P ERA WHIP	5 3 0 0 2 3 0 0 0 0 0 0 0 9 9 0.00 0.500	R ER SO BB IBB HBP BLK WP HR S P ERA WHIP	3 3 0 0 1 0 0 0 0 0 0 0 0 6 6 0.00 1.000	H R ER SO BB IBB HBP BLK WP HR S P ERA WHIP	1 0 0 0 2 0 0 0 0 0 0 0 8 12 13.50 3.000	0.1 1 0 0 0 0 0 0 0 0 0 0 0 1 1 0.00 0.000	0.1 1 0 0 0 0 0 0 0 0 0 0 0 1 1 0.00 0.000	0.1 1 0 0 0 0 0 0 0 0 0 0 0 1 1 0.00 0.000	0.1 1 0 0 0 0 0 0 0 0 0 0 0 1 1 0.00 0.000	0.1 1 0 0 0 0 0 0 0 0 0 0 0 1 1 0.00 0.000	0.1 1 0 0 0 0 0 0 0 0 0 0 0 1 1 0.00 0.000	0.1 1 0 0 0 0 0 0 0 0 0 0 0 1 1 0.00 0.000	0.1 1 0 0 0 0 0 0 0 0 0 0 0 1 1 0.00 0.000	0.1 1 0 0 0 0 0 0 0 0 0 0 0 1 1 0.00 0.000

AB	38
R	5
H	9
RBI	4
BB	4
SO	4
LOB	17



Batter	1	2	3	4	5	6	7	8	9	10	AB	R	H	RBI	BB	SO	LOB	BOTTOM			
<b>Deion Sanders, L</b> OBP: 0.306, SLG: 0.422 (1, 8)	P6			G4-3			F7			F8	5	0	1	0	0	0	0	<b>Montreal Expos @ Atlanta Braves</b> Atlanta-Fulton County Stadium, Atlanta, GA Sat/Aug 07 1993, 7:05 PM EDT Att: 48,626 - Unknown - 75 F			
<b>Jeff Blauser, R</b> OBP: 0.399, SLG: 0.415 (1, 6)	K									1B BB	4	0	1	0	1	3	2				
<b>Ron Gant, R</b> OBP: 0.341, SLG: 0.528 (1, 7)	L8			L9						1B	5	1	2	1	0	0	1				
<b>Fred McGriff, L</b> OBP: 0.368, SLG: 0.556 (1, 3)										L9	5	0	1	0	0	3	2				
<b>David Justice, L</b> OBP: 0.351, SLG: 0.499 (1, 9)											4	0	0	0	0	0	0				
<b>Terry Pendleton, S</b> OBP: 0.300, SLG: 0.372 <b>Mike Stanton, L</b> (10, 1) <b>Jay Howell, R</b> (10, 1)											3	1	1	0	1	2	0				
<b>Damon Berryhill, S</b> OBP: 0.276, SLG: 0.391 (1, 2)											4	0	1	0	0	0	2				
<b>Mark Lemke, S</b> OBP: 0.356, SLG: 0.390 (1, 4)											4	1	1	1	0	3	1				
<b>Ken Hill, R</b> OBP: 0.176, SLG: 0.135 <b>Sid Bream, L</b> OBP: 0.318, SLG: 0.469 <b>Steve Bedrosian, R</b> ERA: 5.79 <b>Otis Nixon, S</b> OBP: 0.302, SLG: 0.340 <b>Greg McMichael, R</b> OBP: 0.340, SLG: 0.340 <b>Mark Wohlers, R</b> OBP: 0.292, SLG: 0.340 <b>Bill Proctor, R</b> OBP: 0.292, SLG: 0.340 (10, 1)											1	0	0	0	0	1	0				
<b>Inning Stats</b>	R: 0 E: 0 K: 1 S: 5	H: 0 LOB: 0 BB: 0 P: 5	R: 0 E: 0 K: 2 S: 7	H: 0 LOB: 0 BB: 0 P: 7	R: 0 E: 0 K: 2 S: 7	H: 0 LOB: 0 BB: 0 P: 7	R: 0 E: 0 K: 0 S: 4	H: 2 LOB: 1 BB: 0 P: 4	R: 2 E: 0 K: 1 S: 8	H: 3 LOB: 2 BB: 1 P: 12	R: 1 E: 0 K: 1 S: 7	H: 2 LOB: 1 BB: 0 P: 7	R: 0 E: 0 K: 2 S: 7	H: 0 LOB: 0 BB: 0 P: 7	R: 0 E: 0 K: 2 S: 8	H: 1 LOB: 1 BB: 0 P: 8	R: 0 E: 0 K: 0 S: 4		H: 1 LOB: 2 BB: 1 P: 8	1B: 7 2B: 1 3B: 0 HR: 1	SF: 0 SAC: 0 DP: 0 HBP: 0
<b>PITCHER</b>	IP WLS BF H R ER SO BB IBB HBP BLK WP HR S P ERA WHIP	5.0 1.0 2.0 1.0 1.0	WLS BF H R ER SO BB IBB HBP BLK WP HR S P ERA WHIP	20 5 2 0 0 3 0 0 0 0 0 0 0 12 12 0.00 0.000	H R ER SO BB IBB HBP BLK WP HR S P ERA WHIP	2 1 0 0 2 0 0 0 0 0 0 0 0 8 8 0.00 1.000	R ER SO BB IBB HBP BLK WP HR S P ERA WHIP	2 1 0 0 1 0 0 0 0 0 0 0 0 4 8 0.00 2.000	H R ER SO BB IBB HBP BLK WP HR S P ERA WHIP	2 1 0 0 1 0 0 0 0 0 0 0 0 4 8 0.00 2.000	0.1 1 0 0 0 0 0 0 0 0 0 0 0 1 1 0.00 0.000	0.1 1 0 0 0 0 0 0 0 0 0 0 0 1 1 0.00 0.000	0.1 1 0 0 0 0 0 0 0 0 0 0 0 1 1 0.00 0.000	0.1 1 0 0 0 0 0 0 0 0 0 0 0 1 1 0.00 0.000	0.1 1 0 0 0 0 0 0 0 0 0 0 0 1 1 0.00 0.000	0.1 1 0 0 0 0 0 0 0 0 0 0 0 1 1 0.00 0.000	0.1 1 0 0 0 0 0 0 0 0 0 0 0 1 1 0.00 0.000	0.1 1 0 0 0 0 0 0 0 0 0 0 0 1 1 0.00 0.000	0.1 1 0 0 0 0 0 0 0 0 0 0 0 1 1 0.00 0.000		





Batter	1	2	3	4	5	6	7	8	9	AB	R	H	RBI	BB	SO	LOB	TOP	
<b>Delino DeShields, L</b> OBP: 0.389, SLG: 0.378 (1,4)										3	0	1	0	0	0	0	<b>Montreal Expos @ Atlanta Braves</b> Atlanta-Fulton County Stadium, Atlanta, GA Sun Aug 08 1993, 3:33 AM EDT Att: 48,710 - Cloudy - 80 F	
<b>Sean Berry, R</b> OBP: 0.354, SLG: 0.402 (1,5)										3	0	1	0	1	0	1		
<b>Marquis Grissom, R</b> OBP: 0.341, SLG: 0.427 (1,8)										4	1	0	0	0	1	4		
<b>Larry Walker, L</b> OBP: 0.382, SLG: 0.492 (1,9)										4	1	2	2	0	1	2		
<b>Moises Alou, R</b> OBP: 0.332, SLG: 0.457 (1,7)										4	0	1	0	0	0	1		
<b>Wil Cordero, R</b> OBP: 0.304, SLG: 0.370 (1,6)										3	0	0	0	0	0	0		
<b>Derrick White, R</b> OBP: 0.280, SLG: 0.426 (1,3)										2	0	0	0	0	1	0		
<b>Jeff Shaw, R</b> OBP: 0.097, SLG: 0.067 (5,1)										0	0	0	0	0	0	0		
<b>Lou Frazier, S</b> OBP: 0.379, SLG: 0.382 (7,PH)										1	0	0	0	0	0	1		
<b>Tim Laker, R</b> OBP: 0.216, SLG: 0.238 (7,2)										0	0	0	0	0	0	0		
<b>John Vander Wal, L</b> OBP: 0.324, SLG: 0.392 (9,PH)										1	0	1	0	0	0	0		
<b>Joe Siddall, L</b> OBP: 0.286, SLG: 0.167 (1,2)										2	0	0	0	0	2	0		
<b>Mike Lansing, R</b> OBP: 0.347, SLG: 0.366 (7,PH)										1	0	0	0	0	0	1		
<b>Brian Barnes, L</b> OBP: 0.200, SLG: 0.158 (7,1)										0	0	0	0	0	0	0		
<b>Darwin Fletcher, L</b> OBP: 0.343, SLG: 0.365 (9,PH)										1	0	0	0	0	0	1		
<b>Jeff Fassero, L</b> OBP: 0.304, SLG: 0.342 (5,3)										1	0	0	0	0	0	0		
<b>Frank Bolick, S</b> OBP: 0.304, SLG: 0.342 (5,3)										2	0	1	0	0	0	0		
<b>Inning Stats</b>	R: 1 E: 1 K: 0 S: 12	H: 1 LOB: 1 BB: 0 P: 15	R: 0 E: 0 K: 1 S: 9	H: 0 LOB: 0 BB: 0 P: 12	R: 0 E: 0 K: 1 S: 11	H: 0 LOB: 0 BB: 0 P: 15	R: 0 E: 0 K: 2 S: 8	H: 1 LOB: 1 BB: 0 P: 17	R: 1 E: 0 K: 0 S: 10	H: 2 LOB: 1 BB: 0 P: 15	R: 0 E: 0 K: 1 S: 18	H: 1 LOB: 2 BB: 1 P: 28	R: 0 E: 0 K: 0 S: 9	H: 1 LOB: 1 BB: 0 P: 15	1B: 5 2B: 0 3B: 1 HR: 1	SF: 0 SAC: 0 DP: 0 HBP: 0	WP: 0 PB: 0 SB: 2 CS: 1	PA: 35
<b>PITCHER</b>	IP WLS BF H R ER SO BB IBB HBP BLK WP HR S P ERA WHIP																	
<b>Steve Avery, L</b> ERA: 3.01 (1,1)	7.0 W 26 5 2 1 4 0 0 0 0 0 1 68 98 1.29 0.714																	
<b>Mark Wohlers, R</b> ERA: 3.25 (8,1)	0.2 4 1 0 0 1 1 0 0 0 0 0 14 21 0.00 3.000																	
<b>Mike Stanton, L</b> ERA: 4.5 (8,1)	0.1 1 0 0 0 0 0 0 0 0 0 0 4 7 0.00 0.000																	
<b>Greg McMichael, R</b> ERA: 2.31 (9,1)	1.0 S 4 1 0 0 0 0 0 0 0 0 0 9 15 0.00 1.000																	

Batter	1	2	3	4	5	6	7	8	9	AB	R	H	RBI	BB	SO	LOB	BOTTOM		
<b>Otis Nixon, S</b> OBP: 0.312, SLG: 0.278 (1,8)										3	1	0	0	1	1	0	<b>Montreal Expos @ Atlanta Braves</b> Atlanta-Fulton County Stadium, Atlanta, GA Sun Aug 08 1993, 3:33 AM EDT Att: 48,710 - Cloudy - 80 F		
<b>Jeff Blausler, R</b> OBP: 0.400, SLG: 0.415 (1,6)										3	1	1	0	1	1	1			
<b>Ron Gant, R</b> OBP: 0.343, SLG: 0.535 (1,7)										4	1	2	3	0	1	1			
<b>Fred McGriff, L</b> OBP: 0.367, SLG: 0.552 (1,3)										3	0	0	0	1	0	3			
<b>Terry Pendleton, S</b> OBP: 0.297, SLG: 0.369 (1,5)										4	0	0	0	0	1	1			
<b>David Justice, L</b> OBP: 0.352, SLG: 0.498 (1,9)										3	0	1	0	1	1	1			
<b>Greg Olson, R</b> OBP: 0.290, SLG: 0.308 (1,2)										4	0	1	0	0	2	2			
<b>Greg McMichael, R</b> OBP: 0.276, SLG: 0.391 (9,1)										0	0	0	0	0	0	0			
<b>Mark Lemke, S</b> OBP: 0.355, SLG: 0.388 (1,4)										2	0	0	0	1	1	1			
<b>Steve Avery, L</b> OBP: 0.173, SLG: 0.196 (1,1)										3	0	0	0	0	1	2			
<b>Mark Wohlers, R</b> ERA: 1.88 (8,1)										0	0	0	0	0	0	0			
<b>Mike Stanton, L</b> ERA: 4.3 (7,1)										0	0	0	0	0	0	0			
<b>Damon Berryhill, S</b> OBP: 0.276, SLG: 0.391 (9,2)										0	0	0	0	0	0	0			
<b>Inning Stats</b>	R: 0 E: 1 K: 0 S: 8	H: 1 LOB: 1 BB: 0 P: 12	R: 0 E: 0 K: 1 S: 10	H: 1 LOB: 1 BB: 0 P: 16	R: 1 E: 1 K: 0 S: 10	H: 0 LOB: 1 BB: 2 P: 22	R: 0 E: 0 K: 3 S: 10	H: 1 LOB: 2 BB: 1 P: 16	R: 2 E: 0 K: 0 S: 11	H: 2 LOB: 1 BB: 1 P: 21	R: 0 E: 0 K: 1 S: 5	H: 0 LOB: 0 BB: 0 P: 6	R: 0 E: 0 K: 3 S: 9	H: 0 LOB: 1 BB: 1 P: 14	1B: 4 2B: 0 3B: 0 HR: 1	SF: 0 SAC: 0 DP: 1 HBP: 0		WP: 1 PB: 0 SB: 1 CS: 0	PA: 34
<b>PITCHER</b>	IP WLS BF H R ER SO BB IBB HBP BLK WP HR S P ERA WHIP																		
<b>Jeff Fassero, L</b> ERA: 1.88 (1,1)	4.1 L 22 5 3 2 4 4 0 0 0 0 0 44 81 4.15 2.077																		
<b>Jeff Shaw, R</b> ERA: 4.11 (5,1)	1.2 5 0 0 0 1 0 0 0 0 0 0 10 12 0.00 0.000																		
<b>Brian Barnes, L</b> ERA: 4.3 (7,1)	2.0 7 0 0 0 4 1 0 0 0 0 0 18 30 0.00 0.500																		

AB 32  
R 2  
H 7  
RBI 2  
BB 1  
SO 5  
LOB 11



AB 29  
R 3  
H 5  
RBI 3  
BB 5  
SO 9  
LOB 12





Batter	1	2	3	4	5	6	7	8	9	AB	R	H	RBI	BB	SO	LOB	TOP
<b>Otis Nixon, S</b> <small>OBP: 0.316, SLG: 0.281</small> (1, 8)										4	1	2	0	1	0	0	<b>Atlanta Braves @ New York Mets</b> Shea Stadium, Flushing, NY Tue Aug 10 1993, 7:05 PM EDT Att: 27,181 - Unknown - 75 F
<b>Jeff Blausler, R</b> <small>OBP: 0.400, SLG: 0.414</small> (1, 6)										5	1	2	0	0	0	1	
<b>Ron Gant, R</b> <small>OBP: 0.342, SLG: 0.532</small> (1, 7)										2	0	0	1	1	1	2	
<b>Fred McGriff, L</b> <small>OBP: 0.366, SLG: 0.549</small> (1, 3)										4	1	1	0	0	0	4	
<b>Terry Pendleton, S</b> <small>OBP: 0.297, SLG: 0.368</small> (1, 5)										4	0	1	1	0	0	4	
<b>David Justice, L</b> <small>OBP: 0.348, SLG: 0.493</small> (1, 9)										4	0	0	0	0	1	2	
<b>Damon Berryhill, S</b> <small>OBP: 0.275, SLG: 0.385</small> (1, 2)										3	0	0	0	1	1	1	
<b>Mark Lemke, S</b> <small>OBP: 0.354, SLG: 0.389</small> (1, 4)										4	0	1	0	0	0	3	
<b>Tom Glavine, L</b> <small>OBP: 0.226, SLG: 0.175</small> (7, PH) <b>Francisco Cabrera, R</b> <small>OBP: 0.307, SLG: 0.270</small> (7, 1) <b>Steve Bedrosian, R</b> <small>OBP: 0.307, SLG: 0.270</small> (7, 1) <b>Mark Wohlers, R</b> <small>OBP: 0.307, SLG: 0.270</small> (8, 1) <b>Bill Pecota, R</b> <small>OBP: 0.307, SLG: 0.270</small> (9, PH) <b>Greg McMichael, R</b> <small>OBP: 0.307, SLG: 0.270</small> (9, 1)										2	0	1	0	0	1	0	
<b>Inning Stats</b>	R: 0 H: 1 E: 0 LOB: 2 K: 0 BB: 2 S: 15 P: 25	R: 0 H: 2 E: 0 LOB: 2 K: 1 BB: 0 S: 9 P: 12	R: 0 H: 0 E: 0 LOB: 0 K: 0 BB: 0 S: 7 P: 10	R: 0 H: 0 E: 0 LOB: 0 K: 1 BB: 0 S: 9 P: 13	R: 0 H: 0 E: 0 LOB: 0 K: 1 BB: 0 S: 7 P: 7	R: 0 H: 1 E: 1 LOB: 2 K: 1 BB: 0 S: 15 P: 22	R: 0 H: 0 E: 0 LOB: 1 K: 0 BB: 1 S: 6 P: 12	R: 3 H: 4 E: 1 LOB: 2 K: 0 BB: 0 S: 13 P: 16	R: 0 H: 0 E: 0 LOB: 0 K: 0 BB: 7 S: 6 P: 7	1B: 7 SF: 1 2B: 1 SAC: 0 3B: 0 DP: 0 HR: 0 HBP: 0	WP: 0 PA: 38 PB: 0 SB: 1 CS: 2						
<b>PITCHER</b> <b>Eric Hillman, L</b> <small>ERA: 4.15</small> (1, 1)	IP: 9.0 WLS: L BF: 38 H: 8 R: 3 ER: 2 SO: 4 BB: 3 IBB: 0 HBP: 0 BLK: 0 WP: 0 HR: 0 S: 87 P: 124 ERA: 2.00 WHIP: 1.222					<b>PITCHER</b> IP: WLS: BF: H: R: ER: SO: BB: IBB: HBP: BLK: WP: HR: S: P: ERA: WHIP											

Batter	1	2	3	4	5	6	7	8	9	AB	R	H	RBI	BB	SO	LOB	BOTTOM
<b>Ryan Thompson, R</b> <small>OBP: 0.283, SLG: 0.380</small> (1, 8)										4	1	2	0	1	1	2	<b>Atlanta Braves @ New York Mets</b> Shea Stadium, Flushing, NY Tue Aug 10 1993, 7:05 PM EDT Att: 27,181 - Unknown - 75 F
<b>Jeff McKnight, S</b> <small>OBP: 0.330, SLG: 0.298</small> (1, 5)										5	0	3	0	0	0	1	
<b>Eddie Murray, S</b> <small>OBP: 0.309, SLG: 0.453</small> (1, 3)										5	0	0	0	0	1	5	
<b>Dave Gallagher, R</b> <small>OBP: 0.346, SLG: 0.486</small> (7, PH) <b>Joe Orsulak, L</b> <small>OBP: 0.354, SLG: 0.425</small> (8, 7)										2	0	0	0	1	2	1	
<b>Jeff Kent, R</b> <small>OBP: 0.322, SLG: 0.450</small> (1, 4)										4	1	1	0	0	2	1	
<b>Charlie O'Brien, R</b> <small>OBP: 0.305, SLG: 0.373</small> (8, PH) <b>Bobby Bonilla, S</b> <small>OBP: 0.345, SLG: 0.483</small> (9, 5)										3	0	1	0	0	0	1	
<b>Jeremy Bumitz, L</b> <small>OBP: 0.350, SLG: 0.487</small> (1, 9)										4	0	0	0	0	0	3	
<b>Tim Bogar, R</b> <small>OBP: 0.294, SLG: 0.309</small> (8, PH) <b>Todd Hundley, S</b> <small>OBP: 0.268, SLG: 0.344</small> (9, 2)										2	0	1	1	1	0	1	
<b>Eric Hillman, L</b> <small>OBP: 0.200, SLG: 0.240</small> (8, PH) <b>Chico Walker, S</b> <small>OBP: 0.275, SLG: 0.331</small> (9, PH)										3	0	1	0	0	1	1	
<b>Inning Stats</b>	R: 0 H: 1 E: 0 LOB: 1 K: 2 BB: 0 S: 10 P: 12	R: 1 H: 2 E: 0 LOB: 1 K: 0 BB: 0 S: 8 P: 16	R: 1 H: 1 E: 0 LOB: 1 K: 1 BB: 2 S: 13 P: 26	R: 0 H: 1 E: 0 LOB: 2 K: 1 BB: 1 S: 11 P: 21	R: 0 H: 0 E: 0 LOB: 0 K: 1 BB: 0 S: 8 P: 12	R: 0 H: 1 E: 0 LOB: 1 K: 1 BB: 0 S: 14 P: 23	R: 0 H: 2 E: 0 LOB: 2 K: 1 BB: 0 S: 17 P: 22	R: 0 H: 0 E: 0 LOB: 1 K: 0 BB: 1 S: 8 P: 13	R: 0 H: 1 E: 0 LOB: 1 K: 0 BB: 0 S: 8 P: 11	1B: 9 SF: 0 2B: 0 SAC: 0 3B: 0 DP: 1 HR: 0 HBP: 0	WP: 0 PA: 39 PB: 0 SB: 0 CS: 0						
<b>PITCHER</b> <b>Tom Glavine, L</b> <small>ERA: 3.11</small> (7, 1) <b>Steve Bedrosian, R</b> <small>ERA: 1.51</small> (8, 1) <b>Mark Wohlers, R</b> <small>ERA: 3.14</small> (9, 1) <b>Greg McMichael, R</b> <small>ERA: 2.27</small> (9, 1)	IP: 6.0 WLS: W BF: 26 H: 6 R: 2 ER: 0 SO: 1 BB: 2 IBB: 0 HBP: 0 BLK: 0 WP: 0 HR: 0 S: 64 P: 110 ERA: 0.00 WHIP: 2.000					<b>PITCHER</b> IP: WLS: BF: H: R: ER: SO: BB: IBB: HBP: BLK: WP: HR: S: P: ERA: WHIP											



Batter	1	2	3	4	5	6	7	8	9	AB	R	H	RBI	BB	SO	LOB	TOP					
<b>Otis Nixon, S</b> <small>OBP: 0.318, SLG: 0.284</small> 										4	1	2	0	0	1	0						
<b>Jeff Blauser, R</b> <small>OBP: 0.400, SLG: 0.421</small> 										3	1	1	1	0	1	1						
<b>Ron Gant, R</b> <small>OBP: 0.341, SLG: 0.530</small> 										4	1	1	1	0	0	2						
<b>Fred McGriff, L</b> <small>OBP: 0.363, SLG: 0.543</small> 										4	0	0	0	0	1	1						
<b>Terry Pendleton, S</b> <small>OBP: 0.297, SLG: 0.367</small> 										4	0	1	1	0	0	0						
<b>David Justice, L</b> <small>OBP: 0.348, SLG: 0.498</small> 										4	1	1	1	0	1	1						
<b>Damon Berryhill, S</b> <small>OBP: 0.270, SLG: 0.377</small> 										4	0	0	0	0	0	0						
<b>Mark Lemke, S</b> <small>OBP: 0.352, SLG: 0.386</small> 										3	0	0	0	0	0	0						
<b>Greg Maddux, R</b> <small>OBP: 0.154, SLG: 0.156</small> 										3	0	0	0	0	2	0						
<b>Inning Stats</b>	R: 2 H: 3 E: 1 K: 3 S: 17	H: 3 LOB: 1 BB: 0 P: 28	R: 0 H: 0 E: 0 K: 1 S: 7	H: 0 LOB: 0 BB: 0 P: 10	R: 0 H: 0 E: 0 K: 1 S: 8	H: 0 LOB: 0 BB: 0 P: 10	R: 0 H: 0 E: 0 K: 0 S: 5	H: 0 LOB: 0 BB: 0 P: 8	R: 0 H: 0 E: 0 K: 0 S: 9	H: 0 LOB: 0 BB: 0 P: 11	R: 1 H: 1 E: 0 K: 0 S: 7	H: 1 LOB: 0 BB: 0 P: 8	R: 0 H: 0 E: 0 K: 0 S: 5	H: 0 LOB: 0 BB: 0 P: 8	R: 0 H: 1 E: 0 K: 0 S: 5	H: 1 LOB: 2 BB: 0 P: 9	R: 1 H: 1 E: 0 K: 0 S: 7	H: 1 LOB: 0 BB: 0 P: 10	1B: 4 2B: 0 3B: 0 HR: 2	SF: 0 SAC: 0 DP: 0 HBP: 1	WP: 0 PB: 0 CS: 0	PA: 34
<b>PITCHER</b>	IP WLS BF H R ER SO BB IBB HBP BLK WP HR S P ERA WHIP																					
<b>Sid Fernandez, L</b> <small>ERA: 3.65</small>	(1, 1) 8.0 L 30 5 3 3 6 0 0 0 1 0 0 1 63 92 3.38 0.625																					
<b>Anthony Young, R</b> <small>ERA: 4.05</small>	(9, 1) 1.0 4 1 1 1 0 0 0 0 0 0 0 1 7 10 9.00 1.000																					

Atlanta Braves @ New York Mets  
Shea Stadium, Flushing, NY  
Wed Aug 11, 1993, 7:05 PM EDT  
Att: 22,477 - Unknown - 75 F

AB 33  
R 4  
H 6  
RBI 4  
BB 0  
SO 6  
LOB 5



Batter	1	2	3	4	5	6	7	8	9	AB	R	H	RBI	BB	SO	LOB	BOTTOM					
<b>Ryan Thompson, R</b> <small>OBP: 0.275, SLG: 0.369</small> 										3	0	0	0	0	0	1						
<b>Todd Hundley, S</b> <small>OBP: 0.285, SLG: 0.346</small> 										4	1	1	0	0	0	1						
<b>Eddie Murray, S</b> <small>OBP: 0.308, SLG: 0.451</small> 										4	0	1	0	0	0	2						
<b>Bobby Bonilla, S</b> <small>OBP: 0.344, SLG: 0.481</small> 										4	0	1	1	0	0	1						
<b>Joe Orsulak, L</b> <small>OBP: 0.349, SLG: 0.418</small> 										4	0	0	0	0	0	2						
<b>Jeff Kent, R</b> <small>OBP: 0.321, SLG: 0.448</small> 										4	0	1	0	0	1	0						
<b>Jeremy Burnitz, L</b> <small>OBP: 0.343, SLG: 0.475</small> 										3	1	0	0	0	1	1						
<b>Tim Lincecum, R</b> <small>OBP: 0.290, SLG: 0.305</small> 										3	0	0	0	0	1	1						
<b>Sid Fernandez, L</b> <small>OBP: 0.250, SLG: 0.100</small> <b>Chico Walker, S</b> <small>OBP: 0.280, SLG: 0.336</small> <b>Anthony Young, R</b> <small>OBP: 0.273, SLG: 0.200</small> 										2	0	1	1	0	0	0						
<b>Inning Stats</b>	R: 1 H: 2 E: 0 K: 0 S: 10	H: 2 LOB: 1 BB: 0 P: 13	R: 0 H: 0 E: 0 K: 2 S: 9	H: 0 LOB: 0 BB: 0 P: 12	R: 0 H: 0 E: 0 K: 0 S: 5	H: 0 LOB: 0 BB: 0 P: 7	R: 0 H: 0 E: 0 K: 0 S: 9	H: 0 LOB: 0 BB: 0 P: 12	R: 1 H: 2 E: 0 K: 0 S: 12	H: 2 LOB: 1 BB: 0 P: 17	R: 0 H: 1 E: 0 K: 0 S: 9	H: 1 LOB: 1 BB: 0 P: 15	R: 0 H: 0 E: 0 K: 1 S: 6	H: 0 LOB: 0 BB: 0 P: 7	R: 0 H: 1 E: 0 K: 0 S: 6	H: 1 LOB: 1 BB: 0 P: 8	R: 0 H: 0 E: 0 K: 0 S: 5	H: 0 LOB: 0 BB: 0 P: 7	1B: 5 2B: 1 3B: 0 HR: 0	SF: 0 SAC: 1 DP: 0 HBP: 0	WP: 0 PB: 0 CS: 0	PA: 33
<b>PITCHER</b>	IP WLS BF H R ER SO BB IBB HBP BLK WP HR S P ERA WHIP																					
<b>Greg Maddux, R</b> <small>ERA: 2.75</small>	(1, 1) 9.0 W 33 6 2 2 3 0 0 0 0 0 0 0 71 98 2.00 0.667																					

Atlanta Braves @ New York Mets  
Shea Stadium, Flushing, NY  
Wed Aug 11, 1993, 7:05 PM EDT  
Att: 22,477 - Unknown - 75 F

AB 32  
R 2  
H 6  
RBI 2  
BB 0  
SO 3  
LOB 9









Batter	1	2	3	4	5	6	7	8	9	AB	R	H	RBI	BB	SO	LOB	TOP					
Deion Sanders, L (1, 8) OBP: 0.309, SLG: 0.436	G3	P2		HR	G5-3		L3		1B	6	1	2	1	0	0	4						
Jeff Blauer, R (1, 6) OBP: 0.401, SLG: 0.423	G6-3		1B	HR	G4-3			F8	L6	4	2	2	2	0	0	0						
Bill Peotta, R (7, 5) OBP: 0.353, SLG: 0.408			HR	1B						2	0	0	0	0	0	1						
Ron Gant, R (1, 7) OBP: 0.344, SLG: 0.543	K		HR	1B	E7			P4		5	2	2	2	0	1	0						
Fred McGriff, L (1, 3) OBP: 0.363, SLG: 0.546		HR			G4-3					3	2	1	3	1	1	1						
Rafael Bellard, R (7, 6) OBP: 0.313, SLG: 0.279			HR					BB		0	0	0	0	1	0	0						
David Justice, L (1, 9) OBP: 0.350, SLG: 0.508		HR		FC6-4				F8		4	1	1	2	1	0	1						
Terry Pendleton, S (1, 5) OBP: 0.300, SLG: 0.371		HR		BB						4	1	2	0	0	0	1						
Marvin Freeman, R (7, 1)					FC6-4					0	0	0	0	0	0	0						
Kent Mercker, L (8, 1)	G3									0	0	0	0	0	0	0						
Otis Nixon, S (9, PH) OBP: 0.317, SLG: 0.283										1	0	0	0	0	1	0						
Jay Howell, R (9, 1)										0	0	0	0	0	0	0						
Damon Berryhill, S (1, 2) OBP: 0.264, SLG: 0.375	P7		F7					F7		5	1	1	1	0	0	2						
Mark Lemke, S (1, 4) OBP: 0.351, SLG: 0.382		G3								3	2	1	0	2	0	1						
Steve Avery, L (1, 1) OBP: 0.182, SLG: 0.204																						
Sid Bream, L (7, PH) OBP: 0.321, SLG: 0.417	G3				F9			G4-3		3	1	1	1	0	0	2						
										2	1	1	2	0	0	0						
<b>Inning Stats</b>	R: 0 E: 0 K: 1 S: 8	H: 0 LOB: 0 BB: 0 P: 12	R: 2 E: 0 K: 0 S: 14	H: 2 LOB: 2 BB: 2 P: 25	R: 3 E: 0 K: 0 S: 10	H: 3 LOB: 1 BB: 1 P: 17	R: 1 E: 1 K: 0 S: 9	H: 1 LOB: 1 BB: 0 P: 14	R: 6 E: 0 K: 1 S: 21	H: 5 LOB: 0 BB: 1 P: 37	R: 0 E: 0 K: 0 S: 6	H: 0 LOB: 0 BB: 0 P: 8	R: 0 E: 0 K: 0 S: 5	H: 0 LOB: 0 BB: 0 P: 6	R: 0 E: 0 K: 0 S: 8	H: 0 LOB: 1 BB: 1 P: 15	R: 2 E: 0 K: 1 S: 12	H: 3 LOB: 1 BB: 0 P: 18	1B: 6 2B: 2 3B: 1 HR: 5	SF: 0 SAC: 0 DP: 0 HBP: 0	WP: 0 PB: 0 CS: 0	PA: 47
<b>PITCHER</b>	IP	WLS	BF	H	R	ER	SO	BB	IBB	HBP	BLK	WP	HR	S	P	ERA	WHIP					
Tim Pugh, R (1, 1) ERA: 5.04	3.2	L	21	6	6	6	1	3	0	0	0	0	3	38	62	14.73	2.455					
Kevin Wickander, L (4, 1) ERA: 5.92	1.0		7	3	4	4	0	0	1	0	0	0	0	14	30	36.00	3.000					
Johnny Ruffin, R (5, 1) ERA: 9.0	3.1		13	2	2	2	1	1	0	0	0	0	1	29	42	5.40	0.900					
Jerry Spradlin, R (9, 1) ERA: 3.51	1.0		6	3	2	2	1	0	0	0	0	0	1	12	18	18.00	3.000					

Atlanta Braves @ Cincinnati Reds  
Riverfront Stadium, Cincinnati, OH

AB 42  
R 14  
H 14  
RBI 14  
BB 5  
SO 3  
LOB 13



WP: 0 PA: 47  
PB: 0  
CS: 0

Batter	1	2	3	4	5	6	7	8	9	AB	R	H	RBI	BB	SO	LOB	BOTTOM					
Greg Tubbs, R (1, 9) OBP: 0.442, SLG: 0.273	P4		G5-3						L8-3	3	0	0	0	1	0	0						
Jacob Brumfield, R (1, 8) OBP: 0.340, SLG: 0.444	G6-3			K				F9	L8-3	4	0	0	0	0	1	1						
Randy Milligan, R (1, 3) OBP: 0.394, SLG: 0.412				G6-4-3				G5-3		1	0	0	0	2	0	0						
Kevin Mitchell, R (1, 7) OBP: 0.393, SLG: 0.607	F8			BB						3	0	0	0	0	1	2						
Tommy Gregg, L (9, 7) OBP: 0.125, SLG: 0.143				G6-4-3				K		0	0	0	0	0	0	0						
Chris Sabo, R (1, 5) OBP: 0.329, SLG: 0.446								F8		3	0	1	0	0	0	0						
Joe Oliver, R (1, 2) OBP: 0.279, SLG: 0.396										3	0	0	0	0	0	1						
Juan Samuel, R (1, 4) OBP: 0.285, SLG: 0.352										3	0	0	0	0	0	1						
Willie Greene, L (1, 6) OBP: 0.216, SLG: 0.353										3	0	0	0	0	2	1						
Tim Pugh, R (1, 1) OBP: 0.196, SLG: 0.178										1	0	0	0	0	1	0						
Kevin Wickander, L (4, 1) ERA: 5.92										0	0	0	0	0	0	0						
Johnny Ruffin, R (5, 1) ERA: 9.0										1	0	0	0	0	1	0						
Jerry Spradlin, S (9, 1) ERA: 3.51										0	0	0	0	0	0	0						
Jack Daugherty, S (9, PH) OBP: 0.410, SLG: 0.545										1	0	0	0	0	0	0						
<b>Inning Stats</b>	R: 0 E: 0 K: 0 S: 11	H: 0 LOB: 1 BB: 1 P: 19	R: 0 E: 0 K: 0 S: 6	H: 0 LOB: 0 BB: 0 P: 9	R: 0 E: 0 K: 2 S: 10	H: 0 LOB: 0 BB: 0 P: 14	R: 0 E: 0 K: 1 S: 8	H: 0 LOB: 0 BB: 1 P: 15	R: 0 E: 0 K: 0 S: 9	H: 1 LOB: 0 BB: 0 P: 14	R: 0 E: 0 K: 1 S: 7	H: 0 LOB: 0 BB: 0 P: 9	R: 0 E: 0 K: 1 S: 6	H: 0 LOB: 0 BB: 0 P: 10	R: 0 E: 0 K: 1 S: 9	H: 0 LOB: 0 BB: 0 P: 14	R: 0 E: 0 K: 0 S: 8	H: 0 LOB: 0 BB: 1 P: 17	1B: 1 2B: 1 3B: 0 HR: 0	SF: 0 SAC: 0 DP: 2 HBP: 0	WP: 0 PB: 0 CS: 0	PA: 29
<b>PITCHER</b>	IP	WLS	BF	H	R	ER	SO	BB	IBB	HBP	BLK	WP	HR	S	P	ERA	WHIP					
Steve Avery, L (1, 1) ERA: 2.89	6.0	W	20	1	0	0	4	2	0	0	0	0	0	6	10	0.00	0.500					
Marvin Freeman, R (7, 1) ERA: 9.59	1.0		3	0	0	0	1	0	0	0	0	0	0	6	10	0.00	0.000					
Kent Mercker, L (8, 1) ERA: 3.35	1.0		3	0	0	0	1	0	0	0	0	0	0	9	14	0.00	0.000					
Jay Howell, R (9, 1) ERA: 3.07	1.0		3	0	0	0	0	1	0	0	0	0	0	8	17	0.00	1.000					

Atlanta Braves @ Cincinnati Reds  
Riverfront Stadium, Cincinnati, OH

AB 26  
R 0  
H 1  
RBI 0  
BB 3  
SO 6  
LOB 6



WP: 0 PA: 29  
PB: 0  
CS: 0



Batter	1	2	3	4	5	6	7	8	9	AB	R	H	RBI	BB	SO	LOB	TOP					
Deion Sanders, L (1,8) Greg McMichael, R (9,1)	K		HR		G6-4-3		P5			4	1	1	3	1	1	3						
Jeff Blausen, R (1,6)	F9		L9			BB		G3		4	0	0	0	1	1	2						
Ron Gant, R (1,7)	F9		L9			BB		HR		5	1	1	1	0	2	3						
Fred McGriff, L (1,3)		K			BB			F8		3	0	0	0	1	1	1						
David Justice, L (1,9)	K				F9			F6		3	0	0	0	1	1	2						
Terry Pendleton, S (1,5)	F7				BB			BB		4	0	0	0	0	1	2						
Damon Berryhill, S (1,2)			HR		P6			F9		3	1	0	0	0	0	3						
Mark Lemke, S (1,4)			HR		G6-3			BB		3	1	2	0	1	0	0						
Tom Glavine, L (1,1) Otis Nixon, S (9,PH)			SH1-3		G6-4-3			BB		2	0	2	0	0	0	0						
<b>Inning Stats</b>	R: 0 E: 0 K: 1 S: 6	H: 0 LOB: 0 BB: 8	R: 0 E: 0 K: 2 S: 9	H: 0 LOB: 0 BB: 12	R: 3 E: 0 K: 0 S: 15	H: 2 LOB: 0 BB: 0 P: 24	R: 0 E: 0 K: 1 S: 13	H: 0 LOB: 1 BB: 1 P: 22	R: 0 E: 0 K: 0 S: 9	H: 1 LOB: 0 BB: 0 P: 11	R: 0 E: 0 K: 1 S: 11	H: 0 LOB: 1 BB: 1 P: 20	R: 0 E: 0 K: 0 S: 9	H: 2 LOB: 2 BB: 0 P: 13	R: 1 E: 1 K: 0 S: 13	H: 1 LOB: 2 BB: 2 P: 18	R: 0 E: 0 K: 3 S: 14	H: 0 LOB: 2 BB: 2 P: 27	1B: 4 2B: 0 3B: 0 HR: 2	SF: 0 SAC: 1 DP: 1 HBP: 1	WP: 1 PB: 0 SB: 1 CS: 0	PA: 39
<b>PITCHER</b>	IP WLS BF H R ER SO BB IBB HBP BLK WP HR S P ERA WHIP																					
John Roper, R (1,1) ERA: 4.83	6.2 L 27 5 3 3 5 2 0 1 0 0 0 1 71 109 4.05 1.050																					
Kevin Wickander, L (7,1) ERA: 5.94	0.1 1 0 0 0 0 0 0 0 0 0 0 0 1 1 1 0.00 0.000																					
Jeff Reardon, R (8,1) ERA: 2.7	1.0 6 1 1 1 0 1 0 0 0 0 0 1 13 18 9.00 2.000																					
Rob Dibble, R (9,1) ERA: 3.13	1.0 5 0 0 0 3 2 0 0 0 0 1 0 14 27 0.00 2.000																					

Atlanta Braves @ Cincinnati Reds  
Riverfront Stadium, Cincinnati, OH  
Sat Aug 14 1993, 7:05 PM EDT  
Att: 49,648 - Unknown - 87 F

AB 32  
R 4  
H 6  
RBI 4  
BB 5  
SO 8  
LOB 17



Batter	1	2	3	4	5	6	7	8	9	AB	R	H	RBI	BB	SO	LOB	BOTTOM					
Jacob Brumfield, R (1,8)	F7		P6			G5-3		1B		4	0	1	0	0	0	0						
Hal Morris, L (1,3)	G3-1				P5		F7			4	0	0	0	0	1	2						
Randy Milligan, R (1,7)	K				BB		K			3	1	0	0	1	2	0						
Kevin Mitchell, R (1,9)		HR			G4-3		P4		G4-3	4	1	2	1	0	0	0						
Chris Sabo, R (1,5)	G5-3				G4-3		F7		F8	4	0	0	1	0	0	1						
Joe Oliver, R (1,2)	G4-3				G6-3		K			3	0	0	0	0	1	1						
Juan Samuel, R (1,4)	G5-3				L7			F8		3	0	0	0	0	0	0						
Jeff Branson, L (1,6)			G4-3		G6-3			F7		3	0	0	0	0	0	0						
John Roper, R (1,1) Kevin Wickander, L (7,1) Jeff Reardon, R (8,1) Greg Tubbs, R (8,PH) Rob Dibble, L (9,1)			K		L9			BB		2	0	0	0	0	1	0						
<b>Inning Stats</b>	R: 0 E: 0 K: 1 S: 6	H: 0 LOB: 0 BB: 9	R: 1 E: 0 K: 0 S: 7	H: 1 LOB: 0 BB: 0 P: 10	R: 0 E: 0 K: 1 S: 8	H: 0 LOB: 0 BB: 0 P: 12	R: 1 E: 0 K: 0 S: 8	H: 1 LOB: 1 BB: 1 P: 16	R: 0 E: 0 K: 0 S: 6	H: 0 LOB: 0 BB: 0 P: 11	R: 0 E: 0 K: 1 S: 6	H: 0 LOB: 0 BB: 0 P: 9	R: 0 E: 0 K: 1 S: 7	H: 0 LOB: 0 BB: 0 P: 10	R: 0 E: 0 K: 1 S: 12	H: 1 LOB: 2 BB: 1 P: 21	R: 0 E: 0 K: 0 S: 8	H: 0 LOB: 0 BB: 0 P: 10	1B: 1 2B: 1 3B: 0 HR: 1	SF: 0 SAC: 0 DP: 0 HBP: 0	WP: 0 PB: 0 SB: 0 CS: 0	PA: 32
<b>PITCHER</b>	IP WLS BF H R ER SO BB IBB HBP BLK WP HR S P ERA WHIP																					
Tom Glavine, L (1,1) ERA: 3.07	8.0 W 29 3 2 2 5 2 0 0 0 0 0 0 60 98 0.00 0.625																					
Greg McMichael, R (9,1) ERA: 2.2	1.0 S 3 0 0 0 0 0 0 0 0 0 0 0 8 10 0.00 0.000																					

Atlanta Braves @ Cincinnati Reds  
Riverfront Stadium, Cincinnati, OH  
Sat Aug 14 1993, 7:05 PM EDT  
Att: 49,648 - Unknown - 87 F

AB 30  
R 2  
H 3  
RBI 2  
BB 2  
SO 5  
LOB 4





Batter	1	2	3	4	5	6	7	8	9	AB R H RBI BB SO LOB	TOP														
<b>Deion Sanders, L</b> (1, 8) OBP: 0.309, SLG: 0.450	2-3 K		2-2 1B 3B		0-0 G5-3			0-0 L4		4 1 1 0 0 1 0	<b>Atlanta Braves @ Cincinnati Reds</b> Riverfront Stadium, Cincinnati, OH Sun Aug 15 1993, 7:05 PM EDT Att: 33,760 - Unknown - 86 F														
<b>Jeff Blauser, R</b> (1, 6) OBP: 0.398, SLG: 0.417	3-3 K		0-0 1B		1-3 K			3-2 P3		4 0 1 1 0 2 0															
<b>Ron Gant, R</b> (1, 7) OBP: 0.340, SLG: 0.541	2-3 K		3-3 3-H 3-3 1B						3-1 P5	4 0 0 0 0 3 1															
<b>Fred McGriff, L</b> (1, 3) OBP: 0.361, SLG: 0.538		4-2 G4-6-3 BB			0-0 G4-3				3-2 F8	3 0 0 0 1 1 0															
<b>David Justice, L</b> (1, 9) OBP: 0.348, SLG: 0.502		1-0 G4-6-3			2-3 K				0-0 G3	4 0 1 0 0 1 1															
<b>Terry Pendleton, S</b> (1, 5) OBP: 0.299, SLG: 0.369		2-1 1B			1-1 1B				2-3 1B	4 0 2 0 0 2 1															
<b>Damon Berryhill, S</b> (1, 2) OBP: 0.264, SLG: 0.366		2-2 G4-3			4-2 BB					2 0 0 0 1 0 1															
<b>Mark Lemke, S</b> (1, 4) OBP: 0.353, SLG: 0.381			2-2 K		2-2 G6-3					3 0 0 0 0 2 2															
<b>Greg Maddux, R</b> (1, 1) OBP: 0.147, SLG: 0.149			0-0 G3		0-0 G4-3				0-1 G4-3	3 0 0 0 0 0 0															
<b>Inning Stats</b>	R: 0 E: 0 K: 3 S: 14	H: 0 LOB: 0 BB: 0 P: 21	R: 0 E: 0 K: 0 S: 9	H: 1 LOB: 1 BB: 1 P: 18	R: 1 E: 0 K: 2 S: 12	H: 2 LOB: 1 BB: 0 P: 19	R: 0 E: 0 K: 1 S: 12	H: 1 LOB: 2 BB: 1 P: 21	R: 0 E: 0 K: 1 S: 5	H: 0 LOB: 0 BB: 0 P: 6	R: 0 E: 0 K: 2 S: 8	H: 0 LOB: 0 BB: 0 P: 9	R: 0 E: 0 K: 2 S: 8	H: 0 LOB: 0 BB: 0 P: 11	R: 0 E: 0 K: 0 S: 7	H: 0 LOB: 0 BB: 0 P: 10	R: 0 E: 0 K: 1 S: 10	H: 1 LOB: 1 BB: 0 P: 18	1B: 4 2B: 0 3B: 1 HR: 0	SF: 0 SAC: 0 DP: 1 HBP: 0	WP: 0 PB: 0 SB: 1 CS: 0	PA: 33			
<b>PITCHER</b>	IP	WLS	BF	H	R	ER	SO	BB	IBB	HBP	BLK	WP	HR	S	P	ERA	WHIP								
<b>Jose Rijo, R</b> (1, 1) ERA: 2.67	7.0	L	26	4	1	1	11	2	0	0	0	0	0	68	105	1.29	0.857								
<b>Jerry Spradlin, R</b> (8, 1) ERA: 3.39	1.0		3	0	0	0	0	0	0	0	0	0	0	7	10	0.00	0.000								
<b>Jeff Reardon, R</b> (9, 1) ERA: 2.64	1.0		4	1	0	0	1	0	0	0	0	0	0	10	18	0.00	1.000								

Batter	1	2	3	4	5	6	7	8	9	AB R H RBI BB SO LOB	BOTTOM														
<b>Jacob Brumfield, R</b> (1, 8) OBP: 0.341, SLG: 0.432	0-1 F8		4-2 CS BB			4-2 G4-3 BB			3-3 K	2 0 0 0 2 1 0	<b>Atlanta Braves @ Cincinnati Reds</b> Riverfront Stadium, Cincinnati, OH Sun Aug 15 1993, 7:05 PM EDT Att: 33,760 - Unknown - 86 F														
<b>Jeff Branson, L</b> (1, 4) OBP: 0.309, SLG: 0.342	0-3 K		1-1 CS		0-0 G3			0-1 G4-3		4 0 0 0 0 1 2															
<b>Hal Morris, L</b> (1, 3) OBP: 0.367, SLG: 0.393	1-1 2B				1-1 G5-4-3 1B				0-0 P5	4 0 2 0 0 0 0															
<b>Kevin Mitchell, R</b> (1, 7) OBP: 0.391, SLG: 0.613	2-0 L5				0-2 G5-4-3				3-2 G6-3	3 0 0 0 0 0 2															
<b>Chris Sabo, R</b> (1, 5) OBP: 0.323, SLG: 0.438		1-3 K			0-2 G4-3				0-2 G6-3	3 0 0 0 0 1 0															
<b>Tommy Gregg, L</b> (1, 9) OBP: 0.182, SLG: 0.200		0-0 F7			1-1 G4-3				1-2 SH1-4 1B	3 0 1 0 0 0 0															
<b>Greg Tubbs, R</b> (8, FR) OBP: 0.455, SLG: 0.273									0-0 SH1-4	0 0 0 0 0 0 0															
<b>Joe Oliver, R</b> (1, 2) OBP: 0.276, SLG: 0.391		0-3 K			0-1 G4-3				1-2 SH1-4	2 0 0 0 0 1 0															
<b>Willie Greene, L</b> (1, 6) OBP: 0.225, SLG: 0.351			1-1 L4			1-0 SH3 1B			3-3 K	3 0 1 0 0 1 2															
<b>Jose Rijo, R</b> (1, 1) OBP: 0.258, SLG: 0.288			0-3 K			1-1 SH3			0-1 F8	1 0 0 0 0 1 0															
<b>Jerry Spradlin, S</b> (8, 1)										0 0 0 0 0 0 0															
<b>Jack Daugherty, S</b> (8, PH) OBP: 0.400, SLG: 0.529										1 0 0 0 0 0 2															
<b>Jeff Reardon, R</b> (9, 1)										0 0 0 0 0 0 0															
<b>Inning Stats</b>	R: 0 E: 0 K: 1 S: 8	H: 1 LOB: 1 BB: 0 P: 11	R: 0 E: 0 K: 2 S: 7	H: 0 LOB: 0 BB: 0 P: 8	R: 0 E: 0 K: 1 S: 9	H: 0 LOB: 1 BB: 1 P: 15	R: 0 E: 0 K: 0 S: 6	H: 1 LOB: 0 BB: 0 P: 7	R: 0 E: 0 K: 0 S: 7	H: 1 LOB: 1 BB: 1 P: 8	R: 0 E: 0 K: 0 S: 7	H: 1 LOB: 0 BB: 0 P: 13	R: 0 E: 0 K: 0 S: 9	H: 0 LOB: 0 BB: 0 P: 12	R: 0 E: 0 K: 1 S: 9	H: 1 LOB: 2 BB: 0 P: 13	R: 0 E: 0 K: 1 S: 6	H: 0 LOB: 0 BB: 0 P: 10	1B: 3 2B: 1 3B: 0 HR: 0	SF: 0 SAC: 2 DP: 2 HBP: 0	WP: 0 PB: 0 SB: 0 CS: 1	PA: 31			
<b>PITCHER</b>	IP	WLS	BF	H	R	ER	SO	BB	IBB	HBP	BLK	WP	HR	S	P	ERA	WHIP								
<b>Greg Maddux, R</b> (1, 1) ERA: 2.63	9.0	W	30	4	0	0	6	2	0	0	0	0	0	68	97	0.00	0.667								





Batter	1	2	3	4	5	6	7	8	9	AB	R	H	RBI	BB	SO	LOB	TOP										
<b>Brett Butler, L</b> (1, 8) OBP: 0.383, SLG: 0.379	1-0 B5-3		1-1 F7			3-2 G4-3		2-1 F9		4	0	0	0	0	0	0	<b>Los Angeles Dodgers @ Atlanta Braves</b> Atlanta-Fulton County Stadium, Atlanta, GA Tue Aug 17 1993, 7:05 PM EDT Att: 49,469 - Unknown - 93 F  livebaseballscores.com										
<b>Jody Reed, R</b> (1, 4) OBP: 0.327, SLG: 0.341	1-2 1B		1-1 G4-3			1-0 HR 1B		1-1 L1-3		4	1	2	0	0	0	0											
<b>Jose Offerman, S</b> (1, 6) OBP: 0.344, SLG: 0.330	1-1 F7			3-2 F7		1-2 F9		1-2 E4 1B		4	0	0	0	0	0	2											
<b>Mike Piazza, R</b> (1, 2) OBP: 0.352, SLG: 0.535	1-0 P5			0-0 G6-3		0-0 HR		1-1 1B		4	1	2	2	0	0	1											
<b>Eric Karros, R</b> (1, 3) OBP: 0.295, SLG: 0.405		2-2 F7		0-2 F9		1-3 K		1-0 L7		4	0	0	0	0	1	2											
<b>Eric Davis, R</b> (1, 7) OBP: 0.304, SLG: 0.368		3-1 F8			1-2 G5-3		1-2 G6-4-3 1B		1-3 K	4	0	1	0	0	1	0											
<b>Cory Snyder, R</b> (1, 9) <b>Lenny Harris, L</b> (9, PR) OBP: 0.265, SLG: 0.392		0-0 2B			2-0 P3		0-0 G6-4-3 1-2 2B		1-0 2B	4	0	2	0	0	0	1											
<b>Tim Wallach, R</b> (1, 5) OBP: 0.278, SLG: 0.378		3-2 G5-3			4-0 FC6-4 BB		1-2 2B		2-3 K	3	0	1	0	1	1	2											
<b>Ramon Martinez, R</b> (1, 1) <b>Henry Rodriguez, L</b> (7, PH) <b>Pedro Martinez, R</b> (7, 1) <b>Dave Hansen, L</b> (9, PH) OBP: 0.431, SLG: 0.459			1-2 G4-3		1-2 FC6-4 1-2		2-2 F8		2-3 K	2	0	0	0	0	0	1											
<b>Inning Stats</b>	R: 0 E: 0 K: 0 S: 7	H: 1 LOB: 1 BB: 0 P: 11	R: 0 E: 0 K: 0 S: 9	H: 1 LOB: 1 BB: 0 P: 17	R: 0 E: 0 K: 0 S: 7	H: 0 LOB: 0 BB: 0 P: 10	R: 0 E: 0 K: 0 S: 7	H: 0 LOB: 1 BB: 1 P: 10	R: 0 E: 0 K: 1 S: 12	H: 2 LOB: 0 BB: 0 P: 18	R: 0 E: 0 K: 0 S: 10	H: 2 LOB: 1 BB: 0 P: 14	R: 0 E: 1 K: 3 S: 10	H: 1 LOB: 2 BB: 0 P: 16	R: 0 E: 0 K: 3 S: 10	H: 1 LOB: 1 BB: 0 P: 16		1B: 4 2B: 3 3B: 0 HR: 1	SF: 0 SAC: 0 DP: 1 HBP: 0	WP: 0 PB: 0 SB: 0 CS: 0	PA: 36						
<b>PITCHER</b>	IP	WLS	BF	H	R	ER	SO	BB	IBB	HBP	BLK	WP	HR	S	P	ERA	WHIP										
<b>29 John Smoltz, R</b> (1, 1) ERA: 3.39	7.2	W	30	6	2	2	1	1	0	0	0	0	1	67	107	2.35	0.913										
<b>Greg McMichael, R</b> (8, 1) ERA: 2.16	1.1	S	6	2	0	0	3	0	0	0	0	0	0	13	21	0.00	1.500										

Batter	1	2	3	4	5	6	7	8	9	AB	R	H	RBI	BB	SO	LOB	BOTTOM										
<b>Deion Sanders, L</b> (1, 8) OBP: 0.312, SLG: 0.448	4-2 FC1-6 BB			0-0 1B			0-0 F7			3	0	1	1	1	1	3	<b>Los Angeles Dodgers @ Atlanta Braves</b> Atlanta-Fulton County Stadium, Atlanta, GA Tue Aug 17 1993, 7:05 PM EDT Att: 49,469 - Unknown - 93 F  livebaseballscores.com										
<b>Jeff Blausler, R</b> (1, 6) OBP: 0.395, SLG: 0.416	1-3 K		1-2 BB FC4-6 1B	1-1 F8		2-2 G6-4-3 HBP				3	1	1	0	0	1	2											
<b>Ron Gant, R</b> (1, 7) OBP: 0.339, SLG: 0.538	0-1 P5		0-0 BB 1B	3-1 G6-3		0-0 G6-4-3 1-2				4	1	1	0	0	0	2											
<b>Fred McGriff, L</b> (1, 3) OBP: 0.360, SLG: 0.535	1-0 FC1-6		2-2 F8	3-0 F8			1-1 BB 1B			4	0	1	0	0	0	3											
<b>Otis Nixon, S</b> (9, PR) <b>Sid Bream, L</b> (9, 3) OBP: 0.321, SLG: 0.417					0-0 G1-3			1-3 K		0	0	0	0	0	0	0											
<b>David Justice, L</b> (1, 9) OBP: 0.348, SLG: 0.499		1-0 F8	4-0 FC4-6 BB	0-0 G1-3			1-3 K			3	0	0	0	1	1	1											
<b>Terry Pendleton, S</b> (1, 5) OBP: 0.301, SLG: 0.368		4-1 29 BB S BB	2-1 FC4-6	2-2 G4-3			4-2 BB			2	0	0	1	2	0	1											
<b>Damon Berryhill, S</b> (1, 2) OBP: 0.268, SLG: 0.366		1-0 P4	4-2 29 G6-3 1B BB	1-2 FC4-6 1B			1-3 K			3	1	1	0	1	1	3											
<b>Mark Lemke, S</b> (1, 4) OBP: 0.354, SLG: 0.381		4-1 29 BB BB	1-2 29 G6-3 1B 1B	3-2 FC4-6 1-2			1-1 G4-3			3	0	1	0	1	0	3											
<b>29 John Smoltz, R</b> (1, 1) <b>Greg McMichael, R</b> (8, 1) OBP: 0.224, SLG: 0.170		4-2 BB	0-1 G6-3	1-3 K						2	0	0	0	1	1	3											
<b>Inning Stats</b>	R: 0 E: 0 K: 1 S: 10	H: 0 LOB: 1 BB: 1 P: 16	R: 0 E: 0 K: 1 S: 10	H: 0 LOB: 3 BB: 3 P: 26	R: 2 E: 1 K: 0 S: 9	H: 2 LOB: 3 BB: 1 P: 18	R: 1 E: 0 K: 0 S: 10	H: 2 LOB: 1 BB: 1 P: 16	R: 0 E: 0 K: 0 S: 4	H: 0 LOB: 0 BB: 0 P: 10	R: 0 E: 0 K: 1 S: 15	H: 1 LOB: 1 BB: 0 P: 22	R: 0 E: 0 K: 0 S: 4	H: 0 LOB: 0 BB: 0 P: 6	R: 0 E: 0 K: 2 S: 14	H: 1 LOB: 2 BB: 1 P: 21	1B: 6 2B: 0 3B: 0 HR: 0	SF: 0 SAC: 0 DP: 1 HBP: 1	WP: 0 PB: 0 SB: 1 CS: 0	PA: 35							
<b>PITCHER</b>	IP	WLS	BF	H	R	ER	SO	BB	IBB	HBP	BLK	WP	HR	S	P	ERA	WHIP										
<b>Ramon Martinez, R</b> (1, 1) ERA: 3.03	6.0	L	27	5	3	2	3	6	0	0	0	0	0	58	108	3.00	1.833										
<b>Pedro Martinez, R</b> (7, 1) ERA: 2.3	2.0		8	1	0	0	2	1	0	1	0	0	0	18	27	0.00	1.000										



Batter	1	2	3	4	5	6	7	8	9	10	11	12	AB	R	H	RBI	BB	SO	LOB	TOP								
<b>Brett Butler, L</b> OBP: 0.364, SLG: 0.379 (1.8)	G6-3		G4-3 1B		F9		E7		FC6-4 BB		K		5	0	2	1	1	1	1									
<b>Jose Offerman, S</b> OBP: 0.342, SLG: 0.327 (1.6)	K		G4-3			F8		FC6-4 BB		FC6-4		G4-3	5	0	0	0	1	1	3									
<b>Mike Piazza, R</b> OBP: 0.351, SLG: 0.529 (1.2)	G5-3							FC6-4		FC6-4		G6-3	4	0	0	0	2	1	2									
<b>Cory Snyder, R</b> OBP: 0.334, SLG: 0.421 (9.3)			P4		FC6-4			F9				F8	5	0	0	0	1	1	3									
<b>Eric Karros, R</b> OBP: 0.295, SLG: 0.404 (8.1)						G6-3							4	1	1	0	0	1	1									
<b>Jim Gott, R</b> (8.1)													0	0	0	0	0	0	0									
<b>Todd Worrell, R</b> (9.1)													0	0	0	0	0	0	0									
<b>Carlos Hernandez, R</b> OBP: 0.265, SLG: 0.373 (10. PH)													1	0	0	0	0	1	1									
<b>Roger McDowell, R</b> OBP: 0.300, SLG: 0.300 (10.1)													0	0	0	0	0	0	0									
<b>Eric Davis, R</b> OBP: 0.365, SLG: 0.374 (1.7)													5	2	2	1	0	1	1									
<b>Tim Wallach, R</b> OBP: 0.274, SLG: 0.373 (1.5)													4	0	0	1	0	0	1									
<b>Mike Sharperson, R</b> OBP: 0.280, SLG: 0.375 (1.4)													3	1	1	1	0	1	0									
<b>Lenny Harris, L</b> OBP: 0.315, SLG: 0.323 (9. PH)													2	0	2	0	0	0	0									
<b>Orel Hershiser, R</b> OBP: 0.416, SLG: 0.463 (1.1)													2	0	0	0	0	0	0									
<b>Henry Rodriguez, L</b> OBP: 0.265, SLG: 0.392 (8.3)													0	0	0	0	0	0	0									
<b>Mitch Webster, S</b> OBP: 0.311, SLG: 0.362 (9. PH)													2	0	0	0	0	1	2									
<b>Inning Stats</b>	R: 0 E: 0 K: 1 S: 9	H: 0 LOB: 0 BB: 0 P: 13	R: 2 E: 0 K: 1 S: 12	H: 2 LOB: 0 BB: 0 P: 17	R: 0 E: 0 K: 0 S: 9	H: 1 LOB: 2 BB: 1 P: 14	R: 0 E: 0 K: 0 S: 9	H: 0 LOB: 0 BB: 0 P: 12	R: 0 E: 0 K: 0 S: 5	H: 0 LOB: 0 BB: 0 P: 7	R: 0 E: 0 K: 0 S: 5	H: 0 LOB: 1 BB: 1 P: 12	R: 2 E: 1 K: 0 S: 14	H: 3 LOB: 2 BB: 1 P: 23	R: 0 E: 0 K: 2 S: 7	H: 0 LOB: 0 BB: 0 P: 8	R: 0 E: 0 K: 1 S: 10	H: 1 LOB: 2 BB: 1 P: 17	R: 0 E: 0 K: 3 S: 14	H: 0 LOB: 1 BB: 1 P: 21	R: 0 E: 0 K: 1 S: 7	H: 1 LOB: 1 BB: 0 P: 10	R: 0 E: 0 K: 0 S: 6	H: 0 LOB: 0 BB: 0 P: 8	1B: 6 2B: 2 3B: 0 HR: 0	SF: 1 SAC: 1 DP: 0 HBP: 0	WP: 0 PB: 0 SB: 3 CS: 0	PA: 49
<b>PITCHER</b>	IP	WLS	BF	H	R	ER	SO	BB	IBB	HBP	BLK	WP	HR	S	P	ERA	WHIP											
<b>Steve Avery, L</b> ERA: 2.99 (1.1)	28	6	2	0	0	0	2	1	0	0	0	0	0	4	8	0.00	3.000											
<b>Mark Wohlers, R</b> ERA: 3.1 (7.1)	0.1	2	0	0	0	0	0	1	0	0	0	0	0	4	8	0.00	3.000											
<b>Jay Howell, R</b> ERA: 2.98 (8.1)	1.1	5	1	0	0	2	0	0	0	0	0	0	0	10	13	0.00	0.750											
<b>Mike Stanton, L</b> ERA: 4.29 (9.1)	1.2	7	0	0	0	4	2	0	0	0	0	0	0	21	33	0.00	1.200											
<b>Steve Bedrosian, R</b> ERA: 1.43 (11.1)	2.0	W	7	1	0	0	1	0	0	0	0	0	0	13	18	0.00	0.500											

Los Angeles Dodgers @ Atlanta Braves  
Atlanta-Fulton County Stadium, Atlanta, GA

Wed Aug 18 1993, 7:05 PM EDT  
Att: 45,473 - Unknown - 93 F

AB	42
R	4
H	8
RBI	4
BB	5
SO	9
LOB	15



Batter	1	2	3	4	5	6	7	8	9	10	11	12	AB	R	H	RBI	BB	SO	LOB	BOTTOM								
<b>Deion Sanders, L</b> OBP: 0.313, SLG: 0.455 (1.8)	G3				F8			G4-3		G4-3			5	1	1	1	1	0	0									
<b>Jeff Blauser, R</b> OBP: 0.400, SLG: 0.415 (1.6)	G6-3							G6-3					4	1	1	0	1	0	0									
<b>Ron Gant, R</b> OBP: 0.337, SLG: 0.533 (1.7)								G5-3					4	0	0	1	1	1	2									
<b>Fred McGriff, L</b> OBP: 0.358, SLG: 0.538 (1.3)	L9												5	1	1	2	0	2	1									
<b>David Justice, L</b> OBP: 0.349, SLG: 0.497 (1.9)													2	0	0	0	2	0	0									
<b>Otis Nixon, S</b> OBP: 0.316, SLG: 0.281 (9. PR)													1	1	0	0	0	0	0									
<b>Terry Pendleton, S</b> OBP: 0.300, SLG: 0.366 (1.5)													5	0	1	0	0	0	2									
<b>Damon Berryhill, S</b> OBP: 0.272, SLG: 0.373 (1.2)													4	0	2	1	0	0	0									
<b>Bill Pecota, R</b> OBP: 0.353, SLG: 0.408 (9. PR)													0	0	0	0	0	0	0									
<b>Javy Lopez, R</b> (10.2)													1	0	0	0	0	1	1									
<b>Mark Lemke, S</b> OBP: 0.350, SLG: 0.376 (1.4)													5	1	0	0	0	1	4									
<b>Steve Avery, L</b> ERA: 2.99 (1.1)	7.0	3	0	3	3	4	2	0	0	1	0	0	2	0	0	0	0	1	2									
<b>Mark Wohlers, R</b> ERA: 3.1 (7.1)	1.0	3	0	0	0	0	0	0	0	0	0	0	1	0	0	0	0	0	0									
<b>Jay Howell, R</b> ERA: 2.11 (8.1)	1.0	5	1	1	1	1	1	0	0	0	0	0	10	16	9.00	2.000												
<b>Mike Stanton, L</b> ERA: 3.68 (9.1)	2.2	L	13	2	1	0	2	1	1	0	0	0	28	42	0.00	1.125												
<b>Inning Stats</b>	R: 0 E: 0 K: 0 S: 6	H: 0 LOB: 1 BB: 1 P: 10	R: 0 E: 0 K: 1 S: 12	H: 1 LOB: 2 BB: 1 P: 17	R: 1 E: 0 K: 1 S: 13	H: 1 LOB: 0 BB: 0 P: 18	R: 0 E: 0 K: 0 S: 5	H: 0 LOB: 0 BB: 0 P: 12	R: 0 E: 0 K: 0 S: 7	H: 0 LOB: 0 BB: 0 P: 12	R: 2 E: 0 K: 1 S: 17	H: 1 LOB: 0 BB: 0 P: 25	R: 0 E: 0 K: 1 S: 7	H: 0 LOB: 0 BB: 0 P: 12	R: 0 E: 0 K: 0 S: 5	H: 0 LOB: 0 BB: 0 P: 6	R: 1 E: 0 K: 1 S: 10	H: 1 LOB: 2 BB: 1 P: 16	R: 0 E: 0 K: 1 S: 12	H: 1 LOB: 1 BB: 0 P: 14	R: 0 E: 0 K: 1 S: 11	H: 1 LOB: 1 BB: 0 P: 14	R: 1 E: 2 K: 0 S: 6	H: 0 LOB: 2 BB: 2 P: 14	1B: 3 2B: 1 3B: 0 HR: 2	SF: 1 SAC: 0 DP: 0 HBP: 1	WP: 0 PB: 0 SB: 3 CS: 0	PA: 48
<b>PITCHER</b>	IP	WLS	BF	H	R	ER	SO	BB	IBB	HBP	BLK	WP	HR	S	P	ERA	WHIP											
<b>Orel Hershiser, R</b> ERA: 3.9 (1.1)	7.0	3	0	3	3	4	2	0	0	1	0	0	2	0	0	3.86	0.714											
<b>Jim Gott, R</b> ERA: 2.11 (8.1)	1.0	3	0	0	0	0	0	0	0	0	0	0	1	0	0	0.00	0.000											
<b>Todd Worrell, R</b> ERA: 3.68 (9.1)	1.0	5	1	1	1	1	1	0	0	0	0	0	10	16	9.00	2.000												
<b>Roger McDowell, R</b> ERA: 1.71 (10.1)	2.2	L	13	2	1	0	2	1	1	0	0	0	28	42	0.00	1.125												

Los Angeles Dodgers @ Atlanta Braves  
Atlanta-Fulton County Stadium, Atlanta, GA

Wed Aug 18 1993, 7:05 PM EDT  
Att: 45,473 - Unknown - 93 F

AB	41
R	5
H	6
RBI	5
BB	5
SO	7
LOB	13





Batter	1	2	3	4	5	6	7	8	9	AB	R	H	RBI	BB	SO	LOB	TOP										
<b>Brett Butler</b> , L OBP: 0.383, SLG: 0.376	1-1 G6-3	2-1 L1		1-3 K		0-0 F9		4-1 G4-3 BB		4	0	0	0	1	1	1	<b>Los Angeles Dodgers @ Atlanta Braves</b> Atlanta-Fulton County Stadium, Atlanta, GA Thu Aug 19 1993, 7:05 PM EDT Att: 49,212 - Unknown - 87 F <a href="http://livebaseballscorecards.com">livebaseballscorecards.com</a>										
<b>Jose Offerman</b> , S OBP: 0.345, SLG: 0.327	4-1 2B	0-0		4-0 1B BB		1-0 G6-3		0-2 G4-3		3	2	1	1	2	0	1											
<b>Mike Piazza</b> , R OBP: 0.534, SLG: 0.534 <b>Jim Gott</b> , R	0-1 1B	3-2 1B		0-0 1B BB		2-2 1B		2-1 1B		4	1	3	1	0	0	1											
<b>Cory Snyder</b> , R OBP: 0.337, SLG: 0.422	2-2 G5-3			0-2 2B 1B BB		1-0 1B		1-2 1B		4	1	2	1	1	0	3											
<b>Eric Karros</b> , R OBP: 0.296, SLG: 0.406	0-0 HR			2-0 1-3 2B		1-1 P4				5	1	2	1	0	1	4											
<b>Eric Davis</b> , R OBP: 0.305, SLG: 0.382 <b>Henry Rodriguez</b> , L OBP: 0.262, SLG: 0.338 <b>Pedro Martinez</b> , R <b>Carlos Hernandez</b> , R OBP: 0.261, SLG: 0.373	1-0 HR			1-3 G5-3		3-3 K				3	1	1	2	0	1	4											
<b>Tim Wallach</b> , R OBP: 0.273, SLG: 0.371	3-1 F8			2-1 1B		0-0 L7		2-2 G4-3		5	0	1	1	0	0	1											
<b>Mike Sharperson</b> , R OBP: 0.292, SLG: 0.388 <b>Lenny Harris</b> , L OBP: 0.310, SLG: 0.318		1-2 SH2-3 1B		1-3 K		1-0 G6-3		1-1 F7		3	1	1	0	0	1	2											
<b>Kevin Gross</b> , R OBP: 0.245, SLG: 0.289 <b>Omar Daal</b> , L		1-1 SH2-3		0-0 L4		0-3 K		3-2 L9		2	0	0	0	0	1	2											
<b>Mitch Webster</b> , S OBP: 0.309, SLG: 0.360		2-3								1	0	0	0	0	0	0											
<b>Inning Stats</b>	R: 4 E: 0 K: 0 S: 12	H: 3 LOB: 0 BB: 1 P: 23	R: 1 E: 0 K: 0 S: 12	H: 2 LOB: 1 BB: 0 P: 19	R: 1 E: 0 K: 1 S: 10	H: 2 LOB: 2 BB: 1 P: 20	R: 1 E: 0 K: 3 S: 13	H: 2 LOB: 2 BB: 1 P: 20	R: 0 E: 0 K: 1 S: 5	H: 0 LOB: 0 BB: 0 P: 6	R: 0 E: 0 K: 0 S: 8	H: 2 LOB: 2 BB: 0 P: 13	R: 0 E: 0 K: 1 S: 11	H: 0 LOB: 0 BB: 0 P: 17	R: 0 E: 0 K: 0 S: 12	H: 0 LOB: 1 BB: 0 P: 22	R: 0 E: 1 K: 0 S: 6	H: 0 LOB: 1 BB: 0 P: 7	1B: 7 2B: 3 3B: 0 HR: 1	SF: 0 SAC: 1 DP: 0 HBP: 1	WP: 0 PB: 0 SB: 0 CS: 0	PA: 44					
<b>PITCHER</b>	IP	WLS	BF	H	R	ER	SO	BB	IBB	HBP	BLK	WP	HR	S	P	ERA	WHIP										
<b>Tom Glavine</b> , L ERA: 3.34	2.0	L	14	6	6	6	0	2	0	0	0	0	1	26	50	27.00	4.000										
<b>Marvin Freeman</b> , R ERA: 7.59	3.1		10	3	1	1	4	1	0	0	0	0	0	21	32	4.50	2.000										
<b>Jay Howell</b> , R ERA: 2.84	2.0		8	2	0	0	1	0	0	0	0	0	0	13	19	0.00	1.000										
<b>Mark Wohlers</b> , R ERA: 2.9	2.0		8	0	0	0	1	1	0	1	0	0	0	23	39	0.00	0.500										
<b>Steve Bedrosian</b> , R ERA: 1.4	1.0		4	0	0	0	0	0	0	0	0	0	0	6	7	0.00	0.000										

Batter	1	2	3	4	5	6	7	8	9	AB	R	H	RBI	BB	SO	LOB	BOTTOM										
<b>Otis Nixon</b> , S OBP: 0.320, SLG: 0.286	0-2 G6-4-3 1B	3-2 1B		1-1 G1-3			1-1 P5	0-0 FC6-4 1B		5	1	3	1	0	0	2	<b>Los Angeles Dodgers @ Atlanta Braves</b> Atlanta-Fulton County Stadium, Atlanta, GA Thu Aug 19 1993, 7:05 PM EDT Att: 49,212 - Unknown - 87 F <a href="http://livebaseballscorecards.com">livebaseballscorecards.com</a>										
<b>Jeff Blausler</b> , R OBP: 0.400, SLG: 0.415	1-0 G6-4-3 1B			1-0 G4-6-3 1B		2-0 G4-3	2-2 F9	1-1 FC6-4		5	0	2	0	0	0	2											
<b>Ron Gant</b> , R OBP: 0.340, SLG: 0.533	2-0 G6-4-3			2-2 F7		2-1 1B	4-1 1B BB			4	1	2	0	1	0	3											
<b>Fred McGriff</b> , L OBP: 0.361, SLG: 0.538	4-2 1B BB			2-2 G4-6-3		0-0 F7	0-0 1B			4	1	2	0	1	0	2											
<b>David Justice</b> , L OBP: 0.349, SLG: 0.494	4-1 1B			2-1 F8		0-0 F9	1-2 F9			4	0	1	1	1	0	3											
<b>Terry Pendleton</b> , S OBP: 0.301, SLG: 0.367	2-2 1B			2-1 E BLK 1B		0-1 G6-3		1-3 K		4	1	2	2	0	1	0											
<b>Damon Berryhill</b> , S OBP: 0.275, SLG: 0.371				1-0 P4		4-2 BB		3-2 FC3-6 BB 1B		4	1	1	0	1	1	3											
<b>Mark Lemke</b> , S OBP: 0.355, SLG: 0.377		0-1 SH1-3 1B		0-0 E4 BLK		4-1 G6-4-3 BB		4-0 FC3-6 BB		2	0	1	0	3	0	1											
<b>Tom Glavine</b> , L ERA: 3.34 <b>Marvin Freeman</b> , R ERA: 7.59 <b>Sid Bream</b> , L ERA: 4.29 <b>Jay Howell</b> , R ERA: 2.84 <b>Damon Berryhill</b> , S ERA: 2.36 <b>Mark Wohlers</b> , R ERA: 2.9 <b>Steve Bedrosian</b> , R ERA: 1.4		0-0 SH1-3		4-1 1-2 BB		2-2 G6-4-3		1-2 FC3-6 1B		0	0	0	0	0	0	0											
<b>Inning Stats</b>	R: 2 E: 0 K: 0 S: 14	H: 3 LOB: 2 BB: 2 P: 27	R: 0 E: 0 K: 0 S: 7	H: 2 LOB: 0 BB: 0 P: 10	R: 0 E: 0 K: 0 S: 7	H: 1 LOB: 0 BB: 1 P: 12	R: 1 E: 1 K: 0 S: 9	H: 1 LOB: 2 BB: 1 P: 19	R: 0 E: 0 K: 0 S: 10	H: 0 LOB: 1 BB: 2 P: 20	R: 0 E: 0 K: 0 S: 10	H: 1 LOB: 2 BB: 1 P: 18	R: 0 E: 0 K: 1 S: 13	H: 2 LOB: 2 BB: 1 P: 23	R: 1 E: 0 K: 0 S: 13	H: 3 LOB: 3 BB: 1 P: 24		1B: 14 2B: 0 3B: 0 HR: 0	SF: 0 SAC: 2 DP: 3 HBP: 0	WP: 0 PB: 0 SB: 0 CS: 0	PA: 45						
<b>PITCHER</b>	IP	WLS	BF	H	R	ER	SO	BB	IBB	HBP	BLK	WP	HR	S	P	ERA	WHIP										
<b>Kevin Gross</b> , R ERA: 4.39	5.1	W	26	8	3	2	0	5	0	0	0	0	0	49	92	3.38	2.438										
<b>Omar Daal</b> , L ERA: 4.29	0.2		1	0	0	0	0	0	0	0	0	0	0	3	5	0.00	0.000										
<b>Pedro Martinez</b> , R ERA: 2.36	1.2		10	3	1	1	1	2	0	0	0	0	0	21	38	5.40	3.000										
<b>Jim Gott</b> , R ERA: 2.2	1.1	S	8	3	1	1	1	0	1	0	0	0	0	15	27	6.75	2.250										







Batter	1	2	3	4	5	6	7	8	9	AB	R	H	RBI	BB	SO	LOB	TOP		
Otis Nixon, S OBP: 0.323, SLG: 0.291 (1,8)	F8		B5-3				G3-6	L1		5	0	1	0	0	0	4	<p>Atlanta Braves @ Chicago Cubs Wrigley Field, Chicago, IL Sat Aug 21 1993, 3:33 AM CDT Att: 39,507 - Sunny - 75 F</p>		
Jeff Blausler, R OBP: 0.405, SLG: 0.430 (1,6)	HR		2B			G5-3		HR	G4-3	4	2	2	1	1	0	1			
Ron Gant, R OBP: 0.342, SLG: 0.530 (1,7)	1B		K			K		F7	L6	5	1	2	0	0	2	3			
Fred McGriff, L OBP: 0.358, SLG: 0.538 (1,3)	K		F7				F8	HR		4	1	1	2	1	1	2			
David Justice, L OBP: 0.347, SLG: 0.489 (1,9)	1B			1B			F7	F7	L6	5	0	2	1	0	0	2			
Terry Pendleton, S OBP: 0.301, SLG: 0.365 (1,5)	F7			1B			G5-3			4	1	2	0	0	0	1			
Javy Lopez, R OBP: 0.429, SLG: 0.857 (1,2)		G5-3								4	1	3	2	0	0	0			
Damon Berryhill, S OBP: 0.280, SLG: 0.372 (9,2)			1B				SH2-3	HR		0	0	0	0	0	0	0			
Mark Lemke, S OBP: 0.352, SLG: 0.375 (1,4)		F7		G4-6-3			SH2-3			3	0	1	0	0	0	2			
Kent Mercker, L Steve Bedrosian, R Bill Gregor, L Bill Paschke, R Marvin Freeman, R Dwight Stanton, L Jay Howell, R Mike Stanton, L Greg McMichael, R			K				G3-6			3	0	0	0	0	0	0			
<b>Inning Stats</b>	R: 2 E: 0 K: 1 S: 17	H: 3 LOB: 1 BB: 0 P: 19	R: 0 E: 0 K: 1 S: 10	H: 0 LOB: 0 BB: 0 P: 16	R: 0 E: 0 K: 1 S: 12	H: 1 LOB: 1 BB: 0 P: 21	R: 0 E: 0 K: 0 S: 6	H: 3 LOB: 1 BB: 0 P: 9	R: 0 E: 0 K: 0 S: 7	H: 0 LOB: 0 BB: 0 P: 8	R: 0 E: 0 K: 0 S: 5	H: 1 LOB: 2 BB: 1 P: 9	R: 4 E: 0 K: 0 S: 23	H: 4 LOB: 2 BB: 2 P: 42	R: 0 E: 0 K: 0 S: 8	H: 1 LOB: 1 BB: 1 P: 14	1B: 9 2B: 3 3B: 0 HR: 3	SF: 0 SAC: 1 DP: 3 HBP: 0	WP: 0 PA: 41 PB: 0 SB: 2 CS: 0
<b>PITCHER</b>	IP WLS BF H R ER SO BB IBB HBP BLK WP HR S P ERA WHIP																		
Mike Harkey, R ERA: 4.82 (1,1)	6.1	27	9	2	2	5	1	0	0	0	0	0	0	1	69	100	2.84	1.579	
Jose Bautista, R ERA: 2.41 (7,1)	1.0	3	0	1	1	0	1	0	0	0	0	0	0	5	10	9.00	1.000		
Dan Plesac, L ERA: 4.8 (8,1)	0.1	L	3	2	1	0	0	0	0	0	0	1	10	15	27.00	6.000			
Shawn Boskie, R ERA: 3.5 (8,1)	1.1	8	3	2	2	0	2	0	0	0	0	1	17	32	13.50	3.750			

Batter	1	2	3	4	5	6	7	8	9	AB	R	H	RBI	BB	SO	LOB	BOTTOM				
Rey Sanchez, R OBP: 0.337, SLG: 0.350 (1,6)	23 1B		F9				K		K	5	2	2	0	0	2	1	<p>Atlanta Braves @ Chicago Cubs Wrigley Field, Chicago, IL Sat Aug 21 1993, 3:33 AM CDT Att: 39,507 - Sunny - 75 F</p>				
23 Ryne Sandberg, R OBP: 0.355, SLG: 0.417 (1,4)	BB		G6-3				K		K	5	0	3	1	0	1	0					
Mark Grace, L OBP: 0.383, SLG: 0.456 (1,3)	F7		1B				K		FC5	5	0	2	1	0	1	3					
Steve Buechele, R OBP: 0.329, SLG: 0.441 (1,5)	F9		G1-3				F8		G1-4-3	4	0	0	0	0	0	4					
Sammy Sosa, R OBP: 0.314, SLG: 0.513 (1,8)	BB			K			P2			3	0	1	0	1	1	2					
Glenallen Hill, R OBP: 0.271, SLG: 0.375 (1,7)										2	0	1	0	0	1	2					
Derrick May, L OBP: 0.343, SLG: 0.425 (6,7)	K						G3-1		F7	2	0	0	0	0	0	1					
Rick Wilkins, L OBP: 0.362, SLG: 0.544 (1,2)		P3					K		L8	4	0	0	0	0	1	2					
Kevin Roberson, S OBP: 0.270, SLG: 0.443 (1,9)		G3							K	4	1	1	1	0	1	1					
Mike Harkey, R OBP: 0.114, SLG: 0.116 (1,1)										3	0	0	0	0	0	0					
Jose Bautista, R OBP: 0.100, SLG: 0.100 (7,1)										0	0	0	0	0	0	0					
Dan Plesac, L ERA: 7.41 (8,1)										0	0	0	0	0	0	0					
Shawn Boskie, R OBP: 0.200, SLG: 0.200 (8,1)										0	0	0	0	0	0	0					
Dwight Smith, L OBP: 0.355, SLG: 0.513 (9,7)										0	0	0	0	1	0	0					
<b>Inning Stats</b>	R: 1 E: 0 K: 1 S: 14	H: 2 LOB: 2 BB: 1 P: 27	R: 0 E: 0 K: 0 S: 7	H: 0 LOB: 0 BB: 0 P: 11	R: 0 E: 0 K: 0 S: 10	H: 1 LOB: 1 BB: 0 P: 16	R: 0 E: 0 K: 1 S: 10	H: 1 LOB: 1 BB: 0 P: 15	R: 1 E: 0 K: 0 S: 9	H: 3 LOB: 2 BB: 0 P: 15	R: 1 E: 0 K: 3 S: 12	H: 1 LOB: 0 BB: 0 P: 14	R: 0 E: 0 K: 0 S: 9	H: 0 LOB: 0 BB: 0 P: 12	R: 0 E: 0 K: 0 S: 11	H: 1 LOB: 1 BB: 0 P: 19	R: 0 E: 0 K: 2 S: 10	H: 1 LOB: 2 BB: 1 P: 19	1B: 8 2B: 1 3B: 0 HR: 1	SF: 0 SAC: 0 DP: 0 HBP: 0	WP: 0 PA: 39 PB: 0 SB: 1 CS: 0
<b>PITCHER</b>	IP WLS BF H R ER SO BB IBB HBP BLK WP HR S P ERA WHIP																				
Kent Mercker, L ERA: 3.4 (1,1)	4.2	22	7	2	2	2	1	0	0	0	0	1	13	16	6.75	0.750					
Steve Bedrosian, R ERA: 1.68 (5,1)	1.1	5	1	1	1	1	0	0	0	0	0	0	9	12	0.00	0.000					
Marvin Freeman, R ERA: 7.41 (7,1)	1.0	W	3	0	0	0	0	0	0	0	0	5	10	0.00	3.000						
Jay Howell, R ERA: 2.82 (8,1)	0.1	2	1	0	0	0	0	0	0	0	0	5	10	0.00	3.000						
Mike Stanton, L ERA: 4.98 (8,1)	0.2	2	0	0	0	0	0	0	0	0	0	6	9	0.00	0.000						

AB	36
R	6
H	14
RBI	6
BB	4
SO	5
LOB	15





Batter	1	2	3	4	5	6	7	8	9	AB	R	H	RBI	BB	SO	LOB	TOP
<b>Otis Nixon, S</b> <small>OBP: 0.330, SLG: 0.297</small> 										4	1	3	0	1	1	0	
<b>Jeff Blausler, R</b> <small>OBP: 0.404, SLG: 0.436</small> 										5	1	2	2	0	1	3	
<b>Ron Gant, R</b> <small>OBP: 0.338, SLG: 0.525</small> 										5	0	0	0	0	3	3	
<b>Fred McGriff, L</b> <small>OBP: 0.357, SLG: 0.538</small> 										4	1	1	0	0	1	2	
<b>David Justice, L</b> <small>OBP: 0.350, SLG: 0.490</small> 										3	1	2	1	1	0	0	
<b>Terry Pendleton, S</b> <small>OBP: 0.302, SLG: 0.368</small> 										4	0	2	1	0	0	3	
<b>Damon Berryhill, S</b> <small>OBP: 0.279, SLG: 0.367</small> 										3	0	0	0	1	0	1	
<b>Mark Lemke, S</b> <small>OBP: 0.349, SLG: 0.371</small> 										4	0	0	0	0	0	3	
<b>29 John Smoltz, R</b> <small>OBP: 0.230, SLG: 0.179</small> <b>Sid Bristol, L</b> <small>OBP: 0.320, SLG: 0.416</small> <b>Steve Bedrosian, R</b> <small>OBP: 0.354, SLG: 0.510</small> <b>Mike Stanton, L</b> <small>OBP: 0.311, SLG: 0.509</small> <b>Mark Wohlers, R</b> <small>OBP: 0.284, SLG: 0.349</small> <b>Greg McMichael, R</b> <small>OBP: 0.336, SLG: 0.437</small> 										3	0	1	0	0	1	0	
<b>Inning Stats</b> <small>R: 0, H: 2, E: 0, LOB: 3, K: 1, S: 14</small>	<small>R: 0, H: 2, E: 0, LOB: 2, K: 0, S: 9</small>	<small>R: 0, H: 0, E: 0, LOB: 0, K: 1, S: 9</small>	<small>R: 0, H: 0, E: 0, LOB: 0, K: 1, S: 8</small>	<small>R: 4, H: 5, E: 0, LOB: 1, K: 1, S: 18</small>	<small>R: 0, H: 0, E: 0, LOB: 0, K: 2, S: 11</small>	<small>R: 0, H: 0, E: 0, LOB: 0, K: 1, S: 7</small>	<small>R: 0, H: 2, E: 0, LOB: 2, K: 0, S: 11</small>	<small>R: 0, H: 0, E: 0, LOB: 0, K: 1, S: 8</small>	<small>1B: 8, SF: 0, 2B: 2, SAC: 0, 3B: 0, DP: 1, HR: 1, HBP: 0</small>	<small>WP: 0, PA: 39, FB: 0, SB: 2, CS: 0</small>							
<b>PITCHER</b> <b>Jose Guzman, R</b> <small>ERA: 4.22</small> <b>Jose Bautista, R</b> <small>ERA: 2.35</small>	<small>IP: 7.0, WLS: L, BF: 31, H: 9, R: 4, ER: 4, SO: 6, BB: 1, IBB: 0, HBP: 0, BLK: 0, WP: 0, HR: 1, S: 73, P: 121, ERA: 5.14, WHIP: 1.429</small>			<small>IP: 2.0, WLS: 8, BF: 2, H: 0, R: 0, ER: 0, SO: 1, BB: 2, IBB: 0, HBP: 0, BLK: 0, WP: 0, HR: 0, S: 19, P: 31, ERA: 0.00, WHIP: 2.000</small>													

Atlanta Braves @ Chicago Cubs  
Wrigley Field, Chicago, IL  
Sun Aug 22 1993, 7:05 PM CDT  
Att: 38,321 - Unknown - 78 F

AB 36  
R 4  
H 11  
RBI 4  
BB 3  
SO 7  
LOB 18



Batter	1	2	3	4	5	6	7	8	9	AB	R	H	RBI	BB	SO	LOB	BOTTOM
<b>Jose Vizcaino, S</b> <small>OBP: 0.339, SLG: 0.356</small> 										4	0	0	0	0	0	1	
<b>23 Ryne Sandberg, R</b> <small>OBP: 0.356, SLG: 0.416</small> 										3	1	1	0	0	1	0	
<b>Mark Grace, L</b> <small>OBP: 0.386, SLG: 0.464</small> 										3	1	2	2	1	0	1	
<b>Derrick May, L</b> <small>OBP: 0.342, SLG: 0.426</small> 										4	0	1	0	0	2	2	
<b>Sammy Sosa, R</b> <small>OBP: 0.311, SLG: 0.509</small> 										4	0	0	0	0	2	4	
<b>Rick Wilkins, L</b> <small>OBP: 0.383, SLG: 0.552</small> <b>Eric Yelding, R</b> <small>OBP: 0.279, SLG: 0.304</small> 										4	1	2	1	0	1	2	
<b>Steve Buechele, R</b> <small>OBP: 0.326, SLG: 0.437</small> 										3	0	0	0	0	2	2	
<b>Kevin Roberson, S</b> <small>OBP: 0.269, SLG: 0.436</small> 										4	0	1	0	0	1	2	
<b>Jose Guzman, R</b> <small>OBP: 0.119, SLG: 0.103</small> <b>Dwight Smith, L</b> <small>OBP: 0.354, SLG: 0.510</small> <b>Jose Bautista, R</b> <small>OBP: 0.100, SLG: 0.100</small> <b>Rey Sanchez, R</b> <small>OBP: 0.336, SLG: 0.437</small> 										1	0	0	0	0	0	0	
<b>Inning Stats</b> <small>R: 2, H: 1, E: 0, LOB: 0, K: 1, S: 11</small>	<small>R: 1, H: 2, E: 0, LOB: 1, K: 0, S: 9</small>	<small>R: 0, H: 2, E: 0, LOB: 1, K: 0, S: 7</small>	<small>R: 0, H: 0, E: 0, LOB: 0, K: 2, S: 7</small>	<small>R: 0, H: 1, E: 1, LOB: 2, K: 2, S: 11</small>	<small>R: 0, H: 0, E: 0, LOB: 0, K: 0, S: 10</small>	<small>R: 0, H: 0, E: 0, LOB: 1, K: 2, S: 11</small>	<small>R: 0, H: 1, E: 0, LOB: 2, K: 1, S: 10</small>	<small>R: 0, H: 1, E: 0, LOB: 2, K: 1, S: 10</small>	<small>1B: 4, SF: 0, 2B: 1, SAC: 2, 3B: 0, DP: 1, HR: 2, HBP: 1</small>	<small>WP: 0, PA: 36, FB: 1, SB: 0, CS: 0</small>							
<b>PITCHER</b> <b>29 John Smoltz, R</b> <small>ERA: 3.4</small> <b>Steve Bedrosian, R</b> <small>ERA: 1.96</small> <b>Mike Stanton, L</b> <small>ERA: 4.95</small> <b>Mark Wohlers, R</b> <small>ERA: 2.84</small> <b>Greg McMichael, R</b> <small>ERA: 2.07</small>	<small>IP: 7.0, WLS: W, BF: 28, H: 6, R: 3, ER: 3, SO: 6, BB: 0, IBB: 0, HBP: 1, BLK: 0, WP: 0, HR: 2, S: 63, P: 104, ERA: 3.86, WHIP: 0.857</small>			<small>IP: 0.1, WLS: 1, BF: 0, H: 0, R: 0, ER: 0, SO: 0, BB: 0, IBB: 0, HBP: 0, BLK: 0, WP: 0, HR: 2, S: 4, P: 4, ERA: 0.00, WHIP: 0.000</small>	<small>IP: 0.1, WLS: 2, BF: 0, H: 0, R: 0, ER: 0, SO: 1, BB: 1, IBB: 0, HBP: 0, BLK: 0, WP: 0, HR: 5, S: 10, P: 10, ERA: 0.00, WHIP: 3.000</small>	<small>IP: 0.1, WLS: 1, BF: 0, H: 0, R: 0, ER: 0, SO: 1, BB: 0, IBB: 0, HBP: 0, BLK: 0, WP: 0, HR: 4, S: 6, P: 6, ERA: 0.00, WHIP: 0.000</small>	<small>IP: 1.0, WLS: S, BF: 4, H: 1, R: 0, ER: 0, SO: 1, BB: 0, IBB: 0, HBP: 0, BLK: 0, WP: 0, HR: 10, S: 16, P: 16, ERA: 0.00, WHIP: 1.000</small>										

Atlanta Braves @ Chicago Cubs  
Wrigley Field, Chicago, IL  
Sun Aug 22 1993, 7:05 PM CDT  
Att: 38,321 - Unknown - 78 F

AB 32  
R 3  
H 7  
RBI 3  
BB 1  
SO 9  
LOB 16





Batter	1	2	3	4	5	6	7	8	9	AB	R	H	RBI	BB	SO	LOB	TOP
<b>Otis Nixon, S</b> <small>OBP: 0.328, SLG: 0.295</small> 										5	0	1	0	0	1	2	
<b>Jeff Blauer, R</b> <small>OBP: 0.406, SLG: 0.449</small> 										5	2	3	1	0	0	1	
<b>Ron Gant, R</b> <small>OBP: 0.339, SLG: 0.522</small> 										4	0	1	1	1	0	0	
<b>Fred McGriff, L</b> <small>OBP: 0.356, SLG: 0.533</small> 										4	0	0	0	1	1	3	
<b>Terry Pendleton, S</b> <small>OBP: 0.304, SLG: 0.369</small> 										4	1	2	0	0	0	3	
<b>David Justice, L</b> <small>OBP: 0.350, SLG: 0.487</small> 										3	1	0	0	1	2	4	
<b>Damon Berryhill, S</b> <small>OBP: 0.287, SLG: 0.368</small> 										2	1	1	1	2	0	0	
<b>Mark Lemke, S</b> <small>OBP: 0.346, SLG: 0.368</small> 										3	0	0	1	0	1	2	
<b>Steve Avery, L</b> <small>OBP: 0.180, SLG: 0.217</small> 										4	0	1	1	0	0	2	
<b>Inning Stats</b> <small>R: 0 H: 1 E: 0 LOB: 0 K: 0 BB: 0 S: 6</small>	<small>R: 3 H: 3 E: 0 LOB: 1 K: 0 BB: 1 S: 13</small>	<small>R: 0 H: 1 E: 0 LOB: 0 K: 0 BB: 1 S: 8</small>	<small>R: 0 H: 1 E: 0 LOB: 0 K: 0 BB: 1 S: 8</small>	<small>R: 0 H: 0 E: 0 LOB: 0 K: 0 BB: 0 S: 5</small>	<small>R: 1 H: 3 E: 0 LOB: 2 K: 1 BB: 1 S: 15</small>	<small>R: 0 H: 0 E: 0 LOB: 1 K: 0 BB: 1 S: 6</small>	<small>R: 0 H: 0 E: 0 LOB: 1 K: 0 BB: 1 S: 7</small>	<small>R: 0 H: 0 E: 0 LOB: 1 K: 2 BB: 1 S: 9</small>	<small>R: 1 H: 1 E: 0 LOB: 0 K: 2 BB: 0 S: 14</small>	<small>1B: 5 SF: 1 2B: 3 SAC: 0 3B: 0 DP: 1 HR: 1 HBP: 0</small>	<small>WP: 0 PA: 40</small>						
<b>PITCHER</b> <small>IP WLS BF H R ER SO BB IBB HBP BLK WP HR S P ERA WHIP</small>	<small>4.0 L 18 5 3 3 0 2 0 0 0 0 0 0 15 21 6.75 1.750</small>	<small>1.0 6 3 1 1 1 0 0 0 0 0 0 0 15 21 9.00 3.000</small>	<small>2.0 8 0 0 0 0 2 0 0 0 0 0 1 23 26 0.00 1.000</small>	<small>2.0 8 1 1 1 4 1 0 0 0 0 1 23 37 4.50 1.000</small>													

**Atlanta Braves @ San Francisco Giants**  
 Candlestick Park, San Francisco, CA  
 Mon Aug 23 1993, 10:05 PM EDT  
 Att: 53,282 - Unknown - 67 F

AB	34
R	5
H	9
RBI	5
BB	5
SO	5
LOB	17

*Braves*

Batter	1	2	3	4	5	6	7	8	9	AB	R	H	RBI	BB	SO	LOB	BOTTOM
<b>Willie McGee, S</b> <small>OBP: 0.365, SLG: 0.422</small> 										4	0	0	0	0	1	2	
<b>Robby Thompson, R</b> <small>OBP: 0.386, SLG: 0.522</small> 										3	1	1	2	1	0	0	
<b>Will Clark, L</b> <small>OBP: 0.360, SLG: 0.424</small> 										4	0	2	0	0	0	2	
<b>Matt Williams, R</b> <small>OBP: 0.330, SLG: 0.549</small> 										4	0	0	0	0	0	2	
<b>Barry Bonds, L</b> <small>OBP: 0.461, SLG: 0.697</small> 										4	0	1	0	0	0	0	
<b>Mark Carreon, R</b> <small>OBP: 0.374, SLG: 0.504</small> 										3	0	0	0	1	0	0	
<b>Royce Clayton, R</b> <small>OBP: 0.320, SLG: 0.366</small> 										4	1	2	0	0	2	1	
<b>Kirt Manwaring, R</b> <small>OBP: 0.359, SLG: 0.376</small> 										4	1	2	0	0	1	1	
<b>Trevor Wilson, L</b> <small>OBP: 0.194, SLG: 0.241</small> <b>Dave Burba, R</b> <small>OBP: 0.315, SLG: 0.376</small> <b>Steve Scazzano, R</b> <small>OBP: 0.317, SLG: 0.429</small> <b>Jeff Brantley, R</b> <small>OBP: 0.325, SLG: 0.415</small> <b>Craig Colbert, R</b> <small>OBP: 0.255, SLG: 0.297</small> <b>Kevin Rogers, L</b> <small>OBP: 0.255, SLG: 0.297</small>										0	0	0	0	0	0	0	
<b>Inning Stats</b> <small>R: 0 H: 1 E: 0 LOB: 1 K: 0 BB: 0 S: 7</small>	<small>R: 0 H: 1 E: 0 LOB: 0 K: 0 BB: 0 S: 7</small>	<small>R: 0 H: 1 E: 0 LOB: 0 K: 0 BB: 1 S: 6</small>	<small>R: 0 H: 1 E: 0 LOB: 0 K: 0 BB: 1 S: 10</small>	<small>R: 0 H: 0 E: 0 LOB: 0 K: 0 BB: 0 S: 10</small>	<small>R: 3 H: 4 E: 0 LOB: 1 K: 1 BB: 0 S: 17</small>	<small>R: 0 H: 1 E: 0 LOB: 1 K: 1 BB: 1 S: 8</small>	<small>R: 0 H: 0 E: 0 LOB: 0 K: 0 BB: 0 S: 5</small>	<small>R: 0 H: 0 E: 0 LOB: 0 K: 2 BB: 0 S: 6</small>	<small>R: 0 H: 0 E: 0 LOB: 0 K: 2 BB: 0 S: 10</small>	<small>1B: 6 SF: 1 2B: 1 SAC: 1 3B: 0 DP: 0 HR: 1 HBP: 0</small>	<small>WP: 1 PA: 36</small>						
<b>PITCHER</b> <small>IP WLS BF H R ER SO BB IBB HBP BLK WP HR S P ERA WHIP</small>	<small>9.0 W 35 8 3 3 4 2 0 0 0 0 1 1 76 119 3.00 1.111</small>																

**Atlanta Braves @ San Francisco Giants**  
 Candlestick Park, San Francisco, CA  
 Mon Aug 23 1993, 10:05 PM EDT  
 Att: 53,282 - Unknown - 67 F

AB	31
R	3
H	8
RBI	3
BB	2
SO	4
LOB	8



*GIANTS*



Batter	1	2	3	4	5	6	7	8	9	AB	R	H	RBI	BB	SO	LOB	TOP								
<b>Otis Nixon, S</b> <small>OBP: 0.326, SLG: 0.292</small> 										4	0	0	0	1	0	2	<b>Atlanta Braves @ San Francisco Giants</b> Candlestick Park, San Francisco, CA Tue Aug 24 1993, 6:33 AM EDT Att: 48,645 - Sunny - 76 F								
<b>Jeff Blauer, R</b> <small>OBP: 0.404, SLG: 0.445</small> 										4	0	0	0	1	3	1									
<b>Ron Gant, R</b> <small>OBP: 0.338, SLG: 0.525</small> 										5	1	1	1	0	1	4									
<b>Fred McGriff, L</b> <small>OBP: 0.356, SLG: 0.531</small> 										5	1	2	0	0	1	3									
<b>Terry Pendleton, S</b> <small>OBP: 0.306, SLG: 0.378</small> 										5	2	3	2	0	2	3									
<b>David Justice, L</b> <small>OBP: 0.348, SLG: 0.491</small> 										4	1	1	1	0	0	4									
<b>Damon Berryhill, S</b> <small>OBP: 0.290, SLG: 0.374</small> 										4	1	2	0	0	1	0									
<b>Mark Lemke, S</b> <small>OBP: 0.345, SLG: 0.367</small> 										4	0	1	1	0	1	2									
<b>Tom Glavine, L</b> <small>OBP: 0.219, SLG: 0.197</small> <b>Mark Wohlers, R</b> <small>ERA: 3.43</small> <b>Sid Bream, L</b> <small>OBP: 0.328, SLG: 0.418</small> <b>Bill Pecota, R</b> <small>OBP: 0.346, SLG: 0.400</small> <b>Greg McMichael, R</b> <small>ERA: 2.6</small>										2	0	0	0	0	1	0									
<b>Inning Stats</b>	R: 1 E: 0 K: 1 S: 17	H: 3 LOB: 2 BB: 0 P: 22	R: 0 E: 0 K: 2 S: 7	H: 0 LOB: 0 BB: 0 P: 10	R: 0 E: 0 K: 2 S: 10	H: 0 LOB: 0 BB: 0 P: 15	R: 1 E: 2 K: 1 S: 11	H: 1 LOB: 1 BB: 0 P: 16	R: 0 E: 0 K: 0 S: 7	H: 0 LOB: 1 BB: 1 P: 16	R: 3 E: 0 K: 0 S: 16	H: 4 LOB: 1 BB: 0 P: 24	R: 0 E: 0 K: 1 S: 8	H: 0 LOB: 0 BB: 0 P: 14	R: 1 E: 0 K: 1 S: 11	H: 2 LOB: 0 BB: 0 P: 16		R: 0 E: 1 K: 2 S: 12	H: 1 LOB: 3 BB: 1 P: 21	1B: 7 2B: 2 3B: 0 HR: 3	SF: 0 SAC: 1 DP: 2 HBP: 0	WP: 0 PB: 1 SB: 0 CS: 0	PA: 41		
<b>PITCHER</b>	IP WLS BF H R ER SO BB IBB HBP BLK WP HR S P ERA WHIP						<b>PITCHER</b>	IP WLS BF H R ER SO BB IBB HBP BLK WP HR S P ERA WHIP																	
<b>Bryan Hickerson, L</b> <small>ERA: 4.62</small>	5.1	L	26	8	5	4	6	1	0	0	0	0	0	0	0	0	2	62	96	6.75	1.688				
<b>Michael Jackson, R</b> <small>ERA: 3.43</small>	1.2		5	0	0	0	1	0	0	0	0	0	0	0	0	0	0	14	21	0.00	0.000				
<b>Dave Righetti, L</b> <small>ERA: 4.66</small>	1.0		4	2	1	1	1	0	0	0	0	0	0	0	0	0	1	11	16	9.00	2.000				
<b>Dave Burba, R</b> <small>ERA: 4.02</small>	0.1		4	1	0	0	0	1	0	0	0	0	0	0	0	0	0	6	11	0.00	6.000				
<b>Kevin Rogers, L</b> <small>ERA: 2.6</small>	0.2		2	0	0	0	2	0	0	0	0	0	0	0	0	0	0	6	10	0.00	0.000				

Batter	1	2	3	4	5	6	7	8	9	AB	R	H	RBI	BB	SO	LOB	BOTTOM								
<b>Willie McGee, S</b> <small>OBP: 0.365, SLG: 0.422</small> 										5	1	2	1	0	2	1	<b>Atlanta Braves @ San Francisco Giants</b> Candlestick Park, San Francisco, CA Tue Aug 24 1993, 6:33 AM EDT Att: 48,645 - Sunny - 76 F								
<b>Robby Thompson, R</b> <small>OBP: 0.387, SLG: 0.528</small> 									5	1	2	2	0	1	1										
<b>Will Clark, L</b> <small>OBP: 0.357, SLG: 0.420</small> 									4	0	0	0	0	1	3										
<b>Matt Williams, R</b> <small>OBP: 0.331, SLG: 0.555</small> 									4	1	2	0	0	0	0										
<b>Barry Bonds, L</b> <small>OBP: 0.461, SLG: 0.694</small> 									3	0	1	1	1	1	1										
<b>Mark Carreon, R</b> <small>OBP: 0.377, SLG: 0.500</small> <b>Dave Burba, R</b> <small>OBP: 0.313, SLG: 0.375</small> <b>Kevin Rogers, L</b> <small>ERA: 2.6</small>									3	0	1	0	1	0	1										
<b>Royce Clayton, R</b> <small>OBP: 0.320, SLG: 0.368</small> <b>Jeff Reed, L</b> <small>OBP: 0.321, SLG: 0.438</small> <b>Jeff Martinez, L</b> <small>OBP: 0.306, SLG: 0.365</small>									3	0	1	0	0	1	4										
<b>Kirt Manwaring, R</b> <small>OBP: 0.356, SLG: 0.372</small> <b>Todd Benzinger, S</b> <small>OBP: 0.325, SLG: 0.386</small>										3	0	0	0	0	1	1									
<b>Bryan Hickerson, L</b> <small>OBP: 0.143, SLG: 0.143</small> <b>Michael Jackson, R</b> <small>OBP: 0.667, SLG: 1.333</small> <b>Steve Scarosone, R</b> <small>OBP: 0.313, SLG: 0.423</small> <b>Dave Righetti, L</b> <small>OBP: 1.000, SLG: 1.000</small> <b>Dave Martinez, L</b> <small>OBP: 0.306, SLG: 0.365</small>										2	0	1	0	0	1	1									
<b>Inning Stats</b>	R: 0 E: 0 K: 2 S: 9	H: 0 LOB: 0 BB: 0 P: 14	R: 0 E: 0 K: 0 S: 11	H: 1 LOB: 1 BB: 1 P: 20	R: 0 E: 0 K: 0 S: 11	H: 3 LOB: 2 BB: 0 P: 14	R: 0 E: 0 K: 1 S: 10	H: 0 LOB: 0 BB: 0 P: 16	R: 0 E: 0 K: 2 S: 12	H: 1 LOB: 1 BB: 0 P: 17	R: 1 E: 0 K: 1 S: 10	H: 3 LOB: 2 BB: 0 P: 14	R: 2 E: 1 K: 1 S: 11	H: 1 LOB: 0 BB: 0 P: 15	R: 0 E: 0 K: 0 S: 7	H: 0 LOB: 0 BB: 1 P: 14		R: 1 E: 0 K: 1 S: 12	H: 1 LOB: 1 BB: 1 P: 20	1B: 6 2B: 2 3B: 1 HR: 1	SF: 0 SAC: 0 DP: 3 HBP: 0	WP: 0 PB: 0 SB: 0 CS: 0	PA: 38		
<b>PITCHER</b>	IP WLS BF H R ER SO BB IBB HBP BLK WP HR S P ERA WHIP						<b>PITCHER</b>	IP WLS BF H R ER SO BB IBB HBP BLK WP HR S P ERA WHIP																	
<b>Tom Glavine, L</b> <small>ERA: 3.26</small>	7.0	W	30	9	3	1	7	1	0	0	0	0	0	0	0	0	1	74	110	1.29	1.429				
<b>Mark Wohlers, R</b> <small>ERA: 2.79</small>	1.0		3	0	0	0	0	1	0	0	0	0	0	0	0	0	0	7	14	0.00	1.000				
<b>Greg McMichael, R</b> <small>ERA: 2.17</small>	1.0	S	5	1	1	1	1	1	0	0	0	0	0	0	0	0	0	12	20	9.00	2.000				


AB	38
R	6
H	11
RBI	5
BB	2
SO	10
LOB	19






Batter	1	2	3	4	5	6	7	8	9	AB	R	H	RBI	BB	SO	LOB	TOP																																																																							
<b>Otis Nixon, S</b> <small>OBP: 0.327, SLG: 0.293</small> (1, 8) X										5	2	2	0	0	1	2	<b>Atlanta Braves @ San Francisco Giants</b> Candlestick Park, San Francisco, CA Wed Aug 25 1993, 6:33 AM EDT Att: 53,510 - Sunny - 89 F																																																																							
<b>Jeff Blauer, R</b> <small>OBP: 0.406, SLG: 0.446</small> (1, 6) X										4	0	2	0	0	0	2																																																																								
<b>Ron Gant, R</b> <small>OBP: 0.338, SLG: 0.524</small> (1, 7) B X										5	0	2	1	0	1	2																																																																								
<b>Fred McGriff, L</b> <small>OBP: 0.358, SLG: 0.546</small> (1, 3) X										5	3	3	2	0	0	4																																																																								
<b>David Justice, L</b> <small>OBP: 0.349, SLG: 0.503</small> (1, 9) X										5	2	2	2	0	1	1																																																																								
<b>Terry Pendleton, S</b> <small>OBP: 0.305, SLG: 0.384</small> (1, 5) X										4	1	2	1	1	1	1																																																																								
<b>Damon Berryhill, S</b> <small>OBP: 0.288, SLG: 0.383</small> (1, 2) X										5	1	1	2	0	1	2																																																																								
<b>Mark Lemke, S</b> <small>OBP: 0.341, SLG: 0.363</small> (1, 4) X										5	0	0	0	0	3	1																																																																								
<b>Greg Maddux, R</b> <small>OBP: 0.162, SLG: 0.164</small> <b>Greg McMichael, R</b> (9, 1) X										4	0	2	0	0	1	0																																																																								
<b>Inning Stats</b>	R: 3 H: 5 E: 0 K: 0 S: 7	H: 3 R: 6 ER: 6 LOB: 2 SO: 3 BB: 0 IBB: 0 HBP: 0 BLK: 0 WP: 0 HR: 4 S: 35 P: 52 ERA: 12.46 WHIP: 2.769	R: 0 H: 0 E: 0 K: 2 S: 5	H: 0 R: 0 ER: 0 LOB: 0 SO: 0 BB: 0 IBB: 0 HBP: 0 BLK: 0 WP: 0 HR: 0 S: 19 P: 27 ERA: 0.00 WHIP: 0.600	R: 0 H: 1 E: 0 K: 3 S: 10	H: 1 R: 0 ER: 0 LOB: 1 SO: 1 BB: 0 IBB: 0 HBP: 0 BLK: 0 WP: 0 HR: 1 S: 22 P: 36 ERA: 4.50 WHIP: 1.000	R: 0 H: 1 E: 0 K: 1 S: 12	H: 1 R: 0 ER: 0 LOB: 0 SO: 0 BB: 0 IBB: 0 HBP: 0 BLK: 0 WP: 0 HR: 0 S: 13 P: 20 ERA: 18.00 WHIP: 2.000	R: 2 H: 2 E: 0 K: 3 S: 14	R: 1 H: 1 E: 0 K: 0 S: 11	H: 1 R: 0 ER: 0 LOB: 0 SO: 0 BB: 0 IBB: 0 HBP: 0 BLK: 0 WP: 0 HR: 0 S: 18 P: 18	R: 0 H: 1 E: 0 K: 3 S: 11	H: 2 R: 2 ER: 2 LOB: 0 SO: 0 BB: 0 IBB: 0 HBP: 0 BLK: 0 WP: 0 HR: 6 S: 20 P: 20 ERA: 0.00 WHIP: 0.000	1B: 10 2B: 0 3B: 0 HR: 6	SF: 0 SAC: 0 DP: 1 HBP: 1	WP: 0 PA: 44 PB: 0 SB: 0 CS: 0																																																																								
<b>PITCHER</b>	IP: 4.1 WLS: L BF: 24 H: 11 R: 6 ER: 6 SO: 3 BB: 1 IBB: 0 HBP: 0 BLK: 0	IP: 1.2 WLS: 7 BF: 1 H: 0 R: 0 ER: 0 SO: 3 BB: 0 IBB: 0 HBP: 1 BLK: 0	IP: 2.0 WLS: 8 BF: 2 H: 1 R: 1 ER: 1 SO: 1 BB: 0 IBB: 0 HBP: 0 BLK: 0	IP: 1.0 WLS: 5 BF: 2 H: 2 R: 2 ER: 2 SO: 3 BB: 0 IBB: 0 HBP: 0 BLK: 0	IP: 4.1 WLS: L BF: 24 H: 11 R: 6 ER: 6 SO: 3 BB: 1 IBB: 0 HBP: 0 BLK: 0	IP: 1.2 WLS: 7 BF: 1 H: 0 R: 0 ER: 0 SO: 3 BB: 0 IBB: 0 HBP: 1 BLK: 0	IP: 2.0 WLS: 8 BF: 2 H: 1 R: 1 ER: 1 SO: 1 BB: 0 IBB: 0 HBP: 0 BLK: 0	IP: 1.0 WLS: 5 BF: 2 H: 2 R: 2 ER: 2 SO: 3 BB: 0 IBB: 0 HBP: 0 BLK: 0	IP: 4.1 WLS: L BF: 24 H: 11 R: 6 ER: 6 SO: 3 BB: 1 IBB: 0 HBP: 0 BLK: 0	IP: 1.2 WLS: 7 BF: 1 H: 0 R: 0 ER: 0 SO: 3 BB: 0 IBB: 0 HBP: 1 BLK: 0	IP: 2.0 WLS: 8 BF: 2 H: 1 R: 1 ER: 1 SO: 1 BB: 0 IBB: 0 HBP: 0 BLK: 0	IP: 1.0 WLS: 5 BF: 2 H: 2 R: 2 ER: 2 SO: 3 BB: 0 IBB: 0 HBP: 0 BLK: 0	IP: 4.1 WLS: L BF: 24 H: 11 R: 6 ER: 6 SO: 3 BB: 1 IBB: 0 HBP: 0 BLK: 0	IP: 1.2 WLS: 7 BF: 1 H: 0 R: 0 ER: 0 SO: 3 BB: 0 IBB: 0 HBP: 1 BLK: 0	IP: 2.0 WLS: 8 BF: 2 H: 1 R: 1 ER: 1 SO: 1 BB: 0 IBB: 0 HBP: 0 BLK: 0	IP: 1.0 WLS: 5 BF: 2 H: 2 R: 2 ER: 2 SO: 3 BB: 0 IBB: 0 HBP: 0 BLK: 0	IP: 4.1 WLS: L BF: 24 H: 11 R: 6 ER: 6 SO: 3 BB: 1 IBB: 0 HBP: 0 BLK: 0	IP: 1.2 WLS: 7 BF: 1 H: 0 R: 0 ER: 0 SO: 3 BB: 0 IBB: 0 HBP: 1 BLK: 0	IP: 2.0 WLS: 8 BF: 2 H: 1 R: 1 ER: 1 SO: 1 BB: 0 IBB: 0 HBP: 0 BLK: 0	IP: 1.0 WLS: 5 BF: 2 H: 2 R: 2 ER: 2 SO: 3 BB: 0 IBB: 0 HBP: 0 BLK: 0	IP: 4.1 WLS: L BF: 24 H: 11 R: 6 ER: 6 SO: 3 BB: 1 IBB: 0 HBP: 0 BLK: 0	IP: 1.2 WLS: 7 BF: 1 H: 0 R: 0 ER: 0 SO: 3 BB: 0 IBB: 0 HBP: 1 BLK: 0	IP: 2.0 WLS: 8 BF: 2 H: 1 R: 1 ER: 1 SO: 1 BB: 0 IBB: 0 HBP: 0 BLK: 0	IP: 1.0 WLS: 5 BF: 2 H: 2 R: 2 ER: 2 SO: 3 BB: 0 IBB: 0 HBP: 0 BLK: 0	IP: 4.1 WLS: L BF: 24 H: 11 R: 6 ER: 6 SO: 3 BB: 1 IBB: 0 HBP: 0 BLK: 0	IP: 1.2 WLS: 7 BF: 1 H: 0 R: 0 ER: 0 SO: 3 BB: 0 IBB: 0 HBP: 1 BLK: 0	IP: 2.0 WLS: 8 BF: 2 H: 1 R: 1 ER: 1 SO: 1 BB: 0 IBB: 0 HBP: 0 BLK: 0	IP: 1.0 WLS: 5 BF: 2 H: 2 R: 2 ER: 2 SO: 3 BB: 0 IBB: 0 HBP: 0 BLK: 0	IP: 4.1 WLS: L BF: 24 H: 11 R: 6 ER: 6 SO: 3 BB: 1 IBB: 0 HBP: 0 BLK: 0	IP: 1.2 WLS: 7 BF: 1 H: 0 R: 0 ER: 0 SO: 3 BB: 0 IBB: 0 HBP: 1 BLK: 0	IP: 2.0 WLS: 8 BF: 2 H: 1 R: 1 ER: 1 SO: 1 BB: 0 IBB: 0 HBP: 0 BLK: 0	IP: 1.0 WLS: 5 BF: 2 H: 2 R: 2 ER: 2 SO: 3 BB: 0 IBB: 0 HBP: 0 BLK: 0	IP: 4.1 WLS: L BF: 24 H: 11 R: 6 ER: 6 SO: 3 BB: 1 IBB: 0 HBP: 0 BLK: 0	IP: 1.2 WLS: 7 BF: 1 H: 0 R: 0 ER: 0 SO: 3 BB: 0 IBB: 0 HBP: 1 BLK: 0	IP: 2.0 WLS: 8 BF: 2 H: 1 R: 1 ER: 1 SO: 1 BB: 0 IBB: 0 HBP: 0 BLK: 0	IP: 1.0 WLS: 5 BF: 2 H: 2 R: 2 ER: 2 SO: 3 BB: 0 IBB: 0 HBP: 0 BLK: 0	IP: 4.1 WLS: L BF: 24 H: 11 R: 6 ER: 6 SO: 3 BB: 1 IBB: 0 HBP: 0 BLK: 0	IP: 1.2 WLS: 7 BF: 1 H: 0 R: 0 ER: 0 SO: 3 BB: 0 IBB: 0 HBP: 1 BLK: 0	IP: 2.0 WLS: 8 BF: 2 H: 1 R: 1 ER: 1 SO: 1 BB: 0 IBB: 0 HBP: 0 BLK: 0	IP: 1.0 WLS: 5 BF: 2 H: 2 R: 2 ER: 2 SO: 3 BB: 0 IBB: 0 HBP: 0 BLK: 0	IP: 4.1 WLS: L BF: 24 H: 11 R: 6 ER: 6 SO: 3 BB: 1 IBB: 0 HBP: 0 BLK: 0	IP: 1.2 WLS: 7 BF: 1 H: 0 R: 0 ER: 0 SO: 3 BB: 0 IBB: 0 HBP: 1 BLK: 0	IP: 2.0 WLS: 8 BF: 2 H: 1 R: 1 ER: 1 SO: 1 BB: 0 IBB: 0 HBP: 0 BLK: 0	IP: 1.0 WLS: 5 BF: 2 H: 2 R: 2 ER: 2 SO: 3 BB: 0 IBB: 0 HBP: 0 BLK: 0	IP: 4.1 WLS: L BF: 24 H: 11 R: 6 ER: 6 SO: 3 BB: 1 IBB: 0 HBP: 0 BLK: 0	IP: 1.2 WLS: 7 BF: 1 H: 0 R: 0 ER: 0 SO: 3 BB: 0 IBB: 0 HBP: 1 BLK: 0	IP: 2.0 WLS: 8 BF: 2 H: 1 R: 1 ER: 1 SO: 1 BB: 0 IBB: 0 HBP: 0 BLK: 0	IP: 1.0 WLS: 5 BF: 2 H: 2 R: 2 ER: 2 SO: 3 BB: 0 IBB: 0 HBP: 0 BLK: 0	IP: 4.1 WLS: L BF: 24 H: 11 R: 6 ER: 6 SO: 3 BB: 1 IBB: 0 HBP: 0 BLK: 0	IP: 1.2 WLS: 7 BF: 1 H: 0 R: 0 ER: 0 SO: 3 BB: 0 IBB: 0 HBP: 1 BLK: 0	IP: 2.0 WLS: 8 BF: 2 H: 1 R: 1 ER: 1 SO: 1 BB: 0 IBB: 0 HBP: 0 BLK: 0	IP: 1.0 WLS: 5 BF: 2 H: 2 R: 2 ER: 2 SO: 3 BB: 0 IBB: 0 HBP: 0 BLK: 0	IP: 4.1 WLS: L BF: 24 H: 11 R: 6 ER: 6 SO: 3 BB: 1 IBB: 0 HBP: 0 BLK: 0	IP: 1.2 WLS: 7 BF: 1 H: 0 R: 0 ER: 0 SO: 3 BB: 0 IBB: 0 HBP: 1 BLK: 0	IP: 2.0 WLS: 8 BF: 2 H: 1 R: 1 ER: 1 SO: 1 BB: 0 IBB: 0 HBP: 0 BLK: 0	IP: 1.0 WLS: 5 BF: 2 H: 2 R: 2 ER: 2 SO: 3 BB: 0 IBB: 0 HBP: 0 BLK: 0	IP: 4.1 WLS: L BF: 24 H: 11 R: 6 ER: 6 SO: 3 BB: 1 IBB: 0 HBP: 0 BLK: 0	IP: 1.2 WLS: 7 BF: 1 H: 0 R: 0 ER: 0 SO: 3 BB: 0 IBB: 0 HBP: 1 BLK: 0	IP: 2.0 WLS: 8 BF: 2 H: 1 R: 1 ER: 1 SO: 1 BB: 0 IBB: 0 HBP: 0 BLK: 0	IP: 1.0 WLS: 5 BF: 2 H: 2 R: 2 ER: 2 SO: 3 BB: 0 IBB: 0 HBP: 0 BLK: 0	IP: 4.1 WLS: L BF: 24 H: 11 R: 6 ER: 6 SO: 3 BB: 1 IBB: 0 HBP: 0 BLK: 0	IP: 1.2 WLS: 7 BF: 1 H: 0 R: 0 ER: 0 SO: 3 BB: 0 IBB: 0 HBP: 1 BLK: 0	IP: 2.0 WLS: 8 BF: 2 H: 1 R: 1 ER: 1 SO: 1 BB: 0 IBB: 0 HBP: 0 BLK: 0	IP: 1.0 WLS: 5 BF: 2 H: 2 R: 2 ER: 2 SO: 3 BB: 0 IBB: 0 HBP: 0 BLK: 0	IP: 4.1 WLS: L BF: 24 H: 11 R: 6 ER: 6 SO: 3 BB: 1 IBB: 0 HBP: 0 BLK: 0	IP: 1.2 WLS: 7 BF: 1 H: 0 R: 0 ER: 0 SO: 3 BB: 0 IBB: 0 HBP: 1 BLK: 0	IP: 2.0 WLS: 8 BF: 2 H: 1 R: 1 ER: 1 SO: 1 BB: 0 IBB: 0 HBP: 0 BLK: 0	IP: 1.0 WLS: 5 BF: 2 H: 2 R: 2 ER: 2 SO: 3 BB: 0 IBB: 0 HBP: 0 BLK: 0	IP: 4.1 WLS: L BF: 24 H: 11 R: 6 ER: 6 SO: 3 BB: 1 IBB: 0 HBP: 0 BLK: 0	IP: 1.2 WLS: 7 BF: 1 H: 0 R: 0 ER: 0 SO: 3 BB: 0 IBB: 0 HBP: 1 BLK: 0	IP: 2.0 WLS: 8 BF: 2 H: 1 R: 1 ER: 1 SO: 1 BB: 0 IBB: 0 HBP: 0 BLK: 0	IP: 1.0 WLS: 5 BF: 2 H: 2 R: 2 ER: 2 SO: 3 BB: 0 IBB: 0 HBP: 0 BLK: 0	IP: 4.1 WLS: L BF: 24 H: 11 R: 6 ER: 6 SO: 3 BB: 1 IBB: 0 HBP: 0 BLK: 0	IP: 1.2 WLS: 7 BF: 1 H: 0 R: 0 ER: 0 SO: 3 BB: 0 IBB: 0 HBP: 1 BLK: 0	IP: 2.0 WLS: 8 BF: 2 H: 1 R: 1 ER: 1 SO: 1 BB: 0 IBB: 0 HBP: 0 BLK: 0	IP: 1.0 WLS: 5 BF: 2 H: 2 R: 2 ER: 2 SO: 3 BB: 0 IBB: 0 HBP: 0 BLK: 0	IP: 4.1 WLS: L BF: 24 H: 11 R: 6 ER: 6 SO: 3 BB: 1 IBB: 0 HBP: 0 BLK: 0	IP: 1.2 WLS: 7 BF: 1 H: 0 R: 0 ER: 0 SO: 3 BB: 0 IBB: 0 HBP: 1 BLK: 0	IP: 2.0 WLS: 8 BF: 2 H: 1 R: 1 ER: 1 SO: 1 BB: 0 IBB: 0 HBP: 0 BLK: 0	IP: 1.0 WLS: 5 BF: 2 H: 2 R: 2 ER: 2 SO: 3 BB: 0 IBB: 0 HBP: 0 BLK: 0	IP: 4.1 WLS: L BF: 24 H: 11 R: 6 ER: 6 SO: 3 BB: 1 IBB: 0 HBP: 0 BLK: 0	IP: 1.2 WLS: 7 BF: 1 H: 0 R: 0 ER: 0 SO: 3 BB: 0 IBB: 0 HBP: 1 BLK: 0	IP: 2.0 WLS: 8 BF: 2 H: 1 R: 1 ER: 1 SO: 1 BB: 0 IBB: 0 HBP: 0 BLK: 0	IP: 1.0 WLS: 5 BF: 2 H: 2 R: 2 ER: 2 SO: 3 BB: 0 IBB: 0 HBP: 0 BLK: 0	IP: 4.1 WLS: L BF: 24 H: 11 R: 6 ER: 6 SO: 3 BB: 1 IBB: 0 HBP: 0 BLK: 0	IP: 1.2 WLS: 7 BF: 1 H: 0 R: 0 ER: 0 SO: 3 BB: 0 IBB: 0 HBP: 1 BLK: 0	IP: 2.0 WLS: 8 BF: 2 H: 1 R: 1 ER: 1 SO: 1 BB: 0 IBB: 0 HBP: 0 BLK: 0	IP: 1.0 WLS: 5 BF: 2 H: 2 R: 2 ER: 2 SO: 3 BB: 0 IBB: 0 



Batter	1	2	3	4	5	6	7	8	9	AB	R	H	RBI	BB	SO	LOB	TOP																
Dwight Smith, L (1,9) OBP: 0.349, SLG: 0.512	P5		G6-3		L8		HR	K		5	1	1	0	0	1	1	<b>Chicago Cubs @ Atlanta Braves</b> Atlanta-Fulton County Stadium, Atlanta, GA Fri Aug 27 1993, 7:05 PM EDT Att: 48,939 - Unknown - 82 F  <b>AB 36</b> <b>R 9</b> <b>H 9</b> <b>RBI 8</b> <b>BB 4</b> <b>SO 6</b> <b>LOB 11</b> 																
23 Ryne Sandberg, R (1,4) OBP: 0.388, SLG: 0.426			F8		E5		E3		K2-3	4	2	1	1	0	0	1																	
Bob Scanlan, R (7,1) OBP: 0.333, SLG: 0.500										0	0	0	0	0	0	0																	
Dan Plesac, L (7,1)										0	0	0	0	0	0	0																	
Glenallen Hill, R (9,PH) OBP: 0.274, SLG: 0.383	HR									1	0	0	0	0	1	0																	
Jose Bautista, R (9,1) OBP: 0.100, SLG: 0.100										0	0	0	0	0	0	0																	
Mark Grace, L (1,3) OBP: 0.386, SLG: 0.468	F7				G6-4-3					3	2	1	1	2	0	1																	
Derrick May, L (1,7) OBP: 0.346, SLG: 0.436	G3-1				HR					5	2	2	4	0	0	1																	
Sammy Sosa, R (1,8) OBP: 0.309, SLG: 0.505		G6-3			K		G5-3	G5-3		4	0	0	0	0	1	1																	
Rick Wilkins, L (1,2) OBP: 0.386, SLG: 0.556										3	1	2	1	1	1	0																	
Rey Sanchez, R (1,6) OBP: 0.326, SLG: 0.338										4	0	0	0	0	1	3																	
Jose Vizcaino, S (1,5) OBP: 0.337, SLG: 0.351										4	0	1	1	0	1	1																	
Mike Harkey, R (1,1) OBP: 0.111, SLG: 0.114										1	0	0	0	0	0	0																	
Kevin Roberson, S (4,PH) OBP: 0.260, SLG: 0.418										1	0	0	0	0	0	2																	
Shawn Boskie, R (4,1) OBP: 0.200, SLG: 0.200										0	0	0	0	0	0	0																	
Willie Wilson, S (7,PH) OBP: 0.291, SLG: 0.316										0	1	0	0	1	0	0																	
Steve Buechele, R (7,5) OBP: 0.322, SLG: 0.430										1	0	1	0	0	0	0																	
<b>Inning Stats</b>	R: 1 E: 0 K: 0 S: 10	H: 1 LOB: 0 BB: 0 P: 14	R: 0 E: 0 K: 1 S: 11	H: 0 LOB: 1 BB: 1 P: 18	R: 0 E: 0 K: 0 S: 4	H: 0 LOB: 0 BB: 0 P: 6	R: 2 E: 0 K: 1 S: 13	H: 4 LOB: 2 BB: 0 P: 18	R: 0 E: 1 K: 0 S: 5	H: 1 LOB: 0 BB: 0 P: 8	R: 5 E: 1 K: 1 S: 18	H: 2 LOB: 2 BB: 2 P: 31	R: 0 E: 0 K: 2 S: 13	H: 1 LOB: 1 BB: 0 P: 17	R: 0 E: 0 K: 1 S: 8	H: 0 LOB: 0 BB: 1 P: 17	1B: 5 2B: 1 3B: 0 HR: 4	SF: 0 SAC: 0 DP: 2 HBP: 0	WP: 0 PB: 0 SB: 0 CS: 0	PA: 40													
<b>PITCHER</b>	IP WLS BF H R ER SO BB IBB HBP BLK WP HR S P ERA WHIP																																
29 John Smoltz, R (1,1) ERA: 3.48	6.0	25	6	4	4	2	1	0	0	0	0	0	3	49	72	6.00	1.167																
Mark Wohlers, R (7,1) ERA: 3.55	0.1	L 5	1	4	4	0	1	1	0	0	0	0	0	11	21	108.00	6.000																
Mike Stanton, L (7,1) ERA: 5.08	0.2	3	1	1	0	1	0	0	0	0	0	0	1	7	10	0.00	1.500																
Jay Howell, R (8,1) ERA: 2.76	1.0	4	1	0	0	2	0	0	0	0	0	0	0	13	17	0.00	1.000																
Kent Mercker, L (9,1) ERA: 3.33	1.0	3	0	0	0	1	1	0	0	0	0	0	0	8	17	0.00	1.000																


Batter	1	2	3	4	5	6	7	8	9	AB	R	H	RBI	BB	SO	LOB	BOTTOM																
Otis Nixon, S (1,8) OBP: 0.325, SLG: 0.292		G4-3		K			G6-3		E1	5	1	1	0	0	1	3	<b>Chicago Cubs @ Atlanta Braves</b> Atlanta-Fulton County Stadium, Atlanta, GA Fri Aug 27 1993, 7:05 PM EDT Att: 48,939 - Unknown - 82 F  <b>AB 38</b> <b>R 7</b> <b>H 13</b> <b>RBI 6</b> <b>BB 2</b> <b>SO 6</b> <b>LOB 19</b> 																
Jeff Blauser, R (1,6) OBP: 0.408, SLG: 0.446									L8	4	1	2	0	1	0	3																	
Ron Gant, R (1,7) OBP: 0.337, SLG: 0.521										5	1	1	1	0	0	4																	
Fred McGriff, L (1,3) OBP: 0.359, SLG: 0.551										5	1	2	4	0	1	2																	
David Justice, L (1,9) OBP: 0.348, SLG: 0.506										5	1	1	1	0	1	3																	
Terry Pendleton, S (1,5) OBP: 0.311, SLG: 0.384										3	1	1	0	1	0	0																	
Damon Berryhill, S (1,2) OBP: 0.292, SLG: 0.385										4	0	2	0	0	2	1																	
Mark Lemke, S (1,4) OBP: 0.340, SLG: 0.362										4	0	1	0	0	0	3																	
Kent Mercker, L (9,1) ERA: 3.33										0	0	0	0	0	0	0																	
29 John Smoltz, R (1,1) OBP: 0.242, SLG: 0.193										1	0	1	0	0	0	0																	
Sid Bissett, L (6,PH) OBP: 0.307, SLG: 0.417										0	0	0	0	0	0	0																	
Mark Wohlers, R (7,1) ERA: 3.4										0	0	0	0	0	0	0																	
Mike Stanton, L (7,1) ERA: 5.08										0	0	0	0	0	0	0																	
Jay Howell, R (8,1) ERA: 2.76										0	0	0	0	0	0	0																	
Bill Pasota, R (9,4) OBP: 0.308, SLG: 0.412										1	1	1	0	0	0	0																	
<b>Inning Stats</b>	R: 4 E: 0 K: 1 S: 16	H: 4 LOB: 0 BB: 0 P: 24	R: 0 E: 0 K: 0 S: 6	H: 1 LOB: 1 BB: 0 P: 8	R: 1 E: 0 K: 0 S: 10	H: 1 LOB: 0 BB: 0 P: 14	R: 0 E: 0 K: 1 S: 11	H: 2 LOB: 1 BB: 0 P: 16	R: 0 E: 0 K: 2 S: 10	H: 1 LOB: 1 BB: 0 P: 14	R: 1 E: 0 K: 1 S: 12	H: 2 LOB: 0 BB: 0 P: 16	R: 0 E: 0 K: 0 S: 9	H: 0 LOB: 1 BB: 1 P: 19	R: 0 E: 0 K: 1 S: 7	H: 0 LOB: 1 BB: 1 P: 12		R: 1 E: 1 K: 0 S: 17	H: 2 LOB: 2 BB: 0 P: 24	1B: 11 2B: 0 3B: 0 HR: 2	SF: 0 SAC: 1 DP: 2 HBP: 0	WP: 0 PB: 0 SB: 0 CS: 0	PA: 41										
<b>PITCHER</b>	IP WLS BF H R ER SO BB IBB HBP BLK WP HR S P ERA WHIP																																
Mike Harkey, R (1,1) ERA: 5.06	3.0	15	5	1	1	4	0	0	0	0	0	0	0	33	46	3.00	1.667																
Shawn Boskie, R (4,1) ERA: 3.4	3.0	W 12	5	1	1	4	0	0	0	0	0	0	7	14	0.00	1.500																	
Bob Scanlan, R (7,1) ERA: 5.28	0.2	3	0	0	0	0	1	0	0	0	0	0	0	9	17	0.00	0.750																
Dan Plesac, L (7,1) ERA: 4.58	1.1	5	0	0	0	1	1	0	0	0	0	0	0	17	24	0.00	2.000																
Jose Bautista, R (9,1) ERA: 2.3	1.0	S 6	2	1	0	0	0	0	0	0	0	0	0	17	24	0.00	2.000																



Batter	1	2	3	4	5	6	7	8	9	AB	R	H	RBI	BB	SO	LOB	TOP					
Rey Sanchez, R OBP: 0.323, SLG: 0.333	F9		G6-3			G6-4-3			E6	4	1	0	0	0	0	1						
23 Ryne Sandberg, R OBP: 0.337, SLG: 0.424	L9						G3		G3	4	0	1	0	0	0	1						
Mark Grace, L OBP: 0.385, SLG: 0.466				G4-6-3			G6-3		G4-3	4	0	1	1	0	0	1						
Steve Buechele, R OBP: 0.319, SLG: 0.425	F8			F9			K		G6-3	4	0	0	0	0	1	1						
Sammy Sosa, R OBP: 0.309, SLG: 0.504						P9			P5	3	0	1	0	0	0	0						
Derrick May, L OBP: 0.345, SLG: 0.435			G4-3			K			1B	3	0	1	0	0	1	1						
Kevin Roberson, S OBP: 0.261, SLG: 0.416			F9			F9			1B	3	0	1	0	0	0	0						
Steve Lake, R OBP: 0.260, SLG: 0.409						P5			P4	2	0	0	0	0	0	0						
Glenallen Hill, R OBP: 0.272, SLG: 0.380										1	0	0	0	0	0	2						
Rick Wilkins, L OBP: 0.386, SLG: 0.556										0	0	0	0	0	0	0						
Jose Guzman, R OBP: 0.131, SLG: 0.117									P4	2	0	1	0	0	1	0						
Jose Vizcaino, S OBP: 0.336, SLG: 0.351										1	0	0	0	0	0	2						
Chuck McElroy, L OBP: 0.333, SLG: 0.500										0	0	0	0	0	0	0						
Bob Scanlan, R OBP: 0.333, SLG: 0.500										0	0	0	0	0	0	0						
<b>Inning Stats</b>	R: 0 E: 0 K: 0 S: 13	H: 1 LOB: 1 BB: 0 P: 15	R: 0 E: 0 K: 0 S: 8	H: 1 LOB: 0 BB: 0 P: 12	R: 0 E: 0 K: 1 S: 7	H: 0 LOB: 0 BB: 0 P: 11	R: 0 E: 0 K: 0 S: 6	H: 1 LOB: 0 BB: 0 P: 8	R: 0 E: 0 K: 1 S: 5	H: 0 LOB: 0 BB: 0 P: 7	R: 0 E: 0 K: 0 S: 4	H: 1 LOB: 0 BB: 0 P: 5	R: 0 E: 0 K: 1 S: 11	H: 0 LOB: 0 BB: 0 P: 13	R: 0 E: 0 K: 0 S: 7	H: 2 LOB: 2 BB: 0 P: 10	R: 1 E: 1 K: 0 S: 8	H: 0 LOB: 0 BB: 0 P: 10	1B: 6 2B: 0 3B: 0 HR: 0	SF: 0 SAC: 0 DP: 2 HBP: 0	WP: 0 PB: 0 SB: 1 CS: 0	PA: 31
<b>PITCHER</b> Steve Avery, L ERA: 2.85	IP: 9.0 WLS: W BF: 31 H: 6 R: 1 ER: 0 SO: 3 BB: 0 IBB: 0 HBP: 0 BLK: 0 WP: 0 HR: 0 S: 69 P: 91 ERA: 0.00 WHIP: 0.667															<b>PITCHER</b>						

Chicago Cubs @ Atlanta Braves  
Atlanta-Fulton County Stadium, Atlanta, GA  
Sat Aug 28 1993, 3:33 AM EDT  
Att: 48,940 - Sunny - 89 F


AB	31
R	1
H	6
RBI	1
BB	0
SO	3
LOB	9



Batter	1	2	3	4	5	6	7	8	9	AB	R	H	RBI	BB	SO	LOB	BOTTOM					
Otis Nixon, S OBP: 0.324, SLG: 0.291	B1-4		E8		G4-6-3		FC1-6			4	1	1	0	0	0	2						
Jeff Blauser, R OBP: 0.412, SLG: 0.450			1B							3	1	3	1	1	0	0						
Ron Gant, R OBP: 0.336, SLG: 0.517			1B							3	0	0	0	1	1	4						
Fred McGriff, L OBP: 0.358, SLG: 0.549			K							4	1	1	0	0	1	4						
David Justice, L OBP: 0.349, SLG: 0.505										3	1	1	1	1	1	0						
Terry Pendleton, S OBP: 0.306, SLG: 0.382										3	0	0	1	0	1	1						
Damon Berryhill, S OBP: 0.287, SLG: 0.379										4	0	0	0	0	1	3						
Mark Lemke, S OBP: 0.344, SLG: 0.365										4	1	3	1	0	0	0						
Steve Avery, L OBP: 0.188, SLG: 0.222										3	0	1	0	0	0	2						
<b>Inning Stats</b>	R: 0 E: 0 K: 1 S: 10	H: 1 LOB: 1 BB: 0 P: 16	R: 0 E: 0 K: 1 S: 9	H: 0 LOB: 0 BB: 0 P: 14	R: 2 E: 1 K: 1 S: 12	H: 3 LOB: 1 BB: 0 P: 17	R: 0 E: 0 K: 2 S: 8	H: 0 LOB: 0 BB: 0 P: 9	R: 0 E: 1 K: 0 S: 5	H: 1 LOB: 0 BB: 0 P: 8	R: 1 E: 0 K: 0 S: 11	H: 1 LOB: 2 BB: 2 P: 22	R: 0 E: 0 K: 0 S: 11	H: 1 LOB: 1 BB: 1 P: 20	R: 2 E: 0 K: 0 S: 13	H: 3 LOB: 1 BB: 0 P: 17	R: 2 E: 0 K: 0 S: 10	H: 3 LOB: 1 BB: 0 P: 17	1B: 10 2B: 0 3B: 0 HR: 0	SF: 1 SAC: 1 DP: 1 HBP: 0	WP: 1 PB: 0 SB: 0 CS: 0	PA: 36
<b>PITCHER</b> Jose Guzman, R ERA: 4.15	IP: 7.0 WLS: L BF: 30 H: 7 R: 3 ER: 2 SO: 5 BB: 2 IBB: 0 HBP: 0 BLK: 0 WP: 0 HR: 0 S: 66 P: 106 ERA: 2.57 WHIP: 1.286															<b>PITCHER</b>						
Chuck McElroy, L ERA: 5.0	0.0	2	2	2	0	0	0	0	0	1	0	6	9									
Bob Scanlan, R ERA: 5.2	1.0	4	1	0	0	0	0	0	0	0	0	7	8	0.00	1.000							

Chicago Cubs @ Atlanta Braves  
Atlanta-Fulton County Stadium, Atlanta, GA  
Sat Aug 28 1993, 3:33 AM EDT  
Att: 48,940 - Sunny - 89 F

AB	31
R	5
H	10
RBI	4
BB	3
SO	5
LOB	16









Batter	1	2	3	4	5	6	7	8	9	AB	R	H	RBI	BB	SO	LOB	TOP			
<b>Dave Martinez, L</b> (1, 8) OBP: 0.317, SLG: 0.368										3	0	1	0	1	0	0	<b>San Francisco Giants @ Atlanta Braves</b> Atlanta-Fulton County Stadium, Atlanta, GA Tue Aug 31 1993, 7:05 PM EDT Att: 46,493 - Unknown			
<b>Robby Thompson, R</b> (1, 4) OBP: 0.390, SLG: 0.534										4	0	0	0	0	0	2				
<b>Willie McGee, S</b> (1, 9) OBP: 0.360, SLG: 0.412										4	0	0	0	0	1	2				
<b>Matt Williams, R</b> (1, 5) OBP: 0.329, SLG: 0.543										4	1	1	0	0	0	2				
<b>Barry Bonds, L</b> (1, 7)										4	1	4	1	0	0	0				
<b>Todd Benzinger, S</b> (1, 3) OBP: 0.324, SLG: 0.451										4	0	0	1	0	1	3				
<b>Royce Clayton, R</b> (1, 6) OBP: 0.320, SLG: 0.364										4	0	0	0	0	0	3				
<b>Kirt Manwaring, R</b> (1, 2) OBP: 0.345, SLG: 0.361										3	0	0	0	0	0	1				
<b>Bill Swift, R</b> (1, 1) OBP: 0.309, SLG: 0.274										2	0	0	0	0	1	2				
<b>Dave Righetti, L</b> (5, 1) OBP: 1.000, SLG: 1.000										0	0	0	0	0	0	0				
<b>Steve Scarosone, R</b> (7, PH) OBP: 0.314, SLG: 0.420										1	0	0	0	0	0	0				
<b>Jeff Brantley, R</b> (7, 1) OBP: 0.115, SLG: 0.115										0	0	0	0	0	0	0				
<b>Inning Stats</b>	R: 0 E: 0 K: 1 S: 10	H: 1 LOB: 1 BB: 0 P: 15	R: 0 E: 0 K: 0 S: 10	H: 1 LOB: 2 BB: 0 P: 13	R: 0 E: 0 K: 0 S: 9	H: 0 LOB: 1 BB: 1 P: 14	R: 1 E: 0 K: 1 S: 12	H: 1 LOB: 0 BB: 0 P: 16	R: 0 E: 0 K: 1 S: 8	H: 0 LOB: 0 BB: 0 P: 12	R: 1 E: 0 K: 0 S: 12	H: 2 LOB: 1 BB: 0 P: 19	R: 0 E: 0 K: 0 S: 5	H: 0 LOB: 0 BB: 0 P: 8	R: 0 E: 0 K: 0 S: 9	H: 1 LOB: 1 BB: 0 P: 9	1B: 4 2B: 1 3B: 0 HR: 1	SF: 0 SAC: 0 DP: 0 HBP: 1	WP: 0 PB: 0 SB: 2 CS: 0	PA: 35
<b>PITCHER</b> <b>Greg Maddux, R</b> (1, 1) ERA: 2.66	IP: 9.0 WLS: W BF: 35 H: 6 R: 2 ER: 2 SO: 3 BB: 1 IBB: 0 HBP: 1 BLK: 0 WP: 0 HR: 1 S: 82 P: 121 ERA: 2.00 WHIP: 0.778															<b>PITCHER</b>				

AB 33  
R 2  
H 6  
RBI 2  
BB 1  
SO 3  
LOB 15



Batter	1	2	3	4	5	6	7	8	9	AB	R	H	RBI	BB	SO	LOB	BOTTOM	
<b>Otis Nixon, S</b> (1, 8) OBP: 0.323, SLG: 0.290										4	0	0	0	0	2	2	<b>San Francisco Giants @ Atlanta Braves</b> Atlanta-Fulton County Stadium, Atlanta, GA Tue Aug 31 1993, 7:05 PM EDT Att: 46,493 - Unknown	
<b>Jeff Blausler, R</b> (1, 6) OBP: 0.415, SLG: 0.458										3	2	1	0	1	0	2		
<b>Ron Gant, R</b> (1, 7) OBP: 0.337, SLG: 0.515										4	1	1	0	0	0	2		
<b>Fred McGriff, L</b> (1, 3) OBP: 0.360, SLG: 0.551										3	2	1	1	1	1	0		
<b>David Justice, L</b> (1, 9) OBP: 0.351, SLG: 0.518										4	2	2	4	0	0	0		
<b>Terry Pendleton, S</b> (1, 5) OBP: 0.306, SLG: 0.378										4	0	0	0	0	1	2		
<b>Damon Berryhill, S</b> (1, 2) OBP: 0.293, SLG: 0.380										3	1	2	1	1	0	0		
<b>Mark Lemke, S</b> (1, 4) OBP: 0.343, SLG: 0.366										3	0	2	2	0	0	0		
<b>Rafael Bellard, R</b> (8, 4) OBP: 0.300, SLG: 0.267										1	0	0	0	0	0	1		
<b>Greg Maddux, R</b> (1, 1) OBP: 0.154, SLG: 0.156										4	0	0	0	0	2	4		
<b>Inning Stats</b>	R: 0 E: 0 K: 1 S: 6	H: 0 LOB: 0 BB: 1 P: 14	R: 0 E: 0 K: 0 S: 6	H: 0 LOB: 0 BB: 0 P: 10	R: 0 E: 0 K: 1 S: 6	H: 0 LOB: 0 BB: 0 P: 7	R: 5 E: 0 K: 1 S: 14	H: 5 LOB: 1 BB: 1 P: 30	R: 3 E: 1 K: 1 S: 10	H: 2 LOB: 0 BB: 0 P: 20	R: 0 E: 0 K: 1 S: 7	H: 0 LOB: 0 BB: 0 P: 8	R: 0 E: 0 K: 1 S: 11	H: 0 LOB: 1 BB: 1 P: 16	1B: 6 2B: 2 3B: 0 HR: 1	SF: 0 SAC: 0 DP: 1 HBP: 0	WP: 0 PB: 0 SB: 0 CS: 0	PA: 36
<b>PITCHER</b> <b>Bill Swift, R</b> (1, 1) ERA: 3.01	IP: 4.2 WLS: L BF: 22 H: 6 R: 7 ER: 6 SO: 4 BB: 2 IBB: 0 HBP: 0 BLK: 0 WP: 0 HR: 0 S: 39 P: 74 ERA: 11.57 WHIP: 1.714															<b>PITCHER</b>		
<b>Dave Righetti, L</b> (5, 1) ERA: 4.6	IP: 1.1 WLS: L BF: 7 H: 3 R: 1 ER: 0 SO: 0 BB: 0 IBB: 0 HBP: 0 BLK: 0 WP: 0 HR: 1 S: 11 P: 18 ERA: 0.00 WHIP: 2.250															<b>PITCHER</b>		
<b>Jeff Brantley, R</b> (7, 1) ERA: 3.92	IP: 2.0 WLS: L BF: 7 H: 0 R: 0 ER: 0 SO: 2 BB: 1 IBB: 0 HBP: 0 BLK: 1 WP: 0 HR: 0 S: 18 P: 24 ERA: 0.00 WHIP: 0.500															<b>PITCHER</b>		





Batter	1	2	3	4	5	6	7	8	9	AB	R	H	RBI	BB	SO	LOB	TOP																
Dave Martinez, L (1, 8) OBP: 0.315, SLG: 0.364	1-2 F9		1-3 K		1-2 G1-3		2-0 1B		1-0 G4-3	5	0	1	1	0	1	0	<b>San Francisco Giants @ Atlanta Braves</b> Atlanta-Fulton County Stadium, Atlanta, GA Wed Sep 01 1993, 7:05 PM EDT Att: 43,290 - Unknown - 86 F  <b>AB 32</b> <b>R 3</b> <b>H 7</b> <b>RBI 3</b> <b>BB 4</b> <b>SO 8</b> <b>LOB 16</b>																
Robby Thompson, R (1, 4) OBP: 0.389, SLG: 0.534	0-2 P6		3-2 G4-3 2B		1-1 F8		0-1 F7			4	0	1	0	0	0	2																	
Willie McGee, S (1, 9) OBP: 0.359, SLG: 0.413	2-3 K		2-0 G4-3		0-2 1B 2B		1-2 G3			4	1	1	0	0	1	3																	
Matt Williams, R (1, 5)		1-0 WP 2B	2-1 L7		3-2 2B 1B			0-1 L5		4	0	2	1	0	0	1																	
Barry Bonds, L (1, 7) OBP: 0.464, SLG: 0.688	1-1 F7			4-2 G3 BB		3-3 K		3-2 P8		3	0	0	0	1	1	1																	
Todd Benzinger, S (1, 3) OBP: 0.322, SLG: 0.441	4-2 WP BB			0-0 G3		1-3 K		0-0 F8		3	0	0	0	1	1	1																	
Royce Clayton, R (1, 6) Kevin Rogers, L (6, 1)	0-3 K			2-2 P5		0-1 F8		2-0 HR		3	0	0	0	0	1	3																	
Michael Jackson, R (8, 1) John Patterson, S (9, PH) Rod Beck, R (9, 1)										0	0	0	0	0	0	0																	
Jeff Reed, L (1, 2) Steve Scarsone, R (7, PR) Kirt Manwaring, R (7, 2)	4-1 IBB			4-0 IBB			1-0 SH1-4 1B 2B		2-3 K	1	0	1	0	2	0	0																	
Bryan Hickerson, L (1, 1) Mike Benjamin, R (6, 6)	2-3 K			0-1 B3-1			1-1 SH1-4		1-3 K	2	0	0	0	0	1	5																	
										1	0	0	0	0	1	0																	
<b>Inning Stats</b>	R: 0 E: 0 K: 1 S: 9	H: 0 LOB: 0 BB: 0 P: 12	R: 0 E: 0 K: 2 S: 12	H: 1 LOB: 3 BB: 2 P: 24	R: 0 E: 0 K: 1 S: 9	H: 1 LOB: 1 BB: 0 P: 17	R: 0 E: 0 K: 0 S: 14	H: 0 LOB: 2 BB: 2 P: 24	R: 1 E: 0 K: 0 S: 12	H: 2 LOB: 1 BB: 0 P: 17	R: 0 E: 0 K: 2 S: 10	H: 0 LOB: 0 BB: 0 P: 14	R: 1 E: 0 K: 0 S: 9	H: 2 LOB: 2 BB: 0 P: 14	R: 0 E: 0 K: 0 S: 6	H: 0 LOB: 0 BB: 0 P: 9		R: 1 E: 0 K: 2 S: 8	H: 1 LOB: 0 BB: 0 P: 14	1B: 2 2B: 4 3B: 0 HR: 1	SF: 0 SAC: 1 DP: 0 HBP: 0	WP: 2 PB: 0 SB: 0 CS: 0	PA: 37										
<b>PITCHER</b>	IP WLS BF H R ER SO BB IBB HBP BLK WP HR S P ERA WHIP																																
29 John Smoltz, R (1, 1) ERA: 3.45	7.0	30	6	2	2	6	2	2	0	0	0	2	0	75	122	2.57	1.143																
Mark Wohlers, R (8, 1) ERA: 3.5	2.0	L 7	1	1	1	2	0	0	0	0	0	0	1	14	23	4.50	0.500																

Batter	1	2	3	4	5	6	7	8	9	AB	R	H	RBI	BB	SO	LOB	BOTTOM																
Otis Nixon, S (1, 8) OBP: 0.322, SLG: 0.290	1-2 F7		2-0 L9			1-1 S 2B 1B		2-2 B1-3		4	1	1	0	0	0	0	<b>San Francisco Giants @ Atlanta Braves</b> Atlanta-Fulton County Stadium, Atlanta, GA Wed Sep 01 1993, 7:05 PM EDT Att: 43,290 - Unknown - 86 F  <b>AB 30</b> <b>R 2</b> <b>H 4</b> <b>RBI 2</b> <b>BB 3</b> <b>SO 5</b> <b>LOB 8</b>																
Jeff Blauser, R (1, 6) OBP: 0.414, SLG: 0.458	3-3 K			0-0 P6		3-2 1-H 2B		2-0 P3		4	0	1	1	0	1	0																	
Ron Gant, R (1, 7) OBP: 0.336, SLG: 0.512	4-2 BB			0-0 P4		2-2 G5-3		1-0 P3		3	0	0	0	1	0	1																	
Fred McGriff, L (1, 3) OBP: 0.359, SLG: 0.547	0-1 G5-3			4-0 WP 1B BB		0-3 K		3-2 P8		3	1	0	0	1	1	2																	
Terry Pendleton, S (1, 5) OBP: 0.309, SLG: 0.380		3-2 G6-4-3 1B		1-1 1-H 1B		4-0 IBB		0-0 L8		3	0	2	1	1	0	0																	
David Justice, L (1, 9) OBP: 0.348, SLG: 0.514	1-1 P8			1-0 F8		1-0 G3		1-3 K		4	0	0	0	0	1	4																	
Damon Berryhill, S (1, 2) OBP: 0.290, SLG: 0.376	1 SAFE 2-2 G6-4-3 1-2				1-2 G6-3		1-3 K			3	0	0	0	0	1	1																	
Mark Lemke, S (1, 4) OBP: 0.341, SLG: 0.364				0-0 F8		1-0 P4		0-1 G6-3		3	0	0	0	0	0	0																	
29 John Smoltz, R (1, 1) Francisco Cabrera, R (7, PH) Mark Wohlers, R (8, 1)				2-2 G4-3		2-3 K		2-0 G6-3		2	0	0	0	0	1	0																	
										1	0	0	0	0	0	0																	
										0	0	0	0	0	0	0																	
<b>Inning Stats</b>	R: 0 E: 0 K: 1 S: 12	H: 0 LOB: 1 BB: 1 P: 20	R: 0 E: 0 K: 0 S: 9	H: 1 LOB: 0 BB: 0 P: 15	R: 0 E: 0 K: 0 S: 5	H: 0 LOB: 0 BB: 0 P: 9	R: 1 E: 0 K: 0 S: 5	H: 1 LOB: 1 BB: 1 P: 11	R: 0 E: 0 K: 1 S: 7	H: 0 LOB: 0 BB: 0 P: 11	R: 1 E: 0 K: 1 S: 14	H: 2 LOB: 2 BB: 1 P: 25	R: 0 E: 0 K: 1 S: 11	H: 0 LOB: 0 BB: 0 P: 14	R: 0 E: 0 K: 0 S: 5	H: 0 LOB: 0 BB: 0 P: 10		R: 0 E: 0 K: 1 S: 7	H: 0 LOB: 0 BB: 0 P: 11	1B: 3 2B: 1 3B: 0 HR: 0	SF: 0 SAC: 0 DP: 1 HBP: 0	WP: 1 PB: 0 SB: 1 CS: 0	PA: 33										
<b>PITCHER</b>	IP WLS BF H R ER SO BB IBB HBP BLK WP HR S P ERA WHIP																																
Bryan Hickerson, L (1, 1) ERA: 4.56	5.1	21	4	2	2	2	2	0	0	0	0	0	0	16	24	0.00	0.000																
Kevin Rogers, L (6, 1) ERA: 2.5	1.2	6	0	0	0	2	0	1	0	0	0	0	0	5	10	0.00	0.000																
Michael Jackson, R (8, 1) ERA: 3.3	1.0	W 3	0	0	0	0	0	0	0	0	0	0	0	7	11	0.00	0.000																
Rod Beck, R (9, 1) ERA: 1.99	1.0	S 3	0	0	0	1	0	0	0	0	0	0	0	7	11	0.00	0.000																



Batter	1	2	3	4	5	6	7	8	9	AB	R	H	RBI	BB	SO	LOB	TOP		
Rikkert FaneYTE, R (1, 8) OBP: 0.222, SLG: 0.125 Mark Carreon, R (9, PH) OBP: 0.370, SLG: 0.489	1-2 G6-3		0-3 K	0-1 F7			4-1 G6-4-3 BB	1-1 G4-3		3	0	0	0	1	1	2			
Robby Thompson, R (1, 4) OBP: 0.365, SLG: 0.529	2-2 F9		0-1 G6-3		3-2 F9		1-0 G6-4-3 1-2			4	0	0	0	0	0	1			
Willie McGee, S (1, 9)	2-1 F8		2-3 K		0-3 K			0-0 G4-3 2B		4	0	1	0	0	2	0			
Matt Williams, R (1, 5) OBP: 0.329, SLG: 0.544		1-2 G4-3 SF8 2B		0-0 P4	0-1 G6-3			1-0 L8		4	1	1	0	0	0	1			
Barry Bonds, L (1, 7) OBP: 0.464, SLG: 0.693		2-0 G4-3		0-0 HR		2-1 CS 1B		0-1 G4-3		4	1	2	1	0	0	2			
Todd Benzinger, S (1, 3) OBP: 0.327, SLG: 0.439		4-1 1B BB		0-0 F9 1B 1B		1-3 K 1-2		1-0 F8		3	1	1	0	1	1	2			
Royce Clayton, R (1, 6) OBP: 0.320, SLG: 0.363		0-2 SF8		1-1 1B 1-2 1B		4-2 BB		0-1 G5-3		2	0	1	1	1	0	0			
Kirt Manwaring, R (1, 2) OBP: 0.344, SLG: 0.360 Jeff Reed, L (9, PH) OBP: 0.330, SLG: 0.440		1-1 SAFE 1B		0-0 F9		1-1 F8		0-1 G5-3		3	0	1	0	0	0	3			
John Burkett, R (1, 1) John Patterson, S (7, PH) Jeff Brantley, R (7, 1) Dave Burba, R (7, 1) Kevin Rogers, L (7, 1) Michael Jackson, R (8, 1) Dave Martinez, L (9, PH)		2-1 F9		0-0 1-3 3-H 1B		2-1 P5		4-0 BB		2	0	1	1	0	0	2			
<b>Inning Stats</b>	R: 0 E: 0 K: 0 S: 9	H: 0 LOB: 0 BB: 0 P: 14	R: 1 E: 0 K: 0 S: 12	H: 2 LOB: 2 BB: 1 P: 22	R: 0 E: 0 K: 2 S: 11	H: 0 LOB: 0 BB: 0 P: 13	R: 2 E: 0 K: 0 S: 9	H: 4 LOB: 2 BB: 0 P: 10	R: 0 E: 0 K: 1 S: 12	H: 1 LOB: 1 BB: 1 P: 20	R: 0 E: 0 K: 0 S: 4	H: 0 LOB: 0 BB: 1 P: 11	R: 0 E: 0 K: 0 S: 5	H: 1 LOB: 1 BB: 0 P: 7	R: 0 E: 0 K: 0 S: 6	H: 0 LOB: 1 BB: 1 P: 11	1B: 5 2B: 2 3B: 0 HR: 1	SF: 1 SAC: 0 DP: 1 HBP: 0	WP: 0 PA: 37 PB: 0 SB: 0 CS: 1
<b>PITCHER</b>	IP WLS BF H R ER SO	IP WLS BF H R ER SO	IP WLS BF H R ER SO	IP WLS BF H R ER SO	IP WLS BF H R ER SO	IP WLS BF H R ER SO	IP WLS BF H R ER SO	IP WLS BF H R ER SO	IP WLS BF H R ER SO	IP WLS BF H R ER SO	IP WLS BF H R ER SO	IP WLS BF H R ER SO	IP WLS BF H R ER SO	IP WLS BF H R ER SO	IP WLS BF H R ER SO	IP WLS BF H R ER SO	ERA WHIP	ERA WHIP	
Steve Avery, L (1, 1) ERA: 2.94	3.2 18 6 3 3 2	2.0 7 1 0 0 2	1.0 3 0 0 0 0	2.0 8 1 0 0 0	2.0 8 1 0 0 0	2.0 8 1 0 0 0	2.0 8 1 0 0 0	2.0 8 1 0 0 0	2.0 8 1 0 0 0	2.0 8 1 0 0 0	2.0 8 1 0 0 0	2.0 8 1 0 0 0	2.0 8 1 0 0 0	2.0 8 1 0 0 0	2.0 8 1 0 0 0	2.0 8 1 0 0 0	7.36 1.909	7.36 1.909	
Steve Bedrosian, R (4, 1) ERA: 1.55	0.1 1 0 0 0 0	1.0 1 0 0 0 2	1.0 1 0 0 0 0	1.0 1 0 0 0 0	1.0 1 0 0 0 0	1.0 1 0 0 0 0	1.0 1 0 0 0 0	1.0 1 0 0 0 0	1.0 1 0 0 0 0	1.0 1 0 0 0 0	1.0 1 0 0 0 0	1.0 1 0 0 0 0	1.0 1 0 0 0 0	1.0 1 0 0 0 0	1.0 1 0 0 0 0	1.0 1 0 0 0 0	0.00 0.000	0.00 0.000	
Jay Howell, R (5, 1) ERA: 2.64	2.0 3 0 0 0 0	2.0 3 0 0 0 0	2.0 3 0 0 0 0	2.0 3 0 0 0 0	2.0 3 0 0 0 0	2.0 3 0 0 0 0	2.0 3 0 0 0 0	2.0 3 0 0 0 0	2.0 3 0 0 0 0	2.0 3 0 0 0 0	2.0 3 0 0 0 0	2.0 3 0 0 0 0	2.0 3 0 0 0 0	2.0 3 0 0 0 0	2.0 3 0 0 0 0	2.0 3 0 0 0 0	0.00 1.000	0.00 1.000	
Mark Wohlers, R (7, 1) ERA: 3.41	1.0 3 0 0 0 0	1.0 3 0 0 0 0	1.0 3 0 0 0 0	1.0 3 0 0 0 0	1.0 3 0 0 0 0	1.0 3 0 0 0 0	1.0 3 0 0 0 0	1.0 3 0 0 0 0	1.0 3 0 0 0 0	1.0 3 0 0 0 0	1.0 3 0 0 0 0	1.0 3 0 0 0 0	1.0 3 0 0 0 0	1.0 3 0 0 0 0	1.0 3 0 0 0 0	1.0 3 0 0 0 0	0.00 1.000	0.00 1.000	
Greg McMichael, R (8, 1) ERA: 2.05	2.0 8 1 0 0 0	2.0 8 1 0 0 0	2.0 8 1 0 0 0	2.0 8 1 0 0 0	2.0 8 1 0 0 0	2.0 8 1 0 0 0	2.0 8 1 0 0 0	2.0 8 1 0 0 0	2.0 8 1 0 0 0	2.0 8 1 0 0 0	2.0 8 1 0 0 0	2.0 8 1 0 0 0	2.0 8 1 0 0 0	2.0 8 1 0 0 0	2.0 8 1 0 0 0	2.0 8 1 0 0 0	0.00 1.000	0.00 1.000	

San Francisco Giants @ Atlanta Braves  
Atlanta-Fulton County Stadium, Atlanta, GA

Thu Sep 02 1993, 7:05 PM EDT  
Att: 48,972 - Unknown - 89 F

AB 32  
R 3  
H 8  
RBI 3  
BB 4  
SO 4  
LOB 14



Batter	1	2	3	4	5	6	7	8	9	AB	R	H	RBI	BB	SO	LOB	BOTTOM	
Otis Nixon, S (1, 8) OBP: 0.326, SLG: 0.292	0-0 G5-4-3 1B		4-2 S BB		2-1 G6-3		0-1 S BB 1B	1-0 P5		4	1	2	1	1	0	2		
Jeff Blausler, R (1, 6) OBP: 0.414, SLG: 0.455	0-2 G5-4-3 1-2		3-0 F7		4-2 G3 BB		4-1 SAFE 1B 1B BB	0-3 K		3	1	0	0	2	1	4		
Ron Gant, R (1, 7) OBP: 0.336, SLG: 0.510	1-1 F9			2-0 F8	0-0 G3		1-2 FC4-6 1B 1B			4	0	1	1	0	0	1		
Fred McGriff, L (1, 3) OBP: 0.362, SLG: 0.548		4-2 G1-3 BB		2-2 1B 1B	2-1 G4-3		1-2 FC4-6 1B			3	1	2	1	1	0	1		
David Justice, L (1, 9) OBP: 0.346, SLG: 0.509		2-2 F9		1-0 F7		1-1 G4-3	2-1 FC4-6 FC6-4			4	0	0	0	0	0	4		
Terry Pendleton, S (1, 5) OBP: 0.308, SLG: 0.379 Greg McMichael, R (8, 1)		0-1 G1-3		0-0 1B 1B		0-3 K	1-2 FC6-4			4	1	1	0	0	1	3		
Damon Berryhill, S (1, 2) OBP: 0.290, SLG: 0.374		1-2 F7		2-2 1B 1B	2-2 K		1-2 K			4	0	1	1	0	2	1		
Mark Lemke, S (1, 4) OBP: 0.342, SLG: 0.365 Rafael Bellard, R (8, PR) OBP: 0.300, SLG: 0.267			0-2 G6-3	1-0 G4-3	1-0 L7		1-2 F8	3-2 1B 1B		4	0	2	1	0	0	0		
Steve Avery, L (1, 1) Steve Bedrosian, R (4, 1) Sid Bream, L (4, PH) Jay Howell, R (5, 1) Mark Wohlers, R (7, 1) Tony Tarasco, L (7, PH) Bill Picota, R (8, 5)			0-1 G4-3	0-0 L7		0-1 SAFE 1B 2B	1-1 1B			1	0	0	0	0	0	0		
<b>Inning Stats</b>	R: 0 E: 0 K: 0 S: 6	H: 1 LOB: 0 BB: 0 P: 7	R: 0 E: 0 K: 0 S: 10	H: 0 LOB: 1 BB: 1 P: 17	R: 0 E: 0 K: 0 S: 9	H: 0 LOB: 1 BB: 1 P: 15	R: 2 E: 0 K: 0 S: 11	H: 4 LOB: 2 BB: 0 P: 19	R: 0 E: 0 K: 2 S: 9	H: 0 LOB: 0 BB: 0 P: 12	R: 3 E: 0 K: 0 S: 23	H: 4 LOB: 2 BB: 1 P: 32	R: 0 E: 0 K: 2 S: 14	H: 2 LOB: 2 BB: 0 P: 19	1B: 10 2B: 1 3B: 0 HR: 0	SF: 0 SAC: 0 DP: 1 HBP: 0	WP: 0 PA: 38 PB: 0 SB: 2 CS: 0	
<b>PITCHER</b>	IP WLS BF H R ER SO	IP WLS BF H R ER SO	IP WLS BF H R ER SO	IP WLS BF H R ER SO	IP WLS BF H R ER SO	IP WLS BF H R ER SO	IP WLS BF H R ER SO	IP WLS BF H R ER SO	IP WLS BF H R ER SO	IP WLS BF H R ER SO	IP WLS BF H R ER SO	IP WLS BF H R ER SO	IP WLS BF H R ER SO	IP WLS BF H R ER SO	IP WLS BF H R ER SO	IP WLS BF H R ER SO	ERA WHIP	ERA WHIP
John Burkett, R (1, 1) ERA: 3.75	6.0 L 4 2 3 3	2.0 2 2 2 2 0	2.0 2 2 2 2 0	2.0 2 2 2 2 0	2.0 2 2 2 2 0	2.0 2 2 2 2 0	2.0 2 2 2 2 0	2.0 2 2 2 2 0	2.0 2 2 2 2 0	2.0 2 2 2 2 0	2.0 2 2 2 2 0	2.0 2 2 2 2 0	2.0 2 2 2 2 0	2.0 2 2 2 2 0	2.0 2 2 2 2 0	2.0 2 2 2 2 0	81.00 9.000	81.00 9.000
Jeff Brantley, R (7, 1) ERA: 4.17	0.1 1 0 0 0 0	1.0 1 0 0 0 0	1.0 1 0 0 0 0	1.0 1 0 0 0 0	1.0 1 0 0 0 0	1.0 1 0 0 0 0	1.0 1 0 0 0 0	1.0 1 0 0 0 0	1.0 1 0 0 0 0	1.0 1 0 0 0 0	1.0 1 0 0 0 0	1.0 1 0 0 0 0	1.0 1 0 0 0 0	1.0 1 0 0 0 0	1.0 1 0 0 0 0	1.0 1 0 0 0 0	0.00 3.000	0.00 3.000
Dave Burba, R (7, 1) ERA: 3.9	0.0 1 0 0 0 0	0.0 1 0 0 0 0	0.0 1 0 0 0 0	0.0 1 0 0 0 0	0.0 1 0 0 0 0	0.0 1 0 0 0 0	0.0 1 0 0 0 0	0.0 1 0 0 0 0	0.0 1 0 0 0 0	0.0 1 0 0 0 0	0.0 1 0 0 0 0	0.0 1 0 0 0 0	0.0 1 0 0 0 0	0.0 1 0 0 0 0	0.0 1 0 0 0 0	0.0 1 0 0 0 0	0.00 3.000	0.00 3.000
Kevin Rogers, L (7, 1) ERA: 2.47	1.0 6 3 0 0 1	1.0 6 3 0 0 1	1.0 6 3 0 0 1	1.0 6 3 0 0 1	1.0 6 3 0 0 1	1.0 6 3 0 0 1	1.0 6 3 0 0 1	1.0 6 3 0 0 1	1.0 6 3 0 0 1	1.0 6 3 0 0 1	1.0 6 3 0 0 1	1.0 6 3 0 0 1	1.0 6 3 0 0 1	1.0 6 3 0 0 1	1.0 6 3 0 0 1	1.0 6 3 0 0 1	0.00 0.000	0.00 0.000
Michael Jackson, R (8, 1) ERA: 3.26	0.2 2 0 0 0 1	0.2 2 0 0 0 1	0.2 2 0 0 0 1	0.2 2 0 0 0 1	0.2 2 0 0 0 1	0.2 2 0 0 0 1	0.2 2 0 0 0 1	0.2 2 0 0 0 1	0.2 2 0 0 0 1	0.2 2 0 0 0 1	0.2 2 0 0 0 1	0.2 2 0 0 0 1	0.2 2 0 0 0 1	0.2 2 0 0 0 1	0.2 2 0 0 0 1	0.2 2 0 0 0 1	0.00 0.000	0.00 0.000

San Francisco Giants @ Atlanta Braves  
Atlanta-Fulton County Stadium, Atlanta, GA

Thu Sep 02 1993, 7:05 PM EDT  
Att: 48,972 - Unknown - 89 F

AB 34  
R 5  
H 11  
RBI 5  
BB 4  
SO 4  
LOB 18





Batter	1	2	3	4	5	6	7	8	9	AB	R	H	RBI	BB	SO	LOB	TOP			
<b>Jarvis Brown, R</b> <small>OBP: 0.371, SLG: 0.473</small> 										4	0	0	0	0	2	0				
<b>Ricky Gutierrez, R</b> <small>OBP: 0.359, SLG: 0.354</small> 										4	1	2	0	0	1	0				
<b>Tony Gwynn, L</b> <small>OBP: 0.400, SLG: 0.501</small> 										4	2	3	1	0	0	1				
<b>Derek Bell, R</b> <small>OBP: 0.306, SLG: 0.417</small> 										3	0	1	0	0	0	2				
<b>Phil Clark, R</b> <small>OBP: 0.345, SLG: 0.495</small> <b>Bill Bean, L</b> <small>OBP: 0.286, SLG: 0.415</small> 										3	0	0	0	0	1	2				
<b>Archi Cianfranco, R</b> <small>OBP: 0.313, SLG: 0.455</small> 										3	0	1	1	0	2	1				
<b>Tim Teufel, R</b> <small>OBP: 0.342, SLG: 0.438</small> <b>Phil Plantier, L</b> <small>OBP: 0.338, SLG: 0.536</small> 										3	0	0	0	0	1	1				
<b>Brad Ausmus, R</b> <small>OBP: 0.245, SLG: 0.357</small> 										3	0	0	0	0	0	1				
<b>Andy Ashby, R</b> <small>OBP: 0.172, SLG: 0.207</small> <b>Tim Mauser, R</b> <small>OBP: 0.274, SLG: 0.351</small> <b>Guillermo Velasquez, L</b> <small>OBP: 0.296, SLG: 0.333</small> <b>Kerry Taylor, R</b> <small>OBP: 0.285, SLG: 0.333</small> <b>Craig Shipley, R</b> <small>OBP: 0.265, SLG: 0.333</small> <b>Pedro Martinez, L</b> <small>OBP: 0.265, SLG: 0.333</small> 										1	0	0	0	0	1	0				
<b>Inning Stats</b>	R: 0 E: 0 K: 1 S: 10	H: 1 LOB: 1 BB: 0 P: 13	R: 0 E: 0 K: 1 S: 15	H: 1 LOB: 1 BB: 0 P: 22	R: 0 E: 0 K: 3 S: 10	H: 0 LOB: 0 BB: 0 P: 13	R: 1 E: 0 K: 0 S: 9	H: 2 LOB: 0 BB: 0 P: 13	R: 0 E: 0 K: 1 S: 5	H: 0 LOB: 1 BB: 0 P: 8	R: 0 E: 0 K: 1 S: 5	H: 0 LOB: 0 BB: 0 P: 15	R: 0 E: 0 K: 0 S: 4	H: 0 LOB: 0 BB: 0 P: 6	R: 2 E: 0 K: 1 S: 20	H: 2 LOB: 1 BB: 0 P: 33	1B: 5 2B: 3 3B: 0 HR: 0	SF: 2 SAC: 0 DP: 1 HBP: 1	WP: 1 PB: 0 SB: 0 CS: 0	PA: 34
<b>PITCHER</b>	IP WLS BF H R ER SO BB IBB HBP BLK WP HR S P ERA WHIP																			
<b>Tom Glavine, L</b> <small>ERA: 3.24</small> <b>Steve Bedrosian, R</b> <small>ERA: 1.51</small>	8.0 W 30 7 3 3 7 0 0 0 0 0 0 0 116 3.38 0.875																			
	1.0 4 0 0 0 1 0 0 0 1 0 1 0 11 0.00 0.000																			

San Diego Padres @ Atlanta Braves  
Atlanta-Fulton County Stadium, Atlanta, GA

AB 31  
R 3  
H 7  
RBI 3  
BB 0  
SO 8  
LOB 9




livebaseballscores.com

Batter	1	2	3	4	5	6	7	8	9	AB	R	H	RBI	BB	SO	LOB	BOTTOM			
<b>Otis Nixon, S</b> <small>OBP: 0.329, SLG: 0.299</small> 										5	1	3	1	0	1	1				
<b>Jeff Blauser, R</b> <small>OBP: 0.414, SLG: 0.457</small> 										5	1	2	1	0	1	3				
<b>Ron Gant, R</b> <small>OBP: 0.340, SLG: 0.513</small> <b>Tony Tarasco, L</b> <small>OBP: 0.316, SLG: 0.333</small> 										3	2	3	0	1	0	0				
<b>Fred McGriff, L</b> <small>OBP: 0.367, SLG: 0.547</small> 										1	1	0	0	4	0	0				
<b>David Justice, L</b> <small>OBP: 0.345, SLG: 0.507</small> 										4	0	1	2	0	1	7				
<b>Terry Pendleton, S</b> <small>OBP: 0.310, SLG: 0.385</small> 										4	2	2	3	0	0	3				
<b>Damon Berryhill, S</b> <small>OBP: 0.293, SLG: 0.374</small> 										3	0	1	0	1	0	2				
<b>Mark Lemke, S</b> <small>OBP: 0.341, SLG: 0.364</small> 										4	0	1	0	0	1	2				
<b>Tom Glavine, L</b> <small>OBP: 0.217, SLG: 0.185</small> <b>Steve Bedrosian, R</b> <small>ERA: 1.51</small>										2	0	0	0	1	1	0				
<b>Inning Stats</b>	R: 4 E: 0 K: 0 S: 12	H: 4 LOB: 0 BB: 1 P: 21	R: 0 E: 0 K: 1 S: 15	H: 1 LOB: 1 BB: 0 P: 22	R: 2 E: 0 K: 1 S: 13	H: 3 LOB: 1 BB: 1 P: 25	R: 0 E: 0 K: 3 S: 14	H: 2 LOB: 3 BB: 1 P: 26	R: 1 E: 0 K: 0 S: 14	H: 3 LOB: 2 BB: 0 P: 22	R: 0 E: 0 K: 0 S: 8	H: 0 LOB: 1 BB: 2 P: 16	R: 0 E: 0 K: 0 S: 8	H: 0 LOB: 0 BB: 0 P: 12	R: 0 E: 0 K: 0 S: 8	H: 0 LOB: 0 BB: 0 P: 12	1B: 10 2B: 2 3B: 0 HR: 1	SF: 0 SAC: 1 DP: 4 HBP: 0	WP: 1 PB: 0 SB: 1 CS: 0	PA: 40
<b>PITCHER</b>	IP WLS BF H R ER SO BB IBB HBP BLK WP HR S P ERA WHIP																			
<b>Andy Ashby, R</b> <small>ERA: 7.44</small> <b>Tim Mauser, R</b> <small>ERA: 4.27</small> <b>Kerry Taylor, R</b> <small>ERA: 5.57</small> <b>Pedro Martinez, L</b> <small>ERA: 2.13</small>	2.2 L 16 8 6 0 4 1 0 0 0 0 0 0 17 31 20.25 3.750																			
	3.0 7 2 0 0 4 1 0 0 0 0 0 0 30 57 3.00 2.333																			
	1.0 3 0 0 0 0 0 0 0 0 0 0 0 8 12 0.00 0.000																			

San Diego Padres @ Atlanta Braves  
Atlanta-Fulton County Stadium, Atlanta, GA

AB 32  
R 7  
H 13  
RBI 7  
BB 7  
SO 5  
LOB 18



livebaseballscores.com

Fri Sep 03 1993, 7:05 PM EDT  
Att: 48,863 - Unknown



Batter	1	2	3	4	5	6	7	8	9	AB	R	H	RBI	BB	SO	LOB	TOP		
<b>Jarvis Brown, R</b> (1, 8) <small>OBP: 0.409, SLG: 0.491</small>										2	1	2	0	2	0	0	<b>San Diego Padres @ Atlanta Braves</b> Atlanta-Fulton County Stadium, Atlanta, GA Sat Sep 04 1993, 7:05 PM EDT Att: 48,881 - Unknown - 86 F		
<b>Ricky Gutierrez, R</b> (1, 6) <small>OBP: 0.356, SLG: 0.350</small>										4	0	0	0	0	3	4			
<b>Tony Gwynn, L</b> (1, 9) <small>OBP: 0.399, SLG: 0.499</small>										4	0	1	0	0	0	2			
<b>Derek Bell, R</b> (1, 5) <small>OBP: 0.305, SLG: 0.416</small>										3	1	1	1	0	0	1			
<b>Archi Cianfrocco, R</b> (1, 3) <small>OBP: 0.309, SLG: 0.449</small> <b>Trevor Hoffman, R</b> (6, 1)										3	0	0	0	0	0	1			
<b>Bill Bean, L</b> (9, PH) <small>OBP: 0.284, SLG: 0.411</small>										3	0	0	0	1	3	1			
<b>Phil Plantier, L</b> (1, 7) <small>OBP: 0.337, SLG: 0.532</small>										2	0	0	0	0	0	1			
<b>Tim Teufel, R</b> (7, PH) <small>OBP: 0.352, SLG: 0.385</small> <b>Jeff Gardner, L</b> (7, 4)										2	0	0	0	0	0	0			
<b>Craig Shipley, R</b> (9, PR) <small>OBP: 0.269, SLG: 0.313</small>										2	0	0	0	0	1	2			
<b>Brad Ausmus, R</b> (1, 2) <small>OBP: 0.240, SLG: 0.350</small> <b>Kevin Higgins, L</b> (9, PH) <small>OBP: 0.309, SLG: 0.256</small>										1	0	0	0	0	0	1			
<b>Doug Brocail, L</b> (1, 1) <small>OBP: 0.185, SLG: 0.185</small> <b>Mark Davis, L</b> (5, 1) <small>OBP: 0.250, SLG: 0.250</small> <b>Guillermo Velasquez, L</b> (6, 3) <small>OBP: 0.272, SLG: 0.298</small>										0	0	0	0	0	0	0			
<b>Inning Stats</b>	R: 0 E: 0 K: 0 S: 7	H: 0 LOB: 0 BB: 1 P: 14	R: 0 E: 0 K: 1 S: 8	H: 0 LOB: 0 BB: 0 P: 12	R: 0 E: 0 K: 0 S: 8	H: 0 LOB: 0 BB: 0 P: 11	R: 0 E: 0 K: 1 S: 10	H: 1 LOB: 1 BB: 0 P: 16	R: 0 E: 1 K: 1 S: 16	H: 0 LOB: 2 BB: 1 P: 24	R: 1 E: 0 K: 1 S: 10	H: 2 LOB: 1 BB: 0 P: 17	R: 0 E: 0 K: 1 S: 10	H: 0 LOB: 0 BB: 0 P: 15	R: 0 E: 0 K: 2 S: 9	H: 0 LOB: 1 BB: 0 P: 16	1B: 5 2B: 0 3B: 0 HR: 0	SF: 1 SAC: 0 DP: 0 HBP: 0	WP: 0 PA: 35 CS: 1
<b>PITCHER</b>	IP WLS BF H R ER SO BB IBB HBP BLK WP HR S P ERA WHIP																		
<b>Kent Mercker, L</b> (1, 1) <small>ERA: 3.0</small>	5.0 W 18 1 0 0 3 2 0 0 0 0 0 0 49 77 0.00 0.600																		
<b>Jay Howell, R</b> (6, 1) <small>ERA: 2.77</small>	1.0 5 2 1 1 1 0 0 0 0 0 0 0 10 17 9.00 2.000																		
<b>Mark Wohlers, R</b> (7, 1) <small>ERA: 3.23</small>	2.0 7 0 0 0 3 1 0 0 0 0 0 0 19 31 0.00 0.500																		
<b>Greg McMichael, R</b> (9, 1) <small>ERA: 2.14</small>	1.0 S 5 2 1 1 1 0 0 0 0 0 0 0 13 18 9.00 2.000																		

Batter	1	2	3	4	5	6	7	8	9	AB	R	H	RBI	BB	SO	LOB	BOTTOM		
<b>Otis Nixon, S</b> (1, 8) <small>OBP: 0.330, SLG: 0.301</small>										5	0	2	0	0	0	3	<b>San Diego Padres @ Atlanta Braves</b> Atlanta-Fulton County Stadium, Atlanta, GA Sat Sep 04 1993, 7:05 PM EDT Att: 48,881 - Unknown - 86 F		
<b>Jeff Blauser, R</b> (1, 6) <small>OBP: 0.413, SLG: 0.455</small>										4	1	1	0	0	3	3			
<b>Ron Gant, R</b> (1, 7) <small>OBP: 0.340, SLG: 0.510</small>										3	0	0	0	1	1	2			
<b>Fred McGriff, L</b> (1, 3) <small>OBP: 0.366, SLG: 0.543</small>										3	0	0	0	1	2	2			
<b>David Justice, L</b> (1, 9) <small>OBP: 0.346, SLG: 0.507</small>										4	0	2	2	0	0	0			
<b>Terry Pendleton, S</b> (1, 5) <small>OBP: 0.309, SLG: 0.390</small>										4	1	1	1	0	1	3			
<b>Javy Lopez, R</b> (1, 2) <small>OBP: 0.465, SLG: 0.909</small> <b>Rafael Belliard, R</b> (6, PR) <small>OBP: 0.300, SLG: 0.267</small> <b>Damon Berryhill, S</b> (9, 2) <small>OBP: 0.293, SLG: 0.374</small>										4	0	2	0	0	0	0			
<b>Mark Lemke, S</b> (1, 4) <small>OBP: 0.339, SLG: 0.362</small>										3	0	0	0	0	0	3			
<b>Kent Mercker, L</b> (1, 1) <small>ERA: 3.0</small> <b>Tony Tarasco, L</b> (5, PH) <small>OBP: 0.309, SLG: 0.309</small> <b>Jay Howell, R</b> (6, 1)										1	0	0	0	0	0	0			
<b>Bill Pacotta, R</b> (6, PH) <small>OBP: 0.345, SLG: 0.415</small> <b>Mark Wohlers, R</b> (7, 1) <small>ERA: 3.23</small> <b>Sid Bream, L</b> (8, PH) <small>OBP: 0.328, SLG: 0.415</small> <b>Greg McMichael, R</b> (9, 1) <small>ERA: 2.14</small>										0	0	0	0	0	0	0			
<b>Inning Stats</b>	R: 0 E: 0 K: 1 S: 9	H: 0 LOB: 0 BB: 0 P: 15	R: 1 E: 1 K: 0 S: 6	H: 1 LOB: 1 BB: 0 P: 7	R: 0 E: 0 K: 2 S: 13	H: 1 LOB: 2 BB: 1 P: 24	R: 0 E: 1 K: 0 S: 8	H: 0 LOB: 1 BB: 0 P: 12	R: 2 E: 0 K: 1 S: 12	H: 3 LOB: 2 BB: 1 P: 25	R: 0 E: 0 K: 1 S: 11	H: 2 LOB: 2 BB: 0 P: 16	R: 0 E: 0 K: 3 S: 13	H: 1 LOB: 1 BB: 0 P: 19	R: 0 E: 0 K: 0 S: 6	H: 1 LOB: 1 BB: 1 P: 11	1B: 7 2B: 0 3B: 1 HR: 1	SF: 0 SAC: 1 DP: 1 HBP: 0	WP: 0 PA: 37 CS: 0
<b>PITCHER</b>	IP WLS BF H R ER SO BB IBB HBP BLK WP HR S P ERA WHIP																		
<b>Doug Brocail, R</b> (1, 1) <small>ERA: 4.51</small>	4.2 L 21 4 3 3 3 1 0 0 0 0 0 0 46 76 0.00 4.000																		
<b>Mark Davis, L</b> (5, 1) <small>ERA: 4.07</small>	1.0 7 3 0 0 0 1 0 0 0 0 0 0 9 16 0.00 4.000																		
<b>Trevor Hoffman, R</b> (6, 1) <small>ERA: 4.08</small>	2.1 9 2 0 0 4 0 1 0 0 0 0 0 23 37 0.00 0.857																		





Batter	1	2	3	4	5	6	7	8	9	AB	R	H	RBI	BB	SO	LOB	TOP										
<b>Jarvis Brown, R</b> (1, 8) <small>OBP: 0.429, SLG: 0.492</small>										2	0	1	1	2	1	0	<b>San Diego Padres @ Atlanta Braves</b> Atlanta-Fulton County Stadium, Atlanta, GA Sun Sep 05 1993, 3:33 AM EDT Att: 48,463 - Sunny - 84 F										
<b>Jeff Gardner, L</b> (1, 4) <small>OBP: 0.351, SLG: 0.381</small>										3	0	0	0	1	1	2											
<b>Tony Gwynn, L</b> (1, 9) <b>Bill Bean, L</b> (4, 9) <small>OBP: 0.287, SLG: 0.413</small>										2	0	0	0	0	0	1											
<b>Phil Plantier, L</b> (1, 7) <small>OBP: 0.334, SLG: 0.526</small>										4	0	0	0	0	0	2											
<b>Derek Bell, R</b> (1, 5) <small>OBP: 0.305, SLG: 0.417</small>										4	1	1	0	0	0	1											
<b>Guillermo Velasquez, L</b> (1, 3) <small>OBP: 0.254, SLG: 0.289</small>										4	0	0	1	0	1	1											
<b>Craig Shipley, R</b> (1, 6) <small>OBP: 0.274, SLG: 0.322</small>										4	0	2	0	0	0	0											
<b>Kevin Higgins, L</b> (1, 2) <small>OBP: 0.313, SLG: 0.258</small>										3	1	1	0	1	1	1											
<b>Tim Worrell, R</b> (1, 1) <b>Trevor Hoffman, R</b> (7, 1) <b>Pedro Martinez, L</b> (8, 1)										2	0	0	0	0	2	2											
<b>Inning Stats</b>	R: 0 E: 0 K: 0 S: 5	H: 0 LOB: 0 BB: 1 P: 9	R: 1 E: 1 K: 1 S: 9	H: 2 LOB: 2 BB: 1 P: 15	R: 0 E: 0 K: 1 S: 6	H: 0 LOB: 0 BB: 0 P: 9	R: 0 E: 0 K: 1 S: 8	H: 0 LOB: 0 BB: 0 P: 12	R: 1 E: 0 K: 0 S: 12	H: 2 LOB: 1 BB: 0 P: 14	R: 0 E: 0 K: 0 S: 5	H: 1 LOB: 1 BB: 0 P: 6	R: 0 E: 0 K: 1 S: 5	H: 0 LOB: 0 BB: 0 P: 6	R: 0 E: 0 K: 1 S: 9	H: 0 LOB: 1 BB: 2 P: 18	R: 0 E: 0 K: 1 S: 9	H: 1 LOB: 1 BB: 0 P: 13	1B: 4 2B: 2 3B: 0 HR: 0	SF: 0 SAC: 1 DP: 1 HBP: 0	WP: 0 PB: 0 SB: 0 CS: 1	PA: 35					
<b>PITCHER</b>	IP	WLS	BF	H	R	ER	SO	BB	IBB	HBP	BLK	WP	HR	S	P	ERA	WHIP										
<b>Greg Maddux, R</b> (1, 1) <small>ERA: 2.54</small>	9.0	W	35	6	2	2	7	4	0	0	0	0	0	68	102	2.00	1.111										

AB	30
R	2
H	6
RBI	2
BB	4
SO	7
LOB	11



Batter	1	2	3	4	5	6	7	8	9	AB	R	H	RBI	BB	SO	LOB	BOTTOM										
<b>Otis Nixon, S</b> (1, 8) <small>OBP: 0.334, SLG: 0.304</small>										3	1	2	0	1	0	1	<b>San Diego Padres @ Atlanta Braves</b> Atlanta-Fulton County Stadium, Atlanta, GA Sun Sep 05 1993, 3:33 AM EDT Att: 48,463 - Sunny - 84 F										
<b>Jeff Blauser, R</b> (1, 6) <small>OBP: 0.410, SLG: 0.451</small>										4	0	0	0	0	0	4											
<b>Tony Tarasco, L</b> (1, 7) <small>OBP: 0.292, SLG: 0.304</small>										4	0	0	0	0	0	1											
<b>Fred McGriff, L</b> (1, 3) <small>OBP: 0.369, SLG: 0.545</small>										2	1	1	1	2	0	0											
<b>David Justice, L</b> (1, 9) <small>OBP: 0.348, SLG: 0.513</small>										4	1	2	2	0	1	1											
<b>Terry Pendleton, S</b> (1, 5) <small>OBP: 0.305, SLG: 0.389</small>										4	0	1	0	0	2	2											
<b>Damon Berryhill, S</b> (1, 2) <small>OBP: 0.296, SLG: 0.375</small>										4	0	2	0	0	0	0											
<b>Mark Lemke, S</b> (1, 4) <small>OBP: 0.337, SLG: 0.359</small>										3	0	0	0	0	0	3											
<b>Greg Maddux, R</b> (1, 1) <small>OBP: 0.160, SLG: 0.163</small>										3	0	1	0	0	1	2											
<b>Inning Stats</b>	R: 1 E: 0 K: 1 S: 11	H: 2 LOB: 1 BB: 0 P: 19	R: 0 E: 0 K: 0 S: 6	H: 2 LOB: 1 BB: 0 P: 9	R: 0 E: 0 K: 0 S: 5	H: 0 LOB: 0 BB: 1 P: 10	R: 0 E: 0 K: 0 S: 4	H: 0 LOB: 0 BB: 0 P: 8	R: 0 E: 0 K: 1 S: 13	H: 1 LOB: 1 BB: 0 P: 20	R: 0 E: 0 K: 1 S: 9	H: 1 LOB: 2 BB: 1 P: 16	R: 0 E: 0 K: 0 S: 13	H: 2 LOB: 2 BB: 0 P: 22	R: 2 E: 0 K: 1 S: 15	H: 1 LOB: 0 BB: 1 P: 25	1B: 7 2B: 1 3B: 0 HR: 1	SF: 0 SAC: 0 DP: 1 HBP: 0	WP: 0 PB: 0 SB: 1 CS: 1	PA: 34							
<b>PITCHER</b>	IP	WLS	BF	H	R	ER	SO	BB	IBB	HBP	BLK	WP	HR	S	P	ERA	WHIP										
<b>Tim Worrell, R</b> (1, 1) <small>ERA: 4.5</small>	6.2		28	8	1	1	3	2	0	0	0	0	0	60	102	1.35	1.500										
<b>Trevor Hoffman, R</b> (7, 1) <small>ERA: 4.16</small>	0.2		3	0	1	1	0	1	0	0	0	0	0	4	9	13.50	1.500										
<b>Pedro Martinez, L</b> (8, 1) <small>ERA: 2.42</small>	0.2	L	3	1	1	1	1	0	0	0	0	0	1	12	18	13.50	1.500										

AB	31
R	3
H	9
RBI	3
BB	3
SO	4
LOB	14









Batter	1	2	3	4	5	6	7	8	9	AB	R	H	RBI	BB	SO	LOB	TOP					
<b>Otis Nixon, S</b> <small>OBP: 0.330, SLG: 0.300</small> 										4	0	1	0	0	1	2	<b>Atlanta Braves @ Los Angeles Dodgers</b> Dodger Stadium, Los Angeles, CA Tue Sep 07 1993, 7:05 PM PDT Att: 31,577 - Unknown - 81 F  <small>livebaseballscores.com</small>					
<b>Jeff Blausler, R</b> <small>OBP: 0.406, SLG: 0.447</small> 										3	0	1	1	1	0							
<b>Ron Gant, R</b> <small>OBP: 0.341, SLG: 0.508</small> 										2	0	0	0	2	0							
<b>Fred McGriff, L</b> <small>OBP: 0.365, SLG: 0.538</small> 										4	0	0	0	0	3	5						
<b>David Justice, L</b> <small>OBP: 0.346, SLG: 0.508</small> 											4	0	1	0	0	1						
<b>Terry Pendleton, S</b> <small>OBP: 0.306, SLG: 0.387</small> 											4	0	0	0	0	2		1				
<b>Damon Berryhill, S</b> <small>OBP: 0.295, SLG: 0.374</small> 											4	0	1	0	0	1						
<b>Mark Lemke, S</b> <small>OBP: 0.335, SLG: 0.354</small> 										3	0	0	0	0	0	1						
<b>Steve Avery, L</b> <small>OBP: 0.191, SLG: 0.239</small> <b>Greg McMichael, R</b> <small>OBP: 0.306, SLG: 0.387</small> 										3	1	1	0	0	1	1						
										0	0	0	0	0	0	0						
<b>Inning Stats</b>	R: 0 E: 0 K: 0 S: 11	H: 0 LOB: 0 BB: 0 P: 17	R: 0 E: 0 K: 0 S: 6	H: 0 LOB: 0 BB: 0 P: 9	R: 0 E: 0 K: 1 S: 10	H: 1 LOB: 1 BB: 0 P: 14	R: 0 E: 0 K: 1 S: 9	H: 0 LOB: 1 BB: 1 P: 17	R: 0 E: 0 K: 1 S: 7	H: 0 LOB: 0 BB: 0 P: 12	R: 0 E: 0 K: 2 S: 12	H: 1 LOB: 2 BB: 2 P: 24	R: 0 E: 0 K: 1 S: 7	H: 0 LOB: 0 BB: 0 P: 8	R: 1 E: 1 K: 1 S: 10	H: 2 LOB: 2 BB: 0 P: 16	R: 0 E: 0 K: 1 S: 9	H: 1 LOB: 0 BB: 0 P: 10	1B: 4 2B: 1 3B: 0 HR: 0	SF: 0 SAC: 0 DP: 1 HBP: 0	WP: 1 PB: 0 SB: 1 CS: 0	PA: 34
<b>PITCHER</b>	IP WLS BF H R ER SO BB IBB HBP BLK WP HR S P ERA WHIP	IP WLS BF H R ER SO BB IBB HBP BLK WP HR S P ERA WHIP																				
<b>Pedro Astacio, R</b> <small>ERA: 3.97</small>	(1, 1) 7.1 L 29 4 1 1 6 3 0 0 0 1 1 0 67 109 1.23 0.955																					
<b>Pedro Martinez, R</b> <small>ERA: 2.43</small>	(8, 1) 1.2 5 1 0 0 2 0 0 0 0 0 0 0 14 18 0.00 0.600																					

Batter	1	2	3	4	5	6	7	8	9	AB	R	H	RBI	BB	SO	LOB	BOTTOM					
<b>Brett Butler, L</b> <small>OBP: 0.389, SLG: 0.380</small> 										3	0	1	0	1	0	0	<b>Atlanta Braves @ Los Angeles Dodgers</b> Dodger Stadium, Los Angeles, CA Tue Sep 07 1993, 7:05 PM PDT Att: 31,577 - Unknown - 81 F  <small>livebaseballscores.com</small>					
<b>Jody Reed, R</b> <small>OBP: 0.322, SLG: 0.341</small> 										2	0	0	0	0	0							
<b>Jose Offerman, S</b> <small>OBP: 0.348, SLG: 0.333</small> 										4	0	0	0	0	0	3						
<b>Mike Piazza, R</b> <small>OBP: 0.360, SLG: 0.541</small> 										4	0	1	0	0	0	3						
<b>Eric Karros, R</b> <small>OBP: 0.291, SLG: 0.408</small> 										4	0	1	0	0	1	2						
<b>Tim Lincecum, R</b> <small>OBP: 0.273, SLG: 0.360</small> 											4	0	1	0	0	2						
<b>Cory Snyder, R</b> <small>OBP: 0.335, SLG: 0.407</small> 											4	0	0	0	0	3		1				
<b>Raul Mondesi, R</b> <small>OBP: 0.280, SLG: 0.354</small> 										3	0	2	0	0	0	0						
<b>Pedro Astacio, R</b> <small>OBP: 0.157, SLG: 0.157</small> <b>Pedro Martinez, R</b> <small>OBP: 0.306, SLG: 0.387</small> 										3	0	0	0	0	2	1						
										0	0	0	0	0	0	0						
<b>Inning Stats</b>	R: 0 E: 0 K: 0 S: 5	H: 0 LOB: 0 BB: 0 P: 6	R: 0 E: 0 K: 1 S: 12	H: 1 LOB: 1 BB: 0 P: 17	R: 0 E: 0 K: 1 S: 11	H: 0 LOB: 0 BB: 0 P: 14	R: 0 E: 0 K: 0 S: 9	H: 2 LOB: 2 BB: 0 P: 15	R: 0 E: 0 K: 1 S: 7	H: 1 LOB: 0 BB: 0 P: 9	R: 0 E: 0 K: 0 S: 12	H: 1 LOB: 1 BB: 0 P: 18	R: 0 E: 0 K: 2 S: 13	H: 1 LOB: 1 BB: 0 P: 16	R: 0 E: 0 K: 0 S: 8	H: 0 LOB: 1 BB: 1 P: 15	R: 0 E: 0 K: 1 S: 6	H: 0 LOB: 0 BB: 0 P: 10	1B: 6 2B: 0 3B: 0 HR: 0	SF: 0 SAC: 2 DP: 0 HBP: 0	WP: 0 PB: 0 SB: 1 CS: 0	PA: 34
<b>PITCHER</b>	IP WLS BF H R ER SO BB IBB HBP BLK WP HR S P ERA WHIP	IP WLS BF H R ER SO BB IBB HBP BLK WP HR S P ERA WHIP																				
<b>Steve Avery, L</b> <small>ERA: 2.82</small>	(1, 1) 8.0 W 31 6 0 0 5 1 0 0 0 0 0 0 77 110 0.00 0.875																					
<b>Greg McMichael, R</b> <small>ERA: 2.11</small>	(9, 1) 1.0 S 3 0 0 0 1 0 0 0 0 0 0 0 6 10 0.00 0.000																					



Batter	1	2	3	4	5	6	7	8	9	AB	R	H	RBI	BB	SO	LOB	TOP					
<b>Otis Nixon, S</b> <small>OBP: 0.331, SLG: 0.301</small> (1, 8)										5	1	2	0	0	0	0						
<b>Jeff Blauer, R</b> <small>OBP: 0.409, SLG: 0.449</small> (1, 6)										5	1	3	0	0	0	2						
<b>Ron Gant, R</b> <small>OBP: 0.343, SLG: 0.507</small> (1, 7)										3	1	1	0	2	0	3						
<b>Fred McGriff, L</b> <small>OBP: 0.365, SLG: 0.539</small> (1, 3)										5	2	2	2	0	0	5						
<b>David Justice, L</b> <small>OBP: 0.347, SLG: 0.506</small> (1, 9)										4	1	1	2	1	3	3						
<b>Terry Pendleton, S</b> <small>OBP: 0.306, SLG: 0.385</small> <b>Bill Pecota, R</b> <small>OBP: 0.351, SLG: 0.400</small> (5, 5)										2	1	0	0	1	1	3						
<b>Damon Berryhill, S</b> <small>OBP: 0.299, SLG: 0.391</small> <b>Greg Olson, R</b> <small>OBP: 0.295, SLG: 0.310</small> (7, 7)										3	1	2	3	0	0	1						
<b>Rafael Belliard, R</b> <small>OBP: 0.296, SLG: 0.286</small> (1, 4)										4	0	1	1	0	0	2						
<b>Tom Glavine, L</b> <small>OBP: 0.208, SLG: 0.176</small> <b>Deion Sanders, L</b> <small>OBP: 0.318, SLG: 0.457</small> <b>Jay Howell, R</b> (8, 1) <b>Mike Stanton, L</b> (9, 1) <b>Marvin Freeman, R</b> (9, 1)										3	0	0	0	0	2	3						
<b>Inning Stats</b>	R: 0 E: 0 K: 0 S: 5	H: 1 LOB: 0 BB: 0 P: 8	R: 1 E: 0 K: 1 S: 11	H: 2 LOB: 2 BB: 1 P: 20	R: 5 E: 1 K: 1 S: 14	H: 5 LOB: 1 BB: 1 P: 27	R: 0 E: 0 K: 1 S: 14	H: 2 LOB: 2 BB: 0 P: 19	R: 2 E: 0 K: 1 S: 8	H: 1 LOB: 1 BB: 1 P: 16	R: 0 E: 0 K: 0 S: 11	H: 0 LOB: 1 BB: 1 P: 21	R: 0 E: 0 K: 0 S: 8	H: 0 LOB: 0 BB: 0 P: 12	R: 0 E: 0 K: 0 S: 9	H: 2 LOB: 2 BB: 0 P: 14	R: 0 E: 0 K: 1 S: 8	H: 0 LOB: 0 BB: 0 P: 13	1B: 9 2B: 3 3B: 0 HR: 1	SF: 0 SAC: 0 DP: 1 HBP: 0	WP: 0 PB: 0 SB: 0 CS: 0	PA: 43
<b>PITCHER</b>	IP WLS BF H R ER SO BB IBB HBP BLK WP HR S P ERA WHIP																					
Ramon Martinez, R (1, 1)	2.0 L 14 7 6 4 1 2 0 0 0 0 0 0 24 46 18.00 4.500																					
Ricky Tricek, R (3, 1)	1.1 7 3 0 0 2 1 0 0 0 0 0 0 12 17 0.00 2.250																					
Omar Daal, L (4, 1)	1.2 7 1 2 2 0 1 1 0 0 0 0 0 1 16 27 10.80 1.200																					
Kip Gross, R (6, 1)	2.0 7 0 0 0 1 1 0 0 0 0 0 0 19 33 0.00 0.500																					
Roger McDowell, R (8, 1)	0.2 4 2 0 0 0 0 0 0 0 0 0 0 8 13 0.00 3.000																					
Steve Wilson, L (8, 1)	0.1 1 0 0 0 0 0 0 0 0 0 0 0 0 1 1 0.00 0.000																					
Todd Worrell, R (9, 1)	1.0 3 0 0 0 1 0 0 0 0 0 0 0 0 8 13 0.00 0.000																					

Atlanta Braves @ Los Angeles Dodgers  
 Dodger Stadium, Los Angeles, CA  
 Wed Sep 08 1993, 7:05 PM PDT  
 Att: 34,384 - Unknown

AB	39
R	8
H	13
RBI	8
BB	4
SO	6
LOB	22



Batter	1	2	3	4	5	6	7	8	9	AB	R	H	RBI	BB	SO	LOB	BOTTOM					
<b>Brett Butler, L</b> <small>OBP: 0.389, SLG: 0.380</small> (8, 1) <b>Kip Gross, R</b> <small>OBP: 0.351, SLG: 0.396</small> (7, 7) <b>Mike Sharperson, R</b> <small>OBP: 0.302, SLG: 0.350</small> (8, 1) <b>Roger McDowell, R</b> <small>OBP: 0.302, SLG: 0.350</small> (8, 1) <b>Steve Wilson, L</b> (9, 1) <b>Todd Worrell, R</b> (9, 1)										3	0	1	1	0	0	1						
<b>Jody Reed, R</b> <small>OBP: 0.324, SLG: 0.343</small> (1, 4)										4	0	2	0	0	0	3						
<b>Jose Offerman, S</b> <small>OBP: 0.349, SLG: 0.342</small> (1, 6)										4	1	2	1	0	0	3						
<b>Mike Piazza, R</b> <small>OBP: 0.357, SLG: 0.537</small> <b>Carlos Hernandez, R</b> <small>OBP: 0.267, SLG: 0.357</small> (7, 2)										3	0	0	0	0	0	1						
<b>Eric Karros, R</b> <small>OBP: 0.289, SLG: 0.405</small> (1, 3)										4	0	0	0	0	1	1						
<b>Tim Lincecum, R</b> <small>OBP: 0.272, SLG: 0.359</small> (1, 5)										4	0	1	0	0	1	1						
<b>Cory Snyder, R</b> <small>OBP: 0.335, SLG: 0.405</small> (1, 9)										4	1	1	0	0	1	1						
<b>Raul Mondesi, R</b> <small>OBP: 0.264, SLG: 0.333</small> (6, 8)										3	0	0	0	0	1	1						
<b>Henry Rodriguez, L</b> <small>OBP: 0.273, SLG: 0.430</small> (9, PH) <b>Jerry Brooks, R</b> (9, PH)										0	0	0	0	0	0	0						
<b>Ramon Martinez, R</b> <small>OBP: 0.115, SLG: 0.129</small> (3, 1) <b>Ricky Tricek, R</b> <small>OBP: 0.291, SLG: 0.280</small> (4, 1) <b>Omar Daal, L</b> (5, PH) <b>Billy Ashley, R</b> <small>OBP: 0.300, SLG: 0.500</small> (6, 7) <b>Dave Hansen, L</b> <small>OBP: 0.400, SLG: 0.522</small> (9, PH)										1	0	0	0	0	0	0						
<b>Inning Stats</b>	R: 0 E: 0 K: 0 S: 7	H: 1 LOB: 0 BB: 0 P: 12	R: 0 E: 0 K: 1 S: 8	H: 0 LOB: 0 BB: 0 P: 13	R: 0 E: 0 K: 0 S: 10	H: 2 LOB: 2 BB: 0 P: 14	R: 0 E: 0 K: 0 S: 10	H: 1 LOB: 1 BB: 0 P: 13	R: 1 E: 0 K: 0 S: 12	H: 2 LOB: 1 BB: 0 P: 20	R: 1 E: 0 K: 0 S: 11	H: 2 LOB: 1 BB: 0 P: 19	R: 0 E: 0 K: 1 S: 8	H: 2 LOB: 2 BB: 0 P: 12	R: 0 E: 0 K: 1 S: 11	H: 0 LOB: 0 BB: 0 P: 13	R: 0 E: 0 K: 1 S: 6	H: 0 LOB: 0 BB: 0 P: 11	1B: 8 2B: 1 3B: 0 HR: 1	SF: 0 SAC: 0 DP: 1 HBP: 0	WP: 0 PB: 0 SB: 0 CS: 0	PA: 36
<b>PITCHER</b>	IP WLS BF H R ER SO BB IBB HBP BLK WP HR S P ERA WHIP																					
Tom Glavine, L (1, 1)	7.0 W 30 10 2 2 2 2 0 0 0 0 0 0 14 18 0.00 0.000																					
Jay Howell, R (8, 1)	1.1 4 0 0 0 2 0 0 0 0 0 0 0 1 18 0.00 0.000																					
Mike Stanton, L (9, 1)	0.1 1 0 0 0 0 0 0 0 0 0 0 0 2 4 0.00 0.000																					
Marvin Freeman, R (9, 1)	0.1 1 0 0 0 0 0 0 0 0 0 0 0 1 2 0.00 0.000																					

Atlanta Braves @ Los Angeles Dodgers  
 Dodger Stadium, Los Angeles, CA  
 Wed Sep 08 1993, 7:05 PM PDT  
 Att: 34,384 - Unknown

AB	36
R	2
H	10
RBI	2
BB	0
SO	4
LOB	12





Batter	1	2	3	4	5	6	7	8	9	10	AB	R	H	RBI	BB	SO	LOB	TOP	
Otis Nixon, S OBP: 0.330, SLG: 0.299 (1, 8)	F7		F8 1B BB		P6		SH3		K		3	0	0	0	1	1	1		
Jeff Blausler, R OBP: 0.409, SLG: 0.448 (1, 6)	F9		1B		1B		G1-3		F9		5	0	2	0	0	0	1		
Ron Gant, R OBP: 0.345, SLG: 0.513 (1, 7)	1B		F8		1B		G5-3		HR		5	1	3	1	0	0	3		
Fred McGriff, L OBP: 0.362, SLG: 0.533 (1, 3)	F8		F9		F7		L9		K		5	0	0	0	0	1	5		
David Justice, L OBP: 0.345, SLG: 0.507 (1, 9)			F7		G4-3		F9		3B		5	0	1	0	0	0	2		
Terry Pendleton, S OBP: 0.307, SLG: 0.383 (1, 5)	K		F8		G3		F9		IBB		4	0	0	0	1	1	0		
Javy Lopez, R OBP: 0.500, SLG: 0.923 (9, PH)	2B		2B HBP		L4		P5		K		2	0	1	0	0	0	0		
Tony Tarasco, L OBP: 0.241, SLG: 0.259 Greg McMichael, R (9, 1)			G5-3		K		K				1	0	0	0	0	1	2		
Rafael Belliard, R OBP: 0.298, SLG: 0.308 Sid Bream, L OBP: 0.350, SLG: 0.417 Ramon Caraballo, S (9, PR)					2B						3	0	1	0	0	1	1		
Kent Mercker, L (1, 1)											1	0	1	0	0	0	0		
Deion Sanders, L OBP: 0.320, SLG: 0.459 Mark Wohlers, R (7, 1)											0	0	0	0	0	0	0		
Damon Berryhill, S OBP: 0.298, SLG: 0.390 (9, 2)											1	0	0	0	0	1	1		
<b>Inning Stats</b>	R: 0 E: 0 K: 0 S: 7	H: 1 LOB: 1 BB: 0 P: 13	R: 0 E: 0 K: 1 S: 8	H: 1 LOB: 0 BB: 0 P: 10	R: 0 E: 0 K: 1 S: 14	H: 1 LOB: 2 BB: 1 P: 21	R: 0 E: 0 K: 0 S: 8	H: 2 LOB: 2 BB: 0 P: 16	R: 0 E: 0 K: 1 S: 7	H: 0 LOB: 0 BB: 0 P: 8	R: 0 E: 0 K: 0 S: 7	H: 1 LOB: 1 BB: 0 P: 11	R: 0 E: 0 K: 2 S: 12	H: 1 LOB: 0 BB: 0 P: 16	R: 1 E: 0 K: 2 S: 14	H: 2 LOB: 2 BB: 1 P: 26	1B: 6 2B: 2 3B: 1 HR: 1	SF: 0 SAC: 1 DP: 0 HBP: 1	WP: 0 PA: 43
<b>PITCHER</b>	IP WLS BF H R ER SO	IP WLS BF H R ER SO	IP WLS BF H R ER SO	IP WLS BF H R ER SO	IP WLS BF H R ER SO	IP WLS BF H R ER SO	IP WLS BF H R ER SO	IP WLS BF H R ER SO	IP WLS BF H R ER SO	IP WLS BF H R ER SO	IP WLS BF H R ER SO	IP WLS BF H R ER SO	IP WLS BF H R ER SO	IP WLS BF H R ER SO	IP WLS BF H R ER SO	IP WLS BF H R ER SO	ERA WHIP	ERA WHIP	
Doug Brocail, R ERA: 4.22 (1, 1)	7.0	30	7	0	0	3	BB: 1 IBB: 0 HBP: 1 BLK: 0	WP: 0 HR: 0 S: 61 P: 92	0.00	1.143									
Mark Davis, L ERA: 4.42 (8, 1)	1.0	3	0	0	0	0	BB: 0 IBB: 0 HBP: 0 BLK: 0	WP: 0 HR: 0 S: 7 P: 9	0.00	0.000									
Trevor Hoffman, R ERA: 4.05 (9, 1)	2.0	L	10	3	1	4	BB: 0 IBB: 1 HBP: 0 BLK: 0	WP: 0 HR: 1 S: 26 P: 42	4.50	1.500									

Atlanta Braves @ San Diego Padres  
Jack Murphy Stadium, San Diego, CA  
Thu Sep 09 1993, 10:05 PM EDT  
Att: 9,368 - Unknown

AB 39  
R 1  
H 10  
RBI 1  
BB 2  
SO 7  
LOB 18



Batter	1	2	3	4	5	6	7	8	9	10	AB	R	H	RBI	BB	SO	LOB	BOTTOM					
Jarvis Brown, R OBP: 0.376, SLG: 0.411 (1, 8)	F8			F8		K			K		4	0	0	0	0	2	1						
Ricky Gutierrez, R OBP: 0.351, SLG: 0.345 (1, 6)	K			K		K		K	K		4	0	0	0	0	4	0						
Melvin Nieves, S OBP: 0.188, SLG: 0.375 (1, 9)	K			K		K		K			4	0	0	0	0	3	0						
Derek Bell, R OBP: 0.308, SLG: 0.422 (1, 5)				G5-3		G5-3		G6-3		F8		4	0	0	0	0	0						
Phil Clark, R OBP: 0.342, SLG: 0.490 Bill Bean, L OBP: 0.279, SLG: 0.400 (8, PH)				F9		F8		K		P4		2	0	0	0	0	0						
Archi Cianfranco, R OBP: 0.310, SLG: 0.453 (1, 3)				F9		F9		G4-3				3	0	0	0	0	0						
Luis Lopez, S OBP: 0.111, SLG: 0.111 (1, 4)				F9		F7		1B				3	0	1	0	0	0						
Brad Ausmus, R OBP: 0.259, SLG: 0.378 Phil Planter, L OBP: 0.350, SLG: 0.513 Trevor Hoffman, R OBP: 0.143, SLG: 0.143 (9, 1)				P3		PB BB		K				1	0	0	0	1	0						
Doug Brocail, L OBP: 0.172, SLG: 0.172 Mark Davis, L OBP: 0.250, SLG: 0.250 Kevin Higgins, L OBP: 0.311, SLG: 0.256 (9, 2)				K		B5				G5-3		2	0	0	0	1	1						
<b>Inning Stats</b>	R: 0 E: 0 K: 2 S: 10	H: 0 LOB: 0 BB: 0 P: 16	R: 0 E: 0 K: 0 S: 6	H: 0 LOB: 0 BB: 0 P: 8	R: 0 E: 0 K: 1 S: 7	H: 0 LOB: 0 BB: 0 P: 8	R: 0 E: 0 K: 2 S: 11	H: 0 LOB: 0 BB: 0 P: 16	R: 0 E: 0 K: 0 S: 9	H: 1 LOB: 1 BB: 0 P: 15	R: 0 E: 0 K: 1 S: 10	H: 0 LOB: 1 BB: 1 P: 16	R: 0 E: 0 K: 2 S: 8	H: 0 LOB: 0 BB: 0 P: 12	R: 0 E: 0 K: 2 S: 15	H: 1 LOB: 1 BB: 0 P: 22	R: 0 E: 0 K: 2 S: 9	H: 0 LOB: 0 BB: 0 P: 12	R: 0 E: 0 K: 0 S: 6	H: 0 LOB: 0 BB: 0 P: 9	1B: 1 2B: 0 3B: 0 HR: 0	SF: 0 SAC: 0 DP: 0 HBP: 0	WP: 0 PA: 32
<b>PITCHER</b>	IP WLS BF H R ER SO	IP WLS BF H R ER SO	IP WLS BF H R ER SO	IP WLS BF H R ER SO	IP WLS BF H R ER SO	IP WLS BF H R ER SO	IP WLS BF H R ER SO	IP WLS BF H R ER SO	IP WLS BF H R ER SO	IP WLS BF H R ER SO	IP WLS BF H R ER SO	IP WLS BF H R ER SO	IP WLS BF H R ER SO	IP WLS BF H R ER SO	IP WLS BF H R ER SO	IP WLS BF H R ER SO	ERA WHIP	ERA WHIP					
Kent Mercker, L ERA: 2.68 (1, 1)	6.0	19	0	0	0	6	BB: 1 IBB: 0 HBP: 0 BLK: 0	WP: 0 HR: 0 S: 53 P: 79	0.00	0.167													
Mark Wohlers, R ERA: 3.02 (7, 1)	2.0	7	1	0	0	4	BB: 0 IBB: 0 HBP: 0 BLK: 0	WP: 0 HR: 0 S: 23 P: 34	0.00	0.500													
Greg McMichael, R ERA: 2.06 (9, 1)	2.0	W	6	0	0	2	BB: 0 IBB: 0 HBP: 0 BLK: 0	WP: 0 HR: 0 S: 15 P: 21	0.00	0.000													

Atlanta Braves @ San Diego Padres  
Jack Murphy Stadium, San Diego, CA  
Thu Sep 09 1993, 10:05 PM EDT  
Att: 9,368 - Unknown

AB 31  
R 0  
H 1  
RBI 0  
BB 1  
SO 12  
LOB 3





Batter	1	2	3	4	5	6	7	8	9	AB	R	H	RBI	BB	SO	LOB	TOP				
<b>Otis Nixon, S</b> <small>OBP: 0.327, SLG: 0.296</small> (1, 8)	F8	G3			K		P6			4	0	0	0	0	1	1					
<b>Jeff Blauer, R</b> <small>OBP: 0.407, SLG: 0.445</small> (1, 6)	K		K		G6-3			E5		4	0	0	0	0	2	0					
<b>Ron Gant, R</b> <small>OBP: 0.343, SLG: 0.510</small> (1, 7)	F9		P3		P5			F9		4	0	0	0	0	0	1					
<b>Fred McGriff, L</b> <small>OBP: 0.361, SLG: 0.537</small> (1, 3)		HR	F8			F8		P5		4	1	1	1	0	0	1					
<b>David Justice, L</b> <small>OBP: 0.343, SLG: 0.503</small> (1, 9)	F9			F7		K		G6-3		4	0	0	0	0	1	1					
<b>Terry Pendleton, S</b> <small>OBP: 0.309, SLG: 0.383</small> (1, 5)	E	2B	1B	E4	1B			F8		4	1	2	0	0	0	0					
<b>Damon Berryhill, S</b> <small>OBP: 0.297, SLG: 0.388</small> (1, 2)	FC3	2B	SH1-3		1B			G6-3		4	1	1	0	0	0	2					
<b>Rafael Belliard, R</b> <small>OBP: 0.295, SLG: 0.321</small> (1, 4)	SH1-3	2B		P6				F9		4	0	1	1	0	1	2					
<b>Greg Maddux, R</b> <small>OBP: 0.159, SLG: 0.160</small> <b>Steve Bedrosian, R</b> <small>OBP: 0.277, SLG: 0.342</small> (6, 1)	SH1-3			K				K		1	0	0	1	0	1	2					
<b>Mark Wohlers, R</b> <small>OBP: 0.172, SLG: 0.172</small> (8, 1)										0	0	0	0	0	0	0					
<b>Greg McMichael, R</b> <small>OBP: 0.311, SLG: 0.256</small> (9, 1)										0	0	0	0	0	0	0					
<b>Inning Stats</b>	R: 0 E: 0 K: 1 S: 8	H: 0 LOB: 0 BB: 0 P: 9	R: 3 E: 1 K: 0 S: 9	H: 3 LOB: 1 BB: 0 P: 12	R: 0 E: 0 K: 1 S: 6	H: 0 LOB: 0 BB: 0 P: 8	R: 0 E: 1 K: 1 S: 11	H: 1 LOB: 2 BB: 0 P: 14	R: 0 E: 0 K: 1 S: 5	H: 0 LOB: 0 BB: 0 P: 5	R: 0 E: 0 K: 1 S: 7	H: 1 LOB: 1 BB: 0 P: 10	R: 0 E: 0 K: 0 S: 10	H: 0 LOB: 0 BB: 0 P: 18	R: 0 E: 0 K: 1 S: 13	H: 0 LOB: 0 BB: 0 P: 19	1B: 3 2B: 1 3B: 0 HR: 1	SF: 0 SAC: 1 DP: 0 HBP: 0	WP: 0 PB: 0 SB: 0 CS: 0	PA: 35	
<b>PITCHER</b>	IP	WLS	BF	H	R	ER	SO	BB	IBB	HBP	BLK	WP	HR	S	P	ERA	WHIP				
<b>Tim Worrell, R</b> <small>ERA: 4.54</small> (1, 1)	8.0	L	32	5	3	1	6	0	0	0	0	0	1	62	83	1.12	0.625				
<b>Pedro Martinez, L</b> <small>ERA: 2.28</small> (9, 1)	1.0		3	0	0	0	1	0	0	0	0	0	0	13	19	0.00	0.000				

Atlanta Braves @ San Diego Padres  
 Jack Murphy Stadium, San Diego, CA  
 Fri Sep 10 1993, 10:05 PM EDT  
 Att: 19,422 - Unknown

AB 34  
 R 3  
 H 5  
 RBI 3  
 BB 0  
 SO 7  
 LOB 10



Batter	1	2	3	4	5	6	7	8	9	AB	R	H	RBI	BB	SO	LOB	BOTTOM				
<b>Jarvis Brown, R</b> <small>OBP: 0.393, SLG: 0.434</small> (1, 8)	G4-3					G4-3		G4-3		3	0	2	0	1	0	0					
<b>Jeff Gardner, L</b> <small>OBP: 0.345, SLG: 0.372</small> (1, 4)	G4-3		G3-1			L1-3		G4-3		4	0	0	1	0	0	3					
<b>Melvin Nieves, S</b> <small>OBP: 0.150, SLG: 0.300</small> (1, 9)	K				K			K2-3		4	0	0	0	0	4	2					
<b>Phil Plantier, L</b> <small>OBP: 0.327, SLG: 0.508</small> (1, 7)	K				F9			K		4	0	0	0	0	2	1					
<b>Derek Bell, R</b> <small>OBP: 0.307, SLG: 0.426</small> (1, 5)		G3-1			K			G4-3		4	1	1	1	0	1	0					
<b>Archi Cianfrocco, R</b> <small>OBP: 0.309, SLG: 0.450</small> <b>Luis Lopez, S</b> <small>OBP: 0.111, SLG: 0.111</small> (9, PR)	K				K			P3		4	0	1	0	0	2	0					
<b>Ricky Gutierrez, R</b> <small>OBP: 0.349, SLG: 0.342</small> <b>Guillermo Velasquez, L</b> <small>OBP: 0.261, SLG: 0.285</small> (9, PH)	G6-3				G6-3			F7		3	0	0	0	0	0	0					
<b>Brad Ausmus, R</b> <small>OBP: 0.283, SLG: 0.381</small> <b>Phil Clark, R</b> <small>OBP: 0.345, SLG: 0.493</small> (8, PH)					K			2B	G4-3	2	0	1	0	0	1	0					
<b>Doug Brocail, L</b> <small>OBP: 0.172, SLG: 0.172</small> <b>Pedro Martinez, L</b> <small>OBP: 0.311, SLG: 0.256</small> (9, 1)								1B		0	1	0	0	0	0	0					
<b>Tim Worrell, R</b> <small>OBP: 0.277, SLG: 0.342</small> <b>Bill Bean, L</b> <small>OBP: 0.277, SLG: 0.397</small> (8, PH)					K			P5		2	0	0	0	0	2	1					
<b>Kevin Higgins, L</b> <small>OBP: 0.311, SLG: 0.256</small> (9, 2)					K					0	0	0	0	0	0	0					
<b>Inning Stats</b>	R: 0 E: 0 K: 2 S: 12	H: 1 LOB: 1 BB: 0 P: 17	R: 0 E: 0 K: 1 S: 5	H: 0 LOB: 0 BB: 0 P: 8	R: 0 E: 0 K: 2 S: 10	H: 0 LOB: 1 BB: 1 P: 14	R: 0 E: 0 K: 2 S: 10	H: 0 LOB: 0 BB: 0 P: 14	R: 1 E: 0 K: 1 S: 11	H: 1 LOB: 0 BB: 0 P: 11	R: 1 E: 0 K: 1 S: 8	H: 2 LOB: 1 BB: 0 P: 12	R: 0 E: 0 K: 0 S: 8	H: 1 LOB: 1 BB: 0 P: 11	1B: 4 2B: 1 3B: 0 HR: 1	SF: 0 SAC: 0 DP: 0 HBP: 0	WP: 0 PB: 0 SB: 0 CS: 0	PA: 34			
<b>PITCHER</b>	IP	WLS	BF	H	R	ER	SO	BB	IBB	HBP	BLK	WP	HR	S	P	ERA	WHIP				
<b>Greg Maddux, R</b> <small>ERA: 2.48</small> (1, 1)	5.2	W	20	2	0	0	9	1	0	0	0	0	0	15	17	6.75	0.750				
<b>Steve Bedrosian, R</b> <small>ERA: 1.07</small> (6, 1)	1.1		5	1	1	1	2	0	0	0	0	0	0	8	12	9.00	2.000				
<b>Mark Wohlers, R</b> <small>ERA: 3.16</small> (8, 1)	1.0	S	4	1	0	0	0	0	0	0	0	0	0	8	11	0.00	1.000				
<b>Greg McMichael, R</b> <small>ERA: 2.03</small> (9, 1)	1.0		4	1	0	0	0	0	0	0	0	0	0	8	11	0.00	1.000				

Atlanta Braves @ San Diego Padres  
 Jack Murphy Stadium, San Diego, CA  
 Fri Sep 10 1993, 10:05 PM EDT  
 Att: 19,422 - Unknown

AB 33  
 R 2  
 H 6  
 RBI 2  
 BB 1  
 SO 12  
 LOB 9





Batter	1	2	3	4	5	6	7	8	9	AB	R	H	RBI	BB	SO	LOB	TOP								
<b>Otis Nixon, S</b> (1, 8) <small>OBP: 0.327, SLG: 0.293</small> <b>Mike Stanton, L</b> (9, 1) <small>OBP: 0.407, SLG: 0.444</small> <b>Marvin Freeman, R</b> (9, 1)	F7					E1	K		FC4	4	3	0	0	2	1	3	<b>Atlanta Braves @ San Diego Padres</b> Jack Murphy Stadium, San Diego, CA Sat Sep 11 1993, 10:05 PM EDT Att: 19,824 - Unknown - 72 F								
<b>Jeff Blauer, R</b> (1, 6) <small>OBP: 0.407, SLG: 0.444</small> <b>10 Chipper Jones, S</b> (9, 6)	K		F8			K				5	3	2	0	1	2	3									
<b>Ron Gant, R</b> (1, 7) <small>OBP: 0.345, SLG: 0.516</small> <b>Tony Tarasco, L</b> (9, 9) <small>OBP: 0.241, SLG: 0.259</small>	K					SF7				5	3	3	6	0	2	1									
<b>Fred McGriff, L</b> (1, 3) <small>OBP: 0.363, SLG: 0.545</small> <b>Jay Howell, R</b> (8, 1) <b>Deion Sanders, L</b> (9, PH) <small>OBP: 0.323, SLG: 0.462</small>		G3				G6-3				4	1	2	3	1	0	1									
<b>David Justice, L</b> (1, 9) <small>OBP: 0.341, SLG: 0.499</small> <b>Ryan Klesko, L</b> (9, 7) <small>OBP: 0.385, SLG: 0.545</small>		G3-1				G4-3				6	0	1	1	0	0	3									
<b>Terry Pendleton, S</b> (1, 5) <small>OBP: 0.306, SLG: 0.381</small> <b>Bill Pecota, R</b> (9, 5) <small>OBP: 0.351, SLG: 0.400</small>		K								4	1	0	0	1	2	2									
<b>Greg Olson, R</b> (1, 2) <small>OBP: 0.300, SLG: 0.316</small>										5	1	3	0	0	0	3									
<b>Rafael Belliard, R</b> (1, 4) <small>OBP: 0.318, SLG: 0.344</small>										5	1	3	1	0	1	2									
<b>29 John Smoltz, R</b> (1, 1) <small>OBP: 0.246, SLG: 0.190</small> <b>Sid Bream, L</b> (8, 3) <small>OBP: 0.329, SLG: 0.416</small>										1	0	0	0	1	1	2									
<b>Inning Stats</b>	R: 0 E: 0 K: 2 S: 9	H: 0 LOB: 0 BB: 0 P: 14	R: 0 E: 0 K: 1 S: 8	H: 0 LOB: 0 BB: 0 P: 12	R: 0 E: 0 K: 0 S: 8	H: 1 LOB: 2 BB: 1 P: 16	R: 2 E: 1 K: 1 S: 13	H: 2 LOB: 2 BB: 1 P: 26	R: 1 E: 1 K: 1 S: 13	H: 1 LOB: 1 BB: 0 P: 22	R: 0 E: 0 K: 3 S: 14	H: 1 LOB: 2 BB: 1 P: 22	R: 1 E: 0 K: 1 S: 11	H: 2 LOB: 2 BB: 1 P: 20	R: 5 E: 0 K: 0 S: 13	H: 3 LOB: 0 BB: 2 P: 28		R: 4 E: 0 K: 0 S: 12	H: 5 LOB: 1 BB: 0 P: 21	1B: 12 2B: 1 3B: 0 HR: 2	SF: 1 SAC: 2 DP: 0 HBP: 0	WP: 0 PB: 0 SB: 3 CS: 0	PA: 50		
<b>PITCHER</b> <b>Andy Benes, R</b> (1, 1) <small>ERA: 3.57</small> <b>Frank Seminara, R</b> (7, 1) <small>ERA: 5.56</small> <b>Mark Davis, L</b> (7, 1) <small>ERA: 4.4</small> <b>Kerry Taylor, R</b> (7, 1) <small>ERA: 6.08</small> <b>Tim Mauser, R</b> (8, 1) <small>ERA: 4.4</small>	IP	WLS	BF	H	R	ER	SO	BB	IBB	HBP	BLK	WP	HR	S	P	ERA	WHIP								
<b>Rudy Seanez, R</b> (9, 1) <small>ERA: 36.0</small>	1.0		8	5	4	4	0	0	0	0	0	0	1	12	21	36.00	5.000								

Batter	1	2	3	4	5	6	7	8	9	AB	R	H	RBI	BB	SO	LOB	BOTTOM								
<b>Jarvis Brown, R</b> (1, 8) <small>OBP: 0.387, SLG: 0.425</small>	F9									4	0	1	0	0	0	0	<b>Atlanta Braves @ San Diego Padres</b> Jack Murphy Stadium, San Diego, CA Sat Sep 11 1993, 10:05 PM EDT Att: 19,824 - Unknown - 72 F								
<b>Luis Lopez, S</b> (1, 4) <small>OBP: 0.365, SLG: 0.383</small> <b>Frank Seminara, R</b> (7, 1) <small>OBP: 0.222, SLG: 0.222</small> <b>Mark Davis, L</b> (7, 1) <small>OBP: 0.250, SLG: 0.250</small> <b>Kerry Taylor, R</b> (7, 1) <small>ERA: 6.08</small> <b>Tim Mauser, R</b> (8, 1) <small>ERA: 4.4</small> <b>Guillermo Velasquez, L</b> (9, PH) <small>OBP: 0.298, SLG: 0.282</small> <b>Rudy Seanez, R</b> (9, 1)	G4-3									3	0	0	0	0	1	0									
<b>Bill Bean, L</b> (1, 9) <small>OBP: 0.265, SLG: 0.398</small> <b>Dave Staton, R</b> (9, PH)	F9									2	0	1	0	1	0	0									
<b>Phil Plantier, L</b> (1, 7) <small>OBP: 0.324, SLG: 0.502</small>		G3-1								4	0	0	0	0	2	2									
<b>Derek Bell, R</b> (1, 5) <small>OBP: 0.310, SLG: 0.435</small>										4	1	3	1	0	1	0									
<b>Archi Cianfrocco, R</b> (1, 3) <small>OBP: 0.305, SLG: 0.443</small>										4	0	0	0	0	2	3									
<b>Kevin Higgins, L</b> (1, 2) <small>OBP: 0.306, SLG: 0.252</small>										3	0	0	0	0	0	2									
<b>Craig Shipley, R</b> (1, 6) <small>OBP: 0.270, SLG: 0.317</small>										3	0	0	0	0	1	0									
<b>Andy Benes, R</b> (1, 1) <small>OBP: 0.147, SLG: 0.212</small> <b>Jeff Gardner, L</b> (6, PH) <small>OBP: 0.343, SLG: 0.370</small>										1	0	0	0	0	1	0									
<b>Inning Stats</b>	R: 0 E: 0 K: 0 S: 9	H: 0 LOB: 0 BB: 0 P: 15	R: 0 E: 0 K: 2 S: 10	H: 0 LOB: 0 BB: 0 P: 13	R: 0 E: 0 K: 2 S: 7	H: 0 LOB: 0 BB: 0 P: 9	R: 0 E: 0 K: 1 S: 8	H: 0 LOB: 1 BB: 1 P: 16	R: 1 E: 0 K: 0 S: 9	H: 1 LOB: 0 BB: 0 P: 14	R: 0 E: 0 K: 1 S: 7	H: 0 LOB: 0 BB: 0 P: 10	R: 0 E: 0 K: 2 S: 13	H: 2 LOB: 2 BB: 0 P: 15	R: 0 E: 0 K: 2 S: 9	H: 1 LOB: 1 BB: 0 P: 12		R: 0 E: 0 K: 1 S: 16	H: 1 LOB: 1 BB: 0 P: 21	1B: 4 2B: 0 3B: 0 HR: 1	SF: 0 SAC: 0 DP: 0 HBP: 0	WP: 0 PB: 0 SB: 1 CS: 0	PA: 33		
<b>PITCHER</b> <b>29 John Smoltz, R</b> (1, 1) <small>ERA: 3.34</small> <b>Jay Howell, R</b> (8, 1) <small>ERA: 2.65</small> <b>Mike Stanton, L</b> (9, 1) <small>ERA: 4.96</small> <b>Marvin Freeman, R</b> (9, 1) <small>ERA: 7.13</small>	IP	WLS	BF	H	R	ER	SO	BB	IBB	HBP	BLK	WP	HR	S	P	ERA	WHIP								
<b>29 John Smoltz, R</b> (1, 1) <small>ERA: 3.34</small>	7.0		25	3	1	1	8	1	0	0	0	0	0	9	12	1.29	0.571								
<b>Jay Howell, R</b> (8, 1) <small>ERA: 2.65</small>	1.0		4	1	0	0	2	0	0	0	0	0	0	9	12	0.00	1.000								
<b>Mike Stanton, L</b> (9, 1) <small>ERA: 4.96</small>	0.2		3	1	0	0	1	0	0	0	0	0	0	14	19	0.00	1.500								
<b>Marvin Freeman, R</b> (9, 1) <small>ERA: 7.13</small>	0.1		1	0	0	0	0	0	0	0	0	0	0	2	2	0.00	0.000								





Batter	1	2	3	4	5	6	7	8	9	AB	R	H	RBI	BB	SO	LOB	TOP
<b>Otis Nixon, S</b> <small>OBP: 0.326, SLG: 0.292</small> 										5	2	1	0	0	0	3	<b>Atlanta Braves @ San Diego Padres</b> Jack Murphy Stadium, San Diego, CA Sun Sep 12 1993, 6:33 AM EDT Att: 15,454 - Overcast - 70 F
<b>Jeff Blauer, R</b> <small>OBP: 0.406, SLG: 0.441</small> 										4	0	0	0	1	1	3	
<b>Ron Gant, R</b> <small>OBP: 0.345, SLG: 0.515</small> 										3	1	1	2	1	0	1	
<b>Fred McGriff, L</b> <small>OBP: 0.364, SLG: 0.543</small> 										4	0	1	0	1	1	2	
<b>David Justice, L</b> <small>OBP: 0.345, SLG: 0.506</small> 										5	0	4	1	0	0	2	
<b>Terry Pendleton, S</b> <small>OBP: 0.307, SLG: 0.384</small> 										5	1	1	1	0	0	5	
<b>Damon Berryhill, S</b> <small>OBP: 0.293, SLG: 0.382</small> 										4	0	0	0	0	0	2	
<b>Rafael Belliard, R</b> <small>OBP: 0.304, SLG: 0.328</small> <b>Tony Tarasco, L</b> <small>OBP: 0.233, SLG: 0.250</small> <b>Jay Howell, R</b> <small>OBP: 0.307, SLG: 0.384</small> 										3	0	0	0	0	1	2	
<b>Steve Avery, L</b> <small>OBP: 0.265, SLG: 0.239</small> <b>Deion Sanders, L</b> <small>OBP: 0.377, SLG: 0.460</small> <b>Steve Bedrosian, R</b> <small>OBP: 0.331, SLG: 0.419</small> <b>Sid Bream, L</b> <small>OBP: 0.345, SLG: 0.488</small> <b>10 Chipper Jones, S</b> <small>OBP: 0.345, SLG: 0.488</small> <b>Marvin Freeman, R</b> <small>OBP: 0.286, SLG: 0.286</small> <b>Ryan Klesko, L</b> <small>OBP: 0.290, SLG: 0.403</small> <b>Ramon Carballo, S</b> <small>OBP: 0.290, SLG: 0.403</small> 										0	0	0	0	1	0	0	
<b>Inning Stats</b> R: 0 H: 1 E: 0 LOB: 1 K: 0 BB: 0 S: 8 P: 13	R: 0 H: 1 E: 0 LOB: 1 K: 1 BB: 0 S: 11 P: 18	R: 1 H: 0 E: 1 LOB: 1 K: 1 BB: 1 S: 10 P: 15	R: 0 H: 1 E: 0 LOB: 0 K: 0 BB: 0 S: 7 P: 9	R: 1 H: 1 E: 0 LOB: 2 K: 0 BB: 2 S: 10 P: 22	R: 1 H: 1 E: 1 LOB: 2 K: 1 BB: 1 S: 18 P: 31	R: 0 H: 1 E: 0 LOB: 1 K: 0 BB: 0 S: 7 P: 13	R: 0 H: 0 E: 0 LOB: 0 K: 1 BB: 0 S: 9 P: 16	R: 1 H: 2 E: 0 LOB: 2 K: 0 BB: 1 S: 12 P: 21	1B: 6 SF: 1 2B: 0 SAC: 0 3B: 1 DP: 0 HR: 1 HBP: 0	WP: 0 PA: 42 PB: 0 SB: 1 CS: 0							
<b>PITCHER</b> <b>Scott Sanders, R</b> <small>ERA: 4.15</small> <b>Trevor Hoffman, R</b> <small>ERA: 3.92</small> <b>Gene Harris, R</b> <small>ERA: 2.84</small>	IP: 5.1 WLS: W BF: 27 H: 5 R: 3 ER: 2 SO: 2 BB: 4 IBB: 0 HBP: 0 BLK: 1 WP: 0 HR: 1 S: 56 P: 95 ERA: 3.38 WHIP: 1.688	IP: 2.2 WLS: 9 BF: 9 H: 1 R: 0 ER: 0 SO: 2 BB: 0 IBB: 0 HBP: 0 BLK: 0 WP: 0 HR: 0 S: 24 P: 42 ERA: 0.00 WHIP: 0.375	IP: 1.0 WLS: S BF: 6 H: 2 R: 1 ER: 1 SO: 0 BB: 1 IBB: 0 HBP: 0 BLK: 0 WP: 0 HR: 0 S: 12 P: 21 ERA: 9.00 WHIP: 3.000	<b>PITCHER</b> IP: 2.2 WLS: 2 BF: 9 H: 1 R: 0 ER: 0 SO: 2 BB: 1 IBB: 0 HBP: 0 BLK: 0 WP: 0 HR: 0 S: 24 P: 42 ERA: 0.00 WHIP: 0.375	IP: 1.0 WLS: S BF: 6 H: 2 R: 1 ER: 1 SO: 0 BB: 1 IBB: 0 HBP: 0 BLK: 0 WP: 0 HR: 0 S: 12 P: 21 ERA: 9.00 WHIP: 3.000	IP: 2.2 WLS: 2 BF: 9 H: 1 R: 0 ER: 0 SO: 2 BB: 1 IBB: 0 HBP: 0 BLK: 0 WP: 0 HR: 0 S: 24 P: 42 ERA: 0.00 WHIP: 0.375	IP: 1.0 WLS: S BF: 6 H: 2 R: 1 ER: 1 SO: 0 BB: 1 IBB: 0 HBP: 0 BLK: 0 WP: 0 HR: 0 S: 12 P: 21 ERA: 9.00 WHIP: 3.000	IP: 2.2 WLS: 2 BF: 9 H: 1 R: 0 ER: 0 SO: 2 BB: 1 IBB: 0 HBP: 0 BLK: 0 WP: 0 HR: 0 S: 24 P: 42 ERA: 0.00 WHIP: 0.375	IP: 1.0 WLS: S BF: 6 H: 2 R: 1 ER: 1 SO: 0 BB: 1 IBB: 0 HBP: 0 BLK: 0 WP: 0 HR: 0 S: 12 P: 21 ERA: 9.00 WHIP: 3.000	IP: 2.2 WLS: 2 BF: 9 H: 1 R: 0 ER: 0 SO: 2 BB: 1 IBB: 0 HBP: 0 BLK: 0 WP: 0 HR: 0 S: 24 P: 42 ERA: 0.00 WHIP: 0.375							

Batter	1	2	3	4	5	6	7	8	9	AB	R	H	RBI	BB	SO	LOB	BOTTOM
<b>Jarvis Brown, R</b> <small>OBP: 0.371, SLG: 0.405</small> 										4	0	0	0	0	1	1	<b>Atlanta Braves @ San Diego Padres</b> Jack Murphy Stadium, San Diego, CA Sun Sep 12 1993, 6:33 AM EDT Att: 15,454 - Overcast - 70 F
<b>Ricky Gutierrez, R</b> <small>OBP: 0.348, SLG: 0.349</small> 										4	1	1	1	0	0	0	
<b>Phil Clark, R</b> <small>OBP: 0.345, SLG: 0.488</small> <b>Trevor Hoffman, R</b> <small>OBP: 0.143, SLG: 0.143</small> <b>Melvin Nieves, S</b> <small>OBP: 0.143, SLG: 0.286</small> <b>Gene Harris, R</b> <small>OBP: 0.143, SLG: 0.286</small> 										2	1	0	0	1	1	0	
<b>Derek Bell, R</b> <small>OBP: 0.312, SLG: 0.435</small> <b>Craig Shipley, R</b> <small>OBP: 0.270, SLG: 0.317</small> 										2	1	1	0	1	0	0	
<b>Archi Cianfrocco, R</b> <small>OBP: 0.302, SLG: 0.439</small> 										2	1	0	0	0	0	1	
<b>Phil Plantier, L</b> <small>OBP: 0.324, SLG: 0.504</small> 										3	1	1	2	0	1	0	
<b>Luis Lopez, S</b> <small>OBP: 0.087, SLG: 0.071</small> 										2	0	0	1	0	1	0	
<b>Brad Ausmus, R</b> <small>OBP: 0.264, SLG: 0.379</small> 										3	0	1	0	0	0	0	
<b>Scott Sanders, R</b> <small>OBP: 0.077, SLG: 0.077</small> <b>Bill Bean, L</b> <small>OBP: 0.290, SLG: 0.403</small> 										1	0	0	0	0	0	0	
<b>Inning Stats</b> R: 0 H: 0 E: 0 LOB: 0 K: 1 BB: 0 S: 6 P: 8	R: 0 H: 0 E: 0 LOB: 0 K: 0 BB: 1 S: 7 P: 12	R: 0 H: 1 E: 0 LOB: 0 K: 1 BB: 0 S: 9 P: 15	R: 5 H: 3 E: 1 LOB: 0 K: 0 BB: 1 S: 17 P: 27	R: 0 H: 0 E: 0 LOB: 0 K: 1 BB: 0 S: 10 P: 14	R: 0 H: 0 E: 0 LOB: 0 K: 1 BB: 0 S: 8 P: 12	R: 0 H: 1 E: 0 LOB: 0 K: 0 BB: 0 S: 11 P: 14	R: 0 H: 0 E: 0 LOB: 0 K: 1 BB: 0 S: 9 P: 14	1B: 3 SF: 1 2B: 1 SAC: 1 3B: 0 DP: 1 HR: 1 HBP: 0	WP: 0 PA: 31 PB: 1 SB: 0 CS: 1								
<b>PITCHER</b> <b>Steve Avery, L</b> <small>ERA: 2.89</small> <b>Steve Bedrosian, R</b> <small>ERA: 1.64</small> <b>Marvin Freeman, R</b> <small>ERA: 6.41</small> <b>Jay Howell, R</b> <small>ERA: 2.6</small>	IP: 4.0 WLS: L BF: 18 H: 4 R: 5 ER: 3 SO: 2 BB: 2 IBB: 0 HBP: 0 BLK: 0 WP: 0 HR: 1 S: 39 P: 62 ERA: 6.75 WHIP: 1.500	IP: 1.0 WLS: 3 BF: 3 H: 0 R: 0 ER: 0 SO: 1 BB: 0 IBB: 0 HBP: 0 BLK: 0 WP: 0 HR: 0 S: 10 P: 14 ERA: 0.00 WHIP: 0.000	IP: 2.0 WLS: 6 BF: 6 H: 1 R: 0 ER: 0 SO: 1 BB: 0 IBB: 0 HBP: 0 BLK: 0 WP: 0 HR: 0 S: 19 P: 26 ERA: 0.00 WHIP: 0.500	IP: 1.0 WLS: S BF: 3 H: 0 R: 0 ER: 0 SO: 1 BB: 0 IBB: 0 HBP: 0 BLK: 0 WP: 0 HR: 0 S: 9 P: 14 ERA: 0.00 WHIP: 0.000	IP: 2.2 WLS: 2 BF: 9 H: 1 R: 0 ER: 0 SO: 2 BB: 1 IBB: 0 HBP: 0 BLK: 0 WP: 0 HR: 0 S: 24 P: 42 ERA: 0.00 WHIP: 0.375	IP: 1.0 WLS: S BF: 6 H: 2 R: 1 ER: 1 SO: 0 BB: 1 IBB: 0 HBP: 0 BLK: 0 WP: 0 HR: 0 S: 12 P: 21 ERA: 9.00 WHIP: 3.000	IP: 2.2 WLS: 2 BF: 9 H: 1 R: 0 ER: 0 SO: 2 BB: 1 IBB: 0 HBP: 0 BLK: 0 WP: 0 HR: 0 S: 24 P: 42 ERA: 0.00 WHIP: 0.375	IP: 1.0 WLS: S BF: 6 H: 2 R: 1 ER: 1 SO: 0 BB: 1 IBB: 0 HBP: 0 BLK: 0 WP: 0 HR: 0 S: 12 P: 21 ERA: 9.00 WHIP: 3.000	IP: 2.2 WLS: 2 BF: 9 H: 1 R: 0 ER: 0 SO: 2 BB: 1 IBB: 0 HBP: 0 BLK: 0 WP: 0 HR: 0 S: 24 P: 42 ERA: 0.00 WHIP: 0.375	IP: 1.0 WLS: S BF: 6 H: 2 R: 1 ER: 1 SO: 0 BB: 1 IBB: 0 HBP: 0 BLK: 0 WP: 0 HR: 0 S: 12 P: 21 ERA: 9.00 WHIP: 3.000							







Batter	1	2	3	4	5	6	7	8	9	AB	R	H	RBI	BB	SO	LOB	TOP																
Jacob Brumfield, R (1, 8) OBP: 0.340, SLG: 0.437	F8		HR		P9		G5-3	2B		5	1	2	2	0	0	1	<p>Cincinnati Reds @ Atlanta Braves Atlanta-Fulton County Stadium, Atlanta, GA</p> <p>Wed Sep 15 1993, 7:05 PM EDT Att: 48,825 - Unknown - 86 F</p>																
Greg Tubbs, R (1, 7) OBP: 0.347, SLG: 0.241	K		F8 WP BB		P7		P6	G5-3		2	0	0	0	1	1																		
Thomas Howard, S (7, PH) OBP: 0.283, SLG: 0.355										2	0	0	0	0	0	2																	
Reggie Sanders, R (1, 9) OBP: 0.351, SLG: 0.452	1B		F8		F9		K		P4	5	0	1	0	0	1	2																	
Chris Sabo, R (1, 5) OBP: 0.325, SLG: 0.443	K		G5-3			1B		SH1 1B BB	F7	4	2	1	0	1	1	2																	
Hal Morris, L (1, 3) OBP: 0.359, SLG: 0.394		1B	G5-3			E4 1B		SH1 1B	G3	5	2	3	0	0	0	1																	
Joe Oliver, R (1, 2) OBP: 0.276, SLG: 0.398	K			G5-4-3 BB		P9		SH1		2	0	0	0	1	1	2																	
Juan Samuel, R (1, 4) OBP: 0.316, SLG: 0.373	K			K			CS 1B	2B 1B		4	1	2	2	0	2	2																	
Keith Kessinger, S (1, 6) OBP: 0.500, SLG: 0.500				G5-4-3				L5		2	0	1	0	0	0	1																	
Jeff Branson, L (6, PH) OBP: 0.297, SLG: 0.331	1B			1-2		CS 1B				2	0	1	1	0	0	1																	
Jose Rijo, R (1, 1) OBP: 0.295, SLG: 0.360								2B 1B		3	0	1	0	0	1	4																	
Johnny Ruffin, R (7, 1) OBP: 0.333, SLG: 0.333										1	0	1	0	0	0	0																	
Jeff Reardon, R (9, 1) OBP: 1.000, SLG: 1.000										0	0	0	0	0	0	0																	
Rob Dibble, L (9, 1) OBP: 1.000, SLG: 1.000										0	0	0	0	0	0	0																	
<b>Inning Stats</b>	R: 0 E: 0 K: 2 S: 10	H: 1 LOB: 1 BB: 0 P: 18	R: 0 E: 0 K: 2 S: 14	H: 2 LOB: 2 BB: 0 P: 19	R: 1 E: 0 K: 0 S: 13	H: 1 LOB: 1 BB: 1 P: 23	R: 0 E: 0 K: 1 S: 10	H: 0 LOB: 0 BB: 1 P: 16	R: 0 E: 0 K: 0 S: 11	H: 1 LOB: 1 BB: 0 P: 15	R: 2 E: 1 K: 1 S: 18	H: 4 LOB: 1 BB: 0 P: 22	R: 0 E: 0 K: 1 S: 9	H: 0 LOB: 0 BB: 0 P: 11	R: 3 E: 0 K: 0 S: 24	H: 4 LOB: 2 BB: 1 P: 33	R: 0 E: 0 K: 0 S: 5	H: 0 LOB: 0 BB: 0 P: 7	1B: 11 3B: 0 HR: 1	SF: 0 SAC: 1 DP: 1 HBP: 0	WP: 1 PB: 0 SB: 0 CS: 2	PA: 41											
<b>PITCHER</b>	IP WLS BF H R ER SO BB IBB HBP BLK WP HR S P ERA WHIP																																
Kent Mercker, L (1, 1) ERA: 2.89	5.1	25	8	3	3	5	2	0	0	0	0	1	1	69	105	5.06	1.875																
Jay Howell, R (6, 1) ERA: 2.47	1.2	5	1	0	0	2	0	0	0	0	0	0	0	16	19	0.00	0.600																
Mark Wohlers, R (8, 1) ERA: 4.33	0.1	4	2	3	3	0	1	0	0	0	0	0	0	15	21	81.00	9.000																
Mike Stanton, L (8, 1) ERA: 4.89	0.2	4	2	0	0	0	0	0	0	0	0	0	0	9	12	0.00	3.000																
Pete Smith, R (9, 1) ERA: 4.36	1.0	W	3	0	0	0	0	0	0	0	0	0	0	5	7	0.00	0.000																

Batter	1	2	3	4	5	6	7	8	9	AB	R	H	RBI	BB	SO	LOB	BOTTOM																	
Otis Nixon, S (1, 8) OBP: 0.330, SLG: 0.302	F7		1B 3B		F8		G4-6-3		1B HR	5	2	2	0	0	0	2	<p>Cincinnati Reds @ Atlanta Braves Atlanta-Fulton County Stadium, Atlanta, GA</p> <p>Wed Sep 15 1993, 7:05 PM EDT Att: 48,825 - Unknown - 86 F</p>																	
Jeff Blauser, R (1, 6) OBP: 0.408, SLG: 0.443	K		1B		K			G5-3	HR	5	1	2	1	0	2	0																		
Ron Gant, R (1, 7) OBP: 0.349, SLG: 0.527	P6		3H 1B					G4-3	1B	5	1	2	3	0	0	0																		
Fred McGriff, L (1, 3) OBP: 0.367, SLG: 0.553		G4-3	1B			HR			HR	3	1	2	1	1	0	0																		
David Justice, L (1, 9) OBP: 0.346, SLG: 0.503		FC6-4 1B	G4-3			P6		E4		4	0	1	0	0	0	4																		
Terry Pendleton, S (1, 5) OBP: 0.305, SLG: 0.391	K				F8		L7	G4-3		4	0	0	0	0	1	3																		
Javy Lopez, R (1, 2) OBP: 0.336, SLG: 0.800										2	0	0	0	0	1	1																		
Deion Sanders, L (7, PH) OBP: 0.319, SLG: 0.456	FC6-4								HR	1	0	0	0	0	0	0																		
Damon Berryhill, S (8, 2) OBP: 0.294, SLG: 0.385										0	1	0	1	0	0	0																		
Bill Peacock, R (9, PR) OBP: 0.345, SLG: 0.393										0	1	0	0	0	0	0																		
Rafael Bellard, R (1, 4) OBP: 0.299, SLG: 0.310			G6-3							2	0	0	0	0	1	0																		
Tony Larasco, L (7, PH) OBP: 0.290, SLG: 0.267										1	0	0	0	0	0	0																		
Mark Wohlers, R (8, 1) ERA: 4.33										0	0	0	0	0	0	0																		
Mike Stanton, L (8, 1) ERA: 4.89										0	0	0	0	0	0	0																		
Pete Smith, R (9, 1) ERA: 4.36										1	0	0	0	0	1	1																		
Kent Mercker, L (1, 1) ERA: 2.89										2	0	0	0	0	2	0																		
Jay Howell, R (6, 1) ERA: 2.47										0	0	0	0	0	0	0																		
Sid Bream, L (7, PH) OBP: 0.323, SLG: 0.419										1	0	1	0	0	0	0																		
Ramon Caraballo, S (9, 4) ERA: 5.9										0	0	0	0	0	0	0																		
Ryan Klesko, L (9, PH) OBP: 0.400, SLG: 0.769										1	1	1	2	0	0	0																		
<b>Inning Stats</b>	R: 0 E: 0 K: 1 S: 7	H: 0 LOB: 0 BB: 0 P: 14	R: 0 E: 0 K: 1 S: 11	H: 1 LOB: 1 BB: 0 P: 20	R: 1 E: 0 K: 1 S: 18	H: 3 LOB: 3 BB: 1 P: 30	R: 0 E: 0 K: 2 S: 14	H: 0 LOB: 0 BB: 0 P: 19	R: 0 E: 0 K: 0 S: 12	H: 0 LOB: 0 BB: 0 P: 18	R: 1 E: 0 K: 0 S: 12	H: 1 LOB: 0 BB: 0 P: 20	R: 0 E: 0 K: 0 S: 6	H: 2 LOB: 2 BB: 0 P: 8	R: 0 E: 1 K: 0 S: 5	H: 1 LOB: 2 BB: 0 P: 7	R: 5 E: 0 K: 1 S: 15	H: 5 LOB: 1 BB: 0 P: 20	1B: 7 3B: 1 HR: 3	SF: 0 SAC: 0 DP: 1 HBP: 0	WP: 0 PB: 0 SB: 1 CS: 0	PA: 39												
<b>PITCHER</b>	IP WLS BF H R ER SO BB IBB HBP BLK WP HR S P ERA WHIP																																	
Jose Rijo, R (1, 1) ERA: 2.47	6.0	24	5	2	2	7	1	0	0	0	0	0	1	19	26	11.57	2.143																	
Johnny Ruffin, R (7, 1) ERA: 3.34	2.1	12	5	3	3	1	0	0	0	0	0	0	0	6	8	∞	∞																	
Jeff Reardon, R (9, 1) ERA: 3.43	0.0	L	2	0	0	0	0	0	0	0	0	0	0	1	1	1	∞	∞																
Rob Dibble, R (9, 1) ERA: 5.9	0.0	L	1	1	2	0	0	0	0	0	0	0	1	1	1	∞	∞																	

AB	37
R	6
H	13
RBI	5
BB	3
SO	7
LOB	19



AB	38
R	7
H	13
RBI	7
BB	1
SO	8
LOB	11





Batter	1	2	3	4	5	6	7	8	9	10	11	12	AB	R	H	RBI	BB	SO	LOB							
Thomas Howard, S OBP: 0.284, SLG: 0.355	G4-3		CS			FC5-4 1B		G3-1			G4-3	L7	6	0	2	0	0	0	3							
Jacob Brumfield, R OBP: 0.345, SLG: 0.453	1B		CS	K		FC5-4 2B			HR		1B		5	1	3	1	0	1	2							
Hal Morris, L OBP: 0.358, SLG: 0.394	F8			G5-3					G3-1		F7		5	0	1	1	0	0	2							
Reggie Sanders, R OBP: 0.350, SLG: 0.449	K			K					G6-3		FC5-4 1B		5	0	1	0	0	3	1							
Chris Sabo, R OBP: 0.322, SLG: 0.439		K					F7	P3		G5-3		FC5-4 1B	5	0	0	0	0	1	2							
Jos Oliver, R OBP: 0.277, SLG: 0.397		G4-3					F8						4	0	1	0	0	0	0							
Greg Tubbs, R OBP: 0.347, SLG: 0.241								G6-3					0	0	0	0	0	0	0							
Dan Wilson, R OBP: 0.307, SLG: 0.262													1	0	0	0	0	0	0							
Juan Samuel, R OBP: 0.309, SLG: 0.384			K				F8						5	0	0	0	0	3	1							
Jeff Branson, L OBP: 0.282, SLG: 0.326			G4-3				G1-3		G3-1		FC6-4		5	0	0	0	0	0	1							
Larry Luebbers, R OBP: 0.330, SLG: 0.368													3	1	2	0	0	0	0							
Jerry Spradlin, S OBP: 0.331, SLG: 0.415													0	0	0	0	0	0	0							
Ross Powell, L OBP: 0.331, SLG: 0.393													0	0	0	0	0	0	1							
Jack Daugherty, S OBP: 0.350, SLG: 0.428													0	0	0	0	0	0	0							
Scott Ruskin, R OBP: 0.330, SLG: 0.514													0	0	0	0	0	1	0							
Scott Service, R OBP: 0.302, SLG: 0.143													0	0	0	0	0	0	0							
<b>Inning Stats</b>	R: 0 E: 0 K: 1 S: 9	H: 1 LOB: 1 BB: 0 P: 15	R: 0 E: 0 K: 2 S: 9	H: 0 LOB: 0 BB: 0 P: 12	R: 0 E: 0 K: 0 S: 9	H: 1 LOB: 0 BB: 0 P: 10	R: 0 E: 0 K: 2 S: 8	H: 0 LOB: 0 BB: 0 P: 12	R: 0 E: 0 K: 0 S: 4	H: 0 LOB: 0 BB: 0 P: 5	R: 1 E: 0 K: 1 S: 6	H: 3 LOB: 2 BB: 0 P: 7	R: 0 E: 0 K: 1 S: 9	H: 1 LOB: 1 BB: 0 P: 11	R: 1 E: 0 K: 0 S: 11	H: 1 LOB: 0 BB: 0 P: 17	R: 0 E: 0 K: 1 S: 12	H: 1 LOB: 1 BB: 0 P: 14	R: 0 E: 0 K: 0 S: 11	H: 2 LOB: 2 BB: 0 P: 14	R: 0 E: 1 K: 1 S: 9	H: 0 LOB: 2 BB: 1 P: 15	1B: 8 2B: 1 3B: 0 HR: 1	SF: 0 SAC: 0 DP: 0 HBP: 0	WP: 0 PB: 0 SB: 2 CS: 1	PA: 47
<b>PITCHER</b>	IP	WLS	BF	H	R	ER	SO	BB	IBB	HBP	BLK	WP	HR	S	P	ERA	WHIP									
29 John Smoltz, R ERA: 3.29	(1, 1)		9.0	32	7	2	7	0	0	0	0	0	0	1	74	100	2.00	0.778								
Greg McMichael, R ERA: 1.98	(10, 1)		2.0	9	3	0	0	0	0	0	0	0	0	23	28	0.00	1.500									
Steve Bedrosian, R ERA: 1.59	(12, 1)	W	5	0	0	0	1	1	0	0	0	0	0	9	15	0.00	1.000									

**Cincinnati Reds @ Atlanta Braves**  
Atlanta-Fulton County Stadium, Atlanta, GA

Thu Sep 16 1993, 7:05 PM EDT  
Att. 49,115 - Unknown - 81 F

AB	45
R	2
H	10
RBI	2
BB	1
SO	8
LOB	13

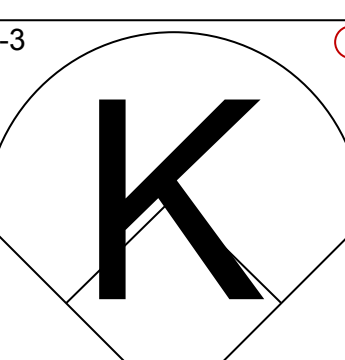
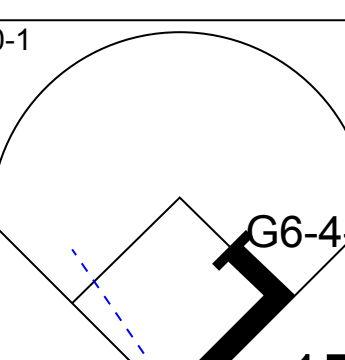
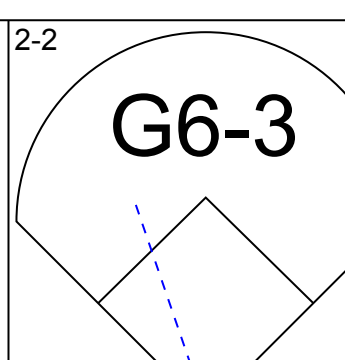
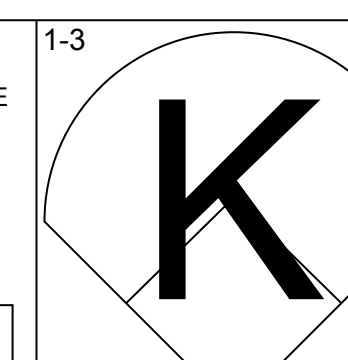
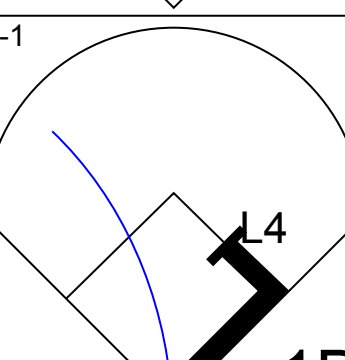
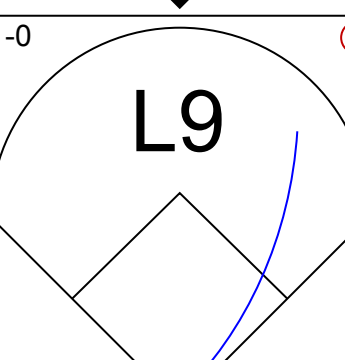
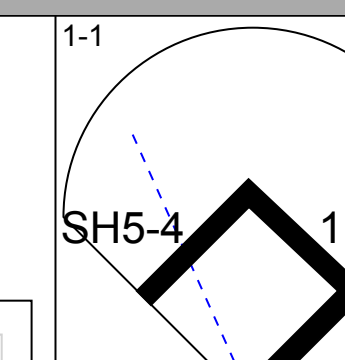
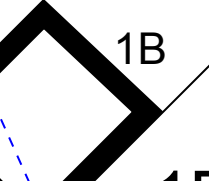
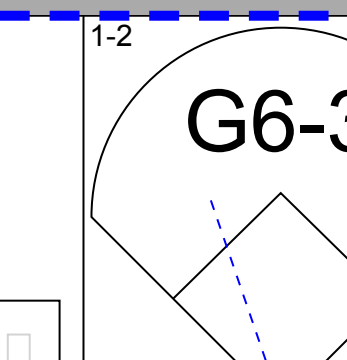
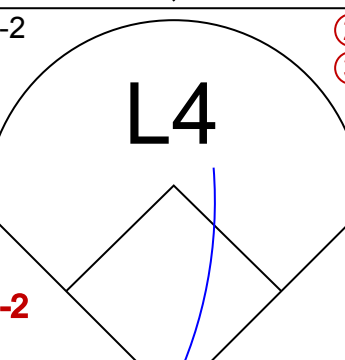
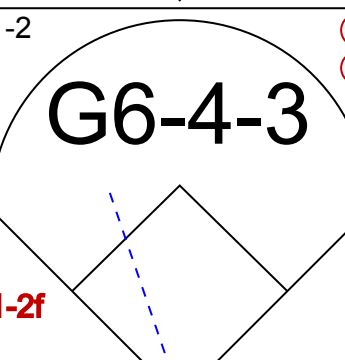
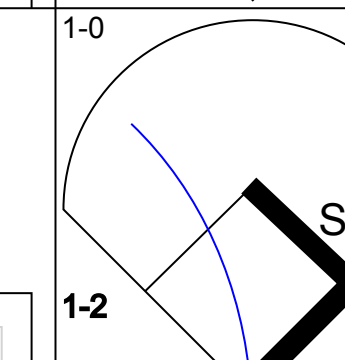
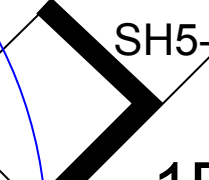
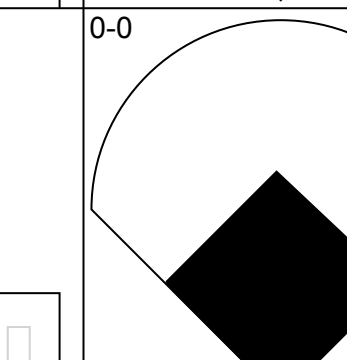
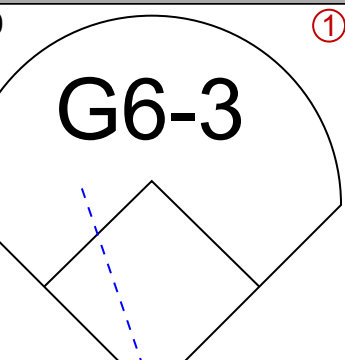
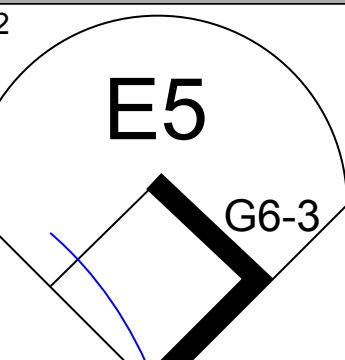
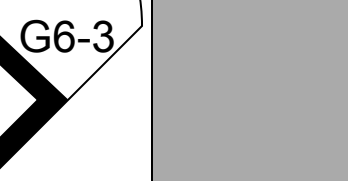
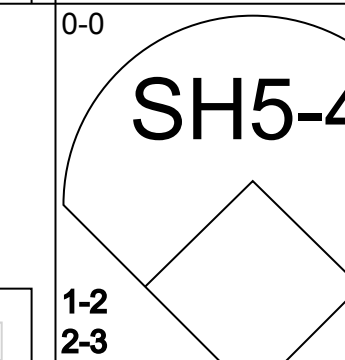
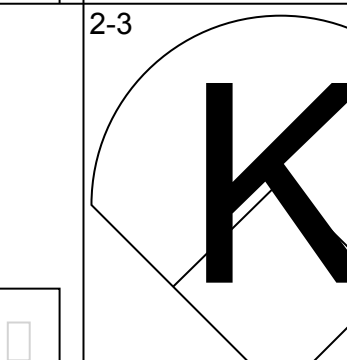
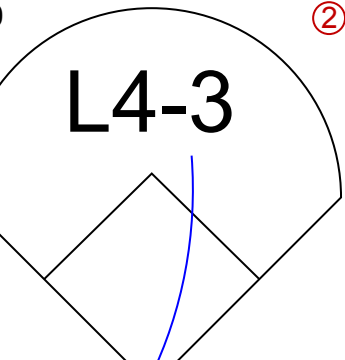
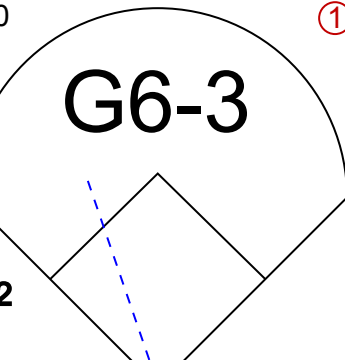
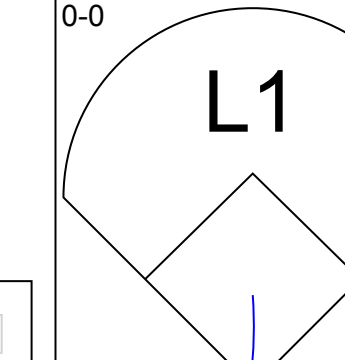
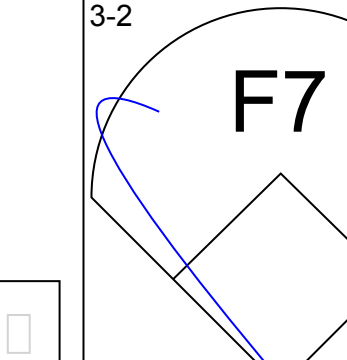
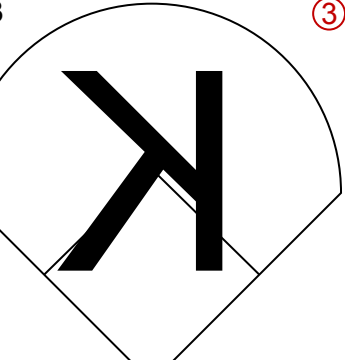
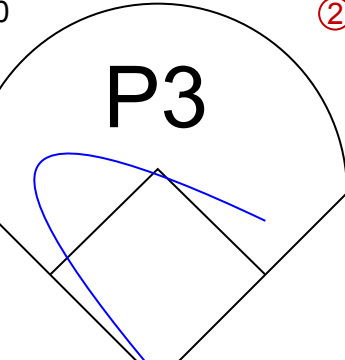
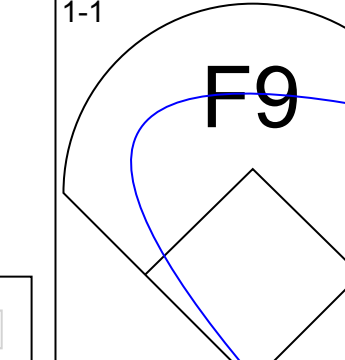
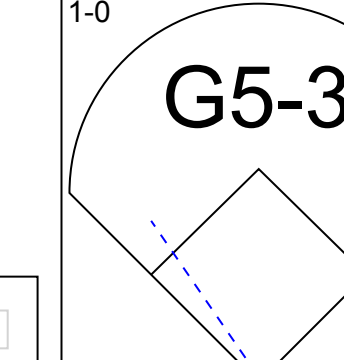
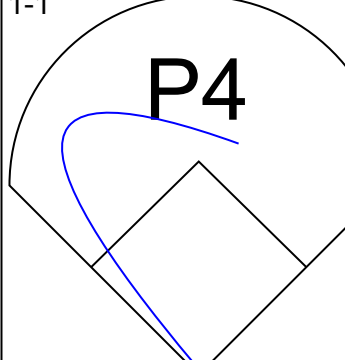
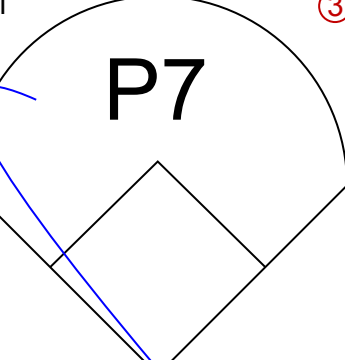
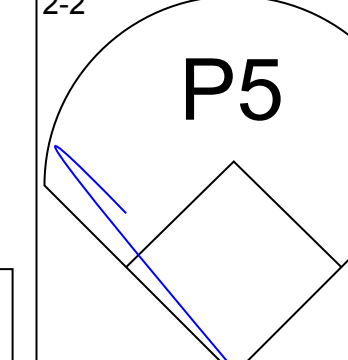
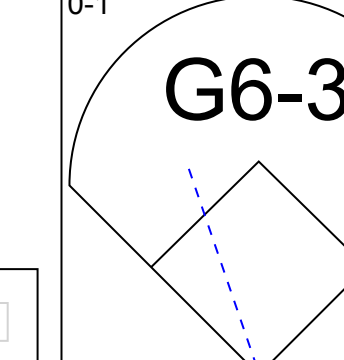
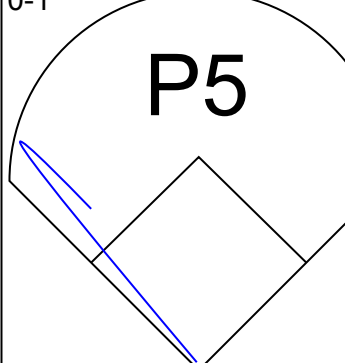
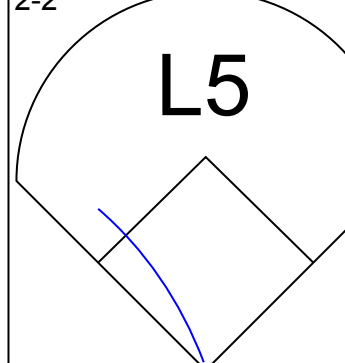
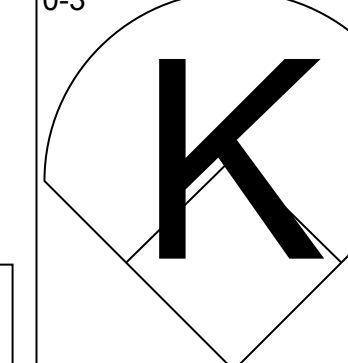
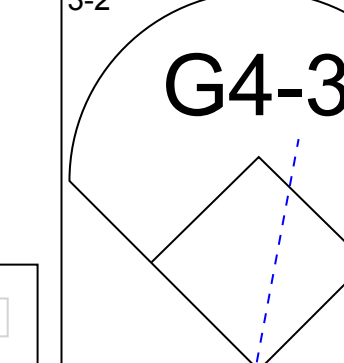

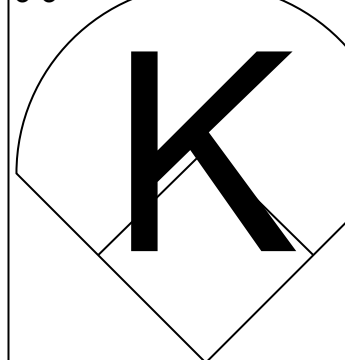
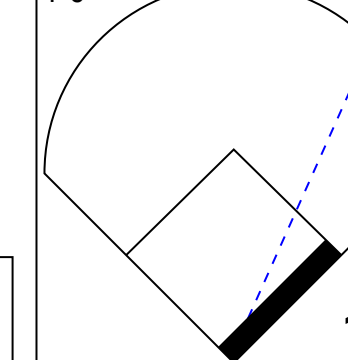
Batter	1	2	3	4	5	6	7	8	9	10	11	12	AB	R	H	RBI	BB	SO	LOB							
Otis Nixon, S OBP: 0.337, SLG: 0.306	CS			1B	FC6-4			FC5-2 1B					4	1	3	0	2	0	2							
Jeff Blauser, R OBP: 0.407, SLG: 0.441	P6			1B		B1-3		FC5-2		F7			6	0	2	1	0	0	4							
Ron Gant, R OBP: 0.346, SLG: 0.523	K			SF7		P3		F9					4	0	0	1	0	1	3							
Fred McGriff, L OBP: 0.364, SLG: 0.548	CS		P2	L8		K				F9			5	0	0	0	0	2	1							
David Justice, L OBP: 0.344, SLG: 0.506		F9		K			G3						5	1	1	1	0	1	1							
Terry Pendleton, S OBP: 0.310, SLG: 0.393													5	0	2	0	0	1	0							
10 Chipper Jones, S OBP: 0.500, SLG: 0.500													0	0	0	0	0	0	0							
Greg Olson, R OBP: 0.297, SLG: 0.312													3	0	0	0	0	0	1							
Sid Bream, L OBP: 0.331, SLG: 0.415													1	0	0	0	0	0	0							
Greg McMichael, R OBP: 0.331, SLG: 0.415													0	0	0	0	0	0	0							
Steve Bedrosian, R OBP: 0.345, SLG: 0.393													0	1	0	0	0	0	0							
Bill Peacock, R OBP: 0.345, SLG: 0.393													2	0	1	0	0	0	0							
Rafael Belliard, R OBP: 0.295, SLG: 0.315													1	0	1	0	0	0	0							
Deion Sanders, L OBP: 0.322, SLG: 0.462													0	0	0	0	0	0	0							
Ramon Caraballo, S OBP: 0.336, SLG: 0.354													0	0	0	0	0	1	0							
Francisco Cabrera, R OBP: 0.322, SLG: 0.443													1	0	0	0	0	1	0							
Mark Lemke, S OBP: 0.336, SLG: 0.354													0	0	0	0	1	0	0							
29 John Smoltz, R OBP: 0.297, SLG: 0.185													2	0	0	0	1	0	1							
Damon Berryhill, S OBP: 0.292, SLG: 0.382													2	0	0	0	0	0	3							
<b>Inning Stats</b>	R: 0 E: 0 K: 1 S: 8	H: 0 LOB: 0 BB: 1 P: 15	R: 0 E: 0 K: 1 S: 9	H: 0 LOB: 0 BB: 0 P: 13	R: 0 E: 0 K: 0 S: 7	H: 0 LOB: 0 BB: 0 P: 11	R: 1 E: 0 K: 1 S: 12	H: 2 LOB: 1 BB: 0 P: 17	R: 0 E: 0 K: 0 S: 9	H: 1 LOB: 2 BB: 1 P: 17	R: 0 E: 0 K: 0 S: 6	H: 0 LOB: 0 BB: 0 P: 9	R: 0 E: 0 K: 0 S: 10	H: 2 LOB: 2 BB: 0 P: 13	R: 1 E: 0 K: 0 S: 12	H: 1 LOB: 0 BB: 0 P: 18	R: 0 E: 0 K: 1 S: 13	H: 1 LOB: 1 BB: 0 P: 23	R: 0 E: 0 K: 1 S: 5	H: 0 LOB: 0 BB: 0 P: 9	R: 0 E: 1 K: 0 S: 8	H: 2 LOB: 3 BB: 2 P: 20	1B: 7 2B: 2 3B: 0 HR: 1	SF: 1 SAC: 1 DP: 2 HBP: 0	WP: 0 PB: 0 SB: 0 CS: 1	PA: 48
<b>PITCHER</b>	IP	WLS	BF	H	R	ER	SO	BB	IBB	HBP	BLK	WP	HR	S	P	ERA	WHIP									
Larry Luebbers, R ERA: 4.55	(1, 1)		7.1	28	6	1	4	2	0	0	0	0	0	63	101	1.23	1.091									
Jerry Spradlin, R ERA: 4.1	(8, 1)		1.2	6	1	1	1	0	0	0	0	0	1	16	22	5.40	0.600									
Ross Powell, L ERA: 4.1	(10, 1)		2.0	7	1	0	0	2	0	0	0	0	0	18	32	0.00	0.500									
Scott Ruskin, L ERA: 18.0	(12, 1)		0.0	1	1	1	0	0	0	0	0	0	0	3	4	∞	∞									
Scott Service, R ERA: 4.5	(12, 1)	L	5	1	0	0	0	0	2	0	0	0	0	5	16	0.00	1.500									

**Cincinnati Reds @ Atlanta Braves**  
Atlanta-Fulton County Stadium, Atlanta, GA

Thu Sep 16 1993, 7:05 PM EDT  
Att. 49,115 - Unknown - 81 F

AB	41
R	3
H	10
RBI	3
BB	4
SO	6
LOB	16



Batter	1	2	3	4	5	6	7	8	9	10	AB	R	H	RBI	BB	SO	LOB				
Ryan Thompson, R OBP: 0.310, SLG: 0.446 Mike Maddux, L (8, 1)												4	0	1	0	0	2	1			
Darin Jackson, R OBP: 0.230, SLG: 0.308 (1, 7)												4	0	2	0	0	0	1			
Eddie Murray, S OBP: 0.318, SLG: 0.469 (1, 3)												4	1	2	1	0	0	2			
Dave Gallagher, R OBP: 0.342, SLG: 0.450 (8, 8)												3	0	0	0	0	1	0			
Jeff Kent, R OBP: 0.328, SLG: 0.442 (1, 4)												4	0	0	0	0	0	3			
Butch Huskey, R OBP: 0.100, SLG: 0.059 Chico Walker, S OBP: 0.275, SLG: 0.333 (10, PH) (10, 5)												3	0	0	0	0	1	3			
Charlie O'Brien, R OBP: 0.277, SLG: 0.323 Joe Orsulak, L OBP: 0.338, SLG: 0.408 Todd Hundley, S OBP: 0.262, SLG: 0.356 (8, 2)												2	0	0	0	0	0	1			
Kevin Baez, R OBP: 0.277, SLG: 0.236 Jeff McKnight, S OBP: 0.305, SLG: 0.298 (8, 6)												2	0	0	0	0	1	0			
Sid Fernandez, L OBP: 0.172, SLG: 0.111 Jeremy Burnitz, L OBP: 0.333, SLG: 0.467 (8, 9)												2	0	0	0	0	2	0			
<b>Inning Stats</b>	R: 0 E: 0 K: 1 S: 10	H: 1 LOB: 0 BB: 0 P: 17	R: 0 E: 0 K: 1 S: 5	H: 0 LOB: 0 BB: 0 P: 6	R: 0 E: 0 K: 1 S: 7	H: 0 LOB: 0 BB: 0 P: 8	R: 0 E: 0 K: 0 S: 6	H: 1 LOB: 0 BB: 0 P: 8	R: 0 E: 1 K: 0 S: 7	H: 0 LOB: 1 BB: 0 P: 10	R: 0 E: 0 K: 0 S: 10	H: 2 LOB: 2 BB: 0 P: 10	R: 0 E: 0 K: 2 S: 10	H: 1 LOB: 1 BB: 0 P: 14	R: 1 E: 0 K: 1 S: 11	H: 1 LOB: 0 BB: 0 P: 17	R: 0 E: 0 K: 0 S: 8	H: 0 LOB: 0 BB: 0 P: 12	1B: 5 2B: 0 3B: 0 HR: 1	SF: 0 SAC: 1 DP: 1 HBP: 0	WP: 0 PA: 35 PB: 0 SB: 0 CS: 0
<b>PITCHER</b>	IP 7.0	WLS 24	H 4	R 0	ER 0	SO 4	BB 0	IBB 0	HBP 0	BLK 0	WP 0	HR 0	S 52	P 76	ERA 0.00	WHIP 0.571					
Steve Avery, L ERA: 2.8	1.0	4	1	0	0	2	0	0	0	0	0	0	10	14	0.00	1.000					
Mark Wohlers, R ERA: 4.23	1.0	4	1	1	1	1	0	0	0	0	0	1	11	17	9.00	1.000					
Greg McMichael, R ERA: 2.07	1.0	W	3	0	0	0	0	0	0	0	0	0	8	12	0.00	0.000					
Jay Howell, R ERA: 2.43																					

**TOP**

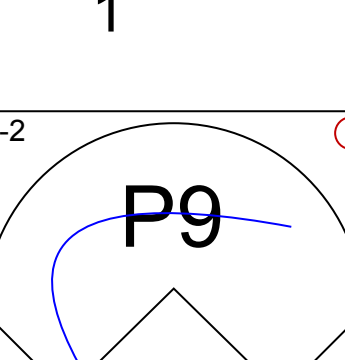
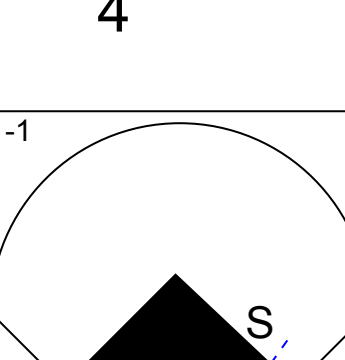
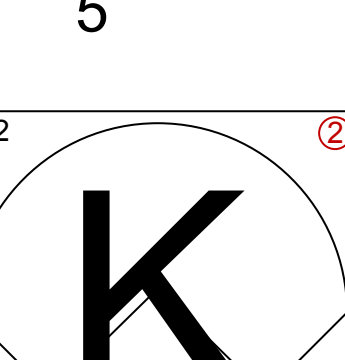
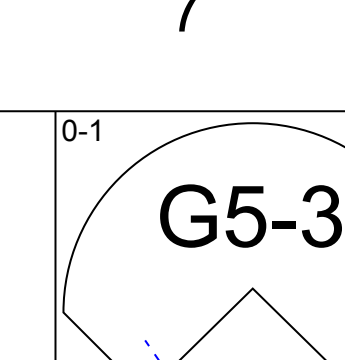
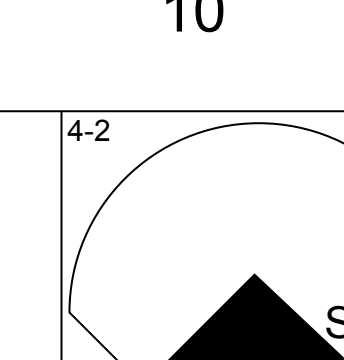
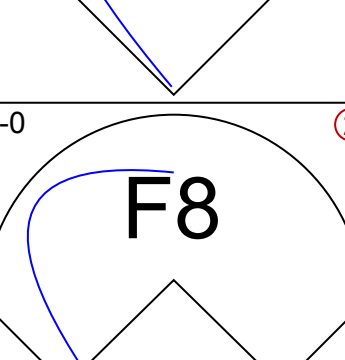
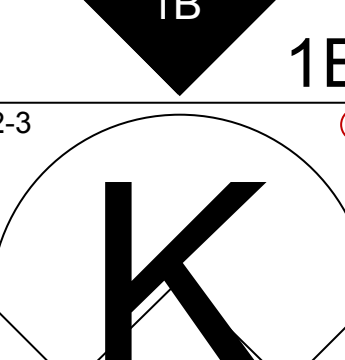
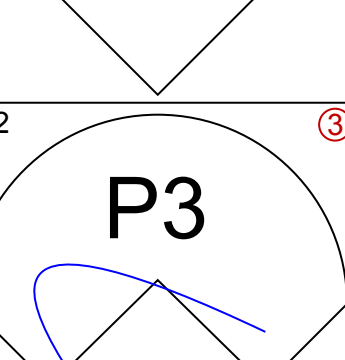
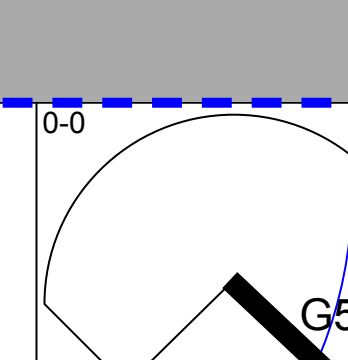
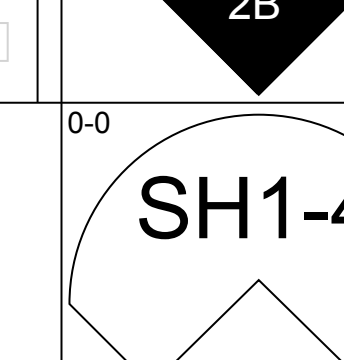
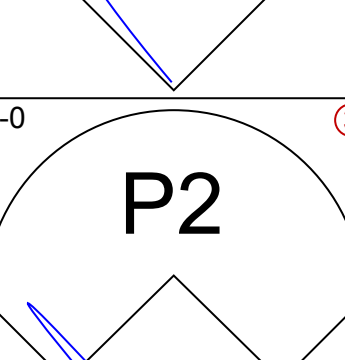
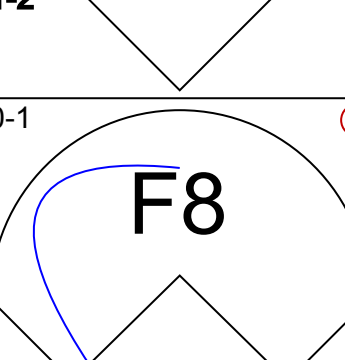
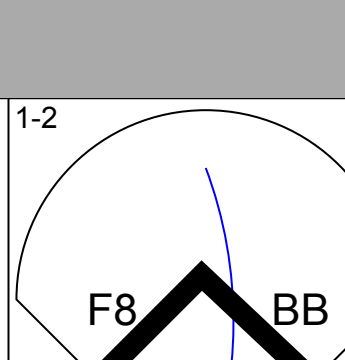
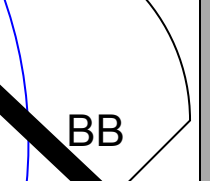
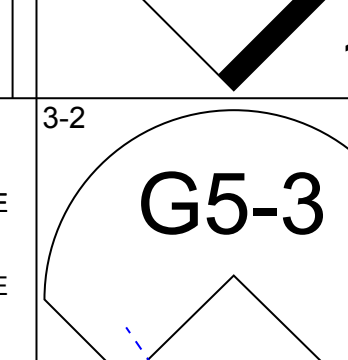
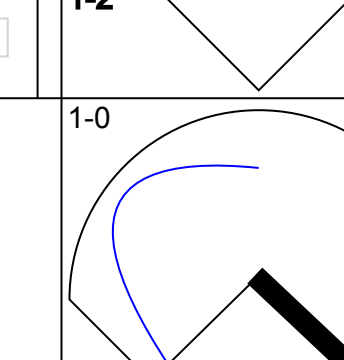
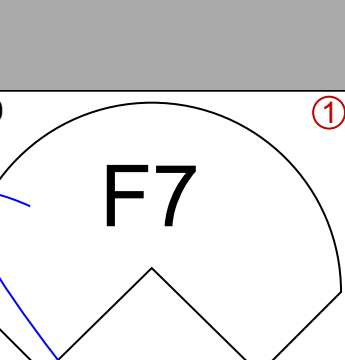
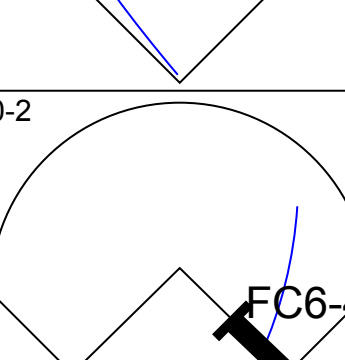

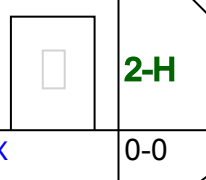
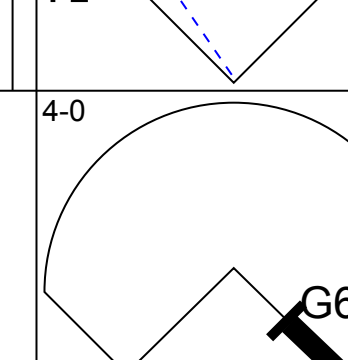
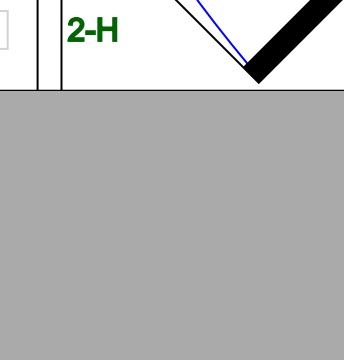
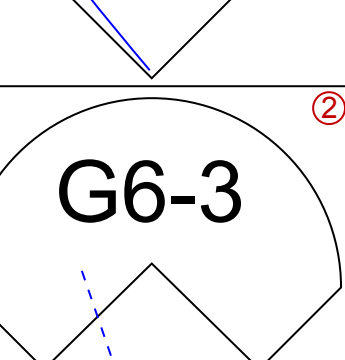
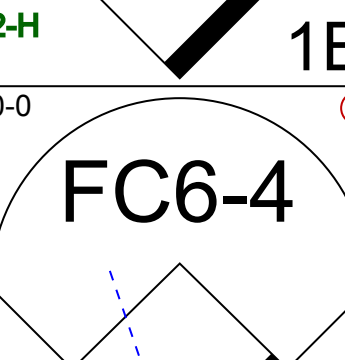

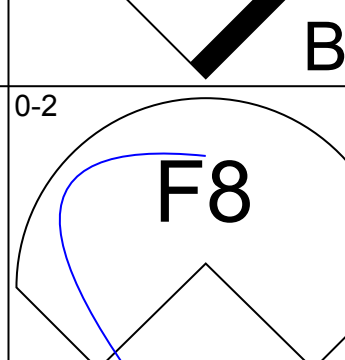
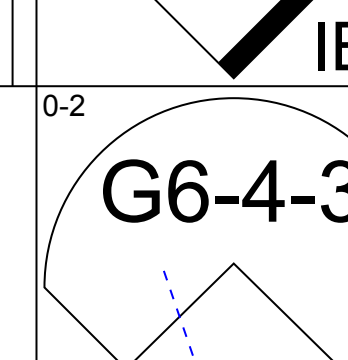
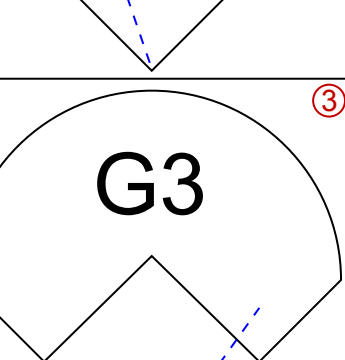
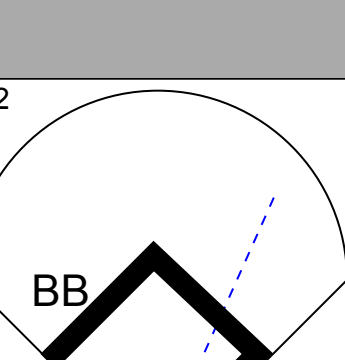
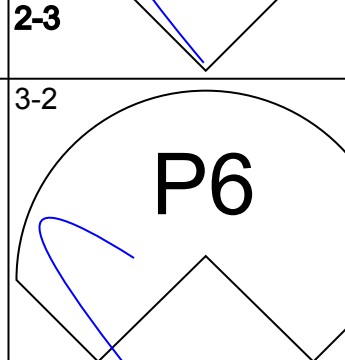
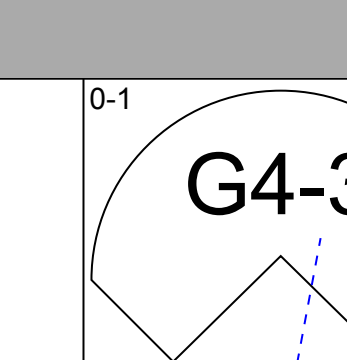
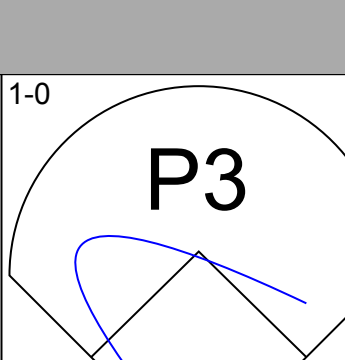
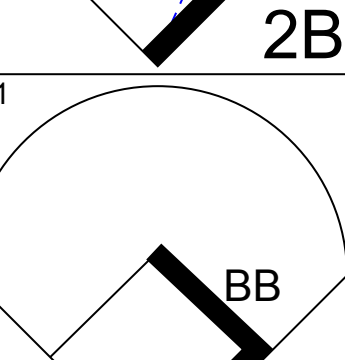
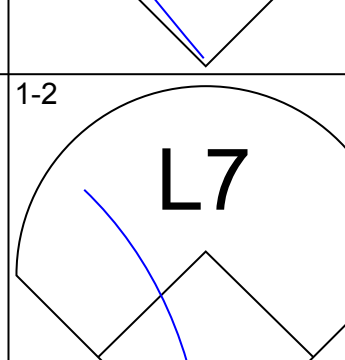
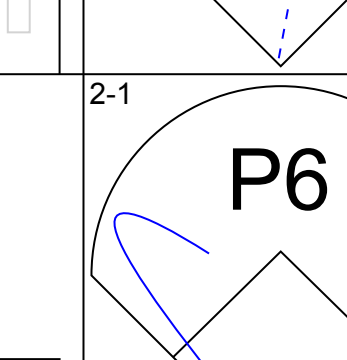
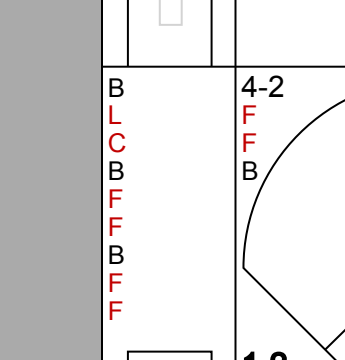
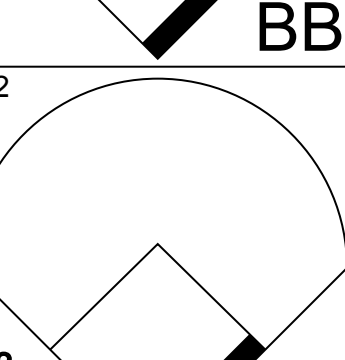
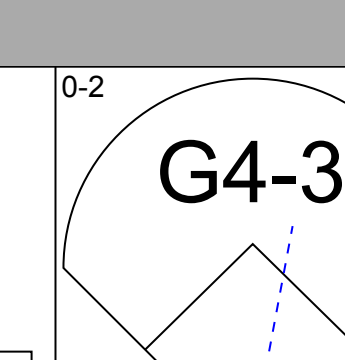
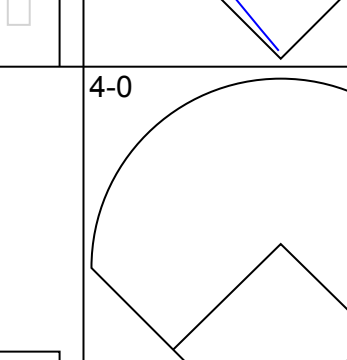
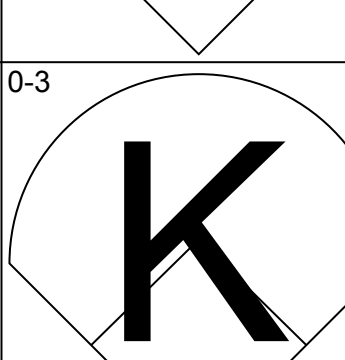
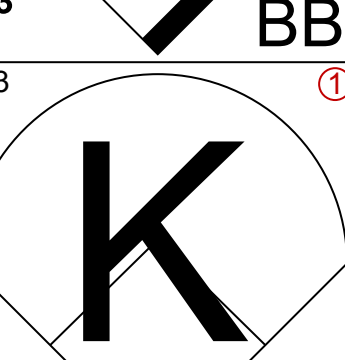

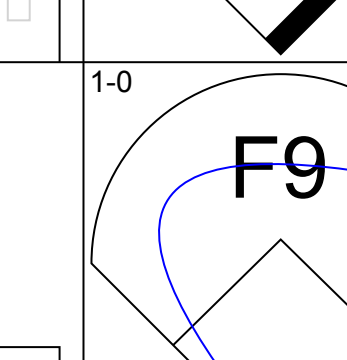
**New York Mets @ Atlanta Braves**  
Atlanta-Fulton County Stadium, Atlanta, GA

Fri Sep 17 1993, 7:05 PM EDT  
Att: 48,837 - Unknown

livebaseballscorecards.com

AB 34  
R 1  
H 6  
RBI 1  
BB 0  
SO 7  
LOB 11



Batter	1	2	3	4	5	6	7	8	9	10	AB	R	H	RBI	BB	SO	LOB					
Otis Nixon, S OBP: 0.338, SLG: 0.305 (1, 8)												4	2	1	0	1	3					
Jeff Blausler, R OBP: 0.406, SLG: 0.440 (1, 6)												4	0	1	0	0	4					
Ron Gant, R OBP: 0.347, SLG: 0.524 (1, 7)												5	0	2	1	0	2					
Fred McGriff, L OBP: 0.367, SLG: 0.547 (1, 3)												2	0	1	1	2	0					
Terry Pendleton, S OBP: 0.308, SLG: 0.390 (1, 5)												4	0	0	0	0	5					
David Justice, L OBP: 0.344, SLG: 0.506 (1, 9)											4	0	1	0	0	0	2					
Greg Olson, R OBP: 0.297, SLG: 0.310 Ryan Klesko, L OBP: 0.375, SLG: 0.714 Damon Berryhill, S OBP: 0.292, SLG: 0.382 (10, 2)											2	0	0	0	1	0	2					
Rafael Belliard, R OBP: 0.296, SLG: 0.307 Sid Bream, L OBP: 0.353, SLG: 0.415 Ramon Caraballo, S (10, 4)											2	0	0	0	1	1	0					
Steve Avery, L OBP: 0.197, SLG: 0.239 Francisco Cabrera, R OBP: 0.116, SLG: 0.148 Mark Wohlers, R OBP: 0.292, SLG: 0.382 Greg McMichael, R OBP: 0.305, SLG: 0.298 Tony Tarasco, L OBP: 0.342, SLG: 0.450 Jay Howell, R (10, 1)											2	0	0	0	0	2	3					
<b>Inning Stats</b>	R: 0 E: 0 K: 0 S: 5	H: 0 LOB: 0 BB: 0 P: 8	R: 0 E: 0 K: 0 S: 5	H: 0 LOB: 0 BB: 0 P: 6	R: 0 E: 0 K: 2 S: 7	H: 0 LOB: 0 BB: 0 P: 10	R: 1 E: 0 K: 1 S: 11	H: 2 LOB: 1 BB: 0 P: 14	R: 0 E: 0 K: 2 S: 22	H: 1 LOB: 3 BB: 2 P: 32	R: 0 E: 0 K: 1 S: 9	H: 0 LOB: 0 BB: 0 P: 9	R: 0 E: 0 K: 0 S: 8	H: 1 LOB: 1 BB: 0 P: 15	R: 0 E: 0 K: 0 S: 5	H: 0 LOB: 1 BB: 1 P: 12	R: 1 E: 0 K: 0 S: 4	H: 1 LOB: 1 BB: 1 P: 9	1B: 4 2B: 2 3B: 0 HR: 0	SF: 0 SAC: 1 DP: 1 HBP: 0	WP: 0 PA: 39 PB: 0 SB: 1 CS: 0	
<b>PITCHER</b>	IP 7.0	WLS 28	H 4	R 1	ER 1	SO 6	BB 3	IBB 0	HBP 0	BLK 0	WP 0	HR 0	S 72	P 101	ERA 1.29	WHIP 1.000						
Sid Fernandez, L ERA: 3.07	2.1	L	11	2	1	0	2	1	0	0	0	0	0	17	36	3.86	1.714					
Mike Maddux, R ERA: 3.71																						


**BOTTOM**

**New York Mets @ Atlanta Braves**  
Atlanta-Fulton County Stadium, Atlanta, GA

Fri Sep 17 1993, 7:05 PM EDT  
Att: 48,837 - Unknown

livebaseballscorecards.com

AB 32  
R 2  
H 6  
RBI 2  
BB 6  
SO 6  
LOB 22





Batter	1	2	3	4	5	6	7	8	9	10	AB	R	H	RBI	BB	SO	LOB	TOP	
Ryan Thompson, R OBP: 0.315, SLG: 0.449 (1, 8)	SH FC1-5 2B		1B		P9		K		1B BB	K	5	0	2	0	1	2	3		
Todd Hundley, S OBP: 0.269, SLG: 0.363 (1, 2)	SH BB FC1-5		FC4-6 1B		FC6-4 1B		G3 G4-3 1B		1B 1B		4	0	4	1	0	0	0		
Eddie Murray, S OBP: 0.317, SLG: 0.468 Dave Gallagher, R OBP: 0.342, SLG: 0.448 (1, 3) (3, 3)	FC1-5 BB		K		FC6-4 1-2f		G4-3 1-2		G4-3 1-2 2-3 3-H	1B	2	0	0	0	0	1	4		
Joe Orsulak, L OBP: 0.333, SLG: 0.402 (1, 7) (10, 9)	K		L8				G1-3		G3	L1-3	5	0	0	0	0	1	8		
Chico Walker, S OBP: 0.278, SLG: 0.331 (1, 5)			FC4-6 1-2f				G5-4-3 1B		G4-3		4	0	1	0	1	0	3		
Jeff Kent, R OBP: 0.325, SLG: 0.437 (1, 4)	K				F9		G5-4-3 1-2f			K	5	0	0	0	0	2	4		
Jeromy Burnitz, L OBP: 0.332, SLG: 0.463 Darin Jackson, R OBP: 0.233, SLG: 0.310 (1, 9) (10, PH) (10, 7)			G4-6-3 1B		F9				K	K	4	0	1	0	0	2	0		
Jeff McKnight, S OBP: 0.308, SLG: 0.301 (1, 6)		G4-6-3			K2-3				G4-3		5	1	2	0	0	1	1		
Bobby Jones, R OBP: 0.265, SLG: 0.363 John Franco, L OBP: 0.235, SLG: 0.294 Ced Landrum, L OBP: 0.235, SLG: 0.294 Jeff Innis, R OBP: 0.265, SLG: 0.363 Tito Navarro, S OBP: 0.265, SLG: 0.363 Mauro Gozzo, R OBP: 0.265, SLG: 0.363 (1, 11) (8, 11) (9, PH) (9, 11) (10, PH) (10, 11)			K				K			1B BB	3	0	1	0	0	2	0		
<b>Inning Stats</b>	R: 0 E: 1 K: 2 S: 12	H: 1 LOB: 3 BB: 1 P: 21	R: 0 E: 0 K: 1 S: 8	H: 1 LOB: 0 BB: 0 P: 10	R: 0 E: 0 K: 1 S: 12	H: 2 LOB: 2 BB: 0 P: 17	R: 0 E: 0 K: 1 S: 6	H: 0 LOB: 0 BB: 0 P: 9	R: 0 E: 0 K: 1 S: 10	H: 1 LOB: 1 BB: 0 P: 17	R: 0 E: 0 K: 0 S: 8	H: 1 LOB: 1 BB: 0 P: 11	R: 2 E: 0 K: 2 S: 18	H: 4 LOB: 3 BB: 1 P: 33	R: 1 E: 0 K: 1 S: 14	H: 3 LOB: 2 BB: 0 P: 19	1B: 14 2B: 1 3B: 0 HR: 0	SF: 0 SAC: 1 DP: 2 HBP: 0	WP: 0 PA: 46
<b>PITCHER</b>	IP WLS BF H R ER SO BB IBB HBP BLK WP HR S P ERA WHIP	IP WLS BF H R ER SO BB IBB HBP BLK WP HR S P ERA WHIP	IP WLS BF H R ER SO BB IBB HBP BLK WP HR S P ERA WHIP	IP WLS BF H R ER SO BB IBB HBP BLK WP HR S P ERA WHIP	IP WLS BF H R ER SO BB IBB HBP BLK WP HR S P ERA WHIP	IP WLS BF H R ER SO BB IBB HBP BLK WP HR S P ERA WHIP	IP WLS BF H R ER SO BB IBB HBP BLK WP HR S P ERA WHIP	IP WLS BF H R ER SO BB IBB HBP BLK WP HR S P ERA WHIP	IP WLS BF H R ER SO BB IBB HBP BLK WP HR S P ERA WHIP	IP WLS BF H R ER SO BB IBB HBP BLK WP HR S P ERA WHIP	IP WLS BF H R ER SO BB IBB HBP BLK WP HR S P ERA WHIP	IP WLS BF H R ER SO BB IBB HBP BLK WP HR S P ERA WHIP	IP WLS BF H R ER SO BB IBB HBP BLK WP HR S P ERA WHIP	IP WLS BF H R ER SO BB IBB HBP BLK WP HR S P ERA WHIP	IP WLS BF H R ER SO BB IBB HBP BLK WP HR S P ERA WHIP	IP WLS BF H R ER SO BB IBB HBP BLK WP HR S P ERA WHIP	IP WLS BF H R ER SO BB IBB HBP BLK WP HR S P ERA WHIP	IP WLS BF H R ER SO BB IBB HBP BLK WP HR S P ERA WHIP	
Greg Maddux, R ERA: 2.48 (1, 1)	8.2	3	2	0	0	0	0	0	0	0	7	12	0.00	6.000					
Greg McMichael, R ERA: 2.06 (9, 1)	0.1	3	2	0	0	0	0	0	0	0	7	12	0.00	6.000					
Mike Stanton, L ERA: 5.01 (10, 1)	0.2	L	4	2	1	1	0	0	0	0	9	14	13.50	3.000					
Steve Bedrosian, R ERA: 1.58 (10, 1)	0.1	2	1	0	0	1	0	0	0	0	5	5	0.00	3.000					

**New York Mets @ Atlanta Braves**  
Atlanta-Fulton County Stadium, Atlanta, GA  
Sat Sep 18 1993, 3:33 AM EDT  
Alt. 49.051 - Sunny - 84 F

livebaseballscorecards.com

AB 43  
R 3  
H 15  
RBI 3  
BB 2  
SO 11  
LOB 25



Batter	1	2	3	4	5	6	7	8	9	10	AB	R	H	RBI	BB	SO	LOB	BOTTOM			
Otis Nixon, S OBP: 0.338, SLG: 0.303 (1, 8)	G4-3		F7		F7						3	0	0	0	2	0	0				
Jeff Blauser, R OBP: 0.406, SLG: 0.444 (1, 6)	BB		HR		P5		P4		G5-3		4	1	1	1	1	0	2				
Ron Gant, R OBP: 0.346, SLG: 0.521 (1, 7)	P6		CS 1B		F7				K	P6	5	1	1	0	0	1	1				
Fred McGriff, L OBP: 0.367, SLG: 0.546 (1, 3)	F8		PB 1B				G3 S 1B		K		5	0	2	1	0	2	1				
David Justice, L OBP: 0.344, SLG: 0.504 (1, 9)		F8			P5				E 1B	F8	4	0	1	0	1	0	1				
Terry Pendleton, S OBP: 0.308, SLG: 0.389 (1, 5)		1B	F9				G3		E4 1-2		4	0	1	0	0	0	4				
Damon Berryhill, S OBP: 0.288, SLG: 0.377 (1, 2)	F7				G3		G4-3		K		4	0	0	0	0	1	4				
Mark Lemke, S OBP: 0.334, SLG: 0.352 Deion Sanders, L OBP: 0.320, SLG: 0.460 Rafael Belliard, R OBP: 0.296, SLG: 0.307 (1, 4) (9, PH) (10, 4)	F9				F7				F7	G5-3	3	0	0	0	0	0	1				
Greg Maddux, R OBP: 0.153, SLG: 0.155 Greg McMichael, R OBP: 0.332, SLG: 0.413 Sid Bream, L OBP: 0.332, SLG: 0.413 Mike Stanton, L OBP: 0.332, SLG: 0.413 Steve Bedrosian, R OBP: 0.332, SLG: 0.413 (1, 1) (9, 1) (9, PH) (10, 1) (10, 1)	G5-3				G4-3				F8	G4-3	3	0	0	0	0	0	0				
<b>Inning Stats</b>	R: 0 E: 0 K: 0 S: 10	H: 0 LOB: 1 BB: 1 P: 18	R: 0 E: 0 K: 0 S: 9	H: 1 LOB: 1 BB: 0 P: 16	R: 2 E: 0 K: 0 S: 12	H: 3 LOB: 2 BB: 1 P: 22	R: 0 E: 0 K: 0 S: 5	H: 0 LOB: 0 BB: 0 P: 7	R: 0 E: 0 K: 0 S: 10	H: 1 LOB: 1 BB: 0 P: 18	R: 0 E: 0 K: 0 S: 12	H: 0 LOB: 1 BB: 1 P: 18	R: 0 E: 1 K: 3 S: 11	H: 1 LOB: 2 BB: 0 P: 17	R: 0 E: 0 K: 0 S: 6	H: 0 LOB: 1 BB: 1 P: 13	R: 0 E: 0 K: 1 S: 6	H: 0 LOB: 0 BB: 0 P: 10	1B: 5 2B: 0 3B: 0 HR: 1	SF: 0 SAC: 0 DP: 0 HBP: 0	WP: 0 PA: 41
<b>PITCHER</b>	IP WLS BF H R ER SO BB IBB HBP BLK WP HR S P ERA WHIP	IP WLS BF H R ER SO BB IBB HBP BLK WP HR S P ERA WHIP	IP WLS BF H R ER SO BB IBB HBP BLK WP HR S P ERA WHIP	IP WLS BF H R ER SO BB IBB HBP BLK WP HR S P ERA WHIP	IP WLS BF H R ER SO BB IBB HBP BLK WP HR S P ERA WHIP	IP WLS BF H R ER SO BB IBB HBP BLK WP HR S P ERA WHIP	IP WLS BF H R ER SO BB IBB HBP BLK WP HR S P ERA WHIP	IP WLS BF H R ER SO BB IBB HBP BLK WP HR S P ERA WHIP	IP WLS BF H R ER SO BB IBB HBP BLK WP HR S P ERA WHIP	IP WLS BF H R ER SO BB IBB HBP BLK WP HR S P ERA WHIP	IP WLS BF H R ER SO BB IBB HBP BLK WP HR S P ERA WHIP	IP WLS BF H R ER SO BB IBB HBP BLK WP HR S P ERA WHIP	IP WLS BF H R ER SO BB IBB HBP BLK WP HR S P ERA WHIP	IP WLS BF H R ER SO BB IBB HBP BLK WP HR S P ERA WHIP	IP WLS BF H R ER SO BB IBB HBP BLK WP HR S P ERA WHIP	IP WLS BF H R ER SO BB IBB HBP BLK WP HR S P ERA WHIP	IP WLS BF H R ER SO BB IBB HBP BLK WP HR S P ERA WHIP	IP WLS BF H R ER SO BB IBB HBP BLK WP HR S P ERA WHIP			
Bobby Jones, R ERA: 4.34 (1, 1)	7.1	3	0	0	0	0	0	0	0	0	6	11	0.00	0.955							
John Franco, L ERA: 3.74 (8, 1)	0.2	4	1	0	0	2	0	0	0	0	8	12	0.00	1.500							
Jeff Innis, R ERA: 4.07 (9, 1)	1.0	W	4	0	0	0	0	0	0	0	6	13	0.00	1.000							
Mauro Gozzo, R ERA: 5.4 (10, 1)	1.0	S	3	0	0	0	0	0	0	0	6	10	0.00	0.000							

**New York Mets @ Atlanta Braves**  
Atlanta-Fulton County Stadium, Atlanta, GA  
Sat Sep 18 1993, 3:33 AM EDT  
Alt. 49.051 - Sunny - 84 F

livebaseballscorecards.com

AB 37  
R 2  
H 6  
RBI 2  
BB 4  
SO 4  
LOB 14









Batter	1	2	3	4	5	6	7	8	9	AB	R	H	RBI	BB	SO	LOB	TOP					
<b>Otis Nixon, S</b> <small>OBP: 0.345, SLG: 0.310</small> <b>Deion Sanders, L</b> <small>OBP: 0.317, SLG: 0.455</small>										3	3	1	0	1	0	2						
<b>Jeff Blauer, R</b> <small>OBP: 0.348, SLG: 0.445</small> <b>10 Chipper Jones, S</b> <small>OBP: 0.750, SLG: 1.000</small>										2	1	1	2	0	0	1						
<b>Ron Gant, R</b> <small>OBP: 0.349, SLG: 0.523</small> <b>Tony Tarasco, L</b> <small>OBP: 0.250, SLG: 0.294</small>										3	2	2	3	1	1	1						
<b>Fred McGriff, L</b> <small>OBP: 0.374, SLG: 0.557</small> <b>Sid Bream, L</b> <small>OBP: 0.336, SLG: 0.420</small>										3	2	3	5	0	0	0						
<b>David Justice, L</b> <small>OBP: 0.345, SLG: 0.501</small> <b>Ryan Klesko, L</b> <small>OBP: 0.389, SLG: 0.667</small>										2	1	0	0	2	0	3						
<b>Terry Pendleton, S</b> <small>OBP: 0.310, SLG: 0.401</small> <b>Bill Peocota, R</b> <small>OBP: 0.361, SLG: 0.407</small>										4	2	2	4	0	0	1						
<b>Greg Olson, R</b> <small>OBP: 0.298, SLG: 0.307</small>										5	1	1	1	0	0	1						
<b>Mark Lemke, S</b> <small>OBP: 0.334, SLG: 0.350</small> <b>Rafael Belliard, R</b> <small>OBP: 0.234, SLG: 0.295</small>										2	1	0	0	1	1	1						
<b>29 John Smoltz, R</b> <small>OBP: 0.283, SLG: 0.191</small> <small>Francisco Cordova, R</small> <small>OBP: 0.315, SLG: 0.432</small> <small>Mike Stanton, L</small> <small>OBP: 0.250, SLG: 0.273</small> <b>Marvin Freeman, R</b> <small>OBP: 0.289, SLG: 0.200</small> <b>Brian Hunter, R</b> <small>OBP: 0.291, SLG: 0.229</small>										3	1	1	0	0	1	1						
<b>Inning Stats</b>	R: 1 E: 0 K: 0 S: 11	H: 2 LOB: 1 BB: 0 P: 20	R: 0 E: 0 K: 0 S: 11	H: 0 LOB: 0 BB: 0 P: 17	R: 0 E: 0 K: 1 S: 10	H: 0 LOB: 1 BB: 0 P: 18	R: 7 E: 1 K: 0 S: 23	H: 5 LOB: 1 BB: 2 P: 44	R: 6 E: 0 K: 1 S: 19	H: 3 LOB: 1 BB: 3 P: 38	R: 0 E: 0 K: 1 S: 10	H: 0 LOB: 1 BB: 0 P: 17	R: 4 E: 0 K: 1 S: 18	H: 4 LOB: 2 BB: 2 P: 31	R: 0 E: 0 K: 0 S: 10	H: 1 LOB: 1 BB: 0 P: 16	R: 0 E: 0 K: 1 S: 8	H: 1 LOB: 1 BB: 0 P: 11	1B: 7 2B: 6 3B: 0 HR: 3	SF: 1 SAC: 1 DP: 1 HBP: 4	WP: 0 PB: 0 SB: 0 CS: 0	PA: 54
<b>PITCHER</b>	IP WLS BF H R ER SO BB IBB HBP BLK WP HR S P ERA WHIP																					
<b>Ken Hill, R</b> <small>ERA: 3.01</small> <b>Butch Henry, L</b> <small>ERA: 6.07</small> <b>Gil Heredia, R</b> <small>ERA: 4.5</small> <b>Jeff Shaw, R</b> <small>ERA: 4.07</small> <b>Brian Barnes, L</b> <small>ERA: 4.45</small>	3.2 L 21 6 8 4 1 2 0 0 2 0 0 1 51 93 9.82 2.182																					
<b>Mel Rojas, R</b> <small>ERA: 3.0</small> <b>Chris Nabholtz, L</b> <small>ERA: 4.47</small>	1.0 4 1 0 0 0 0 0 0 0 0 0 2 16 34 81.00 9.000																					
<b>Batter</b>	<b>1</b>	<b>2</b>	<b>3</b>	<b>4</b>	<b>5</b>	<b>6</b>	<b>7</b>	<b>8</b>	<b>9</b>	<b>AB</b>	<b>R</b>	<b>H</b>	<b>RBI</b>	<b>BB</b>	<b>SO</b>	<b>LOB</b>	<b>BOTTOM</b>					
<b>Delino DeShields, L</b> <small>OBP: 0.384, SLG: 0.372</small> <b>Sean Berry, R</b> <small>OBP: 0.348, SLG: 0.473</small>										3	0	0	0	0	1	2						
<b>John Vander Wal, L</b> <small>OBP: 0.326, SLG: 0.367</small>										2	1	0	0	2	0	0						
<b>Marquis Grissom, R</b> <small>OBP: 0.347, SLG: 0.430</small> <b>Lou Frazier, S</b> <small>OBP: 0.340, SLG: 0.351</small>										3	1	1	0	0	0	2						
<b>Larry Walker, L</b> <small>OBP: 0.379, SLG: 0.487</small> <b>Rondell White, R</b> <small>OBP: 0.289, SLG: 0.382</small>										3	1	1	2	0	0	0						
<b>Darrin Fletcher, L</b> <small>OBP: 0.333, SLG: 0.385</small> <b>Joe Siddall, L</b> <small>OBP: 0.176, SLG: 0.188</small>										1	0	0	0	0	0	0						
<b>Wil Cordero, R</b> <small>OBP: 0.316, SLG: 0.400</small>										4	1	1	2	0	1	1						
<b>Oreste Marrero, L</b> <small>OBP: 0.341, SLG: 0.351</small> <b>Brian Barnes, L</b> <small>OBP: 0.190, SLG: 0.150</small> <b>Mel Rojas, R</b> <small>OBP: 0.289, SLG: 0.333</small> <b>Chris Nabholtz, L</b> <small>OBP: 0.135, SLG: 0.135</small> <b>Mike Lansing, R</b> <small>OBP: 0.342, SLG: 0.349</small>										3	0	1	0	0	0	1						
<b>Ken Hill, R</b> <small>OBP: 0.185, SLG: 0.160</small> <b>Butch Henry, L</b> <small>OBP: 0.128, SLG: 0.087</small> <b>Curis Phipps, R</b> <small>OBP: 0.250, SLG: 0.273</small> <b>Gil Heredia, R</b> <small>OBP: 0.289, SLG: 0.200</small> <b>Jeff Shaw, R</b> <small>OBP: 0.291, SLG: 0.229</small> <b>Cliff Floyd, L</b> <small>OBP: 0.289, SLG: 0.200</small>										0	0	0	0	0	0	0						
<b>Inning Stats</b>	R: 3 E: 0 K: 1 S: 13	H: 3 LOB: 1 BB: 1 P: 22	R: 0 E: 0 K: 0 S: 8	H: 1 LOB: 2 BB: 1 P: 15	R: 0 E: 0 K: 0 S: 5	H: 0 LOB: 0 BB: 0 P: 7	R: 0 E: 0 K: 1 S: 10	H: 1 LOB: 1 BB: 0 P: 17	R: 0 E: 0 K: 0 S: 5	H: 0 LOB: 0 BB: 0 P: 7	R: 2 E: 0 K: 2 S: 15	H: 3 LOB: 1 BB: 0 P: 18	R: 0 E: 0 K: 1 S: 6	H: 0 LOB: 0 BB: 0 P: 10	R: 0 E: 0 K: 1 S: 7	H: 0 LOB: 0 BB: 0 P: 10	R: 0 E: 0 K: 2 S: 10	H: 0 LOB: 0 BB: 0 P: 16	1B: 4 2B: 2 3B: 1 HR: 1	SF: 0 SAC: 1 DP: 0 HBP: 0	WP: 2 PB: 0 SB: 0 CS: 0	PA: 37
<b>PITCHER</b>	IP WLS BF H R ER SO BB IBB HBP BLK WP HR S P ERA WHIP																					
<b>29 John Smoltz, R</b> <small>ERA: 3.39</small> <b>Mike Stanton, L</b> <small>ERA: 4.91</small> <b>Marvin Freeman, R</b> <small>ERA: 6.0</small> <b>Pete Smith, R</b> <small>ERA: 4.32</small>	6.0 W 28 8 5 5 4 2 0 0 0 0 0 0 6 10 0.00 0.000																					
<b>29 John Smoltz, R</b> <small>ERA: 3.39</small> <b>Mike Stanton, L</b> <small>ERA: 4.91</small> <b>Marvin Freeman, R</b> <small>ERA: 6.0</small> <b>Pete Smith, R</b> <small>ERA: 4.32</small>	1.0 3 0 0 0 1 0 0 0 0 0 0 0 6 10 0.00 0.000																					

Atlanta Braves @ Montreal Expos  
Olympic Stadium, Montreal, QB  
Tue Sep 21 1993, 7:05 PM EDT  
Att: 30,585 - Dome

livebaseballscorecards.com

AB 41  
R 18  
H 16  
RBI 18  
BB 7  
SO 5  
LOB 23



Atlanta Braves @ Montreal Expos  
Olympic Stadium, Montreal, QB  
Tue Sep 21 1993, 7:05 PM EDT  
Att: 30,585 - Dome

livebaseballscorecards.com

AB 34  
R 5  
H 8  
RBI 5  
BB 2  
SO 8  
LOB 10





Batter	1	2	3	4	5	6	7	8	9	AB	R	H	RBI	BB	SO	LOB	TOP														
<b>Otis Nixon, S</b> <small>OBP: 0.344, SLG: 0.314</small> (1, 8)	G4-3		3-2		2-2			F9		4	0	1	0	0	0	0	<b>Atlanta Braves @ Montreal Expos</b> Olympic Stadium, Montreal, QB Wed Sep 22, 1993, 7:05 PM EDT Att: 18,132 - Dome														
<b>Jeff Blauer, R</b> <small>OBP: 0.406, SLG: 0.441</small> (1, 6)	K		2-3		1-3			G6-3		4	0	0	0	0	3	1															
<b>Ron Gant, R</b> <small>OBP: 0.349, SLG: 0.521</small> (1, 7)	L4			2-2		3-3			P3	4	1	1	0	0	1	0															
<b>Fred McGriff, L</b> <small>OBP: 0.371, SLG: 0.553</small> (1, 3)		3-3		2-3		0-1		G4-3	3-3	4	0	0	0	0	3	1															
<b>Terry Pendleton, S</b> <small>OBP: 0.310, SLG: 0.402</small> (1, 5)		0-1		1-3		2-3			F7	4	0	1	0	0	2	1															
<b>David Justice, L</b> <small>OBP: 0.344, SLG: 0.499</small> (1, 9)		2-3		4-2		0-0		E3		2	0	0	0	1	1	1															
<b>Damon Berryhill, S</b> <small>OBP: 0.285, SLG: 0.373</small> (1, 2)		2-3		0-0		2-2		G5-4-3		3	0	1	1	0	1	2															
<b>Mark Lemke, S</b> <small>OBP: 0.332, SLG: 0.348</small> (1, 4)			3-1	1-2		1-2		G5-3		3	0	0	0	0	0	2															
<b>Steve Avery, L</b> <small>OBP: 0.145, SLG: 0.229</small> <b>Steve Bedrosian, R</b> <small>OBP: 0.362, SLG: 0.420</small> <b>Bill Pecota, R</b> <small>OBP: 0.311, SLG: 0.427</small> <b>Marvin Freeman, R</b> <small>OBP: 0.311, SLG: 0.427</small> <b>Kent Mercker, L</b> <small>OBP: 0.311, SLG: 0.427</small> <b>Francisco Cabrera, R</b> <small>OBP: 0.311, SLG: 0.427</small> <b>Mike Stanton, L</b> <small>OBP: 0.311, SLG: 0.427</small> (1, 1)		0-3		0-3		1-1		G4-3	1-1	1	0	0	0	0	1	0															
<b>Inning Stats</b>	R: 0 H: 0 E: 0 K: 1 S: 6	H: 0 LOB: 0 BB: 0 P: 9	R: 0 H: 1 E: 0 K: 3 S: 11	LOB: 1 BB: 0 P: 18	R: 0 H: 1 E: 0 K: 2 S: 13	LOB: 1 BB: 0 P: 21	R: 1 H: 2 E: 0 K: 2 S: 14	LOB: 2 BB: 1 P: 24	R: 0 H: 0 E: 0 K: 2 S: 9	LOB: 0 BB: 0 P: 14	R: 0 H: 0 E: 1 K: 0 S: 10	LOB: 0 BB: 0 P: 13	R: 0 H: 0 E: 0 K: 0 S: 7	LOB: 0 BB: 0 P: 12	R: 0 H: 0 E: 0 K: 1 S: 9	LOB: 0 BB: 0 P: 13		1B: 2 2B: 1 3B: 1 HR: 0	SF: 0 SAC: 0 DP: 1 HBP: 0	WP: 0 PA: 32 FB: 0 SB: 1 CS: 0											
<b>PITCHER</b>	<b>Jeff Fassero, L</b> <small>ERA: 2.32</small> (1, 1)	<b>John Wetteland, R</b> <small>ERA: 1.46</small> (9, 1)																													
	IP: 8.0	WLS: W	BF: 29	H: 4	R: 1	ER: 1	SO: 11	BB: 1	IBB: 0	HBP: 0	BLK: 0	WP: 0	HR: 0	S: 78	P: 123	ERA: 1.12	WHIP: 0.625														

AB	31
R	1
H	4
RBI	1
BB	1
SO	12
LOB	8



Batter	1	2	3	4	5	6	7	8	9	AB	R	H	RBI	BB	SO	LOB	BOTTOM														
<b>Marquis Grissom, R</b> <small>OBP: 0.348, SLG: 0.432</small> (1, 8)	S			SF7				S		3	2	2	1	0	0	0	<b>Atlanta Braves @ Montreal Expos</b> Olympic Stadium, Montreal, QB Wed Sep 22, 1993, 7:05 PM EDT Att: 18,132 - Dome														
<b>Delino DeShields, L</b> <small>OBP: 0.394, SLG: 0.371</small> (1, 4)	G1-3		2-1	3-H		2-1		G6-4-3		3	0	1	1	1	0	1															
<b>Rondell White, R</b> <small>OBP: 0.310, SLG: 0.474</small> (1, 7)	1B		0-1	PO		3-3		G6-4-3		4	2	2	2	0	1	1															
<b>Larry Walker, L</b> <small>OBP: 0.378, SLG: 0.484</small> (1, 9)	FC6-4		0-2	F7		0-0		G4-3		3	0	0	0	1	0	0															
<b>Sean Berry, R</b> <small>OBP: 0.350, SLG: 0.473</small> (1, 5)	FC6-4		2-2	PO		1-1		P6		4	1	2	0	0	0	0															
<b>Wil Cordero, R</b> <small>OBP: 0.315, SLG: 0.401</small> (1, 6)	FC6-4		2-2	2B		1-2		F8		4	0	1	2	0	0	2															
<b>Randy Ready, R</b> <small>OBP: 0.372, SLG: 0.333</small> (1, 3)	F8		2-2	2B		0-1		F7		3	0	0	0	0	0	3															
<b>Tim Spehr, R</b> <small>OBP: 0.272, SLG: 0.333</small> (1, 2)		1-3		SF7		1-3		K		3	1	1	0	0	2	0															
<b>Jeff Fassero, L</b> <small>OBP: 0.067, SLG: 0.034</small> <b>John Wetteland, R</b> <small>ERA: 1.46</small> (9, 1)		2-3		1-3				K		3	0	0	0	0	3	1															
<b>Inning Stats</b>	R: 2 H: 3 E: 0 K: 0 S: 23	LOB: 2 BB: 1 P: 35	R: 0 H: 0 E: 0 K: 2 S: 8	LOB: 0 BB: 0 P: 14	R: 2 H: 3 E: 0 K: 0 S: 15	LOB: 1 BB: 0 P: 21	R: 1 H: 1 E: 0 K: 1 S: 10	LOB: 0 BB: 1 P: 16	R: 0 H: 0 E: 0 K: 1 S: 9	LOB: 0 BB: 0 P: 11	R: 1 H: 2 E: 0 K: 1 S: 9	LOB: 0 BB: 0 P: 15	R: 0 H: 0 E: 0 K: 0 S: 12	LOB: 0 BB: 0 P: 18	R: 0 H: 0 E: 0 K: 0 S: 12	LOB: 0 BB: 0 P: 18		1B: 7 2B: 1 3B: 0 HR: 1	SF: 1 SAC: 0 DP: 1 HBP: 0	WP: 0 PA: 34 FB: 0 SB: 4 CS: 0											
<b>PITCHER</b>	<b>Steve Avery, L</b> <small>ERA: 2.92</small> (1, 1)	<b>Steve Bedrosian, R</b> <small>ERA: 1.49</small> (4, 1)	<b>Marvin Freeman, R</b> <small>ERA: 5.48</small> (5, 1)	<b>Kent Mercker, L</b> <small>ERA: 2.95</small> (7, 1)	<b>Mike Stanton, L</b> <small>ERA: 4.51</small> (8, 1)																										
	IP: 3.1	WLS: L	BF: 18	H: 7	R: 5	ER: 4	SO: 3	BB: 1	IBB: 0	HBP: 0	BLK: 0	WP: 0	HR: 0	S: 52	P: 78	ERA: 10.80	WHIP: 2.400														





Batter	1	2	3	4	5	6	7	8	9	AB	R	H	RBI	BB	SO	LOB	TOP
<b>Otis Nixon, S</b> <small>OBP: 0.340, SLG: 0.311</small> 										5	0	0	1	0	0	3	<b>Atlanta Braves @ Montreal Expos</b> Olympic Stadium, Montreal, QB Thu Sep 23 1993, 7:05 PM EDT Att: 25,219 - Dome  livebaseballscores.com  <b>AB 34</b> <b>R 6</b> <b>H 8</b> <b>RBI 5</b> <b>BB 2</b> <b>SO 4</b> <b>LOB 15</b>  
<b>Jeff Blausler, R</b> <small>OBP: 0.404, SLG: 0.439</small> 										5	1	1	0	0	0	1	
<b>Ron Gant, R</b> <small>OBP: 0.348, SLG: 0.518</small> 										3	1	0	0	0	2	2	
<b>Fred McGriff, L</b> <small>OBP: 0.371, SLG: 0.550</small> 										3	1	0	0	1	1	1	
<b>David Justice, L</b> <small>OBP: 0.347, SLG: 0.504</small> 										3	1	2	3	1	0	0	
<b>Terry Pendleton, S</b> <small>OBP: 0.306, SLG: 0.399</small> 										4	0	0	0	0	1	3	
<b>Damon Berryhill, S</b> <small>OBP: 0.288, SLG: 0.375</small> 										4	1	2	1	0	0	1	
<b>Mark Lemke, S</b> <small>OBP: 0.333, SLG: 0.349</small> 										4	1	2	0	0	0	2	
<b>Greg Maddux, R</b> <small>OBP: 0.161, SLG: 0.163</small> <b>Bill Pecota, R</b> <small>OBP: 0.349, SLG: 0.393</small> <b>Greg McMichael, R</b> <small>OBP: 0.349, SLG: 0.393</small> 										2	0	1	0	0	0	2	
<b>Inning Stats</b> <small>R: 0 H: 1 E: 0 LOB: 1 K: 2 S: 12</small>	<small>R: 0 H: 0 E: 0 LOB: 1 K: 0 S: 8</small>	<small>R: 0 H: 1 E: 0 LOB: 1 K: 0 S: 7</small>	<small>R: 0 H: 0 E: 0 LOB: 0 K: 0 S: 6</small>	<small>R: 5 H: 3 E: 1 LOB: 1 K: 1 S: 15</small>	<small>R: 0 H: 1 E: 0 LOB: 1 K: 0 S: 5</small>	<small>R: 0 H: 0 E: 0 LOB: 0 K: 1 S: 9</small>	<small>R: 1 H: 2 E: 0 LOB: 2 K: 0 S: 6</small>	<small>R: 0 H: 0 E: 0 LOB: 0 K: 0 S: 5</small>	<small>R: 0 H: 0 E: 0 LOB: 0 K: 0 S: 5</small>	<small>1B: 6 SF: 0 2B: 2 SAC: 1 3B: 0 DP: 1 HR: 0 HBP: 1</small>	<small>WP: 0 PA: 38</small>						
<b>PITCHER</b> <b>Dennis Martinez, R</b> <small>ERA: 3.9</small>	<small>IP: 7.0 WLS: L BF: 31 H: 6 R: 5 ER: 1 SO: 4 BB: 2 IBB: 0 HBP: 1 BLK: 0 WP: 0 HR: 0 S: 62 P: 94 ERA: 1.29 WHIP: 1.143</small>				<b>PITCHER</b> <b>Butch Henry, L</b> <small>ERA: 6.04</small>	<small>IP: 2.0 WLS: 7 BF: 2 H: 1 R: 1 ER: 1 SO: 0 BB: 0 IBB: 0 HBP: 0 BLK: 0 WP: 0 HR: 0 S: 11 P: 19 ERA: 4.50 WHIP: 1.000</small>											

Batter	1	2	3	4	5	6	7	8	9	AB	R	H	RBI	BB	SO	LOB	BOTTOM
<b>Marquis Grissom, R</b> <small>OBP: 0.347, SLG: 0.430</small> 										5	1	1	0	0	0	3	<b>Atlanta Braves @ Montreal Expos</b> Olympic Stadium, Montreal, QB Thu Sep 23 1993, 7:05 PM EDT Att: 25,219 - Dome  livebaseballscores.com  <b>AB 31</b> <b>R 3</b> <b>H 7</b> <b>RBI 3</b> <b>BB 4</b> <b>SO 5</b> <b>LOB 17</b>  
<b>Delino DeShields, L</b> <small>OBP: 0.397, SLG: 0.372</small> 										2	0	1	0	2	0	0	
<b>Rondell White, R</b> <small>OBP: 0.283, SLG: 0.429</small> 										4	1	0	0	0	0	4	
<b>Larry Walker, L</b> <small>OBP: 0.379, SLG: 0.483</small> 										3	0	1	0	1	1	2	
<b>Darrin Fletcher, L</b> <small>OBP: 0.330, SLG: 0.383</small> 										2	0	0	2	0	1	2	
<b>Sean Berry, R</b> <small>OBP: 0.351, SLG: 0.472</small> 										3	0	1	0	1	1	3	
<b>Oreste Marrero, L</b> <small>OBP: 0.330, SLG: 0.338</small> <b>Lou Frazier, S</b> <small>OBP: 0.339, SLG: 0.349</small> 										3	0	0	0	0	1	1	
<b>Wil Cordero, R</b> <small>OBP: 0.313, SLG: 0.398</small> 										4	1	0	0	0	0	1	
<b>Dennis Martinez, R</b> <small>OBP: 0.186, SLG: 0.197</small> <b>John Vander Wal, L</b> <small>OBP: 0.329, SLG: 0.375</small> <b>Butch Henry, L</b> <small>OBP: 0.120, SLG: 0.087</small> <b>Curtis Pride, L</b> <small>OBP: 0.400, SLG: 1.000</small> 										2	0	1	0	0	0	0	
<b>Inning Stats</b> <small>R: 1 H: 1 E: 0 LOB: 2 K: 1 S: 11</small>	<small>R: 0 H: 0 E: 0 LOB: 0 K: 0 S: 8</small>	<small>R: 0 H: 0 E: 0 LOB: 0 K: 0 S: 6</small>	<small>R: 0 H: 2 E: 0 LOB: 1 K: 1 S: 7</small>	<small>R: 0 H: 1 E: 0 LOB: 0 K: 0 S: 6</small>	<small>R: 1 H: 0 E: 1 LOB: 1 K: 0 S: 7</small>	<small>R: 0 H: 1 E: 0 LOB: 1 K: 2 S: 9</small>	<small>R: 0 H: 1 E: 0 LOB: 1 K: 2 S: 11</small>	<small>R: 1 H: 1 E: 0 LOB: 1 K: 1 S: 11</small>	<small>1B: 5 SF: 2 2B: 1 SAC: 0 3B: 1 DP: 1 HR: 0 HBP: 0</small>	<small>WP: 0 PA: 37</small>							
<b>PITCHER</b> <b>Greg Maddux, R</b> <small>ERA: 2.42</small>	<small>IP: 8.0 WLS: W BF: 32 H: 6 R: 2 ER: 1 SO: 4 BB: 2 IBB: 0 HBP: 0 BLK: 0 WP: 0 HR: 0 S: 62 P: 99 ERA: 1.12 WHIP: 1.000</small>				<b>PITCHER</b> <b>Greg McMichael, R</b> <small>ERA: 2.14</small>	<small>IP: 1.0 WLS: 5 BF: 1 H: 1 R: 1 ER: 1 SO: 1 BB: 0 IBB: 0 HBP: 0 BLK: 0 WP: 0 HR: 0 S: 11 P: 21 ERA: 9.00 WHIP: 2.000</small>											



Batter	1	2	3	4	5	6	7	8	9	AB	R	H	RBI	BB	SO	LOB	TOP
<b>Otis Nixon, S</b> <small>OBP: 0.341, SLG: 0.308</small> 										3	0	0	0	2	2	2	<b>Atlanta Braves @ Philadelphia Phillies</b> Veterans Stadium, Philadelphia, PA Fri Sep 24 1993, 7:05 PM EDT Att: 57,792 - Unknown
<b>Jeff Blausler, R</b> <small>OBP: 0.402, SLG: 0.436</small> 										4	0	0	0	0	1	2	
<b>Ron Gant, R</b> <small>OBP: 0.346, SLG: 0.515</small> 										4	0	0	0	0	2	1	
<b>Fred McGriff, L</b> <small>OBP: 0.371, SLG: 0.548</small> 										2	0	0	0	2	0	1	
<b>David Justice, L</b> <small>OBP: 0.350, SLG: 0.504</small> 										2	0	1	0	2	0	2	
<b>Terry Pendleton, S</b> <small>OBP: 0.307, SLG: 0.397</small> 										3	0	0	0	1	0	3	
<b>Damon Berryhill, S</b> <small>OBP: 0.287, SLG: 0.373</small> <b>10 Chipper Jones, S</b> <small>OBP: 0.750, SLG: 1.000</small> 										4	0	1	0	0	0	3	
<b>Mark Lemke, S</b> <small>OBP: 0.335, SLG: 0.349</small> 										3	0	1	0	1	0	1	
<b>Tom Glavine, L</b> <small>OBP: 0.211, SLG: 0.154</small> <b>Sid Bream, L</b> <small>OBP: 0.334, SLG: 0.418</small> <b>Mark Wohlers, R</b> <small>OBP: 0.307, SLG: 0.397</small> <b>Mike Stanton, L</b> <small>OBP: 0.399, SLG: 0.652</small> <b>Ryan Klesko, L</b> <small>OBP: 0.308, SLG: 0.422</small> <b>Ryanisco Cabrera, R</b> <small>OBP: 0.308, SLG: 0.422</small> 									2	0	0	0	0	2	0		
<b>Inning Stats</b> R: 0 H: 0 E: 0 LOB: 1 K: 2 BB: 1 S: 8 R: 0 H: 0 E: 0 LOB: 1 K: 0 BB: 1 S: 11 R: 0 H: 0 E: 0 LOB: 0 K: 1 BB: 0 S: 8 R: 0 H: 0 E: 0 LOB: 2 K: 1 BB: 0 S: 15 R: 0 H: 0 E: 0 LOB: 2 K: 1 BB: 1 S: 7 R: 0 H: 1 E: 0 LOB: 1 K: 0 BB: 1 S: 4 R: 0 H: 0 E: 0 LOB: 0 K: 0 BB: 1 S: 9 R: 0 H: 0 E: 1 LOB: 2 K: 1 BB: 1 S: 14 R: 0 H: 2 E: 0 LOB: 2 K: 2 BB: 0 S: 14		R: 0 H: 0 E: 0 LOB: 1 K: 0 BB: 1 S: 11 R: 0 H: 0 E: 0 LOB: 0 K: 1 BB: 0 S: 16 R: 0 H: 3 E: 0 LOB: 1 K: 0 BB: 2 S: 16 R: 0 H: 0 E: 0 LOB: 0 K: 0 BB: 1 S: 6 R: 0 H: 0 E: 0 LOB: 0 K: 0 BB: 1 S: 6 R: 0 H: 2 E: 0 LOB: 2 K: 1 BB: 0 S: 9 R: 0 H: 0 E: 0 LOB: 0 K: 1 BB: 0 S: 9 R: 0 H: 1 E: 0 LOB: 2 K: 0 BB: 1 S: 10 R: 0 H: 1 E: 0 LOB: 1 K: 0 BB: 0 S: 9	1B: 3 SF: 0 2B: 0 SAC: 0 3B: 0 DP: 2 HR: 0 HBP: 0	WP: 0 PA: 37 FB: 1 SB: 1 CS: 0													
<b>PITCHER</b> <b>Tommy Greene, R</b> <small>ERA: 3.31</small> <b>Mitch Williams, L</b> <small>ERA: 3.2</small>	IP: 8.1 WLS: W BF: 35 H: 3 R: 0 ER: 0 SO: 6 BB: 8 IBB: 0 HBP: 0 BLK: 0 WP: 0 HR: 0 S: 83 P: 142 ERA: 0.00 WHIP: 1.320		<b>PITCHER</b> <b>Tommy Greene, R</b> <small>ERA: 3.31</small> <b>Mitch Williams, L</b> <small>ERA: 3.2</small>	IP: 0.2 WLS: S BF: 2 H: 0 R: 0 ER: 0 SO: 2 BB: 0 IBB: 0 HBP: 0 BLK: 0 WP: 0 HR: 0 S: 7 P: 10 ERA: 0.00 WHIP: 0.000													

AB	29
R	0
H	3
RBI	0
BB	8
SO	8
LOB	18



Batter	1	2	3	4	5	6	7	8	9	AB	R	H	RBI	BB	SO	LOB	BOTTOM
<b>Lenny Dykstra, L</b> <small>OBP: 0.425, SLG: 0.492</small> 										3	0	1	0	1	1	2	<b>Atlanta Braves @ Philadelphia Phillies</b> Veterans Stadium, Philadelphia, PA Fri Sep 24 1993, 7:05 PM EDT Att: 57,792 - Unknown
<b>Mariano Duncan, R</b> <small>OBP: 0.303, SLG: 0.409</small> 									4	0	0	0	0	1	4		
<b>John Kruk, L</b> <small>OBP: 0.429, SLG: 0.474</small> 									4	0	1	0	0	0	2		
<b>Dave Hollins, S</b> <small>OBP: 0.375, SLG: 0.444</small> <b>Milt Thompson, L</b> <small>OBP: 0.339, SLG: 0.350</small> 									4	1	1	0	0	0	1		
<b>Darren Daulton, L</b> <small>OBP: 0.389, SLG: 0.485</small> 									2	0	0	0	2	0	1		
<b>Pete Incaviglia, R</b> <small>OBP: 0.324, SLG: 0.538</small> <b>Kim Batiste, R</b> <small>OBP: 0.307, SLG: 0.453</small> 									4	1	0	0	0	1	4		
<b>Wes Chamberlain, R</b> <small>OBP: 0.316, SLG: 0.493</small> <b>Jim Eisenreich, L</b> <small>OBP: 0.375, SLG: 0.468</small> 									3	1	1	1	0	0	0		
<b>Kevin Stocker, S</b> <small>OBP: 0.424, SLG: 0.434</small> 									2	0	1	0	1	0	0		
<b>Tommy Greene, R</b> <small>OBP: 0.276, SLG: 0.343</small> <b>Mitch Williams, L</b> <small>OBP: 1.000, SLG: 1.000</small> 									3	0	2	2	0	1	1		
<b>Inning Stats</b> R: 0 H: 0 E: 0 LOB: 0 K: 1 BB: 0 S: 8 R: 3 H: 3 E: 0 LOB: 1 K: 0 BB: 2 S: 16 R: 0 H: 0 E: 0 LOB: 0 K: 1 BB: 0 S: 6 R: 0 H: 0 E: 0 LOB: 0 K: 0 BB: 1 S: 6 R: 0 H: 2 E: 0 LOB: 2 K: 1 BB: 0 S: 9 R: 0 H: 0 E: 0 LOB: 0 K: 1 BB: 0 S: 9 R: 0 H: 1 E: 0 LOB: 2 K: 0 BB: 1 S: 10 R: 0 H: 1 E: 0 LOB: 1 K: 0 BB: 0 S: 9		R: 3 H: 3 E: 0 LOB: 1 K: 0 BB: 2 S: 16 R: 0 H: 0 E: 0 LOB: 0 K: 0 BB: 1 S: 6 R: 0 H: 0 E: 0 LOB: 0 K: 0 BB: 1 S: 6 R: 0 H: 2 E: 0 LOB: 2 K: 1 BB: 0 S: 9 R: 0 H: 0 E: 0 LOB: 0 K: 1 BB: 0 S: 9 R: 0 H: 1 E: 0 LOB: 2 K: 0 BB: 1 S: 10 R: 0 H: 1 E: 0 LOB: 1 K: 0 BB: 0 S: 9	1B: 6 SF: 0 2B: 1 SAC: 0 3B: 0 DP: 1 HR: 0 HBP: 0	WP: 0 PA: 33 FB: 0 SB: 0 CS: 0													
<b>PITCHER</b> <b>Tom Glavine, L</b> <small>ERA: 3.15</small> <b>Mark Wohlers, R</b> <small>ERA: 4.14</small> <b>Mike Stanton, L</b> <small>ERA: 4.71</small>	IP: 6.0 WLS: L BF: 24 H: 5 R: 1 ER: 0 SO: 4 BB: 3 IBB: 0 HBP: 0 BLK: 0 WP: 0 HR: 0 S: 54 P: 91 ERA: 4.50 WHIP: 1.333		<b>PITCHER</b> <b>Tom Glavine, L</b> <small>ERA: 3.15</small> <b>Mark Wohlers, R</b> <small>ERA: 4.14</small> <b>Mike Stanton, L</b> <small>ERA: 4.71</small>	IP: 1.0 WLS: 5 BF: 5 H: 1 R: 0 ER: 0 SO: 0 BB: 0 IBB: 0 HBP: 0 BLK: 0 WP: 0 HR: 0 S: 10 P: 20 ERA: 0.00 WHIP: 1.000													





Batter	1	2	3	4	5	6	7	8	9	AB	R	H	RBI	BB	SO	LOB	TOP					
<b>Otis Nixon, S</b> <small>OBP: 0.345, SLG: 0.312</small> (1, 8)										5	2	3	1	1	0	3	<b>Atlanta Braves @ Philadelphia Phillies</b> Veterans Stadium, Philadelphia, PA Sat Sep 25 1993, 3:33 AM EDT Att: 57,146 - Overcast					
<b>Jeff Blauer, R</b> <small>OBP: 0.400, SLG: 0.437</small> (1, 6)										4	1	1	2	0	1	2						
<b>Ron Gant, R</b> <small>OBP: 0.346, SLG: 0.519</small> (1, 7)										5	2	2	1	0	1	3						
<b>Fred McGriff, L</b> <small>OBP: 0.370, SLG: 0.544</small> (1, 3)										5	0	1	0	0	0	3						
<b>Terry Pendleton, S</b> <small>OBP: 0.307, SLG: 0.396</small> (1, 5)										5	0	1	0	0	1	2						
<b>David Justice, L</b> <small>OBP: 0.350, SLG: 0.504</small> (1, 9)										4	0	1	0	1	1	0						
<b>Greg Olson, R</b> <small>OBP: 0.303, SLG: 0.312</small> <b>Greg McMichael, R</b> (8, 1)										3	2	1	0	2	0	2						
<b>Mark Lemke, S</b> <small>OBP: 0.337, SLG: 0.350</small> (1, 4)										4	1	2	0	1	0	2						
<b>29 John Smoltz, R</b> <small>OBP: 0.326, SLG: 0.197</small> <b>Mark Wohlers, R</b> <small>OBP: 0.300, SLG: 0.197</small> <b>Kent Mercker, L</b> <small>OBP: 0.300, SLG: 0.197</small> <b>Steve Bedrosian, R</b> <small>OBP: 0.300, SLG: 0.197</small> <b>Deion Sanders, L</b> <small>OBP: 0.300, SLG: 0.197</small> <b>Damon Berryhill, S</b> <small>OBP: 0.300, SLG: 0.197</small> (1, 1)										3	0	1	1	0	0	2						
<b>Inning Stats</b>	R: 0 E: 0 K: 0 S: 9	H: 1 LOB: 0 BB: 0 P: 13	R: 0 E: 0 K: 1 S: 7	H: 0 LOB: 0 BB: 0 P: 10	R: 2 E: 0 K: 1 S: 14	H: 3 LOB: 2 BB: 1 P: 26	R: 1 E: 1 K: 1 S: 12	H: 1 LOB: 2 BB: 1 P: 19	R: 0 E: 0 K: 1 S: 10	H: 1 LOB: 1 BB: 0 P: 12	R: 0 E: 0 K: 0 S: 9	H: 1 LOB: 1 BB: 0 P: 15	R: 3 E: 1 K: 0 S: 21	H: 2 LOB: 3 BB: 3 P: 42	R: 3 E: 1 K: 0 S: 19	H: 5 LOB: 2 BB: 0 P: 29		R: 0 E: 0 K: 0 S: 11	H: 0 LOB: 1 BB: 0 P: 15	1B: 10 2B: 4 3B: 0 HR: 1	SF: 1 SAC: 1 DP: 2 HBP: 1	WP: 0 PB: 0 SB: 2 CS: 0
<b>PITCHER</b>	IP WLS BF H R ER SO BB IBB HBP BLK WP HR S P ERA WHIP																					
<b>Danny Jackson, L</b> <small>ERA: 3.74</small> (1, 1)	6.0	29	8	5	4	4	3	0	0	0	0	0	0	0	0	67	107	6.00	1.833			
<b>Larry Andersen, R</b> <small>ERA: 2.93</small> (7, 1)	0.0	2	1	0	0	0	0	0	0	0	0	0	0	0	5	8	∞	∞				
<b>David West, L</b> <small>ERA: 2.88</small> (7, 1)	1.0	4	0	1	0	0	2	0	0	0	0	0	0	0	10	22	0.00	2.000				
<b>Roger Mason, R</b> <small>ERA: 4.08</small> (8, 1)	1.0	L	8	5	3	3	0	0	0	0	0	0	1	19	29	27.00	5.000					
<b>Bobby Thigpen, R</b> <small>ERA: 6.1</small> (9, 1)	1.0	4	0	0	0	0	0	0	1	0	0	0	0	11	15	0.00	0.000					

AB	39
R	9
H	14
RBI	5
BB	5
SO	4
LOB	19



**BOTTOM**

<b>Atlanta Braves @ Philadelphia Phillies</b> Veterans Stadium, Philadelphia, PA Sat Sep 25 1993, 3:33 AM EDT Att: 57,146 - Overcast
---

AB	42
R	7
H	15
RBI	6
BB	2
SO	9
LOB	21




Batter	1	2	3	4	5	6	7	8	9	AB	R	H	RBI	BB	SO	LOB	BOTTOM					
<b>Lenny Dykstra, L</b> <small>OBP: 0.423, SLG: 0.489</small> (1, 8)										5	0	1	0	0	1	4	<b>Atlanta Braves @ Philadelphia Phillies</b> Veterans Stadium, Philadelphia, PA Sat Sep 25 1993, 3:33 AM EDT Att: 57,146 - Overcast					
<b>Mickey Morandini, L</b> <small>OBP: 0.311, SLG: 0.358</small> (1, 4)										5	2	2	0	0	3							
<b>John Kruk, L</b> <small>OBP: 0.429, SLG: 0.477</small> (1, 3)										5	2	2	1	0	2							
<b>Dave Hollins, S</b> <small>OBP: 0.376, SLG: 0.449</small> (1, 5)										4	2	2	2	1	1							
<b>Darren Daulton, L</b> <small>OBP: 0.391, SLG: 0.488</small> (1, 2)										5	1	3	2	0	2	1						
<b>Jim Eisenreich, L</b> <small>OBP: 0.372, SLG: 0.464</small> <b>Wes Chamberlain, R</b> <small>OBP: 0.317, SLG: 0.493</small> (7, PH)										3	0	0	0	0	0	1						
<b>Milt Thompson, L</b> <small>OBP: 0.341, SLG: 0.353</small> <b>Pete Incaviglia, R</b> <small>OBP: 0.322, SLG: 0.534</small> (7, PH)										3	0	2	0	0	1	1						
<b>Kevin Stocker, S</b> <small>OBP: 0.424, SLG: 0.431</small> (1, 6)										4	0	1	0	1	0	2						
<b>Danny Jackson, R</b> <small>OBP: 0.314, SLG: 0.111</small> <b>Larry Andersen, R</b> <small>OBP: 0.300, SLG: 0.100</small> <b>David West, L</b> <small>OBP: 0.300, SLG: 0.100</small> <b>Roger Mason, R</b> <small>OBP: 0.300, SLG: 0.100</small> <b>Tony Longoria, L</b> <small>OBP: 0.300, SLG: 0.100</small> <b>Bobby Thigpen, R</b> <small>OBP: 0.300, SLG: 0.100</small> (1, 1)										3	0	0	0	0	3	3						
<b>Inning Stats</b>	R: 3 E: 0 K: 1 S: 14	H: 4 LOB: 1 BB: 0 P: 22	R: 0 E: 0 K: 1 S: 11	H: 1 LOB: 0 BB: 0 P: 16	R: 0 E: 0 K: 1 S: 8	H: 0 LOB: 0 BB: 0 P: 15	R: 0 E: 0 K: 1 S: 15	H: 2 LOB: 2 BB: 0 P: 20	R: 0 E: 0 K: 1 S: 8	H: 1 LOB: 1 BB: 0 P: 14	R: 0 E: 0 K: 1 S: 8	H: 1 LOB: 1 BB: 0 P: 11	R: 3 E: 0 K: 2 S: 14	H: 4 LOB: 1 BB: 0 P: 20	R: 0 E: 0 K: 0 S: 8	H: 1 LOB: 2 BB: 1 P: 14		R: 1 E: 0 K: 1 S: 9	H: 1 LOB: 1 BB: 1 P: 21	1B: 10 2B: 4 3B: 1 HR: 0	SF: 0 SAC: 0 DP: 0 HBP: 0	WP: 1 PB: 0 SB: 0 CS: 0
<b>PITCHER</b>	IP WLS BF H R ER SO BB IBB HBP BLK WP HR S P ERA WHIP																					
<b>29 John Smoltz, R</b> <small>ERA: 3.49</small> (1, 1)	6.1	30	11	5	5	7	0	0	0	0	0	0	0	0	71	106	7.11	1.737				
<b>Mark Wohlers, R</b> <small>ERA: 4.3</small> (7, 1)	0.1	2	1	0	0	1	0	0	0	0	0	0	0	5	8	0.00	3.000					
<b>Kent Mercker, L</b> <small>ERA: 2.95</small> (7, 1)	0.0	1	1	1	1	0	0	0	0	0	0	0	0	1	2	∞	∞					
<b>Steve Bedrosian, R</b> <small>ERA: 1.48</small> (7, 1)	0.1	W	1	0	0	0	0	0	0	0	0	0	0	1	2	0.00	0.000					
<b>Greg McMichael, R</b> <small>ERA: 2.2</small> (8, 1)	2.0	S	10	2	1	1	1	2	0	0	0	1	0	17	35	4.50	2.000					



Batter	1	2	3	4	5	6	7	8	9	AB	R	H	RBI	BB	SO	LOB	TOP					
<b>Otis Nixon, S</b> <small>OBP: 0.347, SLG: 0.314</small> (1, 8)											4	1	2	0	1	1	0	<b>Atlanta Braves @ Philadelphia Phillies</b> Veterans Stadium, Philadelphia, PA Sun Sep 26 1993, 3:33 AM EDT Att: 57,588 - Cloudy - 78 F				
<b>Jeff Blausler, R</b> <small>OBP: 0.399, SLG: 0.435</small> (1, 6)										5	1	1	2	0	0	2						
<b>Ron Gant, R</b> <small>OBP: 0.344, SLG: 0.515</small> (1, 7)										5	0	0	0	0	2	2						
<b>Fred McGriff, L</b> <small>OBP: 0.370, SLG: 0.544</small> (1, 3)										4	2	1	0	1	1	0						
<b>David Justice, L</b> <small>OBP: 0.353, SLG: 0.510</small> (1, 9)										3	2	2	2	2	0	0						
<b>Terry Pendleton, S</b> <small>OBP: 0.307, SLG: 0.395</small> (1, 5)										4	0	1	1	1	1	1						
<b>Damon Berryhill, S</b> <small>OBP: 0.294, SLG: 0.378</small> (1, 2)										4	0	2	1	1	2	4						
<b>Mark Lemke, S</b> <small>OBP: 0.336, SLG: 0.347</small> (1, 4)										4	0	0	1	1	1	7						
<b>Steve Avery, L</b> <small>OBP: 0.189, SLG: 0.222</small> (1, 1)										2	0	0	0	0	1	4						
<b>Deion Sanders, L</b> <small>OBP: 0.321, SLG: 0.456</small> (7, PH)										1	1	0	0	1	0	3						
<b>Kent Mercker, L</b> (7, 1)										0	0	0	0	0	0	0						
<b>Greg McMichael, R</b> (9, 1)										0	0	0	0	0	0	0						
<b>Inning Stats</b>	R: 0 H: 0 E: 0 K: 2 S: 7	H: 0 LOB: 0 BB: 0 P: 7	R: 2 H: 2 E: 2 K: 2 S: 14	H: 2 LOB: 1 BB: 0 P: 22	R: 0 H: 1 E: 0 K: 1 S: 8	H: 1 LOB: 3 BB: 2 P: 13	R: 0 H: 0 E: 0 K: 2 S: 14	H: 0 LOB: 0 BB: 1 P: 15	R: 0 H: 0 E: 1 K: 0 S: 10	H: 0 LOB: 2 BB: 1 P: 16	R: 4 H: 3 E: 0 K: 1 S: 23	H: 3 LOB: 3 BB: 3 P: 47	R: 0 H: 0 E: 0 K: 1 S: 7	H: 2 LOB: 1 BB: 1 P: 19	1B: 6 2B: 2 3B: 0 HR: 1	SF: 0 SAC: 0 DP: 2 HBP: 0	WP: 1 PA: 45 FB: 0 SB: 4 CS: 1					
<b>PITCHER</b>	IP WLS BF H R ER SO BB IBB HBP BLK WP HR S P ERA WHIP																					
<b>Curt Schilling, R</b> <small>ERA: 4.04</small> (1, 1)	6.0	L	29	6	5	5	7	4	1	0	0	0	0	0	0	0	1	1	69	115	7.50	1.667
<b>Larry Andersen, R</b> <small>ERA: 2.91</small> (7, 1)	0.1		1	0	0	0	0	0	0	0	0	0	0	0	0	0	0	0	3	5	0.00	0.000
<b>David West, L</b> <small>ERA: 2.99</small> (7, 1)	0.0		2	0	0	0	0	2	0	0	0	0	0	0	0	0	0	0	4	12	∞	∞
<b>Donn Pall, R</b> <small>ERA: 2.86</small> (7, 1)	2.2		12	3	2	2	2	1	0	0	0	0	0	0	0	0	0	0	26	41	6.75	1.500

Batter	1	2	3	4	5	6	7	8	9	AB	R	H	RBI	BB	SO	LOB	BOTTOM					
<b>Lenny Dykstra, L</b> <small>OBP: 0.424, SLG: 0.490</small> (1, 8)										3	1	1	0	1	0	1	<b>Atlanta Braves @ Philadelphia Phillies</b> Veterans Stadium, Philadelphia, PA Sun Sep 26 1993, 3:33 AM EDT Att: 57,588 - Cloudy - 78 F					
<b>Mariano Duncan, R</b> <small>OBP: 0.300, SLG: 0.405</small> (1, 4)										4	0	0	0	0	2	3						
<b>Ricky Jordan, R</b> <small>OBP: 0.318, SLG: 0.427</small> (1, 3)										4	0	2	1	0	1	1						
<b>Dave Hollins, S</b> <small>OBP: 0.374, SLG: 0.445</small> (1, 5)										4	0	0	0	0	1	3						
<b>Darren Daulton, L</b> <small>OBP: 0.390, SLG: 0.485</small> (1, 2)										3	0	0	0	1	1	2						
<b>Pete Incaviglia, R</b> <small>OBP: 0.321, SLG: 0.540</small> (1, 7)										4	1	1	1	0	1	2						
<b>Wes Chamberlain, R</b> <small>OBP: 0.318, SLG: 0.491</small> (1, 9)										3	0	1	0	0	0	1						
<b>Kevin Stocker, S</b> <small>OBP: 0.418, SLG: 0.424</small> (1, 6)										4	0	0	0	0	3	1						
<b>Curt Schilling, R</b> <small>SP: 0.173, SLG: 0.154</small> (7, 1)										2	0	0	0	0	1	0						
<b>Larry Andersen, R</b> <small>OBP: 1.000, SLG: 1.000</small> (7, 1)										0	0	0	0	0	0	0						
<b>David West, L</b> <small>OBP: 0.440, SLG: 0.600</small> (7, 1)										0	0	0	0	0	0	0						
<b>Donn Pall, R</b> <small>OBP: 0.396, SLG: 0.559</small> (7, 1)										0	0	0	0	0	0	0						
<b>Ruben Amaro, Jr. S</b> <small>OBP: 0.340, SLG: 0.352</small> (9, PH)										1	0	0	0	0	0	0						
<b>Mike Thompson, L</b> <small>OBP: 0.271, SLG: 0.452</small> (9, PH)										1	0	0	0	0	0	0						
<b>Inning Stats</b>	R: 1 H: 2 E: 0 K: 1 S: 16	H: 2 LOB: 1 BB: 0 P: 27	R: 1 H: 1 E: 0 K: 0 S: 9	H: 1 LOB: 0 BB: 0 P: 10	R: 0 H: 0 E: 0 K: 1 S: 14	H: 0 LOB: 1 BB: 0 P: 18	R: 0 H: 1 E: 0 K: 1 S: 10	H: 1 LOB: 1 BB: 0 P: 17	R: 0 H: 0 E: 0 K: 2 S: 9	H: 0 LOB: 1 BB: 1 P: 12	R: 0 H: 0 E: 0 K: 2 S: 9	H: 0 LOB: 1 BB: 1 P: 18	R: 0 H: 1 E: 0 K: 1 S: 10	H: 0 LOB: 0 BB: 0 P: 9	1B: 3 2B: 1 3B: 0 HR: 1	SF: 0 SAC: 0 DP: 0 HBP: 0	WP: 2 PA: 36 FB: 0 SB: 0 CS: 0					
<b>PITCHER</b>	IP WLS BF H R ER SO BB IBB HBP BLK WP HR S P ERA WHIP																					
<b>Steve Avery, L</b> <small>ERA: 2.93</small> (1, 1)	6.0	W	25	4	2	2	6	2	0	0	0	0	0	0	0	0	1	1	66	100	3.00	1.000
<b>Kent Mercker, L</b> <small>ERA: 2.89</small> (7, 1)	2.0		8	1	0	0	3	1	0	0	0	0	0	0	0	0	0	0	19	34	0.00	1.000
<b>Greg McMichael, R</b> <small>ERA: 2.17</small> (9, 1)	1.0		3	0	0	0	1	0	0	0	0	0	0	0	0	0	0	0	5	9	0.00	0.000



Batter	1	2	3	4	5	6	7	8	9	AB	R	H	RBI	BB	SO	LOB	TOP											
<b>Craig Biggio, R</b> OBP: 0.373, SLG: 0.471 (1, 4)	G5-3		G3-1 SH3 1B				G6-3		K	4	0	1	0	1	1	1	<b>Houston Astros @ Atlanta Braves</b> Atlanta-Fulton County Stadium, Atlanta, GA Tue Sep 28 1993, 7:05 PM EDT Att: 49,242 - Unknown - 75 F											
<b>Steve Finley, L</b> OBP: 0.395, SLG: 0.388 (1, 8)	K		SH3				FC6-4		F	4	1	2	1	0	1	1												
<b>Luis Gonzalez, L</b> OBP: 0.363, SLG: 0.466 (1, 7)	1B		G3-1				F7		SF4	4	0	2	1	0	0	1												
<b>Ken Caminiti, S</b> OBP: 0.318, SLG: 0.394 (1, 5)	1B		F7				FC4-6 1B		L5	5	1	3	0	0	0	2												
<b>Kevin Bass, S</b> OBP: 0.347, SLG: 0.397 (1, 9)	L5						FC4-6 1B		P6	4	1	0	0	0	0	5												
<b>Chris Donnels, L</b> OBP: 0.317, SLG: 0.361 (1, 3)			G3				FC3-2-5 1B		L7	4	0	0	0	0	1	3												
<b>Andujar Cedeno, R</b> OBP: 0.350, SLG: 0.413 (1, 6)			K				FC5-4 1B		HR	4	1	2	3	0	1	0												
<b>Scooter Tucker, R</b> OBP: 0.333, SLG: 0.316 (1, 2)	1B						FC5-4 1B		L4	4	0	1	0	0	0	2												
<b>Pete Harnisch, S</b> OBP: 0.143, SLG: 0.134 <b>Doug Jones, R</b> (9, 1)	F8						G4-3		P9	4	1	1	0	0	0	1												
									SF4 2B	0	0	0	0	0	0	0												
<b>Inning Stats</b>	R: 0 E: 0 K: 1 S: 12	H: 2 LOB: 2 BB: 0 P: 19	R: 0 E: 0 K: 1 S: 8	H: 1 LOB: 1 BB: 0 P: 12	R: 0 E: 0 K: 0 S: 7	H: 1 LOB: 1 BB: 0 P: 13	R: 0 E: 0 K: 1 S: 8	H: 0 LOB: 0 BB: 0 P: 13	R: 0 E: 0 K: 0 S: 9	H: 0 LOB: 1 BB: 1 P: 15	R: 1 E: 0 K: 0 S: 12	H: 3 LOB: 2 BB: 0 P: 19	R: 1 E: 0 K: 0 S: 9	H: 1 LOB: 0 BB: 0 P: 14	R: 2 E: 0 K: 0 S: 9	H: 2 LOB: 2 BB: 0 P: 14	R: 1 E: 1 K: 1 S: 15	H: 2 LOB: 1 BB: 0 P: 24	1B: 9 2B: 1 3B: 0 HR: 2	SF: 1 SAC: 1 DP: 0 HBP: 0	WP: 0 PB: 0 SB: 0 CS: 0	PA: 40						
<b>PITCHER</b>	IP	WLS	BF	H	R	ER	SO	BB	IBB	HBP	BLK	WP	HR	S	P	ERA	WHIP											
<b>Greg Maddux, R</b> ERA: 2.42 <b>Mark Wohlers, R</b> ERA: 4.5 <b>Mike Stanton, L</b> ERA: 4.8	(1, 1)	7.0	L	30	8	2	2	3	1	0	0	0	0	1	65	105	2.57	1.286										

Batter	1	2	3	4	5	6	7	8	9	AB	R	H	RBI	BB	SO	LOB	BOTTOM											
<b>Otis Nixon, S</b> OBP: 0.348, SLG: 0.313 (1, 8)	G6-3		G4-6-3 HBP 1B				G5-3		F7	4	0	1	0	1	0	1	<b>Houston Astros @ Atlanta Braves</b> Atlanta-Fulton County Stadium, Atlanta, GA Tue Sep 28 1993, 7:05 PM EDT Att: 49,242 - Unknown - 75 F											
<b>Jeff Blauser, R</b> OBP: 0.399, SLG: 0.433 (1, 6)	BB		G4-6-3 HBP				F9		K	4	0	1	0	0	2	4												
<b>Ron Gant, R</b> OBP: 0.341, SLG: 0.511 (1, 7)	L9		G4-6-3				F7		G5-3	4	0	0	0	0	0	3												
<b>Fred McGriff, L</b> OBP: 0.371, SLG: 0.543 (1, 3)	BB		G4-3				1B		G3	3	0	1	0	1	0	1												
<b>David Justice, L</b> OBP: 0.353, SLG: 0.508 (1, 9)	K						K		2B	4	1	1	0	0	3	3												
<b>Terry Pendleton, S</b> OBP: 0.307, SLG: 0.395 (1, 5)	G6-3						F8		2B	4	1	1	0	0	0	1												
<b>Damon Berryhill, S</b> OBP: 0.292, SLG: 0.375 <b>Deion Sanders, L</b> OBP: 0.320, SLG: 0.454 <b>Mark Wohlers, R</b> (8, 1) <b>Mike Stanton, L</b> (9, 1) <b>Tony Tarasco, L</b> OBP: 0.243, SLG: 0.286 <b>Mark Lemke, S</b> OBP: 0.339, SLG: 0.347 (1, 4)			K				K		P4	2	0	0	0	0	0	0												
<b>Greg Maddux, R</b> OBP: 0.159, SLG: 0.161 <b>Sid Bream, L</b> OBP: 0.333, SLG: 0.417 <b>Greg Olson, R</b> OBP: 0.303, SLG: 0.312 <b>Ryan Klesko, L</b> OBP: 0.421, SLG: 0.750 (9, PH)			SH3-4 BB				SH3-4 BB		G5-3	1	0	0	0	0	0	0												
<b>Inning Stats</b>	R: 0 E: 0 K: 1 S: 9	H: 1 LOB: 2 BB: 1 P: 19	R: 0 E: 0 K: 2 S: 10	H: 0 LOB: 1 BB: 1 P: 17	R: 0 E: 0 K: 0 S: 9	H: 1 LOB: 1 BB: 0 P: 13	R: 0 E: 0 K: 2 S: 10	H: 0 LOB: 0 BB: 0 P: 17	R: 0 E: 0 K: 0 S: 7	H: 0 LOB: 1 BB: 1 P: 13	R: 0 E: 0 K: 1 S: 9	H: 1 LOB: 1 BB: 0 P: 10	R: 0 E: 0 K: 1 S: 8	H: 0 LOB: 0 BB: 0 P: 13	R: 0 E: 0 K: 1 S: 8	H: 0 LOB: 0 BB: 0 P: 11	R: 2 E: 0 K: 1 S: 14	H: 3 LOB: 3 BB: 2 P: 27	1B: 4 2B: 2 3B: 0 HR: 0	SF: 0 SAC: 1 DP: 1 HBP: 1	WP: 0 PB: 0 SB: 0 CS: 0	PA: 38						
<b>PITCHER</b>	IP	WLS	BF	H	R	ER	SO	BB	IBB	HBP	BLK	WP	HR	S	P	ERA	WHIP											
<b>Pete Harnisch, R</b> ERA: 2.98 <b>Doug Jones, R</b> ERA: 4.32	(1, 1)	8.2	W	35	5	2	2	8	4	0	1	0	0	1	80	131	2.08	1.038										





Batter	1	2	3	4	5	6	7	8	9	AB	R	H	RBI	BB	SO	LOB	TOP					
<b>Craig Biggio, R</b> OBP: 0.372, SLG: 0.468 (1, 4)	F7	F9		K		G5-3		G4-6-3 BB		4	0	0	0	1	1	1						
<b>Steve Finley, L</b> OBP: 0.395, SLG: 0.386 (1, 8)	BB		F7	F7			K	G4-6-3		5	0	1	0	0	1	3						
<b>Luis Gonzalez, L</b> OBP: 0.364, SLG: 0.466 (1, 7)	F8		G3			S	1B	1B	F7	5	0	2	0	0	0	1						
<b>Ken Caminiti, S</b> OBP: 0.321, SLG: 0.393 (1, 5)	FC6-4 BB		2B	BB		F7	F7	FC5 BB	FC2 BB	2	1	0	0	3	0	2						
<b>Kevin Bass, S</b> OBP: 0.353, SLG: 0.404 (1, 9)	FC6-4		1B	2B		F8		E	BB	4	1	2	1	1	0	3						
<b>Andujar Cedeno, R</b> OBP: 0.352, SLG: 0.420 (1, 6)		HR	1B			S	BB	FC5		4	1	2	2	1	0	4						
<b>Jim Lindeman, R</b> OBP: 0.333, SLG: 0.417 (8, PH)	FC1-6 1B		1B			G4-3		F7	K	3	0	2	0	0	0	2	AB 38					
<b>Chris Donnels, L</b> OBP: 0.314, SLG: 0.357 (8, 3)										2	0	0	0	0	1	3	R 3					
<b>Scotter Tucker, R</b> OBP: 0.292, SLG: 0.273 (8, PH)	FC1-6		F7			K		BB	1B	3	0	0	0	0	1	3	H 11					
<b>Eddie Taubensee, L</b> OBP: 0.293, SLG: 0.358 (8, 2)	1-2							1B	FC2	2	0	1	0	0	0	3	RBI 3					
<b>Doug Drabek, R</b> OBP: 0.110, SLG: 0.155 (4, PH)										1	0	0	0	0	1	1	BB 6					
<b>Rick Porcello, R</b> OBP: 0.348, SLG: 0.390 (4, 1)	K					G6-3		BB	1B	0	0	0	0	0	0	0	SO 5					
<b>Mike Brumley, S</b> OBP: 0.307, SLG: 0.300 (8, PH)								1-2	BB	0	0	0	0	0	0	0	LOB 26					
<b>Shane Reynolds, R</b> OBP: 0.300, SLG: 0.300 (8, PH)										0	0	0	0	0	0	0						
<b>Eric Anthony, L</b> OBP: 0.318, SLG: 0.307 (8, PH)										0	1	0	0	0	0	0						
<b>Brian Williams, R</b> OBP: 0.280, SLG: 0.300 (8, 1)										0	0	0	0	0	0	0						
<b>Inning Stats</b>	R: 0 E: 0 K: 0 S: 4	H: 1 LOB: 2 BB: 1 P: 8	R: 1 E: 0 K: 1 S: 7	H: 2 LOB: 1 BB: 0 P: 7	R: 2 E: 0 K: 0 S: 6	H: 3 LOB: 2 BB: 1 P: 10	R: 0 E: 0 K: 1 S: 5	H: 0 LOB: 0 BB: 0 P: 5	R: 0 E: 0 K: 0 S: 4	H: 1 LOB: 2 BB: 1 P: 8	R: 0 E: 0 K: 1 S: 5	H: 0 LOB: 0 BB: 0 P: 5	R: 0 E: 0 K: 1 S: 7	H: 2 LOB: 2 BB: 0 P: 7	R: 0 E: 0 K: 0 S: 4	H: 2 LOB: 2 BB: 1 P: 8	R: 0 E: 1 K: 1 S: 6	H: 0 LOB: 3 BB: 2 P: 14	1B: 9 2B: 1 3B: 0 HR: 1	SF: 0 SAC: 0 DP: 1 HBP: 0	WP: 0 PA: 44 PB: 0 SB: 3 CS: 0	
<b>PITCHER</b>	IP	WLS	BF	H	R	ER	SO	BB	IBB	HBP	BLK	WP	HR	S	P	ERA	WHIP					
<b>Tom Glavine, L</b> ERA: 3.17	(1, 1)	6.2	W	32	9	3	3	4	3	0	0	0	0	1	37	49	4.05	1.800				
<b>Jay Howell, R</b> ERA: 2.4	(7, 1)	0.2		3	1	0	0	0	0	0	0	0	0	0	3	3	0.00	1.500				
<b>Greg McMichael, R</b> ERA: 2.13	(8, 1)	1.2	S	9	1	0	0	1	3	0	0	0	0	0	8	20	0.00	2.400				

Houston Astros @ Atlanta Braves  
Atlanta-Fulton County Stadium, Atlanta, GA  
Wed Sep 29 1993, 7:05 PM EDT  
Att: 49,032 - Unknown - 74 F

AB	38
R	3
H	11
RBI	3
BB	6
SO	5
LOB	26



Batter	1	2	3	4	5	6	7	8	9	AB	R	H	RBI	BB	SO	LOB	BOTTOM				
<b>Otis Nixon, S</b> OBP: 0.347, SLG: 0.312 (1, 8)	G6-3			F8		G6-3				4	0	1	0	0	0	1					
<b>Jeff Blausen, R</b> OBP: 0.399, SLG: 0.435 (1, 6)	G6-3	G1-3		2B			1B			4	0	2	1	0	0	2					
<b>Ron Gant, R</b> OBP: 0.339, SLG: 0.508 (1, 7)	G5-3		F8	K			K			4	0	0	0	0	2	2					
<b>Fred McGriff, L</b> OBP: 0.372, SLG: 0.548 (1, 3)		1B HR	1B HR		G3		K			4	2	2	1	0	1	1					
<b>David Justice, L</b> OBP: 0.352, SLG: 0.511 (8, 1)	K		HR		F2		K			4	1	1	1	1	0	2					
<b>Greg McMichael, R</b> ERA: 2.13										0	0	0	0	0	0	0					
<b>Terry Pendleton, S</b> OBP: 0.306, SLG: 0.398 (1, 5)		HR	F8				2B		K	4	1	2	0	0	1	0					
<b>Damon Berryhill, S</b> OBP: 0.292, SLG: 0.383 (1, 2)		HR	G3-1			K			K	4	1	1	3	0	2	1					
<b>Mark Lemke, S</b> OBP: 0.338, SLG: 0.346 (1, 4)	G1-3			SH3-4 2B				G4-3		4	1	1	0	0	0	0					
<b>Tom Glavine, L</b> OBP: 0.220, SLG: 0.192 (7, 1)				SH3-4						2	0	1	0	0	0	0					
<b>Jay Howell, R</b> ERA: 2.4										0	0	0	0	0	0	0					
<b>Tony Tarasco, L</b> OBP: 0.243, SLG: 0.286 (8, 9)	1B									0	0	0	0	0	0	0					
<b>Inning Stats</b>	R: 0 E: 0 K: 0 S: 3	H: 0 LOB: 0 BB: 0 P: 3	R: 3 E: 0 K: 1 S: 10	H: 5 LOB: 2 BB: 0 P: 10	R: 2 E: 0 K: 0 S: 5	H: 2 LOB: 0 BB: 0 P: 5	R: 1 E: 0 K: 1 S: 7	H: 2 LOB: 1 BB: 0 P: 7	R: 0 E: 0 K: 0 S: 3	H: 0 LOB: 0 BB: 0 P: 3	R: 0 E: 0 K: 3 S: 10	H: 1 LOB: 1 BB: 0 P: 10	R: 0 E: 0 K: 2 S: 7	H: 0 LOB: 0 BB: 0 P: 7	R: 0 E: 0 K: 2 S: 7	H: 0 LOB: 0 BB: 0 P: 7	1B: 6 2B: 2 3B: 0 HR: 3	SF: 0 SAC: 1 DP: 0 HBP: 0	WP: 0 PA: 35 PB: 0 SB: 0 CS: 0		
<b>PITCHER</b>	IP	WLS	BF	H	R	ER	SO	BB	IBB	HBP	BLK	WP	HR	S	P	ERA	WHIP				
<b>Doug Drabek, R</b> ERA: 3.79	(1, 1)	3.0	L	16	7	5	5	1	0	0	0	0	0	3	18	15.00	2.333				
<b>Tom Edens, R</b> ERA: 3.12	(4, 1)	2.0		9	3	1	1	2	0	0	0	0	0	13	13	4.50	1.500				
<b>Shane Reynolds, R</b> ERA: 4.89	(6, 1)	2.0		7	1	0	0	3	0	0	0	0	0	13	13	0.00	0.500				
<b>Brian Williams, R</b> ERA: 4.89	(8, 1)	1.0		3	0	0	0	2	0	0	0	0	0	7	7	0.00	0.000				

Houston Astros @ Atlanta Braves  
Atlanta-Fulton County Stadium, Atlanta, GA  
Wed Sep 29 1993, 7:05 PM EDT  
Att: 49,032 - Unknown - 74 F

AB	34
R	6
H	11
RBI	6
BB	0
SO	8
LOB	9





Batter	1	2	3	4	5	6	7	8	9	AB	R	H	RBI	BB	SO	LOB	TOP										
<b>Craig Biggio, R</b> OBP: 0.373, SLG: 0.474 (1, 4)	G5-3	SF8		HR	1B		3B		G6-3	5	2	3	3	0	0	1											
<b>Steve Finley, L</b> OBP: 0.395, SLG: 0.388 (1, 8)	BB	L9		K	K		3B		F7	5	0	1	2	1	2	4											
<b>Luis Gonzalez, L</b> OBP: 0.362, SLG: 0.461 (1, 7)	K	F9		K			F7		K	5	0	0	0	1	3	5											
<b>Ken Caminiti, S</b> OBP: 0.321, SLG: 0.391 (1, 5)	FC6-4		E6 1B WP	K		G1-6-3		L4		4	1	1	0	1	1	1											
<b>Kevin Bass, S</b> OBP: 0.362, SLG: 0.412 (1, 9)	FC6-4		G4-3 WP			2B	S	1B SF7		3	2	2	0	2	0	2											
<b>Chris Donnels, L</b> OBP: 0.317, SLG: 0.353 <b>Doug Jones, R</b> (8, 1)		G4-3		2B	BB	G1-3		1B		2	2	0	0	2	0	2											
<b>Andujar Cedeno, R</b> OBP: 0.349, SLG: 0.416 (1, 6)		E6 BB SF8	K	L9			K	SF7		4	1	0	1	0	2	4											
<b>Eddie Taubensee, L</b> OBP: 0.298, SLG: 0.393 (1, 2)		BB		1B	IBB		F8	G3		4	1	2	3	1	0	1											
<b>Darryl Kile, R</b> OBP: 0.143, SLG: 0.170 <b>Todd Jones, L</b> (5, 1)				L9			1B			2	0	0	0	1	1	3											
<b>Xavier Hernandez, L</b> (6, 1)										0	0	0	0	0	0	0											
<b>Jim Lindeman, R</b> OBP: 0.429, SLG: 0.571 <b>Eric Anthony, L</b> OBP: 0.350, SLG: 0.398 (8, PH)							3B			2	1	2	0	0	0	0											
<b>Inning Stats</b>	R: 0 E: 0 K: 1 S: 10	H: 0 LOB: 2 BB: 2 P: 22	R: 2 E: 1 K: 0 S: 12	H: 1 LOB: 2 BB: 2 P: 24	R: 1 E: 1 K: 2 S: 10	H: 2 LOB: 1 BB: 1 P: 16	R: 1 E: 0 K: 3 S: 10	H: 1 LOB: 0 BB: 0 P: 12	R: 3 E: 0 K: 1 S: 17	H: 3 LOB: 1 BB: 1 P: 28	R: 0 E: 0 K: 0 S: 8	H: 0 LOB: 1 BB: 2 P: 20	R: 2 E: 0 K: 1 S: 17	H: 3 LOB: 1 BB: 0 P: 24	R: 1 E: 0 K: 0 S: 10	H: 1 LOB: 1 BB: 1 P: 15	R: 0 E: 0 K: 1 S: 9	H: 1 LOB: 1 BB: 0 P: 13	1B: 7 2B: 3 3B: 1 HR: 1	SF: 2 SAC: 0 DP: 1 HBP: 0	WP: 1 PB: 0 SB: 1 CS: 0	PA: 48					
<b>PITCHER</b>	IP	WLS	BF	H	R	ER	SO	BB	IBB	HBP	BLK	WP	HR	S	P	ERA	WHIP										
<b>29 John Smoltz, R</b> ERA: 3.62 (1, 1)	4.0	L	24	5	6	5	6	5	1	0	0	1	1	44	81	11.25	2.500										
<b>Steve Bedrosian, R</b> ERA: 1.54 (5, 1)	0.2		4	2	1	1	0	0	0	0	0	0	0	12	16	13.50	3.000										
<b>Mike Stanton, L</b> ERA: 4.67 (5, 1)	1.1		5	0	0	0	1	2	0	0	0	0	0	11	25	0.00	1.500										
<b>Marvin Freeman, R</b> ERA: 6.08 (7, 1)	0.2		5	3	2	2	1	0	0	0	0	0	0	12	16	27.00	4.500										
<b>Pedro Goybon, L</b> ERA: 21.6 (7, 1)	0.1		1	0	0	0	0	0	0	0	0	0	0	5	8	0.00	0.000										

Houston Astros @ Atlanta Braves  
Atlanta-Fulton County Stadium, Atlanta, GA  
Thu Sep 30 1993, 7:05 PM EDT  
Att: 49,021 - Unknown

AB 37  
R 10  
H 12  
RBI 9  
BB 9  
SO 9  
LOB 23



Batter	1	2	3	4	5	6	7	8	9	AB	R	H	RBI	BB	SO	LOB	BOTTOM										
<b>Otis Nixon, S</b> OBP: 0.345, SLG: 0.311 (1, 8)	G6-3	L8		K		SF8		1B	P5	5	0	1	1	0	1	5											
<b>Jeff Blausler, R</b> OBP: 0.399, SLG: 0.435 (1, 6)	2B		K	G4-3		1B		K		5	1	2	0	0	2	2											
<b>Ron Gant, R</b> OBP: 0.341, SLG: 0.509 (1, 7)	1B	2B	HR	BB	FC5-4	1B	K		P4	4	2	2	1	1	1	3											
<b>Fred McGriff, L</b> OBP: 0.374, SLG: 0.554 (1, 3)	F8-6-3	1B	HR		FC5-4	P5		1B	1B	5	2	3	3	0	0	4											
<b>David Justice, L</b> OBP: 0.353, SLG: 0.510 (1, 9)	F8-6-3		E	BB	F7		K		2B	4	1	1	0	1	1	2											
<b>Terry Pendleton, S</b> OBP: 0.307, SLG: 0.398 (1, 5)		K	E5 L4-3		L7		F7		1B	5	1	1	1	0	1	2											
<b>Greg Olson, R</b> OBP: 0.304, SLG: 0.309 (1, 2)				L4-3		BB	1B	FC4	2B	2	0	0	0	1	1	2											
<b>10 Chipper Jones, S</b> OBP: 0.750, SLG: 1.000 (6, PR)						BB	SF8	BB	1B	0	1	0	0	0	0	0											
<b>Damon Berryhill, S</b> OBP: 0.293, SLG: 0.384 (7, 2)									FC4	2	0	1	1	0	1	0											
<b>Ramon Caraballo, S</b> (9, PR)									1B	0	0	0	0	0	0	0											
<b>Mark Lemke, S</b> OBP: 0.339, SLG: 0.346 (1, 4)	2B			F7		1B	BB	G3	FC4	5	0	2	1	0	0	1											
<b>Darryl Kile, R</b> ERA: 3.51 <b>Todd Jones, R</b> ERA: 3.16 <b>Xavier Hernandez, L</b> ERA: 2.66 <b>Doug Jones, R</b> ERA: 4.54 (8, 1)									G4-3	0	0	0	0	0	0	0											
<b>Inning Stats</b>	R: 2 E: 0 K: 0 S: 12	H: 3 LOB: 0 BB: 0 P: 24	R: 0 E: 0 K: 2 S: 17	H: 1 LOB: 2 BB: 1 P: 28	R: 2 E: 1 K: 1 S: 15	H: 1 LOB: 1 BB: 2 P: 29	R: 0 E: 0 K: 1 S: 7	H: 0 LOB: 1 BB: 1 P: 15	R: 0 E: 0 K: 0 S: 6	H: 1 LOB: 1 BB: 0 P: 9	R: 1 E: 0 K: 1 S: 18	H: 2 LOB: 3 BB: 2 P: 34	R: 0 E: 0 K: 2 S: 10	H: 0 LOB: 0 BB: 0 P: 12	R: 0 E: 0 K: 1 S: 10	H: 1 LOB: 1 BB: 0 P: 11	R: 3 E: 0 K: 0 S: 17	H: 5 LOB: 2 BB: 0 P: 25	1B: 11 2B: 4 3B: 0 HR: 1	SF: 1 SAC: 0 DP: 2 HBP: 0	WP: 0 PB: 0 SB: 1 CS: 0	PA: 46					
<b>PITCHER</b>	IP	WLS	BF	H	R	ER	SO	BB	IBB	HBP	BLK	WP	HR	S	P	ERA	WHIP										
<b>Darryl Kile, R</b> ERA: 3.51 (1, 1)	4.0		21	6	4	4	4	4	0	0	0	0	0	52	99	9.00	2.500										
<b>Todd Jones, R</b> ERA: 3.16 (5, 1)	1.0	W	5	1	1	1	0	1	0	0	0	0	0	9	17	9.00	2.000										
<b>Xavier Hernandez, L</b> ERA: 2.66 (6, 1)	2.0		8	1	0	0	3	1	0	0	0	0	0	24	35	0.00	1.000										
<b>Doug Jones, R</b> ERA: 4.54 (8, 1)	2.0		12	6	3	3	1	0	0	0	0	0	0	27	36	13.50	3.000										

Houston Astros @ Atlanta Braves  
Atlanta-Fulton County Stadium, Atlanta, GA  
Thu Sep 30 1993, 7:05 PM EDT  
Att: 49,021 - Unknown

AB 39  
R 8  
H 14  
RBI 8  
BB 6  
SO 8  
LOB 21



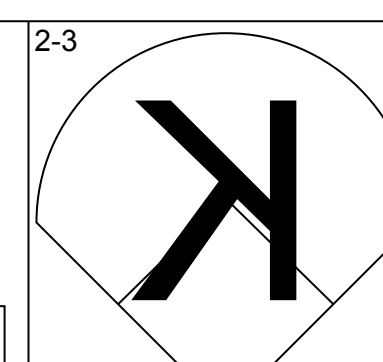
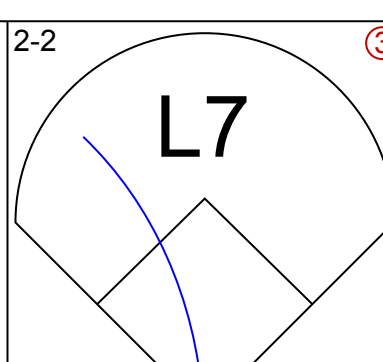
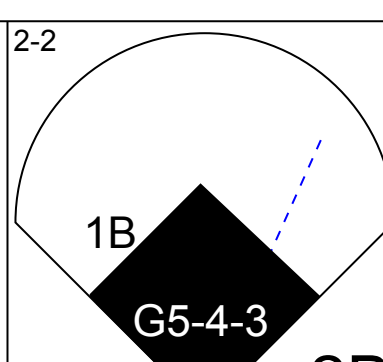
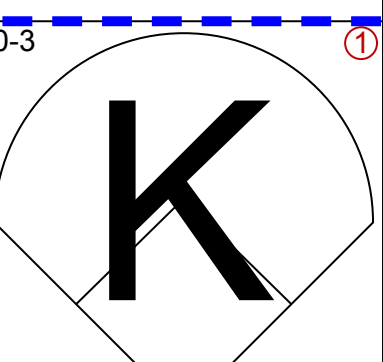
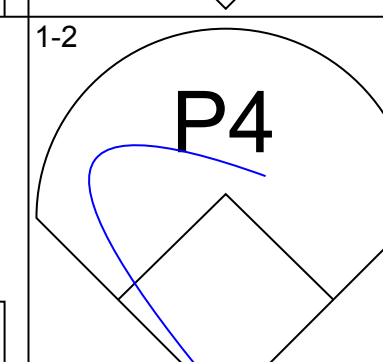
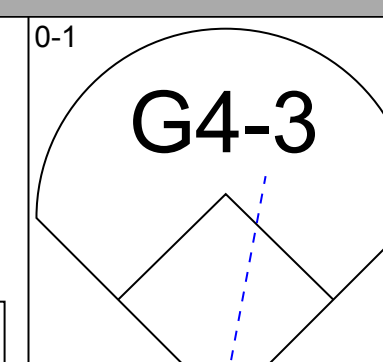
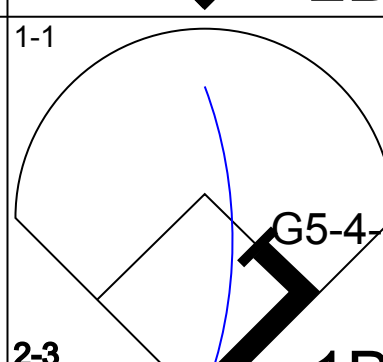
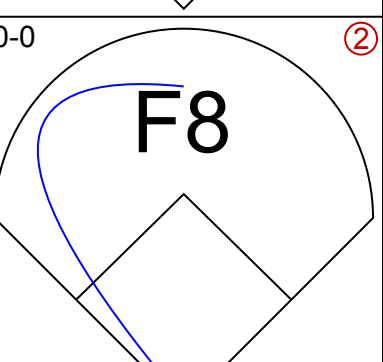
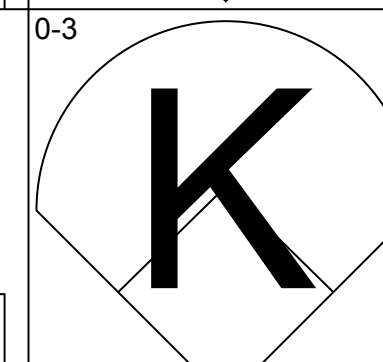
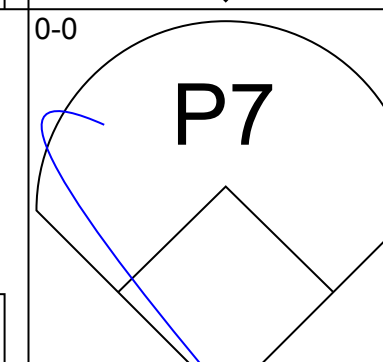
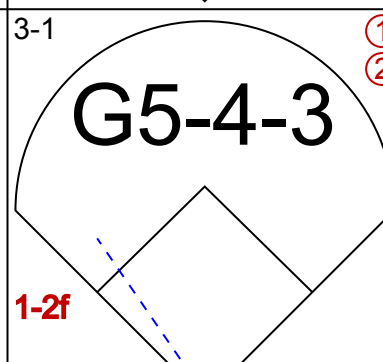
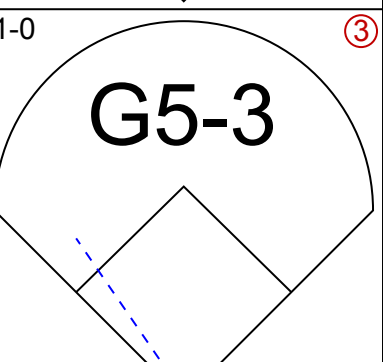
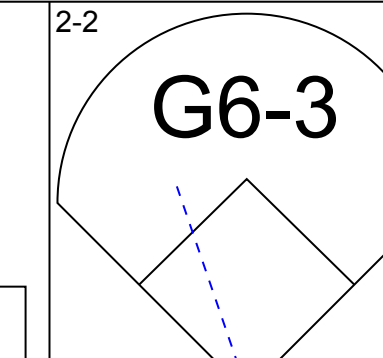
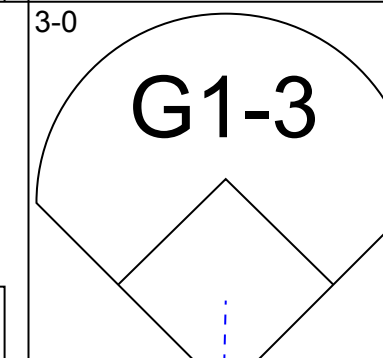
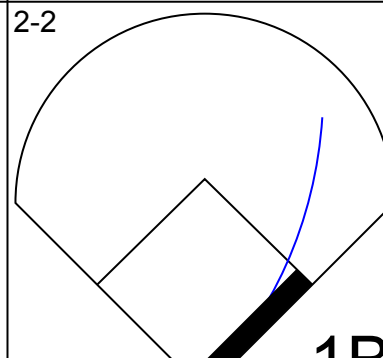

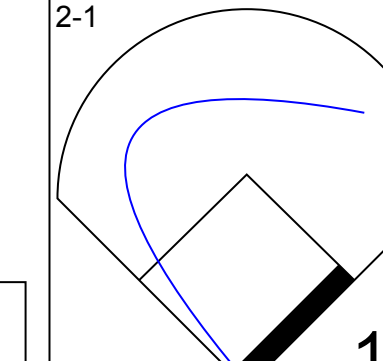
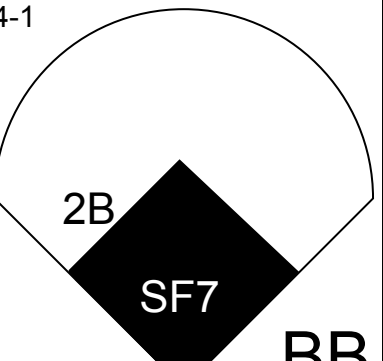
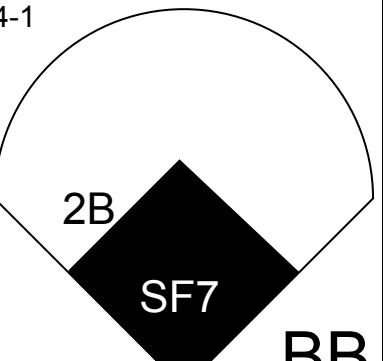


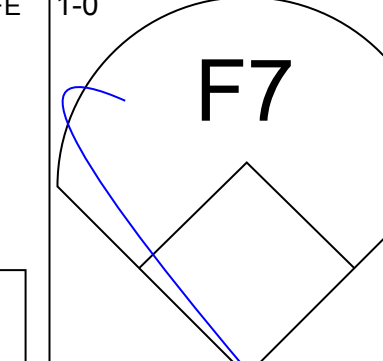
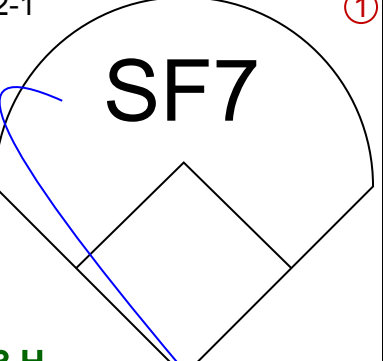

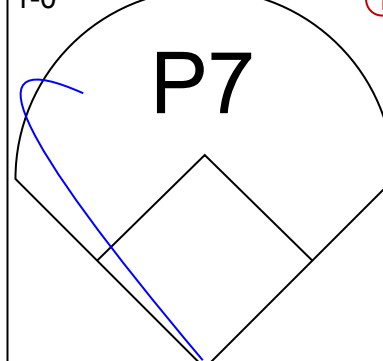
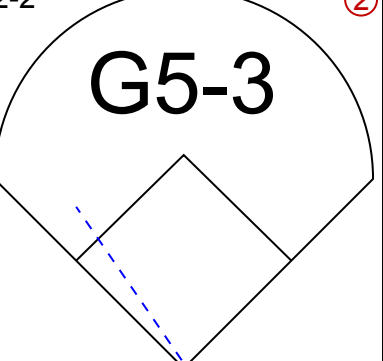

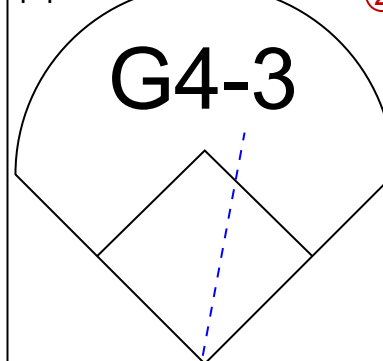
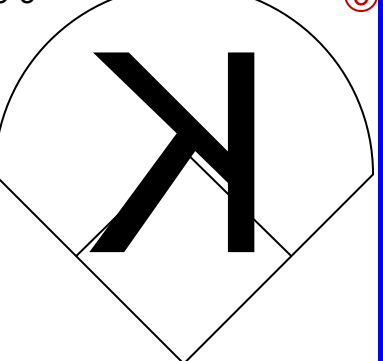







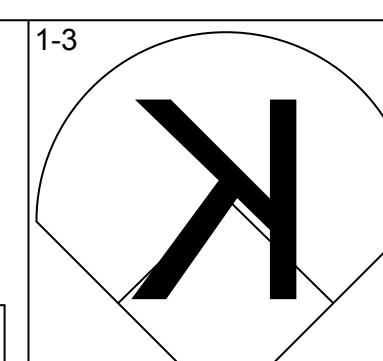
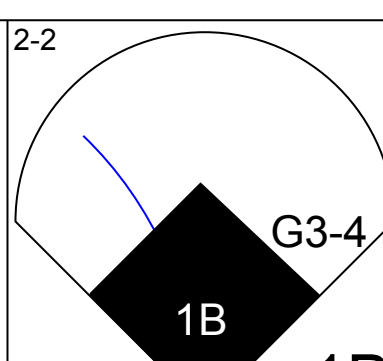
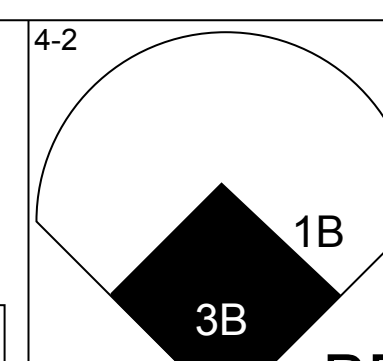

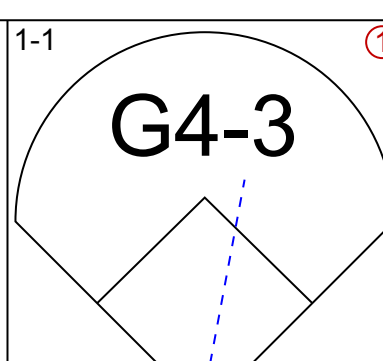
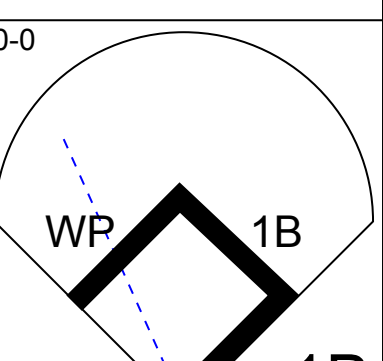
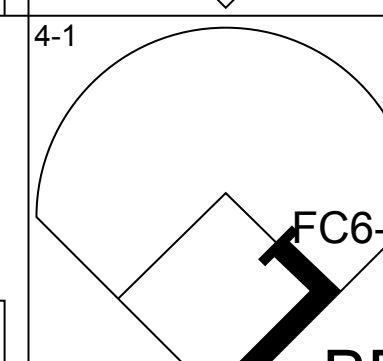
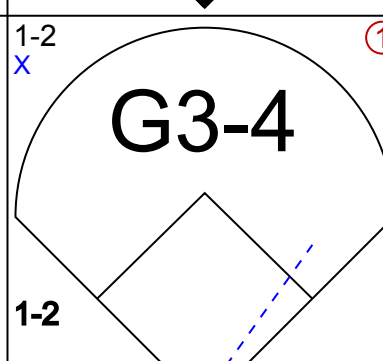
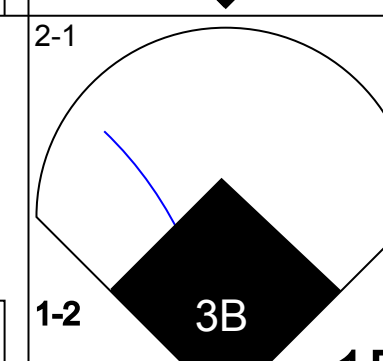

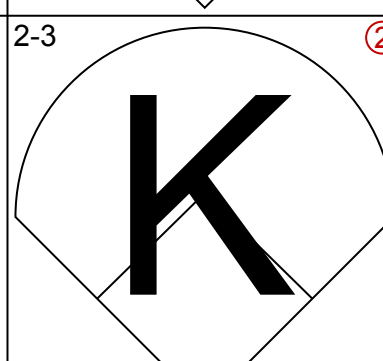
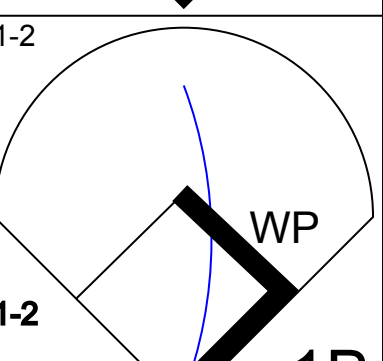
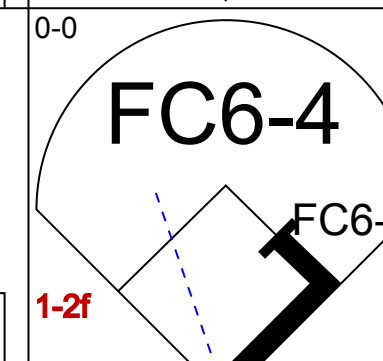
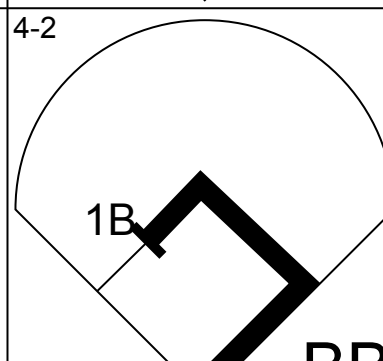
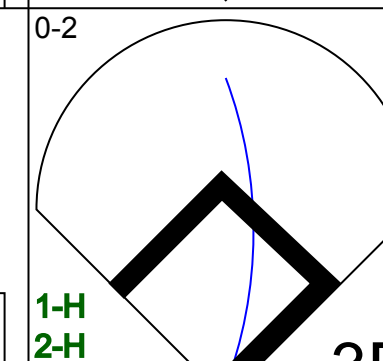

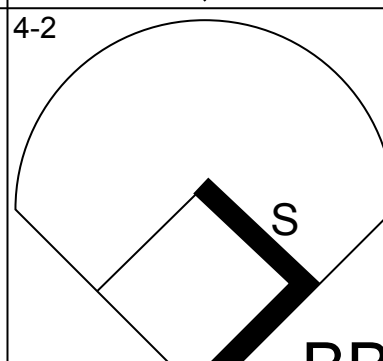
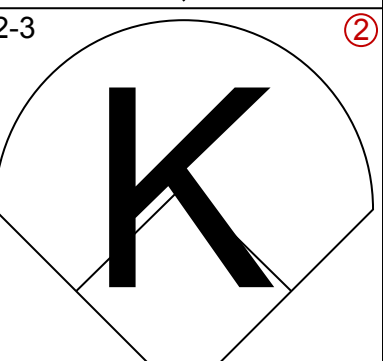
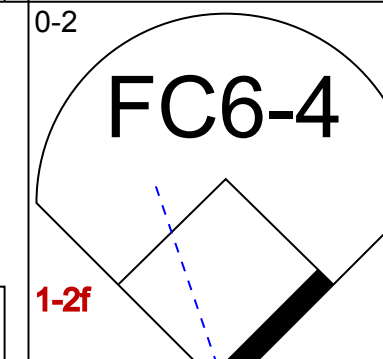
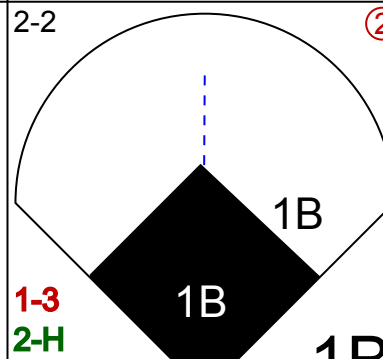
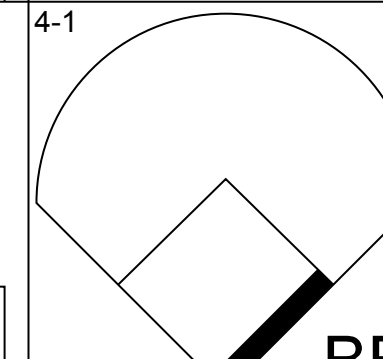

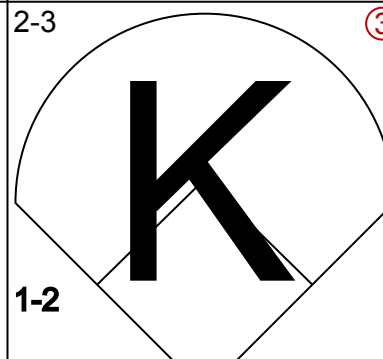
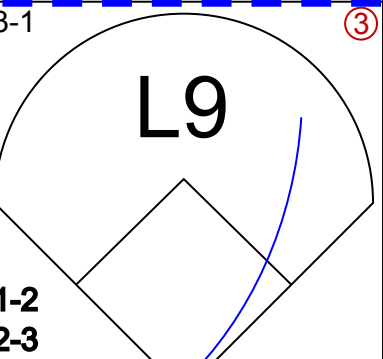
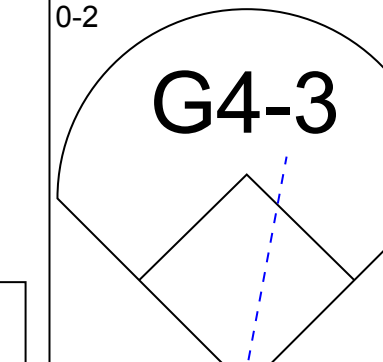
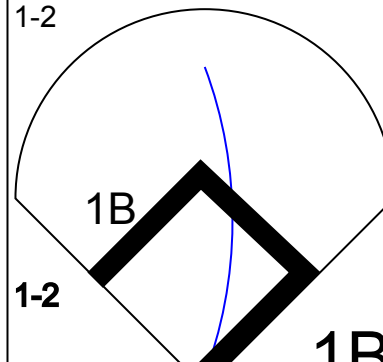
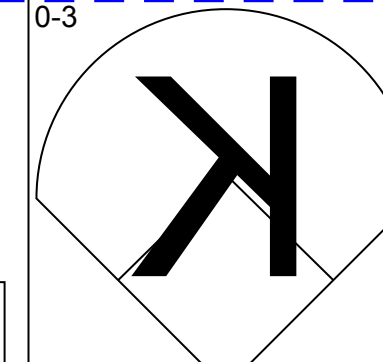


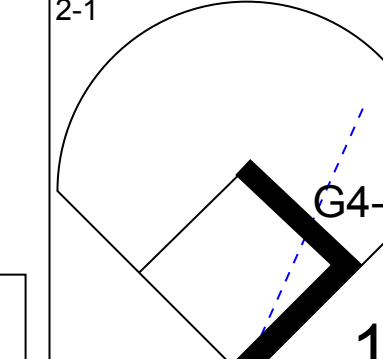
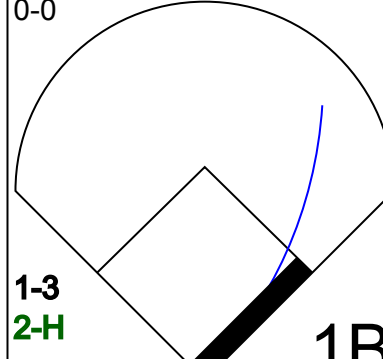

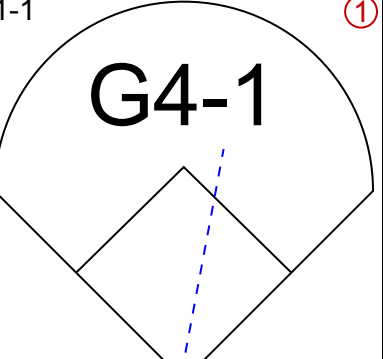

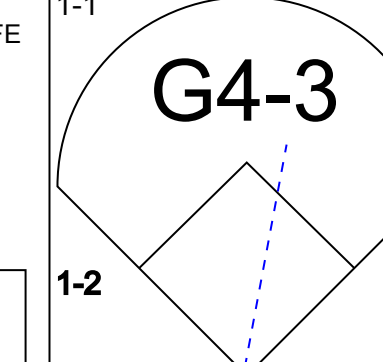
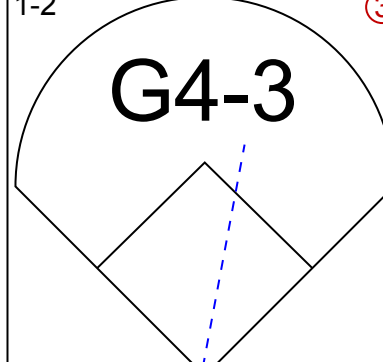
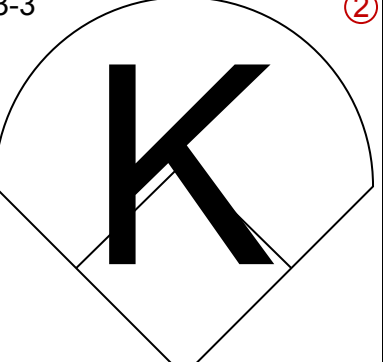


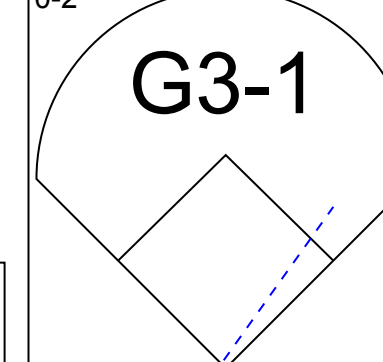


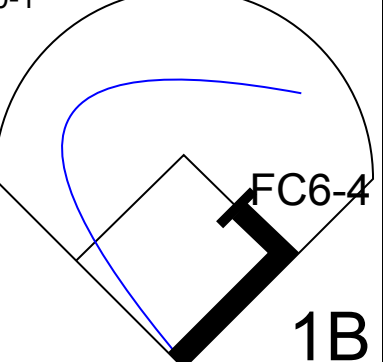
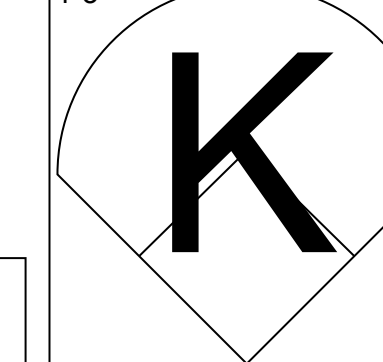
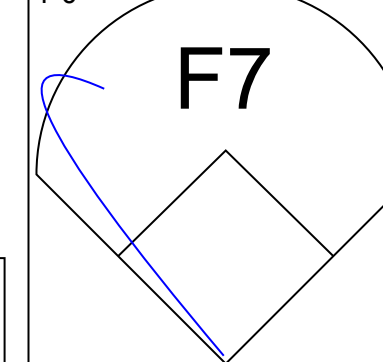

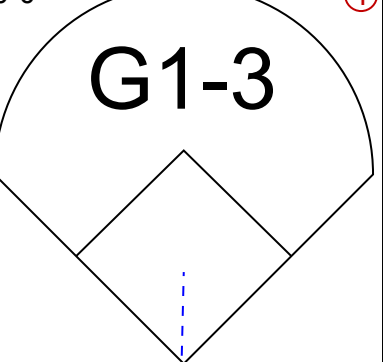




Batter	1	2	3	4	5	6	7	8	9	AB	R	H	RBI	BB	SO	LOB	TOP			
Nelson Liriano, S OBP: 0.376, SLG: 0.424										4	1	1	0	0	2	0	<b>Colorado Rockies @ Atlanta Braves</b> Atlanta-Fulton County Stadium, Atlanta, GA Sun Oct 03 1993, 3:33 AM EDT Att: 48,904 - Sunny - 76 F			
Eric Young Sr., R OBP: 0.355, SLG: 0.353										4	0	1	0	0	0	0				
Andres Calarraga, R OBP: 0.403, SLG: 0.662										4	0	0	0	0	1	1				
Charlie Hayes, R OBP: 0.355, SLG: 0.522										4	0	1	0	0	0	0				
Jerald Clark, R OBP: 0.324, SLG: 0.444										3	1	1	0	1	0	1				
Chris Jones, R OBP: 0.305, SLG: 0.450																				
Daryl Boston, L OBP: 0.325, SLG: 0.464																				
Danny Sheaffer, R OBP: 0.299, SLG: 0.384										2	0	0	1	0	0	1				
Roberto Mejia, R OBP: 0.275, SLG: 0.402										3	1	1	1	0	0	1				
David Maci, R ERA: 3.2										1	0	0	0	0	0	0				
Eric Wedge, R ERA: 1.63										1	0	0	0	0	0	0				
Bruce Ruffin, L ERA: 3.8										0	0	0	0	0	0	0				
Jim Tatum, R ERA: 5.05										0	0	0	0	0	0	0				
Mike Munoz, L ERA: 4.71										0	0	0	0	0	0	0				
Gary Wayne, L ERA: 5.05										0	0	0	0	0	0	0				
Willie Blair, R ERA: 4.75										0	0	0	0	0	0	0				
<b>Inning Stats</b>	R: 0 E: 0 K: 2 S: 9	H: 0 LOB: 0 BB: 0 P: 12	R: 0 E: 0 K: 1 S: 9	H: 1 LOB: 1 BB: 0 P: 16	R: 0 E: 0 K: 0 S: 6	H: 0 LOB: 0 BB: 0 P: 10	R: 0 E: 0 K: 0 S: 4	H: 0 LOB: 0 BB: 0 P: 7	R: 1 E: 0 K: 1 S: 12	H: 3 LOB: 1 BB: 0 P: 26	R: 1 E: 0 K: 1 S: 7	H: 1 LOB: 0 BB: 0 P: 9	R: 0 E: 0 K: 1 S: 5	H: 0 LOB: 0 BB: 0 P: 6	R: 0 E: 0 K: 1 S: 6	H: 0 LOB: 0 BB: 0 P: 10	1B: 3 2B: 2 3B: 0 HR: 1	SF: 1 SAC: 0 DP: 1 HBP: 0	WP: 0 PB: 0 SB: 0 CS: 0	PA: 33
<b>PITCHER</b>	IP	WLS	BF	H	R	ER	SO	BB	IBB	HBP	BLK	WP	HR	S	P	ERA	WHIP			
Tom Glavine, L	6.2	W	26	6	3	3	4	1	0	0	0	0	1	60	98	4.05	1.050			
Steve Bedrosian, R	0.1		1	0	0	0	1	0	0	0	0	0	0	4	5	0.00	0.000			
Greg McMichael, R	2.0	S	6	0	0	0	2	0	0	0	0	0	0	11	16	0.00	0.000			

AB	31
R	3
H	6
RBI	2
BB	1
SO	7
LOB	6



Batter	1	2	3	4	5	6	7	8	9	AB	R	H	RBI	BB	SO	LOB	BOTTOM		
Otis Nixon, S OBP: 0.391, SLG: 0.315										4	2	2	0	1	1	0	<b>Colorado Rockies @ Atlanta Braves</b> Atlanta-Fulton County Stadium, Atlanta, GA Sun Oct 03 1993, 3:33 AM EDT Att: 48,904 - Sunny - 76 F		
Jeff Blausler, R OBP: 0.401, SLG: 0.436										4	1	2	0	1	1	1			
Ron Gant, R OBP: 0.345, SLG: 0.510										3	0	1	2	2	1	3			
Fred McGriff, L OBP: 0.375, SLG: 0.549										4	1	1	1	1	1	4			
David Justice, L OBP: 0.357, SLG: 0.515										4	1	2	1	0	1	2			
Terry Pendleton, S OBP: 0.311, SLG: 0.408										4	0	2	1	0	0	0			
Damon Berryhill, S OBP: 0.291, SLG: 0.382										4	0	1	0	0	1	3			
Mark Lemke, S OBP: 0.335, SLG: 0.341										3	0	1	0	1	0	1			
Greg McMichael, R										0	0	0	0	0	0	0			
Tom Glavine, L OBP: 0.212, SLG: 0.185											3	0	0	0	0	1	3		
Steve Bedrosian, R										0	0	0	0	0	0	0			
Rafael Belliard, R OBP: 0.291, SLG: 0.291										1	0	0	0	0	0	0			
<b>Inning Stats</b>	R: 0 E: 0 K: 1 S: 9	H: 0 LOB: 1 BB: 1 P: 14	R: 0 E: 0 K: 1 S: 10	H: 1 LOB: 2 BB: 1 P: 18	R: 2 E: 0 K: 0 S: 19	H: 4 LOB: 2 BB: 1 P: 30	R: 2 E: 0 K: 1 S: 16	H: 2 LOB: 2 BB: 2 P: 26	R: 0 E: 0 K: 2 S: 11	H: 0 LOB: 1 BB: 1 P: 20	R: 1 E: 0 K: 0 S: 6	H: 2 LOB: 0 BB: 0 P: 9	R: 0 E: 0 K: 1 S: 12	H: 2 LOB: 2 BB: 0 P: 18	1B: 10 2B: 0 3B: 1 HR: 1	SF: 0 SAC: 0 DP: 1 HBP: 0	WP: 1 PB: 0 SB: 1 CS: 0	PA: 40	
<b>PITCHER</b>	IP	WLS	BF	H	R	ER	SO	BB	IBB	HBP	BLK	WP	HR	S	P	ERA	WHIP		
David Nied, R ERA: 5.17	3.2	L	22	7	4	4	2	4	1	0	0	0	0	3	3	0.00	0.000		
Mike Munoz, L ERA: 4.71	0.1		1	0	0	0	1	0	0	0	0	0	0	3	3	0.00	0.000		
Bruce Ruffin, L ERA: 3.8	2.0		8	1	0	0	3	1	0	0	0	0	0	20	33	0.00	1.000		
Gary Wayne, L ERA: 5.05	0.0		1	1	1	1	0	0	0	0	0	0	1	2	4	∞	∞		
Willie Blair, R ERA: 4.75	1.2		7	3	0	0	1	0	0	0	0	0	0	14	18	0.00	1.800		
<b>PITCHER</b>	IP	WLS	BF	H	R	ER	SO	BB	IBB	HBP	BLK	WP	HR	S	P	ERA	WHIP		
Lance Painter, L ERA: 6.0	8.1		0.1	0	0	0	0	0	0	0	0	0	0	2	5	0.00	0.000		





Batter	1	2	3	4	5	6	7	8	9	10	AB	R	H	RBI	BB	SO	LOB	TOP							
Otis Nixon, S OBP: 0.600, SLG: 0.750	(1, 8) 2-3 K		(3, 2) 2-H 2B		(2, 0) 1-2 1B		(4, 1) 1-2 BB		(1, 1) G6-3		4	0	2	2	1	1	2								
Jeff Blauer, R (1, 6)	0-2 K		(3, 3) K		(1, 3) 2 K		(1, 2) L4		(4, 0) BB		4	0	0	0	1	3	5								
Ron Gant, R OBP: 0.400, SLG: 0.250 Greg McMichael, R (9, 11)	(1, 7) 3-3 K			(4, 0) 1B SF7 BB	(0, 3) K			(0, 0) 1B	(3, 3) K		4	1	1	0	1	3	4								
Fred McGriff, L OBP: 0.200, SLG: 0.200 (1, 3)		(1, 3) K		(1, 2) SAFE FC6-4 1B		(0, 0) F8		(1, 3) K		(0, 0) F7		5	0	1	0	0	2	1							
David Justice, L (1, 9)		(2, 3) K		(2, 1) SF7		(0, 0) F8		(1, 3) SAFE F7		(0, 2) L6		4	0	0	1	0	1	1							
Terry Pendleton, S OBP: 0.200, SLG: 0.200 (1, 5)		(1, 2) G6-3		(3, H) 1-2 FC6-4		(2, 2) G5-3		(1, 3) SAFE P5		(0, 2) 2B 1B		5	0	1	0	0	0	2							
Damon Berryhill, S (1, 2) Bill Pecota, R (9, PH) Greg Olson, R OBP: 1.000, SLG: 2.000 (9, 2)			(0, 2) F7	(1, 3) SAFE K			(0, 0) F8		(4, 0) E G6-3 BB	(3, 2) 2B		3	0	0	0	0	1	1							
Mark Lemke, S OBP: 0.250, SLG: 1.500 Tony Tarasco, L (9, PR) (9, 7)			(3, 2) P5		(2, 2) G3		(2, 2) BB 1B		(1, 1) E5 SH3-4	(1, 3) K		4	0	1	0	0	0	1							
Steve Avery, L OBP: 1.000, SLG: 1.500 Deion Sanders, L (7, PH) Kent Mercker, L (7, 1) Rafael Belliard, R (9, PH) (9, 4)			(0, 0) 2B		(0, 1) 1B		(1, 1) P6		(1, 0) SH3-4			2	1	2	0	0	0	0							
<b>Inning Stats</b>	R: 0 E: 0 K: 3 S: 10	H: 0 LOB: 0 BB: 0 P: 15	R: 0 E: 0 K: 2 S: 10	H: 0 LOB: 0 BB: 0 P: 14	R: 1 E: 0 K: 1 S: 18	H: 2 LOB: 1 BB: 0 P: 27	R: 1 E: 0 K: 2 S: 12	H: 1 LOB: 1 BB: 1 P: 21	R: 0 E: 0 K: 2 S: 12	H: 0 LOB: 0 BB: 0 P: 7	R: 0 E: 0 K: 0 S: 5	H: 1 LOB: 2 BB: 1 P: 18	R: 0 E: 0 K: 1 S: 11	H: 1 LOB: 1 BB: 0 P: 16	R: 1 E: 1 K: 1 S: 10	H: 0 LOB: 2 BB: 2 P: 24	R: 0 E: 0 K: 1 S: 15	H: 2 LOB: 2 BB: 0 P: 19	1B: 6 2B: 3 3B: 0 HR: 0	SF: 1 SAC: 1 DP: 0 HBP: 0	WP: 0 PB: 0 SB: 0 CS: 0	PA: 44			
<b>PITCHER</b>	IP WLS BF H R ER SO ERA WHIP	IP WLS BF H R ER SO ERA WHIP	IP WLS BF H R ER SO ERA WHIP	IP WLS BF H R ER SO ERA WHIP	IP WLS BF H R ER SO ERA WHIP	IP WLS BF H R ER SO ERA WHIP	IP WLS BF H R ER SO ERA WHIP	IP WLS BF H R ER SO ERA WHIP	IP WLS BF H R ER SO ERA WHIP	IP WLS BF H R ER SO ERA WHIP	IP WLS BF H R ER SO ERA WHIP	IP WLS BF H R ER SO ERA WHIP	IP WLS BF H R ER SO ERA WHIP	IP WLS BF H R ER SO ERA WHIP	IP WLS BF H R ER SO ERA WHIP	IP WLS BF H R ER SO ERA WHIP	IP WLS BF H R ER SO ERA WHIP	IP WLS BF H R ER SO ERA WHIP	IP WLS BF H R ER SO ERA WHIP	IP WLS BF H R ER SO ERA WHIP	IP WLS BF H R ER SO ERA WHIP	IP WLS BF H R ER SO ERA WHIP	IP WLS BF H R ER SO ERA WHIP	IP WLS BF H R ER SO ERA WHIP	
Curt Schilling, R ERA: 2.25 (1, 1)	8.0	33	7	2	2	10	2.25	1.125																	
Mitch Williams, L ERA: (9, 1)	2.0	11	2	1	0	2	0.00	2.000																	

Atlanta Braves @ Philadelphia Phillies  
Veterans Stadium, Philadelphia, PA  
Wed Oct 06 1993, 7:05 PM EDT  
Att: 62,012 - Unknown - 66 F

AB 38  
R 3  
H 9  
RBI 3  
BB 4  
SO 12  
LOB 20

Braves

Batter	1	2	3	4	5	6	7	8	9	10	AB	R	H	RBI	BB	SO	LOB	BOTTOM						
Lenny Dykstra, L OBP: 0.400, SLG: 0.500 (1, 8)	(1, 2) 1B FC4-6 2B		(2, 2) P5		(2, 3) K		(4, 2) BB		(1, 1) G3		4	1	1	0	1	1	0							
Mariano Duncan, R OBP: 0.200, SLG: 0.200 (1, 4)	(0, 1) FC4-6 1B		(0, 3) K		(2, 1) F9	(0, 3) K		(1, 3) SAFE F9		(2, 2) G5-3		5	0	1	0	0	2	1						
John Kruk, L OBP: 0.400, SLG: 0.500 (1, 3)	(0, 1) FC4-6 G5-4-3		(3, 1) L9		(4, 2) 2B WP BB	(3, 1) G4-3		(1, 1) WP 2B		(1, 1) 2B		4	2	1	1	1	0	2						
Dave Hollins, S OBP: 0.250, SLG: 0.500 Kim Batiste, R OBP: 1.000, SLG: 2.000 (9, 5)	(1, 5) G5-4-3		(1, 1) P5		(1, 1) WP 2B		(3, 2) G4-3		(1, 2) 2B		4	0	1	0	0	0	1							
Darren Daulton, L (1, 2)		(2, 2) P5		(3, 3) K		(4, 0) WP IBB		(3, 2) G4-3		(1, 2) 2B		3	0	0	0	1	1	0						
Pete Incaviglia, R OBP: 0.500, SLG: 1.250 Milt Thompson, L (8, PR) (9, 7)		(3, 2) F8		(3, 2) HR		(2, 3) K		(0, 0) 2B 1B		(2, H) 2B		4	1	2	1	0	1	2						
Wes Chamberlain, R OBP: 0.750, SLG: 1.333 Mitch Williams, L (9, 1)		(0, 0) 2B		(2, 3) K		(4, 0) IBB		(1, 3) SAFE 2B		(1, 1) 2B		3	0	2	0	1	1	0						
Kevin Stocker, S (1, 6)		(4, 0) IBB		(1, 2) F9		(1, 0) F8		(0, 2) G3		(1, 0) G1-3		3	0	0	0	1	0	3						
Curt Schilling, R Jim Eisenreich, L (9, 9)		(0, 0) G3		(0, 2) G4-3		(0, 3) K		(1, 0) G1-3				3	0	0	0	0	1	2						
<b>Inning Stats</b>	R: 1 E: 0 K: 0 S: 9	H: 2 LOB: 0 BB: 0 P: 11	R: 0 E: 0 K: 0 S: 9	H: 1 LOB: 2 BB: 1 P: 18	R: 0 E: 0 K: 1 S: 9	H: 0 LOB: 0 BB: 0 P: 14	R: 1 E: 0 K: 2 S: 11	H: 1 LOB: 0 BB: 0 P: 20	R: 0 E: 0 K: 1 S: 11	H: 0 LOB: 3 BB: 3 P: 29	R: 0 E: 0 K: 2 S: 12	H: 0 LOB: 1 BB: 1 P: 19	R: 0 E: 0 K: 0 S: 15	H: 2 LOB: 3 BB: 0 P: 23	R: 0 E: 0 K: 0 S: 8	H: 0 LOB: 0 BB: 0 P: 10	R: 1 E: 0 K: 0 S: 8	H: 2 LOB: 1 BB: 0 P: 12	1B: 2 2B: 6 3B: 0 HR: 1	SF: 0 SAC: 0 DP: 1 HBP: 0	WP: 1 PB: 0 SB: 0 CS: 0	PA: 40		
<b>PITCHER</b>	IP WLS BF H R ER SO ERA WHIP	IP WLS BF H R ER SO ERA WHIP	IP WLS BF H R ER SO ERA WHIP	IP WLS BF H R ER SO ERA WHIP	IP WLS BF H R ER SO ERA WHIP	IP WLS BF H R ER SO ERA WHIP	IP WLS BF H R ER SO ERA WHIP	IP WLS BF H R ER SO ERA WHIP	IP WLS BF H R ER SO ERA WHIP	IP WLS BF H R ER SO ERA WHIP	IP WLS BF H R ER SO ERA WHIP	IP WLS BF H R ER SO ERA WHIP	IP WLS BF H R ER SO ERA WHIP	IP WLS BF H R ER SO ERA WHIP	IP WLS BF H R ER SO ERA WHIP	IP WLS BF H R ER SO ERA WHIP	IP WLS BF H R ER SO ERA WHIP	IP WLS BF H R ER SO ERA WHIP	IP WLS BF H R ER SO ERA WHIP	IP WLS BF H R ER SO ERA WHIP	IP WLS BF H R ER SO ERA WHIP	IP WLS BF H R ER SO ERA WHIP	IP WLS BF H R ER SO ERA WHIP	IP WLS BF H R ER SO ERA WHIP
Steve Avery, L ERA: 4.5 (1, 1)	6.0	26	5	3	3	5	4.50	1.000																
Kent Mercker, L ERA: (7, 1)	2.0	8	2	0	0	2	0.00	1.500																
Greg McMichael, R ERA: 6.75 (9, 1)	1.1	6	2	1	1	0	6.75	1.500																

Atlanta Braves @ Philadelphia Phillies  
Veterans Stadium, Philadelphia, PA  
Wed Oct 06 1993, 7:05 PM EDT  
Att: 62,012 - Unknown - 66 F

AB 35  
R 4  
H 9  
RBI 3  
BB 5  
SO 7  
LOB 11

Phillies







Batter	1	2	3	4	5	6	7	8	9	AB	R	H	RBI	BB	SO	LOB	TOP			
Lenny Dykstra, L OBP: 0.333, SLG: 0.538										5	0	1	0	0	2	3	Philadelphia Phillies @ Atlanta Braves Atlanta-Fulton County Stadium, Atlanta, GA Sat Oct 09 1993, 3:33 AM EDT Att: 52,032 - Sunny - 81 F			
Mariano Duncan, R OBP: 0.300, SLG: 0.700										5	2	2	0	0	1	4				
John Kruk, L OBP: 0.538, SLG: 1.000										4	1	2	3	0	0	0				
Dave Hollins, S OBP: 0.333, SLG: 0.600										3	0	0	0	1	0	1				
Darren Daulton, L OBP: 0.167, SLG: 0.091										4	0	0	0	0	0	2				
Pete Incaviglia, R OBP: 0.250, SLG: 0.625										4	0	0	0	0	1	1				
Wes Chamberlain, R OBP: 0.444, SLG: 0.750										4	1	1	0	0	0	0				
Kevin Stocker, S OBP: 0.417, SLG: 0.455										4	0	3	0	0	0	0				
Terry Mulholland, R Roger Mason, R Milt Thompson, L Larry Andersen, R David West, L Bobby Thigpen, R Jim Eisenreich, L										2	0	0	0	0	0	1				
<b>Inning Stats</b>	R: 0 E: 0 K: 1 S: 8	H: 0 LOB: 0 BB: 0 P: 9	R: 0 E: 0 K: 1 S: 6	H: 0 LOB: 0 BB: 0 P: 8	R: 0 E: 0 K: 1 S: 8	H: 1 LOB: 1 BB: 0 P: 14	R: 1 E: 0 K: 0 S: 7	H: 2 LOB: 1 BB: 0 P: 12	R: 0 E: 0 K: 2 S: 11	H: 2 LOB: 2 BB: 0 P: 14	R: 0 E: 0 K: 1 S: 9	H: 0 LOB: 0 BB: 0 P: 11	R: 1 E: 0 K: 0 S: 8	H: 1 LOB: 1 BB: 1 P: 15	R: 1 E: 0 K: 1 S: 13	H: 3 LOB: 2 BB: 0 P: 19		1B: 3 2B: 3 3B: 3 HR: 1	SF: 0 SAC: 0 DP: 0 HBP: 0	WP: 0 PB: 0 SB: 1 CS: 0
<b>PITCHER</b>	IP WLS BF H R ER SO BB IBB HBP BLK WP HR S P ERA WHIP	7.0 W 27 6 2 2 5 0 0 0 0 0 1 64 91 2.57 0.857	1.0 5 1 1 1 0 1 0 0 0 0 0 8 15 9.00 2.000	1.0 6 3 1 1 1 0 0 0 0 0 0 13 19 9.00 3.000	<b>PITCHER</b>										IP WLS BF H R ER SO BB IBB HBP BLK WP HR S P ERA WHIP					

AB	37
R	4
H	10
RBI	4
BB	1
SO	6
LOB	13



Batter	1	2	3	4	5	6	7	8	9	AB	R	H	RBI	BB	SO	LOB	BOTTOM			
Otis Nixon, S OBP: 0.563, SLG: 0.615										5	0	1	0	0	2	1	Philadelphia Phillies @ Atlanta Braves Atlanta-Fulton County Stadium, Atlanta, GA Sat Oct 09 1993, 3:33 AM EDT Att: 52,032 - Sunny - 81 F			
Jeff Blauser, R OBP: 0.400, SLG: 0.615										4	2	2	0	1	0	0				
Ron Gant, R OBP: 0.400, SLG: 0.538										4	1	1	0	1	1	2				
Fred McGriff, L OBP: 0.467, SLG: 0.714										4	2	2	1	1	1	2				
Terry Pendleton, S OBP: 0.429, SLG: 0.643										4	2	2	2	0	0	1				
David Justice, L OBP: 0.214, SLG: 0.182										4	1	1	2	0	1	3				
Damon Berryhill, S OBP: 0.250, SLG: 0.455										3	1	1	0	1	0	2				
Mark Lemke, S OBP: 0.231, SLG: 0.308										4	0	2	4	0	1	0				
Tom Glavine, L Francisco Cabrera, R Kent Mercker, L Greg McMichael, R										3	0	0	0	0	0	3				
<b>Inning Stats</b>	R: 0 E: 0 K: 0 S: 4	H: 1 LOB: 1 BB: 0 P: 9	R: 0 E: 0 K: 0 S: 10	H: 2 LOB: 2 BB: 0 P: 14	R: 0 E: 0 K: 1 S: 6	H: 0 LOB: 0 BB: 0 P: 10	R: 0 E: 0 K: 0 S: 9	H: 1 LOB: 1 BB: 0 P: 13	R: 0 E: 0 K: 1 S: 8	H: 1 LOB: 0 BB: 0 P: 11	R: 5 E: 1 K: 1 S: 18	H: 4 LOB: 1 BB: 1 P: 30	R: 4 E: 0 K: 2 S: 14	H: 3 LOB: 1 BB: 2 P: 33	R: 0 E: 0 K: 2 S: 8	H: 0 LOB: 1 BB: 1 P: 14		1B: 7 2B: 5 3B: 0 HR: 0	SF: 0 SAC: 0 DP: 0 HBP: 0	WP: 0 PB: 0 SB: 0 CS: 1
<b>PITCHER</b>	IP WLS BF H R ER SO BB IBB HBP BLK WP HR S P ERA WHIP	5.0 L 24 9 5 4 2 1 0 0 0 0 0 0 0 11 17 0.00 0.000	1.0 4 0 0 0 0 1 0 0 0 0 0 0 0 6 14 81.00 6.000	0.2 4 1 1 1 2 1 0 0 0 0 0 0 8 19 13.50 3.000	1.0 4 0 0 0 2 1 0 0 0 0 0 0 8 14 0.00 1.000	<b>PITCHER</b>										IP WLS BF H R ER SO BB IBB HBP BLK WP HR S P ERA WHIP				

AB	36
R	9
H	12
RBI	9
BB	4
SO	7
LOB	15









Batter	1	2	3	4	5	6	7	8	9	10	AB	R	H	RBI	BB	SO	LOB	TOP				
Lenny Dykstra, L OBP: 0.400, SLG: 0.619	(1, 8) F8		(2-1) G3		(3-2) G6-3		(0-1) G4-3			(3-2) HR	5	1	1	1	0	0	1	<b>Philadelphia Phillies @ Atlanta Braves</b> Atlanta-Fulton County Stadium, Atlanta, GA Mon Oct 11 1993, 3:33 AM EDT Att. 52,032 - Cloudy - 62 F				
Mariano Duncan, R OBP: 0.267, SLG: 0.533 Larry Andersen, R (10, 1)	(1, 4) 2B		(1-0) F9		(1-2) F9				(3-3) K	(1-3) K	5	1	1	0	0	2	0					
John Kruk, L OBP: 0.391, SLG: 0.650	(1, 3) WP		(4-2) BB						(1-3) K	(0-0) F8	4	0	1	1	1	1	0					
Dave Hollins, S OBP: 0.256, SLG: 0.389 Kim Batiste, R OBP: 1.000, SLG: 2.000	(1, 5) P4		(1 SAFE) K						(3-2) G5-3	(1-0) G6-3	4	0	0	0	0	1	2					
Darren Daulton, L OBP: 0.429, SLG: 0.400	(1, 2) BB									(1-1) HR	3	1	2	1	1	1	0					
Pete Incaviglia, R OBP: 0.167, SLG: 0.417 Milt Thompson, L OBP: 0.200, SLG: 0.222	(1, 7) K									(0-1) L9	4	1	0	0	0	1	3					
Wes Chamberlain, R OBP: 0.385, SLG: 0.636 Jim Eisenreich, L OBP: 0.182, SLG: 0.273										(1-1) F9	3	0	1	1	0	1	0					
Kevin Stocker, S OBP: 0.238, SLG: 0.263										(1-2) G4-3	4	0	0	0	0	0	1					
Curt Schilling, R Mitch Williams, L Mickey Morandini, L OBP: 0.273, SLG: 0.273										(0-1) F8	2	0	0	0	0	1	0					
Inning Stats	R: 1 E: 0 K: 1 S: 20	H: 2 LOB: 2 BB: 1 P: 33	R: 0 E: 0 K: 12 S: 12	H: 0 LOB: 0 BB: 0 P: 19	R: 0 E: 0 K: 1 S: 8	H: 0 LOB: 1 BB: 0 P: 18	R: 1 E: 1 K: 1 S: 6	H: 0 LOB: 0 BB: 0 P: 11	R: 0 E: 0 K: 0 S: 10	H: 1 LOB: 1 BB: 0 P: 19	R: 0 E: 0 K: 0 S: 8	H: 1 LOB: 1 BB: 0 P: 12	R: 0 E: 0 K: 2 S: 8	H: 0 LOB: 0 BB: 0 P: 13	R: 1 E: 0 K: 0 S: 9	H: 1 LOB: 0 BB: 0 P: 12	R: 1 E: 0 K: 1 S: 9		H: 1 LOB: 0 BB: 0 P: 13	1B: 3 2B: 1 3B: 0 HR: 2	SF: 1 SAC: 1 DP: 0 HBP: 0	WP: 1 PB: 0 SB: 0 CS: 0
PITCHER	IP	WLS	BF	H	R	ER	SO	BB	IBB	HBP	BLK	WP	HR	S	P	ERA	WHIP					
Steve Avery, L ERA: 2.77	(1, 1)	7.0	28	4	2	1	5	2	0	0	0	1	0	80	134	1.29	0.857					
Kent Mercker, L ERA: 1.93	(8, 1)	1.0	3	0	0	0	2	0	0	0	0	0	0	8	13	0.00	0.000					
Greg McMichael, R ERA: 8.1	(9, 1)	1.0	4	1	1	1	0	0	0	0	0	0	1	9	12	9.00	1.000					
Mark Wohlers, R ERA: 4.5	(10, 1)	1.0	L	4	1	1	1	0	0	0	0	0	1	9	13	9.00	1.000					

AB	35
R	4
H	6
RBI	4
BB	2
SO	8
LOB	7



Batter	1	2	3	4	5	6	7	8	9	10	AB	R	H	RBI	BB	SO	LOB	BOTTOM					
Otis Nixon, S OBP: 0.458, SLG: 0.450	(1, 8) G6-3		(3-2) F7							(3-2) F9	4	0	0	0	1	1	0	<b>Philadelphia Phillies @ Atlanta Braves</b> Atlanta-Fulton County Stadium, Atlanta, GA Mon Oct 11 1993, 3:33 AM EDT Att. 52,032 - Cloudy - 62 F					
Jeff Blauser, R OBP: 0.360, SLG: 0.429	(1, 6) 2B									(2-3) K	4	1	1	0	1	2	1						
Ron Gant, R OBP: 0.280, SLG: 0.348	(1, 7) F9									(1-3) K	5	1	1	0	0	1	3						
Fred McGriff, L OBP: 0.478, SLG: 0.727	(1, 3) BB									(0-0) BB	4	1	2	1	0	1	2						
David Justice, L OBP: 0.273, SLG: 0.235										(2-2) SF7	2	0	0	1	1	1	0						
Terry Pendleton, S OBP: 0.364, SLG: 0.545										(1-2) 1B	4	0	1	0	0	1	2						
Damon Berryhill, S OBP: 0.313, SLG: 0.467 Francisco Cabrera, R OBP: 0.697, SLG: 0.927										(0-1) F8	3	0	1	0	0	1	0						
Mark Lemke, S OBP: 0.190, SLG: 0.286										(1-3) 1B	4	0	0	0	0	3	2						
Steve Avery, L OBP: 0.358, SLG: 0.750 Kent Mercker, L Deion Sanders, L Greg McMichael, R Bill Pecota, R Mark Wohlers, R	(1, 1)	8.0	30	4	2	2	9	3	0	0	0	0	0	79	131	2.25	0.875						
Curt Schilling, R ERA: 1.69	(1, 1)	8.0	30	4	2	2	9	3	0	0	0	0	0	79	131	2.25	0.875						
Mitch Williams, L ERA: 2.00	(9, 1)	1.0	W	6	3	1	0	0	0	0	0	0	0	18	24	0.00	3.000						
Larry Andersen, R ERA: 15.43	(10, 1)	1.0	S	3	0	0	2	0	0	0	0	0	0	9	15	0.00	0.000						
Inning Stats	R: 0 E: 0 K: 0 S: 7	H: 2 LOB: 2 BB: 0 P: 12	R: 0 E: 0 K: 1 S: 9	H: 1 LOB: 1 BB: 0 P: 15	R: 0 E: 0 K: 1 S: 10	H: 0 LOB: 0 BB: 0 P: 13	R: 0 E: 0 K: 2 S: 13	H: 1 LOB: 2 BB: 1 P: 25	R: 0 E: 0 K: 2 S: 11	H: 0 LOB: 0 BB: 0 P: 16	R: 0 E: 0 K: 0 S: 5	H: 0 LOB: 0 BB: 0 P: 9	R: 0 E: 0 K: 2 S: 9	H: 0 LOB: 0 BB: 0 P: 13	R: 1 E: 1 K: 1 S: 23	H: 3 LOB: 2 BB: 1 P: 36	R: 0 E: 0 K: 2 S: 9	H: 0 LOB: 0 BB: 0 P: 15	1B: 6 2B: 1 3B: 0 HR: 0	SF: 1 SAC: 0 DP: 0 HBP: 0	WP: 0 PB: 0 SB: 0 CS: 0	PA: 39	
PITCHER	IP	WLS	BF	H	R	ER	SO	BB	IBB	HBP	BLK	WP	HR	S	P	ERA	WHIP						

AB	35
R	3
H	7
RBI	3
BB	3
SO	12
LOB	12





Batter	1	2	3	4	5	6	7	8	9	AB	R	H	RBI	BB	SO	LOB	TOP			
<b>Otis Nixon, S</b> <small>OBP: 0.464, SLG: 0.435</small> 										3	1	1	0	1	1	1	<b>Atlanta Braves @ Philadelphia Phillies</b> Veterans Stadium, Philadelphia, PA Wed Oct 13 1993, 7:05 PM EDT Att: 62,502 - Unknown - 50 F			
<b>Jeff Blausler, R</b> <small>OBP: 0.379, SLG: 0.560</small> 										4	1	2	3	0	1	1				
<b>Ron Gant, R</b> <small>OBP: 0.241, SLG: 0.296</small> 										4	0	0	0	0	1	2				
<b>Fred McGriff, L</b> <small>OBP: 0.519, SLG: 0.696</small> 										1	0	0	0	3	1	0				
<b>David Justice, L</b> <small>OBP: 0.231, SLG: 0.190</small> 										4	0	0	0	0	0	3				
<b>Terry Pendleton, S</b> <small>OBP: 0.346, SLG: 0.500</small> 										4	0	1	0	0	0	2				
<b>Damon Berryhill, S</b> <small>OBP: 0.250, SLG: 0.368</small> 										4	0	0	0	0	1	3				
<b>Mark Lemke, S</b> <small>OBP: 0.240, SLG: 0.292</small> 										3	1	1	0	1	1	0				
<b>Greg Maddux, R</b> <small>OBP: 0.286, SLG: 0.250</small> <b>Kent Mercker, L</b> <small>ERA: 1.8</small> <b>Deion Sanders, L</b> <small>ERA: 1.8</small> <b>Greg McMichael, R</b> <small>ERA: 1.8</small> <b>Mark Wohlers, R</b> <small>ERA: 1.8</small> <b>Bill Pasota, R</b> <small>ERA: 3.38</small>										0	0	0	0	0	0	0				
<b>Inning Stats</b>	R: 0 E: 0 K: 0 S: 10	H: 0 LOB: 0 BB: 0 P: 17	R: 0 E: 0 K: 0 S: 10	H: 1 LOB: 1 BB: 1 P: 19	R: 0 E: 0 K: 2 S: 9	H: 1 LOB: 1 BB: 0 P: 14	R: 0 E: 0 K: 0 S: 5	H: 0 LOB: 1 BB: 1 P: 12	R: 1 E: 1 K: 1 S: 10	H: 1 LOB: 2 BB: 2 P: 18	R: 0 E: 0 K: 0 S: 5	H: 0 LOB: 1 BB: 1 P: 10	R: 2 E: 0 K: 2 S: 10	H: 2 LOB: 0 BB: 0 P: 11	R: 0 E: 0 K: 1 S: 12	H: 0 LOB: 0 BB: 0 P: 16	1B: 4 2B: 0 3B: 0 HR: 1	SF: 0 SAC: 2 DP: 1 HBP: 0	WP: 0 PB: 1 SB: 0 CS: 0	PA: 36
<b>PITCHER</b>	IP WLS BF H R ER SO BB IBB HBP BLK WP HR S P ERA WHIP	7.0 W 30 5 3 3 5 5 0 0 0 0 1 59 101 3.86 1.429	1.0 3 0 0 0 1 0 0 0 0 0 0 12 17 0.00 0.000	1.0 S 3 0 0 0 2 0 0 0 0 0 0 9 16 0.00 0.000																

Batter	1	2	3	4	5	6	7	8	9	AB	R	H	RBI	BB	SO	LOB	BOTTOM				
<b>Lenny Dykstra, L</b> <small>OBP: 0.400, SLG: 0.560</small> 										4	2	1	0	1	2	1	<b>Atlanta Braves @ Philadelphia Phillies</b> Veterans Stadium, Philadelphia, PA Wed Oct 13 1993, 7:05 PM EDT Att: 62,502 - Unknown - 50 F				
<b>Mickey Morandini, L</b> <small>OBP: 0.250, SLG: 0.375</small> 										5	1	1	2	0	0	2					
<b>John Kruk, L</b> <small>OBP: 0.357, SLG: 0.542</small> 										4	0	0	0	1	0	4					
<b>Dave Hollins, S</b> <small>OBP: 0.360, SLG: 0.550</small> <b>Kim Batiste, R</b> <small>OBP: 1.000, SLG: 2.000</small>										2	1	1	2	2	0	1					
<b>Darren Daulton, L</b> <small>OBP: 0.440, SLG: 0.474</small> 										4	0	2	2	0	0	0					
<b>Jim Eisenreich, L</b> <small>OBP: 0.133, SLG: 0.200</small> 										4	0	0	0	0	0	4					
<b>Milt Thompson, L</b> <small>OBP: 0.286, SLG: 0.308</small> 										4	1	2	0	0	0	2					
<b>Kevin Stocker, S</b> <small>OBP: 0.240, SLG: 0.227</small> 										3	0	0	0	1	2	3					
<b>Tommy Greene, R</b> <small>ERA: 4.97</small> <b>Ricky Jordan, R</b> <small>ERA: 1.8</small> <b>David West, L</b> <small>ERA: 1.8</small> <b>Mitch Williams, L</b> <small>ERA: 3.38</small>										0	1	0	0	1	0	0					
<b>Inning Stats</b>	R: 0 E: 0 K: 0 S: 5	H: 0 LOB: 1 BB: 1 P: 13	R: 0 E: 1 K: 1 S: 8	H: 1 LOB: 1 BB: 0 P: 14	R: 2 E: 0 K: 0 S: 14	H: 2 LOB: 2 BB: 2 P: 31	R: 0 E: 1 K: 1 S: 12	H: 0 LOB: 1 BB: 0 P: 17	R: 2 E: 0 K: 0 S: 10	H: 1 LOB: 0 BB: 0 P: 15	R: 2 E: 0 K: 1 S: 12	H: 2 LOB: 1 BB: 1 P: 22	R: 0 E: 0 K: 0 S: 12	H: 1 LOB: 3 BB: 2 P: 25	R: 0 E: 0 K: 1 S: 6	H: 0 LOB: 0 BB: 0 P: 10	1B: 4 2B: 1 3B: 1 HR: 1	SF: 0 SAC: 2 DP: 0 HBP: 0	WP: 0 PB: 0 SB: 0 CS: 0	PA: 39	
<b>PITCHER</b>	IP WLS BF H R ER SO BB IBB HBP BLK WP HR S P ERA WHIP	5.2 L 29 6 6 5 3 3 0 0 0 0 0 0 2 4 0.00 0.000	0.1 1 0 0 0 0 0 0 0 0 0 0 0 2 4 0.00 0.000	0.2 5 1 0 0 0 1 1 0 0 0 0 0 10 22 0.00 3.000	1.1 4 0 0 0 1 0 0 0 0 0 0 8 13 0.00 0.000																