

Atlanta Braves - 1994

Batter	1	2	3	4	5	6	7	8	9	AB	R	H	RBI	BB	SO	LOB	TOP								
Deion Sanders, L (1, 8) OBP: 0.250, SLG: 1.000	F7		G3-1				E4			4	1	1	1	0	0	0	Atlanta Braves @ San Diego Padres Jack Murphy Stadium, San Diego, CA Mon Apr 04 1994, 6:33 AM EDT Att: 42,251 - Cloudy - 65 F								
Jeff Blauser, R (1, 6)	P8		G5-3				K			4	0	0	0	0	1	1									
Ryan Klesko, L (1, 7) Dave Gallagher, R (6, 7)	G4-3		P6							3	1	1	1	0	0	0									
Fred McGriff, L (1, 3) OBP: 0.250, SLG: 0.500		G3-1 2B								4	1	1	0	0	1	0									
David Justice, L (1, 9) Tony Tarasco, L (6, 9)	F7		G4-3				G4-3			3	0	0	0	0	0	1									
Terry Pendleton, S (1, 5)	G3-1						G3-1			3	0	0	0	1	1	1									
Javy Lopez, R (1, 2) OBP: 0.250, SLG: 0.500			G5-3							4	0	1	1	0	0	1									
Mark Lemke, S (1, 4) OBP: 0.750, SLG: 0.667							L3			3	1	2	0	1	0	0									
Greg Maddux, R (1, 1) Bill Pecota, R (9, PH) Greg McMichael, R (9, 1)	G5-3						F9			2	0	0	0	0	0	2									
							SH3-4			1	0	0	0	0	0	0									
Inning Stats	R: 0 E: 0 K: 0 S: 7	H: 0 LOB: 0 BB: 0 P: 11	R: 1 E: 0 K: 0 S: 17	H: 2 LOB: 2 BB: 1 P: 29	R: 0 E: 0 K: 0 S: 7	H: 0 LOB: 1 BB: 0 P: 13	R: 0 E: 0 K: 1 S: 7	H: 0 LOB: 1 BB: 1 P: 12	R: 1 E: 0 K: 0 S: 6	H: 1 LOB: 0 BB: 0 P: 14	R: 1 E: 0 K: 0 S: 9	H: 1 LOB: 0 BB: 0 P: 14	R: 1 E: 1 K: 1 S: 12	H: 1 LOB: 1 BB: 0 P: 16	R: 0 E: 0 K: 1 S: 6	H: 0 LOB: 0 BB: 0 P: 10	R: 0 E: 0 K: 1 S: 12	H: 1 LOB: 1 BB: 0 P: 17	1B: 2 2B: 2 3B: 0 HR: 2	SF: 0 SAC: 1 DP: 0 HBP: 0	WP: 0 PB: 0 SB: 1 CS: 0	PA: 36			
PITCHER	IP	WLS	BF	H	R	ER	SO	BB	IBB	HBP	BLK	WP	HR	S	P	ERA	WHIP								
Andy Benes, R (1, 1) ERA: 3.86	7.0	L	29	5	4	3	2	2	0	0	0	0	2	65	109	3.86	1.000								
Pedro Martinez, L (8, 1) ERA	1.0		3	0	0	0	1	0	0	0	0	0	0	6	10	0.00	0.000								
A.J. Sager, R (9, 1) ERA	1.0		4	1	0	0	1	0	0	0	0	0	0	12	17	0.00	1.000								

AB 33
R 4
H 6
RBI 3
BB 2
SO 4
LOB 7



Batter	1	2	3	4	5	6	7	8	9	AB	R	H	RBI	BB	SO	LOB	BOTTOM								
Bip Roberts, S (1, 4) OBP: 0.500, SLG: 0.750	L3 1B		P7							4	0	2	0	0	0	1	Atlanta Braves @ San Diego Padres Jack Murphy Stadium, San Diego, CA Mon Apr 04 1994, 6:33 AM EDT Att: 42,251 - Cloudy - 65 F								
Ricky Gutierrez, R (1, 6) OBP: 0.250, SLG: 0.500	L3									4	0	1	0	0	1	3									
Tony Gwynn, L (1, 9) Bill Bean, L (5, 9)			G5-3							2	0	1	0	0	0	1									
Phil Plantier, L (1, 7)	K									4	0	0	0	0	3	2									
Derek Bell, R (1, 8) OBP: 0.750, SLG: 1.000		G6-3 2B								4	1	3	0	0	0	0									
Archi Cianfrocco, R (1, 5) OBP: 0.250, SLG: 0.500		P4								4	0	1	0	0	1	2									
Dave Staton, R (1, 3)		G6-3								4	0	0	0	0	1	2									
Brad Ausmus, R (1, 2) OBP: 0.250, SLG: 0.250										4	0	1	0	0	1	2									
Andy Benes, R (1, 1) Pedro Martinez, L (8, 1) Tim Hyers, L (8, PH) A.J. Sager, R (9, 1)			F9							2	0	0	0	0	1	0									
										1	0	0	0	0	0	1									
										0	0	0	0	0	0	0									
Inning Stats	R: 0 E: 0 K: 1 S: 10	H: 2 LOB: 1 BB: 0 P: 15	R: 0 E: 0 K: 1 S: 8	H: 1 LOB: 1 BB: 0 P: 13	R: 0 E: 0 K: 1 S: 11	H: 1 LOB: 0 BB: 0 P: 13	R: 0 E: 0 K: 2 S: 9	H: 1 LOB: 1 BB: 0 P: 13	R: 0 E: 0 K: 1 S: 6	H: 0 LOB: 0 BB: 0 P: 6	R: 0 E: 1 K: 0 S: 6	H: 1 LOB: 2 BB: 0 P: 8	R: 1 E: 0 K: 1 S: 18	H: 2 LOB: 1 BB: 0 P: 24	1B: 5 2B: 5 3B: 0 HR: 0	SF: 0 SAC: 0 DP: 2 HBP: 0	WP: 2 PB: 0 SB: 0 CS: 0	PA: 35							
PITCHER	IP	WLS	BF	H	R	ER	SO	BB	IBB	HBP	BLK	WP	HR	S	P	ERA	WHIP								
Greg Maddux, R (1, 1) ERA	8.0	W	30	7	0	0	7	0	0	0	0	1	0	71	100	0.00	0.875								
Greg McMichael, R (9, 1) ERA: 9.0	1.0		5	2	1	1	1	0	0	0	0	1	0	18	24	9.00	2.000								



Batter	1	2	3	4	5	6	7	8	9	AB	R	H	RBI	BB	SO	LOB	TOP								
Deion Sanders, L OBP: 0.357, SLG: 0.692 Rafael Belliard, R (8, 6)	L1	SF9 E 2B		G6-3		E 3B BB		F9		4	2	1	1	1	0	1									
Jeff Blausler, R OBP: 0.286, SLG: 0.538 Mitt Hill, R (8, 1) Mike Stanton, L (8, 1)	F8	SF9			HR	E6 3B		K		4	2	1	2	0	1	2									
Ryan Klesko, L OBP: 0.336, SLG: 1.364 Dave Gallagher, R (6, PR) (6, 7)	1B	E6 1B			WP 1B	3B		F8		4	0	4	3	0	0	0									
Fred McGriff, L OBP: 0.429, SLG: 0.364	BB 1B	K			F8 1B	BB		G1-3		4	0	1	0	1	1	2									
David Justice, L (1, 9)	BB 1-2			G4-3		K		F8		4	0	0	0	1	2	3									
Terry Pendleton, S OBP: 0.214, SLG: 0.154	F7			F7		P8		G1-3		5	0	0	0	0	0	4									
Mark Lemke, S OBP: 0.667, SLG: 0.500		FC2-5 BB 1B		G4-3		BB E BB		G2-3		3	1	1	0	1	0	0									
Charlie O'Brien, R (1, 2)		FC2-5 2B BB			P4	P8		G1-3		3	1	0	0	1	0	1									
29 John Smoltz, R OBP: 0.333, SLG: 0.500 Bill Pecota, R (8, PH) Mike Kelly, R (8, 8)		FC2-5 2B SF9			L4	B3		BB		3	1	0	0	0	0	3									
Inning Stats	R: 0 E: 0 K: 0 S: 10	H: 2 LOB: 3 BB: 1 P: 19	R: 3 E: 1 K: 1 S: 12	H: 3 LOB: 1 BB: 1 P: 24	R: 0 E: 0 K: 0 S: 8	H: 0 LOB: 0 BB: 0 P: 12	R: 0 E: 0 K: 0 S: 6	H: 0 LOB: 0 BB: 0 P: 10	R: 1 E: 0 K: 1 S: 10	H: 2 LOB: 1 BB: 0 P: 15	R: 3 E: 1 K: 0 S: 13	H: 1 LOB: 2 BB: 3 P: 30	R: 0 E: 0 K: 0 S: 7	H: 0 LOB: 0 BB: 0 P: 11	R: 0 E: 0 K: 1 S: 8	H: 0 LOB: 1 BB: 1 P: 15	R: 0 E: 0 K: 1 S: 12	H: 0 LOB: 0 BB: 0 P: 19	1B: 5 2B: 1 3B: 1 HR: 1	SF: 1 SAC: 0 DP: 0 HBP: 0	WP: 1 PB: 0 SB: 0 CS: 0	PA: 42			
PITCHER	IP	WLS	BF	H	R	ER	SO	BB	IBB	HBP	BLK	WP	HR	S	P	ERA	WHIP								
Andy Ashby, R ERA: 7.2	5.0	L	24	7	4	4	2	2	0	0	0	1	1	46	80	7.20	1.800								
Pedro Martinez, L ERA:	3.0		15	1	3	0	1	4	0	0	0	0	0	28	56	0.00	1.667								
Trevor Hoffman, R ERA:	1.0		3	0	0	0	1	0	0	0	0	0	0	12	19	0.00	0.000								

Atlanta Braves @ San Diego Padres
Jack Murphy Stadium, San Diego, CA
Wed Apr 06 1994, 10:05 PM EDT
Att: 10,756 - Unknown - 63 F

AB 35
R 7
H 8
RBI 6
BB 6
SO 4
LOB 17



Batter	1	2	3	4	5	6	7	8	9	AB	R	H	RBI	BB	SO	LOB	BOTTOM								
Bip Roberts, S OBP: 0.333, SLG: 0.300	1B BB		K			P6		K		3	0	0	0	1	2	1									
Ricky Gutierrez, R OBP: 0.167, SLG: 0.250	F8 1B		F8			G5-3		K		4	0	1	0	0	1	1									
Bill Bean, L OBP: 0.333, SLG: 0.500 Trevor Hoffman, R (9, 1)	K			K2-3		1B		2B		4	0	2	1	0	2	2									
Phil Plantier, L (1, 7)	P7			K		F8		P3		4	0	0	0	0	1	4									
Derek Bell, R OBP: 0.333, SLG: 0.417	G3			K				K		4	0	0	0	0	2	2									
Archi Cianfrocco, R OBP: 0.167, SLG: 0.250		G4-3				K2-3		P9		4	0	1	0	0	1	0									
Dave Staton, R OBP: 0.182, SLG: 0.100		G4-3				1B		G6-3		4	0	1	0	0	1	1									
Brad Ausmus, R OBP: 0.273, SLG: 0.545		K2-3				G5-4-3 1B		HR		4	1	2	1	0	1	1									
Andy Ashby, R (1, 1) Keith Lockhart, L (5, PH) Pedro Martinez, L (6, 1) Tim Hyers, L OBP: 0.500, SLG: 0.500 (9, 9)				K		G5-4-3		2B 1B		1	0	0	0	0	1	0									
Inning Stats	R: 0 E: 0 K: 1 S: 10	H: 1 LOB: 2 BB: 1 P: 17	R: 0 E: 0 K: 1 S: 7	H: 0 LOB: 0 BB: 0 P: 10	R: 0 E: 0 K: 2 S: 7	H: 0 LOB: 0 BB: 0 P: 11	R: 0 E: 0 K: 3 S: 10	H: 0 LOB: 0 BB: 0 P: 17	R: 0 E: 0 K: 0 S: 8	H: 1 LOB: 1 BB: 0 P: 14	R: 0 E: 0 K: 1 S: 9	H: 0 LOB: 0 BB: 0 P: 13	R: 2 E: 0 K: 2 S: 17	H: 3 LOB: 1 BB: 0 P: 25	R: 0 E: 0 K: 1 S: 8	H: 1 LOB: 1 BB: 0 P: 9	1B: 6 2B: 1 3B: 0 HR: 1	SF: 0 SAC: 0 DP: 1 HBP: 0	WP: 0 PB: 0 SB: 0 CS: 0	PA: 35					
PITCHER	IP	WLS	BF	H	R	ER	SO	BB	IBB	HBP	BLK	WP	HR	S	P	ERA	WHIP								
29 John Smoltz, R ERA:	7.0	W	25	4	0	0	9	1	0	0	0	0	0	58	92	0.00	0.714								
Mitt Hill, R ERA: 27.0	0.2		5	3	2	2	2	0	0	0	0	0	1	13	18	27.00	4.500								
Mike Stanton, L ERA:	1.1		5	1	0	0	1	0	0	0	0	0	0	12	16	0.00	0.750								

Atlanta Braves @ San Diego Padres
Jack Murphy Stadium, San Diego, CA
Wed Apr 06 1994, 10:05 PM EDT
Att: 10,756 - Unknown - 63 F

AB 34
R 2
H 8
RBI 2
BB 1
SO 12
LOB 14



Batter	1	2	3	4	5	6	7	8	9	10	11	AB	R	H	RBI	BB	SO	LOB	TOP					
Deion Sanders, L OBP: 0.300, SLG: 0.500 (1, 8)	B3	F8			F8		L9		G6-3	G4-3		5	0	0	1	1	0	2						
Jeff Blausler, R OBP: 0.200, SLG: 0.389 (1, 6)	K	SF8			F9		G6-3		K		G3-1	5	0	0	1	0	2	1						
Ryan Klesko, L OBP: 0.563, SLG: 1.063 Mike Kelly, R OBP: 0.500, SLG: 1.000 (9, PR) (9, 7)	K	F8			G3-1				1B	1B	1B	5	1	2	0	0	1	2						
Fred McGriff, L OBP: 0.500, SLG: 0.400 (1, 3)		G4-3			F8				1B	1B	1B	4	2	2	0	2	0	0						
David Justice, L OBP: 0.214, SLG: 0.154 (1, 9)					G3				1B	1B	1B	6	1	2	1	0	0	3						
Terry Pendleton, S OBP: 0.300, SLG: 0.276 (1, 5)					K							5	2	2	0	1	1	3						
Javy Lopez, R OBP: 0.357, SLG: 0.692 (1, 2)					F8							4	1	1	2	0	2	3						
Mark Lemke, S OBP: 0.556, SLG: 0.462 (1, 4)					L6							5	1	1	1	1	0	3						
Inning Stats	R: 0 E: 0 K: 2 S: 8	H: 0 LOB: 0 BB: 0 P: 9	R: 4 E: 0 K: 0 S: 19	H: 4 LOB: 2 BB: 2 P: 35	R: 0 E: 0 K: 1 S: 6	H: 0 LOB: 0 BB: 0 P: 6	R: 0 E: 0 K: 1 S: 9	H: 1 LOB: 1 BB: 0 P: 12	R: 0 E: 0 K: 0 S: 9	H: 0 LOB: 1 BB: 1 P: 17	R: 2 E: 1 K: 1 S: 13	H: 2 LOB: 2 BB: 1 P: 21	R: 1 E: 0 K: 1 S: 11	H: 2 LOB: 0 BB: 0 P: 15	R: 1 E: 0 K: 0 S: 8	H: 2 LOB: 1 BB: 0 P: 15	R: 2 E: 1 K: 0 S: 6	H: 2 LOB: 2 BB: 2 P: 14	1B: 9 2B: 4 3B: 0 HR: 0	SF: 2 SAC: 1 DP: 0 HBP: 0	WP: 1 PB: 0 SB: 0 CS: 0	PA: 53		
PITCHER	IP	WLS	BF	H	R	ER	SO	BB	IBB	HBP	BLK	WP	HR	S	P	ERA	WHIP							
Tim Worrell, R ERA: 6.0 Mark Davis, L ERA: Trevor Hoffman, R ERA: Gene Harris, R ERA: 6.0 A.J. Sager, R ERA: 4.5	(1, 1)	(7, 1)	(8, 1)	(9, 1)	(11, 1)											6.00	1.167							

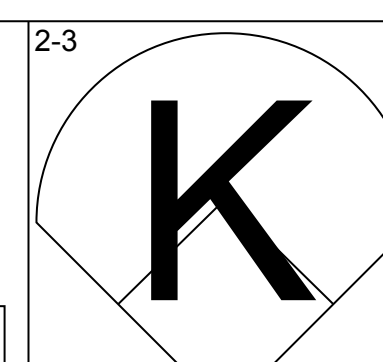
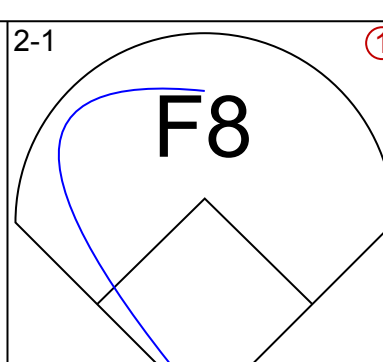
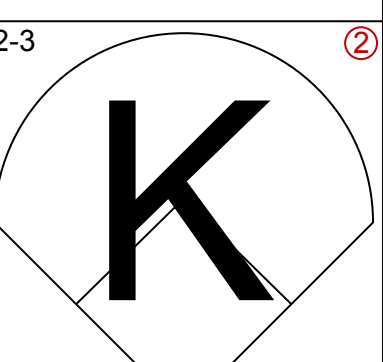
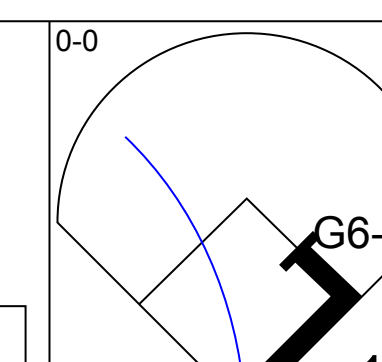
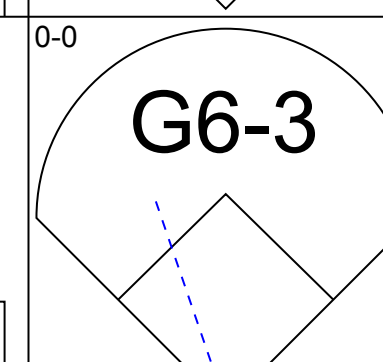
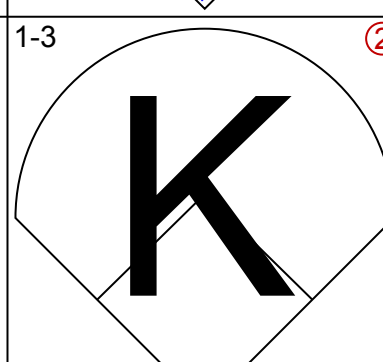
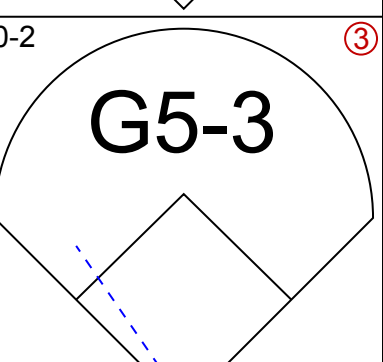
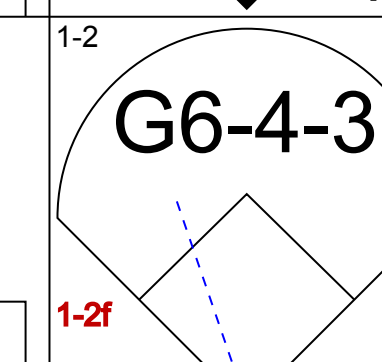
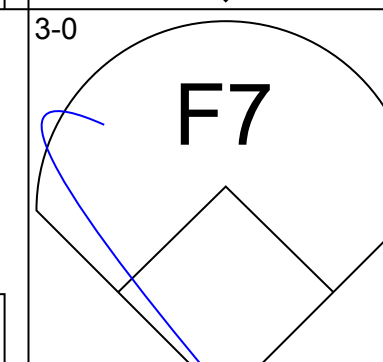
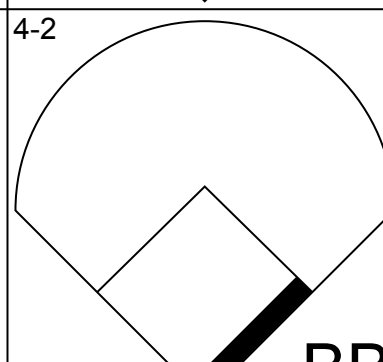

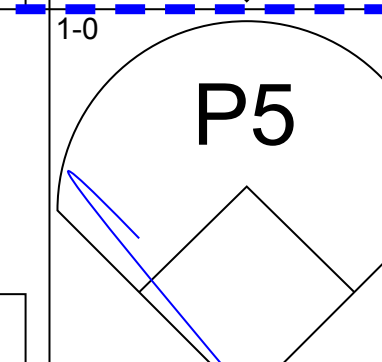

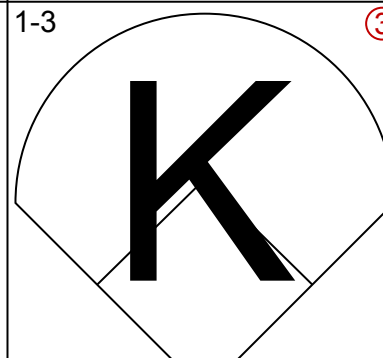








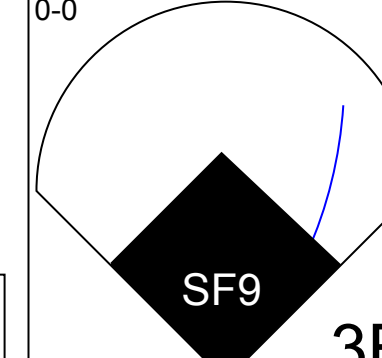



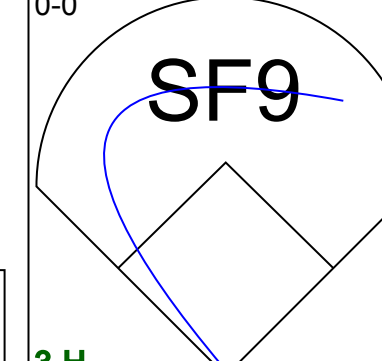



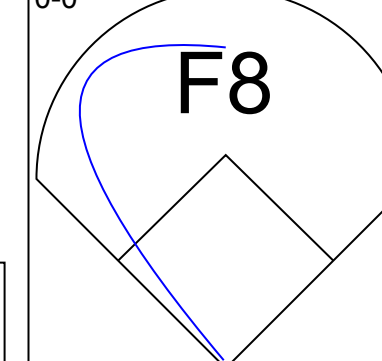



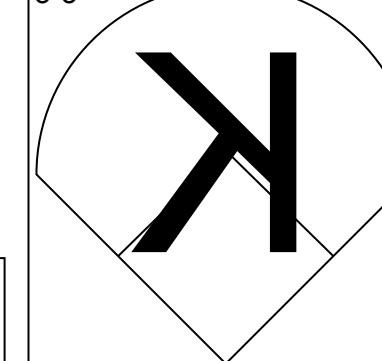

Atlanta Braves @ San Diego Padres
Jack Murphy Stadium, San Diego, CA
Thu Apr 07 1994, 6:33 AM EDT
Alt. 16,734 - Overcast - 68 F

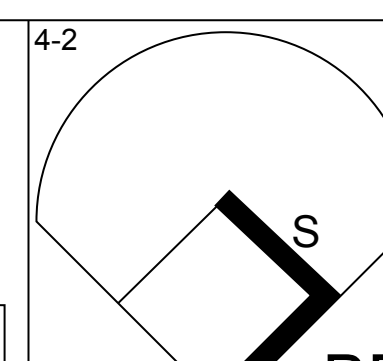
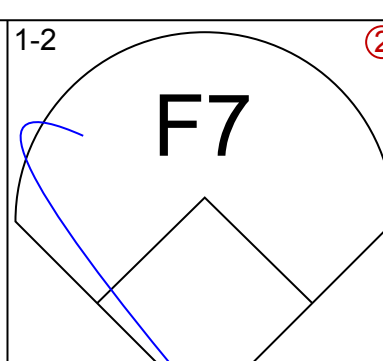

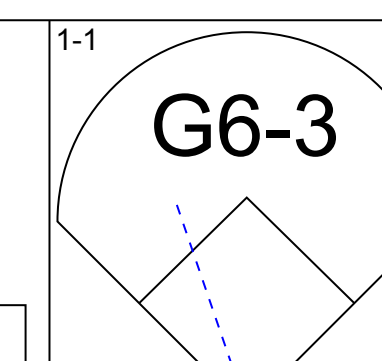
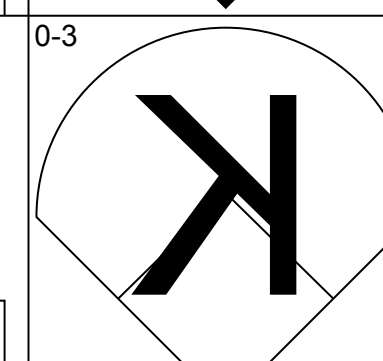
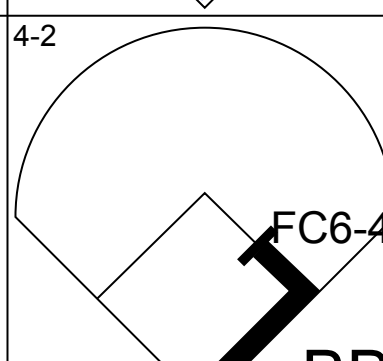


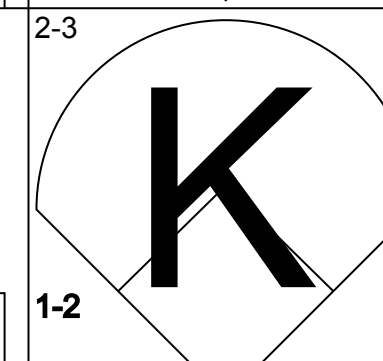
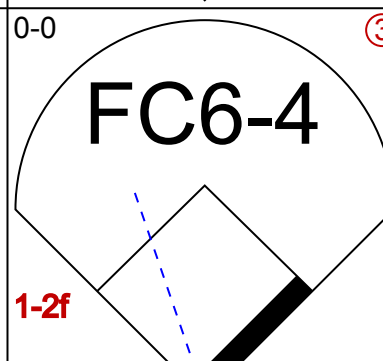


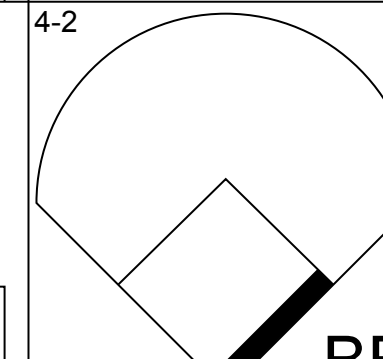



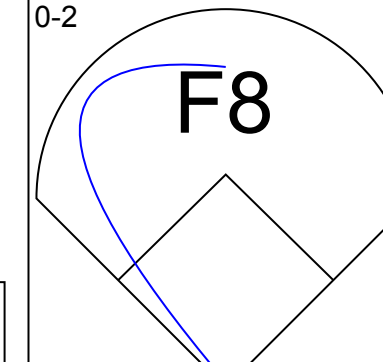




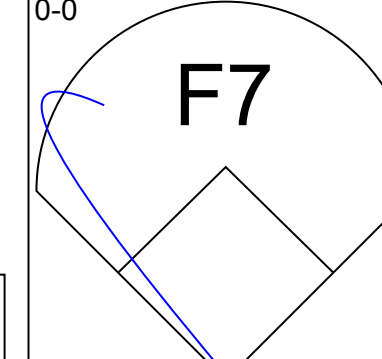



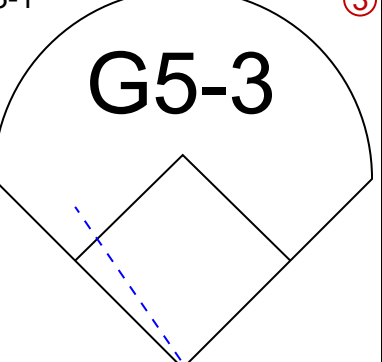
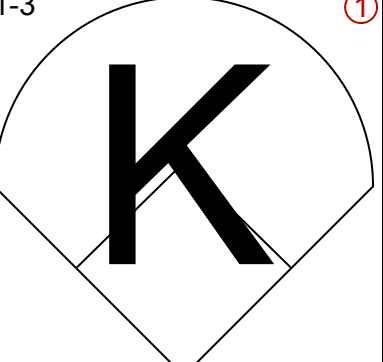



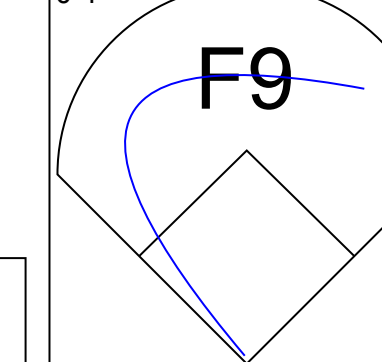
AB	44
R	10
H	13
RBI	8
BB	6
SO	7
LOB	19

Batter	1	2	3	4	5	6	7	8	9	10	11	AB	R	H	RBI	BB	SO	LOB	BOTTOM					
Bip Roberts, S OBP: 0.333, SLG: 0.267 (1, 4)	F9		K		PB	FC3-2-5-4-6			G1-3		E	5	1	1	0	1	1	2						
Ricky Gutierrez, R OBP: 0.222, SLG: 0.235 (1, 6)	G6-3		G5-3		1B						FC5	5	1	1	0	1	1	1						
Derek Bell, R OBP: 0.444, SLG: 0.438 (1, 8)					SF8						G4-6-3	4	2	2	1	2	1	3						
Phil Clark, R OBP: 0.500, SLG: 0.750 Bill Bean, L OBP: 0.556, SLG: 0.667 (5, PH) (6, 9)	FC5-4				SF8							1	0	0	1	0	0	1						
Archi Cianfrocco, R OBP: 0.125, SLG: 0.188 (7, 3)			L6		F8						SH5-4	4	0	0	0	0	1	3						
Phil Plantier, L OBP: 0.125, SLG: 0.067 (1, 7)					G3							4	1	1	0	1	1	1						
Dave Stalon, R OBP: 0.286, SLG: 0.462 Trevor Hoffman, R ERA: Gene Harris, R ERA: Keith Lockhart, L OBP: 0.333, SLG: 0.333 A.J. Sager, R ERA:												3	1	2	1	0	1	1						
Brad Ausmus, R OBP: 0.200, SLG: 0.400 (1, 2)												4	0	0	0	0	2	3						
Tim Worrell, R ERA: 10.38 Steve Bedrosian, R ERA: 3.38 Mike Bielecki, R ERA: Mike Stanton, L ERA: Mark Wohlers, R ERA:	(1, 1)	(5, 1)	(7, 1)	(8, 1)	(10, PH) (11, 1)							2	1	1	0	0	1	0						
Inning Stats	R: 0 E: 0 K: 0 S: 6	H: 0 LOB: 1 BB: 1 P: 14	R: 0 E: 0 K: 2 S: 15	H: 0 LOB: 1 BB: 1 P: 26	R: 0 E: 0 K: 2 S: 9	H: 0 LOB: 0 BB: 1 P: 15	R: 1 E: 0 K: 0 S: 12	H: 0 LOB: 0 BB: 1 P: 22	R: 5 E: 1 K: 1 S: 17	H: 5 LOB: 0 BB: 1 P: 27	R: 1 E: 1 K: 0 S: 8	H: 2 LOB: 1 BB: 0 P: 10	R: 0 E: 0 K: 2 S: 12	H: 2 LOB: 1 BB: 0 P: 21	R: 0 E: 0 K: 1 S: 10	H: 0 LOB: 0 BB: 1 P: 18	R: 1 E: 1 K: 1 S: 12	H: 2 LOB: 1 BB: 0 P: 16	R: 0 E: 1 K: 0 S: 4	H: 1 LOB: 1 BB: 0 P: 4	1B: 12 2B: 1 3B: 0 HR: 1	SF: 1 SAC: 3 DP: 3 HBP: 0	WP: 0 PB: 1 SB: 3 CS: 2	PA: 48
PITCHER	IP	WLS	BF	H	R	ER	SO	BB	IBB	HBP	BLK	WP	HR	S	P	ERA	WHIP							
Steve Avery, L ERA: 10.38 Steve Bedrosian, R ERA: 3.38 Mike Bielecki, R ERA: Mike Stanton, L ERA: Mark Wohlers, R ERA:	(1, 1)	(5, 1)	(7, 1)	(8, 1)	(10, PH) (11, 1)											10.38	1.846							

Atlanta Braves @ San Diego Padres
Jack Murphy Stadium, San Diego, CA
Thu Apr 07 1994, 6:33 AM EDT
Alt. 16,734 - Overcast - 68 F

AB	39
R	8
H	13
RBI	6
BB	5
SO	10
LOB	16

Batter	1	2	3	4	5	6	7	8	9	AB	R	H	RBI	BB	SO	LOB	TOP			
Deion Sanders, L (1, 8) OBP: 0.292, SLG: 0.455										4	0	1	0	0	2	0	<p>Atlanta Braves @ Los Angeles Dodgers Dodger Stadium, Los Angeles, CA</p> <p>Fri Apr 08 1994, 7:05 PM PDT Att: 36,546 - Unknown</p> <p>livebaseballscorecards.com</p>			
Jeff Blausler, R (1, 6) OBP: 0.167, SLG: 0.318										4	0	0	0	0	1	1				
Ryan Klesko, L (1, 7) OBP: 0.500, SLG: 0.895 Dave Gallagher, R (8, 7)										3	0	0	0	1	1	0				
Fred McGriff, L (1, 3) OBP: 0.500, SLG: 0.556										3	2	1	1	1	1	1				
David Justice, L (1, 9) OBP: 0.278, SLG: 0.375										3	2	1	1	1	1	0				
Terry Pendleton, S (1, 5) OBP: 0.375, SLG: 0.636										4	2	3	3	0	1	0				
Javy Lopez, R (1, 2) OBP: 0.278, SLG: 0.563										3	0	0	1	0	3	1				
Mark Lemke, S (1, 4) OBP: 0.500, SLG: 0.375										3	0	0	0	1	0	1				
Kent Mercker, L (1, 1)										4	0	0	0	0	3	2				
Inning Stats	R: 0 H: 0 E: 0 K: 1 S: 5	H: 0 R: 0 ER: 0 LOB: 0 P: 10	R: 2 H: 2 E: 0 K: 1 S: 8	H: 2 R: 4 ER: 1 LOB: 1 P: 17	R: 0 H: 0 E: 0 K: 2 S: 10	H: 0 R: 0 ER: 0 LOB: 1 P: 18	R: 1 H: 1 E: 0 K: 2 S: 13	H: 1 R: 3 ER: 0 LOB: 0 P: 20	R: 0 H: 0 E: 0 K: 2 S: 9	H: 0 R: 0 ER: 0 LOB: 0 P: 13	R: 1 H: 1 E: 0 K: 1 S: 6	H: 1 R: 3 ER: 0 LOB: 0 P: 9	R: 0 H: 1 E: 0 K: 0 S: 5	H: 1 R: 1 ER: 0 LOB: 0 P: 7	R: 2 H: 1 E: 0 K: 2 S: 11	H: 1 R: 2 ER: 0 LOB: 2 P: 22		1B: 1 2B: 1 3B: 1 HR: 3	SF: 1 SAC: 0 DP: 1 HBP: 0	WP: 0 PB: 0 SB: 1 CS: 0
PITCHER	IP	WLS	BF	H	R	ER	SO	BB	IBB	HBP	BLK	WP	HR	S	P	ERA	WHIP			
Pedro Astacio, R (1, 1) ERA: 4.7	7.2	L	29	5	4	4	11	2	0	0	0	0	3	65	110	4.70	0.913			
Gary Wayne, L (8, 1) ERA:	0.1		1	0	0	0	0	0	0	0	0	0	0	1	2	0.00	0.000			
Chan Ho Park, R (9, 1) ERA: 18.0	1.0		6	1	2	2	2	2	0	0	0	0	0	11	22	18.00	3.000			

Batter	1	2	3	4	5	6	7	8	9	AB	R	H	RBI	BB	SO	LOB	BOTTOM					
Delino DeShields, L (1, 4) OBP: 0.353, SLG: 0.333										3	0	0	0	1	0	0	<p>Atlanta Braves @ Los Angeles Dodgers Dodger Stadium, Los Angeles, CA</p> <p>Fri Apr 08 1994, 7:05 PM PDT Att: 36,546 - Unknown</p> <p>livebaseballscorecards.com</p>					
Brett Butler, L (1, 8) OBP: 0.500, SLG: 0.545										2	0	0	0	2	2	1						
Mike Piazza, R (1, 2) OBP: 0.063, SLG: 0.063										4	0	0	0	0	3	3						
Eric Karros, R (1, 3) OBP: 0.313, SLG: 0.154										3	0	0	0	1	0	1						
Tim Wallach, R (1, 5)										3	0	0	0	0	1	2						
Raul Mondesi, R (1, 9)										3	0	0	0	0	0	0						
Billy Ashley, R (1, 7)										3	0	0	0	0	2	0						
Jose Offerman, S (1, 6)										3	0	0	0	0	0	0						
Pedro Astacio, R (1, 1) Gary Wayne, L (8, 1) Mitch Webster, S (8, PH) Chan Ho Park, R (9, 1)										2	0	0	0	0	2	0						
Inning Stats	R: 0 H: 0 E: 0 K: 2 S: 16	H: 0 R: 0 ER: 0 LOB: 2 P: 26	R: 0 H: 0 E: 0 K: 1 S: 9	H: 0 R: 0 ER: 0 LOB: 0 P: 17	R: 0 H: 0 E: 0 K: 1 S: 12	H: 0 R: 0 ER: 0 LOB: 1 P: 17	R: 0 H: 0 E: 0 K: 1 S: 9	H: 0 R: 0 ER: 0 LOB: 0 P: 11	R: 0 H: 0 E: 0 K: 2 S: 9	H: 0 R: 0 ER: 0 LOB: 0 P: 12	R: 0 H: 0 E: 0 K: 1 S: 10	H: 0 R: 0 ER: 0 LOB: 1 P: 16	R: 0 H: 0 E: 0 K: 0 S: 5	H: 0 R: 0 ER: 0 LOB: 0 P: 9	R: 0 H: 0 E: 0 K: 0 S: 6	H: 0 R: 0 ER: 0 LOB: 0 P: 10		R: 0 H: 0 E: 0 K: 2 S: 9	H: 0 R: 0 ER: 0 LOB: 0 P: 13	1B: 0 2B: 0 3B: 0 HR: 0	SF: 0 SAC: 0 DP: 0 HBP: 0	WP: 0 PB: 0 SB: 1 CS: 0
PITCHER	IP	WLS	BF	H	R	ER	SO	BB	IBB	HBP	BLK	WP	HR	S	P	ERA	WHIP					
Kent Mercker, L (1, 1) ERA:	9.0	W	31	0	0	0	10	4	0	0	0	0	0	85	131	0.00	0.444					

AB 31
R 6
H 6
RBI 6
BB 4
SO 13
LOB 6



AB 27
R 0
H 0
RBI 0
BB 4
SO 10
LOB 7



Batter	1	2	3	4	5	6	7	8	9	10	AB	R	H	RBI	BB	SO	LOB	TOP	
Deion Sanders, L OBP: 0.345, SLG: 0.481	(1,8) 1-1 1B		(0,0) 1B		(1,0) G4-3			(2,3) K		(0,0) 1B	5	1	3	0	0	1	1		
Jeff Blausler, R OBP: 0.241, SLG: 0.370	(1,6) 2-2 1B		(1,3) K				(1,3) K	(1,1) FC4-6 1B		(2,2) E2 1B	5	0	3	1	0	2	1		
Ryan Klesko, L OBP: 0.417, SLG: 0.739 Dave Gallagher, R (8,7)	(1,7) 2-3 K		(1,1) F8				(2,3) K	(3,1) FC4-6 1-2		(1,0) F8	4	0	0	0	0	2	5		
Fred McGriff, L OBP: 0.404, SLG: 0.500	(1,3) 2-1 1B		(2,3) K				(3,3) K			(0,1) F7	4	0	1	1	0	2	1		
David Justice, L OBP: 0.227, SLG: 0.300	(1,9) 3-3 K				(1,2) F8			(2,0) G4-3		(1,1) G4-3	4	0	0	0	0	1	2		
Terry Pendleton, S OBP: 0.321, SLG: 0.538	(1,5) 2-0 P2				(1,3) K			(1,1) P5		(1,2) F9	4	0	0	0	0	1	2		
Javy Lopez, R OBP: 0.273, SLG: 0.474		(0,1) G4-3			(1,0) CS HBP			(2,2) P2		(0,0) F7	3	0	0	0	0	0	0		
Mark Lemke, S OBP: 0.462, SLG: 0.350 Mike Kelly, R Rafael Belliard, R (10, PR)	(1,4) F7		(2,2) CS		(0,3) K			(0,0) F7		(0,1) 1B 1B	4	0	1	0	0	1	0		
Greg Maddux, R Tony Tarasco, L Greg McMichael, R (10, PH)	(1,1) K2-3		(3,3) K					(0,1) 1B 1B		(0,0) L9	3	0	1	0	0	2	0		
Inning Stats	R: 1 E: 0 K: 2 S: 14	H: 3 LOB: 2 BB: 0 P: 23	R: 0 E: 0 K: 1 S: 8	H: 0 LOB: 0 BB: 0 P: 13	R: 0 E: 0 K: 1 S: 8	H: 0 LOB: 0 BB: 0 P: 13	R: 0 E: 0 K: 2 S: 7	H: 0 LOB: 0 BB: 0 P: 11	R: 0 E: 0 K: 0 S: 6	H: 0 LOB: 0 BB: 0 P: 11	R: 0 E: 0 K: 1 S: 10	H: 0 LOB: 0 BB: 0 P: 16	R: 0 E: 0 K: 0 S: 7	H: 0 LOB: 0 BB: 0 P: 9	R: 1 E: 1 K: 0 S: 9	H: 3 LOB: 3 BB: 0 P: 12	1B: 9 2B: 0 3B: 0 HR: 0	SF: 0 SAC: 0 DP: 0 HBP: 1	WP: 0 PA: 40 PB: 0 SB: 2 CS: 1
PITCHER	IP 7.0	WLS 25	BF 4	H 1	R 1	ER 1	SO 11	BB 0	IBB 0	HBP 1	BLK 0	WP 0	HR 0	S 63	P 100	ERA 1.29	WHIP 0.571		
Kevin Gross, R ERA: 1.29	(8,1) 2.0	8	2	0	0	1	0	0	0	0	0	0	0	17	25	0.00	1.000		
Gary Wayne, L ERA: 4.5	(10,1) 1.0	L	6	3	1	1	0	0	0	0	0	0	0	9	12	9.00	3.000		

Atlanta Braves @ Los Angeles Dodgers
Dodger Stadium, Los Angeles, CA
Sat. Apr. 09 1994, 7:05 PM PDT
Att. 42,996 - Unknown - 62 F

AB 38
R 2
H 9
RBI 2
BB 0
SO 12
LOB 16

Braves

Batter	1	2	3	4	5	6	7	8	9	10	AB	R	H	RBI	BB	SO	LOB	BOTTOM					
Delino DeShields, L OBP: 0.286, SLG: 0.263	(1,4) 3-3 K		(1,1) G6-3			(0,1) G4-3		(2,2) F7			4	0	0	0	0	1	1						
Brett Butler, L OBP: 0.444, SLG: 0.429	(1,8) 1-0 G3		(3,2) F7			(1,2) G1-3				(4,2) G5-4-3 BB	3	0	0	0	1	0	0						
Mike Piazza, R OBP: 0.050, SLG: 0.050	(1,2) 2-2 G5-3				(0,0) G4-3		(1,3) K			(3,1) G5-4-3 1-2	4	0	0	0	0	1	1						
Eric Karros, R OBP: 0.250, SLG: 0.118		(2,2) F9			(1,0) G6-3			(1,2) P4		(0,1) G6-3	4	0	0	0	0	0	0						
Tim Wallach, R OBP: 0.111, SLG: 0.059		(1,0) WP 2B 1B			(0,0) G5-3			(0,0) F9		(2,3) K	4	1	1	0	0	1	0						
Henry Rodriguez, L OBP: 0.357, SLG: 0.846 Gary Wayne, L Todd Worrell, R Jeff Treadway, L (10, PH)	(1,7) K		(0,1) P5			(1,0) L8				(1,3) K	3	0	0	0	0	1	1						
Raul Mondesi, R OBP: 0.176, SLG: 0.294	(1,9) 1-1 2B				(1,0) 2B			(1,1) 1B		(3,1) F7	4	0	3	1	0	0	0						
Jose Offerman, S OBP: 0.176, SLG: 0.294	(1,6) 1-1 G6-3				(3,2) E6 G1-6-3			(3,2) P5			3	0	0	0	0	0	3						
Kevin Gross, R Mitch Webster, S (8,7)	(1,1) K		(1,3) K			(0,1) G1-6-3		(0,0) P5			2	0	0	0	0	1	2						
Inning Stats	R: 0 E: 0 K: 1 S: 8	H: 0 LOB: 0 BB: 0 P: 14	R: 1 E: 0 K: 1 S: 11	H: 2 LOB: 1 BB: 0 P: 16	R: 0 E: 0 K: 1 S: 8	H: 0 LOB: 0 BB: 0 P: 13	R: 0 E: 0 K: 0 S: 3	H: 0 LOB: 0 BB: 0 P: 4	R: 0 E: 1 K: 0 S: 8	H: 1 LOB: 1 BB: 0 P: 12	R: 0 E: 0 K: 0 S: 8	H: 0 LOB: 0 BB: 0 P: 10	R: 0 E: 0 K: 0 S: 5	H: 0 LOB: 0 BB: 0 P: 7	R: 0 E: 0 K: 0 S: 10	H: 1 LOB: 1 BB: 0 P: 16	R: 0 E: 0 K: 0 S: 6	H: 0 LOB: 0 BB: 0 P: 13	R: 0 E: 0 K: 2 S: 8	H: 0 LOB: 0 BB: 0 P: 14	1B: 2 2B: 2 3B: 0 HR: 0	SF: 0 SAC: 0 DP: 2 HBP: 0	WP: 1 PA: 34 PB: 0 SB: 1 CS: 0
PITCHER	IP 9.0	WLS 31	BF 4	H 1	R 1	ER 1	SO 4	BB 1	IBB 0	HBP 0	BLK 0	WP 1	HR 0	S 67	P 105	ERA 1.00	WHIP 0.556						
Greg Maddux, R ERA: 0.53	(10,1) 1.0	S	3	0	0	0	2	0	0	0	0	0	0	8	14	0.00	0.000						
Greg McMichael, R ERA: 4.5																							

Atlanta Braves @ Los Angeles Dodgers
Dodger Stadium, Los Angeles, CA
Sat. Apr. 09 1994, 7:05 PM PDT
Att. 42,996 - Unknown - 62 F

AB 33
R 1
H 4
RBI 1
BB 1
SO 6
LOB 9

Dodgers

Batter	1	2	3	4	5	6	7	8	9	10	11	12	AB	R	H	RBI	BB	SO	LOB	TOP																
Darren Lewis, R OBP: 0.306, SLG: 0.273													5	0	0	0	0	2	1																	
Robby Thompson, R OBP: 0.276, SLG: 0.208													4	1	1	0	1	1	1																	
Willie McGee, S OBP: 0.290, SLG: 0.310													4	0	2	1	0	1	2																	
Matt Williams, R OBP: 0.371, SLG: 0.655													4	0	1	1	0	1	4																	
Barry Bonds, L OBP: 0.375, SLG: 0.593														4	0	0	0	0	1	0																
Todd Berzinger, S OBP: 0.281, SLG: 0.379														4	0	0	0	1	2	1																
Royce Clayton, R OBP: 0.419, SLG: 0.556														5	1	2	1	0	1	1																
Kirt Manwaring, R OBP: 0.154, SLG: 0.160													4	0	0	0	0	1	2																	
Bryan Hickerson, L Steve Frey, R Rich Monteleone, R Dave Martinez, L Kevin Rogers, L Michael Jackson, R Mark Carson, R Tony Menendez, R														2	0	0	0	0	1	0																
Inning Stats	R: 0 E: 0 K: 1 S: 8	H: 0 LOB: 0 BB: 0 P: 13	R: 0 E: 0 K: 0 S: 5	H: 1 LOB: 0 BB: 0 P: 9	R: 1 E: 0 K: 1 S: 10	H: 1 LOB: 0 BB: 0 P: 14	R: 0 E: 0 K: 0 S: 7	H: 1 LOB: 0 BB: 0 P: 12	R: 0 E: 0 K: 1 S: 6	H: 0 LOB: 0 BB: 0 P: 7	R: 1 E: 0 K: 2 S: 11	H: 2 LOB: 1 BB: 0 P: 16	R: 0 E: 0 K: 1 S: 9	H: 0 LOB: 1 BB: 1 P: 16	R: 0 E: 0 K: 3 S: 15	H: 0 LOB: 2 BB: 1 P: 26	R: 0 E: 0 K: 1 S: 5	H: 0 LOB: 0 BB: 0 P: 6	1B: 4 2B: 3 3B: 0 HR: 1	SF: 1 SAC: 1 DP: 2 HBP: 1	WP: 0 PB: 0 SB: 0 CS: 1	PA: 43														
PITCHER	IP WLS BF H R ER SO BB IBB HBP BLK WP HR S P ERA WHIP																																			
Steve Avery, L ERA: 5.56	7.0	3	1	0	0	1	0	0	0	0	0	0	0	7	9	0.00	1.000																			
Steve Bedrosian, R ERA: 1.59	1.0	3	1	0	0	1	0	0	0	0	0	0	0	7	9	0.00	1.000																			
Greg McMichael, R ERA: 4.5	1.0	5	2	1	1	2	0	0	0	0	0	0	0	11	16	9.00	2.000																			
Mike Stanton, L ERA:	10.1	1.2	8	0	0	3	2	0	0	0	0	0	0	20	35	0.00	1.200																			
Mark Wohlers, R ERA: 1.53	11.1	W	4	0	0	0	2	0	0	0	0	0	0	9	13	0.00	0.000																			

San Francisco Giants @ Atlanta Braves
Atlanta-Fulton County Stadium, Atlanta, GA

Wed Apr 13 1994, 7:05 PM EDT
Att. 44,076 - Unknown - 74 F

AB 38
R 3
H 7
RBI 3
BB 2
SO 12
LOB 12



Batter	1	2	3	4	5	6	7	8	9	10	11	12	AB	R	H	RBI	BB	SO	LOB	BOTTOM																
Deion Sanders, L OBP: 0.376, SLG: 0.436													3	0	0	1	2	0	1																	
Jeff Blauser, R OBP: 0.227, SLG: 0.317														6	1	1	0	0	0	6																
Terry Pendleton, S OBP: 0.326, SLG: 0.450														5	1	1	0	1	1	0																
Fred McGriff, L OBP: 0.349, SLG: 0.457														6	1	2	3	0	1	1																
Javy Lopez, R OBP: 0.280, SLG: 0.429														5	0	1	0	0	2	1																
Dave Gallagher, R OBP: 0.384, SLG: 0.600													4	2	2	1	0	0	0																	
Ryan Klesko, L OBP: 0.355, SLG: 0.700													1	0	0	0	0	0	1																	
Mark Wohlers, R ERA:	11.1												0	0	0	0	0	0	0																	
Mike Kelly, R OBP: 0.250, SLG: 0.375													5	0	1	0	0	0	1																	
Mark Lemke, S OBP: 0.462, SLG: 0.438													5	1	3	0	0	0	1																	
Steve Avery, L ERA: 2.35 Steve Bedrosian, R Greg McMichael, R Charlie O'Brien, R Rafael Belliard, R Mike Stanton, L Tony Menendez, R													1	0	0	0	0	0	0																	
Inning Stats	R: 0 E: 0 K: 0 S: 10	H: 1 LOB: 1 BB: 0 P: 17	R: 0 E: 0 K: 0 S: 10	H: 1 LOB: 1 BB: 0 P: 12	R: 0 E: 0 K: 1 S: 8	H: 0 LOB: 0 BB: 0 P: 11	R: 0 E: 0 K: 1 S: 8	H: 1 LOB: 1 BB: 0 P: 13	R: 1 E: 0 K: 0 S: 6	H: 2 LOB: 2 BB: 1 P: 14	R: 0 E: 0 K: 1 S: 9	H: 0 LOB: 0 BB: 0 P: 10	R: 1 E: 0 K: 0 S: 14	H: 2 LOB: 2 BB: 1 P: 23	R: 0 E: 0 K: 1 S: 10	H: 0 LOB: 0 BB: 0 P: 18	R: 1 E: 0 K: 1 S: 11	H: 2 LOB: 2 BB: 1 P: 18	R: 0 E: 0 K: 1 S: 8	H: 1 LOB: 1 BB: 0 P: 12	R: 0 E: 0 K: 0 S: 4	H: 1 LOB: 1 BB: 1 P: 12	1B: 9 2B: 3 3B: 0 HR: 2	SF: 1 SAC: 1 DP: 1 HBP: 0	WP: 0 PB: 0 SB: 1 CS: 1	PA: 49										
PITCHER	IP WLS BF H R ER SO BB IBB HBP BLK WP HR S P ERA WHIP																																			
Bryan Hickerson, L ERA: 2.84	6.1	26	7	2	2	3	1	0	0	0	0	0	0	0	1	0	0	0	0	0																
Steve Frey, L ERA:	7.1	1	2	0	0	0	0	0	0	0	0	0	0	2	7	0.00	3.000																			
Rich Monteleone, R ERA:	7.1	1.1	4	0	0	0	1	0	0	0	0	0	0	12	20	0.00	0.000																			
Kevin Rogers, L ERA: 2.45	9.1	0.2	5	2	1	1	0	1	0	0	0	0	0	10	17	13.50	4.500																			
Michael Jackson, R ERA:	9.1	1.1	5	1	0	0	1	0	0	0	0	0	0	9	13	0.00	0.750																			

San Francisco Giants @ Atlanta Braves
Atlanta-Fulton County Stadium, Atlanta, GA

Wed Apr 13 1994, 7:05 PM EDT
Att. 44,076 - Unknown - 74 F

AB 43
R 6
H 13
RBI 6
BB 4
SO 5
LOB 12



Batter	1	2	3	4	5	6	7	8	9	AB	R	H	RBI	BB	SO	LOB	TOP			
Darren Lewis, R OBP: 0.300, SLG: 0.270 (1, 8)	G4-3		G4-3			G6-3			E8 G4-3 SF8 1B	4	1	1	0	0	0	0	San Francisco Giants @ Atlanta Braves Atlanta-Fulton County Stadium, Atlanta, GA Thu Apr 14 1994, 7:05 PM EDT Att: 46,379 - Unknown - 77 F livebaseballscorecards.com			
John Patterson, S OBP: 0.333, SLG: 0.455 (1, 4)	K			E4 G6-4-3 1B		K			G4-3	4	0	0	0	0	2	1				
Willie McGee, S OBP: 0.286, SLG: 0.313 (1, 9)	G6-3			G6-4-3 1B		G4-3			SF8	3	0	1	1	0	0	0				
Matt Williams, R OBP: 0.333, SLG: 0.576 (1, 5)		G3-1		G6-4-3		G6-3			G6-3	4	0	0	0	0	0	2				
Barry Bonds, L OBP: 0.343, SLG: 0.533 (1, 7)	G6-3			P2		K				3	0	0	0	0	1	1				
Todd Benzinger, S OBP: 0.297, SLG: 0.344 (1, 3) Kevin Rogers, L (7, 1)	K					K				3	0	0	0	0	3	0				
Royce Clayton, R OBP: 0.412, SLG: 0.533 (1, 6)	G5-3					S			K	3	0	1	0	0	1	1				
Jeff Reed, L (1, 2)			G4-3			K			P6	3	0	0	0	0	1	1				
John Burkett, R (1, 1) Dave Martinez, L OBP: 0.222, SLG: 0.333 (7, 3)	G4-3					K			G4-3	2	0	0	0	0	1	1				
Inning Stats	R: 0 E: 0 K: 1 S: 6	H: 0 LOB: 0 BB: 0 P: 8	R: 0 E: 0 K: 1 S: 9	H: 0 LOB: 1 BB: 0 P: 11	R: 0 E: 0 K: 0 S: 4	H: 0 LOB: 0 BB: 0 P: 4	R: 0 E: 1 K: 0 S: 9	H: 1 LOB: 1 BB: 0 P: 13	R: 0 E: 0 K: 3 S: 15	H: 0 LOB: 0 BB: 0 P: 20	R: 0 E: 0 K: 2 S: 10	H: 0 LOB: 0 BB: 0 P: 13	R: 0 E: 0 K: 1 S: 7	H: 0 LOB: 0 BB: 0 P: 8	R: 1 E: 1 K: 0 S: 6	H: 1 LOB: 0 BB: 0 P: 8		1B: 3 2B: 0 3B: 0 HR: 0	SF: 1 SAC: 0 DP: 1 HBP: 0	WP: 1 PB: 0 SB: 2 CS: 0
PITCHER Greg Maddux, R ERA: 0.35 (1, 1)	IP: 9.0 WLS: W BF: 31 H: 3 R: 1 ER: 0 SO: 9 BB: 0 IBB: 0 HBP: 0 BLK: 0 WP: 1 HR: 0 S: 75 P: 96 ERA: 0.00 WHIP: 0.333															PITCHER				

Batter	1	2	3	4	5	6	7	8	9	AB	R	H	RBI	BB	SO	LOB	BOTTOM			
Deion Sanders, L OBP: 0.388, SLG: 0.465 (1, 8)	L9		E		G5-3 1B		G5-3			4	1	2	1	0	0	1	San Francisco Giants @ Atlanta Braves Atlanta-Fulton County Stadium, Atlanta, GA Thu Apr 14 1994, 7:05 PM EDT Att: 46,379 - Unknown - 77 F livebaseballscorecards.com			
Jeff Blauser, R OBP: 0.208, SLG: 0.289 (1, 6)	P4		E5		G5-3		F8			4	0	0	0	0	0	2				
Ryan Klesko, L OBP: 0.324, SLG: 0.636 (1, 7) Dave Gallagher, R OBP: 0.333, SLG: 0.545 (8, 7)	K		G6-3		P5				F7	3	0	0	0	0	1	2				
Fred McGriff, L OBP: 0.383, SLG: 0.459 (1, 3)		G6-4-3 BB			1B		K		F9 1B HR BB	2	1	1	0	2	1	0				
Terry Pendleton, S OBP: 0.340, SLG: 0.455 (1, 5)	G6-4-3				1B		L8		HR 1B	4	1	2	0	0	0	1				
Tony Tarasco, L OBP: 0.250, SLG: 0.500 (1, 9)	K				L8		L9		F9	4	0	0	0	0	1	4				
Javy Lopez, R OBP: 0.314, SLG: 0.625 (1, 2)			F8		K				HR HR	4	2	2	4	0	1	2				
Mark Lemke, S OBP: 0.465, SLG: 0.444 (1, 4)			SH3-4 2B		FC6-4 1B		G5-3 SH3-4 1B		G6-3	4	1	2	0	0	0	2				
Greg Maddux, R OBP: 0.167, SLG: 0.167 (1, 1)			SH3-4		G6-3		SH3-4			1	0	0	0	0	0	0				
Inning Stats	R: 0 E: 0 K: 1 S: 7	H: 0 LOB: 0 BB: 0 P: 9	R: 0 E: 0 K: 1 S: 8	H: 0 LOB: 1 BB: 1 P: 15	R: 2 E: 1 K: 0 S: 15	H: 2 LOB: 1 BB: 0 P: 24	R: 0 E: 0 K: 1 S: 10	H: 2 LOB: 2 BB: 0 P: 14	R: 0 E: 0 K: 1 S: 7	H: 0 LOB: 0 BB: 0 P: 10	R: 1 E: 0 K: 0 S: 11	H: 2 LOB: 1 BB: 0 P: 15	R: 3 E: 0 K: 0 S: 10	H: 2 LOB: 0 BB: 1 P: 17	R: 6 E: 1 K: 0 S: 10	H: 9 LOB: 0 BB: 1 P: 17		1B: 6 2B: 1 3B: 0 HR: 2	SF: 0 SAC: 2 DP: 1 HBP: 0	WP: 0 PB: 0 SB: 0 CS: 0
PITCHER John Burkett, R ERA: 1.93 (1, 1) Kevin Rogers, L ERA: 6.75 (7, 1)	IP: 6.1 WLS: L BF: 27 H: 7 R: 3 ER: 2 SO: 4 BB: 1 IBB: 0 HBP: 0 BLK: 0 WP: 0 HR: 1 S: 64 P: 94 ERA: 2.84 WHIP: 1.263															PITCHER				


Batter	1	2	3	4	5	6	7	8	9	AB	R	H	RBI	BB	SO	LOB	TOP							
Ray Lankford, L OBP: 0.435, SLG: 0.509										4	0	0	0	0	2	1								
Ozzie Smith, S OBP: 0.365, SLG: 0.238										4	0	0	0	0	0	0								
Gregg Jefferies, S OBP: 0.490, SLG: 0.690										3	0	2	0	1	0	0								
Todd Zeile, R OBP: 0.302, SLG: 0.304										3	0	0	0	1	0	2								
Brian Jordan, R OBP: 0.281, SLG: 0.357										4	0	0	0	0	2	3								
Bernard Gilkey, R OBP: 0.386, SLG: 0.500										3	1	1	0	1	0	0								
Geronimo Pena, S OBP: 0.391, SLG: 0.632										4	0	1	0	0	1	1								
Erik Pappas, R OBP: 0.256, SLG: 0.161										2	0	0	1	0	1	1								
Rick Sutcliffe, L Tom Urbani, L Luis Alicea, S Rob Murphy, L Rich Rodriguez, L										1	0	0	0	0	0	1								
										1	0	0	0	0	1	0								
										1	0	0	0	0	1	1								
										0	0	0	0	0	0	0								
										0	0	0	0	0	0	0								
Inning Stats	R: 0 E: 0 K: 1 S: 12	H: 0 LOB: 2 BB: 2 P: 26	R: 1 E: 0 K: 1 S: 15	H: 1 LOB: 1 BB: 1 P: 27	R: 0 E: 0 K: 0 S: 7	H: 0 LOB: 0 BB: 0 P: 11	R: 0 E: 0 K: 0 S: 7	H: 0 LOB: 0 BB: 0 P: 10	R: 0 E: 0 K: 1 S: 6	H: 1 LOB: 1 BB: 0 P: 11	R: 0 E: 0 K: 2 S: 13	H: 1 LOB: 1 BB: 0 P: 18	R: 0 E: 0 K: 0 S: 11	H: 1 LOB: 1 BB: 0 P: 15	R: 0 E: 0 K: 2 S: 9	H: 0 LOB: 0 BB: 0 P: 15	1B: 3 2B: 1 3B: 0 HR: 0	SF: 1 SAC: 0 DP: 0 HBP: 0	WP: 1 PB: 0 SB: 0 CS: 0	PA: 34				
PITCHER	IP WLS BF H R ER SO BB IBB HBP BLK WP HR S P ERA WHIP	IP WLS BF H R ER SO BB IBB HBP BLK WP HR S P ERA WHIP	IP WLS BF H R ER SO BB IBB HBP BLK WP HR S P ERA WHIP	IP WLS BF H R ER SO BB IBB HBP BLK WP HR S P ERA WHIP	IP WLS BF H R ER SO BB IBB HBP BLK WP HR S P ERA WHIP	IP WLS BF H R ER SO BB IBB HBP BLK WP HR S P ERA WHIP	IP WLS BF H R ER SO BB IBB HBP BLK WP HR S P ERA WHIP	IP WLS BF H R ER SO BB IBB HBP BLK WP HR S P ERA WHIP	IP WLS BF H R ER SO BB IBB HBP BLK WP HR S P ERA WHIP	IP WLS BF H R ER SO BB IBB HBP BLK WP HR S P ERA WHIP	IP WLS BF H R ER SO BB IBB HBP BLK WP HR S P ERA WHIP	IP WLS BF H R ER SO BB IBB HBP BLK WP HR S P ERA WHIP	IP WLS BF H R ER SO BB IBB HBP BLK WP HR S P ERA WHIP	IP WLS BF H R ER SO BB IBB HBP BLK WP HR S P ERA WHIP	IP WLS BF H R ER SO BB IBB HBP BLK WP HR S P ERA WHIP	IP WLS BF H R ER SO BB IBB HBP BLK WP HR S P ERA WHIP	IP WLS BF H R ER SO BB IBB HBP BLK WP HR S P ERA WHIP	IP WLS BF H R ER SO BB IBB HBP BLK WP HR S P ERA WHIP	IP WLS BF H R ER SO BB IBB HBP BLK WP HR S P ERA WHIP	IP WLS BF H R ER SO BB IBB HBP BLK WP HR S P ERA WHIP	IP WLS BF H R ER SO BB IBB HBP BLK WP HR S P ERA WHIP			
Steve Avery, L ERA: 4.15	6.0 W 23 2 1 1 4 3 0 0 0 0 1 0 54 94 1.50 0.833	6.0 W 23 2 1 1 4 3 0 0 0 0 1 0 54 94 1.50 0.833	6.0 W 23 2 1 1 4 3 0 0 0 0 1 0 54 94 1.50 0.833	6.0 W 23 2 1 1 4 3 0 0 0 0 1 0 54 94 1.50 0.833	6.0 W 23 2 1 1 4 3 0 0 0 0 1 0 54 94 1.50 0.833	6.0 W 23 2 1 1 4 3 0 0 0 0 1 0 54 94 1.50 0.833	6.0 W 23 2 1 1 4 3 0 0 0 0 1 0 54 94 1.50 0.833	6.0 W 23 2 1 1 4 3 0 0 0 0 1 0 54 94 1.50 0.833	6.0 W 23 2 1 1 4 3 0 0 0 0 1 0 54 94 1.50 0.833	6.0 W 23 2 1 1 4 3 0 0 0 0 1 0 54 94 1.50 0.833	6.0 W 23 2 1 1 4 3 0 0 0 0 1 0 54 94 1.50 0.833	6.0 W 23 2 1 1 4 3 0 0 0 0 1 0 54 94 1.50 0.833	6.0 W 23 2 1 1 4 3 0 0 0 0 1 0 54 94 1.50 0.833	6.0 W 23 2 1 1 4 3 0 0 0 0 1 0 54 94 1.50 0.833	6.0 W 23 2 1 1 4 3 0 0 0 0 1 0 54 94 1.50 0.833	6.0 W 23 2 1 1 4 3 0 0 0 0 1 0 54 94 1.50 0.833	6.0 W 23 2 1 1 4 3 0 0 0 0 1 0 54 94 1.50 0.833	6.0 W 23 2 1 1 4 3 0 0 0 0 1 0 54 94 1.50 0.833	6.0 W 23 2 1 1 4 3 0 0 0 0 1 0 54 94 1.50 0.833	6.0 W 23 2 1 1 4 3 0 0 0 0 1 0 54 94 1.50 0.833	6.0 W 23 2 1 1 4 3 0 0 0 0 1 0 54 94 1.50 0.833	6.0 W 23 2 1 1 4 3 0 0 0 0 1 0 54 94 1.50 0.833		
Steve Bedrosian, R ERA: 1.35	1.0 4 1 0 0 2 0 0 0 0 0 0 0 13 18 0.00 1.000	1.0 4 1 0 0 2 0 0 0 0 0 0 0 13 18 0.00 1.000	1.0 4 1 0 0 2 0 0 0 0 0 0 0 13 18 0.00 1.000	1.0 4 1 0 0 2 0 0 0 0 0 0 0 13 18 0.00 1.000	1.0 4 1 0 0 2 0 0 0 0 0 0 0 13 18 0.00 1.000	1.0 4 1 0 0 2 0 0 0 0 0 0 0 13 18 0.00 1.000	1.0 4 1 0 0 2 0 0 0 0 0 0 0 13 18 0.00 1.000	1.0 4 1 0 0 2 0 0 0 0 0 0 0 13 18 0.00 1.000	1.0 4 1 0 0 2 0 0 0 0 0 0 0 13 18 0.00 1.000	1.0 4 1 0 0 2 0 0 0 0 0 0 0 13 18 0.00 1.000	1.0 4 1 0 0 2 0 0 0 0 0 0 0 13 18 0.00 1.000	1.0 4 1 0 0 2 0 0 0 0 0 0 0 13 18 0.00 1.000	1.0 4 1 0 0 2 0 0 0 0 0 0 0 13 18 0.00 1.000	1.0 4 1 0 0 2 0 0 0 0 0 0 0 13 18 0.00 1.000	1.0 4 1 0 0 2 0 0 0 0 0 0 0 13 18 0.00 1.000	1.0 4 1 0 0 2 0 0 0 0 0 0 0 13 18 0.00 1.000	1.0 4 1 0 0 2 0 0 0 0 0 0 0 13 18 0.00 1.000	1.0 4 1 0 0 2 0 0 0 0 0 0 0 13 18 0.00 1.000	1.0 4 1 0 0 2 0 0 0 0 0 0 0 13 18 0.00 1.000	1.0 4 1 0 0 2 0 0 0 0 0 0 0 13 18 0.00 1.000	1.0 4 1 0 0 2 0 0 0 0 0 0 0 13 18 0.00 1.000	1.0 4 1 0 0 2 0 0 0 0 0 0 0 13 18 0.00 1.000		
Mike Bielecki, R ERA: 5.4	1.0 3 0 0 0 2 0 0 0 0 0 0 0 9 15 0.00 0.000	1.0 3 0 0 0 2 0 0 0 0 0 0 0 9 15 0.00 0.000	1.0 3 0 0 0 2 0 0 0 0 0 0 0 9 15 0.00 0.000	1.0 3 0 0 0 2 0 0 0 0 0 0 0 9 15 0.00 0.000	1.0 3 0 0 0 2 0 0 0 0 0 0 0 9 15 0.00 0.000	1.0 3 0 0 0 2 0 0 0 0 0 0 0 9 15 0.00 0.000	1.0 3 0 0 0 2 0 0 0 0 0 0 0 9 15 0.00 0.000	1.0 3 0 0 0 2 0 0 0 0 0 0 0 9 15 0.00 0.000	1.0 3 0 0 0 2 0 0 0 0 0 0 0 9 15 0.00 0.000	1.0 3 0 0 0 2 0 0 0 0 0 0 0 9 15 0.00 0.000	1.0 3 0 0 0 2 0 0 0 0 0 0 0 9 15 0.00 0.000	1.0 3 0 0 0 2 0 0 0 0 0 0 0 9 15 0.00 0.000	1.0 3 0 0 0 2 0 0 0 0 0 0 0 9 15 0.00 0.000	1.0 3 0 0 0 2 0 0 0 0 0 0 0 9 15 0.00 0.000	1.0 3 0 0 0 2 0 0 0 0 0 0 0 9 15 0.00 0.000	1.0 3 0 0 0 2 0 0 0 0 0 0 0 9 15 0.00 0.000	1.0 3 0 0 0 2 0 0 0 0 0 0 0 9 15 0.00 0.000	1.0 3 0 0 0 2 0 0 0 0 0 0 0 9 15 0.00 0.000	1.0 3 0 0 0 2 0 0 0 0 0 0 0 9 15 0.00 0.000	1.0 3 0 0 0 2 0 0 0 0 0 0 0 9 15 0.00 0.000	1.0 3 0 0 0 2 0 0 0 0 0 0 0 9 15 0.00 0.000	1.0 3 0 0 0 2 0 0 0 0 0 0 0 9 15 0.00 0.000	1.0 3 0 0 0 2 0 0 0 0 0 0 0 9 15 0.00 0.000	1.0 3 0 0 0 2 0 0 0 0 0 0 0 9 15 0.00 0.000
Mark Wohlers, R ERA: 1.59	1.0 3 0 0 0 2 0 0 0 0 0 0 0 9 15 0.00 0.000	1.0 3 0 0 0 2 0 0 0 0 0 0 0 9 15 0.00 0.000	1.0 3 0 0 0 2 0 0 0 0 0 0 0 9 15 0.00 0.000	1.0 3 0 0 0 2 0 0 0 0 0 0 0 9 15 0.00 0.000	1.0 3 0 0 0 2 0 0 0 0 0 0 0 9 15 0.00 0.000	1.0 3 0 0 0 2 0 0 0 0 0 0 0 9 15 0.00 0.000	1.0 3 0 0 0 2 0 0 0 0 0 0 0 9 15 0.00 0.000	1.0 3 0 0 0 2 0 0 0 0 0 0 0 9 15 0.00 0.000	1.0 3 0 0 0 2 0 0 0 0 0 0 0 9 15 0.00 0.000	1.0 3 0 0 0 2 0 0 0 0 0 0 0 9 15 0.00 0.000	1.0 3 0 0 0 2 0 0 0 0 0 0 0 9 15 0.00 0.000	1.0 3 0 0 0 2 0 0 0 0 0 0 0 9 15 0.00 0.000	1.0 3 0 0 0 2 0 0 0 0 0 0 0 9 15 0.00 0.000	1.0 3 0 0 0 2 0 0 0 0 0 0 0 9 15 0.00 0.000	1.0 3 0 0 0 2 0 0 0 0 0 0 0 9 15 0.00 0.000	1.0 3 0 0 0 2 0 0 0 0 0 0 0 9 15 0.00 0.000	1.0 3 0 0 0 2 0 0 0 0 0 0 0 9 15 0.00 0.000	1.0 3 0 0 0 2 0 0 0 0 0 0 0 9 15 0.00 0.000	1.0 3 0 0 0 2 0 0 0 0 0 0 0 9 15 0.00 0.000	1.0 3 0 0 0 2 0 0 0 0 0 0 0 9 15 0.00 0.000	1.0 3 0 0 0 2 0 0 0 0 0 0 0 9 15 0.00 0.000	1.0 3 0 0 0 2 0 0 0 0 0 0 0 9 15 0.00 0.000	1.0 3 0 0 0 2 0 0 0 0 0 0 0 9 15 0.00 0.000	1.0 3 0 0 0 2 0 0 0 0 0 0 0 9 15 0.00 0.000


St. Louis Cardinals @ Atlanta Braves
Atlanta-Fulton County Stadium, Atlanta, GA
Mon Apr 18 1994, 7:05 PM EDT
Att: 41,813 - Unknown - 80 F

AB 30
R 1
H 4
RBI 1
BB 3
SO 8
LOB 10



Batter	1	2	3	4	5	6	7	8	9	AB	R	H	RBI	BB	SO	LOB	BOTTOM
Deion Sanders, L OBP: 0.406, SLG: 0.508										2	1	0	0	2	0	2	
Jeff Blauser, R OBP: 0.239, SLG: 0.323										4	0	0	0	0	1	3	
Ryan Klesko, L OBP: 0.449, SLG: 0.814										2	2	2	2	0	0	0	
Mike Kelly, R OBP: 0.200, SLG: 0.300										2	0	0	0	0	0	2	
Fred McGriff, L OBP: 0.419, SLG: 0.588										4	2	2	1	0	1	0	
David Justice, L OBP: 0.286, SLG: 0.462										4	1	3	2	0	0	0	
Tony Tarasco, L OBP: 0.294, SLG: 0.515										0	0	0	0	0	0	0	
Terry Pendleton, S OBP: 0.385, SLG: 0.541										4	1	1	1	0	0	1	
Javy Lopez, R OBP: 0.306, SLG: 0.511										3	0	1	0	1	0	1	
Rafael Belliard, R OBP: 0.444, SLG: 0.500										4	0	2	0	0	0	4	
Steve Avery, L ERA: 4.15										1	0	0	1	0	0	0	
Dave Callaghan, R ERA: 5.0										1	0	0	0	0	0	1	
Steve Bedrosian, R ERA: 1.35										0	0	0	0	0	0	0	
Mike Bielecki, R ERA: 5.4										0	0	0	0	0	0	0	
Bill Pacotta, R OBP: 0.067, SLG: 0.074										1	0	0	0	0	0	1	
Mark Wohlers, R ERA: 1.59										0	0	0	0	0	0	0	
Inning Stats	R: 4																

Batter	1	2	3	4	5	6	7	8	9	AB	R	H	RBI	BB	SO	LOB	TOP					
Ray Lankford, L (1, 8) OBP: 0.448, SLG: 0.500	1-1 P6		0-1 BB 1B		4-2 CS BB		1-3 K		4-2 SH2-4 BB	3	1	1	0	2	1	1	St. Louis Cardinals @ Atlanta Braves Atlanta-Fulton County Stadium, Atlanta, GA Tue Apr 19 1994, 7:05 PM EDT Att: 46,103 - Unknown - 82 F AB 32 R 5 H 9 RBI 5 BB 8 SO 4 LOB 19 					
Ozzie Smith, S (1, 6) OBP: 0.357, SLG: 0.222	2-2 G3		4-0 1B 1-2 BB		1-1 F8		1-1 F8		1-0 SH2-4	3	0	0	0	1	0	2						
Gregg Jefferies, S (1, 3) OBP: 0.500, SLG: 0.667	1-1 G4-3		2-1 1-3 2-H 1B			0-1 F7	4-0 BB 1B IBB		4-0 IBB	3	0	1	1	2	0	0						
Bernard Gilkey, R (1, 7) OBP: 0.388, SLG: 0.489		0-1 L3	0-1 G6-3			2-1 G1-3 1B	3-1 BB 1B		3-2 P6	5	0	2	1	0	0	3						
Brian Jordan, R (1, 9) OBP: 0.297, SLG: 0.344		3-2 G6-3		0-0 1B 1B		0-0 G1-3	4-2 BB 1B		1-3 K	4	0	1	0	1	1	3						
Todd Zeile, R (1, 5) OBP: 0.298, SLG: 0.360		3-0 HR		0-1 F8		1-3 K	3-2 F9			4	1	1	1	0	1	5						
Luis Alicea, S (1, 4) OBP: 0.415, SLG: 0.300		4-2 BB		0-1 G4-6-3 1B			1-0 E 2B 1B	2-3 K		3	1	2	0	1	1	0						
Erik Pappas, R (1, 2) OBP: 0.256, SLG: 0.147		1-2 G6-3		0-0 G4-6-3			0-1 E5 2B	4-2 L4-3 BB		3	1	0	0	1	0	4						
Allen Watson, L (1, 1) Gerald Perry, L (7, PH) Rich Rodriguez, L (7, 1) Gerónimo Peña, S (8, PH) Rob Murphy, L (8, 1) Mike Perez, R (9, 1)			2-2 G6-3		0-0 F7		1-0 1B 2B	2-1 L4-3		2	0	0	0	0	0	0						
Inning Stats	R: 0 E: 0 K: 0 S: 8	H: 0 LOB: 0 BB: 0 P: 12	R: 1 E: 0 K: 0 S: 14	H: 1 LOB: 1 BB: 1 P: 24	R: 1 E: 0 K: 0 S: 9	H: 2 LOB: 1 BB: 1 P: 17	R: 0 E: 0 K: 0 S: 6	H: 2 LOB: 1 BB: 0 P: 6	R: 0 E: 0 K: 1 S: 7	H: 0 LOB: 0 BB: 1 P: 12	R: 0 E: 0 K: 1 S: 8	H: 1 LOB: 1 BB: 0 P: 11	R: 3 E: 1 K: 1 S: 17	H: 3 LOB: 3 BB: 2 P: 35	R: 0 E: 0 K: 1 S: 9	H: 0 LOB: 2 BB: 2 P: 17		R: 0 E: 0 K: 1 S: 10	H: 0 LOB: 2 BB: 2 P: 23	1B: 7 2B: 2 3B: 0 HR: 1	SF: 0 SAC: 1 DP: 2 HBP: 0	WP: 0 PB: 0 SB: 0 CS: 1
PITCHER	IP WLS BF H R ER SO BB IBB HBP BLK WP HR S P ERA WHIP																					
Greg Maddux, R (1, 1) ERA: 1.13	6.0 L 27 8 5 3 1 3 0 0 0 0 1 56 88 4.50 1.833																					
Mike Stanton, L (7, 1) ERA:	0.2 4 1 0 0 1 0 1 0 0 0 0 7 16 0.00 1.500																					
Mark Wohlers, R (7, 1) ERA: 1.29	1.1 5 0 0 0 1 2 0 0 0 0 0 15 30 0.00 1.500																					
Greg McMichael, R (9, 1) ERA: 3.0	1.0 5 0 0 0 1 1 1 0 0 0 0 10 23 0.00 1.000																					

Batter	1	2	3	4	5	6	7	8	9	AB	R	H	RBI	BB	SO	LOB	BOTTOM					
Deion Sanders, L (1, 8) OBP: 0.411, SLG: 0.556	2-1 G6-3		2-2 S 1B 1B		2-0 HR		2-1 G4-3			4	2	2	2	0	0	0	St. Louis Cardinals @ Atlanta Braves Atlanta-Fulton County Stadium, Atlanta, GA Tue Apr 19 1994, 7:05 PM EDT Att: 46,103 - Unknown - 82 F AB 34 R 4 H 8 RBI 4 BB 1 SO 6 LOB 10 					
Jeff Blausler, R (1, 6) OBP: 0.225, SLG: 0.303	1-0 F9		2-2 G6-3		0-3 K			1-0 P4		4	0	0	1	0	1	1						
Terry Pendleton, S (1, 5) OBP: 0.391, SLG: 0.554	2-0 F9		3-H 1-1 FC6-4 1B		2-0 2B			1-2 G5-3		4	0	2	1	0	0	0						
Fred McGriff, L (1, 3) OBP: 0.409, SLG: 0.582		0-0 G3	1-1 FC6-4		1-2 P6			2-0 2B		4	0	1	0	0	0	2						
David Justice, L (1, 9) OBP: 0.281, SLG: 0.414		3-2 F7		4-1 BB		0-0 G5-3		1-3 K		3	0	0	0	1	1	1						
Javy Lopez, R (1, 2) OBP: 0.302, SLG: 0.490		2-3 K		1-2 L5		3-2 F8			0-0 FC5-6 1B	4	0	1	0	0	1	1						
Bill Peotca, R (9, FR) OBP: 0.667, SLG: 0.714										0	0	0	0	0	0	0						
Mike Kelly, R (1, 7) OBP: 0.231, SLG: 0.385			1-1 1B 2B		1-3 K		0-0 L7		0-0 FC5-6	3	1	1	0	0	1	1						
Mark Wohlers, R (7, 1) ERA:									1-2	0	0	0	0	0	0	0						
Greg McMichael, R (9, 1) OBP: 0.455, SLG: 0.432									2-3 K	1	0	0	0	0	1	1						
Rafael Belliard, R (1, 4) OBP: 0.429, SLG: 0.476			2-2 1B SH2-4 G6-3 1B		1-0 P6			0-0 G5-3		3	1	1	0	0	0	1						
Ryan Klesko, L (9, PH) OBP: 0.440, SLG: 0.795									1-3 K	1	0	0	0	0	1	1						
Greg Maddux, R (1, 1) OBP: 0.143, SLG: 0.143			0-0 SH2-4		0-1 G3			1-3 K		1	0	0	0	0	0	0						
Mike Stanton, L (7, 1) ERA:										0	0	0	0	0	0	0						
Tony Tarasco, L (7, 7) OBP: 0.294, SLG: 0.515										0	0	0	0	0	0	0						
Dave Gallagher, R (7, PH) OBP: 0.263, SLG: 0.444			1-2							2	0	0	0	0	1	1						
Inning Stats	R: 0 E: 0 K: 0 S: 4	H: 0 LOB: 0 BB: 0 P: 9	R: 0 E: 0 K: 1 S: 7	H: 0 LOB: 0 BB: 0 P: 12	R: 3 E: 0 K: 0 S: 20	H: 4 LOB: 1 BB: 0 P: 29	R: 0 E: 0 K: 1 S: 8	H: 0 LOB: 1 BB: 1 P: 15	R: 1 E: 0 K: 1 S: 11	H: 2 LOB: 1 BB: 0 P: 16	R: 0 E: 0 K: 0 S: 6	H: 0 LOB: 0 BB: 0 P: 9	R: 0 E: 0 K: 0 S: 5	H: 0 LOB: 0 BB: 0 P: 7	R: 0 E: 0 K: 1 S: 11	H: 1 LOB: 1 BB: 0 P: 16	R: 0 E: 0 K: 2 S: 9	H: 1 LOB: 1 BB: 0 P: 12	1B: 4 2B: 3 3B: 0 HR: 1	SF: 0 SAC: 1 DP: 0 HBP: 0	WP: 0 PB: 0 SB: 1 CS: 0	PA: 36
PITCHER	IP WLS BF H R ER SO BB IBB HBP BLK WP HR S P ERA WHIP																					
Allen Watson, L (1, 1) ERA: 4.66	6.0 W 25 6 4 4 3 1 0 0 0 0 0 56 90 6.00 1.167																					
Rich Rodriguez, L (7, 1) ERA: 1.35	1.0 3 0 0 0 0 0 0 0 0 0 0 5 7 0.00 0.000																					
Rob Murphy, L (8, 1) ERA: 2.08	1.0 4 1 0 0 1 0 0 0 0 0 0 11 16 0.00 1.000																					
Mike Perez, R (9, 1) ERA: 1.5	1.0 S 4 1 0 0 2 0 0 0 0 0 0 9 12 0.00 1.000																					

Batter	1	2	3	4	5	6	7	8	9	AB	R	H	RBI	BB	SO	LOB	TOP					
Ray Lankford, L (1, 8) OBP: 0.452, SLG: 0.574	1-1 G4-3	4-2 BB		0-0 2H 3B	1-2 F7		1-3 K		2-2 1-H HR	5	1	2	3	1	1	3						
Ozzie Smith, S (1, 6) OBP: 0.355, SLG: 0.220	1-1 G3-1 1B	0-0 P4		2-1 P3		4-2 CS BB	2-1 FC5-4		0-1 L9	5	1	1	0	1	0	3						
Gregg Jefferies, S (1, 3) OBP: 0.492, SLG: 0.640	0-1 G3-1		0-0 BB 1B	2-1 P5		3-2 1-2 HR 1B		1-2 F8		5	1	2	0	0	0	2						
Bernard Gilkey, R (1, 7) OBP: 0.444, SLG: 0.531	1-0 2H 2B 1B		2-2 BB	4-1 BB		0-0 1-2 HR 1B		2-0 S 1B		4	2	4	1	1	0	0						
Brian Jordan, R (1, 9) OBP: 0.310, SLG: 0.361	1-2 1-H 2B		4-2 BB	2-3 K		1-1 P3		1-1 F9		4	0	1	1	1	1	5						
Todd Zeile, R (1, 5) OBP: 0.306, SLG: 0.407	4-0 BB		2-3 K		0-1 P2	2-1 1-H 2H HR		0-2 F8		4	1	1	3	1	1	4						
Luis Alícea, S (1, 4) OBP: 0.391, SLG: 0.265	2-3 K		2-2 P9		4-1 BB	2-0 F8			0-0 F9	4	0	0	0	1	1	5						
Terry McGriff, R (1, 2)		1-3 K	3-3 K		1-3 K		4-2 FC5-4 BB		3-1 HR 1B	4	1	1	0	1	3	4						
Bob Tewksbury, R (1, 1) OBP: 0.357, SLG: 0.385	0-0 G3			1-1 E9 3B 1B	0-1 1-2 1B		1-3 K		1-3 K	5	1	2	0	0	2	2						
Inning Stats	R: 2 E: 0 K: 1 S: 13	H: 3 LOB: 2 BB: 1 P: 23	R: 0 E: 0 K: 1 S: 7	H: 0 LOB: 1 BB: 1 P: 12	R: 0 E: 0 K: 2 S: 18	H: 2 LOB: 3 BB: 1 P: 31	R: 1 E: 1 K: 1 S: 11	H: 2 LOB: 2 BB: 1 P: 22	R: 0 E: 0 K: 1 S: 11	H: 1 LOB: 2 BB: 1 P: 17	R: 3 E: 0 K: 0 S: 11	H: 3 LOB: 0 BB: 1 P: 23	R: 0 E: 0 K: 2 S: 11	H: 0 LOB: 1 BB: 0 P: 19	R: 0 E: 0 K: 0 S: 9	H: 1 LOB: 1 BB: 0 P: 13	R: 2 E: 0 K: 1 S: 13	H: 2 LOB: 0 BB: 0 P: 19	1B: 10 2B: 1 3B: 1 HR: 2	SF: 0 SAC: 0 DP: 0 HBP: 0	WP: 0 PB: 0 SB: 1 CS: 1	PA: 47
PITCHER	IP WLS BF H R ER SO BB IBB HBP BLK WP HR S P ERA WHIP																					
Tom Glavine, L (1, 1) ERA: 3.09	5.0 L 28 8 3 3 6 5 0 0 0 0 0 60 105 5.40 2.600																					
Kent Mercker, L (6, 1) ERA: 2.12	1.0 6 3 3 3 0 1 0 0 0 0 1 11 23 27.00 4.000																					
Steve Bedrosian, R (7, 1) ERA: 1.04	2.0 8 1 0 0 2 1 0 0 0 0 0 20 32 0.00 1.000																					
Mike Stanton, L (9, 1) ERA: 2.35	1.0 5 2 2 2 1 0 0 0 0 0 1 13 19 18.00 2.000																					

St. Louis Cardinals @ Atlanta Braves
Atlanta-Fulton County Stadium, Atlanta, GA
Wed Apr 20 1994, 7:05 PM EDT
Att: 40,200 - Unknown - 80 F

AB 40
R 8
H 14
RBI 8
BB 7
SO 9
LOB 28

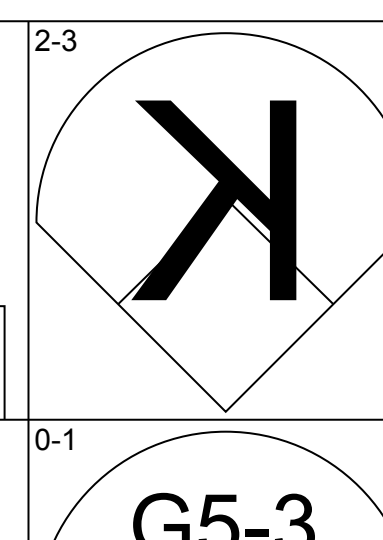
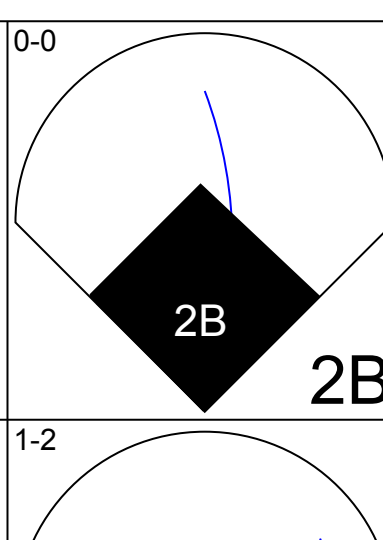
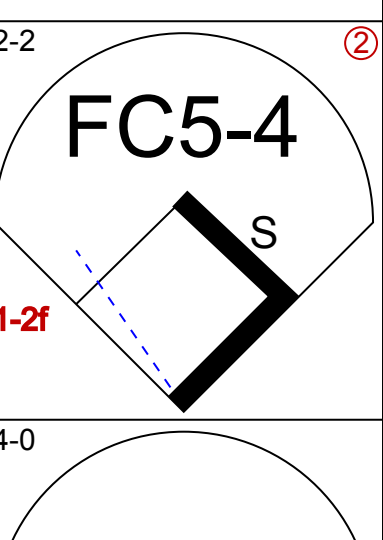
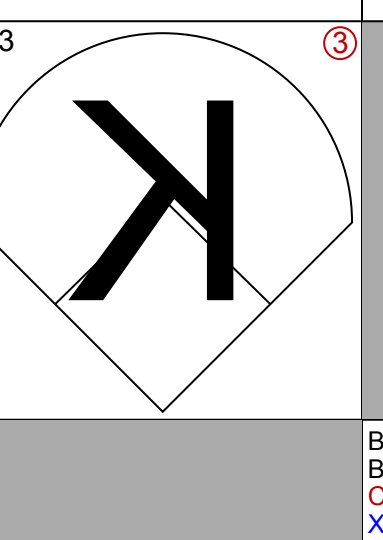
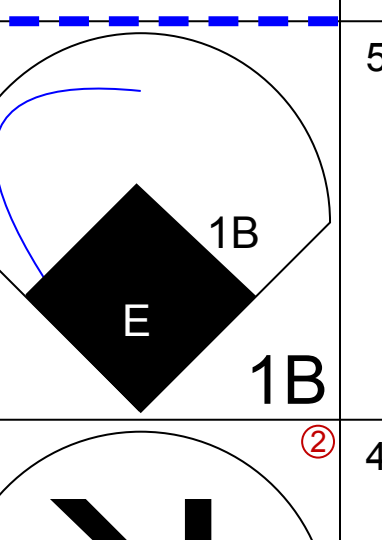
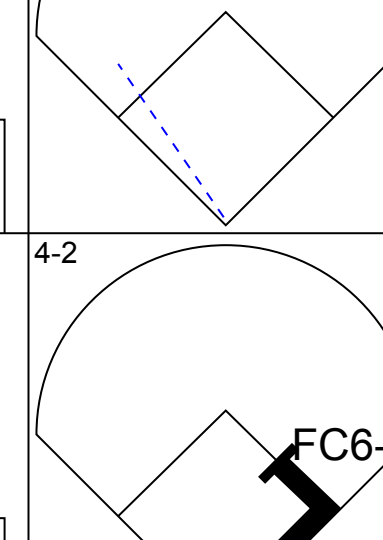
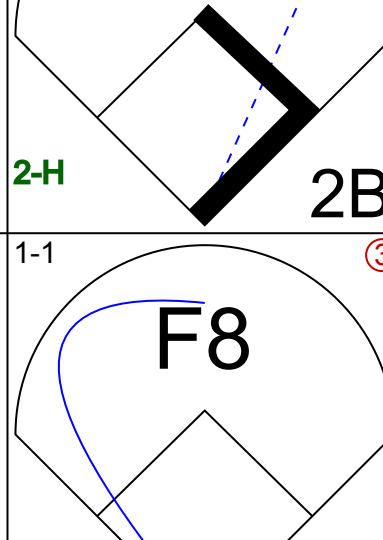
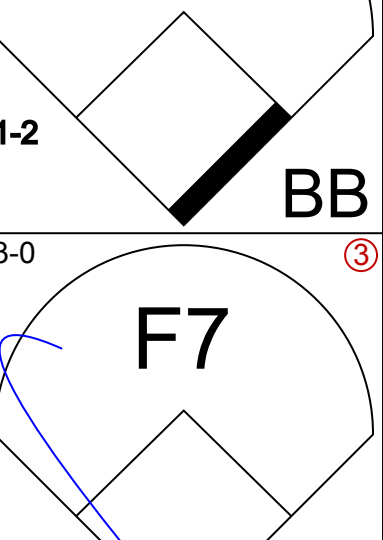
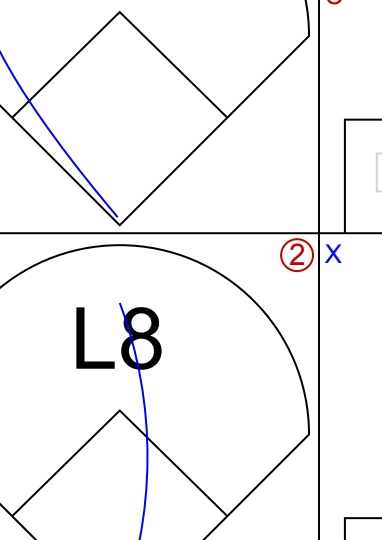
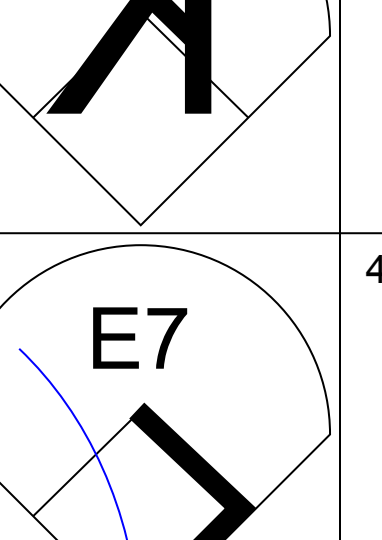
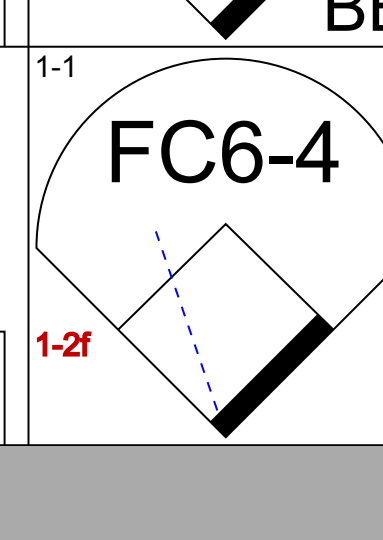


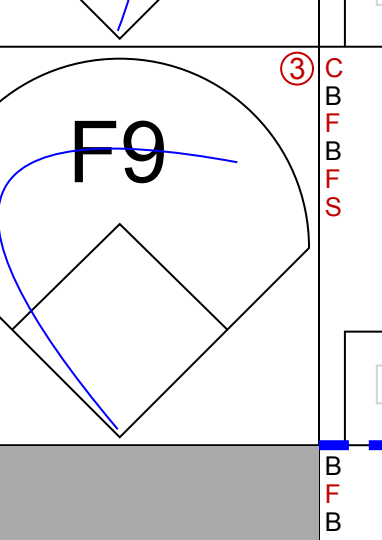
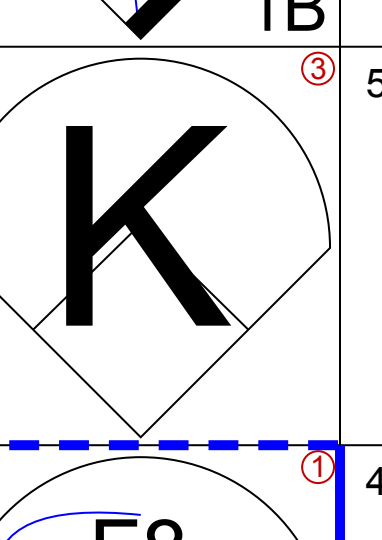

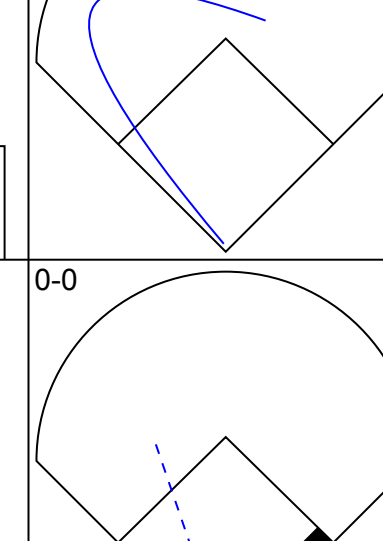
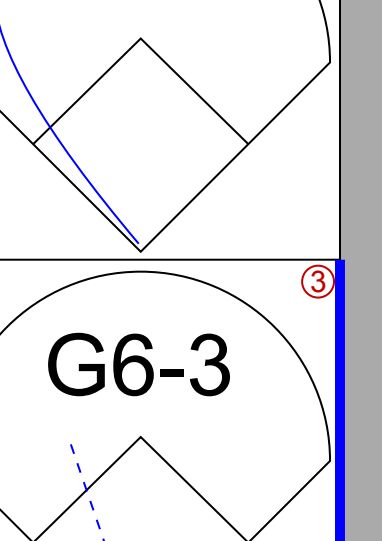
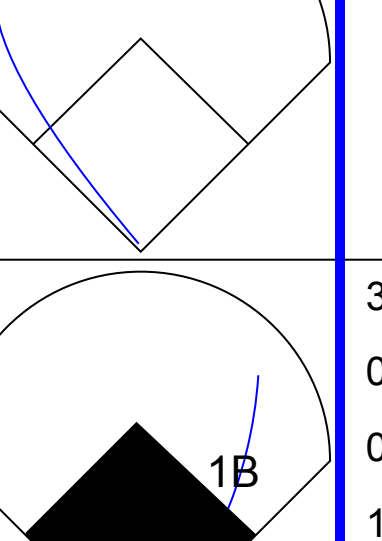
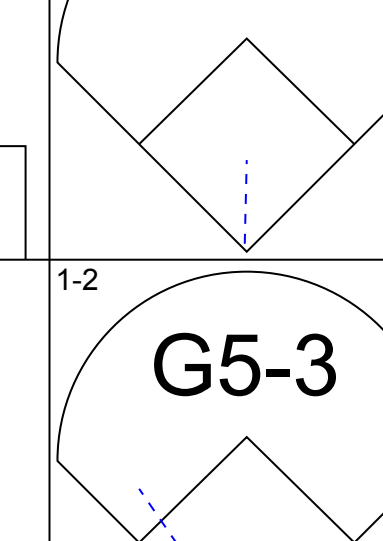
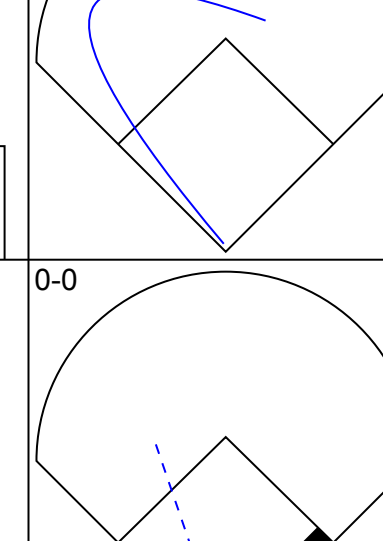
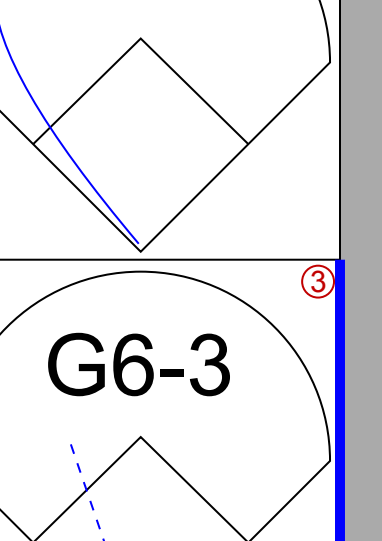
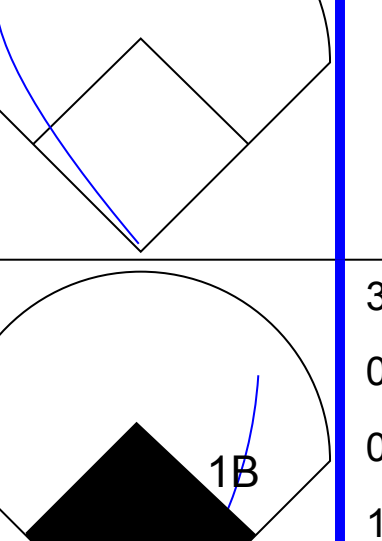
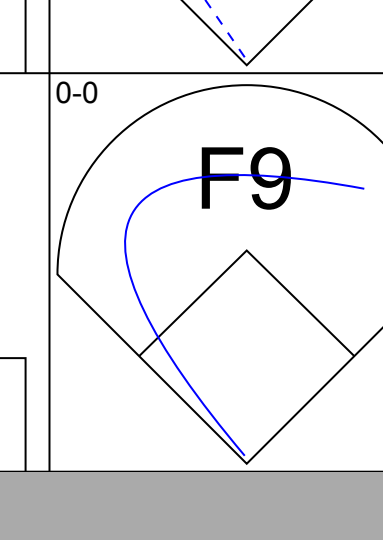
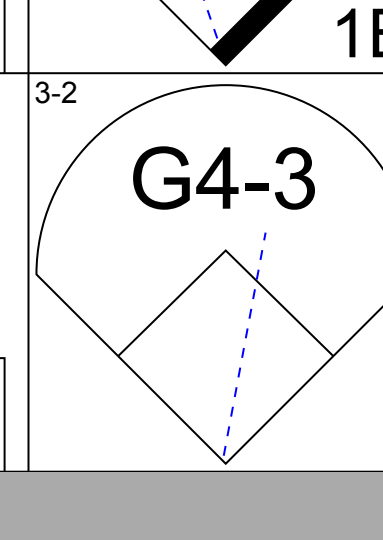

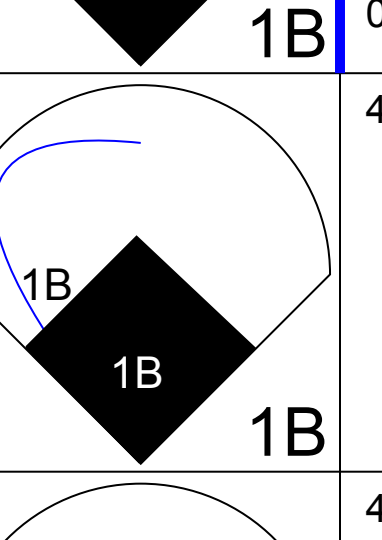


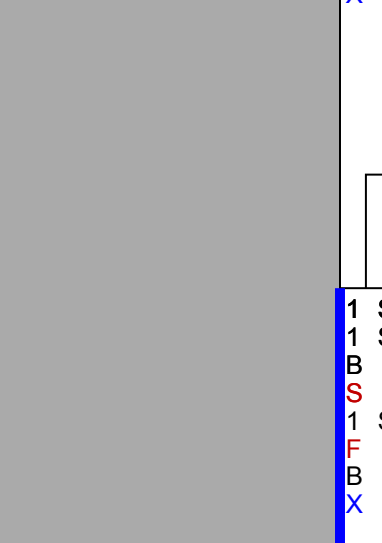
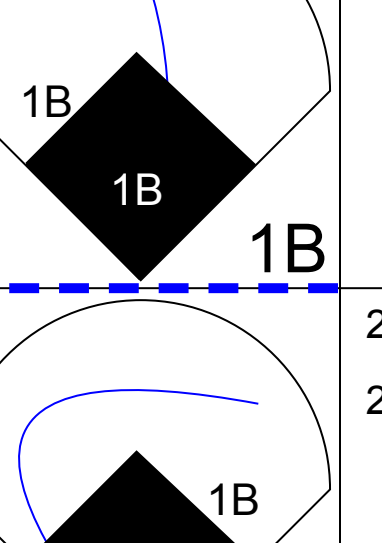

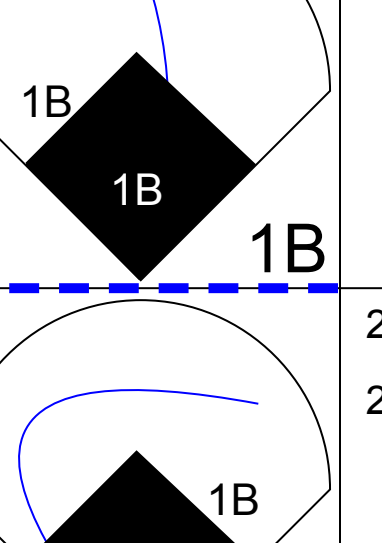

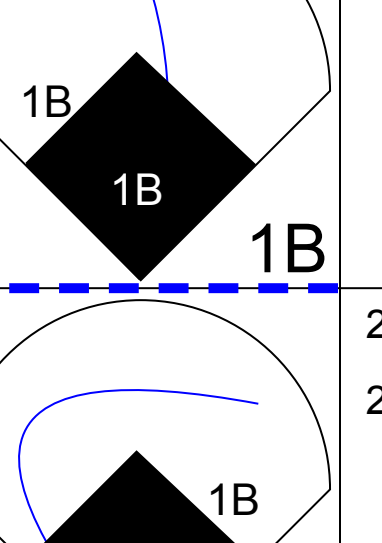

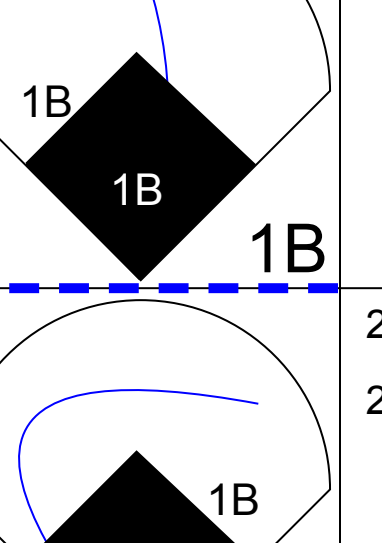

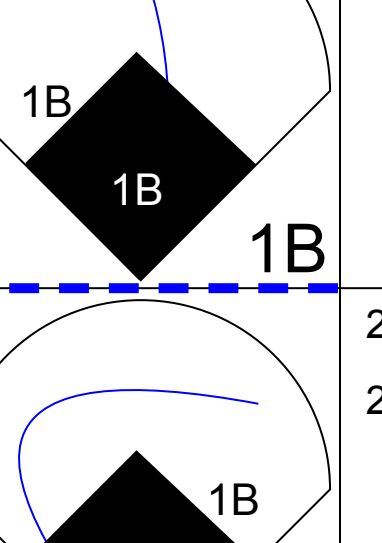
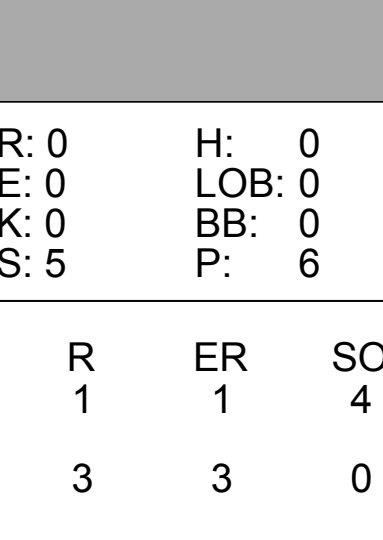
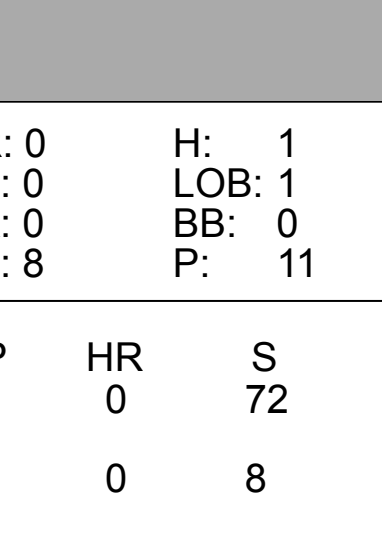
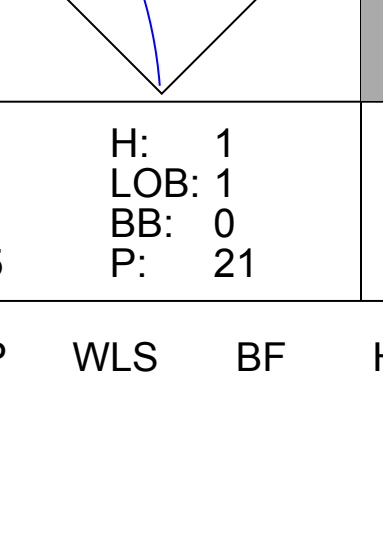
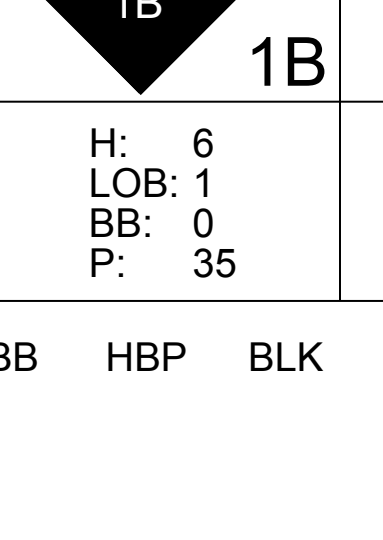
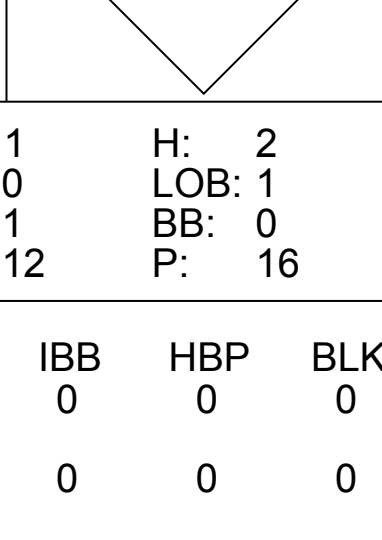
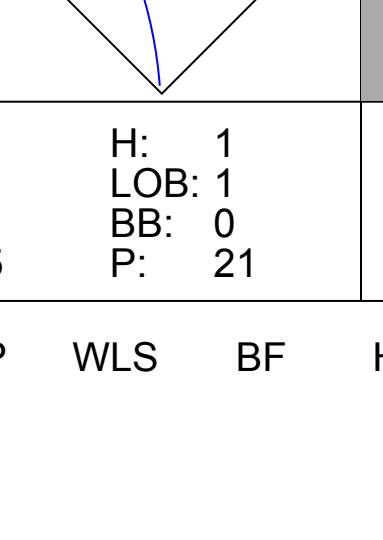
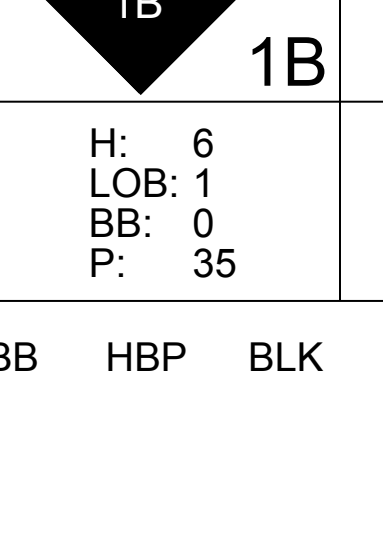
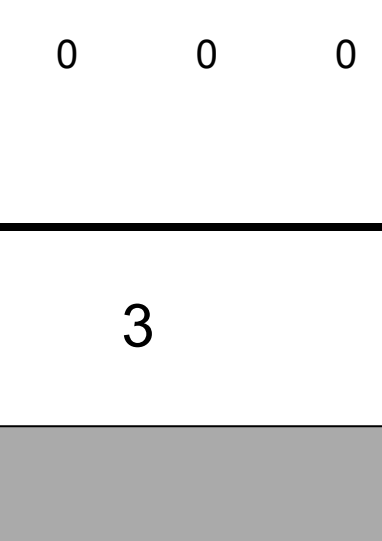
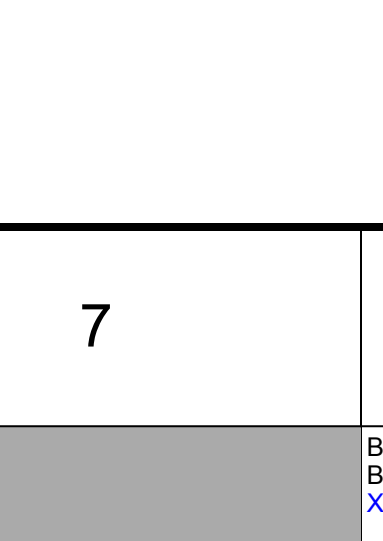

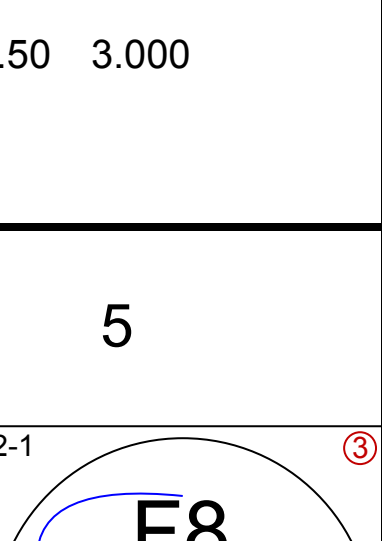
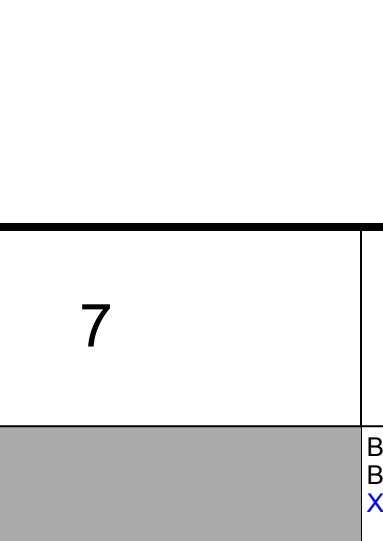



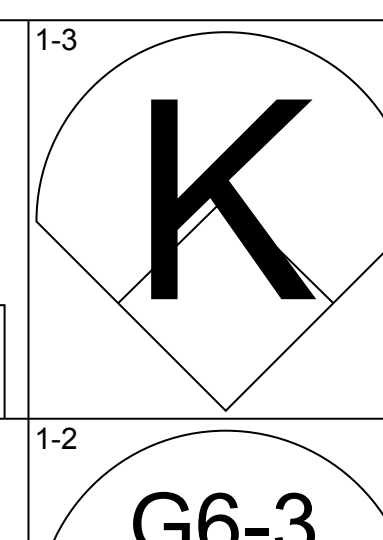
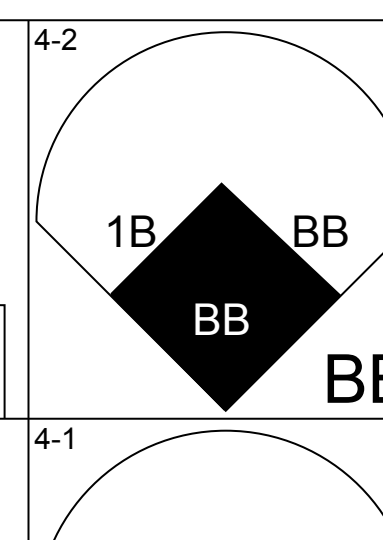
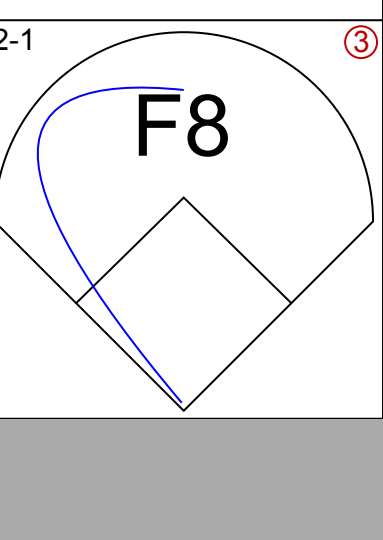
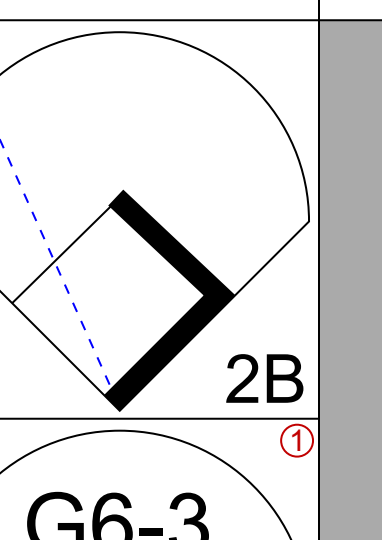
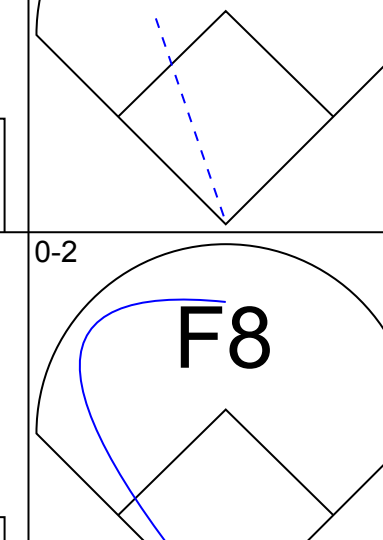
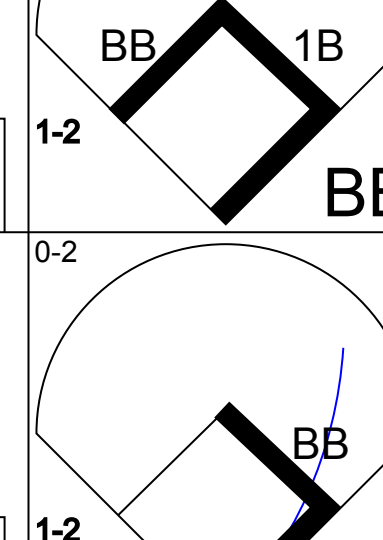
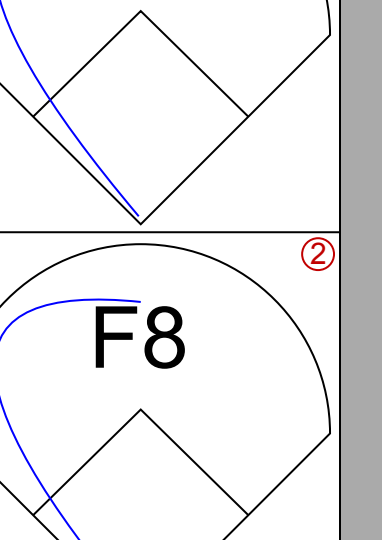
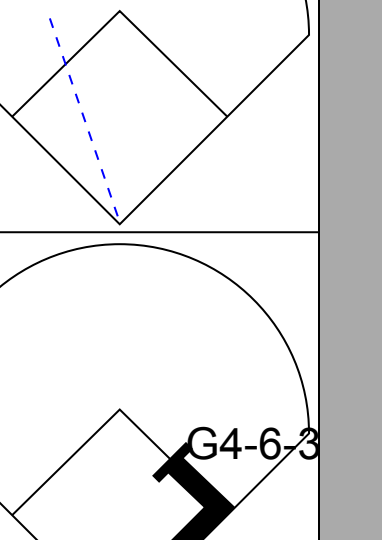

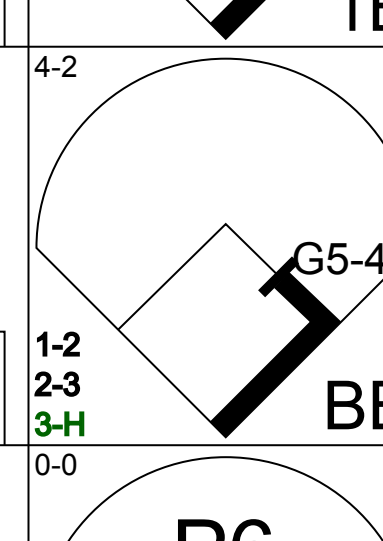

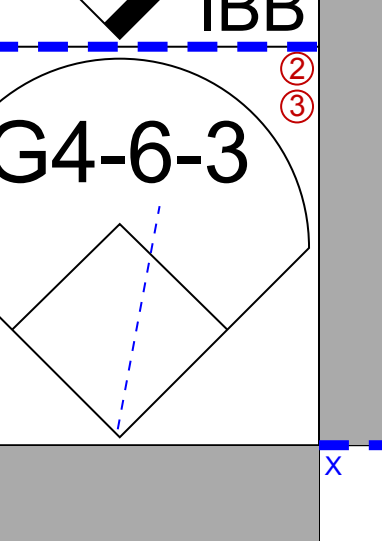
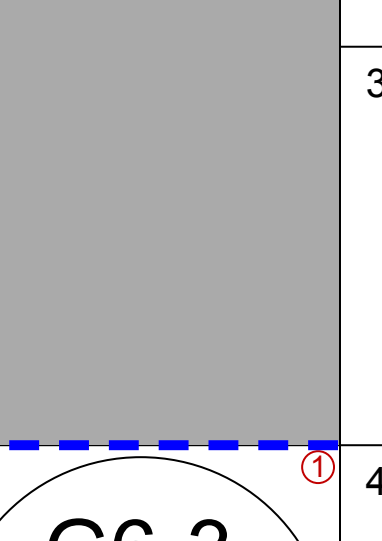
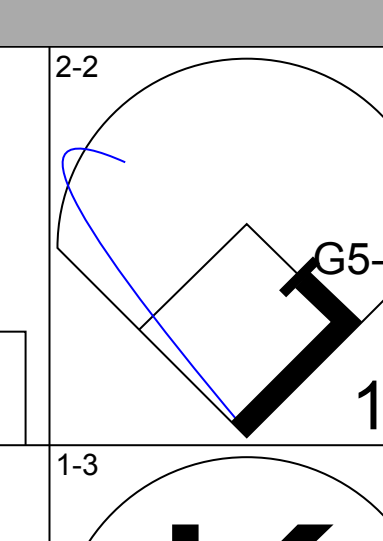
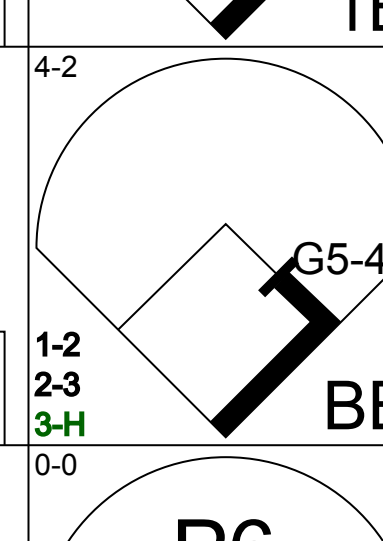


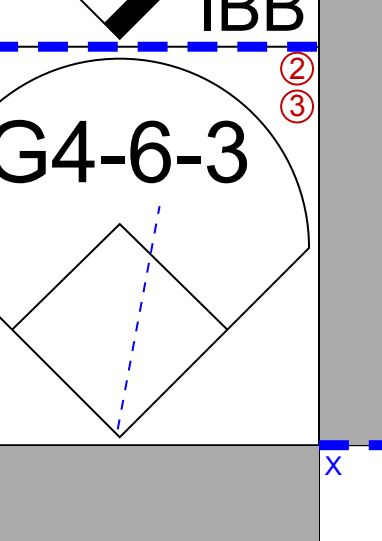

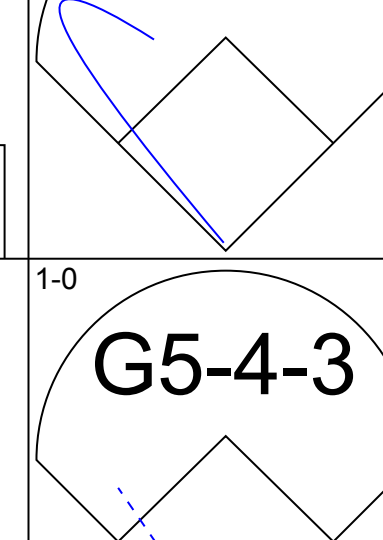
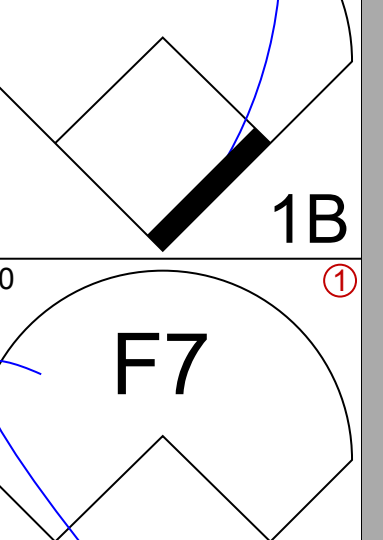
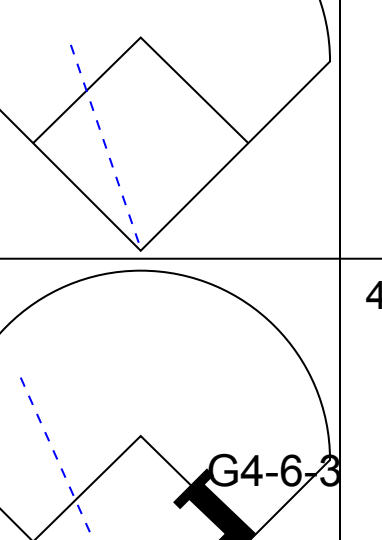


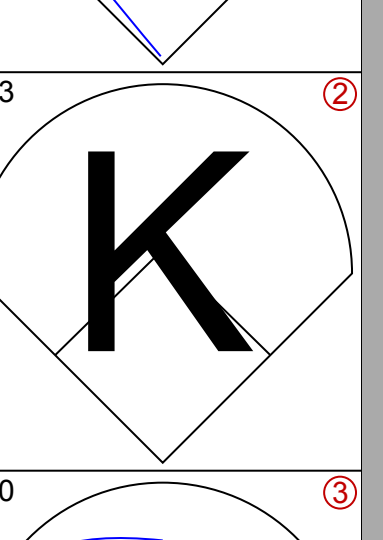
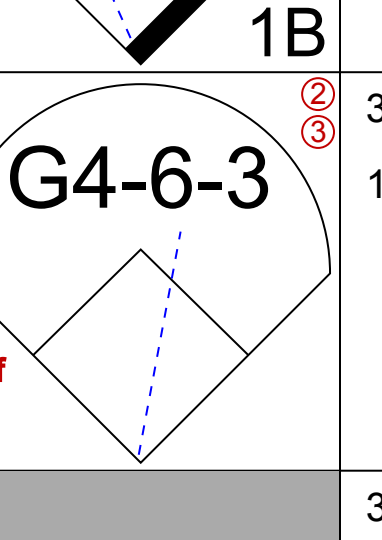
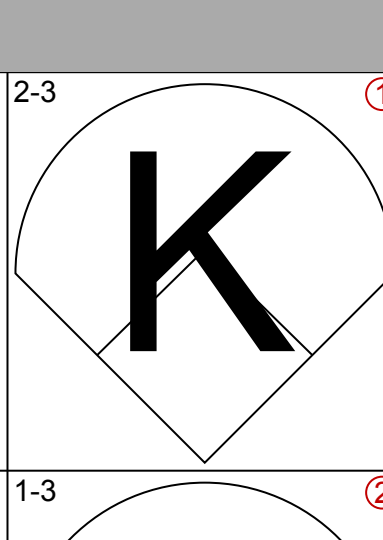
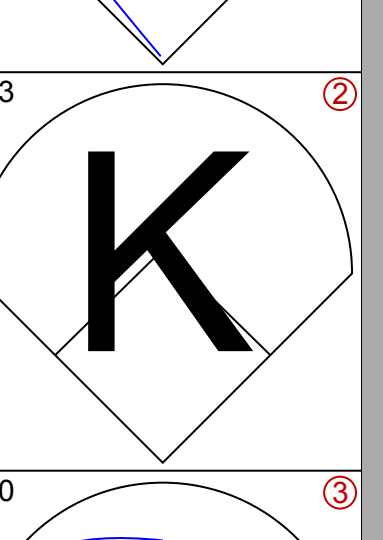
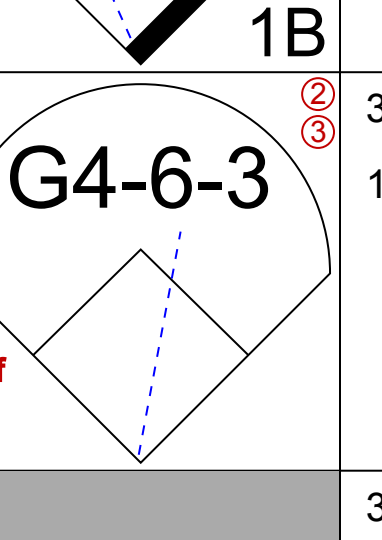
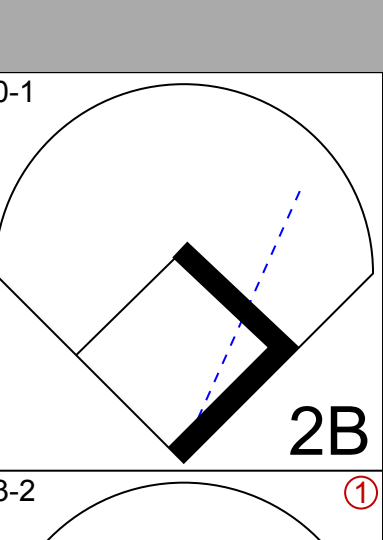
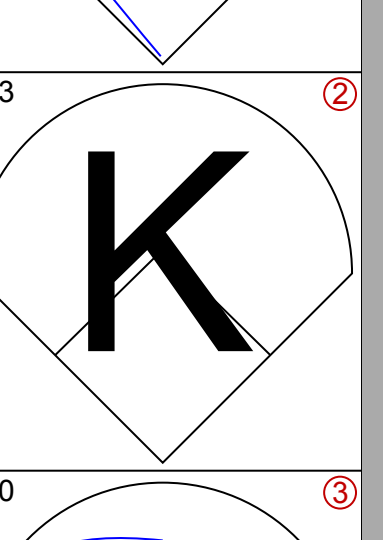
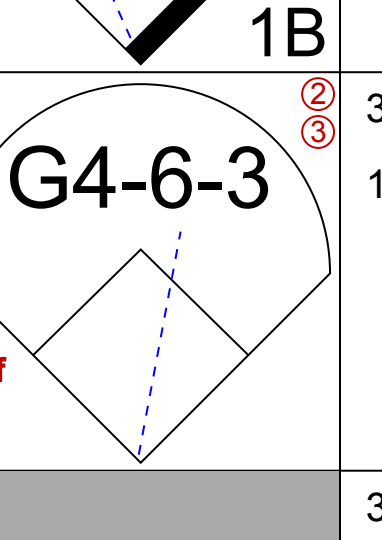
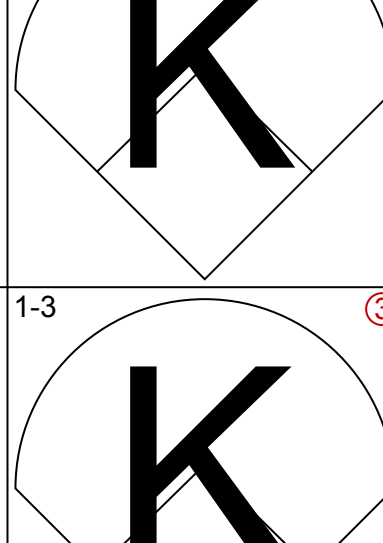
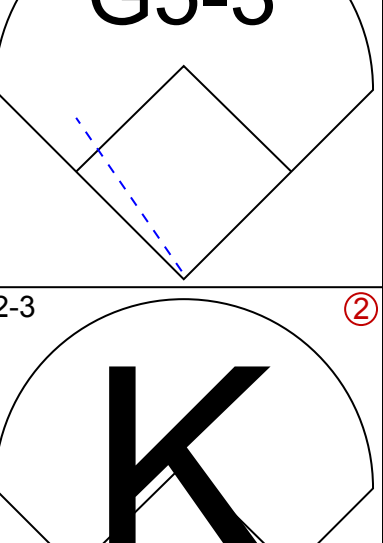
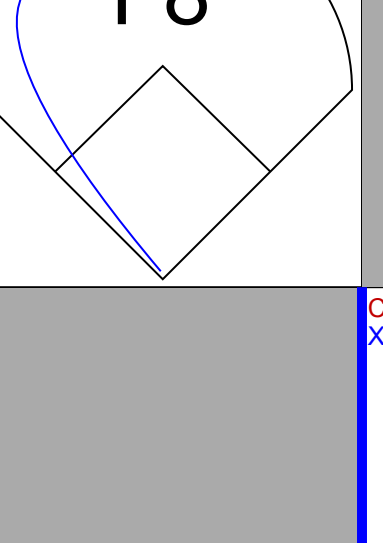
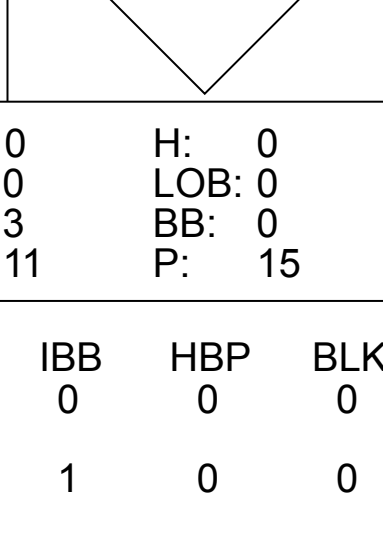
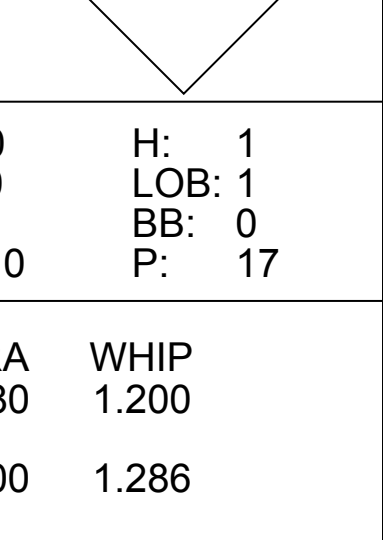
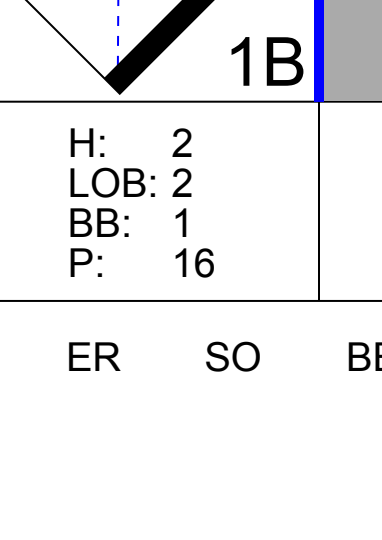
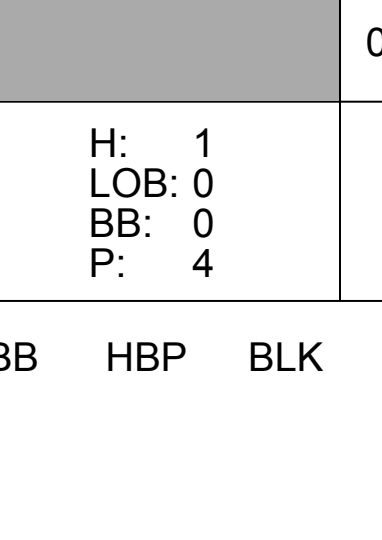
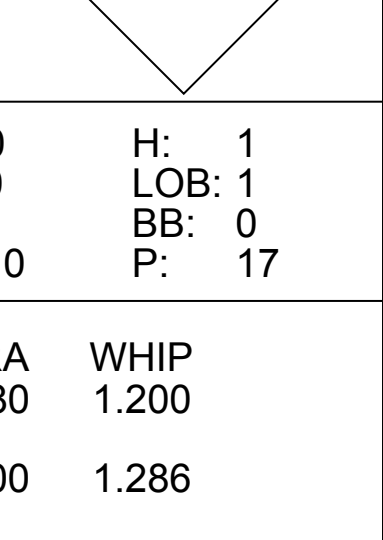
Batter	1	2	3	4	5	6	7	8	9	AB	R	H	RBI	BB	SO	LOB	BOTTOM			
Deion Sanders, L (1, 8) OBP: 0.423, SLG: 0.559	0-1 S 1B	0-0 2H 3H 1B			1-0 CS FC1-5 1B		3-2 G6-3		0-1 F8	5	0	3	2	0	0	0				
Jeff Blauser, R (1, 6) OBP: 0.227, SLG: 0.290	4-0 BB	0-2 F9			2-1 FC1-5 CS		1-1 F8			3	0	0	0	1	0	3				
Ryan Klesko, L (1, 7) OBP: 0.426, SLG: 0.745	2-2 F8		2-1 F8		4-1 BB		3-3 K			3	0	0	0	1	1	2				
Fred McGriff, L (1, 3) OBP: 0.386, SLG: 0.542	1-2 K		1-0 G4-3		0-1 F7			1-0 F7		4	0	0	0	0	1	4				
David Justice, L (1, 9) OBP: 0.250, SLG: 0.364	2-2 G5-3		0-1 G3-1			1-1 G3-1		1-2 G4-3		4	0	0	0	0	0	2				
Terry Pendleton, S (1, 5) OBP: 0.397, SLG: 0.594		2-3 K		0-2 F7		2-1 HR		0-1 1B		4	1	2	1	0	1	0				
Javy Lopez, R (1, 2) OBP: 0.298, SLG: 0.472		0-0 SH5-4 1B 1B		2-1 G5-3		0-0 E1 G4-3		0-3 K		4	1	1	0	0	1	1				
Mark Lemke, S (1, 4) OBP: 0.438, SLG: 0.415		0-1 SH5-4 1B 1B		1-1 G6-3		2-2 G4-3			0-1 G4-3	4	1	1	0	0	0	1				
Tom Glavine, L (1, 1) Tony Lizarzo, L (5, PH) Kent Mercker, L (6, 1) Bill Pasota, R (6, PH) Steve Bedrosian, R (7, 1) Mike Stanton, L (9, 1) Dave Gallagher, R (9, PH)	0-0 SH5-4			1-1 FC1-5 1B		0-1 G4-3			0-3 K	0	0	0	0	0	0	0				
Inning Stats	R: 0 E: 0 K: 1 S: 12	H: 1 LOB: 2 BB: 1 P: 21	R: 2 E: 0 K: 1 S: 11	H: 3 LOB: 1 BB: 0 P: 13	R: 0 E: 0 K: 0 S: 5	H: 0 LOB: 0 BB: 0 P: 8	R: 0 E: 0 K: 0 S: 7	H: 0 LOB: 0 BB: 0 P: 10	R: 0 E: 1 K: 0 S: 10	H: 1 LOB: 1 BB: 0 P: 15	R: 0 E: 0 K: 1 S: 8	H: 0 LOB: 0 BB: 0 P: 15	R: 0 E: 0 K: 1 S: 9	H: 1 LOB: 1 BB: 0 P: 11	R: 0 E: 0 K: 1 S: 7	H: 0 LOB: 0 BB: 0 P: 7	1B: 7 2B: 0 3B: 0 HR: 1	SF: 0 SAC: 1 DP: 0 HBP: 0	WP: 0 PB: 0 SB: 1 CS: 2	PA: 37
PITCHER	IP WLS BF H R ER SO BB IBB HBP BLK WP HR S P ERA WHIP																			
Bob Tewksbury, R (1, 1) ERA: 3.99	9.0 W 37 8 3 3 5 2 0 0 0 0 1 77 116 3.00 1.111																			

St. Louis Cardinals @ Atlanta Braves
Atlanta-Fulton County Stadium, Atlanta, GA
Wed Apr 20 1994, 7:05 PM EDT
Att: 40,200 - Unknown - 80 F

AB 34
R 3
H 8
RBI 3
BB 2
SO 5
LOB 14



Batter	1	2	3	4	5	6	7	8	9	AB	R	H	RBI	BB	SO	LOB	TOP										
Carlos Garcia, R (1.4) OBP: 0.321, SLG: 0.407										5	2	2	1	0	2	2	Pittsburgh Pirates @ Atlanta Braves Atlanta-Fulton County Stadium, Atlanta, GA Sat Apr 23 1994, 7:05 PM EDT Att: 49,350 - Unknown - 72 F										
Jay Bell, R (1.6) OBP: 0.230, SLG: 0.263										4	0	1	1	1	1	2											
Andy Van Slyke, L (1.8) OBP: 0.359, SLG: 0.345										4	0	1	1	1	0	3											
Jeff King, R (1.5) OBP: 0.304, SLG: 0.358										5	0	0	0	0	1	2											
Brian Hunter, R (1.7) OBP: 0.212, SLG: 0.438										4	0	0	0	0	0	0											
Al Martin, L (9.7) OBP: 0.352, SLG: 0.511										3	0	1	0	0	0	0											
Lloyd McClendon, R (1.9) OBP: 0.333, SLG: 0.500										0	0	0	0	0	0	0											
Bias Minor, R (6.1)										0	0	0	0	0	0	0											
Jeff Ballard, L (8.1) OBP: 0.500, SLG: 0.500										0	0	0	0	0	0	0											
Dave Clark, L (9. PH) OBP: 0.444, SLG: 0.765										1	1	1	0	0	0	0											
Rick White, R (9.1)										0	0	0	0	0	0	0											
Don Slaught, R (1.2) OBP: 0.324, SLG: 0.250										4	1	1	0	0	1	1											
Kevin Young, R (1.3) OBP: 0.222, SLG: 0.320										4	1	2	1	0	0	0											
Randy Tomlin, L (1.1) OBP: 0.500, SLG: 0.500										2	0	1	0	0	1	0											
Orlando Merced, S (6.9) OBP: 0.407, SLG: 0.310										2	1	1	1	0	0	1											
Inning Stats	R: 0 E: 0 K: 1 S: 9	H: 0 LOB: 1 BB: 1 P: 16	R: 0 E: 0 K: 0 S: 5	H: 0 LOB: 0 BB: 0 P: 6	R: 1 E: 0 K: 1 S: 12	H: 2 LOB: 1 BB: 0 P: 16	R: 0 E: 0 K: 0 S: 8	H: 1 LOB: 1 BB: 0 P: 11	R: 0 E: 0 K: 0 S: 7	H: 0 LOB: 0 BB: 0 P: 11	R: 0 E: 0 K: 2 S: 15	H: 1 LOB: 1 BB: 0 P: 21	R: 0 E: 0 K: 0 S: 7	H: 0 LOB: 0 BB: 0 P: 13	R: 5 E: 1 K: 2 S: 21	H: 6 LOB: 1 BB: 0 P: 35	1B: 9 2B: 2 3B: 0 HR: 0	SF: 0 SAC: 0 DP: 0 HBP: 0	WP: 0 PB: 0 SB: 1 CS: 0	PA: 40							
PITCHER	IP	WLS	BF	H	R	ER	SO	BB	IBB	HBP	BLK	WP	HR	S	P	ERA	WHIP										
Steve Avery, L (1.1) ERA: 3.2	8.0		31	5	1	1	4	2	0	0	0	0	0	72	113	1.12	0.875										
Greg McMichael, R (9.1) ERA: 5.79	0.1	L	4	3	3	3	0	0	0	0	0	0	0	8	13	81.00	9.000										
Mike Stanton, L (9.1) ERA: 3.12	0.0		1	1	0	0	0	0	0	0	0	0	0	2	4	∞	∞										
Mark Wohlers, R (9.1) ERA: 1.04	0.2		4	2	2	1	2	0	0	0	0	0	0	11	18	13.50	3.000										

Batter	1	2	3	4	5	6	7	8	9	AB	R	H	RBI	BB	SO	LOB	BOTTOM										
Deion Sanders, L (1.8) OBP: 0.437, SLG: 0.554										3	1	1	0	1	1	1	Pittsburgh Pirates @ Atlanta Braves Atlanta-Fulton County Stadium, Atlanta, GA Sat Apr 23 1994, 7:05 PM EDT Att: 49,350 - Unknown - 72 F										
Jeff Blauser, R (1.6) OBP: 0.226, SLG: 0.273										3	0	0	0	1	0	2											
Terry Pendleton, S (1.5) OBP: 0.407, SLG: 0.579										3	0	1	0	1	0	0											
Fred McGriff, L (1.3) OBP: 0.397, SLG: 0.545										3	0	1	1	1	1	3											
David Justice, L (1.9) OBP: 0.273, SLG: 0.375										4	0	1	0	0	1	4											
Javy Lopez, R (1.2) OBP: 0.290, SLG: 0.448										4	0	1	0	0	0	5											
Mike Kelly, R (1.7) OBP: 0.211, SLG: 0.368										3	0	1	0	0	2	1											
Ryan Klesko, L (9. PH) OBP: 0.411, SLG: 0.714										1	0	0	0	0	0	1											
Mark Lemke, S (1.4) OBP: 0.382, SLG: 0.354										3	0	0	0	0	1	2											
Steve Avery, L (1.1) OBP: 0.143, SLG: 0.167										2	0	0	0	0	2	1											
Tony Tarasco, L (8. PH) OBP: 0.351, SLG: 0.639										1	0	1	0	0	0	0											
Greg McMichael, R (9.1)										0	0	0	0	0	0	0											
Mike Stanton, L (9.1)										0	0	0	0	0	0	0											
Mark Wohlers, R (9.1)										0	0	0	0	0	0	0											
Inning Stats	R: 0 E: 0 K: 1 S: 9	H: 0 LOB: 0 BB: 0 P: 11	R: 0 E: 0 K: 1 S: 11	H: 1 LOB: 0 BB: 0 P: 15	R: 0 E: 0 K: 3 S: 11	H: 0 LOB: 0 BB: 0 P: 15	R: 1 E: 0 K: 0 S: 12	H: 1 LOB: 2 BB: 3 P: 25	R: 0 E: 0 K: 1 S: 10	H: 1 LOB: 1 BB: 0 P: 17	R: 0 E: 0 K: 1 S: 6	H: 0 LOB: 0 BB: 0 P: 10	R: 0 E: 0 K: 1 S: 8	H: 1 LOB: 1 BB: 0 P: 12	R: 0 E: 0 K: 0 S: 7	H: 2 LOB: 2 BB: 1 P: 16	R: 0 E: 0 K: 0 S: 4	H: 1 LOB: 0 BB: 0 P: 4	1B: 5 2B: 2 3B: 0 HR: 0	SF: 0 SAC: 0 DP: 4 HBP: 0	WP: 0 PB: 0 SB: 0 CS: 0	PA: 34					
PITCHER	IP	WLS	BF	H	R	ER	SO	BB	IBB	HBP	BLK	WP	HR	S	P	ERA	WHIP										
Randy Tomlin, L (1.1) ERA: 2.61	5.0		19	3	1	1	6	3	0	0	0	0	0	18	32	0.00	1.286										
Bias Minor, R (6.1) ERA: 5.14	2.1		11	3	0	0	2	0	1	0	0	0	0	3	6	0.00	0.000										
Jeff Ballard, L (8.1) ERA: 2.35	0.2	W	1	0	0	0	0	0	0	0	0	0	0	3	6	0.00	0.000										
Rick White, R (9.1) ERA: 0.96	1.0		3	1	0	0	0	0	0	0	0	0	0	4	4	0.00	1.000										

Pittsburgh Pirates @ Atlanta Braves
 Atlanta-Fulton County Stadium, Atlanta, GA
 Sat Apr 23 1994, 7:05 PM EDT
 Att: 49,350 - Unknown - 72 F



AB 38
 R 6
 H 11
 RBI 5
 BB 2
 SO 6
 LOB 11



Batter	1	2	3	4	5	6	7	8	9	AB	R	H	RBI	BB	SO	LOB	TOP					
Tom Foley, L (1.5) OBP: 0.250, SLG: 0.190	F8		L9			L8			G3-1	4	0	0	0	0	0	0						
Jay Bell, R (1.6) OBP: 0.215, SLG: 0.246	G5-3			K		K			G6-3	4	0	0	0	0	2	0						
Andy Van Slyke, L (1.8) OBP: 0.338, SLG: 0.322	G4-3			G6-3			G6-3		G5-3	4	0	0	0	0	0	0						
Dave Clark, L (1.9) OBP: 0.429, SLG: 0.700		K					G5-3			3	0	1	0	0	1	0						
Orlando Merced, S (1.3) OBP: 0.386, SLG: 0.289		E3 1B					K			3	0	0	0	0	2	1						
Al Martin, L (1.7) OBP: 0.351, SLG: 0.500					G4-3				K	3	0	1	0	0	1	0						
Jerry Goff, L (1.2) OBP: 0.095, SLG: 0.095					G1-6-3 1B		K		K	3	0	0	0	0	2	2						
Carlos Garcia, R (1.4) OBP: 0.322, SLG: 0.404				K		G6-3				3	0	1	0	0	1	0						
Steve Cooke, R (1.1)										2	0	0	0	0	1	0						
Dan Miceli, R (7.1)										0	0	0	0	0	0	0						
Lloyd McClendon, R (8, PH) OBP: 0.286, SLG: 0.429										1	0	0	0	0	1	1						
Jeff Tabaka, R (8.1)										0	0	0	0	0	0	0						
Mark Dewey, R (8.1)										0	0	0	0	0	0	0						
Inning Stats	R: 0 E: 0 K: 0 S: 7	H: 0 LOB: 0 BB: 0 P: 9	R: 0 E: 1 K: 1 S: 11	H: 1 LOB: 1 BB: 0 P: 19	R: 0 E: 0 K: 2 S: 8	H: 0 LOB: 0 BB: 0 P: 9	R: 0 E: 0 K: 2 S: 12	H: 1 LOB: 1 BB: 0 P: 18	R: 0 E: 0 K: 1 S: 8	H: 0 LOB: 0 BB: 0 P: 10	R: 0 E: 0 K: 1 S: 7	H: 0 LOB: 0 BB: 0 P: 9	R: 0 E: 0 K: 1 S: 7	H: 0 LOB: 0 BB: 0 P: 12	R: 0 E: 0 K: 3 S: 10	H: 1 LOB: 1 BB: 0 P: 16	R: 0 E: 0 K: 0 S: 3	H: 0 LOB: 0 BB: 0 P: 4	1B: 3 2B: 0 3B: 0 HR: 0	SF: 0 SAC: 0 DP: 1 HBP: 0	WP: 0 PB: 0 SB: 0 CS: 0	PA: 30
PITCHER Greg Maddux, R (1.1) ERA: 0.88	IP: 9.0 WLS: W BF: 30 H: 3 R: 0 ER: 0 SO: 11 BB: 0 IBB: 0 HBP: 0 BLK: 0 WP: 0 HR: 0 S: 73 P: 106 ERA: 0.00 WHIP: 0.333															PITCHER						

Pittsburgh Pirates @ Atlanta Braves
Atlanta-Fulton County Stadium, Atlanta, GA
Sun Apr 24 1994, 3:33 AM EDT
Att: 49,522 - Sunny - 78 F

AB 30
R 0
H 3
RBI 0
BB 0
SO 11
LOB 4



Batter	1	2	3	4	5	6	7	8	9	AB	R	H	RBI	BB	SO	LOB	BOTTOM			
Deion Sanders, L (1.8) OBP: 0.440, SLG: 0.551	F7		BB 1B		L8		G4-6-3 1B			4	0	2	0	0	0	0				
Jeff Blauser, R (1.6) OBP: 0.227, SLG: 0.263	F7		G4-6-3 BB		G5-3		K			3	0	0	0	1	1	2				
Terry Pendleton, S (1.5) OBP: 0.388, SLG: 0.550	L5		G4-6-3 1-2		G6-3		G4-6-3 1-2			4	0	0	0	0	0	4				
Fred McGriff, L (1.3) OBP: 0.415, SLG: 0.544		1B BB G6-4-3 BB		1B 1B		G3-1		FC5-4 BB 1B BB		2	2	1	0	2	0	0				
Dave Gallagher, R (1.7) OBP: 0.292, SLG: 0.409		G6-4-3 1B BB		1B 1B		G5-3		K		3	0	1	0	1	1	1				
David Justice, L (1.9) OBP: 0.333, SLG: 0.405		G6-4-3 1B		1B 1B				FC5-4 BB		2	0	2	0	1	0	0				
Javy Lopez, R (1.2) OBP: 0.273, SLG: 0.419	G6-4-3 1-2 2-3 3-H			K		F7		FC5-4 1B		4	0	0	0	0	1	7				
Mark Lemke, S (1.4) OBP: 0.407, SLG: 0.431	G1-3							1B 2B		3	1	2	2	1	0	1				
Greg Maddux, R (1.1) OBP: 0.182, SLG: 0.273			G6-3		K			FC5		4	0	1	0	0	1	5				
Inning Stats	R: 0 E: 0 K: 0 S: 6	H: 0 LOB: 0 BB: 0 P: 13	R: 1 E: 0 K: 0 S: 8	H: 1 LOB: 1 BB: 2 P: 21	R: 0 E: 0 K: 2 S: 12	H: 1 LOB: 1 BB: 1 P: 12	R: 0 E: 0 K: 2 S: 12	H: 3 LOB: 3 BB: 1 P: 24	R: 0 E: 0 K: 0 S: 8	H: 0 LOB: 0 BB: 0 P: 12	R: 0 E: 0 K: 0 S: 8	H: 0 LOB: 1 BB: 0 P: 13	R: 1 E: 0 K: 1 S: 11	H: 3 LOB: 1 BB: 0 P: 17	R: 1 E: 0 K: 1 S: 13	H: 1 LOB: 2 BB: 2 P: 26	1B: 7 2B: 1 3B: 0 HR: 1	SF: 0 SAC: 0 DP: 3 HBP: 1	WP: 0 PB: 0 SB: 0 CS: 0	PA: 36
PITCHER Steve Cooke, L (1.1) ERA: 4.88	IP: 6.0 WLS: L BF: 28 H: 8 R: 2 ER: 2 SO: 2 BB: 3 IBB: 1 HBP: 1 BLK: 0 WP: 0 HR: 1 S: 54 P: 104 ERA: 3.00 WHIP: 1.833															PITCHER				
Dan Miceli, R (7.1) ERA: 5.4	1.0 2 0 0 0 1 0 0 0 0 0 0 5 8 0.00 0.000																			
Jeff Tabaka, L (8.1) ERA: 6.75	0.1 3 0 1 1 1 2 0 0 0 0 0 6 14 27.00 6.000																			
Mark Dewey, R (8.1) ERA: 1.0	0.2 3 1 0 0 0 0 0 0 0 0 0 7 12 0.00 1.500																			

Pittsburgh Pirates @ Atlanta Braves
Atlanta-Fulton County Stadium, Atlanta, GA
Sun Apr 24 1994, 3:33 AM EDT
Att: 49,522 - Sunny - 78 F

AB 29
R 3
H 9
RBI 2
BB 6
SO 4
LOB 20



Batter	1	2	3	4	5	6	7	8	9	AB	R	H	RBI	BB	SO	LOB	TOP				
Deion Sanders, L (1, 8) OBP: 0.438, SLG: 0.542	0-2 G6-3 1B		0-0 FC5-4 1B		0-0 G4-6-3 1-2			0-0 F8	2-2 L3	5	0	2	0	0	0	2					
Jeff Blauer, R (1, 6) OBP: 0.239, SLG: 0.265	1-1 G6-3 1-2		0-1 FC5-4 FC4-6 1-2			0-0 G4-6-3 1B		4-2 FC6 BB		3	0	1	0	1	0	2					
Ryan Klesko, L (1, 7) OBP: 0.407, SLG: 0.686	4-2 BB		1-1 FC4-6 1-2			0-0 G4-6-3 1-2		SAFE 2-2 F9		2	0	0	0	1	0	2					
Dave Gallagher, R (8, PH) OBP: 0.288, SLG: 0.391										1	0	0	0	0	0	1					
Fred McGriff, L (1, 3) OBP: 0.407, SLG: 0.528	0-0 G3				2-0 G4-3			2-2 FC6 1-2		4	0	1	0	0	0	2					
David Justice, L (1, 9) OBP: 0.327, SLG: 0.378		0-1 F9		2-3 K					4-2 1B 2B BB	3	1	0	0	1	2	1					
Terry Pendleton, S (1, 5) OBP: 0.393, SLG: 0.548		1-0 E6		1-1 G6-3				2-2 1B		4	1	2	0	0	0	0					
Javy Lopez, R (1, 2) OBP: 0.286, SLG: 0.485		3-3 K		0-1 HR				1-0 L6		4	1	2	3	0	1	2					
Mike Kelly, R (9, PR) OBP: 0.211, SLG: 0.368		1-2 K						0-1 2B		0	0	0	0	0	0	0					
Mark Lemke, S (1, 4) OBP: 0.381, SLG: 0.400		0-0 G1-3			2-1 G1-4-3			1-0 F8		4	0	0	0	0	1	3					
Tom Glavine, L (1, 1) OBP: 0.417, SLG: 0.400					4-2 G5-3			2-0 G4-3		1	0	0	0	1	0	0					
Tony Tarasco, L (7, PH) OBP: 0.342, SLG: 0.622									1-0 F7	1	0	0	0	0	0	1					
Steve Bedrosian, R (7, 1) OBP: 0.342, SLG: 0.622										0	0	0	0	0	0	0					
Mitt Hill, R (8, 1) OBP: 0.342, SLG: 0.622										0	0	0	0	0	0	0					
Bill Pecota, R (9, PH) OBP: 0.583, SLG: 0.556										1	0	0	0	0	0	1					
Inning Stats	R: 0 E: 0 K: 0 S: 9	H: 1 LOB: 1 BB: 1 P: 14	R: 0 E: 1 K: 1 S: 7	H: 0 LOB: 1 BB: 0 P: 11	R: 0 E: 0 K: 0 S: 6	H: 1 LOB: 1 BB: 0 P: 7	R: 0 E: 0 K: 1 S: 7	H: 0 LOB: 0 BB: 0 P: 12	R: 1 E: 0 K: 0 S: 8	H: 1 LOB: 0 BB: 0 P: 14	R: 0 E: 0 K: 1 S: 7	H: 2 LOB: 1 BB: 0 P: 12	R: 0 E: 0 K: 0 S: 8	H: 1 LOB: 1 BB: 0 P: 14	R: 0 E: 0 K: 0 S: 10	H: 0 LOB: 1 BB: 1 P: 18	R: 2 E: 0 K: 1 S: 14	H: 2 LOB: 1 BB: 1 P: 24	1B: 6 2B: 1 3B: 0 HR: 1	SF: 0 SAC: 0 DP: 3 HBP: 0	WP: 0 PA: 37 PB: 0 SB: 1 CS: 0
PITCHER	IP WLS BF H R ER SO BB IBB HBP BLK WP HR S P ERA WHIP																				
David Weathers, R (1, 1) ERA: 2.7	7.1 W 29 6 1 1 3 3 0 0 0 0 0 1 55 91 1.23 1.227																				
Yorkis Perez, L (8, 1) ERA: 1.69	0.2 2 0 0 0 0 0 0 0 0 0 0 0 7 11 0.00 0.000																				
Bryan Harvey, R (9, 1) ERA: 2.7	0.0 2 1 2 2 0 1 0 0 0 0 0 0 5 9 ∞ ∞																				
Jeremy Hernandez, R (9, 1) ERA: 1.8	1.0 S 4 1 0 0 1 0 0 0 0 0 0 0 9 15 0.00 1.000																				

Atlanta Braves @ Florida Marlins
Joe Robbie Stadium, Miami, FL
Mon Apr 25 1994, 7:05 PM EDT
Att: 35,621 - Unknown - 80 F

AB 33
R 3
H 8
RBI 3
BB 4
SO 4
LOB 17



Batter	1	2	3	4	5	6	7	8	9	AB	R	H	RBI	BB	SO	LOB	BOTTOM			
Chuck Carr, S (1, 8) OBP: 0.294, SLG: 0.317	1-3 K	4-1 S BB		2-3 K		4-0 BB		1-0 1B		3	0	1	0	2	2	0				
Dave Magadan, L (1, 5) OBP: 0.331, SLG: 0.333	2-2 HR 1B	SAFE 4-1 BB SAFE BB		0-2 G6-4-3 1B		3-1 G4-3		1-2 FC5-4 1B		4	1	3	0	1	0	1				
Gary Sheffield, R (1, 9) OBP: 0.375, SLG: 0.621	1-0 1H HR	1-3 K		0-2 G6-4-3 1-2		3-2 F9		1-0 FC5-4 1-2		5	1	1	2	0	1	4				
Jeff Conine, R (1, 7) OBP: 0.373, SLG: 0.632	4-2 1B BB		0-3 K		2-3 K		2-2 BB 1B			3	0	1	0	1	2	0				
Orestes Destrade, S (1, 3) OBP: 0.358, SLG: 0.386			4-1 S WP 2B BB		1-0 FC5-4 1B		4-2 BB			2	1	2	0	2	0	0				
Mattias Carrillo, L (7, PR) OBP: 0.266, SLG: 0.316	1-2 FC4-6 1B						1-2 BB			0	0	0	0	0	0	0				
Bret Barberie, S (1, 4) OBP: 0.264, SLG: 0.426	0-0 L8		2-3 K		0-2 P6		2-2 P6			4	0	0	0	0	1	6				
Benito Santiago, R (1, 2) OBP: 0.288, SLG: 0.389	0-2 FC4-6 1-2		3-2 2B		1-0 FC5-4 1-2		1-3 K2-3			4	0	1	1	0	1	5				
Kurt Abbott, R (1, 6) OBP: 0.359, SLG: 0.439		3-3 K		4-0 IBB		0-3 K		0-0 F9		3	0	0	0	1	2	0				
David Weathers, R (1, 1) OBP: 0.091, SLG: 0.091		0-3 K		1-3 K		1-3 K		4-2 1B 1B		3	0	0	0	0	3	2				
Yorkis Perez, L (8, 1) ERA: 1.69										0	0	0	0	0	0	0				
Jerry Browne, S (8, PH) OBP: 0.349, SLG: 0.206										0	1	0	0	1	0	0				
Bryan Harvey, R (9, 1) ERA: 2.7										0	0	0	0	0	0	0				
Jeremy Hernandez, R (9, 1) ERA: 1.8										0	0	0	0	0	0	0				
Inning Stats	R: 2 E: 0 K: 1 S: 14	H: 3 LOB: 2 BB: 1 P: 22	R: 0 E: 0 K: 3 S: 13	H: 0 LOB: 2 BB: 2 P: 25	R: 1 E: 0 K: 3 S: 14	H: 1 LOB: 2 BB: 2 P: 28	R: 0 E: 0 K: 1 S: 11	H: 1 LOB: 0 BB: 0 P: 13	R: 0 E: 0 K: 2 S: 9	H: 0 LOB: 1 BB: 1 P: 17	R: 0 E: 0 K: 1 S: 19	H: 1 LOB: 2 BB: 1 P: 31	R: 1 E: 0 K: 0 S: 8	H: 2 LOB: 1 BB: 1 P: 15	1B: 7 2B: 1 3B: 0 HR: 1	SF: 0 SAC: 0 DP: 1 HBP: 0	WP: 1 PA: 39 PB: 0 SB: 2 CS: 0			
PITCHER	IP WLS BF H R ER SO BB IBB HBP BLK WP HR S P ERA WHIP																			
Tom Glavine, L (1, 1) ERA: 3.38	6.0 L 29 6 3 3 3 5 1 0 0 0 0 1 70 118 4.50 1.833																			
Steve Bedrosian, R (7, 1) ERA: 0.93	1.0 5 1 0 0 1 1 0 0 0 0 0 0 19 31 0.00 2.000																			
Mitt Hill, R (8, 1) ERA: 9.82	1.0 5 2 1 1 0 1 0 0 0 0 0 0 8 15 9.00 3.000																			

Atlanta Braves @ Florida Marlins
Joe Robbie Stadium, Miami, FL
Mon Apr 25 1994, 7:05 PM EDT
Att: 35,621 - Unknown - 80 F

AB 31
R 4
H 9
RBI 3
BB 8
SO 12
LOB 18



Batter	1	2	3	4	5	6	7	8	9	AB	R	H	RBI	BB	SO	LOB	TOP						
Deion Sanders, L (1, 8) OBP: 0.438, SLG: 0.522										3	1	0	0	1	1	0	<p>Atlanta Braves @ Pittsburgh Pirates Three Rivers Stadium, Pittsburgh, PA</p> <p>Fri Apr 29 1994, 7:05 PM EDT Att: 27,615 - Unknown - 78 F</p>						
Jeff Blausler, R (1, 6) OBP: 0.297, SLG: 0.278										4	0	2	0	0	0	0							
Terry Pendleton, S (1, 5) OBP: 0.388, SLG: 0.527										4	2	2	0	0	0	2							
Fred McGriff, L (1, 3) OBP: 0.400, SLG: 0.538										3	2	1	2	1	1	1							
Javy Lopez, R (1, 2) OBP: 0.304, SLG: 0.527										3	0	0	0	1	2	1							
David Justice, L (1, 9) OBP: 0.344, SLG: 0.404										3	0	1	1	0	0	0							
Mike Kelly, R (1, 7) Ryan Klesko, L (9, PH) OBP: 0.422, SLG: 0.745										3	0	0	0	0	0	1							
Mark Lemke, S (1, 4) OBP: 0.366, SLG: 0.381										4	0	0	0	0	0	1							
Steve Avery, L (1, 1) OBP: 0.111, SLG: 0.125										2	0	0	0	0	2	0							
Mark Wohlers, R (6, 1) Steve Bedrosian, R (7, 1) Bill Pecota, R (8, PH) Mike Stanton, L (8, 1)										0	0	0	0	0	0	0							
Inning Stats	R: 1 E: 0 K: 1 S: 8	H: 1 LOB: 0 BB: 1 P: 16	R: 0 E: 0 K: 1 S: 7	H: 0 LOB: 0 BB: 0 P: 14	R: 0 E: 0 K: 1 S: 8	H: 0 LOB: 0 BB: 0 P: 12	R: 2 E: 0 K: 1 S: 12	H: 3 LOB: 1 BB: 0 P: 21	R: 0 E: 0 K: 0 S: 10	H: 1 LOB: 1 BB: 0 P: 16	R: 0 E: 0 K: 0 S: 7	H: 0 LOB: 0 BB: 0 P: 11	R: 0 E: 0 K: 1 S: 8	H: 0 LOB: 0 BB: 0 P: 11	R: 2 E: 0 K: 0 S: 14	H: 1 LOB: 1 BB: 2 P: 26	1B: 4 2B: 1 3B: 0 HR: 1	SF: 1 SAC: 0 DP: 1 HBP: 0	WP: 1 PB: 0 SB: 0 CS: 0	PA: 35			
PITCHER	IP WLS BF H R ER SO BB IBB HBP BLK WP HR S P ERA WHIP	8.0 W 31 6 5 5 6 2 0 0 0 0 1 71 121 5.62 1.000	1.0 4 0 0 0 0 1 0 0 0 0 1 0 10 16 0.00 1.000																				

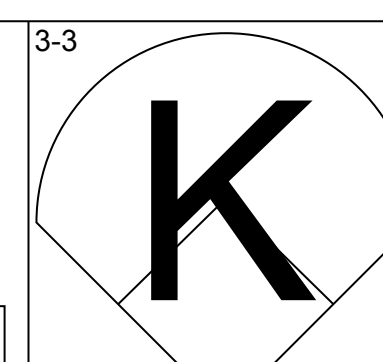
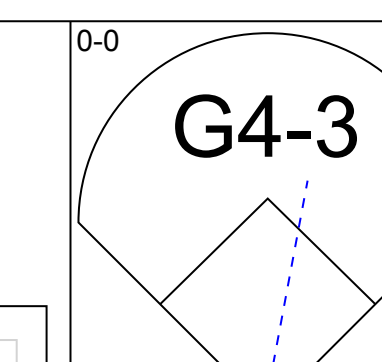
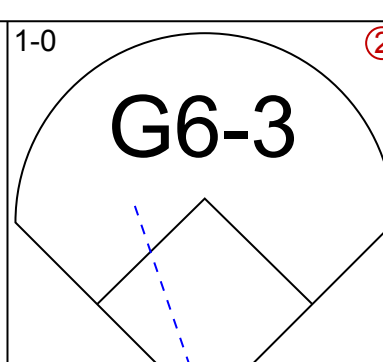
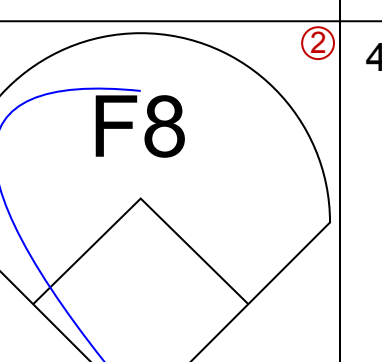
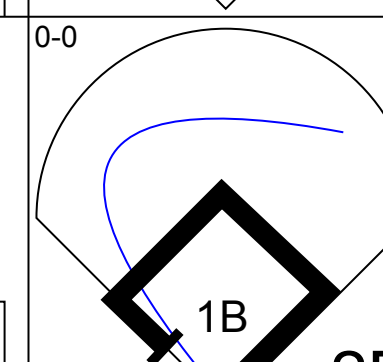
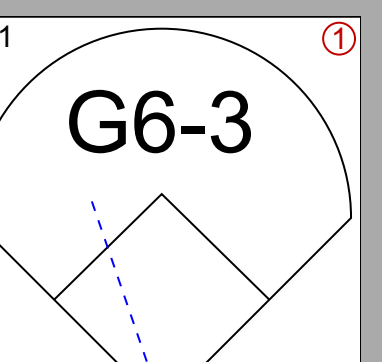
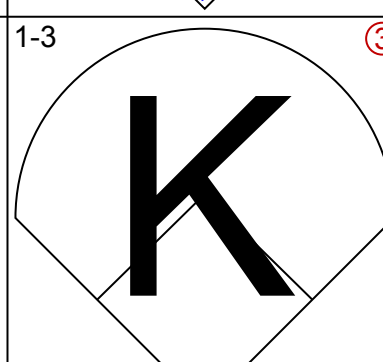
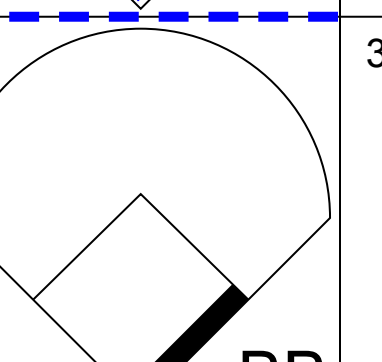
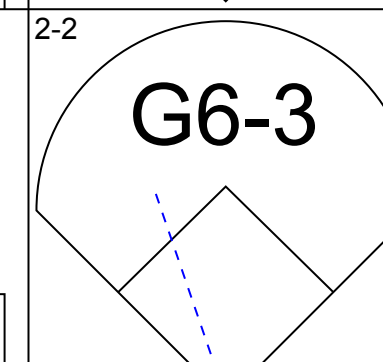
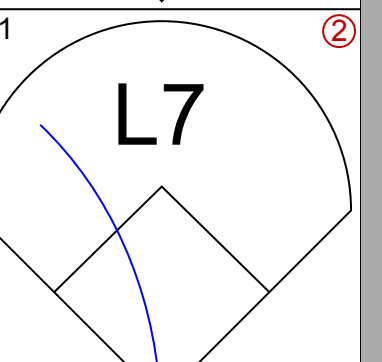
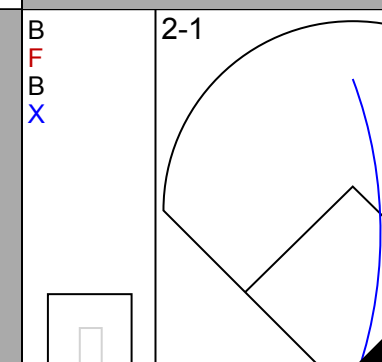
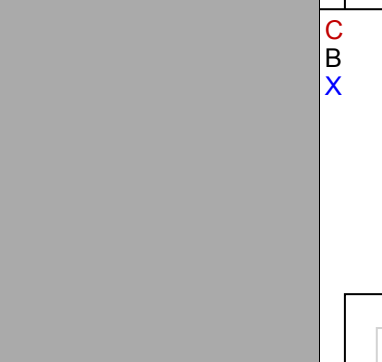
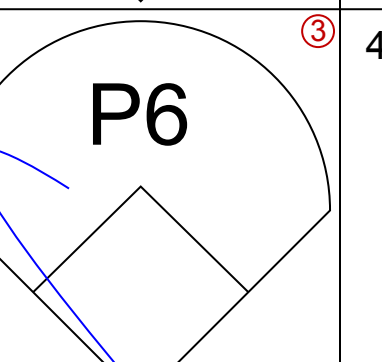
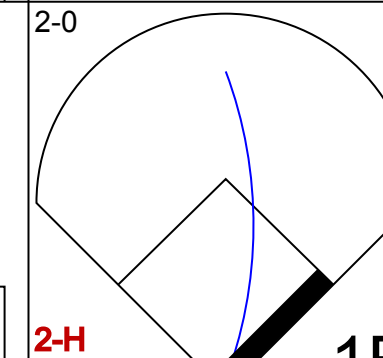
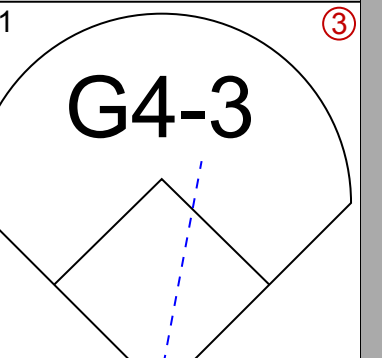
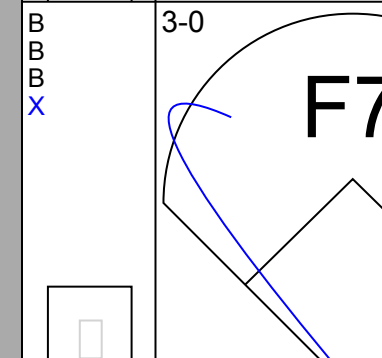
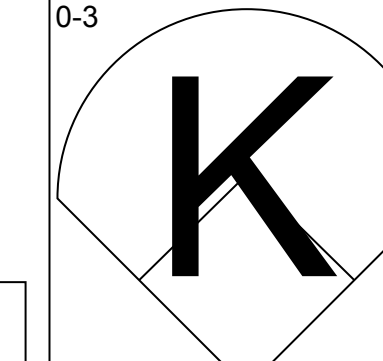
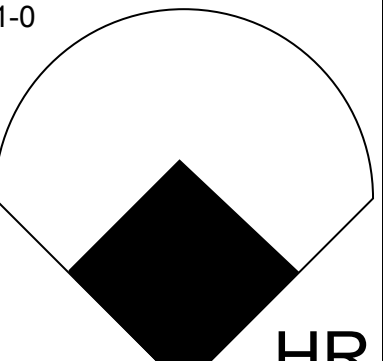
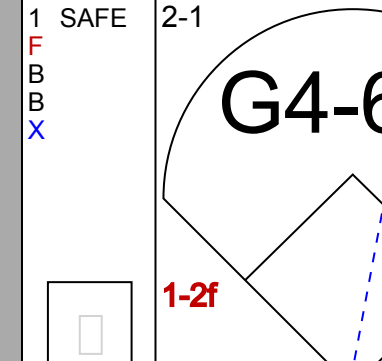
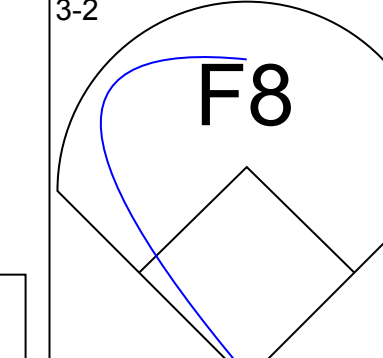
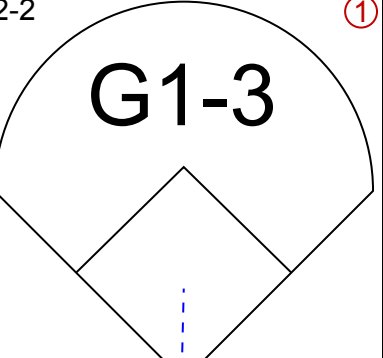
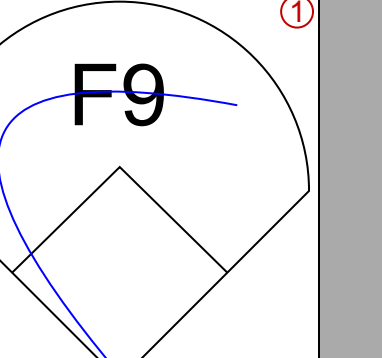
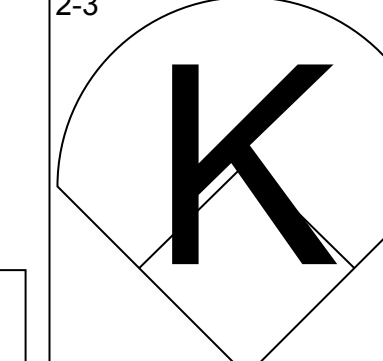
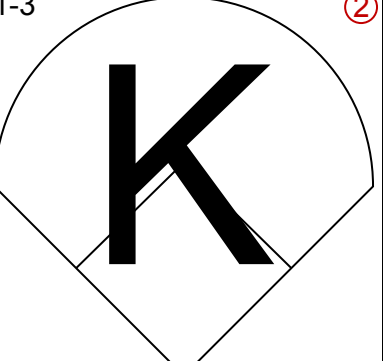
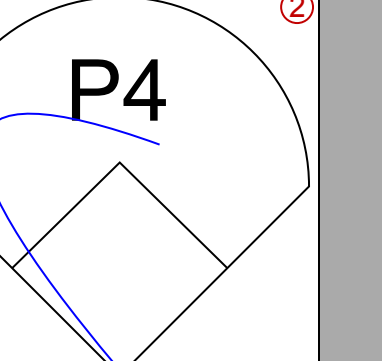
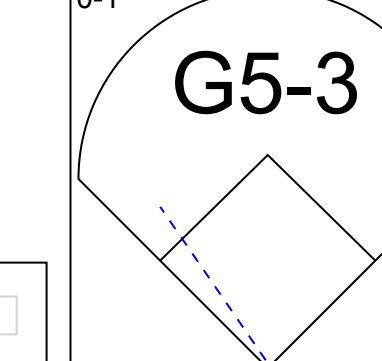
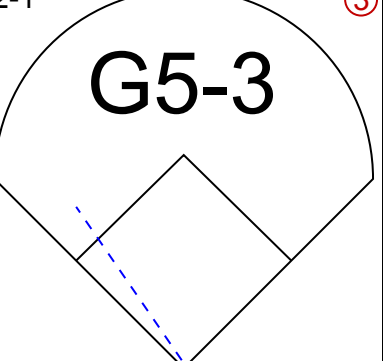

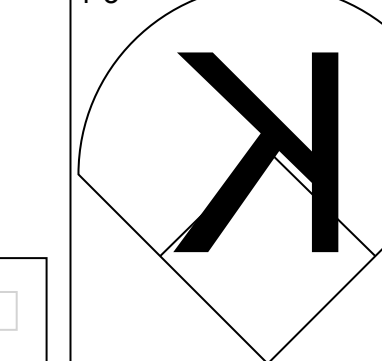
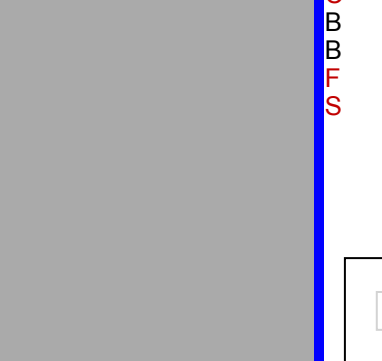
AB 31
R 5
H 6
RBI 4
BB 3
SO 6
LOB 7



Batter	1	2	3	4	5	6	7	8	9	AB	R	H	RBI	BB	SO	LOB	BOTTOM					
Carlos Garcia, R (1, 4) OBP: 0.337, SLG: 0.405										4	2	2	1	1	1	0	<p>Atlanta Braves @ Pittsburgh Pirates Three Rivers Stadium, Pittsburgh, PA</p> <p>Fri Apr 29 1994, 7:05 PM EDT Att: 27,615 - Unknown - 78 F</p>					
Jay Bell, R (1, 6) OBP: 0.303, SLG: 0.303										4	2	3	0	1	0	1						
Al Martin, L (1, 8) OBP: 0.360, SLG: 0.508										4	2	1	0	1	1	4						
Jeff King, R (1, 5) OBP: 0.299, SLG: 0.361										3	0	2	4	0	1	1						
Brian Hunter, R (1, 7) Orlando Merced, S (7, PR) OBP: 0.411, SLG: 0.383										4	0	1	2	0	0	2						
Don Slaught, R (1, 2) OBP: 0.463, SLG: 0.349										2	1	1	0	2	0	1						
Lloyd McClendon, R (1, 9) OBP: 0.250, SLG: 0.333										4	0	1	0	0	1	3						
Kevin Young, R (1, 3) OBP: 0.261, SLG: 0.326										3	1	0	0	1	1	3						
Steve Cooke, R (1, 1) Rick White, R (9, 1)										3	0	0	0	0	2	1						
Inning Stats	R: 1 E: 0 K: 1 S: 15	H: 2 LOB: 1 BB: 0 P: 23	R: 0 E: 0 K: 1 S: 10	H: 0 LOB: 1 BB: 1 P: 19	R: 0 E: 0 K: 1 S: 12	H: 1 LOB: 1 BB: 0 P: 15	R: 0 E: 0 K: 1 S: 11	H: 0 LOB: 1 BB: 1 P: 18	R: 2 E: 0 K: 2 S: 14	H: 3 LOB: 1 BB: 0 P: 20	R: 1 E: 0 K: 0 S: 6	H: 2 LOB: 0 BB: 0 P: 12	R: 3 E: 1 K: 1 S: 13	H: 1 LOB: 1 BB: 3 P: 29	R: 1 E: 0 K: 0 S: 12	H: 2 LOB: 1 BB: 1 P: 24		1B: 9 2B: 2 3B: 0 HR: 0	SF: 1 SAC: 1 DP: 2 HBP: 0	WP: 0 PB: 1 SB: 1 CS: 0	PA: 39	
PITCHER	IP WLS BF H R ER SO BB IBB HBP BLK WP HR S P ERA WHIP	5.0 L 25 8 4 4 4 6 2 0 0 0 0 0 66 103 7.20 2.000	1.1 7 1 3 2 0 3 0 0 0 0 0 0 11 27 13.50 3.000	0.2 2 0 0 0 1 0 0 0 0 0 0 0 4 6 0.00 0.000	1.0 5 2 1 1 0 1 0 0 0 0 0 0 12 24 9.00 3.000																	

AB 31
R 8
H 11
RBI 7
BB 6
SO 7
LOB 16

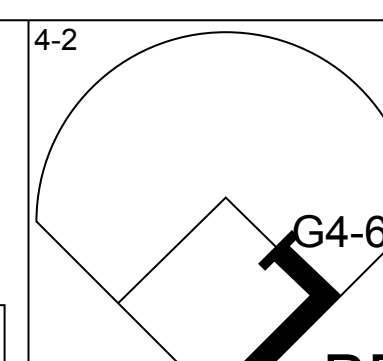
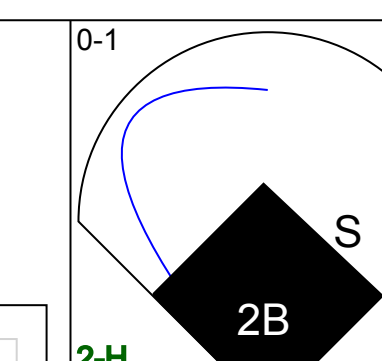
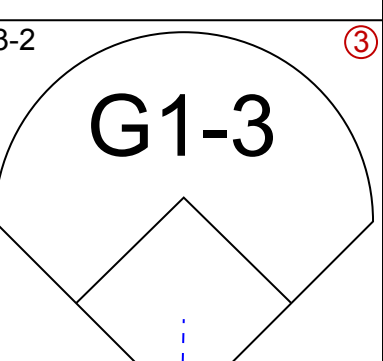
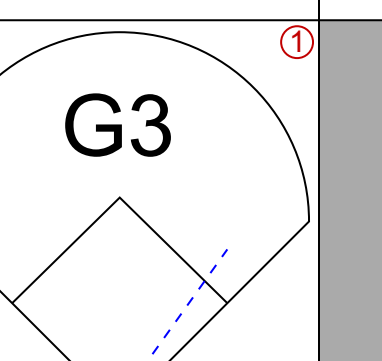
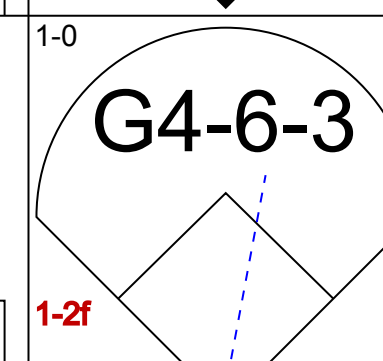
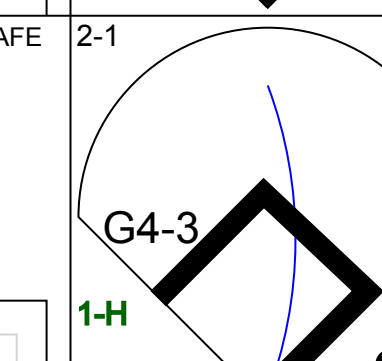
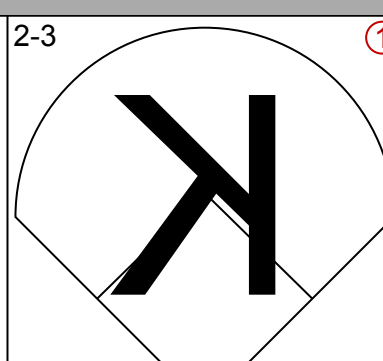
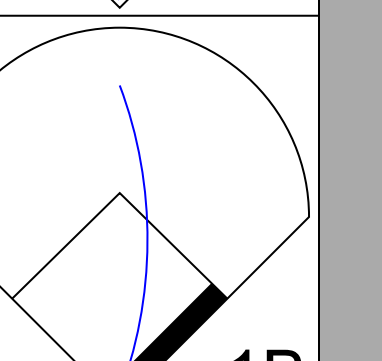
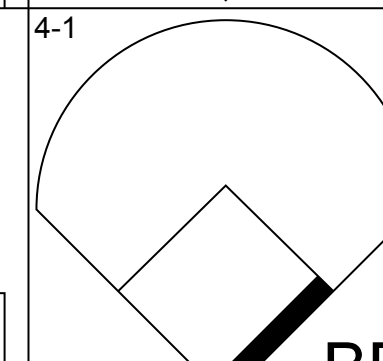
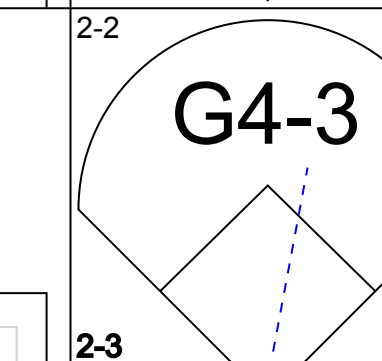
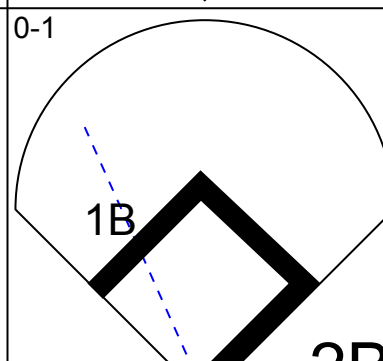
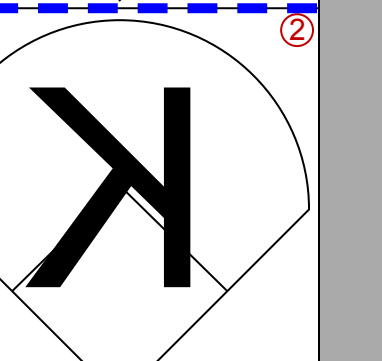
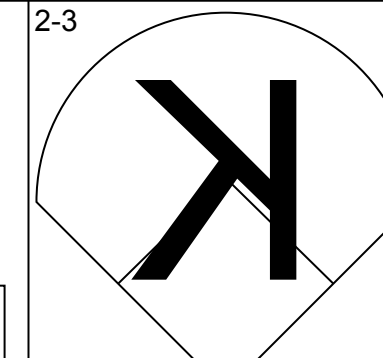
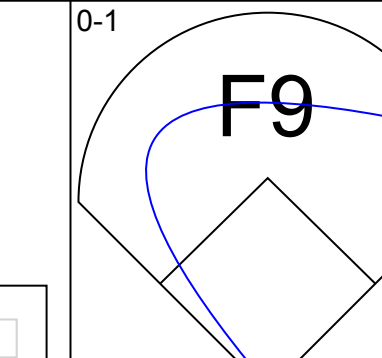
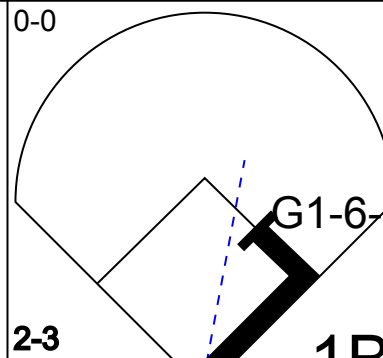
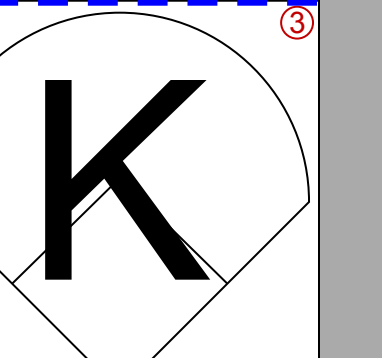
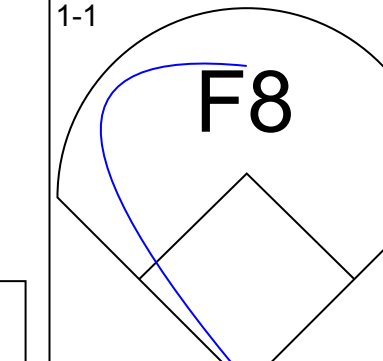
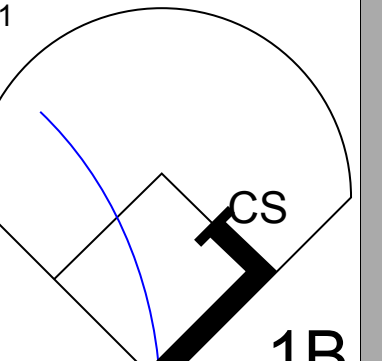
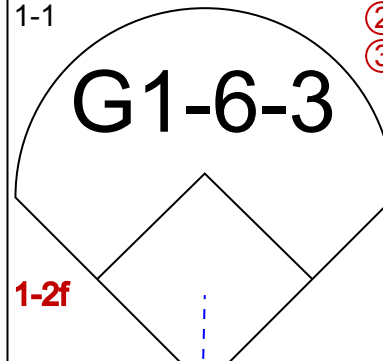
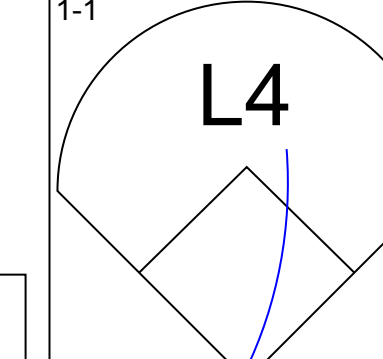
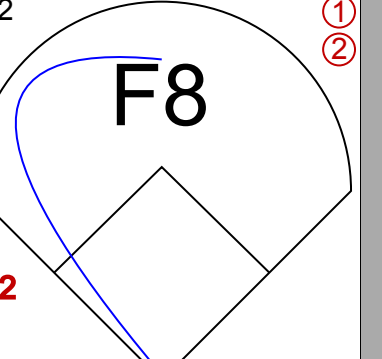
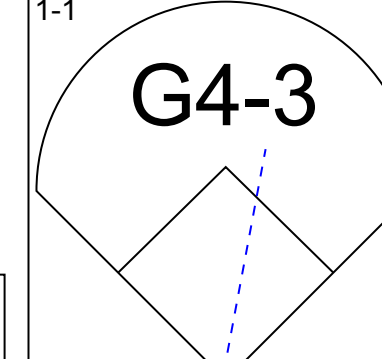
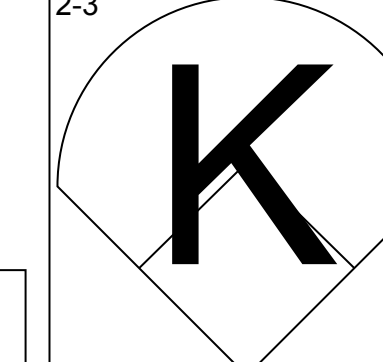
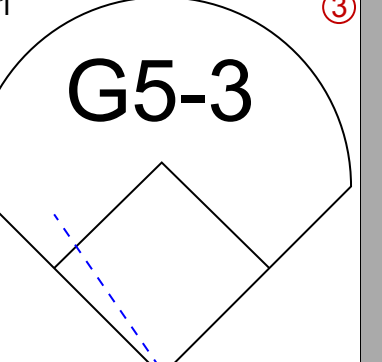
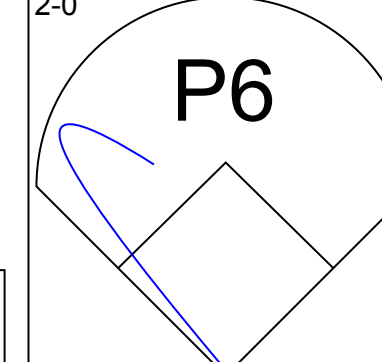
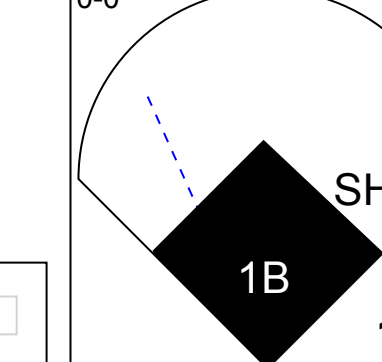
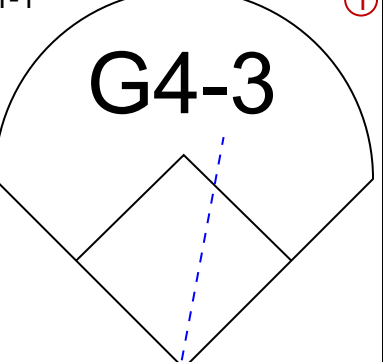
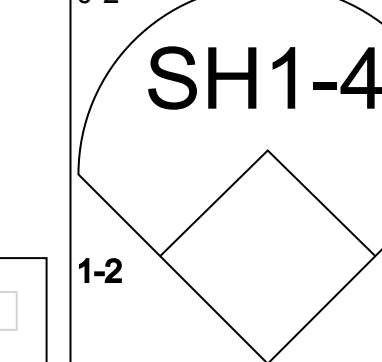
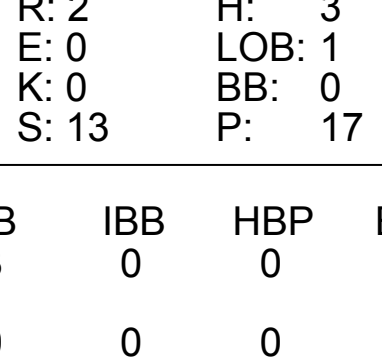
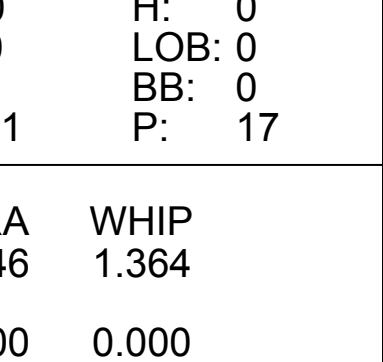


Batter	1	2	3	4	5	6	7	8	9	AB	R	H	RBI	BB	SO	LOB	TOP					
Deion Sanders, L (1,8) OBP: 0.422, SLG: 0.500										4	0	0	0	0	1	0						
Jeff Blausler, R (1,6) OBP: 0.276, SLG: 0.290										3	0	1	0	1	1	0						
Terry Pendleton, S (1,5) OBP: 0.382, SLG: 0.515										4	0	1	0	0	0	2						
Fred McGriff, L (1,3) OBP: 0.398, SLG: 0.530										3	0	1	0	0	0	1						
Javy Lopez, R (1,2) OBP: 0.305, SLG: 0.558										3	1	1	1	0	1	1						
David Justice, L (1,9) OBP: 0.328, SLG: 0.382										3	0	0	0	0	0	0						
Mike Kelly, R (1,7) OBP: 0.192, SLG: 0.346										3	0	0	0	0	2	0						
Mark Lemke, S (1,4) OBP: 0.351, SLG: 0.364										3	0	0	0	0	1	0						
Greg Maddux, R (1,1) OBP: 0.154, SLG: 0.231										2	0	0	0	0	2	0						
Mike Stanton, L (8,1)										0	0	0	0	0	0	0						
Steve Bedrosian, R (8,1)										0	0	0	0	0	0	0						
Bill Pecota, R (9, PH) OBP: 0.467, SLG: 0.417										1	0	0	0	0	1	0						
Inning Stats	R: 0 E: 0 K: 1 S: 9	H: 2 LOB: 2 BB: 0 P: 16	R: 0 E: 0 K: 2 S: 10	H: 0 LOB: 0 BB: 0 P: 15	R: 0 E: 0 K: 1 S: 6	H: 0 LOB: 0 BB: 0 P: 7	R: 0 E: 0 K: 0 S: 6	H: 0 LOB: 0 BB: 0 P: 10	R: 1 E: 0 K: 1 S: 9	H: 1 LOB: 0 BB: 0 P: 15	R: 0 E: 0 K: 2 S: 7	H: 0 LOB: 0 BB: 0 P: 11	R: 0 E: 0 K: 0 S: 5	H: 1 LOB: 0 BB: 0 P: 12	R: 0 E: 0 K: 1 S: 6	H: 0 LOB: 1 BB: 1 P: 11	R: 0 E: 0 K: 1 S: 10	H: 0 LOB: 1 BB: 1 P: 17	1B: 2 2B: 1 3B: 0 HR: 1	SF: 0 SAC: 0 DP: 1 HBP: 0	WP: 0 PB: 0 SB: 0 CS: 0	PA: 30
PITCHER	IP	WLS	BF	H	R	ER	SO	BB	IBB	HBP	BLK	WP	HR	S	P	ERA	WHIP					
Denny Neagle, L (1,1) ERA: 4.25	8.0	W	26	4	1	1	8	0	0	0	0	0	1	58	97	1.12	0.500					
Jeff Ballard, L (9,1) ERA: 2.0	0.2		2	0	0	0	1	0	0	0	0	0	0	6	8	0.00	0.000					
Rick White, R (9,1) ERA: 0.71	0.1	S	2	0	0	0	0	1	0	0	0	0	0	4	9	0.00	3.000					

Atlanta Braves @ Pittsburgh Pirates
Three Rivers Stadium, Pittsburgh, PA
Sat Apr 30 1994, 7:05 PM EDT
Att: 25,967 - Unknown - 61 F

AB 29
R 1
H 4
RBI 1
BB 1
SO 9
LOB 4





Batter	1	2	3	4	5	6	7	8	9	AB	R	H	RBI	BB	SO	LOB	BOTTOM				
Al Martin, L (1,7) OBP: 0.367, SLG: 0.500										3	1	1	1	1	0	0					
Jay Bell, R (1,6) OBP: 0.312, SLG: 0.325										4	0	2	1	0	1	1					
Andy Van Slyke, L (1,8) OBP: 0.297, SLG: 0.284										3	0	1	0	1	1	2					
Dave Clark, L (1,9) OBP: 0.367, SLG: 0.552										3	0	1	0	0	1	2					
Kevin Young, R (8, PH) OBP: 0.255, SLG: 0.318										1	0	0	0	0	1	1					
Jeff King, R (1,5) OBP: 0.300, SLG: 0.360										3	0	1	0	0	0	2					
Orlando Merced, S (1,3) OBP: 0.395, SLG: 0.365										3	0	0	0	0	0	1					
Lance Parrish, R (1,2)										3	0	0	0	0	1	0					
Tom Foley, L (1,4) OBP: 0.267, SLG: 0.200										2	1	1	0	1	0	0					
Denny Neagle, L (1,1)										2	0	0	0	0	2	1					
Jeff Ballard, L (9,1) ERA: 3.6										0	0	0	0	0	0	0					
Rick White, R (9,1)										0	0	0	0	0	0	0					
Inning Stats	R: 0 E: 0 K: 1 S: 8	H: 0 LOB: 1 BB: 2 P: 19	R: 0 E: 0 K: 1 S: 7	H: 0 LOB: 0 BB: 0 P: 11	R: 2 E: 0 K: 0 S: 13	H: 3 LOB: 1 BB: 0 P: 17	R: 0 E: 0 K: 0 S: 8	H: 1 LOB: 0 BB: 0 P: 11	R: 0 E: 0 K: 1 S: 11	H: 0 LOB: 0 BB: 0 P: 17	R: 0 E: 0 K: 1 S: 8	H: 2 LOB: 1 BB: 0 P: 11	R: 0 E: 0 K: 1 S: 7	H: 0 LOB: 1 BB: 1 P: 15	R: 0 E: 0 K: 2 S: 15	H: 1 LOB: 1 BB: 0 P: 21	1B: 5 2B: 2 3B: 0 HR: 0	SF: 0 SAC: 1 DP: 2 HBP: 0	WP: 0 PB: 0 SB: 1 CS: 1	PA: 31	
PITCHER	IP	WLS	BF	H	R	ER	SO	BB	IBB	HBP	BLK	WP	HR	S	P	ERA	WHIP				
Greg Maddux, R (1,1) ERA: 1.12	7.1	L	29	7	2	2	5	3	0	0	0	0	0	68	110	2.46	1.364				
Mike Stanton, L (8,1) ERA: 3.6	0.1		1	0	0	0	1	0	0	0	0	0	0	5	7	0.00	0.000				
Steve Bedrosian, R (8,1) ERA: 0.84	0.1		1	0	0	0	1	0	0	0	0	0	0	4	5	0.00	0.000				

Atlanta Braves @ Pittsburgh Pirates
Three Rivers Stadium, Pittsburgh, PA
Sat Apr 30 1994, 7:05 PM EDT
Att: 25,967 - Unknown - 61 F

AB 27
R 2
H 7
RBI 2
BB 3
SO 7
LOB 10



Batter	1	2	3	4	5	6	7	8	9	AB	R	H	RBI	BB	SO	LOB	TOP			
Deion Sanders, L (1, 8) OBP: 0.407, SLG: 0.480	1-2 F8		0-1 G3		2-1 L4			0-1 P7		4	0	0	0	0	0	0	Atlanta Braves @ Pittsburgh Pirates Three Rivers Stadium, Pittsburgh, PA Sun May 01 1994, 3:33 AM EDT Att: 30,614 - Unknown - 48 F AB 30 R 1 H 3 RBI 1 BB 3 SO 7 LOB 7 			
Jeff Blausler, R (1, 6) OBP: 0.289, SLG: 0.281	0-0 F9		0-1 F9			2-3 K		1-2 G2		3	0	0	0	0	1	0				
Rafael Belliard, R (8, PH) OBP: 0.409, SLG: 0.455										1	0	0	0	0	0	0				
Ryan Klesko, L (1, 7) OBP: 0.426, SLG: 0.724	4-1 BB BB		2-1 1B			0-1 G4-3			1-1 G3	3	0	1	0	1	0	0				
Fred McGriff, L (1, 3) OBP: 0.392, SLG: 0.512	4-2 BB BB		2-2 F9			2-3 K			1-0 F8	3	0	0	0	1	1	1				
David Justice, L (1, 9) OBP: 0.353, SLG: 0.448	4-2 BB			3-2 G4-3				1-1 FC6-4 1B	2-1 HR	3	1	2	1	1	0	0				
Terry Pendleton, S (1, 5) OBP: 0.398, SLG: 0.495	0-1 G4-3			2-1 G6-3				0-3 K	2-2 G5-3	4	0	0	0	0	1	4				
Javy Lopez, R (1, 2) OBP: 0.294, SLG: 0.538		1-3 K		1-3 K				1-2 FC6-4 1-2		3	0	0	0	0	2	1				
Mark Lemke, S (1, 4) OBP: 0.338, SLG: 0.348	1-2 F9				3-2 P7			0-0 G4-1		3	0	0	0	0	0	1				
Tom Glavine, L (1, 1) OBP: 0.357, SLG: 0.333					0-0 G4-3				0-3 K	2	0	0	0	0	1	0				
Mark Wohlers, R (6, 1)										0	0	0	0	0	0	0				
Kent Mercker, L (7, 1)										0	0	0	0	0	0	0				
Tony Tarasco, L (8, PH) OBP: 0.350, SLG: 0.605										1	0	0	0	0	1	0				
Greg McMichael, R (8, 1)										0	0	0	0	0	0	0				
Inning Stats	R: 0 E: 0 K: 2 S: 11	H: 0 LOB: 3 BB: 3 P: 24	R: 0 E: 0 K: 2 S: 9	H: 0 LOB: 0 BB: 0 P: 11	R: 0 E: 0 K: 0 S: 9	H: 1 LOB: 1 BB: 0 P: 13	R: 0 E: 0 K: 1 S: 8	H: 0 LOB: 0 BB: 0 P: 14	R: 0 E: 0 K: 1 S: 10	H: 0 LOB: 0 BB: 0 P: 14	R: 0 E: 0 K: 1 S: 9	H: 1 LOB: 1 BB: 0 P: 11	R: 0 E: 0 K: 1 S: 9	H: 0 LOB: 0 BB: 0 P: 10	R: 1 E: 0 K: 0 S: 9	H: 1 LOB: 0 BB: 0 P: 15	1B: 2 2B: 0 3B: 0 HR: 1	SF: 0 SAC: 0 DP: 0 HBP: 0	WP: 0 PB: 0 SB: 0 CS: 0	PA: 33
PITCHER Paul Wagner, R (1, 1) ERA: 4.32	IP: 9.0 WLS: W BF: 33 H: 3 R: 1 ER: 1 SO: 7 BB: 3 IBB: 0 HBP: 0 BLK: 0 WP: 0 HR: 1 S: 80 P: 123 ERA: 1.00 WHIP: 0.667																			

Batter	1	2	3	4	5	6	7	8	9	AB	R	H	RBI	BB	SO	LOB	BOTTOM			
Carlos Garcia, R (1, 4) OBP: 0.330, SLG: 0.386	2-3 K		2-0 G6-3		1-3 K	3-3 K		4-2 BB		4	0	0	0	1	3	3	Atlanta Braves @ Pittsburgh Pirates Three Rivers Stadium, Pittsburgh, PA Sun May 01 1994, 3:33 AM EDT Att: 30,614 - Unknown - 48 F AB 34 R 4 H 9 RBI 4 BB 4 SO 9 LOB 25 			
Jay Bell, R (1, 6) OBP: 0.316, SLG: 0.341	0-2 F7		2-2 FC1-4B 2B		0-0 G5-4-3 1-2		3-2 BB BB 1B	2-0 E9		5	0	2	0	0	0	2				
Andy Van Slyke, L (1, 8) OBP: 0.313, SLG: 0.294	3-2 HBP 1B		0-0 FC1-5-6-5			0-0 S 1B	4-0 BB BB	0-1 G6-3		4	1	2	0	1	0	3				
Jeff King, R (1, 5) OBP: 0.310, SLG: 0.367	1-0 HBP 1B		1-0 F7			1-2 H 1B 1B	2-3 K			4	1	2	1	0	1	3				
Lloyd McClendon, R (1, 7) OBP: 0.267, SLG: 0.286	1-2 HBP			0-1 F7		3-2 FC6 1B 2B	1-3 K			2	0	0	0	0	0	1				
Al Martin, L (6, PR) OBP: 0.363, SLG: 0.493	1-2 2-3 HBP					0-0 2B 1B				1	1	0	0	0	1	2				
Orlando Merced, S (1, 9) OBP: 0.400, SLG: 0.364	1-3 K			3-2 G4-3		0-0 2B 1B	4-2 BB			3	1	1	1	1	1	3				
Don Slaught, R (1, 2) OBP: 0.448, SLG: 0.326		3-2 G4-3		4-0 WP BB		0-1 F8	2-3 K			3	0	0	0	1	1	5				
Kevin Young, R (1, 3) OBP: 0.235, SLG: 0.292	0-0 L1			3-2 G6-3		0-3 K		1-3 K		4	0	0	0	0	2	3				
Paul Wagner, R (1, 1) OBP: 0.167, SLG: 0.250	1-2 G4-3				2-2 G5-4-3 1B	1-2 H 2B		0-2 G6-3		4	0	2	2	0	0	0				
Inning Stats	R: 0 E: 0 K: 2 S: 18	H: 2 LOB: 3 BB: 0 P: 26	R: 0 E: 0 K: 0 S: 9	H: 0 LOB: 0 BB: 0 P: 13	R: 0 E: 0 K: 0 S: 6	H: 1 LOB: 1 BB: 0 P: 11	R: 0 E: 0 K: 0 S: 9	H: 0 LOB: 1 BB: 1 P: 19	R: 0 E: 0 K: 1 S: 11	H: 1 LOB: 0 BB: 0 P: 14	R: 4 E: 0 K: 2 S: 26	H: 4 LOB: 2 BB: 0 P: 33	R: 0 E: 0 K: 3 S: 15	H: 1 LOB: 3 BB: 2 P: 31	R: 0 E: 1 K: 1 S: 12	H: 0 LOB: 2 BB: 1 P: 19	1B: 7 2B: 2 3B: 0 HR: 0	SF: 0 SAC: 0 DP: 1 HBP: 1	WP: 1 PB: 0 SB: 1 CS: 0	PA: 39
PITCHER Tom Glavine, L (1, 1) ERA: 3.86	IP: 5.2 WLS: L BF: 27 H: 8 R: 4 ER: 4 SO: 4 BB: 1 IBB: 0 HBP: 0 BLK: 0 WP: 0 HR: 0 S: 71 P: 105 ERA: 6.35 WHIP: 1.588																			
Mark Wohlers, R (6, 1) ERA: 2.92	0.1	1	0	0	0	1	0	0	0	0	0	8	11	0.00	0.000					
Kent Mercker, L (7, 1) ERA: 3.74	1.0	6	1	0	0	3	2	0	0	0	0	15	31	0.00	3.000					
Greg McMichael, R (8, 1) ERA: 4.38	1.0	5	0	0	0	1	1	0	0	0	0	12	19	0.00	1.000					

Batter	1	2	3	4	5	6	7	8	9	AB	R	H	RBI	BB	SO	LOB	TOP										
Chuck Carr, S OBP: 0.371, SLG: 0.381 (1, 8)	B3		FC6-4		K			G5-3		4	0	0	0	0	1	3	Florida Marlins @ Atlanta Braves Atlanta-Fulton County Stadium, Atlanta, GA Wed May 04 1994, 7:05 PM EDT Att: 36,444 - Unknown - 64 F livebaseballscorecards.com										
Dave Magadan, L OBP: 0.421, SLG: 0.323 Richie Lewis, R (8, 1)	G5-3			K		L8		P5		4	0	0	0	0	1	1											
Gary Sheffield, R OBP: 0.448, SLG: 0.774 (1, 9)	P5			G6-3		K			1B	4	0	1	0	0	1	0											
Jeff Conine, R OBP: 0.373, SLG: 0.579 (1, 7)		K				G6-3			1B	4	0	2	0	0	1	0											
Orestes Destrade, S OBP: 0.317, SLG: 0.391 (1, 3)	G4-3						G1-3		K	3	0	0	0	1	1	2											
Benito Santiago, R OBP: 0.298, SLG: 0.372 (1, 2)	G6-3				G1-3		F8		F9	4	0	0	0	0	0	4											
Bret Barberie, S OBP: 0.253, SLG: 0.365 Jeff Mutis, L (7, 1)			K			G6-3			FC5-4	3	0	0	0	0	2	0											
Jerry Browne, S OBP: 0.397, SLG: 0.327 (8, 5)							K			1	0	0	0	0	0	2											
Kurt Abbott, R OBP: 0.333, SLG: 0.390 (1, 6)			K					G5-3		3	0	2	0	0	1	0											
Ryan Bowen, R OBP: 0.300, SLG: 0.400 Rick Renteria, R OBP: 0.240, SLG: 0.333 (7, 4)								L6		2	0	1	0	0	1	1											
Inning Stats	R: 0 H: 0 E: 0 K: 0 S: 5	H: 0 LOB: 0 BB: 0 P: 6	R: 0 H: 0 E: 0 K: 1 S: 9	H: 0 LOB: 0 BB: 0 P: 11	R: 0 H: 1 E: 0 K: 2 S: 15	H: 1 LOB: 1 BB: 0 P: 20	R: 0 H: 1 E: 0 K: 1 S: 13	H: 1 LOB: 2 BB: 1 P: 23	R: 0 H: 0 E: 0 K: 2 S: 12	H: 0 LOB: 0 BB: 0 P: 8	R: 0 H: 0 E: 0 K: 1 S: 9	H: 0 LOB: 0 BB: 0 P: 12	R: 0 H: 1 E: 0 K: 0 S: 12	H: 1 LOB: 1 BB: 0 P: 20	R: 0 H: 2 E: 0 K: 1 S: 12	H: 2 LOB: 2 BB: 0 P: 20	1B: 4 2B: 2 3B: 0 HR: 0	SF: 0 SAC: 0 DP: 0 HBP: 0	WP: 0 PB: 0 CS: 0	PA: 34							
PITCHER	IP	WLS	BF	H	R	ER	SO	BB	IBB	HBP	BLK	WP	HR	S	P	ERA	WHIP										
Steve Avery, L ERA: 3.05 (1, 1)	8.0	W	29	4	0	0	8	1	0	0	0	0	0	80	120	0.00	0.625										
Greg McMichael, R ERA: 4.05 (9, 1)	1.0	S	5	2	0	0	1	0	0	0	0	0	0	12	20	0.00	2.000										

Batter	1	2	3	4	5	6	7	8	9	AB	R	H	RBI	BB	SO	LOB	BOTTOM										
Deion Sanders, L OBP: 0.388, SLG: 0.453 (1, 8)	F8		F7			K		SH1-3		4	1	1	0	0	1	0	Florida Marlins @ Atlanta Braves Atlanta-Fulton County Stadium, Atlanta, GA Wed May 04 1994, 7:05 PM EDT Att: 36,444 - Unknown - 64 F livebaseballscorecards.com										
Terry Pendleton, S OBP: 0.363, SLG: 0.500 (1, 5)	G4-3		F8			G1-4-3		SH1-3		3	0	0	0	0	0	0											
Ryan Klesko, L OBP: 0.400, SLG: 0.662 Dave Gallagher, R OBP: 0.298, SLG: 0.375 (6, PH)	L8				F8			1B	WP	3	0	0	0	0	1	0											
Fred McGriff, L OBP: 0.373, SLG: 0.500 (1, 3)		G3			K			P7		4	1	1	0	0	1	2											
David Justice, L OBP: 0.368, SLG: 0.446 (1, 9)		G3			G4-3			WP		4	0	1	1	0	1	0											
Javy Lopez, R OBP: 0.303, SLG: 0.536 (1, 2)							L8			4	0	2	0	0	1	1											
Mark Lemke, S OBP: 0.333, SLG: 0.342 (1, 4)										3	0	2	0	0	0	1											
Rafael Belliard, R OBP: 0.393, SLG: 0.385 (1, 6)										1	0	0	0	1	0	2											
Steve Avery, L OBP: 0.083, SLG: 0.091 Greg McMichael, R (9, 1)			G6-3							3	0	0	0	0	1	3											
Inning Stats	R: 0 H: 0 E: 0 K: 0 S: 8	H: 2 LOB: 2 BB: 0 P: 11	R: 0 H: 0 E: 0 K: 0 S: 10	H: 2 LOB: 2 BB: 0 P: 15	R: 0 H: 0 E: 0 K: 0 S: 14	H: 0 LOB: 0 BB: 0 P: 20	R: 0 H: 0 E: 0 K: 1 S: 6	H: 0 LOB: 0 BB: 0 P: 12	R: 0 H: 1 E: 0 K: 0 S: 7	H: 1 LOB: 1 BB: 1 P: 17	R: 0 H: 0 E: 0 K: 2 S: 11	H: 0 LOB: 0 BB: 0 P: 17	R: 1 H: 2 E: 0 K: 2 S: 15	H: 2 LOB: 2 BB: 0 P: 23	R: 2 H: 2 E: 0 K: 1 S: 12	H: 2 LOB: 1 BB: 1 P: 23		1B: 6 2B: 0 3B: 1 HR: 0	SF: 0 SAC: 1 DP: 1 HBP: 1	WP: 2 PB: 0 CS: 0	PA: 33						
PITCHER	IP	WLS	BF	H	R	ER	SO	BB	IBB	HBP	BLK	WP	HR	S	P	ERA	WHIP										
Ryan Bowen, R ERA: 5.56 (1, 1)	6.2	L	26	5	1	1	4	1	0	1	0	0	0	68	112	1.35	0.900										
Jeff Mutis, L ERA: 10.8 (7, 1)	1.0		6	2	2	2	1	0	1	0	0	0	0	12	22	18.00	2.000										
Richie Lewis, R ERA: 1.13 (8, 1)	0.1		1	0	0	0	1	0	0	0	0	1	0	3	4	0.00	0.000										



Batter	1	2	3	4	5	6	7	8	9	AB	R	H	RBI	BB	SO	LOB	TOP					
Mike Lansing, R OBP: 0.331, SLG: 0.355	G5-3		L4			G1-3		G6-3		4	0	0	0	0	0	2						
Cliff Floyd, L OBP: 0.312, SLG: 0.402	G4-3			G3-1		K		G6-3		4	0	0	0	0	1	1						
Marquis Grissom, R OBP: 0.305, SLG: 0.358	E5			F9			CS S 1B	F9		4	0	1	0	0	0	0						
Larry Walker, L OBP: 0.331, SLG: 0.450	G4-3			G1-3			SAFE K 1-2	K		4	0	0	0	0	2	2						
Moises Alou, R OBP: 0.429, SLG: 0.594		L9			G1		SAFE 1B			3	0	1	0	0	0	0						
Darin Fletcher, L OBP: 0.391, SLG: 0.467		F7			K		SAFE 1B			3	0	0	0	0	1	1						
Gil Heredia, R OBP: 1.000, SLG: 1.000								F7		0	0	0	0	0	0	0						
Sean Berry, R OBP: 0.449, SLG: 0.564			G3		L4					3	0	1	0	0	0	0						
Wil Cordero, R OBP: 0.328, SLG: 0.350			F9			E1				3	0	1	0	0	0	0						
Pedro Martinez, R OBP: 0.294, SLG: 0.143			G3-1			K		G5-4-3		1	0	0	0	0	0	0						
Lou Frazier, S OBP: 0.294, SLG: 0.143										1	0	0	0	0	1	1						
Butch Henry, L OBP: 0.360, SLG: 0.500										0	0	0	0	0	0	0						
Lenny Webster, R OBP: 0.360, SLG: 0.500										1	0	0	0	0	0	2						
Inning Stats	R: 0 E: 1 K: 0 S: 14	H: 0 LOB: 1 BB: 0 P: 21	R: 0 E: 0 K: 0 S: 7	H: 0 LOB: 0 BB: 0 P: 9	R: 0 E: 0 K: 0 S: 5	H: 0 LOB: 0 BB: 0 P: 5	R: 0 E: 0 K: 0 S: 7	H: 0 LOB: 0 BB: 0 P: 13	R: 0 E: 0 K: 1 S: 8	H: 0 LOB: 0 BB: 0 P: 12	R: 0 E: 1 K: 2 S: 11	H: 0 LOB: 1 BB: 0 P: 15	R: 0 E: 0 K: 1 S: 9	H: 2 LOB: 1 BB: 0 P: 15	R: 0 E: 0 K: 0 S: 6	H: 2 LOB: 1 BB: 0 P: 8	R: 0 E: 0 K: 1 S: 8	H: 0 LOB: 0 BB: 0 P: 12	1B: 4 2B: 0 3B: 0 HR: 0	SF: 0 SAC: 0 DP: 1 HBP: 0	WP: 0 PB: 0 SB: 2 CS: 1	PA: 31
PITCHER Greg Maddux, R ERA: 0.94	IP: 9.0 WLS: W BF: 31 H: 4 R: 0 ER: 0 SO: 5 BB: 0 IBB: 0 HBP: 0 BLK: 0 WP: 0 HR: 0 S: 75 P: 110 ERA: 0.00 WHIP: 0.444															PITCHER						

Montreal Expos @ Atlanta Braves
Atlanta-Fulton County Stadium, Atlanta, GA
Fri May 06 1994, 7:05 PM EDT
Att: 48,808 - Unknown

AB	31
R	0
H	4
RBI	0
BB	0
SO	5
LOB	9



Batter	1	2	3	4	5	6	7	8	9	AB	R	H	RBI	BB	SO	LOB	BOTTOM			
Deion Sanders, L OBP: 0.384, SLG: 0.445	G4-6-3 1B		K		F8		L9			4	0	1	0	0	1	2				
Terry Pendleton, S OBP: 0.350, SLG: 0.482	F8			K		P2		K		4	0	0	0	0	2	1				
Ryan Klesko, L OBP: 0.397, SLG: 0.647				F8				E5		3	0	1	0	0	0	1				
Dave Gallagher, R OBP: 0.288, SLG: 0.360	G4-6-3					HR 1B				1	1	0	0	0	0	0				
Fred McGriff, L OBP: 0.377, SLG: 0.561		HR		F8		HR		K		4	2	2	3	0	1	1				
David Justice, L OBP: 0.375, SLG: 0.449			F9			G3				4	0	2	0	0	0	1				
Javy Lopez, R OBP: 0.301, SLG: 0.523			K			F9		L9		4	1	1	0	0	1	3				
Mark Lemke, S OBP: 0.345, SLG: 0.354			K							3	1	2	0	0	1	0				
Rafael Belliard, R OBP: 0.387, SLG: 0.414			G4-3					G1-3		3	0	1	2	0	0	1				
Greg Maddux, R OBP: 0.125, SLG: 0.188			F9					K		3	0	0	0	0	1	2				
Inning Stats	R: 0 E: 0 K: 0 S: 4	H: 1 LOB: 0 BB: 0 P: 5	R: 1 E: 0 K: 2 S: 10	H: 1 LOB: 0 BB: 0 P: 18	R: 0 E: 0 K: 1 S: 8	H: 0 LOB: 0 BB: 0 P: 10	R: 0 E: 0 K: 1 S: 6	H: 0 LOB: 0 BB: 0 P: 8	R: 2 E: 0 K: 0 S: 17	H: 4 LOB: 1 BB: 0 P: 22	R: 2 E: 0 K: 0 S: 14	H: 2 LOB: 1 BB: 0 P: 21	R: 0 E: 0 K: 1 S: 10	H: 1 LOB: 1 BB: 0 P: 11	R: 0 E: 1 K: 2 S: 11	H: 1 LOB: 2 BB: 0 P: 18	1B: 7 2B: 1 3B: 0 HR: 2	SF: 0 SAC: 0 DP: 1 HBP: 0	WP: 0 PB: 0 SB: 0 CS: 0	PA: 33
PITCHER Pedro Martinez, R ERA: 3.35	IP: 5.0 WLS: L BF: 19 H: 6 R: 3 ER: 3 SO: 4 BB: 0 IBB: 0 HBP: 0 BLK: 0 WP: 0 HR: 1 S: 14 P: 45 ERA: 5.40 WHIP: 1.200															PITCHER				
Butch Henry, L ERA: 2.57	IP: 1.0 WLS: 5 BF: 2 H: 2 R: 2 ER: 2 SO: 0 BB: 0 IBB: 0 HBP: 0 BLK: 0 WP: 0 HR: 1 S: 14 P: 21 ERA: 18.00 WHIP: 2.000																			
Gil Heredia, R ERA: 6.61	IP: 2.0 WLS: 9 BF: 2 H: 2 R: 0 ER: 0 SO: 3 BB: 0 IBB: 0 HBP: 0 BLK: 0 WP: 0 HR: 0 S: 21 P: 29 ERA: 0.00 WHIP: 1.000																			

Montreal Expos @ Atlanta Braves
Atlanta-Fulton County Stadium, Atlanta, GA
Fri May 06 1994, 7:05 PM EDT
Att: 48,808 - Unknown

AB	33
R	5
H	10
RBI	5
BB	0
SO	7
LOB	12



Batter	1	2	3	4	5	6	7	8	9	AB	R	H	RBI	BB	SO	LOB	TOP			
Mike Lansing, R OBP: 0.320, SLG: 0.342	P4		F9			G4-3		G1-3		4	0	0	0	0	0	1				
Sean Berry, R OBP: 0.430, SLG: 0.537	F9			F8		K			G1-3	4	0	0	0	0	1	0				
Marquis Grissom, R OBP: 0.296, SLG: 0.347	P4			K		G5-3			G5-3	4	0	0	0	0	1	0				
Larry Walker, L OBP: 0.336, SLG: 0.455										3	1	1	0	1	1	0				
Moises Alou, R OBP: 0.431, SLG: 0.582	L9			BB		G5-3			BB	2	0	0	0	2	0	0				
Randy Milligan, R OBP: 0.346, SLG: 0.200				BB		G4-3			BB	3	0	1	0	1	1	2				
Lenny Webster, R OBP: 0.345, SLG: 0.464	G4-3									4	0	1	1	0	1	1				
Wil Cordero, R OBP: 0.325, SLG: 0.346			F7						BB	4	0	1	0	0	1	3				
Jeff Fassero, L (1, 1)			K			G3		SH2-4		2	0	0	0	0	1	0				
Inning Stats	R: 0 E: 0 K: 0 S: 5	H: 0 LOB: 0 BB: 0 P: 10	R: 0 E: 0 K: 1 S: 9	H: 1 LOB: 1 BB: 0 P: 13	R: 0 E: 0 K: 1 S: 7	H: 0 LOB: 0 BB: 0 P: 9	R: 0 E: 0 K: 2 S: 11	H: 0 LOB: 2 BB: 2 P: 22	R: 0 E: 0 K: 2 S: 8	H: 0 LOB: 0 BB: 0 P: 11	R: 0 E: 0 K: 0 S: 4	H: 0 LOB: 0 BB: 0 P: 7	R: 0 E: 0 K: 0 S: 11	H: 1 LOB: 1 BB: 0 P: 18	R: 1 E: 0 K: 0 S: 12	H: 2 LOB: 3 BB: 2 P: 23	1B: 3 2B: 1 3B: 0 HR: 0	SF: 0 SAC: 1 DP: 0 HBP: 0	WP: 0 PB: 0 SB: 0 CS: 0	PA: 35
PITCHER Tom Glavine, L ERA: 3.27	IP: 9.0 WLS: W BF: 35 H: 4 R: 1 ER: 1 SO: 7 BB: 3 IBB: 1 HBP: 0 BLK: 0 WP: 0 HR: 0 S: 75 P: 121 ERA: 1.00 WHIP: 0.778															PITCHER				

Montreal Expos @ Atlanta Braves
Atlanta-Fulton County Stadium, Atlanta, GA
Sat May 07 1994, 7:05 PM EDT
Att: 49,157 - Unknown

AB	30
R	1
H	4
RBI	1
BB	4
SO	7
LOB	7



Batter	1	2	3	4	5	6	7	8	9	AB	R	H	RBI	BB	SO	LOB	BOTTOM					
Deion Sanders, L OBP: 0.380, SLG: 0.439	G4-3		K					F8		4	0	1	0	0	1	1						
Dave Gallagher, R OBP: 0.313, SLG: 0.379	F9			FC5-4						4	0	2	0	0	1	1						
Terry Pendleton, S OBP: 0.339, SLG: 0.466	K		FC5-4					G5-3		4	0	0	0	0	1	3						
Fred McGriff, L OBP: 0.373, SLG: 0.549										4	0	1	0	0	1	0						
Javy Lopez, R OBP: 0.299, SLG: 0.511										4	0	1	0	0	1	1						
David Justice, L OBP: 0.381, SLG: 0.444										3	0	1	0	1	2	1						
Jarvis Brown, R (9, FR)										0	1	0	0	0	0	0						
Mark Lemke, S OBP: 0.341, SLG: 0.386										4	1	1	2	0	0	3						
Rafael Belliard, R OBP: 0.382, SLG: 0.406										3	0	1	0	0	1	0						
Tom Glavine, L OBP: 0.294, SLG: 0.267										3	0	0	0	0	3	1						
Inning Stats	R: 0 E: 0 K: 1 S: 7	H: 0 LOB: 0 BB: 0 P: 11	R: 0 E: 0 K: 1 S: 13	H: 1 LOB: 1 BB: 0 P: 17	R: 0 E: 0 K: 2 S: 12	H: 2 LOB: 2 BB: 0 P: 15	R: 0 E: 0 K: 0 S: 7	H: 2 LOB: 1 BB: 0 P: 10	R: 0 E: 0 K: 3 S: 11	H: 1 LOB: 1 BB: 0 P: 13	R: 0 E: 0 K: 1 S: 7	H: 0 LOB: 0 BB: 0 P: 11	R: 0 E: 0 K: 1 S: 8	H: 0 LOB: 0 BB: 0 P: 12	R: 0 E: 0 K: 1 S: 6	H: 1 LOB: 1 BB: 0 P: 10	R: 2 E: 0 K: 1 S: 9	H: 1 LOB: 1 BB: 1 P: 17	1B: 7 2B: 0 3B: 0 HR: 1	SF: 0 SAC: 0 DP: 1 HBP: 0	WP: 1 PB: 0 SB: 1 CS: 0	PA: 34
PITCHER Jeff Fassero, L ERA: 2.39	IP: 8.2 WLS: L BF: 34 H: 8 R: 2 ER: 2 SO: 11 BB: 1 IBB: 0 HBP: 0 BLK: 0 WP: 1 HR: 1 S: 80 P: 116 ERA: 2.08 WHIP: 1.038															PITCHER						

Montreal Expos @ Atlanta Braves
Atlanta-Fulton County Stadium, Atlanta, GA
Sat May 07 1994, 7:05 PM EDT
Att: 49,157 - Unknown

AB	33
R	2
H	8
RBI	2
BB	1
SO	11
LOB	11



Batter	1	2	3	4	5	6	7	8	9	AB	R	H	RBI	BB	SO	LOB	TOP			
Marquis Grissom, R (1, 8) Lou Frazier, S (6, 8)	L7		F8			FC6-4		BB		3	0	0	0	0	0	1				
Cliff Floyd, L (1, 3)	2B			G4-3		F8		BB		3	0	1	0	1	0	1				
Moises Alou, R (1, 7)	G5-3			K			G5-3	K		4	0	0	0	0	2	3				
Larry Walker, L (1, 9)	G3			P9			G3-4	BB		3	0	1	0	1	0	1				
Darrin Fletcher, L (1, 2)		F9			L9		G3-4-1		K	4	0	0	0	0	1	2				
Mike Lansing, R (1, 4)	K				CS		P4		FC6-4	3	0	1	0	1	1	1				
Wil Cordero, R (1, 6)	K				K				L8	4	1	1	0	0	2	3				
Sean Berry, R (1, 5)			L9			L7		F7	FC6-4	4	0	0	0	0	0	3				
Ken Hill, R (1, 1) Randy Milligan, R (8, PH) John Wetteland, R (8, 1)			K			FC6-4		SF7		2	0	1	0	0	1	0				
Inning Stats	R: 0 E: 0 K: 0 S: 10	H: 1 LOB: 1 BB: 0 P: 17	R: 0 E: 0 K: 2 S: 11	H: 0 LOB: 0 BB: 0 P: 15	R: 0 E: 0 K: 1 S: 9	H: 0 LOB: 0 BB: 0 P: 12	R: 0 E: 0 K: 1 S: 6	H: 0 LOB: 0 BB: 0 P: 12	R: 0 E: 0 K: 1 S: 13	H: 1 LOB: 1 BB: 0 P: 19	R: 0 E: 0 K: 0 S: 9	H: 1 LOB: 1 BB: 1 P: 16	R: 1 E: 0 K: 1 S: 17	H: 2 LOB: 2 BB: 1 P: 23	R: 0 E: 0 K: 1 S: 11	H: 1 LOB: 2 BB: 1 P: 19	1B: 4 2B: 2 3B: 1 HR: 0	SF: 1 SAC: 0 DP: 1 HBP: 0	WP: 0 PB: 0 CS: 1	PA: 35
PITCHER	IP	WLS	BF	H	R	ER	SO	BB	IBB	HBP	BLK	WP	HR	S	P	ERA	WHIP			
29 John Smoltz, R (1, 1) ERA: 3.49	8.0	L	30	5	1	1	6	2	0	0	0	0	0	84	126	1.12	0.875			
Greg McMichael, R (9, 1) ERA: 3.77	1.0	S	5	1	0	0	1	1	0	0	1	0	0	11	19	0.00	2.000			

Montreal Expos @ Atlanta Braves
Atlanta-Fulton County Stadium, Atlanta, GA
Sun May 08 1994, 3:33 AM EDT
Att: 48,742 - Sunny - 65 F

AB 31
R 1
H 6
RBI 1
BB 3
SO 7
LOB 15



Batter	1	2	3	4	5	6	7	8	9	AB	R	H	RBI	BB	SO	LOB	BOTTOM					
Deion Sanders, L (1, 8)	G3		K			S		K		3	0	1	0	1	2	0						
Terry Pendleton, S (1, 5)	K			G6-3		K		K		4	0	0	0	0	3	2						
Ryan Klesko, L (1, 7)	G3				F7			K		4	0	1	0	0	1	2						
Fred McGriff, L (1, 3)	F8				F8			F8		4	0	0	0	0	0	3						
David Justice, L (1, 9)		P5				G3-1				2	0	0	0	1	0	0						
Mark Lemke, S (1, 4)	F7				G3-1		G1-3			3	0	0	0	0	0	2						
Charlie O'Brien, R (1, 2)	F9					G3-1		F7		3	0	1	0	0	0	0						
Rafael Belliard, R (1, 6) Tony Tarasco, L (8, PH) Mike Mordecai, R (9, 6)			G1-3			G4-6-3		K		2	0	0	0	0	0	1						
29 John Smoltz, R (1, 1) Bill Pecota, R (8, PH) Greg McMichael, R (9, 1)			K			K		K		2	0	0	0	0	2	0						
Inning Stats	R: 0 E: 0 K: 1 S: 9	H: 0 LOB: 0 BB: 1 P: 19	R: 0 E: 0 K: 0 S: 8	H: 0 LOB: 0 BB: 0 P: 12	R: 0 E: 0 K: 2 S: 10	H: 0 LOB: 0 BB: 0 P: 15	R: 0 E: 0 K: 0 S: 13	H: 1 LOB: 2 BB: 1 P: 27	R: 0 E: 0 K: 1 S: 9	H: 1 LOB: 0 BB: 0 P: 14	R: 0 E: 0 K: 1 S: 12	H: 1 LOB: 1 BB: 0 P: 16	R: 0 E: 0 K: 0 S: 9	H: 0 LOB: 0 BB: 0 P: 11	R: 0 E: 0 K: 3 S: 16	H: 0 LOB: 0 BB: 0 P: 24	R: 0 E: 0 K: 2 S: 8	H: 0 LOB: 0 BB: 0 P: 10	1B: 2 2B: 1 3B: 0 HR: 0	SF: 0 SAC: 0 DP: 1 HBP: 0	WP: 0 PB: 0 CS: 0	PA: 31
PITCHER	IP	WLS	BF	H	R	ER	SO	BB	IBB	HBP	BLK	WP	HR	S	P	ERA	WHIP					
Ken Hill, R (1, 1) ERA: 2.5	7.0	W	25	3	0	0	5	2	0	0	0	0	0	70	114	0.00	0.714					
John Wetteland, R (8, 1) ERA: 3.09	2.0	S	6	0	0	0	5	0	0	0	0	0	0	24	34	0.00	0.000					

Montreal Expos @ Atlanta Braves
Atlanta-Fulton County Stadium, Atlanta, GA
Sun May 08 1994, 3:33 AM EDT
Att: 48,742 - Sunny - 65 F

AB 29
R 0
H 3
RBI 0
BB 2
SO 10
LOB 10



Batter	1	2	3	4	5	6	7	8	9	AB	R	H	RBI	BB	SO	LOB	TOP										
Lenny Dykstra, L (1,8) OBP: 0.371, SLG: 0.437	G4-3		F8		SF7			F7		3	0	0	1	0	0	0	Philadelphia Phillies @ Atlanta Braves Atlanta-Fulton County Stadium, Atlanta, GA Mon May 09 1994, 7:05 PM EDT Att: 44,987 - Unknown - 76 F AB 30 R 2 H 4 RBI 2 BB 1 SO 6 LOB 7										
Mariano Duncan, R (1,4) OBP: 0.322, SLG: 0.481	F9			K	F7			L8		4	0	0	0	0	1												
John Kruk, L (1,3) OBP: 0.419, SLG: 0.382	K			2B	BB			G1	G6-3	3	0	0	0	1	1												
Dave Hollins, S (1,5)		K			2B			G6-3	P3	4	0	1	0	0	1	0											
Darren Daulton, L (1,2) OBP: 0.415, SLG: 0.583	F8			P5				G4-3	F8	4	0	0	0	0	2												
Pete Incaviglia, R (1,7) OBP: 0.284, SLG: 0.361	K			G4-3				P9		3	0	0	0	0	1	2											
Wes Chamberlain, R (1,9) OBP: 0.364, SLG: 0.548				HR	SF7			G4-3		3	2	2	1	0	0	0											
Kim Batiste, R (1,6) OBP: 0.171, SLG: 0.171			G5-3					G5-3		3	0	1	0	0	0	0											
Jeff Juden, R (1,1) OBP: 0.111, SLG: 0.111									G1-3	1	0	0	0	0	1	0											
Andy Carter, L (3,1)										1	0	0	0	0	1	2											
Ricky Jordan, R (8, PH) OBP: 0.294, SLG: 0.458										1	0	0	0	0	0	0											
Mike Williams, R (8,1)										0	0	0	0	0	0	0											
Inning Stats	R: 0 H: 0 E: 0 K: 1 S: 5	H: 0 LOB: 0 BB: 0 P: 11	R: 0 H: 0 E: 0 K: 2 S: 7	H: 0 LOB: 0 BB: 0 P: 13	R: 1 H: 1 E: 0 K: 1 S: 13	H: 1 LOB: 0 BB: 0 P: 18	R: 0 H: 1 E: 0 K: 1 S: 14	H: 1 LOB: 2 BB: 1 P: 23	R: 1 H: 2 E: 0 K: 1 S: 11	H: 2 LOB: 1 BB: 0 P: 14	R: 0 H: 0 E: 0 K: 0 S: 7	H: 0 LOB: 0 BB: 0 P: 12	R: 0 H: 0 E: 0 K: 0 S: 5	H: 0 LOB: 0 BB: 0 P: 7	R: 0 H: 0 E: 0 K: 0 S: 8	H: 0 LOB: 0 BB: 0 P: 13	R: 0 H: 0 E: 0 K: 0 S: 5	H: 0 LOB: 0 BB: 0 P: 8	1B: 1 2B: 2 3B: 0 HR: 1	SF: 1 SAC: 0 DP: 0 HBP: 0	WP: 0 PB: 0 SB: 0 CS: 0	PA: 32					
PITCHER	IP	WLS	BF	H	R	ER	SO	BB	IBB	HBP	BLK	WP	HR	S	P	ERA	WHIP										
Steve Avery, L (1,1) ERA: 2.98	7.0	W	26	4	2	2	6	1	0	0	0	0	1	62	98	2.57	0.714										
Mike Stanton, L (8,1) ERA: 2.57	2.0		6	0	0	0	0	0	0	0	0	0	0	13	21	0.00	0.000										

Batter	1	2	3	4	5	6	7	8	9	AB	R	H	RBI	BB	SO	LOB	BOTTOM										
Deion Sanders, L (1,8) OBP: 0.377, SLG: 0.426	1B	B3		K		P4		K		5	1	1	0	0	2	1	Philadelphia Phillies @ Atlanta Braves Atlanta-Fulton County Stadium, Atlanta, GA Mon May 09 1994, 7:05 PM EDT Att: 44,987 - Unknown - 76 F AB 33 R 7 H 10 RBI 7 BB 2 SO 8 LOB 15										
Terry Pendleton, S (1,5) OBP: 0.326, SLG: 0.468	F8			K		G5-3				4	1	1	1	0	1	1											
Ryan Klesko, L (1,7) OBP: 0.400, SLG: 0.640	2B			G3				F8		3	1	2	0	0	0	0											
Dave Gallagher, R (7,7) OBP: 0.303, SLG: 0.367	2B									1	0	0	0	0	0	0											
Fred McGriff, L (1,3) OBP: 0.373, SLG: 0.569	2B			L8	HBP	BB		HR		3	2	2	3	1	1	1											
David Justice, L (1,9) OBP: 0.396, SLG: 0.481	S			HR		K		G6-4-3		3	2	2	1	1	1	1											
Javy Lopez, R (1,2) OBP: 0.307, SLG: 0.500	K							1B		2	0	0	0	0	1	3											
Mike Stanton, L (8,1)	K			HBP				G6-4-3		0	0	0	0	0	0	0											
Mark Lemke, S (1,4) OBP: 0.327, SLG: 0.378				L9		L8		G4-3		4	0	1	2	0	0	3											
Rafael Belliard, R (1,6) OBP: 0.325, SLG: 0.342	K			F9		K		G1-3		4	0	0	0	0	2	4											
Steve Avery, L (1,1) OBP: 0.067, SLG: 0.071				G6-3		F7				3	0	0	0	0	0	1											
Charlie O'Brien, R (8,2) OBP: 0.333, SLG: 0.478						P6				1	0	1	0	0	0	0											
Inning Stats	R: 4 H: 4 E: 0 K: 2 S: 18	H: 4 LOB: 1 BB: 1 P: 36	R: 1 H: 2 E: 0 K: 1 S: 11	H: 2 LOB: 1 BB: 0 P: 15	R: 1 H: 1 E: 0 K: 0 S: 8	H: 1 LOB: 0 BB: 0 P: 14	R: 0 H: 0 E: 0 K: 2 S: 9	H: 0 LOB: 0 BB: 0 P: 14	R: 0 H: 0 E: 0 K: 2 S: 11	H: 0 LOB: 2 BB: 1 P: 23	R: 0 H: 0 E: 0 K: 0 S: 6	H: 0 LOB: 0 BB: 0 P: 11	R: 1 H: 2 E: 0 K: 0 S: 10	H: 2 LOB: 0 BB: 0 P: 13	R: 0 H: 1 E: 0 K: 1 S: 7	H: 1 LOB: 1 BB: 0 P: 11	1B: 5 2B: 2 3B: 0 HR: 3	SF: 0 SAC: 0 DP: 1 HBP: 2	WP: 0 PB: 0 SB: 2 CS: 0	PA: 37							
PITCHER	IP	WLS	BF	H	R	ER	SO	BB	IBB	HBP	BLK	WP	HR	S	P	ERA	WHIP										
Jeff Juden, R (1,1) ERA: 6.18	2.0	L	15	7	6	6	3	1	0	1	0	0	2	30	55	27.00	4.000										
Andy Carter, L (3,1) ERA: 3.52	5.0		18	2	1	1	4	1	0	1	0	0	1	43	71	1.80	0.600										
Mike Williams, R (8,1) ERA: 4.5	1.0		4	1	0	0	1	0	0	0	0	0	0	7	11	0.00	1.000										



Batter	1	2	3	4	5	6	7	8	9	10	11	12	13	14	15	AB	R	H	RBI	BB	SO	LOB	TOP																						
Lenny Dykstra, L OBP: 0.364, SLG: 0.449 (1, 8)																6	2	2	0	0	4	2																							
Mariano Duncan, R OBP: 0.341, SLG: 0.487 (1, 6)																7	1	4	1	1	0	2																							
Ricky Jordan, R OBP: 0.355, SLG: 0.555 (1, 1)																4	2	3	2	0	1	1																							
David West, L OBP: 0.317, SLG: 0.437 (1, 1)																0	2	0	0	4	0	0																							
Dave Hollins, S OBP: 0.301, SLG: 0.385 (1, 5)																0	2	0	0	4	0	0																							
Jim Eisenreich, L OBP: 0.301, SLG: 0.308 (7, 9)																3	0	0	0	0	0	2																							
Pete Incaviglia, R OBP: 0.286, SLG: 0.415 (1, 7)																4	1	2	4	0	1	3																							
Milt Thompson, L OBP: 0.350, SLG: 0.426 (7, 7)																3	0	0	0	0	1	0																							
Wes Chamberlain, R OBP: 0.375, SLG: 0.565 (1, 9)																4	0	2	1	0	0	1																							
Tom Quisenberry, R OBP: 0.250, SLG: 0.250 (7, 5)																3	0	1	0	0	1	0																							
Todd Pratt, R OBP: 0.263, SLG: 0.235 (1, 2)																6	0	0	0	1	4	3																							
Mickey Morandini, L OBP: 0.300, SLG: 0.375 (1, 4)																6	0	0	0	1	0	4																							
Shawn Boskie, R (1, 1)																3	0	0	0	1	0	3																							
Doug Jones, R (9, 1)																0	0	0	0	0	0	0																							
Heathcliff Slocumb, R OBP: 1.000, SLG: 1.000 (9, 1)																3	0	1	0	0	0	2																							
John Kruk, R OBP: 0.417, SLG: 0.380 (9, 3)																0	0	0	0	0	0	0																							
Inning Stats	R: 0 E: 0 K: 2 S: 17	H: 1 LOB: 2 BB: 1 P: 24	R: 0 E: 0 K: 0 S: 11	H: 1 LOB: 1 BB: 0 P: 18	R: 1 E: 0 K: 0 S: 13	H: 1 LOB: 1 BB: 1 P: 21	R: 0 E: 0 K: 1 S: 6	H: 1 LOB: 0 BB: 1 P: 8	R: 0 E: 0 K: 1 S: 6	H: 0 LOB: 0 BB: 1 P: 12	R: 2 E: 0 K: 1 S: 10	H: 2 LOB: 2 BB: 2 P: 22	R: 5 E: 0 K: 1 S: 15	H: 4 LOB: 0 BB: 1 P: 27	R: 0 E: 0 K: 2 S: 10	H: 1 LOB: 1 BB: 0 P: 13	R: 0 E: 0 K: 1 S: 8	H: 0 LOB: 0 BB: 0 P: 13	R: 0 E: 0 K: 1 S: 10	H: 0 LOB: 0 BB: 0 P: 15	R: 0 E: 0 K: 1 S: 7	H: 1 LOB: 1 BB: 0 P: 8	R: 0 E: 0 K: 0 S: 18	H: 1 LOB: 2 BB: 1 P: 28	R: 0 E: 0 K: 1 S: 7	H: 1 LOB: 1 BB: 0 P: 12	R: 0 E: 0 K: 1 S: 6	H: 0 LOB: 0 BB: 0 P: 10	R: 0 E: 0 K: 1 S: 9	H: 1 LOB: 2 BB: 1 P: 17	1B: 9 2B: 3 3B: 1 HR: 2	SF: 1 SAC: 0 DP: 2 HBP: 0	WP: 0 PB: 0 SB: 1 CS: 0	PA: 66											
PITCHER	IP: 5.0 WLS: 22 BF: 22	H: 5 R: 3 ER: 3 SO: 4	BB: 0 IBB: 0 HBP: 0 BLK: 0	WP: 0 HR: 1 S: 54 P: 89	ERA: 5.40 WHIP: 1.800	PITCHER	IP: 2.0 WLS: 7 BF: 7	H: 1 R: 0 ER: 0 SO: 2	BB: 0 IBB: 0 HBP: 0 BLK: 0	WP: 0 HR: 0 S: 17 P: 23	ERA: 0.00 WHIP: 0.500																																		
Kent Mercker, L ERA: 3.9 (1, 1)	1.0 (6, 1)	1.0 (7, 1)	1.0 (8, 1)	1.0 (9, 1)	1.0 (10, 1)	1.0 (11, 1)	1.0 (12, 1)	1.0 (13, 1)	1.0 (14, 1)	1.0 (15, 1)	1.0 (16, 1)	1.0 (17, 1)	1.0 (18, 1)	1.0 (19, 1)	1.0 (20, 1)	1.0 (21, 1)	1.0 (22, 1)	1.0 (23, 1)	1.0 (24, 1)	1.0 (25, 1)	1.0 (26, 1)	1.0 (27, 1)	1.0 (28, 1)	1.0 (29, 1)	1.0 (30, 1)	1.0 (31, 1)	1.0 (32, 1)	1.0 (33, 1)	1.0 (34, 1)	1.0 (35, 1)	1.0 (36, 1)	1.0 (37, 1)	1.0 (38, 1)	1.0 (39, 1)	1.0 (40, 1)	1.0 (41, 1)	1.0 (42, 1)	1.0 (43, 1)	1.0 (44, 1)	1.0 (45, 1)	1.0 (46, 1)	1.0 (47, 1)	1.0 (48, 1)	1.0 (49, 1)	1.0 (50, 1)

Philadelphia Phillies @ Atlanta Braves
Atlanta-Fulton County Stadium, Atlanta, GA
Tue May 10 1994, 7:05 PM EDT
Att. 47,014 - Unknown - 75 F

AB 57
R 8
H 15
RBI 8
BB 8
SO 14
LOB 27



Batter	1	2	3	4	5	6	7	8	9	10	11	12	13	14	15	AB	R	H	RBI	BB	SO	LOB	BOTTOM																						
Deion Sanders, L OBP: 0.384, SLG: 0.434 (1, 8)																7	2	3	0	1	0	1																							
Terry Pendleton, S OBP: 0.316, SLG: 0.453 (1, 5)																4	0	0	0	0	0	0																							
Mike Bielecki, R (9, 1)																3	0	0	0	1	1	5																							
Dave Gallagher, R OBP: 0.297, SLG: 0.333 (10, 7)																4	1	1	0	0	1	0																							
Ryan Klesko, L OBP: 0.320, SLG: 0.420 (1, 7)																1	0	0	0	0	0	0																							
Javy Lopez, R OBP: 0.300, SLG: 0.400 (1, 1)																1	0	0	0	0	0	0																							
Greg McMichael, R OBP: 0.300, SLG: 0.400 (1, 1)																1	0	0	0	0	0	0																							
Tom Glavino, L OBP: 0.275, SLG: 0.325 (1, 1)																1	0	0	0	0	0	0																							
Mike Stanton, L ERA: 2.0 (12, 1)																4	0	0	0	0	0	0																							
Fred McGriff, L OBP: 0.368, SLG: 0.548 (1, 3)																6	1	1	0	1	0	1																							
David Justice, L OBP: 0.388, SLG: 0.458 (1, 9)																6	1	1	0	1	0	2																							
Mark Lemke, S OBP: 0.343, SLG: 0.379 (1, 4)																5	1	2	1	2	0	1																							
Charlie O'Brien, R OBP: 0.355, SLG: 0.567 (1, 2)																7	2	3	3	0	0	3																							
Rafael Belland, R OBP: 0.310, SLG: 0.325 (1, 6)																2	0	0	0	0	1	2																							
Mike Mordecai, R OBP: 0.400, SLG: 1.000 (7, 9)																4	1	1	3	1	0	0																							
Kent Mercker, L ERA: 3.9 (1, 1)	1.0 (6, 1)	1.0 (7, 1)	1.0 (8, 1)	1.0 (9, 1)	1.0 (10, 1)	1.0 (11, 1)	1.0 (12, 1)	1.0 (13, 1)	1.0 (14, 1)	1.0 (15, 1)	1.0 (16, 1)	1.0 (17, 1)	1.0 (18, 1)	1.0 (19, 1)	1.0 (20, 1)	1.0 (21, 1)	1.0 (22, 1)	1.0 (23, 1)	1.0 (24, 1)	1.0 (25, 1)	1.0 (26, 1)	1.0 (27, 1)	1.0 (28, 1)	1.0 (29, 1)	1.0 (30, 1)	1.0 (31, 1)	1.0 (32, 1)	1.0 (33, 1)	1.0 (34, 1)	1.0 (35, 1)	1.0 (36, 1)	1.0 (37, 1)	1.0 (38, 1)	1.0 (39, 1)	1.0 (40, 1)	1.0 (41, 1)	1.0 (42, 1)	1.0 (43, 1)	1.0 (44, 1)	1.0 (45, 1)	1.0 (46, 1)	1.0 (47, 1)	1.0 (48, 1)	1.0 (49, 1)	1.0 (50, 1)
Inning Stats	R: 0 E: 0 K: 1 S: 12	H: 0 LOB: 0 BB: 0 P: 19	R: 0 E: 0 K: 0 S: 8	H: 1 LOB: 2 BB: 1 P: 15	R: 0 E: 0 K: 0 S: 7	H: 0 LOB: 0 BB: 0 P: 11	R: 0 E: 0 K: 0 S: 8	H: 0 LOB: 1 BB: 0 P: 16	R: 1 E: 0 K: 1 S: 12	H: 1 LOB: 1 BB: 1 P: 17	R: 0 E: 0 K: 0 S: 11	H: 0 LOB: 0 BB: 0 P: 15	R: 0 E: 0 K: 0 S: 7	H: 0 LOB: 0 BB: 0 P: 8	R: 0 E: 0																														

Batter	1	2	3	4	5	6	7	8	9	AB	R	H	RBI	BB	SO	LOB	TOP								
Lenny Dykstra, L OBP: 0.368, SLG: 0.450	F9		K			G4-6-3 1B		FC1-6 1B		4	0	2	0	0	1	0	Philadelphia Phillies @ Atlanta Braves Atlanta-Fulton County Stadium, Atlanta, GA Wed May 11 1994, 3:33 AM EDT Att. 46,985 - Overcast - 76 F								
Mariano Duncan, R OBP: 0.331, SLG: 0.471	G1-3				K	G4-6-3 1-2		FC1-6 G4-6-3		4	0	0	0	0	1	3									
John Kruk, L OBP: 0.420, SLG: 0.386				F8			G4-3 G1-3 1B	G4-6-3		4	1	2	0	0	0	2									
Dave Hollins, S OBP: 0.351, SLG: 0.372	K			P3			G1-3		L8	4	0	0	0	0	1	2									
Darren Daulton, L OBP: 0.406, SLG: 0.593		K				HR	G4-3		G3	4	1	1	1	0	1	1									
Jim Eisenreich, L OBP: 0.310, SLG: 0.317		G3				G4-3		1B	S 1B	4	0	2	1	0	0	0									
Milt Thompson, L OBP: 0.354, SLG: 0.417		G4-3				K		1B	P2	4	0	1	0	0	1	1									
Mickey Morandini, L OBP: 0.371, SLG: 0.353			L8			G3		G1-3-1		3	0	0	0	0	0	2									
Curt Schilling, R OBP: 0.167, SLG: 0.167			K				G4-3		FC1-6 1B BB	2	0	0	0	0	1	0									
Tony Longmire, L OBP: 0.179, SLG: 0.165										0	0	0	0	1	0	0									
David West, L OBP: 0.179, SLG: 0.165										0	0	0	0	0	0	0									
Inning Stats	R: 0 E: 0 K: 1 S: 9	H: 1 LOB: 1 BB: 0 P: 15	R: 0 E: 0 K: 1 S: 8	H: 0 LOB: 0 BB: 0 P: 15	R: 0 E: 0 K: 2 S: 9	H: 0 LOB: 0 BB: 0 P: 14	R: 0 E: 0 K: 1 S: 9	H: 0 LOB: 0 BB: 0 P: 10	R: 1 E: 0 K: 1 S: 8	H: 1 LOB: 0 BB: 0 P: 9	R: 0 E: 0 K: 0 S: 5	H: 1 LOB: 0 BB: 0 P: 6	R: 1 E: 0 K: 0 S: 8	H: 3 LOB: 2 BB: 0 P: 11	R: 0 E: 0 K: 0 S: 5	H: 1 LOB: 1 BB: 1 P: 11	R: 0 E: 0 K: 0 S: 12	H: 1 LOB: 1 BB: 0 P: 14	1B: 7 2B: 0 3B: 0 HR: 1	SF: 0 SAC: 0 DP: 2 HBP: 0	WP: 0 PB: 0 SB: 1 CS: 1	PA: 34			
PITCHER	IP	WLS	BF	H	R	ER	SO	BB	IBB	HBP	BLK	WP	HR	S	P	ERA	WHIP								
Greg Maddux, R ERA: 1.13	(1, 1)	6.2	W	25	6	2	2	6	0	0	0	0	1	55	78	2.70	0.900								
Mark Wohlers, R ERA: 4.91	(7, 1)	0.1		2	0	0	0	0	1	0	0	0	0	2	7	0.00	3.000								
Greg McMichael, R ERA: 2.95	(8, 1)	2.0	S	7	2	0	0	0	0	0	0	0	0	16	20	0.00	1.000								

AB	33
R	2
H	8
RBI	2
BB	1
SO	6
LOB	11



Batter	1	2	3	4	5	6	7	8	9	AB	R	H	RBI	BB	SO	LOB	BOTTOM								
Deion Sanders, L OBP: 0.397, SLG: 0.455	G3		K							3	1	1	2	1	1	1	Philadelphia Phillies @ Atlanta Braves Atlanta-Fulton County Stadium, Atlanta, GA Wed May 11 1994, 3:33 AM EDT Att. 46,985 - Overcast - 76 F								
Terry Pendleton, S OBP: 0.314, SLG: 0.447	P7					HR		BB		4	0	1	0	0	1	2									
Ryan Klesko, L OBP: 0.360, SLG: 0.598										3	0	0	0	0	2	2									
Dave Gallagher, R OBP: 0.288, SLG: 0.324	F9		K							1	0	0	0	0	0	2									
Fred McGriff, L OBP: 0.365, SLG: 0.563		HR								4	1	1	1	0	2	0									
David Justice, L OBP: 0.382, SLG: 0.448	G4-3									4	1	1	0	0	0	0									
Mark Lemke, S OBP: 0.336, SLG: 0.374	G4-3									4	0	1	0	0	1	0									
Charlie O'Brien, R OBP: 0.353, SLG: 0.545	F9									3	0	1	1	0	0	0									
Rafael Belliard, R OBP: 0.289, SLG: 0.302			L9							3	0	0	0	0	0	0									
Greg Maddux, R OBP: 0.222, SLG: 0.278										2	1	2	0	0	0	0									
Mark Wohlers, R OBP: 1.000, SLG: 1.000										1	0	1	0	0	0	0									
Greg McMichael, R OBP: 0.353, SLG: 0.545										0	0	0	0	0	0	0									
Inning Stats	R: 0 E: 0 K: 0 S: 4	H: 0 LOB: 0 BB: 0 P: 6	R: 1 E: 0 K: 0 S: 12	H: 1 LOB: 0 BB: 0 P: 23	R: 0 E: 0 K: 2 S: 15	H: 2 LOB: 2 BB: 0 P: 22	R: 0 E: 0 K: 1 S: 6	H: 0 LOB: 0 BB: 0 P: 9	R: 2 E: 0 K: 0 S: 15	H: 2 LOB: 0 BB: 0 P: 20	R: 1 E: 0 K: 0 S: 17	H: 3 LOB: 2 BB: 0 P: 26	R: 0 E: 0 K: 1 S: 13	H: 1 LOB: 2 BB: 1 P: 24	R: 0 E: 0 K: 2 S: 9	H: 0 LOB: 0 BB: 0 P: 14	1B: 7 2B: 0 3B: 0 HR: 2	SF: 0 SAC: 0 DP: 0 HBP: 0	WP: 0 PB: 1 SB: 0 CS: 0	PA: 33					
PITCHER	IP	WLS	BF	H	R	ER	SO	BB	IBB	HBP	BLK	WP	HR	S	P	ERA	WHIP								
Curt Schilling, R ERA: 5.4	(1, 1)	7.0	L	30	9	4	4	5	1	0	0	0	0	2	82	5.14	1.429								
David West, L ERA: 5.09	(8, 1)	1.0		3	0	0	0	2	0	0	0	0	0	9	14	0.00	0.000								



Batter	1	2	3	4	5	6	7	8	9	AB	R	H	RBI	BB	SO	LOB	TOP				
Deion Sanders, L OBP: 0.391, SLG: 0.449 (1,8)	L1	SF7			G1-3		1B	F8		4	1	1	1	0	0	2	Atlanta Braves @ New York Mets Shea Stadium, Flushing, NY Fri May 13 1994, 7:05 PM EDT Att: 22,459 - Unknown				
Terry Pendleton, S OBP: 0.303, SLG: 0.431 (1,5)	K	K			F7		F7		P2	5	0	0	0	0	2	1					
Ryan Klesko, L OBP: 0.385, SLG: 0.593 (1,7)					L3				P6	4	1	2	1	0	1	0					
Dave Gallagher, R OBP: 0.282, SLG: 0.314 (7,7)	1B	1B								1	0	0	0	0	0	0					
Fred McGriff, L OBP: 0.373, SLG: 0.589 (1,3)	1B	1B								5	2	3	1	0	1	1					
David Justice, L OBP: 0.393, SLG: 0.451 (1,9)	1B	1B			L4				HR	4	2	2	1	1	0	1					
Javy Lopez, R OBP: 0.321, SLG: 0.515 (1,2)	1B	1B			FC5-4					4	0	2	1	0	1	2					
Mark Lemke, S OBP: 0.345, SLG: 0.366 (1,4)	F7									2	0	0	0	2	0	2					
Rafael Belliard, R OBP: 0.286, SLG: 0.319 (1,6)					G5-3					4	1	1	0	0	0	4					
Tom Glavine, L OBP: 0.286, SLG: 0.263 (1,1)					G5-3					3	0	1	1	0	0	3					
Greg McMichael, R OBP: 0.286, SLG: 0.263 (8,1)					G5-3					0	0	0	0	0	0	0					
Inning Stats	R: 2 H: 4 E: 0 K: 1 S: 17	H: 4 LOB: 2 BB: 0 P: 23	R: 1 H: 1 E: 0 K: 1 S: 6	H: 1 LOB: 0 BB: 0 P: 8	R: 0 H: 1 E: 0 K: 1 S: 14	H: 1 LOB: 1 BB: 0 P: 18	R: 0 H: 0 E: 0 K: 0 S: 13	H: 0 LOB: 0 BB: 0 P: 19	R: 0 H: 0 E: 0 K: 0 S: 10	H: 0 LOB: 0 BB: 0 P: 17	R: 1 H: 2 E: 1 K: 1 S: 11	H: 2 LOB: 2 BB: 1 P: 18	R: 1 H: 2 E: 0 K: 0 S: 9	H: 2 LOB: 0 BB: 0 P: 14	R: 1 H: 1 E: 0 K: 1 S: 12	H: 1 LOB: 2 BB: 2 P: 23	R: 1 H: 1 E: 0 K: 0 S: 6	H: 1 LOB: 0 BB: 0 P: 9	1B: 9 2B: 3 3B: 0 HR: 1	SF: 1 SAC: 1 DP: 2 HBP: 0	WP: 0 PA: 41 SB: 0 CS: 1
PITCHER	IP WLS BF H R ER SO BB IBB HBP BLK WP HR S P ERA WHIP	IP WLS BF H R ER SO BB IBB HBP BLK WP HR S P ERA WHIP	IP WLS BF H R ER SO BB IBB HBP BLK WP HR S P ERA WHIP	IP WLS BF H R ER SO BB IBB HBP BLK WP HR S P ERA WHIP	IP WLS BF H R ER SO BB IBB HBP BLK WP HR S P ERA WHIP	IP WLS BF H R ER SO BB IBB HBP BLK WP HR S P ERA WHIP	IP WLS BF H R ER SO BB IBB HBP BLK WP HR S P ERA WHIP	IP WLS BF H R ER SO BB IBB HBP BLK WP HR S P ERA WHIP	IP WLS BF H R ER SO BB IBB HBP BLK WP HR S P ERA WHIP	IP WLS BF H R ER SO BB IBB HBP BLK WP HR S P ERA WHIP	IP WLS BF H R ER SO BB IBB HBP BLK WP HR S P ERA WHIP	IP WLS BF H R ER SO BB IBB HBP BLK WP HR S P ERA WHIP	IP WLS BF H R ER SO BB IBB HBP BLK WP HR S P ERA WHIP	IP WLS BF H R ER SO BB IBB HBP BLK WP HR S P ERA WHIP	IP WLS BF H R ER SO BB IBB HBP BLK WP HR S P ERA WHIP	IP WLS BF H R ER SO BB IBB HBP BLK WP HR S P ERA WHIP	IP WLS BF H R ER SO BB IBB HBP BLK WP HR S P ERA WHIP	IP WLS BF H R ER SO BB IBB HBP BLK WP HR S P ERA WHIP	IP WLS BF H R ER SO BB IBB HBP BLK WP HR S P ERA WHIP	IP WLS BF H R ER SO BB IBB HBP BLK WP HR S P ERA WHIP	IP WLS BF H R ER SO BB IBB HBP BLK WP HR S P ERA WHIP
Bobby Jones, R ERA: 2.74 (1,1)	6.1	L	30	10	5	4	4	0	1	0	0	0	0	0	77	112	5.68	1.579			
Josias Manzanillo, R ERA: 5.73 (7,1)	1.2		7	1	1	1	1	2	0	0	0	0	0	0	15	28	5.40	1.800			
Mike Maddux, R ERA: 5.14 (9,1)	1.0		4	1	1	1	0	0	0	0	0	0	0	1	6	9	9.00	1.000			

AB	36
R	7
H	12
RBI	6
BB	3
SO	5
LOB	16



Batter	1	2	3	4	5	6	7	8	9	AB	R	H	RBI	BB	SO	LOB	BOTTOM			
John Cangelosi, S OBP: 0.359, SLG: 0.321 (1,9)	K		K			P4				3	0	0	0	1	2	0	Atlanta Braves @ New York Mets Shea Stadium, Flushing, NY Fri May 13 1994, 7:05 PM EDT Att: 22,459 - Unknown			
Jose Vizcaino, S OBP: 0.345, SLG: 0.365 (1,6)	G3				F9	G4-3				3	0	0	0	1	0	0				
Ryan Thompson, R OBP: 0.326, SLG: 0.518 (1,8)										3	0	0	0	0	3	0				
Joe Orsulak, L OBP: 0.322, SLG: 0.425 (8, PH) (9,7)	K				K			G5-3		1	0	0	0	0	0	2				
Bobby Bonilla, S OBP: 0.387, SLG: 0.544 (1,5)		L6			G5-3				F7	4	0	0	0	0	0	0				
Jeff Kent, R OBP: 0.396, SLG: 0.598 (1,4)		K							K	4	0	1	0	0	3	0				
Rick Parker, R OBP: 0.396, SLG: 0.598 (1,7) (9,8)		G6-3								2	0	0	0	0	0	0				
Fernando Vina, L OBP: 0.415, SLG: 0.356 (9, PH) (9,7)										1	0	0	0	0	0	0				
David Segui, S OBP: 0.326, SLG: 0.423 (1,3)										3	1	1	1	1	0	1				
Kelly Stinnett, R OBP: 0.278, SLG: 0.286 (1,2)										3	0	0	0	0	2	2				
Bobby Jones, R OBP: 0.067, SLG: 0.067 (1,1)										2	0	0	0	0	2	2				
Josias Manzanillo, R OBP: 0.333, SLG: 0.889 (7,1)										0	0	0	0	0	0	0				
Luis Rivera, R OBP: 0.333, SLG: 0.889 (8, PH) (9,1)										1	1	1	1	0	0	0				
Mike Maddux, L ERA: 2.75 (9,1)										0	0	0	0	0	0	0				
Inning Stats	R: 0 H: 0 E: 0 K: 2 S: 9	H: 0 LOB: 0 BB: 0 P: 12	R: 0 H: 0 E: 0 K: 1 S: 5	H: 0 LOB: 0 BB: 0 P: 10	R: 1 H: 1 E: 0 K: 2 S: 10	H: 1 LOB: 0 BB: 0 P: 13	R: 0 H: 0 E: 0 K: 1 S: 8	H: 0 LOB: 0 BB: 0 P: 14	R: 0 H: 0 E: 0 K: 1 S: 8	H: 0 LOB: 0 BB: 0 P: 11	R: 1 H: 1 E: 1 K: 1 S: 14	H: 1 LOB: 2 BB: 2 P: 28	R: 0 H: 0 E: 1 K: 1 S: 10	H: 0 LOB: 1 BB: 0 P: 15	1B: 1 2B: 0 3B: 0 HR: 2	SF: 0 SAC: 1 DP: 0 HBP: 0	WP: 0 PA: 34 SB: 0 CS: 0			
PITCHER	IP WLS BF H R ER SO BB IBB HBP BLK WP HR S P ERA WHIP	IP WLS BF H R ER SO BB IBB HBP BLK WP HR S P ERA WHIP	IP WLS BF H R ER SO BB IBB HBP BLK WP HR S P ERA WHIP	IP WLS BF H R ER SO BB IBB HBP BLK WP HR S P ERA WHIP	IP WLS BF H R ER SO BB IBB HBP BLK WP HR S P ERA WHIP	IP WLS BF H R ER SO BB IBB HBP BLK WP HR S P ERA WHIP	IP WLS BF H R ER SO BB IBB HBP BLK WP HR S P ERA WHIP	IP WLS BF H R ER SO BB IBB HBP BLK WP HR S P ERA WHIP	IP WLS BF H R ER SO BB IBB HBP BLK WP HR S P ERA WHIP	IP WLS BF H R ER SO BB IBB HBP BLK WP HR S P ERA WHIP	IP WLS BF H R ER SO BB IBB HBP BLK WP HR S P ERA WHIP	IP WLS BF H R ER SO BB IBB HBP BLK WP HR S P ERA WHIP	IP WLS BF H R ER SO BB IBB HBP BLK WP HR S P ERA WHIP	IP WLS BF H R ER SO BB IBB HBP BLK WP HR S P ERA WHIP	IP WLS BF H R ER SO BB IBB HBP BLK WP HR S P ERA WHIP	IP WLS BF H R ER SO BB IBB HBP BLK WP HR S P ERA WHIP	IP WLS BF H R ER SO BB IBB HBP BLK WP HR S P ERA WHIP	IP WLS BF H R ER SO BB IBB HBP BLK WP HR S P ERA WHIP	IP WLS BF H R ER SO BB IBB HBP BLK WP HR S P ERA WHIP	IP WLS BF H R ER SO BB IBB HBP BLK WP HR S P ERA WHIP
Tom Glavine, L ERA: 3.14 (1,1)	7.2	W	29	3	2	2	11	3	0	0	0	0	0	0	109	2.35	0.783			
Greg McMichael, R ERA: 2.75 (8,1)	1.1	S	5	0	0	0	1	0	0	0	0	0	0	0	13	18	0.00	0.000		



Batter	1	2	3	4	5	6	7	8	9	AB	R	H	RBI	BB	SO	LOB	TOP								
Deion Sanders, L OBP: 0.375, SLG: 0.440 (1, 8)										5	0	1	0	0	1	1									
Terry Pendleton, S OBP: 0.295, SLG: 0.415 (1, 5)										5	0	0	0	0	1	3									
Ryan Klesko, L OBP: 0.390, SLG: 0.633 (1, 7)										4	1	2	1	0	0	1									
Fred McGriff, L OBP: 0.363, SLG: 0.570 (1, 3)										4	0	0	0	0	1	1									
David Justice, L OBP: 0.387, SLG: 0.442 (1, 9)										4	0	1	0	0	0	1									
Mark Lemke, S OBP: 0.350, SLG: 0.390 (1, 4)										4	1	2	0	0	0	2									
Charlie O'Brien, R OBP: 0.342, SLG: 0.514 (1, 2)										4	1	1	1	0	1	3									
Rafael Belliard, R OBP: 0.288, SLG: 0.340 (8, PH)										3	1	1	0	0	0	0									
Javy Lopez, R OBP: 0.318, SLG: 0.510 (8, PH)										1	0	0	0	0	0	0									
Mike Mordecai, R OBP: 0.400, SLG: 1.000 (8, 6)										0	0	0	0	0	0	0									
29 John Smoltz, R ERA: 3.95 (5, 1)										1	0	0	0	0	0	0									
Mill Hill, R ERA: 5.68 (5, 1)										0	0	0	0	0	0	0									
Tony Tarasco, L ERA: 3.52 (6, PH)										1	0	1	0	0	0	0									
Mike Bielecki, R ERA: 3.52 (6, 1)										0	0	0	0	0	0	0									
Bill Pecota, R ERA: 5.85 (7, PH)										0	0	1	2	0	0	0									
Steve Bedrosian, R ERA: 5.85 (7, 1)										0	0	0	0	0	0	0									
Mark Wohlers, R ERA: 4.6 (8, 1)										0	0	0	0	0	0	0									
Dave Gallagher, R ERA: 4.6 (8, PH)										1	0	0	0	0	0	0									
Inning Stats	R: 0 E: 0 K: 1 S: 8	H: 0 LOB: 0 BB: 0 P: 12	R: 0 E: 0 K: 0 S: 6	H: 1 LOB: 1 BB: 0 P: 9	R: 0 E: 0 K: 0 S: 8	H: 0 LOB: 0 BB: 0 P: 13	R: 0 E: 0 K: 1 S: 8	H: 1 LOB: 1 BB: 0 P: 13	R: 0 E: 0 K: 0 S: 9	H: 0 LOB: 0 BB: 0 P: 12	R: 0 E: 0 K: 0 S: 5	H: 1 LOB: 1 BB: 0 P: 9	R: 3 E: 0 K: 1 S: 16	H: 5 LOB: 2 BB: 0 P: 22	R: 1 E: 0 K: 1 S: 12	H: 2 LOB: 2 BB: 0 P: 17	R: 0 E: 0 K: 0 S: 8	H: 0 LOB: 0 BB: 0 P: 12	1B: 5 2B: 4 3B: 0 HR: 1	SF: 0 SAC: 0 DP: 0 HBP: 0	WP: 0 PB: 0 SB: 0 CS: 0	PA: 38			
PITCHER	IP	WLS	BF	H	R	ER	SO	BB	IBB	HBP	BLK	WP	HR	S	P	ERA	WHIP								
Mauro Gozzo, R ERA: 3.32 (1, 1)	6.2	W	26	6	3	3	2	0	0	0	0	0	0	53	29	4.05	0.900								
Doug Linton, R ERA: 3.0 (7, 1)	0.1		6	4	1	1	1	0	0	0	0	0	1	14	22	27.00	12.000								
Roger Mason, R ERA: 2.7 (8, 1)	1.0		3	0	0	0	1	0	0	0	0	0	0	5	6	0.00	0.000								
John Franco, L ERA: 3.06 (9, 1)	1.0		3	0	0	0	0	0	0	0	0	0	0	8	12	0.00	0.000								

Atlanta Braves @ New York Mets
Shea Stadium, Flushing, NY
Sat May 14, 1994, 3:33 AM EDT
Att: 28,974 - Sunny

AB 38
R 4
H 10
RBI 4
BB 0
SO 4
LOB 14



Batter	1	2	3	4	5	6	7	8	9	AB	R	H	RBI	BB	SO	LOB	BOTTOM								
Jose Vizcaino, S OBP: 0.340, SLG: 0.359 (1, 6)										5	1	1	0	0	1	3									
Todd Hundley, S OBP: 0.345, SLG: 0.658 (1, 2)										5	2	2	1	0	1	0									
Joe Orsulak, L OBP: 0.337, SLG: 0.447 (1, 9)										5	2	3	2	0	0	1									
Bobby Bonilla, S OBP: 0.394, SLG: 0.557 (1, 5)										3	1	2	1	0	0	1									
Fernando Vina, L OBP: 0.436, SLG: 0.383 (7, 5)										2	0	2	1	0	0	0									
Jeff Kent, R OBP: 0.382, SLG: 0.588 (1, 4)										4	1	1	0	0	0	2									
David Segui, S OBP: 0.331, SLG: 0.444 (1, 3)										3	2	1	1	1	0	0									
Ryan Thompson, R OBP: 0.323, SLG: 0.540 (1, 8)										4	1	1	4	0	2	0									
John Cangelosi, S OBP: 0.388, SLG: 0.333 (1, 7)										1	1	1	0	0	0	0									
Rick Parker, R (5, PR) (6, 7)										1	0	0	0	0	0	0									
Mauro Gozzo, R OBP: 0.333, SLG: 0.333 (7, 1)										2	0	1	0	0	0	1									
Doug Linton, R (7, 1)										0	0	0	0	0	0	0									
Roger Mason, R (8, 1)										0	0	0	0	0	0	0									
Jeff McKnight, S OBP: 0.278, SLG: 0.267 (8, PH)										1	0	0	0	0	0	0									
John Franco, L (9, 1)										0	0	0	0	0	0	0									
Inning Stats	R: 0 E: 0 K: 1 S: 8	H: 1 LOB: 1 BB: 0 P: 12	R: 0 E: 0 K: 1 S: 10	H: 0 LOB: 0 BB: 0 P: 14	R: 3 E: 2 K: 0 S: 12	H: 3 LOB: 1 BB: 0 P: 21	R: 0 E: 1 K: 1 S: 9	H: 1 LOB: 2 BB: 0 P: 12	R: 4 E: 0 K: 0 S: 11	H: 3 LOB: 1 BB: 1 P: 20	R: 0 E: 0 K: 1 S: 5	H: 1 LOB: 0 BB: 0 P: 8	R: 1 E: 0 K: 0 S: 8	H: 2 LOB: 0 BB: 0 P: 10	R: 3 E: 0 K: 0 S: 12	H: 4 LOB: 1 BB: 0 P: 21	1B: 10 2B: 3 3B: 0 HR: 2	SF: 0 SAC: 1 DP: 1 HBP: 2	WP: 1 PB: 0 SB: 0 CS: 0	PA: 40					
PITCHER	IP	WLS	BF	H	R	ER	SO	BB	IBB	HBP	BLK	WP	HR	S	P	ERA	WHIP								
29 John Smoltz, R ERA: 3.95 (5, 1)	4.2	L	26	8	7	4	3	0	0	0	0	0	0	2	3	0.00	0.000								
Mill Hill, R ERA: 5.68 (5, 1)	0.1		1	0	0	0	0	0	0	0	0	0	0	2	3	0.00	0.000								
Mike Bielecki, R ERA: 3.52 (6, 1)	1.0		3	1	0	0	1	0	0	0	0	0	0	5	8	0.00	1.000								
Steve Bedrosian, R ERA: 5.85 (7, 1)	1.2		9	5	4	4	0	0	0	0	0	0	1	19	28	21.60	3.000								
Mark Wohlers, R ERA: 4.6 (8, 1)	0.1		1	1	0	0	0	0	0	0	0	0	0	1	3	0.00	3.000								

Atlanta Braves @ New York Mets
Shea Stadium, Flushing, NY
Sat May 14, 1994, 3:33 AM EDT
Att: 28,974 - Sunny

AB 36
R 11
H 15
RBI 10
BB 1
SO 4
LOB 8



Batter	1	2	3	4	5	6	7	8	9	AB	R	H	RBI	BB	SO	LOB	TOP				
Deion Sanders, L (1, 8) OBP: 0.366, SLG: 0.428	G4-3	K			B3			K		4	0	0	0	0	2	0	Atlanta Braves @ New York Mets Shea Stadium, Flushing, NY Sun May 15 1994, 3:33 AM EDT Att: 32,891 - Unknown - 69 F				
Dave Gallagher, R (1, 7) OBP: 0.273, SLG: 0.282	HR		L8		G5-3			G1-3		3	1	0	0	0	0						
Terry Pendleton, S (1, 5) OBP: 0.285, SLG: 0.404	P4		G5-3		E1			K		4	0	0	0	0	1	1					
Fred McGriff, L (1, 3) OBP: 0.373, SLG: 0.598	HR		FC6-4		G4-6-3			HR		4	2	3	2	0	0	1					
Javy Lopez, R (1, 2) OBP: 0.324, SLG: 0.567	HR		FC6-4		L9			HR		4	2	3	0	0	1						
David Justice, L (1, 9) OBP: 0.374, SLG: 0.424	G6-3				G4-3			F7		4	0	0	0	0	0	0					
Mark Lemke, S (1, 4) OBP: 0.355, SLG: 0.394		2B			G4-6-3			F8		4	1	2	0	0	0	0					
Rafael Belliard, R (1, 6) OBP: 0.291, SLG: 0.358		HR			G4-6-3			K		3	0	1	1	0	1	1					
Steve Avery, L (1, 1) OBP: 0.056, SLG: 0.059		K			L4			G1-3		3	0	0	0	0	1	0					
Greg McMichael, R (9, 1)										0	0	0	0	0	0	0					
Inning Stats	R: 3 E: 0 K: 0 S: 5	H: 2 LOB: 0 BB: 0 P: 6	R: 1 E: 0 K: 2 S: 8	H: 2 LOB: 0 BB: 0 P: 8	R: 0 E: 0 K: 0 S: 4	H: 1 LOB: 1 BB: 0 P: 4	R: 0 E: 0 K: 0 S: 3	H: 1 LOB: 0 BB: 0 P: 3	R: 0 E: 0 K: 0 S: 3	H: 0 LOB: 0 BB: 0 P: 3	R: 0 E: 0 K: 1 S: 5	H: 0 LOB: 0 BB: 0 P: 5	R: 0 E: 0 K: 1 S: 5	H: 0 LOB: 0 BB: 0 P: 5	R: 2 E: 0 K: 1 S: 7	H: 2 LOB: 0 BB: 0 P: 7	1B: 4 2B: 1 3B: 0 HR: 3	SF: 0 SAC: 0 DP: 2 HBP: 1	WP: 0 PB: 0 CS: 0	PA: 34	
PITCHER	IP	WLS	BF	H	R	ER	SO	BB	IBB	HBP	BLK	WP	HR	S	P	ERA	WHIP				
Eric Hillman, L (1, 1) ERA: 7.12	5.0	L	20	6	4	4	2	0	0	1	0	0	2	23	24	7.20	1.200				
Frank Seminara, R (6, 1) ERA: 4.53	2.0		6	0	0	0	1	0	0	0	0	0	0	8	8	0.00	0.000				
Mike Maddux, R (8, 1) ERA: 5.63	2.0		8	2	2	2	2	0	0	0	0	0	1	12	12	9.00	1.000				

Batter	1	2	3	4	5	6	7	8	9	AB	R	H	RBI	BB	SO	LOB	BOTTOM					
Jose Vizcaino, S (1, 6) OBP: 0.338, SLG: 0.356	K2-3		FC6-4		K			G1-3		4	0	1	0	0	2	0	Atlanta Braves @ New York Mets Shea Stadium, Flushing, NY Sun May 15 1994, 3:33 AM EDT Att: 32,891 - Unknown - 69 F					
Todd Hundley, S (1, 2) OBP: 0.341, SLG: 0.639	2B		K		K			K		4	1	1	0	0	3	1						
Kevin McReynolds, R (1, 7) OBP: 0.319, SLG: 0.374	G5-3		FC6-4		G6-3					4	0	2	1	0	0	1						
Bobby Bonilla, S (1, 5) OBP: 0.405, SLG: 0.556	BB		FC6-4		FC5			F9		2	0	1	0	2	0	1						
Jeff Kent, R (1, 4) OBP: 0.378, SLG: 0.575	G5-3		F9		F9			G4-3		3	0	0	0	0	0	3						
Ryan Thompson, R (1, 8) OBP: 0.314, SLG: 0.522		B1-3			P4			FC5		3	0	0	0	0	0	3						
Fernando Vina, L (9, PH) OBP: 0.429, SLG: 0.375								K		1	0	0	0	0	1	0						
David Segui, S (1, 3) OBP: 0.329, SLG: 0.438	G5-3		FC6-4		K					4	0	1	0	0	1	1						
Rick Parker, R (1, 9)					G4-3			G5-3		3	0	0	0	0	1	0						
Joe Orsulak, L (9, PH) OBP: 0.333, SLG: 0.442		K						G4-3		1	0	0	0	0	0	1						
Eric Hillman, L (1, 1)					K			L7		1	0	0	0	0	1	0						
Luis Rivera, R (5, PH) OBP: 0.300, SLG: 0.800					K					1	0	0	0	0	1	0						
Frank Seminara, R (6, 1)										0	0	0	0	0	0	0						
Kelly Stinnett, R (7, PH) OBP: 0.273, SLG: 0.280										1	0	0	0	0	0	0						
Mike Maddux, L (8, 1)										0	0	0	0	0	0	0						
Inning Stats	R: 1 E: 0 K: 1 S: 6	H: 2 LOB: 1 BB: 1 P: 10	R: 0 E: 0 K: 1 S: 5	H: 0 LOB: 0 BB: 0 P: 5	R: 0 E: 0 K: 2 S: 8	H: 1 LOB: 1 BB: 0 P: 8	R: 0 E: 0 K: 0 S: 3	H: 0 LOB: 1 BB: 1 P: 7	R: 0 E: 0 K: 2 S: 7	H: 0 LOB: 0 BB: 0 P: 7	R: 0 E: 0 K: 1 S: 6	H: 1 LOB: 2 BB: 0 P: 7	R: 0 E: 0 K: 1 S: 5	H: 0 LOB: 0 BB: 0 P: 5	R: 0 E: 0 K: 1 S: 6	H: 1 LOB: 1 BB: 0 P: 6	R: 0 E: 0 K: 1 S: 6	H: 1 LOB: 1 BB: 0 P: 6	1B: 5 2B: 1 3B: 0 HR: 0	SF: 0 SAC: 0 DP: 1 HBP: 1	WP: 0 PB: 0 CS: 0	PA: 35
PITCHER	IP	WLS	BF	H	R	ER	SO	BB	IBB	HBP	BLK	WP	HR	S	P	ERA	WHIP					
Steve Avery, L (1, 1) ERA: 2.7	8.0	W	31	5	1	1	9	2	0	1	0	0	0	46	55	1.12	0.875					
Greg McMichael, R (9, 1) ERA: 2.61	1.0		4	1	0	0	1	0	0	0	0	0	0	6	6	0.00	1.000					



Batter	1	2	3	4	5	6	7	8	9	AB	R	H	RBI	BB	SO	LOB	TOP					
Deion Sanders, L (1, 8) OBP: 0.351, SLG: 0.406										4	0	0	0	0	3	0						
Terry Pendleton, S (1, 5) OBP: 0.276, SLG: 0.386										4	0	1	0	0	2	0						
Ryan Klesko, L (1, 7) OBP: 0.383, SLG: 0.632										3	0	1	0	0	0	1						
Jarvis Brown, R (9, PH)										1	0	0	0	0	0	0						
Fred McGriff, L (1, 3) OBP: 0.377, SLG: 0.608										2	0	0	0	1	0	1						
David Justice, L (1, 9) OBP: 0.360, SLG: 0.413										3	0	0	0	0	1	1						
Mark Lemke, S (1, 4) OBP: 0.377, SLG: 0.405										3	0	3	0	0	0	0						
Charlie O'Brien, R (1, 2) OBP: 0.487										2	0	0	0	0	1	2						
Dave Gallagher, R (8, PH) OBP: 0.308, SLG: 0.326										1	0	0	0	0	0	1						
Mike Mordecai, R (8, 6) OBP: 0.400, SLG: 1.000										0	0	0	0	0	0	0						
Rafael Belliard, R (1, 6) OBP: 0.302, SLG: 0.350										2	0	0	0	0	0	1						
Javy Lopez, R (8, PH) OBP: 0.317, SLG: 0.540										1	0	0	0	0	1	1						
29 John Smoltz, R (1, 1) OBP: 0.133, SLG: 0.071										2	0	0	0	0	1	0						
Tony Tarasco, L (8, PH) OBP: 0.326, SLG: 0.545										1	0	0	0	0	0	1						
Mike Stanton, L (8, 1) OBP: 1.000, SLG: 1.000										0	0	0	0	0	0	0						
Inning Stats	R: 0 E: 0 K: 2 S: 10	H: 1 LOB: 1 BB: 0 P: 20	R: 0 E: 0 K: 0 S: 6	H: 1 LOB: 0 BB: 0 P: 9	R: 0 E: 0 K: 1 S: 8	H: 0 LOB: 0 BB: 0 P: 14	R: 0 E: 0 K: 1 S: 9	H: 1 LOB: 1 BB: 1 P: 17	R: 0 E: 0 K: 1 S: 9	H: 0 LOB: 0 BB: 0 P: 12	R: 0 E: 0 K: 0 S: 8	H: 0 LOB: 0 BB: 0 P: 11	R: 0 E: 0 K: 0 S: 5	H: 0 LOB: 0 BB: 0 P: 9	R: 0 E: 0 K: 1 S: 7	H: 1 LOB: 1 BB: 0 P: 13	R: 0 E: 0 K: 2 S: 11	H: 0 LOB: 0 BB: 0 P: 19	1B: 4 2B: 2 3B: 1 HR: 0	SF: 0 SAC: 0 DP: 3 HBP: 0	WP: 0 PB: 0 SB: 0 CS: 0	PA: 30
PITCHER	IP	WLS	BF	H	R	ER	SO	BB	IBB	HBP	BLK	WP	HR	S	P	ERA	WHIP					
Erik Hanson, R (1, 1) ERA: 4.11	8.0	W	27	5	0	0	7	1	0	0	1	0	0	62	105	0.00	0.750					
Chuck McElroy, L (9, 1) ERA: 1.25	1.0	S	3	0	0	0	2	0	0	0	0	0	0	11	19	0.00	0.000					

Atlanta Braves @ Cincinnati Reds
Riverfront Stadium, Cincinnati, OH
Thu May 19 1994, 3:33 AM EDT
Att: 34,714 - Cloudy - 59 F

AB 29
R 0
H 5
RBI 0
BB 1
SO 9
LOB 9

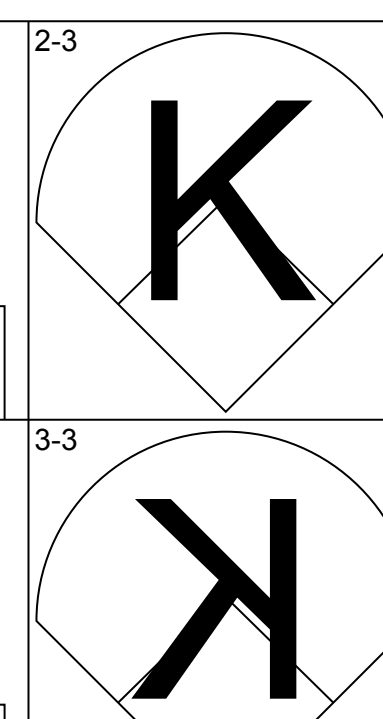
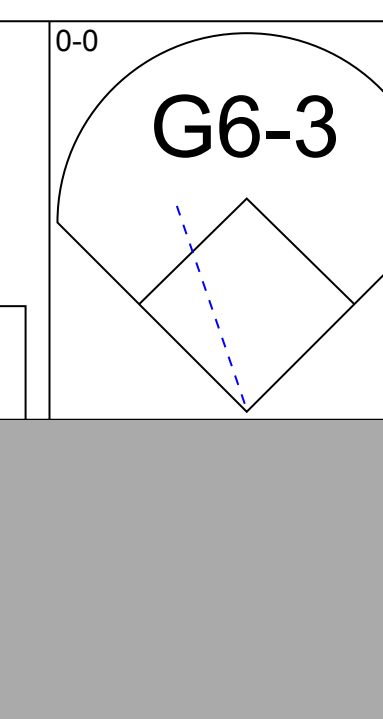
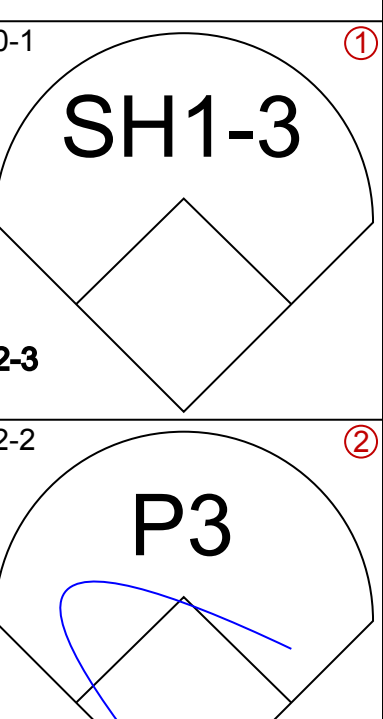
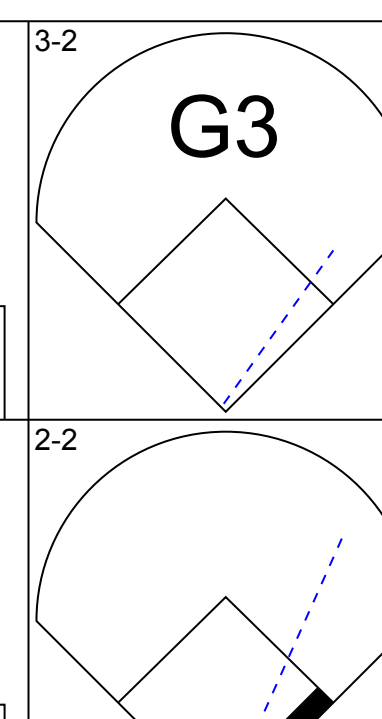
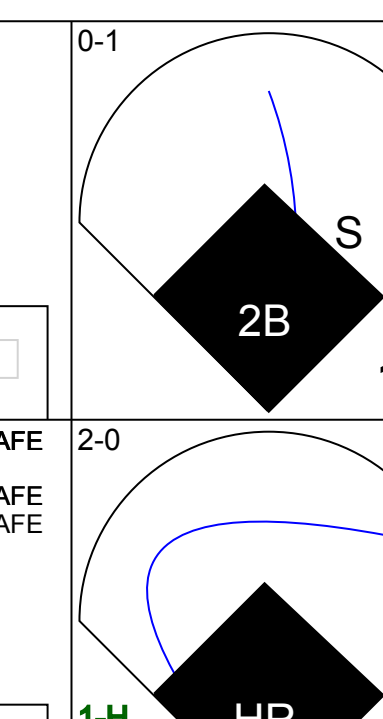
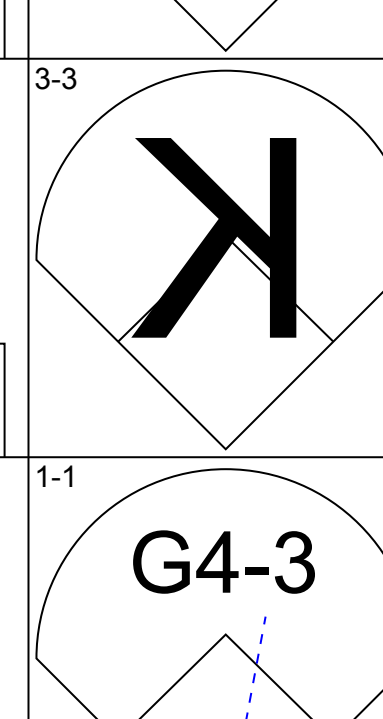
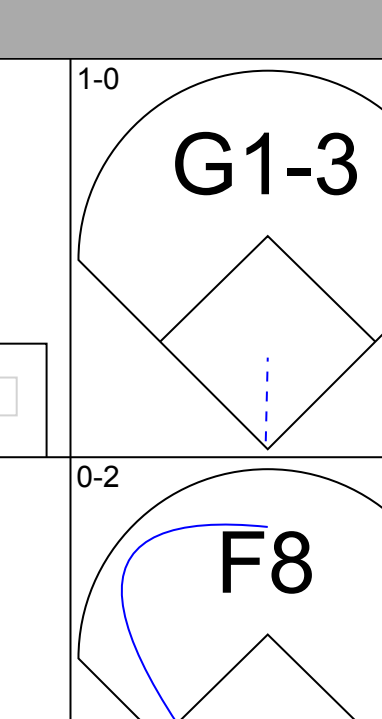
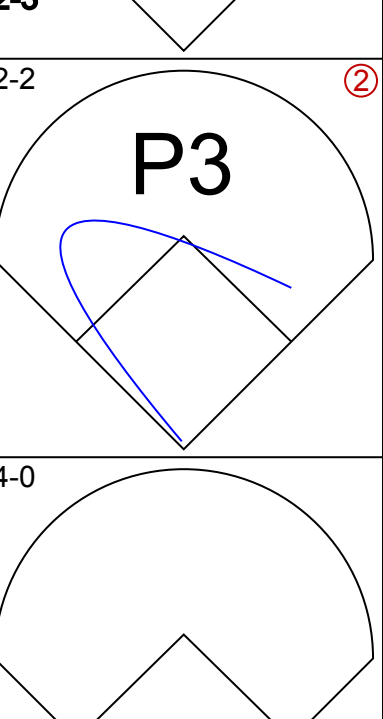
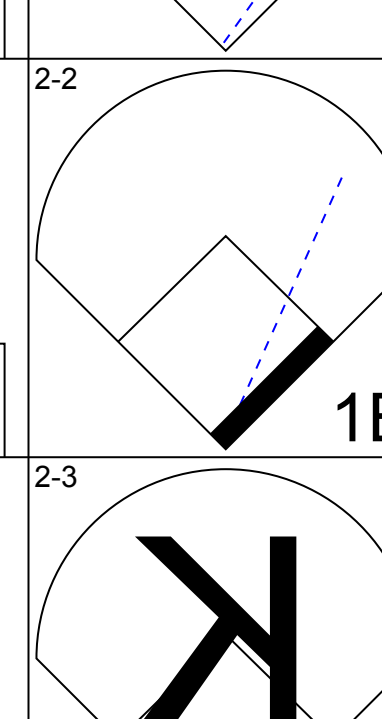
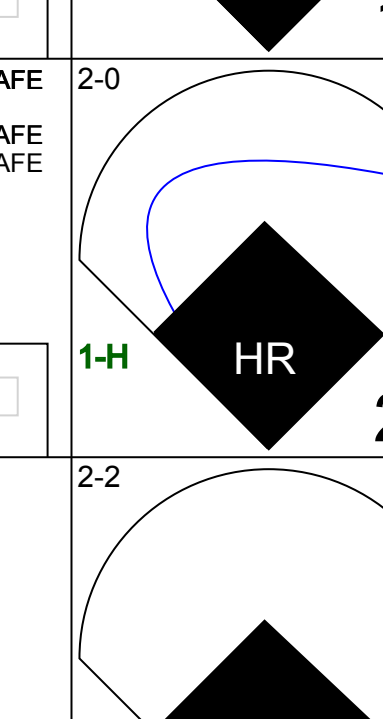
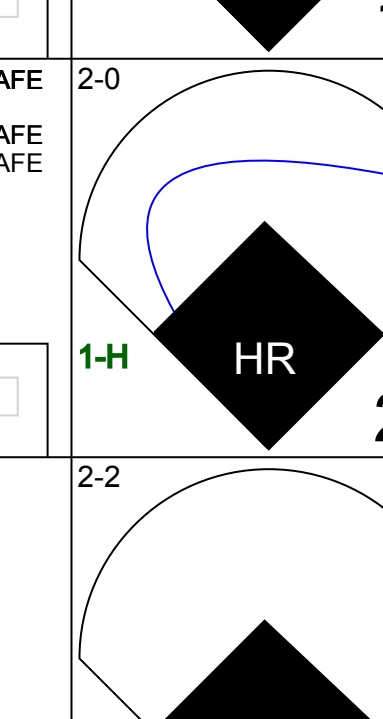
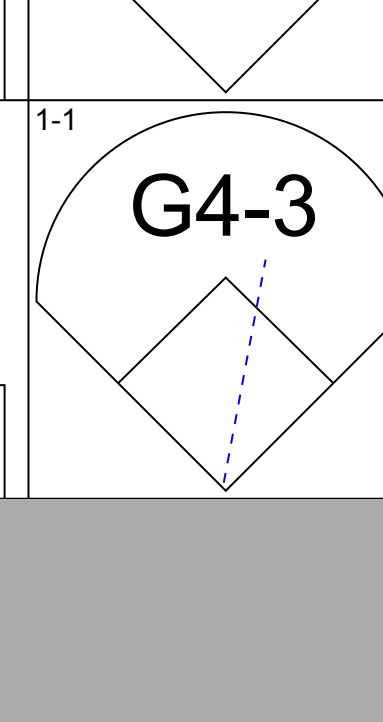
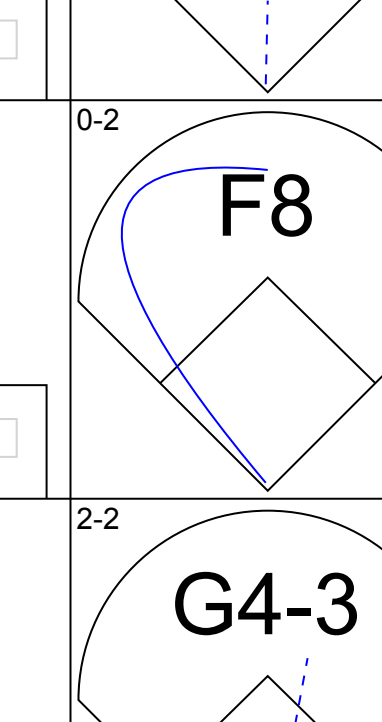
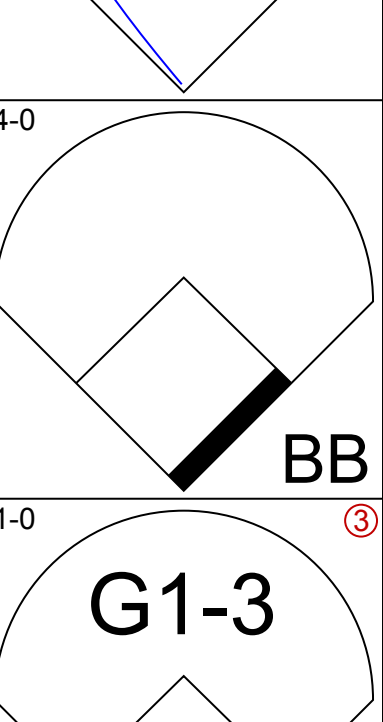
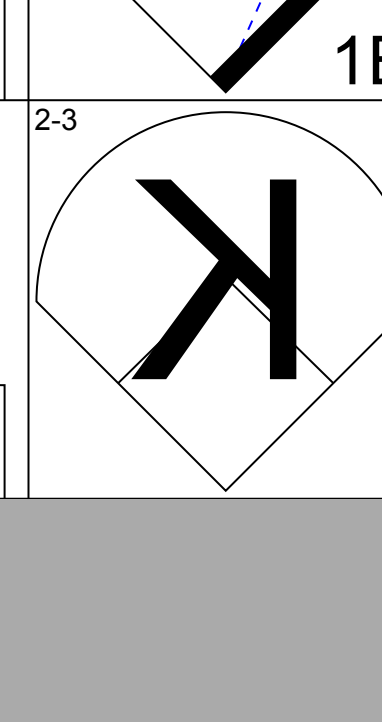
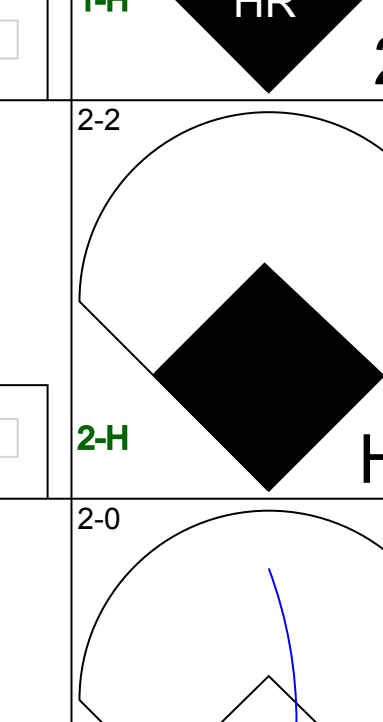
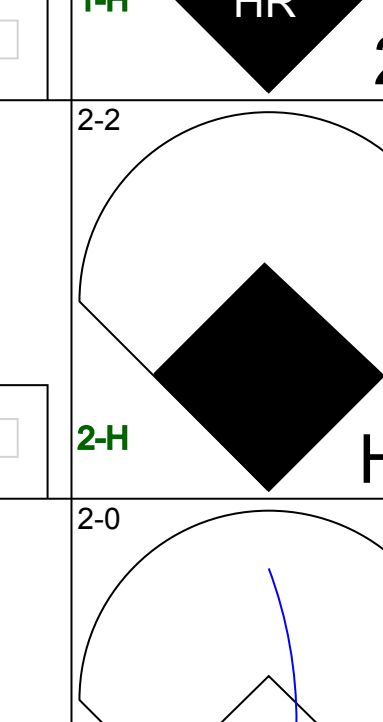
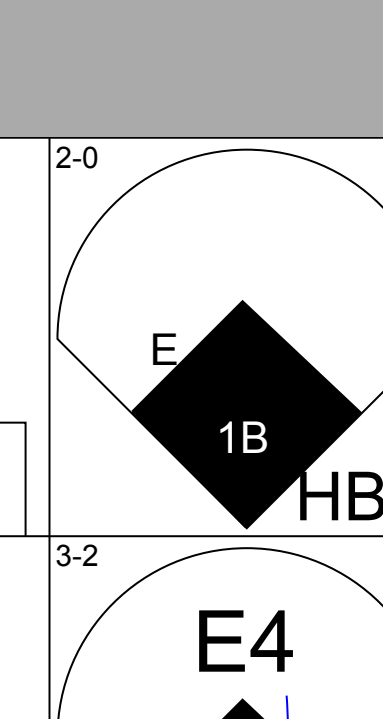
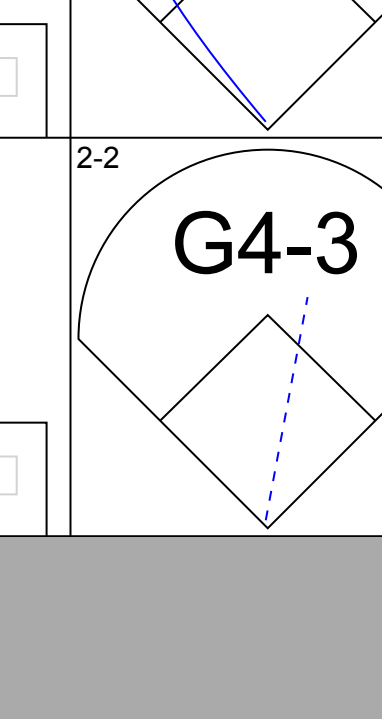
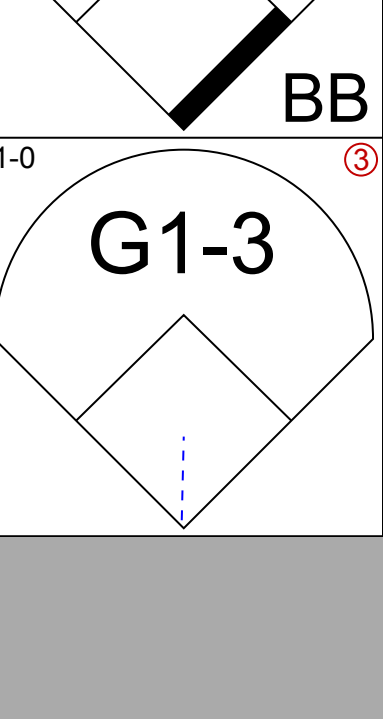
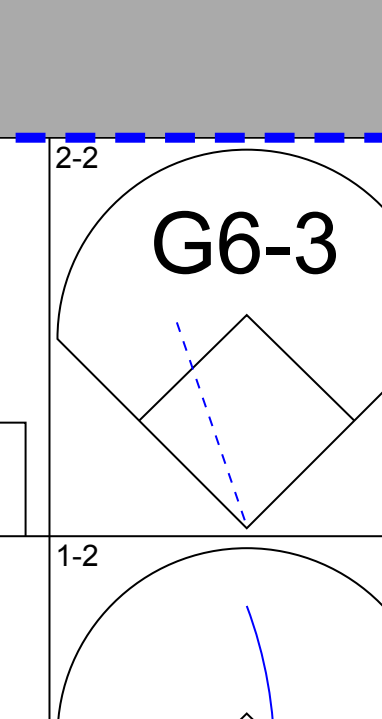
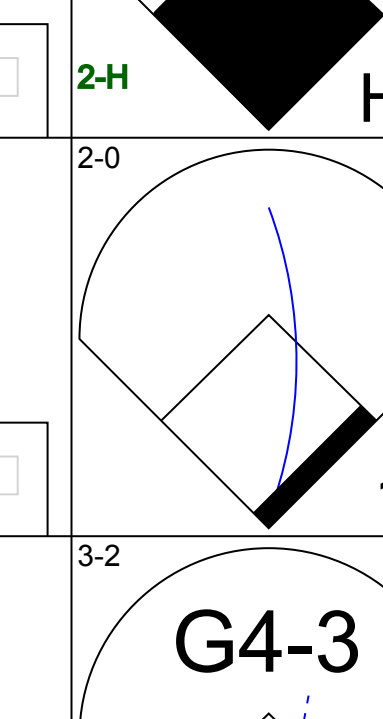
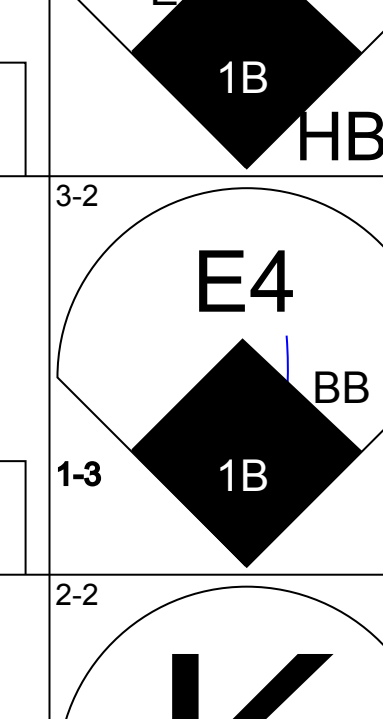
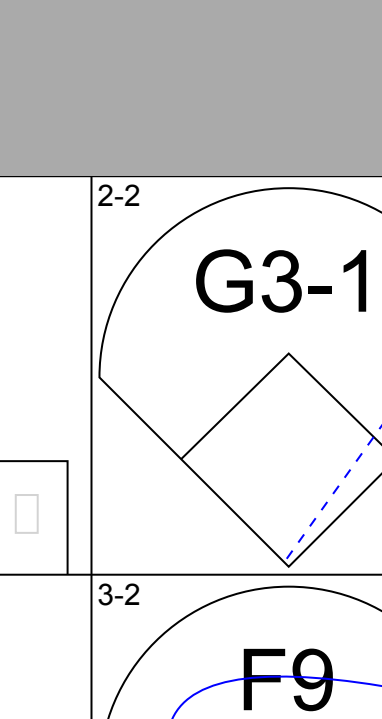
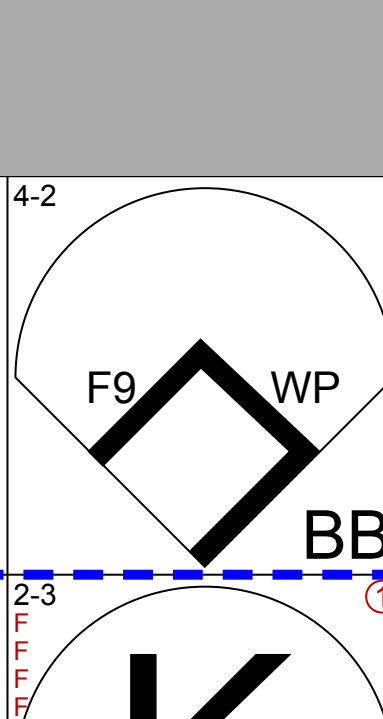
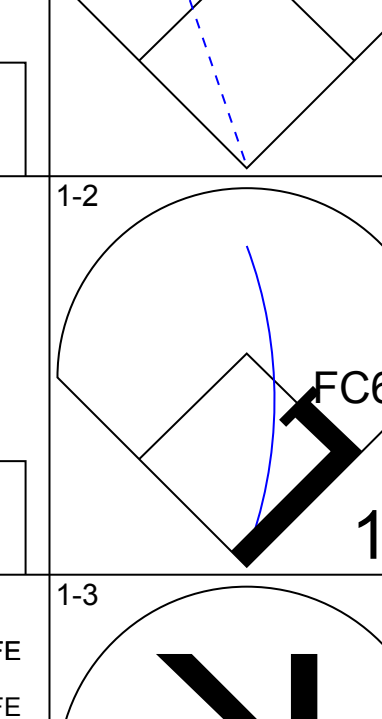
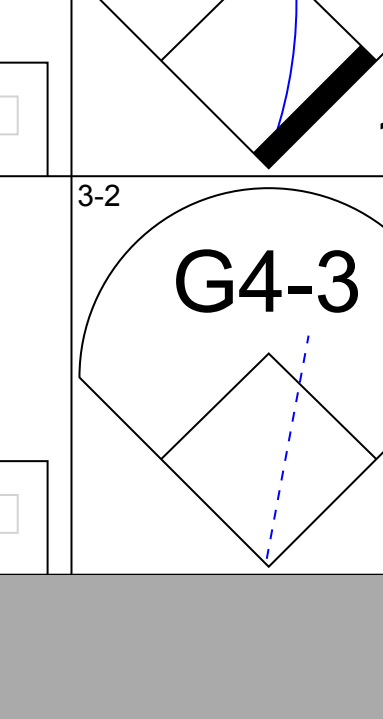

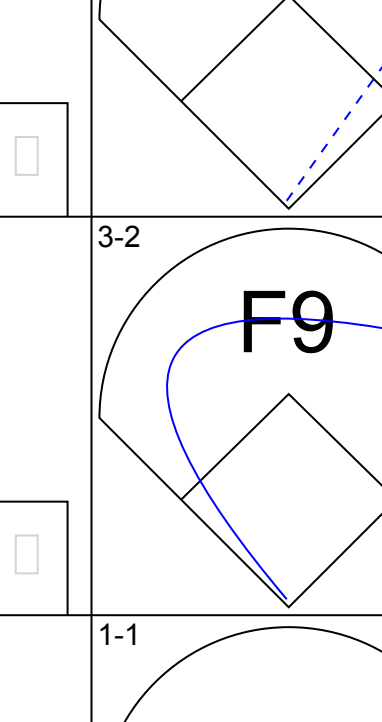
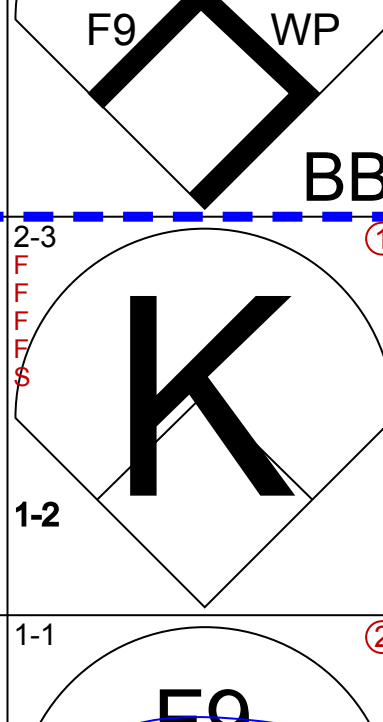
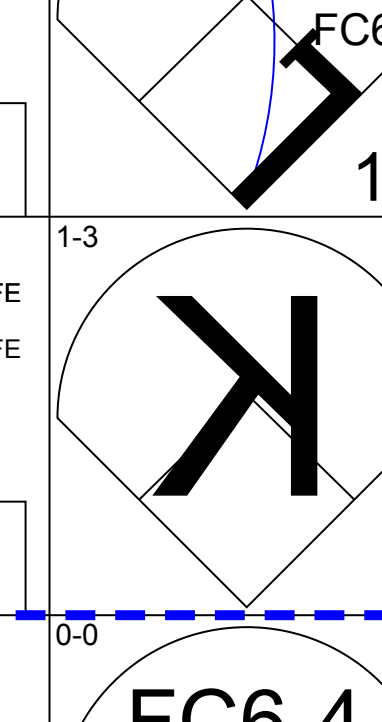
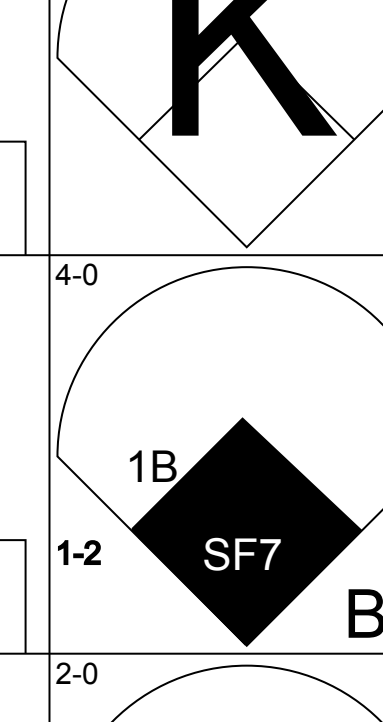
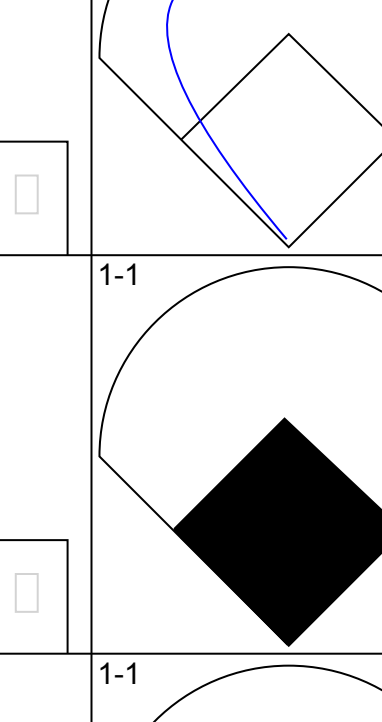
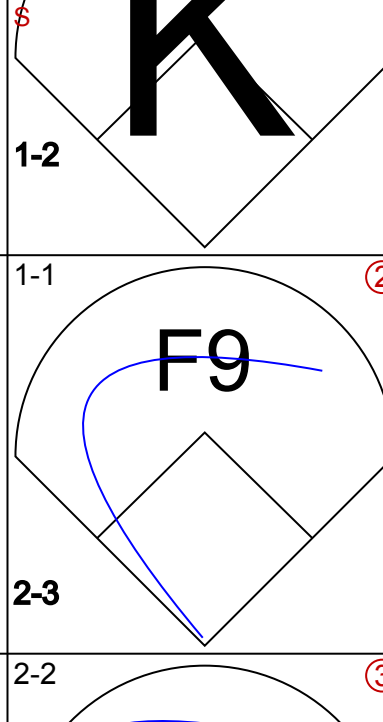
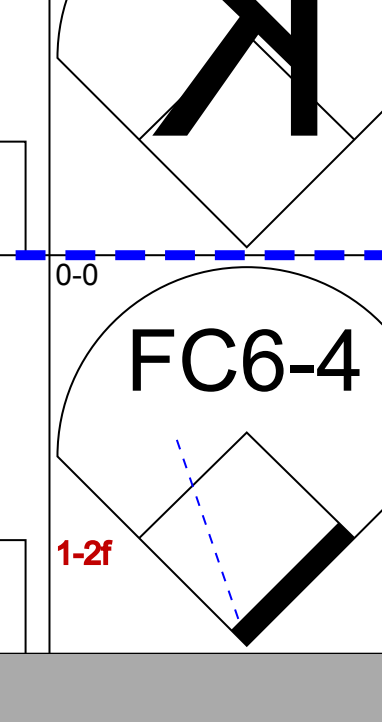
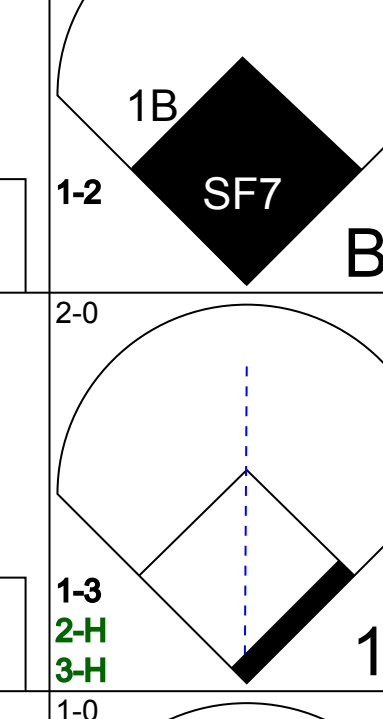
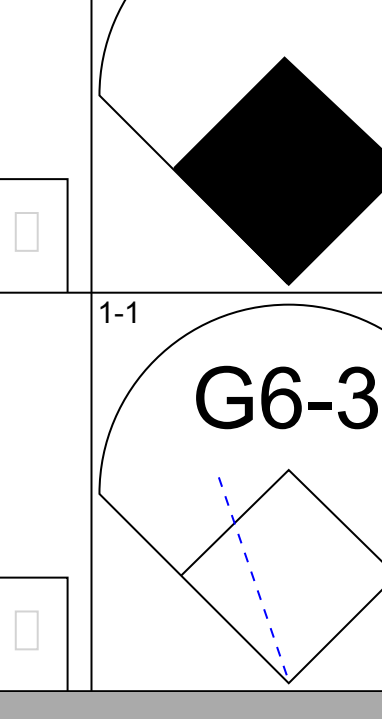
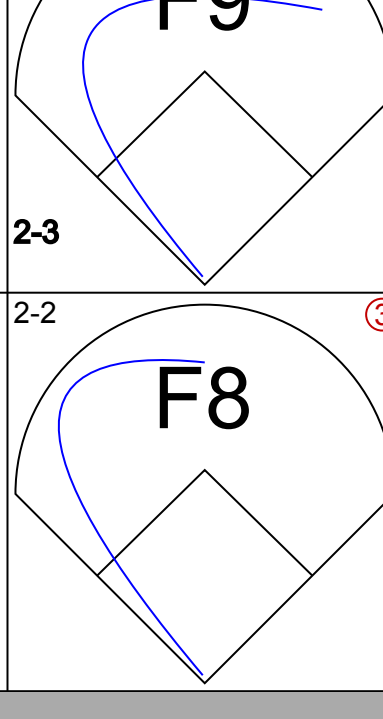
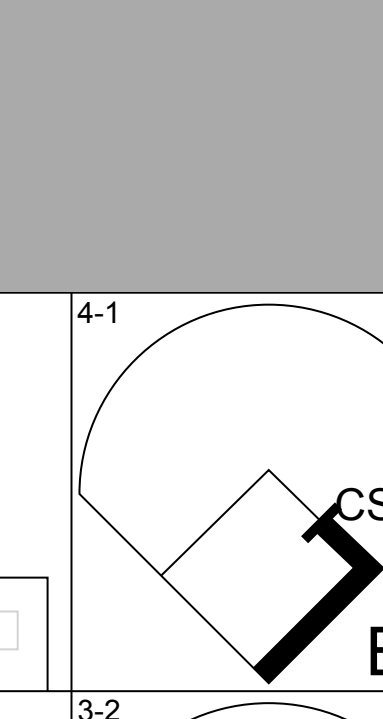

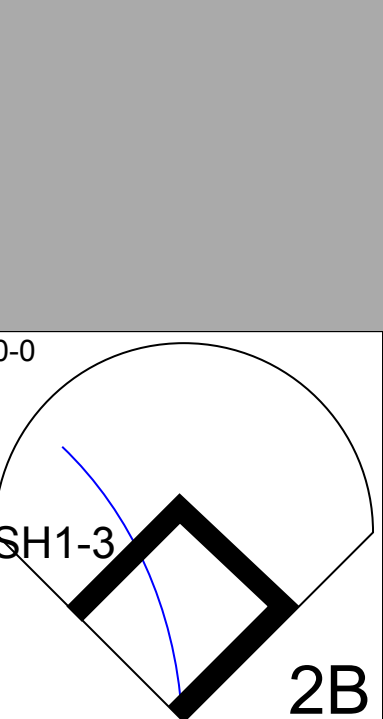
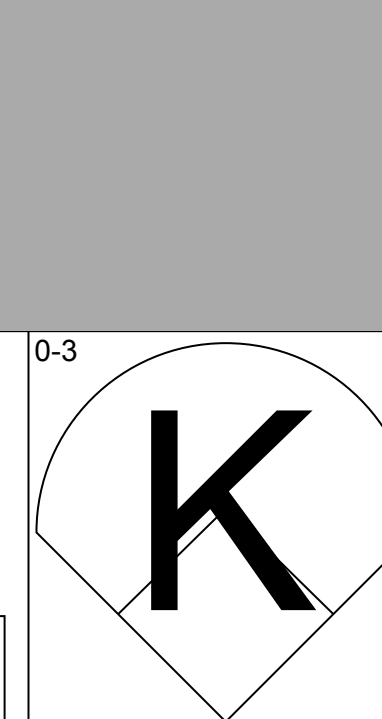
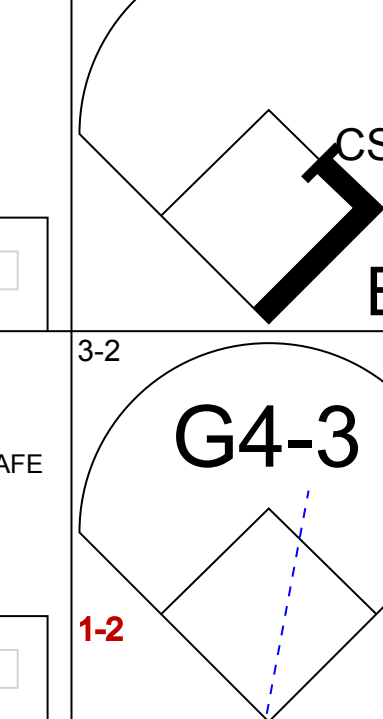


Batter	1	2	3	4	5	6	7	8	9	AB	R	H	RBI	BB	SO	LOB	BOTTOM					
Barry Larkin, R (1, 6) OBP: 0.360, SLG: 0.348										3	2	2	1	1	0	1						
Tony Fernandez, S (1, 5) OBP: 0.357, SLG: 0.440										3	0	2	1	1	0	1						
Hal Morris, L (1, 3) OBP: 0.368, SLG: 0.465										3	0	0	1	0	0	2						
Kevin Mitchell, R (1, 7) OBP: 0.394, SLG: 0.645										1	0	0	0	1	1	1						
Reggie Sanders, R (5, 9) OBP: 0.331, SLG: 0.486										2	0	0	0	0	2	1						
Thomas Howard, S (1, 9) OBP: 0.313, SLG: 0.417										3	0	0	0	0	1	1						
Roberto Kelly, R (1, 8) OBP: 0.335, SLG: 0.393										3	0	0	0	0	0	0						
Bret Boone, R (1, 4) OBP: 0.348, SLG: 0.496										3	0	0	0	0	2	0						
Eddie Taubensee, L (1, 2) OBP: 0.227, SLG: 0.250										3	0	0	0	0	0	0						
Erik Hanson, R (1, 1) OBP: 0.250, SLG: 0.333										2	0	0	0	0	1	0						
Jacob Brumfield, R (8, PH) OBP: 0.283, SLG: 0.250										0	1	0	0	1	0	0						
Chuck McElroy, L (9, 1) ERA: 2.33										0	0	0	0	0	0	0						
Inning Stats	R: 1 E: 1 K: 0 S: 9	H: 2 LOB: 1 BB: 1 P: 16	R: 0 E: 0 K: 1 S: 7	H: 0 LOB: 0 BB: 0 P: 11	R: 1 E: 1 K: 1 S: 13	H: 1 LOB: 1 BB: 1 P: 23	R: 0 E: 0 K: 1 S: 6	H: 0 LOB: 0 BB: 0 P: 7	R: 0 E: 0 K: 1 S: 13	H: 0 LOB: 0 BB: 1 P: 21	R: 0 E: 0 K: 2 S: 7	H: 0 LOB: 0 BB: 0 P: 8	R: 0 E: 0 K: 0 S: 7	H: 0 LOB: 0 BB: 0 P: 10	R: 1 E: 0 K: 1 S: 9	H: 1 LOB: 1 BB: 1 P: 20	R: 1 E: 0 K: 1 S: 9	H: 1 LOB: 1 BB: 1 P: 19	1B: 3 2B: 0 3B: 0 HR: 1	SF: 1 SAC: 0 DP: 0 HBP: 0	WP: 0 PB: 1 SB: 0 CS: 0	PA: 31
PITCHER	IP	WLS	BF	H	R	ER	SO	BB	IBB	HBP	BLK	WP	HR	S	P	ERA	WHIP					
29 John Smoltz, R (1, 1) ERA: 3.58	7.0	L	26	3	2	1	6	3	0	0	0	0	0	62	96	0.00	0.857					
Mike Stanton, L (8, 1) ERA: 2.33	1.0		5	1	1	1	1	1	0	0	0	0	0	9	20	9.00	2.000					

Atlanta Braves @ Cincinnati Reds
Riverfront Stadium, Cincinnati, OH
Thu May 19 1994, 3:33 AM EDT
Att: 34,714 - Cloudy - 59 F

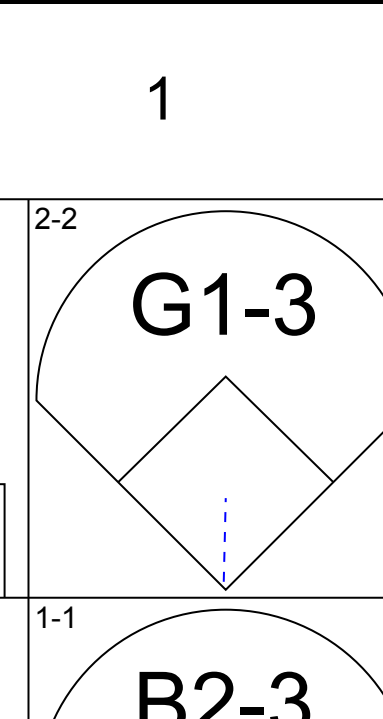
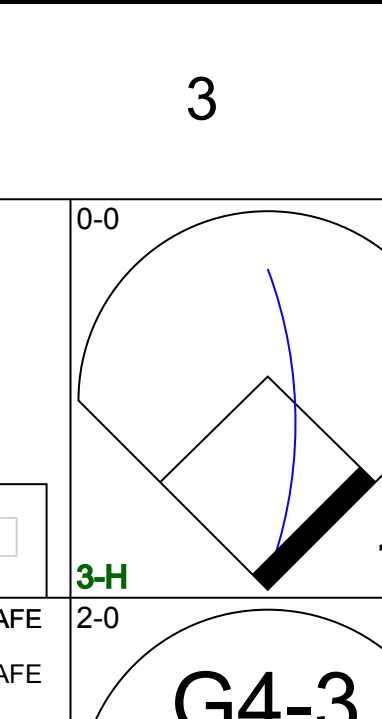
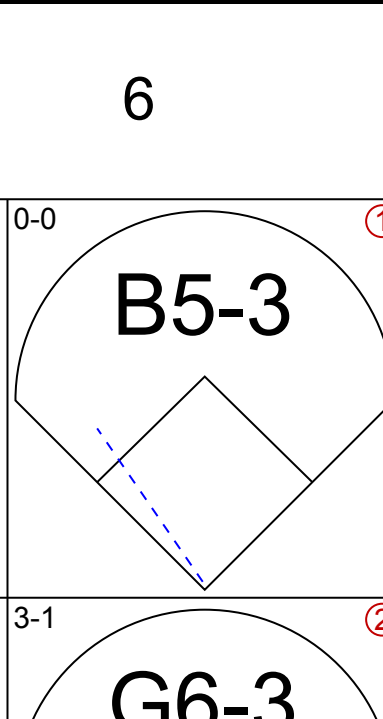
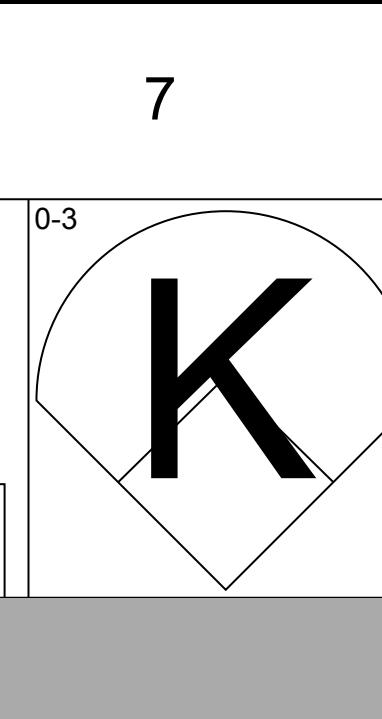
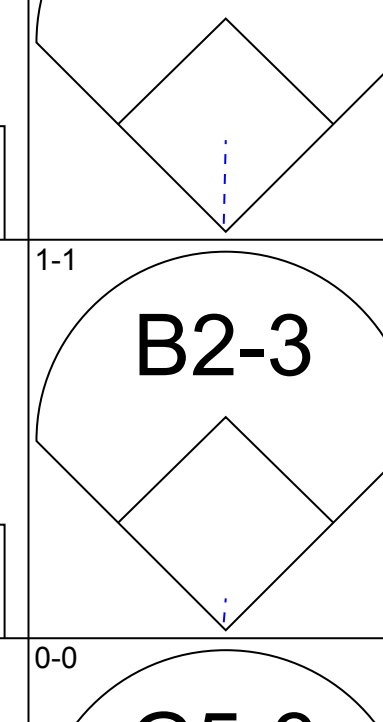
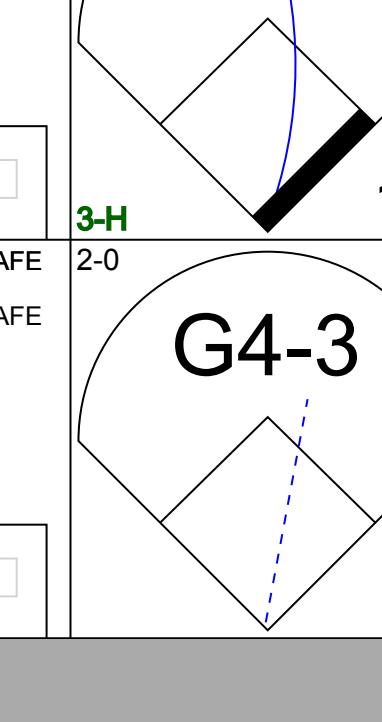
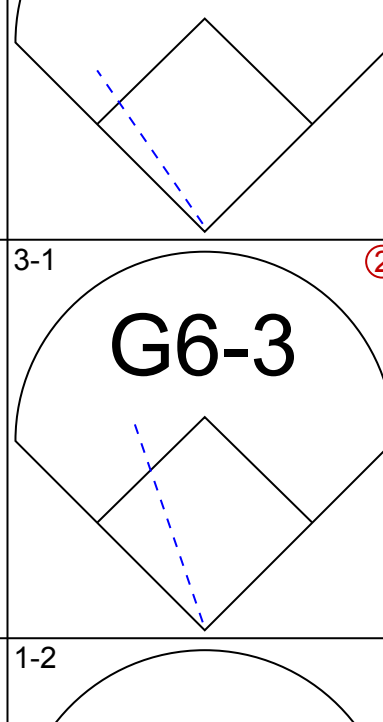
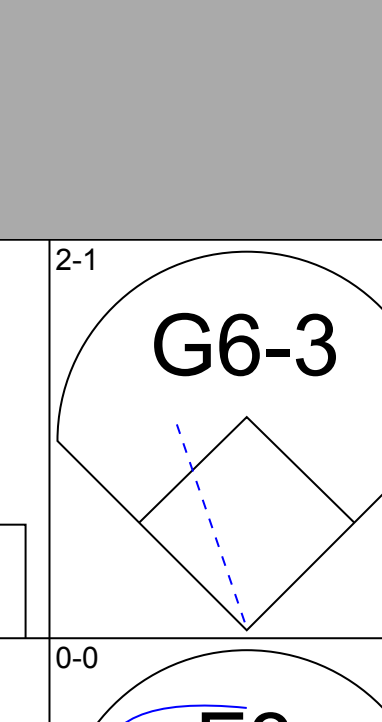
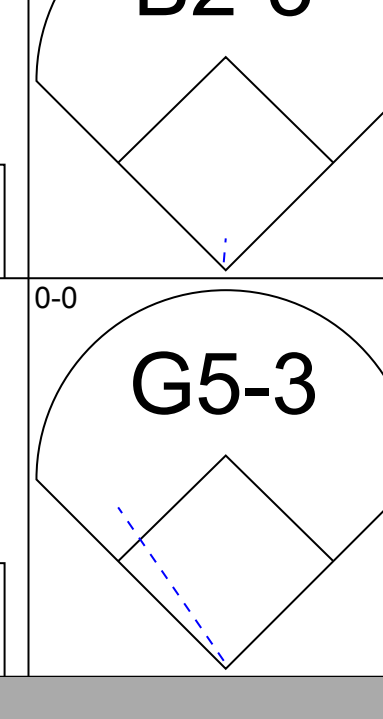
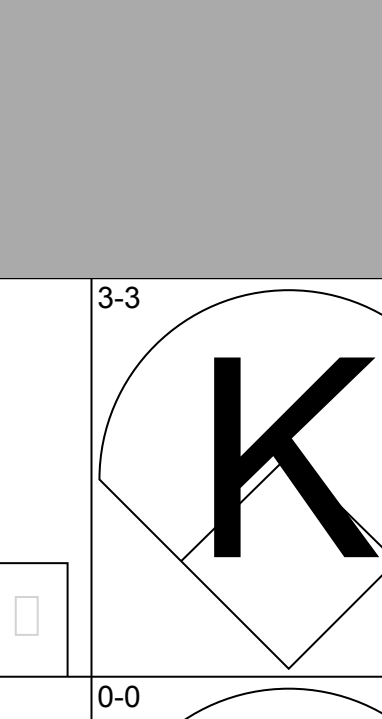
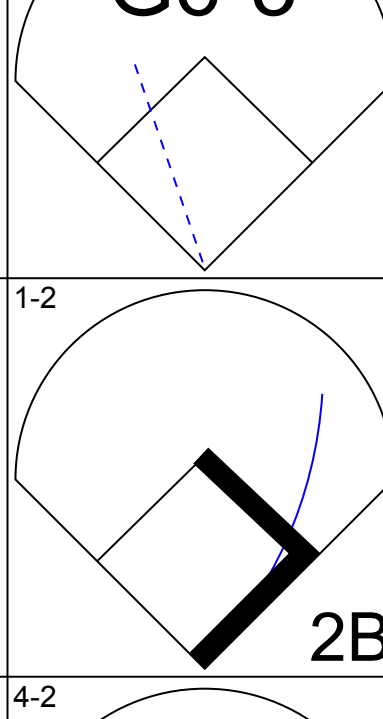
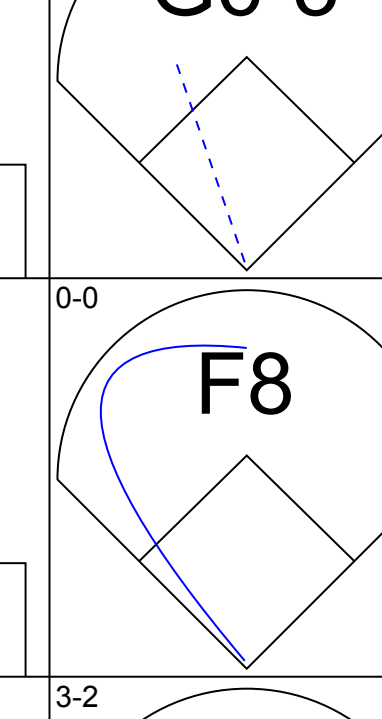
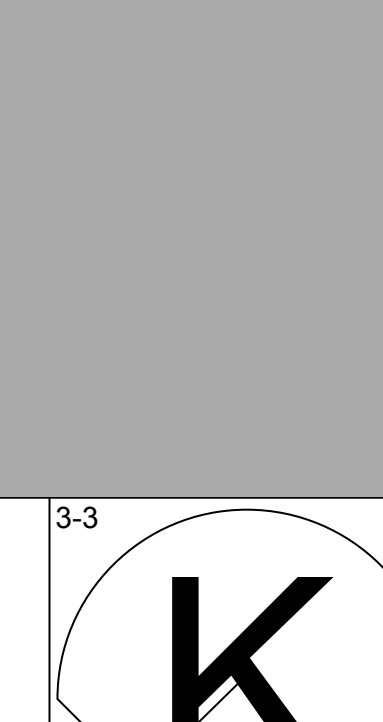
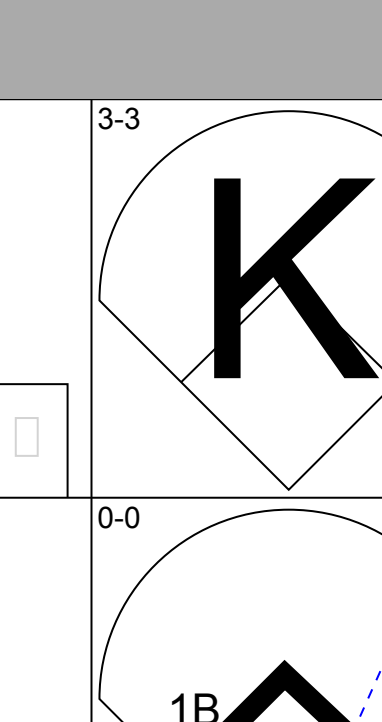
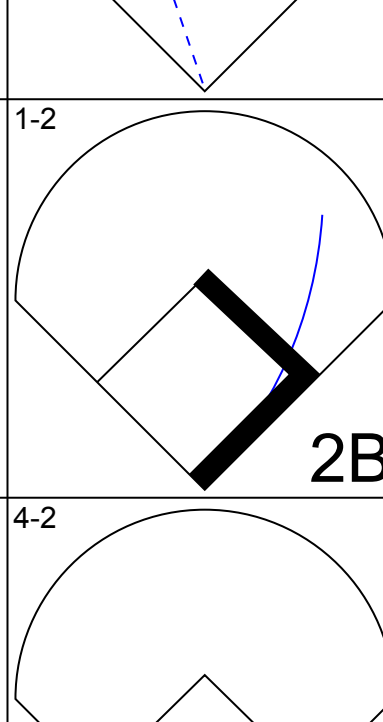
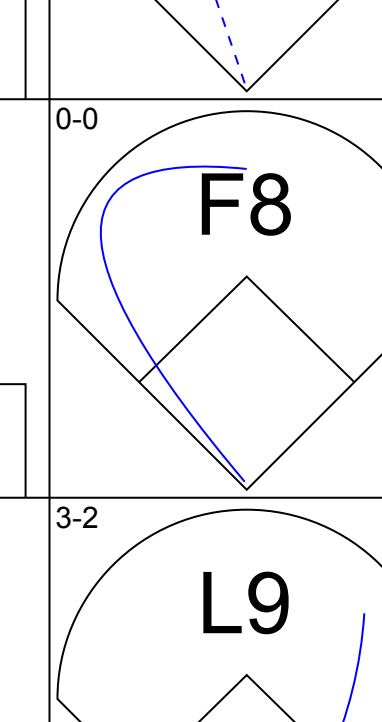
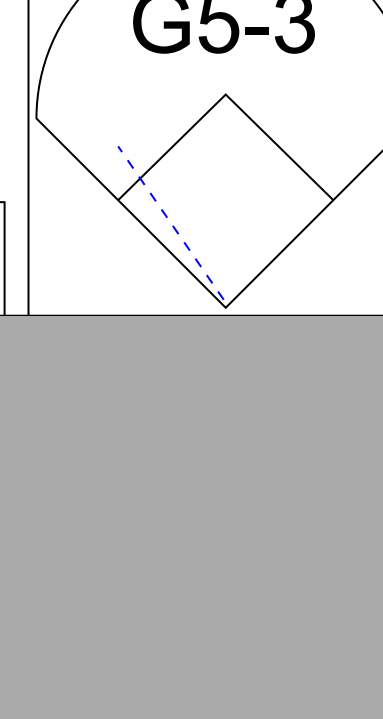
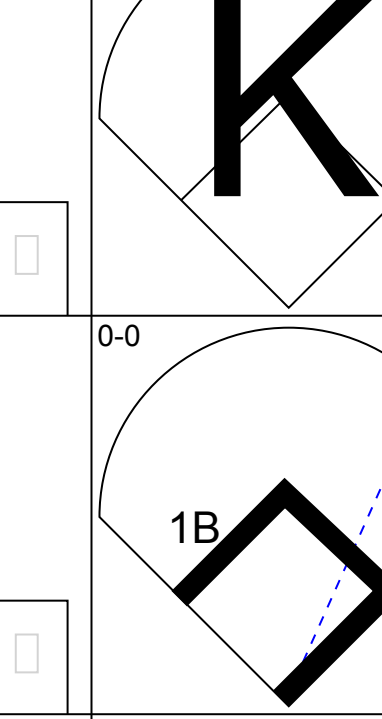
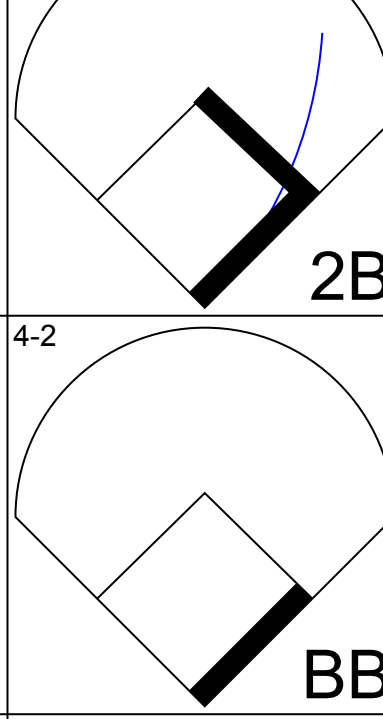


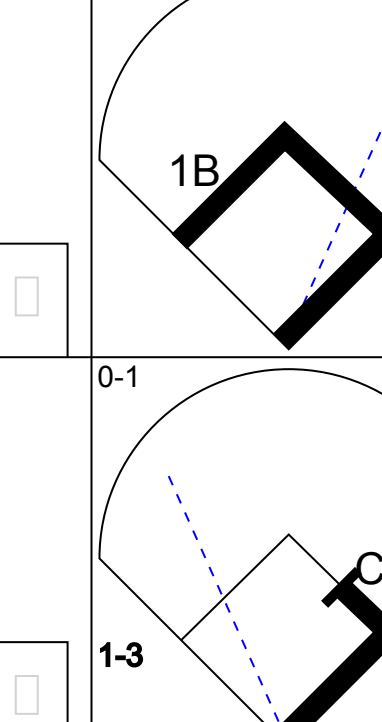




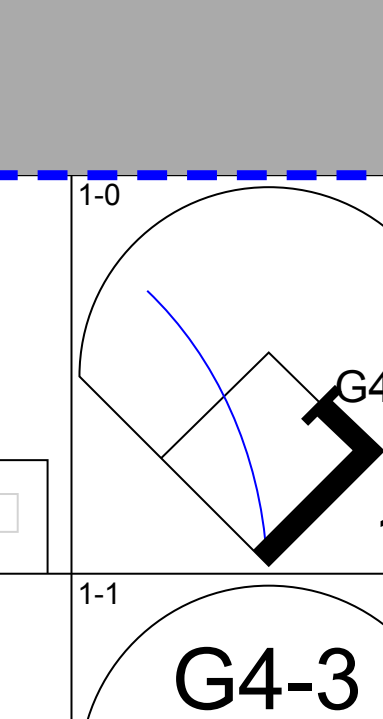


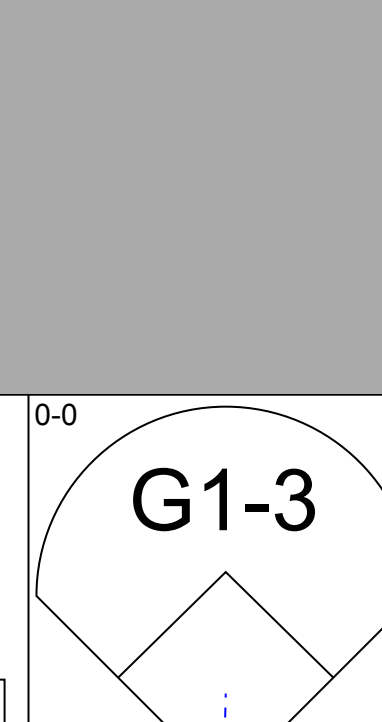
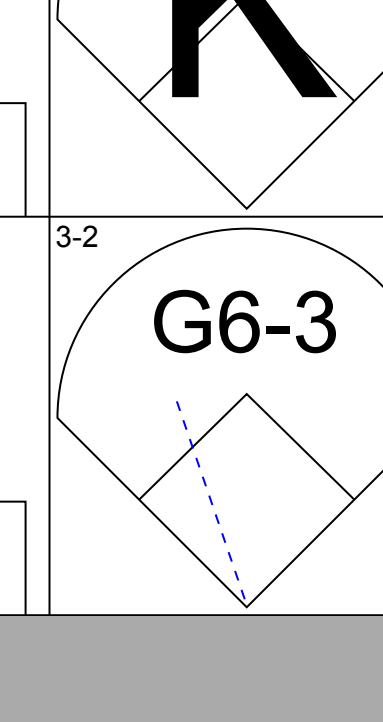

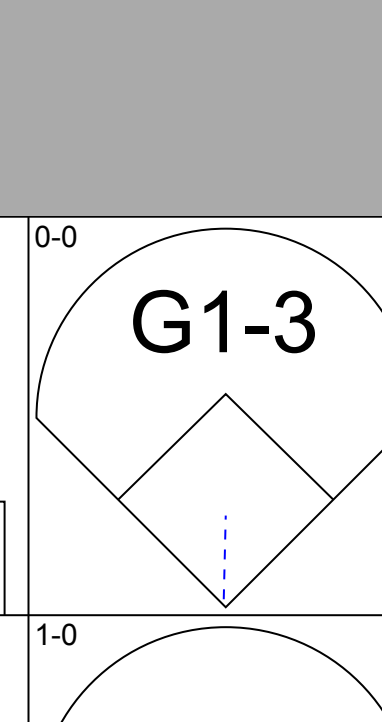
AB 26
R 3
H 4
RBI 3
BB 4
SO 7
LOB 7



Batter	1	2	3	4	5	6	7	8	9	AB	R	H	RBI	BB	SO	LOB	TOP				
Deion Sanders, L (1, 8) OBP: 0.348, SLG: 0.403										4	1	1	0	0	1	1	Atlanta Braves @ Colorado Rockies Mile High Stadium, Denver, CO Fri May 20 1994, 9:05 PM EDT Att: 71,368 - Unknown - 68 F				
Jeff Blausler, R (1, 6) OBP: 0.274, SLG: 0.297										5	1	2	1	0	1	1					
Ryan Klesko, L (1, 7) OBP: 0.378, SLG: 0.612 Dave Gallagher, R (7, 7) OBP: 0.321, SLG: 0.404										3	0	0	0	1	1	1					
Fred McGriff, L (1, 3) OBP: 0.377, SLG: 0.599										4	1	1	0	0	0	2					
David Justice, L (1, 9) OBP: 0.362, SLG: 0.407 Greg McMichael, R (9, 1)										4	1	1	0	1	0	2					
Terry Pendleton, S (1, 5) OBP: 0.295, SLG: 0.377										4	0	0	0	0	3	4					
Javy Lopez, R (1, 2) OBP: 0.323, SLG: 0.560										3	2	1	1	1	0	2					
Mark Lemke, S (1, 4) OBP: 0.381, SLG: 0.403										3	0	1	2	1	0	1					
Steve Avery, L (1, 1) OBP: 0.095, SLG: 0.158 Tony Tarasco, L (9, PH) OBP: 0.319, SLG: 0.533										2	0	1	1	0	1	0					
Inning Stats	R: 0 E: 0 K: 2 S: 8	H: 0 LOB: 0 BB: 0 P: 14	R: 3 E: 1 K: 1 S: 10	H: 1 LOB: 1 BB: 1 P: 24	R: 0 E: 0 K: 0 S: 7	H: 0 LOB: 0 BB: 0 P: 10	R: 1 E: 0 K: 0 S: 12	H: 1 LOB: 0 BB: 0 P: 19	R: 0 E: 0 K: 0 S: 7	H: 1 LOB: 2 BB: 1 P: 14	R: 0 E: 0 K: 1 S: 19	H: 0 LOB: 1 BB: 1 P: 28	R: 0 E: 0 K: 1 S: 13	H: 1 LOB: 1 BB: 0 P: 20	R: 0 E: 0 K: 1 S: 12	H: 1 LOB: 1 BB: 1 P: 16		R: 3 E: 0 K: 0 S: 16	H: 4 LOB: 1 BB: 1 P: 31	1B: 5 2B: 2 3B: 0 HR: 2	SF: 1 SAC: 1 DP: 0 HBP: 1
PITCHER	IP WLS BF H R ER SO BB IBB HBP BLK WP HR S P ERA WHIP																				
Armando Reynoso, R (1, 1) ERA: 4.82	5.0 L 23 3 4 2 3 3 0 1 0 0 1 47 88 3.60 1.200																				
Marcus Moore, R (6, 1) ERA: 4.02	2.0 7 1 0 0 3 0 0 0 0 0 1 0 29 41 0.00 0.500																				
Mike Munoz, L (8, 1) ERA: 5.11	0.2 3 1 0 0 1 0 0 0 0 0 0 0 11 15 0.00 1.500																				
Mike Harkey, R (8, 1) ERA: 7.52	1.1 8 4 3 3 0 1 0 0 0 0 0 1 17 32 20.25 3.750																				

AB	34
R	7
H	9
RBI	7
BB	4
SO	7
LOB	15



Batter	1	2	3	4	5	6	7	8	9	AB	R	H	RBI	BB	SO	LOB	BOTTOM		
Walt Weiss, S (1, 6) OBP: 0.348, SLG: 0.346										4	0	1	1	0	1	2	Atlanta Braves @ Colorado Rockies Mile High Stadium, Denver, CO Fri May 20 1994, 9:05 PM EDT Att: 71,368 - Unknown - 68 F		
Eric Young Sr., R (1, 7) OBP: 0.274, SLG: 0.393										4	0	0	0	0	0	1			
Dante Bichette, R (1, 9) OBP: 0.335, SLG: 0.588										4	0	1	0	0	1	0			
Andres Galarraga, R (1, 3) OBP: 0.337, SLG: 0.613										3	0	1	0	1	1	0			
Chris Jones, R (1, 8) OBP: 0.500, SLG: 0.500										4	0	2	0	0	2	2			
Charlie Hayes, R (1, 5) OBP: 0.295, SLG: 0.386										4	0	0	0	0	1	3			
Joe Girardi, R (1, 2) OBP: 0.317, SLG: 0.290										4	1	2	0	0	0	0			
Nelson Liriano, S (1, 4) OBP: 0.361, SLG: 0.333										2	0	0	0	1	0	1			
Armando Reynoso, R (1, 1) OBP: 0.222, SLG: 0.176 Marcus Moore, S (6, 1)										2	0	0	0	0	0	1			
Danny Sheaffer, R (7, PH) OBP: 0.282, SLG: 0.222 Mike Munoz, L (8, 1) OBP: 0.231, SLG: 0.231										0	0	0	0	0	0	0			
Inning Stats	R: 0 E: 0 K: 0 S: 6	H: 0 LOB: 0 BB: 0 P: 9	R: 0 E: 0 K: 2 S: 12	H: 0 LOB: 0 BB: 0 P: 19	R: 1 E: 0 K: 0 S: 8	H: 2 LOB: 1 BB: 0 P: 12	R: 0 E: 0 K: 2 S: 10	H: 2 LOB: 0 BB: 0 P: 14	R: 0 E: 0 K: 1 S: 11	H: 1 LOB: 2 BB: 1 P: 19	R: 0 E: 0 K: 1 S: 9	H: 1 LOB: 2 BB: 1 P: 15	R: 0 E: 0 K: 0 S: 6	H: 0 LOB: 0 BB: 0 P: 11	R: 0 E: 0 K: 0 S: 5	H: 1 LOB: 0 BB: 0 P: 7	1B: 5 2B: 3 3B: 0 HR: 0	SF: 0 SAC: 0 DP: 2 HBP: 0	WP: 1 PA: 34 PB: 0 SB: 0 CS: 1
PITCHER	IP WLS BF H R ER SO BB IBB HBP BLK WP HR S P ERA WHIP																		
Steve Avery, L (1, 1) ERA: 2.49	8.0 W 31 6 1 1 6 2 0 0 0 0 0 69 109 1.12 1.000																		
Greg McMichael, R (9, 1) ERA: 2.7	1.0 3 1 0 0 0 0 0 0 0 0 0 0 5 7 0.00 1.000																		



Batter	1	2	3	4	5	6	7	8	9	AB	R	H	RBI	BB	SO	LOB	TOP					
Deion Sanders, L (1, 8) OBP: 0.351, SLG: 0.408	F8		SF8 HR				G1-3	P8		5	1	2	2	0	0	1	Atlanta Braves @ Colorado Rockies Mile High Stadium, Denver, CO Sun May 22 1994, 5:33 AM EDT Att: 71,523 - Sunny - 81 F					
Jeff Blauer, R (1, 6) OBP: 0.265, SLG: 0.306	F8		SF8				G1-3	G5-3		4	1	1	1	0	0	2						
Terry Pendleton, S (1, 5) OBP: 0.278, SLG: 0.398	E5		HR							5	1	3	2	0	1	0						
Fred McGriff, L (1, 3) OBP: 0.375, SLG: 0.594	PO	G3-1	G4-3							5	0	1	1	0	1	1						
Javy Lopez, R (1, 2) OBP: 0.316, SLG: 0.544		F8					P3			5	0	0	0	0	0	3						
David Justice, L (1, 9) OBP: 0.381, SLG: 0.442										3	2	2	1	2	0	1						
Dave Gallagher, R (1, 7) OBP: 0.305, SLG: 0.365										4	0	0	0	0	0	5						
Mark Lemke, S (1, 4) OBP: 0.387, SLG: 0.417										4	2	3	1	0	0	0						
Greg Maddux, R (1, 1) OBP: 0.227, SLG: 0.318										2	1	1	0	0	1	0						
Tony Tarasco, L (8, PH) OBP: 0.333, SLG: 0.592										1	0	0	0	0	1	1						
Mark Wohlers, R (8, 1) OBP: 1.000, SLG: 1.000										0	0	0	0	0	0	0						
Steve Bedrosian, R (8, 1)										0	0	0	0	0	0	0						
Greg McMichael, R (9, 1)										0	0	0	0	0	0	0						
Inning Stats	R: 0 E: 1 K: 0 S: 14	H: 0 LOB: 0 BB: 0 P: 22	R: 0 E: 0 K: 0 S: 8	H: 0 LOB: 1 BB: 1 P: 15	R: 3 E: 0 K: 0 S: 11	H: 3 LOB: 0 BB: 0 P: 16	R: 3 E: 0 K: 0 S: 14	H: 4 LOB: 1 BB: 0 P: 18	R: 0 E: 0 K: 2 S: 10	H: 0 LOB: 0 BB: 0 P: 15	R: 1 E: 0 K: 1 S: 10	H: 1 LOB: 3 BB: 0 P: 17	R: 1 E: 0 K: 0 S: 11	H: 3 LOB: 3 BB: 1 P: 22	R: 0 E: 0 K: 1 S: 8	H: 1 LOB: 1 BB: 0 P: 13	R: 0 E: 0 K: 0 S: 10	H: 1 LOB: 1 BB: 0 P: 15	1B: 8 2B: 3 3B: 0 HR: 2	SF: 1 SAC: 1 DP: 0 HBP: 0	WP: 0 PB: 0 SB: 0 CS: 0	PA: 43
PITCHER	IP WLS BF H R ER SO BB IBB HBP BLK WP HR S P ERA WHIP																					
Lance Painter, L (1, 1) ERA: 14.73	3.2 L 19 7 6 6 0 1 0 0 0 0 0 1 43 65 14.73 2.182																					
Willie Blair, R (4, 1) ERA: 7.36	1.1 4 0 0 0 2 0 0 0 0 0 0 0 14 21 0.00 0.000																					
Marcus Moore, R (6, 1) ERA: 4.58	2.0 11 4 2 2 1 0 1 0 0 0 0 1 21 39 9.00 2.000																					
Kent Bottenfield, R (8, 1) ERA: 4.66	1.0 4 1 0 0 1 0 0 0 0 0 0 0 8 13 0.00 1.000																					
Bruce Ruffin, L (9, 1) ERA: 2.51	1.0 4 1 0 0 0 0 0 0 0 0 0 0 10 15 0.00 1.000																					

AB	38
R	8
H	13
RBI	8
BB	2
SO	4
LOB	14



Batter	1	2	3	4	5	6	7	8	9	AB	R	H	RBI	BB	SO	LOB	BOTTOM					
Walt Weiss, S (1, 6) OBP: 0.342, SLG: 0.335	P2									4	1	0	0	1	2	3	Atlanta Braves @ Colorado Rockies Mile High Stadium, Denver, CO Sun May 22 1994, 5:33 AM EDT Att: 71,523 - Sunny - 81 F					
Mike Kingsley, L (1, 8) OBP: 0.387, SLG: 0.463	G4-3									5	1	1	0	0	1	3						
Dante Bichette, R (1, 9) OBP: 0.349, SLG: 0.606	K									3	1	2	2	1	1	0						
Andres Galarraga, R (1, 3) OBP: 0.350, SLG: 0.631										4	0	3	0	0	1	1						
Charlie Hayes, R (1, 5) OBP: 0.302, SLG: 0.381										3	0	1	1	1	0	3						
Howard Johnson, S (1, 7) OBP: 0.299, SLG: 0.385										4	0	0	0	0	4	5						
Joe Girardi, R (1, 2) OBP: 0.305, SLG: 0.272										4	0	0	0	0	0	0						
Nelson Liriano, S (1, 4) OBP: 0.341, SLG: 0.297										4	0	1	0	0	0	1						
Lance Painter, L (1, 1) ERA: 14.73										1	0	0	0	0	1	0						
Chris Jones, R (5, PH) OBP: 0.286, SLG: 0.286										0	0	0	0	0	0	0						
Marcus Moore, S (8, 1) ERA: 4.58										0	0	0	0	0	0	0						
John Vander Wal, L (7, PH) OBP: 0.299, SLG: 0.379										0	0	0	0	0	0	1						
Kent Bottenfield, R (8, 1) ERA: 4.66										0	0	0	0	0	0	0						
Bruce Ruffin, S (9, 1) ERA: 2.51										0	0	0	0	0	0	0						
Eric Young Sr., R (9, PH) OBP: 0.288, SLG: 0.407										0	0	0	1	0	0	0						
Inning Stats	R: 0 E: 0 K: 1 S: 8	H: 0 LOB: 0 BB: 0 P: 13	R: 0 E: 0 K: 1 S: 8	H: 1 LOB: 0 BB: 0 P: 11	R: 0 E: 0 K: 1 S: 10	H: 0 LOB: 0 BB: 0 P: 13	R: 2 E: 0 K: 2 S: 12	H: 2 LOB: 1 BB: 1 P: 22	R: 0 E: 0 K: 1 S: 9	H: 0 LOB: 0 BB: 0 P: 12	R: 0 E: 0 K: 2 S: 18	H: 1 LOB: 3 BB: 2 P: 28	R: 0 E: 0 K: 1 S: 11	H: 1 LOB: 1 BB: 0 P: 14	R: 1 E: 0 K: 1 S: 12	H: 3 LOB: 1 BB: 0 P: 18	R: 0 E: 1 K: 1 S: 12	H: 0 LOB: 2 BB: 1 P: 22	1B: 7 2B: 0 3B: 1 HR: 0	SF: 0 SAC: 0 DP: 2 HBP: 0	WP: 0 PB: 0 SB: 2 CS: 0	PA: 38
PITCHER	IP WLS BF H R ER SO BB IBB HBP BLK WP HR S P ERA WHIP																					
Greg Maddux, R (1, 1) ERA: 1.37	7.0 W 28 5 2 2 9 3 0 0 0 0 0 0 76 113 2.57 1.143																					
Mark Wohlers, R (8, 1) ERA: 4.91	0.0 3 3 1 1 0 0 0 0 0 0 0 0 7 11 ∞ ∞																					
Steve Bedrosian, R (8, 1) ERA: 5.51	1.0 2 0 0 0 1 0 0 0 0 0 0 0 5 7 0.00 0.000																					
Greg McMichael, R (9, 1) ERA: 2.49	1.0 5 0 0 0 1 1 0 0 0 0 0 0 12 22 0.00 1.000																					



Batter	1	2	3	4	5	6	7	8	9	AB	R	H	RBI	BB	SO	LOB	TOP							
James Mouton, R OBP: 0.329, SLG: 0.331 (1, 9)										5	1	4	0	1	1	0	Houston Astros @ Atlanta Braves Atlanta-Fulton County Stadium, Atlanta, GA Tue May 24 1994, 7:05 PM EDT Att: 49,402 - Unknown - 85 F							
Steve Finley, L OBP: 0.319, SLG: 0.455 (1, 8)										5	0	2	1	0	0	4								
Craig Biggio, R OBP: 0.405, SLG: 0.488 (1, 4)										5	1	1	1	0	1	4								
5 Jeff Bagwell, R OBP: 0.403, SLG: 0.615 (1, 3)										5	1	1	0	0	2	1								
Ken Caminiti, S OBP: 0.338, SLG: 0.531 (1, 5)										4	1	1	1	1	0	1								
Luis Gonzalez, L OBP: 0.338, SLG: 0.431 (1, 7)										3	2	2	0	2	1	0								
Scott Servais, R OBP: 0.220, SLG: 0.316 (1, 2)										5	1	1	3	0	2	5								
Andujar Cedeno, R OBP: 0.325, SLG: 0.478 (1, 6)										4	0	1	0	1	0	0								
Doug Drabek, R OBP: 0.194, SLG: 0.172 (1, 1)										5	1	3	2	0	0	0								
Inning Stats	R: 0 E: 0 K: 1 S: 10	H: 0 LOB: 0 BB: 0 P: 15	R: 0 E: 0 K: 2 S: 10	H: 0 LOB: 0 BB: 0 P: 13	R: 1 E: 0 K: 0 S: 12	H: 3 LOB: 2 BB: 0 P: 15	R: 0 E: 0 K: 1 S: 7	H: 1 LOB: 1 BB: 0 P: 10	R: 0 E: 0 K: 1 S: 11	H: 1 LOB: 2 BB: 1 P: 19	R: 2 E: 0 K: 1 S: 11	H: 3 LOB: 2 BB: 1 P: 21	R: 2 E: 0 K: 1 S: 11	H: 3 LOB: 1 BB: 1 P: 23	R: 0 E: 0 K: 0 S: 6	H: 1 LOB: 1 BB: 0 P: 11	R: 3 E: 0 K: 0 S: 21	H: 4 LOB: 3 BB: 2 P: 34	1B: 12 2B: 3 3B: 0 HR: 1	SF: 0 SAC: 1 DP: 0 HBP: 0	WP: 1 PB: 1 SB: 1 CS: 0	PA: 47		
PITCHER	IP WLS BF H R ER SO BB IBB HBP BLK WP HR S P ERA WHIP	6.1 L 30 10 5 5 6 1 1 0 0 0 0 66 103 7.11 1.737	0.2 4 1 0 0 1 0 1 0 0 0 0 0 6 13 0.00 1.500	1.0 4 1 0 0 0 0 0 0 0 0 0 6 11 0.00 1.000	1.0 9 4 3 3 0 2 0 0 0 0 1 1 21 34 27.00 6.000																			

AB	41
R	8
H	16
RBI	8
BB	5
SO	7
LOB	15



Batter	1	2	3	4	5	6	7	8	9	AB	R	H	RBI	BB	SO	LOB	BOTTOM							
Deion Sanders, L OBP: 0.344, SLG: 0.399 (1, 8)										4	0	0	0	0	0	2	Houston Astros @ Atlanta Braves Atlanta-Fulton County Stadium, Atlanta, GA Tue May 24 1994, 7:05 PM EDT Att: 49,402 - Unknown - 85 F							
Jeff Blauser, R OBP: 0.276, SLG: 0.295 (1, 6)										4	0	0	0	0	1	0								
Ryan Klesko, L OBP: 0.362, SLG: 0.583 (1, 7)										4	0	0	0	0	0	0								
Fred McGriff, L OBP: 0.372, SLG: 0.582 (1, 3)										3	0	0	0	1	0	0								
David Justice, L OBP: 0.385, SLG: 0.447 (1, 9)										3	0	1	0	1	0	1								
Terry Pendleton, S OBP: 0.274, SLG: 0.391 (1, 5)										3	0	0	0	0	0	2								
Javy Lopez, R OBP: 0.309, SLG: 0.531 (1, 2)										3	0	0	0	0	1	2								
Mark Lemke, S OBP: 0.386, SLG: 0.415 (1, 4)										3	0	1	0	0	2	0								
Tom Glavine, L OBP: 0.280, SLG: 0.261 Steve Bedrosian, R (7, 1)										2	0	1	0	0	0	2								
Mike Stanton, L OBP: 1.000, SLG: 1.000 Tony Tarasco, L (8, FH) Mitt Hill, R (9, 1)										0	0	0	0	0	0	0								
Inning Stats	R: 0 E: 0 K: 0 S: 7	H: 0 LOB: 0 BB: 0 P: 8	R: 0 E: 1 K: 0 S: 8	H: 1 LOB: 1 BB: 0 P: 12	R: 0 E: 0 K: 1 S: 6	H: 1 LOB: 0 BB: 0 P: 10	R: 0 E: 0 K: 0 S: 5	H: 0 LOB: 0 BB: 0 P: 9	R: 0 E: 0 K: 0 S: 11	H: 1 LOB: 2 BB: 1 P: 21	R: 0 E: 0 K: 1 S: 7	H: 0 LOB: 0 BB: 0 P: 13	R: 0 E: 0 K: 0 S: 8	H: 0 LOB: 0 BB: 0 P: 11	R: 0 E: 0 K: 2 S: 10	H: 0 LOB: 1 BB: 1 P: 17	R: 0 E: 0 K: 0 S: 10	H: 0 LOB: 1 BB: 1 P: 18	1B: 2 2B: 1 3B: 0 HR: 0	SF: 0 SAC: 0 DP: 1 HBP: 0	WP: 0 PB: 0 SB: 0 CS: 0	PA: 32		
PITCHER	IP WLS BF H R ER SO BB IBB HBP BLK WP HR S P ERA WHIP	9.0 W 32 3 0 0 4 3 0 0 0 0 72 119 0.00 0.667																						



Batter	1	2	3	4	5	6	7	8	9	AB	R	H	RBI	BB	SO	LOB	TOP					
James Mouton, R (1, 9) OBP: 0.324, SLG: 0.321	L8		K	E6		K		K		5	0	1	1	0	3	2						
Steve Finley, L (1, 8) OBP: 0.325, SLG: 0.449			P6	L8			F8	2B		5	0	2	1	0	0	1						
Craig Biggio, R (1, 4) OBP: 0.408, SLG: 0.488					L5		L4			3	0	1	1	2	0	0						
5 Jeff Bagwell, R (1, 3) OBP: 0.411, SLG: 0.601			G5-3				L6			2	1	0	0	3	0	1						
Ken Caminiti, S (1, 5) OBP: 0.345, SLG: 0.545	G6-3									5	2	3	1	0	1	5						
Kevin Bass, S (1, 7) OBP: 0.377, SLG: 0.500										3	1	1	0	0	1	1						
Luis Gonzalez, L (8, PR) OBP: 0.333, SLG: 0.428										1	1	1	0	0	0	0						
Tony Eusebio, R (1, 2) OBP: 0.213, SLG: 0.356										5	1	2	1	0	2	4						
Andujar Cedeno, R (1, 6) OBP: 0.346, SLG: 0.493										5	2	2	2	0	0	2						
Greg Swindell, L (1, 1) OBP: 0.217, SLG: 0.392										3	0	0	0	0	1	2						
Andy Starukiewicz, R (8, PH) OBP: 0.400, SLG: 0.500										1	0	0	0	0	1	2						
Todd Jones, R (8, PH) OBP: 0.200, SLG: 1.000										0	0	0	0	0	0	0						
Sid Beaman, R (8, PH) OBP: 0.340, SLG: 0.500										1	0	0	0	0	0	1						
Mitch Williams, L (9, 1) OBP: 0.200, SLG: 0.500										0	0	0	0	0	0	0						
John Hudek, S (9, 1) OBP: 0.200, SLG: 0.500										0	0	0	0	0	0	0						
Inning Stats	R: 0 E: 0 K: 0 S: 10	H: 1 LOB: 2 BB: 2 P: 20	R: 0 E: 0 K: 0 S: 7	H: 1 LOB: 1 BB: 0 P: 10	R: 0 E: 0 K: 1 S: 9	H: 0 LOB: 1 BB: 1 P: 16	R: 3 E: 2 K: 1 S: 18	H: 3 LOB: 1 BB: 1 P: 29	R: 1 E: 0 K: 0 S: 17	H: 1 LOB: 1 BB: 1 P: 29	R: 0 E: 0 K: 2 S: 9	H: 0 LOB: 0 BB: 0 P: 13	R: 0 E: 0 K: 0 S: 5	H: 0 LOB: 0 BB: 0 P: 7	R: 4 E: 0 K: 3 S: 27	H: 6 LOB: 3 BB: 1 P: 46	R: 0 E: 0 K: 0 S: 13	H: 1 LOB: 1 BB: 0 P: 17	1B: 7 2B: 6 3B: 0 HR: 0	SF: 0 SAC: 0 DP: 0 HBP: 0	WP: 0 PB: 0 SB: 1 CS: 1	PA: 45
PITCHER	IP WLS BF H R ER SO BB IBB HBP BLK WP HR S P ERA WHIP																					
Steve Avery, L (1, 1) ERA: 2.88	4.1 23 6 4 4 2 5 0 0 0 0 0 0 56 96 8.31 2.538																					
Steve Bedrosian, R (5, 1) ERA: 4.82	0.2 2 0 0 0 1 0 0 0 0 0 0 0 5 8 0.00 0.000																					
Mark Wohlers, R (6, 1) ERA: 4.71	2.0 6 0 0 0 2 0 0 0 0 0 0 0 14 20 0.00 0.000																					
Mike Stanton, L (8, 1) ERA: 4.22	0.0 L 4 4 4 4 0 0 0 0 0 0 0 0 13 22 ∞ ∞																					
Mitt Hill, R (8, 1) ERA: 6.75	2.0 10 3 0 0 3 0 1 0 1 0 0 0 27 41 0.00 1.500																					

Houston Astros @ Atlanta Braves
Atlanta-Fulton County Stadium, Atlanta, GA
Thu May 26 1994, 7:05 PM EDT
Att: 45,976 - Unknown - 79 F

AB	39
R	8
H	13
RBI	7
BB	6
SO	8
LOB	21



Batter	1	2	3	4	5	6	7	8	9	AB	R	H	RBI	BB	SO	LOB	BOTTOM					
Jarvis Brown, R (1, 8) OBP: 0.338, SLG: 0.396	F9									3	0	0	0	0	0	1						
Deion Sanders, L (8, PH) OBP: 0.338, SLG: 0.396										2	1	1	0	0	0	3						
Jeff Blauser, R (1, 6) OBP: 0.281, SLG: 0.306										5	0	2	1	0	0	3						
Terry Pendleton, S (1, 5) OBP: 0.270, SLG: 0.380										4	0	0	0	0	0	2						
Fred McGriff, L (1, 3) OBP: 0.379, SLG: 0.588										3	1	1	0	1	0	1						
Javy Lopez, R (1, 2) OBP: 0.301, SLG: 0.511										4	1	1	0	0	3	2						
David Justice, L (1, 9) OBP: 0.399, SLG: 0.473										4	2	3	1	0	0	0						
Dave Gallagher, R (1, 7) OBP: 0.288, SLG: 0.328										3	0	0	0	1	1	3						
Mark Lemke, S (1, 4) OBP: 0.386, SLG: 0.409										3	0	1	1	1	0	2						
Steve Avery, L (1, 1) OBP: 0.216, SLG: 0.290										1	0	1	2	0	0	0						
Steve Bedrosian, R (5, 1) ERA: 4.82										0	0	0	0	0	0	0						
Bill Pecola, R (8, PH) OBP: 0.276, SLG: 0.333										1	0	0	0	0	0	0						
Mark Wohlers, R (6, 1) ERA: 4.71										0	0	0	0	0	0	0						
Charlie O'Brien, R (7, PH) OBP: 0.341, SLG: 0.428										1	0	0	0	0	0	1						
Mike Stanton, L (8, 1) ERA: 4.22										0	0	0	0	0	0	0						
Mitt Hill, R (8, 1) ERA: 6.75										0	0	0	0	0	0	0						
Ryan Klesko, L (9, PH) OBP: 0.368, SLG: 0.579										1	0	0	0	0	1	3						
Inning Stats	R: 0 E: 0 K: 0 S: 7	H: 1 LOB: 0 BB: 0 P: 9	R: 3 E: 0 K: 1 S: 17	H: 4 LOB: 1 BB: 0 P: 21	R: 0 E: 0 K: 0 S: 5	H: 0 LOB: 0 BB: 0 P: 7	R: 0 E: 0 K: 1 S: 8	H: 0 LOB: 0 BB: 0 P: 11	R: 0 E: 0 K: 0 S: 9	H: 0 LOB: 0 BB: 0 P: 12	R: 0 E: 0 K: 1 S: 8	H: 0 LOB: 1 BB: 1 P: 13	R: 1 E: 0 K: 0 S: 7	H: 2 LOB: 0 BB: 0 P: 8	R: 1 E: 0 K: 1 S: 17	H: 2 LOB: 1 BB: 0 P: 24	R: 0 E: 0 K: 1 S: 15	H: 1 LOB: 3 BB: 2 P: 28	1B: 8 2B: 2 3B: 0 HR: 1	SF: 0 SAC: 0 DP: 2 HBP: 0	WP: 0 PB: 0 SB: 0 CS: 0	PA: 38
PITCHER	IP WLS BF H R ER SO BB IBB HBP BLK WP HR S P ERA WHIP																					
Greg Swindell, L (1, 1) ERA: 2.99	1.0 5 2 1 1 1 0 0 0 0 0 0 0 17 24 9.00 2.000																					
Todd Jones, R (8, 1) ERA: 3.51	0.0 2 1 0 0 0 1 0 0 0 0 0 0 2 6 ∞ ∞																					
Mitch Williams, L (9, 1) ERA: 7.71	1.0 S 4 0 0 0 1 1 0 0 0 0 0 0 13 22 0.00 1.000																					

Houston Astros @ Atlanta Braves
Atlanta-Fulton County Stadium, Atlanta, GA
Thu May 26 1994, 7:05 PM EDT
Att: 45,976 - Unknown - 79 F

AB	35
R	5
H	10
RBI	5
BB	3
SO	5
LOB	21



Batter	1	2	3	4	5	6	7	8	9	AB	R	H	RBI	BB	SO	LOB	TOP					
Karl Rhodes, L (1, 8) OBP: 0.341, SLG: 0.451	G6-3		4-1 1B BB		2-2 K		1-0 F7		0-0 L3	4	0	0	0	1	1	2						
Shawon Dunston, R (1, 6) OBP: 0.297, SLG: 0.370	F9		0-1 1B			1-2 P5		0-0 P3		4	0	1	1	0	0	0						
23 Ryne Sandberg, R (1, 4) OBP: 0.333, SLG: 0.438	G5-3		3-1 G5-3			0-1 1B 1B		2-3 K		4	1	1	0	0	1	2						
Mark Grace, L (1, 3) OBP: 0.390, SLG: 0.391		0-1 F8		1-2 G4-3		1-3 K		0-0 2B		4	0	1	0	0	1	1						
Derrick May, L (1, 7) OBP: 0.385, SLG: 0.488	G5-3		0-1 G5-3		2-2 P3	1-2 1B 1B		1-1 G3		4	0	1	0	0	0	1						
Sammy Sosa, R (1, 9) OBP: 0.328, SLG: 0.558	K		3-3 K		0-0 1B	0-0 1B 1B			1-3 K	4	0	2	1	0	2	0						
Steve Buechele, R (1, 5) OBP: 0.331, SLG: 0.406			2-3 K	1-3 K		0-2 G4-3		2-0 G5-3		4	0	0	0	0	2	3						
Rick Wilkins, L (1, 2) OBP: 0.320, SLG: 0.388			4-1 G1 1B BB		2-3 K		0-1 G5-3		0-1 1B 1B	3	1	1	0	1	1	0						
Mike Morgan, R (1, 1) OBP: 0.355, SLG: 0.569			1-2 G1		2-3 K		3-2 G4-3		1-1 1B	1	0	0	0	0	0	1						
Dave Otto, L (3, 1) OBP: 0.360, SLG: 0.337			1-2 1B							0	0	0	0	0	0	0						
Eduardo Zambrano, R (5, PH) OBP: 0.337, SLG: 0.357										0	0	0	0	0	0	0						
Jim Bullinger, R (5, 1) OBP: 0.327, SLG: 0.357										0	0	0	0	0	0	0						
Kevin Robertson, S (7, PH) OBP: 0.337, SLG: 0.357										0	0	0	0	0	0	0						
Dan Plesac, L (7, 1) OBP: 0.333, SLG: 0.388										1	0	1	0	0	0	0						
Glenallen Hill, R (9, PH) OBP: 0.333, SLG: 0.388										1	0	1	0	0	0	0						
Inning Stats	R: 0 E: 0 K: 0 S: 5	H: 0 LOB: 0 BB: 0 P: 8	R: 0 E: 0 K: 1 S: 8	H: 0 LOB: 0 BB: 0 P: 11	R: 1 E: 0 K: 1 S: 15	H: 1 LOB: 2 BB: 2 P: 29	R: 0 E: 0 K: 1 S: 10	H: 1 LOB: 1 BB: 0 P: 14	R: 0 E: 0 K: 3 S: 11	H: 0 LOB: 0 BB: 0 P: 17	R: 1 E: 0 K: 1 S: 16	H: 3 LOB: 2 BB: 0 P: 19	R: 0 E: 0 K: 0 S: 6	H: 0 LOB: 0 BB: 0 P: 10	R: 0 E: 0 K: 1 S: 11	H: 1 LOB: 1 BB: 0 P: 14	R: 0 E: 0 K: 1 S: 9	H: 2 LOB: 2 BB: 0 P: 13	1B: 7 2B: 1 3B: 0 HR: 0	SF: 0 SAC: 0 DP: 0 HBP: 0	WP: 0 PB: 0 SB: 0 CS: 0	PA: 37
PITCHER	IP	WLS	BF	H	R	ER	SO	BB	IBB	HBP	BLK	WP	HR	S	P	ERA	WHIP					
Greg Maddux, R (1, 1) ERA: 1.47	7.0	W	28	5	2	2	7	2	0	0	0	0	0	71	108	2.57	1.000					
Steve Bedrosian, R (8, 1) ERA: 4.58	1.0		4	1	0	0	1	0	0	0	0	0	0	11	14	0.00	1.000					
Greg McMichael, R (9, 1) ERA: 2.28	1.0		5	2	0	0	1	0	0	0	0	0	0	9	13	0.00	2.000					

Chicago Cubs @ Atlanta Braves
Atlanta-Fulton County Stadium, Atlanta, GA
Fri May 27 1994, 7:05 PM EDT
Att: 49,253 - Unknown - 72 F

AB	35
R	2
H	8
RBI	2
BB	2
SO	9
LOB	10




Batter	1	2	3	4	5	6	7	8	9	AB	R	H	RBI	BB	SO	LOB	BOTTOM					
Deion Sanders, L (1, 8) OBP: 0.335, SLG: 0.390	K	0-0 E2 1B 1B		0-0 4-3		3-1 G3		1-2 G3		5	1	1	1	0	1	1						
Jeff Blauser, R (1, 6) OBP: 0.292, SLG: 0.333	G6-3	3-2 1B		2-0 E6		1-2 1B		2-1 1B		5	0	3	2	0	0	0						
Rafael Belliard, R (8, FR) OBP: 0.318, SLG: 0.365		3-H 1B		1-3 K		3-H 1B		1-0 L5-3		0	0	0	0	0	0	0						
Ryan Klesko, L (1, 7) OBP: 0.355, SLG: 0.568	F9		0-0 F9		1-3 K		0-1 1B		0-1 L5-3	4	0	1	0	0	2	2						
Dave Gallagher, R (7, 7) OBP: 0.284, SLG: 0.322			2-3 K				1-2 1B			1	0	0	0	0	0	1						
Fred McGriff, L (1, 3) OBP: 0.379, SLG: 0.586		4-2 HR BB	2-0 F9 1B 2B		1-1 G3		2-3 K		0-0 G3	4	2	1	0	1	1	4						
David Justice, L (1, 9) OBP: 0.401, SLG: 0.493		2-1 1B HR	4-1 1B 1B BB		1-3 K		2-1 G4-3			3	1	1	2	1	1	0						
Terry Pendleton, S (1, 5) OBP: 0.289, SLG: 0.374		4-2 1B BB	0-0 F9		0-0 F8		3-2 P3			3	1	0	0	1	0	2						
Javy Lopez, R (1, 2) OBP: 0.306, SLG: 0.507		0-0 P8	1-3 1B 1B		1-1 P8		4-1 1B BB			3	0	1	1	1	0	1						
Mark Lemke, S (1, 4) OBP: 0.395, SLG: 0.418		1-3 K	1-2 G6-4-3 1B		2-0 G3 SH3 1B		0-0 G4-3			4	1	3	0	0	1	1						
Greg Maddux, R (1, 1) OBP: 0.250, SLG: 0.304		4-0 G6-4-3	1-1 G6-4-3		0-0 SH3		2-1 G4-3			1	1	0	0	1	0	3						
Bill Pecota, R (7, PH) OBP: 0.360, SLG: 0.318										1	0	0	0	0	0	2						
Steve Bedrosian, R (8, 1) OBP: 0.289, SLG: 0.374										0	0	0	0	0	0	0						
Greg McMichael, R (9, 1) OBP: 0.333, SLG: 0.388										0	0	0	0	0	0	0						
Inning Stats	R: 0 E: 0 K: 1 S: 7	H: 3 LOB: 1 BB: 3 P: 40	R: 5 E: 1 K: 2 S: 20	H: 3 LOB: 1 BB: 3 P: 40	R: 1 E: 0 K: 0 S: 10	H: 3 LOB: 2 BB: 1 P: 22	R: 0 E: 1 K: 1 S: 7	H: 0 LOB: 1 BB: 0 P: 11	R: 0 E: 0 K: 1 S: 6	H: 0 LOB: 0 BB: 0 P: 8	R: 1 E: 0 K: 1 S: 12	H: 3 LOB: 2 BB: 0 P: 20	R: 0 E: 0 K: 0 S: 10	H: 1 LOB: 2 BB: 1 P: 21	R: 0 E: 0 K: 0 S: 7	H: 1 LOB: 1 BB: 0 P: 11	1B: 8 2B: 1 3B: 1 HR: 1	SF: 0 SAC: 1 DP: 1 HBP: 0	WP: 0 PB: 0 SB: 0 CS: 0	PA: 40		
PITCHER	IP	WLS	BF	H	R	ER	SO	BB	IBB	HBP	BLK	WP	HR	S	P	ERA	WHIP					
Mike Morgan, R (1, 1) ERA: 8.35	2.1	L	16	5	6	6	3	4	0	0	0	0	0	10	17	0.00	0.600					
Dave Otto, L (3, 1) ERA: 4.5	1.2		6	1	0	0	1	0	0	0	0	0	0	10	17	0.00	0.600					
Jim Bullinger, R (5, 1) ERA: 4.85	2.0		9	3	1	1	2	0	0	0	0	0	0	18	28	4.50	1.500					
Dan Plesac, L (7, 1) ERA: 3.51	2.0		9	2	0	0	0	1	0	0	0	0	0	17	32	0.00	1.500					

Chicago Cubs @ Atlanta Braves
Atlanta-Fulton County Stadium, Atlanta, GA
Fri May 27 1994, 7:05 PM EDT
Att: 49,253 - Unknown - 72 F

AB	34
R	7
H	11
RBI	6
BB	5
SO	6
LOB	17




Batter	1	2	3	4	5	6	7	8	9	AB	R	H	RBI	BB	SO	LOB	TOP								
Sammy Sosa, R OBP: 0.317, SLG: 0.538 (1, 8)	1-3 K	1-3 K		1-0 L1		0-3 K	1-2 G6-3		0-1 F8	6	0	0	0	0	3	5									
Shawon Dunston, R OBP: 0.292, SLG: 0.361 (1, 6)	1-2 F7		0-3 K2-3		1-3 K	1-0 1B		0-1 G3	1-1 F7	6	0	1	0	0	2	1									
23 Ryne Sandberg, R OBP: 0.335, SLG: 0.430 (1, 4)	4-1 1B BB		1-2 G4-3		1-1 P6	3-2 F9		4-2 2B BB		3	1	0	0	2	0	2									
Mark Grace, L OBP: 0.401, SLG: 0.417 (1, 3)	0-1 1B		1-1 1B		0-0 1B 2B	1-0 F8		2-2 F8 1H 2B		5	1	4	1	0	0	2									
Glenallen Hill, R OBP: 0.338, SLG: 0.389 (1, 7)	2-3 K		2-3 K		3-1 2H 1B 1B		3-2 SH1-4 2B 1B	0-0 F8 2-3		5	2	2	1	0	2	4									
Eduardo Zambrano, R OBP: 0.383, SLG: 0.635 (7, 8)		3-1 HR		4-0 1B BB	1 SAFE 4-2 1B BB		4-2 SH1-4 2B BB	0-3 K		1	3	1	1	3	0	0									
Steve Buechele, R OBP: 0.354, SLG: 0.409 (9, PH)		2-1 G6-3		0-1 G1-3	0-0 1B BB		1-1 SH1-4	0-0 SH1-4 HR 1B		4	0	2	1	0	0	1	AB 38								
José Hernández, R OBP: 0.313, SLG: 0.467 (9, 5)				1-2 2H 1B			1-2 2-3			0	1	0	0	0	0	0	R 9								
Mark Parent, R OBP: 0.472, SLG: 0.500 (1, 2)	4-1 SH1-4 BB		0-1 BLK 1B	2H 1B	1-3 K		3-3 K	1-0 SH1-4		3	0	1	1	1	2	4	H 14								
Anthony Young, R OBP: 0.211, SLG: 0.211 (7, PH)			1-0 SH1-4	1 SAFE 0-1 G5-3			0-0 1B	0-1 SH1-4		2	0	1	0	0	0	1	RBI 9								
Derrick May, L OBP: 0.390, SLG: 0.500 (7, 1)				1-2 1B			2H 3H 2B			1	0	1	2	0	0	0	BB 6								
Dave Otto, L OBP: 0.313, SLG: 0.600 (9, PH)										0	0	0	0	0	0	0	SO 10								
Kevin Roberson, S OBP: 0.313, SLG: 0.600 (9, 1)										0	0	0	0	0	0	0	LOB 21								
Jose Bautista, R OBP: 0.313, SLG: 0.600 (9, 1)										2	0	1	0	0	0	1									
Inning Stats	R: 0 E: 0 K: 2 S: 15	H: 1 LOB: 2 BB: 1 P: 23	R: 1 E: 0 K: 1 S: 9	H: 1 LOB: 1 BB: 0 P: 20	R: 0 E: 0 K: 2 S: 14	H: 1 LOB: 1 BB: 0 P: 18	R: 1 E: 0 K: 0 S: 7	H: 1 LOB: 1 BB: 1 P: 12	R: 2 E: 0 K: 2 S: 15	H: 3 LOB: 2 BB: 1 P: 25	R: 0 E: 0 K: 1 S: 9	H: 2 LOB: 2 BB: 0 P: 14	R: 2 E: 0 K: 1 S: 17	H: 2 LOB: 1 BB: 1 P: 29	R: 1 E: 0 K: 0 S: 12	H: 1 LOB: 1 BB: 1 P: 18	R: 2 E: 0 K: 0 S: 8	H: 2 LOB: 1 BB: 0 P: 10	1B: 9 2B: 3 3B: 0 HR: 2	SF: 0 SAC: 3 DP: 0 HBP: 0	WP: 0 PB: 0 SB: 2 CS: 0	PA: 47			
PITCHER	IP	WLS	BF	H	R	ER	SO	BB	IBB	HBP	BLK	WP	HR	S	P	ERA	WHIP								
Kent Mercker, L ERA: 4.5 (1, 1)	5.0	L	26	7	4	4	7	4	0	0	1	0	1	60	98	7.20	2.200								
Mike Bielecki, R ERA: 3.65 (6, 1)	1.2	9	3	2	2	2	1	0	0	0	0	0	0	22	38	10.80	2.400								
Mike Stanton, L ERA: 4.15 (7, 1)	0.1	2	1	0	0	0	0	0	0	0	0	0	0	4	5	0.00	3.000								
Mitt Hill, R ERA: 7.94 (8, 1)	2.0	10	3	3	3	3	1	1	0	0	0	0	1	20	28	13.50	2.000								

Chicago Cubs @ Atlanta Braves
Atlanta-Fulton County Stadium, Atlanta, GA
Sat May 28 1994, 7:05 PM EDT
Att: 49,246 - Unknown - 80 F

AB 38
R 9
H 14
RBI 9
BB 6
SO 10
LOB 21



Batter	1	2	3	4	5	6	7	8	9	AB	R	H	RBI	BB	SO	LOB	BOTTOM								
Deion Sanders, L OBP: 0.343, SLG: 0.403 (1, 8)	1-2 G4-3 2B		1-0 CS 1B		1-1 G6-3			1-1 G6-3 1B		4	0	3	0	0	0	2									
Jeff Blauser, R OBP: 0.284, SLG: 0.323 (1, 6)	2-2 G4-3		3-2 CS	2-1 G4-3		0-0 G4-3		1-1 G6-3		4	0	0	0	0	0	2									
Ryan Klesko, L OBP: 0.354, SLG: 0.570 (1, 7)	2-3 K			0-2 1B 2B		1-0 F8		3-2 2B		3	1	1	0	0	1	1									
Dave Gallagher, R OBP: 0.294, SLG: 0.350 (9, 7)				4-1 1B BB		0-3 K		1-2 G3		3	0	0	0	1	1	2									
Fred McGriff, L OBP: 0.377, SLG: 0.576 (1, 3)	3-2 F8			1-1 1B 1B																					
David Justice, L OBP: 0.404, SLG: 0.493 (1, 9)		3-3 K		1-1 1B			0-1 G1-3 1B		1-1 P6	4	1	2	1	0	1	0									
Terry Pendleton, S OBP: 0.284, SLG: 0.366 (1, 5)		1-2 F7		1-3 K			0-0 F9		0-0 F7	4	0	0	0	0	1	2									
Javy Lopez, R OBP: 0.298, SLG: 0.493 (1, 2)		1-2 G1-3			0-1 G5-3		1-1 G1-3		1-0 G6-3	4	0	0	0	0	0	1	AB 32								
Mark Lemke, S OBP: 0.400, SLG: 0.431 (1, 4)				1-1 G6-3		0-0 2B		0-0 FC5-4 1B		3	0	2	1	0	0	0	R 2								
Kent Mercker, L ERA: 4.5 (1, 1)				2-1 L6		4-1 G6-3 BB		1-0 FC5-4		1	0	0	0	0	0	0	H 9								
Tony Tarasco, L ERA: 4.5 (5, PH)										0	0	0	0	0	0	0	RBI 2								
Mike Bielecki, R ERA: 4.5 (6, 1)										0	0	0	0	0	0	0	BB 2								
Mike Stanton, L ERA: 4.15 (7, 1)										0	0	0	0	0	0	0	SO 4								
Bill Picotta, R ERA: 4.5 (7, PH)										1	0	0	0	0	0	1	LOB 11								
Mitt Hill, R ERA: 7.94 (8, 1)										0	0	0	0	0	0	0									
Inning Stats	R: 0 E: 0 K: 1 S: 13	H: 1 LOB: 1 BB: 0 P: 21	R: 0 E: 0 K: 1 S: 12	H: 0 LOB: 0 BB: 0 P: 17	R: 0 E: 0 K: 0 S: 8	H: 1 LOB: 0 BB: 0 P: 15	R: 1 E: 0 K: 1 S: 13	H: 2 LOB: 1 BB: 1 P: 21	R: 0 E: 0 K: 0 S: 6	H: 0 LOB: 0 BB: 0 P: 7	R: 1 E: 0 K: 0 S: 7	H: 2 LOB: 1 BB: 0 P: 9	R: 0 E: 0 K: 0 S: 10	H: 2 LOB: 1 BB: 0 P: 16	R: 0 E: 0 K: 0 S: 4	H: 0 LOB: 0 BB: 0 P: 6	1B: 5 2B: 4 3B: 0 HR: 0	SF: 0 SAC: 0 DP: 2 HBP: 0	WP: 0 PB: 0 SB: 0 CS: 1	PA: 35					
PITCHER	IP	WLS	BF	H	R	ER	SO	BB	IBB	HBP	BLK	WP	HR	S	P	ERA	WHIP								
Anthony Young, R ERA: 4.5 (1, 1)	6.0	W	22	5	1	1	4	2	0	0	0	0	0	17	25	4.50	1.167								
Dave Otto, L ERA: 4.5 (7, 1)	2.0	9	4	1	1	1	0	0	0	0	0	0	0	4	6	0.00	0.000								
Jose Bautista, R ERA: 3.6 (9, 1)	1.0	3	0	0	0	0	0	0	0	0	0	0	0	4	6	0.00	0.000								

Chicago Cubs @ Atlanta Braves
Atlanta-Fulton County Stadium, Atlanta, GA
Sat May 28 1994, 7:05 PM EDT
Att: 49,246 - Unknown - 80 F

AB 32
R 2
H 9
RBI 2
BB 2
SO 4
LOB 11



Batter	1	2	3	4	5	6	7	8	9	AB	R	H	RBI	BB	SO	LOB	TOP				
Sammy Sosa, R (1, 8) OBP: 0.324, SLG: 0.555 (7, 9)										4	2	2	1	1	1	1					
Eduardo Zambrano, R (1, 9) OBP: 0.333, SLG: 0.589 José Hernández, R (8, 5) OBP: 0.294, SLG: 0.438										4	0	0	0	0	1	4					
23 Ryne Sandberg, R (1, 4) OBP: 0.337, SLG: 0.426										4	1	1	1	1	1	0					
Mark Grace, L (1, 3) OBP: 0.403, SLG: 0.415										3	1	1	0	1	1	2					
Glenallen Hill, R (1, 7) OBP: 0.333, SLG: 0.382										4	0	1	1	0	1	3					
Rick Wilkins, L (1, 2) OBP: 0.325, SLG: 0.387										3	0	1	0	1	2	0					
Steve Buechele, R (1, 5) Randy Myers, L (8, 1)										3	0	0	1	1	1	2					
Rey Sanchez, R (1, 6) OBP: 0.337, SLG: 0.310										3	0	0	0	1	0	3					
Jim Bullinger, R (1, 1) OBP: 0.500, SLG: 0.500 Dave Otto, L (7, 1)										1	0	0	0	2	1	0					
Karl Rhodes, L (7, 8) OBP: 0.337, SLG: 0.445 Chuck Crim, R (7, 1)										0	0	0	0	0	0	0					
Inning Stats	R: 3 E: 0 K: 1 S: 6	H: 2 LOB: 4 BB: 22	R: 0 E: 0 K: 1 S: 4	H: 0 LOB: 0 BB: 1 P: 8	R: 0 E: 0 K: 1 S: 7	H: 2 LOB: 2 BB: 0 P: 7	R: 0 E: 0 K: 1 S: 5	H: 0 LOB: 0 BB: 1 P: 9	R: 0 E: 0 K: 1 S: 5	H: 0 LOB: 0 BB: 0 P: 5	R: 1 E: 0 K: 1 S: 7	H: 2 LOB: 2 BB: 1 P: 11	R: 0 E: 0 K: 3 S: 9	H: 0 LOB: 1 BB: 1 P: 13	R: 0 E: 0 K: 0 S: 3	H: 0 LOB: 0 BB: 0 P: 3	1B: 5 2B: 0 3B: 0 HR: 1	SF: 0 SAC: 0 DP: 1 HBP: 0	WP: 0 PB: 0 SB: 0 CS: 1	PA: 40	
PITCHER	IP	WLS	BF	H	R	ER	SO	BB	IBB	HBP	BLK	WP	HR	S	P	ERA	WHIP				
Tom Glavine, L (1, 1) ERA: 3.41	6.1	L	30	6	4	4	6	7	0	0	0	0	1	35	63	5.68	2.053				
Mike Stanton, L (7, 1) ERA: 3.55	1.2		6	0	0	0	4	1	0	0	0	0	0	13	17	0.00	0.600				
Mark Wohlers, R (9, 1) ERA: 4.5	1.0		3	0	0	0	0	0	0	0	0	0	0	3	3	0.00	0.000				

Chicago Cubs @ Atlanta Braves
Atlanta-Fulton County Stadium, Atlanta, GA
Sun May 29 1994, 3:33 AM EDT
Att: 49,298 - Sunny - 74 F

AB	31
R	4
H	6
RBI	4
BB	8
SO	10
LOB	16



Batter	1	2	3	4	5	6	7	8	9	AB	R	H	RBI	BB	SO	LOB	BOTTOM				
Jarvis Brown, R (1, 8)										3	0	0	0	0	0	0					
Ryan Klesko, L (8, PH) OBP: 0.352, SLG: 0.565 Bill Peacock, R (9, 7) OBP: 0.333, SLG: 0.292										1	0	0	0	0	1						
Jeff Blauser, R (1, 6) OBP: 0.285, SLG: 0.328										4	0	2	0	0	1	0					
Tony Tarasco, L (1, 7) OBP: 0.368, SLG: 0.577 Javy Lopez, R (8, PH) OBP: 0.296, SLG: 0.490 Mark Wohlers, R (9, 1) OBP: 1.000, SLG: 1.000										2	1	1	0	1	0	1					
Fred McGriff, L (1, 3) OBP: 0.374, SLG: 0.568										4	0	1	0	0	2	2					
David Justice, L (1, 9) OBP: 0.400, SLG: 0.482										3	0	0	0	1	1	1					
Terry Pendleton, S (1, 5) OBP: 0.294, SLG: 0.364										4	1	1	1	0	0	2					
Mark Lemke, S (1, 4) OBP: 0.396, SLG: 0.426										4	0	1	0	0	0	2					
Charlie O'Brien, R (1, 2) OBP: 0.333, SLG: 0.478										4	0	1	1	0	0	0					
Tom Glavine, L (1, 1) OBP: 0.259, SLG: 0.240 Mike Stanton, L (7, 1) OBP: 1.000, SLG: 1.000 Dave Gallagher, R (8, PH) OBP: 0.314, SLG: 0.350										2	0	0	0	0	1	0					
Inning Stats	R: 0 E: 0 K: 1 S: 6	H: 1 LOB: 0 BB: 0 P: 6	R: 0 E: 0 K: 0 S: 3	H: 0 LOB: 0 BB: 0 P: 3	R: 0 E: 0 K: 1 S: 5	H: 0 LOB: 0 BB: 0 P: 5	R: 0 E: 0 K: 2 S: 8	H: 1 LOB: 0 BB: 0 P: 8	R: 0 E: 0 K: 0 S: 3	H: 0 LOB: 0 BB: 0 P: 3	R: 1 E: 0 K: 0 S: 3	H: 1 LOB: 2 BB: 2 P: 11	R: 0 E: 0 K: 0 S: 4	H: 1 LOB: 1 BB: 1 P: 8	R: 1 E: 0 K: 2 S: 10	H: 3 LOB: 3 BB: 1 P: 14	1B: 6 2B: 1 3B: 0 HR: 0	SF: 0 SAC: 0 DP: 1 HBP: 0	WP: 0 PB: 0 SB: 0 CS: 0	PA: 37	
PITCHER	IP	WLS	BF	H	R	ER	SO	BB	IBB	HBP	BLK	WP	HR	S	P	ERA	WHIP				
Jim Bullinger, R (1, 1) ERA: 4.22	6.0	W	21	2	1	1	4	1	0	0	0	0	0	28	32	1.50	0.500				
Dave Otto, L (7, 1) ERA: 4.5	0.0		2	1	0	0	0	1	0	0	0	0	0	1	5						
Chuck Crim, R (7, 1) ERA: 1.54	1.2		6	1	0	0	0	1	0	0	0	0	0	5	9	0.00	1.200				
Randy Myers, L (8, 1) ERA: 1.13	1.1	S	8	3	1	1	2	1	0	0	0	0	0	11	15	6.75	3.000				

Chicago Cubs @ Atlanta Braves
Atlanta-Fulton County Stadium, Atlanta, GA
Sun May 29 1994, 3:33 AM EDT
Att: 49,298 - Sunny - 74 F

AB	33
R	2
H	7
RBI	2
BB	4
SO	6
LOB	14



Batter	1	2	3	4	5	6	7	8	9	10	11	AB	R	H	RBI	BB	SO	LOB	TOP							
Roberto Kelly, R OBP: 0.352, SLG: 0.393	4-2 FC3-6 1B BB		0-0 S 1B		0-2 E6 L5-3			2-3 K		1-2 L9		4	2	1	0	1	1	0								
Jeff Blausler, R OBP: 0.306, SLG: 0.340	0-2 FC3-6 1B		2-1 CS 1B		0-0 L5-3			4-1 BB		2-0 1B		4	0	3	1	1	0	1								
Ryan Klesko, L OBP: 0.344, SLG: 0.551	0-0 FC3-6 1B		0-0 F8					4-0 BB		2-1 F8		3	0	0	0	0	1	3								
Tony Tarasco, L OBP: 0.373, SLG: 0.566	1-2 2-3 FC3-6 1B							1-2 BB				1	0	0	0	1	0	1								
Fred McGriff, L OBP: 0.365, SLG: 0.552	2-2 P5		2-3 K					2-0 G4-3				5	0	0	0	0	2	5								
David Justice, L OBP: 0.402, SLG: 0.483	1-0 G4-3				2-1 G4-3			2-0 G3-1				4	0	2	1	0	0	0								
Jarvis Brown, R OBP: 0.125, SLG: 0.500	1-3 3-H 1B											1	1	1	1	0	0	0								
Terry Pendleton, S OBP: 0.263, SLG: 0.362	1-2 G4-3				0-0 G6-3 1B			1-0 G6-3		0-0 SH1-3 1B		4	0	1	0	0	0	2								
Mark Lemke, S OBP: 0.385, SLG: 0.412			0-1 F8		0-0 G6-3			2-1 G3-1		0-1 G6-3		5	0	0	0	0	0	3								
Charlie O'Brien, R OBP: 0.346, SLG: 0.540			0-0 29 54-3 1B					1-1 G6-3		0-2 F7		4	1	2	1	0	0	2								
29 John Smoltz, R OBP: 0.159, SLG: 0.059	0-0 G4-3				2-2 HR							3	0	0	0	0	2	1								
Dave Gallagher, R OBP: 0.310, SLG: 0.344												1	0	0	0	0	0	0								
Gregg Olson, R												0	0	0	0	0	0	0								
Greg McMichael, R												0	0	0	0	0	0	0								
Inning Stats	R: 1 E: 0 K: 0 S: 17	H: 2 LOB: 2 BB: 1 P: 25	R: 0 E: 0 K: 0 S: 4	H: 1 LOB: 0 BB: 0 P: 4	R: 1 E: 0 K: 1 S: 7	H: 2 LOB: 1 BB: 0 P: 11	R: 0 E: 0 K: 0 S: 4	H: 1 LOB: 0 BB: 0 P: 6	R: 1 E: 1 K: 1 S: 11	H: 1 LOB: 0 BB: 0 P: 15	R: 0 E: 0 K: 2 S: 8	H: 0 LOB: 0 BB: 0 P: 14	R: 0 E: 0 K: 0 S: 5	H: 0 LOB: 0 BB: 0 P: 9	R: 0 E: 0 K: 2 S: 8	H: 0 LOB: 2 BB: 2 P: 21	R: 0 E: 0 K: 0 S: 10	H: 1 LOB: 1 BB: 0 P: 18	R: 1 E: 0 K: 0 S: 8	H: 1 LOB: 0 BB: 0 P: 12	1B: 8 2B: 2 3B: 0 HR: 2	SF: 0 SAC: 1 DP: 4 HBP: 0	WP: 0 PB: 0 SB: 1 CS: 1	PA: 43		
PITCHER	IP 7.0	WLS 0.2	BF 26	H 7	R 3	ER 3	SO 4	BB 1	IBB 0	HBP 0	BLK 0	WP 0	HR 0	S 56	P 84	ERA 3.86	WHIP 1.143									
John Burkett, R ERA: 3.26																										
Dave Burba, R ERA: 3.57																										
Steve Frey, L ERA: 8.1																										
Michael Jackson, R ERA: 1.03																										
Rod Beck, R ERA: 3.07																										

Atlanta Braves @ San Francisco Giants
Candlestick Park, San Francisco, CA
Mon May 30 1994, 6:33 AM EDT
Alt. 39,348 - Overcast - 77 F

AB 39
R 4
H 10
RBI 4
BB 3
SO 6
LOB 18



Batter	1	2	3	4	5	6	7	8	9	10	11	AB	R	H	RBI	BB	SO	LOB	BOTTOM							
Darren Lewis, R OBP: 0.365, SLG: 0.323	2-1 F8		1-2 WP 1B 1B		1-1 F9			0-0 WP 1B SF9		4-2 F9 SH3-4 BB		5	2	2	0	1	0	1								
John Patterson, S OBP: 0.267, SLG: 0.277	1-3 K		1-3 K		2-1 G4-3			0-0 SF9 WP 1B		1-0 SH3-4		4	0	1	0	0	2	2								
Matt Williams, R OBP: 0.312, SLG: 0.569	2-2 1B		2-2 P5		1-1 P4			1-2 G1-3		1-1 F9		5	0	1	0	0	0	5								
Barry Bonds, L OBP: 0.429, SLG: 0.595	2-1 F7		4-0 1B IBB					4-0 IBB		4-0 DI IBB		2	0	0	0	3	0	1								
Willie McGee, S OBP: 0.339, SLG: 0.404			0-0 G4-3 1B		1-1 1-2 2-H 3-H 1B			2-1 G4-3		1-1 SF9		3	0	2	3	1	0	0								
Dave Martinez, L OBP: 0.250, SLG: 0.250			2-0 G4-3		1-1 G4-3			2-0 F8		2-3 3-H G5-3		3	0	0	0	0	0	3								
Steve Frey, R												0	0	0	0	0	0	0								
Mark Carreon, R OBP: 0.300, SLG: 0.300												1	0	0	0	0	0	2								
Michael Jackson, R												0	0	0	0	0	0	0								
Steve Scarsone, R OBP: 0.312, SLG: 0.312												1	0	0	0	0	0	3								
Rod Beck, R												0	0	0	0	0	0	0								
Royce Clayton, R OBP: 0.309, SLG: 0.369	1-1 L8				2-3 K			1-3 K		2-2 G6-3		5	0	0	0	0	2	1								
Kirt Manwaring, R OBP: 0.277, SLG: 0.333			3-3 K		3-3 K			0-1 F9		1-1 G6-3		5	0	0	0	0	2	1								
John Burkett, R OBP: 0.077, SLG: 0.040					4-2 WP 1B BB			0-3 K		0-0 L3		1	1	0	0	1	1	0								
Todd Benzinger, S OBP: 0.291, SLG: 0.359												3	0	1	0	0	1	0								
Mike Benjamin, R OBP: 0.476, SLG: 0.600												0	0	0	0	0	0	0								
Inning Stats	R: 0 E: 0 K: 1 S: 10	H: 1 LOB: 1 BB: 0 P: 17	R: 0 E: 0 K: 1 S: 7	H: 1 LOB: 1 BB: 0 P: 13	R: 2 E: 0 K: 1 S: 16	H: 2 LOB: 2 BB: 2 P: 30	R: 0 E: 0 K: 3 S: 10	H: 0 LOB: 0 BB: 0 P: 15	R: 0 E: 0 K: 0 S: 6	H: 0 LOB: 0 BB: 0 P: 10	R: 0 E: 0 K: 0 S: 4	H: 0 LOB: 0 BB: 0 P: 8	R: 0 E: 0 K: 2 S: 10	H: 0 LOB: 0 BB: 0 P: 11	R: 1 E: 0 K: 0 S: 8	H: 2 LOB: 2 BB: 1 P: 14	R: 0 E: 0 K: 0 S: 7	H: 0 LOB: 0 BB: 0 P: 10	R: 0 E: 0 K: 0 S: 7	H: 0 LOB: 3 BB: 3 P: 22	R: 0 E: 0 K: 0 S: 7	H: 1 LOB: 1 BB: 0 P: 12	1B: 7 2B: 0 3B: 0 HR: 0	SF: 1 SAC: 1 DP: 0 HBP: 0	WP: 2 PB: 0 SB: 0 CS: 0	PA: 46
PITCHER	IP 9.0	WLS 0.2	BF 36	H 6	R 3	ER 3	SO 8	BB 1	IBB 2	HBP 0	BLK 0	WP 2	HR 0	S 78	P 128	ERA 3.00	WHIP 0.778									
29 John Smoltz, R ERA: 3.44																										
Gregg Olson, R ERA: 2.17																										

Atlanta Braves @ San Francisco Giants
Candlestick Park, San Francisco, CA
Mon May 30 1994, 6:33 AM EDT
Alt. 39,348 - Overcast - 77 F

AB 38
R 3
H 7
RBI 3
BB 6
SO 8
LOB 19



Batter	1	2	3	4	5	6	7	8	9	AB R H RBI BB SO LOB	TOP							
Roberto Kelly, R (1, 8) OBP: 0.356, SLG: 0.414	G5-3			1B SF9 BB		K			G6-3	3 1 0 0 1 1 1	Atlanta Braves @ San Francisco Giants Candlestick Park, San Francisco, CA Wed Jun 01 1994, 10:05 PM EDT Att: 28,208 - Unknown - 63 F							
Jeff Blausler, R (1, 6) OBP: 0.313, SLG: 0.338	G6-3			CS 1B		G6-3			1B	4 0 2 0 0 0 1								
Tony Tarasco, L (1, 7) OBP: 0.344, SLG: 0.526	P3			SF9			G3-1		K	3 0 0 1 0 1 1								
Fred McGriff, L (1, 3) OBP: 0.364, SLG: 0.563		K		K			G4-3		BB	4 0 1 0 0 2 1								
David Justice, L (1, 9) OBP: 0.407, SLG: 0.470		G3			FC6-4 BB				1B	1 0 0 0 3 0 0								
Terry Pendleton, S (1, 5) OBP: 0.254, SLG: 0.348		F9			FC6-4 FC4-6		F8		BB	4 0 0 0 0 1 5								
Javy Lopez, R (1, 2) OBP: 0.302, SLG: 0.507			P6		P4			G5-3		3 0 0 0 0 0 1								
Mark Lemke, S (1, 4) OBP: 0.375, SLG: 0.400			G4-3		FC4-6			G4-3		3 0 0 0 0 0 1								
Greg Maddux, R (1, 1) OBP: 0.259, SLG: 0.308 Greg McMichael, R (9, 1)			G6-3			G6-3 1B		K		3 0 1 0 0 1 0 0 0 0 0 0 0 0								
Inning Stats	R: 0 E: 0 K: 0 S: 7	H: 0 LOB: 0 BB: 0 P: 10	R: 0 E: 0 K: 1 S: 7	H: 0 LOB: 0 BB: 0 P: 8	R: 0 E: 0 K: 0 S: 7	H: 0 LOB: 0 BB: 0 P: 12	R: 1 E: 0 K: 1 S: 7	H: 1 LOB: 1 BB: 1 P: 14	R: 0 E: 0 K: 1 S: 8	H: 0 LOB: 0 BB: 1 P: 13	R: 0 E: 0 K: 0 S: 7	H: 0 LOB: 0 BB: 1 P: 12	R: 0 E: 0 K: 2 S: 14	H: 2 LOB: 3 BB: 1 P: 24	1B: 4 2B: 1 3B: 0 HR: 0	SF: 1 SAC: 0 DP: 2 HBP: 0	WP: 0 PB: 0 SB: 0 CS: 1	PA: 33
PITCHER	IP WLS BF H R ER SO BB IBB HBP BLK WP HR S P ERA WHIP											PITCHER	IP WLS BF H R ER SO BB IBB HBP BLK WP HR S P ERA WHIP					
Salomon Torres, R (1, 1) ERA: 4.19	6.0 L 20 2 1 1 3 2 0 0 0 0 0 0 44 71 1.50 0.667																	
Pat Gomez, L (7, 1) ERA: 1.23	1.0 4 0 0 0 0 1 0 0 0 0 0 0 7 12 0.00 1.000																	
Michael Jackson, R (8, 1) ERA: 1.0	1.0 3 0 0 0 1 0 0 0 0 0 0 0 7 8 0.00 0.000																	
Rod Beck, R (9, 1) ERA: 2.87	1.0 6 2 0 0 2 1 0 0 0 0 0 0 14 24 0.00 3.000																	


Batter	1	2	3	4	5	6	7	8	9	AB R H RBI BB SO LOB	BOTTOM											
Darren Lewis, R (1, 8) OBP: 0.358, SLG: 0.313	F9		1B		FC5 S		P6		E6 SH2-4	4 0 1 0 1 0 0	Atlanta Braves @ San Francisco Giants Candlestick Park, San Francisco, CA Wed Jun 01 1994, 10:05 PM EDT Att: 28,208 - Unknown - 63 F											
John Patterson, S (1, 4) OBP: 0.291, SLG: 0.273			1B		BB		G4-3		SH2-4	2 0 1 0 1 0 0												
Matt Williams, R (1, 5) OBP: 0.307, SLG: 0.565	HBP		1B		BB		K		K	5 0 0 0 0 3 6												
Barry Bonds, L (1, 7) OBP: 0.433, SLG: 0.585	G3		F9		FC5				K	3 0 0 0 2 0 1												
Willie McGee, S (1, 9) OBP: 0.338, SLG: 0.392		G4-3		L5		G4-3		SH3-4 1B	IBB	3 0 0 0 2 0 1												
Todd Benzinger, S (1, 3) OBP: 0.296, SLG: 0.358		K		K2-3		K		SH3-4 1B	K	5 0 1 0 0 3 2												
Royce Clayton, R (1, 6) OBP: 0.307, SLG: 0.361		K		E9 1B		1B		SH3-4		2 0 1 0 1 1 0												
Jeff Reed, L (1, 2) OBP: 0.235, SLG: 0.133		G6-3		P4		BB		BB	BB	3 0 1 0 1 0 1												
Salomon Torres, R (1, 1) ERA: 4.19 Dave Martinez, L (5, PH) Pat Gomez, L (7, 1) Michael Jackson, R (8, 1) J.R. Phillips, L (8, PH) Rod Beck, R (9, 1)			K		1B		BB		P8	3 0 1 0 1 1 3												
			G4-3		K		K		F7	2 0 0 0 0 1 1 1 0 0 0 0 0 1 0 0 0 0 0 0 0 0 0 0 0 0 0 0 1 0 0 0 0 0 3 0 0 0 0 0 0 0												
Inning Stats	R: 0 E: 0 K: 1 S: 11	H: 0 LOB: 1 BB: 0 P: 16	R: 0 E: 0 K: 1 S: 7	H: 0 LOB: 0 BB: 0 P: 9	R: 0 E: 0 K: 1 S: 10	H: 2 LOB: 2 BB: 0 P: 13	R: 0 E: 0 K: 1 S: 7	H: 1 LOB: 1 BB: 0 P: 16	R: 0 E: 0 K: 2 S: 14	H: 1 LOB: 2 BB: 2 P: 25	R: 0 E: 0 K: 2 S: 14	H: 1 LOB: 3 BB: 2 P: 27	R: 0 E: 0 K: 1 S: 8	H: 0 LOB: 0 BB: 0 P: 9	R: 0 E: 0 K: 0 S: 8	H: 1 LOB: 3 BB: 2 P: 16	R: 0 E: 1 K: 2 S: 10	H: 0 LOB: 2 BB: 1 P: 18	1B: 6 2B: 0 3B: 0 HR: 0	SF: 0 SAC: 2 DP: 0 HBP: 1	WP: 0 PB: 0 SB: 1 CS: 0	PA: 41
PITCHER	IP WLS BF H R ER SO BB IBB HBP BLK WP HR S P ERA WHIP											PITCHER	IP WLS BF H R ER SO BB IBB HBP BLK WP HR S P ERA WHIP									
Greg Maddux, R (1, 1) ERA: 1.34	8.0 W 36 6 0 0 8 6 0 1 0 0 0 0 79 131 0.00 1.500																					
Greg McMichael, R (9, 1) ERA: 2.03	1.0 S 5 0 0 0 2 0 1 0 0 0 0 0 10 18 0.00 0.000																					




Batter	1	2	3	4	5	6	7	8	9	AB	R	H	RBI	BB	SO	LOB	TOP										
Brett Butler, L OBP: 0.444, SLG: 0.482	G5-3	L7		1B		2B		FC6-4		4	1	2	0	1	0	2	Los Angeles Dodgers @ Atlanta Braves Atlanta-Fulton County Stadium, Atlanta, GA Fri Jun 03 1994, 7:05 PM EDT Att: 49,010 - Unknown										
Garey Ingram, R OBP: 0.438, SLG: 0.517 Al Osuna, R (6, 1)	F8		1B	K		2B		F9		3	2	2	0	1	1	1											
Mitch Webster, S OBP: 0.373, SLG: 0.413 Jim Gott, R (8, PH)	1B		SF9			G4-3				1	0	0	0	0	0	0											
Mike Piazza, R OBP: 0.363, SLG: 0.550	1B		K			G4-3		F8		4	1	2	2	1	1	2											
Tim Wallach, R OBP: 0.348, SLG: 0.512	F8		1B	L4		G4-3		FC6-4		5	0	1	1	0	0	6											
Eric Karros, R OBP: 0.343, SLG: 0.453	G5-3		SF9			SF8				3	0	1	2	0	0	2											
Raul Mondesi, R OBP: 0.343, SLG: 0.556		WP	G5-3	1B		G4-3		F8		5	0	2	0	0	1	1											
Cory Snyder, R OBP: 0.355, SLG: 0.542	G5-3		1B			K		K		5	0	1	0	0	2	2											
Jose Offerman, S OBP: 0.302, SLG: 0.279			F8			K		G6-3		3	0	0	0	1	1	4											
Pedro Astacio, R OBP: 0.290, SLG: 0.590 Gary Wayne, L (3, 1) Dave Hansen, L OBP: 0.288, SLG: 0.333 Roger McDowell, R (4, 1) Eddie Pye, R OBP: 0.500, SLG: 0.900 (8, 4)			K			F9		BB		1	0	0	0	0	1	2											
Inning Stats	R: 0 E: 0 K: 0 S: 8	H: 2 LOB: 2 BB: 0 P: 13	R: 0 E: 0 K: 1 S: 17	H: 1 LOB: 2 BB: 1 P: 29	R: 1 E: 0 K: 1 S: 15	H: 4 LOB: 3 BB: 0 P: 22	R: 0 E: 0 K: 1 S: 15	H: 1 LOB: 2 BB: 1 P: 23	R: 0 E: 0 K: 3 S: 11	H: 1 LOB: 1 BB: 0 P: 15	R: 4 E: 0 K: 0 S: 11	H: 3 LOB: 0 BB: 1 P: 18	R: 0 E: 0 K: 1 S: 6	H: 0 LOB: 0 BB: 0 P: 10	R: 0 E: 0 K: 0 S: 11	H: 0 LOB: 1 BB: 0 P: 20	R: 0 E: 0 K: 1 S: 9	H: 0 LOB: 0 BB: 0 P: 16	1B: 11 2B: 1 3B: 0 HR: 0	SF: 2 SAC: 0 DP: 0 HBP: 0	WP: 1 PB: 0 SB: 1 CS: 0	PA: 43					
PITCHER	IP	WLS	BF	H	R	ER	SO	BB	IBB	HBP	BLK	WP	HR	S	P	ERA	WHIP										
Tom Glavine, L ERA: 3.66	5.0	W	29	11	4	4	6	3	0	0	0	1	0	71	113	7.20	2.800										
Mark Wohlers, R ERA: 4.25	2.0		7	1	1	1	1	0	0	0	0	0	0	12	17	4.50	0.500										
Mike Stanton, L ERA: 3.7	1.0	S	3	0	0	0	1	0	0	0	0	0	0	11	20	0.00	1.000										
Greg McMichael, R ERA: 1.97	1.0	S	3	0	0	0	1	0	0	0	0	0	0	9	16	0.00	0.000										

Batter	1	2	3	4	5	6	7	8	9	AB	R	H	RBI	BB	SO	LOB	BOTTOM										
Roberto Kelly, R OBP: 0.362, SLG: 0.418	2B	L7	2B			G6-3		G4-6-3		3	1	1	2	2	0	0	Los Angeles Dodgers @ Atlanta Braves Atlanta-Fulton County Stadium, Atlanta, GA Fri Jun 03 1994, 7:05 PM EDT Att: 49,010 - Unknown										
Jeff Blauser, R OBP: 0.310, SLG: 0.340	HR	P4	K			F8		G4-6-3		5	1	1	0	0	1	3											
Ryan Klesko, L OBP: 0.336, SLG: 0.556 Dave Gallagher, R OBP: 0.311, SLG: 0.344	HR		P5			F7		F8		3	1	1	3	0	0	0											
Fred McGriff, L OBP: 0.362, SLG: 0.554	FC4		G3-1			L4		G4-3		3	0	0	0	1	0	0											
David Justice, L OBP: 0.414, SLG: 0.480	F7		2B			BB		BB		3	1	2	0	1	0	1											
Terry Pendleton, S OBP: 0.283, SLG: 0.351	FC4		1B			K		L9		4	1	1	1	0	1	3											
Javy Lopez, R OBP: 0.307, SLG: 0.503	E8		1B			G1-3		G4-3		3	1	1	0	0	0	1											
Mark Lemke, S OBP: 0.376, SLG: 0.401 Rafael Belliard, R OBP: 0.309, SLG: 0.354	F9		2B			K		K2-3		2	1	1	1	0	0	2											
Tom Glavine, L OBP: 0.267, SLG: 0.250 Mark Wohlers, R OBP: 1.000, SLG: 1.000 Mike Stanton, L OBP: 1.000, SLG: 1.000 Tony Tarasco, L OBP: 0.354, SLG: 0.534 Greg McMichael, R (9, 1)			K			K		BB		0	0	0	0	0	0	0											
Inning Stats	R: 3 E: 1 K: 0 S: 13	H: 3 LOB: 2 BB: 2 P: 28	R: 0 E: 0 K: 1 S: 10	H: 0 LOB: 0 BB: 0 P: 17	R: 5 E: 0 K: 1 S: 17	H: 5 LOB: 1 BB: 0 P: 28	R: 0 E: 0 K: 1 S: 7	H: 0 LOB: 1 BB: 1 P: 14	R: 0 E: 0 K: 2 S: 8	H: 0 LOB: 0 BB: 0 P: 8	R: 0 E: 0 K: 0 S: 9	H: 0 LOB: 0 BB: 1 P: 15	R: 0 E: 0 K: 0 S: 12	H: 1 LOB: 1 BB: 0 P: 18	R: 0 E: 0 K: 1 S: 11	H: 1 LOB: 1 BB: 1 P: 18		1B: 5 2B: 4 3B: 0 HR: 1	SF: 0 SAC: 0 DP: 1 HBP: 1	WP: 0 PB: 0 SB: 0 CS: 0	PA: 38						
PITCHER	IP	WLS	BF	H	R	ER	SO	BB	IBB	HBP	BLK	WP	HR	S	P	ERA	WHIP										
Pedro Astacio, R ERA: 5.16	2.2	L	17	6	7	7	1	2	0	1	0	0	0	10	14	27.00	6.000										
Gary Wayne, L ERA: 4.67	0.1		3	2	1	1	1	0	0	0	0	0	0	15	22	0.00	0.500										
Roger McDowell, R ERA: 2.45	2.0		7	0	0	0	3	1	0	0	0	0	0	21	33	0.00	0.500										
Al Osuna, L ERA: 4.91	2.0		7	1	0	0	0	0	0	0	0	0	0	21	33	0.00	0.500										
Jim Gott, R ERA: 4.56	1.0		4	1	0	0	1	1	0	0	0	0	0	11	18	0.00	2.000										



Batter	1	2	3	4	5	6	7	8	9	AB	R	H	RBI	BB	SO	LOB	TOP								
Brett Butler, L (1, 8) OBP: 0.445, SLG: 0.482	2-1 F8		2-2 1B			3-2 F8		1-2 1B		4	0	2	0	0	0	0	Los Angeles Dodgers @ Atlanta Braves Atlanta-Fulton County Stadium, Atlanta, GA Sat Jun 04 1994, 7:05 PM EDT Att: 49,257 - Unknown - 89 F AB 32 R 2 H 5 RBI 2 BB 0 SO 12 LOB 5 								
Gary Ingram, R (1, 4) OBP: 0.399, SLG: 0.455	0-0 P5		3-3 K			1-2 K		2-2 F8		4	0	0	0	0	2	3									
Mike Piazza, R (1, 2) OBP: 0.356, SLG: 0.539	2-2 G5-3		1-3 K			2-3 K			1-3 K	4	0	0	0	0	3	2									
Tim Wallach, R (1, 5) OBP: 0.342, SLG: 0.502		0-1 P4		1-2 G4-3			1-2 G3-1		1-3 K	4	0	0	0	0	1	0									
Henry Rodriguez, L (1, 7) OBP: 0.353, SLG: 0.477		3-2 L9		0-1 G6-3			1-1 F8		1-3 K	4	0	0	0	0	1	0									
Eric Karros, R (1, 3) OBP: 0.342, SLG: 0.467		0-1 HR		0-3 K			2-2 F9			3	1	1	1	0	1	0									
Raul Mondesi, R (1, 9) OBP: 0.343, SLG: 0.567		1-3 K			0-0 G1-3			1-1 HR		3	1	1	1	0	1	0									
Eddie Pie, R (1, 6) OBP: 0.250, SLG: 0.250			0-3 K		1-1 F9			2-3 K		2	0	0	0	0	1	0									
Dave Hansen, L (8, PH) OBP: 0.266, SLG: 0.308										1	0	0	0	0	1	0									
Jose Offerman, S (8, 6) OBP: 0.302, SLG: 0.279										0	0	0	0	0	0	0									
Kevin Gross, R (1, 1) OBP: 0.200, SLG: 0.261			3-2 1B		2-3 K			2-1 G3		2	0	1	0	0	1	0									
Chris Gwynn, L (8, PH) OBP: 0.303, SLG: 0.355										1	0	0	0	0	0	0									
Todd Worrell, R (8, 1) OBP: 0.302, SLG: 0.279										0	0	0	0	0	0	0									
Inning Stats	R: 0 E: 0 K: 0 S: 6	H: 0 LOB: 0 BB: 0 P: 10	R: 1 E: 0 K: 1 S: 10	H: 1 LOB: 0 BB: 0 P: 14	R: 0 E: 0 K: 3 S: 16	H: 2 LOB: 2 BB: 0 P: 25	R: 0 E: 0 K: 1 S: 8	H: 0 LOB: 0 BB: 0 P: 9	R: 0 E: 0 K: 1 S: 6	H: 0 LOB: 0 BB: 0 P: 9	R: 0 E: 0 K: 2 S: 10	H: 0 LOB: 0 BB: 0 P: 16	R: 0 E: 0 K: 0 S: 9	H: 0 LOB: 0 BB: 0 P: 13	R: 1 E: 0 K: 1 S: 13	H: 2 LOB: 1 BB: 0 P: 21	R: 0 E: 0 K: 3 S: 10	H: 0 LOB: 0 BB: 0 P: 13	1B: 3 2B: 0 3B: 0 HR: 2	SF: 0 SAC: 0 DP: 0 HBP: 0	WP: 0 PB: 0 SB: 0 CS: 0	PA: 32			
PITCHER	IP	WLS	BF	H	R	ER	SO	BB	IBB	HBP	BLK	WP	HR	S	P	ERA	WHIP								
29 John Smoltz, R (1, 1) ERA: 3.31	8.0	W	29	5	2	2	9	0	0	0	0	0	2	78	117	2.25	0.625								
Greg McMichael, R (9, 1) ERA: 1.91	1.0	S	3	0	0	0	3	0	0	0	0	0	0	10	13	0.00	0.000								

Batter	1	2	3	4	5	6	7	8	9	AB	R	H	RBI	BB	SO	LOB	BOTTOM								
Roberto Kelly, R (1, 8) OBP: 0.355, SLG: 0.409	0-0 G6-3		2-1 P4			3-3 K		1-1 G1-3		4	0	0	0	0	1	2	Los Angeles Dodgers @ Atlanta Braves Atlanta-Fulton County Stadium, Atlanta, GA Sat Jun 04 1994, 7:05 PM EDT Att: 49,257 - Unknown - 89 F AB 32 R 4 H 9 RBI 4 BB 2 SO 4 LOB 10 								
Jeff Blauser, R (1, 6) OBP: 0.303, SLG: 0.331	3-2 G6-3		2-3 K			2-1 FC6-4 1B HR		3-2 G6-3		4	1	0	0	0	1	1									
Ryan Klesko, L (1, 7) OBP: 0.336, SLG: 0.551	0-1 G3		2-2 F8			0-0 1B HR		0-1 F9		3	1	1	0	0	0	0									
Dave Gallagher, R (6, 7) OBP: 0.307, SLG: 0.338										1	0	0	0	0	0	0									
Fred McGriff, L (1, 3) OBP: 0.360, SLG: 0.563		1-1 F7		0-2 F7		3-2 1B HR		2-1 F8		4	1	1	3	0	0	0									
David Justice, L (1, 9) OBP: 0.416, SLG: 0.481		1-1 1B 1B		3-3 K		3-2 1B		1-3 K		4	1	2	0	0	2	0									
Terry Pendleton, S (1, 5) OBP: 0.283, SLG: 0.346		1-2 F9		4-0 BB		0-0 F8		1-1 G4-3		3	0	0	0	1	0	2									
Mark Lemke, S (1, 4) OBP: 0.385, SLG: 0.406		2-1 1B 1B		4-2 BB				0-1 G4-3		3	0	2	0	1	0	0									
Charlie O'Brien, R (1, 2) OBP: 0.345, SLG: 0.528		0-0 1B		2-1 P3				0-1 G4-3		3	0	1	1	0	0	3									
29 John Smoltz, R (1, 1) OBP: 0.227, SLG: 0.150		1-2 1B								3	0	2	0	0	0	2									
Greg McMichael, R (9, 1) ERA: 2.25										0	0	0	0	0	0	0									
Inning Stats	R: 0 E: 0 K: 0 S: 6	H: 0 LOB: 0 BB: 0 P: 9	R: 1 E: 0 K: 0 S: 14	H: 3 LOB: 2 BB: 0 P: 20	R: 0 E: 0 K: 1 S: 9	H: 0 LOB: 0 BB: 0 P: 15	R: 0 E: 0 K: 1 S: 10	H: 0 LOB: 2 BB: 2 P: 23	R: 3 E: 0 K: 1 S: 17	H: 4 LOB: 1 BB: 0 P: 29	R: 0 E: 0 K: 0 S: 9	H: 2 LOB: 1 BB: 0 P: 12	R: 0 E: 0 K: 0 S: 9	H: 0 LOB: 0 BB: 0 P: 14	R: 0 E: 0 K: 1 S: 8	H: 0 LOB: 0 BB: 0 P: 10	1B: 8 2B: 0 3B: 0 HR: 1	SF: 0 SAC: 0 DP: 1 HBP: 0	WP: 0 PB: 0 SB: 1 CS: 0	PA: 34					
PITCHER	IP	WLS	BF	H	R	ER	SO	BB	IBB	HBP	BLK	WP	HR	S	P	ERA	WHIP								
Kevin Gross, R (1, 1) ERA: 4.05	7.0	L	31	4	4	4	3	2	0	0	0	0	1	74	122	5.14	1.571								
Todd Worrell, R (8, 1) ERA: 2.25	1.0		3	0	0	0	1	0	0	0	0	0	0	8	10	0.00	0.000								

Batter	1	2	3	4	5	6	7	8	9	AB	R	H	RBI	BB	SO	LOB	TOP										
Bip Roberts, S (1,4) OBP: 0.384, SLG: 0.366	G5-3		1B				G6-3		F7	5	1	2	0	0	0	1											
Craig Shipley, R (1,5) OBP: 0.353, SLG: 0.485	G1-3		1B				P4		1B	5	0	3	2	0	0	0											
Tony Gwynn, L (1,9) OBP: 0.447, SLG: 0.568	L7		1B				L5		IBB	4	0	1	1	1	0	2											
Phil Plantier, L (1,7) OBP: 0.345, SLG: 0.581 Donnie Elliott, R (9,1) Pedro Martinez, L (9,1)		E7	F9				K		F7	5	0	1	0	0	1	6											
Derek Bell, R (1,8) OBP: 0.328, SLG: 0.418		G6-3					G6-3		G5-3	4	0	1	0	0	0	1											
Tim Hyers, L (1,3) OBP: 0.333, SLG: 0.299	FC4-2-5						F9		G4-3	4	0	0	0	0	0	2											
Ricky Gutierrez, R (1,6) OBP: 0.281, SLG: 0.301							G4-3			4	1	1	0	0	1	2											
Brad Ausmus, R (1,2) OBP: 0.306, SLG: 0.338 Luis Lopez, S (9,PH) Brian Johnson, R (9,2) OBP: 0.188, SLG: 0.138			BB				1B		P6	1	1	1	0	2	0	0											
Andy Benes, R (1,1) OBP: 0.179, SLG: 0.148 Jeff Tabaka, R (8,1) Tim Mauser, R (8,PH) Bill Bean, L (9,PH) OBP: 0.267, SLG: 0.282		G1-6-3					SH1-4		G5-3	2	0	0	0	0	0	3											
Inning Stats	R: 0 E: 0 K: 0 S: 6	H: 0 LOB: 0 BB: 0 P: 11	R: 0 E: 1 K: 1 S: 13	H: 1 LOB: 1 BB: 0 P: 18	R: 1 E: 0 K: 0 S: 14	H: 3 LOB: 2 BB: 1 P: 20	R: 0 E: 0 K: 0 S: 5	H: 0 LOB: 0 BB: 0 P: 7	R: 1 E: 0 K: 1 S: 10	H: 3 LOB: 2 BB: 0 P: 14	R: 0 E: 0 K: 0 S: 11	H: 1 LOB: 2 BB: 1 P: 19	R: 0 E: 0 K: 0 S: 8	H: 0 LOB: 0 BB: 0 P: 13	R: 0 E: 0 K: 0 S: 6	H: 0 LOB: 0 BB: 0 P: 9	R: 2 E: 0 K: 0 S: 16	H: 3 LOB: 2 BB: 1 P: 29	1B: 11 2B: 0 3B: 0 HR: 0	SF: 0 SAC: 1 DP: 1 HBP: 0	WP: 1 PB: 0 SB: 0 CS: 0	PA: 40					
PITCHER	IP	WLS	BF	H	R	ER	SO	BB	IBB	HBP	BLK	WP	HR	S	P	ERA	WHIP										
Greg Maddux, R (1,1) ERA: 1.41 Greg McMichael, R (9,1) ERA: 2.39	8.0		33	8	2	2	2	1	1	0	0	0	0	73	111	2.25	1.125										

San Diego Padres @ Atlanta Braves
Atlanta-Fulton County Stadium, Atlanta, GA
Mon Jun 06 1994, 7:05 PM EDT
Att: 43,206 - Unknown - 79 F

AB 36
R 4
H 11
RBI 3
BB 3
SO 2
LOB 18



Batter	1	2	3	4	5	6	7	8	9	AB	R	H	RBI	BB	SO	LOB	BOTTOM										
Roberto Kelly, R (1,8) OBP: 0.366, SLG: 0.415	G2-3								BB	4	0	2	0	1	0	0											
Jeff Blauser, R (1,6) OBP: 0.299, SLG: 0.327	F8								K	4	0	0	0	1	1	4											
Ryan Klesko, L (1,7) OBP: 0.345, SLG: 0.583 Dave Gallagher, R (8,PR) Greg McMichael, R (9,1)	P5								HR	4	1	2	1	0	0	1											
Fred McGriff, L (1,3) OBP: 0.365, SLG: 0.571		P5							2B	3	0	1	1	1	0	1											
David Justice, L (1,9) OBP: 0.420, SLG: 0.478		P5							1B	3	0	0	0	1	0	1											
Terry Pendleton, S (1,5) OBP: 0.253, SLG: 0.339									BB	4	0	0	0	0	2	3											
Javy Lopez, R (1,2) OBP: 0.304, SLG: 0.488									K	4	0	0	0	0	2	1											
Mark Lemke, S (1,4) OBP: 0.379, SLG: 0.399 Jarvis Brown, R (9,PR) OBP: 0.125, SLG: 0.500									G3	4	0	1	0	0	0	2											
Greg Maddux, R (1,1) OBP: 0.241, SLG: 0.286 Tony Tarasco, L (8,PH) OBP: 0.352, SLG: 0.516									K	2	0	0	0	0	2	0											
Inning Stats	R: 0 E: 0 K: 0 S: 6	H: 0 LOB: 0 BB: 0 P: 8	R: 0 E: 0 K: 1 S: 5	H: 0 LOB: 0 BB: 0 P: 7	R: 0 E: 0 K: 2 S: 8	H: 0 LOB: 0 BB: 0 P: 9	R: 0 E: 0 K: 0 S: 10	H: 0 LOB: 1 BB: 1 P: 15	R: 0 E: 0 K: 0 S: 6	H: 0 LOB: 0 BB: 0 P: 8	R: 0 E: 0 K: 1 S: 13	H: 1 LOB: 1 BB: 0 P: 18	R: 1 E: 1 K: 1 S: 13	H: 1 LOB: 2 BB: 1 P: 23	R: 2 E: 0 K: 0 S: 17	H: 4 LOB: 2 BB: 1 P: 24	R: 0 E: 0 K: 2 S: 9	H: 1 LOB: 2 BB: 1 P: 20	1B: 5 2B: 1 3B: 0 HR: 1	SF: 0 SAC: 0 DP: 1 HBP: 0	WP: 0 PB: 0 SB: 2 CS: 0	PA: 38					
PITCHER	IP	WLS	BF	H	R	ER	SO	BB	IBB	HBP	BLK	WP	HR	S	P	ERA	WHIP										
Andy Benes, R (1,1) ERA: 4.38 Jeff Tabaka, L (8,1) ERA: 5.32 Tim Mauser, R (8,1) ERA: 2.21 Donnie Elliott, R (9,1) ERA: 1.74 Pedro Martinez, L (9,1) ERA: 2.82	7.2		30	5	3	3	5	2	0	0	0	0	0	7	98	3.52	0.913										
	0.0	W	1	0	0	0	0	0	0	0	0	0	0	1	1	0.00	0.000										
	0.1		1	0	0	0	0	0	0	0	0	0	0	1	1	0.00	0.000										
	0.2	S	4	1	0	0	1	1	0	0	0	0	0	5	13	0.00	3.000										
	0.1		1	0	0	0	1	0	0	0	0	0	0	4	7	0.00	0.000										

San Diego Padres @ Atlanta Braves
Atlanta-Fulton County Stadium, Atlanta, GA
Mon Jun 06 1994, 7:05 PM EDT
Att: 43,206 - Unknown - 79 F

AB 34
R 3
H 7
RBI 2
BB 4
SO 7
LOB 14



Batter	1	2	3	4	5	6	7	8	9	AB	R	H	RBI	BB	SO	LOB	TOP					
Bip Roberts, S (1,4) OBP: 0.386, SLG: 0.366										3	0	1	1	1	0	0	San Diego Padres @ Atlanta Braves Atlanta-Fulton County Stadium, Atlanta, GA Tue Jun 07 1994, 7:05 PM EDT Att: 44,354 - Unknown - 85 F					
Craig Shipley, R (1,5) OBP: 0.349, SLG: 0.471										3	1	0	0	1	2	3						
Tony Gwynn, L (1,9) OBP: 0.443, SLG: 0.577										4	1	1	1	0	0	4						
Derek Bell, R (1,8) OBP: 0.335, SLG: 0.433										4	0	3	1	0	0	1						
Phil Clark, R (1,3) OBP: 0.219, SLG: 0.353										3	0	1	0	0	0	1						
Tim Mauser, R (6,1) OBP: 1.000, SLG: 1.000										0	0	0	0	0	0	0						
Archi Cianfranco, R (8,PH) OBP: 0.300, SLG: 0.360										0	0	0	0	1	0	0						
Jeff Tabaka, R (8,1) OBP: 0.300, SLG: 0.360										0	0	0	0	0	0	0						
Donnie Elliott, R (8,1) OBP: 0.300, SLG: 0.360										0	0	0	0	0	0	0						
Phil Plantier, L (1,7) OBP: 0.338, SLG: 0.568										4	0	0	0	0	2	4						
Ricky Gutierrez, R (1,6) OBP: 0.274, SLG: 0.293										4	0	0	0	0	0	1						
Brian Johnson, R (1,2) OBP: 0.194, SLG: 0.152										4	1	1	0	0	1	0						
Scott Sanders, R (1,1) OBP: 0.250, SLG: 0.100										1	0	0	0	1	1	0						
A.J. Sager, R (5,1) OBP: 0.111, SLG: 0.333										0	0	0	0	0	0	0						
Tim Hyers, L (6,3) OBP: 0.326, SLG: 0.291										2	0	0	0	0	0	0						
Inning Stats	R: 0 E: 0 K: 1 S: 11	H: 0 LOB: 1 BB: 1 P: 19	R: 0 E: 0 K: 1 S: 9	H: 0 LOB: 0 BB: 0 P: 14	R: 1 E: 0 K: 1 S: 14	H: 2 LOB: 1 BB: 1 P: 25	R: 0 E: 0 K: 0 S: 16	H: 2 LOB: 1 BB: 0 P: 23	R: 0 E: 0 K: 2 S: 9	H: 0 LOB: 0 BB: 0 P: 15	R: 1 E: 0 K: 1 S: 14	H: 2 LOB: 1 BB: 0 P: 21	R: 0 E: 0 K: 0 S: 4	H: 0 LOB: 0 BB: 0 P: 6	R: 1 E: 0 K: 0 S: 11	H: 1 LOB: 2 BB: 2 P: 23	R: 0 E: 0 K: 0 S: 5	H: 0 LOB: 0 BB: 0 P: 7	1B: 4 2B: 2 3B: 0 HR: 1	SF: 0 SAC: 0 DP: 1 HBP: 0	WP: 0 PB: 0 SB: 2 CS: 1	PA: 36
PITCHER	IP	WLS	BF	H	R	ER	SO	BB	IBB	HBP	BLK	WP	HR	S	P	ERA	WHIP					
Kent Mercker, L (1,1) ERA: 4.33	5.2	W	23	6	2	2	5	2	0	0	0	0	1	70	112	3.18	1.412					
Mark Wohlers, R (6,1) ERA: 3.81	1.1		4	0	0	0	1	0	0	0	0	0	0	7	11	0.00	0.000					
Mike Stanton, L (8,1) ERA: 3.91	1.0		6	1	1	1	0	2	0	0	0	0	0	11	23	9.00	3.000					
Gregg Olson, R (9,1) ERA:	1.0		3	0	0	0	0	0	0	0	0	0	0	5	7	0.00	0.000					

Batter	1	2	3	4	5	6	7	8	9	AB	R	H	RBI	BB	SO	LOB	BOTTOM				
Roberto Kelly, R (1,8) OBP: 0.366, SLG: 0.412										4	2	1	0	1	0	1	San Diego Padres @ Atlanta Braves Atlanta-Fulton County Stadium, Atlanta, GA Tue Jun 07 1994, 7:05 PM EDT Att: 44,354 - Unknown - 85 F				
Jeff Blauser, R (1,6) OBP: 0.312, SLG: 0.333										3	4	2	1	1	0	0					
Ryan Klesko, L (1,7) OBP: 0.351, SLG: 0.593										3	1	2	1	0	0	0					
Dave Gallagher, R (5,PR) OBP: 0.321, SLG: 0.353										2	1	1	2	0	0	2					
Fred McGriff, L (1,3) OBP: 0.374, SLG: 0.589										4	2	3	5	1	0	0					
David Justice, L (1,9) OBP: 0.419, SLG: 0.488										5	0	2	3	0	0	2					
Gregg Olson, R (9,1) ERA:										0	0	0	0	0	0	0					
Terry Pendleton, S (1,5) OBP: 0.294, SLG: 0.339										3	0	1	0	0	1	3					
Bill Pecota, R (7,5) OBP: 0.323, SLG: 0.286										2	0	0	0	0	0	1					
Javy Lopez, R (1,2) OBP: 0.297, SLG: 0.476										4	0	0	0	0	3	1					
Mark Lemke, S (1,4) OBP: 0.376, SLG: 0.395										4	1	1	0	0	2	1					
Rafael Bellard, R (8,4) OBP: 0.309, SLG: 0.354										0	0	0	0	0	0	0					
Kent Mercker, L (1,1) OBP: 0.125, SLG: 0.067										2	0	1	0	0	1	0					
Mark Wohlers, R (6,1) ERA: 3.81										0	1	0	0	0	0	0					
Mike Stanton, L (8,1) OBP: 1.000, SLG: 1.000										0	0	0	0	0	0	0					
Jarvis Brown, R (8,PH) OBP: 0.111, SLG: 0.444										1	0	0	0	0	1	0					
Inning Stats	R: 0 E: 0 K: 0 S: 5	H: 0 LOB: 0 BB: 0 P: 8	R: 0 E: 0 K: 1 S: 11	H: 0 LOB: 0 BB: 0 P: 14	R: 0 E: 0 K: 2 S: 12	H: 1 LOB: 1 BB: 0 P: 16	R: 3 E: 0 K: 1 S: 13	H: 4 LOB: 1 BB: 0 P: 20	R: 2 E: 0 K: 1 S: 15	H: 2 LOB: 3 BB: 1 P: 32	R: 4 E: 1 K: 1 S: 15	H: 5 LOB: 1 BB: 0 P: 22	R: 0 E: 0 K: 1 S: 7	H: 0 LOB: 0 BB: 0 P: 10	R: 3 E: 0 K: 1 S: 24	H: 2 LOB: 1 BB: 2 P: 43	1B: 11 2B: 1 3B: 1 HR: 1	SF: 0 SAC: 1 DP: 1 HBP: 1	WP: 0 PB: 0 SB: 0 CS: 0	PA: 42	
PITCHER	IP	WLS	BF	H	R	ER	SO	BB	IBB	HBP	BLK	WP	HR	S	P	ERA	WHIP				
Scott Sanders, R (1,1) ERA: 6.25	4.2	L	23	7	5	5	5	0	0	0	0	0	0	15	23	40.50	6.000				
A.J. Sager, R (5,1) ERA: 5.89	0.2		7	4	4	3	1	0	0	0	0	0	0	11	16	0.00	0.600				
Tim Mauser, R (6,1) ERA: 2.05	1.2		5	1	0	0	1	0	0	0	0	0	0	11	16	0.00	0.600				
Jeff Tabaka, L (8,1) ERA: 7.71	0.2		6	2	3	3	1	2	0	0	0	0	0	21	40	40.50	6.000				
Donnie Elliott, R (8,1) ERA: 1.71	0.1		1	0	0	0	0	0	0	0	0	0	0	3	3	0.00	0.000				



Batter	1	2	3	4	5	6	7	8	9	AB	R	H	RBI	BB	SO	LOB	TOP				
Bip Roberts, S OBP: 0.383, SLG: 0.363 (1, 4)	G6-3		K		FC5 1B		G3			4	0	1	0	0	1	2	San Diego Padres @ Atlanta Braves Atlanta-Fulton County Stadium, Atlanta, GA Wed Jun 08 1994, 3:33 AM EDT Att: 43,354 - Cloudy - 83 F				
Luis Lopez, S OBP: 0.377, SLG: 0.438 (1, 5)	K			0-0	1B			P5		4	1	2	0	0	1	0					
Phil Clark, R OBP: 0.211, SLG: 0.340 Trevor Hoffman, R (8, 1)	G6-3			3-1	F8		FC5			4	0	0	0	0	1	3					
Derek Bell, R OBP: 0.333, SLG: 0.430 (1, 8)		K		2-0	1B			G6-3		4	0	1	0	0	1	0					
Phil Plantier, L OBP: 0.337, SLG: 0.567 (1, 7)	K			0-0	P6			K		4	1	1	0	0	2	2					
Tim Hyers, L OBP: 0.322, SLG: 0.289 (1, 3)	L5			0-0	1B			P6		4	0	1	1	0	0	1					
Ricky Gutierrez, R OBP: 0.280, SLG: 0.299 (1, 6)				1-0	F8					4	0	2	0	0	0	2					
Brad Ausmus, R OBP: 0.301, SLG: 0.331 Tony Gwynn, L (9, PH)				1-0	E5			FC6-4		3	0	0	0	0	0	1					
Wally Whitehurst, R ERA: 4.82 Pedro Martínez, L ERA: 2.63 A.J. Sager, R ERA: 5.68 Craig Shively, R ERA: 1.00 Tim Mauser, R ERA: 2.35 Bill Bean, L ERA: 1.68				0-1	P3			K		0	0	0	0	0	0	0					
Inning Stats	R: 0 E: 0 K: 1 S: 9	H: 0 LOB: 0 BB: 0 P: 14	R: 0 E: 0 K: 2 S: 9	H: 0 LOB: 0 BB: 0 P: 13	R: 0 E: 1 K: 1 S: 9	H: 0 LOB: 1 BB: 0 P: 13	R: 1 E: 0 K: 0 S: 9	H: 3 LOB: 2 BB: 0 P: 17	R: 0 E: 0 K: 1 S: 11	H: 2 LOB: 2 BB: 0 P: 20	R: 0 E: 0 K: 1 S: 7	H: 1 LOB: 1 BB: 0 P: 7	R: 0 E: 0 K: 1 S: 14	H: 0 LOB: 0 BB: 0 P: 20	R: 1 E: 0 K: 1 S: 15	H: 2 LOB: 1 BB: 0 P: 18		1B: 7 2B: 2 3B: 0 HR: 0	SF: 0 SAC: 0 DP: 0 HBP: 0	WP: 0 PB: 0 SB: 2 CS: 0	PA: 36
PITCHER	IP	WLS	BF	H	R	ER	SO	BB	IBB	HBP	BLK	WP	HR	S	P	ERA	WHIP				
Tom Glavine, L ERA: 3.46	7.0	W	28	6	1	1	7	0	0	0	0	0	0	63	98	1.29	0.857				
Mark Wohlers, R ERA: 3.88	1.0		3	0	0	0	1	0	0	0	0	0	0	14	20	0.00	0.000				
Greg McMichael, R ERA: 2.57	1.0		5	2	1	1	1	0	0	0	0	0	0	15	18	9.00	2.000				

AB	36
R	2
H	8
RBI	2
BB	0
SO	9
LOB	15



Batter	1	2	3	4	5	6	7	8	9	AB	R	H	RBI	BB	SO	LOB	BOTTOM				
Roberto Kelly, R OBP: 0.367, SLG: 0.417 (1, 8)	G6-3			G3		G5-3		F9		5	1	2	0	0	0	0	San Diego Padres @ Atlanta Braves Atlanta-Fulton County Stadium, Atlanta, GA Wed Jun 08 1994, 3:33 AM EDT Att: 43,354 - Cloudy - 83 F				
Jeff Blauser, R OBP: 0.314, SLG: 0.331 (1, 6)	K			1-1	1B		F8			4	1	1	0	1	1	1					
Tony Tarasco, L OBP: 0.355, SLG: 0.522 (1, 7)	G5-3			0-0	1B		G3			5	1	2	1	0	0	1					
Fred McGriff, L OBP: 0.370, SLG: 0.578 (1, 3)	F9			1-1	G1-6-3		G6-3			4	0	0	0	1	0	3					
David Justice, L OBP: 0.421, SLG: 0.494 (1, 9)	K			3-2	G3-1		2B			4	2	2	0	0	1	3					
Terry Pendleton, S OBP: 0.287, SLG: 0.357 (1, 5)	1B			4-2	2B		SH1-3			3	0	3	3	1	0	0					
Mark Lemke, S OBP: 0.386, SLG: 0.404 (1, 4)	BB			3-2	FC5		SH1-3			1	0	1	1	2	0	0					
Charlie O'Brien, R OBP: 0.339, SLG: 0.500 (1, 2)	P3			4-0	IBB		G5-3			3	0	0	0	1	1	6					
Tom Glavine, L OBP: 0.242, SLG: 0.226 Ryan Klesko, L OBP: 0.349, SLG: 0.588 Mark Wohlers, R OBP: 1.000, SLG: 1.000 Greg McMichael, R ERA: 1.68	K			0-2	FC5		G1-3			3	0	0	0	0	1	7					
Inning Stats	R: 3 E: 0 K: 2 S: 15	H: 3 LOB: 3 BB: 3 P: 33	R: 0 E: 0 K: 1 S: 7	H: 0 LOB: 0 BB: 0 P: 9	R: 0 E: 0 K: 0 S: 13	H: 1 LOB: 3 BB: 2 P: 27	R: 0 E: 0 K: 0 S: 8	H: 2 LOB: 1 BB: 0 P: 12	R: 1 E: 0 K: 0 S: 14	H: 2 LOB: 1 BB: 0 P: 20	R: 0 E: 0 K: 0 S: 4	H: 0 LOB: 0 BB: 0 P: 5	R: 1 E: 0 K: 1 S: 9	H: 2 LOB: 2 BB: 1 P: 16	R: 0 E: 0 K: 0 S: 7	H: 1 LOB: 1 BB: 0 P: 9		1B: 5 2B: 6 3B: 0 HR: 0	SF: 0 SAC: 1 DP: 1 HBP: 0	WP: 0 PB: 0 SB: 0 CS: 0	PA: 40
PITCHER	IP	WLS	BF	H	R	ER	SO	BB	IBB	HBP	BLK	WP	HR	S	P	ERA	WHIP				
Wally Whitehurst, R ERA: 4.82	0.1	L	6	3	3	3	1	1	1	0	0	0	0	11	25	81.00	12.000				
Pedro Martínez, L ERA: 2.63	2.2		12	1	0	0	2	2	1	0	0	0	0	24	44	0.00	1.125				
A.J. Sager, R ERA: 5.68	3.0		12	4	1	1	0	0	0	0	0	0	0	26	37	3.00	1.333				
Tim Mauser, R ERA: 2.35	1.0		6	2	1	1	1	0	1	0	0	0	0	9	16	9.00	2.000				
Trevor Hoffman, R ERA: 1.68	1.0		4	1	0	0	0	0	0	0	0	0	0	7	9	0.00	1.000				



Batter	1	2	3	4	5	6	7	8	9	AB	R	H	RBI	BB	SO	LOB	TOP									
Roberto Kelly, R OBP: 0.368, SLG: 0.430	2-1 SF9 3B		1-0 G5-3		1-1 G1-3	3-3 K			0-1 2B	5	1	2	0	0	1	2										
Jeff Blauer, R OBP: 0.312, SLG: 0.326	2-0 SF9		4-0 1B BB		1-2 F9		0-0 P4		1-3 K	3	0	0	1	1	1	1										
Ryan Klesko, L OBP: 0.355, SLG: 0.590	1-2 F9		0-0 1B		2-0 HR		4-1 G3-6-3 BB		1-3 K	3	0	2	1	0	0	0										
Dave Gallagher, R OBP: 0.325, SLG: 0.348	1-2 F9		1-3 2-H 1B		1-2 HR		1-0 G3-6-3 BB		1-3 K	1	1	0	0	1	1	1										
Fred McGriff, L OBP: 0.367, SLG: 0.569	2-3 K		1-3 K		2-1 HR		1-0 G3-6-3		0-0 G4-3	5	1	1	0	0	2	4										
David Justice, L OBP: 0.422, SLG: 0.509		3-2 G4-3		3-1 E4		0-0 HR		4-2 SH1-4 BB		3	1	1	3	1	0	0										
Terry Pendleton, S OBP: 0.287, SLG: 0.355	1-3 K		1-1 L3		0-3 K		1-0 SH1-4 BB		1-2 SH1-4 1B	4	0	1	0	0	2	2										
Mark Lemke, S OBP: 0.380, SLG: 0.398	1-1 F9		2-2 G5-3		0-0 L9		0-0 SH1-4		1-2 2-3	3	0	0	0	0	0	1										
Charlie O'Brien, R OBP: 0.349, SLG: 0.492			0-0 SH2-4 1B		4-0 IBB		2-1 F7		1-3 K	3	1	1	0	1	1	2										
29 John Smoltz, R OBP: 0.250, SLG: 0.227			0-2 SH2-4		2-3 K		3-1 2B		1-1 G6-3	2	0	1	0	0	1	2										
Tony Tarasco, L OBP: 0.355, SLG: 0.522			1-2							0	0	0	0	0	0	0										
Bill Pecota, R OBP: 0.313, SLG: 0.276										1	0	0	0	0	0	2										
Mark Wohlers, R OBP: 1.000, SLG: 1.000										0	0	0	0	0	0	0										
Greg McMichael, L OBP: 1.000, SLG: 1.000										0	0	0	0	0	0	0										
Inning Stats	R: 1 E: 0 K: 1 S: 11	H: 1 LOB: 0 BB: 0 P: 18	R: 0 E: 0 K: 1 S: 8	H: 0 LOB: 0 BB: 0 P: 13	R: 1 E: 0 K: 1 S: 9	H: 2 LOB: 2 BB: 1 P: 15	R: 0 E: 1 K: 1 S: 12	H: 0 LOB: 2 BB: 1 P: 24	R: 3 E: 0 K: 1 S: 12	H: 3 LOB: 1 BB: 0 P: 18	R: 0 E: 0 K: 1 S: 8	H: 1 LOB: 1 BB: 0 P: 16	R: 0 E: 0 K: 0 S: 3	H: 0 LOB: 0 BB: 1 P: 8	R: 0 E: 0 K: 1 S: 9	H: 1 LOB: 2 BB: 0 P: 16	R: 0 E: 0 K: 2 S: 9	H: 1 LOB: 1 BB: 0 P: 11	1B: 5 2B: 2 3B: 1 HR: 1	SF: 1 SAC: 2 DP: 1 HBP: 0	WP: 0 PB: 0 SB: 1 CS: 0	PA: 40				
PITCHER	IP	WLS	BF	H	R	ER	SO	BB	IBB	HBP	BLK	WP	HR	S	P	ERA	WHIP									
Doug Drabek, R ERA: 2.63	(1, 1)	5.0	L	24	6	5	5	5	1	1	0	0	0	1	52	88	9.00	1.400								
Tom Edens, R ERA: 3.77	(6, 1)	2.2		11	2	0	0	2	2	0	0	0	0	0	18	37	0.00	1.500								
Ross Powell, L ERA:	(8, 1)	0.1		1	0	0	0	0	0	0	0	0	0	2	3	0.00	0.000									
Todd Jones, R ERA: 2.84	(9, 1)	1.0		4	1	0	0	2	0	0	0	0	0	9	11	0.00	1.000									

Atlanta Braves @ Houston Astros
Astrodome, Houston, TX
Fri Jun 10 1994, 8:05 PM EDT
Att: 38,435 - Dome

AB 33
R 5
H 9
RBI 5
BB 4
SO 9
LOB 17



Batter	1	2	3	4	5	6	7	8	9	AB	R	H	RBI	BB	SO	LOB	BOTTOM								
James Mouton, R OBP: 0.317, SLG: 0.302	2-2 F7			1-1 G5-3	1-3 K			1-3 K		4	0	0	0	0	2	2									
Steve Finley, L OBP: 0.317, SLG: 0.417	2-2 F9			2-3 K	1-1 G4-3			4-2 G6-4-3 BB		2	0	0	0	0	1	0									
Kevin Bass, S OBP: 0.398, SLG: 0.457	2-2 F9			2-3 K	1-1 G4-3			1-2 BB		1	0	0	0	1	0	1									
Craig Biggio, R OBP: 0.411, SLG: 0.471	2-3 K			0-0 2B		0-1 P2		0-1 G6-4-3		4	0	1	0	0	1	2									
5 Jeff Bagwell, R OBP: 0.410, SLG: 0.620		3-2 P6		4-2 BB		1-0 L6		1-0 G6-3		3	0	0	0	1	0	0									
Ken Caminiti, S OBP: 0.366, SLG: 0.578		1-3 K		0-0 G1-3		3-2 P7		1-3 K2-3		4	0	0	0	0	2	2									
Luis Gonzalez, L OBP: 0.314, SLG: 0.374		2-3 K			1-0 WP FC1-5 2B		4-1 L4-3 BB		1-0 F7	3	0	1	0	1	1	0									
Scott Servais, R OBP: 0.232, SLG: 0.360			0-3 K		2-2 FC1-5 2B HBP		1-0 L8			2	1	0	0	0	1	1									
Andujar Cedeno, R OBP: 0.332, SLG: 0.431			3-3 K		1-2 FC1-5 2B		0-0 L4-3			3	1	0	0	0	1	3									
Doug Drabek, R OBP: 0.189, SLG: 0.171			0-1 F8		3-3 H 2-2		2-2 S			1	0	0	0	0	0	0									
Sid Bissett, L OBP: 0.483, SLG: 0.500					1-1 H 2-2					1	0	1	2	0	0	0									
Tom Edens, R ERA: 3.77										0	0	0	0	0	0	0									
Ross Powell, L ERA:										0	0	0	0	0	0	0									
Mike Falder, S OBP: 0.256, SLG: 0.231										1	0	1	0	0	0	0									
Todd Jones, R ERA: 2.84										0	0	0	0	0	0	0									
Inning Stats	R: 0 E: 0 K: 1 S: 10	H: 0 LOB: 0 BB: 0 P: 16	R: 0 E: 0 K: 2 S: 9	H: 0 LOB: 0 BB: 0 P: 15	R: 0 E: 0 K: 2 S: 9	H: 0 LOB: 0 BB: 0 P: 12	R: 0 E: 0 K: 1 S: 10	H: 1 LOB: 2 BB: 1 P: 17	R: 2 E: 0 K: 1 S: 15	H: 2 LOB: 1 BB: 0 P: 23	R: 0 E: 0 K: 0 S: 6	H: 0 LOB: 0 BB: 0 P: 10	R: 0 E: 0 K: 0 S: 3	H: 0 LOB: 0 BB: 1 P: 8	R: 0 E: 0 K: 1 S: 14	H: 1 LOB: 1 BB: 1 P: 21	R: 0 E: 0 K: 1 S: 5	H: 0 LOB: 0 BB: 0 P: 8	1B: 1 2B: 4 3B: 0 HR: 0	SF: 0 SAC: 0 DP: 2 HBP: 1	WP: 1 PB: 0 SB: 1 CS: 0	PA: 33			
PITCHER	IP	WLS	BF	H	R	ER	SO	BB	IBB	HBP	BLK	WP	HR	S	P	ERA	WHIP								
29 John Smoltz, R ERA: 3.25	(1, 1)	7.0	W	26	3	2	2	7	2	0	1	0	0	62	101	2.57	0.714								
Mark Wohlers, R ERA: 3.56	(8, 1)	1.0		4	1	0	0	1	1	0	0	0	0	14	21	0.00	2.000								
Greg McMichael, R ERA: 2.5	(9, 1)	1.0	S	3	0	0	0	1	0	0	0	0	0	5	8	0.00	0.000								

Atlanta Braves @ Houston Astros
Astrodome, Houston, TX
Fri Jun 10 1994, 8:05 PM EDT
Att: 38,435 - Dome

AB 29
R 2
H 4
RBI 2
BB 3
SO 9
LOB 11



Batter	1	2	3	4	5	6	7	8	9	AB	R	H	RBI	BB	SO	LOB	TOP					
Dave Gallagher, R (1, 7) OBP: 0.326, SLG: 0.347	F8		CS 1B		F8			G6-4-3 1B		4	0	2	0	0	0	0						
Jeff Blausler, R (1, 6) OBP: 0.309, SLG: 0.319	G6-3		K		F9			G6-4-3		4	0	0	0	0	1	2						
Roberto Kelly, R (1, 8) OBP: 0.371, SLG: 0.430	K		K		G6-3				2B 1B	4	1	1	0	0	2	0						
Fred McGriff, L (1, 3) OBP: 0.377, SLG: 0.594		G6-3 2B		G6-4-3 1B					1-H 2B	4	1	4	1	0	0	0						
David Justice, L (1, 9) OBP: 0.433, SLG: 0.506		G6-3 2B		G6-4-3 1B					P2	3	1	1	0	1	1	2						
Javy Lopez, R (1, 2) OBP: 0.293, SLG: 0.459		G6-3		G6-4-3					P3	4	0	1	0	0	0	5						
Mark Lemke, S (1, 4) OBP: 0.373, SLG: 0.386		K		L1					P5 1B	3	0	0	0	1	1	4						
Bill Pecota, R (1, 5) OBP: 0.317, SLG: 0.297		2B		L9					F9	4	0	1	2	0	0	2						
Greg Maddux, R (1, 1) OBP: 0.219, SLG: 0.258		P8		P9					P7	3	0	0	0	0	0	1						
Inning Stats	R: 0 E: 0 K: 1 S: 7	H: 0 LOB: 0 BB: 0 P: 11	R: 2 E: 0 K: 1 S: 19	H: 2 LOB: 1 BB: 1 P: 30	R: 0 E: 0 K: 2 S: 8	H: 1 LOB: 0 BB: 0 P: 14	R: 0 E: 0 K: 0 S: 8	H: 2 LOB: 1 BB: 0 P: 12	R: 0 E: 0 K: 1 S: 7	H: 0 LOB: 0 BB: 0 P: 11	R: 0 E: 0 K: 1 S: 8	H: 1 LOB: 0 BB: 0 P: 15	R: 0 E: 0 K: 0 S: 4	H: 1 LOB: 0 BB: 0 P: 7	R: 0 E: 0 K: 0 S: 4	H: 1 LOB: 0 BB: 0 P: 5	R: 1 E: 0 K: 0 S: 12	H: 2 LOB: 2 BB: 1 P: 22	1B: 7 2B: 3 3B: 0 HR: 0	SF: 0 SAC: 0 DP: 2 HBP: 0	WP: 0 PB: 0 SB: 0 CS: 1	PA: 35
PITCHER	IP	WLS	BF	H	R	ER	SO	BB	IBB	HBP	BLK	WP	HR	S	P	ERA	WHIP					
Greg Swindell, L (1, 1) ERA: 3.4	8.0	L	29	8	2	2	5	1	0	0	0	0	0	65	105	2.25	1.125					
John Hudek, R (9, 1) ERA: 0.9	1.0		6	2	1	1	0	0	1	0	0	0	0	12	22	9.00	2.000					

Atlanta Braves @ Houston Astros
Astrodome, Houston, TX
Sun Jun 12 1994, 4:33 AM EDT
Att: 36,658 - Dome

AB 33
R 3
H 10
RBI 3
BB 2
SO 5
LOB 16





Batter	1	2	3	4	5	6	7	8	9	AB	R	H	RBI	BB	SO	LOB	BOTTOM					
James Mouton, R (1, 8) OBP: 0.323, SLG: 0.307	G6-3		CS 1B		G6-4-3			SH1-4		3	0	1	0	0	0	2						
Craig Biggio, R (1, 4) OBP: 0.410, SLG: 0.463	G6-3		K							3	0	1	0	0	1	1						
Luis Gonzalez, L (1, 7) OBP: 0.310, SLG: 0.368	G1-3				G3-1					4	0	0	0	0	0	3						
5 Jeff Bagwell, R (1, 3) OBP: 0.309, SLG: 0.639		1B 2B		F9						4	1	1	0	0	0	3						
Ken Caminiti, S (1, 5) OBP: 0.367, SLG: 0.570		2B FC3-2								4	0	3	0	0	1	0						
Kevin Bass, S (1, 9) OBP: 0.389, SLG: 0.447		2B		P5						4	0	1	1	0	0	2						
Tony Eusebio, R (1, 2) OBP: 0.268, SLG: 0.358	FC3-2									4	0	2	0	0	0	2						
Andujar Cedeno, R (1, 6) OBP: 0.330, SLG: 0.422	G4-6-3									3	0	1	0	0	1	3						
Greg Swindell, L (1, 1) OBP: 0.222, SLG: 0.296										2	0	0	0	0	1	2						
Sid Bream, L (8, PH) OBP: 0.516, SLG: 0.538										1	0	1	0	0	0	0						
Steve Finley, L (6, PR) OBP: 0.317, SLG: 0.417										0	0	0	0	0	0	0						
John Hudek, S (9, 1) ERA: 1.38										0	0	0	0	0	0	0						
Inning Stats	R: 0 E: 0 K: 0 S: 9	H: 3 LOB: 1 BB: 0 P: 13	R: 1 E: 0 K: 0 S: 12	H: 3 LOB: 1 BB: 0 P: 17	R: 0 E: 0 K: 1 S: 7	H: 1 LOB: 0 BB: 0 P: 9	R: 0 E: 0 K: 0 S: 7	H: 1 LOB: 1 BB: 0 P: 11	R: 0 E: 0 K: 1 S: 9	H: 2 LOB: 1 BB: 0 P: 10	R: 0 E: 0 K: 0 S: 8	H: 1 LOB: 0 BB: 0 P: 9	R: 0 E: 0 K: 1 S: 8	H: 2 LOB: 1 BB: 0 P: 17	R: 0 E: 0 K: 0 S: 6	H: 1 LOB: 2 BB: 0 P: 8	R: 0 E: 0 K: 1 S: 10	H: 0 LOB: 0 BB: 0 P: 17	1B: 10 2B: 1 3B: 0 HR: 0	SF: 0 SAC: 1 DP: 3 HBP: 1	WP: 0 PB: 0 SB: 0 CS: 2	PA: 34
PITCHER	IP	WLS	BF	H	R	ER	SO	BB	IBB	HBP	BLK	WP	HR	S	P	ERA	WHIP					
Greg Maddux, R (1, 1) ERA: 1.38	9.0	W	34	11	1	1	4	0	0	1	0	0	0	76	111	1.00	1.222					

Atlanta Braves @ Houston Astros
Astrodome, Houston, TX
Sun Jun 12 1994, 4:33 AM EDT
Att: 36,658 - Dome

AB 32
R 1
H 11
RBI 1
BB 0
SO 4
LOB 18



Batter	1	2	3	4	5	6	7	8	9	AB	R	H	RBI	BB	SO	LOB	TOP								
Eric Young Sr. R (1, 7) OBP: 0.320, SLG: 0.402 Steve Reed, R (8, 1)	0-1 G6-4-3 1B		4-0 S BB		4-1 G6-4-3 1B BB		2-0 G6-3		3-3 K	2	1	1	0	2	0	0	Colorado Rockies @ Atlanta Braves Atlanta-Fulton County Stadium, Atlanta, GA Mon Jun 13 1994, 7:05 PM EDT Att: 48,528 - Unknown - 87 F AB 33 R 7 H 10 RBI 7 BB 5 SO 7 LOB 13 								
John Vander Wal L (9, PH) OBP: 0.279, SLG: 0.542 Bruce Ruffin, S (9, 1) OBP: 0.667, SLG: 0.500	SAFE F8		3-2 G5-3		1-1 G6-4-3 1B		1-3 K		0-0 G1-3	5	0	1	0	0	1	2									
Joe Girardi, R (1, 2) OBP: 0.324, SLG: 0.321	SAFE G6-4-3				0-2 BLK 1B 1B		0-2 G6-4-3		1-1 G5-3	5	1	1	0	0	0	3									
Dante Bichette, R (1, 9) OBP: 0.333, SLG: 0.547					2-0 BLK 1B 1B		1-0 FC5-4 1B		3-1 G4-3 2B	4	3	4	1	0	0	0									
Andres Galarraga, R (1, 3) OBP: 0.365, SLG: 0.627					1-2 1B 1B		3-H FC5-4 1B		1-0 G4-3	3	0	1	2	1	0	2									
Charlie Hayes, R (1, 5) OBP: 0.324, SLG: 0.427					0-0 G4-3 BB		0-0 G1-3		4-2 2B BB	2	0	0	1	0	1	1									
Vinny Castilla, R (1, 6) OBP: 0.303, SLG: 0.677 Mike Kingery, L (8, PH) OBP: 0.394, SLG: 0.517					0-0 SF8		0-0 G1-3		1-3 K	2	0	0	1	0	1	1									
Chris Jones, R (1, 8) OBP: 0.214, SLG: 0.250					2-2 G4-3		0-2 K		0-0 2B	4	1	1	2	0	1	2									
Nelson Liriano, S (1, 4) OBP: 0.365, SLG: 0.416					0-0 G5-3		2-2 G6-3		1-0 2B	3	0	1	1	1	0	0									
Marvin Freeman, R (1, 1) OBP: 0.095, SLG: 0.050 Walt Weiss, S (8, PH) OBP: 0.339, SLG: 0.333					0-3 K		0-3 K		1-2 F8	3	0	0	0	0	3	2									
Inning Stats	R: 0 E: 0 K: 0 S: 6	H: 1 LOB: 0 BB: 0 P: 6	R: 1 E: 0 K: 0 S: 7	H: 1 LOB: 0 BB: 1 P: 11	R: 0 E: 0 K: 1 S: 7	H: 0 LOB: 1 BB: 1 P: 14	R: 2 E: 0 K: 1 S: 12	H: 3 LOB: 2 BB: 1 P: 22	R: 1 E: 0 K: 0 S: 9	H: 2 LOB: 1 BB: 0 P: 14	R: 0 E: 0 K: 2 S: 11	H: 0 LOB: 0 BB: 0 P: 14	R: 0 E: 0 K: 2 S: 9	H: 0 LOB: 0 BB: 0 P: 12	R: 3 E: 0 K: 0 S: 12	H: 3 LOB: 1 BB: 1 P: 23	R: 0 E: 0 K: 1 S: 7	H: 0 LOB: 0 BB: 0 P: 12	1B: 6 2B: 4 3B: 0 HR: 0	SF: 1 SAC: 0 DP: 3 HBP: 0	WP: 0 PB: 0 SB: 2 CS: 0	PA: 39			
PITCHER	IP	WLS	BF	H	R	ER	SO	BB	IBB	HBP	BLK	WP	HR	S	P	ERA	WHIP								
Tom Glavine, L (1, 1) ERA: 3.59	7.0	L	29	7	4	4	6	3	1	0	1	0	0	61	93	5.14	1.429								
Gregg Olson, R (8, 1) ERA: 6.75	1.0		7	3	3	3	0	1	0	0	0	0	0	12	23	27.00	4.000								
Mike Bielecki, R (9, 1) ERA: 3.0	1.0		3	0	0	0	1	0	0	0	0	0	0	7	12	0.00	0.000								

Batter	1	2	3	4	5	6	7	8	9	AB	R	H	RBI	BB	SO	LOB	BOTTOM								
Roberto Kelly, R (1, 8) OBP: 0.369, SLG: 0.427	2-3 K		2-2 FC3-6 1B		2-2 G5-3			1-1 F7		4	0	1	0	0	1	0	Colorado Rockies @ Atlanta Braves Atlanta-Fulton County Stadium, Atlanta, GA Mon Jun 13 1994, 7:05 PM EDT Att: 48,528 - Unknown - 87 F AB 35 R 2 H 10 RBI 2 BB 0 SO 5 LOB 13 								
Jeff Blauser, R (1, 6) OBP: 0.303, SLG: 0.312	0-1 F7		0-2 FC3-6 1B				0-1 G4-3		0-1 G4-3	4	0	0	0	0	2										
Ryan Klesko, L (1, 7) OBP: 0.358, SLG: 0.597	0-1 L9		1-1 F7				0-0 B2-3		0-1 HR	4	1	1	1	0	2										
Fred McGriff, L (1, 3) OBP: 0.379, SLG: 0.596			0-0 E7 L9 1B		1-1 G4-3		0-0 1B 2B		0-1 F8	4	0	2	0	0	0										
David Justice, L (1, 9) OBP: 0.434, SLG: 0.505			2-0 L9		3-2 G4-3 1B		0-0 1B		3-3 K	4	0	2	0	0	1										
Terry Pendleton, S (1, 5) OBP: 0.270, SLG: 0.366			0-3 K		0-1 G4-3		0-1 G4-3 2B		1-2 2B	4	0	2	0	0	1										
Mark Lemke, S (1, 4) OBP: 0.366, SLG: 0.378			0-3 K				0-0 G4-3		0-3 K	4	0	0	0	0	3										
Charlie O'Brien, R (1, 2) OBP: 0.343, SLG: 0.524			0-2 G4-3		2-0 HR		0-0 G5-3		1-1 F7	4	1	1	1	0	2										
Tom Glavine, L (1, 1) OBP: 0.257, SLG: 0.242 Tony Tarasco, L (7, PH) OBP: 0.359, SLG: 0.514 Gregg Olson, R (8, 1) Mike Bielecki, R (9, 1)			0-0 FC3-6 1B 1B		0-0 G4-3		1-1 G4-3		0-0 F9	2	0	1	0	0	0	0									
Inning Stats	R: 0 E: 0 K: 1 S: 7	H: 0 LOB: 0 BB: 0 P: 9	R: 0 E: 1 K: 2 S: 8	H: 1 LOB: 0 BB: 0 P: 10	R: 0 E: 0 K: 0 S: 13	H: 2 LOB: 0 BB: 0 P: 16	R: 0 E: 0 K: 0 S: 7	H: 1 LOB: 0 BB: 0 P: 11	R: 1 E: 0 K: 0 S: 7	H: 1 LOB: 0 BB: 0 P: 12	R: 0 E: 0 K: 0 S: 5	H: 2 LOB: 2 BB: 0 P: 5	R: 0 E: 0 K: 0 S: 6	H: 1 LOB: 1 BB: 0 P: 7	R: 1 E: 0 K: 0 S: 8	H: 1 LOB: 1 BB: 0 P: 9		R: 0 E: 0 K: 2 S: 12	H: 1 LOB: 1 BB: 0 P: 17	1B: 5 2B: 3 3B: 0 HR: 2	SF: 0 SAC: 0 DP: 1 HBP: 0	WP: 0 PB: 0 SB: 0 CS: 0	PA: 35		
PITCHER	IP	WLS	BF	H	R	ER	SO	BB	IBB	HBP	BLK	WP	HR	S	P	ERA	WHIP								
Marvin Freeman, R (1, 1) ERA: 2.89	7.0	W	27	8	1	1	3	0	1	0	0	0	1	8	9	9.00	1.000								
Steve Reed, R (8, 1) ERA: 2.97	1.0		4	1	1	1	0	0	0	0	0	0	0	8	9	9.00	1.000								
Bruce Ruffin, L (9, 1) ERA: 3.38	1.0		4	1	0	0	2	0	0	0	0	0	0	12	17	0.00	1.000								


Batter	1	2	3	4	5	6	7	8	9	AB	R	H	RBI	BB	SO	LOB	TOP
Eric Young Sr. R OBP: 0.317, SLG: 0.396	2-3 K			3-1 F9		1-0 P3			0-2 S 1B	4	0	1	0	0	1	1	Colorado Rockies @ Atlanta Braves Atlanta-Fulton County Stadium, Atlanta, GA Tue Jun 14 1994, 7:05 PM EDT Att: 44,545 - Unknown - 87 F AB 29 R 1 H 4 RBI 1 BB 0 SO 10 LOB 4
Joe Girardi R OBP: 0.319, SLG: 0.316 John Vander Wal L (9, PH) OBP: 0.274, SLG: 0.533	3-3 K			1-2 G5-3			0-0 L9		0-3 K 1-2	3	0	0	0	0	1	0	
Dante Bichette R OBP: 0.336, SLG: 0.558	2-2 CS 1B			1-3 K			0-1 HR		0-0 G6-3	4	1	2	1	0	1	1	
Andres Galarraga R OBP: 0.361, SLG: 0.619	1-0 CS 1-2	0-1 G6-3			2-3 K			1-3 K		3	0	0	0	0	2	0	
Charlie Hayes R OBP: 0.320, SLG: 0.421				3-2 K		1-3 K		0-2 L8		3	0	0	0	0	2	0	
Vinny Castilla R OBP: 0.286, SLG: 0.636 Walt Weiss S (8, PH) OBP: 0.338, SLG: 0.332				1-2 G6-3		0-0 G5-3			2-1 G6-3	2	0	0	0	0	0	0	
Chris Jones R OBP: 0.233, SLG: 0.267 Mike Kingery L (8, PH) OBP: 0.391, SLG: 0.513				0-0 L8		3-2 SH1-4 1B			0-0 G6-3	2	0	1	0	0	0	0	
Nelson Liriano S OBP: 0.356, SLG: 0.404				2-3 K		0-0 F8			2-2 G5-3	3	0	0	0	0	1	1	
Kevin Ritz R Willie Blair R Mike Munoz L Kent Bottenfield R Howard Johnson S (9, PH) OBP: 0.329, SLG: 0.387				3-3 K		0-2 SH1-4 1-2			0-2 F8	1	0	0	0	0	1	0	
Inning Stats	R: 0 H: 1 E: 0 LOB: 0 K: 2 S: 11	H: 0 R: 0 ER: 0 LOB: 0 BB: 0 P: 19	H: 0 R: 0 ER: 0 LOB: 0 BB: 0 P: 15	H: 0 R: 0 ER: 0 LOB: 0 BB: 0 P: 12	H: 0 R: 0 ER: 0 LOB: 0 BB: 0 P: 13	H: 0 R: 0 ER: 0 LOB: 0 BB: 0 P: 11	H: 1 R: 0 ER: 0 LOB: 1 BB: 0 P: 16	H: 1 R: 1 ER: 0 LOB: 0 BB: 0 P: 10	H: 0 R: 0 ER: 0 LOB: 0 BB: 0 P: 11	R: 0 H: 1 E: 0 LOB: 1 K: 1 S: 10	H: 1 R: 0 ER: 0 LOB: 1 BB: 0 P: 10	1B: 3 2B: 0 3B: 0 HR: 1	SF: 0 SAC: 1 DP: 0 HBP: 0	WP: 0 PA: 31 FB: 0 SB: 1 CS: 1			
PITCHER	IP WLS BF H R ER SO BB IBB HBP BLK WP HR S P ERA WHIP																
Kent Mercker L (1, 1) ERA: 3.91	7.0 W 23 3 1 1 9 0 0 0 0 0 1 66 96 1.29 0.429																
Mark Wohlers R (8, 1) ERA: 3.45	1.0 3 0 0 0 0 0 0 0 0 0 0 7 11 0.00 0.000																
Greg McMichael R (9, 1) ERA: 2.87	1.0 S 4 1 0 0 1 0 0 0 0 0 0 0 10 10 0.00 1.000																

Batter	1	2	3	4	5	6	7	8	9	AB	R	H	RBI	BB	SO	LOB	BOTTOM
Roberto Kelly R OBP: 0.367, SLG: 0.424	2-2 S 1B		0-3 K		0-1 L8		1-0 P4			4	0	1	0	0	1	0	Colorado Rockies @ Atlanta Braves Atlanta-Fulton County Stadium, Atlanta, GA Tue Jun 14 1994, 7:05 PM EDT Att: 44,545 - Unknown - 87 F AB 30 R 3 H 8 RBI 2 BB 5 SO 4 LOB 20
Jeff Blauser R OBP: 0.302, SLG: 0.316	3-3 K 1-2		3-2 F8		2-3 K		0-1 E 2B			4	1	1	0	0	2	1	
Ryan Klesko L OBP: 0.364, SLG: 0.619 Dave Gallagher R (7, 7) OBP: 0.333, SLG: 0.347	2-2 F8			2-2 2B G5-2-3 1B		0-0 HR	4-2 FC4-6 BB			3	1	2	1	0	0	1	
Fred McGriff L (1, 3) OBP: 0.377, SLG: 0.595	2-2 G3			0-0 G5-2-3 2B		2-2 F9	1-1 FC4-6			4	0	1	0	0	0	2	
David Justice L OBP: 0.435, SLG: 0.500			4-1 FC3-6 BB		4-0 G5-2-3 IBB	3-2 L7	2-3 K			2	0	0	0	2	1	1	
Javy Lopez R OBP: 0.298, SLG: 0.457 Jarvis Brown R (8, PR) OBP: 0.111, SLG: 0.444 Charlie O'Brien R (9, 2) OBP: 0.343, SLG: 0.524			1-2 FC3-6		2-1 G5-2-3	0-0 1B 1B	4-0 SH1-3 BB			3	1	1	0	1	0	4	
Mark Lemke S (1, 4) OBP: 0.370, SLG: 0.379	0-0 F8			1-2 IBB		1-1 1B	0-0 SH1-3			2	0	1	0	1	0	1	
Bill Pecota R (1, 5) OBP: 0.311, SLG: 0.293	2-0 G5-3			1-0 IBB		0-1 1B	1-0 F7			4	0	1	1	0	0	6	
Kent Mercker L (1, 1) OBP: 0.105, SLG: 0.056 Mark Wohlers R (8, 1) OBP: 1.000, SLG: 1.000 Tony Tarasco L (8, PH) OBP: 0.354, SLG: 0.507 Greg McMichael R (9, 1)			0-1 L8		1-1 F8		0-0 P4		1-1 P6	3	0	0	0	0	0	2	
Inning Stats	R: 0 H: 1 E: 1 LOB: 1 K: 1 S: 17	H: 0 R: 0 ER: 0 LOB: 1 BB: 1 P: 13	H: 0 R: 0 ER: 0 LOB: 0 BB: 0 P: 11	H: 2 R: 0 ER: 0 LOB: 3 BB: 2 P: 21	H: 0 R: 0 ER: 0 LOB: 0 BB: 0 P: 10	H: 4 R: 2 ER: 0 LOB: 2 BB: 0 P: 19	H: 1 R: 1 ER: 1 LOB: 1 BB: 1 P: 20	H: 0 R: 0 ER: 0 LOB: 2 BB: 1 P: 10	R: 0 H: 0 E: 0 LOB: 2 BB: 1 P: 10	1B: 5 2B: 2 3B: 0 HR: 1	SF: 0 SAC: 1 DP: 1 HBP: 0	WP: 0 PA: 36 FB: 0 SB: 1 CS: 0					
PITCHER	IP WLS BF H R ER SO BB IBB HBP BLK WP HR S P ERA WHIP																
Kevin Ritz R (1, 1) ERA: 4.01	6.0 L 27 7 2 2 3 1 2 0 0 0 0 0 6 11 0.00 6.000																
Willie Blair R (7, 1) ERA: 6.08	0.1 3 1 1 0 0 1 0 0 0 0 0 0 6 11 0.00 6.000																
Mike Munoz L (7, 1) ERA: 2.92	0.2 2 0 0 0 0 1 0 0 0 0 0 0 6 9 0.00 0.000																
Kent Bottenfield R (8, 1) ERA: 5.55	1.0 4 0 0 0 0 0 1 0 0 0 0 0 4 10 0.00 1.000																

Batter	1	2	3	4	5	6	7	8	9	AB	R	H	RBI	BB	SO	LOB	TOP											
Walt Weiss, S OBP: 0.337, SLG: 0.331	F9			L5		F7		FC4-6 1B		4	0	1	0	0	0	0	Colorado Rockies @ Atlanta Braves Atlanta-Fulton County Stadium, Atlanta, GA Wed Jun 15 1994, 7:05 PM EDT Att: 45,429 - Unknown - 78 F											
Mike Kingsley, L OBP: 0.390, SLG: 0.508 Chris Jones, R OBP: 0.226, SLG: 0.258	G1-3			F8		1B		FC4-6		3	0	1	0	0	0	0												
Dante Bichette, R OBP: 0.331, SLG: 0.549	F9			K		L9			G1-3	4	0	0	0	0	1													
Andres Galarraga, R OBP: 0.359, SLG: 0.614				K		K			FC9-6 1B	4	0	1	0	0	3	0												
Charlie Hayes, R OBP: 0.319, SLG: 0.416				P4		P3			FC9-6	3	0	0	0	1	0	1												
Howard Johnson, S OBP: 0.323, SLG: 0.386				1B BB		1B			K	3	0	1	0	1	2	2												
Danny Sheaffer, R OBP: 0.309, SLG: 0.255				1-2 1B		1-2 1B			K	3	0	2	0	0	1	1												
Nelson Liriano, S OBP: 0.347, SLG: 0.393				FC1-4 1B		F8			L7	3	0	0	0	0	0	3												
Greg Harris, R OBP: 0.258, SLG: 0.241 Mike Munoz, L (7, 1)				G1-6-4		F9			1B BB	2	0	0	0	0	0	1												
John Vander Wal, L OBP: 0.286, SLG: 0.533 Marcus Moore, S (8, 1)										0	0	0	0	0	0	0												
Inning Stats	R: 0 E: 0 K: 0 S: 10	H: 0 LOB: 0 BB: 0 P: 14	R: 0 E: 0 K: 2 S: 6	H: 0 LOB: 1 BB: 1 P: 14	R: 0 E: 0 K: 0 S: 6	H: 1 LOB: 0 BB: 0 P: 8	R: 0 E: 0 K: 1 S: 7	H: 0 LOB: 0 BB: 0 P: 11	R: 0 E: 0 K: 1 S: 13	H: 1 LOB: 2 BB: 1 P: 26	R: 0 E: 0 K: 0 S: 12	H: 1 LOB: 1 BB: 0 P: 19	R: 0 E: 0 K: 2 S: 11	H: 1 LOB: 1 BB: 0 P: 19	R: 0 E: 0 K: 0 S: 8	H: 1 LOB: 1 BB: 1 P: 13	R: 0 E: 0 K: 1 S: 13	H: 1 LOB: 1 BB: 0 P: 17	1B: 6 2B: 1 3B: 0 HR: 0	SF: 0 SAC: 0 DP: 2 HBP: 0	WP: 0 PB: 0 SB: 0 CS: 1	PA: 33						
PITCHER	IP	WLS	BF	H	R	ER	SO	BB	IBB	HBP	BLK	WP	HR	S	P	ERA	WHIP											
29 John Smoltz, R ERA: 2.98	(1, 1)	7.1	W	27	4	0	0	6	3	0	0	0	0	0	67	117	0.00	0.955										
Mike Stanton, L ERA: 3.71	(8, 1)	0.2		2	1	0	0	0	0	0	0	0	0	6	7	0.00	1.500											
Steve Bedrosian, R ERA: 3.91	(9, 1)	1.0		4	1	0	0	1	0	0	0	0	0	13	17	0.00	1.000											

Batter	1	2	3	4	5	6	7	8	9	AB	R	H	RBI	BB	SO	LOB	BOTTOM											
Roberto Kelly, R OBP: 0.361, SLG: 0.417	G5-3			F9		L6		G6-3		4	0	0	0	0	0	1	Colorado Rockies @ Atlanta Braves Atlanta-Fulton County Stadium, Atlanta, GA Wed Jun 15 1994, 7:05 PM EDT Att: 45,429 - Unknown - 78 F											
Jeff Blauser, R OBP: 0.311, SLG: 0.326	1B			G6-3		BB		FC4-6 2B		3	2	2	0	1	0	0												
Ryan Klesko, L OBP: 0.358, SLG: 0.697 Dave Gallagher, R OBP: 0.341, SLG: 0.347	K			K		P6		FC4-6 BB		3	0	0	0	0	2	3												
Fred McGriff, L OBP: 0.375, SLG: 0.587	1B BB			P4		L7		FC4-6		3	0	0	1	1	0	1												
David Justice, L OBP: 0.441, SLG: 0.537	1-2 2H 1B			HR		HR		G4-3		4	2	3	3	0	0	1												
Mark Lemke, S OBP: 0.364, SLG: 0.372	K			K		G1-3		P6		4	0	0	0	0	2	2												
Charlie O'Brien, R OBP: 0.338, SLG: 0.522				L6		2B		P6		4	0	1	0	0	1	0												
Bill Pecota, R OBP: 0.347, SLG: 0.286				K		29 SH3-4 BB		BB		1	0	0	0	3	1	0												
29 John Smoltz, R OBP: 0.231, SLG: 0.208 Mike Stanton, L OBP: 1.000, SLG: 1.000 Tony Tarasco, L OBP: 0.350, SLG: 0.500 Steve Bedrosian, R (9, 1)				K		SH3-4		F9		2	0	0	0	0	1	2												
										0	0	0	0	0	0	0												
Inning Stats	R: 1 E: 0 K: 2 S: 12	H: 2 LOB: 2 BB: 1 P: 20	R: 0 E: 0 K: 3 S: 10	H: 0 LOB: 0 BB: 0 P: 16	R: 0 E: 0 K: 1 S: 8	H: 0 LOB: 0 BB: 0 P: 11	R: 1 E: 0 K: 1 S: 11	H: 1 LOB: 0 BB: 0 P: 15	R: 0 E: 0 K: 0 S: 6	H: 0 LOB: 2 BB: 2 P: 21	R: 1 E: 0 K: 0 S: 7	H: 2 LOB: 2 BB: 1 P: 12	R: 1 E: 0 K: 0 S: 9	H: 1 LOB: 1 BB: 1 P: 16	R: 0 E: 0 K: 1 S: 8	H: 0 LOB: 1 BB: 1 P: 15	1B: 2 2B: 2 3B: 0 HR: 2	SF: 0 SAC: 1 DP: 0 HBP: 0	WP: 0 PB: 0 SB: 1 CS: 0	PA: 36								
PITCHER	IP	WLS	BF	H	R	ER	SO	BB	IBB	HBP	BLK	WP	HR	S	P	ERA	WHIP											
Greg Harris, R ERA: 6.0	(1, 1)	6.1	L	30	6	4	4	7	5	0	0	0	0	2	61	108	5.68	1.737										
Mike Munoz, L ERA: 2.84	(7, 1)	0.2		2	0	0	0	0	0	0	0	0	0	2	3	0.00	0.000											
Marcus Moore, R ERA: 5.67	(8, 1)	1.0		4	0	0	0	1	1	0	0	0	0	8	15	0.00	1.000											

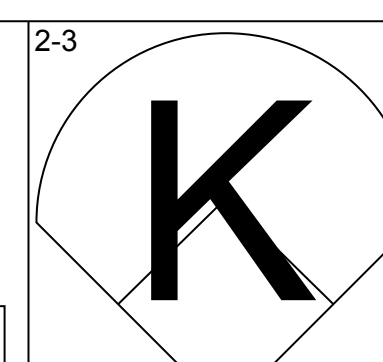
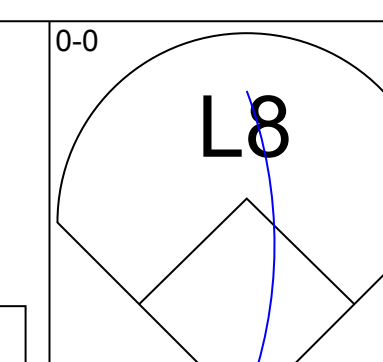
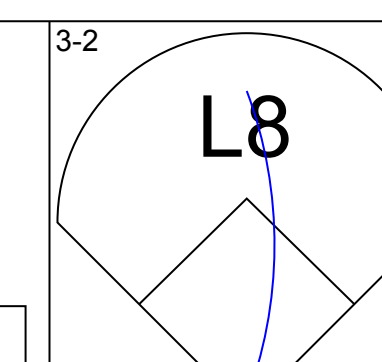
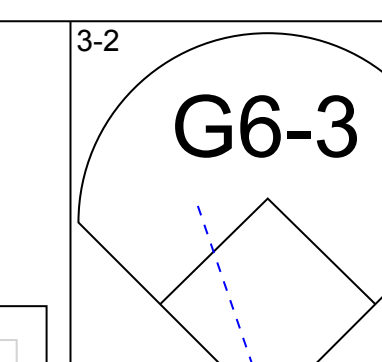
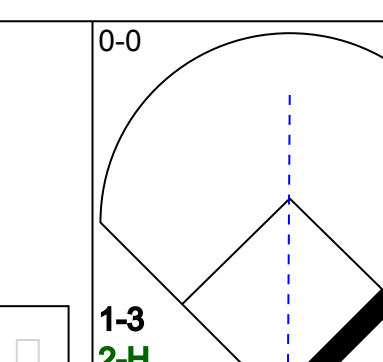
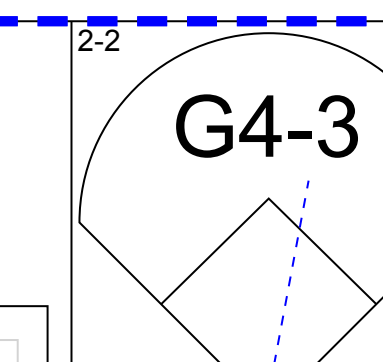
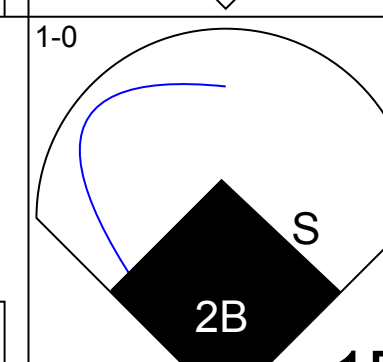
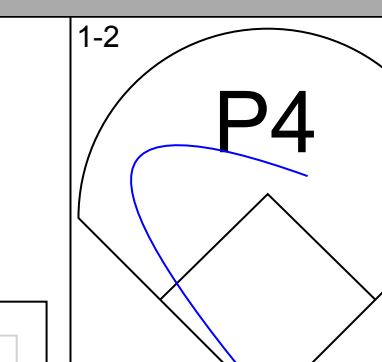
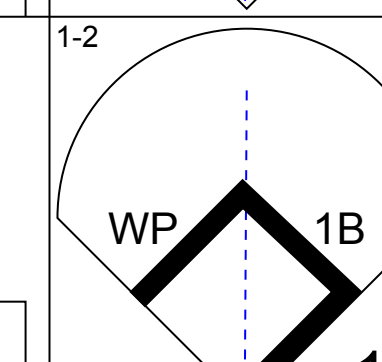
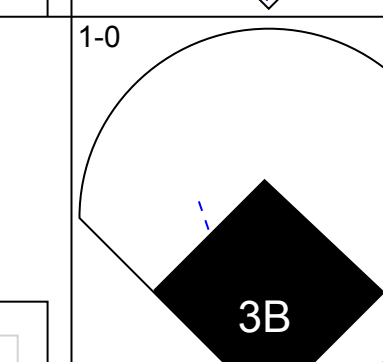
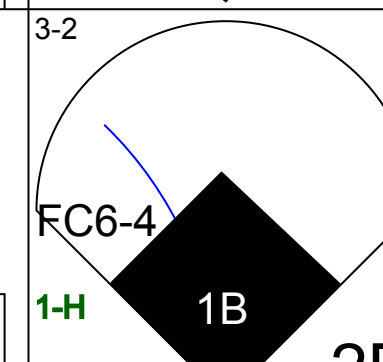
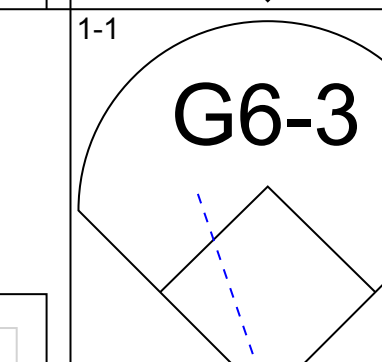
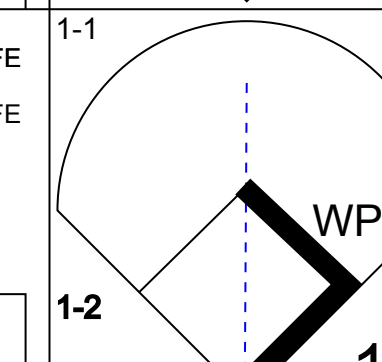
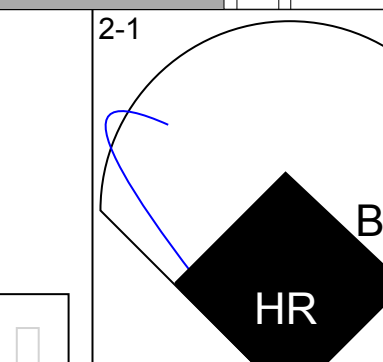
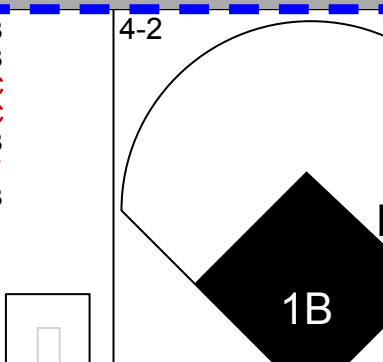
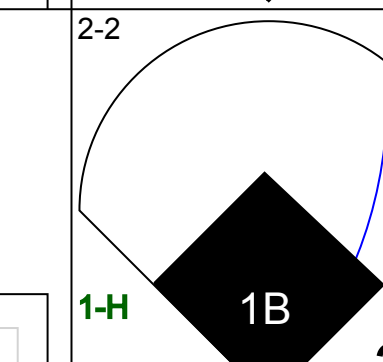
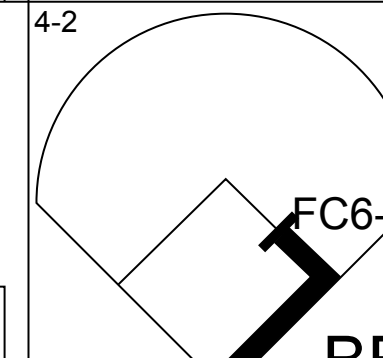
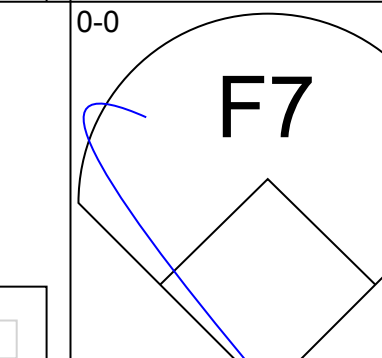
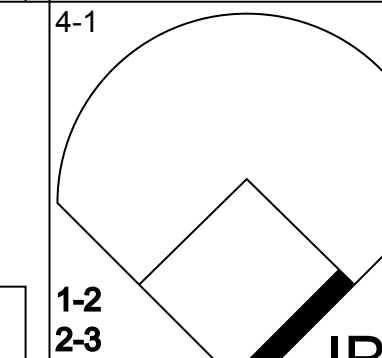
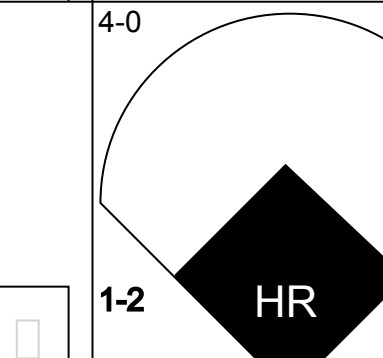
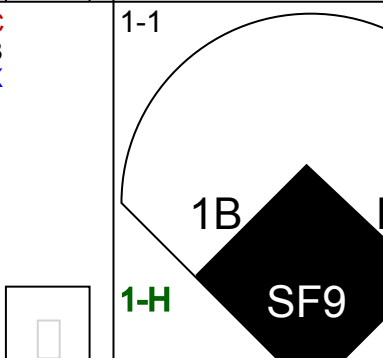
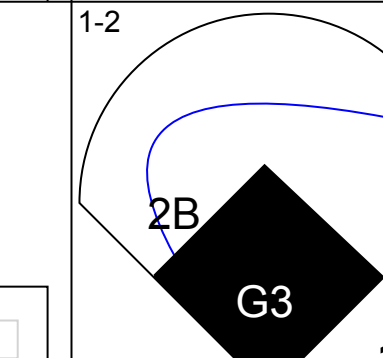
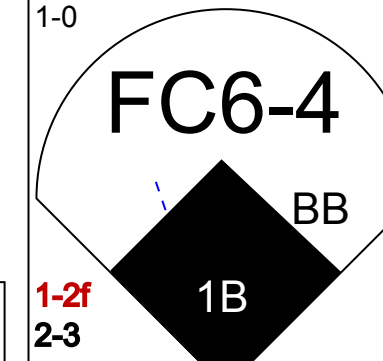
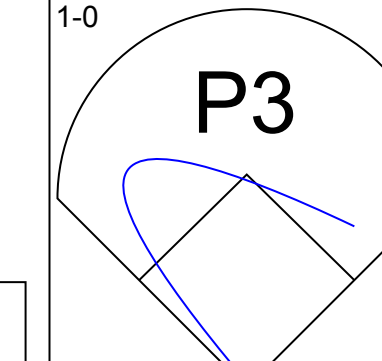
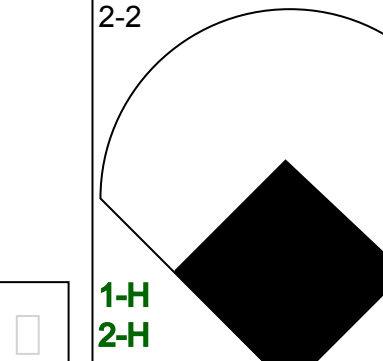
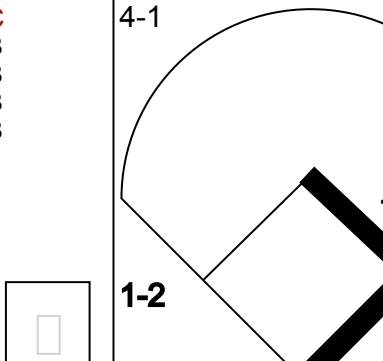
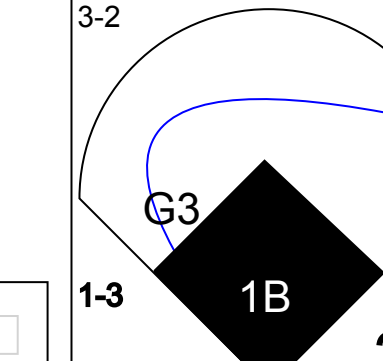
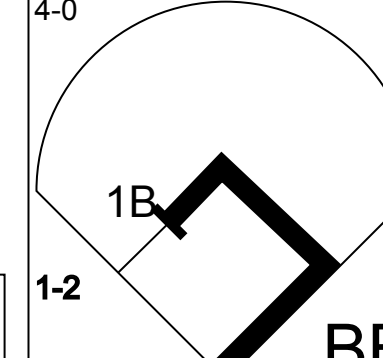
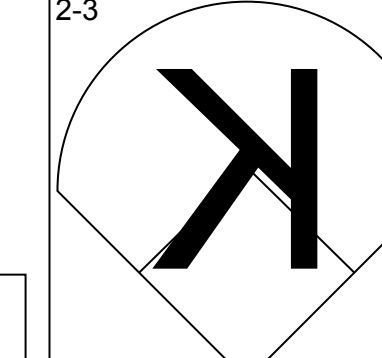
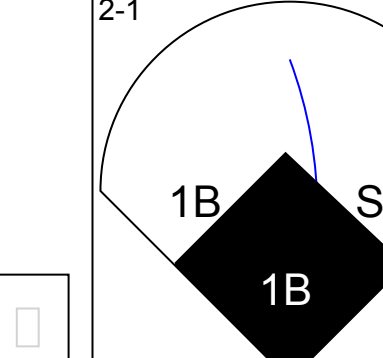
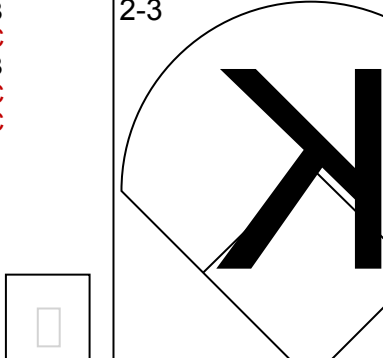
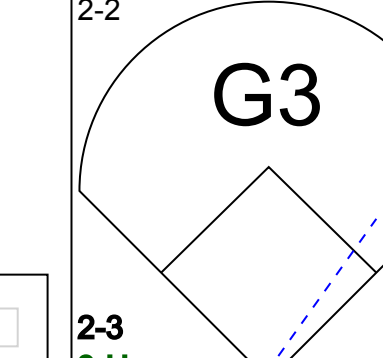
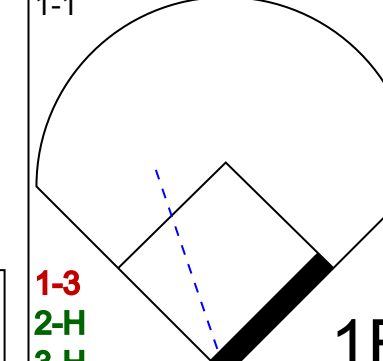
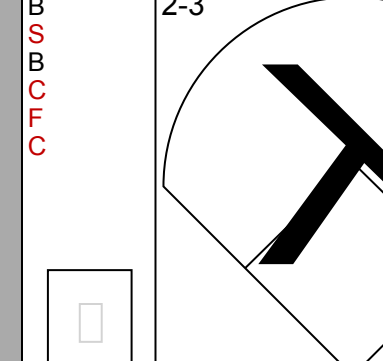
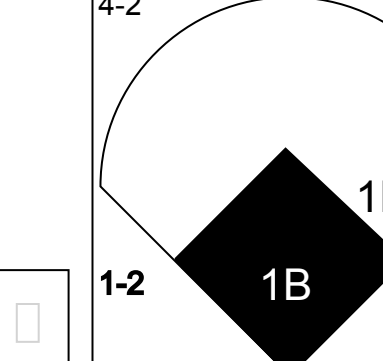
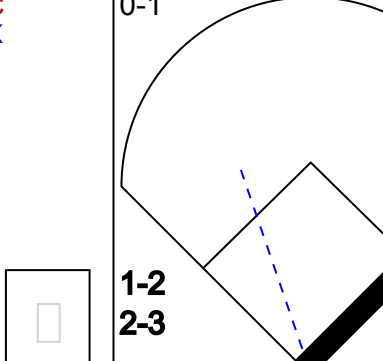
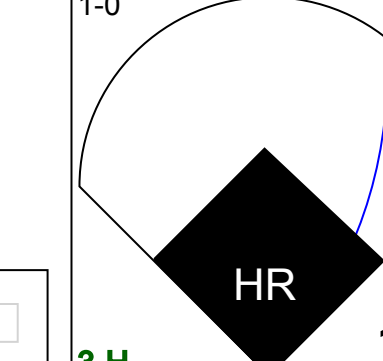

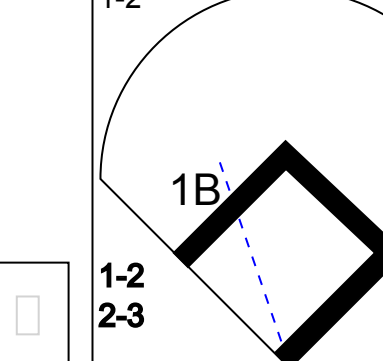
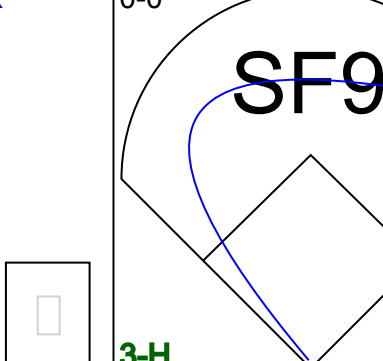
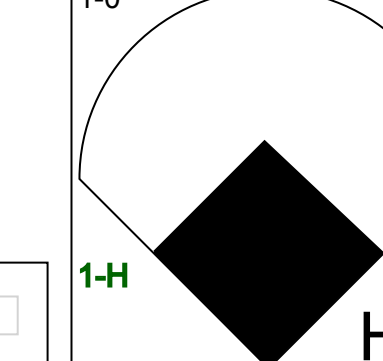

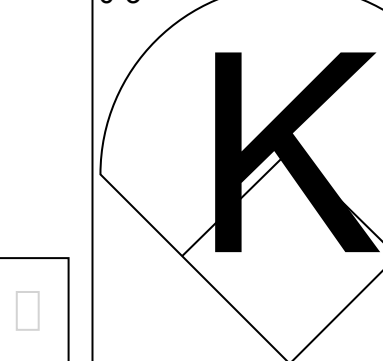
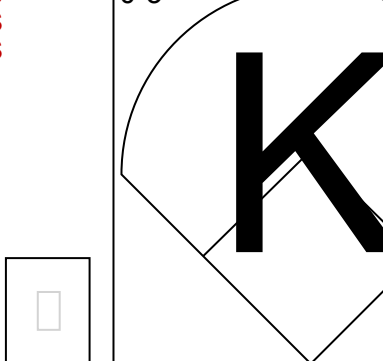
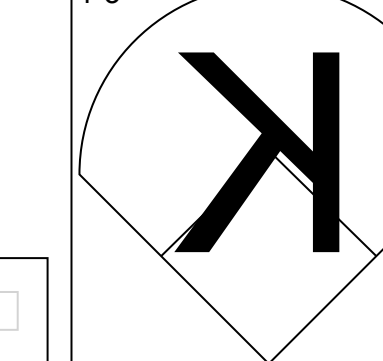
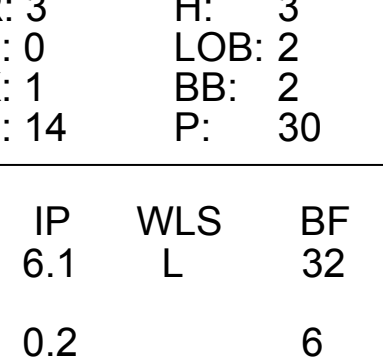
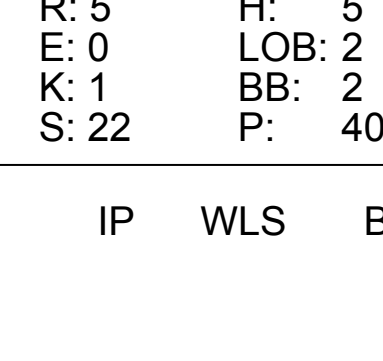
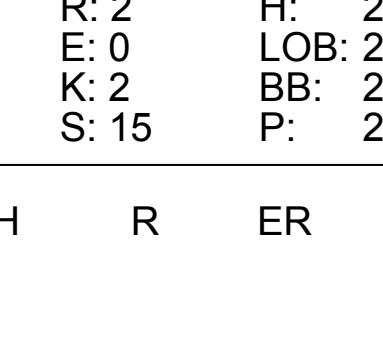
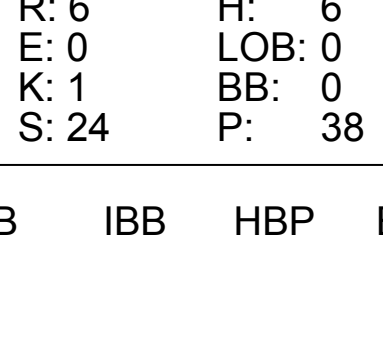









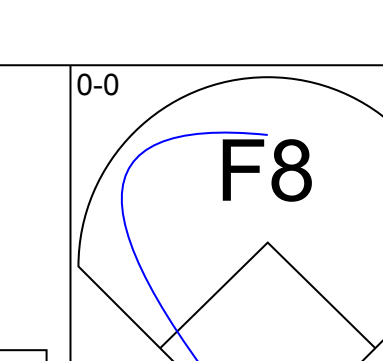



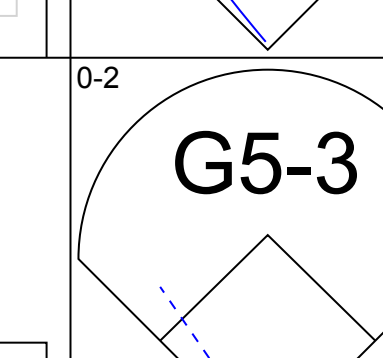

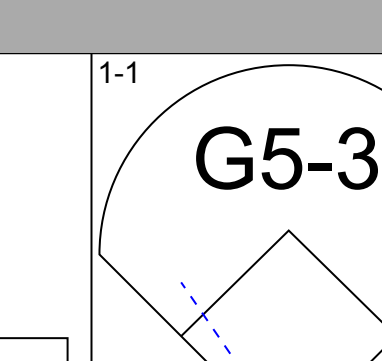

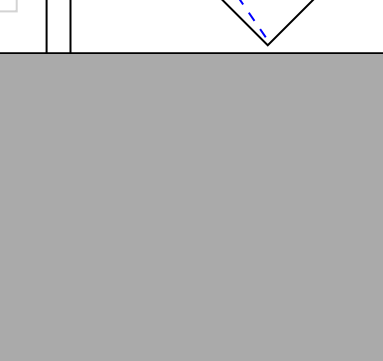


Batter	1	2	3	4	5	6	7	8	9	AB	R	H	RBI	BB	SO	LOB	TOP					
Deion Sanders, L (1,8) OBP: 0.346, SLG: 0.395	L6		P5		G6-3			2B	1B	5	1	2	0	0	0	0	Cincinnati Reds @ Atlanta Braves Atlanta-Fulton County Stadium, Atlanta, GA Fri Jun 17 1994, 7:05 PM EDT Att: 49,330 - Unknown					
Barry Larkin, R (1,6) OBP: 0.348, SLG: 0.365	G4-3		G5-3			F7		K	1B	5	0	2	2	0	1	1						
Hal Morris, L (1,3) OBP: 0.399, SLG: 0.502										2	0	0	0	0	2	0						
Lenny Harris, L (5,3) OBP: 0.415, SLG: 0.468	K									1	0	0	0	0	0	1						
Jerome Walton, R (8, FH) OBP: 0.318, SLG: 0.405										2	0	0	0	0	1	3						
Kevin Mitchell, R (1,7) OBP: 0.385, SLG: 0.661										4	0	1	1	0	1	2						
Tony Fernandez, S (1,5) OBP: 0.392, SLG: 0.450										4	0	0	0	0	1	2						
Reggie Sanders, R (1,9) OBP: 0.329, SLG: 0.534										4	1	2	0	0	2	0						
Bret Boone, R (1,4) OBP: 0.349, SLG: 0.448										3	2	2	1	0	1	0						
Eddie Taubensee, L (1,2) OBP: 0.265, SLG: 0.316										4	0	1	0	0	1	4						
Erik Hanson, R (11, 1) OBP: 0.136, SLG: 0.074										2	0	0	1	0	0	0						
Thomas Howard, S (7, PH) OBP: 0.287, SLG: 0.390										1	0	0	0	0	0	1						
Chuck McElroy, L (7, 1) OBP: 0.287, SLG: 0.390										0	0	0	0	0	0	0						
Hector Carrasco, R (8, 1) OBP: 0.229, SLG: 0.194										0	0	0	0	0	0	0						
Jacob Brumfield, R (9, PH) OBP: 0.229, SLG: 0.194										0	1	0	0	1	0	0						
Jeff Brantley, R (9, 1) OBP: 0.229, SLG: 0.194										0	0	0	0	0	0	0						
										0	0	0	0	0	0	0						
										0	0	0	0	0	0	0						
										0	0	0	0	0	0	0						
										0	0	0	0	0	0	0						
Inning Stats	R: 0 E: 0 K: 1 S: 10	H: 0 LOB: 0 BB: 0 P: 13	R: 0 E: 0 K: 2 S: 13	H: 1 LOB: 2 BB: 0 P: 25	R: 0 E: 0 K: 0 S: 5	H: 0 LOB: 0 BB: 0 P: 8	R: 0 E: 0 K: 1 S: 6	H: 0 LOB: 0 BB: 0 P: 9	R: 2 E: 0 K: 0 S: 12	H: 2 LOB: 0 BB: 0 P: 14	R: 0 E: 1 K: 1 S: 12	H: 1 LOB: 1 BB: 0 P: 17	R: 0 E: 0 K: 2 S: 9	H: 1 LOB: 1 BB: 0 P: 11	R: 1 E: 0 K: 2 S: 17	H: 2 LOB: 1 BB: 0 P: 28	R: 2 E: 0 K: 1 S: 17	H: 3 LOB: 2 BB: 1 P: 27	1B: 5 2B: 4 3B: 1 HR: 0	SF: 0 SAC: 0 DP: 0 HBP: 1	WP: 0 PB: 0 SB: 1 CS: 0	PA: 39
PITCHER	IP	WLS	BF	H	R	ER	SO	BB	IBB	HBP	BLK	WP	HR	S	P	ERA	WHIP					
Greg Maddux, R (1, 1) ERA: 1.52	7.1		29	6	3	3	8	0	0	1	0	0	0	71	106	3.68	0.818					
Mike Stanton, L (8, 1) ERA: 3.54	0.1		1	0	0	0	1	0	0	0	0	0	0	3	5	0.00	0.000					
Steve Bedrosian, R (8, 1) ERA: 3.86	0.1		2	1	0	0	0	0	0	0	0	0	0	10	14	0.00	3.000					
Greg McMichael, R (9, 1) ERA: 3.18	1.0	W	7	3	2	2	1	1	0	0	0	0	0	17	27	18.00	4.000					

Batter	1	2	3	4	5	6	7	8	9	AB	R	H	RBI	BB	SO	LOB	BOTTOM					
Roberto Kelly, R (1,8) OBP: 0.366, SLG: 0.440	WP SF9 2B		G5-3				G6-3		HR	5	3	3	1	0	0	0	Cincinnati Reds @ Atlanta Braves Atlanta-Fulton County Stadium, Atlanta, GA Fri Jun 17 1994, 7:05 PM EDT Att: 49,330 - Unknown					
Jeff Blauser, R (1,6) OBP: 0.323, SLG: 0.356	G5-3		FC6-4 1B		G3 1B		FC1-4-6 2B		HR	5	1	4	3	0	0	1						
Tony Tarasco, L (1,9) OBP: 0.330, SLG: 0.468	SF9 2H		K		G3		FC1-4-6 2B			3	1	0	1	0	1	3						
Fred McGriff, L (1,3) OBP: 0.386, SLG: 0.599			FC6-4 1B				1H 2B			3	0	2	1	1	0	1						
Ryan Klesko, L (1,7) OBP: 0.365, SLG: 0.617							G4-3			3	0	1	0	0	1	3						
Dave Gallagher, R (7, PH) OBP: 0.333, SLG: 0.338	F7									1	0	0	0	0	0	1						
Javy Lopez, R (1,2) OBP: 0.297, SLG: 0.453										4	0	1	0	0	1	3						
Jarvis Brown, R (8, FR) OBP: 0.100, SLG: 0.400										0	0	0	0	0	0	0						
Greg McMichael, R (9, 1) OBP: 0.229, SLG: 0.194										0	0	0	0	0	0	0						
Mark Lemke, S (1,4) OBP: 0.357, SLG: 0.364										3	0	0	0	0	2	1						
Bill Pecota, R (1,5) OBP: 0.368, SLG: 0.367										3	0	0	0	1	0	3						
Greg Maddux, R (1, 1) OBP: 0.229, SLG: 0.265										3	1	1	0	0	1	1						
Mike Stanton, L (8, 1) OBP: 1.000, SLG: 1.000										0	0	0	0	0	0	0						
Steve Bedrosian, R (8, 1) OBP: 0.229, SLG: 0.194										0	0	0	0	0	0	0						
Charlie O'Brien, R (8, PH) OBP: 0.329, SLG: 0.542										1	0	0	0	0	1	2						
Inning Stats	R: 1 E: 0 K: 0 S: 7	H: 2 LOB: 1 BB: 0 P: 12	R: 0 E: 0 K: 2 S: 10	H: 0 LOB: 1 BB: 1 P: 17	R: 0 E: 0 K: 1 S: 10	H: 1 LOB: 0 BB: 0 P: 14	R: 0 E: 0 K: 1 S: 8	H: 1 LOB: 1 BB: 0 P: 11	R: 2 E: 0 K: 0 S: 16	H: 3 LOB: 2 BB: 1 P: 29	R: 0 E: 0 K: 0 S: 6	H: 0 LOB: 0 BB: 0 P: 12	R: 1 E: 0 K: 0 S: 6	H: 2 LOB: 1 BB: 0 P: 9	R: 0 E: 0 K: 1 S: 7	H: 1 LOB: 2 BB: 0 P: 11	R: 2 E: 0 K: 0 S: 4	H: 2 LOB: 0 BB: 0 P: 6	1B: 7 2B: 4 3B: 0 HR: 1	SF: 1 SAC: 1 DP: 0 HBP: 0	WP: 1 PB: 0 SB: 0 CS: 0	PA: 38
PITCHER	IP	WLS	BF	H	R	ER	SO	BB	IBB	HBP	BLK	WP	HR	S	P	ERA	WHIP					
Erik Hanson, R (1, 1) ERA: 4.74	6.0		27	7	3	3	6	1	1	0	0	0	0	9	13	6.75	2.250					
Chuck McElroy, L (7, 1) ERA: 1.0	1.1		7	3	1	1	0	0	0	0	0	0	0	4	7	0.00	0.000					
Hector Carrasco, R (8, 1) ERA: 2.66	0.2		2	0	0	0	1	0	0	0	0	0	0	4	7	0.00	0.000					
Jeff Brantley, R (9, 1) ERA: 2.97	0.0	L	2	2	2	2	0	0	0	0	0	0	1	4	6	∞	∞					

AB	37
R	5
H	10
RBI	5
BB	1
SO	10
LOB	14

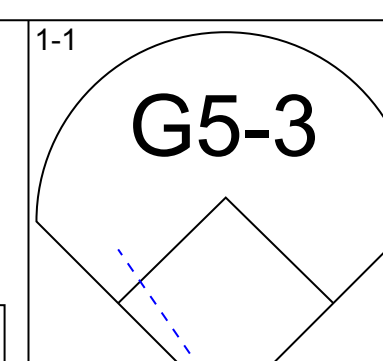
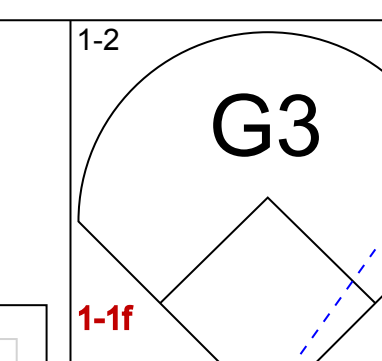
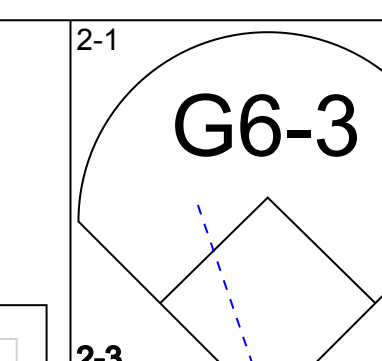
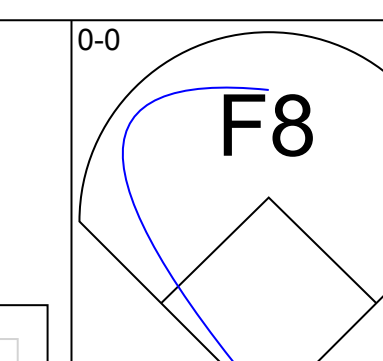
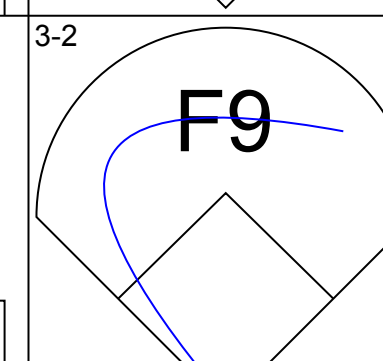
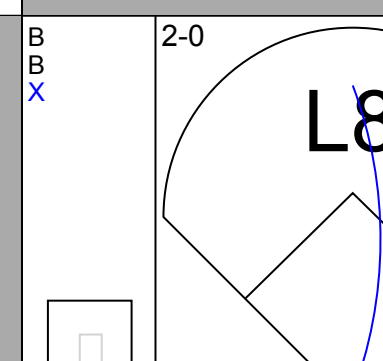

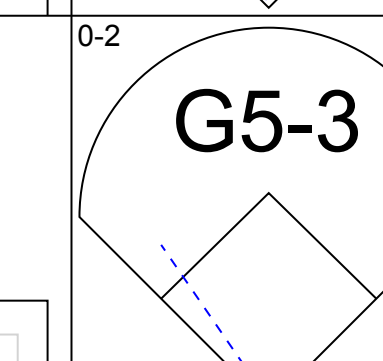
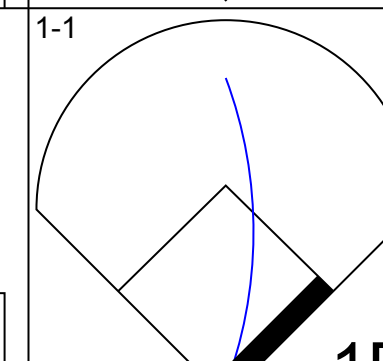
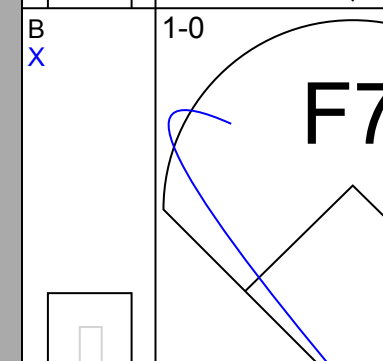
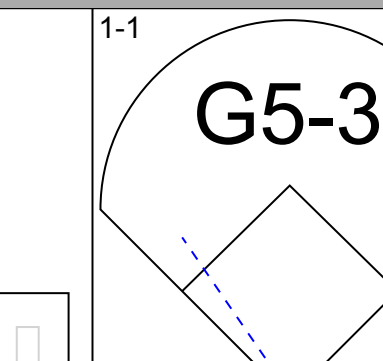

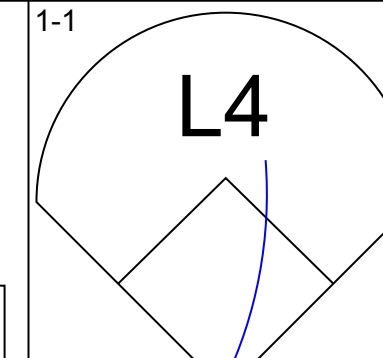
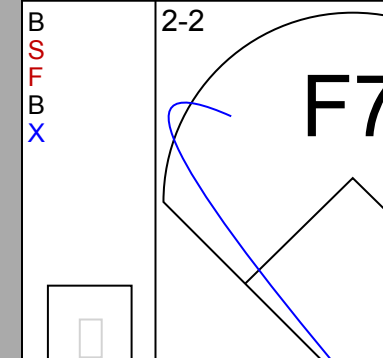
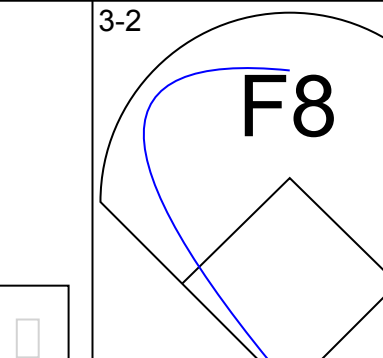



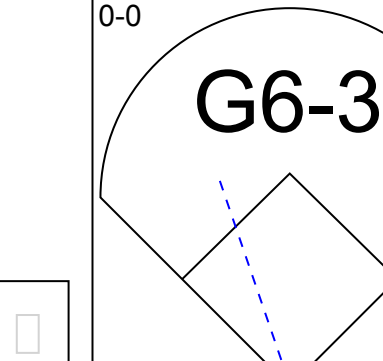





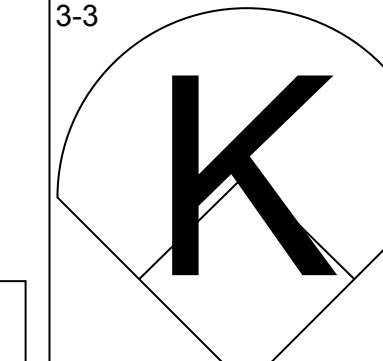
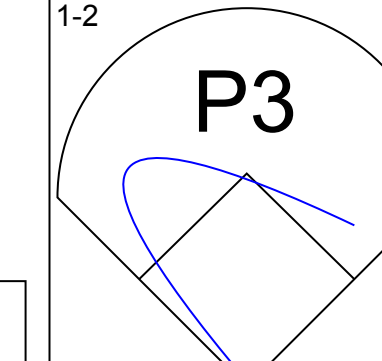
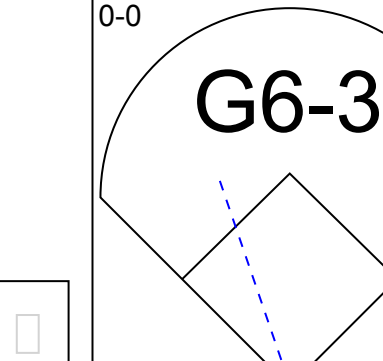

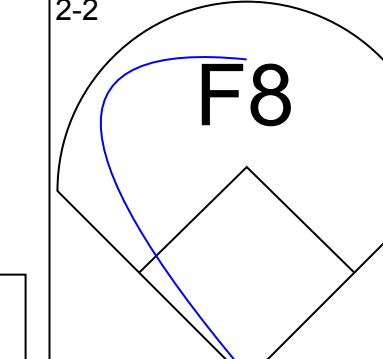
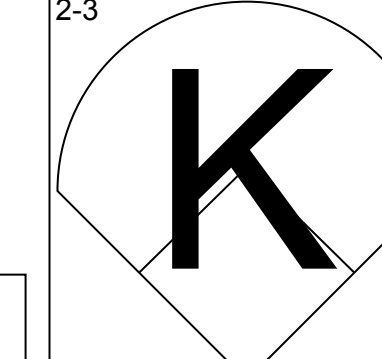
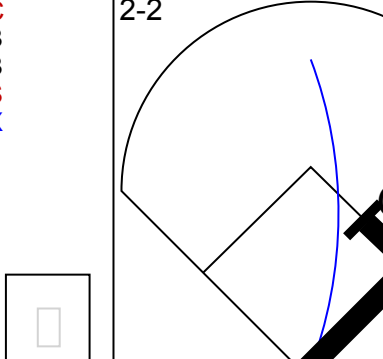

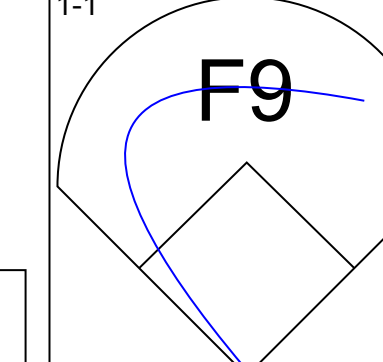
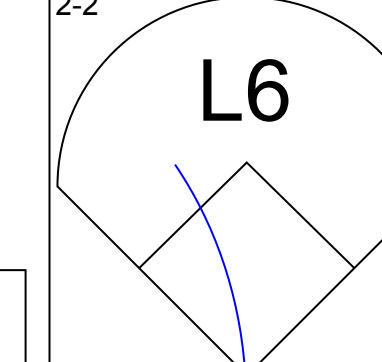
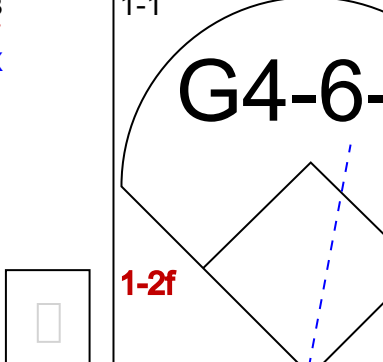

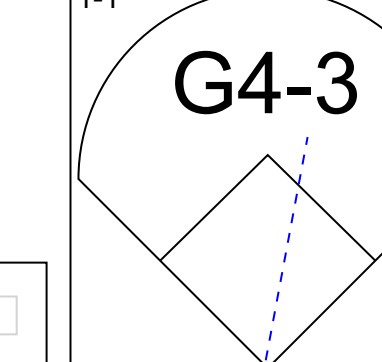
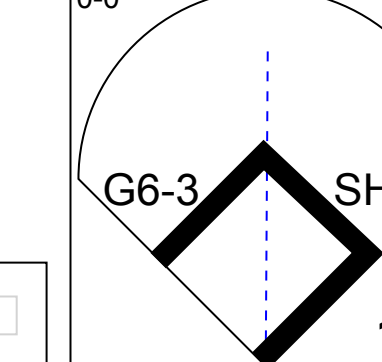

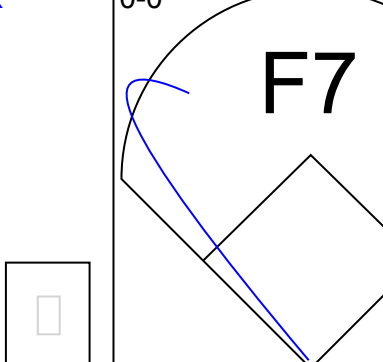



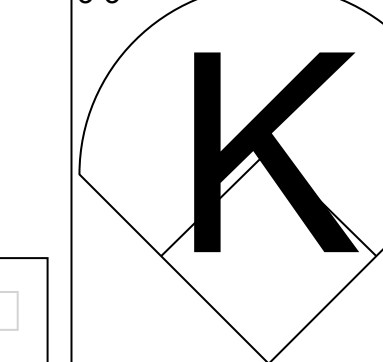
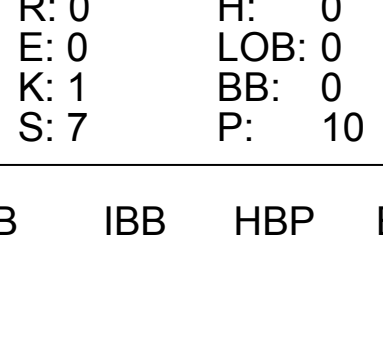

AB	34
R	6
H	12
RBI	6
BB	2
SO	7
LOB	19

Batter	1	2	3	4	5	6	7	8	9	AB	R	H	RBI	BB	SO	LOB	TOP				
Deion Sanders, L OBP: 0.342, SLG: 0.390										6	0	1	2	0	1	1					
Jerome Walton, R OBP: 0.340, SLG: 0.417										6	2	3	0	0	0	2					
Barry Larkin, R OBP: 0.359, SLG: 0.386										5	4	4	2	1	0	0					
Kevin Mitchell, R OBP: 0.395, SLG: 0.659										2	1	1	1	3	0	0					
Jacob Brumfield, R OBP: 0.250, SLG: 0.219										1	2	1	1	0	0	0					
Reggie Sanders, R OBP: 0.333, SLG: 0.548										5	3	2	3	1	1	5					
Tony Fernandez, S OBP: 0.397, SLG: 0.462										4	1	2	0	1	2	5					
Hector Carrasco, R										0	0	0	0	0	0	0					
Thomas Howard, S OBP: 0.280, SLG: 0.390										1	0	0	1	0	0	1					
Tim Fortugno, L										0	0	0	0	0	0	0					
Bret Boone, R OBP: 0.361, SLG: 0.456										5	2	4	3	1	1	1					
Brian Dorsett, R OBP: 0.343, SLG: 0.399										4	1	2	3	1	0	1					
John Smiley, L OBP: 0.267, SLG: 0.345										3	0	0	0	0	3	5					
Jeff Branson, L OBP: 0.281, SLG: 0.328										2	0	0	0	0	2	2					
Inning Stats	R: 3 E: 0 K: 1 S: 14	H: 3 LOB: 2 BB: 2 P: 30	R: 0 E: 0 K: 1 S: 6	H: 0 LOB: 0 BB: 0 P: 7	R: 0 E: 0 K: 0 S: 6	H: 0 LOB: 0 BB: 0 P: 8	R: 0 E: 0 K: 3 S: 12	H: 1 LOB: 2 BB: 1 P: 23	R: 0 E: 0 K: 1 S: 16	H: 2 LOB: 3 BB: 1 P: 27	R: 5 E: 0 K: 1 S: 22	H: 5 LOB: 2 BB: 2 P: 40	R: 2 E: 0 K: 1 S: 15	H: 2 LOB: 2 BB: 2 P: 26	R: 6 E: 0 K: 1 S: 24	H: 6 LOB: 0 BB: 0 P: 38	1B: 14 2B: 2 3B: 2 HR: 2	SF: 1 SAC: 1 DP: 0 HBP: 0	WP: 1 PB: 0 SB: 2 CS: 0	PA: 54	
PITCHER	IP WLS BF H R ER SO BB IBB HBP BLK WP HR S P ERA WHIP	6.1 L 32 9 6 6 6 3 2 0 0 1 1 73 128 8.53 1.895	0.2 6 3 2 2 1 1 0 0 0 0 0 0 14 23 27.00 6.000	1.0 7 2 2 2 2 2 0 0 0 1 0 0 15 26 18.00 4.000	1.0 9 6 6 6 1 0 0 0 0 0 1 24 38 54.00 6.000																

Cincinnati Reds @ Atlanta Braves
Atlanta-Fulton County Stadium, Atlanta, GA
Sat Jun 18 1994, 7:05 PM EDT
Att: 49,081 - Unknown

AB	44
R	16
H	20
RBI	16
BB	8
SO	10
LOB	23



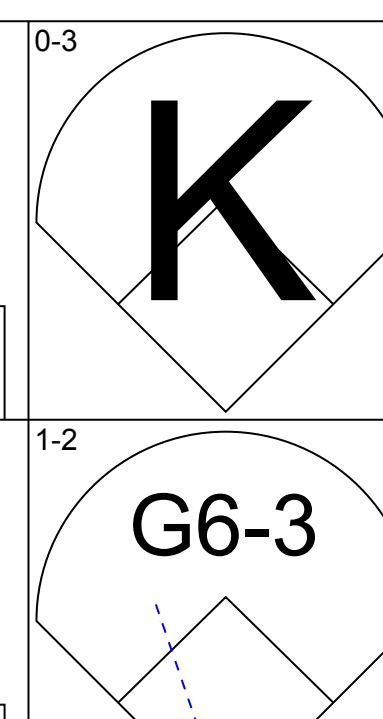
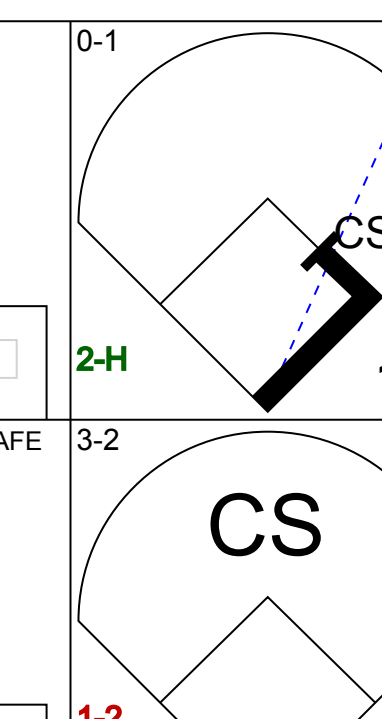
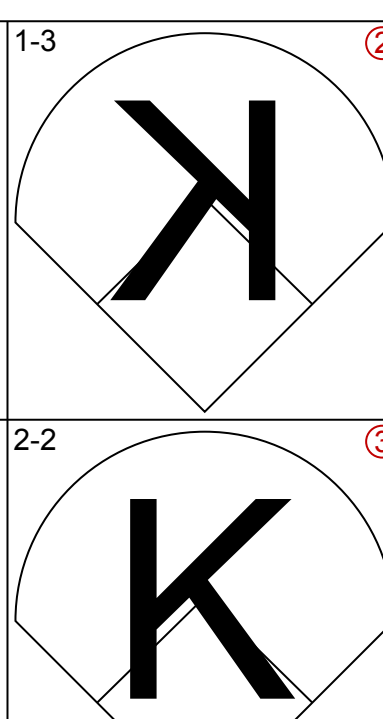
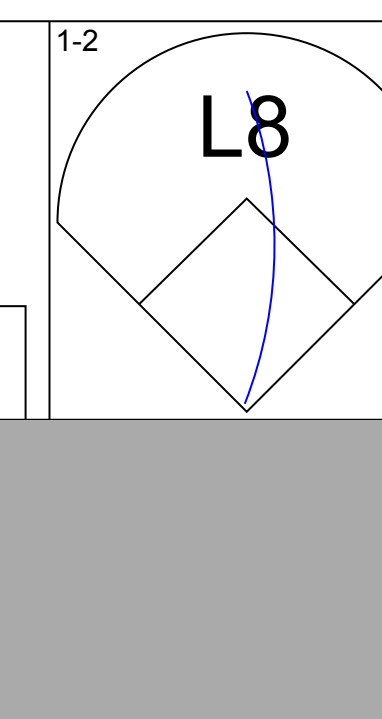
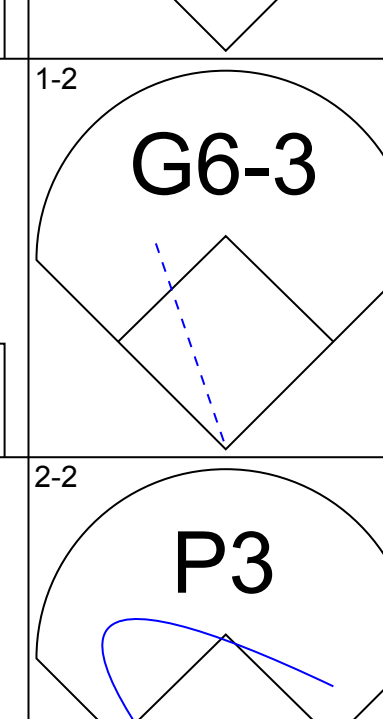
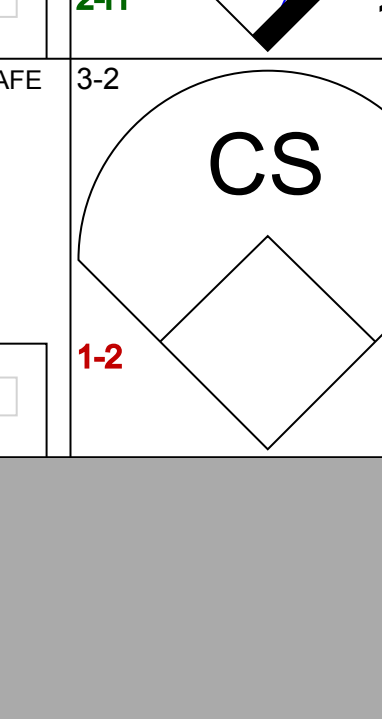
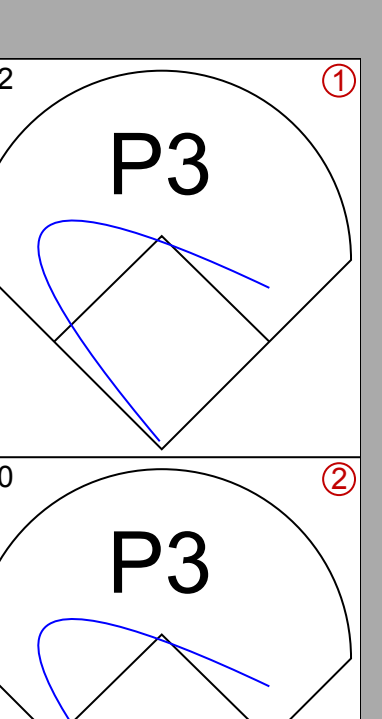

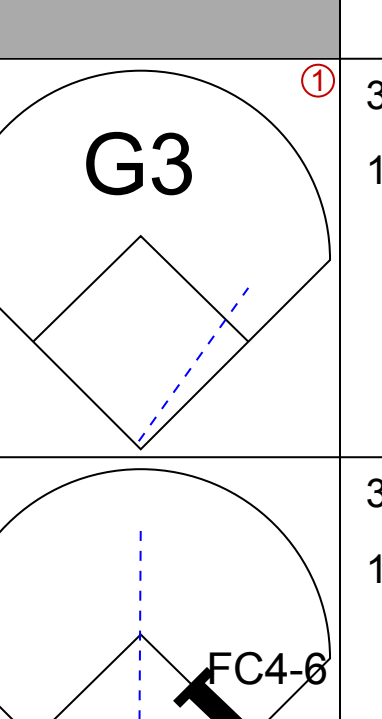
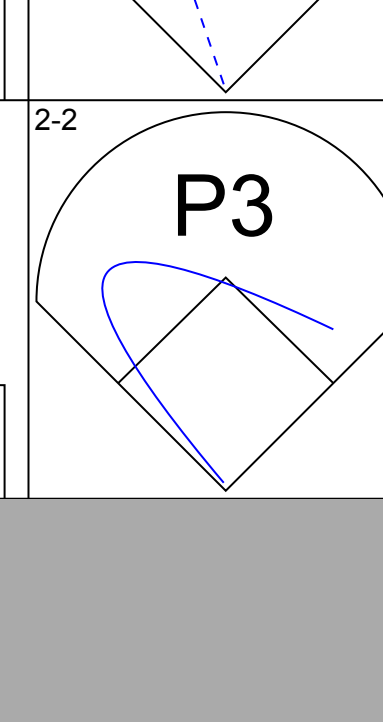
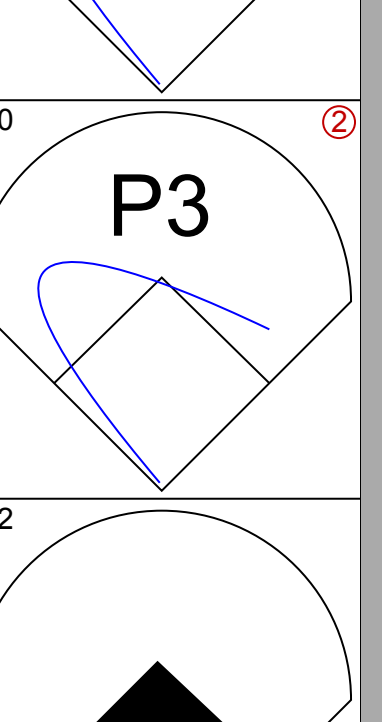
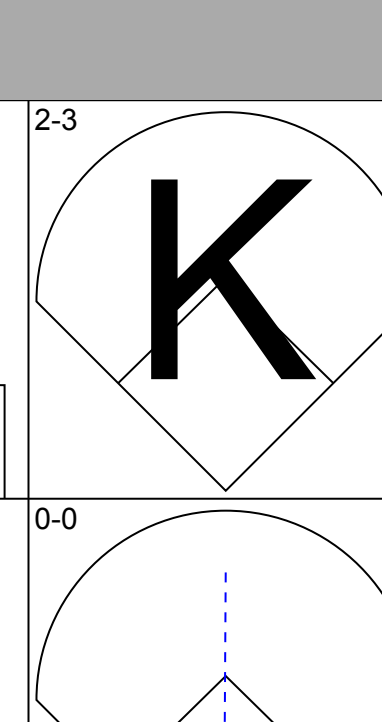
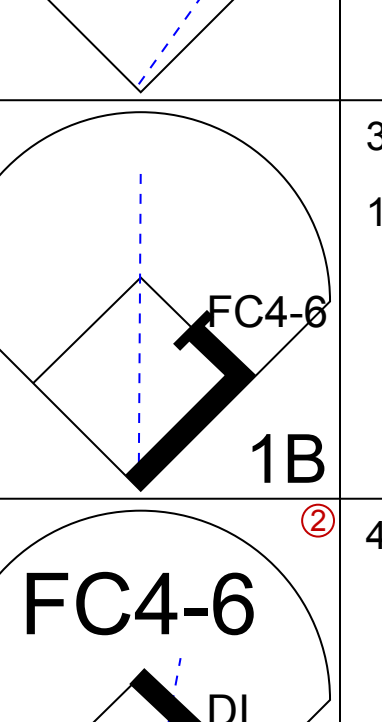
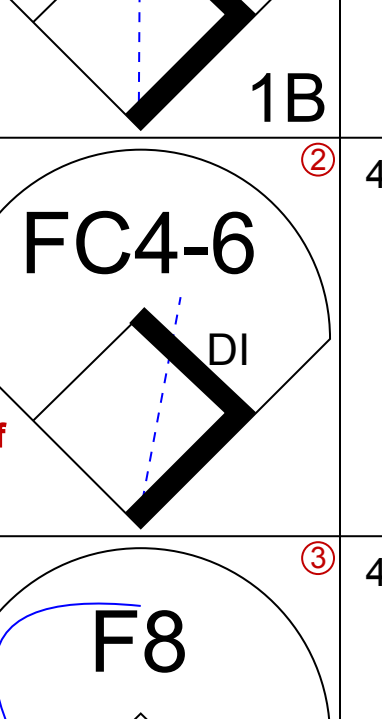
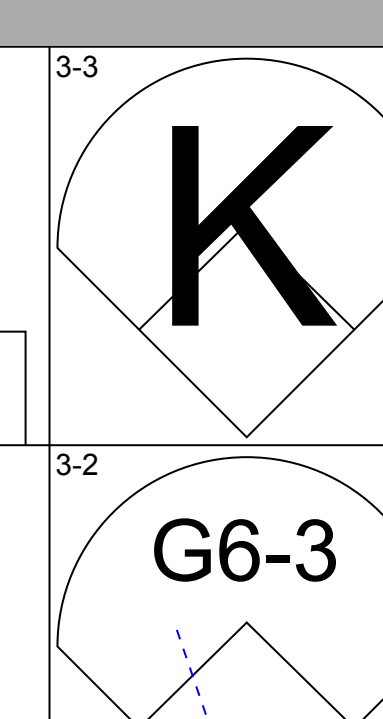
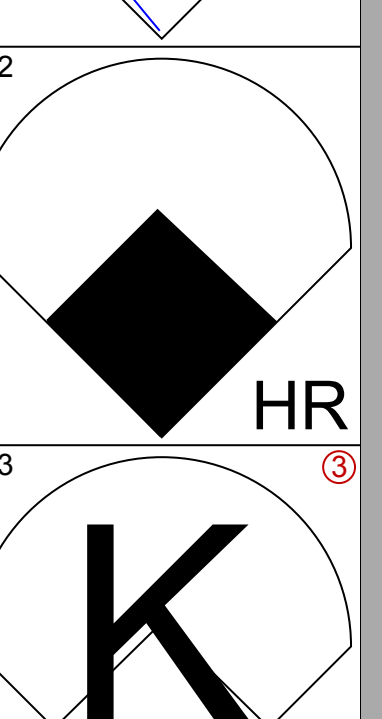
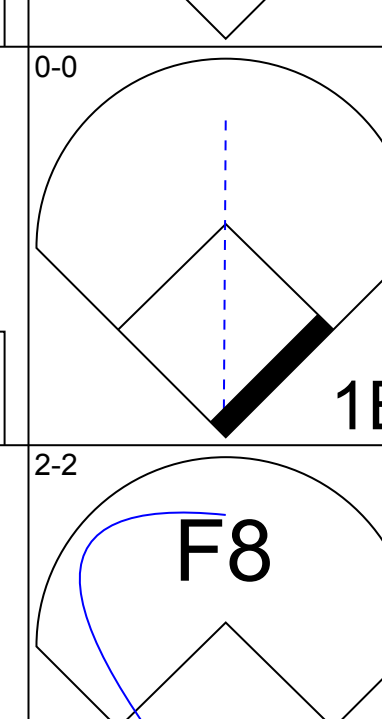
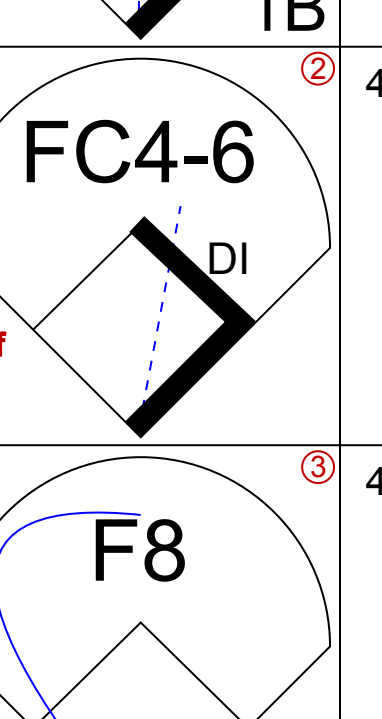
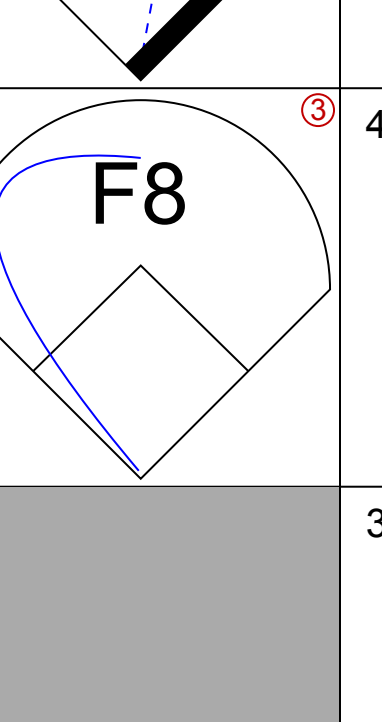
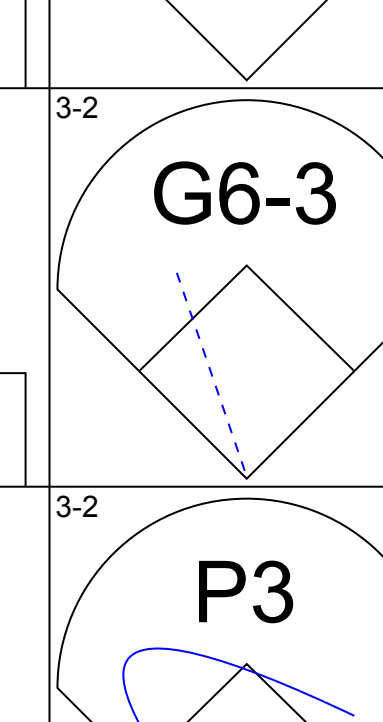
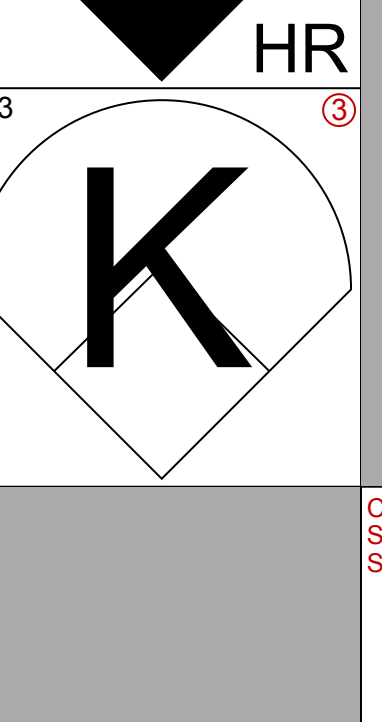
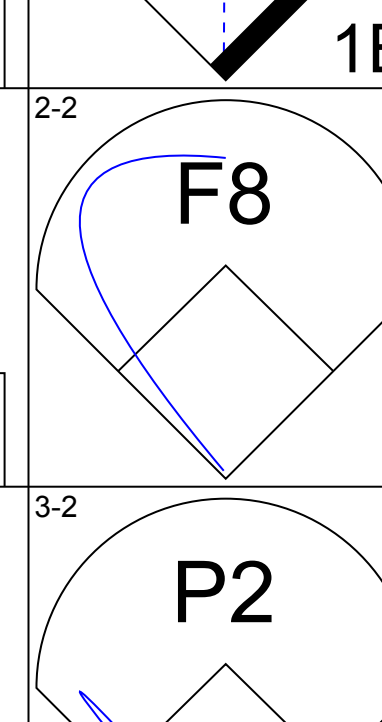
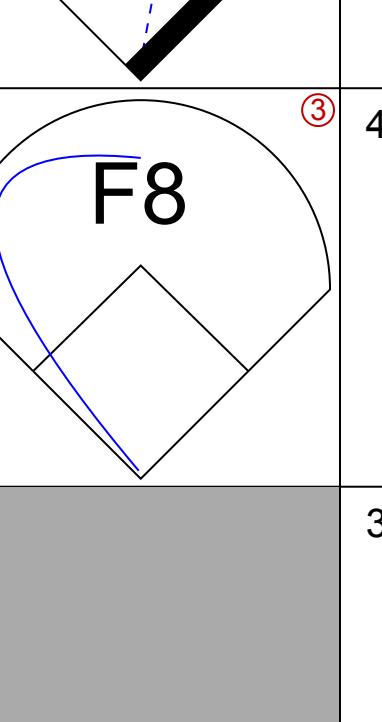
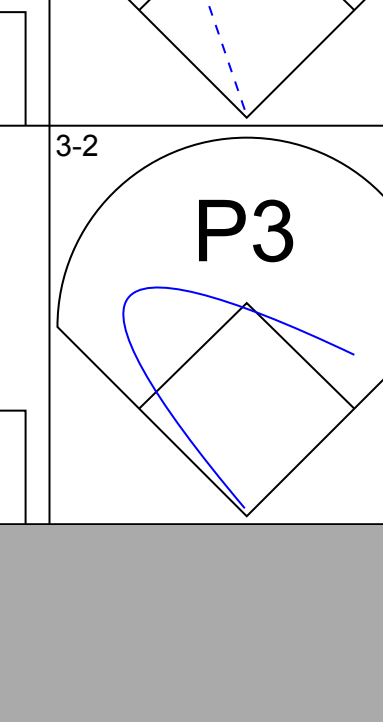
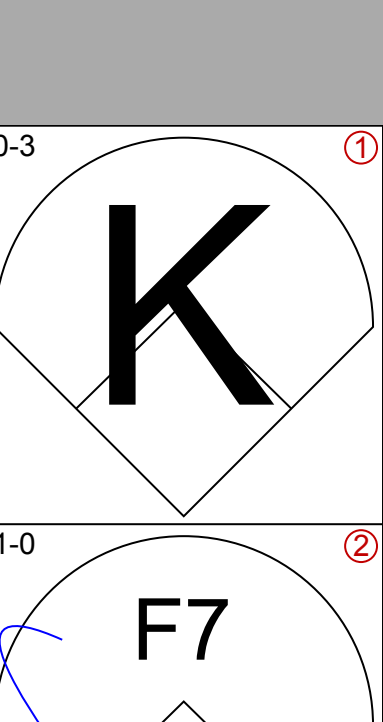
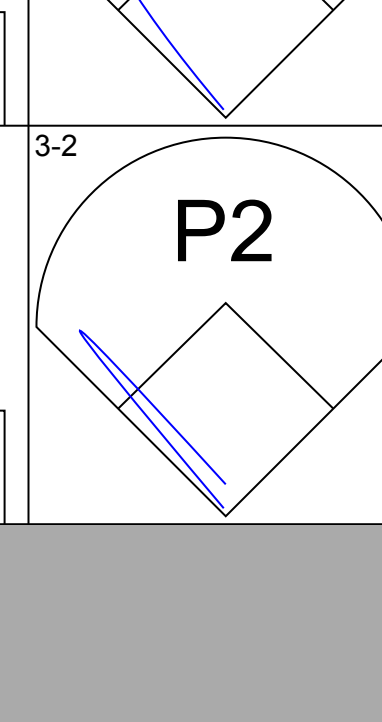
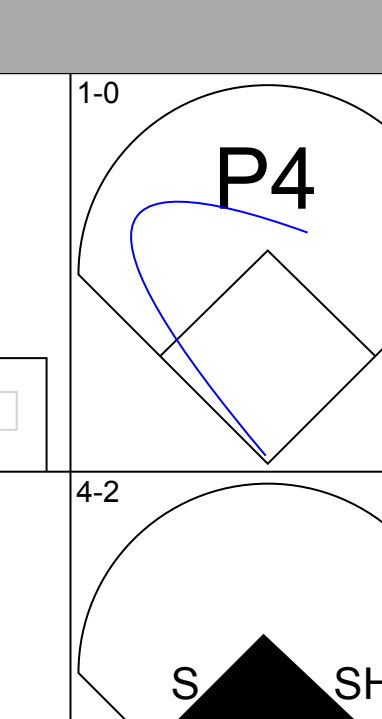
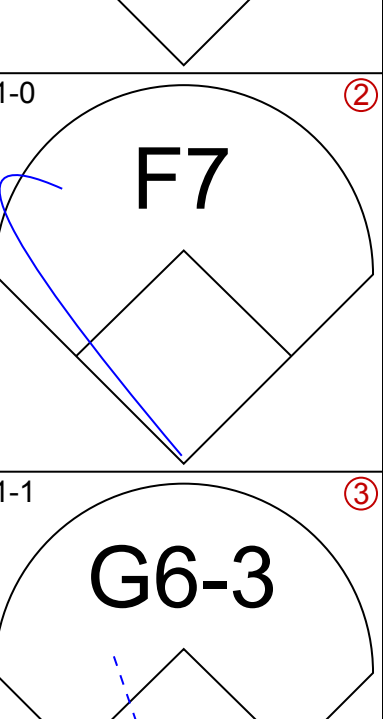
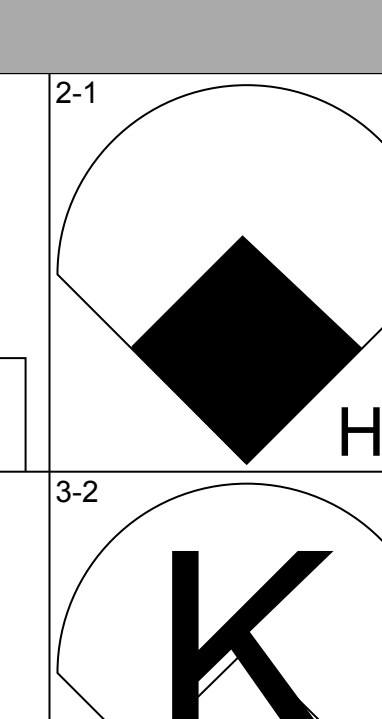
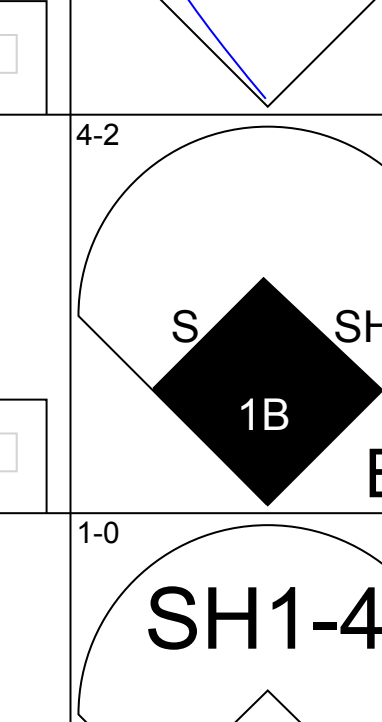
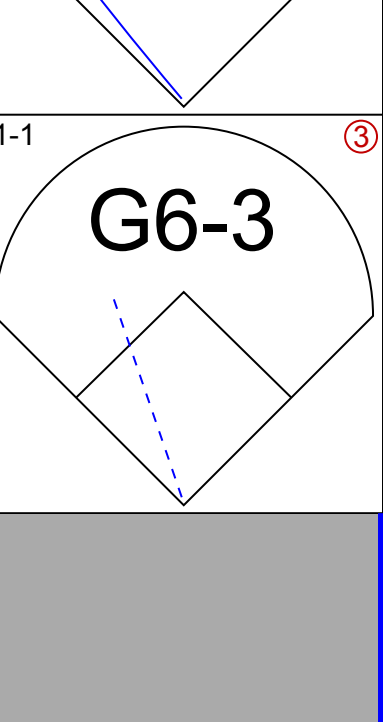
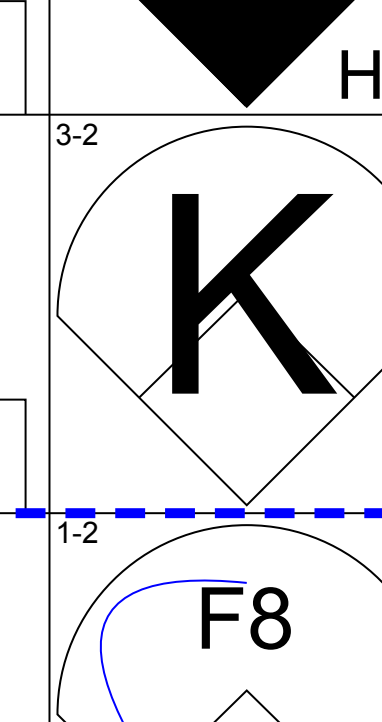
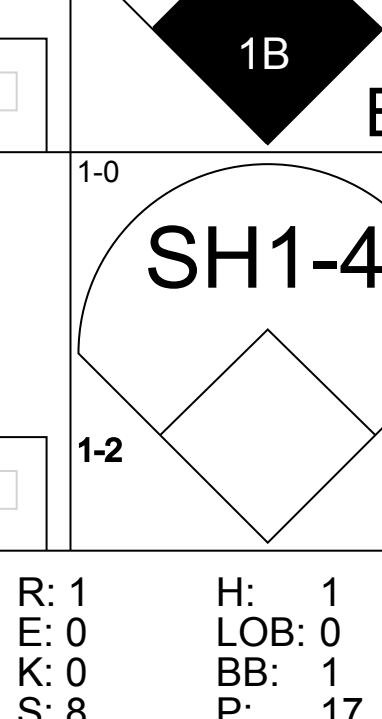
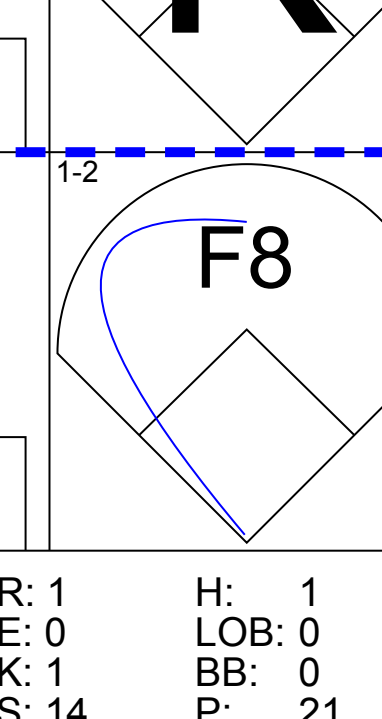
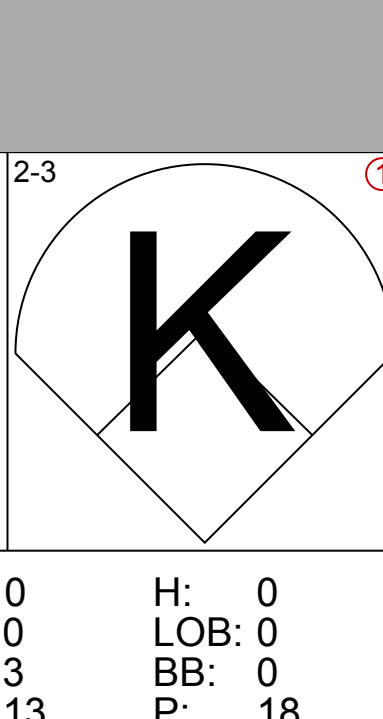
Batter	1	2	3	4	5	6	7	8	9	AB	R	H	RBI	BB	SO	LOB	BOTTOM			
Jarvis Brown, R OBP: 0.071, SLG: 0.286										4	0	0	0	0	0	2				
Jeff Blauser, R OBP: 0.319, SLG: 0.351										3	0	0	0	0	1	1				
Rafael Belliard, R OBP: 0.304, SLG: 0.348										3	0	1	0	0	0	0				
Roberto Kelly, R OBP: 0.366, SLG: 0.439										3	0	1	0	0	0	0				
Fred McGriff, L OBP: 0.382, SLG: 0.592										3	0	0	0	0	0	1				
Ryan Klesko, L OBP: 0.365, SLG: 0.617										0	0	0	0	0	0	0				
Javy Lopez, R OBP: 0.292, SLG: 0.445										3	0	0	0	0	1	0				
Bill Peacock, R OBP: 0.367, SLG: 0.365										3	0	1	0	0	1	0				
Dave Gallagher, R OBP: 0.323, SLG: 0.325										3	0	0	0	0	0	1				
Mark Lemke, S OBP: 0.357, SLG: 0.364										3	0	1	0	0	0	0				
Tom Glavine, L OBP: 0.278, SLG: 0.265										1	0	1	0	0	0	0				
Mark Wohlers, R OBP: 1.000, SLG: 1.000										0	0	0	0	0	0	0				
Gregg Olson, R										0	0	0	0	0	0	0				
Mike Bielecki, R										0	0	0	0	0	0	0				
Tony Tarasco, L OBP: 0.326, SLG: 0.463										1	0	0	0	0	1	0				
Inning Stats	R: 0 E: 0 K: 0 S: 9	H: 1 LOB: 1 BB: 0 P: 15	R: 0 E: 0 K: 1 S: 11	H: 0 LOB: 0 BB: 0 P: 17	R: 0 E: 0 K: 0 S: 6	H: 1 LOB: 0 BB: 0 P: 8	R: 0 E: 0 K: 0 S: 5	H: 0 LOB: 0 BB: 0 P: 10	R: 0 E: 0 K: 1 S: 10	H: 0 LOB: 1 BB: 0 P: 15	R: 0 E: 0 K: 0 S: 6	H: 0 LOB: 0 BB: 0 P: 10	R: 0 E: 0 K: 0 S: 6	H: 1 LOB: 0 BB: 0 P: 9	R: 0 E: 0 K: 1 S: 7	H: 0 LOB: 0 BB: 0 P: 10	1B: 4 2B: 0 3B: 0 HR: 0	SF: 0 SAC: 1 DP: 2 HBP: 0	WP: 0 PB: 0 SB: 0 CS: 0	PA: 29
PITCHER	IP WLS BF H R ER SO BB IBB HBP BLK WP HR S P ERA WHIP	7.0 W 23 3 0 0 3 0 0 0 0 0 0 6 9 0.00 1.000	1.0 3 1 0 0 0 0 0 0 0 0 0 0 6 9 0.00 1.000	1.0 3 0 0 0 1 0 0 0 0 0 0 0 7 10 0.00 0.000																

Cincinnati Reds @ Atlanta Braves
Atlanta-Fulton County Stadium, Atlanta, GA
Sat Jun 18 1994, 7:05 PM EDT
Att: 49,081 - Unknown

AB	28
R	0
H	4
RBI	0
BB	0
SO	4
LOB	5



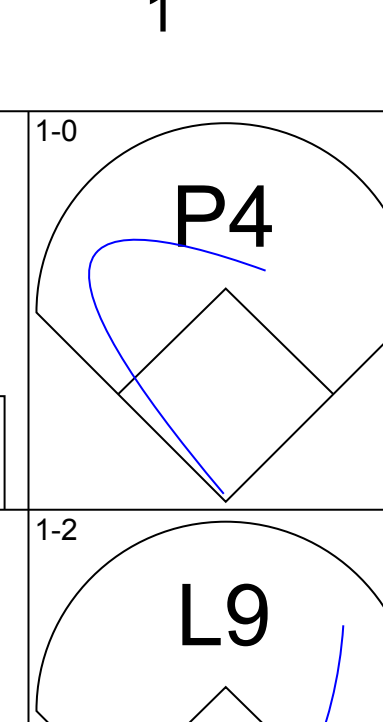
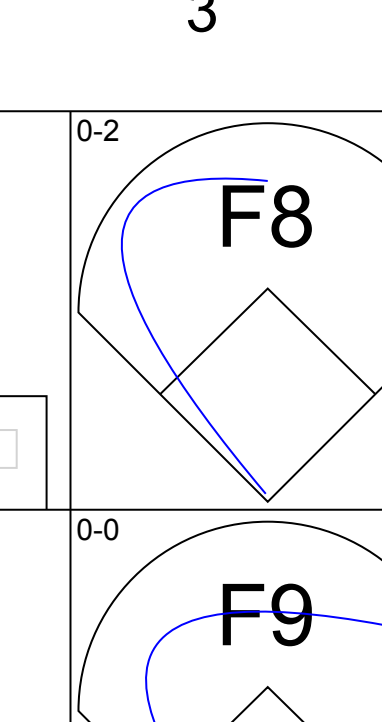
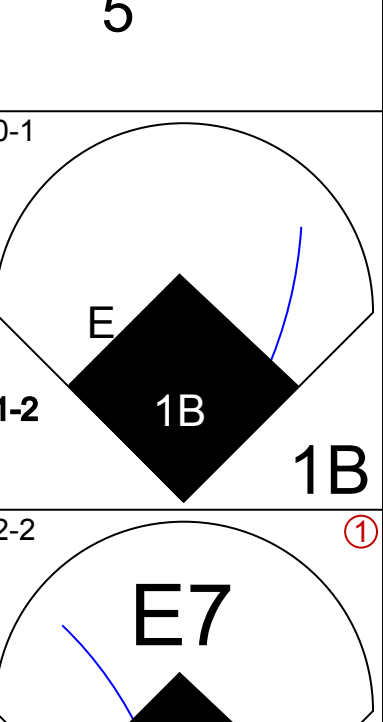
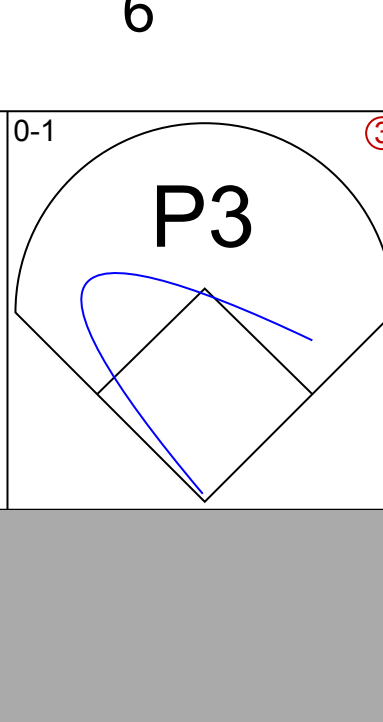
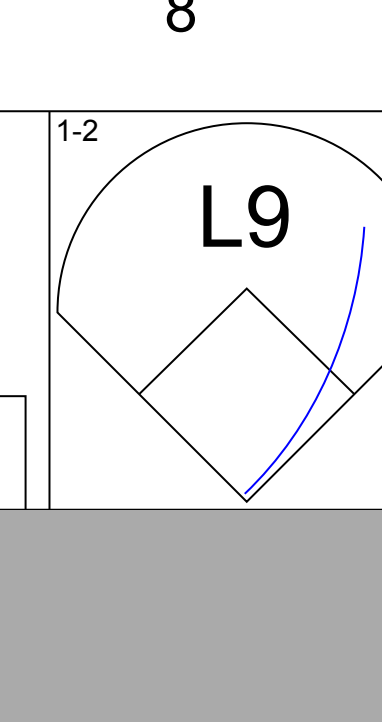
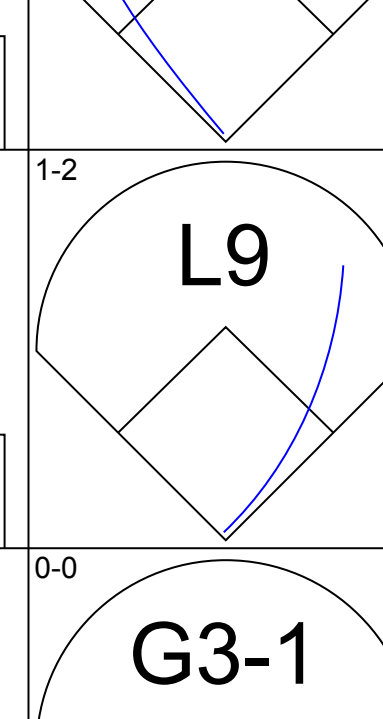
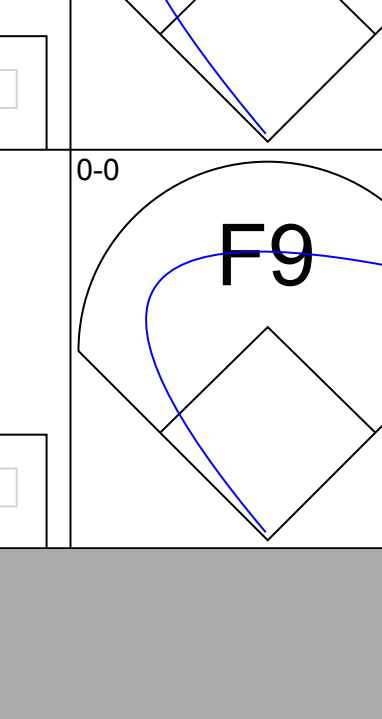
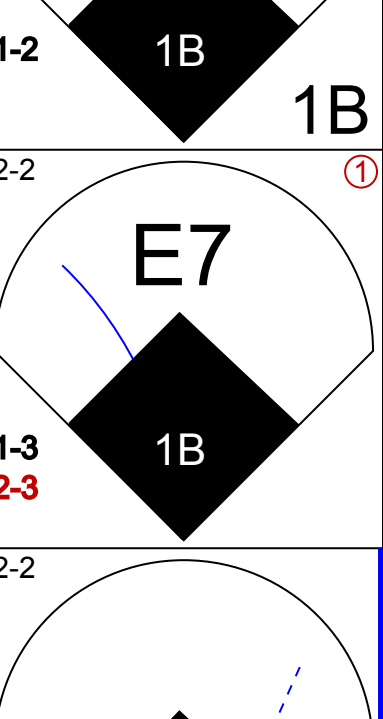
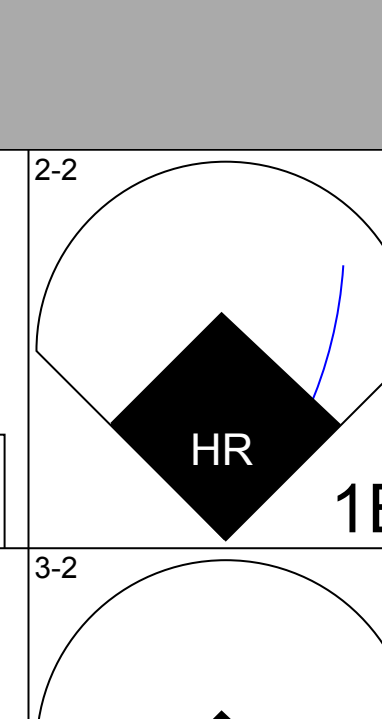
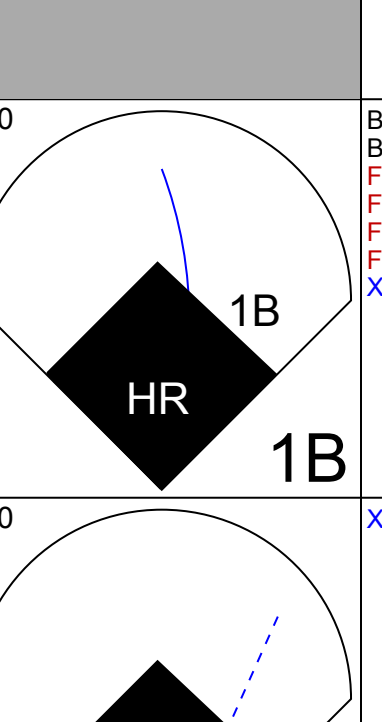
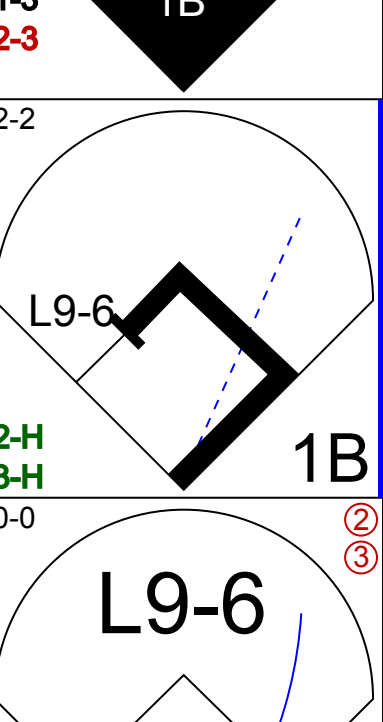
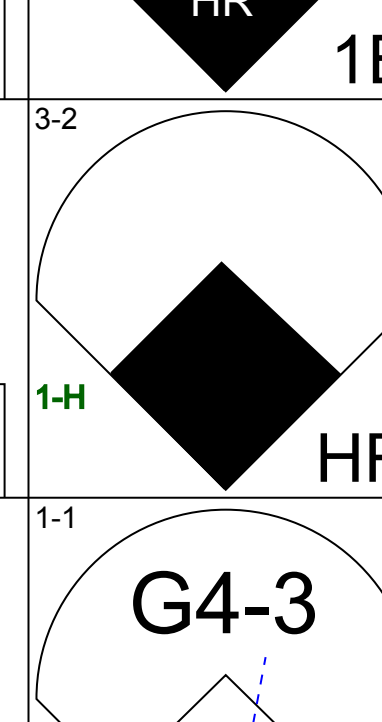
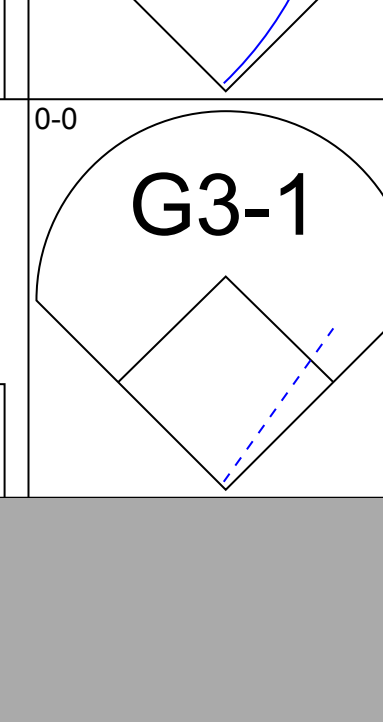
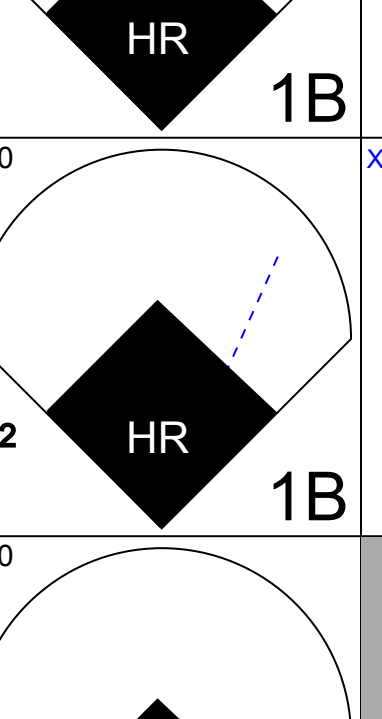
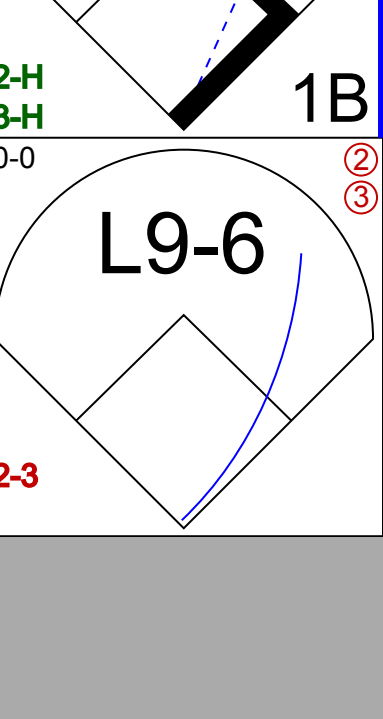
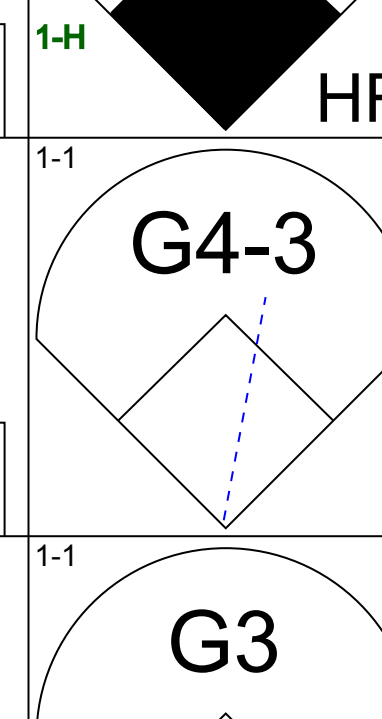
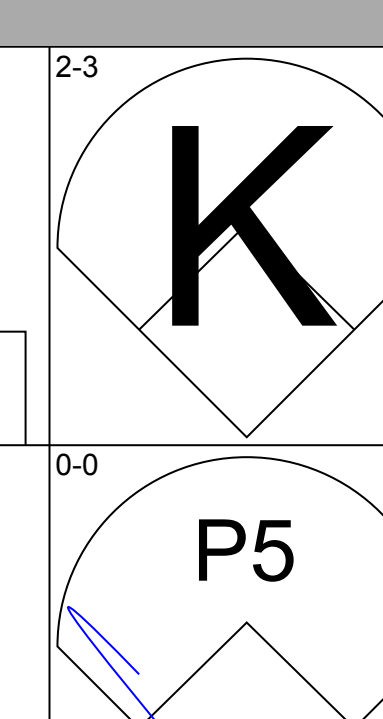
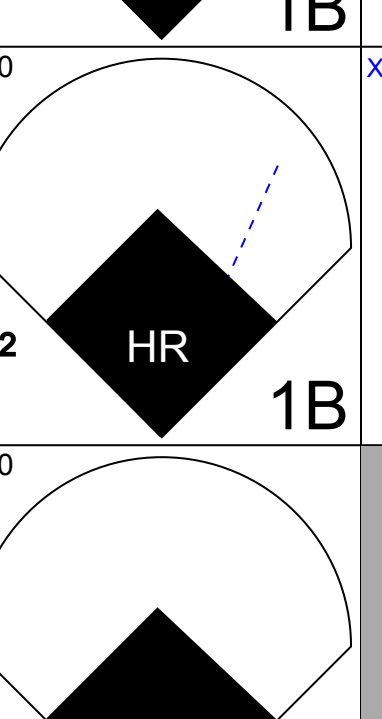
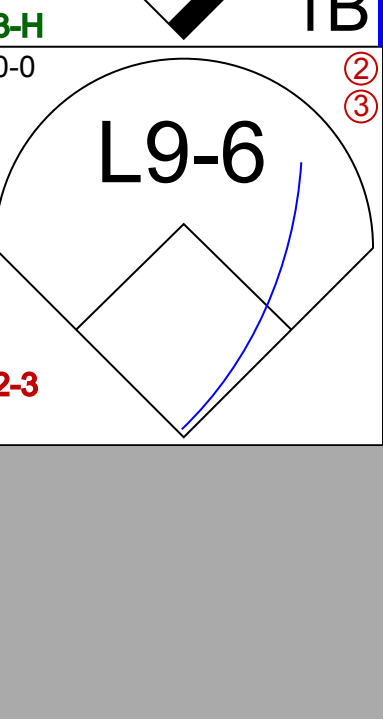
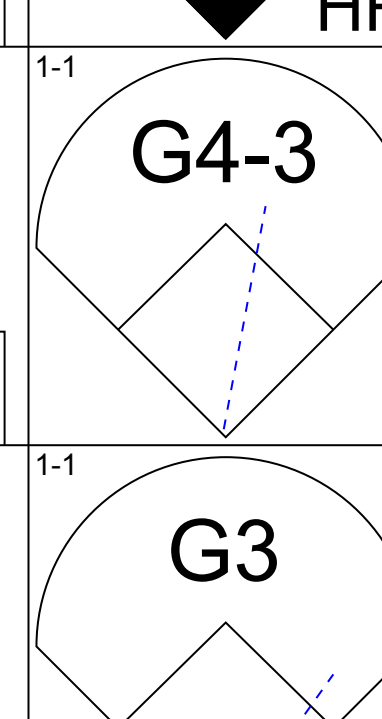
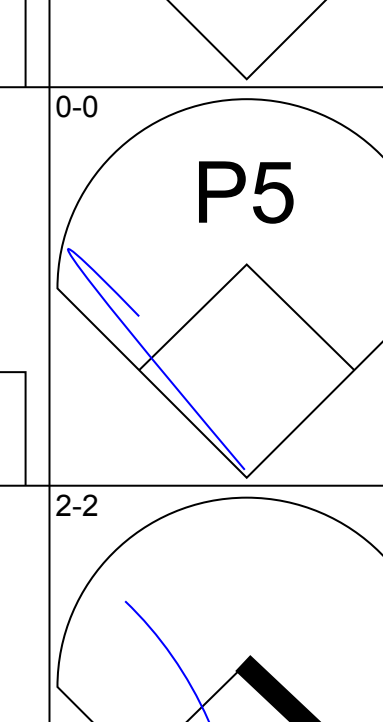
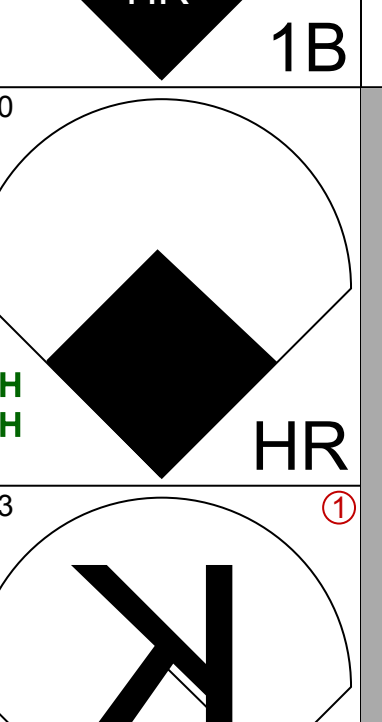
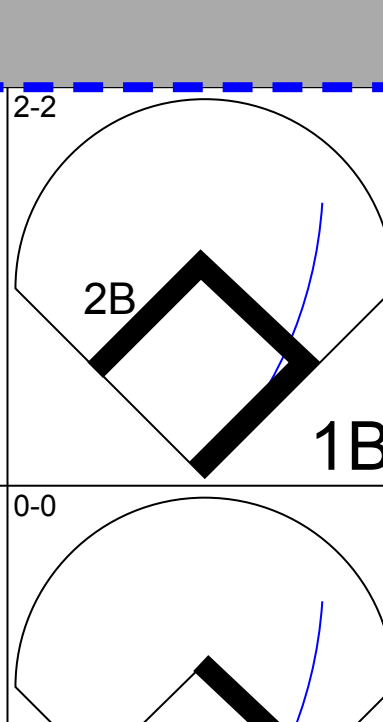

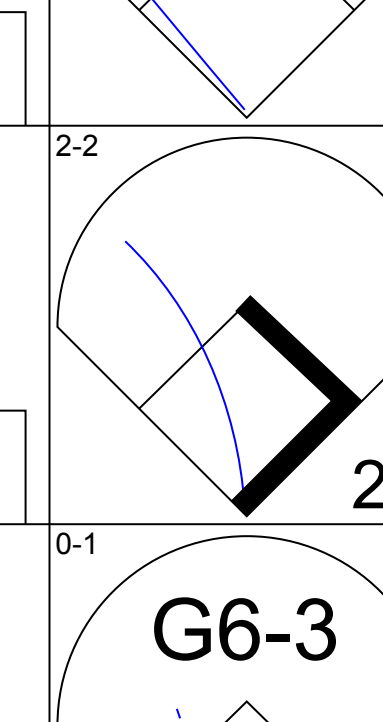
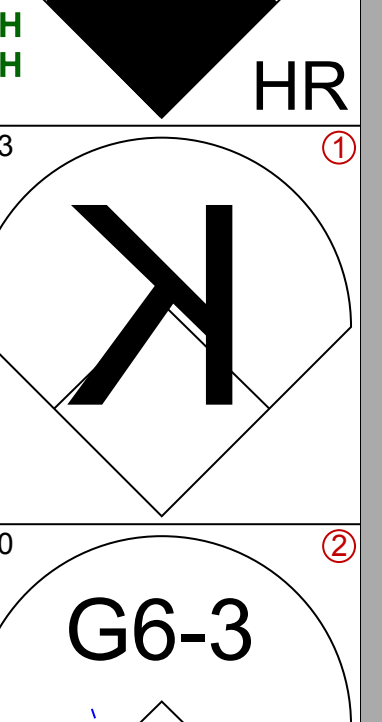
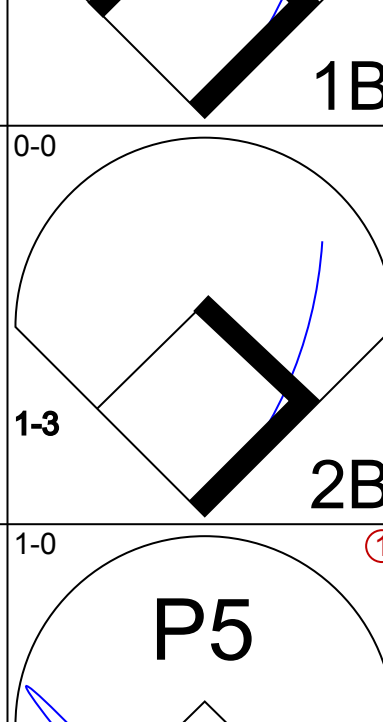
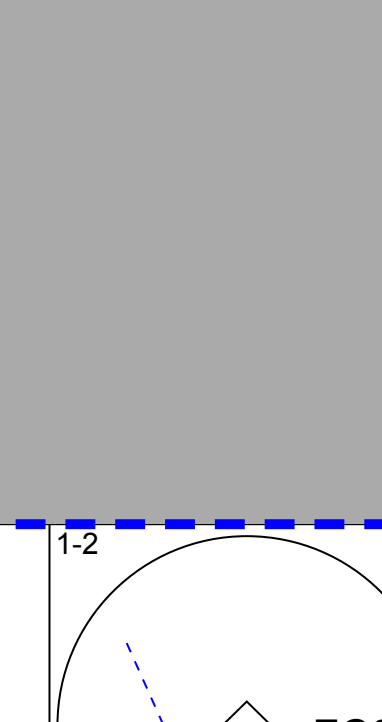
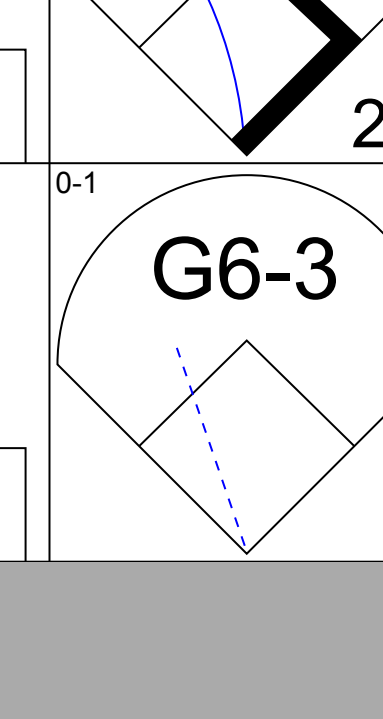
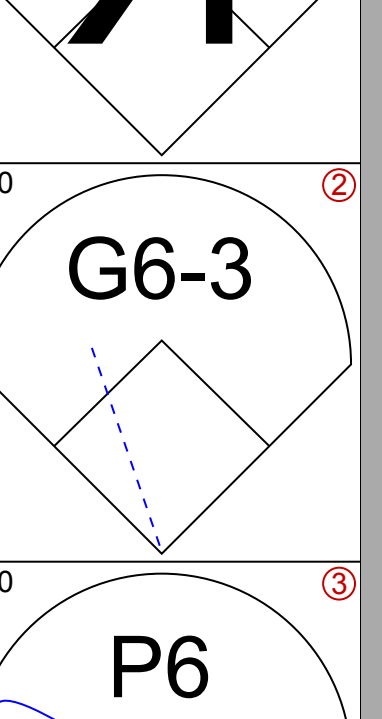
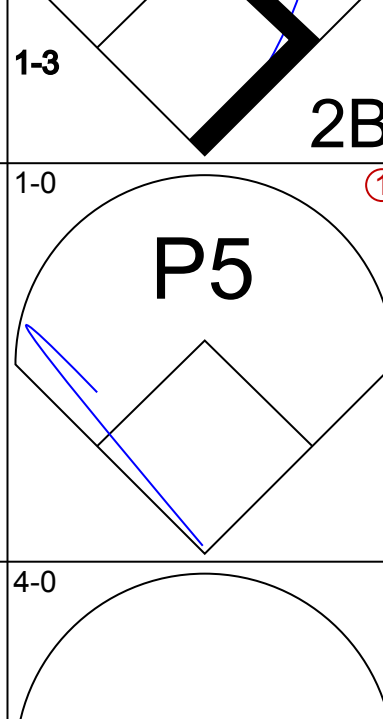
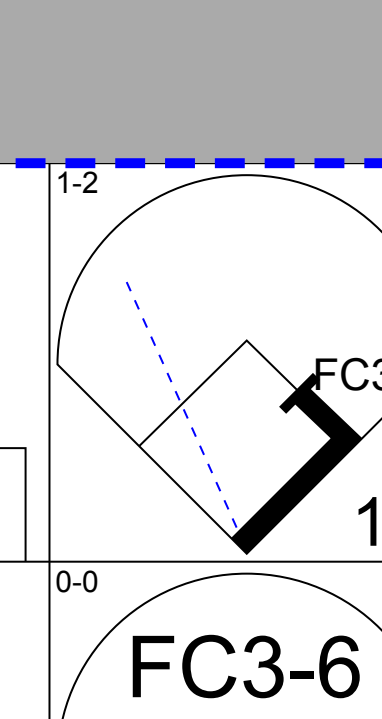
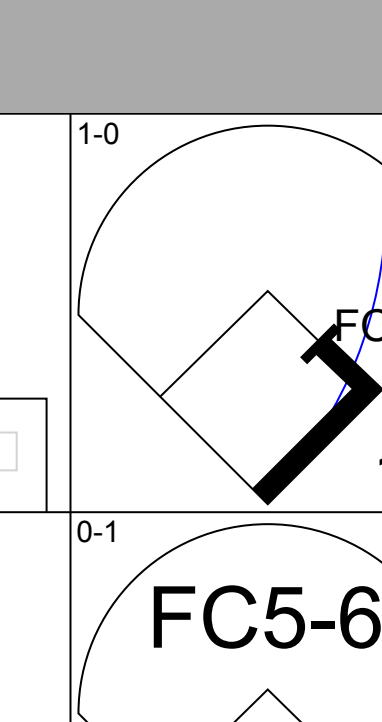
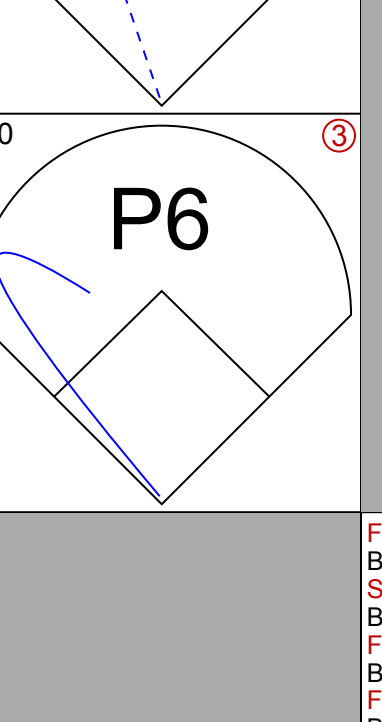
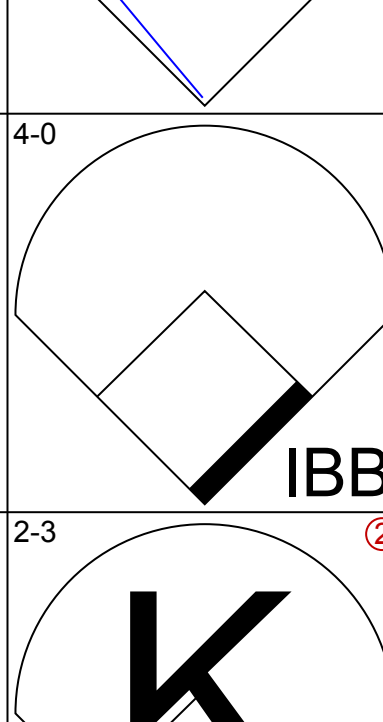
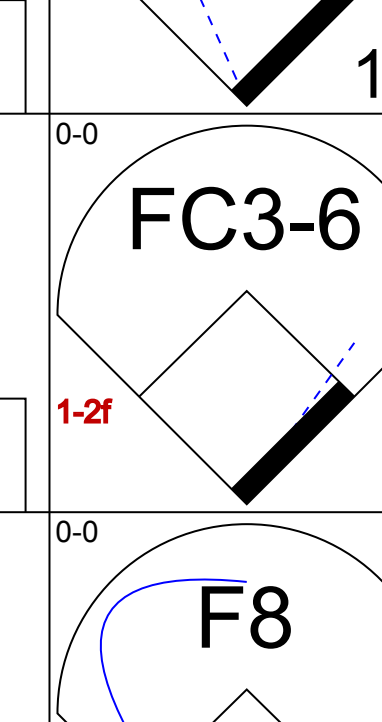
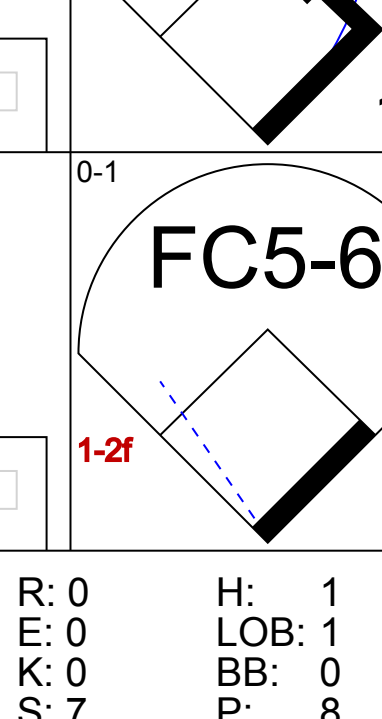
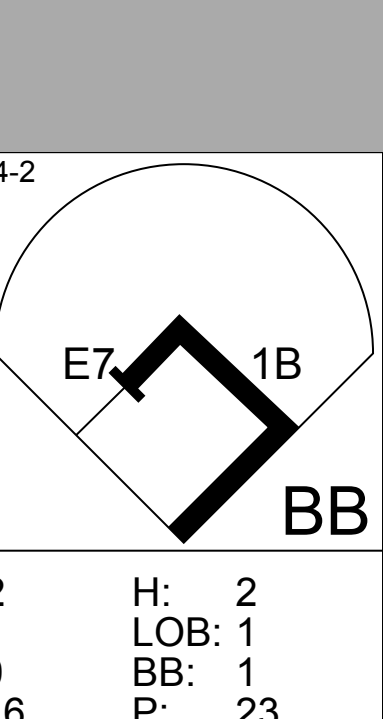
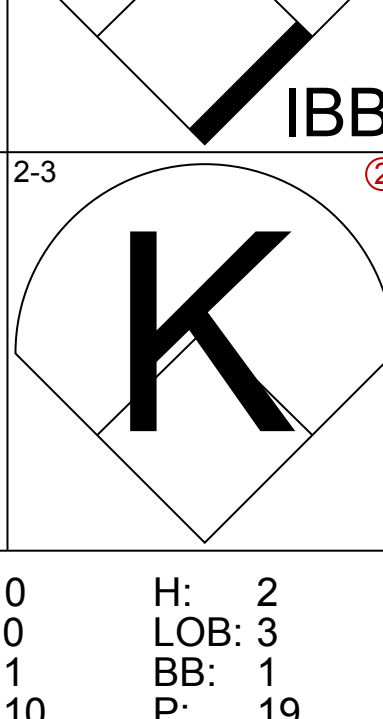
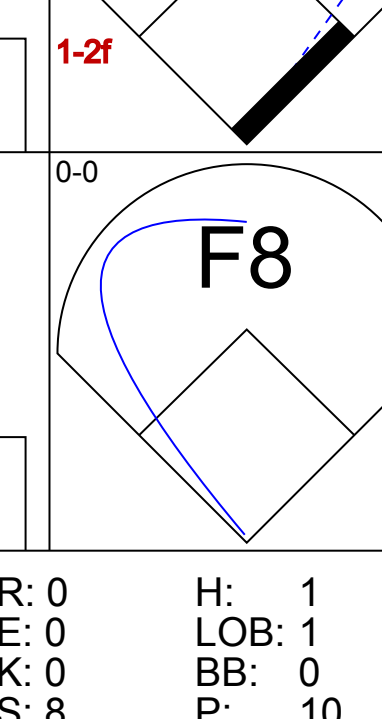
Batter	1	2	3	4	5	6	7	8	9	AB	R	H	RBI	BB	SO	LOB	TOP					
Deion Sanders, L OBP: 0.346, SLG: 0.399										6	2	3	0	0	1	2	Cincinnati Reds @ Atlanta Braves Atlanta-Fulton County Stadium, Atlanta, GA Sun Jun 19 1994, 3:33 AM EDT Att: 49,233 - Sunny - 88 F					
Barry Larkin, R OBP: 0.394, SLG: 0.390										5	1	3	2	1	0	2						
Hal Morris, L OBP: 0.397, SLG: 0.508										5	1	1	2	1	2	3						
Kevin Mitchell, R OBP: 0.400, SLG: 0.674										5	1	3	2	0	0	0						
Jerome Walton, R OBP: 0.340, SLG: 0.417										0	0	0	0	0	0	0						
Tony Fernandez, S OBP: 0.388, SLG: 0.450										5	0	0	0	0	0	4						
Reggie Sanders, R OBP: 0.335, SLG: 0.545										5	1	2	0	0	2	3						
Jeff Branson, L OBP: 0.304, SLG: 0.385										4	2	2	2	1	0	0						
Eddie Taubensee, L OBP: 0.295, SLG: 0.429										5	3	4	3	0	1	2						
Jose Rijo, R OBP: 0.241, SLG: 0.276										3	0	1	1	0	1	1						
Chuck McElroy, L										1	0	0	0	0	1	2						
Thomas Howard, S										1	1	1	0	0	0	0						
Jeff Brantley, R										0	0	0	0	0	0	0						
Inning Stats	R: 7 E: 1 K: 0 S: 27	H: 8 LOB: 1 BB: 0 P: 42	R: 0 E: 0 K: 0 S: 8	H: 0 LOB: 0 BB: 0 P: 11	R: 2 E: 0 K: 2 S: 14	H: 3 LOB: 1 BB: 0 P: 22	R: 0 E: 0 K: 0 S: 6	H: 0 LOB: 0 BB: 0 P: 9	R: 0 E: 0 K: 1 S: 11	H: 1 LOB: 1 BB: 0 P: 14	R: 0 E: 0 K: 0 S: 12	H: 2 LOB: 2 BB: 1 P: 20	R: 0 E: 0 K: 2 S: 7	H: 1 LOB: 1 BB: 1 P: 14	R: 1 E: 0 K: 2 S: 16	H: 2 LOB: 3 BB: 1 P: 27	R: 2 E: 0 K: 1 S: 15	H: 3 LOB: 1 BB: 0 P: 23	1B: 12 2B: 2 3B: 1 HR: 5	SF: 0 SAC: 0 DP: 0 HBP: 0	WP: 0 PB: 0 SB: 0 CS: 1	PA: 48
PITCHER	IP WLS BF H R ER SO BB IBB HBP BLK WP HR S P ERA WHIP																					
29 John Smoltz, R ERA: 3.77	(1, 1) 3.0 L 20 11 9 9 2 0 0 0 0 0 0 4 49 75 27.00 3.667																					
Steve Bedrosian, R ERA: 3.59	(4, 1) 2.0 7 1 0 0 1 0 0 0 0 0 0 17 23 0.00 0.500																					
Mike Stanton, L ERA: 3.3	(6, 1) 2.0 9 3 0 0 2 2 0 0 0 0 0 19 34 0.00 2.500																					
Mark Wohlers, R ERA: 3.97	(8, 1) 1.0 6 2 1 1 2 1 0 0 0 0 0 16 27 9.00 3.000																					
Gregg Olson, R ERA: 9.0	(9, 1) 1.0 6 3 2 2 1 0 0 0 0 0 1 15 23 18.00 3.000																					
Batter	1	2	3	4	5	6	7	8	9	AB	R	H	RBI	BB	SO	LOB	BOTTOM					
Roberto Kelly, R OBP: 0.370, SLG: 0.446										5	1	3	0	0	1	2	Cincinnati Reds @ Atlanta Braves Atlanta-Fulton County Stadium, Atlanta, GA Sun Jun 19 1994, 3:33 AM EDT Att: 49,233 - Sunny - 88 F					
Jeff Blauser, R OBP: 0.325, SLG: 0.357										5	0	3	2	0	0	2						
Tony Tarasco, L OBP: 0.330, SLG: 0.459										5	0	2	1	0	0	3						
Fred McGriff, L OBP: 0.379, SLG: 0.596										5	1	1	1	0	0	8						
David Justice, L OBP: 0.436, SLG: 0.531										4	0	1	0	1	0	6						
Gregg Olson, R										0	0	0	0	0	0	0						
Terry Pendleton, S OBP: 0.296, SLG: 0.360										4	0	0	0	0	2	2						
Mark Wohlers, R OBP: 1.000, SLG: 1.000										0	0	0	0	0	0	0						
Dave Gallagher, R OBP: 0.330, SLG: 0.325										0	0	0	0	1	0	0						
Mark Lemke, S OBP: 0.361, SLG: 0.368										3	1	2	0	0	0	0						
Mike Stanton, L OBP: 1.000, SLG: 1.000										0	0	0	0	0	0	0						
Bill Pecota, R OBP: 0.371, SLG: 0.370										2	0	1	0	0	0	1						
Charlie O'Brien, R OBP: 0.309, SLG: 0.506										5	0	0	0	0	2	5						
29 John Smoltz, R OBP: 0.259, SLG: 0.240										1	1	1	0	0	0	0						
Ryan Klesko, L OBP: 0.368, SLG: 0.619										1	0	1	0	0	0	0						
Steve Bedrosian, R										0	0	0	0	0	0	0						
Rafael Belliard, R OBP: 0.292, SLG: 0.333										3	0	0	0	1	1	3						
Inning Stats	R: 2 E: 0 K: 1 S: 15	H: 2 LOB: 1 BB: 1 P: 29	R: 2 E: 0 K: 1 S: 20	H: 5 LOB: 3 BB: 0 P: 27	R: 0 E: 0 K: 2 S: 16	H: 2 LOB: 2 BB: 0 P: 23	R: 0 E: 0 K: 0 S: 5	H: 1 LOB: 1 BB: 0 P: 8	R: 0 E: 0 K: 0 S: 10	H: 0 LOB: 0 BB: 0 P: 11	R: 0 E: 1 K: 0 S: 9	H: 1 LOB: 2 BB: 0 P: 12	R: 0 E: 0 K: 0 S: 14	H: 2 LOB: 2 BB: 0 P: 16	R: 0 E: 0 K: 1 S: 12	H: 2 LOB: 2 BB: 0 P: 20	R: 0 E: 0 K: 1 S: 11	H: 0 LOB: 1 BB: 1 P: 18	1B: 12 2B: 2 3B: 0 HR: 1	SF: 0 SAC: 0 DP: 0 HBP: 0	WP: 0 PB: 0 SB: 0 CS: 0	PA: 45
PITCHER	IP WLS BF H R ER SO BB IBB HBP BLK WP HR S P ERA WHIP																					
Jose Rijo, R ERA: 3.36	(1, 1) 5.1 W 29 11 4 4 4 4 0 0 0 0 0 0 30 42 0.00 1.500																					
Chuck McElroy, L ERA: 9.93	(6, 1) 2.2 12 4 0 0 1 0 0 0 0 0 0 30 42 0.00 1.500																					
Jeff Brantley, R ERA: 2.89	(9, 1) 1.0 4 0 0 0 1 1 0 0 0 0 0 11 18 0.00 1.000																					

Batter	1	2	3	4	5	6	7	8	9	AB	R	H	RBI	BB	SO	LOB	TOP			
Jose Vizcaino, S (1,6) OBP: 0.335, SLG: 0.345										4	0	1	1	1	0	2	0			
Kelly Stinnett, R (1,2) OBP: 0.339, SLG: 0.371										3	0	0	0	0	1	1	0			
Shawn Hare, L (9,PH) OBP: 0.294, SLG: 0.344										1	0	0	0	0	0	0	0			
Jim Lindeman, R (1,7) OBP: 0.319, SLG: 0.400										3	0	0	0	0	1	1	0			
Todd Hundley, S (9,PH) OBP: 0.316, SLG: 0.516										1	0	1	0	0	0	0	0			
Bobby Bonilla, S (1,5) OBP: 0.406, SLG: 0.541										4	1	2	1	0	1	1	1			
Jeff Kent, R (1,4) OBP: 0.359, SLG: 0.508										4	0	0	0	0	1	2	2			
Ryan Thompson, R (1,8) OBP: 0.317, SLG: 0.493										3	0	0	0	0	1	1	1			
Tim Bogar, R (1,3) OBP: 0.182, SLG: 0.500										3	1	1	1	0	0	0	0			
John Cangelosi, S (1,9) OBP: 0.364, SLG: 0.273										2	1	0	0	1	1	0	0			
Bobby Jones, R (1,1) OBP: 0.103, SLG: 0.138										0	0	0	0	0	0	0	0			
Luis Rivera, R (6,PH) OBP: 0.316, SLG: 0.571										1	0	0	0	0	1	0	0			
Roger Mason, R (6,1) OBP: 0.371, SLG: 0.311										0	0	0	0	0	0	0	0			
Fernando Vina, L (8,PH) OBP: 0.371, SLG: 0.311										1	0	0	0	0	0	0	0			
Mike Maddux, L (8,1) OBP: 0.371, SLG: 0.311										0	0	0	0	0	0	0	0			
Inning Stats	R: 0 E: 0 K: 1 S: 11	H: 0 LOB: 0 BB: 0 P: 14	R: 0 E: 0 K: 1 S: 12	H: 0 LOB: 0 BB: 0 P: 21	R: 1 E: 0 K: 0 S: 8	H: 1 LOB: 0 BB: 1 P: 17	R: 1 E: 0 K: 1 S: 12	H: 1 LOB: 0 BB: 0 P: 17	R: 0 E: 0 K: 3 S: 13	H: 0 LOB: 0 BB: 0 P: 18	R: 0 E: 0 K: 1 S: 11	H: 1 LOB: 1 BB: 0 P: 18	R: 1 E: 0 K: 0 S: 14	H: 1 LOB: 0 BB: 0 P: 21	R: 0 E: 0 K: 0 S: 9	H: 1 LOB: 1 BB: 0 P: 14	1B: 3 2B: 0 3B: 0 HR: 2	SF: 0 SAC: 1 DP: 0 HBP: 0	WP: 0 PB: 0 CS: 1	PA: 33
PITCHER	IP WLS BF H R ER SO BB IBB HBP BLK WP HR S P ERA WHIP	7.1 W 26 4 3 3 9 1 0 0 0 0 2 81 126 3.68 0.682	1.2 6 1 0 0 0 0 0 0 0 0 0 15 22 0.00 0.600																	

New York Mets @ Atlanta Braves
Atlanta-Fulton County Stadium, Atlanta, GA
Mon Jun 20 1994, 7:05 PM EDT
Att: 46,681 - Unknown - 92 F

AB 30
R 3
H 5
RBI 3
BB 1
SO 9
LOB 4



Batter	1	2	3	4	5	6	7	8	9	AB	R	H	RBI	BB	SO	LOB	BOTTOM				
Roberto Kelly, R (1,8) OBP: 0.367, SLG: 0.441										5	1	1	0	0	0	5	5				
Jeff Blauser, R (1,6) OBP: 0.324, SLG: 0.355										4	2	1	0	0	0	3	3				
Ryan Klesko, L (1,7) OBP: 0.374, SLG: 0.620										3	1	2	2	0	0	0	0				
Tony Tarasco, L (5,PR) OBP: 0.337, SLG: 0.500										1	1	1	2	0	0	0	0				
Fred McGriff, L (1,3) OBP: 0.377, SLG: 0.591										4	1	1	0	0	1	1	1				
David Justice, L (1,9) OBP: 0.437, SLG: 0.545										4	1	2	3	0	0	0	0				
Terry Pendleton, S (1,5) OBP: 0.270, SLG: 0.370										4	0	2	0	0	1	0	0				
Greg McMichael, R (8,1) OBP: 0.365, SLG: 0.364										0	0	0	0	0	0	0	0				
Javy Lopez, R (1,2) OBP: 0.291, SLG: 0.441										4	0	1	0	0	0	3	3				
Mark Lemke, S (1,4) OBP: 0.363, SLG: 0.367										3	0	1	0	1	0	1	1				
Kent Mercker, L (1,1) OBP: 0.136, SLG: 0.050										2	0	0	0	1	1	4	4				
Bill Pecota, R (8,5) OBP: 0.365, SLG: 0.364										1	0	0	0	0	0	1	1				
Inning Stats	R: 0 E: 0 K: 0 S: 5	H: 0 LOB: 0 BB: 0 P: 7	R: 0 E: 0 K: 1 S: 9	H: 1 LOB: 0 BB: 0 P: 13	R: 0 E: 0 K: 0 S: 7	H: 1 LOB: 1 BB: 0 P: 8	R: 3 E: 0 K: 1 S: 9	H: 3 LOB: 0 BB: 0 P: 13	R: 2 E: 0 K: 0 S: 16	H: 2 LOB: 1 BB: 1 P: 23	R: 0 E: 0 K: 1 S: 10	H: 2 LOB: 3 BB: 1 P: 19	R: 2 E: 0 K: 0 S: 14	H: 2 LOB: 0 BB: 0 P: 23	R: 0 E: 0 K: 0 S: 8	H: 1 LOB: 1 BB: 0 P: 10	1B: 8 2B: 3 3B: 0 HR: 2	SF: 0 SAC: 0 DP: 1 HBP: 0	WP: 0 PB: 0 CS: 0	PA: 37	
PITCHER	IP WLS BF H R ER SO BB IBB HBP BLK WP HR S P ERA WHIP	5.0 L 22 7 5 3 2 1 0 1 0 0 0 1 46 64 5.40 1.600	2.0 11 4 2 2 1 0 1 0 0 0 1 24 42 9.00 2.000	1.0 4 1 0 0 0 0 0 0 0 0 0 8 10 0.00 1.000																	

New York Mets @ Atlanta Braves
Atlanta-Fulton County Stadium, Atlanta, GA
Mon Jun 20 1994, 7:05 PM EDT
Att: 46,681 - Unknown - 92 F

AB 35
R 7
H 12
RBI 7
BB 2
SO 3
LOB 18



Batter	1	2	3	4	5	6	7	8	9	AB	R	H	RBI	BB	SO	LOB	TOP	
Jose Vizcaino, S OBP: 0.333, SLG: 0.344 (1, 6)										4	1	1	0	0	0	1	New York Mets @ Atlanta Braves Atlanta-Fulton County Stadium, Atlanta, GA Tue Jun 21 1994, 7:05 PM EDT Att: 46,489 - Unknown - 89 F	
Kelly Stinnett, R OBP: 0.345, SLG: 0.386 (1, 2)										4	1	2	0	0	0	0		
Jim Lindeman, R OBP: 0.293, SLG: 0.370 Josias Manzanillo, R (7, 1) John Franco, L (8, 1)										4	0	0	0	0	0	1		
Bobby Bonilla, S OBP: 0.404, SLG: 0.534 (1, 5)										3	0	0	0	1	1	0		
Jeff Kent, R OBP: 0.361, SLG: 0.510 (1, 4)										3	0	1	1	1	1	1		
Ryan Thompson, R OBP: 0.316, SLG: 0.488 (1, 8)										4	0	1	0	0	1	2		
Tim Bogar, R OBP: 0.133, SLG: 0.357 (1, 3)										4	0	0	0	0	1	3		
John Cangelosi, S OBP: 0.369, SLG: 0.275 (1, 9)										3	1	1	0	1	0	0		
Mike Remlinger, L (1, 1) Shawn Hare, L OBP: 0.314, SLG: 0.344 (7, 7)										2	0	0	0	0	0	3		
Inning Stats	R: 2 E: 1 K: 0 S: 17	H: 2 LOB: 1 BB: 1 P: 28	R: 0 E: 0 K: 0 S: 7	H: 0 LOB: 0 BB: 0 P: 9	R: 0 E: 0 K: 1 S: 7	H: 1 LOB: 1 BB: 0 P: 15	R: 1 E: 0 K: 0 S: 11	H: 2 LOB: 3 BB: 2 P: 16	R: 0 E: 0 K: 2 S: 6	H: 0 LOB: 0 BB: 0 P: 9	R: 0 E: 0 K: 2 S: 13	H: 0 LOB: 0 BB: 0 P: 17	R: 0 E: 0 K: 0 S: 8	H: 0 LOB: 0 BB: 1 P: 17	1B: 4 2B: 2 3B: 0 HR: 0	SF: 0 SAC: 1 DP: 0 HBP: 0	WP: 0 PA: 37 PB: 0 SB: 1 CS: 0	
PITCHER	IP WLS BF H R ER SO BB IBB HBP BLK WP HR S P ERA WHIP	7.0 30 6 3 2 3 2 1 0 1 0 0 67 108 2.57 1.143	1.0 3 0 0 0 2 0 0 0 0 0 0 13 17 0.00 0.000	1.0 W 3 0 0 0 0 1 0 0 0 0 0 8 17 0.00 1.000	PITCHER													

Batter	1	2	3	4	5	6	7	8	9	AB	R	H	RBI	BB	SO	LOB	BOTTOM	
Dave Gallagher, R OBP: 0.337, SLG: 0.325 (1, 7)										3	1	1	0	1	1	1	New York Mets @ Atlanta Braves Atlanta-Fulton County Stadium, Atlanta, GA Tue Jun 21 1994, 7:05 PM EDT Att: 46,489 - Unknown - 89 F	
Jeff Blauser, R OBP: 0.325, SLG: 0.358 (1, 6)										4	2	1	1	1	0	3		
Roberto Kelly, R OBP: 0.371, SLG: 0.442 (1, 8)										4	0	2	1	1	1	1		
Fred McGriff, L OBP: 0.381, SLG: 0.591 (1, 3)										5	0	3	2	0	0	1		
David Justice, L OBP: 0.434, SLG: 0.537 (1, 9)										3	0	0	0	1	1	1		
Terry Pendleton, S OBP: 0.267, SLG: 0.366 Steve Bedrosian, R (8, 1)										3	0	0	0	0	1	2		
Tony Tarasco, L OBP: 0.333, SLG: 0.494 Mike Stanton, L OBP: 1.000, SLG: 1.000 (9, 1)										4	0	2	0	0	1	3		
Javy Lopez, R OBP: 0.296, SLG: 0.447 (1, 2)										4	0	0	0	0	0	2		
Mark Lemke, S OBP: 0.357, SLG: 0.361 (1, 4)										2	0	0	0	0	1	1		
Steve Avery, L OBP: 0.100, SLG: 0.143 Bill Pecota, R OBP: 0.385, SLG: 0.364 (7, PH) (8, 5)										0	1	0	0	2	0	0		
Inning Stats	R: 2 E: 0 K: 1 S: 18	H: 4 LOB: 2 BB: 1 P: 31	R: 0 E: 0 K: 1 S: 8	H: 0 LOB: 1 BB: 1 P: 16	R: 0 E: 0 K: 1 S: 7	H: 1 LOB: 1 BB: 0 P: 15	R: 0 E: 0 K: 0 S: 7	H: 0 LOB: 1 BB: 2 P: 16	R: 0 E: 0 K: 0 S: 11	H: 1 LOB: 1 BB: 1 P: 18	R: 0 E: 0 K: 2 S: 10	H: 1 LOB: 2 BB: 0 P: 13	R: 2 E: 1 K: 1 S: 9	H: 2 LOB: 2 BB: 1 P: 16	1B: 7 2B: 2 3B: 0 HR: 0	SF: 0 SAC: 1 DP: 0 HBP: 0	WP: 1 PA: 40 PB: 0 SB: 0 CS: 1	
PITCHER	IP WLS BF H R ER SO BB IBB HBP BLK WP HR S P ERA WHIP	6.1 28 6 2 2 3 5 0 0 0 0 0 60 113 2.84 1.737	1.0 4 1 0 0 1 0 0 0 0 0 0 12 17 0.00 1.000	1.1 L 8 2 2 0 2 1 0 0 0 0 0 0 13 20 0.00 2.250	PITCHER													



Batter	1	2	3	4	5	6	7	8	9	AB	R	H	RBI	BB	SO	LOB	TOP					
Fernando Vina, L (1.7) OBP: 0.361, SLG: 0.301 Mauro Gozzo, R (8.1) OBP: 0.333, SLG: 0.357 John Franco, L (9.1)	0-1 G4-3		0-0 G6-3			1-1 P6		0-0 SH SF9		3	1	0	0	0	0	0						
Jose Vizcaino, S (1.6) OBP: 0.332, SLG: 0.344	0-2 G1-3 1B		1-0 G6-3			0-0 L7		0-1 SF9		3	0	1	1	0	0	0						
Joe Orsulak, L (1.9) OBP: 0.311, SLG: 0.377	0-0 G1-3 1-2		1-2 F9			0-0 G4-3		0-0 G6-3		4	0	0	0	0	0	1						
Bobby Bonilla, S (1.5) OBP: 0.401, SLG: 0.534	3-3 K			1-3 K				3-2 K		4	0	1	0	0	3	1						
Jeff Kent, R (1.4) OBP: 0.359, SLG: 0.510		1-1 G6-3 1B 2B		2-1 G6-3				0-0 F9		4	1	1	0	0	0	1						
Rico Brogna, L (1.3)		0-0 G6-3 2-3		0-1 G4-3				1-3 K		3	0	0	0	1	1	1						
Todd Hundley, S (1.2) OBP: 0.315, SLG: 0.509		1-3 K2-3			0-0 G4-3			0-1 1B 1B		4	1	1	0	0	2	2						
Ryan Thompson, R (1.8) OBP: 0.319, SLG: 0.488		3-1 1B			0-0 F9			1-2 1B SH		4	1	2	1	0	0	1						
Pete Smith, R (1.1) OBP: 0.242, SLG: 0.200 Shawn Hare, L (8.7) OBP: 0.324, SLG: 0.353	0-2 G4-3				0-0 G5-3			1-2 SH 1B		2	0	0	0	0	0	1						
								1-2 SH 1B		2	1	1	1	0	1	1						
Inning Stats	R: 0 E: 0 K: 1 S: 9	H: 1 LOB: 1 BB: 0 P: 12	R: 1 E: 0 K: 1 S: 13	H: 2 LOB: 1 BB: 0 P: 18	R: 0 E: 0 K: 0 S: 5	H: 0 LOB: 0 BB: 0 P: 7	R: 0 E: 0 K: 1 S: 7	H: 0 LOB: 0 BB: 0 P: 10	R: 0 E: 0 K: 0 S: 3	H: 0 LOB: 0 BB: 0 P: 3	R: 0 E: 0 K: 0 S: 4	H: 0 LOB: 0 BB: 0 P: 5	R: 0 E: 0 K: 2 S: 7	H: 0 LOB: 0 BB: 0 P: 13	R: 4 E: 1 K: 0 S: 18	H: 4 LOB: 1 BB: 0 P: 23	R: 0 E: 0 K: 2 S: 14	H: 0 LOB: 1 BB: 1 P: 26	1B: 5 2B: 2 HR: 0	SF: 1 SAC: 1 DP: 0 HBP: 0	WP: 0 PB: 0 CS: 1	PA: 36
PITCHER Greg Maddux, R (1.1) ERA: 1.63	IP: 9.0 WLS: L BF: 36	H: 7 R: 5 ER: 3 SO: 7	BB: 1 IBB: 0 HBP: 0 BLK: 0	WP: 0 HR: 0 S: 80 P: 117	ERA: 3.00 WHIP: 0.889											PITCHER	IP: 9.0 WLS: L BF: 36	H: 7 R: 5 ER: 3 SO: 7	BB: 1 IBB: 0 HBP: 0 BLK: 0	WP: 0 HR: 0 S: 80 P: 117	ERA: 3.00 WHIP: 0.889	

New York Mets @ Atlanta Braves
Atlanta-Fulton County Stadium, Atlanta, GA
Wed Jun 22 1994, 7:05 PM EDT
Att: 47,907 - Unknown - 85 F

AB	33
R	5
H	7
RBI	3
BB	1
SO	7
LOB	9

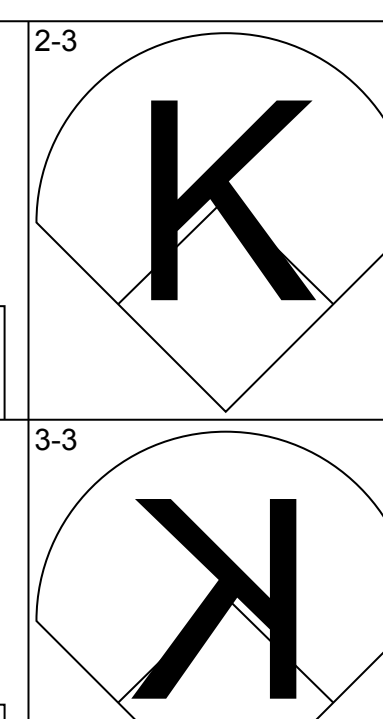
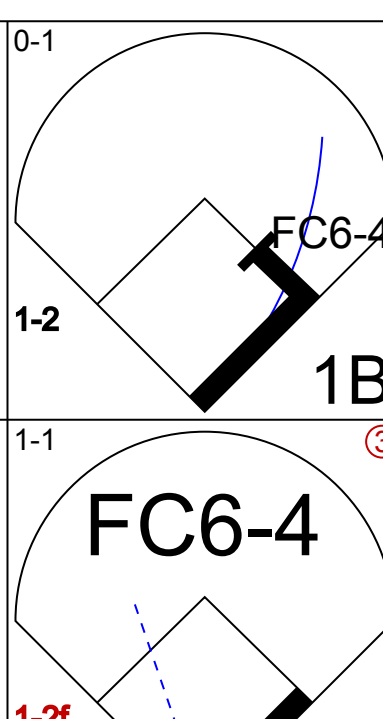
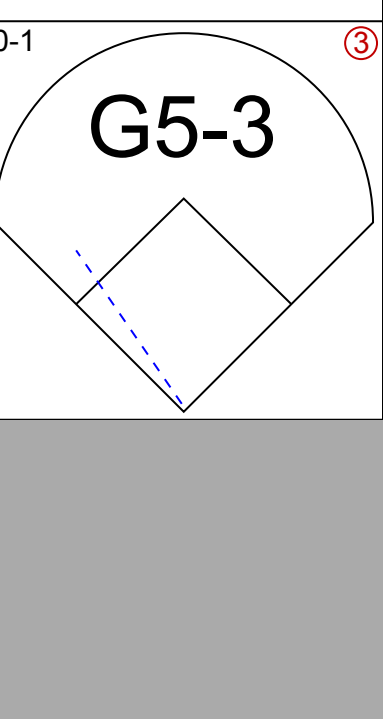
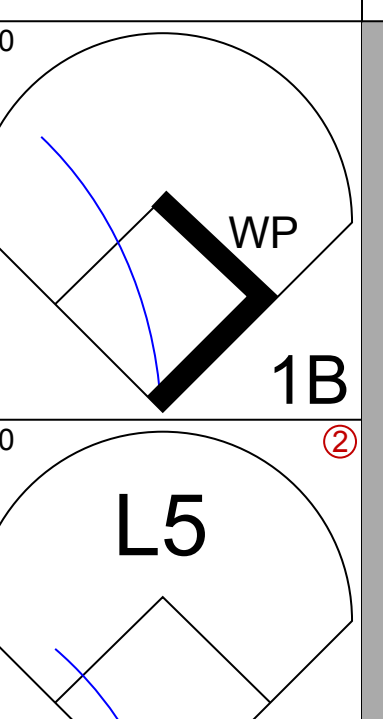
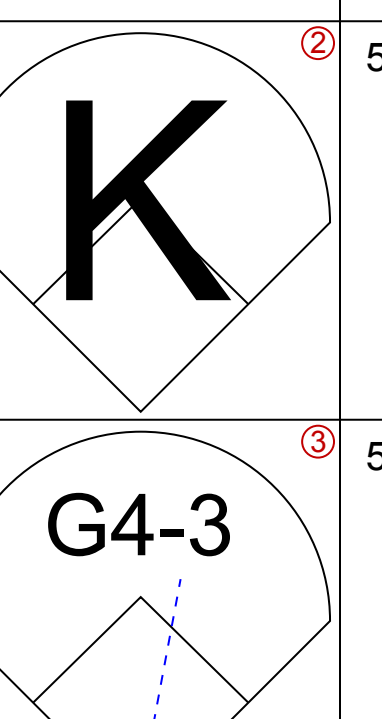
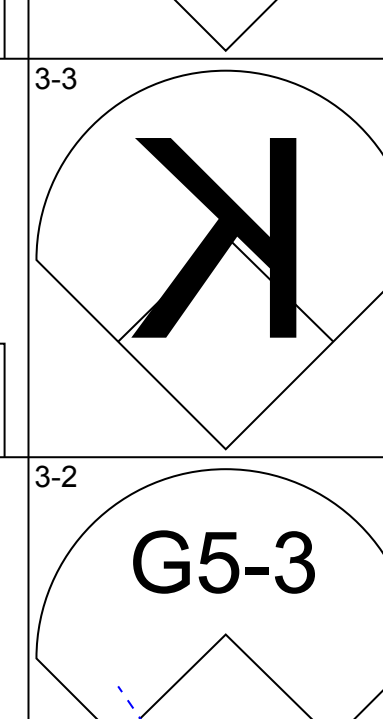
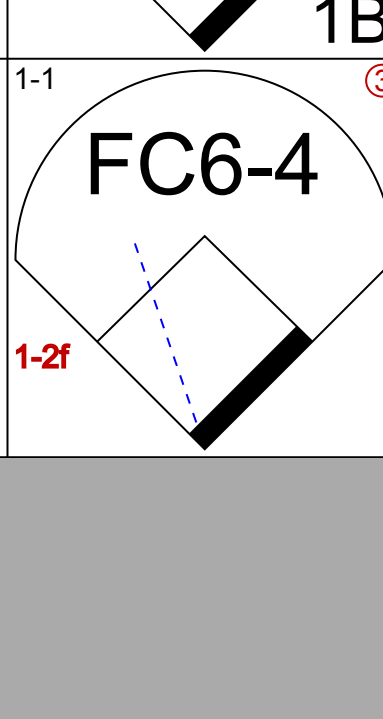
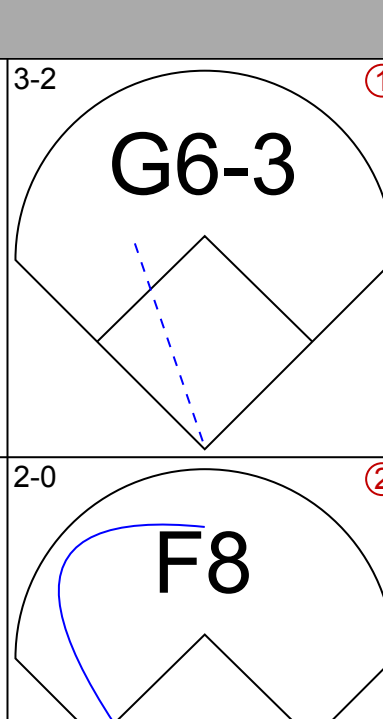
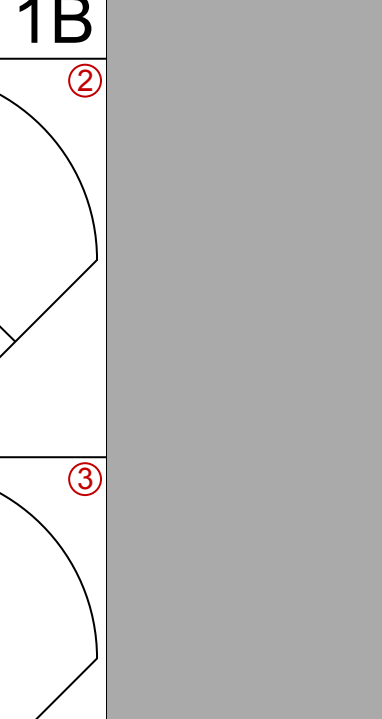
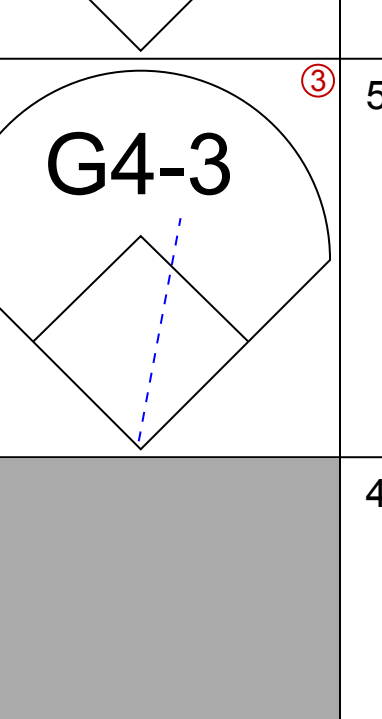
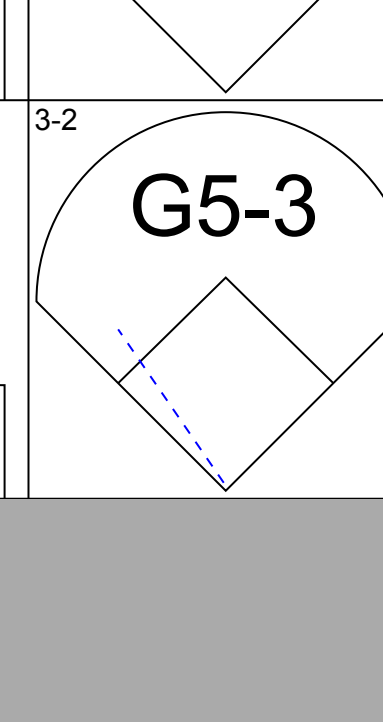
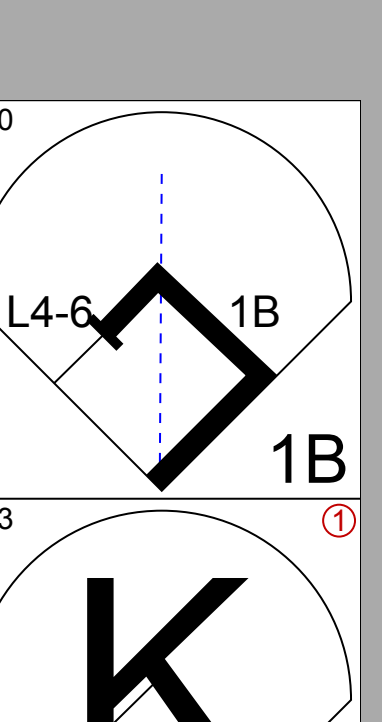
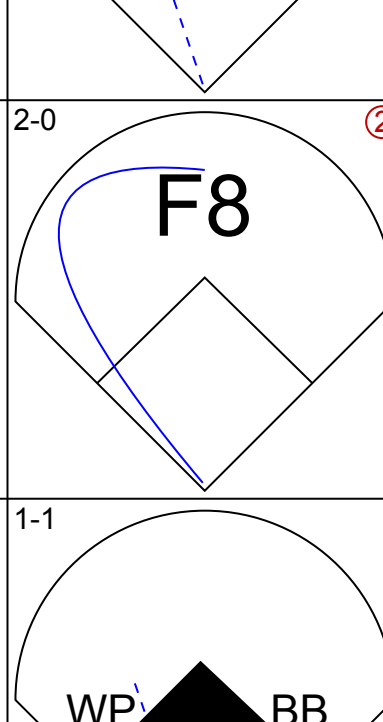
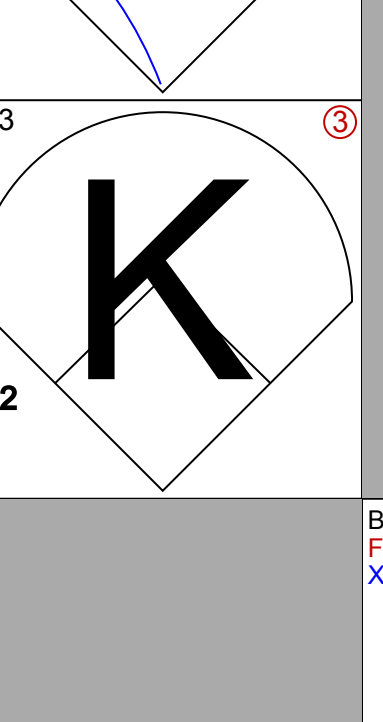
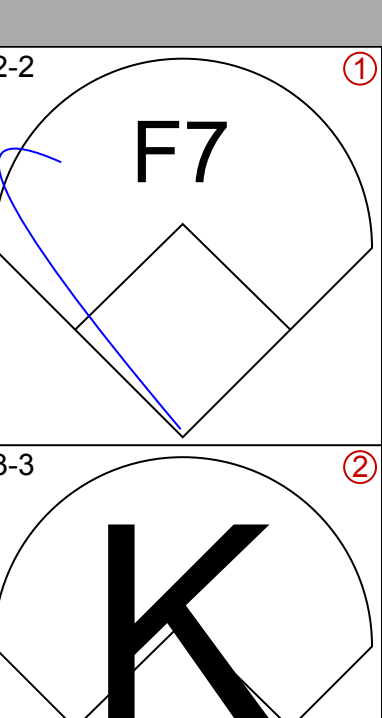
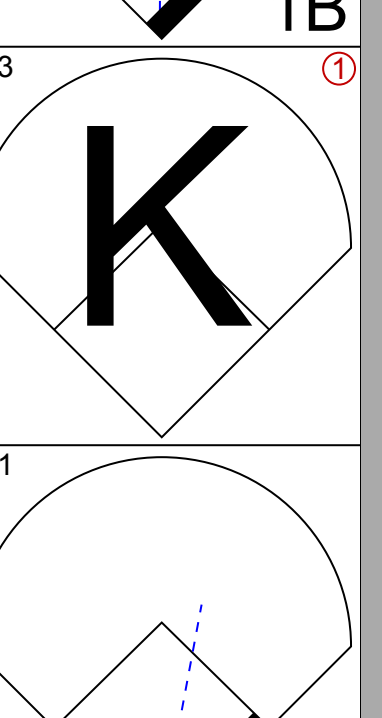
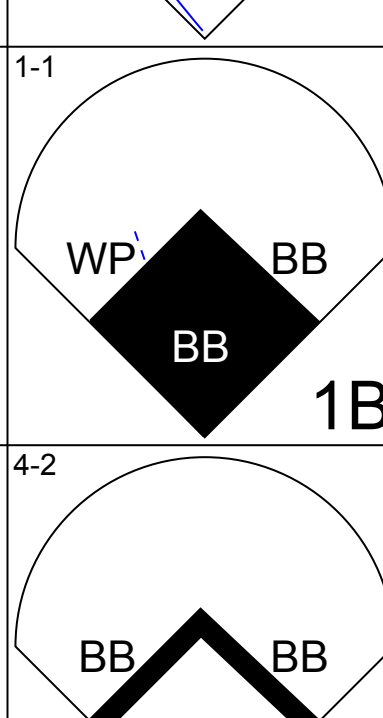
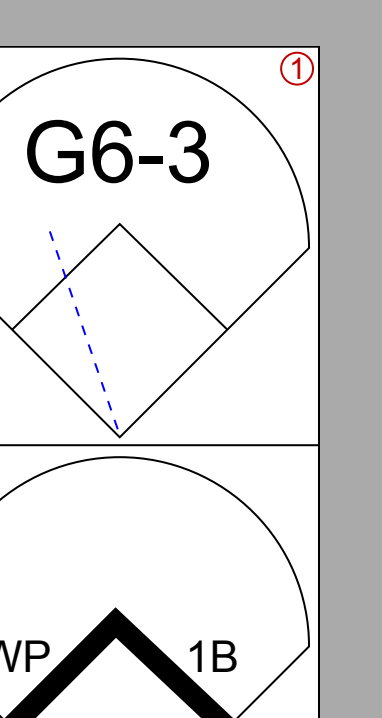
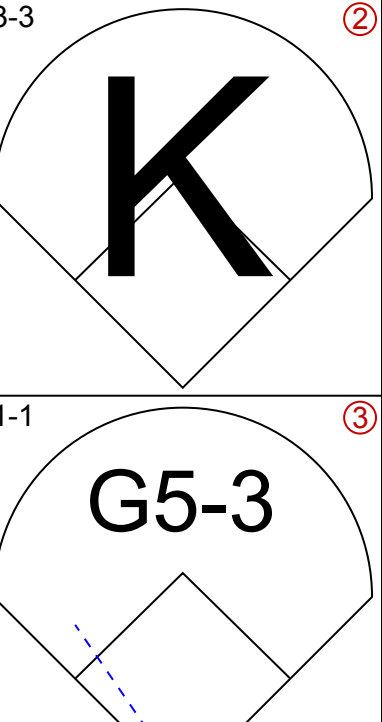
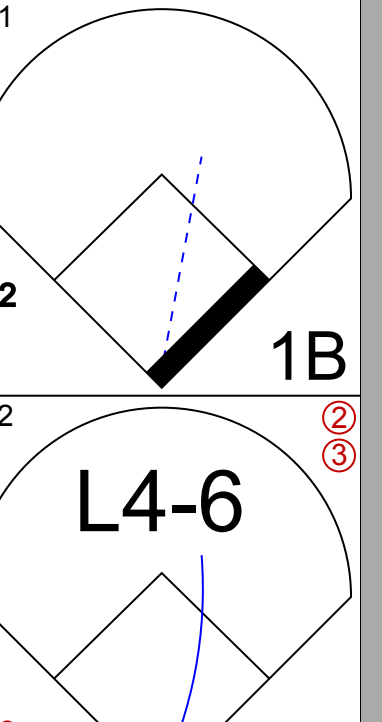
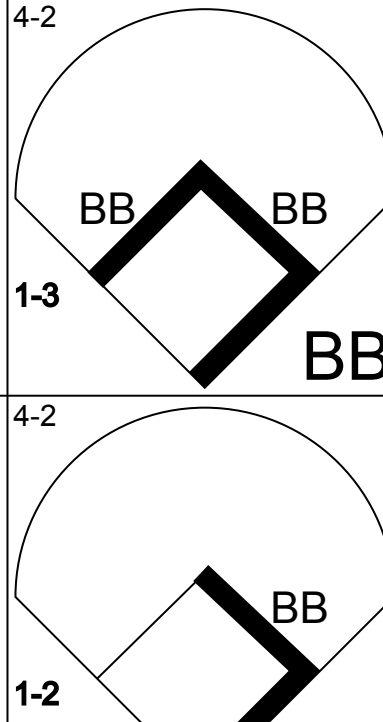
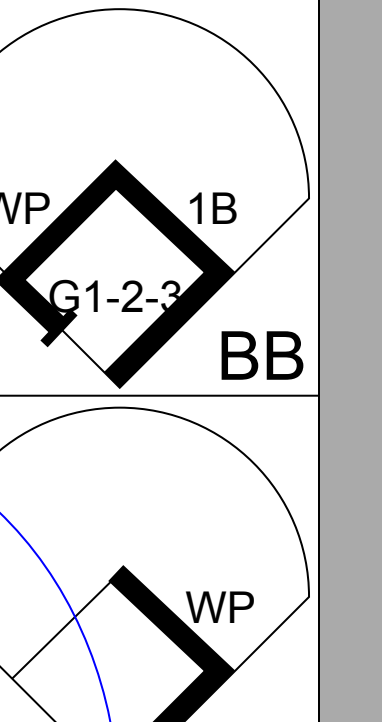
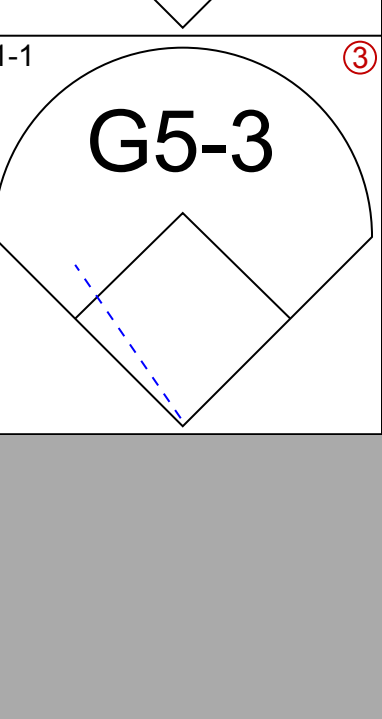
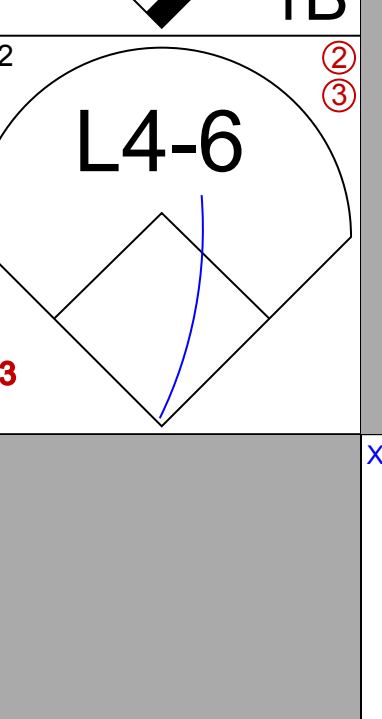
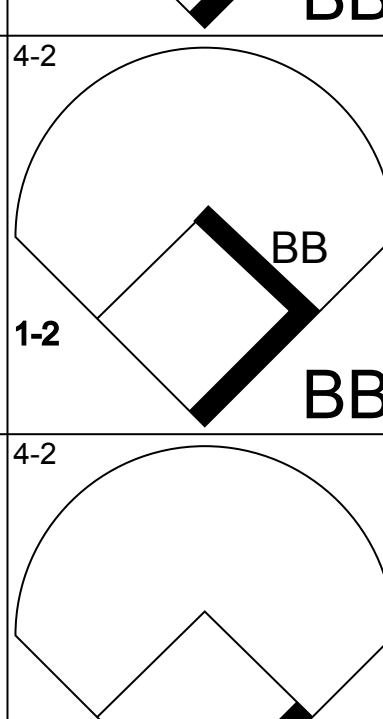
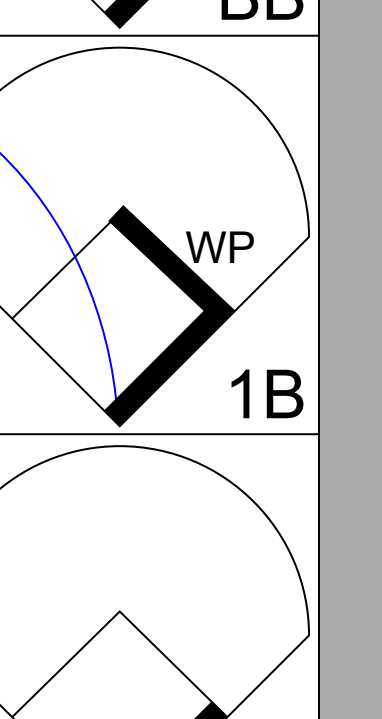
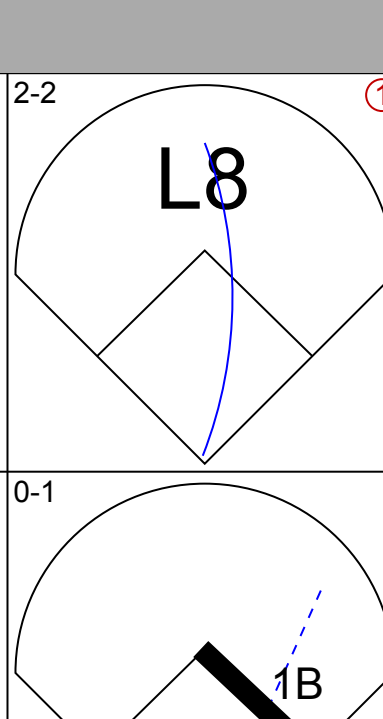
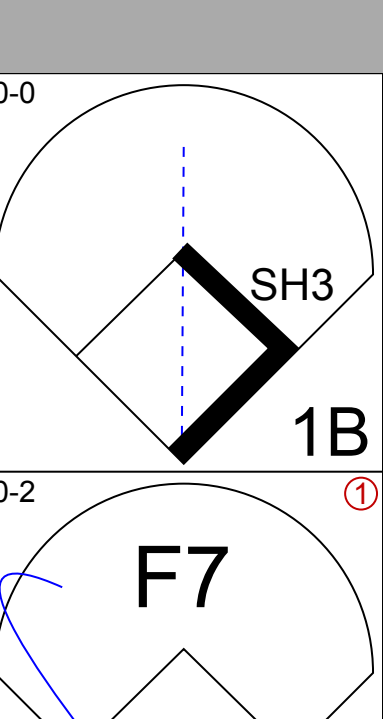
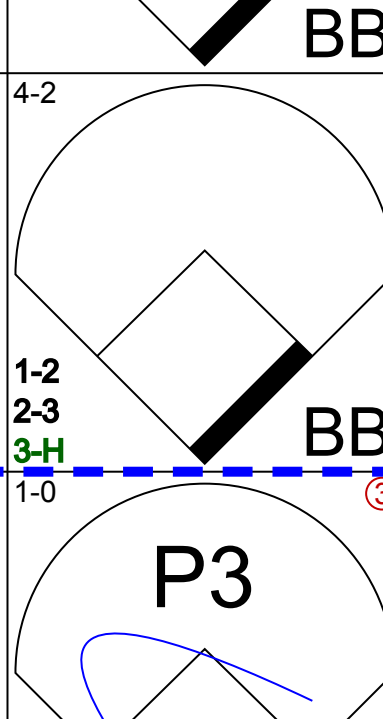
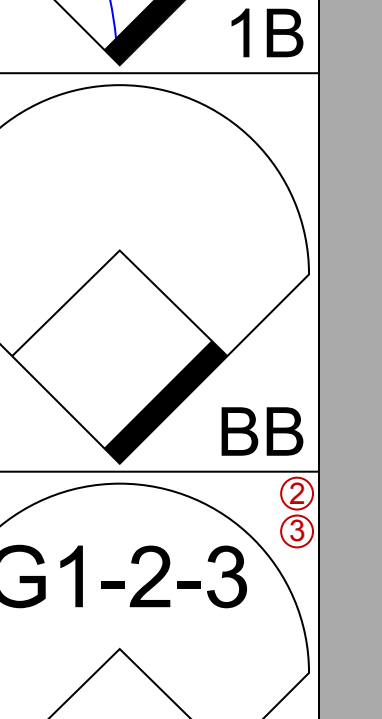
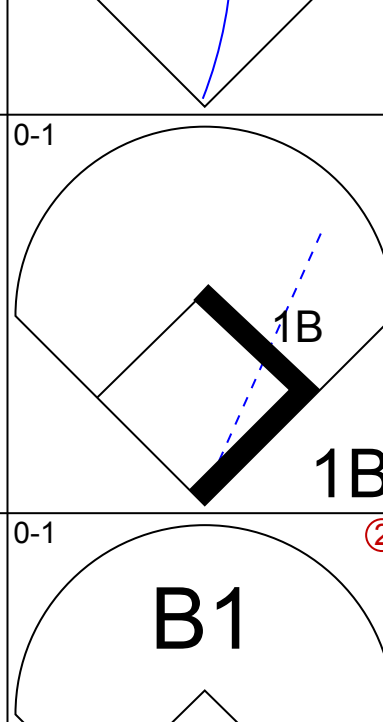
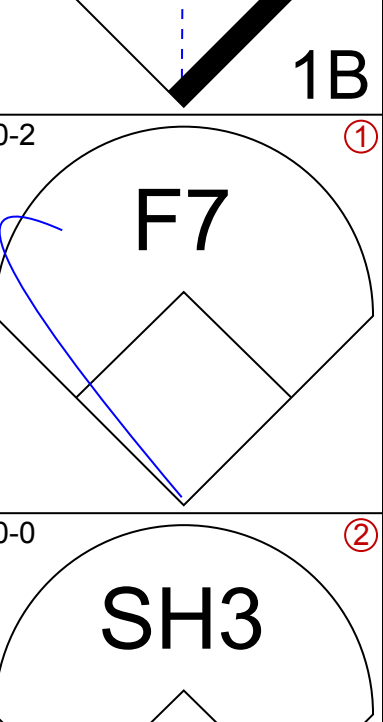
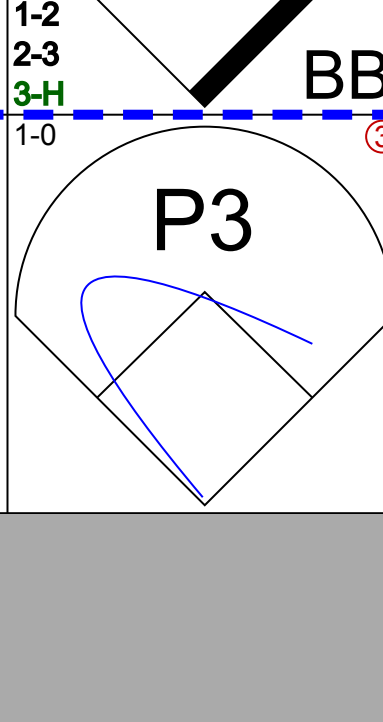
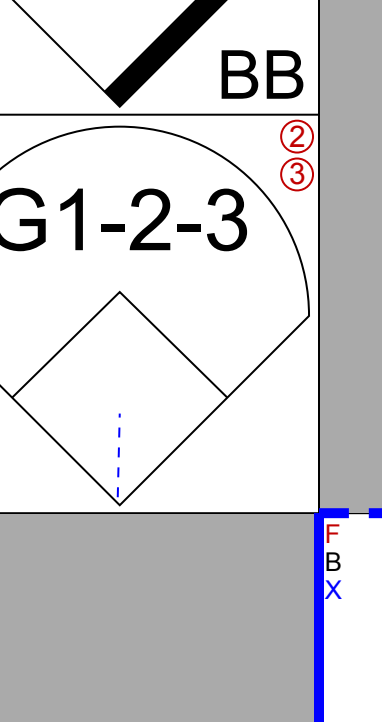
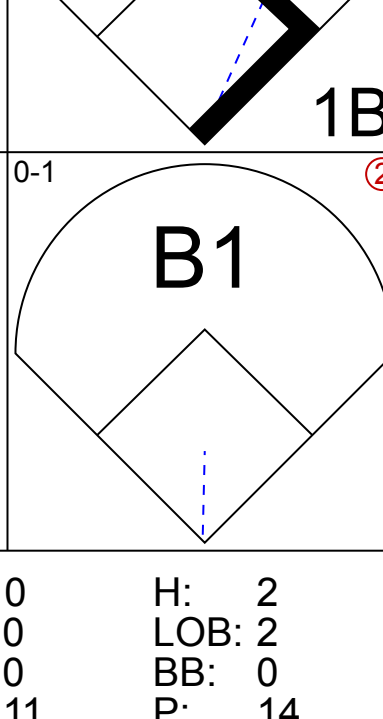
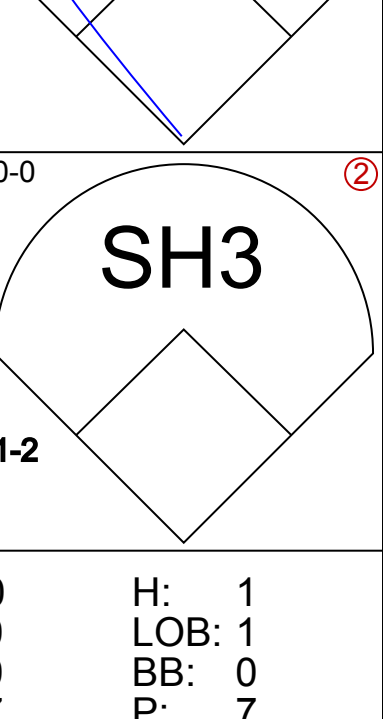
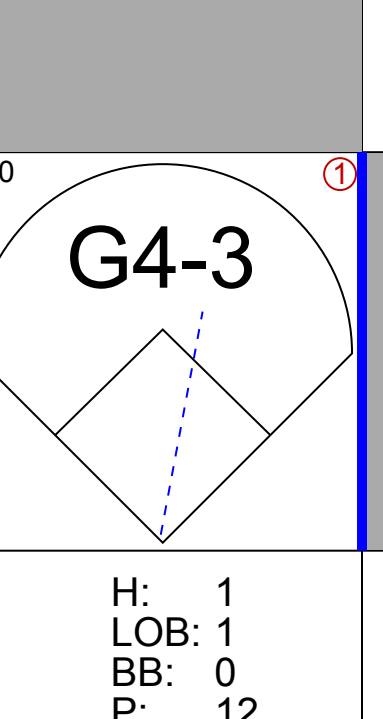
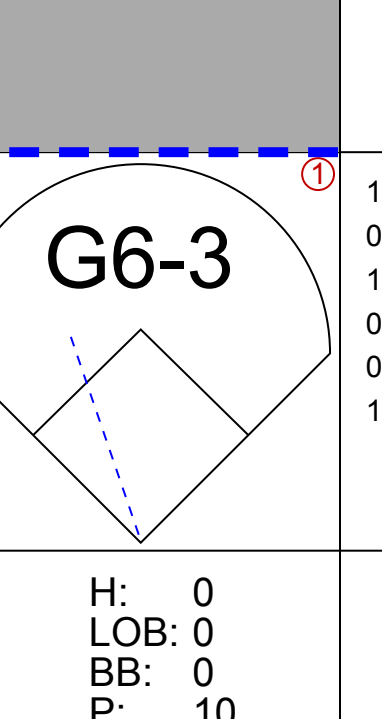


Batter	1	2	3	4	5	6	7	8	9	AB	R	H	RBI	BB	SO	LOB	BOTTOM					
Roberto Kelly, R (1.8) OBP: 0.373, SLG: 0.454	2-2 HR		1-1 G6-4-3 1B		1-0 G5-3			1-1 L8		4	1	2	1	0	0	0						
Jeff Blauser, R (1.6) OBP: 0.324, SLG: 0.369	1-2 HR		2-2 G6-4-3 1-2			1-0 F7		2-3 K		4	1	1	1	0	1	1						
Ryan Klesko, L (1.7) OBP: 0.367, SLG: 0.609 Tony Tarasco, L (7.7) OBP: 0.340, SLG: 0.500	0-1 G5-3		0-0 G4-3			0-0 F7		0-0 2B 1B		3	0	0	0	0	0	0						
Fred McGriff, L (1.3) OBP: 0.386, SLG: 0.594	4-0 BB			1-3 K				4-2 BB		2	0	1	0	2	1	0						
David Justice, L (1.9) OBP: 0.431, SLG: 0.529	0-0 F8			4-0 FC4-6 BB				2-1 L7		3	0	0	0	1	0	4						
Javy Lopez, R (1.2) OBP: 0.290, SLG: 0.438	3-2 F9			0-0 F9				1-1 P8		4	0	0	0	0	0	2						
Bill Pecota, R (1.5) OBP: 0.362, SLG: 0.339		1-0 G6-3		1-0 FC4-6 1-2				3-2 G3-1		4	0	0	0	0	0	1						
Mark Lemke, S (1.4) OBP: 0.355, SLG: 0.359		2-0 L9			0-0 G4-3			2-2 1B		4	0	1	0	0	0	0						
Greg Maddux, R (1.1) OBP: 0.211, SLG: 0.243		0-3 K			0-2 G4-3			1-0 L8		3	0	0	0	0	1	1						
Inning Stats	R: 2 E: 0 K: 0 S: 15	H: 2 LOB: 1 BB: 1 P: 25	R: 0 E: 0 K: 1 S: 5	H: 0 LOB: 0 BB: 0 P: 8	R: 0 E: 0 K: 1 S: 6	H: 1 LOB: 0 BB: 0 P: 9	R: 0 E: 0 K: 1 S: 5	H: 0 LOB: 1 BB: 1 P: 11	R: 0 E: 0 K: 0 S: 6	H: 0 LOB: 0 BB: 0 P: 6	R: 0 E: 0 K: 0 S: 6	H: 0 LOB: 1 BB: 1 P: 13	R: 0 E: 0 K: 0 S: 9	H: 1 LOB: 0 BB: 0 P: 16	R: 0 E: 0 K: 1 S: 9	H: 2 LOB: 2 BB: 0 P: 14	R: 0 E: 0 K: 0 S: 6	H: 0 LOB: 0 BB: 0 P: 12	1B: 3 2B: 1 3B: 0 HR: 2	SF: 0 SAC: 0 DP: 1 HBP: 0	WP: 0 PB: 0 CS: 0	PA: 35
PITCHER Pete Smith, R (1.1) ERA: 5.15 Mauro Gozzo, R (8.1) ERA: 4.47 John Franco, L (9.1) ERA: 2.59	IP: 7.0 WLS: W BF: 27	H: 4 R: 2 ER: 2 SO: 2	BB: 3 IBB: 0 HBP: 0 BLK: 0	WP: 0 HR: 2 S: 51 P: 88	ERA: 2.57 WHIP: 1.000											PITCHER	IP: 7.0 WLS: W BF: 27	H: 4 R: 2 ER: 2 SO: 2	BB: 3 IBB: 0 HBP: 0 BLK: 0	WP: 0 HR: 2 S: 51 P: 88	ERA: 2.57 WHIP: 1.000	

New York Mets @ Atlanta Braves
Atlanta-Fulton County Stadium, Atlanta, GA
Wed Jun 22 1994, 7:05 PM EDT
Att: 47,907 - Unknown - 85 F

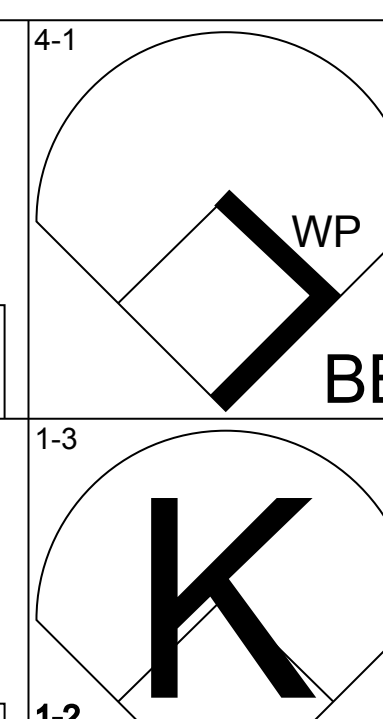
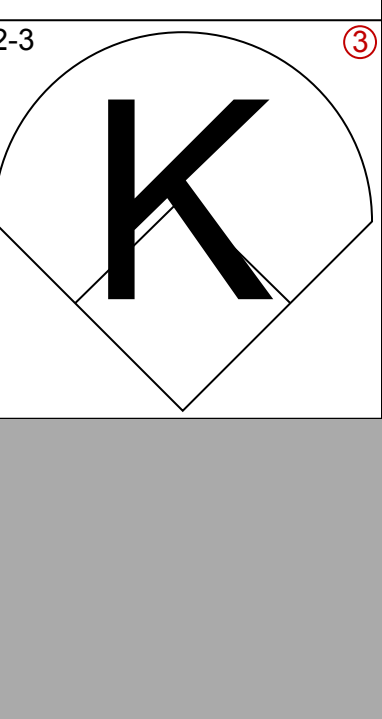
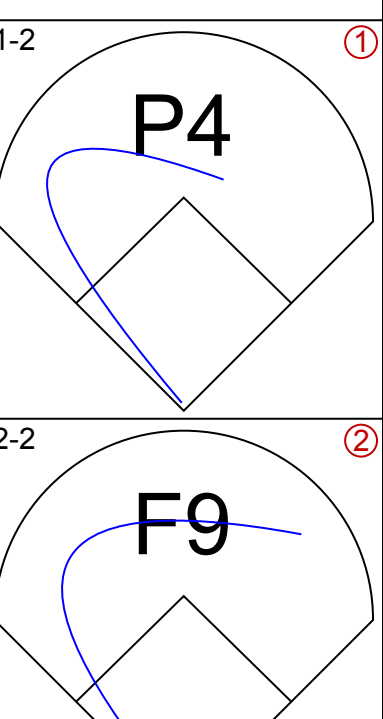
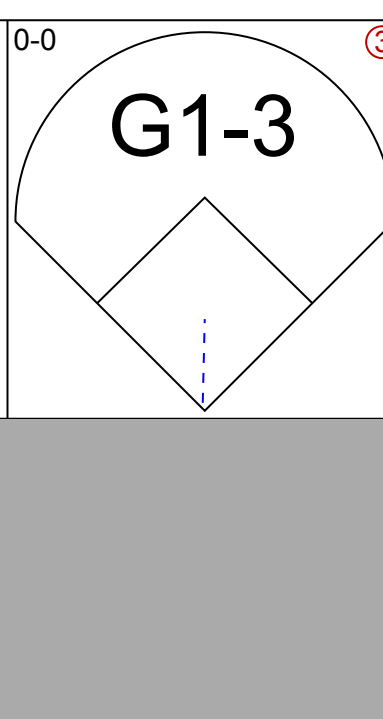
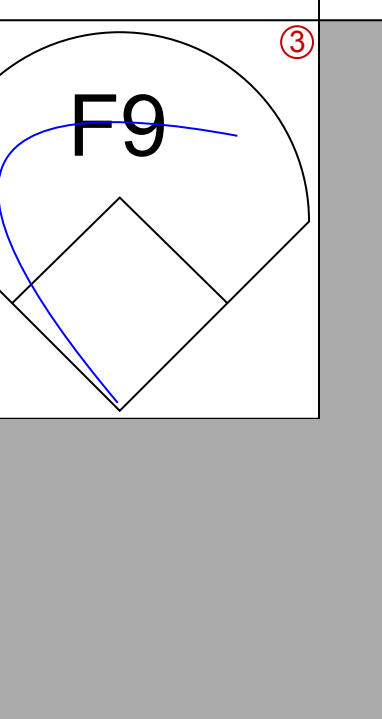
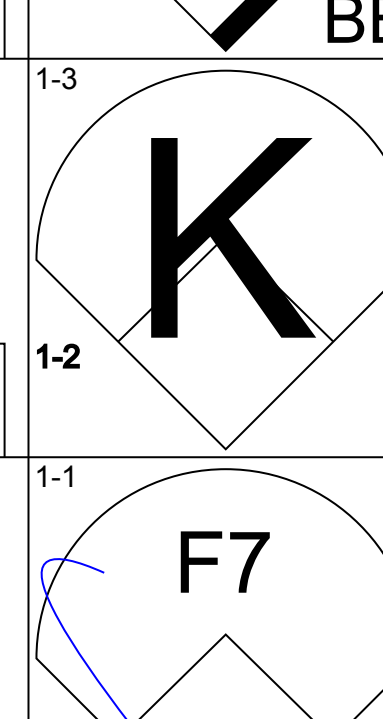
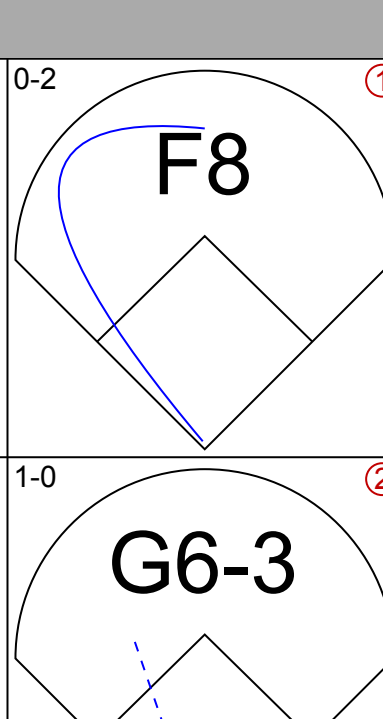
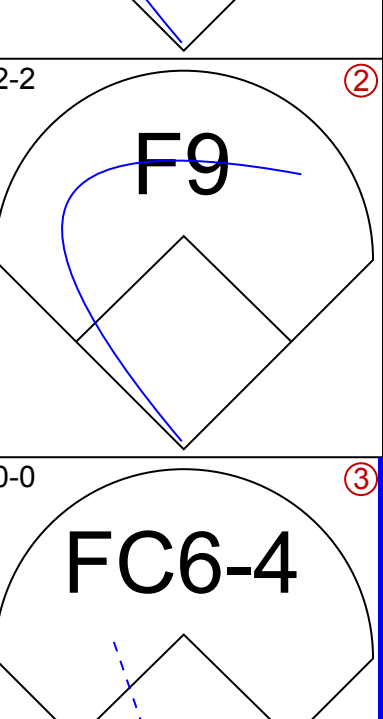
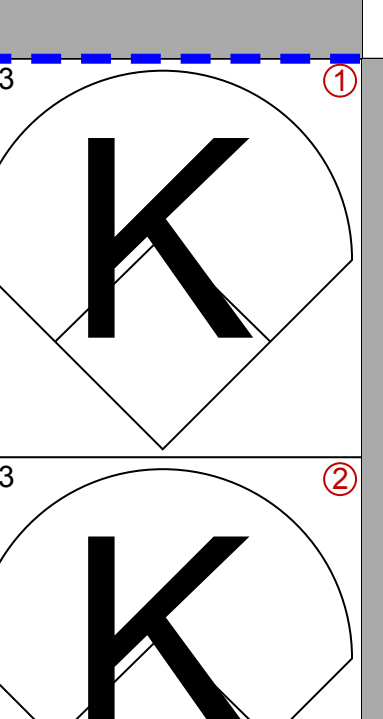
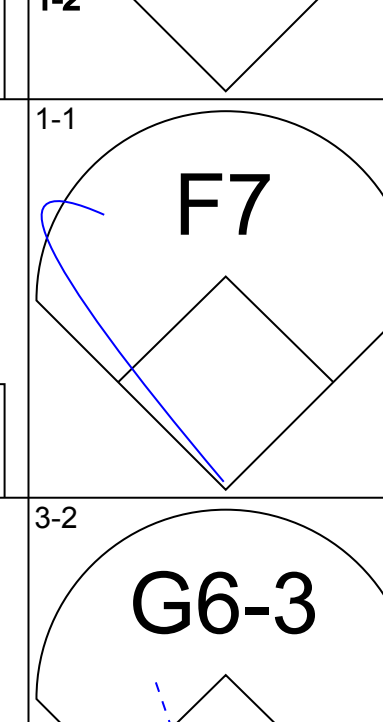
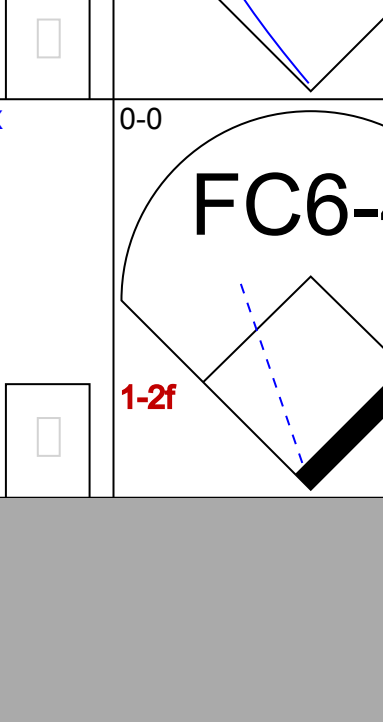
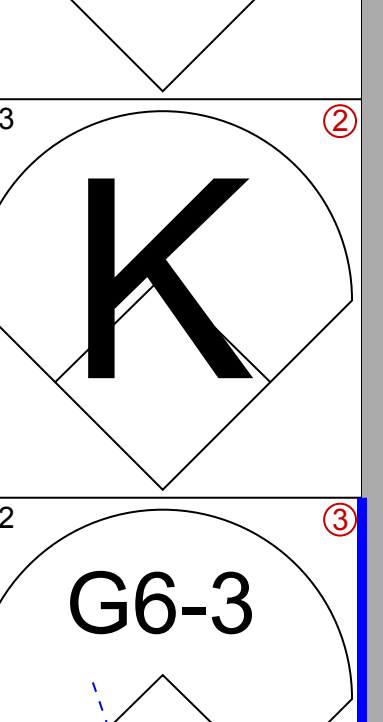
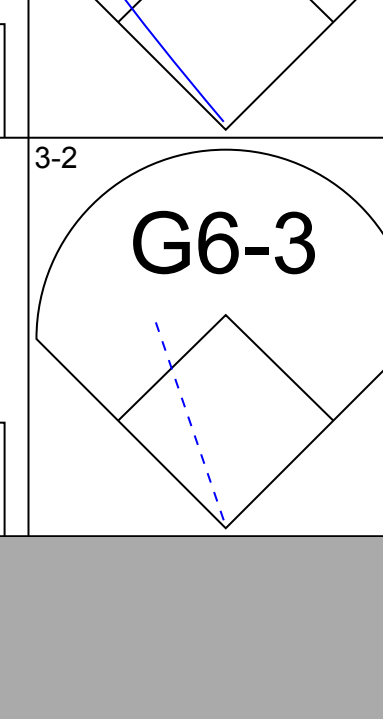
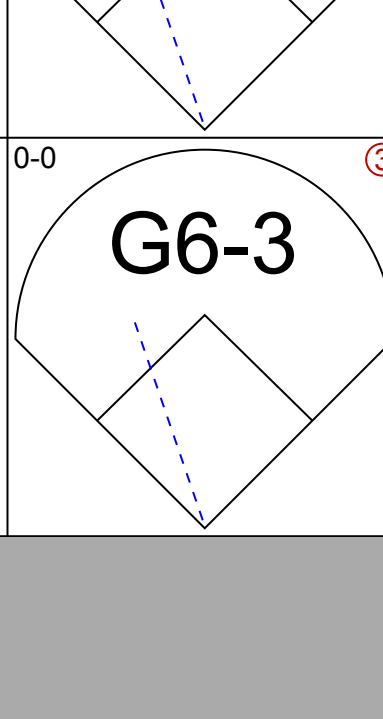
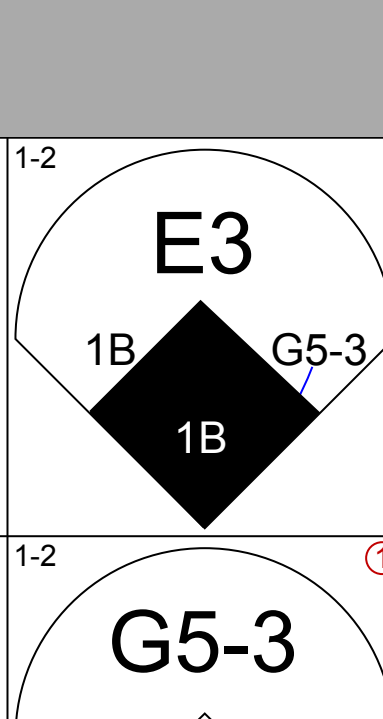
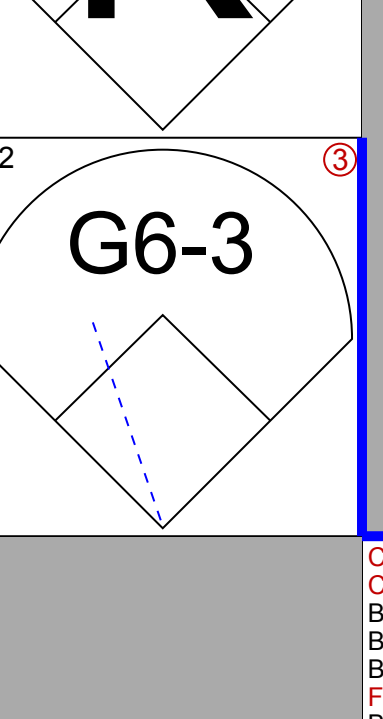
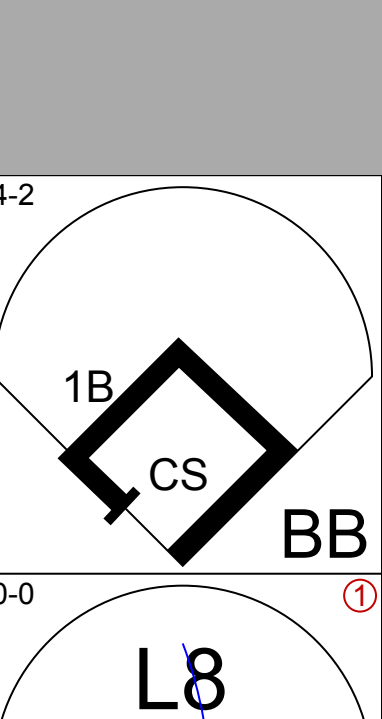
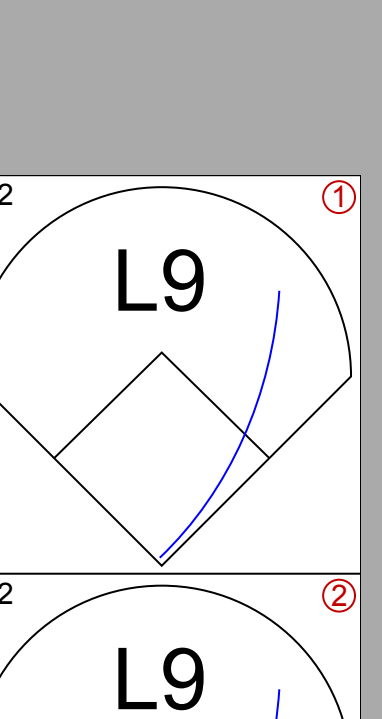
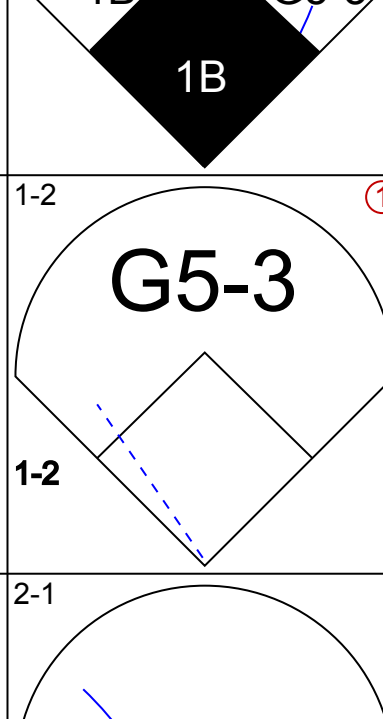
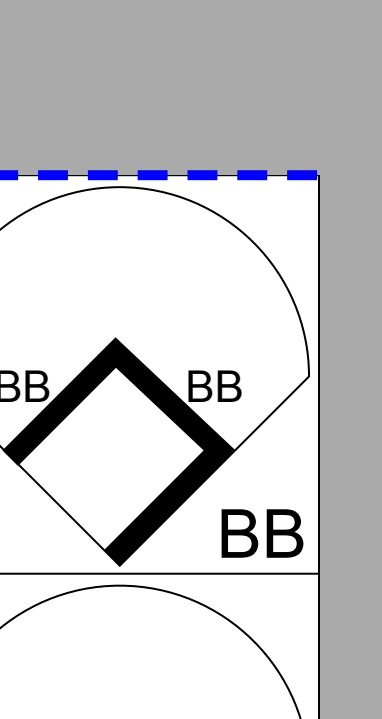
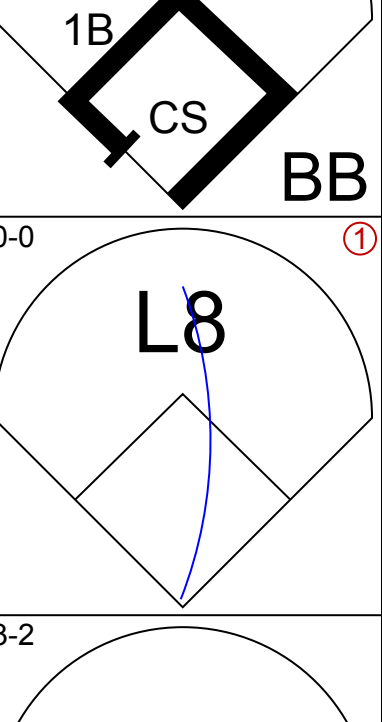
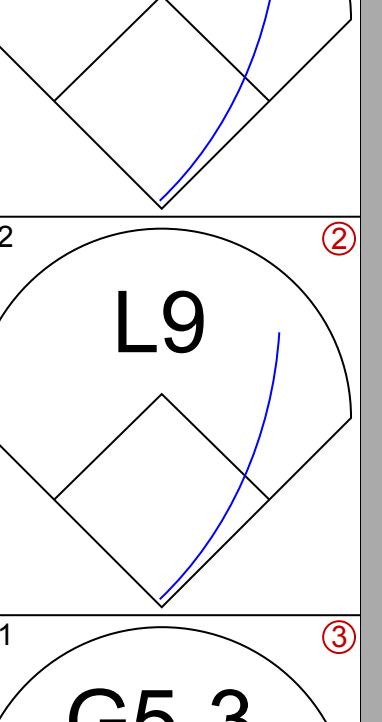
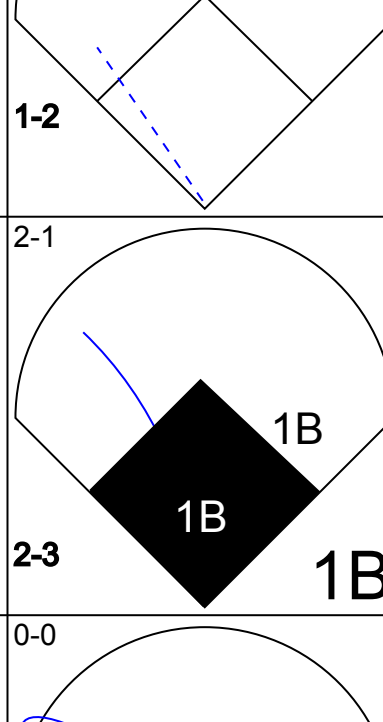
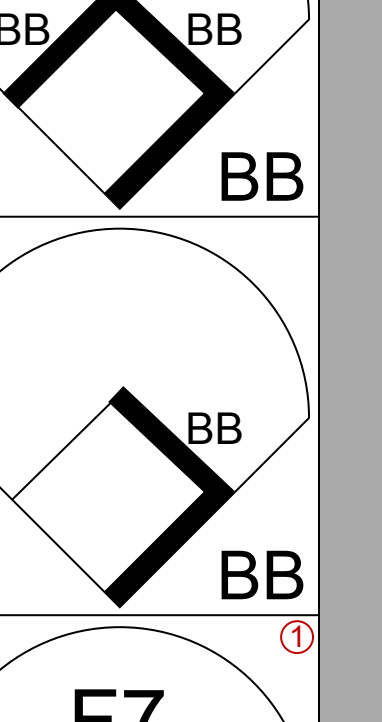
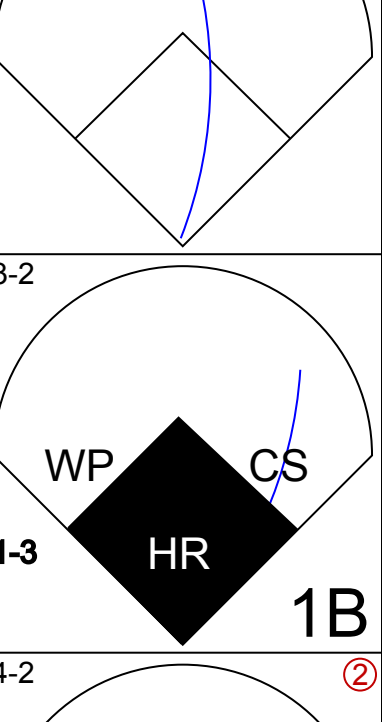
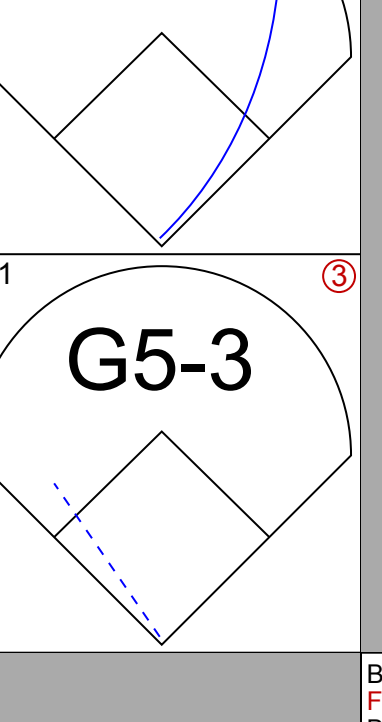
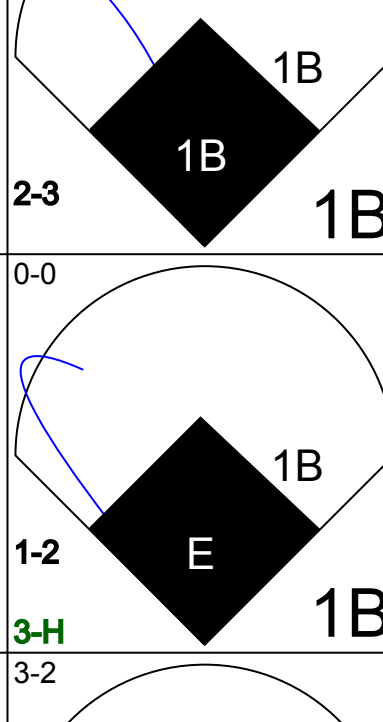
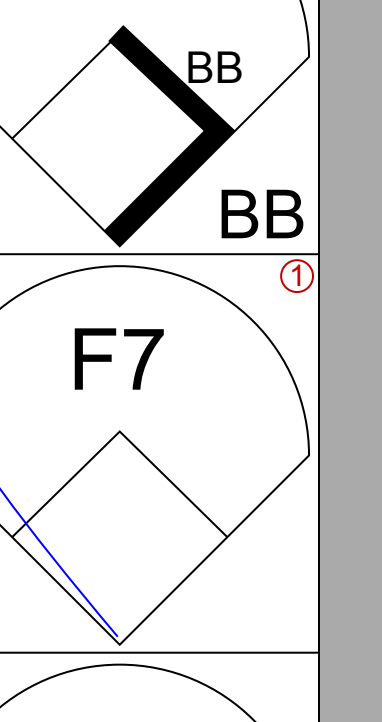
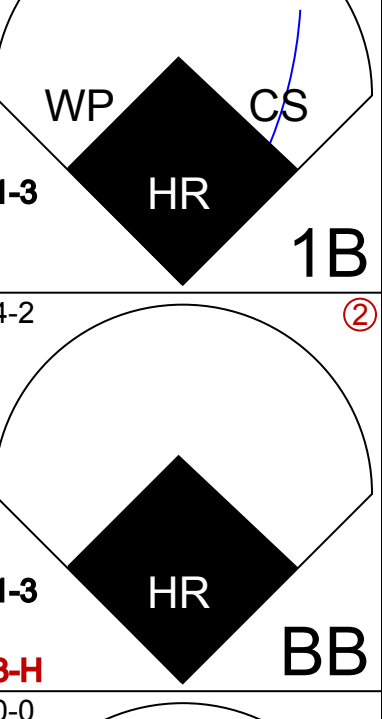
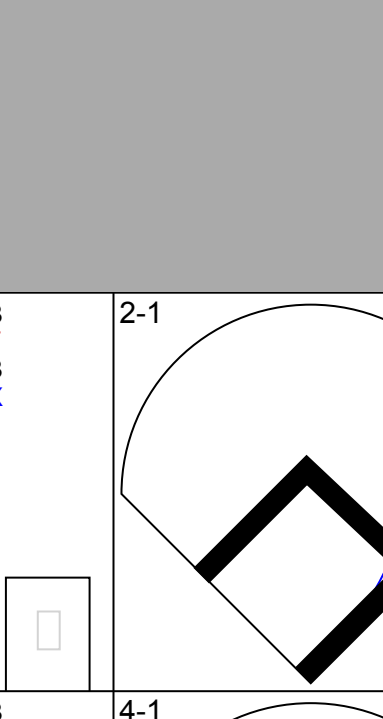
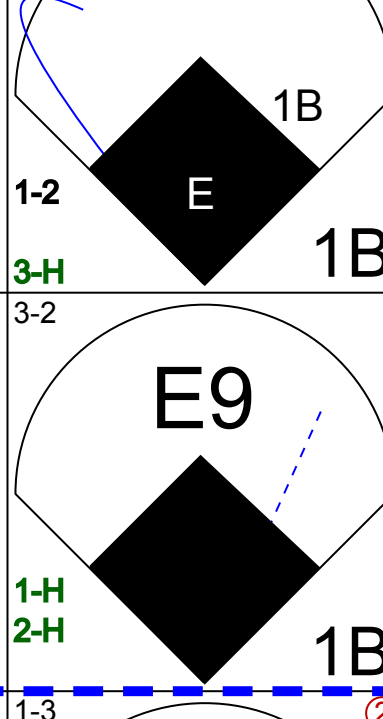
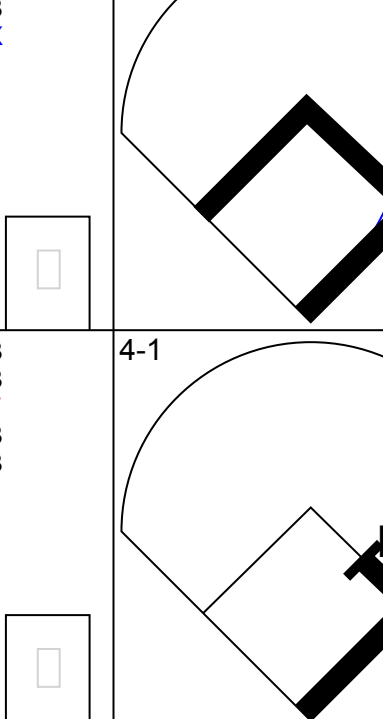
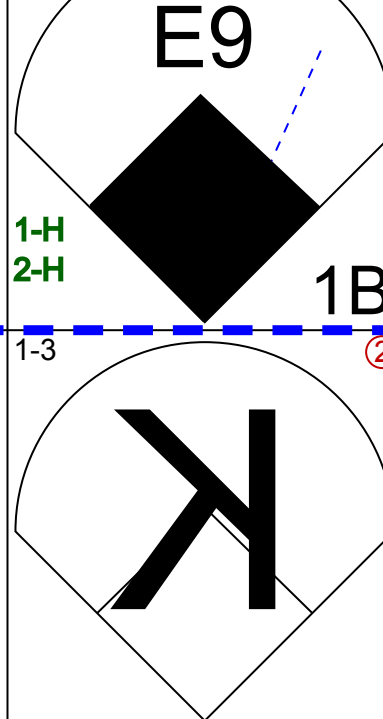
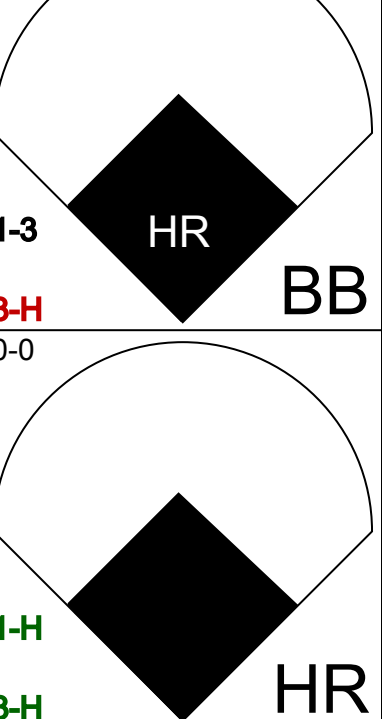
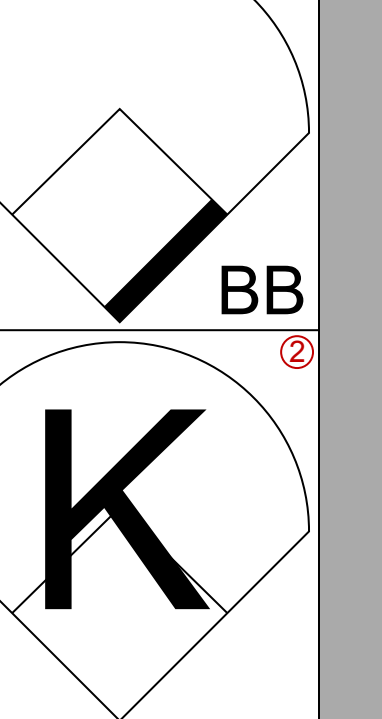
AB	32
R	2
H	6
RBI	2
BB	3
SO	3
LOB	9



Batter	1	2	3	4	5	6	7	8	9	AB	R	H	RBI	BB	SO	LOB	TOP																						
Roberto Kelly, R OBP: 0.370, SLG: 0.452										5	0	2	0	0	2	1	Atlanta Braves @ Philadelphia Phillies Veterans Stadium, Philadelphia, PA Sat Jun 25 1994, 7:05 PM EDT Att: 57,961 - Unknown																						
Jeff Blausler, R OBP: 0.327, SLG: 0.392										5	0	0	0	0	1	3																							
Ryan Klesko, L OBP: 0.365, SLG: 0.600										4	0	1	0	0	1	1																							
Fred McGriff, L OBP: 0.378, SLG: 0.578										4	1	1	0	0	1	1																							
David Justice, L OBP: 0.443, SLG: 0.538										2	0	1	0	2	1	0																							
Javy Lopez, R OBP: 0.294, SLG: 0.437										3	0	1	0	1	0	2																							
Mark Lemke, S OBP: 0.368, SLG: 0.380										2	0	1	1	2	0	0																							
Bill Pecota, R OBP: 0.338, SLG: 0.313										4	0	1	0	0	0	7																							
Kent Mercker, L OBP: 0.136, SLG: 0.048										1	0	0	0	0	0	1																							
Mark Wohlers, R OBP: 1.000, SLG: 1.000										0	0	0	0	0	0	0																							
Gregg Olson, R OBP: 0.333, SLG: 0.489										0	0	0	0	0	0	0																							
Mike Bielecki, R OBP: 0.127, SLG: 0.315										0	0	0	0	0	0	0																							
Inning Stats	R: 0 E: 0 K: 2 S: 9	H: 0 LOB: 0 BB: 0 P: 17	R: 0 E: 0 K: 1 S: 9	H: 0 LOB: 0 BB: 0 P: 15	R: 0 E: 0 K: 0 S: 11	H: 2 LOB: 2 BB: 0 P: 14	R: 0 E: 0 K: 1 S: 9	H: 2 LOB: 1 BB: 0 P: 17	R: 0 E: 0 K: 0 S: 7	H: 1 LOB: 1 BB: 0 P: 7	R: 1 E: 0 K: 0 S: 16	H: 1 LOB: 3 BB: 3 P: 35	R: 0 E: 0 K: 1 S: 7	H: 1 LOB: 2 BB: 2 P: 12	R: 0 E: 0 K: 1 S: 13	H: 0 LOB: 0 BB: 0 P: 25	R: 0 E: 0 K: 1 S: 8	H: 0 LOB: 0 BB: 0 P: 10	1B: 8 2B: 1 3B: 0 HR: 0	SF: 0 SAC: 1 DP: 2 HBP: 0	WP: 3 PA: 38 PB: 0 SB: 0 CS: 0																		
PITCHER	IP	WLS	BF	H	R	ER	SO	BB	IBB	HBP	BLK	WP	HR	S	P	ERA	WHIP	PITCHER				IP	WLS	BF	H	R	ER	SO	BB	IBB	HBP	BLK	WP	HR	S	P	ERA	WHIP	
Bobby Munoz, R ERA: 2.08	(1, 1)	5.2	W	25	6	1	1	4	3	0	0	0	1	0	60	103	1.59	1.588																					
Heathcliff Slocumb, R ERA: 2.9	(6, 1)	2.1		10	2	0	0	1	2	0	0	0	2	0	21	39	0.00	1.714																					
Doug Jones, R ERA: 1.75	(9, 1)	1.0		3	0	0	0	1	0	0	0	0	0	0	8	10	0.00	0.000																					

AB 32
R 1
H 8
RBI 1
BB 5
SO 6
LOB 16



Batter	1	2	3	4	5	6	7	8	9	AB	R	H	RBI	BB	SO	LOB	BOTTOM																						
Billy Hatcher, R OBP: 0.300, SLG: 0.364										4	0	0	0	1	1	5	Atlanta Braves @ Philadelphia Phillies Veterans Stadium, Philadelphia, PA Sat Jun 25 1994, 7:05 PM EDT Att: 57,961 - Unknown																						
Mariano Duncan, R OBP: 0.329, SLG: 0.429										4	0	0	0	0	2	3																							
Ricky Jordan, R OBP: 0.286, SLG: 0.466										3	0	0	0	0	0	3																							
Heathcliff Slocumb, R OBP: 0.333, SLG: 0.333										1	0	0	0	0	1	0																							
Doug Jones, R OBP: 1.000, SLG: 1.000										0	0	0	0	0	0	0																							
Pete Incaviglia, R OBP: 0.297, SLG: 0.493										4	1	0	0	0	0	1																							
Milt Thompson, L OBP: 0.329, SLG: 0.383										0	0	0	0	0	0	0																							
Todd Pratt, R OBP: 0.229, SLG: 0.161										2	0	0	0	2	0	1																							
Tom Marsh, R OBP: 0.313, SLG: 0.333										3	1	1	0	1	0	1																							
Kevin Stocker, S OBP: 0.376, SLG: 0.290										4	2	2	1	0	0	2																							
Mickey Morandini, L OBP: 0.398, SLG: 0.411										2	2	2	1	2	0	0																							
Bobby Munoz, R OBP: 0.400, SLG: 0.571										1	1	1	3	1	0	0																							
John Kruk, L OBP: 0.395, SLG: 0.428										2	0	0	0	0	2	3																							
Inning Stats	R: 0 E: 0 K: 1 S: 10	H: 0 LOB: 1 BB: 1 P: 19	R: 3 E: 0 K: 1 S: 19	H: 2 LOB: 2 BB: 2 P: 32	R: 0 E: 0 K: 0 S: 5	H: 0 LOB: 0 BB: 0 P: 6	R: 0 E: 0 K: 0 S: 9	H: 0 LOB: 0 BB: 0 P: 17	R: 0 E: 0 K: 0 S: 10	H: 1 LOB: 2 BB: 1 P: 19	R: 4 E: 2 K: 1 S: 18	H: 3 LOB: 0 BB: 0 P: 26	R: 0 E: 0 K: 2 S: 9	H: 0 LOB: 0 BB: 0 P: 11	R: 0 E: 0 K: 1 S: 14	H: 0 LOB: 3 BB: 3 P: 32	1B: 4 2B: 0 3B: 1 HR: 1	SF: 0 SAC: 0 DP: 0 HBP: 0	WP: 2 PA: 37 PB: 0 SB: 0 CS: 2																				
PITCHER	IP	WLS	BF	H	R	ER	SO	BB	IBB	HBP	BLK	WP	HR	S	P	ERA	WHIP	PITCHER				IP	WLS	BF	H	R	ER	SO	BB	IBB	HBP	BLK	WP	HR	S	P	ERA	WHIP	
Kent Mercker, L ERA: 4.12	(1, 1)	5.1	L	26	6	7	4	2	4	0	0	0	0	0	66	113	6.75	1.875																					
Mark Wohlers, R ERA: 3.89	(6, 1)	0.2		2	0	0	0	1	0	0	0	0	0	5	6	0.00	0.000																						
Gregg Olson, R ERA: 7.88	(7, 1)	1.0		3	0	0	0	2	0	0	0	0	0	9	11	0.00	0.000																						
Mike Bielecki, R ERA: 5.5	(8, 1)	1.0		6	0	0	0	1	3	0	0	0	0	14	32	0.00	3.000																						

AB 30
R 7
H 6
RBI 5
BB 7
SO 6
LOB 19



Batter	1	2	3	4	5	6	7	8	9	AB	R	H	RBI	BB	SO	LOB	TOP		
Roberto Kelly, R (1,8) OBP: 0.366, SLG: 0.446 Dave Gallagher, R (8,PH) OBP: 0.333, SLG: 0.333	1-1 G6-3		1-1 G6-3	3-3 K		2-3 K		1-0 2B		4	0	0	0	0	2	0	Atlanta Braves @ Philadelphia Phillies Veterans Stadium, Philadelphia, PA Sun Jun 26 1994, 3:33 AM EDT Att: 52,545 - Sunny - 88 F		
Jeff Blauer, R (1,6) OBP: 0.325, SLG: 0.392	1-2 1B 2B		1-0 G4-3	3-H	0-0 F9		0-0 G6-3	1-0 L8		5	1	1	0	0	0	1			
Tony Tarasco, L (1,9) OBP: 0.327, SLG: 0.474	1-1 F8		2-2 G3-1		3-2 2B 1B		2-1 G4-3		0-1 G4-3	5	0	1	0	0	0	1			
Fred McGriff, L (1,3) OBP: 0.385, SLG: 0.588	0-0 2H 1B			2-2 HR 2B	1-2 2B		0-0 F7		4-0 FC6-4 BB	4	1	3	1	1	0	0			
Ryan Klesko, L (1,7) OBP: 0.371, SLG: 0.633	0-0 G4-3			1-1 2H HR	4-0 IBB			3-2 HR	0-1 F9	4	2	2	3	1	0	2			
Javy Lopez, R (1,2) OBP: 0.292, SLG: 0.431		1-1 F9		1-2 2B 1B	2-3 K			0-1 G5-3	0-1 FC6-4 1-2	5	1	1	0	0	1	4			
Mark Lemke, S (1,4) OBP: 0.366, SLG: 0.382		3-2 F7		3-2 G4-3 1-H PB 2B	0-0 G1-3			0-0 G6-3		4	1	1	1	0	0	3			
Bill Pecota, R (1,5) OBP: 0.346, SLG: 0.304		4-1 BB		0-0 G4-3		3-2 F9		4-0 BLK HR BB		2	1	0	0	2	0	1			
Steve Avery, L (1,1) OBP: 0.091, SLG: 0.129 Mark Wohlers, R (6,1) OBP: 1.000, SLG: 1.000 Mike Stanton, L (7,1) OBP: 1.000, SLG: 1.000 David Justice, L (8,PH) OBP: 0.445, SLG: 0.555 Greg McMichael, R (8,1)		0-0 L9		1-0 L4		0-0 G3		0-0 1-H HR		3	0	0	0	0	0	2			
Inning Stats	R: 1 E: 0 K: 0 S: 9	H: 2 LOB: 1 BB: 0 P: 12	R: 0 E: 0 K: 0 S: 8	H: 0 LOB: 1 BB: 1 P: 16	R: 0 E: 0 K: 0 S: 6	H: 0 LOB: 0 BB: 0 P: 10	R: 4 E: 0 K: 1 S: 20	H: 4 LOB: 0 BB: 0 P: 31	R: 0 E: 0 K: 1 S: 11	H: 2 LOB: 3 BB: 1 P: 21	R: 0 E: 0 K: 0 S: 4	H: 0 LOB: 0 BB: 0 P: 6	R: 3 E: 0 K: 0 S: 9	H: 3 LOB: 1 BB: 1 P: 18	R: 0 E: 0 K: 0 S: 6	H: 0 LOB: 1 BB: 1 P: 10		1B: 3 2B: 5 3B: 0 HR: 3	SF: 0 SAC: 0 DP: 0 HBP: 0
PITCHER	IP	WLS	BF	H	R	ER	SO	BB	IBB	HBP	BLK	WP	HR	S	P	ERA	WHIP		
Mike Williams, R (1,1) ERA: 5.01	3.0		16	6	5	4	0	1	0	0	0	0	1	35	57	12.00	2.333		
Toby Borland, R (4,1) ERA: 1.04	3.0	W	12	2	0	0	3	0	1	0	0	0	0	28	47	0.00	0.667		
Paul Quantrill, R (7,1) ERA: 4.4	1.2		8	2	3	3	0	1	0	0	1	0	2	11	20	16.20	1.800		
Doug Jones, R (8,1) ERA: 1.69	1.1	S	6	1	0	0	0	1	0	0	0	0	0	8	14	0.00	1.500		

AB	38
R	8
H	11
RBI	7
BB	4
SO	3
LOB	14



Batter	1	2	3	4	5	6	7	8	9	AB	R	H	RBI	BB	SO	LOB	BOTTOM		
Billy Hatcher, R (1,8) OBP: 0.293, SLG: 0.355	2-2 F9	1-0 G4-3 1-2		2-1 G3		0-1 P4		0-1 G4-3		5	0	0	0	0	0	5	Atlanta Braves @ Philadelphia Phillies Veterans Stadium, Philadelphia, PA Sun Jun 26 1994, 3:33 AM EDT Att: 52,545 - Sunny - 88 F		
Mariano Duncan, R (1,5) OBP: 0.326, SLG: 0.425	1-0 L7		2-3 K		0-3 K	1-1 FC6-4		2-2 S 1B		5	0	1	0	0	2	2			
John Kruk, L (1,3) OBP: 0.389, SLG: 0.415	3-1 G4-3		4-1 HR BB		1-3 K		1-3 K	2-3 K		4	1	0	0	1	3	1			
Pete Incaviglia, R (1,7) OBP: 0.302, SLG: 0.490 Milt Thompson, L (8,7) OBP: 0.327, SLG: 0.380		0-0 BB 1B	1-1 HR HBP		3-2 F9		2-3 K	0-2 F7		3	2	1	0	0	1	0			
Darren Daulton, L (1,2) OBP: 0.387, SLG: 0.562		4-2 FC3-6 1B BB	1-2 HR		1-2 SH1-4 1B 1B		1-2 1B 1B			3	4	3	3	1	0	0			
Randy Ready, R (1,4) OBP: 0.750, SLG: 0.667		0-1 FC3-6 1B 2H	2-1 G4-3		4-2 SH1-4 1B BB		1-0 3B 1B			3	2	2	1	1	0	0			
Tom Marsh, R (1,9) OBP: 0.316, SLG: 0.444 Jim Eisenreich, L (9,9) OBP: 0.369, SLG: 0.388		1-2 FC3-6 1B BB	1-2 G5-3		0-0 SH1-4		1-2 3B			3	0	1	2	0	0	2			
Kevin Stocker, S (1,6) OBP: 0.385, SLG: 0.288		4-0 1B BB		1-0 F9		4-0 1B IBB		4-0 IBB		1	0	0	0	3	0	0			
Mike Williams, R (1,1) OBP: 0.167, SLG: 0.250 Toby Borland, R (4,1)		0-1 G4-3		0-1 P3		0-0 FC6-4 1B		1-2 G5-3		1	0	1	1	0	0	0			
Ricky Jordan, R (6,PH) OBP: 0.290, SLG: 0.469 Paul Quantrill, L (7,1) Doug Jones, R (8,1) OBP: 1.000, SLG: 1.000		1-2 G4-3 1B		1-3 2-H 3-H		1-3 2-H 3-H				1	0	0	0	0	0	2			
Inning Stats	R: 0 E: 0 K: 0 S: 6	H: 0 LOB: 0 BB: 0 P: 12	R: 2 E: 0 K: 0 S: 12	H: 3 LOB: 2 BB: 2 P: 22	R: 3 E: 0 K: 1 S: 13	H: 1 LOB: 0 BB: 1 P: 24	R: 0 E: 0 K: 0 S: 5	H: 0 LOB: 0 BB: 0 P: 8	R: 0 E: 0 K: 2 S: 9	H: 0 LOB: 0 BB: 0 P: 13	R: 2 E: 0 K: 2 S: 18	H: 3 LOB: 2 BB: 1 P: 29	R: 0 E: 0 K: 1 S: 14	H: 1 LOB: 1 BB: 0 P: 18	1B: 8 2B: 0 3B: 1 HR: 1	SF: 0 SAC: 1 DP: 1 HBP: 1	WP: 0 PA: 40 PB: 0 SB: 1 CS: 0		
PITCHER	IP	WLS	BF	H	R	ER	SO	BB	IBB	HBP	BLK	WP	HR	S	P	ERA	WHIP		
Steve Avery, L (1,1) ERA: 4.23	5.1	L	27	6	7	7	3	4	1	1	0	0	0	4	5	0.00	0.000		
Mark Wohlers, R (6,1) ERA: 3.82	0.2		2	0	0	0	0	0	0	0	0	0	0	4	5	0.00	0.000		
Mike Stanton, L (7,1) ERA: 3.44	1.0		7	3	2	2	2	0	1	0	0	0	0	18	29	18.00	3.000		
Greg McMichael, R (8,1) ERA: 2.98	1.0		4	1	0	0	1	0	0	0	0	0	0	14	18	0.00	1.000		


AB	32
R	9
H	10
RBI	9
BB	6
SO	6
LOB	13



Batter	1	2	3	4	5	6	7	8	9	AB	R	H	RBI	BB	SO	LOB	TOP										
Dave Gallagher, R (1, 7) OBP: 0.327, SLG: 0.326 Tony Tarasco, L (4, FH) OBP: 0.324, SLG: 0.465	K	F9		K			1B		K	2	0	0	0	0	1	1	2 0 0 0 0 1 1 3 1 1 0 0 2 0										
Jeff Blauer, R (1, 6) OBP: 0.326, SLG: 0.389	G6-3		1B		F9		1B		G5-3	3	5	1	2	1	0	0	5 1 2 1 0 0 0										
Roberto Kelly, R (1, 8) OBP: 0.372, SLG: 0.450	2B		1B		G6-3					2	3	2	2	0	1	0	3 2 2 0 1 0 0										
Fred McGriff, L (1, 3) OBP: 0.388, SLG: 0.584	2B		1B		G3				G5-3	1	3	2	1	1	1	0	3 2 1 1 1 0 1										
David Justice, L (1, 9) OBP: 0.443, SLG: 0.548	2B		1B		G6-3				FC6-4	2	3	0	1	2	1	0	3 0 1 2 1 0 1										
Charlie O'Brien, R (1, 2) OBP: 0.300, SLG: 0.482	G1-3		1B		L8				K	2	3	0	0	1	0	1	3 0 0 1 0 1 3										
Mark Lemke, S (1, 4) OBP: 0.366, SLG: 0.383		2B	K		G4-3				FC6-4	3	4	0	1	0	0	1	4 0 1 0 0 1 2										
Bill Pecota, R (1, 5) OBP: 0.341, SLG: 0.303	G5-3				L5				K	1	4	0	1	0	0	1	4 0 1 0 0 1 1										
Tom Glavine, L (1, 1) OBP: 0.250, SLG: 0.237 Mike Stanton, L (8, 1) OBP: 1.000, SLG: 1.000 Greg McMichael, R (8, 1) Ryan Klesko, L (9, FH) OBP: 0.372, SLG: 0.649 Steve Bedrosian, R (9, 1)	G6-3				G4-3				HR	1	2	0	0	0	0	0	2 0 0 0 0 0 0 1 0 0 0 0 0 0 0 0 0 0 0 0 0 0 0 0 1 1 1 1 1 0 0 0 0 0 0 0 0 0 0 0										
Inning Stats	R: 2 E: 0 K: 1 S: 16	H: 2 LOB: 1 BB: 1 P: 25	R: 0 E: 0 K: 0 S: 9	H: 1 LOB: 1 BB: 0 P: 16	R: 3 E: 0 K: 1 S: 16	H: 2 LOB: 1 BB: 1 P: 29	R: 0 E: 0 K: 1 S: 9	H: 0 LOB: 0 BB: 0 P: 12	R: 0 E: 0 K: 0 S: 7	H: 0 LOB: 0 BB: 0 P: 9	R: 0 E: 0 K: 0 S: 7	H: 0 LOB: 0 BB: 0 P: 11	R: 1 E: 0 K: 0 S: 8	H: 3 LOB: 1 BB: 0 P: 11	R: 0 E: 0 K: 1 S: 12	H: 1 LOB: 2 BB: 1 P: 20	R: 1 E: 0 K: 2 S: 12	H: 1 LOB: 0 BB: 0 P: 13	1B: 5 2B: 4 3B: 0 HR: 1	SF: 1 SAC: 1 DP: 0 HBP: 0	WP: 1 PB: 0 SB: 0 CS: 0	PA: 38					
PITCHER	IP	WLS	BF	H	R	ER	SO	BB	IBB	HBP	BLK	WP	HR	S	P	ERA	WHIP										
Kirk Rueter, L (1, 1) ERA: 6.04 Gil Heredia, R (3, 1) ERA: 3.52 Tim Scott, R (7, 1) ERA: 3.23 Mel Rojas, R (9, 1) ERA: 3.07	2.1		14	5	5	5	1	2	0	0	0	1	0	37	63	19.29	3.000										

Atlanta Braves @ Montreal Expos
Olympic Stadium, Montreal, QB
Tue Jun 28 1994, 7:05 PM EDT
Att: 40,623 - Dome

AB 33
R 7
H 10
RBI 6
BB 3
SO 6
LOB 10



Batter	1	2	3	4	5	6	7	8	9	AB	R	H	RBI	BB	SO	LOB	BOTTOM										
Marquis Grissom, R (1, 8) OBP: 0.357, SLG: 0.433	G6-3		K				E6	G6-4-3		5	0	1	0	0	1	3	5 0 1 0 0 1 3										
Rondell White, R (1, 7) OBP: 0.323, SLG: 0.345	G4-3		1B		FC4-2		L9		1B	5	2	3	0	0	0	4	5 2 3 0 0 0 4										
Moises Alou, R (1, 9) OBP: 0.415, SLG: 0.581	G4-3		K		K		P3		1B	4	1	0	0	1	2	6	4 1 0 0 1 2 6										
Larry Walker, L (1, 3) OBP: 0.384, SLG: 0.563	1B		K				G3-1		1B	5	1	4	2	0	1	1	5 1 4 2 0 1 1										
Wil Cordero, R (1, 6) OBP: 0.377, SLG: 0.496		2B			G6-3		G3-1		1B	5	2	3	3	0	0	1	5 2 3 3 0 0 1										
Lenny Webster, R (1, 2) OBP: 0.374, SLG: 0.451		G1-3			G5-3		G1-3		1B	4	1	1	0	0	0	1	4 1 1 0 0 0 1										
Sean Berry, R (1, 5) OBP: 0.332, SLG: 0.402 Tim Scott, R (7, 1) Darrin Fletcher, L (8, FH) OBP: 0.351, SLG: 0.462 Tim Spehr, R (8, PR) OBP: 0.300, SLG: 0.370 Mel Rojas, R (9, 1) OBP: 0.167, SLG: 0.167 Mike Lansing, R (1, 4) OBP: 0.310, SLG: 0.343	G1-3				L8		G4-3		2B	3	0	0	1	0	0	2	3 0 0 1 0 0 2 0 0 0 0 0 0 0 0 1 0 1 0 0 0 0 0 0 1 0 0 0 0 0 0 0 0 0 0 0 0 0 0										
Kirk Rueter, L (1, 1) OBP: 0.200, SLG: 0.111 Gil Heredia, R (3, 1) OBP: 0.500, SLG: 0.500 Freddie Benavides, R (7, 4) OBP: 0.280, SLG: 0.329 Lou Frazier, S (8, FH) OBP: 0.433, SLG: 0.377	SH1-3				P7		L9		2B	3	0	2	2	0	0	0	3 0 2 2 0 0 0										
	G4-3				FC4-2		K		G6-4-3	1	1	0	0	0	0	0	1 0 0 0 0 0 0 0 1 0 1 0 0 0 0 0 1 0 0 0 0 1 1 1 0 0 0 0 0 1 0 0										
Inning Stats	R: 1 E: 0 K: 0 S: 7	H: 2 LOB: 1 BB: 0 P: 11	R: 2 E: 0 K: 0 S: 11	H: 2 LOB: 0 BB: 0 P: 15	R: 0 E: 0 K: 3 S: 11	H: 1 LOB: 1 BB: 0 P: 16	R: 0 E: 0 K: 0 S: 6	H: 0 LOB: 0 BB: 0 P: 10	R: 0 E: 0 K: 1 S: 9	H: 2 LOB: 2 BB: 0 P: 13	R: 0 E: 0 K: 0 S: 7	H: 1 LOB: 1 BB: 0 P: 11	R: 0 E: 1 K: 1 S: 16	H: 1 LOB: 2 BB: 0 P: 21	R: 3 E: 0 K: 0 S: 14	H: 4 LOB: 1 BB: 1 P: 26	R: 2 E: 0 K: 0 S: 10	H: 3 LOB: 2 BB: 1 P: 21	1B: 9 2B: 6 3B: 0 HR: 1	SF: 0 SAC: 1 DP: 1 HBP: 0	WP: 0 PB: 0 SB: 1 CS: 0	PA: 41					
PITCHER	IP	WLS	BF	H	R	ER	SO	BB	IBB	HBP	BLK	WP	HR	S	P	ERA	WHIP										
Tom Glavine, L (1, 1) ERA: 4.02 Mike Stanton, L (8, 1) ERA: 3.57 Greg McMichael, R (8, 1) ERA: 3.12 Steve Bedrosian, R (9, 1) ERA: 3.9	7.0		30	9	3	3	5	0	0	0	0	0	1	4	6	3.86	1.286										

Atlanta Braves @ Montreal Expos
Olympic Stadium, Montreal, QB
Tue Jun 28 1994, 7:05 PM EDT
Att: 40,623 - Dome

AB 38
R 8
H 16
RBI 8
BB 2
SO 5
LOB 19



Batter	1	2	3	4	5	6	7	8	9	AB	R	H	RBI	BB	SO	LOB	TOP					
Dave Gallagher, R (1.7) OBP: 0.327, SLG: 0.326 Tony Tarasco, L (6, FH) OBP: 0.318, SLG: 0.455 (6.7)	K		L4			G3			P5	3	0	1	0	0	1	0						
Jeff Blauer, R (1.6) OBP: 0.386, SLG: 0.383	G4-3		K						P9	4	1	0	0	0	2	1						
Roberto Kelly, R (1.8) OBP: 0.366, SLG: 0.443	G6-3		E3						G5-3	5	0	0	0	0	1	2						
Fred McGriff, L (1.3) OBP: 0.386, SLG: 0.580		E6	CS		G3-1					4	1	1	0	0	0	1						
David Justice, L (1.9) OBP: 0.444, SLG: 0.550										3	1	1	2	1	2	1						
Charlie O'Brien, R (1.2) OBP: 0.309, SLG: 0.494										4	1	2	0	0	1	1						
Mark Lemke, S (1.4) OBP: 0.368, SLG: 0.383										3	1	1	0	1	1	2						
Bill Pecota, R (1.5) OBP: 0.346, SLG: 0.338										4	0	2	3	0	0	2						
29 John Smoltz, R (1.1) OBP: 0.258, SLG: 0.345 Greg McMichael, R (9.1)										4	1	1	1	0	2	3						
										0	0	0	0	0	0	0						
Inning Stats	R: 0 E: 0 K: 1 S: 8	H: 0 LOB: 0 BB: 0 P: 10	R: 0 E: 1 K: 2 S: 11	H: 0 LOB: 2 BB: 1 P: 18	R: 1 E: 1 K: 1 S: 10	H: 1 LOB: 0 BB: 0 P: 12	R: 1 E: 0 K: 2 S: 15	H: 2 LOB: 2 BB: 1 P: 24	R: 0 E: 0 K: 1 S: 17	H: 1 LOB: 1 BB: 0 P: 23	R: 2 E: 0 K: 1 S: 11	H: 3 LOB: 1 BB: 0 P: 17	R: 2 E: 0 K: 0 S: 13	H: 2 LOB: 0 BB: 0 P: 19	R: 0 E: 0 K: 1 S: 6	H: 0 LOB: 0 BB: 0 P: 7	R: 0 E: 0 K: 0 S: 8	H: 0 LOB: 0 BB: 0 P: 8	1B: 4 2B: 4 3B: 0 HR: 1	SF: 0 SAC: 0 DP: 0 HBP: 1	WP: 0 PB: 0 SB: 1 CS: 1	PA: 40
PITCHER	IP	WLS	BF	H	R	ER	SO	BB	IBB	HBP	BLK	WP	HR	S	P	ERA	WHIP					
Butch Henry, L (1.1) ERA: 2.53	5.1	L	25	6	4	4	9	2	0	0	0	0	1	67	94	6.75	1.500					
Jeff Shaw, R (6.1) ERA: 3.88	1.2		8	3	2	2	0	0	0	1	0	0	0	18	29	10.80	1.800					
Tim Scott, R (8.1) ERA: 3.03	2.0		6	0	0	0	1	0	0	0	0	0	0	14	15	0.00	0.000					

Atlanta Braves @ Montreal Expos
Olympic Stadium, Montreal, QB
Wed Jun 29 1994, 3:33 AM EDT
Att: 45,960 - Dome

AB	36
R	6
H	9
RBI	6
BB	2
SO	10
LOB	14

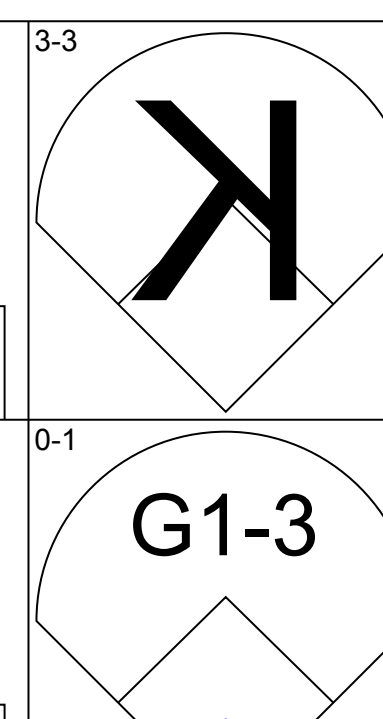
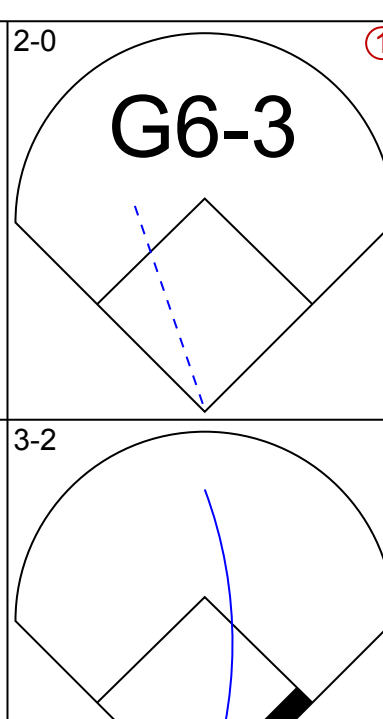
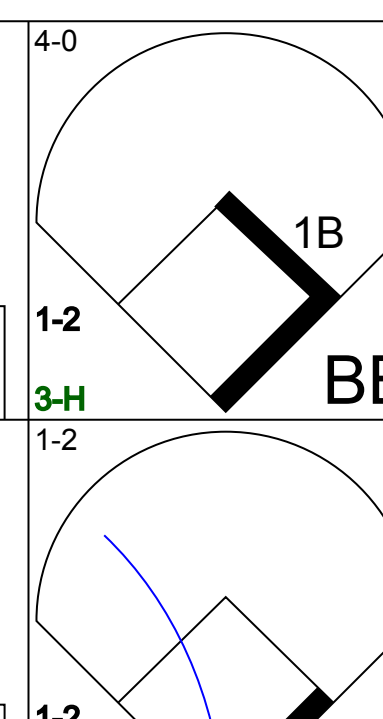
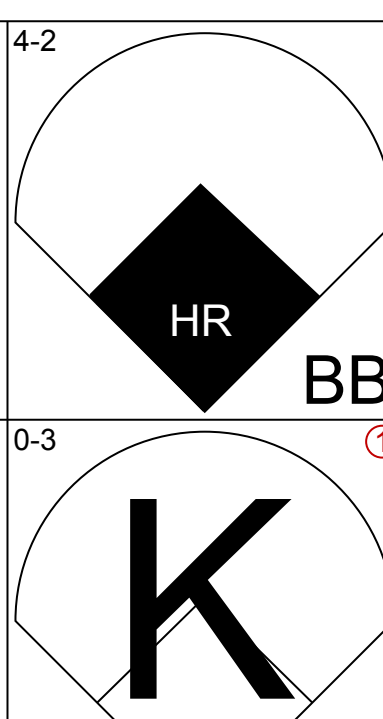
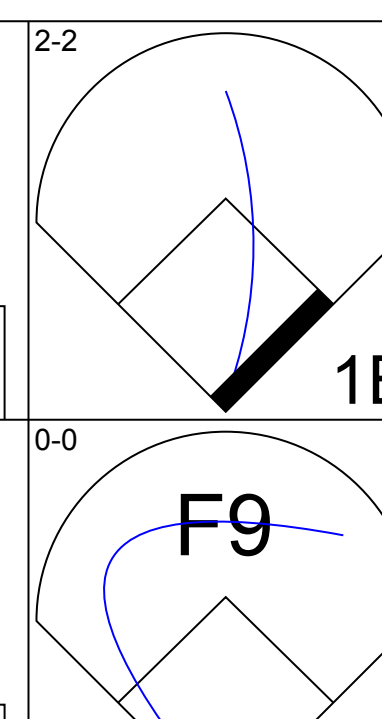
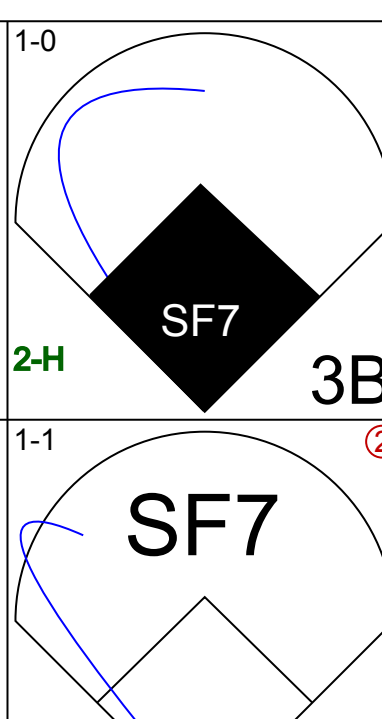
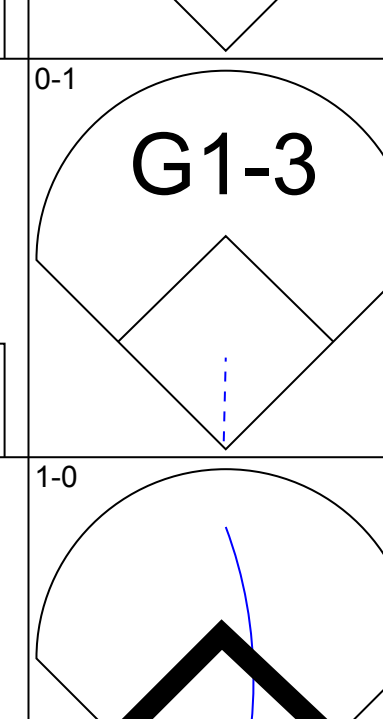
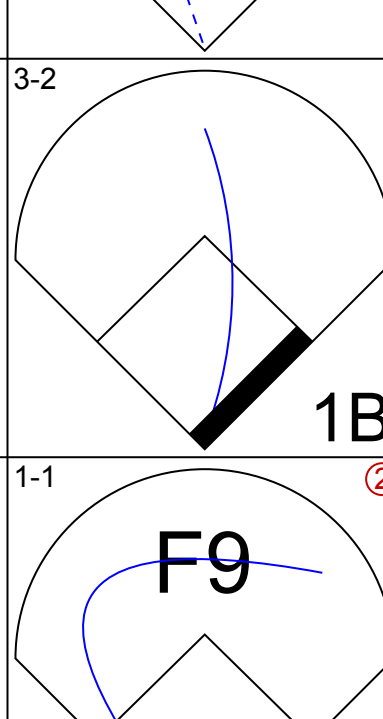
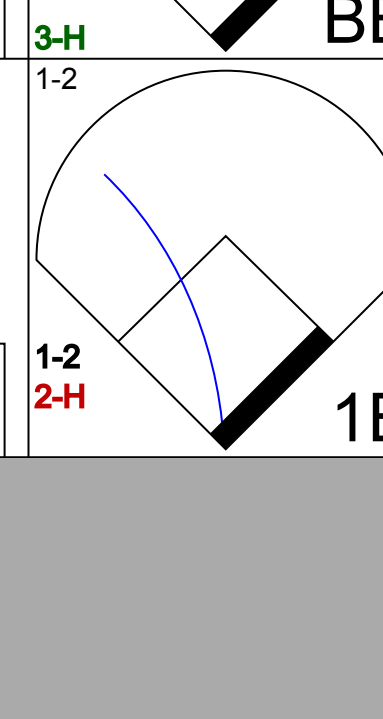
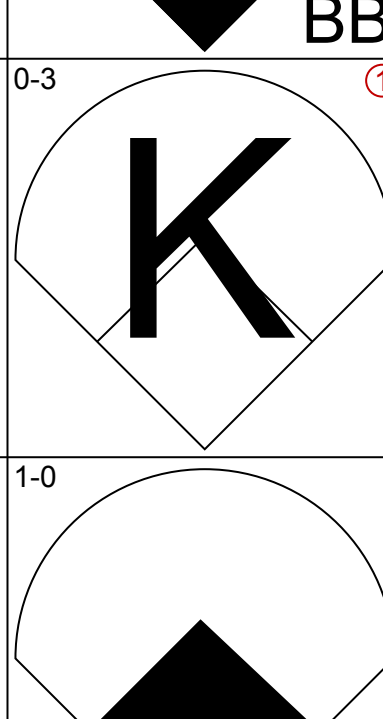
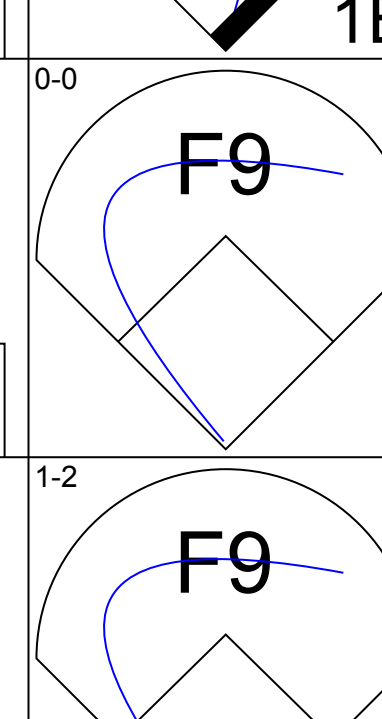
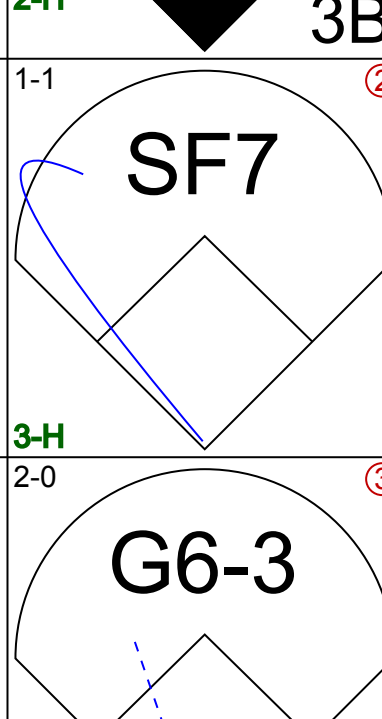
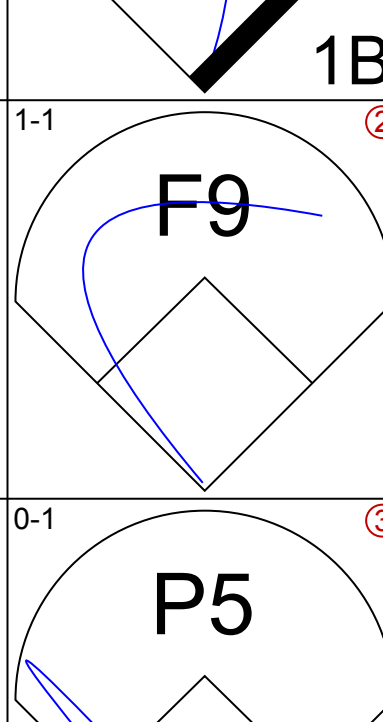

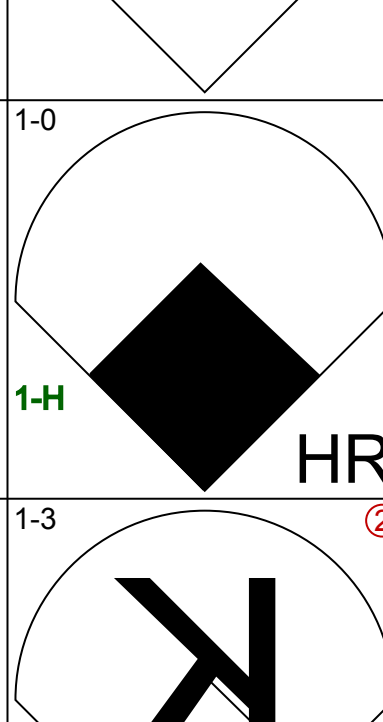
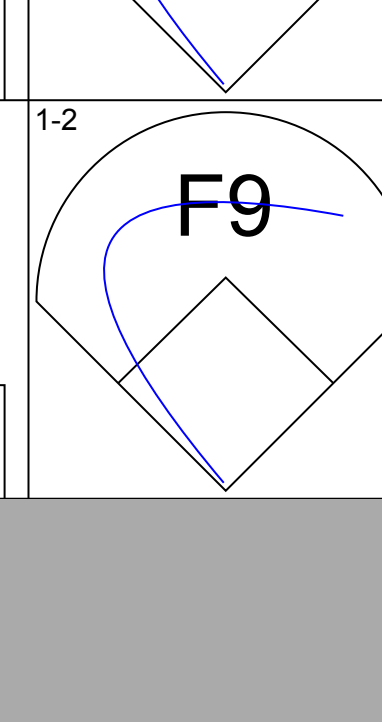
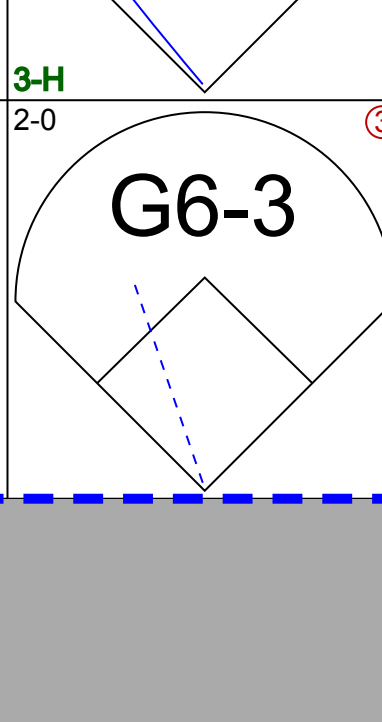
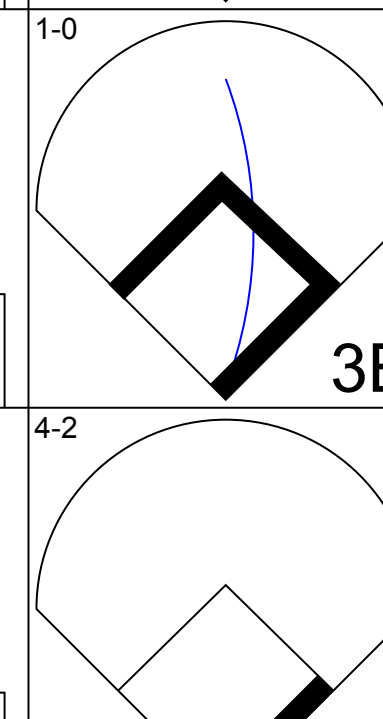
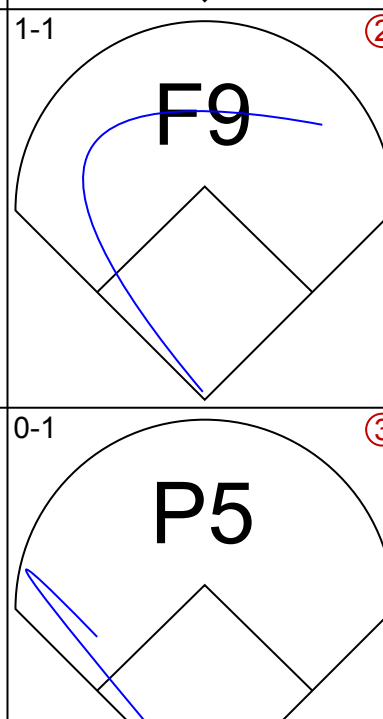
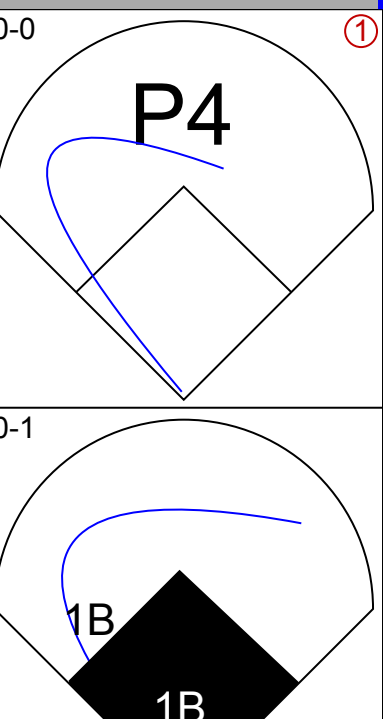
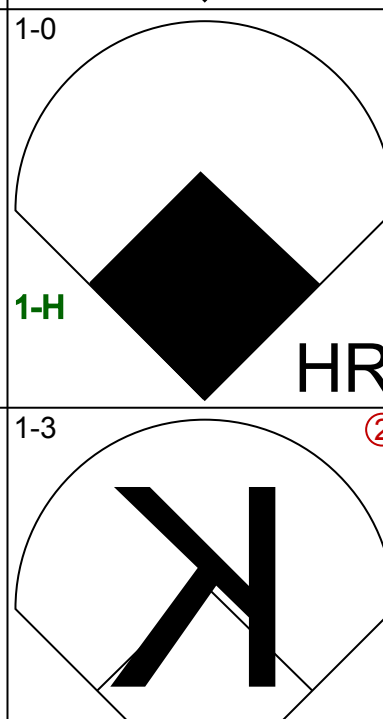
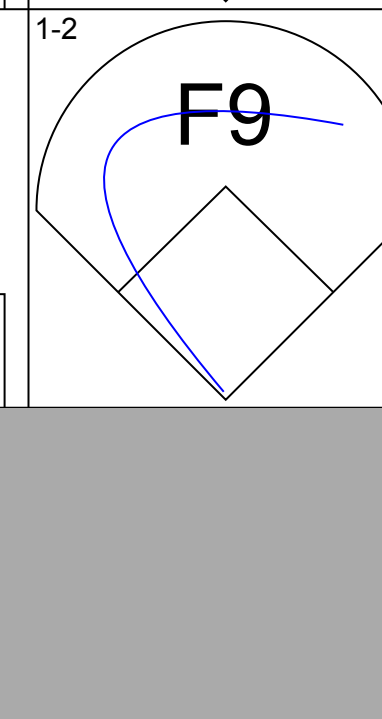
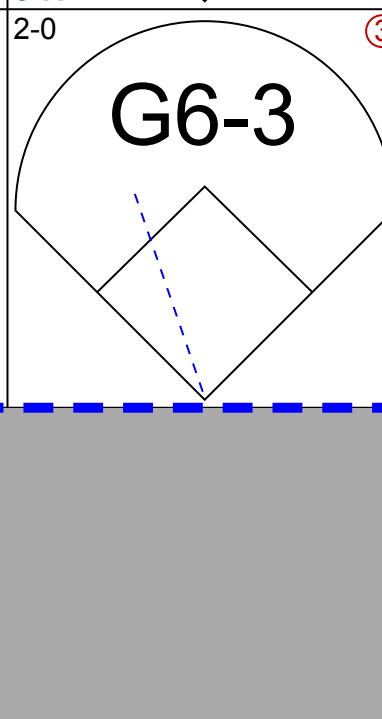
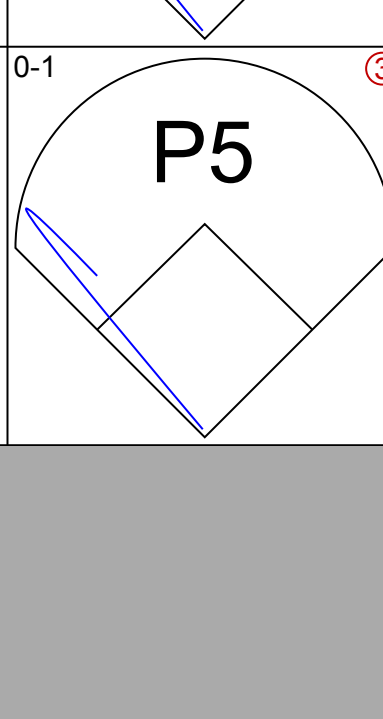
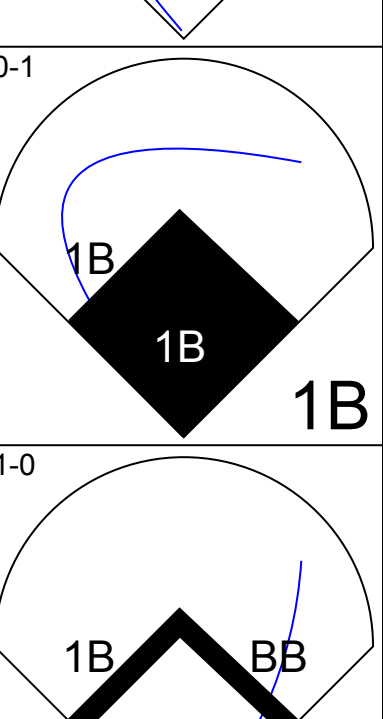
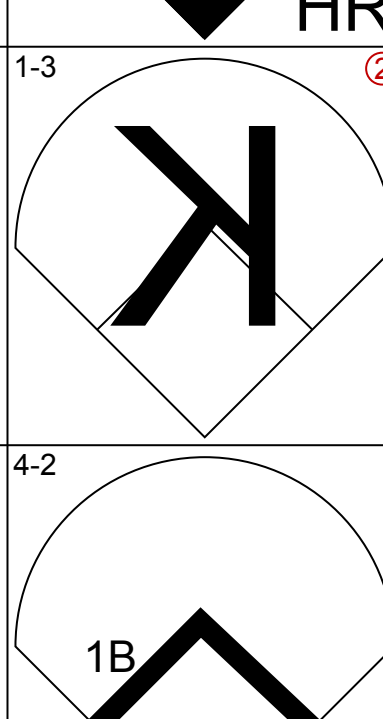


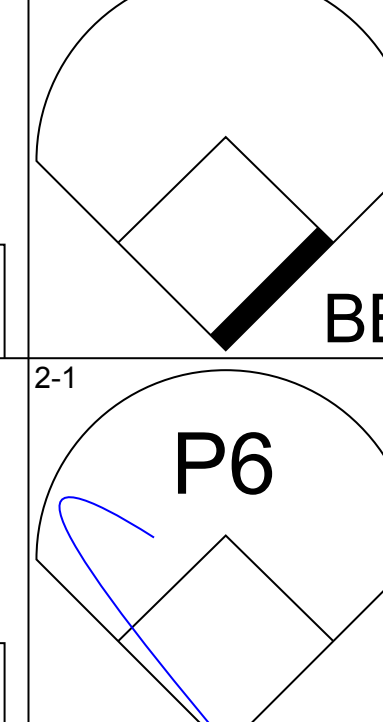
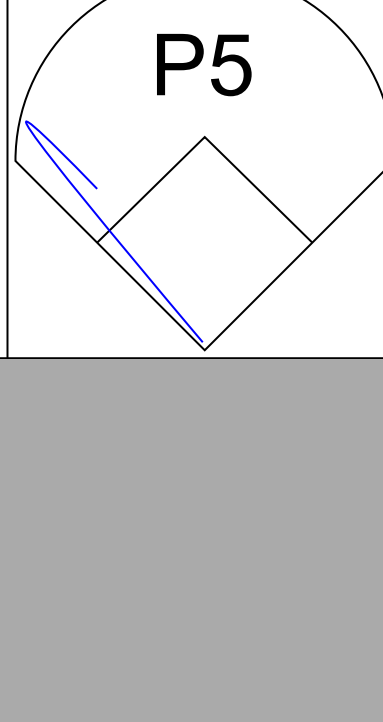
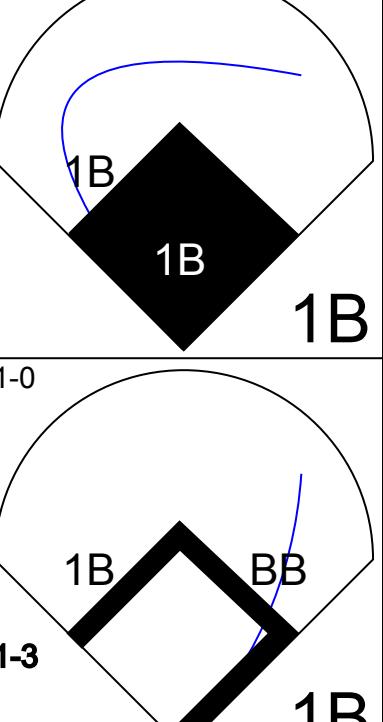
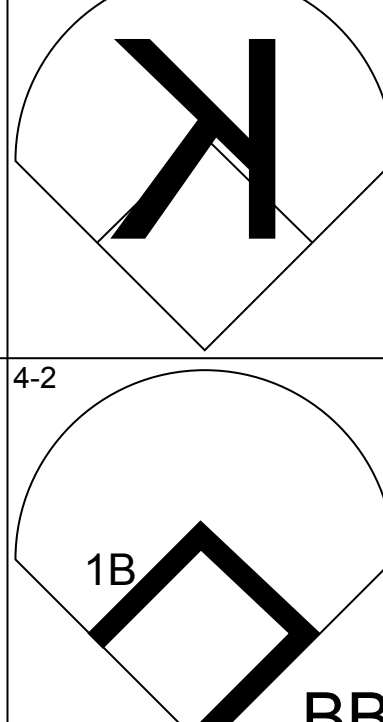
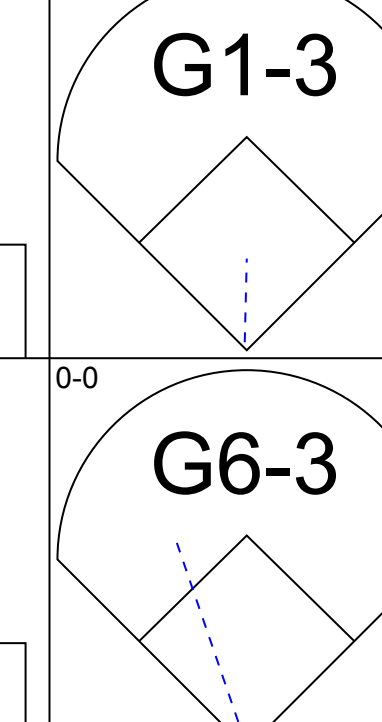
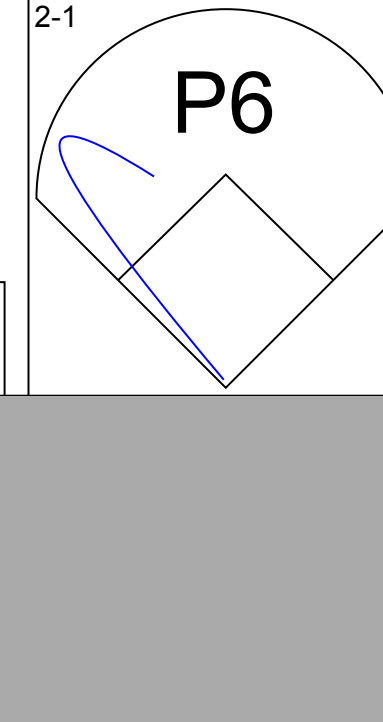
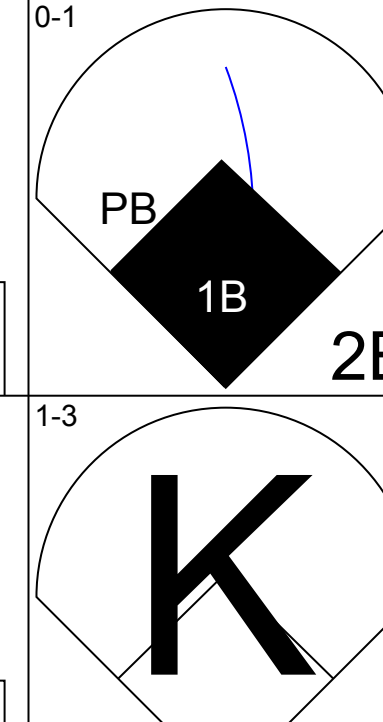
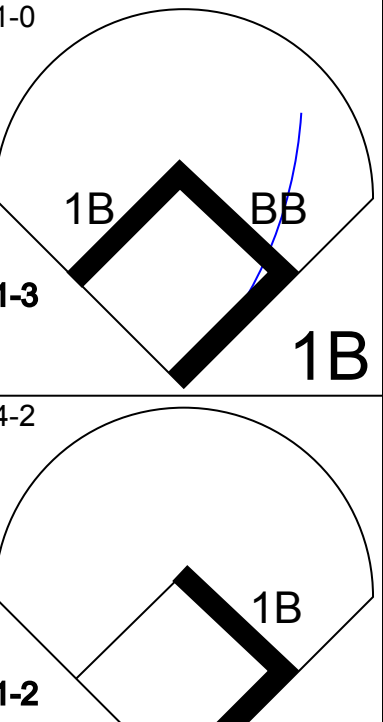
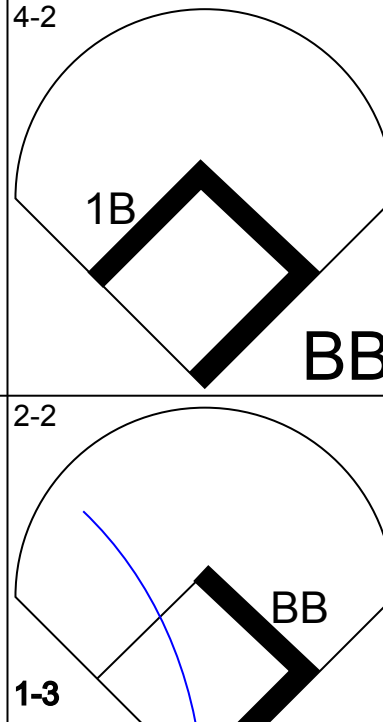
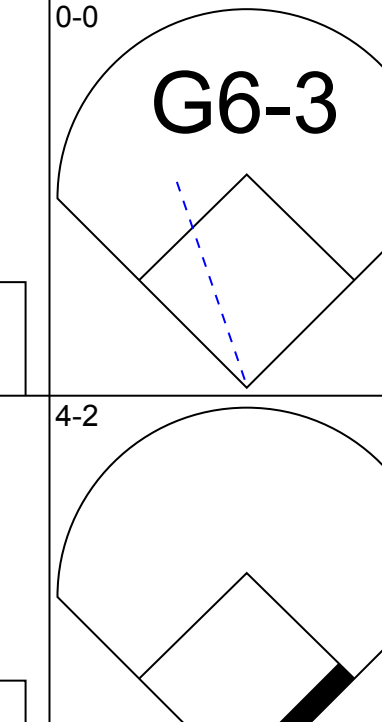
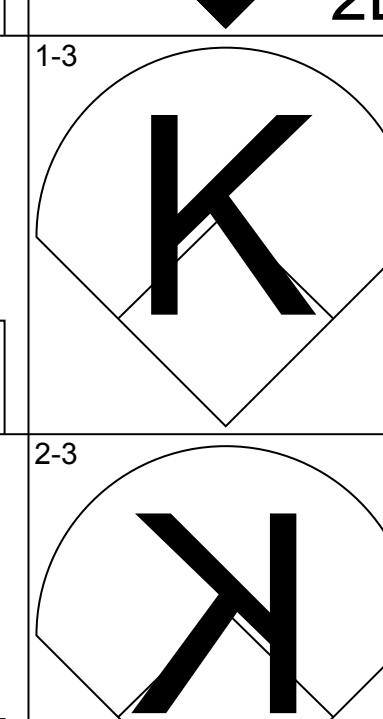
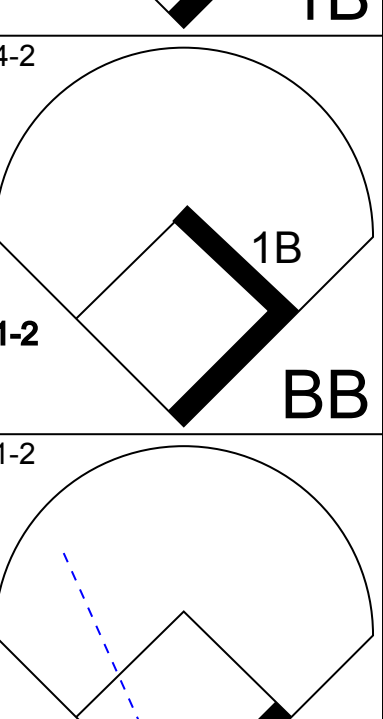
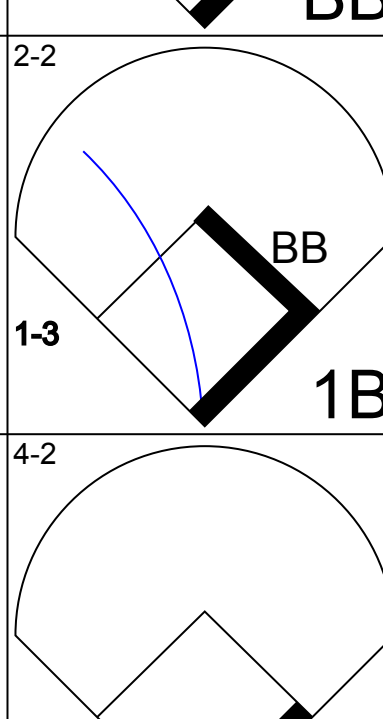
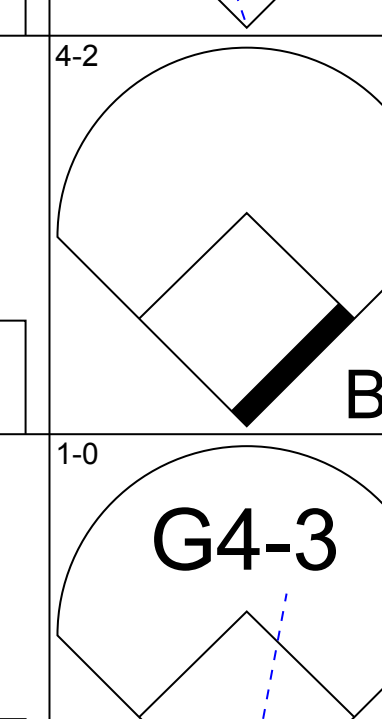
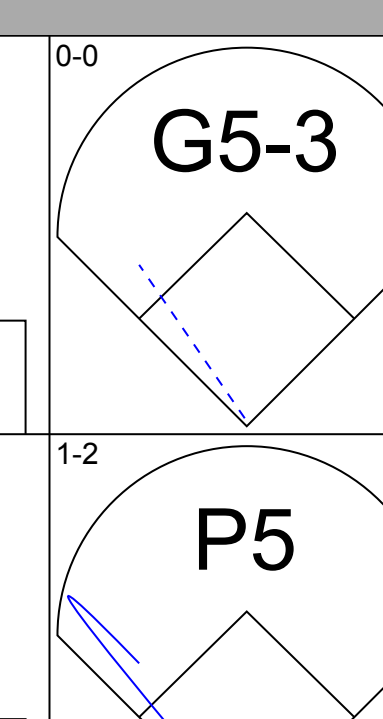
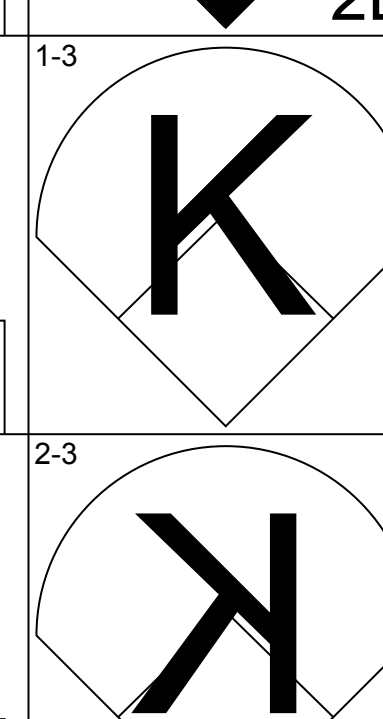
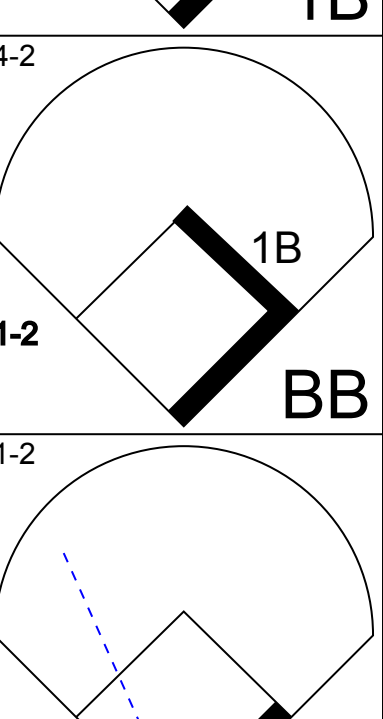
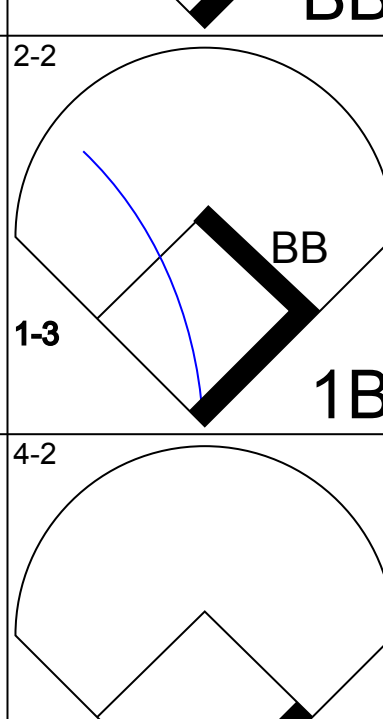
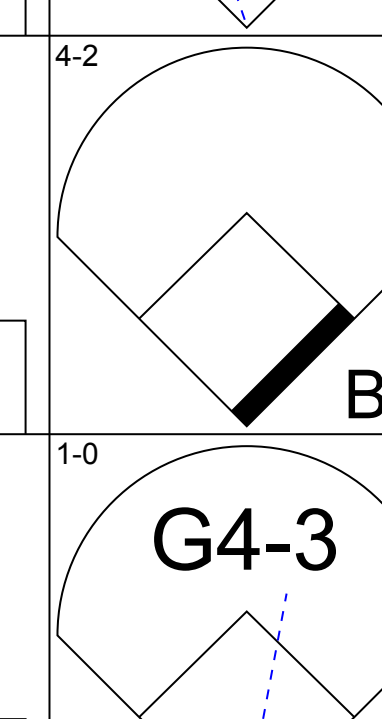
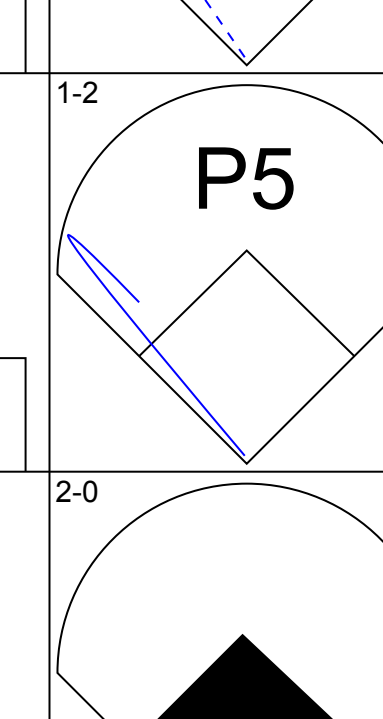
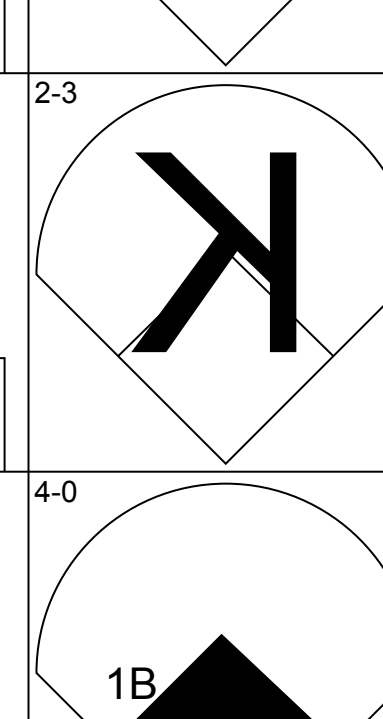
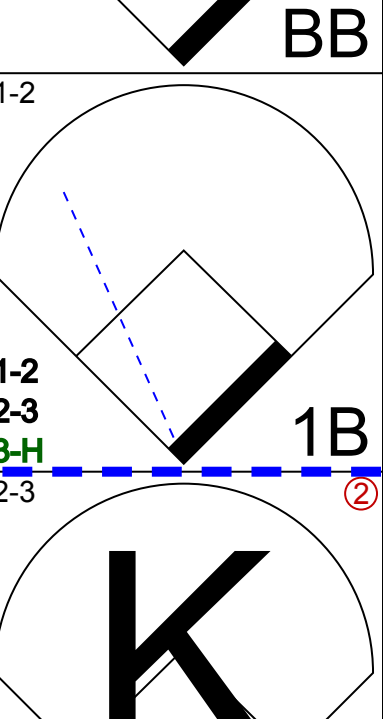
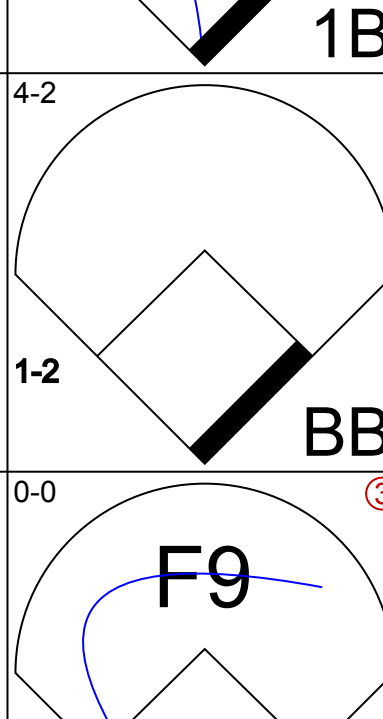
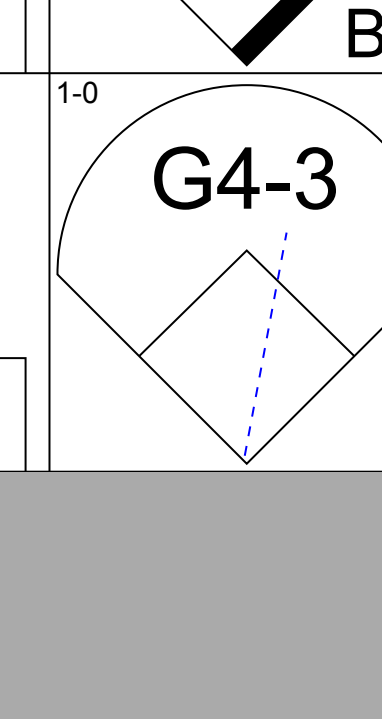

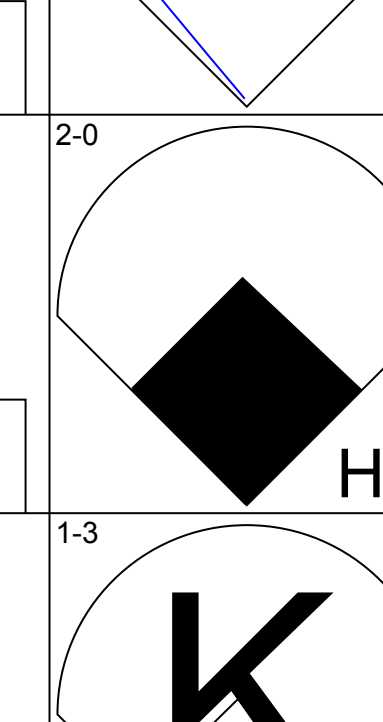
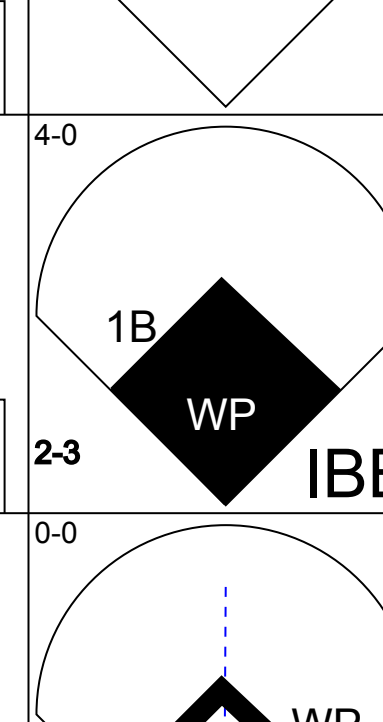
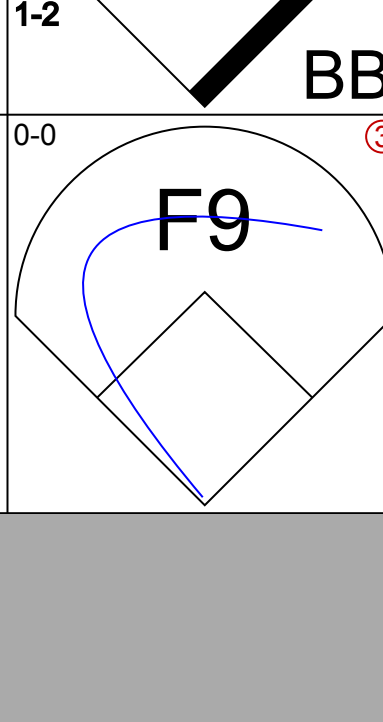
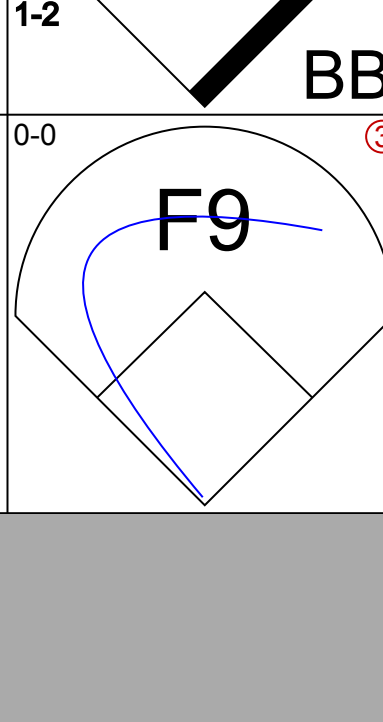

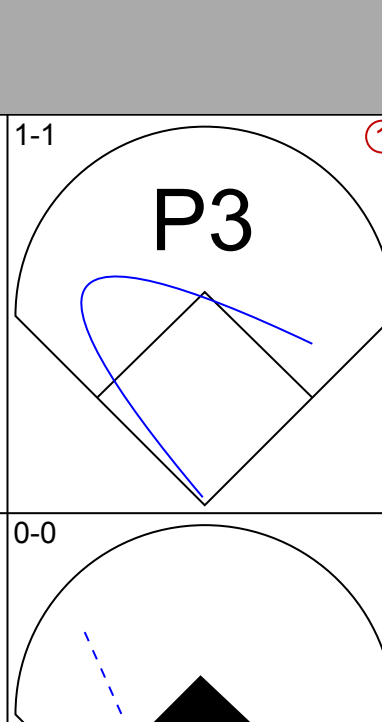
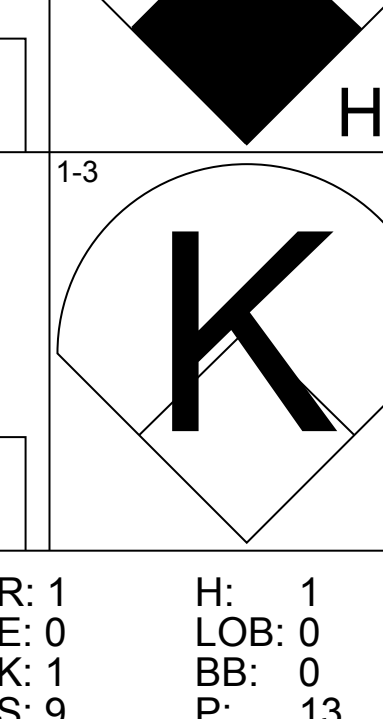
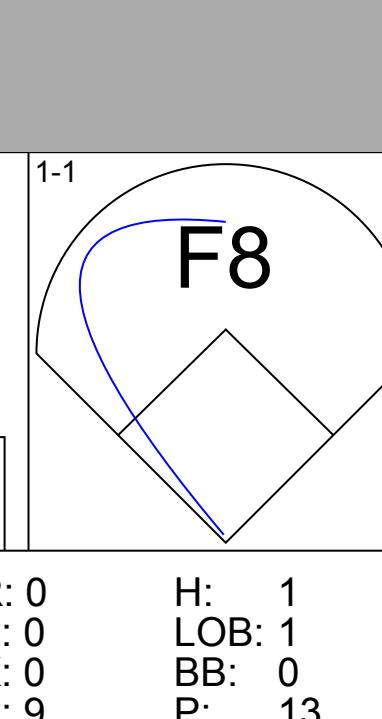
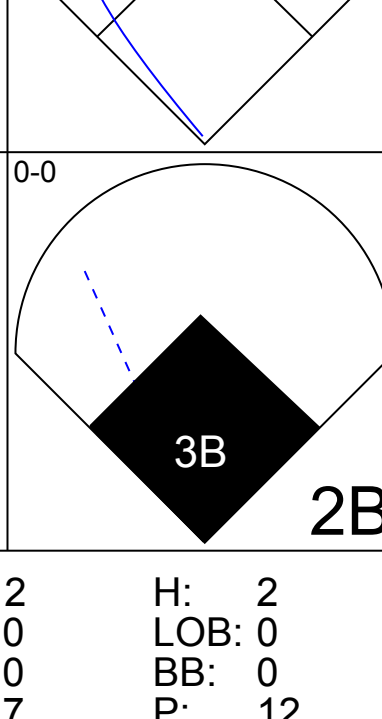
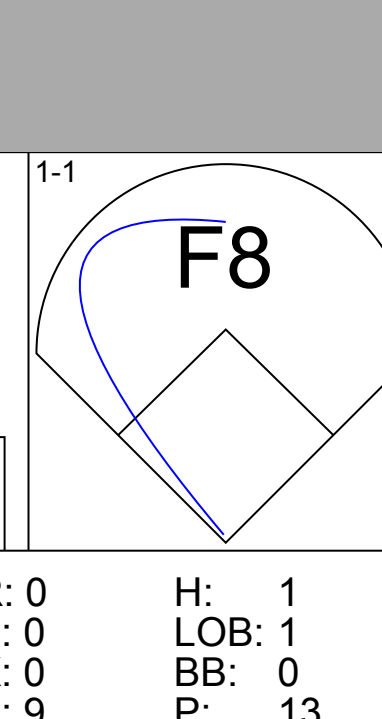
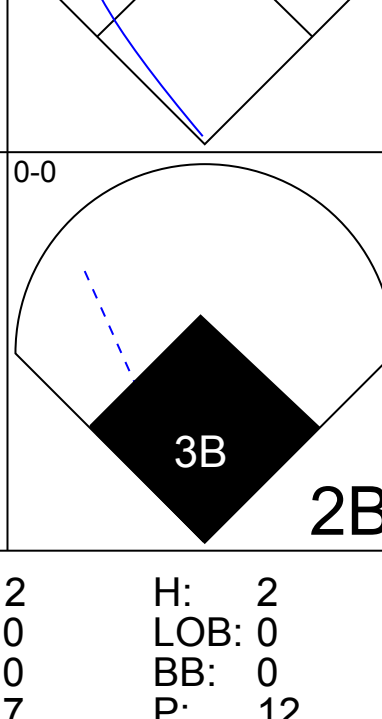
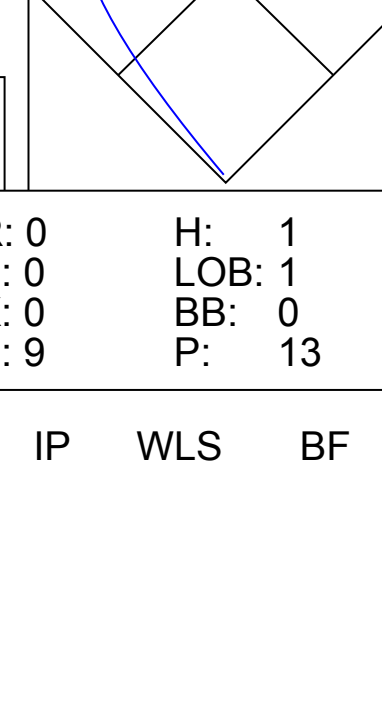
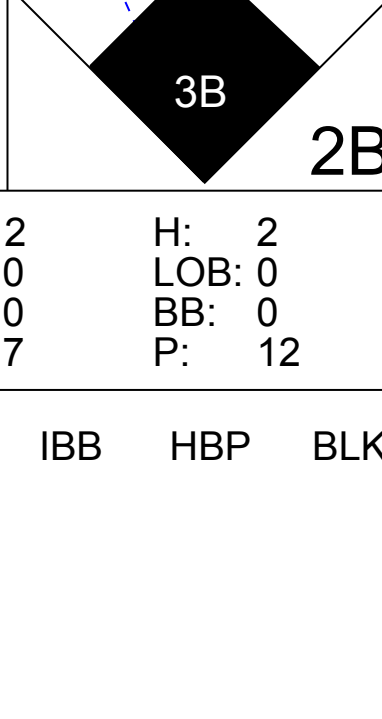
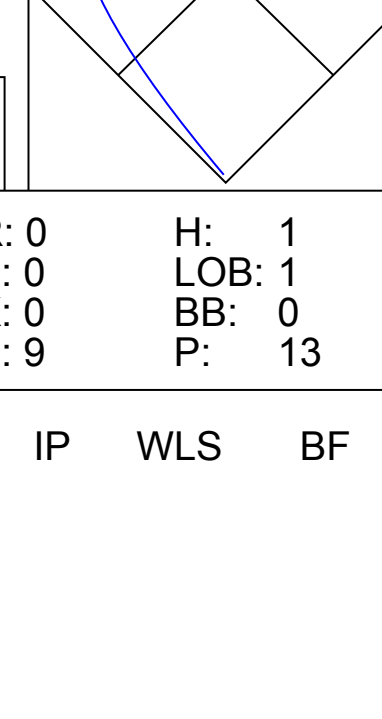
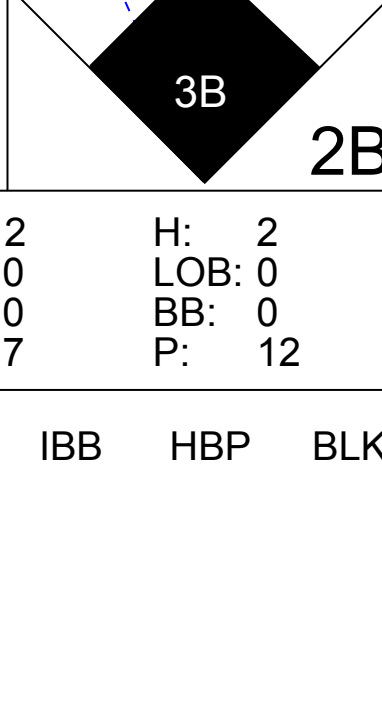




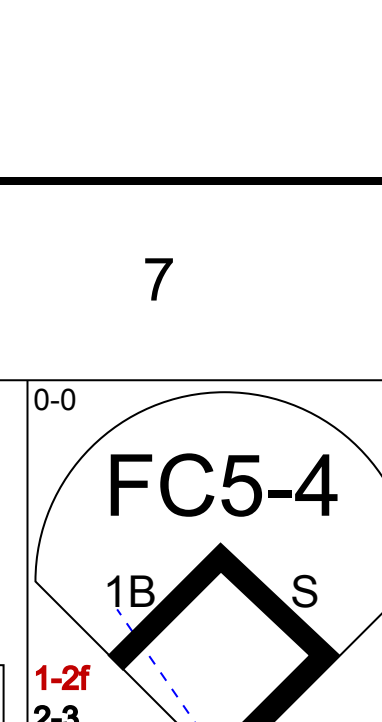
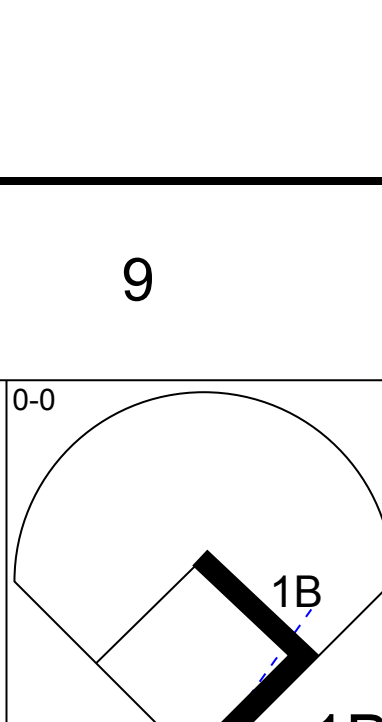


Batter	1	2	3	4	5	6	7	8	9	AB	R	H	RBI	BB	SO	LOB	BOTTOM					
Marquis Grissom, R (1.8) OBP: 0.355, SLG: 0.430	G1-3		G6-3						E5	4	0	1	0	0	1	2						
Lou Frazier, S (1.7) OBP: 0.426, SLG: 0.363	G1-3								L6	3	0	0	0	1	0	4						
Moises Alou, R (1.9) OBP: 0.413, SLG: 0.575			PO							3	1	0	0	1	1	2						
Larry Walker, L (1.3) OBP: 0.379, SLG: 0.555	K									4	0	0	0	0	2	5						
Darrin Fletcher, L (1.2) OBP: 0.345, SLG: 0.453	G4-3								F9	4	0	0	0	0	0	3						
Wil Cordero, R (1.6) OBP: 0.372, SLG: 0.489										4	1	0	0	0	1	0						
Mike Lansing, R (1.5) OBP: 0.310, SLG: 0.342 (8.4)										4	0	1	0	0	1	1						
Freddie Benavides, R (1.4) OBP: 0.250, SLG: 0.315 Tim Scott, R (8.1) Cliff Floyd, L (9, PH) OBP: 0.328, SLG: 0.391										3	0	0	0	0	0	0						
Butch Henry, L (1.1) OBP: 0.400, SLG: 0.389 Jeff Shaw, R (6.1) Sean Berry, R (8.5) OBP: 0.333, SLG: 0.408										0	0	0	0	0	0	0						
										2	0	1	0	0	1	0						
										0	0	0	0	0	0	0						
										2	0	1	0	0	1	1						
Inning Stats	R: 0 E: 0 K: 1 S: 10	H: 1 LOB: 2 BB: 1 P: 18	R: 0 E: 0 K: 2 S: 10	H: 0 LOB: 0 BB: 0 P: 15	R: 0 E: 0 K: 1 S: 6	H: 0 LOB: 0 BB: 1 P: 10	R: 1 E: 2 K: 1 S: 15	H: 0 LOB: 1 BB: 0 P: 21	R: 0 E: 0 K: 0 S: 7	H: 0 LOB: 0 BB: 0 P: 11	R: 0 E: 0 K: 0 S: 8	H: 0 LOB: 0 BB: 0 P: 11	R: 0 E: 1 K: 1 S: 13	H: 1 LOB: 2 BB: 0 P: 17	R: 1 E: 1 K: 1 S: 9	H: 1 LOB: 1 BB: 0 P: 11	1B: 3 2B: 1 3B: 0 HR: 0	SF: 0 SAC: 0 DP: 0 HBP: 0	WP: 0 PB: 0 SB: 0 CS: 0	PA: 37		
PITCHER	IP	WLS	BF	H	R	ER	SO	BB	IBB	HBP	BLK	WP	HR	S	P	ERA	WHIP					
29 John Smoltz, R (1.1) ERA: 3.47	8.0	W	31	3	1	0	7	2	0	0	0	0	0	80	124	0.00	0.625					
Greg McMichael, R (9.1) ERA: 3.05	1.0		5	1	1	0	1	0	0	0	0	0	0	9	11	0.00	1.000					

Atlanta Braves @ Montreal Expos
Olympic Stadium, Montreal, QB
Wed Jun 29 1994, 3:33 AM EDT
Att: 45,960 - Dome

AB	34
R	2
H	4
RBI	1
BB	2
SO	8
LOB	19

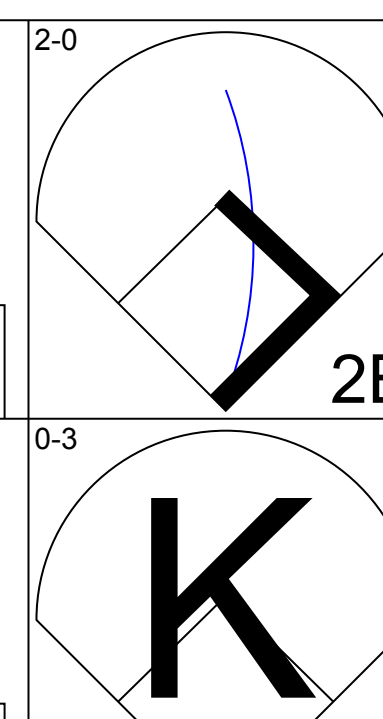
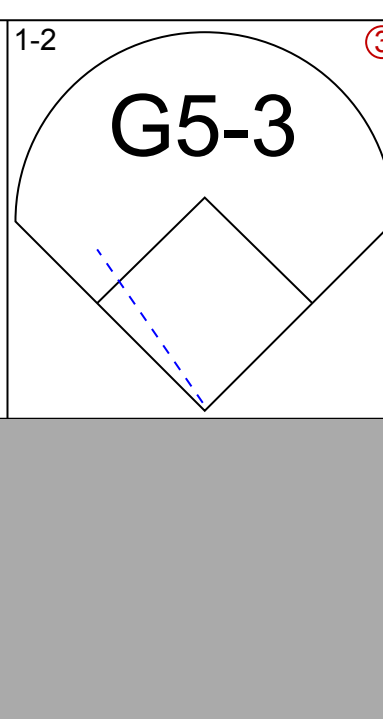
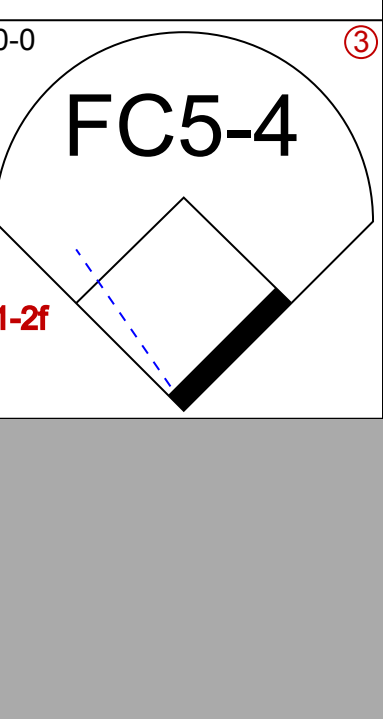
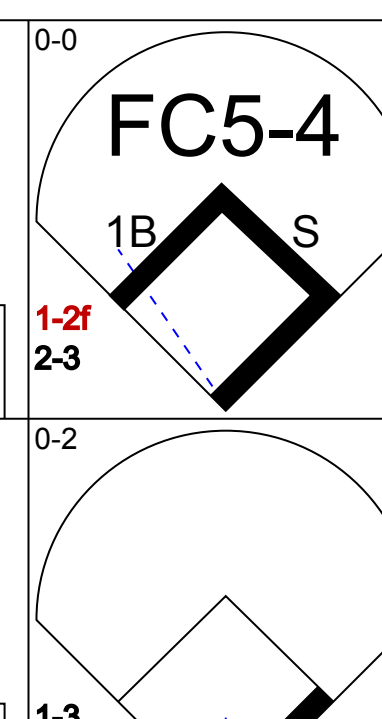
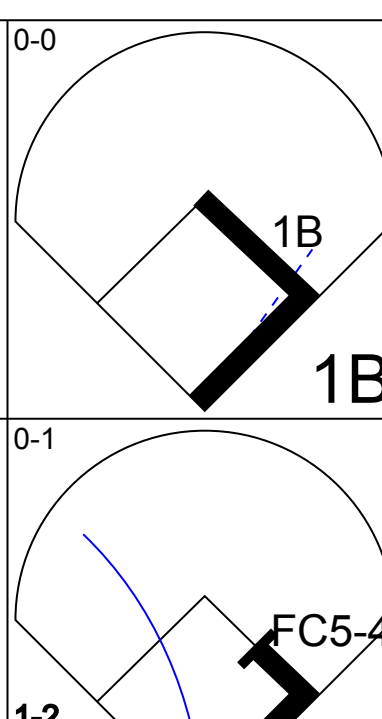
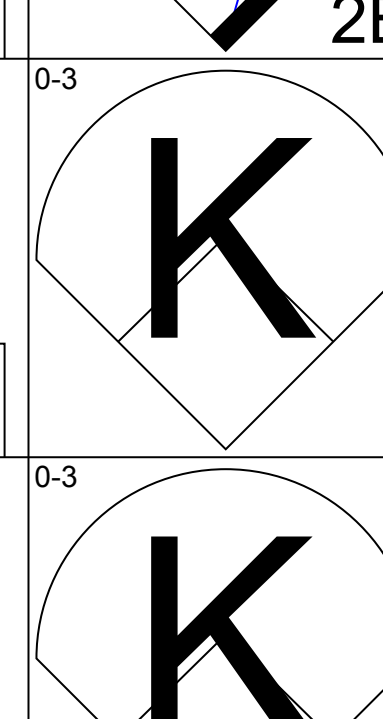
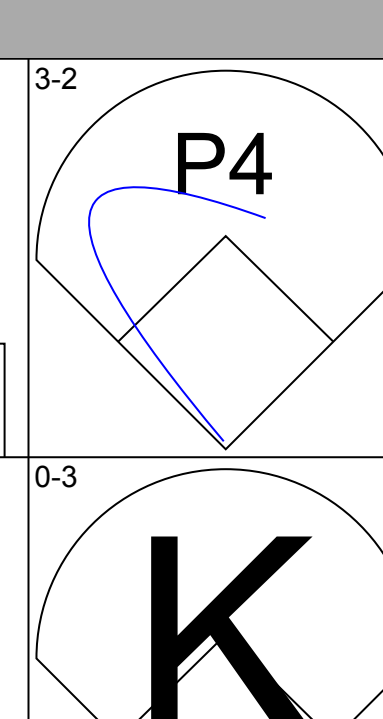
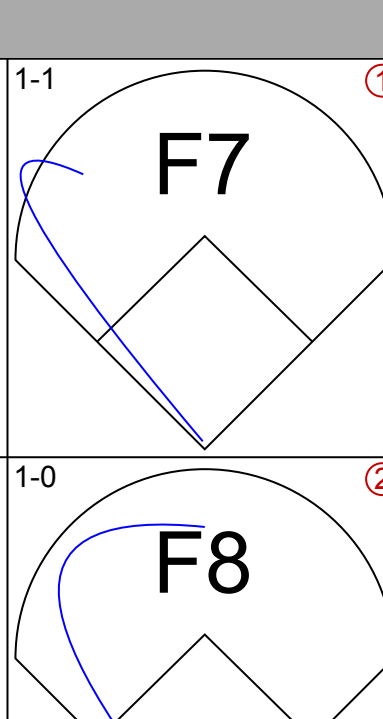
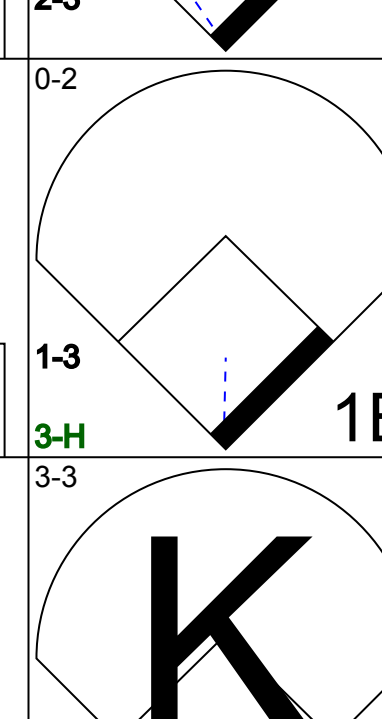
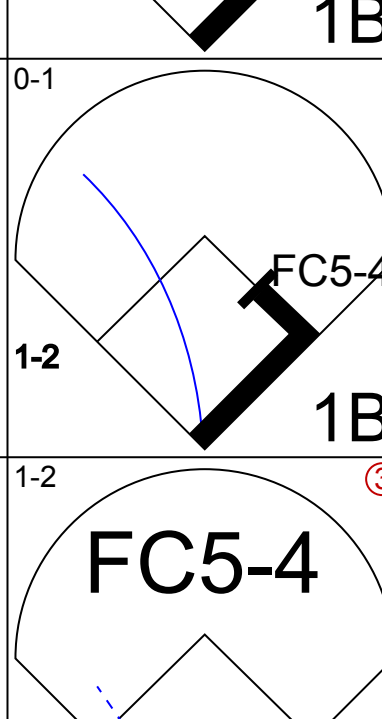
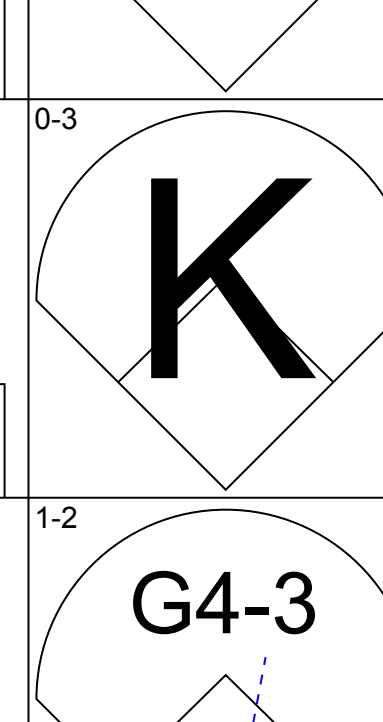
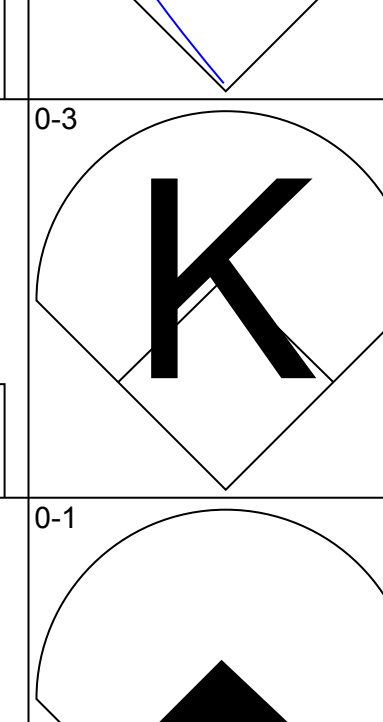
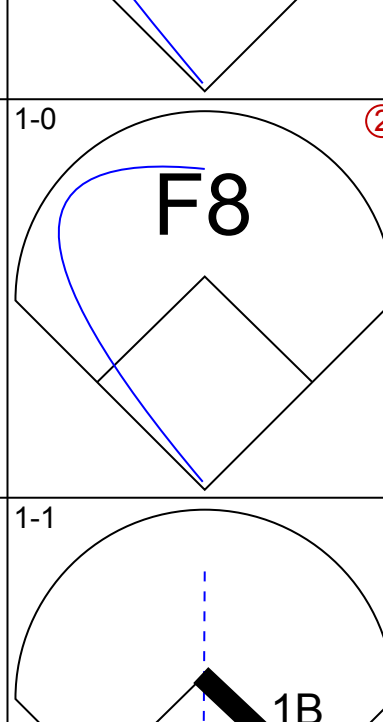
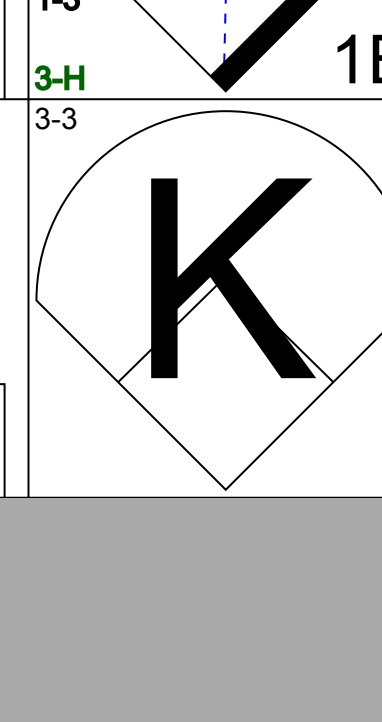
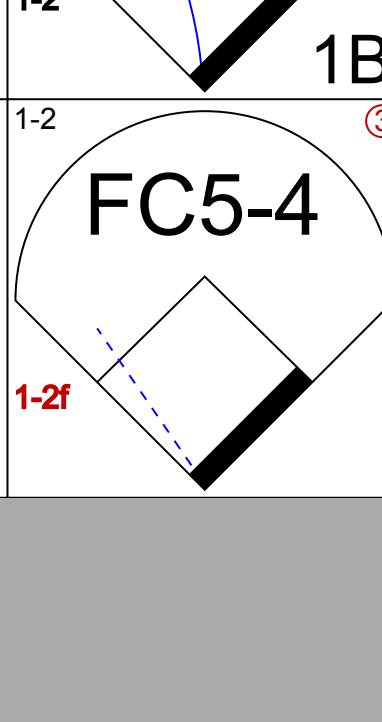
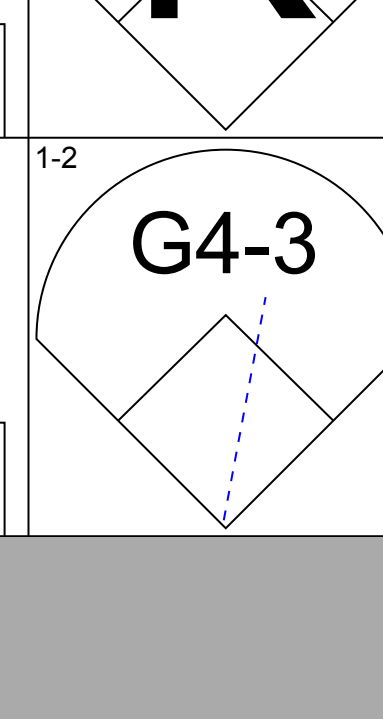
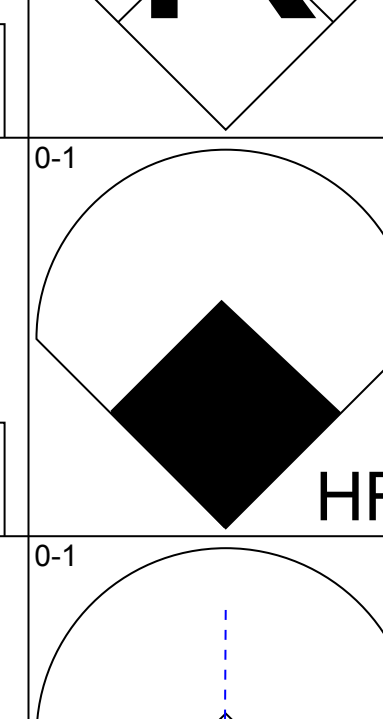
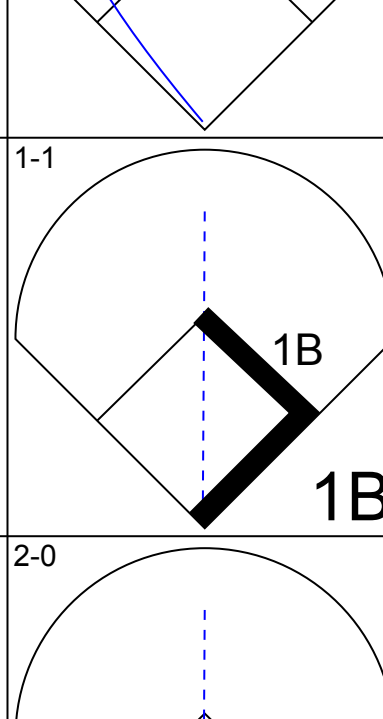



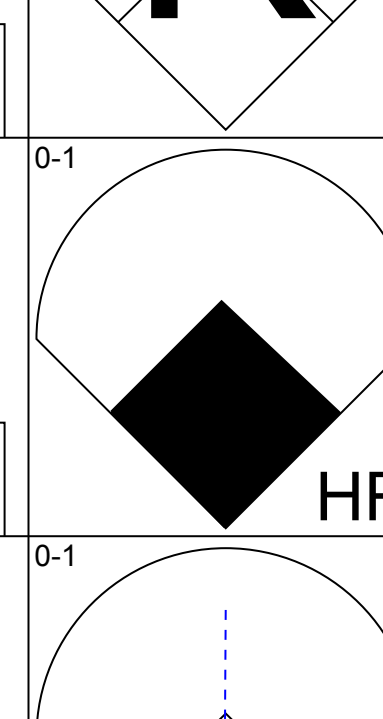
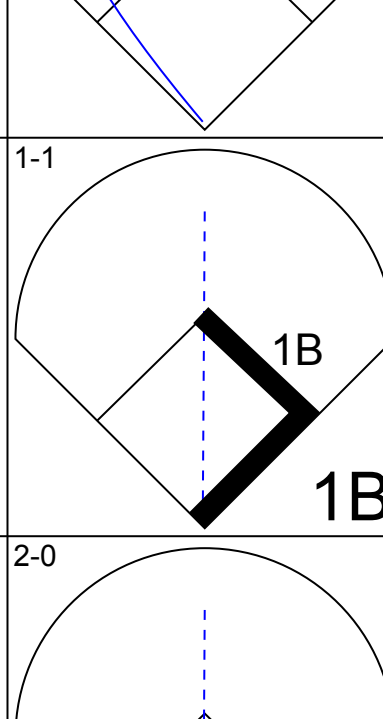


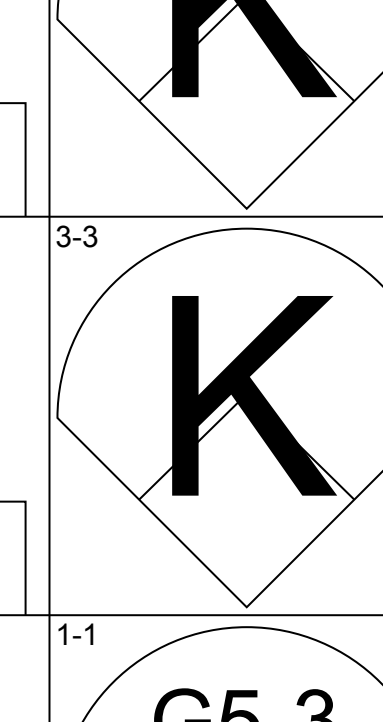
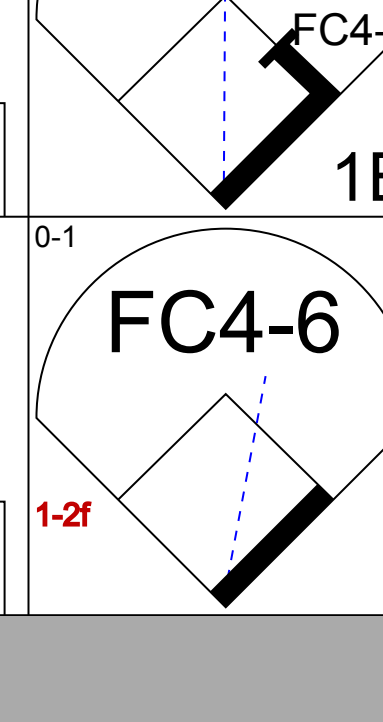
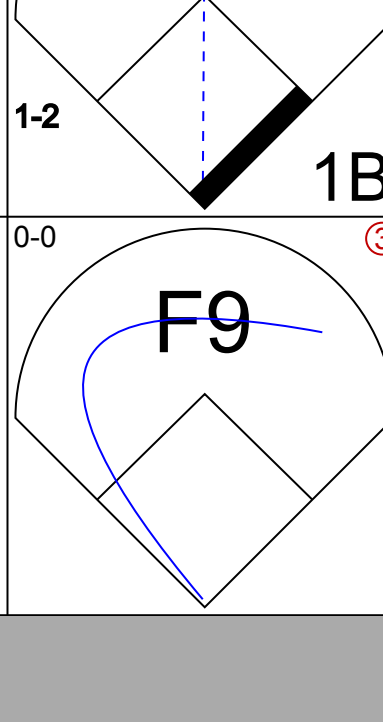
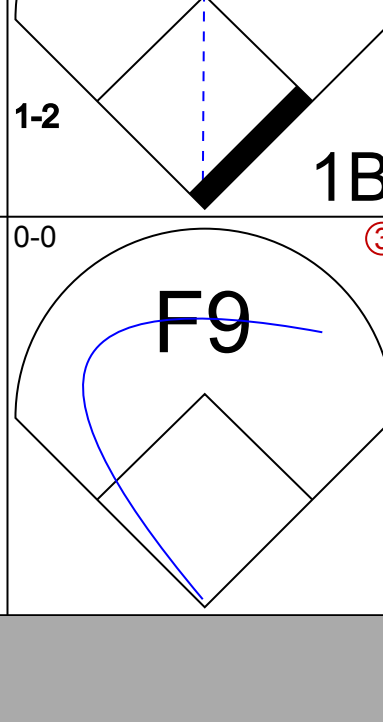


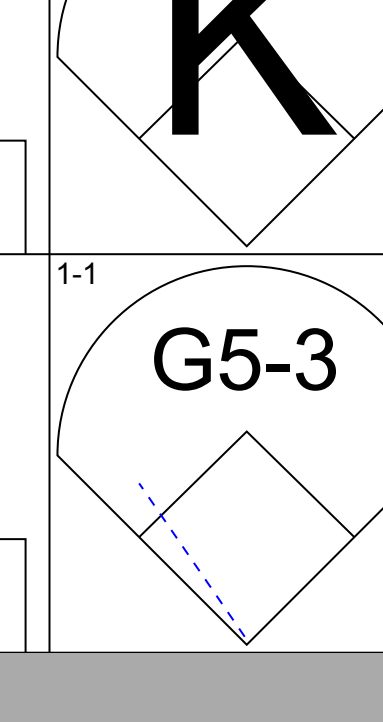
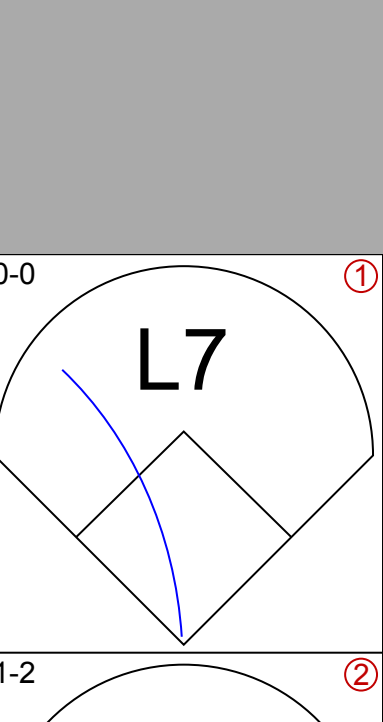
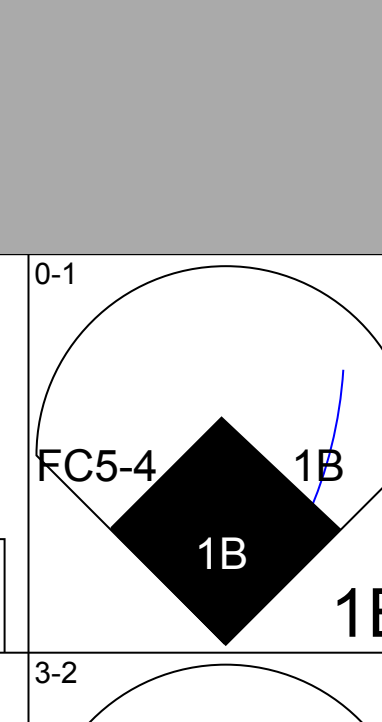
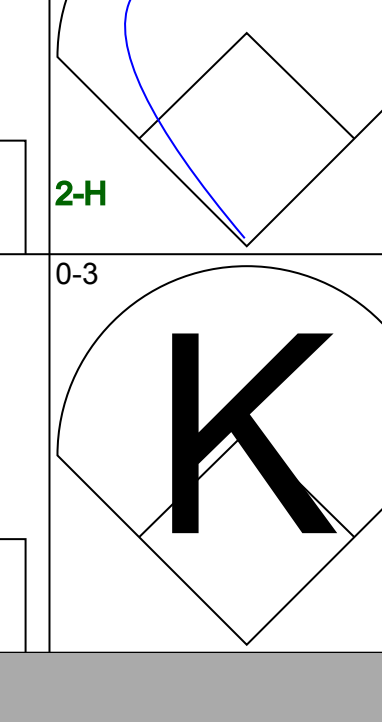

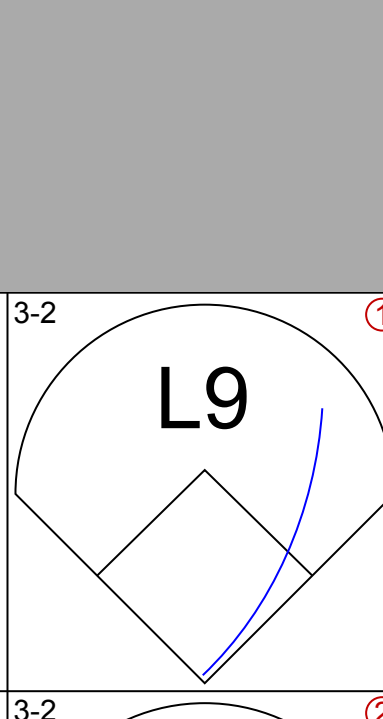
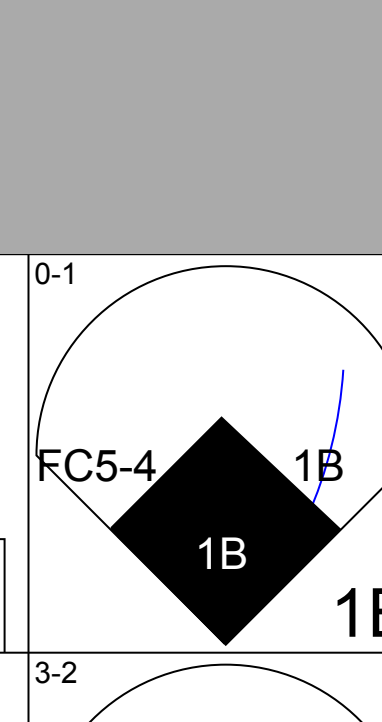
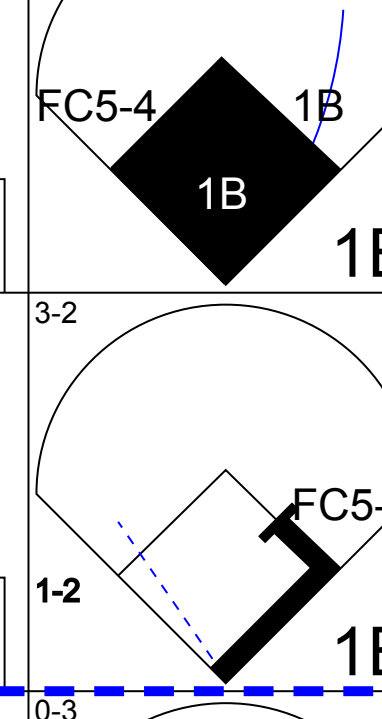


Batter	1	2	3	4	5	6	7	8	9	AB	R	H	RBI	BB	SO	LOB	TOP		
Roberto Kelly, R OBP: 0.372, SLG: 0.450										4	2	2	1	2	1	0			
Jeff Blausler, R OBP: 0.330, SLG: 0.386										3	0	2	0	0	0	0			
Rafael Belliard, R OBP: 0.280, SLG: 0.324										2	0	0	1	0	1	2			
Ryan Klesko, L OBP: 0.374, SLG: 0.674										4	1	2	2	0	0	1			
Dave Gallagher, R OBP: 0.321, SLG: 0.320										2	0	0	0	0	0	1			
Fred McGriff, L OBP: 0.386, SLG: 0.575										4	1	1	0	1	1	1			
David Justice, L OBP: 0.447, SLG: 0.554										4	1	2	0	1	0	2			
Tony Tarasco, L OBP: 0.318, SLG: 0.455										0	0	0	0	0	0	0			
Javy Lopez, R OBP: 0.298, SLG: 0.426										3	0	1	0	2	1	1			
Mark Lemke, S OBP: 0.369, SLG: 0.381										4	0	1	1	1	1	2			
Bill Pecota, R OBP: 0.351, SLG: 0.369										4	2	1	1	1	1	6			
Kent Mercker, L OBP: 0.148, SLG: 0.080										4	0	1	1	0	1	3			
Mark Wohlers, R OBP: 1.000, SLG: 1.000										0	0	0	0	0	0	0			
Jarvis Brown, R OBP: 0.133, SLG: 0.400										1	1	1	0	0	0	0			
Greg McMichael, R OBP: 0.133, SLG: 0.400										0	0	0	0	0	0	0			
Inning Stats	R: 0 E: 0 K: 1 S: 12	H: 1 LOB: 2 BB: 1 P: 22	R: 1 E: 0 K: 1 S: 9	H: 1 LOB: 0 BB: 0 P: 13	R: 0 E: 0 K: 0 S: 8	H: 1 LOB: 1 BB: 0 P: 14	R: 2 E: 0 K: 2 S: 13	H: 3 LOB: 2 BB: 2 P: 25	R: 1 E: 0 K: 1 S: 15	H: 3 LOB: 3 BB: 1 P: 25	R: 2 E: 0 K: 2 S: 17	H: 2 LOB: 3 BB: 3 P: 33	R: 0 E: 0 K: 0 S: 9	H: 0 LOB: 1 BB: 1 P: 15	R: 2 E: 0 K: 0 S: 7	H: 2 LOB: 0 BB: 0 P: 12	1B: 8 2B: 2 3B: 2 HR: 2	SF: 1 SAC: 0 DP: 0 HBP: 0	WP: 1 PA: 48 PB: 1 CS: 0
PITCHER	IP WLS BF H R ER SO BB IBB HBP BLK WP HR S P ERA WHIP	IP WLS BF H R ER SO BB IBB HBP BLK WP HR S P ERA WHIP																	
Charlie Hough, R ERA: 4.27	(1, 1) 4.1 L 25 9 4 4 4 3 1 0 0 0 1 1 51 89 8.31 2.769																		
Richie Lewis, R ERA: 3.52	(5, 1) 2.2 14 3 2 2 3 3 0 0 0 0 1 32 56 6.75 2.250																		
Brian Drahman, R ERA: 6.75	(8, 1) 2.0 9 2 2 2 0 1 0 0 0 0 0 16 27 9.00 1.500																		

Atlanta Braves @ Florida Marlins
Joe Robbie Stadium, Miami, FL
Thu Jun 30 1994, 7:05 PM EDT
Att: 34,452 - Unknown - 88 F

AB 39
R 8
H 14
RBI 7
BB 8
SO 7
LOB 19

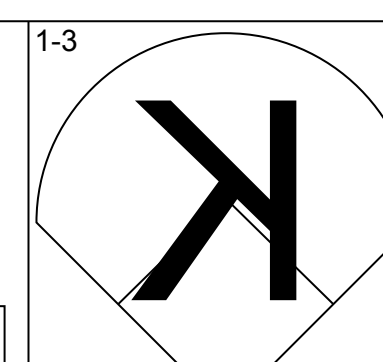
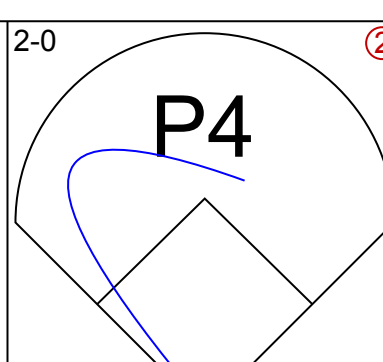
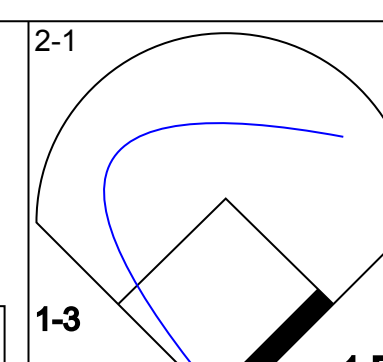
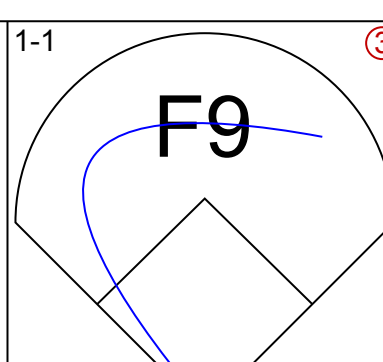
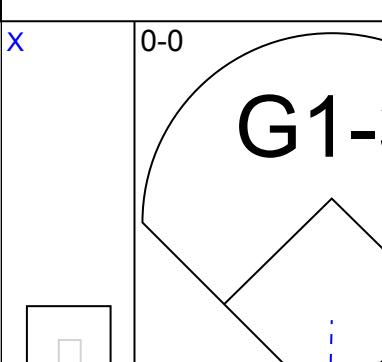
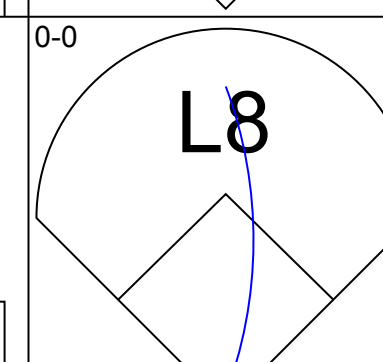
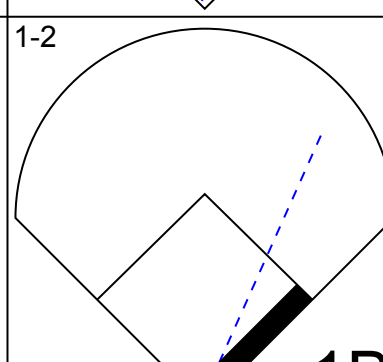
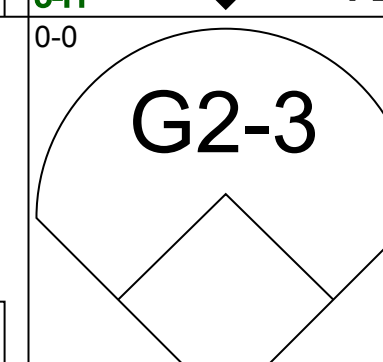
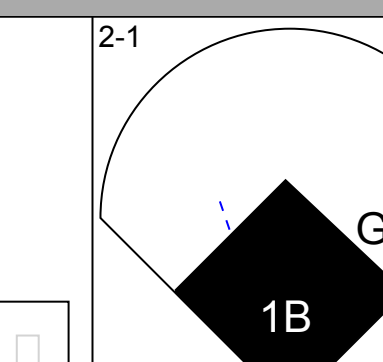
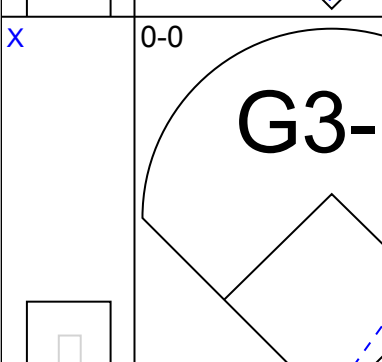
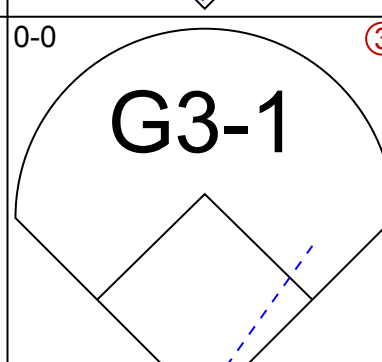
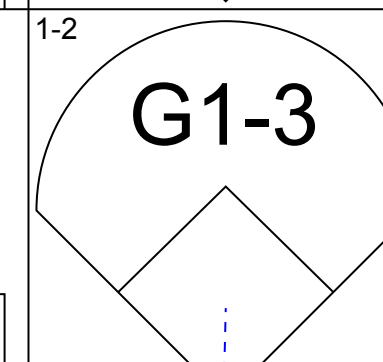
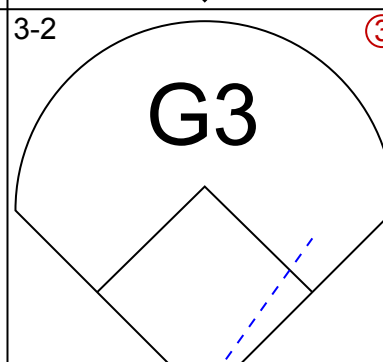
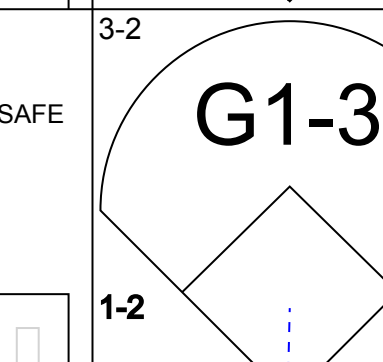
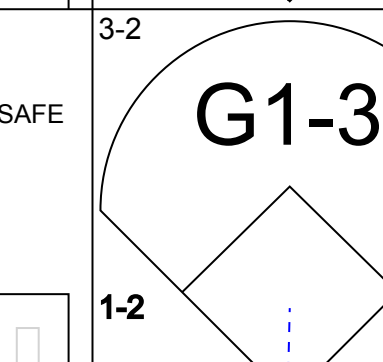
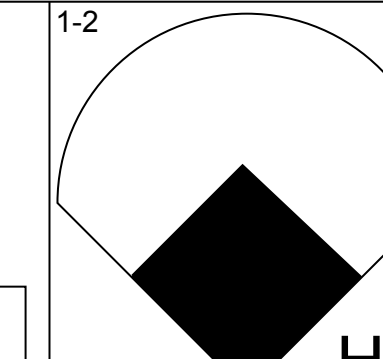
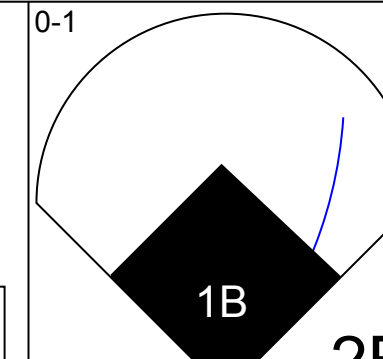
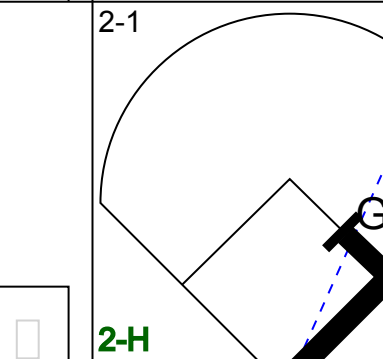
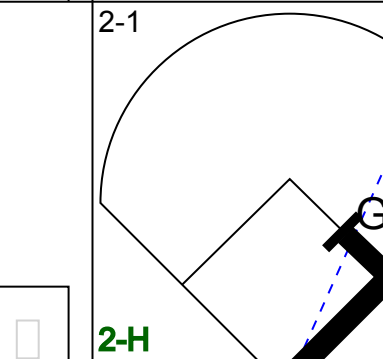

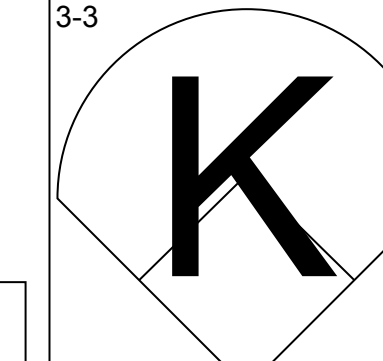
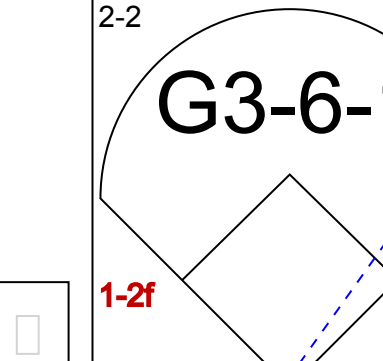
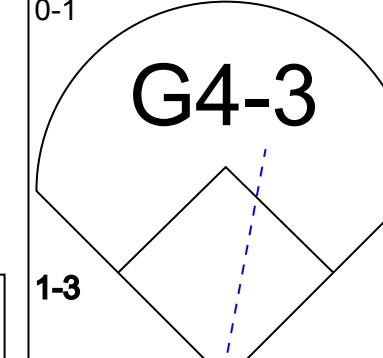
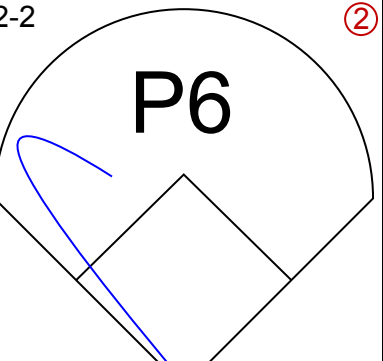
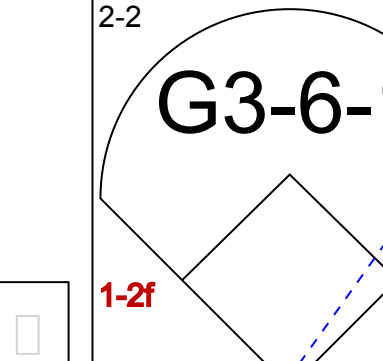
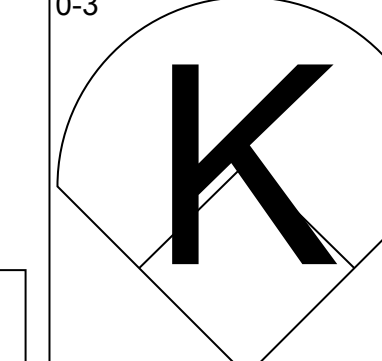
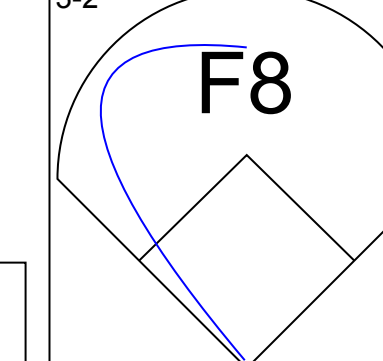

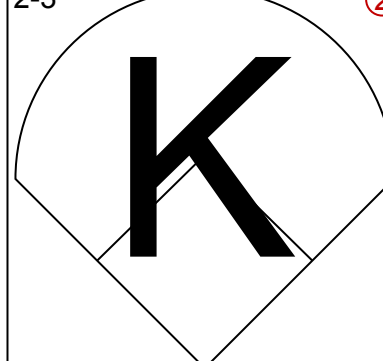
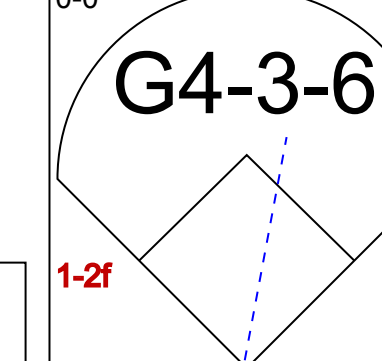

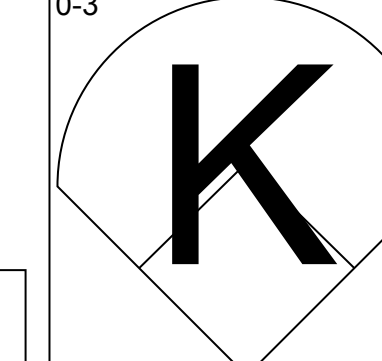
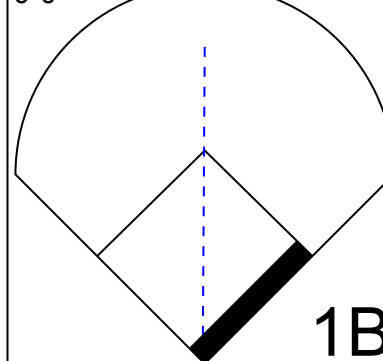


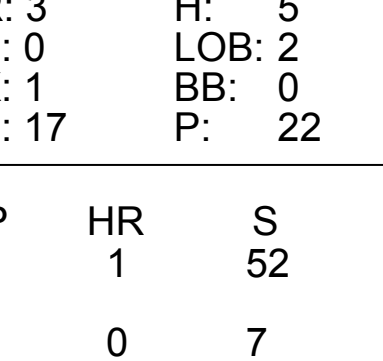
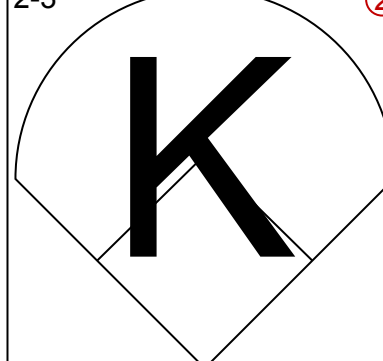
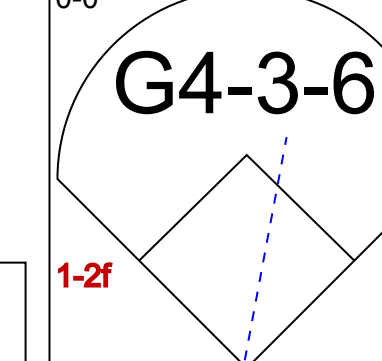

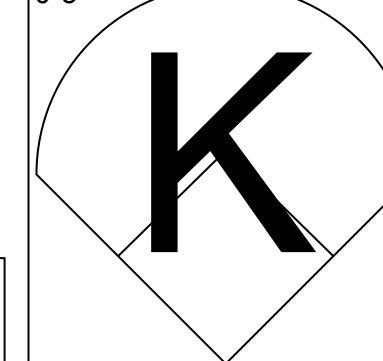

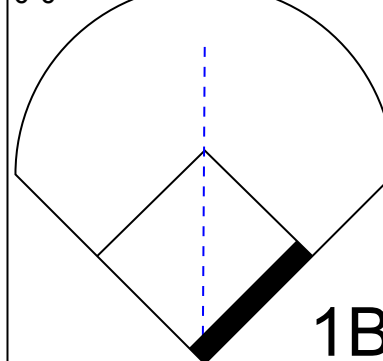


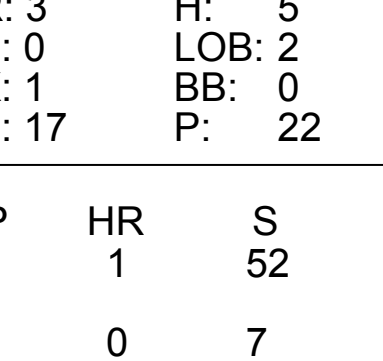
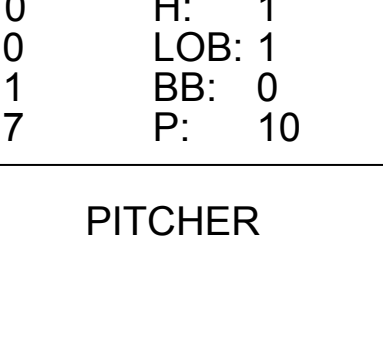
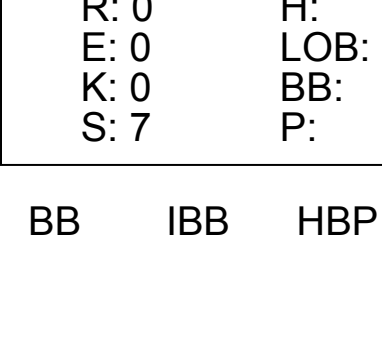


Batter	1	2	3	4	5	6	7	8	9	AB	R	H	RBI	BB	SO	LOB	BOTTOM				
Chuck Carr, S OBP: 0.331, SLG: 0.360										5	0	2	0	0	0	3					
Jerry Browne, S OBP: 0.391, SLG: 0.368										5	0	2	1	0	1	1					
Gary Sheffield, R OBP: 0.395, SLG: 0.596										5	0	0	0	0	3	5					
Jeff Conine, R OBP: 0.372, SLG: 0.520										4	1	2	1	0	0	1					
Bret Barberie, S OBP: 0.333, SLG: 0.377										4	1	3	0	0	1	0					
Mario Diaz, R OBP: 0.481, SLG: 0.609										3	0	0	1	0	1	3					
Kurt Abbott, R OBP: 0.298, SLG: 0.396										4	1	1	0	0	1	0					
Rob Natal, R OBP: 0.250, SLG: 0.250										4	0	1	0	0	0	0					
Charlie Hough, R OBP: 0.161, SLG: 0.133	(1, 1) 6.0 W 26 7 2 2 2 5 1 0 0 0 0 1 67 98 3.00 1.333																				
Richie Lewis, R ERA: 3.79	(5, 1) 2.0 8 2 1 1 3 0 0 0 0 0 1 0 22 29 4.50 1.000																				
Greg Colbrunn, R OBP: 0.368, SLG: 0.557	(7, PH) 1.0 5 2 0 0 0 1 0 0 0 0 0 0 12 18 0.00 2.000																				
Brian Drahman, R ERA: 2.98	(8, PH) 1.0 5 2 0 0 0 1 0 0 0 0 0 0 12 18 0.00 2.000																				
Dave Magadan, L OBP: 0.383, SLG: 0.292	(9, PH) 1.0 5 2 0 0 0 1 0 0 0 0 0 0 12 18 0.00 2.000																				
Inning Stats	R: 0 E: 0 K: 2 S: 10	H: 1 LOB: 1 BB: 0 P: 13	R: 0 E: 0 K: 2 S: 10	H: 0 LOB: 0 BB: 0 P: 15	R: 0 E: 0 K: 0 S: 10	H: 0 LOB: 0 BB: 0 P: 17	R: 1 E: 0 K: 1 S: 12	H: 2 LOB: 1 BB: 0 P: 15	R: 0 E: 0 K: 0 S: 11	H: 0 LOB: 1 BB: 1 P: 16	R: 0 E: 0 K: 0 S: 7	H: 2 LOB: 2 BB: 0 P: 12	R: 1 E: 0 K: 2 S: 18	H: 3 LOB: 2 BB: 0 P: 24	R: 1 E: 0 K: 1 S: 11	H: 1 LOB: 0 BB: 0 P: 15	R: 0 E: 0 K: 1 S: 12	H: 2 LOB: 2 BB: 0 P: 18	1B: 8 2B: 2 3B: 0 HR: 1	SF: 1 SAC: 0 DP: 0 HBP: 0	WP: 1 PA: 39 PB: 0 CS: 0
PITCHER	IP WLS BF H R ER SO BB IBB HBP BLK WP HR S P ERA WHIP	IP WLS BF H R ER SO BB IBB HBP BLK WP HR S P ERA WHIP																			
Kent Mercker, L ERA: 4.02	(1, 1) 6.0 W 26 7 2 2 2 5 1 0 0 0 0 1 67 98 3.00 1.333																				
Mark Wohlers, R ERA: 3.79	(7, 1) 2.0 8 2 1 1 3 0 0 0 0 0 1 0 22 29 4.50 1.000																				
Greg McMichael, R ERA: 2.98	(9, 1) 1.0 5 2 0 0 0 1 0 0 0 0 0 0 12 18 0.00 2.000																				

Atlanta Braves @ Florida Marlins
Joe Robbie Stadium, Miami, FL
Thu Jun 30 1994, 7:05 PM EDT
Att: 34,452 - Unknown - 88 F

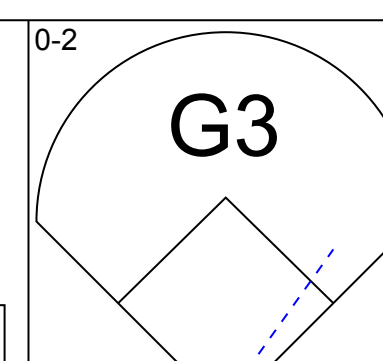
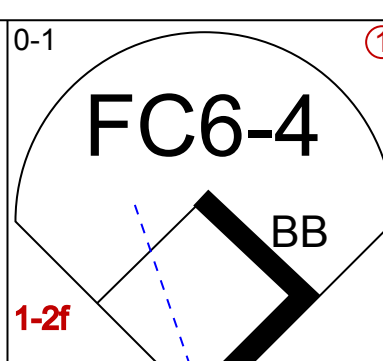
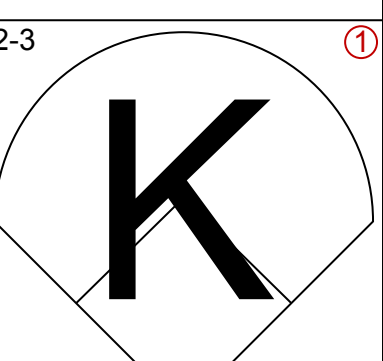
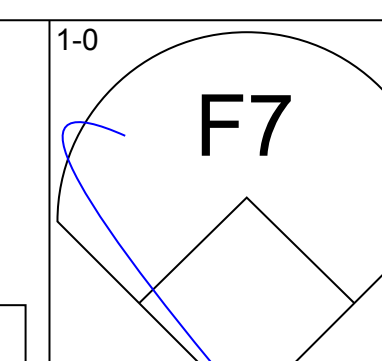
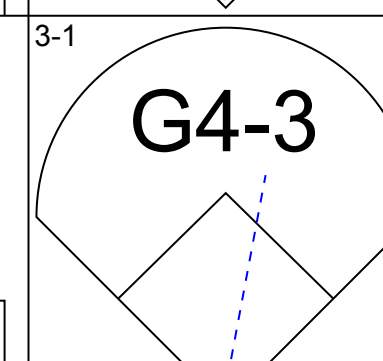
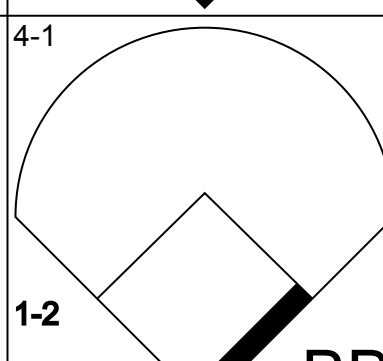
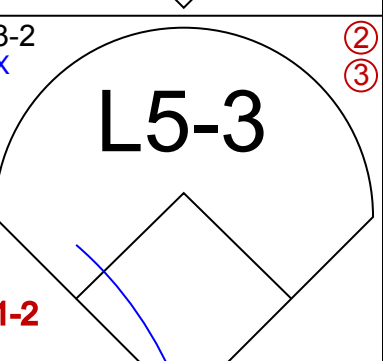
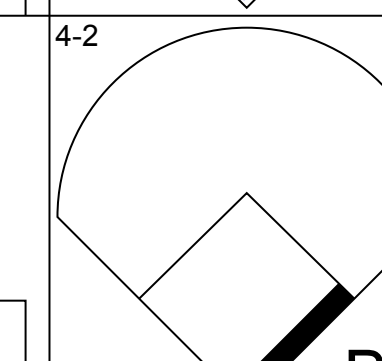
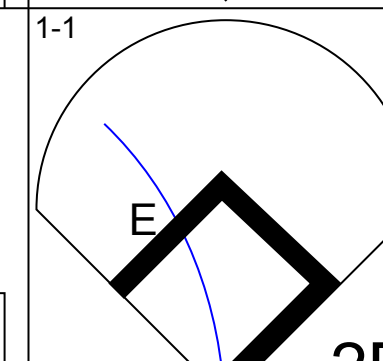
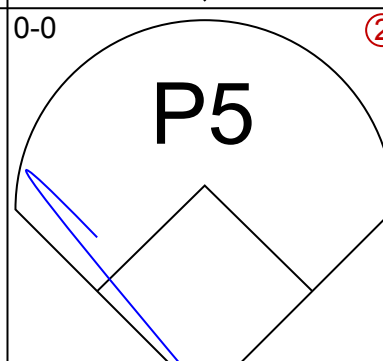
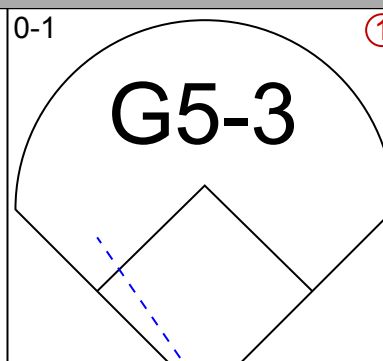
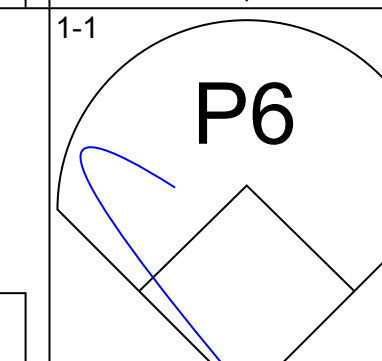
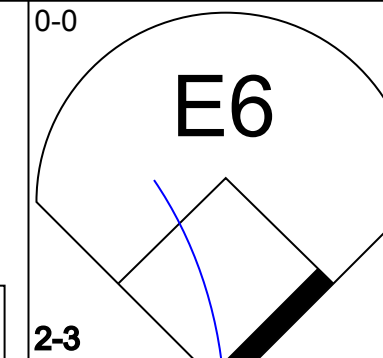
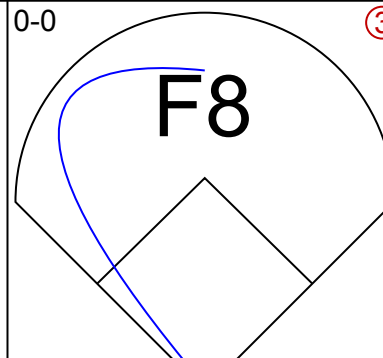
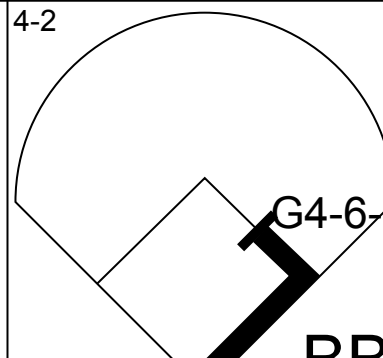
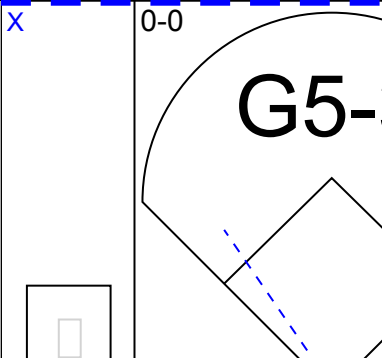
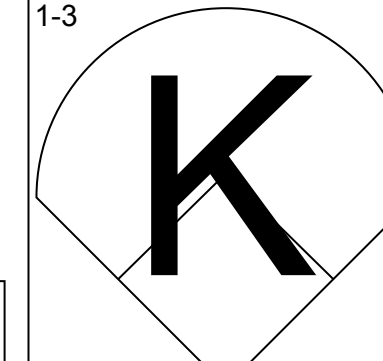
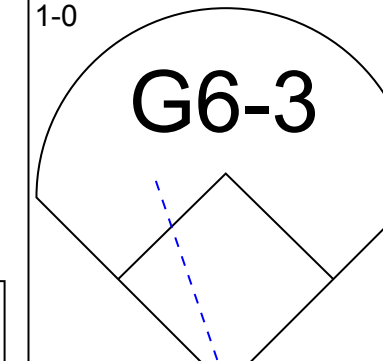
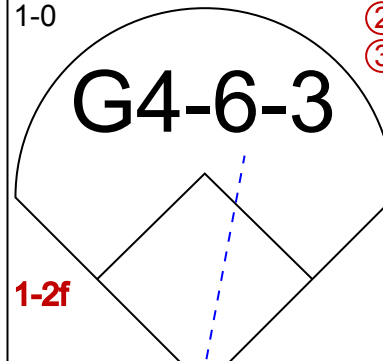
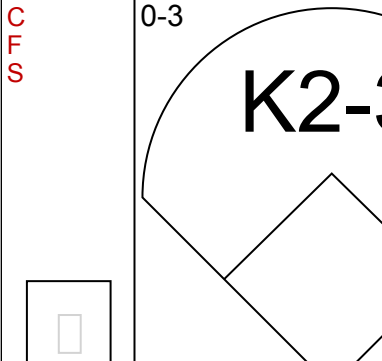
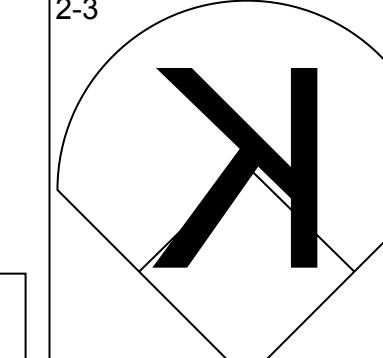
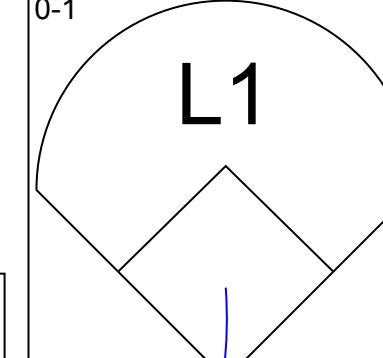
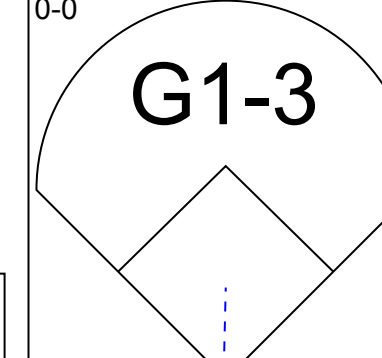
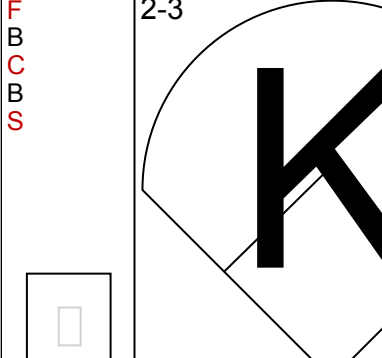
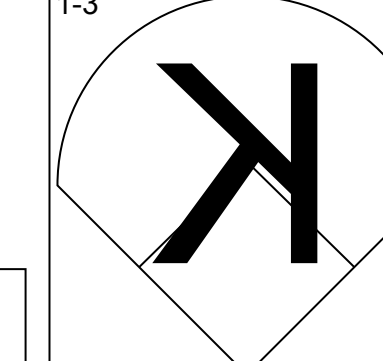
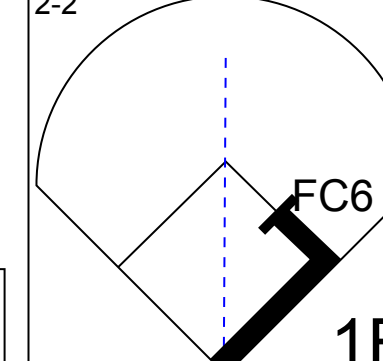
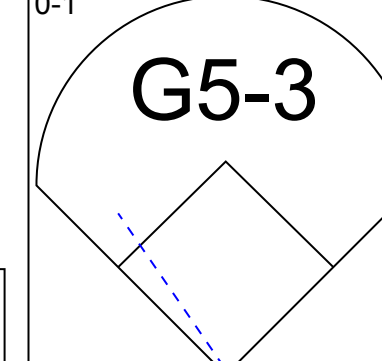
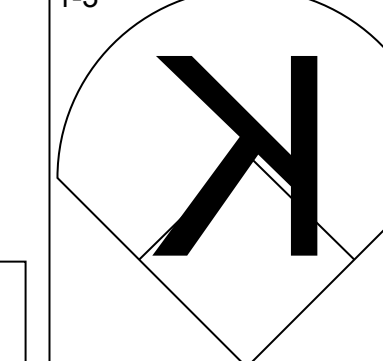
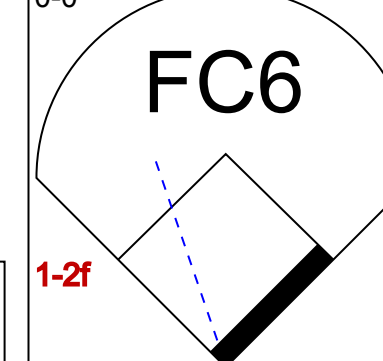
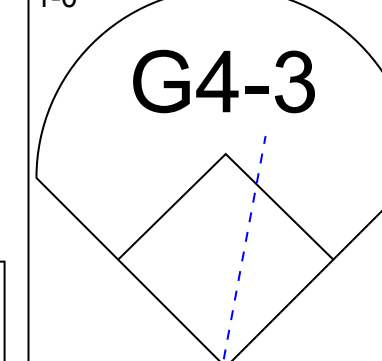
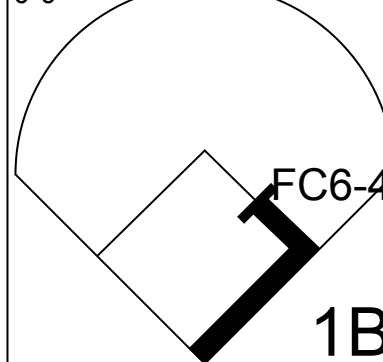
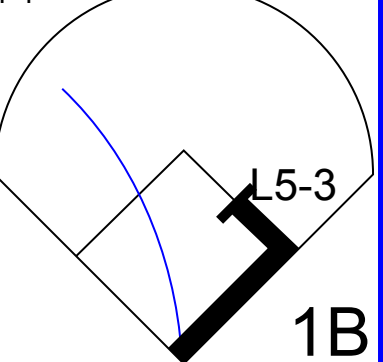
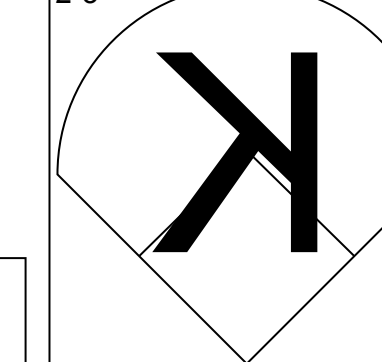
AB 37
R 3
H 11
RBI 3
BB 1
SO 9
LOB 15



Batter	1	2	3	4	5	6	7	8	9	AB	R	H	RBI	BB	SO	LOB	TOP			
Roberto Kelly, R (1.8) OBP: 0.372, SLG: 0.457										5	0	1	1	0	1	1	<p>Atlanta Braves @ Florida Marlins</p> <p>Joe Robbie Stadium, Miami, FL</p> <p>Sat Jul 02 1994, 7:05 PM EDT</p> <p>Att: 42,893 - Unknown - 87 F</p>			
Mark Lemke, S (1.4) OBP: 0.370, SLG: 0.381										5	1	2	0	0	0	2				
David Justice, L (1.9) OBP: 0.447, SLG: 0.545										4	0	1	0	0	0	2				
Fred McGriff, L (1.3) OBP: 0.393, SLG: 0.601										4	2	3	2	0	0	1				
Ryan Klesko, L (1.7) OBP: 0.366, SLG: 0.658										4	1	1	1	0	1	2				
Dave Gallagher, R (8.7) OBP: 0.316, SLG: 0.313										0	0	0	0	0	0	0				
Bill Peacock, R (1.5) OBP: 0.321, SLG: 0.333										4	0	0	0	0	1	2				
Charlie O'Brien, R (1.2) OBP: 0.316, SLG: 0.505										4	1	2	1	0	1	1				
Rafael Belliard, R (1.6) OBP: 0.274, SLG: 0.313										4	0	1	0	0	1	2				
Greg Maddux, R (1.1) OBP: 0.209, SLG: 0.238										3	0	1	0	0	1	2				
Mark Wohlers, R (8.1) OBP: 1.000, SLG: 1.000										0	0	0	0	0	0	0				
Tony Tarasco, L (9. PH) OBP: 0.313, SLG: 0.447										1	0	0	0	0	0	0				
Greg McMichael, R (9.1) OBP: 0.313, SLG: 0.447										0	0	0	0	0	0	0				
Inning Stats	R: 0 E: 0 K: 1 S: 7	H: 0 LOB: 0 BB: 0 P: 9	R: 1 E: 0 K: 1 S: 15	H: 2 LOB: 1 BB: 0 P: 23	R: 0 E: 0 K: 0 S: 9	H: 1 LOB: 1 BB: 0 P: 16	R: 3 E: 0 K: 1 S: 17	H: 5 LOB: 2 BB: 0 P: 22	R: 0 E: 0 K: 1 S: 11	H: 1 LOB: 1 BB: 0 P: 19	R: 1 E: 0 K: 0 S: 11	H: 2 LOB: 0 BB: 0 P: 20	R: 0 E: 0 K: 2 S: 9	H: 0 LOB: 0 BB: 0 P: 10	R: 0 E: 0 K: 0 S: 7	H: 0 LOB: 0 BB: 0 P: 10	1B: 9 2B: 3 3B: 0 HR: 1	SF: 0 SAC: 0 DP: 2 HBP: 0	WP: 1 PB: 0 CS: 1	PA: 38
PITCHER	IP WLS BF H R ER SO BB IBB HBP BLK WP HR S P ERA WHIP																			
Terry Mathews, R (1.1) ERA: 4.22	4.0 L 21 9 4 4 3 0 0 0 0 0 0 1 52 77 9.00 2.250																			
Jeff Mutis, L (5.1) ERA: 4.74	1.0 3 0 0 0 0 0 0 0 0 0 0 0 7 12 0.00 0.000																			
Brian Drahman, R (6.1) ERA: 5.73	3.0 11 3 0 1 1 3 0 0 0 0 1 0 27 40 3.00 1.000																			
Richie Lewis, R (9.1) ERA: 3.52	1.0 3 0 0 0 0 0 0 0 0 0 0 0 7 10 0.00 0.000																			

AB	38
R	5
H	12
RBI	5
BB	0
SO	6
LOB	15



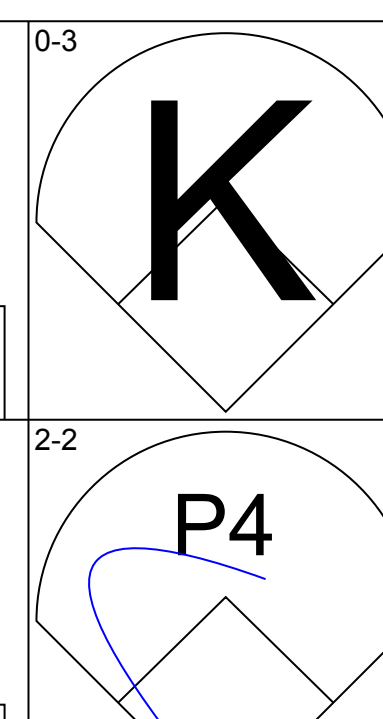
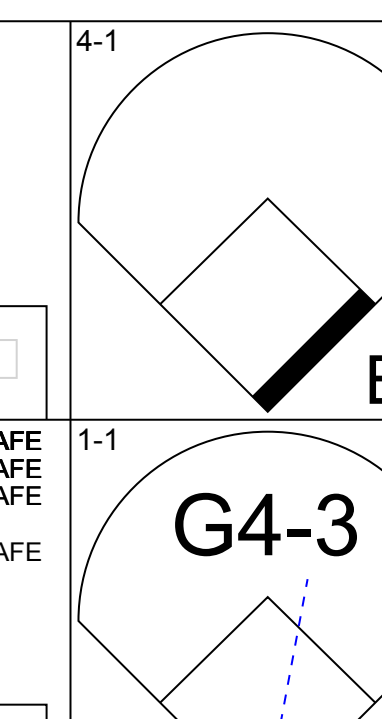
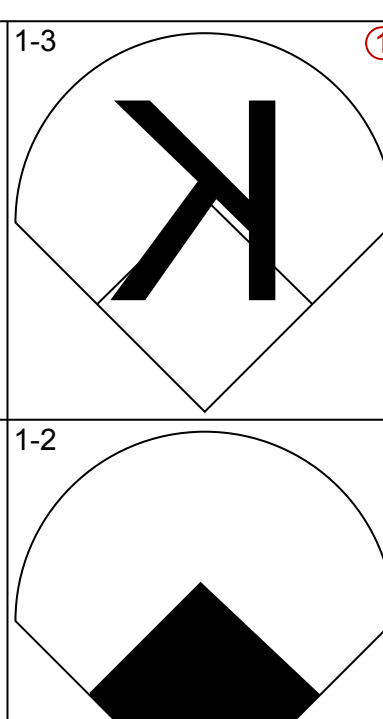
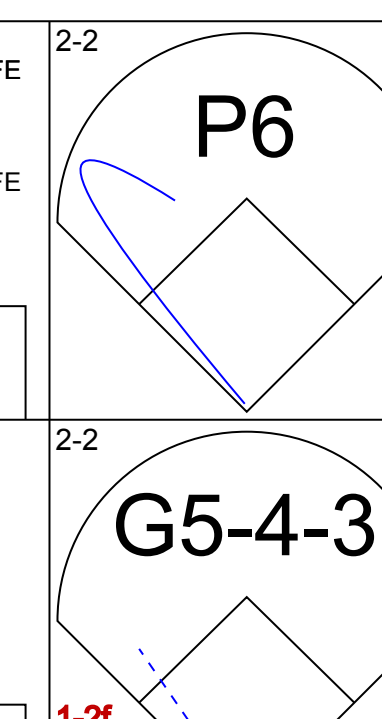
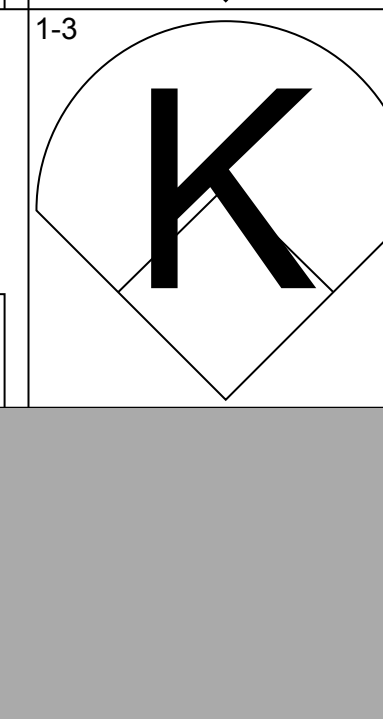

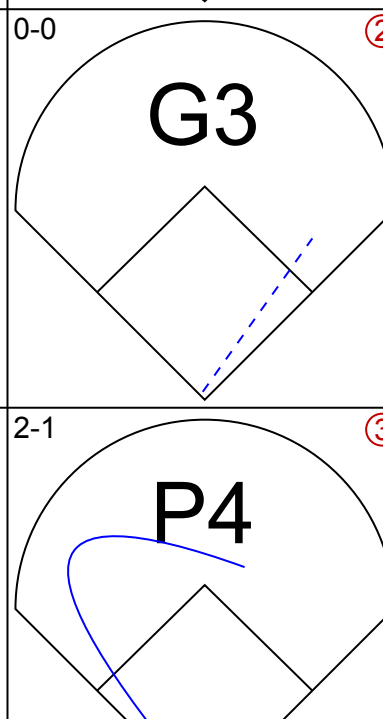


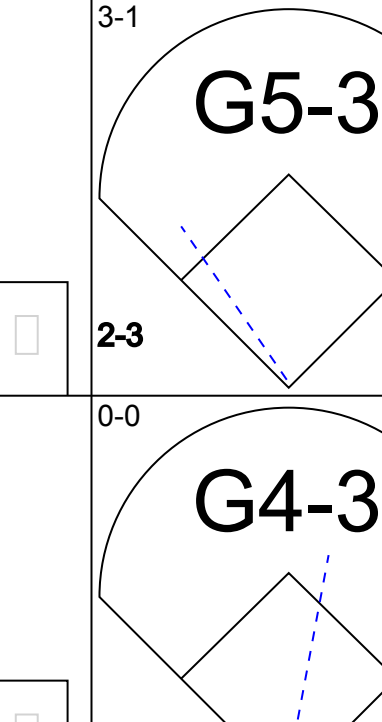

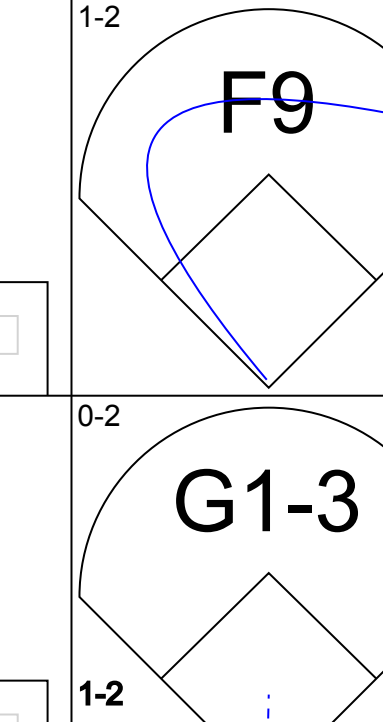
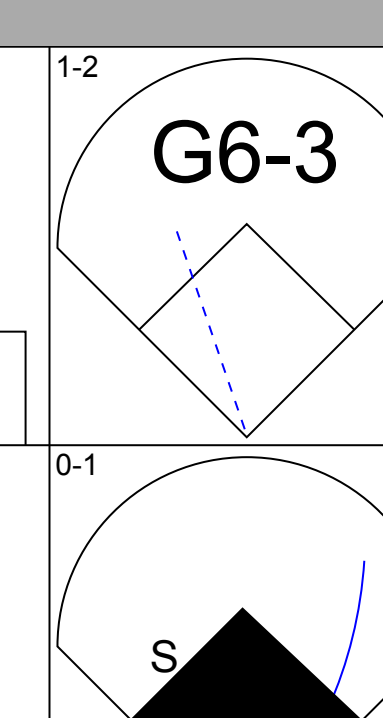
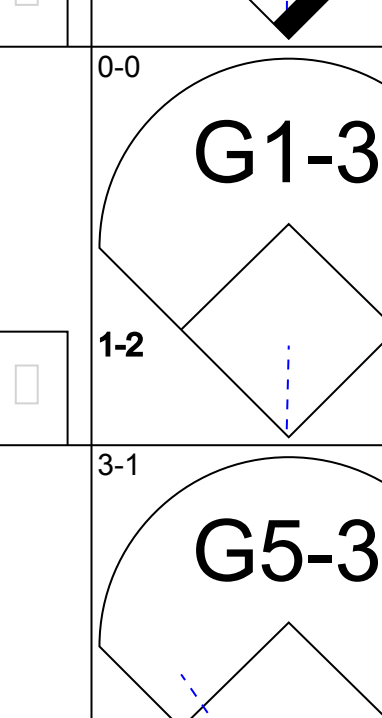
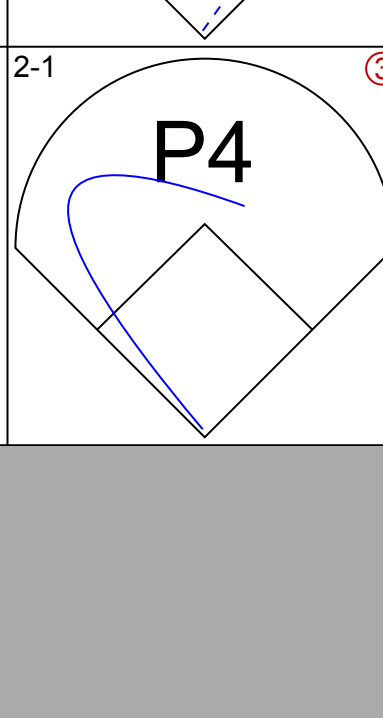
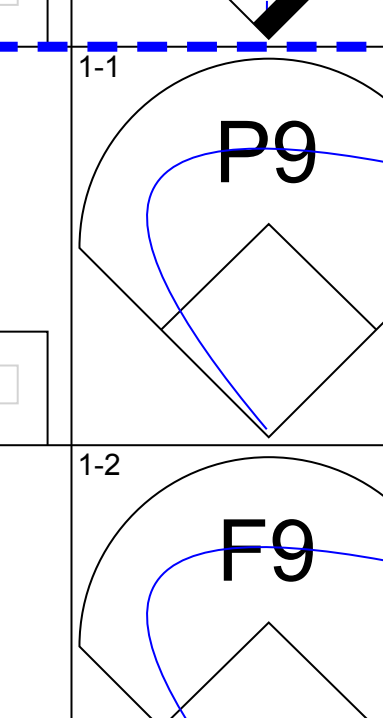
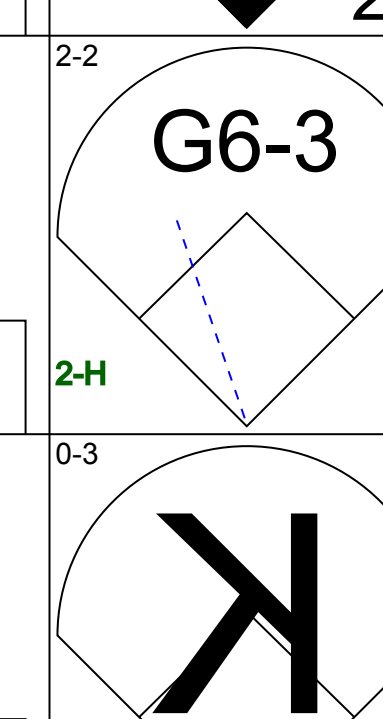
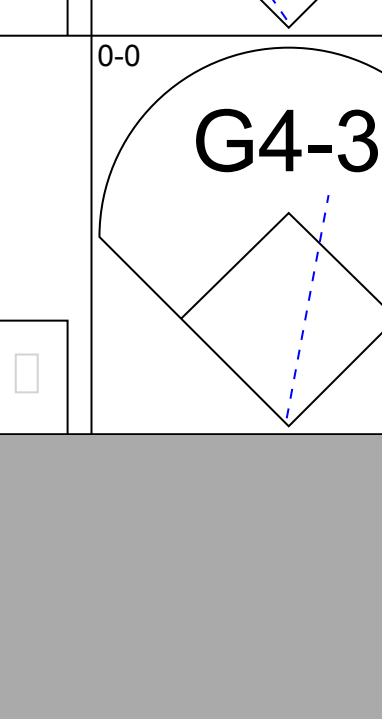
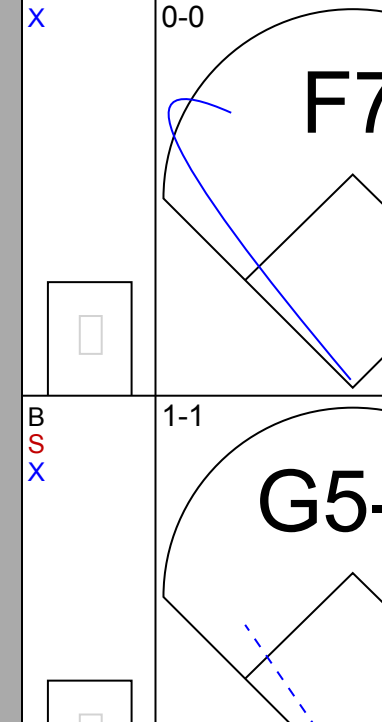
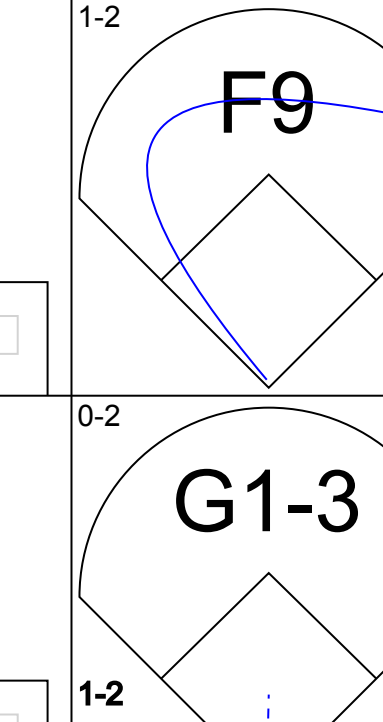


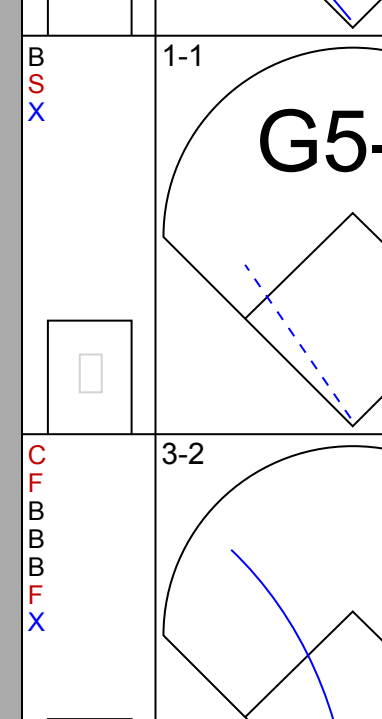
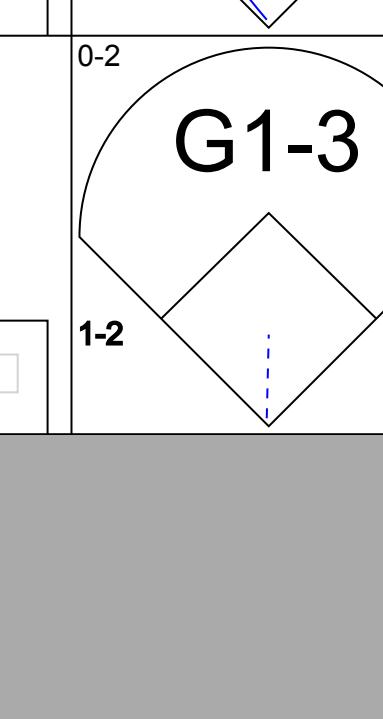
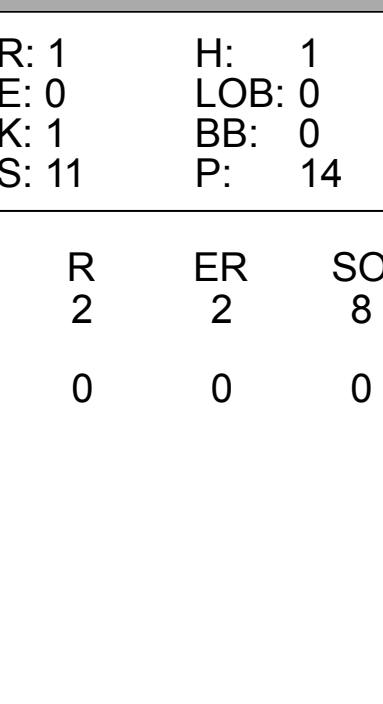
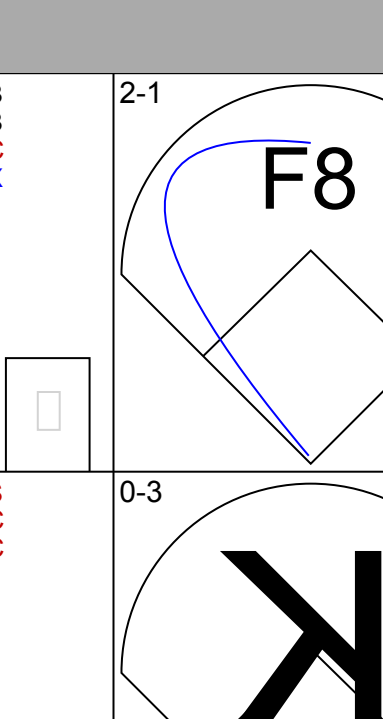
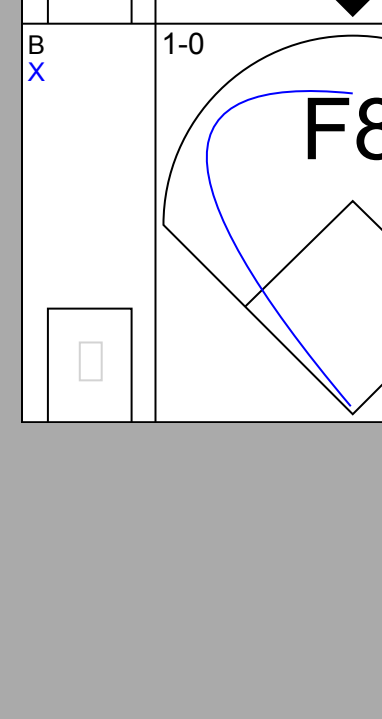
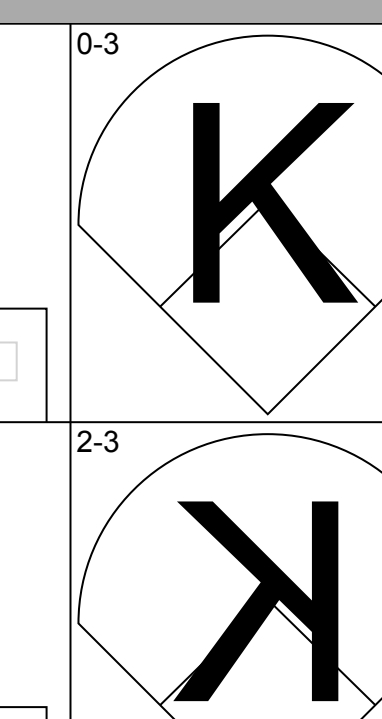
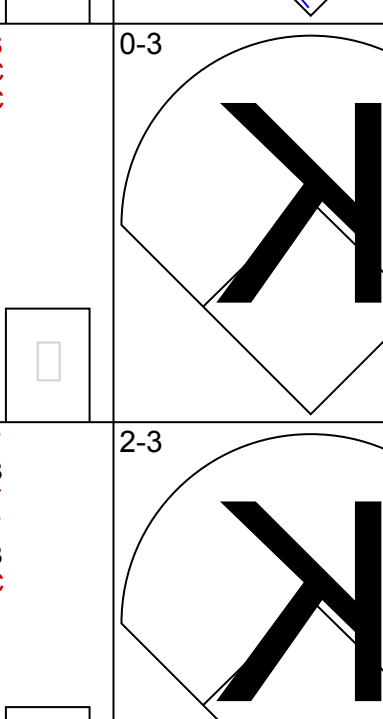
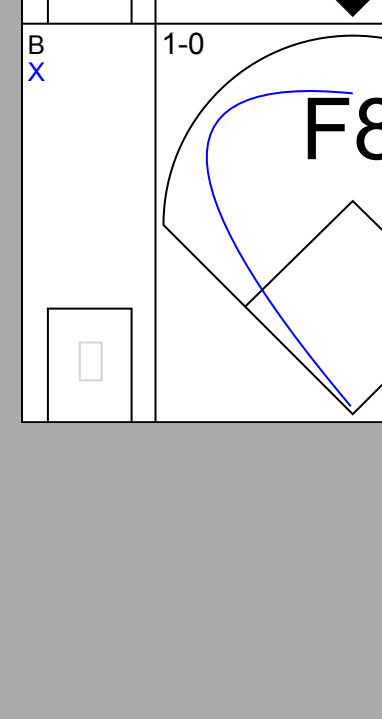
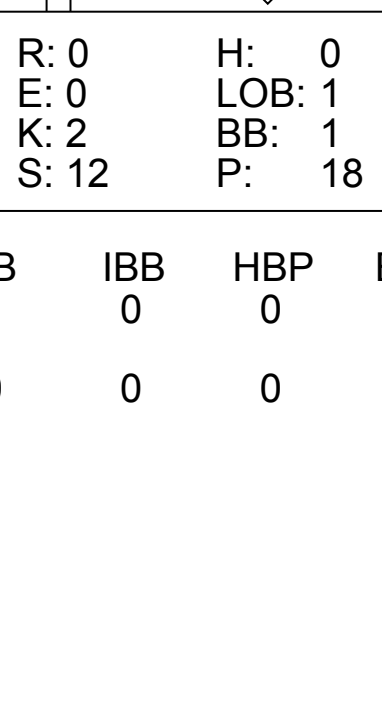
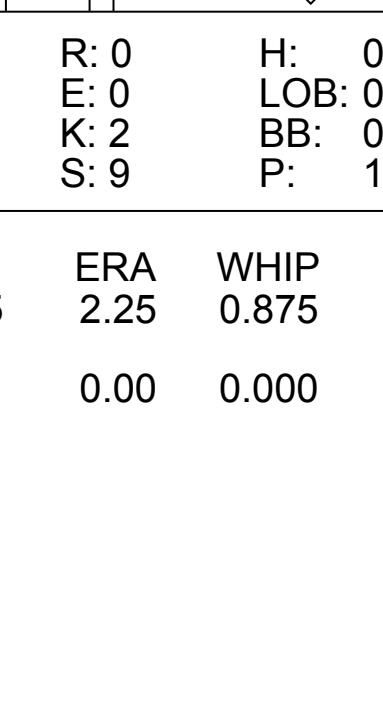
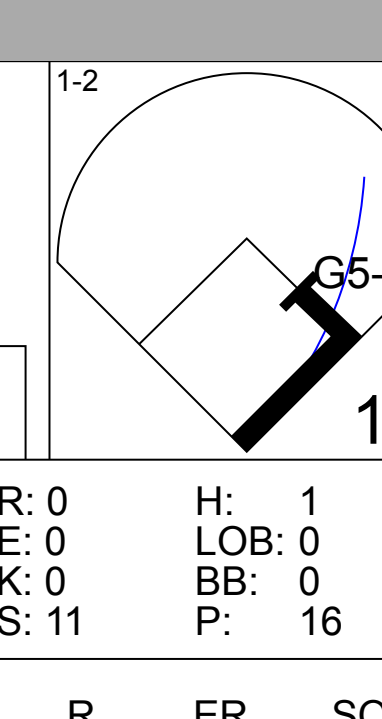
Batter	1	2	3	4	5	6	7	8	9	AB	R	H	RBI	BB	SO	LOB	BOTTOM					
Chuck Carr, S (1.8) OBP: 0.322, SLG: 0.349										4	0	0	0	0	1	2	<p>Atlanta Braves @ Florida Marlins</p> <p>Joe Robbie Stadium, Miami, FL</p> <p>Sat Jul 02 1994, 7:05 PM EDT</p> <p>Att: 42,893 - Unknown - 87 F</p>					
Dave Magadan, L (1.5) OBP: 0.397, SLG: 0.297										2	0	0	0	2	0	1						
Gary Sheffield, R (1.9) OBP: 0.384, SLG: 0.578										4	0	1	0	0	0	3						
Jeff Conine, R (1.7) OBP: 0.371, SLG: 0.518										3	0	0	0	1	0	3						
Greg Colbrunn, R (1.3) OBP: 0.353, SLG: 0.519										4	0	0	0	0	2	3						
Bento Santiago, R (1.2) OBP: 0.325, SLG: 0.409										4	0	0	0	0	2	0						
Bret Barberie, S (1.4) OBP: 0.333, SLG: 0.373										3	0	1	0	0	1	0						
Kurt Abbott, R (1.6) OBP: 0.294, SLG: 0.391										3	0	0	0	0	1	1						
Terry Mathews, L (1.1) ERA: 4.22										1	0	1	0	0	0	0						
Jeff Mutis, L (5.1) ERA: 4.74										0	0	0	0	0	0	0						
Alex Arias, R (5. PH) OBP: 0.302, SLG: 0.300										1	0	1	0	0	0	0						
Brian Drahman, R (6.1) ERA: 5.73										0	0	0	0	0	0	0						
Mattias Carrillo, L (8. PH) OBP: 0.322, SLG: 0.324										1	0	0	0	0	1	0						
Richie Lewis, R (9.1) ERA: 3.52										0	0	0	0	0	0	0						
Inning Stats	R: 0 E: 1 K: 1 S: 12	H: 1 LOB: 2 BB: 0 P: 17	R: 0 E: 0 K: 3 S: 11	H: 0 LOB: 0 BB: 0 P: 15	R: 0 E: 0 K: 0 S: 7	H: 1 LOB: 2 BB: 1 P: 10	R: 0 E: 0 K: 0 S: 8	H: 1 LOB: 0 BB: 0 P: 11	R: 0 E: 0 K: 1 S: 11	H: 0 LOB: 0 BB: 0 P: 17	R: 0 E: 0 K: 0 S: 5	H: 0 LOB: 0 BB: 1 P: 10	R: 0 E: 0 K: 1 S: 4	H: 0 LOB: 0 BB: 0 P: 5	R: 0 E: 0 K: 1 S: 9	H: 0 LOB: 1 BB: 1 P: 17	R: 0 E: 0 K: 2 S: 7	H: 0 LOB: 0 BB: 0 P: 9	1B: 3 2B: 2 3B: 0 HR: 0	SF: 0 SAC: 0 DP: 2 HBP: 0	WP: 0 PB: 0 CS: 0	PA: 33
PITCHER	IP WLS BF H R ER SO BB IBB HBP BLK WP HR S P ERA WHIP																					
Greg Maddux, R (1.1) ERA: 1.79	7.0 W 26 4 0 0 0 2 0 0 0 0 0 0 58 85 0.00 0.857																					
Mark Wohlers, R (8.1) ERA: 3.69	1.0 4 0 0 0 1 1 0 0 0 0 0 0 9 17 0.00 1.000																					
Greg McMichael, R (9.1) ERA: 2.91	1.0 3 0 0 0 2 0 0 0 0 0 0 0 7 9 0.00 0.000																					

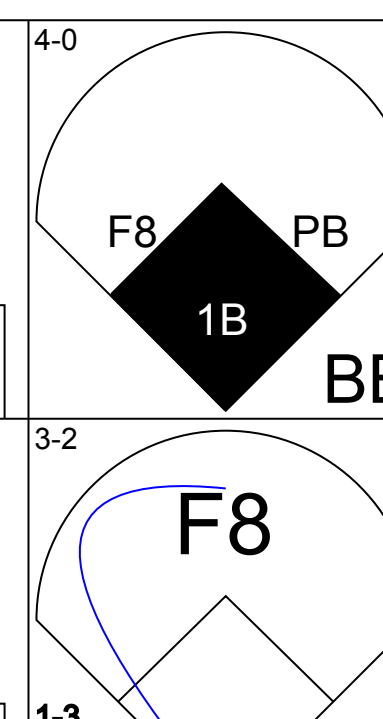
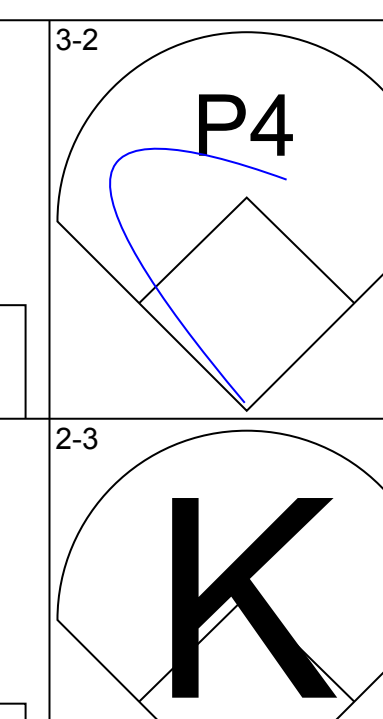
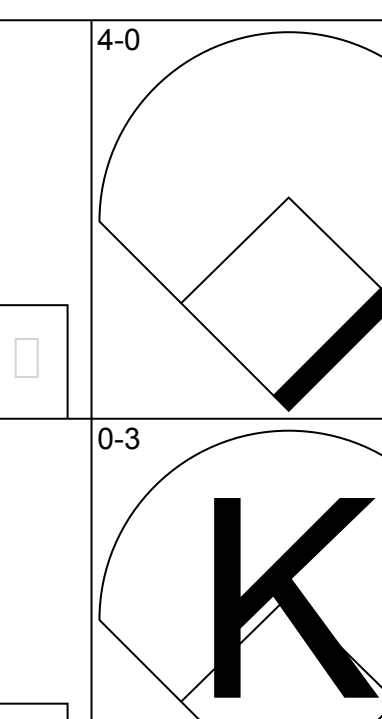
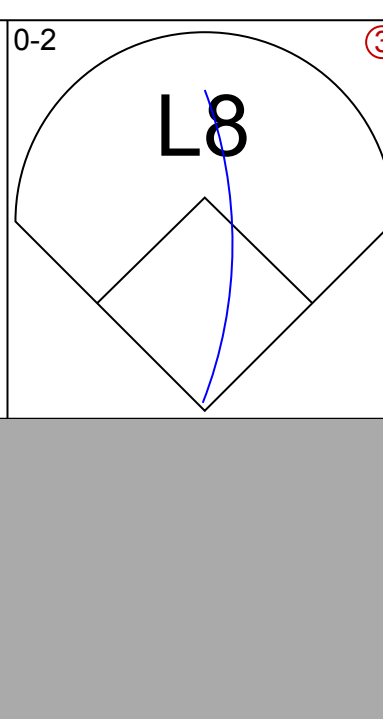
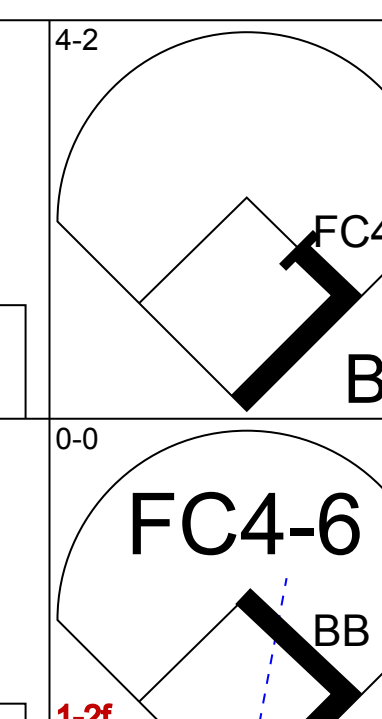
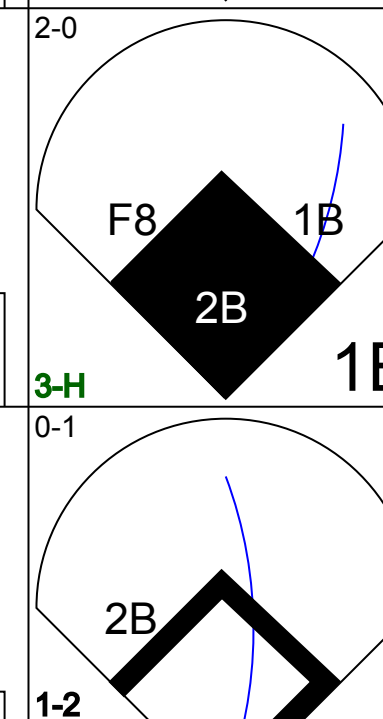


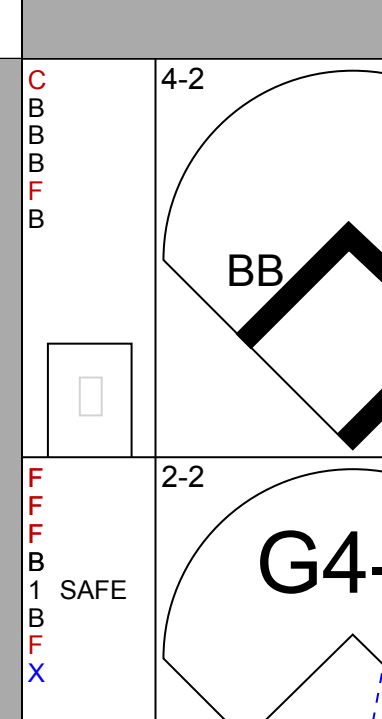
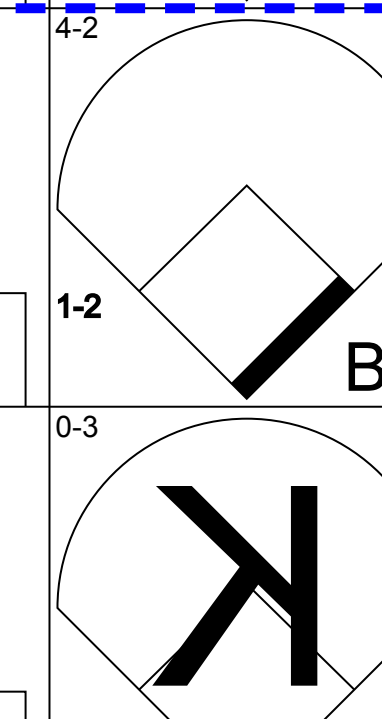
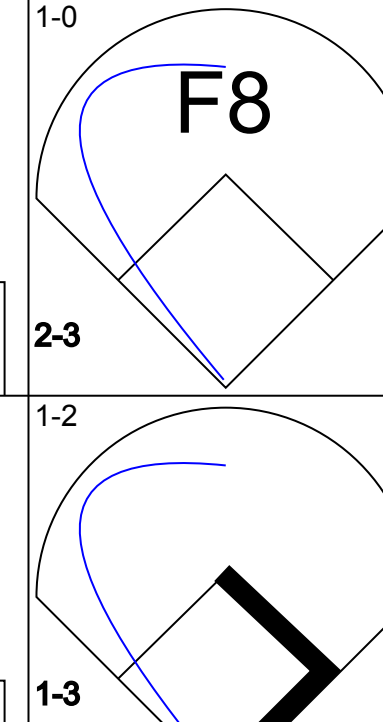
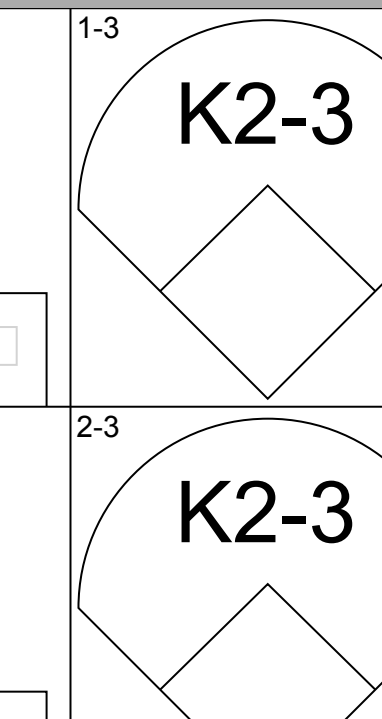
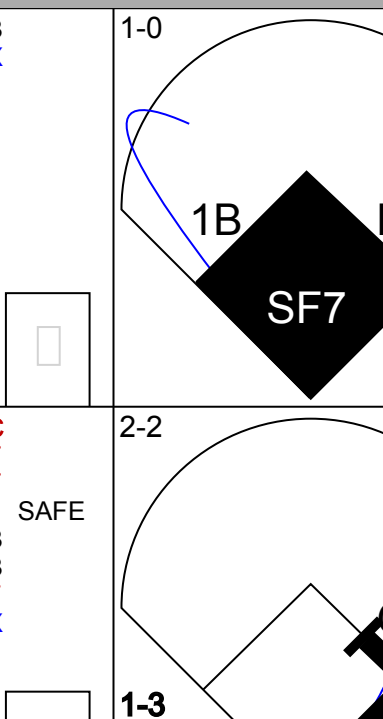
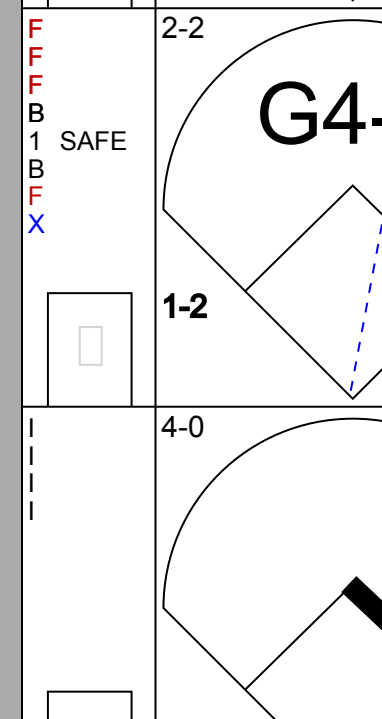
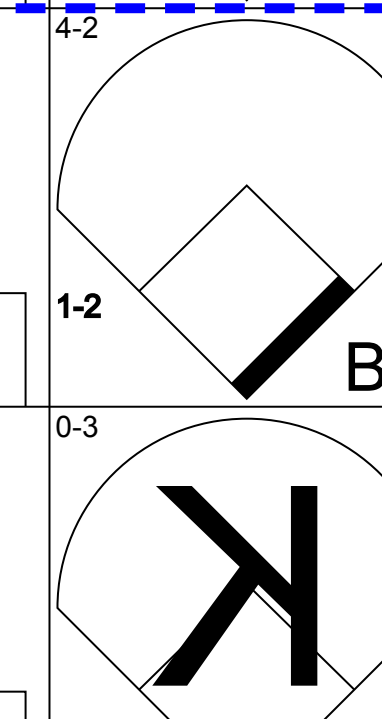
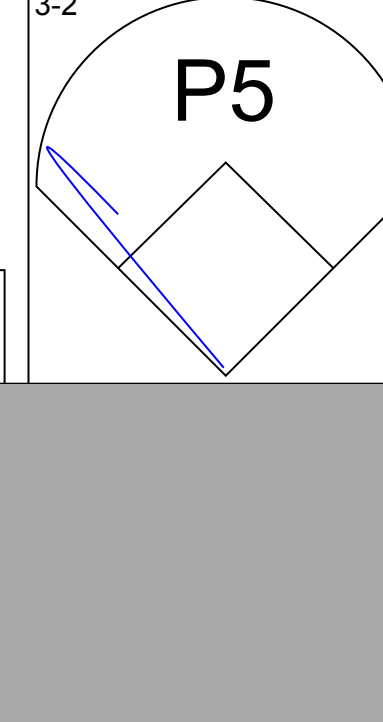
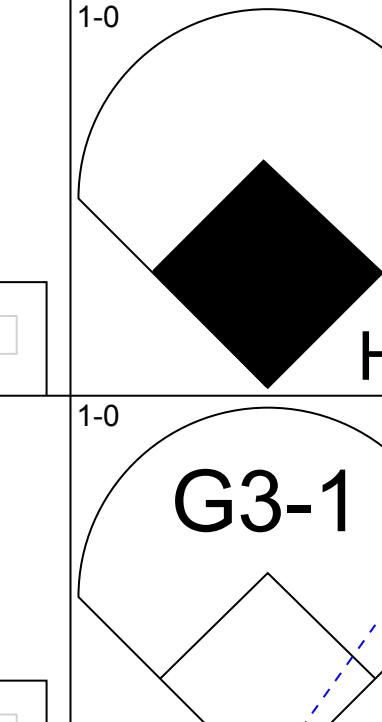
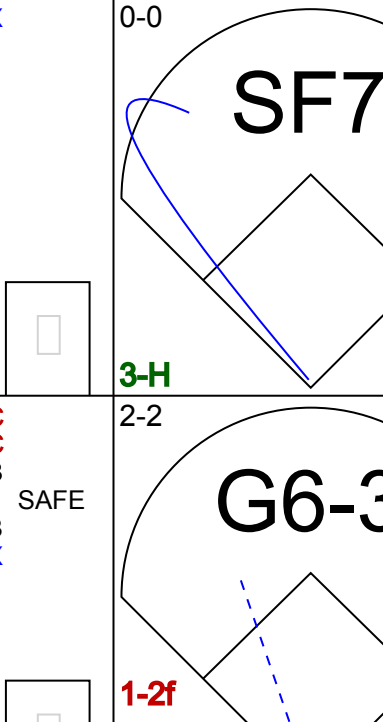
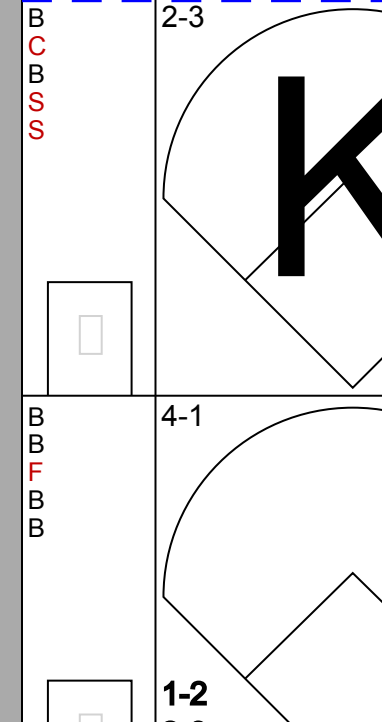

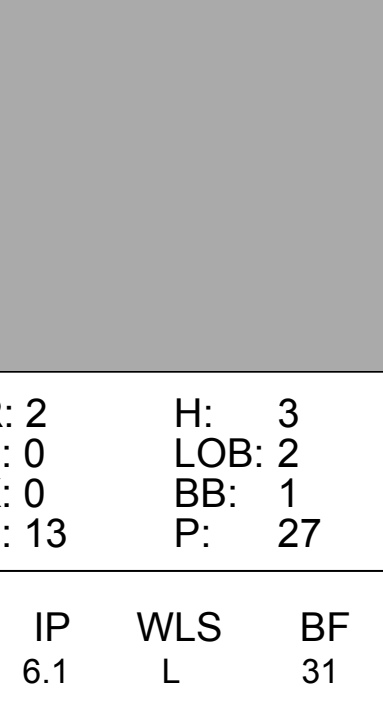


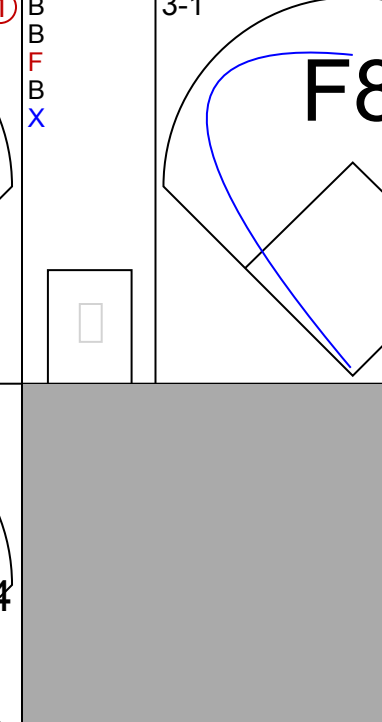

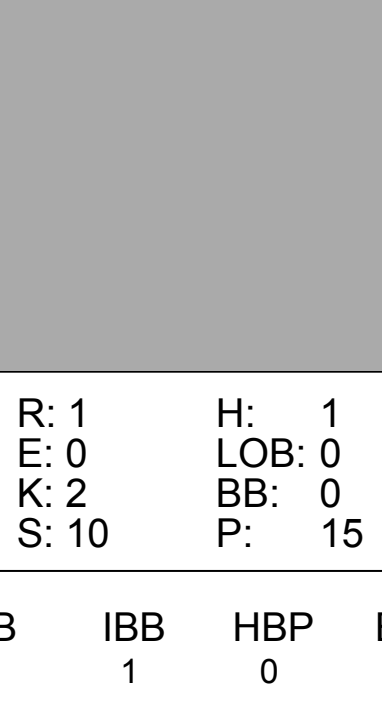
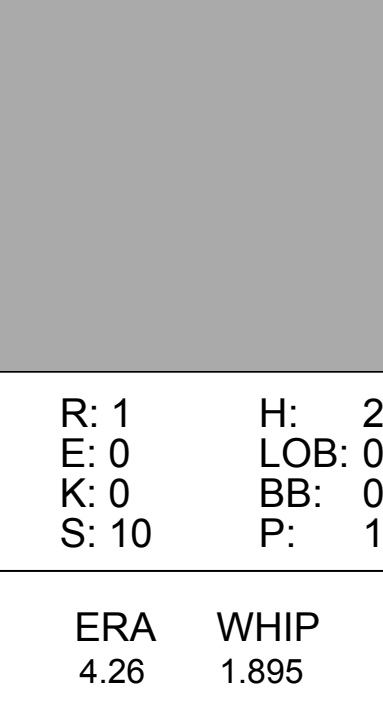
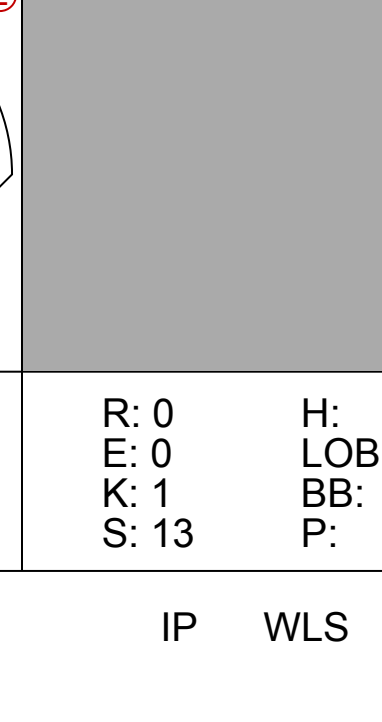
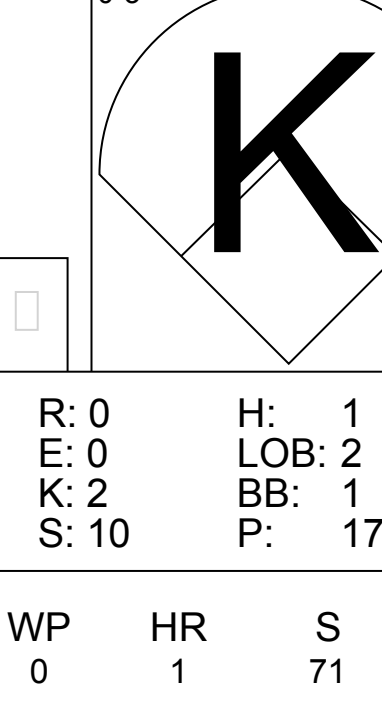
AB	30
R	0
H	4
RBI	0
BB	3
SO	8
LOB	13



Batter	1	2	3	4	5	6	7	8	9	AB	R	H	RBI	BB	SO	LOB	TOP			
Tom Foley, L (1,4) OBP: 0.292, SLG: 0.321										2	1	0	0	2	2	0	Pittsburgh Pirates @ Atlanta Braves Atlanta-Fulton County Stadium, Atlanta, GA Tue Jul 05 1994, 7:05 PM EDT Att: 49,493 - Unknown - 75 F AB 23 R 3 H 2 RBI 3 BB 4 SO 6 LOB 13 			
Jay Bell, R (1,6) OBP: 0.331, SLG: 0.420										4	1	1	2	0	0	1				
Andy Van Slyke, L (1,8) OBP: 0.356, SLG: 0.373										2	0	0	0	0	0	1				
Dave Clark, L (1,7) OBP: 0.383, SLG: 0.517										2	0	0	0	1	2	2				
Orlando Merced, S (1,9) OBP: 0.356, SLG: 0.436										2	0	0	0	1	1	3				
Brian Hunter, R (1,3) OBP: 0.298, SLG: 0.492										3	0	0	1	0	0	3				
Jeff King, R (1,5) OBP: 0.324, SLG: 0.386										3	1	1	0	0	0	2				
Don Slaught, R (1,2) OBP: 0.370, SLG: 0.333										3	0	0	0	0	0	1				
Denny Neagle, L (1,1) OBP: 0.125, SLG: 0.125										2	0	0	0	0	1	0				
Inning Stats	R: 0 E: 0 K: 1 S: 7	H: 0 LOB: 0 BB: 0 P: 10	R: 0 E: 0 K: 2 S: 8	H: 0 LOB: 0 BB: 0 P: 14	R: 2 E: 0 K: 1 S: 15	H: 2 LOB: 2 BB: 1 P: 30	R: 0 E: 0 K: 0 S: 4	H: 0 LOB: 0 BB: 1 P: 8	R: 0 E: 0 K: 0 S: 8	H: 0 LOB: 0 BB: 1 P: 11	R: 1 E: 2 K: 0 S: 17	H: 0 LOB: 2 BB: 1 P: 25	R: 0 E: 0 K: 0 S: 11	H: 0 LOB: 1 BB: 1 P: 19			1B: 1 2B: 0 3B: 1 HR: 0	SF: 0 SAC: 1 DP: 1 HBP: 1	WP: 0 PB: 0 CS: 0	PA: 29
PITCHER 29 John Smoltz, R (1,1) ERA: 3.41	IP: 7.0 WLS: L BF: 29 H: 2 R: 3 ER: 2 SO: 6 BB: 4 IBB: 0 HBP: 1 BLK: 0 WP: 0 HR: 0 S: 70 P: 117 ERA: 2.57 WHIP: 0.857															PITCHER IP: WLS: BF: H: R: ER: SO: BB: IBB: HBP: BLK: WP: HR: S: P: ERA: WHIP:				

Batter	1	2	3	4	5	6	7	8	9	AB	R	H	RBI	BB	SO	LOB	BOTTOM			
Dave Gallagher, R (1,7) OBP: 0.316, SLG: 0.324										3	1	1	0	0	0	0	Pittsburgh Pirates @ Atlanta Braves Atlanta-Fulton County Stadium, Atlanta, GA Tue Jul 05 1994, 7:05 PM EDT Att: 49,493 - Unknown - 75 F AB 21 R 1 H 4 RBI 1 BB 3 SO 5 LOB 11 			
Jeff Blauser, R (1,6) OBP: 0.333, SLG: 0.385										1	0	0	0	2	0	0				
David Justice, L (1,9) OBP: 0.459, SLG: 0.567										3	0	3	1	0	0	0				
Fred McGriff, L (1,3) OBP: 0.393, SLG: 0.605										3	0	0	0	0	2	5				
Roberto Kelly, R (1,8) OBP: 0.375, SLG: 0.454										2	0	0	0	1	0	2				
Bill Peotta, R (1,5) OBP: 0.307, SLG: 0.313										3	0	0	0	0	1	4				
Charlie O'Brien, R (1,2) OBP: 0.314, SLG: 0.495										2	0	0	0	0	1	0				
Mark Lemke, S (1,4) OBP: 0.370, SLG: 0.379										2	0	0	0	0	0	0				
29 John Smoltz, R (1,1) OBP: 0.242, SLG: 0.323										2	0	0	0	0	1	0				
Inning Stats	R: 0 E: 0 K: 1 S: 13	H: 1 LOB: 3 BB: 2 P: 28	R: 0 E: 0 K: 1 S: 8	H: 0 LOB: 0 BB: 0 P: 11	R: 1 E: 0 K: 0 S: 10	H: 2 LOB: 1 BB: 1 P: 19	R: 0 E: 0 K: 1 S: 6	H: 0 LOB: 0 BB: 0 P: 9	R: 0 E: 0 K: 1 S: 9	H: 1 LOB: 1 BB: 0 P: 13	R: 0 E: 0 K: 0 S: 9	H: 0 LOB: 0 BB: 0 P: 15	R: 0 E: 0 K: 0 S: 9	H: 0 LOB: 1 BB: 0 P: 13			1B: 3 2B: 2 3B: 0 HR: 0	SF: 0 SAC: 0 DP: 1 HBP: 0	WP: 0 PB: 0 CS: 0	PA: 24
PITCHER Denny Neagle, L (1,1) ERA: 4.3	IP: 6.0 WLS: W BF: 24 H: 4 R: 1 ER: 1 SO: 5 BB: 3 IBB: 0 HBP: 0 BLK: 0 WP: 0 HR: 0 S: 55 P: 95 ERA: 1.50 WHIP: 1.167															PITCHER IP: WLS: BF: H: R: ER: SO: BB: IBB: HBP: BLK: WP: HR: S: P: ERA: WHIP:				

Batter	1	2	3	4	5	6	7	8	9	AB	R	H	RBI	BB	SO	LOB	TOP					
Carlos Garcia, R OBP: 0.313, SLG: 0.340 (1, 4)										3	0	0	0	1	2	1	Pittsburgh Pirates @ Atlanta Braves Atlanta-Fulton County Stadium, Atlanta, GA Wed Jul 06 1994, 7:05 PM EDT Att: 46:387 - Unknown - 82 F					
Jay Bell, R OBP: 0.332, SLG: 0.432 (1, 6)										4	1	1	1	0	0	2						
Andy Van Slyke, L OBP: 0.360, SLG: 0.375 (1, 8)										4	0	2	0	0	1	0						
Brian Hunter, R OBP: 0.286, SLG: 0.471 (1, 7)										4	0	0	0	0	0	2						
Jeff King, R OBP: 0.318, SLG: 0.381 (1, 5)										4	1	1	0	0	0	2						
Lloyd McClendon, R OBP: 0.266, SLG: 0.339 Dave Clark, L OBP: 0.379, SLG: 0.513 (9, PH)										3	0	0	1	0	0	1						
Lance Parrish, R OBP: 0.398, SLG: 0.391 (1, 2)										3	0	1	0	0	1	0						
Kevin Young, R OBP: 0.266, SLG: 0.331 Jeff Ballard, L OBP: 0.500, SLG: 0.500 Mark Dewey, R OBP: 1.000, SLG: 1.000 Ravelo Manzanillo, L OBP: 0.500, SLG: 0.500 (8, 1)										3	0	0	0	0	2	1						
Paul Wagner, R OBP: 0.139, SLG: 0.167 Orlando Merced, S OBP: 0.353, SLG: 0.431 (7, 3)										2	0	0	0	0	2	0						
Inning Stats	R: 0 E: 0 K: 2 S: 10	H: 0 LOB: 0 BB: 0 P: 13	R: 1 E: 0 K: 1 S: 11	H: 1 LOB: 0 BB: 0 P: 14	R: 0 E: 0 K: 2 S: 12	H: 0 LOB: 1 BB: 1 P: 18	R: 0 E: 0 K: 0 S: 6	H: 1 LOB: 0 BB: 0 P: 11	R: 0 E: 0 K: 2 S: 9	H: 0 LOB: 0 BB: 0 P: 13	R: 1 E: 0 K: 1 S: 10	H: 1 LOB: 0 BB: 0 P: 14	R: 0 E: 0 K: 0 S: 8	H: 1 LOB: 1 BB: 0 P: 13	R: 0 E: 0 K: 0 S: 11	H: 1 LOB: 0 BB: 0 P: 16		R: 0 E: 0 K: 0 S: 10	H: 1 LOB: 1 BB: 0 P: 13	1B: 4 2B: 1 3B: 0 HR: 1	SF: 0 SAC: 0 DP: 1 HBP: 0	WP: 0 PB: 0 SB: 1 CS: 0
PITCHER	IP WLS BF H R ER SO BB IBB HBP BLK WP HR S P ERA WHIP																					
Steve Avery, L ERA: 4.03 Greg McMichael, R ERA: 2.85	(1, 1) 8.0 W 30 6 2 2 8 1 0 0 0 0 1 79 115 2.25 0.875																					

Batter	1	2	3	4	5	6	7	8	9	AB	R	H	RBI	BB	SO	LOB	BOTTOM			
Roberto Kelly, R OBP: 0.379, SLG: 0.455 (1, 8)										2	1	0	0	3	0	2	Pittsburgh Pirates @ Atlanta Braves Atlanta-Fulton County Stadium, Atlanta, GA Wed Jul 06 1994, 7:05 PM EDT Att: 46:387 - Unknown - 82 F			
Jeff Blauser, R OBP: 0.337, SLG: 0.382 (1, 6)										4	0	0	0	1	2	6				
David Justice, L OBP: 0.559, SLG: 0.559 Tony Tarasco, L OBP: 0.316, SLG: 0.448 (6, PR) (9, 9)										4	2	2	1	1	1	1				
Fred McGriff, L OBP: 0.392, SLG: 0.596 (1, 3)										4	0	2	0	1	2	3				
Ryan Klesko, L OBP: 0.365, SLG: 0.658 Dave Gallagher, R OBP: 0.325, SLG: 0.333 (8, 7)										3	1	1	2	0	1	4				
Mark Lemke, S OBP: 0.371, SLG: 0.379 (1, 4)										3	0	1	1	1	0	1				
Charlie O'Brien, R OBP: 0.312, SLG: 0.495 (1, 2)										4	0	1	0	0	0	5				
Bill Pecota, R OBP: 0.311, SLG: 0.311 (1, 5)										3	0	1	0	1	0	1				
Steve Avery, L OBP: 0.105, SLG: 0.114 Greg McMichael, R ERA: 2.85 (9, 1)										1	0	0	0	1	1	1				
Inning Stats	R: 2 E: 0 K: 0 S: 13	H: 3 LOB: 2 BB: 1 P: 27	R: 0 E: 0 K: 1 S: 13	H: 0 LOB: 1 BB: 1 P: 24	R: 1 E: 0 K: 2 S: 10	H: 1 LOB: 0 BB: 0 P: 15	R: 0 E: 0 K: 2 S: 10	H: 1 LOB: 2 BB: 1 P: 17	R: 1 E: 0 K: 0 S: 8	H: 2 LOB: 0 BB: 0 P: 15	R: 0 E: 0 K: 1 S: 13	H: 0 LOB: 3 BB: 3 P: 32	R: 0 E: 0 K: 1 S: 13	H: 1 LOB: 3 BB: 2 P: 25	R: 0 E: 0 K: 0 S: 10	H: 1 LOB: 3 BB: 2 P: 25		1B: 5 2B: 2 3B: 0 HR: 1	SF: 1 SAC: 2 DP: 1 HBP: 0	WP: 0 PB: 2 SB: 0 CS: 0
PITCHER	IP WLS BF H R ER SO BB IBB HBP BLK WP HR S P ERA WHIP																			
Paul Wagner, R ERA: 4.57 Jeff Ballard, L ERA: 5.64 Mark Dewey, R ERA: 3.45 Ravelo Manzanillo, L ERA: 2.6	(1, 1) 6.1 L 31 7 4 0 0 1 1 0 0 0 0 0 4 10 0.00 3.000																			



Batter	1	2	3	4	5	6	7	8	9	AB	R	H	RBI	BB	SO	LOB	TOP					
Brian Jordan, R OBP: 0.320, SLG: 0.410 Luis Alicaia, S OBP: 0.339, SLG: 0.381	1-1 G6-3		2-0 2B 1B	3-2 L6			1-0 P4			1	0	0	0	0	0	0						
Ozzie Smith, S OBP: 0.309, SLG: 0.323	1-0 G3-1		1-1 1-H 2B		2-3 K			1-1 1B		4	0	2	1	0	1	0						
Gregg Jefferies, S OBP: 0.407, SLG: 0.504	1-1 F9		0-1 G1-3		1-0 G5-3			1-1 L9		4	0	0	0	0	0	2						
Todd Zeile, R OBP: 0.322, SLG: 0.412		2-1 G3-1		3-2 BB 1B		1-1 1B		2-3 K		4	1	2	0	0	1	1						
Ray Lankford, L OBP: 0.388, SLG: 0.543		2-2 F8		4-1 F8 1B WP BB		3-3 K		0-0 G4-3		3	1	0	0	1	1	1						
Mark Whiten, S OBP: 0.383, SLG: 0.464		1-0 2B		1-0 1B WP 1B 1-2 2-H		2-3 K			0-3 K	4	0	2	1	0	2	0						
Geronimo Pena, S OBP: 0.312, SLG: 0.395		1-3 K		0-0 F8		3-3 K			1-3 K	4	0	0	0	0	3	3						
Tom Pagnozzi, R OBP: 0.339, SLG: 0.441			1-1 G6-3	2-1 1B		1-1 F8		2-2 1B		4	0	2	0	0	0	0						
Omar Olivares, R OBP: 0.267, SLG: 0.267 Mike Perez, R OBP: 0.175, SLG: 0.316 Bryan Eversgerd, R OBP: 0.437, SLG: 0.474			0-1 B3-1	1-1 K		2-1 G1-3		1-3 K		2	0	0	0	0	1	2						
Inning Stats	R: 0 E: 0 K: 0 S: 5	H: 0 LOB: 0 BB: 0 P: 8	R: 0 E: 0 K: 1 S: 12	H: 1 LOB: 1 BB: 0 P: 18	R: 1 E: 0 K: 0 S: 9	H: 2 LOB: 1 BB: 0 P: 13	R: 2 E: 0 K: 1 S: 16	H: 3 LOB: 2 BB: 1 P: 31	R: 0 E: 0 K: 3 S: 10	H: 0 LOB: 0 BB: 0 P: 18	R: 0 E: 0 K: 0 S: 5	H: 0 LOB: 0 BB: 0 P: 9	R: 0 E: 0 K: 1 S: 8	H: 1 LOB: 1 BB: 0 P: 12	R: 0 E: 0 K: 3 S: 16	H: 1 LOB: 1 BB: 0 P: 20	1B: 7 2B: 2 3B: 0 HR: 0	SF: 0 SAC: 0 DP: 0 HBP: 0	WP: 1 PB: 0 SB: 0 CS: 0	PA: 36		
PITCHER	IP WLS BF H R ER SO BB IBB HBP BLK WP HR S P ERA WHIP	IP WLS BF H R ER SO BB IBB HBP BLK WP HR S P ERA WHIP	IP WLS BF H R ER SO BB IBB HBP BLK WP HR S P ERA WHIP	IP WLS BF H R ER SO BB IBB HBP BLK WP HR S P ERA WHIP	IP WLS BF H R ER SO BB IBB HBP BLK WP HR S P ERA WHIP	IP WLS BF H R ER SO BB IBB HBP BLK WP HR S P ERA WHIP	IP WLS BF H R ER SO BB IBB HBP BLK WP HR S P ERA WHIP	IP WLS BF H R ER SO BB IBB HBP BLK WP HR S P ERA WHIP	IP WLS BF H R ER SO BB IBB HBP BLK WP HR S P ERA WHIP	IP WLS BF H R ER SO BB IBB HBP BLK WP HR S P ERA WHIP	IP WLS BF H R ER SO BB IBB HBP BLK WP HR S P ERA WHIP	IP WLS BF H R ER SO BB IBB HBP BLK WP HR S P ERA WHIP	IP WLS BF H R ER SO BB IBB HBP BLK WP HR S P ERA WHIP	IP WLS BF H R ER SO BB IBB HBP BLK WP HR S P ERA WHIP	IP WLS BF H R ER SO BB IBB HBP BLK WP HR S P ERA WHIP	IP WLS BF H R ER SO BB IBB HBP BLK WP HR S P ERA WHIP	IP WLS BF H R ER SO BB IBB HBP BLK WP HR S P ERA WHIP	IP WLS BF H R ER SO BB IBB HBP BLK WP HR S P ERA WHIP	IP WLS BF H R ER SO BB IBB HBP BLK WP HR S P ERA WHIP	IP WLS BF H R ER SO BB IBB HBP BLK WP HR S P ERA WHIP	IP WLS BF H R ER SO BB IBB HBP BLK WP HR S P ERA WHIP	IP WLS BF H R ER SO BB IBB HBP BLK WP HR S P ERA WHIP

St. Louis Cardinals @ Atlanta Braves
Atlanta-Fulton County Stadium, Atlanta, GA
Sat Jul 09 1994, 7:05 PM EDT
Att: 43,820 - Unknown

AB 35
R 3
H 9
RBI 2
BB 1
SO 10
LOB 12



Batter	1	2	3	4	5	6	7	8	9	AB	R	H	RBI	BB	SO	LOB	BOTTOM					
Roberto Kelly, R OBP: 0.374, SLG: 0.448	0-1 L6		1-1 L7		0-0 SF9		1-1 P4			3	0	0	1	0	0	0						
Jeff Blauser, R OBP: 0.338, SLG: 0.390	3-2 G6-3			1-0 L7	2-3 3-H B5-3		0-0 E9 2B			4	0	1	0	0	0	1						
David Justice, L OBP: 0.456, SLG: 0.569	3-2 G4-3			2-0 HR		1-0 HR 2B		1-3 K		4	2	2	1	0	1	1						
Fred McGriff, L OBP: 0.390, SLG: 0.602		1-0 G4-3		1-2 WP 1B 2B		3-1 2-H HR		0-0 G6-3		4	2	2	2	0	0	0						
Ryan Klesko, L OBP: 0.359, SLG: 0.643 Dave Gallagher, R OBP: 0.322, SLG: 0.330		0-1 G4-1		2-1 G5-4-3 1B 2-H		3-3 K		3-3 K		3	0	1	1	0	1	0						
Jose Oliva, R OBP: 0.300, SLG: 0.400		0-0 2B		0-0 G5-4-3 1-2		2-0 1B		0-2 G5-3		4	0	2	0	0	0	1						
Charlie O'Brien, R OBP: 0.313, SLG: 0.486		2-2 F9			4-2 1B SF9 BB	0-0 P6				2	1	0	0	1	0	2						
Mark Lemke, S OBP: 0.367, SLG: 0.375			0-1 L8		0-0 SF9 SH1-4 1B	0-1 G1-3				3	0	1	0	0	0	1						
Tom Glavine, L OBP: 0.217, SLG: 0.205 Greg McMichael, R			0-1 G6-3		0-0 SH1-4		0-0 G1-3			2	0	0	0	0	0	0						
Inning Stats	R: 0 E: 0 K: 0 S: 9	H: 0 LOB: 0 BB: 0 P: 15	R: 0 E: 0 K: 0 S: 8	H: 1 LOB: 1 BB: 0 P: 11	R: 0 E: 0 K: 0 S: 6	H: 0 LOB: 0 BB: 0 P: 7	R: 2 E: 0 K: 0 S: 8	H: 3 LOB: 0 BB: 0 P: 14	R: 1 E: 0 K: 0 S: 8	H: 1 LOB: 1 BB: 1 P: 12	R: 2 E: 0 K: 1 S: 10	H: 3 LOB: 1 BB: 0 P: 19	R: 0 E: 1 K: 1 S: 7	H: 1 LOB: 1 BB: 0 P: 9	R: 0 E: 0 K: 1 S: 7	H: 0 LOB: 0 BB: 0 P: 10	1B: 3 2B: 4 3B: 0 HR: 2	SF: 1 SAC: 1 DP: 1 HBP: 0	WP: 1 PB: 0 SB: 0 CS: 0	PA: 33		
PITCHER	IP WLS BF H R ER SO BB IBB HBP BLK WP HR S P ERA WHIP	IP WLS BF H R ER SO BB IBB HBP BLK WP HR S P ERA WHIP	IP WLS BF H R ER SO BB IBB HBP BLK WP HR S P ERA WHIP	IP WLS BF H R ER SO BB IBB HBP BLK WP HR S P ERA WHIP	IP WLS BF H R ER SO BB IBB HBP BLK WP HR S P ERA WHIP	IP WLS BF H R ER SO BB IBB HBP BLK WP HR S P ERA WHIP	IP WLS BF H R ER SO BB IBB HBP BLK WP HR S P ERA WHIP	IP WLS BF H R ER SO BB IBB HBP BLK WP HR S P ERA WHIP	IP WLS BF H R ER SO BB IBB HBP BLK WP HR S P ERA WHIP	IP WLS BF H R ER SO BB IBB HBP BLK WP HR S P ERA WHIP	IP WLS BF H R ER SO BB IBB HBP BLK WP HR S P ERA WHIP	IP WLS BF H R ER SO BB IBB HBP BLK WP HR S P ERA WHIP	IP WLS BF H R ER SO BB IBB HBP BLK WP HR S P ERA WHIP	IP WLS BF H R ER SO BB IBB HBP BLK WP HR S P ERA WHIP	IP WLS BF H R ER SO BB IBB HBP BLK WP HR S P ERA WHIP	IP WLS BF H R ER SO BB IBB HBP BLK WP HR S P ERA WHIP	IP WLS BF H R ER SO BB IBB HBP BLK WP HR S P ERA WHIP	IP WLS BF H R ER SO BB IBB HBP BLK WP HR S P ERA WHIP	IP WLS BF H R ER SO BB IBB HBP BLK WP HR S P ERA WHIP	IP WLS BF H R ER SO BB IBB HBP BLK WP HR S P ERA WHIP	IP WLS BF H R ER SO BB IBB HBP BLK WP HR S P ERA WHIP	IP WLS BF H R ER SO BB IBB HBP BLK WP HR S P ERA WHIP

St. Louis Cardinals @ Atlanta Braves
Atlanta-Fulton County Stadium, Atlanta, GA
Sat Jul 09 1994, 7:05 PM EDT
Att: 43,820 - Unknown

AB 30
R 5
H 9
RBI 5
BB 1
SO 3
LOB 6



Batter	1	2	3	4	5	6	7	8	9	AB	R	H	RBI	BB	SO	LOB	TOP									
Bernard Gilkey, R OBP: 0.345, SLG: 0.373	0-2 1B		0-1 G5-3		1-0 P4		1-1 P6		4-2 BB	4	0	1	0	1	0	0										
Gerónimo Peña, S OBP: 0.315, SLG: 0.401	1-0 P7			2-1 G4-3 WP		1-0 G4-3		0-0 2B	2-3 K	5	2	2	0	0	1	2										
Gregg Jefferies, S OBP: 0.405, SLG: 0.503	1-1 F7			0-1 G4-3		1-0 G6-3		1-0 S		4	1	1	1	1	0	0										
Stan Royer, R OBP: 0.175, SLG: 0.316				2-3 WP				1-H E		0	0	0	0	0	0	0										
Ray Lankford, L OBP: 0.387, SLG: 0.538	0-0 G6-3			4-2 WP		1-1 F9		1-3 K		3	1	0	0	1	1	2										
Todd Zeile, R OBP: 0.327, SLG: 0.412		3-3 K		4-0 HR		3-2 1B		4-0 E		2	1	1	0	2	1	0										
Mark Whiten, S OBP: 0.385, SLG: 0.478	0-1 G5-3			1-2 HR		0-0 1B		2-3 IBB		4	1	2	3	0	1	1										
Tom Pagnozzi, R OBP: 0.331, SLG: 0.429	2-3 K			1-H 2-H HR		1-3 1B		1-2 2-H K		4	0	0	0	0	3	3										
José Oquendo, S OBP: 0.391, SLG: 0.337			2-1 G6-3		2-1 G4-3		0-0 G4-3		2-3 K	4	0	0	0	0	1	0										
Allen Watson, L OBP: 0.167, SLG: 0.233	1-1 F8					0-0 P5		0-3 K		3	0	0	0	0	0	0										
Rene Arocha, R OBP: 0.200, SLG: 0.222							2-2 G5-3			1	0	0	0	0	1	0										
Inning Stats	R: 0 E: 0 K: 0 S: 7	H: 1 LOB: 1 BB: 0 P: 9	R: 0 E: 0 K: 2 S: 10	H: 0 LOB: 0 BB: 0 P: 15	R: 0 E: 0 K: 0 S: 6	H: 0 LOB: 0 BB: 0 P: 9	R: 4 E: 0 K: 1 S: 14	H: 2 LOB: 0 BB: 2 P: 28	R: 0 E: 0 K: 0 S: 3	H: 0 LOB: 0 BB: 0 P: 5	R: 0 E: 0 K: 1 S: 11	H: 2 LOB: 0 BB: 0 P: 17	R: 0 E: 0 K: 0 S: 6	H: 0 LOB: 0 BB: 0 P: 9	R: 2 E: 0 K: 2 S: 9	H: 2 LOB: 1 BB: 1 P: 17	R: 0 E: 0 K: 3 S: 14	H: 0 LOB: 1 BB: 1 P: 22	1B: 4 2B: 2 3B: 0 HR: 1	SF: 0 SAC: 0 DP: 0 HBP: 0	WP: 1 PB: 0 SB: 1 CS: 0	PA: 38				
PITCHER	IP	WLS	BF	H	R	ER	SO	BB	IBB	HBP	BLK	WP	HR	S	P	ERA	WHIP									
29 John Smoltz, R ERA: 3.51	(1, 1)	7.0	L	28	5	4	4	4	2	0	0	0	1	1	57	92	5.14	1.000								
Mark Wohlers, R ERA: 4.31	(8, 1)	0.0		2	2	2	1	0	0	0	0	0	0	0	2	3	∞	∞								
Mike Stanton, L ERA: 3.72	(8, 1)	1.0		4	0	0	0	2	0	1	0	0	0	0	7	14	0.00	0.000								
Steve Bedrosian, R ERA: 3.31	(9, 1)	1.0		4	0	0	0	3	1	0	0	0	0	0	14	22	0.00	1.000								

St. Louis Cardinals @ Atlanta Braves
Atlanta-Fulton County Stadium, Atlanta, GA

Sun Jul 10 1994, 3:33 AM EDT
Att: 49,238 - Cloudy - 86 F

AB 34
R 6
H 7
RBI 4
BB 4
SO 9
LOB 10



Batter	1	2	3	4	5	6	7	8	9	AB	R	H	RBI	BB	SO	LOB	BOTTOM									
Mike Kelly, R OBP: 0.226, SLG: 0.333	1-1 CS		2-2 K		2-3 K			1-2 F9		3	0	1	0	0	1	1										
Jeff Blauser, R OBP: 0.337, SLG: 0.387	2-2 F9		0-0 HBP			1-3 K		1-1 F9		4	0	1	0	0	1	2										
David Justice, L OBP: 0.457, SLG: 0.566	1-1 F9		0-1 F8			1-0 FC5-4		4-1 FC5-4		3	0	1	0	1	0	1										
Fred McGriff, L OBP: 0.385, SLG: 0.594		1-0 G3		3-2 F7		1-0 P5		0-0 F9		4	0	0	0	0	0	3										
Roberto Kelly, R OBP: 0.370, SLG: 0.443		2-1 F9		3-3 K		2-2 FC5-4		1-0 FC5-4		4	0	0	0	0	1	3										
Jose Oliva, R OBP: 0.385, SLG: 0.667		2-2 HR		1-1 F8			4-0 BB		2-2 G4-3	2	1	1	1	1	0	0										
Tony Tarasco, L OBP: 0.310, SLG: 0.439										1	0	0	0	0	0	0										
Charlie O'Brien, R OBP: 0.319, SLG: 0.505		2-2 2B			3-1 2B		3-1 P6		0-2 F9	4	0	2	0	0	0	1										
Mark Lemke, S OBP: 0.362, SLG: 0.369		0-0 L8			0-1 P3		1-1 F8		2-1 F9	4	0	0	0	0	0	3										
29 John Smoltz, R OBP: 0.229, SLG: 0.303			0-1 G6-3		1-3 K		1-1 L7			2	0	0	0	0	1	1										
Javy Lopez, R OBP: 0.287, SLG: 0.405										1	0	0	0	0	0	1										
Mark Wohlers, R OBP: 1.000, SLG: 1.000										0	0	0	0	0	0	0										
Mike Stanton, L OBP: 1.000, SLG: 1.000										0	0	0	0	0	0	0										
Steve Bedrosian, R ERA: 3.31										0	0	0	0	0	0	0										
Inning Stats	R: 0 E: 0 K: 0 S: 9	H: 1 LOB: 0 BB: 0 P: 13	R: 1 E: 0 K: 0 S: 10	H: 2 LOB: 1 BB: 0 P: 17	R: 0 E: 0 K: 0 S: 7	H: 0 LOB: 1 BB: 0 P: 9	R: 0 E: 0 K: 1 S: 8	H: 0 LOB: 0 BB: 0 P: 15	R: 0 E: 0 K: 2 S: 10	H: 1 LOB: 1 BB: 0 P: 16	R: 0 E: 0 K: 1 S: 11	H: 1 LOB: 1 BB: 0 P: 17	R: 0 E: 0 K: 0 S: 6	H: 0 LOB: 1 BB: 1 P: 15	R: 0 E: 0 K: 0 S: 8	H: 1 LOB: 2 BB: 1 P: 15	R: 0 E: 0 K: 0 S: 9	H: 0 LOB: 0 BB: 0 P: 13	1B: 3 2B: 2 3B: 0 HR: 1	SF: 0 SAC: 0 DP: 0 HBP: 1	WP: 0 PB: 0 SB: 0 CS: 1	PA: 35				
PITCHER	IP	WLS	BF	H	R	ER	SO	BB	IBB	HBP	BLK	WP	HR	S	P	ERA	WHIP									
Allen Watson, L ERA: 5.1	(1, 1)	7.0	W	27	5	1	1	4	1	0	0	0	0	0	17	28	0.00	1.000								
Rene Arocha, R ERA: 4.4	(8, 1)	2.0		8	1	0	0	0	1	0	0	0	0	0	17	28	0.00	1.000								

St. Louis Cardinals @ Atlanta Braves
Atlanta-Fulton County Stadium, Atlanta, GA

Sun Jul 10 1994, 3:33 AM EDT
Att: 49,238 - Cloudy - 86 F

AB 32
R 1
H 6
RBI 1
BB 2
SO 4
LOB 16



Batter	1	2	3	4	5	6	7	8	9	AB	R	H	RBI	BB	SO	LOB	TOP										
Chuck Carr, S OBP: 0.304, SLG: 0.325	(1,8) G1-3		(2,1) L8			(1,3) K		(2,2) G1-3	(1,3) K	5	0	0	0	0	0	2	3										
Jerry Browne, S OBP: 0.392, SLG: 0.368	(1,5) P4			(1,2) G6-3		(1,2) G5-3		(1,1) 1B	(0,0) F7	5	0	1	0	0	0	0	2										
Gary Sheffield, R OBP: 0.387, SLG: 0.572 Jeff Mutis, L (8,1)	(1,9) F8			(1,0) P3		(1,1) G3-1		(1,1) F8		4	0	0	0	0	0	0	2										
Jeff Conine, R OBP: 0.374, SLG: 0.517		(3,3) K		(2,1) G6-3			(1,1) G4-3		(2,1) 1B	4	1	1	0	0	0	1	0										
Dave Magadan, L OBP: 0.378, SLG: 0.320		(2,2) G5-3			(0,2) G6-3		(0,0) G3		(4,1) 1B	3	1	0	0	0	1	0	0										
Benito Santiago, R OBP: 0.333, SLG: 0.401		(1,1) G1-3			(0,1) 1B		(2,2) 1B		(0,0) 1B	4	1	3	1	0	0	0	0										
Bret Barberie, S OBP: 0.342, SLG: 0.390			(1,1) SH1-4		(1,0) F9		(1,0) E1		(0,2) F7	4	0	2	0	0	0	0	3										
Kurt Abbott, R OBP: 0.294, SLG: 0.382			(3,1) F8		(0,3) K		(1,2) G5-3		(3,2) 1B	4	1	1	1	0	1	4											
David Weathers, R OBP: 0.119, SLG: 0.051 Richie Lewis, R (5,1) Alex Arias, R OBP: 0.317, SLG: 0.338 Luis Aquino, R (6,1) Matias Carrillo, L OBP: 0.308, SLG: 0.313 (8,9) Mario Diaz, R OBP: 0.482, SLG: 0.595 (9,PH)			(0,0) SH1-4			(1,1) G5-3			(1,2) G4-3	0	0	0	0	0	0	0	0										
Inning Stats	R: 0 E: 0 K: 0 S: 10	H: 0 LOB: 0 BB: 0 P: 15	R: 0 E: 0 K: 1 S: 9	H: 0 LOB: 0 BB: 0 P: 15	R: 0 E: 0 K: 0 S: 7	H: 1 LOB: 1 BB: 0 P: 13	R: 0 E: 0 K: 0 S: 7	H: 0 LOB: 0 BB: 0 P: 11	R: 0 E: 0 K: 1 S: 13	H: 1 LOB: 1 BB: 0 P: 10	R: 0 E: 0 K: 0 S: 11	H: 2 LOB: 2 BB: 0 P: 16	R: 0 E: 0 K: 0 S: 10	H: 1 LOB: 1 BB: 0 P: 15	R: 4 E: 0 K: 1 S: 16	H: 4 LOB: 1 BB: 1 P: 27	1B: 9 2B: 1 3B: 0 HR: 0	SF: 0 SAC: 1 DP: 0 HBP: 0	WP: 0 PB: 1 SB: 0 CS: 0	PA: 38							
PITCHER	IP	WLS	BF	H	R	ER	SO	BB	IBB	HBP	BLK	WP	HR	S	P	ERA	WHIP										
Tom Glavine, L ERA: 3.97	(1,1) 7.0	W	26	5	0	0	3	0	0	0	0	0	0	66	97	0.00	0.714										
Steve Bedrosian, R ERA: 3.19	(8,1) 1.0		4	1	0	0	0	0	0	0	0	0	0	10	15	0.00	1.000										
Greg McMichael, R ERA: 3.33	(9,1) 0.1	S	3	4	3	0	1	0	0	0	0	0	0	10	19	81.00	12.000										
Mike Stanton, L ERA: 3.55	(9,1) 0.2	S	3	1	0	0	1	0	0	0	0	0	0	6	8	0.00	1.500										

Florida Marlins @ Atlanta Braves
Atlanta-Fulton County Stadium, Atlanta, GA
Fri Jul 15 1994, 7:05 PM EDT
Att: 49,123 - Unknown

AB 36
R 4
H 10
RBI 4
BB 1
SO 4
LOB 14



Batter	1	2	3	4	5	6	7	8	9	AB	R	H	RBI	BB	SO	LOB	BOTTOM										
Roberto Kelly, R OBP: 0.366, SLG: 0.446	(1,8) F8	(1,2) F8			(0,2) G6-3	(0,3) K				4	0	0	0	0	1	1											
Jeff Blausler, R OBP: 0.337, SLG: 0.384	(1,6) F9		(2,1) G5-3		(1,0) 1B	(2,2) F7				4	1	1	0	0	0	0											
David Justice, L OBP: 0.451, SLG: 0.557	(1,9) F8		(0,0) F8		(3,1) 1B	(3,2) F7				4	0	1	0	0	0	0											
Fred McGriff, L OBP: 0.380, SLG: 0.583			(0,3) K	(3,3) K	(0,0) FC6-4	(1,3) 1B	(0,0) F9			4	1	0	1	0	2	1											
Tony Tarasco, L OBP: 0.314, SLG: 0.438		(0,1) HR		(0,0) G3	(0,1) 1B	(2,3) K				4	2	2	1	0	1	0											
Javy Lopez, R OBP: 0.295, SLG: 0.422		(0,0) HR		(3,3) K	(4,2) 1B	(0,0) G1-6-3				3	1	2	2	1	1	0											
Jose Oliva, R OBP: 0.450, SLG: 0.833		(3,2) HR		(2,2) 2B	(1,1) 1B	(1,1) G1-6-3				4	1	3	2	0	0	1											
Mark Lemke, S OBP: 0.367, SLG: 0.372		(0,1) SH2-4		(4,0) 1B		(0,1) G4-3				2	0	1	0	1	0	0											
Tom Glavine, L OBP: 0.208, SLG: 0.196 Steve Bedrosian, R (8,1) Greg McMichael, R (9,1) Mike Stanton, L OBP: 1.000, SLG: 1.000 (9,1)		(0,1) SH2-4		(1,3) K		(0,0) G4-3				2	0	0	0	0	1	2											
Inning Stats	R: 0 E: 0 K: 0 S: 6	H: 4 LOB: 1 BB: 0 P: 9	R: 3 E: 0 K: 1 S: 18	H: 4 LOB: 1 BB: 0 P: 22	R: 0 E: 0 K: 1 S: 6	H: 0 LOB: 0 BB: 0 P: 11	R: 0 E: 0 K: 2 S: 13	H: 1 LOB: 2 BB: 1 P: 23	R: 3 E: 0 K: 0 S: 15	H: 4 LOB: 2 BB: 1 P: 24	R: 0 E: 0 K: 1 S: 6	H: 0 LOB: 0 BB: 0 P: 6	R: 0 E: 0 K: 0 S: 7	H: 0 LOB: 0 BB: 0 P: 12	R: 0 E: 0 K: 1 S: 7	H: 1 LOB: 0 BB: 0 P: 10	1B: 7 2B: 1 3B: 0 HR: 2	SF: 0 SAC: 1 DP: 1 HBP: 0	WP: 0 PB: 0 SB: 0 CS: 0	PA: 34							
PITCHER	IP	WLS	BF	H	R	ER	SO	BB	IBB	HBP	BLK	WP	HR	S	P	ERA	WHIP										
David Weathers, R ERA: 4.17	(1,1) 4.2	L	23	8	6	6	4	0	0	0	0	0	0	6	11	0.00	6.000										
Richie Lewis, R ERA: 4.39	(5,1) 0.1		2	1	0	0	0	1	0	0	0	0	0	6	11	0.00	6.000										
Luis Aquino, R ERA: 5.02	(6,1) 2.0		6	0	0	0	1	0	0	0	0	0	0	13	18	0.00	0.000										
Jeff Mutis, L ERA: 4.6	(8,1) 1.0		3	1	0	0	1	0	0	0	0	0	0	7	10	0.00	1.000										

Florida Marlins @ Atlanta Braves
Atlanta-Fulton County Stadium, Atlanta, GA
Fri Jul 15 1994, 7:05 PM EDT
Att: 49,123 - Unknown

AB 31
R 6
H 10
RBI 6
BB 2
SO 6
LOB 5



Batter	1	2	3	4	5	6	7	8	9	AB	R	H	RBI	BB	SO	LOB	TOP										
Chuck Carr, S OBP: 0.303, SLG: 0.324	G4-3		F8		K		1B		G1-3	5	0	1	0	0	1	2	Florida Marlins @ Atlanta Braves Atlanta-Fulton County Stadium, Atlanta, GA Sat Jul 16 1994, 7:05 PM EDT Att: 49,108 - Unknown										
Dave Magadan, L OBP: 0.380, SLG: 0.323 John Johnstone, R Yorkis Perez, L Jerry Browne, S OBP: 0.394, SLG: 0.374	G4-3		G4-3		2B		1B			4	1	2	0	0	0	1											
Gary Sheffield, R OBP: 0.384, SLG: 0.568	K			L9			F7		K	5	0	1	2	0	2	3											
Jeff Conine, R OBP: 0.374, SLG: 0.519					K				F9	5	1	2	0	0	2	2											
Matias Carrillo, L OBP: 0.298, SLG: 0.302	G4-6-3			G1-3			F7		G4-3	4	0	0	0	0	0	2											
Benito Santiago, R OBP: 0.339, SLG: 0.415							K			3	1	2	2	1	1	0											
Kurt Abbott, R OBP: 0.294, SLG: 0.391							K		P6	4	1	1	1	0	2	2											
Bret Barberie, S OBP: 0.350, SLG: 0.396										3	1	3	0	1	0	0											
Pat Rapp, R OBP: 0.125, SLG: 0.156 Luis Aquino, R Alex Arias, R Terry Mathews, L OBP: 0.500, SLG: 0.667										1	0	0	0	0	1	1											
Inning Stats	R: 0 E: 0 K: 1 S: 15	H: 0 LOB: 0 BB: 0 P: 24	R: 0 E: 0 K: 1 S: 13	H: 1 LOB: 1 BB: 1 P: 23	R: 0 E: 0 K: 0 S: 7	H: 1 LOB: 1 BB: 0 P: 10	R: 0 E: 0 K: 1 S: 10	H: 0 LOB: 0 BB: 0 P: 17	R: 4 E: 0 K: 3 S: 22	H: 4 LOB: 1 BB: 1 P: 32	R: 0 E: 0 K: 2 S: 10	H: 0 LOB: 0 BB: 0 P: 15	R: 0 E: 0 K: 0 S: 11	H: 3 LOB: 2 BB: 0 P: 16	R: 1 E: 0 K: 1 S: 22	H: 3 LOB: 2 BB: 0 P: 28		R: 0 E: 0 K: 1 S: 10	H: 1 LOB: 1 BB: 0 P: 16	1B: 8 2B: 3 3B: 0 HR: 2	SF: 0 SAC: 1 DP: 1 HBP: 0	WP: 0 PB: 0 CS: 0	PA: 40				
PITCHER	IP	WLS	BF	H	R	ER	SO	BB	IBB	HBP	BLK	WP	HR	S	P	ERA	WHIP										
29 John Smoltz, R ERA: 3.62	6.2		29	9	4	4	8	2	0	0	0	0	2	85	132	5.40	1.650										
Mark Wohlers, R ERA: 4.07	0.1	W	1	0	0	0	0	0	0	0	0	0	0	3	5	0.00	0.000										
Mike Stanton, L ERA: 3.76	0.1		3	2	1	1	0	0	0	0	0	0	0	14	17	27.00	6.000										
Steve Bedrosian, R ERA: 3.13	0.2		3	1	0	0	1	0	0	0	0	0	0	8	11	0.00	1.500										
Greg McMichael, R ERA: 3.25	1.0	S	4	1	0	0	1	0	0	0	0	0	0	10	16	0.00	1.000										


Batter	1	2	3	4	5	6	7	8	9	AB	R	H	RBI	BB	SO	LOB	BOTTOM										
Roberto Kelly, R OBP: 0.369, SLG: 0.450	G6-3				K		FC3-6 HR			4	1	2	1	1	1	0	Florida Marlins @ Atlanta Braves Atlanta-Fulton County Stadium, Atlanta, GA Sat Jul 16 1994, 7:05 PM EDT Att: 49,108 - Unknown										
Jeff Blauser, R OBP: 0.331, SLG: 0.377	G5-3		G5-3		F8		FC5-2		F8	5	0	0	0	0	0	5											
David Justice, L OBP: 0.452, SLG: 0.554					P6		FC3-6			3	1	1	0	1	0	2											
Fred McGriff, L OBP: 0.384, SLG: 0.593	FC6				1B		HR			3	1	2	3	1	0	1											
Ryan Klesko, L OBP: 0.353, SLG: 0.624 Mike Kelly, R OBP: 0.219, SLG: 0.323 Mike Stanton, L OBP: 1.000, SLG: 1.000 Steve Bedrosian, R Greg McMichael, R										3	0	0	0	0	0	2											
Charlie O'Brien, R OBP: 0.323, SLG: 0.530					G5-3				F8	4	1	2	1	0	0	1											
Jose Oliva, R OBP: 0.500, SLG: 1.091							L6			4	2	3	2	0	0	2											
Mark Lemke, S OBP: 0.366, SLG: 0.370					G3-6-3		F7		K	4	1	1	0	0	1	3											
29 John Smoltz, R OBP: 0.222, SLG: 0.294 Mark Wohlers, R OBP: 1.000, SLG: 1.000 Tony Tarasco, L OBP: 0.325, SLG: 0.451										1	0	0	0	0	0	0											
Inning Stats	R: 0 E: 0 K: 0 S: 5	H: 0 LOB: 1 BB: 1 P: 11	R: 3 E: 0 K: 0 S: 15	H: 4 LOB: 1 BB: 0 P: 22	R: 0 E: 0 K: 0 S: 12	H: 1 LOB: 1 BB: 0 P: 16	R: 0 E: 0 K: 0 S: 8	H: 1 LOB: 0 BB: 0 P: 13	R: 0 E: 0 K: 1 S: 9	H: 1 LOB: 1 BB: 0 P: 13	R: 0 E: 0 K: 0 S: 7	H: 1 LOB: 2 BB: 1 P: 14	R: 3 E: 0 K: 0 S: 12	H: 3 LOB: 0 BB: 0 P: 23	R: 1 E: 0 K: 1 S: 16	H: 1 LOB: 2 BB: 2 P: 31		1B: 6 2B: 2 3B: 0 HR: 4	SF: 0 SAC: 1 DP: 1 HBP: 0	WP: 0 PB: 0 CS: 0	PA: 38						
PITCHER	IP	WLS	BF	H	R	ER	SO	BB	IBB	HBP	BLK	WP	HR	S	P	ERA	WHIP										
Pat Rapp, R ERA: 4.11	5.1		24	8	3	3	1	2	0	0	0	0	0	53	84	5.06	1.875										
Luis Aquino, R ERA: 4.91	0.2		2	0	0	0	0	0	0	0	0	0	0	3	5	0.00	0.000										
John Johnstone, R ERA: 2.16	0.1	L	3	2	2	2	0	0	0	0	0	0	0	4	9	54.00	6.000										
Yorkis Perez, L ERA: 3.52	1.1		7	2	2	2	1	1	0	0	0	0	2	18	33	13.50	2.250										
Terry Mathews, R ERA: 3.21	0.1		2	0	0	0	0	1	0	0	0	0	0	6	12	0.00	3.000										

Batter	1	2	3	4	5	6	7	8	9	AB	R	H	RBI	BB	SO	LOB	TOP					
Jerry Browne, S OBP: 0.392, SLG: 0.372	G6-3		G3-1			K				4	0	1	1	0	1	0	Florida Marlins @ Atlanta Braves Atlanta-Fulton County Stadium, Atlanta, GA Sun Jul 17 1994, 3:33 AM EDT Att: 46,806 - Sunny - 88 F					
Dave Magadan, L OBP: 0.376, SLG: 0.322	1B		G4-3			K				4	0	1	0	0	2	2						
Gary Sheffield, R OBP: 0.382, SLG: 0.563	1B					G5-3				4	0	1	0	0	1	2						
Jeff Conine, R OBP: 0.376, SLG: 0.518	L9									4	0	2	0	0	1	1						
Matias Carrillo, L OBP: 0.289, SLG: 0.292			G4-3			G4-6-3				4	0	0	0	0	0	2						
Benito Santiago, R OBP: 0.334, SLG: 0.409	G1-3									4	0	0	0	0	1	1						
Bret Barberie, S OBP: 0.358, SLG: 0.403										3	0	3	0	0	0	0						
Mario Diaz, R OBP: 0.413, SLG: 0.537	FC5-4									4	1	0	0	0	0	5						
Rich Scheid, L Richie Lewis, R Alex Arias, R Jeff Mutis, L										2	0	0	0	0	1	1						
										0	0	0	0	0	0	0						
										1	0	1	0	0	0	0						
										0	0	0	0	0	0	0						
Inning Stats	R: 0 E: 0 K: 0 S: 9	H: 2 LOB: 1 BB: 0 P: 10	R: 0 E: 0 K: 0 S: 11	H: 0 LOB: 1 BB: 0 P: 19	R: 0 E: 0 K: 1 S: 8	H: 0 LOB: 0 BB: 0 P: 10	R: 0 E: 0 K: 1 S: 8	H: 0 LOB: 0 BB: 0 P: 11	R: 0 E: 0 K: 0 S: 6	H: 1 LOB: 1 BB: 0 P: 11	R: 0 E: 0 K: 2 S: 8	H: 0 LOB: 0 BB: 0 P: 9	R: 0 E: 0 K: 1 S: 6	H: 1 LOB: 0 BB: 0 P: 7	R: 1 E: 0 K: 2 S: 14	H: 3 LOB: 2 BB: 0 P: 18	R: 0 E: 0 K: 0 S: 8	H: 2 LOB: 2 BB: 0 P: 10	1B: 9 2B: 0 3B: 0 HR: 0	SF: 0 SAC: 0 DP: 1 HBP: 1	WP: 0 PB: 0 SB: 0 CS: 0	PA: 35
PITCHER Greg Maddux, R ERA: 1.75	IP: 9.0 WLS: W BF: 35 H: 9 R: 1 ER: 1 SO: 7 BB: 0 IBB: 0 HBP: 1 BLK: 0 WP: 0 HR: 0 S: 78 P: 105 ERA: 1.00 WHIP: 1.000															PITCHER						

Batter	1	2	3	4	5	6	7	8	9	AB	R	H	RBI	BB	SO	LOB	BOTTOM
Roberto Kelly, R OBP: 0.365, SLG: 0.444	P4		FC5-4							4	0	0	0	0	0	3	Florida Marlins @ Atlanta Braves Atlanta-Fulton County Stadium, Atlanta, GA Sun Jul 17 1994, 3:33 AM EDT Att: 46,806 - Sunny - 88 F
Jeff Blausler, R OBP: 0.330, SLG: 0.375	F8									4	0	1	0	0	0	1	
David Justice, L OBP: 0.453, SLG: 0.550	F7									2	1	0	0	2	0	0	
Fred McGriff, L OBP: 0.382, SLG: 0.589										4	1	1	0	0	1	3	
Javy Lopez, R OBP: 0.290, SLG: 0.414	P3									4	0	0	0	0	1	2	
Jose Oliva, R OBP: 0.481, SLG: 1.040	F9									3	0	1	2	0	0	0	
Mike Kelly, R OBP: 0.200, SLG: 0.294										3	0	0	0	0	0	1	
Mark Lemke, S OBP: 0.368, SLG: 0.371										2	0	1	0	1	0	0	
Greg Maddux, R OBP: 0.217, SLG: 0.244										1	0	1	0	0	0	0	
										1B: 4 2B: 1 3B: 0 HR: 0	SF: 0 SAC: 2 DP: 0 HBP: 0	WP: 0 PB: 0 SB: 0 CS: 0	PA: 32				
PITCHER Rich Scheid, L ERA: 2.03 Richie Lewis, R ERA: 4.32 Jeff Mutis, L ERA: 4.45	IP: 6.1 WLS: L BF: 27 H: 5 R: 2 ER: 2 SO: 2 BB: 3 IBB: 0 HBP: 0 BLK: 1 WP: 0 HR: 0 S: 69 P: 113 ERA: 2.84 WHIP: 1.263															PITCHER	

AB	34
R	1
H	9
RBI	1
BB	0
SO	7
LOB	14

AB	27
R	2
H	5
RBI	2
BB	3
SO	2
LOB	10



Batter	1	2	3	4	5	6	7	8	9	AB	R	H	RBI	BB	SO	LOB	TOP					
Roberto Kelly, R OBP: 0.369, SLG: 0.448 (1, 8)	F9		G4-6-3 1B				1B			4	0	3	1	0	0	0	Atlanta Braves @ Pittsburgh Pirates Three Rivers Stadium, Pittsburgh, PA Mon Jul 18 1994, 7:05 PM EDT Att: 16,528 - Unknown - 77 F					
Jeff Blausler, R OBP: 0.326, SLG: 0.370 (1, 6)	P4		G4-6-3 1-2		F7		K			4	0	0	0	0	1	4						
David Justice, L OBP: 0.450, SLG: 0.546 (1, 9)	G3				1B				F7	4	0	1	0	0	1	0						
Fred McGriff, L OBP: 0.383, SLG: 0.595 (1, 3)					L8				K	3	1	1	1	1	1	1						
Jose Oliva, R OBP: 0.452, SLG: 0.929 (1, 5)					F9		K			3	0	0	0	1	1	2						
Javy Lopez, R OBP: 0.285, SLG: 0.407 (1, 2)					K		K		G1-3	4	0	0	0	0	3	3						
Mike Kelly, R OBP: 0.256, SLG: 0.447 (1, 7)					G6-3					4	2	3	1	0	0	0						
Mark Lemke, S OBP: 0.367, SLG: 0.369 (1, 4)							F8		G5-4-3	4	0	1	0	0	0	2						
Kent Mercker, L OBP: 0.125, SLG: 0.067 (1, 1)					SH1-4		K		K	3	0	0	0	0	3	1						
Inning Stats	R: 0 E: 0 K: 0 S: 6	H: 0 LOB: 0 BB: 0 P: 14	R: 1 E: 0 K: 1 S: 8	H: 1 LOB: 0 BB: 0 P: 10	R: 0 E: 0 K: 0 S: 10	H: 2 LOB: 1 BB: 0 P: 15	R: 0 E: 0 K: 1 S: 10	H: 1 LOB: 1 BB: 0 P: 15	R: 1 E: 0 K: 1 S: 9	H: 2 LOB: 1 BB: 0 P: 12	R: 0 E: 0 K: 3 S: 14	H: 0 LOB: 0 BB: 1 P: 23	R: 1 E: 0 K: 2 S: 10	H: 2 LOB: 1 BB: 0 P: 12	R: 0 E: 0 K: 1 S: 6	H: 0 LOB: 1 BB: 1 P: 14		R: 0 E: 0 K: 1 S: 6	H: 1 LOB: 0 BB: 0 P: 8	1B: 6 2B: 1 3B: 0 HR: 2	SF: 0 SAC: 1 DP: 2 HBP: 0	WP: 0 PB: 0 SB: 1 CS: 0
PITCHER	IP	WLS	BF	H	R	ER	SO	BB	IBB	HBP	BLK	WP	HR	S	P	ERA	WHIP					
Steve Cooke, L ERA: 4.34 (1, 1)	7.0	L	29	8	3	3	8	1	0	0	0	0	2	67	101	3.86	1.286					
Ravelo Manzanillo, L ERA: 2.72 (8, 1)	2.0		7	1	0	0	2	1	0	0	0	0	0	12	22	0.00	1.000					

Batter	1	2	3	4	5	6	7	8	9	AB	R	H	RBI	BB	SO	LOB	BOTTOM					
Carlos Garcia, R OBP: 0.308, SLG: 0.348 (1, 4)	F9		G5-4-3 1B			K2-3			K	4	0	1	0	0	2	0	Atlanta Braves @ Pittsburgh Pirates Three Rivers Stadium, Pittsburgh, PA Mon Jul 18 1994, 7:05 PM EDT Att: 16,528 - Unknown - 77 F					
Jay Bell, R OBP: 0.335, SLG: 0.435 (1, 6)	K		G5-4-3 1-2			G4-3			G5-3	4	0	0	0	0	1	1						
Andy Van Slyke, L OBP: 0.347, SLG: 0.365 (1, 8)	G3-1				G4-3		F8		L9	4	0	0	0	0	0	0						
Brian Hunter, R OBP: 0.274, SLG: 0.456 (1, 3)										1	1	0	0	2	0	0						
Orlando Merced, S OBP: 0.358, SLG: 0.429 (1, 9)										3	1	1	0	0	1	1						
John Wehner, R OBP: 0.259, SLG: 0.500 (1, 5)										3	0	0	1	0	1	2						
Ravelo Manzanillo, L OBP: 0.667, SLG: 1.000 (8, 1)										0	0	0	0	0	0	0						
Midre Cummings, L OBP: 0.200, SLG: 0.222 (1, 7)										2	0	0	1	0	0	0						
Lance Parrish, R OBP: 0.368, SLG: 0.351 (1, 2)										3	0	0	0	0	1	0						
Steve Cooke, R OBP: 0.216, SLG: 0.243 (1, 1)										2	0	0	0	0	1	0						
Jeff King, R OBP: 0.303, SLG: 0.351 (8, 5)										1	0	0	0	0	0	0						
Inning Stats	R: 0 E: 0 K: 1 S: 10	H: 0 LOB: 0 BB: 0 P: 14	R: 2 E: 0 K: 0 S: 5	H: 1 LOB: 0 BB: 1 P: 12	R: 0 E: 0 K: 0 S: 5	H: 1 LOB: 0 BB: 0 P: 8	R: 0 E: 0 K: 2 S: 10	H: 0 LOB: 1 BB: 1 P: 16	R: 0 E: 0 K: 1 S: 11	H: 0 LOB: 0 BB: 0 P: 15	R: 0 E: 0 K: 1 S: 10	H: 0 LOB: 0 BB: 0 P: 16	R: 0 E: 0 K: 0 S: 7	H: 0 LOB: 0 BB: 0 P: 12	R: 0 E: 0 K: 1 S: 8	H: 0 LOB: 0 BB: 0 P: 11	R: 0 E: 0 K: 1 S: 8	H: 0 LOB: 0 BB: 0 P: 12	1B: 1 2B: 1 3B: 0 HR: 0	SF: 1 SAC: 0 DP: 1 HBP: 0	WP: 0 PB: 0 SB: 0 CS: 0	PA: 30
PITCHER	IP	WLS	BF	H	R	ER	SO	BB	IBB	HBP	BLK	WP	HR	S	P	ERA	WHIP					
Kent Mercker, L ERA: 3.59 (1, 1)	9.0	W	30	2	2	2	7	2	0	0	0	0	0	74	116	2.00	0.444					



Batter	1	2	3	4	5	6	7	8	9	AB	R	H	RBI	BB	SO	LOB	TOP			
Roberto Kelly, R OBP: 0.367, SLG: 0.450 (1, 8)	2-1 G4-3 S 1B	0-0 E9 WP 1B		1-2 G6-4-3 1-2			1-1 F9			4	1	2	1	0	0	1				
Jeff Blausler, R OBP: 0.322, SLG: 0.365 (1, 6)	1-3 G4-3	4-2 WP BB			0-0 F8			1-2 F9		3	0	0	0	1	0	1				
David Justice, L OBP: 0.449, SLG: 0.532 (1, 9)	4-2 G4-3 BB	1-3 K			1-0 P5			3-1 G4-1		3	0	0	0	1	1	2				
Fred McGriff, L OBP: 0.379, SLG: 0.586 (1, 3)	1-0 G4-3			0-0 P7				2-1 F7		4	0	0	1	0	0	1				
Ryan Klesko, L OBP: 0.355, SLG: 0.619 (1, 7)	0-2 F9		3-1 G3-1						0-0 P6	4	0	0	0	0	0	1				
Jose Oliva, R OBP: 0.409, SLG: 0.795 (1, 5)		0-2 G6-3	4-2 BB				1-2 G1-3		2-2 P5	3	0	0	0	1	0	0				
Charlie O'Brien, R OBP: 0.323, SLG: 0.504 (1, 2)		4-2 FC1-5 1B BB	2-2 G6-3				0-0 G5-3		3-3 K	3	0	0	0	1	1	1				
Mark Lemke, S OBP: 0.366, SLG: 0.375 (1, 4)		2-1 FC1-5 1B 1B		1-2 G1-3				0-0 L6		3	1	1	0	0	0	0				
29 John Smoltz, R OBP: 0.237, SLG: 0.286 (7, PH)		1-2 FC1-5 1B		4-2 BB				2-1 P3		1	1	0	0	1	0	2				
Tony Tarasco, L OBP: 0.320, SLG: 0.443 (7, PH)		FC1-5 1B								1	0	0	0	0	0	0				
Mike Stanton, L OBP: 1.000, SLG: 1.000 (8, 1)		1-2 WP								0	0	0	0	0	0	0				
Gregg Olson, R (8, 1)										0	0	0	0	0	0	0				
Inning Stats	R: 1 H: 1 E: 0 K: 0 S: 11	L: 1 BB: 1 P: 20	R: 2 H: 2 E: 1 K: 1 S: 21	L: 2 BB: 2 P: 33	R: 0 H: 0 E: 0 K: 0 S: 9	L: 0 LOB: 1 BB: 1 P: 18	R: 0 H: 0 E: 0 K: 0 S: 9	L: 0 LOB: 0 BB: 0 P: 15	R: 0 H: 0 E: 0 K: 0 S: 5	L: 0 LOB: 0 BB: 0 P: 9	R: 0 H: 0 E: 0 K: 0 S: 5	L: 0 LOB: 0 BB: 0 P: 8	R: 0 H: 0 E: 0 K: 0 S: 7	L: 0 LOB: 0 BB: 0 P: 13	R: 0 H: 0 E: 0 K: 1 S: 8	L: 0 LOB: 0 BB: 0 P: 13	1B: 3 2B: 0 3B: 0 HR: 0	SF: 0 SAC: 0 DP: 1 HBP: 0	WP: 1 PB: 0 SB: 1 CS: 0	PA: 34
PITCHER Omar Olivares, R ERA: 4.75 (1, 1)	IP: 9.0 WLS: W BF: 34 H: 3 R: 3 ER: 3 SO: 2 BB: 5 IBB: 0 HBP: 0 BLK: 0 WP: 1 HR: 0 S: 84 P: 142 ERA: 3.00 WHIP: 0.889																			

Atlanta Braves @ St. Louis Cardinals
Busch Stadium, St. Louis, MO
Thu Jul 21 1994, 7:05 PM CDT
Unknown - 89 F

AB 29
R 3
H 3
RBI 2
BB 5
SO 2
LOB 9



Batter	1	2	3	4	5	6	7	8	9	AB	R	H	RBI	BB	SO	LOB	BOTTOM			
Gerald Young, S OBP: 0.467, SLG: 0.714 (1, 7)	1-0 1B 2B	1-1 FC6-4 1B		1-2 2B			1-1 G4-3	1-0 L9		5	2	3	0	0	0	0				
Ozzie Smith, S OBP: 0.307, SLG: 0.322 (1, 6)	0-2 2B SF8	0-0 FC6-4 1B		1-1 1B			2-1 G5-3			4	2	2	1	0	0	2				
Gregg Jefferies, S OBP: 0.402, SLG: 0.506 (1, 3)	2-1 2B	3-1 1B		0-2 2B			1-2 L5			4	0	3	3	0	0	0				
Ray Lankford, L OBP: 0.375, SLG: 0.512 (1, 8)	0-1 SF8	1-3 2B		2-1 FC6 1B			3-2 BB			3	0	1	1	0	0	3				
Todd Zeile, R OBP: 0.326, SLG: 0.419 (1, 5)	2-3 K			4-1 CS BB			1-2 G5-3			2	0	0	0	2	1	1				
Mark Whiten, S OBP: 0.380, SLG: 0.478 (1, 9)	2-2 G1-3		3-3 K				1-0 P1			4	0	0	0	0	2	4				
Geronimo Pena, S OBP: 0.312, SLG: 0.417 (1, 4)		3-1 G4-3 1B	1-0 G4-3				0-0 2B			4	1	2	0	0	1	2				
Terry McGriff, R OBP: 0.304, SLG: 0.277 (1, 2)		0-2 G4-3		0-3 K			0-0 L8			4	0	0	0	0	1	2				
Omar Olivares, R OBP: 0.286, SLG: 0.250 (1, 1)		1-0 FC6-4 1B		0-1 F7			0-3 K			4	1	1	1	0	1	0				
Inning Stats	R: 2 H: 3 E: 0 K: 1 S: 15	L: 3 LOB: 1 BB: 0 P: 22	R: 2 H: 4 E: 0 K: 0 S: 15	L: 4 LOB: 0 BB: 0 P: 24	R: 0 H: 0 E: 0 K: 1 S: 5	L: 0 LOB: 0 BB: 1 P: 13	R: 2 H: 3 E: 0 K: 1 S: 16	L: 3 LOB: 1 BB: 0 P: 20	R: 0 H: 1 E: 0 K: 0 S: 7	L: 0 LOB: 0 BB: 0 P: 9	R: 0 H: 0 E: 0 K: 1 S: 7	L: 0 LOB: 0 BB: 0 P: 10	R: 0 H: 1 E: 0 K: 2 S: 19	L: 2 LOB: 2 BB: 1 P: 31	R: 0 H: 0 E: 0 K: 0 S: 5	L: 0 LOB: 0 BB: 0 P: 6	1B: 7 2B: 6 3B: 0 HR: 0	SF: 1 SAC: 0 DP: 1 HBP: 0	WP: 0 PB: 0 SB: 0 CS: 1	PA: 37
PITCHER 29 John Smoltz, R ERA: 3.88 (1, 1)	IP: 6.0 WLS: L BF: 29 H: 11 R: 6 ER: 6 SO: 4 BB: 1 IBB: 0 HBP: 0 BLK: 0 WP: 0 HR: 0 S: 65 P: 98 ERA: 9.00 WHIP: 2.000																			
Mike Stanton, L ERA: 3.63 (7, 1)	1.0 5 1 0 0 2 1 0 0 0 0 0 0 19 31 0.00 2.000																			
Gregg Olson, R ERA: 10.03 (8, 1)	1.0 3 0 0 0 0 0 0 0 0 0 0 0 5 6 0.00 0.000																			

Atlanta Braves @ St. Louis Cardinals
Busch Stadium, St. Louis, MO
Thu Jul 21 1994, 7:05 PM CDT
Unknown - 89 F

AB 34
R 6
H 12
RBI 6
BB 2
SO 6
LOB 14



Batter	1	2	3	4	5	6	7	8	9	AB	R	H	RBI	BB	SO	LOB	TOP								
Roberto Kelly, R OBP: 0.366, SLG: 0.447	3-1 CS 1B	G1-3		G6-4-3			L6			4	0	1	0	0	0	2	Atlanta Braves @ St. Louis Cardinals Busch Stadium, St. Louis, MO Thu Jul 21 1994, 7:05 PM CDT Att: 38,199 - Unknown - 85 F livebaseballscores.com								
Mark Lemko, S OBP: 0.354, SLG: 0.371	4-1 WP 2B BB			F7		G5-3	G5-3			3	1	0	0	1	0	0									
Tony Tarasco, L OBP: 0.318, SLG: 0.445	1-1 HR 2B			G6-3		G3		G3		4	1	1	1	0	0	0									
Fred McGriff, L OBP: 0.380, SLG: 0.594	1-0 HR			F7				K		4	1	2	2	0	1	0									
Ryan Klesko, L OBP: 0.354, SLG: 0.613 Dave Gallagher, R OBP: 0.326, SLG: 0.321	2-2 G3			2B HR BB		F7		G6-3		2	1	0	0	1	0	1									
Jose Oliva, R OBP: 0.396, SLG: 0.767	0-3 K			1-0 HR 2B						4	1	1	0	0	2	0									
Javy Lopez, R OBP: 0.284, SLG: 0.418				0-0 HR						4	1	1	3	0	0	0									
Rafael Belliard, R OBP: 0.266, SLG: 0.311				2-3 L9						4	0	1	0	0	1	0									
Greg Maddux, R OBP: 0.240, SLG: 0.265				1-0 G6-4-3 1B						4	0	2	0	0	0	1									
Inning Stats	R: 3 E: 0 K: 1 S: 12	H: 3 LOB: 0 BB: 1 P: 23	R: 0 E: 0 K: 1 S: 8	H: 1 LOB: 1 BB: 0 P: 10	R: 0 E: 0 K: 0 S: 3	H: 0 LOB: 0 BB: 0 P: 4	R: 3 E: 0 K: 0 S: 8	H: 3 LOB: 0 BB: 1 P: 16	R: 0 E: 0 K: 0 S: 9	H: 0 LOB: 1 BB: 0 P: 16	R: 0 E: 0 K: 0 S: 6	H: 0 LOB: 0 BB: 0 P: 7	R: 0 E: 0 K: 1 S: 5	H: 0 LOB: 0 BB: 0 P: 6	R: 0 E: 0 K: 1 S: 8	H: 0 LOB: 0 BB: 0 P: 13	R: 0 E: 1 K: 1 S: 7	H: 1 LOB: 1 BB: 0 P: 11	1B: 5 2B: 2 3B: 0 HR: 2	SF: 0 SAC: 0 DP: 1 HBP: 0	WP: 1 PB: 0 SB: 0 CS: 1	PA: 36			
PITCHER	IP	WLS	BF	H	R	ER	SO	BB	IBB	HBP	BLK	WP	HR	S	P	ERA	WHIP								
John Frascatore, R ERA: 16.2	3.1	L	18	7	6	6	2	2	0	0	0	1	2	29	50	16.20	2.700								
Bryan Eversgerd, L ERA: 4.09	3.2		11	1	0	0	0	0	0	0	0	0	0	22	32	0.00	0.273								
Rob Murphy, L ERA: 3.71	1.0		3	0	0	0	1	0	0	0	0	0	0	8	13	0.00	0.000								
John Habyan, R ERA: 4.03	1.0		4	1	0	0	1	0	0	0	0	0	0	7	11	0.00	1.000								

Batter	1	2	3	4	5	6	7	8	9	AB	R	H	RBI	BB	SO	LOB	BOTTOM								
Gerald Young, S OBP: 0.474, SLG: 0.667	3-1 G4-3 1B									4	0	2	0	0	2	0	Atlanta Braves @ St. Louis Cardinals Busch Stadium, St. Louis, MO Thu Jul 21 1994, 7:05 PM CDT Att: 38,199 - Unknown - 85 F livebaseballscores.com								
Luis Alcega, S OBP: 0.335, SLG: 0.381	1-2 G4-3			0-2 2B 1B						4	1	1	0	0	0	2									
Gregg Jefferies, S OBP: 0.400, SLG: 0.506	2 SAFE P4			1-0 FC3-6 1H 2B						4	0	1	1	0	1	2									
Ray Lankford, L OBP: 0.374, SLG: 0.509	3-2 F8			1-1 FC3-6 1B						4	0	1	0	0	2	2									
Bernard Gilkey, R OBP: 0.340, SLG: 0.373				0-0 FC3-6 G6-4-3						3	0	0	0	0	1	2									
Scott Coolbaugh, R OBP: 0.344, SLG: 0.438				1-1 G6-4-3						3	0	0	0	0	1	2									
Tom Pagnozzi, R OBP: 0.310, SLG: 0.414				1-1 G6-4-3						3	0	0	0	0	0	0									
Tom Pagnozzi, R OBP: 0.344, SLG: 0.438				0-0 P9						3	0	0	0	0	0	0									
José Oquendo, S OBP: 0.376, SLG: 0.324				2-2 G1-6-3						3	0	0	0	0	0	0									
John Frascatore, R ERA: 16.2				2-3 K						1	0	0	0	0	1	0									
Bryan Eversgerd, L ERA: 4.09										1	0	0	0	0	0	0									
Rob Murphy, L ERA: 3.71										0	0	0	0	0	0	0									
Geronimo Pena, S OBP: 0.310, SLG: 0.414 John Habyan, R ERA: 4.03										0	0	0	0	0	0	0									
Inning Stats	R: 0 E: 0 K: 0 S: 11	H: 1 LOB: 1 BB: 0 P: 21	R: 0 E: 0 K: 2 S: 8	H: 0 LOB: 0 BB: 0 P: 10	R: 0 E: 0 K: 2 S: 10	H: 0 LOB: 0 BB: 0 P: 17	R: 1 E: 0 K: 0 S: 9	H: 3 LOB: 1 BB: 0 P: 12	R: 0 E: 0 K: 0 S: 6	H: 0 LOB: 0 BB: 0 P: 8	R: 0 E: 0 K: 2 S: 7	H: 0 LOB: 0 BB: 0 P: 10	R: 0 E: 0 K: 1 S: 6	H: 0 LOB: 0 BB: 0 P: 7	R: 0 E: 0 K: 0 S: 6	H: 0 LOB: 0 BB: 0 P: 10	R: 0 E: 0 K: 1 S: 7	H: 1 LOB: 1 BB: 0 P: 11	1B: 4 2B: 1 3B: 0 HR: 0	SF: 0 SAC: 0 DP: 1 HBP: 0	WP: 0 PB: 0 SB: 0 CS: 0	PA: 31			
PITCHER	IP	WLS	BF	H	R	ER	SO	BB	IBB	HBP	BLK	WP	HR	S	P	ERA	WHIP								
Greg Maddux, R ERA: 1.71	9.0	W	31	5	1	1	8	0	0	0	0	0	0	70	106	1.00	0.556								

Atlanta Braves @ St. Louis Cardinals
 Busch Stadium, St. Louis, MO
 Thu Jul 21 1994, 7:05 PM CDT
 Att: 38,199 - Unknown - 85 F

AB 34
 R 6
 H 9
 RBI 6
 BB 2
 SO 4
 LOB 4



Atlanta Braves @ St. Louis Cardinals
 Busch Stadium, St. Louis, MO
 Thu Jul 21 1994, 7:05 PM CDT
 Att: 38,199 - Unknown - 85 F

AB 31
 R 1
 H 5
 RBI 1
 BB 0
 SO 8
 LOB 10



Batter	1	2	3	4	5	6	7	8	9	AB	R	H	RBI	BB	SO	LOB	TOP								
Dave Gallagher, R (1, 9) OBP: 0.316, SLG: 0.310	F8		G6-3		F9			F8		4	0	0	0	0	0	1	Atlanta Braves @ St. Louis Cardinals Busch Stadium, St. Louis, MO Fri Jul 22, 1994, 7:05 PM CDT Sunny - 84 F								
Jeff Blausler, R (1, 6) OBP: 0.321, SLG: 0.362	K		BB		G6-3			G6-3		3	0	0	0	1	1	0									
Roberto Kelly, R (1, 8) OBP: 0.363, SLG: 0.443	F9		K		G6-3			E4		4	0	0	0	0	1	2									
Fred McGriff, L (1, 3) OBP: 0.371, SLG: 0.587		K		K		G3		G4-3		4	0	0	0	0	2	1									
Jose Oliva, R (1, 5) OBP: 0.385, SLG: 0.723		L8		F8			K		1B	4	0	1	0	0	1	0									
Javy Lopez, R (1, 2) OBP: 0.291, SLG: 0.421		FC6-4 1B		WP 1B			1B BB		L8	3	0	2	0	1	0	1									
Mike Kelly, R (1, 7) OBP: 0.250, SLG: 0.404		FC6-4 1-2		K			1B		1B	4	0	2	0	0	1	2									
Mark Lemke, S (1, 4) OBP: 0.363, SLG: 0.367			SH5-4 BB		P9		K		K	3	0	0	0	1	2	4									
Kent Mercker, L (1, 1) OBP: 0.121, SLG: 0.065			SH5-4		K		G5-3		F9	1	0	0	0	0	1	0									
Bill Pecota, R (7, PH) OBP: 0.312, SLG: 0.315										1	0	0	0	0	0	2									
Mark Wohlers, R (7, 1) OBP: 1.000, SLG: 1.000										0	0	0	0	0	0	0									
Mike Bielecki, R (8, 1) OBP: 0.315, SLG: 0.442										1	0	0	0	0	0	2									
Tony Tarasco, L (9, PH) OBP: 0.315, SLG: 0.442										1	0	0	0	0	0	2									
Inning Stats	R: 0 E: 0 K: 1 S: 7	H: 0 LOB: 0 BB: 0 P: 10	R: 0 E: 0 K: 1 S: 7	H: 1 LOB: 1 BB: 0 P: 14	R: 0 E: 0 K: 1 S: 12	H: 0 LOB: 2 BB: 2 P: 23	R: 0 E: 0 K: 2 S: 11	H: 1 LOB: 1 BB: 0 P: 14	R: 0 E: 0 K: 1 S: 7	H: 0 LOB: 0 BB: 0 P: 11	R: 0 E: 0 K: 0 S: 7	H: 0 LOB: 0 BB: 0 P: 11	R: 0 E: 1 K: 0 S: 14	H: 1 LOB: 2 BB: 1 P: 23	R: 0 E: 0 K: 0 S: 6	H: 0 LOB: 1 BB: 0 P: 10	R: 0 E: 0 K: 1 S: 15	H: 2 LOB: 2 BB: 0 P: 24	1B: 5 2B: 0 3B: 0 HR: 0	SF: 0 SAC: 1 DP: 0 HBP: 0	WP: 1 PB: 0 SB: 0 CS: 0	PA: 36			
PITCHER	IP WLS BF H R ER SO BB IBB HBP BLK WP HR S P ERA WHIP	8.1 W 34 5 0 0 8 3 0 0 0 1 0 79 130 0.00 0.960	0.2 2 0 0 0 1 0 0 0 0 0 0 0 7 10 0.00 0.000																						

AB	32
R	0
H	5
RBI	0
BB	3
SO	9
LOB	15



Batter	1	2	3	4	5	6	7	8	9	AB	R	H	RBI	BB	SO	LOB	BOTTOM							
Ray Lankford, L (1, 8) OBP: 0.372, SLG: 0.503	P8		F7		F7		E5 FC6-2 BB SF9	BB		4	1	0	0	1	0	1	Atlanta Braves @ St. Louis Cardinals Busch Stadium, St. Louis, MO Fri Jul 22, 1994, 7:05 PM CDT Sunny - 84 F							
Ozzie Smith, S (1, 6) OBP: 0.308, SLG: 0.322	K		G4-3		1B HR		SF9 FC6-2 BB	P9		4	1	1	0	1	1	2								
Gregg Jefferies, S (1, 3) OBP: 0.398, SLG: 0.593	F8				K		FC6-2 SF9			4	1	1	0	0	1	3								
Scott Coolbaugh, R (8, 3)							S			0	0	0	0	0	0	0								
Todd Zeile, R (1, 5) OBP: 0.331, SLG: 0.434					K		HR			2	2	2	4	1	0	0								
Mark Whiten, S (1, 9) OBP: 0.359, SLG: 0.473					1B 2B		SF9			3	0	0	0	1	1	2								
Bernard Gilkey, R (1, 7) OBP: 0.339, SLG: 0.371					G1-3		L8			4	0	1	1	0	1	4								
Geronimo Pena, S (1, 4) OBP: 0.314, SLG: 0.410					L8		IBB			2	0	0	0	2	1	0								
Tom Pagnozzi, R (1, 2) OBP: 0.337, SLG: 0.429					1B		K			4	0	0	0	0	1	4								
Tom Urbani, L (1, 1) OBP: 0.353, SLG: 0.267					G1-3		F9			3	0	1	0	1	1	0								
Rene Arocha, R (9, 1) OBP: 0.200, SLG: 0.222					F7		K			0	0	0	0	0	0	0								
Inning Stats	R: 0 E: 0 K: 1 S: 8	H: 0 LOB: 0 BB: 0 P: 14	R: 0 E: 0 K: 2 S: 14	H: 0 LOB: 2 BB: 2 P: 25	R: 0 E: 0 K: 0 S: 9	H: 0 LOB: 0 BB: 0 P: 13	R: 1 E: 0 K: 1 S: 14	H: 2 LOB: 2 BB: 1 P: 23	R: 3 E: 0 K: 1 S: 15	H: 3 LOB: 0 BB: 0 P: 21	R: 0 E: 0 K: 1 S: 6	H: 0 LOB: 0 BB: 0 P: 10	R: 1 E: 1 K: 1 S: 15	H: 0 LOB: 3 BB: 3 P: 35	R: 0 E: 0 K: 0 S: 14	H: 1 LOB: 2 BB: 1 P: 25	1B: 4 2B: 1 3B: 0 HR: 1	SF: 1 SAC: 0 DP: 0 HBP: 0	WP: 1 PB: 0 SB: 2 CS: 0	PA: 38				
PITCHER	IP WLS BF H R ER SO BB IBB HBP BLK WP HR S P ERA WHIP	6.0 L 26 5 4 4 6 3 0 0 0 1 0 66 106 6.00 1.333	1.0 7 0 1 0 1 2 1 0 0 0 1 0 15 35 0.00 2.000	1.0 5 1 0 0 0 1 0 0 0 0 0 0 14 25 0.00 2.000																				



Batter	1	2	3	4	5	6	7	8	9	AB	R	H	RBI	BB	SO	LOB	TOP										
Roberto Kelly, R OBP: 0.359, SLG: 0.438	0-1 P3	2-2 FC5-4			1-0 P3		1-0 G5-3			4	0	0	0	0	0	2	Atlanta Braves @ St. Louis Cardinals Busch Stadium, St. Louis, MO Fri Jul 22, 1994, 7:05 PM CDT Att: 52,657 - Unknown										
Jeff Blauser, R OBP: 0.317, SLG: 0.357	0-0 L8		1-3 K			1-0 G1-3		1-1 B1-3	4	0	0	0	0	1	0												
Tony Tarasco, L OBP: 0.321, SLG: 0.442	4-0		1-2 P4			1-1 BB WP BB		3-2 P5	0	0	0	0	1	0	0												
Dave Gallagher, R OBP: 0.316, SLG: 0.311									3	1	1	0	0	0	0												
David Justice, L OBP: 0.453, SLG: 0.542	4-2 SAFE		3-3 K			4-2 WP BB		0-1 HR	2	1	1	1	2	1	0												
Ryan Klesko, L OBP: 0.349, SLG: 0.602	2-0 L9			0-0 F7		0-2 F7		0-0 B2-3	4	0	0	0	0	0	4												
Jose Oliva, R OBP: 0.375, SLG: 0.680		0-2 P4		3-2 P5		4-2 WP		0-1 G6-3	3	0	0	0	1	0	0												
Charlie O'Brien, R OBP: 0.314, SLG: 0.488		1-0 L9		2-1 P1		2-3 K		2-3 K	4	0	0	0	0	2	2												
Rafael Belliard, R OBP: 0.268, SLG: 0.312		0-0		0-2 G4-3			0-1 F7	3-3 K	3	0	1	0	0	0	0												
Steve Bedrosian, R OBP: 0.376, SLG: 0.585									0	0	0	0	0	0	0												
Brad Woodall, S OBP: 0.500, SLG: 0.500		0-2		1-2 F8			0-0 G3		2	0	1	0	0	0	0												
Mark Lemke, S OBP: 0.362, SLG: 0.366		1-2							1	0	0	0	0	0	0												
Inning Stats	R: 0 E: 0 K: 0 S: 7	H: 0 LOB: 2 BB: 2 P: 17	R: 0 E: 0 K: 0 S: 11	H: 2 LOB: 2 BB: 0 P: 14	R: 0 E: 0 K: 2 S: 10	H: 0 LOB: 0 BB: 0 P: 15	R: 0 E: 0 K: 0 S: 7	H: 0 LOB: 0 BB: 0 P: 12	R: 0 E: 0 K: 0 S: 10	H: 0 LOB: 0 BB: 0 P: 12	R: 1 E: 0 K: 1 S: 15	H: 1 LOB: 2 BB: 2 P: 27	R: 0 E: 0 K: 0 S: 4	H: 0 LOB: 0 BB: 0 P: 5	R: 1 E: 0 K: 2 S: 8	H: 1 LOB: 0 BB: 0 P: 12	R: 0 E: 0 K: 2 S: 8	H: 0 LOB: 0 BB: 0 P: 13	1B: 3 2B: 0 3B: 0 HR: 1	SF: 0 SAC: 0 DP: 0 HBP: 0	WP: 1 PB: 0 SB: 1 CS: 0	PA: 35					
PITCHER	IP	WLS	BF	H	R	ER	SO	BB	IBB	HBP	BLK	WP	HR	S	P	ERA	WHIP										
Rick Sutcliffe, R ERA: 6.52	5.2	W	24	3	1	1	2	4	0	0	0	0	0	55	90	1.59	1.235										
John Habyan, R ERA: 3.59	1.1		4	0	0	0	1	0	0	0	0	1	0	9	12	0.00	0.000										
Rob Murphy, L ERA: 3.86	1.0		4	1	1	1	0	0	0	0	0	0	1	8	12	9.00	1.000										
Rene Arocha, R ERA: 4.52	1.0	S	3	0	0	0	2	0	0	0	0	0	0	8	13	0.00	0.000										

Batter	1	2	3	4	5	6	7	8	9	AB	R	H	RBI	BB	SO	LOB	BOTTOM										
Gerald Young, S OBP: 0.435, SLG: 0.636	0-1 G5-3		3-1 1B FC6-4		2-3 K		1 SAFE 0-0 F8			4	1	1	0	0	1	2	Atlanta Braves @ St. Louis Cardinals Busch Stadium, St. Louis, MO Fri Jul 22, 1994, 7:05 PM CDT Att: 52,657 - Unknown										
Ozzie Smith, S OBP: 0.308, SLG: 0.321	1-0 F7		3-2 FC6-4		0-0 G1-3			2-3 K	4	0	1	0	0	1	1												
Bernard Gilkey, R OBP: 0.338, SLG: 0.368	4-2 BB		2-3 1B		0-3 K			1-3 K	3	0	0	1	1	2	2												
Todd Zeile, R OBP: 0.327, SLG: 0.429	1-1 L6		1-2 P4			2-2 G5-3		2-2 F7	4	0	0	0	0	0	2												
Mark Whiten, S OBP: 0.359, SLG: 0.483		2-2 HR	2-2 F7			2-1 G5-3			3	1	1	1	0	0	1												
Scott Coolbaugh, R OBP: 0.125, SLG: 0.500		1-0 HR		1-1 G5-3		0-0 G1-3			3	1	1	1	0	0	0												
Luis Alicea, S OBP: 0.330, SLG: 0.374		1-2 G5-3		0-1 F8			1-1 F9		3	0	0	0	0	0	0												
Terry McGriff, R OBP: 0.305, SLG: 0.272		4-1 G1-6-3		1-0 F7			1-1 F9		2	0	0	0	1	0	0												
Rick Sutcliffe, L OBP: 0.130, SLG: 0.174		1-0 G1-6-3			2-2 2B		1-2 1B		2	0	1	0	0	0	1												
Gerald Perry, L OBP: 0.456, SLG: 0.563									0	0	0	0	0	0	0												
Rob Murphy, L OBP: 0.305, SLG: 0.272									0	0	0	0	0	0	0												
Rene Arocha, R OBP: 0.200, SLG: 0.222									0	0	0	0	0	0	0												
Inning Stats	R: 0 E: 0 K: 0 S: 7	H: 0 LOB: 1 BB: 1 P: 13	R: 2 E: 0 K: 0 S: 10	H: 2 LOB: 0 BB: 1 P: 19	R: 1 E: 0 K: 0 S: 16	H: 2 LOB: 1 BB: 0 P: 25	R: 0 E: 0 K: 0 S: 5	H: 0 LOB: 0 BB: 0 P: 7	R: 0 E: 0 K: 2 S: 11	H: 1 LOB: 1 BB: 0 P: 15	R: 0 E: 0 K: 0 S: 6	H: 0 LOB: 0 BB: 0 P: 10	R: 0 E: 0 K: 0 S: 8	H: 1 LOB: 1 BB: 0 P: 11	R: 0 E: 0 K: 2 S: 9	H: 0 LOB: 0 BB: 0 P: 14	1B: 2 2B: 2 3B: 0 HR: 2	SF: 0 SAC: 0 DP: 1 HBP: 0	WP: 0 PB: 0 SB: 1 CS: 0	PA: 31							
PITCHER	IP	WLS	BF	H	R	ER	SO	BB	IBB	HBP	BLK	WP	HR	S	P	ERA	WHIP										
Brad Woodall, L ERA: 4.5	6.0	L	24	5	3	3	2	2	0	0	0	0	0	55	89	4.50	1.167										
Steve Bedrosian, R ERA: 2.83	2.0		7	1	0	0	2	0	0	0	0	0	0	17	25	0.00	0.500										



Batter	1	2	3	4	5	6	7	8	9	AB	R	H	RBI	BB	SO	LOB	TOP				
Roberto Kelly, R OBP: 0.351, SLG: 0.428	F8		K		L7	G6-4-3			G1-3	5	0	0	0	0	1	1	Atlanta Braves @ St. Louis Cardinals Busch Stadium, St. Louis, MO Sun Jul 24 1994, 7:05 PM CDT Att: 38,166 - Unknown - 82 F livebaseballscores.com				
Jeff Blausen, R OBP: 0.320, SLG: 0.363 Rafael Belliard, R OBP: 0.263, SLG: 0.305	F8		F9		1B	1B			K	3	1	1	0	0	0	0					
David Justice, L OBP: 0.451, SLG: 0.551	1B				1B	HR			F7	4	2	3	0	0	0	0					
Fred McGriff, L OBP: 0.379, SLG: 0.590	1B				1B	HR			P8	4	2	3	1	0	0	0					
Ryan Klesko, L OBP: 0.347, SLG: 0.595 Dave Gallagher, R OBP: 0.315, SLG: 0.304	G3-1				HR	1B			F8	3	1	1	1	0	1	4					
Jose Oliva, R OBP: 0.354, SLG: 0.655					HR				K	4	1	1	3	0	1	2					
Charlie O'Brien, R OBP: 0.317, SLG: 0.504	E6				HR	WP			P6	3	1	1	3	0	0	0					
Mark Lemke, S OBP: 0.359, SLG: 0.365	L1-3				G4-3	K			F8	4	0	0	0	0	1	2					
Tom Glavine, L OBP: 0.241, SLG: 0.216 Steve Bedrosian, R			L7		G6-3				G4-3	2	0	0	0	1	0	0					
Bill Pecota, R OBP: 0.310, SLG: 0.312 Gregg Olson, R						BB				1	0	0	0	0	0	0					
Inning Stats	R: 0 E: 0 K: 0 S: 13	H: 2 LOB: 2 BB: 0 P: 16	R: 0 E: 1 K: 0 S: 4	H: 0 LOB: 0 BB: 0 P: 6	R: 0 E: 0 K: 1 S: 7	H: 0 LOB: 0 BB: 0 P: 10	R: 4 E: 0 K: 0 S: 11	H: 4 LOB: 0 BB: 0 P: 16	R: 4 E: 0 K: 2 S: 15	H: 4 LOB: 1 BB: 0 P: 22	R: 0 E: 0 K: 1 S: 8	H: 0 LOB: 0 BB: 1 P: 14	R: 0 E: 0 K: 0 S: 8	H: 0 LOB: 0 BB: 0 P: 14	R: 0 E: 0 K: 1 S: 7	H: 0 LOB: 0 BB: 0 P: 12	R: 0 E: 0 K: 1 S: 15	H: 0 LOB: 0 BB: 0 P: 20	1B: 7 2B: 2 3B: 0 HR: 2	SF: 0 SAC: 0 DP: 2 HBP: 1	WP: 2 PA: 38 PB: 0 SB: 0 CS: 0
PITCHER	IP WLS BF H R ER SO BB IBB HBP BLK WP HR S P ERA WHIP																				
Bob Tewksbury, R ERA: 5.41	(1, 1) 4.2 L 25 10 8 8 2 0 0 0 1 0 0 2 47 65 15.43 2.143																				
John Habyan, R ERA: 3.79	(5, 1) 0.1 1 0 0 0 1 0 0 0 0 1 0 3 5 0.00 0.000																				
Gary Buckets, R ERA:	(6, 1) 1.0 3 0 0 0 1 1 0 0 0 0 0 8 14 0.00 1.000																				
Rich Rodriguez, L ERA: 3.91	(7, 1) 2.0 6 0 0 0 1 0 0 0 0 0 0 15 26 0.00 0.000																				
Rob Murphy, L ERA: 3.75	(9, 1) 1.0 3 0 0 0 1 0 0 0 0 0 0 15 20 0.00 0.000																				
Batter	1	2	3	4	5	6	7	8	9	AB	R	H	RBI	BB	SO	LOB	BOTTOM				
Bernard Gilkey, R OBP: 0.333, SLG: 0.359	G6-3		K		L9		L3		G4-3	5	0	1	0	0	1	0	Atlanta Braves @ St. Louis Cardinals Busch Stadium, St. Louis, MO Sun Jul 24 1994, 7:05 PM CDT Att: 38,166 - Unknown - 82 F livebaseballscores.com				
Ozzie Smith, S OBP: 0.307, SLG: 0.323	L7		K		DJ		L5		G4-3	5	0	1	0	0	1	1					
Gregg Jefferies, S OBP: 0.392, SLG: 0.491	F9		G5-3		L9				G4-3	5	0	1	0	0	0	2					
Todd Zeile, R OBP: 0.330, SLG: 0.439 Scott Coolbaugh, R OBP: 0.143, SLG: 0.337	FC6-4				K		G3-1		G4-3	2	1	1	0	0	1	0					
Ray Lankford, L OBP: 0.373, SLG: 0.503	1B				L4		2B		L8	3	0	0	0	0	0	2					
Mark Whiten, S OBP: 0.367, SLG: 0.483	1B				E		2B		1B	4	2	3	0	0	1	2					
Luis Alicea, S OBP: 0.342, SLG: 0.414	1B				E9		2B		SF9	3	0	2	3	0	0	2					
Tom Pagnozzi, R OBP: 0.337, SLG: 0.426	1B				G4-3		FC5-2		SF9	3	0	1	2	0	0	3					
Bob Tewksbury, R ERA: 5.41 John Habyan, R ERA: 3.79 Omar Olivares, R OBP: 0.276, SLG: 0.298 Gary Buckets, R ERA:	G5-3				P2		K		K	1	0	0	0	0	0	0					
Geronimo Pena, S OBP: 0.310, SLG: 0.442 Rich Rodriguez, L ERA: 3.91 Gerard Young, S OBP: 0.519 Rob Murphy, L ERA: 3.75										0	0	0	0	0	0	0					
Inning Stats	R: 0 E: 0 K: 0 S: 14	H: 0 LOB: 0 BB: 0 P: 21	R: 1 E: 0 K: 1 S: 11	H: 3 LOB: 2 BB: 0 P: 18	R: 0 E: 0 K: 2 S: 7	H: 0 LOB: 0 BB: 0 P: 12	R: 1 E: 1 K: 1 S: 10	H: 2 LOB: 1 BB: 0 P: 19	R: 0 E: 0 K: 0 S: 4	H: 1 LOB: 1 BB: 0 P: 8	R: 1 E: 0 K: 1 S: 15	H: 3 LOB: 2 BB: 0 P: 25	R: 0 E: 0 K: 0 S: 8	H: 1 LOB: 1 BB: 0 P: 11	R: 2 E: 1 K: 1 S: 8	H: 2 LOB: 0 BB: 0 P: 9	R: 0 E: 0 K: 0 S: 10	H: 1 LOB: 1 BB: 0 P: 21	1B: 10 2B: 3 3B: 0 HR: 0	SF: 2 SAC: 0 DP: 0 HBP: 0	WP: 1 PA: 40 PB: 0 SB: 0 CS: 0
PITCHER	IP WLS BF H R ER SO BB IBB HBP BLK WP HR S P ERA WHIP																				
Tom Glavine, L ERA: 4.14	(1, 1) 7.1 W 34 12 5 4 5 0 0 0 0 0 0 5 72 118 4.91 1.636																				
Steve Bedrosian, R ERA: 2.74	(8, 1) 0.2 2 0 0 0 1 0 0 0 0 0 0 5 5 0.00 0.000																				
Gregg Olson, R ERA: 9.24	(9, 1) 1.0 S 4 1 0 0 0 0 0 0 0 0 0 10 21 0.00 1.000																				

Batter	1	2	3	4	5	6	7	8	9	AB	R	H	RBI	BB	SO	LOB	TOP								
Marquis Grissom, R OBP: 0.342, SLG: 0.411	P3		G4-3					P4		4	1	1	0	1	0	2	Montreal Expos @ Atlanta Braves Atlanta-Fulton County Stadium, Atlanta, GA Mon Jul 25 1994, 7:05 PM EDT Att: 43,596 - Unknown - 78 F								
Cliff Floyd, L OBP: 0.337, SLG: 0.405	K			K				G6-3		4	1	1	0	1	2	0									
Moises Alou, R OBP: 0.401, SLG: 0.582	P8				F8					5	2	3	2	0	0	3									
Larry Walker, L OBP: 0.384, SLG: 0.576		G4-3				L8		G3-1		5	0	2	2	0	1	1									
Darrin Fletcher, L OBP: 0.326, SLG: 0.456																									
Mel Rojas, R OBP: 0.222, SLG: 0.222	P6																								
Lou Frazier, S OBP: 0.372, SLG: 0.438																									
John Wetteland, R OBP: 0.250, SLG: 0.250																									
Wil Cordero, R OBP: 0.369, SLG: 0.523																									
Mike Lansing, R OBP: 0.326, SLG: 0.361																									
Sean Berry, R OBP: 0.337, SLG: 0.405																									
Pedro Martinez, R OBP: 0.154, SLG: 0.167																									
Rondell White, R OBP: 0.355, SLG: 0.439																									
Tim Spehr, R OBP: 0.316, SLG: 0.353																									
Inning Stats	R: 0 E: 0 K: 1 S: 5	H: 0 LOB: 0 BB: 0 P: 6	R: 0 E: 0 K: 0 S: 8	H: 1 LOB: 1 BB: 0 P: 13	R: 0 E: 0 K: 0 S: 11	H: 0 LOB: 0 BB: 0 P: 17	R: 1 E: 0 K: 1 S: 10	H: 2 LOB: 1 BB: 0 P: 15	R: 0 E: 0 K: 0 S: 10	H: 1 LOB: 3 BB: 2 P: 20	R: 2 E: 0 K: 0 S: 14	H: 1 LOB: 0 BB: 1 P: 22	R: 3 E: 0 K: 0 S: 14	H: 2 LOB: 1 BB: 1 P: 25	R: 0 E: 0 K: 0 S: 10	H: 3 LOB: 2 BB: 0 P: 17	R: 0 E: 0 K: 2 S: 8	H: 1 LOB: 1 BB: 0 P: 11	1B: 7 2B: 2 3B: 1 HR: 1	SF: 0 SAC: 1 DP: 1 HBP: 0	WP: 0 PB: 0 SB: 1 CS: 0	PA: 41			
PITCHER	IP	WLS	BF	H	R	ER	SO	BB	IBB	HBP	BLK	WP	HR	S	P	ERA	WHIP								
29 John Smoltz, R ERA: 3.91	6.0		26	5	3	3	2	3	0	0	0	0	1	58	93	4.50	1.333								
Mark Wohlers, R ERA: 4.5	0.1	L	4	2	3	3	0	1	0	0	0	0	0	8	15	81.00	9.000								
Mike Stanton, L ERA: 3.48	1.2		7	3	0	0	0	0	0	0	0	0	0	16	27	0.00	1.800								
Mike Bielecki, R ERA: 4.71	1.0		4	1	0	0	2	0	0	0	0	0	0	8	11	0.00	1.000								

AB	36
R	6
H	11
RBI	6
BB	4
SO	4
LOB	13



Batter	1	2	3	4	5	6	7	8	9	AB	R	H	RBI	BB	SO	LOB	BOTTOM								
Roberto Kelly, R OBP: 0.347, SLG: 0.423	F9		P6					F8		4	0	0	0	0	1	1	Montreal Expos @ Atlanta Braves Atlanta-Fulton County Stadium, Atlanta, GA Mon Jul 25 1994, 7:05 PM EDT Att: 43,596 - Unknown - 78 F								
Jeff Blauser, R OBP: 0.320, SLG: 0.359	K									3	0	0	0	1	2	1									
David Justice, L OBP: 0.449, SLG: 0.550	P9									4	0	1	1	0	1	1									
Fred McGriff, L OBP: 0.380, SLG: 0.588										3	1	1	0	1	1	1									
Ryan Klesko, L OBP: 0.345, SLG: 0.603										4	1	1	2	0	2	2									
Terry Pendleton, S OBP: 0.286, SLG: 0.376										4	1	1	1	0	0	0									
Charlie O'Brien, R OBP: 0.310, SLG: 0.493										3	0	0	0	0	0	0									
Mike Stanton, L OBP: 1.000, SLG: 1.000										0	0	0	0	0	0	0									
Mike Bielecki, R OBP: 0.318, SLG: 0.438										1	0	0	0	0	1	0									
Mark Lemke, S OBP: 0.356, SLG: 0.362										3	0	0	0	0	2	0									
29 John Smoltz, R OBP: 0.250, SLG: 0.278										1	1	0	0	1	1	0									
Mark Wohlers, R OBP: 1.000, SLG: 1.000										0	0	0	0	0	0	0									
Javy Lopez, R OBP: 0.289, SLG: 0.417										1	0	0	0	0	0	0									
Inning Stats	R: 0 E: 0 K: 1 S: 7	H: 0 LOB: 0 BB: 0 P: 11	R: 3 E: 0 K: 2 S: 15	H: 3 LOB: 0 BB: 0 P: 27	R: 0 E: 0 K: 1 S: 12	H: 0 LOB: 2 BB: 2 P: 22	R: 0 E: 0 K: 0 S: 5	H: 0 LOB: 0 BB: 0 P: 10	R: 1 E: 0 K: 2 S: 10	H: 1 LOB: 1 BB: 1 P: 16	R: 0 E: 0 K: 0 S: 7	H: 0 LOB: 0 BB: 0 P: 14	R: 0 E: 0 K: 1 S: 8	H: 0 LOB: 0 BB: 0 P: 13	R: 0 E: 0 K: 2 S: 12	H: 0 LOB: 0 BB: 0 P: 18	R: 0 E: 0 K: 2 S: 11	H: 0 LOB: 0 BB: 0 P: 18	1B: 1 2B: 1 3B: 0 HR: 2	SF: 0 SAC: 0 DP: 0 HBP: 0	WP: 0 PB: 0 SB: 0 CS: 0	PA: 34			
PITCHER	IP	WLS	BF	H	R	ER	SO	BB	IBB	HBP	BLK	WP	HR	S	P	ERA	WHIP								
Pedro Martinez, R ERA: 3.91	6.0		25	4	4	4	6	3	0	0	0	0	2	56	100	6.00	1.167								
Mel Rojas, R ERA: 3.22	2.0		6	0	0	0	3	0	0	0	0	0	0	20	31	0.00	0.000								
John Wetteland, R ERA: 2.77	1.0	S	3	0	0	0	2	0	0	0	0	0	0	11	18	0.00	0.000								

AB	31
R	4
H	4
RBI	4
BB	3
SO	11
LOB	6



Batter	1	2	3	4	5	6	7	8	9	AB	R	H	RBI	BB	SO	LOB	TOP								
Marquis Grissom, R OBP: 0.343, SLG: 0.412	0-2 S E 1B	2-1 1-2 1B			1-2 G6-3		2-0 SF8		1-1 P3	4	1	2	1	0	0	1									
Rondell White, R OBP: 0.358, SLG: 0.459	2-3 K	2-2 G2-3			1-2 G6-3		3-H 1-1 3B		4-1 BB	4	0	1	0	1	1	3									
Moises Alou, R OBP: 0.396, SLG: 0.574	0-0 E9 2-H		1-3 K			0-0 G5-3		0-0 G1-3	1-0 L4	5	0	0	0	0	1	3									
Larry Walker, L OBP: 0.383, SLG: 0.571	2-1 G1-3		2-2 G6-3			2-3 K		4-0 S BB		3	0	0	0	1	1										
Darrin Fletcher, L OBP: 0.322, SLG: 0.449	0-0 G4-3		0-1 G3-1			2-3 K		0-0 P5		4	0	0	0	0	1	2									
Mel Rojas, R OBP: 0.222, SLG: 0.222										0	0	0	0	0	0	0									
John Wetteland, R OBP: 0.250, SLG: 0.250										0	0	0	0	0	0	0									
Cliff Floyd, L OBP: 0.337, SLG: 0.405										0	0	0	0	0	0	0									
Wil Cordero, R OBP: 0.365, SLG: 0.517		3-2 G5-3		1-1 P4			0-1 E6 1B FC4-6	1-0 P9		4	1	0	0	0	0	1									
Mike Lansing, R OBP: 0.328, SLG: 0.363		0-0 G1-3 S 1B		0-0 F8		1 SAFE 0-0 FC4-6 1B		0-1 F8		4	1	2	0	0	0	1									
Sean Berry, R OBP: 0.336, SLG: 0.400		2-2 G1-3		1-1 G6-3			0-0 FC4-6 E	4-0 SH1-3 BB		3	1	0	1	1	0	2									
Butch Henry, L OBP: 0.379, SLG: 0.346		0-0 1B					0-0 E1 1-H SF8	0-0 SH1-3		3	1	1	1	0	0	0									
Tim Spehr, R OBP: 0.316, SLG: 0.353		3-H 1B			0-0 G4-3					0	0	0	0	0	0	0									
Inning Stats	R: 1 H: 1 E: 1 K: 1 S: 10	H: 1 LOB: 1 BB: 0 P: 14	R: 1 H: 3 E: 0 K: 0 S: 14	H: 3 LOB: 2 BB: 0 P: 22	R: 0 H: 0 E: 0 K: 1 S: 9	H: 0 LOB: 0 BB: 0 P: 12	R: 0 H: 0 E: 0 K: 0 S: 5	H: 0 LOB: 0 BB: 0 P: 7	R: 0 H: 0 E: 0 K: 0 S: 7	H: 0 LOB: 0 BB: 0 P: 9	R: 0 H: 0 E: 0 K: 2 S: 7	H: 0 LOB: 1 BB: 0 P: 11	R: 3 H: 2 E: 2 K: 0 S: 9	H: 2 LOB: 1 BB: 0 P: 12	R: 0 H: 0 E: 0 K: 0 S: 5	H: 0 LOB: 1 BB: 1 P: 9	R: 0 H: 0 E: 0 K: 0 S: 5	H: 0 LOB: 2 BB: 2 P: 15	1B: 5 2B: 0 3B: 1 HR: 0	SF: 1 SAC: 1 DP: 0 HBP: 0	WP: 0 PB: 0 SB: 3 CS: 0	PA: 39			
PITCHER	IP	WLS	BF	H	R	ER	SO	BB	IBB	HBP	BLK	WP	HR	S	P	ERA	WHIP								
Greg Maddux, R ERA: 1.69	(1, 1)	8.0	L	34	6	5	1	4	1	0	0	0	0	66	96	1.12	0.875								
Steve Bedrosian, R ERA: 2.69	(9, 1)	1.0		5	0	0	0	0	2	0	0	0	0	5	15	0.00	2.000								

Montreal Expos @ Atlanta Braves
Atlanta-Fulton County Stadium, Atlanta, GA
Tue Jul 26 1994, 7:05 PM EDT
Att: 49,324 - Unknown - 84 F

AB 34
R 5
H 6
RBI 3
BB 3
SO 4
LOB 14



Batter	1	2	3	4	5	6	7	8	9	AB	R	H	RBI	BB	SO	LOB	BOTTOM								
Dave Gallagher, R OBP: 0.315, SLG: 0.299	0-2 F9		2-2 F7			4-2 G4-3 SH3-4 BB		2-0 FC5-4		2	0	0	0	1	0	0									
Ryan Klesko, L OBP: 0.348, SLG: 0.603	(8, PH)									0	0	0	0	0	0	0									
Steve Bedrosian, R OBP: 0.348, SLG: 0.603	(9, 1)									0	0	0	0	0	0	0									
Jeff Blauser, R OBP: 0.320, SLG: 0.359	3-1 FC6 1B		3-1 P4			0-0 SH3-4		1 SAFE 1-1 FC5-4		3	0	1	0	0	0	1									
David Justice, L OBP: 0.447, SLG: 0.556	1-2 P5		2-1 F8			3-2 G4-3		3-2 HR		4	1	1	1	0	0	2									
Fred McGriff, L OBP: 0.379, SLG: 0.584	1-0 FC6				0-0 F8		1-0 G3		0-0 1B	4	0	1	0	0	0	2									
Roberto Kelly, R OBP: 0.346, SLG: 0.424		0-0 HR 2B		0-0 G4-3			2-0 P9		1-2 F8	4	1	1	0	0	0	1									
Terry Pendleton, S OBP: 0.282, SLG: 0.370		3-3 K		1-3 K			0-0 G6-3		0-1 F8	4	0	0	0	0	2	2									
Charlie O'Brien, R OBP: 0.309, SLG: 0.507		1-1 HR					0-0 F8		1-3 K	4	1	1	2	0	2	1									
Mark Lemke, S OBP: 0.353, SLG: 0.359		0-3 K					0-1 G6-3		0-3 K	3	0	0	0	0	2	0									
Greg Maddux, R OBP: 0.231, SLG: 0.255	(1, 1)						1-2 F9		0-0 G3	2	0	0	0	0	1	0									
Tony Tarasco, L OBP: 0.316, SLG: 0.434	(8, PH)									1	0	0	0	0	0	0									
(9, 7)																									
Inning Stats	R: 0 H: 1 E: 0 K: 0 S: 9	H: 1 LOB: 1 BB: 0 P: 14	R: 2 H: 2 E: 0 K: 3 S: 13	H: 2 LOB: 0 BB: 0 P: 18	R: 0 H: 0 E: 0 K: 0 S: 9	H: 0 LOB: 0 BB: 0 P: 16	R: 0 H: 0 E: 0 K: 1 S: 5	H: 0 LOB: 0 BB: 0 P: 6	R: 0 H: 0 E: 0 K: 0 S: 12	H: 0 LOB: 0 BB: 0 P: 13	R: 0 H: 0 E: 0 K: 0 S: 8	H: 0 LOB: 1 BB: 1 P: 16	R: 0 H: 0 E: 0 K: 0 S: 3	H: 0 LOB: 0 BB: 0 P: 5	R: 0 H: 0 E: 0 K: 1 S: 6	H: 0 LOB: 1 BB: 0 P: 9	R: 1 H: 2 E: 0 K: 0 S: 16	H: 2 LOB: 1 BB: 0 P: 21	1B: 2 2B: 1 3B: 0 HR: 2	SF: 0 SAC: 1 DP: 0 HBP: 1	WP: 0 PB: 0 SB: 0 CS: 0	PA: 34			
PITCHER	IP	WLS	BF	H	R	ER	SO	BB	IBB	HBP	BLK	WP	HR	S	P	ERA	WHIP								
Butch Henry, L ERA: 2.47	(1, 1)	7.0	W	25	1	0	0	0	1	0	0	0	0	59	88	2.57	0.571								
Mel Rojas, R ERA: 3.3	(8, 1)	1.0		5	1	1	1	1	0	0	1	0	0	12	18	9.00	1.000								
John Wetteland, R ERA: 2.72	(9, 1)	1.0	S	4	1	0	0	1	0	0	0	0	0	10	12	0.00	1.000								

Montreal Expos @ Atlanta Braves
Atlanta-Fulton County Stadium, Atlanta, GA
Tue Jul 26 1994, 7:05 PM EDT
Att: 49,324 - Unknown - 84 F

AB 31
R 3
H 5
RBI 3
BB 1
SO 7
LOB 9



Batter	1	2	3	4	5	6	7	8	9	AB	R	H	RBI	BB	SO	LOB	TOP					
Marquis Grissom, R (1, 8) OBP: 0.346, SLG: 0.416										5	1	3	0	0	0	2	Montreal Expos @ Atlanta Braves Atlanta-Fulton County Stadium, Atlanta, GA Wed Jul 27 1994, 3:33 AM EDT Att: 49,333 - Overcast AB 34 R 1 H 7 RBI 1 BB 4 SO 7 LOB 22					
Wil Cordero, R (1, 6) OBP: 0.395, SLG: 0.515										5	0	2	1	0	0	4						
Moises Alou, R (1, 9) OBP: 0.395, SLG: 0.570										3	0	0	0	1	0	4						
Larry Walker, L (1, 3) OBP: 0.379, SLG: 0.565										4	0	0	0	0	2	6						
Rondell White, R (1, 7) OBP: 0.366, SLG: 0.469										3	0	1	0	1	0	0						
Lenny Webster, R (1, 2) OBP: 0.379, SLG: 0.466										3	0	0	0	1	1	3						
Lou Frazier, S (8, PR) OBP: 0.372, SLG: 0.328										0	0	0	0	0	0	0						
Tim Spehr, R (8, 2) OBP: 0.316, SLG: 0.353										0	0	0	0	0	0	0						
Mike Lansing, R (1, 4) OBP: 0.325, SLG: 0.359										4	0	0	0	0	1	2						
Sean Berry, R (1, 5) OBP: 0.336, SLG: 0.397										2	0	0	0	1	0	0						
Darin Fletcher, L (9, PH) OBP: 0.321, SLG: 0.447										1	0	0	0	0	1	0						
Ken Hill, R (1, 1) OBP: 0.188, SLG: 0.133										2	0	0	0	0	1	1						
Randy Milligan, R (7, PH) OBP: 0.344, SLG: 0.356										1	0	0	0	0	1	0						
Jeff Shaw, R (7, 1) OBP: 0.344, SLG: 0.286										0	0	0	0	0	0	0						
Tim Scott, R (8, 1) OBP: 0.344, SLG: 0.286										0	0	0	0	0	0	0						
Juan Bell, R (8, 4) OBP: 0.344, SLG: 0.384										0	0	0	0	0	0	0						
Chif Floyd, L (9, PH) OBP: 0.344, SLG: 0.407										1	0	1	0	0	0	0						
Inning Stats	R: 0 E: 0 K: 2 S: 21	H: 2 LOB: 3 BB: 1 P: 31	R: 0 E: 0 K: 1 S: 10	H: 0 LOB: 0 BB: 0 P: 14	R: 0 E: 0 K: 1 S: 11	H: 1 LOB: 1 BB: 0 P: 16	R: 0 E: 0 K: 0 S: 10	H: 0 LOB: 0 BB: 0 P: 16	R: 0 E: 1 K: 0 S: 9	H: 0 LOB: 3 BB: 2 P: 23	R: 0 E: 0 K: 1 S: 8	H: 0 LOB: 0 BB: 0 P: 11	R: 1 E: 0 K: 1 S: 13	H: 2 LOB: 1 BB: 0 P: 20	R: 0 E: 0 K: 0 S: 9	H: 1 LOB: 2 BB: 1 P: 16	R: 0 E: 0 K: 1 S: 14	H: 1 LOB: 1 BB: 0 P: 19	1B: 5 2B: 2 3B: 0 HR: 0	SF: 0 SAC: 0 DP: 1 HBP: 0	WP: 0 PB: 0 SB: 2 CS: 0	PA: 38
PITCHER	IP WLS BF H R ER SO BB IBB HBP BLK WP HR S P ERA WHIP																					
Kent Mercker, L (1, 1) ERA: 3.57	7.0 W 30 5 1 1 6 2 1 0 0 0 0 82 131 1.29 1.000																					
Greg McMichael, R (8, 1) ERA: 3.13	2.0 S 8 2 0 0 1 1 0 0 0 0 0 23 35 0.00 1.500																					

Batter	1	2	3	4	5	6	7	8	9	AB	R	H	RBI	BB	SO	LOB	BOTTOM			
Roberto Kelly, R (1, 8) OBP: 0.348, SLG: 0.424										3	1	1	1	1	0	0	Montreal Expos @ Atlanta Braves Atlanta-Fulton County Stadium, Atlanta, GA Wed Jul 27 1994, 3:33 AM EDT Att: 49,333 - Overcast AB 31 R 4 H 8 RBI 4 BB 3 SO 5 LOB 11			
Jeff Blauser, R (1, 6) OBP: 0.319, SLG: 0.367										4	1	1	2	0	1	1				
Ryan Klesko, L (1, 7) OBP: 0.344, SLG: 0.595										3	0	0	0	0	0	0				
Dave Gallagher, R (7, 7) OBP: 0.320, SLG: 0.305										1	1	1	0	0	0	0				
Fred McGriff, L (1, 3) OBP: 0.380, SLG: 0.586										4	0	2	1	0	1	0				
David Justice, L (1, 9) OBP: 0.447, SLG: 0.553										2	0	0	0	2	0	2				
Tony Tarasco, L (9, 9) OBP: 0.316, SLG: 0.434										0	0	0	0	0	0	0				
Terry Pendleton, S (1, 5) OBP: 0.296, SLG: 0.364										4	0	0	0	0	2	4				
Javy Lopez, R (1, 2) OBP: 0.289, SLG: 0.414										4	0	1	0	0	0	1				
Mark Lemke, S (1, 4) OBP: 0.352, SLG: 0.358										3	0	1	0	0	1	0				
Kent Mercker, L (1, 1) ERA: 3.18										2	0	0	0	0	0	3				
Jose Oliva, R (7, PH) OBP: 0.364, SLG: 0.678										1	1	1	0	0	0	0				
Greg McMichael, R (8, 1) ERA: 2.64										0	0	0	0	0	0	0				
Inning Stats	R: 0 E: 0 K: 0 S: 8	H: 0 LOB: 0 BB: 0 P: 15	R: 0 E: 0 K: 1 S: 11	H: 0 LOB: 1 BB: 1 P: 20	R: 0 E: 0 K: 0 S: 6	H: 0 LOB: 0 BB: 0 P: 9	R: 0 E: 0 K: 0 S: 5	H: 0 LOB: 0 BB: 0 P: 11	R: 0 E: 0 K: 0 S: 14	H: 2 LOB: 3 BB: 1 P: 26	R: 2 E: 0 K: 0 S: 13	H: 2 LOB: 1 BB: 1 P: 19	R: 1 E: 0 K: 2 S: 16	H: 2 LOB: 1 BB: 0 P: 24	R: 1 E: 1 K: 1 S: 8	H: 2 LOB: 1 BB: 0 P: 18	1B: 5 2B: 3 3B: 0 HR: 1	SF: 0 SAC: 0 DP: 1 HBP: 0	WP: 0 PB: 0 SB: 2 CS: 1	PA: 34
PITCHER	IP WLS BF H R ER SO BB IBB HBP BLK WP HR S P ERA WHIP																			
Ken Hill, R (1, 1) ERA: 3.18	6.0 L 24 4 2 2 2 3 0 0 0 0 0 17 26 3.00 1.167																			
Jeff Shaw, R (7, 1) ERA: 3.64	1.0 6 3 2 1 2 0 0 0 0 0 0 17 26 9.00 3.000																			
Tim Scott, R (8, 1) ERA: 2.64	1.0 4 1 0 0 1 0 0 0 0 0 0 7 16 0.00 1.000																			



Batter	1	2	3	4	5	6	7	8	9	AB	R	H	RBI	BB	SO	LOB	TOP					
Lenny Dykstra, L (1, 8) OBP: 0.412, SLG: 0.463	G3		G1-3			K		1-2 1-H 2B		4	0	1	1	0	1	0	Philadelphia Phillies @ Atlanta Braves Atlanta-Fulton County Stadium, Atlanta, GA Fri Jul 29 1994, 7:05 PM EDT Att: 48,921 - Unknown - 86 F					
Billy Hatcher, R (1, 9) OBP: 0.286, SLG: 0.337	P5		K			K		K		4	0	0	0	0	3	1						
Ricky Jordan, R (1, 3) OBP: 0.287, SLG: 0.459	F9				L7			F9		4	0	0	0	0	0	1						
Pete Incaviglia, R (1, 7)		FC3-6 1B			K			K		4	0	1	0	0	2	0						
Randy Ready, R (1, 4) OBP: 0.480, SLG: 0.524		FC3-6 1B			HR			G6-3		4	1	2	1	0	0	0						
Todd Pratt, R (1, 2) OBP: 0.284, SLG: 0.333		K			1B			G4-3		4	0	1	0	0	1	2						
Kim Batiste, R (1, 5) OBP: 0.249, SLG: 0.303		FC3-6			P3			G6-3		3	0	0	0	0	0	3						
Kevin Stocker, S (1, 6) OBP: 0.395, SLG: 0.333		G4-3			F7			2B 1B		3	1	1	0	0	0	2						
Danny Jackson, R (1, 1) OBP: 0.200, SLG: 0.245					G6-3			F7		2	0	0	0	0	1	0						
Toby Bordland, R (7, 1)					K					0	0	0	0	0	0	0						
Tony Longmire, L (8, PH) OBP: 0.287, SLG: 0.299										1	0	0	0	0	0	1						
Ricky Bottalico, L (8, 1)										0	0	0	0	0	0	0						
Inning Stats	R: 0 E: 0 K: 0 S: 4	H: 0 LOB: 0 BB: 0 P: 9	R: 0 E: 0 K: 1 S: 10	H: 2 LOB: 2 BB: 0 P: 13	R: 0 E: 0 K: 2 S: 8	H: 0 LOB: 0 BB: 0 P: 13	R: 1 E: 0 K: 1 S: 9	H: 2 LOB: 1 BB: 0 P: 14	R: 0 E: 0 K: 1 S: 11	H: 0 LOB: 0 BB: 0 P: 14	R: 0 E: 0 K: 2 S: 10	H: 0 LOB: 0 BB: 0 P: 15	R: 0 E: 0 K: 0 S: 8	H: 0 LOB: 0 BB: 0 P: 10	R: 1 E: 0 K: 1 S: 13	H: 2 LOB: 1 BB: 0 P: 15	R: 0 E: 0 K: 0 S: 5	H: 0 LOB: 0 BB: 0 P: 9	1B: 4 2B: 1 3B: 0 HR: 1	SF: 0 SAC: 0 DP: 0 HBP: 0	WP: 0 PB: 0 SB: 0 CS: 0	PA: 33
PITCHER Steve Avery, L (1, 1) ERA: 4.44	IP: 9.0 WLS: W BF: 33 H: 6 R: 2 ER: 2 SO: 8 BB: 0 IBB: 0 HBP: 0 BLK: 0 WP: 0 HR: 1 S: 78 P: 112 ERA: 2.00 WHIP: 0.667															PITCHER						

Batter	1	2	3	4	5	6	7	8	9	AB	R	H	RBI	BB	SO	LOB	BOTTOM					
Dave Gallagher, R (1, 7) OBP: 0.318, SLG: 0.298	F8		G6-3			K				3	0	0	0	1	1	0	Philadelphia Phillies @ Atlanta Braves Atlanta-Fulton County Stadium, Atlanta, GA Fri Jul 29 1994, 7:05 PM EDT Att: 48,921 - Unknown - 86 F					
Jeff Blauser, R (1, 6) OBP: 0.318, SLG: 0.365	G6-3		P4		FC6-4 BB			FC6-4 1B		4	1	1	1	0	0	2						
Roberto Kelly, R (1, 8) OBP: 0.349, SLG: 0.423	1B		G5-3		1B BB			FC6-4 G4-6-3		3	0	1	0	1	0	1						
Fred McGriff, L (1, 3) OBP: 0.379, SLG: 0.583	K				G4-3			G4-6-3		4	0	1	2	0	1	2						
David Justice, L (1, 9) OBP: 0.443, SLG: 0.545			G5-3		K			F8		4	0	0	0	0	1	2						
Tony Tarasco, L (9, 9) OBP: 0.316, SLG: 0.434					F8					0	0	0	0	0	0	0						
Terry Pendleton, S (1, 5) OBP: 0.286, SLG: 0.370		1B			G6-3			1B		4	1	3	0	0	0	0						
Javy Lopez, R (1, 2) OBP: 0.296, SLG: 0.431		1B			FC2-5 1B			P3		4	1	3	2	0	0	1						
Mark Lemke, S (1, 4) OBP: 0.357, SLG: 0.363		K			BB FC2-5 1B			1B		4	1	3	0	0	1	2						
Steve Avery, L (1, 1) OBP: 0.128, SLG: 0.159		L8			FC2-5 FC6-4 BB 1B			B1-4		4	1	0	0	0	1	7						
Inning Stats	R: 0 E: 0 K: 1 S: 13	H: 1 LOB: 1 BB: 0 P: 22	R: 0 E: 0 K: 1 S: 12	H: 2 LOB: 2 BB: 0 P: 16	R: 0 E: 0 K: 0 S: 6	H: 0 LOB: 0 BB: 0 P: 9	R: 0 E: 0 K: 1 S: 6	H: 0 LOB: 0 BB: 0 P: 9	R: 3 E: 0 K: 0 S: 19	H: 3 LOB: 2 BB: 2 P: 32	R: 2 E: 0 K: 1 S: 10	H: 3 LOB: 0 BB: 0 P: 13	R: 0 E: 0 K: 0 S: 9	H: 1 LOB: 0 BB: 0 P: 14	R: 0 E: 0 K: 1 S: 15	H: 2 LOB: 2 BB: 0 P: 22	R: 0 E: 0 K: 1 S: 15	H: 2 LOB: 2 BB: 0 P: 22	1B: 11 2B: 1 3B: 0 HR: 1	SF: 0 SAC: 0 DP: 2 HBP: 0	WP: 0 PB: 0 SB: 0 CS: 0	PA: 36
PITCHER Danny Jackson, L (1, 1) ERA: 3.42	IP: 6.0 WLS: L BF: 28 H: 9 R: 5 ER: 5 SO: 4 BB: 2 IBB: 0 HBP: 0 BLK: 0 WP: 0 HR: 1 S: 66 P: 101 ERA: 7.50 WHIP: 1.833															PITCHER						
Toby Bordland, R (7, 1) ERA: 2.7	IP: 1.0 WLS: 3 BF: 1 H: 0 R: 0 ER: 0 SO: 0 BB: 0 IBB: 0 HBP: 0 BLK: 0 WP: 0 HR: 0 S: 9 P: 14 ERA: 0.00 WHIP: 1.000																					
Ricky Bottalico, R (8, 1) ERA:	IP: 1.0 WLS: 5 BF: 2 H: 0 R: 0 ER: 0 SO: 1 BB: 0 IBB: 0 HBP: 0 BLK: 0 WP: 0 HR: 0 S: 15 P: 22 ERA: 0.00 WHIP: 2.000																					

Batter	1	2	3	4	5	6	7	8	9	AB	R	H	RBI	BB	SO	LOB	TOP								
Lenny Dykstra, L OBP: 0.417, SLG: 0.471	4-2 2B BB	2-1 G4-3			4-1 FC6-4 BB		4-0 IBB		0-0 SF7 3B	2	2	1	2	3	0	1	Philadelphia Phillies @ Atlanta Braves Atlanta-Fulton County Stadium, Atlanta, GA Sat Jul 30 1994, 3:33 AM EDT Att: 49,701 - Sunny								
Kevin Stocker, S OBP: 0.388, SLG: 0.328	1-3 K		3-1 L9		0-0 FC6-4 1-2f		2-0 FC5 2-3f		0-0 SF7	4	0	0	1	0	1	5									
Jim Eisenreich, L OBP: 0.366, SLG: 0.424	1-2 1-H 2B		0-0 G1-3		0-1 F8			3-2 G4-3	1-3 K	5	0	1	1	0	1	0									
John Kruk, L OBP: 0.396, SLG: 0.410	0-0 G6-3		1-3 K		2-3 K			2-1 G4-3	2-3 K	5	0	0	0	0	3	1									
Randy Ready, R OBP: 0.483, SLG: 0.478				2-1 G5-3		2-2 F8		4-1 BB		2	0	0	0	2	0	0									
Doug Jones, R OBP: 1.000, SLG: 1.000										0	0	0	0	0	0	0									
Billy Hatcher, R OBP: 0.283, SLG: 0.333	2-2 F9			2-1 G6-3			1-1 G3-1	2-3 K		3	0	0	0	0	0	2									
Milt Thompson, L OBP: 0.347, SLG: 0.350										1	0	0	0	0	1	1									
Kim Batiste, R OBP: 0.254, SLG: 0.307		1-3 K		2-1 L7			2-2 SH3-4 BB 1B		3-2 2B 1B	4	1	2	0	0	1	0									
Mike Lieberthal, R OBP: 0.345, SLG: 0.462		2-2 E7 2B			3-2 F8		1 SAFE 4-1 FC5 SH3-4 BB		1-1 1B 3B 2B	3	1	2	0	1	0	0									
Curt Schilling, R OBP: 0.130, SLG: 0.130		2-3 K			0-3 K		0-1 SH3-4		2-2 3B 1B	2	0	0	0	0	2	1									
Heathcliff Slocumb, R OBP: 0.250, SLG: 0.250							1-2 2-3			0	0	0	0	0	0	0									
Mickey Morandini, L OBP: 0.382, SLG: 0.414									2-3 3H	1	1	1	1	0	0	0									
Inning Stats	R: 1 E: 0 K: 1 S: 21	H: 1 LOB: 2 BB: 2 P: 33	R: 0 E: 1 K: 2 S: 11	H: 1 LOB: 1 BB: 0 P: 18	R: 0 E: 0 K: 1 S: 8	H: 0 LOB: 0 BB: 0 P: 12	R: 0 E: 0 K: 0 S: 6	H: 0 LOB: 0 BB: 0 P: 12	R: 0 E: 0 K: 1 S: 8	H: 0 LOB: 1 BB: 1 P: 15	R: 0 E: 0 K: 0 S: 9	H: 0 LOB: 0 BB: 0 P: 13	R: 0 E: 0 K: 0 S: 9	H: 1 LOB: 3 BB: 2 P: 22	R: 0 E: 0 K: 1 S: 13	H: 0 LOB: 1 BB: 1 P: 24	R: 4 E: 0 K: 2 S: 20	H: 4 LOB: 0 BB: 0 P: 29	1B: 3 2B: 3 3B: 1 HR: 0	SF: 1 SAC: 1 DP: 0 HBP: 0	WP: 0 PB: 0 SB: 0 CS: 0	PA: 40			
PITCHER	IP	WLS	BF	H	R	ER	SO	BB	IBB	HBP	BLK	WP	HR	S	P	ERA	WHIP								
Tom Glavine, L ERA: 4.01	7.0		29	3	1	1	6	4	1	0	0	0	0	72	125	1.29	1.000								
Mike Stanton, L ERA: 3.43	0.2		3	0	0	0	0	1	0	0	0	0	0	10	19	0.00	1.500								
Steve Bedrosian, R ERA: 2.66	0.1		1	0	0	0	1	0	0	0	0	0	0	3	5	0.00	0.000								
Greg McMichael, R ERA: 3.79	0.0	L	4	4	4	4	0	0	0	0	0	0	0	12	18	∞	∞								
Mark Wohlers, R ERA: 4.4	1.0		3	0	0	0	2	0	0	0	0	0	0	8	11	0.00	0.000								

Batter	1	2	3	4	5	6	7	8	9	AB	R	H	RBI	BB	SO	LOB	BOTTOM								
Roberto Kelly, R OBP: 0.345, SLG: 0.418	1-1 P3		1-0 F8		0-2 F9		0-0 L7		1-3 K	5	0	0	0	0	1	3	Philadelphia Phillies @ Atlanta Braves Atlanta-Fulton County Stadium, Atlanta, GA Sat Jul 30 1994, 3:33 AM EDT Att: 49,701 - Sunny								
Jeff Blauser, R OBP: 0.320, SLG: 0.363	4-2 2B BB		2-1 G5-3		4-2 BB		0-0 E1			2	1	0	0	2	0	0									
Ryan Klesko, L OBP: 0.292, SLG: 0.584	0-0 F7		1-1 F7		0-1 L5		2-1 F8			4	0	0	0	0	0	3									
Greg McMichael, R OBP: 1.000, SLG: 1.000										0	0	0	0	0	0	0									
Mark Wohlers, R OBP: 1.000, SLG: 1.000										0	0	0	0	0	0	0									
Fred McGriff, L OBP: 0.380, SLG: 0.583	0-0 1-H 2B			2-2 F9		0-1 F7		4-0 IBB		3	0	1	1	1	0	1									
David Justice, L OBP: 0.438, SLG: 0.538	1-2 P6			2-0 P5		1-2 F7		2-1 P6		4	0	0	0	0	0	4									
Terry Pendleton, S OBP: 0.285, SLG: 0.368			1-3 K		0-3 K		2-2 FC1-6 1B		1-3 K2-3	4	0	1	0	0	3	2									
Javy Lopez, R OBP: 0.426										3	0	0	0	0	0	1									
Bill Pecota, R OBP: 0.310, SLG: 0.312										0	1	0	0	0	0	0									
Charlie O'Brien, R OBP: 0.307, SLG: 0.504										1	0	0	0	0	0	0									
Mark Lemke, S OBP: 0.364, SLG: 0.367										2	0	2	0	2	0	0									
Tom Glavine, L OBP: 0.236, SLG: 0.212										1	0	0	0	0	0	1									
Tony Tarasco, L OBP: 0.313, SLG: 0.434										0	0	0	1	0	0	0									
Mike Stanton, L OBP: 1.000, SLG: 1.000										0	0	0	0	0	0	0									
Steve Bedrosian, R OBP: 1.000, SLG: 1.000										0	0	0	0	0	0	0									
Dave Gallagher, R OBP: 0.316, SLG: 0.295										1	0	0	0	0	0	1									
Inning Stats	R: 1 E: 0 K: 0 S: 9	H: 1 LOB: 1 BB: 1 P: 15	R: 0 E: 0 K: 1 S: 11	H: 1 LOB: 0 BB: 0 P: 15	R: 0 E: 0 K: 0 S: 5	H: 0 LOB: 0 BB: 0 P: 9	R: 0 E: 0 K: 1 S: 7	H: 0 LOB: 0 BB: 0 P: 11	R: 0 E: 0 K: 0 S: 10	H: 0 LOB: 1 BB: 1 P: 15	R: 0 E: 0 K: 0 S: 9	H: 0 LOB: 1 BB: 1 P: 14	R: 1 E: 0 K: 0 S: 9	H: 2 LOB: 1 BB: 0 P: 14	R: 0 E: 1 K: 1 S: 12	H: 0 LOB: 2 BB: 1 P: 21	R: 0 E: 0 K: 1 S: 9	H: 0 LOB: 1 BB: 1 P: 14	1B: 3 2B: 1 3B: 0 HR: 0	SF: 1 SAC: 1 DP: 0 HBP: 0	WP: 0 PB: 0 SB: 0 CS: 0	PA: 37			
PITCHER	IP	WLS	BF	H	R	ER	SO	BB	IBB	HBP	BLK	WP	HR	S	P	ERA	WHIP								
Curt Schilling, R ERA: 4.7	7.0		28	4	2	2	2	3	0	0	0	0	0	60	93	2.57	1.000								
Heathcliff Slocumb, R ERA: 2.82	1.0	W	5	0	0	0	1	0	1	0	0	0	0	12	21	0.00	0.000								
Doug Jones, R ERA: 2.2	1.0	S	4	0	0	0	1	1	0	0	0	0	0	9	14	0.00	1.000								



Batter	1	2	3	4	5	6	7	8	9	AB	R	H	RBI	BB	SO	LOB	TOP																				
Dave Gallagher, R OBP: 0.327, SLG: 0.299 (1, 7)	P7		F9			F9		PB 2B 1B	1-1	5	1	2	1	0	0	0																					
Jeff Blausler, R OBP: 0.325, SLG: 0.374 (1, 6)	F8			F9		BB 1B		K	1-1	5	1	1	0	0	1	3																					
Roberto Kelly, R OBP: 0.344, SLG: 0.415 Tony Tarasco, L OBP: 0.317, SLG: 0.441 (4, PR) (4, 7)	G4-3			1B		K		2-H	2B	2	0	1	0	0	0	0																					
Fred McGriff, L OBP: 0.382, SLG: 0.589 (1, 3)		HR		L9		1B		K	0-3	3	1	1	1	1	1	2																					
David Justice, L OBP: 0.437, SLG: 0.534 (1, 9)	K			G4-3		BB		K	0-3	4	0	1	1	0	2	2																					
Terry Pendleton, S OBP: 0.295, SLG: 0.372 (1, 5)	G5-3					1B			0-0	4	0	2	0	0	1	2																					
Javy Lopez, R OBP: 0.292, SLG: 0.421 (1, 2)	G5-3					2B			0-0	3	1	0	0	1	0	1																					
Mark Lemke, S OBP: 0.362, SLG: 0.365 (1, 4)			G6-3			G5-3		G5-3	0-0	4	0	1	0	0	0	1																					
Greg Maddux, R OBP: 0.214, SLG: 0.236 (1, 1)	G5-3					F9		L1	0-3	4	0	0	0	0	1	3																					
Inning Stats	R: 0 E: 0 K: 0 S: 5	H: 0 LOB: 0 BB: 0 P: 8	R: 1 E: 0 K: 1 S: 8	H: 1 LOB: 0 BB: 0 P: 13	R: 0 E: 0 K: 0 S: 4	H: 0 LOB: 0 BB: 0 P: 6	R: 0 E: 0 K: 0 S: 11	H: 1 LOB: 1 BB: 0 P: 15	R: 0 E: 1 K: 0 S: 9	H: 1 LOB: 1 BB: 0 P: 15	R: 0 E: 0 K: 0 S: 5	H: 0 LOB: 0 BB: 0 P: 8	R: 1 E: 0 K: 3 S: 15	H: 2 LOB: 1 BB: 0 P: 20	R: 1 E: 1 K: 1 S: 11	H: 3 LOB: 2 BB: 1 P: 17	1B: 7 2B: 2 3B: 0 HR: 1	SF: 0 SAC: 0 DP: 0 HBP: 0	WP: 0 PA: 38 CS: 0																		
PITCHER	IP	WLS	BF	H	R	ER	SO	BB	IBB	HBP	BLK	WP	HR	S	P	ERA	WHIP	PITCHER		IP	WLS	BF	H	R	ER	SO	BB	IBB	HBP	BLK	WP	HR	S	P	ERA	WHIP	
Jason Jacome, L ERA: 2.41 (1, 1)	7.0	L	27	5	2	2	3	1	0	0	0	0	1	54	84	2.57	0.857																				
Roger Mason, R ERA: 4.02 (8, 1)	0.1		2	1	1	0	1	0	0	0	0	0	0	7	10	0.00	3.000																				
Eric Gunderson, L ERA: (8, 1)	0.2		3	1	0	0	2	0	0	0	0	0	0	8	10	0.00	1.500																				
Doug Linton, R ERA: 4.82 (9, 1)	0.2		5	3	1	1	1	1	0	0	0	0	0	9	14	13.50	6.000																				
Mauro Gozzo, R ERA: 4.73 (9, 1)	0.1		1	0	0	0	0	0	0	0	0	0	0	2	3	0.00	0.000																				

Atlanta Braves @ New York Mets
Shea Stadium, Flushing, NY
Mon Aug 01 1994, 7:05 PM EDT
Att: 22,651 - Unknown - 83 F

AB 36
R 4
H 10
RBI 4
BB 2
SO 7
LOB 15



Batter	1	2	3	4	5	6	7	8	9	AB	R	H	RBI	BB	SO	LOB	BOTTOM																				
Jose Vizcaino, S OBP: 0.313, SLG: 0.326 (1, 6)	K	K			L6		G4-6-3			4	0	0	0	0	2	4																					
Todd Hundley, S OBP: 0.306, SLG: 0.464 (1, 2)	K		P5		L9			K		4	0	0	0	0	2	0																					
Jeremy Burnitz, L OBP: 0.336, SLG: 0.336 (1, 9)	BB		F7		G6-3 1B			G4-3		3	0	1	0	1	0	0																					
Bobby Bonilla, S OBP: 0.385, SLG: 0.522 (1, 5)	K		F8		K			HR		4	1	1	1	0	2	2																					
Jeff Kent, R OBP: 0.336, SLG: 0.465 (1, 4)		G3 1B 1B		F8		G6-3		G6-3		4	1	1	0	0	0	1																					
Rico Brogna, L OBP: 0.396, SLG: 0.686 (1, 3)	K			G5-3 1B		P7			K	4	0	1	0	0	2	2																					
Joe Orsulak, L OBP: 0.299, SLG: 0.361 (1, 7)	1B G3 1B			1B				SH1-4 1B		4	0	3	0	0	0	0																					
Ryan Thompson, R OBP: 0.308, SLG: 0.459 (1, 8)	G3			G5-3			SH1-4		P4	3	0	0	0	0	0	4																					
Jason Jacome, L OBP: 0.293, SLG: 0.283 Fernando Vina, L OBP: 0.377, SLG: 0.300 Roger Mason, R OBP: 0.336, SLG: 0.336 Eric Gunderson, R OBP: 0.336, SLG: 0.336 Doug Linton, R OBP: 0.336, SLG: 0.336 Mauro Gozzo, R OBP: 0.336, SLG: 0.336 (1, 1) (7, PR) (8, 1) (8, 1) (9, 1) (9, 1)		2-3 3H			G1-3		G4-6-3 HBP			2	0	1	1	0	0	0																					
Inning Stats	R: 0 E: 0 K: 3 S: 10	H: 0 LOB: 1 BB: 1 P: 19	R: 1 E: 0 K: 2 S: 12	H: 3 LOB: 2 BB: 0 P: 15	R: 0 E: 0 K: 0 S: 5	H: 0 LOB: 0 BB: 0 P: 8	R: 0 E: 0 K: 0 S: 8	H: 2 LOB: 1 BB: 0 P: 9	R: 0 E: 0 K: 1 S: 7	H: 1 LOB: 1 BB: 0 P: 9	R: 0 E: 0 K: 0 S: 3	H: 1 LOB: 1 BB: 0 P: 4	R: 1 E: 0 K: 1 S: 11	H: 1 LOB: 0 BB: 0 P: 14	R: 0 E: 0 K: 1 S: 6	H: 0 LOB: 0 BB: 0 P: 8	1B: 7 2B: 0 3B: 0 HR: 1	SF: 0 SAC: 1 DP: 2 HBP: 1	WP: 0 PA: 35 CS: 0																		
PITCHER	IP	WLS	BF	H	R	ER	SO	BB	IBB	HBP	BLK	WP	HR	S	P	ERA	WHIP	PITCHER		IP	WLS	BF	H	R	ER	SO	BB	IBB	HBP	BLK	WP	HR	S	P	ERA	WHIP	
Greg Maddux, R ERA: 1.7 (1, 1)	9.0	W	35	8	2	2	8	1	0	1	0	0	1	67	96	2.00	1.000																				

Atlanta Braves @ New York Mets
Shea Stadium, Flushing, NY
Mon Aug 01 1994, 7:05 PM EDT
Att: 22,651 - Unknown - 83 F

AB 32
R 2
H 8
RBI 2
BB 1
SO 8
LOB 13



Batter	1	2	3	4	5	6	7	8	9	AB	R	H	RBI	BB	SO	LOB	TOP				
Dave Gallagher, R (1,7) OBP: 0.323, SLG: 0.291	G4-3		G4-3 BB	G6-3			F7		FC3-6	4	0	0	0	1	0	3					
Jeff Blausler, R (1,6) OBP: 0.326, SLG: 0.371	K		G4-3				F7		F7	3	0	0	0	2	1	2					
Mike Kelly, R (1,8) OBP: 0.245, SLG: 0.404	2B		P4				L6		K	5	0	1	0	0	1	4					
Fred McGriff, L (1,3) OBP: 0.378, SLG: 0.583	F7		G4-3				G4-3			4	0	0	0	0	0	3					
David Justice, L (1,9) OBP: 0.437, SLG: 0.531			K				P6			2	1	0	0	2	1	0					
Terry Pendleton, S (1,5) OBP: 0.272, SLG: 0.378			2B				L9		G6-3	4	0	2	0	0	0	1					
Javy Lopez, R (1,2) OBP: 0.295, SLG: 0.424			G6-3				P4			3	0	1	0	1	0	3					
Mark Lemke, S (1,4) OBP: 0.364, SLG: 0.363							E5		G5-3	2	0	0	0	2	0	3					
Kent Mercker, L (1,1) OBP: 0.105, SLG: 0.057							IBB			2	0	0	1	0	0	5					
Steve Bedrosian, R (8,1)			G1-3				SF7			0	0	0	0	0	0	0					
Mark Wohlers, R (8,1) OBP: 1.000, SLG: 1.000							B2-5			0	0	0	0	0	0	0					
Bill Pecota, R (9,PH) OBP: 0.313, SLG: 0.315									FC3-6 1B	1	0	1	0	0	0	0					
Inning Stats	R: 0 E: 0 K: 1 S: 9	H: 1 LOB: 1 BB: 0 P: 16	R: 0 E: 0 K: 1 S: 9	H: 1 LOB: 2 BB: 1 P: 20	R: 0 E: 0 K: 0 S: 6	H: 0 LOB: 1 BB: 1 P: 12	R: 1 E: 1 K: 0 S: 8	H: 1 LOB: 2 BB: 1 P: 15	R: 0 E: 0 K: 0 S: 8	H: 0 LOB: 0 BB: 1 P: 14	R: 0 E: 0 K: 0 S: 7	H: 0 LOB: 1 BB: 1 P: 16	R: 0 E: 0 K: 0 S: 4	H: 0 LOB: 1 BB: 1 P: 8	R: 0 E: 0 K: 1 S: 11	H: 1 LOB: 1 BB: 0 P: 17	1B: 2 2B: 4 3B: 0 HR: 0	SF: 1 SAC: 0 DP: 2 HBP: 0	WP: 0 PB: 0 SB: 0 CS: 0	PA: 39	
PITCHER	IP	WLS	BF	H	R	ER	SO	BB	IBB	HBP	BLK	WP	HR	S	P	ERA	WHIP				
Mike Remlinger, L (1,1) ERA: 4.03	8.0	W	35	4	1	0	2	6	2	0	0	0	0	56	115	0.00	1.250				
John Franco, L (9,1) ERA: 2.7	1.0	S	4	1	0	0	1	0	0	0	0	0	0	11	17	0.00	1.000				

Atlanta Braves @ New York Mets
Shea Stadium, Flushing, NY
Tue Aug 02 1994, 7:05 PM EDT
Att: 22,635 - Unknown - 82 F

AB 30
R 1
H 5
RBI 1
BB 8
SO 3
LOB 24



Batter	1	2	3	4	5	6	7	8	9	AB	R	H	RBI	BB	SO	LOB	BOTTOM				
Tim Bogar, R (1,6) OBP: 0.200, SLG: 0.293	L9						G6-3			3	0	1	0	1	0	0					
Kelly Stinnett, R (1,2) OBP: 0.342, SLG: 0.378	F9						F9			3	0	0	0	1	0	1					
Jeremy Burnitz, L (1,9) OBP: 0.326, SLG: 0.325	K						K			4	0	0	0	0	3	4					
Bobby Bonilla, S (1,5) OBP: 0.386, SLG: 0.527							K			4	2	2	0	0	2	0					
Jeff Kent, R (1,4) OBP: 0.337, SLG: 0.466							G4-3			4	1	2	1	0	0	1					
David Segui, S (1,7) OBP: 0.306, SLG: 0.398							F7			4	0	1	1	0	1	2					
John Franco, L (9,1)							G3			0	0	0	0	0	0	0					
Rico Brogna, L (1,3) OBP: 0.309, SLG: 0.717							G3			4	1	3	2	0	0	1					
Ryan Thompson, R (1,8) OBP: 0.307, SLG: 0.455							G3			3	0	0	0	1	2	3					
Mike Remlinger, L (1,1)							IBB			2	0	0	0	0	1	2					
Joe Orsulak, L (8,PH) OBP: 0.298, SLG: 0.359							F9			1	0	0	0	0	0	0					
Inning Stats	R: 0 E: 0 K: 1 S: 12	H: 0 LOB: 0 BB: 0 P: 14	R: 0 E: 0 K: 1 S: 11	H: 2 LOB: 2 BB: 0 P: 13	R: 0 E: 0 K: 2 S: 9	H: 1 LOB: 1 BB: 0 P: 13	R: 1 E: 0 K: 0 S: 9	H: 2 LOB: 2 BB: 1 P: 18	R: 0 E: 0 K: 1 S: 5	H: 0 LOB: 0 BB: 0 P: 7	R: 0 E: 0 K: 2 S: 8	H: 0 LOB: 0 BB: 0 P: 12	R: 0 E: 0 K: 1 S: 14	H: 1 LOB: 3 BB: 2 P: 27	R: 3 E: 0 K: 1 S: 13	H: 3 LOB: 0 BB: 0 P: 18	1B: 6 2B: 2 3B: 0 HR: 1	SF: 0 SAC: 1 DP: 0 HBP: 0	WP: 0 PB: 0 SB: 1 CS: 0	PA: 36	
PITCHER	IP	WLS	BF	H	R	ER	SO	BB	IBB	HBP	BLK	WP	HR	S	P	ERA	WHIP				
Kent Mercker, L (1,1) ERA: 3.42	7.0	L	4	3	3	3	0	0	0	0	0	0	1	9	13	81.00	9.000				
Steve Bedrosian, R (8,1) ERA: 3.25	0.1		4	3	3	3	0	0	0	0	0	0	0	4	5	0.00	0.000				
Mark Wohlers, R (8,1) ERA: 4.17	0.2		2	0	0	0	1	0	0	0	0	0	0	4	5	0.00	0.000				

Atlanta Braves @ New York Mets
Shea Stadium, Flushing, NY
Tue Aug 02 1994, 7:05 PM EDT
Att: 22,635 - Unknown - 82 F

AB 32
R 4
H 9
RBI 4
BB 3
SO 9
LOB 14



Batter	1	2	3	4	5	6	7	8	9	AB	R	H	RBI	BB	SO	LOB	TOP																			
Roberto Kelly, R OBP: 0.341, SLG: 0.411 (1, 8)	G4-3		L8		K			G5-3		4	0	0	0	0	1	1	Atlanta Braves @ New York Mets Shea Stadium, Flushing, NY Wed Aug 03 1994, 7:05 PM EDT Att: 24,519 - Unknown - 83 F																			
Jeff Blausler, R OBP: 0.327, SLG: 0.370 (1, 6)	G4-6-3 1B				G5-3			G6-3		3	0	1	0	1	0	1																				
Ryan Klesko, L OBP: 0.337, SLG: 0.577 (1, 7) Dave Gallagher, R OBP: 0.323, SLG: 0.291 (8, PR) (8, 7)	G4-6-3 1-2		G4-3				P3			3	0	0	0	1	0	2																				
Fred McGriff, L OBP: 0.379, SLG: 0.589 (1, 3)		F7								4	1	2	1	0	1	1																				
David Justice, L OBP: 0.433, SLG: 0.525 (1, 9)		G5-3								4	0	0	0	0	2	1																				
Terry Pendleton, S OBP: 0.271, SLG: 0.379 (1, 5)										4	0	1	0	0	0	1																				
Charlie O'Brien, R OBP: 0.316, SLG: 0.490 (1, 2)										2	0	0	0	2	1	0																				
Mark Lemke, S OBP: 0.363, SLG: 0.363 (1, 4)										3	1	1	0	0	0	3																				
Steve Avery, L OBP: 0.122, SLG: 0.152 (1, 1) Greg McMichael, R OBP: 0.314, SLG: 0.328 (9, 1) Mark Wohlers, R OBP: 1.000, SLG: 1.000 (9, 1)			L8							2	0	0	0	0	0	0																				
Inning Stats	R: 0 E: 0 K: 0 S: 3	H: 1 LOB: 0 BB: 0 P: 3	R: 0 E: 0 K: 0 S: 4	H: 1 LOB: 2 BB: 1 P: 8	R: 0 E: 0 K: 0 S: 3	H: 0 LOB: 1 BB: 1 P: 7	R: 0 E: 0 K: 0 S: 3	H: 1 LOB: 0 BB: 0 P: 3	R: 1 E: 1 K: 1 S: 7	H: 1 LOB: 1 BB: 0 P: 7	R: 0 E: 0 K: 0 S: 2	H: 0 LOB: 0 BB: 1 P: 6	R: 0 E: 0 K: 1 S: 5	H: 0 LOB: 1 BB: 1 P: 9	R: 0 E: 0 K: 2 S: 7	H: 0 LOB: 0 BB: 0 P: 7		1B: 3 2B: 1 3B: 0 HR: 1	SF: 0 SAC: 1 DP: 3 HBP: 0	WP: 0 PB: 0 CS: 0	PA: 34															
PITCHER	IP	WLS	BF	H	R	ER	SO	BB	IBB	HBP	BLK	WP	HR	S	P	ERA	WHIP	PITCHER		IP	WLS	BF	H	R	ER	SO	BB	IBB	HBP	BLK	WP	HR	S	P	ERA	WHIP
Bobby Jones, R ERA: 3.18 (1, 1)	8.0		31	5	2	1	3	4	0	0	0	0	1	33	49	1.12	1.125																			
Roger Mason, R ERA: 3.95 (9, 1)	1.0	W	3	0	0	0	2	0	0	0	0	0	0	7	7	0.00	0.000																			

AB 29
R 2
H 5
RBI 1
BB 4
SO 5
LOB 10



Batter	1	2	3	4	5	6	7	8	9	AB	R	H	RBI	BB	SO	LOB	BOTTOM																			
Tim Bogar, R OBP: 0.245, SLG: 0.318 (1, 6) Todd Hundley, S OBP: 0.305, SLG: 0.463 (9, PH)	1B BB		G6-3 1-2 1B							3	0	2	0	1	0	0	Atlanta Braves @ New York Mets Shea Stadium, Flushing, NY Wed Aug 03 1994, 7:05 PM EDT Att: 24,519 - Unknown - 83 F																			
Kelly Stinnett, R OBP: 0.340, SLG: 0.374 (1, 2) Jose Vizcaino, S OBP: 0.314, SLG: 0.328 (9, PH)			G6-3							4	0	1	1	0	0	2																				
Jeremy Burnitz, L OBP: 0.324, SLG: 0.317 (1, 9)										3	0	0	0	1	1	3																				
Bobby Bonilla, S OBP: 0.382, SLG: 0.522 (1, 5)										4	0	0	0	0	1	5																				
Jeff Kent, R OBP: 0.339, SLG: 0.467 (1, 4)										3	1	1	0	1	0	0																				
David Segui, S OBP: 0.308, SLG: 0.399 (1, 7) Fernando Vina, L OBP: 0.377, SLG: 0.303 (9, PR)										4	0	2	0	0	0	1																				
Rico Brogna, L OBP: 0.304, SLG: 0.700 (1, 3)										4	0	1	1	0	2	2																				
Ryan Thompson, R OBP: 0.305, SLG: 0.450 (1, 8)										3	0	0	0	0	0	2																				
Bobby Jones, R OBP: 0.114, SLG: 0.136 (1, 1) Jim Lindeman, R OBP: 0.306, SLG: 0.460 (8, PH) Roger Mason, R OBP: 0.301, SLG: 0.359 (9, PH)										2	1	1	0	0	1	0																				
Inning Stats	R: 0 E: 0 K: 0 S: 3	H: 1 LOB: 1 BB: 1 P: 7	R: 0 E: 0 K: 1 S: 6	H: 1 LOB: 0 BB: 0 P: 6	R: 1 E: 0 K: 0 S: 5	H: 2 LOB: 1 BB: 0 P: 5	R: 0 E: 0 K: 1 S: 5	H: 0 LOB: 0 BB: 0 P: 5	R: 0 E: 0 K: 2 S: 7	H: 0 LOB: 0 BB: 0 P: 7	R: 0 E: 0 K: 0 S: 4	H: 1 LOB: 1 BB: 0 P: 4	R: 0 E: 0 K: 0 S: 4	H: 1 LOB: 2 BB: 1 P: 8	R: 2 E: 0 K: 1 S: 7	H: 3 LOB: 3 BB: 2 P: 15		1B: 8 2B: 1 3B: 0 HR: 0	SF: 0 SAC: 1 DP: 1 HBP: 0	WP: 1 PB: 0 CS: 0	PA: 38															
PITCHER	IP	WLS	BF	H	R	ER	SO	BB	IBB	HBP	BLK	WP	HR	S	P	ERA	WHIP	PITCHER		IP	WLS	BF	H	R	ER	SO	BB	IBB	HBP	BLK	WP	HR	S	P	ERA	WHIP
Steve Avery, L ERA: 4.26 (1, 1)	8.0		31	6	1	1	5	2	0	0	1	1	0	39	47	1.12	1.000																			
Greg McMichael, R ERA: 4.12 (9, 1)	0.0	L	3	2	2	2	0	1	0	0	0	0	0	2	6	∞	∞																			
Mark Wohlers, R ERA: 4.11 (9, 1)	0.2		4	1	0	0	1	0	1	0	0	0	0	5	9	0.00	1.500																			

AB 33
R 3
H 9
RBI 3
BB 4
SO 6
LOB 18



Batter	1	2	3	4	5	6	7	8	9	AB	R	H	RBI	BB	SO	LOB	TOP					
Roberto Kelly, R OBP: 0.350, SLG: 0.424	1-1 FC6-4 1B		1-1 L8		1-3 K		0-1 S 1B		1-0 G6-3	5	0	2	0	0	1	1						
Jeff Blausler, R OBP: 0.328, SLG: 0.379	1-2 FC6-4 G6-3 1-2		0-2 2B		0-0 F7		0-0 P3			4	0	1	0	0	0	3						
Ryan Klesko, L OBP: 0.332, SLG: 0.567	2-0 G6-3		3-3 K		0-3 K		3-0 L9			3	0	0	0	0	2	2						
Dave Gallagher, R OBP: 0.318, SLG: 0.287	1-2									1	0	0	0	0	0	1						
Fred McGriff, L OBP: 0.381, SLG: 0.594	0-0 F7				2-0 G4-3		3-2 S 1B		2-3 K	4	1	1	0	0	1	1						
David Justice, L OBP: 0.431, SLG: 0.526		1-1 HR			2-3 K		0-0 P8		0-3 K	4	1	1	1	0	2	1						
Terry Pendleton, S OBP: 0.277, SLG: 0.397		1-3 K			4-1 BB		1-0 PB 1B		3-2 P6	3	0	1	1	1	1	0						
Javy Lopez, R OBP: 0.298, SLG: 0.423		0-1 G5-3			1-3 K		4-0 BB		1-2 BB	3	0	1	0	1	1	1						
Mike Kelly, R OBP: 0.271, SLG: 0.439									1-2 FC3-6 1B	0	0	0	0	0	0	0						
Charlie O'Brien, R OBP: 0.319, SLG: 0.490										0	0	0	0	0	0	0						
Rafael Belliard, R OBP: 0.252, SLG: 0.291		3-3 K			1-2 K		1-3 K		0-3 K	4	0	0	0	0	4	3						
Greg Maddux, R OBP: 0.203, SLG: 0.224									1-1 FC3-6 1B	3	0	0	0	0	1	0						
Tony Tarasco, L OBP: 0.314, SLG: 0.438										1	0	0	0	0	0	1						
Mike Stanton, L OBP: 0.667, SLG: 0.667										0	0	0	0	0	0	0						
Mark Wohlers, R OBP: 1.000, SLG: 1.000										0	0	0	0	0	0	0						
Inning Stats	R: 0 E: 0 K: 0 S: 7	H: 1 LOB: 1 BB: 0 P: 11	R: 1 E: 0 K: 2 S: 11	H: 1 LOB: 0 BB: 0 P: 16	R: 0 E: 0 K: 1 S: 14	H: 1 LOB: 1 BB: 0 P: 19	R: 0 E: 0 K: 2 S: 11	H: 0 LOB: 1 BB: 1 P: 20	R: 0 E: 0 K: 2 S: 13	H: 0 LOB: 1 BB: 0 P: 13	R: 1 E: 0 K: 2 S: 13	H: 2 LOB: 2 BB: 1 P: 22	R: 0 E: 0 K: 1 S: 7	H: 1 LOB: 1 BB: 0 P: 10	R: 0 E: 0 K: 2 S: 10	H: 0 LOB: 0 BB: 0 P: 15	R: 0 E: 0 K: 1 S: 10	H: 1 LOB: 2 BB: 0 P: 13	1B: 5 2B: 1 3B: 0 HR: 1	SF: 0 SAC: 0 DP: 0 HBP: 0	WP: 1 PB: 1 SB: 3 CS: 0	PA: 37
PITCHER	IP	WLS	BF	H	R	ER	SO	BB	IBB	HBP	BLK	WP	HR	S	P	ERA	WHIP					
Jose Rijo, R ERA: 3.12	8.0	L	33	6	2	2	12	2	0	0	0	1	1	84	126	2.25	1.000					
Hector Carrasco, R ERA: 2.33	1.0		4	1	0	0	1	0	0	0	0	0	0	10	13	0.00	1.000					

Atlanta Braves @ Cincinnati Reds
Riverfront Stadium, Cincinnati, OH
Sat Aug 06 1994, 7:05 PM EDT
Att: 52,567 - Unknown - 69 F

AB 35
R 2
H 7
RBI 2
BB 2
SO 13
LOB 14



Batter	1	2	3	4	5	6	7	8	9	AB	R	H	RBI	BB	SO	LOB	BOTTOM				
Deion Sanders, L OBP: 0.345, SLG: 0.381	2-1 P3 S 1B			2-3 K		4-1 BB			3-1 FC5-4 1B	3	0	2	0	1	1	0					
Barry Larkin, R OBP: 0.369, SLG: 0.417	2-2 P3 1-3			2-2 G6-3		3-3 K			2-2 FC5-4 1B	4	1	0	0	0	1	4					
Hal Morris, L OBP: 0.395, SLG: 0.507	1-2 G5-3			1-1 G4-3			2-2 G4-3		1-1 1B	4	0	1	0	0	0	0					
Kevin Mitchell, R OBP: 0.431, SLG: 0.689		0-1 L9			0-3 K		1-1 G6-3		3-1 1B	4	0	1	1	0	1	0					
Jacob Brumfield, R OBP: 0.340, SLG: 0.543									1-3 3-H 1B	0	0	0	0	0	0	0					
Bret Boone, R OBP: 0.368, SLG: 0.496		0-1 G4-3			0-1 G1-3		1-2 G3		1-3 K	4	0	0	0	0	1	2					
Tony Fernandez, S OBP: 0.385, SLG: 0.435		1-3 K			3-3 K				0-0 G6-3	4	0	0	0	0	2	2					
Reggie Sanders, R OBP: 0.333, SLG: 0.488				2-3 K		0-0 G4-3			2-2 1B	3	0	1	0	0	1	0					
Eddie Taubensee, L OBP: 0.339, SLG: 0.489				2-2 G6-3		1-1 FC1-4 1B			1-3 K	3	0	1	0	0	1	1					
Jose Rijo, R OBP: 0.213, SLG: 0.298				0-0 G5-3		0-0 FC1-4 BB			0-0 L6	2	0	0	0	0	0	1					
Lenny Harris, L OBP: 0.340, SLG: 0.367										1	0	0	0	0	0	1					
Hector Carrasco, R ERA: 4.06										0	0	0	0	0	0	0					
Inning Stats	R: 0 E: 0 K: 0 S: 8	H: 1 LOB: 0 BB: 0 P: 13	R: 0 E: 0 K: 1 S: 7	H: 0 LOB: 0 BB: 0 P: 8	R: 0 E: 0 K: 1 S: 8	H: 0 LOB: 0 BB: 0 P: 13	R: 0 E: 0 K: 2 S: 8	H: 0 LOB: 0 BB: 0 P: 11	R: 0 E: 0 K: 1 S: 11	H: 1 LOB: 2 BB: 1 P: 19	R: 0 E: 0 K: 0 S: 10	H: 0 LOB: 0 BB: 0 P: 14	R: 0 E: 0 K: 1 S: 9	H: 1 LOB: 1 BB: 0 P: 12	R: 1 E: 0 K: 1 S: 14	H: 3 LOB: 2 BB: 0 P: 25	1B: 6 2B: 0 3B: 0 HR: 0	SF: 0 SAC: 0 DP: 0 HBP: 0	WP: 0 PB: 0 SB: 1 CS: 0	PA: 33	
PITCHER	IP	WLS	BF	H	R	ER	SO	BB	IBB	HBP	BLK	WP	HR	S	P	ERA	WHIP				
Greg Maddux, R ERA: 1.63	8.0	W	27	3	0	0	7	1	0	0	0	0	0	68	101	0.00	0.500				
Mike Stanton, L ERA: 3.4	0.1		3	2	1	1	0	0	0	0	0	0	0	7	13	27.00	6.000				
Mark Wohlers, R ERA: 4.06	0.2	S	3	1	0	0	1	0	0	0	0	0	0	7	12	0.00	1.500				

Atlanta Braves @ Cincinnati Reds
Riverfront Stadium, Cincinnati, OH
Sat Aug 06 1994, 7:05 PM EDT
Att: 52,567 - Unknown - 69 F

AB 32
R 1
H 6
RBI 1
BB 1
SO 8
LOB 11



Batter	1	2	3	4	5	6	7	8	9	AB	R	H	RBI	BB	SO	LOB	TOP			
Roberto Kelly, R (1, 8) OBP: 0.347, SLG: 0.420	G4-3			G5-3		P3		F8		4	0	0	0	0	0	4	Atlanta Braves @ Cincinnati Reds Riverfront Stadium, Cincinnati, OH Sun Aug 07 1994, 3:33 AM EDT Att: 44,543 - Sunny - 75 F			
Jeff Blausler, R (1, 6) OBP: 0.327, SLG: 0.377	G6-3			K		L7		1B		4	0	1	1	0	1	2				
Mike Kelly, R (1, 7) Steve Bedrosian, R (8, 1) Mike Stanton, L (8, 1) OBP: 0.667, SLG: 0.667	K			L9			HR	P3		4	1	1	1	0	1	2				
Fred McGriff, L (1, 3) OBP: 0.382, SLG: 0.595		K			G1-6-3 1B		F9		G3-1 2B	4	0	2	0	0	1	0				
David Justice, L (1, 9) OBP: 0.426, SLG: 0.519		G4-3			G1-6-3 1-2		F9		P2	4	0	0	0	0	0	2				
Terry Pendleton, S (1, 5) OBP: 0.275, SLG: 0.391		F9			K		G3		G3-1 2-3	4	0	0	0	0	1	1				
Javy Lopez, R (1, 2) OBP: 0.297, SLG: 0.419			G4-3			1B BB		K	K	3	0	0	0	1	2	1				
Rafael Belliard, R (1, 4) Tony Tarasco, L (8, PH) OBP: 0.319, SLG: 0.442			K			1B BB		BB 1B		2	0	1	0	0	1	0				
Kent Mercker, L (1, 1) Ryan Klesko, L (8, PH) Bill Pecota, R (8, 4) OBP: 0.310, SLG: 0.313			K			B3		BB 1B		2	0	0	0	0	1	2				
										0	0	0	0	1	0	0				
										0	0	0	0	0	0	0				
Inning Stats	R: 0 E: 0 K: 1 S: 7	H: 0 LOB: 0 BB: 0 P: 14	R: 0 E: 0 K: 1 S: 6	H: 0 LOB: 0 BB: 0 P: 10	R: 0 E: 0 K: 2 S: 7	H: 0 LOB: 0 BB: 0 P: 10	R: 0 E: 0 K: 1 S: 8	H: 0 LOB: 0 BB: 0 P: 16	R: 0 E: 0 K: 1 S: 11	H: 1 LOB: 2 BB: 1 P: 15	R: 1 E: 0 K: 0 S: 6	H: 1 LOB: 0 BB: 0 P: 10	R: 1 E: 0 K: 1 S: 15	H: 2 LOB: 2 BB: 1 P: 27	R: 0 E: 0 K: 1 S: 6	H: 1 LOB: 1 BB: 0 P: 9	1B: 4 2B: 1 3B: 0 HR: 1	SF: 0 SAC: 0 DP: 1 HBP: 0	WP: 0 PB: 0 SB: 0 CS: 0	PA: 34
PITCHER	IP WLS BF H R ER SO BB IBB HBP BLK WP HR S P ERA WHIP																			
Pete Schourek, L (1, 1) ERA: 4.09	7.0 W 24 3 1 1 6 1 0 0 0 0 1 58 98 1.29 0.571																			
Jeff Brantley, R (8, 1) ERA: 2.25	2.0 S 10 3 1 1 2 1 0 0 0 0 0 0 21 36 4.50 2.000																			

AB	32
R	2
H	6
RBI	2
BB	2
SO	8
LOB	14




Batter	1	2	3	4	5	6	7	8	9	AB	R	H	RBI	BB	SO	LOB	BOTTOM			
Jacob Brumfield, R (1, 8) OBP: 0.397, SLG: 0.533	G6-3		P5				P5			4	0	1	0	0	0	0	Atlanta Braves @ Cincinnati Reds Riverfront Stadium, Cincinnati, OH Sun Aug 07 1994, 3:33 AM EDT Att: 44,543 - Sunny - 75 F			
Bret Boone, R (1, 4) OBP: 0.367, SLG: 0.493	G6-3		S 1B		K			G4-3		4	0	1	0	0	1	2				
Barry Larkin, R (1, 6) OBP: 0.370, SLG: 0.424	HR		F9		P2			S BB		3	1	1	1	1	0	3				
Kevin Mitchell, R (1, 7) OBP: 0.432, SLG: 0.696	K			G6-3		HR		BB IBB		3	1	1	1	1	1	0				
Reggie Sanders, R (1, 9) OBP: 0.333, SLG: 0.485		K		K		P3		BB		3	0	0	0	1	2	0				
Hal Morris, L (1, 3) OBP: 0.391, SLG: 0.502		G4-3		G4-3		G4-3		K		4	0	0	0	0	1	3				
Tony Fernandez, S (1, 5) OBP: 0.364, SLG: 0.433		1B 1B			K	F7		G4-3		4	0	1	0	0	1	3				
Brian Dorsett, R (1, 2) OBP: 0.308, SLG: 0.346		1B			HR		G5-3			3	1	2	1	0	0	0				
Pete Schourek, L (1, 1) Brian Hunter, R (7, PH) Jeff Brantley, R (8, 1) OBP: 0.208, SLG: 0.304 OBP: 0.278, SLG: 0.482			L7			1B		G6-3		2	0	1	0	0	0	0				
										1	0	0	0	0	0	0				
										0	0	0	0	0	0	0				
Inning Stats	R: 1 E: 0 K: 1 S: 9	H: 1 LOB: 0 BB: 0 P: 16	R: 0 E: 0 K: 1 S: 9	H: 2 LOB: 2 BB: 0 P: 12	R: 0 E: 0 K: 0 S: 9	H: 1 LOB: 1 BB: 0 P: 15	R: 0 E: 0 K: 1 S: 7	H: 0 LOB: 0 BB: 0 P: 15	R: 1 E: 0 K: 2 S: 15	H: 3 LOB: 2 BB: 0 P: 21	R: 1 E: 0 K: 0 S: 9	H: 1 LOB: 0 BB: 0 P: 13	R: 0 E: 0 K: 0 S: 8	H: 0 LOB: 0 BB: 0 P: 11	R: 0 E: 0 K: 1 S: 8	H: 0 LOB: 3 BB: 3 P: 23	1B: 5 2B: 0 3B: 0 HR: 3	SF: 0 SAC: 0 DP: 0 HBP: 0	WP: 0 PB: 0 SB: 3 CS: 0	PA: 34
PITCHER	IP WLS BF H R ER SO BB IBB HBP BLK WP HR S P ERA WHIP																			
Kent Mercker, L (1, 1) ERA: 3.45	7.0 L 28 8 3 3 5 0 0 0 0 0 0 3 66 103 3.86 1.143																			
Steve Bedrosian, R (8, 1) ERA: 3.2	0.1 4 0 0 0 0 2 1 0 0 0 0 0 4 18 0.00 6.000																			
Mike Stanton, L (8, 1) ERA: 3.35	0.2 2 0 0 0 0 1 0 0 0 0 0 0 4 5 0.00 0.000																			



Batter	1	2	3	4	5	6	7	8	9	AB	R	H	RBI	BB	SO	LOB	TOP										
Roberto Kelly, R OBP: 0.347, SLG: 0.422 Dave Gallagher, R OBP: 0.321, SLG: 0.290	L4		FC6-5 2B	K		2-0 1B			G6-3	3	0	1	0	0	1	0											
Jeff Blausler, R OBP: 0.326, SLG: 0.379	G6-3		FC6-5 HR		G6-3		G4-3 2B		G6-3	4	1	1	0	1	0	1											
Ryan Klesko, L OBP: 0.338, SLG: 0.567 Mike Kelly, R OBP: 0.262, SLG: 0.460	HR		F8		1B		F7		F9	2	1	1	0	1	0	1											
Fred McGriff, L OBP: 0.385, SLG: 0.611	HR		HR		G1-6-3 1B		G4-3			4	2	3	4	0	0	1											
David Justice, L OBP: 0.427, SLG: 0.528	1B		HR		G1-6-3 1-2		G4-3			4	1	2	1	0	0	3											
Terry Pendleton, S OBP: 0.276, SLG: 0.391	F8		BB		P5				G6-4-3 1B	3	0	1	0	1	0	1											
Charlie O'Brien, R OBP: 0.317, SLG: 0.480		P6	F8		2B 1B BB		G6-4-3			3	1	0	0	1	0	2											
Rafael Belliard, R OBP: 0.257, SLG: 0.303		G4-3		K		1-3 1B 2B		K		4	0	1	0	0	2	0											
Steve Avery, L OBP: 0.115, SLG: 0.143 Tony Tarasco, L OBP: 0.317, SLG: 0.438 Mark Wohlers, R OBP: 1.000, SLG: 1.000 Mike Stanton, L OBP: 0.667, SLG: 0.667 Greg McMichael, R OBP: 0.667, SLG: 0.667	G5-3			P5		G3			P8	3	0	0	0	0	0	2											
Inning Stats	R: 2 E: 0 K: 0 S: 10	H: 2 LOB: 1 BB: 1 P: 19	R: 0 E: 0 K: 0 S: 6	H: 0 LOB: 0 BB: 0 P: 6	R: 3 E: 0 K: 0 S: 13	H: 3 LOB: 1 BB: 1 P: 22	R: 0 E: 0 K: 2 S: 7	H: 0 LOB: 0 BB: 0 P: 8	R: 0 E: 0 K: 0 S: 9	H: 2 LOB: 1 BB: 0 P: 15	R: 1 E: 0 K: 0 S: 12	H: 2 LOB: 2 BB: 1 P: 18	R: 0 E: 0 K: 1 S: 14	H: 1 LOB: 1 BB: 0 P: 21	R: 0 E: 0 K: 1 S: 6	H: 1 LOB: 0 BB: 0 P: 6	R: 0 E: 0 K: 0 S: 7	H: 0 LOB: 1 BB: 1 P: 13	1B: 5 2B: 3 3B: 0 HR: 3	SF: 0 SAC: 0 DP: 2 HBP: 0	WP: 0 PB: 0 SB: 0 CS: 0	PA: 39					
PITCHER	IP	WLS	BF	H	R	ER	SO	BB	IBB	HBP	BLK	WP	HR	S	P	ERA	WHIP										
John Roper, R ERA: 4.5	4.1	L	21	6	5	5	2	2	0	0	0	0	3	40	62	10.38	1.846										
Tim Fortugno, L ERA: 4.2	1.1		6	2	1	1	0	1	0	0	0	0	0	16	23	6.75	2.250										
Johnny Ruffin, R ERA: 3.18	0.1		1	1	0	0	0	0	0	0	0	0	0	1	3	0.00	3.000										
Chuck McElroy, L ERA: 2.06	2.0		7	2	0	0	1	0	0	0	0	0	0	20	27	0.00	1.000										
Hector Carrasco, R ERA: 2.29	1.0		4	0	0	0	0	1	0	0	0	0	0	7	13	0.00	1.000										

Atlanta Braves @ Cincinnati Reds
Riverfront Stadium, Cincinnati, OH
Mon Aug 08 1994, 7:05 PM EDT
Att: 35,041 - Unknown - 81 F

AB 35
R 6
H 11
RBI 6
BB 4
SO 3
LOB 13



Batter	1	2	3	4	5	6	7	8	9	AB	R	H	RBI	BB	SO	LOB	BOTTOM										
Deion Sanders, L OBP: 0.343, SLG: 0.378	K		K			K			G4-3	5	0	1	0	0	3	2											
Tony Fernandez, S OBP: 0.380, SLG: 0.428	G6-3			G5-3		G4-3			F8	4	0	0	0	0	0	2											
Barry Larkin, R OBP: 0.371, SLG: 0.422	G6-3			L5		BB			DI 1B BB	2	1	0	0	2	0	0											
Kevin Mitchell, R OBP: 0.430, SLG: 0.690		K		K		F9			HBP FC5-4 1B	4	1	1	1	0	2	1											
Bret Boone, R OBP: 0.369, SLG: 0.493		K			BB 1B	K			FC5-4 HBP 2B 1B	4	1	2	0	0	2	1											
Hal Morris, L OBP: 0.390, SLG: 0.499		G4-3			K		F8		FC5-4 HBP	3	0	0	0	0	1	2											
Reggie Sanders, R OBP: 0.332, SLG: 0.481			K		G5-4-3 BB				P9	3	0	0	0	1	1	3											
Brian Dorsett, R OBP: 0.313, SLG: 0.352 Lenny Harris, L OBP: 0.337, SLG: 0.364					G5-4-3				FC5-4 DI 2B	2	0	1	0	1	0	2											
John Roper, R OBP: 0.208, SLG: 0.212 Tim Fortugno, L OBP: 0.339, SLG: 0.333 Johnny Ruffin, R OBP: 0.277, SLG: 0.359 Jacob Brunfield, R OBP: 0.277, SLG: 0.359 Chuck McElroy, L OBP: 0.277, SLG: 0.359 Brian Hunter, R OBP: 0.277, SLG: 0.359 Hector Carrasco, R OBP: 0.277, SLG: 0.359 Thomas Howard, S OBP: 0.277, SLG: 0.359			K			K			P3	1	0	0	0	0	1	1											
Inning Stats	R: 0 E: 0 K: 1 S: 8	H: 0 LOB: 0 BB: 0 P: 12	R: 0 E: 0 K: 2 S: 8	H: 0 LOB: 0 BB: 0 P: 12	R: 0 E: 0 K: 3 S: 11	H: 1 LOB: 1 BB: 0 P: 17	R: 0 E: 0 K: 1 S: 7	H: 0 LOB: 0 BB: 0 P: 11	R: 0 E: 0 K: 1 S: 6	H: 1 LOB: 1 BB: 1 P: 11	R: 0 E: 0 K: 2 S: 9	H: 0 LOB: 0 BB: 0 P: 15	R: 0 E: 0 K: 1 S: 8	H: 0 LOB: 1 BB: 1 P: 14	R: 0 E: 0 K: 0 S: 10	H: 1 LOB: 2 BB: 1 P: 21	R: 4 E: 0 K: 0 S: 19	H: 3 LOB: 1 BB: 1 P: 34	1B: 4 2B: 2 3B: 0 HR: 0	SF: 0 SAC: 0 DP: 1 HBP: 1	WP: 0 PB: 0 SB: 0 CS: 0	PA: 37					
PITCHER	IP	WLS	BF	H	R	ER	SO	BB	IBB	HBP	BLK	WP	HR	S	P	ERA	WHIP										
Steve Avery, L ERA: 4.04	8.0		29	3	3	3	0	3	0	0	0	0	9	18	11	0.00	0.750										
Mark Wohlers, R ERA: 4.59	0.0		3	2	3	3	0	1	0	0	0	0	0	9	18	∞	∞										
Mike Stanton, L ERA: 3.55	0.0		1	0	0	0	0	0	0	1	0	0	0	3	5	∞	∞										
Greg McMichael, R ERA: 4.04	1.0	S	4	1	1	1	0	0	0	0	0	0	0	7	11	9.00	1.000										

Atlanta Braves @ Cincinnati Reds
Riverfront Stadium, Cincinnati, OH
Mon Aug 08 1994, 7:05 PM EDT
Att: 35,041 - Unknown - 81 F

AB 32
R 4
H 6
RBI 4
BB 4
SO 11
LOB 17



Batter	1	2	3	4	5	6	7	8	9	AB	R	H	RBI	BB	SO	LOB	TOP			
Mike Kelly, R OBP: 0.257, SLG: 0.471 (1, 8)			L6	K2-3		K		G5-3		5	1	1	0	0	2	2				
Jeff Blausler, R OBP: 0.331, SLG: 0.385 (1, 6)			WP			L9		WP SH1-3 2B 1B		4	3	2	0	1	0	0				
Ryan Klesko, L OBP: 0.348, SLG: 0.570 Dave Gallagher, R OBP: 0.320, SLG: 0.288 (7, PH) (7, 7)			HR			1B		SH1-3		2	1	2	1	1	0	0				
Fred McGriff, L OBP: 0.387, SLG: 0.616 (1, 3)			HR			F8		2B BB		3	2	1	3	2	0	2				
David Justice, L OBP: 0.428, SLG: 0.526 Tony Tarasco, L OBP: 0.315, SLG: 0.435 (7, 9)						1B		K		3	0	1	0	1	1	3				
Terry Pendleton, S OBP: 0.276, SLG: 0.394 (1, 5)			G4-3			F8		WP 1-H 3-H 2B		5	0	2	2	0	0	4				
Charlie O'Brien, R OBP: 0.322, SLG: 0.474 (1, 2)			P2			L9				2	0	0	0	2	0	1				
Rafael Belliard, R OBP: 0.248, SLG: 0.292 (1, 4)			G1-6-3			G5-3		L9		4	0	0	0	0	1	4				
Mike Bielecki, R Steve Bedrosian, R OBP: 0.500, SLG: 0.500 Gregg Olson, R OBP: 0.315, SLG: 0.435 (9, 1)			K			K		F9		2	0	0	0	0	2	1				
Inning Stats	R: 2 E: 0 K: 0 S: 8	H: 2 LOB: 0 BB: 1 P: 18	R: 0 E: 0 K: 0 S: 4	H: 1 LOB: 0 BB: 0 P: 5	R: 3 E: 0 K: 1 S: 20	H: 2 LOB: 1 BB: 2 P: 35	R: 0 E: 0 K: 3 S: 11	H: 0 LOB: 1 BB: 1 P: 19	R: 0 E: 0 K: 1 S: 9	H: 1 LOB: 1 BB: 0 P: 10	R: 2 E: 0 K: 1 S: 18	H: 2 LOB: 2 BB: 2 P: 29	R: 0 E: 0 K: 0 S: 7	H: 0 LOB: 0 BB: 0 P: 13	R: 0 E: 0 K: 1 S: 10	H: 0 LOB: 1 BB: 1 P: 19	1B: 6 2B: 1 3B: 2 HR: 1	SF: 0 SAC: 1 DP: 2 HBP: 0	WP: 4 PB: 1 SB: 0 CS: 0	PA: 42
PITCHER	IP WLS BF H R ER SO BB IBB HBP BLK WP HR S P ERA WHIP	IP WLS BF H R ER SO BB IBB HBP BLK WP HR S P ERA WHIP																		
David Nied, R ERA: 4.8 (1, 1)	3.0 L 15 5 5 5 1 3 0 0 0 0 1 1 32 58 15.00 2.667	Willie Blair, R ERA: 5.79 (4, 1)	1.0 4 0 0 0 3 1 0 0 0 0 1 0 11 19 0.00 1.000	Mike Harkey, R ERA: 5.7 (5, 1)	2.0 9 3 0 0 1 0 0 0 0 0 0 0 21 28 0.00 1.500	Mike Munoz, L ERA: 3.74 (7, 1)	0.2 5 2 2 2 1 1 0 0 0 0 1 0 13 20 27.00 4.500	Jim Czajkowski, R ERA: 4.15 (7, 1)	2.1 9 0 0 0 1 2 0 0 0 0 1 0 22 41 0.00 0.857											

Atlanta Braves @ Colorado Rockies
Mile High Stadium, Denver, CO
Tue Aug 09 1994, 9:05 PM EDT
Att: 61,595 - Unknown - 82 F

AB 34
R 7
H 10
RBI 6
BB 7
SO 7
LOB 18



Batter	1	2	3	4	5	6	7	8	9	AB	R	H	RBI	BB	SO	LOB	BOTTOM					
Eric Young Sr., R OBP: 0.384, SLG: 0.439 (1, 7)			S G4-3 E 1B			F9		FC5-4		4	2	2	1	1	0	2						
Walt Weiss, S OBP: 0.339, SLG: 0.307 (1, 6)			G4-3			G3-1		G4-3		5	0	0	1	0	0	2						
Dante Bichette, R OBP: 0.335, SLG: 0.549 (1, 9)			2-H 1B			S 1B		P3		5	0	2	0	0	0	1						
Charlie Hayes, R OBP: 0.349, SLG: 0.435 (1, 5)			F9			G4-3		P6		4	0	1	0	0	0	2						
Mike Kingery, L OBP: 0.402, SLG: 0.534 (1, 8)						CS 1B		1B 2B		4	1	3	0	0	0	2						
Joe Girardi, R OBP: 0.321, SLG: 0.364 (1, 2)			L9			L3 BB BB		CS 1B		3	0	1	1	1	0	1						
John Vander Wal, L OBP: 0.341, SLG: 0.431 (1, 3)			K			L3 BB		1B BB		2	0	0	0	2	1	0						
Nelson Liriano, S OBP: 0.363, SLG: 0.404 (1, 4)			G6-3			L3		FC5-4 1B		4	0	1	0	0	0	2						
David Nied, R ERA: 4.8 (1, 1)	4.0 R 18 4 1 1 2 3 0 0 0 0 0 0 16 27 9.00 3.000	Steve Bedrosian, R ERA: 3.33 (5, 1)	1.0 6 3 1 1 0 0 0 0 0 0 0 0 16 27 9.00 3.000	Gregg Olson, R ERA: 3.84 (6, 1)	3.0 W 10 2 0 0 1 1 0 0 0 0 0 0 20 34 0.00 1.000	Gregg Olson, R ERA: 9.2 (9, 1)	1.0 5 2 2 2 0 0 0 0 0 0 0 0 8 13 18.00 2.000															
Inning Stats	R: 0 E: 0 K: 0 S: 7	H: 1 LOB: 2 BB: 1 P: 16	R: 0 E: 0 K: 1 S: 7	H: 0 LOB: 0 BB: 0 P: 8	R: 1 E: 0 K: 1 S: 14	H: 2 LOB: 1 BB: 0 P: 19	R: 0 E: 0 K: 0 S: 12	H: 1 LOB: 2 BB: 2 P: 23	R: 0 E: 0 K: 0 S: 10	H: 1 LOB: 1 BB: 0 P: 17	R: 1 E: 0 K: 1 S: 17	H: 3 LOB: 2 BB: 1 P: 30	R: 0 E: 0 K: 0 S: 6	H: 0 LOB: 0 BB: 0 P: 10	R: 0 E: 0 K: 0 S: 3	H: 1 LOB: 0 BB: 0 P: 4	R: 2 E: 0 K: 0 S: 8	H: 2 LOB: 0 BB: 0 P: 13	1B: 8 2B: 2 3B: 1 HR: 0	SF: 0 SAC: 0 DP: 1 HBP: 0	WP: 0 PB: 0 SB: 2 CS: 2	PA: 39
PITCHER	IP WLS BF H R ER SO BB IBB HBP BLK WP HR S P ERA WHIP	IP WLS BF H R ER SO BB IBB HBP BLK WP HR S P ERA WHIP																				

Atlanta Braves @ Colorado Rockies
Mile High Stadium, Denver, CO
Tue Aug 09 1994, 9:05 PM EDT
Att: 61,595 - Unknown - 82 F

AB 35
R 4
H 11
RBI 3
BB 4
SO 3
LOB 16



Batter	1	2	3	4	5	6	7	8	9	AB R H RBI BB SO LOB	TOP											
Dave Gallagher, R (1.7)										6 2 3 0 0 0 4	Atlanta Braves @ Colorado Rockies Mile High Stadium, Denver, CO Thu Aug 11 1994, 5:33 AM EDT Att: 65,043 - Cloudy - 85 F											
Jeff Blauer, R (1.6)										6 1 1 1 0 2 4												
Mike Kelly, R (1.8)										6 2 4 2 0 1 2												
Fred McGriff, L (1.3)										5 3 3 1 0 0 3												
Ryan Klesko, L (8.3)										1 0 0 0 0 0 2												
David Justice, L (1.9)										5 1 2 4 0 0 2												
Tony Tarasco, L (8.9)										1 0 0 0 0 0 3												
Terry Pendleton, S (1.5)										4 1 0 0 1 1 0												
Bill Pecota, R (8.5)										0 0 0 0 0 0 0												
Javy Lopez, R (1.2)										4 1 2 1 1 0 1												
Rafael Belliard, R (1.4)										5 1 2 1 0 1 3												
Greg Maddux, R (1.1)										5 1 3 2 0 1 2												
Inning Stats	R: 1 E: 0 K: 1 S: 12	H: 2 LOB: 1 BB: 0 P: 21	R: 0 E: 0 K: 0 S: 7	H: 0 LOB: 0 BB: 0 P: 11	R: 4 E: 1 K: 0 S: 19	H: 5 LOB: 1 BB: 0 P: 31	R: 0 E: 1 K: 3 S: 17	H: 1 LOB: 2 BB: 0 P: 21	R: 2 E: 0 K: 1 S: 13	H: 3 LOB: 2 BB: 1 P: 22	R: 1 E: 0 K: 0 S: 14	H: 1 LOB: 0 BB: 0 P: 23	R: 0 E: 0 K: 1 S: 8	H: 1 LOB: 1 BB: 0 P: 10	R: 3 E: 0 K: 0 S: 12	H: 4 LOB: 0 BB: 0 P: 19	R: 2 E: 1 K: 0 S: 19	H: 3 LOB: 3 BB: 1 P: 30	1B: 14 2B: 3 3B: 1 HR: 2	SF: 0 SAC: 0 DP: 0 HBP: 0	WP: 1 PB: 0 SB: 0 CS: 0	PA: 50
PITCHER	IP WLS BF H R ER SO BB IBB HBP BLK WP HR S P ERA WHIP											PITCHER	IP WLS BF H R ER SO BB IBB HBP BLK WP HR S P ERA WHIP									
Lance Painter, L (1.1)	3.0 L 16 7 5 5 1 0 0 0 0 0 1 0 38 63 15.00 2.333																					
Willie Blair, R (4.1)	3.0 16 5 3 2 4 0 1 0 0 0 0 1 44 66 6.00 1.667																					
Mike Harkey, R (7.1)	1.2 8 4 2 2 1 0 0 0 0 0 0 0 17 24 10.80 2.400																					
Bruce Ruffin, L (8.1)	0.1 2 1 1 1 0 0 0 0 0 0 0 1 3 5 27.00 3.000																					
Steve Reed, R (9.1)	1.0 8 3 2 2 0 1 0 0 0 0 0 0 19 30 18.00 4.000																					

AB	48
R	13
H	20
RBI	12
BB	2
SO	6
LOB	26



Batter	1	2	3	4	5	6	7	8	9	AB R H RBI BB SO LOB	BOTTOM									
Eric Young Sr., R (1.7)										4 0 1 0 0 0 1	Atlanta Braves @ Colorado Rockies Mile High Stadium, Denver, CO Thu Aug 11 1994, 5:33 AM EDT Att: 65,043 - Cloudy - 85 F									
Walt Weiss, S (1.6)										4 0 0 0 0 1 1										
Dante Bichette, R (1.9)										4 0 0 0 0 0 0										
Howard Johnson, S (1.3)										3 0 0 0 0 0 0										
Charlie Hayes, R (1.5)										2 0 0 0 0 0 0										
Vinny Castilla, R (6.5)										1 0 0 0 0 1 0										
Mike Kingsley, L (1.8)										3 0 1 0 0 0 0										
Joe Girardi, R (1.2)										3 0 1 0 0 0 0										
Nelson Liriano, S (1.4)										3 0 0 0 0 2 2										
Lance Painter, L (1.1)										0 0 0 0 0 0 0										
Trenford Hubbard, R (3.9)										1 0 0 0 0 0 0										
Willie Blair, R (4.1)										0 0 0 0 0 0 0										
John Vander Wal, L (6.9)										1 0 0 0 0 0 0										
Mike Harkey, R (7.1)										0 0 0 0 0 0 0										
Bruce Ruffin, S (8.1)										0 0 0 0 0 0 0										
Danny Sheaffer, R (8.9)										1 0 0 0 0 0 2										
Steve Reed, R (9.1)										0 0 0 0 0 0 0										
Inning Stats	R: 0 E: 0 K: 0 S: 10	H: 1 LOB: 0 BB: 0 P: 14	R: 0 E: 0 K: 0 S: 6	H: 0 LOB: 0 BB: 0 P: 10	R: 0 E: 1 K: 1 S: 11	H: 0 LOB: 1 BB: 0 P: 14	R: 0 E: 0 K: 0 S: 6	H: 0 LOB: 0 BB: 0 P: 8	R: 0 E: 0 K: 1 S: 5	H: 0 LOB: 0 BB: 0 P: 6	R: 0 E: 0 K: 0 S: 10	H: 0 LOB: 0 BB: 0 P: 13	R: 0 E: 0 K: 1 S: 10	H: 2 LOB: 2 BB: 0 P: 14	R: 0 E: 0 K: 1 S: 8	H: 0 LOB: 0 BB: 0 P: 11	1B: 3 2B: 0 3B: 0 HR: 0	SF: 0 SAC: 0 DP: 0 HBP: 0	WP: 0 PB: 0 SB: 0 CS: 1	PA: 30
PITCHER	IP WLS BF H R ER SO BB IBB HBP BLK WP HR S P ERA WHIP											PITCHER	IP WLS BF H R ER SO BB IBB HBP BLK WP HR S P ERA WHIP							
Greg Maddux, R (1.1)	9.0 W 30 3 0 0 4 0 0 0 0 0 0 0 70 94 0.00 0.333																			

AB	30
R	0
H	3
RBI	0
BB	0
SO	4
LOB	6

