

# Atlanta Braves - 1995

Batter	1	2	3	4	5	6	7	8	9	AB	R	H	RBI	BB	SO	LOB	TOP				
Darren Lewis, R (1, 8) K X	1-2 G1-3 ①			0-3 K ①		1-1 E6 G3 1B G6-3 ①		0-0 B1-3 ①		4	1	0	0	0	1	2					
Robby Thompson, R (1, 4) OBP: 0.590, SLG: 1.250 F X	1-2 F9 ②			2-1 G5-3 ②		1-0 G3 1B 1-2 3-H 0-0 ①		2-2 HR ②		4	1	2	3	0	0	0					
Barry Bonds, L (1, 7) B X	2-1 P3 ③			4-2 BB ③		G3 1-2 2-3 ①		1-1 F8 ②		3	0	0	0	1	0	2					
Matt Williams, R (1, 5) OBP: 0.250, SLG: 0.500 B X		1-1 F9 ①		0-0 F8 ③		0-1 G6-3 ②		0-0 2B ③		4	0	1	1	0	0	2					
Glenallen Hill, R (1, 9) B X		1-0 G6-3 ②			1-3 K ①	3-H G5-3 ③		0-0 F7 ③		4	0	0	0	0	1	2					
J.R. Phillips, L (1, 3) OBP: 0.250, SLG: 1.000 C X		1-3 K ③			1-1 HR ②		2-2 F9 ①		0-3 K ①	4	1	1	1	0	2	0					
Royce Clayton, R (1, 6) C X			0-1 G4-3 ①		0-3 K ②		0-0 L3 ②		3-2 G6-3 ②	4	0	0	0	0	1	0					
Kirt Manwaring, R (1, 2) C X			1-3 K ②		2-1 L7 ③		2-2 G6-3 ③		0-1 P3 ③	4	0	0	0	0	1	0					
Terry Mulholland, R (1, 1) Jeff Reed, L (3, Ph) Salomon Torres, R (3, Ph) Steve Scarosone, R (6, Ph) Pat Gomez, L (8, Ph) Mark Dewey, R (7, Ph) John Patterson, S (8, Ph) Jose Bautista, R (8, Ph)			2-1 G5-3 ③		2-1 E 1B 1B			2-1 B1-3 HR 1B		0	0	0	0	0	0	0					
<b>Inning Stats</b>	R: 0 E: 0 K: 0 S: 11	H: 0 LOB: 0 BB: 0 P: 15	R: 0 E: 0 K: 1 S: 6	H: 0 LOB: 0 BB: 0 P: 9	R: 0 E: 0 K: 1 S: 7	H: 0 LOB: 0 BB: 1 P: 10	R: 1 E: 0 K: 2 S: 11	H: 1 LOB: 0 BB: 0 P: 15	R: 2 E: 1 K: 0 S: 10	H: 2 LOB: 1 BB: 0 P: 15	R: 0 E: 0 K: 0 S: 9	H: 0 LOB: 0 BB: 0 P: 13	R: 2 E: 0 K: 0 S: 10	H: 3 LOB: 0 BB: 0 P: 15	R: 0 E: 0 K: 1 S: 8	H: 0 LOB: 0 BB: 0 P: 11	1B: 3 2B: 1 3B: 0 HR: 2	SF: 0 SAC: 0 DP: 0 HBP: 0	WP: 0 PA: 35 PB: 0 SB: 0 CS: 0		
<b>PITCHER</b>	IP WLS BF H R ER SO BB IBB HBP BLK WP HR S P ERA WHIP																				
Greg Maddux, R (1, 1) ERA: 1.8	5.0 W 17	1 1 1 5	1 1 1 5	1 1 1 5	1 1 1 5	1 1 1 5	1 1 1 5	1 1 1 5	1 1 1 5	1 1 1 5	1 1 1 5	1 1 1 5	1 1 1 5	1 1 1 5	1 1 1 5	1 1 1 5	1.80 0.400				
Brad Woodall, L (6, 1) ERA: 7.71	2.1 12	4 4	2 2	0 0	0 0	0 0	0 0	0 0	0 0	0 0	0 0	0 0	0 0	0 0	0 0	0 0	25 38	7.71 1.714			
Mike Stanton, L (8, 1) ERA:	0.1 1	0 0	0 0	0 0	0 0	0 0	0 0	0 0	0 0	0 0	0 0	0 0	0 0	0 0	0 0	0 0	2 3	4 4	0.00 3.000		
Mark Wohlers, R (8, 1) ERA:	0.1 1	0 0	0 0	0 0	0 0	0 0	0 0	0 0	0 0	0 0	0 0	0 0	0 0	0 0	0 0	0 0	1 1	0 0	0.00 0.000		
Brad Clontz, R (9, 1) ERA:	1.0 3	0 0	0 0	0 0	0 0	0 0	0 0	0 0	0 0	0 0	0 0	0 0	0 0	0 0	0 0	0 0	8 11	0.00 0.000			

San Francisco Giants @ Atlanta Braves  
Atlanta-Fulton County Stadium, Atlanta, GA  
Wed Apr 26 1995, 3:33 AM EDT  
Att: 32,045 - Sunny - 75 F

AB 34  
R 5  
H 6  
RBI 5  
BB 1  
SO 6  
LOB 8



Batter	1	2	3	4	5	6	7	8	9	AB	R	H	RBI	BB	SO	LOB	BOTTOM			
Marquis Grissom, R (1, 8) OBP: 0.167, SLG: 0.333 C X	1-1 1B 10 1B 2B	1-3 K ①	2-2 P3 ③		1-0 G6-3 ③		1-2 FC5 2-3 ③	0-3 K ③		6	1	1	0	0	2	7				
Jeff Blausler, R (1, 6) OBP: 0.600, SLG: 0.750 F X	2-2 1B 10 1B 2B	4-1 FC1-6 BB 10 FC1-6		1-2 F7 ①		3-3 K ①		0-0 10 1B 2B		4	2	2	0	1	1	0				
10 Chipper Jones, S (1, 5) OBP: 0.400, SLG: 0.400 B SAFE	2-1 1B 1B 1B	1-2 FC1-6 1B		1-1 F7 ②		1-3 K ②		3-2 HR 1B		5	3	2	2	0	1	1				
Fred McGriff, L (1, 3) OBP: 0.800, SLG: 2.000 F X	1-2 1B 1B 1B	0-0 G6-4-3 1B		1-2 HR ①		3-2 G4-3 ③		3-0 HR 1B		5	3	4	5	0	0	0				
David Justice, L (1, 9) OBP: 0.800, SLG: 1.750 C X	0-1 G6-4-3 1B	0-0 P4 ③		1-0 2B ③			4-0 1B 1B BB	0-0 HR ①		4	2	3	2	1	0	1				
Javy Lopez, R (1, 2) OBP: 0.400, SLG: 0.250 C X	2-1 G6-4-3 1B		0-0 G5-3 ①	4-1 BB ③		1-3 K ①		0-0 G5-3 ①		4	0	1	0	1	1	1				
Mike Kelly, R (1, 7) C X	0-1 G6-4-3 ②		4-1 BB ③	1-3 K ③		1-3 K ②		1-0 E5 FC4-6		4	0	0	0	1	2	5				
Mark Lemke, S (1, 4) OBP: 0.200, SLG: 0.200 B X	1-1 F8 ③		2-1 F7 ②		2-0 G4-3 ①		3-1 FC5 1B	0-1 FC4-6 BB		5	0	1	0	0	0	3				
Greg Maddux, R (1, 1) Dwight Gooden, L (5, Ph) Brad Woodall, S (8, Ph) Mike Stanton, L (8, Ph) Mark Wohlers, R (8, Ph) Jose Oliva, R (8, Ph) Brad Clontz, R (8, Ph)		2-1 BB 10 E 1B		0-2 1B ①		0-0 F9 ②		4-2 BB ③		2	1	2	0	0	0	0				
<b>Inning Stats</b>	R: 4 E: 0 K: 0 S: 18	H: 6 LOB: 1 BB: 0 P: 27	R: 2 E: 1 K: 1 S: 11	H: 2 LOB: 1 BB: 1 P: 19	R: 0 E: 0 K: 0 S: 10	H: 1 LOB: 2 BB: 1 P: 18	R: 1 E: 0 K: 1 S: 13	H: 2 LOB: 0 BB: 1 P: 22	R: 0 E: 0 K: 2 S: 14	H: 0 LOB: 0 BB: 0 P: 21	R: 1 E: 0 K: 2 S: 12	H: 2 LOB: 2 BB: 1 P: 23	R: 4 E: 1 K: 1 S: 16	H: 4 LOB: 2 BB: 1 P: 27	1B: 11 2B: 3 3B: 0 HR: 3	SF: 0 SAC: 0 DP: 1 HBP: 0	WP: 0 PA: 46 PB: 0 SB: 0 CS: 0			
<b>PITCHER</b>	IP WLS BF H R ER SO BB IBB HBP BLK WP HR S P ERA WHIP																			
Terry Mulholland, L (1, 1) ERA: 22.5	2.0 L 14	8 6	5 5	1 1	0 0	0 0	0 0	0 0	0 0	0 0	0 0	0 0	0 0	0 0	0 0	29 46	22.50 4.500			
Salomon Torres, R (3, 1) ERA: 3.0	3.0 14	3 3	1 1	1 1	1 1	1 1	1 1	1 1	1 1	1 1	1 1	1 1	1 1	1 1	1 1	26 46	3.00 1.667			
Pat Gomez, L (6, 1) ERA: 9.0	1.0 4	0 0	1 1	1 2	1 0	0 0	0 0	0 0	0 0	0 0	0 0	0 0	0 0	0 0	0 0	14 25	9.00 1.000			
Mark Dewey, R (7, 1) ERA:	1.0 5	2 0	0 0	2 2	0 0	0 0	0 0	0 0	0 0	0 0	0 0	0 0	0 0	0 0	0 0	12 19	0.00 2.000			
Jose Bautista, R (8, 1) ERA: 38.0	1.0 9	4 4	4 4	1 1	0 0	0 0	0 0	0 0	0 0	0 0	0 0	0 0	0 0	0 0	0 0	2 16	36.00 5.000			

San Francisco Giants @ Atlanta Braves  
Atlanta-Fulton County Stadium, Atlanta, GA  
Wed Apr 26 1995, 3:33 AM EDT  
Att: 32,045 - Sunny - 75 F

AB 41  
R 12  
H 17  
RBI 10  
BB 5  
SO 7  
LOB 18













Batter	1	2	3	4	5	6	7	8	9	AB	R	H	RBI	BB	SO	LOB	TOP								
Marquis Grissom, R OBP: 0.333, SLG: 0.267	G1-3		F8					G4-3		4	0	1	1	0	0	0	<b>Atlanta Braves @ Los Angeles Dodgers</b> Dodger Stadium, Los Angeles, CA Sat Apr 29 1995, 7:05 PM PDT Att: 45,885 - Unknown - 64 F								
Jeff Blauer, R OBP: 0.294, SLG: 0.214	G5-3		G5-3					L8		4	0	0	0	0	1	2									
10 Chipper Jones, S Greg McMichael, R	P8			G4-3				L7		4	0	0	0	0	0	0									
Fred McGriff, L OBP: 0.471, SLG: 0.800		P5		K				G4-3		4	1	1	0	0	1	0									
David Justice, L OBP: 0.471, SLG: 0.875		K		P5				P5		4	0	1	0	0	1	1									
Ryan Klecko, L Brad Woodall, S Steve Bedrosian, R Mike Stanton, L		HR						L9		1	1	0	0	0	2	0									
Jose Oliva, R Javy Lopez, R		HR						1B		0	0	0	0	0	0	0									
Mark Lemke, S		HR						1B		0	0	0	0	0	0	0									
Kent Mercker, L Mike Kelly, R			G4-3					L9		3	1	0	0	1	0	2									
			G6-3					K		2	0	0	0	0	0	2									
<b>Inning Stats</b>	R: 0 E: 0 K: 0 S: 5	H: 0 LOB: 0 BB: 0 P: 10	R: 2 E: 0 K: 1 S: 10	H: 1 LOB: 0 BB: 1 P: 19	R: 0 E: 0 K: 0 S: 8	H: 0 LOB: 0 BB: 0 P: 11	R: 0 E: 0 K: 1 S: 7	H: 0 LOB: 0 BB: 0 P: 10	R: 1 E: 0 K: 0 S: 12	H: 1 LOB: 2 BB: 2 P: 24	R: 0 E: 0 K: 0 S: 9	H: 1 LOB: 1 BB: 0 P: 14	R: 0 E: 0 K: 0 S: 7	H: 0 LOB: 0 BB: 0 P: 11	R: 0 E: 0 K: 0 S: 7	H: 0 LOB: 0 BB: 0 P: 12	R: 1 E: 0 K: 1 S: 13	H: 3 LOB: 2 BB: 0 P: 21	1B: 5 2B: 0 3B: 0 HR: 1	SF: 0 SAC: 0 DP: 0 HBP: 0	WP: 0 PB: 0 SB: 0 CS: 0	PA: 36			
<b>PITCHER</b>	IP	WLS	BF	H	R	ER	SO	BB	IBB	HBP	BLK	WP	HR	S	P	ERA	WHIP								
Ismael Valdez, R ERA: 3.86	5.0		20	2	3	3	3	3	0	0	0	0	1	42	74	5.40	1.000								
Omar Daal, L ERA:	1.0		4	1	0	0	0	0	0	0	0	0	0	9	14	0.00	1.000								
Todd Williams, R ERA:	1.0		3	0	0	0	0	0	0	0	0	0	0	7	11	0.00	0.000								
Antonio Osuna, R ERA: 9.64	1.0		3	0	0	0	0	0	0	0	0	0	0	7	12	0.00	0.000								
Rob Murphy, L ERA: 6.75	0.1	L	2	1	1	1	0	0	0	0	0	0	0	5	7	27.00	3.000								

AB	33
R	4
H	6
RBI	4
BB	3
SO	4
LOB	11



Batter	1	2	3	4	5	6	7	8	9	AB	R	H	RBI	BB	SO	LOB	BOTTOM								
Delino DeShields, L OBP: 0.316, SLG: 0.471	K		G4-3					P5		5	0	0	0	0	1	1	<b>Atlanta Braves @ Los Angeles Dodgers</b> Dodger Stadium, Los Angeles, CA Sat Apr 29 1995, 7:05 PM PDT Att: 45,885 - Unknown - 64 F								
Jose Offerman, S	G3-1		WP					F9		3	1	1	0	1	0	0									
Raul Mondesi, R OBP: 0.556, SLG: 1.067	F9		P5					G6-3		4	1	1	0	0	0	1									
Eric Karros, R OBP: 0.611, SLG: 0.800		G5-3						E7		4	1	2	1	0	0	0									
Billy Ashley, R Rob Murphy, L Rudy Seanez, R		1B						G4-3		3	0	0	1	1	1	2									
Garey Ingram, R Dave Hansen, L		BB						K		0	0	0	0	0	0	0									
Reggie Williams, S Henry Rodriguez, L		1B						K		0	0	0	0	0	0	0									
Carlos Hernandez, R Jeff Treadway, L								K		2	0	0	0	0	1	3									
Ismael Valdez, R Dick Schofield, R Omar Daal, L Todd Williams, R Chris Gwynn, L Antonio Osuna, R Todd Hollandsworth, L								K		1	0	0	0	0	1	0									
								K		1	0	0	0	0	0	0									
<b>Inning Stats</b>	R: 0 E: 0 K: 1 S: 10	H: 0 LOB: 0 BB: 0 P: 16	R: 0 E: 0 K: 2 S: 15	H: 1 LOB: 2 BB: 1 P: 23	R: 0 E: 0 K: 1 S: 10	H: 1 LOB: 1 BB: 0 P: 14	R: 0 E: 0 K: 0 S: 4	H: 0 LOB: 0 BB: 0 P: 8	R: 0 E: 0 K: 0 S: 13	H: 1 LOB: 1 BB: 1 P: 20	R: 3 E: 1 K: 0 S: 11	H: 3 LOB: 1 BB: 1 P: 24	R: 0 E: 0 K: 0 S: 9	H: 0 LOB: 0 BB: 0 P: 15	R: 0 E: 0 K: 2 S: 12	H: 1 LOB: 2 BB: 1 P: 21	R: 0 E: 0 K: 2 S: 8	H: 0 LOB: 0 BB: 0 P: 11	1B: 5 2B: 2 3B: 0 HR: 0	SF: 0 SAC: 0 DP: 1 HBP: 0	WP: 1 PB: 0 SB: 0 CS: 0	PA: 37			
<b>PITCHER</b>	IP	WLS	BF	H	R	ER	SO	BB	IBB	HBP	BLK	WP	HR	S	P	ERA	WHIP								
Kent Mercker, L ERA:	1.1		19	3	0	0	0	2	0	0	0	0	0	3	10	0.00	1.000								
Brad Woodall, L ERA: 15.43	0.0		2	1	2	2	0	1	0	0	0	0	0	3	10	∞	∞								
Steve Bedrosian, R ERA: 3.86	1.0		5	2	1	1	0	0	0	0	0	0	0	8	14	9.00	2.000								
Mike Stanton, L ERA:	1.0		3	0	0	0	0	0	0	0	0	0	0	9	15	0.00	0.000								
Greg McMichael, R ERA:	2.0	W	8	1	0	0	4	0	1	0	0	0	0	20	32	0.00	0.500								

AB	33
R	3
H	7
RBI	3
BB	4
SO	8
LOB	13





Batter	1	2	3	4	5	6	7	8	9	AB	R	H	RBI	BB	SO	LOB	TOP										
Marquis Grissom, R OBP: 0.304, SLG: 0.250	G6-3		G6-3			P6	1B 10 2B		K	5	1	1	1	0	1	0	<b>Atlanta Braves @ Los Angeles Dodgers</b> Dodger Stadium, Los Angeles, CA Sun Apr 30 1995, 3:33 AM PDT Att: 40,785 - Overcast - 68 F										
Jeff Blausler, R OBP: 0.384, SLG: 0.333	CS BB			10 1B		G6-3	10 2B		K	4	1	2	0	1	1	0											
10 Chipper Jones, S OBP: 0.333, SLG: 0.316 Mike Mordecai, R Mike Stanton, L Greg McMichael, R Brad Clontz, R	L7			PB		BB	BB			3	1	2	2	1	0	1											
Fred McGriff, L OBP: 0.476, SLG: 0.706	CS	G1-3		G3-6-1 BB		1B	BB		G6-3	2	0	0	0	2	0	2											
David Justice, L OBP: 0.429, SLG: 0.750		G3-1		F8		1B			G3	4	0	1	1	0	0	2											
Ryan Klesko, L OBP: 0.231, SLG: 0.182 Steve Bedrosian, R Jose Oliva, R OBP: 0.750, SLG: 1.667	F7			G3-6-1		K			HR	3	0	0	0	0	1	4											
Javy Lopez, R OBP: 0.353, SLG: 0.667			HR			G5-3			K	4	1	1	1	0	1	0											
Mark Lemke, S OBP: 0.200, SLG: 0.316			P5			G3			G6-3	4	0	0	0	0	0	0											
29 John Smoltz, R Mike Kelly, R OBP: 0.182, SLG: 0.100			G4-3			P3			F8	2	0	0	0	0	0	0											
						E2 1B				2	1	1	0	0	0	0											
<b>Inning Stats</b>	R: 0 H: 0 E: 0 K: 0 S: 10	H: 0 LOB: 0 BB: 1 P: 18	R: 0 H: 0 E: 0 K: 0 S: 6	H: 0 LOB: 0 BB: 0 P: 12	R: 1 H: 1 E: 0 K: 0 S: 12	H: 1 LOB: 0 BB: 0 P: 20	R: 1 H: 2 E: 0 K: 0 S: 9	H: 1 LOB: 1 BB: 1 P: 19	R: 0 H: 0 E: 0 K: 0 S: 5	H: 0 LOB: 0 BB: 0 P: 7	R: 1 H: 1 E: 0 K: 1 S: 10	H: 1 LOB: 2 BB: 2 P: 22	R: 2 H: 4 E: 1 K: 0 S: 14	H: 4 LOB: 2 BB: 0 P: 25	R: 1 H: 1 E: 0 K: 1 S: 12	H: 1 LOB: 0 BB: 0 P: 17	R: 0 H: 0 E: 0 K: 2 S: 9	H: 0 LOB: 0 BB: 0 P: 14	1B: 5 2B: 2 3B: 0 HR: 2	SF: 0 SAC: 0 DP: 1 HBP: 0	WP: 0 PB: 1 SB: 1 CS: 0	PA: 39					
<b>PITCHER</b>	IP	WLS	BF	H	R	ER	SO	BB	IBB	HBP	BLK	WP	HR	S	P	ERA	WHIP										
Ramon Martinez, R ERA: 3.75	6.0	L	24	4	3	3	1	4	0	0	0	0	1	52	98	4.50	1.333										
Greg Hansell, R ERA: 13.5	0.2		6	4	2	2	0	0	0	0	0	0	0	11	20	27.00	6.000										
Omar Daal, L ERA:	0.2		2	0	0	0	0	0	0	0	0	0	0	6	10	0.00	0.000										
Todd Williams, R ERA: 5.4	0.2		3	1	1	1	1	0	0	0	0	0	1	9	12	13.50	1.500										
Todd Worrell, R ERA:	1.0		3	0	0	0	2	0	0	0	0	0	0	9	14	0.00	0.000										
<b>Batter</b>	<b>1</b>	<b>2</b>	<b>3</b>	<b>4</b>	<b>5</b>	<b>6</b>	<b>7</b>	<b>8</b>	<b>9</b>	<b>AB</b>	<b>R</b>	<b>H</b>	<b>RBI</b>	<b>BB</b>	<b>SO</b>	<b>LOB</b>	<b>BOTTOM</b>										
Delino DeShields, L OBP: 0.292, SLG: 0.381	K		G4-3			G6-3 BB	G4-3		G5-3	4	0	0	0	1	1	0	<b>Atlanta Braves @ Los Angeles Dodgers</b> Dodger Stadium, Los Angeles, CA Sun Apr 30 1995, 3:33 AM PDT Att: 40,785 - Overcast - 68 F										
Jose Offerman, S OBP: 0.478, SLG: 0.389	K					G6-3	WP 1B BB		F8	4	1	1	0	1	1	2											
Raul Mondesi, R OBP: 0.591, SLG: 1.158	HR		G5-3				S 1B		1B	4	2	3	2	0	0	1											
Eric Karros, R OBP: 0.636, SLG: 0.789	1B						1B		1B	4	0	3	1	0	1	0											
Henry Rodriguez, L OBP: 0.158, SLG: 0.059	P5						1B		1B	4	0	0	0	0	2	4											
Billy Ashby, R OBP: 0.226, SLG: 0.429 Greg Hansell, R Omar Daal, L Todd Williams, R Chris Gwynn, L Todd Worrell, R	K						1B		G4-3	2	0	0	0	1	2	1											
Dave Hansen, L OBP: 0.385, SLG: 0.364	G1-3						1B		G6-3	4	0	1	0	0	0	1											
Carlos Hernandez, R Jeff Treadway, L Noe Munoz, R	K						SH3-4 BB		F7	2	0	0	0	1	1	2											
Ramon Martinez, R OBP: 0.250, SLG: 0.500 Todd Hollandsworth, L Garvey Ingram, R OBP: 0.375, SLG: 0.375	G5-3						SH3-4		P2	1	0	0	0	0	0	0											
										2	0	0	0	0	0	0											
<b>Inning Stats</b>	R: 1 H: 2 E: 0 K: 2 S: 11	H: 2 LOB: 1 BB: 0 P: 14	R: 0 H: 0 E: 0 K: 2 S: 8	H: 0 LOB: 0 BB: 0 P: 10	R: 0 H: 1 E: 0 K: 0 S: 11	H: 1 LOB: 1 BB: 0 P: 17	R: 0 H: 0 E: 0 K: 2 S: 10	H: 0 LOB: 1 BB: 1 P: 17	R: 0 H: 0 E: 0 K: 0 S: 5	H: 0 LOB: 1 BB: 2 P: 15	R: 1 H: 3 E: 0 K: 1 S: 16	H: 3 LOB: 2 BB: 0 P: 24	R: 1 H: 2 E: 0 K: 1 S: 11	H: 2 LOB: 1 BB: 1 P: 19	R: 0 H: 0 E: 0 K: 0 S: 12	H: 0 LOB: 0 BB: 0 P: 16	R: 0 H: 0 E: 0 K: 0 S: 7	H: 0 LOB: 0 BB: 0 P: 12	1B: 7 2B: 0 3B: 0 HR: 1	SF: 0 SAC: 1 DP: 1 HBP: 0	WP: 1 PB: 0 SB: 1 CS: 0	PA: 38					
<b>PITCHER</b>	IP	WLS	BF	H	R	ER	SO	BB	IBB	HBP	BLK	WP	HR	S	P	ERA	WHIP										
29 John Smoltz, R ERA: 1.8	5.0	W	20	3	1	1	6	3	0	0	0	0	0	16	24	9.00	3.000										
Steve Bedrosian, R ERA: 5.4	1.0		6	3	1	1	1	0	0	0	0	0	0	6	12	13.50	3.000										
Mike Stanton, L ERA: 3.86	0.2		4	1	1	1	0	1	0	0	0	1	0	6	12	13.50	3.000										
Greg McMichael, R ERA:	1.1		5	1	0	0	1	0	0	0	0	0	0	17	23	0.00	0.750										
Brad Clontz, R ERA: 3.0	1.0	S	3	0	0	0	0	0	0	0	0	0	0	7	12	0.00	0.000										







Batter	1	2	3	4	5	6	7	8	9	AB	R	H	RBI	BB	SO	LOB	TOP										
Marquis Grissom, R OBP: 0.303, SLG: 0.241	F8		1B SF9	P3		10 2B	L6			4	2	1	0	1	0	4	<p>Atlanta Braves @ Florida Marlins</p> <p>Joe Robbie Stadium, Miami, FL</p> <p>Wed May 03 1995, 7:05 PM EDT</p> <p>Att: 21,918 - Unknown - 82 F</p>										
Jeff Blauer, R OBP: 0.375, SLG: 0.280	2B		10 BB		F8	K		B2-3		4	1	1	0	1	1	1											
10 Chipper Jones, S OBP: 0.452, SLG: 0.400 Brad Clontz, R	K				BB	1B		K		3	1	1	1	2	2	1											
Fred McGriff, L OBP: 0.452, SLG: 0.609	1-H		SF9		1B	2B		G4-3		3	1	1	2	1	0	1											
David Justice, L OBP: 0.419, SLG: 0.593	K		L9		2B	1B		P5		5	0	1	1	0	2	3											
Dwight Smith, L OBP: 0.333, SLG: 0.200 Mike Kelly, R OBP: 0.222, SLG: 0.235	G3-1			G4-3	FC4-2	2B		E5		2	0	0	0	0	0	0											
Javy Lopez, R OBP: 0.346, SLG: 0.625	G5-3			F9	FC4-2			FC6-4		3	1	2	1	0	0	0											
Mark Lemke, S OBP: 0.310, SLG: 0.360	G6-3			HBP	K			FC6-4		5	0	1	0	0	0	3											
Tom Glavine, L			K					L6		2	0	0	0	0	2	0											
Greg McMichael, R Steve Bedrosian, R Jose Oliva, R OBP: 0.600, SLG: 1.250				HBP						1	0	0	0	0	0	2											
<b>Inning Stats</b>	R: 1 E: 0 K: 2 S: 11	H: 1 LOB: 1 BB: 1 P: 20	R: 0 E: 0 K: 0 S: 8	H: 0 LOB: 0 BB: 0 P: 12	R: 1 E: 0 K: 1 S: 19	H: 1 LOB: 2 BB: 2 P: 34	R: 0 E: 0 K: 0 S: 8	H: 0 LOB: 2 BB: 1 P: 15	R: 2 E: 0 K: 1 S: 16	H: 2 LOB: 1 BB: 0 P: 18	R: 1 E: 0 K: 0 S: 13	H: 1 LOB: 1 BB: 1 P: 19	R: 0 E: 0 K: 1 S: 6	H: 0 LOB: 0 BB: 0 P: 9	R: 0 E: 0 K: 1 S: 11	H: 1 LOB: 2 BB: 1 P: 18	1B: 5 2B: 3 3B: 0 HR: 0	SF: 1 SAC: 0 DP: 0 HBP: 1	WP: 1 PB: 0 SB: 2 CS: 0	PA: 45							
<b>PITCHER</b>	IP	WLS	BF	H	R	ER	SO	BB	IBB	HBP	BLK	WP	HR	S	P	ERA	WHIP										
Bobby Witt, R ERA: 5.4	4.1	L	22	2	4	4	3	6	0	1	0	0	0	52	96	8.31	1.846										
Rich Scheid, L ERA: 7.71	1.2		9	4	1	1	3	0	0	0	0	0	0	21	34	5.40	2.400										
Terry Mathews, R ERA:	1.0		6	1	1	0	0	1	0	0	0	1	0	13	19	0.00	2.000										
Yorkis Perez, L ERA:	1.0		3	0	0	0	1	0	0	0	0	0	0	6	9	0.00	0.000										
Robb Nen, R ERA:	1.0		5	1	0	0	1	1	0	0	0	0	0	11	18	0.00	2.000										

Batter	1	2	3	4	5	6	7	8	9	AB	R	H	RBI	BB	SO	LOB	BOTTOM										
Quiulvio Veras, S OBP: 0.370, SLG: 0.238 Robb Nen, R	S BB	G6-3			P4		1B	P4		5	2	2	0	0	0	2	<p>Atlanta Braves @ Florida Marlins</p> <p>Joe Robbie Stadium, Miami, FL</p> <p>Wed May 03 1995, 7:05 PM EDT</p> <p>Att: 21,918 - Unknown - 82 F</p>										
Mario Diaz, R OBP: 0.286, SLG: 0.571	K	F8			F9		K	G4-3		5	0	0	0	0	2	4											
Gary Sheffield, R OBP: 0.387, SLG: 0.500	S BB		G5-3		F8		F9	1B		3	2	1	0	1	0	0											
Jeff Conine, R OBP: 0.400, SLG: 0.760	K		G5-3		P4		1B	G5-4-3		4	0	1	1	1	1	2											
Terry Pendleton, S OBP: 0.357, SLG: 0.423	1B		G5-3		FC6-4		F9	1B		5	0	3	1	0	0	3											
Greg Colbrunn, R OBP: 0.269, SLG: 0.308	1B		G3		FC6-4		1B	P6		5	0	2	1	0	0	3											
Charles Johnson, R OBP: 0.130, SLG: 0.048	L1		G5-3		F9		F9			4	0	1	0	0	0	4											
Chuck Carr, S OBP: 0.333, SLG: 0.176	G6-3	SH1-4		P4			B2-3			3	0	1	0	1	0	0											
Bobby Witt, R OBP: 0.500, SLG: 0.500 Rich Scheid, L Andrus Dawson, R Terry Mathews, R Yorkis Perez, L Jerry Browne, S OBP: 0.300, SLG: 0.125	SH1-4			K		G4-3		S		1	0	0	0	0	0	0											
<b>Inning Stats</b>	R: 2 E: 1 K: 2 S: 14	H: 3 LOB: 2 BB: 1 P: 26	R: 0 E: 0 K: 0 S: 6	H: 1 LOB: 1 BB: 0 P: 7	R: 0 E: 0 K: 0 S: 7	H: 0 LOB: 0 BB: 1 P: 13	R: 0 E: 0 K: 1 S: 12	H: 0 LOB: 0 BB: 0 P: 16	R: 0 E: 0 K: 0 S: 7	H: 0 LOB: 0 BB: 0 P: 10	R: 0 E: 0 K: 0 S: 14	H: 2 LOB: 3 BB: 1 P: 20	R: 2 E: 0 K: 1 S: 17	H: 4 LOB: 2 BB: 0 P: 23	R: 0 E: 0 K: 0 S: 9	H: 1 LOB: 1 BB: 0 P: 12		R: 0 E: 0 K: 0 S: 5	H: 1 LOB: 1 BB: 0 P: 8	1B: 12 2B: 0 3B: 0 HR: 0	SF: 0 SAC: 1 DP: 1 HBP: 1	WP: 0 PB: 0 SB: 4 CS: 0	PA: 42				
<b>PITCHER</b>	IP	WLS	BF	H	R	ER	SO	BB	IBB	HBP	BLK	WP	HR	S	P	ERA	WHIP										
Tom Glavine, L ERA: 3.38	5.2	W	26	6	2	2	3	3	0	0	0	0	0	58	90	3.18	1.588										
Greg McMichael, R ERA: 2.35	1.0		6	3	2	2	1	0	0	0	0	0	0	14	18	18.00	3.000										
Steve Bedrosian, R ERA: 4.15	1.0		5	2	0	0	0	0	0	0	0	0	0	13	17	0.00	2.000										
Brad Clontz, R ERA: 2.08	1.1	S	5	1	0	0	0	0	0	1	0	0	0	6	10	0.00	0.750										



Batter	1	2	3	4	5	6	7	8	9	AB	R	H	RBI	BB	SO	LOB	TOP				
Lenny Dykstra, L (1, 8) OBP: 0.351, SLG: 0.364	P4		1B SF8	G4-3		G3-1 1B	F7			5	2	2	1	0	0	2	Philadelphia Phillies @ Atlanta Braves Atlanta-Fulton County Stadium, Atlanta, GA Fri May 05 1995, 7:05 PM EDT Att: 33,296 - Unknown				
Mariano Duncan, R (1, 4) OBP: 0.400, SLG: 0.800	G4-3 1B		SF8 1B	HR		G3-1		K		5	2	3	1	0	1						
Gregg Jefferies, S (1, 7) OBP: 0.278, SLG: 0.343	G4-3		BB SF8	F7		BB 1B		G4-3		5	0	2	1	0	0	1					
Dave Hollins, S (1, 3) OBP: 0.444, SLG: 0.500		BLK HR BB	SF8		F9			K		2	1	0	1	2	1	0					
Darren Daulton, L (1, 2) OBP: 0.343, SLG: 0.310	HR BB		BB	IBB	L9	L4		K		3	1	0	0	2	1	2					
Charlie Hayes, R (1, 5) OBP: 0.354, SLG: 0.462	HR		F8		1B 2B		F9 1B BB	F8		4	2	2	3	1	0	3					
Dave Gallagher, R (1, 9) OBP: 0.643, SLG: 0.583	G6-4-3 1B		BB		1B			K		4	0	3	2	1	1	0					
Kevin Stocker, S (1, 6) OBP: 0.321, SLG: 0.217	G6-4-3		G3-1			WP 2B BB	F9			2	1	0	0	1	0	4					
Tony Longmire, L (7, PH) OBP: 0.500, SLG: 1.250										1	0	0	0	0	0	2					
Toby Borland, R (7, 1)										0	0	0	0	0	0	0					
Tyler Green, R (1, 1)	L4									3	0	0	0	0	2	1					
Mickey Morandini, L (7, PH) OBP: 0.252, SLG: 0.273				K				K		1	0	0	0	0	1	2					
<b>Inning Stats</b>	R: 0 E: 0 K: 0 S: 10	H: 1 LOB: 0 BB: 0 P: 14	R: 3 E: 0 K: 0 S: 11	H: 2 LOB: 0 BB: 2 P: 25	R: 2 E: 0 K: 0 S: 18	H: 3 LOB: 3 BB: 2 P: 29	R: 1 E: 0 K: 1 S: 9	H: 1 LOB: 0 BB: 0 P: 13	R: 1 E: 0 K: 0 S: 8	H: 2 LOB: 1 BB: 0 P: 13	R: 2 E: 0 K: 1 S: 14	H: 2 LOB: 2 BB: 2 P: 27	R: 0 E: 0 K: 1 S: 11	H: 1 LOB: 2 BB: 1 P: 19	R: 0 E: 0 K: 2 S: 10	H: 0 LOB: 0 BB: 0 P: 13	R: 0 E: 0 K: 2 S: 17	H: 0 LOB: 0 BB: 0 P: 23	1B: 8 2B: 2 3B: 0 HR: 2	SF: 1 SAC: 0 DP: 2 HBP: 0	WP: 1 PA: 43 CS: 0
<b>PITCHER</b>	IP WLS BF H R ER SO BB IBB HBP BLK WP HR S P ERA WHIP																				
Kent Mercker, L (1, 1) ERA: 6.43	2.0 L 12 6 5 5 0 2 0 0 0 0 0 1 27 47 22.50 4.000																				
Jason Schmidt, R (3, 1) ERA: 9.0	3.0 13 3 2 2 1 1 1 0 0 0 0 1 29 47 6.00 1.333																				
Terry Clark, R (6, 1) ERA: 4.91	2.0 12 3 2 2 2 3 0 0 0 0 1 0 25 46 9.00 3.000																				
Pedro Borbon, L (8, 1) ERA: 9.0	2.0 6 0 0 0 4 0 0 0 0 0 0 0 27 36 0.00 0.000																				

Batter	1	2	3	4	5	6	7	8	9	AB	R	H	RBI	BB	SO	LOB	BOTTOM				
Marquis Grissom, R (1, 8) OBP: 0.310, SLG: 0.368	G5-3		G6-3		CS 1B			2B		4	0	2	1	0	0	0	Philadelphia Phillies @ Atlanta Braves Atlanta-Fulton County Stadium, Atlanta, GA Fri May 05 1995, 7:05 PM EDT Att: 33,296 - Unknown				
Jeff Blauser, R (1, 6) OBP: 0.350, SLG: 0.303	G5-3			F9	CS	G4-6-3 1B		G1-3		4	0	1	0	0	0	1					
10 Chipper Jones, S (1, 7) OBP: 0.350, SLG: 0.294	G4-3			K		G4-6-3 1B				4	0	0	0	0	1	1					
Fred McGriff, L (1, 3) OBP: 0.425, SLG: 0.625		K		K		G3				4	1	1	1	0	2	0					
David Justice, L (1, 9) OBP: 0.425, SLG: 0.600	L9				L9			F8		4	0	1	0	0	0	0					
Jose Oliva, R (1, 5) OBP: 0.462, SLG: 1.000	2B				1B 2B BB			G6-3		3	1	1	0	1	0	1					
Javy Lopez, R (1, 2) OBP: 0.333, SLG: 0.571	L8				2B G3 1B					3	1	1	0	0	1	1					
Pedro Borbon, R (8, 1)										0	0	0	0	0	0	0					
Mike Sharperson, R (9, PH)										1	0	0	0	0	1	1					
Mark Lemke, S (1, 4) OBP: 0.389, SLG: 0.500			G4-3		G3 1B 2B			G6-4-3 1B		3	1	2	1	0	0	0					
Kent Mercker, L (1, 1) ERA: 4.09			G3		G3			G6-4-3		0	0	0	0	0	0	0					
Dwight Smith, L (5, PH) OBP: 0.375, SLG: 0.429										1	0	0	1	0	0	1					
Terry Clark, R (6, 1) OBP: 0.625, SLG: 0.250										0	0	0	0	0	0	0					
Charlie O'Brien, R (8, 2) OBP: 0.625, SLG: 0.250										1	0	0	0	0	0	1					
<b>Inning Stats</b>	R: 0 E: 0 K: 0 S: 4	H: 0 LOB: 0 BB: 0 P: 8	R: 0 E: 0 K: 1 S: 6	H: 1 LOB: 1 BB: 0 P: 12	R: 0 E: 0 K: 2 S: 9	H: 0 LOB: 0 BB: 0 P: 15	R: 0 E: 0 K: 2 S: 9	H: 0 LOB: 0 BB: 0 P: 13	R: 3 E: 0 K: 0 S: 9	H: 3 LOB: 0 BB: 1 P: 19	R: 0 E: 0 K: 0 S: 6	H: 1 LOB: 0 BB: 0 P: 10	R: 0 E: 0 K: 1 S: 6	H: 0 LOB: 0 BB: 0 P: 10	R: 0 E: 0 K: 0 S: 12	H: 2 LOB: 1 BB: 0 P: 19	R: 1 E: 0 K: 1 S: 10	H: 2 LOB: 1 BB: 0 P: 15	1B: 5 2B: 3 3B: 0 HR: 1	SF: 0 SAC: 0 DP: 2 HBP: 0	WP: 0 PA: 35 CS: 1
<b>PITCHER</b>	IP WLS BF H R ER SO BB IBB HBP BLK WP HR S P ERA WHIP																				
Tyler Green, R (1, 1) ERA: 4.09	6.0 W 22 5 3 3 3 1 0 0 0 0 0 1 43 77 4.50 1.000																				
Toby Borland, R (7, 1) ERA: 4.05	3.0 S 12 4 1 1 2 0 0 0 0 0 0 1 28 44 3.00 1.333																				

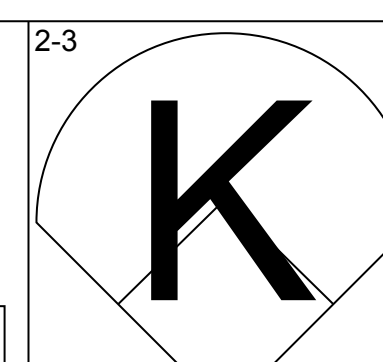
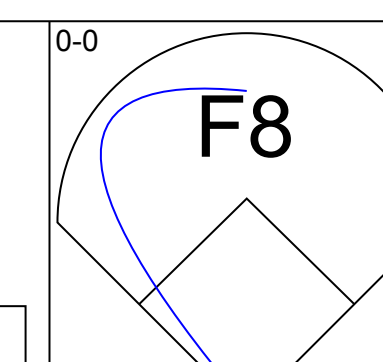
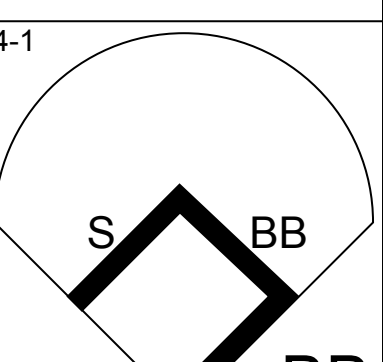
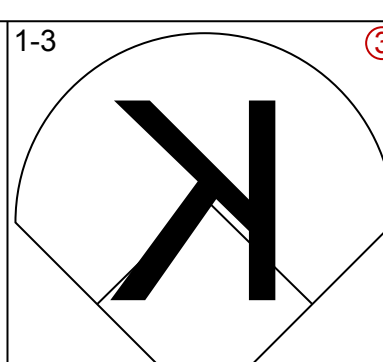
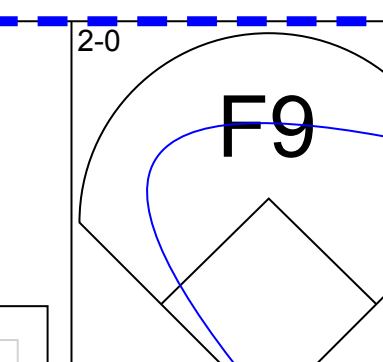
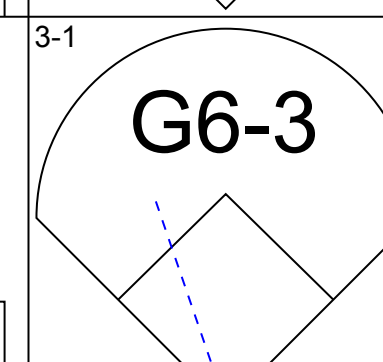
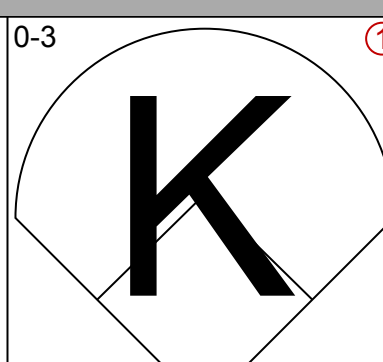
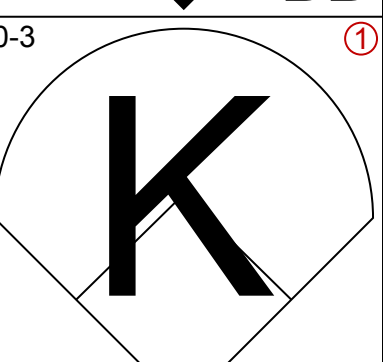
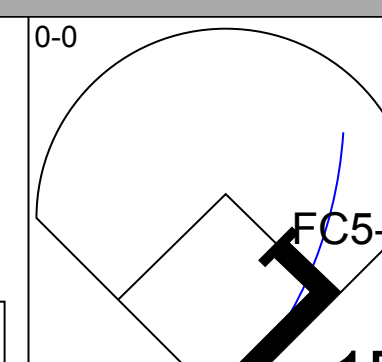
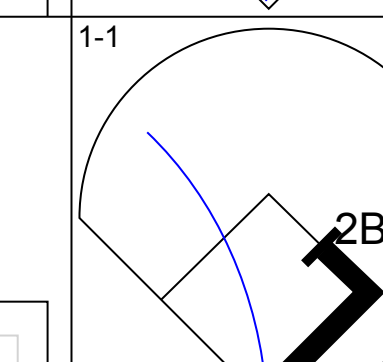
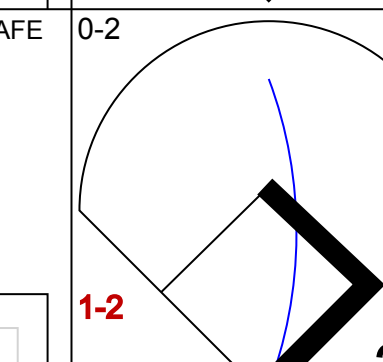
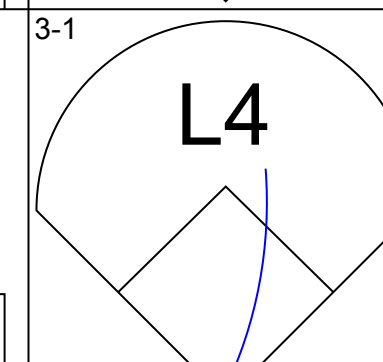
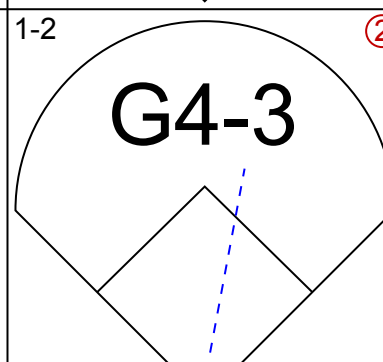
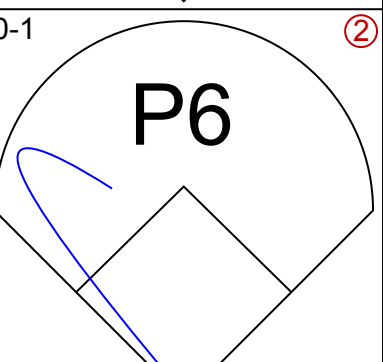
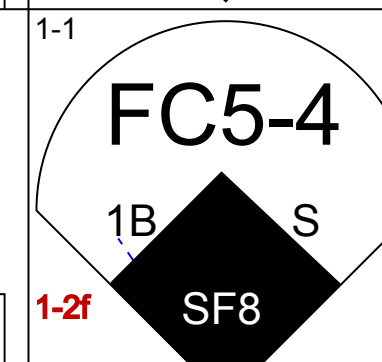
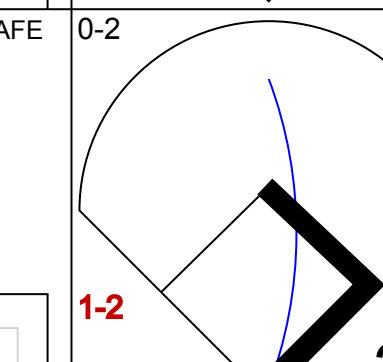
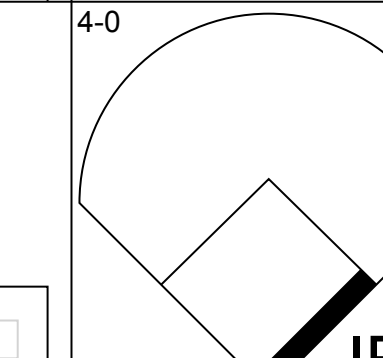
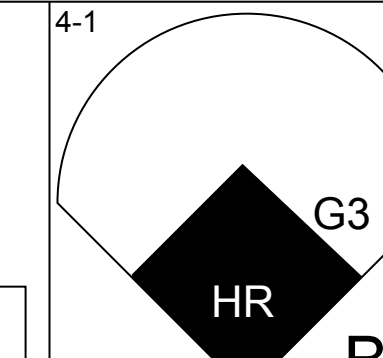
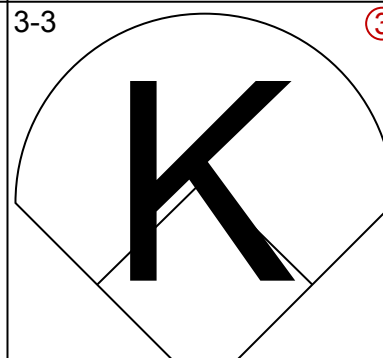
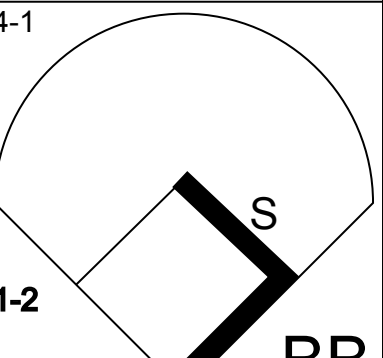
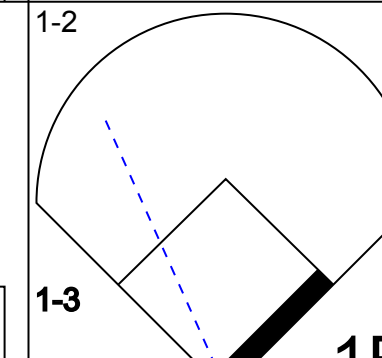
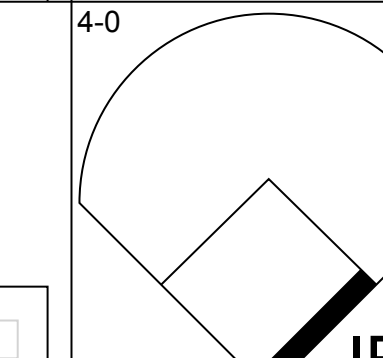
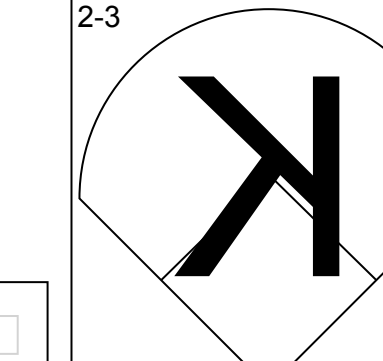
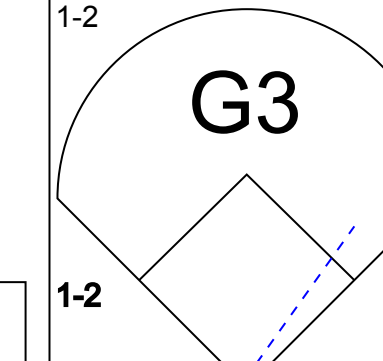
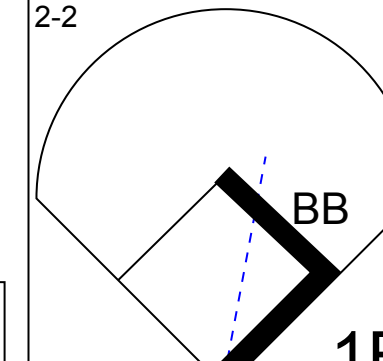
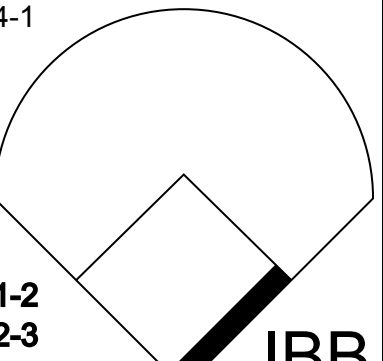

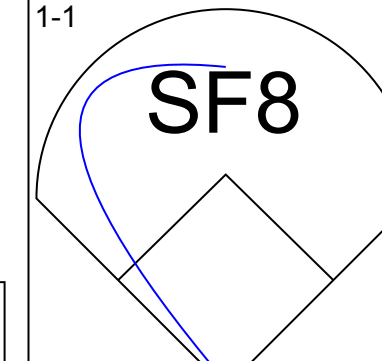
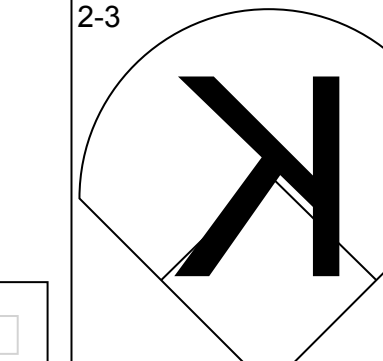
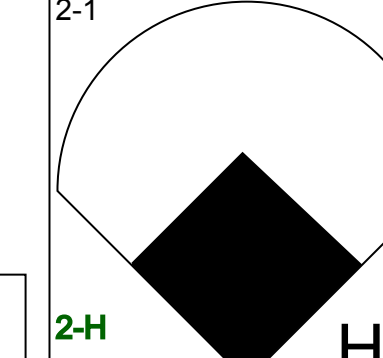
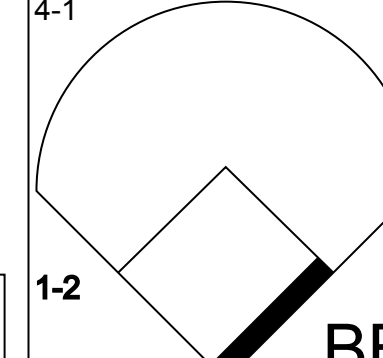
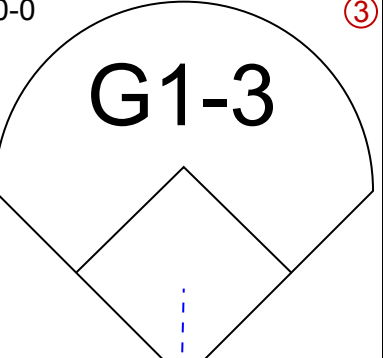
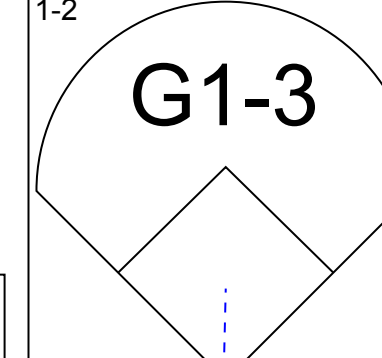
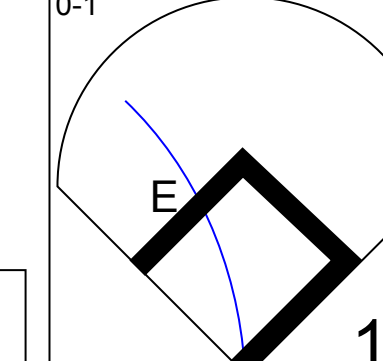

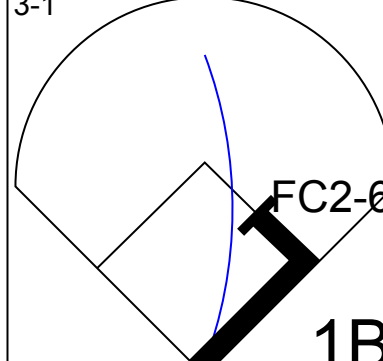
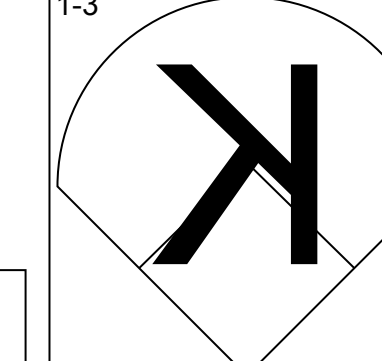

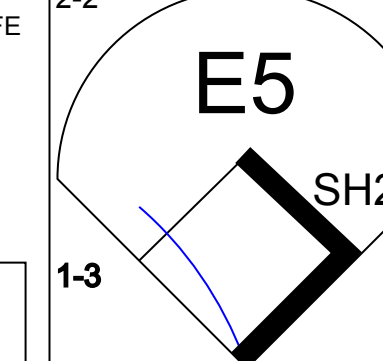


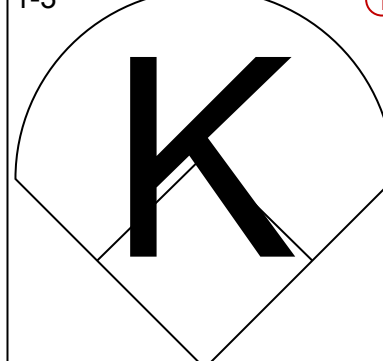
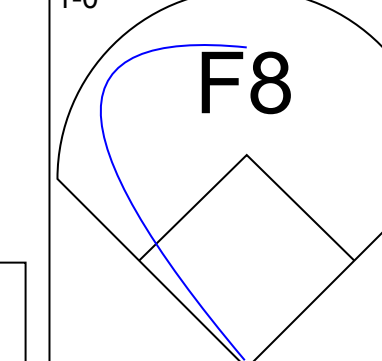

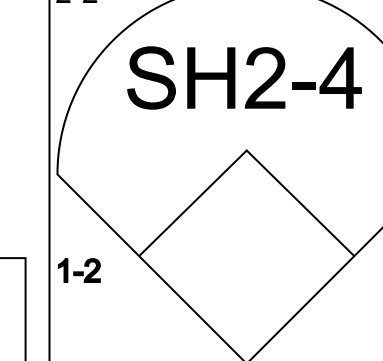

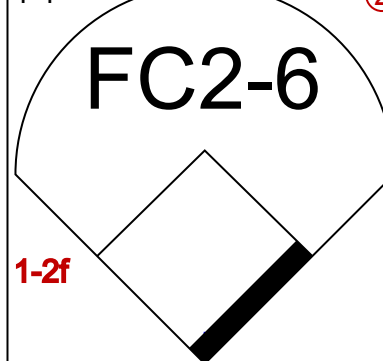

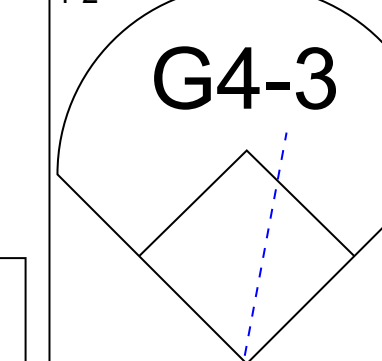

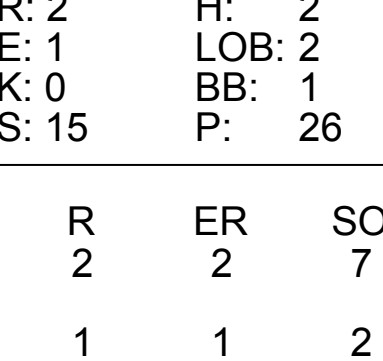
AB	35
R	9
H	12
RBI	9
BB	7
SO	7
LOB	18

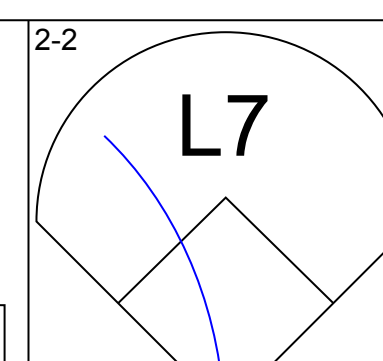
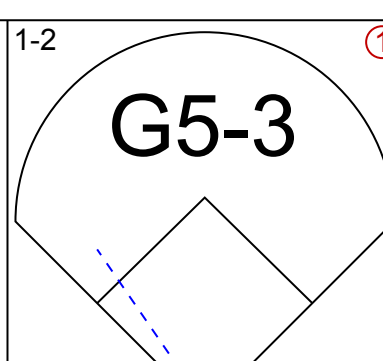
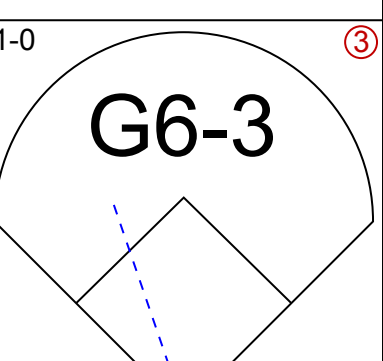
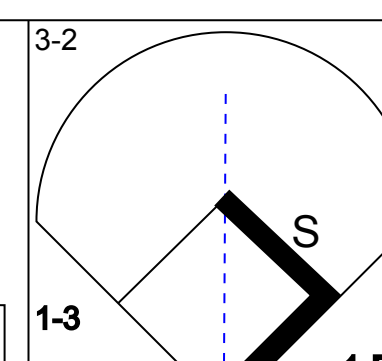

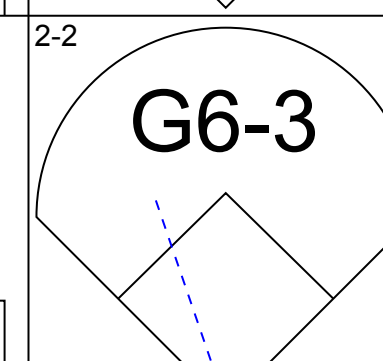
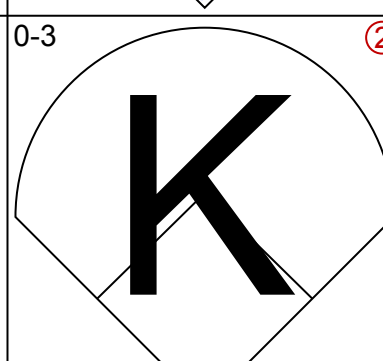
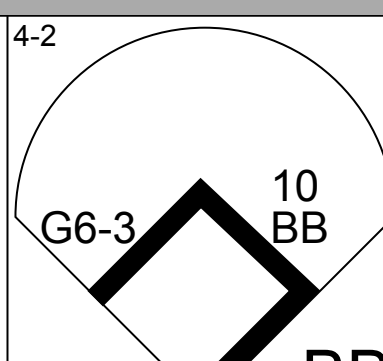
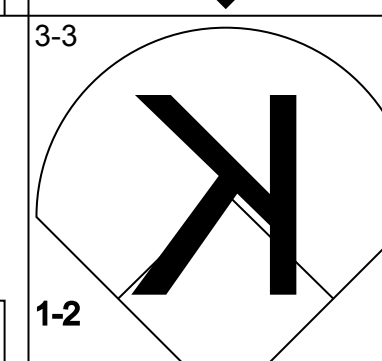

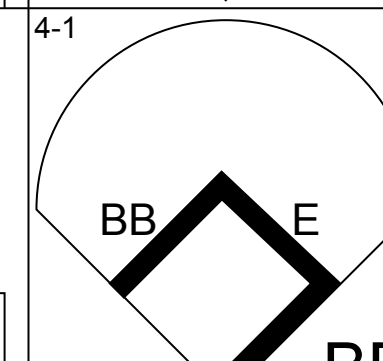
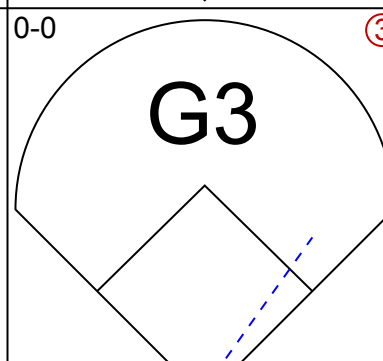
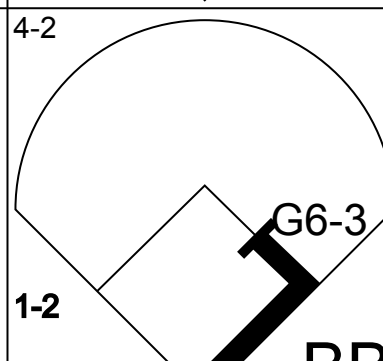


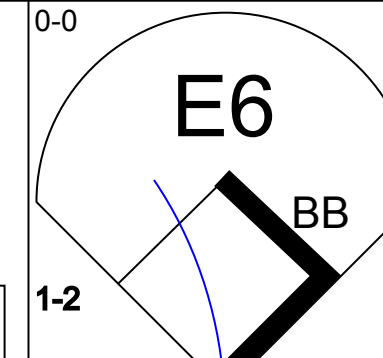
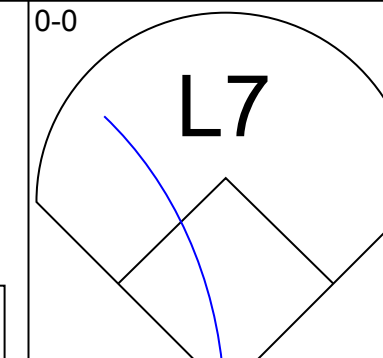
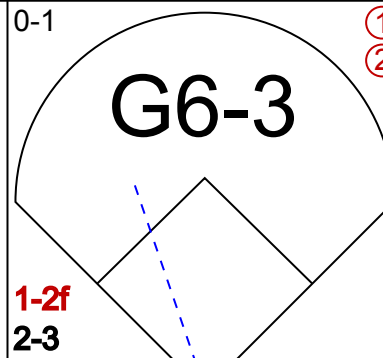


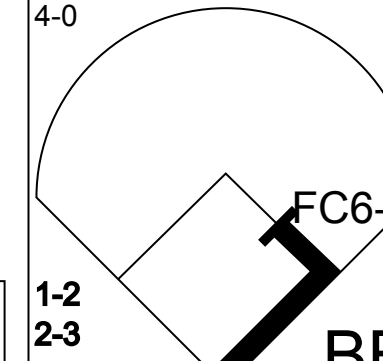

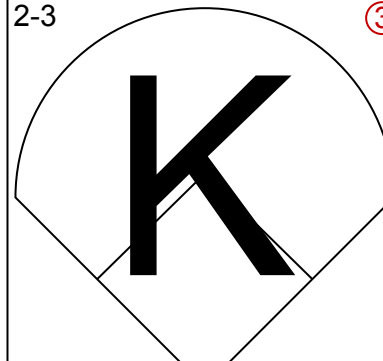


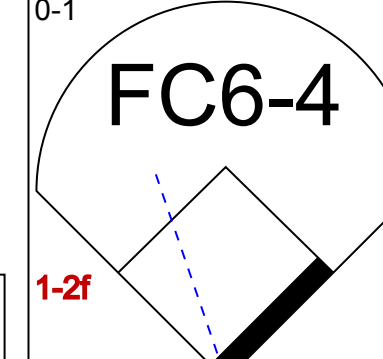
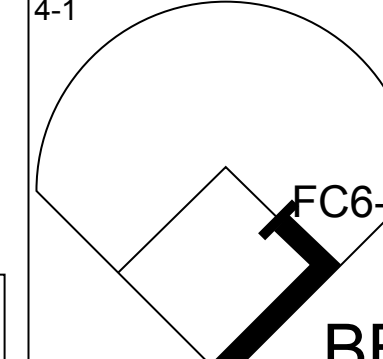

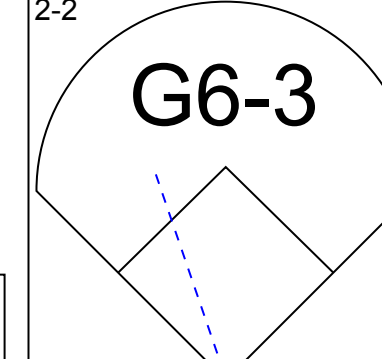
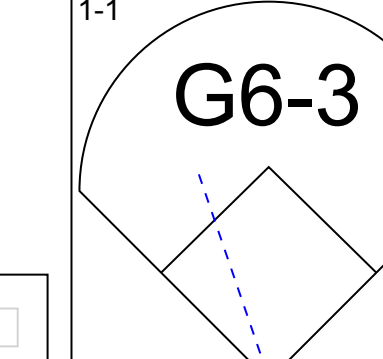
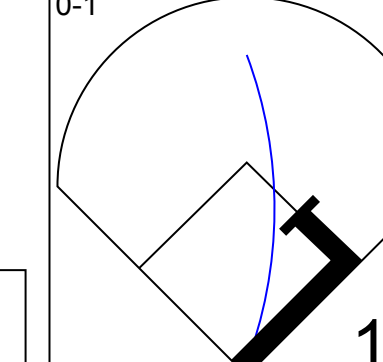
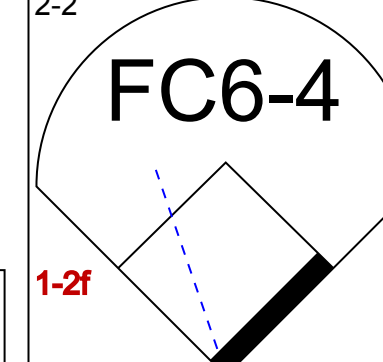

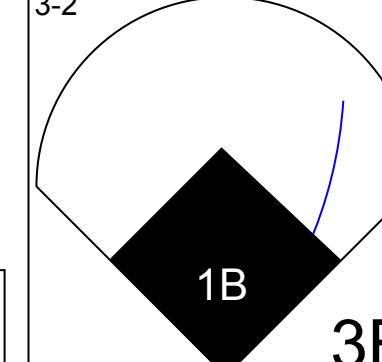
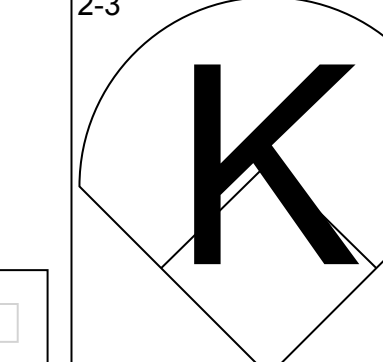
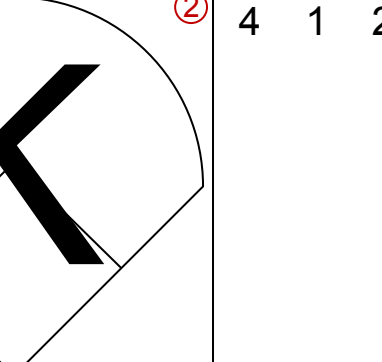
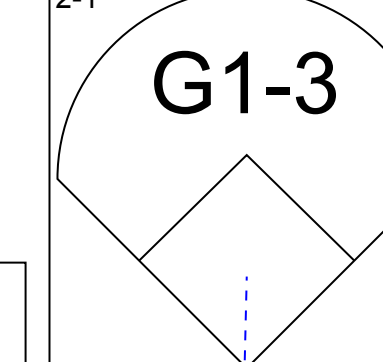

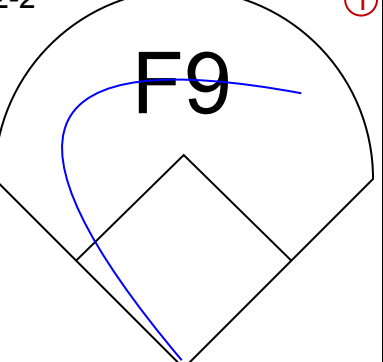
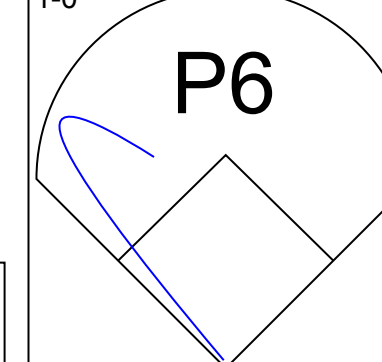
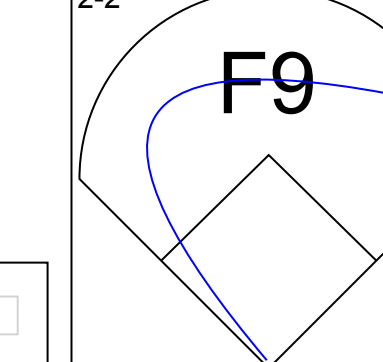
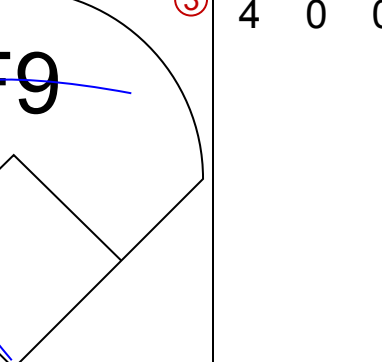
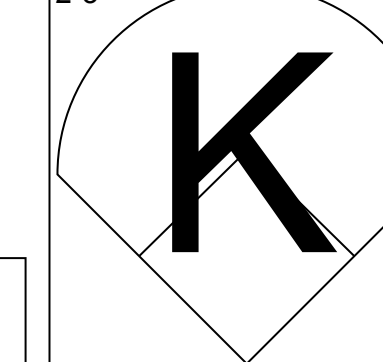

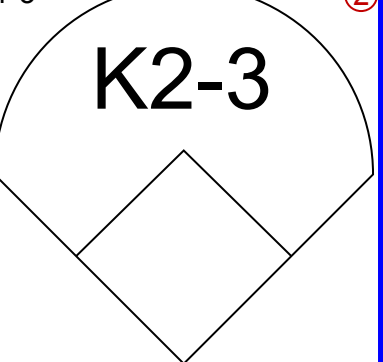
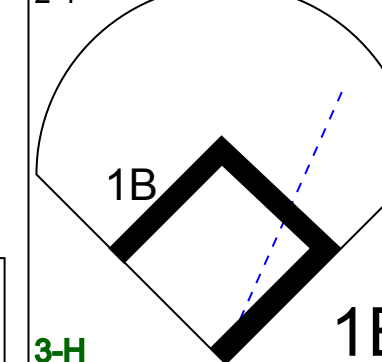




AB	33
R	4
H	9
RBI	4
BB	1
SO	5
LOB	7





Batter	1	2	3	4	5	6	7	8	9	AB	R	H	RBI	BB	SO	LOB	TOP			
Lenny Dykstra, L OBP: 0.333, SLG: 0.324										4	0	0	0	1	2	3	Philadelphia Phillies @ Atlanta Braves Atlanta-Fulton County Stadium, Atlanta, GA Sat May 06 1995, 7:05 PM EDT Att: 37,850 - Unknown - 76 F			
Mickey Morandini, L OBP: 0.310, SLG: 0.296										5	0	2	0	0	2	1				
Gregg Jefferies, S OBP: 0.268, SLG: 0.350										5	1	1	0	0	0	2				
Dave Hollins, S OBP: 0.488, SLG: 0.500										2	1	1	0	3	1	0				
Jim Eisenreich, L OBP: 0.333, SLG: 0.476 Heathcliff Slocumb, R (9, 1)										3	0	1	1	1	1	3				
Charlie Hayes, R OBP: 0.376, SLG: 0.552										3	1	1	2	1	0	4				
Mariano Duncan, R OBP: 0.421, SLG: 0.737										4	0	2	0	0	2	2				
Lenny Webster, R (1, 2)										4	0	0	0	0	2	4				
Mike Mimbs, L Gene Harris, R Tony Longmire, L OBP: 0.400, SLG: 1.000 Norm Charlton, S (8, 1)										2	0	0	0	0	1	3				
Gary Varsho, L OBP: 0.333, SLG: 0.500										0	0	0	0	0	0	0				
<b>Inning Stats</b>	R: 0 E: 1 K: 1 S: 7	H: 0 LOB: 3 BB: 0 P: 15	R: 2 E: 1 K: 0 S: 15	H: 2 LOB: 2 BB: 1 P: 26	R: 0 E: 0 K: 2 S: 11	H: 0 LOB: 0 BB: 0 P: 15	R: 0 E: 0 K: 3 S: 13	H: 1 LOB: 2 BB: 1 P: 24	R: 0 E: 0 K: 1 S: 10	H: 0 LOB: 3 BB: 3 P: 22	R: 1 E: 0 K: 0 S: 12	H: 2 LOB: 1 BB: 0 P: 15	R: 0 E: 0 K: 1 S: 7	H: 0 LOB: 0 BB: 1 P: 10	R: 0 E: 0 K: 1 S: 9	H: 2 LOB: 2 BB: 1 P: 18	1B: 6 2B: 1 3B: 0 HR: 1	SF: 1 SAC: 1 DP: 0 HBP: 0	WP: 0 PB: 0 SB: 3 CS: 0	PA: 41
<b>PITCHER</b>	IP WLS BF H R ER SO BB IBB HBP BLK WP HR S P ERA WHIP																			
29 John Smoltz, R ERA: 2.7	5.0 L 24 3 2 2 7 4 1 0 0 0 0 1 56 102 3.60 1.400																			
Brad Woodall, L ERA: 9.0	1.2 8 3 1 1 2 0 0 0 0 0 0 0 0 18 27 5.40 1.800																			
Mark Wohlers, R ERA: 4.91	0.1 1 0 0 0 0 0 0 0 0 0 0 0 0 4 4 0.00 0.000																			
Steve Bedrosian, R ERA: 3.38	1.0 3 0 0 0 1 0 0 0 0 0 0 0 0 7 10 0.00 0.000																			
Mike Stanton, L ERA: 4.15	1.0 5 2 0 0 1 0 1 0 0 0 0 0 0 9 18 0.00 2.000																			

Batter	1	2	3	4	5	6	7	8	9	AB	R	H	RBI	BB	SO	LOB	BOTTOM					
Marquis Grissom, R OBP: 0.304, SLG: 0.357										4	0	1	0	0	0	0	Philadelphia Phillies @ Atlanta Braves Atlanta-Fulton County Stadium, Atlanta, GA Sat May 06 1995, 7:05 PM EDT Att: 37,850 - Unknown - 76 F					
Jeff Blauser, R OBP: 0.341, SLG: 0.278										3	0	0	0	1	2	2						
10 Chipper Jones, S OBP: 0.386, SLG: 0.286										1	0	0	0	3	0	0						
Fred McGriff, L OBP: 0.386, SLG: 0.556										4	0	0	0	0	0	4						
David Justice, L OBP: 0.409, SLG: 0.553 Mike Kelly, R OBP: 0.211, SLG: 0.222										3	0	0	0	1	1	1						
Jose Oliva, R OBP: 0.412, SLG: 0.786										3	0	0	0	1	0	3						
Javy Lopez, R OBP: 0.353, SLG: 0.625										4	1	2	0	0	1	1						
Mark Lemke, S OBP: 0.350, SLG: 0.441										4	0	0	0	0	0	1						
29 John Smoltz, R Mike Mordcaai, R Brad Woodall, S Mark Wohlers, R Dwight Smith, L Steve Bedrosian, R Mike Stanton, L										1	0	0	0	0	1	0						
<b>Inning Stats</b>	R: 0 E: 1 K: 0 S: 10	H: 0 LOB: 3 BB: 2 P: 22	R: 0 E: 0 K: 1 S: 7	H: 1 LOB: 0 BB: 0 P: 11	R: 0 E: 0 K: 1 S: 7	H: 0 LOB: 0 BB: 0 P: 8	R: 0 E: 0 K: 0 S: 9	H: 0 LOB: 1 BB: 1 P: 17	R: 0 E: 0 K: 1 S: 7	H: 0 LOB: 0 BB: 0 P: 11	R: 0 E: 0 K: 1 S: 10	H: 0 LOB: 1 BB: 2 P: 20	R: 1 E: 0 K: 1 S: 16	H: 3 LOB: 2 BB: 0 P: 30	R: 0 E: 0 K: 0 S: 4	H: 0 LOB: 0 BB: 1 P: 11		R: 0 E: 0 K: 1 S: 10	H: 0 LOB: 0 BB: 0 P: 15	1B: 3 2B: 0 3B: 1 HR: 0	SF: 0 SAC: 0 DP: 2 HBP: 0	WP: 0 PB: 0 SB: 1 CS: 0
<b>PITCHER</b>	IP WLS BF H R ER SO BB IBB HBP BLK WP HR S P ERA WHIP																					
Mike Mimbs, L Gene Harris, R Norm Charlton, L Heathcliff Slocumb, R	6.0 W 23 6 3 1 1 5 0 0 0 0 0 0 0 50 89 0.00 1.000																					
1.0 6 3 1 1 1 0 0 0 0 0 0 0 0 16 30 9.00 3.000																						
1.0 3 0 0 0 0 1 0 0 0 0 0 0 0 4 11 0.00 1.000																						
1.0 S 3 0 0 0 1 0 0 0 0 0 0 0 0 10 15 0.00 0.000																						

AB	33
R	3
H	8
RBI	3
BB	6
SO	11
LOB	22



AB	29
R	1
H	4
RBI	1
BB	6
SO	6
LOB	12





Batter	1	2	3	4	5	6	7	8	9	AB	R	H	RBI	BB	SO	LOB	TOP										
Lenny Dykstra, L OBP: 0.340, SLG: 0.333 (1, 8)	F7		L3				F7		L4-3	5	0	2	1	0	0	1											
Mickey Morandini, L OBP: 0.266, SLG: 0.250 (1, 4)	G1-3			B2-3	G1-3		G4-3		F7	5	0	0	0	0	0	2											
Gregg Jefferies, S OBP: 0.261, SLG: 0.333 (1, 7)	G6-3			FC1-6	1B		F7		F8	5	0	1	0	0	0	1											
Dave Hollins, S OBP: 0.489, SLG: 0.484 (1, 3)		G1-3		FC1-6	1B		HR		K	3	1	1	0	1	1	0											
Darren Daulton, L OBP: 0.359, SLG: 0.406 (1, 2)		K		FC1-6	1B		HR		1B	3	2	1	2	1	1	2											
Charlie Hayes, R OBP: 0.366, SLG: 0.500 (1, 5)		K		F8	1B		K		1B	3	1	0	0	1	2	2											
Mariano Duncan, R OBP: 0.478, SLG: 0.739 (1, 6)				FC6-4	1B		F8		1B	4	0	3	0	0	0	0											
Gary Varsho, L OBP: 0.286, SLG: 0.333 (1, 9)			FC6-4	SH1-4	1B		K		L9	4	0	1	2	0	1	2											
Curt Schilling, R OBP: 0.333, SLG: 0.500 (8, PH)			SH1-4						F8	2	1	1	0	0	1	0											
Jim Eisenreich, L OBP: 0.320, SLG: 0.455 (8, 1)										1	0	0	0	0	0	2											
Ricky Bottalico, L (8, 1)										0	0	0	0	0	0	0											
Norm Charlton, S (8, 1)										0	0	0	0	0	0	0											
Heathcliff Slocumb, R (9, 1)										0	0	0	0	0	0	0											
<b>Inning Stats</b>	R: 0 E: 0 K: 0 S: 10	H: 0 LOB: 0 BB: 0 P: 13	R: 0 E: 0 K: 2 S: 9	H: 0 LOB: 0 BB: 0 P: 16	R: 0 E: 0 K: 0 S: 7	H: 1 LOB: 1 BB: 0 P: 7	R: 0 E: 0 K: 0 S: 10	H: 1 LOB: 2 BB: 1 P: 17	R: 1 E: 0 K: 1 S: 12	H: 2 LOB: 1 BB: 0 P: 14	R: 2 E: 0 K: 1 S: 12	H: 3 LOB: 1 BB: 0 P: 15	R: 0 E: 0 K: 1 S: 9	H: 0 LOB: 0 BB: 0 P: 12	R: 2 E: 0 K: 1 S: 15	H: 2 LOB: 2 BB: 2 P: 29	R: 0 E: 0 K: 0 S: 10	H: 1 LOB: 0 BB: 0 P: 14	1B: 8 2B: 2 3B: 0 HR: 1	SF: 0 SAC: 1 DP: 1 HBP: 0	WP: 0 PB: 0 CS: 0	PA: 39					
<b>PITCHER</b>	IP	WLS	BF	H	R	ER	SO	BB	IBB	HBP	BLK	WP	HR	S	P	ERA	WHIP										
Greg Maddux, R ERA: 1.72 (1, 1)	5.0		20	4	1	1	3	1	0	0	0	0	0	48	67	1.80	1.000										
Greg McMichael, R ERA: 3.39 (6, 1)	2.0		9	3	2	2	2	0	0	0	0	0	1	21	27	9.00	1.500										
Mike Stanton, L ERA: 5.4 (8, 1)	0.2		3	0	1	1	0	1	0	0	0	0	0	7	12	13.50	1.500										
Steve Bedrosian, R ERA: 5.06 (8, 1)	0.0	L	2	1	0	0	0	1	0	0	0	0	0	5	11	∞	∞										
Brad Clontz, R ERA: 1.59 (8, 1)	1.1		5	2	1	1	0	0	0	0	0	0	0	13	20	6.75	1.500										

Philadelphia Phillies @ Atlanta Braves  
 Atlanta-Fulton County Stadium, Atlanta, GA  
 Sun May 07 1995, 3:33 AM EDT  
 Att: 34,166 - Sunny - 77 F

AB	35
R	5
H	10
RBI	5
BB	3
SO	6
LOB	12



Batter	1	2	3	4	5	6	7	8	9	AB	R	H	RBI	BB	SO	LOB	BOTTOM										
Marquis Grissom, R OBP: 0.300, SLG: 0.348 (1, 8)	G5-3		10	F8			L9			4	1	1	0	0	0	1											
Jeff Blauser, R OBP: 0.354, SLG: 0.282 (1, 6)	K		F7		10		HBP			3	0	1	0	0	1	2											
10 Chipper Jones, S OBP: 0.375, SLG: 0.282 (1, 7)	K		1B	FC4-6	G3-6		L9			4	1	1	0	0	1	2											
Fred McGriff, L OBP: 0.375, SLG: 0.525 (1, 3)		K	1B	G3-6			K			4	1	1	2	0	2	2											
Dwight Smith, L OBP: 0.417, SLG: 0.455 (8, PH)		G6-3		BLK			G4-3			3	0	1	1	0	0	0											
Mike Kelly, R OBP: 0.200, SLG: 0.211 (9, 9)				1B						1	0	0	0	0	0	1											
Jose Oliva, R OBP: 0.381, SLG: 0.722 (1, 5)			F9				L7			4	0	1	0	0	0	1											
Javy Lopez, R OBP: 0.342, SLG: 0.583 (1, 2)		K		SH3-4			G5-3			4	0	1	0	0	2	1											
Mark Lemke, S OBP: 0.318, SLG: 0.395 (1, 4)				K			G3			4	0	0	0	0	2	1											
Greg Maddux, R ERA: 2.84 (8, PH)										1	1	1	0	0	0	0											
Greg McMichael, R (7, PH)										0	0	0	0	0	0	0											
Mike Mordecai, R (8, 1)										1	0	0	0	0	0	0											
Mike Stanton, L (8, 1)										0	0	0	0	0	0	0											
Steve Bedrosian, R (8, 1)										0	0	0	0	0	0	0											
Brad Clontz, R (8, 1)										0	0	0	0	0	0	0											
<b>Inning Stats</b>	R: 0 E: 0 K: 2 S: 8	H: 0 LOB: 0 BB: 0 P: 12	R: 0 E: 0 K: 2 S: 13	H: 1 LOB: 1 BB: 0 P: 21	R: 4 E: 0 K: 1 S: 16	H: 5 LOB: 1 BB: 0 P: 25	R: 0 E: 0 K: 1 S: 8	H: 1 LOB: 1 BB: 0 P: 12	R: 0 E: 0 K: 0 S: 3	H: 0 LOB: 0 BB: 0 P: 7	R: 0 E: 0 K: 0 S: 4	H: 0 LOB: 0 BB: 0 P: 7	R: 0 E: 0 K: 1 S: 5	H: 0 LOB: 1 BB: 0 P: 9	R: 0 E: 0 K: 1 S: 8	H: 0 LOB: 0 BB: 0 P: 10	1B: 7 2B: 1 3B: 0 HR: 0	SF: 0 SAC: 1 DP: 1 HBP: 1	WP: 0 PB: 1 CS: 0	PA: 35							
<b>PITCHER</b>	IP	WLS	BF	H	R	ER	SO	BB	IBB	HBP	BLK	WP	HR	S	P	ERA	WHIP										
Curt Schilling, R ERA: 2.45 (8, 1)	7.0		28	8	4	3	6	0	0	0	1	0	0	1	4	0.00	0.000										
Ricky Bottalico, R ERA: 2.45 (8, 1)	0.1		2	0	0	0	0	0	0	0	0	0	0	1	4	0.00	0.000										
Norm Charlton, L ERA: 10.8 (8, 1)	0.2		2	0	0	0	1	0	0	0	0	0	0	4	5	0.00	0.000										
Heathcliff Slocumb, R ERA: (9, 1)	1.0	S	3	0	0	0	1	0	0	0	0	0	0	8	10	0.00	0.000										

Philadelphia Phillies @ Atlanta Braves  
 Atlanta-Fulton County Stadium, Atlanta, GA  
 Sun May 07 1995, 3:33 AM EDT  
 Att: 34,166 - Sunny - 77 F

AB	33
R	4
H	8
RBI	3
BB	0
SO	8
LOB	11





Batter	1	2	3	4	5	6	7	8	9	AB	R	H	RBI	BB	SO	LOB	TOP			
Lenny Dykstra, L OBP: 0.385, SLG: 0.356	4-2 HR BB	2-0 2H 1B		0-0 E 1B		4-2 BB			0-3 K	3	1	2	1	2	1	0	<b>Philadelphia Phillies @ Atlanta Braves</b> Atlanta-Fulton County Stadium, Atlanta, GA Mon May 08 1995, 7:05 PM EDT Att: 27,266 - Unknown - 79 F			
Mariano Duncan, R OBP: 0.393, SLG: 0.607	0-3 K	0-1 F8		0-2 E5 1-2		0-3 K			0-1 E5 1B	5	0	0	0	0	2	4				
Gregg Jefferies, S OBP: 0.275, SLG: 0.400	3-1 1H HR	0-2 P4		1-0 F8			0-1 P6		1-2 1B	5	1	2	2	0	0	3				
Dave Hollins, S OBP: 0.469, SLG: 0.457	1-1 BB 1B		1-2 P6		2-2 G4-3		1-2 G4-3			4	0	1	0	0	0	0				
Darren Daulton, L OBP: 0.349, SLG: 0.371	1-1 P4		4-2 FC4-6 BB		1-1 P6		2-0 G3-1			3	0	0	0	1	0	1				
Charlie Hayes, R OBP: 0.376, SLG: 0.471	4-0 1-2 BB		1-0 FC4-6 1-2		4-0 BB			2-3 K		2	0	0	0	2	1	1				
Dave Gallagher, R Tony Longmire, L Gene Harris, R Heathcliff Slocumb, R	2-3 K		2-2 P4		3-2 P4			1-3 K		2	3	0	0	0	0	0				
Mickey Morandini, L OBP: 0.263, SLG: 0.250		1-0 SH1-4 1B		2-2 G4-3		2-1 F8		1-3 K		3	4	1	1	0	0	1				
David West, L Kyle Abbott, L Lenny Webster, R Toby Borland, R Jim Eisenreich, L OBP: 0.435		0-2 SH1-4		1-3 K		1-1 G5-3		2-3 K		1	0	0	0	0	0	0				
<b>Inning Stats</b>	R: 2 E: 0 K: 2 S: 18	H: 2 LOB: 2 BB: 2 P: 33	R: 1 E: 0 K: 0 S: 10	H: 2 LOB: 1 BB: 0 P: 13	R: 0 E: 0 K: 0 S: 9	H: 0 LOB: 1 BB: 1 P: 17	R: 0 E: 1 K: 1 S: 13	H: 1 LOB: 2 BB: 0 P: 17	R: 0 E: 0 K: 0 S: 9	H: 0 LOB: 1 BB: 1 P: 19	R: 0 E: 0 K: 0 S: 6	H: 0 LOB: 0 BB: 0 P: 9	R: 0 E: 0 K: 3 S: 10	H: 0 LOB: 0 BB: 0 P: 14	R: 0 E: 1 K: 2 S: 13	H: 1 LOB: 2 BB: 0 P: 16		1B: 5 2B: 0 3B: 0 HR: 1	SF: 0 SAC: 1 DP: 0 HBP: 0	WP: 0 PB: 0 SB: 0 CS: 0
<b>PITCHER</b>	IP WLS BF H R ER SO BB IBB HBP BLK WP HR S P ERA WHIP	IP WLS BF H R ER SO BB IBB HBP BLK WP HR S P ERA WHIP	IP WLS BF H R ER SO BB IBB HBP BLK WP HR S P ERA WHIP	IP WLS BF H R ER SO BB IBB HBP BLK WP HR S P ERA WHIP	IP WLS BF H R ER SO BB IBB HBP BLK WP HR S P ERA WHIP	IP WLS BF H R ER SO BB IBB HBP BLK WP HR S P ERA WHIP	IP WLS BF H R ER SO BB IBB HBP BLK WP HR S P ERA WHIP	IP WLS BF H R ER SO BB IBB HBP BLK WP HR S P ERA WHIP	IP WLS BF H R ER SO BB IBB HBP BLK WP HR S P ERA WHIP	IP WLS BF H R ER SO BB IBB HBP BLK WP HR S P ERA WHIP	IP WLS BF H R ER SO BB IBB HBP BLK WP HR S P ERA WHIP	IP WLS BF H R ER SO BB IBB HBP BLK WP HR S P ERA WHIP	IP WLS BF H R ER SO BB IBB HBP BLK WP HR S P ERA WHIP	IP WLS BF H R ER SO BB IBB HBP BLK WP HR S P ERA WHIP	IP WLS BF H R ER SO BB IBB HBP BLK WP HR S P ERA WHIP	IP WLS BF H R ER SO BB IBB HBP BLK WP HR S P ERA WHIP	IP WLS BF H R ER SO BB IBB HBP BLK WP HR S P ERA WHIP			

AB	33
R	3
H	6
RBI	3
BB	5
SO	9
LOB	13

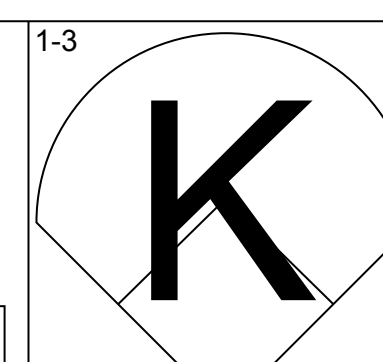
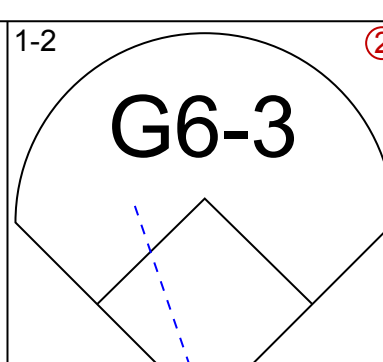
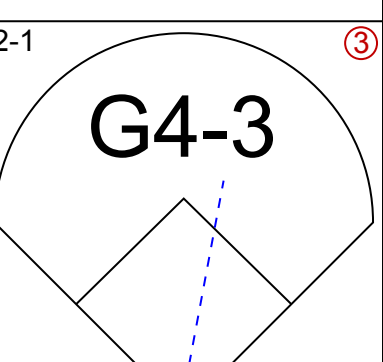
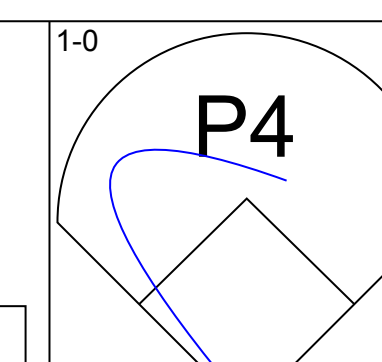
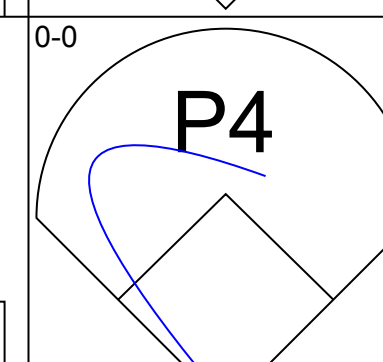
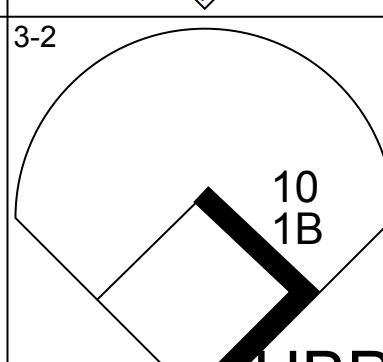
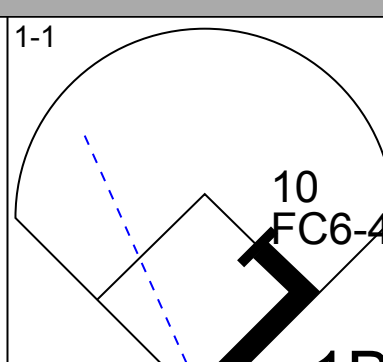
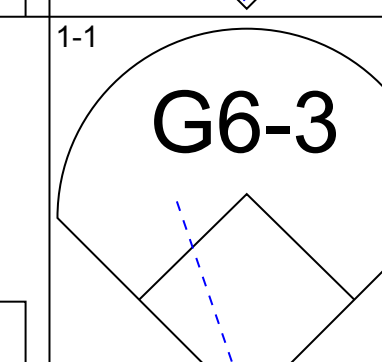
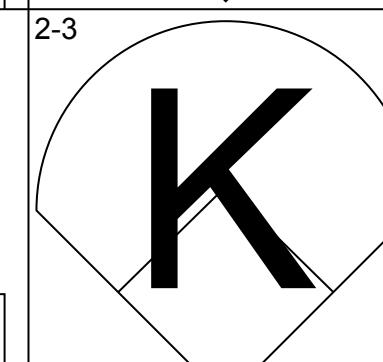
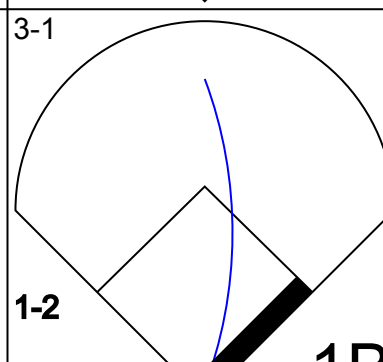
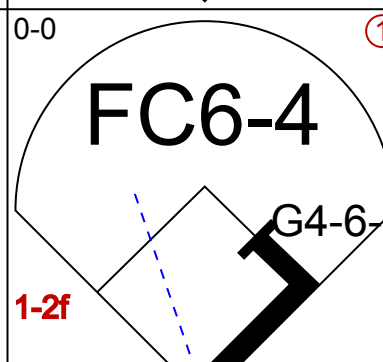
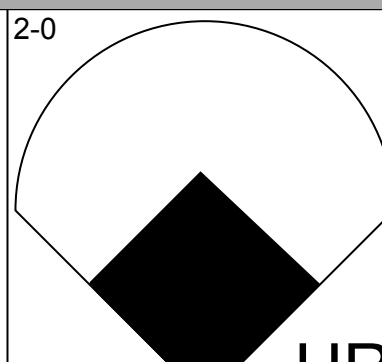
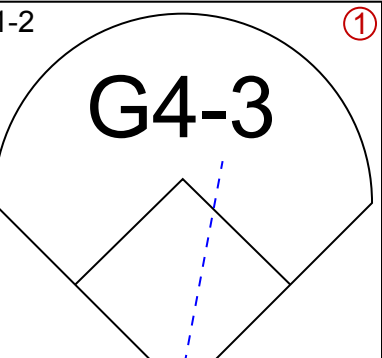
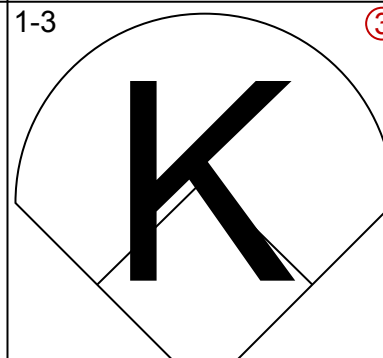
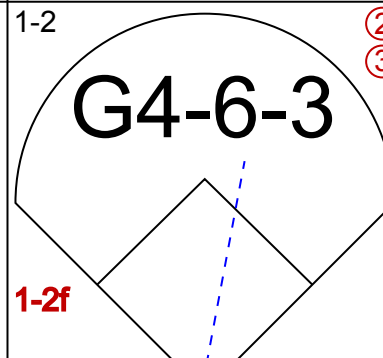
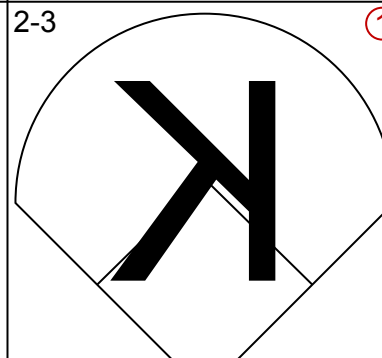
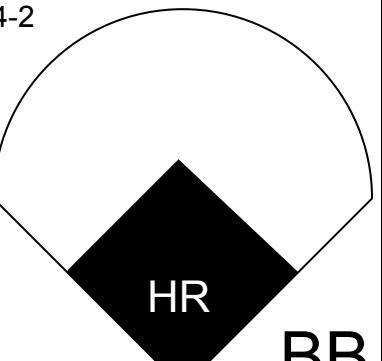
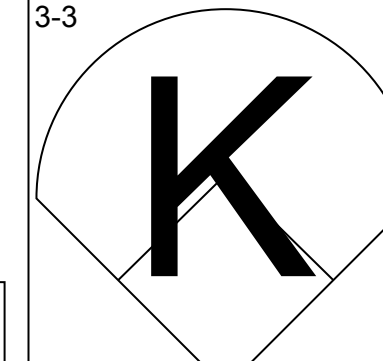
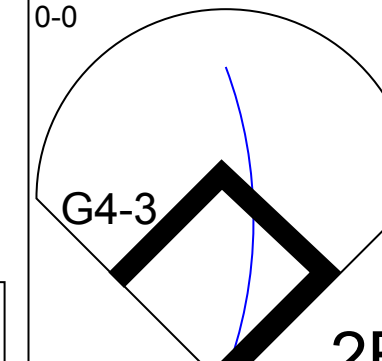
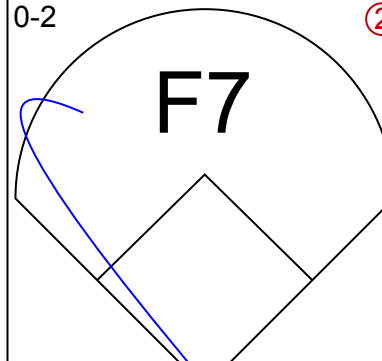
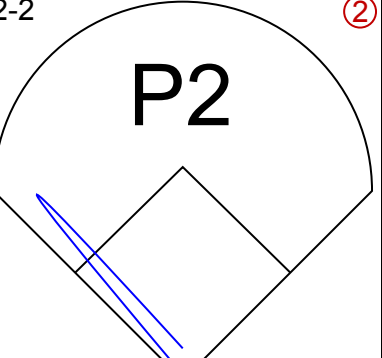
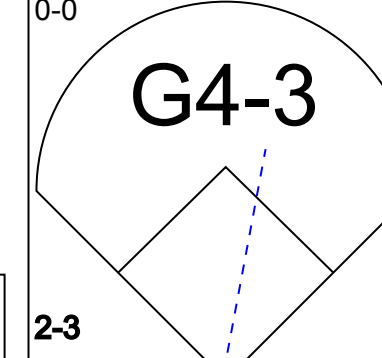
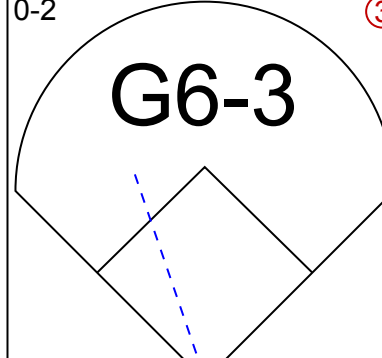
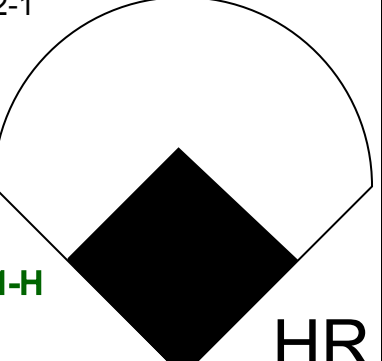
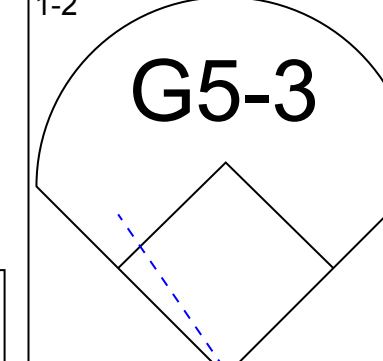
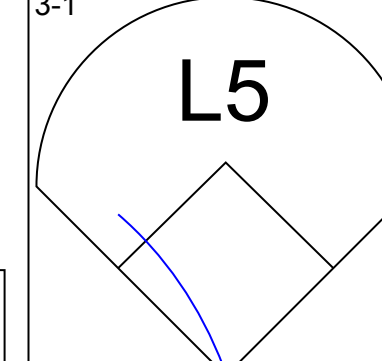

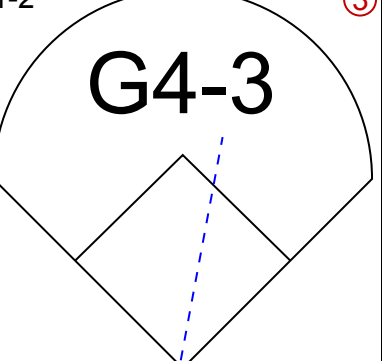

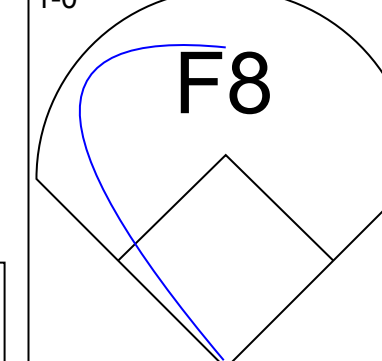

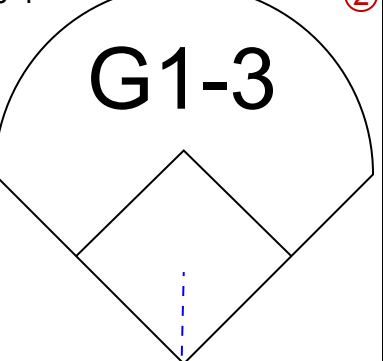


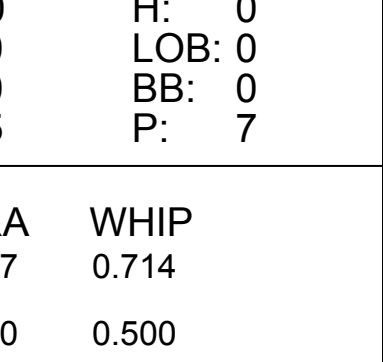
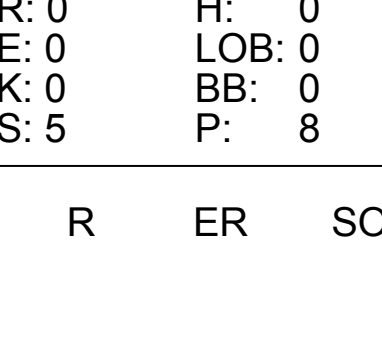


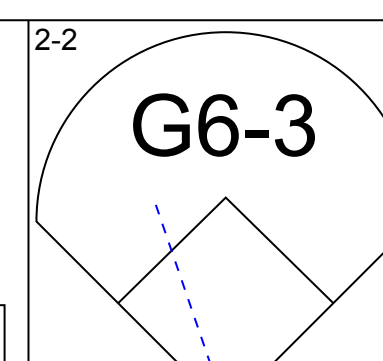
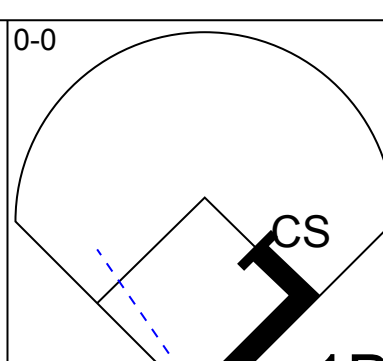
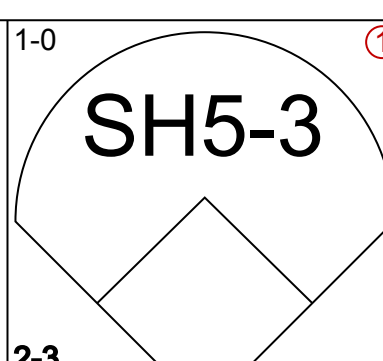
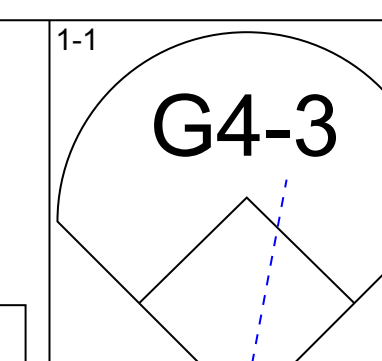
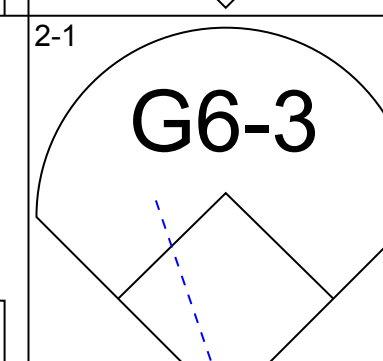
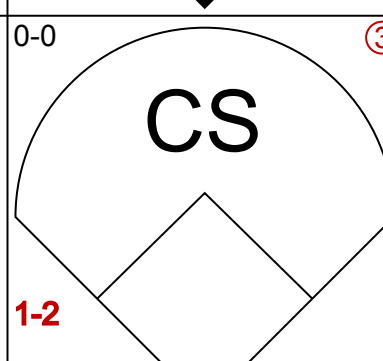
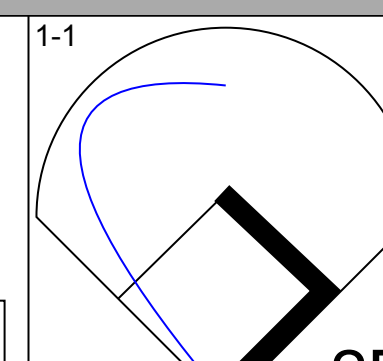
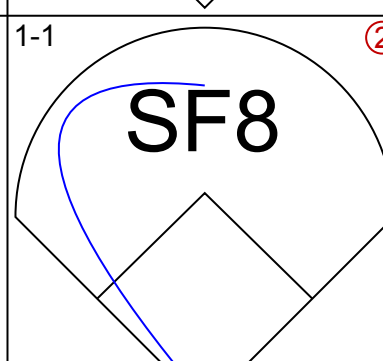
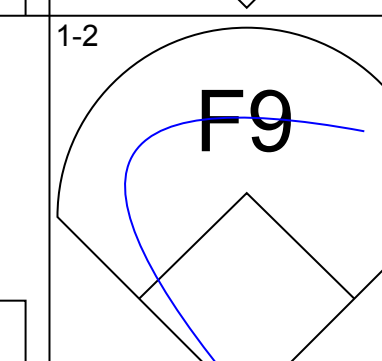
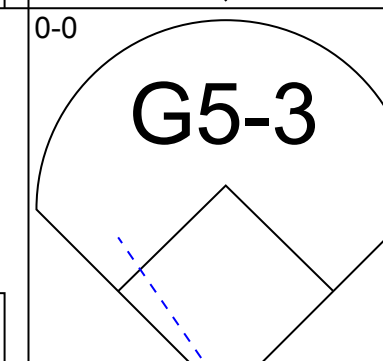
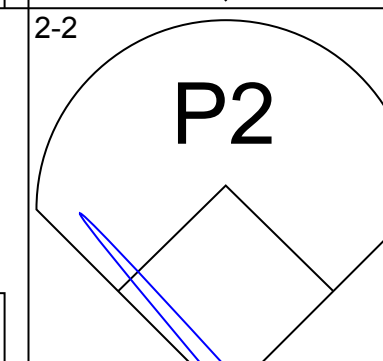
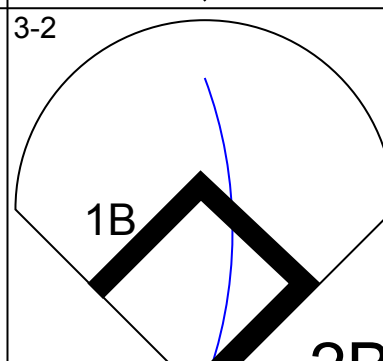
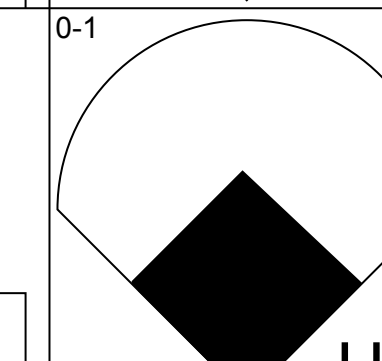
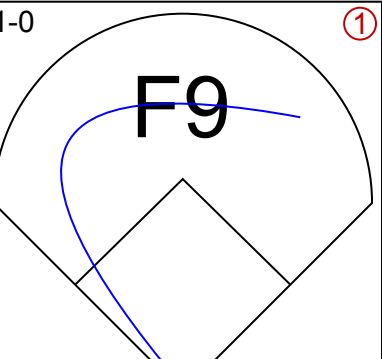
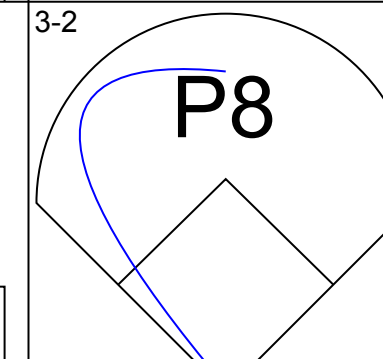
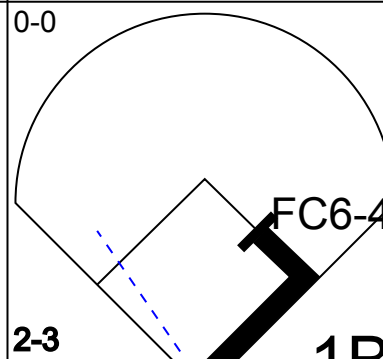
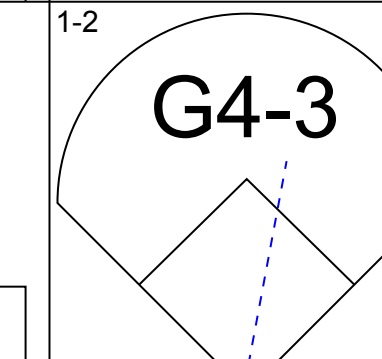
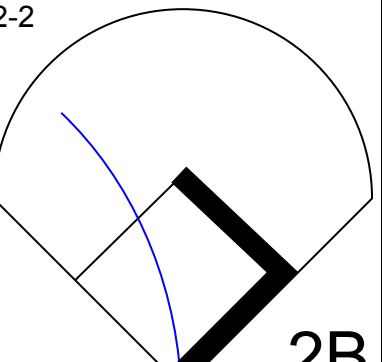
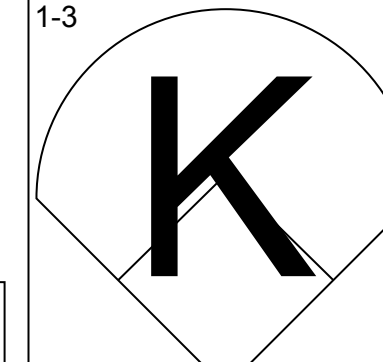
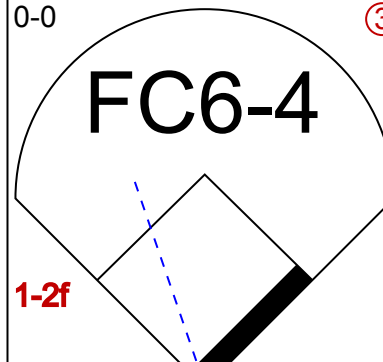
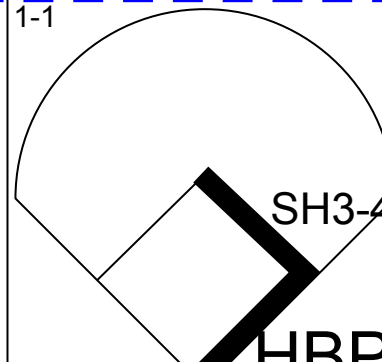
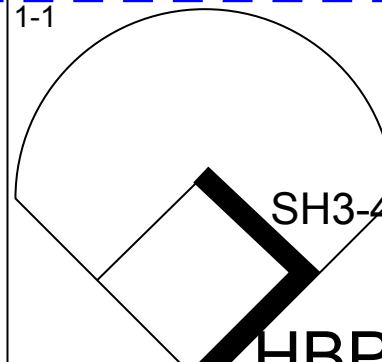
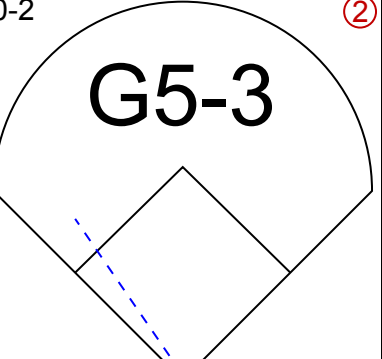
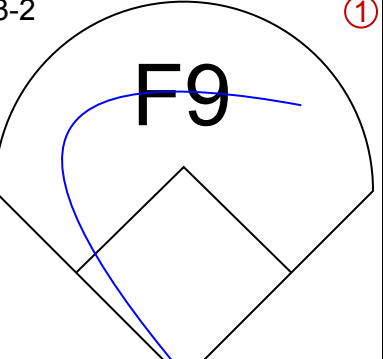
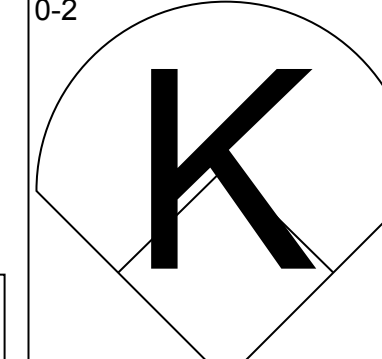
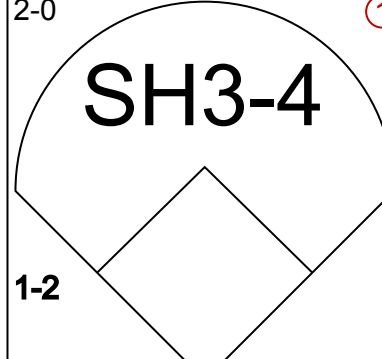
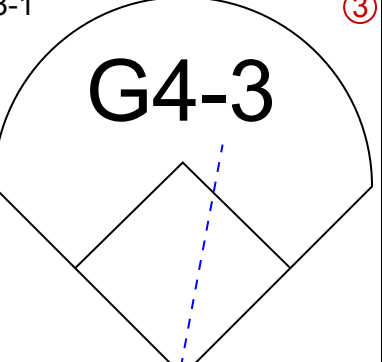
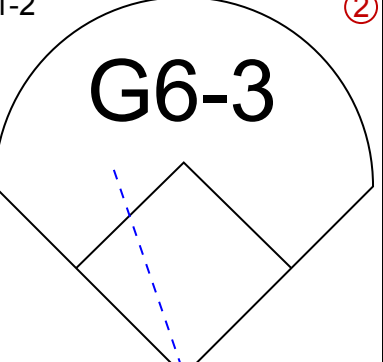
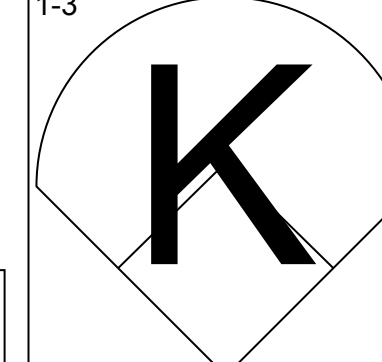
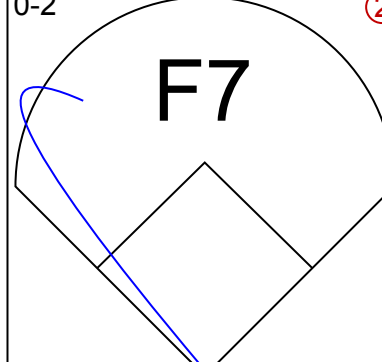
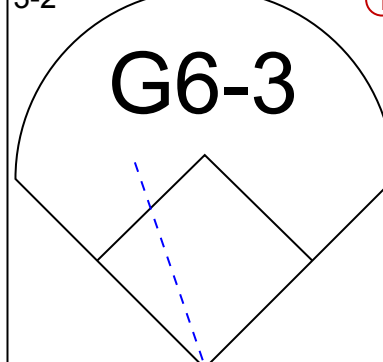
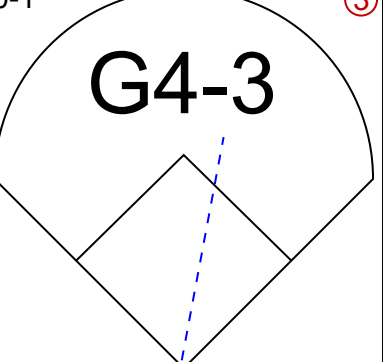
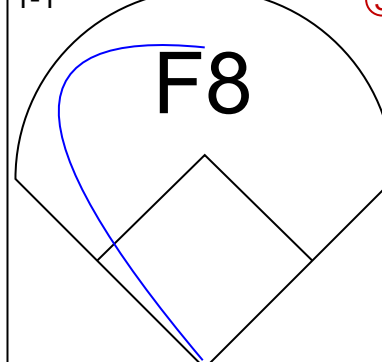

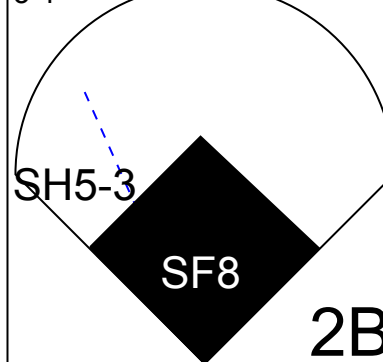
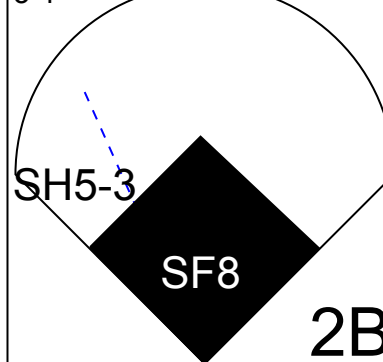
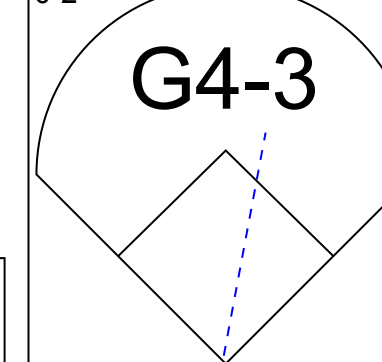
Batter	1	2	3	4	5	6	7	8	9	AB	R	H	RBI	BB	SO	LOB	BOTTOM					
Marquis Grissom, R OBP: 0.291, SLG: 0.333	2-1 10 FC5-6 BB 1B	2-2 FC5 1-2 2-3F		0-0 G5-3			1-2 G5-3	1-0 F8		5	0	1	0	0	0	5	<b>Philadelphia Phillies @ Atlanta Braves</b> Atlanta-Fulton County Stadium, Atlanta, GA Mon May 08 1995, 7:05 PM EDT Att: 27,266 - Unknown - 79 F					
Jeff Blauser, R OBP: 0.377, SLG: 0.302	4-2 10 FC5-6 BB		0-1 G4-3 10 FC5-6 BB 1B		0-1 10 L4-3 1B		3-3 K		3-3 K	4	1	2	0	1	2	0						
10 Chipper Jones, S OBP: 0.377, SLG: 0.302	1-0 FC5-6-5 1-2 2-3F		4-1 FC5-6 G4-3 BB		2-1 L4-3 1-2		1-2 2B		0-0 G3	4	0	1	0	1	0	3						
Fred McGriff, L OBP: 0.358, SLG: 0.477	2-1 P4		3-2 G4-3 1-2 2-3		3-2 F8		4-0 IBB		0-2 K	4	0	0	0	1	1	4						
Jose Oliva, R OBP: 0.360, SLG: 0.619	0-1 F9		0-0 FC6-5-4 2-3 3H			4-0 G5-4-3 BB		1-3 K		3	0	0	1	1	1	5						
Javy Lopez, R Mike Mordecai, R Mike Stanton, L		1-0 FC5 BB 1B		0-0 K		0-0 G5-4-3 1-2		1-0 1B 1B		4	0	2	0	0	1	2						
Mike Kelly, R OBP: 0.250, SLG: 0.190		4-1 FC5 BB		2-0 G6-3		4-2 2B BB		2-2 P3		2	1	0	0	2	0	1						
Mark Lemke, S OBP: 0.354, SLG: 0.439		2-0 F8		4-0 BB		2-2 1H 2B		0-0 1B		3	0	2	1	1	0	2						
Tom Glavine, L Dwight Smith, L Mark Wohlers, R Charlie O'Brien, R OBP: 0.200		2-2 B5		0-1 B1-3		2-3 K		2-2 P5		2	0	0	0	0	0	3						
<b>Inning Stats</b>	R: 0 E: 0 K: 0 S: 10	H: 1 LOB: 2 BB: 1 P: 19	R: 0 E: 0 K: 0 S: 10	H: 1 LOB: 1 BB: 1 P: 21	R: 1 E: 0 K: 1 S: 10	H: 1 LOB: 1 BB: 1 P: 18	R: 0 E: 0 K: 0 S: 4	H: 0 LOB: 1 BB: 1 P: 10	R: 0 E: 0 K: 0 S: 7	H: 1 LOB: 0 BB: 0 P: 12	R: 1 E: 0 K: 1 S: 11	H: 1 LOB: 2 BB: 2 P: 23	R: 0 E: 0 K: 2 S: 12	H: 1 LOB: 2 BB: 1 P: 22	R: 0 E: 0 K: 0 S: 10	H: 2 LOB: 2 BB: 0 P: 16		R: 0 E: 0 K: 2 S: 7	H: 0 LOB: 0 BB: 0 P: 10	1B: 6 2B: 3 3B: 0 HR: 0	SF: 0 SAC: 0 DP: 2 HBP: 0	WP: 0 PB: 0 SB: 0 CS: 0
<b>PITCHER</b>	IP WLS BF H R ER SO BB IBB HBP BLK WP HR S P ERA WHIP	IP WLS BF H R ER SO BB IBB HBP BLK WP HR S P ERA WHIP	IP WLS BF H R ER SO BB IBB HBP BLK WP HR S P ERA WHIP	IP WLS BF H R ER SO BB IBB HBP BLK WP HR S P ERA WHIP	IP WLS BF H R ER SO BB IBB HBP BLK WP HR S P ERA WHIP	IP WLS BF H R ER SO BB IBB HBP BLK WP HR S P ERA WHIP	IP WLS BF H R ER SO BB IBB HBP BLK WP HR S P ERA WHIP	IP WLS BF H R ER SO BB IBB HBP BLK WP HR S P ERA WHIP	IP WLS BF H R ER SO BB IBB HBP BLK WP HR S P ERA WHIP	IP WLS BF H R ER SO BB IBB HBP BLK WP HR S P ERA WHIP	IP WLS BF H R ER SO BB IBB HBP BLK WP HR S P ERA WHIP	IP WLS BF H R ER SO BB IBB HBP BLK WP HR S P ERA WHIP	IP WLS BF H R ER SO BB IBB HBP BLK WP HR S P ERA WHIP	IP WLS BF H R ER SO BB IBB HBP BLK WP HR S P ERA WHIP	IP WLS BF H R ER SO BB IBB HBP BLK WP HR S P ERA WHIP	IP WLS BF H R ER SO BB IBB HBP BLK WP HR S P ERA WHIP	IP WLS BF H R ER SO BB IBB HBP BLK WP HR S P ERA WHIP					

AB	33
R	2
H	8
RBI	2
BB	7
SO	6
LOB	28





Batter	1	2	3	4	5	6	7	8	9	AB	R	H	RBI	BB	SO	LOB	TOP					
Marquis Grissom, R OBP: 0.271, SLG: 0.309 (1, 8)										4	0	0	0	0	1	0	<b>Atlanta Braves @ New York Mets</b> Shea Stadium, Flushing, NY Tue May 09 1995, 7:05 PM EDT Att: 14,882 - Unknown - 62 F					
Jeff Blausler, R OBP: 0.386, SLG: 0.304 (1, 6)										3	0	1	0	0	0	0						
10 Chipper Jones, S OBP: 0.386, SLG: 0.383 (1, 7)										4	1	2	1	0	1	1						
Fred McGriff, L OBP: 0.333, SLG: 0.438 (1, 3)										4	0	0	0	0	2	3						
Dwight Smith, L OBP: 0.438, SLG: 0.500 Greg McMichael, R (7, 1)										2	1	1	0	1	1	0						
Mike Sharperson, R (9, PH) Brad Clontz, R (9, 1)										1	0	0	0	0	0	0						
Jose Oliva, R OBP: 0.310, SLG: 0.520 (1, 5)										4	0	0	0	0	0	2						
Charlie O'Brien, R OBP: 0.500, SLG: 0.625 (1, 2)										3	1	1	2	0	0	1						
Mark Lemke, S OBP: 0.333, SLG: 0.409 (1, 4)										3	0	0	0	0	0	1						
Steve Avery, L (1, 1) Mike Kelly, R OBP: 0.240, SLG: 0.182 (7, 9)										2	0	0	0	0	1	0						
<b>Inning Stats</b>	R: 0 E: 0 K: 2 S: 8	H: 0 LOB: 0 BB: 0 P: 11	R: 2 E: 0 K: 0 S: 14	H: 1 LOB: 0 BB: 1 P: 24	R: 0 E: 0 K: 2 S: 14	H: 1 LOB: 2 BB: 0 P: 22	R: 0 E: 0 K: 1 S: 9	H: 0 LOB: 0 BB: 0 P: 13	R: 0 E: 0 K: 0 S: 5	H: 1 LOB: 0 BB: 0 P: 7	R: 0 E: 0 K: 0 S: 6	H: 1 LOB: 1 BB: 0 P: 8	R: 0 E: 0 K: 0 S: 5	H: 1 LOB: 0 BB: 0 P: 9	R: 0 E: 0 K: 0 S: 5	H: 0 LOB: 0 BB: 0 P: 8	R: 1 E: 0 K: 1 S: 10	H: 1 LOB: 0 BB: 0 P: 14	1B: 2 2B: 1 3B: 0 HR: 2	SF: 0 SAC: 0 DP: 1 HBP: 1	WP: 0 PB: 0 SB: 0 CS: 0	PA: 33
<b>PITCHER</b>	IP	WLS	BF	H	R	ER	SO	BB	IBB	HBP	BLK	WP	HR	S	P	ERA	WHIP					
Bret Saberhagen, R ERA: 5.68 Josias Manzanillo, R ERA: 9.39	7.0		26	4	2	2	5	1	0	1	0	0	1	61	94	2.57	0.714					

Batter	1	2	3	4	5	6	7	8	9	AB	R	H	RBI	BB	SO	LOB	BOTTOM				
Brett Butler, L OBP: 0.429, SLG: 0.452 (1, 8)										3	0	1	0	0	0	0	<b>Atlanta Braves @ New York Mets</b> Shea Stadium, Flushing, NY Tue May 09 1995, 7:05 PM EDT Att: 14,882 - Unknown - 62 F				
Edgardo Alfonzo, R OBP: 0.333, SLG: 0.636 (8, 6)										3	0	1	1	0	0	0					
Jeff Kent, R OBP: 0.319, SLG: 0.400 (1, 4)										4	1	2	1	0	0	1					
Bobby Bonilla, S OBP: 0.426, SLG: 0.622 (8, 5)										4	0	1	0	0	0	1					
Todd Hundley, S OBP: 0.405, SLG: 0.757 Tim Bogar, R OBP: 0.200, SLG: 0.200 (9, PR)										3	0	0	0	0	1	3					
Carl Everett, S OBP: 0.245, SLG: 0.435 (1, 9)										3	0	0	0	0	1	1					
Ricky Otero, S OBP: 0.150, SLG: 0.158 (1, 7)										4	0	0	0	0	1	3					
Jose Vizcaino, S OBP: 0.319, SLG: 0.349 Josias Manzanillo, R OBP: 0.351, SLG: 0.444 (9, PH)										3	0	1	0	0	0	0					
Bret Saberhagen, R OBP: 0.500, SLG: 0.750 Rico Brogna, L OBP: 0.432, SLG: 0.765 (8, 3)										2	1	1	0	0	0	0					
<b>Inning Stats</b>	R: 0 E: 0 K: 0 S: 6	H: 0 LOB: 0 BB: 0 P: 10	R: 0 E: 0 K: 0 S: 9	H: 1 LOB: 0 BB: 0 P: 15	R: 0 E: 0 K: 1 S: 13	H: 1 LOB: 0 BB: 0 P: 20	R: 0 E: 0 K: 0 S: 11	H: 0 LOB: 0 BB: 0 P: 15	R: 1 E: 0 K: 0 S: 10	H: 3 LOB: 2 BB: 0 P: 18	R: 0 E: 0 K: 2 S: 11	H: 1 LOB: 1 BB: 0 P: 13	R: 1 E: 0 K: 0 S: 12	H: 1 LOB: 0 BB: 0 P: 15	R: 0 E: 0 K: 0 S: 9	H: 0 LOB: 2 BB: 0 P: 12		1B: 3 2B: 4 3B: 0 HR: 1	SF: 1 SAC: 2 DP: 0 HBP: 1	WP: 0 PB: 0 SB: 0 CS: 1	PA: 36
<b>PITCHER</b>	IP	WLS	BF	H	R	ER	SO	BB	IBB	HBP	BLK	WP	HR	S	P	ERA	WHIP				
Steve Avery, L ERA: 3.68 Greg McMichael, R ERA: 3.55 Brad Clontz, R ERA: 1.35	6.0		23	6	1	1	1	0	0	0	0	0	1	23	28	4.50	1.000				

AB	31
R	3
H	5
RBI	3
BB	1
SO	6
LOB	8



AB	31
R	2
H	8
RBI	2
BB	0
SO	3
LOB	12





Batter	1	2	3	4	5	6	7	8	9	AB	R	H	RBI	BB	SO	LOB	TOP					
Marquis Grissom, R OBP: 0.254, SLG: 0.288 (1, 8)	F8		L9		G6-3			L7		4	0	0	0	0	0	0						
Jeff Blauer, R OBP: 0.393, SLG: 0.360 (1, 6)	L7			10 G3 SF7	2B	F8		2B		4	1	2	0	0	0	0						
10 Chipper Jones, S OBP: 0.377, SLG: 0.431 (1, 7)	F8		G3			HR		K		4	1	1	1	0	1	2						
Fred McGriff, L OBP: 0.328, SLG: 0.420 (1, 3)		G6-3		SF7		L4		IBB		2	0	0	1	1	0	0						
Dwight Smith, L OBP: 0.421, SLG: 0.588 Mike Kelly, R OBP: 0.231, SLG: 0.174 (6, 9)	G4-3		3B		L9			K		3	0	1	0	0	0	0						
Jose Oliva, R OBP: 0.333, SLG: 0.536 (1, 5)		2B		BB			F7		G6-3	3	0	1	0	1	0	0						
Javy Lopez, R OBP: 0.348, SLG: 0.545 (1, 2)	F8		F8				1B		G6-3	4	0	1	0	0	0	3						
Mark Lemke, S OBP: 0.327, SLG: 0.396 (1, 4)			G4-3		1B		P7		G1-3	4	0	1	0	0	0	1						
Kent Mercker, L Mike Stanton, L Mark Wohlers, R Steve Bedrosian, R (8, 1)			K		G3		K			3	0	0	0	0	2	2						
<b>Inning Stats</b>	R: 0 E: 0 K: 0 S: 7	H: 0 LOB: 0 BB: 0 P: 11	R: 0 E: 0 K: 0 S: 9	H: 1 LOB: 1 BB: 0 P: 13	R: 0 E: 0 K: 1 S: 6	H: 0 LOB: 0 BB: 0 P: 8	R: 1 E: 0 K: 0 S: 11	H: 2 LOB: 2 BB: 1 P: 18	R: 0 E: 0 K: 0 S: 5	H: 1 LOB: 0 BB: 0 P: 7	R: 1 E: 0 K: 0 S: 9	H: 1 LOB: 1 BB: 0 P: 15	R: 0 E: 0 K: 1 S: 10	H: 1 LOB: 1 BB: 0 P: 17	R: 0 E: 0 K: 2 S: 11	H: 1 LOB: 2 BB: 1 P: 21	R: 0 E: 0 K: 0 S: 7	H: 0 LOB: 0 BB: 0 P: 11	1B: 2 2B: 3 3B: 1 HR: 1	SF: 1 SAC: 0 DP: 0 HBP: 0	WP: 0 PB: 0 SB: 0 CS: 1	PA: 35
<b>PITCHER</b>	IP	WLS	BF	H	R	ER	SO	BB	IBB	HBP	BLK	WP	HR	S	P	ERA	WHIP					
Pete Harnisch, R ERA: 1.89 Doug Henry, R ERA: 4.5 John Franco, L ERA: 1.59	7.0		27	6	2	2	2	1	0	0	0	0	1	57	89	2.57	1.000					
	1.0	W	5	1	0	0	2	0	1	0	0	0	0	11	21	0.00	1.000					
	1.0	S	3	0	0	0	0	0	0	0	0	0	0	7	11	0.00	0.000					

Atlanta Braves @ New York Mets  
Shea Stadium, Flushing, NY  
Wed May 10 1995, 7:05 PM EDT  
Att: 12,620 - Unknown - 51 F

AB 32  
R 2  
H 7  
RBI 2  
BB 2  
SO 4  
LOB 10



Batter	1	2	3	4	5	6	7	8	9	AB	R	H	RBI	BB	SO	LOB	BOTTOM				
Brett Butler, L OBP: 0.444, SLG: 0.468 (1, 8)	SH1-3 1B		BB E 1B		G1-3		L7	S 1B		5	0	3	1	0	0	2					
Eduardo Alfonzo, R OBP: 0.308, SLG: 0.583 Rico Brogna, L OBP: 0.436, SLG: 0.743 (7, PH) (8, 3)	SH1-3		E5 BB			L8		K		2	0	0	0	0	0	1					
Jeff Kent, R OBP: 0.308, SLG: 0.364 (1, 4)	G5-3		BB			K		K		4	0	0	0	1	2	6					
Bobby Bonilla, S OBP: 0.414, SLG: 0.592 (8, 5)	F7		F9			FC6-4 1B		K 1B BB		4	1	1	0	0	1	4					
Todd Hundley, S OBP: 0.391, SLG: 0.700 (1, 2)		F8		L8		FC6-4		BB 1B BB		3	1	0	0	1	0	1					
Carl Everett, S OBP: 0.245, SLG: 0.420 (1, 9)		K		K			G5-3	BB 1B		4	1	1	0	0	2	0					
Ricky Otero, S OBP: 0.143 Joe Orsulak, L OBP: 0.300, SLG: 0.421 (8, PH) (9, 7)	G4-3		K2-3				BLK 2B BB	SH5-4 1B BB		2	1	0	0	1	1	0					
Jose Vizcaino, S OBP: 0.333, SLG: 0.383 (1, 6)			K2-3				BB 2B	1B SH5-4 1B		4	0	2	3	0	2	0					
Pete Harnisch, S Kelly Stinnett, R Doug Henry, R David Segui, S John Franco, L (8, PH) (9, 1)			K				FC5 BB	SH5-4		2	0	0	0	0	2	0					
<b>Inning Stats</b>	R: 0 E: 0 K: 0 S: 11	H: 1 LOB: 1 BB: 0 P: 18	R: 0 E: 0 K: 1 S: 6	H: 0 LOB: 0 BB: 0 P: 9	R: 0 E: 1 K: 2 S: 13	H: 1 LOB: 3 BB: 1 P: 22	R: 0 E: 0 K: 2 S: 8	H: 0 LOB: 0 BB: 0 P: 14	R: 0 E: 0 K: 1 S: 11	H: 1 LOB: 1 BB: 0 P: 16	R: 1 E: 0 K: 0 S: 13	H: 1 LOB: 3 BB: 3 P: 28	R: 4 E: 0 K: 3 S: 15	H: 3 LOB: 2 BB: 2 P: 26	1B: 6 2B: 1 3B: 0 HR: 0	SF: 0 SAC: 2 DP: 0 HBP: 0	WP: 1 PB: 0 SB: 1 CS: 0	PA: 39			
<b>PITCHER</b>	IP	WLS	BF	H	R	ER	SO	BB	IBB	HBP	BLK	WP	HR	S	P	ERA	WHIP				
Kent Mercker, L ERA: 4.05 Mike Stanton, L ERA: 4.29 Mark Wohlers, R ERA: 9.0 Steve Bedrosian, R ERA: 4.26	6.1		25	3	1	1	8	2	0	0	0	0	0	67	109	1.42	0.789				
	0.1		3	1	0	0	0	1	0	0	1	0	0	5	9	0.00	6.000				
	0.1	L	6	1	4	4	1	3	0	0	0	1	0	8	21	108.00	12.000				
	1.0		5	2	0	0	2	0	0	0	0	0	0	9	12	0.00	2.000				

Atlanta Braves @ New York Mets  
Shea Stadium, Flushing, NY  
Wed May 10 1995, 7:05 PM EDT  
Att: 12,620 - Unknown - 51 F

AB 31  
R 5  
H 7  
RBI 5  
BB 6  
SO 11  
LOB 16





Batter	1	2	3	4	5	6	7	8	9	AB	R	H	RBI	BB	SO	LOB	TOP																				
Marquis Grissom, R (1, 8) OBP: 0.250, SLG: 0.297	0-3 K		3-2 2H 2B		0-2 E1 1B			1-0 G4-3	1-3 K	5	0	1	1	0	2	2																					
Jeff Blauer, R (1, 6) OBP: 0.400, SLG: 0.370	1-1 G6-3		1-3 K		3-1 1B			1-2 1B		4	0	2	0	0	1	1																					
10 Chipper Jones, S (1, 7) OBP: 0.354, SLG: 0.490	2-1 F9			2-0 G3-1	0-0 G3			0-0 F7		4	0	0	0	0	0	3																					
Fred McGriff, L (1, 3)		1-2 G3-1		2-2 F9		0-1 F7		1-0 L9		4	0	0	0	0	0	1																					
Dwight Smith, L (1, 9) OBP: 0.435, SLG: 0.714		0-0 G5-4-3 1B		0-0 HR		1-0 L7		2-3 K		4	1	2	1	0	1	0																					
Jose Oliva, R (1, 5) OBP: 0.351, SLG: 0.625		1-2 G5-4-3 1-2		0-0 1B		1-0 G1-3		2-2 HR		4	1	2	1	0	0	1																					
Javy Lopez, R (1, 2) OBP: 0.360, SLG: 0.522			2-0 FC4-6 HBP	2-3 K			0-1 P3	4-1 G3-1 1B BB		2	0	0	0	1	1		AB 34																				
Mark Lemke, S (1, 4) OBP: 0.310, SLG: 0.373			1-1 FC4-6 2B		1-0 G4-3		0-0 F7	2-2 G3-1 1B		3	1	0	0	0	0	1	R 3																				
Mike Mordecai, R (8, 4) OBP: 0.250, SLG: 0.250			1-2 SH1-4		3-2 F8		2-1 P2	1-2 G3-1		1	0	1	0	0	0	0	H 8																				
29 John Smoltz, R (1, 1) Mike Sharperson, R (7, PH) Brad Woodall, S (7, 1) Pedro Borbon, R (8, 1) Mike Kelly, R (9, PH)			1-1 SH1-4		1-1 F8			0-0 G3-1		1	0	0	0	0	0	0	RBI 3																				
	R: 0 E: 0 K: 1 S: 7	H: 0 LOB: 0 BB: 0 P: 10	R: 0 E: 0 K: 0 S: 8	H: 1 LOB: 0 BB: 0 P: 10	R: 1 E: 0 K: 1 S: 10	H: 1 LOB: 1 BB: 0 P: 18	R: 1 E: 0 K: 1 S: 9	H: 2 LOB: 1 BB: 0 P: 15	R: 0 E: 1 K: 0 S: 12	H: 1 LOB: 2 BB: 0 P: 18	R: 0 E: 0 K: 0 S: 4	H: 0 LOB: 0 BB: 0 P: 6	R: 0 E: 0 K: 0 S: 5	H: 0 LOB: 0 BB: 0 P: 7	R: 0 E: 0 K: 0 S: 6	H: 1 LOB: 1 BB: 1 P: 9	R: 1 E: 0 K: 2 S: 15	H: 2 LOB: 2 BB: 1 P: 26	1B: 5 2B: 3 3B: 0 HR: 2	SF: 0 SAC: 1 DP: 1 HBP: 1	WP: 0 PB: 0 CS: 0	PA: 37															
PITCHER	IP	WLS	BF	H	R	ER	SO	BB	IBB	HBP	BLK	WP	HR	S	P	ERA	WHIP	PITCHER		IP	WLS	BF	H	R	ER	SO	BB	IBB	HBP	BLK	WP	HR	S	P	ERA	WHIP	
Bobby Jones, R (1, 1) ERA: 2.28	8.0	W	31	6	2	2	3	0	0	1	0	0	1	61	93	2.25	0.750																				
John Franco, L (9, 1) ERA: 2.7	1.0	S	6	2	1	1	2	1	0	0	0	0	1	15	26	9.00	3.000																				

Atlanta Braves @ New York Mets  
Shea Stadium, Flushing, NY  
Thu May 11, 1995, 7:05 PM EDT  
Att: 13,073 - Unknown - 56 F

AB 34  
R 3  
H 8  
RBI 3  
BB 1  
SO 5  
LOB 12



Batter	1	2	3	4	5	6	7	8	9	AB	R	H	RBI	BB	SO	LOB	BOTTOM																				
Brett Butler, L (1, 8) OBP: 0.441, SLG: 0.481	0-0 SH5-4 2B			1-0 1B		3-1 F8		2-2 G1-4-3		5	1	2	0	0	1	2																					
John Franco, L (9, 1)		2-3 K		2-3 1B				1-2 1B		0	0	0	0	0	0	0																					
Jose Vizcaino, S (1, 6) OBP: 0.327, SLG: 0.360	0-0 SH5-4		4-2 2B	3-1 G4-3		3-2 F8		0-0 F9		3	0	0	0	1	0	2																					
Rico Brogna, L (1, 3) OBP: 0.465, SLG: 0.769	1-0 G4-3 2B		2-3 K		1-1 1B		3-2 E 1B			4	2	3	1	0	1	1																					
Bobby Bonilla, S (1, 5) OBP: 0.435, SLG: 0.623	3-2 G4-3		2-2 2B		0-1 G6-4-3 1B		0-1 E 1B			4	0	3	0	0	0	1																					
Jeff Kent, R (1, 4) OBP: 0.286, SLG: 0.333	0-3 K		1-3 P9		0-1 G6-4-3		0-2 E4 WP 1B			4	1	0	0	0	1	6																					
Joe Orsulak, L (1, 9) OBP: 0.375, SLG: 0.478		1-1 1B	1-2 G1-3		1-0 1B		0-0 FC4-6			4	1	3	1	0	0	2																					
David Segui, S (1, 7) OBP: 0.400, SLG: 0.467		1-0 1B		4-1 1B		0-2 1B		2-1 FC4-6		3	0	2	1	1	0	1																					
Ricky Otero, S (7, PR) OBP: 0.174, SLG: 0.143		1-3 1B		1-3 BB		1-3 1B		1-2 FC4-6		0	0	0	0	0	0	0	AB 33																				
Todd Hundley, S (1, 2) OBP: 0.360, SLG: 0.651		1-0 SF7		1-3 K		1-0 G4-3		2-1 P3		3	0	0	1	0	1	4	H 13																				
Bobby Jones, R (1, 1) OBP: 0.167, SLG: 0.167		3-3 K		0-2 SH1-4		2-3 K		1-2 E5		2	0	0	0	0	2	1	RBI 4																				
Edgardo Alfonzo, R (8, PH) OBP: 0.296, SLG: 0.580										1	0	0	0	0	0	0	BB 2																				
Carl Everett, S (9, 9) OBP: 0.245, SLG: 0.420				1-2 K						0	0	0	0	0	0	0	SO 6																				
	R: 1 E: 0 K: 1 S: 12	H: 2 LOB: 1 BB: 0 P: 16	R: 1 E: 0 K: 2 S: 12	H: 2 LOB: 0 BB: 0 P: 17	R: 0 E: 0 K: 1 S: 14	H: 1 LOB: 2 BB: 1 P: 23	R: 0 E: 0 K: 1 S: 10	H: 1 LOB: 2 BB: 1 P: 19	R: 1 E: 0 K: 0 S: 11	H: 4 LOB: 2 BB: 0 P: 14	R: 0 E: 0 K: 1 S: 9	H: 0 LOB: 0 BB: 0 P: 17	R: 2 E: 1 K: 0 S: 13	H: 3 LOB: 1 BB: 0 P: 20	R: 0 E: 1 K: 0 S: 8	H: 0 LOB: 0 BB: 0 P: 11	1B: 10 2B: 3 3B: 0 HR: 0	SF: 1 SAC: 2 DP: 2 HBP: 0	WP: 1 PB: 0 CS: 0	PA: 38																	
PITCHER	IP	WLS	BF	H	R	ER	SO	BB	IBB	HBP	BLK	WP	HR	S	P	ERA	WHIP	PITCHER		IP	WLS	BF	H	R	ER	SO	BB	IBB	HBP	BLK	WP	HR	S	P	ERA	WHIP	
29 John Smoltz, R (1, 1) ERA: 3.38	6.0	L	29	10	3	3	6	2	0	0	0	0	1	0	68	106	4.50	2.000																			
Brad Woodall, L (7, 1) ERA: 9.0	1.0		6	3	2	1	0	0	0	0	0	1	0	13	20	9.00	3.000																				
Pedro Borbon, L (8, 1) ERA: 6.75	1.0		3	0	0	0	0	0	0	0	0	0	0	8	11	0.00	0.000																				

Atlanta Braves @ New York Mets  
Shea Stadium, Flushing, NY  
Thu May 11, 1995, 7:05 PM EDT  
Att: 13,073 - Unknown - 56 F

AB 33  
R 5  
H 13  
RBI 4  
BB 2  
SO 6  
LOB 20





Batter	1	2	3	4	5	6	7	8	9	10	11	AB	R	H	RBI	BB	SO	LOB	TOP								
Deion Sanders, L OBP: 0.215, SLG: 0.302	(1, 8) SH5-3 1B		(2, 0) F7			(1, 1) S 2B		(1, 2) G4-3		(2, 3) K		5	1	2	0	0	1	1									
Bary Larkin, R OBP: 0.435, SLG: 0.607	(1, 6) SH5-3 1-2		(2, 0) G5-4-3 1-2			(1, 1) S 1B		(1, 1) S G4-3 2B		(1, 2) F9		4	2	2	1	0	0	1									
Hal Morris, L OBP: 0.273, SLG: 0.377	(1, 3) K 2-3					(0, 1) G1-3		(2, 0) G4-3		(1, 2) F7		5	0	0	1	0	2	2									
Ron Gant, R OBP: 0.370, SLG: 0.617	(1, 7) S HBP					(2, 3) K		(2, 3) K				4	1	1	1	0	2	1									
Jerome Walton, R OBP: 0.385, SLG: 0.509												0	0	0	0	0	0	0									
Lenny Harris, L OBP: 0.333, SLG: 0.375	(1, 5) G3					(0, 0) G6-3		(1, 1) 2-H 1B				5	1	2	1	0	0	2									
Jeff Branson, L OBP: 0.167, SLG: 0.333	(11, 5) 1-2											0	0	0	0	0	0	0									
Bret Boone, R OBP: 0.394, SLG: 0.433												4	0	2	0	0	0	1									
Reggie Sanders, R OBP: 0.371, SLG: 0.353												5	0	1	0	0	0	2									
Eddie Taubensee, L OBP: 0.286, SLG: 0.211												5	0	1	1	0	3	3									
Jose Rijo, R OBP: 0.125, SLG: 0.125												3	0	1	0	0	1	2									
Xavier Hernandez, L OBP: 0.267, SLG: 0.214												1	0	0	0	0	0	1									
Thomas Howard, S OBP: 0.267, SLG: 0.214												0	0	0	0	0	0	0									
Chuck McElroy, L OBP: 0.101												0	0	0	0	0	0	0									
Jeff Brantley, R												0	0	0	0	0	0	0									
<b>Inning Stats</b>	R: 0 E: 0 K: 1 S: 8	H: 1 LOB: 2 BB: 0 P: 14	R: 0 E: 0 K: 1 S: 10	H: 0 LOB: 0 BB: 0 P: 12	R: 0 E: 0 K: 0 S: 3	H: 1 LOB: 0 BB: 0 P: 6	R: 0 E: 0 K: 2 S: 7	H: 0 LOB: 0 BB: 0 P: 9	R: 0 E: 0 K: 2 S: 8	H: 2 LOB: 1 BB: 0 P: 10	R: 2 E: 0 K: 1 S: 14	H: 3 LOB: 1 BB: 0 P: 19	R: 1 E: 0 K: 0 S: 9	H: 1 LOB: 0 BB: 0 P: 16	R: 1 E: 0 K: 0 S: 10	H: 2 LOB: 1 BB: 0 P: 12	R: 0 E: 0 K: 1 S: 9	H: 0 LOB: 0 BB: 0 P: 13	R: 1 E: 0 K: 0 S: 10	H: 2 LOB: 1 BB: 0 P: 17	1B: 8 2B: 3 3B: 0 HR: 1	SF: 0 SAC: 2 DP: 1 HBP: 1	WP: 0 PB: 0 SB: 4 CS: 2	PA: 44			
<b>PITCHER</b>	IP 7.2	WLS 30	BF 30	H 8	R 3	ER 3	SO 8	BB 0	IBB 0	HBP 0	BLK 0	WP 0	HR 0	S 13	P 18	ERA 6.75	WHIP 1.500										
Greg Maddux, R ERA: 2.31	(1, 1)																										
Brad Clontz, R ERA: 2.25	(8, 1)	1.1	6	2	1	1	0	0	0	0	0	0	0	0	13	18	6.75	1.500									
Pedro Borbon, L ERA: 5.4	(10, 1)	1.0	3	0	0	0	1	0	0	0	0	0	0	0	9	13	0.00	0.000									
Steve Bedrosian, R ERA: 5.14	(11, 1)	0.2	L	4	2	1	1	0	0	0	0	0	1	7	13	13.50	3.000										
Mike Stanton, L ERA: 4.05	(11, 1)	0.1	1	0	0	0	0	0	0	0	0	0	0	3	4	0.00	0.000										

Cincinnati Reds @ Atlanta Braves  
Atlanta-Fulton County Stadium, Atlanta, GA  
Fri May 12 1995, 7:05 PM EDT  
Att. 33,106 - Unknown - 78 F

livebaseballscorecards.com

AB 41  
R 5  
H 12  
RBI 5  
BB 0  
SO 9  
LOB 16



Batter	1	2	3	4	5	6	7	8	9	10	11	AB	R	H	RBI	BB	SO	LOB	BOTTOM							
Marquis Grissom, R OBP: 0.247, SLG: 0.279	(1, 8) L9		(3, 1) F9									4	0	0	0	1	0	0								
Jeff Blauser, R OBP: 0.400, SLG: 0.362	(1, 6) 10 BB 1B											4	1	1	0	1	0	1								
10 Chipper Jones, S OBP: 0.357, SLG: 0.441	(1, 7) 4-2 BB G4-6-3 BB											4	1	1	2	1	1	1								
Fred McGriff, L OBP: 0.314, SLG: 0.431	(1, 3) G4-6-3 1-2											4	1	1	1	1	1	2								
Dwight Smith, L OBP: 0.383, SLG: 0.625												3	0	0	0	0	1	0								
Mike Kelly, R OBP: 0.207, SLG: 0.154												2	0	0	0	0	1	2								
Jose Oliva, R OBP: 0.317, SLG: 0.556												4	0	0	0	0	2	0								
Charlie O'Brien, R OBP: 0.563, SLG: 1.000												4	1	3	1	0	0	0								
Mike Mordecai, R OBP: 0.250, SLG: 0.250												0	0	0	0	0	0	0								
Steve Bedrosian, R												0	0	0	0	0	0	0								
Mike Stanton, L												0	0	0	0	0	0	0								
Rafael Belliard, R OBP: 0.353, SLG: 0.511	(1, 4) G6-3											3	0	0	0	0	0	0								
Greg Maddux, R ERA: 6.55	(1, 1)											2	0	0	0	0	1	0								
Brad Clontz, R ERA: 5.4	(8, 1)	1.0	3	0	0	0	2	0	0	0	0	1	0	0	0	0	0	0								
Pedro Borbon, R ERA: 4.22	(10, 1)	2.0	W	9	1	0	0	1	1	0	0	0	0	13	25	0.00	1.000									
Javy Lopez, R OBP: 0.353, SLG: 0.511	(11, 2)											1	0	0	0	0	0	2								
<b>Inning Stats</b>	R: 0 E: 0 K: 0 S: 10	H: 1 LOB: 1 BB: 1 P: 19	R: 0 E: 0 K: 0 S: 8	H: 0 LOB: 0 BB: 0 P: 13	R: 0 E: 0 K: 1 S: 8	H: 0 LOB: 0 BB: 0 P: 13	R: 3 E: 0 K: 2 S: 15	H: 3 LOB: 1 BB: 0 P: 24	R: 0 E: 0 K: 0 S: 10	H: 0 LOB: 0 BB: 0 P: 11	R: 1 E: 0 K: 1 S: 9	H: 1 LOB: 0 BB: 0 P: 15	R: 0 E: 0 K: 0 S: 6	H: 0 LOB: 0 BB: 0 P: 8	R: 0 E: 0 K: 2 S: 7	H: 0 LOB: 0 BB: 2 P: 10	R: 0 E: 0 K: 0 S: 6	H: 1 LOB: 2 BB: 0 P: 8	R: 0 E: 0 K: 0 S: 7	H: 0 LOB: 2 BB: 2 P: 17	1B: 2 2B: 1 3B: 0 HR: 3	SF: 0 SAC: 1 DP: 1 HBP: 0	WP: 0 PB: 0 SB: 0 CS: 0	PA: 41		
<b>PITCHER</b>	IP 7.0	WLS 26	BF 26	H 5	R 4	ER 4	SO 5	BB 2	IBB 0	HBP 0	BLK 0	WP 0	HR 3	S 68	P 108	ERA 5.14	WHIP 1.000									
Jose Rijo, R ERA: 6.55	(1, 1)																									
Xavier Hernandez, R ERA: 5.4	(8, 1)	1.0	3	0	0	0	2	0	0	0	0	0	0	6	8	0.00	0.000									
Chuck McElroy, L ERA: 4.22	(9, 1)	1.0	3	0	0	0	2	0	0	0	0	0	0	7	10	0.00	0.000									
Jeff Brantley, R ERA: 4.22	(10, 1)	2.0	W	9	1	0	0	1	1	0	0	0	0	13	25	0.00	1.000									

Cincinnati Reds @ Atlanta Braves  
Atlanta-Fulton County Stadium, Atlanta, GA  
Fri May 12 1995, 7:05 PM EDT  
Att. 33,106 - Unknown - 78 F

livebaseballscorecards.com

AB 36  
R 4  
H 6  
RBI 4  
BB 4  
SO 7  
LOB 8





Batter	1	2	3	4	5	6	7	8	9	AB	R	H	RBI	BB	SO	LOB	TOP						
Deion Sanders, L (1,8) OBP: 0.229, SLG: 0.299										4	1	1	0	1	0	1	<b>Cincinnati Reds @ Atlanta Braves</b> Atlanta-Fulton County Stadium, Atlanta, GA Sat May 13 1995, 7:05 PM EDT Att: 36,058 - Unknown - 84 F						
Barry Larkin, R (1,6) OBP: 0.473, SLG: 0.750										3	2	3	3	2	0	0							
Ron Gant, R (1,7) OBP: 0.366, SLG: 0.604 Tim Pugh, R (5,1)										1	0	0	0	2	0	1							
Thomas Howard, S (8,PH) OBP: 0.294, SLG: 0.200										0	0	0	0	0	0	0							
Brian Hunter, R (1,3) OBP: 0.200, SLG: 0.158										4	0	0	0	0	1	4							
Bret Boone, R (1,4) OBP: 0.371, SLG: 0.406										4	0	0	0	0	0	2							
Reggie Sanders, R (1,9) OBP: 0.394, SLG: 0.400 Scott Sullivan, R (8,1)										4	1	3	1	0	0	1							
Mark Lewis, R (1,5) Jeff Branson, L (8,PH) OBP: 0.211, SLG: 0.421										3	0	1	1	0	1	1							
Damon Berryhill, S (1,2) OBP: 0.167, SLG: 0.091										4	0	0	0	0	0	2							
Pete Smith, R (1,1) Mike Remlinger, L (4,1) Jerome Walton, R (5,PH) OBP: 0.400, SLG: 0.846										1	0	0	0	0	1	0							
Lenny Harris, L (9,PH) OBP: 0.316, SLG: 0.353										0	0	0	0	0	0	0							
<b>Inning Stats</b>	R: 2 E: 0 K: 1 S: 7	H: 2 LOB: 1 BB: 1 P: 11	R: 0 E: 0 K: 2 S: 7	H: 0 LOB: 0 BB: 0 P: 7	R: 0 E: 0 K: 0 S: 3	H: 1 LOB: 1 BB: 1 P: 7	R: 1 E: 0 K: 0 S: 4	H: 2 LOB: 0 BB: 0 P: 4	R: 0 E: 0 K: 0 S: 3	H: 1 LOB: 1 BB: 1 P: 7	R: 0 E: 0 K: 1 S: 5	H: 0 LOB: 0 BB: 0 P: 5	R: 2 E: 0 K: 0 S: 4	H: 2 LOB: 0 BB: 1 P: 8	R: 1 E: 0 K: 1 S: 6	H: 1 LOB: 2 BB: 2 P: 14		1B: 5 2B: 2 3B: 1 HR: 2	SF: 0 SAC: 0 DP: 2 HBP: 0	WP: 0 PB: 0 SB: 3 CS: 1	PA: 40		
<b>PITCHER</b>	IP WLS BF H R ER SO BB IBB HBP BLK WP HR S P ERA WHIP																						
Tom Glavine, L (1,1) ERA: 3.8	7.0 W 28	7 3 3 4	3 0 0 0	0 0 0 0	0 0 0 0	0 1 4 8	3.86 1.429																
Greg McMichael, R (8,1) ERA: 4.73	0.2	5 2 2 2 0 1	0 0 0 0	0 0 0 0	0 0 0 0	0 1 4 8	27.00 4.500																
Mike Stanton, L (8,1) ERA: 3.86	0.1	0 0 0 0 0 0	0 0 0 0	0 0 0 0	0 0 0 0	0 0 0 0	0.00 0.000																
Brad Clontz, R (9,1) ERA: 3.12	0.2	5 1 1 1 0 2	0 0 0 0	0 0 0 0	0 0 0 0	0 0 3 11	13.50 4.500																
Pedro Borbon, L (9,1) ERA: 5.09	0.1 S 1	0 0 0 0 1	0 0 0 0	0 0 0 0	0 0 3 3	0.00 0.000																	

AB	33
R	6
H	10
RBI	6
BB	6
SO	5
LOB	14



Batter	1	2	3	4	5	6	7	8	9	AB	R	H	RBI	BB	SO	LOB	BOTTOM					
Marquis Grissom, R (1,8) OBP: 0.244, SLG: 0.319										4	1	1	4	0	0	0	<b>Cincinnati Reds @ Atlanta Braves</b> Atlanta-Fulton County Stadium, Atlanta, GA Sat May 13 1995, 7:05 PM EDT Att: 36,058 - Unknown - 84 F					
Jeff Blauser, R (1,6) OBP: 0.392, SLG: 0.344										3	1	0	0	1	0	0						
10 Chipper Jones, S (1,7) OBP: 0.365, SLG: 0.484										3	1	1	1	1	1	0						
Fred McGriff, L (1,3) OBP: 0.324, SLG: 0.435										4	0	2	1	0	1	0						
Dwight Smith, L (1,9) OBP: 0.400, SLG: 0.679 Greg McMichael, R (8,1)										4	2	2	0	0	0	2						
Mike Stanton, L (8,1) Brad Clontz, R (9,1) Pedro Borbon, R (9,1)										0	0	0	0	0	0	0						
Jose Oliva, R (1,5) OBP: 0.311, SLG: 0.525										4	1	1	1	0	1	2						
Javy Lopez, R (1,2) OBP: 0.345, SLG: 0.490										2	0	0	1	1	1	2						
Rafael Belliard, R (1,4) OBP: 0.143, SLG: 0.143										4	1	1	1	0	0	2						
Tom Glavine, L (1,1) OBP: 0.333, SLG: 0.250 Mike Kelly, R (8,9) OBP: 0.200, SLG: 0.148										3	2	2	0	0	0	1						
<b>Inning Stats</b>	R: 0 E: 0 K: 0 S: 3	H: 0 LOB: 0 BB: 0 P: 3	R: 1 E: 1 K: 0 S: 5	H: 1 LOB: 1 BB: 0 P: 5	R: 2 E: 1 K: 1 S: 7	H: 2 LOB: 0 BB: 0 P: 7	R: 6 E: 0 K: 1 S: 10	H: 6 LOB: 1 BB: 2 P: 18	R: 0 E: 0 K: 1 S: 5	H: 0 LOB: 0 BB: 1 P: 9	R: 0 E: 0 K: 1 S: 5	H: 0 LOB: 0 BB: 0 P: 5	R: 0 E: 0 K: 0 S: 4	H: 1 LOB: 1 BB: 0 P: 4	R: 0 E: 0 K: 1 S: 5	H: 0 LOB: 0 BB: 0 P: 5		1B: 6 2B: 2 3B: 0 HR: 2	SF: 2 SAC: 0 DP: 0 HBP: 0	WP: 0 PB: 0 SB: 0 CS: 0	PA: 37	
<b>PITCHER</b>	IP WLS BF H R ER SO BB IBB HBP BLK WP HR S P ERA WHIP																					
Pete Smith, R (1,1) ERA: 6.89	3.1 L 19	8 8 7 2	0 0 0 0	0 0 0 0	0 0 2 10	18.90 2.400																
Mike Remlinger, L (4,1) ERA: 7.11	0.2	4 1 1 1 0 2	0 0 0 0	0 0 0 0	0 0 2 10	13.50 4.500																
Tim Pugh, R (5,1) ERA: 0.68	3.0	11 1 0 0 2 1	0 0 0 0	0 0 0 0	0 0 14 18	0.00 0.667																
Scott Sullivan, R (8,1) ERA: 3.86	1.0	3 0 0 0 0 1	0 0 0 0	0 0 0 0	0 0 5 5	0.00 0.000																





Batter	1	2	3	4	5	6	7	8	9	10	AB	R	H	RBI	BB	SO	LOB	TOP									
Jerome Walton, R OBP: 0.333, SLG: 0.688 Deion Sanders, L OBP: 0.222, SLG: 0.290	F8	FC5-4		K			G4-3		B1-3		3	0	0	0	0	1	2										
Barry Larkin, R OBP: 0.494, SLG: 0.765	F8			HR			K			HR	4	2	3	0	1	1	0										
Ron Gant, R OBP: 0.371, SLG: 0.623	F8		G5-3				G5-3				5	1	1	2	0	1	3										
Reggie Sanders, R OBP: 0.408, SLG: 0.448							F8				3	1	1	2	2	1	1										
Bret Boone, R OBP: 0.347, SLG: 0.377	FC6			E6			L9				5	0	0	0	0	1	4										
Hal Morris, L OBP: 0.261, SLG: 0.359 Brian Hunter, R OBP: 0.273, SLG: 0.200			G3	G4-3			G5-3				3	0	0	0	0	0	1										
Mark Lewis, R OBP: 0.375, SLG: 0.571 Hector Carrasco, R OBP: 0.273, SLG: 0.200			G5-3								1	0	1	0	1	0	0										
Eddie Taubensee, L OBP: 0.280, SLG: 0.182 Damon Berryhill, S OBP: 0.154, SLG: 0.083				CS			F8				3	0	0	0	1	2	0										
John Smiley, L OBP: 0.333, SLG: 0.778 Xavier Hernandez, L OBP: 0.273, SLG: 0.200 Chuck McElroy, L OBP: 0.273, SLG: 0.200 Jeff Brantley, R OBP: 0.273, SLG: 0.200 Jeff Branson, L OBP: 0.200, SLG: 0.400			E5				K				3	0	0	0	0	2	1										
<b>Inning Stats</b>	R: 0 E: 0 K: 0 S: 9	H: 1 LOB: 2 BB: 1 P: 17	R: 0 E: 1 K: 0 S: 9	H: 0 LOB: 2 BB: 1 P: 17	R: 2 E: 1 K: 0 S: 11	H: 2 LOB: 1 BB: 1 P: 23	R: 0 E: 0 K: 2 S: 8	H: 0 LOB: 0 BB: 0 P: 9	R: 0 E: 0 K: 1 S: 11	H: 1 LOB: 1 BB: 0 P: 16	R: 1 E: 0 K: 2 S: 11	H: 1 LOB: 0 BB: 0 P: 19	R: 0 E: 0 K: 1 S: 9	H: 0 LOB: 0 BB: 0 P: 16	R: 0 E: 0 K: 2 S: 11	H: 0 LOB: 1 BB: 1 P: 18	R: 0 E: 0 K: 1 S: 8	H: 0 LOB: 0 BB: 0 P: 13	R: 2 E: 0 K: 1 S: 16	H: 3 LOB: 2 BB: 1 P: 24	1B: 4 2B: 1 3B: 0 HR: 3	SF: 0 SAC: 0 DP: 0 HBP: 0	WP: 0 PB: 0 SB: 3 CS: 1	PA: 45			
<b>PITCHER</b>	IP	WLS	BF	H	R	ER	SO	BB	IBB	HBP	BLK	WP	HR	S	P	ERA	WHIP										
Steve Avery, L ERA: 3.74	7.0		30	5	3	3	6	3	0	0	0	0	0	2	11	3.86	1.143										
Mark Wohlers, R ERA: 7.71	1.0		4	0	0	0	2	1	0	0	0	0	0	8	13	0.00	0.000										
Mike Stanton, L ERA: 3.38	1.0		3	0	0	0	1	0	0	0	0	0	0	8	13	0.00	0.000										
Brad Clontz, R ERA: 4.82	0.2	L	6	3	2	2	1	0	0	0	0	0	1	12	17	27.00	6.000										
Brad Woodall, L ERA: 9.53	0.1		1	0	0	0	0	0	0	0	0	0	0	4	7	0.00	0.000										

Cincinnati Reds @ Atlanta Braves  
Atlanta-Fulton County Stadium, Atlanta, GA  
Sun May 14 1995, 3:33 AM EDT  
Att: 28,860 - Overcast - 84 F

AB	39
R	5
H	8
RBI	5
BB	5
SO	10
LOB	17



Batter	1	2	3	4	5	6	7	8	9	10	AB	R	H	RBI	BB	SO	LOB	BOTTOM									
Marquis Grissom, R OBP: 0.253, SLG: 0.316	G6-3				F8						4	1	1	0	1	1	2										
Jeff Blauser, R OBP: 0.392, SLG: 0.328	G5-3										3	0	0	0	2	2	3										
10 Chipper Jones, S OBP: 0.354, SLG: 0.455	G3				L9						4	1	0	0	1	1	4										
Fred McGriff, L OBP: 0.342, SLG: 0.439	L5										4	1	2	0	1	0	1										
Jose Oliva, R OBP: 0.280, SLG: 0.467			G6-3		L8						5	0	0	0	0	1	5										
Mike Kelly, R OBP: 0.212, SLG: 0.200 Dwight Smith, L OBP: 0.438, SLG: 0.690			F8								3	0	1	1	0	0	0										
Charlie O'Brien, R OBP: 0.476, SLG: 0.750			G5-3								4	0	0	1	0	1	3										
Rafael Bellard, R OBP: 0.200, SLG: 0.300 Javy Lopez, R OBP: 0.239, SLG: 0.480 Mike Stanton, L OBP: 0.273, SLG: 0.200 Brad Clontz, R OBP: 0.273, SLG: 0.200 Mark Lemke, S OBP: 0.200, SLG: 0.365											3	0	2	0	0	0	0										
Steve Avery, L ERA: 3.0	7.0		28	5	2	2	3	2	0	0	0	0	0	3	3	2.57	1.000										
Xavier Hernandez, R ERA: 5.25	0.1		1	0	0	0	1	0	0	0	0	0	0	3	3	0.00	0.000										
Chuck McElroy, L ERA: 2.08	0.0		2	0	0	0	0	2	0	0	0	0	0	4	12	∞	∞										
Jeff Brantley, R ERA: 3.97	0.2		4	0	1	1	2	1	0	1	0	0	0	11	17	13.50	1.500										
Hector Carrasco, R ERA: 3.27	2.0	W	9	2	0	0	3	1	0	0	0	0	0	18	27	0.00	1.500										
<b>Inning Stats</b>	R: 0 E: 0 K: 0 S: 5	H: 0 LOB: 1 BB: 1 P: 12	R: 0 E: 0 K: 0 S: 6	H: 0 LOB: 0 BB: 0 P: 8	R: 0 E: 0 K: 1 S: 8	H: 1 LOB: 1 BB: 0 P: 10	R: 1 E: 0 K: 0 S: 9	H: 2 LOB: 1 BB: 0 P: 18	R: 0 E: 0 K: 1 S: 7	H: 0 LOB: 0 BB: 0 P: 11	R: 0 E: 0 K: 1 S: 7	H: 0 LOB: 0 BB: 0 P: 8	R: 2 E: 0 K: 3 S: 22	H: 1 LOB: 3 BB: 3 P: 37	R: 0 E: 0 K: 2 S: 8	H: 0 LOB: 1 BB: 1 P: 14	R: 0 E: 0 K: 1 S: 10	H: 2 LOB: 2 BB: 0 P: 13	1B: 6 2B: 1 3B: 0 HR: 0	SF: 0 SAC: 2 DP: 0 HBP: 1	WP: 0 PB: 0 SB: 2 CS: 0	PA: 44					
<b>PITCHER</b>	IP	WLS	BF	H	R	ER	SO	BB	IBB	HBP	BLK	WP	HR	S	P	ERA	WHIP										
John Smiley, L ERA: 3.0	7.0		28	5	2	2	3	2	0	0	0	0	0	3	3	2.57	1.000										
Xavier Hernandez, R ERA: 5.25	0.1		1	0	0	0	1	0	0	0	0	0	0	3	3	0.00	0.000										
Chuck McElroy, L ERA: 2.08	0.0		2	0	0	0	0	2	0	0	0	0	0	4	12	∞	∞										
Jeff Brantley, R ERA: 3.97	0.2		4	0	1	1	2	1	0	1	0	0	0	11	17	13.50	1.500										
Hector Carrasco, R ERA: 3.27	2.0	W	9	2	0	0	3	1	0	0	0	0	0	18	27	0.00	1.500										

Cincinnati Reds @ Atlanta Braves  
Atlanta-Fulton County Stadium, Atlanta, GA  
Sun May 14 1995, 3:33 AM EDT  
Att: 28,860 - Overcast - 84 F


AB	35
R	3
H	7
RBI	3
BB	6
SO	9
LOB	23










Batter	1	2	3	4	5	6	7	8	9	AB	R	H	RBI	BB	SO	LOB	TOP																				
Walt Weiss, S OBP: 0.365, SLG: 0.207 (1, 6)	L4		E S BB		G4-3			G4-6-3 1B		3	0	1	0	1	0	0	<b>Colorado Rockies @ Atlanta Braves</b> Atlanta-Fulton County Stadium, Atlanta, GA Tue May 16 1995, 7:05 PM EDT Att: 25,516 - Unknown - 81 F 																				
Joe Girardi, R OBP: 0.440, SLG: 0.514 (1, 2)	F9		K				FC5-4 1B	G4-6-3 1B		4	0	1	0	0	1	2																					
Larry Walker, L OBP: 0.431, SLG: 0.707 (1, 9)	HR		K				L9	G6-3		4	1	1	0	0	1	2																					
Andres Galarraga, R OBP: 0.314, SLG: 0.405 (1, 3)	HR			K					FC6-4 BB																												
Dante Bichette, R OBP: 0.379, SLG: 0.646 (1, 7)	K			K			FC5-4 1-2F	F8		4	0	0	0	0	2	2																					
Mike Kingsley, L OBP: 0.357, SLG: 0.340 (1, 8)		F7							F7		4	0	1	0	0	1																					
Vinny Castilla, R OBP: 0.354, SLG: 0.619 (1, 5)	F7			P3					FC6-4 1-2F		4	0	0	0	0	2																					
Jason Bates, S OBP: 0.400, SLG: 0.516 (1, 4)	G4-3										3	0	0	0	1	0																					
Juan Acevedo, R A.J. Sager, R Curt Leskanic, R Steve Reed, R John Vander Wal, L Mike Munoz, L Roger Bailey, R (1, 1) (4, 1) (5, 1) (7, 1) (8, PH) (8, 1) (8, 1)			F8						HR G4-6-3 1B		1	0	0	0	0	0																					
<b>Inning Stats</b>	R: 2 E: 0 K: 1 S: 10	H: 2 LOB: 0 BB: 0 P: 13	R: 0 E: 0 K: 0 S: 3	H: 0 LOB: 0 BB: 0 P: 4	R: 0 E: 0 K: 2 S: 11	H: 0 LOB: 1 BB: 1 P: 18	R: 0 E: 0 K: 2 S: 11	H: 1 LOB: 1 BB: 0 P: 13	R: 0 E: 0 K: 1 S: 7	H: 0 LOB: 0 BB: 0 P: 9	R: 0 E: 0 K: 1 S: 10	H: 1 LOB: 1 BB: 0 P: 12	R: 0 E: 0 K: 1 S: 6	H: 0 LOB: 0 BB: 0 P: 10	R: 1 E: 0 K: 0 S: 5	H: 2 LOB: 0 BB: 0 P: 9	R: 0 E: 0 K: 0 S: 10	H: 0 LOB: 1 BB: 1 P: 15	1B: 5 2B: 0 3B: 0 HR: 1	SF: 0 SAC: 0 DP: 1 HBP: 0	WP: 0 PA: 34 SB: 0 CS: 1																
<b>PITCHER</b>	IP	WLS	BF	H	R	ER	SO	BB	IBB	HBP	BLK	WP	HR	S	P	ERA	WHIP	<b>PITCHER</b>		IP	WLS	BF	H	R	ER	SO	BB	IBB	HBP	BLK	WP	HR	S	P	ERA	WHIP	
29 John Smoltz, R ERA: 3.38 Steve Bedrosian, R ERA: 4.5	(1, 1)	8.0	W	30	6	3	3	8	1	0	0	0	0	1	63	88	3.38	0.875			(8, 1)	1.0	4	0	0	0	0	1	0	0	0	0	0	10	15	0.00	1.000

Batter	1	2	3	4	5	6	7	8	9	AB	R	H	RBI	BB	SO	LOB	BOTTOM																			
Marquis Grissom, R OBP: 0.261, SLG: 0.310 Dwight Smith, L OBP: 0.417, SLG: 0.636 (1, 8) (8, PH) (9, 9)	F7		G6-3	K			FC5-4 1-2F	K		5	0	0	0	0	1	4	<b>Colorado Rockies @ Atlanta Braves</b> Atlanta-Fulton County Stadium, Atlanta, GA Tue May 16 1995, 7:05 PM EDT Att: 25,516 - Unknown - 81 F 																			
Jeff Blauser, R OBP: 0.391, SLG: 0.366 Rafael Belliard, R OBP: 0.364, SLG: 0.364 (1, 6) (7, 6)	G6		HR		10 1B			10 2B		4	2	2	1	0	1	0																				
10 Chipper Jones, S OBP: 0.398, SLG: 0.542 (1, 7)	1B		G3-1		1B			2B		4	4	3	1	1	0	0																				
Fred McGriff, L OBP: 0.352, SLG: 0.459 (1, 3)	HR		2B		2B		G3-1	2B		5	4	4	3	0	0	0																				
David Justice, L OBP: 0.449, SLG: 0.698 Steve Bedrosian, R (1, 9) (9, 1)	HR		HR		1B			2B		5	2	4	4	0	1	2																				
Jose Oliva, R OBP: 0.259, SLG: 0.472 Mike Sharperson, R OBP: 0.200, SLG: 0.400 (1, 5) (7, 5)	K		HR		2B			K		0	0	0	0	0	0	0																				
Jose Oliva, R OBP: 0.259, SLG: 0.472 Mike Sharperson, R OBP: 0.200, SLG: 0.400 (1, 5) (7, 5)	K		HR		2B			2B		4	1	1	2	0	1	3																				
Javy Lopez, R OBP: 0.354, SLG: 0.534 (1, 2)		K	P3		K			1B		5	0	2	1	0	2	3																				
Mark Lemke, S OBP: 0.318, SLG: 0.379 Mike Mordecai, R OBP: 0.143, SLG: 0.143 (1, 4) (5, PR) (6, 4)	P5			G4-3				G5-3		3	0	1	1	0	0	0																				
29 John Smoltz, R Mike Kelly, R OBP: 0.229, SLG: 0.219 (1, 1) (8, PH) (9, 8)		K		G4-3				K		4	0	0	0	0	3	4																				
<b>Inning Stats</b>	R: 3 E: 0 K: 1 S: 12	H: 3 LOB: 0 BB: 0 P: 18	R: 0 E: 0 K: 2 S: 8	H: 0 LOB: 0 BB: 0 P: 9	R: 4 E: 0 K: 0 S: 11	H: 4 LOB: 0 BB: 0 P: 20	R: 0 E: 0 K: 1 S: 6	H: 0 LOB: 0 BB: 0 P: 13	R: 3 E: 1 K: 2 S: 26	H: 5 LOB: 3 BB: 0 P: 38	R: 1 E: 0 K: 1 S: 10	H: 2 LOB: 1 BB: 0 P: 12	R: 0 E: 0 K: 2 S: 8	H: 1 LOB: 1 BB: 0 P: 14	R: 4 E: 0 K: 2 S: 23	H: 5 LOB: 2 BB: 1 P: 35	1B: 10 2B: 6 3B: 0 HR: 4	SF: 0 SAC: 0 DP: 0 HBP: 0	WP: 0 PA: 46 SB: 0 CS: 0																	
<b>PITCHER</b>	IP	WLS	BF	H	R	ER	SO	BB	IBB	HBP	BLK	WP	HR	S	P	ERA	WHIP	<b>PITCHER</b>		IP	WLS	BF	H	R	ER	SO	BB	IBB	HBP	BLK	WP	HR	S	P	ERA	WHIP
Juan Acevedo, R ERA: 7.88 A.J. Sager, R ERA: 9.31 Curt Leskanic, R ERA: 4.96 Steve Reed, R ERA: 3.09 Mike Munoz, L ERA: 8.53	(1, 1)	3.0	L	16	7	7	3	0	0	0	0	0	0	0	17	31	21.00	2.333			(8, 1)	0.2	4	2	0	0	1	0	0	0	0	0	9	11	0.00	3.000



Batter	1	2	3	4	5	6	7	8	9	AB	R	H	RBI	BB	SO	LOB	TOP			
Eric Young Sr. R OBP: 0.286, SLG: 0.179 Bruce Ruffin, S (9, 1)	F9	G5-3			F9		E		P6	4	1	0	0	1	0	1				
Watt Weiss, S OBP: 0.372, SLG: 0.226 (1, 6)	1B		G3		FC3-6		E3			4	2	2	0	0	0	1				
Larry Walker, L OBP: 0.406, SLG: 0.661 (1, 9)	K		G3		FC4-6		G6-3			4	0	0	0	0	1	4				
Andres Galarraga, R OBP: 0.322, SLG: 0.410 (1, 3)	1B		G6-3			L4		SH1		4	2	2	1	0	0	0				
Joe Girardi, R OBP: 0.436, SLG: 0.507 (1, 2)	1B		K			G6-3		SH1		3	1	1	1	0	1	0				
Mike Kingery, L OBP: 0.357, SLG: 0.353 (1, 8)	S				G1-3		E5			4	0	2	3	0	0	0				
Vinny Castilla, R OBP: 0.333, SLG: 0.582 (1, 5)	K				L4		K		K2-3	4	0	0	0	0	3	2				
Jason Bates, S OBP: 0.380, SLG: 0.485 (1, 4)			G3		G4-3		G1-3		K	4	0	0	0	0	1	0				
Bill Swift, R John Vander Vliet, L Mike Munoz, L Darren Holmes, R Dante Bichette, R (11, 1) (7, PH) (7, 1) (7, 1) (9, PH) (9, 7)		K2-3					K		F9	2	0	1	0	0	1	0				
<b>Inning Stats</b>	R: 3 E: 0 K: 2 S: 13	H: 4 LOB: 1 BB: 0 P: 18	R: 0 E: 0 K: 1 S: 7	H: 0 LOB: 0 BB: 0 P: 12	R: 1 E: 0 K: 1 S: 14	H: 1 LOB: 0 BB: 0 P: 19	R: 0 E: 0 K: 0 S: 6	H: 0 LOB: 0 BB: 0 P: 8	R: 0 E: 0 K: 1 S: 11	H: 0 LOB: 1 BB: 0 P: 14	R: 1 E: 1 K: 1 S: 10	H: 0 LOB: 1 BB: 1 P: 15	R: 1 E: 0 K: 1 S: 10	H: 2 LOB: 0 BB: 0 P: 14	R: 0 E: 0 K: 1 S: 7	H: 0 LOB: 0 BB: 0 P: 8	1B: 8 2B: 0 3B: 0 HR: 0	SF: 0 SAC: 1 DP: 0 HBP: 0	WP: 0 PB: 0 SB: 2 CS: 0	PA: 37
<b>PITCHER</b>	IP WLS BF H R ER SO BB IBB HBP BLK WP HR S P ERA WHIP	IP WLS BF H R ER SO BB IBB HBP BLK WP HR S P ERA WHIP																		
Greg Maddux, R ERA: 3.16 Mike Stanton, L ERA: 3.0	(1, 1) (9, 1)	8.0 L 34 8 6 5 7 1 0 0 0 0 0 0 78 109 5.62 1.125	1.0 3 0 0 0 1 0 0 0 0 0 0 0 7 8 0.00 0.000																	

Colorado Rockies @ Atlanta Braves  
Atlanta-Fulton County Stadium, Atlanta, GA  
Wed May 17 1995, 7:05 PM EDT  
Att: 27,070 - Unknown - 83 F


AB 35  
R 6  
H 8  
RBI 5  
BB 1  
SO 8  
LOB 8



Batter	1	2	3	4	5	6	7	8	9	AB	R	H	RBI	BB	SO	LOB	BOTTOM						
Marquis Grissom, R OBP: 0.278, SLG: 0.330 (1, 8)	3B	HR		G6-3		S		K		4	2	2	0	1	1	2							
Jeff Blauser, R OBP: 0.391, SLG: 0.434 (1, 6)	10 1B	HR		F8		G5-3		K		5	2	2	4	0	1	1							
10 Chipper Jones, S OBP: 0.387, SLG: 0.519 (1, 5)	FC4-6	1B		G1-3		K		K		5	0	1	1	0	2	0							
Fred McGriff, L OBP: 0.355, SLG: 0.442 (1, 3)	FC4-6	BB		F8		G3		G5-3		3	0	0	0	2	0	0							
David Justice, L OBP: 0.453, SLG: 0.674 (1, 9)	K			WP		G3		FC5-4		3	0	1	0	1	1	3							
Dwight Smith, L OBP: 0.385, SLG: 0.583 Mike Kelly, R OBP: 0.222, SLG: 0.212 (7, PH) (8, 7)	FC4-6			G3		F9		FC5-4		3	0	0	0	0	4								
Charlie O'Brien, R OBP: 0.460, SLG: 0.684 Mike Mordecai, R OBP: 0.143, SLG: 0.143 Mike Stanton, L (1, 2) (8, PH) (9, 1)	G5-3			G5-3				SH5-4		3	0	1	0	1	0	3							
Mark Lemke, S OBP: 0.319, SLG: 0.367 (1, 4)		F7				G4-3		SH5-4		2	0	0	0	1	0	0							
Greg Maddux, R OBP: 0.400, SLG: 0.400 Javy Lopez, R OBP: 0.348, SLG: 0.525 (8, PH) (9, 2)	1B	HR		K		K		G5-3		3	1	1	0	0	2	2							
<b>Inning Stats</b>	R: 2 E: 0 K: 1 S: 12	H: 3 LOB: 2 BB: 1 P: 25	R: 3 E: 0 K: 0 S: 15	H: 3 LOB: 0 BB: 0 P: 26	R: 0 E: 0 K: 1 S: 10	H: 0 LOB: 2 BB: 2 P: 25	R: 0 E: 0 K: 0 S: 7	H: 0 LOB: 0 BB: 0 P: 10	R: 0 E: 0 K: 1 S: 5	H: 1 LOB: 2 BB: 1 P: 10	R: 0 E: 0 K: 1 S: 10	H: 0 LOB: 1 BB: 1 P: 18	R: 0 E: 0 K: 1 S: 10	H: 1 LOB: 1 BB: 0 P: 16	R: 0 E: 0 K: 1 S: 7	H: 0 LOB: 2 BB: 1 P: 16	R: 0 E: 0 K: 2 S: 7	H: 0 LOB: 0 BB: 0 P: 11	1B: 5 2B: 1 3B: 1 HR: 1	SF: 0 SAC: 1 DP: 0 HBP: 0	WP: 1 PB: 0 SB: 1 CS: 0	PA: 40	
<b>PITCHER</b>	IP WLS BF H R ER SO BB IBB HBP BLK WP HR S P ERA WHIP	IP WLS BF H R ER SO BB IBB HBP BLK WP HR S P ERA WHIP																					
Bill Swift, R ERA: 7.07 Mike Munoz, L ERA: 7.71 Darren Holmes, R ERA: 2.77 Bruce Ruffin, L ERA: 1.46	(1, 1) (7, 1) (7, 1) (9, 1)	6.0 0.2 1.1 1.0	WLS BF H R ER SO BB IBB HBP BLK WP HR S P ERA WHIP	7 29 5 5 3 1 0 0 0 0 0 0 8 13 0.00 1.500	5 5 0 0 1 1 0 0 0 0 0 0 9 19 0.00 0.750	3 1 0 0 2 0 0 0 0 0 0 0 7 11 0.00 0.000																	

Colorado Rockies @ Atlanta Braves  
Atlanta-Fulton County Stadium, Atlanta, GA  
Wed May 17 1995, 7:05 PM EDT  
Att: 27,070 - Unknown - 83 F

AB 33  
R 5  
H 8  
RBI 5  
BB 6  
SO 7  
LOB 18





Batter	1	2	3	4	5	6	7	8	9	AB	R	H	RBI	BB	SO	LOB	TOP					
<b>Ellis Burks, R</b> OBP: 0.293, SLG: 0.206 (1, 8)										5	1	1	0	0	2	3	<b>Colorado Rockies @ Atlanta Braves</b> Atlanta-Fulton County Stadium, Atlanta, GA Thu May 18 1995, 7:05 PM EDT Att: 26,205 - Unknown - 81 F					
<b>Watt Weiss, S</b> OBP: 0.373, SLG: 0.242 (1, 6)										4	0	1	0	1	1	2						
<b>Larry Walker, L</b> OBP: 0.405, SLG: 0.682 (1, 9)										4	1	1	1	1	0	3						
<b>Andres Galarraga, R</b> OBP: 0.319, SLG: 0.402 (1, 3)										4	0	1	0	0	1	2						
<b>Dante Bichette, R</b> OBP: 0.391, SLG: 0.674 (1, 7)										3	0	3	1	0	0	0						
<b>Joe Girardi, R</b> OBP: 0.415, SLG: 0.481 (1, 2)										4	0	0	0	0	1	5						
<b>Vinny Castilla, R</b> OBP: 0.342, SLG: 0.577 (1, 5)										4	0	2	0	0	0	1						
<b>Roberto Mejia, R</b> OBP: 0.171, SLG: 0.265 (1, 4)										3	0	0	0	0	0	2						
<b>Eric Young Sr., R</b> OBP: 0.276, SLG: 0.172 (8, 4)										1	0	0	0	0	0	0						
<b>Marvin Freeman, R</b> OBP: 0.632, SLG: 0.887 (7, PH) <b>Mike Munoz, L</b> OBP: 0.359, SLG: 0.595 (7, 1) <b>Steve Reed, R</b> OBP: 0.222, SLG: 0.212 (8, 7) <b>Curt Lesknic, R</b> OBP: 0.346, SLG: 0.565 (8, 1) <b>Mike Kingery, L</b> OBP: 0.277, SLG: 0.393 (9, PH)										1	0	0	0	0	0	1						
<b>Inning Stats</b>	R: 1 E: 0 K: 0 S: 15	H: 2 LOB: 2 BB: 1 P: 24	R: 0 E: 0 K: 0 S: 8	H: 1 LOB: 1 BB: 0 P: 12	R: 0 E: 1 K: 0 S: 8	H: 1 LOB: 2 BB: 0 P: 12	R: 0 E: 0 K: 1 S: 6	H: 1 LOB: 0 BB: 0 P: 11	R: 0 E: 0 K: 2 S: 11	H: 1 LOB: 1 BB: 0 P: 19	R: 0 E: 0 K: 1 S: 8	H: 1 LOB: 0 BB: 0 P: 12	R: 0 E: 0 K: 1 S: 14	H: 1 LOB: 1 BB: 0 P: 22	R: 1 E: 0 K: 0 S: 6	H: 2 LOB: 1 BB: 0 P: 8	R: 0 E: 0 K: 1 S: 14	H: 1 LOB: 2 BB: 1 P: 24	1B: 6 2B: 4 3B: 0 HR: 1	SF: 1 SAC: 1 DP: 1 HBP: 0	WP: 2 PB: 0 SB: 1 CS: 0	PA: 39
<b>PITCHER</b>	IP WLS BF H R ER SO BB IBB HBP BLK WP HR S P ERA WHIP																					
<b>Tom Glavine, L</b> ERA: 3.34	(1, 1) 6.0 25 7 1 1 4 1 0 0 0 0 0 56 90 1.50 1.333																					
<b>Greg McMichael, R</b> ERA: 4.91	(7, 1) 1.1 W 7 3 1 1 1 0 0 0 0 1 1 17 27 6.75 2.250																					
<b>Mark Wohlers, R</b> ERA: 6.0	(8, 1) 1.1 6 1 0 0 1 1 0 0 0 0 1 0 13 23 0.00 1.500																					
<b>Pedro Borbon, L</b> ERA: 4.5	(9, 1) 0.1 S 1 0 0 0 0 0 0 0 0 1 0 0 4 4 0.00 0.000																					

Batter	1	2	3	4	5	6	7	8	9	AB	R	H	RBI	BB	SO	LOB	BOTTOM			
<b>Marquis Grissom, R</b> OBP: 0.267, SLG: 0.315 (1, 8)										4	0	0	0	0	1	3	<b>Colorado Rockies @ Atlanta Braves</b> Atlanta-Fulton County Stadium, Atlanta, GA Thu May 18 1995, 7:05 PM EDT Att: 26,205 - Unknown - 81 F			
<b>Jeff Blausen, R</b> OBP: 0.396, SLG: 0.450 (1, 6)										4	0	2	0	0	1	3				
<b>10 Chipper Jones, S</b> OBP: 0.381, SLG: 0.596 (1, 5)										4	0	1	1	0	1	2				
<b>Fred McGriff, L</b> OBP: 0.351, SLG: 0.425 (1, 3)										3	0	0	0	1	2	2				
<b>David Justice, L</b> OBP: 0.439, SLG: 0.640 (1, 9)										4	1	1	0	0	0	2				
<b>Ryan Klesko, L</b> OBP: 0.235, SLG: 0.143 (1, 7)										3	0	0	0	0	2	1				
<b>Mike Kelly, R</b> OBP: 0.222, SLG: 0.212 (8, 7)										0	0	0	0	0	0	0				
<b>Javy Lopez, R</b> OBP: 0.348, SLG: 0.565 (1, 2)										3	1	1	2	0	0	0				
<b>Mark Lemke, S</b> OBP: 0.319, SLG: 0.365 (1, 4)										3	0	1	0	0	0	0				
<b>Tom Glavine, L</b> OBP: 0.400, SLG: 0.333 (1, 1) <b>Dwight Smith, L</b> OBP: 0.400, SLG: 0.595 (6, PH) <b>Greg McMichael, R</b> ERA: 4.91 (7, 1) <b>Mark Wohlers, R</b> ERA: 3.46 (8, 1) <b>Pedro Borbon, R</b> ERA: 4.86 (9, 1)										1	0	1	0	0	0	0				
<b>Inning Stats</b>	R: 0 E: 0 K: 2 S: 11	H: 1 LOB: 1 BB: 0 P: 17	R: 0 E: 0 K: 1 S: 9	H: 0 LOB: 0 BB: 0 P: 13	R: 0 E: 0 K: 0 S: 7	H: 2 LOB: 1 BB: 0 P: 12	R: 0 E: 0 K: 1 S: 6	H: 0 LOB: 0 BB: 0 P: 7	R: 0 E: 0 K: 0 S: 4	H: 0 LOB: 0 BB: 0 P: 6	R: 1 E: 0 K: 2 S: 14	H: 2 LOB: 1 BB: 0 P: 19	R: 2 E: 0 K: 2 S: 14	H: 2 LOB: 0 BB: 0 P: 23	R: 0 E: 0 K: 0 S: 9	H: 1 LOB: 2 BB: 1 P: 15	1B: 6 2B: 1 3B: 0 HR: 1	SF: 0 SAC: 0 DP: 1 HBP: 0	WP: 0 PB: 0 SB: 1 CS: 0	PA: 32
<b>PITCHER</b>	IP WLS BF H R ER SO BB IBB HBP BLK WP HR S P ERA WHIP																			
<b>Marvin Freeman, R</b> ERA: 10.05	(1, 1) 6.0 22 5 1 1 6 0 0 0 0 0 0 51 74 1.50 0.833																			
<b>Mike Munoz, L</b> ERA: 8.59	(7, 1) 0.1 L 2 1 1 1 1 0 0 0 0 0 0 6 11 27.00 3.000																			
<b>Steve Reed, R</b> ERA: 3.46	(7, 1) 1.1 6 2 1 1 1 0 0 0 0 0 1 14 20 6.75 1.500																			
<b>Curt Lesknic, R</b> ERA: 4.86	(8, 1) 0.1 2 0 0 0 0 1 0 0 0 0 0 3 7 0.00 3.000																			

AB	35
R	2
H	11
RBI	2
BB	2
SO	6
LOB	18





Batter	1	2	3	4	5	6	7	8	9	AB	R	H	RBI	BB	SO	LOB	TOP			
Quilvio Veras, S OBP: 0.411, SLG: 0.356	1-3 K		2-2 G6-3		0-1 G6-3			1-0 S 1B		4	0	1	0	0	1	0	<b>Florida Marlins @ Atlanta Braves</b> Atlanta-Fulton County Stadium, Atlanta, GA Fri May 19 1995, 7:05 PM EDT Att: 30,275 - Unknown			
Jerry Browne, S OBP: 0.217, SLG: 0.125	1-0 G1-3		2-1 G4-3			0-1 G5-3		2-2 G5-3		4	0	0	0	0	0	1				
Gary Sheffield, R OBP: 0.495, SLG: 0.526	0-0 F7		4-1 CS BB			3-2 P4		4-0 IBB		2	0	0	0	2	0	0				
Jeff Conine, R OBP: 0.439, SLG: 0.543		0-0 G5-3	0-0 CS	1-2 G5-3		1-3 K		1-3 K		1	0	0	0	0	0	0				
Andre Dawson, R OBP: 0.250, SLG: 0.273			1-2							0	0	0	0	0	0	0				
Darrell Whitmore, L OBP: 0.166, SLG: 0.310										3	0	0	0	0	2	2				
Greg Colbrunn, R OBP: 0.316, SLG: 0.453		2-1 F8		3-3 K			1-0 G6-3		2-3 K	4	0	0	0	0	2	0				
Terry Pendleton, S OBP: 0.287, SLG: 0.337		1-2 BB 2B		1-0 1B			1-1 F9		0-0 F8	4	0	2	0	0	0	0				
Kurt Abbott, R OBP: 0.309, SLG: 0.429		4-0 BB BB		3-3 K			2-1 1B		0-0 1B	3	0	2	0	1	1	1				
Richie Lewis, R										0	0	0	0	0	0	0				
Charles Johnson, R OBP: 0.253, SLG: 0.203		4-2 FC5-4 BB		2-3 K			1-2 P3		1-2 G3	3	0	0	0	1	1	2				
Bobby Witt, R OBP: 0.286, SLG: 0.167		1-2 BB					1-0 G6-3			2	0	0	0	0	0	3				
Mario Diaz, R OBP: 0.194, SLG: 0.323		FC5-4								1	0	0	0	0	0	0				
Randy Veres, R										0	0	0	0	0	0	0				
Yorkis Perez, L										0	0	0	0	0	0	0				
Alex Arias, R OBP: 0.385, SLG: 0.286		1-2								0	0	0	0	0	0	0				
<b>Inning Stats</b>	R: 0 E: 0 K: 1 S: 8	H: 0 LOB: 0 BB: 0 P: 10	R: 0 E: 0 K: 0 S: 11	H: 1 LOB: 3 BB: 2 P: 23	R: 0 E: 0 K: 0 S: 6	H: 0 LOB: 1 BB: 1 P: 14	R: 0 E: 0 K: 2 S: 11	H: 1 LOB: 0 BB: 0 P: 19	R: 0 E: 0 K: 1 S: 6	H: 0 LOB: 0 BB: 0 P: 9	R: 0 E: 0 K: 1 S: 8	H: 1 LOB: 1 BB: 0 P: 13	R: 0 E: 0 K: 1 S: 8	H: 1 LOB: 2 BB: 1 P: 17	R: 0 E: 0 K: 1 S: 8	H: 1 LOB: 0 BB: 0 P: 11	1B: 4 2B: 1 3B: 0 HR: 0	SF: 0 SAC: 0 DP: 0 HBP: 0	WP: 0 PB: 0 SB: 0 CS: 1	PA: 36
<b>PITCHER</b> Steve Avery, L ERA: 2.64	IP: 9.0 WLS: W BF: 35 H: 5 R: 0 ER: 0 SO: 7 BB: 3 IBB: 1 HBP: 0 BLK: 0 WP: 0 HR: 0 S: 74 P: 128 ERA: 0.00 WHIP: 0.889																			

Batter	1	2	3	4	5	6	7	8	9	AB	R	H	RBI	BB	SO	LOB	BOTTOM			
Mike Kelly, R OBP: 0.225, SLG: 0.194	4-0 FC4-6 BB		2-3 K		2-0 P2			1-3 K		3	0	0	0	1	2	2	<b>Florida Marlins @ Atlanta Braves</b> Atlanta-Fulton County Stadium, Atlanta, GA Fri May 19 1995, 7:05 PM EDT Att: 30,275 - Unknown			
Jeff Blausler, R OBP: 0.390, SLG: 0.452	1-1 FC4-6 10 1B		2-3 K			2-2 G5-3			2-2 SH5-3 HR 2B	4	1	1	0	0	1	2				
10 Chipper Jones, S OBP: 0.380, SLG: 0.500	2-2 G6-4-3 1B		1-1 F7			2-1 G4-3			1-0 SH5-3	3	0	1	0	0	0	1				
Fred McGriff, L OBP: 0.347, SLG: 0.410	2-2 G6-4-3			2-0 G5-3			1-3 K		4-0 IBB HR IBB	3	1	0	0	1	1	2				
David Justice, L OBP: 0.443, SLG: 0.615		4-1 F9 G3-1 BB		0-3 K			1-1 P5		4-0 HR IBB	2	1	0	0	2	1	0				
Ryan Klesko, L OBP: 0.250, SLG: 0.176		2-1 G3-1		1-0 G3			2-1 CS 1B		1-2 HR IBB	3	0	1	0	0	0	1				
Jose Oliva, R OBP: 0.254, SLG: 0.463									2-3 K	1	0	0	0	0	1	3				
Charlie O'Brien, R OBP: 0.429, SLG: 0.591		1-1 F9		3-3 K			1-2 G4-3		3-1 HR	3	0	0	0	0	1	2				
Dwight Smith, L OBP: 0.415, SLG: 0.684		2-3							1-1 HR	1	1	1	4	0	0	0				
Mark Lemke, S OBP: 0.307, SLG: 0.348		0-1 G1-3							3-2 G4-3	3	0	0	0	0	0	1				
Steve Avery, L OBP: 0.250, SLG: 0.500			1-2 3B		1-1 1B			0-3 K2-3		3	0	2	0	0	1	0				
<b>Inning Stats</b>	R: 0 E: 0 K: 0 S: 9	H: 1 LOB: 1 BB: 1 P: 18	R: 0 E: 0 K: 0 S: 7	H: 0 LOB: 1 BB: 1 P: 14	R: 0 E: 0 K: 2 S: 12	H: 1 LOB: 0 BB: 0 P: 18	R: 0 E: 0 K: 1 S: 5	H: 0 LOB: 0 BB: 0 P: 8	R: 0 E: 0 K: 1 S: 7	H: 1 LOB: 1 BB: 0 P: 13	R: 0 E: 0 K: 1 S: 9	H: 1 LOB: 0 BB: 0 P: 14	R: 0 E: 0 K: 2 S: 10	H: 0 LOB: 0 BB: 0 P: 14	R: 4 E: 0 K: 1 S: 13	H: 2 LOB: 0 BB: 2 P: 29	1B: 3 2B: 1 3B: 1 HR: 1	SF: 0 SAC: 1 DP: 1 HBP: 0	WP: 0 PB: 0 SB: 0 CS: 1	PA: 34
<b>PITCHER</b> Bobby Witt, R ERA: 3.76	IP: 7.0 WLS: L BF: 25 H: 4 R: 1 ER: 1 SO: 2 BB: 0 IBB: 0 HBP: 0 BLK: 0 WP: 0 HR: 0 S: 15 P: 21 ERA: 9.00 WHIP: 1.000																			
Randy Veres, R ERA: 1.69	IP: 1.0 WLS: L BF: 4 H: 1 R: 1 ER: 1 SO: 2 BB: 0 IBB: 0 HBP: 0 BLK: 0 WP: 0 HR: 0 S: 1 P: 10 ERA: 0.00 WHIP: 0.000																			
Yorkis Perez, L ERA: 5.84	IP: 0.1 WLS: L BF: 3 H: 0 R: 0 ER: 0 SO: 0 BB: 2 IBB: 0 HBP: 0 BLK: 0 WP: 0 HR: 0 S: 1 P: 10 ERA: 81.00 WHIP: 3.000																			
Richie Lewis, R ERA: 3.18	IP: 0.1 WLS: L BF: 2 H: 1 R: 3 ER: 3 SO: 1 BB: 0 IBB: 0 HBP: 0 BLK: 0 WP: 1 HR: 7 S: 7 P: 12 ERA: 81.00 WHIP: 3.000																			









Batter	1	2	3	4	5	6	7	8	9	AB	R	H	RBI	BB	SO	LOB	TOP		
Quilvio Veras, S OBP: 0.400, SLG: 0.361	(1, 4) K			(1-2) G3		(3-1) 1B 2B		(1-2) L8		4	1	1	0	0	1	0			
Jerry Browne, S OBP: 0.291, SLG: 0.191	(1, 7) G6-3			(1-1) F7		(1-2) 2H 1B			(1-3) K	4	0	1	1	0	1	0			
Gary Sheffield, R OBP: 0.477, SLG: 0.488	(1, 9) G5-3			(1-3) K		(3-0) F8			(0-2) K	4	0	0	0	0	2	1			
Terry Pendleton, S OBP: 0.288, SLG: 0.358		(0-1) G1-3			(2-0) G6-3	(1-0) L9			(0-1) G4-3	4	0	0	0	0	0	1			
Greg Colbrunn, R OBP: 0.310, SLG: 0.427		(2-2) F9			(4-1) BB BB				(0-0) G5-3	2	0	0	0	1	0	0			
Darrell Whitmore, L OBP: 0.167, SLG: 0.273		(0-3) K			(2-3) K				(2-2) F8	3	0	0	0	0	2	1			
Steve Decker, R OBP: 0.250, SLG: 0.200				(3-2) G5-3	(4-0) 1-2 BB				(3-2) P3	2	0	0	0	1	0	0			
Alex Arias, R OBP: 0.367, SLG: 0.280				(3-2) F9	(3-2) G6-3				(2-2) G1-3	3	0	0	0	0	0	2			
John Burkett, R Mark Gardner, R Tommy Gregg, L Terry Mathews, L Jeff Conine, R Richie Lewis, R	(1, 1) K (4, 1) K (6, PH) K (6, 1) K (8, PH) K (8, 1) K			(1-3) K		(3-3) K			(3-3) K	1	0	0	0	0	0	1	0		
<b>Inning Stats</b>	R: 0 H: 0 E: 0 K: 1 S: 8	H: 0 LOB: 0 BB: 0 P: 11	R: 0 H: 0 E: 0 K: 1 S: 8	H: 0 LOB: 0 BB: 0 P: 10	R: 0 H: 0 E: 0 K: 1 S: 10	H: 0 LOB: 0 BB: 0 P: 17	R: 0 H: 0 E: 0 K: 1 S: 8	H: 0 LOB: 0 BB: 0 P: 11	R: 0 H: 0 E: 0 K: 1 S: 9	H: 0 LOB: 2 BB: 2 P: 24	R: 0 H: 0 E: 0 K: 0 S: 9	H: 0 LOB: 0 BB: 0 P: 14	R: 0 H: 0 E: 0 K: 1 S: 10	H: 0 LOB: 0 BB: 0 P: 16	R: 0 H: 0 E: 0 K: 2 S: 9	H: 0 LOB: 0 BB: 0 P: 10	1B: 1 2B: 1 3B: 0 HR: 0	SF: 0 SAC: 0 DP: 0 HBP: 0	WP: 0 PA: 31 SB: 0 CS: 0
<b>PITCHER</b>	IP WLS BF H R ER SO BB IBB HBP BLK WP HR S P ERA WHIP																		
29 John Smoltz, R ERA: 2.81	(1, 1) 8.0 W 28 2 1 1 7 2 0 0 0 0 0 0 74 126 1.12 0.500																		
Mark Wohlers, R ERA: 5.23	(9, 1) 1.0 3 0 0 0 2 0 0 0 0 0 0 0 9 10 0.00 0.000																		

Florida Marlins @ Atlanta Braves  
Atlanta-Fulton County Stadium, Atlanta, GA  
Sun May 21 1995, 3:33 AM EDT  
Att: 35,141 - Sunny - 82 F

AB	29
R	1
H	2
RBI	1
BB	2
SO	9
LOB	5



Batter	1	2	3	4	5	6	7	8	9	AB	R	H	RBI	BB	SO	LOB	BOTTOM		
Mike Kelly, R OBP: 0.265, SLG: 0.227	(1, 8) 10 BB 2B S 1B	(1-1) 10 S 1B		(0-0) SH5-4		(1-3) K		(0-3) K		4	1	2	0	0	2	1			
Jeff Blauser, R OBP: 0.394, SLG: 0.409	(1, 6) 4-2 10 BB 2B BB	(2-1) F8		(3-1) G6-3		(0-3) K		(2-1) F8		4	1	0	0	1	1	4			
10 Chipper Jones, S OBP: 0.394, SLG: 0.527	(1, 5) 4-2 2B BB	(3-2) K		(3-0) BB 1B		(4-1) S G4-3 BB				2	0	1	2	2	1	1			
Fred McGriff, L OBP: 0.358, SLG: 0.404	(1, 3) 0-0 L4			(2-0) FC5-4 1B		(1-1) G4-3		(1-2) G4-3		3	0	1	0	1	0	4			
David Justice, L OBP: 0.449, SLG: 0.596	(1, 9) 3-0 1-3 2H 3H 2B			(0-2) P5		(0-3) K		(2-0) G3		4	0	1	2	0	1	4			
Ryan Klesko, L OBP: 0.286, SLG: 0.174	(1, 7) 3-3 K			(2-3) K		(3-3) K		(2-3) K		4	0	0	0	0	4	4			
Javy Lopez, R OBP: 0.364, SLG: 0.594	(1, 2) 1-1 HBP			(2-2) FC5-4		(0-0) F8		(1-2) K HR		3	1	1	1	0	0	1			
Mark Lemke, S OBP: 0.313, SLG: 0.356	(1, 4) 0-0 G3			(2-1) SH5-4 10 1B 2B		(3-2) F9		(2-0) F8		4	1	1	0	0	0	3			
29 John Smoltz, R Dwight Smith, L Mark Wohlers, R	(1, 1) G1-3 (8, PH) K (9, 1) K			(0-0) G1-3		(4-2) SH5-4 10 1B BB		(2-3) K		2	1	0	0	1	1	0			
<b>Inning Stats</b>	R: 2 H: 2 E: 0 K: 1 S: 19	H: 1 LOB: 3 BB: 2 P: 37	R: 0 H: 1 E: 0 K: 1 S: 8	H: 1 LOB: 1 BB: 0 P: 14	R: 0 H: 1 E: 0 K: 1 S: 10	H: 1 LOB: 1 BB: 0 P: 16	R: 2 H: 2 E: 0 K: 1 S: 16	H: 2 LOB: 2 BB: 2 P: 32	R: 0 H: 0 E: 0 K: 3 S: 9	H: 0 LOB: 0 BB: 0 P: 12	R: 0 H: 0 E: 0 K: 1 S: 7	H: 0 LOB: 1 BB: 1 P: 16	R: 1 H: 2 E: 0 K: 1 S: 10	H: 2 LOB: 1 BB: 0 P: 17	R: 0 H: 0 E: 0 K: 1 S: 10	H: 0 LOB: 1 BB: 0 P: 17	1B: 5 2B: 2 3B: 0 HR: 1	SF: 0 SAC: 1 DP: 0 HBP: 1	WP: 0 PA: 38 SB: 3 CS: 0
<b>PITCHER</b>	IP WLS BF H R ER SO BB IBB HBP BLK WP HR S P ERA WHIP																		
John Burkett, R ERA: 5.01	(1, 1) 3.2 L 21 6 4 4 3 3 0 0 0 0 0 0 48 90 9.82 2.455																		
Mark Gardner, R ERA: 8.1	(4, 1) 1.1 5 0 0 0 2 1 0 0 0 0 0 0 13 23 0.00 0.750																		
Terry Mathews, R ERA: 3.45	(6, 1) 2.0 7 0 0 0 4 1 0 0 0 0 0 0 16 28 0.00 0.500																		
Richie Lewis, R ERA: 3.65	(8, 1) 1.0 5 2 1 1 1 0 0 0 0 1 0 1 10 17 9.00 2.000																		

Florida Marlins @ Atlanta Braves  
Atlanta-Fulton County Stadium, Atlanta, GA  
Sun May 21 1995, 3:33 AM EDT  
Att: 35,141 - Sunny - 82 F

AB	31
R	5
H	8
RBI	5
BB	5
SO	10
LOB	22









Batter	1	2	3	4	5	6	7	8	9	AB	R	H	RBI	BB	SO	LOB	TOP								
Marquis Grissom, R OBP: 0.279, SLG: 0.333										5	2	3	1	0	0	1	<b>Atlanta Braves @ St. Louis Cardinals</b> Busch Stadium, St. Louis, MO Wed May 24, 1995, 7:05 PM CDT Att: 20,413 - Unknown - 74 F								
Jeff Blauer, R OBP: 0.375, SLG: 0.394										3	1	0	0	2	1	2									
10 Chipper Jones, S OBP: 0.387, SLG: 0.510										4	2	1	1	1	0	1									
Fred McGriff, L OBP: 0.387, SLG: 0.453										5	1	2	3	0	1	2									
David Justice, L OBP: 0.443, SLG: 0.600										4	0	1	0	1	2	1									
Ryan Klesko, L OBP: 0.303, SLG: 0.250										5	2	2	1	0	0	3									
Mike Kelly, R OBP: 0.278, SLG: 0.306										0	0	0	0	0	0	0									
Javy Lopez, R OBP: 0.368, SLG: 0.577										5	1	2	1	0	1	0									
Mark Lemke, S OBP: 0.297, SLG: 0.333										4	0	1	0	0	0	3									
Tom Glavine, L OBP: 0.385, SLG: 0.333										3	0	1	1	0	2	0									
Greg McMichael, R OBP: 0.278, SLG: 0.306										0	0	0	0	0	0	0									
<b>Inning Stats</b>	R: 4 E: 0 K: 1 S: 12	H: 4 LOB: 1 BB: 1 P: 23	R: 1 E: 1 K: 1 S: 13	H: 1 LOB: 1 BB: 1 P: 19	R: 2 E: 0 K: 0 S: 14	H: 4 LOB: 2 BB: 0 P: 21	R: 2 E: 0 K: 1 S: 11	H: 1 LOB: 0 BB: 1 P: 20	R: 0 E: 0 K: 1 S: 6	H: 0 LOB: 0 BB: 0 P: 8	R: 0 E: 0 K: 1 S: 17	H: 1 LOB: 2 BB: 1 P: 28	R: 0 E: 0 K: 0 S: 9	H: 1 LOB: 1 BB: 0 P: 15	R: 0 E: 0 K: 1 S: 7	H: 0 LOB: 0 BB: 0 P: 10	R: 0 E: 0 K: 1 S: 10	H: 1 LOB: 0 BB: 0 P: 14	1B: 8 2B: 4 3B: 0 HR: 1	SF: 0 SAC: 1 DP: 1 HBP: 0	WP: 0 PB: 0 SB: 1 CS: 2	PA: 43			
<b>PITCHER</b>	IP WLS BF H R ER SO BB IBB HBP BLK WP HR S P ERA WHIP	IP WLS BF H R ER SO BB IBB HBP BLK WP HR S P ERA WHIP	IP WLS BF H R ER SO BB IBB HBP BLK WP HR S P ERA WHIP	IP WLS BF H R ER SO BB IBB HBP BLK WP HR S P ERA WHIP	IP WLS BF H R ER SO BB IBB HBP BLK WP HR S P ERA WHIP	IP WLS BF H R ER SO BB IBB HBP BLK WP HR S P ERA WHIP	IP WLS BF H R ER SO BB IBB HBP BLK WP HR S P ERA WHIP	IP WLS BF H R ER SO BB IBB HBP BLK WP HR S P ERA WHIP	IP WLS BF H R ER SO BB IBB HBP BLK WP HR S P ERA WHIP	IP WLS BF H R ER SO BB IBB HBP BLK WP HR S P ERA WHIP	IP WLS BF H R ER SO BB IBB HBP BLK WP HR S P ERA WHIP	IP WLS BF H R ER SO BB IBB HBP BLK WP HR S P ERA WHIP	IP WLS BF H R ER SO BB IBB HBP BLK WP HR S P ERA WHIP	IP WLS BF H R ER SO BB IBB HBP BLK WP HR S P ERA WHIP	IP WLS BF H R ER SO BB IBB HBP BLK WP HR S P ERA WHIP	IP WLS BF H R ER SO BB IBB HBP BLK WP HR S P ERA WHIP	IP WLS BF H R ER SO BB IBB HBP BLK WP HR S P ERA WHIP	IP WLS BF H R ER SO BB IBB HBP BLK WP HR S P ERA WHIP	IP WLS BF H R ER SO BB IBB HBP BLK WP HR S P ERA WHIP	IP WLS BF H R ER SO BB IBB HBP BLK WP HR S P ERA WHIP	IP WLS BF H R ER SO BB IBB HBP BLK WP HR S P ERA WHIP	IP WLS BF H R ER SO BB IBB HBP BLK WP HR S P ERA WHIP	IP WLS BF H R ER SO BB IBB HBP BLK WP HR S P ERA WHIP	IP WLS BF H R ER SO BB IBB HBP BLK WP HR S P ERA WHIP	
John Frascatore, R ERA: 5.4	Rich DeLucia, R ERA: 3.72	Jeff Parrett, R ERA: 6.59	John Habyan, R ERA: 3.29																						

**Atlanta Braves @ St. Louis Cardinals**  
 Busch Stadium, St. Louis, MO  
 Wed May 24, 1995, 7:05 PM CDT  
 Att: 20,413 - Unknown - 74 F

AB 38  
 R 9  
 H 13  
 RBI 8  
 BB 4  
 SO 7  
 LOB 13



Batter	1	2	3	4	5	6	7	8	9	AB	R	H	RBI	BB	SO	LOB	BOTTOM							
Bernard Gilkey, R OBP: 0.376, SLG: 0.458										4	1	1	1	1	0	0	<b>Atlanta Braves @ St. Louis Cardinals</b> Busch Stadium, St. Louis, MO Wed May 24, 1995, 7:05 PM CDT Att: 20,413 - Unknown - 74 F							
José Oquendo, S OBP: 0.304, SLG: 0.278										3	1	0	0	1	0	1								
Ray Lankford, L OBP: 0.311, SLG: 0.454										3	1	0	0	1	2	0								
Todd Zeile, R OBP: 0.433, SLG: 0.580										4	1	1	2	0	1	0								
Brian Jordan, R OBP: 0.271, SLG: 0.393										4	0	1	0	0	0	2								
Scott Cooper, L OBP: 0.417, SLG: 0.368										3	0	1	0	1	2	0								
Danny Sheaffer, R OBP: 0.414, SLG: 0.500										3	0	1	2	0	1	0								
Gerald Perry, L OBP: 0.250, SLG: 0.182										1	0	0	0	0	0	2								
Scott Hemond, R OBP: 0.182, SLG: 0.100										0	0	0	0	0	0	0								
Tripp Cromer, R OBP: 0.241, SLG: 0.380										3	1	1	0	0	1	2								
John Mabry, L OBP: 0.270, SLG: 0.283										1	0	0	0	0	0	0								
John Frascatore, R ERA: 5.4	Rich DeLucia, R ERA: 3.72	Jeff Parrett, R ERA: 6.59	John Habyan, R ERA: 3.29																					
<b>Inning Stats</b>	R: 4 E: 0 K: 2 S: 23	H: 2 LOB: 4 BB: 4 P: 45	R: 0 E: 0 K: 1 S: 8	H: 0 LOB: 0 BB: 0 P: 10	R: 0 E: 0 K: 1 S: 7	H: 0 LOB: 0 BB: 0 P: 9	R: 0 E: 0 K: 1 S: 6	H: 0 LOB: 0 BB: 0 P: 7	R: 0 E: 0 K: 0 S: 5	H: 0 LOB: 0 BB: 0 P: 9	R: 0 E: 0 K: 1 S: 5	H: 0 LOB: 0 BB: 0 P: 10	R: 1 E: 0 K: 0 S: 12	H: 2 LOB: 1 BB: 0 P: 18	R: 0 E: 0 K: 2 S: 14	H: 2 LOB: 2 BB: 0 P: 21	R: 0 E: 0 K: 0 S: 11	H: 0 LOB: 0 BB: 0 P: 14	1B: 4 2B: 2 3B: 0 HR: 0	SF: 0 SAC: 0 DP: 0 HBP: 0	WP: 0 PB: 0 SB: 0 CS: 0	PA: 37		
<b>PITCHER</b>	IP WLS BF H R ER SO BB IBB HBP BLK WP HR S P ERA WHIP	IP WLS BF H R ER SO BB IBB HBP BLK WP HR S P ERA WHIP	IP WLS BF H R ER SO BB IBB HBP BLK WP HR S P ERA WHIP	IP WLS BF H R ER SO BB IBB HBP BLK WP HR S P ERA WHIP	IP WLS BF H R ER SO BB IBB HBP BLK WP HR S P ERA WHIP	IP WLS BF H R ER SO BB IBB HBP BLK WP HR S P ERA WHIP	IP WLS BF H R ER SO BB IBB HBP BLK WP HR S P ERA WHIP	IP WLS BF H R ER SO BB IBB HBP BLK WP HR S P ERA WHIP	IP WLS BF H R ER SO BB IBB HBP BLK WP HR S P ERA WHIP	IP WLS BF H R ER SO BB IBB HBP BLK WP HR S P ERA WHIP	IP WLS BF H R ER SO BB IBB HBP BLK WP HR S P ERA WHIP	IP WLS BF H R ER SO BB IBB HBP BLK WP HR S P ERA WHIP	IP WLS BF H R ER SO BB IBB HBP BLK WP HR S P ERA WHIP	IP WLS BF H R ER SO BB IBB HBP BLK WP HR S P ERA WHIP	IP WLS BF H R ER SO BB IBB HBP BLK WP HR S P ERA WHIP	IP WLS BF H R ER SO BB IBB HBP BLK WP HR S P ERA WHIP	IP WLS BF H R ER SO BB IBB HBP BLK WP HR S P ERA WHIP	IP WLS BF H R ER SO BB IBB HBP BLK WP HR S P ERA WHIP	IP WLS BF H R ER SO BB IBB HBP BLK WP HR S P ERA WHIP	IP WLS BF H R ER SO BB IBB HBP BLK WP HR S P ERA WHIP	IP WLS BF H R ER SO BB IBB HBP BLK WP HR S P ERA WHIP	IP WLS BF H R ER SO BB IBB HBP BLK WP HR S P ERA WHIP	IP WLS BF H R ER SO BB IBB HBP BLK WP HR S P ERA WHIP	
Tom Glavine, L ERA: 3.93	Greg McMichael, R ERA: 4.09																							

**Atlanta Braves @ St. Louis Cardinals**  
 Busch Stadium, St. Louis, MO  
 Wed May 24, 1995, 7:05 PM CDT  
 Att: 20,413 - Unknown - 74 F

AB 33  
 R 5  
 H 6  
 RBI 5  
 BB 4  
 SO 9  
 LOB 10






Batter	1	2	3	4	5	6	7	8	9	AB	R	H	RBI	BB	SO	LOB	TOP										
Marquis Grissom, R (1.8)	F8		G4-3 10 BB	F8			F9		F8	5	0	1	0	0	0	1	<b>Atlanta Braves @ St. Louis Cardinals</b> Busch Stadium, St. Louis, MO Thu May 25 1995, 3:33 AM CDT Att: 23,807 - Overcast - 60 F										
Jeff Blauer, R (1.6)	E6 10 G1-3		F8						G2-3	5	0	1	0	0	1	1											
10 Chipper Jones, S (1.5)	G1-3		G4-3							3	0	0	0	1	0	2											
Fred McGriff, L (1.3)	F8		G4-3							3	0	0	0	1	0	4											
David Justice, L (1.9)		L7	G4-3							4	0	0	0	0	1	3											
Ryan Klesko, L (1.7)	G1-3			G6-4-3 1B WP			F9			2	1	1	0	2	0	0											
Charlie O'Brien, R (1.2)				G6-4-3 1B			B1		F9	4	0	2	0	0	0	2											
Mark Lemke, S (1.4)				G6-4-3			F9		G4-3	3	0	0	0	1	0	4											
Steve Avery, L (1.1)										3	0	1	0	0	0	3											
Brad Clontz, R (8.1)										0	0	0	0	0	0	0											
Dwight Smith, L (9. PH)									G4-3	1	0	0	0	0	0	0											
<b>Inning Stats</b>	R: 0 E: 1 K: 0 S: 8	H: 0 LOB: 1 BB: 0 P: 10	R: 0 E: 0 K: 0 S: 8	H: 1 LOB: 2 BB: 1 P: 14	R: 0 E: 0 K: 0 S: 10	H: 1 LOB: 2 BB: 1 P: 19	R: 1 E: 0 K: 0 S: 6	H: 2 LOB: 1 BB: 1 P: 13	R: 0 E: 0 K: 1 S: 12	H: 0 LOB: 1 BB: 0 P: 20	R: 0 E: 0 K: 0 S: 8	H: 1 LOB: 1 BB: 0 P: 11	R: 0 E: 0 K: 0 S: 10	H: 1 LOB: 1 BB: 0 P: 17	R: 0 E: 0 K: 1 S: 11	H: 0 LOB: 1 BB: 1 P: 18	R: 0 E: 0 K: 0 S: 6	H: 0 LOB: 0 BB: 0 P: 10	1B: 4 2B: 2 3B: 0 HR: 0	SF: 0 SAC: 0 DP: 1 HBP: 0	WP: 1 PB: 0 SB: 1 CS: 0	PA: 38					
<b>PITCHER</b>	IP	WLS	BF	H	R	ER	SO	BB	IBB	HBP	BLK	WP	HR	S	P	ERA	WHIP										
Ken Hill, R (1.1)	6.2	W	30	6	1	1	1	4	0	0	0	1	0	59	99	1.35	1.500										
Tony Fossas, L (7.1)	0.2		3	0	0	0	1	1	0	0	0	0	0	8	14	0.00	1.500										
Rene Arocha, R (8.1)	0.2		2	0	0	0	0	0	0	0	0	0	0	6	9	0.00	0.000										
Tom Henke, R (9.1)	1.0	S	3	0	0	0	0	0	0	0	0	0	0	6	10	0.00	0.000										

Batter	1	2	3	4	5	6	7	8	9	AB	R	H	RBI	BB	SO	LOB	BOTTOM										
Allen Battle, R (1.9)	K		SH2-3							3	0	1	1	0	1	2	<b>Atlanta Braves @ St. Louis Cardinals</b> Busch Stadium, St. Louis, MO Thu May 25 1995, 3:33 AM CDT Att: 23,807 - Overcast - 60 F										
John Mabry, L (7.9)										0	0	0	0	0	0	0											
José Oquendo, S (1.4)	P3		P9							4	0	0	0	0	0	2											
Bernard Gilkey, R (1.7)	G5-3		G6-3							4	0	0	0	0	1	1											
Todd Zeile, R (1.3)										3	1	0	0	1	1	0											
Brian Jordan, R (1.8)										4	0	1	0	0	1	0											
Darnell Coles, R (1.5)										3	1	1	1	0	1	1											
Scott Cooper, L (8. PH)										1	0	1	0	0	0	0											
Tom Pagnozzi, R (1.2)										3	2	2	1	1	0	1											
Tripp Cromer, R (1.6)										3	0	0	0	1	1	4											
Ken Hill, R (1.1)										3	0	2	1	0	0	1											
Tony Fossas, L (7.1)										0	0	0	0	0	0	0											
Rene Arocha, R (8.1)										0	0	0	0	0	0	0											
Tom Henke, R (9.1)										0	0	0	0	0	0	0											
<b>Inning Stats</b>	R: 0 E: 0 K: 1 S: 10	H: 0 LOB: 0 BB: 0 P: 15	R: 0 E: 0 K: 2 S: 15	H: 1 LOB: 2 BB: 1 P: 25	R: 0 E: 0 K: 0 S: 11	H: 1 LOB: 1 BB: 0 P: 16	R: 0 E: 0 K: 2 S: 10	H: 0 LOB: 0 BB: 0 P: 16	R: 1 E: 0 K: 0 S: 10	H: 2 LOB: 1 BB: 0 P: 14	R: 3 E: 0 K: 1 S: 16	H: 3 LOB: 2 BB: 2 P: 30	R: 0 E: 0 K: 0 S: 4	H: 0 LOB: 0 BB: 0 P: 6	R: 0 E: 0 K: 0 S: 9	H: 1 LOB: 1 BB: 0 P: 10	1B: 6 2B: 2 3B: 0 HR: 0	SF: 0 SAC: 1 DP: 0 HBP: 0	WP: 0 PB: 0 SB: 0 CS: 0	PA: 35							
<b>PITCHER</b>	IP	WLS	BF	H	R	ER	SO	BB	IBB	HBP	BLK	WP	HR	S	P	ERA	WHIP										
Steve Avery, L (1.1)	7.0	L	31	7	4	4	6	2	1	0	0	0	0	76	122	5.14	1.286										
Brad Clontz, R (8.1)	1.0		4	1	0	0	0	0	0	0	0	0	0	9	10	0.00	1.000										

AB	33
R	1
H	6
RBI	0
BB	5
SO	2
LOB	20

AB	31
R	4
H	8
RBI	4
BB	3
SO	6
LOB	12









Batter	1	2	3	4	5	6	7	8	9	10	AB	R	H	RBI	BB	SO	LOB	TOP									
Marquis Grissom, R OBP: 0.280, SLG: 0.362	G5-3		F9					K			4	0	1	0	0	1	0	<b>Atlanta Braves @ Houston Astros</b> Astrodome, Houston, TX Sat May 27 1995, 8:05 PM EDT Alt. 19,257 - Dome - 68 F									
Jeff Blauser, R OBP: 0.351, SLG: 0.363	K		K					F9			4	0	0	0	0	2	1										
10 Chipper Jones, S OBP: 0.402, SLG: 0.523	K										3	1	0	0	1	2	0										
Fred McGriff, L OBP: 0.386, SLG: 0.453											3	1	1	0	1	1	1										
David Justice, L OBP: 0.424, SLG: 0.553											3	0	2	1	1	0	1										
Ryan Klesko, L OBP: 0.325, SLG: 0.273											3	0	0	0	0	2	3										
Mike Kelly, R OBP: 0.267, SLG: 0.345											1	0	0	0	0	0	1										
Javy Lopez, R OBP: 0.354, SLG: 0.535											4	0	1	1	0	1	1										
Mark Lemke, S OBP: 0.294, SLG: 0.330											3	0	1	0	0	0	0										
Mike Mordecai, R OBP: 0.222, SLG: 0.333											1	0	0	0	0	1	0										
Rafael Belliard, R OBP: 0.384, SLG: 0.364											0	0	0	0	0	0	0										
29 John Smoltz, R ERA: 1.52											3	0	0	0	0	2	0										
Mark Wohlers, R ERA: 4.36											0	0	0	0	0	0	0										
Dwight Smith, L ERA: 3.6											1	0	0	0	0	1	0										
Mike Stanton, L ERA: 3.6											0	0	0	0	0	0	0										
<b>Inning Stats</b>	R: 0 E: 0 K: 2 S: 10	H: 0 LOB: 0 BB: 0 P: 17	R: 1 E: 0 K: 2 S: 10	H: 3 LOB: 2 BB: 1 P: 17	R: 0 E: 0 K: 2 S: 7	H: 0 LOB: 0 BB: 0 P: 11	R: 1 E: 0 K: 2 S: 12	H: 1 LOB: 1 BB: 1 P: 23	R: 0 E: 0 K: 1 S: 9	H: 1 LOB: 1 BB: 0 P: 12	R: 0 E: 0 K: 0 S: 5	H: 0 LOB: 0 BB: 1 P: 12	R: 0 E: 0 K: 1 S: 7	H: 0 LOB: 0 BB: 0 P: 11	R: 0 E: 0 K: 1 S: 11	H: 1 LOB: 1 BB: 0 P: 16	R: 0 E: 0 K: 2 S: 8	H: 0 LOB: 0 BB: 0 P: 10	1B: 4 2B: 2 3B: 0 HR: 0	SF: 0 SAC: 0 DP: 0 HBP: 0	WP: 1 PB: 0 SB: 0 CS: 1	PA: 36					
<b>PITCHER</b>	IP	WLS	BF	H	R	ER	SO	BB	IBB	HBP	BLK	WP	HR	S	P	ERA	WHIP										
Doug Drabek, R ERA: 5.11	7.0		26	5	2	2	9	3	0	0	0	0	0	60	103	2.57	1.143										
Todd Jones, R ERA: 1.52	2.0		7	1	0	0	2	0	0	0	0	0	0	17	23	0.00	0.500										
John Hudek, R ERA: 1.52	1.0	W	3	0	0	0	2	0	0	0	0	0	0	8	10	0.00	0.000										

AB	33
R	2
H	6
RBI	2
BB	3
SO	13
LOB	8



Batter	1	2	3	4	5	6	7	8	9	10	AB	R	H	RBI	BB	SO	LOB	BOTTOM									
Craig Biggio, R OBP: 0.430, SLG: 0.463	FC6-4		P4					K			4	0	1	0	1	2	0	<b>Atlanta Braves @ Houston Astros</b> Astrodome, Houston, TX Sat May 27 1995, 8:05 PM EDT Alt. 19,257 - Dome - 68 F									
John Cangelosi, S OBP: 0.417, SLG: 0.417											5	1	3	0	0	0	2										
John Hudek, S OBP: 1.000, SLG: 1.000											0	0	0	0	0	0	0										
Luis Gonzalez, L OBP: 0.330, SLG: 0.441											4	1	1	0	1	0	3										
Derek Bell, R OBP: 0.403, SLG: 0.473											4	0	1	0	0	1	5										
James Mouton, R OBP: 0.333, SLG: 0.460											1	1	1	1	0	0	0										
5 Jeff Bagwell, R OBP: 0.323, SLG: 0.314											4	0	1	1	0	2	3										
Dave Magadan, L OBP: 0.435, SLG: 0.375											4	0	1	1	0	1	1										
Scott Servais, R OBP: 0.260, SLG: 0.283											3	0	0	0	0	2	2										
Milt Thompson, L OBP: 0.300, SLG: 0.200											1	0	0	0	0	1	0										
Orlando Miller, R OBP: 0.275, SLG: 0.333											3	0	0	0	0	1	0										
Craig Shipley, R OBP: 0.385, SLG: 0.472											1	0	0	0	0	1	0										
Doug Drabek, R OBP: 0.273, SLG: 0.364											2	0	0	0	0	2	0										
Chris Donnels, L OBP: 0.471, SLG: 0.400											1	0	0	0	0	0	0										
Todd Jones, L ERA: 4.36											0	0	0	0	0	0	0										
Tony Eusebio, R OBP: 0.364, SLG: 0.439											1	0	1	0	0	0	0										
<b>Inning Stats</b>	R: 0 E: 0 K: 1 S: 10	H: 1 LOB: 2 BB: 1 P: 22	R: 0 E: 0 K: 2 S: 8	H: 0 LOB: 0 BB: 0 P: 12	R: 0 E: 0 K: 2 S: 12	H: 2 LOB: 2 BB: 0 P: 20	R: 0 E: 0 K: 1 S: 7	H: 0 LOB: 0 BB: 0 P: 11	R: 0 E: 0 K: 2 S: 7	H: 0 LOB: 0 BB: 0 P: 12	R: 1 E: 0 K: 1 S: 11	H: 3 LOB: 2 BB: 0 P: 18	R: 0 E: 0 K: 2 S: 8	H: 0 LOB: 0 BB: 0 P: 11	R: 1 E: 1 K: 0 S: 13	H: 1 LOB: 1 BB: 1 P: 21	R: 0 E: 0 K: 2 S: 15	H: 2 LOB: 2 BB: 0 P: 22	R: 1 E: 0 K: 0 S: 4	H: 1 LOB: 0 BB: 0 P: 6	1B: 9 2B: 0 3B: 0 HR: 1	SF: 0 SAC: 0 DP: 0 HBP: 0	WP: 0 PB: 0 SB: 1 CS: 0	PA: 40			
<b>PITCHER</b>	IP	WLS	BF	H	R	ER	SO	BB	IBB	HBP	BLK	WP	HR	S	P	ERA	WHIP										
29 John Smoltz, R ERA: 2.48	8.0		33	7	2	1	11	2	0	0	0	0	0	76	127	1.12	1.125										
Mark Wohlers, R ERA: 4.36	1.0		5	2	0	0	2	0	0	0	0	0	0	15	22	0.00	2.000										
Mike Stanton, L ERA: 3.6	0.1	L	2	1	1	1	0	0	0	0	0	0	1	4	6	27.00	3.000										

AB	38
R	3
H	10
RBI	3
BB	2
SO	13
LOB	16













Batter	1	2	3	4	5	6	7	8	9	AB	R	H	RBI	BB	SO	LOB	TOP										
Marquis Grissom, R OBP: 0.281, SLG: 0.377	G6-3		F8			P4	F9			4	0	0	0	0	0	4	<b>Atlanta Braves @ Chicago Cubs</b> Wrigley Field, Chicago, IL Wed May 31 1995, 3:33 AM CDT Att: 27,372 - Sunny - 71 F										
Jeff Blauer, R OBP: 0.351, SLG: 0.400	F9			L6		K		HR		4	1	1	1	0	1	0											
10 Chipper Jones, S OBP: 0.400, SLG: 0.500	G6-3			G3-1				CS BB		3	0	1	0	1	0	0											
Fred McGriff, L OBP: 0.396, SLG: 0.474								K		3	0	2	0	1	1	1											
David Justice, L OBP: 0.404, SLG: 0.500	G6-3					FC6-4		G6-3		3	0	0	0	1	0	3											
Ryan Klesko, L OBP: 0.320, SLG: 0.262										3	0	0	0	0	2	2											
Mike Kelly, R OBP: 0.258, SLG: 0.333									P2	1	0	0	0	0	0	0											
Charlie O'Brien, R OBP: 0.365, SLG: 0.515										3	0	1	0	0	0	0											
Mike Mordecai, R OBP: 0.222, SLG: 0.333										0	0	0	0	0	0	0											
Javy Lopez, R OBP: 0.366, SLG: 0.533										1	0	0	0	0	0	0											
Mark Lemke, S OBP: 0.292, SLG: 0.319										3	0	0	0	1	1	0											
Steve Avery, L OBP: 0.308, SLG: 0.462										2	0	1	0	0	0	0											
Pedro Borbon, R (7, 1)										0	0	0	0	0	0	0											
Brad Clontz, R (7, 1)										0	0	0	0	0	0	0											
Greg McMichael, R (8, 1)										0	0	0	0	0	0	0											
<b>Inning Stats</b>	R: 0 E: 0 K: 0 S: 7	H: 0 LOB: 0 BB: 0 P: 12	R: 0 E: 0 K: 1 S: 6	H: 1 LOB: 0 BB: 0 P: 12	R: 0 E: 0 K: 0 S: 7	H: 1 LOB: 1 BB: 0 P: 13	R: 0 E: 0 K: 0 S: 6	H: 1 LOB: 2 BB: 1 P: 10	R: 0 E: 0 K: 0 S: 5	H: 0 LOB: 0 BB: 0 P: 5	R: 0 E: 0 K: 1 S: 11	H: 1 LOB: 2 BB: 1 P: 21	R: 0 E: 0 K: 1 S: 13	H: 1 LOB: 3 BB: 1 P: 19	R: 1 E: 0 K: 1 S: 13	H: 1 LOB: 0 BB: 1 P: 25	R: 0 E: 0 K: 1 S: 7	H: 0 LOB: 0 BB: 0 P: 12	1B: 3 2B: 3 3B: 0 HR: 1	SF: 0 SAC: 1 DP: 2 HBP: 0	WP: 0 PB: 0 SB: 0 CS: 1	PA: 35					
<b>PITCHER</b>	IP	WLS	BF	H	R	ER	SO	BB	IBB	HBP	BLK	WP	HR	S	P	ERA	WHIP										
Mike Morgan, R ERA: 0.75	6.2	W	27	5	0	0	3	2	1	0	0	0	0	52	89	0.00	1.050										
Mike Perez, R ERA: 3.51	0.1		2	1	1	1	0	0	0	0	0	0	1	6	9	27.00	3.000										
Bryan Hickerson, L ERA: 2.45	1.0	S	3	0	0	0	1	1	0	0	0	0	0	10	19	0.00	1.000										
Randy Myers, L ERA: 4.15	1.0	S	3	0	0	0	1	0	0	0	0	0	0	7	12	0.00	0.000										

Batter	1	2	3	4	5	6	7	8	9	AB	R	H	RBI	BB	SO	LOB	BOTTOM										
Brian McRae, S OBP: 0.307, SLG: 0.420	K		K							4	1	2	2	0	2	0	<b>Atlanta Braves @ Chicago Cubs</b> Wrigley Field, Chicago, IL Wed May 31 1995, 3:33 AM CDT Att: 27,372 - Sunny - 71 F										
Rey Sanchez, R OBP: 0.309, SLG: 0.381	G6-3			G5-3	G5-3					4	0	1	1	0	0	1											
Mark Grace, L OBP: 0.387, SLG: 0.554										4	0	2	0	0	1	1											
Sammy Sosa, R OBP: 0.369, SLG: 0.592	K									4	0	1	0	0	2	3											
Shawon Dunston, R OBP: 0.343, SLG: 0.515										4	0	2	0	0	0	0											
José Hernández, R OBP: 0.419, SLG: 0.690										4	0	1	0	0	2	4											
Rick Wilkins, L OBP: 0.386, SLG: 0.326										2	1	0	0	2	2	0											
Ozzie Timmons, R OBP: 0.306, SLG: 0.364										4	2	2	1	0	1	2											
Mike Morgan, R (1, 1)										2	0	0	0	0	1	1											
Mike Perez, R (7, 1)										1	0	0	0	0	1	1											
Bryan Hickerson, L OBP: 1.000, SLG: 1.000										0	0	0	0	0	0	0											
Howard Johnson, S OBP: 0.333, SLG: 0.367										1	0	0	0	0	1	2											
Randy Myers, L (9, 1)										0	0	0	0	0	0	0											
<b>Inning Stats</b>	R: 0 E: 1 K: 2 S: 10	H: 1 LOB: 1 BB: 0 P: 14	R: 0 E: 0 K: 2 S: 10	H: 0 LOB: 0 BB: 0 P: 14	R: 0 E: 0 K: 1 S: 10	H: 0 LOB: 0 BB: 0 P: 14	R: 0 E: 0 K: 2 S: 11	H: 2 LOB: 2 BB: 0 P: 14	R: 1 E: 0 K: 2 S: 11	H: 2 LOB: 1 BB: 0 P: 17	R: 0 E: 0 K: 0 S: 9	H: 2 LOB: 1 BB: 0 P: 11	R: 3 E: 0 K: 2 S: 15	H: 3 LOB: 1 BB: 1 P: 26	R: 0 E: 0 K: 2 S: 14	H: 1 LOB: 2 BB: 1 P: 24	1B: 8 2B: 3 3B: 0 HR: 0	SF: 0 SAC: 0 DP: 1 HBP: 0	WP: 0 PB: 1 SB: 2 CS: 0	PA: 36							
<b>PITCHER</b>	IP	WLS	BF	H	R	ER	SO	BB	IBB	HBP	BLK	WP	HR	S	P	ERA	WHIP										
Steve Avery, L ERA: 3.48	6.1	L	29	10	4	4	10	1	0	0	0	0	0	3	5	0.00	0.000										
Pedro Borbon, L ERA: 4.29	0.1		1	0	0	0	1	0	0	0	0	0	0	4	7	0.00	0.000										
Brad Clontz, R ERA: 4.26	0.1		1	0	0	0	0	0	0	0	0	0	0	4	7	0.00	0.000										
Greg McMichael, R ERA: 3.66	1.0		5	1	0	0	2	0	1	0	0	0	0	14	24	0.00	1.000										

livebaseballscores.com

AB 30  
R 1  
H 6  
RBI 1  
BB 4  
SO 5  
LOB 10

**Braves**









Batter	1	2	3	4	5	6	7	8	9	AB	R	H	RBI	BB	SO	LOB	TOP										
<b>John Cangelosi, S</b> (1, 8) OBP: 0.421, SLG: 0.353	1-3 K		4-2 S BB			2-1 1B S 1B	4-0 E SF8 IBB		2-2 G5-3	3	2	1	0	2	1	0											
<b>Craig Biggio, R</b> (1, 4) OBP: 0.411, SLG: 0.421	1-3 K		2-3 K			2-2 1B S 1B	0-2 E6 5 1B		1-1 F7	5	2	1	1	0	2	2											
<b>Luis Gonzalez, L</b> (1, 7) OBP: 0.318, SLG: 0.431	0-0 F8					0-1 5 F9 1B	4-0 5 1B IBB		2-3 K	4	0	1	1	1	1	0											
<b>Derek Bell, R</b> (1, 9) OBP: 0.397, SLG: 0.500		2-2 HR				0-0 F8	0-2 SF8			3	1	2	3	0	0	0											
<b>Jeff Bagwell, R</b> (1, 3) OBP: 0.326, SLG: 0.322		4-2 CS BB				2-2 F9	0-0 3-H			3	0	1	1	1	1	2											
<b>Dave Magadan, L</b> (1, 5) OBP: 0.323, SLG: 0.356		2-3 K				0-0 F9	2-0 F9			3	0	0	0	0	2	3											
<b>Craig Shipley, R</b> (7, PH) OBP: 0.372, SLG: 0.450		1-2 K								1	0	0	0	0	2												
<b>Scott Servais, R</b> (1, 2) OBP: 0.299, SLG: 0.296		0-0 G4-3				0-0 F9	1-0 G3-4 E 1B		1-2 G4-3	4	1	1	0	0	0	0											
<b>Orlando Miller, R</b> (1, 6) OBP: 0.317, SLG: 0.361			3-2 BB SH5-4 1B			3-2 F9	4-2 SAFE E G3-4 BB		1-0 F8	3	1	1	0	1	0	0											
<b>Doug Drabek, R</b> (1, 1) OBP: 0.214, SLG: 0.286			0-1 SH5-4			0-0 P6	0-1 G3-4		0-3 K	3	0	0	0	0	1	2											
<b>Inning Stats</b>	R: 0 H: 0 E: 0 K: 2 S: 7	H: 0 LOB: 0 BB: 0 P: 9	R: 1 H: 1 E: 0 K: 1 S: 10	H: 1 LOB: 0 BB: 1 P: 18	R: 0 H: 1 E: 0 K: 1 S: 12	H: 1 LOB: 1 BB: 1 P: 21	R: 0 H: 0 E: 0 K: 1 S: 7	H: 0 LOB: 0 BB: 0 P: 13	R: 0 H: 0 E: 0 K: 1 S: 8	H: 0 LOB: 0 BB: 0 P: 12	R: 2 H: 4 E: 0 K: 0 S: 15	H: 4 LOB: 2 BB: 0 P: 21	R: 4 H: 2 E: 1 K: 0 S: 17	H: 2 LOB: 2 BB: 3 P: 32	R: 0 H: 0 E: 0 K: 1 S: 7	H: 0 LOB: 0 BB: 0 P: 9	R: 0 H: 0 E: 0 K: 1 S: 8	H: 0 LOB: 0 BB: 0 P: 13	1B: 7 2B: 0 3B: 0 HR: 1	SF: 1 SAC: 1 DP: 0 HBP: 0	WP: 0 PB: 0 SB: 2 CS: 1	PA: 39					
<b>PITCHER</b>	IP	WLS	BF	H	R	ER	SO	BB	IBB	HBP	BLK	WP	HR	S	P	ERA	WHIP										
<b>29 John Smoltz, R</b> (1, 1) ERA: 2.89	6.2	L	32	8	7	4	6	3	2	0	0	0	1	75	123	5.40	1.650										
<b>Mike Stanton, L</b> (7, 1) ERA: 2.92	1.1		4	0	0	0	1	0	0	0	0	0	0	8	12	0.00	0.000										
<b>Mark Wohlers, R</b> (9, 1) ERA: 4.05	1.0		3	0	0	0	1	0	0	0	0	0	0	8	13	0.00	0.000										

**Houston Astros @ Atlanta Braves**  
Atlanta-Fulton County Stadium, Atlanta, GA

AB 32  
R 7  
H 8  
RBI 6  
BB 5  
SO 8  
LOB 11




WP: 0  
PB: 0  
SB: 2  
CS: 1  
PA: 39

Batter	1	2	3	4	5	6	7	8	9	AB	R	H	RBI	BB	SO	LOB	BOTTOM										
<b>Marquis Grissom, R</b> (1, 8) OBP: 0.272, SLG: 0.362	0-0 F9		1-2 G5-3			0-0 L9		1-0 G4-3		4	0	0	0	0	0	0											
<b>Jeff Blausen, R</b> (1, 6) OBP: 0.340, SLG: 0.406	0-0 HR			3-2 G6-3		0-2 F9		2-1 G6-3		4	1	1	1	0	0	0											
<b>10 Chipper Jones, S</b> (1, 5) OBP: 0.392, SLG: 0.492	0-2 G3-1			1-2 P6		0-0 G3-1			2-2 2B	4	0	1	0	0	0	0											
<b>Fred McGriff, L</b> (1, 3) OBP: 0.401, SLG: 0.508	1-2 G3			3-2 E 1B		2-1 1B			3-3 K	4	1	2	0	0	1	1											
<b>Dwight Smith, L</b> (1, 9) OBP: 0.392, SLG: 0.604		2-0 G3		1-0 E8 1B			1-3 K		1-3 K	4	0	1	0	0	2	1											
<b>Ryan Klesko, L</b> (1, 7) OBP: 0.293, SLG: 0.229		0-3 K		4-2 FC5-4 BB			1-1 F7		0-3 K	3	0	0	0	1	2	1											
<b>Javy Lopez, R</b> (1, 2) OBP: 0.346, SLG: 0.500		2-2 G6-3		1-2 FC5-4			2-2 E6			3	0	0	0	0	0	2											
<b>Mark Lemke, S</b> (1, 4) OBP: 0.286, SLG: 0.310			1-0 G1-3			0-0 P4		0-1 F7		3	0	0	0	0	0	1											
<b>29 John Smoltz, R</b> (1, 1) ERA: 2.89			2-1 F9			2-3 K		1-3 K		2	0	0	0	0	1	0											
<b>Mike Stanton, L</b> (7, 1) ERA: 2.92										0	0	0	0	0	0	0											
<b>Mike Mordecai, R</b> (8, PH) OBP: 0.200, SLG: 0.300										1	0	0	0	0	1	0											
<b>Mark Wohlers, R</b> (9, 1) ERA: 4.05										0	0	0	0	0	0	0											
<b>Inning Stats</b>	R: 1 H: 1 E: 0 K: 0 S: 10	H: 1 LOB: 0 BB: 0 P: 11	R: 0 H: 0 E: 0 K: 1 S: 7	H: 0 LOB: 0 BB: 0 P: 11	R: 0 H: 0 E: 0 K: 0 S: 6	H: 0 LOB: 0 BB: 0 P: 10	R: 1 H: 2 E: 1 K: 0 S: 20	H: 2 LOB: 2 BB: 1 P: 33	R: 0 H: 0 E: 0 K: 1 S: 6	H: 0 LOB: 0 BB: 0 P: 8	R: 0 H: 1 E: 0 K: 0 S: 7	H: 1 LOB: 1 BB: 0 P: 9	R: 0 H: 0 E: 1 K: 1 S: 11	H: 0 LOB: 1 BB: 0 P: 15	R: 0 H: 0 E: 0 K: 1 S: 6	H: 0 LOB: 0 BB: 0 P: 10	R: 0 H: 1 E: 0 K: 3 S: 14	H: 1 LOB: 1 BB: 0 P: 20	1B: 3 2B: 1 3B: 0 HR: 1	SF: 0 SAC: 0 DP: 0 HBP: 0	WP: 0 PB: 0 SB: 0 CS: 0	PA: 33					
<b>PITCHER</b>	IP	WLS	BF	H	R	ER	SO	BB	IBB	HBP	BLK	WP	HR	S	P	ERA	WHIP										
<b>Doug Drabek, R</b> (1, 1) ERA: 4.3	9.0	W	33	5	2	1	7	1	0	0	0	0	1	87	127	1.00	0.667										

**Houston Astros @ Atlanta Braves**  
Atlanta-Fulton County Stadium, Atlanta, GA

AB 32  
R 2  
H 5  
RBI 1  
BB 1  
SO 7  
LOB 6



WP: 0  
PB: 0  
SB: 0  
CS: 0  
PA: 33



Batter	1	2	3	4	5	6	7	8	9	10	AB	R	H	RBI	BB	SO	LOB	TOP								
John Cangelosi, S (1, 8) OBP: 0.417, SLG: 0.300	G6-3		PO					G2-3		K	3	0	0	0	2	1	3									
Craig Biggio, R (1, 4) OBP: 0.400, SLG: 0.408	G5-3		PO	G1-3				K		G5-3	4	0	0	0	0	1	1									
Luis Gonzalez, L (1, 7) OBP: 0.309, SLG: 0.417	G6-3			F9				K2-3		G5-3	4	0	0	0	0	1	1									
Derek Bell, R (1, 9) OBP: 0.368, SLG: 0.488			K					G6-3			3	0	0	0	0	1	0									
James Mouton, R (7, 9) OBP: 0.325, SLG: 0.438				G4-3						K	1	0	0	0	0	1	0									
5 Jeff Bagwell, R (1, 3) OBP: 0.331, SLG: 0.352								K			4	2	2	1	0	2	0									
Dave Magadan, L (1, 5) OBP: 0.420, SLG: 0.355								K		SH1 1B	3	0	1	0	0	1	0									
Tony Eusebio, R (1, 2) OBP: 0.333, SLG: 0.403								K		SH1	4	0	1	1	0	1	1									
Orlando Miller, R (1, 6) OBP: 0.324, SLG: 0.376								G3-1		FC4-6 1B	4	0	2	0	0	0	1									
Darryl Kile, R (1, 1) OBP: 0.267, SLG: 0.231								G5-3		SH1-4 1B	2	0	0	0	0	1	0									
Todd Jones, L (9, 1)								G6-3		SH1-4	0	0	0	0	0	0	0									
Chris Donnels, L (10, PH) OBP: 0.385, SLG: 0.333										1B	1	0	1	0	0	0	0									
John Hudek, S (10, 1) OBP: 1.000, SLG: 1.000										1B	0	0	0	0	0	0	0									
<b>Inning Stats</b>	R: 0 E: 0 K: 0 S: 5	H: 0 LOB: 0 BB: 0 P: 6	R: 0 E: 0 K: 2 S: 17	H: 1 LOB: 1 BB: 0 P: 25	R: 0 E: 0 K: 1 S: 10	H: 1 LOB: 0 BB: 1 P: 17	R: 0 E: 0 K: 0 S: 6	H: 0 LOB: 0 BB: 0 P: 7	R: 1 E: 0 K: 1 S: 11	H: 1 LOB: 0 BB: 0 P: 15	R: 0 E: 0 K: 2 S: 9	H: 0 LOB: 0 BB: 0 P: 13	R: 0 E: 0 K: 0 S: 5	H: 1 LOB: 1 BB: 0 P: 10	R: 0 E: 0 K: 1 S: 7	H: 0 LOB: 0 BB: 0 P: 9	R: 1 E: 0 K: 1 S: 22	H: 3 LOB: 2 BB: 0 P: 31	1B: 5 2B: 1 3B: 0 HR: 1	SF: 0 SAC: 2 DP: 0 HBP: 0	WP: 0 PB: 0 SB: 1 CS: 0	PA: 38				
<b>PITCHER</b>	IP 8.0	WLS 28	H 4	R 1	ER 1	SO 8	BB 2	IBB 0	HBP 0	BLK 0	WP 0	HR 1	S 77	P 112	ERA 1.12	WHIP 0.750										
Greg Maddux, R ERA: 2.2	1.2	L	8	3	1	1	1	0	0	0	0	0	21	29	5.40	1.800										
Mark Wohlers, R ERA: 4.2	0.1	1	0	0	0	1	0	0	0	0	0	0	8	11	0.00	0.000										
Pedro Borbon, L ERA: 4.05																										

Houston Astros @ Atlanta Braves  
Atlanta-Fulton County Stadium, Atlanta, GA  
Sat Jun 03 1995, 7:05 PM EDT  
Att: 41,967 - Unknown - 75 F

AB 33  
R 2  
H 7  
RBI 2  
BB 2  
SO 10  
LOB 7



Batter	1	2	3	4	5	6	7	8	9	10	AB	R	H	RBI	BB	SO	LOB	BOTTOM								
Marquis Grissom, R (1, 8) OBP: 0.265, SLG: 0.352	F8			G4-3				F9			4	0	0	0	0	0	1									
Jeff Blausler, R (1, 6) OBP: 0.331, SLG: 0.394	K			L7				K		K	4	0	0	0	0	3	1									
10 Chipper Jones, S (1, 9) OBP: 0.362, SLG: 0.477	K			K				F8		G3	4	0	0	0	0	2	0									
Fred McGriff, L (1, 3) OBP: 0.397, SLG: 0.500								F8		F7	4	0	1	0	0	0	0									
Ryan Klesko, L (1, 7) OBP: 0.305, SLG: 0.250								FC5-4 1B			4	0	2	0	0	1	1									
Mike Kelly, R (10, PR) OBP: 0.258, SLG: 0.333								K		FC1-4 1B	0	0	0	0	0	0	0									
Jose Oliva, R (1, 5) OBP: 0.234, SLG: 0.424								K		K	4	0	0	0	0	3	3									
Javy Lopez, R (1, 2) OBP: 0.333, SLG: 0.480								FC5-4 1B			4	0	0	0	0	1	2									
Mike Mordecai, R (10, PR) OBP: 0.200, SLG: 0.300								F8		FC1-4	0	0	0	0	0	0	0									
Mark Lemke, S (1, 4) OBP: 0.293, SLG: 0.340								FC6-4 BB		F8	3	1	1	1	1	0	2									
Greg Maddux, R (1, 1) OBP: 0.300, SLG: 0.263								B3			2	0	0	0	0	1	1									
Dwight Smith, L (8, PH) ERA: 1.63											1	0	0	0	0	1	0									
Mark Wohlers, R (9, 1)											0	0	0	0	0	0	0									
Pedro Borbon, R (10, 1) ERA: 0.68											0	0	0	0	0	0	0									
<b>Inning Stats</b>	R: 0 E: 0 K: 2 S: 7	H: 0 LOB: 0 BB: 0 P: 9	R: 0 E: 0 K: 1 S: 8	H: 1 LOB: 1 BB: 0 P: 13	R: 0 E: 0 K: 1 S: 7	H: 0 LOB: 0 BB: 0 P: 12	R: 0 E: 0 K: 1 S: 7	H: 0 LOB: 0 BB: 0 P: 10	R: 0 E: 0 K: 1 S: 8	H: 0 LOB: 1 BB: 1 P: 15	R: 0 E: 0 K: 1 S: 12	H: 1 LOB: 1 BB: 0 P: 17	R: 1 E: 0 K: 1 S: 9	H: 1 LOB: 0 BB: 0 P: 14	R: 0 E: 0 K: 1 S: 12	H: 0 LOB: 0 BB: 0 P: 15	R: 0 E: 1 K: 1 S: 9	H: 1 LOB: 2 BB: 0 P: 10	1B: 3 2B: 0 3B: 0 HR: 1	SF: 0 SAC: 0 DP: 0 HBP: 0	WP: 0 PB: 1 SB: 0 CS: 1	PA: 36				
<b>PITCHER</b>	IP 8.0	WLS 3	H 0	R 0	ER 1	SO 10	BB 1	IBB 0	HBP 0	BLK 0	WP 0	HR 1	S 69	P 102	ERA 1.12	WHIP 0.500										
Darryl Kile, R ERA: 4.06	1.0	W	3	0	0	1	0	0	0	0	0	0	12	15	0.00	0.000										
John Hudek, R ERA: 0.68	1.0	S	4	1	0	0	1	0	0	0	0	0	9	10	0.00	1.000										

Houston Astros @ Atlanta Braves  
Atlanta-Fulton County Stadium, Atlanta, GA  
Sat Jun 03 1995, 7:05 PM EDT  
Att: 41,967 - Unknown - 75 F

AB 34  
R 1  
H 4  
RBI 1  
BB 1  
SO 12  
LOB 11





Batter	1	2	3	4	5	6	7	8	9	AB	R	H	RBI	BB	SO	LOB	TOP					
<b>Craig Biggio, R</b> OBP: 0.400, SLG: 0.431 (1, 4)										5	1	2	1	0	1	2						
<b>James Mouton, R</b> OBP: 0.318, SLG: 0.423 (1, 8)										5	1	1	0	0	1	1						
<b>5 Jeff Bagwell, R</b> OBP: 0.333, SLG: 0.354 (1, 3)										5	1	2	0	0	1	1						
<b>Derek Bell, R</b> OBP: 0.403, SLG: 0.492 (1, 9)										3	1	2	2	2	0	1						
<b>Luis Gonzalez, L</b> OBP: 0.314, SLG: 0.444 (7, 1)										4	1	2	2	0	0	3						
<b>Todd Jones, L</b> (7, 1)										0	0	0	0	0	0	0						
<b>Jim Dougherty, R</b> (9, 1)										0	0	0	0	0	0	0						
<b>Craig Shipley, R</b> OBP: 0.383, SLG: 0.455 (1, 5)										4	0	2	0	0	1	0						
<b>Scott Servais, R</b> OBP: 0.258, SLG: 0.310 (1, 2)										4	1	1	0	0	1	4						
<b>Orlando Miller, R</b> OBP: 0.321, SLG: 0.371 (1, 6)										4	0	1	1	0	2	4						
<b>Shane Reynolds, R</b> OBP: 0.133, SLG: 0.133 (7, 1)										3	0	0	0	0	2	4						
<b>Dave Veres, R</b> (7, 1)										0	0	0	0	0	0	0						
<b>Pedro Martinez, L</b> (7, 1)										0	0	0	0	0	0	0						
<b>John Cangelosi, S</b> OBP: 0.440, SLG: 0.300 (7, 7)										0	0	0	0	0	0	0						
<b>Inning Stats</b>	R: 0 E: 0 K: 3 S: 11	H: 0 LOB: 0 BB: 0 P: 15	R: 0 E: 0 K: 3 S: 19	H: 2 LOB: 3 BB: 1 P: 31	R: 2 E: 0 K: 0 S: 7	H: 3 LOB: 0 BB: 0 P: 12	R: 0 E: 0 K: 0 S: 9	H: 1 LOB: 1 BB: 0 P: 11	R: 3 E: 0 K: 1 S: 12	H: 3 LOB: 0 BB: 0 P: 21	R: 0 E: 0 K: 2 S: 9	H: 0 LOB: 0 BB: 0 P: 10	R: 0 E: 0 K: 0 S: 7	H: 1 LOB: 2 BB: 1 P: 13	R: 1 E: 0 K: 0 S: 12	H: 2 LOB: 1 BB: 0 P: 15	R: 0 E: 0 K: 0 S: 9	H: 1 LOB: 0 BB: 0 P: 15	1B: 10 2B: 1 3B: 0 HR: 2	SF: 0 SAC: 0 DP: 2 HBP: 1	WP: 0 PB: 0 SB: 1 CS: 1	PA: 40
<b>PITCHER</b>	IP	WLS	BF	H	R	ER	SO	BB	IBB	HBP	BLK	WP	HR	S	P	ERA	WHIP					
<b>Tom Glavine, L</b> ERA: 3.91 (1, 1)	5.0	L	24	9	5	5	7	1	0	0	0	0	2	58	90	9.00	2.000					
<b>Brad Clontz, R</b> ERA: 3.52 (6, 1)	1.2		7	1	0	0	2	1	0	0	0	0	0	15	21	0.00	1.200					
<b>Pedro Borbon, L</b> ERA: 3.86 (7, 1)	0.1		1	0	0	0	0	0	0	0	0	0	0	1	2	0.00	0.000					
<b>Steve Bedrosian, R</b> ERA: 5.84 (8, 1)	1.0		5	2	1	1	0	0	0	1	0	0	0	12	15	9.00	2.000					
<b>Greg McMichael, R</b> ERA: 3.48 (9, 1)	1.0		3	1	0	0	0	0	0	0	0	0	0	9	15	0.00	1.000					
<b>Batter</b>	<b>1</b>	<b>2</b>	<b>3</b>	<b>4</b>	<b>5</b>	<b>6</b>	<b>7</b>	<b>8</b>	<b>9</b>	<b>AB</b>	<b>R</b>	<b>H</b>	<b>RBI</b>	<b>BB</b>	<b>SO</b>	<b>LOB</b>	<b>BOTTOM</b>					
<b>Marquis Grissom, R</b> OBP: 0.256, SLG: 0.340 (1, 8)										5	0	0	0	0	2	2						
<b>Jeff Blausler, R</b> OBP: 0.339, SLG: 0.393 (1, 6)										3	0	1	0	2	2	0						
<b>10 Chipper Jones, S</b> OBP: 0.377, SLG: 0.463 (1, 9)										4	0	0	0	1	1	5						
<b>Fred McGriff, L</b> OBP: 0.398, SLG: 0.492 (1, 3)										4	0	1	0	1	2	2						
<b>Ryan Klesko, L</b> OBP: 0.323, SLG: 0.273 (7, PH)										3	1	2	0	0	1	1						
<b>Mike Kelly, R</b> OBP: 0.258, SLG: 0.333 (7, PH)										0	0	0	0	0	0	0						
<b>Dwight Smith, L</b> OBP: 0.377, SLG: 0.580 (8, 7)										1	0	0	0	0	1	3						
<b>Jose Oliva, R</b> OBP: 0.235, SLG: 0.429 (1, 5)										4	0	1	0	0	0	3						
<b>Charlie O'Brien, R</b> OBP: 0.419, SLG: 0.568 (1, 2)										4	1	3	1	0	1	1						
<b>Mark Lemke, S</b> OBP: 0.283, SLG: 0.327 (1, 4)										4	0	0	0	0	1	4						
<b>Tom Glavine, L</b> OBP: 0.278, SLG: 0.235 (5, PH)										1	0	0	0	0	0	0						
<b>Brian Kovach, R</b> OBP: 0.209, SLG: 2.000 (5, PH)										0	0	0	0	0	0	0						
<b>Brad Clontz, R</b> ERA: 0.75 (7, PH)										1	0	0	0	0	0	0						
<b>Pedro Borbon, R</b> OBP: 0.273, SLG: 0.455 (7, PH)										0	0	0	0	0	0	0						
<b>Mike Montecal, R</b> OBP: 0.305, SLG: 0.475 (8, PH)										1	0	0	0	0	0	0						
<b>Steve Bedrosian, R</b> OBP: 0.305, SLG: 0.475 (8, PH)										0	0	0	0	0	0	0						
<b>Javy Lopez, R</b> OBP: 0.305, SLG: 0.475 (8, PH)										1	0	0	0	0	0	1						
<b>Greg McMichael, R</b> (9, 1)										0	0	0	0	0	0	0						
<b>Inning Stats</b>	R: 0 E: 0 K: 2 S: 10	H: 0 LOB: 0 BB: 0 P: 14	R: 0 E: 0 K: 2 S: 8	H: 1 LOB: 1 BB: 0 P: 9	R: 0 E: 0 K: 1 S: 13	H: 0 LOB: 0 BB: 0 P: 17	R: 0 E: 0 K: 1 S: 8	H: 2 LOB: 2 BB: 0 P: 11	R: 1 E: 0 K: 0 S: 12	H: 3 LOB: 1 BB: 2 P: 20	R: 0 E: 0 K: 1 S: 10	H: 1 LOB: 3 BB: 2 P: 20	R: 0 E: 0 K: 1 S: 8	H: 1 LOB: 1 BB: 0 P: 13	R: 0 E: 0 K: 3 S: 12	H: 0 LOB: 1 BB: 1 P: 20	1B: 6 2B: 4 3B: 0 HR: 0	SF: 0 SAC: 0 DP: 1 HBP: 0	WP: 0 PB: 0 SB: 0 CS: 0	PA: 40		
<b>PITCHER</b>	IP	WLS	BF	H	R	ER	SO	BB	IBB	HBP	BLK	WP	HR	S	P	ERA	WHIP					
<b>Shane Reynolds, R</b> ERA: 3.67 (7, 1)	0.1		3	1	0	0	0	1	0	0	0	0	0	3	8	0.00	6.000					
<b>Dave Veres, R</b> ERA: 0.75 (7, 1)	0.1		2	0	0	0	0	1	0	0	0	0	0	4	9	0.00	3.000					
<b>Pedro Martinez, L</b> ERA: 6.94 (7, 1)	1.1		5	1	0	0	2	0	0	0	0	0	0	11	16	0.00	0.750					
<b>Todd Jones, R</b> ERA: 1.55 (9, 1)	1.0		4	0	0	0	3	1	0	0	0	0	0	12	20	0.00	1.000					

Houston Astros @ Atlanta Braves  
Atlanta-Fulton County Stadium, Atlanta, GA  
Sun Jun 04 1995, 3:33 AM EDT  
Att: 29,507 - Sunny - 84 F

AB 37  
R 6  
H 13  
RBI 6  
BB 2  
SO 9  
LOB 20





Houston Astros @ Atlanta Braves  
Atlanta-Fulton County Stadium, Atlanta, GA  
Sun Jun 04 1995, 3:33 AM EDT  
Att: 29,507 - Sunny - 84 F

AB 36  
R 2  
H 10  
RBI 2  
SO 11  
LOB 22





Batter	1	2	3	4	5	6	7	8	9	AB	R	H	RBI	BB	SO	LOB	TOP										
<b>Brian McRae, S</b> OBP: 0.321, SLG: 0.421 (1, 8)	G5-3		P9				1B		B1-3	5	2	2	0	0	0	2	<b>Chicago Cubs @ Atlanta Braves</b> Atlanta-Fulton County Stadium, Atlanta, GA Mon Jun 05 1995, 7:05 PM EDT Att: 27,508 - Unknown - 72 F  <b>AB 37</b> <b>R 5</b> <b>H 13</b> <b>RBI 5</b> <b>BB 2</b> <b>SO 11</b> <b>LOB 15</b> 										
<b>Rey Sanchez, R</b> OBP: 0.315, SLG: 0.376 (1, 4)	G5-3		L5				1B		G6-3	5	0	2	0	0	0	2											
<b>Mark Grace, L</b> OBP: 0.371, SLG: 0.567 (1, 3)	K		F8						L7	5	0	2	3	0	1	2											
<b>Sammy Sosa, R</b> OBP: 0.389, SLG: 0.624 (1, 9)							K			3	0	2	0	1	1	2											
<b>Shawon Dunston, R</b> OBP: 0.341, SLG: 0.512 (1, 6)	G6-4-3								G4-6-3	4	0	0	0	0	2	5											
<b>Ozzie Timmons, R</b> OBP: 0.302, SLG: 0.350 (1, 7)										3	0	1	0	0	1	0											
<b>Bryan Hickerson, L</b> OBP: 1.000, SLG: 1.000 (6, 1)										0	0	0	0	0	0	0											
<b>Mike Walker, R</b> (7, 1)										0	0	0	0	0	0	0											
<b>Scott Bullett, L</b> OBP: 0.282, SLG: 0.392 (8, PH)										1	0	0	0	0	1	0											
<b>Larry Casian, R</b> (8, 1)										0	0	0	0	0	0	0											
<b>Rick Wilkins, L</b> OBP: 0.374, SLG: 0.301 (1, 2)	K									4	0	0	0	0	3	1											
<b>José Hernández, R</b> OBP: 0.410, SLG: 0.703 (1, 5)										4	1	2	1	0	2	0											
<b>Mike Morgan, R</b> OBP: 0.167, SLG: 0.167 (1, 1)										2	1	1	0	0	0	1											
<b>Kevin Roberson, S</b> OBP: 0.333, SLG: 0.571 (6, 7)										1	1	1	1	1	0	0											
<b>Inning Stats</b>	R: 0 E: 0 K: 1 S: 6	H: 0 LOB: 0 BB: 0 P: 10	R: 0 E: 0 K: 1 S: 8	H: 2 LOB: 1 BB: 0 P: 13	R: 1 E: 0 K: 0 S: 12	H: 2 LOB: 1 BB: 0 P: 15	R: 0 E: 0 K: 1 S: 6	H: 1 LOB: 0 BB: 0 P: 10	R: 2 E: 0 K: 3 S: 10	H: 4 LOB: 2 BB: 0 P: 25	R: 0 E: 0 K: 3 S: 10	H: 0 LOB: 0 BB: 0 P: 13	R: 2 E: 0 K: 1 S: 12	H: 4 LOB: 2 BB: 1 P: 22	R: 0 E: 0 K: 3 S: 11	H: 0 LOB: 0 BB: 0 P: 16	R: 0 E: 0 K: 0 S: 7	H: 0 LOB: 1 BB: 1 P: 12	1B: 10 2B: 1 3B: 0 HR: 2	SF: 0 SAC: 0 DP: 2 HBP: 0	WP: 0 PB: 0 SB: 0 CS: 1	PA: 39					
<b>PITCHER</b>	IP	WLS	BF	H	R	ER	SO	BB	IBB	HBP	BLK	WP	HR	S	P	ERA	WHIP										
<b>Steve Avery, L</b> ERA: 3.67 (1, 1)	5.0		22	9	3	3	4	0	0	0	0	0	1	46	73	5.40	1.800										
<b>Greg McMichael, R</b> ERA: 3.32 (6, 1)	1.0		3	0	0	0	3	0	0	0	0	0	0	10	13	0.00	0.000										
<b>Mike Stanton, L</b> ERA: 4.26 (7, 1)	0.1		6	4	2	2	1	0	1	0	0	0	1	11	21	54.00	12.000										
<b>Steve Bedrosian, R</b> ERA: 5.54 (7, 1)	0.2	W	1	0	0	0	0	0	0	0	0	0	0	1	1	0.00	0.000										
<b>Mark Wohlers, R</b> ERA: 3.71 (8, 1)	2.0	S	7	0	0	0	3	1	0	0	0	0	0	18	28	0.00	0.500										

Batter	1	2	3	4	5	6	7	8	9	AB	R	H	RBI	BB	SO	LOB	BOTTOM										
<b>Brian Kowitz, L</b> OBP: 0.400, SLG: 0.500 (1, 9)	10 2B	FC6-4		P8					G4-3	3	1	0	1	0	0	1	<b>Chicago Cubs @ Atlanta Braves</b> Atlanta-Fulton County Stadium, Atlanta, GA Mon Jun 05 1995, 7:05 PM EDT Att: 27,508 - Unknown - 72 F  <b>AB 31</b> <b>R 7</b> <b>H 8</b> <b>RBI 7</b> <b>BB 6</b> <b>SO 6</b> <b>LOB 17</b> 										
<b>Marquis Grissom, R</b> OBP: 0.281, SLG: 0.338 (1, 8)	P4		F9						10 G5-3	4	0	1	0	1	0	1											
<b>10 Chipper Jones, S</b> OBP: 0.377, SLG: 0.475 (1, 5)										5	0	2	1	0	1	3											
<b>Fred McGriff, L</b> OBP: 0.400, SLG: 0.485 (1, 3)	G4-3									2	0	0	0	2	0	2											
<b>Ryan Klesko, L</b> OBP: 0.324, SLG: 0.263 (1, 7)										2	0	0	0	1	1	2											
<b>Mike Kelly, R</b> OBP: 0.254, SLG: 0.328 (7, PH)										1	1	0	0	0	0	1											
<b>Jeff Blauser, R</b> OBP: 0.337, SLG: 0.385 (1, 6)										3	1	0	0	1	1	3											
<b>Charlie O'Brien, R</b> OBP: 0.447, SLG: 0.650 (1, 2)										3	3	2	1	1	1	0											
<b>Mark Lemke, S</b> OBP: 0.282, SLG: 0.342 (1, 4)										4	0	1	2	0	1	2											
<b>Steve Avery, L</b> ERA: 3.45, SLG: 0.370 (1, 1)										2	1	2	1	0	0	0											
<b>Dwight Smith, L</b> OBP: 0.277, SLG: 0.360 (6, PH)										0	0	0	0	0	0	0											
<b>Jose Ojeda, R</b> OBP: 0.232, SLG: 0.422 (7, 1)										1	0	0	1	0	0	1											
<b>Mike Stanton, L</b> OBP: 0.377, SLG: 0.475 (7, 1)										0	0	0	0	0	0	0											
<b>Steve Bedrosian, R</b> OBP: 0.307, SLG: 0.471 (7, PH)										1	0	0	0	0	0	1											
<b>Javy Lopez, R</b> OBP: 0.327, SLG: 0.471 (8, 1)										0	0	0	0	0	0	0											
<b>Inning Stats</b>	R: 1 E: 0 K: 1 S: 14	H: 1 LOB: 1 BB: 0 P: 21	R: 1 E: 0 K: 1 S: 9	H: 2 LOB: 1 BB: 0 P: 13	R: 0 E: 0 K: 1 S: 16	H: 0 LOB: 2 BB: 2 P: 30	R: 1 E: 0 K: 2 S: 9	H: 1 LOB: 0 BB: 0 P: 10	R: 0 E: 0 K: 0 S: 5	H: 1 LOB: 1 BB: 0 P: 7	R: 2 E: 0 K: 0 S: 14	H: 1 LOB: 2 BB: 2 P: 28	R: 2 E: 0 K: 1 S: 9	H: 1 LOB: 1 BB: 2 P: 22	R: 0 E: 0 K: 0 S: 5	H: 1 LOB: 0 BB: 0 P: 6	R: 0 E: 0 K: 0 S: 5	H: 1 LOB: 0 BB: 0 P: 6	1B: 3 2B: 2 3B: 1 HR: 2	SF: 0 SAC: 1 DP: 0 HBP: 1	WP: 0 PB: 0 SB: 1 CS: 0	PA: 39					
<b>PITCHER</b>	IP	WLS	BF	H	R	ER	SO	BB	IBB	HBP	BLK	WP	HR	S	P	ERA	WHIP										
<b>Mike Morgan, R</b> ERA: 3.12 (1, 1)	5.1		26	6	5	5	5	3	0	1	0	0	2	59	94	8.44	1.688										
<b>Bryan Hickerson, L</b> ERA: 3.55 (6, 1)	1.0	L	6	0	1	1	0	1	1	0	0	0	0	11	22	9.00	1.000										
<b>Mike Walker, R</b> ERA: 1.8 (7, 1)	0.2		4	1	1	1	1	1	0	0	0	0	0	6	15	13.50	3.000										
<b>Larry Casian, L</b> ERA: 1.08 (8, 1)	1.0		3	1	0	0	0	0	0	0	0	0	0	5	6	0.00	1.000										



Batter	1	2	3	4	5	6	7	8	9	AB	R	H	RBI	BB	SO	LOB	TOP			
Brian McRae, S OBP: 0.327, SLG: 0.426 Howard Johnson, S OBP: 0.288, SLG: 0.268	2-2 G6-3 BLK G6-3 1B		0-0 G6-3			1-2 2B G4-3 1B		2-3 K		3	2	2	0	0	0	0	1 0			
Rey Sanchez, R OBP: 0.315, SLG: 0.381 Steve Buechele, R OBP: 0.288, SLG: 0.258	1-2 G6-3			1-0 F8		2-0 G4-3 2B		0-0 L7		3	0	1	0	0	0	0	1 0			
Mark Grace, L OBP: 0.366, SLG: 0.559 Todd Pratt, R OBP: 0.100, SLG: 0.053	0-1 G6-3			0-0 G6-3		2-1 G4-3			1-3 K	2	0	0	1	0	0	0	2 0			
Sammy Sosa, R OBP: 0.386, SLG: 0.612	1-3 K2-3			0-2 G5-3					3-2 G6-3	2	3	0	0	0	1	1	0 1			
Shawon Dunston, R OBP: 0.341, SLG: 0.524 Scott Bulett, L OBP: 0.278, SLG: 0.387		1-3 K			0-0 1B	0-0 FC5-4 BB			1-1 G4-3	3	3	1	1	0	0	1	2 0			
José Hernández, R OBP: 0.405, SLG: 0.675		0-3 K			1-1 G6-4-3 1B				0-0 G5-3	1	3	0	1	1	0	1	0 1			
Rick Wilkins, L OBP: 0.366, SLG: 0.292		1-0 G3-1			2-3 K			2-3 K		2	3	0	0	0	0	2	1 0			
Ozzie Timmons, R OBP: 0.283, SLG: 0.326			0-2 G6-3		0-0 G6-4-3 1B			2-1 G6-3		3	3	0	0	0	0	0	1 0			
Steve Trachsel, R OBP: 0.200, SLG: 0.200 Willie Banks, R Turk Wendell, L	1-2 P3				1-2 K			0-3 K		1	1	0	0	0	0	0	0 0			
<b>Inning Stats</b>	R: 1 E: 0 K: 1 S: 14	H: 1 LOB: 0 BB: 0 P: 17	R: 0 E: 0 K: 2 S: 8	H: 0 LOB: 0 BB: 0 P: 10	R: 0 E: 0 K: 0 S: 7	H: 0 LOB: 0 BB: 0 P: 8	R: 0 E: 0 K: 0 S: 5	H: 0 LOB: 0 BB: 0 P: 6	R: 1 E: 0 K: 1 S: 9	H: 2 LOB: 2 BB: 0 P: 12	R: 0 E: 0 K: 1 S: 6	H: 0 LOB: 0 BB: 0 P: 10	R: 0 E: 0 K: 2 S: 7	H: 0 LOB: 0 BB: 0 P: 9	R: 0 E: 0 K: 1 S: 11	H: 0 LOB: 0 BB: 0 P: 16	1B: 3 2B: 1 3B: 1 HR: 0	SF: 0 SAC: 0 DP: 1 HBP: 0	WP: 0 PB: 0 SB: 0 CS: 0	PA: 32
<b>PITCHER</b>	IP WLS BF H R ER SO BB IBB HBP BLK WP HR S P ERA WHIP																			
Kent Mercker, L ERA: 3.98	(1, 1) 6.0 W 23 5 3 3 5 1 0 0 0 1 0 0 55 75 4.50 1.000																			
Brad Clontz, R ERA: 3.31	(7, 1) 1.0 3 0 0 0 1 0 0 0 0 0 0 6 10 0.00 0.000																			
Pedro Borbon, L ERA: 3.38	(8, 1) 1.0 3 0 0 0 2 0 0 0 0 0 0 7 9 0.00 0.000																			
Steve Bedrosian, R ERA: 5.14	(9, 1) 1.0 3 0 0 0 1 0 0 0 0 0 0 11 16 0.00 0.000																			

**Chicago Cubs @ Atlanta Braves**  
Atlanta-Fulton County Stadium, Atlanta, GA  
Tue Jun 06 1995, 7:05 PM EDT  
Att: 32,402 - Unknown - 86 F

AB	31
R	3
H	5
RBI	3
BB	1
SO	9
LOB	6



Batter	1	2	3	4	5	6	7	8	9	AB	R	H	RBI	BB	SO	LOB	BOTTOM			
Brian Kowitz, L OBP: 0.364, SLG: 0.333	2-3 K	2-3 K		4-1 10 BB 1B	0-3 K	2-2 FC5-4 1B		0-0 G6-3		5	1	1	0	1	3	1	1 0			
Marquis Grissom, R OBP: 0.279, SLG: 0.351 Mike Kelly, R OBP: 0.246, SLG: 0.317	2-1 10 BB SF9 1B	2-1 10 S 1B		4-0 10 HR BB	1-0 10 HR 1B	2-1 FC5-4 1B		1-2 G1-3		3	2	3	1	1	0	0	2 1			
10 Chipper Jones, S OBP: 0.390, SLG: 0.507	1-2 HR 1B	1-2 L7		0-0 HR 1B	2-0 HR 1B		2-2 1B 1B			5	4	4	4	0	0	1	0 1			
Fred McGriff, L OBP: 0.402, SLG: 0.481 Mike Mordecai, R OBP: 0.250, SLG: 0.417	3-2 SF9		0-0 F7	4-0 HR 1B	4-2 1B BB		3-2 P4			1	1	0	1	2	0	0	1 1			
Ryan Klesko, L OBP: 0.356, SLG: 0.403	1-2 HR		1-3 K	0-0 HR 1B	2-2 1B 1B		1-1 1B 1B			5	3	4	6	0	1	0	1 0			
Jeff Blausler, R OBP: 0.347, SLG: 0.415 Rafael Belliard, R OBP: 0.300, SLG: 0.300	3-2 1B		2-0 L8	1-1 HR 1B	1-2 1B		2-0 1B 1B			4	1	3	2	0	0	0	1 0			
Javy Lopez, R OBP: 0.339, SLG: 0.505	1-1 F8			HR	FC6-4 1B		1-2 1B			5	1	3	3	0	0	3	0 3			
Mark Lemke, S OBP: 0.287, SLG: 0.339		1-2 SH5-4 1B				1-1 G5-3		1-2 G4-6-3		4	2	1	0	1	0	3	0 3			
Kent Mercker, L OBP: 0.188, SLG: 0.250 Brad Clontz, R Pedro Borbon, R Steve Bedrosian, R	1-2 SH5-4		0-1 SH5-4	0-3 K	1-3 K		0-0 G3-1			2	0	0	0	0	2	0	0 2			
<b>Inning Stats</b>	R: 3 E: 0 K: 1 S: 21	H: 4 LOB: 1 BB: 0 P: 34	R: 1 E: 0 K: 1 S: 15	H: 2 LOB: 1 BB: 0 P: 22	R: 0 E: 0 K: 1 S: 6	H: 0 LOB: 0 BB: 0 P: 9	R: 8 E: 0 K: 0 S: 18	H: 5 LOB: 4 BB: 0 P: 42	R: 3 E: 0 K: 2 S: 18	H: 4 LOB: 2 BB: 1 P: 28	R: 0 E: 0 K: 1 S: 11	H: 1 LOB: 0 BB: 0 P: 17	R: 2 E: 0 K: 0 S: 16	H: 4 LOB: 1 BB: 0 P: 24	R: 0 E: 0 K: 0 S: 5	H: 0 LOB: 0 BB: 0 P: 6	1B: 15 2B: 0 3B: 0 HR: 5	SF: 1 SAC: 2 DP: 2 HBP: 0	WP: 0 PB: 0 SB: 2 CS: 0	PA: 47
<b>PITCHER</b>	IP WLS BF H R ER SO BB IBB HBP BLK WP HR S P ERA WHIP																			
Steve Trachsel, R ERA: 3.99	(1, 1) 3.1 L 19 7 7 7 3 2 0 0 0 0 0 2 49 83 18.90 2.700																			
Willie Banks, R ERA: 15.43	(4, 1) 1.1 14 8 8 8 2 2 1 0 0 0 3 27 50 54.00 7.500																			
Turk Wendell, R ERA: 3.38	(5, 1) 3.1 14 5 2 2 1 0 0 0 0 0 0 34 49 5.40 1.500																			

**Chicago Cubs @ Atlanta Braves**  
Atlanta-Fulton County Stadium, Atlanta, GA  
Tue Jun 06 1995, 7:05 PM EDT  
Att: 32,402 - Unknown - 86 F

AB	39
R	17
H	20
RBI	17
BB	5
SO	6
LOB	10





Batter	1	2	3	4	5	6	7	8	9	AB	R	H	RBI	BB	SO	LOB	TOP					
Brian McRae, S (1, 8) OBP: 0.326, SLG: 0.421	G5-3		K		G3-1			G5-3 1B		4	0	1	0	0	1	0	<b>Chicago Cubs @ Atlanta Braves</b> Atlanta-Fulton County Stadium, Atlanta, GA Wed Jun 07 1995, 3:33 AM EDT Att: 30,731 - Sunny - 87 F					
Rey Sanchez, R (1, 4) OBP: 0.314, SLG: 0.384	PB 2B		F7			F8		G5-3		4	0	1	0	0	0	1						
Mark Grace, L (1, 3) OBP: 0.370, SLG: 0.552	PB BB		G4-3			G4-3		G4-3		2	1	0	0	2	0	0						
Kevin Roberson, S (1, 9) OBP: 0.364, SLG: 0.706	G4-6-3 BB				P5			HR BB		3	1	1	2	1	1	0						
Rick Wilkins, L (1, 2) OBP: 0.362, SLG: 0.318	G4-6-3				HR			G4-3		4	1	1	1	0	1	3						
Shawon Dunston, R (1, 6) OBP: 0.346, SLG: 0.531					K2-3-2 1B			K		4	0	2	0	0	2	0						
Howard Johnson, S (1, 5) OBP: 0.273, SLG: 0.250 Sammy Sosa, R (9, PH) OBP: 0.383, SLG: 0.608	F8		K2-3-2					F7		3	0	0	0	0	1	2						
Scott Bulett, L (1, 7) OBP: 0.268, SLG: 0.372	F7							P3		3	0	0	0	0	1	1						
Jaime Navarro, R (1, 1) OBP: 0.053, SLG: 0.105 Mike Perez, R (7, 1)	K							K		3	0	0	0	0	3	1						
Bryan Hickerson, L (8, 1) OBP: 1.000, SLG: 1.000								K		0	0	0	0	0	0	0						
<b>Inning Stats</b>	R: 0 E: 0 K: 0 S: 6	H: 1 LOB: 2 BB: 2 P: 14	R: 0 E: 0 K: 1 S: 12	H: 1 LOB: 1 BB: 0 P: 16	R: 0 E: 0 K: 1 S: 10	H: 0 LOB: 0 BB: 0 P: 14	R: 1 E: 0 K: 1 S: 10	H: 2 LOB: 1 BB: 0 P: 15	R: 0 E: 0 K: 2 S: 9	H: 0 LOB: 0 BB: 0 P: 15	R: 2 E: 0 K: 1 S: 10	H: 1 LOB: 0 BB: 1 P: 16	R: 0 E: 0 K: 1 S: 7	H: 0 LOB: 0 BB: 0 P: 10	R: 0 E: 0 K: 0 S: 7	H: 1 LOB: 0 BB: 0 P: 9	R: 0 E: 0 K: 4 S: 12	H: 0 LOB: 1 BB: 0 P: 17	1B: 2 2B: 3 3B: 0 HR: 2	SF: 0 SAC: 0 DP: 2 HBP: 0	WP: 1 PB: 1 CS: 0	PA: 34
<b>PITCHER</b>	IP WLS BF H R ER SO BB IBB HBP BLK WP HR S P ERA WHIP																					
29 John Smoltz, R (1, 1) ERA: 3.02	7.0 W 27 5 3 3 7 3 0 0 0 0 0 2 64 100 3.86 1.143																					
Greg McMichael, R (8, 1) ERA: 3.19	1.0 3 1 0 0 0 0 0 0 0 0 0 0 7 9 0.00 1.000																					
Mark Wohlers, R (9, 1) ERA: 3.5	1.0 S 4 0 0 0 4 0 0 0 0 0 1 0 12 17 0.00 0.000																					

AB	31
R	3
H	6
RBI	3
BB	3
SO	11
LOB	9



Batter	1	2	3	4	5	6	7	8	9	AB	R	H	RBI	BB	SO	LOB	BOTTOM			
Brian Kowitz, L (1, 9) OBP: 0.333, SLG: 0.308	F7		G3					P4		4	0	1	1	0	0	1	<b>Chicago Cubs @ Atlanta Braves</b> Atlanta-Fulton County Stadium, Atlanta, GA Wed Jun 07 1995, 3:33 AM EDT Att: 30,731 - Sunny - 87 F			
Marquis Grissom, R (1, 8) OBP: 0.284, SLG: 0.373	P3		1B			CS		G6-3		4	1	2	2	0	0	0				
10 Chipper Jones, S (1, 5) OBP: 0.386, SLG: 0.500	G4-3		K					1B		4	1	1	0	0	2	1				
Fred McGriff, L (1, 3) OBP: 0.405, SLG: 0.482								K		4	0	2	0	0	1	0				
Ryan Klesko, L (1, 7) OBP: 0.355, SLG: 0.400 Mike Kelly, R (8, PH) OBP: 0.242, SLG: 0.311	P3							F9		3	0	1	1	0	0	1				
Jeff Blauser, R (1, 6) OBP: 0.345, SLG: 0.411	1B							G6-3		4	0	1	0	0	0	2				
Javy Lopez, R (1, 2) OBP: 0.331, SLG: 0.491	K							G6-3		3	0	0	0	0	1	4				
Mark Lemke, S (1, 4) OBP: 0.295, SLG: 0.347	F8							E7 1B		3	2	2	0	0	0	2				
29 John Smoltz, R (1, 1) Dwight Smith, L (7, PH) OBP: 0.370, SLG: 0.569 Greg McMichael, R (8, 1) Mark Wohlers, R (9, 1)	L4							F9		2	0	0	0	0	1	1				
<b>Inning Stats</b>	R: 0 E: 0 K: 0 S: 6	H: 0 LOB: 0 BB: 0 P: 7	R: 0 E: 0 K: 1 S: 10	H: 2 LOB: 2 BB: 0 P: 11	R: 0 E: 0 K: 1 S: 11	H: 1 LOB: 1 BB: 0 P: 13	R: 0 E: 0 K: 0 S: 8	H: 0 LOB: 0 BB: 0 P: 14	R: 1 E: 1 K: 1 S: 9	H: 2 LOB: 0 BB: 0 P: 11	R: 1 E: 0 K: 0 S: 14	H: 3 LOB: 2 BB: 0 P: 23	R: 2 E: 0 K: 1 S: 15	H: 2 LOB: 0 BB: 0 P: 26	R: 0 E: 0 K: 1 S: 9	H: 0 LOB: 0 BB: 0 P: 15		1B: 9 2B: 0 3B: 0 HR: 1	SF: 0 SAC: 0 DP: 0 HBP: 0	WP: 0 PB: 0 SB: 1 CS: 1
<b>PITCHER</b>	IP WLS BF H R ER SO BB IBB HBP BLK WP HR S P ERA WHIP																			
Jaime Navarro, R (1, 1) ERA: 2.67	6.1 L 3 1 1 1 1 0 0 0 0 0 0 1 8 14 13.50 1.500																			
Mike Perez, R (7, 1) ERA: 3.2	0.2 3 1 1 1 1 0 0 0 0 0 0 0 9 15 0.00 0.000																			
Bryan Hickerson, L (8, 1) ERA: 3.29	1.0 3 0 0 0 0 1 0 0 0 0 0 0 0 9 15 0.00 0.000																			

AB	33
R	4
H	10
RBI	4
BB	0
SO	5
LOB	13





Batter	1	2	3	4	5	6	7	8	9	10	AB	R	H	RBI	BB	SO	LOB	TOP			
<b>Geronimo Pena, S</b> OBP: 0.345, SLG: 0.423 (1, 4)	G4-3		G4-3			G5-4-3 1B			FC1-6 1B		4	0	2	0	0	0	0	<b>St. Louis Cardinals @ Atlanta Braves</b> Atlanta-Fulton County Stadium, Atlanta, GA Fri Jun 09 1995, 7:05 PM EDT Att: 33,231 - Unknown			
<b>Bernard Gilkey, R</b> OBP: 0.362, SLG: 0.494 (1, 7)	HR		L5			G5-4-3 1-2f			FC1-6 FC4-6 1-2f		4	1	1	1	0	0	2				
<b>Ray Lankford, L</b> OBP: 0.351, SLG: 0.451 (1, 8)	G3		F7			G1-3			FC4-6 2B 1-2f		4	1	0	0	0	0	1				
<b>Todd Zeile, R</b> OBP: 0.409, SLG: 0.505 (1, 3)	1B					K			2B 1-H		4	0	2	1	0	1	0				
<b>Brian Jordan, R</b> OBP: 0.291, SLG: 0.432 (1, 9)	K					G6-3			F8		4	0	0	0	0	1	2				
<b>Scott Cooper, L</b> OBP: 0.295, SLG: 0.343 (1, 5)						G5-3					4	0	0	0	0	1	0				
<b>Tom Pagnozzi, R</b> OBP: 0.277, SLG: 0.321 (1, 2)											4	0	0	0	0	0	0				
<b>Tripp Cromer, R</b> OBP: 0.281, SLG: 0.439 (1, 6)											4	0	1	0	0	1	0				
<b>Ken Hill, R</b> OBP: 0.286, SLG: 0.263 <b>Tony Fossas, L</b> (9, 1) <b>Rene Arocha, R</b> (9, 1)	1B G4-3										3	0	0	0	0	1	1				
<b>Inning Stats</b>	R: 1 E: 0 K: 1 S: 12	H: 2 LOB: 1 BB: 0 P: 16	R: 0 E: 0 K: 10 S: 10	H: 1 LOB: 1 BB: 13	R: 0 E: 0 K: 0 S: 5	H: 0 LOB: 0 BB: 0 P: 6	R: 0 E: 0 K: 1 S: 7	H: 0 LOB: 0 BB: 0 P: 9	R: 0 E: 0 K: 2 S: 8	H: 1 LOB: 0 BB: 0 P: 8	R: 0 E: 0 K: 0 S: 6	H: 0 LOB: 0 BB: 0 P: 7	R: 0 E: 0 K: 0 S: 3	H: 0 LOB: 0 BB: 0 P: 4	R: 1 E: 0 K: 0 S: 9	H: 2 LOB: 1 BB: 0 P: 11	R: 0 E: 0 K: 0 S: 4		H: 0 LOB: 0 BB: 0 P: 9	1B: 4 2B: 1 3B: 0 HR: 1	SF: 0 SAC: 0 DP: 1 HBP: 0
<b>PITCHER</b>	IP	WLS	BF	H	R	ER	SO	BB	IBB	HBP	BLK	WP	HR	S	P	ERA	WHIP				
<b>Greg Maddux, R</b> ERA: 2.17	(1, 1)	9.0	32	6	2	2	5	0	0	0	0	0	1	66	82	2.00	0.667				
<b>Greg McMichael, R</b> ERA: 3.04	(10, 1)	1.0	3	0	0	0	0	0	0	0	0	0	0	4	9	0.00	0.000				

Batter	1	2	3	4	5	6	7	8	9	10	AB	R	H	RBI	BB	SO	LOB	BOTTOM					
<b>Brian Kowitz, L</b> OBP: 0.263, SLG: 0.235 <b>Jose Oliva, R</b> OBP: 0.229, SLG: 0.415 <b>Greg McMichael, R</b> (10, 1)	F8	L9				P8			F8		4	0	0	0	0	0	3	<b>St. Louis Cardinals @ Atlanta Braves</b> Atlanta-Fulton County Stadium, Atlanta, GA Fri Jun 09 1995, 7:05 PM EDT Att: 33,231 - Unknown					
<b>Marquis Grissom, R</b> OBP: 0.267, SLG: 0.377 (1, 8)	G1-3 2B		L3			G6-3			F9		4	0	1	0	1	0	0						
<b>10 Chipper Jones, S</b> OBP: 0.392, SLG: 0.520 (10, 9)	FC5 G1-3 BB		1B			G4-3			G4-3		4	1	2	1	1	0	3						
<b>Fred McGriff, L</b> OBP: 0.404, SLG: 0.476 (1, 3)	G1-3		1B			G1-3			G4-3		4	1	1	0	1	0	2						
<b>Ryan Klesko, L</b> OBP: 0.353, SLG: 0.441 <b>Mike Kelly, R</b> OBP: 0.242, SLG: 0.311 (9, 7)	FC5 IBB		G4-6-3 1-2f						F7		3	1	1	1	1	0	2						
<b>Jeff Blausler, R</b> OBP: 0.341, SLG: 0.400 (1, 6)	FC5					L7			P5		0	0	0	0	0	0	0						
<b>Javy Lopez, R</b> OBP: 0.328, SLG: 0.482 <b>Mike Mordecai, R</b> OBP: 0.308, SLG: 0.462 (10, 5)		F8				G6-3			L9		4	0	1	0	0	0	0						
<b>Mark Lemke, S</b> OBP: 0.304, SLG: 0.350 (1, 4)									P5		2	0	1	0	1	0	0						
<b>Greg Maddux, R</b> OBP: 0.318, SLG: 0.250 <b>Dwight Smith, L</b> OBP: 0.379, SLG: 0.569 <b>Charlie O'Brien, R</b> OBP: 0.458, SLG: 0.650 (10, 2)									L9		1	0	0	0	1	0	0						
<b>Inning Stats</b>	R: 0 E: 0 K: 0 S: 12	H: 1 LOB: 3 BB: 2 P: 25	R: 0 E: 0 K: 9 S: 9	H: 1 LOB: 1 BB: 12	R: 0 E: 0 K: 0 S: 9	H: 2 LOB: 1 BB: 13	R: 0 E: 0 K: 0 S: 6	H: 0 LOB: 2 BB: 2 P: 18	R: 0 E: 0 K: 0 S: 8	H: 0 LOB: 0 BB: 0 P: 13	R: 1 E: 0 K: 1 S: 9	H: 1 LOB: 0 BB: 0 P: 14	R: 0 E: 0 K: 0 S: 4	H: 0 LOB: 0 BB: 0 P: 4	R: 1 E: 0 K: 0 S: 6	H: 1 LOB: 0 BB: 0 P: 11	R: 0 E: 0 K: 0 S: 5		H: 1 LOB: 3 BB: 2 P: 15	R: 1 E: 0 K: 0 S: 4	H: 1 LOB: 2 BB: 2 P: 13	1B: 5 2B: 1 3B: 0 HR: 2	SF: 0 SAC: 3 DP: 1 HBP: 0
<b>PITCHER</b>	IP	WLS	BF	H	R	ER	SO	BB	IBB	HBP	BLK	WP	HR	S	P	ERA	WHIP						
<b>Ken Hill, R</b> ERA: 3.79	(1, 1)	8.1	35	7	2	2	1	3	1	0	0	0	0	66	115	2.16	1.200						
<b>Tony Fossas, L</b> ERA:	(9, 1)	0.0	1	0	0	0	0	0	1	0	0	0	0	0	4	∞	∞						
<b>Rene Arocha, R</b> ERA: 3.67	(9, 1)	1.0	L	7	1	1	0	2	1	0	0	0	0	6	19	9.00	3.000						

AB	35
R	2
H	6
RBI	2
BB	0
SO	5
LOB	6





















Batter	1	2	3	4	5	6	7	8	9	AB R H RBI BB SO LOB	TOP											
Mike Kelly, R OBP: 0.259, SLG: 0.359 (1, 9)										5 1 1 1 0 4 0	<b>Atlanta Braves @ Montreal Expos</b> Olympic Stadium, Montreal, QB Thu Jun 15 1995, 7:05 PM EDT Att: 25,013 - Dome - 68 F											
Jeff Blausler, R OBP: 0.345, SLG: 0.409 (1, 6)										4 1 0 0 0 2 0												
Marquis Grissom, R OBP: 0.328, SLG: 0.431 (1, 8)										4 0 4 0 0 0 0												
Fred McGriff, L OBP: 0.379, SLG: 0.444 (1, 3)										3 0 1 0 1 0 3												
10 Chipper Jones, S OBP: 0.384, SLG: 0.497 (1, 5)										3 0 0 1 1 0 3												
Ryan Klesko, L OBP: 0.376, SLG: 0.463 (8, PR)										3 0 2 0 1 0 1												
Brian Kowitz, L OBP: 0.269, SLG: 0.217 (8, 7)										0 0 0 0 0 0 0												
Charlie O'Brien, R OBP: 0.421, SLG: 0.633 (1, 2)										4 0 0 0 0 2 4												
Mark Lemke, S OBP: 0.299, SLG: 0.333 (1, 4)										3 0 0 0 1 0 3												
Greg Maddux, R OBP: 0.269, SLG: 0.208 (1, 1)										4 0 0 0 0 2 3												
<b>Inning Stats</b>	R: 0 E: 0 K: 2 S: 10	H: 1 LOB: 1 BB: 0 P: 12	R: 0 E: 0 K: 1 S: 12	H: 1 LOB: 2 BB: 1 P: 23	R: 0 E: 0 K: 2 S: 12	H: 1 LOB: 2 BB: 1 P: 19	R: 0 E: 0 K: 2 S: 13	H: 1 LOB: 1 BB: 0 P: 19	R: 2 E: 0 K: 0 S: 9	H: 2 LOB: 1 BB: 0 P: 18	R: 0 E: 0 K: 1 S: 9	H: 0 LOB: 0 BB: 0 P: 12	R: 0 E: 0 K: 1 S: 9	H: 1 LOB: 0 BB: 0 P: 13	R: 0 E: 0 K: 0 S: 12	H: 1 LOB: 2 BB: 2 P: 25	R: 0 E: 0 K: 1 S: 8	H: 0 LOB: 0 BB: 0 P: 10	1B: 3 2B: 4 3B: 0 HR: 1	SF: 0 SAC: 0 DP: 0 HBP: 1	WP: 0 PB: 0 SB: 1 CS: 2	PA: 39
<b>PITCHER</b>	IP WLS BF H R ER SO BB IBB HBP BLK WP HR S P ERA WHIP											IP WLS BF H R ER SO BB IBB HBP BLK WP HR S P ERA WHIP										
Pedro Martinez, R ERA: 2.76 (1, 1)	7.0 L 30 7 2 2 9 2 0 1 0 0 0 1 74 116 2.57 1.286																					
Tim Scott, R ERA: 3.5 (8, 1)	1.0 5 1 0 0 0 2 0 0 0 0 0 0 12 25 0.00 3.000																					
Mel Rojas, R ERA: 4.21 (9, 1)	1.0 3 0 0 0 1 0 0 0 0 0 0 0 8 10 0.00 0.000																					

Batter	1	2	3	4	5	6	7	8	9	AB R H RBI BB SO LOB	BOTTOM											
Tony Tarasco, L OBP: 0.367, SLG: 0.491 (1, 9)										4 0 0 0 0 1 1	<b>Atlanta Braves @ Montreal Expos</b> Olympic Stadium, Montreal, QB Thu Jun 15 1995, 7:05 PM EDT Att: 25,013 - Dome - 68 F											
David Segui, S OBP: 0.303, SLG: 0.450 (1, 3)										4 0 1 0 0 1 0												
Wil Cordero, R OBP: 0.371, SLG: 0.423 (1, 6)										4 0 2 0 0 0 2												
Moises Alou, R OBP: 0.355, SLG: 0.468 (1, 7)										4 0 0 0 0 0 3												
Rondell White, R OBP: 0.432, SLG: 0.677 (1, 8)										3 0 0 0 0 0 1												
Mike Lansing, R OBP: 0.328, SLG: 0.433 (1, 4)										3 0 0 0 0 0 0												
Darrin Fletcher, L OBP: 0.366, SLG: 0.466 (1, 2)										3 0 1 0 0 1 0												
Sean Berry, R OBP: 0.311, SLG: 0.371 (1, 5)										3 0 2 0 0 0 1												
Pedro Martinez, R OBP: 0.095, SLG: 0.100 (1, 1)										1 0 1 0 0 0 0												
Tim Scott, R OBP: 0.333, SLG: 0.333 (8, PH)										0 0 0 0 0 0 0												
Curtis Pride, L OBP: 0.328, SLG: 0.433 (8, PH)										1 0 0 0 0 0 1												
Mel Rojas, R OBP: 0.328, SLG: 0.433 (9, 1)										0 0 0 0 0 0 0												
<b>Inning Stats</b>	R: 0 E: 1 K: 0 S: 6	H: 0 LOB: 1 BB: 0 P: 6	R: 0 E: 0 K: 1 S: 6	H: 0 LOB: 0 BB: 0 P: 8	R: 0 E: 0 K: 1 S: 7	H: 1 LOB: 0 BB: 0 P: 12	R: 0 E: 0 K: 1 S: 10	H: 1 LOB: 1 BB: 0 P: 13	R: 0 E: 0 K: 0 S: 10	H: 2 LOB: 2 BB: 0 P: 15	R: 0 E: 0 K: 0 S: 9	H: 1 LOB: 1 BB: 0 P: 12	R: 0 E: 0 K: 0 S: 7	H: 0 LOB: 0 BB: 0 P: 8	R: 0 E: 0 K: 0 S: 6	H: 1 LOB: 0 BB: 0 P: 9	R: 0 E: 0 K: 0 S: 5	H: 1 LOB: 0 BB: 0 P: 5	1B: 6 2B: 1 3B: 0 HR: 0	SF: 0 SAC: 1 DP: 2 HBP: 0	WP: 0 PB: 0 SB: 0 CS: 1	PA: 31
<b>PITCHER</b>	IP WLS BF H R ER SO BB IBB HBP BLK WP HR S P ERA WHIP											IP WLS BF H R ER SO BB IBB HBP BLK WP HR S P ERA WHIP										
Greg Maddux, R ERA: 1.91 (1, 1)	9.0 W 31 7 0 0 3 0 0 0 0 0 0 0 66 88 0.00 0.778																					

AB	33
R	2
H	8
RBI	2
BB	4
SO	10
LOB	17



AB	30
R	0
H	7
RBI	0
BB	0
SO	3
LOB	9





Batter	1	2	3	4	5	6	7	8	9	AB	R	H	RBI	BB	SO	LOB	TOP				
Mike Kelly, R OBP: 0.270, SLG: 0.358 (1,9)	G6-3						G1-4-3			3	0	1	0	1	0	1	<b>Atlanta Braves @ Colorado Rockies</b> Coors Field, Denver, CO Fri Jun 16 1995, 7:05 PM MDT Att: 48,163 - Unknown				
Jeff Blausler, R OBP: 0.343, SLG: 0.402 (1,6)	G6-4-3 BB		G5-3			L6-4	G6-3			3	0	0	0	1	0	5					
Marquis Grissom, R OBP: 0.327, SLG: 0.427 (1,8)	G6-4-3							G6-3		4	1	1	0	0	0	1					
Fred McGriff, L OBP: 0.381, SLG: 0.446 (1,3)		F9								4	0	2	0	0	0	1					
10 Chipper Jones, S OBP: 0.377, SLG: 0.486 (1,5)	G3									4	0	0	0	0	2	3					
Ryan Klesko, L OBP: 0.375, SLG: 0.458 (1,7)										3	0	1	1	0	1	1					
Brian Kowitz, L OBP: 0.259, SLG: 0.208 (6, PR)	K									1	0	0	0	0	1	1					
Javy Lopez, R OBP: 0.338, SLG: 0.477 (1,2)			G1-3							4	1	1	0	0	1	1					
Mark Lemke, S OBP: 0.306, SLG: 0.343 (1,4)										2	0	1	0	1	1	0					
Tom Glavine, L OBP: 0.273, SLG: 0.238 (1,1)			G5-3							3	0	1	1	0	1	1					
<b>Inning Stats</b>	R: 0 E: 0 K: 0 S: 7	H: 0 LOB: 0 BB: 1 P: 13	R: 0 E: 0 K: 1 S: 7	H: 0 LOB: 0 BB: 0 P: 10	R: 0 E: 0 K: 0 S: 10	H: 1 LOB: 2 BB: 1 P: 22	R: 0 E: 0 K: 1 S: 9	H: 1 LOB: 1 BB: 0 P: 15	R: 1 E: 0 K: 1 S: 10	H: 2 LOB: 1 BB: 0 P: 19	R: 0 E: 0 K: 0 S: 5	H: 0 LOB: 1 BB: 1 P: 13	R: 0 E: 0 K: 2 S: 13	H: 1 LOB: 0 BB: 0 P: 18	R: 0 E: 0 K: 1 S: 10	H: 0 LOB: 0 BB: 0 P: 15	1B: 6 2B: 3 3B: 0 HR: 0	SF: 0 SAC: 2 DP: 2 HBP: 0	WP: 1 PB: 0 SB: 0 CS: 0	PA: 36	
<b>PITCHER</b>	IP	WLS	BF	H	R	ER	SO	BB	IBB	HBP	BLK	WP	HR	S	P	ERA	WHIP				
Bill Swift, R ERA: 7.9 (1,1)	5.0	L	20	5	1	1	2	2	0	0	0	0	0	40	67	1.80	1.400				
Omar Olivares, R ERA: 6.32 (6,1)	2.0		9	2	1	1	1	1	0	0	0	1	0	15	32	4.50	1.500				
Curt Leskanic, R ERA: 4.04 (8,1)	2.0		7	1	0	0	4	0	0	0	0	0	0	23	33	0.00	0.500				

Batter	1	2	3	4	5	6	7	8	9	AB	R	H	RBI	BB	SO	LOB	BOTTOM					
Walt Weiss, S OBP: 0.389, SLG: 0.318 (1,6)	K		L8							4	0	1	0	0	1	0	<b>Atlanta Braves @ Colorado Rockies</b> Coors Field, Denver, CO Fri Jun 16 1995, 7:05 PM MDT Att: 48,163 - Unknown					
Ellis Burks, R OBP: 0.314, SLG: 0.344 (1,8)										3	0	1	0	1	0	1						
Dante Bichette, R OBP: 0.390, SLG: 0.596 (1,7)										4	0	3	0	0	0	1						
Larry Walker, L OBP: 0.392, SLG: 0.684 (1,9)	G6-4-3									4	0	1	0	0	0	4						
Vinny Castilla, R OBP: 0.374, SLG: 0.647 (1,5)										4	0	0	0	0	0	3						
Andres Galarraga, R OBP: 0.311, SLG: 0.451 (1,3)										3	0	0	0	0	0	2						
Joe Girardi, R OBP: 0.324, SLG: 0.358 (1,2)										3	0	0	0	0	1	0						
Curt Leskanic, R (8,1)										0	0	0	0	0	0	0						
Jason Bates, S OBP: 0.366, SLG: 0.470 (1,4)										3	0	0	0	0	1	0						
Bill Swift, R OBP: 0.400, SLG: 0.538 (1,1)										1	0	0	0	0	0	0						
Eric Young Sr., R OBP: 0.321, SLG: 0.214 (5, PH)										1	0	0	0	0	1	0						
Omar Olivares, R OBP: 0.250, SLG: 0.286 (6,1)										0	0	0	0	0	0	0						
Jorge Brito, R OBP: 0.313, SLG: 0.367 (8,2)										1	0	0	0	0	0	0						
<b>Inning Stats</b>	R: 0 E: 0 K: 1 S: 12	H: 1 LOB: 1 BB: 1 P: 21	R: 0 E: 0 K: 1 S: 9	H: 0 LOB: 0 BB: 0 P: 14	R: 0 E: 0 K: 1 S: 7	H: 0 LOB: 0 BB: 0 P: 11	R: 0 E: 0 K: 0 S: 8	H: 2 LOB: 2 BB: 0 P: 14	R: 0 E: 0 K: 0 S: 6	H: 0 LOB: 0 BB: 0 P: 8	R: 0 E: 0 K: 0 S: 5	H: 1 LOB: 1 BB: 0 P: 8	R: 0 E: 0 K: 0 S: 6	H: 0 LOB: 0 BB: 0 P: 8	R: 0 E: 0 K: 0 S: 8	H: 1 LOB: 1 BB: 0 P: 15	R: 0 E: 0 K: 0 S: 6	H: 1 LOB: 0 BB: 0 P: 10	1B: 6 2B: 0 3B: 0 HR: 0	SF: 0 SAC: 0 DP: 2 HBP: 0	WP: 0 PB: 0 SB: 0 CS: 0	PA: 32
<b>PITCHER</b>	IP	WLS	BF	H	R	ER	SO	BB	IBB	HBP	BLK	WP	HR	S	P	ERA	WHIP					
Tom Glavine, L ERA: 3.66 (1,1)	9.0	W	32	6	0	0	4	1	0	0	0	0	0	67	109	0.00	0.778					





Batter	1	2	3	4	5	6	7	8	9	AB R H RBI BB SO LOB	TOP										
Marquis Grissom, R OBP: 0.333, SLG: 0.447	1-0 P3	2-0 HR		2-0 F8		1-2 CS	1-0 1B		1-1 1B	5 1 3 1 0 0 0	<b>Atlanta Braves @ Colorado Rockies</b> Coors Field, Denver, CO Sat Jun 17 1995, 7:05 PM MDT Att: 50,035 - Unknown										
Jeff Blauer, R OBP: 0.340, SLG: 0.397	0-0 10 BB 1B	3-3 K		1-1 P4		2-3 K	2-3 K	2-3 1B	5 1 1 0 0 3 3												
10 Chipper Jones, S OBP: 0.377, SLG: 0.486	4-0 1B	1-1 HR		3-3 K		1-1 F8	1-1 F8	0-2 G3-1	4 2 1 0 1 1 3												
Fred McGriff, L OBP: 0.388, SLG: 0.471	1-1 1B	1-0 HR		1-1 G3-6-3 1B		2-3 K	2-3 K	1-2 K	4 2 3 3 0 1 1												
David Justice, L OBP: 0.393, SLG: 0.489	3-2 1B	3-3 K		1-3 K		1-3 K	1-3 K	1-3 K	4 1 1 2 0 3 1												
Ryan Klesko, L OBP: 0.384, SLG: 0.477	0-0 E		2-1 G4-6-3		1-1 G3-6-3		2-3 K	2-3 K	3 0 2 0 0 0 1												
Mike Kelly, R OBP: 0.267, SLG: 0.354	1-2 1B				1-2 1B				1 0 0 0 0 1 0												
Charlie O'Brien, R OBP: 0.426, SLG: 0.608	1-0 E8		4-2 G4-6-3 BB		4-2 FC6-4 BB		2-3 K	2-3 K	2 0 0 0 2 1 1												
Mark Lemke, S OBP: 0.304, SLG: 0.340	2-1 G4-6-3		0-1 G4-6-3		3-2 F8		1-2 1B	1-2 1B	4 0 1 0 0 0 5												
Steve Avery, L Dwight Gooden, L Greg Maddux, R Steve Bedrosian, R Jose Oliva, R Mark Wohlers, R		0-3 K	3-1 F7		0-0 FC6-4		0-1 F9	0-1 F9	2 0 0 0 0 1 1												
<b>Inning Stats</b>	R: 4 E: 1 K: 0 S: 11	H: 4 LOB: 1 BB: 1 P: 23	R: 3 E: 0 K: 3 S: 15	H: 3 LOB: 0 BB: 2 P: 25	R: 0 E: 0 K: 0 S: 8	H: 1 LOB: 1 BB: 1 P: 17	R: 0 E: 0 K: 1 S: 7	H: 0 LOB: 0 BB: 0 P: 13	R: 0 E: 0 K: 1 S: 7	H: 1 LOB: 1 BB: 0 P: 10	R: 0 E: 0 K: 2 S: 10	H: 0 LOB: 0 BB: 1 P: 18	R: 0 E: 0 K: 3 S: 11	H: 0 LOB: 0 BB: 0 P: 16	R: 0 E: 0 K: 3 S: 11	H: 0 LOB: 2 BB: 0 P: 21	R: 0 E: 0 K: 1 S: 17	H: 2 LOB: 2 BB: 0 P: 21	1B: 8 2B: 2 3B: 0 HR: 2	SF: 0 SAC: 0 DP: 3 HBP: 0	WP: 0 PA: 40 PB: 1 SB: 1 CS: 1
<b>PITCHER</b>	IP WLS BF H R ER SO BB IBB HBP BLK WP HR S P ERA WHIP											IP WLS BF H R ER SO BB IBB HBP BLK WP HR S P ERA WHIP									
Juan Acevedo, R ERA: 6.46	2.0 L 14 7 7 6 3 1 0 0 0 0 0 2 26 48 27.00 4.000																				
Roger Bailey, R ERA: 3.55	3.0 11 2 0 0 2 2 0 0 0 0 0 0 26 48 0.00 1.333																				
Steve Reed, R ERA: 2.55	1.1 4 1 0 0 1 0 0 0 0 0 0 0 11 18 0.00 0.750																				
Bruce Ruffin, L ERA: 1.23	0.2 2 0 0 0 1 0 0 0 0 0 0 0 5 8 0.00 0.000																				
Darren Holmes, R ERA: 3.39	2.0 8 2 0 0 4 0 0 0 0 0 0 0 28 37 0.00 1.000																				

AB 36  
R 7  
H 12  
RBI 6  
BB 3  
SO 11  
LOB 18

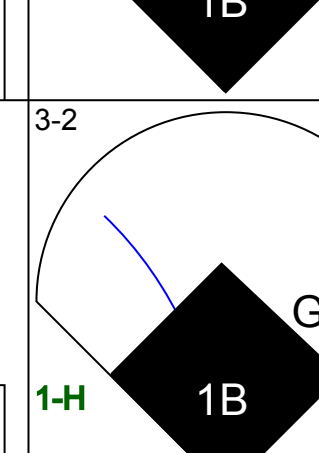
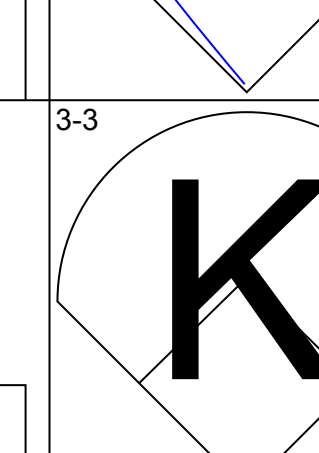
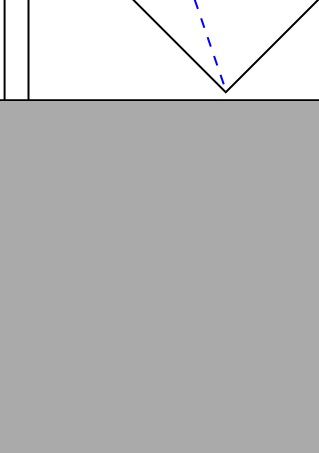

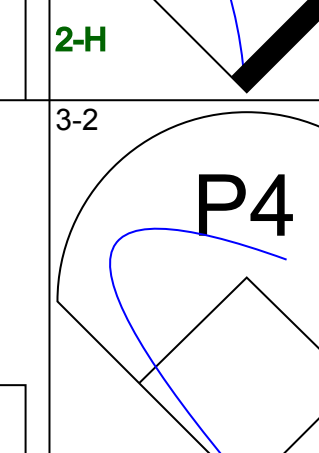
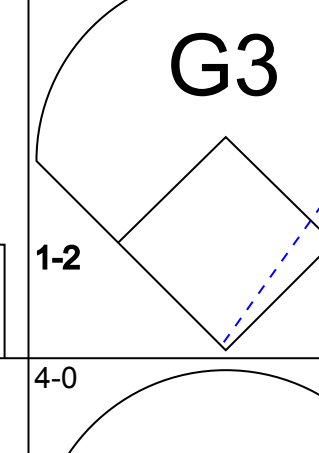




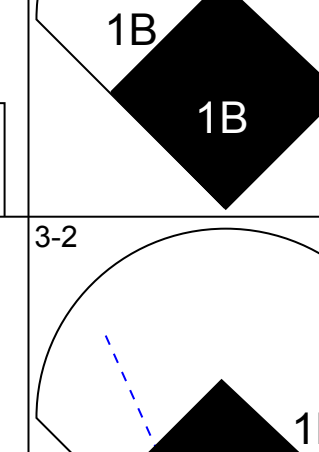

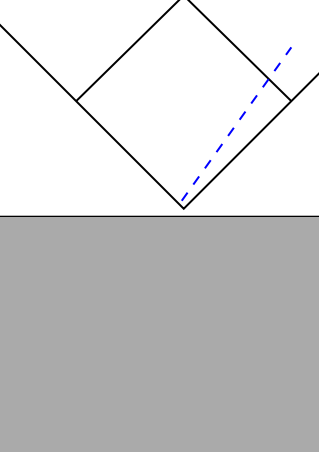
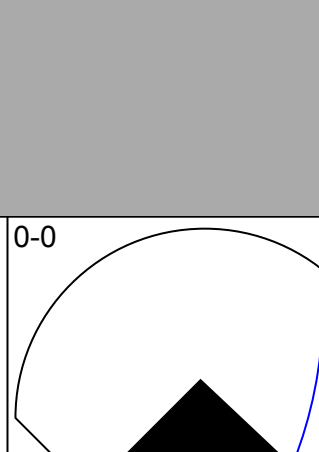

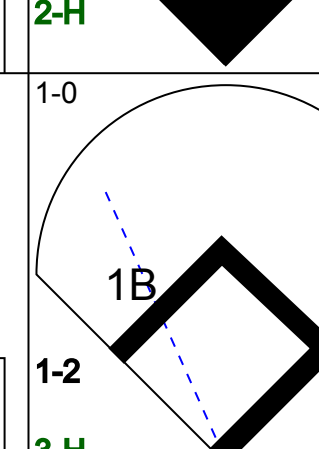
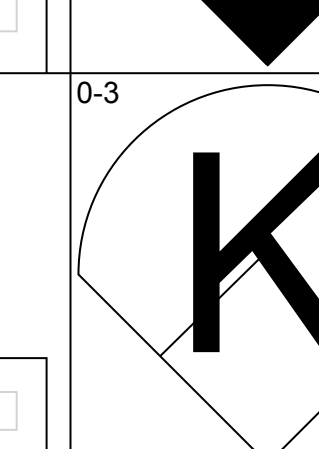

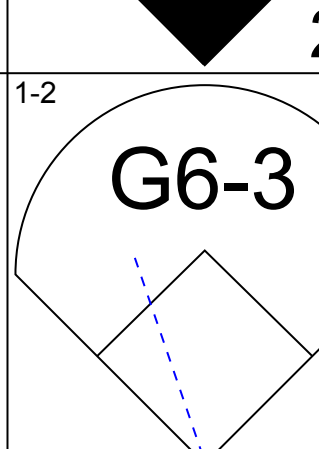

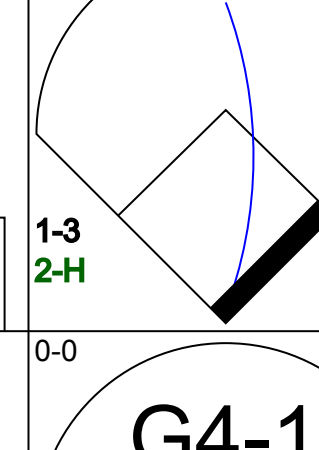


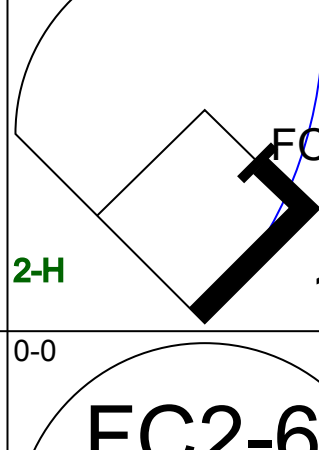

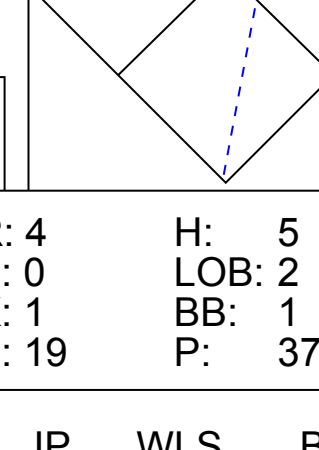
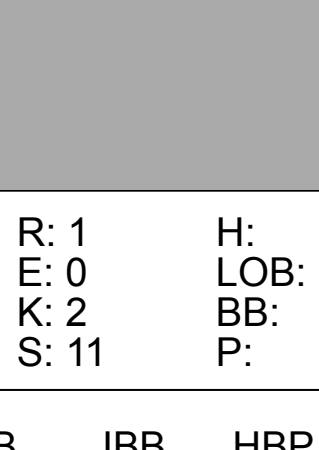
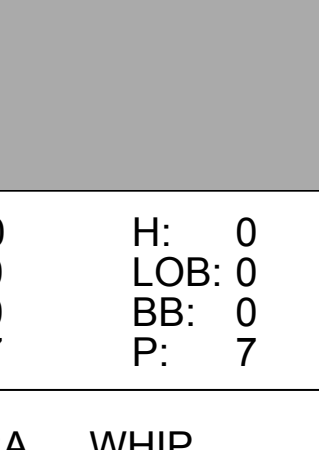
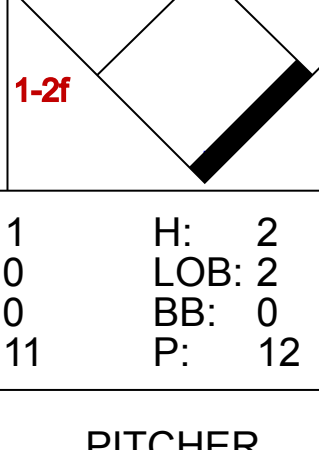
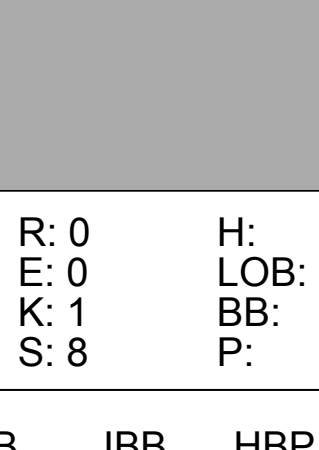

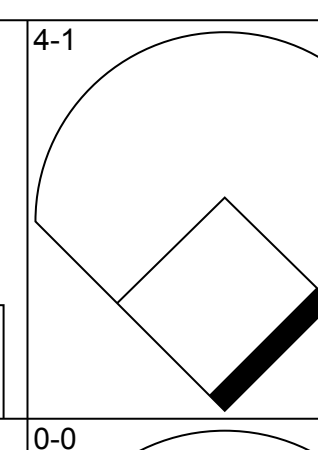
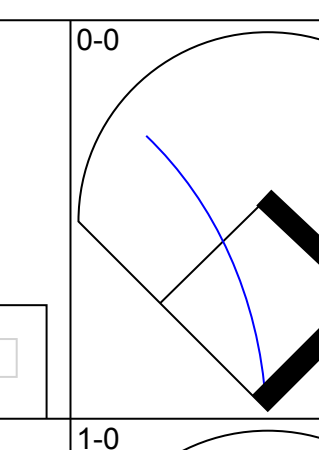

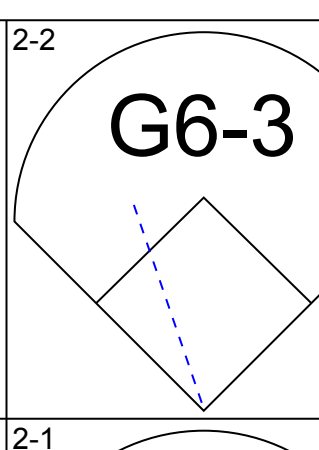
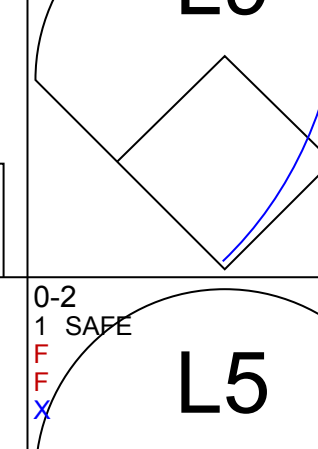
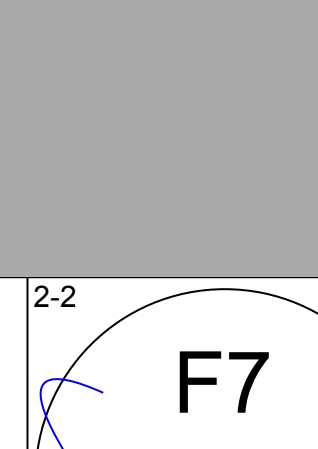
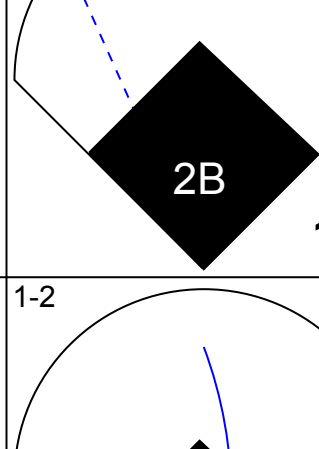
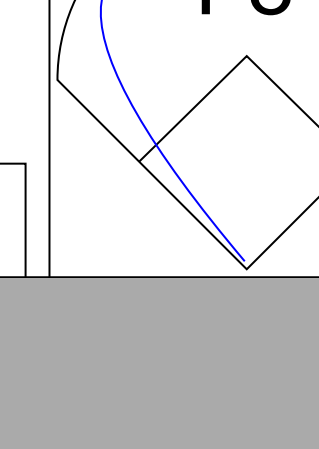
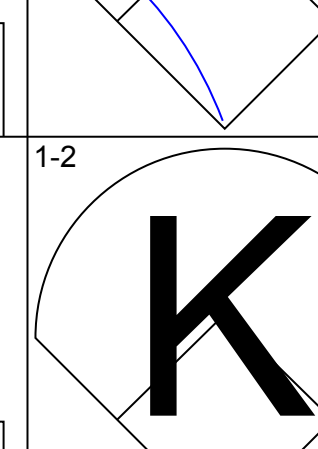
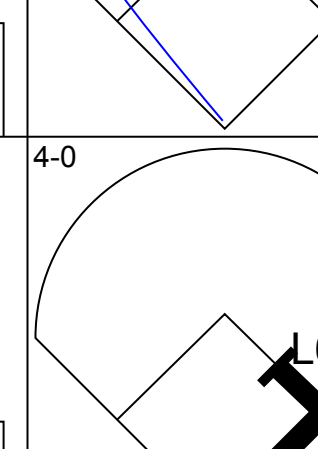
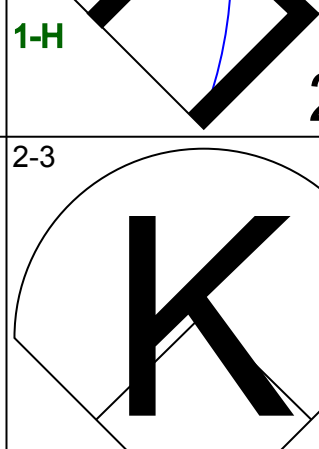


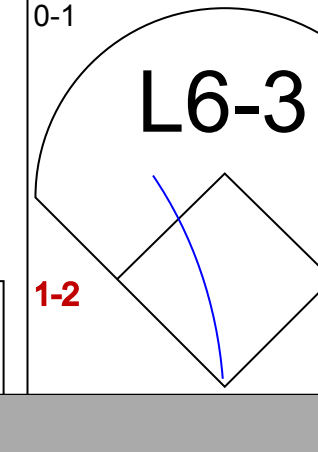
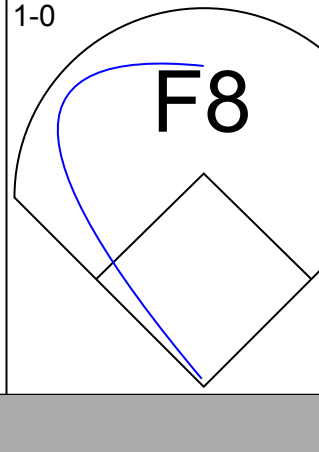


Batter	1	2	3	4	5	6	7	8	9	AB R H RBI BB SO LOB	BOTTOM										
Eric Young Sr., R OBP: 0.298, SLG: 0.196	1-2 G5-3	0-0 F8			2-2 G5-3		3-2 G6-3			4 0 0 0 0 0 1	<b>Atlanta Braves @ Colorado Rockies</b> Coors Field, Denver, CO Sat Jun 17 1995, 7:05 PM MDT Att: 50,035 - Unknown										
Darren Holmes, R	G5-3	F8			G5-3		G6-3			0 0 0 0 0 0 0											
Walt Weiss, S OBP: 0.387, SLG: 0.316	1-1 BB 1B		2-2 G6-3		3-2 G6-3		1-3 K	1-3 K	4 0 1 0 0 1 0												
Dante Bichette, R OBP: 0.392, SLG: 0.599	0-1 P3		2-0 2B		1-2 G6-3		1-0 1B	1-0 G2-6-3 1B	4 0 2 0 0 0 1												
Andres Galarraga, R OBP: 0.310, SLG: 0.443	4-1 BB		1-3 K		1-3 K		1-2 G2-6-3	1-2 G2-6-3	3 0 0 0 1 2 2												
Vinny Castilla, R OBP: 0.371, SLG: 0.638	3-2 G5-3		2-1 F9		2-2 BB 1B		2-2 K	0-3 K	4 0 1 0 0 1 3												
Ellis Burks, R OBP: 0.311, SLG: 0.333		2-2 G1-3		2-3 K		4-2 BB	1-3 K	1-3 K	3 0 0 0 1 2 0												
Jorge Brito, R OBP: 0.333, SLG: 0.364		0-1 2B 1B		3-3 K		1-3 K	4-2 BB	4-2 BB	3 1 1 0 1 2 2												
Roberto Mejia, R OBP: 0.170, SLG: 0.235		2-3 K		2-2 G6-3		1-3 K	0-2 F8	0-2 F8	4 0 0 0 0 2 2												
Juan Acevedo, R John Vander Wal, L Roger Bailey, R Steve Reed, R Bruce Ruffin, S Mike Kingery, L		2-2 1B		1-3 K		1-0 F9			0 0 0 0 0 0 0												
<b>Inning Stats</b>	R: 0 E: 0 K: 0 S: 12	H: 1 LOB: 2 BB: 1 P: 21	R: 1 E: 0 K: 1 S: 12	H: 2 LOB: 1 BB: 0 P: 18	R: 0 E: 0 K: 1 S: 9	H: 1 LOB: 1 BB: 0 P: 16	R: 0 E: 0 K: 2 S: 13	H: 0 LOB: 0 BB: 0 P: 20	R: 0 E: 0 K: 1 S: 9	H: 0 LOB: 0 BB: 1 P: 15	R: 0 E: 0 K: 2 S: 14	H: 1 LOB: 2 BB: 1 P: 23	R: 0 E: 0 K: 1 S: 7	H: 0 LOB: 0 BB: 0 P: 12	R: 0 E: 0 K: 1 S: 8	H: 1 LOB: 0 BB: 0 P: 11	R: 0 E: 0 K: 2 S: 13	H: 0 LOB: 1 BB: 1 P: 18	1B: 4 2B: 2 3B: 0 HR: 0	SF: 0 SAC: 0 DP: 1 HBP: 0	WP: 0 PA: 35 PB: 0 SB: 0 CS: 0
<b>PITCHER</b>	IP WLS BF H R ER SO BB IBB HBP BLK WP HR S P ERA WHIP											IP WLS BF H R ER SO BB IBB HBP BLK WP HR S P ERA WHIP									
Steve Avery, L ERA: 4.31	5.0 W 20 4 1 1 5 1 0 0 0 0 0 0 21 35 0.00 1.000																				
Greg McMichael, R ERA: 2.43	2.0 8 1 0 0 3 1 0 0 0 0 0 0 21 35 0.00 1.000																				
Steve Bedrosian, R ERA: 4.32	1.0 3 1 0 0 1 0 0 0 0 0 0 0 8 11 0.00 1.000																				
Mark Wohlers, R ERA: 3.15	1.0 4 0 0 0 2 1 0 0 0 0 0 0 13 18 0.00 1.000																				

AB 32  
R 1  
H 6  
RBI 1  
BB 3  
SO 11  
LOB 11



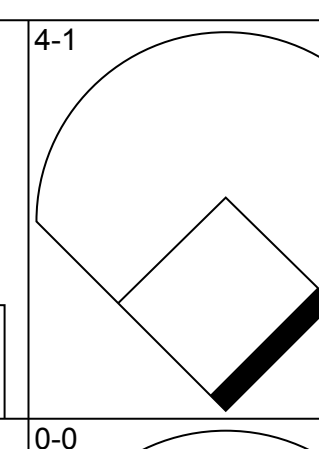
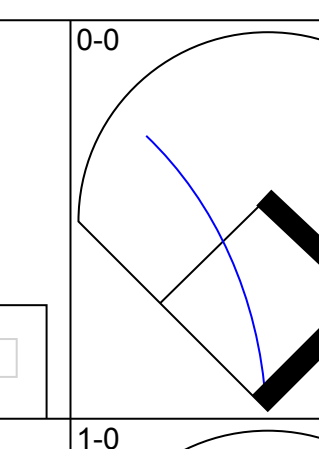

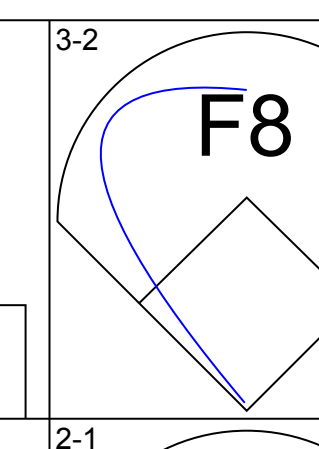
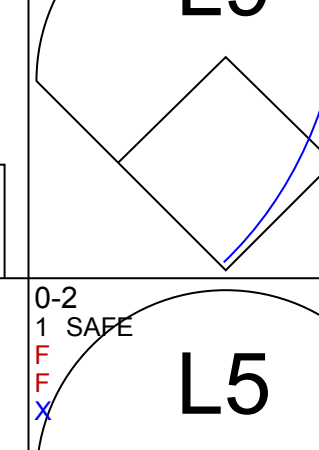
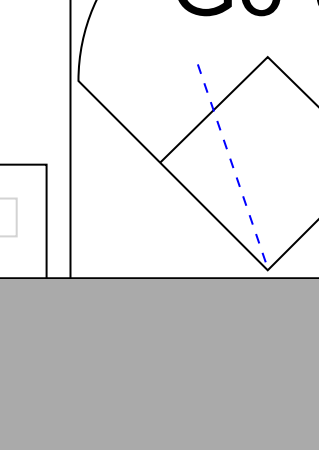

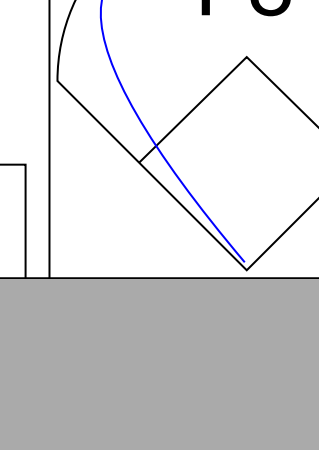
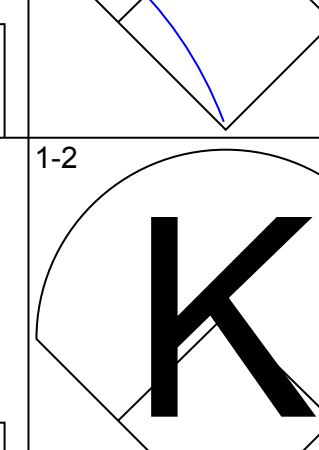
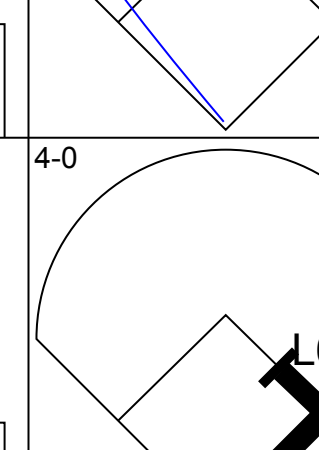

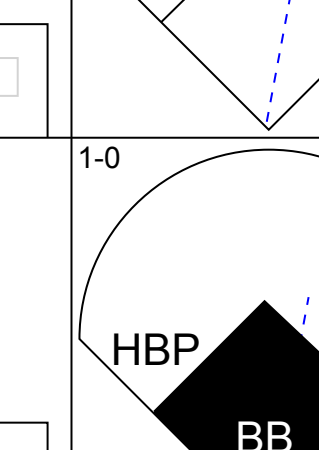

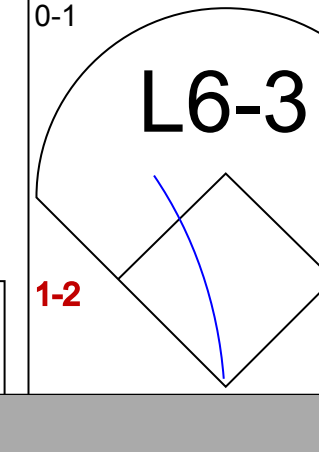

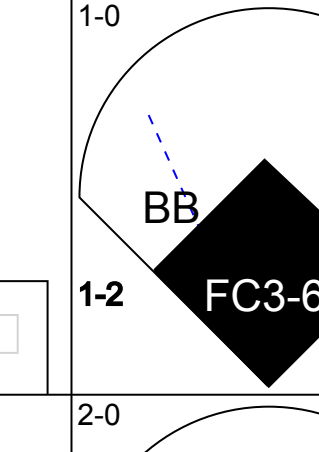
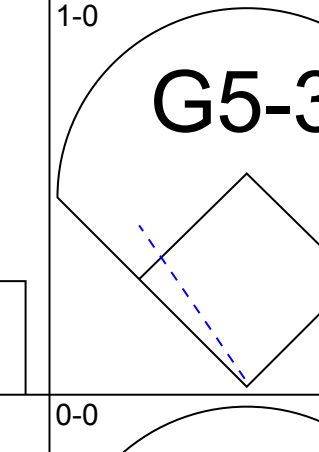
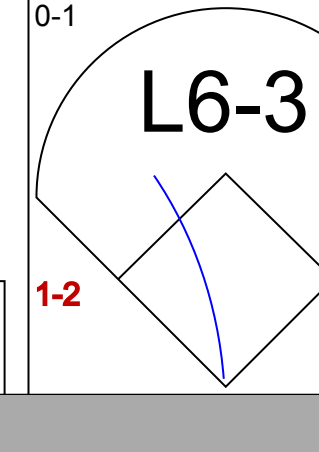

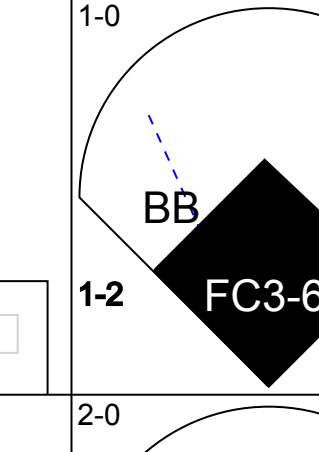
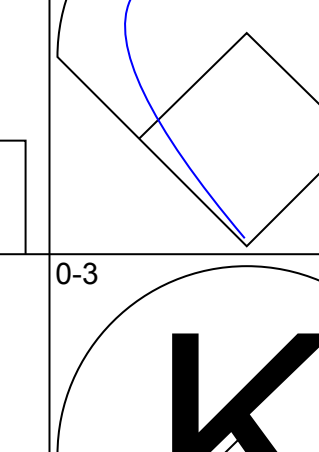
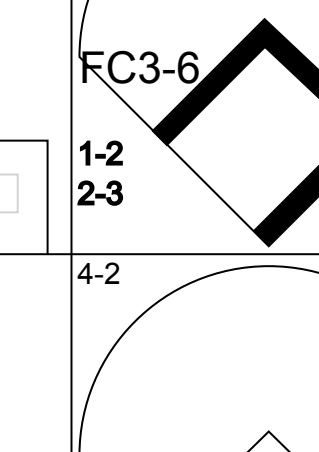
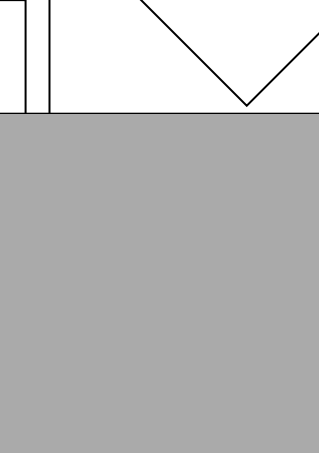
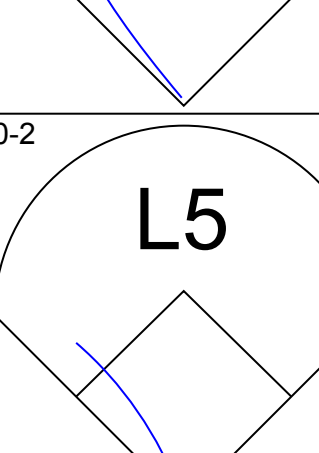
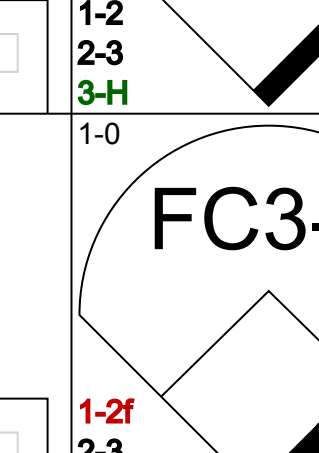
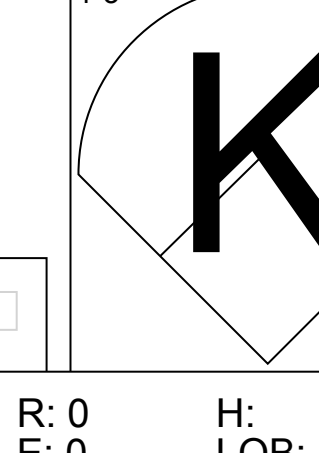
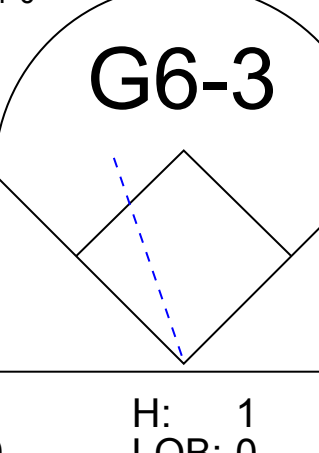
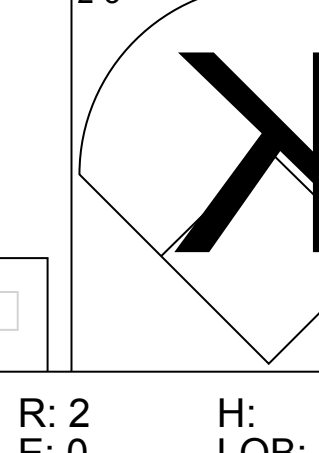


Batter	1	2	3	4	5	6	7	8	9	AB	R	H	RBI	BB	SO	LOB	TOP							
Marquis Grissom, R OBP: 0.330, SLG: 0.441	(1, 8) 	(2, 2) 		(1, 0) 		(0, 0) 		(2, 2) 		5	1	1	0	0	1	3								
Jeff Blauer, R OBP: 0.346, SLG: 0.402	(1, 6) 	(0, 0) 		(2, 1) 			(0, 0) 	(1, 0) 		5	2	3	1	0	0	1								
10 Chipper Jones, S OBP: 0.373, SLG: 0.478	(1, 5) 	(3, 3) 			(0, 2) 		(0, 1) 	(3, 2) 		5	1	1	1	0	1	2								
Fred McGriff, L OBP: 0.384, SLG: 0.463	(1, 3) 		(1, 3) 		(0, 0) 		(3, 2) 		(0, 0) 	5	1	1	1	0	1	1								
David Justice, L OBP: 0.385, SLG: 0.469	(1, 9) 		(2, 0) 		(0, 2) 		(0, 0) 		(0, 2) 	4	1	0	0	1	0	1								
Ryan Klesko, L OBP: 0.402, SLG: 0.539	(1, 7) 		(1, 0) 			(0, 0) 	(1, 2) 		(0, 3) 	3	2	3	2	0	0	0								
Mike Kelly, R OBP: 0.272, SLG: 0.369	(6, PR) 									2	1	1	1	0	1	0								
Javy Lopez, R OBP: 0.336, SLG: 0.470	(1, 2) 		(0, 3) 			(1, 2) 	(0, 2) 			4	0	1	1	0	1	2								
Mark Lemke, S OBP: 0.315, SLG: 0.347	(1, 4) 					(0, 0) 	(0, 0) 		(0, 0) 	3	0	2	2	1	0	0								
Kent Mercker, L OBP: 0.150, SLG: 0.200	(1, 1) 					(0, 0) 	(0, 0) 		(2, 2) 	3	0	0	0	0	0	4								
Brad Clontz, R Pedro Borbon, R	(9, 1) 					(1, 2) 	(1, 2) 			0	0	0	0	0	0	0								
										0	0	0	0	0	0	0								
										0	0	0	0	0	0	0								
<b>Inning Stats</b>	R: 4 E: 0 K: 1 S: 19	H: 5 LOB: 2 BB: 1 P: 37	R: 0 E: 0 K: 1 S: 7	H: 0 LOB: 0 BB: 0 P: 12	R: 1 E: 0 K: 2 S: 11	H: 1 LOB: 0 BB: 0 P: 15	R: 0 E: 0 K: 0 S: 4	H: 0 LOB: 1 BB: 1 P: 11	R: 0 E: 0 K: 0 S: 7	H: 0 LOB: 0 BB: 0 P: 7	R: 1 E: 0 K: 0 S: 11	H: 2 LOB: 2 BB: 0 P: 12	R: 2 E: 0 K: 0 S: 13	H: 3 LOB: 1 BB: 0 P: 17	R: 1 E: 1 K: 0 S: 12	H: 2 LOB: 1 BB: 0 P: 20	R: 0 E: 0 K: 1 S: 8	H: 0 LOB: 0 BB: 0 P: 8	1B: 10 2B: 2 3B: 0 HR: 1	SF: 0 SAC: 1 DP: 0 HBP: 0	WP: 0 PB: 0 SB: 0 CS: 0	PA: 42		
<b>PITCHER</b>	IP WLS BF H R ER SO BB IBB HBP BLK WP HR S P ERA WHIP	IP WLS BF H R ER SO BB IBB HBP BLK WP HR S P ERA WHIP	IP WLS BF H R ER SO BB IBB HBP BLK WP HR S P ERA WHIP	IP WLS BF H R ER SO BB IBB HBP BLK WP HR S P ERA WHIP	IP WLS BF H R ER SO BB IBB HBP BLK WP HR S P ERA WHIP	IP WLS BF H R ER SO BB IBB HBP BLK WP HR S P ERA WHIP	IP WLS BF H R ER SO BB IBB HBP BLK WP HR S P ERA WHIP	IP WLS BF H R ER SO BB IBB HBP BLK WP HR S P ERA WHIP	IP WLS BF H R ER SO BB IBB HBP BLK WP HR S P ERA WHIP	IP WLS BF H R ER SO BB IBB HBP BLK WP HR S P ERA WHIP	IP WLS BF H R ER SO BB IBB HBP BLK WP HR S P ERA WHIP	IP WLS BF H R ER SO BB IBB HBP BLK WP HR S P ERA WHIP	IP WLS BF H R ER SO BB IBB HBP BLK WP HR S P ERA WHIP	IP WLS BF H R ER SO BB IBB HBP BLK WP HR S P ERA WHIP	IP WLS BF H R ER SO BB IBB HBP BLK WP HR S P ERA WHIP	IP WLS BF H R ER SO BB IBB HBP BLK WP HR S P ERA WHIP	IP WLS BF H R ER SO BB IBB HBP BLK WP HR S P ERA WHIP	IP WLS BF H R ER SO BB IBB HBP BLK WP HR S P ERA WHIP	IP WLS BF H R ER SO BB IBB HBP BLK WP HR S P ERA WHIP	IP WLS BF H R ER SO BB IBB HBP BLK WP HR S P ERA WHIP	IP WLS BF H R ER SO BB IBB HBP BLK WP HR S P ERA WHIP	IP WLS BF H R ER SO BB IBB HBP BLK WP HR S P ERA WHIP	IP WLS BF H R ER SO BB IBB HBP BLK WP HR S P ERA WHIP	
Marvin Freeman, R ERA: 7.17	(1, 1) 6.0 L 28 8 6 6 4 2 0 0 0 0 0 1 59 94 9.00 1.667																							
Armando Reynoso, R ERA: 18.0	(7, 1) 1.0 6 3 2 2 0 0 0 0 0 0 0 0 13 17 18.00 3.000																							
Steve Reed, R ERA: 2.45	(8, 1) 1.0 5 2 1 0 0 0 0 0 0 0 0 0 12 20 0.00 2.000																							
Mike Munoz, L ERA: 4.24	(9, 1) 1.0 3 0 0 0 0 1 0 0 0 0 0 0 0 8 8 0.00 0.000																							

Atlanta Braves @ Colorado Rockies  
Coors Field, Denver, CO  
Sun Jun 18 1995, 3:33 AM MDT  
Att: 48,302 - Sunny - 70 F

AB 39  
R 9  
H 13  
RBI 9  
BB 2  
SO 5  
LOB 14



Batter	1	2	3	4	5	6	7	8	9	AB	R	H	RBI	BB	SO	LOB	BOTTOM							
Mike Kingery, L OBP: 0.393, SLG: 0.452	(1, 8) 		(0, 0) 			(2, 2) 		(3, 2) 		3	0	1	0	1	0	0								
Walt Weiss, S OBP: 0.384, SLG: 0.315	(1, 6) 		(1, 0) 			(2, 1) 		(2, 1) 		4	1	1	0	0	0	2								
Dante Bichette, R OBP: 0.389, SLG: 0.597	(1, 9) 			(2, 2) 		(1, 2) 			(1, 0) 	4	0	1	1	0	0	1								
Andres Galarraga, R OBP: 0.314, SLG: 0.441	(1, 3) 			(4, 0) 		(2, 3) 			(1, 0) 	3	1	1	0	1	2	2								
Vinny Castilla, R OBP: 0.368, SLG: 0.630		(1, 0) 			(0, 1) 		(1, 0) 		(1, 0) 	4	1	1	0	0	0	2								
Ellis Burks, R OBP: 0.318, SLG: 0.365		(0, 0) 							(2, 0) 	3	1	1	1	0	1	0								
Jason Bates, S OBP: 0.384, SLG: 0.461		(0, 3) 			(1, 2) 				(4, 2) 	3	0	0	1	1	1	0								
Jorge Brito, R OBP: 0.300, SLG: 0.324			(3, 3) 		(0, 2) 				(1, 0) 	4	0	0	1	0	1	2								
Marvin Freeman, R ERA: 4.5	(1, 1) 8.0 W 29 4 2 2 6 2 0 0 0 0 0 1 74 111 2.25 0.750																							
Brad Clontz, R ERA: 5.75	(9, 1) 0.2 6 2 2 2 0 1 0 1 0 0 0 0 9 19 27.00 4.500																							
Pedro Borbon, L ERA: 2.7	(9, 1) 0.1 1 0 0 0 0 1 0 0 0 0 0 0 4 6 0.00 0.000																							
<b>Inning Stats</b>	R: 0 E: 0 K: 1 S: 16	H: 0 LOB: 1 BB: 1 P: 21	R: 0 E: 0 K: 1 S: 5	H: 0 LOB: 0 BB: 0 P: 6	R: 0 E: 0 K: 2 S: 10	H: 1 LOB: 0 BB: 0 P: 15	R: 0 E: 0 K: 0 S: 7	H: 0 LOB: 0 BB: 1 P: 13	R: 1 E: 0 K: 0 S: 8	H: 1 LOB: 0 BB: 0 P: 10	R: 1 E: 0 K: 1 S: 14	H: 2 LOB: 1 BB: 0 P: 22	R: 0 E: 0 K: 1 S: 7	H: 0 LOB: 0 BB: 0 P: 10	R: 0 E: 0 K: 0 S: 7	H: 0 LOB: 0 BB: 0 P: 14	R: 2 E: 0 K: 1 S: 13	H: 2 LOB: 2 BB: 1 P: 25	1B: 3 2B: 3 3B: 0 HR: 1	SF: 0 SAC: 0 DP: 1 HBP: 1	WP: 0 PB: 0 SB: 1 CS: 0	PA: 36		
<b>PITCHER</b>	IP WLS BF H R ER SO BB IBB HBP BLK WP HR S P ERA WHIP	IP WLS BF H R ER SO BB IBB HBP BLK WP HR S P ERA WHIP	IP WLS BF H R ER SO BB IBB HBP BLK WP HR S P ERA WHIP	IP WLS BF H R ER SO BB IBB HBP BLK WP HR S P ERA WHIP	IP WLS BF H R ER SO BB IBB HBP BLK WP HR S P ERA WHIP	IP WLS BF H R ER SO BB IBB HBP BLK WP HR S P ERA WHIP	IP WLS BF H R ER SO BB IBB HBP BLK WP HR S P ERA WHIP	IP WLS BF H R ER SO BB IBB HBP BLK WP HR S P ERA WHIP	IP WLS BF H R ER SO BB IBB HBP BLK WP HR S P ERA WHIP	IP WLS BF H R ER SO BB IBB HBP BLK WP HR S P ERA WHIP	IP WLS BF H R ER SO BB IBB HBP BLK WP HR S P ERA WHIP	IP WLS BF H R ER SO BB IBB HBP BLK WP HR S P ERA WHIP	IP WLS BF H R ER SO BB IBB HBP BLK WP HR S P ERA WHIP	IP WLS BF H R ER SO BB IBB HBP BLK WP HR S P ERA WHIP	IP WLS BF H R ER SO BB IBB HBP BLK WP HR S P ERA WHIP	IP WLS BF H R ER SO BB IBB HBP BLK WP HR S P ERA WHIP	IP WLS BF H R ER SO BB IBB HBP BLK WP HR S P ERA WHIP	IP WLS BF H R ER SO BB IBB HBP BLK WP HR S P ERA WHIP	IP WLS BF H R ER SO BB IBB HBP BLK WP HR S P ERA WHIP	IP WLS BF H R ER SO BB IBB HBP BLK WP HR S P ERA WHIP	IP WLS BF H R ER SO BB IBB HBP BLK WP HR S P ERA WHIP	IP WLS BF H R ER SO BB IBB HBP BLK WP HR S P ERA WHIP	IP WLS BF H R ER SO BB IBB HBP BLK WP HR S P ERA WHIP	
Kent Mercker, L ERA: 4.5	(1, 1) 8.0 W 29 4 2 2 6 2 0 0 0 0 0 1 74 111 2.25 0.750																							
Brad Clontz, R ERA: 5.75	(9, 1) 0.2 6 2 2 2 0 1 0 1 0 0 0 0 9 19 27.00 4.500																							
Pedro Borbon, L ERA: 2.7	(9, 1) 0.1 1 0 0 0 0 1 0 0 0 0 0 0 4 6 0.00 0.000																							

Atlanta Braves @ Colorado Rockies  
Coors Field, Denver, CO  
Sun Jun 18 1995, 3:33 AM MDT  
Att: 48,302 - Sunny - 70 F

AB 32  
R 4  
H 6  
RBI 4  
BB 3  
SO 7  
LOB 11





Batter	1	2	3	4	5	6	7	8	9	AB	R	H	RBI	BB	SO	LOB	TOP								
Marquis Grissom, R OBP: 0.332, SLG: 0.437	G5-3		K					K		4	1	1	1	1	2	1	<b>Atlanta Braves @ Cincinnati Reds</b> Riverfront Stadium, Cincinnati, OH Mon Jun 19 1995, 7:05 PM EDT Att: 23,262 - Unknown - 85 F								
Jeff Blausler, R OBP: 0.339, SLG: 0.394 Rafael Belliard, R OBP: 0.280, SLG: 0.280	G6-3		K		F9		E1 WP BB SF9	L7		4	1	0	0	0	1	3									
10 Chipper Jones, S OBP: 0.365, SLG: 0.466	G5-3		G5-3				K			5	0	0	0	0	2	3									
Fred McGriff, L OBP: 0.389, SLG: 0.497		K																							
David Justice, L OBP: 0.385, SLG: 0.471																									
Javy Lopez, R OBP: 0.338, SLG: 0.464																									
Mike Kelly, R OBP: 0.281, SLG: 0.375																									
Mark Lemke, S OBP: 0.314, SLG: 0.358																									
29 John Smoltz, R OBP: 0.160, SLG: 0.045																									
<b>Inning Stats</b>	R: 0 E: 0 K: 0 S: 8	H: 0 LOB: 0 BB: 0 P: 13	R: 1 E: 0 K: 1 S: 17	H: 3 LOB: 2 BB: 0 P: 24	R: 0 E: 0 K: 2 S: 10	H: 0 LOB: 0 BB: 0 P: 14	R: 4 E: 0 K: 1 S: 21	H: 5 LOB: 1 BB: 0 P: 30	R: 0 E: 0 K: 0 S: 6	H: 0 LOB: 0 BB: 0 P: 12	R: 0 E: 0 K: 1 S: 6	H: 0 LOB: 0 BB: 0 P: 8	R: 4 E: 1 K: 1 S: 18	H: 0 LOB: 1 BB: 4 P: 42	R: 0 E: 0 K: 1 S: 8	H: 1 LOB: 1 BB: 0 P: 12	R: 1 E: 0 K: 2 S: 11	H: 1 LOB: 0 BB: 0 P: 16	1B: 7 2B: 0 3B: 1 HR: 2	SF: 1 SAC: 0 DP: 0 HBP: 0	WP: 3 PB: 0 SB: 0 CS: 0	PA: 42			
<b>PITCHER</b>	IP WLS BF H R ER SO BB IBB HBP BLK WP HR S P ERA WHIP	IP WLS BF H R ER SO BB IBB HBP BLK WP HR S P ERA WHIP	IP WLS BF H R ER SO BB IBB HBP BLK WP HR S P ERA WHIP	IP WLS BF H R ER SO BB IBB HBP BLK WP HR S P ERA WHIP	IP WLS BF H R ER SO BB IBB HBP BLK WP HR S P ERA WHIP	IP WLS BF H R ER SO BB IBB HBP BLK WP HR S P ERA WHIP	IP WLS BF H R ER SO BB IBB HBP BLK WP HR S P ERA WHIP	IP WLS BF H R ER SO BB IBB HBP BLK WP HR S P ERA WHIP	IP WLS BF H R ER SO BB IBB HBP BLK WP HR S P ERA WHIP	IP WLS BF H R ER SO BB IBB HBP BLK WP HR S P ERA WHIP	IP WLS BF H R ER SO BB IBB HBP BLK WP HR S P ERA WHIP	IP WLS BF H R ER SO BB IBB HBP BLK WP HR S P ERA WHIP	IP WLS BF H R ER SO BB IBB HBP BLK WP HR S P ERA WHIP	IP WLS BF H R ER SO BB IBB HBP BLK WP HR S P ERA WHIP	IP WLS BF H R ER SO BB IBB HBP BLK WP HR S P ERA WHIP	IP WLS BF H R ER SO BB IBB HBP BLK WP HR S P ERA WHIP	IP WLS BF H R ER SO BB IBB HBP BLK WP HR S P ERA WHIP	IP WLS BF H R ER SO BB IBB HBP BLK WP HR S P ERA WHIP	IP WLS BF H R ER SO BB IBB HBP BLK WP HR S P ERA WHIP	IP WLS BF H R ER SO BB IBB HBP BLK WP HR S P ERA WHIP	IP WLS BF H R ER SO BB IBB HBP BLK WP HR S P ERA WHIP	IP WLS BF H R ER SO BB IBB HBP BLK WP HR S P ERA WHIP	IP WLS BF H R ER SO BB IBB HBP BLK WP HR S P ERA WHIP	IP WLS BF H R ER SO BB IBB HBP BLK WP HR S P ERA WHIP	IP WLS BF H R ER SO BB IBB HBP BLK WP HR S P ERA WHIP

AB 37  
R 10  
H 10  
RBI 8  
BB 4  
SO 9  
LOB 15



Batter	1	2	3	4	5	6	7	8	9	AB	R	H	RBI	BB	SO	LOB	BOTTOM								
Lenny Harris, L OBP: 0.259, SLG: 0.311	G1-3									4	0	0	0	0	0	3	<b>Atlanta Braves @ Cincinnati Reds</b> Riverfront Stadium, Cincinnati, OH Mon Jun 19 1995, 7:05 PM EDT Att: 23,262 - Unknown - 85 F								
Barry Larkin, R OBP: 0.437, SLG: 0.543 Jerome Walton, R OBP: 0.295, SLG: 0.425	G4-3									3	0	0	0	0	0	0									
Ron Gant, R OBP: 0.403, SLG: 0.599 Thomas Howard, S OBP: 0.357, SLG: 0.347																									
Reggie Sanders, R OBP: 0.426, SLG: 0.631																									
Eddie Taubensee, L OBP: 0.343, SLG: 0.421																									
Eric Anthony, L OBP: 0.342, SLG: 0.294																									
Bret Boone, R OBP: 0.353, SLG: 0.490 Mark Lewis, R OBP: 0.406, SLG: 0.576																									
Jeff Branson, L OBP: 0.339, SLG: 0.469																									
Pete Schourek, L OBP: 0.214, SLG: 0.214 Craig Worthington, R OBP: 1.000, SLG: 1.000 Brad Pennington, L OBP: 0.357, SLG: 0.347 Tim Pugh, R OBP: 0.200, SLG: 0.267																									
<b>Inning Stats</b>	R: 0 E: 0 K: 1 S: 9	H: 0 LOB: 0 BB: 0 P: 15	R: 0 E: 0 K: 1 S: 7	H: 0 LOB: 0 BB: 0 P: 10	R: 0 E: 0 K: 1 S: 8	H: 0 LOB: 0 BB: 0 P: 10	R: 0 E: 0 K: 0 S: 6	H: 0 LOB: 0 BB: 0 P: 8	R: 0 E: 0 K: 1 S: 10	H: 1 LOB: 1 BB: 0 P: 10	R: 0 E: 0 K: 1 S: 10	H: 1 LOB: 1 BB: 0 P: 12	R: 0 E: 1 K: 1 S: 10	H: 0 LOB: 1 BB: 0 P: 16	R: 0 E: 0 K: 1 S: 7	H: 2 LOB: 2 BB: 0 P: 13	R: 0 E: 0 K: 0 S: 9	H: 1 LOB: 1 BB: 0 P: 17	1B: 4 2B: 2 3B: 0 HR: 0	SF: 0 SAC: 0 DP: 1 HBP: 0	WP: 0 PB: 0 SB: 1 CS: 1	PA: 32			
<b>PITCHER</b>	IP WLS BF H R ER SO BB IBB HBP BLK WP HR S P ERA WHIP	IP WLS BF H R ER SO BB IBB HBP BLK WP HR S P ERA WHIP	IP WLS BF H R ER SO BB IBB HBP BLK WP HR S P ERA WHIP	IP WLS BF H R ER SO BB IBB HBP BLK WP HR S P ERA WHIP	IP WLS BF H R ER SO BB IBB HBP BLK WP HR S P ERA WHIP	IP WLS BF H R ER SO BB IBB HBP BLK WP HR S P ERA WHIP	IP WLS BF H R ER SO BB IBB HBP BLK WP HR S P ERA WHIP	IP WLS BF H R ER SO BB IBB HBP BLK WP HR S P ERA WHIP	IP WLS BF H R ER SO BB IBB HBP BLK WP HR S P ERA WHIP	IP WLS BF H R ER SO BB IBB HBP BLK WP HR S P ERA WHIP	IP WLS BF H R ER SO BB IBB HBP BLK WP HR S P ERA WHIP	IP WLS BF H R ER SO BB IBB HBP BLK WP HR S P ERA WHIP	IP WLS BF H R ER SO BB IBB HBP BLK WP HR S P ERA WHIP	IP WLS BF H R ER SO BB IBB HBP BLK WP HR S P ERA WHIP	IP WLS BF H R ER SO BB IBB HBP BLK WP HR S P ERA WHIP	IP WLS BF H R ER SO BB IBB HBP BLK WP HR S P ERA WHIP	IP WLS BF H R ER SO BB IBB HBP BLK WP HR S P ERA WHIP	IP WLS BF H R ER SO BB IBB HBP BLK WP HR S P ERA WHIP	IP WLS BF H R ER SO BB IBB HBP BLK WP HR S P ERA WHIP	IP WLS BF H R ER SO BB IBB HBP BLK WP HR S P ERA WHIP	IP WLS BF H R ER SO BB IBB HBP BLK WP HR S P ERA WHIP	IP WLS BF H R ER SO BB IBB HBP BLK WP HR S P ERA WHIP	IP WLS BF H R ER SO BB IBB HBP BLK WP HR S P ERA WHIP	IP WLS BF H R ER SO BB IBB HBP BLK WP HR S P ERA WHIP	IP WLS BF H R ER SO BB IBB HBP BLK WP HR S P ERA WHIP









Batter	1	2	3	4	5	6	7	8	9	AB	R	H	RBI	BB	SO	LOB	TOP				
Marquis Grissom, R (1, 8) OBP: 0.330, SLG: 0.431	L7		G5-3			G6-4-3		K		4	0	0	0	0	1	3					
Jeff Blauser, R (1, 6) OBP: 0.351, SLG: 0.398	K					K			K	4	0	1	0	0	3	0					
10 Chipper Jones, S (1, 5) OBP: 0.366, SLG: 0.477	G1-3						G6-3		K	4	0	0	0	0	2	1					
Fred McGriff, L (1, 3) OBP: 0.385, SLG: 0.500		F7																			
David Justice, L (1, 9) OBP: 0.386, SLG: 0.455																					
Javy Lopez, R (1, 2) OBP: 0.331, SLG: 0.454																					
Mike Kelly, R (1, 7) OBP: 0.279, SLG: 0.365																					
Mark Lemke, S (1, 4) OBP: 0.328, SLG: 0.363																					
Tom Glavine, L (1, 1) OBP: 0.261, SLG: 0.227																					
Dwight Smith, L (8, PH) OBP: 0.350, SLG: 0.518																					
Steve Bedrosian, R (8, 1)																					
<b>Inning Stats</b>	R: 0 E: 0 K: 1 S: 6	H: 0 LOB: 0 BB: 0 P: 9	R: 0 E: 0 K: 0 S: 6	H: 0 LOB: 0 BB: 1 P: 13	R: 0 E: 0 K: 0 S: 10	H: 0 LOB: 1 BB: 1 P: 18	R: 0 E: 0 K: 1 S: 10	H: 1 LOB: 1 BB: 0 P: 10	R: 0 E: 1 K: 1 S: 8	H: 0 LOB: 0 BB: 0 P: 10	R: 0 E: 0 K: 0 S: 10	H: 0 LOB: 1 BB: 1 P: 16	R: 0 E: 0 K: 2 S: 11	H: 1 LOB: 1 BB: 0 P: 17	R: 1 E: 0 K: 3 S: 11	H: 1 LOB: 0 BB: 0 P: 13	1B: 2 2B: 0 3B: 0 HR: 1	SF: 0 SAC: 1 DP: 2 HBP: 0	WP: 1 PB: 0 SB: 0 CS: 0	PA: 32	
<b>PITCHER</b>	IP	WLS	BF	H	R	ER	SO	BB	IBB	HBP	BLK	WP	HR	S	P	ERA	WHIP				
John Smiley, L (1, 1) ERA: 3.22	7.0	W	24	1	0	0	4	3	0	0	0	0	0	55	82	0.00	0.571				
Hector Carrasco, R (8, 1) ERA: 3.25	0.2		3	1	0	0	1	0	0	0	0	1	0	8	12	0.00	1.500				
Jeff Brantley, R (8, 1) ERA: 2.87	1.1	S	5	1	1	1	4	0	0	0	0	0	1	14	18	6.75	0.750				

Atlanta Braves @ Cincinnati Reds  
Riverfront Stadium, Cincinnati, OH  
Wed Jun 21 1995, 7:05 PM EDT  
Att: 23,571 - Unknown - 74 F

AB 28  
R 1  
H 3  
RBI 1  
BB 3  
SO 9  
LOB 10



Batter	1	2	3	4	5	6	7	8	9	AB	R	H	RBI	BB	SO	LOB	BOTTOM				
Jerome Walton, R (1, 8) OBP: 0.317, SLG: 0.446	G4-3 FC1 HBP		S							1	1	1	1	1	0	0					
Barry Larkin, R (1, 6) OBP: 0.424, SLG: 0.519	G4-3		P3							4	0	0	0	0	4						
Ron Gant, R (1, 7) OBP: 0.412, SLG: 0.604	FC1									3	1	1	1	1	1	0					
Reggie Sanders, R (1, 9) OBP: 0.419, SLG: 0.614	F8		FC4-6							4	0	0	0	0	4						
Bret Boone, R (1, 4) OBP: 0.340, SLG: 0.385	FC6-4									3	0	0	1	0	0	1					
Mark Lewis, R (1, 5) OBP: 0.389, SLG: 0.551										3	0	0	0	0	0	0					
Eric Anthony, L (1, 3) OBP: 0.311, SLG: 0.275										3	0	0	0	0	1	0					
Damon Berryhill, S (1, 2) OBP: 0.206, SLG: 0.228										3	1	1	0	0	0	0					
John Smiley, L (1, 1) OBP: 0.206, SLG: 0.333										2	0	0	0	0	2	0					
Craig Worthington, R (7, PH) OBP: 0.750, SLG: 0.667										1	0	1	0	0	0	0					
Hector Carrasco, R (8, 1)										0	0	0	0	0	0	0					
Jeff Brantley, R (8, 1)										0	0	0	0	0	0	0					
<b>Inning Stats</b>	R: 1 E: 0 K: 0 S: 9	H: 0 LOB: 1 BB: 0 P: 23	R: 0 E: 0 K: 0 S: 9	H: 0 LOB: 0 BB: 0 P: 13	R: 0 E: 0 K: 1 S: 11	H: 1 LOB: 2 BB: 1 P: 22	R: 0 E: 0 K: 1 S: 7	H: 0 LOB: 0 BB: 0 P: 11	R: 0 E: 0 K: 1 S: 14	H: 0 LOB: 1 BB: 1 P: 15	R: 1 E: 0 K: 0 S: 10	H: 1 LOB: 1 BB: 0 P: 19	R: 0 E: 0 K: 1 S: 6	H: 0 LOB: 0 BB: 0 P: 10	1B: 2 2B: 2 3B: 0 HR: 0	SF: 2 SAC: 0 DP: 0 HBP: 1	WP: 0 PB: 0 SB: 2 CS: 0	PA: 32			
<b>PITCHER</b>	IP	WLS	BF	H	R	ER	SO	BB	IBB	HBP	BLK	WP	HR	S	P	ERA	WHIP				
Tom Glavine, L (1, 1) ERA: 3.56	7.0	L	29	4	3	2	3	2	0	1	0	0	0	68	123	2.57	0.857				
Steve Bedrosian, R (8, 1) ERA: 4.09	1.0		3	0	0	0	1	0	0	0	0	0	0	6	10	0.00	0.000				

Atlanta Braves @ Cincinnati Reds  
Riverfront Stadium, Cincinnati, OH  
Wed Jun 21 1995, 7:05 PM EDT  
Att: 23,571 - Unknown - 74 F

AB 27  
R 3  
H 4  
RBI 3  
BB 2  
SO 4  
LOB 9





Batter	1	2	3	4	5	6	7	8	9	AB	R	H	RBI	BB	SO	LOB	TOP															
Marquis Grissom, R (1, 8) OBP: 0.332, SLG: 0.435	L9	K		G6-3		FC6-4 1B		2-2 1-H 2B		5	0	2	1	0	1	2	<b>Atlanta Braves @ Cincinnati Reds</b> Riverfront Stadium, Cincinnati, OH Thu Jun 22 1995, 3:33 AM EDT Att: 30,497 - Cloudy - 83 F															
Jeff Blauer, R (1, 6) OBP: 0.348, SLG: 0.390	P3		10 HR BB		F9	FC6-4 1-2		L4		4	1	0	0	1	0	3																
10 Chipper Jones, S (1, 5) OBP: 0.363, SLG: 0.485	F7		HR		G4-3		F8		F7	5	1	1	2	0	0	0																
Fred McGriff, L (1, 3) OBP: 0.390, SLG: 0.497		G3		CS BB		BB 2B 1B		FC4-6 BB		G6-3	3	1	1	0	2	0		0														
David Justice, L (1, 9) OBP: 0.394, SLG: 0.478		HR		K		BB 2B BB		FC4-6 1-2			3	2	1	1	2	1		2														
Ryan Klesko, L (1, 7) OBP: 0.406, SLG: 0.559				F8							4	1	2	2	0	0		1														
Mike Kelly, R (7, 7) OBP: 0.279, SLG: 0.365					F8						0	0	0	0	0	0		0														
Dwight Smith, L (8, PH) OBP: 0.344, SLG: 0.509		HR				1-H 2-H 2B		P4			1	0	0	0	0	0		1														
Charlie O'Brien, R (1, 2) OBP: 0.423, SLG: 0.633		HR			BLK SH1-4 1B		F8			4	1	2	2	0	1	1		<b>AB 35</b> <b>R 8</b> <b>H 10</b> <b>RBI 8</b> <b>BB 6</b> <b>SO 6</b> <b>LOB 13</b>														
Mark Lemke, S (1, 4) OBP: 0.331, SLG: 0.363				K				F7		3	0	1	0	1	1	1																
Rafael Bellard, R (8, PR) OBP: 0.280, SLG: 0.280		G6-3 BB								0	1	0	0	0	0	0																
Steve Avery, L (1, 1) OBP: 0.316, SLG: 0.579				SH1-4						2	0	0	0	0	1	1																
Greg McMichael, R (7, 1)		G6-3								1	0	0	0	0	1	1																
Mark Wohlers, R (8, 1)										0	0	0	0	0	0	0																
Pedro Borbon, R (8, 1)										0	0	0	0	0	0	0																
<b>Inning Stats</b>	R: 0 E: 0 K: 0 S: 7	H: 0 LOB: 0 BB: 0 P: 10	R: 3 E: 0 K: 1 S: 12	H: 3 LOB: 1 BB: 1 P: 25	R: 2 E: 0 K: 1 S: 12	H: 1 LOB: 0 BB: 2 P: 23	R: 0 E: 0 K: 1 S: 12	H: 1 LOB: 1 BB: 0 P: 16	R: 2 E: 0 K: 0 S: 8	H: 2 LOB: 1 BB: 1 P: 16	R: 0 E: 0 K: 0 S: 14	H: 1 LOB: 1 BB: 0 P: 19	R: 0 E: 0 K: 0 S: 8	H: 0 LOB: 1 BB: 1 P: 13	R: 1 E: 0 K: 2 S: 15	H: 2 LOB: 2 BB: 0 P: 21	R: 0 E: 0 K: 0 S: 12		H: 0 LOB: 1 BB: 1 P: 20	1B: 4 2B: 4 3B: 0 HR: 3	SF: 0 SAC: 1 DP: 1 HBP: 0	WP: 0 PB: 0 SB: 1 CS: 1	PA: 42									
<b>PITCHER</b>	IP WLS BF H R ER SO BB IBB HBP BLK WP HR S P ERA WHIP																															
John Roper, R (1, 1) ERA: 10.29	4.0	19	5	5	5	3	3	0	0	1	0	3	43	74	11.25	2.000																
Tim Pugh, R (5, 1) ERA: 3.61	3.0	14	3	2	2	1	2	0	0	0	0	0	30	48	6.00	1.667																
Xavier Hernandez, R (8, 1) ERA: 4.54	1.0	W	5	2	1	1	2	0	0	0	0	0	15	21	9.00	2.000																
Jeff Brantley, R (9, 1) ERA: 2.76	1.0	S	4	0	0	0	0	1	0	0	0	0	12	20	0.00	1.000																

Batter	1	2	3	4	5	6	7	8	9	AB	R	H	RBI	BB	SO	LOB	BOTTOM															
Jerome Walton, R (1, 8) OBP: 0.322, SLG: 0.474	HR		CS BB		P4		G3	G4-3		4	1	1	1	1	0	3	<b>Atlanta Braves @ Cincinnati Reds</b> Riverfront Stadium, Cincinnati, OH Thu Jun 22 1995, 3:33 AM EDT Att: 30,497 - Cloudy - 83 F															
Barry Larkin, R (1, 6) OBP: 0.415, SLG: 0.506	L4		F8		P3		P4			4	0	0	0	0	0	3																
Ron Gant, R (1, 7) OBP: 0.419, SLG: 0.607	CS 1B			K		HR 1B		FC4-6 1B		4	1	3	0	0	1	0																
Reggie Sanders, R (1, 9) OBP: 0.421, SLG: 0.628	1-2 1B			K		HR		FC4-6 S HR		4	2	2	2	0	1	1																
Bret Boone, R (1, 4) OBP: 0.338, SLG: 0.388	P4			2B	2B		K	F9		4	1	1	0	0	1	2																
Mark Lewis, R (1, 5) OBP: 0.395, SLG: 0.556		G5-3		2B		G6-3		HR BB		3	1	1	1	1	0	0																
Craig Worthington, R (1, 3) OBP: 0.429, SLG: 0.533		G4-3			G5-3		K			3	0	0	0	0	1	1																
Eric Anthony, L (8, PH) OBP: 0.326, SLG: 0.366								HR		1	1	1	3	0	0	0																
Damon Berryhill, S (1, 2) OBP: 0.224, SLG: 0.250							F9			3	0	1	0	1	1	0																
Lenny Harris, L (8, PR) OBP: 0.248, SLG: 0.297					SH3-4 BB			HR 2B		0	1	0	0	0	0	0																
Jeff Brantley, R (9, 1) ERA: 2.76										0	0	0	0	0	0	0																
John Roper, R (1, 1) ERA: 10.29					G6-3					1	0	0	0	0	0	0																
Tim Pugh, R (5, 1) ERA: 3.61										0	0	0	0	0	0	0																
Thomas Howard, S (7, PH) OBP: 0.362, SLG: 0.370										1	0	1	0	0	0	0																
Xavier Hernandez, L (8, 1) ERA: 4.54										0	0	0	0	0	0	0																
Eddie Taubensee, L (8, PH) OBP: 0.348, SLG: 0.440										1	1	1	2	0	0	0																
<b>Inning Stats</b>	R: 1 E: 0 K: 0 S: 13	H: 3 LOB: 1 BB: 0 P: 20	R: 0 E: 0 K: 1 S: 7	H: 0 LOB: 0 BB: 0 P: 12	R: 0 E: 0 K: 0 S: 7	H: 0 LOB: 0 BB: 1 P: 15	R: 1 E: 0 K: 2 S: 16	H: 2 LOB: 1 BB: 0 P: 23	R: 0 E: 0 K: 0 S: 9	H: 0 LOB: 0 BB: 1 P: 17	R: 2 E: 0 K: 2 S: 11	H: 2 LOB: 0 BB: 0 P: 13	R: 0 E: 0 K: 0 S: 10	H: 1 LOB: 1 BB: 0 P: 18	R: 5 E: 0 K: 0 S: 15	H: 4 LOB: 1 BB: 1 P: 28	R: 0 E: 0 K: 0 S: 12	H: 0 LOB: 1 BB: 1 P: 20	1B: 4 2B: 4 3B: 0 HR: 4	SF: 0 SAC: 1 DP: 0 HBP: 0	WP: 0 PB: 0 SB: 1 CS: 2	PA: 37										
<b>PITCHER</b>	IP WLS BF H R ER SO BB IBB HBP BLK WP HR S P ERA WHIP																															
Steve Avery, L (1, 1) ERA: 4.45	6.1	27	8	4	4	4	2	0	0	0	0	2	69	110	5.68	1.579																
Greg McMichael, R (7, 1) ERA: 3.09	1.1	6	1	2	2	0	1	0	0	0	0	0	9	20	13.50	1.500																
Mark Wohlers, R (8, 1) ERA: 3.86	0.0	2	2	1	1	0	0	0	0	0	0	1	6	8	∞	∞																
Pedro Borbon, L (8, 1) ERA: 3.48	0.1	L	2	1	2	2	0	0	0	0	0	1	4	8	54.00	3.000																





Batter	1	2	3	4	5	6	7	8	9	AB	R	H	RBI	BB	SO	LOB	TOP								
Ryan Thompson, R OBP: 0.393, SLG: 0.568	F9		F8		F8		2B 1B		2B 1B	5	2	2	0	0	0	1	<b>New York Mets @ Atlanta Braves</b> Atlanta-Fulton County Stadium, Atlanta, GA Fri Jun 23 1995, 7:05 PM EDT Att: 38,000 - Unknown - 85 F								
Edgardo Alfonzo, R OBP: 0.270, SLG: 0.386	F8			P3		P6	1B 2B		2B	5	1	2	3	0	0	0									
Rico Brogna, L OBP: 0.323, SLG: 0.463	HR			K		K	1B		K	5	1	2	2	0	3	1									
Bobby Bonilla, S OBP: 0.367, SLG: 0.522 Joe Orsulak, L OBP: 0.351, SLG: 0.398	F8			BB		F8	P4		F7	3	0	0	0	1	0	1									
Jeff Kent, R OBP: 0.318, SLG: 0.429 Jose Vizcaino, S OBP: 0.312, SLG: 0.312	G5-3			F9			F8	G5-3	G6-3	4	0	0	0	0	0	1									
Chris Jones, R OBP: 0.412, SLG: 0.541	L9					G5-3 1B	HR 1B		FC4 1B	4	2	3	0	0	0	0									
Todd Hundley, S OBP: 0.364, SLG: 0.409	K					G5-3	HR BB		F7	3	1	0	0	1	1	2									
Tim Lincecum, R OBP: 0.267, SLG: 0.286			K				HR 1B		FC4	4	1	2	4	0	1	1									
Bret Saberhagen, R OBP: 0.167, SLG: 0.174			P3			F8			E1 1B 2B	4	1	0	0	0	0	1									
<b>Inning Stats</b>	R: 1 E: 0 K: 0 S: 8	H: 1 LOB: 0 BB: 0 P: 11	R: 0 E: 0 K: 1 S: 9	H: 0 LOB: 0 BB: 0 P: 15	R: 0 E: 0 K: 1 S: 6	H: 0 LOB: 0 BB: 0 P: 10	R: 0 E: 0 K: 1 S: 7	H: 0 LOB: 1 BB: 1 P: 15	R: 1 E: 0 K: 0 S: 9	H: 2 LOB: 1 BB: 0 P: 18	R: 0 E: 0 K: 1 S: 5	H: 0 LOB: 0 BB: 0 P: 8	R: 5 E: 0 K: 0 S: 18	H: 5 LOB: 1 BB: 1 P: 33	R: 0 E: 0 K: 0 S: 8	H: 1 LOB: 1 BB: 0 P: 12	R: 2 E: 1 K: 1 S: 15	H: 2 LOB: 1 BB: 0 P: 24	1B: 7 2B: 2 3B: 0 HR: 2	SF: 0 SAC: 0 DP: 0 HBP: 0	WP: 0 PB: 0 SB: 1 CS: 0	PA: 41			
<b>PITCHER</b>	IP	WLS	BF	H	R	ER	SO	BB	IBB	HBP	BLK	WP	HR	S	P	ERA	WHIP								
Kent Mercker, L ERA: 4.77	6.1	L	26	5	5	5	4	2	0	0	0	0	2	49	89	7.11	1.105								
Steve Bedrosian, R ERA: 4.91	0.2		5	3	2	2	0	0	0	0	0	0	0	13	21	27.00	4.500								
Brad Clontz, R ERA: 5.48	1.0		4	1	0	0	0	0	0	0	0	0	0	8	12	0.00	1.000								
Mike Stanton, L ERA: 5.4	1.0		6	2	2	0	1	0	0	0	0	0	0	15	24	0.00	2.000								

Batter	1	2	3	4	5	6	7	8	9	AB	R	H	RBI	BB	SO	LOB	BOTTOM								
Marquis Grissom, R OBP: 0.335, SLG: 0.436	P3		FC5-4							4	0	2	0	0	0	1	<b>New York Mets @ Atlanta Braves</b> Atlanta-Fulton County Stadium, Atlanta, GA Fri Jun 23 1995, 7:05 PM EDT Att: 38,000 - Unknown - 85 F								
Jeff Blauser, R OBP: 0.346, SLG: 0.402	HR		F9		FC5-4 1B			K		4	1	1	1	0	1	4									
10 Chipper Jones, S OBP: 0.357, SLG: 0.476	F8		P7			P6		G4-3		4	0	0	0	0	0	2									
Fred McGriff, L OBP: 0.383, SLG: 0.487	F7			L7		G6-3			G1-3	4	0	0	0	0	0	0									
David Justice, L OBP: 0.383, SLG: 0.462		P5		L9		F8			P2	4	0	0	0	0	0	0									
Ryan Klesko, L OBP: 0.400, SLG: 0.577		K		F7			F7		HR	4	1	1	1	0	1	0									
Javy Lopez, R OBP: 0.335, SLG: 0.476		HR					L3		G5-3	4	1	2	1	0	0	0									
Mark Lemke, S OBP: 0.326, SLG: 0.356		G6-3					F8			3	0	0	0	0	0	1									
Kent Mercker, L OBP: 0.136, SLG: 0.182 Steve Bedrosian, R OBP: 0.339, SLG: 0.500 Mike Stanton, L OBP: 0.339, SLG: 0.500			E6				K		G1-3	2	0	0	0	0	0	1									
<b>Inning Stats</b>	R: 1 E: 0 K: 0 S: 7	H: 1 LOB: 0 BB: 0 P: 12	R: 1 E: 0 K: 1 S: 7	H: 1 LOB: 0 BB: 0 P: 7	R: 0 E: 1 K: 0 S: 7	H: 0 LOB: 1 BB: 0 P: 11	R: 0 E: 0 K: 0 S: 6	H: 0 LOB: 0 BB: 0 P: 9	R: 0 E: 0 K: 1 S: 10	H: 2 LOB: 2 BB: 0 P: 13	R: 0 E: 0 K: 0 S: 5	H: 0 LOB: 0 BB: 0 P: 10	R: 0 E: 0 K: 0 S: 5	H: 0 LOB: 0 BB: 0 P: 5	R: 0 E: 0 K: 1 S: 10	H: 1 LOB: 1 BB: 0 P: 17	R: 1 E: 0 K: 0 S: 6	H: 1 LOB: 0 BB: 0 P: 9	1B: 3 2B: 0 3B: 0 HR: 3	SF: 0 SAC: 0 DP: 0 HBP: 0	WP: 0 PB: 0 SB: 0 CS: 0	PA: 34			
<b>PITCHER</b>	IP	WLS	BF	H	R	ER	SO	BB	IBB	HBP	BLK	WP	HR	S	P	ERA	WHIP								
Bret Saberhagen, R ERA: 3.51	9.0	W	34	6	3	3	3	0	0	0	0	0	3	63	93	3.00	0.667								

**New York Mets @ Atlanta Braves**  
Atlanta-Fulton County Stadium, Atlanta, GA  
Fri Jun 23 1995, 7:05 PM EDT  
Att: 38,000 - Unknown - 85 F

AB 39  
R 9  
H 11  
RBI 9  
BB 2  
SO 5  
LOB 10



**New York Mets @ Atlanta Braves**  
Atlanta-Fulton County Stadium, Atlanta, GA  
Fri Jun 23 1995, 7:05 PM EDT  
Att: 38,000 - Unknown - 85 F

AB 34  
R 3  
H 6  
RBI 3  
BB 0  
SO 3  
LOB 9





Batter	1	2	3	4	5	6	7	8	9	AB	R	H	RBI	BB	SO	LOB	TOP								
<b>Brett Butler, L</b> OBP: 0.339, SLG: 0.318 (1, 8)	G4-3		E9			K	G1-3			4	0	0	0	0	1	1	<b>New York Mets @ Atlanta Braves</b> Atlanta-Fulton County Stadium, Atlanta, GA Sat Jun 24 1995, 7:05 PM EDT Att: 46,121 - Unknown  <b>AB 36</b> <b>R 4</b> <b>H 10</b> <b>RBI 4</b> <b>BB 0</b> <b>SO 10</b> <b>LOB 11</b>								
<b>Joe Orsulak, L</b> OBP: 0.348, SLG: 0.393 (1, 7)	G3		F9			1B	K			4	1	1	0	0	1	2									
<b>Rico Brogna, L</b> OBP: 0.326, SLG: 0.464 (1, 3)	K		L7			1B	FC5-4	1B		4	1	2	0	0	1	2									
<b>Bobby Bonilla, S</b> OBP: 0.365, SLG: 0.517 (1, 5)		G3-1		G3-1		1B	FC5-4	1B	P5	4	0	1	1	0	0	1									
<b>Ryan Thompson, R</b> OBP: 0.376, SLG: 0.541 (1, 9)		G6-3		K		FC5-4	K			4	1	0	1	0	2	2									
<b>John Franco, L</b> (8, 1)		G6-3		K		FC5-4	K			0	0	0	0	0	0	0									
<b>Jeff Kent, R</b> OBP: 0.324, SLG: 0.435 (1, 4)										2	0	2	0	0	0	0									
<b>Eric Gunderson, R</b> OBP: 0.289, SLG: 0.304 (1, 1)										0	0	0	0	0	0	0									
<b>Jeff Barry, S</b> OBP: 0.289, SLG: 0.304 (1, 1)										1	0	0	0	0	1	1									
<b>Bias Minor, R</b> OBP: 0.406, SLG: 0.532 (1, 5)										0	0	0	0	0	0	0									
<b>Chris Jones, R</b> OBP: 0.406, SLG: 0.532 (1, 5)										1	0	0	0	0	1	0									
<b>Todd Hundley, S</b> OBP: 0.361, SLG: 0.427 (1, 2)	G4-3			K		HR			G4-3	4	1	1	2	0	1	2									
<b>Jose Vizcaino, S</b> OBP: 0.311, SLG: 0.311 (1, 6)			L6		K		F7		E6	4	0	1	0	0	1	0									
<b>Dave Milicki, R</b> OBP: 0.150, SLG: 0.056 (1, 1)										1	0	1	0	0	0	0									
<b>Bill Spiers, L</b> OBP: 0.269, SLG: 0.304 (1, 4)										2	0	0	0	0	1	0									
<b>Edgardo Alfonzo, R</b> OBP: 0.275, SLG: 0.390 (1, 4)										1	0	1	0	0	0	0									
<b>Inning Stats</b>	R: 0 E: 0 K: 1 S: 6	H: 0 LOB: 0 BB: 0 P: 9	R: 0 E: 0 K: 0 S: 9	H: 1 LOB: 1 BB: 0 P: 13	R: 0 E: 1 K: 0 S: 8	H: 1 LOB: 2 BB: 0 P: 12	R: 0 E: 0 K: 2 S: 10	H: 1 LOB: 1 BB: 0 P: 14	R: 0 E: 0 K: 2 S: 11	H: 0 LOB: 0 BB: 0 P: 15	R: 4 E: 0 K: 1 S: 15	H: 4 LOB: 0 BB: 22 P: 22	R: 0 E: 0 K: 2 S: 8	H: 0 LOB: 0 BB: 0 P: 10	R: 0 E: 0 K: 1 S: 9	H: 1 LOB: 1 BB: 0 P: 16	R: 0 E: 1 K: 1 S: 10	H: 2 LOB: 2 BB: 0 P: 13	1B: 9 2B: 0 3B: 0 HR: 1	SF: 0 SAC: 0 DP: 0 HBP: 0	WP: 1 PB: 0 CS: 0	PA: 36			
<b>PITCHER</b>	IP	WLS	BF	H	R	ER	SO	BB	IBB	HBP	BLK	WP	HR	S	P	ERA	WHIP								
<b>29 John Smoltz, R</b> ERA: 2.91 (1, 1)	5.2	W	25	7	4	4	6	0	0	0	0	1	1	58	84	6.35	1.235								
<b>Greg McMichael, R</b> ERA: 2.99 (1, 1)	2.1		8	1	0	0	3	0	0	0	0	0	0	18	27	0.00	0.429								
<b>Mark Wohlers, R</b> ERA: 3.68 (1, 1)	1.0	S	4	2	0	0	1	0	0	0	0	0	0	10	13	0.00	2.000								

Batter	1	2	3	4	5	6	7	8	9	AB	R	H	RBI	BB	SO	LOB	BOTTOM								
<b>Marquis Grissom, R</b> OBP: 0.333, SLG: 0.432 (1, 8)	G5-3		1B	K			G5-3			4	1	1	0	0	1	1	<b>New York Mets @ Atlanta Braves</b> Atlanta-Fulton County Stadium, Atlanta, GA Sat Jun 24 1995, 7:05 PM EDT Att: 46,121 - Unknown  <b>AB 30</b> <b>R 5</b> <b>H 9</b> <b>RBI 4</b> <b>BB 4</b> <b>SO 9</b> <b>LOB 13</b>								
<b>Jeff Blauser, R</b> OBP: 0.353, SLG: 0.403 (1, 6)	F8		1B							2	1	1	0	2	0	0									
<b>10 Chipper Jones, S</b> OBP: 0.355, SLG: 0.476 (1, 5)	2B		FC4				L7			4	0	1	1	0	1	4									
<b>Fred McGriff, L</b> OBP: 0.377, SLG: 0.477 (1, 3)	P5		G1-6-3			K	K			4	0	0	0	0	2	4									
<b>David Justice, L</b> OBP: 0.386, SLG: 0.467 (1, 9)		G3-1	HR			K	K		E	3	1	1	1	1	1	0									
<b>Ryan Klesko, L</b> OBP: 0.404, SLG: 0.604 (1, 7)			HR						BB	4	1	2	2	0	1	1									
<b>Mark Wohlers, R</b> (1, 1)			HR							0	0	0	0	0	0	0									
<b>Javy Lopez, R</b> OBP: 0.340, SLG: 0.477 (1, 2)			K			K2-3			E3	4	0	2	0	0	2	0									
<b>Mark Lemke, S</b> OBP: 0.326, SLG: 0.355 (1, 4)										3	0	1	0	0	0	2									
<b>Rafael Belliard, R</b> OBP: 0.269, SLG: 0.269 (1, 4)										1	0	0	0	0	0	1									
<b>29 John Smoltz, R</b> OBP: 0.192, SLG: 0.045 (1, 1)										0	1	0	0	1	0	0									
<b>Greg McMichael, R</b> (1, 1)										1	0	0	0	0	1	0									
<b>Mike Kelly, R</b> OBP: 0.279, SLG: 0.365 (1, 7)			1B			K				0	0	0	0	0	0	0									
<b>Inning Stats</b>	R: 0 E: 0 K: 0 S: 8	H: 1 LOB: 1 BB: 0 P: 11	R: 0 E: 0 K: 0 S: 9	H: 2 LOB: 1 BB: 0 P: 15	R: 5 E: 1 K: 1 S: 20	H: 4 LOB: 0 BB: 1 P: 35	R: 0 E: 0 K: 2 S: 9	H: 1 LOB: 2 BB: 1 P: 17	R: 0 E: 0 K: 2 S: 11	H: 0 LOB: 0 BB: 0 P: 13	R: 0 E: 0 K: 2 S: 8	H: 0 LOB: 0 BB: 0 P: 12	R: 0 E: 0 K: 1 S: 9	H: 0 LOB: 1 BB: 1 P: 16	R: 0 E: 1 K: 1 S: 8	H: 1 LOB: 1 BB: 1 P: 14	1B: 6 2B: 2 3B: 0 HR: 1	SF: 0 SAC: 1 DP: 2 HBP: 0	WP: 0 PB: 0 CS: 0	PA: 35					
<b>PITCHER</b>	IP	WLS	BF	H	R	ER	SO	BB	IBB	HBP	BLK	WP	HR	S	P	ERA	WHIP								
<b>Dave Milicki, R</b> ERA: 3.66 (1, 1)	3.2	L	20	8	5	1	2	2	0	0	0	0	0	14	18	0.00	0.000								
<b>Eric Gunderson, L</b> ERA: 4.5 (1, 1)	1.1		4	0	0	0	3	0	0	0	0	0	0	14	18	0.00	0.000								
<b>Bias Minor, R</b> ERA: 4.18 (1, 1)	2.0		7	0	0	0	3	1	0	0	0	0	0	17	28	0.00	0.500								
<b>John Franco, L</b> ERA: 3.26 (1, 1)	1.0		4	1	0	0	1	1	0	0	0	0	0	8	14	0.00	2.000								

**New York Mets @ Atlanta Braves**  
Atlanta-Fulton County Stadium, Atlanta, GA  
Sat Jun 24 1995, 7:05 PM EDT  
Att: 46,121 - Unknown



**New York Mets @ Atlanta Braves**  
Atlanta-Fulton County Stadium, Atlanta, GA  
Sat Jun 24 1995, 7:05 PM EDT  
Att: 46,121 - Unknown





Batter	1	2	3	4	5	6	7	8	9	AB	R	H	RBI	BB	SO	LOB	TOP					
<b>Brett Butler, L</b> OBP: 0.332, SLG: 0.310 (1, 8)	G6-3	F7			G1-3		K		K	5	0	0	0	0	2	0	<b>New York Mets @ Atlanta Braves</b> Atlanta-Fulton County Stadium, Atlanta, GA Sun Jun 25 1995, 3:33 AM EDT Att: 34,120 - Overcast - 86 F					
<b>Joe Orsulak, L</b> OBP: 0.350, SLG: 0.393 (1, 7)	1B		K		G4-3		F9		F8	5	1	2	0	0	1	0						
<b>Rico Brogna, L</b> OBP: 0.338, SLG: 0.470 (1, 3)	1B		G1-6-3		G4-3		2B		BB	4	1	3	0	1	0	1						
<b>Bobby Bonilla, S</b> OBP: 0.362, SLG: 0.514 (1, 5)	P5		G1-6-3		K		2B		F8	5	0	1	0	0	1	5						
<b>Ryan Thompson, R</b> OBP: 0.371, SLG: 0.528 (1, 9)	1B				F8		P4		P3	4	0	1	1	0	0	2						
<b>Jeff Kent, R</b> OBP: 0.327, SLG: 0.437 (1, 4)	1B				1B		P4		G5-3	4	0	2	1	0	0	0						
<b>Todd Hundley, S</b> OBP: 0.370, SLG: 0.437 (1, 2)	G4-3				1B		1B		1B	4	0	3	0	0	0	2						
<b>Jose Vizcaino, S</b> OBP: 0.310, SLG: 0.309 (1, 6)		G6-3			K		1B		K	4	0	1	0	0	2	3						
<b>Pete Harnisch, S</b> OBP: 0.136, SLG: 0.136 (7, 1)		G5-3			G4-3		G1-3		F8	3	0	0	0	0	0	4						
<b>Eric Gunderson, R</b> (7, 1)										0	0	0	0	0	0	0						
<b>Jerry Dipoto, R</b> (7, 1)										0	0	0	0	0	0	0						
<b>Bill Spiers, L</b> OBP: 0.276, SLG: 0.292 (8, PH)										1	0	0	0	0	0	1						
<b>Doug Henry, R</b> (8, 1)										0	0	0	0	0	0	0						
<b>Inning Stats</b>	R: 2 E: 0 K: 0 S: 11	H: 4 LOB: 2 BB: 0 P: 13	R: 0 E: 0 K: 0 S: 5	H: 0 LOB: 0 BB: 0 P: 6	R: 0 E: 0 K: 1 S: 8	H: 1 LOB: 0 BB: 0 P: 11	R: 0 E: 0 K: 1 S: 14	H: 2 LOB: 2 BB: 0 P: 22	R: 0 E: 0 K: 1 S: 6	H: 1 LOB: 1 BB: 0 P: 7	R: 0 E: 0 K: 0 S: 9	H: 2 LOB: 2 BB: 0 P: 11	R: 0 E: 0 K: 1 S: 19	H: 2 LOB: 2 BB: 0 P: 26	R: 0 E: 0 K: 1 S: 7	H: 1 LOB: 1 BB: 0 P: 14	R: 0 E: 0 K: 1 S: 9	H: 0 LOB: 1 BB: 1 P: 17	1B: 12 2B: 1 3B: 0 HR: 0	SF: 0 SAC: 0 DP: 1 HBP: 0	WP: 0 PB: 0 CS: 0	PA: 40
<b>PITCHER</b>	IP WLS BF H R ER SO BB IBB HBP BLK WP HR S P ERA WHIP																					
<b>Greg Maddux, R</b> ERA: 1.85 (1, 1)	6.0 W 27 10 2 2 3 0 0 0 0 0 0 0 53 70 3.00 1.667																					
<b>Pedro Borbon, L</b> ERA: 3.27 (7, 1)	0.2 4 2 0 0 1 0 0 0 0 0 0 0 16 23 0.00 3.000																					
<b>Brad Clontz, R</b> ERA: 5.16 (7, 1)	1.1 5 1 0 0 1 0 0 0 0 0 0 0 10 17 0.00 0.750																					
<b>Mark Wohlers, R</b> ERA: 3.52 (9, 1)	1.0 S 4 0 0 0 1 1 0 0 0 0 0 0 9 17 0.00 1.000																					

AB	39
R	2
H	13
RBI	2
BB	1
SO	6
LOB	18



Batter	1	2	3	4	5	6	7	8	9	AB	R	H	RBI	BB	SO	LOB	BOTTOM			
<b>Marquis Grissom, R</b> OBP: 0.335, SLG: 0.432 (1, 8)	1B	F8		1B		G4-3		G4-3		5	1	2	0	0	0	0	<b>New York Mets @ Atlanta Braves</b> Atlanta-Fulton County Stadium, Atlanta, GA Sun Jun 25 1995, 3:33 AM EDT Att: 34,120 - Overcast - 86 F			
<b>Jeff Blausler, R</b> OBP: 0.354, SLG: 0.400 (1, 6)	1B		F7	1B		F7		K		4	0	1	1	1	1	0				
<b>10 Chipper Jones, S</b> OBP: 0.357, SLG: 0.477 (1, 5)	1B		F7	FC6-4				1B		4	1	2	1	0	0	2				
<b>Fred McGriff, L</b> OBP: 0.379, SLG: 0.483 (1, 3)	F7					K		1B		4	0	2	0	0	1	2				
<b>David Justice, L</b> OBP: 0.396, SLG: 0.475 (1, 9)	P5					2B		2B		2	1	1	0	2	0	2				
<b>Ryan Klesko, L</b> OBP: 0.407, SLG: 0.606 (7, PR)	IBB					2B		IBB		3	0	1	1	1	0	4				
<b>Mike Kelly, R</b> OBP: 0.279, SLG: 0.365 (7, PR)						2B		FC4		0	0	0	0	0	0	0				
<b>Charlie O'Brien, R</b> OBP: 0.400, SLG: 0.594 (1, 2)	K					F7		G6-2-3		4	0	0	0	0	1	7				
<b>Rafael Belliard, R</b> OBP: 0.267, SLG: 0.267 (1, 4)		F9				1B		F9		4	1	1	0	0	0	4				
<b>Greg Maddux, R</b> ERA: 1.85 (5, PH)		G6-3				L5				2	0	0	0	0	0	1				
<b>Dwight Gooden, L</b> ERA: 4.6 (7, 1)								K		1	0	0	0	0	0	0				
<b>Pedro Borbon, R</b> ERA: 3.27 (7, 1)										0	0	0	0	0	0	0				
<b>Brad Clontz, R</b> ERA: 5.16 (7, 1)										0	0	0	0	0	0	0				
<b>Jose Oliva, R</b> OBP: 0.320, SLG: 0.368 (8, PH)										1	0	0	0	0	1	0				
<b>Mark Wohlers, R</b> ERA: 3.52 (9, 1)										0	0	0	0	0	0	0				
<b>Inning Stats</b>	R: 1 E: 1 K: 1 S: 17	H: 2 LOB: 3 BB: 2 P: 33	R: 0 E: 0 K: 0 S: 6	H: 0 LOB: 0 BB: 0 P: 7	R: 0 E: 0 K: 0 S: 12	H: 1 LOB: 2 BB: 1 P: 21	R: 1 E: 0 K: 0 S: 8	H: 3 LOB: 2 BB: 0 P: 9	R: 1 E: 0 K: 1 S: 12	H: 2 LOB: 1 BB: 0 P: 18	R: 0 E: 0 K: 0 S: 6	H: 0 LOB: 0 BB: 0 P: 6	R: 1 E: 1 K: 0 S: 9	H: 2 LOB: 3 BB: 1 P: 14	R: 0 E: 0 K: 2 S: 10	H: 0 LOB: 0 BB: 0 P: 17	1B: 7 2B: 3 3B: 0 HR: 0	SF: 0 SAC: 0 DP: 1 HBP: 0	WP: 0 PB: 0 CS: 0	PA: 38
<b>PITCHER</b>	IP WLS BF H R ER SO BB IBB HBP BLK WP HR S P ERA WHIP																			
<b>Pete Harnisch, R</b> ERA: 4.13 (1, 1)	6.0 L 32 10 4 3 2 0 0 0 0 0 0 0 63 101 4.50 2.000																			
<b>Eric Gunderson, L</b> ERA: 4.6 (7, 1)	0.0 1 0 0 0 0 0 0 0 0 0 0 0 3 3 0.00 0.000																			
<b>Jerry Dipoto, R</b> ERA: 6.91 (7, 1)	1.0 2 0 0 0 0 0 0 0 0 0 0 0 4 4 0.00 0.000																			
<b>Doug Henry, R</b> ERA: 5.06 (8, 1)	1.0 3 0 0 0 2 0 0 0 0 0 0 0 10 17 0.00 0.000																			





Batter	1	2	3	4	5	6	7	8	9	AB	R	H	RBI	BB	SO	LOB	TOP										
Tony Tarasco, L (1,9) OBP: 0.352, SLG: 0.485	G4-3		2-2 2B	1-2 1B	1-2 F8		0-0 F8		1-2 G4-3	5	1	1	0	0	0	1	<b>Montreal Expos @ Atlanta Braves</b> Atlanta-Fulton County Stadium, Atlanta, GA Mon Jun 26 1995, 7:05 PM EDT Att: 31,399 - Unknown - 84 F										
Wil Cordero, R (1,6) OBP: 0.350, SLG: 0.408	2B		1-0 1B	1-0 1B	1-0 FC4		4-0 G1-3 BB			3	1	2	2	1	0	1											
David Segui, S (1,3) OBP: 0.308, SLG: 0.485	2B		3-2 1B				1-0 G1-3			4	0	2	0	0	1	1											
Moises Alou, R (1,7) OBP: 0.352, SLG: 0.474	G1-3		0-0 1B				1-2 G6-3			4	0	2	1	0	0	3											
Rondell White, R (1,8) OBP: 0.404, SLG: 0.592	G3		3-3 1B				0-0 F8			4	0	0	0	0	1	5											
Mike Lansing, R (1,4) OBP: 0.288, SLG: 0.363		0-1 G5-3		1-3 K			1-0 F8			4	0	0	0	0	1	3											
Mark Grudzielanek, R (1,5) OBP: 0.309, SLG: 0.331		2-2 G1-3		1-0 FC6-4			1-2 P3			4	0	0	0	0	0	2											
Tim Laker, R (1,2) OBP: 0.275, SLG: 0.328		2-3 K		0-3 K			3-2 F8			3	0	0	0	0	2	0											
Jeff Treadway, L (9,PH) OBP: 0.156, SLG: 0.167									1-2 G3	1	0	0	0	0	0	0											
Gil Heredia, R (11,1) OBP: 0.280, SLG: 0.250			0-1 2B		3-2 FC4		1-3 K		1-0 P6	2	1	2	0	0	0	0											
Inning Stats	R: 0 E: 0 K: 0 S: 8	H: 2 LOB: 2 BB: 0 P: 14	R: 0 E: 0 K: 1 S: 8	H: 0 LOB: 0 BB: 0 P: 12	R: 3 E: 0 K: 2 S: 19	H: 5 LOB: 2 BB: 0 P: 30	R: 0 E: 0 K: 1 S: 10	H: 1 LOB: 1 BB: 0 P: 15	R: 0 E: 0 K: 1 S: 7	H: 0 LOB: 0 BB: 0 P: 16	R: 0 E: 0 K: 0 S: 3	H: 0 LOB: 1 BB: 1 P: 9	R: 0 E: 0 K: 0 S: 5	H: 0 LOB: 0 BB: 0 P: 8	R: 0 E: 0 K: 0 S: 8	H: 0 LOB: 0 BB: 0 P: 11	1B: 6 2B: 3 3B: 0 HR: 0	SF: 0 SAC: 0 DP: 0 HBP: 0	WP: 0 PB: 0 CS: 0	PA: 37							
PITCHER	IP	WLS	BF	H	R	ER	SO	BB	IBB	HBP	BLK	WP	HR	S	P	ERA	WHIP										
Tom Glavine, L (1,1) ERA: 3.59	7.0	W	31	9	3	3	6	1	0	0	0	0	0	66	108	3.86	1.429										
Greg McMichael, R (8,1) ERA: 2.79	1.0		3	0	0	0	0	0	0	0	0	0	0	5	8	0.00	0.000										
Mark Wohlers, R (9,1) ERA: 3.38	1.0	S	3	0	0	0	0	0	0	0	0	0	0	8	11	0.00	0.000										

AB 36  
R 3  
H 9  
RBI 3  
BB 1  
SO 6  
LOB 16



Batter	1	2	3	4	5	6	7	8	9	AB	R	H	RBI	BB	SO	LOB	BOTTOM											
Marquis Grissom, R (1,8) OBP: 0.337, SLG: 0.430	G6-3			1-1 10 G3 2B	4-2 1B		2-1 G4-3			3	1	1	0	1	0	0	<b>Montreal Expos @ Atlanta Braves</b> Atlanta-Fulton County Stadium, Atlanta, GA Mon Jun 26 1995, 7:05 PM EDT Att: 31,399 - Unknown - 84 F											
Jeff Blauser, R (1,6) OBP: 0.348, SLG: 0.393	K			2-2 F8	0-0 L7		1-0 F8			4	0	0	0	0	1	3												
10 Chipper Jones, S (1,5) OBP: 0.352, SLG: 0.468	K			1-1 G3			0-1 F9			4	0	0	0	0	1	1												
Fred McGriff, L (1,3) OBP: 0.381, SLG: 0.493		0-0 L8		0-1 2B			3-2 HR			4	1	2	1	0	1	0												
David Justice, L (1,9) OBP: 0.395, SLG: 0.496		3-3 K		3-3 K			0-0 HR			3	1	1	2	0	2	1												
Ryan Klesko, L (1,7) OBP: 0.413, SLG: 0.632		0-0 G4-3					4-1 HR			2	1	1	1	1	0	0												
Mark Wohlers, R (9,1) ERA: 3.38							G6-4-3 BB			0	0	0	0	0	0	0												
Javy Lopez, R (1,2) OBP: 0.339, SLG: 0.474				0-0 G6-3			0-0 FC2-6 1B			3	0	1	0	0	0	1												
Rafael Belliard, R (1,4) OBP: 0.242, SLG: 0.242				1-2 G6-3			0-3 K			3	0	0	0	0	1	1												
Tom Glavine, L (1,1) ERA: 3.59				3-1 G4-3			0-0 FC2-6 BB			2	0	0	0	0	0	1												
Mike Mordecai, R (7,PH) OBP: 0.278, SLG: 0.444							1-2 K			1	0	0	0	0	1	0												
Greg McMichael, R (8,1) ERA: 2.79										0	0	0	0	0	0	0												
Mike Kelly, R (9,7) OBP: 0.279, SLG: 0.365							1-2 K			0	0	0	0	0	0	0												
Inning Stats	R: 0 E: 0 K: 2 S: 8	H: 0 LOB: 0 BB: 0 P: 13	R: 0 E: 0 K: 1 S: 5	H: 0 LOB: 0 BB: 0 P: 8	R: 0 E: 0 K: 0 S: 6	H: 0 LOB: 0 BB: 0 P: 10	R: 1 E: 1 K: 1 S: 13	H: 2 LOB: 1 BB: 0 P: 20	R: 1 E: 0 K: 1 S: 11	H: 2 LOB: 2 BB: 1 P: 16	R: 2 E: 0 K: 0 S: 8	H: 2 LOB: 0 BB: 1 P: 15	R: 0 E: 0 K: 1 S: 6	H: 0 LOB: 0 BB: 0 P: 11	R: 0 E: 0 K: 1 S: 5	H: 0 LOB: 0 BB: 0 P: 10	1B: 2 2B: 2 3B: 0 HR: 2	SF: 0 SAC: 0 DP: 1 HBP: 0	WP: 0 PB: 0 CS: 0	PA: 31								
PITCHER	IP	WLS	BF	H	R	ER	SO	BB	IBB	HBP	BLK	WP	HR	S	P	ERA	WHIP											
Gil Heredia, R (11,1) ERA: 5.28	5.0		20	4	2	2	5	1	0	0	0	0	0	1	14	26	9.00	1.500										
Luis Aquino, R (6,1) ERA: 4.35	2.0	L	8	2	2	2	1	1	0	0	0	0	0	2	4	0.00	0.000											
Jeff Shaw, R (8,1) ERA: 5.14	0.2		2	0	0	0	0	0	0	0	0	0	0	2	4	0.00	0.000											
Gabe White, L (8,1) ERA: 3.07	0.1		1	0	0	0	1	0	0	0	0	0	0	3	6	0.00	0.000											





Batter	1	2	3	4	5	6	7	8	9	AB	R	H	RBI	BB	SO	LOB	TOP			
Tony Tarasco, L (1, 9) OBP: 0.351, SLG: 0.481	0-0 CS 1B		2-2 G4-3		1-1 F8			1-3 K		4	0	1	0	0	1	0				
Will Cordero, R (1, 6) OBP: 0.363, SLG: 0.420	1-0 1-2 HR		4-1 PO BB			2-3 K			1-1 G5-3	3	1	1	1	1	1	0				
David Segui, S (1, 3) OBP: 0.404, SLG: 0.479	1-1 G5-3		0-0 PO	0-1 1B FC9-6		2-3 K			2-3 K	4	1	1	0	0	2	0				
Moises Alou, R (1, 7) OBP: 0.355, SLG: 0.490	0-0 HR			1-1 FC9-6 1B		1-1 G3			0-3 K	4	1	2	1	0	1	0				
Rondell White, R (1, 8) OBP: 0.396, SLG: 0.579	1-1 G1-3			0-1 FC9-6					2-0 F9	3	0	0	1	0	0	1				
Sean Berry, R (1, 5) OBP: 0.303, SLG: 0.346		0-0 G3		0-2 F9					1-0 G6-3	3	0	0	0	0	0	1				
Mike Lansing, R (1, 4) OBP: 0.283, SLG: 0.356		1-0 F7		1-0 F8					0-0 G6-3	3	0	0	0	0	0	1				
Tim Laker, R (1, 2) OBP: 0.264, SLG: 0.313		2-2 F7							3-3 K	3	0	0	0	0	2	0				
Butch Henry, L (1, 1) OBP: 0.042, SLG: 0.042									2-3 K	3	0	0	0	0	2	0				
Mel Rojas, R (9, 1)										0	0	0	0	0	0	0				
<b>Inning Stats</b>	R: 2 E: 0 K: 0 S: 7	H: 3 LOB: 0 BB: 0 P: 10	R: 0 E: 0 K: 0 S: 5	H: 0 LOB: 0 BB: 0 P: 8	R: 0 E: 0 K: 0 S: 7	H: 0 LOB: 1 BB: 1 P: 14	R: 1 E: 0 K: 0 S: 10	H: 2 LOB: 0 BB: 0 P: 12	R: 0 E: 0 K: 2 S: 9	H: 0 LOB: 0 BB: 0 P: 14	R: 0 E: 0 K: 0 S: 3	H: 0 LOB: 0 BB: 0 P: 6	R: 0 E: 0 K: 3 S: 10	H: 0 LOB: 0 BB: 0 P: 16	R: 0 E: 0 K: 2 S: 8	H: 0 LOB: 0 BB: 0 P: 11	1B: 3 2B: 0 3B: 0 HR: 2	SF: 0 SAC: 0 DP: 0 HBP: 0	WP: 0 PB: 0 SB: 0 CS: 1	PA: 32
<b>PITCHER</b> Steve Avery, L (1, 1) ERA: 4.27	IP: 9.0 WLS: L BF: 31 H: 5 R: 3 ER: 3 SO: 9 BB: 1 IBB: 0 HBP: 0 BLK: 0 WP: 0 HR: 2 S: 67 P: 101 ERA: 3.00 WHIP: 0.667																			

Montreal Expos @ Atlanta Braves  
Atlanta-Fulton County Stadium, Atlanta, GA  
Tue Jun 27 1995, 7:05 PM EDT  
Att: 32,916 - Unknown - 87 F

AB 30  
R 3  
H 5  
RBI 3  
BB 1  
SO 9  
LOB 3



Batter	1	2	3	4	5	6	7	8	9	AB	R	H	RBI	BB	SO	LOB	BOTTOM					
Marquis Grissom, R (1, 8) OBP: 0.340, SLG: 0.432	1-0 F9		2-0 CS 1B			1-3 K			0-1 1B	4	0	2	0	0	1	0						
Jeff Blauser, R (1, 6) OBP: 0.346, SLG: 0.387	4-2 10 G6-4-3 BB		1-2 CS	0-0 G6-3		2-3 K			0-0 P6	3	0	0	0	1	1	1						
10 Chipper Jones, S (1, 5) OBP: 0.346, SLG: 0.460	1-1 G6-4-3			1-0 G6-3					1-2 G3	4	0	0	0	0	0	2						
Fred McGriff, L (1, 3) OBP: 0.380, SLG: 0.495		0-1 PB 2B		0-2 G6-3					1-2 G1-3	3	0	1	0	0	0	0						
David Justice, L (1, 9) OBP: 0.400, SLG: 0.492		4-2 G5-4-3 BB			4-2 BB				1-0 P5	1	0	0	0	2	0	0						
Mike Kelly, R (1, 7) OBP: 0.271, SLG: 0.354		0-3 K			0-0 F7				0-0 G6-3	3	0	0	0	0	1	3						
Charlie O'Brien, R (1, 2) OBP: 0.397, SLG: 0.582		0-1 G5-4-3			2-3 K				0-0 1B L4-3	3	0	1	0	0	1	3						
Rafael Belliard, R (1, 4) OBP: 0.229, SLG: 0.229					0-3 K				2-0 L4-3	2	0	0	0	0	1	1						
Jose Oliva, R (9, PH) OBP: 0.207, SLG: 0.364										1	0	0	0	0	0	1						
Mike Mordecai, R (9, 4) OBP: 0.278, SLG: 0.444										0	0	0	0	0	0	0						
Steve Avery, L (1, 1) OBP: 0.286, SLG: 0.524					2-2 G4-3				1-2 F7	2	0	0	0	0	0	0						
Mike Sharperson, R (9, PH) OBP: 0.167, SLG: 0.333										1	0	0	0	0	0	0						
<b>Inning Stats</b>	R: 0 E: 0 K: 0 S: 5	H: 0 LOB: 0 BB: 1 P: 11	R: 0 E: 0 K: 1 S: 9	H: 1 LOB: 1 BB: 1 P: 13	R: 0 E: 0 K: 1 S: 10	H: 1 LOB: 0 BB: 0 P: 15	R: 0 E: 0 K: 0 S: 5	H: 0 LOB: 0 BB: 0 P: 6	R: 0 E: 0 K: 1 S: 7	H: 0 LOB: 1 BB: 1 P: 13	R: 0 E: 0 K: 2 S: 10	H: 0 LOB: 0 BB: 0 P: 14	R: 0 E: 0 K: 0 S: 6	H: 0 LOB: 0 BB: 0 P: 9	R: 0 E: 0 K: 0 S: 3	H: 1 LOB: 0 BB: 0 P: 5	R: 0 E: 0 K: 0 S: 10	H: 1 LOB: 1 BB: 0 P: 12	1B: 3 2B: 2 3B: 0 HR: 0	SF: 0 SAC: 0 DP: 3 HBP: 0	WP: 0 PB: 1 SB: 0 CS: 1	PA: 31
<b>PITCHER</b> Butch Henry, L (1, 1) ERA: 3.48	IP: 8.1 WLS: W BF: 28 H: 4 R: 0 ER: 0 SO: 5 BB: 3 IBB: 0 HBP: 0 BLK: 0 WP: 0 HR: 0 S: 61 P: 93 ERA: 0.00 WHIP: 0.840																					
Mel Rojas, R (9, 1) ERA: 3.64	0.2 S: 2 H: 0 R: 0 ER: 0 SO: 0 BB: 0 IBB: 0 HBP: 0 BLK: 0 WP: 0 HR: 4 S: 4 P: 5 ERA: 0.00 WHIP: 0.000																					

Montreal Expos @ Atlanta Braves  
Atlanta-Fulton County Stadium, Atlanta, GA  
Tue Jun 27 1995, 7:05 PM EDT  
Att: 32,916 - Unknown - 87 F

AB 27  
R 0  
H 4  
RBI 0  
BB 3  
SO 5  
LOB 11





Batter	1	2	3	4	5	6	7	8	9	AB	R	H	RBI	BB	SO	LOB	TOP								
Tony Tarasco, L (1,9) OBP: 0.349, SLG: 0.474										3	0	0	0	1	1	1	<b>Montreal Expos @ Atlanta Braves</b> Atlanta-Fulton County Stadium, Atlanta, GA Wed Jun 28 1995, 3:33 AM EDT Att: 37,676 - Cloudy - 88 F								
Wil Cordero, R (1,6) OBP: 0.395, SLG: 0.422										4	0	2	0	0	0	1									
David Segui, S (1,3) OBP: 0.300, SLG: 0.479										4	1	1	0	0	1	3									
Moises Alou, R (1,7) OBP: 0.353, SLG: 0.485										4	1	1	0	0	0	1									
Rondell White, R (1,8) OBP: 0.399, SLG: 0.574										3	1	1	1	0	1	0									
Sean Berry, R (1,5) OBP: 0.296, SLG: 0.336										3	0	0	0	0	0	1									
Mike Lansing, R (1,4) OBP: 0.282, SLG: 0.350										3	0	0	0	1	1	1									
Tim Spehr, R (1,2) OBP: 0.393, SLG: 0.625										3	0	1	1	1	0	0									
Pedro Martinez, R (1,1) OBP: 0.080, SLG: 0.087										1	0	0	1	0	1	0									
Mel Rojas, R (8,1)										1	0	0	0	0	1	0									
<b>Inning Stats</b>	R: 0 E: 0 K: 2 S: 12	H: 1 LOB: 1 BB: 0 P: 14	R: 0 E: 0 K: 1 S: 8	H: 0 LOB: 0 BB: 0 P: 11	R: 0 E: 0 K: 1 S: 11	H: 1 LOB: 2 BB: 1 P: 19	R: 0 E: 0 K: 0 S: 5	H: 0 LOB: 1 BB: 0 P: 8	R: 0 E: 0 K: 0 S: 7	H: 1 LOB: 1 BB: 0 P: 11	R: 0 E: 0 K: 0 S: 10	H: 3 LOB: 2 BB: 2 P: 23	R: 0 E: 0 K: 0 S: 7	H: 0 LOB: 0 BB: 0 P: 10	R: 0 E: 0 K: 1 S: 9	H: 0 LOB: 0 BB: 0 P: 14	R: 0 E: 0 K: 1 S: 9	H: 0 LOB: 0 BB: 0 P: 11	1B: 4 2B: 2 3B: 0 HR: 0	SF: 1 SAC: 2 DP: 0 HBP: 1	WP: 0 PB: 0 SB: 1 CS: 0	PA: 36			
<b>PITCHER</b>	IP	WLS	BF	H	R	ER	SO	BB	IBB	HBP	BLK	WP	HR	S	P	ERA	WHIP								
Kent Mercker, L (1,1) ERA: 4.68	7.0		31	6	3	3	4	2	1	1	0	0	0	60	96	3.86	1.143								
Brad Clontz, R (8,1) ERA: 4.74	2.0	W	6	0	0	0	2	0	0	0	0	0	0	18	25	0.00	0.000								

AB	29
R	3
H	6
RBI	3
BB	3
SO	6
LOB	8



Batter	1	2	3	4	5	6	7	8	9	AB	R	H	RBI	BB	SO	LOB	BOTTOM								
Marquis Grissom, R (1,8) OBP: 0.339, SLG: 0.441										4	1	1	1	0	0	0	<b>Montreal Expos @ Atlanta Braves</b> Atlanta-Fulton County Stadium, Atlanta, GA Wed Jun 28 1995, 3:33 AM EDT Att: 37,676 - Cloudy - 88 F								
Jeff Blauser, R (1,6) OBP: 0.349, SLG: 0.400										3	1	1	1	0	1	0									
10 Chipper Jones, S (1,5) OBP: 0.345, SLG: 0.454										3	0	0	0	1	0	1									
Fred McGriff, L (1,3) OBP: 0.378, SLG: 0.488										3	1	0	0	1	1	2									
David Justice, L (1,9) OBP: 0.403, SLG: 0.512										3	1	1	2	1	1	0									
Ryan Klesko, L (1,7) OBP: 0.411, SLG: 0.620										2	0	0	0	1	0	1									
Javy Lopez, R (1,2) OBP: 0.333, SLG: 0.465										3	0	0	0	0	0	2									
Rafael Belliard, R (1,4) OBP: 0.243, SLG: 0.243										2	0	1	0	0	0	0									
Dwight Smith, L (7, PH) OBP: 0.328, SLG: 0.483										1	0	0	0	0	0	1									
Mike Mordecai, R (8,4) OBP: 0.278, SLG: 0.444										0	0	0	0	0	0	0									
Kent Mercker, L (1,1) OBP: 0.125, SLG: 0.167										2	0	0	0	0	1	2									
Jose Oliva, R (7, PH) OBP: 0.205, SLG: 0.359										1	0	0	0	0	1	1									
Brad Clontz, R (8,1)										0	0	0	0	0	0	0									
<b>Inning Stats</b>	R: 1 E: 0 K: 2 S: 11	H: 1 LOB: 1 BB: 1 P: 19	R: 0 E: 0 K: 1 S: 10	H: 1 LOB: 2 BB: 1 P: 16	R: 0 E: 0 K: 0 S: 4	H: 0 LOB: 1 BB: 0 P: 6	R: 0 E: 0 K: 0 S: 7	H: 0 LOB: 0 BB: 0 P: 11	R: 0 E: 0 K: 0 S: 9	H: 0 LOB: 0 BB: 0 P: 9	R: 1 E: 0 K: 1 S: 10	H: 1 LOB: 0 BB: 0 P: 13	R: 0 E: 0 K: 1 S: 12	H: 0 LOB: 1 BB: 1 P: 21	R: 0 E: 0 K: 0 S: 7	H: 0 LOB: 0 BB: 0 P: 9	R: 2 E: 0 K: 0 S: 7	H: 1 LOB: 0 BB: 1 P: 12	1B: 1 2B: 0 3B: 0 HR: 3	SF: 0 SAC: 0 DP: 0 HBP: 1	WP: 0 PB: 0 SB: 0 CS: 0	PA: 33			
<b>PITCHER</b>	IP	WLS	BF	H	R	ER	SO	BB	IBB	HBP	BLK	WP	HR	S	P	ERA	WHIP								
Pedro Martinez, R (1,1) ERA: 3.22	7.0		27	3	2	2	5	3	2	1	0	0	1	63	95	2.57	0.857								
Mel Rojas, R (8,1) ERA: 4.11	1.0	L	5	1	2	2	0	1	0	0	0	0	1	14	21	18.00	2.000								













Batter	1	2	3	4	5	6	7	8	9	AB	R	H	RBI	BB	SO	LOB	TOP										
Marquis Grissom, R OBP: 0.333, SLG: 0.428	G6-3		F8	P4		10 WP		F8		5	0	1	0	0	0	2	<b>Atlanta Braves @ Philadelphia Phillies</b> Veterans Stadium, Philadelphia, PA Sun Jul 02 1995, 3:33 AM EDT Att: 35,648 - Sunny - 79 F										
Jeff Blauer, R OBP: 0.332, SLG: 0.378	G6-3			F8	K	K		G6-3		5	0	0	0	0	2	3											
10 Chipper Jones, S OBP: 0.348, SLG: 0.446				1B	BB	BB		K		2	1	1	0	3	1	0											
Fred McGriff, L OBP: 0.375, SLG: 0.480	G4-3			SF9	BB	BB		F8		4	1	1	0	1	0	4											
David Justice, L OBP: 0.409, SLG: 0.515				SF9	BB	G6-4-3		F7		2	1	0	0	2	0	0											
Javy Lopez, R OBP: 0.324, SLG: 0.451	K			SF9	G6-4-3			K		3	0	0	1	0	2	3											
Mike Kelly, R OBP: 0.284, SLG: 0.358	L1			1B		10 WP		G5-3		3	2	1	2	0	0	0											
Rafael Belliard, R OBP: 0.271, SLG: 0.255				K	1B			G5-3		4	0	1	1	0	1	1											
Tom Glavine, L OBP: 0.286, SLG: 0.259				G6-3				F7		3	0	2	0	0	0	0											
Dwight Smith, L OBP: 0.318, SLG: 0.468						10 WP				1	0	0	0	0	0	0											
Greg McMichael, R OBP: 0.318, SLG: 0.468										0	0	0	0	0	0	0											
Mark Wohlers, R OBP: 0.318, SLG: 0.468										0	0	0	0	0	0	0											
<b>Inning Stats</b>	R: 0 E: 0 K: 0 S: 9	H: 0 LOB: 1 BB: 1 P: 14	R: 0 E: 0 K: 1 S: 8	H: 0 LOB: 0 BB: 0 P: 15	R: 0 E: 0 K: 1 S: 6	H: 0 LOB: 0 BB: 1 P: 8	R: 4 E: 0 K: 0 S: 11	H: 5 LOB: 2 BB: 1 P: 21	R: 0 E: 0 K: 1 S: 5	H: 0 LOB: 2 BB: 3 P: 18	R: 1 E: 0 K: 1 S: 12	H: 2 LOB: 3 BB: 1 P: 24	R: 0 E: 0 K: 1 S: 11	H: 0 LOB: 0 BB: 0 P: 16	R: 0 E: 0 K: 0 S: 3	H: 0 LOB: 0 BB: 0 P: 7	R: 0 E: 0 K: 1 S: 6	H: 0 LOB: 0 BB: 0 P: 9	1B: 6 2B: 1 3B: 0 HR: 0	SF: 1 SAC: 0 DP: 1 HBP: 1	WP: 1 PB: 0 SB: 0 CS: 0	PA: 40					
<b>PITCHER</b>	IP	WLS	BF	H	R	ER	SO	BB	IBB	HBP	BLK	WP	HR	S	P	ERA	WHIP										
Mike Mims, L ERA: 4.02	4.1	L	23	5	4	4	3	5	0	0	0	0	0	38	75	8.31	2.308										
Mike Williams, R ERA: 4.79	1.1		7	2	1	1	1	1	0	1	0	1	0	12	23	6.75	2.250										
Norm Charlton, L ERA: 6.3	1.1		4	0	0	0	1	0	0	0	0	0	0	12	18	0.00	0.000										
Tommy Greene, R ERA: 8.1	1.0		3	0	0	0	0	0	0	0	0	0	0	3	7	0.00	0.000										
Ricky Bottalico, R ERA: 1.11	1.0		3	0	0	0	1	0	0	0	0	0	0	6	9	0.00	0.000										

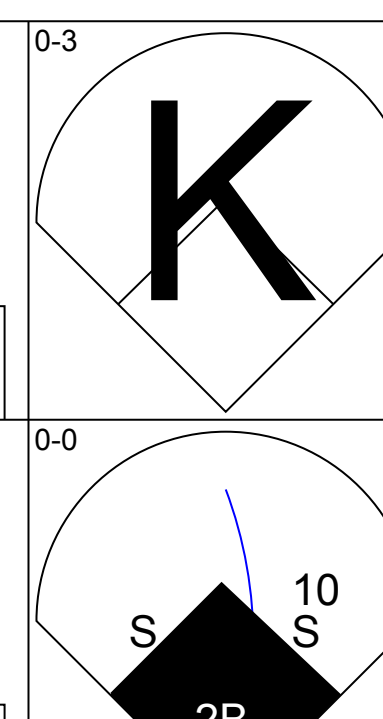
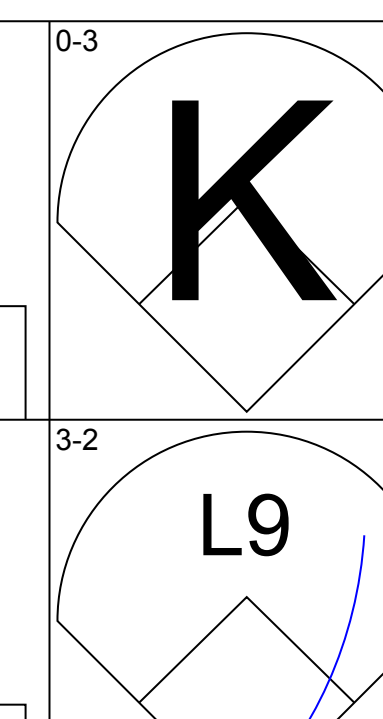
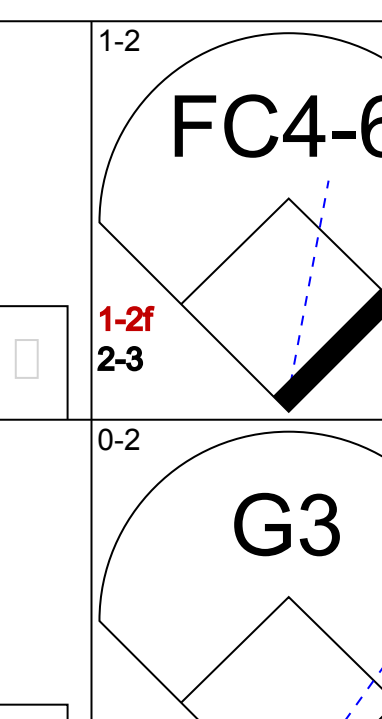
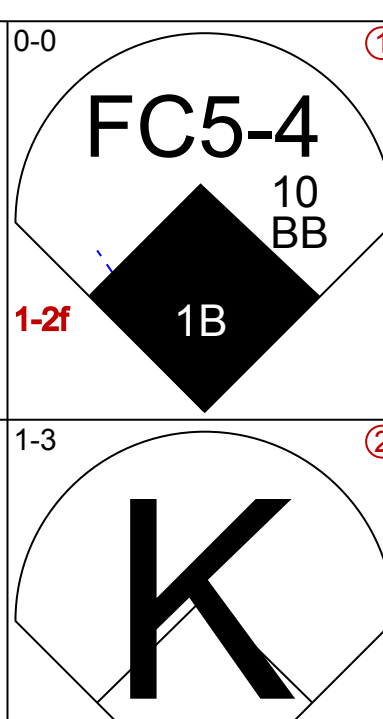
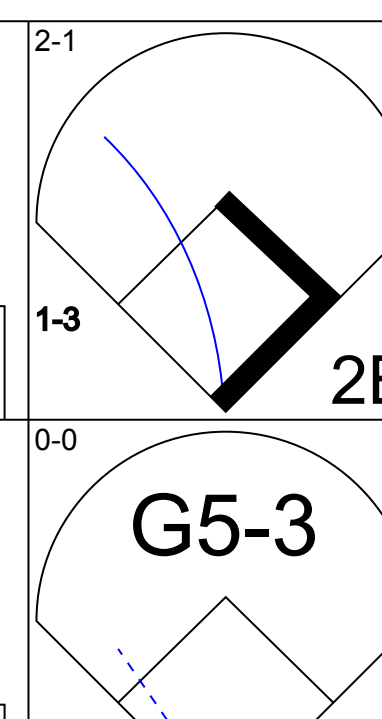
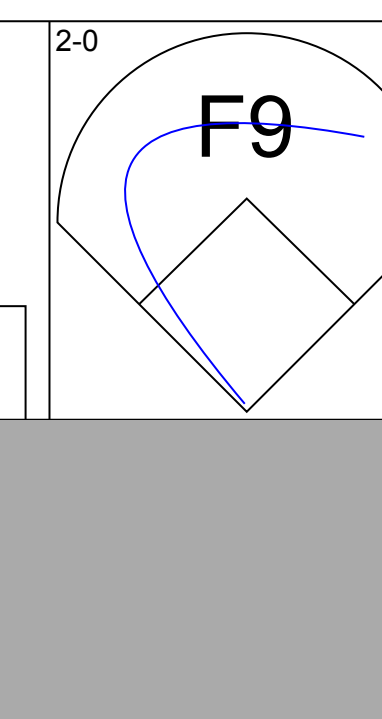
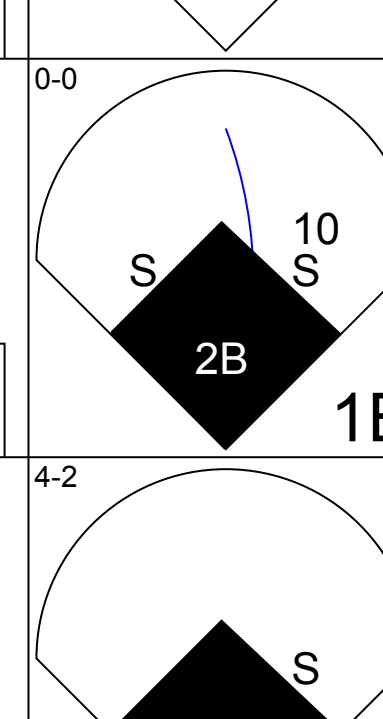
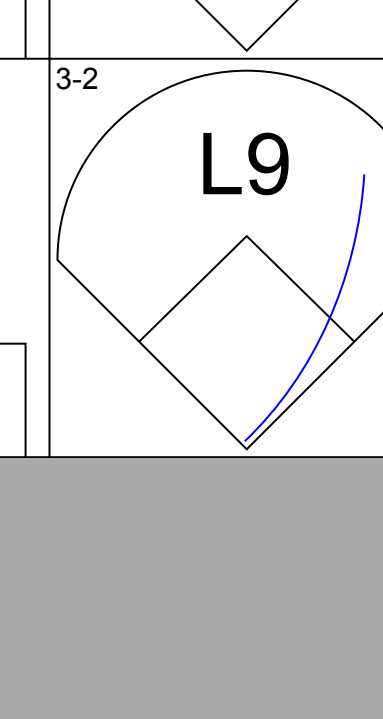
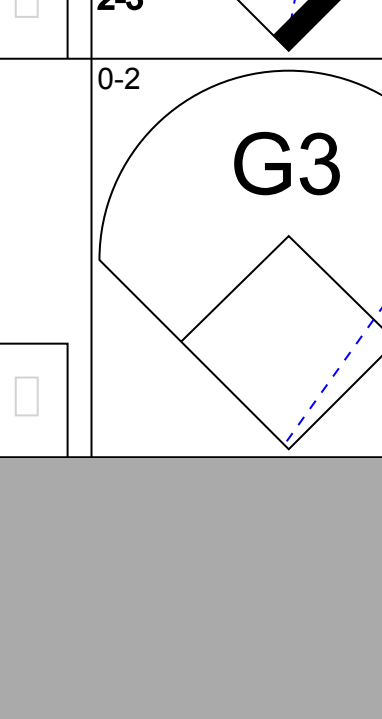
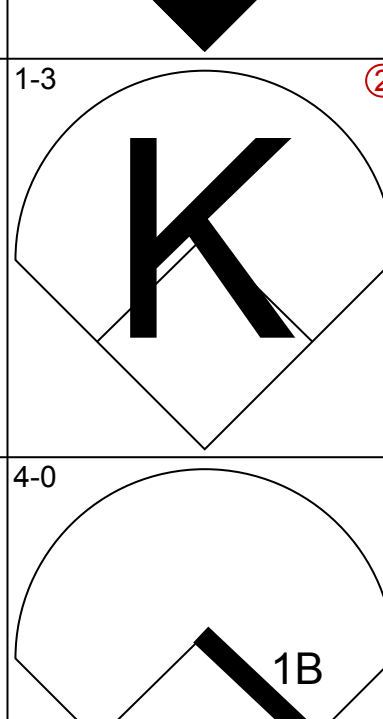
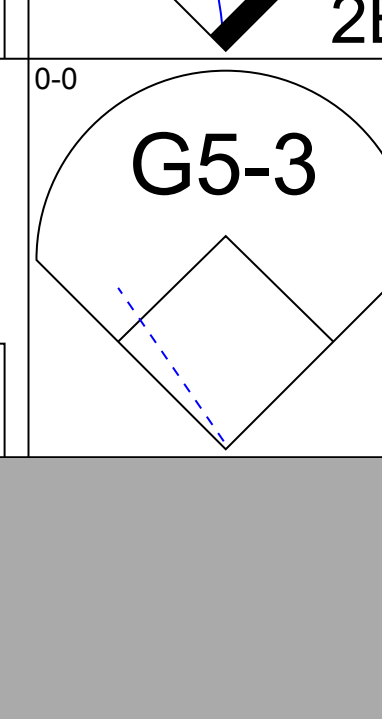
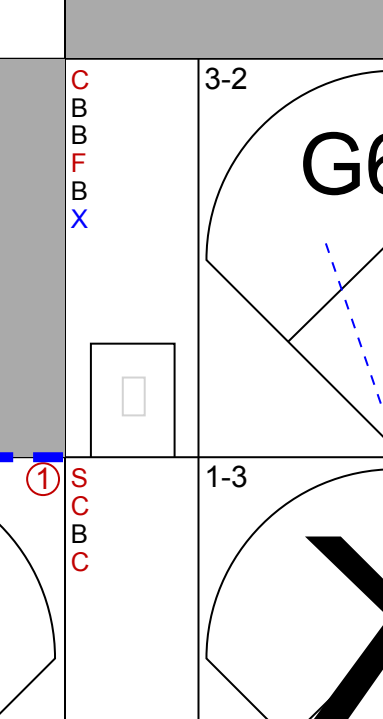
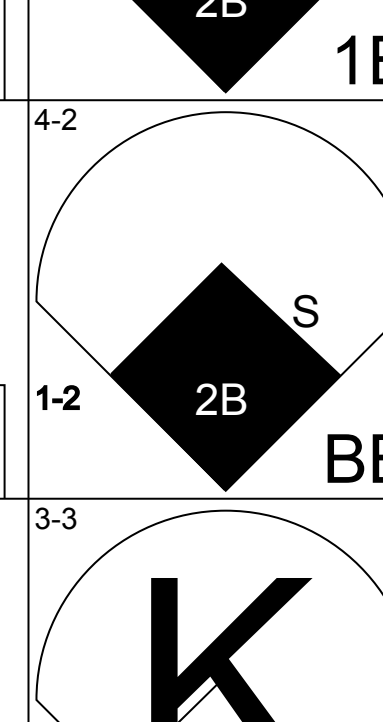
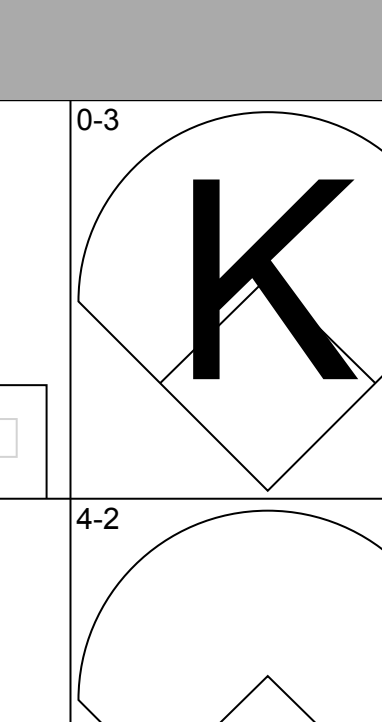
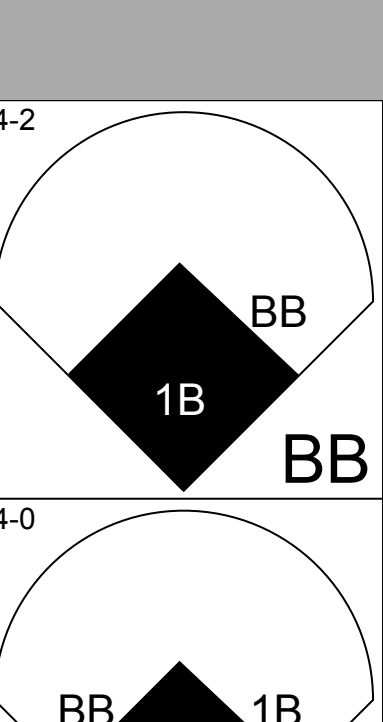
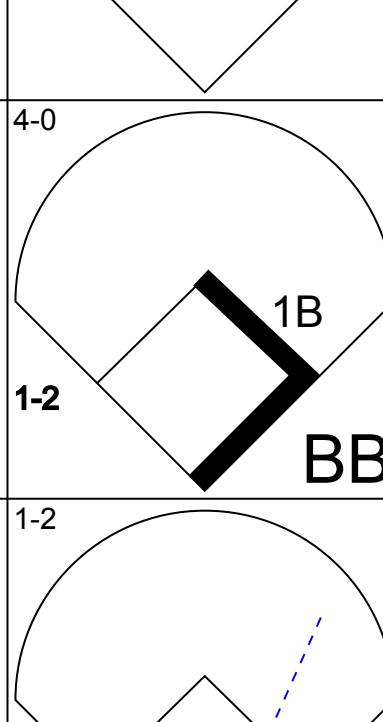
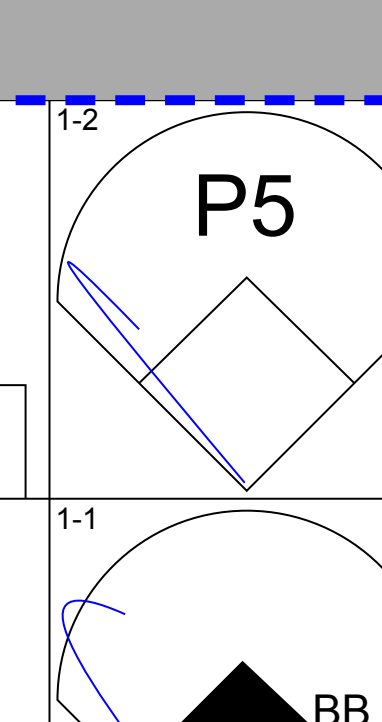
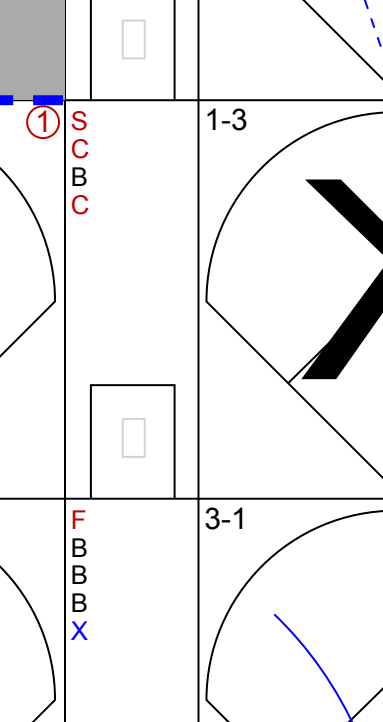
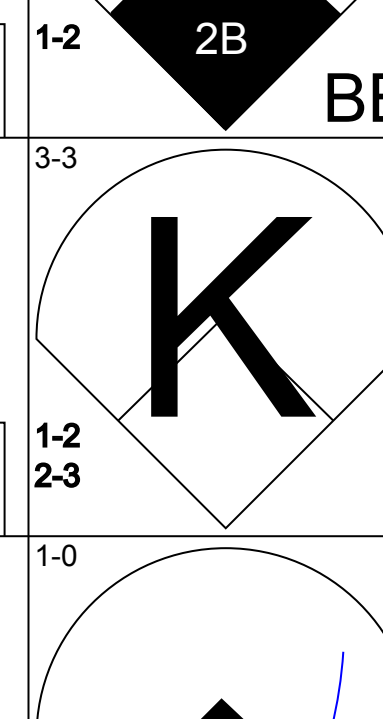
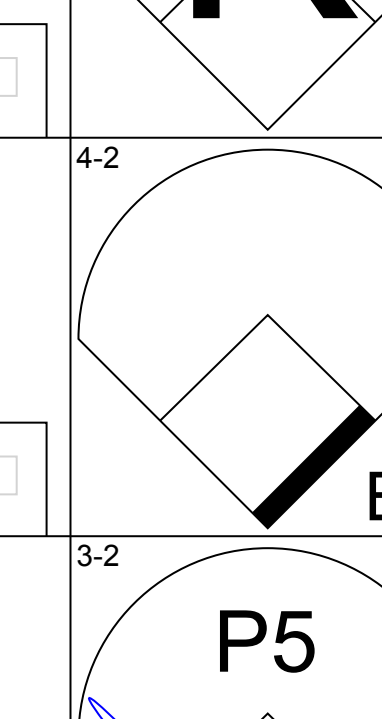
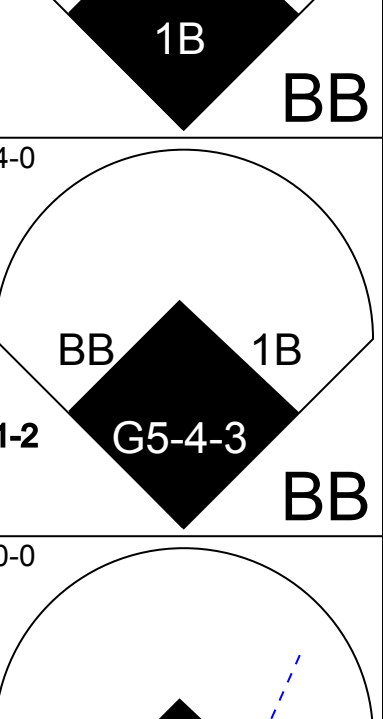
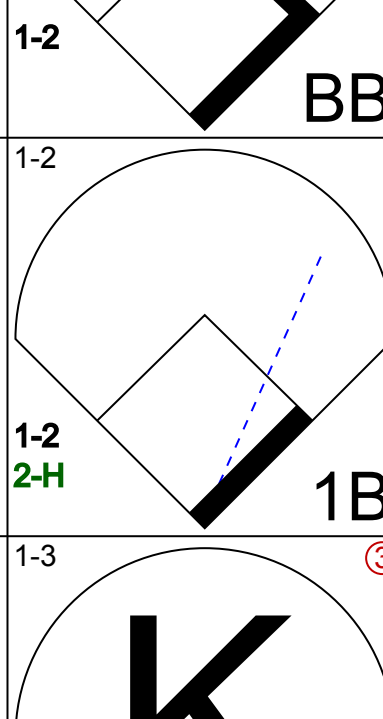
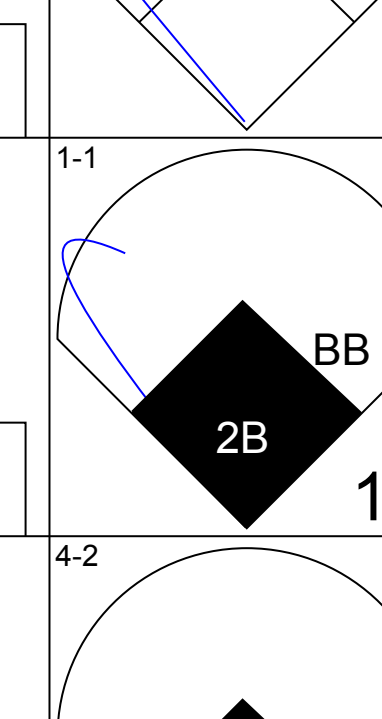
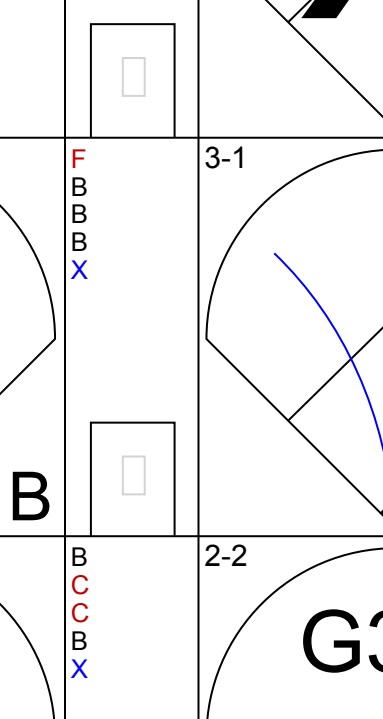
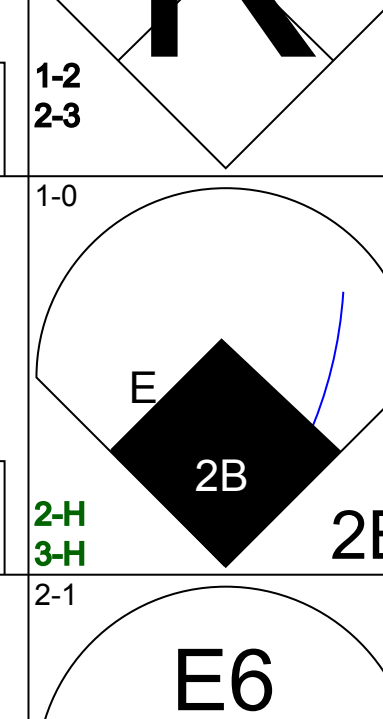
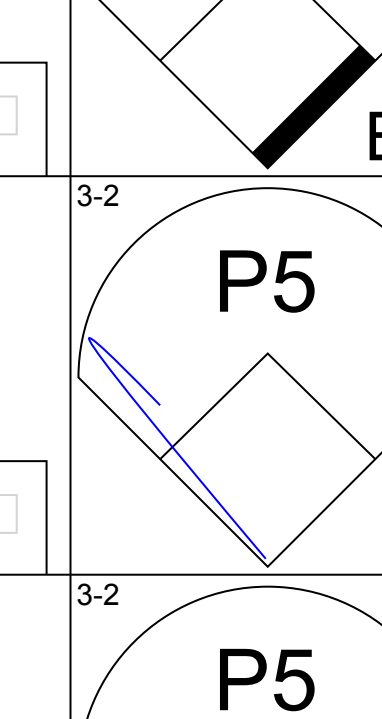
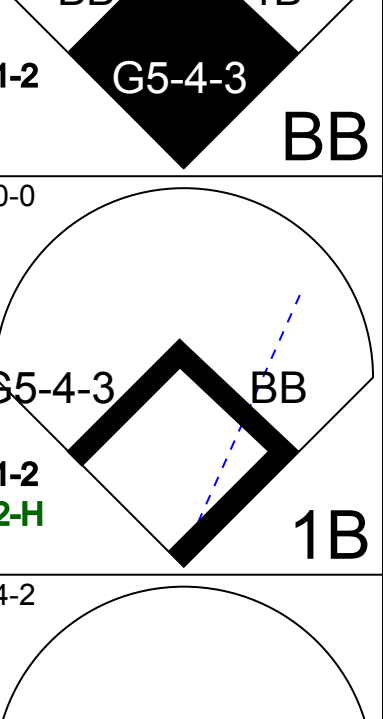
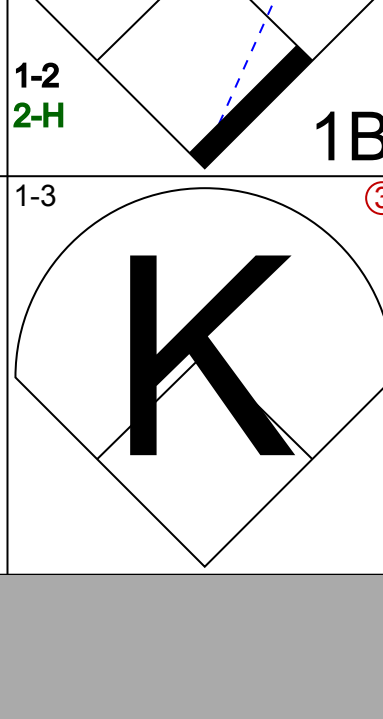
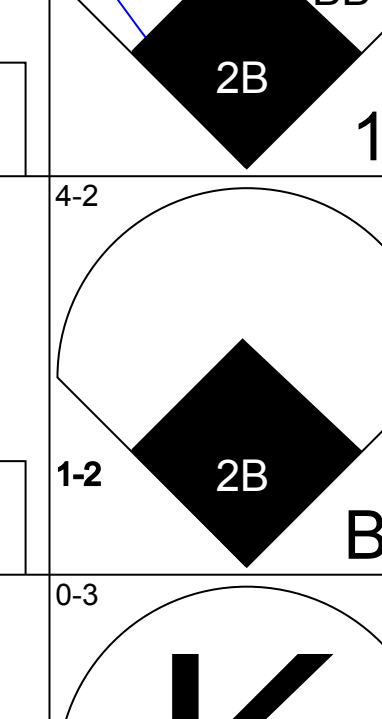
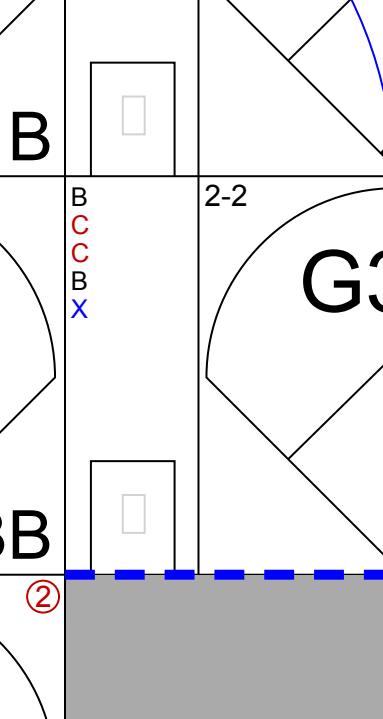
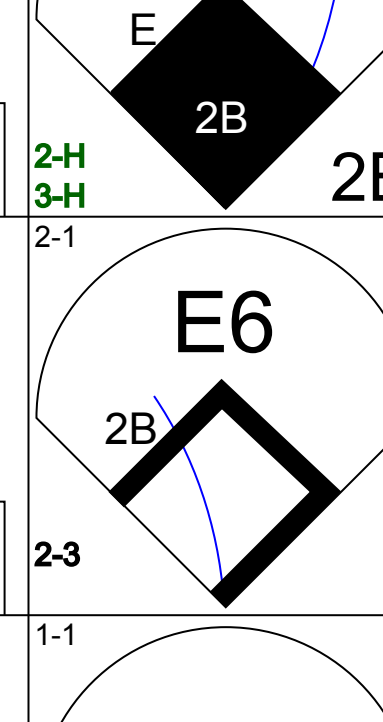
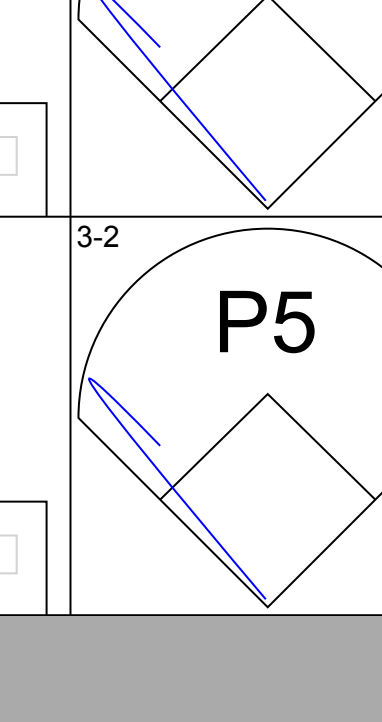
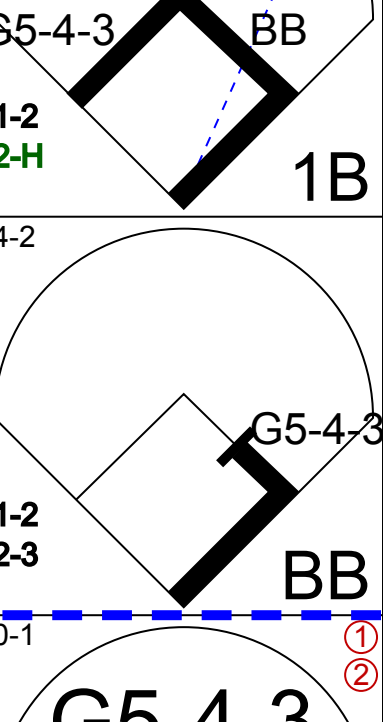
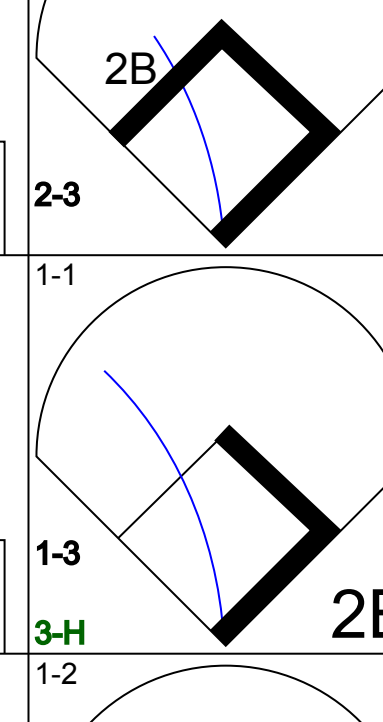
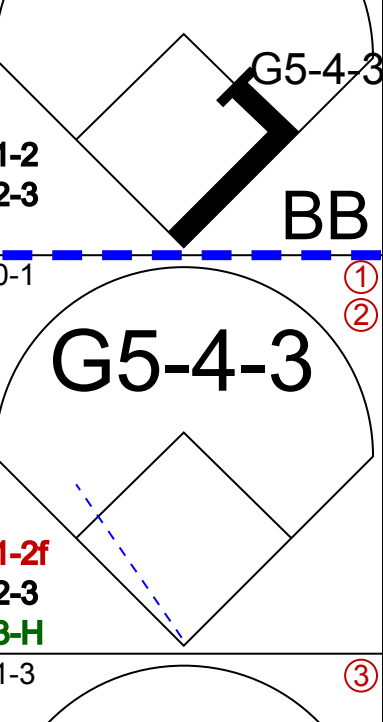
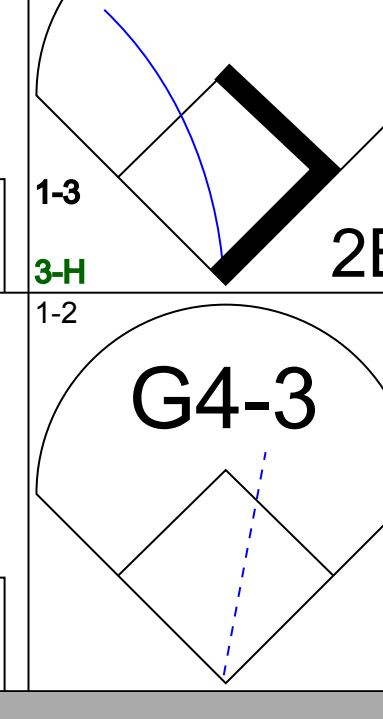
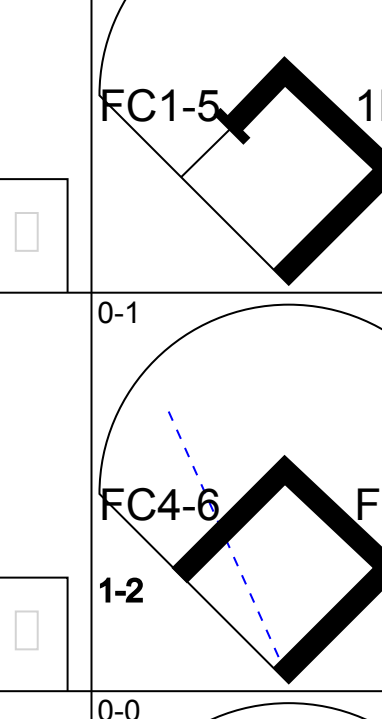
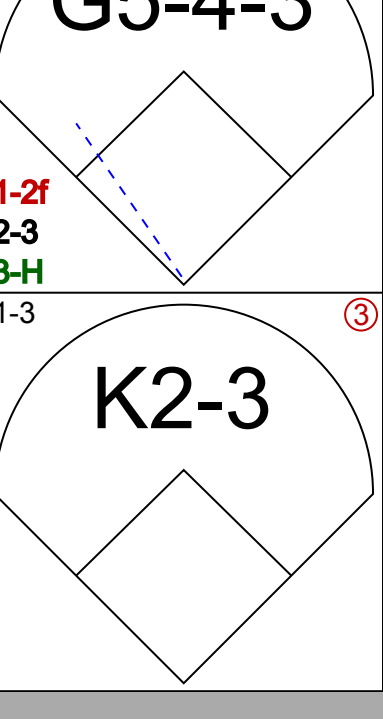

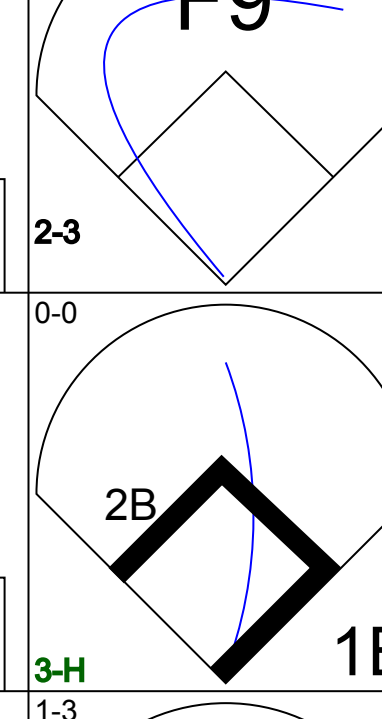
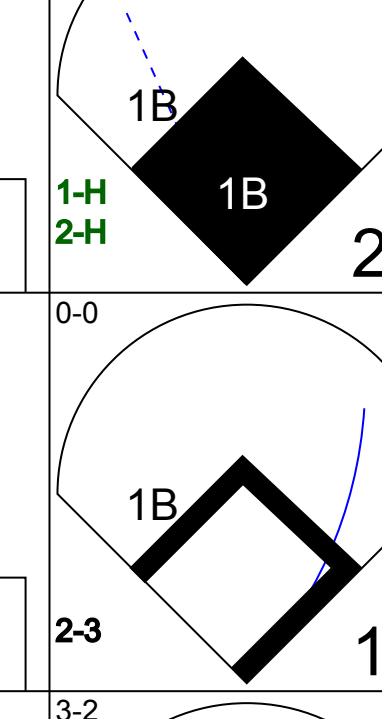
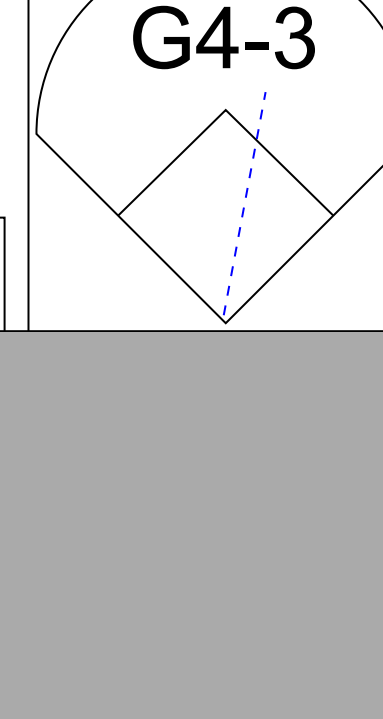
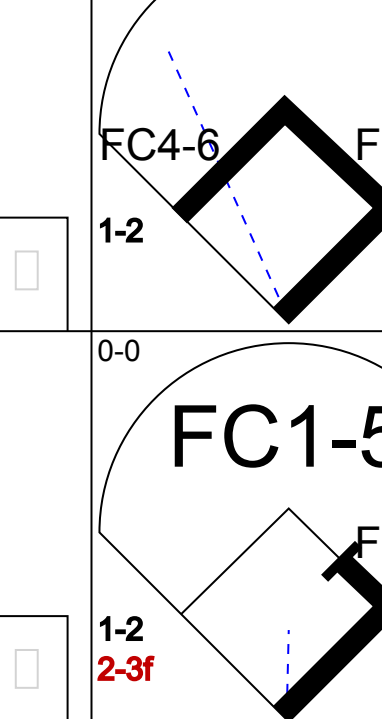
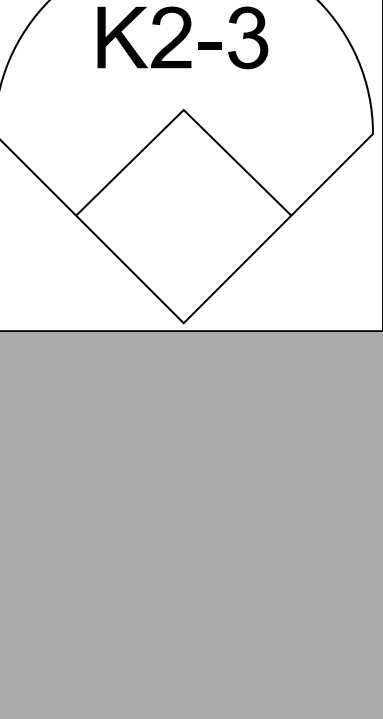
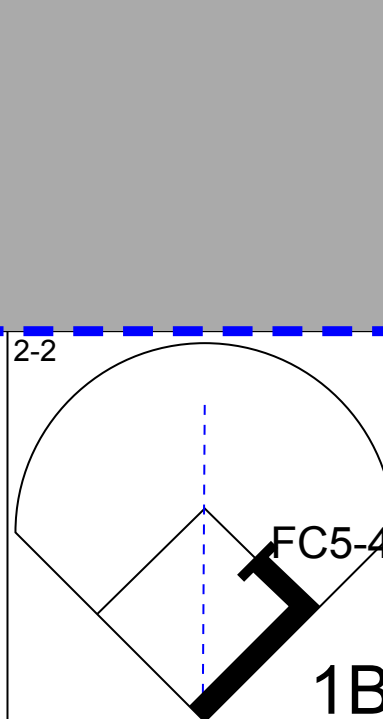
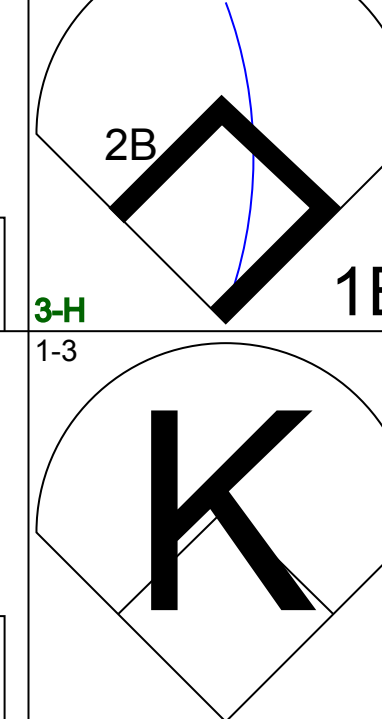
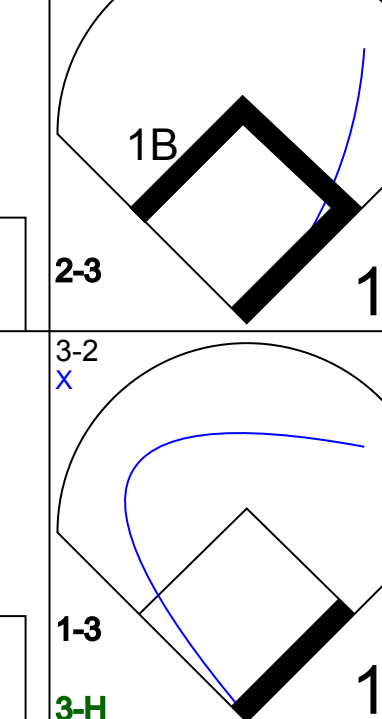
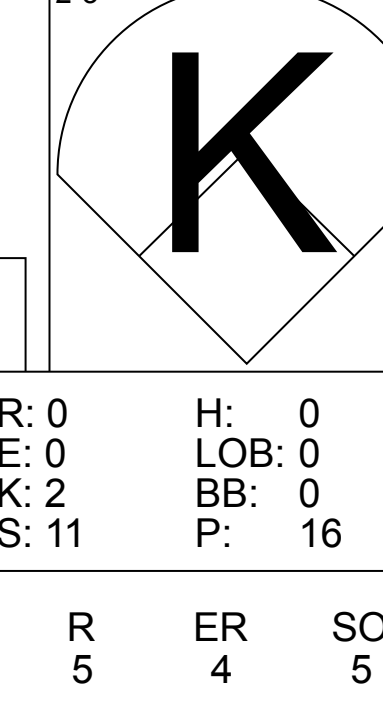
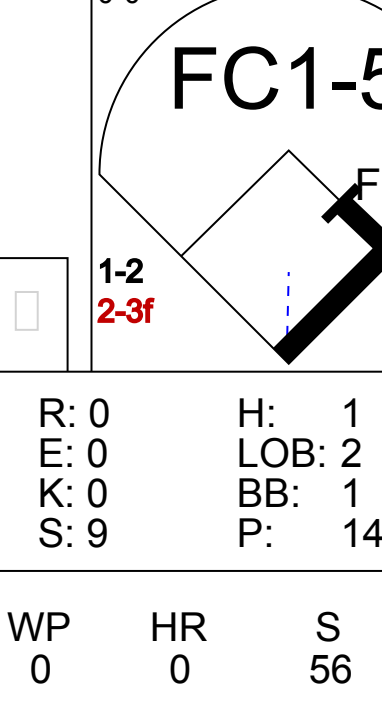
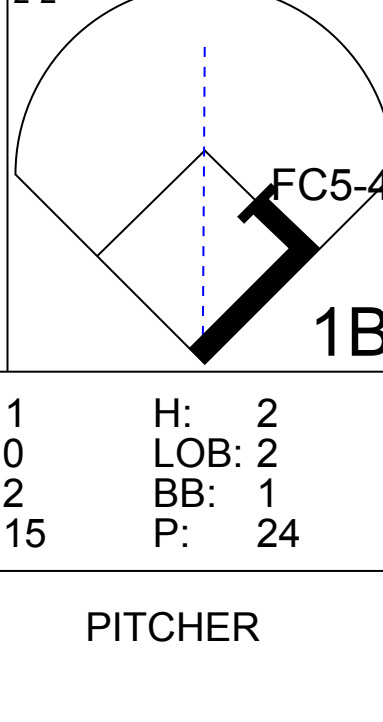
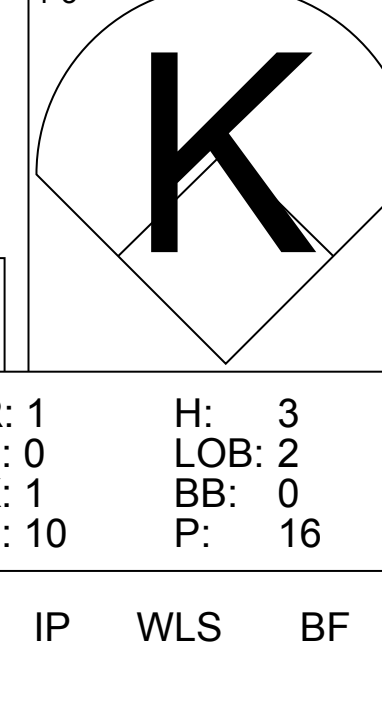
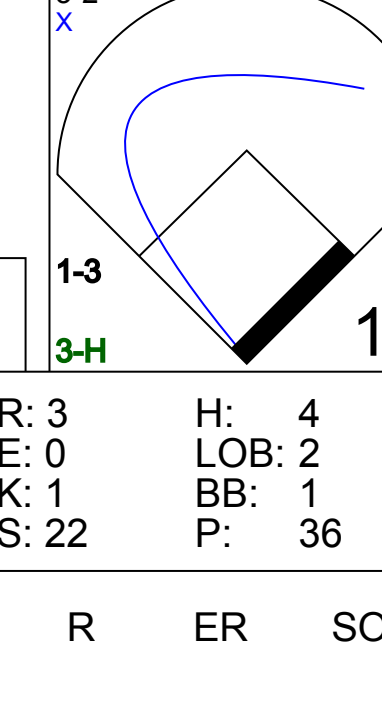
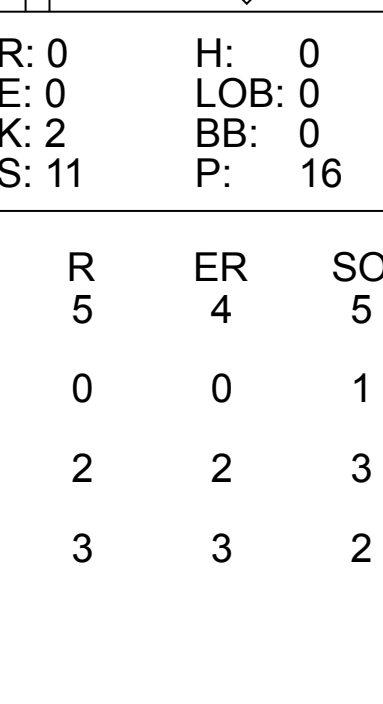
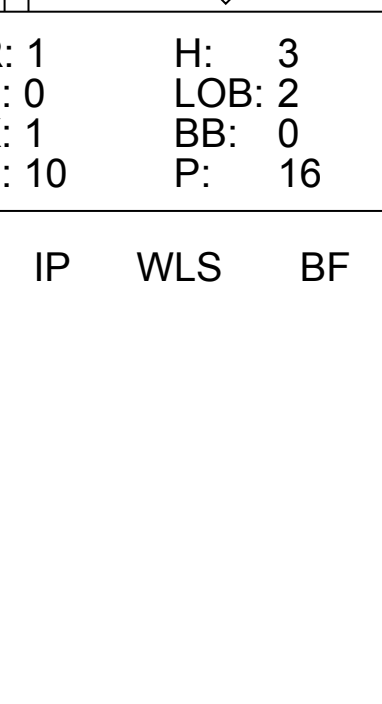
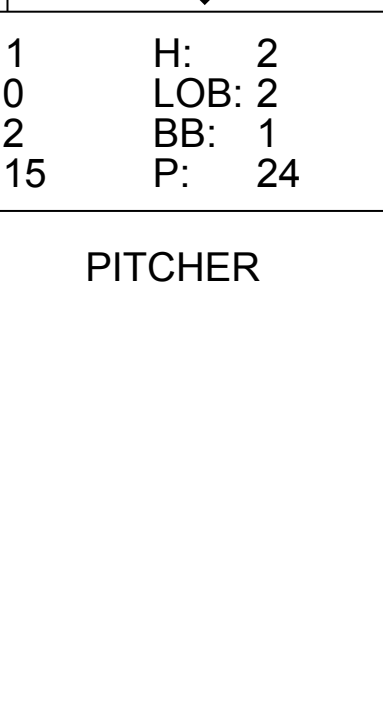
AB 32  
R 5  
H 7  
RBI 4  
BB 6  
SO 6  
LOB 13



Batter	1	2	3	4	5	6	7	8	9	AB	R	H	RBI	BB	SO	LOB	BOTTOM										
Lenny Dykstra, L OBP: 0.341, SLG: 0.313	G1-3									5	0	2	1	0	1	0	<b>Atlanta Braves @ Philadelphia Phillies</b> Veterans Stadium, Philadelphia, PA Sun Jul 02 1995, 3:33 AM EDT Att: 35,648 - Sunny - 79 F										
Mariano Duncan, R OBP: 0.278, SLG: 0.383	F8									5	0	0	0	0	1	3											
Gregg Jefferies, S OBP: 0.310, SLG: 0.395	F8									4	0	0	0	0	0	0											
Dave Hollins, S OBP: 0.408, SLG: 0.391										3	1	1	0	0	1	0											
Darren Daulton, L OBP: 0.358, SLG: 0.393										3	1	1	0	1	0	1											
Charlie Hayes, R OBP: 0.386, SLG: 0.449										3	0	1	2	1	0	1											
Dave Gallagher, R OBP: 0.376, SLG: 0.415										2	0	1	0	1	0	2											
Tony Longmire, L OBP: 0.431, SLG: 0.550										1	0	1	0	0	0	0											
Ricky Bottalico, L OBP: 0.431, SLG: 0.550										0	0	0	0	0	0	0											
Kevin Stocker, S OBP: 0.304, SLG: 0.239										3	1	0	0	0	0	2											
Jim Eisenreich, L OBP: 0.409, SLG: 0.488										1	0	0	0	0	1	2											
Mike Mims, L OBP: 0.287, SLG: 0.130										1	0	0	0	0	0	1											
Mike Williams, R OBP: 0.200, SLG: 0.200										1	0	1	0	0	0	0											
Norm Charlton, S OBP: 0.300, SLG: 0.200										0	0	0	0	0	0	0											
Randy Royster, R OBP: 0.246, SLG: 0.164										1	0	0	0	0	0	0											
Tommy Greene, R OBP: 0.300, SLG: 0.164										0	0	0	0	0	0	0											
Mickey Morandini, L OBP: 0.338, SLG: 0.428										1	0	0	0	0	1	0											
<b>Inning Stats</b>	R: 0 E: 0 K: 0 S: 6	H: 0 LOB: 0 BB: 0 P: 12	R: 0 E: 0 K: 1 S: 6	H: 0 LOB: 0 BB: 0 P: 10	R: 1 E: 0 K: 0 S: 7	H: 1 LOB: 1 BB: 1 P: 17	R: 0 E: 0 K: 0 S: 10	H: 0 LOB: 1 BB: 0 P: 16	R: 0 E: 0 K: 0 S: 14	H: 3 LOB: 2 BB: 0 P: 20	R: 0 E: 0 K: 0 S: 8	H: 1 LOB: 2 BB: 1 P: 15	R: 0 E: 0 K: 1 S: 10	H: 0 LOB: 0 BB: 0 P: 16	R: 2 E: 0 K: 2 S: 17	H: 3 LOB: 2 BB: 1 P: 33	R: 0 E: 0 K: 1 S: 11	H: 0 LOB: 0 BB: 0 P: 18	1B: 5 2B: 3 3B: 0 HR: 0	SF: 0 SAC: 0 DP: 1 HBP: 1	WP: 0 PB: 0 SB: 0 CS: 0	PA: 38					
<b>PITCHER</b>	IP	WLS	BF	H	R	ER	SO	BB	IBB	HBP	BLK	WP	HR	S	P	ERA	WHIP										
Tom Glavine, L ERA: 3.4	7.0	W	28	5	1	1	2	2	0	1	0	0	0	61	106	1.29	1.000										
Greg McMichael, R ERA: 3.22	0.2		4	1	2	2	1	1	0	0	0	0	0	8	19	27.00	3.000										
Mark Wohlers, R ERA: 3.2	1.1	S	6	2	0	0	2	0	0	0	0	0	0	20	32	0.00	1.500										

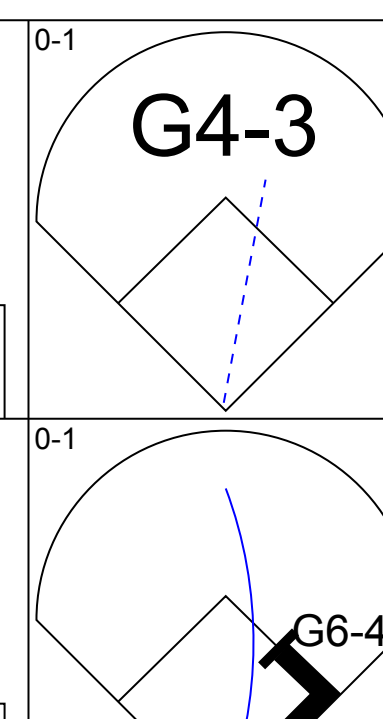
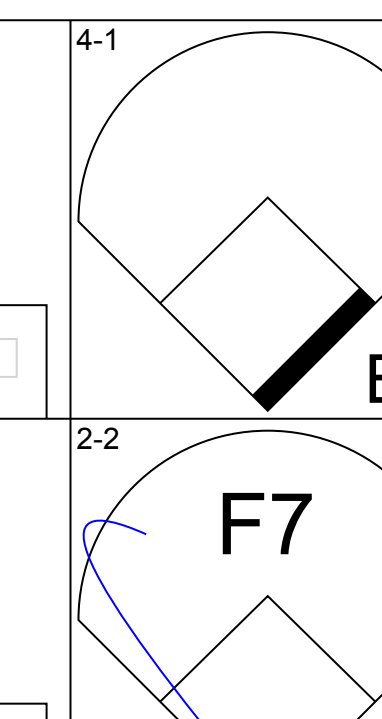
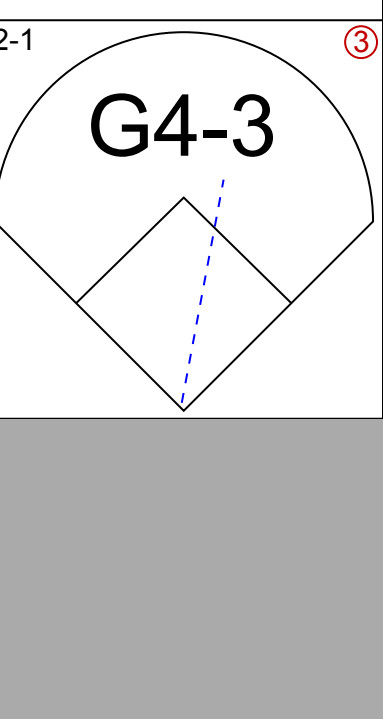
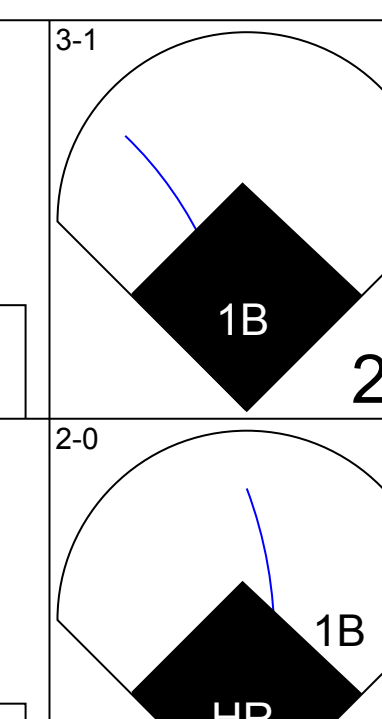
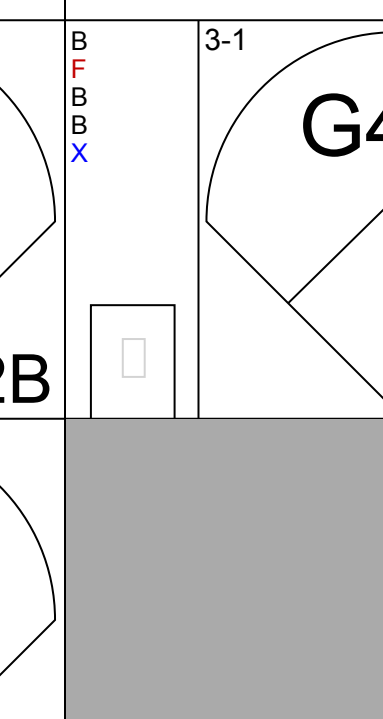
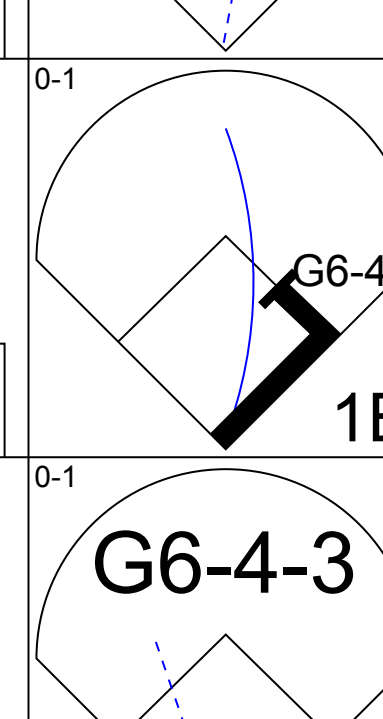
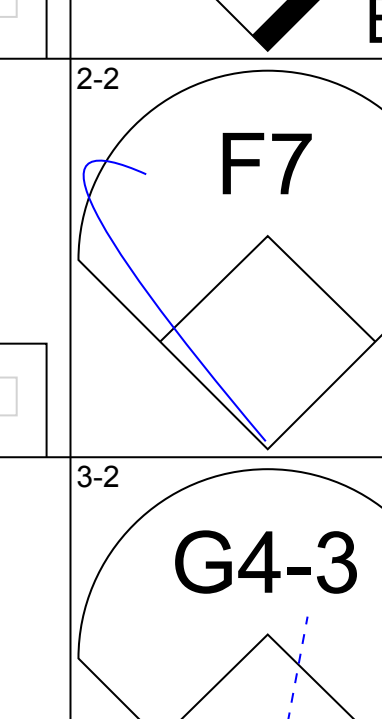
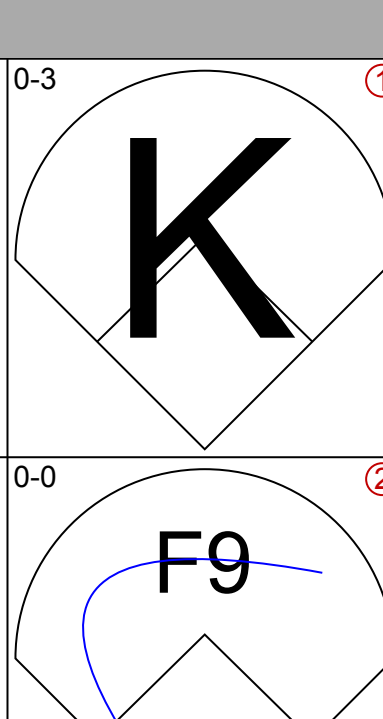
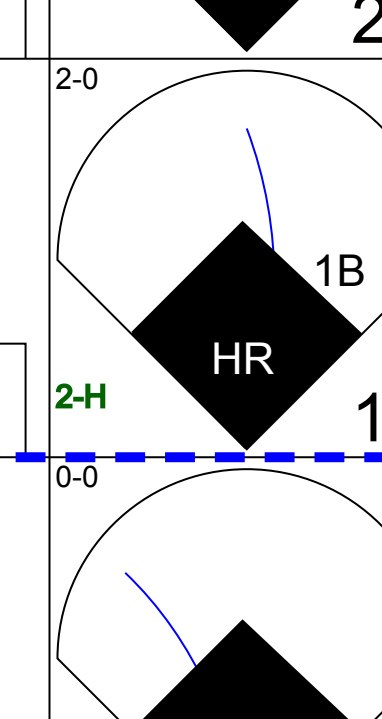
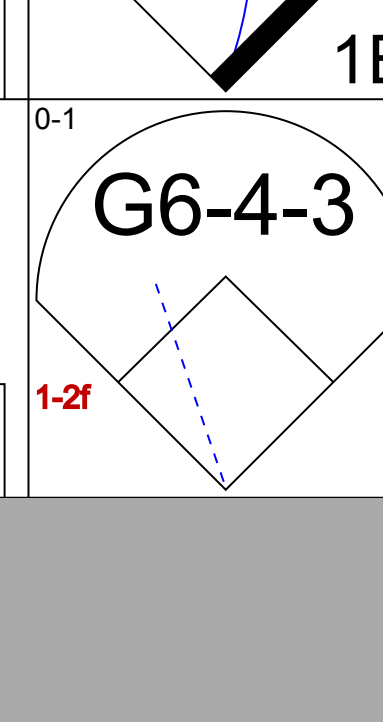
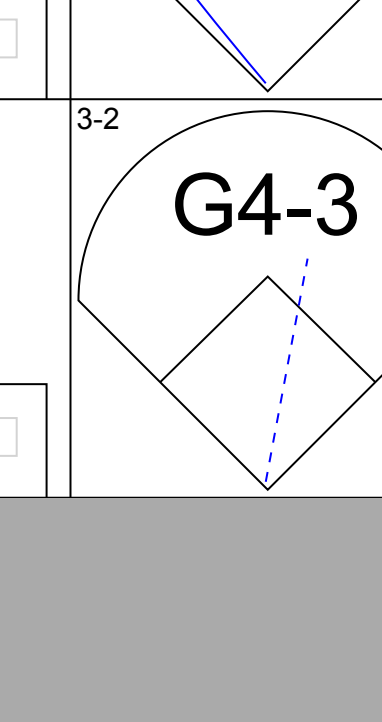
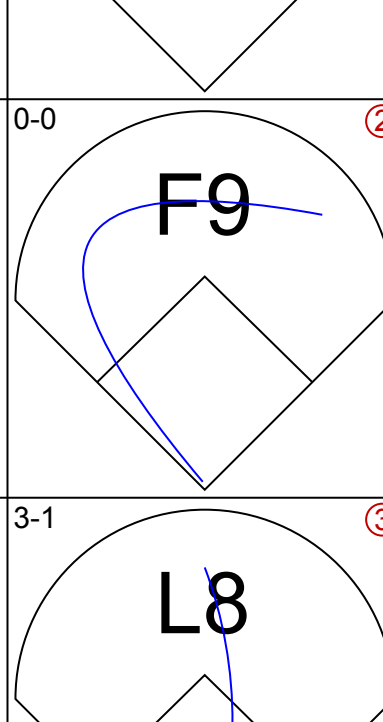
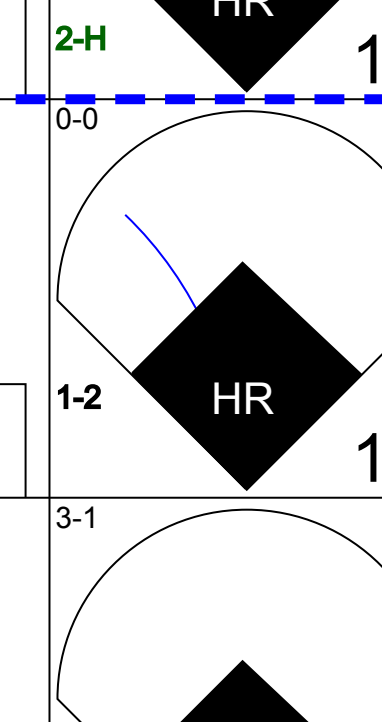
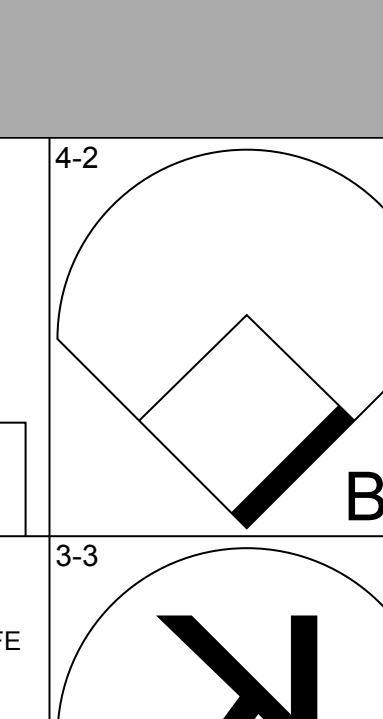
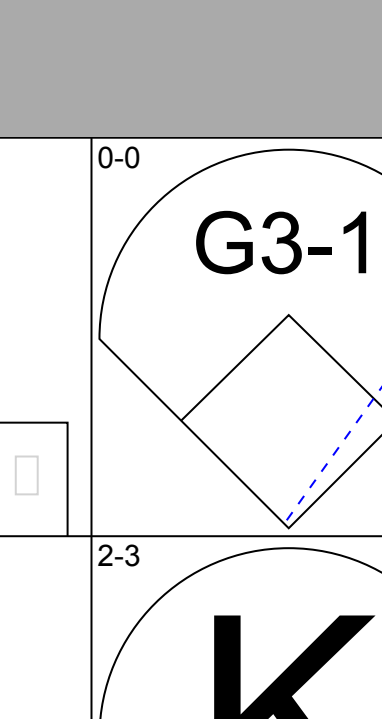
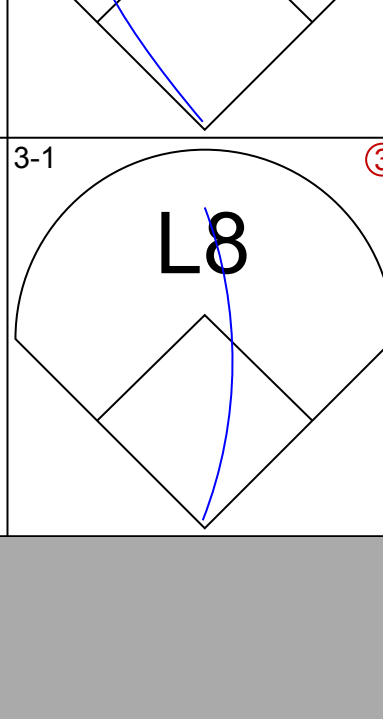
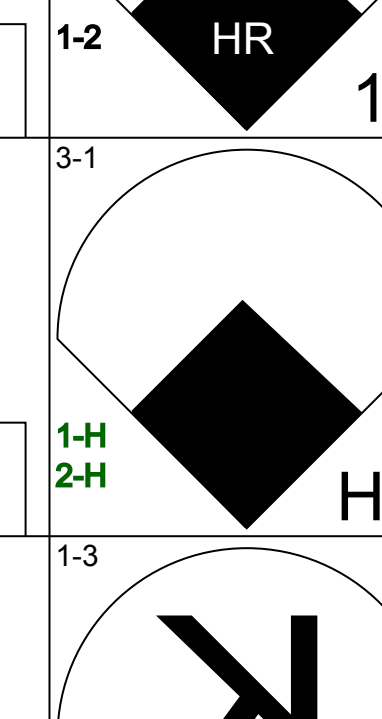
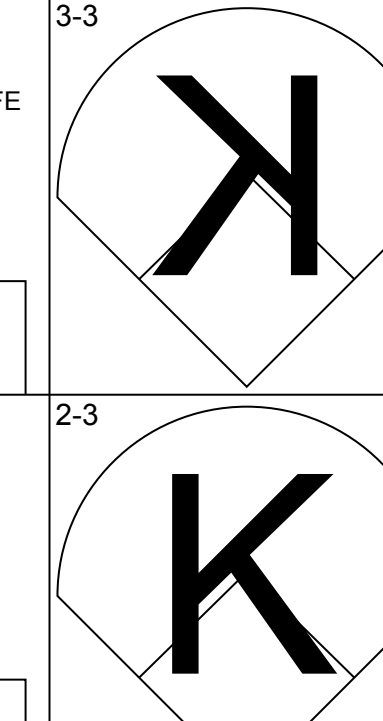
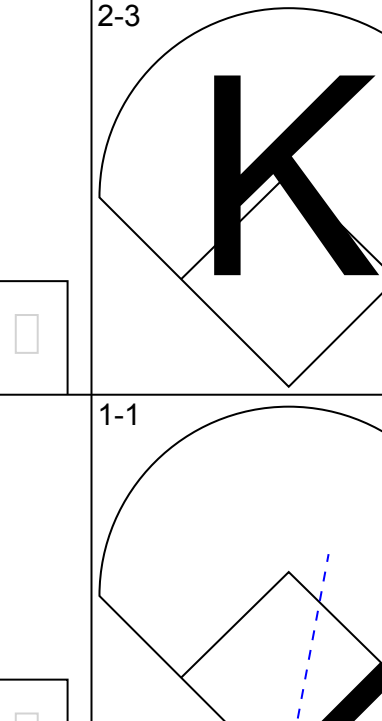

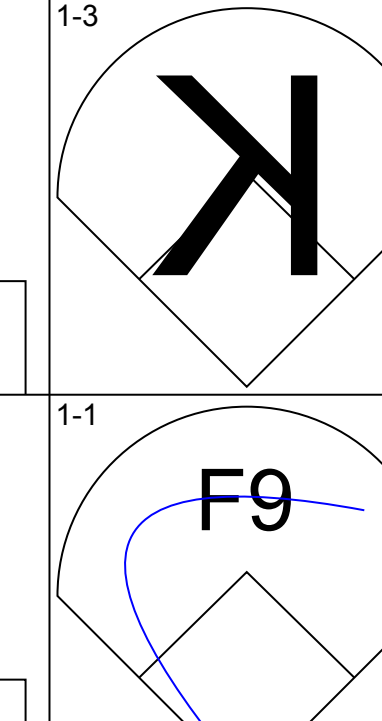
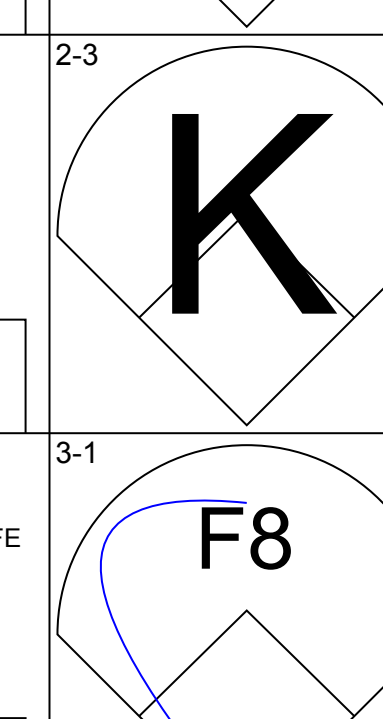
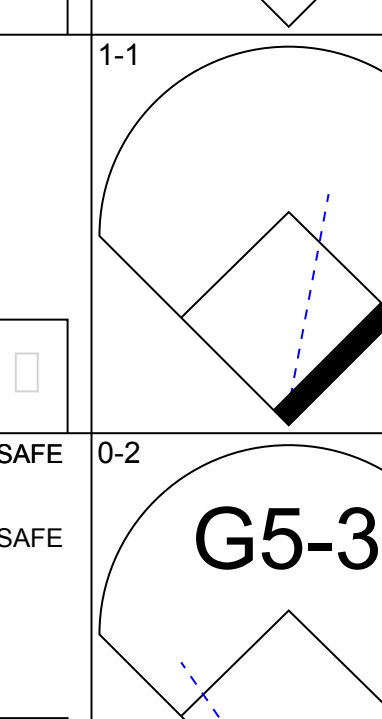

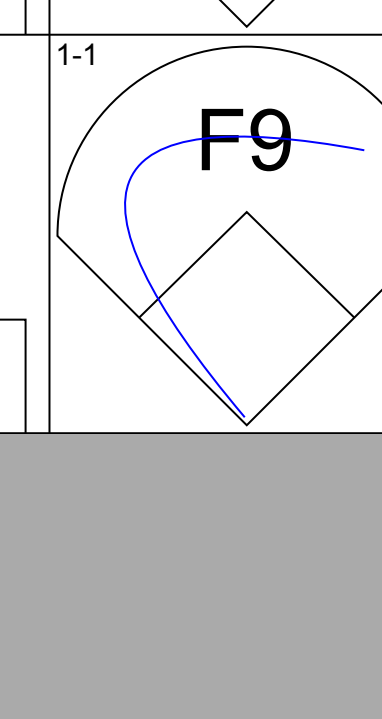
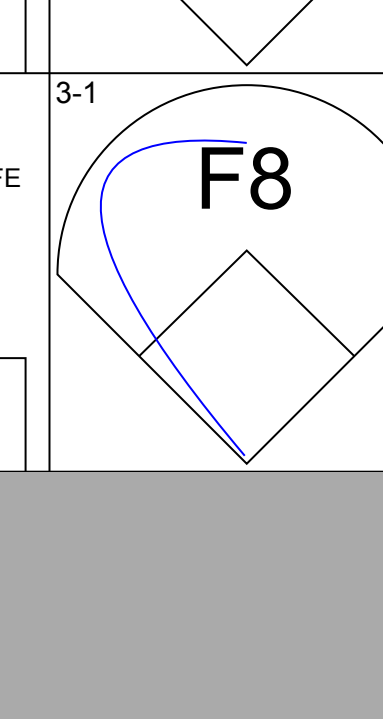
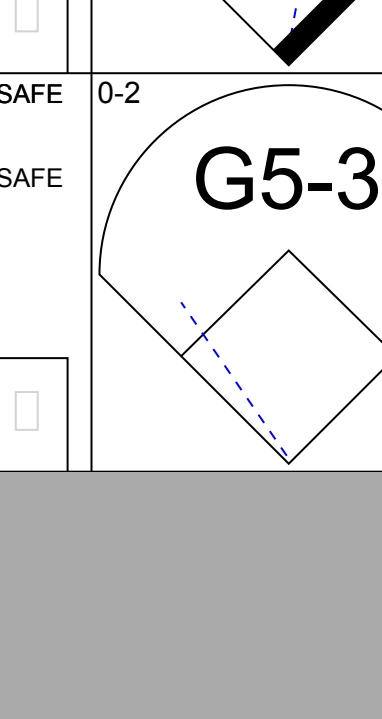

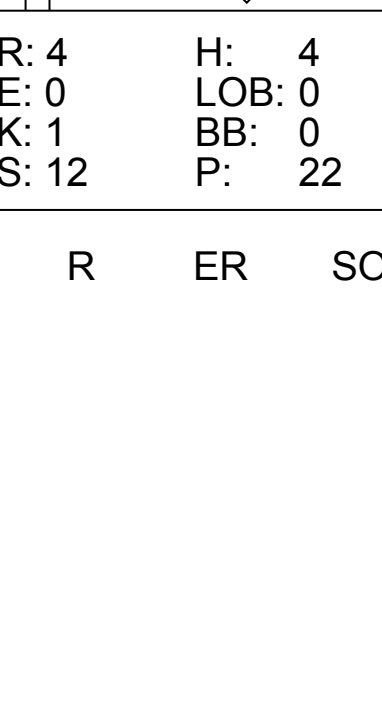
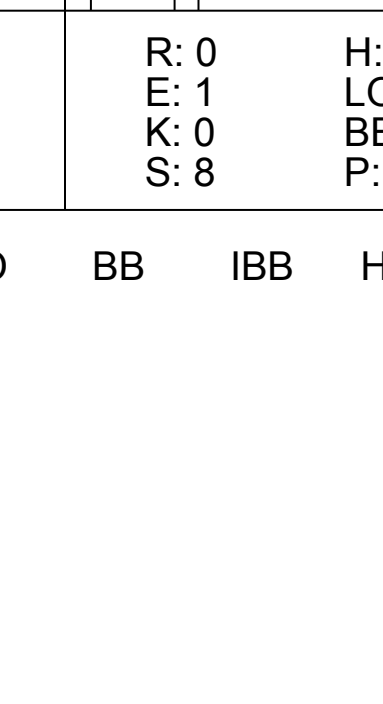
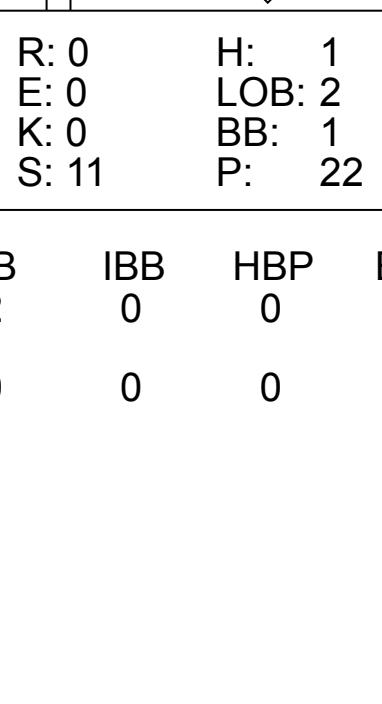

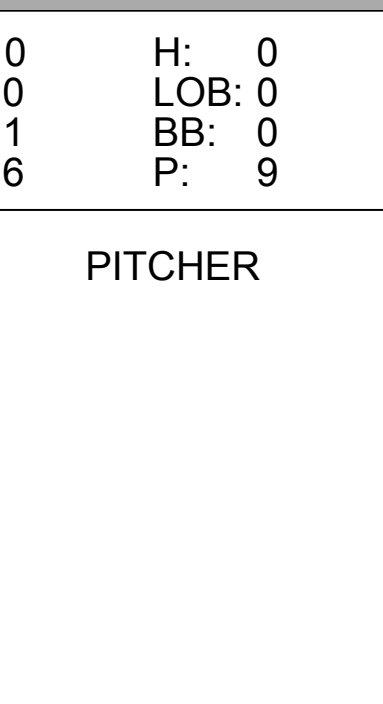
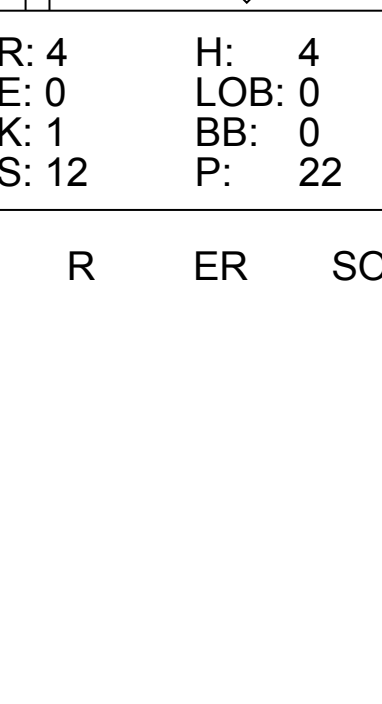




Batter	1	2	3	4	5	6	7	8	9	AB	R	H	RBI	BB	SO	LOB	TOP								
Marquis Grissom, R OBP: 0.330, SLG: 0.426										6	1	1	0	0	2	5	<b>Atlanta Braves @ Philadelphia Phillies</b> Veterans Stadium, Philadelphia, PA Mon Jul 03 1995, 7:05 PM EDT Att: 59,203 - Unknown								
Jeff Blausler, R OBP: 0.329, SLG: 0.372										6	1	1	0	0	1	5									
10 Chipper Jones, S OBP: 0.351, SLG: 0.441										3	2	0	0	3	2	0									
Fred McGriff, L OBP: 0.385, SLG: 0.489										4	2	3	1	2	1	2									
David Justice, L OBP: 0.412, SLG: 0.518										5	2	2	3	1	1	4									
Ryan Klesko, L OBP: 0.420, SLG: 0.623										3	0	1	0	1	0	2									
Mike Kelly, R OBP: 0.282, SLG: 0.355										1	1	0	0	0	1	2									
Charlie O'Brien, R OBP: 0.402, SLG: 0.581										4	1	2	3	1	0	3									
Rafael Belliard, R OBP: 0.302, SLG: 0.288										5	0	3	1	0	1	3									
Steve Avery, L OBP: 0.308, SLG: 0.500										5	0	2	1	0	2	4									
Steve Bedrosian, R OBP: 0.282, SLG: 0.355										0	0	0	0	0	0	0									
<b>Inning Stats</b>	R: 3 E: 1 K: 2 S: 20	H: 3 LOB: 2 BB: 1 P: 32	R: 0 E: 0 K: 2 S: 11	H: 0 LOB: 0 BB: 0 P: 16	R: 0 E: 0 K: 1 S: 11	H: 0 LOB: 1 BB: 1 P: 21	R: 0 E: 0 K: 0 S: 9	H: 1 LOB: 2 BB: 1 P: 14	R: 2 E: 0 K: 1 S: 10	H: 1 LOB: 1 BB: 3 P: 23	R: 1 E: 0 K: 2 S: 15	H: 2 LOB: 2 BB: 1 P: 24	R: 1 E: 0 K: 1 S: 10	H: 3 LOB: 2 BB: 0 P: 16	R: 3 E: 0 K: 1 S: 22	H: 4 LOB: 2 BB: 1 P: 36	R: 0 E: 0 K: 1 S: 11	H: 1 LOB: 1 BB: 0 P: 20	1B: 9 2B: 6 3B: 0 HR: 0	SF: 0 SAC: 0 DP: 1 HBP: 0	WP: 0 PB: 0 SB: 3 CS: 0	PA: 50			
<b>PITCHER</b>	IP WLS BF H R ER SO BB IBB HBP BLK WP HR S P ERA WHIP	IP WLS BF H R ER SO BB IBB HBP BLK WP HR S P ERA WHIP	IP WLS BF H R ER SO BB IBB HBP BLK WP HR S P ERA WHIP	IP WLS BF H R ER SO BB IBB HBP BLK WP HR S P ERA WHIP	IP WLS BF H R ER SO BB IBB HBP BLK WP HR S P ERA WHIP	IP WLS BF H R ER SO BB IBB HBP BLK WP HR S P ERA WHIP	IP WLS BF H R ER SO BB IBB HBP BLK WP HR S P ERA WHIP	IP WLS BF H R ER SO BB IBB HBP BLK WP HR S P ERA WHIP	IP WLS BF H R ER SO BB IBB HBP BLK WP HR S P ERA WHIP	IP WLS BF H R ER SO BB IBB HBP BLK WP HR S P ERA WHIP	IP WLS BF H R ER SO BB IBB HBP BLK WP HR S P ERA WHIP	IP WLS BF H R ER SO BB IBB HBP BLK WP HR S P ERA WHIP	IP WLS BF H R ER SO BB IBB HBP BLK WP HR S P ERA WHIP	IP WLS BF H R ER SO BB IBB HBP BLK WP HR S P ERA WHIP	IP WLS BF H R ER SO BB IBB HBP BLK WP HR S P ERA WHIP	IP WLS BF H R ER SO BB IBB HBP BLK WP HR S P ERA WHIP	IP WLS BF H R ER SO BB IBB HBP BLK WP HR S P ERA WHIP	IP WLS BF H R ER SO BB IBB HBP BLK WP HR S P ERA WHIP	IP WLS BF H R ER SO BB IBB HBP BLK WP HR S P ERA WHIP	IP WLS BF H R ER SO BB IBB HBP BLK WP HR S P ERA WHIP	IP WLS BF H R ER SO BB IBB HBP BLK WP HR S P ERA WHIP	IP WLS BF H R ER SO BB IBB HBP BLK WP HR S P ERA WHIP	IP WLS BF H R ER SO BB IBB HBP BLK WP HR S P ERA WHIP	IP WLS BF H R ER SO BB IBB HBP BLK WP HR S P ERA WHIP	IP WLS BF H R ER SO BB IBB HBP BLK WP HR S P ERA WHIP

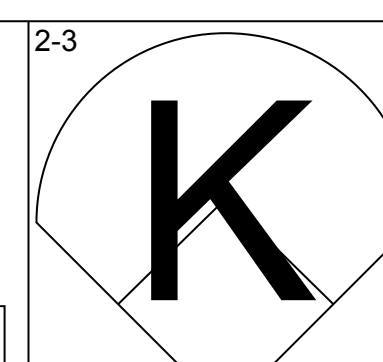
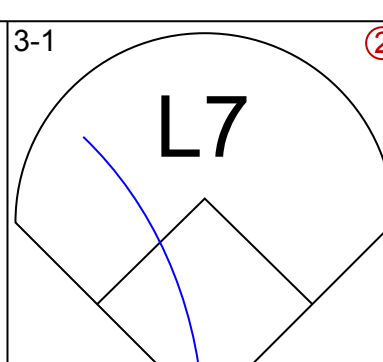
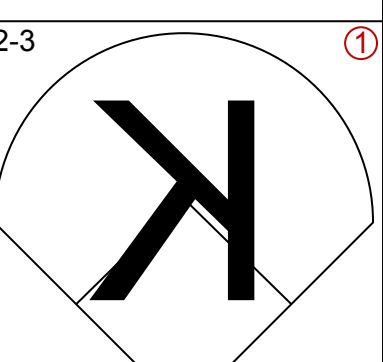
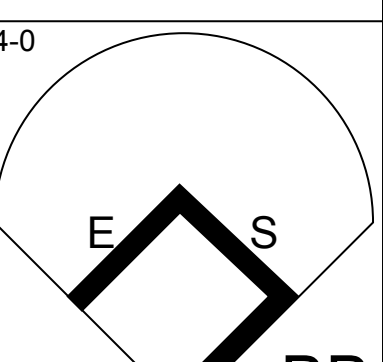
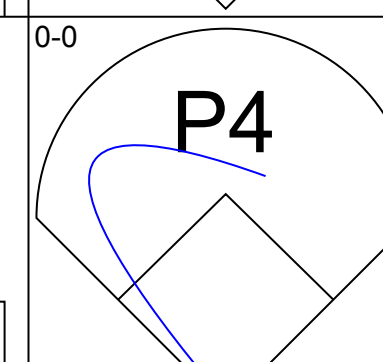
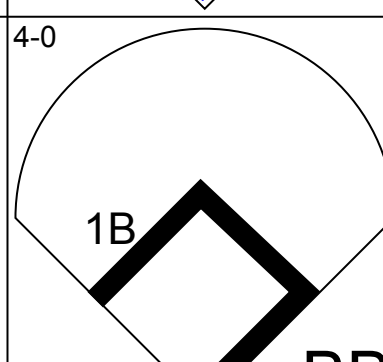
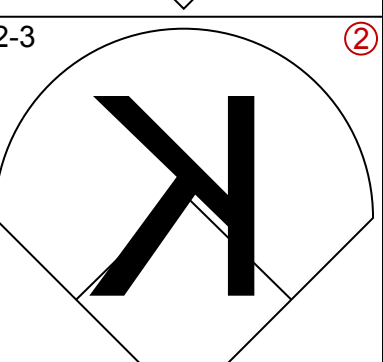
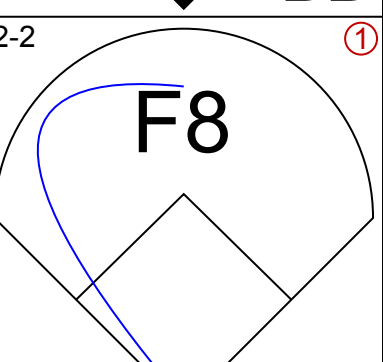
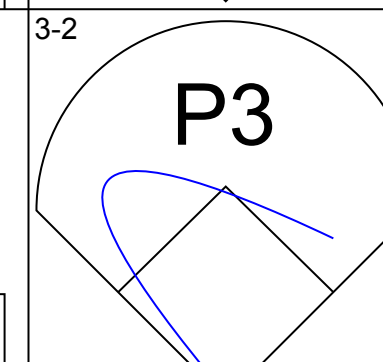
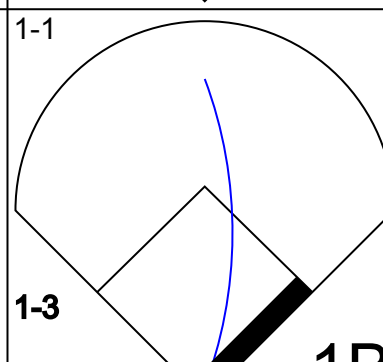
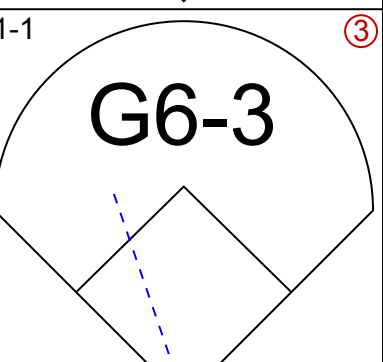
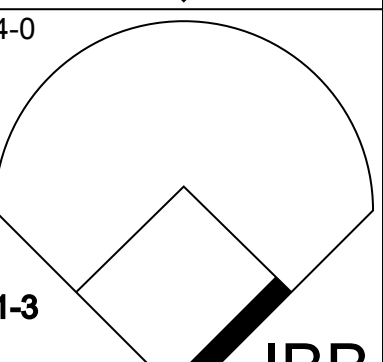
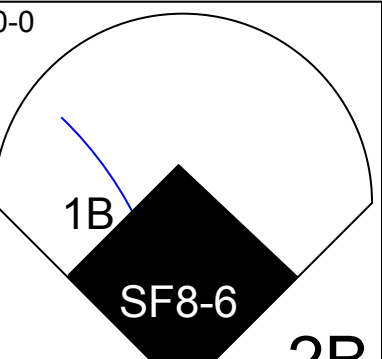
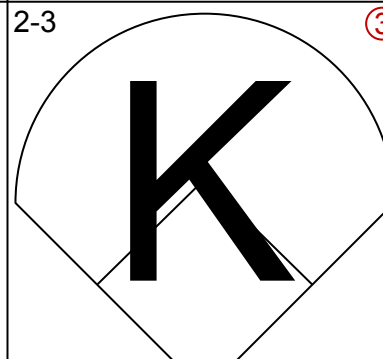
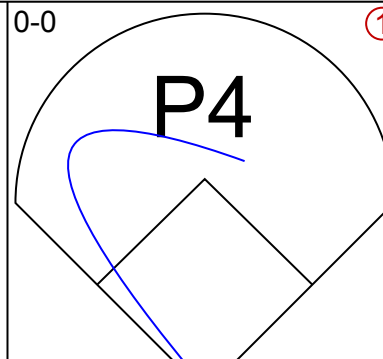
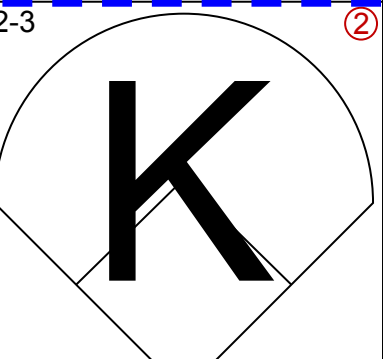
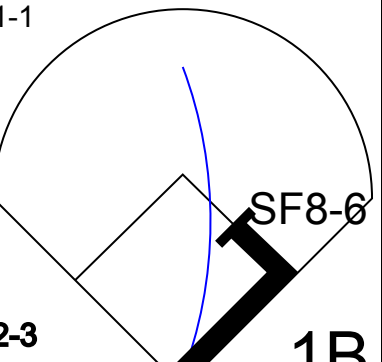
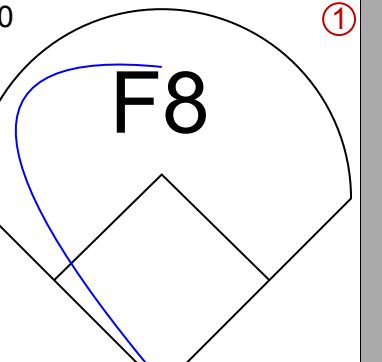
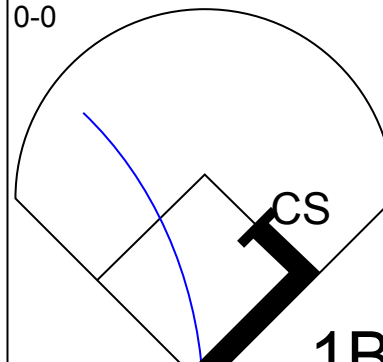
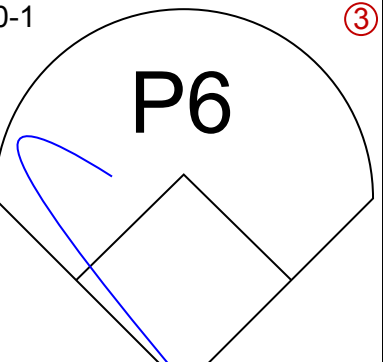
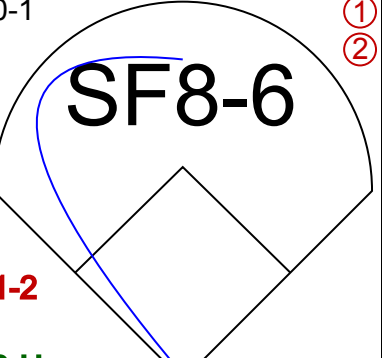
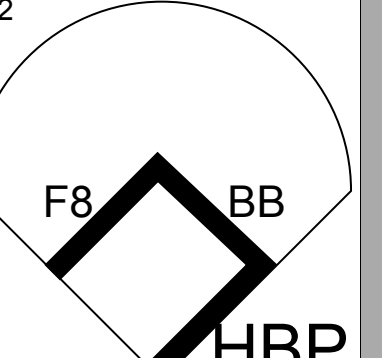
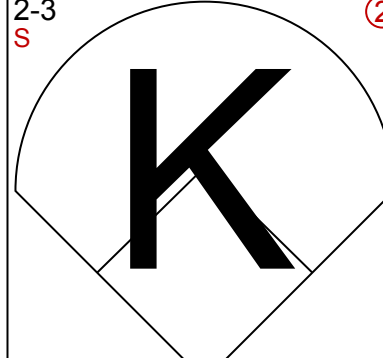
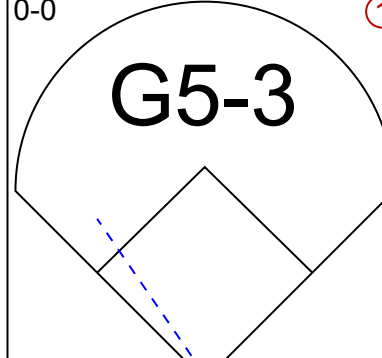
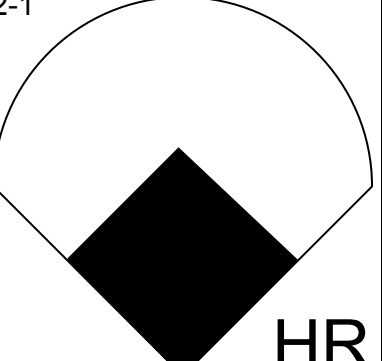
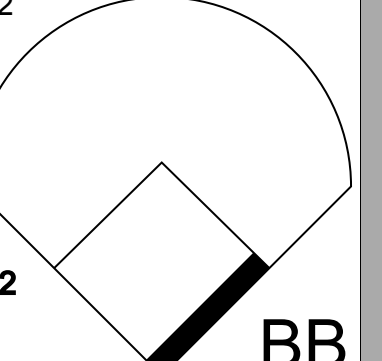
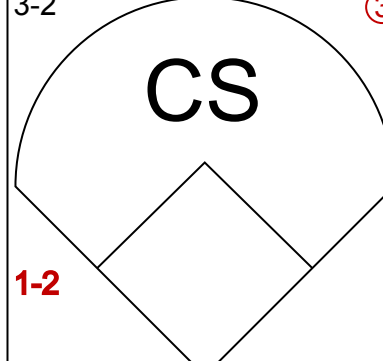
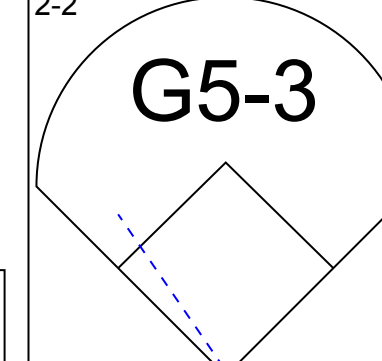
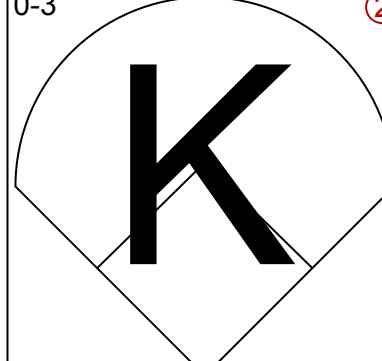
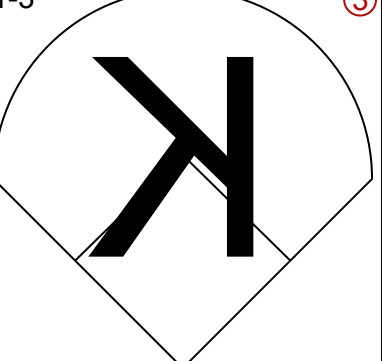
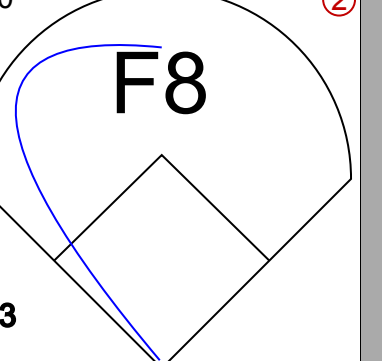
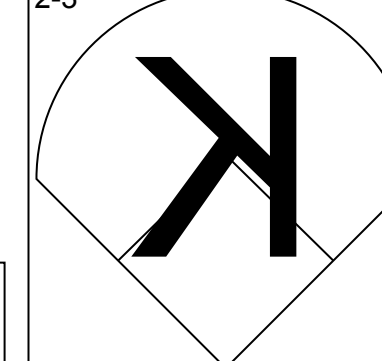
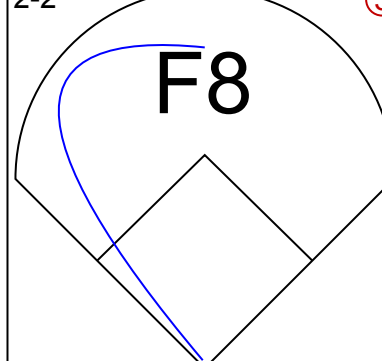
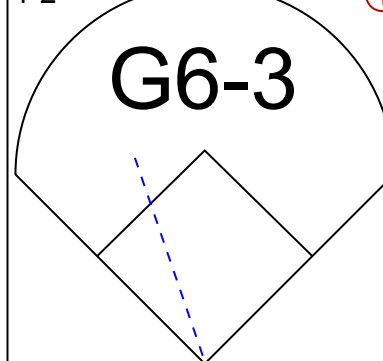

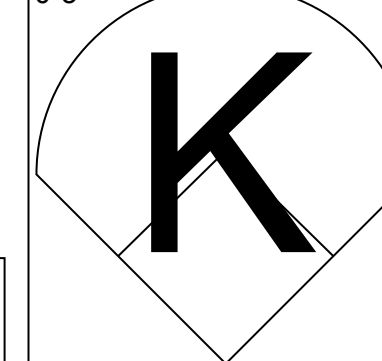
AB	42
R	10
H	15
RBI	9
BB	8
SO	11
LOB	30

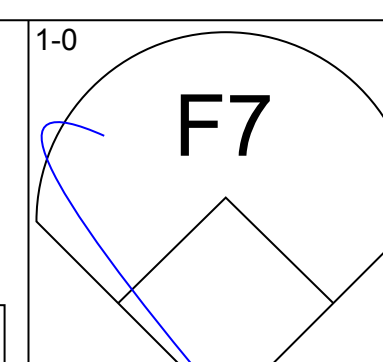
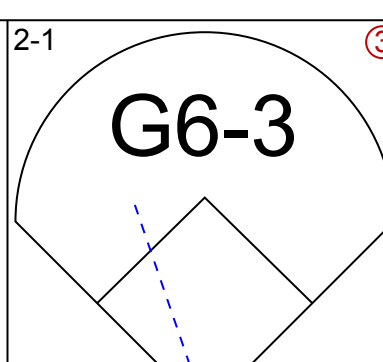
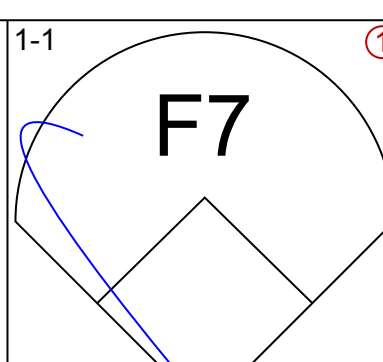
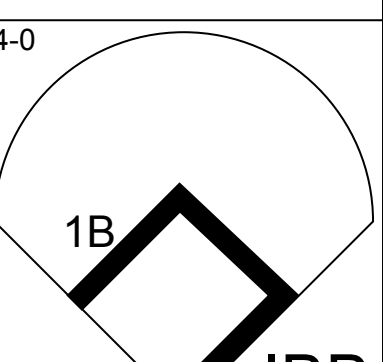
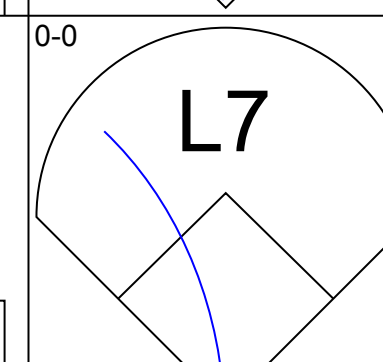
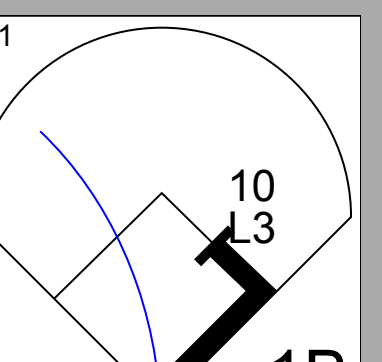
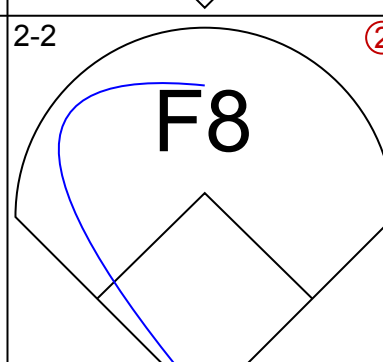
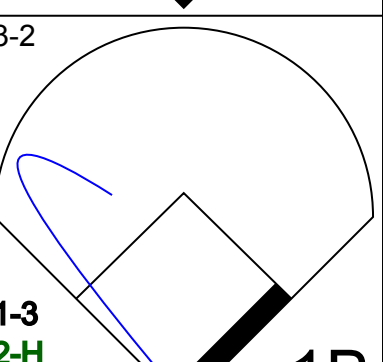
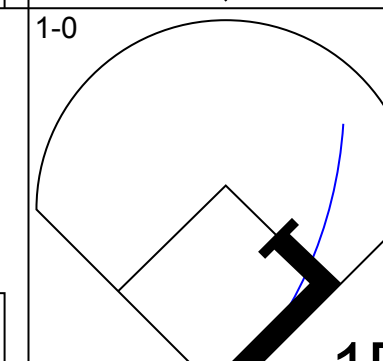
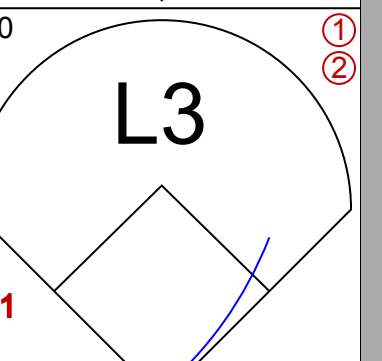
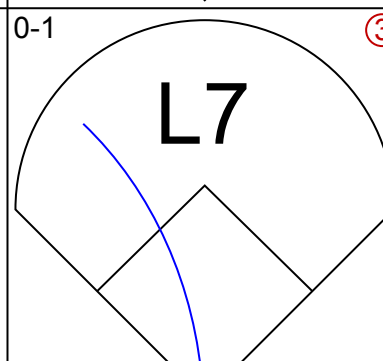
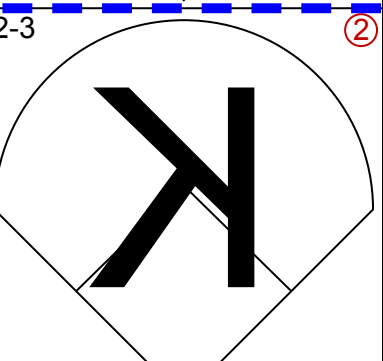
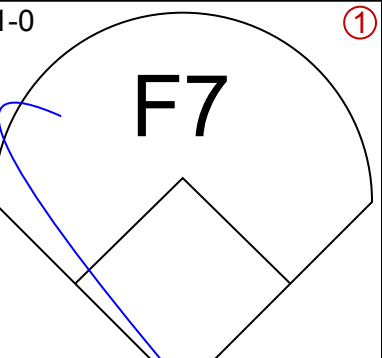
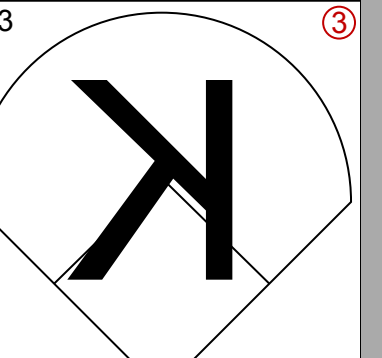
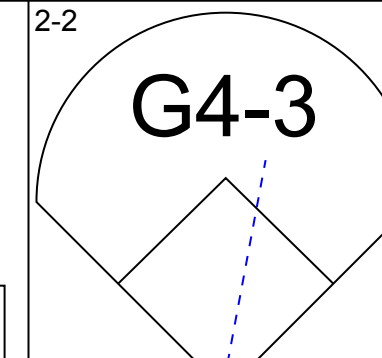
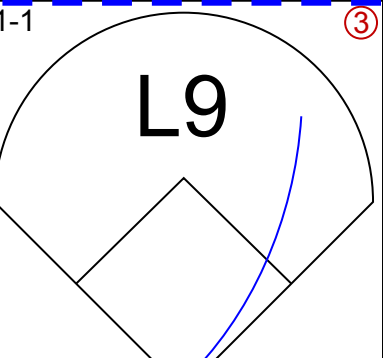
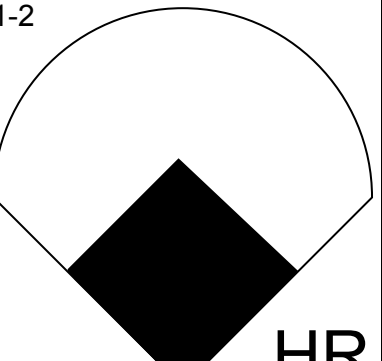
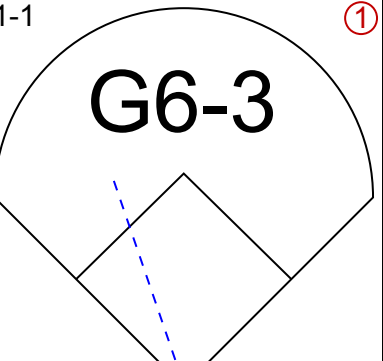
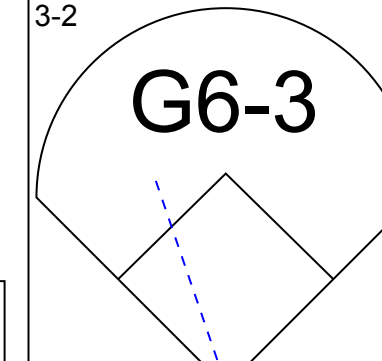
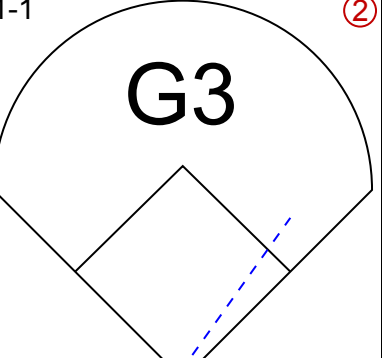
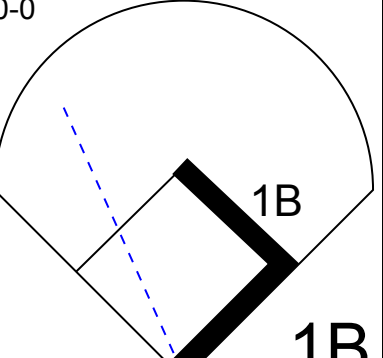
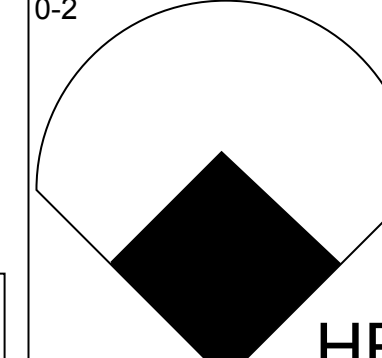

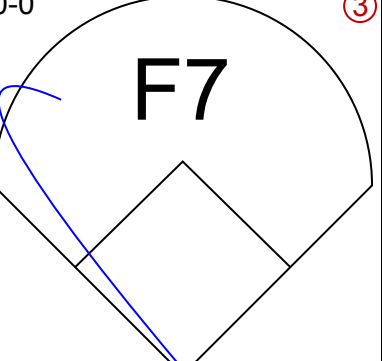
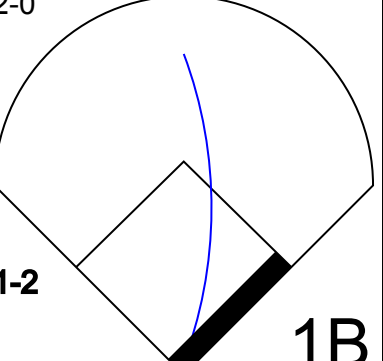
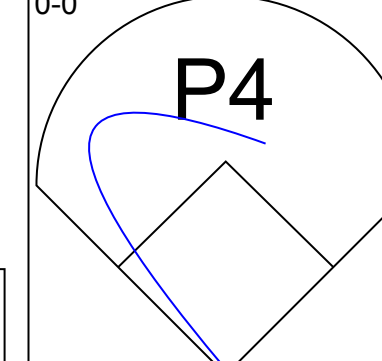
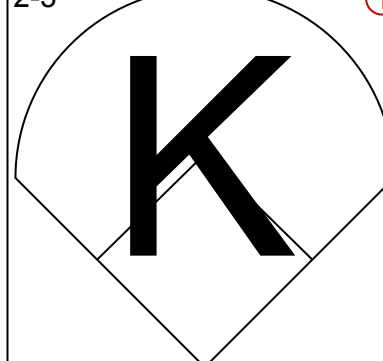
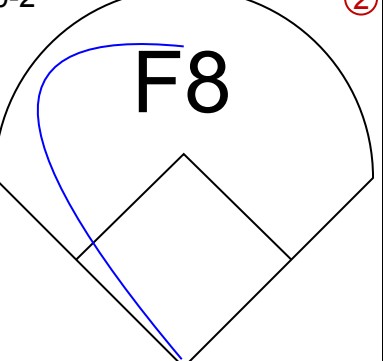
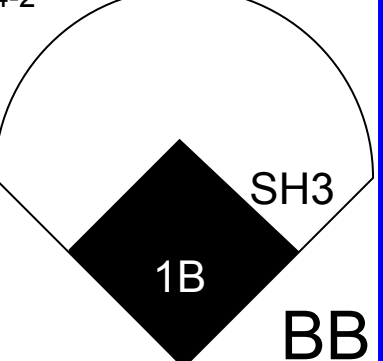
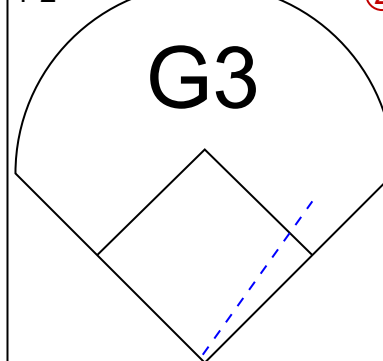
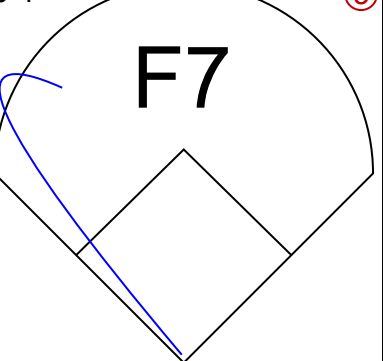
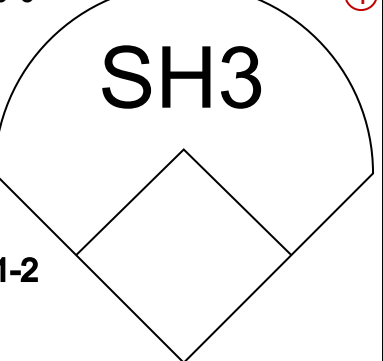


Batter	1	2	3	4	5	6	7	8	9	AB	R	H	RBI	BB	SO	LOB	BOTTOM								
Lenny Dykstra, L OBP: 0.342, SLG: 0.317										4	1	1	0	1	0	1	<b>Atlanta Braves @ Philadelphia Phillies</b> Veterans Stadium, Philadelphia, PA Mon Jul 03 1995, 7:05 PM EDT Att: 59,203 - Unknown								
Mickey Morandini, L OBP: 0.342, SLG: 0.426										4	1	2	1	0	1	2									
Gregg Jefferies, S OBP: 0.309, SLG: 0.392										4	1	1	0	0	0	3									
Dave Hollins, S OBP: 0.410, SLG: 0.409										3	1	1	3	1	0	0									
Darren Daulton, L OBP: 0.351, SLG: 0.385										4	0	0	0	0	3	1									
Charlie Hayes, R OBP: 0.388, SLG: 0.450										4	0	2	0	0	1	1									
Dave Gallagher, R OBP: 0.372, SLG: 0.409										4	0	1	0	0	0	3									
Kevin Stocker, S OBP: 0.304, SLG: 0.240										3	0	1	0	0	0	1									
Tommy Greene, R OBP: 0.324, SLG: 0.541										0	0	0	0	0	0	0									
Curt Schilling, R OBP: 0.161, SLG: 0.194										0	0	0	0	0	0	0									
Mike Williams, R OBP: 0.200, SLG: 0.200										1	0	0	0	0	0	0									
Randy Ready, R OBP: 0.233, SLG: 0.148										0	0	0	0	0	0	0									
Kyle Abbott, L OBP: 0.500, SLG: 0.500										2	0	0	0	0	0	1									
Mariano Duncan, R OBP: 0.274, SLG: 0.378										0	0	0	0	0	0	0									
<b>Inning Stats</b>	R: 0 E: 0 K: 0 S: 6	H: 1 LOB: 0 BB: 0 P: 6	R: 0 E: 0 K: 2 S: 11	H: 0 LOB: 1 BB: 1 P: 23	R: 0 E: 0 K: 0 S: 11	H: 1 LOB: 2 BB: 1 P: 22	R: 0 E: 0 K: 1 S: 9	H: 1 LOB: 1 BB: 0 P: 12	R: 0 E: 0 K: 0 S: 4	H: 0 LOB: 0 BB: 0 P: 7	R: 0 E: 0 K: 1 S: 6	H: 0 LOB: 0 BB: 0 P: 9	R: 0 E: 0 K: 0 S: 11	H: 1 LOB: 1 BB: 0 P: 15	R: 4 E: 0 K: 1 S: 12	H: 4 LOB: 0 BB: 0 P: 22	R: 0 E: 1 K: 0 S: 8	H: 1 LOB: 1 BB: 0 P: 13	1B: 7 2B: 1 3B: 0 HR: 1	SF: 0 SAC: 1 DP: 1 HBP: 0	WP: 0 PB: 0 SB: 0 CS: 0	PA: 37			
<b>PITCHER</b>	IP WLS BF H R ER SO BB IBB HBP BLK WP HR S P ERA WHIP	IP WLS BF H R ER SO BB IBB HBP BLK WP HR S P ERA WHIP	IP WLS BF H R ER SO BB IBB HBP BLK WP HR S P ERA WHIP	IP WLS BF H R ER SO BB IBB HBP BLK WP HR S P ERA WHIP	IP WLS BF H R ER SO BB IBB HBP BLK WP HR S P ERA WHIP	IP WLS BF H R ER SO BB IBB HBP BLK WP HR S P ERA WHIP	IP WLS BF H R ER SO BB IBB HBP BLK WP HR S P ERA WHIP	IP WLS BF H R ER SO BB IBB HBP BLK WP HR S P ERA WHIP	IP WLS BF H R ER SO BB IBB HBP BLK WP HR S P ERA WHIP	IP WLS BF H R ER SO BB IBB HBP BLK WP HR S P ERA WHIP	IP WLS BF H R ER SO BB IBB HBP BLK WP HR S P ERA WHIP	IP WLS BF H R ER SO BB IBB HBP BLK WP HR S P ERA WHIP	IP WLS BF H R ER SO BB IBB HBP BLK WP HR S P ERA WHIP	IP WLS BF H R ER SO BB IBB HBP BLK WP HR S P ERA WHIP	IP WLS BF H R ER SO BB IBB HBP BLK WP HR S P ERA WHIP	IP WLS BF H R ER SO BB IBB HBP BLK WP HR S P ERA WHIP	IP WLS BF H R ER SO BB IBB HBP BLK WP HR S P ERA WHIP	IP WLS BF H R ER SO BB IBB HBP BLK WP HR S P ERA WHIP	IP WLS BF H R ER SO BB IBB HBP BLK WP HR S P ERA WHIP	IP WLS BF H R ER SO BB IBB HBP BLK WP HR S P ERA WHIP	IP WLS BF H R ER SO BB IBB HBP BLK WP HR S P ERA WHIP	IP WLS BF H R ER SO BB IBB HBP BLK WP HR S P ERA WHIP	IP WLS BF H R ER SO BB IBB HBP BLK WP HR S P ERA WHIP	IP WLS BF H R ER SO BB IBB HBP BLK WP HR S P ERA WHIP	IP WLS BF H R ER SO BB IBB HBP BLK WP HR S P ERA WHIP







Batter	1	2	3	4	5	6	7	8	9	AB	R	H	RBI	BB	SO	LOB	TOP			
<b>Delino DeShields, L</b> (1.4) OBP: 0.337, SLG: 0.539										3	0	0	0	1	2	0	<b>Los Angeles Dodgers @ Atlanta Braves</b> Atlanta-Fulton County Stadium, Atlanta, GA Tue Jul 04 1995, 7:05 PM EDT Att: 49,104 - Unknown - 83 F			
<b>Jose Offerman, S</b> (1.6) OBP: 0.417, SLG: 0.406										3	0	0	0	1	1					
<b>Mike Piazza, R</b> (1.2) OBP: 0.444, SLG: 0.707										3	0	1	0	1	0	0				
<b>Eric Karros, R</b> (1.3) OBP: 0.377, SLG: 0.538										4	1	1	0	0	2	4				
<b>Roberto Kelly, R</b> (1.8) OBP: 0.309, SLG: 0.341										4	0	2	0	0	0	2				
<b>Raul Mondesi, R</b> (1.9) OBP: 0.370, SLG: 0.560										2	0	0	1	0	1					
<b>Tim Wallach, R</b> (1.5) OBP: 0.346, SLG: 0.431										3	1	1	1	1	1	0				
<b>Billy Ashley, R</b> (1.7) OBP: 0.337, SLG: 0.409										3	0	0	0	0	2	2				
<b>Roger Cedeno, S</b> (7.7)										0	0	0	0	0	0	0				
<b>Dave Hansen, L</b> (9. PH) OBP: 0.375, SLG: 0.351										1	0	0	0	0	0	0				
<b>Ismael Valdez, R</b> (1.1) OBP: 0.107, SLG: 0.107										3	0	0	0	0	2	2				
<b>Pedro Astacio, R</b> (8.1) OBP: 0.190, SLG: 0.200										0	0	0	0	0	0	0				
<b>John Cummings, L</b> (8.1)										0	0	0	0	0	0	0				
<b>Inning Stats</b>	R: 0 E: 0 K: 1 S: 9	H: 0 LOB: 0 BB: 0 P: 14	R: 2 E: 0 K: 1 S: 10	H: 3 LOB: 0 BB: 0 P: 14	R: 0 E: 0 K: 1 S: 11	H: 1 LOB: 2 BB: 1 P: 22	R: 0 E: 0 K: 1 S: 10	H: 0 LOB: 0 BB: 0 P: 19	R: 0 E: 0 K: 2 S: 9	H: 1 LOB: 0 BB: 0 P: 16	R: 0 E: 0 K: 1 S: 11	H: 0 LOB: 0 BB: 0 P: 13	R: 0 E: 0 K: 1 S: 8	H: 0 LOB: 2 BB: 2 P: 20	R: 0 E: 0 K: 1 S: 7	H: 0 LOB: 0 BB: 0 P: 9	1B: 3 2B: 2 3B: 0 HR: 1	SF: 1 SAC: 0 DP: 1 HBP: 1	WP: 0 PA: 36 PB: 0 SB: 1 CS: 1	
<b>PITCHER</b>	IP	WLS	BF	H	R	ER	SO	BB	IBB	HBP	BLK	WP	HR	S	P	ERA	WHIP			
<b>Kent Mercker, L</b> (1.1) ERA: 4.54	6.0		24	5	2	2	7	2	0	1	0	0	1	60	99	3.00	1.167			
<b>Greg McMichael, R</b> (7.1) ERA: 3.11	1.1		6	0	0	0	2	1	1	0	0	0	0	12	26	0.00	0.750			
<b>Brad Clontz, R</b> (8.1) ERA: 4.44	0.2	W	2	0	0	0	1	0	0	0	0	0	0	5	7	0.00	0.000			
<b>Mark Wohlers, R</b> (9.1) ERA: 3.08	1.0	S	3	0	0	0	1	0	0	0	0	0	0	7	9	0.00	0.000			

Batter	1	2	3	4	5	6	7	8	9	AB	R	H	RBI	BB	SO	LOB	BOTTOM			
<b>Marquis Grissom, R</b> (1.8) OBP: 0.329, SLG: 0.421										3	0	0	0	1	0	0	<b>Los Angeles Dodgers @ Atlanta Braves</b> Atlanta-Fulton County Stadium, Atlanta, GA Tue Jul 04 1995, 7:05 PM EDT Att: 49,104 - Unknown - 83 F			
<b>Jeff Blauser, R</b> (1.6) OBP: 0.331, SLG: 0.374										4	0	2	1	0	0	0				
<b>10 Chipper Jones, S</b> (1.5) OBP: 0.350, SLG: 0.438										4	0	1	0	0	1	3				
<b>Fred McGriff, L</b> (1.3) OBP: 0.379, SLG: 0.481										4	0	0	0	0	1	2				
<b>David Justice, L</b> (1.9) OBP: 0.411, SLG: 0.535										3	1	1	1	0	0	0				
<b>Ryan Klesko, L</b> (1.7) OBP: 0.425, SLG: 0.650										3	1	2	1	0	0	0				
<b>Mark Wohlers, R</b> (9.1)										0	0	0	0	0	0	0				
<b>Javy Lopez, R</b> (1.2) OBP: 0.324, SLG: 0.448										3	0	1	0	0	0	0				
<b>Rafael Belliard, R</b> (1.4) OBP: 0.291, SLG: 0.278										2	0	0	0	0	1	2				
<b>Dwight Smith, L</b> (8. PH) OBP: 0.328, SLG: 0.468										0	1	0	0	1	0	0				
<b>Mike Kelly, R</b> (9.7) OBP: 0.282, SLG: 0.355										0	0	0	0	0	0	0				
<b>Kent Mercker, L</b> (1.1) OBP: 0.115, SLG: 0.154										2	0	0	0	0	0	2				
<b>Greg McMichael, R</b> (7.1)										0	0	0	0	0	0	0				
<b>Brad Clontz, R</b> (8.1)										0	0	0	0	0	0	0				
<b>Mike Mordecai, R</b> (8. PH) OBP: 0.278, SLG: 0.444										0	0	0	0	0	0	0				
<b>Inning Stats</b>	R: 0 E: 0 K: 0 S: 3	H: 1 LOB: 1 BB: 0 P: 5	R: 1 E: 0 K: 0 S: 8	H: 1 LOB: 0 BB: 0 P: 11	R: 0 E: 0 K: 1 S: 8	H: 0 LOB: 0 BB: 0 P: 13	R: 0 E: 0 K: 1 S: 6	H: 1 LOB: 0 BB: 0 P: 6	R: 0 E: 0 K: 0 S: 9	H: 2 LOB: 2 BB: 0 P: 12	R: 0 E: 0 K: 0 S: 7	H: 0 LOB: 0 BB: 0 P: 10	R: 1 E: 0 K: 0 S: 10	H: 1 LOB: 0 BB: 0 P: 15	R: 1 E: 0 K: 1 S: 13	H: 1 LOB: 2 BB: 2 P: 27	1B: 5 2B: 1 3B: 0 HR: 2	SF: 0 SAC: 1 DP: 1 HBP: 0	WP: 0 PA: 31 PB: 0 SB: 0 CS: 0	
<b>PITCHER</b>	IP	WLS	BF	H	R	ER	SO	BB	IBB	HBP	BLK	WP	HR	S	P	ERA	WHIP			
<b>Ismael Valdez, R</b> (1.1) ERA: 2.63	7.1	L	29	7	3	3	2	1	0	0	0	0	0	2	58	3.68	1.091			
<b>Pedro Astacio, R</b> (8.1) ERA: 4.43	0.1		1	0	0	0	1	0	0	0	0	0	0	4	6	0.00	0.000			
<b>John Cummings, L</b> (8.1) ERA: 8.22	0.1		1	0	0	0	0	0	0	0	0	0	0	2	3	0.00	0.000			


AB 29  
R 2  
H 5  
RBI 2  
BB 4  
SO 11  
LOB 12




AB 28  
R 3  
H 7  
RBI 3  
BB 2  
SO 3  
LOB 9





Batter	1	2	3	4	5	6	7	8	9	AB	R	H	RBI	BB	SO	LOB	TOP								
<b>Delino DeShields, L</b> OBP: 0.335, SLG: 0.336 (1, 4)	1-3 K		0-0 1B		2-2 G4-3		1-3 K	2-2 G4-3		5	0	1	0	0	2	2	<b>Los Angeles Dodgers @ Atlanta Braves</b> Atlanta-Fulton County Stadium, Atlanta, GA Wed Jul 05 1995, 7:05 PM EDT Att: 36,922 - Unknown - 88 F  <b>AB 37</b> <b>R 1</b> <b>H 9</b> <b>RBI 1</b> <b>BB 3</b> <b>SO 15</b> <b>LOB 18</b> 								
<b>Jose Offerman, S</b> OBP: 0.413, SLG: 0.402 (1, 6)	1-0 1B		0-0 F8		2-3 K		0-3 K		0-3 K	5	0	1	0	0	3	2									
<b>Mike Piazza, R</b> OBP: 0.442, SLG: 0.695 (1, 2)	1-3 K		1-0 1B		1-1 E3		4-1 WP 1B BB		0-3 K	4	0	1	1	1	2	1									
<b>Eric Karros, R</b> OBP: 0.374, SLG: 0.531 (1, 3)	1-2 G5-3		1-3 K2-3		2-3 K		0-0 WP 1B		1-3 K	5	0	1	0	0	3	4									
<b>Roberto Kelly, R</b> OBP: 0.305, SLG: 0.336 (1, 8)		3-2 P6		1-3 K		0-2 G3		2-0 G6-3		4	0	0	0	0	1	2									
<b>Raul Mondesi, R</b> OBP: 0.388, SLG: 0.555 (1, 9)		1-3 K		0-1 1B		0-0 F8		3-2 F9		4	0	1	0	0	1	0									
<b>Tim Wallach, R</b> OBP: 0.350, SLG: 0.440 (1, 5)		2-3 K		2-2 1B		0-1 2B		0-1 F8		4	0	2	0	0	1	0									
<b>Billy Ashley, R</b> OBP: 0.345, SLG: 0.420 (8, PR)			1-2 1B		3-3 K		4-0 IBB		1-1 2B	3	0	2	0	1	1	2									
<b>Roger Cedeno, S</b> (8, PR)			0-0 1B		3-3 K				1-1 2B	0	0	0	0	0	0	0									
<b>Hideo Nomo, R</b> (1, 1)			0-0 1B		3-3 K		0-2 G4-3		4-0 IBB	3	1	0	0	0	1	5									
<b>Dave Hansen, L</b> OBP: 0.382, SLG: 0.351 (8, PH)			FC5-2-6 1B							0	0	0	0	1	0	0									
<b>John Cummings, L</b> (8, 1)										0	0	0	0	0	0	0									
<b>Pedro Astacio, R</b> OBP: 0.190, SLG: 0.200 (8, 1)										0	0	0	0	0	0	0									
<b>Rudy Seanez, R</b> (9, 1)										0	0	0	0	0	0	0									
<b>Inning Stats</b>	R: 0 E: 0 K: 2 S: 11	H: 1 LOB: 1 BB: 0 P: 15	R: 0 E: 0 K: 2 S: 9	H: 0 LOB: 0 BB: 0 P: 15	R: 1 E: 0 K: 1 S: 11	H: 3 LOB: 2 BB: 0 P: 14	R: 0 E: 0 K: 3 S: 16	H: 2 LOB: 2 BB: 0 P: 25	R: 0 E: 1 K: 2 S: 12	H: 0 LOB: 1 BB: 1 P: 19	R: 0 E: 0 K: 0 S: 9	H: 1 LOB: 2 BB: 1 P: 13	R: 0 E: 0 K: 2 S: 9	H: 1 LOB: 2 BB: 1 P: 16	R: 0 E: 0 K: 0 S: 11	H: 1 LOB: 2 BB: 1 P: 21	R: 0 E: 0 K: 3 S: 10	H: 0 LOB: 0 BB: 0 P: 11	1B: 7 2B: 2 3B: 0 HR: 0	SF: 0 SAC: 0 DP: 0 HBP: 0	WP: 2 PB: 0 SB: 0 CS: 0	PA: 40			
<b>PITCHER</b>	IP	WLS	BF	H	R	ER	SO	BB	IBB	HBP	BLK	WP	HR	S	P	ERA	WHIP								
<b>29 John Smoltz, R</b> ERA: 2.84	(1, 1)	8.0	37	9	1	1	12	1	2	0	0	2	0	88	138	1.12	1.250								
<b>Mark Wohlers, R</b> ERA: 2.96	(9, 1)	1.0	W 3	0	0	0	3	0	0	0	0	0	0	10	11	0.00	0.000								


Batter	1	2	3	4	5	6	7	8	9	AB	R	H	RBI	BB	SO	LOB	BOTTOM								
<b>Marquis Grissom, R</b> OBP: 0.330, SLG: 0.418 (1, 8)	4-0 1B WP BB		2-3 K		0-2 F9		0-2 E6 10 BB		2-0 1B 10 HR	4	2	1	0	1	1	1	<b>Los Angeles Dodgers @ Atlanta Braves</b> Atlanta-Fulton County Stadium, Atlanta, GA Wed Jul 05 1995, 7:05 PM EDT Att: 36,922 - Unknown - 88 F  <b>AB 34</b> <b>R 4</b> <b>H 6</b> <b>RBI 3</b> <b>BB 5</b> <b>SO 10</b> <b>LOB 20</b> 								
<b>Jeff Blauser, R</b> OBP: 0.332, SLG: 0.375 (1, 6)	2-1 1B 10 S		2-0 E7		3-1 F7		0-3 K		1-1 1B 10 HR	5	1	2	0	0	1	2									
<b>10 Chipper Jones, S</b> OBP: 0.351, SLG: 0.447 (1, 5)	3-3 K		2-3 K		1-0 F8		4-1 BB		2-0 HR	4	1	1	3	1	2	3									
<b>Fred McGriff, L</b> OBP: 0.374, SLG: 0.472 (1, 3)	2-3 K2-3		1-1 E1		1-1 G6-3		0-1 P5			4	0	0	0	0	1	6									
<b>David Justice, L</b> OBP: 0.413, SLG: 0.527 (1, 9)	4-1 BB		0-1 F7		4-1 FC6-4 BB		2-2 G3			2	0	0	0	2	0	2									
<b>Ryan Klesko, L</b> OBP: 0.413, SLG: 0.628 (1, 7)	2-3 K		2-3 K		2-3 K		0-3 K		0-0 G4-3	4	0	0	0	0	3	3									
<b>Javy Lopez, R</b> OBP: 0.322, SLG: 0.444 (1, 2)		0-2 F8		1-1 FC9-6 1B		0-0 FC6-4		3-2 P4		4	0	1	0	0	0	1									
<b>Rafael Belliard, R</b> OBP: 0.276, SLG: 0.263 (9, PH)		0-0 F9		0-0 FC9-6		0-1 G4-3		2-0 F8		3	0	0	0	0	0	1									
<b>Dwight Smith, L</b> OBP: 0.324, SLG: 0.460 (9, PH)				1-2 1B						1	0	0	0	0	0	0									
<b>29 John Smoltz, R</b> OBP: 0.219, SLG: 0.038 Mark Wohlers, R (9, 1)				1-3 K		4-2 10 BB E BB		3-2 1B		2	0	0	0	1	2	1									
<b>Jose Oliva, R</b> OBP: 0.205, SLG: 0.349 (9, PH)										1	0	1	0	0	0	0									
<b>Mike Kelly, R</b> OBP: 0.282, SLG: 0.355 (9, PR)										0	0	0	0	0	0	0									
<b>Inning Stats</b>	R: 1 E: 0 K: 3 S: 14	H: 1 LOB: 2 BB: 2 P: 31	R: 0 E: 0 K: 1 S: 8	H: 0 LOB: 0 BB: 0 P: 11	R: 0 E: 0 K: 2 S: 12	H: 0 LOB: 2 BB: 0 P: 19	R: 0 E: 0 K: 2 S: 10	H: 1 LOB: 1 BB: 0 P: 14	R: 0 E: 0 K: 0 S: 6	H: 0 LOB: 0 BB: 0 P: 10	R: 0 E: 0 K: 1 S: 7	H: 0 LOB: 3 BB: 1 P: 12	R: 0 E: 1 K: 1 S: 15	H: 0 LOB: 2 BB: 2 P: 23	R: 0 E: 0 K: 0 S: 7	H: 0 LOB: 0 BB: 0 P: 12		R: 3 E: 0 K: 0 S: 10	H: 4 LOB: 1 BB: 0 P: 20	1B: 5 2B: 0 3B: 0 HR: 1	SF: 0 SAC: 0 DP: 0 HBP: 0	WP: 1 PB: 0 SB: 1 CS: 1	PA: 39		
<b>PITCHER</b>	IP	WLS	BF	H	R	ER	SO	BB	IBB	HBP	BLK	WP	HR	S	P	ERA	WHIP								
<b>Hideo Nomo, R</b> ERA: 1.99	(1, 1)	7.0	31	2	1	1	10	5	0	0	0	0	0	4	6	0.00	0.000								
<b>John Cummings, L</b> ERA: 7.56	(8, 1)	0.2	2	0	0	0	0	0	0	0	0	0	0	4	6	0.00	0.000								
<b>Pedro Astacio, R</b> ERA: 4.63	(8, 1)	1.0	L 5	3	2	2	0	0	0	0	0	0	0	12	23	18.00	3.000								
<b>Rudy Seanez, R</b> ERA: 4.79	(9, 1)	0.0	1	1	1	1	0	0	0	0	0	0	1	1	3	∞	∞								




Batter	1	2	3	4	5	6	7	8	9	AB	R	H	RBI	BB	SO	LOB	TOP				
<b>Delino DeShields, L</b> (1,4) OBP: 0.330, SLG: 0.331	G6-3			K		G1-3			G4-3	4	0	0	0	0	1	0	<b>Los Angeles Dodgers @ Atlanta Braves</b> Atlanta-Fulton County Stadium, Atlanta, GA Thu Jul 06 1995, 7:05 PM EDT Att: 38,497 - Unknown				
<b>Jose Offerman, S</b> (1,6) OBP: 0.407, SLG: 0.395	P5			K		K			G4-3	4	0	0	0	0	2	0					
<b>Raul Mondesi, R</b> (1,9) OBP: 0.368, SLG: 0.553	F8			P4					G1-6-3 1B	3	0	1	0	0	0	0					
<b>Mike Piazza, R</b> (1,2) OBP: 0.440, SLG: 0.688		G4-3				G5-4-3 1B			K	3	0	1	0	0	1	1					
<b>Tim Wallach, R</b> (1,3) OBP: 0.344, SLG: 0.431		G5-3				G5-4-3 1-2			G1-6-3 1-2	3	0	0	0	0	0	2					
<b>Roberto Kelly, R</b> (1,8) OBP: 0.305, SLG: 0.336		G4-3				1B			G4-3	3	0	1	0	0	0	0					
<b>Dave Hansen, L</b> (1,5) OBP: 0.391, SLG: 0.364				G6-4-3 1B		1B			L6	3	0	2	0	0	0	0					
<b>Chris Gwynn, L</b> (1,7) OBP: 0.292, SLG: 0.356				G6-4-3 1-2		G3			K	3	0	0	0	0	1	3					
<b>Roger Cedeno, S</b> (9,7)										0	0	0	0	0	0	0					
<b>Tom Candiotti, R</b> (1,1) OBP: 0.156, SLG: 0.100						G6-3			G3-1	2	0	0	0	0	1	0					
<b>Chad Fonville, S</b> (9,PH) OBP: 0.317, SLG: 0.325										1	0	0	0	0	0	0					
<b>Rudy Seanez, R</b> (9,1) OBP: 0.305, SLG: 0.336										0	0	0	0	0	0	0					
<b>John Cummings, L</b> (9,1) OBP: 0.305, SLG: 0.336										0	0	0	0	0	0	0					
<b>Inning Stats</b>	R: 0 H: 0 E: 0 K: 0 S: 9	H: 0 LOB: 0 BB: 0 P: 13	R: 0 H: 0 E: 0 K: 0 S: 6	H: 0 LOB: 0 BB: 0 P: 8	R: 0 H: 1 E: 0 K: 1 S: 9	H: 0 LOB: 0 BB: 0 P: 12	R: 0 H: 0 E: 0 K: 2 S: 8	H: 0 LOB: 0 BB: 0 P: 11	R: 0 H: 3 E: 0 K: 0 S: 10	H: 0 LOB: 2 BB: 0 P: 14	R: 0 H: 0 E: 0 K: 1 S: 5	H: 0 LOB: 0 BB: 0 P: 7	R: 0 H: 1 E: 0 K: 1 S: 8	H: 0 LOB: 0 BB: 0 P: 10	R: 0 H: 0 E: 0 K: 1 S: 10	H: 0 LOB: 0 BB: 0 P: 14	R: 0 H: 0 E: 0 K: 0 S: 8	H: 0 LOB: 0 BB: 0 P: 13	1B: 5 2B: 0 3B: 0 HR: 0	SF: 0 SAC: 0 DP: 3 HBP: 0	WP: 0 PA: 29 PB: 0 SB: 0 CS: 0
<b>PITCHER</b>	IP	WLS	BF	H	R	ER	SO	BB	IBB	HBP	BLK	WP	HR	S	P	ERA	WHIP				
<b>Greg Maddux, R</b> (1,1) ERA: 1.64	8.0		26	5	0	0	6	0	0	0	0	0	0	65	89	0.00	0.625				
<b>Greg McMichael, R</b> (9,1) ERA: 3.03	1.0	W	3	0	0	0	0	0	0	0	0	0	0	8	13	0.00	0.000				

Batter	1	2	3	4	5	6	7	8	9	AB	R	H	RBI	BB	SO	LOB	BOTTOM				
<b>Marquis Grissom, R</b> (1,8) OBP: 0.332, SLG: 0.419	G5-3			P5		2-1 1B			SH1-3 1B	4	1	2	0	0	0	0	<b>Los Angeles Dodgers @ Atlanta Braves</b> Atlanta-Fulton County Stadium, Atlanta, GA Thu Jul 06 1995, 7:05 PM EDT Att: 38,497 - Unknown				
<b>Jeff Blauser, R</b> (1,6) OBP: 0.329, SLG: 0.371	F8			K		K			SH1-3	3	0	0	0	0	2	1					
<b>10 Chipper Jones, S</b> (1,5) OBP: 0.349, SLG: 0.441	P2			G4-3					1B IBB	3	0	0	0	1	0	0					
<b>Fred McGriff, L</b> (1,3) OBP: 0.375, SLG: 0.473				K		G4-3			FC6-4 1B	4	0	2	1	0	1	0					
<b>David Justice, L</b> (1,9) OBP: 0.406, SLG: 0.517				P5		G3			F8	3	0	0	0	0	0	1					
<b>Ryan Klesko, L</b> (1,7) OBP: 0.411, SLG: 0.621				G2-3		S 1B			FC6-4 1-2	3	0	1	0	0	0	1					
<b>Charlie O'Brien, R</b> (1,2) OBP: 0.389, SLG: 0.558				K		F7			F8	3	0	0	0	0	1	1					
<b>Rafael Belliard, R</b> (1,4) OBP: 0.262, SLG: 0.250				L3					G4-3	3	0	0	0	0	0	0					
<b>Greg Maddux, R</b> (1,1) OBP: 0.200, SLG: 0.152				G6-3					P6	2	0	0	0	0	1	0					
<b>Dwight Smith, L</b> (8,PH) ERA: 5.14										1	0	0	0	0	0	0					
<b>Greg McMichael, R</b> (9,1) ERA: 7.56										0	0	0	0	0	0	0					
<b>Inning Stats</b>	R: 0 H: 0 E: 0 K: 0 S: 7	H: 0 LOB: 0 BB: 0 P: 12	R: 0 H: 0 E: 0 K: 1 S: 6	H: 0 LOB: 0 BB: 0 P: 11	R: 0 H: 0 E: 0 K: 1 S: 9	H: 0 LOB: 0 BB: 0 P: 14	R: 0 H: 0 E: 0 K: 1 S: 8	H: 0 LOB: 0 BB: 0 P: 13	R: 0 H: 1 E: 0 K: 0 S: 9	H: 1 LOB: 1 BB: 0 P: 14	R: 0 H: 1 E: 0 K: 2 S: 11	H: 1 LOB: 1 BB: 0 P: 15	R: 0 H: 1 E: 0 K: 0 S: 8	H: 1 LOB: 1 BB: 0 P: 13	R: 0 H: 0 E: 0 K: 0 S: 5	H: 0 LOB: 0 BB: 0 P: 8	R: 1 H: 2 E: 0 K: 0 S: 8	H: 2 LOB: 2 BB: 1 P: 13	1B: 5 2B: 0 3B: 0 HR: 0	SF: 0 SAC: 1 DP: 0 HBP: 0	WP: 0 PA: 31 PB: 0 SB: 1 CS: 0
<b>PITCHER</b>	IP	WLS	BF	H	R	ER	SO	BB	IBB	HBP	BLK	WP	HR	S	P	ERA	WHIP				
<b>Tom Candiotti, R</b> (1,1) ERA: 2.82	8.0		27	3	0	0	5	0	0	0	0	0	0	63	100	0.00	0.375				
<b>Rudy Seanez, R</b> (9,1) ERA: 5.14	0.1	L	3	1	1	1	0	0	1	0	0	0	0	6	11	27.00	3.000				
<b>John Cummings, L</b> (9,1) ERA: 7.56	0.0		1	1	0	0	0	0	0	0	0	0	0	2	2	∞	∞				

livebaseballscorecards.com



livebaseballscorecards.com





Batter	1	2	3	4	5	6	7	8	9	AB	R	H	RBI	BB	SO	LOB	TOP			
<b>Darren Lewis, R</b> OBP: 0.295, SLG: 0.290 (1, 8)										5	1	1	0	0	0	1	<b>San Francisco Giants @ Atlanta Braves</b> Atlanta-Fulton County Stadium, Atlanta, GA Fri Jul 07 1995, 7:05 PM EDT Att: 39,482 - Unknown  <b>livebaseballscorecards.com</b>			
<b>Mike Benjamin, R</b> OBP: 0.333, SLG: 0.456 (1, 5)										5	0	1	0	0	1	2				
<b>Barry Bonds, L</b> OBP: 0.432, SLG: 0.596 (1, 7)										4	1	2	2	0	0	1				
<b>Robby Thompson, R</b> OBP: 0.287, SLG: 0.299 (1, 4)										3	0	0	0	1	2	1				
<b>Mark Carreon, R</b> OBP: 0.321, SLG: 0.462 <b>Shawn Barton, R</b> (8, 1)										4	1	1	0	0	0	2				
<b>Royce Clayton, R</b> OBP: 0.331, SLG: 0.359 (1, 6)										3	1	1	0	1	1	0				
<b>Glenallen Hill, R</b> OBP: 0.320, SLG: 0.430 (1, 9)										4	0	3	1	0	0	0				
<b>Kirt Manwaring, R</b> OBP: 0.315, SLG: 0.307 <b>Jeff Reed, L</b> OBP: 0.386, SLG: 0.288 (9, PH)										3	0	0	0	0	1	4				
<b>Joe Roselli, R</b> OBP: 0.125, SLG: 0.125 (5, PH) <b>Tom Glavine, L</b> OBP: 0.341, SLG: 0.361 <b>Kenny Greer, R</b> (8, 1) <b>Dave Burba, R</b> (8, 1) <b>Chris Hook, R</b> (8, 1) <b>J.R. Phillips, L</b> OBP: 0.212, SLG: 0.259 (8, 3)										2	0	0	0	0	0	1				
<b>Inning Stats</b>	R: 3 E: 0 K: 1 S: 18	H: 5 LOB: 2 BB: 0 P: 28	R: 0 E: 0 K: 1 S: 8	H: 0 LOB: 0 BB: 0 P: 11	R: 0 E: 0 K: 1 S: 7	H: 0 LOB: 0 BB: 0 P: 14	R: 0 E: 0 K: 0 S: 9	H: 1 LOB: 1 BB: 0 P: 10	R: 0 E: 0 K: 1 S: 10	H: 1 LOB: 2 BB: 1 P: 15	R: 0 E: 0 K: 1 S: 7	H: 1 LOB: 1 BB: 0 P: 13	R: 0 E: 0 K: 1 S: 7	H: 0 LOB: 0 BB: 0 P: 12	R: 0 E: 0 K: 0 S: 7	H: 1 LOB: 1 BB: 0 P: 10		1B: 9 2B: 0 3B: 0 HR: 1	SF: 0 SAC: 0 DP: 1 HBP: 0	WP: 1 PB: 0 SB: 1 CS: 0
<b>PITCHER</b>	IP WLS BF H R ER SO BB IBB HBP BLK WP HR S P ERA WHIP																			
<b>Tom Glavine, L</b> ERA: 3.49 <b>Mark Wohlers, R</b> ERA: 2.95	(1, 1) (9, 1)	8.0 W 34 9 4 4 6 2 0 0 0 0 1 1 71 117 4.50 1.375																		

Batter	1	2	3	4	5	6	7	8	9	AB	R	H	RBI	BB	SO	LOB	BOTTOM			
<b>Marquis Grissom, R</b> OBP: 0.333, SLG: 0.417 (1, 8)										4	1	1	0	1	1	2	<b>San Francisco Giants @ Atlanta Braves</b> Atlanta-Fulton County Stadium, Atlanta, GA Fri Jul 07 1995, 7:05 PM EDT Att: 39,482 - Unknown  <b>livebaseballscorecards.com</b>			
<b>Jeff Blauser, R</b> OBP: 0.330, SLG: 0.368 (1, 6)										2	0	0	1	2	1	0				
<b>10 Chipper Jones, S</b> OBP: 0.357, SLG: 0.442 (1, 5)										2	0	1	0	3	0	0				
<b>Fred McGriff, L</b> OBP: 0.372, SLG: 0.467 (1, 3)										5	0	1	2	0	1	6				
<b>David Justice, L</b> OBP: 0.408, SLG: 0.516 (1, 9)										4	1	2	0	0	0	1				
<b>Javy Lopez, R</b> OBP: 0.326, SLG: 0.442 (1, 2)										3	1	1	0	1	0	2				
<b>Mike Kelly, R</b> OBP: 0.323, SLG: 0.349 <b>Ryan Klesko, L</b> OBP: 0.420, SLG: 0.624 (7, 7)										2	1	0	0	0	0	1				
<b>Rafael Belliard, R</b> OBP: 0.270, SLG: 0.258 <b>Dwight Smith, L</b> OBP: 0.314, SLG: 0.446 <b>Mike Mordecai, R</b> OBP: 0.316, SLG: 0.632 (7, 4)										2	1	1	0	0	0	0				
<b>Tom Glavine, L</b> OBP: 0.323, SLG: 0.300 <b>Jose Oliva, R</b> OBP: 0.202, SLG: 0.345 <b>Mark Wohlers, R</b> (8, 1)										3	1	2	2	0	0	0				
<b>Inning Stats</b>	R: 0 E: 0 K: 0 S: 9	H: 1 LOB: 1 BB: 0 P: 12	R: 0 E: 0 K: 0 S: 10	H: 1 LOB: 0 BB: 0 P: 14	R: 0 E: 0 K: 0 S: 6	H: 0 LOB: 0 BB: 0 P: 10	R: 0 E: 0 K: 0 S: 4	H: 0 LOB: 1 BB: 2 P: 12	R: 4 E: 1 K: 0 S: 15	H: 3 LOB: 2 BB: 3 P: 31	R: 1 E: 0 K: 1 S: 17	H: 3 LOB: 2 BB: 0 P: 24	R: 0 E: 0 K: 1 S: 7	H: 0 LOB: 0 BB: 0 P: 11	R: 3 E: 0 K: 1 S: 16	H: 3 LOB: 3 BB: 3 P: 36		1B: 10 2B: 0 3B: 0 HR: 1	SF: 1 SAC: 0 DP: 2 HBP: 0	WP: 0 PB: 0 SB: 1 CS: 0
<b>PITCHER</b>	IP WLS BF H R ER SO BB IBB HBP BLK WP HR S P ERA WHIP																			
<b>Joe Roselli, L</b> ERA: 7.15 <b>Kenny Greer, R</b> ERA: 1.93 <b>Dave Burba, R</b> ERA: 4.5 <b>Chris Hook, R</b> ERA: 5.1 <b>Shawn Barton, L</b> ERA: 1.93	(1, 1) (6, 1) (8, 1) (8, 1) (8, 1)	5.0 L 22 5 3 1 1 2 0 0 0 0 0 0 24 35 7.20 2.000																		



Batter	1	2	3	4	5	6	7	8	9	AB	R	H	RBI	BB	SO	LOB	TOP								
Darren Lewis, R OBP: 0.298, SLG: 0.305	0-1 1B 2B		1-2 1-H G6-3 3B		2-2 G5-3		0-0 SF9			3	1	2	2	0	0	0	<b>San Francisco Giants @ Atlanta Braves</b> Atlanta-Fulton County Stadium, Atlanta, GA Sat Jul 08 1995, 7:05 PM EDT Att: 49,056 - Unknown - 86 F <a href="http://livebaseballscorecards.com">livebaseballscorecards.com</a>								
Royce Clayton, R OBP: 0.330, SLG: 0.369	0-3 K		0-2 G6-3			1-0 HR	2-2 G1-3			4	1	1	2	0	1	1									
Barry Bonds, L OBP: 0.430, SLG: 0.590	1-0 FC6-4 2-3 1B		3-2 G3			0-0 F8		1-1 G3-1		4	0	1	0	0	0	0									
Mark Carreon, R OBP: 0.319, SLG: 0.455	0-0 F8		0-0 G5-3			1-0 BB 1B		2-1 F9		4	0	1	0	0	0	2									
Glenallen Hill, R OBP: 0.315, SLG: 0.423	2-2 FC6-4 1-2			0-2 F8		0-0 F9 1B		0-3 K		4	0	0	0	0	1	3									
Robby Thomson, R OBP: 0.287, SLG: 0.294		0-0 G4-3		1-1 G6-3		4-0 BB		0-0 G5-3		3	0	0	0	1	0	0									
Kirt Manwaring, R OBP: 0.309, SLG: 0.300		2-1 G6-3		2-0 G5-3		2-2 F8		1-0 G6-3		4	0	0	0	0	0	2									
Mike Benjamin, R OBP: 0.330, SLG: 0.457		0-0 F8			2-2 G5-3		1-0 SH1-4 SF9 2B		1-3 K	4	1	1	0	0	1	0									
Mark Portugal, R OBP: 0.148, SLG: 0.120			4-1 3B BB		0-0 G6-3		0-0 SH1-4			0	1	0	0	1	0	0									
Jose Bautista, R (3, 1)										1	0	0	0	0	0	0									
<b>Inning Stats</b>	R: 0 E: 0 K: 1 S: 12	H: 2 LOB: 2 BB: 0 P: 15	R: 0 E: 0 K: 0 S: 4	H: 0 LOB: 0 BB: 0 P: 6	R: 2 E: 0 K: 0 S: 12	H: 1 LOB: 0 BB: 1 P: 20	R: 0 E: 0 K: 0 S: 6	H: 0 LOB: 0 BB: 0 P: 9	R: 0 E: 0 K: 0 S: 10	H: 0 LOB: 0 BB: 0 P: 14	R: 1 E: 0 K: 0 S: 9	H: 2 LOB: 2 BB: 1 P: 17	R: 1 E: 0 K: 0 S: 7	H: 1 LOB: 0 BB: 0 P: 10	R: 0 E: 0 K: 1 S: 7	H: 0 LOB: 0 BB: 0 P: 10	R: 0 E: 0 K: 1 S: 5	H: 0 LOB: 0 BB: 0 P: 7	1B: 2 2B: 2 3B: 1 HR: 1	SF: 1 SAC: 1 DP: 0 HBP: 0	WP: 0 PB: 0 SB: 0 CS: 0	PA: 35			
<b>PITCHER</b>	IP WLS BF H R ER SO BB IBB HBP BLK WP HR S P ERA WHIP	7.0 W 29 6 4 4 1 2 0 0 0 0 1 60 91 5.14 1.143	2.0 L 6 0 0 0 2 0 0 0 0 0 0 12 17 0.00 0.000																						

Batter	1	2	3	4	5	6	7	8	9	AB	R	H	RBI	BB	SO	LOB	BOTTOM							
Marquis Grissom, R OBP: 0.331, SLG: 0.413	1-0 G4-3	1-0 G5-3	1-0 FC6-4 1B		1-0 F9			3-1 G6-3		5	0	1	0	0	0	1	<b>San Francisco Giants @ Atlanta Braves</b> Atlanta-Fulton County Stadium, Atlanta, GA Sat Jul 08 1995, 7:05 PM EDT Att: 49,056 - Unknown - 86 F <a href="http://livebaseballscorecards.com">livebaseballscorecards.com</a>							
Jeff Blauser, R OBP: 0.331, SLG: 0.372	0-2 10 HR 2B	1-1 G3-1	2-2 FC6-4 1-2		2-2 10 FC6-4 1B		0-1 F7			5	1	2	1	0	0	2								
10 Chipper Jones, S OBP: 0.358, SLG: 0.453	1-2 2H HR	1-2 G1-4-3		2-0 G4-3	1-2 FC6-4 1-2		2-0 1B			5	1	2	2	0	0	1								
Fred McGriff, L OBP: 0.373, SLG: 0.464	4-1 2B BB		2-2 HR 1B	2-0 G3		0-1 L5		3-3 K		4	2	1	0	1	1	1								
David Justice, L OBP: 0.415, SLG: 0.548	1-2 1H 2B		0-0 1H HR	1-1 2B 1B		3-2 F7				4	2	3	3	0	0	0								
Ryan Klesko, L OBP: 0.429, SLG: 0.641	4-0 IBB		1-2 1B SF8 2B	2-1 1H 2B		0-1 G6-3				3	1	2	1	1	0	0								
Charlie O'Brien, R OBP: 0.383, SLG: 0.538	0-2 P5		3-2 1B 1B HBP	0-0 P2			2-3 K			3	0	0	0	0	1	3								
Rafael Belliard, R OBP: 0.284, SLG: 0.273	2-3 K		0-1 1B 1B 1B		1-1 F9 SH5-4 1B 1B		1-0 P4			4	1	2	0	0	1	2								
Steve Avery, L OBP: 0.321, SLG: 0.630		0-0 HR		0-2 SF8	2-0 SH5-4		3-3 K			1	1	1	2	0	0	0								
Dwight Smith, L OBP: 0.310, SLG: 0.439										1	0	0	0	0	1	0								
Greg McMichael, R (8, 1)										0	0	0	0	0	0	0								
<b>Inning Stats</b>	R: 3 E: 0 K: 1 S: 18	H: 3 LOB: 2 BB: 2 P: 31	R: 1 E: 0 K: 0 S: 7	H: 1 LOB: 0 BB: 0 P: 10	R: 3 E: 0 K: 0 S: 20	H: 5 LOB: 2 BB: 0 P: 28	R: 1 E: 0 K: 0 S: 7	H: 2 LOB: 1 BB: 0 P: 14	R: 1 E: 0 K: 0 S: 10	H: 2 LOB: 1 BB: 0 P: 17	R: 0 E: 0 K: 0 S: 7	H: 0 LOB: 0 BB: 0 P: 10	R: 0 E: 0 K: 2 S: 8	H: 0 LOB: 0 BB: 0 P: 14	R: 0 E: 0 K: 1 S: 8	H: 1 LOB: 1 BB: 0 P: 16	1B: 7 2B: 4 3B: 0 HR: 3	SF: 1 SAC: 1 DP: 0 HBP: 1	WP: 0 PB: 0 SB: 0 CS: 0	PA: 40				
<b>PITCHER</b>	IP WLS BF H R ER SO BB IBB HBP BLK WP HR S P ERA WHIP	2.0 L 17 8 7 7 1 1 0 0 0 0 3 38 60 31.50 4.500	6.0 L 23 6 2 2 3 0 0 0 0 0 0 47 80 3.00 1.000																					

AB 31  
R 4  
H 6  
RBI 4  
BB 2  
SO 3  
LOB 8

AB 35  
R 9  
H 14  
RBI 9  
BB 2  
SO 4  
LOB 10























Batter	1	2	3	4	5	6	7	8	9	AB	R	H	RBI	BB	SO	LOB	TOP					
Marquis Grissom, R OBP: 0.335, SLG: 0.401	1-2 G6-4-3 1B		0-0 G6-3		1-1 F9		4-0 HR BB		4-0 E BB	3	1	1	0	2	0	0	<b>Atlanta Braves @ San Diego Padres</b> Jack Murphy Stadium, San Diego, CA Sat Jul 15 1995, 10:05 PM EDT Att: 39,737 - Sunny  <b>AB 32</b> <b>R 7</b> <b>H 6</b> <b>RBI 7</b> <b>BB 7</b> <b>SO 6</b> <b>LOB 8</b>  					
Jeff Blauer, R OBP: 0.325, SLG: 0.365	2-2 G6-4-3 1-2f		1-1 G4-3			1-2 F7	0-0 HR		4-2 BB	4	1	1	2	1	0	1						
10 Chipper Jones, S OBP: 0.369, SLG: 0.458	1-3 K			1-0 F7		3-2 G3	2-1 G4-3		1-1 G4-3	5	0	0	0	0	1	2						
Fred McGriff, L OBP: 0.371, SLG: 0.477		1-0 F7		2-3 K		1-3 K			3-3 K	4	0	0	0	0	3	0						
David Justice, L OBP: 0.411, SLG: 0.520		4-2 1B BB		1-3 K			2-1 F8		4-2 FC4 BB	2	0	0	0	2	1	0						
Ryan Klesko, L OBP: 0.417, SLG: 0.601 Mike Kelly, R OBP: 0.270, SLG: 0.339	0-0 F8				1-1 HR 1B		2-2 G4-3	2-2 FC4 1-2f		4	1	1	0	0	0	2						
Charlie O'Brien, R OBP: 0.388, SLG: 0.552	1-0 FC4-6 1B				0-0 HR		4-0 HR BB	1 SAFE 2-3 K		3	2	2	2	1	1	1						
Rafael Belliard, R OBP: 0.235, SLG: 0.225 Mike Mordecai, R OBP: 0.316, SLG: 0.571	2-1 FC4-6 1-2f				0-0 G4-3		4-2 HR BB	1-2 HR BB	2-0 P4	2	0	0	0	0	0	2						
Steve Avery, L ERA: 3.56 Brad Clontz, R ERA: 4.18 Dwight Smith, L ERA: 3.09 Pedro Borbon, L ERA: 3.09 Greg McMichael, R ERA: 2.98 Mike Sharperson, R ERA: 2.59 Mark Wohlers, R ERA: 2.59	0-0 G6-3		0-0 G6-3		2-2 G4-3		3-2 HR	1-1 G6-3		2	0	0	0	0	0	0						
<b>Inning Stats</b>	R: 0 E: 0 K: 1 S: 10	H: 1 LOB: 0 BB: 0 P: 14	R: 0 E: 0 K: 0 S: 8	H: 1 LOB: 2 BB: 1 P: 16	R: 0 E: 0 K: 0 S: 4	H: 0 LOB: 0 BB: 0 P: 5	R: 0 E: 0 K: 2 S: 7	H: 0 LOB: 0 BB: 0 P: 11	R: 2 E: 0 K: 0 S: 9	H: 2 LOB: 0 BB: 0 P: 13	R: 0 E: 0 K: 1 S: 10	H: 0 LOB: 0 BB: 0 P: 15	R: 5 E: 0 K: 0 S: 16	H: 2 LOB: 0 BB: 3 P: 37	R: 0 E: 0 K: 2 S: 13	H: 0 LOB: 2 BB: 1 P: 24		R: 0 E: 1 K: 0 S: 7	H: 0 LOB: 2 BB: 2 P: 19	1B: 3 2B: 0 3B: 0 HR: 3	SF: 0 SAC: 0 DP: 1 HBP: 0	WP: 0 PB: 0 SB: 1 CS: 0
<b>PITCHER</b>	IP WLS BF H R ER SO BB IBB HBP BLK WP HR S P ERA WHIP	IP WLS BF H R ER SO BB IBB HBP BLK WP HR S P ERA WHIP																				
Andy Ashby, R ERA: 3.56	6.2	27	5	5	5	4	3	0	0	0	0	0	0	2	61	102	6.75	1.200				
Bryce Florie, R ERA: 2.72	2.0	L	11	1	2	2	2	4	0	0	0	0	0	1	21	49	9.00	2.500				
Doug Bochtler, R ERA: 2.35	0.1		1	0	0	0	0	0	0	0	0	0	0	0	2	3	0.00	0.000				

Batter	1	2	3	4	5	6	7	8	9	AB	R	H	RBI	BB	SO	LOB	BOTTOM					
Steve Finley, L OBP: 0.353, SLG: 0.390	1-1 G4-3 2B 1B		0-0 FC4-6 S FC4-6 1-2f	1-1 P6			0-1 G1-3		0-1 G6-3	5	2	1	0	0	0	1	<b>Atlanta Braves @ San Diego Padres</b> Jack Murphy Stadium, San Diego, CA Sat Jul 15 1995, 10:05 PM EDT Att: 39,737 - Sunny  <b>AB 33</b> <b>R 6</b> <b>H 6</b> <b>RBI 5</b> <b>BB 4</b> <b>SO 6</b> <b>LOB 13</b>  					
Jody Reed, R OBP: 0.369, SLG: 0.298	1-2 G4-3		4-2 FC4-6 BB	1-3 BB	4-2 S G1-3 WP BB		4-2 1B BB		2-0 G5-3	2	1	0	0	3	0	1						
Tony Gwynn, L OBP: 0.407, SLG: 0.498	0-0 G6-3 2B		2-0 FC4-6 1B HR	1-0 G1-3	1-2 G1-3		0-0 FC6-4 1B		1-3 K	4	1	2	2	0	0	2						
Ken Caminiti, S OBP: 0.354, SLG: 0.458	3-H G6-3		0-0 HR 1B	1-2 HR 1B	4-1 BB		2-3 K		1-1 FC6-4	3	1	1	0	1	1	3						
Eddie Williams, R OBP: 0.316, SLG: 0.446	1-2 G4-3		0-1 HR	1-3 K	1-3 K		1-1 FC6-4		1-2 G3	4	1	1	3	0	1	4						
Phil Clark, R OBP: 0.288, SLG: 0.400 Melvin Nieves, S OBP: 0.277, SLG: 0.347	0-0 G6-3		4-1 FC6 HBP	1-3 K	1-3 K		1-2 G3			1	0	0	0	0	0	0						
Brian Johnson, R OBP: 0.256, SLG: 0.339	1-0 G1-3		0-1 FC6	0-0 G4-3			2-2 G3-1		2-2 P5	4	0	0	0	0	0	1						
Andujar Cedeno, R OBP: 0.265, SLG: 0.361 Ray Holbert, R OBP: 0.242, SLG: 0.074 Scott Livingstone, L OBP: 0.254, SLG: 0.346	2-3 K		0-0 G5-3		0-0 G5-3		2-2 G3-1		0-1 G4-3	3	0	0	0	0	1	0						
Andy Ashby, R OBP: 0.115, SLG: 0.080 Bryce Florie, R OBP: 0.277, SLG: 0.347 Doug Bochtler, R OBP: 0.377, SLG: 0.416	2-1 FC4-6 1B		2-1 L8		2-1 K		3-3 K		1-3 K	3	0	1	0	0	1	0						
<b>Inning Stats</b>	R: 1 E: 0 K: 0 S: 11	H: 2 LOB: 1 BB: 0 P: 15	R: 0 E: 0 K: 1 S: 5	H: 0 LOB: 0 BB: 0 P: 8	R: 4 E: 0 K: 0 S: 13	H: 3 LOB: 1 BB: 1 P: 25	R: 0 E: 0 K: 0 S: 5	H: 0 LOB: 0 BB: 0 P: 8	R: 1 E: 0 K: 2 S: 12	H: 0 LOB: 1 BB: 2 P: 23	R: 0 E: 0 K: 1 S: 8	H: 0 LOB: 0 BB: 0 P: 13	R: 0 E: 0 K: 1 S: 12	H: 1 LOB: 2 BB: 1 P: 19	R: 0 E: 0 K: 0 S: 9	H: 0 LOB: 0 BB: 0 P: 12		R: 0 E: 0 K: 1 S: 6	H: 0 LOB: 0 BB: 0 P: 9	1B: 4 2B: 1 3B: 0 HR: 1	SF: 0 SAC: 0 DP: 0 HBP: 1	WP: 1 PB: 0 SB: 4 CS: 0
<b>PITCHER</b>	IP WLS BF H R ER SO BB IBB HBP BLK WP HR S P ERA WHIP	IP WLS BF H R ER SO BB IBB HBP BLK WP HR S P ERA WHIP																				
Steve Avery, L ERA: 4.58	4.1	22	5	6	6	1	3	0	0	0	0	0	0	0	14	21	0.00	0.000				
Brad Clontz, R ERA: 4.18	1.2	W	5	0	0	0	3	0	0	0	0	0	0	7	11	0.00	6.000					
Pedro Borbon, L ERA: 3.09	0.1		3	1	0	0	0	1	0	0	0	0	0	0	14	20	0.00	0.000				
Greg McMichael, R ERA: 2.98 Mark Wohlers, R ERA: 2.59	1.0	S	3	0	0	0	1	0	0	0	0	0	0	6	9	0.00	0.000					



Batter	1	2	3	4	5	6	7	8	9	AB	R	H	RBI	BB	SO	LOB	TOP					
Marquis Grissom, R OBP: 0.337, SLG: 0.404										3	0	1	0	1	0	1	<b>Atlanta Braves @ San Diego Padres</b> Jack Murphy Stadium, San Diego, CA Sun Jul 16 1995, 6:33 AM EDT Att: 23,925 - Sunny - 85 F					
Jeff Blauer, R OBP: 0.322, SLG: 0.359										4	0	0	0	0	2	4						
Jose Oliva, R OBP: 0.272, SLG: 0.330										2	0	0	0	1	0	1						
Ryan Klesko, L OBP: 0.421, SLG: 0.611										1	0	1	1	0	0	0						
Fred McGriff, L OBP: 0.367, SLG: 0.470										4	0	0	0	0	1	4						
David Justice, L OBP: 0.408, SLG: 0.511										3	0	0	0	1	0	0						
Javy Lopez, R OBP: 0.322, SLG: 0.444										4	0	0	0	0	0	1						
Mike Kelly, R Pedro Borbon, R										2	0	0	0	1	1	0						
Dwight Smith, L OBP: 0.307, SLG: 0.471										1	0	0	0	0	1	0						
Mike Mordecai, R OBP: 0.320, SLG: 0.542										3	1	1	0	0	0	0						
Kent Mercker, L Steve Bedrosian, R Mike Stanton, L Brad Clontz, R 10 Chipper Jones, S OBP: 0.366, SLG: 0.456										1	0	0	0	0	0	0						
<b>Inning Stats</b>	R: 0 E: 0 K: 0 S: 13	H: 1 LOB: 1 BB: 0 P: 19	R: 0 E: 0 K: 0 S: 8	H: 0 LOB: 0 BB: 1 P: 17	R: 0 E: 0 K: 1 S: 9	H: 1 LOB: 1 BB: 0 P: 13	R: 0 E: 0 K: 0 S: 8	H: 0 LOB: 1 BB: 1 P: 15	R: 0 E: 0 K: 0 S: 7	H: 0 LOB: 0 BB: 0 P: 8	R: 0 E: 0 K: 0 S: 7	H: 0 LOB: 1 BB: 1 P: 12	R: 0 E: 0 K: 1 S: 7	H: 0 LOB: 0 BB: 0 P: 9	R: 1 E: 1 K: 2 S: 11	H: 1 LOB: 2 BB: 1 P: 21	R: 0 E: 0 K: 1 S: 9	H: 0 LOB: 0 BB: 0 P: 15	1B: 1 2B: 2 3B: 0 HR: 0	SF: 0 SAC: 1 DP: 0 HBP: 0	WP: 1 PB: 0 SB: 0 CS: 1	PA: 35
<b>PITCHER</b>	IP WLS BF H R ER SO BB IBB HBP BLK WP HR S P ERA WHIP																					
Glenn Dishman, L ERA: 2.16	(1, 1) 7.1 W 28 2 1 0 2 4 0 0 0 0 1 0 63 104 0.00 0.818																					
Brian Williams, R ERA: 5.4	(8, 1) 0.1 1 0 0 0 1 0 0 0 0 0 0 0 3 5 0.00 0.000																					
Fernando Valenzuela, L ERA: 6.17	(8, 1) 0.1 2 1 0 0 1 0 0 0 0 0 0 0 4 5 0.00 3.000																					
Trevor Hoffman, R ERA: 4.05	(9, 1) 1.0 S 3 0 0 0 1 0 0 0 0 0 0 0 0 9 15 0.00 0.000																					

Batter	1	2	3	4	5	6	7	8	9	AB	R	H	RBI	BB	SO	LOB	BOTTOM			
Steve Finley, L OBP: 0.356, SLG: 0.403										5	1	3	1	0	1	2	<b>Atlanta Braves @ San Diego Padres</b> Jack Murphy Stadium, San Diego, CA Sun Jul 16 1995, 6:33 AM EDT Att: 23,925 - Sunny - 85 F			
Jody Reed, R OBP: 0.379, SLG: 0.300										2	0	1	0	3	0	0				
Tony Gwynn, L OBP: 0.404, SLG: 0.495										4	0	1	1	0	0	4				
Ken Caminiti, S OBP: 0.352, SLG: 0.466										4	1	1	1	0	0	5				
Eddie Williams, R OBP: 0.324, SLG: 0.446										2	0	1	0	2	1	3				
Roberto Petagine, L OBP: 0.377, SLG: 0.416										0	0	0	0	0	0	0				
Phil Clark, R OBP: 0.290, SLG: 0.397										3	0	1	0	0	0	2				
Melvin Nieves, S OBP: 0.275, SLG: 0.345										1	0	0	0	0	1	3				
Brad Ausmus, R OBP: 0.319, SLG: 0.384										4	0	2	0	0	1	2				
Ray Holbert, R OBP: 0.270, SLG: 0.100										3	0	1	0	1	0	2				
Glenn Dishman, R OBP: 0.200, SLG: 0.200	(1, 1) 4.0 L 20 6 3 3 1 2 0 0 0 0 0 0 14 26 0.00 1.500																			
Brian Williams, R ERA: 4.91	(8, 1) 0.0 3 3 0 0 0 0 0 0 0 0 0 0 7 12 ∞ ∞																			
Fernando Valenzuela, L OBP: 0.167, SLG: 0.417	(8, 1) 1.1 6 2 0 0 2 0 0 0 0 0 0 0 19 30 0.00 1.500																			
Scott Livingstone, L OBP: 0.259, SLG: 0.340	(8, PH) 0.2 3 0 0 0 0 1 0 0 0 0 0 0 10 15 0.00 1.500																			
Trevor Hoffman, R ERA: 2.92	(9, 1) 0.0 3 0 0 0 0 0 0 0 0 0 0 0 10 15 0.00 1.500																			
<b>Inning Stats</b>	R: 0 E: 0 K: 1 S: 6	H: 0 LOB: 0 BB: 0 P: 9	R: 0 E: 0 K: 0 S: 10	H: 0 LOB: 1 BB: 1 P: 18	R: 1 E: 0 K: 0 S: 9	H: 1 LOB: 1 BB: 1 P: 20	R: 1 E: 0 K: 0 S: 8	H: 3 LOB: 1 BB: 0 P: 10	R: 1 E: 0 K: 0 S: 9	H: 2 LOB: 2 BB: 2 P: 19	R: 0 E: 0 K: 2 S: 10	H: 1 LOB: 1 BB: 1 P: 17	R: 0 E: 0 K: 2 S: 18	H: 3 LOB: 3 BB: 0 P: 29	R: 0 E: 0 K: 0 S: 18	H: 2 LOB: 3 BB: 1 P: 28	1B: 10 2B: 0 3B: 0 HR: 2	SF: 1 SAC: 0 DP: 1 HBP: 0	WP: 0 PB: 0 SB: 0 CS: 1	PA: 40
<b>PITCHER</b>	IP WLS BF H R ER SO BB IBB HBP BLK WP HR S P ERA WHIP																			
Kent Mercker, L ERA: 4.27	(1, 1) 2.0 7 1 0 0 2 2 0 0 0 0 0 0 14 26 0.00 1.500																			
Steve Bedrosian, R ERA: 4.91	(5, 1) 0.0 3 3 0 0 0 0 0 0 0 0 0 0 7 12 ∞ ∞																			
Mike Stanton, L ERA: 5.4	(7, 1) 1.1 6 2 0 0 2 0 0 0 0 0 0 0 19 30 0.00 1.500																			
Brad Clontz, R ERA: 3.99	(7, 1) 0.2 3 0 0 0 0 0 0 0 0 0 0 0 10 15 0.00 1.500																			
Pedro Borbon, L ERA: 2.92	(8, 1) 0.0 3 0 0 0 0 0 0 0 0 0 0 0 10 15 0.00 1.500																			

AB 29  
R 1  
H 3  
RBI 1  
BB 4  
SO 5  
LOB 12



AB 32  
R 3  
H 12  
RBI 3  
BB 6  
SO 5  
LOB 26





Batter	1	2	3	4	5	6	7	8	9	10	AB	R	H	RBI	BB	SO	LOB					
<b>Al Martin, L</b> OBP: 0.328, SLG: 0.391 (1.8) 10.7	4-1 G1 WP BB		1-0 1B 3B		1-2 2H 2B	4-0 IBB			2-3 K		3	1	2	1	2	1	0					
<b>Jay Bell, R</b> OBP: 0.326, SLG: 0.349 (1.6) 1.1	4-1 SAFE G1 BB		1-1 3H 1B		1-3 K	3-3 K			4-2 BB		3	0	1	1	2	2	4					
<b>Orlando Merced, S</b> OBP: 0.352, SLG: 0.469 (1.9) 1.1	1-1 P7		1-1 F9		3-3 K			3-2 G6-3		2-2 G4-3		5	0	0	0	0	1	5				
<b>Mark Johnson, L</b> OBP: 0.372, SLG: 0.477 (1.3) 1.1	1-0 G1		0-1 F8			4-2 BB 1B		1-1 F8		0-0 F8		4	1	0	0	1	0	3				
<b>Jeff King, R</b> OBP: 0.353, SLG: 0.490 (1.5) 8.4	3-3 K		2-2 P3			4-0 BB 1B SF8		1-2 F8		2-0 F7		4	1	0	0	1	1	2				
<b>Dave Clark, L</b> OBP: 0.372, SLG: 0.455 <b>Dan Miceli, R</b> (10.1)		1-1 G4-3		0-0 F7		2-0 BB 1B 2B		2-1 P7		1-0 BB 1B		5	1	2	1	0	0	0				
<b>Nelson Liriano, S</b> OBP: 0.352, SLG: 0.387 <b>Dan Plesac, L</b> (8.1)		4-2 G5-4-3 BB		3-2 G6-3		0-0 SF8		3-2 G4-3		1-1 BB 1B		2	0	0	1	1	0	0				
<b>Mike Dyer, R</b> OBP: 0.500, SLG: 0.500 <b>Jacob Brumfield, R</b> (10.8)		2-2 G5-4-3 BB				3-0 HBP		0-1 G1-3		1-0 BB 1B		4	1	2	1	0	0	1				
<b>Don Slaught, R</b> OBP: 0.380, SLG: 0.385 (1.2)						2-0 SH1-3 2B HBP		1-3 2B		1-3 BB 1B		1	0	0	0	0	0	1				
<b>John Ericks, R</b> OBP: 0.200, SLG: 0.300 <b>Steve Pappas, R</b> OBP: 0.276, SLG: 0.465 <b>Jason Christiansen, R</b> <b>Jeff McCurry, R</b> <b>Kevin Young, R</b> OBP: 0.224, SLG: 0.255 (8.5)			0-3 K		0-2 SH1-3 K		1-3 K		1-1 F8		2-3 K		1	0	0	0	0	1				
<b>Inning Stats</b>	R: 0 E: 0 K: 1 S: 10	H: 0 LOB: 2 BB: 2 P: 23	R: 0 E: 0 K: 0 S: 7	H: 0 LOB: 0 BB: 1 P: 14	R: 1 E: 0 K: 1 S: 10	H: 2 LOB: 1 BB: 0 P: 13	R: 0 E: 0 K: 0 S: 7	H: 0 LOB: 0 BB: 0 P: 12	R: 1 E: 0 K: 2 S: 15	H: 1 LOB: 1 BB: 0 P: 22	R: 2 E: 0 K: 2 S: 13	H: 2 LOB: 3 BB: 3 P: 32	R: 0 E: 0 K: 0 S: 8	H: 0 LOB: 0 BB: 0 P: 13	R: 0 E: 0 K: 1 S: 11	H: 0 LOB: 1 BB: 1 P: 20	R: 1 E: 0 K: 1 S: 9	H: 3 LOB: 2 BB: 0 P: 16	1B: 5 2B: 2 3B: 1 HR: 0	SF: 1 SAC: 1 DP: 1 HBP: 1	WP: 1 PB: 0 SB: 0 CS: 0	PA: 45
<b>PITCHER</b>	IP 5.0	WLS 24	BF 4	H 4	R 4	ER 4	SO 4	BB 5	IBB 0	HBP 1	BLK 0	WP 0	HR 0	S 54	P 99	ERA 7.20	WHIP 1.800					
<b>29 John Smoltz, R</b> ERA: 2.97 <b>Brad Clontz, R</b> ERA: 3.73 <b>Steve Bedrosian, R</b> ERA: 4.5 <b>Mark Wohlers, R</b> ERA: 2.78 (10.1)	2.0	8	1	0	0	2	0	1	0	0	0	0	0	16	30	0.00	0.500					
	2.0	7	0	0	0	1	1	0	0	0	0	0	0	18	32	0.00	0.500					
	1.0	L	6	3	1	1	1	0	0	0	0	0	0	9	16	9.00	3.000					

**Pittsburgh Pirates @ Atlanta Braves**  
Atlanta-Fulton County Stadium, Atlanta, GA  
Tue Jul 18 1995, 7:05 PM EDT  
Att: 33,940 - Unknown - 92 F

AB 35  
R 5  
H 8  
RBI 5  
BB 7  
SO 8  
LOB 19

WP: 1 PA: 45  
PB: 0  
SB: 0  
CS: 0

**P**

Batter	1	2	3	4	5	6	7	8	9	10	AB	R	H	RBI	BB	SO	LOB					
<b>Marquis Grissom, R</b> OBP: 0.332, SLG: 0.397 (1.8) 10.7	3-3 K		1-1 F8		0-1 F9		0-0 G6-4-3		1-1 G4-3		5	0	0	0	0	1	3					
<b>Jeff Blauser, R</b> OBP: 0.317, SLG: 0.353 (1.6) 1.1	2-3 K		1-0 F7		0-2 F8		2-0 P3		2-2 F8		5	0	0	0	0	1	1					
<b>10 Chipper Jones, S</b> OBP: 0.368, SLG: 0.459 (1.5) 1.1	1-0 1B		2-0 P3		0-2 G5-3		1-0 SF9 2B		3-2 P7		5	1	2	0	0	0	0					
<b>Fred McGriff, L</b> OBP: 0.370, SLG: 0.469 (1.3) 1.1	0-0 G5-3				4-2 G4-3		1-2 SF9 BB HBP		2-1 BB 1B		3	0	1	0	1	0	1					
<b>David Justice, L</b> OBP: 0.413, SLG: 0.508 (1.9)		1-2 HR 1B		4-1 BB 1B		0-1 G1-3		4-1 BB 1B		3-3 K		3	2	1	0	2	1	2				
<b>Ryan Klesko, L</b> OBP: 0.426, SLG: 0.635 (1.7)		2-1 HR		2-2 1B		1-2 K		1-0 SF9		1-1 BB 1B		4	1	3	3	0	1	1				
<b>Javy Lopez, R</b> OBP: 0.332, SLG: 0.453 <b>Rafael Belliard, R</b> OBP: 0.235, SLG: 0.225 (8.4)		0-0 HR		1-2 1B		0-0 1B		2-3 3H		1-2 BB 1B		3	0	3	1	0	0	0				
<b>Mike Mordecai, R</b> OBP: 0.333, SLG: 0.520 (8.4)				1-2 2H 1B		1-2 1B		3-1 SH3-4 1B		4-2 BB		0	0	0	0	0	0	0				
<b>Mark Lemke, S</b> OBP: 0.323, SLG: 0.351 <b>Charlie O'Brien, R</b> OBP: 0.390, SLG: 0.551 (8.2)		3-2 P2		1-0 G4-6-3		1-1 SH3-4		1-1 SH3-4		2-0 FC1-6 1B		2	0	0	0	0	0	3				
<b>29 John Smoltz, R</b> ERA: 2.97 <b>Brad Clontz, R</b> ERA: 3.73 <b>Dwight Smith, L</b> OBP: 0.200, SLG: 0.300 <b>Steve Bedrosian, R</b> ERA: 4.5 <b>Jose Oliva, R</b> OBP: 0.276, SLG: 0.465 <b>Mike Kelly, R</b> OBP: 0.224, SLG: 0.255 <b>Mark Wohlers, R</b> ERA: 2.78 (10.1)	5.0	20	6	3	3	3	3	1	0	0	0	0	0	0	0	0	0	0				
<b>Jason Christiansen, L</b> ERA: 3.55 <b>Jeff McCurry, R</b> ERA: 4.5 <b>Dan Plesac, L</b> ERA: 2.45 <b>Mike Dyer, R</b> ERA: 4.17 (8.1)	1.0	4	0	0	0	1	1	0	0	0	0	0	0	0	0	0	0	0				
	1.1	5	1	0	0	0	1	0	0	0	0	0	0	0	0	0	0	0				
	0.1	4	1	1	1	0	1	0	0	0	0	0	0	6	13	27.00	6.000					
	1.1	W	5	1	0	0	1	0	0	0	0	0	0	10	17	0.00	0.750					
<b>Inning Stats</b>	R: 0 E: 0 K: 2 S: 8	H: 1 LOB: 1 BB: 0 P: 14	R: 2 E: 0 K: 0 S: 19	H: 3 LOB: 0 BB: 0 P: 27	R: 0 E: 0 K: 0 S: 4	H: 0 LOB: 0 BB: 0 P: 8	R: 1 E: 0 K: 0 S: 7	H: 2 LOB: 1 BB: 1 P: 14	R: 0 E: 0 K: 1 S: 9	H: 0 LOB: 0 BB: 1 P: 10	R: 0 E: 0 K: 0 S: 6	H: 1 LOB: 2 BB: 1 P: 14	R: 1 E: 0 K: 1 S: 10	H: 1 LOB: 2 BB: 1 P: 21	R: 0 E: 0 K: 0 S: 7	H: 1 LOB: 1 BB: 0 P: 12	R: 0 E: 0 K: 2 S: 18	H: 2 LOB: 3 BB: 1 P: 31	1B: 9 2B: 1 3B: 0 HR: 1	SF: 1 SAC: 1 DP: 2 HBP: 1	WP: 0 PB: 0 SB: 1 CS: 1	PA: 44
<b>PITCHER</b>	IP 10.1	WLS 6	BF 2	H 2	R 0	ER 0	SO 2	BB 1	IBB 0	HBP 0	BLK 0	WP 0	HR 0	S 18	P 31	ERA 0.00	WHIP 3.000					
<b>Dan Miceli, R</b> ERA: 3.6 (10.1)	1.0	S	6	2	0	0	2	1	0	0	0	0	0	0	0	0	0	0				

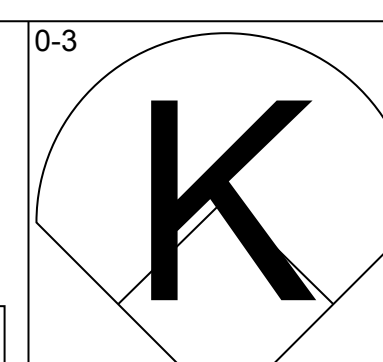
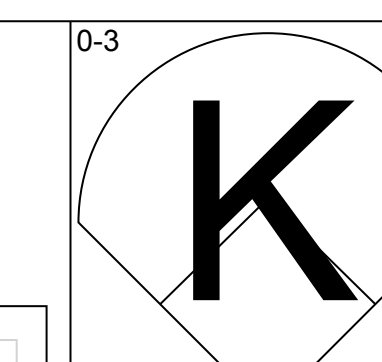
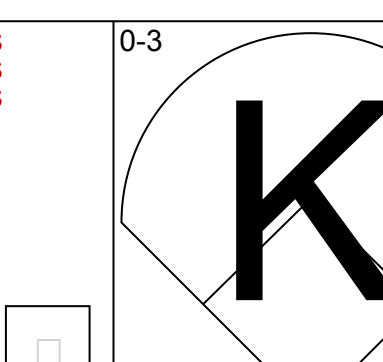
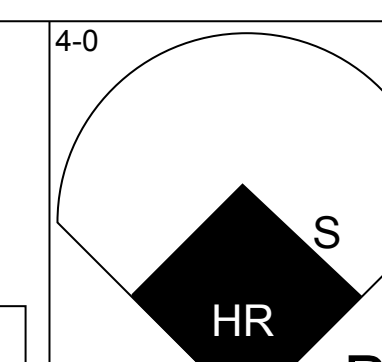
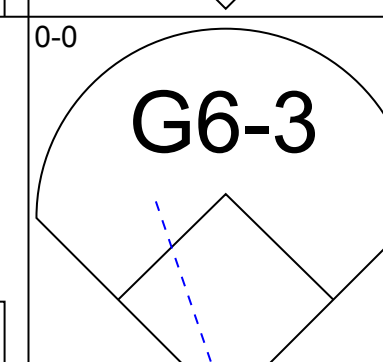
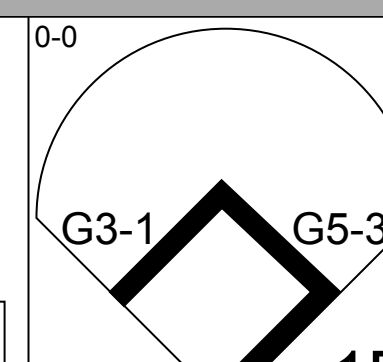
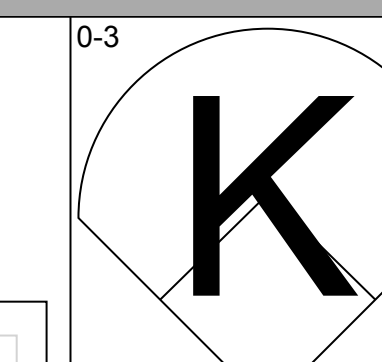
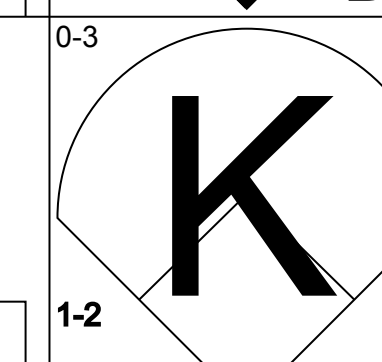
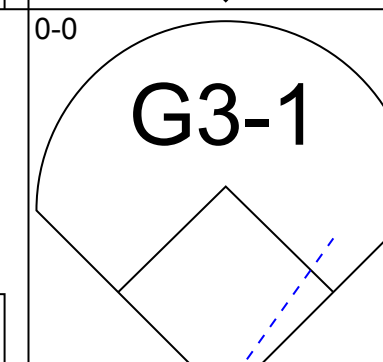
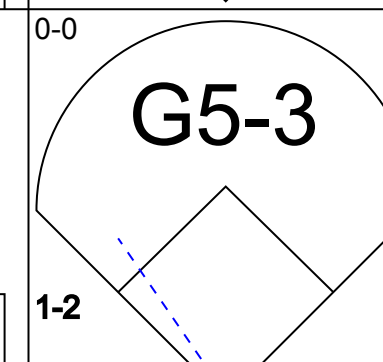
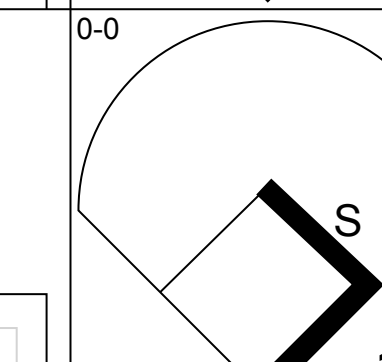
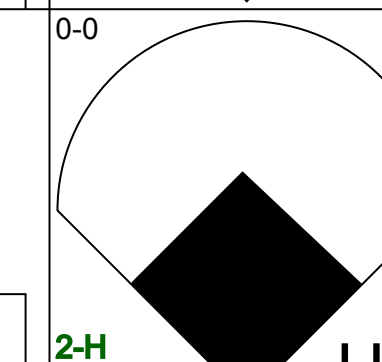
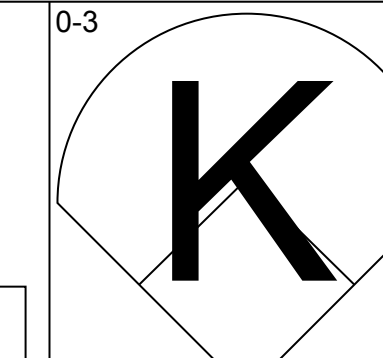
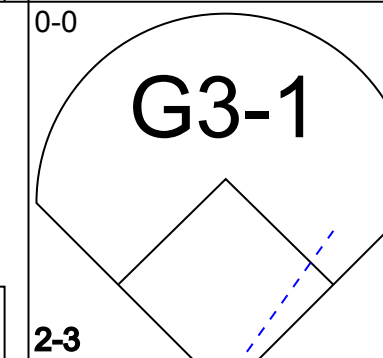
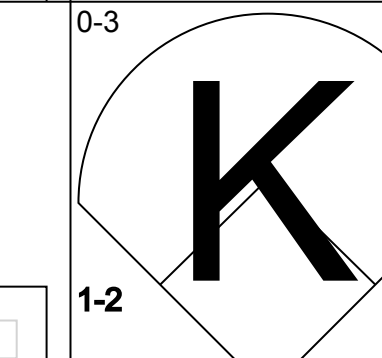
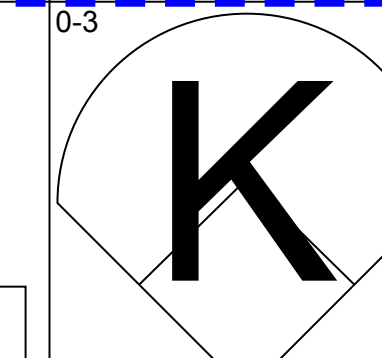

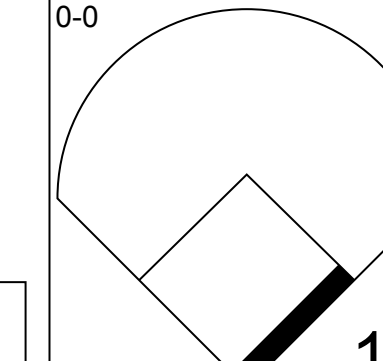
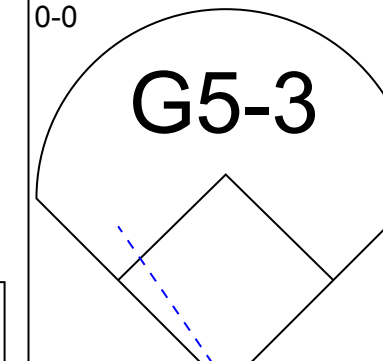
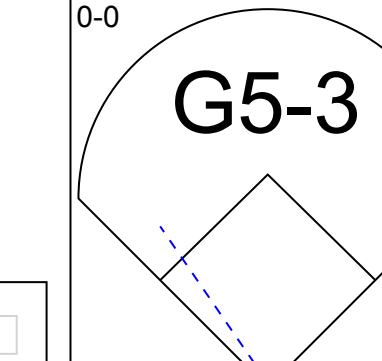
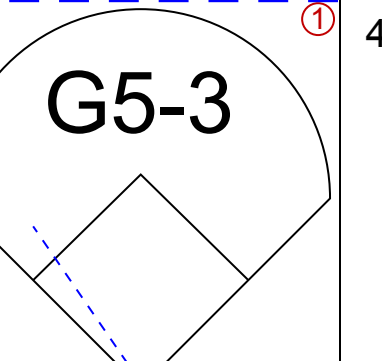
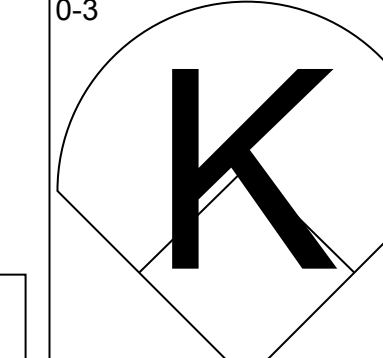
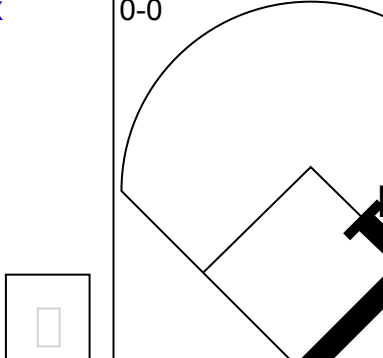
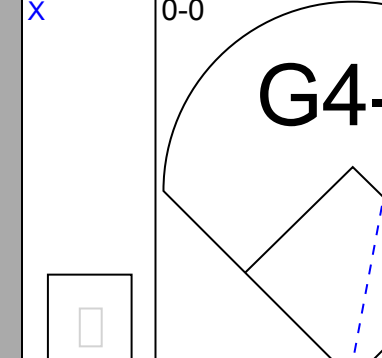
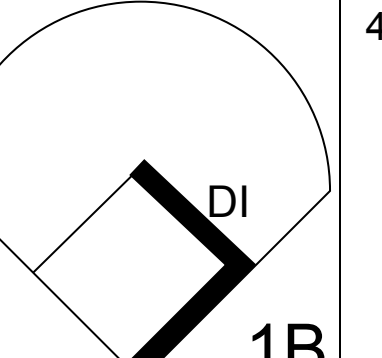
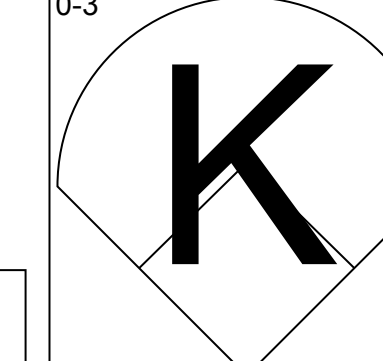
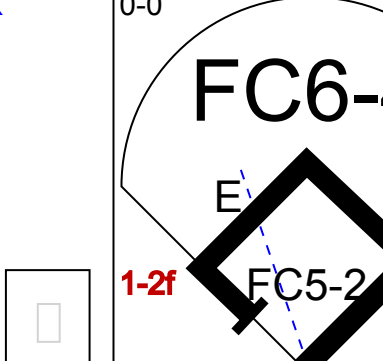
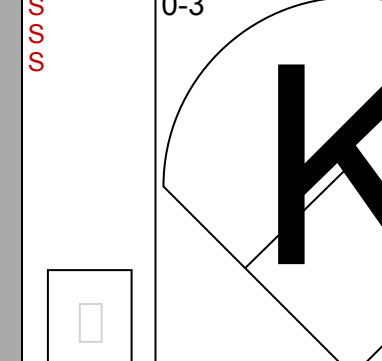
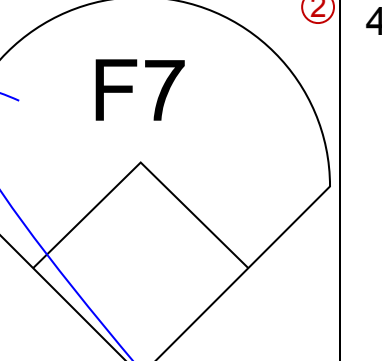
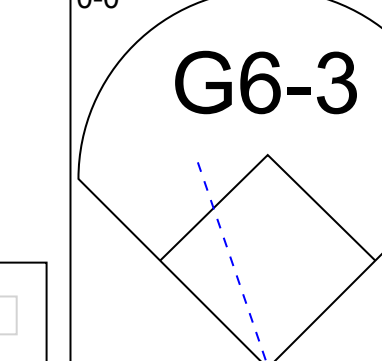
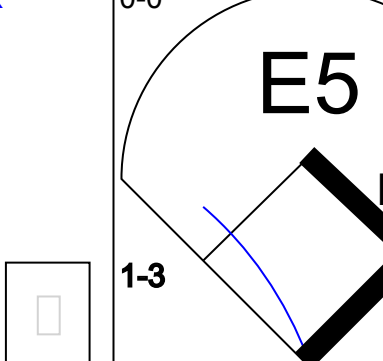
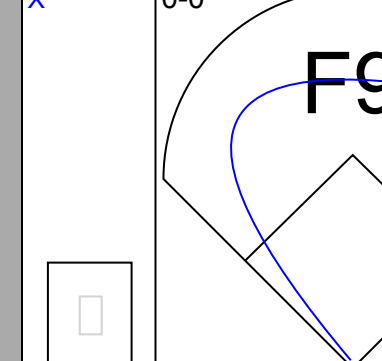
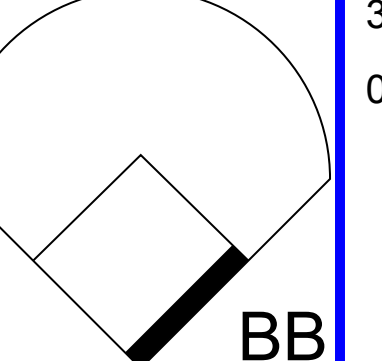
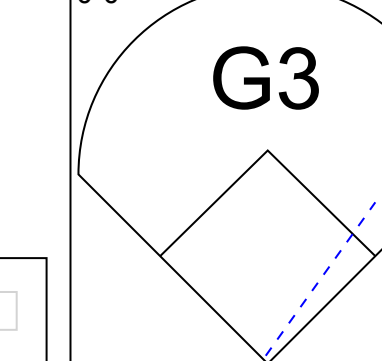
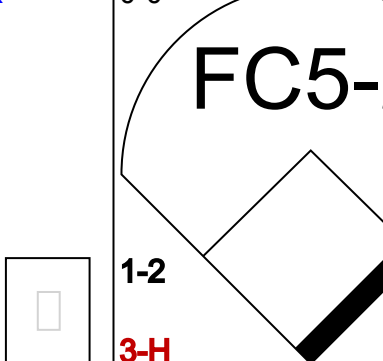
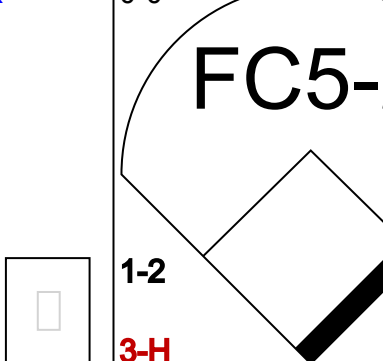
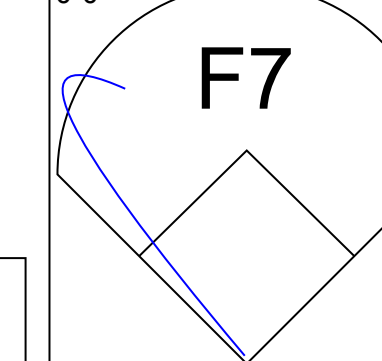
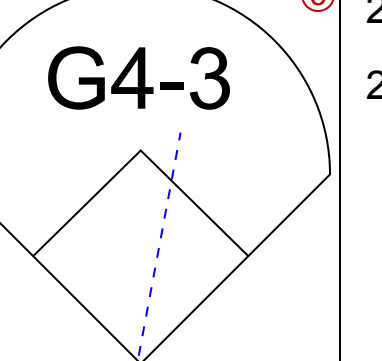
**Pittsburgh Pirates @ Atlanta Braves**  
Atlanta-Fulton County Stadium, Atlanta, GA  
Tue Jul 18 1995, 7:05 PM EDT  
Att: 33,940 - Unknown - 92 F

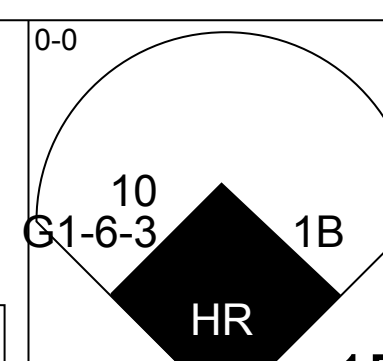
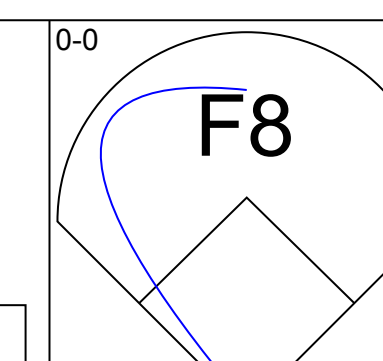
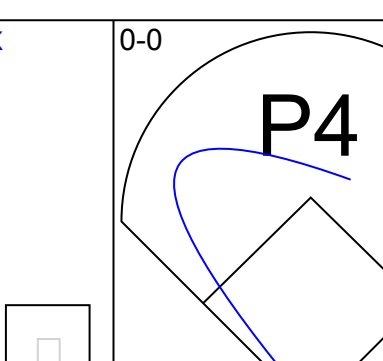
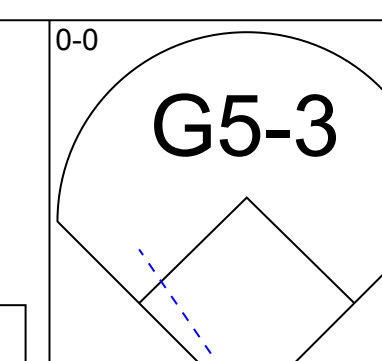
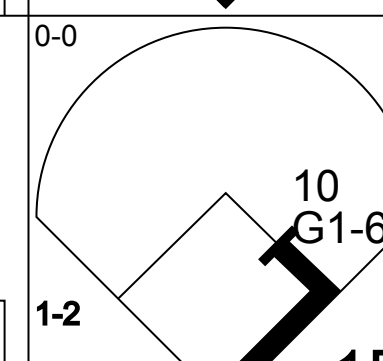
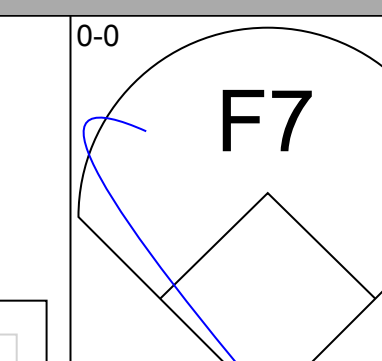
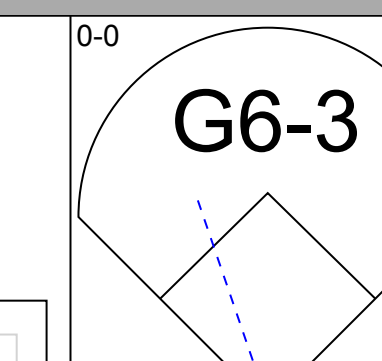
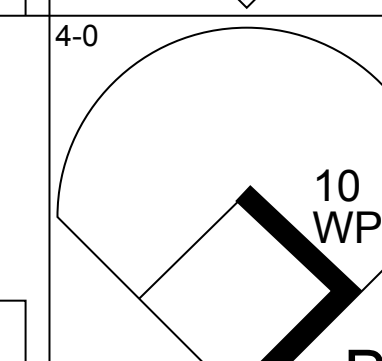
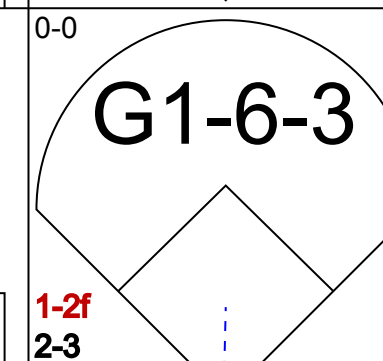
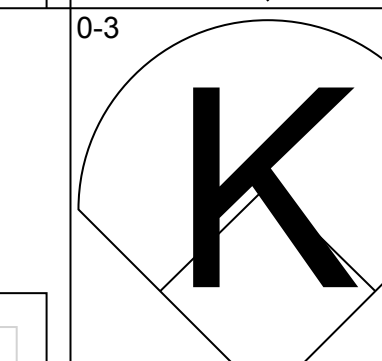
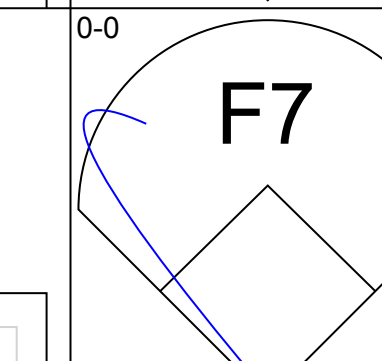
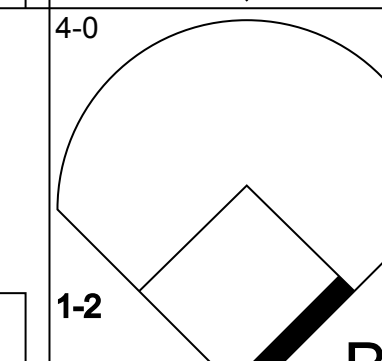
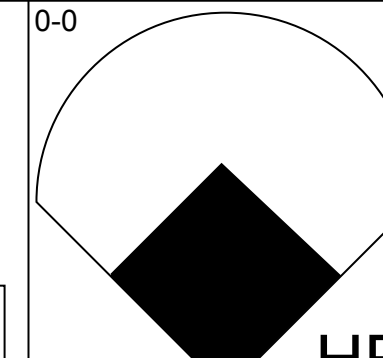
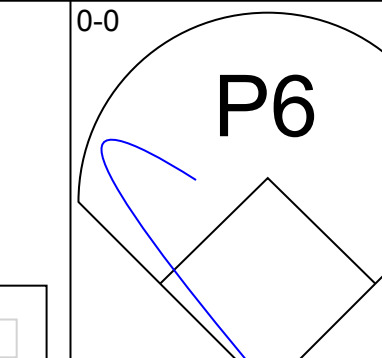
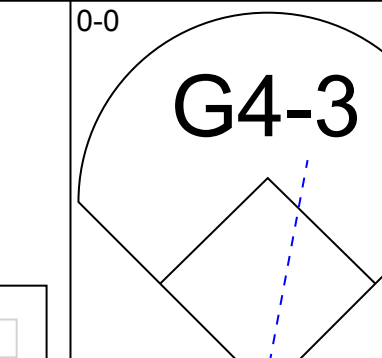
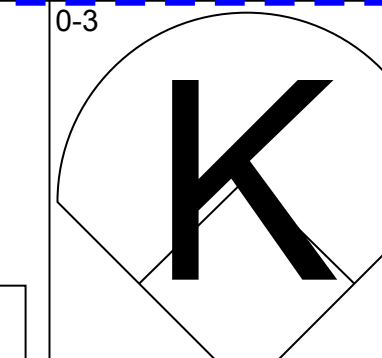
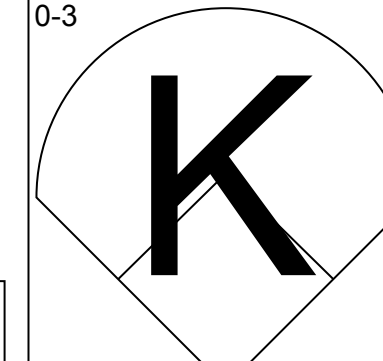
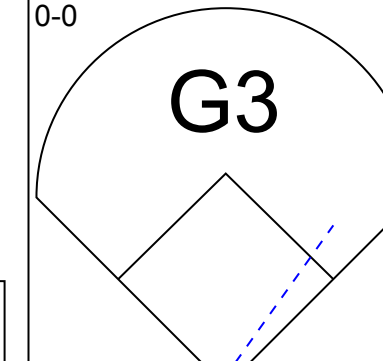
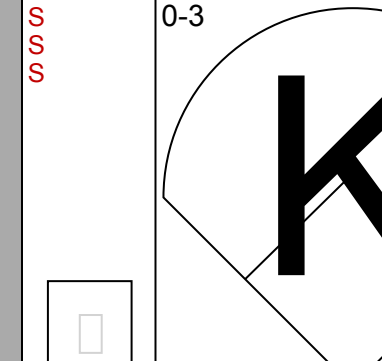
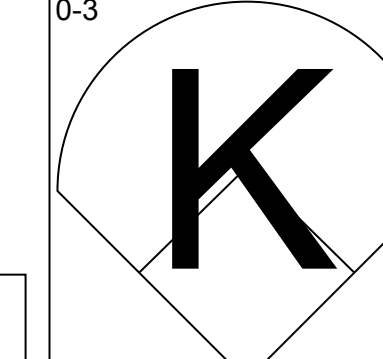
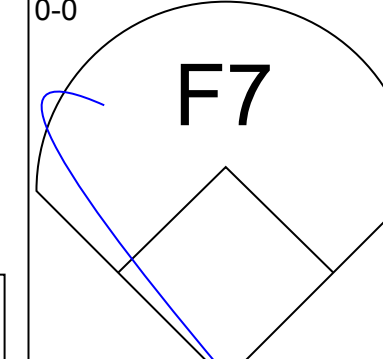
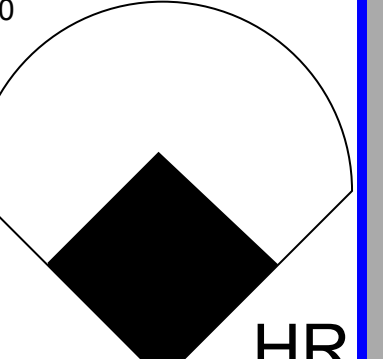
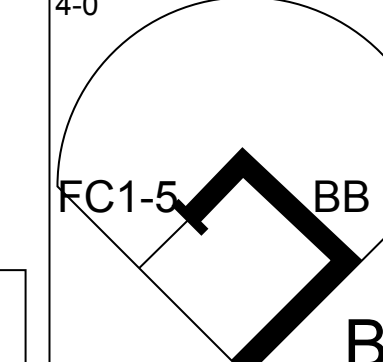
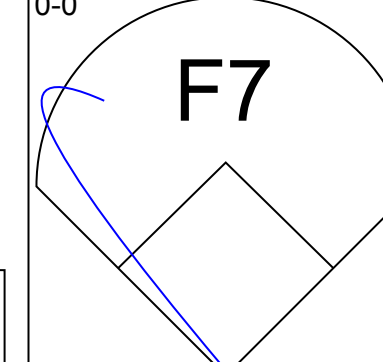
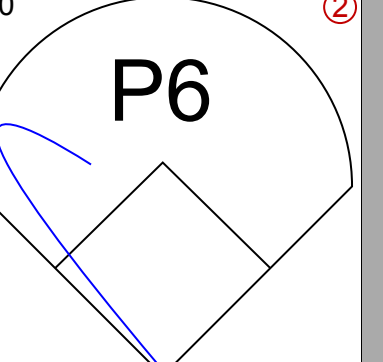
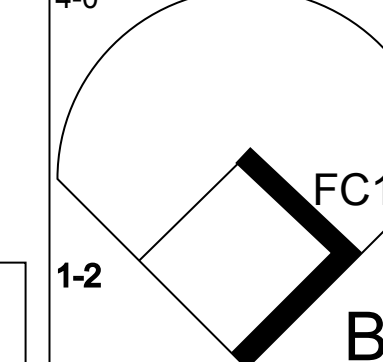
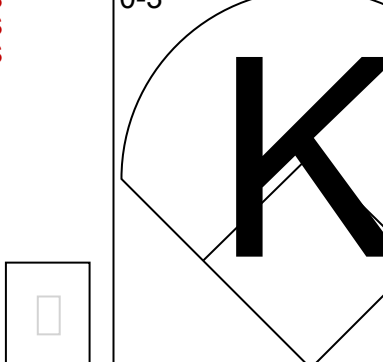
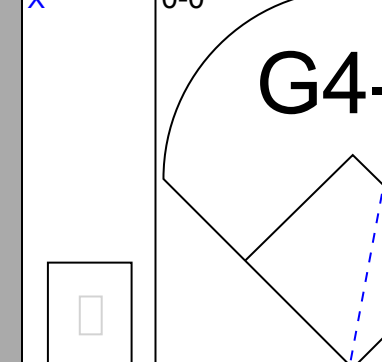
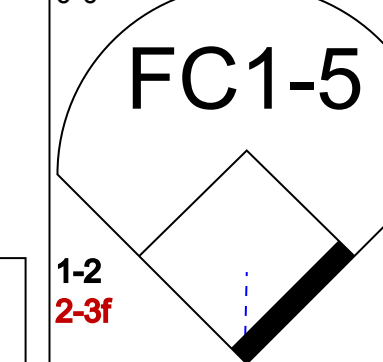
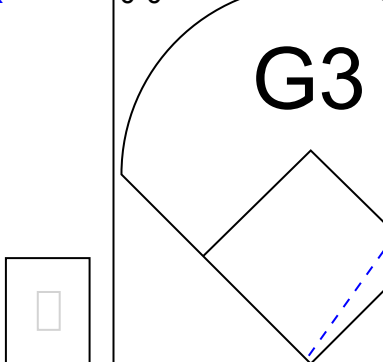
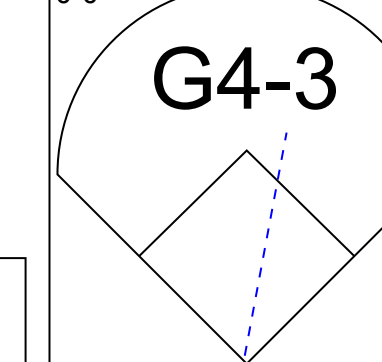
AB 36  
R 4  
H 11  
RBI 4  
BB 5  
SO 7  
LOB 17

WP: 0 PA: 44  
PB: 0  
SB: 1  
CS: 1

**Braves**



Batter	1	2	3	4	5	6	7	8	9	AB	R	H	RBI	BB	SO	LOB	TOP			
Jacob Brumfield, R (1, 8) OBP: 0.351, SLG: 0.346										3	1	0	0	1	3	2	<b>Pittsburgh Pirates @ Atlanta Braves</b> Atlanta-Fulton County Stadium, Atlanta, GA Wed Jul 19 1995, 7:05 PM EDT Att: 35,736 - Unknown - 93 F			
Jay Bell, R (1, 6) OBP: 0.325, SLG: 0.347										4	0	1	0	0	2	1				
Orlando Merced, S (1, 9) OBP: 0.354, SLG: 0.483										4	1	2	2	0	0	1				
Mark Johnson, L (1, 3) OBP: 0.364, SLG: 0.465 Jim Gott, R (8, 1) Jason Christiansen, R (8, 1)										4	0	0	0	0	3	2				
Jeff King, R (1, 5) OBP: 0.351, SLG: 0.486										4	0	1	0	0	0	2				
Al Martin, L (1, 7) OBP: 0.331, SLG: 0.393										4	0	2	0	0	1	1				
Nelson Liriano, S (1, 4) OBP: 0.339, SLG: 0.371										4	0	0	0	0	2	3				
Mark Parent, R (1, 2) OBP: 0.350, SLG: 0.582 Steve Pegues, R (9, PR) OBP: 0.276, SLG: 0.465										3	0	0	0	1	0	1				
Esteban Loaiza, R (1, 1) OBP: 0.212, SLG: 0.194 Dave Clark, L (8, PH) OBP: 0.367, SLG: 0.448										2	0	0	0	0	0	2				
										2	0	0	0	0	2					
<b>Inning Stats</b>	R: 0 E: 0 K: 1 S: 5	H: 0 LOB: 0 BB: 5	R: 0 E: 0 K: 3 S: 10	H: 1 LOB: 1 BB: 0 P: 10	R: 0 E: 0 K: 1 S: 5	H: 0 LOB: 0 BB: 0 P: 5	R: 0 E: 0 K: 0 S: 4	H: 1 LOB: 1 BB: 0 P: 4	R: 0 E: 0 K: 2 S: 8	H: 1 LOB: 0 BB: 0 P: 8	R: 0 E: 0 K: 1 S: 5	H: 0 LOB: 0 BB: 0 P: 5	R: 2 E: 0 K: 2 S: 8	H: 1 LOB: 2 BB: 1 P: 12	R: 0 E: 0 K: 0 S: 4	H: 1 LOB: 2 BB: 1 P: 8	1B: 5 2B: 0 3B: 0 HR: 1	SF: 0 SAC: 0 DP: 0 HBP: 0	WP: 0 PB: 0 CS: 0	PA: 36
<b>PITCHER</b>	IP	WLS	BF	H	R	ER	SO	BB	IBB	HBP	BLK	WP	HR	S	P	ERA	WHIP			
Greg Maddux, R (1, 1) ERA: 1.64	7.2	W	30	5	2	2	10	1	0	0	0	0	1	49	53	2.35	0.783			
Greg McMichael, R (8, 1) ERA: 2.96	0.1		1	0	0	0	1	0	0	0	0	0	0	3	3	0.00	0.000			
Mark Wohlers, R (9, 1) ERA: 2.7	1.0	S	5	1	0	0	0	1	0	0	0	0	0	4	8	0.00	2.000			

Batter	1	2	3	4	5	6	7	8	9	AB	R	H	RBI	BB	SO	LOB	BOTTOM			
Marquis Grissom, R (1, 8) OBP: 0.331, SLG: 0.395										4	1	1	0	0	0	2	<b>Pittsburgh Pirates @ Atlanta Braves</b> Atlanta-Fulton County Stadium, Atlanta, GA Wed Jul 19 1995, 7:05 PM EDT Att: 35,736 - Unknown - 93 F			
Jeff Blauser, R (1, 6) OBP: 0.319, SLG: 0.353										3	0	1	0	1	0	0				
10 Chipper Jones, S (1, 5) OBP: 0.367, SLG: 0.454										3	0	0	0	1	1	2				
Fred McGriff, L (1, 3) OBP: 0.369, SLG: 0.477										4	1	1	2	0	1	2				
David Justice, L (1, 9) OBP: 0.407, SLG: 0.500										3	0	0	0	0	2	0				
Ryan Klesko, L (1, 7) OBP: 0.424, SLG: 0.649 Mike Kelly, R (8, 7) OBP: 0.272, SLG: 0.333										3	1	1	1	0	1	0				
Charlie O'Brien, R (1, 2) OBP: 0.389, SLG: 0.538										2	0	0	0	1	0	0				
Mark Lemke, S (1, 4) OBP: 0.323, SLG: 0.347										2	0	0	0	1	1	0				
Greg Maddux, R (1, 1) OBP: 0.171, SLG: 0.128 Greg McMichael, R (8, 1) Dwight Smith, L (8, PH) OBP: 0.312, SLG: 0.465 Mark Wohlers, R (9, 1)										2	0	0	0	0	0	2				
										0	0	0	0	0	0	0				
<b>Inning Stats</b>	R: 2 E: 0 K: 1 S: 7	H: 3 LOB: 0 BB: 0 P: 7	R: 0 E: 0 K: 1 S: 5	H: 0 LOB: 2 BB: 2 P: 13	R: 0 E: 0 K: 0 S: 3	H: 0 LOB: 0 BB: 0 P: 3	R: 0 E: 0 K: 1 S: 5	H: 0 LOB: 0 BB: 0 P: 5	R: 0 E: 0 K: 0 S: 3	H: 0 LOB: 0 BB: 0 P: 3	R: 1 E: 0 K: 1 S: 6	H: 1 LOB: 0 BB: 0 P: 6	R: 0 E: 0 K: 1 S: 5	H: 0 LOB: 2 BB: 2 P: 13	1B: 2 2B: 0 3B: 0 HR: 2	SF: 0 SAC: 0 DP: 1 HBP: 0	WP: 1 PB: 0 CS: 0	PA: 31		
<b>PITCHER</b>	IP	WLS	BF	H	R	ER	SO	BB	IBB	HBP	BLK	WP	HR	S	P	ERA	WHIP			
Esteban Loaiza, R (1, 1) ERA: 5.15	7.0	L	26	4	3	3	5	2	0	0	0	0	2	34	42	3.86	0.857			
Jim Gott, R (8, 1) ERA: 6.55	0.2		4	0	0	0	0	2	0	0	0	1	0	2	10	0.00	3.000			
Jason Christiansen, L (8, 1) ERA: 1.78	0.1		1	0	0	0	1	0	0	0	0	0	0	3	3	0.00	0.000			





Batter	1	2	3	4	5	6	7	8	9	AB	R	H	RBI	BB	SO	LOB	TOP				
Jacob Brumfield, R (1, 8) OBP: 0.343, SLG: 0.337	F8		L9		P3		K		FC4	5	0	0	0	0	1	4					
Jay Bell, R (1, 6) OBP: 0.327, SLG: 0.361	HR		L5		K				1B	4	1	2	1	0	1	1					
Orlando Merced, S (1, 9) OBP: 0.353, SLG: 0.479	P4			1B	G4-3			F7		4	1	1	0	0	0	1					
Jeff King, R (1, 3) OBP: 0.346, SLG: 0.477	G5-3			F8		G3-1		F8		4	0	0	0	0	0	2					
Steve Pegues, R (1, 7) OBP: 0.266, SLG: 0.447		K		F8		P3		L3		4	0	0	0	0	1	2					
Don Slaught, R (1, 2) OBP: 0.387, SLG: 0.391	G6-3			1B		G5-3			G4-3	4	1	2	0	0	0	0					
Nelson Liriano, S (1, 4) OBP: 0.336, SLG: 0.366		K		1B			F7	F8		4	0	1	1	0	1	1					
Kevin Young, R (1, 5) OBP: 0.226, SLG: 0.254			P5			G6-3		G4-3		4	0	1	1	0	0	1					
Denny Neagle, L (1, 1) OBP: 0.163, SLG: 0.234										3	0	2	0	0	1	2					
Dave Clark, L (9, PH) OBP: 0.371, SLG: 0.448										0	0	0	0	1	0	0					
Dan Plesac, L (9, 1)										0	0	0	0	0	0	0					
Dan Miceli, R (9, 1)										0	0	0	0	0	0	0					
<b>Inning Stats</b>	R: 1 E: 0 K: 0 S: 10	H: 1 LOB: 0 BB: 0 P: 15	R: 0 E: 0 K: 2 S: 7	H: 0 LOB: 0 BB: 0 P: 10	R: 0 E: 0 K: 0 S: 9	H: 1 LOB: 1 BB: 0 P: 17	R: 2 E: 0 K: 1 S: 13	H: 4 LOB: 2 BB: 0 P: 21	R: 0 E: 0 K: 0 S: 12	H: 0 LOB: 0 BB: 0 P: 17	R: 0 E: 0 K: 0 S: 7	H: 1 LOB: 1 BB: 0 P: 10	R: 0 E: 0 K: 0 S: 7	H: 1 LOB: 1 BB: 0 P: 9	R: 0 E: 0 K: 0 S: 10	H: 1 LOB: 2 BB: 1 P: 18	1B: 7 2B: 1 3B: 0 HR: 1	SF: 0 SAC: 0 DP: 0 HBP: 0	WP: 0 PB: 0 SB: 0 CS: 0	PA: 37	
<b>PITCHER</b>	IP	WLS	BF	H	R	ER	SO	BB	IBB	HBP	BLK	WP	HR	S	P	ERA	WHIP				
Tom Glavine, L (1, 1) ERA: 3.4	8.0		32	8	3	3	5	0	0	0	0	0	1	72	108	3.38	1.000				
Brad Clontz, R (9, 1) ERA: 3.62	1.0	W	5	1	0	0	0	0	1	0	0	0	0	10	18	0.00	1.000				

Pittsburgh Pirates @ Atlanta Braves  
Atlanta-Fulton County Stadium, Atlanta, GA  
Thu Jul 20 1995, 7:05 PM EDT  
Att: 31,661 - Unknown - 91 F

AB 36  
R 3  
H 9  
RBI 3  
BB 1  
SO 5  
LOB 14



Batter	1	2	3	4	5	6	7	8	9	AB	R	H	RBI	BB	SO	LOB	BOTTOM					
Marquis Grissom, R (1, 8) OBP: 0.330, SLG: 0.392	FC6-4 BB		F8			G4-3		L7		3	0	0	0	1	0	1						
Jeff Blauser, R (1, 6) OBP: 0.319, SLG: 0.352	FC6-4 1-2		K			10 L6-3 1B		G5-3		4	0	1	0	0	1	2						
10 Chipper Jones, S (1, 5) OBP: 0.362, SLG: 0.448	F9			F9		L6-3			E5	4	1	0	0	0	0	2						
Fred McGriff, L (1, 3) OBP: 0.370, SLG: 0.488	K			HR			G5-3		E	4	2	2	1	0	1	1						
David Justice, L (1, 9) OBP: 0.409, SLG: 0.514		HR		G1-3			FC5-4 BB		K	3	1	1	1	1	1	2						
Javy Lopez, R (1, 2) OBP: 0.327, SLG: 0.446		G5-3					FC5-4 1-2		E6	3	0	0	0	0	0	1						
Dwight Smith, L (9, PH) OBP: 0.321, SLG: 0.472								1B	1B	1	0	1	0	0	0	0						
Ryan Klesko, L (1, 7) OBP: 0.420, SLG: 0.636		G4-3				K			1B	3	0	0	0	1	1	1						
Mark Lemke, S (1, 4) OBP: 0.323, SLG: 0.347										3	0	1	0	0	1	0						
Mike Kelly, R (9, PR) OBP: 0.272, SLG: 0.333										0	0	0	0	0	0	0						
Brad Clontz, R (9, 1)										0	0	0	0	0	0	0						
Charlie O'Brien, R (9, PH) OBP: 0.394, SLG: 0.543										1	0	1	1	0	0	0						
Tom Glavine, L (1, 1) OBP: 0.306, SLG: 0.286										2	0	0	0	0	2	0						
Mike Mordecai, R (8, PH) OBP: 0.321, SLG: 0.500										1	0	0	0	0	0	1						
<b>Inning Stats</b>	R: 0 E: 0 K: 1 S: 11	H: 0 LOB: 1 BB: 1 P: 18	R: 1 E: 0 K: 0 S: 7	H: 1 LOB: 0 BB: 0 P: 13	R: 0 E: 0 K: 2 S: 9	H: 0 LOB: 0 BB: 0 P: 14	R: 1 E: 0 K: 0 S: 6	H: 1 LOB: 0 BB: 0 P: 10	R: 0 E: 0 K: 3 S: 12	H: 0 LOB: 0 BB: 0 P: 20	R: 0 E: 0 K: 0 S: 8	H: 1 LOB: 0 BB: 0 P: 15	R: 0 E: 0 K: 0 S: 5	H: 0 LOB: 1 BB: 1 P: 11	R: 0 E: 0 K: 0 S: 10	H: 1 LOB: 2 BB: 0 P: 12	R: 2 E: 2 K: 1 S: 11	H: 3 LOB: 3 BB: 1 P: 21	1B: 5 2B: 1 3B: 0 HR: 2	SF: 0 SAC: 0 DP: 1 HBP: 0	WP: 0 PB: 0 SB: 1 CS: 0	PA: 35
<b>PITCHER</b>	IP	WLS	BF	H	R	ER	SO	BB	IBB	HBP	BLK	WP	HR	S	P	ERA	WHIP					
Denny Neagle, L (1, 1) ERA: 3.18	8.0		29	4	2	2	6	2	0	0	0	0	0	68	113	2.25	0.750					
Dan Plesac, L (9, 1) ERA: 2.7	0.1	L	3	1	2	1	1	0	0	0	0	0	0	8	13	27.00	3.000					
Dan Miceli, R (9, 1) ERA: 3.6	0.0		3	2	0	0	0	0	1	0	0	0	0	3	8	∞	∞					

Pittsburgh Pirates @ Atlanta Braves  
Atlanta-Fulton County Stadium, Atlanta, GA  
Thu Jul 20 1995, 7:05 PM EDT  
Att: 31,661 - Unknown - 91 F

AB 32  
R 4  
H 7  
RBI 3  
BB 3  
SO 7  
LOB 11









Batter	1	2	3	4	5	6	7	8	9	AB	R	H	RBI	BB	SO	LOB	TOP										
Steve Finley, L (1, 8) OBP: 0.352, SLG: 0.404	G4-3		K			G3		S 1B 2B		4	1	1	1	0	1	0	<b>San Diego Padres @ Atlanta Braves</b> Atlanta-Fulton County Stadium, Atlanta, GA Sat Jul 22, 1995, 7:05 PM EDT Att: 48,827 - Unknown - 89 F										
Jody Reed, R (1, 4) OBP: 0.382, SLG: 0.311	G1-3 1B				G6-3	G6-3		G6-3		4	0	1	0	0	0	1											
Tony Gwynn, L (1, 9) OBP: 0.396, SLG: 0.479	G1-3				G3		F7	2-H 1B		4	0	1	1	0	0	1											
Ken Caminiti, S (1, 5) OBP: 0.348, SLG: 0.453	F9				K		1B 2B	K		4	0	1	0	0	2	2											
Eddie Williams, R (1, 3) OBP: 0.330, SLG: 0.436		G5-3			K		2-2 1B		F9	4	0	1	0	0	1	0											
Phil Plantier, L (1, 7) OBP: 0.385, SLG: 0.436	G4-3				1B BB		F7		K2-3	3	0	0	0	1	1	2											
Brad Ausmus, R (1, 2) OBP: 0.314, SLG: 0.368	F8				G6-4-3 1B		L6		K	4	0	1	0	0	1	2											
Ray Holbert, R (1, 6) OBP: 0.250, SLG: 0.200			G4-3							2	0	0	0	0	0	2											
Scott Livingstone, L (8, PH) OBP: 0.288, SLG: 0.368					G6-4-3					1	1	1	0	0	0	0											
Andujar Cedeno, R (8, 6) OBP: 0.268, SLG: 0.364								2B 2B		0	0	0	0	0	0	0											
Glenn Dishman, R (1, 1) OBP: 0.167, SLG: 0.167										2	0	0	0	0	1	0											
Melvin Nieves, S (8, PH) OBP: 0.271, SLG: 0.331			K				F8			1	0	0	0	0	1	1											
Willie Blair, R (8, 1)								K		0	0	0	0	0	0	0											
<b>Inning Stats</b>	R: 0 E: 0 K: 0 S: 6	H: 1 LOB: 1 BB: 0 P: 9	R: 0 E: 0 K: 0 S: 7	H: 0 LOB: 0 BB: 0 P: 12	R: 0 E: 0 K: 2 S: 8	H: 0 LOB: 0 BB: 0 P: 12	R: 0 E: 0 K: 1 S: 8	H: 0 LOB: 0 BB: 0 P: 9	R: 0 E: 0 K: 1 S: 10	H: 1 LOB: 1 BB: 1 P: 20	R: 0 E: 0 K: 0 S: 6	H: 0 LOB: 0 BB: 0 P: 9	R: 0 E: 0 K: 0 S: 11	H: 2 LOB: 2 BB: 0 P: 19	R: 2 E: 0 K: 2 S: 16	H: 3 LOB: 1 BB: 0 P: 25	R: 0 E: 0 K: 2 S: 8	H: 0 LOB: 0 BB: 0 P: 10	1B: 4 2B: 3 3B: 0 HR: 0	SF: 0 SAC: 0 DP: 1 HBP: 0	WP: 0 PB: 0 SB: 1 CS: 0	PA: 34					
<b>PITCHER</b>	IP	WLS	BF	H	R	ER	SO	BB	IBB	HBP	BLK	WP	HR	S	P	ERA	WHIP										
Kent Mercker, L (1, 1) ERA: 3.94	7.0		25	4	0	0	4	1	0	0	0	0	0	56	90	0.00	0.714										
Greg McMichael, R (8, 1) ERA: 3.53	0.2		4	2	2	2	1	0	0	0	0	0	0	9	15	27.00	3.000										
Pedro Borbon, L (8, 1) ERA: 2.77	0.0		1	1	0	0	0	0	0	0	0	0	0	4	7	∞	∞										
Mark Wohlers, R (8, 1) ERA: 2.6	1.1	W	4	0	0	0	3	0	0	0	0	0	0	11	13	0.00	0.000										

AB	33
R	2
H	7
RBI	2
BB	1
SO	8
LOB	11



Batter	1	2	3	4	5	6	7	8	9	AB	R	H	RBI	BB	SO	LOB	BOTTOM										
Marquis Grissom, R (1, 8) OBP: 0.328, SLG: 0.396	F7		HR		G6-3		G6-3			4	1	1	1	0	0	1	<b>San Diego Padres @ Atlanta Braves</b> Atlanta-Fulton County Stadium, Atlanta, GA Sat Jul 22, 1995, 7:05 PM EDT Att: 48,827 - Unknown - 89 F										
Jeff Blauser, R (1, 6) OBP: 0.322, SLG: 0.362	G6-3		1B		10 G5-3-6 BB			G1-3		3	0	1	0	1	0	0											
10 Chipper Jones, S (1, 5) OBP: 0.364, SLG: 0.446	F9				G5-3-6			FC6-4 BB		3	0	1	0	1	0	2											
Fred McGriff, L (1, 3) OBP: 0.372, SLG: 0.488	P2		P4			K		FC6-4 1B		4	1	0	0	0	1	3											
David Justice, L (1, 9) OBP: 0.402, SLG: 0.497	G3				G4-3		G3-1	1B 1B		4	0	1	0	0	0	0											
Javy Lopez, R (1, 2) OBP: 0.335, SLG: 0.462	2B				1B 2B		F8	1-3 2-H 1B		4	1	3	1	0	0	0											
Ryan Klesko, L (1, 7) OBP: 0.125, SLG: 0.188										1	0	0	0	1	0	0											
Greg McMichael, R (8, 1) ERA: 3.53										0	0	0	0	0	0	0											
Pedro Borbon, R (8, 1) ERA: 2.77										0	0	0	0	0	0	0											
Mark Wohlers, R (8, 1) ERA: 2.6										1	0	0	0	0	1	2											
Mark Lemke, S (1, 4) OBP: 0.320, SLG: 0.343	G4-3									3	0	1	1	0	0	2											
Kent Mercker, L (1, 1) ERA: 3.94										3	0	1	0	0	0	1											
Mike Kelly, R (7, PR) OBP: 0.272, SLG: 0.333			L9		B1-3					0	0	0	0	0	0	0											
<b>Inning Stats</b>	R: 0 E: 0 K: 0 S: 8	H: 1 LOB: 1 BB: 0 P: 12	R: 0 E: 0 K: 0 S: 8	H: 1 LOB: 1 BB: 0 P: 11	R: 1 E: 0 K: 0 S: 8	H: 2 LOB: 1 BB: 0 P: 11	R: 1 E: 0 K: 0 S: 7	H: 2 LOB: 1 BB: 1 P: 12	R: 0 E: 0 K: 1 S: 3	H: 0 LOB: 0 BB: 1 P: 7	R: 0 E: 0 K: 1 S: 7	H: 0 LOB: 0 BB: 0 P: 12	R: 0 E: 0 K: 0 S: 8	H: 1 LOB: 1 BB: 0 P: 14	R: 1 E: 0 K: 1 S: 14	H: 2 LOB: 2 BB: 1 P: 27	R: 1 E: 0 K: 1 S: 8	H: 2 LOB: 2 BB: 1 P: 27	1B: 5 2B: 3 3B: 0 HR: 1	SF: 0 SAC: 0 DP: 2 HBP: 1	WP: 0 PB: 0 SB: 0 CS: 0	PA: 34					
<b>PITCHER</b>	IP	WLS	BF	H	R	ER	SO	BB	IBB	HBP	BLK	WP	HR	S	P	ERA	WHIP										
Glenn Dishman, L (1, 1) ERA: 2.23	7.0		28	7	2	2	1	2	0	1	0	0	0	14	27	9.00	3.000										
Willie Blair, R (8, 1) ERA: 4.58	1.0	L	6	2	1	1	1	1	0	0	0	0	0	14	27	9.00	3.000										

AB	30
R	3
H	9
RBI	3
BB	3
SO	2
LOB	11





Batter	1	2	3	4	5	6	7	8	9	AB	R	H	RBI	BB	SO	LOB	TOP			
Steve Finley, L (1, 8) OBP: 0.354, SLG: 0.409	1-3 K		3-1 2B		1-1 F9			0-0 P4-3 1B		4	0	2	0	0	1	0	<b>San Diego Padres @ Atlanta Braves</b> Atlanta-Fulton County Stadium, Atlanta, GA Sun Jul 23 1995, 3:33 AM EDT Att: 37,109 - Cloudy - 94 F			
Jody Reed, R (1, 4) OBP: 0.379, SLG: 0.310	0-1 1B		2-3 K		1-0 F7			1-2 P4-3 1-1f		4	0	1	0	0	1	2				
Tony Gwynn, L (1, 9) OBP: 0.397, SLG: 0.479	1-1 1B		0-0 F7		3-2 G6-3			1-1 1B		4	0	2	0	0	0	1				
Phil Plantier, L (1, 7) OBP: 0.350, SLG: 0.415	1-0 P5			0-3 K				2-2 G4-3		4	0	0	0	0	1	3				
Ken Caminiti, S (1, 5) OBP: 0.347, SLG: 0.450	2-3 K			1-2 1B				1-3 K		4	1	1	0	0	3	2				
Eddie Williams, R (1, 3) OBP: 0.333, SLG: 0.437		2-2 F9		1-1 1B				0-1 1B		4	0	2	0	0	0	0				
Ray Holbert, R (9, PR) OBP: 0.250, SLG: 0.200				1-2 1B				L7		0	0	0	0	0	0	0				
Brad Ausmus, R (1, 2) OBP: 0.310, SLG: 0.362		0-3 K		2-3 K				2-2 F9		3	0	0	0	0	2	2				
Scott Livingstone, L (9, PH) OBP: 0.283, SLG: 0.362								1-2 K		1	0	0	0	0	1	1				
Andujar Cedeno, R (1, 6) OBP: 0.268, SLG: 0.362		0-0 F9		0-1 1B				2-0 P4		4	0	1	1	0	1	2				
Joey Hamilton, R (1, 1) OBP: 0.143, SLG: 0.128			0-3 K		0-3 K			0-3 K		3	0	0	0	0	3	2				
Doug Bochtler, R (8, 1)										0	0	0	0	0	0	0				
<b>Inning Stats</b>	R: 0 H: 2 E: 0 K: 2 S: 11	H: 2 LOB: 2 BB: 0 P: 16	R: 0 H: 0 E: 0 K: 1 S: 8	H: 0 LOB: 0 BB: 0 P: 10	R: 0 H: 1 E: 0 K: 2 S: 9	H: 1 LOB: 1 BB: 0 P: 14	R: 1 H: 3 E: 0 K: 3 S: 20	H: 3 LOB: 2 BB: 0 P: 24	R: 0 H: 0 E: 0 K: 1 S: 5	H: 0 LOB: 0 BB: 0 P: 8	R: 0 H: 0 E: 0 K: 1 S: 7	H: 0 LOB: 0 BB: 0 P: 11	R: 0 H: 2 E: 0 K: 3 S: 9	H: 2 LOB: 1 BB: 0 P: 13	R: 0 H: 1 E: 0 K: 3 S: 11	H: 1 LOB: 2 BB: 0 P: 15	1B: 8 2B: 2 3B: 0 HR: 0	SF: 0 SAC: 0 DP: 1 HBP: 0	WP: 0 PB: 0 SB: 1 CS: 0	PA: 35
<b>PITCHER</b>	IP WLS BF H R ER SO BB IBB HBP BLK WP HR S P ERA WHIP																			
29 John Smoltz, R (1, 1) ERA: 2.84	8.0 W 31 8 1 1 10 0 0 0 0 0 0 75 107 1.12 1.000																			
Mark Wohlers, R (9, 1) ERA: 2.52	1.0 S 4 1 0 0 3 0 0 0 0 0 0 0 11 15 0.00 1.000																			

Batter	1	2	3	4	5	6	7	8	9	AB	R	H	RBI	BB	SO	LOB	BOTTOM			
Marquis Grissom, R (1, 8) OBP: 0.332, SLG: 0.410	0-1 CS 1B			3-2 P3		2-2 HR		2-1 10 CS 1B		4	1	3	1	0	0	0	<b>San Diego Padres @ Atlanta Braves</b> Atlanta-Fulton County Stadium, Atlanta, GA Sun Jul 23 1995, 3:33 AM EDT Att: 37,109 - Cloudy - 94 F			
Jeff Blauser, R (1, 6) OBP: 0.316, SLG: 0.359	0-1 F9			1-3 K		3-1 G5-3		0-0 SF9		3	0	0	1	0	1	1				
10 Chipper Jones, S (1, 5) OBP: 0.361, SLG: 0.441	0-2 F7			1-2 F7				2-3 3-H CS		3	0	0	0	0	0	0				
Fred McGriff, L (1, 3) OBP: 0.372, SLG: 0.490		0-3 K			1-0 FC6-5 2B			2-2 G4-3		3	0	1	0	0	1	0				
David Justice, L (1, 9) OBP: 0.401, SLG: 0.495		3-3 K			0-3 K			2-2 1B		3	0	1	0	0	2	1				
Ryan Klesko, L (1, 7) OBP: 0.430, SLG: 0.625		2-0 G4-3			3-3 K			2-2 F9		3	0	0	0	0	1	2				
Mark Wohlers, R (9, 1)										0	0	0	0	0	0	0				
Javy Lopez, R (1, 2) OBP: 0.330, SLG: 0.455			1-1 G6-3		0-0 FC6-5			1-3 K		3	0	0	0	0	1	1				
Mark Lemke, S (1, 4) OBP: 0.320, SLG: 0.342			1-2 P4		1-3 K			1-0 1B HBP SF9 1B		3	0	1	0	0	1	0				
Mike Kelly, R (9, PR) OBP: 0.272, SLG: 0.333										0	1	0	0	0	0	0				
29 John Smoltz, R (1, 1) OBP: 0.184, SLG: 0.031			1-2 G5-3		0-2 K			2-0 SF9 1B HBP		2	0	0	0	0	1	0				
Dwight Smith, L (8, PH) OBP: 0.338, SLG: 0.472										0	0	0	0	0	0	0				
Rafael Belliard, R (9, 4) OBP: 0.235, SLG: 0.225										0	0	0	0	0	0	0				
<b>Inning Stats</b>	R: 0 H: 1 E: 0 K: 0 S: 7	H: 1 LOB: 0 BB: 0 P: 7	R: 0 H: 0 E: 0 K: 2 S: 10	H: 0 LOB: 0 BB: 0 P: 15	R: 0 H: 0 E: 0 K: 0 S: 8	H: 0 LOB: 0 BB: 0 P: 11	R: 0 H: 0 E: 0 K: 1 S: 11	H: 0 LOB: 0 BB: 0 P: 16	R: 0 H: 1 E: 0 K: 2 S: 8	H: 1 LOB: 1 BB: 0 P: 12	R: 1 H: 1 E: 0 K: 2 S: 11	H: 1 LOB: 0 BB: 0 P: 17	R: 0 H: 1 E: 0 K: 0 S: 12	H: 1 LOB: 1 BB: 0 P: 19	R: 1 H: 2 E: 0 K: 1 S: 8	H: 2 LOB: 2 BB: 0 P: 14	1B: 4 2B: 1 3B: 0 HR: 1	SF: 1 SAC: 0 DP: 0 HBP: 1	WP: 0 PB: 0 SB: 0 CS: 2	PA: 30
<b>PITCHER</b>	IP WLS BF H R ER SO BB IBB HBP BLK WP HR S P ERA WHIP																			
Joey Hamilton, R (1, 1) ERA: 3.06	7.1 L 28 6 2 2 8 0 0 0 0 0 0 1 73 109 2.46 0.818																			
Doug Bochtler, R (8, 1) ERA: 2.19	0.2 1 0 0 0 0 0 0 0 0 0 0 0 2 2 0.00 0.000																			





Batter	1	2	3	4	5	6	7	8	9	AB	R	H	RBI	BB	SO	LOB	TOP								
Marquis Grissom, R OBP: 0.334, SLG: 0.409	1-0 G6-4-3 1B		1-1 F8		4-0 10 1B 1-2 BB		2-2 F9		3-0 CS 1-2	3	0	1	0	1	0	1	<b>Atlanta Braves @ Pittsburgh Pirates</b> Three Rivers Stadium, Pittsburgh, PA Mon Jul 24 1995, 7:05 PM EDT Att: 16,142 - Unknown - 81 F  livebaseballscorecards.com  <b>Braves</b>								
Jeff Blauer, R OBP: 0.315, SLG: 0.354	2-2 G6-4-3 1-2		2-2 G5-3		1-3 K		1-0 FC5-4 1-2			4	0	0	0	0	1	4									
10 Chipper Jones, S OBP: 0.369, SLG: 0.449	0-0 1B		1-1 1B		0-0 1-3 2-H 1B			1-2 G4-6-3 1B		4	0	4	1	0	0	0									
Fred McGriff, L OBP: 0.368, SLG: 0.483	3-2 G4-3		1-1 P2		1-0 G4-3			1-1 G4-6-3 1-2		4	0	0	0	0	0	5									
David Justice, L OBP: 0.402, SLG: 0.490		4-2 1B BB		3-2 F8		4-2 CS BB		1-2 F8		2	1	0	0	2	0	0									
Ryan Klesko, L OBP: 0.426, SLG: 0.634		2-2 F7		2-3 K		2-0 F8			1-1 HR	4	1	1	1	0	1	2									
Mike Kelly, R OBP: 0.272, SLG: 0.333										0	0	0	0	0	0	0									
Charlie O'Brien, R OBP: 0.390, SLG: 0.515		1-0 CS 1B 1-2		2-2 G6-3		2-2 F9			0-0 G5-3	4	0	1	0	0	0	1									
Mark Lemke, S OBP: 0.319, SLG: 0.340		1-2 1-2 2-H 1B			0-0 G1-5-3	2-2 CS	2-1 L7		0-1 G1-6-3	4	0	1	1	0	0	0									
Greg Maddux, R OBP: 0.205, SLG: 0.146	2-3 K				0-1 BB 1B		4-1 FC5-4 BB		0-1 CS 1B	2	1	1	0	1	1	2									
Brad Clontz, R Dwight Smith, L OBP: 0.346, SLG: 0.479 Mark Wohlers, R			2-3 K							0	0	0	0	0	0	0									
<b>Inning Stats</b>	R: 0 E: 0 K: 0 S: 8	H: 2 LOB: 1 BB: 0 P: 14	R: 1 E: 0 K: 1 S: 15	H: 2 LOB: 1 BB: 1 P: 24	R: 0 E: 0 K: 0 S: 10	H: 1 LOB: 1 BB: 0 P: 15	R: 0 E: 0 K: 1 S: 11	H: 0 LOB: 0 BB: 0 P: 18	R: 1 E: 0 K: 1 S: 8	H: 2 LOB: 2 BB: 1 P: 14	R: 0 E: 0 K: 0 S: 9	H: 0 LOB: 0 BB: 1 P: 19	R: 0 E: 0 K: 0 S: 7	H: 0 LOB: 1 BB: 1 P: 16	R: 0 E: 0 K: 0 S: 8	H: 1 LOB: 0 BB: 0 P: 11	R: 1 E: 0 K: 0 S: 8	H: 2 LOB: 0 BB: 0 P: 11	1B: 9 2B: 0 3B: 0 HR: 1	SF: 0 SAC: 0 DP: 2 HBP: 0	WP: 0 PB: 0 SB: 0 CS: 3	PA: 38			
<b>PITCHER</b>	IP	WLS	BF	H	R	ER	SO	BB	IBB	HBP	BLK	WP	HR	S	P	ERA	WHIP								
Esteban Loaiza, R ERA: 4.97	7.0		29	7	2	2	3	4	0	0	0	0	0	68	120	2.57	1.571								
Dan Plesac, L ERA: 2.99	1.0	L	4	2	1	1	0	0	0	0	0	0	1	10	14	9.00	2.000								
Jeff McCurry, R ERA: 4.04	1.0		3	1	0	0	0	0	0	0	0	0	0	6	8	0.00	1.000								

Batter	1	2	3	4	5	6	7	8	9	AB	R	H	RBI	BB	SO	LOB	BOTTOM								
Al Martin, L OBP: 0.340, SLG: 0.403	0-1 SH1-4 FC3 2B		0-3 K		1-0 S 1B		2-1 G4-3 2B		1-3 K	5	2	3	0	0	2	0	<b>Atlanta Braves @ Pittsburgh Pirates</b> Three Rivers Stadium, Pittsburgh, PA Mon Jul 24 1995, 7:05 PM EDT Att: 16,142 - Unknown - 81 F  livebaseballscorecards.com  <b>P</b>								
Jay Bell, R OBP: 0.325, SLG: 0.358	1-1 SH1-4 2-3		1-2 1B		1-2 G6-4-3 1B		0-2 G4-3			3	0	2	1	0	0	1									
Orlando Merced, S OBP: 0.342, SLG: 0.460	0-2 FC3		1-1 F7		0-0 G6-4-3 1-2		3-3 K			4	0	0	1	0	1	3									
Mark Johnson, L OBP: 0.357, SLG: 0.488	1-1 F7		1-3 K		1-3 K		3-2 K			4	0	0	0	0	3	3									
Dave Clark, L OBP: 0.363, SLG: 0.429	1-2 G4-3			1-0 L4		0-0 G1-3 1B		1-1 G3		4	0	1	0	0	0	1									
Jeff King, R OBP: 0.337, SLG: 0.452		3-2 K		2-0 G6-3		1-0 G1-3		0-1 G6-3		4	0	0	0	0	1	1									
John Wehner, R OBP: 0.375, SLG: 0.375		3-3 K		2-1 1B 1B		2-2 G6-3		2-3 K		4	0	1	0	0	2	1									
Mark Parent, R OBP: 0.345, SLG: 0.552		1-1 1B		1-1 1B 1B		4-0 IBB		0-3 K		3	0	2	0	1	1	0									
Esteban Loaiza, R OBP: 0.194, SLG: 0.176	0-2 K			0-1 G4-3		1-3 K		2-2 F8		3	0	0	0	0	2	5									
Dan Plesac, L Nelson Liriano, S OBP: 0.336, SLG: 0.365 Jeff McCurry, R										0	0	0	0	0	0	0									
<b>Inning Stats</b>	R: 1 E: 0 K: 0 S: 13	H: 1 LOB: 1 BB: 0 P: 15	R: 0 E: 0 K: 3 S: 11	H: 1 LOB: 1 BB: 0 P: 18	R: 0 E: 0 K: 2 S: 11	H: 1 LOB: 1 BB: 0 P: 14	R: 0 E: 0 K: 0 S: 8	H: 2 LOB: 2 BB: 0 P: 13	R: 1 E: 0 K: 1 S: 8	H: 2 LOB: 0 BB: 0 P: 11	R: 0 E: 0 K: 1 S: 10	H: 1 LOB: 2 BB: 1 P: 18	R: 0 E: 0 K: 2 S: 15	H: 1 LOB: 1 BB: 0 P: 23	R: 0 E: 0 K: 1 S: 8	H: 0 LOB: 0 BB: 0 P: 11	R: 0 E: 0 K: 2 S: 9	H: 0 LOB: 0 BB: 0 P: 12	1B: 7 2B: 2 3B: 0 HR: 0	SF: 0 SAC: 1 DP: 1 HBP: 0	WP: 0 PB: 0 SB: 2 CS: 0	PA: 37			
<b>PITCHER</b>	IP	WLS	BF	H	R	ER	SO	BB	IBB	HBP	BLK	WP	HR	S	P	ERA	WHIP								
Greg Maddux, R ERA: 1.69	7.0		31	9	2	2	9	0	0	0	0	0	0	76	112	2.57	1.286								
Brad Clontz, R ERA: 3.44	1.0	W	3	0	0	0	1	0	0	0	0	0	0	8	11	0.00	0.000								
Mark Wohlers, R ERA: 2.45	1.0	S	3	0	0	0	2	0	0	0	0	0	0	9	12	0.00	0.000								



Batter	1	2	3	4	5	6	7	8	9	10	AB	R	H	RBI	BB	SO	LOB	TOP		
Marquis Grissom, R OBP: 0.330, SLG: 0.403	(1, 8) 2-3 K	(1, 8) 0-1 F7			(1, 8) 0-2 P2		(1, 8) 2-0 SH1-3		(1, 8) 3-2 G6-3	(1, 8) 0-0 L6	5	0	0	0	0	1	3			
Jeff Blausler, R OBP: 0.316, SLG: 0.358	(1, 6) 0-1 PB 2B				(1, 6) 2-1 F8		(1, 6) 3-3 K		(1, 6) 2-2 G1-3		5	0	2	0	0	1	1			
10 Chipper Jones, S OBP: 0.363, SLG: 0.441	(1, 5) 2-2 G6-3				(1, 5) 2-2 F8		(1, 5) 0-0 G6-3		(1, 5) 3-2 G6-3		5	0	0	0	0	0	3			
Fred McGriff, L OBP: 0.365, SLG: 0.477	(1, 3) 4-2 BB 2B				(1, 3) 2-3 K		(1, 3) 1-0 F8		(1, 3) 0-3 K		4	0	0	0	1	2	1			
David Justice, L OBP: 0.402, SLG: 0.485	(1, 9) 4-1 BB				(1, 9) 2-2 F9		(1, 9) 0-0 G4-3		(1, 9) 1-0 BB 1B		4	0	1	0	1	0	1			
Javy Lopez, R OBP: 0.332, SLG: 0.459	(1, 2) 0-3 K				(1, 2) 1-0 F7		(1, 2) 1-2 BB 1B		(1, 2) 0-2 K		5	0	2	0	0	2	4			
Mike Kelly, R OBP: 0.272, SLG: 0.333	(10, PR) (10, 7) K									(10, PR) (10, 7) BB 1B 2B	0	1	0	0	0	0	0			
Ryan Klesko, L OBP: 0.441, SLG: 0.655											1	2	1	1	4	0	0			
Charlie O'Brien, R OBP: 0.390, SLG: 0.515											0	0	0	0	0	0	0			
Mark Lemke, S OBP: 0.321, SLG: 0.335											3	0	0	0	2	1	3			
Tom Glavine, L ERA: 3.08											2	0	0	0	1	0	1			
Jose Lirio, R ERA: 3.25											1	0	0	0	0	0	1			
Greg McMichael, R ERA: 3.83											0	0	0	0	0	0	0			
Brad Clontz, R ERA: 3.25											0	0	0	0	0	0	0			
Dwight Smith, L ERA: 2.7											0	0	0	0	0	0	0			
Pedro Borbon, R ERA: 2.7											0	0	0	0	0	0	0			
Steve Bedrosian, R ERA: 5.11											0	0	0	0	0	0	0			
Mike Stanton, L											0	0	0	0	0	0	0			
<b>Inning Stats</b>	R: 0 E: 0 K: 2 S: 16	H: 1 LOB: 3 BB: 2 P: 28	R: 1 E: 0 K: 1 S: 10	H: 1 LOB: 0 BB: 0 P: 15	R: 0 E: 0 K: 1 S: 11	H: 1 LOB: 1 BB: 0 P: 17	R: 0 E: 0 K: 0 S: 7	H: 0 LOB: 1 BB: 1 P: 15	R: 0 E: 0 K: 0 S: 9	H: 1 LOB: 2 BB: 1 P: 15	R: 0 E: 0 K: 1 S: 5	H: 0 LOB: 1 BB: 1 P: 14	R: 0 E: 0 K: 0 S: 11	H: 0 LOB: 0 BB: 0 P: 19	R: 2 E: 0 K: 0 S: 10	H: 2 LOB: 3 BB: 2 P: 24	1B: 4 2B: 2 3B: 0 HR: 1	SF: 0 SAC: 1 DP: 0 HBP: 0	WP: 1 PB: 1 SB: 0 CS: 0	PA: 46
<b>PITCHER</b>	IP	WLS	BF	H	R	ER	SO	BB	IBB	HBP	BLK	WP	HR	S	P	ERA	WHIP			
Denny Neagle, L ERA: 3.08	(1, 1) 7.0		30	4	1	1	5	5	0	0	0	1	1	66	116	1.29	1.286			
Jason Christiansen, L ERA: 2.28	(8, 1) 1.0		6	1	0	0	3	2	0	0	0	0	0	14	24	0.00	3.000			
Jim Gott, R ERA: 6.0	(9, 1) 2.0	L	10	2	2	2	0	1	1	0	0	0	0	21	43	9.00	1.500			

Atlanta Braves @ Pittsburgh Pirates  
 Three Rivers Stadium, Pittsburgh, PA  
 Tue Jul 25 1995, 3:33 AM EDT  
 Att: 13,864 - Overcast - 80 F

livebaseballscorecards.com

AB 36  
 R 3  
 H 7  
 RBI 3  
 BB 9  
 SO 8  
 LOB 20

Braves

Batter	1	2	3	4	5	6	7	8	9	10	AB	R	H	RBI	BB	SO	LOB	BOTTOM				
Jacob Brumfield, R OBP: 0.344, SLG: 0.350	(1, 8) 3-1 F9										2	0	1	0	0	0	0					
Steve Pegues, R OBP: 0.263, SLG: 0.429	(5, 7) 3-2 G4-3										3	0	1	0	0	1	0					
Mark Johnson, L OBP: 0.355, SLG: 0.485	(10, PH) 3-2 G4-3										1	0	0	0	0	1	3					
Jay Bell, R OBP: 0.329, SLG: 0.358	(1, 6) 3-2 G4-3										3	0	1	1	2	0	1					
Orlando Merced, S OBP: 0.336, SLG: 0.451	(1, 3) 1-1 G4-3										5	0	0	0	0	0	4					
Dave Clark, L OBP: 0.370, SLG: 0.429	(1, 9) 4-0 FC6-4 BB										0	0	0	0	2	0	0					
Jeff King, R OBP: 0.333, SLG: 0.446	(5, 3) 1-2 BB										3	0	0	0	0	1	2					
Al Martin, L OBP: 0.337, SLG: 0.403	(1, 7) 1-3 K										5	0	1	0	0	3	4					
Carlos Garcia, R OBP: 0.329, SLG: 0.432	(1, 4) 2-0 FC6-4										2	0	1	0	2	0	1					
John Wehner, R OBP: 0.450, SLG: 0.421	(1, 5) 1-3 K										3	0	2	0	1	1	1					
2 Angelo Encarnacion, R OBP: 0.395, SLG: 0.415											3	1	2	0	0	0	1					
Nelson Lirio, S OBP: 0.333, SLG: 0.362											1	0	0	0	0	0	3					
Jim Gott, R											0	0	0	0	0	0	0					
Freddy Garcia, R OBP: 0.200, SLG: 0.195											0	0	0	0	1	0	0					
Denny Neagle, L OBP: 0.157, SLG: 0.224	(1, 1) 1-3 K										2	0	0	0	0	1	4					
Jason Christiansen, R	(8, 1) 1-2 K										0	0	0	0	0	0	0					
Mark Parent, R OBP: 0.341, SLG: 0.545	(8, PH) (9, 2) 1-2 SH1-4										2	0	0	0	0	0	5					
<b>Inning Stats</b>	R: 0 E: 0 K: 0 S: 8	H: 0 LOB: 0 BB: 0 P: 15	R: 0 E: 0 K: 2 S: 7	H: 0 LOB: 1 BB: 1 P: 15	R: 1 E: 0 K: 1 S: 15	H: 3 LOB: 3 BB: 1 P: 29	R: 0 E: 0 K: 0 S: 6	H: 1 LOB: 1 BB: 0 P: 9	R: 0 E: 0 K: 0 S: 8	H: 1 LOB: 0 BB: 0 P: 11	R: 0 E: 0 K: 0 S: 10	H: 2 LOB: 3 BB: 1 P: 19	R: 0 E: 0 K: 0 S: 8	H: 0 LOB: 1 BB: 1 P: 18	R: 0 E: 0 K: 2 S: 9	H: 0 LOB: 1 BB: 1 P: 15	R: 0 E: 0 K: 2 S: 16	H: 1 LOB: 3 BB: 2 P: 27	1B: 8 2B: 1 3B: 0 HR: 0	SF: 0 SAC: 3 DP: 2 HBP: 0	WP: 0 PB: 0 SB: 0 CS: 0	PA: 46
<b>PITCHER</b>	IP	WLS	BF	H	R	ER	SO	BB	IBB	HBP	BLK	WP	HR	S	P	ERA	WHIP					
Tom Glavine, L ERA: 3.27	(1, 1) 7.0		31	7	1	1	4	4	0	0	0	0	0	64	116	1.29	1.571					
Greg McMichael, R ERA: 3.83	(8, 1) 0.0		3	1	0	0	0	1	0	0	0	0	0	4	10	∞	∞					
Brad Clontz, R ERA: 3.25	(8, 1) 2.0	W	6	0	0	0	2	1	0	0	0	0	0	13	22	0.00	0.500					
Pedro Borbon, L ERA: 2.7	(10, 1) 0.1		4	1	0	0	1	2	0	0	0	0	0	9	18	0.00	9.000					
Steve Bedrosian, R ERA: 5.11	(10, 1) 0.1		1	0	0	0	0	0	0	0	0	0	0	4	5	0.00	0.000					
<b>PITCHER</b>	IP	WLS	BF	H	R	ER	SO	BB	IBB	HBP	BLK	WP	HR	S	P	ERA	WHIP					
Mike Stanton, L ERA: 5.89	(10, 1) 0.1		1	0	0	0	1	0	0	0	0	0	0	0	4	0.00	0.000					

Atlanta Braves @ Pittsburgh Pirates  
 Three Rivers Stadium, Pittsburgh, PA  
 Tue Jul 25 1995, 3:33 AM EDT  
 Att: 13,864 - Overcast - 80 F

livebaseballscorecards.com

AB 35  
 R 1  
 H 9  
 RBI 1  
 BB 8  
 SO 8  
 LOB 29

P







Batter	1	2	3	4	5	6	7	8	9	AB	R	H	RBI	BB	SO	LOB	TOP																	
Marquis Grissom, R (1.8) OBP: 0.327, SLG: 0.398	G1	F8			G6-3		G5-3		WP 1B	5	0	1	0	0	0	1	<b>Atlanta Braves @ Los Angeles Dodgers</b> Dodger Stadium, Los Angeles, CA Thu Jul 27 1995, 7:05 PM PDT Att: 36,942 - Unknown - 80 F  <b>livebaseballscorecards.com</b>																	
Jeff Blauer, R (1.6) OBP: 0.319, SLG: 0.358	FC4-6 10 BB HR		G6-3		10 1B		G6-3		F9	4	2	1	0	1	0	1																		
10 Chipper Jones, S (1.5) OBP: 0.364, SLG: 0.438	FC4-6 1-2 BB		1B		1B		F8			3	0	2	0	1	0	0																		
Fred McGriff, L (1.3) OBP: 0.363, SLG: 0.471	FC4-6 HR		1B		1B		F8			4	1	2	1	0	0	2																		
David Justice, L (1.9) OBP: 0.394, SLG: 0.486	HR		P4		F7		F7			4	1	1	3	0	0	4																		
Ryan Klesko, L (1.7) OBP: 0.433, SLG: 0.642	G4-3		F7		G4-3		FC6-4 1B			4	0	1	0	0	0	4																		
Javy Lopez, R (1.2) OBP: 0.330, SLG: 0.455			FC6 1B		G6-3		K		FC6-4 1-2	4	0	1	0	0	1	1																		
Mark Lemke, S (1.4) OBP: 0.311, SLG: 0.323	FC6 1-2		G6-3		G6-3		G5-3		G5-3	4	0	0	0	0	0	1																		
Kent Mercker, L (1.1) OBP: 0.118, SLG: 0.176			K		G6-3		L5		K	2	0	0	0	0	1	1																		
Mike Mordecai, R (6, PH) OBP: 0.300, SLG: 0.464										1	0	0	0	0	0	0																		
Steve Bedrosian, R (6.1)										0	0	0	0	0	0	0																		
Mike Stanton, L (8.1)										0	0	0	0	0	0	0																		
Jose Oliva, R (9, PH) OBP: 0.196, SLG: 0.319										1	0	0	0	0	1	0																		
<b>Inning Stats</b>	R: 3 E: 0 K: 0 S: 15	H: 1 LOB: 0 BB: 2 P: 30	R: 0 E: 0 K: 1 S: 8	H: 1 LOB: 1 BB: 0 P: 13	R: 0 E: 0 K: 0 S: 5	H: 2 LOB: 2 BB: 0 P: 8	R: 0 E: 0 K: 0 S: 8	H: 0 LOB: 0 BB: 0 P: 10	R: 1 E: 0 K: 0 S: 6	H: 3 LOB: 2 BB: 0 P: 11	R: 0 E: 0 K: 1 S: 7	H: 0 LOB: 0 BB: 0 P: 11	R: 0 E: 0 K: 0 S: 8	H: 1 LOB: 1 BB: 0 P: 6	R: 0 E: 0 K: 1 S: 9	H: 1 LOB: 1 BB: 0 P: 14	1B: 8 2B: 0 3B: 0 HR: 1	SF: 0 SAC: 0 DP: 0 HBP: 0	WP: 1 PB: 0 SB: 0 CS: 0	PA: 38														
<b>PITCHER</b>	IP WLS BF H R ER SO BB IBB HBP BLK WP HR S P ERA WHIP																																	
Willie Banks, R (1.1) ERA: 7.3	4.1	22	7	4	4	1	2	0	0	0	0	0	0	1	40	68	8.31	2.077																
John Cummings, L (5.1) ERA: 4.15	4.2	W 16	2	0	0	2	0	0	0	0	1	0	31	46	0.00	0.429																		

Batter	1	2	3	4	5	6	7	8	9	AB	R	H	RBI	BB	SO	LOB	BOTTOM															
Chad Fonville, S (1.4) OBP: 0.292, SLG: 0.291	G5-3		1B SF7		G6-3		CS 1B		G4-3 1B	5	1	3	0	0	0	0	<b>Atlanta Braves @ Los Angeles Dodgers</b> Dodger Stadium, Los Angeles, CA Thu Jul 27 1995, 7:05 PM PDT Att: 36,942 - Unknown - 80 F  <b>livebaseballscorecards.com</b>															
Jose Offerman, S (1.6) OBP: 0.408, SLG: 0.418	G4-3		1B		B2		1B E		K	4	1	1	0	1	1	1																
Raul Mondesi, R (1.9) OBP: 0.352, SLG: 0.509	G6-3		SF7		HR		E7 1B		G4-3 1-2	4	1	2	2	0	0	1																
Mike Piazza, R (1.2) OBP: 0.411, SLG: 0.619	G5-3		1B		E6 3B		K			4	1	1	0	0	1	1																
Eric Karros, R (1.3) OBP: 0.375, SLG: 0.523	BB BB		G5-3		1B 3B		HR			3	2	2	2	1	0	2																
Roberto Kelly, R (1.7) OBP: 0.302, SLG: 0.345	BB				F9 HR		CS 1B			3	1	2	1	1	0	0																
Tim Wallach, R (1.5) OBP: 0.330, SLG: 0.408	K		F7		HR		F8			4	1	1	2	0	1	3																
Todd Hollandsworth, L (1.8) OBP: 0.338, SLG: 0.483	G4-3		1B		G4-3		HR			4	1	2	1	0	0	2																
Willie Banks, R (1.1) OBP: 0.273, SLG: 0.111			K		K		K		L5	2	0	0	0	0	2	1																
John Cummings, L (5.1) ERA: 5.59										2	0	0	0	0	1	0																
<b>Inning Stats</b>	R: 0 E: 0 K: 0 S: 9	H: 0 LOB: 0 BB: 0 P: 13	R: 0 E: 0 K: 1 S: 9	H: 0 LOB: 2 BB: 2 P: 19	R: 1 E: 0 K: 1 S: 15	H: 3 LOB: 1 BB: 0 P: 22	R: 0 E: 0 K: 1 S: 11	H: 1 LOB: 1 BB: 0 P: 17	R: 5 E: 1 K: 2 S: 13	H: 4 LOB: 0 BB: 1 P: 20	R: 1 E: 1 K: 2 S: 13	H: 2 LOB: 1 BB: 1 P: 21	R: 2 E: 0 K: 0 S: 10	H: 3 LOB: 0 BB: 0 P: 19	R: 0 E: 0 K: 1 S: 7	H: 1 LOB: 0 BB: 0 P: 9	1B: 9 2B: 0 3B: 1 HR: 4	SF: 1 SAC: 0 DP: 1 HBP: 0	WP: 0 PB: 0 SB: 1 CS: 2	PA: 39												
<b>PITCHER</b>	IP WLS BF H R ER SO BB IBB HBP BLK WP HR S P ERA WHIP																															
Kent Mercker, L (1.1) ERA: 3.92	5.0	L 26	8	3	2	3	2	0	0	0	0	2	57	91	3.60	2.000																
Steve Bedrosian, R (6.1) ERA: 5.4	2.0	10	5	3	2	2	1	0	0	0	0	2	23	40	9.00	3.000																
Mike Stanton, L (8.1) ERA: 5.59	1.0	3	1	0	0	1	0	0	0	0	0	0	7	9	0.00	1.000																



Batter	1	2	3	4	5	6	7	8	9	AB	R	H	RBI	BB	SO	LOB	TOP																			
Marquis Grissom, R (1, 8) OBP: 0.326, SLG: 0.395	1-1 G6-3			1-0 P2		3-1 G6-3			4-0 G6-3 10 1B S BB	3	1	0	0	1	0	1																				
Jeff Blausler, R (1, 6) OBP: 0.318, SLG: 0.357	0-0 G5-3			2-0 G5-3			3-1 G4-6-3 10 1B		1-2 G6-3	4	0	1	0	0	0	1																				
10 Chipper Jones, S (1, 5) OBP: 0.362, SLG: 0.435	3-2 G3-1			1-0 P7			0-0 G4-6-3 1-2		1-1 G6-3 L9 1B	4	1	1	1	0	0	1																				
Fred McGriff, L (1, 3)		2-3 K			1-0 G1-3		2-1 HR		3-1 L9 2-1	4	1	1	1	0	1	1																				
David Justice, L (1, 9) OBP: 0.392, SLG: 0.481		2-2 G6-3		3-0 G3-1			2-0 E4		1-2 G6-3 S HR 1B	4	1	1	1	0	0	0																				
Ryan Klesko, L (1, 7) OBP: 0.430, SLG: 0.631 Mark Wohlers, R (9, 1)		2-2 G3		0-0 G3			2-1 G1-3		4-1 G6-3 HR IBB	3	1	0	0	0	1	0																				
Javy Lopez, R (1, 2) OBP: 0.333, SLG: 0.469			0-1 G5-3			1-1 FC4-6 1B		0-0 G6-3	0-2 G6-3 1H 2H HR	4	1	2	3	0	0	0																				
Mark Lemke, S (1, 4) OBP: 0.305, SLG: 0.317			0-0 G6-3			1-2 FC4-6 29 SH1-4 1-2		1-0 G4-3	0-0 P6	4	0	0	0	0	0	1																				
29 John Smoltz, R (1, 1) OBP: 0.179, SLG: 0.030 Dwight Smith, L (8, PH) OBP: 0.345, SLG: 0.474 Brad Clontz, R (8, 1) Mike Kelly, R (9, 7) OBP: 0.272, SLG: 0.333			3-3 K		0-0 SH1-4		1-2 L7			1	0	0	0	0	1	0																				
<b>Inning Stats</b>	R: 0 E: 0 K: 0 S: 7	H: 0 LOB: 0 BB: 0 P: 11	R: 0 E: 0 K: 1 S: 12	H: 0 LOB: 0 BB: 0 P: 18	R: 0 E: 0 K: 1 S: 6	H: 0 LOB: 0 BB: 0 P: 9	R: 0 E: 0 K: 0 S: 3	H: 0 LOB: 0 BB: 0 P: 7	R: 0 E: 0 K: 0 S: 10	H: 1 LOB: 1 BB: 0 P: 15	R: 1 E: 1 K: 0 S: 8	H: 2 LOB: 1 BB: 0 P: 17	R: 0 E: 0 K: 0 S: 5	H: 0 LOB: 0 BB: 0 P: 7	R: 5 E: 0 K: 0 S: 16	H: 3 LOB: 0 BB: 2 P: 29	1B: 4 2B: 0 3B: 0 HR: 2	SF: 0 SAC: 1 DP: 1 HBP: 0	WP: 0 PA: 35 PB: 0 SB: 2 CS: 0																	
<b>PITCHER</b>	IP	WLS	BF	H	R	ER	SO	BB	IBB	HBP	BLK	WP	HR	S	P	ERA	WHIP	<b>PITCHER</b>		IP	WLS	BF	H	R	ER	SO	BB	IBB	HBP	BLK	WP	HR	S	P	ERA	WHIP
Sergio Valdez, R (1, 1) ERA: 1.42	8.0		27	3	1	1	2	0	0	0	0	0	1	54	91	1.12	0.375																			
Rod Beck, R (9, 1) ERA: 5.88	0.2	L	6	2	4	4	0	1	1	0	0	0	0	12	25	54.00	4.500																			
Scott Service, R (9, 1) ERA: 6.0	0.1		2	1	1	1	0	0	0	0	0	0	1	4	4	27.00	3.000																			

Atlanta Braves @ San Francisco Giants  
Candlestick Park, San Francisco, CA  
Fri Jul 28 1995, 10:05 PM EDT  
Att: 21,090 - Overcast - 62 F

AB 32  
R 6  
H 6  
RBI 6  
BB 2  
SO 2  
LOB 6



Batter	1	2	3	4	5	6	7	8	9	AB	R	H	RBI	BB	SO	LOB	BOTTOM																			
Deion Sanders, L (1, 8) OBP: 0.280, SLG: 0.311	1-2 P5		0-1 G4-3			0-1 G4-3		0-0 P4		4	0	0	0	0	0	1																				
Robby Thompson, R (1, 4) OBP: 0.317, SLG: 0.318	2-3 K		0-1 G5-3			1-3 K			2-3 K	4	0	0	0	0	3	0																				
Barry Bonds, L (1, 7) OBP: 0.434, SLG: 0.598	3-3 K		0-2 F9			1-2 G6-3			3-3 K	4	0	0	0	0	2	0																				
Mark Carreon, R (1, 3) OBP: 0.346, SLG: 0.510		3-3 K		0-0 G6-3			3-2 F8		2-2 G5-3	4	0	0	0	0	1	0																				
Glenallen Hill, R (1, 9) OBP: 0.326, SLG: 0.474		1-1 G1-3		0-1 G6-3			0-0 G6-3			3	0	0	0	0	0	0																				
Royce Clayton, R (1, 6) OBP: 0.305, SLG: 0.343		1-1 HR 1B		0-1 L8			2-2 G6-3			3	1	1	0	0	0	0																				
Kirt Manwaring, R (1, 2) OBP: 0.324, SLG: 0.352		1-1 SAFE SAFE SAFE 1H HR		2-1 P9			0-1 G6-3			3	1	1	2	0	0	0																				
Mike Benjamin, R (1, 5) OBP: 0.287, SLG: 0.376		1-1 1B		2-1 F7			3-3 K			3	0	1	0	0	1	0																				
Sergio Valdez, R (1, 1) ERA: 2.82 Jeff Reed, L (8, PH) OBP: 0.378, SLG: 0.286 Rod Beck, R (9, 1) OBP: 0.333, SLG: 0.333 Scott Service, R (9, 1) ERA: 2.39		3-3 K		0-3 K			3-1 1B			2	0	0	0	0	2	1																				
<b>Inning Stats</b>	R: 0 E: 0 K: 2 S: 10	H: 0 LOB: 0 BB: 0 P: 16	R: 2 E: 0 K: 2 S: 18	H: 3 LOB: 1 BB: 0 P: 27	R: 0 E: 0 K: 0 S: 7	H: 0 LOB: 0 BB: 0 P: 7	R: 0 E: 0 K: 0 S: 5	H: 0 LOB: 0 BB: 0 P: 5	R: 0 E: 0 K: 1 S: 7	H: 0 LOB: 0 BB: 0 P: 11	R: 0 E: 0 K: 1 S: 9	H: 0 LOB: 0 BB: 0 P: 11	R: 0 E: 0 K: 0 S: 8	H: 0 LOB: 0 BB: 0 P: 13	R: 0 E: 0 K: 1 S: 8	H: 1 LOB: 1 BB: 0 P: 14	R: 0 E: 0 K: 2 S: 12	H: 0 LOB: 0 BB: 0 P: 19	1B: 3 2B: 0 3B: 0 HR: 1	SF: 0 SAC: 0 DP: 0 HBP: 0	WP: 0 PA: 31 PB: 0 SB: 0 CS: 0															
<b>PITCHER</b>	IP	WLS	BF	H	R	ER	SO	BB	IBB	HBP	BLK	WP	HR	S	P	ERA	WHIP	<b>PITCHER</b>		IP	WLS	BF	H	R	ER	SO	BB	IBB	HBP	BLK	WP	HR	S	P	ERA	WHIP
29 John Smoltz, R (1, 1) ERA: 2.82	7.0		24	3	2	2	6	0	0	0	0	0	1	64	90	2.57	0.429																			
Brad Clontz, R (8, 1) ERA: 3.16	1.0	W	4	1	0	0	1	0	0	0	0	0	0	8	14	0.00	1.000																			
Mark Wohlers, R (9, 1) ERA: 2.39	1.0		3	0	0	0	2	0	0	0	0	0	0	12	19	0.00	0.000																			

Atlanta Braves @ San Francisco Giants  
Candlestick Park, San Francisco, CA  
Fri Jul 28 1995, 10:05 PM EDT  
Att: 21,090 - Overcast - 62 F

AB 31  
R 2  
H 4  
RBI 2  
BB 0  
SO 9  
LOB 2









Batter	1	2	3	4	5	6	7	8	9	AB	R	H	RBI	BB	SO	LOB	TOP											
Marquis Grissom, R OBP: 0.324, SLG: 0.399	(1, 8) K		(2-1) L7		(3-1) G6-3		(0-0) G3-1			4	0	0	1	0	1	2												
Jeff Blauer, R OBP: 0.321, SLG: 0.355	(1, 6) F9		(2-3) K		(2-3) BB		(3-3) K			3	0	0	0	1	2	1												
10 Chipper Jones, S OBP: 0.358, SLG: 0.430	(1, 5) F8			(1-0) P8	(1-2) G1-3			(1-2) G6-3		4	0	0	0	0	0	2												
Fred McGriff, L OBP: 0.359, SLG: 0.470		(3-1) FC4-6 1B		(0-0) G3		(2-1) G3-4		(3-3) K		4	0	1	0	0	1	0												
David Justice, L OBP: 0.387, SLG: 0.470		(0-0) FC4-6 1B		(4-1) BB		(2-3) K		(3-2) L8		3	1	0	0	1	1	1												
Ryan Klesko, L OBP: 0.427, SLG: 0.620		(3-3) K		(2-0) F8		(4-2) BB			(0-0) G3	3	0	0	0	1	1	2												
Javy Lopez, R OBP: 0.341, SLG: 0.475		(0-2) 2B		(0-2) G6-3 1B		(0-1) F8			(0-0) BB	4	1	3	1	0	0	1												
Mike Kelly, R OBP: 0.264, SLG: 0.322		(2-H) 1B								0	0	0	0	0	0	0												
Rafael Belliard, R OBP: 0.250, SLG: 0.253		(0-0) L9			(0-1) G6-3 2B		(0-0) SH2-4 1B		(1-2) P3	3	0	2	0	0	0	1												
Jose Oliva, R OBP: 0.204, SLG: 0.351					(1-3) K		(1-2) SH2-4		(2-3) K	1	0	0	0	0	0	1												
Tom Glavine, L OBP: 0.293, SLG: 0.256			(2-2) F7							2	0	0	0	0	1	2												
Charlie O'Brien, R OBP: 0.389, SLG: 0.500										1	0	0	0	0	1	1												
<b>Inning Stats</b>	R: 0 E: 0 K: 1 S: 8	H: 0 LOB: 0 BB: 0 P: 12	R: 1 E: 0 K: 1 S: 12	H: 2 LOB: 1 BB: 0 P: 18	R: 0 E: 0 K: 1 S: 11	H: 0 LOB: 0 BB: 0 P: 17	R: 0 E: 0 K: 0 S: 4	H: 0 LOB: 1 BB: 1 P: 11	R: 1 E: 0 K: 1 S: 16	H: 2 LOB: 2 BB: 1 P: 26	R: 0 E: 0 K: 1 S: 11	H: 0 LOB: 1 BB: 1 P: 19	R: 0 E: 0 K: 1 S: 8	H: 1 LOB: 1 BB: 0 P: 12	R: 0 E: 0 K: 1 S: 9	H: 0 LOB: 0 BB: 0 P: 16	R: 0 E: 0 K: 1 S: 11	H: 1 LOB: 1 BB: 0 P: 14	1B: 5 2B: 1 3B: 0 HR: 0	SF: 0 SAC: 1 DP: 0 HBP: 0	WP: 0 PB: 0 SB: 1 CS: 0	PA: 36						
<b>PITCHER</b>	IP	WLS	BF	H	R	ER	SO	BB	IBB	HBP	BLK	WP	HR	S	P	ERA	WHIP											
Jamie Brewington, R ERA: 3.46	(1, 1)	6.0	W	25	4	2	2	5	3	0	0	0	0	0	62	103	3.00	1.167										
Jose Bautista, R ERA: 6.28	(7, 1)	1.0		4	1	0	0	1	0	0	0	0	0	8	12	0.00	1.000											
Shawn Barton, L ERA: 2.15	(8, 1)	1.1		4	0	0	0	1	0	0	0	0	0	10	17	0.00	0.000											
Rod Beck, R ERA: 5.59	(9, 1)	0.2	S	3	1	0	0	1	0	0	0	0	0	10	13	0.00	1.500											

Atlanta Braves @ San Francisco Giants  
Candlestick Park, San Francisco, CA  
Sun Jul 30 1995, 6:33 AM EDT  
Att: 32,154 - Sunny - 90 F

AB 32  
R 2  
H 6  
RBI 2  
BB 3  
SO 8  
LOB 14




Batter	1	2	3	4	5	6	7	8	9	AB	R	H	RBI	BB	SO	LOB	BOTTOM										
Deion Sanders, L OBP: 0.279, SLG: 0.310	(1, 8) P7		(2-0) G4-3		(4-2) FC6-4 BB	(0-2) FC6				3	0	0	1	1	0	3											
Robby Thompson, R OBP: 0.316, SLG: 0.316	(1, 4) F8		(0-0) 2B G5-3 1B		(1-2) FC6-4 FC4-6 1B		(1-2) P9			4	1	1	0	0	0	1											
Barry Bonds, L OBP: 0.438, SLG: 0.603	(1, 7) G4-3		(0-0) G5-3 2B		(0-0) FC4-6 1B		(4-2) BB			3	0	2	1	1	0	0											
Mark Carreon, R OBP: 0.333, SLG: 0.490		(0-1) P5	(1-1) G5-3		(2-0) FC4-6 2-3 2-3		(2-0) P6			4	0	0	1	0	0	4											
Glenallen Hill, R OBP: 0.325, SLG: 0.469		(1-1) G6-3	(4-0) BB		(2-0) G1-3		(1-0) G6-3			3	0	0	0	1	0	3											
Royce Clayton, R OBP: 0.299, SLG: 0.334		(1-1) E5	(1-1) L6			(1-1) G4-3		(1-1) G6-3		4	0	0	0	0	0	2											
Steve Scarson, R OBP: 0.167, SLG: 0.167		(1-1) P7		(3-2) G1-3		(2-1) 3B			(1-3) K	4	0	1	0	0	1	1											
Mike Benjamin, R OBP: 0.287, SLG: 0.376										0	0	0	0	0	0	0											
Kirt Manwaring, R OBP: 0.322, SLG: 0.355			(0-0) 1B G4-3 2B		(2-3) K		(2-2) L5		(3-3) K	4	1	1	0	0	2	1											
Jamie Brewington, R OBP: 0.167, SLG: 0.167				(1-0) L7						2	1	1	0	0	0	0											
Jeff Reed, L OBP: 0.334, SLG: 0.313										0	0	0	0	1	0	0											
Jose Bautista, R OBP: 0.287, SLG: 0.376			(1-0) 1B G4-3							0	0	0	0	0	0	0											
Shawn Barton, R OBP: 0.287, SLG: 0.376										0	0	0	0	0	0	0											
Rod Beck, R OBP: 0.333, SLG: 0.333			(2-3) 2B 1B							0	0	0	0	0	0	0											
<b>Inning Stats</b>	R: 0 E: 0 K: 0 S: 8	H: 0 LOB: 0 BB: 0 P: 12	R: 0 E: 1 K: 0 S: 8	H: 0 LOB: 1 BB: 0 P: 11	R: 3 E: 0 K: 0 S: 9	H: 4 LOB: 2 BB: 1 P: 17	R: 0 E: 0 K: 1 S: 8	H: 0 LOB: 0 BB: 0 P: 14	R: 0 E: 0 K: 0 S: 8	H: 1 LOB: 2 BB: 1 P: 17	R: 0 E: 0 K: 0 S: 14	H: 1 LOB: 1 BB: 1 P: 23	R: 0 E: 0 K: 0 S: 7	H: 0 LOB: 1 BB: 1 P: 15	R: 0 E: 0 K: 2 S: 10	H: 0 LOB: 0 BB: 0 P: 15	R: 0 E: 0 K: 2 S: 10	H: 0 LOB: 0 BB: 0 P: 15	1B: 3 2B: 2 3B: 1 HR: 0	SF: 0 SAC: 0 DP: 0 HBP: 0	WP: 0 PB: 0 SB: 0 CS: 0	PA: 35					
<b>PITCHER</b>	IP	WLS	BF	H	R	ER	SO	BB	IBB	HBP	BLK	WP	HR	S	P	ERA	WHIP										
Tom Glavine, L ERA: 3.28	(1, 1)	8.0	L	35	6	3	3	3	4	0	0	0	0	72	124	3.38	1.250										


Atlanta Braves @ San Francisco Giants  
Candlestick Park, San Francisco, CA  
Sun Jul 30 1995, 6:33 AM EDT  
Att: 32,154 - Sunny - 90 F

AB 31  
R 3  
H 6  
RBI 3  
BB 4  
SO 3  
LOB 15





Batter	1	2	3	4	5	6	7	8	9	AB	R	H	RBI	BB	SO	LOB	TOP					
Dave Gallagher, R OBP: 0.391, SLG: 0.434	F7		L8						K	4	0	1	0	1	1	0	<b>Philadelphia Phillies @ Atlanta Braves</b> Atlanta-Fulton County Stadium, Atlanta, GA Tue Aug 01 1995, 7:05 PM EDT Att: 38,579 - Unknown - 88 F  <b>livebaseballscorecards.com</b>  <b>AB 33</b> <b>R 4</b> <b>H 8</b> <b>RBI 4</b> <b>BB 5</b> <b>SO 8</b> <b>LOB 17</b> 					
Gregg Jefferies, S OBP: 0.335, SLG: 0.410	K2-3		G4-3						F9	5	0	1	0	0	1							
Mariano Duncan, R OBP: 0.299, SLG: 0.414 Ricky Bottalico, L	K								G3	4	0	1	0	0	1							
Mark Whiten, S OBP: 0.242, SLG: 0.231 Heathcliff Slocumb, R										0	0	0	0	0	0							
Darren Daulton, L OBP: 0.350, SLG: 0.390										4	1	1	0	0	0							
Charlie Hayes, R OBP: 0.351, SLG: 0.393										4	1	2	0	0	0							
Tom Marsh, R OBP: 0.333, SLG: 0.479 Toby Borland, R										3	1	1	0	0	0							
Mickey Morandini, L OBP: 0.339, SLG: 0.421										0	0	0	0	0	0							
Tony Longmire, L OBP: 0.327, SLG: 0.533										0	1	0	1	3	0							
Kevin Elster, R OBP: 0.243, SLG: 0.242										3	0	1	3	1	1							
Sid Fernandez, L Andy Van Slyke, L OBP: 0.302, SLG: 0.355										2	0	0	0	0	2							
										2	0	0	0	0	1							
<b>Inning Stats</b>	R: 0 E: 0 K: 2 S: 10	H: 0 LOB: 0 BB: 0 P: 15	R: 0 E: 0 K: 1 S: 14	H: 1 LOB: 2 BB: 1 P: 24	R: 0 E: 0 K: 1 S: 10	H: 0 LOB: 0 BB: 0 P: 17	R: 3 E: 0 K: 1 S: 17	H: 3 LOB: 1 BB: 1 P: 32	R: 0 E: 0 K: 0 S: 6	H: 2 LOB: 1 BB: 0 P: 7	R: 1 E: 0 K: 0 S: 6	H: 1 LOB: 0 BB: 0 P: 12	R: 0 E: 0 K: 0 S: 7	H: 0 LOB: 1 BB: 1 P: 14	R: 0 E: 0 K: 2 S: 14	H: 1 LOB: 3 BB: 2 P: 28	R: 0 E: 0 K: 1 S: 9	H: 0 LOB: 0 BB: 0 P: 13	1B: 5 2B: 2 3B: 1 HR: 0	SF: 1 SAC: 0 DP: 1 HBP: 0	WP: 0 PB: 0 SB: 0 CS: 0	PA: 39
<b>PITCHER</b>	IP WLS BF H R ER SO BB IBB HBP BLK WP HR S P ERA WHIP																					
Steve Avery, L ERA: 4.31	6.0 L 26 7 4 4 5 2 0 0 0 0 0 0 63 107 6.00 1.500																					
Gregg Jefferies, S ERA: 3.65	1.1 6 1 0 0 0 1 0 0 0 0 0 0 6 12 0.00 1.500																					
Pedro Borbon, L ERA: 2.63	0.1 2 0 0 0 1 1 0 0 0 0 0 0 6 12 0.00 3.000																					
Brad Clontz, R ERA: 3.05	1.1 5 0 0 0 2 1 0 0 0 0 0 0 12 21 0.00 0.750																					

Batter	1	2	3	4	5	6	7	8	9	AB	R	H	RBI	BB	SO	LOB	BOTTOM					
Marquis Grissom, R OBP: 0.325, SLG: 0.395	F7		S						K	3	1	0	0	2	1	0	<b>Philadelphia Phillies @ Atlanta Braves</b> Atlanta-Fulton County Stadium, Atlanta, GA Tue Aug 01 1995, 7:05 PM EDT Att: 38,579 - Unknown - 88 F  <b>livebaseballscorecards.com</b>  <b>AB 29</b> <b>R 3</b> <b>H 4</b> <b>RBI 3</b> <b>BB 8</b> <b>SO 14</b> <b>LOB 19</b> 					
Jeff Blauser, R OBP: 0.320, SLG: 0.351			K						K	4	0	0	0	1	4	3						
10 Chipper Jones, S OBP: 0.360, SLG: 0.440	K		K							4	1	2	3	0	2	2						
Fred McGriff, L OBP: 0.361, SLG: 0.469										3	0	1	0	1	1	0						
David Justice, L OBP: 0.385, SLG: 0.464										3	0	0	0	1	0	3						
Charlie O'Brien, R OBP: 0.400, SLG: 0.500 Mike Kelly, R OBP: 0.264, SLG: 0.322 Javy Lopez, R OBP: 0.341, SLG: 0.475										2	0	1	0	2	1	1						
Ryan Klesko, L OBP: 0.419, SLG: 0.607										0	0	0	0	0	0	0						
Mark Lemke, S OBP: 0.299, SLG: 0.306										0	0	0	0	0	0	0						
Steve Avery, L ERA: 4.34 Mike Moricoff, R OBP: 0.295, SLG: 0.440 Gregg Jefferies, S OBP: 0.335, SLG: 0.410 Pedro Borbon, R OBP: 0.341, SLG: 0.475 Brad Clontz, R OBP: 0.341, SLG: 0.475 Dwight Smith, L OBP: 0.341, SLG: 0.475										0	0	0	0	0	0	0						
										4	0	0	0	0	3	5						
										3	1	0	0	1	0	4						
<b>Inning Stats</b>	R: 0 E: 0 K: 1 S: 8	H: 0 LOB: 1 BB: 1 P: 16	R: 0 E: 0 K: 2 S: 15	H: 0 LOB: 2 BB: 2 P: 29	R: 0 E: 0 K: 3 S: 13	H: 0 LOB: 1 BB: 1 P: 22	R: 0 E: 1 K: 2 S: 13	H: 0 LOB: 1 BB: 0 P: 19	R: 3 E: 0 K: 1 S: 11	H: 2 LOB: 1 BB: 2 P: 25	R: 0 E: 0 K: 0 S: 6	H: 0 LOB: 1 BB: 1 P: 11	R: 0 E: 0 K: 1 S: 12	H: 1 LOB: 2 BB: 1 P: 24	R: 0 E: 0 K: 1 S: 7	H: 1 LOB: 1 BB: 0 P: 11	R: 0 E: 0 K: 3 S: 11	H: 0 LOB: 0 BB: 0 P: 17	1B: 3 2B: 1 3B: 0 HR: 1	SF: 0 SAC: 1 DP: 2 HBP: 0	WP: 0 PB: 0 SB: 1 CS: 1	PA: 38
<b>PITCHER</b>	IP WLS BF H R ER SO BB IBB HBP BLK WP HR S P ERA WHIP																					
Sid Fernandez, L ERA: 5.44	5.0 W 23 2 3 3 9 6 0 0 0 0 0 0 1 60 111 5.40 1.600																					
Toby Borland, R ERA: 3.73	1.2 8 1 0 0 1 2 0 0 0 0 0 0 15 30 0.00 1.800																					
Ricky Bottalico, R ERA: 2.15	1.1 4 1 0 0 1 0 0 0 0 0 0 0 10 16 0.00 0.750																					
Heathcliff Slocumb, R ERA: 1.99	1.0 S 3 0 0 0 3 0 0 0 0 0 0 0 11 17 0.00 0.000																					



Batter	1	2	3	4	5	6	7	8	9	AB	R	H	RBI	BB	SO	LOB	TOP								
Dave Gallagher, R (1,9) OBP: 0.388, SLG: 0.426	G5-3		F9		SF7	F9		F9		3	1	0	0	1	0	1	Philadelphia Phillies @ Atlanta Braves Atlanta-Fulton County Stadium, Atlanta, GA Wed Aug 02 1995, 7:05 PM EDT Att: 39,594 - Unknown - 84 F								
Mike Mimbs, L (6,1) OBP: 0.100, SLG: 0.133					BB					0	0	0	0	0	0	0									
Jim Eisenreich, L (8,PH) OBP: 0.371, SLG: 0.442										1	0	0	0	0	0	1									
Ricky Bottalico, L (8,1)										0	0	0	0	0	0	0									
Gregg Jefferies, S (1,3) OBP: 0.340, SLG: 0.417	1B		G5-3		2B			K		5	0	3	1	0	1	1									
Mariano Duncan, R (1,4) OBP: 0.294, SLG: 0.416	K			2B	SF7	G5-3		L4		4	0	1	1	0	1	2									
Darren Daulton, L (1,2) OBP: 0.350, SLG: 0.388	P4			E6				F7		4	0	1	0	1	0	2									
Charlie Hayes, R (1,5) OBP: 0.351, SLG: 0.405				F8	F7			G6-3	1B	5	1	2	1	0	0	5									
Tom Marsh, R (1,8) OBP: 0.309, SLG: 0.442	K			K				HR		4	0	0	0	0	2	3									
Tony Longmire, L (1,7) OBP: 0.330, SLG: 0.526	F7			K				G3-1		3	1	1	0	1	0	1									
Kevin Elster, R (1,6) OBP: 0.231, SLG: 0.229										2	0	0	0	0	1	4									
Mike Williams, R (4,1) OBP: 0.200, SLG: 0.200										0	0	0	0	0	0	0									
Mark Whiten, S (6,PH) OBP: 0.246, SLG: 0.236	G6-3			K				K		2	1	1	0	0	1	0									
Bobby Munoz, R (1,1)										1	0	0	0	0	1	0									
Mickey Morandini, L (4,4) OBP: 0.342, SLG: 0.430			K					F9	1B	3	1	2	2	0	1	0									
<b>Inning Stats</b>	R: 0 E: 0 K: 1 S: 8	H: 1 LOB: 1 BB: 0 P: 10	R: 0 E: 0 K: 1 S: 10	H: 1 LOB: 1 BB: 0 P: 13	R: 0 E: 0 K: 1 S: 7	H: 0 LOB: 0 BB: 0 P: 10	R: 0 E: 1 K: 2 S: 13	H: 1 LOB: 3 BB: 1 P: 19	R: 1 E: 0 K: 1 S: 13	H: 1 LOB: 2 BB: 2 P: 23	R: 3 E: 0 K: 0 S: 15	H: 4 LOB: 1 BB: 0 P: 23	R: 1 E: 0 K: 0 S: 8	H: 1 LOB: 0 BB: 0 P: 13	R: 0 E: 0 K: 2 S: 13	H: 1 LOB: 0 BB: 0 P: 18	R: 0 E: 0 K: 0 S: 8	H: 1 LOB: 0 BB: 0 P: 12	1B: 5 2B: 5 3B: 0 HR: 1	SF: 1 SAC: 0 DP: 1 HBP: 0	WP: 0 PB: 0 SB: 0 CS: 0	PA: 41			
<b>PITCHER</b>	IP	WLS	BF	H	R	ER	SO	BB	IBB	HBP	BLK	WP	HR	S	P	ERA	WHIP	<b>PITCHER</b>							
Kent Mercker, L (1,1) ERA: 4.07	5.1	W	27	7	4	4	6	3	0	0	0	0	0	58	85	6.75	1.875								
Greg McMichael, R (6,1) ERA: 3.5	0.2		3	1	0	0	0	0	0	0	0	0	0	8	13	0.00	1.500								
Brad Clontz, R (7,1) ERA: 3.18	1.1		6	2	1	1	1	0	0	0	0	0	1	14	21	6.75	1.500								
Pedro Borbon, L (8,1) ERA: 2.57	0.1		1	0	0	0	0	0	0	0	0	0	0	3	6	0.00	0.000								
Mark Wohlers, R (8,1) ERA: 2.31	1.1	S	4	1	0	0	1	0	0	0	0	0	0	12	16	0.00	0.750								

Batter	1	2	3	4	5	6	7	8	9	AB	R	H	RBI	BB	SO	LOB	BOTTOM								
Marquis Grissom, R (1,8) OBP: 0.326, SLG: 0.393	FC1-6 HBP BB		10 1B 2B HBP	SF8		L6		L8		2	1	0	1	1	0	3	Philadelphia Phillies @ Atlanta Braves Atlanta-Fulton County Stadium, Atlanta, GA Wed Aug 02 1995, 7:05 PM EDT Att: 39,594 - Unknown - 84 F								
Jeff Blauser, R (1,6) OBP: 0.323, SLG: 0.351	10 FC1-6 HBP		P5			K				3	1	1	0	1	1	2									
10 Chipper Jones, S (1,5) OBP: 0.361, SLG: 0.442	FC1-6 G4-3		2B					K		5	1	2	1	0	2	5									
Fred McGriff, L (1,3) OBP: 0.362, SLG: 0.472	G4-3		1B							4	0	2	2	0	0	3									
David Justice, L (1,9) OBP: 0.387, SLG: 0.475			2B					L7		3	1	1	1	1	0	1									
Ryan Klesko, L (1,7) OBP: 0.416, SLG: 0.597			HR					F7		3	0	0	0	1	1	2									
Mike Kelly, R (8,FR) OBP: 0.264, SLG: 0.322	F8		K					G4-3		0	1	0	0	0	0	0									
Javy Lopez, R (1,2) OBP: 0.335, SLG: 0.466	K							CS		4	1	0	0	0	2	1									
Mark Lemke, S (1,4) OBP: 0.303, SLG: 0.319	F7							F7		4	1	2	2	0	0	0									
Kent Mercker, L (1,1) ERA: 4.07										2	0	0	0	0	1	1									
Greg McMichael, R (6,1) ERA: 3.5										0	0	0	0	0	0	0									
Jose Oliva, R (6,PH) OBP: 0.285, SLG: 0.351										0	0	0	0	0	0	0									
Brad Clontz, R (7,1) ERA: 3.18										0	0	0	0	0	0	0									
Pedro Borbon, L (8,1) ERA: 2.57										0	0	0	0	0	0	0									
Mark Wohlers, R (8,1) ERA: 2.31										1	0	0	0	0	1	2									
<b>Inning Stats</b>	R: 0 E: 0 K: 0 S: 9	H: 0 LOB: 1 BB: 1 P: 17	R: 1 E: 0 K: 1 S: 11	H: 1 LOB: 0 BB: 0 P: 17	R: 2 E: 0 K: 2 S: 18	H: 2 LOB: 2 BB: 1 P: 32	R: 3 E: 1 K: 0 S: 15	H: 3 LOB: 1 BB: 0 P: 26	R: 0 E: 0 K: 1 S: 10	H: 0 LOB: 0 BB: 0 P: 16	R: 0 E: 0 K: 1 S: 8	H: 0 LOB: 1 BB: 1 P: 19	R: 0 E: 0 K: 1 S: 7	H: 1 LOB: 0 BB: 0 P: 14	R: 1 E: 1 K: 2 S: 14	H: 1 LOB: 3 BB: 2 P: 25	R: 0 E: 0 K: 0 S: 8	H: 1 LOB: 0 BB: 0 P: 12	1B: 4 2B: 2 3B: 1 HR: 1	SF: 1 SAC: 0 DP: 1 HBP: 2	WP: 0 PB: 0 SB: 0 CS: 1	PA: 40			
<b>PITCHER</b>	IP	WLS	BF	H	R	ER	SO	BB	IBB	HBP	BLK	WP	HR	S	P	ERA	WHIP	<b>PITCHER</b>							
Bobby Munoz, R (1,1) ERA: 5.74	3.2	L	20	5	6	3	3	2	0	2	0	0	1	51	88	7.36	1.909								
Mike Williams, R (4,1) ERA: 3.75	1.1		5	1	0	0	1	0	0	0	0	0	0	12	20	0.00	0.750								
Mike Mimbs, L (6,1) ERA: 4.23	2.0		7	1	0	0	2	1	0	0	0	0	0	15	33	0.00	1.000								
Ricky Bottalico, R (8,1) ERA: 2.15	1.0		7	1	1	0	2	2	0	0	0	0	0	14	25	0.00	3.000								

AB	37
R	5
H	11
RBI	5
BB	3
SO	8
LOB	20



AB	31
R	7
H	8
RBI	7
BB	5
SO	8
LOB	20





Batter	1	2	3	4	5	6	7	8	9	AB	R	H	RBI	BB	SO	LOB	TOP										
Mickey Morandini, L (1.4)	G6-3	FC6 1B					G4-6-3		1B	5	0	3	1	0	0	1											
Gregg Jefferies, S (1.3)	G3-1	FC6 1B					FC3-6 1B		1B	5	1	2	0	0	0	3											
Andy Van Slyke, L (1.8)	BB						K		HR 1B	3	1	1	0	2	1	3											
Darren Daulton, L (1.2)	BB						G4-6-3		F7	3	0	0	0	1	0	3											
Mark Whiten, S (1.9)	G4-3						K		HR	4	1	1	3	0	1	2											
Tony Longoria, L (1.7)							K		F8	4	1	2	0	0	1	0											
Heathcliff Slocumb, R (8.1)										0	0	0	0	0	0	0											
Charlie Hayes, R (1.5)							G6-3		L7	3	0	0	0	1	1												
Kevin Stocker, S (1.6)							B1-3		F8	4	0	1	0	0	1	2											
Tyler Green, R (1.1)									G1-3	2	0	0	0	0	2	2											
Dave Gallagher, R (7, PH)										1	0	0	0	0	0	1											
Paul Quantrill, L (7.1)										0	0	0	0	0	0	0											
Jim Eisenreich, L (8.7)										1	0	0	0	0	0	0											
<b>Inning Stats</b>	R: 0 E: 0 K: 0 S: 8	H: 0 LOB: 2 BB: 2 P: 20	R: 1 E: 0 K: 2 S: 13	H: 2 LOB: 2 BB: 1 P: 18	R: 0 E: 0 K: 0 S: 7	H: 0 LOB: 0 BB: 1 P: 13	R: 0 E: 0 K: 1 S: 8	H: 0 LOB: 0 BB: 0 P: 11	R: 0 E: 0 K: 2 S: 9	H: 1 LOB: 1 BB: 0 P: 15	R: 0 E: 0 K: 0 S: 8	H: 1 LOB: 1 BB: 0 P: 14	R: 0 E: 0 K: 0 S: 7	H: 1 LOB: 0 BB: 0 P: 10	R: 3 E: 0 K: 0 S: 6	H: 3 LOB: 0 BB: 0 P: 12	R: 0 E: 0 K: 0 S: 14	H: 2 LOB: 2 BB: 0 P: 20	1B: 8 2B: 1 3B: 0 HR: 1	SF: 0 SAC: 0 DP: 2 HBP: 0	WP: 1 PA: 39 PB: 0 SB: 1 CS: 0						
<b>PITCHER</b>	IP	WLS	BF	H	R	ER	SO	BB	IBB	HBP	BLK	WP	HR	S	P	ERA	WHIP										
29 John Smoltz, R (1.1)	8.0		34	8	4	4	7	4	0	0	0	1	1	66	113	4.50	1.500										
Pedro Borbon, L (9.1)	1.0	W	5	2	0	0	0	0	0	0	0	0	0	14	20	0.00	2.000										

Philadelphia Phillies @ Atlanta Braves  
Atlanta-Fulton County Stadium, Atlanta, GA

AB 35  
R 4  
H 10  
RBI 4  
BB 4  
SO 7  
LOB 18



Thu Aug 03 1995, 7:05 PM EDT  
Att: 37,971 - Unknown - 76 F

Batter	1	2	3	4	5	6	7	8	9	AB	R	H	RBI	BB	SO	LOB	BOTTOM										
Marquis Grissom, R (1.8)	K						G5-3			4	0	0	0	0	1	2											
Jeff Blauser, R (1.6)	K						2B			4	1	1	0	0	2	1											
10 Chipper Jones, S (1.5)	F7						2B			4	0	1	2	0	1	0											
Fred McGriff, L (1.3)							F8			4	0	0	0	0	1	1											
David Justice, L (1.9)							HR			4	2	3	1	0	0	0											
Ryan Klesko, L (1.7)							BLK			3	0	1	0	1	0	1											
Mike Kelly, R (9, FR)							1B			0	1	0	0	0	0	0											
Javy Lopez, R (1.2)							1B			4	0	1	1	0	0	3											
Mark Lemke, S (1.4)							1B			4	0	2	1	0	0	0											
29 John Smoltz, R (1.1)							2B			3	1	1	0	0	1	1											
Pedro Borbon, R (9.1)							1B			0	0	0	0	0	0	0											
<b>Inning Stats</b>	R: 0 E: 0 K: 2 S: 8	H: 0 LOB: 0 BB: 0 P: 12	R: 0 E: 0 K: 0 S: 4	H: 1 LOB: 1 BB: 1 P: 9	R: 0 E: 0 K: 1 S: 10	H: 1 LOB: 1 BB: 0 P: 17	R: 1 E: 0 K: 0 S: 9	H: 2 LOB: 1 BB: 0 P: 16	R: 2 E: 0 K: 0 S: 7	H: 3 LOB: 1 BB: 0 P: 11	R: 0 E: 0 K: 0 S: 8	H: 0 LOB: 0 BB: 0 P: 16	R: 0 E: 0 K: 0 S: 7	H: 0 LOB: 0 BB: 0 P: 10	R: 0 E: 0 K: 3 S: 10	H: 0 LOB: 0 BB: 0 P: 14	R: 2 E: 1 K: 0 S: 13	H: 3 LOB: 2 BB: 0 P: 18	1B: 5 2B: 4 3B: 0 HR: 1	SF: 0 SAC: 0 DP: 1 HBP: 0	WP: 1 PA: 35 PB: 0 SB: 0 CS: 0						
<b>PITCHER</b>	IP	WLS	BF	H	R	ER	SO	BB	IBB	HBP	BLK	WP	HR	S	P	ERA	WHIP										
Tyler Green, R (1.1)	6.0		25	7	3	3	3	1	0	0	1	1	46	81	4.50	1.333											
Paul Quantrill, R (7.1)	1.2		5	0	0	0	2	0	0	0	0	0	0	14	19	0.00	0.000										
Heathcliff Slocumb, R (8.1)	0.1	L	5	3	2	1	1	0	0	0	0	0	0	16	23	27.00	9.000										

Philadelphia Phillies @ Atlanta Braves  
Atlanta-Fulton County Stadium, Atlanta, GA

AB 34  
R 5  
H 10  
RBI 5  
BB 1  
SO 6  
LOB 9



Thu Aug 03 1995, 7:05 PM EDT  
Att: 37,971 - Unknown - 76 F



Batter	1	2	3	4	5	6	7	8	9	AB	R	H	RBI	BB	SO	LOB	TOP					
Marquis Grissom, R (1, 8) OBP: 0.324, SLG: 0.388	3-2 CS 1B	1-0 L7					2-2 G6-3			3	0	1	0	1	0	1	<b>Atlanta Braves @ Montreal Expos</b> Olympic Stadium, Montreal, QB Fri Aug 04 1995, 7:05 PM EDT Att: 20,184 - Dome - 72 F					
Jeff Blausen, R (1, 6) OBP: 0.322, SLG: 0.350	2-2 F9		4-2 CS 10 BB BB			2-3 BB	2-1 F8			3	0	0	0	1	1	2						
Rafael Belliard, R (9, 6) OBP: 0.250, SLG: 0.253	1-2									0	0	0	0	0	0	0						
10 Chipper Jones, S (1, 5) OBP: 0.361, SLG: 0.440	0-0 F9		4-2 CS 1B BB			1-3 BB		4-2 G5-4-3 BB		2	1	0	0	2	1	1						
Fred McGriff, L (1, 3) OBP: 0.355, SLG: 0.461		3-2 F8	3-3 K			0-1 G3		1-1 G5-4-3		4	0	0	0	0	1	4						
David Justice, L (1, 9) OBP: 0.401, SLG: 0.507		4-1 HR BB	2-2 FC4-6 1B			4-0 BB BB		2-0 1B		2	1	2	1	2	0	0						
Ryan Klesko, L (1, 7) OBP: 0.419, SLG: 0.604	1-2 HR		0-1 FC4-6			4-2 BB BB		0-0 1B		3	1	1	2	1	0	2						
Mike Kelly, R (8, 7) OBP: 0.264, SLG: 0.322	1-H		1-2 FC4-6			1-2 G6-4-3 BB		0-0 F8		0	0	0	0	0	0	0						
Charlie O'Brien, R (1, 2) OBP: 0.396, SLG: 0.518		3-1 HR				1-2 F8		2-1 F9		4	1	1	1	0	1	2						
Mark Lemke, S (1, 4) OBP: 0.305, SLG: 0.318		4-2 BB				1-1 G5-3		0-0 G4-3		3	0	0	0	1	0	2						
Greg Maddux, R (1, 1) OBP: 0.192, SLG: 0.143	1 SAFE B2					0-1 G4-3		0-0 G4-3		4	0	0	0	0	1	1						
Mark Wohlers, R (9, 1)							1-3 K		0-0 G4-3	0	0	0	0	0	0	0						
<b>Inning Stats</b>	R: 0 E: 0 K: 0 S: 7	H: 1 LOB: 0 BB: 0 P: 12	R: 3 E: 0 K: 0 S: 17	H: 2 LOB: 1 BB: 2 P: 33	R: 1 E: 0 K: 1 S: 19	H: 1 LOB: 1 BB: 2 P: 32	R: 0 E: 0 K: 1 S: 8	H: 0 LOB: 0 BB: 0 P: 11	R: 0 E: 0 K: 2 S: 10	H: 0 LOB: 1 BB: 2 P: 17	R: 0 E: 0 K: 1 S: 10	H: 0 LOB: 0 BB: 0 P: 13	R: 0 E: 0 K: 0 S: 6	H: 1 LOB: 1 BB: 1 P: 13	R: 0 E: 0 K: 0 S: 4	H: 0 LOB: 0 BB: 0 P: 6	1B: 3 2B: 1 3B: 0 HR: 2	SF: 0 SAC: 0 DP: 3 HBP: 0	WP: 0 PB: 0 SB: 0 CS: 3	PA: 36		
<b>PITCHER</b>	IP WLS BF H R ER SO BB IBB HBP BLK WP HR S P ERA WHIP	IP WLS BF H R ER SO BB IBB HBP BLK WP HR S P ERA WHIP	IP WLS BF H R ER SO BB IBB HBP BLK WP HR S P ERA WHIP	IP WLS BF H R ER SO BB IBB HBP BLK WP HR S P ERA WHIP	IP WLS BF H R ER SO BB IBB HBP BLK WP HR S P ERA WHIP	IP WLS BF H R ER SO BB IBB HBP BLK WP HR S P ERA WHIP	IP WLS BF H R ER SO BB IBB HBP BLK WP HR S P ERA WHIP	IP WLS BF H R ER SO BB IBB HBP BLK WP HR S P ERA WHIP	IP WLS BF H R ER SO BB IBB HBP BLK WP HR S P ERA WHIP	IP WLS BF H R ER SO BB IBB HBP BLK WP HR S P ERA WHIP	IP WLS BF H R ER SO BB IBB HBP BLK WP HR S P ERA WHIP	IP WLS BF H R ER SO BB IBB HBP BLK WP HR S P ERA WHIP	IP WLS BF H R ER SO BB IBB HBP BLK WP HR S P ERA WHIP	IP WLS BF H R ER SO BB IBB HBP BLK WP HR S P ERA WHIP	IP WLS BF H R ER SO BB IBB HBP BLK WP HR S P ERA WHIP	IP WLS BF H R ER SO BB IBB HBP BLK WP HR S P ERA WHIP	IP WLS BF H R ER SO BB IBB HBP BLK WP HR S P ERA WHIP	IP WLS BF H R ER SO BB IBB HBP BLK WP HR S P ERA WHIP	IP WLS BF H R ER SO BB IBB HBP BLK WP HR S P ERA WHIP	IP WLS BF H R ER SO BB IBB HBP BLK WP HR S P ERA WHIP	IP WLS BF H R ER SO BB IBB HBP BLK WP HR S P ERA WHIP	IP WLS BF H R ER SO BB IBB HBP BLK WP HR S P ERA WHIP

AB	28
R	4
H	5
RBI	4
BB	8
SO	5
LOB	15



Batter	1	2	3	4	5	6	7	8	9	AB	R	H	RBI	BB	SO	LOB	BOTTOM					
Rondell White, R (1, 8) OBP: 0.333, SLG: 0.430	0-0 G3-1			1-1 G4-3				0-3 K		4	0	0	0	0	1	0	<b>Atlanta Braves @ Montreal Expos</b> Olympic Stadium, Montreal, QB Fri Aug 04 1995, 7:05 PM EDT Att: 20,184 - Dome - 72 F					
Sean Berry, R (1, 5) OBP: 0.350, SLG: 0.497	2-2 G1-3			0-0 G6-3			0-1 1B	1-1 1B		4	0	2	0	0	0	0						
David Segui, S (1, 3) OBP: 0.385, SLG: 0.480	1-3 K			2-0 1B			0-3 K	0-0 G4-3		4	0	1	0	0	2	2						
Moises Alou, R (1, 7) OBP: 0.345, SLG: 0.462		0-0 G6-3		0-0 L8			0-1 P4		0-0 E7 1B 2B	4	1	1	0	0	0	2						
Wil Cordero, R (1, 6) OBP: 0.364, SLG: 0.458		1-1 G1-3					1-2 HR		1-0 DI 1B 1B	4	2	3	2	0	0	0						
Mike Lansing, R (1, 4) OBP: 0.297, SLG: 0.392		0-3 K					0-0 G4-3		0-3 K	4	0	0	0	0	2	2						
Tony Tarasco, L (1, 9) OBP: 0.335, SLG: 0.414				1-1 G3-1			2-3 K		0-3 K	4	0	0	0	0	3	2						
Tim Laker, R (1, 2) OBP: 0.288, SLG: 0.360				0-3 K			4-2 BB		2-2 1B	2	0	0	0	1	1	1						
Darin Fletcher, L (9, PH) OBP: 0.394, SLG: 0.480									1-H 1B	1	0	1	1	0	0	0						
Pedro Martinez, R (1, 1) OBP: 0.136, SLG: 0.122				2-2 K			2-3 K		0-0 L9	2	0	0	0	0	2	1						
Willie Fraser, R (7, 1)									0-0 G1-3	0	0	0	0	0	0	0						
F.P. Santangelo, S (9, PH) OBP: 0.600, SLG: 1.000										1	0	0	0	0	0	0						
Gil Heredia, R (9, 1) OBP: 0.227, SLG: 0.227										0	0	0	0	0	0	0						
Jeff Treadway, L (9, PH) OBP: 0.220, SLG: 0.200										1	0	0	0	0	0	1						
<b>Inning Stats</b>	R: 0 E: 0 K: 1 S: 7	H: 0 LOB: 0 BB: 0 P: 10	R: 0 E: 0 K: 1 S: 6	H: 0 LOB: 0 BB: 0 P: 7	R: 0 E: 0 K: 2 S: 10	H: 0 LOB: 0 BB: 0 P: 13	R: 0 E: 0 K: 0 S: 5	H: 1 LOB: 1 BB: 0 P: 8	R: 1 E: 0 K: 2 S: 12	H: 1 LOB: 1 BB: 1 P: 21	R: 0 E: 0 K: 1 S: 11	H: 1 LOB: 1 BB: 0 P: 12	R: 0 E: 0 K: 1 S: 9	H: 1 LOB: 1 BB: 0 P: 11	R: 0 E: 0 K: 1 S: 7	H: 1 LOB: 1 BB: 0 P: 8	R: 2 E: 1 K: 2 S: 12	H: 3 LOB: 1 BB: 0 P: 15	1B: 6 2B: 1 3B: 0 HR: 1	SF: 0 SAC: 0 DP: 0 HBP: 0	WP: 0 PB: 0 SB: 1 CS: 0	PA: 36
<b>PITCHER</b>	IP WLS BF H R ER SO BB IBB HBP BLK WP HR S P ERA WHIP	IP WLS BF H R ER SO BB IBB HBP BLK WP HR S P ERA WHIP	IP WLS BF H R ER SO BB IBB HBP BLK WP HR S P ERA WHIP	IP WLS BF H R ER SO BB IBB HBP BLK WP HR S P ERA WHIP	IP WLS BF H R ER SO BB IBB HBP BLK WP HR S P ERA WHIP	IP WLS BF H R ER SO BB IBB HBP BLK WP HR S P ERA WHIP	IP WLS BF H R ER SO BB IBB HBP BLK WP HR S P ERA WHIP	IP WLS BF H R ER SO BB IBB HBP BLK WP HR S P ERA WHIP	IP WLS BF H R ER SO BB IBB HBP BLK WP HR S P ERA WHIP	IP WLS BF H R ER SO BB IBB HBP BLK WP HR S P ERA WHIP	IP WLS BF H R ER SO BB IBB HBP BLK WP HR S P ERA WHIP	IP WLS BF H R ER SO BB IBB HBP BLK WP HR S P ERA WHIP	IP WLS BF H R ER SO BB IBB HBP BLK WP HR S P ERA WHIP	IP WLS BF H R ER SO BB IBB HBP BLK WP HR S P ERA WHIP	IP WLS BF H R ER SO BB IBB HBP BLK WP HR S P ERA WHIP	IP WLS BF H R ER SO BB IBB HBP BLK WP HR S P ERA WHIP	IP WLS BF H R ER SO BB IBB HBP BLK WP HR S P ERA WHIP	IP WLS BF H R ER SO BB IBB HBP BLK WP HR S P ERA WHIP	IP WLS BF H R ER SO BB IBB HBP BLK WP HR S P ERA WHIP	IP WLS BF H R ER SO BB IBB HBP BLK WP HR S P ERA WHIP	IP WLS BF H R ER SO BB IBB HBP BLK WP HR S P ERA WHIP	IP WLS BF H R ER SO BB IBB HBP BLK WP HR S P ERA WHIP

AB	35
R	3
H	8
RBI	3
BB	1
SO	11
LOB	11










Batter	1	2	3	4	5	6	7	8	9	AB	R	H	RBI	BB	SO	LOB	TOP					
Marquis Grissom, R OBP: 0.336, SLG: 0.403										4	1	2	1	0	2	0	Atlanta Braves @ Montreal Expos Olympic Stadium, Montreal, QB Sun Aug 06 1995, 3:33 AM EDT Att: 26,257 - Dome - 72 F					
Mark Lemko, S OBP: 0.316, SLG: 0.332										3	0	1	0	1	1							
10 Chipper Jones, S OBP: 0.360, SLG: 0.438										4	0	1	0	0	2							
Fred McGriff, L OBP: 0.352, SLG: 0.455										4	0	1	0	0	1							
David Justice, L OBP: 0.395, SLG: 0.500										4	0	0	0	1	2							
Charlie O'Brien, R OBP: 0.391, SLG: 0.504										3	0	0	0	1	2							
Mike Kelly, R OBP: 0.269, SLG: 0.328										4	1	1	0	0	1							
Rafael Belliard, R OBP: 0.261, SLG: 0.256										3	0	1	0	0	1							
Steve Avery, L OBP: 0.263, SLG: 0.486										2	0	0	0	0	1							
Javy Lopez, R OBP: 0.337, SLG: 0.481										1	0	0	0	0	2							
Rod Nichols, R OBP: 0.337, SLG: 0.481										0	0	0	0	0	0							
Steve Bedrosian, R OBP: 0.337, SLG: 0.481										0	0	0	0	0	0							
<b>Inning Stats</b>	R: 1 E: 0 K: 0 S: 9	H: 1 LOB: 0 BB: 1 P: 14	R: 0 E: 0 K: 0 S: 5	H: 0 LOB: 0 BB: 0 P: 11	R: 0 E: 0 K: 1 S: 9	H: 0 LOB: 0 BB: 0 P: 15	R: 0 E: 0 K: 0 S: 11	H: 2 LOB: 2 BB: 0 P: 17	R: 1 E: 0 K: 1 S: 8	H: 2 LOB: 1 BB: 0 P: 11	R: 0 E: 0 K: 0 S: 8	H: 0 LOB: 0 BB: 0 P: 11	R: 0 E: 0 K: 0 S: 7	H: 1 LOB: 1 BB: 1 P: 14	R: 0 E: 0 K: 0 S: 9	H: 1 LOB: 1 BB: 0 P: 11	R: 0 E: 0 K: 0 S: 5	H: 0 LOB: 0 BB: 0 P: 6	1B: 4 2B: 3 3B: 0 HR: 0	SF: 0 SAC: 0 DP: 2 HBP: 0	WP: 1 PB: 0 CS: 0	PA: 34
<b>PITCHER</b> Carlos Perez, L ERA: 3.26	IP: 9.0 WLS: W BF: 34 H: 7 R: 2 ER: 2 SO: 4 BB: 2 IBB: 0 HBP: 0 BLK: 0 WP: 1 HR: 0 S: 71 P: 110 ERA: 2.00 WHIP: 1.000															<b>PITCHER</b>						

Batter	1	2	3	4	5	6	7	8	9	AB	R	H	RBI	BB	SO	LOB	BOTTOM			
Rondell White, R OBP: 0.333, SLG: 0.431										4	1	1	0	0	1	0	Atlanta Braves @ Montreal Expos Olympic Stadium, Montreal, QB Sun Aug 06 1995, 3:33 AM EDT Att: 26,257 - Dome - 72 F			
F.P. Santangelo, S OBP: 0.417, SLG: 0.500										4	1	1	0	0	1	0				
David Segui, S OBP: 0.387, SLG: 0.477										4	1	1	1	0	0	0				
Moises Alou, R OBP: 0.337, SLG: 0.450										3	0	0	0	0	2	2				
Wil Cordero, R OBP: 0.366, SLG: 0.459										3	1	1	1	0	1	0				
Mike Lansing, R OBP: 0.303, SLG: 0.404										3	1	1	2	0	0	0				
Shane Andrews, R OBP: 0.271, SLG: 0.374										3	0	0	0	0	1	0				
Tim Laker, R OBP: 0.289, SLG: 0.353										2	1	0	0	1	0	0				
Carlos Perez, L OBP: 0.184, SLG: 0.286										3	0	1	1	0	1	0				
<b>Inning Stats</b>	R: 5 E: 1 K: 1 S: 21	H: 5 LOB: 0 BB: 0 P: 37	R: 0 E: 0 K: 2 S: 8	H: 0 LOB: 0 BB: 0 P: 14	R: 0 E: 0 K: 1 S: 6	H: 0 LOB: 0 BB: 0 P: 10	R: 0 E: 0 K: 1 S: 10	H: 0 LOB: 0 BB: 0 P: 15	R: 0 E: 0 K: 0 S: 4	H: 0 LOB: 0 BB: 0 P: 8	R: 0 E: 0 K: 1 S: 9	H: 0 LOB: 0 BB: 0 P: 12	R: 1 E: 0 K: 0 S: 12	H: 1 LOB: 1 BB: 1 P: 19	R: 0 E: 0 K: 1 S: 11	H: 0 LOB: 0 BB: 0 P: 14		1B: 3 2B: 2 3B: 0 HR: 1	SF: 0 SAC: 0 DP: 0 HBP: 0	WP: 0 PB: 0 CS: 0
<b>PITCHER</b> Steve Avery, L ERA: 4.47	IP: 6.0 WLS: L BF: 23 H: 5 R: 5 ER: 5 SO: 6 BB: 0 IBB: 0 HBP: 0 BLK: 0 WP: 0 HR: 1 S: 58 P: 96 ERA: 7.50 WHIP: 0.833															<b>PITCHER</b>				
Rod Nichols, R ERA: 9.0	IP: 1.0 WLS: L BF: 4 H: 1 R: 1 ER: 1 SO: 0 BB: 1 IBB: 0 HBP: 0 BLK: 0 WP: 0 HR: 0 S: 12 P: 19 ERA: 9.00 WHIP: 2.000															<b>PITCHER</b>				
Steve Bedrosian, R ERA: 5.2	IP: 1.0 WLS: L BF: 3 H: 0 R: 0 ER: 0 SO: 1 BB: 0 IBB: 0 HBP: 0 BLK: 0 WP: 0 HR: 0 S: 11 P: 14 ERA: 0.00 WHIP: 0.000															<b>PITCHER</b>				





Batter	1	2	3	4	5	6	7	8	9	AB	R	H	RBI	BB	SO	LOB	TOP							
Marquis Grissom, R (1, 8) OBP: 0.334, SLG: 0.399	0-1 P3	4-1 1B BB			1-2 G4-3		3-1 G1-3	3-2 L1		4	0	0	0	1	0	2								
Mark Lemke, S (1, 4) OBP: 0.318, SLG: 0.333	1-0 10 1B	3-1 1B	1-3 2-H 1B		1-3 K		0-0 G5-3		2-3 K	5	1	2	1	0	2	0								
10 Chipper Jones, S (1, 5) OBP: 0.365, SLG: 0.448	1-1 1B	0-0 G4-3			4-2 1B		0-0	G6-4-3 1B	0-0	4	2	3	0	1	0	2								
Fred McGriff, L (1, 3) OBP: 0.352, SLG: 0.454	2-2 FC5-4 1B		0-1 F8		2-0 1B		0-3 K		0-1 G6-4-3 1B	5	0	2	2	0	1	2								
David Justice, L (1, 9) OBP: 0.393, SLG: 0.498	1-2 SF8		1-0 G3		3-2 1B		2-1 G4-3			3	0	1	1	0	0	0								
Javy Lopez, R (1, 2) OBP: 0.336, SLG: 0.477	0-1 FC5-4 1-2		2-3 K		0-2 G4-3		1-0 FC6-4 1B			4	0	1	0	0	1	3								
Mike Kelly, R (1, 7)		2-3 K		2-3 K		0-1 F7		0-2 FC6-4 1B 1-2		4	1	0	0	0	2	1								
Rafael Belliard, R (1, 6) OBP: 0.271, SLG: 0.258		4-1 SH2-4 1B BB		0-1 G4-3		1-0 G5-3		1-1 1B		3	1	1	0	1	0	0								
Kent Mercker, L (1, 1) OBP: 0.105, SLG: 0.158		0-2 SH2-4		1-0 G3		0-0 G6-3		3-0 1B		2	0	0	0	0	0	0								
Brad Clontz, R (7, 1)								1-2 1B		0	0	0	0	0	0	0								
Dwight Smith, L (8, PH) OBP: 0.345, SLG: 0.468								1-2 1B		1	0	1	1	0	0	0								
Greg McMichael, R (8, 1)								3-H 1B		0	0	0	0	0	0	0								
<b>Inning Stats</b>	R: 2 E: 0 K: 0 S: 14	H: 3 LOB: 1 BB: 0 P: 19	R: 1 E: 0 K: 1 S: 11	H: 1 LOB: 2 BB: 2 P: 24	R: 0 E: 0 K: 1 S: 7	H: 0 LOB: 0 BB: 0 P: 10	R: 0 E: 0 K: 1 S: 6	H: 0 LOB: 0 BB: 0 P: 9	R: 1 E: 0 K: 1 S: 16	H: 2 LOB: 2 BB: 1 P: 27	R: 0 E: 0 K: 0 S: 4	H: 0 LOB: 0 BB: 0 P: 5	R: 0 E: 0 K: 1 S: 7	H: 1 LOB: 1 BB: 0 P: 10	R: 1 E: 0 K: 0 S: 14	H: 3 LOB: 2 BB: 0 P: 24	R: 0 E: 0 K: 1 S: 6	H: 1 LOB: 0 BB: 0 P: 8	1B: 10 2B: 0 3B: 1 HR: 0	SF: 1 SAC: 1 DP: 1 HBP: 0	WP: 0 PB: 0 SB: 0 CS: 0	PA: 40		
<b>PITCHER</b>	IP WLS BF H R ER SO BB IBB HBP BLK WP HR S P ERA WHIP	IP WLS BF H R ER SO BB IBB HBP BLK WP HR S P ERA WHIP	IP WLS BF H R ER SO BB IBB HBP BLK WP HR S P ERA WHIP	IP WLS BF H R ER SO BB IBB HBP BLK WP HR S P ERA WHIP	IP WLS BF H R ER SO BB IBB HBP BLK WP HR S P ERA WHIP	IP WLS BF H R ER SO BB IBB HBP BLK WP HR S P ERA WHIP	IP WLS BF H R ER SO BB IBB HBP BLK WP HR S P ERA WHIP	IP WLS BF H R ER SO BB IBB HBP BLK WP HR S P ERA WHIP	IP WLS BF H R ER SO BB IBB HBP BLK WP HR S P ERA WHIP	IP WLS BF H R ER SO BB IBB HBP BLK WP HR S P ERA WHIP	IP WLS BF H R ER SO BB IBB HBP BLK WP HR S P ERA WHIP	IP WLS BF H R ER SO BB IBB HBP BLK WP HR S P ERA WHIP	IP WLS BF H R ER SO BB IBB HBP BLK WP HR S P ERA WHIP	IP WLS BF H R ER SO BB IBB HBP BLK WP HR S P ERA WHIP	IP WLS BF H R ER SO BB IBB HBP BLK WP HR S P ERA WHIP	IP WLS BF H R ER SO BB IBB HBP BLK WP HR S P ERA WHIP	IP WLS BF H R ER SO BB IBB HBP BLK WP HR S P ERA WHIP	IP WLS BF H R ER SO BB IBB HBP BLK WP HR S P ERA WHIP	IP WLS BF H R ER SO BB IBB HBP BLK WP HR S P ERA WHIP	IP WLS BF H R ER SO BB IBB HBP BLK WP HR S P ERA WHIP	IP WLS BF H R ER SO BB IBB HBP BLK WP HR S P ERA WHIP	IP WLS BF H R ER SO BB IBB HBP BLK WP HR S P ERA WHIP	IP WLS BF H R ER SO BB IBB HBP BLK WP HR S P ERA WHIP	IP WLS BF H R ER SO BB IBB HBP BLK WP HR S P ERA WHIP

Atlanta Braves @ Montreal Expos  
Olympic Stadium, Montreal, QB  
Mon Aug 07 1995, 3:33 AM EDT  
Att: 19,480 - Dome

AB 35  
R 5  
H 11  
RBI 5  
BB 3  
SO 6  
LOB 10



Batter	1	2	3	4	5	6	7	8	9	AB	R	H	RBI	BB	SO	LOB	BOTTOM							
Rondell White, R (1, 8) OBP: 0.331, SLG: 0.426	1-1 SH1-3 1B		2-1 G5-3		3-2 P3		1-0 G6-3		2-2 G6-3	5	1	1	0	0	0	0								
F.P. Santangelo, S (1, 7) OBP: 0.500, SLG: 0.714	3-1 SH1-3		0-0		1-2 2B		1-0		0-1 E1	4	0	3	0	0	0	0								
David Segui, S (1, 3) OBP: 0.387, SLG: 0.473	0-0 1B		1-2 L3		3-2 P4		2-2 1B		2-2 G4-3	4	0	1	1	0	0	3								
Moises Alou, R (1, 9) OBP: 0.336, SLG: 0.446	0-2 P3		4-2 FC5-4 BB		1-0 F8		3-1 G4-3			3	0	0	0	1	0	3								
Wil Cordero, R (1, 6) OBP: 0.363, SLG: 0.454	1-2 P4		0-0 FC5-4 1-2		0-1 G6-3			0-1 G5-3		4	0	0	0	0	0	3								
Mike Lansing, R (1, 4) OBP: 0.305, SLG: 0.405		1-1 G6-3		0-0 F9		1-0 1B		1-0 1B		4	0	2	0	0	0	0								
Shane Andrews, R (1, 5) OBP: 0.270, SLG: 0.371		3-3 K		2-1 G1-3		1-2 1B		2-3 K		4	0	1	0	0	2	1								
Tim Laker, R (1, 2) OBP: 0.288, SLG: 0.343		4-1 BB		0-0 G5-3		2-1 P3		2-3 K		3	0	0	0	1	1	3								
Jeff Fassero, L (1, 1) ERA: 4.15										2	0	0	0	0	2	1								
Sean Berry, R (7, PH) OBP: 0.346, SLG: 0.492										1	0	0	0	0	0	0								
Dave Leiper, L (8, 1)										0	0	0	0	0	0	0								
Willie Fraser, R (8, 1)										0	0	0	0	0	0	0								
Jeff Shaw, R (9, 1) ERA: 2.25										0	0	0	0	0	0	0								
Tony Tarasco, L (9, PH) OBP: 0.334, SLG: 0.413										1	0	0	0	0	0	0								
<b>Inning Stats</b>	R: 1 E: 0 K: 0 S: 11	H: 2 LOB: 1 BB: 0 P: 16	R: 0 E: 0 K: 2 S: 10	H: 0 LOB: 1 BB: 1 P: 18	R: 0 E: 0 K: 0 S: 10	H: 1 LOB: 2 BB: 1 P: 17	R: 0 E: 0 K: 0 S: 4	H: 0 LOB: 0 BB: 0 P: 6	R: 0 E: 0 K: 1 S: 12	H: 1 LOB: 1 BB: 0 P: 21	R: 0 E: 0 K: 0 S: 9	H: 2 LOB: 2 BB: 0 P: 15	R: 0 E: 0 K: 0 S: 9	H: 1 LOB: 2 BB: 0 P: 16	R: 0 E: 0 K: 2 S: 10	H: 1 LOB: 1 BB: 0 P: 15	R: 0 E: 1 K: 0 S: 13	H: 0 LOB: 1 BB: 0 P: 20	1B: 6 2B: 2 3B: 0 HR: 0	SF: 0 SAC: 1 DP: 0 HBP: 1	WP: 0 PB: 0 SB: 2 CS: 0	PA: 39		
<b>PITCHER</b>	IP WLS BF H R ER SO BB IBB HBP BLK WP HR S P ERA WHIP	IP WLS BF H R ER SO BB IBB HBP BLK WP HR S P ERA WHIP	IP WLS BF H R ER SO BB IBB HBP BLK WP HR S P ERA WHIP	IP WLS BF H R ER SO BB IBB HBP BLK WP HR S P ERA WHIP	IP WLS BF H R ER SO BB IBB HBP BLK WP HR S P ERA WHIP	IP WLS BF H R ER SO BB IBB HBP BLK WP HR S P ERA WHIP	IP WLS BF H R ER SO BB IBB HBP BLK WP HR S P ERA WHIP	IP WLS BF H R ER SO BB IBB HBP BLK WP HR S P ERA WHIP	IP WLS BF H R ER SO BB IBB HBP BLK WP HR S P ERA WHIP	IP WLS BF H R ER SO BB IBB HBP BLK WP HR S P ERA WHIP	IP WLS BF H R ER SO BB IBB HBP BLK WP HR S P ERA WHIP	IP WLS BF H R ER SO BB IBB HBP BLK WP HR S P ERA WHIP	IP WLS BF H R ER SO BB IBB HBP BLK WP HR S P ERA WHIP	IP WLS BF H R ER SO BB IBB HBP BLK WP HR S P ERA WHIP	IP WLS BF H R ER SO BB IBB HBP BLK WP HR S P ERA WHIP	IP WLS BF H R ER SO BB IBB HBP BLK WP HR S P ERA WHIP	IP WLS BF H R ER SO BB IBB HBP BLK WP HR S P ERA WHIP	IP WLS BF H R ER SO BB IBB HBP BLK WP HR S P ERA WHIP	IP WLS BF H R ER SO BB IBB HBP BLK WP HR S P ERA WHIP	IP WLS BF H R ER SO BB IBB HBP BLK WP HR S P ERA WHIP	IP WLS BF H R ER SO BB IBB HBP BLK WP HR S P ERA WHIP	IP WLS BF H R ER SO BB IBB HBP BLK WP HR S P ERA WHIP	IP WLS BF H R ER SO BB IBB HBP BLK WP HR S P ERA WHIP	IP WLS BF H R ER SO BB IBB HBP BLK WP HR S P ERA WHIP

Atlanta Braves @ Montreal Expos  
Olympic Stadium, Montreal, QB  
Mon Aug 07 1995, 3:33 AM EDT  
Att: 19,480 - Dome

AB 35  
R 1  
H 8  
RBI 1  
BB 2  
SO 5  
LOB 14





Batter	1	2	3	4	5	6	7	8	9	AB	R	H	RBI	BB	SO	LOB	TOP				
Thomas Howard, S (1,8) OBP: 0.392, SLG: 0.412	G1-3	G6-3		G4-3		F7			L7	5	0	0	0	0	0	2					
Barry Larkin, R (1,6) OBP: 0.392, SLG: 0.494	L8 HR 2B		1B SF8		L8 BB		G4-3			3	2	2	0	1	0	0					
Hal Morris, L (1,3) OBP: 0.281, SLG: 0.401	HR BB		1-3 1B		1-2 BB		G4-3			2	1	1	0	2	0	0					
Reggie Sanders, R (1,9) OBP: 0.395, SLG: 0.561	L8 2-3		K		K		L8			4	0	0	0	0	2	6					
Ron Gant, R (1,7) OBP: 0.381, SLG: 0.565	HR 1-H 3-H		SF8		L8		G3-1			3	1	1	4	0	0	2					
Bret Boone, R (1,4) OBP: 0.348, SLG: 0.475	L8 1B		L8		K		G5-3			4	0	1	0	0	1	3					
Benito Santiago, R (1,2) OBP: 0.343, SLG: 0.520	G5-3		G4-3		K		K			4	0	0	0	0	2	1					
Jeff Branson, L (1,5)		F8		SH3-4 1B		BB	G4-3			3	0	1	0	1	0	0					
Rick Reed, R (1,1)		P4		SH3-4		K	F7			1	0	0	0	0	0	0					
Lenny Harris, L (6,PH) OBP: 0.239, SLG: 0.293										1	0	0	0	0	1	1					
Chuck McElroy, L (6,1)										0	0	0	0	0	0	0					
Hector Carrasco, R (6,1)										0	0	0	0	0	0	0					
Eddie Taubensee, L (9,PH) OBP: 0.314, SLG: 0.446										1	0	0	0	0	0	0					
<b>Inning Stats</b>	R: 3 E: 0 K: 0 S: 15	H: 3 LOB: 1 BB: 1 P: 24	R: 0 E: 0 K: 0 S: 5	H: 0 LOB: 0 BB: 0 P: 7	R: 1 E: 0 K: 1 S: 13	H: 2 LOB: 1 BB: 0 P: 20	R: 0 E: 0 K: 0 S: 6	H: 1 LOB: 1 BB: 0 P: 7	R: 0 E: 0 K: 2 S: 10	H: 0 LOB: 2 BB: 2 P: 22	R: 0 E: 0 K: 0 S: 5	H: 0 LOB: 0 BB: 0 P: 7	R: 0 E: 0 K: 1 S: 7	H: 0 LOB: 0 BB: 0 P: 9	R: 0 E: 0 K: 0 S: 10	H: 0 LOB: 0 BB: 0 P: 14	1B: 4 2B: 1 3B: 0 HR: 1	SF: 1 SAC: 1 DP: 0 HBP: 0	WP: 0 PB: 0 SB: 1 CS: 0	PA: 37	
<b>PITCHER</b>	IP WLS BF H R ER SO BB IBB HBP BLK WP HR S P ERA WHIP	7.0 W 31 6 4 4 5 4 0 0 0 0 1 65 105 5.14 1.429	1.0 3 0 0 0 1 0 0 0 0 0 0 7 9 0.00 0.000	1.0 S 3 0 0 0 0 0 0 0 0 0 0 10 14 0.00 0.000																	

Cincinnati Reds @ Atlanta Braves  
Atlanta-Fulton County Stadium, Atlanta, GA  
Tue Aug 08 1995, 7:05 PM EDT  
Att: 38,252 - Unknown - 75 F

AB 31  
R 4  
H 6  
RBI 4  
BB 4  
SO 6  
LOB 15



Batter	1	2	3	4	5	6	7	8	9	AB	R	H	RBI	BB	SO	LOB	BOTTOM			
Marquis Grissom, R (1,8) OBP: 0.333, SLG: 0.397	10 BB 1B 1B		K		P4		F9			4	1	1	0	0	1	1				
Mark Lemke, S (1,4) OBP: 0.321, SLG: 0.336	10 BB 1B		P6		G4-3		1-2 1B			4	1	2	0	0	0	0				
10 Chipper Jones, S (1,5) OBP: 0.369, SLG: 0.458	1B 1-2 2-3 BB		HR		F8		1B			3	2	2	1	1	0	2				
Fred McGriff, L (1,3) OBP: 0.351, SLG: 0.452	G6-3 1B		L7		K		K			4	0	1	2	0	2	1				
David Justice, L (1,9) OBP: 0.391, SLG: 0.494	P5				P4		1B			4	0	1	1	0	1	2				
Dwight Smith, L (1,7) OBP: 0.330, SLG: 0.446	G6-3				K		F8			4	0	0	0	0	2	3				
Mike Kelly, R (9,7) OBP: 0.261, SLG: 0.317										0	0	0	0	0	0	0				
Javy Lopez, R (1,2) OBP: 0.336, SLG: 0.487		G6-3			HR		G5-3			3	1	1	1	0	0	1				
Rafael Belliard, R (1,6) OBP: 0.263, SLG: 0.250		G5-3			G6-3		K			3	0	0	0	0	1	0				
29 John Smoltz, R (1,1) OBP: 0.182, SLG: 0.053		G5-3					G3			2	0	0	0	0	0	0				
Mike Mordecai, R (7,PH) OBP: 0.313, SLG: 0.448							1B			0	0	0	0	0	0	0				
Brad Clontz, R (8,1)										0	0	0	0	0	0	0				
Mark Wohlers, R (9,1)							BB			0	0	0	0	0	0	0				
<b>Inning Stats</b>	R: 2 E: 0 K: 0 S: 13	H: 3 LOB: 1 BB: 1 P: 21	R: 0 E: 0 K: 0 S: 6	H: 0 LOB: 0 BB: 0 P: 7	R: 1 E: 0 K: 1 S: 10	H: 1 LOB: 0 BB: 0 P: 14	R: 1 E: 0 K: 1 S: 10	H: 1 LOB: 0 BB: 0 P: 14	R: 0 E: 0 K: 0 S: 3	H: 0 LOB: 0 BB: 0 P: 5	R: 1 E: 0 K: 1 S: 13	H: 2 LOB: 1 BB: 0 P: 22	R: 0 E: 0 K: 1 S: 13	H: 1 LOB: 2 BB: 1 P: 20	R: 0 E: 0 K: 3 S: 9	H: 0 LOB: 0 BB: 0 P: 12	1B: 6 2B: 0 3B: 0 HR: 2	SF: 0 SAC: 0 DP: 1 HBP: 0	WP: 0 PB: 0 SB: 1 CS: 0	PA: 33
<b>PITCHER</b>	IP WLS BF H R ER SO BB IBB HBP BLK WP HR S P ERA WHIP	5.0 L 4 2 1 1 1 0 0 0 0 0 0 12 21 13.50 3.000	0.2 4 2 1 1 1 0 0 0 0 0 0 23 33 0.00 0.857																	

Cincinnati Reds @ Atlanta Braves  
Atlanta-Fulton County Stadium, Atlanta, GA  
Tue Aug 08 1995, 7:05 PM EDT  
Att: 38,252 - Unknown - 75 F

AB 31  
R 5  
H 8  
RBI 5  
BB 2  
SO 7  
LOB 10









Batter	1	2	3	4	5	6	7	8	9	AB	R	H	RBI	BB	SO	LOB	TOP			
Jerome Walton, R (1, 8) OBP: 0.338, SLG: 0.487	4-1 E BB	0-2 F8			0-2 G1-3 2B			2-2 G6-3		3	1	1	0	1	0	1				
Barry Larkin, R (1, 6) OBP: 0.391, SLG: 0.494	1-1 E5 G1-2-3 1-H		1-3 K		0-0 G1-3 2-3			3-1 G1-4-3		4	0	0	0	0	1	1				
Ron Gant, R (1, 7) OBP: 0.385, SLG: 0.563	4-2 G1-2-3 BB		1-0 CS 1B		0-0 B1-3			1-1 1B		3	0	2	0	1	0	1				
Reggie Sanders, R (1, 9) OBP: 0.398, SLG: 0.564	4-2 G1-2-3 BB		3-2 P3		1-1 G6-4-3 1B			3-3 K		3	0	1	0	1	1	2				
Bret Boone, R (1, 4) OBP: 0.346, SLG: 0.469	0-2 G1-2-3		2-2 CS 1-2		0-0 1B			1-0 G6-4-3 1-2f		4	0	1	0	0	1	4				
Benito Santiago, R (1, 2) OBP: 0.357, SLG: 0.560	0-1 P3		1-2 K		1-1 G3-1			0-0 1B		4	0	1	0	0	1	3				
Mariano Duncan, R (1, 3) OBP: 0.281, SLG: 0.397		2-1 G6-3		2-3 K				1-3 K		3	0	0	0	0	1	1				
Hal Morris, L (9, PH) OBP: 0.293, SLG: 0.400										1	0	0	0	0	1	1				
Mark Lewis, R (1, 5) OBP: 0.410, SLG: 0.485		2-2 F7		2-3 K				2-1 P5		3	0	0	0	0	1	1				
Thomas Howard, S (9, PH) OBP: 0.361, SLG: 0.410										1	0	0	0	0	0	1				
Hector Carrasco, R (9, 1)										0	0	0	0	0	0	0				
John Smiley, L (1, 1) OBP: 0.178, SLG: 0.310		4-2 BB		1-3 K				0-0 G3-1		2	0	0	0	1	1	0				
Jeff Branson, L (9, 5) OBP: 0.324, SLG: 0.447										0	0	0	0	0	0	0				
<b>Inning Stats</b>	R: 1 E: 1 K: 0 S: 16	H: 0 LOB: 2 BB: 3 P: 29	R: 0 E: 0 K: 0 S: 12	H: 0 LOB: 1 BB: 1 P: 20	R: 0 E: 0 K: 1 S: 11	H: 1 LOB: 0 BB: 0 P: 18	R: 0 E: 0 K: 3 S: 10	H: 1 LOB: 1 BB: 0 P: 15	R: 0 E: 0 K: 1 S: 9	H: 1 LOB: 0 BB: 0 P: 10	R: 0 E: 0 K: 0 S: 4	H: 0 LOB: 0 BB: 0 P: 6	R: 0 E: 0 K: 1 S: 10	H: 1 LOB: 1 BB: 0 P: 19	R: 0 E: 0 K: 2 S: 12	H: 1 LOB: 1 BB: 0 P: 16	1B: 5 2B: 1 3B: 0 HR: 0	SF: 0 SAC: 0 DP: 2 HBP: 0	WP: 0 PB: 0 SB: 0 CS: 1	PA: 36
<b>PITCHER</b>	IP WLS BF H R ER SO BB IBB HBP BLK WP HR S P ERA WHIP																			
Tom Glavine, L (1, 1) ERA: 3.19	8.0	31	5	1	0	6	4	0	0	0	0	0	0	77	125	0.00	1.125			
Mark Wohlers, R (9, 1) ERA: 2.06	1.0	W 4	1	0	0	2	0	0	0	0	0	0	0	12	16	0.00	1.000			

Cincinnati Reds @ Atlanta Braves  
Atlanta-Fulton County Stadium, Atlanta, GA  
Thu Aug 10 1995, 7:05 PM EDT  
Att: 42,748 - Unknown - 82 F

AB 31  
R 1  
H 6  
RBI 0  
BB 4  
SO 8  
LOB 16



Batter	1	2	3	4	5	6	7	8	9	AB	R	H	RBI	BB	SO	LOB	BOTTOM					
Marquis Grissom, R (1, 8) OBP: 0.329, SLG: 0.392	0-2 G5-3			0-1 E6 1B		0-3 K		1-0 F8		4	0	0	0	0	1	1						
Mark Lemke, S (1, 4) OBP: 0.315, SLG: 0.341	1-0 G6-3			0-3 K		0-0 F8		0-0 G4-3		4	0	0	0	0	1	1						
10 Chipper Jones, S (1, 5) OBP: 0.367, SLG: 0.452	1-0 G6-3			0-0 P6		0-0 F8		1-0 G3-1		4	0	0	0	0	0	1						
Fred McGriff, L (1, 3) OBP: 0.354, SLG: 0.460		4-1 G4-3 BB		3-0 FC6-4 1B		0-1 G4-3		1-0 1B 1B		3	1	2	0	1	0	0						
David Justice, L (1, 9) OBP: 0.388, SLG: 0.486		2-1 P5		0-1 FC6-4 1-2f		3-2 L8		0-1 1B 1B		4	0	1	0	0	0	3						
Javy Lopez, R (1, 2) OBP: 0.335, SLG: 0.483		0-0 G4-3 1-2f		0-2 G6-3		0-0 F8		1-2 1B		4	0	1	1	0	0	1						
Mike Kelly, R (1, 7) OBP: 0.262, SLG: 0.318			2-3 K		2-2 P2			0-2 SH1-4 1B		3	0	1	0	0	1	0						
Rafael Belliard, R (1, 6) OBP: 0.252, SLG: 0.240			1-0 G6-3		0-1 F8			0-2 SH1-4		2	0	0	0	0	0	0						
Tom Glavine, L (1, 1) OBP: 0.289, SLG: 0.326			1-2 G3		0-0 HR			2-0 F8		2	1	1	1	0	0	0						
Mike Mordecai, R (8, PH) OBP: 0.324, SLG: 0.484										1	0	0	0	0	0	1						
Mark Wohlers, R (9, 1) ERA: 2.74										0	0	0	0	0	0	0						
<b>Inning Stats</b>	R: 0 E: 0 K: 0 S: 5	H: 0 LOB: 0 BB: 0 P: 7	R: 0 E: 0 K: 0 S: 4	H: 0 LOB: 0 BB: 1 P: 10	R: 0 E: 0 K: 1 S: 7	H: 0 LOB: 0 BB: 0 P: 11	R: 0 E: 1 K: 1 S: 10	H: 1 LOB: 2 BB: 0 P: 13	R: 0 E: 0 K: 0 S: 8	H: 0 LOB: 0 BB: 0 P: 10	R: 1 E: 0 K: 1 S: 6	H: 1 LOB: 0 BB: 0 P: 6	R: 0 E: 0 K: 0 S: 7	H: 0 LOB: 0 BB: 0 P: 10	R: 0 E: 0 K: 0 S: 8	H: 1 LOB: 1 BB: 0 P: 11	R: 1 E: 0 K: 0 S: 8	H: 3 LOB: 2 BB: 0 P: 11	1B: 5 2B: 0 3B: 0 HR: 1	SF: 0 SAC: 1 DP: 1 HBP: 0	WP: 0 PB: 0 SB: 0 CS: 0	PA: 33
<b>PITCHER</b>	IP WLS BF H R ER SO BB IBB HBP BLK WP HR S P ERA WHIP																					
John Smiley, L (1, 1) ERA: 3.08	8.0	28	3	1	1	3	1	0	0	0	0	0	0	55	78	1.12	0.500					
Hector Carrasco, R (9, 1) ERA: 2.74	0.2	L 5	3	1	1	0	0	0	0	0	0	0	0	8	11	13.50	4.500					

Cincinnati Reds @ Atlanta Braves  
Atlanta-Fulton County Stadium, Atlanta, GA  
Thu Aug 10 1995, 7:05 PM EDT  
Att: 42,748 - Unknown - 82 F

AB 31  
R 2  
H 6  
RBI 2  
BB 1  
SO 3  
LOB 8





Batter	1	2	3	4	5	6	7	8	9	AB	R	H	RBI	BB	SO	LOB	TOP										
<b>Eric Young Sr. R</b> OBP: 0.396, SLG: 0.452 (1,4)	F9		B5			G6-3		P3		4	0	0	0	0	0	1											
<b>Joe Girardi R</b> OBP: 0.328, SLG: 0.401 (1,2)	1B		HR			K			G5-3	4	1	2	2	0	1	0											
<b>Dante Bichette R</b> OBP: 0.352, SLG: 0.604 (1,7)	K		G5-3			K			1B	4	0	1	0	0	2	1											
<b>Larry Walker L</b> OBP: 0.380, SLG: 0.610 (1,9)	G6-3			CS				K	1B	3	0	1	0	1	1	1											
<b>Andres Galarraga R</b> OBP: 0.331, SLG: 0.509 (1,3)		K		K			G4-3		G6-4-3	4	0	0	0	0	2	3											
<b>Vinny Castilla R</b> OBP: 0.352, SLG: 0.590 (1,5)	G6-3			L8			P2			3	0	0	0	0	0	1											
<b>Ellis Burks R</b> OBP: 0.371, SLG: 0.534 (1,8)	G6-3			CS		F9			HR	3	1	1	1	0	0	0											
<b>Walt Weiss S</b> OBP: 0.387, SLG: 0.295 (1,6)			K		P3			G6-3		3	0	0	0	0	1	0											
<b>Armando Reynoso R</b> OBP: 0.250, SLG: 0.200 (1,1)			HR		K			F8		2	1	1	0	0	1	0											
<b>Bryan Hickerson L</b> OBP: 0.467, SLG: 0.500 (6,1)										0	0	0	0	0	0	0											
<b>Jim Tatum R</b> OBP: 0.300, SLG: 0.379 (8,PH)										1	0	0	0	0	0	0											
<b>Lance Painter L</b> OBP: 0.333, SLG: 0.400 (8,1)										0	0	0	0	0	0	0											
<b>Inning Stats</b>	R: 0 E: 0 K: 1 S: 9	H: 1 LOB: 1 BB: 0 P: 17	R: 0 E: 0 K: 1 S: 8	H: 0 LOB: 0 BB: 0 P: 12	R: 2 E: 0 K: 1 S: 12	H: 2 LOB: 0 BB: 0 P: 14	R: 0 E: 0 K: 1 S: 4	H: 0 LOB: 0 BB: 1 P: 9	R: 0 E: 0 K: 1 S: 7	H: 0 LOB: 0 BB: 0 P: 9	R: 0 E: 0 K: 1 S: 8	H: 0 LOB: 0 BB: 0 P: 10	R: 1 E: 0 K: 0 S: 13	H: 1 LOB: 0 BB: 0 P: 20	R: 0 E: 0 K: 0 S: 12	H: 2 LOB: 1 BB: 0 P: 16	1B: 4 2B: 0 3B: 0 HR: 2	SF: 0 SAC: 0 DP: 1 HBP: 0	WP: 0 PB: 0 SB: 1 CS: 1	PA: 33							
<b>PITCHER</b>	IP	WLS	BF	H	R	ER	SO	BB	IBB	HBP	BLK	WP	HR	S	P	ERA	WHIP										
<b>Steve Avery L</b> ERA: 4.4 (1,1)	8.0	W	28	4	3	3	8	1	0	0	0	0	2	68	100	3.38	0.625										
<b>Mark Wohlers R</b> ERA: 2.01 (9,1)	1.0	S	4	2	0	0	0	0	0	0	0	0	0	12	16	0.00	2.000										

Colorado Rockies @ Atlanta Braves  
Atlanta-Fulton County Stadium, Atlanta, GA  
Fri Aug 11 1995, 7:05 PM EDT  
Att: 47,408 - Unknown - 88 F

AB	31
R	3
H	6
RBI	3
BB	1
SO	8
LOB	7



Batter	1	2	3	4	5	6	7	8	9	AB	R	H	RBI	BB	SO	LOB	BOTTOM										
<b>Marquis Grissom R</b> OBP: 0.326, SLG: 0.388 (1,8)	G6-3		G3		K			G4-3		4	0	0	0	0	1	0											
<b>Mark Lemke S</b> OBP: 0.310, SLG: 0.336 (1,4)	G4-3			E1 10 1B		G4-3		G6-3		4	1	0	0	0	0	0											
<b>10 Chipper Jones S</b> OBP: 0.371, SLG: 0.465 (1,5)	HR			1B		G3-6-3		1B		3	2	3	1	0	0	0											
<b>Fred McGriff L</b> OBP: 0.352, SLG: 0.456 (1,3)	P6			F7		G3-6-3		G3-6-3		3	0	0	0	0	0	3											
<b>David Justice L</b> OBP: 0.387, SLG: 0.484 (1,9)	F7			HR		G3				3	1	1	1	0	0	0											
<b>Ryan Klesko L</b> OBP: 0.413, SLG: 0.598 (1,7)	G3			P3						3	0	0	0	0	1	2											
<b>Mike Kelly R</b> OBP: 0.262, SLG: 0.318 (8,7)							K			0	0	0	0	0	0	0											
<b>Charlie O'Brien R</b> OBP: 0.386, SLG: 0.516 (1,2)	F9			HR			F9			3	1	1	3	0	0	0											
<b>Rafael Belliard R</b> OBP: 0.245, SLG: 0.233 (1,6)			G1-3		F8		G6-3			3	0	0	0	0	0	0											
<b>Steve Avery L</b> OBP: 0.250, SLG: 0.462 (1,1)			K			G3-1		K		2	0	0	0	0	1	0											
<b>Mike Mordecai R</b> OBP: 0.314, SLG: 0.469 (8,PH)										1	0	0	0	0	1	0											
<b>Mark Wohlers R</b> ERA: 3.76 (9,1)										0	0	0	0	0	0	0											
<b>Inning Stats</b>	R: 1 E: 0 K: 0 S: 7	H: 1 LOB: 0 BB: 0 P: 10	R: 0 E: 0 K: 0 S: 5	H: 0 LOB: 0 BB: 0 P: 11	R: 0 E: 0 K: 1 S: 9	H: 0 LOB: 0 BB: 0 P: 12	R: 4 E: 1 K: 0 S: 12	H: 3 LOB: 0 BB: 0 P: 19	R: 0 E: 0 K: 1 S: 10	H: 0 LOB: 0 BB: 0 P: 14	R: 0 E: 0 K: 0 S: 7	H: 1 LOB: 0 BB: 0 P: 12	R: 0 E: 0 K: 1 S: 5	H: 0 LOB: 0 BB: 0 P: 6	R: 0 E: 0 K: 1 S: 7	H: 0 LOB: 0 BB: 0 P: 8	1B: 3 2B: 0 3B: 0 HR: 2	SF: 0 SAC: 0 DP: 1 HBP: 0	WP: 0 PB: 0 SB: 0 CS: 0	PA: 29							
<b>PITCHER</b>	IP	WLS	BF	H	R	ER	SO	BB	IBB	HBP	BLK	WP	HR	S	P	ERA	WHIP										
<b>Armando Reynoso R</b> ERA: 4.97 (1,1)	5.0	L	20	4	5	1	2	0	0	0	0	0	2	43	66	1.80	0.800										
<b>Bryan Hickerson L</b> ERA: 8.33 (6,1)	2.0		6	1	0	0	1	0	0	0	0	0	0	12	18	0.00	0.500										
<b>Lance Painter L</b> ERA: 3.76 (8,1)	1.0		3	0	0	0	1	0	0	0	0	0	0	7	8	0.00	0.000										

Colorado Rockies @ Atlanta Braves  
Atlanta-Fulton County Stadium, Atlanta, GA  
Fri Aug 11 1995, 7:05 PM EDT  
Att: 47,408 - Unknown - 88 F

AB	29
R	5
H	5
RBI	5
BB	0
SO	4
LOB	5









Batter	1	2	3	4	5	6	7	8	9	AB	R	H	RBI	BB	SO	LOB	TOP					
Eric Young Sr. R (1,4) OBP: 0.392, SLG: 0.459										4	0	0	0	0	1	0						
Mike Kingery L (1,8) OBP: 0.369, SLG: 0.446										4	0	0	0	0	1	0						
Larry Walker L (1,9) OBP: 0.384, SLG: 0.623										4	0	2	0	0	0	0						
Andres Galarraga R (1,3) OBP: 0.333, SLG: 0.515										3	1	0	0	0	1	2						
Ellis Burks R (1,7) OBP: 0.388, SLG: 0.563										3	1	2	1	1	0	1						
Vinny Castilla R (1,5) OBP: 0.349, SLG: 0.588										4	0	0	0	0	1	4						
Joe Girardi R (1,2) OBP: 0.330, SLG: 0.399										4	0	2	1	0	1	2						
Walt Weiss S (1,6) OBP: 0.387, SLG: 0.295										3	0	0	0	1	1	3						
Bret Saberhagen R (1,1) OBP: 0.109, SLG: 0.111										3	0	0	0	0	2	0						
Bryan Hickerson L (8,1) OBP: 0.667, SLG: 0.500										0	0	0	0	0	0	0						
Steve Reed R (8,1) OBP: 0.500, SLG: 0.500										0	0	0	0	0	0	0						
John Vander Wal L (9,PH) OBP: 0.442, SLG: 0.583										1	0	0	0	0	0	1						
Darren Holmes R (9,1) OBP: 0.442, SLG: 0.583										0	0	0	0	0	0	0						
<b>Inning Stats</b>	R: 0 E: 0 K: 1 S: 8	H: 0 LOB: 0 BB: 0 P: 14	R: 0 E: 0 K: 1 S: 9	H: 2 LOB: 2 BB: 0 P: 13	R: 0 E: 0 K: 2 S: 8	H: 0 LOB: 0 BB: 0 P: 9	R: 2 E: 0 K: 0 S: 8	H: 3 LOB: 1 BB: 0 P: 11	R: 0 E: 0 K: 1 S: 8	H: 0 LOB: 0 BB: 0 P: 11	R: 0 E: 0 K: 0 S: 9	H: 0 LOB: 0 BB: 1 P: 16	R: 0 E: 0 K: 0 S: 6	H: 0 LOB: 0 BB: 0 P: 13	R: 0 E: 0 K: 1 S: 13	H: 1 LOB: 1 BB: 0 P: 18	R: 0 E: 0 K: 1 S: 12	H: 0 LOB: 1 BB: 1 P: 19	1B: 4 2B: 2 3B: 0 HR: 0	SF: 0 SAC: 0 DP: 0 HBP: 1	WP: 1 PB: 0 SB: 0 CS: 0	PA: 36
<b>PITCHER</b>	IP WLS BF H R ER SO BB IBB HBP BLK WP HR S P ERA WHIP																					
29 John Smoltz, R (1,1) ERA: 3.0	8.0	32	6	2	2	7	1	0	1	0	0	1	0	69	105	2.25	0.875					
Mark Wohlers, R (9,1) ERA: 1.97	1.0	W	4	0	0	0	1	1	0	0	0	0	0	12	19	0.00	1.000					

Batter	1	2	3	4	5	6	7	8	9	AB	R	H	RBI	BB	SO	LOB	BOTTOM					
Luis Polonia L (1,8) OBP: 0.325, SLG: 0.344										4	0	0	0	1	0	2						
Mark Lemke S (1,4) OBP: 0.313, SLG: 0.339										4	0	2	0	0	0	0						
Mike Mordecai R (8,FR) OBP: 0.308, SLG: 0.444										1	0	1	1	0	0	0						
10 Chipper Jones S (1,5) OBP: 0.371, SLG: 0.468										2	1	1	1	2	1	1						
Fred McGriff L (1,3) OBP: 0.351, SLG: 0.461										4	0	1	0	0	1	3						
David Justice L (1,9) OBP: 0.388, SLG: 0.502										4	0	0	0	0	2	4						
Ryan Klesko L (1,7) OBP: 0.409, SLG: 0.587										3	0	0	0	0	0	0						
Marquis Grissom R (8,PH) OBP: 0.323, SLG: 0.383										1	0	0	0	0	0	2						
Javy Lopez R (1,2) OBP: 0.332, SLG: 0.488										4	1	2	1	0	0	0						
Rafael Belliard R (1,6) OBP: 0.239, SLG: 0.227										4	0	1	0	0	1	0						
29 John Smoltz, R (1,1) OBP: 0.174, SLG: 0.050										2	0	0	0	0	1	0						
Mark Wohlers, R (9,1) ERA: 1.72										0	0	0	0	0	0	0						
Dwight Smith L (9,PH) OBP: 0.330, SLG: 0.443										0	1	0	0	1	0	0						
<b>Inning Stats</b>	R: 0 E: 0 K: 2 S: 16	H: 2 LOB: 2 BB: 0 P: 23	R: 0 E: 0 K: 0 S: 9	H: 2 LOB: 2 BB: 0 P: 15	R: 1 E: 0 K: 0 S: 8	H: 1 LOB: 0 BB: 0 P: 14	R: 1 E: 0 K: 2 S: 14	H: 1 LOB: 0 BB: 0 P: 17	R: 0 E: 0 K: 0 S: 11	H: 0 LOB: 1 BB: 1 P: 21	R: 0 E: 0 K: 0 S: 10	H: 0 LOB: 0 BB: 0 P: 15	R: 0 E: 0 K: 0 S: 6	H: 0 LOB: 0 BB: 0 P: 10	R: 0 E: 0 K: 2 S: 13	H: 1 LOB: 2 BB: 1 P: 23	R: 1 E: 0 K: 0 S: 6	H: 1 LOB: 2 BB: 2 P: 17	1B: 6 2B: 0 3B: 0 HR: 2	SF: 0 SAC: 1 DP: 0 HBP: 0	WP: 0 PB: 0 SB: 0 CS: 0	PA: 38
<b>PITCHER</b>	IP WLS BF H R ER SO BB IBB HBP BLK WP HR S P ERA WHIP																					
Bret Saberhagen R (1,1) ERA: 3.49	7.0	28	6	2	2	4	1	0	0	0	0	0	0	10	19	0.00	3.000					
Bryan Hickerson L (8,1) ERA: 8.17	0.2	4	1	0	0	2	1	0	0	0	0	0	0	3	4	0.00	0.000					
Steve Reed R (8,1) ERA: 1.72	0.1	1	0	0	0	0	0	0	0	0	0	0	0	3	4	0.00	0.000					
Darren Holmes R (9,1) ERA: 2.47	0.2	L	5	1	1	1	0	2	0	0	0	0	0	6	17	13.50	4.500					

Colorado Rockies @ Atlanta Braves  
Atlanta-Fulton County Stadium, Atlanta, GA  
Sun Aug 13 1995, 3:33 AM EDT  
Att: 43,279 - Sunny - 96 F

AB 33  
R 2  
H 6  
RBI 2  
BB 2  
SO 8  
LOB 13



Colorado Rockies @ Atlanta Braves  
Atlanta-Fulton County Stadium, Atlanta, GA  
Sun Aug 13 1995, 3:33 AM EDT  
Att: 43,279 - Sunny - 96 F

AB 33  
R 3  
H 8  
RBI 3  
BB 4  
SO 6  
LOB 12













Batter	1	2	3	4	5	6	7	8	9	AB	R	H	RBI	BB	SO	LOB	TOP					
<b>Chuck Carr, S</b> OBP: 0.317, SLG: 0.271 (1, 8)	4-2 1B S BB	4-1 S SF8 BB		2-0 G1-3		0-3 K			0-1 G5-3	3	2	0	0	2	1	0						
<b>Alex Arias, R</b> OBP: 0.346, SLG: 0.364 (1, 4)	1-1 F9	3-1 SF8		1-1 2B		0-1 G6-3			1-0 FC4-2	4	1	2	1	0	0	1						
<b>Quilvio Veras, S</b> OBP: 0.359, SLG: 0.329 (9, FR)	1-1 F9	1-H SF8		1-2 2B					3B FC4-2	0	0	0	0	0	0	0						
<b>Jeff Conine, R</b> OBP: 0.398, SLG: 0.555 (1, 7)	4-0 BB 1B HR BB	3-2 F8		0-0 1-H 2B			0-2 F7		2-2 FC4-2	4	1	1	1	1	0	1						
<b>Terry Pendleton, S</b> OBP: 0.342, SLG: 0.438 (1, 5)	1-0 HR BB 1B		0-1 G1-4-3	1-1 F9			1-1 F9		0-0 F9	5	1	1	0	0	0	3						
<b>Greg Colbrunn, R</b> OBP: 0.313, SLG: 0.448 (1, 3)	4-2 HR BB		2-1 2B	1-2 F9			0-1 G6-3			3	1	1	1	1	0	1						
<b>Andra Dawson, R</b> OBP: 0.303, SLG: 0.461 (1, 9)	3-2 HR		0-1 2B				3-3 K		1-2 HR	4	2	3	5	0	1	0						
<b>Jesus Tavaréz, S</b> OBP: 0.317, SLG: 0.280 (8, 9)	1-H 2-H 3-H HR		1-3 2B				2-1 G1-3		1-1 G6-3	3	0	0	0	1	1	0						
<b>Kurt Abbott, R</b> OBP: 0.313, SLG: 0.445 (1, 6)	0-3 K		4-0 IBB				2-1 G1-3		1-1 G6-3	3	0	0	0	1	1	0						
<b>Rob Natal, R</b> OBP: 0.182, SLG: 0.545 (1, 2)	1-0 G5-3		0-3 K				1-3 K		1-2 G5-3	4	0	0	0	0	2	3						
<b>Pat Rapp, R</b> OBP: 0.167, SLG: 0.194 (1, 1)			3-3 G5-3				0-1 G4-3		2-3 K	3	0	0	0	0	1	3						
<b>Buddy Groom, L</b> (7, 1)										0	0	0	0	0	0	0						
<b>Alejandro Pena, R</b> (7, 1)										1	0	0	0	0	1	0						
<b>Robb Nen, R</b> (9, 1)										0	0	0	0	0	0	0						
<b>Inning Stats</b>	R: 5 E: 0 K: 1 S: 20	H: 2 LOB: 0 BB: 3 P: 38	R: 1 E: 0 K: 1 S: 10	H: 0 LOB: 0 BB: 1 P: 23	R: 0 E: 0 K: 1 S: 10	H: 2 LOB: 3 BB: 1 P: 16	R: 1 E: 0 K: 0 S: 9	H: 2 LOB: 1 BB: 0 P: 14	R: 0 E: 0 K: 2 S: 9	H: 0 LOB: 0 BB: 0 P: 15	R: 0 E: 0 K: 1 S: 7	H: 0 LOB: 0 BB: 0 P: 7	R: 0 E: 0 K: 0 S: 7	H: 0 LOB: 0 BB: 0 P: 8	R: 1 E: 0 K: 1 S: 16	H: 1 LOB: 0 BB: 0 P: 21	R: 0 E: 0 K: 0 S: 7	H: 1 LOB: 2 BB: 0 P: 10	1B: 3 2B: 2 3B: 1 HR: 2	SF: 1 SAC: 0 DP: 0 HBP: 0	WP: 0 PB: 0 SB: 3 CS: 0	PA: 40
<b>PITCHER</b>	IP WLS BF H R ER SO BB IBB HBP BLK WP HR S P ERA WHIP																					
<b>Steve Avery, L</b> ERA: 4.76	(1, 1) 2.0 L 12 2 6 6 2 4 0 0 0 0 0 1 30 61 27.00 3.000																					
<b>Rod Nichols, R</b> ERA: 3.85	(3, 1) 2.0 11 4 1 1 1 0 1 0 0 0 0 0 19 30 4.50 2.000																					
<b>Brad Clontz, R</b> ERA: 3.35	(5, 1) 2.0 6 0 0 0 0 3 0 0 0 0 0 0 0 16 22 0.00 0.000																					
<b>Greg McMichael, R</b> ERA: 3.12	(7, 1) 1.0 3 0 0 0 0 0 0 0 0 0 0 0 7 8 0.00 0.000																					
<b>Pedro Borbon, L</b> ERA: 2.94	(8, 1) 2.0 8 2 1 1 1 0 0 0 0 0 0 0 1 23 31 4.50 1.000																					

Florida Marlins @ Atlanta Braves  
Atlanta-Fulton County Stadium, Atlanta, GA  
Wed Aug 16 1995, 7:05 PM EDT  
Att: 35,244 - Unknown - 95 F

AB 34  
R 8  
H 8  
RBI 8  
BB 5  
SO 7  
LOB 12



Batter	1	2	3	4	5	6	7	8	9	AB	R	H	RBI	BB	SO	LOB	BOTTOM					
<b>Luis Polonia, L</b> OBP: 0.321, SLG: 0.337 (1, 8)	2-1 G4-3	0-1 G4-3		2-3 K		1-1 FC4-6			0-0 F8	5	0	0	0	0	1	6						
<b>Jeff Blausler, R</b> OBP: 0.322, SLG: 0.350 (9, 6)										0	0	0	0	0	0	0						
<b>Mark Lemke, S</b> OBP: 0.310, SLG: 0.335 (1, 4)	0-0 G4-3		1-1 P6		0-0 G4-3		0-0 G5-3		1-0 F8	5	0	0	0	0	0	0						
<b>10 Chipper Jones, S</b> OBP: 0.372, SLG: 0.461 (1, 5)	1-0 G3		4-1 1B BB		0-0 F8		2-1 1B 1B		0-1 F7	4	1	1	0	1	0	0						
<b>Fred McGriff, L</b> OBP: 0.354, SLG: 0.470 (1, 3)		3-1 G6-3 BB 2B	0-0 P5		0-0 F8		0-2 1B 2B 1B		0-1 G5-3	5	2	2	0	0	0	1						
<b>David Justice, L</b> OBP: 0.391, SLG: 0.513 (1, 9)		3-2 G6-3	2-1 1B		2-2 1B 2B 1B		1-2 2B 1B		0-0 P4	5	2	3	1	0	0	1						
<b>Ryan Klesko, L</b> OBP: 0.408, SLG: 0.592 (1, 7)		2-2 L6	3-2 G1-3		0-0 1B 2B		1-2 1B 2B		0-2 G4-3	5	0	2	3	0	0	3						
<b>Charlie O'Brien, R</b> OBP: 0.379, SLG: 0.496 (1, 2)		4-0 BB BB BB		0-0 G1-6-3 1B		3-2 F7		0-1 F7	3	0	1	0	1	0	2							
<b>Rafael Belliard, R</b> OBP: 0.250, SLG: 0.227 (1, 6)		4-1 BB		1-2 E3		0-0 F9		0-0 1B	2	0	0	0	1	0	2							
<b>Mike Mordecai, R</b> ERA: 7.5 (7, PH)		1-2 BB		1-2 G1-6-3		0-0 F9		2-3 1B	1	0	1	0	0	0	0							
<b>Steve Avery, L</b> ERA: 4.76 (1, 1)		4-2 BB		0-1 G1-6-3		0-0 FC4-6		0-3 K	3	0	0	0	0	0	0							
<b>Inning Stats</b>	R: 0 E: 0 K: 0 S: 4	H: 0 LOB: 0 BB: 0 P: 7	R: 1 E: 0 K: 0 S: 13	H: 1 LOB: 3 BB: 3 P: 33	R: 0 E: 0 K: 0 S: 10	H: 1 LOB: 2 BB: 1 P: 20	R: 0 E: 1 K: 1 S: 11	H: 1 LOB: 1 BB: 0 P: 14	R: 0 E: 0 K: 0 S: 3	H: 0 LOB: 0 BB: 0 P: 3	R: 1 E: 0 K: 0 S: 13	H: 3 LOB: 2 BB: 0 P: 19	R: 3 E: 0 K: 1 S: 19	H: 5 LOB: 2 BB: 0 P: 23	R: 0 E: 0 K: 0 S: 4	H: 0 LOB: 0 BB: 0 P: 5	R: 0 E: 0 K: 0 S: 6	H: 0 LOB: 0 BB: 0 P: 6	1B: 8 2B: 3 3B: 0 HR: 0	SF: 0 SAC: 0 DP: 1 HBP: 0	WP: 0 PB: 0 SB: 0 CS: 0	PA: 42
<b>PITCHER</b>	IP WLS BF H R ER SO BB IBB HBP BLK WP HR S P ERA WHIP																					
<b>Pat Rapp, R</b> ERA: 4.27	(1, 1) 6.0 W 28 6 2 2 2 1 4 0 0 0 0 0 0 54 96 3.00 1.667																					
<b>Buddy Groom, L</b> ERA: 7.5	(7, 1) 0.1 5 4 3 3 0 0 0 0 0 0 0 0 0 13 17 81.00 12.000																					
<b>Alejandro Pena, R</b> ERA: 5.24	(7, 1) 1.2 6 1 0 0 1 0 0 0 0 0 0 0 0 10 11 0.00 0.600																					
<b>Robb Nen, R</b> ERA: 2.96	(9, 1) 1.0 S 3 0 0 0 0 0 0 0 0 0 0 0 0 6 6 0.00 0.000																					

Florida Marlins @ Atlanta Braves  
Atlanta-Fulton County Stadium, Atlanta, GA  
Wed Aug 16 1995, 7:05 PM EDT  
Att: 35,244 - Unknown - 95 F

AB 38  
R 5  
H 11  
RBI 5  
BB 4  
SO 2  
LOB 19





Batter	1	2	3	4	5	6	7	8	9	AB	R	H	RBI	BB	SO	LOB	TOP			
Marquis Grissom, R (1.8) OBP: 0.318, SLG: 0.375	G4-3		F9		P3			F9 BB BB 1B	G5-3	5	1	1	0	0	0	1				
Jeff Blausler, R (1.6) OBP: 0.323, SLG: 0.347	F9		L5		L9			BB BB BB BB		3	0	0	0	2	0	0				
Jose Oliva, R (1.5) OBP: 0.269, SLG: 0.333 10 Chipper Jones, S (9, PH) OBP: 0.371, SLG: 0.460	1B		1B		K			F9	K	0	0	0	0	0	0	0				
Fred McGriff, L (1.3) OBP: 0.352, SLG: 0.465	G4-3		FC6-4		K			BB BB	F7	4	0	0	0	1	1	4				
David Justice, L (1.9) OBP: 0.389, SLG: 0.520		F7		HR		P1		K		4	1	1	1	0	1	3				
Javy Lopez, R (1.2) OBP: 0.339, SLG: 0.492	PB 1B		1B		L8					3	0	2	1	1	0	0				
Ryan Klesko, L (1.7) OBP: 0.402, SLG: 0.581	L7		G6-4-3		G4-3			K		4	0	0	0	0	1	5				
Mark Lemke, S (1.4) OBP: 0.316, SLG: 0.336					G6-3				2B WP BB	2	1	1	0	2	0	0				
Kent Mercker, L (1.1) OBP: 0.098, SLG: 0.146 Mike Mordecai, R (7, PH) OBP: 0.317, SLG: 0.447 Brad Clontz, R (7.1) Greg McMichael, R (8.1) Luis Polonia, L (9, PH) OBP: 0.324, SLG: 0.344	G3-1		L4		F8			WP	2B	2	0	0	0	0	0	3				
<b>Inning Stats</b>	R: 0 E: 0 K: 0 S: 7	H: 1 LOB: 1 BB: 0 P: 9	R: 0 E: 0 K: 0 S: 8	H: 1 LOB: 2 BB: 1 P: 16	R: 0 E: 0 K: 0 S: 7	H: 1 LOB: 1 BB: 0 P: 8	R: 1 E: 0 K: 0 S: 12	H: 3 LOB: 1 BB: 0 P: 18	R: 0 E: 0 K: 1 S: 6	H: 0 LOB: 0 BB: 0 P: 7	R: 0 E: 0 K: 0 S: 6	H: 0 LOB: 0 BB: 0 P: 6	R: 1 E: 0 K: 2 S: 16	H: 1 LOB: 3 BB: 3 P: 34	R: 1 E: 0 K: 1 S: 12	H: 1 LOB: 2 BB: 2 P: 23	1B: 6 2B: 1 3B: 0 HR: 1	SF: 0 SAC: 0 DP: 1 HBP: 0	WP: 1 PB: 1 SB: 0 CS: 0	PA: 40
<b>PITCHER</b>	IP WLS BF H R ER SO BB IBB HBP BLK WP HR S P ERA WHIP																			
Allen Watson, L (1.1) ERA: 4.93	7.1 W 30 7 2 2 2 2 2 0 0 0 0 1 61 89 2.46 1.227																			
Tony Fossas, L (8.1) ERA: 1.99	0.1 2 0 0 0 1 1 0 0 0 0 0 4 10 0.00 3.000																			
Tom Henke, R (8.1) ERA: 1.76	1.1 S 8 1 1 1 2 3 0 0 0 1 0 17 32 6.75 3.000																			

Atlanta Braves @ St. Louis Cardinals  
Busch Stadium, St. Louis, MO  
Fri Aug 18 1995, 7:05 PM CDT  
Att: 32,027 - Unknown - 96 F

AB 30  
R 3  
H 6  
RBI 2  
BB 6  
SO 4  
LOB 18



Batter	1	2	3	4	5	6	7	8	9	AB	R	H	RBI	BB	SO	LOB	BOTTOM			
Allen Battle, R (1.8) OBP: 0.337, SLG: 0.267 Mark Sweeney, L (8.3) OBP: 0.306, SLG: 0.344	G4-3		F9	F8			G6-3			4	0	0	0	0	0	1				
Ozzie Smith, S (1.6) OBP: 0.316, SLG: 0.292	G5-3		P6		F7		HR 1B			4	1	1	0	0	0	0				
Bernard Gilkey, R (1.7) OBP: 0.361, SLG: 0.462	FC6-4 BB		1B 2B		G5-3		HR			3	2	2	2	1	0	0				
Brian Jordan, R (1.9) OBP: 0.337, SLG: 0.480	FC6-4		1B		F9		CS 1B			4	0	2	1	0	0	1				
John Mabry, L (1.3) OBP: 0.320, SLG: 0.346		BB 1B	L9		L6		2B			4	0	2	0	0	0	1				
David Bell, R (1.4) Tom Henke, R (8.1)	F8			P9		P7	G4-3			4	0	0	0	0	0	2				
Scott Cooper, L (1.5) OBP: 0.325, SLG: 0.308	L8		F8		BB 1B			F9		4	0	1	0	0	0	1				
Scott Hemond, R (1.2) OBP: 0.205, SLG: 0.189				HR		BB		K		2	1	1	1	2	1	0				
Allen Watson, L (1.1) OBP: 0.500, SLG: 0.609 Tony Fossas, L (8.1) José Oquendo, S (8.4) OBP: 0.316, SLG: 0.298	G6-3			HR		G1-3		K		3	0	1	0	0	0	4				
<b>Inning Stats</b>	R: 0 E: 0 K: 0 S: 6	H: 0 LOB: 1 BB: 1 P: 15	R: 0 E: 0 K: 0 S: 6	H: 1 LOB: 2 BB: 1 P: 15	R: 1 E: 0 K: 0 S: 9	H: 2 LOB: 1 BB: 0 P: 15	R: 1 E: 0 K: 0 S: 10	H: 2 LOB: 1 BB: 0 P: 17	R: 0 E: 0 K: 0 S: 5	H: 0 LOB: 0 BB: 0 P: 10	R: 0 E: 0 K: 0 S: 11	H: 1 LOB: 2 BB: 1 P: 17	R: 2 E: 0 K: 0 S: 12	H: 4 LOB: 1 BB: 0 P: 21	R: 0 E: 0 K: 2 S: 8	H: 0 LOB: 0 BB: 0 P: 13	1B: 6 2B: 2 3B: 0 HR: 2	SF: 0 SAC: 0 DP: 0 HBP: 0	WP: 0 PB: 0 SB: 0 CS: 1	PA: 36
<b>PITCHER</b>	IP WLS BF H R ER SO BB IBB HBP BLK WP HR S P ERA WHIP																			
Kent Mercker, L (1.1) ERA: 4.14	6.0 L 27 6 2 2 2 0 3 0 0 0 0 1 47 89 3.00 1.500																			
Brad Clontz, R (7.1) ERA: 3.69	1.0 6 4 2 2 0 0 0 0 0 0 1 12 21 18.00 4.000																			
Greg McMichael, R (8.1) ERA: 3.07	1.0 3 0 0 0 0 2 0 0 0 0 0 8 13 0.00 0.000																			

Atlanta Braves @ St. Louis Cardinals  
Busch Stadium, St. Louis, MO  
Fri Aug 18 1995, 7:05 PM CDT  
Att: 32,027 - Unknown - 96 F

AB 33  
R 4  
H 10  
RBI 4  
BB 3  
SO 2  
LOB 10





Batter	1	2	3	4	5	6	7	8	9	AB	R	H	RBI	BB	SO	LOB	TOP		
Marquis Grissom, R OBP: 0.317, SLG: 0.373	G6-3		10 S 10 S 1B	F8		5-3			F7	5	1	1	0	0	0	3	<b>Atlanta Braves @ St. Louis Cardinals</b> Busch Stadium, St. Louis, MO Sat Aug 19 1995, 7:05 PM CDT Att: 35,475 - Unknown - 96 F <a href="http://livebaseballscorecards.com">livebaseballscorecards.com</a>		
Jeff Blauer, R OBP: 0.326, SLG: 0.357	HR		10 S 10 S BB		L4		K			4	2	2	1	1	1	0			
10 Chipper Jones, S OBP: 0.371, SLG: 0.459	G4-3		G3 1B		BB 1B		5-3		L7	5	1	2	1	0	0	2			
Fred McGriff, L OBP: 0.351, SLG: 0.461	F8		G3 1B		BB 1B		K			3	0	0	1	1	1	1			
David Justice, L OBP: 0.388, SLG: 0.516		K	2H 1B		F9				F7	4	0	1	1	0	1	2			
Javy Lopez, R OBP: 0.335, SLG: 0.485	K		P3		K				6-3	4	0	0	0	0	2	3			
Ryan Klesko, L Greg McMichael, R	BB 1B				6-3 1B				K	3	0	1	0	1	1	0			
Mark Lemke, S	L7				F9				4-3	4	0	1	0	0	0	2			
29 John Smoltz, R Jose Alvarez, R Matt Murray, R Mike Montefusco, R Brad Clontz, R Luis Polonia, L			K P3		P3				1B 1B	1	0	0	0	0	0	1		0	
<b>Inning Stats</b>	R: 1 E: 0 K: 0 S: 8	H: 1 LOB: 0 BB: 0 P: 16	R: 0 E: 0 K: 2 S: 11	H: 0 LOB: 1 BB: 1 P: 21	R: 3 E: 0 K: 1 S: 17	H: 3 LOB: 1 BB: 1 P: 28	R: 0 E: 0 K: 0 S: 4	H: 1 LOB: 1 BB: 0 P: 4	R: 0 E: 0 K: 1 S: 6	H: 1 LOB: 2 BB: 1 P: 10	R: 0 E: 0 K: 2 S: 7	H: 0 LOB: 0 BB: 0 P: 7	R: 0 E: 0 K: 1 S: 5	H: 0 LOB: 0 BB: 0 P: 5	R: 0 E: 0 K: 0 S: 5	H: 2 LOB: 2 BB: 0 P: 5		1B: 8 2B: 0 3B: 0 HR: 1	SF: 0 SAC: 0 DP: 0 HBP: 0
<b>PITCHER</b>	IP	WLS	BF	H	R	ER	SO	BB	IBB	HBP	BLK	WP	HR	S	P	ERA	WHIP		
Donovan Osborne, L ERA: 4.4	3.0		15	4	4	4	3	2	0	0	0	0	1	36	65	12.00	2.000		
Tom Urbani, L ERA: 3.82	3.0	W	13	3	0	0	1	1	0	0	0	0	0	14	18	0.00	1.333		
Jeff Parrett, R ERA: 4.31	0.2		2	0	0	0	1	0	0	0	0	0	0	4	4	0.00	0.000		
Tony Fossas, L ERA: 1.8	1.1		4	0	0	0	2	0	0	0	0	0	0	8	8	0.00	0.000		
Tom Henke, R ERA: 1.71	1.0	S	5	2	0	0	0	0	0	0	0	0	0	5	5	0.00	2.000		

Batter	1	2	3	4	5	6	7	8	9	AB	R	H	RBI	BB	SO	LOB	BOTTOM		
Allen Battle, R OBP: 0.343, SLG: 0.281	2B BB		K	K			F9 2B			3	1	1	0	1	2	0	<b>Atlanta Braves @ St. Louis Cardinals</b> Busch Stadium, St. Louis, MO Sat Aug 19 1995, 7:05 PM CDT Att: 35,475 - Unknown - 96 F <a href="http://livebaseballscorecards.com">livebaseballscorecards.com</a>		
Ozzie Smith, S OBP: 0.313, SLG: 0.289	P4		G4-3		FC5-4 1B		F5			4	0	1	0	0	0	2			
Bernard Gilkey, R OBP: 0.362, SLG: 0.468	G6-3 1H 2B		2B		FC5-4 G5-4-3 1-2		F9			4	2	2	1	0	0	2			
Brian Jordan, R OBP: 0.337, SLG: 0.480	G6-3		2B		G5-4-3 1-2		4-3			4	0	1	1	0	0	3			
John Mabry, L OBP: 0.322, SLG: 0.358	HR		IBB		6-3		K			3	1	1	2	1	1	0			
David Bell, R OBP: 0.100, SLG: 0.200	K2-3		G3-1		2B		F9			4	0	1	0	0	1	2			
Scott Cooper, L OBP: 0.327, SLG: 0.308		K			L6		IBB			3	0	1	0	1	1	0			
Scott Hemond, R OBP: 0.207, SLG: 0.231	G6-3				HR		K		F9	4	1	1	1	0	1	3			
Donovan Osborne, S Tom Urbani, R Mark Sawicki, R Jeff Parrett, R Tony Fossas, L Tom Henke, R	G4-3				F8		F9			1	0	0	0	0	0	0			
<b>Inning Stats</b>	R: 3 E: 0 K: 1 S: 11	H: 2 LOB: 0 BB: 1 P: 19	R: 0 E: 0 K: 1 S: 9	H: 0 LOB: 0 BB: 0 P: 14	R: 1 E: 0 K: 1 S: 9	H: 2 LOB: 2 BB: 1 P: 18	R: 1 E: 0 K: 1 S: 6	H: 1 LOB: 0 BB: 0 P: 6	R: 0 E: 0 K: 0 S: 3	H: 1 LOB: 0 BB: 0 P: 3	R: 0 E: 0 K: 1 S: 6	H: 1 LOB: 1 BB: 1 P: 10	R: 0 E: 0 K: 0 S: 4	H: 1 LOB: 1 BB: 0 P: 4	R: 0 E: 0 K: 1 S: 6	H: 1 LOB: 1 BB: 0 P: 6		1B: 2 2B: 5 3B: 0 HR: 2	SF: 0 SAC: 0 DP: 1 HBP: 0
<b>PITCHER</b>	IP	WLS	BF	H	R	ER	SO	BB	IBB	HBP	BLK	WP	HR	S	P	ERA	WHIP		
29 John Smoltz, R ERA: 3.19	3.0		15	4	4	4	3	1	1	0	0	0	1	29	51	12.00	1.667		
Matt Murray, R ERA: 6.29	2.0	L	7	2	1	1	1	0	0	0	0	0	1	9	9	4.50	1.000		
Brad Clontz, R ERA: 3.51	2.0		9	2	0	0	1	0	1	0	0	0	0	10	14	0.00	1.000		
Greg McMichael, R ERA: 3.02	1.0		4	1	0	0	1	0	0	0	0	0	0	6	6	0.00	1.000		









Batter	1	2	3	4	5	6	7	8	9	AB	R	H	RBI	BB	SO	LOB	TOP								
Marquis Grissom, R OBP: 0.313, SLG: 0.369	G6-3		K		F8		F9		F8	5	0	0	0	0	1	0									
Jeff Blauer, R OBP: 0.322, SLG: 0.350	G1-3		G5-3			10 G4-3 HR	10 2B E6 G3-1		K	4	2	0	0	0	1	0									
10 Chipper Jones, S OBP: 0.371, SLG: 0.459	F7		CS			G4-3	G3-1 2B		F8	5	1	2	0	0	0	1									
Fred McGriff, L OBP: 0.352, SLG: 0.470		1B E	CS		K		G3-1			4	1	2	3	0	1	1									
David Justice, L OBP: 0.390, SLG: 0.514	G3				K		2H HR			3	1	1	0	1	1	1									
Ryan Klesko, L OBP: 0.410, SLG: 0.595	1B				2B		1B		BB	3	0	3	2	1	0	0									
Javy Lopez, R OBP: 0.333, SLG: 0.481	FC5-4				L4		P4		F8	4	0	1	0	0	0	2									
Mark Lemke, S OBP: 0.314, SLG: 0.329	K				F8				G5-3	3	0	0	0	1	1	3									
Tom Glavine, L OBP: 0.255, SLG: 0.286	FC5-4				K		G4-3		G3	3	0	0	0	0	1	5									
Dwight Smith, L OBP: 0.340, SLG: 0.444										1	0	0	0	0	0	0									
Greg McMichael, R OBP: 0.314, SLG: 0.329										0	0	0	0	0	0	0									
Mark Wohlers, R OBP: 0.314, SLG: 0.329										0	0	0	0	0	0	0									
<b>Inning Stats</b>	R: 0 E: 0 K: 0 S: 4	H: 0 LOB: 0 BB: 0 P: 8	R: 0 E: 1 K: 1 S: 11	H: 2 LOB: 3 BB: 1 P: 18	R: 0 E: 0 K: 1 S: 6	H: 1 LOB: 0 BB: 0 P: 8	R: 0 E: 0 K: 2 S: 12	H: 1 LOB: 1 BB: 0 P: 16	R: 0 E: 0 K: 1 S: 10	H: 0 LOB: 0 BB: 0 P: 13	R: 3 E: 0 K: 0 S: 15	H: 3 LOB: 2 BB: 1 P: 29	R: 2 E: 1 K: 0 S: 12	H: 2 LOB: 2 BB: 1 P: 21	R: 0 E: 0 K: 0 S: 8	H: 0 LOB: 0 BB: 0 P: 10	R: 0 E: 0 K: 1 S: 7	H: 0 LOB: 0 BB: 0 P: 12	1B: 4 2B: 3 3B: 1 HR: 1	SF: 0 SAC: 0 DP: 0 HBP: 1	WP: 0 PB: 0 SB: 0 CS: 1	PA: 40			
<b>PITCHER</b>	IP	WLS	BF	H	R	ER	SO	BB	IBB	HBP	BLK	WP	HR	S	P	ERA	WHIP								
Doug Drabek, R ERA: 4.73	(1, 1)	6.0	27	7	3	3	5	1	1	1	0	0	1	58	92	4.50	1.333								
Craig McMurtry, R ERA: 11.25	(7, 1)	0.1	L 3	1	2	0	0	0	0	0	0	0	0	6	9	0.00	3.000								
Dean Hartgraves, L ERA: 2.73	(7, 1)	0.2	3	1	0	0	0	1	0	0	0	0	0	6	12	0.00	3.000								
Dave Veres, R ERA: 1.84	(8, 1)	2.0	6	0	0	0	1	0	0	0	0	0	0	15	22	0.00	0.000								

Atlanta Braves @ Houston Astros  
Astrodome, Houston, TX  
Mon Aug 21 1995, 8:05 PM EDT  
Att: 15,291 - Dome

AB 35  
R 5  
H 9  
RBI 5  
BB 3  
SO 6  
LOB 13



Batter	1	2	3	4	5	6	7	8	9	AB	R	H	RBI	BB	SO	LOB	BOTTOM								
Brian Hunter, R OBP: 0.366, SLG: 0.416	G1-6-3			G1-3		G5-3	G6-3		G3	5	0	1	0	0	0	4									
James Mouton, R OBP: 0.327, SLG: 0.379	G1-6-3			G4-3		E6		1B	F9	4	1	0	0	1	0	4									
Craig Biggio, R OBP: 0.407, SLG: 0.495	F9					F9		F8		4	0	1	0	0	0	3									
Derek Bell, R OBP: 0.379, SLG: 0.429		K		G4-3		2B	1B	BB		3	1	1	0	1	1	1									
Tony Eusebio, R OBP: 0.378, SLG: 0.447		K		G5-3		1B	2B		K	4	1	1	2	0	2	2									
Dave Magadan, L OBP: 0.305, SLG: 0.352	G3-1					1B	1B		K	4	0	2	2	0	1	2									
Craig Shipley, R OBP: 0.294, SLG: 0.353				FC3-6					1B	4	0	3	0	0	0	1									
Ricky Gutierrez, R OBP: 0.239, SLG: 0.244				G6-4-3		F9	SH1-4		1B	2	0	0	0	0	0	2									
Milt Thompson, L OBP: 0.262, SLG: 0.286				G6-4-3		F9	SH1-4		G3	1	0	1	0	0	0	0									
Doug Drabek, R ERA: 4.73	(1, 1)	7.0	28	4	0	0	0	1	0	0	0	0	0	62	99	0.00	1.286								
Craig McMurtry, R ERA: 11.25	(8, 1)	0.1	3	1	0	0	0	1	0	0	0	0	0	7	14	0.00	6.000								
Dean Hartgraves, R ERA: 2.73	(8, 1)	1.2	S 7	2	0	0	2	0	0	0	0	0	0	19	23	0.00	1.200								
<b>Inning Stats</b>	R: 0 E: 0 K: 0 S: 7	H: 1 LOB: 0 BB: 0 P: 13	R: 0 E: 0 K: 2 S: 8	H: 0 LOB: 0 BB: 0 P: 12	R: 0 E: 0 K: 1 S: 7	H: 1 LOB: 0 BB: 0 P: 8	R: 0 E: 0 K: 0 S: 8	H: 1 LOB: 1 BB: 0 P: 11	R: 0 E: 0 K: 0 S: 8	H: 1 LOB: 1 BB: 0 P: 15	R: 4 E: 1 K: 0 S: 16	H: 3 LOB: 1 BB: 1 P: 29	R: 0 E: 0 K: 0 S: 8	H: 1 LOB: 1 BB: 0 P: 11	R: 0 E: 0 K: 2 S: 15	H: 1 LOB: 2 BB: 1 P: 25	R: 0 E: 0 K: 0 S: 11	H: 2 LOB: 2 BB: 0 P: 12	1B: 9 2B: 2 3B: 0 HR: 0	SF: 0 SAC: 1 DP: 2 HBP: 0	WP: 1 PB: 0 SB: 1 CS: 0	PA: 38			
<b>PITCHER</b>	IP	WLS	BF	H	R	ER	SO	BB	IBB	HBP	BLK	WP	HR	S	P	ERA	WHIP								
Tom Glavine, L ERA: 2.94	(1, 1)	7.0	28	4	0	0	0	1	0	0	0	0	0	62	99	0.00	1.286								
Greg McMichael, R ERA: 3.0	(8, 1)	0.1	3	1	0	0	0	1	0	0	0	0	0	7	14	0.00	6.000								
Mark Wohlers, R ERA: 1.86	(8, 1)	1.2	S 7	2	0	0	2	0	0	0	0	0	0	19	23	0.00	1.200								

Atlanta Braves @ Houston Astros  
Astrodome, Houston, TX  
Mon Aug 21 1995, 8:05 PM EDT  
Att: 15,291 - Dome

AB 35  
R 4  
H 11  
RBI 4  
BB 2  
SO 5  
LOB 22





Batter	1	2	3	4	5	6	7	8	9	AB	R	H	RBI	BB	SO	LOB	TOP			
Marquis Grissom, R OBP: 0.314, SLG: 0.370 (1, 8)										5	1	2	0	0	1	1				
Jeff Blauer, R OBP: 0.321, SLG: 0.346 (1, 6)										4	1	0	0	1	0	2				
10 Chipper Jones, S OBP: 0.371, SLG: 0.457 (1, 5)										4	1	1	2	1	1	1				
Fred McGriff, L OBP: 0.351, SLG: 0.466 (1, 3)										3	1	0	0	1	0	2				
David Justice, L OBP: 0.392, SLG: 0.522 (1, 9)										3	2	1	1	0	0	0				
Ryan Klesko, L OBP: 0.411, SLG: 0.597 (1, 7)										4	0	2	3	0	0	0				
Charlie O'Brien, R OBP: 0.381, SLG: 0.489 (1, 2)										3	0	1	0	0	0	2				
Mark Lemke, S OBP: 0.313, SLG: 0.327 (1, 4)										4	0	1	0	0	0	2				
Steve Avery, L OBP: 0.238, SLG: 0.439 Brad Clontz, R Greg McMichael, R Mark Wohlers, R (1, 1) (7, 1) (7, 1) (9, 1)										2	0	0	0	0	0	1				
<b>Inning Stats</b>	R: 0 E: 0 K: 0 S: 9	H: 1 LOB: 1 BB: 0 P: 13	R: 1 E: 0 K: 0 S: 8	H: 2 LOB: 1 BB: 0 P: 12	R: 0 E: 0 K: 0 S: 7	H: 0 LOB: 0 BB: 0 P: 11	R: 0 E: 0 K: 0 S: 7	H: 1 LOB: 1 BB: 0 P: 13	R: 5 E: 0 K: 0 S: 14	H: 3 LOB: 1 BB: 2 P: 26	R: 0 E: 0 K: 0 S: 5	H: 0 LOB: 0 BB: 1 P: 7	R: 0 E: 0 K: 1 S: 9	H: 0 LOB: 1 BB: 0 P: 16	R: 0 E: 0 K: 2 S: 10	H: 0 LOB: 0 BB: 0 P: 18	1B: 6 2B: 1 3B: 0 HR: 1	SF: 0 SAC: 1 DP: 1 HBP: 2	WP: 0 PB: 0 SB: 3 CS: 0	PA: 39
<b>PITCHER</b>	IP WLS BF H R ER SO BB IBB HBP BLK WP HR S P ERA WHIP																			
Doug Brocail, R ERA: 3.9 Craig McMurtry, R ERA: 9.0 Jeff Tabaka, L ERA: 3.44 Todd Jones, R ERA: 2.96 Mike Henneman, R ERA: 1.39	(1, 1) (6, 1) (7, 1) (8, 1) (9, 1)	5.0 1.0 1.0 1.0 1.0	WLS L 0 0 0	BF 25 4 3 4 3	H 7 1 3 0 0	R 6 0 0 0 0	ER 6 0 0 0 0	SO 0 0 0 1 2	BB 2 0 1 0 0	IBB 0 0 0 0 0	HBP 1 0 0 1 0	BLK 0 0 0 0 0	WP 0 0 0 0 0	HR 1 5 2 9 10	S 45 2 7 9 18	P 75 10 0 16 18	ERA 10.80 0.00 0.00 0.00 0.00	WHIP 1.800 1.000 1.000 0.000 0.000		

Atlanta Braves @ Houston Astros  
Astrodome, Houston, TX  
Tue Aug 22 1995, 8:05 PM EDT  
Att: 14,799 - Dome

AB 33  
R 6  
H 8  
RBI 6  
BB 3  
SO 3  
LOB 12



Batter	1	2	3	4	5	6	7	8	9	AB	R	H	RBI	BB	SO	LOB	BOTTOM					
Brian Hunter, R OBP: 0.367, SLG: 0.423 (1, 8)										4	1	1	0	1	1	3						
Craig Biggio, R OBP: 0.405, SLG: 0.493 (1, 4)										4	0	1	1	0	0	1						
Derek Bell, R OBP: 0.386, SLG: 0.435 (1, 9)										3	1	3	0	1	0	0						
Mike Simms, R OBP: 0.344, SLG: 0.564 Dave Magadan, L OBP: 0.406, SLG: 0.353 Doug Drabek, R OBP: 0.239, SLG: 0.227 (1, 3) (7, PH) (8, 3) (9, PR)										3 2 0	0 1 0	0 0 0	0 0 0	0 0 0	0 0 0	3 3 0						
Tony Eusebio, R OBP: 0.372, SLG: 0.439 (1, 2)											5	0	0	0	0	2	6					
Craig Shipley, R OBP: 0.286, SLG: 0.343 (1, 5)											5	0	0	0	0	1	3					
James Mouton, R OBP: 0.321, SLG: 0.373 (1, 7)											4	1	0	0	0	1	1					
Ricky Gutierrez, R OBP: 0.260, SLG: 0.250 (1, 6)											3	1	1	0	0	0	1					
Doug Brocail, L OBP: 0.229, SLG: 0.252 John Carptner, S OBP: 0.284, SLG: 0.433 Craig McMurtry, R Jeff Tabaka, R Derrick May, L Todd Jones, S Matt Thompson, L Mike Henneman, R (1, 1) (5, PH) (6, 1) (7, 1) (7, PH) (8, 1) (8, PH) (9, 1)											1 1 0 0 0 0 0 0 0 0	0 0 0 0 0 0 0 0 0 0	0 0 0 0 0 0 0 0 0 0	0 0 0 0 0 0 0 0 0 0	0 0 0 0 0 0 0 0 0 0	0 0 0 0 0 0 0 0 0 0	0 0 0 0 0 0 0 0 0 0					
<b>Inning Stats</b>	R: 1 E: 0 K: 0 S: 9	H: 1 LOB: 0 BB: 0 P: 12	R: 0 E: 0 K: 0 S: 8	H: 0 LOB: 0 BB: 0 P: 12	R: 1 E: 0 K: 1 S: 14	H: 3 LOB: 2 BB: 0 P: 24	R: 0 E: 0 K: 2 S: 9	H: 0 LOB: 0 BB: 0 P: 15	R: 0 E: 0 K: 0 S: 11	H: 1 LOB: 1 BB: 0 P: 19	R: 0 E: 1 K: 0 S: 5	H: 0 LOB: 1 BB: 2 P: 12	R: 2 E: 1 K: 0 S: 19	H: 1 LOB: 3 BB: 2 P: 40	R: 0 E: 1 K: 2 S: 13	H: 0 LOB: 2 BB: 1 P: 19	R: 0 E: 0 K: 1 S: 16	H: 2 LOB: 2 BB: 0 P: 20	1B: 5 2B: 2 3B: 1 HR: 0	SF: 0 SAC: 1 DP: 0 HBP: 2	WP: 1 PB: 0 SB: 2 CS: 0	PA: 42
<b>PITCHER</b>	IP WLS BF H R ER SO BB IBB HBP BLK WP HR S P ERA WHIP																					
Steve Avery, L ERA: 4.61 Brad Clontz, R ERA: 3.7 Greg McMichael, R ERA: 2.9 Mark Wohlers, R ERA: 1.82	(1, 1) (7, 1) (7, 1) (9, 1)	6.0 0.0 2.0 1.0	WLS W 9 S	BF 24 4 5	H 2 1 2	R 1 2 0	ER 1 1 0	SO 3 0 1	BB 0 1 1	IBB 0 0 0	HBP 1 0 0	BLK 0 0 0	WP 0 0 1	HR 0 13 19	S 56 24 35	P 94 24 35	ERA 1.50 ∞ 0.00 0.00	WHIP 0.833 ∞ 0.500 2.000				

Atlanta Braves @ Houston Astros  
Astrodome, Houston, TX  
Tue Aug 22 1995, 8:05 PM EDT  
Att: 14,799 - Dome

AB 36  
R 4  
H 8  
RBI 3  
BB 3  
SO 6  
LOB 22









Batter	1	2	3	4	5	6	7	8	9	AB	R	H	RBI	BB	SO	LOB	TOP		
Marquis Grissom, R OBP: 0.312, SLG: 0.371	1-3 K		2-1 FC1-6 1B 10 1B		2-2 G6-3		0-0 2B	0-1 L8		5	1	1	0	0	1	3			
Mark Lemke, S OBP: 0.311, SLG: 0.323	0-3 K		1-2 10 1B 2B 1B		0-0 G4-3		2-1 G4-3		1-1 E1	5	1	1	0	0	1	1			
10 Chipper Jones, S OBP: 0.367, SLG: 0.450	3-2 G6-3		2-0 2B 1B			3-2 P7		3-3 K	2-2 F7	5	1	1	1	0	1	1			
Fred McGriff, L OBP: 0.356, SLG: 0.472		0-0 G5-3	2-2 1-H 3-H 2B			2-1 FC4-6 2B		1-2 G3 3B 1B	1-3 K	5	1	3	2	0	1	1			
David Justice, L OBP: 0.395, SLG: 0.525		2-1 HR	1-2 F9			4-0 FC4-6 IBB		2-2 G3	0-0 P4	4	1	1	1	1	0	3			
Ryan Klesko, L OBP: 0.405, SLG: 0.582		2-2 G4-3		2-1 L9		1-1 FC4-6 FC6-4		4-0 3B IBB		3	1	0	0	1	0	2			
Javy Lopez, R OBP: 0.337, SLG: 0.487		0-0 F7		0-2 L9		0-1 FC6-4		0-1 3B 1-H 2-H		4	1	1	2	0	0	2			
Rafael Belliard, R OBP: 0.258, SLG: 0.252			0-2 FC1-6 1B		1-1 G1-3			0-2 3B		4	0	2	1	0	0	0			
29 John Smoltz, R OBP: 0.160, SLG: 0.045			1-3 K			2-2 P4		4-2 BB		3	0	0	0	0	1	1			
Greg McMichael, R Mark Wohlers, R										0	0	0	0	0	0	0			
<b>Inning Stats</b>	R: 0 E: 0 K: 2 S: 10	H: 0 LOB: 0 BB: 0 P: 14	R: 1 E: 0 K: 0 S: 7	H: 1 LOB: 0 BB: 0 P: 11	R: 3 E: 0 K: 1 S: 18	H: 4 LOB: 1 BB: 0 P: 27	R: 0 E: 0 K: 0 S: 7	H: 0 LOB: 0 BB: 0 P: 10	R: 0 E: 0 K: 0 S: 11	H: 1 LOB: 2 BB: 1 P: 21	R: 0 E: 0 K: 0 S: 7	H: 1 LOB: 0 BB: 0 P: 10	R: 3 E: 0 K: 1 S: 19	H: 3 LOB: 2 BB: 2 P: 33	R: 0 E: 1 K: 1 S: 9	H: 0 LOB: 1 BB: 0 P: 13	1B: 4 2B: 3 3B: 2 HR: 1	SF: 0 SAC: 0 DP: 0 HBP: 0	WP: 0 PA: 41 PB: 0 SB: 0 CS: 0
<b>PITCHER</b>	IP WLS BF H R ER SO BB IBB HBP BLK WP HR S P ERA WHIP	IP WLS BF H R ER SO BB IBB HBP BLK WP HR S P ERA WHIP	IP WLS BF H R ER SO BB IBB HBP BLK WP HR S P ERA WHIP	IP WLS BF H R ER SO BB IBB HBP BLK WP HR S P ERA WHIP	IP WLS BF H R ER SO BB IBB HBP BLK WP HR S P ERA WHIP	IP WLS BF H R ER SO BB IBB HBP BLK WP HR S P ERA WHIP	IP WLS BF H R ER SO BB IBB HBP BLK WP HR S P ERA WHIP	IP WLS BF H R ER SO BB IBB HBP BLK WP HR S P ERA WHIP	IP WLS BF H R ER SO BB IBB HBP BLK WP HR S P ERA WHIP	IP WLS BF H R ER SO BB IBB HBP BLK WP HR S P ERA WHIP	IP WLS BF H R ER SO BB IBB HBP BLK WP HR S P ERA WHIP	IP WLS BF H R ER SO BB IBB HBP BLK WP HR S P ERA WHIP	IP WLS BF H R ER SO BB IBB HBP BLK WP HR S P ERA WHIP	IP WLS BF H R ER SO BB IBB HBP BLK WP HR S P ERA WHIP	IP WLS BF H R ER SO BB IBB HBP BLK WP HR S P ERA WHIP	IP WLS BF H R ER SO BB IBB HBP BLK WP HR S P ERA WHIP	IP WLS BF H R ER SO BB IBB HBP BLK WP HR S P ERA WHIP		

Atlanta Braves @ Chicago Cubs  
Wrigley Field, Chicago, IL  
Fri Aug 25 1995, 3:33 AM CDT  
Att: 31,419 - Sunny - 80 F

AB 38  
R 7  
H 10  
RBI 7  
BB 3  
SO 5  
LOB 14



Batter	1	2	3	4	5	6	7	8	9	AB	R	H	RBI	BB	SO	LOB	BOTTOM				
Brian McRae, S OBP: 0.367, SLG: 0.461	1-0 G4-3		3-2 G3		1-0 E 1B		1-1 1B 2B		1-1 G6-3	5	0	2	2	0	0	1					
Rey Sanchez, R OBP: 0.318, SLG: 0.379	1-3 K		0-0 F9		2-1 G3		2-3 1B		0-3 K	5	0	1	0	0	2	2					
Mark Grace, L OBP: 0.389, SLG: 0.527	1-3 K			0-0 G4-3		4-2 BB BB		2-1 G3		3	0	0	0	1	1	2					
Sammy Sosa, R OBP: 0.345, SLG: 0.503		2-3 K		0-3 K		4-0 BB BB		4-0 IBB		2	0	0	0	2	2	0					
Luis Gonzalez, L OBP: 0.336, SLG: 0.445		1-1 G6-3		2-2 1B		1-3 K		1-1 F9		4	0	1	0	0	1	5					
Terry Adams, R Turk Wendell, L										0	0	0	0	0	0	0					
Shawon Dunston, R OBP: 0.333, SLG: 0.523		0-3 K		1-2 P5		2-2 P2		2-2 F7		4	0	0	0	0	1	3					
Todd Zeile, R OBP: 0.314, SLG: 0.411			0-0 SH5-4 1B G3 1B		0-1 SH1 1B 1B		2-2 L6		1-0 F8	4	2	2	0	0	0	2					
Scott Servais, R OBP: 0.347, SLG: 0.542			0-0 G3 SH5-4 1B		0-0 F7		1-1 HR		3-2 P2	4	1	2	1	0	0	1					
Frank Castillo, R OBP: 0.128, SLG: 0.089			0-1 SH5-4		1-0 SH1		0-3 K		0-3 K	0	0	0	0	0	0	0					
Larry Casian, R Anthony Young, R Scott Bulett, L (7, PH)										0	0	0	0	0	0	0					
<b>Inning Stats</b>	R: 0 E: 0 K: 2 S: 7	H: 0 LOB: 0 BB: 0 P: 10	R: 0 E: 0 K: 2 S: 8	H: 0 LOB: 0 BB: 0 P: 11	R: 1 E: 0 K: 0 S: 9	H: 2 LOB: 1 BB: 0 P: 12	R: 0 E: 0 K: 1 S: 13	H: 1 LOB: 1 BB: 0 P: 16	R: 1 E: 1 K: 0 S: 7	H: 2 LOB: 1 BB: 0 P: 11	R: 0 E: 0 K: 1 S: 15	H: 0 LOB: 2 BB: 2 P: 28	R: 1 E: 0 K: 1 S: 13	H: 3 LOB: 3 BB: 1 P: 24	R: 0 E: 0 K: 0 S: 7	H: 0 LOB: 0 BB: 0 P: 13	R: 0 E: 0 K: 2 S: 8	H: 0 LOB: 0 BB: 0 P: 9	1B: 6 2B: 1 3B: 0 HR: 1	SF: 0 SAC: 2 DP: 0 HBP: 0	WP: 0 PA: 38 PB: 0 SB: 0 CS: 0
<b>PITCHER</b>	IP WLS BF H R ER SO BB IBB HBP BLK WP HR S P ERA WHIP	IP WLS BF H R ER SO BB IBB HBP BLK WP HR S P ERA WHIP	IP WLS BF H R ER SO BB IBB HBP BLK WP HR S P ERA WHIP	IP WLS BF H R ER SO BB IBB HBP BLK WP HR S P ERA WHIP	IP WLS BF H R ER SO BB IBB HBP BLK WP HR S P ERA WHIP	IP WLS BF H R ER SO BB IBB HBP BLK WP HR S P ERA WHIP	IP WLS BF H R ER SO BB IBB HBP BLK WP HR S P ERA WHIP	IP WLS BF H R ER SO BB IBB HBP BLK WP HR S P ERA WHIP	IP WLS BF H R ER SO BB IBB HBP BLK WP HR S P ERA WHIP	IP WLS BF H R ER SO BB IBB HBP BLK WP HR S P ERA WHIP	IP WLS BF H R ER SO BB IBB HBP BLK WP HR S P ERA WHIP	IP WLS BF H R ER SO BB IBB HBP BLK WP HR S P ERA WHIP	IP WLS BF H R ER SO BB IBB HBP BLK WP HR S P ERA WHIP	IP WLS BF H R ER SO BB IBB HBP BLK WP HR S P ERA WHIP	IP WLS BF H R ER SO BB IBB HBP BLK WP HR S P ERA WHIP	IP WLS BF H R ER SO BB IBB HBP BLK WP HR S P ERA WHIP	IP WLS BF H R ER SO BB IBB HBP BLK WP HR S P ERA WHIP				

Atlanta Braves @ Chicago Cubs  
Wrigley Field, Chicago, IL  
Fri Aug 25 1995, 3:33 AM CDT  
Att: 31,419 - Sunny - 80 F

AB 33  
R 3  
H 8  
RBI 3  
BB 3  
SO 9  
LOB 16





Batter	1	2	3	4	5	6	7	8	9	AB	R	H	RBI	BB	SO	LOB	TOP					
Marquis Grissom, R OBP: 0.313, SLG: 0.369 (1, 8)	G3-1		3B BB	CS BB		G6-3			P4	3	1	0	0	2	0	0						
Mark Lemke, S OBP: 0.315, SLG: 0.334 (1, 4)	K		1B 3B	CS			G4-3		10 FC4-6 1B	5	2	3	2	0	1	0						
10 Chipper Jones, S OBP: 0.368, SLG: 0.456 (1, 5)	K		1B BB				F9		FC4-6	4	2	1	2	1	1	1						
Fred McGriff, L OBP: 0.354, SLG: 0.468 (1, 3)		G4-3	1B 1B				K		K	5	1	1	1	0	2	1						
David Justice, L OBP: 0.393, SLG: 0.521 (1, 9)		G3	1B 1B				K		G3-1	4	0	1	1	0	1	0						
Ryan Klesko, L OBP: 0.406, SLG: 0.581 Mike Devereaux, R (3, PR) OBP: 0.352, SLG: 0.464 (3, 7)	K		1B				1B		F8	2	0	1	1	0	1	0						
Charlie O'Brien, R OBP: 0.378, SLG: 0.482 (1, 2)			F8				K		1B 1B	4	0	1	0	0	1	3						
Rafael Belliard, R OBP: 0.258, SLG: 0.252 (1, 6)			G1-3				K		G5-3	4	0	1	0	0	1	0						
Greg Maddux, R OBP: 0.180, SLG: 0.138 (1, 1)			BB 1B				K		P6	4	1	1	0	0	2	2						
<b>Inning Stats</b>	R: 0 E: 0 K: 2 S: 9	H: 0 LOB: 0 BB: 0 P: 15	R: 0 E: 0 K: 1 S: 11	H: 0 LOB: 0 BB: 0 P: 18	R: 5 E: 0 K: 0 S: 24	H: 5 LOB: 2 BB: 2 P: 45	R: 0 E: 0 K: 2 S: 9	H: 0 LOB: 0 BB: 1 P: 17	R: 2 E: 0 K: 3 S: 16	H: 3 LOB: 1 BB: 0 P: 22	R: 0 E: 0 K: 0 S: 7	H: 0 LOB: 0 BB: 0 P: 10	R: 0 E: 0 K: 0 S: 6	H: 0 LOB: 0 BB: 0 P: 9	R: 0 E: 0 K: 1 S: 20	H: 2 LOB: 2 BB: 0 P: 31	R: 0 E: 0 K: 1 S: 8	H: 1 LOB: 1 BB: 0 P: 13	1B: 9 2B: 0 3B: 1 HR: 1	SF: 0 SAC: 0 DP: 0 HBP: 0	WP: 0 PB: 0 SB: 0 CS: 1	PA: 41
<b>PITCHER</b>	IP	WLS	BF	H	R	ER	SO	BB	IBB	HBP	BLK	WP	HR	S	P	ERA	WHIP					
Steve Trachsel, R ERA: 4.78 (1, 1)	2.2	L	15	5	5	5	3	2	0	0	0	0	0	41	74	16.88	2.625					
Turk Wendell, R ERA: 5.36 (3, 1)	2.1		10	3	2	2	5	1	0	0	0	0	1	28	43	7.71	1.714					
Anthony Young, R ERA: 3.42 (6, 1)	2.0		6	0	0	0	1	0	0	0	0	0	0	13	19	0.00	0.000					
Mike Perez, R ERA: 3.09 (8, 1)	1.1		7	3	0	0	1	0	0	0	0	0	0	24	37	0.00	2.250					
Larry Casian, L ERA: 1.06 (9, 1)	0.2		2	0	0	0	1	0	0	0	0	0	0	4	7	0.00	0.000					

Atlanta Braves @ Chicago Cubs  
Wrigley Field, Chicago, IL  
Sat Aug 26 1995, 3:33 AM CDT  
Att: 39,775 - Sunny - 84 F

AB 37  
R 7  
H 11  
RBI 7  
BB 3  
SO 10  
LOB 7



Batter	1	2	3	4	5	6	7	8	9	AB	R	H	RBI	BB	SO	LOB	BOTTOM					
Brian McRae, S OBP: 0.366, SLG: 0.459 (1, 8)	G4-3		L7			P2			FC4-6 1B	4	0	1	0	0	0	0						
Rey Sanchez, R OBP: 0.314, SLG: 0.375 (1, 4)	G6-3		G4-3			G4-3			FC4-6 L5-3	4	0	0	0	0	0	2						
Mark Grace, L OBP: 0.387, SLG: 0.524 (1, 3)	1B		G6-3			G1-3			L5-3	4	0	1	0	0	0	2						
Sammy Sosa, R OBP: 0.344, SLG: 0.501 (1, 9)						P5			K	4	0	1	0	0	2	0						
Luis Gonzalez, L OBP: 0.333, SLG: 0.441 (1, 7)			G6-3			G4-3			F7	4	0	0	0	0	0	2						
Shawn Dunston, R OBP: 0.331, SLG: 0.519 Mike Perez, R OBP: 0.687, SLG: 0.667 Larry Casian, R OBP: 0.252, SLG: 0.276 Howard Johnson, S (9, PH) OBP: 0.280, SLG: 0.473 (1, 6)			P5			K			K	3	0	0	0	0	1	0						
Todd Zeile, R OBP: 0.313, SLG: 0.410 (1, 5)			G3-1			F8			F8	4	1	1	0	0	0	1						
Scott Servais, R OBP: 0.343, SLG: 0.536 Anthony Young, R OBP: 0.687, SLG: 0.667 José Hernández, R OBP: 0.280, SLG: 0.473 (6, 1)			E6			K			K	2	0	0	0	0	1	0						
Steve Trachsel, R OBP: 0.233, SLG: 0.268 Turk Wendell, L OBP: 0.339, SLG: 0.373 (5, PH) (6, 2)			G3			G4-3			FC4-6 1B	1	0	0	0	0	0	0						
<b>Inning Stats</b>	R: 0 E: 0 K: 0 S: 12	H: 2 LOB: 2 BB: 0 P: 18	R: 0 E: 1 K: 0 S: 10	H: 0 LOB: 1 BB: 0 P: 14	R: 0 E: 0 K: 0 S: 5	H: 0 LOB: 0 BB: 0 P: 7	R: 0 E: 0 K: 1 S: 7	H: 0 LOB: 0 BB: 0 P: 10	R: 0 E: 0 K: 1 S: 8	H: 0 LOB: 0 BB: 0 P: 9	R: 0 E: 0 K: 0 S: 6	H: 0 LOB: 0 BB: 0 P: 8	R: 0 E: 0 K: 1 S: 9	H: 0 LOB: 0 BB: 0 P: 9	R: 2 E: 0 K: 0 S: 13	H: 4 LOB: 1 BB: 0 P: 15	R: 0 E: 0 K: 1 S: 10	H: 1 LOB: 1 BB: 0 P: 15	1B: 6 2B: 1 3B: 0 HR: 1	SF: 0 SAC: 0 DP: 1 HBP: 0	WP: 0 PB: 0 SB: 1 CS: 0	PA: 34
<b>PITCHER</b>	IP	WLS	BF	H	R	ER	SO	BB	IBB	HBP	BLK	WP	HR	S	P	ERA	WHIP					
Greg Maddux, R ERA: 1.86 (1, 1)	9.0	W	34	7	2	2	4	0	0	0	0	0	1	80	105	2.00	0.778					

Atlanta Braves @ Chicago Cubs  
Wrigley Field, Chicago, IL  
Sat Aug 26 1995, 3:33 AM CDT  
Att: 39,775 - Sunny - 84 F

AB 34  
R 2  
H 7  
RBI 2  
BB 0  
SO 4  
LOB 8






Batter	1	2	3	4	5	6	7	8	9	AB	R	H	RBI	BB	SO	LOB	TOP						
Marquis Grissom, R OBP: 0.316, SLG: 0.370										4	1	2	0	1	0	1	<b>Atlanta Braves @ Chicago Cubs</b> Wrigley Field, Chicago, IL Sun Aug 27 1995, 3:33 AM CDT Att: 36,401 - Cloudy - 80 F						
Mark Lemke, S OBP: 0.319, SLG: 0.334									3	0	1	0	2	0	2								
10 Chipper Jones, S OBP: 0.368, SLG: 0.453									2	0	0	1	2	1	2								
Fred McGriff, L OBP: 0.355, SLG: 0.468									5	0	2	1	0	1	4								
David Justice, L OBP: 0.391, SLG: 0.516									3	0	0	0	1	0	4								
Javy Lopez, R OBP: 0.332, SLG: 0.480									4	0	0	0	0	1	3								
Dwight Smith, L OBP: 0.362, SLG: 0.462									3	1	2	0	0	0	0								
Rafael Belliard, R OBP: 0.250, SLG: 0.244									4	0	0	0	0	2	4								
Tom Glavine, L OBP: 0.273, SLG: 0.288									3	1	1	1	1	0	3								
Greg McMichael, R OBP: 0.288, SLG: 0.288									0	0	0	0	0	0	0								
Mark Wohlers, R OBP: 0.288, SLG: 0.288									0	0	0	0	0	0	0								
<b>Inning Stats</b>	R: 1 E: 0 K: 0 S: 9	H: 2 LOB: 1 BB: 1 P: 17	R: 0 E: 0 K: 0 S: 7	H: 1 LOB: 1 BB: 0 P: 9	R: 0 E: 0 K: 1 S: 6	H: 1 LOB: 1 BB: 1 P: 17	R: 0 E: 0 K: 1 S: 8	H: 0 LOB: 0 BB: 0 P: 12	R: 0 E: 0 K: 0 S: 4	H: 0 LOB: 0 BB: 1 P: 8	R: 0 E: 0 K: 0 S: 10	H: 1 LOB: 2 BB: 1 P: 18	R: 2 E: 0 K: 2 S: 15	H: 3 LOB: 2 BB: 1 P: 26	R: 0 E: 0 K: 1 S: 13	H: 0 LOB: 2 BB: 1 P: 22	R: 0 E: 0 K: 1 S: 10	H: 0 LOB: 1 BB: 1 P: 17	1B: 7 2B: 1 3B: 0 HR: 0	SF: 1 SAC: 0 DP: 2 HBP: 1	WP: 3 PB: 0 CS: 1	PA: 40	
<b>PITCHER</b>	IP WLS BF H R ER SO BB IBB HBP BLK WP HR S P ERA WHIP	IP WLS BF H R ER SO BB IBB HBP BLK WP HR S P ERA WHIP	IP WLS BF H R ER SO BB IBB HBP BLK WP HR S P ERA WHIP	IP WLS BF H R ER SO BB IBB HBP BLK WP HR S P ERA WHIP	IP WLS BF H R ER SO BB IBB HBP BLK WP HR S P ERA WHIP	IP WLS BF H R ER SO BB IBB HBP BLK WP HR S P ERA WHIP	IP WLS BF H R ER SO BB IBB HBP BLK WP HR S P ERA WHIP	IP WLS BF H R ER SO BB IBB HBP BLK WP HR S P ERA WHIP	IP WLS BF H R ER SO BB IBB HBP BLK WP HR S P ERA WHIP	IP WLS BF H R ER SO BB IBB HBP BLK WP HR S P ERA WHIP	IP WLS BF H R ER SO BB IBB HBP BLK WP HR S P ERA WHIP	IP WLS BF H R ER SO BB IBB HBP BLK WP HR S P ERA WHIP	IP WLS BF H R ER SO BB IBB HBP BLK WP HR S P ERA WHIP	IP WLS BF H R ER SO BB IBB HBP BLK WP HR S P ERA WHIP	IP WLS BF H R ER SO BB IBB HBP BLK WP HR S P ERA WHIP	IP WLS BF H R ER SO BB IBB HBP BLK WP HR S P ERA WHIP	IP WLS BF H R ER SO BB IBB HBP BLK WP HR S P ERA WHIP	IP WLS BF H R ER SO BB IBB HBP BLK WP HR S P ERA WHIP	IP WLS BF H R ER SO BB IBB HBP BLK WP HR S P ERA WHIP	IP WLS BF H R ER SO BB IBB HBP BLK WP HR S P ERA WHIP	IP WLS BF H R ER SO BB IBB HBP BLK WP HR S P ERA WHIP	IP WLS BF H R ER SO BB IBB HBP BLK WP HR S P ERA WHIP	IP WLS BF H R ER SO BB IBB HBP BLK WP HR S P ERA WHIP

**Atlanta Braves @ Chicago Cubs**  
 Wrigley Field, Chicago, IL  
 Sun Aug 27 1995, 3:33 AM CDT  
 Att: 36,401 - Cloudy - 80 F


**AB 31**  
**R 3**  
**H 8**  
**RBI 3**  
**BB 7**  
**SO 5**  
**LOB 23**



Batter	1	2	3	4	5	6	7	8	9	AB	R	H	RBI	BB	SO	LOB	BOTTOM					
Brian McRae, S OBP: 0.367, SLG: 0.460										4	0	2	0	0	1	1	<b>Atlanta Braves @ Chicago Cubs</b> Wrigley Field, Chicago, IL Sun Aug 27 1995, 3:33 AM CDT Att: 36,401 - Cloudy - 80 F					
Rey Sanchez, R OBP: 0.311, SLG: 0.370									4	0	0	0	0	0	2							
Mark Grace, L OBP: 0.386, SLG: 0.521									4	0	1	0	0	1	1							
Sammy Sosa, R OBP: 0.342, SLG: 0.497									4	0	0	0	0	2	2							
Shawon Dunston, R OBP: 0.327, SLG: 0.513									4	0	0	0	0	1	1							
Todd Zeile, R OBP: 0.313, SLG: 0.412									3	1	1	0	0	0	0							
Luis Gonzalez, L OBP: 0.333, SLG: 0.442									3	0	1	0	0	1	1							
Joe Kmak, R OBP: 0.328, SLG: 0.358									2	0	0	0	0	1	1							
Scott Servais, R OBP: 0.342, SLG: 0.533									1	0	0	0	0	0	1							
Jim Bullinger, R OBP: 0.205, SLG: 0.135									2	0	0	0	0	0	0							
Larry Casian, R OBP: 0.289, SLG: 0.421									0	0	0	0	0	0	0							
Mike Perez, R OBP: 0.289, SLG: 0.421									0	0	0	0	0	0	0							
Ozzie Timmons, R OBP: 0.292, SLG: 0.421									0	0	0	0	0	0	0							
Terry Adams, R OBP: 0.292, SLG: 0.421									0	0	0	0	0	0	0							
<b>Inning Stats</b>	R: 0 E: 0 K: 0 S: 7	H: 1 LOB: 1 BB: 0 P: 13	R: 0 E: 1 K: 0 S: 9	H: 1 LOB: 1 BB: 0 P: 13	R: 0 E: 0 K: 1 S: 9	H: 0 LOB: 0 BB: 0 P: 15	R: 0 E: 0 K: 2 S: 8	H: 0 LOB: 0 BB: 0 P: 11	R: 0 E: 0 K: 0 S: 5	H: 1 LOB: 0 BB: 0 P: 8	R: 0 E: 0 K: 1 S: 14	H: 0 LOB: 0 BB: 0 P: 18	R: 1 E: 0 K: 1 S: 10	H: 2 LOB: 1 BB: 0 P: 15	R: 0 E: 0 K: 2 S: 11	H: 1 LOB: 1 BB: 0 P: 13	1B: 4 2B: 2 3B: 0 HR: 0	SF: 0 SAC: 0 DP: 1 HBP: 0	WP: 0 PB: 0 CS: 0	PA: 32		
<b>PITCHER</b>	IP WLS BF H R ER SO BB IBB HBP BLK WP HR S P ERA WHIP	IP WLS BF H R ER SO BB IBB HBP BLK WP HR S P ERA WHIP	IP WLS BF H R ER SO BB IBB HBP BLK WP HR S P ERA WHIP	IP WLS BF H R ER SO BB IBB HBP BLK WP HR S P ERA WHIP	IP WLS BF H R ER SO BB IBB HBP BLK WP HR S P ERA WHIP	IP WLS BF H R ER SO BB IBB HBP BLK WP HR S P ERA WHIP	IP WLS BF H R ER SO BB IBB HBP BLK WP HR S P ERA WHIP	IP WLS BF H R ER SO BB IBB HBP BLK WP HR S P ERA WHIP	IP WLS BF H R ER SO BB IBB HBP BLK WP HR S P ERA WHIP	IP WLS BF H R ER SO BB IBB HBP BLK WP HR S P ERA WHIP	IP WLS BF H R ER SO BB IBB HBP BLK WP HR S P ERA WHIP	IP WLS BF H R ER SO BB IBB HBP BLK WP HR S P ERA WHIP	IP WLS BF H R ER SO BB IBB HBP BLK WP HR S P ERA WHIP	IP WLS BF H R ER SO BB IBB HBP BLK WP HR S P ERA WHIP	IP WLS BF H R ER SO BB IBB HBP BLK WP HR S P ERA WHIP	IP WLS BF H R ER SO BB IBB HBP BLK WP HR S P ERA WHIP	IP WLS BF H R ER SO BB IBB HBP BLK WP HR S P ERA WHIP	IP WLS BF H R ER SO BB IBB HBP BLK WP HR S P ERA WHIP	IP WLS BF H R ER SO BB IBB HBP BLK WP HR S P ERA WHIP	IP WLS BF H R ER SO BB IBB HBP BLK WP HR S P ERA WHIP	IP WLS BF H R ER SO BB IBB HBP BLK WP HR S P ERA WHIP	IP WLS BF H R ER SO BB IBB HBP BLK WP HR S P ERA WHIP

**Atlanta Braves @ Chicago Cubs**  
 Wrigley Field, Chicago, IL  
 Sun Aug 27 1995, 3:33 AM CDT  
 Att: 36,401 - Cloudy - 80 F

**AB 32**  
**R 1**  
**H 6**  
**RBI 1**  
**BB 0**  
**SO 7**  
**LOB 10**





Batter	1	2	3	4	5	6	7	8	9	AB	R	H	RBI	BB	SO	LOB	TOP					
Marquis Grissom, R (1, 8) OBP: 0.314, SLG: 0.368	G6-3		F9				G3-1		L8	5	0	1	0	0	0	2						
Jeff Blausler, R (1, 6) OBP: 0.323, SLG: 0.347	K							K		3	0	0	0	0	2	2						
10 Chipper Jones, S (1, 5) OBP: 0.369, SLG: 0.455	K							E6 1B SF9		3	1	2	3	0	1	0						
Fred McGriff, L (1, 3)										4	0	1	0	0	2	4						
David Justice, L (1, 9) OBP: 0.387, SLG: 0.511	K									3	0	0	1	0	1	0						
Dwight Smith, L (1, 7) OBP: 0.352, SLG: 0.448										3	0	0	0	0	2	0						
Mike Devereaux, R (8, PH) OBP: 0.351, SLG: 0.463 (8, 7)	K									1	0	0	0	0	0	1						
Charlie O'Brien, R (1, 2) OBP: 0.375, SLG: 0.476										4	1	1	0	0	0	0						
Mark Lemke, S (1, 4) OBP: 0.322, SLG: 0.334										3	1	1	0	1	1	0						
Steve Avery, L (1, 1) OBP: 0.233, SLG: 0.429										1	1	0	0	0	0	1						
Ryan Klesko, L (7, PH) OBP: 0.404, SLG: 0.579										1	0	0	0	0	1	0						
Brad Clontz, R (7, 1)										0	0	0	0	0	0	0						
Pedro Borbon, R (8, 1)										0	0	0	0	0	0	0						
Mike Mordecai, R (9, PH) OBP: 0.326, SLG: 0.525										1	1	1	1	0	0	0						
<b>Inning Stats</b>	R: 0 E: 0 K: 2 S: 7	H: 0 LOB: 0 BB: 0 P: 11	R: 0 E: 0 K: 2 S: 8	H: 0 LOB: 0 BB: 0 P: 11	R: 2 E: 0 K: 1 S: 15	H: 3 LOB: 2 BB: 0 P: 27	R: 0 E: 0 K: 1 S: 9	H: 0 LOB: 0 BB: 0 P: 12	R: 1 E: 1 K: 1 S: 16	H: 1 LOB: 2 BB: 1 P: 27	R: 0 E: 0 K: 0 S: 7	H: 0 LOB: 0 BB: 0 P: 10	R: 0 E: 0 K: 1 S: 8	H: 0 LOB: 0 BB: 0 P: 10	R: 1 E: 1 K: 1 S: 13	H: 2 LOB: 1 BB: 0 P: 23	R: 1 E: 0 K: 1 S: 14	H: 1 LOB: 0 BB: 0 P: 19	1B: 6 2B: 0 3B: 0 HR: 1	SF: 2 SAC: 1 DP: 0 HBP: 1	WP: 0 PB: 0 SB: 0 CS: 0	PA: 37
<b>PITCHER</b>	IP WLS BF H R ER SO BB IBB HBP BLK WP HR S P ERA WHIP																					
Jaime Navarro, R (1, 1) ERA: 3.15	7.1 W 31 6 4 2 9 1 0 0 1 0 0 0 125 2.46 0.955																					
Randy Myers, L (8, 1) ERA: 4.0	1.2 S 6 1 1 1 1 0 0 0 0 0 1 17 25 5.40 0.600																					

Atlanta Braves @ Chicago Cubs  
Wrigley Field, Chicago, IL  
Mon Aug 28 1995, 3:33 AM CDT  
Att: 17,072 - Sunny - 72 F

AB 32  
R 5  
H 7  
RBI 5  
BB 1  
SO 10  
LOB 10



Batter	1	2	3	4	5	6	7	8	9	AB	R	H	RBI	BB	SO	LOB	BOTTOM			
Brian McRae, S (1, 8) OBP: 0.365, SLG: 0.457	G4-3	G6-3								5	0	1	0	0	1	4				
Todd Zeile, R (1, 5) OBP: 0.313, SLG: 0.408	F9									3	1	0	0	1	0	0				
Mark Grace, L (1, 3) OBP: 0.387, SLG: 0.521										4	1	2	0	0	0	1				
Sammy Sosa, R (1, 9) OBP: 0.345, SLG: 0.512										4	3	3	4	0	0	1				
Shawon Dunston, R (1, 6) OBP: 0.330, SLG: 0.517										3	1	2	1	0	1	0				
José Hernández, R (7, PH) OBP: 0.278, SLG: 0.470 (8, 6)										1	0	0	0	0	1	0				
Ozzie Timmons, R (1, 7) OBP: 0.286, SLG: 0.412										3	0	0	0	0	0	2				
Scott Burrell, L (7, 7) OBP: 0.291, SLG: 0.397										1	0	0	0	0	1	0				
Randy Myers, L (8, 1)										0	0	0	0	0	0	0				
Scott Servais, R (1, 2) OBP: 0.345, SLG: 0.546										3	1	1	1	1	2	0				
Rey Sanchez, R (1, 4) OBP: 0.310, SLG: 0.369										4	0	1	0	0	0	2				
Jaime Navarro, R (1, 1) OBP: 0.208, SLG: 0.269										3	0	2	1	0	0	1				
Luis Gonzalez, L (8, 7) OBP: 0.334, SLG: 0.444										1	0	1	0	0	0	0				
<b>Inning Stats</b>	R: 2 E: 0 K: 1 S: 14	H: 2 LOB: 1 BB: 0 P: 17	R: 1 E: 0 K: 0 S: 12	H: 2 LOB: 1 BB: 0 P: 17	R: 1 E: 0 K: 0 S: 14	H: 2 LOB: 1 BB: 0 P: 24	R: 0 E: 0 K: 1 S: 9	H: 2 LOB: 2 BB: 0 P: 11	R: 0 E: 0 K: 0 S: 7	H: 1 LOB: 0 BB: 0 P: 12	R: 1 E: 0 K: 1 S: 16	H: 2 LOB: 2 BB: 1 P: 24	R: 2 E: 0 K: 2 S: 10	H: 1 LOB: 0 BB: 1 P: 18	R: 0 E: 0 K: 1 S: 12	H: 1 LOB: 1 BB: 0 P: 19	1B: 8 2B: 2 3B: 0 HR: 3	SF: 0 SAC: 0 DP: 1 HBP: 0	WP: 0 PB: 0 SB: 2 CS: 0	PA: 37
<b>PITCHER</b>	IP WLS BF H R ER SO BB IBB HBP BLK WP HR S P ERA WHIP																			
Steve Avery, L (1, 1) ERA: 4.74	6.0 L 28 11 5 2 2 2 1 0 0 0 0 0 1 109 7.50 1.833																			
Brad Clontz, R (7, 1) ERA: 3.53	1.0 5 1 2 2 2 1 0 0 0 0 0 1 10 18 18.00 2.000																			
Pedro Borbon, L (8, 1) ERA: 2.7	1.0 4 1 0 0 0 1 0 0 0 0 0 0 12 19 0.00 1.000																			

Atlanta Braves @ Chicago Cubs  
Wrigley Field, Chicago, IL  
Mon Aug 28 1995, 3:33 AM CDT  
Att: 17,072 - Sunny - 72 F

AB 35  
R 7  
H 13  
RBI 7  
BB 2  
SO 6  
LOB 11









Batter	1	2	3	4	5	6	7	8	9	AB	R	H	RBI	BB	SO	LOB	TOP					
Brian Hunter, R (1, 8) OBP: 0.363, SLG: 0.429										4	1	1	1	1	2	1	Houston Astros @ Atlanta Braves Atlanta-Fulton County Stadium, Atlanta, GA Wed Aug 30 1995, 7:05 PM EDT Att: 29,671 - Unknown - 89 F					
John Cangelosi, S (1, 7) OBP: 0.472, SLG: 0.416										2	0	0	1	1	0	1						
Craig Biggio, R (1, 4) OBP: 0.399, SLG: 0.484										4	0	0	0	0	2	3						
Derrick May, L (1, 9) OBP: 0.315, SLG: 0.377										4	0	2	0	0	0	3						
Tony Eusebio, R (1, 2) OBP: 0.373, SLG: 0.442										4	0	2	0	0	1	1						
Dave Magadan, L (1, 5) OBP: 0.312, SLG: 0.370										3	0	0	0	1	1	3						
Mike Simms, R (1, 3) OBP: 0.330, SLG: 0.481										4	0	0	0	0	2	5						
Ricky Gutierrez, R (1, 6) OBP: 0.264, SLG: 0.261										3	1	1	0	1	1	0						
Shane Reynolds, R (1, 1) OBP: 0.154, SLG: 0.137										1	0	0	0	0	1	1						
James Mouton, R (9, PH) OBP: 0.316, SLG: 0.367										1	0	0	0	0	0	0						
Jeff Tabaka, R (9, 1) OBP: 0.200, SLG: 0.400										0	0	0	0	0	0	0						
Todd Jones, L (9, 1) OBP: 0.200, SLG: 0.400										0	0	0	0	0	0	0						
<b>Inning Stats</b>	R: 0 E: 0 K: 1 S: 7	H: 0 LOB: 0 BB: 0 P: 11	R: 0 E: 0 K: 2 S: 12	H: 1 LOB: 1 BB: 0 P: 15	R: 2 E: 1 K: 3 S: 14	H: 1 LOB: 0 BB: 0 P: 21	R: 0 E: 0 K: 1 S: 9	H: 1 LOB: 1 BB: 1 P: 16	R: 0 E: 0 K: 0 S: 4	H: 0 LOB: 1 BB: 0 P: 10	R: 0 E: 0 K: 0 S: 14	H: 2 LOB: 2 BB: 0 P: 23	R: 0 E: 0 K: 1 S: 10	H: 1 LOB: 3 BB: 2 P: 22	R: 0 E: 0 K: 1 S: 8	H: 0 LOB: 0 BB: 0 P: 12	R: 0 E: 0 K: 1 S: 7	H: 0 LOB: 0 BB: 0 P: 8	1B: 5 2B: 1 3B: 0 HR: 0	SF: 1 SAC: 2 DP: 0 HBP: 0	WP: 3 PB: 0 SB: 1 CS: 0	PA: 37
<b>PITCHER</b>	IP WLS BF H R ER SO BB IBB HBP BLK WP HR S P ERA WHIP																					
29 John Smoltz, R (1, 1) ERA: 3.15	7.0 L 31 6 2 1 8 3 1 0 0 0 3 0 70 118 1.29 1.286																					
Brad Clontz, R (8, 1) ERA: 3.67	2.0 6 0 0 0 2 0 0 0 0 0 0 0 15 20 0.00 0.000																					

Batter	1	2	3	4	5	6	7	8	9	AB	R	H	RBI	BB	SO	LOB	BOTTOM					
Marquis Grissom, R (1, 8) OBP: 0.310, SLG: 0.360										4	0	0	0	0	0	1	Houston Astros @ Atlanta Braves Atlanta-Fulton County Stadium, Atlanta, GA Wed Aug 30 1995, 7:05 PM EDT Att: 29,671 - Unknown - 89 F					
Mark Lemke, S (1, 4) OBP: 0.326, SLG: 0.333										4	0	1	0	0	1	1						
10 Chipper Jones, S (1, 5) OBP: 0.367, SLG: 0.449										3	0	0	0	1	1	2						
Fred McGriff, L (1, 3) OBP: 0.352, SLG: 0.468										4	0	2	0	0	0	0						
David Justice, L (1, 9) OBP: 0.381, SLG: 0.519										4	0	0	0	0	0	4						
Ryan Klesko, L (1, 7) OBP: 0.395, SLG: 0.568										3	0	1	0	1	1	0						
Javy Lopez, R (1, 2) OBP: 0.342, SLG: 0.491										4	0	2	0	0	0	1						
Rafael Belliard, R (1, 6) OBP: 0.245, SLG: 0.239										3	0	0	0	0	2	1						
Mike Devereaux, R (9, PH) OBP: 0.345, SLG: 0.460										1	0	0	0	0	1	1						
29 John Smoltz, R (1, 1) ERA: 2.94	8.0 W 31 6 2 1 8 3 1 0 0 0 0 3 0 72 109 0.00 1.000																					
Jeff Tabaka, L (9, 1) ERA: 3.1	0.2 S 3 1 0 0 1 0 0 0 0 0 0 0 9 11 0.00 1.500																					
Todd Jones, R (9, 1) ERA: 3.21	0.1 S 1 0 0 0 1 0 0 0 0 0 0 0 5 6 0.00 0.000																					
<b>PITCHER</b>	IP WLS BF H R ER SO BB IBB HBP BLK WP HR S P ERA WHIP																					
Shane Reynolds, R (1, 1) ERA: 2.94	8.0 W 31 6 2 1 8 3 1 0 0 0 0 3 0 72 109 0.00 1.000																					
Jeff Tabaka, L (9, 1) ERA: 3.1	0.2 S 3 1 0 0 1 0 0 0 0 0 0 0 9 11 0.00 1.500																					
Todd Jones, R (9, 1) ERA: 3.21	0.1 S 1 0 0 0 1 0 0 0 0 0 0 0 5 6 0.00 0.000																					
<b>Inning Stats</b>	R: 0 E: 0 K: 0 S: 11	H: 2 LOB: 2 BB: 0 P: 16	R: 0 E: 0 K: 2 S: 10	H: 0 LOB: 1 BB: 1 P: 17	R: 0 E: 0 K: 0 S: 11	H: 1 LOB: 2 BB: 1 P: 21	R: 0 E: 0 K: 0 S: 4	H: 0 LOB: 0 BB: 0 P: 4	R: 0 E: 0 K: 2 S: 12	H: 1 LOB: 1 BB: 0 P: 17	R: 0 E: 0 K: 0 S: 10	H: 2 LOB: 2 BB: 0 P: 12	R: 0 E: 0 K: 1 S: 8	H: 0 LOB: 0 BB: 0 P: 12	R: 0 E: 0 K: 0 S: 6	H: 0 LOB: 0 BB: 0 P: 10	R: 0 E: 0 K: 2 S: 14	H: 1 LOB: 1 BB: 0 P: 17	1B: 6 2B: 1 3B: 0 HR: 0	SF: 0 SAC: 0 DP: 0 HBP: 0	WP: 0 PB: 0 SB: 0 CS: 0	PA: 35

AB	30
R	2
H	6
RBI	2
BB	4
SO	10
LOB	18



AB	33
R	0
H	7
RBI	0
BB	2
SO	7
LOB	12









Batter	1	2	3	4	5	6	7	8	9	AB	R	H	RBI	BB	SO	LOB	TOP							
Brian McRae, S OBP: 0.363, SLG: 0.457	G4-3 E 2B	G1-3		K		F8		G4-3		5	1	1	0	0	1	1								
Todd Zeile, R OBP: 0.312, SLG: 0.411	F9		K		F8			IBB BB 2B		5	1	2	0	0	1	1								
Mark Grace, L OBP: 0.386, SLG: 0.510	G4-3 2-3		L8		E		P4		K	5	1	1	0	0	1	3								
Sammy Sosa, R OBP: 0.346, SLG: 0.512	S 1B BB		E5		E5 1B 2B		G1-3		BB IBB IBB	3	2	1	1	2	0	0								
Shawon Dunston, R OBP: 0.329, SLG: 0.513	S 1B		P3		1B 1B		G4-3		K	5	1	2	2	0	1	3								
Scott Servais, R OBP: 0.353, SLG: 0.538	BB				P3 2B				BB IBB	3	1	2	0	2	0	1								
Luis Gonzalez, L OBP: 0.339, SLG: 0.445	G1-3				G5-3 PB 2B					3	0	1	0	0	0	3	AB 38							
Larry Casian, R OBP: 0.304, SLG: 0.445										0	0	0	0	0	0	0	R 7							
Mike Perez, R OBP: 0.304, SLG: 0.445										0	0	0	0	0	0	0	H 11							
Randy Myers, L OBP: 0.304, SLG: 0.445										0	0	0	1	1	0	0	RBI 5							
José Hernández, R OBP: 0.285, SLG: 0.500			K		G5-3				P3	4	0	1	1	0	2	2	BB 5							
Rey Sanchez, R OBP: 0.309, SLG: 0.378										1	0	0	0	0	0	3	SO 8							
Jim Bullinger, R OBP: 0.191, SLG: 0.125	P1									3	0	0	0	0	2	2	LOB 19							
Scott Bullett, L OBP: 0.292, SLG: 0.395										1	0	0	0	0	0	0								
<b>Inning Stats</b>	R: 2 H: 2 E: 0 K: 0 S: 13	H: 2 R: 26 LOB: 2 P: 23	R: 0 H: 0 E: 0 K: 1 S: 8	H: 0 R: 6 LOB: 0 BB: 1 P: 11	R: 0 H: 0 E: 1 K: 1 S: 9	H: 0 R: 16 LOB: 1 BB: 0 P: 16	R: 1 H: 1 E: 0 K: 2 S: 12	H: 1 R: 0 LOB: 1 BB: 0 P: 17	R: 3 H: 5 E: 1 K: 0 S: 14	H: 5 R: 0 LOB: 2 BB: 0 P: 25	R: 0 H: 1 E: 0 K: 1 S: 9	H: 1 R: 0 LOB: 1 BB: 0 P: 11	R: 0 H: 1 E: 0 K: 0 S: 7	H: 1 R: 0 LOB: 1 BB: 0 P: 12	R: 0 H: 0 E: 0 K: 1 S: 6	H: 0 R: 0 LOB: 0 BB: 0 P: 8	R: 1 H: 1 E: 0 K: 2 S: 14	H: 1 R: 28 LOB: 3 BB: 3 P: 28	1B: 7 2B: 4 3B: 0 HR: 0	SF: 0 SAC: 0 DP: 0 HBP: 1	WP: 0 PB: 1 CS: 2	PA: 44		
<b>PITCHER</b>	IP WLS BF H R ER SO BB IBB HBP BLK WP HR S P ERA WHIP	IP WLS BF H R ER SO BB IBB HBP BLK WP HR S P ERA WHIP	IP WLS BF H R ER SO BB IBB HBP BLK WP HR S P ERA WHIP	IP WLS BF H R ER SO BB IBB HBP BLK WP HR S P ERA WHIP	IP WLS BF H R ER SO BB IBB HBP BLK WP HR S P ERA WHIP	IP WLS BF H R ER SO BB IBB HBP BLK WP HR S P ERA WHIP	IP WLS BF H R ER SO BB IBB HBP BLK WP HR S P ERA WHIP	IP WLS BF H R ER SO BB IBB HBP BLK WP HR S P ERA WHIP	IP WLS BF H R ER SO BB IBB HBP BLK WP HR S P ERA WHIP	IP WLS BF H R ER SO BB IBB HBP BLK WP HR S P ERA WHIP	IP WLS BF H R ER SO BB IBB HBP BLK WP HR S P ERA WHIP	IP WLS BF H R ER SO BB IBB HBP BLK WP HR S P ERA WHIP	IP WLS BF H R ER SO BB IBB HBP BLK WP HR S P ERA WHIP	IP WLS BF H R ER SO BB IBB HBP BLK WP HR S P ERA WHIP	IP WLS BF H R ER SO BB IBB HBP BLK WP HR S P ERA WHIP	IP WLS BF H R ER SO BB IBB HBP BLK WP HR S P ERA WHIP	IP WLS BF H R ER SO BB IBB HBP BLK WP HR S P ERA WHIP	IP WLS BF H R ER SO BB IBB HBP BLK WP HR S P ERA WHIP	IP WLS BF H R ER SO BB IBB HBP BLK WP HR S P ERA WHIP	IP WLS BF H R ER SO BB IBB HBP BLK WP HR S P ERA WHIP	IP WLS BF H R ER SO BB IBB HBP BLK WP HR S P ERA WHIP	IP WLS BF H R ER SO BB IBB HBP BLK WP HR S P ERA WHIP	IP WLS BF H R ER SO BB IBB HBP BLK WP HR S P ERA WHIP	IP WLS BF H R ER SO BB IBB HBP BLK WP HR S P ERA WHIP

Chicago Cubs @ Atlanta Braves  
Atlanta-Fulton County Stadium, Atlanta, GA  
Fri Sep 01 1995, 7:05 PM EDT  
Att: 36,424 - Unknown - 82 F

AB	38
R	7
H	11
RBI	5
BB	5
SO	8
LOB	19



Batter	1	2	3	4	5	6	7	8	9	AB	R	H	RBI	BB	SO	LOB	BOTTOM							
Marquis Grissom, R OBP: 0.305, SLG: 0.354	L8		K		G5-3		L8			4	0	0	0	0	1	1								
Mark Lemke, S OBP: 0.321, SLG: 0.326	G1-3				L3		CS		F7	3	0	0	0	1	0	0								
10 Chipper Jones, S OBP: 0.365, SLG: 0.457	G4-3		G3-1				G4-3		K	4	0	0	0	0	1	1								
Fred McGriff, L OBP: 0.355, SLG: 0.471		G3			F7		K		G5-3	4	0	0	0	0	1	0								
David Justice, L OBP: 0.389, SLG: 0.520		HR BB			HR 1B				L8	2	2	1	0	2	0	0								
Ryan Klesko, L OBP: 0.401, SLG: 0.590		HR			HR		K		G4-3	4	2	2	4	0	1	1								
Javy Lopez, R OBP: 0.347, SLG: 0.505		HR			HR				G1-3	4	1	3	1	0	0	0								
Rafael Belliard, R OBP: 0.236, SLG: 0.230		G4-3			L4-3		G5-3			3	0	0	0	0	2									
Tom Glavine, L OBP: 0.268, SLG: 0.283										1	0	0	0	0	0	0								
Mike Mordecai, R OBP: 0.304, SLG: 0.488										1	0	0	0	0	1	0								
Brad Clontz, R OBP: 0.304, SLG: 0.488										0	0	0	0	0	0	0								
Dwight Smith, L OBP: 0.351, SLG: 0.443										0	0	0	0	1	0	0								
Greg McMichael, R OBP: 0.351, SLG: 0.443										0	0	0	0	0	0	0								
<b>Inning Stats</b>	R: 0 H: 0 E: 0 K: 0 S: 7	H: 0 R: 26 LOB: 0 BB: 1 P: 9	R: 2 H: 2 E: 0 K: 0 S: 5	H: 2 R: 5 LOB: 0 BB: 1 P: 12	R: 0 H: 0 E: 0 K: 1 S: 6	H: 0 R: 13 LOB: 1 BB: 1 P: 13	R: 2 H: 3 E: 0 K: 0 S: 8	H: 3 R: 0 LOB: 0 BB: 0 P: 14	R: 0 H: 0 E: 0 K: 1 S: 9	H: 0 R: 0 LOB: 0 BB: 0 P: 13	R: 0 H: 0 E: 0 K: 2 S: 8	H: 0 R: 0 LOB: 1 BB: 1 P: 18	R: 1 H: 1 E: 0 K: 0 S: 9	H: 1 R: 0 LOB: 0 BB: 1 P: 23	R: 0 H: 0 E: 0 K: 1 S: 7	H: 0 R: 0 LOB: 0 BB: 0 P: 12	R: 0 H: 0 E: 0 K: 0 S: 7	H: 0 R: 28 LOB: 0 BB: 0 P: 11	1B: 3 2B: 1 3B: 0 HR: 3	SF: 0 SAC: 0 DP: 2 HBP: 0	WP: 0 PB: 0 CS: 1	PA: 35		
<b>PITCHER</b>	IP WLS BF H R ER SO BB IBB HBP BLK WP HR S P ERA WHIP	IP WLS BF H R ER SO BB IBB HBP BLK WP HR S P ERA WHIP	IP WLS BF H R ER SO BB IBB HBP BLK WP HR S P ERA WHIP	IP WLS BF H R ER SO BB IBB HBP BLK WP HR S P ERA WHIP	IP WLS BF H R ER SO BB IBB HBP BLK WP HR S P ERA WHIP	IP WLS BF H R ER SO BB IBB HBP BLK WP HR S P ERA WHIP	IP WLS BF H R ER SO BB IBB HBP BLK WP HR S P ERA WHIP	IP WLS BF H R ER SO BB IBB HBP BLK WP HR S P ERA WHIP	IP WLS BF H R ER SO BB IBB HBP BLK WP HR S P ERA WHIP	IP WLS BF H R ER SO BB IBB HBP BLK WP HR S P ERA WHIP	IP WLS BF H R ER SO BB IBB HBP BLK WP HR S P ERA WHIP	IP WLS BF H R ER SO BB IBB HBP BLK WP HR S P ERA WHIP	IP WLS BF H R ER SO BB IBB HBP BLK WP HR S P ERA WHIP	IP WLS BF H R ER SO BB IBB HBP BLK WP HR S P ERA WHIP	IP WLS BF H R ER SO BB IBB HBP BLK WP HR S P ERA WHIP	IP WLS BF H R ER SO BB IBB HBP BLK WP HR S P ERA WHIP	IP WLS BF H R ER SO BB IBB HBP BLK WP HR S P ERA WHIP	IP WLS BF H R ER SO BB IBB HBP BLK WP HR S P ERA WHIP	IP WLS BF H R ER SO BB IBB HBP BLK WP HR S P ERA WHIP	IP WLS BF H R ER SO BB IBB HBP BLK WP HR S P ERA WHIP	IP WLS BF H R ER SO BB IBB HBP BLK WP HR S P ERA WHIP	IP WLS BF H R ER SO BB IBB HBP BLK WP HR S P ERA WHIP	IP WLS BF H R ER SO BB IBB HBP BLK WP HR S P ERA WHIP	IP WLS BF H R ER SO BB IBB HBP BLK WP HR S P ERA WHIP

Chicago Cubs @ Atlanta Braves  
Atlanta-Fulton County Stadium, Atlanta, GA  
Fri Sep 01 1995, 7:05 PM EDT  
Att: 36,424 - Unknown - 82 F

AB	30
R	5
H	6
RBI	5
BB	4
SO	5
LOB	5





Batter	1	2	3	4	5	6	7	8	9	AB	R	H	RBI	BB	SO	LOB	TOP										
Brian McRae, S (1, 8) OBP: 0.364, SLG: 0.461	2-2 P5		1-0 HR		2-1 G6-3		4-2 HR BB		1-0 L8	4	2	1	1	1	0	0	<b>Chicago Cubs @ Atlanta Braves</b> Atlanta-Fulton County Stadium, Atlanta, GA Sat Sep 02 1995, 7:05 PM EDT Att: 49,016 - Unknown - 83 F										
Todd Zeile, R (1, 5) OBP: 0.311, SLG: 0.410	1-3 K		2-3 K		3-2 F9 2B		2-2 L6		1-3 K	5	0	1	0	0	3	1											
Mark Grace, L (1, 3) OBP: 0.385, SLG: 0.507	1-0 1B		1-0 G4-3		2-1 F9		0-0 G3-1		0-0 E4 2B	5	1	1	0	0	0	2											
Sammy Sosa, R (1, 9) OBP: 0.348, SLG: 0.528	2-2 P3		1-1 HR		2-1 G1-3		1-2 HR		3-2 2B	5	2	3	4	0	0	2											
Shawon Dunston, R (1, 6) OBP: 0.330, SLG: 0.518		2-2 HR	2-0 F7				1-2 L8		1-3 K	4	1	1	1	1	1	0											
Ozzie Timmons, R (1, 7) OBP: 0.302, SLG: 0.435		0-1 P3		2-1 E5 BB			3-1 WP 1B		1-2 F9	4	0	1	0	0	0	0											
Scott Lott, L (8, 7) OBP: 0.290, SLG: 0.392									2-1 F7	1	0	0	0	0	0	2											
Scott Servais, R (1, 2) OBP: 0.360, SLG: 0.538		0-1 1B		4-2 1B			3-2 L8		4-0 BB	2	0	1	0	2	0	1											
Rey Sanchez, R (1, 4) OBP: 0.311, SLG: 0.377		2-2 1B		0-0 L4-3			4-2 L8		0-0 L8	3	0	1	0	1	0	3											
Jaime Navarro, R (1, 1) OBP: 0.196, SLG: 0.255		1-3 K		0-3 K			0-1 P3		2-3 K	3	0	0	0	0	2	4											
José Hernández, R (8, PH) OBP: 0.283, SLG: 0.497										1	0	0	0	0	1	1											
Larry Casian, R (8, 1) OBP: 0.667, SLG: 0.667										0	0	0	0	0	0	0											
Anthony Young, R (8, 1) OBP: 0.667, SLG: 0.667										0	0	0	0	0	0	0											
Randy Myers, L (8, 1) OBP: 0.667, SLG: 0.667										0	0	0	0	0	0	0											
<b>Inning Stats</b>	R: 0 E: 0 K: 1 S: 14	H: 1 LOB: 1 BB: 0 P: 20	R: 1 E: 0 K: 1 S: 17	H: 3 LOB: 1 BB: 0 P: 22	R: 2 E: 0 K: 1 S: 8	H: 2 LOB: 0 BB: 0 P: 15	R: 0 E: 1 K: 1 S: 8	H: 0 LOB: 1 BB: 1 P: 14	R: 0 E: 0 K: 0 S: 9	H: 1 LOB: 1 BB: 0 P: 18	R: 0 E: 0 K: 0 S: 15	H: 1 LOB: 2 BB: 1 P: 26	R: 2 E: 0 K: 1 S: 17	H: 1 LOB: 0 BB: 1 P: 24	R: 0 E: 0 K: 1 S: 8	H: 0 LOB: 1 BB: 1 P: 15	R: 1 E: 1 K: 1 S: 10	H: 1 LOB: 2 BB: 1 P: 21	1B: 4 2B: 3 3B: 0 HR: 4	SF: 0 SAC: 0 DP: 1 HBP: 0	WP: 2 PB: 0 SB: 0 CS: 0	PA: 42					
<b>PITCHER</b>	IP WLS BF H R ER SO BB IBB HBP BLK WP HR S P ERA WHIP	6.0 L 27 8 3 3 4 2 0 0 0 1 3 71 115 4.50 1.667	1.0 5 1 2 2 1 1 0 0 0 0 1 17 24 18.00 2.000	2.0 10 1 1 0 2 1 1 0 0 0 0 18 36 0.00 1.000	<b>PITCHER</b>										IP WLS BF H R ER SO BB IBB HBP BLK WP HR S P ERA WHIP												
Steve Avery, L (1, 1) ERA: 4.73											6.0	L	27	8	3	3	4	2	0	0	0	1	3	71	115	4.50	1.667
Alejandro Pena, R (7, 1) ERA: 5.19											1.0	5	1	2	2	1	1	0	0	0	0	1	17	24	18.00	2.000	
Pedro Borbon, L (8, 1) ERA: 2.35											2.0	10	1	1	0	2	1	1	0	0	0	0	18	36	0.00	1.000	

**Chicago Cubs @ Atlanta Braves**  
Atlanta-Fulton County Stadium, Atlanta, GA  
Sat Sep 02 1995, 7:05 PM EDT  
Att: 49,016 - Unknown - 83 F

AB 37  
R 6  
H 10  
RBI 6  
BB 5  
SO 7  
LOB 16



Batter	1	2	3	4	5	6	7	8	9	AB	R	H	RBI	BB	SO	LOB	BOTTOM										
Mike Devereaux, R (1, 8) OBP: 0.354, SLG: 0.471	2-1 G4-6-3 1B		4-2 1-2 2-3 BB		0-0 G6-3		2-0 1-H HR		1-0 F7	4	1	2	2	1	0	0	<b>Chicago Cubs @ Atlanta Braves</b> Atlanta-Fulton County Stadium, Atlanta, GA Sat Sep 02 1995, 7:05 PM EDT Att: 49,016 - Unknown - 83 F										
Mark Lemke, S (1, 4) OBP: 0.320, SLG: 0.325	0-2 G4-6-3 1-2		0-0 L8				0-0 1B		G4-3	4	0	1	0	0	0	4											
10 Chipper Jones, S (1, 5) OBP: 0.362, SLG: 0.453	2-0 F7		3-1 F7				1-2 L8		0-0 F8	4	0	0	0	0	0	4											
Fred McGriff, L (1, 3) OBP: 0.358, SLG: 0.481		1-2 HR	0-1 P4				0-0 1-3 1B		1-1 1B 1B	4	2	3	1	0	0	3											
David Justice, L (1, 9) OBP: 0.388, SLG: 0.517		0-0 F9		1-1 G6-3			2-0 L6		0-0 1B 1B	4	0	1	0	0	0	2											
Ryan Klesko, L (1, 7) OBP: 0.402, SLG: 0.587		2-3 K		4-1 G5-4-3 BB			2-2 G4-3		0-0 G5-4-3 1-3 2-H 1B	3	0	1	1	1	1	2											
Charlie O'Brien, R (1, 2) OBP: 0.244, SLG: 0.419		1-2 G4-3		0-2 G5-4-3 1-2			0-2 F9		2-2 G5-4-3	3	0	0	0	0	0	1											
Javy Lopez, R (8, PH) OBP: 0.346, SLG: 0.503										1	0	0	0	0	0	2											
Rafael Belliard, R (1, 6) OBP: 0.233, SLG: 0.227			1-0 E6 BB BB				4-1 F9		2-3 K	2	0	0	0	0	0	0											
Mike Mordecai, R (7, PH) OBP: 0.313, SLG: 0.477										1	1	0	0	1	1	0											
Steve Avery, L (1, 1) OBP: 0.244, SLG: 0.419			4-1 K				3-2 K		0-0 G4-3	1	0	0	0	1	1	0											
Alejandro Pena, R (7, 1) ERA: 1.56										0	0	0	0	0	0	0											
Dwight Smith, L (7, PH) OBP: 0.348, SLG: 0.439										1	0	0	0	0	0	1											
Pedro Borbon, R (8, 1) OBP: 0.667, SLG: 0.667										0	0	0	0	0	0	0											
Marquis Grissom, R (8, PH) OBP: 0.304, SLG: 0.353										1	0	0	0	0	0	0											
<b>Inning Stats</b>	R: 0 E: 0 K: 0 S: 6	H: 1 LOB: 0 BB: 0 P: 10	R: 1 E: 0 K: 1 S: 10	H: 1 LOB: 0 BB: 0 P: 14	R: 0 E: 1 K: 0 S: 9	H: 0 LOB: 3 BB: 2 P: 21	R: 0 E: 0 K: 0 S: 6	H: 0 LOB: 0 BB: 1 P: 11	R: 0 E: 0 K: 1 S: 9	H: 0 LOB: 0 BB: 0 P: 12	R: 0 E: 0 K: 0 S: 10	H: 2 LOB: 2 BB: 0 P: 15	R: 2 E: 0 K: 0 S: 8	H: 1 LOB: 0 BB: 1 P: 17	R: 1 E: 0 K: 0 S: 8	H: 3 LOB: 1 BB: 0 P: 11	R: 0 E: 0 K: 1 S: 5	H: 0 LOB: 0 BB: 0 P: 8	1B: 6 2B: 0 3B: 0 HR: 2	SF: 0 SAC: 0 DP: 3 HBP: 0	WP: 0 PB: 0 SB: 0 CS: 0	PA: 37					
<b>PITCHER</b>	IP WLS BF H R ER SO BB IBB HBP BLK WP HR S P ERA WHIP	7.0 W 29 4 3 3 2 4 0 0 0 0 2 58 100 3.86 1.286	0.1 4 3 1 1 0 0 0 0 0 0 0 5 6 27.00 9.000	0.2 1 0 0 0 0 0 0 0 0 0 0 3 5 0.00 0.000	<b>PITCHER</b>										IP WLS BF H R ER SO BB IBB HBP BLK WP HR S P ERA WHIP												
Jaime Navarro, R (1, 1) ERA: 3.18											7.0	W	29	4	3	3	2	4	0	0	0	0	2	58	100	3.86	1.286
Larry Casian, L (8, 1) ERA: 1.56											0.1	4	3	1	1	0	0	0	0	0	0	0	5	6	27.00	9.000	
Anthony Young, R (8, 1) ERA: 4.03											0.2	1	0	0	0	0	0	0	0	0	0	3	5	0.00	0.000		
Randy Myers, L (9, 1) ERA: 3.8											1.0	S	3	0	0	0	1	0	0	0	0	0	5	8	0.00	0.000	

**Chicago Cubs @ Atlanta Braves**  
Atlanta-Fulton County Stadium, Atlanta, GA  
Sat Sep 02 1995, 7:05 PM EDT  
Att: 49,016 - Unknown - 83 F

AB 33  
R 4  
H 8  
RBI 4  
BB 4  
SO 3  
LOB 19





Batter	1	2	3	4	5	6	7	8	9	AB	R	H	RBI	BB	SO	LOB	TOP					
Brian McRae, S (1, 8) OBP: 0.364, SLG: 0.463										5	0	2	0	0	1	0	Chicago Cubs @ Atlanta Braves Atlanta-Fulton County Stadium, Atlanta, GA Sun Sep 03 1995, 3:33 AM EDT Att: 42,820 - Sunny - 79 F					
Todd Zeile, R (1, 5) OBP: 0.310, SLG: 0.408										5	0	1	0	0	0	1						
Mark Grace, L (1, 3) OBP: 0.387, SLG: 0.506										1	0	0	0	3	0	2						
Sammy Sosa, R (1, 9) OBP: 0.347, SLG: 0.525										3	0	0	0	1	1	5						
Luis Gonzalez, L (1, 7) OBP: 0.338, SLG: 0.441										3	0	0	0	1	0	2						
Shawon Dunston, R (1, 6) OBP: 0.334, SLG: 0.520										4	0	3	0	0	1	3						
Mark Parent, R (1, 2) OBP: 0.296, SLG: 0.456										4	0	0	0	0	0	3						
Rey Sanchez, R (1, 4) OBP: 0.308, SLG: 0.373										4	0	0	0	0	1	3						
Kevin Foster, R (1, 1) OBP: 0.284, SLG: 0.353										2	0	0	0	0	2	1						
Scott Sullivan, L (7, PH) OBP: 0.288, SLG: 0.389										1	0	0	0	0	1	0						
Larry Casian, R (7, 1) OBP: 0.288, SLG: 0.389										0	0	0	0	0	0	0						
Dave Swartzbaugh, R (7, 1) OBP: 0.288, SLG: 0.389										0	0	0	0	0	0	0						
Roberto Rivera, L (8, 1) OBP: 0.298, SLG: 0.330										1	0	0	0	0	0	0						
Howard Johnson, S (8, PH) OBP: 0.298, SLG: 0.330										0	0	0	0	0	0	0						
<b>Inning Stats</b>	R: 0 H: 2 E: 0 K: 1 S: 11	H: 2 R: 0 ER: 0 LOB: 3 BB: 1 P: 23	R: 0 H: 0 E: 0 K: 1 S: 8	H: 0 R: 0 ER: 0 LOB: 0 BB: 0 P: 12	R: 0 H: 0 E: 0 K: 1 S: 9	H: 0 R: 0 ER: 0 LOB: 2 BB: 2 P: 18	R: 0 H: 1 E: 0 K: 1 S: 11	H: 1 R: 0 ER: 0 LOB: 1 BB: 0 P: 14	R: 0 H: 0 E: 0 K: 1 S: 7	H: 0 R: 0 ER: 0 LOB: 1 BB: 1 P: 16	R: 0 H: 1 E: 0 K: 0 S: 12	H: 1 R: 0 ER: 0 LOB: 2 BB: 1 P: 17	R: 0 H: 1 E: 0 K: 1 S: 9	H: 1 R: 0 ER: 0 LOB: 1 BB: 1 P: 15	R: 0 H: 1 E: 0 K: 1 S: 10	H: 1 R: 0 ER: 0 LOB: 0 BB: 0 P: 15	R: 0 H: 0 E: 0 K: 0 S: 5	H: 0 R: 0 ER: 0 LOB: 0 BB: 0 P: 5	1B: 5 2B: 1 3B: 0 HR: 0	SF: 0 SAC: 0 DP: 0 HBP: 0	WP: 0 PB: 2 SB: 1 CS: 1	PA: 38
<b>PITCHER</b>	IP WLS BF H R ER SO BB IBB HBP BLK WP HR S P ERA WHIP																					
Jason Schmidt, R (1, 1) ERA: 3.0	8.0 W 35 6 0 0 7 3 2 0 0 0 0 0 77 130 0.00 1.125																					
Mark Wohlers, R (9, 1) ERA: 1.69	1.0 S 3 0 0 0 0 0 0 0 0 0 0 0 5 5 0.00 0.000																					

AB 33  
R 0  
H 6  
RBI 0  
BB 5  
SO 7  
LOB 20



Batter	1	2	3	4	5	6	7	8	9	AB	R	H	RBI	BB	SO	LOB	BOTTOM			
Marquis Grissom, R (1, 8) OBP: 0.306, SLG: 0.357										4	1	2	0	0	0	0	Chicago Cubs @ Atlanta Braves Atlanta-Fulton County Stadium, Atlanta, GA Sun Sep 03 1995, 3:33 AM EDT Att: 42,820 - Sunny - 79 F			
Mark Lemke, S (1, 4) OBP: 0.321, SLG: 0.328										3	0	1	0	0	1	1				
10 Chipper Jones, S (1, 5) OBP: 0.360, SLG: 0.451										2	0	0	1	0	2	1				
Fred McGriff, L (1, 3) OBP: 0.356, SLG: 0.477										3	0	0	0	0	0	0				
David Justice, L (1, 9) OBP: 0.385, SLG: 0.512										3	0	0	0	0	1	0				
Ryan Klesko, L (1, 7) OBP: 0.405, SLG: 0.599										3	1	2	1	0	1	0				
Mike Devereaux, R (8, 7) OBP: 0.354, SLG: 0.471										0	0	0	0	0	0	0				
Javy Lopez, R (1, 2) OBP: 0.346, SLG: 0.502										3	0	1	0	0	0	1				
Rafael Belliard, R (1, 6) OBP: 0.228, SLG: 0.222										3	0	0	0	0	0	2				
Jason Schmidt, R (1, 1) ERA: 4.64										2	0	0	0	0	2	0				
Dwight Smith, L (8, PH) OBP: 0.345, SLG: 0.434										1	0	0	0	0	0	0				
Mark Wohlers, R (9, 1) ERA: 1.69										0	0	0	0	0	0	0				
<b>Inning Stats</b>	R: 0 H: 0 E: 0 K: 1 S: 7	H: 2 R: 1 ER: 0 LOB: 1 BB: 0 P: 12	R: 0 H: 1 E: 0 K: 2 S: 9	H: 1 R: 0 ER: 0 LOB: 0 BB: 0 P: 12	R: 0 H: 0 E: 0 K: 2 S: 9	H: 0 R: 0 ER: 0 LOB: 0 BB: 0 P: 11	R: 0 H: 0 E: 0 K: 1 S: 10	H: 0 R: 0 ER: 0 LOB: 0 BB: 0 P: 14	R: 1 H: 1 E: 0 K: 0 S: 6	H: 1 R: 0 ER: 0 LOB: 0 BB: 0 P: 8	R: 0 H: 1 E: 0 K: 0 S: 9	H: 1 R: 0 ER: 0 LOB: 1 BB: 0 P: 11	R: 0 H: 1 E: 0 K: 1 S: 7	H: 1 R: 0 ER: 0 LOB: 0 BB: 0 P: 12	R: 0 H: 0 E: 0 K: 0 S: 5	H: 0 R: 0 ER: 0 LOB: 0 BB: 0 P: 5	1B: 3 2B: 2 3B: 0 HR: 1	SF: 1 SAC: 1 DP: 0 HBP: 0	WP: 0 PB: 0 SB: 0 CS: 1	PA: 29
<b>PITCHER</b>	IP WLS BF H R ER SO BB IBB HBP BLK WP HR S P ERA WHIP																			
Kevin Foster, R (1, 1) ERA: 4.64	6.0 L 22 4 2 2 6 0 0 0 0 0 0 0 5 7 0.00 3.000																			
Larry Casian, L (7, 1) ERA: 1.53	0.1 2 1 0 0 0 0 0 0 0 0 0 0 4 4 0.00 0.000																			
Dave Swartzbaugh, R (7, 1) ERA: 1.53	0.2 2 0 0 0 0 0 0 0 0 0 0 0 4 4 0.00 0.000																			
Roberto Rivera, L (8, 1) ERA: 1.53	1.0 3 1 0 0 1 0 0 0 0 0 0 0 7 12 0.00 1.000																			





Batter	1	2	3	4	5	6	7	8	9	AB	R	H	RBI	BB	SO	LOB	TOP					
<b>Bernard Gilkey, R</b> OBP: 0.366, SLG: 0.472 (1, 7)	4-2 2B SF8 BB		2-3 K		1-0 1B		3-2 SF9 2B		1-0 1B 1B	4	1	3	1	1	1	0						
<b>Ozzie Smith, S</b> OBP: 0.279, SLG: 0.246 (1, 6)	0-2 SF8 2B		1-0 F7		1-1 G3		0-2 SF9		2-1 1B 1B	4	1	2	1	0	0	1						
<b>John Mabry, L</b> OBP: 0.342, SLG: 0.408 (1, 9)	3-2 F7		0-3 K			1-0 F7			0-0 1B	5	0	1	0	0	2	3						
<b>Ray Lankford, L</b> OBP: 0.350, SLG: 0.474 (1, 8)	4-1 SF8 BB			1-0 HR		1-0 2B		0-1 F9	4-0 BB IBB	3	1	2	1	2	0	0						
<b>Mark Sweeney, L</b> OBP: 0.333, SLG: 0.377 (1, 3)	2-1 SF8 1-2 2-3 3-H			2-2 P5		2-3 K		1-3 K2-3	4-2 BB	3	0	0	2	1	2	1						
<b>David Bell, R</b> OBP: 0.289, SLG: 0.422 (1, 4)	0-2 K		2-2 F7		3-2 G6-3		3-2 E5 1B	1-0 F7	2-0 F7	5	0	0	0	0	1	6						
<b>Jeff Parrett, R</b> OBP: 0.500, SLG: 0.500 (9, 1)										0	0	0	0	0	0	0						
<b>Jose Oliva, R</b> OBP: 0.217, SLG: 0.333 (1, 5)		0-0 L6		0-1 G6-3			4-2 BB	2-2 1B		0	1	0	0	0	0	0						
<b>Danny Sheaffer, R</b> OBP: 0.304, SLG: 0.372 (1, 2)		2-3 K			2-2 F9		0-1 P4	0-0 L9		4	0	0	0	0	1	3						
<b>Mike Morgan, R</b> OBP: 0.294, SLG: 0.333 (7, Ph)		1-3 K			0-0 L4		4-2 2B SF9 BB	3-3 K		2	0	0	0	0	1	0						
<b>Allen Gattis, R</b> OBP: 0.357, SLG: 0.297 (7, 1)										0	1	0	0	0	0	0						
<b>Rich DelLucia, R</b> OBP: 0.275, SLG: 0.200 (8, 1)										0	0	0	0	0	0	0						
<b>Tony Fossas, L</b> OBP: 0.340, SLG: 0.450 (8, 1)										0	0	0	0	0	0	0						
<b>Scott Cooper, L</b> OBP: 0.293, SLG: 0.303 (9, Ph)										1	0	0	0	0	1	0						
<b>Jose Davendo, S</b> OBP: 0.176, SLG: 0.303 (9, 4)										0	0	0	0	0	0	0						
<b>Inning Stats</b>	R: 1 E: 0 K: 1 S: 16	H: 1 LOB: 2 BB: 2 P: 29	R: 0 E: 0 K: 2 S: 7	H: 0 LOB: 0 BB: 0 P: 10	R: 0 E: 0 K: 2 S: 7	H: 0 LOB: 0 BB: 0 P: 10	R: 1 E: 0 K: 0 S: 9	H: 1 LOB: 1 BB: 0 P: 14	R: 0 E: 0 K: 1 S: 8	H: 1 LOB: 1 BB: 0 P: 12	R: 0 E: 0 K: 1 S: 9	H: 1 LOB: 1 BB: 0 P: 16	R: 2 E: 0 K: 1 S: 15	H: 1 LOB: 2 BB: 2 P: 29	R: 0 E: 1 K: 1 S: 11	H: 1 LOB: 2 BB: 0 P: 15	R: 1 E: 0 K: 1 S: 10	H: 3 LOB: 3 BB: 2 P: 26	1B: 5 2B: 3 3B: 0 HR: 1	SF: 2 SAC: 0 DP: 0 HBP: 0	WP: 0 PB: 0 SB: 0 CS: 0	PA: 42
<b>PITCHER</b>	IP WLS BF H R ER SO BB IBB HBP BLK WP HR S P ERA WHIP	IP WLS BF H R ER SO BB IBB HBP BLK WP HR S P ERA WHIP															IP WLS BF H R ER SO BB IBB HBP BLK WP HR S P ERA WHIP					
<b>29 John Smoltz, R</b> ERA: 3.25 (1, 1)	6.1 0.2 28 5 4 4 6 4 0 0 0 0 1 65 111 5.68 1.421	0.2 2 0 0 0 1 0 0 0 0 0 0 6 9 0.00 0.000	0.2 4 1 0 0 1 0 0 0 0 0 0 14 14 0.00 1.500	1.1 W 8 3 1 1 1 1 1 0 0 0 11 27 6.75 3.000																		

St. Louis Cardinals @ Atlanta Braves  
Atlanta-Fulton County Stadium, Atlanta, GA  
Mon Sep 04 1995, 7:05 PM EDT  
Att: 29,849 - Unknown

AB 31  
R 5  
H 8  
RBI 5  
BB 5  
SO 9  
LOB 14



Batter	1	2	3	4	5	6	7	8	9	AB	R	H	RBI	BB	SO	LOB	BOTTOM					
<b>Marquis Grissom, R</b> OBP: 0.307, SLG: 0.357 (1, 8)	1-0 P3	3-1 FC6-4 FC4-6		0-1 G4-6-3			1-2 1B		2-1 1B	5	0	2	1	0	0	3						
<b>Mark Lemke, S</b> OBP: 0.320, SLG: 0.327 (1, 4)	0-0 BB SF7 10 WP 1B	2-2 FC4-6		2-2 F8			0-0 F7		3-H 1B	4	1	1	0	0	0	2						
<b>10 Chipper Jones, S</b> OBP: 0.359, SLG: 0.447 (1, 5)	4-0 BB HR BB		1-3 K		0-0 F7			1-3 K		3	1	0	0	1	2	0						
<b>Fred McGriff, L</b> OBP: 0.355, SLG: 0.474 (1, 3)	4-2 HR BB		2-0 G6-3		2-2 G1-3			1-3 K		3	1	0	0	1	1	0						
<b>David Justice, L</b> OBP: 0.383, SLG: 0.510 (1, 9)	0-0 SF7		3-0 F7			2-0 F9		0-0 1B		3	0	1	1	0	0	0						
<b>Ryan Klesko, L</b> OBP: 0.403, SLG: 0.605 (1, 7)	0-0 HR			0-0 G6-3		3-1 G4-3		0-3 K		4	1	1	3	0	1	1						
<b>Mike Devereaux, R</b> OBP: 0.354, SLG: 0.471 (9, 7)										0	0	0	0	0	0	0						
<b>Javy Lopez, R</b> OBP: 0.345, SLG: 0.498 (1, 2)	0-2 G6-3			0-0 1B 1B			0-1 L8		2-3 K	4	1	1	0	0	1	0						
<b>Rafael Belliard, R</b> OBP: 0.248, SLG: 0.245 (1, 6)		0-2 29 1B		0-1 29 1B			1-1 CS HBP		2-1 1B 1B	3	1	3	0	0	0	0						
<b>29 John Smoltz, R</b> ERA: 3.5 (7, 1)	6.0 1.0 1.0 0.1	5 1 0 1	5 1 0 3	1 1 1 1	5 1 0 0	1 46 13 16	7.50 0.00 0.00 27.00	1.500 1.000 1.000 9.000														
<b>PITCHER</b>	IP WLS BF H R ER SO BB IBB HBP BLK WP HR S P ERA WHIP	IP WLS BF H R ER SO BB IBB HBP BLK WP HR S P ERA WHIP															IP WLS BF H R ER SO BB IBB HBP BLK WP HR S P ERA WHIP					
<b>Mike Morgan, R</b> ERA: 3.5 (1, 1)	6.0 1.0 1.0 0.1	5 1 0 1	5 1 0 3	1 1 1 1	5 1 0 0	1 46 13 16	7.50 0.00 0.00 27.00	1.500 1.000 1.000 9.000														
<b>Rich DelLucia, R</b> ERA: 3.48 (7, 1)	1.0 4 1 0	1 0 0 1	0 0 0 3	0 0 0 0	0 0 0 0	0 8 13 16	0.00 0.00 0.00 16.00	1.000 1.000 1.000 9.000														
<b>Tony Fossas, L</b> ERA: 1.65 (8, 1)	1.0 4 1 0	1 0 0 1	0 0 0 3	0 0 0 0	0 0 0 0	0 14 16 16	0.00 0.00 0.00 16.00	1.000 1.000 1.000 9.000														
<b>Jeff Parrett, R</b> ERA: 3.9 (9, 1)	0.1 L 4 3	1 1 1 1	1 1 1 1	1 1 1 1	0 0 0 0	0 9 16 16	27.00 9.000 9.000 9.000	9.000 9.000 9.000 9.000														
<b>Inning Stats</b>	R: 4 E: 0 K: 0 S: 11	H: 2 LOB: 0 BB: 2 P: 20	R: 0 E: 0 K: 0 S: 10	H: 2 LOB: 1 BB: 0 P: 15	R: 0 E: 0 K: 1 S: 5	H: 0 LOB: 0 BB: 0 P: 11	R: 1 E: 0 K: 0 S: 8	H: 3 LOB: 1 BB: 0 P: 8	R: 0 E: 0 K: 0 S: 5	H: 0 LOB: 0 BB: 0 P: 10	R: 0 E: 0 K: 1 S: 8	H: 1 LOB: 1 BB: 0 P: 13	R: 0 E: 0 K: 3 S: 14	H: 1 LOB: 1 BB: 0 P: 16	R: 1 E: 0 K: 1 S: 9	H: 3 LOB: 2 BB: 0 P: 16	1B: 10 2B: 2 3B: 0 HR: 1	SF: 1 SAC: 0 DP: 2 HBP: 1	WP: 1 PB: 0 SB: 0 CS: 1	PA: 37		

St. Louis Cardinals @ Atlanta Braves  
Atlanta-Fulton County Stadium, Atlanta, GA  
Mon Sep 04 1995, 7:05 PM EDT  
Att: 29,849 - Unknown

AB 33  
R 6  
H 12  
RBI 6  
BB 2  
SO 6  
LOB 7





Batter	1	2	3	4	5	6	7	8	9	AB	R	H	RBI	BB	SO	LOB	TOP					
Marquis Grissom, R OBP: 0.289, SLG: 0.324										5	1	1	2	0	1	1	<b>Atlanta Braves @ Florida Marlins</b> Joe Robbie Stadium, Miami, FL Wed Sep 06 1995, Postponed Att: 23,550 - Unknown - 83 F  <b>AB 38</b> <b>R 6</b> <b>H 11</b> <b>RBI 6</b> <b>BB 3</b> <b>SO 8</b> <b>LOB 11</b>  					
Jeff Blausler, R OBP: 0.361, SLG: 0.310										4	0	1	0	0	0	0						
Javy Lopez, R OBP: 0.333, SLG: 0.600										1	0	0	0	0	0	0						
10 Chipper Jones, S OBP: 0.389, SLG: 0.333										5	0	0	0	0	3	1						
Fred McGriff, L OBP: 0.444, SLG: 0.571										5	0	2	0	0	0	0						
David Justice, L OBP: 0.444, SLG: 0.645										4	1	2	0	1	0	1						
Jose Oliva, R OBP: 0.444, SLG: 1.125										4	1	1	2	0	1	3						
Mike Devereaux, R OBP: 0.367, SLG: 0.407										1	0	0	0	0	0	2						
Charlie O'Brien, R OBP: 0.714, SLG: 0.333										2	0	1	0	0	0	0						
Dwight Smith, L OBP: 0.428, SLG: 0.500										1	1	1	0	0	0	0						
Rafael Belliard, R										0	0	0	0	0	0	0						
Mark Lemke, S OBP: 0.364, SLG: 0.444										2	1	1	1	2	1	2						
Steve Avery, L										2	0	0	0	0	1	0						
Mark Wohlers, R										0	0	0	0	0	0	0						
Mike Kelly, R										0	0	0	0	0	0	0						
Mike Stanton, L										0	0	0	0	0	0	0						
Brad Woodall, S										0	0	0	0	0	0	0						
Luis Polonia, L										0	0	0	0	0	0	0						
Greg McMichael, R										0	0	0	0	0	0	0						
<b>Inning Stats</b>	R: 0 E: 0 K: 1 S: 7	H: 0 LOB: 0 BB: 0 P: 12	R: 0 E: 0 K: 1 S: 16	H: 1 LOB: 2 BB: 1 P: 32	R: 0 E: 0 K: 2 S: 14	H: 1 LOB: 1 BB: 0 P: 17	R: 0 E: 0 K: 1 S: 16	H: 2 LOB: 2 BB: 0 P: 26	R: 0 E: 0 K: 0 S: 5	H: 0 LOB: 0 BB: 0 P: 10	R: 0 E: 0 K: 0 S: 12	H: 1 LOB: 1 BB: 0 P: 17	R: 0 E: 0 K: 1 S: 9	H: 0 LOB: 1 BB: 1 P: 16	R: 0 E: 0 K: 1 S: 9	H: 0 LOB: 0 BB: 0 P: 12	R: 6 E: 1 K: 1 S: 24	H: 6 LOB: 2 BB: 1 P: 39	1B: 5 2B: 2 3B: 2 HR: 2	SF: 0 SAC: 0 DP: 0 HBP: 1	WP: 0 PB: 0 SB: 1 CS: 0	PA: 43
<b>PITCHER</b>	IP WLS BF H R ER SO BB IBB HBP BLK WP HR S P ERA WHIP																					
Pat Rapp, R ERA: 0.84	5.0	20	4	0	0	5	1	0	1	0	0	0	0	0	58	97	0.00	1.000				
Yorkis Perez, L ERA:	2.0	8	1	0	0	1	1	0	0	0	0	0	0	21	33	0.00	1.000					
Robb Nen, R ERA: 9.0	1.0	L 9	5	6	5	1	0	0	0	0	2	23	33	45.00	5.000							
Buddy Groom, L ERA: 5.4	1.0	5	1	0	0	1	1	0	0	0	0	10	18	0.00	2.000							


Batter	1	2	3	4	5	6	7	8	9	AB	R	H	RBI	BB	SO	LOB	BOTTOM					
QuiVio Veras, S OBP: 0.323, SLG: 0.200										4	0	0	1	0	1	3	<b>Atlanta Braves @ Florida Marlins</b> Joe Robbie Stadium, Miami, FL Wed Sep 06 1995, Postponed Att: 23,550 - Unknown - 83 F  <b>AB 33</b> <b>R 3</b> <b>H 8</b> <b>RBI 3</b> <b>BB 3</b> <b>SO 6</b> <b>LOB 16</b>  					
Mario Diaz, R OBP: 0.222, SLG: 0.444										4	0	0	0	0	0	1						
Robb Nen, R										0	0	0	0	0	0	0						
Buddy Groom, L										0	0	0	0	0	0	0						
Gary Sheffield, R OBP: 0.429, SLG: 0.500										2	0	1	0	2	0	0						
Jeff Conine, R OBP: 0.412, SLG: 0.714										3	1	1	0	1	2	2						
Terry Pendleton, S OBP: 0.313, SLG: 0.367										4	0	0	0	0	1	4						
Andre Dawson, R OBP: 0.333, SLG: 0.556										3	1	2	1	0	0	2						
Greg Colbrunn, R OBP: 0.259, SLG: 0.296										1	0	0	0	0	0	1						
Charles Johnson, R OBP: 0.148, SLG: 0.080										4	0	1	1	0	1	1						
Chuck Carr, S OBP: 0.320, SLG: 0.190										4	1	1	0	0	1	2						
Pat Rapp, R										1	0	0	0	0	0	0						
Alex Arias, L OBP: 0.287, SLG: 0.182										1	0	1	0	0	0	0						
Yorkis Perez, L										0	0	0	0	0	0	0						
Steve Decker, R OBP: 0.333, SLG: 0.333										0	0	0	0	0	0	0						
Eddie Zosky, R OBP: 0.292, SLG: 0.290										0	0	0	0	0	0	0						
Kurt Abbott, R										1	0	0	0	0	0	0						
<b>Inning Stats</b>	R: 0 E: 0 K: 0 S: 7	H: 0 LOB: 0 BB: 0 P: 14	R: 2 E: 0 K: 1 S: 10	H: 3 LOB: 0 BB: 0 P: 17	R: 0 E: 0 K: 1 S: 6	H: 0 LOB: 0 BB: 0 P: 9	R: 0 E: 0 K: 1 S: 7	H: 0 LOB: 0 BB: 1 P: 15	R: 0 E: 0 K: 1 S: 14	H: 2 LOB: 2 BB: 0 P: 18	R: 0 E: 0 K: 1 S: 16	H: 1 LOB: 2 BB: 1 P: 28	R: 1 E: 0 K: 0 S: 10	H: 2 LOB: 1 BB: 0 P: 12	R: 0 E: 0 K: 1 S: 7	H: 0 LOB: 1 BB: 1 P: 17	R: 0 E: 0 K: 0 S: 9	H: 0 LOB: 0 BB: 0 P: 13	1B: 7 2B: 0 3B: 1 HR: 0	SF: 0 SAC: 0 DP: 0 HBP: 0	WP: 0 PB: 0 SB: 3 CS: 2	PA: 36
<b>PITCHER</b>	IP WLS BF H R ER SO BB IBB HBP BLK WP HR S P ERA WHIP																					
Steve Avery, L ERA: 5.19	5.1	22	6	2	2	4	2	0	0	0	0	7	10	0.00	0.000							
Mark Wohlers, R ERA: 5.4	0.2	2	0	0	0	1	0	0	0	0	0	7	10	0.00	0.000							
Mike Stanton, L ERA: 5.4	1.0	5	2	1	1	0	0	0	0	0	0	10	12	9.00	2.000							
Brad Woodall, L ERA: 10.8	1.0	W 4	0	0	0	1	1	0	0	0	0	7	17	0.00	1.000							
Greg McMichael, R ERA: 2.08	1.0	S 3	0	0	0	0	0	0	0	0	0	9	13	0.00	0.000							



Batter	1	2	3	4	5	6	7	8	9	AB	R	H	RBI	BB	SO	LOB	TOP			
Marquis Grissom, R (1, 8) OBP: 0.305, SLG: 0.352	F9		G2-3			G6-3		F9-3		4	0	0	0	0	0	1				
Mark Lemke, S (1, 4) OBP: 0.318, SLG: 0.330	K				L6	G5-3			1B	4	0	1	0	0	1	0				
10 Chipper Jones, S (1, 5) OBP: 0.357, SLG: 0.443	G4-3				G4-3		L7		K	4	0	0	0	0	1	1				
Fred McGriff, L (1, 3)		F8			G4-3		HR		K	4	1	1	1	0	1	1				
David Justice, L (1, 9) OBP: 0.378, SLG: 0.500		G3				E6 BB		FC4-6 1B	F8	4	0	1	0	0	0	1				
Ryan Klesko, L (1, 7) OBP: 0.401, SLG: 0.597								FC4-6 1B		1	0	0	0	2	0	1				
Charlie O'Brien, R (1, 2) OBP: 0.366, SLG: 0.445								F8		3	0	0	0	0	1	4				
Rafael Belliard, R (1, 6) OBP: 0.248, SLG: 0.245 (8, PH)			G5-3							2	0	0	0	0	0	2				
Luis Polonia, L (8, PH) OBP: 0.331, SLG: 0.359						G4-6-3				1	0	1	0	0	0	0				
Mike Mordecai, R (8, 6) OBP: 0.313, SLG: 0.477								F9-3 1B		0	0	0	0	0	0	0				
Steve Avery, L (1, 1) OBP: 0.234, SLG: 0.400			G1-3					F9		2	0	0	0	0	1	0				
Dwight Smith, L (8, PH) OBP: 0.339, SLG: 0.426										1	0	0	0	0	0	1				
Alejandro Pena, R (8, 1)										0	0	0	0	0	0	0				
<b>Inning Stats</b>	R: 0 E: 0 K: 1 S: 7	H: 0 LOB: 0 BB: 0 P: 9	R: 0 E: 0 K: 1 S: 7	H: 0 LOB: 1 BB: 1 P: 13	R: 0 E: 0 K: 0 S: 9	H: 0 LOB: 0 BB: 0 P: 13	R: 0 E: 0 K: 0 S: 6	H: 0 LOB: 0 BB: 0 P: 7	R: 0 E: 1 K: 0 S: 5	H: 0 LOB: 1 BB: 1 P: 9	R: 1 E: 0 K: 0 S: 11	H: 2 LOB: 1 BB: 0 P: 17	R: 0 E: 0 K: 2 S: 7	H: 1 LOB: 0 BB: 0 P: 10	R: 0 E: 0 K: 2 S: 8	H: 1 LOB: 1 BB: 0 P: 15	1B: 3 2B: 1 3B: 0 HR: 1	SF: 0 SAC: 0 DP: 2 HBP: 0	WP: 0 PB: 0 CS: 0	PA: 32
<b>PITCHER</b> Pat Rapp, R (1, 1) ERA: 3.96	IP: 9.0 WLS: W BF: 32 H: 4 R: 1 ER: 1 SO: 5 BB: 2 IBB: 0 HBP: 0 BLK: 0 WP: 0 HR: 1 S: 68 P: 106 ERA: 1.00 WHIP: 0.667															<b>PITCHER</b>				

Atlanta Braves @ Florida Marlins  
Joe Robbie Stadium, Miami, FL  
Thu Sep 07 1995, 7:05 PM EDT  
Att: 20,788 - Unknown - 75 F


AB 30  
R 1  
H 4  
RBI 1  
BB 2  
SO 5  
LOB 12



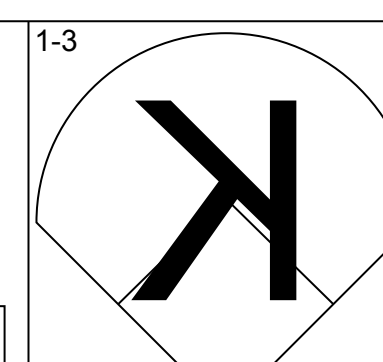
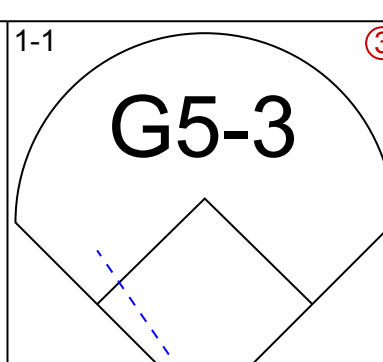
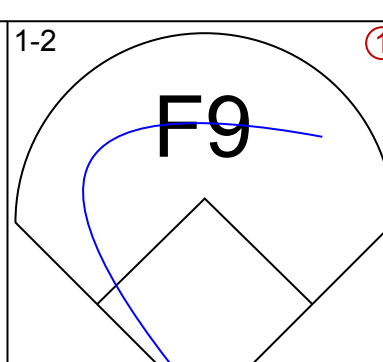
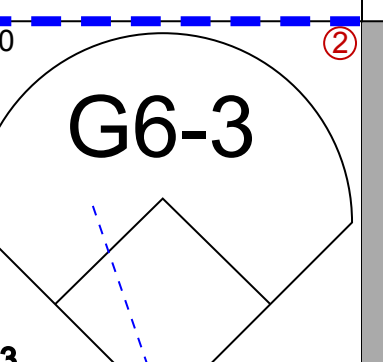
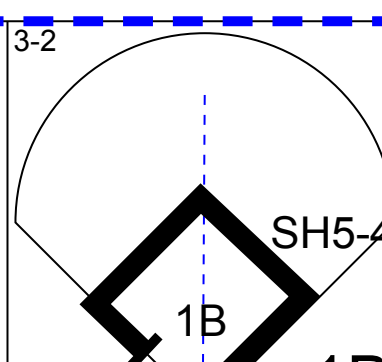
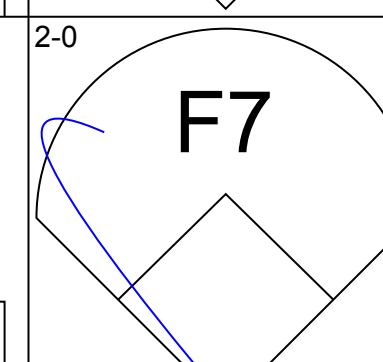
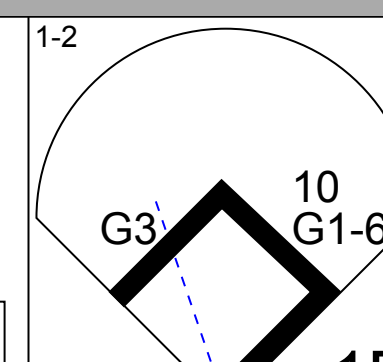
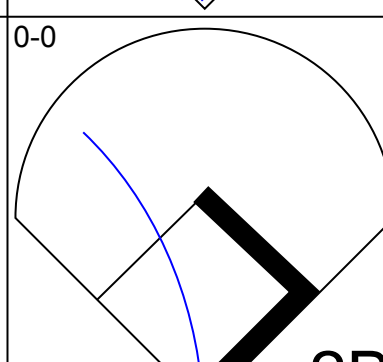
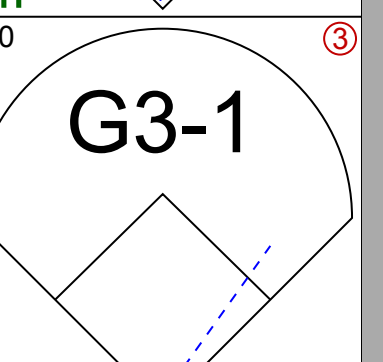
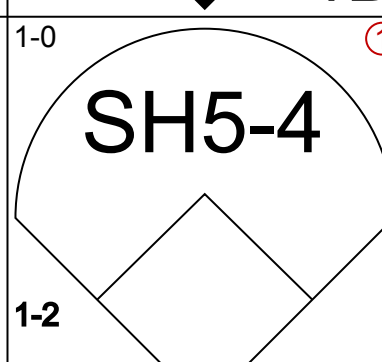
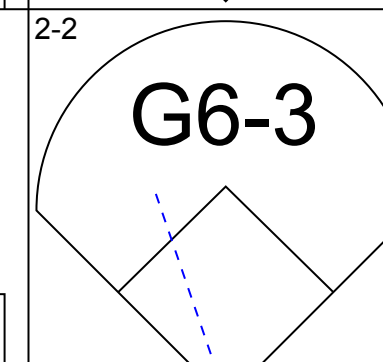
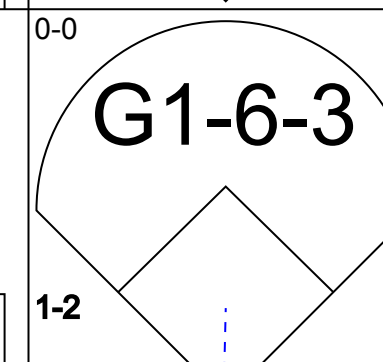
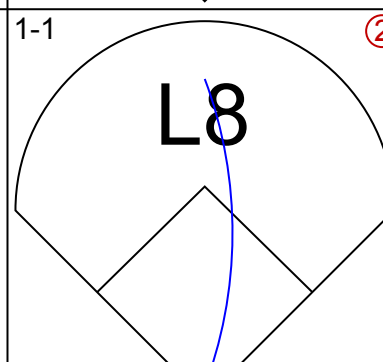
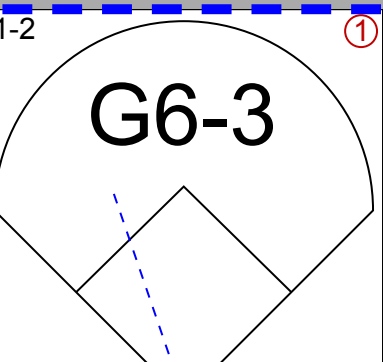
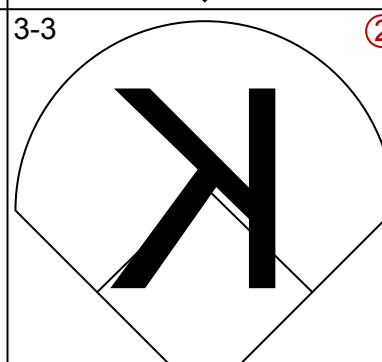
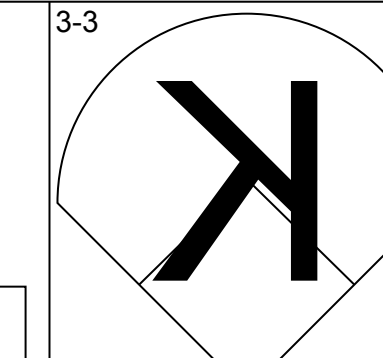
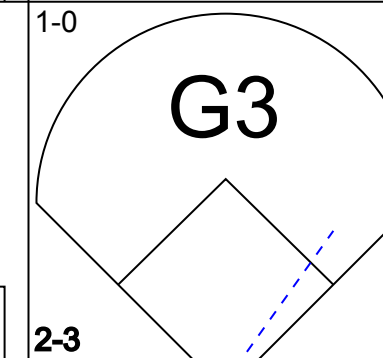
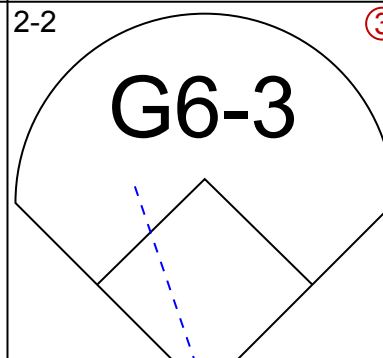
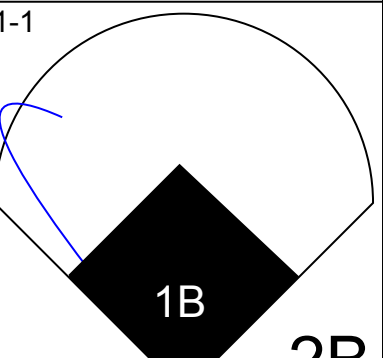
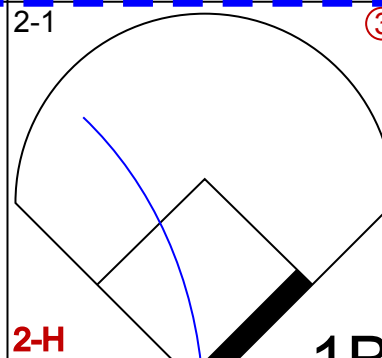

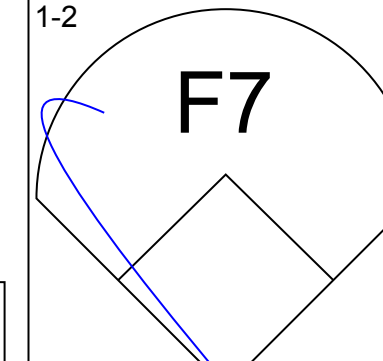
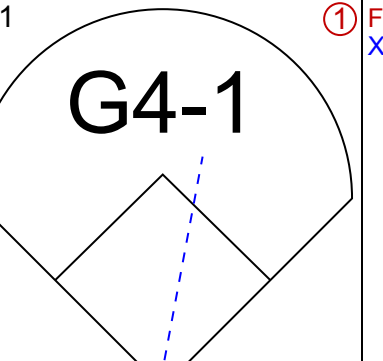
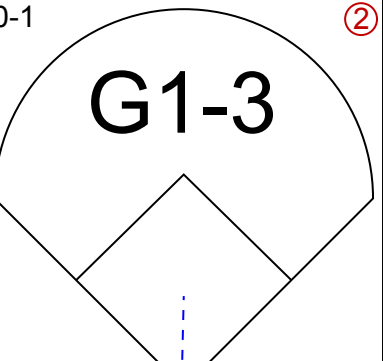

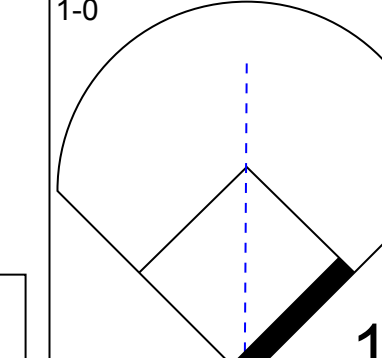
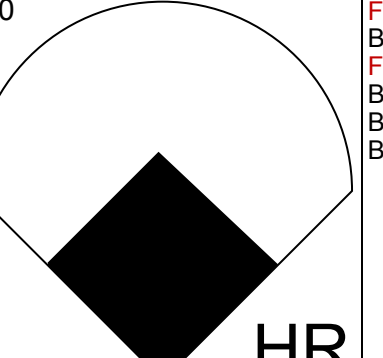
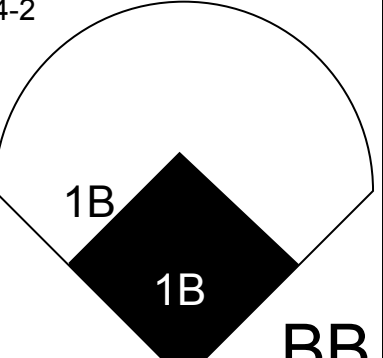
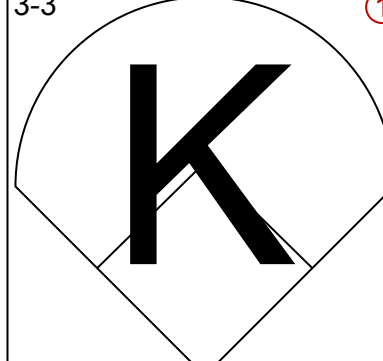
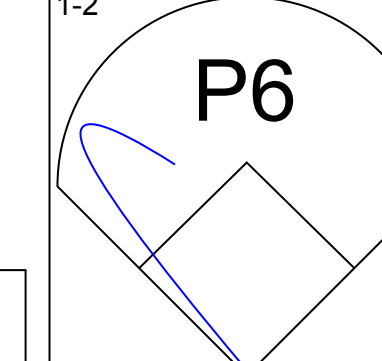
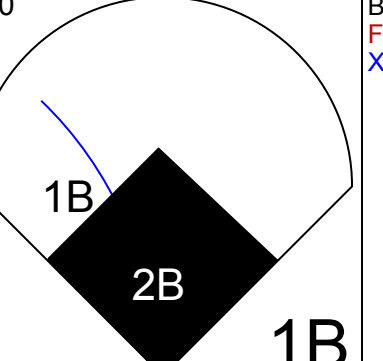
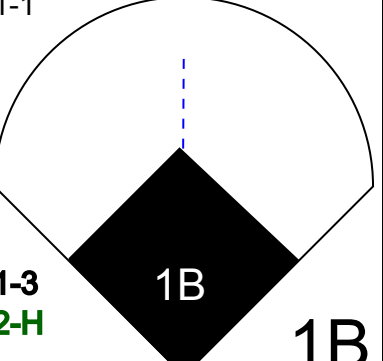
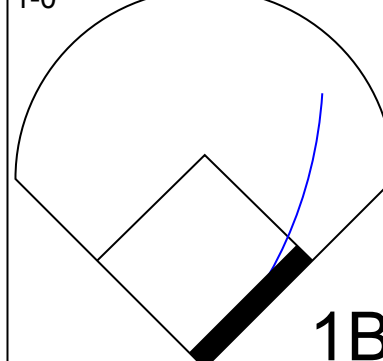
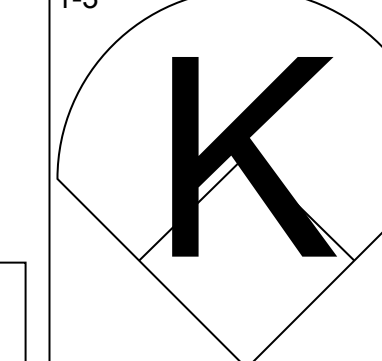
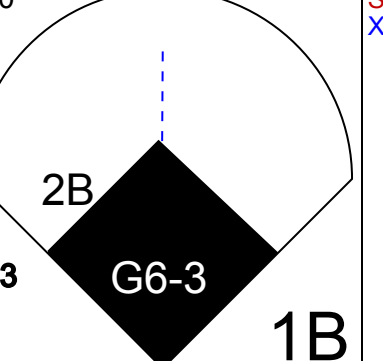
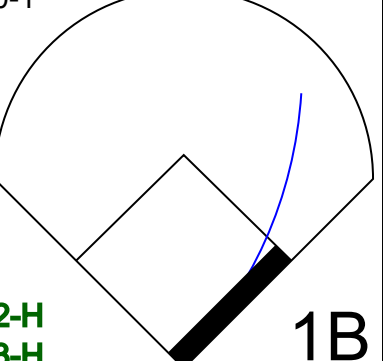

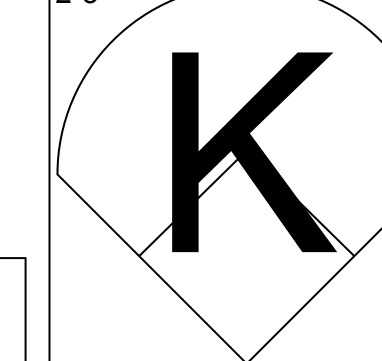
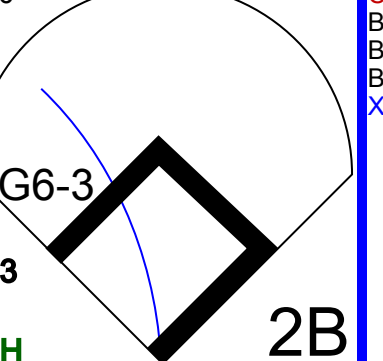
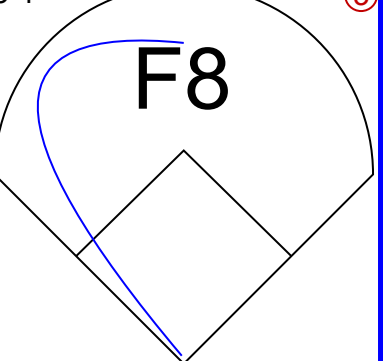
Batter	1	2	3	4	5	6	7	8	9	AB	R	H	RBI	BB	SO	LOB	BOTTOM	
Quilvio Veras, S (1, 4) OBP: 0.373, SLG: 0.353	L9		K			G5-3		CS 1B		4	0	1	0	0	1	0		
Chuck Carr, S (1, 8) OBP: 0.326, SLG: 0.291	HR 1B		P5			1B HR 1B		K 1-2		4	2	2	0	0	1	1		
Gary Sheffield, R (1, 9) OBP: 0.444, SLG: 0.537	HR 1B		G5-3			1B HR 1B		K 1-3		4	2	2	2	0	1	0		
Jeff Conine, R (1, 7) OBP: 0.389, SLG: 0.539	1B				K	HR 1B		K		3	1	2	3	0	1	0		
Terry Pendleton, S (1, 5) OBP: 0.344, SLG: 0.436	L6				P4	F8				3	0	0	0	0	0	1		
Greg Colbrunn, R (1, 3) OBP: 0.318, SLG: 0.465	F8				G6-3	K				3	0	0	0	0	1	1		
Kurt Abbott, R (1, 6) OBP: 0.310, SLG: 0.439		F9				K		K		3	0	0	0	0	2	0		
Charles Johnson, R (1, 2) OBP: 0.336, SLG: 0.371		G6-3				L9		K		3	0	0	0	0	1	0		
Pat Rapp, R (1, 1) OBP: 0.133, SLG: 0.156		K				G1-3		G5-3		3	0	0	0	0	1	0		
<b>Inning Stats</b>	R: 2 E: 0 K: 0 S: 7	H: 3 LOB: 1 BB: 0 P: 11	R: 0 E: 0 K: 1 S: 5	H: 0 LOB: 0 BB: 0 P: 9	R: 0 E: 0 K: 1 S: 8	H: 0 LOB: 0 BB: 0 P: 12	R: 0 E: 0 K: 1 S: 10	H: 0 LOB: 0 BB: 0 P: 14	R: 3 E: 0 K: 1 S: 17	H: 3 LOB: 0 BB: 0 P: 24	R: 0 E: 0 K: 2 S: 7	H: 0 LOB: 0 BB: 0 P: 9	R: 0 E: 0 K: 2 S: 9	H: 1 LOB: 0 BB: 0 P: 13	1B: 5 2B: 0 3B: 0 HR: 2	SF: 0 SAC: 0 DP: 0 HBP: 0	WP: 0 PB: 0 CS: 1	PA: 30
<b>PITCHER</b> Steve Avery, L (1, 1) ERA: 4.81	IP: 7.0 WLS: L BF: 27 H: 6 R: 5 ER: 5 SO: 7 BB: 0 IBB: 0 HBP: 0 BLK: 0 WP: 0 HR: 2 S: 62 P: 89 ERA: 6.43 WHIP: 0.857															<b>PITCHER</b>		
Alejandro Pena, R (8, 1) ERA: 4.96	IP: 1.0 WLS: 3 BF: 1 H: 0 R: 0 ER: 0 SO: 2 BB: 0 IBB: 0 HBP: 0 BLK: 0 WP: 0 HR: 0 S: 9 P: 13 ERA: 0.00 WHIP: 1.000															<b>PITCHER</b>		

Atlanta Braves @ Florida Marlins  
Joe Robbie Stadium, Miami, FL  
Thu Sep 07 1995, 7:05 PM EDT  
Att: 20,788 - Unknown - 75 F

AB 30  
R 5  
H 7  
RBI 5  
BB 0  
SO 9  
LOB 3

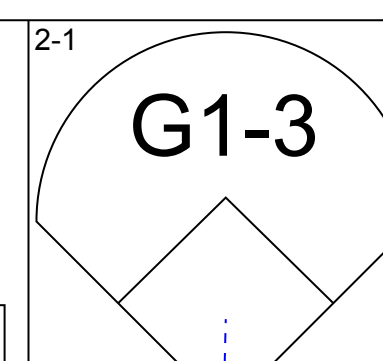
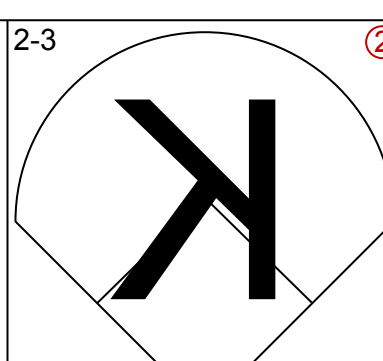
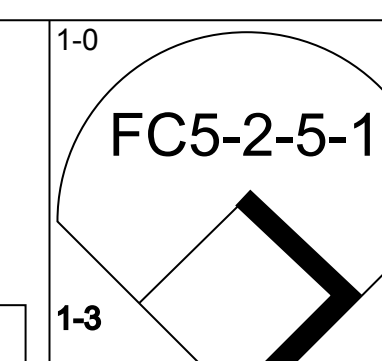
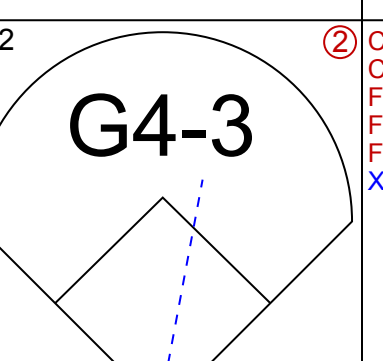
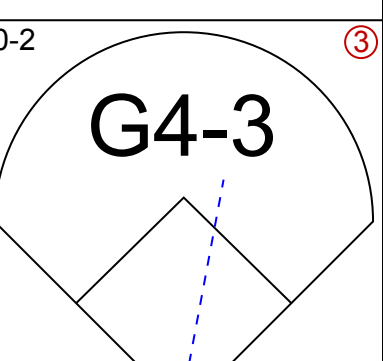
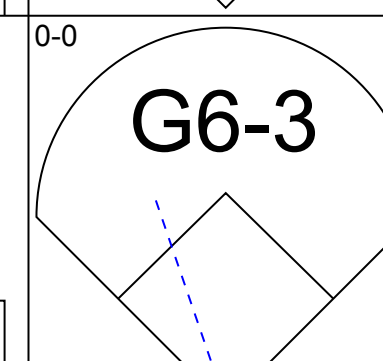
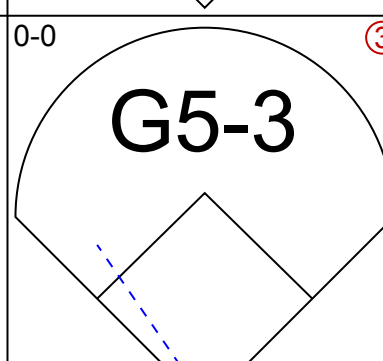
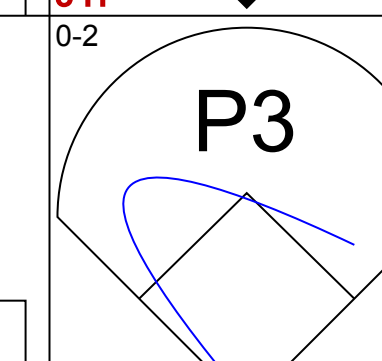
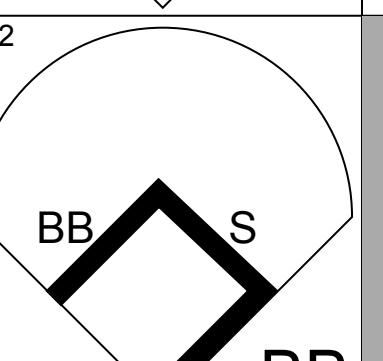
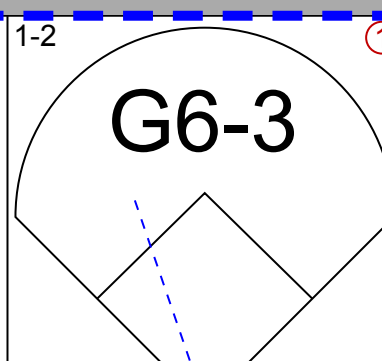
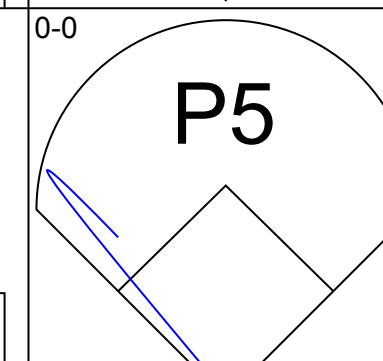
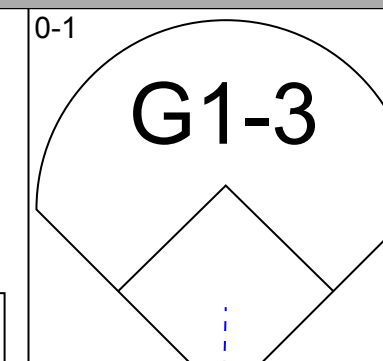
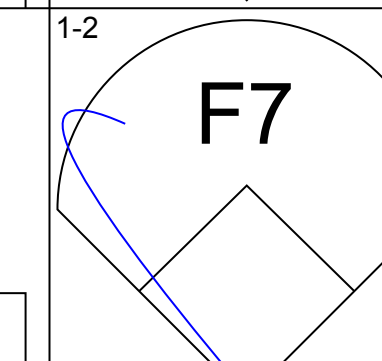
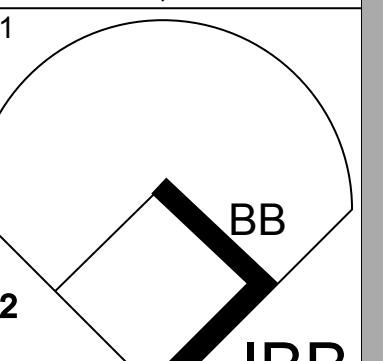
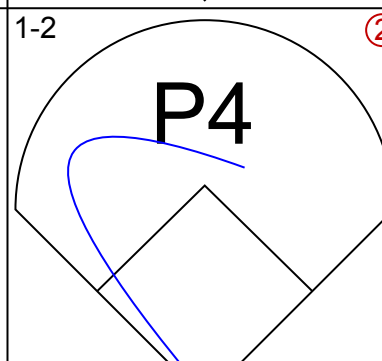
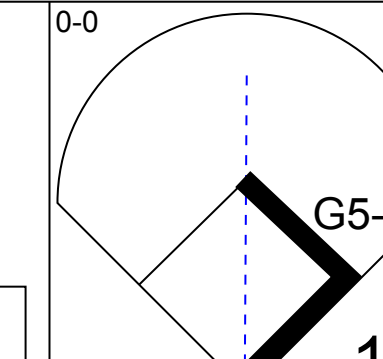
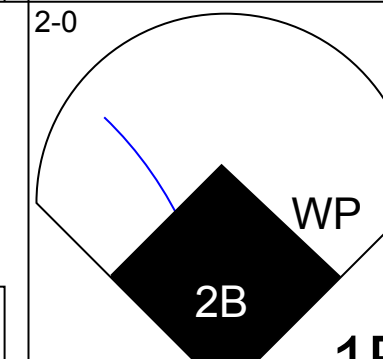
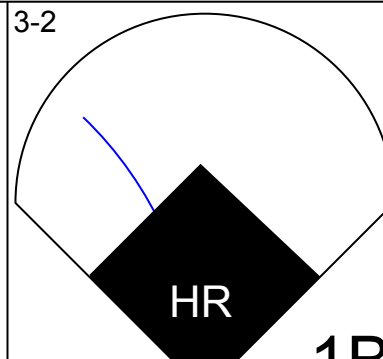

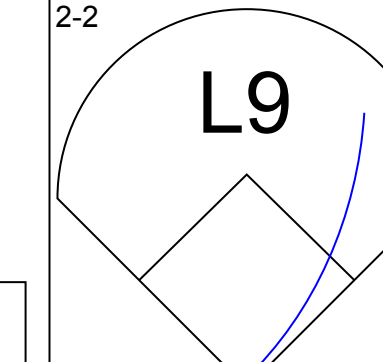
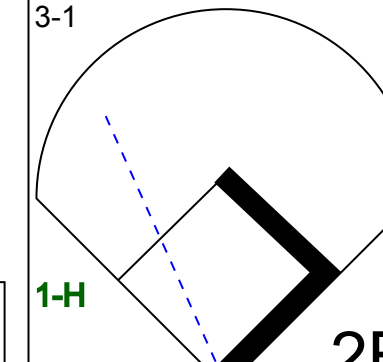
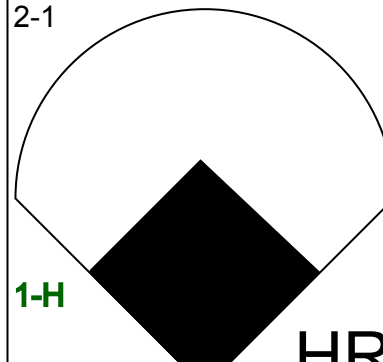

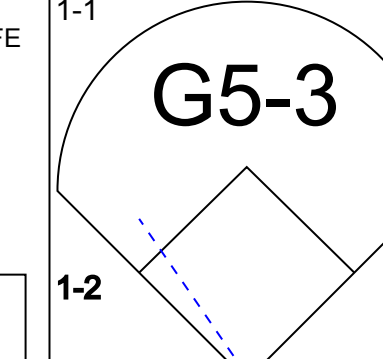
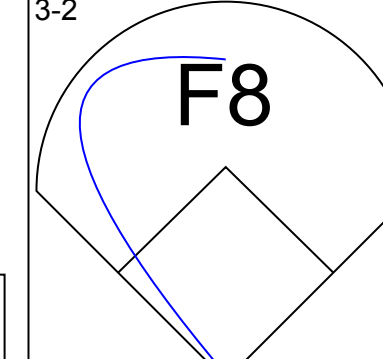
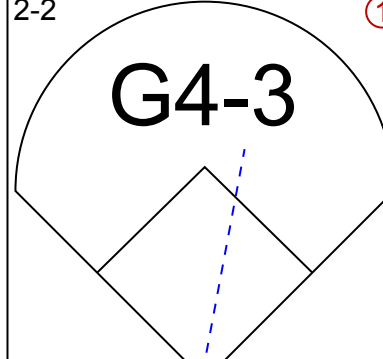
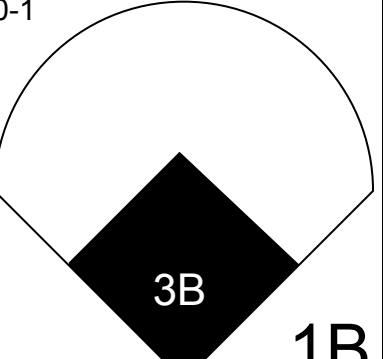
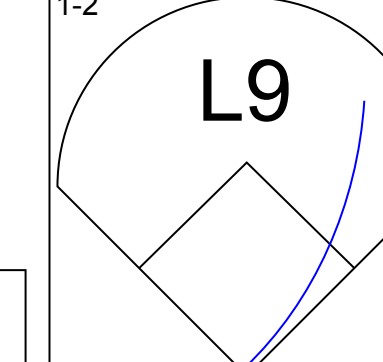
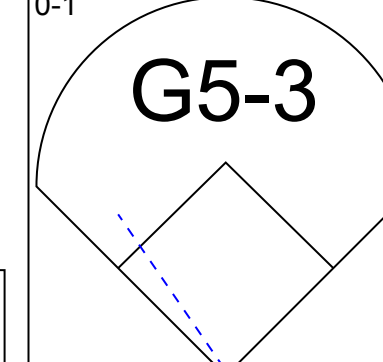
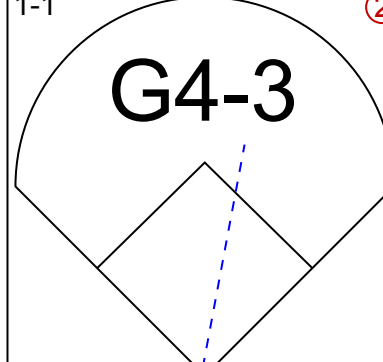
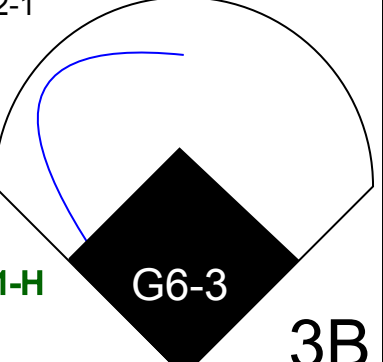
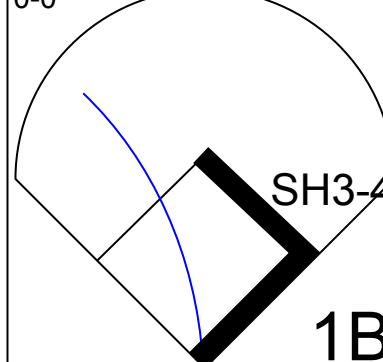
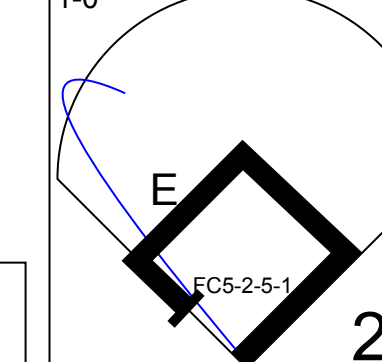

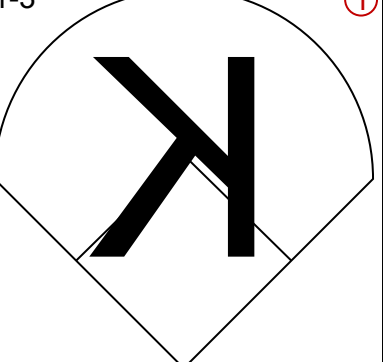
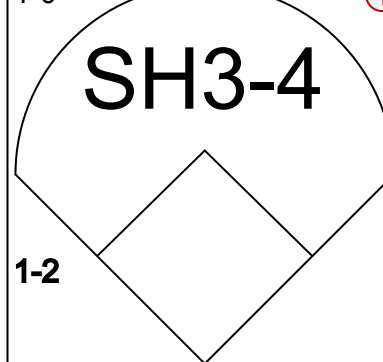
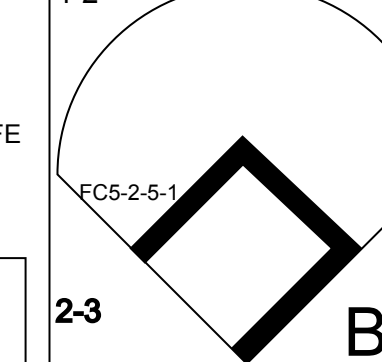
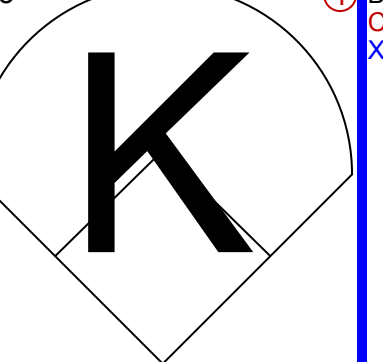
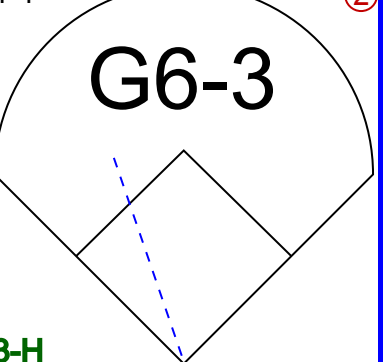




Batter	1	2	3	4	5	6	7	8	9	AB	R	H	RBI	BB	SO	LOB	TOP					
Marquis Grissom, R OBP: 0.304, SLG: 0.350										5	0	1	1	0	1	2	<p>Atlanta Braves @ Florida Marlins Joe Robbie Stadium, Miami, FL</p> <p>Fri Sep 08, 1995, 7:05 PM EDT Att: 21,897 - Unknown - 82 F</p>					
Mark Lemke, S OBP: 0.319, SLG: 0.335										4	0	2	0	0	0	1						
10 Chipper Jones, S OBP: 0.354, SLG: 0.438										5	0	0	0	0	1	3						
Fred McGriff, L OBP: 0.353, SLG: 0.484										5	1	2	0	0	1	2						
David Justice, L OBP: 0.374, SLG: 0.494										4	0	0	0	0	1	2						
Javy Lopez, R OBP: 0.349, SLG: 0.508										3	2	2	1	1	1	0						
Mike Devereaux, R OBP: 0.355, SLG: 0.471										4	2	2	1	0	1	1						
Rafael Belliard, R OBP: 0.261, SLG: 0.258										4	1	3	2	0	1	1						
Kent Mercker, L ERA: 3.64										2	0	0	0	0	0	2						
Brad Clontz, R ERA: 3.94										0	0	0	0	0	0	0						
Mike Mordecai, R ERA: 5.9										1	0	1	0	0	0	0						
Greg McMichael, R ERA: 6.08										0	0	0	0	0	0	0						
Ryan Klesko, L ERA: 4.37										0	0	0	0	0	0	0						
Alejandro Pena, R										0	0	0	0	0	0	0						
Mark Wohlers, R										0	0	0	0	0	0	0						
<b>Inning Stats</b>	R: 0 E: 0 K: 1 S: 7	H: 0 LOB: 0 BB: 0 P: 12	R: 0 E: 0 K: 3 S: 9	H: 0 LOB: 0 BB: 0 P: 12	R: 0 E: 0 K: 2 S: 9	H: 1 LOB: 1 BB: 0 P: 16	R: 0 E: 0 K: 0 S: 8	H: 1 LOB: 1 BB: 0 P: 11	R: 0 E: 0 K: 2 S: 10	H: 1 LOB: 1 BB: 0 P: 15	R: 0 E: 0 K: 0 S: 14	H: 1 LOB: 1 BB: 0 P: 18	R: 3 E: 0 K: 0 S: 8	H: 4 LOB: 1 BB: 0 P: 12	R: 3 E: 0 K: 1 S: 15	H: 3 LOB: 1 BB: 1 P: 25	R: 0 E: 0 K: 1 S: 9	H: 2 LOB: 2 BB: 0 P: 18	1B: 9 2B: 3 3B: 0 HR: 1	SF: 0 SAC: 1 DP: 0 HBP: 0	WP: 0 PB: 0 SB: 0 CS: 0	PA: 40
<b>PITCHER</b>	IP WLS BF H R ER SO BB IBB HBP BLK WP HR S P ERA WHIP																					
Chris Hammond, L ERA: 3.6	(1, 1) 6.1 27 8 3 3 8 0 0 0 0 0 0 1 63 92 4.26 1.263																					
Terry Mathews, R ERA: 3.64	(7, 1) 0.2 2 0 0 0 0 0 0 0 0 0 0 0 2 4 0.00 0.000																					
Yorkis Perez, L ERA: 5.9	(8, 1) 0.2 L 3 1 1 1 0 0 0 0 0 0 0 0 7 9 13.50 1.500																					
David Weathers, R ERA: 6.08	(8, 1) 0.1 4 2 2 2 0 1 0 0 0 0 0 0 8 16 54.00 9.000																					
Rich Garces, R ERA: 4.37	(9, 1) 0.2 3 1 0 0 1 0 0 0 0 0 0 0 7 14 0.00 1.500																					

AB	38
R	6
H	13
RBI	6
BB	1
SO	9
LOB	15



Batter	1	2	3	4	5	6	7	8	9	AB	R	H	RBI	BB	SO	LOB	BOTTOM					
Quilvio Veras, S OBP: 0.369, SLG: 0.349										5	0	0	0	0	1	3	<p>Atlanta Braves @ Florida Marlins Joe Robbie Stadium, Miami, FL</p> <p>Fri Sep 08, 1995, 7:05 PM EDT Att: 21,897 - Unknown - 82 F</p>					
Chuck Carr, S OBP: 0.325, SLG: 0.288										3	0	0	0	1	0	3						
Andre Dawson, R OBP: 0.303, SLG: 0.436										1	0	0	0	0	0	0						
Gary Sheffield, R OBP: 0.438, SLG: 0.524										4	0	0	0	1	0	2						
Jeff Conine, R OBP: 0.393, SLG: 0.541										4	2	3	0	1	0	0						
Terry Pendleton, S OBP: 0.346, SLG: 0.445										4	1	2	3	0	0	4						
Greg Colbrunn, R OBP: 0.317, SLG: 0.463										4	1	1	0	0	0	2						
Kurt Abbott, R OBP: 0.309, SLG: 0.443										4	1	1	1	0	0	2						
Charles Johnson, R OBP: 0.338, SLG: 0.377										4	0	2	0	0	2	1						
Chris Hammond, L ERA: 4.3										0	0	0	0	1	0	0						
Terry Mathews, L ERA: 3.94										0	0	0	0	0	0	0						
Tommy Lasorda, L ERA: 3.94										1	0	0	0	0	0	0						
Yorkis Perez, L ERA: 2.79										0	0	0	0	0	0	0						
David Weathers, R ERA: 5.24										1	0	1	0	0	0	0						
Alex Arias, R ERA: 1.78										0	0	0	0	0	0	0						
Buddy Groom, L										0	0	0	0	0	0	0						
<b>Inning Stats</b>	R: 0 E: 0 K: 0 S: 4	H: 0 LOB: 0 BB: 0 P: 6	R: 0 E: 0 K: 0 S: 9	H: 1 LOB: 1 BB: 0 P: 13	R: 0 E: 0 K: 1 S: 7	H: 1 LOB: 1 BB: 0 P: 10	R: 1 E: 0 K: 0 S: 10	H: 2 LOB: 1 BB: 0 P: 18	R: 0 E: 1 K: 1 S: 10	H: 1 LOB: 2 BB: 1 P: 17	R: 2 E: 0 K: 1 S: 14	H: 2 LOB: 3 BB: 0 P: 22	R: 0 E: 0 K: 1 S: 12	H: 0 LOB: 3 BB: 3 P: 26	R: 2 E: 0 K: 1 S: 15	H: 2 LOB: 0 BB: 0 P: 19	R: 0 E: 0 K: 0 S: 7	H: 0 LOB: 0 BB: 0 P: 9	1B: 5 2B: 2 3B: 1 HR: 1	SF: 0 SAC: 1 DP: 0 HBP: 0	WP: 1 PB: 0 SB: 1 CS: 0	PA: 40
<b>PITCHER</b>	IP WLS BF H R ER SO BB IBB HBP BLK WP HR S P ERA WHIP																					
Kent Mercker, L ERA: 4.3	(1, 1) 5.0 23 7 3 3 1 1 0 0 0 0 0 1 46 75 5.40 1.600																					
Brad Clontz, R ERA: 3.94	(6, 1) 1.0 3 0 0 0 1 0 0 0 0 0 0 0 8 11 0.00 0.000																					
Greg McMichael, R ERA: 2.79	(7, 1) 1.0 W 6 0 0 0 1 2 1 0 0 0 0 0 12 26 0.00 2.000																					
Alejandro Pena, R ERA: 5.24	(8, 1) 1.0 S 5 2 2 2 1 0 0 0 0 0 0 0 15 19 18.00 2.000																					
Mark Wohlers, R ERA: 1.78	(9, 1) 1.0 S 3 0 0 0 0 0 0 0 0 0 0 0 7 9 0.00 0.000																					

AB	35
R	5
H	9
RBI	5
BB	4
SO	4
LOB	17













Batter	1	2	3	4	5	6	7	8	9	10	11	12	AB	R	H	RBI	BB	SO	LOB	TOP																																																																																																	
Marquis Grissom, R (1.8) OBP: 0.313, SLG: 0.359	2-3 K		3-2 G4-3 E HR 1B	3-1 L9		4-0 1B BB		1-1 1B		0-0 L9 1B		1-3 K	6	1	3	0	1	2	1																																																																																																		
Mark Lemke, S (1.4) OBP: 0.322, SLG: 0.336	2-1 1B		2-0 G4-3	0-0 L8		0-0 1B		0-1 G1-3		3-2 L9		0-0 G6-3	7	0	2	0	0	0	4																																																																																																		
10 Chipper Jones, S (1.5) OBP: 0.355, SLG: 0.440	2-3 K		3-3 K		2-2 FC3-6 1B	0-0 G4-3			0-1 1B 1B	0-0 G4-3			6	1	2	0	0	2	5																																																																																																		
Fred McGriff, L (1.3) OBP: 0.357, SLG: 0.489	2-2 G3		4-2 HR BB		1-1 FC3-6 1B		1-3 K		0-0 FC5-4 1B 1B		0-1 L7 1B		5	1	3	0	1	1	1																																																																																																		
David Justice, L (1.9) OBP: 0.373, SLG: 0.494		2-1 1B WP 1B	2-1 HR BB		2-0 FC3-6 1B		1-0 P2		0-2 L8		0-0 L7 1B		6	1	2	3	0	0	5																																																																																																		
Ryan Klesko, L (1.7) OBP: 0.380, SLG: 0.592	3-0 P5		1-2 HR		1-3 K		4-0 BB		1-0 FC5-4 1B		0-1 L9		3	0	1	0	1	1	3																																																																																																		
Mike Devereaux, R (7. FR) OBP: 0.354, SLG: 0.469			1-2 2B						1-2 2H 1B				0	0	0	0	0	0	0																																																																																																		
Dwight Smith, L (9. PH) OBP: 0.352, SLG: 0.434													2	0	1	1	0	0	1																																																																																																		
Charlie O'Brien, R (1.2) OBP: 0.357, SLG: 0.418	1-3 K		0-0 G5-3		0-3 K		0-1 P7		0-1 P4		4-0 IBB		5	0	0	0	1	2	7																																																																																																		
Rafael Bottard, R (1.4) OBP: 0.320, SLG: 0.350	1-1 1B			0-2 G3		1-0 G6-3		1-1 G4-3		2-1 FC5-4		2-2 G6-3	3	0	1	0	0	0	0																																																																																																		
Luis Polonia, R (8. PH) OBP: 0.342, SLG: 0.362													1	0	0	0	0	0	0																																																																																																		
Brad Clontz, R (8. PH) OBP: 0.340, SLG: 0.360													0	0	0	0	0	0	0																																																																																																		
Mike Montecalvo, R (8. PH) OBP: 0.340, SLG: 0.360													0	0	0	0	0	0	2																																																																																																		
Alejandro Pena, R (8. PH) OBP: 0.340, SLG: 0.360													0	0	0	0	0	0	0																																																																																																		
Greg McMichael, R (10. PH) OBP: 0.340, SLG: 0.360													0	0	0	0	0	0	0																																																																																																		
Mike Kelly, R (11. PH) OBP: 0.340, SLG: 0.360													1	0	0	0	0	0	2																																																																																																		
Brad Woodall, L (11. PH) OBP: 0.340, SLG: 0.360													0	0	0	0	0	0	2																																																																																																		
Tom Glavine, L (1.1) OBP: 0.282, SLG: 0.293	0-0 F7		0-2 E2		1-0 G4-3		3-3 K		0-0 G1-3			3-2 G5-3	3	0	0	0	0	0	2																																																																																																		
Ed Giovanola, L (8. PH) OBP: 0.282, SLG: 0.293													3	0	0	0	0	1	0																																																																																																		
<b>Inning Stats</b>	R: 0 E: 0 K: 2 S: 12	H: 1 LOB: 1 BB: 0 P: 20	R: 0 E: 0 K: 1 S: 9	H: 2 LOB: 2 BB: 0 P: 16	R: 3 E: 1 K: 1 S: 18	H: 3 LOB: 1 BB: 1 P: 33	R: 0 E: 1 K: 0 S: 9	H: 0 LOB: 1 BB: 0 P: 12	R: 0 E: 0 K: 2 S: 12	H: 0 LOB: 2 BB: 0 P: 18	R: 0 E: 1 K: 1 S: 10	H: 1 LOB: 1 BB: 0 P: 15	R: 1 E: 0 K: 0 S: 11	H: 3 LOB: 2 BB: 0 P: 14	R: 0 E: 0 K: 0 S: 7	H: 1 LOB: 1 BB: 0 P: 10	R: 0 E: 0 K: 1 S: 9	H: 0 LOB: 0 BB: 0 P: 11	1B: 13 2B: 1 3B: 0 HR: 1	SF: 0 SAC: 0 DP: 0 HBP: 0	WP: 1 PB: 0 SB: 1 CS: 0	PA: 56																																																																																															
<b>PITCHER</b>	IP WLS BF H R ER SO BB IBB HBP BLK WP HR S P ERA WHIP	5.0 0.2 4 1 0 0 0 1 0 0 0 0 0 3 9 0.00 3.000	6.1 0.2 4 0 0 0 1 1 0 0 0 0 0 0 5 11 0.00 1.000	7.1 1.1 5 1 0 0 1 0 0 0 0 0 0 12 17 0.00 0.750	8.1 0.1 3 2 1 1 0 0 0 0 0 0 0 6 6 27.00 6.000	9.1 5.0 25 8 3 3 6 2 0 0 0 1 1 60 99 5.40 1.800	10.1 1.0 4 1 0 0 0 0 0 0 0 0 0 3 9 0.00 3.000	11.1 1.0 4 0 0 0 1 1 0 0 0 0 0 0 5 11 0.00 1.000	12.1 1.1 5 1 0 0 1 0 0 0 0 0 0 12 17 0.00 0.750	13.1 0.1 3 2 1 1 0 0 0 0 0 0 0 6 6 27.00 6.000	14.1 0.2 4 1 0 0 0 1 0 0 0 0 0 3 9 0.00 3.000	15.1 1.0 4 0 0 0 1 1 0 0 0 0 0 5 11 0.00 1.000	16.1 1.1 5 1 0 0 1 0 0 0 0 0 0 12 17 0.00 0.750	17.1 0.1 3 2 1 1 0 0 0 0 0 0 0 6 6 27.00 6.000	18.1 0.2 4 1 0 0 0 1 0 0 0 0 0 0 3 9 0.00 3.000	19.1 1.0 4 0 0 0 1 1 0 0 0 0 0 0 5 11 0.00 1.000	20.1 1.1 5 1 0 0 1 0 0 0 0 0 0 12 17 0.00 0.750	21.1 0.1 3 2 1 1 0 0 0 0 0 0 0 6 6 27.00 6.000	22.1 0.2 4 1 0 0 0 1 0 0 0 0 0 0 3 9 0.00 3.000	23.1 1.0 4 0 0 0 1 1 0 0 0 0 0 5 11 0.00 1.000	24.1 1.1 5 1 0 0 1 0 0 0 0 0 0 12 17 0.00 0.750	25.1 0.1 3 2 1 1 0 0 0 0 0 0 0 6 6 27.00 6.000	26.1 0.2 4 1 0 0 0 1 0 0 0 0 0 3 9 0.00 3.000	27.1 1.0 4 0 0 0 1 1 0 0 0 0 0 5 11 0.00 1.000	28.1 1.1 5 1 0 0 1 0 0 0 0 0 0 12 17 0.00 0.750	29.1 0.1 3 2 1 1 0 0 0 0 0 0 0 6 6 27.00 6.000	30.1 0.2 4 1 0 0 0 1 0 0 0 0 0 3 9 0.00 3.000	31.1 1.0 4 0 0 0 1 1 0 0 0 0 0 5 11 0.00 1.000	32.1 1.1 5 1 0 0 1 0 0 0 0 0 0 12 17 0.00 0.750	33.1 0.1 3 2 1 1 0 0 0 0 0 0 0 6 6 27.00 6.000	34.1 0.2 4 1 0 0 0 1 0 0 0 0 0 3 9 0.00 3.000	35.1 1.0 4 0 0 0 1 1 0 0 0 0 0 5 11 0.00 1.000	36.1 1.1 5 1 0 0 1 0 0 0 0 0 0 12 17 0.00 0.750	37.1 0.1 3 2 1 1 0 0 0 0 0 0 0 6 6 27.00 6.000	38.1 0.2 4 1 0 0 0 1 0 0 0 0 0 3 9 0.00 3.000	39.1 1.0 4 0 0 0 1 1 0 0 0 0 0 5 11 0.00 1.000	40.1 1.1 5 1 0 0 1 0 0 0 0 0 0 12 17 0.00 0.750	41.1 0.1 3 2 1 1 0 0 0 0 0 0 0 6 6 27.00 6.000	42.1 0.2 4 1 0 0 0 1 0 0 0 0 0 3 9 0.00 3.000	43.1 1.0 4 0 0 0 1 1 0 0 0 0 0 5 11 0.00 1.000	44.1 1.1 5 1 0 0 1 0 0 0 0 0 0 12 17 0.00 0.750	45.1 0.1 3 2 1 1 0 0 0 0 0 0 0 6 6 27.00 6.000	46.1 0.2 4 1 0 0 0 1 0 0 0 0 0 3 9 0.00 3.000	47.1 1.0 4 0 0 0 1 1 0 0 0 0 0 5 11 0.00 1.000	48.1 1.1 5 1 0 0 1 0 0 0 0 0 0 12 17 0.00 0.750	49.1 0.1 3 2 1 1 0 0 0 0 0 0 0 6 6 27.00 6.000	50.1 0.2 4 1 0 0 0 1 0 0 0 0 0 3 9 0.00 3.000	51.1 1.0 4 0 0 0 1 1 0 0 0 0 0 5 11 0.00 1.000	52.1 1.1 5 1 0 0 1 0 0 0 0 0 0 12 17 0.00 0.750	53.1 0.1 3 2 1 1 0 0 0 0 0 0 0 6 6 27.00 6.000	54.1 0.2 4 1 0 0 0 1 0 0 0 0 0 3 9 0.00 3.000	55.1 1.0 4 0 0 0 1 1 0 0 0 0 0 5 11 0.00 1.000	56.1 1.1 5 1 0 0 1 0 0 0 0 0 0 12 17 0.00 0.750	57.1 0.1 3 2 1 1 0 0 0 0 0 0 0 6 6 27.00 6.000	58.1 0.2 4 1 0 0 0 1 0 0 0 0 0 3 9 0.00 3.000	59.1 1.0 4 0 0 0 1 1 0 0 0 0 0 5 11 0.00 1.000	60.1 1.1 5 1 0 0 1 0 0 0 0 0 0 12 17 0.00 0.750	61.1 0.1 3 2 1 1 0 0 0 0 0 0 0 6 6 27.00 6.000	62.1 0.2 4 1 0 0 0 1 0 0 0 0 0 3 9 0.00 3.000	63.1 1.0 4 0 0 0 1 1 0 0 0 0 0 5 11 0.00 1.000	64.1 1.1 5 1 0 0 1 0 0 0 0 0 0 12 17 0.00 0.750	65.1 0.1 3 2 1 1 0 0 0 0 0 0 0 6 6 27.00 6.000	66.1 0.2 4 1 0 0 0 1 0 0 0 0 0 3 9 0.00 3.000	67.1 1.0 4 0 0 0 1 1 0 0 0 0 0 5 11 0.00 1.000	68.1 1.1 5 1 0 0 1 0 0 0 0 0 0 12 17 0.00 0.750	69.1 0.1 3 2 1 1 0 0 0 0 0 0 0 6 6 27.00 6.000	70.1 0.2 4 1 0 0 0 1 0 0 0 0 0 3 9 0.00 3.000	71.1 1.0 4 0 0 0 1 1 0 0 0 0 0 5 11 0.00 1.000	72.1 1.1 5 1 0 0 1 0 0 0 0 0 0 12 17 0.00 0.750	73.1 0.1 3 2 1 1 0 0 0 0 0 0 0 6 6 27.00 6.000	74.1 0.2 4 1 0 0 0 1 0 0 0 0 0 3 9 0.00 3.000	75.1 1.0 4 0 0 0 1 1 0 0 0 0 0 5 11 0.00 1.000	76.1 1.1 5 1 0 0 1 0 0 0 0 0 0 12 17 0.00 0.750	77.1 0.1 3 2 1 1 0 0 0 0 0 0 0 6 6 27.00 6.000	78.1 0.2 4 1 0 0 0 1 0 0 0 0 0 3 9 0.00 3.000	79.1 1.0 4 0 0 0 1 1 0 0 0 0 0 5 11 0.00 1.000	80.1 1.1 5 1 0 0 1 0 0 0 0 0 0 12 17 0.00 0.750	81.1 0.1 3 2 1 1 0 0 0 0 0 0 0 6 6 27.00 6.000	82.1 0.2 4 1 0 0 0 1 0 0 0 0 0 3 9 0.00 3.000	83.1 1.0 4 0 0 0 1 1 0 0 0 0 0 5 11 0.00 1.000	84.1 1.1 5 1 0 0 1 0 0 0 0 0 0 12 17 0.00 0.750	85.1 0.1 3 2 1 1 0 0 0 0 0 0 0 6 6 27.00 6.000	86.1 0.2 4 1 0 0 0 1 0 0 0 0 0 3 9 0.00 3.000	87.1 1.0 4 0 0 0 1 1 0 0 0 0 0 5 11 0.00 1.000	88.1 1.1 5 1 0 0 1 0 0 0 0 0 0 12 17 0.00 0.750	89.1 0.1 3 2 1 1 0 0 0 0 0 0 0 6 6 27.00 6.000	90.1 0.2 4 1 0 0 0 1 0 0 0 0 0 3 9 0.00 3.000	91.1 1.0 4 0 0 0 1 1 0 0 0 0 0 5 11 0.00 1.000	92.1 1.1 5 1 0 0 1 0 0 0 0 0 0 12 17 0.00 0.750	93.1 0.1 3 2 1 1 0 0 0 0 0 0 0 6 6 27.00 6.000	94.1 0.2 4 1 0 0 0 1 0 0 0 0 0 3 9 0.00 3.000	95.1 1.0 4 0 0 0 1 1 0 0 0 0 0 5 11 0.00 1.000	96.1 1.1 5 1 0 0 1 0 0 0 0 0 0 12 17 0.00 0.750	97.1 0.1 3 2 1 1 0 0 0 0 0 0 0 6 6 27.00 6.000	98.1 0.2 4 1 0 0 0 1 0 0 0 0 0 3 9 0.00 3.000	99.1 1.0 4 0 0 0 1 1 0 0 0 0 0 5 11 0.00 1.000	100.1 1.1 5 1 0 0 1 0 0 0 0 0 0 12 17 0.00 0.750	101.1 0.1 3 2 1 1 0 0 0 0 0 0 0 6 6 27.00 6.000	102.1 0.2 4 1 0 0 0 1 0 0 0 0 0 3 9 0.00 3.000	103.1 1.0 4 0 0 0 1 1 0 0 0 0 0 5 11 0.00 1.000	104.1 1.1 5 1 0 0 1 0 0 0 0 0 0 12 17 0.00 0.750	105.1 0.1 3 2 1 1 0 0 0 0 0 0 0 6 6 27.00 6.000	106.1 0.2 4 1 0 0 0 1 0 0 0 0 0 3 9 0.00 3.000	107.1 1.0 4 0 0 0 1 1 0 0 0 0 0 5 11 0.00 1.000	108.1 1.1 5 1 0 0 1 0 0 0 0 0 0 12 17 0.00 0.750	109.1 0.1 3 2 1 1 0 0 0 0 0 0 0 6 6 27.00 6.000	110.1 0.2 4 1 0 0 0 1 0 0 0 0 0 3 9 0.00 3.000	111.1 1.0 4 0 0 0 1 1 0 0 0 0 0 5 11 0.00 1.000	112.1 1.1 5 1 0 0 1 0 0 0 0 0 0 12 17 0.00 0.750	113.1 0.1 3 2 1 1 0 0 0 0 0 0 0 6 6 27.00 6.000	114.1 0.2 4 1 0 0 0 1 0 0 0 0 0 3 9 0.00 3.000	115.1 1.0 4 0 0 0 1 1 0 0 0 0 0 5 11 0.00 1.000	116.1 1.1 5 1 0 0 1 0 0 0 0 0 0 12 17 0.00 0.750	117.1 0.1 3 2 1 1 0 0 0 0 0 0 0 6 6 27.00 6.000	118.1 0.2 4 1 0 0 0 1 0 0 0 0 0 3 9 0.00 3.000	119.1 1.0 4 0 0 0 1 1 0 0 0 0 0 5 11 0.00 1.000	120.1 1.1 5 1 0 0 1 0 0 0 0 0 0 12 17 0.00 0.750



Batter	1	2	3	4	5	6	7	8	9	AB	R	H	RBI	BB	SO	LOB	TOP										
Marquis Grissom, R OBP: 0.311, SLG: 0.356	G1-3		G4-3		P5		K			4	0	0	0	0	1	2	<b>Atlanta Braves @ Colorado Rockies</b> Coors Field, Denver, CO Tue Sep 12 1995, 7:05 PM MDT Att: 48,013 - Unknown - 78 F										
Mark Lemke, S OBP: 0.322, SLG: 0.336 Terrell Wade, L (5, 1) Dwight Smith, L (7, PH) Darrell May, L (7, 1)	1B		F9		L5		G2-3			3	0	1	0	0	0	2											
10 Chipper Jones, S OBP: 0.354, SLG: 0.445	G6-4-3				K					4	1	1	1	0	1	1											
Fred McGriff, L OBP: 0.360, SLG: 0.493										3	0	2	0	1	0	0											
David Justice, L OBP: 0.372, SLG: 0.490										3	0	0	0	1	0	2											
Mike Devereaux, R OBP: 0.356, SLG: 0.472										4	0	2	0	0	1	2											
Charlie O'Brien, R OBP: 0.355, SLG: 0.432										4	1	1	1	0	0	3											
Jeff Blausler, R OBP: 0.324, SLG: 0.346										4	0	1	0	0	1	2											
Steve Avery, L OBP: 0.229, SLG: 0.391 Tom Thobe, L (3, 1) Mike Mordecai, R OBP: 0.345, SLG: 0.491 (5, 4)										1	0	0	0	0	1	1											
										0	0	0	0	0	0	0											
										2	0	1	0	0	1	0											
<b>Inning Stats</b>	R: 0 E: 0 K: 0 S: 6	H: 1 LOB: 0 BB: 0 P: 11	R: 0 E: 0 K: 0 S: 11	H: 1 LOB: 1 BB: 1 P: 20	R: 0 E: 0 K: 1 S: 6	H: 1 LOB: 1 BB: 0 P: 8	R: 0 E: 1 K: 1 S: 12	H: 2 LOB: 2 BB: 0 P: 17	R: 1 E: 0 K: 2 S: 14	H: 2 LOB: 1 BB: 0 P: 31	R: 0 E: 0 K: 2 S: 9	H: 0 LOB: 0 BB: 0 P: 13	R: 0 E: 0 K: 0 S: 6	H: 0 LOB: 0 BB: 0 P: 11	R: 0 E: 0 K: 0 S: 6	H: 0 LOB: 0 BB: 0 P: 11	1B: 4 2B: 3 3B: 0 HR: 2	SF: 0 SAC: 0 DP: 2 HBP: 0	WP: 1 PB: 0 SB: 0 CS: 0	PA: 35							
<b>PITCHER</b>	IP	WLS	BF	H	R	ER	SO	BB	IBB	HBP	BLK	WP	HR	S	P	ERA	WHIP										
Lance Painter, L ERA: 4.17	5.0	W	24	9	2	2	2	2	0	0	0	0	2	49	86	3.60	2.200										
Kevin Ritz, R ERA: 4.39	4.0	S	12	0	0	0	4	0	0	0	0	1	0	30	53	0.00	0.000										

Batter	1	2	3	4	5	6	7	8	9	AB	R	H	RBI	BB	SO	LOB	BOTTOM										
Eric Young Sr., R OBP: 0.394, SLG: 0.451	1B									5	1	3	2	0	0	0	<b>Atlanta Braves @ Colorado Rockies</b> Coors Field, Denver, CO Tue Sep 12 1995, 7:05 PM MDT Att: 48,013 - Unknown - 78 F										
Joe Girardi, R OBP: 0.308, SLG: 0.362	1B									5	3	2	0	0	2												
Dante Bichette, R OBP: 0.360, SLG: 0.616	1B									4	2	3	3	0	0	0											
Larry Walker, L OBP: 0.379, SLG: 0.591 Trenidad Hubbard, R OBP: 0.414, SLG: 0.580	1B									1	1	0	0	0	0	0											
										3	1	0	1	0	1	2											
Andres Galarraga, R OBP: 0.333, SLG: 0.519										5	1	1	1	0	1	4											
Ellis Burks, R OBP: 0.374, SLG: 0.523										5	0	3	2	0	0	1											
Vinny Castilla, R OBP: 0.356, SLG: 0.593										5	2	4	3	0	1	1											
Walt Weiss, S OBP: 0.388, SLG: 0.297 Jason Bates, S OBP: 0.361, SLG: 0.425										3	1	1	0	1	0	2											
										0	0	0	0	0	0	0											
										2	0	0	0	0	1	3											
<b>Inning Stats</b>	R: 3 E: 0 K: 1 S: 16	H: 3 LOB: 3 BB: 1 P: 29	R: 2 E: 0 K: 0 S: 6	H: 2 LOB: 0 BB: 0 P: 6	R: 2 E: 0 K: 0 S: 10	H: 3 LOB: 1 BB: 0 P: 17	R: 0 E: 0 K: 0 S: 8	H: 1 LOB: 1 BB: 0 P: 10	R: 1 E: 0 K: 1 S: 10	H: 1 LOB: 0 BB: 0 P: 17	R: 0 E: 0 K: 1 S: 5	H: 0 LOB: 0 BB: 0 P: 6	R: 0 E: 0 K: 0 S: 7	H: 2 LOB: 1 BB: 0 P: 12	R: 4 E: 0 K: 1 S: 15	H: 5 LOB: 1 BB: 0 P: 21	1B: 12 2B: 3 3B: 0 HR: 2	SF: 0 SAC: 1 DP: 1 HBP: 2	WP: 0 PB: 0 SB: 0 CS: 0	PA: 43							
<b>PITCHER</b>	IP	WLS	BF	H	R	ER	SO	BB	IBB	HBP	BLK	WP	HR	S	P	ERA	WHIP										
Steve Avery, L ERA: 5.14	2.2	L	19	8	7	7	1	1	0	0	0	0	1	30	50	23.62	3.375										
Tom Thobe, L ERA	1.1		5	1	0	0	0	0	0	0	0	0	0	10	12	0.00	0.750										
Terrell Wade, L ERA: 4.5	2.0		7	1	1	1	2	0	0	0	0	0	1	15	23	4.50	0.500										
Darrell May, L ERA: 11.25	2.0		12	7	4	4	1	0	0	0	0	0	0	22	33	18.00	3.500										









Batter	1	2	3	4	5	6	7	8	9	AB	R	H	RBI	BB	SO	LOB	TOP					
Luis Polonia, L (1, 7) OBP: 0.333, SLG: 0.362	4-2 F8 G3-2 1B BB		1-1 1B			0-0 F8		1-2 P5		3	0	1	0	1	0	0						
Mike Mordecai, R (1, 4) OBP: 0.365, SLG: 0.491	0-0 1-2 1B		1-0 P6			2-3 K		0-0 1B		4	0	2	0	0	1	1						
10 Chipper Jones, S (1, 5) OBP: 0.350, SLG: 0.437	2-0 F8			3-3 K			4-2 1B FC4-6 BB	0-0 G4-3		3	1	0	0	1	1	3						
Fred McGriff, L (1, 3) OBP: 0.363, SLG: 0.503	1-0 G3-2			4-2 G4-6-3 BB			2-2 1-3 1B FC4-6		2-3 K	3	0	1	0	1	1	2						
David Justice, L (1, 9) OBP: 0.371, SLG: 0.484		1-1 F7		0-0 G4-6-3			1-2 1-2 HR FC4-6	1-0 1B		4	1	1	1	0	0	2						
Mike Devereaux, R (1, 8) OBP: 0.350, SLG: 0.464		0-0 G6-3			0-0 G5-3		1-3 K	2-0 P4		4	0	0	0	0	1	2						
Eddie Pérez, R (1, 2) OBP: 0.400, SLG: 1.000		1-0 F8			1-1 P5		0-1 HR	0-1 1B		4	1	2	2	0	0	0						
Jeff Blausler, R (1, 6) OBP: 0.325, SLG: 0.351			2-1 G1-6-3		2-1 G6-3		1-0 G4-3	4-2 1-2 BB		3	0	0	0	1	0	0						
29 John Smoltz, R (1, 1) OBP: 0.200, SLG: 0.111			0-0 G6-3			3-3 K		0-3 L6		3	0	0	0	0	1	0						
Dwight Smith, L (9, PH) OBP: 0.352, SLG: 0.450										1	0	0	0	0	1	3						
Greg McMichael, R (9, 1)										0	0	0	0	0	0	0						
<b>Inning Stats</b>	R: 0 E: 0 K: 0 S: 5	H: 1 LOB: 1 BB: 1 P: 12	R: 0 E: 0 K: 0 S: 4	H: 0 LOB: 0 BB: 0 P: 6	R: 0 E: 0 K: 0 S: 6	H: 1 LOB: 1 BB: 0 P: 10	R: 0 E: 0 K: 1 S: 8	H: 0 LOB: 0 BB: 1 P: 15	R: 0 E: 0 K: 0 S: 5	H: 0 LOB: 0 BB: 0 P: 8	R: 3 E: 0 K: 1 S: 17	H: 2 LOB: 0 BB: 1 P: 26	R: 0 E: 0 K: 2 S: 6	H: 1 LOB: 1 BB: 0 P: 7	R: 0 E: 0 K: 2 S: 13	H: 2 LOB: 3 BB: 1 P: 22	1B: 6 2B: 1 3B: 0 HR: 1	SF: 0 SAC: 0 DP: 2 HBP: 0	WP: 0 PB: 0 SB: 0 CS: 0	PA: 36		
<b>PITCHER</b>	IP WLS BF H R ER SO BB IBB HBP BLK WP HR S P ERA WHIP	IP WLS BF H R ER SO BB IBB HBP BLK WP HR S P ERA WHIP	IP WLS BF H R ER SO BB IBB HBP BLK WP HR S P ERA WHIP	IP WLS BF H R ER SO BB IBB HBP BLK WP HR S P ERA WHIP	IP WLS BF H R ER SO BB IBB HBP BLK WP HR S P ERA WHIP	IP WLS BF H R ER SO BB IBB HBP BLK WP HR S P ERA WHIP	IP WLS BF H R ER SO BB IBB HBP BLK WP HR S P ERA WHIP	IP WLS BF H R ER SO BB IBB HBP BLK WP HR S P ERA WHIP	IP WLS BF H R ER SO BB IBB HBP BLK WP HR S P ERA WHIP	IP WLS BF H R ER SO BB IBB HBP BLK WP HR S P ERA WHIP	IP WLS BF H R ER SO BB IBB HBP BLK WP HR S P ERA WHIP	IP WLS BF H R ER SO BB IBB HBP BLK WP HR S P ERA WHIP	IP WLS BF H R ER SO BB IBB HBP BLK WP HR S P ERA WHIP	IP WLS BF H R ER SO BB IBB HBP BLK WP HR S P ERA WHIP	IP WLS BF H R ER SO BB IBB HBP BLK WP HR S P ERA WHIP	IP WLS BF H R ER SO BB IBB HBP BLK WP HR S P ERA WHIP	IP WLS BF H R ER SO BB IBB HBP BLK WP HR S P ERA WHIP	IP WLS BF H R ER SO BB IBB HBP BLK WP HR S P ERA WHIP	IP WLS BF H R ER SO BB IBB HBP BLK WP HR S P ERA WHIP	IP WLS BF H R ER SO BB IBB HBP BLK WP HR S P ERA WHIP	IP WLS BF H R ER SO BB IBB HBP BLK WP HR S P ERA WHIP	IP WLS BF H R ER SO BB IBB HBP BLK WP HR S P ERA WHIP

Atlanta Braves @ Cincinnati Reds  
Riverfront Stadium, Cincinnati, OH  
Fri Sep 15 1995, 7:05 PM EDT  
Att: 31,882 - Unknown - 67 F

AB 32  
R 3  
H 7  
RBI 3  
BB 4  
SO 6  
LOB 13



Batter	1	2	3	4	5	6	7	8	9	AB	R	H	RBI	BB	SO	LOB	BOTTOM					
Barry Larkin, R (1, 6) OBP: 0.396, SLG: 0.497	2-0 G6-3		0-1 2B		0-1 HR			2-1 F9		4	1	2	1	0	0	0						
Darren Lewis, R (1, 8) OBP: 0.313, SLG: 0.302	0-1 G4-3		1-3 K		2-2 G4-3			1-2 K		3	0	0	0	0	1	1						
Thomas Howard, S (8, PH) OBP: 0.356, SLG: 0.417										1	0	0	0	0	1	0						
Ron Gant, R (1, 7) OBP: 0.396, SLG: 0.595	0-0 F8			1-1 F9		2-2 2B		0-0 F8		4	0	1	0	0	0	0						
Reggie Sanders, R (1, 9) OBP: 0.403, SLG: 0.601		3-2 F8		1-2 1B		1-3 K			1-3 K	4	0	1	0	0	2	1						
Hal Morris, L (1, 3) OBP: 0.334, SLG: 0.455		1-2 2B		0-0 E1		4-0 G5-4-3 IBB		0-1 WP 2B		3	0	2	0	1	0	1						
Bento Santiago, R (1, 2) OBP: 0.328, SLG: 0.468		3-3 K		1-3 K		3-2 G5-4-3		1-2 L8		3	0	0	0	0	2	5						
Michael Jackson, R (7, 1) OBP: 0.250, SLG: 0.250										0	0	0	0	0	0	0						
Xavier Hernandez, L (8, 1)										0	0	0	0	0	0	0						
Jeff Brantley, R (9, 1)										0	0	0	0	0	0	0						
Eric Anthony, L (9, PH) OBP: 0.347, SLG: 0.455										1	0	0	0	0	0	1						
Bret Boone, R (1, 4) OBP: 0.335, SLG: 0.435		0-3 K		1-3 K			1-3 K		2-2 G4-3	4	0	0	0	0	3	4						
Jeff Branson, L (1, 5) OBP: 0.340, SLG: 0.454			0-0 G2-6-4 1B		2-3 K		2-0 L9			3	0	1	0	0	1	0						
Tim Lincecum, R (1, 1) OBP: 0.148, SLG: 0.154			1-2 G2-6-4		0-3 K		1-3 K			2	0	0	0	0	1	1						
Chuck McLeroy, L (7, 1)										0	0	0	0	0	0	0						
Eddie Taubensee, L (7, 2) OBP: 0.347, SLG: 0.492			1-2 1-2							1	0	0	0	0	1	0						
<b>Inning Stats</b>	R: 0 E: 0 K: 0 S: 4	H: 0 LOB: 0 BB: 0 P: 6	R: 0 E: 0 K: 2 S: 13	H: 1 LOB: 1 BB: 0 P: 20	R: 0 E: 0 K: 1 S: 9	H: 2 LOB: 1 BB: 0 P: 11	R: 0 E: 1 K: 2 S: 12	H: 1 LOB: 2 BB: 0 P: 16	R: 1 E: 0 K: 2 S: 13	H: 1 LOB: 0 BB: 0 P: 17	R: 0 E: 0 K: 1 S: 10	H: 1 LOB: 1 BB: 1 P: 20	R: 0 E: 0 K: 2 S: 7	H: 0 LOB: 0 BB: 0 P: 11	R: 0 E: 0 K: 1 S: 7	H: 0 LOB: 0 BB: 0 P: 10	R: 0 E: 0 K: 1 S: 11	H: 1 LOB: 1 BB: 0 P: 15	1B: 2 2B: 4 3B: 0 HR: 1	SF: 0 SAC: 0 DP: 2 HBP: 0	WP: 1 PB: 0 SB: 0 CS: 0	PA: 34
<b>PITCHER</b>	IP WLS BF H R ER SO BB IBB HBP BLK WP HR S P ERA WHIP	IP WLS BF H R ER SO BB IBB HBP BLK WP HR S P ERA WHIP	IP WLS BF H R ER SO BB IBB HBP BLK WP HR S P ERA WHIP	IP WLS BF H R ER SO BB IBB HBP BLK WP HR S P ERA WHIP	IP WLS BF H R ER SO BB IBB HBP BLK WP HR S P ERA WHIP	IP WLS BF H R ER SO BB IBB HBP BLK WP HR S P ERA WHIP	IP WLS BF H R ER SO BB IBB HBP BLK WP HR S P ERA WHIP	IP WLS BF H R ER SO BB IBB HBP BLK WP HR S P ERA WHIP	IP WLS BF H R ER SO BB IBB HBP BLK WP HR S P ERA WHIP	IP WLS BF H R ER SO BB IBB HBP BLK WP HR S P ERA WHIP	IP WLS BF H R ER SO BB IBB HBP BLK WP HR S P ERA WHIP	IP WLS BF H R ER SO BB IBB HBP BLK WP HR S P ERA WHIP	IP WLS BF H R ER SO BB IBB HBP BLK WP HR S P ERA WHIP	IP WLS BF H R ER SO BB IBB HBP BLK WP HR S P ERA WHIP	IP WLS BF H R ER SO BB IBB HBP BLK WP HR S P ERA WHIP	IP WLS BF H R ER SO BB IBB HBP BLK WP HR S P ERA WHIP	IP WLS BF H R ER SO BB IBB HBP BLK WP HR S P ERA WHIP	IP WLS BF H R ER SO BB IBB HBP BLK WP HR S P ERA WHIP	IP WLS BF H R ER SO BB IBB HBP BLK WP HR S P ERA WHIP	IP WLS BF H R ER SO BB IBB HBP BLK WP HR S P ERA WHIP	IP WLS BF H R ER SO BB IBB HBP BLK WP HR S P ERA WHIP	IP WLS BF H R ER SO BB IBB HBP BLK WP HR S P ERA WHIP

Atlanta Braves @ Cincinnati Reds  
Riverfront Stadium, Cincinnati, OH  
Fri Sep 15 1995, 7:05 PM EDT  
Att: 31,882 - Unknown - 67 F

AB 33  
R 1  
H 7  
RBI 1  
BB 1  
SO 12  
LOB 14





Batter	1	2	3	4	5	6	7	8	9	AB	R	H	RBI	BB	SO	LOB	TOP					
Marquis Grissom, R OBP: 0.318, SLG: 0.366	0-0 G3-1 1B		0-1 F7		0-0 HR		0-0 1B		1-1 2B HBP	4	3	3	1	0	0	0	<b>Atlanta Braves @ Cincinnati Reds</b> Riverfront Stadium, Cincinnati, OH Sat Sep 16 1995, 3:33 AM EDT Att: 37,821 - Overcast - 65 F					
Mark Lemke, S OBP: 0.324, SLG: 0.340	3-1 SAFE G3		4-2 G4-3 10 E BB		2-2 G1-3		0-1 SAFE 1B		1-0 1B 2B	4	1	2	1	1	0	1						
10 Chipper Jones, S OBP: 0.347, SLG: 0.433	1-0 G3-1		1-2 E4 G4-3		1-2 F9		1-0 P6		2-3 K	5	0	0	0	0	1	5						
Fred McGriff, L OBP: 0.363, SLG: 0.500	4-2 1B BB		0-1 G4-3		2-3 K		1-0 P6		4-1 1B BB	3	0	0	0	2	1	4						
David Justice, L OBP: 0.376, SLG: 0.495	2-2 1B		4-2 BB		1-0 HR		2-2 G6-3		0-1 1B	4	1	3	3	1	0	0						
Ryan Klesko, L OBP: 0.400, SLG: 0.607	3-3 K		1-2 P3		1-1 G3-1		2-1 HR		1-3 K	4	1	1	1	0	1	5						
Mike Devereaux, R OBP: 0.349, SLG: 0.463										1	0	0	0	0	1	2						
Charlie O'Brien, R OBP: 0.349, SLG: 0.418		0-2 G4-6-3 1B		1-2 P6		1-2 L4		3-1 P3		4	0	1	0	0	0	0						
Rafael Belliard, R OBP: 0.256, SLG: 0.244		1-0 G4-6-3		0-0 P6		1-1 G4-3		1-3 K		4	0	0	0	0	1	1						
Greg Maddux, R OBP: 0.159, SLG: 0.121		0-0 F9		0-0 P6			1-1 G4-3		3-2 F8	3	0	0	0	0	0	0						
Brad Clontz, R Dwight Smith, L Mark Wohlers, R										0	0	0	0	0	0	0						
<b>Inning Stats</b>	R: 1 E: 0 K: 1 S: 12	H: 2 LOB: 2 BB: 1 P: 25	R: 0 E: 0 K: 0 S: 5	H: 1 LOB: 0 BB: 0 P: 6	R: 0 E: 1 K: 0 S: 19	H: 0 LOB: 3 BB: 2 P: 29	R: 0 E: 0 K: 0 S: 5	H: 0 LOB: 0 BB: 0 P: 6	R: 1 E: 0 K: 0 S: 10	H: 1 LOB: 0 BB: 0 P: 15	R: 0 E: 0 K: 0 S: 8	H: 2 LOB: 2 BB: 0 P: 10	R: 1 E: 0 K: 1 S: 10	H: 1 LOB: 2 BB: 1 P: 18	R: 2 E: 0 K: 2 S: 14	H: 2 LOB: 2 BB: 1 P: 26	1B: 6 2B: 1 3B: 0 HR: 3	SF: 0 SAC: 0 DP: 1 HBP: 1	WP: 0 PB: 0 SB: 0 CS: 0	PA: 42		
<b>PITCHER</b>	IP WLS BF H R ER SO BB IBB HBP BLK WP HR S P ERA WHIP	5.0 L 22 4 2 2 2 3 0 0 0 0 1 51 81 3.60 1.400	1.2 8 3 1 1 0 0 0 0 0 0 1 14 20 5.40 1.800	1.1 5 1 1 1 0 0 0 0 0 0 1 11 20 6.75 0.750	1.0 7 2 2 2 1 0 1 0 0 0 0 14 26 18.00 3.000																	

AB	37
R	6
H	10
RBI	6
BB	4
SO	5
LOB	18



Batter	1	2	3	4	5	6	7	8	9	AB	R	H	RBI	BB	SO	LOB	BOTTOM					
Thomas Howard, S OBP: 0.362, SLG: 0.422	1-0 G4-3			1-0 1B		2-2 CS HBP 1B		3-1 1B		4	0	3	1	0	0	0	<b>Atlanta Braves @ Cincinnati Reds</b> Riverfront Stadium, Cincinnati, OH Sat Sep 16 1995, 3:33 AM EDT Att: 37,821 - Overcast - 65 F					
Barry Larkin, R OBP: 0.395, SLG: 0.495	1-2 G5-3			0-2 F9		3-2 SAFE CS HBP		1-1 P3		2	0	0	0	0	0	1						
Mark Lewis, R OBP: 0.414, SLG: 0.500						1-2 HBP		1-3 K		1	0	0	0	0	0	1						
Ron Gant, R OBP: 0.393, SLG: 0.589	1-1 L9			2-2 P6		3-3 K		1-3 K		4	0	0	0	0	2	4						
Reggie Sanders, R OBP: 0.404, SLG: 0.600		4-2 CS BB		1-3 K		0-3 K		3-2 1B BB 1B		3	0	1	0	1	2	3						
Hal Morris, L OBP: 0.330, SLG: 0.449		1 SAFE 2-3 K		2-2 G4-3		3-3 K		2-1 F8		4	0	0	0	0	2	2						
Eddie Taubensee, L OBP: 0.350, SLG: 0.490		1 SAFE 2-3 K			0-0 1B 1B		0-1 L6		4-0 1B BB	3	0	1	0	1	1	1						
Mariano Duncan, R OBP: 0.299, SLG: 0.430			0-2 G1-3		2-3 K		1-1 L9		0-0 1B 2B	4	0	1	0	0	1	1						
Jeff Branson, L OBP: 0.342, SLG: 0.458			1-3 K		1 SAFE 3-1 1B		3-1 G4-3 1B 2B		2-3 K	4	1	2	0	0	2	3						
Mark Portugal, R Eric Anthony, L Kevin Jarvis, L Chuck McElroy, L Lenny Harris, L Hector Carrasco, R Nigel Wilson, L			0-1 G3-1		1-1 G1-3			3-1 G4-3		1	0	0	0	0	0	0						
<b>Inning Stats</b>	R: 0 E: 0 K: 0 S: 7	H: 0 LOB: 0 BB: 0 P: 10	R: 0 E: 0 K: 2 S: 11	H: 0 LOB: 0 BB: 1 P: 18	R: 0 E: 0 K: 1 S: 8	H: 0 LOB: 0 BB: 0 P: 9	R: 0 E: 0 K: 1 S: 12	H: 1 LOB: 1 BB: 0 P: 15	R: 0 E: 0 K: 1 S: 12	H: 2 LOB: 2 BB: 0 P: 20	R: 0 E: 0 K: 2 S: 11	H: 1 LOB: 2 BB: 0 P: 19	R: 0 E: 0 K: 1 S: 9	H: 0 LOB: 0 BB: 0 P: 13	R: 1 E: 0 K: 1 S: 12	H: 2 LOB: 1 BB: 0 P: 23	R: 0 E: 0 K: 2 S: 13	H: 2 LOB: 3 BB: 1 P: 26	1B: 7 2B: 2 3B: 0 HR: 0	SF: 0 SAC: 0 DP: 1 HBP: 1	WP: 0 PB: 0 SB: 0 CS: 3	PA: 36
<b>PITCHER</b>	IP WLS BF H R ER SO BB IBB HBP BLK WP HR S P ERA WHIP	7.0 W 25 4 0 0 8 1 0 0 0 0 0 12 23 9.00 2.000	1.0 5 2 1 1 0 0 0 0 0 0 0 0 12 23 9.00 2.000	1.0 6 2 0 0 2 1 0 0 0 0 0 0 13 26 0.00 3.000																		






Batter	1	2	3	4	5	6	7	8	9	AB	R	H	RBI	BB	SO	LOB	TOP									
Marquis Grissom, R OBP: 0.317, SLG: 0.363	1-1 G6-3		2-3 K	4-0 IBB		0-1 L8			1-0 F8	4	0	0	0	1	1	1										
Mark Lemke, S OBP: 0.328, SLG: 0.351	1-2 1B		1-2 HBP 1B	0-3 K			1-2 HR		0-3 K	5	1	3	1	0	2	3										
Jeff Blausler, R OBP: 0.323, SLG: 0.347	1-3 K		2-2 HBP	1-1 FC5			0-0 F7		3-1 F9	4	0	0	0	0	1	4										
Fred McGriff, L OBP: 0.361, SLG: 0.496	1-3 K		1-2 L8		0-0 F9		0-0 G4-3			4	0	0	0	0	1	4										
Mike Devereaux, R OBP: 0.348, SLG: 0.460		2-1 G6-3		0-0 BB 2B 1B	3-3 K		0-1 G5-3			4	1	1	0	0	1	0										
Ryan Klesko, L OBP: 0.401, SLG: 0.605	1-3 K		4-2 2B 1B BB	0-3 K			0-1 FC5-4 1B			3	1	1	0	1	2	0										
Mike Kelly, R OBP: 0.266, SLG: 0.328			1-2 2B BB							0	0	0	0	0	0	0										
Mike Mordecai, R OBP: 0.373, SLG: 0.557	3-1 F9		0-0 1B 2B	2-1 HR			2-0 FC5-4 G5-3 1B			4	1	2	2	0	0	1										
Charlie O'Brien, R OBP: 0.347, SLG: 0.414			3-2 P6 FC5 SH1-3 1B	0-0 K		1-3 K	3-2 G5-3			4	0	1	1	0	1	1										
Tom Glavine, L OBP: 0.270, SLG: 0.300			0-1 HBP 1B	1-0 SH1-3		0-1 G3	3-1 L8			2	0	1	0	0	0	0										
Dwight Smith, L OBP: 0.346, SLG: 0.441										1	0	0	0	0	0	1										
Alejandro Pena, R OBP: 0.266, SLG: 0.328										0	0	0	0	0	0	0										
Mark Wohlers, R OBP: 0.266, SLG: 0.328										0	0	0	0	0	0	0										
<b>Inning Stats</b>	R: 0 E: 0 K: 2 S: 12	H: 1 LOB: 1 BB: 0 P: 16	R: 0 E: 0 K: 1 S: 7	H: 0 LOB: 0 BB: 0 P: 13	R: 0 E: 0 K: 1 S: 18	H: 2 LOB: 3 BB: 0 P: 27	R: 2 E: 0 K: 1 S: 11	H: 3 LOB: 3 BB: 2 P: 21	R: 0 E: 0 K: 2 S: 8	H: 0 LOB: 0 BB: 0 P: 11	R: 1 E: 0 K: 1 S: 10	H: 1 LOB: 0 BB: 0 P: 13	R: 1 E: 0 K: 0 S: 7	H: 1 LOB: 0 BB: 0 P: 8	R: 0 E: 0 K: 0 S: 8	H: 1 LOB: 1 BB: 0 P: 16	R: 0 E: 0 K: 1 S: 6	H: 0 LOB: 0 BB: 0 P: 10	1B: 6 2B: 1 3B: 0 HR: 2	SF: 0 SAC: 1 DP: 0 HBP: 1	WP: 0 PB: 0 SB: 0 CS: 0	PA: 39				
<b>PITCHER</b>	IP	WLS	BF	H	R	ER	SO	BB	IBB	HBP	BLK	WP	HR	S	P	ERA	WHIP									
John Smiley, L ERA: 3.38	(1, 1)	7.0	L	32	8	4	4	8	1	1	1	0	0	2	73	109	5.14	1.286								
Michael Jackson, R ERA: 2.74	(8, 1)	1.0		4	1	0	0	0	0	0	0	0	0	0	8	16	0.00	1.000								
Hector Carrasco, R ERA: 3.36	(9, 1)	1.0	S	3	0	0	0	1	0	0	0	0	0	0	6	10	0.00	0.000								

**Atlanta Braves @ Cincinnati Reds**  
Riverfront Stadium, Cincinnati, OH  
Sun Sep 17 1995, 7:05 PM EDT  
Att: 19,797 - Unknown - 63 F


AB 35  
R 4  
H 9  
RBI 4  
BB 2  
SO 9  
LOB 15



Batter	1	2	3	4	5	6	7	8	9	AB	R	H	RBI	BB	SO	LOB	BOTTOM								
Darren Lewis, R OBP: 0.313, SLG: 0.302	1-1 F7		0-1 G6-3 1B		3-2 L3			2-1 F8		4	0	1	0	0	0	1									
Bret Boone, R OBP: 0.332, SLG: 0.431	2-3 K		1 SAFE 2-3 K		1-1 G6-3			1-3 K		4	0	0	0	0	3	1									
Ron Gant, R OBP: 0.394, SLG: 0.587	4-0 BB		0-0 G6-3		2-3 K			0-2 1B		3	0	1	0	1	1	1									
Reggie Sanders, R OBP: 0.403, SLG: 0.595	1-3 K		4-0 BB		1-1 G6-3			3-3 K		3	0	0	0	1	2	2									
Benito Santiago, R OBP: 0.331, SLG: 0.481		1-2 G1-3 1B	0-0 G3-1		2-1 HR			0-3 K		4	1	2	1	0	1	2									
Hal Morris, L OBP: 0.330, SLG: 0.446		0-1 G1-3 1B		2-1 L9		0-0 G4-3		0-0 L7		4	0	1	0	0	0	0									
Mark Lewis, R OBP: 0.416, SLG: 0.497		3-3 K		4-2 G6-3 BB			2-3 K		0-0 1B	3	0	1	0	1	2	2									
Jeff Branson, L OBP: 0.338, SLG: 0.452		2-1 G1-3		0-1 G6-3			2-3 K		0-3 K	4	0	0	0	0	2	4									
John Smiley, L OBP: 0.232, SLG: 0.314		1-3 K		4-1 L3 BB			3-2 L9			1	0	0	0	1	1	2									
Jerome Walton, R OBP: 0.367, SLG: 0.513										1	0	0	0	0	0	0									
Michael Jackson, R OBP: 0.250, SLG: 0.250										0	0	0	0	0	0	0									
Hector Carrasco, R OBP: 0.250, SLG: 0.250										0	0	0	0	0	0	0									
<b>Inning Stats</b>	R: 0 E: 0 K: 2 S: 8	H: 0 LOB: 1 BB: 1 P: 16	R: 0 E: 0 K: 2 S: 13	H: 2 LOB: 2 BB: 0 P: 20	R: 0 E: 0 K: 1 S: 8	H: 1 LOB: 2 BB: 1 P: 14	R: 0 E: 0 K: 0 S: 6	H: 0 LOB: 0 BB: 1 P: 12	R: 0 E: 0 K: 0 S: 6	H: 0 LOB: 0 BB: 1 P: 14	R: 1 E: 0 K: 1 S: 8	H: 1 LOB: 0 BB: 0 P: 13	R: 0 E: 0 K: 2 S: 9	H: 0 LOB: 0 BB: 0 P: 16	R: 0 E: 0 K: 2 S: 11	H: 1 LOB: 1 BB: 0 P: 17	R: 0 E: 0 K: 2 S: 8	H: 1 LOB: 1 BB: 0 P: 8	1B: 5 2B: 1 3B: 0 HR: 1	SF: 0 SAC: 0 DP: 2 HBP: 0	WP: 0 PB: 0 SB: 0 CS: 0	PA: 35			
<b>PITCHER</b>	IP	WLS	BF	H	R	ER	SO	BB	IBB	HBP	BLK	WP	HR	S	P	ERA	WHIP								
Tom Glavine, L ERA: 2.93	(1, 1)	7.0	W	27	4	1	1	8	4	0	0	0	0	0	105	1.29	1.143								
Alejandro Pena, R ERA: 4.53	(8, 1)	1.0		4	1	0	0	2	0	0	0	0	0	11	17	0.00	1.000								
Mark Wohlers, R ERA: 2.25	(9, 1)	1.0	S	4	1	0	0	2	0	0	0	0	0	8	8	0.00	1.000								

**Atlanta Braves @ Cincinnati Reds**  
Riverfront Stadium, Cincinnati, OH  
Sun Sep 17 1995, 7:05 PM EDT  
Att: 19,797 - Unknown - 63 F

AB 31  
R 1  
H 6  
RBI 1  
BB 4  
SO 12  
LOB 15





Batter	1	2	3	4	5	6	7	8	9	AB	R	H	RBI	BB	SO	LOB	TOP					
Damon Buford, R OBP: 0.313, SLG: 0.304 (1, 7)	4-2 G3 BB		1-2 G5-3			0-0 B4-3		4-1 1B BB		2	0	0	0	2	0	1	<p><b>New York Mets @ Atlanta Braves</b> Atlanta-Fulton County Stadium, Atlanta, GA</p> <p>Mon Sep 18 1995, 7:05 PM EDT Att: 29,635 - Unknown - 73 F</p> <p>livebaseballscorecards.com</p>					
Jose Vizcaino, S OBP: 0.315, SLG: 0.343 Tim Bogar, R OBP: 0.321, SLG: 0.359 (1, 6) (6, 6)	0-1 G3		2-3 K			0-2 FC4-6 1B		0-0 1B		3	0	1	0	0	1	1						
Carl Everett, S Robert Person, R Edgardo Alfonso, R (8, FH) Blas Minor, R (8, 1)	0-0 G5-3			2-2 G6-4-3 HBP		0-0 FC4-6		1-3 K		2	0	0	1	0	0	2						
Jeff Kent, R OBP: 0.320, SLG: 0.452 (1, 4)	0-3 K			1-0 G6-4-3		0-0 F9			3-2 F9	4	0	0	0	0	1	3						
Rico Brogna, L OBP: 0.345, SLG: 0.504 (1, 3)		0-0 L7		2-0 F8			1-0 G5-3		0-0 F8	4	0	0	0	0	0	0						
Todd Hundley, S OBP: 0.408, SLG: 0.523 (1, 2)		0-2 1B			1-2 F7		1-3 K		0-0 P3	4	0	1	0	0	1	0						
Butch Huskey, R OBP: 0.310, SLG: 0.356 (1, 5)		1-0 F8			1-1 G6-3		2-3 K			3	0	0	0	0	1	1						
Ryan Thompson, R OBP: 0.306, SLG: 0.387 (1, 8)		3-2 G6-3			2-3 K			0-0 F8		3	0	0	0	0	1	1						
Bobby Jones, R Pete Walker, R Alex Ochoa, R OBP: 0.176, SLG: 0.160 (3, 1) OBP: 0.500, SLG: 0.500 (6, 9) (6, 9)			1-3 K			2-2 1B B4-3 FC4-6 1B		1-3 K		1	0	0	0	0	1	0						
										0	0	0	0	0	0	0						
										2	1	1	0	0	1	0						
<b>Inning Stats</b>	R: 0 E: 0 K: 1 S: 10	H: 0 LOB: 1 BB: 1 P: 14	R: 0 E: 0 K: 0 S: 9	H: 1 LOB: 1 BB: 0 P: 13	R: 0 E: 0 K: 2 S: 11	H: 0 LOB: 0 BB: 0 P: 15	R: 0 E: 0 K: 0 S: 4	H: 0 LOB: 0 BB: 0 P: 9	R: 0 E: 0 K: 1 S: 8	H: 0 LOB: 0 BB: 0 P: 12	R: 1 E: 0 K: 0 S: 9	H: 2 LOB: 1 BB: 0 P: 11	R: 0 E: 0 K: 2 S: 7	H: 0 LOB: 0 BB: 0 P: 11	R: 0 E: 0 K: 2 S: 11	H: 1 LOB: 2 BB: 1 P: 17	R: 0 E: 0 K: 0 S: 9	H: 0 LOB: 0 BB: 0 P: 12	1B: 4 2B: 0 3B: 0 HR: 0	SF: 0 SAC: 0 DP: 1 HBP: 1	WP: 0 PB: 0 CS: 0	PA: 33
<b>PITCHER</b> Steve Avery, L ERA: 4.91 (1, 1)	IP: 9.0 WLS: W BF: 33 H: 4 R: 1 ER: 1 SO: 8	BB: 2 IBB: 0 HBP: 1 BLK: 0	WP: 0 HR: 0 S: 78 P: 114	ERA: 1.00 WHIP: 0.667	<b>PITCHER</b>										IP: 9.0 WLS: W BF: 33 H: 4 R: 1 ER: 1 SO: 8	BB: 2 IBB: 0 HBP: 1 BLK: 0	WP: 0 HR: 0 S: 78 P: 114	ERA: 1.00 WHIP: 0.667				

Batter	1	2	3	4	5	6	7	8	9	AB	R	H	RBI	BB	SO	LOB	BOTTOM			
Luis Polonia, L OBP: 0.332, SLG: 0.364 (1, 7)	0-0 F7		2-2 10 1B	2-1 L7		3-1 F8				4	1	1	1	0	0	0	<p><b>New York Mets @ Atlanta Braves</b> Atlanta-Fulton County Stadium, Atlanta, GA</p> <p>Mon Sep 18 1995, 7:05 PM EDT Att: 29,635 - Unknown - 73 F</p> <p>livebaseballscorecards.com</p>			
Ed Giovannola, L OBP: 0.308, SLG: 0.100 (1, 4)	0-1 F8		1-2 F7	0-1 F7			1-2 10 G4-3 1B			4	0	1	0	0	0	1				
10 Chipper Jones, S OBP: 0.348, SLG: 0.439 (1, 5)	1-3 K		0-1 2B		0-0 HR		1-2 G4-3			4	2	2	2	0	1	1				
Fred McGriff, L Mike Mordecai, R OBP: 0.360, SLG: 0.494 OBP: 0.368, SLG: 0.548 (1, 3) (6, 3)		2-0 G5-3	4-1 2B		0-0 G4-3		1-0 P9			2	1	0	0	1	0	0				
Dwight Smith, L OBP: 0.351, SLG: 0.452 (1, 9)		0-2 F8	1-0 1B		3-2 FC6-4 1B		1-3 K			4	1	2	1	0	1	1				
Mike Devereaux, R OBP: 0.350, SLG: 0.462 (1, 8)		3-1 2B	4-2 1B		1-3 K		1-3 K			3	1	1	0	1	2	1				
Eddie Pérez, R OBP: 0.333, SLG: 0.667 (1, 2)		0-0 G6-3	0-0 E7		0-2 FC6-4		0-0 P6			4	0	1	2	0	0	2				
Jeff Blauser, R OBP: 0.320, SLG: 0.343 (1, 6)			G4-3			0-2 F8		1-0 L8		4	0	0	0	0	1	1				
Steve Avery, L OBP: 0.235, SLG: 0.408 (1, 1)			1-0 2B		0-1 G4-3		0-1 P6			3	1	1	0	0	0	0				
										1B: 4 2B: 4 3B: 0 HR: 1	SF: 0 SAC: 0 DP: 0 HBP: 0	WP: 0 PB: 0 CS: 0	PA: 35							
<b>Inning Stats</b>	R: 0 E: 0 K: 1 S: 6	H: 0 LOB: 0 BB: 0 P: 7	R: 0 E: 0 K: 0 S: 7	H: 1 LOB: 1 BB: 0 P: 12	R: 6 E: 1 K: 1 S: 23	H: 5 LOB: 1 BB: 2 P: 37	R: 0 E: 0 K: 0 S: 6	H: 0 LOB: 0 BB: 0 P: 8	R: 1 E: 0 K: 0 S: 12	H: 2 LOB: 1 BB: 0 P: 16	R: 0 E: 0 K: 0 S: 7	H: 0 LOB: 0 BB: 0 P: 10	R: 0 E: 0 K: 1 S: 13	H: 1 LOB: 1 BB: 0 P: 17	R: 0 E: 0 K: 1 S: 6	H: 0 LOB: 0 BB: 0 P: 8	1B: 4 2B: 4 3B: 0 HR: 1	SF: 0 SAC: 0 DP: 0 HBP: 0	WP: 0 PB: 0 CS: 0	PA: 35
<b>PITCHER</b> Bobby Jones, R Pete Walker, R Robert Person, R Blas Minor, R ERA: 5.17 ERA: 3.92 (1, 1) (3, 1) (6, 1) (8, 1)	IP: 2.2 WLS: L BF: 16 H: 6 R: 6 ER: 5 SO: 1	BB: 2 IBB: 0 HBP: 0 BLK: 0	WP: 0 HR: 0 S: 32 P: 51	ERA: 16.88 WHIP: 3.000	<b>PITCHER</b>										IP: 2.2 WLS: L BF: 16 H: 6 R: 6 ER: 5 SO: 1	BB: 2 IBB: 0 HBP: 0 BLK: 0	WP: 0 HR: 0 S: 32 P: 51	ERA: 16.88 WHIP: 3.000		









Batter	1	2	3	4	5	6	7	8	9	AB	R	H	RBI	BB	SO	LOB	TOP									
Joe Orsulak, L (1.7) OBP: 0.332, SLG: 0.379	G3-1		WP E 1B	K		P5		BB 1B BB		4	2	1	0	1	1	1										
Tim Bogar, R (1.6) OBP: 0.333, SLG: 0.370	F9		WP E 1B	G1-3				K		4	1	1	0	1	1	2										
Carl Everett, S (1.9) OBP: 0.345, SLG: 0.461	K		E7 1B 1H 2H			F8		K		4	1	1	2	1	2	2										
Jeff Kent, R (1.4) OBP: 0.327, SLG: 0.463										5	2	4	2	0	1	1										
Alex Ochoa, R (8, PR) OBP: 0.500, SLG: 0.500										0	0	0	0	0	0	0										
Doug Henry, R (8, 1) OBP: 1.000, SLG: 1.000										0	0	0	0	0	0	0										
John Franco, L (9, 1)										0	0	0	0	0	0	0										
Rico Brogna, L (1, 3) OBP: 0.348, SLG: 0.505										4	1	3	2	1	0	2										
Todd Hundley, S (1, 2) OBP: 0.397, SLG: 0.510										5	0	0	0	0	1	6										
Butch Huskey, R (1, 5) OBP: 0.287, SLG: 0.325										5	0	0	1	0	0	4										
Ryan Thompson, R (1, 8) OBP: 0.311, SLG: 0.390										3	1	1	0	2	0	1										
Jason Isringhausen, R (1, 1) OBP: 0.250, SLG: 0.200										2	0	0	0	0	1	2										
Damon Buford, R (8, PH) OBP: 0.318, SLG: 0.307										1	0	0	0	0	0	1										
Jerry Dipoto, R (6, 1)										0	0	0	0	0	0	0										
Bill Spiers, L (8, PH) OBP: 0.304, SLG: 0.246										1	0	0	0	0	0	1										
Edgardo Alfonzo, R (8, 4) OBP: 0.294, SLG: 0.381										0	0	0	0	0	0	0										
<b>Inning Stats</b>	R: 0 E: 0 K: 1 S: 7	H: 0 LOB: 0 BB: 0 P: 14	R: 1 E: 0 K: 1 S: 14	H: 2 LOB: 2 BB: 1 P: 24	R: 4 E: 2 K: 1 S: 15	H: 4 LOB: 1 BB: 0 P: 23	R: 0 E: 0 K: 1 S: 8	H: 0 LOB: 0 BB: 0 P: 11	R: 0 E: 0 K: 0 S: 15	H: 1 LOB: 2 BB: 1 P: 26	R: 0 E: 0 K: 1 S: 14	H: 0 LOB: 2 BB: 2 P: 25	R: 1 E: 0 K: 0 S: 9	H: 2 LOB: 0 BB: 0 P: 13	R: 2 E: 0 K: 1 S: 15	H: 2 LOB: 2 BB: 0 P: 25	R: 0 E: 0 K: 1 S: 9	H: 0 LOB: 0 BB: 0 P: 14	1B: 7 2B: 4 3B: 0 HR: 0	SF: 0 SAC: 0 DP: 1 HBP: 0	WP: 2 PB: 0 SB: 0 CS: 0	PA: 44				
<b>PITCHER</b>	IP WLS BF H R ER SO BB IBB HBP BLK WP HR S P ERA WHIP	IP WLS BF H R ER SO BB IBB HBP BLK WP HR S P ERA WHIP	IP WLS BF H R ER SO BB IBB HBP BLK WP HR S P ERA WHIP	IP WLS BF H R ER SO BB IBB HBP BLK WP HR S P ERA WHIP	IP WLS BF H R ER SO BB IBB HBP BLK WP HR S P ERA WHIP	IP WLS BF H R ER SO BB IBB HBP BLK WP HR S P ERA WHIP	IP WLS BF H R ER SO BB IBB HBP BLK WP HR S P ERA WHIP	IP WLS BF H R ER SO BB IBB HBP BLK WP HR S P ERA WHIP	IP WLS BF H R ER SO BB IBB HBP BLK WP HR S P ERA WHIP	IP WLS BF H R ER SO BB IBB HBP BLK WP HR S P ERA WHIP	IP WLS BF H R ER SO BB IBB HBP BLK WP HR S P ERA WHIP	IP WLS BF H R ER SO BB IBB HBP BLK WP HR S P ERA WHIP	IP WLS BF H R ER SO BB IBB HBP BLK WP HR S P ERA WHIP	IP WLS BF H R ER SO BB IBB HBP BLK WP HR S P ERA WHIP	IP WLS BF H R ER SO BB IBB HBP BLK WP HR S P ERA WHIP	IP WLS BF H R ER SO BB IBB HBP BLK WP HR S P ERA WHIP	IP WLS BF H R ER SO BB IBB HBP BLK WP HR S P ERA WHIP	IP WLS BF H R ER SO BB IBB HBP BLK WP HR S P ERA WHIP	IP WLS BF H R ER SO BB IBB HBP BLK WP HR S P ERA WHIP	IP WLS BF H R ER SO BB IBB HBP BLK WP HR S P ERA WHIP	IP WLS BF H R ER SO BB IBB HBP BLK WP HR S P ERA WHIP	IP WLS BF H R ER SO BB IBB HBP BLK WP HR S P ERA WHIP	IP WLS BF H R ER SO BB IBB HBP BLK WP HR S P ERA WHIP	IP WLS BF H R ER SO BB IBB HBP BLK WP HR S P ERA WHIP		
29 John Smoltz, R (1, 1) ERA: 3.3	5.0 L 25 7 5 3 4 2 0 0 0 1 0 59 98 5.40 1.800	1.0 5 0 0 0 1 2 0 0 0 0 1 0 14 25 0.00 2.000	1.0 4 2 1 1 0 0 0 0 0 0 0 0 9 13 9.00 2.000	0.2 6 2 2 2 1 2 0 0 0 0 0 0 14 23 27.00 6.000	1.1 4 0 0 0 1 0 0 0 0 0 0 0 10 16 0.00 0.000																					
Terrell Wade, L (6, 1) ERA: 3.0																										
Greg McMichael, R (7, 1) ERA: 2.72																										
Alejandro Pena, R (8, 1) ERA: 5.12																										
Pedro Borbon, L (8, 1) ERA: 3.21																										
<b>Batter</b>	<b>1</b>	<b>2</b>	<b>3</b>	<b>4</b>	<b>5</b>	<b>6</b>	<b>7</b>	<b>8</b>	<b>9</b>	<b>AB</b>	<b>R</b>	<b>H</b>	<b>RBI</b>	<b>BB</b>	<b>SO</b>	<b>LOB</b>	<b>BOTTOM</b>									
Marquis Grissom, R (1, 8) OBP: 0.317, SLG: 0.366	F7		G4-3			K			G6-3	3	1	1	1	0	0	0										
Mike Devereaux, R (6, 9) OBP: 0.347, SLG: 0.458										2	0	0	0	0	1	0										
Mark Lemke, S (1, 4) OBP: 0.331, SLG: 0.353	P5									2	1	1	0	1	0	0										
Mike Mordecai, R (7, 4) OBP: 0.386, SLG: 0.556										1	0	1	0	1	0	0										
10 Chipper Jones, S (1, 5) OBP: 0.351, SLG: 0.445										2	0	1	1	2	0	1										
Fred McGriff, L (1, 3) OBP: 0.364, SLG: 0.493										2	0	1	0	1	0	3										
Ed Giovannola, L (8, 4) OBP: 0.297, SLG: 0.083										1	0	0	0	0	1	2										
David Justice, L (1, 9) OBP: 0.370, SLG: 0.488										3	0	1	1	0	0	4										
Terrell Wade, L (8, 1) ERA: 3.15										0	0	0	0	0	0	0										
Greg McMichael, R (7, 1) ERA: 3.89										0	0	0	0	0	0	0										
Dwight Smith, L (8, PH) OBP: 0.386, SLG: 0.444										1	0	0	0	0	0	1										
Alejandro Pena, R (8, 1)										0	0	0	0	0	0	0										
Pedro Borbon, R (8, 1)										0	0	0	0	0	0	0										
Mike Kelly, R (8, PH) OBP: 0.290, SLG: 0.320										0	0	0	0	1	0	0										
Ryan Klesko, L (1, 7) OBP: 0.402, SLG: 0.608										4	1	1	1	1	0	3										
Javy Lopez, R (1, 2) OBP: 0.346, SLG: 0.505										4	0	1	0	0	0	2										
Jeff Blausler, R (1, 6) OBP: 0.321, SLG: 0.347										4	0	0	0	0	0	1										
29 John Smoltz, R (1, 1) ERA: 3.15										1	0	0	0	0	1	0										
Luis Polonia, L (5, PH) OBP: 0.331, SLG: 0.362										3	1	1	0	0	0	1										
<b>Inning Stats</b>	R: 0 E: 0 K: 0 S: 8	H: 0 LOB: 2 BB: 2 P: 20	R: 1 E: 0 K: 1 S: 9	H: 1 LOB: 0 BB: 0 P: 12	R: 0 E: 0 K: 0 S: 11	H: 2 LOB: 0 BB: 0 P: 17	R: 0 E: 0 K: 0 S: 5	H: 0 LOB: 0 BB: 0 P: 6	R: 3 E: 0 K: 0 S: 10	H: 3 LOB: 2 BB: 2 P: 25	R: 0 E: 0 K: 1 S: 9	H: 0 LOB: 0 BB: 0 P: 15	R: 0 E: 0 K: 0 S: 9	H: 1 LOB: 1 BB: 1 P: 18	R: 0 E: 0 K: 0 S: 12	H: 1 LOB: 1 BB: 0 P: 16	R: 0 E: 0 K: 1 S: 14	H: 1 LOB: 3 BB: 2 P: 27	1B: 6 2B: 1 3B: 1 HR: 1	SF: 1 SAC: 0 DP: 1 HBP: 0	WP: 0 PB: 0 SB: 0 CS: 0	PA: 42				
<b>PITCHER</b>	IP WLS BF H R ER SO BB IBB HBP BLK WP HR S P ERA WHIP	IP WLS BF H R ER SO BB IBB HBP BLK WP HR S P ERA WHIP	IP WLS BF H R ER SO BB IBB HBP BLK WP HR S P ERA WHIP	IP WLS BF H R ER SO BB IBB HBP BLK WP HR S P ERA WHIP	IP WLS BF H R ER SO BB IBB HBP BLK WP HR S P ERA WHIP	IP WLS BF H R ER SO BB IBB HBP BLK WP HR S P ERA WHIP	IP WLS BF H R ER SO BB IBB HBP BLK WP HR S P ERA WHIP	IP WLS BF H R ER SO BB IBB HBP BLK WP HR S P ERA WHIP	IP WLS BF H R ER SO BB IBB HBP BLK WP HR S P ERA WHIP	IP WLS BF H R ER SO BB IBB HBP BLK WP HR S P ERA WHIP	IP WLS BF H R ER SO BB IBB HBP BLK WP HR S P ERA WHIP	IP WLS BF H R ER SO BB IBB HBP BLK WP HR S P ERA WHIP	IP WLS BF H R ER SO BB IBB HBP BLK WP HR S P ERA WHIP	IP WLS BF H R ER SO BB IBB HBP BLK WP HR S P ERA WHIP	IP WLS BF H R ER SO BB IBB HBP BLK WP HR S P ERA WHIP	IP WLS BF H R ER SO BB IBB HBP BLK WP HR S P ERA WHIP	IP WLS BF H R ER SO BB IBB HBP BLK WP HR S P ERA WHIP	IP WLS BF H R ER SO BB IBB HBP BLK WP HR S P ERA WHIP	IP WLS BF H R ER SO BB IBB HBP BLK WP HR S P ERA WHIP	IP WLS BF H R ER SO BB IBB HBP BLK WP HR S P ERA WHIP	IP WLS BF H R ER SO BB IBB HBP BLK WP HR S P ERA WHIP	IP WLS BF H R ER SO BB IBB HBP BLK WP HR S P ERA WHIP	IP WLS BF H R ER SO BB IBB HBP BLK WP HR S P ERA WHIP	IP WLS BF H R ER SO BB IBB HBP BLK WP HR S P ERA WHIP	IP WLS BF H R ER SO BB IBB HBP BLK WP HR S P ERA WHIP	
Jason Isringhausen, R (1, 1) ERA: 3.89	5.0 W 25 7 5 3 4 4 0 0 0 0 0 43 80 0.00 1.000	2.0 7 1 0 0 1 1 0 0 0 0 0 0 18 33 0.00 1.000	1.2 9 2 0 0 1 2 0 0 0 0 0 0 24 41 0.00 2.400	0.1 S 1 0 0 0 0 0 0 0 0 0 0 2 2 0.00 0.000																						
Jerry Dipoto, R (8, 1) ERA: 3.89																										
Doug Henry, R (8, 1) ERA: 3.28																										
John Franco, L (9, 1) ERA: 2.37																										

New York Mets @ Atlanta Braves  
Atlanta-Fulton County Stadium, Atlanta, GA  
Wed Sep 20 1995, 7:05 PM EDT  
Att: 29,506 - Unknown - 79 F

AB 38  
R 8  
H 11  
RBI 7  
BB 6  
SO 7  
LOB 23



New York Mets @ Atlanta Braves  
Atlanta-Fulton County Stadium, Atlanta, GA  
Wed Sep 20 1995, 7:05 PM EDT  
Att: 29,506 - Unknown - 79 F

AB 34  
R 4  
H 9  
RBI 4  
BB 7  
SO 3  
LOB 18





Batter	1	2	3	4	5	6	7	8	9	AB	R	H	RBI	BB	SO	LOB	TOP			
Joe Orsulak, L (1, 7) OBP: 0.328, SLG: 0.373				L1-5-3				G1-3		4	0	0	0	0	2	1				
Jose Vizcaino, S (1, 6) OBP: 0.314, SLG: 0.342	F7			G4-3						4	0	1	0	0	1	1				
Carl Everett, S (1, 9) OBP: 0.344, SLG: 0.457				1B		G5-3				4	0	1	0	0	2	1				
Jeff Kent, R (1, 4) OBP: 0.326, SLG: 0.461				1B		G6-3				4	0	1	0	0	1	1				
Rico Brogna, L (1, 3) OBP: 0.345, SLG: 0.501				G4-3			P5			4	0	0	0	0	1	2				
Todd Hundley, S (1, 2) OBP: 0.397, SLG: 0.508	F7									3	0	1	0	0	1	0				
Butch Huskey, R (1, 5) OBP: 0.278, SLG: 0.314				G4-3		P3		F9		3	0	0	0	0	0	1				
Ryan Thompson, R (1, 8) OBP: 0.311, SLG: 0.394				G6-3		F8				3	0	1	0	0	0	1				
Dave Telgheder, R (1, 1) OBP: 0.333, SLG: 0.333										1	0	0	0	0	1	0				
Damon Buford, R (5, PH) OBP: 0.317, SLG: 0.305								P3		1	0	0	0	0	1	1				
Robert Person, R (5, 1)										0	0	0	0	0	0	0				
Edgardo Alfonzo, R (8, PH) OBP: 0.294, SLG: 0.380										1	0	0	0	0	0	1				
Pete Walker, R (8, 1)										0	0	0	0	0	0	0				
<b>Inning Stats</b>	R: 0 E: 0 K: 2 S: 8	H: 0 LOB: 0 BB: 0 P: 11	R: 0 E: 0 K: 2 S: 10	H: 0 LOB: 0 BB: 0 P: 13	R: 0 E: 0 K: 1 S: 10	H: 0 LOB: 0 BB: 0 P: 13	R: 0 E: 0 K: 0 S: 7	H: 2 LOB: 2 BB: 0 P: 9	R: 0 E: 0 K: 1 S: 10	H: 1 LOB: 1 BB: 0 P: 14	R: 0 E: 0 K: 1 S: 8	H: 0 LOB: 0 BB: 0 P: 9	R: 0 E: 0 K: 1 S: 9	H: 1 LOB: 1 BB: 0 P: 14	R: 0 E: 0 K: 1 S: 7	H: 0 LOB: 0 BB: 0 P: 10	1B: 4 2B: 1 3B: 0 HR: 0	SF: 0 SAC: 0 DP: 0 HBP: 0	WP: 0 PB: 0 CS: 1	PA: 32
<b>PITCHER</b>	IP WLS BF H R ER SO BB IBB HBP BLK WP HR S P ERA WHIP																			
Greg Maddux, R (1, 1) ERA: 1.88	8.0 W 29 5 0 0 9 0 0 0 0 0 0 70 95 0.00 0.625																			
Mark Wohlers, R (9, 1) ERA: 2.21	1.0 S 3 0 0 0 1 0 0 0 0 0 0 7 10 0.00 0.000																			

**New York Mets @ Atlanta Braves**  
 Atlanta-Fulton County Stadium, Atlanta, GA  
 Thu Sep 21 1995, 7:05 PM EDT  
 Att: 29,982 - Unknown - 75 F

AB 32  
 R 0  
 H 5  
 RBI 0  
 BB 0  
 SO 10  
 LOB 10

Batter	1	2	3	4	5	6	7	8	9	AB	R	H	RBI	BB	SO	LOB	BOTTOM	
Marquis Grissom, R (1, 8) OBP: 0.318, SLG: 0.365							F3			2	1	0	0	2	1	0		
Mark Lemke, S (1, 4) OBP: 0.325, SLG: 0.351	P3									2	1	0	0	0	0	2		
Rafael Belliard, R (4, 4) OBP: 0.258, SLG: 0.247										2	0	1	0	0	0	3		
10 Chipper Jones, S (1, 5) OBP: 0.350, SLG: 0.446	P5						F8			4	0	1	2	0	0	1		
Fred McGriff, L (1, 3) OBP: 0.362, SLG: 0.489		F8					F7			4	0	0	1	0	0	2		
David Justice, L (1, 9) OBP: 0.371, SLG: 0.486							F8			4	0	1	0	0	0	1		
Dwight Smith, L (1, 7) OBP: 0.336, SLG: 0.430										4	0	0	0	0	1	1		
Mark Wohlers, R (9, 1) ERA: 2.21										0	0	0	0	0	0	0		
Charlie O'Brien, R (1, 2) OBP: 0.339, SLG: 0.399		G1-6-3								4	0	0	0	0	0	1		
Jeff Blauser, R (1, 6) OBP: 0.321, SLG: 0.346										3	0	1	0	0	1	1		
Greg Maddux, R (1, 1) ERA: 5.81										3	1	2	0	0	1	1		
Mike Devereaux, R (9, 7) OBP: 0.347, SLG: 0.458										0	0	0	0	0	0	0		
<b>Inning Stats</b>	R: 0 E: 0 K: 1 S: 9	H: 0 LOB: 0 BB: 0 P: 15	R: 0 E: 0 K: 0 S: 10	H: 1 LOB: 1 BB: 0 P: 13	R: 3 E: 1 K: 1 S: 15	H: 2 LOB: 1 BB: 1 P: 25	R: 0 E: 0 K: 0 S: 7	H: 2 LOB: 3 BB: 1 P: 16	R: 0 E: 0 K: 2 S: 11	H: 0 LOB: 1 BB: 0 P: 17	R: 0 E: 0 K: 0 S: 8	H: 1 LOB: 1 BB: 0 P: 11	R: 0 E: 0 K: 0 S: 4	H: 0 LOB: 0 BB: 0 P: 8	1B: 3 2B: 3 3B: 0 HR: 0	SF: 0 SAC: 0 DP: 0 HBP: 0	WP: 0 PB: 0 CS: 0	PA: 34
<b>PITCHER</b>	IP WLS BF H R ER SO BB IBB HBP BLK WP HR S P ERA WHIP																	
Dave Telgheder, R (1, 1) ERA: 5.81	4.0 L 20 5 3 1 2 0 0 0 0 0 0 25 37 0.00 0.333																	
Robert Person, R (5, 1)	3.0 11 1 0 0 2 0 0 0 0 0 0 4 8 0.00 0.000																	
Pete Walker, R (8, 1) ERA: 4.86	1.0 3 0 0 0 0 0 0 0 0 0 0 4 8 0.00 0.000																	

**New York Mets @ Atlanta Braves**  
 Atlanta-Fulton County Stadium, Atlanta, GA  
 Thu Sep 21 1995, 7:05 PM EDT  
 Att: 29,982 - Unknown - 75 F

AB 32  
 R 3  
 H 6  
 RBI 3  
 BB 2  
 SO 4  
 LOB 13







Batter	1	2	3	4	5	6	7	8	9	AB	R	H	RBI	BB	SO	LOB	TOP							
Rondell White, R OBP: 0.361, SLG: 0.471	(1, 8) K			0-1 CS 1B		1-3 K		3-2 HR	2-3 K	5	1	2	1	0	3	2								
David Segui, S OBP: 0.364, SLG: 0.449	(1, 3) 1B			1-3 SAFE SAFE 1B			1-2 G3	0-1 F7	3-2 1B	5	0	2	1	0	1	1								
Yamil Benitez, R OBP: 0.444, SLG: 0.765	(1, 9) 1B			1-2 SAFE SAFE 1B			4-2 WP HBP BB	2-2 E 1B 2B	0-0 G1-3	4	2	1	0	1	0	4								
Sean Berry, R OBP: 0.367, SLG: 0.532					1-3 K		0-0 HBP WP 1B	1-1 E5 1B		4	0	1	0	0	1	1								
Wil Cordero, R OBP: 0.337, SLG: 0.406					0-0 HR		4-1 HBP	1-0 1B		3	1	2	2	1	1	0								
Mike Lansing, R OBP: 0.297, SLG: 0.385					1-2 F9		1-2 2-3 IBB	3-3 3-H 1B		4	0	0	0	0	2	5								
Mark Grudzielanek, R OBP: 0.315, SLG: 0.336					0-1 F9		0-3 K	3-2 1-2 2-3 3-H HBP		3	0	0	1	0	1	0								
Darrin Fletcher, L OBP: 0.362, SLG: 0.462					2-3 K			2-2 G3-1	0-0 BB 1B	4	1	1	0	0	2	3								
Pedro Martinez, R Cliff Floyd, L Dave Leiper, L Henry Rodriguez, L Curtis Priddy, L Mel Rojas, R	(1, 1) (5, PH) (8, 1) (9, PH) (9, PH) (9, 1)				1-3 K			1-3 K	2-2 SAFE 1B BB	2	0	0	0	0	2	0								
<b>Inning Stats</b>	R: 0 E: 0 K: 1 S: 7	H: 1 LOB: 0 BB: 0 P: 12	R: 0 E: 0 K: 1 S: 7	H: 0 LOB: 0 BB: 0 P: 10	R: 0 E: 0 K: 2 S: 8	H: 0 LOB: 0 BB: 0 P: 11	R: 0 E: 0 K: 1 S: 8	H: 1 LOB: 0 BB: 0 P: 10	R: 1 E: 0 K: 2 S: 10	H: 1 LOB: 0 BB: 0 P: 12	R: 0 E: 0 K: 2 S: 11	H: 0 LOB: 0 BB: 0 P: 15	R: 1 E: 0 K: 2 S: 17	H: 1 LOB: 3 BB: 2 P: 31	R: 2 E: 1 K: 1 S: 20	H: 3 LOB: 2 BB: 0 P: 31	R: 1 E: 0 K: 1 S: 13	H: 2 LOB: 2 BB: 1 P: 23	1B: 6 2B: 1 3B: 0 HR: 2	SF: 0 SAC: 0 DP: 0 HBP: 1	WP: 1 PB: 0 SB: 0 CS: 1	PA: 39		
<b>PITCHER</b>	IP WLS BF H R ER SO BB IBB HBP BLK WP HR S P ERA WHIP	7.0 L 26 4 2 2 11 1 1 1 0 1 1 68 101 2.57 0.714	1.0 L 7 3 2 1 1 0 0 0 0 0 1 20 31 9.00 3.000	1.0 S 6 2 1 1 1 1 0 0 0 0 0 0 13 23 9.00 3.000																				

Montreal Expos @ Atlanta Braves  
Atlanta-Fulton County Stadium, Atlanta, GA  
Sat Sep 23 1995, 7:05 PM EDT  
Att: 48,998 - Unknown - 57 F

AB	35
R	5
H	9
RBI	5
BB	3
SO	13
LOB	16



Batter	1	2	3	4	5	6	7	8	9	AB	R	H	RBI	BB	SO	LOB	BOTTOM						
Marquis Grissom, R OBP: 0.321, SLG: 0.375	(1, 8) BB 3B				1-0 SH3-4 2B		0-0 P4			3	1	2	0	0	0	0							
Mike Devereaux, R OBP: 0.346, SLG: 0.456	(5, FR) (6, 8)				1-0 SH3-4 2B		2-1 P6			2	0	0	0	1	0	0							
Mike Mordecai, R OBP: 0.378, SLG: 0.530	(1, 4) (9, 3)				2-2 L4		2-1 P6			2	0	0	0	1	0	0							
10 Chipper Jones, S OBP: 0.349, SLG: 0.442	(1, 5) F8				0-1 BLK 1B		1-3 K			4	0	1	0	0	2	4							
Fred McGriff, L OBP: 0.362, SLG: 0.488	(1, 3) BB HBP				1-0 P4		0-0 G4-3			3	0	1	1	0	0	1							
Ed Giovanola, L OBP: 0.297, SLG: 0.083	(9, 4) HBP				1-0 P4		3-3 2B			0	0	0	0	0	0	0							
David Justice, L OBP: 0.374, SLG: 0.496	(1, 9) BB HBP				0-3 K2-3		0-0 P6			3	0	1	1	1	1	2							
Brad Clontz, R OBP: 0.396, SLG: 0.600	(9, 1) BB				1-2 BB 1B		0-0 G4-3			0	0	0	0	0	0	0							
Ryan Klesko, L OBP: 0.396, SLG: 0.600	(1, 7) K				1-2 CS BB 1B		0-0 G4-3			4	0	1	0	0	2	4							
Charlie O'Brien, R OBP: 0.338, SLG: 0.393	(1, 2) K				4-0 BB 1B		1-2 L7			3	0	0	0	1	2	3							
Jeff Blauser, R OBP: 0.318, SLG: 0.341	(1, 6) F7				1-3 BB 1B		0-0 G5-3			4	0	0	0	0	1	2							
Steve Avery, L OBP: 0.226, SLG: 0.392	(1, 1) K				0-1 P2		3-2 G1-3			2	0	0	0	0	1	2							
Luis Polonia, L OBP: 0.329, SLG: 0.360	(7, PH)									1	0	0	0	0	0	0							
Greg McMichael, R OBP: 0.331, SLG: 0.423	(8, 1) K				2-3 K					0	0	0	0	0	0	0							
Dwight Smith, L OBP: 0.331, SLG: 0.423	(9, 9) K									1	0	0	0	0	1	0							
<b>Inning Stats</b>	R: 1 E: 0 K: 2 S: 23	H: 1 LOB: 3 BB: 2 P: 35	R: 0 E: 0 K: 1 S: 8	H: 0 LOB: 0 BB: 0 P: 10	R: 0 E: 0 K: 1 S: 9	H: 1 LOB: 1 BB: 0 P: 12	R: 0 E: 0 K: 1 S: 9	H: 1 LOB: 1 BB: 1 P: 15	R: 1 E: 0 K: 1 S: 7	H: 2 LOB: 1 BB: 0 P: 10	R: 0 E: 0 K: 0 S: 5	H: 0 LOB: 0 BB: 0 P: 6	R: 0 E: 0 K: 0 S: 6	H: 0 LOB: 0 BB: 0 P: 11	R: 0 E: 0 K: 2 S: 10	H: 1 LOB: 1 BB: 0 P: 13	R: 0 E: 0 K: 2 S: 9	H: 0 LOB: 0 BB: 0 P: 13	1B: 3 2B: 2 3B: 1 HR: 0	SF: 0 SAC: 1 DP: 0 HBP: 1	WP: 0 PB: 0 SB: 0 CS: 1	PA: 36	
<b>PITCHER</b>	IP WLS BF H R ER SO BB IBB HBP BLK WP HR S P ERA WHIP	7.0 W 29 5 2 2 6 3 0 0 0 0 0 0 10 13 0.00 1.000	1.0 S 4 1 0 0 2 0 0 0 0 0 0 0 10 13 0.00 1.000	1.0 S 3 0 0 0 2 0 0 0 0 0 0 0 9 13 0.00 0.000																			

Montreal Expos @ Atlanta Braves  
Atlanta-Fulton County Stadium, Atlanta, GA  
Sat Sep 23 1995, 7:05 PM EDT  
Att: 48,998 - Unknown - 57 F

AB	31
R	2
H	6
RBI	2
BB	3
SO	10
LOB	18





Batter	1	2	3	4	5	6	7	8	9	10	AB	R	H	RBI	BB	SO	LOB	TOP			
Rondell White, R OBP: 0.361, SLG: 0.474	(1, 8) 0-3 K		(1, 8) 0-3 K		(1, 8) 1-0 2B		(1, 8) 1-2 G6-3			(1, 8) 0-1 SH3	5	2	2	0	0	2	1	<b>Montreal Expos @ Atlanta Braves</b> Atlanta-Fulton County Stadium, Atlanta, GA Sun Sep 24 1995, 3:33 AM EDT Att. 45,461 - Cloudy - 52 F			
David Segui, S OBP: 0.367, SLG: 0.461	(1, 3) 0-0 G6-3		(1, 3) 3-2 1B		(1, 3) 1-0 2B					(1, 3) 0-0 SH3	4	1	3	2	0	0	0				
Yamil Benitez, R OBP: 0.435, SLG: 0.682	(1, 9) 0-3 K		(1, 9) 0-2 F8		(1, 9) 0-0 G6-3					(1, 9) 1-2 CS	5	0	2	1	0	1	2				
Sean Berry, R OBP: 0.385, SLG: 0.527	(1, 5)	(1, 5) 0-3 K		(1, 5) 3-2 F8		(1, 5) 1-0 CS				(1, 5) 1-1 F9	5	0	1	0	0	1	2				
Wil Cordero, R OBP: 0.336, SLG: 0.404	(1, 7)	(1, 7) 0-0 BB		(1, 7) 0-0 G6-3		(1, 7) 0-1 P4				(1, 7) 0-1 CS	4	0	1	0	0	1	2				
Mike Lansing, R OBP: 0.299, SLG: 0.391	(1, 4)	(1, 4) 4-0 BB		(1, 4) 0-0 HR		(1, 4) 2-2 F8				(1, 4) 0-0 FC6-4	3	1	1	1	1	0	2				
Mark Grudzielanek, R OBP: 0.310, SLG: 0.331	(1, 6)	(1, 6) 0-3 K		(1, 6) 2-3 K						(1, 6) 1-2 G5-3	4	0	0	0	0	2	2				
Tim Laker, R OBP: 0.299, SLG: 0.355	(1, 2)	(1, 2) 1-2 P2		(1, 2) 2-3 K						(1, 2) 1-3 K	3	0	0	0	1	2	2				
Tavo Alvarez, R OBP: 0.322, SLG: 0.360	(1, 7) 0-3 K		(1, 7) 3-1 F9		(1, 7) 1-2 G1-3		(1, 7) 0-1 SH3-4			(1, 7) 1-3 K	2	0	0	0	0	0	0				
Bryan Eversgerd, R OBP: 0.322, SLG: 0.360	(1, 7) 0-3 K		(1, 7) 3-1 F9		(1, 7) 1-2 G1-3		(1, 7) 0-1 SH3-4			(1, 7) 1-3 K	0	0	0	0	0	0	0				
<b>Inning Stats</b>	R: 0 E: 0 K: 2 S: 7	H: 0 LOB: 0 BB: 0 P: 7	R: 0 E: 0 K: 2 S: 10	H: 1 LOB: 2 BB: 1 P: 15	R: 0 E: 0 K: 1 S: 11	H: 1 LOB: 1 BB: 0 P: 20	R: 1 E: 0 K: 1 S: 10	H: 1 LOB: 1 BB: 0 P: 17	R: 0 E: 0 K: 0 S: 8	H: 0 LOB: 1 BB: 1 P: 13	R: 1 E: 1 K: 1 S: 13	H: 2 LOB: 1 BB: 0 P: 20	R: 0 E: 0 K: 2 S: 9	H: 0 LOB: 0 BB: 0 P: 12	R: 1 E: 0 K: 0 S: 9	H: 2 LOB: 0 BB: 0 P: 11	1B: 5 2B: 3 3B: 0 HR: 2	SF: 0 SAC: 2 DP: 0 HBP: 0	WP: 0 PB: 0 SB: 0 CS: 3	PA: 41	
<b>PITCHER</b>	IP WLS BF H R ER SO	IP WLS BF H R ER SO	IP WLS BF H R ER SO	IP WLS BF H R ER SO	IP WLS BF H R ER SO	IP WLS BF H R ER SO	IP WLS BF H R ER SO	IP WLS BF H R ER SO	IP WLS BF H R ER SO	IP WLS BF H R ER SO	IP WLS BF H R ER SO	IP WLS BF H R ER SO	IP WLS BF H R ER SO	IP WLS BF H R ER SO	IP WLS BF H R ER SO	IP WLS BF H R ER SO	ERA WHIP	ERA WHIP	ERA WHIP	ERA WHIP	
Kent Mercker, L ERA: 4.21	5.0	21	5	2	2	7	BB: 1 IBB: 0 HBP: 0 BLK: 0	WP: 0 HR: 1 S: 50 P: 74	ERA: 3.60 WHIP: 1.200	Pedro Borbon, L ERA: 3.41	10.1	4	2	1	1	0	BB: 0 IBB: 0 HBP: 0 BLK: 0	WP: 0 HR: 0 S: 11 P: 11	ERA: 9.00 WHIP: 2.000		
Brad Clontz, R ERA: 3.78	6.1	3	1	0	0	0	BB: 0 IBB: 0 HBP: 0 BLK: 0	WP: 0 HR: 0 S: 8 P: 11	ERA: 0.00 WHIP: 1.000												
Jason Schmidt, R ERA: 4.3	7.1	4	0	0	0	0	BB: 1 IBB: 0 HBP: 0 BLK: 0	WP: 0 HR: 0 S: 8 P: 13	ERA: 0.00 WHIP: 1.000												
Greg McMichael, R ERA: 2.88	8.1	5	2	1	1	1	BB: 0 IBB: 0 HBP: 0 BLK: 0	WP: 0 HR: 1 S: 13 P: 20	ERA: 9.00 WHIP: 2.000												
Alejandro Pena, R ERA: 4.92	9.1	3	0	0	0	2	BB: 0 IBB: 0 HBP: 0 BLK: 0	WP: 0 HR: 0 S: 9 P: 12	ERA: 0.00 WHIP: 0.000												


AB	36
R	4
H	10
RBI	4
BB	2
SO	10
LOB	13




Batter	1	2	3	4	5	6	7	8	9	10	AB	R	H	RBI	BB	SO	LOB	BOTTOM				
Luis Polonia, L OBP: 0.327, SLG: 0.360	(1, 7) 0-3 K		(1, 7) 0-1 L4		(1, 7) 0-0 G4-3		(1, 7) 2-2 G4-3			(1, 7) 0-1 1B	5	1	1	0	0	1	0	<b>Montreal Expos @ Atlanta Braves</b> Atlanta-Fulton County Stadium, Atlanta, GA Sun Sep 24 1995, 3:33 AM EDT Att. 45,461 - Cloudy - 52 F				
Mike Devereaux, R OBP: 0.346, SLG: 0.458	(1, 8) 0-0 P4		(1, 8) 1-1 F7		(1, 8) 2-1 G5-3					(1, 8) 1-2 FC4-6	5	1	2	2	0	0	0					
10 Chipper Jones, S OBP: 0.351, SLG: 0.442	(1, 5) 0-0 G3		(1, 5) 2-1 G6-3		(1, 5) 1-2 E7					(1, 5) 4-2 FC4-6	3	1	1	0	1	0	0					
Fred McGriff, L OBP: 0.362, SLG: 0.487	(1, 3) 2-0 G4-3		(1, 3) 0-1 FC4		(1, 3) 2-2 G4-3					(1, 3) 3-0 FC4-6	3	0	1	0	0	0	1					
Greg McMichael, R ERA: 2.88	(8, 1) 0-0 P4		(8, 1) 1-1 F7		(8, 1) 2-1 G5-3					(8, 1) 1-2 FC4-6	0	0	0	0	0	0	0					
Alejandro Pena, R ERA: 4.92	(9, 1) 0-0 G3		(9, 1) 2-1 G6-3		(9, 1) 1-2 E7					(9, 1) 4-2 FC4-6	0	0	0	0	0	0	0					
Ryan Klesko, L OBP: 0.397, SLG: 0.598	(9, PH) 0-0 P4		(9, PH) 1-1 F7		(9, PH) 2-1 G5-3					(9, PH) 1-2 FC4-6	1	0	0	0	0	0	2					
Pedro Borbon, R ERA: 3.41	(10, 1) 0-0 G3		(10, 1) 2-1 G6-3		(10, 1) 1-2 E7					(10, 1) 4-2 FC4-6	0	0	0	0	0	0	0					
David Justice, L OBP: 0.372, SLG: 0.492	(1, 9) 0-0 F7		(1, 9) 2-0 FC4		(1, 9) 3-3 K					(1, 9) 0-2 SF7	3	1	0	0	0	1	2					
Mike Kelly, R OBP: 0.265, SLG: 0.323	(8, 9) 3-3 K		(8, 9) 1-2 G5-3		(8, 9) 3-3 K					(8, 9) 3-3 K	4	0	2	2	0	2	1					
Javy Lopez, R OBP: 0.350, SLG: 0.511	(1, 2) 0-0 G3		(1, 2) 2-1 G6-3		(1, 2) 1-2 E7					(1, 2) 4-2 FC4-6	4	0	2	2	0	2	1					
Mike Mordecai, R OBP: 0.359, SLG: 0.500	(1, 4) 0-0 G5-3		(1, 4) 2-2 G5-3		(1, 4) 3-3 K					(1, 4) 1-2 G1-3	4	0	0	0	0	1	2					
Jeff Blauser, R OBP: 0.318, SLG: 0.338	(1, 6) 0-0 F9		(1, 6) 3-1 F7		(1, 6) 3-3 K					(1, 6) 4-2 FC4-6	3	0	0	0	1	1	1					
Kent Mercker, L ERA: 5.25	(1, 1) 2-0 G4-3		(1, 1) 0-1 FC4		(1, 1) 2-2 G4-3					(1, 1) 3-0 FC4-6	0	0	0	0	0	0	1					
Brad Clontz, R ERA: 3.78	(8, 1) 0-0 P4		(8, 1) 1-1 F7		(8, 1) 2-1 G5-3					(8, 1) 1-2 FC4-6	0	0	0	0	0	0	0					
Dwight Smith, L OBP: 0.326, SLG: 0.419	(8, PH) 0-0 G3		(8, PH) 2-1 G6-3		(8, PH) 1-2 E7					(8, PH) 4-2 FC4-6	0	0	0	0	0	0	0					
Jason Schmidt, R ERA: 4.47	(7, 1) 0-0 P4		(7, 1) 1-1 F7		(7, 1) 2-1 G5-3					(7, 1) 1-2 FC4-6	0	0	0	0	0	0	0					
Ed Giovannola, L OBP: 0.265, SLG: 0.323	(8, 4) 0-0 G3		(8, 4) 2-1 G6-3		(8, 4) 1-2 E7					(8, 4) 4-2 FC4-6	0	0	0	0	0	0	0					
Marques Christon, R OBP: 0.322, SLG: 0.360	(10, PH) 0-0 P4		(10, PH) 1-1 F7		(10, PH) 2-1 G5-3					(10, PH) 1-2 FC4-6	0	0	0	0	0	0	0					
Randall Schmitt, R OBP: 0.298, SLG: 0.344	(10, PH) 0-0 G3		(10, PH) 2-1 G6-3		(10, PH) 1-2 E7					(10, PH) 4-2 FC4-6	0	0	0	0	0	0	0					
<b>Inning Stats</b>	R: 0 E: 0 K: 1 S: 5	H: 0 LOB: 0 BB: 0 P: 5	R: 0 E: 0 K: 1 S: 5	H: 0 LOB: 0 BB: 0 P: 10	R: 0 E: 0 K: 1 S: 5	H: 0 LOB: 0 BB: 0 P: 7	R: 0 E: 0 K: 0 S: 6	H: 0 LOB: 0 BB: 0 P: 9	R: 1 E: 0 K: 0 S: 6	H: 0 LOB: 1 BB: 0 P: 11	R: 1 E: 1 K: 2 S: 17	H: 2 LOB: 1 BB: 0 P: 26	R: 0 E: 0 K: 2 S: 13	H: 0 LOB: 0 BB: 0 P: 19	R: 1 E: 0 K: 1 S: 15	H: 1 LOB: 1 BB: 1 P: 26	R: 2 E: 0 K: 0 S: 12	H: 2 LOB: 1 BB: 1 P: 20	1B: 4 2B: 3 3B: 0 HR: 0	SF: 1 SAC: 0 DP: 0 HBP: 0	WP: 1 PB: 0 SB: 1 CS: 0	PA: 38
<b>PITCHER</b>	IP WLS BF H R ER SO	IP WLS BF H R ER SO	IP WLS BF H R ER SO	IP WLS BF H R ER SO	IP WLS BF H R ER SO	IP WLS BF H R ER SO	IP WLS BF H R ER SO	IP WLS BF H R ER SO	IP WLS BF H R ER SO	IP WLS BF H R ER SO	IP WLS BF H R ER SO	IP WLS BF H R ER SO	IP WLS BF H R ER SO	IP WLS BF H R ER SO	IP WLS BF H R ER SO	IP WLS BF H R ER SO	ERA WHIP	ERA WHIP	ERA WHIP	ERA WHIP		
Tavo Alvarez, R ERA: 2.25	6.0	3	2	1	3	BB: 0 IBB: 0 HBP: 0 BLK: 0	WP: 0 HR: 0 S: 44 P: 68	ERA: 1.50 WHIP: 0.500	Dave Leiper, L ERA: 3.38	10.1	5	2	2	2	0	BB: 1 IBB: 0 HBP: 0 BLK: 0	WP: 0 HR: 0 S: 12 P: 20	ERA: 27.00 WHIP: 4.500				
Bryan Eversgerd, L ERA: 6.0	7.1	2	0	0	1	BB: 0 IBB: 0 HBP: 0 BLK: 0	WP: 0 HR: 0 S: 6 P: 11	ERA: 0.00 WHIP: 0.000														
Gl Heredia, R ERA: 4.47	7.1	2	1	0	0	BB: 0 IBB: 0 HBP: 0 BLK: 0	WP: 0 HR: 0 S: 7 P: 10	ERA: 0.00 WHIP: 3.000														
Tim Scott, R ERA: 3.98	8.1	3	0	0	0	BB: 0 IBB: 0 HBP: 0 BLK: 0	WP: 0 HR: 0 S: 13 P: 19	ERA: 0.00 WHIP: 0.000														
Mel Rojas, R ERA: 4.10	9.1	5	1	1	1	BB: 1 IBB: 0 HBP: 0 BLK: 0	WP: 1 HR: 0 S: 15 P: 26	ERA: 9.00 WHIP: 2.000														





Batter	1	2	3	4	5	6	7	8	9	AB	R	H	RBI	BB	SO	LOB	TOP			
Marquis Grissom, R (1, 8) OBP: 0.318, SLG: 0.372 Mike Kelly, R (7, 8) OBP: 0.264, SLG: 0.321	1-2 G5-3	3-2 G6-3		0-0 L9			0-0 G6-3		0-3 K	4	0	0	0	0	0	2	<b>Atlanta Braves @ Philadelphia Phillies</b> Veterans Stadium, Philadelphia, PA Tue Sep 26 1995, 7:05 PM EDT Att: 21,476 - Unknown - 62 F  <b>AB 31</b> <b>R 5</b> <b>H 6</b> <b>RBI 5</b> <b>BB 3</b> <b>SO 6</b> <b>LOB 11</b>  			
Mark Lemke, S (1, 4) OBP: 0.327, SLG: 0.346 Rafael Belliard, R (4, 4) OBP: 0.254, SLG: 0.243	0-0 F7	0-0 L7		1-2 F8			1-2 G6-3			3	0	0	0	0	2					
10 Chipper Jones, S (1, 5) OBP: 0.352, SLG: 0.447							1-1 F7			3	2	1	1	1	0	0				
Fred McGriff, L (1, 3) OBP: 0.363, SLG: 0.487 Mike Mordecai, R (8, 3) OBP: 0.359, SLG: 0.500	1-0 HR			0-1 SF7 BB			1-3 K		0-0 G4-3	4	1	2	0	0	1	0				
David Justice, L (1, 9) OBP: 0.372, SLG: 0.491 Mike Devereaux, R (5, 9) OBP: 0.345, SLG: 0.457	3-1 HR			0-3 K			0-1 P5		3-1 P4	3	1	1	0	0	1	2				
Ryan Klesko, L (1, 7) OBP: 0.396, SLG: 0.605	0-0 HR			2-0 SF7			2-1 F9		2-1 P6	3	1	1	4	0	0	0				
Javy Lopez, R (1, 2) OBP: 0.509 Eddie Pérez, R (6, 2) OBP: 0.300, SLG: 0.600	1-0 L9			0-1 G6-3			3-0 G5-3 1B		0-3 K	3	0	1	0	0	0	1				
Jeff Blausler, R (1, 6) OBP: 0.319, SLG: 0.337				4-2 SH1-4 BB			3-2 G5-3		2-2 HBP	2	0	0	0	1	0	1				
29 John Smoltz, R (5, PH) OBP: 0.326, SLG: 0.416 Brad Clontz, R (7, 1) Alejandro Pena, R (8, 1) Pedro Borbon, L (9, PH) Luis Polonia, L (9, PH) Mark Wohlers, R (9, 1)				0-0 SH1-4			4-2 K		1-3 K	0	0	0	0	1	0	0				
				1-2						0	0	0	0	0	0	0				
<b>Inning Stats</b>	R: 4 H: 4 E: 0 K: 0 S: 10	H: 4 LOB: 0 BB: 0 P: 16	R: 0 H: 0 E: 0 K: 0 S: 7	H: 0 LOB: 1 BB: 1 P: 14	R: 1 H: 1 E: 0 K: 1 S: 10	H: 1 LOB: 1 BB: 1 P: 16	R: 0 H: 0 E: 0 K: 0 S: 8	H: 0 LOB: 1 BB: 0 P: 15	R: 0 H: 1 E: 0 K: 1 S: 9	H: 1 LOB: 1 BB: 0 P: 20	R: 0 H: 0 E: 0 K: 0 S: 10	H: 0 LOB: 0 BB: 0 P: 14	R: 0 H: 0 E: 0 K: 0 S: 5	H: 0 LOB: 0 BB: 0 P: 10	R: 0 H: 0 E: 0 K: 3 S: 16	H: 0 LOB: 1 BB: 0 P: 19	1B: 4 2B: 0 3B: 0 HR: 2	SF: 1 SAC: 1 DP: 0 HBP: 1	WP: 0 PB: 0 SB: 0 CS: 0	PA: 37
<b>PITCHER</b>	IP WLS BF H R ER SO BB IBB HBP BLK WP HR S P ERA WHIP																			
Paul Quantrill, R (1, 1) ERA: 4.49	7.0 L 30 6 5 5 3 3 0 0 0 0 0 2 62 105 6.43 1.286																			
Steve Frey, L (8, 1) ERA: 3.25	1.0 3 0 0 0 0 0 0 0 0 0 0 0 5 10 0.00 0.000																			
Tommy Greene, R (9, 1) ERA: 7.99	1.0 4 0 0 0 0 3 0 0 1 0 0 0 16 19 0.00 0.000																			

Batter	1	2	3	4	5	6	7	8	9	AB	R	H	RBI	BB	SO	LOB	BOTTOM			
Mickey Morandini, L (1, 4) OBP: 0.352, SLG: 0.415	4-2 FC4-6 BB		2-1 F7				1-3 K	1-3 K		3	1	0	0	1	2	1	<b>Atlanta Braves @ Philadelphia Phillies</b> Veterans Stadium, Philadelphia, PA Tue Sep 26 1995, 7:05 PM EDT Att: 21,476 - Unknown - 62 F  <b>AB 30</b> <b>R 1</b> <b>H 3</b> <b>RBI 1</b> <b>BB 3</b> <b>SO 13</b> <b>LOB 15</b>  			
Andy Van Slyke, L (1, 8) OBP: 0.313, SLG: 0.338	4-2 FC4-6 BB		1-3 K				1-0 HBP	1-2 FC4-6 1B		2	0	1	0	1	1	0				
Jim Eisenreich, L (1, 7) OBP: 0.374, SLG: 0.460	2-0 FC4-6 BB		1-2 F8				1-1 G4-3	0-0 FC4-6		4	0	0	0	0	0	5				
Mark Whiten, S (1, 9) OBP: 0.334, SLG: 0.409	4-2 G5-3 BB			0-0 1B			1-3 K	2-3 K		3	0	1	0	1	2	1				
Charlie Hayes, R (1, 5) OBP: 0.344, SLG: 0.417	0-0 G5-3		1-1 L8				0-0 G5-3	3-2 G6-3		4	0	0	1	0	0	3				
Gene Schall, R (1, 3) OBP: 0.304, SLG: 0.302	1-2 K		1-3 K				0-2 F8	0-3 K		4	0	0	0	0	3	3				
Lenny Webster, R (1, 2) OBP: 0.310, SLG: 0.354		1-2 G6-3		0-1 L6			0-3 K	2-2 E5		4	0	0	0	0	1	1				
Kevin Stocker, S (1, 6) OBP: 0.304, SLG: 0.276		2-1 G6-3		3-2 SH2-4 2B			3-3 K	0-3 K		4	0	1	0	0	2	1				
Paul Quantrill, L (1, 1) OBP: 0.155, SLG: 0.109 Tom Marsh, R (7, PH) OBP: 0.321, SLG: 0.430 Steve Frey, R (8, 1) Tommy Greene, R (9, 1)		1-3 K		2-2 SH2-4			0-3 K			1	0	0	0	0	1	0				
				2-3						0	0	0	0	0	0	0				
<b>Inning Stats</b>	R: 1 H: 0 E: 0 K: 1 S: 11	H: 0 LOB: 2 BB: 3 P: 27	R: 0 H: 0 E: 0 K: 1 S: 8	H: 0 LOB: 0 BB: 0 P: 12	R: 0 H: 0 E: 0 K: 1 S: 8	H: 0 LOB: 0 BB: 0 P: 12	R: 0 H: 1 E: 0 K: 1 S: 8	H: 1 LOB: 1 BB: 0 P: 10	R: 0 H: 0 E: 0 K: 1 S: 7	H: 0 LOB: 0 BB: 0 P: 8	R: 0 H: 0 E: 0 K: 3 S: 9	H: 0 LOB: 0 BB: 0 P: 12	R: 0 H: 1 E: 0 K: 2 S: 14	H: 1 LOB: 1 BB: 0 P: 18	R: 0 H: 0 E: 1 K: 2 S: 15	H: 0 LOB: 1 BB: 0 P: 20	1B: 2 2B: 1 3B: 0 HR: 0	SF: 0 SAC: 1 DP: 0 HBP: 1	WP: 0 PB: 0 SB: 0 CS: 0	PA: 35
<b>PITCHER</b>	IP WLS BF H R ER SO BB IBB HBP BLK WP HR S P ERA WHIP																			
29 John Smoltz, R (1, 1) ERA: 3.26	5.0 W 21 2 1 1 5 3 0 1 0 0 0 0 7 8 1.80 1.000																			
Brad Clontz, R (6, 1) ERA: 3.72	1.0 3 0 0 0 1 0 0 0 0 0 0 0 7 8 0.00 0.000																			
Alejandro Pena, R (7, 1) ERA: 4.83	1.0 3 0 0 0 3 0 0 0 0 0 0 0 9 12 0.00 0.000																			
Pedro Borbon, L (8, 1) ERA: 3.3	1.0 4 1 0 0 2 0 0 0 0 0 0 0 14 18 0.00 1.000																			
Mark Wohlers, R (9, 1) ERA: 2.14	1.0 4 0 0 0 2 0 0 0 0 0 0 0 15 20 0.00 0.000																			



Batter	1	2	3	4	5	6	7	8	9	AB	R	H	RBI	BB	SO	LOB	TOP								
<b>Marquis Grissom, R</b> (1, 8) <small>OBP: 0.320, SLG: 0.379</small> <b>Mike Devereaux, R</b> (5, 8) <small>OBP: 0.344, SLG: 0.454</small>	0-0 6-3		1-0 HR		3-0 2B 1B		0-0 P4		0-1 F9	3	2	2	1	0	0	0									
<b>Mark Lemke, S</b> (1, 4) <small>OBP: 0.331, SLG: 0.363</small> <b>Dwight Smith, L</b> (9, PH) <small>OBP: 0.324, SLG: 0.413</small> <b>Ed Giovannola, L</b> (9, 4) <small>OBP: 0.250, SLG: 0.077</small>	0-0 HR		1-1 F7		1-0 10 3B 2B		1-0 2B		3-3 K	4	2	3	2	0	0	0									
<b>10 Chipper Jones, S</b> (1, 5) <small>OBP: 0.355, SLG: 0.454</small> <b>Mike Mordecai, R</b> (5, PR) <small>OBP: 0.354, SLG: 0.500</small>	0-0 G6-3 1B		0-0 G5-3 1B		3-2 2H 3B		1-1 SF8			3	0	3	1	0	0	0									
<b>Fred McGriff, L</b> (1, 3) <small>OBP: 0.361, SLG: 0.485</small> <b>Luis Polonia, L</b> (5, 7) <small>OBP: 0.325, SLG: 0.358</small>	0-0 G6-3 1-2		3-2 G5-3		3-2 L3		3-2 3H 2-3 K			3	0	0	0	0	0	3									
<b>David Justice, L</b> (1, 9) <small>OBP: 0.371, SLG: 0.488</small> <b>Jason Schmidt, R</b> (8, 1) <small>OBP: 0.333, SLG: 0.200</small>		4-2 1B PB BB	3-3 K		2-2 F7			1-3 K	1	3	1	0	0	1	2	2									
<b>Ryan Klesko, L</b> (1, 7) <small>OBP: 0.391, SLG: 0.598</small>		2-3 K		0-2 G4-3		0-0 F7		2-2 G3	2	4	0	0	0	0	1	1									
<b>Charlie O'Brien, R</b> (1, 2) <small>OBP: 0.341, SLG: 0.392</small>		1-0 PB 1B		1-2 F9		0-3 K		3-1 HBP		3	0	1	0	0	1	0									
<b>Jeff Blausler, R</b> (1, 6) <small>OBP: 0.316, SLG: 0.333</small>		3-3 K		2-0 L7		1-1 L8		3-3 K	3	4	0	0	0	0	2	2									
<b>Greg Maddux, R</b> (1, 1) <small>OBP: 0.187, SLG: 0.181</small> <b>Greg McMichael, R</b> (7, 1) <b>Mike Kelly, R</b> (8, 9) <small>OBP: 0.262, SLG: 0.319</small>		1-1 G5-3		1-3 K		0-2 2B SF8 1B		0-3 K	1	3	1	1	0	0	1	1									
<b>Inning Stats</b>	R: 1 E: 0 K: 0 S: 4	H: 2 LOB: 0 BB: 4	R: 1 E: 0 K: 2 S: 11	H: 1 LOB: 1 BB: 22	R: 1 E: 0 K: 1 S: 11	H: 2 LOB: 1 BB: 19	R: 0 E: 0 K: 0 S: 7	H: 0 LOB: 0 BB: 10	R: 2 E: 0 K: 1 S: 14	H: 3 LOB: 1 BB: 0 P: 27	R: 0 E: 0 K: 1 S: 6	H: 0 LOB: 0 BB: 7	R: 1 E: 0 K: 1 S: 10	H: 2 LOB: 1 BB: 0 P: 14	R: 0 E: 0 K: 2 S: 14	H: 0 LOB: 1 BB: 23	R: 0 E: 0 K: 2 S: 8	H: 0 LOB: 0 BB: 11	1B: 5 2B: 2 3B: 1 HR: 2	SF: 1 SAC: 0 DP: 1 HBP: 1	WP: 0 PB: 1 SB: 0 CS: 0	PA: 38			
<b>PITCHER</b>	IP WLS BF H R ER SO BB IBB HBP BLK WP HR S P ERA WHIP	IP WLS BF H R ER SO BB IBB HBP BLK WP HR S P ERA WHIP	IP WLS BF H R ER SO BB IBB HBP BLK WP HR S P ERA WHIP	IP WLS BF H R ER SO BB IBB HBP BLK WP HR S P ERA WHIP	IP WLS BF H R ER SO BB IBB HBP BLK WP HR S P ERA WHIP	IP WLS BF H R ER SO BB IBB HBP BLK WP HR S P ERA WHIP	IP WLS BF H R ER SO BB IBB HBP BLK WP HR S P ERA WHIP	IP WLS BF H R ER SO BB IBB HBP BLK WP HR S P ERA WHIP	IP WLS BF H R ER SO BB IBB HBP BLK WP HR S P ERA WHIP	IP WLS BF H R ER SO BB IBB HBP BLK WP HR S P ERA WHIP	IP WLS BF H R ER SO BB IBB HBP BLK WP HR S P ERA WHIP	IP WLS BF H R ER SO BB IBB HBP BLK WP HR S P ERA WHIP	IP WLS BF H R ER SO BB IBB HBP BLK WP HR S P ERA WHIP	IP WLS BF H R ER SO BB IBB HBP BLK WP HR S P ERA WHIP	IP WLS BF H R ER SO BB IBB HBP BLK WP HR S P ERA WHIP	IP WLS BF H R ER SO BB IBB HBP BLK WP HR S P ERA WHIP	IP WLS BF H R ER SO BB IBB HBP BLK WP HR S P ERA WHIP	IP WLS BF H R ER SO BB IBB HBP BLK WP HR S P ERA WHIP	IP WLS BF H R ER SO BB IBB HBP BLK WP HR S P ERA WHIP	IP WLS BF H R ER SO BB IBB HBP BLK WP HR S P ERA WHIP	IP WLS BF H R ER SO BB IBB HBP BLK WP HR S P ERA WHIP	IP WLS BF H R ER SO BB IBB HBP BLK WP HR S P ERA WHIP	IP WLS BF H R ER SO BB IBB HBP BLK WP HR S P ERA WHIP	IP WLS BF H R ER SO BB IBB HBP BLK WP HR S P ERA WHIP	IP WLS BF H R ER SO BB IBB HBP BLK WP HR S P ERA WHIP

Atlanta Braves @ Philadelphia Phillies  
Veterans Stadium, Philadelphia, PA  
Wed Sep 27 1995, 7:05 PM EDT  
Att: 26,636 - Unknown

AB 35  
R 6  
H 10  
RBI 5  
BB 1  
SO 10  
LOB 11



Batter	1	2	3	4	5	6	7	8	9	AB	R	H	RBI	BB	SO	LOB	BOTTOM								
<b>Mickey Morandini, L</b> (1, 4) <small>OBP: 0.352, SLG: 0.416</small>	0-0 4-3		3-2 G4-3			1-3 K		1-2 WP 2B		4	0	1	0	0	1	1									
<b>Andy Van Slyke, L</b> (1, 8) <small>OBP: 0.313, SLG: 0.337</small>	0-0 G4-6-3 1B		2-3	1-2 G4-3		1-1 P6		2-1 F7		4	0	1	0	0	0	1									
<b>Jim Eisenreich, L</b> (1, 7) <small>OBP: 0.375, SLG: 0.459</small>	0-0 G4-6-3 1-2			0-0 S 1B		1-2 G4-3			4-2 BB	3	0	1	0	1	0	1									
<b>Mark Whiten, S</b> (1, 9) <small>OBP: 0.330, SLG: 0.404</small>		3-3 K2-3		3-3 SAFE K		1-2 K		1-3 K	1	4	0	0	0	0	3	2									
<b>Charlie Hayes, R</b> (1, 5) <small>OBP: 0.342, SLG: 0.414</small> <b>Kevin Seick, R</b> (8, 5)		0-0 G6-3		2-2 G6-3		3-2 G6-3		0-1 L9	2	3	0	0	0	0	0	1									
<b>Gene Schall, R</b> (1, 3) <small>OBP: 0.300, SLG: 0.298</small>		0-1 G5-3			1-1 G3-1		2-1 DI 1B		3-2 G4-3	4	0	1	0	0	0	1									
<b>Mike Lieberthal, R</b> (1, 2) <small>OBP: 0.333, SLG: 0.318</small>			0-1 G4-3		0-1 G6-3		2-1 F8			3	0	0	0	0	0	1									
<b>Kevin Stocker, S</b> (1, 6) <small>OBP: 0.307, SLG: 0.277</small>			1-2 S SH2-4 HBP		0-2 1B			2-0 G4-3	1	2	0	1	0	0	0	0									
<b>Mike Mimbs, L</b> (1, 1) <small>OBP: 0.143, SLG: 0.171</small> <b>Steve Frey, R</b> (5, 1) <small>OBP: 0.316, SLG: 0.426</small> <b>Russ Springer, R</b> (8, 1) <small>OBP: 0.300, SLG: 0.292</small> <b>Heathcliff Slocumb, R</b> (9, 1) <small>OBP: 0.295</small>			0-0 SH2-4		0-3 K			3-3 K	2	0	0	0	0	0	0	0									
<b>Inning Stats</b>	R: 0 E: 0 K: 0 S: 3	H: 1 LOB: 0 BB: 0 P: 3	R: 0 E: 0 K: 1 S: 6	H: 0 LOB: 0 BB: 0 P: 9	R: 0 E: 0 K: 1 S: 10	H: 0 LOB: 1 BB: 0 P: 14	R: 0 E: 0 K: 1 S: 12	H: 1 LOB: 1 BB: 0 P: 18	R: 0 E: 0 K: 1 S: 10	H: 1 LOB: 1 BB: 0 P: 11	R: 0 E: 0 K: 1 S: 8	H: 0 LOB: 0 BB: 7	R: 0 E: 0 K: 1 S: 10	H: 1 LOB: 1 BB: 0 P: 18	R: 0 E: 0 K: 1 S: 9	H: 1 LOB: 1 BB: 0 P: 17	R: 0 E: 0 K: 1 S: 10	H: 0 LOB: 1 BB: 1 P: 17	1B: 4 2B: 1 3B: 0 HR: 0	SF: 0 SAC: 1 DP: 1 HBP: 1	WP: 1 PB: 0 SB: 2 CS: 0	PA: 33			
<b>PITCHER</b>	IP WLS BF H R ER SO BB IBB HBP BLK WP HR S P ERA WHIP	IP WLS BF H R ER SO BB IBB HBP BLK WP HR S P ERA WHIP	IP WLS BF H R ER SO BB IBB HBP BLK WP HR S P ERA WHIP	IP WLS BF H R ER SO BB IBB HBP BLK WP HR S P ERA WHIP	IP WLS BF H R ER SO BB IBB HBP BLK WP HR S P ERA WHIP	IP WLS BF H R ER SO BB IBB HBP BLK WP HR S P ERA WHIP	IP WLS BF H R ER SO BB IBB HBP BLK WP HR S P ERA WHIP	IP WLS BF H R ER SO BB IBB HBP BLK WP HR S P ERA WHIP	IP WLS BF H R ER SO BB IBB HBP BLK WP HR S P ERA WHIP	IP WLS BF H R ER SO BB IBB HBP BLK WP HR S P ERA WHIP	IP WLS BF H R ER SO BB IBB HBP BLK WP HR S P ERA WHIP	IP WLS BF H R ER SO BB IBB HBP BLK WP HR S P ERA WHIP	IP WLS BF H R ER SO BB IBB HBP BLK WP HR S P ERA WHIP	IP WLS BF H R ER SO BB IBB HBP BLK WP HR S P ERA WHIP	IP WLS BF H R ER SO BB IBB HBP BLK WP HR S P ERA WHIP	IP WLS BF H R ER SO BB IBB HBP BLK WP HR S P ERA WHIP	IP WLS BF H R ER SO BB IBB HBP BLK WP HR S P ERA WHIP	IP WLS BF H R ER SO BB IBB HBP BLK WP HR S P ERA WHIP	IP WLS BF H R ER SO BB IBB HBP BLK WP HR S P ERA WHIP	IP WLS BF H R ER SO BB IBB HBP BLK WP HR S P ERA WHIP	IP WLS BF H R ER SO BB IBB HBP BLK WP HR S P ERA WHIP	IP WLS BF H R ER SO BB IBB HBP BLK WP HR S P ERA WHIP	IP WLS BF H R ER SO BB IBB HBP BLK WP HR S P ERA WHIP	IP WLS BF H R ER SO BB IBB HBP BLK WP HR S P ERA WHIP	IP WLS BF H R ER SO BB IBB HBP BLK WP HR S P ERA WHIP

Atlanta Braves @ Philadelphia Phillies  
Veterans Stadium, Philadelphia, PA  
Wed Sep 27 1995, 7:05 PM EDT  
Att: 26,636 - Unknown

AB 30  
R 0  
H 5  
RBI 0  
BB 1  
SO 6  
LOB 10





Batter	1	2	3	4	5	6	7	8	9	AB	R	H	RBI	BB	SO	LOB	TOP
<b>Marquis Grissom, R</b> (1, 8) <small>BP: 0.326, SLG: 0.576</small> <b>Kent Mercker, L</b> (5, 1) <small>BP: 0.125, SLG: 0.247</small> <b>Greg McMichael, R</b> (6, 1) <small>BP: 0.125, SLG: 0.247</small> <b>Dwight Smith, L</b> (7, PH) <small>BP: 0.125, SLG: 0.247</small> <b>Alejandro Pena, R</b> (7, 1) <small>BP: 0.125, SLG: 0.247</small> <b>Mike Montecal, R</b> (8, 3) <small>BP: 0.125, SLG: 0.247</small>										2	0	1	1	0	0	0	<b>Atlanta Braves @ New York Mets</b> Shea Stadium, Flushing, NY Fri Sep 29 1995, 7:05 PM EDT Att: 16,007 - Unknown - 62 F
<b>Mark Lemke, S</b> (1, 4) <small>OBP: 0.328, SLG: 0.360</small>										4	0	0	0	0	0	2	
<b>10 Chipper Jones, S</b> (1, 5) <small>OBP: 0.352, SLG: 0.451</small> <b>Ed Giovannoli, L</b> (8, 5) <small>OBP: 0.250, SLG: 0.077</small>										4	0	0	0	0	1	1	
<b>Fred McGriff, L</b> (1, 3) <small>OBP: 0.360, SLG: 0.489</small> <b>Mark Wohlers, R</b> (8, 1)										4	1	1	1	0	3	0	
<b>David Justice, L</b> (1, 9) <small>OBP: 0.370, SLG: 0.488</small> <b>Mike Kelly, R</b> (8, 9) <small>OBP: 0.262, SLG: 0.319</small>										4	0	1	0	0	0	0	
<b>Ryan Klesko, L</b> (1, 7) <small>OBP: 0.395, SLG: 0.607</small>										3	1	2	1	1	1	1	
<b>Javy Lopez, R</b> (1, 2) <small>OBP: 0.349, SLG: 0.506</small>										4	0	1	0	0	0	2	
<b>Jeff Blauer, R</b> (1, 6) <small>OBP: 0.319, SLG: 0.340</small> <b>Rafael Belliard, R</b> (7, PR) <small>OBP: 0.253, SLG: 0.242</small> <small>(7, 6)</small>										3	1	2	0	0	1	2	
<b>Tom Glavine, L</b> (1, 1) <small>OBP: 0.258, SLG: 0.286</small> <b>Luis Polonia, L</b> (5, PH) <small>OBP: 0.323, SLG: 0.355</small> <small>(5, 8)</small>										1	0	0	0	0	0	1	
<b>Inning Stats</b>	R: 0 H: 0 E: 0 LOB: 0 K: 0 BB: 0 S: 4 P: 5	R: 0 H: 1 E: 0 LOB: 1 K: 2 BB: 0 S: 10 P: 13	R: 1 H: 1 E: 0 LOB: 0 K: 0 BB: 0 S: 5 P: 7	R: 1 H: 2 E: 0 LOB: 2 K: 2 BB: 1 S: 13 P: 23	R: 0 H: 1 E: 0 LOB: 1 K: 1 BB: 0 S: 8 P: 10	R: 1 H: 1 E: 0 LOB: 0 K: 1 BB: 0 S: 10 P: 13	R: 0 H: 1 E: 0 LOB: 1 K: 1 BB: 0 S: 13 P: 21	R: 0 H: 0 E: 0 LOB: 0 K: 1 BB: 0 S: 7 P: 11	R: 0 H: 1 E: 0 LOB: 0 K: 1 BB: 0 S: 7 P: 10	1B: 3 SF: 1 2B: 3 SAC: 0 3B: 0 DP: 1 HR: 2 HBP: 0	WP: 0 PA: 35 SB: 0 CS: 1						
<b>PITCHER</b>	IP WLS BF H R ER SO BB IBB HBP BLK WP HR S P ERA WHIP											IP WLS BF H R ER SO BB IBB HBP BLK WP HR S P ERA WHIP					
<b>Bobby Jones, R</b> (1, 1) <small>ERA: 4.19</small> <b>John Franco, L</b> (9, 1) <small>ERA: 2.45</small>	8.0 W 32 7 3 3 8 1 0 0 0 0 2 70 103 3.38 1.000											1.0 S 3 1 0 0 1 0 0 0 0 0 0 7 10 0.00 1.000					

Batter	1	2	3	4	5	6	7	8	9	AB	R	H	RBI	BB	SO	LOB	BOTTOM
<b>Alex Ochoa, R</b> (1, 9) <small>OBP: 0.406, SLG: 0.400</small>										5	1	1	0	0	3	0	<b>Atlanta Braves @ New York Mets</b> Shea Stadium, Flushing, NY Fri Sep 29 1995, 7:05 PM EDT Att: 16,007 - Unknown - 62 F
<b>Jose Vizcaino, S</b> (1, 6) <small>OBP: 0.331, SLG: 0.364</small>										4	2	2	0	1	0	0	
<b>Carl Everett, S</b> (1, 8) <small>OBP: 0.353, SLG: 0.445</small>										3	1	2	0	1	0	1	
<b>Jeff Kent, R</b> (1, 4) <small>OBP: 0.327, SLG: 0.467</small>										4	1	1	1	0	1	5	
<b>Rico Brogna, L</b> (1, 3) <small>OBP: 0.342, SLG: 0.487</small>										4	1	2	3	0	2	2	
<b>Todd Hundley, S</b> (1, 2) <small>OBP: 0.385, SLG: 0.481</small>										3	0	0	0	1	0	2	
<b>Edgardo Alfonzo, R</b> (1, 5) <small>OBP: 0.299, SLG: 0.386</small>										4	0	1	0	0	1	3	
<b>Ryan Thompson, R</b> (1, 7) <small>OBP: 0.307, SLG: 0.383</small>										4	0	1	1	0	0	2	
<b>Bobby Jones, R</b> (1, 1) <small>OBP: 0.175, SLG: 0.161</small> <b>Joe Orsulak, L</b> (8, PH) <small>OBP: 0.319, SLG: 0.363</small> <b>John Franco, L</b> (9, 1)										3	0	0	0	0	2	2	
<b>Inning Stats</b>	R: 5 H: 4 E: 0 LOB: 1 K: 1 BB: 2 S: 14 P: 25	R: 1 H: 2 E: 1 LOB: 2 K: 0 BB: 1 S: 11 P: 19	R: 0 H: 0 E: 0 LOB: 0 K: 1 BB: 0 S: 6 P: 7	R: 0 H: 2 E: 0 LOB: 2 K: 2 BB: 0 S: 11 P: 16	R: 0 H: 1 E: 0 LOB: 1 K: 0 BB: 0 S: 11 P: 14	R: 0 H: 1 E: 0 LOB: 1 K: 2 BB: 0 S: 9 P: 12	R: 0 H: 0 E: 1 LOB: 1 K: 2 BB: 0 S: 14 P: 19	R: 0 H: 0 E: 0 LOB: 0 K: 2 BB: 0 S: 9 P: 11	R: 0 H: 0 E: 0 LOB: 0 K: 2 BB: 0 S: 9 P: 11	1B: 9 SF: 0 2B: 1 SAC: 0 3B: 0 DP: 1 HR: 0 HBP: 0	WP: 0 PA: 38 SB: 0 CS: 0						
<b>PITCHER</b>	IP WLS BF H R ER SO BB IBB HBP BLK WP HR S P ERA WHIP											IP WLS BF H R ER SO BB IBB HBP BLK WP HR S P ERA WHIP					
<b>Tom Glavine, L</b> (1, 1) <small>ERA: 3.08</small> <b>Kent Mercker, L</b> (5, 1) <small>ERA: 4.19</small> <b>Greg McMichael, R</b> (6, 1) <small>ERA: 2.81</small> <b>Alejandro Pena, R</b> (7, 1) <small>ERA: 4.75</small> <b>Mark Wohlers, R</b> (8, 1) <small>ERA: 2.11</small>	4.0 L 23 8 6 6 4 3 0 0 0 0 0 0 11 14 0.00 1.000											1.0 4 1 0 0 0 0 0 0 0 0 0 7 10 0.00 1.000					





Batter	1	2	3	4	5	6	7	8	9	AB	R	H	RBI	BB	SO	LOB	TOP		
Marquis Grissom, R OBP: 0.319, SLG: 0.378 Mike Devereaux, R OBP: 0.344, SLG: 0.453	1-2 G5-3		0-3 K	1-1 S			3-3 K	2-2 G6-3		2	0	0	0	0	1	0			
Mark Lemke, S OBP: 0.329, SLG: 0.360 Mike Mordecai, R OBP: 0.354, SLG: 0.486	0-0 G6-3		1-0 10 BB 1B	2-1 F8			1-3 K	1-2 2-3 3-H	4-2 FC4-6 BB	2	0	1	0	0	0	0			
10 Chipper Jones, S OBP: 0.353, SLG: 0.452 Ed Giovannola, L OBP: 0.235, SLG: 0.071	3-3 K		4-0 FC6-4 1B BB		1-2 G6-3		0-1 2B	2-1 FC4-6 2B	3-0 1-2 1	3	0	1	0	1	1	0			
Fred McGriff, L OBP: 0.362, SLG: 0.490 Eddie Pérez, R OBP: 0.333, SLG: 0.667		2-0 BB 2B 1B	3-1 FC6-4 1B		2-1 P3		0-2 F9	3-2 2B	1-3 2B	3	1	2	1	0	0	0			
David Justice, L OBP: 0.367, SLG: 0.483 Tom Thobe, L		3-2 L8	1-2 FC6-4 1B		2-1 G3		2-3 K	1-3 K	4-0 0	4	0	0	0	0	1	3			
Javy Lopez, R OBP: 0.348, SLG: 0.505		4-2 2B BB	1-0 P2		0-0 1B		1-2 2B WP 1B	1-1 F8	1-0 0	1	0	0	0	1	0	2			
Ryan Klesko, L OBP: 0.396, SLG: 0.606 Dwight Smith, L OBP: 0.329, SLG: 0.415		0-2 L9		0-1 BLK 1B		0-1 P6	1-3 WP 2B		4-1 2	4	1	2	0	0	0	3			
Jeff Blauer, R OBP: 0.320, SLG: 0.343 Rafael Bellard, R OBP: 0.253, SLG: 0.242	2-2 2B		0-2 F9		0-1 L6		1-0 WP HBP		3-0 0	3	0	1	1	0	0	2			
Steve Avery, L OBP: 0.276, SLG: 0.377 Luis Polonia, R OBP: 0.327, SLG: 0.354 Jason Schmidt, R OBP: 0.333, SLG: 0.497 Brad Clontz, R OBP: 0.305, SLG: 0.200 Pedro Borbon, R OBP: 0.300, SLG: 0.310 Mike Kelly, R OBP: 0.290, SLG: 0.310	1-3 K		1-3 K		0-3 K2-3		2-2 K		2-0 0	2	0	0	0	0	2	3			
<b>Inning Stats</b>	R: 0 H: 0 E: 0 K: 1 S: 7	H: 0 LOB: 0 BB: 0 P: 11	R: 1 H: 2 E: 0 K: 1 S: 17	H: 2 LOB: 2 BB: 1 P: 29	R: 1 H: 2 E: 0 K: 1 S: 12	H: 2 LOB: 1 BB: 0 P: 16	R: 0 H: 0 E: 0 K: 0 S: 7	H: 1 LOB: 0 BB: 0 P: 8	R: 0 H: 1 E: 0 K: 2 S: 12	H: 1 LOB: 1 BB: 0 P: 16	R: 1 H: 2 E: 0 K: 1 S: 15	H: 2 LOB: 2 BB: 1 P: 23	R: 0 H: 1 E: 0 K: 1 S: 15	H: 1 LOB: 2 BB: 1 P: 26	1B: 7 2B: 4 3B: 0 HR: 0	SF: 0 SAC: 0 DP: 0 HBP: 1	WP: 1 PB: 0 SB: 1 CS: 0	PA: 42	
<b>PITCHER</b>	IP WLS BF H R ER SO BB IBB HBP BLK WP HR S P ERA WHIP	IP WLS BF H R ER SO BB IBB HBP BLK WP HR S P ERA WHIP	IP WLS BF H R ER SO BB IBB HBP BLK WP HR S P ERA WHIP	IP WLS BF H R ER SO BB IBB HBP BLK WP HR S P ERA WHIP	IP WLS BF H R ER SO BB IBB HBP BLK WP HR S P ERA WHIP	IP WLS BF H R ER SO BB IBB HBP BLK WP HR S P ERA WHIP	IP WLS BF H R ER SO BB IBB HBP BLK WP HR S P ERA WHIP	IP WLS BF H R ER SO BB IBB HBP BLK WP HR S P ERA WHIP	IP WLS BF H R ER SO BB IBB HBP BLK WP HR S P ERA WHIP	IP WLS BF H R ER SO BB IBB HBP BLK WP HR S P ERA WHIP	IP WLS BF H R ER SO BB IBB HBP BLK WP HR S P ERA WHIP	IP WLS BF H R ER SO BB IBB HBP BLK WP HR S P ERA WHIP	IP WLS BF H R ER SO BB IBB HBP BLK WP HR S P ERA WHIP	IP WLS BF H R ER SO BB IBB HBP BLK WP HR S P ERA WHIP	IP WLS BF H R ER SO BB IBB HBP BLK WP HR S P ERA WHIP	IP WLS BF H R ER SO BB IBB HBP BLK WP HR S P ERA WHIP	IP WLS BF H R ER SO BB IBB HBP BLK WP HR S P ERA WHIP	IP WLS BF H R ER SO BB IBB HBP BLK WP HR S P ERA WHIP	IP WLS BF H R ER SO BB IBB HBP BLK WP HR S P ERA WHIP

Atlanta Braves @ New York Mets  
Shea Stadium, Flushing, NY  
Sat Sep 30 1995, 3:33 AM EDT  
Att: 21,659 - Sunny - 61 F

AB 38  
R 4  
H 11  
RBI 3  
BB 3  
SO 10  
LOB 26



Batter	1	2	3	4	5	6	7	8	9	AB	R	H	RBI	BB	SO	LOB	BOTTOM		
Alex Ochoa, R OBP: 0.361, SLG: 0.353 Jerry Dipoto, R ERA: 3.66 Doug Henry, R ERA: 3.78 Chris Johnson, L OBP: 0.333, SLG: 0.497 Paul Byrd, R OBP: 0.305, SLG: 1.000 Tim Bogar, R OBP: 0.327, SLG: 0.363	1-2 G3		1-0 G5-3		2-2 G4-3	0-3 K		3-1 SAFE 1B 2B		4	0	0	0	0	1	2			
Jose Vizcaino, S OBP: 0.333, SLG: 0.367	3-2 P9		4-2 S BB			2B F8		3-1 2H 3-H 0-0 1B		4	1	2	2	1	0	2			
Carl Everett, S OBP: 0.354, SLG: 0.442	4-1 BB		2-3 K			1B K		F9		4	1	1	1	1	2	4			
Jeff Kent, R OBP: 0.327, SLG: 0.465 John Franco, L ERA: 2.44	3-2 SAFE G6-3		1-1 F9			2B SF 1B	4-1 2B BB	1-3 K		4	1	1	0	1	1	3			
Rico Brogna, L OBP: 0.341, SLG: 0.486		0-0 F8		2-3 K		3-2 SF 1B 2B	2-3 SAFE K	2-3 SAFE K		5	1	1	1	0	3	2			
Todd Hundley, S OBP: 0.386, SLG: 0.491	1-0 2B		2-3 K			SF 1B 2B	1-0 2B			3	1	2	1	0	1	0			
Edgardo Alfonzo, R OBP: 0.302, SLG: 0.386		2-3 K		1-3 K		2B E 1B	G6-4-3 IBB			3	1	1	2	1	2	1			
Ryan Thompson, R OBP: 0.306, SLG: 0.378		4-1 BB			1-0 P3	1-2 E5 1B	2-2 G6-4-3			3	0	0	0	1	0	4			
Dave Milicki, R OBP: 0.213, SLG: 0.051 Kelly Stinnett, R OBP: 0.338, SLG: 0.332 Blas Minor, R ERA: 3.67 Joe Orsulak, L OBP: 0.324, SLG: 0.367	3-3 K				0-2 L5	2-2 1B	1-1 2B 1B			1	0	0	0	0	1	2			
<b>Inning Stats</b>	R: 0 H: 0 E: 0 K: 0 S: 11	H: 1 LOB: 1 BB: 1 P: 22	R: 0 H: 1 E: 0 K: 2 S: 10	H: 1 LOB: 1 BB: 1 P: 20	R: 0 H: 0 E: 0 K: 1 S: 10	H: 0 LOB: 0 BB: 0 P: 15	R: 0 H: 0 E: 0 K: 3 S: 10	H: 0 LOB: 0 BB: 0 P: 12	R: 6 H: 6 E: 2 K: 2 S: 28	H: 3 LOB: 1 BB: 0 P: 40	R: 0 H: 1 E: 0 K: 1 S: 8	H: 1 LOB: 2 BB: 2 P: 21	R: 2 H: 3 E: 0 K: 2 S: 13	H: 3 LOB: 1 BB: 0 P: 23	1B: 6 2B: 5 3B: 0 HR: 0	SF: 1 SAC: 0 DP: 1 HBP: 0	WP: 0 PB: 0 SB: 1 CS: 0	PA: 41	
<b>PITCHER</b>	IP WLS BF H R ER SO BB IBB HBP BLK WP HR S P ERA WHIP	IP WLS BF H R ER SO BB IBB HBP BLK WP HR S P ERA WHIP	IP WLS BF H R ER SO BB IBB HBP BLK WP HR S P ERA WHIP	IP WLS BF H R ER SO BB IBB HBP BLK WP HR S P ERA WHIP	IP WLS BF H R ER SO BB IBB HBP BLK WP HR S P ERA WHIP	IP WLS BF H R ER SO BB IBB HBP BLK WP HR S P ERA WHIP	IP WLS BF H R ER SO BB IBB HBP BLK WP HR S P ERA WHIP	IP WLS BF H R ER SO BB IBB HBP BLK WP HR S P ERA WHIP	IP WLS BF H R ER SO BB IBB HBP BLK WP HR S P ERA WHIP	IP WLS BF H R ER SO BB IBB HBP BLK WP HR S P ERA WHIP	IP WLS BF H R ER SO BB IBB HBP BLK WP HR S P ERA WHIP	IP WLS BF H R ER SO BB IBB HBP BLK WP HR S P ERA WHIP	IP WLS BF H R ER SO BB IBB HBP BLK WP HR S P ERA WHIP	IP WLS BF H R ER SO BB IBB HBP BLK WP HR S P ERA WHIP	IP WLS BF H R ER SO BB IBB HBP BLK WP HR S P ERA WHIP	IP WLS BF H R ER SO BB IBB HBP BLK WP HR S P ERA WHIP	IP WLS BF H R ER SO BB IBB HBP BLK WP HR S P ERA WHIP	IP WLS BF H R ER SO BB IBB HBP BLK WP HR S P ERA WHIP	IP WLS BF H R ER SO BB IBB HBP BLK WP HR S P ERA WHIP

Atlanta Braves @ New York Mets  
Shea Stadium, Flushing, NY  
Sat Sep 30 1995, 3:33 AM EDT  
Att: 21,659 - Sunny - 61 F

AB 35  
R 8  
H 11  
RBI 8  
BB 5  
SO 11  
LOB 20





Batter	1	2	3	4	5	6	7	8	9	10	11	AB	R	H	RBI	BB	SO	LOB	TOP					
Marcus Gibson, R Kent Mercker, L Greg McMichael, R Brad Clontz, R Doug Henry, R Alejandro Pena, R Edgaro Alfonso, R Pete Walker, R	0-1 F9		2-0 P3			1-2 SAFE G4-3		1-0 G6-3			3-1 F8	3	0	0	0	0	0	1						
Mark Lenke, S Ed Giovanola, L	0-1 P5			3-2 G4-3		2-0 G4-3		3-2 G4-3			1-2 G4-3	5	0	0	0	0	0	1						
10 Chipper Jones, S	1-0 G3-1			0-1 G6-3			2-1 G4-3 1B		3-2 P6			4	0	1	0	0	0	0						
Fred McGriff, L Mike Mordecai, R		0-1 G6-3		2-0 G5-3			0-0 F9		1-1 1B			1	0	0	0	0	0	0						
David Justice, L Mike Kelly, R		0-2 F8			2-2 F8		0-2 G4-3		0-0 F9			3	0	0	0	0	0	1						
Ryan Klesko, L Mike Devereaux, R		1-1 2B			0-1 P5		0-0 G6-3		1-2 P2			2	0	1	0	0	0	0						
Javy Lopez, R Terrell Wade, L Brad Woodall, S		1-3 K			0-0 F9		1-2 F9		1-3 K			4	0	0	0	0	2	1	AB 38					
Jeff Blauser, R Rafael Belliard, R			0-2 P6			1-1 F9		0-0 PB 1B		2-3 K		2	0	0	0	0	0	0	R 0					
29 John Smoltz, R Luis Polonia, L			0-3 K			1-0 E 2B		0-1 SAFE L8		1-2 G4-3		1	0	0	0	0	1	0	H 5					
<b>Inning Stats</b>	R: 0 E: 1 K: 0 S: 5	H: 0 LOB: 0 BB: 0 P: 6	R: 0 E: 0 K: 1 S: 12	H: 1 LOB: 1 BB: 0 P: 14	R: 0 E: 0 K: 1 S: 7	H: 0 LOB: 0 BB: 0 P: 9	R: 0 E: 0 K: 0 S: 6	H: 0 LOB: 0 BB: 0 P: 11	R: 0 E: 0 K: 0 S: 7	H: 0 LOB: 0 BB: 0 P: 9	R: 0 E: 1 K: 0 S: 8	H: 1 LOB: 1 BB: 0 P: 13	R: 0 E: 1 K: 0 S: 7	H: 1 LOB: 1 BB: 0 P: 9	R: 0 E: 0 K: 0 S: 9	H: 1 LOB: 1 BB: 0 P: 16	R: 0 E: 0 K: 2 S: 11	H: 0 LOB: 0 BB: 0 P: 15	R: 0 E: 0 K: 0 S: 9	H: 0 LOB: 0 BB: 0 P: 14	1B: 3 2B: 2 3B: 0 HR: 0	SF: 0 SAC: 0 DP: 0 HBP: 0	WP: 0 PB: 1 SB: 1 CS: 0	PA: 38
<b>PITCHER</b>	IP 8.0	WLS 28	BF 7	H 1	R 0	ER 0	SO 2	BB 0	IBB 0	HBP 0	BLK 0	WP 0	HR 0	S 20	P 31	ERA 0.00	WHIP 0.500							

Atlanta Braves @ New York Mets  
Shea Stadium, Flushing, NY  
Sun Oct.01 1995, 3:33 AM EDT  
Att: 18,876 - Cloudy - 66 F

AB 38  
R 0  
H 5  
RBI 0  
BB 0  
SO 4  
LOB 9



Batter	1	2	3	4	5	6	7	8	9	10	11	AB	R	H	RBI	BB	SO	LOB	BOTTOM					
Alex Ochoa, R Chris Jones, R	3-3 K		0-3 K			0-0 G6-3		0-3 K			1-1 BB G1-2-3 1B	3	0	0	0	0	2	0						
Jose Vizcaino, S	0-0 L7			1-0 G3-6-3 1B		0-1 L8			1-2 L9		0-0 G1-2-3 1-2 2-3 3-H	5	0	1	0	0	0	3						
Carl Everett, S	3-2 E3			0-0 G3-6-3 1-2		0-0 G3			0-2 G5-3		4-2 BB BB	4	0	0	0	1	0	1						
Jeff Kent, R Tim Bogar, R	0-1 L4			2-3 K		3-2 1B			2-3 K		4-2 1-2 2-3 3-H BB	3	0	1	0	0	1	1						
Rico Brogna, L		3-1 F7			4-1 BB	1-1 L8			0-0 G4-3 1B			3	0	1	0	1	0	1						
Todd Hundley, S		2-2 G3-1			3-1 BB	3-1 P5			2-2 L8		2-2 SAFE P3	4	0	0	0	0	0	3						
Joe Orsulak, L Pete Walker, R		3-2 G4-3			0-0 F7	1-2 G4-3			1-2 G4-3		1-2 G4-3	4	0	1	0	0	0	2						
Edgaro Alfonso, R			2-0 G6-3		1-3 K	1-2 G6-3			1-2 G6-3		4-0 1B BB G1-2-3 BB	3	0	0	0	1	1	2						
Jason Isringhausen, R Bill Spiers, L Doug Henry, R Damon Buford, R			1-1 F9			1-2 F7			0-0 P7		4-1 G1-2-3 1B BB	2	0	0	0	0	0	0						
<b>Inning Stats</b>	R: 0 E: 1 K: 1 S: 11	H: 0 LOB: 1 BB: 0 P: 17	R: 0 E: 0 K: 0 S: 8	H: 0 LOB: 0 BB: 0 P: 16	R: 0 E: 0 K: 1 S: 7	H: 0 LOB: 0 BB: 0 P: 10	R: 0 E: 0 K: 1 S: 6	H: 1 LOB: 1 BB: 0 P: 9	R: 0 E: 0 K: 0 S: 6	H: 0 LOB: 0 BB: 0 P: 7	R: 0 E: 0 K: 0 S: 10	H: 1 LOB: 1 BB: 0 P: 16	R: 0 E: 0 K: 1 S: 13	H: 1 LOB: 1 BB: 0 P: 15	R: 0 E: 0 K: 0 S: 10	H: 1 LOB: 0 BB: 0 P: 13	R: 0 E: 0 K: 0 S: 9	H: 1 LOB: 0 BB: 0 P: 12	R: 1 E: 0 K: 0 S: 8	H: 1 LOB: 3 BB: 4 P: 25	1B: 4 2B: 0 3B: 1 HR: 0	SF: 0 SAC: 0 DP: 3 HBP: 0	WP: 0 PB: 0 SB: 0 CS: 0	PA: 40
<b>PITCHER</b>	IP 5.0	WLS 3	BF 3	H 0	R 0	ER 0	SO 4	BB 1	IBB 0	HBP 0	BLK 0	WP 0	HR 0	S 6	P 68	ERA 0.00	WHIP 0.400							

Atlanta Braves @ New York Mets  
Shea Stadium, Flushing, NY  
Sun Oct.01 1995, 3:33 AM EDT  
Att: 18,876 - Cloudy - 66 F

AB 35  
R 1  
H 5  
RBI 1  
BB 5  
SO 6  
LOB 15



29 John Smoltz, R Kent Mercker, L Greg McMichael, R Brad Clontz, R Alejandro Pena, R	(1, 1) (6, 1) (7, 1) (7, 1) (8, 1)	IP 5.0 1.0 0.2 0.1 0.1	WLS 17 3 3 1 2	BF 17 3 3 1 2	H 0 0 0 0 0	R 0 0 0 0 0	ER 0 0 0 0 0	SO 4 0 0 0 0	BB 1 0 0 0 0	IBB 0 0 0 0 0	HBP 0 0 0 0 0	BLK 0 0 0 0 0	WP 0 0 0 0 0	HR 0 0 0 0 0	S 40 6 7 3 8	P 68 7 11 5 10	ERA 0.00 0.000 0.000 0.000 0.000	WHIP 0.400 0.000 1.500 0.000 3.000		
Mark Wohlers, R Pedro Borbon, L Terrell Wade, L Brad Woodall, L	(8, 1) (9, 1) (10, 1) (11, 1)	IP 0.2 1.0 1.0 0.2	WLS 2 3 L 6 3	BF 2 3 6 3	H 0 0 2 0	R 0 0 1 0	ER 0 0 1 0	SO 1 1 0 0	BB 0 0 2 0	IBB 0 0 0 0	HBP 0 0 0 0	BLK 0 0 0 0	WP 0 0 0 0	HR 0 0 12 5	S 5 10 24 13	P 1 13 24 13	ERA 0.00 0.000 9.00 0.00	WHIP 0.000 0.000 4.000 3.000		



Batter	1	2	3	4	5	6	7	8	9	AB	R	H	RBI	BB	SO	LOB	TOP					
Marquis Grissom, R OBP: 0.400, SLG: 1.200	G6-3		HR		E5		FC1-5 2B		G5-3	5	1	2	1	0	0	0						
Mark Lemke, S OBP: 0.200, SLG: 0.200	G3-6 1B		F7		K		FC1-5 10 G5-4-3		G2-3	5	0	1	0	0	1	2						
10 Chipper Jones, S OBP: 0.400, SLG: 1.600	G3-6 1-2			L7			G5-4-3 1-2		HR	5	2	2	2	0	0	2						
Fred McGriff, L OBP: 0.200, SLG: 0.200		G5-3		BB 1B		F7		L6	K	5	0	1	0	0	1	0						
David Justice, L OBP: 0.750, SLG: 0.500	E 1B 1B			1-2 BB		E 1B FC5-4 BB		K		2	1	1	0	2	1	0						
Ryan Klesko, L OBP: 0.750, SLG: 0.750	E1			K		E8 FC5-4 1B		1B 1B		4	1	3	0	0	1	2						
Greg McMichael, R										0	0	0	0	0	0	0						
Alejandro Pena, R										0	0	0	0	0	0	0						
Mark Wohlers, R										0	0	0	0	0	0	0						
Charlie O'Brien, R										2	0	0	0	0	1	3	AB					
Luis Polonia, L										1	0	0	1	0	0	1	R					
Javy Lopez, R OBP: 1.000, SLG: 1.000										1	0	1	0	0	0	0	H					
Jeff Blauser, R										2	0	0	0	1	1	0	RBI					
Dwight Smith, L OBP: 1.000, SLG: 1.000			G4-3		K					1	0	1	1	0	0	0	BB					
Rafael Belliard, R										0	0	0	0	0	0	0	SO					
Greg Maddux, R										3	0	0	0	0	1	2	LOB					
Mike Devereaux, R			G1-3		G5-6-3		K		F8	1	0	0	0	0	0	2						
<b>Inning Stats</b>	R: 0 E: 0 K: 0 S: 12	H: 1 LOB: 0 BB: 0 P: 20	R: 0 E: 1 K: 0 S: 12	H: 2 LOB: 1 BB: 0 P: 18	R: 1 E: 0 K: 0 S: 7	H: 1 LOB: 0 BB: 0 P: 12	R: 0 E: 0 K: 2 S: 10	H: 1 LOB: 2 BB: 1 P: 21	R: 0 E: 1 K: 2 S: 15	H: 0 LOB: 1 BB: 0 P: 19	R: 2 E: 1 K: 1 S: 12	H: 2 LOB: 2 BB: 2 P: 23	R: 0 E: 0 K: 0 S: 5	H: 1 LOB: 0 BB: 0 P: 6	R: 1 E: 0 K: 1 S: 19	H: 3 LOB: 2 BB: 0 P: 32	R: 1 E: 0 K: 1 S: 9	H: 1 LOB: 0 BB: 0 P: 15	1B: 8 2B: 1 3B: 0 HR: 3	SF: 0 SAC: 0 DP: 2 HBP: 0	WP: 0 PB: 0 SB: 1 CS: 0	PA: 40
<b>PITCHER</b>	IP	WLS	BF	H	R	ER	SO	BB	IBB	HBP	BLK	WP	HR	S	P	ERA	WHIP					
Kevin Ritz, R ERA: 3.38	5.1		24	7	3	2	4	2	0	0	0	0	2	62	102	3.38	1.688					
Steve Reed, R ERA:	1.0		5	1	0	0	1	0	1	0	0	0	0	8	13	0.00	1.000					
Bruce Ruffin, L ERA:	0.2		1	0	0	0	0	0	0	0	0	0	0	3	4	0.00	0.000					
Mike Munoz, L ERA: 13.5	0.2		3	1	1	1	1	0	0	0	0	0	0	11	18	13.50	1.500					
Darren Holmes, R ERA:	0.1		3	2	0	0	0	0	0	0	0	0	0	8	14	0.00	6.000					

Atlanta Braves @ Colorado Rockies  
Coors Field, Denver, CO  
Tue Oct 03 1995, 7:05 PM MDT  
Att: 50,040 - Unknown - 70 F

AB 37  
R 5  
H 12  
RBI 5  
BB 3  
SO 7  
LOB 14



Batter	1	2	3	4	5	6	7	8	9	AB	R	H	RBI	BB	SO	LOB	BOTTOM					
Eric Young Sr., R OBP: 0.600, SLG: 0.750	G4-3		2B		G6-4-3 1B				G4-3	4	0	2	0	1	0	0						
Joe Girardi, R OBP: 0.333, SLG: 0.333			G3-1		G6-4-3		G1-2-3		BB 1B	3	0	1	0	0	0	2						
John Vander Wal, L (7, PH)										1	0	0	0	0	0	3						
Mike Munoz, L										0	0	0	0	0	0	0						
Darren Holmes, R										0	0	0	0	0	0	0						
Mike Kingery, L OBP: 1.000, SLG: 1.000	1B								1B	1	0	1	0	0	0	0						
Dante Bichette, R OBP: 0.600, SLG: 0.500	G1-3				G6-3		G4-6-3 1B		E 1B 2B BB	4	1	2	0	1	0	1						
Larry Walker, L OBP: 0.600, SLG: 0.333	G4-3				G4-6-3 1B SF9 BB		G4-6-3 1-2		E9 FC5-4 1B 2-3 BB	3	1	1	0	2	0	2						
Andres Galarraga, R OBP: 0.400, SLG: 0.400			G6-3		HR 1B		1B		FC5-4 2B 1-2 K	5	1	2	0	0	1	5						
Ellis Burks, R OBP: 0.500, SLG: 1.000					SF9		G4-3		K	3	0	2	2	0	0	1						
Curt Leskanic, R ERA: 27.0									K	0	0	0	0	0	0	0						
Lance Painter, L (9, PH)										1	0	0	0	0	1	3						
Vinny Castilla, R OBP: 0.607, SLG: 2.000										3	1	2	2	0	0	1	AB					
Trenidad Hubbard, R (7, PR)										0	0	0	0	0	0	0	R					
Jayhawk Owens, R										1	0	0	0	0	1	2	H					
Walt Weiss, S										2	0	0	0	1	0	0	RBI					
Kevin Ritz, R										0	0	0	0	0	0	0	BB					
Steve Reed, R										0	0	0	0	0	0	0	SO					
Bruce Ruffin, S										0	0	0	0	0	0	0	LOB					
Jason Bates, S (7, PH)										2	0	0	0	0	0	5						
<b>Inning Stats</b>	R: 0 E: 0 K: 0 S: 8	H: 1 LOB: 1 BB: 0 P: 12	R: 0 E: 0 K: 0 S: 6	H: 1 LOB: 0 BB: 0 P: 7	R: 0 E: 0 K: 0 S: 12	H: 1 LOB: 1 BB: 0 P: 23	R: 3 E: 0 K: 0 S: 9	H: 2 LOB: 0 BB: 1 P: 13	R: 0 E: 0 K: 0 S: 6	H: 1 LOB: 1 BB: 0 P: 7	R: 0 E: 0 K: 0 S: 7	H: 2 LOB: 1 BB: 0 P: 10	R: 0 E: 0 K: 0 S: 6	H: 1 LOB: 2 BB: 1 P: 13	R: 1 E: 1 K: 1 S: 13	H: 2 LOB: 3 BB: 2 P: 25	R: 0 E: 0 K: 2 S: 14	H: 2 LOB: 3 BB: 1 P: 24	1B: 9 2B: 3 3B: 0 HR: 1	SF: 1 SAC: 0 DP: 4 HBP: 1	WP: 0 PB: 0 SB: 0 CS: 0	PA: 42
<b>PITCHER</b>	IP	WLS	BF	H	R	ER	SO	BB	IBB	HBP	BLK	WP	HR	S	P	ERA	WHIP					
Greg Maddux, R ERA: 3.86	7.0		29	9	3	3	0	1	0	0	0	0	1	54	85	3.86	1.429					
Greg McMichael, R ERA: 27.0	0.1		3	1	1	1	0	1	0	0	0	0	0	5	9	27.00	6.000					
Alejandro Pena, R ERA:	0.2	W	4	1	0	0	1	0	1	0	0	0	0	8	16	0.00	1.500					
Mark Wohlers, R ERA:	1.0	S	6	2	0	0	2	1	0	0	0	0	0	14	24	0.00	3.000					

Atlanta Braves @ Colorado Rockies  
Coors Field, Denver, CO  
Tue Oct 03 1995, 7:05 PM MDT  
Att: 50,040 - Unknown - 70 F

AB 35  
R 4  
H 13  
RBI 4  
BB 5  
SO 3  
LOB 25





Batter	1	2	3	4	5	6	7	8	9	AB	R	H	RBI	BB	SO	LOB	TOP								
<b>Marquis Grissom, R</b> OBP: 0.364, SLG: 1.273										6	2	2	2	0	2	6									
<b>Mark Lemke, S</b> OBP: 0.300, SLG: 0.222										4	1	1	0	1	0	1									
<b>10 Chipper Jones, S</b> OBP: 0.500, SLG: 1.200										5	1	3	0	0	0	1									
<b>Fred McGriff, L</b> OBP: 0.300, SLG: 0.222										4	1	1	1	1	2	3									
<b>David Justice, L</b> OBP: 0.556, SLG: 0.333										4	0	1	0	1	0	2									
<b>Javy Lopez, R</b> OBP: 0.333, SLG: 0.400										4	0	1	1	0	2	4									
<b>Ryan Klesko, L</b> OBP: 0.429, SLG: 0.429										3	0	0	0	0	1	3									
<b>Mike Devereaux, R</b> OBP: 0.333, SLG: 0.333										2	1	1	0	0	0	3									
<b>Jeff Blauser, R</b> OBP: 0.333, SLG: 0.333										2	0	0	0	0	1	1									
<b>Luis Polonia, L</b> OBP: 0.333, SLG: 0.333										1	0	0	0	0	1	0									
<b>Steve Avery, L</b> OBP: 0.333, SLG: 0.333										0	0	0	0	0	0	0									
<b>Alejandro Pena, R</b> OBP: 0.333, SLG: 0.333										0	0	0	0	0	0	0									
<b>Mike Moncada, R</b> OBP: 0.333, SLG: 0.333										0	0	0	0	0	0	0									
<b>Mark Wohlers, R</b> OBP: 0.333, SLG: 0.333										0	0	0	0	0	0	0									
<b>Tom Glavine, L</b> OBP: 0.333, SLG: 0.333										0	0	0	0	0	0	0									
<b>Dwight Smith, L</b> OBP: 1.000, SLG: 1.500										1	0	1	0	0	0	0									
<b>Rafael Belliard, R</b> OBP: 0.333, SLG: 0.333										1	0	0	0	0	0	0									
<b>Inning Stats</b>	R: 1 E: 0 K: 0 S: 6	H: 1 LOB: 1 BB: 1 P: 13	R: 0 E: 1 K: 1 S: 10	H: 1 LOB: 2 BB: 0 P: 17	R: 1 E: 0 K: 2 S: 11	H: 2 LOB: 2 BB: 1 P: 22	R: 1 E: 0 K: 0 S: 7	H: 1 LOB: 0 BB: 0 P: 9	R: 0 E: 0 K: 1 S: 8	H: 0 LOB: 0 BB: 0 P: 12	R: 0 E: 0 K: 1 S: 9	H: 1 LOB: 2 BB: 0 P: 14	R: 0 E: 0 K: 1 S: 12	H: 2 LOB: 3 BB: 1 P: 20	R: 0 E: 0 K: 2 S: 12	H: 1 LOB: 1 BB: 0 P: 19	R: 4 E: 1 K: 2 S: 15	H: 4 LOB: 1 BB: 0 P: 23	1B: 9 2B: 2 3B: 0 HR: 2	SF: 1 SAC: 0 DP: 0 HBP: 1	WP: 0 PB: 0 SB: 0 CS: 0	PA: 46			
<b>PITCHER</b>	IP	WLS	BF	H	R	ER	SO	BB	IBB	HBP	BLK	WP	HR	S	P	ERA	WHIP								
<b>Lance Painter, L</b> ERA: 5.4	(1, 1)	5.0	23	5	3	3	4	2	0	0	0	0	2	42	73	5.40	1.400								
<b>Steve Reed, R</b> ERA: 0.00	(6, 1)	1.1	6	1	0	0	1	0	0	1	0	0	0	11	17	0.00	0.750								
<b>Bruce Ruffin, L</b> ERA: 0.00	(7, 1)	0.2	5	2	0	0	1	1	0	0	0	0	0	10	17	0.00	4.500								
<b>Curt Leskanic, R</b> ERA: 9.0	(8, 1)	1.0	5	2	1	1	2	0	0	0	0	0	0	14	23	9.00	2.000								
<b>Mike Munoz, L</b> ERA: 18.0	(9, 1)	0.1	L	2	1	0	0	0	0	0	0	0	0	3	4	0.00	3.000								

Atlanta Braves @ Colorado Rockies  
Coors Field, Denver, CO  
Wed Oct 04 1995, 7:05 PM MDT  
Att: 50,063 - Unknown - 70 F

AB 41  
R 7  
H 13  
RBI 5  
BB 3  
SO 10  
LOB 26



Batter	1	2	3	4	5	6	7	8	9	AB	R	H	RBI	BB	SO	LOB	BOTTOM								
<b>Eric Young Sr., R</b> OBP: 0.400, SLG: 0.444										5	0	1	0	0	1	2									
<b>Ellis Burks, R</b> OBP: 0.286, SLG: 0.500										3	1	0	0	0	1	1									
<b>Mike Kingery, L</b> OBP: 0.333, SLG: 0.333										2	0	0	0	0	0	1									
<b>Dante Bichette, R</b> OBP: 0.667, SLG: 0.875										4	2	3	0	0	0	0									
<b>Larry Walker, L</b> OBP: 0.444, SLG: 0.714										4	1	1	3	0	1	2									
<b>Andres Galarraga, R</b> OBP: 0.333, SLG: 0.444										4	0	1	1	0	1	0									
<b>Vinny Castilla, R</b> OBP: 0.429, SLG: 1.000										3	0	0	0	0	0	0									
<b>Joe Girardi, R</b> OBP: 0.143, SLG: 0.143										4	0	0	0	0	0	2									
<b>Walt Weiss, S</b> OBP: 0.500, SLG: 0.200										3	0	1	0	1	1	0									
<b>Lance Painter, L</b> ERA: 2.57	(1, 1)	7.0	28	5	3	2	3	1	0	0	0	0	1	53	93	2.57	0.857								
<b>Steve Avery, L</b> ERA: 13.0	(8, 1)	0.2	3	1	1	1	1	0	0	0	0	0	0	8	10	13.50	1.500								
<b>Alejandro Pena, R</b> ERA: 0.00	(8, 1)	0.1	W	3	1	0	0	0	0	1	0	0	0	9	12	0.00	3.000								
<b>Mark Wohlers, R</b> ERA: 0.00	(9, 1)	1.0	S	4	1	0	0	2	0	0	0	0	0	9	12	0.00	1.000								
<b>Inning Stats</b>	R: 0 E: 0 K: 1 S: 8	H: 1 LOB: 0 BB: 0 P: 12	R: 0 E: 0 K: 1 S: 6	H: 0 LOB: 0 BB: 0 P: 10	R: 0 E: 0 K: 1 S: 11	H: 1 LOB: 1 BB: 0 P: 18	R: 0 E: 0 K: 0 S: 5	H: 0 LOB: 0 BB: 0 P: 7	R: 0 E: 0 K: 0 S: 4	H: 0 LOB: 1 BB: 1 P: 12	R: 3 E: 1 K: 0 S: 11	H: 2 LOB: 0 BB: 0 P: 19	R: 0 E: 0 K: 0 S: 8	H: 1 LOB: 1 BB: 0 P: 15	R: 1 E: 0 K: 1 S: 17	H: 2 LOB: 2 BB: 0 P: 22	R: 0 E: 0 K: 2 S: 9	H: 1 LOB: 1 BB: 0 P: 12	1B: 4 2B: 3 3B: 0 HR: 1	SF: 0 SAC: 0 DP: 0 HBP: 1	WP: 0 PB: 0 SB: 0 CS: 0	PA: 38			
<b>PITCHER</b>	IP	WLS	BF	H	R	ER	SO	BB	IBB	HBP	BLK	WP	HR	S	P	ERA	WHIP								

Atlanta Braves @ Colorado Rockies  
Coors Field, Denver, CO  
Wed Oct 04 1995, 7:05 PM MDT  
Att: 50,063 - Unknown - 70 F

AB 36  
R 4  
H 8  
RBI 4  
BB 1  
SO 6  
LOB 10





Batter	1	2	3	4	5	6	7	8	9	10	AB	R	H	RBI	BB	SO	LOB	TOP				
Eric Young Sr., R Mike Munoz, L Curt Leskanic, R Bruce Ruffin, S Darren Holmes, R John Vander Wal, L Mark Thompson, R	4-0 SH1 WP BB		0-0 2H HR		0-0 F9		0-0 G1-3			0-0 P4	3	2	1	2	1	0	0					
Mike Kingery, L OBP: 0.143, SLG: 0.143	0-0 SH1		0-0 P6		0-0 G1-3			0-3 K		0-0 F8	4	0	0	0	0	1	0					
Dante Bichette, R OBP: 0.643, SLG: 0.846	0-3 K		0-0 HBP 1B		0-0 HR 1B			0-3 K		0-0 1B 2B	5	2	3	0	0	2	1					
Larry Walker, L OBP: 0.500, SLG: 0.600	0-3 K		1-0 HBP 1B		0-0 P5			0-0 S 1B		4-0 1B 1B IBB	3	1	1	0	1	1	1					
Andres Galaraga, R OBP: 0.295, SLG: 0.337		0-0 G6-3	0-3 K		0-3 K			0-3 K		0-0 1B	5	0	1	1	0	3	4					
Vinny Castilla, R OBP: 0.417, SLG: 1.000		0-3 K2-3		0-0 F2			0-0 HR		0-0 P6	0-0 1B	5	1	2	3	0	1	0					
Joe Girardi, R OBP: 0.083, SLG: 0.083	0-0 F8		0-0 L5		0-0 G4-3				0-3 K	0-0 F9	5	0	0	0	0	1	2					
Walt Weiss, S OBP: 0.500, SLG: 0.250			0-0 HR 1B		0-0 G4-3			0-3 K	4-0 BB		3	1	1	0	1	1	0					
Bill Swift, R Steve Reed, R Jason Bates, S	0-0 K		0-3 K		0-0 P5			0-3 K	0-0 F9		3	0	0	0	0	2	1					
<b>Inning Stats</b>	R: 1 E: 0 K: 2 S: 7	H: 0 LOB: 0 BB: 1 P: 11	R: 0 E: 0 K: 1 S: 5	H: 0 LOB: 0 BB: 0 P: 5	R: 2 E: 0 K: 2 S: 10	H: 3 LOB: 2 BB: 0 P: 11	R: 0 E: 0 K: 0 S: 3	H: 0 LOB: 0 BB: 0 P: 3	R: 0 E: 0 K: 1 S: 7	H: 2 LOB: 0 BB: 0 P: 7	R: 0 E: 0 K: 2 S: 7	H: 0 LOB: 0 BB: 0 P: 7	R: 0 E: 0 K: 3 S: 10	H: 1 LOB: 1 BB: 0 P: 10	R: 0 E: 0 K: 1 S: 5	H: 0 LOB: 1 BB: 1 P: 9	R: 2 E: 0 K: 0 S: 6	H: 3 LOB: 2 BB: 1 P: 10	1B: 6 2B: 1 3B: 0 HR: 2	SF: 0 SAC: 1 DP: 0 HBP: 1	WP: 1 PB: 0 SB: 2 CS: 0	PA: 43
<b>PITCHER</b>	IP WLS BF H R ER SO BB IBB HBP BLK WP HR S P ERA WHIP	29 John Smoltz, R ERA: 7.94	Brad Clontz, R ERA:	Pedro Borbon, L ERA:	Greg McMichael, R ERA: 6.75	Mark Wohlers, R ERA: 6.75	<b>PITCHER</b>	IP WLS BF H R ER SO BB IBB HBP BLK WP HR S P ERA WHIP	10 Kent Mercker, L ERA:													

Colorado Rockies @ Atlanta Braves  
Atlanta-Fulton County Stadium, Atlanta, GA  
Fri Oct 06 1995, 7:05 PM EDT  
Att: 51,300 - Unknown - 79 F

AB 38  
R 7  
H 9  
RBI 6  
BB 3  
SO 12  
LOB 10



Batter	1	2	3	4	5	6	7	8	9	10	AB	R	H	RBI	BB	SO	LOB	BOTTOM				
Marquis Grissom, R OBP: 0.375, SLG: 1.000	0-0 S 1B		0-0 F8		0-0 CS 1B		0-3 K		0-0 FC6-4		5	0	2	0	0	1	3					
Mark Lemke, S OBP: 0.200, SLG: 0.143	0-0 G5-3		0-0 G6-3		0-3 K			0-0 G4-3		0-0 G4-3	5	0	0	0	0	1	2					
10 Chipper Jones, S OBP: 0.400, SLG: 0.667	0-0 F7			0-0 G4-3		0-0 G6-3 1B		0-3 K		0-0 G3-1	5	0	1	0	0	1	1					
Fred McGriff, L OBP: 0.333, SLG: 0.231	4-0 BB			0-0 BB 2B 1B		0-0 G6-3		0-0 G3		0-0 F9	4	1	1	0	1	0	1					
David Justice, L OBP: 0.452, SLG: 0.222	0-0 G4-3			4-0 2B 1B BB		0-0 G4-3		0-0 G4-3		0-0 F3	3	1	0	0	1	0	2					
Ryan Klesko, L OBP: 0.545, SLG: 0.636		0-3 K		0-0 1B 2B		0-0 1B 2B 1B		0-0 2B 1B		0-0 1B 1B	4	3	3	1	0	1	0					
Javy Lopez, R OBP: 0.400, SLG: 0.444		0-0 G5-3		0-0 CS 1B		0-0 K		0-0 K		0-0 1B	4	0	2	2	0	1	1					
Jeff Blauser, R Rafael Belliard, R Dwight Smith, L Mike Mordecai, R	0-0 G6-3		0-0 G6-3		0-0 K		0-0 FC6-5 2B		0-0 F7		2	0	0	0	0	1	1					
29 John Smoltz, R Brad Clontz, R Mike Devereaux, R Pedro Borbon, R Greg McMichael, R Luis Polonia, R Mark Wohlers, R Kent Mercker, L	0-0 G4-3		0-0 G6-3		0-0 G6-3		0-0 FC6-5		0-0 FC6-4		2	0	0	0	0	0	0					
<b>Inning Stats</b>	R: 0 E: 0 K: 0 S: 4	H: 1 LOB: 2 BB: 1 P: 8	R: 0 E: 0 K: 1 S: 5	H: 0 LOB: 0 BB: 0 P: 5	R: 0 E: 0 K: 0 S: 3	H: 0 LOB: 0 BB: 0 P: 3	R: 3 E: 0 K: 1 S: 7	H: 3 LOB: 1 BB: 1 P: 11	R: 0 E: 0 K: 1 S: 5	H: 1 LOB: 1 BB: 0 P: 5	R: 0 E: 0 K: 0 S: 3	H: 1 LOB: 1 BB: 0 P: 3	R: 0 E: 0 K: 1 S: 5	H: 0 LOB: 0 BB: 0 P: 5	R: 1 E: 0 K: 0 S: 6	H: 3 LOB: 2 BB: 0 P: 6	R: 0 E: 0 K: 0 S: 3	H: 0 LOB: 0 BB: 0 P: 3	1B: 9 2B: 4 3B: 0 HR: 0	SF: 0 SAC: 3 DP: 3 HBP: 0	WP: 0 PB: 0 SB: 1 CS: 2	PA: 40
<b>PITCHER</b>	IP WLS BF H R ER SO BB IBB HBP BLK WP HR S P ERA WHIP	Bill Swift, R ERA: 6.0	Steve Reed, R ERA:	Mike Munoz, L ERA: 18.0	Curt Leskanic, R ERA: 6.0	Bruce Ruffin, L ERA: 3.95	<b>PITCHER</b>	IP WLS BF H R ER SO BB IBB HBP BLK WP HR S P ERA WHIP	Darren Holmes, R ERA:	Mark Thompson, R ERA:												

Colorado Rockies @ Atlanta Braves  
Atlanta-Fulton County Stadium, Atlanta, GA  
Fri Oct 06 1995, 7:05 PM EDT  
Att: 51,300 - Unknown - 79 F

AB 38  
R 5  
H 11  
RBI 5  
BB 2  
SO 6  
LOB 14





Batter	1	2	3	4	5	6	7	8	9	AB	R	H	RBI	BB	SO	LOB	TOP																									
<b>Eric Young Sr. R</b> OBP: 0.500, SLG: 0.688 (1,4)										4	1	3	0	0	1	0																										
<b>Mike Kingery L</b> OBP: 0.200, SLG: 0.200 (1,8)										3	1	1	0	0	0	1																										
<b>Dante Bichette R</b> OBP: 0.611, SLG: 0.941 (1,7)										4	1	2	3	0	1	2																										
<b>Larry Walker L</b> OBP: 0.389, SLG: 0.429 (1,9)										4	0	0	0	0	2	2																										
<b>Andres Galarraga R</b> OBP: 0.278, SLG: 0.333 (1,3)										4	0	1	0	0	1	1																										
<b>Vinny Castilla R</b> OBP: 0.500, SLG: 1.133 (1,5)										4	1	3	1	0	0	1																										
<b>Joe Girardi R</b> OBP: 0.125, SLG: 0.125 (1,2)										4	0	1	0	0	1	3	<b>AB 35</b>																									
<b>Walt Weiss S</b> OBP: 0.375, SLG: 0.167 (1,6)										4	0	0	0	0	1	2	<b>R 4</b>																									
<b>Bret Saberhagen R</b> Trenidad Hubbard, R Kevin Ritz, R Mike Munoz, L Jason Bates, S Armando Reynoso, R Bruce Ruffin, S John Vander Wal, L (1,1) (5,PH) (5,1) (6,1) (7,PH) (7,1) (8,1) (9,PH)										1	0	0	0	0	0	0																										
<b>Inning Stats</b>	R: 0 E: 0 K: 2 S: 8	H: 1 LOB: 1 BB: 0 P: 8	R: 0 E: 0 K: 1 S: 6	H: 2 LOB: 1 BB: 0 P: 6	R: 3 E: 0 K: 0 S: 6	H: 3 LOB: 0 BB: 0 P: 6	R: 0 E: 0 K: 0 S: 3	H: 1 LOB: 1 BB: 0 P: 3	R: 0 E: 0 K: 3 S: 4	H: 1 LOB: 1 BB: 0 P: 4	R: 1 E: 0 K: 3 S: 11	H: 2 LOB: 1 BB: 0 P: 11	R: 0 E: 0 K: 1 S: 5	H: 0 LOB: 0 BB: 0 P: 5	R: 0 E: 0 K: 0 S: 4	H: 1 LOB: 1 BB: 0 P: 4	R: 0 E: 0 K: 1 S: 5	H: 0 LOB: 0 BB: 0 P: 5	1B: 9 2B: 0 3B: 0 HR: 2	SF: 0 SAC: 1 DP: 1 HBP: 0	WP: 0 PB: 0 SB: 1 CS: 0	PA: 36																				
<b>PITCHER</b>	IP	WLS	BF	H	R	ER	SO	BB	IBB	HBP	BLK	WP	HR	S	P	ERA	WHIP	<b>PITCHER</b>								IP	WLS	BF	H	R	ER	SO	BB	IBB	HBP	BLK	WP	HR	S	P	ERA	WHIP
<b>Greg Maddux R</b> ERA: 4.5 (1,1)	7.0	W	29	10	4	4	7	0	0	0	0	0	2	43	43	5.14	1.429																									
<b>Alejandro Pena R</b> ERA: (8,1)	2.0		7	1	0	0	1	0	0	0	0	0	0	9	9	0.00	0.500																									

**Colorado Rockies @ Atlanta Braves**  
Atlanta-Fulton County Stadium, Atlanta, GA  
Sat Oct 07 1995, 7:05 PM EDT  
Att: 50,027 - Unknown - 70 F

**AB 35**  
**R 4**  
**H 11**  
**RBI 4**  
**BB 0**  
**SO 8**  
**LOB 12**



Batter	1	2	3	4	5	6	7	8	9	AB	R	H	RBI	BB	SO	LOB	BOTTOM																										
<b>Marquis Grissom R</b> OBP: 0.524, SLG: 1.048 (1,8)										5	2	5	1	0	0	0																											
<b>Mark Lemke S</b> OBP: 0.250, SLG: 0.263 (1,4)										5	2	2	1	0	1	4																											
<b>10 Chipper Jones S</b> OBP: 0.450, SLG: 0.833 (1,5)										3	1	1	2	2	1	1																											
<b>Fred McGriff L</b> OBP: 0.400, SLG: 0.667 (1,3)										5	2	3	5	0	0	2																											
<b>David Justice L</b> OBP: 0.444, SLG: 0.231 (1,9)										4	0	1	0	1	1	1																											
<b>Ryan Klesko L</b> OBP: 0.467, SLG: 0.533 <b>Mike Devereaux R</b> OBP: 0.200, SLG: 0.200 (1,7) (7,7)										4	1	1	0	0	0	4																											
<b>Charlie O'Brien R</b> OBP: 0.333, SLG: 0.200 (1,2)										3	0	1	0	1	0	0	<b>AB 38</b>																										
<b>Rafael Belliard R</b> (1,6)										4	1	0	0	0	1	2	<b>R 10</b>																										
<b>Greg Maddux R</b> OBP: 0.167, SLG: 0.167 <b>Dwight Smith L</b> OBP: 0.667, SLG: 1.000 <b>Alejandro Pena R</b> (1,1) (7,PH) (8,1)										3	1	1	0	0	0	1	<b>H 15</b>																										
<b>Inning Stats</b>	R: 0 E: 0 K: 2 S: 8	H: 1 LOB: 1 BB: 0 P: 8	R: 0 E: 0 K: 1 S: 5	H: 0 LOB: 0 BB: 0 P: 5	R: 4 E: 0 K: 0 S: 7	H: 4 LOB: 0 BB: 0 P: 7	R: 2 E: 1 K: 0 S: 5	H: 2 LOB: 1 BB: 1 P: 9	R: 1 E: 0 K: 0 S: 4	H: 2 LOB: 0 BB: 0 P: 4	R: 3 E: 0 K: 1 S: 9	H: 4 LOB: 3 BB: 2 P: 17	R: 0 E: 0 K: 0 S: 5	H: 2 LOB: 2 BB: 0 P: 5	R: 0 E: 0 K: 0 S: 3	H: 0 LOB: 1 BB: 1 P: 7	1B: 10 2B: 3 3B: 0 HR: 2	SF: 0 SAC: 0 DP: 1 HBP: 0	WP: 0 PB: 0 SB: 1 CS: 0	PA: 42																							
<b>PITCHER</b>	IP	WLS	BF	H	R	ER	SO	BB	IBB	HBP	BLK	WP	HR	S	P	ERA	WHIP	<b>PITCHER</b>								IP	WLS	BF	H	R	ER	SO	BB	IBB	HBP	BLK	WP	HR	S	P	ERA	WHIP	
<b>Bret Saberhagen R</b> ERA: 11.25 (1,1)	4.0	L	20	7	6	5	3	1	0	0	0	0	1	25	29	11.25	2.000																										
<b>Kevin Ritz R</b> ERA: 7.71 (5,1)	1.2		10	5	4	4	1	0	1	0	0	0	1	11	15	21.60	3.000																										
<b>Mike Munoz L</b> ERA: 13.5 (6,1)	0.1		3	1	0	0	0	1	0	0	0	0	0	2	6	0.00	6.000																										
<b>Armando Reynoso R</b> ERA: (7,1)	1.0		5	2	0	0	0	0	0	0	0	0	0	5	5	0.00	2.000																										
<b>Bruce Ruffin L</b> ERA: 2.7 (8,1)	1.0		4	0	0	0	0	1	0	0	0	0	0	3	7	0.00	1.000																										

**Colorado Rockies @ Atlanta Braves**  
Atlanta-Fulton County Stadium, Atlanta, GA  
Sat Oct 07 1995, 7:05 PM EDT  
Att: 50,027 - Unknown - 70 F

**AB 38**  
**R 10**  
**H 15**  
**RBI 9**  
**BB 4**  
**SO 4**  
**LOB 17**









Batter	1	2	3	4	5	6	7	8	9	10	AB	R	H	RBI	BB	SO	LOB	TOP									
Marquis Grissom, R OBP: 0.452, SLG: 0.800 (1, 8)											4	1	1	0	1	0	0										
Mark Lemke, S OBP: 0.233, SLG: 0.214 (1, 4)											4	1	1	0	1	0	1										
10 Chipper Jones, S OBP: 0.400, SLG: 0.643 (1, 5)											5	0	1	1	0	0	4										
Fred McGriff, L OBP: 0.407, SLG: 0.731 (1, 3)											4	2	3	0	1	0	1										
David Justice, L OBP: 0.407, SLG: 0.238 (1, 9)											4	1	1	0	1	0	3										
Mike Devereaux, R OBP: 0.300, SLG: 0.400 Ryan Klesko, L OBP: 0.450, SLG: 0.444 (10, PH) (10, 7)											4	0	1	1	0	0	3										
Javy Lopez, R OBP: 0.300, SLG: 0.474 (1, 2)											5	1	1	3	0	1	2										
Rafael Belliard, R OBP: 0.125, SLG: 0.125 Luis Polonia, L OBP: 0.250, SLG: 0.250 Mike Mordecai, R OBP: 0.400, SLG: 0.600 (9, PH) (9, 6)												3	0	1	0	0	0	1									
29 John Smoltz, R OBP: 0.200, SLG: 0.200 Alejandro Pena, R (8, 1)												0	0	0	0	0	0										
Dwight Smith, L OBP: 0.400, SLG: 0.600 Greg McMichael, R (9, 1) Mark Wohlers, R (10, 1)												0	0	0	0	0	0										
<b>Inning Stats</b>	R: 1 E: 1 K: 0 S: 9	H: 2 LOB: 1 BB: 0 P: 12	R: 0 E: 0 K: 0 S: 9	H: 1 LOB: 1 BB: 0 P: 11	R: 0 E: 0 K: 0 S: 9	H: 0 LOB: 0 BB: 0 P: 12	R: 1 E: 0 K: 1 S: 10	H: 2 LOB: 1 BB: 0 P: 18	R: 0 E: 0 K: 1 S: 6	H: 0 LOB: 0 BB: 0 P: 10	R: 0 E: 0 K: 0 S: 8	H: 1 LOB: 1 BB: 1 P: 16	R: 0 E: 0 K: 0 S: 13	H: 1 LOB: 3 BB: 2 P: 23	R: 0 E: 0 K: 0 S: 10	H: 1 LOB: 1 BB: 0 P: 14	R: 0 E: 0 K: 0 S: 11	H: 0 LOB: 0 BB: 0 P: 15	R: 4 E: 0 K: 0 S: 14	H: 3 LOB: 0 BB: 1 P: 21	1B: 6 2B: 4 3B: 0 HR: 1	SF: 0 SAC: 0 DP: 1 HBP: 0	WP: 2 PA: 44				
<b>PITCHER</b>	IP 5.0	WLS 20	BF 5	H 2	R 2	ER 2	SO 1	BB 0	IBB 0	HBP 0	BLK 0	WP 0	HR 0	S 43	P 63	ERA 3.60	WHIP 1.000										
John Smiley, L ERA: 3.27	(1, 1)																										
Dave Burba, R ERA:	(6, 1)	2.0	10	2	0	0	0	2	1	0	0	1	0	21	39	0.00	2.000										
Michael Jackson, R ERA: 1.59	(8, 1)	1.0	4	1	0	0	1	0	0	0	1	0	0	10	14	0.00	1.000										
Jeff Brantley, R ERA: 3.18	(9, 1)	1.0	3	0	0	0	0	0	0	0	0	0	0	11	15	0.00	0.000										
Mark Portugal, R ERA: 36.0	(10, 1)	1.0	L	7	3	4	4	0	0	1	0	0	1	14	21	36.00	3.000										

Atlanta Braves @ Cincinnati Reds  
Riverfront Stadium, Cincinnati, OH  
Wed Oct 11 1995, 7:05 PM EDT  
Att: 44,624 - Unknown - 73 F

AB 40  
R 6  
H 11  
RBI 5  
BB 4  
SO 2  
LOB 18



Batter	1	2	3	4	5	6	7	8	9	10	AB	R	H	RBI	BB	SO	LOB	BOTTOM									
Thomas Howard, S OBP: 0.267, SLG: 0.357 Michael Jackson, R OBP: 1.000, SLG: 2.000 Jeff Brantley, R (9, 1)											3	0	1	0	1	0	2										
Mariano Duncan, R OBP: 0.600, SLG: 0.500 Mark Portugal, R (10, 1)											5	0	3	0	0	0	2										
Barry Larkin, R OBP: 0.458, SLG: 0.609 (1, 6)											5	0	3	0	0	0	2										
Ron Gant, R OBP: 0.227, SLG: 0.364 (1, 7)											5	0	0	0	0	0	3										
Reggie Sanders, R OBP: 0.208, SLG: 0.318 (1, 9)											5	0	1	0	0	4	3										
Hal Morris, L OBP: 0.500, SLG: 0.471 (1, 3)											4	0	0	0	1	1	2										
Benito Santiago, R OBP: 0.429, SLG: 0.500 (1, 2)											4	0	1	0	0	1	2										
Bret Boone, R OBP: 0.368, SLG: 0.529 (1, 4)											3	1	2	0	1	0	0										
Jeff Branson, L OBP: 0.308, SLG: 0.273 (1, 5)											3	1	0	0	0	0	3										
John Smiley, L Lenny Harris, L Dave Burba, R Eric Anthony, L Darren Lewis, R (1, 11) (5, PH) (6, 1) (7, PH) (8, 8)											1	0	0	0	0	0	0										
<b>Inning Stats</b>	R: 0 E: 0 K: 1 S: 9	H: 2 LOB: 1 BB: 0 P: 13	R: 0 E: 0 K: 0 S: 7	H: 0 LOB: 0 BB: 0 P: 11	R: 0 E: 0 K: 0 S: 9	H: 0 LOB: 0 BB: 0 P: 14	R: 0 E: 0 K: 1 S: 5	H: 0 LOB: 0 BB: 0 P: 9	R: 2 E: 1 K: 0 S: 11	H: 3 LOB: 2 BB: 1 P: 22	R: 0 E: 0 K: 0 S: 11	H: 1 LOB: 0 BB: 0 P: 19	R: 0 E: 0 K: 0 S: 12	H: 1 LOB: 2 BB: 1 P: 21	R: 0 E: 0 K: 2 S: 12	H: 1 LOB: 1 BB: 0 P: 18	R: 0 E: 0 K: 0 S: 6	H: 0 LOB: 1 BB: 0 P: 12	R: 0 E: 0 K: 2 S: 11	H: 1 LOB: 1 BB: 0 P: 18	1B: 8 2B: 1 3B: 0 HR: 0	SF: 0 SAC: 1 DP: 0 HBP: 0	WP: 0 PA: 42				
<b>PITCHER</b>	IP 7.0	WLS 28	BF 7	H 2	R 2	ER 2	SO 2	BB 2	IBB 0	HBP 0	BLK 0	WP 0	HR 0	S 64	P 109	ERA 2.57	WHIP 1.286										
29 John Smoltz, R ERA: 4.97	(1, 1)																										
Alejandro Pena, R ERA:	(8, 1)	1.0	5	1	0	0	2	0	1	0	0	0	0	12	18	0.00	1.000										
Greg McMichael, R ERA: 3.0	(9, 1)	1.0	W	4	0	0	0	1	0	0	0	0	0	6	12	0.00	1.000										
Mark Wohlers, R ERA: 3.18	(10, 1)	1.0	4	1	0	0	2	0	0	0	0	0	0	11	18	0.00	1.000										

Atlanta Braves @ Cincinnati Reds  
Riverfront Stadium, Cincinnati, OH  
Wed Oct 11 1995, 7:05 PM EDT  
Att: 44,624 - Unknown - 73 F

AB 36  
R 2  
H 9  
RBI 1  
BB 4  
SO 6  
LOB 19





Batter	1	2	3	4	5	6	7	8	9	AB	R	H	RBI	BB	SO	LOB	TOP								
Thomas Howard, S (1, 8) OBP: 0.250, SLG: 0.294	G3-1		HBP BB				FC4		SF8	3	0	0	1	1	0	2	<b>Cincinnati Reds @ Atlanta Braves</b> Atlanta-Fulton County Stadium, Atlanta, GA Fri Oct 13 1995, 7:05 PM EDT Att: 51,424 - Unknown - 70 F								
Barry Larkin, R (1, 6) OBP: 0.414, SLG: 0.536	G5-3		P3					F9	P6	5	0	1	0	0	0	2									
Ron Gant, R (1, 7) OBP: 0.269, SLG: 0.360	G5-3						CS	G5-3	1B 1B	3	1	1	0	0	0	0									
Reggie Sanders, R (1, 9)		K	K					1B 1B	1B 1B	4	0	1	0	0	3	3									
Hal Morris, L (1, 3) OBP: 0.462, SLG: 0.429	L6				G4-3			F7	FC6-4 1B	4	0	1	1	0	0	0									
Benito Santiago, R (1, 2) OBP: 0.400, SLG: 0.421					G5-3			G5-3	P6	3	0	0	0	1	0	2									
Bret Boone, R (1, 4) OBP: 0.348, SLG: 0.476					BB			P3	E8 1B	4	0	1	0	0	1	3									
Jeff Branson, L (1, 5) OBP: 0.294, SLG: 0.333					G4-3			G1-3	F8	4	1	1	0	0	0	2									
David Wells, L (1, 1) OBP: 0.400, SLG: 0.400								F7	G3-1 SF8 2B	2	0	1	0	0	0	0									
Lenny Harris, L (7, PH) OBP: 1.000, SLG: 1.000					HBP BB			F7	G3-1	1	0	1	0	0	0	0									
Xavier Hernandez, L (7, 1)										0	0	0	0	0	0	0									
Hector Carrasco, R (7, 1)										0	0	0	0	0	0	0									
Eddie Taubensee, L (9, PH)										1	0	0	0	0	0	1									
<b>Inning Stats</b>	R: 0 E: 0 K: 0 S: 8	H: 0 LOB: 0 BB: 0 P: 13	R: 0 E: 0 K: 1 S: 10	H: 0 LOB: 1 BB: 1 P: 19	R: 0 E: 0 K: 1 S: 12	H: 1 LOB: 3 BB: 1 P: 21	R: 0 E: 1 K: 0 S: 8	H: 1 LOB: 1 BB: 0 P: 12	R: 0 E: 0 K: 0 S: 7	H: 0 LOB: 0 BB: 0 P: 7	R: 0 E: 0 K: 1 S: 6	H: 0 LOB: 0 BB: 0 P: 9	R: 0 E: 0 K: 1 S: 11	H: 1 LOB: 2 BB: 0 P: 14	R: 1 E: 0 K: 0 S: 12	H: 3 LOB: 2 BB: 0 P: 16	R: 1 E: 0 K: 0 S: 8	H: 1 LOB: 0 BB: 0 P: 12	1B: 7 2B: 1 3B: 0 HR: 0	SF: 1 SAC: 0 DP: 0 HBP: 1	WP: 1 PB: 0 SB: 0 CS: 1	PA: 39			
<b>PITCHER</b>	IP WLS BF H R ER SO BB IBB HBP BLK WP HR S P ERA WHIP	8.0 W 34 7 1 1 4 2 0 1 0 1 0 0 8 111 1.12 1.125	1.0 4 1 1 1 0 0 0 0 0 0 0 0 0 8 12 9.00 1.000																						

AB	34
R	2
H	8
RBI	2
BB	2
SO	4
LOB	15



Batter	1	2	3	4	5	6	7	8	9	AB	R	H	RBI	BB	SO	LOB	BOTTOM							
Marquis Grissom, R (1, 8) OBP: 0.417, SLG: 0.714	G5-4-3 1B	P6					G6-3		F9	K	5	0	1	0	0	1	<b>Cincinnati Reds @ Atlanta Braves</b> Atlanta-Fulton County Stadium, Atlanta, GA Fri Oct 13 1995, 7:05 PM EDT Att: 51,424 - Unknown - 70 F							
Mark Lemke, S (1, 4) OBP: 0.235, SLG: 0.219	G5-4-3 1-2		L5				F8		10 HR 1B	4	1	1	0	0	0	1								
10 Chipper Jones, S (1, 5) OBP: 0.441, SLG: 0.750	1B						F9		1B HR	4	1	3	2	0	0	0								
Fred McGriff, L (1, 3) OBP: 0.471, SLG: 0.733	1-3		P6						F8	4	1	2	0	0	0	1								
David Justice, L (1, 9) OBP: 0.419, SLG: 0.250	G3						F9		1B 1B	3	0	1	0	1	0	3								
Mike Devereaux, R (1, 7) OBP: 0.357, SLG: 0.385		K	F7						HR BB	3	1	1	0	1	1	2								
Charlie O'Brien, R (1, 2) OBP: 0.400, SLG: 0.667							K		1B 1B	4	1	2	3	0	1	2								
Rafael Belliard, R (1, 6) OBP: 0.167, SLG: 0.167							F7		FC5-6 1B	4	0	1	0	0	1	0								
Greg Maddux, R (1, 1) OBP: 0.111, SLG: 0.111									FC5-6 1B	3	0	0	0	0	1	2								
Ryan Klesko, L (8, PH) OBP: 0.429, SLG: 0.421							P3			1	0	0	0	0	1	0								
Mark Wohlers, R (9, 1)										0	0	0	0	0	0	0								
<b>Inning Stats</b>	R: 0 E: 0 K: 0 S: 9	H: 3 LOB: 2 BB: 0 P: 17	R: 0 E: 0 K: 1 S: 9	H: 2 LOB: 2 BB: 0 P: 10	R: 0 E: 0 K: 0 S: 11	H: 1 LOB: 1 BB: 1 P: 22	R: 0 E: 0 K: 1 S: 9	H: 0 LOB: 0 BB: 0 P: 11	R: 0 E: 0 K: 0 S: 3	H: 0 LOB: 0 BB: 0 P: 4	R: 3 E: 0 K: 1 S: 14	H: 2 LOB: 1 BB: 1 P: 22	R: 2 E: 0 K: 0 S: 10	H: 4 LOB: 2 BB: 0 P: 20	R: 0 E: 0 K: 3 S: 12	H: 0 LOB: 0 BB: 0 P: 16	1B: 9 2B: 1 3B: 0 HR: 2	SF: 0 SAC: 0 DP: 1 HBP: 0	WP: 0 PB: 0 SB: 1 CS: 0	PA: 37				
<b>PITCHER</b>	IP WLS BF H R ER SO BB IBB HBP BLK WP HR S P ERA WHIP	6.0 L 27 8 3 3 3 2 0 0 0 0 1 7 14 27.00 4.500	0.2 5 3 2 2 0 0 0 0 0 0 0 1 7 14 27.00 4.500	1.1 5 1 0 0 3 0 0 0 0 0 0 0 15 22 0.00 0.750																				





Batter	1	2	3	4	5	6	7	8	9	AB	R	H	RBI	BB	SO	LOB	TOP				
Jerome Walton, R (1, 8) Thomas Howard, S (8, PH) OBP: 0.238, SLG: 0.278										3	0	0	0	0	2	0					
Barry Larkin, R (1, 6) OBP: 0.424, SLG: 0.516										3	0	1	0	1	1	0					
Ron Gant, R (1, 7) OBP: 0.233, SLG: 0.310										4	0	0	0	0	1	2					
Reggie Sanders, R (1, 9) OBP: 0.219, SLG: 0.276										3	0	0	0	1	2	2					
Mariano Duncan, R (1, 3) Hal Morris, L (7, PH) OBP: 0.429, SLG: 0.333 OBP: 0.444, SLG: 0.409										2	0	0	0	0	1	2					
Benito Santiago, R (1, 2) Michael Jackson, R (7, 1) Dave Burba, R (7, 1)										3	0	1	0	0	2	0					
Bret Boone, R (1, 4) OBP: 0.308, SLG: 0.417										3	0	0	0	0	0	1					
Mark Lewis, R (1, 5) Jeff Branson, L (8, PH) OBP: 0.500, SLG: 0.833 OBP: 0.276, SLG: 0.313										1	0	0	0	1	0	0					
Pete Schourek, L (1, 1) Eddie Taubensee, L (7, 2) OBP: 0.500, SLG: 0.500										2	0	0	0	0	1	1					
<b>Inning Stats</b>	R: 0 E: 0 K: 2 S: 9	H: 0 LOB: 0 BB: 0 P: 17	R: 0 E: 0 K: 0 S: 7	H: 1 LOB: 1 BB: 1 P: 14	R: 0 E: 0 K: 1 S: 7	H: 0 LOB: 0 BB: 0 P: 13	R: 0 E: 1 K: 1 S: 10	H: 0 LOB: 1 BB: 1 P: 16	R: 0 E: 0 K: 2 S: 17	H: 0 LOB: 0 BB: 0 P: 15	R: 0 E: 0 K: 2 S: 8	H: 0 LOB: 0 BB: 0 P: 13	R: 0 E: 0 K: 1 S: 10	H: 1 LOB: 1 BB: 0 P: 15	R: 0 E: 0 K: 2 S: 8	H: 0 LOB: 0 BB: 0 P: 10	1B: 3 2B: 0 3B: 0 HR: 0	SF: 0 SAC: 0 DP: 3 HBP: 0	WP: 0 PB: 0 CS: 0	PA: 31	
<b>PITCHER</b>	IP	WLS	BF	H	R	ER	SO	BB	IBB	HBP	BLK	WP	HR	S	P	ERA	WHIP				
Steve Avery, L (1, 1) ERA: 1.35	6.0	W	21	2	0	0	6	3	0	0	0	0	0	59	101	0.00	0.833				
Greg McMichael, R (7, 1) ERA: 2.25	1.0		3	0	0	0	2	0	0	0	0	0	0	8	13	0.00	0.000				
Alejandro Pena, R (8, 1) ERA:	1.0		4	1	0	0	1	0	0	0	0	0	0	10	15	0.00	1.000				
Mark Wohlers, R (9, 1) ERA: 3.52	1.0		3	0	0	0	2	0	0	0	0	0	0	8	10	0.00	0.000				

Cincinnati Reds @ Atlanta Braves  
Atlanta-Fulton County Stadium, Atlanta, GA  
Sat Oct 14 1995, 7:05 PM EDT  
Att: 52,067 - Unknown - 62 F

AB	28
R	0
H	3
RBI	0
BB	3
SO	11
LOB	9



Batter	1	2	3	4	5	6	7	8	9	AB	R	H	RBI	BB	SO	LOB	BOTTOM					
Marquis Grissom, R (1, 8) OBP: 0.415, SLG: 0.725										5	1	2	0	0	0	3						
Mark Lemke, S (1, 4) OBP: 0.231, SLG: 0.216										5	0	1	1	0	0	3						
10 Chipper Jones, S (1, 5) OBP: 0.487, SLG: 0.735										2	1	1	0	3	1	0						
Fred McGriff, L (1, 3) OBP: 0.462, SLG: 0.676										4	1	1	0	1	0	6						
Mike Devereaux, R (1, 9) OBP: 0.316, SLG: 0.500										5	1	1	3	0	1	5						
Javy Lopez, R (1, 2) OBP: 0.375, SLG: 0.565										4	1	3	0	0	0	0						
Ryan Klesko, L (1, 7) OBP: 0.400, SLG: 0.364										3	0	0	0	1	1	3						
Rafael Belliard, R (1, 6) OBP: 0.188, SLG: 0.188										4	1	1	0	0	2	4						
Steve Avery, L (1, 1) Charles O'Shea, R (6, PH) Greg McMichael, R (7, 1) Luis Polonia, L (7, PH) Alejandro Pena, R (8, 1) Mark Wohlers, R (9, 1)										2	0	1	0	0	0	1						
<b>Inning Stats</b>	R: 0 E: 0 K: 1 S: 6	H: 0 LOB: 0 BB: 0 P: 8	R: 0 E: 1 K: 0 S: 7	H: 1 LOB: 1 BB: 0 P: 11	R: 1 E: 0 K: 0 S: 14	H: 3 LOB: 2 BB: 0 P: 18	R: 0 E: 0 K: 1 S: 12	H: 1 LOB: 1 BB: 0 P: 20	R: 0 E: 0 K: 1 S: 10	H: 2 LOB: 3 BB: 1 P: 19	R: 0 E: 0 K: 2 S: 10	H: 1 LOB: 1 BB: 0 P: 14	R: 5 E: 0 K: 0 S: 15	H: 4 LOB: 2 BB: 3 P: 36	R: 0 E: 0 K: 0 S: 7	H: 0 LOB: 1 BB: 1 P: 14	1B: 9 2B: 1 3B: 1 HR: 1	SF: 0 SAC: 0 DP: 1 HBP: 0	WP: 0 PB: 1 CS: 0	PA: 41		
<b>PITCHER</b>	IP	WLS	BF	H	R	ER	SO	BB	IBB	HBP	BLK	WP	HR	S	P	ERA	WHIP					
Pete Schourek, L (1, 1) ERA: 1.69	6.0	L	27	8	1	1	5	0	1	2	0	0	0	1	8	25	135.00	12.000				
Michael Jackson, R (7, 1) ERA: 9.0	0.1		7	3	5	5	0	1	2	0	0	0	0	1	8	25	135.00	12.000				
Dave Burba, R (7, 1) ERA:	1.2		7	1	0	0	0	1	0	0	0	0	0	14	25	0.00	1.200					

Cincinnati Reds @ Atlanta Braves  
Atlanta-Fulton County Stadium, Atlanta, GA  
Sat Oct 14 1995, 7:05 PM EDT  
Att: 52,067 - Unknown - 62 F

AB	36
R	6
H	12
RBI	5
BB	5
SO	5
LOB	26









Batter	1	2	3	4	5	6	7	8	9	AB	R	H	RBI	BB	SO	LOB	TOP								
<b>Kenny Lofton, L</b> OBP: 0.396, SLG: 0.413 (1, 8)	G6-3		L4		E5		E		G5-3	5	1	1	0	0	0	0	<b>Cleveland Indians @ Atlanta Braves</b> Atlanta-Fulton County Stadium, Atlanta, GA Sun Oct 22 1995, 7:05 PM EDT Att: 51,877 - Unknown - 65 F								
<b>Omar Vizquel, S</b> OBP: 0.250, SLG: 0.163 (1, 6)	G5-3		F5		BB		E7		1B	4	0	1	0	1	0	0									
<b>Carlos Baerga, S</b> OBP: 0.353, SLG: 0.383 (1, 4)	G6-3			F7	L9		BB		P5	4	0	0	0	1	0	3									
<b>Albert Belle, R</b> OBP: 0.386, SLG: 0.457 (1, 7)		HR		K			P2			3	1	1	0	1	1	2									
<b>Eddie Murray, S</b> OBP: 0.354, SLG: 0.558 (1, 3)		HR		1B			F8		F8	3	1	1	2	1	0	1									
<b>Manny Ramirez, R</b> OBP: 0.273, SLG: 0.350 (1, 9)	G5-3			1B			K		BB	4	0	2	0	0	1	1									
<b>Jim Thome, L</b> OBP: 0.289, SLG: 0.471 (1, 5)	G4-3			1B			FC6		1B	3	0	0	0	1	1	3									
<b>Tony Peña, R</b> OBP: 0.333, SLG: 0.636 (8, PH)										3	0	0	0	0	0	0									
<b>Paul Sorrento, L</b> OBP: 0.333, SLG: 0.240 (8, 2)	F8									1	0	0	0	0	0	1									
<b>Sandy Alomar Jr., R</b> OBP: 0.233, SLG: 0.345 (8, 2)										0	0	0	0	0	0	0									
<b>Dennis Martinez, R</b> OBP: 0.286, SLG: 0.286 (7, PH)										0	0	0	0	0	0	0									
<b>Alan Embree, L</b> OBP: 0.286, SLG: 0.286 (7, 1)										0	0	0	0	0	0	0									
<b>Wayne Kirby, L</b> OBP: 0.286, SLG: 0.286 (7, 1)										0	0	0	0	0	0	0									
<b>Jim Poole, L</b> OBP: 0.286, SLG: 0.286 (8, 1)										0	0	0	0	0	0	0									
<b>Julian Tavaréz, L</b> OBP: 0.286, SLG: 0.286 (8, PH)										0	0	0	0	0	0	0									
<b>Ruben Amaro Jr., S</b> OBP: 0.286, SLG: 0.286 (8, PH)										1	0	0	0	0	1	0									
<b>Inning Stats</b>	R: 0 E: 0 K: 0 S: 7	H: 0 LOB: 0 BB: 0 P: 12	R: 2 E: 0 K: 0 S: 12	H: 2 LOB: 0 BB: 0 P: 19	R: 0 E: 0 K: 0 S: 8	H: 0 LOB: 0 BB: 0 P: 13	R: 0 E: 0 K: 2 S: 9	H: 1 LOB: 2 BB: 1 P: 20	R: 0 E: 0 K: 0 S: 9	H: 0 LOB: 2 BB: 1 P: 17	R: 0 E: 0 K: 1 S: 9	H: 0 LOB: 1 BB: 1 P: 18	R: 1 E: 1 K: 1 S: 12	H: 1 LOB: 2 BB: 1 P: 22	R: 0 E: 0 K: 0 S: 8	H: 1 LOB: 1 BB: 1 P: 15	R: 0 E: 0 K: 1 S: 10	H: 1 LOB: 1 BB: 0 P: 15	1B: 5 2B: 0 3B: 0 HR: 1	SF: 0 SAC: 0 DP: 0 HBP: 0	WP: 2 PB: 0 SB: 3 CS: 0	PA: 39			
<b>PITCHER</b>	IP	WLS	BF	H	R	ER	SO	BB	IBB	HBP	BLK	WP	HR	S	P	ERA	WHIP								
<b>Tom Glavine, L</b> ERA: 2.25	6.0	W	25	3	2	2	3	3	0	0	0	1	1	54	99	3.00	1.000								
<b>Greg McMichael, R</b> ERA: 1.53	0.2		5	1	1	0	1	1	0	0	0	0	0	9	19	0.00	3.000								
<b>Alejandro Peña, R</b> ERA: 1.53	1.0		4	1	0	0	1	0	0	0	0	0	0	9	16	0.00	2.000								
<b>Mark Wohlers, R</b> ERA: 3.0	1.1	S	5	1	0	0	1	0	0	0	0	0	0	12	17	0.00	0.750								

Batter	1	2	3	4	5	6	7	8	9	AB	R	H	RBI	BB	SO	LOB	BOTTOM								
<b>Marquis Grissom, R</b> OBP: 0.408, SLG: 0.660 (1, 8)	F9		10 E 10 SF7 1B HBP	FC6-4			1B			3	1	1	0	0	0	1	<b>Cleveland Indians @ Atlanta Braves</b> Atlanta-Fulton County Stadium, Atlanta, GA Sun Oct 22 1995, 7:05 PM EDT Att: 51,877 - Unknown - 65 F								
<b>Mark Lemke, S</b> OBP: 0.277, SLG: 0.233 (1, 4)	10 2B BB		G1-4-3 1B		G4-3		F8			3	1	1	0	1	0	2									
<b>10 Chipper Jones, S</b> OBP: 0.447, SLG: 0.683 (1, 5)	1B 2B		SF7		G4-6-3 1B		G6-3			3	0	2	1	0	0	0									
<b>Fred McGriff, L</b> OBP: 0.426, SLG: 0.659 (1, 3)	G1-3		G1-4-3		G4-6-3		P6			4	0	0	0	0	0	4									
<b>David Justice, L</b> OBP: 0.474, SLG: 0.286 (8, 1)	BB		2H 1B		E7 HR 1B		F9			3	1	2	1	1	0	0									
<b>Ryan Klesko, L</b> OBP: 0.333, SLG: 0.296 (7, 7)	P5		K		G4-3		F9			3	0	0	0	0	1	5									
<b>Mike Devereaux, R</b> OBP: 0.333, SLG: 0.474 (8, 9)										1	0	0	0	0	0	0									
<b>Javy Lopez, R</b> OBP: 0.393, SLG: 0.654 (1, 2)		G5-3			F7		HR		G6-4-3 HBP	3	1	1	2	0	0	0									
<b>Rafael Belliard, R</b> OBP: 0.136, SLG: 0.136 (1, 6)		F9			G1-3		K		G6-4-3	4	0	0	0	0	1	1									
<b>Tom Glavine, L</b> OBP: 0.429, SLG: 0.200 (6, PH)										1	0	0	0	1	1	0									
<b>Dwight Smith, L</b> OBP: 0.500, SLG: 0.667 (7, 1)										1	0	1	0	0	0	0									
<b>Greg McMichael, R</b> ERA: 2.45										0	0	0	0	0	0	0									
<b>Alejandro Peña, R</b> ERA: 2.45										0	0	0	0	0	0	0									
<b>Luis Polonia, L</b> OBP: 0.333, SLG: 0.333 (8, 7)										0	0	0	0	0	0	0									
<b>Inning Stats</b>	R: 0 E: 0 K: 0 S: 14	H: 1 LOB: 3 BB: 2 P: 25	R: 0 E: 0 K: 1 S: 5	H: 0 LOB: 0 BB: 0 P: 6	R: 2 E: 1 K: 1 S: 12	H: 2 LOB: 1 BB: 0 P: 22	R: 0 E: 0 K: 0 S: 7	H: 0 LOB: 1 BB: 1 P: 13	R: 0 E: 0 K: 0 S: 5	H: 1 LOB: 0 BB: 0 P: 10	R: 2 E: 1 K: 1 S: 15	H: 4 LOB: 2 BB: 0 P: 25	R: 0 E: 0 K: 0 S: 9	H: 0 LOB: 0 BB: 0 P: 14	R: 0 E: 0 K: 0 S: 4	H: 0 LOB: 0 BB: 0 P: 6	1B: 6 2B: 1 3B: 0 HR: 1	SF: 1 SAC: 0 DP: 2 HBP: 2	WP: 0 PB: 0 SB: 0 CS: 0	PA: 35					
<b>PITCHER</b>	IP	WLS	BF	H	R	ER	SO	BB	IBB	HBP	BLK	WP	HR	S	P	ERA	WHIP								
<b>Dennis Martinez, R</b> ERA: 3.24	5.2	L	28	8	4	4	3	3	0	1	0	0	0	1	3	0.00	0.000								
<b>Alan Embree, L</b> ERA: 2.45	0.1		1	0	0	0	0	0	0	0	0	0	0	1	3	0.00	0.000								
<b>Jim Poole, L</b> ERA: 2.45	1.0		3	0	0	0	0	0	0	0	0	0	0	9	14	0.00	0.000								
<b>Julian Tavaréz, R</b> ERA: 3.24	1.0		3	0	0	0	0	0	0	1	0	0	0	4	6	0.00	0.000								





Batter	1	2	3	4	5	6	7	8	9	10	11	AB	R	H	RBI	BB	SO	LOB	TOP					
Marquis Grissom, R OBP: 0.400, SLG: 0.642	L8		K		E3 1B			1B 2B	K		G4-6-3	6	1	2	0	0	2	2						
Luis Polonia, L OBP: 0.364, SLG: 0.300	G4-3		F7		CS			F8 E 10 S				4	1	1	1	1	1	0						
10 Chipper Jones, S OBP: 0.462, SLG: 0.682	1B 2B				FC5-4 BB			E F8 1B BB				3	2	1	0	2	0	2						
Fred McGriff, L OBP: 0.442, SLG: 0.717	2H 1B				K			F8				5	1	3	2	0	1	3						
David Justice, L OBP: 0.419, SLG: 0.242	P6				FC5-4 1B			E4 1B			L9	5	0	0	1	0	0	4						
Ryan Klesko, L OBP: 0.364, SLG: 0.433												3	1	2	1	0	0	0						
Mike Devereaux, R OBP: 0.348, SLG: 0.476		G6-3			FC6-4 1B			HR				2	0	1	1	0	1	1						
Javy Lopez, R OBP: 0.333, SLG: 0.548								P3			G4-6-3	5	0	0	0	0	0	5						
Mark Lemke, S OBP: 0.288, SLG: 0.250								F8				5	0	2	0	0	0	0						
Rafael Belliard, R OBP: 0.125, SLG: 0.125												2	0	0	0	0	1	0						
Dwight Smith, L OBP: 0.429, SLG: 0.571												1	0	0	0	0	0	0						
Mike Mordecai, R OBP: 0.333, SLG: 0.500												1	0	0	0	0	1	1						
<b>Inning Stats</b>	R: 1 E: 0 K: 0 S: 10	H: 2 LOB: 1 BB: 0 P: 15	R: 0 E: 0 K: 0 S: 4	H: 0 LOB: 0 BB: 0 P: 4	R: 0 E: 0 K: 2 S: 7	H: 0 LOB: 0 BB: 0 P: 9	R: 0 E: 0 K: 1 S: 9	H: 1 LOB: 2 BB: 1 P: 17	R: 0 E: 1 K: 0 S: 7	H: 1 LOB: 0 BB: 0 P: 11	R: 1 E: 0 K: 1 S: 8	H: 1 LOB: 0 BB: 0 P: 13	R: 3 E: 1 K: 0 S: 10	H: 3 LOB: 1 BB: 1 P: 19	R: 0 E: 0 K: 1 S: 20	H: 1 LOB: 1 BB: 1 P: 30	R: 0 E: 0 K: 1 S: 8	H: 1 LOB: 0 BB: 0 P: 12	R: 0 E: 0 K: 1 S: 7	H: 1 LOB: 0 BB: 0 P: 10	1B: 8 2B: 2 3B: 0 HR: 2	SF: 0 SAC: 1 DP: 2 HBP: 0	WP: 0 PB: 0 SB: 2 CS: 1	PA: 47
<b>PITCHER</b>	Charles Nagy, R ERA: 2.86	IP: 7.0 WLS: 29 BF: 29 H: 8 R: 5 ER: 5 SO: 4	Paul Assenmacher, L ERA: 2.7	IP: 0.1 WLS: 3 BF: 0 H: 0 R: 0 ER: 0 SO: 0	Julian Tavarez, R ERA: 3.0	IP: 0.2 WLS: 1 BF: 1 H: 1 R: 1 ER: 1 SO: 0	Jose Mesa, R ERA: 1.0	IP: 3.0 WLS: 12 BF: 3 H: 0 R: 0 ER: 0 SO: 3	BB: 1 IBB: 0 HBP: 0 BLK: 0	WP: 0 HR: 0 S: 0 P: 0	ERA: 6.43 WHIP: 1.286	<b>PITCHER</b>	IP: 0.0 WLS: 0 BF: 0 H: 0 R: 0 ER: 0 SO: 0	Paul Assenmacher, L ERA: 2.7	IP: 0.1 WLS: 3 BF: 0 H: 0 R: 0 ER: 0 SO: 0	Julian Tavarez, R ERA: 3.0	IP: 0.2 WLS: 1 BF: 1 H: 1 R: 1 ER: 1 SO: 0	Jose Mesa, R ERA: 1.0	IP: 3.0 WLS: 12 BF: 3 H: 0 R: 0 ER: 0 SO: 3	BB: 1 IBB: 0 HBP: 0 BLK: 0	WP: 0 HR: 0 S: 0 P: 0	ERA: 6.43 WHIP: 1.286		

Atlanta Braves @ Cleveland Indians  
Jacobs Field, Cleveland, OH  
Tue Oct 24 1995, 7:05 PM EDT  
Att. 43,584 - Unknown - 49 F

livebaseballscores.com

AB 42  
R 6  
H 12  
RBI 6  
BB 3  
SO 7  
LOB 18

**Braves**

Batter	1	2	3	4	5	6	7	8	9	10	11	AB	R	H	RBI	BB	SO	LOB	BOTTOM							
Kenny Lofton, L OBP: 0.488, SLG: 0.469	3B 1B		1B 2B	CS 1B			S G4-3 1B BB	IBB				3	3	3	0	3	0	0								
Omar Vizquel, S OBP: 0.259, SLG: 0.224	1H G3 3B		1B 1B	CS	F9		G4-3	K			G4-3	6	2	2	1	0	1	6								
Carlos Baerga, S OBP: 0.368, SLG: 0.415	G3		1B 1B	BB 1B	G5-3		G4-3	G4-3				6	0	3	3	0	0	3								
Alvaro Espinoza, R OBP: 0.111, SLG: 0.111	3H G3		1B 1B	BB 1B	G5-3		G4-3	G4-3				0	1	0	0	0	0	0								
Albert Belle, R OBP: 0.400, SLG: 0.436	G5-3		1B 1B	BB 1B	E6		G6-3	G6-3				4	0	1	1	2	0	0								
Eddie Murray, S OBP: 0.333, SLG: 0.510	G4-3		K		K		K	F7				6	0	1	1	0	3	5								
Jim Thome, L OBP: 0.279, SLG: 0.421			BB 1B	G4-3 BB			F8	P4			G6-3	4	0	0	0	1	1	0								
Manny Ramirez, R OBP: 0.306, SLG: 0.333			G4-3		G4-3		G5-3	1B 2B BB			G4-3 S BB	2	1	0	0	3	0	3								
Paul Sorrento, L OBP: 0.324, SLG: 0.241			BB		K		K	2B BB			K	4	0	1	0	0	3	1								
Wayne Kirby, L OBP: 0.286, SLG: 0.286					K		K	2B 1B			K	0	0	0	0	0	0	0								
Herbert Perry, R												1	0	0	0	0	1	1								
Sandy Alomar Jr., R OBP: 0.229, SLG: 0.333			K		G4-3		G6-3	1-3 3H 2B			G4-3	5	0	1	1	0	1	2								
<b>Inning Stats</b>	R: 2 E: 0 K: 0 S: 9	H: 2 LOB: 0 BB: 0 P: 14	R: 0 E: 0 K: 3 S: 12	H: 0 LOB: 1 BB: 1 P: 22	R: 2 E: 0 K: 1 S: 17	H: 4 LOB: 2 BB: 1 P: 25	R: 0 E: 0 K: 1 S: 8	H: 1 LOB: 0 BB: 0 P: 14	R: 0 E: 1 K: 1 S: 11	H: 0 LOB: 1 BB: 0 P: 18	R: 0 E: 0 K: 1 S: 7	H: 1 LOB: 0 BB: 0 P: 13	R: 1 E: 0 K: 1 S: 8	H: 1 LOB: 2 BB: 2 P: 20	R: 1 E: 0 K: 1 S: 13	H: 2 LOB: 3 BB: 2 P: 22	R: 0 E: 0 K: 0 S: 5	H: 0 LOB: 0 BB: 0 P: 9	R: 0 E: 0 K: 1 S: 9	H: 0 LOB: 2 BB: 1 P: 22	R: 1 E: 0 K: 0 S: 7	H: 2 LOB: 2 BB: 1 P: 14	1B: 8 2B: 3 3B: 1 HR: 0	SF: 0 SAC: 0 DP: 1 HBP: 0	WP: 0 PB: 0 SB: 2 CS: 1	PA: 51
<b>PITCHER</b>	29 John Smoltz, R ERA: 6.6	IP: 2.1 WLS: 15 BF: 15 H: 6 R: 4 ER: 4 SO: 1	Brad Clontz, R ERA:	IP: 2.1 WLS: 7 BF: 6 H: 0 R: 0 ER: 0 SO: 4	Kent Mercker, L ERA: 3.86	IP: 2.0 WLS: 9 BF: 1 H: 1 R: 1 ER: 1 SO: 2	Greg McMichael, R ERA: 3.38	IP: 0.2 WLS: 4 BF: 1 H: 1 R: 1 ER: 1 SO: 1	Mark Wohlers, R ERA: 2.31	IP: 2.2 WLS: 12 BF: 1 H: 0 R: 0 ER: 0 SO: 2	BB: 2 IBB: 0 HBP: 0 BLK: 0	WP: 0 HR: 0 S: 0 P: 0	ERA: 15.43 WHIP: 3.429	<b>PITCHER</b>	Alejandro Pena, R ERA: 1.29	IP: 0.0 WLS: 0 BF: 0 H: 0 R: 0 ER: 0 SO: 0	Paul Assenmacher, L ERA: 2.7	IP: 0.1 WLS: 3 BF: 0 H: 0 R: 0 ER: 0 SO: 0	Julian Tavarez, R ERA: 3.0	IP: 0.2 WLS: 1 BF: 1 H: 1 R: 1 ER: 1 SO: 0	Jose Mesa, R ERA: 1.0	IP: 3.0 WLS: 12 BF: 3 H: 0 R: 0 ER: 0 SO: 3	BB: 1 IBB: 0 HBP: 0 BLK: 0	WP: 0 HR: 0 S: 0 P: 0	ERA: ∞ WHIP: ∞	

Atlanta Braves @ Cleveland Indians  
Jacobs Field, Cleveland, OH  
Tue Oct 24 1995, 7:05 PM EDT  
Att. 43,584 - Unknown - 49 F

livebaseballscores.com

AB 41  
R 7  
H 12  
RBI 7  
BB 9  
SO 10  
LOB 21

**C**







Batter	1	2	3	4	5	6	7	8	9	AB	R	H	RBI	BB	SO	LOB	TOP										
Marquis Grissom, R OBP: 0.422, SLG: 0.623 (1, 8)	G1-3		L9					L1-3		4	0	1	1	0	0	1	<b>Atlanta Braves @ Cleveland Indians</b> Jacobs Field, Cleveland, OH Thu Oct 26 1995, 7:05 PM EDT Att: 43,595 - Unknown - 52 F										
Luis Polonia, L OBP: 0.368, SLG: 0.556 (1, 7)	G1-3							K		4	1	1	1	0	1	3											
10 Chipper Jones, S OBP: 0.426, SLG: 0.615 (1, 5)										4	0	1	0	0	1	0											
Fred McGriff, L OBP: 0.443, SLG: 0.698 (1, 3)	K									4	1	1	0	0	2	1											
David Justice, L OBP: 0.365, SLG: 0.214 (1, 9)										4	0	0	0	0	1	1											
Ryan Klesko, L OBP: 0.390, SLG: 0.595 (1, 10)										4	2	2	2	0	0	0											
Mark Lemke, S OBP: 0.262, SLG: 0.228 (1, 4)										4	0	0	0	0	1	1											
Charlie O'Brien, R OBP: 0.286, SLG: 0.462 (7, PH) Javy Lopez, R OBP: 0.333, SLG: 0.568 (7, 2)										1	0	0	0	0	0	0											
Rafael Belliard, R OBP: 0.107, SLG: 0.107 (1, 6) Dwight Smith, L OBP: 0.300, SLG: 0.571 (5, PH) Mike Mordecai, R OBP: 0.375, SLG: 0.500 (5, 6)										1	0	0	0	0	1	0											
										0	0	0	0	1	0	0											
										1	0	1	0	0	0	0											
<b>Inning Stats</b>	R: 0 E: 0 K: 1 S: 10	H: 1 LOB: 1 BB: 0 P: 15	R: 0 E: 0 K: 1 S: 8	H: 0 LOB: 0 BB: 0 P: 10	R: 0 E: 0 K: 1 S: 10	H: 0 LOB: 0 BB: 0 P: 17	R: 1 E: 0 K: 1 S: 10	H: 1 LOB: 0 BB: 0 P: 14	R: 1 E: 1 K: 0 S: 10	H: 2 LOB: 2 BB: 1 P: 18	R: 0 E: 0 K: 0 S: 5	H: 0 LOB: 0 BB: 0 P: 9	R: 0 E: 0 K: 0 S: 5	H: 0 LOB: 0 BB: 0 P: 8	R: 0 E: 0 K: 1 S: 7	H: 1 LOB: 0 BB: 0 P: 13	R: 2 E: 0 K: 1 S: 15	H: 2 LOB: 0 BB: 0 P: 18	1B: 3 2B: 3 3B: 0 HR: 2	SF: 0 SAC: 1 DP: 2 HBP: 0	WP: 0 PB: 0 SB: 0 CS: 0	PA: 34					
<b>PITCHER</b>	IP	WLS	BF	H	R	ER	SO	BB	IBB	HBP	BLK	WP	HR	S	P	ERA	WHIP										
Orel Hershiser, R ERA: 1.53 (1, 1)	8.0	W	29	5	2	1	6	0	1	0	0	0	1	65	104	1.12	0.625										
Jose Mesa, R ERA: 2.7 (9, 1)	1.0	S	5	2	2	2	1	0	0	0	0	0	1	15	18	18.00	2.000										

AB 32  
R 4  
H 7  
RBI 4  
BB 1  
SO 7  
LOB 7



Batter	1	2	3	4	5	6	7	8	9	AB	R	H	RBI	BB	SO	LOB	BOTTOM										
Kenny Lofton, L OBP: 0.397, SLG: 0.397 (1, 8)	P9		F9					L8		4	0	0	0	0	0	2	<b>Atlanta Braves @ Cleveland Indians</b> Jacobs Field, Cleveland, OH Thu Oct 26 1995, 7:05 PM EDT Att: 43,595 - Unknown - 52 F										
Omar Vizquel, S OBP: 0.273, SLG: 0.218 (1, 6)	G4-3 HR BB									3	1	1	0	1	1	1											
Carlos Baerga, S OBP: 0.354, SLG: 0.410 (1, 4)	G4-3									4	1	1	0	0	0	3											
Albert Belle, R OBP: 0.414, SLG: 0.556 (1, 7)										3	2	1	2	1	2	0											
Eddie Murray, S OBP: 0.339, SLG: 0.463 (1, 10)										3	0	0	0	1	0	2											
Jim Thome, L OBP: 0.306, SLG: 0.523 (1, 5)										4	1	2	2	0	0	0											
Manny Ramirez, R OBP: 0.321, SLG: 0.396 (1, 9) Herbert Perry, R OBP: 0.286, SLG: 0.286 (7, 3)										3	0	1	1	0	1	0											
										1	0	0	0	0	0	0											
Paul Sorrento, L OBP: 0.316, SLG: 0.273 (1, 3) Wayne Kirby, L OBP: 0.286, SLG: 0.286 (7, 9)										3	0	0	0	0	1	2											
										0	0	0	0	0	0	0											
Sandy Alomar Jr., R OBP: 0.238, SLG: 0.366 (1, 2)										3	0	2	0	0	0	0											
<b>Inning Stats</b>	R: 2 E: 0 K: 0 S: 13	H: 1 LOB: 2 BB: 2 P: 24	R: 0 E: 0 K: 2 S: 7	H: 0 LOB: 0 BB: 0 P: 12	R: 0 E: 0 K: 1 S: 8	H: 0 LOB: 0 BB: 0 P: 13	R: 0 E: 0 K: 0 S: 8	H: 1 LOB: 1 BB: 0 P: 12	R: 2 E: 0 K: 1 S: 7	H: 3 LOB: 2 BB: 1 P: 21	R: 0 E: 0 K: 1 S: 7	H: 1 LOB: 1 BB: 0 P: 9	R: 1 E: 0 K: 1 S: 14	H: 1 LOB: 0 BB: 0 P: 20	1B: 4 2B: 2 3B: 0 HR: 2	SF: 0 SAC: 0 DP: 0 HBP: 0	WP: 0 PB: 0 SB: 0 CS: 0	PA: 35									
<b>PITCHER</b>	IP	WLS	BF	H	R	ER	SO	BB	IBB	HBP	BLK	WP	HR	S	P	ERA	WHIP										
Greg Maddux, R ERA: 2.84 (1, 1)	7.0	L	30	7	4	4	4	2	1	0	0	0	1	64	102	5.14	1.286										
Brad Clontz, R ERA: 1.6 (8, 1)	1.0		4	1	1	1	1	0	0	0	0	0	1	14	20	9.00	1.000										

AB 31  
R 5  
H 8  
RBI 5  
BB 3  
SO 5  
LOB 10





Batter	1	2	3	4	5	6	7	8	9	AB	R	H	RBI	BB	SO	LOB	TOP										
<b>Kenny Lofton, L</b> (1, 8) OBP: 0.375, SLG: 0.371	F9			G3		FC1-6			P6	4	0	0	0	0	0	1	<b>Cleveland Indians @ Atlanta Braves</b> Atlanta-Fulton County Stadium, Atlanta, GA Sat Oct 28, 1995, 7:05 PM EDT Att: 51,875 - Unknown - 56 F										
<b>Omar Vizquel, S</b> (1, 6) OBP: 0.281, SLG: 0.207 <b>Paul Sorrento, L</b> (9, PH) OBP: 0.308, SLG: 0.265	K			K		P3			F8	3	0	0	0	0	2	1											
<b>Carlos Baerga, S</b> (1, 4) OBP: 0.333, SLG: 0.385	G1-3			F8				L5	F8	4	0	0	0	0	0	0											
<b>Albert Belle, R</b> (1, 7) OBP: 0.426, SLG: 0.543										1	0	0	0	2	1	0											
<b>Eddie Murray, S</b> (1, 3) OBP: 0.338, SLG: 0.446										2	0	0	0	1	1	2											
<b>Manny Ramirez, R</b> (1, 9) OBP: 0.309, SLG: 0.373 <b>Julian Tavaréz, L</b> (8, 1) <b>Paul Assenmacher, L</b> (8, 1)										3	0	0	0	0	1	2											
<b>Jim Thome, L</b> (1, 5) OBP: 0.288, SLG: 0.489										3	0	0	0	0	2	1											
<b>Tony Peña, R</b> (1, 2) OBP: 0.333, SLG: 0.571										3	0	1	0	0	0	0											
<b>Dennis Martínez, R</b> (1, 1) <b>Jim Poole, L</b> (5, 1) <b>Ken Hill, R</b> (7, 1) <b>Alan Embree, L</b> (7, 1) <b>Ruben Amaro Jr., S</b> (7, 9)										1	0	0	0	0	1	0											
<b>Inning Stats</b>	R: 0 E: 0 K: 1 S: 8	H: 0 LOB: 0 BB: 0 P: 13	R: 0 E: 0 K: 2 S: 8	H: 0 LOB: 0 BB: 1 P: 16	R: 0 E: 0 K: 2 S: 7	H: 0 LOB: 0 BB: 0 P: 10	R: 0 E: 0 K: 1 S: 9	H: 0 LOB: 0 BB: 0 P: 15	R: 0 E: 0 K: 1 S: 11	H: 0 LOB: 1 BB: 1 P: 20	R: 0 E: 0 K: 0 S: 10	H: 1 LOB: 1 BB: 0 P: 12	R: 0 E: 0 K: 1 S: 9	H: 0 LOB: 0 BB: 1 P: 15	R: 0 E: 0 K: 0 S: 5	H: 0 LOB: 0 BB: 0 P: 8		R: 0 E: 0 K: 0 S: 6	H: 0 LOB: 0 BB: 0 P: 9	1B: 1 2B: 0 3B: 0 HR: 0	SF: 0 SAC: 0 DP: 0 HBP: 0	WP: 0 PB: 0 SB: 1 CS: 1	PA: 30				
<b>PITCHER</b>	IP	WLS	BF	H	R	ER	SO	BB	IBB	HBP	BLK	WP	HR	S	P	ERA	WHIP										
<b>Tom Glavine, L</b> (1, 1) ERA: 1.61 <b>Mark Wohlers, R</b> (9, 1) ERA: 2.84	8.0	W	27	1	0	0	8	3	0	0	0	0	0	67	109	0.00	0.500										

Batter	1	2	3	4	5	6	7	8	9	AB	R	H	RBI	BB	SO	LOB	BOTTOM										
<b>Marquis Grissom, R</b> (1, 8) OBP: 0.412, SLG: 0.600	L3									4	0	1	0	0	0	0	<b>Cleveland Indians @ Atlanta Braves</b> Atlanta-Fulton County Stadium, Atlanta, GA Sat Oct 28, 1995, 7:05 PM EDT Att: 51,875 - Unknown - 56 F										
<b>Mark Lemke, S</b> (1, 4) OBP: 0.281, SLG: 0.237										2	0	1	0	1	0	0											
<b>10 Chipper Jones, S</b> (1, 5) OBP: 0.446, SLG: 0.618										3	0	2	0	1	0	0											
<b>Fred McGriff, L</b> (1, 3) OBP: 0.415, SLG: 0.649										4	0	0	0	0	2	5											
<b>David Justice, L</b> (1, 9) OBP: 0.411, SLG: 0.341										2	1	2	1	2	0	0											
<b>Ryan Klesko, L</b> (1, 7) OBP: 0.409, SLG: 0.579 <b>Mike Devereaux, R</b> (7, 7) OBP: 0.360, SLG: 0.455										1	0	0	0	2	0	0											
<b>Javy Lopez, R</b> (1, 2) OBP: 0.326, SLG: 0.525										1	0	0	0	0	3	0											
<b>Rafael Belliard, R</b> (1, 6) OBP: 0.094, SLG: 0.094										3	0	0	0	1	0	2											
<b>Tom Glavine, L</b> (1, 1) OBP: 0.300, SLG: 0.125 <b>Luis Polonia, L</b> (8, PH) OBP: 0.350, SLG: 0.526 <b>Mark Wohlers, R</b> (9, 1) ERA: 2.61										4	0	0	0	0	5	0											
<b>Inning Stats</b>	R: 0 E: 0 K: 1 S: 12	H: 2 LOB: 1 BB: 0 P: 20	R: 0 E: 0 K: 0 S: 7	H: 0 LOB: 2 BB: 2 P: 18	R: 0 E: 0 K: 0 S: 7	H: 0 LOB: 0 BB: 0 P: 12	R: 0 E: 0 K: 0 S: 9	H: 1 LOB: 3 BB: 2 P: 18	R: 0 E: 0 K: 2 S: 12	H: 1 LOB: 2 BB: 1 P: 17	R: 1 E: 1 K: 0 S: 15	H: 1 LOB: 1 BB: 0 P: 22	R: 0 E: 0 K: 0 S: 7	H: 1 LOB: 3 BB: 2 P: 18	R: 0 E: 0 K: 1 S: 16	H: 0 LOB: 0 BB: 0 P: 21		R: 0 E: 0 K: 1 S: 16	H: 0 LOB: 0 BB: 0 P: 21	1B: 4 2B: 1 3B: 0 HR: 1	SF: 0 SAC: 1 DP: 1 HBP: 0	WP: 0 PB: 0 SB: 1 CS: 1	PA: 36				
<b>PITCHER</b>	IP	WLS	BF	H	R	ER	SO	BB	IBB	HBP	BLK	WP	HR	S	P	ERA	WHIP										
<b>Dennis Martínez, R</b> (1, 1) ERA: 2.73 <b>Jim Poole, L</b> (5, 1) ERA: 3.6 <b>Ken Hill, R</b> (7, 1) ERA: 1.84 <b>Alan Embree, L</b> (7, 1) ERA: 2.45 <b>Julian Tavaréz, R</b> (8, 1) ERA: 2.61	1.1	L	6	1	1	1	1	0	0	0	0	0	1	18	25	6.75	0.750										
<b>Paul Assenmacher, L</b> (8, 1) ERA: 2.08	0.1		1	0	0	0	1	0	0	0	0	0	0	2	5	∞	∞										