Atlanta Braves - 1996

Batter	1	2	3	4	5	6	7	8	9	AB	R	H	RBI	BB	SO	LOB
Stan Javier, S (1, 8)	G6-3		K		G1-3	F7		K		5	0	0	1	0	2	5
Robby Thompson, R (1, 4) OBP: 0.400, SLG: 0.250	K			K	1B		G6-3		BB	4	1	1	0	1	2	0
Barry Bonds, L (1, 7)	G4-3			G1-3	G4-3		G6-3 S BB		L4-3 BB	3	0	0	0	2	0	2
Matt Williams, R (1, 5) OBP: 0.400, SLG: 0.400		G6-3		1B		HR 1B	G6-3		L4-3	5	1	2	0	0	0	3
Mark Carreon, R (1, 3) Doug Creek, L (7, 1) Chris Hook, R (8, 1) Mel Hall, L (9, PH) OBP: 1.000, SLG: 1.000		L9		P4		F9	L8		HR 1B	4 0 0 1	0 0 0 1	0 0 0 1	0 0 0 1	0 0 0 0	0 0 0 0	3 0 0 0
Glenallen Hill, R (1, 9) OBP: 0.600, SLG: 1.250		K			1B G4-3 1B	K		2B BB	HR	4	3	2	2	1	2	1
Shawon Dunston, R (1, 6) OBP: 0.400, SLG: 1.000			F8		1B G4-3 G1-3 1B	1B HR		F9	F7	5	2	2	2	0	0	1
Kirt Manwaring, R (1, 2) OBP: 0.750, SLG: 1.250			SH1-4 1B		G4-3	2B		2B		4	0	3	2	0	0	1
Mark Leiter, R (1, 1) OBP: 1.000, SLG: 1.000 Dave McCarty, R (6, PH) Jeff Juden, R (6, 1) J.R. Phillips, L (7, 3)			SH1-4		1B G1-3	BB		K		1 0 0 1	0 0 0 0	1 0 0 0	0 1 0 0	0 0 0 1	0 0 0 1	0 0 0 1
Inning Stats	R: 0 E: 0 K: 1 S: 6 H: 0 LOB: 0 BB: 0 P: 9	R: 0 E: 0 K: 1 S: 6 H: 0 LOB: 0 BB: 0 P: 10	R: 0 E: 0 K: 1 S: 7 H: 1 LOB: 1 BB: 0 P: 11	R: 0 E: 0 K: 1 S: 6 H: 1 LOB: 1 BB: 0 P: 9	R: 2 E: 0 K: 0 S: 14 H: 4 LOB: 2 BB: 0 P: 19	R: 2 E: 0 K: 1 S: 14 H: 3 LOB: 2 BB: 1 P: 24	R: 0 E: 0 K: 0 S: 6 H: 0 LOB: 1 BB: 1 P: 14	R: 1 E: 0 K: 2 S: 14 H: 1 LOB: 1 BB: 1 P: 24	R: 3 E: 0 K: 0 S: 11 H: 2 LOB: 0 BB: 2 P: 21	1B: 8 2B: 3 3B: 0 HR: 2	SF: 0 SAC: 1 DP: 1 HBP: 0						

PITCHER	IP	WLS	BF	H	R	ER	SO	BB	IBB	HBP	BLK	WP	HR	S	P	ERA	WHIP
Greg Maddux, R (1, 1) ERA: 6.35	5.2	W	27	9	4	4	5	1	0	0	0	0	1	51	80	6.35	1.765
Brad Clontz, R (6, 1) ERA:	1.1		5	0	0	0	0	1	0	0	0	0	0	8	16	0.00	0.750
Greg McMichael, R (8, 1) ERA: 9.0	1.0		5	1	1	1	2	1	0	0	0	0	0	14	24	9.00	2.000
Mark Wohlers, R (9, 1) ERA: 40.5	0.2		5	2	3	3	0	2	0	0	0	0	1	5	13	40.50	6.000
Pedro Borbon, L (9, 1) ERA:	0.1	S	1	0	0	0	0	0	0	0	0	0	0	6	8	0.00	0.000

PITCHER	IP	WLS	BF	H	R	ER	SO	BB	IBB	HBP	BLK	WP	HR	S	P	ERA	WHIP

TOP

San Francisco Giants @ Atlanta Braves

Atlanta-Fulton County Stadium, Atlanta, GA

Mon Apr 01 1996, 3:33 AM EST
Att. 48,961 - Unknown - 55 F

livebaseballscorecards.com

AB	37
R	8
H	12
RBI	8
BB	5
SO	7
LOB	17

WP: 0 PB: 0 SB: 1 CS: 0 PA: 43

Batter	1	2	3	4	5	6	7	8	9	AB	R	H	RBI	BB	SO	LOB
Marquis Grissom, R (1, 8) OBP: 0.400, SLG: 0.250	E4 G4-3		F8		G3 HR 1B		F9	BB		4	2	1	0	1	0	0
Jeff Blauser, R (1, 6) OBP: 0.600, SLG: 1.333	G4-3 HR 1-2 BB		HR		P6		G3-1 HBP 1B BB	G5-3		3	3	1	1	2	0	2
David Justice, L (1, 9) OBP: 0.500, SLG: 0.333	G4-3 1-3 2-H		L3-6 BB 1B		G3 1-2		G3-1 1B 1-2 HBP			3	1	1	1	0	0	2
Fred McGriff, L (1, 3) OBP: 0.500, SLG: 1.333	K		1 SAFE 1 SAFE 1 SAFE BB 1-2		HR 2-H		G3-1 1-2 2-3			3	1	1	2	1	1	3
Ryan Klesko, L (1, 7) OBP: 0.500, SLG: 1.250 Greg McMichael, R (8, 1) Mark Wohlers, R (9, 1) Pedro Borbon, R (9, 1)	HR 3-H		L3-6 2-2		G3		1B 2-H 3-H			4 0 0 0	1 0 0 0	2 0 0 0	4 0 0 0	0 0 0 0	0 0 0 0	2 0 0 0
Javy Lopez, R (1, 2)	K			L7	G6-3		G4-3			4	0	0	0	0	1	1
Mark Lemke, S (1, 4) OBP: 0.500, SLG: 1.250		G6-3		FC6 1B	HR			G4-3		4	1	2	1	0	0	0
Mike Mordecai, R (1, 5)		P6		P5	G2-3			F8		4	0	0	0	0	0	1
Greg Maddux, R (1, 1) Brad Clontz, R (6, 1) Jerome Walton, R (8, 7) OBP: 1.000, SLG: 4.000		K		FC6 1-2f	K			HR		2 1 1	0 0 1	0 0 1	0 0 1	1 1 0	1 0 0	1 0 0
Inning Stats	R: 3 H: 1 E: 1 LOB: 0 K: 2 BB: 1 S: 15 P: 27		R: 0 H: 0 E: 0 LOB: 0 K: 1 BB: 0 S: 7 P: 11		R: 1 H: 2 E: 0 LOB: 1 K: 0 BB: 1 S: 5 P: 11		R: 0 H: 1 E: 0 LOB: 1 K: 0 BB: 0 S: 5 P: 9		R: 2 H: 2 E: 0 LOB: 0 K: 0 BB: 0 S: 13 P: 24	R: 1 H: 1 E: 0 LOB: 0 K: 1 BB: 1 S: 8 P: 13	R: 2 H: 1 E: 0 LOB: 1 K: 0 BB: 1 S: 9 P: 21	R: 1 H: 1 E: 0 LOB: 1 K: 0 BB: 1 S: 16 P: 30		1B: 4 SF: 0 2B: 1 SAC: 0 3B: 0 DP: 1 HR: 5 HBP: 1		WP: 0 PA: 38 PB: 0 SB: 3 CS: 0	

PITCHER		IP	WLS	BF	H	R	ER	SO	BB	IBB	HBP	BLK	WP	HR	S	P	ERA	WHIP
Mark Leiter, R ERA: 5.4	(1, 1)	5.0	L	23	6	6	3	3	2	0	0	0	0	3	45	82	5.40	1.600
Jeff Juden, R ERA: 13.5	(6, 1)	1.1		6	1	2	2	1	1	0	0	0	0	1	12	23	13.50	1.500
Doug Creek, L ERA: 13.5	(7, 1)	0.2		4	1	1	1	0	0	0	1	0	0	0	5	11	13.50	1.500
Chris Hook, R ERA: 9.0	(8, 1)	1.0		5	1	1	1	0	1	0	0	0	0	1	16	30	9.00	2.000

PITCHER	IP	WLS	BF	H	R	ER	SO	BB	IBB	HBP	BLK	WP	HR	S	P	ERA	WHIP

BOTTOM

San Francisco Giants @ Atlanta Braves

Atlanta-Fulton County Stadium, Atlanta, GA

Mon Apr 01 1996, 3:33 AM EST
Att. 48,961 - Unknown - 55 F

livebaseballscorecards.com

AB	33
R	10
H	9
RBI	10
BB	4
SO	4
LOB	12

Batter	1	2	3	4	5	6	7	8	9	AB	R	H	RBI	BB	SO	LOB
Stan Javier, S (1, 8)	P5		K			G5-3		K2-3		4	0	0	0	0	2	1
Robby Thompson, R (1, 4)	F7			K		HR		BB		3	1	1	1	0	1	0
Jeff Juden, R (6, 1)										0	0	0	0	0	0	0
Dave McCarty, R (7, 9)										0	0	0	0	1	0	0
Barry Bonds, L (1, 7) OBP: 0.333, SLG: 0.143	K			G1-6-3 1B		G6-3		F8		4	0	1	0	0	1	1
Matt Williams, R (1, 5) OBP: 0.333, SLG: 0.333		G5-3		G1-6-3 1-2f			FC6-4 1B		K	4	0	1	0	0	1	1
Mark Carreon, R (1, 3)		F8			F9		FC6-4 1B 1-2f		K	3	0	0	0	0	0	1
J.R. Phillips, L (7, 3)										1	0	0	0	0	1	0
Glenallen Hill, R (1, 9) OBP: 0.375, SLG: 0.714		F8			F8		P3		G3	3	0	0	0	0	0	1
Mark Dewey, R (7, 1)										0	0	0	0	0	0	0
Rod Beck, R (8, 1)										0	0	0	0	0	0	0
Mel Hall, L (9, PH) OBP: 0.500, SLG: 0.500										1	0	0	0	0	0	0
Shawon Dunston, R (1, 6) OBP: 0.429, SLG: 0.857			G4-3 1B		P3		1-2 1B			2	0	1	0	0	0	0
Steve Scarsone, R (6, 4) OBP: 1.000, SLG: 1.000										1	0	1	0	0	0	0
Kirt Manwaring, R (1, 2) OBP: 0.429, SLG: 0.714			K			F8	K			3	0	0	0	0	2	3
William Van Landingham, R (1, 1)			G4-3 1-2			HR		F9		1	0	0	0	0	0	1
Steve Bourgeois, R (4, 1)										0	0	0	0	0	0	0
Kim Batiste, R (6, PH) OBP: 0.500, SLG: 2.000										2	1	1	1	0	0	0
(6, 6)																

TOP

San Francisco Giants @ Atlanta Braves

Atlanta-Fulton County Stadium, Atlanta, GA

Wed Apr 03 1996, 7:05 PM EST
Att. 28,728 - Unknown - 60 F

livebaseballscorecards.com

AB	32
R	2
H	6
RBI	2
BB	1
SO	8
LOB	9

Inning Stats	1	2	3	4	5	6	7	8	9
	R: 0 E: 0 K: 1 S: 5	R: 0 E: 0 K: 0 S: 3	R: 0 E: 0 K: 2 S: 8	R: 0 E: 0 K: 1 S: 5	R: 0 E: 0 K: 0 S: 3	R: 2 E: 0 K: 0 S: 5	R: 0 E: 0 K: 1 S: 7	R: 0 E: 0 K: 1 S: 5	R: 0 E: 0 K: 2 S: 7
	H: 0 LOB: 0 BB: 0 P: 5	H: 0 LOB: 0 BB: 0 P: 3	H: 1 LOB: 1 BB: 0 P: 8	H: 1 LOB: 0 BB: 0 P: 5	H: 0 LOB: 0 BB: 0 P: 3	H: 2 LOB: 0 BB: 0 P: 5	H: 2 LOB: 2 BB: 0 P: 7	H: 0 LOB: 1 BB: 1 P: 9	H: 0 LOB: 0 BB: 0 P: 7

1B: 4	SF: 0	WP: 0
2B: 0	SAC: 0	PB: 0
3B: 0	DP: 1	SB: 0
HR: 2	HBP: 0	CS: 0

PA: 33

PITCHER		IP	WLS	BF	H	R	ER	SO	BB	IBB	HBP	BLK	WP	HR	S	P	ERA	WHIP
Tom Glavine, L	(1, 1)	6.0	W	21	4	2	2	4	0	0	0	0	0	2	29	29	3.00	0.667
ERA: 3.0																		
Brad Clontz, R	(7, 1)	1.0		5	2	0	0	1	0	0	0	0	0	0	7	7	0.00	2.000
ERA:																		
Terrell Wade, L	(8, 1)	1.0		4	0	0	0	1	1	0	0	0	0	0	5	9	0.00	1.000
ERA:																		
Mike Bielecki, R	(9, 1)	1.0		3	0	0	0	2	0	0	0	0	0	0	7	7	0.00	0.000
ERA:																		

PITCHER		IP	WLS	BF	H	R	ER	SO	BB	IBB	HBP	BLK	WP	HR	S	P	ERA	WHIP

Batter	1	2	3	4	5	6	7	8	9	AB	R	H	RBI	BB	SO	LOB
Marquis Grissom, R (1, 8) OBP: 0.375, SLG: 0.286	G5-3	FC3 G6-4-3 1-2 2-3 3-H		G3-1 BB 1B 1B	L5	SF8 2-3 3-H		1B		3	1	1	1	0	0	2
Jerome Walton, R (5, PH) (6, 8) OBP: 0.500, SLG: 1.667										2	0	1	1	0	0	1
Jeff Blauer, R (1, 6) OBP: 0.556, SLG: 0.800	1B SF7 BB	G6-4-3 1-2f		G3-1 1B BB 1-2 2-3	F8	F8		F9		2	2	0	0	2	0	4
Rafael Belliard, R (6, 6)										2	0	0	0	0	0	2
David Justice, L (1, 9) OBP: 0.500, SLG: 0.429	1B 1-3	E9 G4-3	G3-1 1-2 2-3 3-H	BB 1B 1-2	1B 2B	K				4	1	2	1	0	0	2
Brad Clontz, R (7, 1)										0	0	0	0	0	0	0
Tyler Houston, L (7, PH) (8, 3) OBP: 0.500, SLG: 1.000										2	1	1	0	0	1	1
Fred McGriff, L (1, 3) OBP: 0.556, SLG: 1.000	SF7 3-H	G4-3 3-H		BB HR 1B 2-H 3-H	BB 1B 1-2 2-H		BB 1B 1B 2-H	K		4	2	3	6	0	0	0
Terrell Wade, L (8, 1)										1	0	0	0	0	1	1
Mike Bielecki, R (9, 1)										0	0	0	0	0	0	0
Ryan Klesko, L (1, 7) OBP: 0.667, SLG: 1.429	G4-3	HR		HR BB 1-2	BB 1-2 2-3		BB 1B 1-2			3	3	2	1	2	0	1
Javy Lopez, R (1, 2) OBP: 0.333, SLG: 0.625		CS 1B	K	HR 1-H 2-H	F7		F9-6 1B BB 1-2 2-3			4	1	2	3	1	1	3
Mark Lemke, S (1, 4) OBP: 0.667, SLG: 1.000		1B E FC3 BB 1-2	G3	BB	G4-3 BB SF8 1B 1-2	1B 1-2 2-H 3-H				3	2	2	2	2	0	0
Mike Mordecai, R (1, 5) OBP: 0.143, SLG: 0.143	E5 FC3 1B 1-2	BB SH3-4 G3-1 1B F7		SF8 G4-3 1-2 BB	F7					3	1	1	0	0	0	2
Ed Giovanola, L (5, 5)										1	0	0	0	1	0	2
Tom Glavine, L (1, 1) OBP: 0.500, SLG: 0.500	E 1-2 2-3 1B			SH3-4 1-2	E6 1B 1B	G4-3 1-2 2-3	F9-6 2-3			2	1	1	0	0	0	0
Dwight Smith, L (6, PH) (7, 9)										2	0	0	0	0	0	4
Inning Stats	R: 1 H: 1 E: 0 LOB: 1 K: 0 BB: 1 S: 4 P: 8	R: 1 H: 2 E: 2 LOB: 2 K: 0 BB: 1 S: 5 P: 9	R: 2 H: 1 E: 1 LOB: 0 K: 1 BB: 0 S: 7 P: 7	R: 6 H: 4 E: 0 LOB: 1 K: 0 BB: 3 S: 7 P: 19	R: 1 H: 2 E: 1 LOB: 3 K: 0 BB: 1 S: 6 P: 10	R: 1 H: 1 E: 0 LOB: 1 K: 0 BB: 1 S: 4 P: 8	R: 3 H: 4 E: 0 LOB: 1 K: 0 BB: 1 S: 6 P: 10	R: 0 H: 1 E: 0 LOB: 1 K: 2 BB: 0 S: 8 P: 8		1B: 13 SF: 2 2B: 2 SAC: 1 3B: 0 DP: 2 HR: 2 HBP: 0				WP: 0 PA: 49 PB: 0 SB: 0 CS: 1		

BOTTOM

San Francisco Giants @ Atlanta Braves

Atlanta-Fulton County Stadium, Atlanta, GA

Wed Apr 03 1996, 7:05 PM EST
Att. 28,728 - Unknown - 60 F

livebaseballscorecards.com

AB	38
R	15
H	16
RBI	15
BB	8
SO	3
LOB	25

PITCHER		IP	WLS	BF	H	R	ER	SO	BB	IBB	HBP	BLK	WP	HR	S	P	ERA	WHIP
William Van Landingham, R ERA: 14.73	(1, 1)	3.2	L	22	7	8	6	1	3	0	0	0	0	1	21	33	14.73	2.727
Steve Bourgeois, R ERA: 13.5	(4, 1)	1.1		11	3	3	2	0	3	0	0	0	0	1	8	20	13.50	4.500
Jeff Juden, R ERA: 11.57	(6, 1)	1.0		5	1	1	1	0	1	0	0	0	0	0	4	8	9.00	2.000
Mark Dewey, R ERA: 27.0	(7, 1)	1.0		7	4	3	3	0	1	0	0	0	0	0	6	10	27.00	5.000
Rod Beck, R ERA:	(8, 1)	1.0		4	1	0	0	2	0	0	0	0	0	0	8	8	0.00	1.000

PITCHER	IP	WLS	BF	H	R	ER	SO	BB	IBB	HBP	BLK	WP	HR	S	P	ERA	WHIP

San Francisco Giants @ Atlanta Braves

Atlanta-Fulton County Stadium, Atlanta, GA

Thu Apr 04 1996, 7:05 PM EST

Att. 30,271 - Unknown - 70 F

TOP

livebaseballscorecards.com

Batter	1	2	3	4	5	6	7	8	9	AB	R	H	RBI	BB	SO	LOB
Stan Javier, S (1, 8) OBP: 0.077, SLG: 0.077	0-2 G6-3 1B 1B	0-1 G4-3			1-0 B1-3		0-0 SH1-4 1-2 2-3	2-3 K 1-2 2-3		4	1	1	0	0	1	2
Robby Thompson, R (1, 4) OBP: 0.308, SLG: 0.500	1 SAFE 2-1 G6-3 1-2		2-3 K		0-0 L7		0-1 S 1B 2-3 3-H 1B		0-0 F9	5	0	1	1	0	1	1
Barry Bonds, L (1, 7) OBP: 0.429, SLG: 0.200	4-1 1B HR BB		4-1 BB			0-3 K	1-2 S 1-2 3-H 1B		2-1 L9	3	1	1	1	2	1	0
Matt Williams, R (1, 5) OBP: 0.357, SLG: 0.429	0-2 HR 1-2 2-H 1B		1 SAFE 1-1 L9			0-0 1B 2B	3-3 S K 1-2 2-3		0-0 G4-3	5	2	2	1	0	1	3
J.R. Phillips, L (1, 3) OBP: 0.333, SLG: 0.800	1-0 1-H 2-H HR		2-2 G3-1			4-1 1B BB	2-3 K			3	1	1	3	1	1	3
Glenallen Hill, R (1, 9) OBP: 0.250, SLG: 0.455	0-3 K			0-3 K		0-3 K		2-3 K		4	0	0	0	0	4	2
Shawon Dunston, R (1, 6) OBP: 0.455, SLG: 0.727	3-2 F8			1-2 G5-3		0-1 1-3 2-H 1B		2-2 FC9-6 1B		4	0	2	1	0	0	0
Kirt Manwaring, R (1, 2) OBP: 0.364, SLG: 0.545		0-0 P9		1-0 F8			1-0 SH1-4 E 1B	3-2 FC9-6 1-2f PB BB		4	1	1	0	0	0	1
Allen Watson, L (1, 1) Kim Batiste, R (7, PH) OBP: 0.333, SLG: 1.333 Chris Hook, R (7, 1) Mark Dewey, R (7, 1) Mel Hall, L (8, PH) OBP: 0.667, SLG: 0.500 Doug Creek, L (8, 1)		2-3 K			0-0 G4-3		3-2 E6 1-2	4-0 PB 1-2 BB		2 1 0 0 0 0	0 1 0 0 0 0	0 0 0 0 1 0	0 0 0 0 0 0	0 0 0 0 0 0	1 0 0 0 0 0	0 1 0 0 0 0

	AB	35
	R	7
	H	9
	RBI	7
	BB	4
	SO	10
	LOB	13

Inning Stats	1	2	3	4	5	6	7	8	9	1B: 7	SF: 0	WP: 0	PA: 40
R:	4	0	0	0	0	1	2	0	0	2B: 1	SAC: 1	PB: 1	
E:	0	0	0	0	0	0	1	0	0	3B: 0	DP: 0	SB: 2	
K:	1	1	1	1	0	2	2	2	4	HR: 1	HBP: 0	CS: 0	
S:	17	6	10	9	3	10	22	14	6				
LOB:	0	0	1	0	0	2	2	1	0				
BB:	1	0	1	0	0	1	0	1	0				
P:	27	8	19	11	4	14	32	27	6				
H:	3	0	0	0	0	2	3	1	0				

PITCHER		IP	WLS	BF	H	R	ER	SO	BB	IBB	HBP	BLK	WP	HR	S	P	ERA	WHIP
29 John Smoltz, R ERA: 8.53	(1, 1)	6.1	L	29	7	7	6	6	3	0	0	0	0	1	62	94	8.53	1.579
Terrell Wade, L ERA:	(7, 1)	0.2		3	1	0	0	2	0	0	0	0	0	0	15	21	0.00	1.500
Jason Schmidt, R ERA:	(8, 1)	1.0		5	1	0	0	2	1	0	0	0	0	0	14	27	0.00	2.000
Mike Bielecki, R ERA:	(9, 1)	1.0		3	0	0	0	0	0	0	0	0	0	0	4	6	0.00	0.000

PITCHER	IP	WLS	BF	H	R	ER	SO	BB	IBB	HBP	BLK	WP	HR	S	P	ERA	WHIP

Batter	1	2	3	4	5	6	7	8	9	AB	R	H	RBI	BB	SO	LOB
Marquis Grissom, R (1, 8) OBP: 0.250, SLG: 0.182	P3		G6-3			G5-3	G4-3 1-2f			4	0	0	0	0	0	2
Jeff Blauser, R (1, 6) OBP: 0.462, SLG: 0.556	G5-3		F9			1B		F8		4	1	1	0	0	0	0
David Justice, L (1, 9) OBP: 0.583, SLG: 0.600	P5			BB		1B 1-2		2B		3	0	2	0	1	0	0
Fred McGriff, L (1, 3) OBP: 0.385, SLG: 0.636		K		P4		K		K		4	0	0	0	0	3	4
Javy Lopez, R (1, 2) OBP: 0.385, SLG: 0.583		FC5 1B		F9		FC6-4 1-2 2-H		G4-3		4	0	2	1	0	0	2
Mike Bielecki, R (9, 1)										0	0	0	0	0	0	0
Ryan Klesko, L (1, 7) OBP: 0.615, SLG: 1.091		FC5 1-2		F8		FC6-4 1-2f			1B	4	0	2	0	0	0	3
Mark Lemke, S (1, 4) OBP: 0.462, SLG: 0.636		FC5 FC6-4 1-2 2-3f			L8		F7		G1-6-4-3 1-2f	4	0	0	0	0	0	3
Mike Mordecai, R (1, 5) OBP: 0.182, SLG: 0.100		FC6-4 1-2f			G5-3		BB		K	3	0	0	0	1	1	2
29 John Smoltz, R (1, 1)			G4-3		K		BB G4-3 1-2			2	0	0	0	0	1	0
Terrell Wade, L (7, 1)										0	0	0	0	0	0	0
Dwight Smith, L (7, PH)										0	0	0	0	1	0	0
Jason Schmidt, R (8, 1)										0	0	0	0	0	0	0
Eddie Pérez, R (9, 2)										0	0	0	0	0	0	0
Inning Stats	R: 0 E: 0 K: 0 S: 8 H: 0 LOB: 0 BB: 0 P: 12	R: 0 E: 0 K: 1 S: 13 H: 2 LOB: 2 BB: 0 P: 20	R: 0 E: 0 K: 0 S: 7 H: 0 LOB: 0 BB: 0 P: 12	R: 0 E: 0 K: 0 S: 11 H: 0 LOB: 1 BB: 1 P: 21	R: 0 E: 0 K: 1 S: 6 H: 0 LOB: 0 BB: 0 P: 7	R: 1 E: 0 K: 1 S: 13 H: 3 LOB: 2 BB: 0 P: 20	R: 0 E: 0 K: 0 S: 5 H: 0 LOB: 1 BB: 2 P: 15	R: 0 E: 0 K: 1 S: 8 H: 1 LOB: 1 BB: 0 P: 15	R: 0 E: 0 K: 1 S: 7 H: 1 LOB: 0 BB: 0 P: 9	1B: 6 2B: 1 3B: 0 HR: 0	SF: 0 SAC: 0 DP: 2 HBP: 0						

PITCHER		IP	WLS	BF	H	R	ER	SO	BB	IBB	HBP	BLK	WP	HR	S	P	ERA	WHIP
Allen Watson, L ERA: 1.5	(1, 1)	6.0	W	24	5	1	1	3	1	0	0	0	0	0	58	92	1.50	1.000
Chris Hook, R ERA: 6.75	(7, 1)	0.1		3	0	0	0	0	2	0	0	0	0	0	4	13	0.00	6.000
Mark Dewey, R ERA: 16.2	(7, 1)	0.2		1	0	0	0	0	0	0	0	0	0	0	1	2	0.00	0.000
Doug Creek, L ERA: 3.38	(8, 1)	2.0		7	2	0	0	2	0	0	0	0	0	0	15	24	0.00	1.000

PITCHER	IP	WLS	BF	H	R	ER	SO	BB	IBB	HBP	BLK	WP	HR	S	P	ERA	WHIP

BOTTOM

San Francisco Giants @ Atlanta Braves

Atlanta-Fulton County Stadium, Atlanta, GA

Thu Apr 04 1996, 7:05 PM EST

Att. 30,271 - Unknown - 70 F

livebaseballscorecards.com

AB	32
R	1
H	7
RBI	1
BB	3
SO	5
LOB	16

1B: 6	SF: 0	WP: 0	PA: 35
2B: 1	SAC: 0	PB: 0	
3B: 0	DP: 2	SB: 0	
HR: 0	HBP: 0	CS: 0	

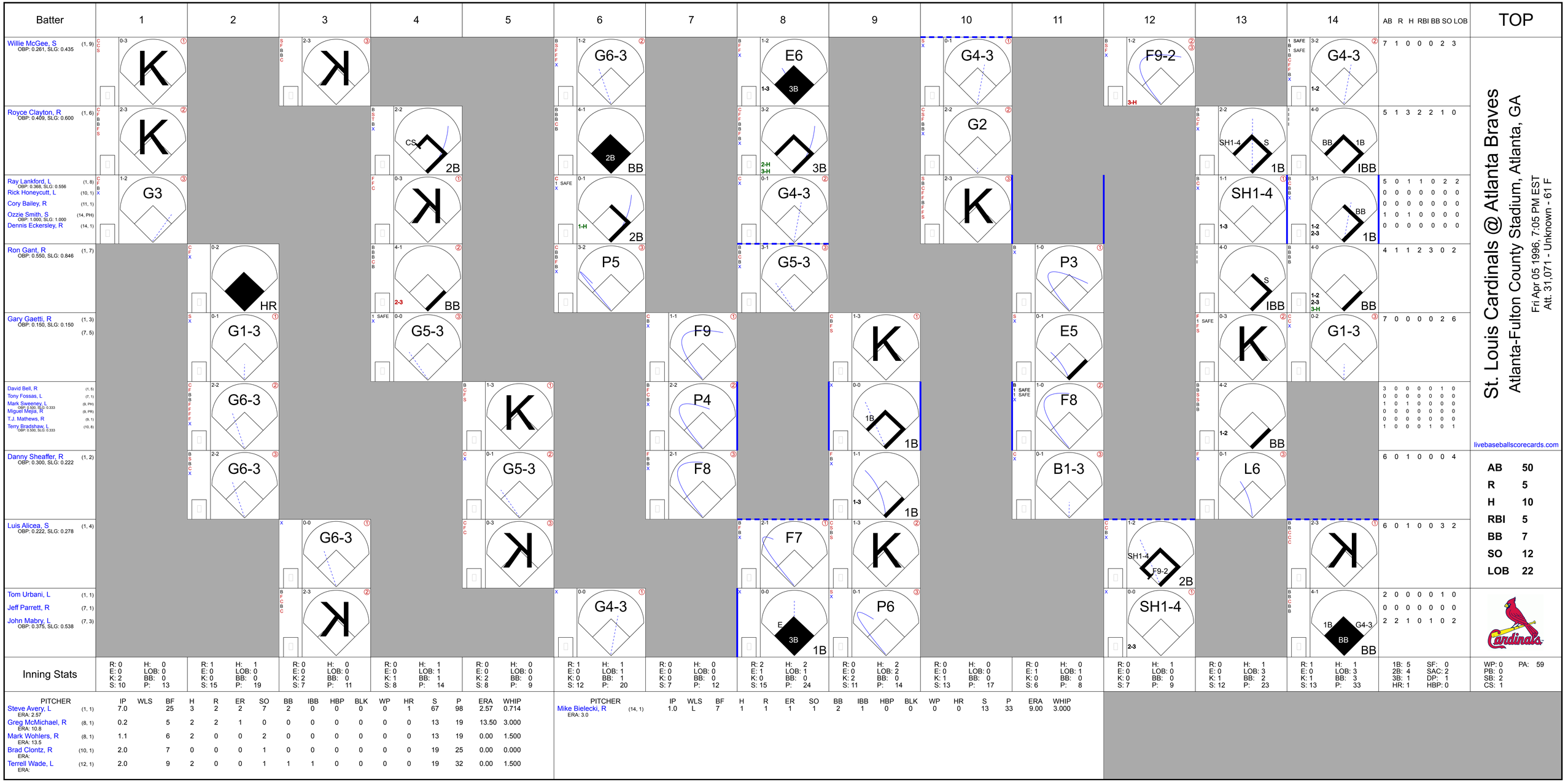
Batter
1
2
3
4
5
6
7
8
9
10
11
12
13
14
AB R H RBI BB SO LOB
TOP
Willie McGee, S (1, 9) OBP: 0.261, SLG: 0.435
Royce Clayton, R (1, 6) OBP: 0.409, SLG: 0.600
Ray Lankford, L (1, 8) OBP: 0.368, SLG: 0.556
Rick Honeycutt, L (10, 1)
Cory Bailey, R (11, 1)
Ozzie Smith, S (14, PH) OBP: 1.000, SLG: 1.000
Dennis Eckersley, R (14, 1)
Ron Gant, R (1, 7) OBP: 0.550, SLG: 0.846
Gary Gaetti, R (1, 3) OBP: 0.150, SLG: 0.150
(7, 5)
David Bell, R (1, 5)
Tony Fossas, L (7, 1)
Mark Sweeney, L (9, PH) OBP: 0.600, SLG: 0.333
Miguel Mejia, R (9, PR)
T.J. Mathews, R (9, 1)
Terry Bradshaw, L (10, 8) OBP: 0.500, SLG: 0.333
Danny Sheaffer, R (1, 2) OBP: 0.300, SLG: 0.222
Luis Alicea, S (1, 4) OBP: 0.222, SLG: 0.278
Tom Urbani, L (1, 1)
Jeff Parrett, R (7, 1)
John Mabry, L (7, 3) OBP: 0.375, SLG: 0.538
St. Louis Cardinals @ Atlanta Braves
Atlanta-Fulton County Stadium, Atlanta, GA
Fri Apr 05 1996, 7:05 PM EST
Att. 31,071 - Unknown - 61 F
livebaseballscorecards.com
AB 50
R 5
H 10
RBI 5
BB 7
SO 12
LOB 22
Inning Stats
PITCHER IP WLS BF H R ER SO BB IBB HBP BLK WP HR S P ERA WHIP
Steve Avery, L (1, 1) ERA: 2.57
Greg McMichael, R (8, 1) ERA: 10.8
Mark Wohlers, R (8, 1) ERA: 13.5
Brad Clontz, R (10, 1) ERA:
Terrell Wade, L (12, 1) ERA:
Mike Bielecki, R (14, 1) ERA: 3.0
1B: 5 SF: 0
2B: 4 SAC: 2
3B: 1 DP: 1
HR: 1 HBP: 0
WP: 0 PA: 59
PB: 0
SB: 2
CS: 1

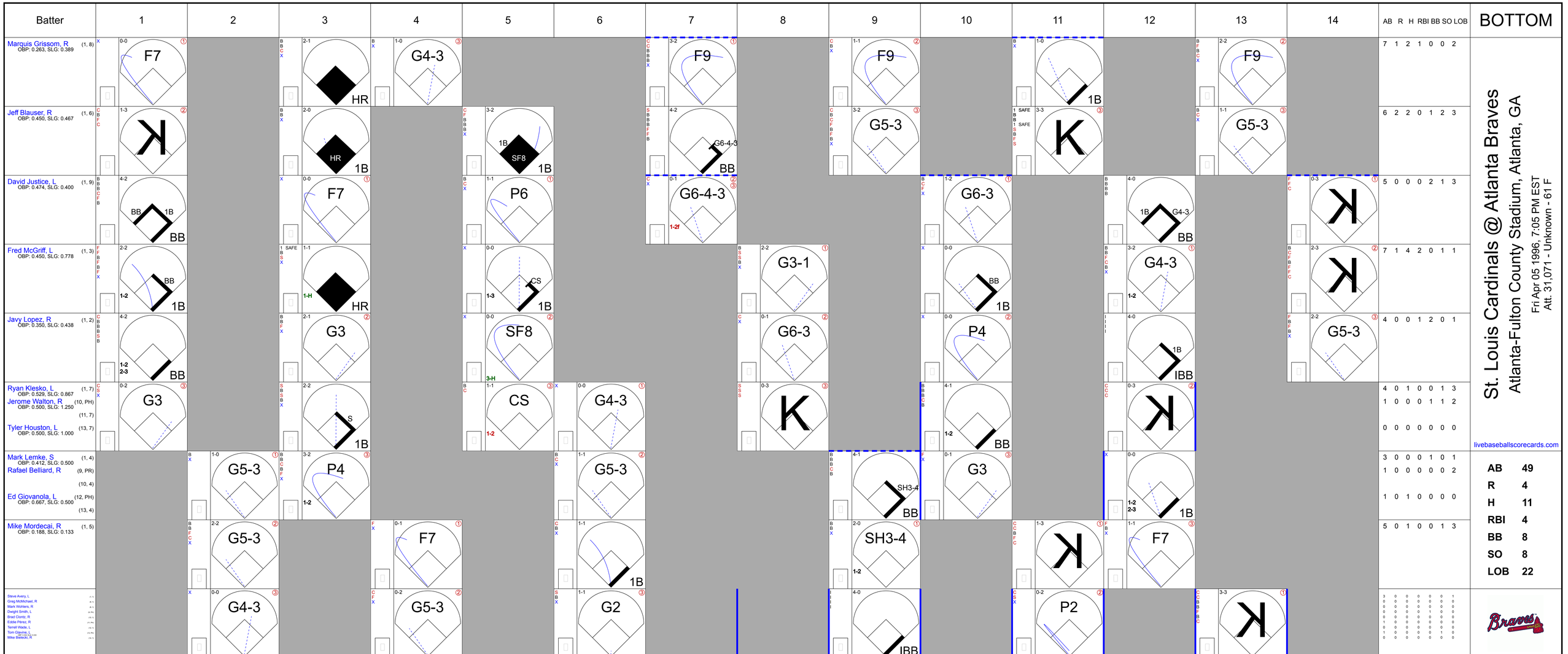

St. Louis Cardinals @ Atlanta Braves

Atlanta-Fulton County Stadium, Atlanta, GA

Fri Apr 05 1996, 7:05 PM EST
Att. 31,071 - Unknown - 61 F

livebaseballscorecards.com

Batter	1	2	3	4	5	6	7	8	9	10	11	12	13	14	AB R H RBI BB SO LOB
Marquis Grissom, R (1, 8) OBP: 0.263, SLG: 0.389	F7		HR	G4-3			F9		F9		1B		F9		7 1 2 1 0 0 2
Jeff Blauser, R (1, 6) OBP: 0.450, SLG: 0.467	K		HR 1B		SF8 1B		G6-4-3 BB		G5-3		K		G5-3		6 2 2 0 1 2 3
David Justice, L (1, 9) OBP: 0.474, SLG: 0.400	BB 1B BB		F7		P6		G6-4-3 1-2f			G6-3		1B G4-3 BB		K	5 0 0 0 2 1 3
Fred McGriff, L (1, 3) OBP: 0.450, SLG: 0.778	BB 1-2 1B		1-H HR		CS 1-3 1B			G3-1		BB 1B		G4-3 1-2		K	7 1 4 2 0 1 1
Javy Lopez, R (1, 2) OBP: 0.350, SLG: 0.438	1-2 2-3 BB		G3		SF8 3-H			G6-3		P4		1B IBB		G5-3	4 0 0 1 2 0 1
Ryan Klesko, L (1, 7) OBP: 0.529, SLG: 0.867	G3		S 1B		CS 1-2	G4-3		K		1-2 BB		K			4 0 1 0 0 1 3
Jerome Walton, R (10, PH) OBP: 0.500, SLG: 1.250 (11, 7)															1 0 0 0 1 1 2
Tyler Houston, L (13, 7) OBP: 0.500, SLG: 1.000															0 0 0 0 0 0 0
Mark Lemke, S (1, 4) OBP: 0.412, SLG: 0.500		G5-3	P4 1-2			G5-3			SH3-4 BB	G3		1-2 2-3 1B			3 0 0 0 1 0 1
Rafael Belliard, R (9, PR) (10, 4)															1 0 0 0 0 0 2
Ed Giovanola, L (12, PH) OBP: 0.667, SLG: 0.500 (13, 4)															1 0 1 0 0 0 0
Mike Mordecai, R (1, 5) OBP: 0.188, SLG: 0.133		G5-3		F7		1B			SH3-4 1-2		K	F7			5 0 1 0 0 1 3
Steve Avery, L (7, 1) Greg McMichael, R (8, 1) Mark Wohlers, R (8, 1) Dwight Smith, L (8, PH) Brad Clontz, R (10, 1) Eddie Pérez, R (11, PH) Terrell Wade, L (12, 1) Tom Glavine, L (13, PH) Mike Bielecki, R (14, 1)		G4-3		G5-3		G2			IBB		P2		K		3 0 0 0 0 0 1 / 0 0 0 0 0 0 0 / 0 0 0 0 0 0 0 / 0 0 0 0 0 0 0 / 0 0 0 0 0 0 0 / 1 0 0 0 0 0 0 / 0 0 0 0 0 0 0 / 1 0 0 0 0 1 0 / 0 0 0 0 0 0 0
Inning Stats	R: 0 E: 0 K: 1 S: 16 H: 1 LOB: 3 BB: 2 P: 27	R: 0 E: 0 K: 0 S: 5 H: 0 LOB: 0 BB: 0 P: 8	R: 3 E: 0 K: 0 S: 14 H: 4 LOB: 1 BB: 0 P: 26	R: 0 E: 0 K: 0 S: 6 H: 0 LOB: 0 BB: 0 P: 7	R: 1 E: 0 K: 0 S: 8 H: 2 LOB: 0 BB: 0 P: 13	R: 0 E: 0 K: 0 S: 7 H: 1 LOB: 1 BB: 0 P: 10	R: 0 E: 0 K: 0 S: 8 H: 0 LOB: 0 BB: 1 P: 15	R: 0 E: 0 K: 1 S: 8 H: 0 LOB: 0 BB: 0 P: 10	R: 0 E: 0 K: 0 S: 9 H: 0 LOB: 2 BB: 2 P: 23	R: 0 E: 0 K: 0 S: 8 H: 1 LOB: 2 BB: 1 P: 13	R: 0 E: 0 K: 2 S: 11 H: 1 LOB: 1 BB: 0 P: 16	R: 0 E: 0 K: 1 S: 9 H: 1 LOB: 3 BB: 2 P: 21	R: 0 E: 0 K: 1 S: 9 H: 0 LOB: 0 BB: 0 P: 15	R: 0 E: 0 K: 2 S: 11 H: 0 LOB: 0 BB: 0 P: 15	1B: 9 2B: 0 3B: 0 HR: 2 SF: 1 SAC: 1 DP: 1 HBP: 0	WP: 0 PB: 0 SB: 1 CS: 1 PA: 60

PITCHER	IP	WLS	BF	H	R	ER	SO	BB	IBB	HBP	BLK	WP	HR	S	P	ERA	WHIP
Tom Urbani, L (1, 1) ERA: 6.0	6.0		27	8	4	4	1	2	0	0	0	0	2	56	91	6.00	1.667
Jeff Parrett, R (7, 1) ERA:	0.1		2	0	0	0	0	1	0	0	0	0	0	6	13	0.00	3.000
Tony Fossas, L (7, 1) ERA: 3.86	1.2		4	0	0	0	1	0	0	0	0	0	0	10	12	0.00	0.000
T.J. Mathews, R (9, 1) ERA:	1.0		5	0	0	0	0	1	1	0	0	0	0	9	23	0.00	1.000
Rick Honeycutt, L (10, 1) ERA: 9.0	1.2		7	1	0	0	1	1	0	0	0	0	0	15	21	0.00	1.200

PITCHER	IP	WLS	BF	H	R	ER	SO	BB	IBB	HBP	BLK	WP	HR	S	P	ERA	WHIP
Cory Bailey, R (11, 1) ERA: 4.15	2.1	W	11	2	0	0	3	1	1	0	0	0	0	22	44	0.00	1.286
Dennis Eckersley, R (14, 1) ERA:	1.0	S	3	0	0	0	2	0	0	0	0	0	0	11	15	0.00	0.000

AB	49
R	4
H	11
RBI	4
BB	8
SO	8
LOB	22

Batter	1	2	3	4	5	6	7	8	9	10	11	12	AB	R	H	RBI	BB	SO	LOB
Luis Alicea, S (1, 4) OBP: 0.333, SLG: 0.364	C B X 1-1 E 2B		X 0-0 ② G6-3		B C B X 2-1 ③ G5-3			B B X 2-0 1B 1B		B B C F B B 4-2 FC4-6 BB		B B B C S B 4-2 2-3 BB	4	1	2	0	2	0	2
Royce Clayton, R (1, 6) OBP: 0.357, SLG: 0.520	B C C X 1-2 E6 G4-3 SF8 2-H		F S B B S 2-3 ③ K			B X 1-0 ① L9		1 SAFE B 1 SAFE 1 SAFE 1 SAFE T 1 SAFE F 2-2 P X 1-2 1B		B F X 1-1 ③ FC4-6 1-2f		B C X 1-1 ② SF9 3-H	5	1	1	1	0	1	2
Ray Lankford, L (1, 8) OBP: 0.280, SLG: 0.417	C B C B X 2-2 ① G4-3 2-3			X 0-0 ① G5-3		B X 1-0 ② L5		X 0-0 ③ G4-3			C X 0-1 ① F7	X 0-0 ③ F8	6	0	0	0	0	0	4
Ron Gant, R (1, 7) OBP: 0.480, SLG: 0.688	X 0-0 ② SF8 3-H			C B C X 1-2 ② G5-3		B S B F X 2-2 ③ G1-3			S S S 0-3 ① K		B B B B 4-0 BLK BB		3	0	0	1	1	1	0
Willie McGee, S (1, 9) OBP: 0.222, SLG: 0.370 Jeff Parrett, R (11, 1)	C F F B C 1-3 ③ K			B X 1-0 ③ G1-3			B B T S X 2-2 ① G1-3		C B S F S 1-3 ② K		B 1 SAFE C 1 SAFE F X 1-2 ② G6-3 1-2		4	0	0	0	0	2	0
													0	0	0	0	0	0	0
Gary Gaetti, R (1, 5) OBP: 0.160, SLG: 0.125		X 0-0 ① F9			F S X 0-2 ① G5-3		X 0-0 ② G3-1		B F X 1-1 ③ F8		I I I I 4-0 IBB		4	0	0	0	1	0	0
John Mabry, L (1, 3) OBP: 0.333, SLG: 0.444	F X 0-1 ② G4-3				C X 0-1 1B 1B		B S S X 1-2 ③ G2-3			F S X 0-2 ① G1-3	B B F C X 2-2 ③ L9		5	0	1	0	0	0	2
Pat Borders, R (1, 2) OBP: 0.429, SLG: 0.571 Miguel Mejia, R (12, PR) Danny Sheaffer, R (12, 2) OBP: 0.300, SLG: 0.222	F B B X 2-1 ③ G4-3				C L F 1 SAFE F F C 0-3 ② K			X 0-0 ① F8		C B X 1-1 G3 2B		X 0-0 S SH1-4 SF9 1B	5	0	2	0	0	1	1
													0	1	0	0	0	0	0
													0	0	0	0	0	0	0
Andy Benes, R (1, 1) OBP: 0.250, SLG: 0.250 Tony Fossas, L (9, 1) Terry Bradshaw, L (9, 9) OBP: 0.400, SLG: 0.250 T.J. Mathews, R (9, 1) Mark Sweeney, L (11, PH) OBP: 0.400, SLG: 0.250			F C C 0-3 ① K		F B B B X 2-1 1-2 1B			X 0-0 ② G3-1		X 0-0 ② G3 2-3		1 SAFE X 0-0 ① SH1-4 1-2	3	0	1	0	0	1	0
													0	0	0	0	0	0	0
													1	0	0	0	0	0	1
													0	0	0	0	0	0	0
													1	0	0	0	0	0	1
Inning Stats	R: 2 E: 1 K: 1 S: 13 H: 1 LOB: 0 BB: 0 P: 18	R: 0 E: 0 K: 0 S: 5 H: 0 LOB: 0 BB: 0 P: 7	R: 0 E: 0 K: 2 S: 7 H: 0 LOB: 0 BB: 0 P: 9	R: 0 E: 0 K: 0 S: 5 H: 0 LOB: 0 BB: 0 P: 7	R: 0 E: 0 K: 1 S: 15 H: 2 LOB: 2 BB: 0 P: 19	R: 0 E: 0 K: 0 S: 5 H: 0 LOB: 0 BB: 0 P: 9	R: 0 E: 0 K: 0 S: 7 H: 0 LOB: 0 BB: 0 P: 10	R: 0 E: 0 K: 0 S: 8 H: 2 LOB: 2 BB: 0 P: 11	R: 0 E: 0 K: 2 S: 9 H: 0 LOB: 0 BB: 0 P: 11	R: 0 E: 0 K: 0 S: 10 H: 1 LOB: 2 BB: 1 P: 16	R: 0 E: 0 K: 0 S: 8 H: 0 LOB: 2 BB: 2 P: 19	R: 1 E: 0 K: 0 S: 7 H: 1 LOB: 1 BB: 1 P: 12	1B: 5 2B: 2 3B: 0 HR: 0	SF: 2 SAC: 1 DP: 0 HBP: 0					

PITCHER		IP	WLS	BF	H	R	ER	SO	BB	IBB	HBP	BLK	WP	HR	S	P	ERA	WHIP
Greg Maddux, R ERA: 2.45	(1, 1)	9.0		33	5	2	0	6	0	0	0	0	0	0	74	101	0.00	0.556
Greg McMichael, R ERA: 4.91	(10, 1)	2.0		10	1	0	0	0	2	1	0	1	0	0	18	35	0.00	1.500
Brad Clontz, R ERA: 1.69	(12, 1)	1.0	L	5	1	1	1	0	1	0	0	0	0	0	7	12	9.00	2.000

PITCHER	IP	WLS	BF	H	R	ER	SO	BB	IBB	HBP	BLK	WP	HR	S	P	ERA	WHIP

TOP

St. Louis Cardinals @ Atlanta Braves

Atlanta-Fulton County Stadium, Atlanta, GA

Sat Apr 06 1996, 7:05 PM EST

Att. 34,649 - Unknown - 46 F

livebaseballscorecards.com

AB	41
R	3
H	7
RBI	2
BB	4
SO	6
LOB	13

WP: 0 PA: 48
PB: 0
SB: 1
CS: 0

Batter	1	2	3	4	5	6	7	8	9	10	11	12	AB	R	H	RBI	BB	SO	LOB
Marquis Grissom, R (1, 8) OBP: 0.240, SLG: 0.304	S B B F B X 3-2 F7 ①		C F C 0-3 K ①		B X 1-0 P3 ①			B C S F X 1-2 G6-3 ①	C F B S 1-3 K ③			B B S F B B 4-2 10 BB BB	5	0	0	0	1	2	3
Jeff Blauser, R (1, 6) OBP: 0.346, SLG: 0.333	S B S B F B X 3-2 G6-3 ②		B C B F B X 3-2 P6 ②		F X 0-1 G6-3 ②			C C B X 1-2 G5-3 ②	C F F B S 1-3 K ①			C B S C 1-3 K ②	6	0	0	0	0	2	1
10 Chipper Jones, S (1, 5) OBP: 0.500, SLG: 0.400	X 0-0 1B		B X 1-0 G4-3 ③		B F F X 1-2 G4-3 ③			X 0-0 G4-3 ③		B B X 2-0 1B		C B B B B 4-1 1-2 BB	5	0	2	0	1	0	0
Fred McGriff, L (1, 3) OBP: 0.385, SLG: 0.609	B B B X 3-0 L7 ③			T B B X 2-1 G5-3 ①		F F C 0-3 K ①			B B B B 4-0 FC1-5 1B BB	C X 0-1 F8 ②		F B B F C 2-3 K ③	5	0	0	0	1	2	4
David Justice, L (1, 9) OBP: 0.458, SLG: 0.550		C X 0-1 G4-3 ①		C X 0-1 HR		B B S C C 2-3 K ②			B B C F X 2-2 1-2 1B FC1-5 BB 1B	B B S T S 2-3 K ③			5	2	2	1	0	2	1
Ryan Klesko, L (1, 7) OBP: 0.550, SLG: 0.824 Jerome Walton, R (9, PH) OBP: 0.375, SLG: 0.833 (10, 7)	X 0-0 1B 1B		B C B F B B 4-2 FC3-6 BB		B B S T F B X 3-2 P6 ③				X 0-0 FC1-5 ① BB 1B 1-2 2-3f		F X 0-1 G4-3 ①		2 2	0 0	1 0	0 0	1 0	0 0	0 2
Javy Lopez, R (1, 2) OBP: 0.320, SLG: 0.381	C C B B S 2-3 K ②		S X 0-1 FC3-6 E 1-2f ②				B B B B X 3-1 G4-3 ①		B B C B X 3-1 BB 1-2 2-3 1B		C F B C 1-3 K ②		5	0	1	0	0	2	2
Mark Lemke, S (1, 4) OBP: 0.409, SLG: 0.444 Brad Clontz, R (12, 1)	X 0-0 1-3 1B			X 0-0 E1 1-3			X 0-0 F7 ②		B B F B B B 4-1 1-2 2-3 3-H BB		F S B B B S 2-3 K ③		4 0	0 0	1 0	1 0	1 0	1 0	1 0
Greg Maddux, R (1, 1) Dwight Smith, L (9, PH) Greg McMichael, R (10, 1) Rafael Belliard, R (12, 4) Tyler Houston, L (12, PH) OBP: 0.333, SLG: 0.667	B S C B X 2-2 G3 ③		B X 1-0 F9 ③				B F C B S 2-3 K ③		S B F B F S 2-3 K ②			S S S 0-3 K ①	3 1 0 0 1	0 0 0 0 0	0 0 0 0 0	0 0 0 0 0	1 0 0 0 1	0 1 0 0 0	4 3 0 0 0
Inning Stats	R: 0 H: 1 E: 0 LOB: 1 K: 0 BB: 0 S: 9 P: 18	R: 0 H: 2 E: 0 LOB: 2 K: 1 BB: 0 S: 10 P: 14	R: 0 H: 0 E: 0 LOB: 0 K: 1 BB: 0 S: 7 P: 11	R: 1 H: 1 E: 1 LOB: 2 K: 0 BB: 1 S: 10 P: 17	R: 0 H: 0 E: 0 LOB: 0 K: 0 BB: 0 S: 6 P: 8	R: 0 H: 0 E: 0 LOB: 0 K: 2 BB: 0 S: 10 P: 15	R: 0 H: 0 E: 0 LOB: 0 K: 1 BB: 0 S: 6 P: 11	R: 0 H: 0 E: 0 LOB: 0 K: 0 BB: 0 S: 9 P: 11	R: 1 H: 2 E: 0 LOB: 3 K: 2 BB: 2 S: 15 P: 31	R: 0 H: 1 E: 0 LOB: 1 K: 2 BB: 0 S: 10 P: 15	R: 0 H: 0 E: 0 LOB: 0 K: 2 BB: 0 S: 8 P: 11	R: 0 H: 0 E: 0 LOB: 2 K: 3 BB: 2 S: 12 P: 23	1B: 6 2B: 0 3B: 0 HR: 1		SF: 0 SAC: 0 DP: 0 HBP: 0		WP: 0 PB: 0 SB: 0 CS: 0		PA: 49

PITCHER		IP	WLS	BF	H	R	ER	SO	BB	IBB	HBP	BLK	WP	HR	S	P	ERA	WHIP
Andy Benes, R ERA: 3.21	(1, 1)	8.0		31	4	2	2	5	2	0	0	0	0	1	67	109	2.25	0.750
Tony Fossas, L ERA: 3.86	(9, 1)	0.0		1	1	0	0	0	0	0	0	0	0	0	3	5	∞	∞
T.J. Mathews, R ERA:	(9, 1)	2.0		9	2	0	0	4	1	0	0	0	0	0	22	37	0.00	1.500
Jeff Parrett, R ERA:	(11, 1)	2.0	W	8	0	0	0	5	2	0	0	0	0	0	20	34	0.00	1.000

PITCHER	IP	WLS	BF	H	R	ER	SO	BB	IBB	HBP	BLK	WP	HR	S	P	ERA	WHIP

St. Louis Cardinals @ Atlanta Braves

Atlanta-Fulton County Stadium, Atlanta, GA

Sat Apr 06 1996, 7:05 PM EST

Att. 34,649 - Unknown - 46 F

BOTTOM

livebaseballscorecards.com

AB	44
R	2
H	7
RBI	2
BB	5
SO	14
LOB	21

Batter	1	2	3	4	5	6	7	8	9	AB	R	H	RBI	BB	SO	LOB
Luis Alicea, S (1, 4) OBP: 0.357, SLG: 0.400	G5-3		1B 2B	BB 1-2		G1-3			F9	3	1	1	0	1	0	0
Pat Borders, R (6, 2) OBP: 0.400, SLG: 0.533										1	0	0	0	0	0	0
Royce Clayton, R (1, 6) OBP: 0.344, SLG: 0.481	E3		BB 1B	SF9 3-H			F8		F7	2	0	0	1	1	0	0
Tom Urbani, L (9, PH)										1	0	0	0	0	0	0
John Mabry, L (1, 9) OBP: 0.280, SLG: 0.364	K		F7	K			K			4	0	0	0	0	3	5
Ron Gant, R (1, 7) OBP: 0.429, SLG: 0.579	F7		K		K		G5-3			3	0	0	0	0	2	3
Tony Fossas, L (5, 1)										0	0	0	0	0	0	0
Ray Lankford, L (7, PH) OBP: 0.269, SLG: 0.400										1	0	0	0	0	0	0
Cory Bailey, R (7, 1)										0	0	0	0	0	0	0
Mark Sweeney, L (1, 3) OBP: 0.556, SLG: 0.571		BB 1B FC6-4	1B 1-2 2-H		WP 2B			F8		3	1	2	1	1	0	0
David Bell, R (1, 5) OBP: 0.143, SLG: 0.143		FC6-4 1B 1-3	F8		K			P5		4	0	1	0	0	1	3
Danny Sheaffer, R (1, 2) OBP: 0.357, SLG: 0.333		FC6-4 FC6-4 1-2f 3-H		1B SF9 2B	K 2-3			BB		3	1	1	1	1	1	2
(6, 5)																
Terry Bradshaw, L (1, 8) OBP: 0.222, SLG: 0.125		FC6-4 1-2f		K		P6		F8		4	0	0	0	0	1	3
(5, 7)																
Mike Busby, R (1, 1) OBP: 0.500, SLG: 0.500		K		BB 2-3 1B		F9			K	2	0	1	0	0	1	1
Miguel Mejia, R (5, 8)										2	0	0	0	0	1	0
Inning Stats	R: 0 E: 1 K: 1 S: 6 H: 0 LOB: 1 BB: 0 P: 6	R: 1 E: 0 K: 1 S: 6 H: 1 LOB: 1 BB: 1 P: 10	R: 1 E: 0 K: 1 S: 7 H: 2 LOB: 2 BB: 1 P: 11	R: 1 E: 0 K: 2 S: 9 H: 2 LOB: 2 BB: 1 P: 13	R: 0 E: 0 K: 3 S: 10 H: 1 LOB: 1 BB: 0 P: 10	R: 0 E: 0 K: 0 S: 3 H: 0 LOB: 0 BB: 0 P: 3	R: 0 E: 0 K: 1 S: 5 H: 0 LOB: 0 BB: 0 P: 5	R: 0 E: 0 K: 0 S: 3 H: 0 LOB: 1 BB: 1 P: 7	R: 0 E: 0 K: 1 S: 5 H: 0 LOB: 0 BB: 0 P: 5	1B: 3 2B: 3 3B: 0 HR: 0	SF: 1 SAC: 0 DP: 0 HBP: 0						

TOP

St. Louis Cardinals @ Atlanta Braves

Atlanta-Fulton County Stadium, Atlanta, GA

Sun Apr 07 1996, 3:33 AM EDT

Att. 28,498 - Sunny - 52 F

livebaseballscorecards.com

AB	33
R	3
H	6
RBI	3
BB	4
SO	10
LOB	17

WP: 1 PB: 0 SB: 0 CS: 0 PA: 38

PITCHER		IP	WLS	BF	H	R	ER	SO	BB	IBB	HBP	BLK	WP	HR	S	P	ERA	WHIP
Jason Schmidt, R ERA: 4.5	(1, 1)	5.0	W	25	6	3	3	8	3	0	0	0	1	0	38	50	5.40	1.800
Mike Bielecki, R ERA: 1.8	(6, 1)	2.0		6	0	0	0	1	0	0	0	0	0	0	8	8	0.00	0.000
Pedro Borbon, L ERA:	(8, 1)	1.0		4	0	0	0	0	1	0	0	0	0	0	3	7	0.00	1.000
Mark Wohlers, R ERA: 9.0	(9, 1)	1.0		3	0	0	0	1	0	0	0	0	0	0	5	5	0.00	0.000

PITCHER	IP	WLS	BF	H	R	ER	SO	BB	IBB	HBP	BLK	WP	HR	S	P	ERA	WHIP

BOTTOM

Batter	1	2	3	4	5	6	7	8	9	AB	R	H	RBI	BB	SO	LOB
Marquis Grissom, R (1, 8) OBP: 0.233, SLG: 0.393	F8	HR	E7	F3			G5-3			5	2	1	4	0	0	0
Jeff Blauer, R (1, 6) Rafael Belliard, R (8, 6)	BB	K	BB		E5		BB			2 0	2 0	0 0	0 0	3 0	1 0	0 0
10 Chipper Jones, S (1, 5) OBP: 0.727, SLG: 1.222	HR	1B	3B		FC6-4		BB			4	2	4	4	1	0	0
Fred McGriff, L (1, 3) OBP: 0.387, SLG: 0.593 Pedro Borbon, R (8, 1) Mark Wohlers, R (9, 1)	K	2B	BB		K		F7			4 0 0	0 0 0	1 0 0	1 0 0	1 0 0	2 0 0	4 0 0
David Justice, L (1, 9) OBP: 0.407, SLG: 0.478 Dwight Smith, L (5, 9)	G3	P6	K		K		G1-3			3 2	0 0	0 0	0 0	0 0	1 1	3 4
Ryan Klesko, L (1, 7) OBP: 0.609, SLG: 1.000 Jerome Walton, R (5, PH) OBP: 0.300, SLG: 0.625 (6, 7)		SH G4-3 HR BB	HR	G3 HR 1B	FC6-4 1-2f			K		2 2	3 0	2 0	1 0	1 0	0 1	0 2
Mark Lemke, S (1, 4) OBP: 0.333, SLG: 0.348		G4-3	G1-3	G3		G5-3		K		5	0	0	0	0	1	2
Eddie Pérez, R (1, 2) OBP: 0.500, SLG: 1.200		SH HR HBP	E 2B	HR		F8		K		4	3	2	2	0	1	0
Jason Schmidt, R (1, 1) Mike Bielecki, R (6, 1) Tyler Houston, L (8, 3) OBP: 0.333, SLG: 0.667		SH HR	K	G6-3		G4-3				2 1 0	1 0 0	0 0 0	0 0 0	0 0 0	1 0 0	1 0 0
Inning Stats	R: 2 E: 0 K: 1 S: 6	H: 1 LOB: 0 BB: 1 P: 10	R: 5 E: 1 K: 1 S: 9	H: 3 LOB: 1 BB: 1 P: 14	R: 4 E: 1 K: 2 S: 11	H: 3 LOB: 2 BB: 2 P: 19	R: 2 E: 0 K: 0 S: 5	H: 2 LOB: 0 BB: 0 P: 5	R: 0 E: 1 K: 2 S: 9	H: 1 LOB: 2 BB: 0 P: 9	R: 0 E: 0 K: 0 S: 3	H: 0 LOB: 0 BB: 0 P: 3	R: 0 E: 0 K: 0 S: 3	H: 0 LOB: 2 BB: 2 P: 11	R: 0 E: 0 K: 3 S: 9	H: 0 LOB: 0 BB: 0 P: 9						

PITCHER		IP	WLS	BF	H	R	ER	SO	BB	IBB	HBP	BLK	WP	HR	S	P	ERA	WHIP
Mike Busby, R ERA: 18.0	(1, 1)	4.0	L	28	9	13	8	4	4	0	1	0	0	4	31	48	18.00	3.250
Tony Fossas, L ERA: 2.08	(5, 1)	2.0		8	1	0	0	2	0	0	0	0	0	0	12	12	0.00	0.500
Cory Bailey, R ERA: 2.84	(7, 1)	2.0		8	0	0	0	3	2	0	0	0	0	0	12	20	0.00	1.000

PITCHER	IP	WLS	BF	H	R	ER	SO	BB	IBB	HBP	BLK	WP	HR	S	P	ERA	WHIP

St. Louis Cardinals @ Atlanta Braves

Atlanta-Fulton County Stadium, Atlanta, GA

Sun Apr 07 1996, 3:33 AM EDT

Att. 28,498 - Sunny - 52 F

livebaseballscorecards.com

AB	36
R	13
H	10
RBI	12
BB	6
SO	9
LOB	16

1B: 3	SF: 0	WP: 0	PA: 44
2B: 2	SAC: 1	PB: 0	
3B: 1	DP: 0	SB: 0	
HR: 4	HBP: 1	CS: 0	

Batter	1	2	3	4	5	6	7	8	9	AB	R	H	RBI	BB	SO	LOB
Marquis Grissom, R (1, 8) OBP: 0.235, SLG: 0.355	X 0-0 P4 ①		B C B S B B 4-2 A4 D8 S BB		B B F F B X 3-2 P3 ②			B X 1-0 F7 ②		3	0	0	0	1	0	1
Jeff Blauser, R (1, 6) OBP: 0.371, SLG: 0.333	B B X 2-0 L7 ②		1 SAFE C C B C 1-3 K ② ③ 1-3		B B X 2-0 G6-3 ③			X 0-0 2B ②		4	0	1	0	0	1	2
10 Chipper Jones, S (1, 5) OBP: 0.600, SLG: 0.917	S B S T F B B 4-2 BB			B B X 2-0 G3 ①		B C B X 2-1 G4-3 ①		S C S 0-3 K ③		3	0	0	0	1	1	1
Fred McGriff, L (1, 3) OBP: 0.400, SLG: 0.567	X 0-0 P6 ③			B S B S B B 4-2 BB BB		B F B B S S 3-3 K ②			X 0-0 G4-3 G1-3 1B	3	0	1	0	1	1	1
Jerome Walton, R (9, PR) OBP: 0.300, SLG: 0.625										0	0	0	0	0	0	0
David Justice, L (1, 9) OBP: 0.387, SLG: 0.444		X 0-0 S 1B		B X 1-0 P2 ②		C B B B X 3-1 G3 ③			F S X 0-2 G1-3 ① 1-2	4	0	1	0	0	0	2
Ryan Klesko, L (1, 7) OBP: 0.556, SLG: 0.864		F F S 0-3 K ①		B B B B 4-0 1-2 BB			F X 0-1 F9 ①		S D F F B X 2-2 G4-3 ② 2-3	3	0	0	0	1	1	3
Javy Lopez, R (1, 2) OBP: 0.276, SLG: 0.320		F B F B B 1 SAFE S 3-3 K ② 1-2		B C F F F S 1-3 K ③			X 0-0 G4-3 ②		B B C X 2-1 L8 ③	4	0	0	0	0	2	5
Mark Lemke, S (1, 4) OBP: 0.333, SLG: 0.320		X 0-0 G4-3 ③			B B B B 4-0 SH2-4 BB		C B X 1-1 F7 ③			2	0	0	0	1	0	1
Tom Glavine, L (1, 1) OBP: 0.250, SLG: 0.250			C F F X 0-2 G5-3 ①		X 0-0 SH2-4 ① 1-2			X 0-0 G4-3 ①		1	0	0	0	0	0	0
Dwight Smith, L (8, PH)										1	0	0	0	0	0	0
Brad Clontz, R (8, 1)										0	0	0	0	0	0	0
Inning Stats	R: 0 E: 0 K: 0 S: 7 H: 0 LOB: 1 BB: 1 P: 13	R: 0 E: 0 K: 2 S: 8 H: 1 LOB: 1 BB: 0 P: 11	R: 0 E: 0 K: 1 S: 9 H: 0 LOB: 1 BB: 1 P: 14	R: 0 E: 0 K: 1 S: 9 H: 0 LOB: 2 BB: 2 P: 21	R: 0 E: 0 K: 0 S: 5 H: 0 LOB: 1 BB: 1 P: 14	R: 0 E: 0 K: 1 S: 7 H: 0 LOB: 0 BB: 0 P: 15	R: 0 E: 0 K: 0 S: 5 H: 0 LOB: 0 BB: 0 P: 6	R: 0 E: 0 K: 1 S: 6 H: 1 LOB: 1 BB: 0 P: 7	R: 0 E: 0 K: 0 S: 10 H: 1 LOB: 2 BB: 0 P: 14	1B: 2 2B: 1 3B: 0 HR: 0	SF: 0 SAC: 1 DP: 0 HBP: 0					

TOP

Atlanta Braves @ Los Angeles Dodgers

Dodger Stadium, Los Angeles, CA

Mon Apr 08 1996, 3:33 AM PDT

Att. 53,180 - Unknown

livebaseballscorecards.com

AB	28
R	0
H	3
RBI	0
BB	5
SO	6
LOB	16

PITCHER		IP	WLS	BF	H	R	ER	SO	BB	IBB	HBP	BLK	WP	HR	S	P	ERA	WHIP
Hideo Nomo, R ERA: 2.77	(1, 1)	9.0	W	34	3	0	0	6	5	0	0	0	0	0	66	115	0.00	0.889

PITCHER	IP	WLS	BF	H	R	ER	SO	BB	IBB	HBP	BLK	WP	HR	S	P	ERA	WHIP

BOTTOM

Atlanta Braves @ Los Angeles Dodgers

Dodger Stadium, Los Angeles, CA

Mon Apr 08 1996, 3:33 AM PDT

Att. 53,180 - Unknown

livebaseballscorecards.com

Batter	1	2	3	4	5	6	7	8	9	AB	R	H	RBI	BB	SO	LOB
Delino DeShields, L (1, 4) OBP: 0.324, SLG: 0.333	C C B X 1-2 G5-3 ①		B F C B C 2-3 K ①		S B B F F X 2-2 G2-3 ①		C F C 0-3 K ③			4	0	0	0	0	2	0
Brett Butler, L (1, 8) OBP: 0.243, SLG: 0.206	C X 0-1 G1-3 ②		B B X 2-0 1B 1B 1B		C C X 0-2 G5-3 ②			B C L B B X 3-2 G6-3 ①		4	1	1	0	0	0	0
Mike Piazza, R (1, 2) OBP: 0.472, SLG: 0.441	B C T X 1-2 1B		F X 0-1 1B 1-2 1B		F B B F X 2-2 FC6-4 1B			C F B X 1-2 L3 ②		4	0	3	0	0	0	0
Eric Karros, R (1, 3) OBP: 0.257, SLG: 0.257	C B C B B S 3-3 K ③		X 0-0 F9 ②		B B S B X 3-1 FC6-4 ③ 1-2f			X 0-0 G6-3 ③		4	0	0	0	0	1	4
Raul Mondesi, R (1, 9) OBP: 0.333, SLG: 0.469		S F B C 1-3 K ①	B S B S S X 2-2 FC6-4 1-2 2-H 1B			C B C C 1-3 K ①				3	0	1	1	0	2	0
Mike Blowers, R (1, 5) OBP: 0.313, SLG: 0.160		B T X 1-1 F9 ②	X 0-0 FC6-4 ③ 1-2f			C B C B F S 2-3 K ②				3	0	0	0	0	1	2
Billy Ashley, R (1, 7) OBP: 0.455, SLG: 0.625		B F B B F F B F B 4-2 BB BB	B B C S B C 3-3 K ①			S B B B S X 3-2 G6-3 ③				2	0	0	0	1	1	0
Roger Cedeno, S (7, 7)										0	0	0	0	0	0	0
Greg Gagne, R (1, 6) OBP: 0.433, SLG: 0.667		B B S B F B 4-2 1-2 BB	F B B F X 2-2 F9 ②				B S F F F F B X 2-2 F9 ①			2	0	0	0	1	0	0
Hideo Nomo, R (1, 1)		F T B F C 1-3 K ③	B C X 1-1 G4-3 ③				S B S F C 1-3 K ②			3	0	0	0	0	2	2

	AB	29
	R	1
	H	5
	RBI	1
	BB	2
	SO	9
	LOB	8

Inning Stats																				
	R: 0	H: 1	R: 0	H: 0	R: 1	H: 3	R: 0	H: 0	R: 0	H: 1	R: 0	H: 0	R: 0	H: 0	R: 0	H: 0	1B: 5	SF: 0	WP: 0	PA: 31
	E: 0	LOB: 1	E: 0	LOB: 2	E: 0	LOB: 2	E: 0	LOB: 0	E: 0	LOB: 1	E: 0	LOB: 0	E: 0	LOB: 0	E: 0	LOB: 0	2B: 0	SAC: 0	PB: 0	
	K: 1	BB: 0	K: 2	BB: 2	K: 1	BB: 0	K: 1	BB: 0	K: 0	BB: 0	K: 2	BB: 0	K: 2	BB: 0	K: 0	BB: 0	3B: 0	DP: 0	SB: 0	
	S: 11	P: 16	S: 15	P: 26	S: 11	P: 17	S: 8	P: 14	S: 12	P: 19	S: 10	P: 16	S: 14	P: 17	S: 7	P: 11	HR: 0	HBP: 0	CS: 0	

PITCHER		IP	WLS	BF	H	R	ER	SO	BB	IBB	HBP	BLK	WP	HR	S	P	ERA	WHIP
Tom Glavine, L ERA: 2.08	(1, 1)	7.0	L	28	5	1	1	9	2	0	0	0	0	0	81	125	1.29	1.000
Brad Clontz, R ERA: 1.42	(8, 1)	1.0		3	0	0	0	0	0	0	0	0	0	0	7	11	0.00	0.000

PITCHER	IP	WLS	BF	H	R	ER	SO	BB	IBB	HBP	BLK	WP	HR	S	P	ERA	WHIP

Batter	1	2	3	4	5	6	7	8	9	AB	R	H	RBI	BB	SO	LOB
Marquis Grissom, R (1, 8) OBP: 0.237, SLG: 0.343	G3		1B		L8		L8			4	1	1	0	0	0	0
Jeff Blauser, R (1, 6) OBP: 0.333, SLG: 0.290	K		K		F7		G6-3			4	0	0	0	0	2	1
10 Chipper Jones, S (1, 5) OBP: 0.526, SLG: 0.750	1B		K 1-2		K			G6-3		4	0	1	0	0	2	1
Fred McGriff, L (1, 3) OBP: 0.385, SLG: 0.529	F7		E 1B 2-3			G6-3		F8		4	0	1	0	0	0	1
David Justice, L (1, 9) OBP: 0.371, SLG: 0.452		G3 2B	E5 1-2 3-H			G3-1		K		4	0	1	0	0	1	1
Ryan Klesko, L (1, 7) OBP: 0.533, SLG: 0.920 Jerome Walton, R (7, 7) OBP: 0.364, SLG: 0.667		G3 2-3	G4-3			HR			1B	3 1	1 0	1 1	1 0	0 0	0 0	3 0
Javy Lopez, R (1, 2) OBP: 0.273, SLG: 0.414		K		F8		HR			F8	4	1	1	1	0	1	2
Mark Lemke, S (1, 4) OBP: 0.324, SLG: 0.286		IBB		F9		F8			L7	3	0	0	0	1	0	1
29 John Smoltz, R (1, 1) Terrell Wade, L (8, 1) Mark Wohlers, R (8, 1)		G3		K			K		K	3 0 1	0 0 0	0 0 0	0 0 0	0 0 1	2 0 1	2 0 1
Inning Stats	R: 0 E: 0 K: 1 S: 6 H: 1 LOB: 1 BB: 0 P: 6	R: 0 E: 0 K: 1 S: 8 H: 1 LOB: 2 BB: 1 P: 15	R: 1 E: 1 K: 2 S: 13 H: 2 LOB: 2 BB: 0 P: 22	R: 0 E: 0 K: 1 S: 11 H: 0 LOB: 0 BB: 0 P: 17	R: 0 E: 0 K: 1 S: 8 H: 0 LOB: 0 BB: 0 P: 13	R: 2 E: 0 K: 0 S: 8 H: 2 LOB: 0 BB: 0 P: 17	R: 0 E: 0 K: 1 S: 6 H: 0 LOB: 0 BB: 0 P: 9	R: 0 E: 0 K: 1 S: 7 H: 0 LOB: 0 BB: 0 P: 10	R: 0 E: 0 K: 1 S: 10 H: 1 LOB: 1 BB: 0 P: 14	1B: 4 2B: 1 3B: 0 HR: 2 SF: 0 SAC: 0 DP: 0 HBP: 0						

PITCHER		IP	WLS	BF	H	R	ER	SO	BB	IBB	HBP	BLK	WP	HR	S	P	ERA	WHIP
Pedro Astacio, R ERA: 5.59	(1, 1)	6.0	L	26	6	3	2	6	0	1	0	0	0	2	54	90	3.00	1.000
Antonio Osuna, R ERA: 3.86	(7, 1)	1.0		3	0	0	0	1	0	0	0	0	0	0	6	9	0.00	0.000
John Cummings, L ERA: 6.75	(8, 1)	1.0		4	1	0	0	1	0	0	0	0	0	0	9	14	0.00	1.000
Darren Hall, R ERA: 3.38	(9, 1)	1.0		3	0	0	0	1	0	0	0	0	0	0	8	10	0.00	0.000

PITCHER	IP	WLS	BF	H	R	ER	SO	BB	IBB	HBP	BLK	WP	HR	S	P	ERA	WHIP

Atlanta Braves @ Los Angeles Dodgers

Dodger Stadium, Los Angeles, CA

Tue Apr 09 1996, 7:05 PM PDT

Att. 35,570 - Unknown - 68 F

TOP

livebaseballscorecards.com

AB	35
R	3
H	7
RBI	2
BB	1
SO	9
LOB	13

WP: 0	PA: 36
PB: 0	
SB: 1	
CS: 0	

BOTTOM

Atlanta Braves @ Los Angeles Dodgers

Dodger Stadium, Los Angeles, CA

Tue Apr 09 1996, 7:05 PM PDT

Att. 35,570 - Unknown - 68 F

livebaseballscorecards.com

Batter	1	2	3	4	5	6	7	8	9	AB	R	H	RBI	BB	SO	LOB
Delino DeShields, L (1, 4) OBP: 0.317, SLG: 0.351	X 0-0 F7 ①		FCS 0-3 K ③		BBX 2-0 L7 ③			X 0-0 1-3 2B		4	0	1	0	0	1	2
Brett Butler, L (1, 8) OBP: 0.244, SLG: 0.211	X 0-0 F3 ②			CX 0-1 G6-3 ①		CBBX 2-1 G6-4-3 1B		X 0-0 F7 ②		4	0	1	0	0	0	2
Mike Piazza, R (1, 2) OBP: 0.450, SLG: 0.405	X 0-0 F9 ③			BCSX 1-2 G4-3 ②		X 0-0 G6-4-3 1-2f ①②		TBBBSFFB 4-2 FC6-4 BB		3	0	0	0	1	0	1
Eric Karros, R (1, 3) OBP: 0.231, SLG: 0.231		CFBBFBFT 3-2 K ①		X 0-0 L9 ③		CCBBFFS 2-3 K ③		X 0-0 FC6-4 1-2f ③		4	0	0	0	0	2	3
Raul Mondesi, R (1, 9) OBP: 0.297, SLG: 0.417		BFBFX 2-2 L7 ②			BSBSS 2-3 K2-3 ①		BFCFC 1-3 K ①		CCBFX 1-2 G4-3 ①	4	0	0	0	0	2	0
Mike Blowers, R (1, 5) OBP: 0.306, SLG: 0.172		CBX 1-1 WP 1B			TFC 0-3 K ②		BFFC 1-3 K ②		CX 0-1 L9 ②	4	0	1	0	0	2	0
Todd Hollandsworth, L (1, 7) OBP: 0.292, SLG: 0.200 John Cummings, L (8, 1) Darren Hall, R (9, 1) Dave Hansen, L (9, PH) OBP: 0.667, SLG: 0.500		FBFBFS 2-3 K ③ 1-3			FBBBB 4-1 1B 1B BB		BX 1-0 G1-3 ③		BX 1-0 G5-3 ③	2 0 0 1	1 0 0 0	0 0 0 0	0 0 0 0	1 0 0 0	1 0 0 0	1 0 0 0
Greg Gagne, R (1, 6) OBP: 0.455, SLG: 0.654			BSCC 1-3 K ①		1 SAFE CX 0-1 1B 1-2 1B			BBBBCFB 4-2 2B BB		2	0	1	0	1	1	0
Pedro Astacio, R (1, 1) OBP: 0.250, SLG: 0.250 Antonio Osuna, R (7, 1) Chad Fonville, S (8, 7) OBP: 0.250, SLG: 0.250 Milt Thompson, L (8, PH) (9, 7)			SBSBS 2-3 K ②		BFFX 1-2 1-3 2-H 1B			BX 1-0 L6 ①		2 0 0 1	0 0 0 0	1 0 0 0	1 0 0 0	0 0 0 0	1 0 0 0	0 0 0 1
Inning Stats	R: 0 E: 0 K: 0 S: 3 H: 0 LOB: 0 BB: 0 P: 3	R: 0 E: 0 K: 2 S: 14 H: 1 LOB: 1 BB: 0 P: 22	R: 0 E: 0 K: 3 S: 9 H: 0 LOB: 0 BB: 0 P: 12	R: 0 E: 0 K: 0 S: 6 H: 0 LOB: 0 BB: 0 P: 7	R: 1 E: 0 K: 2 S: 13 H: 2 LOB: 2 BB: 1 P: 22	R: 0 E: 0 K: 1 S: 8 H: 1 LOB: 0 BB: 0 P: 12	R: 0 E: 0 K: 2 S: 8 H: 0 LOB: 0 BB: 0 P: 11	R: 0 E: 0 K: 0 S: 10 H: 1 LOB: 3 BB: 2 P: 19	R: 0 E: 0 K: 0 S: 7 H: 0 LOB: 0 BB: 0 P: 9	1B: 4 2B: 1 3B: 0 HR: 0	SF: 0 SAC: 0 DP: 1 HBP: 0					

	AB	31
	R	1
	H	5
	RBI	1
	BB	3
	SO	10
	LOB	10

PITCHER		IP	WLS	BF	H	R	ER	SO	BB	IBB	HBP	BLK	WP	HR	S	P	ERA	WHIP
29 John Smoltz, R ERA: 4.61	(1, 1)	7.1	W	28	5	1	1	10	2	0	0	0	1	0	65	98	1.23	0.955
Terrell Wade, L ERA:	(8, 1)	0.1		1	0	0	0	0	0	0	0	0	0	0	1	1	0.00	0.000
Mark Wohlers, R ERA: 6.23	(8, 1)	1.1	S	5	0	0	0	0	1	0	0	0	0	0	12	18	0.00	0.750

PITCHER	IP	WLS	BF	H	R	ER	SO	BB	IBB	HBP	BLK	WP	HR	S	P	ERA	WHIP

Batter	1	2	3	4	5	6	7	8	9	AB	R	H	RBI	BB	SO	LOB
Marquis Grissom, R (1, 8) OBP: 0.233, SLG: 0.350	C B X 1-1 10 G4-3 2B		C B B X 2-1 ① P3		C X 0-1 ① P2	F F S 0-3 ③ K			B X 1-0 ① G1-3	5	0	1	0	0	1	1
Jeff Blauser, R (1, 6) OBP: 0.341, SLG: 0.286	B X 1-0 ① G5-3		C C F X 0-2 ② F8		B B B C F F B 4-2 10 G6-3 BB		B S X 1-1 1B		B B X 2-0 ② F9	4	0	1	0	1	0	1
10 Chipper Jones, S (1, 5) OBP: 0.500, SLG: 0.650	X 0-0 ② G4-3 2-3		B B S B B 4-1 S BB		B B B C C C X 3-2 ② G6-3 1-2		C B B F S 2-3 ① K		X 0-0 1B 1B	4	0	1	0	1	1	3
Fred McGriff, L (1, 3) OBP: 0.386, SLG: 0.500	B F F S 1-3 ③ K		B B B B 4-0 1-2 BB		C B B X 2-1 ③ G4-1		C X 0-1 ② F8		B C C B B X 3-2 1-3 1B	4	0	1	0	1	1	3
David Justice, L (1, 9) OBP: 0.350, SLG: 0.500		B C C X 1-2 ① G1-3	F S F C 0-3 ③ K			F B S B B F X 3-2 HR	B B F B C X 3-2 ③ P5		F F B X 1-2 ③ G4-3	5	1	1	1	0	1	5
Ryan Klesko, L (1, 7) OBP: 0.529, SLG: 0.852		B B B B 4-0 1B BB		B S S B B B 4-2 BB		X 0-0 ① F7		F S B B B S 3-3 ① K		2	0	0	0	2	1	0
Javy Lopez, R (1, 2) OBP: 0.297, SLG: 0.515 Eddie Pérez, R (8, 2) OBP: 0.500, SLG: 1.200		B C X 1-1 CS 1-3 1B	S F F B S 1-3 ① K			B X 1-0 HR		X 0-0 ② G5-3		4 0	1 0	2 0	1 0	0 0	1 0	1 0
Mark Lemke, S (1, 4) OBP: 0.368, SLG: 0.300		B B C B S B 4-2 ② FC6-4 1-2 BB	X 0-0 ② F8			C X 0-1 S 1B		F B B B B 4-1 BB		2	0	1	0	2	0	1
Steve Avery, L (1, 1) Brad Clontz, R (6, 1) Tom Thobe, L (7, 1) Dwight Smith, L (8, PH) Greg McMichael, R (8, 1)		X 0-0 ③ FC6-4 1-2f	B C F S 1-3 ③ K			L B S S 1-3 ② K 1-2		F S B S 1-3 ③ K		3 0 0 1 0	0 0 0 0 0	0 0 0 0 0	0 0 0 0 0	0 0 0 0 0	2 0 0 1 0	4 0 0 1 0
Inning Stats	R: 0 E: 0 K: 1 S: 7 H: 1 LOB: 1 BB: 0 P: 10	R: 0 E: 0 K: 0 S: 8 H: 1 LOB: 2 BB: 2 P: 18	R: 0 E: 0 K: 1 S: 11 H: 0 LOB: 2 BB: 2 P: 21	R: 0 E: 0 K: 2 S: 10 H: 0 LOB: 1 BB: 1 P: 16	R: 0 E: 0 K: 0 S: 10 H: 0 LOB: 1 BB: 1 P: 19	R: 2 E: 0 K: 2 S: 14 H: 3 LOB: 1 BB: 0 P: 19	R: 0 E: 0 K: 1 S: 10 H: 1 LOB: 1 BB: 0 P: 16	R: 0 E: 0 K: 2 S: 8 H: 0 LOB: 1 BB: 1 P: 16	R: 0 E: 0 K: 0 S: 9 H: 2 LOB: 2 BB: 0 P: 16	1B: 5 2B: 1 3B: 0 HR: 2 SF: 0 SAC: 0 DP: 0 HBP: 0						

PITCHER		IP	WLS	BF	H	R	ER	SO	BB	IBB	HBP	BLK	WP	HR	S	P	ERA	WHIP
Tom Candiotti, R ERA: 2.7	(1, 1)	6.0	W	28	5	2	2	6	6	0	0	0	0	2	60	103	3.00	1.833
Antonio Osuna, R ERA: 2.08	(7, 1)	2.0		8	1	0	0	3	1	0	0	0	0	0	18	32	0.00	1.000
Mark Guthrie, L ERA: 4.15	(9, 1)	1.0		5	2	0	0	0	0	0	0	0	0	0	9	16	0.00	2.000

PITCHER	IP	WLS	BF	H	R	ER	SO	BB	IBB	HBP	BLK	WP	HR	S	P	ERA	WHIP

TOP

Atlanta Braves @ Los Angeles Dodgers

Dodger Stadium, Los Angeles, CA

Wed Apr 10 1996, 7:05 PM PDT

Att. 48,194 - Unknown - 66 F

livebaseballscorecards.com

AB	34
R	2
H	8
RBI	2
BB	7
SO	9
LOB	20

WP: 0	PA: 41																	
PB: 0																		
SB: 2																		
CS: 1																		

BOTTOM

Atlanta Braves @ Los Angeles Dodgers

Dodger Stadium, Los Angeles, CA

Wed Apr 10 1996, 7:05 PM PDT

Att. 48,194 - Unknown - 66 F

livebaseballscorecards.com

Batter	1	2	3	4	5	6	7	8	9	AB	R	H	RBI	BB	SO	LOB
Delino DeShields, L (1, 4) OBP: 0.283, SLG: 0.310	F C B B B S 3-3 ① K	B C B S B X 3-2 E5 2-3		X 0-0 ① F7		1 SAFE 1 SAFE X 0-0 ① FC4-6 E S 1-2f 1B		B B X 2-0 ① G4-3 1-2		5	1	0	0	0	1	3
Brett Butler, L (1, 8) OBP: 0.283, SLG: 0.256	B X 1-0 E7 1B 1B	B C F X 1-2 ③ G4-3		C C F S 0-3 ② K		1 SAFE F B B X 2-1 E S 1-H HR 1B		C X 0-1 G2-3 2-3 1B		5	2	3	1	0	1	2
Mike Piazza, R (1, 2) OBP: 0.444, SLG: 0.405 Carlos Hernandez, R (9, 2)	X 0-0 1B 2-H 1B		B F C B F F B S 3-3 ① K	C X 0-1 1B		1 SAFE B C C S 1-3 ② K 1-3		F B F X 1-2 ② G2-3 1-2 3-H		5 0	0 0	2 0	2 0	0 0	2 0	2 0
Eric Karros, R (1, 3) OBP: 0.227, SLG: 0.295	B X 1-0 ② G6-3		X 0-0 ② F7	B B 1 SAFE B X 3-0 ③ F9		X 0-0 HR 3-H		C B B C X 2-2 ③ G5-3		5	1	1	2	0	0	3
Raul Mondesi, R (1, 9) OBP: 0.293, SLG: 0.400	B X 1-0 PO 1B 2-3		B X 1-0 E5 BB 2B		B S F S 1-3 ① K	B X 1-0 ③ P2				4	1	1	0	0	1	0
Mike Blowers, R (1, 5) OBP: 0.300, SLG: 0.156	B 1 SAFE 1-0 ③ PO 1-2	C S B B F B B X 3-2 ① G1-3	1 S C B 1 F B B F SAFE 4-2 F B 1-2 2B BB		B C S S 1-3 ② K		X 0-0 ① F9			3	1	0	0	1	1	0
Billy Ashley, R (1, 7) OBP: 0.467, SLG: 0.917 Chad Fonville, S (8, 7) OBP: 0.250, SLG: 0.250		B B X 2-0 HR	B S B S X 2-2 1-H 2-H 2B		B X 1-0 ③ G3-1		B B B C S X 3-2 ② G6-3			4 0	1 0	2 0	3 0	0 0	0 0	0 0
Greg Gagne, R (1, 6) OBP: 0.486, SLG: 0.750		B B C F B F F B 4-2 E SH1-4 BB	I I I 4-0 IBB			B X 1-0 HR	B X 1-0 ③ F9			2	1	1	1	2	0	0
Tom Candiotti, R (1, 1) Roger Cedeno, S (6, PH) OBP: 0.250, SLG: 0.143 Antonio Osuna, R (7, 1) Dave Hansen, L (8, PH) OBP: 0.750, SLG: 0.667 Mark Guthrie, R (9, 1)		F X 0-1 ② SH1-4 1-2	X 0-0 ③ G6-3			B X 1-0 FC4-6 1B		B C F F X 1-2 1B G4-3 G2-3 1B		1 1 0 1 0	0 0 0 1 0	0 1 0 1 0	0 0 0 0 0	0 0 0 0 0	0 0 0 0 0	2 0 0 0 0
Inning Stats	R: 1 E: 1 K: 1 S: 7 H: 3 LOB: 1 BB: 0 P: 14	R: 1 E: 1 K: 0 S: 17 H: 1 LOB: 2 BB: 1 P: 30	R: 2 E: 1 K: 1 S: 16 H: 1 LOB: 2 BB: 2 P: 30	R: 0 E: 0 K: 1 S: 8 H: 1 LOB: 1 BB: 0 P: 11	R: 0 E: 0 K: 2 S: 7 H: 0 LOB: 0 BB: 0 P: 10	R: 4 E: 0 K: 1 S: 10 H: 4 LOB: 0 BB: 0 P: 16	R: 0 E: 0 K: 0 S: 5 H: 0 LOB: 0 BB: 0 P: 9	R: 1 E: 0 K: 0 S: 13 H: 2 LOB: 1 BB: 0 P: 19		1B: 8 2B: 1 3B: 0 HR: 3	SF: 0 SAC: 1 DP: 0 HBP: 0		WP: 0 PB: 0 SB: 2 CS: 0	PA: 41			

	AB	R	H	RBI	BB	SO	LOB
AB	**36**						
R		**9**					
H			**12**				
RBI				**9**			
BB					**3**		
SO						**6**	
LOB							**12**

PITCHER		IP	WLS	BF	H	R	ER	SO	BB	IBB	HBP	BLK	WP	HR	S	P	ERA	WHIP
Steve Avery, L ERA: 5.11	(1, 1)	5.1	L	29	9	7	5	5	2	1	0	0	0	2	60	104	8.44	2.062
Brad Clontz, R ERA: 2.57	(6, 1)	0.2		3	1	1	1	1	0	0	0	0	0	1	5	7	13.50	1.500
Tom Thobe, L ERA:	(7, 1)	1.0		3	0	0	0	0	0	0	0	0	0	0	5	9	0.00	0.000
Greg McMichael, R ERA: 5.79	(8, 1)	1.0		5	2	1	1	0	0	0	0	0	0	0	13	19	9.00	2.000

PITCHER	IP	WLS	BF	H	R	ER	SO	BB	IBB	HBP	BLK	WP	HR	S	P	ERA	WHIP

Batter	1	2	3	4	5	6	7	8	9	AB	R	H	RBI	BB	SO	LOB
Marquis Grissom, R (1, 8) OBP: 0.234, SLG: 0.364	G6-3		1B 2B 2-H		L9			F8		4	0	1	1	0	0	0
Jeff Blauser, R (1, 6) OBP: 0.333, SLG: 0.282	K		10 FC6-4 1B 2-3			L4			F8	4	0	1	0	0	1	0
10 Chipper Jones, S (1, 5) OBP: 0.464, SLG: 0.565	G6-3		FC6-4 1-2f			L8			BB	3	0	0	0	1	0	2
Fred McGriff, L (1, 3) OBP: 0.354, SLG: 0.452		G1-3		G3		G6-3			F8	4	0	0	0	0	0	1
David Justice, L (1, 9) OBP: 0.341, SLG: 0.475		F7		F8			G1-6-3 1B		K	4	0	1	0	0	1	1
Ryan Klesko, L (1, 7) OBP: 0.514, SLG: 0.793		K		BB			F8			2	0	0	0	1	1	1
Javy Lopez, R (1, 2) OBP: 0.275, SLG: 0.472			G1-3	G4-3			G1-6-3 1-2f			3	0	0	0	0	0	2
Mark Lemke, S (1, 4) OBP: 0.366, SLG: 0.303			G4-6-3 2B 1B		F7			G4-3		3	1	1	0	0	0	0
Greg Maddux, R (1, 1)					G4-3			G5-3		2	0	0	0	0	0	1
Dwight Smith, L (8, PH)										1	0	0	0	0	0	0
Greg McMichael, R (8, 1)										0	0	0	0	0	0	0
Inning Stats	R: 0 E: 0 K: 1 S: 5 H: 0 LOB: 0 BB: 0 P: 10	R: 0 E: 0 K: 1 S: 6 H: 0 LOB: 0 BB: 0 P: 12	R: 1 E: 0 K: 0 S: 11 H: 3 LOB: 2 BB: 0 P: 18	R: 0 E: 0 K: 0 S: 9 H: 0 LOB: 1 BB: 1 P: 14	R: 0 E: 0 K: 0 S: 9 H: 0 LOB: 0 BB: 0 P: 14	R: 0 E: 0 K: 0 S: 6 H: 0 LOB: 0 BB: 0 P: 8	R: 0 E: 0 K: 0 S: 6 H: 1 LOB: 0 BB: 0 P: 8	R: 0 E: 0 K: 0 S: 7 H: 0 LOB: 0 BB: 0 P: 12	R: 0 E: 0 K: 1 S: 8 H: 0 LOB: 1 BB: 1 P: 15	1B: 3 2B: 1 3B: 0 HR: 0	SF: 0 SAC: 0 DP: 1 HBP: 0						

PITCHER	IP	WLS	BF	H	R	ER	SO	BB	IBB	HBP	BLK	WP	HR	S	P	ERA	WHIP
Andy Ashby, R (1, 1) ERA: 2.7	8.0	W	28	4	1	1	2	1	0	0	0	0	0	59	96	1.12	0.625
Trevor Hoffman, R (9, 1) ERA: 1.35	1.0	S	4	0	0	0	1	1	0	0	0	0	0	8	15	0.00	1.000

PITCHER	IP	WLS	BF	H	R	ER	SO	BB	IBB	HBP	BLK	WP	HR	S	P	ERA	WHIP

TOP

Atlanta Braves @ San Diego Padres

Jack Murphy Stadium, San Diego, CA

Thu Apr 11 1996, 6:33 AM EDT

Att. 19,047 - Sunny - 73 F

livebaseballscorecards.com

AB	30
R	1
H	4
RBI	1
BB	2
SO	3
LOB	8

BOTTOM

Atlanta Braves @ San Diego Padres

Jack Murphy Stadium, San Diego, CA

Thu Apr 11 1996, 6:33 AM EDT

Att. 19,047 - Sunny - 73 F

livebaseballscorecards.com

Batter	1	2	3	4	5	6	7	8	9	AB	R	H	RBI	BB	SO	LOB
Rickey Henderson, R (1, 7) OBP: 0.435, SLG: 0.344	B F B C X 2-2 G3 ①		C X 0-1 G5-3 ②		F H 1-1 1B HBP		L X 0-1 G1-3 ③			3	0	0	0	0	0	0
Steve Finley, L (1, 8) OBP: 0.238, SLG: 0.086	F C C 0-3 K ②		C X 0-1 G4-3 ③		B X 1-0 1B 1-3 2-H			C B F S 1-3 K ①		4	0	1	1	0	2	0
Tony Gwynn, L (1, 9) OBP: 0.614, SLG: 0.639	C X 0-1 1B			F F B X 1-2 S G4-3 2B	I I I 4-0 IBB			C F X 0-2 G4-3 ②		3	1	2	0	1	0	0
Ken Caminiti, S (1, 5) OBP: 0.341, SLG: 0.524	1 SAFE B C F 1 F S SAFE 1-3 K ③			F B B B S X 3-2 G4-3 ① 2-H	B B B C X 3-1 L7 ③			C B S F F F X 1-2 L9 ③		4	0	0	1	0	1	4
Wally Joyner, L (1, 3) OBP: 0.595, SLG: 0.690		C X 0-1 G4-3 1B		X 0-0 G4-3 ②		B S B S F F S 2-3 K ①				3	0	1	0	0	1	0
Brad Ausmus, R (1, 2) OBP: 0.229, SLG: 0.303		B 1 SAFE X 1-0 G4-3 ① 1-2		C X 0-1 G6-3 ③		C B F F F B B S 3-3 K ②				3	0	0	0	0	1	1
Craig Shipley, R (1, 6) OBP: 0.533, SLG: 0.929		C C B C 1-3 K ②			X 0-0 L8 ①	S F B B X 2-2 G5-3 ③				3	0	0	0	0	1	1
Jody Reed, R (1, 4) OBP: 0.436, SLG: 0.424		X 0-0 L9 ③			C S X 0-2 SH2-4 1B 1B		C C X 0-2 G4-3 ①			3	1	1	0	0	0	1
Andy Ashby, R (1, 1) Trevor Hoffman, R (9, 1)			X 0-0 P3 ①		X 0-0 SH2-4 ② 1-2		F S C 0-3 K ②			2 0	0 0	0 0	0 0	0 0	1 0	0 0
Inning Stats	R: 0 E: 0 K: 2 S: 12 H: 1 LOB: 1 BB: 0 P: 15	R: 0 E: 0 K: 1 S: 7 H: 1 LOB: 1 BB: 0 P: 9	R: 0 E: 0 K: 0 S: 5 H: 0 LOB: 0 BB: 0 P: 5	R: 1 E: 0 K: 0 S: 9 H: 1 LOB: 0 BB: 0 P: 13	R: 1 E: 0 K: 0 S: 9 H: 2 LOB: 3 BB: 1 P: 18	R: 0 E: 0 K: 2 S: 13 H: 0 LOB: 0 BB: 0 P: 20	R: 0 E: 0 K: 1 S: 8 H: 0 LOB: 0 BB: 0 P: 8	R: 0 E: 0 K: 1 S: 12 H: 0 LOB: 0 BB: 0 P: 14		1B: 4 2B: 1 3B: 0 HR: 0 SF: 0 SAC: 1 DP: 0 HBP: 1						

PITCHER		IP	WLS	BF	H	R	ER	SO	BB	IBB	HBP	BLK	WP	HR	S	P	ERA	WHIP
Greg Maddux, R ERA: 2.49	(1, 1)	7.0	L	28	5	2	2	6	0	1	1	0	0	0	63	88	2.57	0.714
Greg McMichael, R ERA: 4.76	(8, 1)	1.0		3	0	0	0	1	0	0	0	0	0	0	12	14	0.00	0.000

PITCHER	IP	WLS	BF	H	R	ER	SO	BB	IBB	HBP	BLK	WP	HR	S	P	ERA	WHIP

AB	28
R	2
H	5
RBI	2
BB	1
SO	7
LOB	7

WP: 0 PA: 31
PB: 0
SB: 1
CS: 0

Atlanta Braves @ San Diego Padres

Jack Murphy Stadium, San Diego, CA

Fri Apr 12 1996, 10:05 PM EDT

Att. 25,747 - Unknown - 62 F

TOP

livebaseballscorecards.com

Batter	1	2	3	4	5	6	7	8	9	AB	R	H	RBI	BB	SO	LOB
Marquis Grissom, R (1, 8) OBP: 0.250, SLG: 0.367	10 G4-6-3 1B		10 G5-3 1B; F9			K			G1-3	5	1	2	0	0	1	3
10 Chipper Jones, S (1, 5) OBP: 0.394, SLG: 0.464	G4-6-3 1-2f		G5-3 1-2	G5-3		F8			G4-3	5	0	0	0	0	0	2
David Justice, L (1, 9) OBP: 0.367, SLG: 0.465	BB		1B 1B BB	G1-3			G6-4-3 1B		P4	3	1	1	0	2	0	0
Fred McGriff, L (1, 3) OBP: 0.365, SLG: 0.444	K		1B 1B 1B 1-2 2-H	BB			G6-4-3 1-2f			3	1	1	1	1	1	2
Ryan Klesko, L (1, 7) OBP: 0.512, SLG: 0.848 Terrell Wade, L (7, 1) Greg McMichael, R (8, 1) Mark Wohlers, R (9, 1)		HR	BB 1B BB 1B 1-3 2-H	F7			F9			4 0 0 0	2 0 0 0	2 0 0 0	2 0 0 0	0 0 0 0	0 0 0 0	1 0 0 0
Javy Lopez, R (1, 2) OBP: 0.273, SLG: 0.450		F8	BB BB 1B 1-2 3-H		F9			K		4	0	1	1	0	1	0
Jeff Blauser, R (1, 6) OBP: 0.346, SLG: 0.310		2B	BB BB 1-2 2-3		G5-3			G6-3		3	0	1	0	1	0	0
Mark Lemke, S (1, 4) OBP: 0.356, SLG: 0.297		G6-3	P6		G6-3			1B		4	0	1	0	0	0	4
Jason Schmidt, R (1, 1) Jerome Walton, R (7, 7) OBP: 0.333, SLG: 0.600		K	BB 1-2 2-3 3-H			K		K		2 1	0 0	0 0	1 0	1 0	2 1	1 1
Inning Stats	R: 0 H: 1 E: 0 LOB: 1 K: 1 BB: 1 S: 5 P: 9	R: 1 H: 2 E: 0 LOB: 1 K: 1 BB: 0 S: 7 P: 7	R: 4 H: 4 E: 0 LOB: 3 K: 0 BB: 3 S: 7 P: 19	R: 0 H: 0 E: 0 LOB: 1 K: 0 BB: 1 S: 3 P: 7	R: 0 H: 0 E: 0 LOB: 0 K: 0 BB: 0 S: 3 P: 3	R: 0 H: 0 E: 0 LOB: 0 K: 2 BB: 0 S: 7 P: 7	R: 0 H: 1 E: 0 LOB: 0 K: 0 BB: 0 S: 3 P: 3	R: 0 H: 1 E: 0 LOB: 1 K: 2 BB: 0 S: 8 P: 8	R: 0 H: 0 E: 0 LOB: 0 K: 0 BB: 0 S: 3 P: 3	1B: 7 SF: 0 2B: 1 SAC: 0 3B: 0 DP: 2 HR: 1 HBP: 0						

AB	34
R	5
H	9
RBI	5
BB	5
SO	6
LOB	14

WP: 0 PB: 0 SB: 0 CS: 0 PA: 39

PITCHER		IP	WLS	BF	H	R	ER	SO	BB	IBB	HBP	BLK	WP	HR	S	P	ERA	WHIP
Sean Bergman, R ERA: 5.23	(1, 1)	2.1	L	16	7	5	5	2	3	0	0	0	0	1	17	29	19.29	4.286
Tim Worrell, R ERA:	(3, 1)	4.2		16	1	0	0	2	2	0	0	0	0	0	18	26	0.00	0.643
Willie Blair, R ERA: 3.27	(8, 1)	2.0		7	1	0	0	2	0	0	0	0	0	0	11	11	0.00	0.500

PITCHER	IP	WLS	BF	H	R	ER	SO	BB	IBB	HBP	BLK	WP	HR	S	P	ERA	WHIP

Atlanta Braves @ San Diego Padres

Jack Murphy Stadium, San Diego, CA

Fri Apr 12 1996, 10:05 PM EDT

Att. 25,747 - Unknown - 62 F

livebaseballscorecards.com

BOTTOM

Batter	1	2	3	4	5	6	7	8	9	AB	R	H	RBI	BB	SO	LOB
Rickey Henderson, R (1, 7) OBP: 0.431, SLG: 0.314	B B B B 4-0 G1-3 1B BB	S S S 0-3 K ③			S S S 0-3 K ①		S S S 0-3 K ②		B B B 4-0 1-2 BB	3	1	0	0	2	3	0
Steve Finley, L (1, 8) OBP: 0.255, SLG: 0.125	x 0-0 F7 ①		x 0-0 G6-3 ①		x 0-0 1B		x 0-0 1B		x 0-0 F7 ②	5	0	2	0	0	0	3
Tony Gwynn, L (1, 9) OBP: 0.551, SLG: 0.561	x 0-0 G1-3 ② 1-2		x 0-0 F7 ②		x 0-0 F7 ②		x 0-0 G6-3 ③		x 0-0 G3 ③	5	0	0	0	0	0	5
Ken Caminiti, S (1, 5) OBP: 0.356, SLG: 0.535 Archi Cianfrocco, R (2, 5) OBP: 0.444, SLG: 0.667	x 0-0 1B 2-H 1B		x 0-0 BLK BB 1B		x 0-0 F9 ③			S S S 0-3 K ①		1 3	1 0	1 1	1 0	0 0	0 1	0 1
Wally Joyner, L (1, 3) OBP: 0.634, SLG: 0.781	x 0-0 1B 2-H 1B		B B B B 4-0 BLK 1-2 BB			x 0-0 E7 G5-3 2B		x 0-0 G4-3 2B		3	1	3	1	1	0	0
Brian Johnson, R (1, 2) OBP: 0.444, SLG: 0.889 Scott Livingstone, L (8, PH) OBP: 0.250, SLG: 0.375 Brad Ausmus, R (9, 2) OBP: 0.229, SLG: 0.303	x 0-0 1-2 1B		x 0-0 G3 ③ 1-2 2-3			x 0-0 G1-3 ①		x 0-0 G4-3 ② 2-3		3 1 0	0 0 0	1 0 0	0 0 0	0 0 0	0 0 0	3 1 0
Andujar Cedeno, R (1, 6) OBP: 0.273, SLG: 0.258	x 0-0 G5-3 ③			S S S 0-3 K ①		x 0-0 G5-3 ② 3-H		S S S 0-3 K2-3 ③		4	0	0	1	0	2	3
Jody Reed, R (1, 4) OBP: 0.419, SLG: 0.405		x 0-0 F9 ①		x 0-0 G6-3 ②		x 0-0 G6-3 ③			x 0-0 BB 1B	4	0	1	0	0	0	0
Sean Bergman, R (1, 1) Tim Worrell, R (3, 1) Marc Newfield, R (7, PH) OBP: 0.333, SLG: 0.667 Willie Blair, R (8, 1) Chris Gwynn, L (9, PH)		x 0-0 F8 ②		x 0-0 G4-3 ③			x 0-0 G6-3 ①		S S S 0-3 K ①	1 1 1 0 1	0 0 0 0 0	0 0 0 0 0	0 0 0 0 0	0 0 0 0 1	0 0 0 0 1	0 0 0 0 1
Inning Stats	R: 2 E: 0 K: 0 S: 6 H: 3 LOB: 2 BB: 1 P: 10	R: 0 E: 0 K: 1 S: 5 H: 0 LOB: 0 BB: 0 P: 5	R: 0 E: 0 K: 0 S: 4 H: 1 LOB: 2 BB: 1 P: 8	R: 0 E: 0 K: 1 S: 5 H: 0 LOB: 0 BB: 0 P: 5	R: 0 E: 0 K: 1 S: 6 H: 1 LOB: 1 BB: 0 P: 6	R: 1 E: 1 K: 0 S: 4 H: 1 LOB: 0 BB: 0 P: 4	R: 0 E: 0 K: 1 S: 6 H: 1 LOB: 1 BB: 0 P: 6	R: 0 E: 0 K: 2 S: 8 H: 1 LOB: 1 BB: 0 P: 8	R: 0 E: 0 K: 1 S: 6 H: 1 LOB: 2 BB: 1 P: 10	1B: 7 2B: 2 3B: 0 HR: 0	SF: 0 SAC: 0 DP: 0 HBP: 0						

	AB	36
	R	3
	H	9
	RBI	3
	BB	3
	SO	7
	LOB	17

PITCHER		IP	WLS	BF	H	R	ER	SO	BB	IBB	HBP	BLK	WP	HR	S	P	ERA	WHIP
Jason Schmidt, R ERA: 3.55	(1, 1)	6.2	W	28	6	3	2	4	2	0	0	1	0	0	34	42	2.70	1.200
Terrell Wade, L ERA:	(7, 1)	0.1		2	1	0	0	0	0	0	0	0	0	0	2	2	0.00	3.000
Greg McMichael, R ERA: 4.05	(8, 1)	1.0		4	1	0	0	2	0	0	0	0	0	0	8	8	0.00	1.000
Mark Wohlers, R ERA: 5.06	(9, 1)	1.0	S	5	1	0	0	1	1	0	0	0	0	0	6	10	0.00	2.000

PITCHER		IP	WLS	BF	H	R	ER	SO	BB	IBB	HBP	BLK	WP	HR	S	P	ERA	WHIP

Batter	1	2	3	4	5	6	7	8	9	AB	R	H	RBI	BB	SO	LOB
Marquis Grissom, R (1, 8) OBP: 0.250, SLG: 0.358	G6-3		G5-3			L9	10 FC6-4 1B 1-2 3-H			4	0	1	1	0	0	0
10 Chipper Jones, S (1, 5) OBP: 0.405, SLG: 0.500	1B			G6-3		2B	SAFE FC6-4 1-2f			4	0	2	0	0	0	2
David Justice, L (1, 9) OBP: 0.358, SLG: 0.447	L7			1B 1B		F8		G3		4	0	1	0	0	0	2
Fred McGriff, L (1, 3) OBP: 0.357, SLG: 0.429	G3			1-2 1B		K		L9		4	0	1	0	0	1	2
Ryan Klesko, L (1, 7) OBP: 0.489, SLG: 0.865		K		P5			HR	K		4	1	1	1	0	2	2
Javy Lopez, R (1, 2) OBP: 0.250, SLG: 0.409		G4-3		G4-3			K		K	4	0	0	0	0	2	2
Jeff Blauser, R (1, 6) OBP: 0.352, SLG: 0.318		K			G6-4-3 1B		G4-3		K	2	0	1	0	0	1	0
Rafael Belliard, R (5, 6)										1	0	0	0	0	0	0
Mike Mordecai, R (9, PH) OBP: 0.176, SLG: 0.125										1	0	0	0	0	1	0
Mark Lemke, S (1, 4) OBP: 0.347, SLG: 0.275			G1-3		G6-4-3 1-2f		1B 1B BB		G3	3	1	0	0	1	0	1
Tom Glavine, L (1, 1) OBP: 0.167, SLG: 0.167			G6-3				1B 1-3			2	0	0	0	0	1	0
Terrell Wade, L (6, 1)										0	0	0	0	0	0	0
Dwight Smith, L (7, PH) OBP: 0.273, SLG: 0.111					K					1	0	1	0	0	0	0
Tom Thobe, L (7, 1)										0	0	0	0	0	0	0
Inning Stats	R: 0 E: 0 K: 0 S: 4 H: 1 LOB: 1 BB: 0 P: 4	R: 0 E: 0 K: 2 S: 9 H: 0 LOB: 0 BB: 0 P: 15	R: 0 E: 0 K: 0 S: 5 H: 0 LOB: 0 BB: 0 P: 7	R: 0 E: 0 K: 0 S: 10 H: 2 LOB: 2 BB: 0 P: 14	R: 0 E: 0 K: 1 S: 8 H: 1 LOB: 0 BB: 0 P: 9	R: 0 E: 0 K: 1 S: 10 H: 1 LOB: 1 BB: 0 P: 17	R: 2 E: 0 K: 1 S: 15 H: 3 LOB: 2 BB: 1 P: 22	R: 0 E: 0 K: 1 S: 8 H: 0 LOB: 0 BB: 0 P: 13	R: 0 E: 0 K: 2 S: 9 H: 0 LOB: 0 BB: 0 P: 13	1B: 6 2B: 1 3B: 0 HR: 1 SF: 0 SAC: 0 DP: 1 HBP: 0						

PITCHER		IP	WLS	BF	H	R	ER	SO	BB	IBB	HBP	BLK	WP	HR	S	P	ERA	WHIP
Joey Hamilton, R ERA: 3.38	(1, 1)	6.2	W	28	8	2	2	5	1	0	0	0	0	1	58	85	2.70	1.350
Doug Bochtler, R ERA:	(7, 1)	2.1	S	7	0	0	0	3	0	0	0	0	0	0	20	29	0.00	0.000

PITCHER	IP	WLS	BF	H	R	ER	SO	BB	IBB	HBP	BLK	WP	HR	S	P	ERA	WHIP

TOP

Atlanta Braves @ San Diego Padres

Jack Murphy Stadium, San Diego, CA

Sat Apr 13 1996, 10:05 PM EDT

Att. 45,250 - Unknown - 62 F

livebaseballscorecards.com

AB	34
R	2
H	8
RBI	2
BB	1
SO	8
LOB	11

Atlanta Braves @ San Diego Padres

Jack Murphy Stadium, San Diego, CA

Sat Apr 13 1996, 10:05 PM EDT

Att. 45,250 - Unknown - 62 F

livebaseballscorecards.com

BOTTOM

Batter	1	2	3	4	5	6	7	8	9	AB	R	H	RBI	BB	SO	LOB
Rickey Henderson, R (1, 7) OBP: 0.400, SLG: 0.282	X 0-0 ① F8	C C B B C 2-3 ③ K			B C X 1-1 ① L7	B B X 2-0 ③ F8				4	0	0	0	0	1	1
Steve Finley, L (1, 8) OBP: 0.294, SLG: 0.182	B B B C X 3-1 ② G1-3		S S F B X 1-2 F8 1B G4-3 1B		C X 0-1 1B 2B 1B		C F B X 1-2 G4-6-3 1B			4	2	3	0	0	0	0
Tony Gwynn, L (1, 9) OBP: 0.566, SLG: 0.600	C B F B F F X 2-2 2B 2B		X 0-0 G4-3 1-2 1B		1 SAFE X 0-0 2B 1B 1-3 1B		X 0-0 ① F9			4	2	3	0	0	0	1
Ken Caminiti, S (1, 5) OBP: 0.367, SLG: 0.574	C C X 0-2 2-H 2B		B X 1-0 ① F8 2-3		F X 0-1 1B E 2B 1-3 3-H		X 0-0 ②③ G4-6-3 1-2f			4	1	2	2	0	0	3
Wally Joyner, L (1, 3) OBP: 0.622, SLG: 0.743	C B B C F B F B 4-2 BB		X 0-0 ② G4-3 1-2 3-H		B X 1-0 E CS 1B 2-3 3-H			B B X 2-0 ① F7		3	1	1	2	1	0	1
Brad Ausmus, R (1, 2) OBP: 0.231, SLG: 0.297	F B X 1-1 ③ F9		B C B F X 2-2 ③ F8		B X 1-0 E6 CS 1-3 3-H			F F X 0-2 FC4-6 1B		4	0	1	1	0	0	4
Andujar Cedeno, R (1, 6) OBP: 0.270, SLG: 0.286		B S X 1-1 G4-3 2B	F B F F S 1-3 ① K		F B F S 1-3 ②③ K 1-2 3-H			X 0-0 ② F9		4	0	1	0	0	2	2
Jody Reed, R (1, 4) OBP: 0.383, SLG: 0.366		C B X 1-1 ① G4-3 2-3	B S X 1-1 ② G1-3		F X 0-1 ① G4-3			C 1 SAFE C B 1 SAFE X 1-2 ③ FC4-6 1-2f		4	0	0	0	0	0	2
Joey Hamilton, R (1, 1) OBP: 0.143, SLG: 0.143 Doug Bochtler, R (7, 1)		B S F B S 2-3 ② K	X 0-0 ③ G6-3			B C B F C 2-3 ② K				3 0	0 0	0 0	0 0	0 0	2 0	1 0
Inning Stats	R: 1 E: 0 K: 0 S: 17 H: 2 LOB: 2 BB: 1 P: 27	R: 0 E: 0 K: 2 S: 10 H: 1 LOB: 1 BB: 0 P: 16	R: 1 E: 0 K: 0 S: 10 H: 2 LOB: 1 BB: 0 P: 14	R: 0 E: 0 K: 1 S: 7 H: 0 LOB: 0 BB: 0 P: 9	R: 4 E: 1 K: 1 S: 12 H: 4 LOB: 0 BB: 0 P: 16	R: 0 E: 0 K: 1 S: 6 H: 0 LOB: 0 BB: 0 P: 10	R: 0 E: 0 K: 0 S: 5 H: 1 LOB: 0 BB: 0 P: 6	R: 0 E: 0 K: 0 S: 8 H: 1 LOB: 1 BB: 0 P: 11		1B: 7 2B: 4 3B: 0 HR: 0	SF: 0 SAC: 0 DP: 1 HBP: 0					

	AB	34
	R	6
	H	11
	RBI	5
	BB	1
	SO	5
	LOB	15

PITCHER		IP	WLS	BF	H	R	ER	SO	BB	IBB	HBP	BLK	WP	HR	S	P	ERA	WHIP
Tom Glavine, L ERA: 4.0	(1, 1)	5.0	L	25	9	6	5	4	1	0	0	0	0	0	56	82	9.00	2.000
Terrell Wade, L ERA:	(6, 1)	1.0		3	0	0	0	1	0	0	0	0	0	0	6	10	0.00	0.000
Tom Thobe, L ERA:	(7, 1)	2.0		7	2	0	0	0	0	0	0	0	0	0	13	17	0.00	1.000

PITCHER	IP	WLS	BF	H	R	ER	SO	BB	IBB	HBP	BLK	WP	HR	S	P	ERA	WHIP

Atlanta Braves @ San Diego Padres

Jack Murphy Stadium, San Diego, CA

Sun Apr 14 1996, 6:33 AM EDT

Att. 45,014 - Sunny - 75 F

TOP

livebaseballscorecards.com

Batter	1	2	3	4	5	6	7	8	9	AB	R	H	RBI	BB	SO	LOB
Marquis Grissom, R (1, 8) OBP: 0.246, SLG: 0.345	X 0-0 G5-3 ①		F B C F X 1-2 G1-3 ③		C B X 1-1 FC1-2 ③ 3-Hf		C B S X 1-2 G5-3 ②		X 0-0 G3-6-3 1B	5	0	1	0	0	0	3
Mark Lemke, S (1, 4) OBP: 0.352, SLG: 0.422	B B C B X 3-1 HR			B F B C C 2-3 K ①		B B C B C X 3-2 HR	C X 0-1 G5-3 ③		1 SAFE S 1 SAFE 1 SAFE F X 0-2 G3-6-3 1-2f ②③	5	2	2	2	0	1	1
10 Chipper Jones, S (1, 5) OBP: 0.390, SLG: 0.556	F C B C 1-3 K ②			B S X 1-1 F7 ②		C C B B F B F X 3-2 HR		C B S B F S 2-3 K ①		4	1	1	1	0	2	0
Fred McGriff, L (1, 3) OBP: 0.367, SLG: 0.453	B S C X 1-2 P4 ③			S C B X 1-2 G3 ③		X 0-0 1B 1B		C B X 1-1 1B 2B		4	1	2	0	0	0	0
David Justice, L (1, 9) OBP: 0.386, SLG: 0.460		B X 1-0 CS 1B			C B B B X 3-1 G6-3 ①	F B F X 1-2 1-3 1B ① 1B		B C B S B B 4-2 1B BB		3	0	2	0	1	0	0
Javy Lopez, R (1, 2) OBP: 0.269, SLG: 0.417		C B F 1 SAFE S 1-3 K ①			B B B X 3-0 29 BB BB FC1-2 1B	X 0-0 P4 ②		B B F X 2-1 1-3 2-H 1B		4	0	2	1	0	1	2
Ryan Klesko, L (1, 7) OBP: 0.490, SLG: 0.825		B X 1-0 P4 ②			B B B B 4-0 29 BB 1-2 BB	X 0-0 1-2 1B		B S S S 1-3 K ②		3	0	1	0	1	1	3
Jerome Walton, R (8, 7) OBP: 0.333, SLG: 0.600										0	0	0	0	0	0	0
Rafael Belliard, R (1, 6)		1 SAFE 0-0 CS 1-2 ③		X 0-0 G6-3 ①	C F S 0-3 K ②	F B S C 1-3 K ③		B F F X 1-2 G5-3 ③		4	0	0	0	0	2	6
29 John Smoltz, R (1, 1)			C B C X 1-2 G6-3 ②		B B B C C B 4-2 1-2 2-3 BB		S X 0-1 F9 ①		C B C B C 2-3 K ①	2	0	0	0	1	0	0
Dwight Smith, L (9, PH) OBP: 0.250, SLG: 0.100										1	0	0	0	0	1	0
Mark Wohlers, R (9, 1)										0	0	0	0	0	0	0

AB	35
R	4
H	11
RBI	4
BB	3
SO	8
LOB	15

Inning Stats	1	2	3	4	5	6	7	8	9	1B: 7	SF: 0	WP: 0	PA: 39
	R: 1 E: 0 K: 1 S: 9 H: 1 LOB: 0 BB: 0 P: 14	R: 0 E: 0 K: 1 S: 5 H: 1 LOB: 0 BB: 0 P: 8	R: 0 E: 0 K: 0 S: 8 H: 0 LOB: 0 BB: 0 P: 10	R: 0 E: 0 K: 1 S: 8 H: 0 LOB: 0 BB: 0 P: 12	R: 0 E: 0 K: 1 S: 10 H: 1 LOB: 3 BB: 2 P: 25	R: 2 E: 0 K: 1 S: 17 H: 5 LOB: 2 BB: 0 P: 25	R: 0 E: 0 K: 0 S: 7 H: 0 LOB: 0 BB: 0 P: 8	R: 1 E: 0 K: 2 S: 16 H: 2 LOB: 2 BB: 1 P: 27	R: 0 E: 0 K: 1 S: 7 H: 1 LOB: 0 BB: 0 P: 9	2B: 1 3B: 0 HR: 3	SAC: 0 DP: 1 HBP: 0	PB: 0 SB: 0 CS: 1	

PITCHER		IP	WLS	BF	H	R	ER	SO	BB	IBB	HBP	BLK	WP	HR	S	P	ERA	WHIP
Fernando Valenzuela, L ERA: 3.09	(1, 1)	5.2	L	25	8	3	3	4	2	0	0	0	0	3	54	90	4.76	1.765
Scott Sanders, R ERA: 7.5	(6, 1)	1.1		4	0	0	0	1	0	0	0	0	0	0	10	12	0.00	0.000
Bryce Florie, R ERA: 4.91	(8, 1)	2.0		9	3	1	1	3	1	0	0	0	0	0	23	36	4.50	2.000

PITCHER	IP	WLS	BF	H	R	ER	SO	BB	IBB	HBP	BLK	WP	HR	S	P	ERA	WHIP

Atlanta Braves @ San Diego Padres

Jack Murphy Stadium, San Diego, CA

Sun Apr 14 1996, 6:33 AM EDT

Att. 45,014 - Sunny - 75 F

livebaseballscorecards.com

BOTTOM

Batter	1	2	3	4	5	6	7	8	9	AB	R	H	RBI	BB	SO	LOB
Steve Finley, L (1, 8) OBP: 0.291, SLG: 0.188	C F F S 0-3 ① K			F F X 0-2 ① F8		B S B F X 2-2 ③ G4-3			F X 0-1 F8 S 1B	4	0	1	0	0	1	1
Jody Reed, R (1, 4) OBP: 0.373, SLG: 0.341	B C B F C 2-3 ② K			C B B B X 3-1 ② F7			B F X 1-1 ① P8		B C B B B 4-1 1-2 BB	3	0	0	0	1	1	0
Tony Gwynn, L (1, 9) OBP: 0.544, SLG: 0.592	B X 1-0 ③ G4-3			B B C C X 2-2 ③ G3			X 0-0 G3 2B		X 0-0 ② F8 2-3	4	0	1	0	0	0	2
Wally Joyner, L (1, 3) OBP: 0.571, SLG: 0.667		B F C B F B S 3-3 ① K			S S F B F F F F B 2-3 F S ① K		C B S B B F F X 3-2 2-3 ② G3		B X 1-0 ③ F8	4	0	0	0	0	2	3
Chris Gwynn, L (1, 7)		C B B F B C 3-3 ② K			F B C B B S 3-3 ② K		B B X 2-0 ③ F7			2	0	0	0	0	2	0
Scott Sanders, R (6, 1)										0	0	0	0	0	0	0
Scott Livingstone, L (7, PH) OBP: 0.222, SLG: 0.333										1	0	0	0	0	0	1
Bryce Florie, R (8, 1)										0	0	0	0	0	0	0
Craig Shipley, R (1, 5) OBP: 0.444, SLG: 0.765		C B S B S 2-3 ③ K			F F B S 1-3 ③ K			B S F B F F C 2-3 ① K		3	0	0	0	0	3	0
Brian Johnson, R (1, 2) OBP: 0.333, SLG: 0.667			F B C F X 1-2 ① G5-3			S B F C 1-3 ① K		B X 1-0 ② F9		3	0	0	0	0	1	0
Andujar Cedeno, R (1, 6) OBP: 0.250, SLG: 0.263			S S S 0-3 ② K			F B F B X 2-2 ② P5		F S F B B F F S 2-3 ③ K		3	0	0	0	0	2	0
Fernando Valenzuela, L (1, 1)			B S S B F S 2-3 ③ K			S S S B B B B 4-2 BB			X 0-0 ① G6-3	1	0	0	0	0	1	0
Marc Newfield, R (6, 7) OBP: 0.364, SLG: 0.600										1	0	0	0	1	0	0

Inning Stats										
	R: 0 E: 0 K: 2 S: 9	H: 0 LOB: 0 BB: 0 P: 12	R: 0 E: 0 K: 3 S: 10	H: 0 LOB: 0 BB: 0 P: 18	R: 0 E: 0 K: 2 S: 10	H: 0 LOB: 0 BB: 0 P: 13	R: 0 E: 0 K: 0 S: 8	H: 0 LOB: 0 BB: 0 P: 13	R: 0 E: 0 K: 3 S: 15	H: 0 LOB: 0 BB: 0 P: 21
	R: 0 E: 0 K: 1 S: 11	H: 0 LOB: 1 BB: 1 P: 20	R: 0 E: 0 K: 0 S: 9	H: 1 LOB: 1 BB: 0 P: 15	R: 0 E: 0 K: 2 S: 12	H: 0 LOB: 0 BB: 0 P: 17	R: 0 E: 0 K: 0 S: 6	H: 1 LOB: 2 BB: 1 P: 11	1B: 1 2B: 1 3B: 0 HR: 0	SF: 0 SAC: 0 DP: 0 HBP: 0
									WP: 0 PB: 0 SB: 1 CS: 0	PA: 31

PITCHER		IP	WLS	BF	H	R	ER	SO	BB	IBB	HBP	BLK	WP	HR	S	P	ERA	WHIP
29 John Smoltz, R ERA: 2.91	(1, 1)	8.0	W	26	1	0	0	13	1	0	0	0	0	0	84	129	0.00	0.250
Mark Wohlers, R ERA: 4.26	(9, 1)	1.0		5	1	0	0	0	1	0	0	0	0	0	6	11	0.00	2.000

PITCHER		IP	WLS	BF	H	R	ER	SO	BB	IBB	HBP	BLK	WP	HR	S	P	ERA	WHIP

AB	29
R	0
H	2
RBI	0
BB	2
SO	13
LOB	7

Florida Marlins @ Atlanta Braves

Atlanta-Fulton County Stadium, Atlanta, GA

Tue Apr 16 1996, 7:05 PM EDT

Att. 26,625 - Unknown - 61 F

TOP

livebaseballscorecards.com

Batter	1	2	3	4	5	6	7	8	9	AB	R	H	RBI	BB	SO	LOB
Quilvio Veras, S (1, 4) OBP: 0.419, SLG: 0.444	1-0 2B	2-2 HBP		2-2 1B		4-2 1B BB			1-3 ① K	3	0	2	0	1	1	0
Devon White, S (1, 8) OBP: 0.267, SLG: 0.341	4-0 BB	2-3 ③ K		0-1 ② F7		1-2 1B			1-3 ② K	4	0	1	1	1	2	4
Gary Sheffield, R (1, 9) OBP: 0.373, SLG: 0.553	0-2 ① P6		0-0 HR	2-0 ③ F7		1-2 ③ F7			1-1 ③ G6-3	5	1	1	1	0	0	5
Jeff Conine, R (1, 7) OBP: 0.241, SLG: 0.275	1-3 ② K		0-3 ① K		1-3 ① K		3-2 ① P3			4	0	0	0	0	3	2
Terry Pendleton, S (1, 5) OBP: 0.232, SLG: 0.245	3-2 ③ G1-3		2-2 ② F8		0-0 ② G6-3		2-0 ② G4-3			4	0	0	0	0	0	2
Greg Colbrunn, R (1, 3) OBP: 0.260, SLG: 0.383		1-2 FC1-4 2B	4-2 BB		1-1 ③ L7		1-1 ③ G4-3			3	0	1	0	1	0	0
Charles Johnson, R (1, 2) OBP: 0.280, SLG: 0.319		4-2 FC1-4 BB	4-2 1-2 BB			3-2 ① G5-3		2-1 ① L8		2	0	0	0	2	0	0
Kurt Abbott, R (1, 6) OBP: 0.324, SLG: 0.417	1-1 ① FC1-4 SH1-3 1-2f 2-3	0-3 ③ K				2-2 G4-3 1B 2B		1-2 ② P3		4	1	1	0	0	1	4
Kevin Brown, R (1, 1)	1-0 ② SH1-3 1-2		1-0 ① G5-3			1-0 ② G4-3 2-3		1-1 ③ F9		2	0	0	0	0	0	1
Joel Adamson, L (7, 1)										0	0	0	0	0	0	0
Joe Orsulak, L (8, PH)										1	0	0	0	0	0	0
David Weathers, R (8, 1)										0	0	0	0	0	0	0

Inning Stats																		
	R: 0 E: 0 K: 1 S: 12	H: 1 LOB: 2 BB: 1 P: 21	R: 0 E: 0 K: 1 S: 15	H: 1 LOB: 3 BB: 1 P: 26	R: 1 E: 0 K: 2 S: 14	H: 1 LOB: 2 BB: 2 P: 24	R: 0 E: 0 K: 0 S: 7	H: 1 LOB: 1 BB: 0 P: 12	R: 0 E: 0 K: 1 S: 6	H: 0 LOB: 0 BB: 0 P: 8	R: 1 E: 0 K: 0 S: 16	H: 2 LOB: 2 BB: 1 P: 28	R: 0 E: 0 K: 0 S: 6	H: 0 LOB: 0 BB: 0 P: 12	R: 0 E: 0 K: 0 S: 7	H: 0 LOB: 0 BB: 0 P: 11	R: 0 E: 0 K: 2 S: 8	H: 0 LOB: 0 BB: 0 P: 11

	1B: 2	SF: 0	WP: 0	PA: 39
	2B: 3	SAC: 1	PB: 0	
	3B: 0	DP: 0	SB: 0	
	HR: 1	HBP: 1	CS: 0	

PITCHER		IP	WLS	BF	H	R	ER	SO	BB	IBB	HBP	BLK	WP	HR	S	P	ERA	WHIP
Steve Avery, L (1, 1) ERA: 4.5		5.2	W	29	6	2	2	5	5	0	1	0	0	1	67	115	3.18	1.941
Brad Clontz, R (6, 1) ERA: 2.16		1.1		4	0	0	0	0	0	0	0	0	0	0	9	16	0.00	0.000
Greg McMichael, R (8, 1) ERA: 3.52		1.0		3	0	0	0	0	0	0	0	0	0	0	7	11	0.00	0.000
Mark Wohlers, R (9, 1) ERA: 3.68		1.0	S	3	0	0	0	2	0	0	0	0	0	0	8	11	0.00	0.000

PITCHER	IP	WLS	BF	H	R	ER	SO	BB	IBB	HBP	BLK	WP	HR	S	P	ERA	WHIP

AB	32
R	2
H	6
RBI	2
BB	5
SO	7
LOB	18

BOTTOM

Florida Marlins @ Atlanta Braves

Atlanta-Fulton County Stadium, Atlanta, GA

Tue Apr 16 1996, 7:05 PM EDT

Att. 26,625 - Unknown - 61 F

livebaseballscorecards.com

Batter	1	2	3	4	5	6	7	8	9	AB	R	H	RBI	BB	SO	LOB
Marquis Grissom, R (1, 8) OBP: 0.273, SLG: 0.355	G6-3	S 1B			10 WP G4-3 10 1B 1B		FC4-6 2B	G6-4-3 BB		4	2	2	0	1	0	1
Mark Lemke, S (1, 4) OBP: 0.356, SLG: 0.440	10 S 1B	L1-3			G4-3		10 1B 2B	G6-4-3		5	1	2	1	0	0	6
10 Chipper Jones, S (1, 5) OBP: 0.400, SLG: 0.550	K	K			2-H 1B		2-H 1B			4	0	2	2	0	2	1
Fred McGriff, L (1, 3) OBP: 0.375, SLG: 0.446	G5-3	G6-3 BB			K		BB 1B			3	0	1	0	1	1	2
David Justice, L (1, 9) OBP: 0.393, SLG: 0.442		HR BB	G6-3			G4-3	BB			2	1	0	0	2	0	1
Ryan Klesko, L (1, 7) OBP: 0.472, SLG: 0.841		1-H HR	G4-3			G4-3	P6			4	1	1	2	0	0	3
Greg McMichael, R (8, 1)										0	0	0	0	0	0	0
Mark Wohlers, R (9, 1)										0	0	0	0	0	0	0
Javy Lopez, R (1, 2) OBP: 0.268, SLG: 0.404		G5-3		G1-3		G4-3		BB 1B		4	0	1	0	0	0	0
Rafael Belliard, R (1, 6) OBP: 0.083, SLG: 0.083		CS 1B		G6-3			G6-3	L9		4	0	1	0	0	0	1
Steve Avery, L (1, 1) OBP: 0.125, SLG: 0.125		1B 1-2 1B			G5-3		FC4-6 1B	BB 1-2 1B		2	0	1	0	0	0	0
Brad Clontz, R (6, 1)										0	0	0	0	0	0	0
Dwight Smith, L (7, PH) OBP: 0.308, SLG: 0.182										1	0	1	0	0	0	0
Jerome Walton, R (8, 7) OBP: 0.385, SLG: 0.636										1	0	1	0	0	0	0
Inning Stats	R: 0 E: 0 K: 1 S: 12 H: 1 LOB: 1 BB: 0 P: 16	R: 2 E: 0 K: 0 S: 21 H: 4 LOB: 2 BB: 1 P: 32	R: 0 E: 0 K: 1 S: 8 H: 0 LOB: 0 BB: 1 P: 14	R: 0 E: 0 K: 0 S: 9 H: 0 LOB: 0 BB: 0 P: 11	R: 1 E: 0 K: 1 S: 9 H: 2 LOB: 1 BB: 0 P: 15	R: 0 E: 0 K: 0 S: 5 H: 0 LOB: 0 BB: 0 P: 7	R: 2 E: 0 K: 0 S: 18 H: 4 LOB: 3 BB: 1 P: 31	R: 0 E: 0 K: 0 S: 8 H: 2 LOB: 2 BB: 1 P: 20		1B: 11 2B: 1 3B: 0 HR: 1	SF: 0 SAC: 0 DP: 2 HBP: 0					

PITCHER		IP	WLS	BF	H	R	ER	SO	BB	IBB	HBP	BLK	WP	HR	S	P	ERA	WHIP
Kevin Brown, R ERA: 2.51	(1, 1)	6.2	L	30	10	5	5	3	2	0	0	0	1	1	75	111	6.75	1.800
Joel Adamson, L ERA: 5.4	(7, 1)	0.1		3	1	0	0	0	1	0	0	0	0	0	7	15	0.00	6.000
David Weathers, R ERA: 5.06	(8, 1)	1.0		5	2	0	0	0	1	0	0	0	0	0	8	20	0.00	3.000

AB	34
R	5
H	13
RBI	5
BB	4
SO	3
LOB	15

WP: 1 PB: 0 SB: 2 CS: 1 PA: 38

PITCHER	IP	WLS	BF	H	R	ER	SO	BB	IBB	HBP	BLK	WP	HR	S	P	ERA	WHIP

Batter	1	2	3	4	5	6	7	8	9	AB	R	H	RBI	BB	SO	LOB
Quilvio Veras, S (1, 4) OBP: 0.383, SLG: 0.400	G6-3	K			G1-3			B1-3		4	0	0	0	0	1	1
Devon White, S (1, 8) OBP: 0.313, SLG: 0.357	BB		2B		FC6-4			L8		1	2	1	0	2	0	0
Jesus Tavarez, S (5, 8) OBP: 0.167, SLG: 0.063					1B					1	0	0	0	0	0	0
Gary Sheffield, R (1, 9) OBP: 0.381, SLG: 0.540	G1 1B 1-2 BB		K		FC6-4 1-2f			1B		3	0	1	0	1	1	2
Jeff Conine, R (1, 3) OBP: 0.259, SLG: 0.309	G1 1-2 2-H 1B		L6 1-H 2B			G6-3		G5-3		4	0	2	2	0	0	1
Terry Pendleton, S (1, 5) OBP: 0.217, SLG: 0.228	G1 1-2 2-3		L6 2-2			F7			F9	4	0	0	0	0	0	3
Joe Orsulak, L (1, 7)	K			K		L7			F8	4	0	0	0	0	2	2
Charles Johnson, R (1, 2) OBP: 0.278, SLG: 0.314		G6-3		G6-4-3 1B			F8		G5-3	4	0	1	0	0	0	0
Kurt Abbott, R (1, 6) OBP: 0.300, SLG: 0.385		G4-3		G6-4-3 1-2f			K			3	0	0	0	0	1	1
John Burkett, R (1, 1) OBP: 0.182, SLG: 0.273		2B			G6-3		G4-3			3	0	1	0	0	0	0
Robb Nen, R (8, 1)										0	0	0	0	0	0	0
Greg Colbrunn, R (8, 3) OBP: 0.260, SLG: 0.383										0	0	0	0	0	0	0
Inning Stats	R: 1 E: 0 K: 1 S: 8 H: 1 LOB: 2 BB: 2 P: 20	R: 0 E: 0 K: 1 S: 9 H: 1 LOB: 1 BB: 0 P: 10	R: 1 E: 0 K: 1 S: 10 H: 1 LOB: 0 BB: 1 P: 14	R: 0 E: 0 K: 1 S: 7 H: 1 LOB: 0 BB: 0 P: 9	R: 0 E: 0 K: 0 S: 6 H: 1 LOB: 1 BB: 0 P: 7	R: 0 E: 0 K: 0 S: 7 H: 0 LOB: 0 BB: 0 P: 9	R: 0 E: 0 K: 1 S: 8 H: 0 LOB: 0 BB: 0 P: 14	R: 0 E: 0 K: 0 S: 7 H: 1 LOB: 1 BB: 0 P: 10	R: 0 E: 0 K: 0 S: 8 H: 0 LOB: 0 BB: 0 P: 9	1B: 4 2B: 3 3B: 0 HR: 0 SF: 0 SAC: 0 DP: 2 HBP: 0						

PITCHER		IP	WLS	BF	H	R	ER	SO	BB	IBB	HBP	BLK	WP	HR	S	P	ERA	WHIP
Greg Maddux, R ERA: 2.43	(1, 1)	8.0	W	31	6	2	2	5	3	0	0	0	0	0	62	93	2.25	1.125
Mark Wohlers, R ERA: 3.24	(9, 1)	1.0	S	3	0	0	0	0	0	0	0	0	0	0	8	9	0.00	0.000

PITCHER	IP	WLS	BF	H	R	ER	SO	BB	IBB	HBP	BLK	WP	HR	S	P	ERA	WHIP

TOP

Florida Marlins @ Atlanta Braves

Atlanta-Fulton County Stadium, Atlanta, GA

Wed Apr 17 1996, 7:05 PM EDT

Att. 28,884 - Unknown - 71 F

livebaseballscorecards.com

AB	31
R	2
H	6
RBI	2
BB	3
SO	5
LOB	10

PA: 34

WP: 0
PB: 0
SB: 0
CS: 0

BOTTOM

Batter	1	2	3	4	5	6	7	8	9	AB	R	H	RBI	BB	SO	LOB
Marquis Grissom, R (1, 8) OBP: 0.286, SLG: 0.354	B B B C B 4-1 CS BB		X 0-0 ① P3			C X 0-1 ① G5-3		X 0-0 10 WP 1B; 10 2B; 1-3 1B		3	1	1	0	1	0	0
Mark Lemke, S (1, 4) OBP: 0.365, SLG: 0.444	C 1 SAFE; 1 SAFE; 1 SAFE; 1 SAFE; B C 1 SAFE B 3-2 1 SAFE 1 SAFE F B X ① FC6-4 1B; 1-2		B B C X 2-1 ② G4-3			X 0-0 ② F8		X 0-0 10 WP; 10 2B; 1-2 3-H 1B		4	1	2	1	0	0	0
10 Chipper Jones, S (1, 5) OBP: 0.388, SLG: 0.545	B C X 1-1 ② F7		B C B F F F S 2-3 ③ K			B B X 2-0 ③ G6-3		B B S X 2-1 G3; SF8; 1-H 2-H 2B		4	1	1	2	0	1	1
Fred McGriff, L (1, 3) OBP: 0.353, SLG: 0.417	X 0-0 ③ FC6-4; 1-2f			X 0-0 ① G4-3			C C B B X 2-2 ① G3-1	B B S S X 2-2 ① G3; 2-3		4	0	0	0	0	0	2
David Justice, L (1, 9) OBP: 0.369, SLG: 0.418		C B F C 1-3 ① K		C B S S 1-3 ② K			B B C C B X 3-2 ② G3-1	S D B X 2-1 ② SF8; 3-H		3	0	0	1	0	2	0
Ryan Klesko, L (1, 7) OBP: 0.491, SLG: 0.854 Mark Wohlers, R (9, 1)		F B X 1-1 1B; B1-5 2B		F S B B X 2-2 ③ F8			B X 1-0 1B 1B	X 0-0 CS 1B		4 0	0 0	3 0	0 0	0 0	0 0	0 0
Javy Lopez, R (1, 2) OBP: 0.288, SLG: 0.407 Mike Mordecai, R (7, PR) OBP: 0.176, SLG: 0.125 (8, 6)		B B B B 4-0 1B BB			B C F X 1-2 ① G4-3		X 0-0 1-3 1B	C D C 1-2 ③ CS; 1-2		2 0	0 0	1 0	0 0	1 0	0 0	0 0
Rafael Belliard, R (1, 6) OBP: 0.143, SLG: 0.143 Dwight Smith, L (7, PH) OBP: 0.286, SLG: 0.167 Eddie Pérez, R (8, 2) OBP: 0.500, SLG: 1.200		B F F F X 1-2 1-2 2-3 1B			F X 0-1 ② G5-3		S C F B 1 SAFE F F S 1-3 ③ K			2 1 0	0 0 0	1 0 0	0 0 0	0 0 0	0 1 0	0 2 0
Greg Maddux, R (1, 1) Tyler Houston, L (8, PH) OBP: 0.500, SLG: 0.667 Jerome Walton, R (9, 7) OBP: 0.385, SLG: 0.636		B X 1-0 ② ③ B1-5; 3-3f			C B C X 1-2 ③ G3-1			B B C F B B 4-2 1B 1B BB		2 0 0	0 1 0	0 0 0	0 0 0	0 1 0	0 0 0	3 0 0
Inning Stats	R: 0 E: 0 K: 0 S: 8 H: 1 LOB: 1 BB: 1 P: 16	R: 0 E: 0 K: 1 S: 10 H: 2 LOB: 2 BB: 1 P: 18	R: 0 E: 0 K: 1 S: 8 H: 0 LOB: 0 BB: 0 P: 12	R: 0 E: 0 K: 1 S: 7 H: 0 LOB: 0 BB: 0 P: 10	R: 0 E: 0 K: 0 S: 8 H: 0 LOB: 0 BB: 0 P: 10	R: 0 E: 0 K: 0 S: 4 H: 0 LOB: 0 BB: 0 P: 6	R: 0 E: 0 K: 1 S: 14 H: 2 LOB: 2 BB: 0 P: 21	R: 4 E: 0 K: 0 S: 14 H: 4 LOB: 0 BB: 1 P: 25		1B: 7 2B: 3 3B: 0 HR: 0		SF: 1 SAC: 0 DP: 1 HBP: 0		WP: 1 PB: 0 SB: 0 CS: 2		PA: 34

PITCHER		IP	WLS	BF	H	R	ER	SO	BB	IBB	HBP	BLK	WP	HR	S	P	ERA	WHIP
John Burkett, R ERA: 3.49	(1, 1)	7.0	L	29	7	3	3	4	3	0	0	0	0	0	63	101	3.86	1.429
Robb Nen, R ERA: 4.5	(8, 1)	1.0		4	2	1	1	0	0	0	0	0	1	0	10	17	9.00	2.000

PITCHER	IP	WLS	BF	H	R	ER	SO	BB	IBB	HBP	BLK	WP	HR	S	P	ERA	WHIP

Florida Marlins @ Atlanta Braves

Atlanta-Fulton County Stadium, Atlanta, GA

Wed Apr 17 1996, 7:05 PM EDT

Att. 28,884 - Unknown - 71 F

livebaseballscorecards.com

AB	29
R	4
H	9
RBI	4
BB	3
SO	4
LOB	8

Batter	1	2	3	4	5	6	7	8	9	AB	R	H	RBI	BB	SO	LOB
Quilvio Veras, S (1, 4) OBP: 0.365, SLG: 0.378	F8		G4-3 2-H 1B	P4		E7 FC4-6			G4-3	5	0	1	1	0	0	2
Jesus Tavarez, S (1, 8) OBP: 0.130, SLG: 0.048	G3		G4-3 1-2		G6-3	FC4-6 1-2f 2-3			G6-3	5	0	0	0	0	0	3
Gary Sheffield, R (1, 9) OBP: 0.397, SLG: 0.585	HR		IBB FC4-6		BB 1B 1B FC4-6	P4			G1-3	3	2	1	1	2	0	2
Jeff Conine, R (1, 7) OBP: 0.274, SLG: 0.322	G5-3		FC4-6 1-2f		FC4-6 1-2 1B		G4-6-3 1B			4	0	2	0	0	0	2
Terry Pendleton, S (1, 5) OBP: 0.219, SLG: 0.230		G1-3		G1-3	FC4-6 1-2 2-3 1B		F8			4	0	1	0	0	0	1
Greg Colbrunn, R (1, 3) OBP: 0.259, SLG: 0.392		P3		HR 2B	FC4-6 1-2f 2-3 3-H		G4-6-3 1-2f			4	1	1	1	0	0	3
Charles Johnson, R (1, 2) OBP: 0.276, SLG: 0.364		F7	HR 2-H		F8			P6		4	1	1	2	0	0	2
Kurt Abbott, R (1, 6) OBP: 0.341, SLG: 0.405			1B SH1-4 1B	BB		FC4-6 G1-3 1B		K		3	1	2	0	1	1	0
Chris Hammond, L (1, 1)			SH1-4 1-2	K		G1-3 1-2		G6-3		2	0	0	0	0	1	2
Joe Orsulak, L (8, PH)										1	0	0	0	0	0	0
Jay Powell, R (8, 1)										0	0	0	0	0	0	0
Robb Nen, R (9, 1)										0	0	0	0	0	0	0
Inning Stats	R: 1 E: 0 K: 0 S: 4 H: 1 LOB: 0 BB: 0 P: 4	R: 0 E: 0 K: 0 S: 3 H: 0 LOB: 0 BB: 0 P: 3	R: 1 E: 0 K: 0 S: 5 H: 2 LOB: 2 BB: 1 P: 9	R: 2 E: 0 K: 1 S: 7 H: 2 LOB: 1 BB: 1 P: 11	R: 1 E: 0 K: 0 S: 5 H: 2 LOB: 2 BB: 1 P: 9	R: 0 E: 1 K: 0 S: 5 H: 1 LOB: 2 BB: 0 P: 5	R: 0 E: 0 K: 0 S: 3 H: 1 LOB: 0 BB: 0 P: 3	R: 0 E: 0 K: 1 S: 5 H: 0 LOB: 0 BB: 0 P: 5	R: 0 E: 0 K: 0 S: 3 H: 0 LOB: 0 BB: 0 P: 3	1B: 6 2B: 1 3B: 0 HR: 2 SF: 0 SAC: 1 DP: 1 HBP: 0						

PITCHER		IP	WLS	BF	H	R	ER	SO	BB	IBB	HBP	BLK	WP	HR	S	P	ERA	WHIP
Tom Glavine, L ERA: 5.01	(1, 1)	5.1	L	28	8	5	5	1	2	1	0	0	0	2	27	39	8.44	1.875
Brad Clontz, R ERA: 2.0	(6, 1)	0.2		2	0	0	0	0	0	0	0	0	0	0	2	2	0.00	0.000
Greg McMichael, R ERA: 3.12	(7, 1)	1.0		3	1	0	0	0	0	0	0	0	0	0	3	3	0.00	1.000
Mike Bielecki, R ERA: 1.29	(8, 1)	2.0		6	0	0	0	1	0	0	0	0	0	0	8	8	0.00	0.000

PITCHER	IP	WLS	BF	H	R	ER	SO	BB	IBB	HBP	BLK	WP	HR	S	P	ERA	WHIP

TOP

Florida Marlins @ Atlanta Braves

Atlanta-Fulton County Stadium, Atlanta, GA

Thu Apr 18 1996, 7:05 PM EDT
Att. 25,300 - Unknown - 68 F

livebaseballscorecards.com

AB	35
R	5
H	9
RBI	5
BB	3
SO	2
LOB	17

Florida Marlins @ Atlanta Braves

Atlanta-Fulton County Stadium, Atlanta, GA

Thu Apr 18 1996, 7:05 PM EDT

Att. 25,300 - Unknown - 68 F

livebaseballscorecards.com

BOTTOM

Batter	1	2	3	4	5	6	7	8	9	AB	R	H	RBI	BB	SO	LOB
Marquis Grissom, R (1, 8) OBP: 0.297, SLG: 0.362	1B		P5			2B 10 G4-3 1-2 1B		G5-3		4	1	2	0	0	0	0
Mike Mordecai, R (1, 4) Ed Giovanola, L (5, 4) OBP: 0.211, SLG: 0.167 OBP: 0.600, SLG: 0.750	G4-3 1-3 1B			F7		10 G4-3 SF9 1-3 2-H 2B		K		2 2	0 1	1 1	0 1	0 0	0 1	0 0
10 Chipper Jones, S (1, 5) OBP: 0.358, SLG: 0.500	K			F8		G4-3 2-3 3-H		L7		4	0	0	1	0	1	3
Fred McGriff, L (1, 3) OBP: 0.347, SLG: 0.397	G4-3 1-2f			F7		BB			K	3	0	0	0	1	1	2
David Justice, L (1, 9) OBP: 0.362, SLG: 0.414		F7			G3-1	SF9 3-H			PB 1B	3	0	1	1	0	0	0
Javy Lopez, R (1, 2) OBP: 0.302, SLG: 0.414		F7			1B	G1-3			PB 1-2 1B	4	0	2	0	0	0	1
Ryan Klesko, L (1, 7) OBP: 0.459, SLG: 0.788		G3			F9		G4-3		K 1-2 2-3	4	0	0	0	0	1	3
Rafael Belliard, R (1, 6) OBP: 0.118, SLG: 0.118 Dwight Smith, L (9, PH) OBP: 0.267, SLG: 0.154			G5-3		F8		F7		G5-3	3 1	0 0	0 0	0 0	0 0	0 0	1 2
Tom Glavine, L (1, 1) OBP: 0.143, SLG: 0.143 Brad Clontz, R (6, 1) Jerome Walton, R (6, PH) OBP: 0.429, SLG: 0.667 Greg McMichael, R (7, 1) Eddie Pérez, R (7, PH) OBP: 0.429, SLG: 1.000 Mike Bielecki, R (8, 1)			G1-3			1B 2B 1B	F8			1 0 1 0 1 0	0 0 1 0 0 0	0 0 1 0 0 0	0 0 0 0 0 0	0 0 0 0 0 0	0 0 0 0 0 0	0 0 0 0 0 0
Inning Stats	R: 0 E: 0 K: 1 S: 6 H: 2 LOB: 1 BB: 0 P: 6	R: 0 E: 0 K: 0 S: 3 H: 0 LOB: 0 BB: 0 P: 3	R: 0 E: 0 K: 0 S: 3 H: 0 LOB: 0 BB: 0 P: 3	R: 0 E: 0 K: 0 S: 3 H: 0 LOB: 0 BB: 0 P: 3	R: 0 E: 0 K: 0 S: 4 H: 1 LOB: 1 BB: 0 P: 4	R: 3 E: 0 K: 0 S: 6 H: 3 LOB: 1 BB: 1 P: 10	R: 0 E: 0 K: 0 S: 3 H: 0 LOB: 0 BB: 0 P: 3	R: 0 E: 0 K: 1 S: 5 H: 0 LOB: 0 BB: 0 P: 5	R: 0 E: 0 K: 2 S: 9 H: 2 LOB: 2 BB: 0 P: 9	1B: 7 2B: 1 3B: 0 HR: 0	SF: 1 SAC: 0 DP: 1 HBP: 0						

AB	33																			
R	3																			
H	8																			
RBI	3																			
BB	1																			
SO	4																			
LOB	12																			

WP: 0 PB: 1 SB: 0 CS: 0 PA: 35

PITCHER		IP	WLS	BF	H	R	ER	SO	BB	IBB	HBP	BLK	WP	HR	S	P	ERA	WHIP
Chris Hammond, L ERA: 4.58	(1, 1)	7.0	W	27	6	3	2	1	1	0	0	0	0	0	28	32	2.57	1.000
Jay Powell, R ERA:	(8, 1)	1.0		3	0	0	0	1	0	0	0	0	0	0	5	5	0.00	0.000
Robb Nen, R ERA: 3.86	(9, 1)	1.0	S	5	2	0	0	2	0	0	0	0	0	0	9	9	0.00	2.000

PITCHER	IP	WLS	BF	H	R	ER	SO	BB	IBB	HBP	BLK	WP	HR	S	P	ERA	WHIP

Batter	1	2	3	4	5	6	7	8	9	AB	R	H	RBI	BB	SO	LOB
Steve Finley, L (1, 8) OBP: 0.303, SLG: 0.269	C F S 0-3 ① K		B X 1-0 ② G4-3			X 0-0 ① F8			C B S B S 2-3 ① K	4	0	0	0	0	2	0
Jody Reed, R (1, 4) OBP: 0.394, SLG: 0.387	C F B C 1-3 ② K		F B X 1-1 ③ G4-3			B X 1-0 ② F7			X 0-0 BB 1B	4	0	1	0	0	1	0
Ken Caminiti, S (1, 5) OBP: 0.348, SLG: 0.500	F X 0-1 FC5-4 1B			F F B X 1-2 ① G4-3		F X 0-1 ③ G5-3			B C B F F B B 4-2 1-2 BB	3	0	1	0	1	0	0
Wally Joyner, L (1, 3) OBP: 0.551, SLG: 0.679	C B B X 2-1 ③ FC5-4 1-2f			B S B F B B 4-2 BB			X 0-0 ① L9		B B C X 2-1 ② F7	3	0	0	0	1	0	3
Marc Newfield, R (1, 7) OBP: 0.516, SLG: 0.889		B C F F B X 2-2 G6-3 G6-3 2B		C B B B X 2-1 ② F8			B C X 1-1 ② G1-3		B F B S B F X 3-2 ③ F8	4	1	1	0	0	0	3
Archi Cianfrocco, R (1, 9) OBP: 0.278, SLG: 0.389		X 0-0 ① G6-3 2-3		B S X 1-1 ③ P8			F B S S 1-3 ③ K			3	0	0	0	0	1	2
Brad Ausmus, R (1, 2) OBP: 0.263, SLG: 0.302		B S B C X 2-2 ② G6-3 3-H			B B F C X 2-2 ① L9			B B X 2-0 ① L8		3	0	0	1	0	0	0
Andujar Cedeno, R (1, 6) OBP: 0.250, SLG: 0.245		C S B X 1-2 ③ G4-3			C X 0-1 ② G5-3			B F X 1-1 ② L9		3	0	0	0	0	0	0
Joey Hamilton, R (1, 1) OBP: 0.111, SLG: 0.111			C B C F B X 2-2 ① G6-3		C C B S 1-3 ③ K			F B F S 1-3 ③ K		2	0	0	0	1	0	
Scott Sanders, R (6, 1)										0	0	0	0	0	0	
Scott Livingstone, L (8, PH) OBP: 0.167, SLG: 0.250										1	0	0	0	1	0	
Willie Blair, R (8, 1)										0	0	0	0	0	0	
Inning Stats	R: 0 H: 1 E: 0 LOB: 1 K: 2 BB: 0 S: 10 P: 13	R: 1 H: 1 E: 0 LOB: 0 K: 0 BB: 0 S: 11 P: 16	R: 0 H: 0 E: 0 LOB: 0 K: 0 BB: 0 S: 7 P: 11	R: 0 H: 0 E: 0 LOB: 1 K: 0 BB: 1 S: 9 P: 17	R: 0 H: 0 E: 0 LOB: 0 K: 1 BB: 0 S: 8 P: 11	R: 0 H: 0 E: 0 LOB: 0 K: 0 BB: 0 S: 4 P: 5	R: 0 H: 0 E: 0 LOB: 0 K: 1 BB: 0 S: 6 P: 8	R: 0 H: 0 E: 0 LOB: 0 K: 1 BB: 0 S: 6 P: 10	R: 0 H: 1 E: 0 LOB: 2 K: 1 BB: 1 S: 13 P: 24	1B: 2 SF: 0 2B: 1 SAC: 0 3B: 0 DP: 0 HR: 0 HBP: 0						

TOP

San Diego Padres @ Atlanta Braves

Atlanta-Fulton County Stadium, Atlanta, GA

Fri Apr 19 1996, 7:05 PM EDT

Att. 27,375 - Cloudy - 65 F

livebaseballscorecards.com

AB	30
R	1
H	3
RBI	1
BB	2
SO	6
LOB	8

PITCHER		IP	WLS	BF	H	R	ER	SO	BB	IBB	HBP	BLK	WP	HR	S	P	ERA	WHIP
29 John Smoltz, R ERA: 2.35	(1, 1)	9.0	W	32	3	1	1	6	2	0	0	0	0	0	74	115	1.00	0.556

PITCHER	IP	WLS	BF	H	R	ER	SO	BB	IBB	HBP	BLK	WP	HR	S	P	ERA	WHIP

Batter	1	2	3	4	5	6	7	8	9	AB	R	H	RBI	BB	SO	LOB
Marquis Grissom, R (1, 8) OBP: 0.295, SLG: 0.347	F B H 2-1 10 BB HBP 2B HBP	X 0-0 ① G1-3		C X 0-1 ② G4-3		B S F C 1-3 ② K				3	1	0	0	0	1	0
Tony Graffanino, R (1, 4) OBP: 0.500, SLG: 0.333	C H 1-1 10 BB 1-2 2B HBP	C C B X 1-2 1B		B B B C F C 3-3 ③ K		S F S 0-3 ③ K				3	1	1	0	0	2	0
10 Chipper Jones, S (1, 5) OBP: 0.351, SLG: 0.471	S B B B B 4-1 2B 1B 1-2 2-3 BB	C F B B 1 F C SAFE 2-3 ② K			C B F B X 2-2 ① L8		B B X 2-0 ① G4-3			3	1	0	0	1	1	1
Fred McGriff, L (1, 3) OBP: 0.342, SLG: 0.403	C B B X 2-1 1B 1-3 2-H 3-H 2B	B B X 2-0 ③ G3			S X 0-1 ② F9		C S C 0-3 ② K			4	1	1	2	0	1	1
David Justice, L (1, 9) OBP: 0.384, SLG: 0.426	F X 0-1 1B 2-H 3-H 1B		F F X 0-2 ① L8		B S S F B B X 3-2 HR 1B		B B B C B 4-1 BB			3	2	2	2	1	0	0
Ryan Klesko, L (1, 7) OBP: 0.477, SLG: 0.836 Jerome Walton, R (9, 7) OBP: 0.429, SLG: 0.667	F B B F F B B 4-2 G6-3 1B BB	X 0-0 FC6-4 1B			S C X 0-2 1-H HR		C X 0-1 ③ G4-3			3 0	1 0	2 0	2 0	1 0	0 0	1 0
Javy Lopez, R (1, 2) OBP: 0.313, SLG: 0.419	B C F X 1-2 G6-3 1-2 2-H 1B	1 SAFE S F F X 0-2 ② FC6-4 1-2f			X 0-0 1B			S X 0-1 ① P5		4	0	2	1	0	0	1
Rafael Belliard, R (1, 6) OBP: 0.095, SLG: 0.095	B F B F B X 3-2 ① ② G6-3 1-2f 2-3	S X 0-1 ③ F7			F B X 1-1 ③ L8			X 0-0 ② G6-3		4	0	0	0	0	0	4
29 John Smoltz, R (1, 1)	S C S 0-3 ③ K			C B X 1-1 ① G6-3		C B B F X 2-2 ① F9		C B C B B X 3-2 ③ G3-1		4	0	0	0	0	1	1
Inning Stats	R: 5 E: 0 K: 1 S: 19 H: 3 LOB: 1 BB: 2 P: 36	R: 0 E: 0 K: 1 S: 9 H: 1 LOB: 1 BB: 0 P: 14	R: 0 E: 0 K: 0 S: 10 H: 1 LOB: 1 BB: 0 P: 10	R: 0 E: 0 K: 1 S: 7 H: 0 LOB: 0 BB: 0 P: 11	R: 2 E: 0 K: 0 S: 15 H: 3 LOB: 1 BB: 0 P: 21	R: 0 E: 0 K: 2 S: 9 H: 0 LOB: 0 BB: 0 P: 12	R: 0 E: 0 K: 1 S: 7 H: 0 LOB: 1 BB: 1 P: 13	R: 0 E: 0 K: 0 S: 6 H: 0 LOB: 0 BB: 0 P: 9		1B: 6 2B: 1 3B: 0 HR: 1 SF: 0 SAC: 0 DP: 1 HBP: 2						

PITCHER		IP	WLS	BF	H	R	ER	SO	BB	IBB	HBP	BLK	WP	HR	S	P	ERA	WHIP
Joey Hamilton, R ERA: 5.32	(1, 1)	5.0	L	26	8	7	7	3	2	0	2	0	0	1	60	92	12.60	2.000
Scott Sanders, R ERA: 5.79	(6, 1)	2.0		7	0	0	0	3	1	0	0	0	0	0	16	25	0.00	0.500
Willie Blair, R ERA: 4.3	(8, 1)	1.0		3	0	0	0	0	0	0	0	0	0	0	6	9	0.00	0.000

PITCHER	IP	WLS	BF	H	R	ER	SO	BB	IBB	HBP	BLK	WP	HR	S	P	ERA	WHIP

BOTTOM

San Diego Padres @ Atlanta Braves

Atlanta-Fulton County Stadium, Atlanta, GA

Fri Apr 19 1996, 7:05 PM EDT
Att. 27,375 - Cloudy - 65 F

livebaseballscorecards.com

AB	31
R	7
H	8
RBI	7
BB	3
SO	6
LOB	9

Batter	1	2	3	4	5	6	7	8	9	AB	R	H	RBI	BB	SO	LOB
Steve Finley, L (1, 8) OBP: 0.296, SLG: 0.264	F8		E6 G4-3 2B	2-H 3-H 1B		G4-3		L9		5	1	1	2	0	0	0
Jody Reed, R (1, 4) OBP: 0.382, SLG: 0.388	F9		G4-3 1-2	1 SAFE G6-3		2B			L8	5	0	1	0	0	0	2
Ken Caminiti, S (1, 5) OBP: 0.365, SLG: 0.514	2B		2B BB		F7	K			CS 1B	4	1	2	0	1	1	1
Wally Joyner, L (1, 3) OBP: 0.568, SLG: 0.717	BB		1-H 2-H 2B		1B SF8 1B		F8		1-2 2B	4	1	3	2	1	0	0
Marc Newfield, R (1, 7) OBP: 0.472, SLG: 0.781	G4-3		L5		SF8 1-3 1B		L7		L8	5	0	1	0	0	0	4
Craig Shipley, R (1, 9) OBP: 0.519, SLG: 0.800		G5-4-3 1B		SH1-4 1B 1B	SF8 1-2 3-H		S 1B			3	1	3	1	0	0	0
Luis Lopez, S (1, 6)		1 SAFE G5-4-3 1-2f		K	FC6-4 BB		K 1-2			3	0	0	0	1	2	3
Brad Ausmus, R (1, 2) OBP: 0.262, SLG: 0.298		K		1 SAFE SH1-4 1B 1-2 1B	FC6-4 1-2f			G5		4	1	1	0	0	1	2
Bob Tewksbury, R (1, 1)			K	SH1-4 1-2 2-3		K		F8		2	0	0	0	0	2	0
Willie Blair, R (7, 1)										0	0	0	0	0	0	0
Archi Cianfrocco, R (8, PH) OBP: 0.263, SLG: 0.368										1	0	0	0	0	0	0
Doug Bochtler, R (8, 1)										0	0	0	0	0	0	0
Inning Stats	R: 0 E: 0 K: 0 S: 9 H: 1 LOB: 2 BB: 1 P: 21	R: 0 E: 0 K: 1 S: 10 H: 1 LOB: 0 BB: 0 P: 14	R: 2 E: 1 K: 1 S: 18 H: 1 LOB: 1 BB: 1 P: 30	R: 2 E: 0 K: 1 S: 12 H: 3 LOB: 1 BB: 0 P: 17	R: 1 E: 0 K: 0 S: 19 H: 2 LOB: 2 BB: 1 P: 30	R: 0 E: 0 K: 2 S: 11 H: 1 LOB: 1 BB: 0 P: 15	R: 0 E: 0 K: 1 S: 9 H: 1 LOB: 1 BB: 0 P: 14	R: 0 E: 0 K: 0 S: 6 H: 0 LOB: 0 BB: 0 P: 12	R: 0 E: 0 K: 0 S: 5 H: 2 LOB: 1 BB: 0 P: 9	1B: 8 2B: 4 3B: 0 HR: 0	SF: 1 SAC: 1 DP: 1 HBP: 0					

TOP

San Diego Padres @ Atlanta Braves

Atlanta-Fulton County Stadium, Atlanta, GA

Sat Apr 20 1996, 7:05 PM EDT
Att. 31,893 - Unknown - 58 F

livebaseballscorecards.com

AB	36
R	5
H	12
RBI	5
BB	3
SO	6
LOB	12

WP: 0 PB: 0 SB: 1 CS: 1 PA: 41

PITCHER		IP	WLS	BF	H	R	ER	SO	BB	IBB	HBP	BLK	WP	HR	S	P	ERA	WHIP
Jason Schmidt, R ERA: 4.15	(1, 1)	4.2		25	8	5	3	3	3	0	0	0	0	0	66	108	5.79	2.357
Brad Clontz, R ERA: 1.93	(5, 1)	0.1		1	0	0	0	0	0	0	0	0	0	0	2	4	0.00	0.000
Terrell Wade, L ERA:	(6, 1)	2.0		8	2	0	0	3	0	0	0	0	0	0	20	29	0.00	1.000
Greg McMichael, R ERA: 2.79	(8, 1)	1.0	W	3	0	0	0	0	0	0	0	0	0	0	6	12	0.00	0.000
Mark Wohlers, R ERA: 2.89	(9, 1)	1.0	S	4	2	0	0	0	0	0	0	0	0	0	5	9	0.00	2.000

PITCHER	IP	WLS	BF	H	R	ER	SO	BB	IBB	HBP	BLK	WP	HR	S	P	ERA	WHIP

BOTTOM

San Diego Padres @ Atlanta Braves

Atlanta-Fulton County Stadium, Atlanta, GA

Sat Apr 20 1996, 7:05 PM EDT

Att. 31,893 - Unknown - 58 F

livebaseballscorecards.com

Batter	1	2	3	4	5	6	7	8	9	AB	R	H	RBI	BB	SO	LOB
Marquis Grissom, R (1, 8) OBP: 0.293, SLG: 0.368	10 SF8 3B		L1		G6-3		P9			4	1	1	0	0	0	2
Ed Giovanola, L (1, 4) (9, 6) OBP: 0.333, SLG: 0.375	G3		P3		P5		G3 1-3 3-H			4	0	0	1	0	0	2
10 Chipper Jones, S (1, 5) OBP: 0.344, SLG: 0.463	SF8 3-H		G4-3			F8	1B 3-H			3	0	1	2	0	0	0
Fred McGriff, L (1, 3) OBP: 0.350, SLG: 0.400	FC6-3 BB			K		BB 2B 1B	G3-1			3	1	1	0	1	1	1
David Justice, L (1, 9) OBP: 0.390, SLG: 0.422	SAFE FC6-3 1-2f			E 1B 1B		1-2 BB 2B		F7		3	0	1	0	1	0	1
Ryan Klesko, L (1, 7) OBP: 0.507, SLG: 0.898		E G6-3 1B		E6 1-2 1B		1-H 2-H 2B		SF9 3B		4	2	4	1	0	0	0
Javy Lopez, R (1, 2) OBP: 0.310, SLG: 0.400		E5 G6-3 1-3		E6 1-2 2-3		G3		BB		3	0	0	0	1	0	4
Rafael Belliard, R (1, 6) OBP: 0.125, SLG: 0.167 Dwight Smith, L (8, PH) OBP: 0.250, SLG: 0.154 Mark Wohlers, R (9, 1)	G6-3 1-2f 3-H		G6-3			1B 2B G3		SF9 3-H		3 0 0	1 0 0	1 0 0	0 1 0	0 0 0	0 0 0	3 0 0
Jason Schmidt, R (1, 1) Brad Clontz, R (5, 1) Tyler Houston, L (5, PH) OBP: 0.400, SLG: 0.500 Terrell Wade, L (6, 1) Jerome Walton, R (7, PH) OBP: 0.467, SLG: 0.692 Greg McMichael, R (8, 1) Tony Graffanino, R (8, PH) OBP: 0.400, SLG: 0.250 (9, 4)	G5-3				G4-3		E G3 10 1B 2-3 1B	F8		1 0 1 0 1 0 0	0 0 0 0 1 0 1	0 0 0 0 1 0 0	0 0 0 0 0 0 1	0 0 0 0 0 0 0	0 0 0 0 0 0 0	0 0 0 0 0 0 1
Inning Stats	R: 1 E: 0 K: 0 S: 9 H: 1 LOB: 1 BB: 1 P: 16	R: 1 E: 1 K: 0 S: 7 H: 1 LOB: 0 BB: 0 P: 9	R: 0 E: 0 K: 0 S: 4 H: 0 LOB: 0 BB: 0 P: 8	R: 0 E: 1 K: 1 S: 14 H: 2 LOB: 2 BB: 0 P: 19	R: 0 E: 0 K: 0 S: 6 H: 0 LOB: 0 BB: 0 P: 9	R: 1 E: 0 K: 0 S: 7 H: 2 LOB: 1 BB: 1 P: 14	R: 2 E: 1 K: 0 S: 9 H: 3 LOB: 1 BB: 0 P: 18	R: 1 E: 0 K: 0 S: 12 H: 1 LOB: 1 BB: 1 P: 24		1B: 6 2B: 2 3B: 2 HR: 0	SF: 2 SAC: 0 DP: 1 HBP: 0					

AB	31
R	6
H	10
RBI	5
BB	3
SO	1
LOB	14

PITCHER		IP	WLS	BF	H	R	ER	SO	BB	IBB	HBP	BLK	WP	HR	S	P	ERA	WHIP
Bob Tewksbury, R ERA: 4.74	(1, 1)	6.0		27	8	5	4	1	2	0	0	0	0	0	49	78	6.00	1.667
Willie Blair, R ERA: 4.02	(7, 1)	1.0		4	1	0	0	0	0	0	0	0	0	0	7	15	0.00	1.000
Doug Bochtler, R ERA: 1.08	(8, 1)	1.0	L	5	1	1	1	0	1	0	0	0	0	0	12	24	9.00	2.000

PITCHER	IP	WLS	BF	H	R	ER	SO	BB	IBB	HBP	BLK	WP	HR	S	P	ERA	WHIP

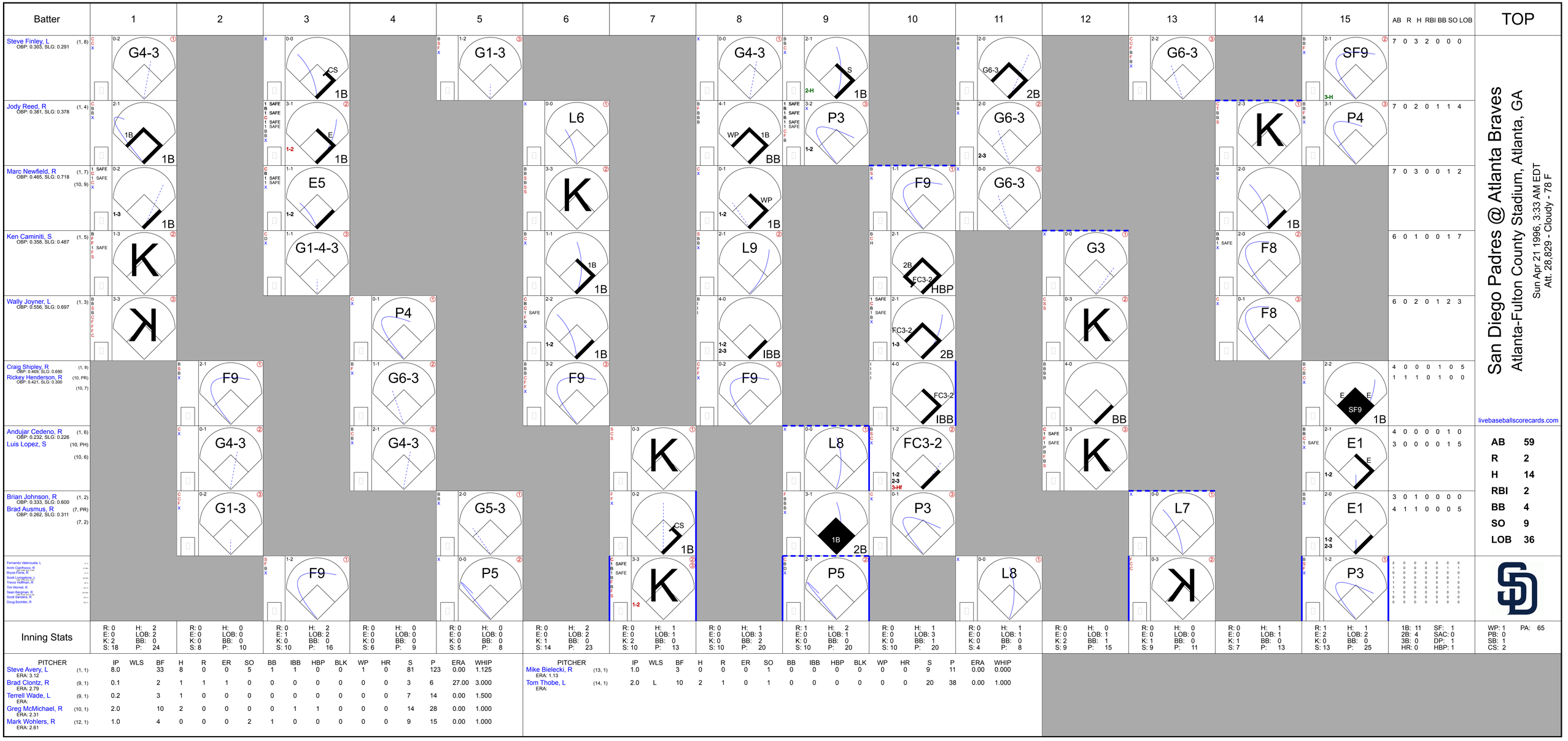
Batter
1
2
3
4
5
6
7
8
9
10
11
12
13
14
15
AB R H RBI BB SO LOB
TOP
Steve Finley, L (1, 8) OBP: 0.303, SLG: 0.291
G4-3
G1-3
G4-3
G6-3
G6-3
SF9
7 0 3 2 0 0 0
Jody Reed, R (1, 4) OBP: 0.381, SLG: 0.378
1B
E
L6
P3
G6-3
K
P4
7 0 2 0 1 1 4
Marc Newfield, R (1, 7) (10, 9) OBP: 0.465, SLG: 0.718
E5
K
WP
F9
G6-3
1B
7 0 3 0 0 1 2
Ken Caminiti, S (1, 5) OBP: 0.358, SLG: 0.487
K
G1-4-3
1B
L9
2B
FC3-2
HBP
G3
F8
6 0 1 0 0 1 7
Wally Joyner, L (1, 3) OBP: 0.556, SLG: 0.697
K
P4
IBB
FC3-2
K
F8
6 0 2 0 1 2 3
Craig Shipley, R (1, 9) OBP: 0.469, SLG: 0.690
Rickey Henderson, R (10, PR) OBP: 0.421, SLG: 0.300 (10, 7)
F9
G6-3
F9
F9
FC3-2
IBB
BB
E SF9 E
1B
4 0 0 0 1 0 5
1 1 1 0 1 0 0
Andujar Cedeno, R (1, 6) OBP: 0.232, SLG: 0.226
Luis Lopez, S (10, PH) (10, 6)
G4-3
G4-3
K
L8
FC3-2
K
E1
E
4 0 0 0 0 1 0
3 0 0 0 0 1 5
Brian Johnson, R (1, 2) OBP: 0.333, SLG: 0.600
Brad Ausmus, R (7, PR) OBP: 0.262, SLG: 0.311 (7, 2)
G1-3
G5-3
CS
1B
2B
P3
L7
E1
1-2
2-3
3 0 1 0 0 0 0
4 1 1 0 0 0 5
Fernando Valenzuela, L
Andy Benes, R
Bryce Florie, R
Scott Livingstone, L
Trevor Hoffman, R
Tim Worrell, R
Sean Bergman, R
Joey Eischen, L
Scott Sanders, R
Doug Bochtler, R
F9
P5
P5
K
L8
P3
2 0 0 0 0 0 0
0 0 0 0 0 0 0
0 0 0 0 0 0 0
1 0 0 0 0 0 1
1 0 0 0 0 0 0
1 0 0 0 0 0 3
0 0 0 0 0 0 0
Inning Stats
R: 0 H: 2
E: 0 LOB: 2
K: 2 BB: 0
S: 18 P: 24
R: 0 H: 0
E: 0 LOB: 0
K: 0 BB: 0
S: 8 P: 10
R: 0 H: 2
E: 1 LOB: 2
K: 0 BB: 0
S: 10 P: 16
R: 0 H: 0
E: 0 LOB: 0
K: 0 BB: 0
S: 6 P: 9
R: 0 H: 0
E: 0 LOB: 0
K: 0 BB: 0
S: 5 P: 8
R: 0 H: 2
E: 0 LOB: 2
K: 1 BB: 0
S: 14 P: 23
R: 0 H: 1
E: 0 LOB: 1
K: 2 BB: 0
S: 10 P: 13
R: 0 H: 1
E: 0 LOB: 3
K: 0 BB: 2
S: 10 P: 20
R: 1 H: 2
E: 0 LOB: 1
K: 0 BB: 0
S: 10 P: 20
R: 0 H: 1
E: 0 LOB: 3
K: 0 BB: 1
S: 10 P: 20
R: 0 H: 1
E: 0 LOB: 1
K: 0 BB: 0
S: 4 P: 8
R: 0 H: 0
E: 0 LOB: 1
K: 2 BB: 1
S: 9 P: 15
R: 0 H: 0
E: 0 LOB: 0
K: 1 BB: 0
S: 9 P: 11
R: 0 H: 1
E: 0 LOB: 1
K: 1 BB: 0
S: 7 P: 13
R: 1 H: 1
E: 2 LOB: 2
K: 0 BB: 0
S: 13 P: 25
1B: 11 SF: 1
2B: 4 SAC: 0
3B: 0 DP: 1
HR: 0 HBP: 1
WP: 1 PA: 65
PB: 0
SB: 1
CS: 2
PITCHER IP WLS BF H R ER SO BB IBB HBP BLK WP HR S P ERA WHIP
Steve Avery, L (1, 1) ERA: 3.12 8.0 33 8 0 0 5 1 1 0 0 1 0 0 81 123 0.00 1.125
Brad Clontz, R (9, 1) ERA: 2.79 0.1 2 1 1 1 0 0 0 0 0 0 0 3 6 27.00 3.000
Terrell Wade, L (9, 1) ERA: 0.2 3 1 0 0 0 0 0 0 0 0 0 7 14 0.00 1.500
Greg McMichael, R (10, 1) ERA: 2.31 2.0 10 2 0 0 0 0 1 1 0 0 0 14 28 0.00 1.000
Mark Wohlers, R (12, 1) ERA: 2.61 1.0 4 0 0 0 2 1 0 0 0 0 0 9 15 0.00 1.000
PITCHER IP WLS BF H R ER SO BB IBB HBP BLK WP HR S P ERA WHIP
Mike Bielecki, R (13, 1) ERA: 1.13 1.0 3 0 0 0 1 0 0 0 0 0 0 9 11 0.00 0.000
Tom Thobe, L (14, 1) ERA: 2.0 L 10 2 1 0 1 0 0 0 0 0 0 0 20 38 0.00 1.000
San Diego Padres @ Atlanta Braves
Atlanta-Fulton County Stadium, Atlanta, GA
Sun Apr 21 1996, 3:33 AM EDT
Att. 28,829 - Cloudy - 78 F
livebaseballscorecards.com
AB 59
R 2
H 14
RBI 2
BB 4
SO 9
LOB 36

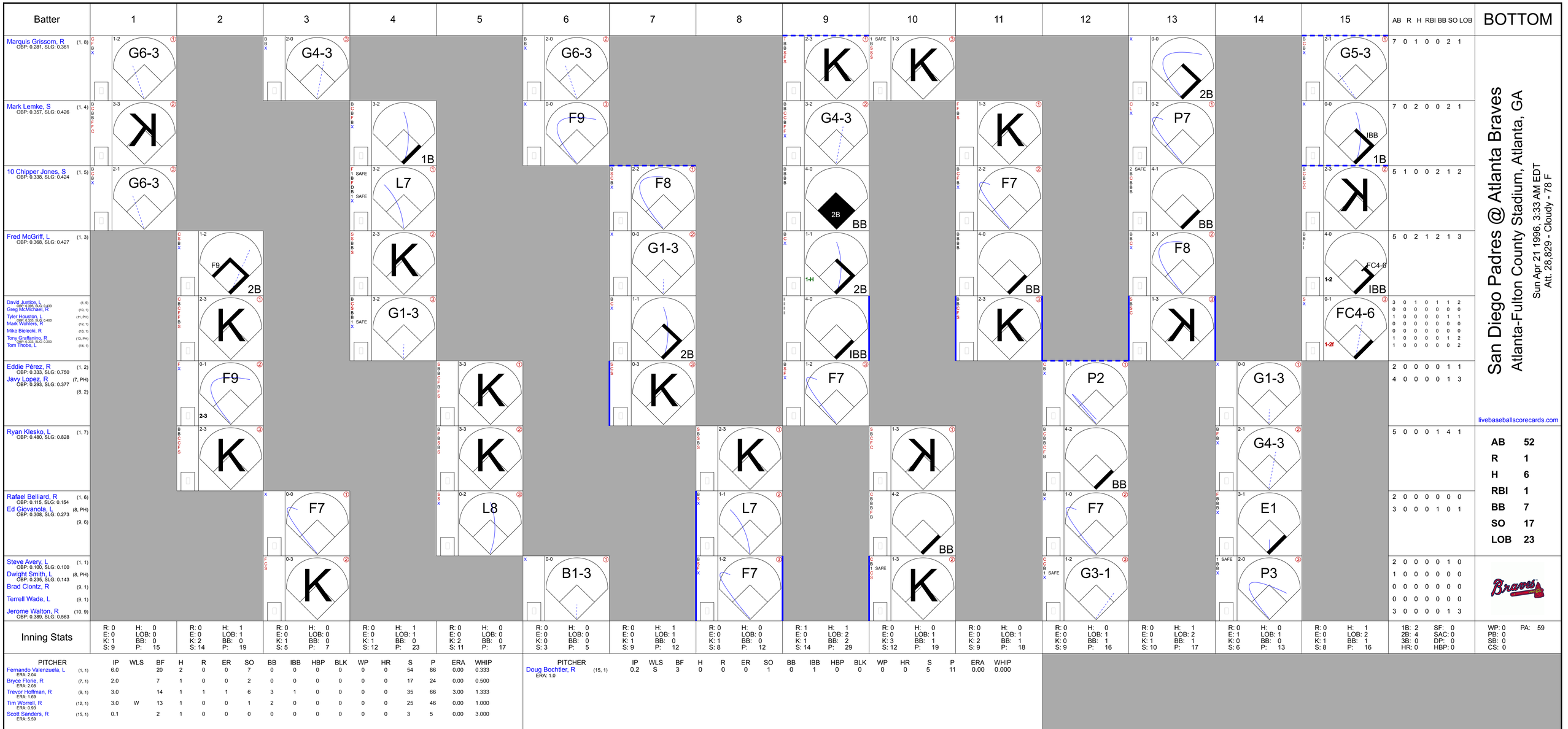
Batter
1
2
3
4
5
6
7
8
9
10
11
12
13
14
15
AB R H RBI BB SO LOB
BOTTOM
Marquis Grissom, R (1, 8) OBP: 0.281, SLG: 0.361
G6-3
G4-3
G6-3
K
F9
G4-3
P7
G5-3
Mark Lemke, S (1, 4) OBP: 0.357, SLG: 0.426
K
1B
K
K
F9
K
2B
IBB
10 Chipper Jones, S (1, 5) OBP: 0.338, SLG: 0.424
G6-3
L7
F8
2B
BB
F7
BB
F8
K
Fred McGriff, L (1, 3) OBP: 0.368, SLG: 0.427
F9
2B
G1-3
2B
BB
FC4-6
IBB
David Justice, L (1, 9) OBP: 0.556, SLG: 0.833
Greg McMichael, R (10, 1)
Tyler Houston, L (11, PH) OBP: 0.333, SLG: 0.400
Mark Wohlers, R (12, 1)
Mike Bielecki, R (13, 1)
Tony Graffanino, R (13, PH) OBP: 0.333, SLG: 0.200
Tom Thobe, L (14, 1)
K
G1-3
G1-3
IBB
K
K
FC4-6
Eddie Pérez, R (1, 2) OBP: 0.333, SLG: 0.750
Javy Lopez, R (7, PH) OBP: 0.293, SLG: 0.377
(8, 2)
F9
K
K
F7
P2
G1-3
Ryan Klesko, L (1, 7) OBP: 0.480, SLG: 0.828
K
K
K
K
BB
G4-3
Rafael Belliard, R (1, 6) OBP: 0.115, SLG: 0.154
Ed Giovanola, L (8, PH) OBP: 0.308, SLG: 0.273
(9, 6)
F7
L8
L7
F7
E1
Steve Avery, L (1, 1) OBP: 0.100, SLG: 0.100
Dwight Smith, L (8, PH) OBP: 0.235, SLG: 0.143
Brad Clontz, R (9, 1)
Terrell Wade, L (9, 1)
Jerome Walton, R (10, 9) OBP: 0.389, SLG: 0.563
K
B1-3
F7
K
G3-1
P3
Inning Stats
R: 0 H: 0 E: 0 LOB: 0 K: 1 BB: 0 S: 9 P: 15
R: 0 H: 1 E: 0 LOB: 1 K: 2 BB: 0 S: 14 P: 19
R: 0 H: 0 E: 0 LOB: 0 K: 1 BB: 0 S: 5 P: 7
R: 0 H: 1 E: 0 LOB: 1 K: 1 BB: 0 S: 12 P: 23
R: 0 H: 0 E: 0 LOB: 0 K: 2 BB: 0 S: 11 P: 17
R: 0 H: 0 E: 0 LOB: 0 K: 0 BB: 0 S: 3 P: 5
R: 0 H: 1 E: 0 LOB: 1 K: 1 BB: 0 S: 9 P: 12
R: 0 H: 0 E: 0 LOB: 0 K: 1 BB: 0 S: 8 P: 12
R: 1 H: 1 E: 0 LOB: 2 K: 1 BB: 2 S: 14 P: 29
R: 0 H: 0 E: 0 LOB: 1 K: 3 BB: 1 S: 12 P: 19
R: 0 H: 0 E: 0 LOB: 1 K: 2 BB: 1 S: 9 P: 18
R: 0 H: 0 E: 0 LOB: 1 K: 0 BB: 1 S: 9 P: 16
R: 0 H: 1 E: 0 LOB: 2 K: 1 BB: 1 S: 10 P: 17
R: 0 H: 0 E: 1 LOB: 1 K: 0 BB: 0 S: 6 P: 13
R: 0 H: 1 E: 0 LOB: 2 K: 1 BB: 1 S: 8 P: 16
7 0 1 0 0 2 1
7 0 2 0 0 2 1
5 1 0 0 2 1 2
5 0 2 1 2 1 3
3 0 1 0 1 1 2
0 0 0 0 0 0 0
1 0 0 0 0 0 1
0 0 0 0 0 0 0
0 0 0 0 0 0 0
1 0 0 0 0 1 2
1 0 0 0 0 0 2
2 0 0 0 0 1 1
4 0 0 0 0 1 3
5 0 0 0 1 4 1
2 0 0 0 0 0 0
3 0 0 0 1 0 1
2 0 0 0 0 1 0
1 0 0 0 0 0 0
0 0 0 0 0 0 0
0 0 0 0 0 0 0
3 0 0 0 0 1 3
San Diego Padres @ Atlanta Braves
Atlanta-Fulton County Stadium, Atlanta, GA
Sun Apr 21 1996, 3:33 AM EDT
Att. 28,829 - Cloudy - 78 F
livebaseballscorecards.com
AB 52
R 1
H 6
RBI 1
BB 7
SO 17
LOB 23
1B: 2 SF: 0
2B: 4 SAC: 0
3B: 0 DP: 0
HR: 0 HBP: 0
WP: 0 PA: 59
PB: 0
SB: 0
CS: 0
PITCHER IP WLS BF H R ER SO BB IBB HBP BLK WP HR S P ERA WHIP
Fernando Valenzuela, L (1, 1) ERA: 2.04 6.0 20 2 0 0 7 0 0 0 0 0 0 54 86 0.00 0.333
Bryce Florie, R (7, 1) ERA: 2.08 2.0 7 1 0 0 2 0 0 0 0 0 0 17 24 0.00 0.500
Trevor Hoffman, R (9, 1) ERA: 1.69 3.0 14 1 1 1 6 3 1 0 0 0 0 35 66 3.00 1.333
Tim Worrell, R (12, 1) ERA: 0.93 3.0 W 13 1 0 0 1 2 0 0 0 0 0 25 46 0.00 1.000
Scott Sanders, R (15, 1) ERA: 5.59 0.1 2 1 0 0 0 0 0 0 0 0 0 3 5 0.00 3.000
PITCHER IP WLS BF H R ER SO BB IBB HBP BLK WP HR S P ERA WHIP
Doug Bochtler, R (15, 1) ERA: 1.0 0.2 S 3 0 0 0 1 0 1 0 0 0 0 0 5 11 0.00 0.000

Batter	1	2	3	4	5	6	7	8	9	AB	R	H	RBI	BB	SO	LOB
Brett Butler, L (1, 8) OBP: 0.330, SLG: 0.333	X 0-0 ① G5-3		C S C 0-3 ③ K			X 0-0 ① FC6-4 1B 1-2f		B B C X 2-1 1B		4	0	1	0	0	1	1
Greg Gagne, R (1, 6) OBP: 0.351, SLG: 0.453	B B X 2-0 E5 G3-1			C F B X 1-2 1B G4-6-3 2B		1 SAFE X 0-0 G6-3 1B 1-2		C 1 B X SAFE 1-1 ③ P4		4	1	2	0	0	0	1
Mike Piazza, R (1, 2) OBP: 0.410, SLG: 0.421	C B 1 B C B X SAFE 3-2 ② G3-1 1-2			C X 0-1 G4-6-3 1B 2-3		B F F F X 1-2 ②③ G6-3 1-2f			X 0-0 ① G6-3	4	0	1	0	0	0	3
Eric Karros, R (1, 3) OBP: 0.265, SLG: 0.308	C X 0-1 ③ G5-3			X 0-0 ①② G4-6-3 1-2f 3-H			X 0-0 ① F8		B C X 1-1 1B 1B	4	0	1	0	0	0	2
Raul Mondesi, R (1, 9) OBP: 0.291, SLG: 0.413		S S X 0-2 ① G5-3		F B X 1-1 ③ G5-3			S B C X 1-2 FC6-4 1B		B S B F X 2-2 ② L8	4	0	1	0	0	0	1
Delino DeShields, L (1, 4) OBP: 0.286, SLG: 0.386		C F B S 1-3 ② K			C S B X 1-2 ① G4-3		1 SAFE C S S S 0-3 ② K		C B X 1-1 1-2 1B	4	0	1	0	0	2	1
Dave Hansen, L (1, 5) OBP: 0.300, SLG: 0.222		C X 0-1 ③ G4-3			B S B F X 2-2 ② G4-3		X 0-0 ③ FC6-4 1-2f		B S C F X 1-2 ③ G4-3	4	0	0	0	0	0	3
Todd Hollandsworth, L (1, 7) OBP: 0.326, SLG: 0.231			C S B B B S 2-3 ① K		B F X 1-1 ③ G3-1			C B S C 1-3 ① K		3	0	0	0	0	2	0
Tom Candiotti, R (1, 1) OBP: 0.167, SLG: 0.167			C C F B C 1-3 ② K			X 0-0 FC6-4 1B		C B F F F B B S 3-3 ② K		1	0	0	0	0	1	0
Chad Fonville, S (6, PH) OBP: 0.222, SLG: 0.222										1	0	1	0	0	0	0
Joey Eischen, L (6, 1)										0	0	0	0	0	0	0
Milt Thompson, L (8, PH) OBP: 0.182, SLG: 0.100										1	0	0	0	0	1	0
Mark Guthrie, R (8, 1)										0	0	0	0	0	0	0
Inning Stats	R: 0 E: 1 K: 0 S: 7 H: 0 LOB: 1 BB: 0 P: 12	R: 0 E: 0 K: 1 S: 8 H: 0 LOB: 0 BB: 0 P: 9	R: 0 E: 0 K: 3 S: 10 H: 0 LOB: 0 BB: 0 P: 13	R: 1 E: 0 K: 0 S: 8 H: 2 LOB: 0 BB: 0 P: 10	R: 0 E: 0 K: 0 S: 8 H: 0 LOB: 0 BB: 0 P: 12	R: 0 E: 0 K: 0 S: 7 H: 2 LOB: 1 BB: 0 P: 8	R: 0 E: 0 K: 1 S: 8 H: 1 LOB: 1 BB: 0 P: 9	R: 0 E: 0 K: 2 S: 11 H: 1 LOB: 1 BB: 0 P: 18	R: 0 E: 0 K: 0 S: 12 H: 2 LOB: 2 BB: 0 P: 17	1B: 7 2B: 1 3B: 0 HR: 0 SF: 0 SAC: 0 DP: 2 HBP: 0						

TOP

Los Angeles Dodgers @ Atlanta Braves

Atlanta-Fulton County Stadium, Atlanta, GA

Mon Apr 22 1996, 7:05 PM EDT

Att. 33,080 - Unknown - 80 F

livebaseballscorecards.com

AB	34
R	1
H	8
RBI	0
BB	0
SO	7
LOB	12

PITCHER		IP	WLS	BF	H	R	ER	SO	BB	IBB	HBP	BLK	WP	HR	S	P	ERA	WHIP
Greg Maddux, R ERA: 2.09	(1, 1)	9.0	W	34	8	1	1	7	0	0	0	0	0	0	79	108	1.00	0.889

PITCHER	IP	WLS	BF	H	R	ER	SO	BB	IBB	HBP	BLK	WP	HR	S	P	ERA	WHIP

Batter	1	2	3	4	5	6	7	8	9	AB	R	H	RBI	BB	SO	LOB
Marquis Grissom, R (1, 8) OBP: 0.280, SLG: 0.356	C C B X 1-2 G6-3 ①		B C S F S 1-3 K ②		F F B B S 3-3 K ②			C B X 1-1 CS 1B		4	0	1	0	0	2	0
Mark Lemke, S (1, 4) OBP: 0.351, SLG: 0.415	B C C B B F X 3-2 10 G6-3 1B		B C X 1-1 G4-3 ③		C F X 0-2 G1-3 ③			C B 1 SAFE X 1-1 G6-3 ① ② 1-2		4	0	1	0	0	0	1
10 Chipper Jones, S (1, 5) OBP: 0.338, SLG: 0.419 Ed Giovanola, L (8, 5) OBP: 0.286, SLG: 0.250	B B 1 SAFE C 1 SAFE X 2-1 G6-3 ② ③ 1-2f			S B F F B X 2-2 S G4-3 2B 1B		X 0-0 G5-3 ①		B B F X 2-1 F7 ③		3 1	1 0	1 0	0 0	0 0	0 0	1 0
Fred McGriff, L (1, 3) OBP: 0.367, SLG: 0.423		B F C B F S 2-3 K ①		C B B B F X 3-2 G4-3 ① 1-2		S X 0-1 1B				3	0	1	0	0	1	1
David Justice, L (1, 9) OBP: 0.405, SLG: 0.457		B C X 1-1 2B 1B		S X 0-1 HR 2-H 2B		B B X 2-0 F7 ②				3	2	2	1	0	0	1
Ryan Klesko, L (1, 7) OBP: 0.474, SLG: 0.851 Jerome Walton, R (7, 7) OBP: 0.389, SLG: 0.563	X 0-0 P9 ②		D X 1-0 HR 2-H			S S C 0-3 K ③				3 0	1 0	1 0	2 0	0 0	1 0	2 0
Javy Lopez, R (1, 2) OBP: 0.295, SLG: 0.389	F X 0-1 1-H 2B			B B C X 2-1 F8 ②			B S B S S 2-3 K ①			3	0	1	1	0	1	0
Rafael Belliard, R (1, 6) OBP: 0.103, SLG: 0.138	X 0-0 G6-3 ③			S B S S X 1-2 F9 ③			C B F C 1-3 K ②			3	0	0	0	0	1	1
Greg Maddux, R (1, 1)			B C F X 1-2 G1-6-3 ①		X 0-0 G5-3 ①		F B B X 2-1 G4-3 ③			3	0	0	0	0	0	0
Inning Stats	R: 0 E: 0 K: 0 S: 9 H: 1 LOB: 0 BB: 0 P: 15	R: 1 E: 0 K: 1 S: 10 H: 2 LOB: 1 BB: 0 P: 13	R: 0 E: 0 K: 1 S: 9 H: 0 LOB: 0 BB: 0 P: 12	R: 3 E: 0 K: 0 S: 15 H: 3 LOB: 0 BB: 0 P: 24	R: 0 E: 0 K: 1 S: 7 H: 0 LOB: 0 BB: 0 P: 10	R: 0 E: 0 K: 1 S: 7 H: 1 LOB: 1 BB: 0 P: 9	R: 0 E: 0 K: 2 S: 8 H: 0 LOB: 0 BB: 0 P: 13	R: 0 E: 0 K: 0 S: 6 H: 1 LOB: 0 BB: 0 P: 10		1B: 5 2B: 2 3B: 0 HR: 1	SF: 0 SAC: 0 DP: 1 HBP: 0					

BOTTOM

Los Angeles Dodgers @ Atlanta Braves

Atlanta-Fulton County Stadium, Atlanta, GA

Mon Apr 22 1996, 7:05 PM EDT

Att. 33,080 - Unknown - 80 F

livebaseballscorecards.com

AB	30
R	4
H	8
RBI	4
BB	0
SO	6
LOB	7

PITCHER		IP	WLS	BF	H	R	ER	SO	BB	IBB	HBP	BLK	WP	HR	S	P	ERA	WHIP
Tom Candiotti, R ERA: 4.29	(1, 1)	5.0	L	20	6	4	4	3	0	0	0	0	0	1	50	74	7.20	1.200
Joey Eischen, L ERA: 0.77	(6, 1)	2.0		7	1	0	0	3	0	0	0	0	0	0	15	22	0.00	0.500
Mark Guthrie, L ERA: 3.24	(8, 1)	1.0		3	1	0	0	0	0	0	0	0	0	0	6	10	0.00	1.000

PITCHER		IP	WLS	BF	H	R	ER	SO	BB	IBB	HBP	BLK	WP	HR	S	P	ERA	WHIP

Batter	1	2	3	4	5	6	7	8	9	AB	R	H	RBI	BB	SO	LOB
Brett Butler, L (1, 8) OBP: 0.337, SLG: 0.333	C C B X 1-2 G6-4-3 BB 1B		B C X 1-1 ② G5-3			C C B F C 1-3 ① K		F B B S B F F B 4-2 1B HR BB		3	1	1	0	1	1	0
Chad Fonville, S (1, 5) OBP: 0.308, SLG: 0.250	B 1 SAFE 1 SAFE B B B 4-0 G6-4-3 1-2 BB		C F X 0-2 ③ G4-3			B F B X 2-1 ② F8		M X 0-1 HR 1-2 1B		3	1	1	0	1	0	0
Mike Piazza, R (1, 2) OBP: 0.402, SLG: 0.450	C B C B F X 2-2 ① ② G6-4-3 1-2f 2-3			B B C F F X 2-2 ① P3		B B S F B X 3-2 ③ F9		B X 1-0 1-H 2-H HR		4	1	1	3	0	0	2
Raul Mondesi, R (1, 9) OBP: 0.277, SLG: 0.392	B S B C S 2-3 ③ K			B S B S S 2-3 ② K			C B B F F B S 3-3 ① K	C S B B X 2-2 ② P2		4	0	0	0	0	3	1
Mike Blowers, R (1, 3) OBP: 0.299, SLG: 0.215 Todd Worrell, R (8, 1)		B B B C F B 4-2 FC5-4 BB		B C C B B X 3-2 ③ F9			F X 0-1 1B 2B	X 0-0 ③ G1-3		3 0	0 0	1 0	0 0	1 0	0 0	0 0
Delino DeShields, L (1, 4) OBP: 0.274, SLG: 0.368		1 SAFE B C B 1 SAFE B C 1 SAFE X 3-2 ① F8			C X 0-1 ① B3-1		B F F C 1-3 ② K		B B S C S 2-3 ① K	4	0	0	0	0	2	2
Greg Gagne, R (1, 6) OBP: 0.372, SLG: 0.463	C S B B F X 2-2 ② FC5-4 1-2f				F C B X 1-2 1B		B B X 2-0 2-3 1B		B B S S B B 4-2 S BB	3	0	2	0	1	0	1
Roger Cedeno, S (1, 7) OBP: 0.350, SLG: 0.412	C B B C B S 3-3 ③ K				X 0-0 ② F7		B C B X 2-1 ③ F9		B C B B 1 SAFE C S 3-3 ② K 1-2	4	0	0	0	0	2	5
Chan Ho Park, R (1, 1) Juan Castro, R (5, PH) Mark Guthrie, R (5, 1) Antonio Osuna, R (7, 1) Milt Thompson, L (8, PH) OBP: 0.167, SLG: 0.091 Scott Radinsky, L (8, 1) Dave Hansen, L (8, 3) OBP: 0.273, SLG: 0.200			X 0-0 ① G4-3		X 0-0 ③ F8			X 0-0 ① F8	X 0-0 ③ F7	1 1 0 0 1 0 0 1	0 0 0 0 0 0 0 0	0 0 0 0 0 0 0 0	0 0 0 0 0 0 0 0	0 0 0 0 0 0 0 0	0 1 0 0 0 0 0 1	0 1 0 0 0 0 0 1
Inning Stats	R: 0 E: 0 K: 1 S: 10 H: 1 LOB: 1 BB: 1 P: 19	R: 0 E: 0 K: 1 S: 12 H: 0 LOB: 1 BB: 1 P: 24	R: 0 E: 0 K: 0 S: 6 H: 0 LOB: 0 BB: 0 P: 7	R: 0 E: 0 K: 1 S: 10 H: 0 LOB: 0 BB: 0 P: 17	R: 0 E: 0 K: 0 S: 7 H: 1 LOB: 1 BB: 0 P: 8	R: 0 E: 0 K: 1 S: 9 H: 0 LOB: 0 BB: 0 P: 15	R: 0 E: 0 K: 2 S: 12 H: 2 LOB: 2 BB: 0 P: 20	R: 3 E: 0 K: 0 S: 12 H: 2 LOB: 0 BB: 1 P: 19	R: 0 E: 0 K: 2 S: 9 H: 0 LOB: 1 BB: 1 P: 18	1B: 4 2B: 1 3B: 0 HR: 1	SF: 0 SAC: 0 DP: 1 HBP: 0			WP: 0 PB: 0 SB: 1 CS: 0	PA: 36		

TOP

Los Angeles Dodgers @ Atlanta Braves

Atlanta-Fulton County Stadium, Atlanta, GA

Tue Apr 23 1996, 7:05 PM EDT

Att. 30,475 - Unknown - 65 F

livebaseballscorecards.com

AB	32
R	3
H	6
RBI	3
BB	4
SO	8
LOB	13

PITCHER		IP	WLS	BF	H	R	ER	SO	BB	IBB	HBP	BLK	WP	HR	S	P	ERA	WHIP
Tom Glavine, L ERA: 3.86	(1, 1)	7.0		26	4	0	0	6	2	0	0	0	0	0	66	110	0.00	0.857
Greg McMichael, R ERA: 3.75	(8, 1)	0.1		3	1	2	2	0	1	0	0	0	0	0	7	11	54.00	6.000
Brad Clontz, R ERA: 3.48	(8, 1)	0.2	L	3	1	1	1	0	0	0	0	0	0	1	5	8	13.50	1.500
Terrell Wade, L ERA:	(9, 1)	1.0		4	0	0	0	2	1	0	0	0	0	0	9	18	0.00	1.000

PITCHER	IP	WLS	BF	H	R	ER	SO	BB	IBB	HBP	BLK	WP	HR	S	P	ERA	WHIP

BOTTOM

Batter	1	2	3	4	5	6	7	8	9	AB	R	H	RBI	BB	SO	LOB
Marquis Grissom, R (1, 8) OBP: 0.296, SLG: 0.374	C S B B B X 3-2 ① G4-3	B F X 1-1 ② G1-3 2-3		B B B C C B 4-2 BB			C X 0-1 2B		B B C C B X 3-2 1B	4	0	2	0	1	0	1
Mark Lemke, S (1, 4) OBP: 0.342, SLG: 0.400	B X 1-0 10 BB 2B 1B	B X 1-0 ③ G3-1		B B F X 2-1 ② F7			X 0-0 ① F7		C F X 0-2 ③ F8	5	1	1	0	0	0	5
10 Chipper Jones, S (1, 5) OBP: 0.333, SLG: 0.400	B C B B L 1 SAFE B 4-2 1-2 2B BB		B B B C S X 3-2 ① G1-3	B B X 2-0 ③ G4-3			B C X 1-1 ② F7			3	1	0	0	1	0	3
Fred McGriff, L (1, 3) OBP: 0.372, SLG: 0.432	B B F F B X 3-2 S 1-H 2-H 2B		C B B C B F B 4-2 1B BB		C S B S 1-3 ① K		C C S 0-3 ③ K			3	0	1	2	1	2	1
David Justice, L (1, 9) OBP: 0.398, SLG: 0.446	B S B C F F B F F 3-2 X ② P6 2-3		B B B C F X 3-2 1-3 1B		C B X 1-1 ② G5-3			X 0-0 ① F8		4	0	1	0	0	0	1
Ryan Klesko, L (1, 7) OBP: 0.463, SLG: 0.814	I I I 4-0 IBB		C C B 1 SAFE F S 1-3 ② K		B X 1-0 ③ P5			X 0-0 ② B1-3		3	0	0	0	1	1	2
Javy Lopez, R (1, 2) OBP: 0.280, SLG: 0.368	F 1 SAFE F F S 0-3 ③ K		C B F F S 1-3 ③ K			F B F S 1-3 ① K		X 0-0 ③ G6-3		4	0	0	0	0	3	4
Rafael Belliard, R (1, 6) OBP: 0.156, SLG: 0.161 Dwight Smith, L (9, PH) OBP: 0.222, SLG: 0.133		B B B B 4-0 G1-3 SH2-3 BB		X 0-0 SH2-3 1B		C B C X 1-2 ② P3			B F F B X 2-2 ① P5	2 1	0 0	1 0	0 0	1 0	0 0	0 0
Tom Glavine, L (1, 1) OBP: 0.125, SLG: 0.125 Greg McMichael, R (8, 1) Brad Clontz, R (8, 1) Terrell Wade, L (9, 1) Ed Giovanola, L (9, PH) OBP: 0.267, SLG: 0.231		X 0-0 ① SH2-3 1-2		C M X 0-2 ① SH1-3 1-2		B X 1-0 ③ G6-3			C B S B C 2-3 ② K	1 0 0 0 1	0 0 0 0 0	0 0 0 0 0	0 0 0 0 0	0 0 0 0 1	0 0 0 0 0	0 0 0 0 0
Inning Stats	R: 2 H: 2 E: 0 LOB: 2 K: 1 BB: 2 S: 20 P: 38	R: 0 H: 0 E: 0 LOB: 1 K: 0 BB: 1 S: 4 P: 10	R: 0 H: 1 E: 0 LOB: 2 K: 2 BB: 1 S: 17 P: 29	R: 0 H: 1 E: 0 LOB: 2 K: 0 BB: 1 S: 9 P: 17	R: 0 H: 0 E: 0 LOB: 0 K: 1 BB: 0 S: 6 P: 9	R: 0 H: 0 E: 0 LOB: 0 K: 1 BB: 0 S: 7 P: 10	R: 0 H: 1 E: 0 LOB: 1 K: 1 BB: 0 S: 8 P: 9	R: 0 H: 0 E: 0 LOB: 0 K: 0 BB: 0 S: 3 P: 3	R: 0 H: 1 E: 0 LOB: 1 K: 1 BB: 0 S: 12 P: 19	1B: 4 2B: 2 3B: 0 HR: 0	SF: 0 SAC: 2 DP: 0 HBP: 0				WP: 0 PB: 0 SB: 1 CS: 0	PA: 38	

PITCHER		IP	WLS	BF	H	R	ER	SO	BB	IBB	HBP	BLK	WP	HR	S	P	ERA	WHIP
Chan Ho Park, R ERA: 2.65	(1, 1)	4.0		21	4	2	2	3	4	1	0	0	0	0	50	94	4.50	2.000
Mark Guthrie, L ERA: 2.61	(5, 1)	2.0		6	0	0	0	2	0	0	0	0	0	0	13	19	0.00	0.000
Antonio Osuna, R ERA: 1.64	(7, 1)	1.0	W	4	1	0	0	1	0	0	0	0	0	0	8	9	0.00	1.000
Scott Radinsky, L ERA:	(8, 1)	0.2		2	0	0	0	0	0	0	0	0	0	0	2	2	0.00	0.000
Todd Worrell, R ERA:	(8, 1)	1.1	S	5	1	0	0	1	0	0	0	0	0	0	13	20	0.00	0.750

PITCHER	IP	WLS	BF	H	R	ER	SO	BB	IBB	HBP	BLK	WP	HR	S	P	ERA	WHIP

Los Angeles Dodgers @ Atlanta Braves

Atlanta-Fulton County Stadium, Atlanta, GA

Tue Apr 23 1996, 7:05 PM EDT

Att. 30,475 - Unknown - 65 F

livebaseballscorecards.com

AB	31
R	2
H	6
RBI	2
BB	5
SO	7
LOB	17

Atlanta Braves @ San Francisco Giants

3Com Park at Candlestick Point, San Francisco, CA

Wed Apr 24 1996, 10:05 PM EDT

Att. 13,296 - Unknown - 62 F

TOP

livebaseballscorecards.com

Batter	1	2	3	4	5	6	7	8	9	AB	R	H	RBI	BB	SO	LOB
Marquis Grissom, R (1, 8) OBP: 0.291, SLG: 0.368	K	P4			G4-3		SF8		G4-3 1B	4	0	1	1	0	1	2
Mark Lemke, S (1, 4) OBP: 0.333, SLG: 0.378	L7	G5-3			P4		10 HR BB		G4-3	4	1	0	0	1	0	3
10 Chipper Jones, S (1, 5) OBP: 0.363, SLG: 0.486	HR 1B		L9-3 1B		2B		HR		K	5	2	4	2	0	1	1
Fred McGriff, L (1, 3) OBP: 0.364, SLG: 0.453	SAFE HR		SAFE L9-3		G4-3		F8		P8	5	1	1	2	0	0	3
David Justice, L (1, 9) OBP: 0.391, SLG: 0.436	K		1B			K		F8		4	0	1	0	0	2	0
Jerome Walton, R (1, 7) OBP: 0.364, SLG: 0.550		1B 1B 2B	F9			G5-3		G5-3		4	1	1	0	0	0	1
Javy Lopez, R (1, 2) OBP: 0.302, SLG: 0.438		29 SH1-4 1B 2-3 1B		F9 29 CS 2B		F8		HR		4	1	3	1	0	0	0
Rafael Belliard, R (1, 6) OBP: 0.194, SLG: 0.229		29 SH1-4 1-2 3-H 1B		F9 2-3			29 SH1-4 SF8 2B	L8		4	1	2	1	0	0	1
29 John Smoltz, R (1, 1)		SH1-4 1-2 2-3		K 3-H			SH1-4 2-3		HR	1	0	0	0	0	1	1
Dwight Smith, L (9, PH) OBP: 0.263, SLG: 0.375										1	1	1	1	0	0	0
Mark Wohlers, R (9, 1)										0	0	0	0	0	0	0
Inning Stats	R: 2 E: 0 K: 2 S: 11 H: 2 LOB: 0 BB: 0 P: 18	R: 1 E: 0 K: 0 S: 10 H: 3 LOB: 2 BB: 0 P: 12	R: 0 E: 0 K: 0 S: 7 H: 2 LOB: 1 BB: 0 P: 12	R: 0 E: 0 K: 1 S: 10 H: 1 LOB: 0 BB: 0 P: 13	R: 0 E: 0 K: 0 S: 5 H: 1 LOB: 1 BB: 0 P: 11	R: 0 E: 0 K: 1 S: 8 H: 0 LOB: 0 BB: 0 P: 12	R: 3 E: 0 K: 0 S: 9 H: 2 LOB: 0 BB: 1 P: 15	R: 1 E: 0 K: 0 S: 7 H: 1 LOB: 0 BB: 0 P: 12	R: 1 E: 0 K: 1 S: 11 H: 2 LOB: 1 BB: 0 P: 18	1B: 6 2B: 5 3B: 0 HR: 4	SF: 1 SAC: 2 DP: 1 HBP: 0						

	AB	36
	R	8
	H	14
	RBI	8
	BB	1
	SO	5
	LOB	12

WP: 0 PB: 0 SB: 0 CS: 1 PA: 40

PITCHER		IP	WLS	BF	H	R	ER	SO	BB	IBB	HBP	BLK	WP	HR	S	P	ERA	WHIP
Allen Watson, L ERA: 4.54	(1, 1)	7.0	L	31	11	6	6	4	1	0	0	0	0	2	60	93	7.71	1.714
Jeff Juden, R ERA: 4.85	(8, 1)	1.2		8	3	2	2	1	0	0	0	0	0	2	17	27	10.80	1.800
Doug Creek, L ERA: 1.74	(9, 1)	0.1		1	0	0	0	0	0	0	0	0	0	0	1	3	0.00	0.000

PITCHER	IP	WLS	BF	H	R	ER	SO	BB	IBB	HBP	BLK	WP	HR	S	P	ERA	WHIP

Atlanta Braves @ San Francisco Giants

3Com Park at Candlestick Point, San Francisco, CA

Wed Apr 24 1996, 10:05 PM EDT

Att. 13,296 - Unknown - 62 F

livebaseballscorecards.com

BOTTOM

Batter	1	2	3	4	5	6	7	8	9	AB	R	H	RBI	BB	SO	LOB
Marvin Benard, L (1, 8) OBP: 0.379, SLG: 0.346	F8		FC3-6 WP 1-2f			2B HR BB		K		3	1	0	0	1	1	1
Robby Thompson, R (1, 4) OBP: 0.361, SLG: 0.387	F8		K 1-2			HR 2B 1-3		F7		4	1	1	0	0	1	1
Barry Bonds, L (1, 7) OBP: 0.404, SLG: 0.577	P7		G6-3			F7		1B		4	0	1	0	0	0	3
Matt Williams, R (1, 5) OBP: 0.422, SLG: 0.564		P8		G4-6-3 1B		HR 2-H 3-H		F8		4	1	2	3	0	0	1
Mark Carreon, R (1, 3) OBP: 0.361, SLG: 0.622		1B 1B		G4-6-3 1-2f		F7			L9	4	0	1	0	0	0	1
Glenallen Hill, R (1, 9) OBP: 0.279, SLG: 0.403		K		L9		K			K	4	0	0	0	0	3	1
Steve Decker, R (1, 2) OBP: 0.313, SLG: 0.333		SAFE 1-3 1B			L7		F7		K	4	0	1	0	0	1	0
Rich Aurilia, R (1, 6) OBP: 0.227, SLG: 0.211		L9			K		F8			3	0	0	0	0	1	2
Allen Watson, L (1, 1) OBP: 0.091, SLG: 0.091			FC3-6 1B		L8		K2-3			2	0	1	0	0	0	0
J.R. Phillips, L (7, PH) OBP: 0.240, SLG: 0.458										1	0	0	0	0	1	0
Jeff Juden, R (8, 1)										0	0	0	0	0	0	0
Doug Creek, L (9, 1)										0	0	0	0	0	0	0

	AB	33
	R	3
	H	7
	RBI	3
	BB	1
	SO	8
	LOB	10

Inning Stats	1	2	3	4	5	6	7	8	9
	R: 0 H: 0 E: 0 LOB: 0 K: 0 BB: 0 S: 5 P: 9	R: 0 H: 2 E: 0 LOB: 2 K: 1 BB: 0 S: 14 P: 21	R: 0 H: 1 E: 0 LOB: 1 K: 1 BB: 0 S: 12 P: 17	R: 0 H: 1 E: 0 LOB: 0 K: 0 BB: 0 S: 4 P: 5	R: 0 H: 0 E: 0 LOB: 0 K: 1 BB: 0 S: 6 P: 9	R: 3 H: 2 E: 0 LOB: 0 K: 1 BB: 1 S: 12 P: 24	R: 0 H: 0 E: 0 LOB: 0 K: 1 BB: 0 S: 9 P: 14	R: 0 H: 1 E: 0 LOB: 1 K: 1 BB: 0 S: 12 P: 19	R: 0 H: 0 E: 0 LOB: 0 K: 2 BB: 0 S: 7 P: 10

	1B: 5	SF: 0	WP: 1	PA: 34
	2B: 1	SAC: 0	PB: 0	
	3B: 0	DP: 1	SB: 0	
	HR: 1	HBP: 0	CS: 0	

PITCHER		IP	WLS	BF	H	R	ER	SO	BB	IBB	HBP	BLK	WP	HR	S	P	ERA	WHIP
29 John Smoltz, R ERA: 2.56	(1, 1)	8.0	W	31	7	3	3	6	1	0	0	0	1	1	74	118	3.38	1.000
Mark Wohlers, R ERA: 2.38	(9, 1)	1.0		3	0	0	0	2	0	0	0	0	0	0	7	10	0.00	0.000

PITCHER	IP	WLS	BF	H	R	ER	SO	BB	IBB	HBP	BLK	WP	HR	S	P	ERA	WHIP

Batter	1	2	3	4	5	6	7	8	9	AB	R	H	RBI	BB	SO	LOB
Marquis Grissom, R (1, 8) OBP: 0.280, SLG: 0.354	B X 1-0 ① F9		B B S B F S 3-3 ③ K			C X 0-1 ③ G6-3			S F C 0-3 ② K	4	0	0	0	0	2	1
Mark Lemke, S (1, 4) OBP: 0.341, SLG: 0.385	C X 0-1 ② G3			B B C X 2-1 ① F8			C B C X 1-2 10 FC4-6 1B		B C X 1-1 1B	4	0	2	0	0	0	0
10 Chipper Jones, S (1, 5) OBP: 0.345, SLG: 0.459	C B S S 1-3 ③ K			C S B X 1-2 ② G1			B X 1-0 ① FC4-6 G4-6-3 1-2f		C F F B S 1-3 ③ K	4	0	0	0	0	2	2
Fred McGriff, L (1, 3) OBP: 0.353, SLG: 0.438		C T C 0-3 ① K		X 0-0 ③ G3			B F X 1-1 ②③ G4-6-3 1-2f			3	0	0	0	0	1	1
David Justice, L (1, 9) OBP: 0.389, SLG: 0.432		B C C S 1-3 ② K			X 0-0 ① G6-3			B B C B C F X 3-2 FC6-4 1B		3	0	1	0	0	1	0
Ryan Klesko, L (1, 7) OBP: 0.447, SLG: 0.781		B B S B C F C 3-3 ③ K			B C S B S 2-3 ② K			B F B S S 2-3 ① K		3	0	0	0	0	3	1
Javy Lopez, R (1, 2) OBP: 0.292, SLG: 0.422			S B C B X 2-2 ① G6-3		B B B C X 3-1 ③ P4			X 0-0 ② FC6-4 1-2f		3	0	0	0	0	0	1
Rafael Belliard, R (1, 6) OBP: 0.205, SLG: 0.263			B X 1-0 2B			B B C C C 2-3 ① K		B X 1-0 ③ F9		3	0	1	0	0	1	1
Jason Schmidt, R (1, 1) Terrell Wade, L (4, 1) Brad Clontz, R (5, 1) Tyler Houston, L (6, PH) OBP: 0.286, SLG: 0.333 Mike Bielecki, R (6, 1) Tom Thobe, L (8, 1) Dwight Smith, L (9, PH) OBP: 0.250, SLG: 0.353			F C F C 0-3 ② K			C B C X 1-2 ② G3			C C B X 1-2 ① F8	1 0 0 1 0 0 1	0 0 0 0 0 0 0	0 0 0 0 0 0 0	0 0 0 0 0 0 0	0 0 0 0 0 0 0	1 0 0 0 0 0 0	1 0 0 0 0 0 0
Inning Stats	R: 0 E: 0 K: 1 S: 6 H: 0 LOB: 0 BB: 0 P: 8	R: 0 E: 0 K: 3 S: 10 H: 0 LOB: 0 BB: 0 P: 14	R: 0 E: 0 K: 2 S: 11 H: 1 LOB: 1 BB: 0 P: 17	R: 0 E: 0 K: 0 S: 6 H: 0 LOB: 0 BB: 0 P: 9	R: 0 E: 0 K: 1 S: 6 H: 0 LOB: 0 BB: 0 P: 11	R: 0 E: 0 K: 1 S: 8 H: 0 LOB: 0 BB: 0 P: 11	R: 0 E: 0 K: 0 S: 6 H: 1 LOB: 0 BB: 0 P: 9	R: 0 E: 0 K: 1 S: 9 H: 1 LOB: 1 BB: 0 P: 15	R: 0 E: 0 K: 2 S: 12 H: 1 LOB: 1 BB: 0 P: 15	1B: 3 2B: 1 3B: 0 HR: 0	SF: 0 SAC: 0 DP: 1 HBP: 0					

PITCHER		IP	W/L/S	BF	H	R	ER	SO	BB	IBB	HBP	BLK	WP	HR	S	P	ERA	WHIP
Mark Gardner, R ERA: 3.74	(1, 1)	9.0	W	30	4	0	0	11	0	0	0	0	0	0	74	109	0.00	0.444

PITCHER	IP	W/L/S	BF	H	R	ER	SO	BB	IBB	HBP	BLK	WP	HR	S	P	ERA	WHIP

TOP

Atlanta Braves @ San Francisco Giants

3Com Park at Candlestick Point, San Francisco, CA

Thu Apr 25 1996, 6:33 AM EDT

Att. 12,436 - Sunny - 66 F

livebaseballscorecards.com

AB	30
R	0
H	4
RBI	0
BB	0
SO	11
LOB	8

PA: 30

WP: 0
PB: 0
SB: 0
CS: 0

Batter	1	2	3	4	5	6	7	8	9	AB	R	H	RBI	BB	SO	LOB
Marvin Benard, L (1, 8) OBP: 0.349, SLG: 0.316	B B C F S 2-3 K ①	X 0-0 G6-3 ③		B F B B F F X 3-2 L7 ②		C C X 0-2 F7 ①		B B S B X 3-1 G6-3 ②		5	0	0	0	0	1	2
Robby Thompson, R (1, 4) OBP: 0.350, SLG: 0.457 Steve Scarsone, R (8, 4) OBP: 0.323, SLG: 0.429	C B X 1-1 F9 ②		B X 1-0 G1-3 ①	B X 1-0 HR		S X 0-1 G1-3 ②		X 0-0 HR		4 1	1 1	1 1	1 1	0 0	0 0	0 0
Barry Bonds, L (1, 7) OBP: 0.424, SLG: 0.613	B B C B B 4-1 BB		B B C B B 4-1 S 1B BB	S B B B F B 4-2 BB S BB		S C F B F X 1-2 HR		C X 0-1 G4-3 ③		2	2	1	1	3	0	0
Matt Williams, R (1, 5) OBP: 0.426, SLG: 0.556	C 1 SAFE F S 0-3 K ③		B F C 1 SAFE S 1-3 K ②	B I I I 4-0 BB 1-2 IBB		B X 1-0 FC4 1B				3	0	1	0	1	2	2
Mark Carreon, R (1, 3) OBP: 0.368, SLG: 0.605 Dave McCarty, R (8, 3) OBP: 0.500, SLG: 0.500		C B B X 2-1 E4 FC1 BB E	S F B B B B B SAFE 4-2 1B 1-2 HR BB	B S B B S F F B 4-2 1-2 2-3 BB		C B B B F B X 3-2 FC4 1-2f ③				2 0	2 0	0 0	0 0	2 0	0 0	1 0
Glenallen Hill, R (1, 9) OBP: 0.289, SLG: 0.400		S B B B B F B 4-2 E 1-2 BB	S F B B B X 2-2 1-2 2-H HR 1B	F C X 0-2 P3 ③			S C X 0-2 P7 ①			3	1	1	1	1	0	3
Tom Lampkin, L (1, 2) OBP: 0.250, SLG: 1.000		C F F B F X 1-2 F8 ①	B X 1-0 1-H 2-H HR		F B X 1-1 G4-3 ①		B X 1-0 G3-1 ②			4	1	1	3	0	0	2
Rich Aurilia, R (1, 6) OBP: 0.192, SLG: 0.174		B C X 1-1 FC1 1-3 2-H	C B F B F C 2-3 ③		X 0-0 G6-3 ②		B C X 1-1 F9 ③			4	0	0	0	0	1	1
Mark Gardner, R (1, 1) OBP: 0.200, SLG: 0.111		S C B C 1-3 ②		S B X 1-1 G4-3 ①	B X 1-0 F9 ③			F B B X 2-1 G6-3 ①		4	0	0	0	0	1	2
Inning Stats	R: 0 H: 0 E: 0 LOB: 1 K: 2 BB: 1 S: 9 P: 16	R: 1 H: 0 E: 2 LOB: 2 K: 1 BB: 1 S: 15 P: 24	R: 4 H: 2 E: 0 LOB: 0 K: 2 BB: 2 S: 16 P: 31	R: 1 H: 1 E: 0 LOB: 3 K: 0 BB: 3 S: 16 P: 33	R: 0 H: 0 E: 0 LOB: 0 K: 0 BB: 0 S: 4 P: 6	R: 1 H: 2 E: 0 LOB: 1 K: 0 BB: 0 S: 14 P: 19	R: 0 H: 0 E: 0 LOB: 0 K: 0 BB: 0 S: 6 P: 8	R: 1 H: 1 E: 0 LOB: 0 K: 0 BB: 0 S: 7 P: 12		1B: 2 SF: 0 2B: 0 SAC: 0 3B: 0 DP: 0 HR: 4 HBP: 0						WP: 0 PA: 39 PB: 0 SB: 2 CS: 0

PITCHER		IP	WLS	BF	H	R	ER	SO	BB	IBB	HBP	BLK	WP	HR	S	P	ERA	WHIP
Jason Schmidt, R ERA: 5.57	(1, 1)	3.2	L	20	3	6	5	5	4	0	0	0	0	2	47	83	12.27	1.909
Terrell Wade, L ERA:	(4, 1)	0.1		4	0	0	0	0	2	1	0	0	0	0	9	21	0.00	6.000
Brad Clontz, R ERA: 3.18	(5, 1)	1.0		3	0	0	0	0	0	0	0	0	0	0	4	6	0.00	0.000
Mike Bielecki, R ERA: 1.8	(6, 1)	2.0		8	2	1	1	0	0	0	0	0	0	1	20	27	4.50	1.000
Tom Thobe, L ERA: 1.5	(8, 1)	1.0		4	1	1	1	0	0	0	0	0	0	1	7	12	9.00	1.000

PITCHER	IP	WLS	BF	H	R	ER	SO	BB	IBB	HBP	BLK	WP	HR	S	P	ERA	WHIP

BOTTOM

Atlanta Braves @ San Francisco Giants

3Com Park at Candlestick Point, San Francisco, CA

Thu Apr 25 1996, 6:33 AM EDT
Att. 12,436 - Sunny - 66 F

livebaseballscorecards.com

AB	32
R	8
H	6
RBI	7
BB	7
SO	5
LOB	13

Atlanta Braves @ St. Louis Cardinals

Busch Stadium, St. Louis, MO

Fri Apr 26 1996, 7:05 PM CDT

Att. 34,598 - Unknown - 56 F

TOP

livebaseballscorecards.com

Batter	1	2	3	4	5	6	7	8	9	AB	R	H	RBI	BB	SO	LOB
Marquis Grissom, R (1, 8) OBP: 0.286, SLG: 0.375	1-0 10 FC4-6 3B	2-3 K		2-0 G5-3			1-0 F9		2-2 1B	5	1	2	0	0	1	1
Mark Lemke, S (1, 4) OBP: 0.344, SLG: 0.390	4-2 10 FC4-6 BB		2-1 G6-3	1-1 F7			0-1 2B		1-3 K	4	0	1	0	1	1	1
10 Chipper Jones, S (1, 5) OBP: 0.337, SLG: 0.443	2-1 FC4-6 2B 1B 1-2f 3-H		2-1 2B 1B		2-2 F9		1-0 G5-3		2-2 G2-3	5	2	1	1	0	0	3
Fred McGriff, L (1, 3) OBP: 0.368, SLG: 0.505	1-0 1-3 1B 2B		3-2 1-H 1B 2B		0-0 HR		2-1 P5			4	3	3	2	0	0	1
David Justice, L (1, 9) OBP: 0.404, SLG: 0.440	2-1 2-H 3-H 1B		0-2 1B 2-H 1B		3-3 K			4-2 BB		3	0	2	3	1	1	0
Ryan Klesko, L (1, 7) OBP: 0.427, SLG: 0.740	3-1 G3		2-1 F7		3-3 K			1-2 F7		4	0	0	0	0	1	2
Greg McMichael, R (8, 1)										0	0	0	0	0	0	0
Eddie Pérez, R (1, 2) OBP: 0.308, SLG: 0.583		0-0 P3	0-1 1-2 1B			2-2 P2		1-2 F7		4	0	1	0	0	0	1
Rafael Belliard, R (1, 6) OBP: 0.186, SLG: 0.238		1-1 E4 FC1-6	0-2 G4-3			0-3 K		0-3 K		4	0	0	0	0	2	3
Steve Avery, L (1, 1) OBP: 0.077, SLG: 0.077		0-0 FC1-6 1-2f		2-2 F8		1-3 K			2-3 K	3	0	0	0	0	1	1
Jerome Walton, R (8, 7) OBP: 0.348, SLG: 0.524										1	0	0	0	0	1	0

	AB	37
	R	6
	H	10
	RBI	6
	BB	2
	SO	8
	LOB	13

Inning Stats																								
	R: 3	H: 3	R: 0	H: 0	R: 2	H: 4	R: 0	H: 0	R: 1	H: 1	R: 0	H: 0	R: 0	H: 1	R: 0	H: 0	R: 0	H: 1	1B: 5	SF: 0	WP: 0	PA: 39
	E: 0	LOB: 0	E: 1	LOB: 1	E: 0	LOB: 2	E: 0	LOB: 0	E: 0	LOB: 0	E: 0	LOB: 0	E: 0	LOB: 1	E: 0	LOB: 1	E: 0	LOB: 1	2B: 3	SAC: 0	PB: 0	
	K: 0	BB: 1	K: 1	BB: 0	K: 0	BB: 0	K: 0	BB: 0	K: 2	BB: 0	K: 2	BB: 0	K: 0	BB: 1	K: 1	BB: 1	K: 2	BB: 0	3B: 1	DP: 0	SB: 0	
	S: 12	P: 25	S: 7	P: 10	S: 17	P: 26	S: 8	P: 13	S: 11	P: 19	S: 9	P: 12	S: 6	P: 10	S: 12	P: 18	S: 13	P: 20	HR: 1	HBP: 0	CS: 0	

PITCHER		IP	WLS	BF	H	R	ER	SO	BB	IBB	HBP	BLK	WP	HR	S	P	ERA	WHIP
Andy Benes, R ERA: 4.62	(1, 1)	6.1	L	29	9	6	6	5	1	0	0	0	0	1	67	109	8.53	1.579
Tony Fossas, L ERA: 1.42	(7, 1)	1.0		4	0	0	0	0	1	0	0	0	0	0	9	17	0.00	1.000
T.J. Mathews, R ERA: 0.59	(8, 1)	1.2		6	1	0	0	3	0	0	0	0	0	0	19	27	0.00	0.600

PITCHER	IP	WLS	BF	H	R	ER	SO	BB	IBB	HBP	BLK	WP	HR	S	P	ERA	WHIP

BOTTOM

Atlanta Braves @ St. Louis Cardinals

Busch Stadium, St. Louis, MO

Fri Apr 26 1996, 7:05 PM CDT

Att. 34,598 - Unknown - 56 F

livebaseballscorecards.com

Batter	1	2	3	4	5	6	7	8	9	AB	R	H	RBI	BB	SO	LOB
Royce Clayton, R (1, 6) OBP: 0.355, SLG: 0.430	F9		G1-4-3			K		G4-3 1B		4	0	1	0	0	1	1
Brian Jordan, R (1, 9) OBP: 0.320, SLG: 0.408	F8		F8			G3-1 2B		SAFE G4-3		4	0	1	0	0	0	2
Ray Lankford, L (1, 8) OBP: 0.344, SLG: 0.547	K			G6-3 HBP 1B		G3-1			HR	4	1	2	1	0	1	1
Ron Gant, R (1, 7) OBP: 0.378, SLG: 0.461		K		SAFE G6-3 HBP		K			K	3	0	0	0	0	3	1
Gary Gaetti, R (1, 3) OBP: 0.280, SLG: 0.423		G6-3		G6-3			FC6-4 1B		1B BB	3	0	1	0	1	0	2
Pat Borders, R (1, 2) OBP: 0.352, SLG: 0.407 T.J. Mathews, R (8, 1) Willie McGee, S (9, PH) OBP: 0.333, SLG: 0.417	1B			K			K		F9	3 0 1	0 0 0	1 0 0	0 0 0	0 0 0	2 0 0	2 0 1
David Bell, R (1, 5) OBP: 0.231, SLG: 0.297 Mark Sweeney, L (9, PH) OBP: 0.462, SLG: 0.381	SAFE P5				G5-3		FC6-4		DI 1B	3 1	0 0	0 1	0 0	0 0	0 0	2 0
Luis Alicea, S (1, 4) OBP: 0.284, SLG: 0.267			G1-4-3 1B		F7		G1-3			4	0	1	0	0	1	3
Andy Benes, R (1, 1) OBP: 0.167, SLG: 0.250 Tony Fossas, L (7, 1) Tom Pagnozzi, R (8, 2) OBP: 0.100, SLG: 0.111			F7		K			G6-3		2 0 1	0 0 0	0 0 0	0 0 0	0 0 0	1 0 0	1 0 0
Inning Stats	R: 0 E: 0 K: 1 S: 8 H: 0 LOB: 0 BB: 0 P: 14	R: 0 E: 0 K: 1 S: 13 H: 1 LOB: 1 BB: 0 P: 21	R: 0 E: 0 K: 0 S: 7 H: 1 LOB: 1 BB: 0 P: 11	R: 0 E: 0 K: 1 S: 14 H: 1 LOB: 1 BB: 0 P: 21	R: 0 E: 0 K: 1 S: 6 H: 0 LOB: 0 BB: 0 P: 11	R: 0 E: 0 K: 2 S: 16 H: 1 LOB: 1 BB: 0 P: 22	R: 0 E: 0 K: 1 S: 11 H: 1 LOB: 1 BB: 0 P: 16	R: 0 E: 0 K: 0 S: 7 H: 1 LOB: 0 BB: 0 P: 13	R: 1 E: 0 K: 2 S: 12 H: 2 LOB: 2 BB: 1 P: 20	1B: 6 2B: 1 3B: 0 HR: 1 SF: 0 SAC: 0 DP: 2 HBP: 1						

	AB	33
	R	1
	H	8
	RBI	1
	BB	1
	SO	9
	LOB	16

PITCHER		IP	WLS	BF	H	R	ER	SO	BB	IBB	HBP	BLK	WP	HR	S	P	ERA	WHIP
Steve Avery, L ERA: 2.45	(1, 1)	7.0	W	26	5	0	0	7	0	0	1	0	0	0	75	116	0.00	0.714
Greg McMichael, R ERA: 3.86	(8, 1)	2.0		9	3	1	1	2	1	0	0	0	0	1	19	33	4.50	2.000

PITCHER	IP	WLS	BF	H	R	ER	SO	BB	IBB	HBP	BLK	WP	HR	S	P	ERA	WHIP

WP: 0 PB: 0 SB: 0 CS: 0 PA: 35

Batter	1	2	3	4	5	6	7	8	9	AB	R	H	RBI	BB	SO	LOB
Marquis Grissom, R (1, 8) OBP: 0.276, SLG: 0.361	K		G5-4-3 1-2f	F9				G3		4	0	0	0	0	1	1
Mark Lemke, S (1, 4) OBP: 0.340, SLG: 0.376	F8		G5-3			G5-3		HR 10 1B BB		3	1	0	0	1	0	0
10 Chipper Jones, S (1, 5) OBP: 0.344, SLG: 0.446	G6-3			G4-6-3 1B		F9		HR 1-2 1B		4	1	2	0	0	0	0
Fred McGriff, L (1, 3) OBP: 0.373, SLG: 0.536		2B 1B 1B		G4-6-3 1-2f		K		HR 1-H 2-H		4	2	2	3	0	1	1
David Justice, L (1, 9) OBP: 0.398, SLG: 0.443		L5		1B 2B			F7	G4-3		4	1	1	0	0	0	1
Jerome Walton, R (1, 7) OBP: 0.407, SLG: 0.640		1B 1-3 2B		2-H 1B			1B 2B		F8	4	2	3	1	0	0	0
Javy Lopez, R (1, 2) OBP: 0.301, SLG: 0.425		2-H 3-H 1B		G5-3			G6-4-3 2-H 1B		G6-3	4	0	2	3	0	0	1
Rafael Belliard, R (1, 6) OBP: 0.170, SLG: 0.217		K		K			G6-4-3 1-2f		G5-3	4	0	0	0	0	2	1
Greg Maddux, R (1, 1) OBP: 0.071, SLG: 0.071			G5-4-3 1B	K				K		2	0	1	0	0	1	0
Dwight Smith, L (8, PH) OBP: 0.238, SLG: 0.333										1	0	0	0	0	1	0
Greg McMichael, R (8, 1)										0	0	0	0	0	0	0
Mark Wohlers, R (9, 1)										0	0	0	0	0	0	0
Inning Stats	R: 0 E: 0 K: 1 S: 5 H: 0 LOB: 0 BB: 0 P: 5	R: 2 E: 0 K: 1 S: 7 H: 3 LOB: 0 BB: 0 P: 7	R: 0 E: 0 K: 0 S: 3 H: 1 LOB: 0 BB: 0 P: 3	R: 1 E: 0 K: 0 S: 5 H: 3 LOB: 1 BB: 0 P: 5	R: 0 E: 0 K: 2 S: 7 H: 0 LOB: 0 BB: 0 P: 7	R: 0 E: 0 K: 1 S: 5 H: 0 LOB: 0 BB: 0 P: 5	R: 1 E: 0 K: 0 S: 4 H: 2 LOB: 0 BB: 0 P: 4	R: 3 E: 0 K: 1 S: 7 H: 2 LOB: 0 BB: 1 P: 11	R: 0 E: 0 K: 0 S: 3 H: 0 LOB: 0 BB: 0 P: 3	1B: 7 2B: 3 3B: 0 HR: 1 SF: 0 SAC: 0 DP: 3 HBP: 0						

TOP

Atlanta Braves @ St. Louis Cardinals

Busch Stadium, St. Louis, MO

Sat Apr 27 1996, 3:33 AM CDT
Att. 20,757 - Cloudy - 64 F

livebaseballscorecards.com

AB	34
R	7
H	11
RBI	7
BB	1
SO	6
LOB	5

WP: 0 PB: 0 SB: 0 CS: 0 PA: 35

PITCHER		IP	WLS	BF	H	R	ER	SO	BB	IBB	HBP	BLK	WP	HR	S	P	ERA	WHIP
Donovan Osborne, L ERA: 4.82	(1, 1)	7.0	L	26	9	4	4	5	0	0	0	0	0	0	36	36	5.14	1.286
Cory Bailey, R ERA: 4.7	(8, 1)	0.2		4	1	2	2	1	1	0	0	0	0	0	5	9	27.00	3.000
Rick Honeycutt, L ERA: 5.0	(8, 1)	1.1		5	1	1	1	0	0	0	0	0	0	1	5	5	6.75	0.750

PITCHER	IP	WLS	BF	H	R	ER	SO	BB	IBB	HBP	BLK	WP	HR	S	P	ERA	WHIP

Atlanta Braves @ St. Louis Cardinals

Busch Stadium, St. Louis, MO

Sat Apr 27 1996, 3:33 AM CDT
Att. 20,757 - Cloudy - 64 F

BOTTOM

Batter	1	2	3	4	5	6	7	8	9	AB	R	H	RBI	BB	SO	LOB
Royce Clayton, R (1, 6) OBP: 0.342, SLG: 0.412	G4-3		L4		G5-3 (1-2)		G4-3			4	0	0	0	0	0	1
Brian Jordan, R (1, 9) OBP: 0.315, SLG: 0.385	G5-3		G6-3		K			BB, CS		3	0	0	0	1	1	1
Ray Lankford, L (1, 8) OBP: 0.330, SLG: 0.522	K		K			G3-1		K (1-2)		4	0	0	0	0	3	1
Ron Gant, R (1, 7) OBP: 0.363, SLG: 0.438		G4-3		F8		G5-3		F8		4	0	0	0	0	0	0
Gary Gaetti, R (1, 5) OBP: 0.304, SLG: 0.453		2B, 2B		K		1B, 1B			DI, 1B	4	1	3	0	0	1	0
John Mabry, L (1, 3) OBP: 0.349, SLG: 0.387		2B, 2B (2-H)		1B, 1B		1B (1-2)			K (1-2)	4	1	3	1	0	1	1
Tom Pagnozzi, R (1, 2) OBP: 0.214, SLG: 0.308		2B (2-H)		CS, 1B (1-2)		F9			K	4	0	2	1	0	1	3
Luis Alicea, S (1, 4) OBP: 0.276, SLG: 0.258		F6		CS (1-2)	F7		K		F8	2	0	0	0	0	0	1
David Bell, R (7, PH) OBP: 0.225, SLG: 0.289 (8, 4)										2	0	0	0	0	1	1
Donovan Osborne, S (1, 1) OBP: 0.200, SLG: 0.200		K			G5-3		F7			2	0	1	0	0	1	1
Mark Sweeney, L (7, PH) OBP: 0.444, SLG: 0.364										1	0	0	0	0	0	0
Cory Bailey, R (8, 1)										0	0	0	0	0	0	0
Rick Honeycutt, L (8, 1)										0	0	0	0	0	0	0
Inning Stats	R: 0 E: 0 K: 1 S: 5 H: 0 LOB: 0 BB: 0 P: 5	R: 2 E: 0 K: 1 S: 8 H: 3 LOB: 1 BB: 0 P: 8	R: 0 E: 0 K: 1 S: 5 H: 0 LOB: 0 BB: 0 P: 5	R: 0 E: 0 K: 1 S: 6 H: 2 LOB: 1 BB: 0 P: 6	R: 0 E: 0 K: 1 S: 6 H: 1 LOB: 1 BB: 0 P: 6	R: 0 E: 0 K: 0 S: 5 H: 2 LOB: 2 BB: 0 P: 5	R: 0 E: 0 K: 1 S: 5 H: 0 LOB: 0 BB: 0 P: 6	R: 0 E: 0 K: 1 S: 4 H: 0 LOB: 0 BB: 1 P: 8	R: 0 E: 0 K: 2 S: 8 H: 1 LOB: 1 BB: 0 P: 8	1B: 6 2B: 4 3B: 0 HR: 0	SF: 0 SAC: 0 DP: 1 HBP: 0						

livebaseballscorecards.com

AB	34
R	2
H	9
RBI	2
BB	1
SO	9
LOB	10

WP: 0 PB: 0 SB: 0 CS: 2 PA: 36

PITCHER		IP	WLS	BF	H	R	ER	SO	BB	IBB	HBP	BLK	WP	HR	S	P	ERA	WHIP
Greg Maddux, R ERA: 2.17	(1, 1)	7.0	W	28	8	2	2	6	0	0	0	0	0	0	40	41	2.57	1.143
Greg McMichael, R ERA: 3.6	(8, 1)	1.0		3	0	0	0	1	1	0	0	0	0	0	4	8	0.00	1.000
Mark Wohlers, R ERA: 2.19	(9, 1)	1.0		4	1	0	0	2	0	0	0	0	0	0	8	8	0.00	1.000

PITCHER	IP	WLS	BF	H	R	ER	SO	BB	IBB	HBP	BLK	WP	HR	S	P	ERA	WHIP

Batter	1	2	3	4	5	6	7	8	9	AB	R	H	RBI	BB	SO	LOB
Marquis Grissom, R (1, 8) OBP: 0.275, SLG: 0.384	F B X 1-1 HR	F X 0-1 ③ G6-3			F B S B C 2-3 ① K		B X 1-0 ① SH3-4 1-2		B B X 2-0 ① G6-3	4	1	1	1	0	1	1
Mark Lemke, S (1, 4) OBP: 0.343, SLG: 0.371	C X 0-1 ① G5-3		B B B B 4-0 10 G4-6-3 BB		C B B X 2-1 ② G5-3		C X 0-1 10 FC3-6 1B		F B B B X 3-1 ② G3	4	0	1	0	1	0	0
10 Chipper Jones, S (1, 5) OBP: 0.337, SLG: 0.425	B B B C F B 4-2 BB BB		B C F B X 2-2 ① ② G4-6-3 1-2f		B B X 2-0 ③ F8		B X 1-0 ② FC3-6 2B 1-2f 2-3		B C X 1-1 ③ G6-3	4	1	0	0	1	0	3
Fred McGriff, L (1, 3) OBP: 0.386, SLG: 0.545	B B B F B 4-1 1-2 BB		B B C B X 3-1 ③ G1-3			C B F B B B 4-2 FC4-6 BB	B B X 2-0 1-H 3-H 2B			2	0	1	2	2	0	0
David Justice, L (1, 9) OBP: 0.383, SLG: 0.424	C C B C 1-3 ② K			S B B X 2-1 ① G1-3		B F B B B X 3-1 ① FC4-6 G1-3 1-2f	C B X 1-1 ③ F9			4	0	0	0	0	1	4
Ryan Klesko, L (1, 7) OBP: 0.424, SLG: 0.722 Jerome Walton, R (7, 7) OBP: 0.393, SLG: 0.615	C B B B B F F S 3-3 ③ K			C B B S B F B 4-2 E S SF4 BB		C B F B X 2-2 ② G1-3 1-2		B X 1-0 ① G4-3		2 1	1 0	0 0	0 0	1 0	1 0	3 0
Javy Lopez, R (1, 2) OBP: 0.299, SLG: 0.416		X 0-0 ① G1-6-3		C B X 1-1 ② SF4 1-H		I I 4-0 IBB		C C C 0-3 ② K		2	0	0	1	1	1	0
Rafael Belliard, R (1, 6) OBP: 0.176, SLG: 0.220		B B C X 2-1 E6 SH2-4		X 0-0 1B		S S X 0-2 ③ L3		B C F B S 2-3 K		4	0	1	0	0	1	2
Tom Glavine, L (1, 1) OBP: 0.182, SLG: 0.182 Mark Wohlers, R (8, 1)		B 1 SAFE X 1-0 ② SH2-4 1-2		B B C C S 2-3 ③ K			X 0-0 10 FC3-6 SH3-4 2B 1B	C F B B B F F F B X 3-2 ③ L6		3 0	1 0	1 0	0 0	0 0	1 0	2 0
Inning Stats	R: 1 H: 1 E: 0 LOB: 2 K: 2 BB: 2 S: 14 P: 27	R: 0 H: 0 E: 1 LOB: 1 K: 0 BB: 0 S: 6 P: 9	R: 0 H: 0 E: 0 LOB: 0 K: 0 BB: 1 S: 5 P: 14	R: 1 H: 1 E: 0 LOB: 1 K: 1 BB: 1 S: 11 P: 20	R: 0 H: 0 E: 0 LOB: 0 K: 1 BB: 0 S: 6 P: 12	R: 0 H: 0 E: 0 LOB: 2 K: 0 BB: 2 S: 10 P: 23	R: 2 H: 3 E: 0 LOB: 1 K: 0 BB: 0 S: 8 P: 13	R: 0 H: 0 E: 0 LOB: 1 K: 2 BB: 0 S: 13 P: 19	R: 0 H: 0 E: 0 LOB: 0 K: 0 BB: 0 S: 5 P: 11	1B: 3 SF: 1 2B: 1 SAC: 2 3B: 0 DP: 1 HR: 1 HBP: 0						

PITCHER		IP	WLS	BF	H	R	ER	SO	BB	IBB	HBP	BLK	WP	HR	S	P	ERA	WHIP
Todd Stottlemyre, R ERA: 5.66	(1, 1)	7.0	L	32	5	4	4	4	5	1	0	0	0	1	60	118	5.14	1.429
Jeff Parrett, R ERA: 2.12	(8, 1)	1.0		4	0	0	0	2	0	0	0	0	1	0	13	19	0.00	0.000
Mark Petkovsek, R ERA: 3.6	(9, 1)	1.0		3	0	0	0	0	0	0	0	0	0	0	5	11	0.00	0.000

PITCHER	IP	WLS	BF	H	R	ER	SO	BB	IBB	HBP	BLK	WP	HR	S	P	ERA	WHIP

TOP

Atlanta Braves @ St. Louis Cardinals

Busch Stadium, St. Louis, MO

Mon Apr 29 1996, 7:05 PM CDT

Att. 25,452 - Unknown - 44 F

livebaseballscorecards.com

AB	30
R	4
H	5
RBI	4
BB	6
SO	6
LOB	15

WP: 1	PA: 39	
PB: 0		
SB: 1		
CS: 0		

Batter	1	2	3	4	5	6	7	8	9	AB	R	H	RBI	BB	SO	LOB
Luis Alicea, S (1, 4) OBP: 0.275, SLG: 0.258	C C B S 1-3 K ①		C S B C 1-3 K ①		C B B F X 2-2 F9 ③			S X 0-1 1B 1B		4	0	1	0	0	2	1
Royce Clayton, R (1, 6) OBP: 0.333, SLG: 0.400 Ray Lankford, L (8, PH) OBP: 0.327, SLG: 0.516 (9, 8)	B X 1-0 P4 ②		F X 0-1 G5-3 ②			F C B B S 2-3 K ①		C S X 0-2 F9 ②		3 1	0 0	0 0	0 0	0 0	1 0	0 1
Willie McGee, S (1, 9) OBP: 0.343, SLG: 0.422 (9, 7)	B X 1-0 G4-3 ③		S B B S B X 3-2 G6-3 ③			B S F X 1-2 1B		X 0-0 1-3 1B		4	0	2	0	0	0	0
Ron Gant, R (1, 7) OBP: 0.358, SLG: 0.429 Mark Petkovsek, R (9, 1)		S F B B X 2-2 1B 1B 1B		B X 1-0 G5-3 ①		B C B X 2-1 L6 ②		B C S F C 1-3 K ③		4 0	1 0	1 0	0 0	0 0	1 0	3 0
Brian Jordan, R (1, 8) OBP: 0.310, SLG: 0.364 (9, 9)		B S 1 SAFE S 1-3 K ①		B S F B B B 4-2 G4-6-3 BB		B C S F 1 SAFE C 1-3 K ③			B S C B B F S 3-3 K ①	3	0	0	0	1	3	2
John Mabry, L (1, 3) OBP: 0.345, SLG: 0.380		B C S S B 1 SAFE 1 SAFE F X 2-2 1B 1-3 1B		F B B X 2-1 ②③ G4-6-3 1-2f			X 0-0 ① F8		C F B F S 1-3 K ②	4	0	1	0	0	1	1
Danny Sheaffer, R (1, 2) OBP: 0.375, SLG: 0.409 Mark Sweeney, L (9, PH) OBP: 0.464, SLG: 0.364		X 0-0 S 2-3 3-H 1B			B C F X 1-2 G5-3 ①		B C X 1-1 F8 ②		C B B B B B 4-1 BB	3 0	0 0	1 0	1 0	0 1	0 0	0 0
David Bell, R (1, 5) OBP: 0.227, SLG: 0.286		B B C S S 2-3 K ②			C B X 1-1 SH5-4 1B		B B C X 2-1 F8 ③		B B B C C X 3-1 P6 ③	4	0	1	0	0	1	3
Todd Stottlemyre, L (1, 1) OBP: 0.455, SLG: 0.400 Jeff Parrett, R (8, 1) Ozzie Smith, S (8, PH) OBP: 0.333, SLG: 0.333 (9, 6)		B S P F C 2-3 K ③ 1-2			X 0-0 SH5-4 ② 1-2			F B X 1-1 G6-3 ①		1 0 1	0 0 0	0 0 0	0 0 0	0 0 0	1 0 0	2 0 0
Inning Stats	R: 0 E: 0 K: 1 S: 5 H: 0 LOB: 0 BB: 0 P: 8	R: 1 E: 0 K: 3 S: 18 H: 3 LOB: 2 BB: 0 P: 26	R: 0 E: 0 K: 1 S: 8 H: 0 LOB: 0 BB: 0 P: 12	R: 0 E: 0 K: 0 S: 5 H: 0 LOB: 0 BB: 1 P: 12	R: 0 E: 0 K: 0 S: 9 H: 1 LOB: 1 BB: 0 P: 13	R: 0 E: 0 K: 2 S: 11 H: 1 LOB: 1 BB: 0 P: 17	R: 0 E: 0 K: 0 S: 5 H: 0 LOB: 0 BB: 0 P: 8	R: 0 E: 0 K: 1 S: 12 H: 2 LOB: 2 BB: 0 P: 14	R: 0 E: 0 K: 2 S: 11 H: 0 LOB: 1 BB: 1 P: 22	1B: 7 2B: 0 3B: 0 HR: 0	SF: 0 SAC: 1 DP: 1 HBP: 0						

PITCHER		IP	WLS	BF	H	R	ER	SO	BB	IBB	HBP	BLK	WP	HR	S	P	ERA	WHIP
Tom Glavine, L ERA: 3.32	(1, 1)	7.2	W	30	7	1	1	7	1	0	0	0	0	0	69	105	1.17	1.043
Mark Wohlers, R ERA: 1.98	(8, 1)	1.1	S	5	0	0	0	3	1	0	0	0	0	0	15	27	0.00	0.750

PITCHER	IP	WLS	BF	H	R	ER	SO	BB	IBB	HBP	BLK	WP	HR	S	P	ERA	WHIP

BOTTOM

Atlanta Braves @ St. Louis Cardinals

Busch Stadium, St. Louis, MO

Mon Apr 29 1996, 7:05 PM CDT

Att. 25,452 - Unknown - 44 F

livebaseballscorecards.com

AB	32
R	1
H	7
RBI	1
BB	2
SO	10
LOB	13

1B: 7	SF: 0	WP: 0	PA: 35
2B: 0	SAC: 1	PB: 0	
3B: 0	DP: 1	SB: 1	
HR: 0	HBP: 0	CS: 0	

Batter	1	2	3	4	5	6	7	8	9	AB	R	H	RBI	BB	SO	LOB
Marquis Grissom, R (1, 8) OBP: 0.272, SLG: 0.376	B C C F C 1-3 ① K	X 0-0 ②③ G6-4-3 1-2f		C F B B X 2-2 ③ F9			B C F X 1-2 ② F8		L B B L F X 2-2 SH1-4 10 1B 1-2 1B	5	1	1	0	0	1	4
Mark Lemke, S (1, 4) OBP: 0.340, SLG: 0.376	C B C S 1-3 ② K		X 0-0 ① G6-3		B F F C 1-3 ① K		B C B X 2-1 2B		X 0-0 ① SH1-4 1-2 2-3	4	0	1	0	0	2	0
10 Chipper Jones, S (1, 5) OBP: 0.330, SLG: 0.413	B B C S S 2-3 ③ K		B B F F B S 3-3 ② K		X 0-0 ② G3-1		B C B X 2-1 ③ G4-3		F X 0-1 2-H 3-H HR 1B	5	1	1	2	0	2	1
Fred McGriff, L (1, 3) OBP: 0.412, SLG: 0.596		B X 1-0 1B HR 1B	X 0-0 1B		B B X 2-0 1B			C B X 1-1 FC6-4 1B	X 0-0 2-H HR	5	2	5	2	0	0	0
David Justice, L (1, 9) OBP: 0.384, SLG: 0.417		B C C F B 1 SAFE X 2-2 1-2 HR 1B	C C X 0-2 ③ G1-3		C F 1 SAFE S 0-3 ③ K			B B B C X 3-1 ① FC6-4 1B 1-2f	B C B B F F B 4-2 G6-3 BB	4	1	1	0	1	1	3
Ryan Klesko, L (1, 7) OBP: 0.427, SLG: 0.747 Jerome Walton, R (8, 7) OBP: 0.379, SLG: 0.593 Mark Wohlers, R (9, 1) Greg McMichael, R (9, 1)		B S F B B F X 3-2 1-H 2-H HR		F F B C 1-3 ① K		B F C B F C 2-3 ① K		B C 1 SAFE X 1-1 1-2 1B	B C S S X 1-2 ② G6-3 1-2	4 1 0 0	1 0 0 0	2 0 0 0	3 0 0 0	0 0 0 0	2 0 0 0	0 1 0 0
Javy Lopez, R (1, 2) OBP: 0.324, SLG: 0.424		X 0-0 FC6-4 1B		B F F B B B 4-2 29 WP 1B BB		S B X 1-1 CS 1B		B F S F F F S 1-3 ② K	I I I 4-0 IBB	3	0	2	0	2	1	2
Rafael Belliard, R (1, 6) OBP: 0.179, SLG: 0.218		X 0-0 ① FC6-4 29 29 1B S 1-2f		B X 1-0 29 WP 1-2 1B		C S B F F S 1-3 ②③ K 1-2		X 0-0 ③ L4	X 0-0 ③ G4-3	5	0	1	0	0	1	6
29 John Smoltz, R (1, 1) OBP: 0.125, SLG: 0.067 Dwight Smith, L (9, PH) OBP: 0.273, SLG: 0.368 (9, 7)		C B F X 1-2 G6-4-3 1-3 1B		F L F B S 1-3 ② K 1-2 2-3			S S B C 1-3 ① K		F B B F X 2-2 SH1-4 10 1B 1B	3 1	0 1	1 1	0 0	0 0	2 0	2 0
Inning Stats	R: 0 H: 0 E: 0 LOB: 0 K: 3 BB: 0 S: 10 P: 14	R: 3 H: 5 E: 0 LOB: 1 K: 0 BB: 0 S: 15 P: 22	R: 0 H: 1 E: 0 LOB: 1 K: 1 BB: 0 S: 8 P: 11	R: 0 H: 1 E: 0 LOB: 2 K: 2 BB: 1 S: 13 P: 22	R: 0 H: 1 E: 0 LOB: 1 K: 2 BB: 0 S: 8 P: 11	R: 0 H: 1 E: 0 LOB: 0 K: 2 BB: 0 S: 11 P: 15	R: 0 H: 1 E: 0 LOB: 1 K: 1 BB: 0 S: 10 P: 16	R: 0 H: 2 E: 0 LOB: 2 K: 1 BB: 0 S: 13 P: 19	R: 4 H: 4 E: 0 LOB: 2 K: 0 BB: 2 S: 18 P: 31	1B: 13 SF: 0 2B: 1 SAC: 1 3B: 0 DP: 1 HR: 2 HBP: 0						

PITCHER		IP	WLS	BF	H	R	ER	SO	BB	IBB	HBP	BLK	WP	HR	S	P	ERA	WHIP
Doug Drabek, R ERA: 5.47	(1, 1)	6.0		26	9	3	3	10	1	0	0	0	1	1	65	95	4.50	1.667
Jeff Tabaka, L ERA: 5.14	(7, 1)	1.1		7	3	0	0	1	0	0	0	0	0	0	16	27	0.00	2.250
Xavier Hernandez, R ERA: 7.5	(8, 1)	0.2		2	0	0	0	1	0	0	0	0	0	0	7	8	0.00	0.000
Todd Jones, R ERA: 4.7	(9, 1)	0.1	L	4	3	3	3	0	0	0	0	0	0	0	10	14	81.00	9.000
Alvin Morman, L ERA: 4.91	(9, 1)	0.2		5	1	1	1	0	1	1	0	0	0	1	8	17	13.50	3.000

PITCHER	IP	WLS	BF	H	R	ER	SO	BB	IBB	HBP	BLK	WP	HR	S	P	ERA	WHIP

Atlanta Braves @ Houston Astros

Astrodome, Houston, TX

Tue Apr 30 1996, 8:05 PM EDT

Att. 17,795 - Dome - 68 F

TOP

livebaseballscorecards.com

AB	40
R	7
H	16
RBI	7
BB	3
SO	12
LOB	19

WP: 1	PA: 44		
PB: 0			
SB: 1			
CS: 1			

Batter	1	2	3	4	5	6	7	8	9	AB	R	H	RBI	BB	SO	LOB
Brian Hunter, R (1, 8) OBP: 0.344, SLG: 0.364	T C S 0-3 K ①		S X 0-1 G3 ③			C F S 0-3 K ②		S B X 1-1 1-3 2-H 1B ②		4	0	1	1	0	2	0
Craig Biggio, R (1, 4) OBP: 0.387, SLG: 0.354	B X 1-0 F8 ②			C B S X 1-2 G3-1 ①		S S B F S 1-3 K ③		C X 0-1 G4-3 ③		4	0	0	0	0	1	1
5 Jeff Bagwell, R (1, 3) OBP: 0.476, SLG: 0.673	C S B B S 2-3 K ③			B B X 2-0 F8 ②			B B F C B X 3-2 G6-3 G1-3 2B		B F B X 2-1 F7 ①	4	1	1	0	0	1	0
Derek Bell, R (1, 9) OBP: 0.344, SLG: 0.530		S C B X 1-2 F8 ①		F B B B S X 3-2 G6-3 ③			X 0-0 G6-3 2-3 ①		X 0-0 1B E 2B	4	1	1	0	0	0	1
Rick Wilkins, L (1, 2) OBP: 0.449, SLG: 0.549		B B X 2-0 F7 ②			C S S 0-3 K ①		F B B X 2-1 G1-3 3-H ②		C C S 0-3 K ②	4	0	0	1	0	2	1
Sean Berry, R (1, 5) OBP: 0.347, SLG: 0.424		F B C C 1-3 K ③			F C X 0-2 G3-1 ②		B F S B B B F F F C 3-3 K ③		C X 0-1 E DI 1B 2-3 1B	4	1	1	0	0	2	0
John Cangelosi, S (1, 7) OBP: 0.394, SLG: 0.296			F B B B C F X 3-2 G3-1 ①		C B B B C F F X 3-2 1B			F B B B B 4-1 1B 1B BB	B B B C C X 3-2 E5 1B 1-3 3-H	3	1	1	0	1	0	1
Orlando Miller, R (1, 6) OBP: 0.373, SLG: 0.553			B B B F F X 2-2 HR		1 SAFE F C 1 SAFE 1 SAFE B 1 SAFE F B 2-2 F F X F9 ③			C 1 SAFE B B L X 2-2 1B 1-2 1B	X 0-0 1-2 3-H 1B	4	1	3	2	0	0	1
Doug Drabek, R (1, 1) Bill Spiers, L (6, PH) OBP: 0.250, SLG: 0.300 Jeff Tabaka, R (7, 1) Xavier Hernandez, L (8, 1) James Mouton, R (8, PH) OBP: 0.300, SLG: 0.235 Todd Jones, L (9, 1) Alvin Morman, L (9, 1) Derrick May, L (9, PH) OBP: 0.302, SLG: 0.404			S S B B B C 3-3 K ②			B F F F S 2-3 K ①		C C 2 B B F S SAFE 2-3 K ①	S B S F B B B F S 3-3 K ③	1 1 0 0 1 0 0 0 1	0 0 0 0 0 0 0 0 0	0 0 0 0 0 0 0 0 0	0 0 0 0 0 0 0 0 0	0 1 0 0 0 0 0 0 0	1 0 0 0 1 0 0 0 1	0 0 0 0 2 0 0 0 2
Inning Stats	R: 0 E: 0 K: 2 S: 7 H: 0 LOB: 0 BB: 0 P: 10	R: 0 E: 0 K: 1 S: 7 H: 0 LOB: 0 BB: 0 P: 11	R: 1 E: 0 K: 1 S: 12 H: 1 LOB: 0 BB: 0 P: 20	R: 0 E: 0 K: 0 S: 7 H: 0 LOB: 0 BB: 0 P: 13	R: 0 E: 0 K: 1 S: 17 H: 1 LOB: 1 BB: 0 P: 22	R: 0 E: 0 K: 3 S: 11 H: 0 LOB: 0 BB: 0 P: 14	R: 1 E: 0 K: 1 S: 12 H: 1 LOB: 0 BB: 0 P: 20	R: 1 E: 0 K: 1 S: 12 H: 2 LOB: 1 BB: 1 P: 21	R: 2 E: 1 K: 2 S: 17 H: 3 LOB: 2 BB: 0 P: 25	1B: 5 2B: 2 3B: 0 HR: 1 SF: 0 SAC: 0 DP: 0 HBP: 0						

PITCHER		IP	WLS	BF	H	R	ER	SO	BB	IBB	HBP	BLK	WP	HR	S	P	ERA	WHIP
29 John Smoltz, R ERA: 2.7	(1, 1)	8.0	W	29	5	3	3	10	1	0	0	0	0	1	85	131	3.38	0.750
Mark Wohlers, R ERA: 1.88	(9, 1)	0.2		6	3	2	0	1	0	0	0	0	0	0	12	17	0.00	4.500
Greg McMichael, R ERA: 3.52	(9, 1)	0.1	S	1	0	0	0	1	0	0	0	0	0	0	5	8	0.00	0.000

PITCHER	IP	WLS	BF	H	R	ER	SO	BB	IBB	HBP	BLK	WP	HR	S	P	ERA	WHIP

BOTTOM

Atlanta Braves @ Houston Astros

Astrodome, Houston, TX

Tue Apr 30 1996, 8:05 PM EDT

Att. 17,795 - Dome - 68 F

livebaseballscorecards.com

AB	35
R	5
H	8
RBI	4
BB	1
SO	12
LOB	9

1B: 5	SF: 0	WP: 0	PA: 36
2B: 2	SAC: 0	PB: 0	
3B: 0	DP: 0	SB: 0	
HR: 1	HBP: 0	CS: 0	

Batter	1	2	3	4	5	6	7	8	9	AB	R	H	RBI	BB	SO	LOB
Marquis Grissom, R (1, 8) OBP: 0.271, SLG: 0.372	B X 1-0 ① G6-3		B F X 1-1 WP 1-2 1B			B F B X 2-1 ② G4-3			B X 1-0 ① P3	4	0	1	0	0	0	0
Mark Lemke, S (1, 4) OBP: 0.336, SLG: 0.365	C B B X 2-1 ② G5-3		B C B S D F X 3-2 ③ F8 1-2 2-3			B F B C B F X 3-2 ③ G4-3			B B C F B F F B 4-2 10 G5-4-3 BB	3	0	0	0	1	0	2
10 Chipper Jones, S (1, 5) OBP: 0.327, SLG: 0.400	B B S B X 3-1 ③ G6-3			X 0-0 ① G6-3			B B B C B 4-1 1B FC3-2-5 BB		X 0-0 ②③ G5-4-3 1-2f	3	0	0	0	1	0	1
Fred McGriff, L (1, 3) OBP: 0.410, SLG: 0.589		S B X 1-1 ① G3-1		C B F S 1-3 ② K			B X 1-0 FC3-2-5 1-3 1B			3	0	1	0	0	1	0
David Justice, L (1, 9) OBP: 0.374, SLG: 0.404		B C S S S 1-3 ② K		B F F X 1-2 ③ G1			X 0-0 ① FC3-2-5 L3-6-3 1-2 3-H			3	0	0	0	0	1	2
Eddie Pérez, R (1, 2) OBP: 0.267, SLG: 0.500 Javy Lopez, R (7, PH) (7, 2) OBP: 0.320, SLG: 0.419		F F X 0-2 ③ P3			S S S 0-3 ① K2-3		X 0-0 ②③ L3-6-3 1-2			2 1	0 0	0 0	0 0	0 0	1 0	0 2
Ryan Klesko, L (1, 7) OBP: 0.414, SLG: 0.721			C B S S S 1-3 ① K		X 0-0 ② G6-3			X 0-0 ① G3-1		3	0	0	0	0	1	0
Rafael Belliard, R (1, 6) OBP: 0.172, SLG: 0.211 Tony Graffanino, R (8, PH) OBP: 0.286, SLG: 0.167 Ed Giovanola, L (8, 6) OBP: 0.267, SLG: 0.231			B X 1-0 ② F9		C B F X 1-2 ③ G1-3			S B S X 1-2 ② G4-3		2 1 0	0 0 0	0 0 0	0 0 0	0 0 0	0 0 0	0 0 0
Steve Avery, L (1, 1) OBP: 0.133, SLG: 0.133 Jerome Walton, R (8, PH) OBP: 0.367, SLG: 0.571 Brad Clontz, R (8, 1)			C B F X 1-2 WP 1B 1B			B S B X 2-1 ① G1		C B F C 1-3 ③ K		2 1 0	0 0 0	1 0 0	0 0 0	0 1 0	0 0 0	0 0 0
Inning Stats	R: 0 E: 0 K: 0 S: 5 H: 0 LOB: 0 BB: 0 P: 11	R: 0 E: 0 K: 1 S: 8 H: 0 LOB: 0 BB: 0 P: 10	R: 0 E: 0 K: 1 S: 14 H: 2 LOB: 2 BB: 0 P: 21	R: 0 E: 0 K: 1 S: 7 H: 0 LOB: 0 BB: 0 P: 9	R: 0 E: 0 K: 1 S: 7 H: 0 LOB: 0 BB: 0 P: 8	R: 0 E: 0 K: 0 S: 8 H: 0 LOB: 0 BB: 0 P: 15	R: 0 E: 0 K: 0 S: 4 H: 1 LOB: 1 BB: 1 P: 9	R: 0 E: 0 K: 1 S: 7 H: 0 LOB: 0 BB: 0 P: 9	R: 0 E: 0 K: 0 S: 6 H: 0 LOB: 0 BB: 1 P: 11	1B: 3 2B: 1 3B: 0 HR: 0	SF: 0 SAC: 0 DP: 2 HBP: 0					

PITCHER	IP	WLS	BF	H	R	ER	SO	BB	IBB	HBP	BLK	WP	HR	S	P	ERA	WHIP
Mike Hampton, L (1, 1) ERA: 2.09	9.0	W	30	3	0	0	5	2	0	0	0	1	0	66	103	0.00	0.556

PITCHER	IP	WLS	BF	H	R	ER	SO	BB	IBB	HBP	BLK	WP	HR	S	P	ERA	WHIP

TOP

Atlanta Braves @ Houston Astros

Astrodome, Houston, TX

Wed May 01 1996, 8:05 PM EDT

Att. 18,546 - Dome - 68 F

livebaseballscorecards.com

AB	28
R	0
H	3
RBI	0
BB	2
SO	5
LOB	7

WP: 1 PB: 0 SB: 0 CS: 0 PA: 30

Batter	1	2	3	4	5	6	7	8	9	AB	R	H	RBI	BB	SO	LOB
Brian Hunter, R (1, 8) OBP: 0.348, SLG: 0.368	B C F F F X 1-2 G1-3 ①		X 0-0 G4-3 ② 2-3		1 SAFE C F 1 B D X 2-2 1B 1-2			B F B X 2-1 FC4-6 1-3 1B		4	0	2	0	0	0	1
Craig Biggio, R (1, 4) OBP: 0.383, SLG: 0.350	B F X 1-1 5 CS 1B 1B		B C F B D X 3-2 F7 ③		B C B B C F S 3-3 K ③			1 SAFE X 0-0 FC4-6 5 BB ① 1-2f 1B		4	1	1	0	0	1	5
5 Jeff Bagwell, R (1, 3) OBP: 0.484, SLG: 0.703	C 1 SAFE 1 B B C B X 3-2 1-2 1B			B B X 2-0 HR		B F B X 2-1 L6 ①		B B B C B 4-1 1B 1-2 BB		3	1	2	1	1	0	0
Derek Bell, R (1, 9) OBP: 0.349, SLG: 0.529	S B S C 1-3 K ②			B X 1-0 CS 1B		B F B F X 2-2 L9 ②		F C B X 1-2 S 1-3 2-H 3-H 1B		4	0	2	2	0	1	2
Sean Berry, R (1, 5) OBP: 0.343, SLG: 0.411	B F B 2-1 CS ③ 2-3	B C F B X 2-2 G5-3 ①		C F B S 1-3 K ①		B X 1-0 F8 ③		B I I I 4-0 1-2 IBB		3	0	0	0	1	1	1
Tony Eusebio, R (1, 2) OBP: 0.216, SLG: 0.314		C B F S 1-3 K ②		B 1 SAFE B C F F X 2-2 F9 ② ③ 1-2			X 0-0 1B ①	C X 0-1 P3 ②		4	0	1	0	0	1	4
James Mouton, R (1, 7) OBP: 0.273, SLG: 0.211		C B C T 1-2 K ③			B C X 1-1 L4 ①		X 0-0 G4-3 ②	F S X 0-2 P2 ③		4	0	0	0	0	1	3
Orlando Miller, R (1, 6) OBP: 0.384, SLG: 0.551 Ricky Gutierrez, R (8, 6) OBP: 0.371, SLG: 0.355			C C B H 2-2 G4-3 SH1-4 HBP		T B B B X 2-1 1B 1B		C F B F X 1-2 G6-3 ③			2 0	0 0	1 0	0 0	0 0	0 0	0 0
Mike Hampton, R (1, 1) OBP: 0.583, SLG: 0.444			C 1 SAFE X 0-1 SH1-4 ① 1-2		B L C S 1-3 K ②			X 0-0 1B 1B 1B		2	1	1	0	0	1	1
Inning Stats	R: 0 H: 2 E: 0 LOB: 1 K: 1 BB: 0 S: 15 P: 23	R: 0 H: 0 E: 0 LOB: 0 K: 2 BB: 0 S: 9 P: 13	R: 0 H: 0 E: 0 LOB: 1 K: 0 BB: 0 S: 8 P: 13	R: 1 H: 2 E: 0 LOB: 0 K: 1 BB: 0 S: 9 P: 15	R: 0 H: 2 E: 0 LOB: 2 K: 2 BB: 0 S: 14 P: 23	R: 0 H: 0 E: 0 LOB: 0 K: 0 BB: 0 S: 6 P: 11	R: 0 H: 1 E: 0 LOB: 0 K: 0 BB: 0 S: 6 P: 7	R: 2 H: 3 E: 0 LOB: 3 K: 0 BB: 2 S: 13 P: 24		1B: 9 SF: 0 2B: 0 SAC: 1 3B: 0 DP: 0 HR: 1 HBP: 1						WP: 0 PA: 35 PB: 0 SB: 1 CS: 2

PITCHER		IP	WLS	BF	H	R	ER	SO	BB	IBB	HBP	BLK	WP	HR	S	P	ERA	WHIP
Steve Avery, L ERA: 2.25	(1, 1)	7.0	L	26	7	1	1	6	0	0	1	0	0	1	67	105	1.29	1.000
Brad Clontz, R ERA: 4.38	(8, 1)	1.0		8	3	2	2	0	1	1	0	0	0	0	13	24	18.00	4.000

PITCHER	IP	WLS	BF	H	R	ER	SO	BB	IBB	HBP	BLK	WP	HR	S	P	ERA	WHIP

BOTTOM

Atlanta Braves @ Houston Astros

Astrodome, Houston, TX

Wed May 01 1996, 8:05 PM EDT

Att. 18,546 - Dome - 68 F

livebaseballscorecards.com

AB	30
R	3
H	10
RBI	3
BB	2
SO	6
LOB	17

Philadelphia Phillies @ Atlanta Braves

Atlanta-Fulton County Stadium, Atlanta, GA

Fri May 03 1996, 7:05 PM EDT

Att. 39,697 - Unknown - 74 F

livebaseballscorecards.com

Batter	1	2	3	4	5	6	7	8	9	AB	R	H	RBI	BB	SO	LOB
Lenny Dykstra, L (1, 8) OBP: 0.425, SLG: 0.516	C B F C 1-3 ① K			B C F X 1-2 ① G4-3		X 0-0 ② G6-3			B B X 2-0 1B 1B 1B	4	1	1	0	0	1	0
Mickey Morandini, L (1, 4) OBP: 0.325, SLG: 0.343	X 0-0 ② G5-3			C X 0-1 ② P5		F X 0-1 ③ G4-3			B 1 SAFE X 1-0 1B 1-3 HR 1B	4	1	1	0	0	0	0
Mark Whiten, S (1, 9) OBP: 0.391, SLG: 0.363	B C S B F S 2-3 ③ K			C B S X 1-2 1B			S B S B S 2-3 ① K		B C X 1-1 S HR 1-3 3-H 1B	4	1	2	1	0	2	0
Todd Zeile, R (1, 5) OBP: 0.356, SLG: 0.406		C B X 1-1 ① L8		1 SAFE C 1 SAFE X 0-1 ③ L8			C C C 0-3 ② K		C X 0-1 ① P2 1-2	4	0	0	0	0	1	3
Jim Eisenreich, L (1, 7) OBP: 0.323, SLG: 0.298		B X 1-0 ② G1-3			B C B B X 3-1 ① G1-3		B S X 1-1 1B		B B I 4-0 HR IBB	3	1	1	0	1	0	0
Benito Santiago, R (1, 2) OBP: 0.337, SLG: 0.598		C F X 0-2 ③ G6-3			B X 1-0 HR		X 0-0 ③ G5-3		X 0-0 1-H 2-H 3-H HR	4	2	2	5	0	0	1
J.R. Phillips, L (1, 3) OBP: 0.200, SLG: 0.379			B F B X 2-1 ① G1-3		S X 0-1 ② P5			F F B C 1-3 ① K	B S F S 1-3 ② K	4	0	0	0	0	2	0
Kevin Stocker, S (1, 6) OBP: 0.402, SLG: 0.389			C F B X 1-2 ② G4-3		B X 1-0 ③ L7			B B S X 2-1 ② F8	B X 1-0 1B	4	0	1	0	0	0	0
Terry Mulholland, R (1, 1) OBP: 0.083, SLG: 0.083			S C S 0-3 ③ K			B C S C 1-3 ① K		S F B B X 2-2 ③ L8	1 SAFE S B B F S 2-3 ③ K	3	0	0	0	0	2	0
Pete Incaviglia, R (9, PH) OBP: 0.292, SLG: 0.442										1	0	0	0	0	1	1
Dave Leiper, L (9, 1)										0	0	0	0	0	0	0
Ricky Bottalico, L (9, 1)										0	0	0	0	0	0	0

TOP	
AB	35
R	6
H	8
RBI	6
BB	1
SO	9
LOB	5

Inning Stats	1	2	3	4	5	6	7	8	9
	R: 0 E: 0 K: 2 S: 8 H: 0 LOB: 0 BB: 0 P: 11	R: 0 E: 0 K: 0 S: 6 H: 0 LOB: 0 BB: 0 P: 8	R: 0 E: 0 K: 1 S: 8 H: 0 LOB: 0 BB: 0 P: 11	R: 0 E: 0 K: 0 S: 10 H: 1 LOB: 1 BB: 0 P: 12	R: 1 E: 0 K: 0 S: 6 H: 1 LOB: 0 BB: 0 P: 11	R: 0 E: 0 K: 1 S: 6 H: 0 LOB: 0 BB: 0 P: 7	R: 0 E: 0 K: 2 S: 9 H: 1 LOB: 1 BB: 0 P: 12	R: 0 E: 0 K: 1 S: 8 H: 0 LOB: 0 BB: 0 P: 13	R: 5 E: 0 K: 2 S: 14 H: 5 LOB: 1 BB: 1 P: 26

1B: 6	SF: 0	WP: 0	PA: 36
2B: 0	SAC: 0	PB: 0	
3B: 0	DP: 0	SB: 1	
HR: 2	HBP: 0	CS: 0	

PITCHER	IP	WLS	BF	H	R	ER	SO	BB	IBB	HBP	BLK	WP	HR	S	P	ERA	WHIP
Greg Maddux, R (1, 1) ERA: 2.83	8.1	L	33	7	6	6	7	0	1	0	0	0	2	68	100	6.48	0.840
Pedro Borbon, L (9, 1) ERA:	0.2		3	1	0	0	2	0	0	0	0	0	0	7	11	0.00	1.500

PITCHER	IP	WLS	BF	H	R	ER	SO	BB	IBB	HBP	BLK	WP	HR	S	P	ERA	WHIP

BOTTOM

Philadelphia Phillies @ Atlanta Braves

Atlanta-Fulton County Stadium, Atlanta, GA

Fri May 03 1996, 7:05 PM EDT

Att. 39,697 - Unknown - 74 F

livebaseballscorecards.com

Batter	1	2	3	4	5	6	7	8	9	AB	R	H	RBI	BB	SO	LOB
Marquis Grissom, R (1, 8) OBP: 0.284, SLG: 0.376	2-1 G4-6-3 1B		4-2 1B 10 1B BB		2-1 G5-6-3 1B		0-0 P3 ②		1-0 G6-3 ②	4	1	2	0	1	0	1
Mark Lemke, S (1, 4) OBP: 0.339, SLG: 0.360	1-2 ①② G4-6-3 1-2f		0-0 10 1B 1-2 1B		0-0 ② G5-6-3 1-2		0-1 ③ L9		4-1 BB	4	0	1	0	1	0	2
10 Chipper Jones, S (1, 5) OBP: 0.321, SLG: 0.390	2-3 ③ K		2-2 1-2 2-H 1B		2-2 ③ G1-3			0-1 ① F8	0-1 ③ F8	5	0	1	1	0	1	3
Fred McGriff, L (1, 3) OBP: 0.397, SLG: 0.568		1-1 ① G6-3	2-1 ③ F8			0-0 ① F7		1-2 ② G5-3		4	0	0	0	0	0	2
David Justice, L (1, 9) OBP: 0.378, SLG: 0.447		2-2 G4-3 2B		2-2 ① F9		0-1 ② P5		2-2 HR		4	1	2	1	0	0	0
Javy Lopez, R (1, 2) OBP: 0.327, SLG: 0.433		0-1 ② G4-3 2-3		0-2 2B		0-1 1B 1B		0-0 ③ L7		4	0	2	0	0	0	1
Ryan Klesko, L (1, 7) OBP: 0.417, SLG: 0.744		1-2 ③ F8		0-0 ② F8		1-2 FC5-4 1-2 1B			0-2 HR	4	1	2	1	0	0	2
Rafael Belliard, R (1, 6) OBP: 0.164, SLG: 0.200 Tony Graffanino, R (9, PH) OBP: 0.250, SLG: 0.143			0-1 ① G4-3	0-2 ③ G6-3		0-1 ③ FC5-4 1-2f			0-0 ① B1-3	3 1	0 0	0 0	0 0	0 0	0 0	3 0
Greg Maddux, R (1, 1) OBP: 0.059, SLG: 0.059 Pedro Borbon, R (9, 1) Jerome Walton, R (9, PH) OBP: 0.387, SLG: 0.621 Ed Giovanola, L (9, PR) OBP: 0.267, SLG: 0.231			0-1 ② G1-3		1-0 ① L8		1-0 ① G6-3		1-0 2B	3 0 1 0	0 0 0 0	0 0 1 0	0 0 0 0	0 0 0 0	0 0 0 0	0 0 0 0
Inning Stats	R: 0 H: 1 E: 0 LOB: 0 K: 1 BB: 0 S: 8 P: 13	R: 0 H: 1 E: 0 LOB: 1 K: 0 BB: 0 S: 11 P: 15	R: 1 H: 2 E: 0 LOB: 2 K: 0 BB: 1 S: 13 P: 21	R: 0 H: 1 E: 0 LOB: 1 K: 0 BB: 0 S: 12 P: 14	R: 0 H: 1 E: 0 LOB: 1 K: 0 BB: 0 S: 7 P: 12	R: 0 H: 2 E: 0 LOB: 2 K: 0 BB: 0 S: 10 P: 11	R: 0 H: 0 E: 0 LOB: 0 K: 0 BB: 0 S: 4 P: 5	R: 1 H: 1 E: 0 LOB: 0 K: 0 BB: 0 S: 10 P: 13	R: 1 H: 2 E: 0 LOB: 2 K: 0 BB: 1 S: 9 P: 15	1B: 6 2B: 3 3B: 0 HR: 2	SF: 0 SAC: 0 DP: 1 HBP: 0					

	AB	37
	R	3
	H	11
	RBI	3
	BB	2
	SO	1
	LOB	14

PITCHER		IP	WLS	BF	H	R	ER	SO	BB	IBB	HBP	BLK	WP	HR	S	P	ERA	WHIP
Terry Mulholland, L ERA: 4.12	(1, 1)	8.0	W	33	9	2	2	1	1	0	0	0	0	1	75	104	2.25	1.250
Dave Leiper, L ERA: 8.53	(9, 1)	0.1		3	2	1	1	0	0	0	0	0	0	1	5	6	27.00	6.000
Ricky Bottalico, R ERA: 3.07	(9, 1)	0.2	S	3	0	0	0	0	1	0	0	0	0	0	4	9	0.00	1.500

PITCHER	IP	WLS	BF	H	R	ER	SO	BB	IBB	HBP	BLK	WP	HR	S	P	ERA	WHIP

Batter	1	2	3	4	5	6	7	8	9	AB	R	H	RBI	BB	SO	LOB
Lenny Dykstra, L (1, 8) OBP: 0.424, SLG: 0.510	F7		F7		BB 1-2 1B		2-H 1B		F7	5	0	2	1	0	0	0
Mickey Morandini, L (1, 4) OBP: 0.328, SLG: 0.339	2B 1B		F9		PO 1-2 2-3 BB		K		G1-4-3	4	1	1	0	1	1	1
Mark Whiten, S (1, 9) OBP: 0.387, SLG: 0.368	1-H 2B		G6-3		F2		K			4	0	1	1	0	1	4
Todd Zeile, R (1, 5) OBP: 0.361, SLG: 0.413	F9			K	PO 1-2	G6-4-3 BB		23 E 2B		3	0	1	0	1	1	1
Benito Santiago, R (1, 2) OBP: 0.324, SLG: 0.573	P4			G1-3		G6-4-3 1-2f		F8		4	0	0	0	0	0	3
Pete Incaviglia, R (1, 7) OBP: 0.294, SLG: 0.422		F2		K		23 FC4-6 BB		G1-3		2	0	0	0	1	1	0
Russ Springer, R (6, 1)										0	0	0	0	0	0	0
Dave Leiper, L (7, 1)										0	0	0	0	0	0	0
Jim Eisenreich, L (8, PH) OBP: 0.317, SLG: 0.293										1	0	0	0	0	0	1
Ken Ryan, R (8, 1)										0	0	0	0	0	0	0
23 Kevin Jordan, R (1, 3) OBP: 0.341, SLG: 0.538		K			HR	FC4-6 1-2f		E6 2-3		4	1	1	1	0	1	2
Kevin Stocker, S (1, 6) OBP: 0.396, SLG: 0.382		1B			K		K SH1-4 1B	K		4	1	1	0	0	3	2
Mike Mimbs, L (1, 1) OBP: 0.500, SLG: 0.500		G6-3			BB 1B 1B		SH1-4 1-2		F8	2	0	1	0	0	0	1
Lee Tinsley, S (6, 7) OBP: 0.250, SLG: 0.156										1	0	0	0	0	0	0

Inning Stats	1	2	3	4	5	6	7	8	9
	R: 1 E: 0 K: 0 S: 5	H: 2 LOB: 1 BB: 0 P: 5	R: 0 E: 0 K: 1 S: 6	H: 1 LOB: 1 BB: 0 P: 6	R: 0 E: 0 K: 0 S: 3	H: 0 LOB: 0 BB: 0 P: 3	R: 0 E: 0 K: 2 S: 7	H: 0 LOB: 0 BB: 0 P: 7	R: 1 E: 0 K: 1 S: 7	H: 3 LOB: 2 BB: 1 P: 11	R: 0 E: 0 K: 0 S: 2	H: 0 LOB: 1 BB: 2 P: 10	R: 1 E: 0 K: 3 S: 11	H: 1 LOB: 1 BB: 0 P: 11	R: 0 E: 1 K: 1 S: 7	H: 1 LOB: 2 BB: 0 P: 7	R: 0 E: 0 K: 0 S: 3	H: 0 LOB: 0 BB: 0 P: 3

1B: 5 SF: 0
2B: 2 SAC: 1
3B: 0 DP: 1
HR: 1 HBP: 0

WP: 1 PA: 39
PB: 0
SB: 0
CS: 0

PITCHER		IP	WLS	BF	H	R	ER	SO	BB	IBB	HBP	BLK	WP	HR	S	P	ERA	WHIP
Tom Glavine, L ERA: 3.27	(1, 1)	6.0		25	6	2	2	4	3	0	0	0	0	1	30	42	3.00	1.500
Greg McMichael, R ERA: 3.63	(7, 1)	2.0	W	10	2	1	1	4	0	0	0	0	1	0	18	18	4.50	1.000
Brad Clontz, R ERA: 4.05	(9, 1)	1.0	S	3	0	0	0	0	0	0	0	0	0	0	3	3	0.00	0.000

PITCHER	IP	WLS	BF	H	R	ER	SO	BB	IBB	HBP	BLK	WP	HR	S	P	ERA	WHIP

TOP

Philadelphia Phillies @ Atlanta Braves

Atlanta-Fulton County Stadium, Atlanta, GA

Sat May 04 1996, 7:05 PM EDT
Att. 44,429 - Unknown - 75 F

livebaseballscorecards.com

AB	34
R	3
H	8
RBI	3
BB	3
SO	8
LOB	15

Batter	1	2	3	4	5	6	7	8	9	AB	R	H	RBI	BB	SO	LOB
Marquis Grissom, R (1, 8) OBP: 0.288, SLG: 0.385	0-0 1B FC3-6 2B	0-0 ③ F7		0-0 2-3 1B		0-0 ③ P4		0-0 ② G4-3 2-3		5	1	2	0	0	0	4
Mark Lemke, S (1, 4) OBP: 0.350, SLG: 0.381	0-0 FC3-6 10 BB 2-3 1B		0-0 G3 10 BB G4-3 1B	S S S 0-3 ③ K			0-0 ① F8	0-0 10 2B 3-H 2B		5	2	3	1	0	1	2
10 Chipper Jones, S (1, 5) OBP: 0.342, SLG: 0.408	B B B B 4-0 FC3-6 1-2 BB		B B B B 4-0 G4-3 G3 1-2 BB		S S S 0-3 ① K		0-0 1B 1B 1B	0-0 1B 2-H 2B		3	2	2	1	2	1	0
Fred McGriff, L (1, 3) OBP: 0.397, SLG: 0.557	0-0 ① FC3-6 1-2f 2-3 3-H		0-0 ① G3 1-2 2-3		0-0 ② F8		0-0 1B 1-2 1B	4-0 1B IBB		4	0	1	1	1	0	4
David Justice, L (1, 9) OBP: 0.371, SLG: 0.435	0-0 ② F4		0-0 ② G4-3 2-3 3-H		0-0 ③ F8		0-0 ② F8	0-0 1-2 2-H 1B		5	0	1	2	0	0	5
Javy Lopez, R (1, 2) OBP: 0.330, SLG: 0.431	S S S 0-3 ③ K		0-0 ③ F7			0-0 FC4-6 1B	0-0 1-2 2-H 1B	0-0 ③ G4-3		5	0	2	1	0	1	5
Ryan Klesko, L (1, 7) OBP: 0.402, SLG: 0.713		0-0 ① F8		S S S 0-3 ① K		0-0 ① FC4-6 BB 1-2f	0-0 ③ F9			4	0	0	0	0	1	3
Jeff Blauser, R (1, 6) OBP: 0.362, SLG: 0.304		B B B B 4-0 SH1-4 BB		S S S 0-3 ② K		B B B B 4-0 1-2 BB		0-0 E5 G4-3 SH3 2B		2	1	0	0	2	1	0
Tom Glavine, L (1, 1) OBP: 0.250, SLG: 0.333 Jerome Walton, R (6, PH) OBP: 0.387, SLG: 0.621 Dwight Smith, L (6, PH) OBP: 0.281, SLG: 0.350 Greg McMichael, R (7, 1) Ed Giovanola, L (8, PH) OBP: 0.267, SLG: 0.231 Brad Clontz, R (9, 1)		0-0 ② SH1-4 1-2		0-0 1B 2B		S S S 0-3 ② K		0-0 ① SH3 1-2		1 0 1 0 0 0	0 0 0 0 0 0	1 0 0 0 0 0	0 0 0 0 0 0	0 0 0 0 0 0	0 0 1 0 0 0	0 0 2 0 0 0
Inning Stats	R: 1 E: 0 K: 1 S: 7 H: 2 LOB: 2 BB: 1 P: 11	R: 0 E: 0 K: 0 S: 3 H: 0 LOB: 1 BB: 1 P: 7	R: 1 E: 0 K: 0 S: 4 H: 1 LOB: 1 BB: 1 P: 8	R: 0 E: 0 K: 3 S: 11 H: 2 LOB: 2 BB: 0 P: 11	R: 0 E: 0 K: 1 S: 5 H: 0 LOB: 0 BB: 0 P: 5	R: 0 E: 0 K: 1 S: 6 H: 1 LOB: 2 BB: 1 P: 10	R: 1 E: 0 K: 0 S: 6 H: 3 LOB: 2 BB: 0 P: 6	R: 3 E: 1 K: 0 S: 7 H: 3 LOB: 2 BB: 1 P: 11		1B: 8 2B: 4 3B: 0 HR: 0		SF: 0 SAC: 2 DP: 0 HBP: 0				

PITCHER		IP	WLS	BF	H	R	ER	SO	BB	IBB	HBP	BLK	WP	HR	S	P	ERA	WHIP
Mike Mimbs, L ERA: 4.91	(1, 1)	5.1		26	6	2	2	5	4	0	0	0	0	0	32	48	3.38	1.875
Russ Springer, R ERA: 2.95	(6, 1)	1.1		7	3	1	1	1	0	0	0	0	0	0	9	9	6.75	2.250
Dave Leiper, L ERA: 8.1	(7, 1)	0.1		1	0	0	0	0	0	0	0	0	0	0	1	1	0.00	0.000
Ken Ryan, R ERA: 0.54	(8, 1)	1.0	L	8	3	3	0	0	0	1	0	0	0	0	7	11	0.00	3.000

PITCHER	IP	WLS	BF	H	R	ER	SO	BB	IBB	HBP	BLK	WP	HR	S	P	ERA	WHIP

BOTTOM

Philadelphia Phillies @ Atlanta Braves

Atlanta-Fulton County Stadium, Atlanta, GA

Sat May 04 1996, 7:05 PM EDT

Att. 44,429 - Unknown - 75 F

livebaseballscorecards.com

AB	35
R	6
H	12
RBI	6
BB	5
SO	6
LOB	25

PA: 42

Batter	1	2	3	4	5	6	7	8	9	AB	R	H	RBI	BB	SO	LOB
Mickey Morandini, L (1, 4) OBP: 0.323, SLG: 0.342	C B F B F F C 2-3 ① K			F S S 0-3 ① K		F S F F B F S 1-3 ③ K	B C B B X 3-1 1-H 3-H 2B		X 0-0 ② L8	5	0	1	2	0	3	1
Mike Lieberthal, R (1, 2) OBP: 0.302, SLG: 0.417	S B B S C 2-3 ② K			C C X 0-2 ② G5-3			B X 2-0 E4 1B 1B 2-3 ③ K		C B B B B 4-1 1-2 BB	4	1	0	0	1	2	1
Mark Whiten, S (1, 9) OBP: 0.371, SLG: 0.350	F B B F C 2-3 ③ K			B C B B X 3-1 ③ G6-3			C C S 1-3 ① K	B B F X 2-1 ① F9	C S F B B B F S 3-3 ③ K	5	0	0	0	0	3	3
Todd Zeile, R (1, 5) OBP: 0.349, SLG: 0.398		F B B X 2-1 ① G4-3			B B X 2-0 ① L7		C B F S 1-3 ② K	C S B B S 2-3 ② K		4	0	0	0	0	2	1
Jim Eisenreich, L (1, 8) OBP: 0.328, SLG: 0.306		F F B B X 2-2 ② L5			B B X 2-0 ② F8		S B X 1-1 1-2 HR 1B 1B	B C F X 1-2 1B		4	1	2	0	0	0	0
Pete Incaviglia, R (1, 7) OBP: 0.309, SLG: 0.490		B S B B B F C 3-3 ③ K			B F F X 1-2 HR		X 0-0 1-2 2-H HR 1B	B B S F S 2-3 ③ K		4	2	2	2	0	2	1
J.R. Phillips, L (1, 3) OBP: 0.188, SLG: 0.355		B X 1-0 ① F8			C B C F B S 2-3 ③ K		C X 0-1 1-H 2-H HR	B C B S B F F X 3-2 E6 1B SF9		2	0	0	0	0	1	0
Steve Frey, R (5, 1)										0	0	0	0	0	0	0
Benito Santiago, R (7, PH) OBP: 0.327, SLG: 0.602										2	2	1	3	0	0	0
(7, 3)																
Kevin Stocker, S (1, 6) OBP: 0.400, SLG: 0.380		X 0-0 ② G4-3				C X 0-1 ① F9	C B B B B 4-1 23 1B 2B BB		B B C C F X 2-2 1-3 BB 1B	3	1	1	0	1	0	0
Mike Williams, R (1, 1) OBP: 0.111, SLG: 0.111		C C B B X 2-2 ③ G6-3				B S X 1-1 ② P4	C C D X 1-2 1-3 2B 1B		B X 1-0 ① 3-H SF9	1	0	0	0	0	0	0
23 Kevin Jordan, R (5, 3) OBP: 0.348, SLG: 0.537										2	1	1	0	0	0	0
Toby Borland, R (7, 1)										0	0	0	0	0	0	0
Dave Leiper, L (8, 1)										0	0	0	0	0	0	0
Lenny Dykstra, L (9, PH) OBP: 0.420, SLG: 0.510										0	0	0	1	0	0	0
Inning Stats	R: 0 E: 0 K: 3 S: 11 H: 0 LOB: 0 BB: 0 P: 17	R: 0 E: 0 K: 1 S: 8 H: 0 LOB: 0 BB: 0 P: 15	R: 0 E: 0 K: 0 S: 5 H: 0 LOB: 0 BB: 0 P: 8	R: 0 E: 0 K: 1 S: 8 H: 0 LOB: 0 BB: 0 P: 11	R: 1 E: 0 K: 1 S: 9 H: 1 LOB: 0 BB: 0 P: 16	R: 0 E: 0 K: 1 S: 10 H: 0 LOB: 0 BB: 0 P: 12	R: 6 E: 1 K: 3 S: 21 H: 5 LOB: 1 BB: 1 P: 36	R: 0 E: 0 K: 2 S: 11 H: 1 LOB: 1 BB: 0 P: 18	R: 1 E: 1 K: 1 S: 17 H: 1 LOB: 2 BB: 1 P: 30	1B: 5 2B: 1 3B: 0 HR: 2 SF: 1 SAC: 0 DP: 0 HBP: 0						

PITCHER		IP	WLS	BF	H	R	ER	SO	BB	IBB	HBP	BLK	WP	HR	S	P	ERA	WHIP
29 John Smoltz, R ERA: 2.53	(1, 1)	6.2	W	28	6	7	1	9	1	0	0	0	0	2	69	110	1.35	1.050
Brad Clontz, R ERA: 3.68	(7, 1)	1.1		5	1	0	0	3	0	0	0	0	0	0	14	23	0.00	0.750
Greg McMichael, R ERA: 3.44	(9, 1)	1.0		6	1	1	0	1	1	0	0	0	0	0	17	30	0.00	2.000

PITCHER	IP	WLS	BF	H	R	ER	SO	BB	IBB	HBP	BLK	WP	HR	S	P	ERA	WHIP

Philadelphia Phillies @ Atlanta Braves

Atlanta-Fulton County Stadium, Atlanta, GA

Sun May 05 1996, 3:33 AM EDT

Att. 35,471 - Sunny - 85 F

TOP

livebaseballscorecards.com

AB	36
R	8
H	8
RBI	8
BB	2
SO	13
LOB	7

WP: 0 PB: 0 SB: 0 CS: 0 PA: 39

Batter	1	2	3	4	5	6	7	8	9	AB	R	H	RBI	BB	SO	LOB
Marquis Grissom, R (1, 8) OBP: 0.285, SLG: 0.378	B F B F C 2-3 ① K	S S B S 1-3 ③ K		C X 0-1 ② FC6-4 1-2f 3-H	C B S F S 1-3 ③ K		B X 1-0 1B 1-2 2-H 1B			5	0	1	2	0	3	4
Mark Lemke, S (1, 4) OBP: 0.360, SLG: 0.391	C X 0-1 ② G3		X 0-0 10 CS 1B	C C S 0-3 ③ K		B C B X 2-1 G4-6-3 1B	C B X 1-1 1-2 2-3 1B			5	0	3	0	0	1	1
10 Chipper Jones, S (1, 5) OBP: 0.350, SLG: 0.415 Ed Giovanola, L (6, 5) OBP: 0.235, SLG: 0.200	C B X 1-1 1B HR 1B	C C B B S 2-3 ① ② K 1-2	X 0-0 1B 1B 1B	F B B X 2-1 ① ② G4-6-3 1-2f	B F F F B X 2-2 ③ F8					3 2	2 0	2 0	0 0	0 0	1 0	1 4
Fred McGriff, L (1, 3) OBP: 0.415, SLG: 0.613 Tyler Houston, L (6, PR) OBP: 0.250, SLG: 0.286 (7, 3)	F B B B F X 3-2 1-2 HR 1B	F B B X 2-1 HR	X 0-0 BB 1B 1-2 1B 1B	C C B X 1-2 3B		X 0-0 ① P5				4 1	3 0	4 0	1 0	0 0	0 0	0 0
David Justice, L (1, 9) OBP: 0.372, SLG: 0.487	B F X 1-1 1-H 2-H HR	C X 0-1 ③ P5	B B S B X 3-1 ① F8	F B B X 2-1 ③ G3-1			B F S B X 2-2 HR			5	2	2	4	0	0	3
Ryan Klesko, L (1, 7) OBP: 0.402, SLG: 0.727	B S X 1-1 ③ G3		B F X 1-1 HR	B X 1-0 BB 1-2 2-H 1B		X 0-0 ① L7	C F B T 1-2 ② K			5	2	2	2	0	1	0
Jeff Blauser, R (1, 6) OBP: 0.349, SLG: 0.280		X 0-0 ① L5	C B X 1-1 ① G6-3	C B B B B 4-1 1B 1-2 2-3 BB		B B F X 2-1 E6 G5-3 1B	B X 1-0 ③ L8			4	1	0	0	1	0	0
Eddie Pérez, R (1, 2) OBP: 0.368, SLG: 0.667		B B B C X 3-1 2B	B F B X 2-1 29 1B FC6-4 2B	F X 0-1 1-3 2-H 3-H 1B		X 0-0 ② G5-3 1-2				4	1	3	2	0	0	1
29 John Smoltz, R (1, 1) OBP: 0.158, SLG: 0.111 Brad Clontz, R (7, 1) Greg McMichael, R (9, 1)		F F B C 1-3 ② K	B B F F F X 2-2 FC6-4 2-3 1B	F C C 0-3 ② K		B B B C C B 4-2 1B 1B BB				3 0 0	0 0 0	1 0 0	0 0 0	0 1 0	2 0 0	3 0 0
Inning Stats	R: 3 H: 3 E: 0 LOB: 0 K: 1 BB: 0 S: 14 P: 22	R: 0 H: 1 E: 0 LOB: 1 K: 2 BB: 0 S: 9 P: 14	R: 1 H: 2 E: 0 LOB: 0 K: 1 BB: 0 S: 8 P: 12	R: 2 H: 3 E: 0 LOB: 1 K: 1 BB: 0 S: 15 P: 21	R: 3 H: 4 E: 0 LOB: 2 K: 2 BB: 1 S: 15 P: 24	R: 0 H: 2 E: 0 LOB: 1 K: 0 BB: 0 S: 9 P: 16	R: 1 H: 2 E: 1 LOB: 3 K: 0 BB: 1 S: 12 P: 22	R: 1 H: 1 E: 0 LOB: 0 K: 1 BB: 0 S: 8 P: 12		1B: 11 SF: 0 2B: 3 SAC: 0 3B: 1 DP: 2 HR: 4 HBP: 0						

PITCHER		IP	WLS	BF	H	R	ER	SO	BB	IBB	HBP	BLK	WP	HR	S	P	ERA	WHIP
Mike Williams, R ERA: 6.75	(1, 1)	4.0	L	20	9	6	6	5	0	0	0	0	0	3	46	69	13.50	2.250
Steve Frey, L ERA: 4.32	(5, 1)	2.0		12	6	3	3	2	1	0	0	0	0	0	24	40	13.50	3.500
Toby Borland, R ERA: 7.8	(7, 1)	1.0		7	2	1	0	0	1	0	0	0	0	0	12	22	0.00	3.000
Dave Leiper, L ERA: 8.22	(8, 1)	1.0		4	1	1	1	1	0	0	0	0	0	1	8	12	9.00	1.000

PITCHER	IP	WLS	BF	H	R	ER	SO	BB	IBB	HBP	BLK	WP	HR	S	P	ERA	WHIP

BOTTOM

Philadelphia Phillies @ Atlanta Braves

Atlanta-Fulton County Stadium, Atlanta, GA

Sun May 05 1996, 3:33 AM EDT

Att. 35,471 - Sunny - 85 F

livebaseballscorecards.com

AB	41
R	11
H	18
RBI	11
BB	2
SO	8
LOB	17

WP: 0 PA: 43
PB: 0
SB: 0
CS: 1

Batter	1	2	3	4	5	6	7	8	9	AB	R	H	RBI	BB	SO	LOB
Eric Young Sr., R (1, 4) OBP: 0.492, SLG: 0.623	P3		F9			L4		S 1B		4	0	1	0	0	0	1
Ellis Burks, R (1, 7) OBP: 0.410, SLG: 0.593	F8		K			G5-3		L4		4	0	0	0	0	1	2
Dante Bichette, R (1, 9) OBP: 0.370, SLG: 0.440	K			F7		1B 2B		G5-3 1-2		4	1	1	0	0	1	1
Larry Walker, L (1, 8) OBP: 0.339, SLG: 0.542		K		K		2-H 1B			F7	4	0	1	1	0	2	0
Andres Galarraga, R (1, 3) OBP: 0.318, SLG: 0.584		F9		F8		F9			K	4	0	0	0	0	1	1
Vinny Castilla, R (1, 5) OBP: 0.366, SLG: 0.466		1B			F9		G6-3		G4-3	4	0	1	0	0	0	0
Jayhawk Owens, R (1, 2) OBP: 0.304, SLG: 0.409		F9			E1 WP 1B		F9			3	0	1	0	0	0	1
Walt Weiss, S (1, 6) OBP: 0.423, SLG: 0.379			1B		K 2-3		G4-3			3	0	1	0	0	1	1
Mark Thompson, R (1, 1)			K		K			K		2	0	0	0	0	2	2
Mike Munoz, L (7, 1)										0	0	0	0	0	0	0
Trenidad Hubbard, R (8, PH) OBP: 0.286, SLG: 0.368										1	0	0	0	0	1	0
Darren Holmes, R (8, 1)										0	0	0	0	0	0	0
Inning Stats	R: 0 E: 0 K: 1 S: 5 H: 0 LOB: 0 BB: 0 P: 5	R: 0 E: 0 K: 1 S: 6 H: 1 LOB: 1 BB: 0 P: 6	R: 0 E: 0 K: 2 S: 8 H: 1 LOB: 1 BB: 0 P: 8	R: 0 E: 0 K: 1 S: 5 H: 0 LOB: 0 BB: 0 P: 5	R: 0 E: 1 K: 2 S: 8 H: 1 LOB: 1 BB: 0 P: 8	R: 1 E: 0 K: 0 S: 5 H: 2 LOB: 1 BB: 0 P: 5	R: 0 E: 0 K: 0 S: 3 H: 0 LOB: 0 BB: 0 P: 3	R: 0 E: 0 K: 1 S: 6 H: 1 LOB: 1 BB: 0 P: 6	R: 0 E: 0 K: 1 S: 5 H: 0 LOB: 0 BB: 0 P: 5	1B: 5 2B: 1 3B: 0 HR: 0 SF: 0 SAC: 0 DP: 0 HBP: 0						

PITCHER		IP	WLS	BF	H	R	ER	SO	BB	IBB	HBP	BLK	WP	HR	S	P	ERA	WHIP
Steve Avery, L ERA: 2.02	(1, 1)	9.0	W	33	6	1	1	9	0	0	0	0	1	0	51	51	1.00	0.667

PITCHER		IP	WLS	BF	H	R	ER	SO	BB	IBB	HBP	BLK	WP	HR	S	P	ERA	WHIP

TOP

Colorado Rockies @ Atlanta Braves

Atlanta-Fulton County Stadium, Atlanta, GA

Mon May 06 1996, 7:05 PM EDT

Att. 28,725 - Unknown - 74 F

livebaseballscorecards.com

AB	33
R	1
H	6
RBI	1
BB	0
SO	9
LOB	9

PA: 33

WP: 1
PB: 0
SB: 1
CS: 0

Colorado Rockies @ Atlanta Braves

Atlanta-Fulton County Stadium, Atlanta, GA

Mon May 06 1996, 7:05 PM EDT

Att. 28,725 - Unknown - 74 F

BOTTOM

Batter	1	2	3	4	5	6	7	8	9	AB	R	H	RBI	BB	SO	LOB
Marquis Grissom, R (1, 8) OBP: 0.291, SLG: 0.388	G1-3 2B		G5-3 1-3		G6-3	E6 2-H 1B				4	0	2	0	0	0	1
Mark Lemke, S (1, 4) OBP: 0.357, SLG: 0.386	G1-3 2-3		L4		10 1B 1B	K				4	1	1	0	0	1	3
10 Chipper Jones, S (1, 5) OBP: 0.355, SLG: 0.445	K		HR 3-H		1B 1-3 1B		F7			4	1	2	2	0	1	1
Fred McGriff, L (1, 3) OBP: 0.417, SLG: 0.610	G4-3		FC3-6 1B		K		G1-6-3 1B			4	0	2	0	0	1	3
David Justice, L (1, 9) OBP: 0.376, SLG: 0.483		G1-6-3 BB	FC3-6 1-2f		1-2 3-H 1B		G1-6-3 1-2f			3	0	1	1	1	0	2
Ryan Klesko, L (1, 7) OBP: 0.388, SLG: 0.699 Jerome Walton, R (9, 7) OBP: 0.387, SLG: 0.621		G1-6-3 1-2f		F9	F7			G3		4 0	0 0	0 0	0 0	0 0	0 0	3 0
Jeff Blauser, R (1, 6) OBP: 0.343, SLG: 0.278		1B		K		G6-3		F9		4	0	1	0	0	1	0
Eddie Pérez, R (1, 2) OBP: 0.391, SLG: 0.682		G5-3		2B		SH3-4 E 1B		F9		4	1	2	0	0	0	1
Steve Avery, L (1, 1) OBP: 0.176, SLG: 0.176			G5-3 10 HR WP 1B	F8		SH3-4 1-2				2	1	1	0	0	0	1
Inning Stats	R: 0 E: 0 K: 1 S: 6 H: 1 LOB: 1 BB: 0 P: 6	R: 0 E: 0 K: 0 S: 3 H: 1 LOB: 1 BB: 1 P: 7	R: 2 E: 0 K: 0 S: 6 H: 3 LOB: 1 BB: 0 P: 6	R: 0 E: 0 K: 1 S: 6 H: 1 LOB: 1 BB: 0 P: 6	R: 1 E: 0 K: 1 S: 8 H: 3 LOB: 2 BB: 0 P: 8	R: 1 E: 1 K: 1 S: 7 H: 2 LOB: 1 BB: 0 P: 7	R: 0 E: 0 K: 0 S: 3 H: 1 LOB: 0 BB: 0 P: 3	R: 0 E: 0 K: 0 S: 3 H: 0 LOB: 0 BB: 0 P: 3		1B: 9 2B: 2 3B: 0 HR: 1	SF: 0 SAC: 1 DP: 2 HBP: 0						

livebaseballscorecards.com

AB	33
R	4
H	12
RBI	3
BB	1
SO	4
LOB	15

PITCHER		IP	WLS	BF	H	R	ER	SO	BB	IBB	HBP	BLK	WP	HR	S	P	ERA	WHIP
Mark Thompson, R ERA: 2.78	(1, 1)	6.0	L	29	11	4	3	4	1	0	0	0	1	1	36	40	4.50	2.000
Mike Munoz, L ERA: 7.62	(7, 1)	1.0		3	1	0	0	0	0	0	0	0	0	0	3	3	0.00	1.000
Darren Holmes, R ERA: 5.79	(8, 1)	1.0		3	0	0	0	0	0	0	0	0	0	0	3	3	0.00	0.000

PITCHER	IP	WLS	BF	H	R	ER	SO	BB	IBB	HBP	BLK	WP	HR	S	P	ERA	WHIP

Colorado Rockies @ Atlanta Braves

Atlanta-Fulton County Stadium, Atlanta, GA

Tue May 07 1996, 7:05 PM EDT
Att. 29,976 - Unknown - 80 F

livebaseballscorecards.com

TOP

Batter	1	2	3	4	5	6	7	8	9	10	AB	R	H	RBI	BB	SO	LOB
Eric Young Sr., R (1, 4) OBP: 0.456, SLG: 0.579	C X 0-1 L6 ①		C X 0-1 L4 ②			C M X 0-2 G1-3 ①	X 0-0 SF8 ① 3-H		C S S 0-3 K ③		4	0	0	1	0	1	0
Ellis Burks, R (1, 7) OBP: 0.396, SLG: 0.569	C B S B S 2-3 K ②		F S S 0-3 K ③			F B B F X 2-2 P6 ②	X 0-0 FC6-4 ② 1-2f 2-3			X 0-0 G5-3 ①	5	0	0	0	0	2	2
Larry Walker, L (1, 8) OBP: 0.325, SLG: 0.518	X 0-0 G1-3 ③			C B X 1-1 L9 ①		B X 1-0 G4-3 ③	F S B B S 2-3 K ③			F X 0-1 F8 ②	5	0	0	0	0	1	2
Andres Galarraga, R (1, 3) OBP: 0.313, SLG: 0.568		C C S 1-3 K ①		F S C 0-3 K ②			X 0-0 HBP HR 1B	B S B F B X 3-2 G5-3 ①		F X 0-1 G5-3 ③	5	1	1	0	0	2	0
Dante Bichette, R (1, 9) OBP: 0.366, SLG: 0.430		C C S 0-3 K ②		F S B B F X 2-2 E5			1 SAFE B S F B F 1 SAFE H 3-2 1-2 HR HBP	F F B B X 2-2 F8 ②			3	1	0	0	0	1	0
Vinny Castilla, R (1, 5) OBP: 0.370, SLG: 0.492		F F F X 0-2 1B 1B		S C X 0-2 L9 ③			F X 0-1 1-H 2-H HR	X 0-0 F9 ③			4	1	2	3	0	0	1
Jeff Reed, L (1, 2) OBP: 0.402, SLG: 0.514		X 0-0 1-2 1B			X 0-0 G4-3 ①		X 0-0 1B 1B SF8 1B		B B X 2-0 HR		4	2	3	1	0	0	0
Walt Weiss, S (1, 6) OBP: 0.418, SLG: 0.375		B B S B X 3-1 G3-1 ③			C C B X 1-2 G6-3 ②		1 SAFE X 0-0 FC6-4 1B 1-2 1B		F B C S 1-3 K ①		4	0	1	0	0	1	2
Mike Farmer, S (1, 1) OBP: 0.333, SLG: 0.333			X 0-0 G5-3 ①		C X 0-1 L6 ③		C X 0-1 FC6-4 1-2 2-3 1B		C S F C 0-3 K ②		3	0	1	0	0	0	0
Bruce Ruffin, S (8, 1)											1	0	0	0	0	1	0
Curt Leskanic, R (9, 1)											0	0	0	0	0	0	0
Inning Stats	R: 0 E: 0 K: 1 S: 6 H: 0 LOB: 0 BB: 0 P: 8	R: 0 E: 0 K: 2 S: 13 H: 2 LOB: 2 BB: 0 P: 17	R: 0 E: 0 K: 1 S: 6 H: 0 LOB: 0 BB: 0 P: 6	R: 0 E: 1 K: 1 S: 12 H: 0 LOB: 1 BB: 0 P: 15	R: 0 E: 0 K: 0 S: 6 H: 0 LOB: 0 BB: 0 P: 7	R: 0 E: 0 K: 0 S: 7 H: 0 LOB: 0 BB: 0 P: 10	R: 4 E: 0 K: 1 S: 15 H: 5 LOB: 2 BB: 0 P: 20	R: 0 E: 0 K: 0 S: 7 H: 0 LOB: 0 BB: 0 P: 12	R: 1 E: 0 K: 3 S: 11 H: 1 LOB: 0 BB: 0 P: 14	R: 0 E: 0 K: 0 S: 5 H: 0 LOB: 0 BB: 0 P: 5	1B: 6 2B: 0 3B: 0 HR: 2	SF: 1 SAC: 0 DP: 0 HBP: 1					

	AB	38
	R	5
	H	8
	RBI	5
	BB	0
	SO	9
	LOB	7

WP: 0 PB: 0 SB: 0 CS: 0 PA: 40

PITCHER		IP	WLS	BF	H	R	ER	SO	BB	IBB	HBP	BLK	WP	HR	S	P	ERA	WHIP
Greg Maddux, R ERA: 3.05	(1, 1)	8.0		33	7	4	4	6	0	0	1	0	0	1	72	95	4.50	0.875
Mark Wohlers, R ERA: 2.35	(9, 1)	1.0		4	1	1	1	3	0	0	0	0	0	1	11	14	9.00	1.000
Brad Clontz, R ERA: 3.45	(10, 1)	1.0	W	3	0	0	0	0	0	0	0	0	0	0	5	5	0.00	0.000

PITCHER	IP	WLS	BF	H	R	ER	SO	BB	IBB	HBP	BLK	WP	HR	S	P	ERA	WHIP

Batter	1	2	3	4	5	6	7	8	9	10	AB	R	H	RBI	BB	SO	LOB
Marquis Grissom, R (1, 8) OBP: 0.294, SLG: 0.385	BBBB 4-0 S HR BB	X 0-0 ① F8	X 0-0 ③ G5-3					BBC1SAFBS 3-3 ① K	BCFX 1-2 1-3 2-H 1B		4	1	1	1	1	1	1
Mark Lemke, S (1, 4) OBP: 0.351, SLG: 0.373	CBC1SAFB1SAFBS 3-3 ① K 1-2	BCBBB 4-1 BB				CBFFX 1-2 ① F7		B1SAFCFS 1-3 ② K	FBFBX 2-2 ③ G3-1		4	0	0	0	1	2	4
10 Chipper Jones, S (1, 5) OBP: 0.341, SLG: 0.426	BBX 2-0 ② F8		F1SAFC1SAFC 0-3 ② K			X 0-0 ② F8		CF1SAFBX 1-2 ③ FC5-4 1-2f		SFBS 1-3 ① K	5	0	0	0	0	2	3
Fred McGriff, L (1, 3) OBP: 0.417, SLG: 0.625	BCBFFFFBX 3-2 2-H HR	X 0-0 ③ L9				CBX 1-1 ③ L7			BSBX 2-1 G4-3 G3 1B 1B	SBBFFS 2-3 ② K	5	2	2	2	0	1	1
David Justice, L (1, 9) OBP: 0.384, SLG: 0.487	BBCBB 4-1 FC5-4 BB			CX 0-1 ① F7			BX 1-0 2B		BCSFFX 1-2 ① G3 1-2	BBCBB 4-1 2B BB	3	1	1	0	2	0	1
Javy Lopez, R (1, 2) OBP: 0.325, SLG: 0.430	BX 1-0 ③ FC5-4 1-2f			FBBBX 2-1 ② G6-3			X 0-0 ① G5-3		CX 0-1 ② G4-3 2-3	BBBSFX 3-2 1-H 2B	5	0	1	1	0	0	3
Ryan Klesko, L (1, 7) OBP: 0.383, SLG: 0.682		BCSC 1-3 ① K		X 0-0 ③ F7			CFFFFBS 1-3 ② K		SX 0-1 BB 1B 3-H 1B		4	1	1	1	0	2	1
Jeff Blauser, R (1, 6) OBP: 0.338, SLG: 0.263		BCBBBX 3-1 ② P3	X 0-0 ① B1-3				CFFT 0-2 ③ K		CBBBBSFB 4-2 1B 1B 1-2 BB		3	1	0	0	1	1	1
Greg Maddux, R (1, 1) OBP: 0.053, SLG: 0.053 Jerome Walton, R (8, PH) OBP: 0.406, SLG: 0.633 Mark Wohlers, R (9, 1) Dwight Smith, L (9, PH) OBP: 0.292, SLG: 0.381 Brad Clontz, R (10, 1)		BBCCCX 2-2 ③ L8	BX 1-0 ② P3					BX 1-0 10 FC5-4 1B	FSX 0-2 1B 1-2 2-H 1B		2 1 0 1 0	0 0 0 0 0	0 1 0 1 0	0 0 0 1 0	0 0 0 0 0	0 0 0 0 0	0 0 0 0 0
Inning Stats	R: 2 H: 1 E: 0 LOB: 1 K: 1 BB: 2 S: 12 P: 29	R: 0 H: 0 E: 0 LOB: 0 K: 1 BB: 0 S: 8 P: 14	R: 0 H: 0 E: 0 LOB: 1 K: 1 BB: 1 S: 7 P: 11	R: 0 H: 0 E: 0 LOB: 0 K: 0 BB: 0 S: 5 P: 7	R: 0 H: 0 E: 0 LOB: 0 K: 0 BB: 0 S: 3 P: 4	R: 0 H: 0 E: 0 LOB: 0 K: 0 BB: 0 S: 7 P: 9	R: 0 H: 1 E: 0 LOB: 1 K: 2 BB: 0 S: 12 P: 14	R: 0 H: 1 E: 0 LOB: 1 K: 2 BB: 0 S: 10 P: 16	R: 3 H: 4 E: 0 LOB: 2 K: 0 BB: 1 S: 23 P: 33	R: 1 H: 1 E: 0 LOB: 1 K: 2 BB: 1 S: 11 P: 21	1B: 5 2B: 2 3B: 0 HR: 1	SF: 0 SAC: 0 DP: 0 HBP: 0	WP: 0 PB: 0 SB: 1 CS: 0	PA: 42			

PITCHER		IP	WLS	BF	H	R	ER	SO	BB	IBB	HBP	BLK	WP	HR	S	P	ERA	WHIP
Mike Farmer, L ERA: 3.38	(1, 1)	7.0		26	2	2	2	5	3	0	0	0	0	1	54	88	2.57	0.714
Bruce Ruffin, L ERA: 5.68	(8, 1)	1.2		8	3	2	2	2	0	0	0	0	0	0	21	30	10.80	1.800
Curt Leskanic, R ERA: 4.67	(9, 1)	1.0	L	8	3	2	2	2	2	0	0	0	0	0	23	40	18.00	5.000

PITCHER	IP	WLS	BF	H	R	ER	SO	BB	IBB	HBP	BLK	WP	HR	S	P	ERA	WHIP

BOTTOM

Colorado Rockies @ Atlanta Braves

Atlanta-Fulton County Stadium, Atlanta, GA

Tue May 07 1996, 7:05 PM EDT
Att. 29,976 - Unknown - 80 F

livebaseballscorecards.com

AB	37
R	6
H	8
RBI	6
BB	5
SO	9
LOB	15

Batter	1	2	3	4	5	6	7	8	9	AB	R	H	RBI	BB	SO	LOB
Eric Young Sr., R (1, 4) OBP: 0.431, SLG: 0.541	C B X 1-1 F9 ①			C B L F F X 1-2 L9 ①		X 0-0 G1-3 ②		B C X 1-1 G5-3 ③		4	0	0	0	0	0	0
Trenidad Hubbard, R (1, 8) OBP: 0.280, SLG: 0.348	B B F C B F S 3-3 K ②			X 0-0 1B 1B		B B B C C F C 3-3 K ③			B C C F S 1-3 K ①	4	0	1	0	0	3	0
Dante Bichette, R (1, 9) OBP: 0.370, SLG: 0.432	F X 0-1 G6-3 ③			F 1 SAFE X 0-1 F9 ②			L F B B F X 2-2 E8 G4-6-3 3B 1B		C B X 1-1 1B 1B	4	1	2	0	0	0	1
Andres Galarraga, R (1, 3) OBP: 0.312, SLG: 0.557		B S S B X 2-2 L1 ①		F X 0-1 1-2 1B			S X 0-1 E6 G4-6-3		F S B S 1-3 K ②	4	0	1	0	0	1	2
Vinny Castilla, R (1, 5) OBP: 0.367, SLG: 0.484		B F S B X 2-2 G1-3 ②		C X 0-1 G3-1 ③			B S S F F X 1-2 G4-6-3 ① ② 1-2f 2-3		X 0-0 1-2 1B	4	0	1	0	0	0	4
Ellis Burks, R (1, 7) OBP: 0.394, SLG: 0.579 Bruce Ruffin, S (7, 1) Darren Holmes, R (8, 1) John Vander Wal, L (9, PH) OBP: 0.348, SLG: 0.333		B F B B X 3-1 G5-3 ③			B C X 1-1 G1-3 ①		C B B X 2-1 3B 3-H		F S S 0-3 K ③	3 0 0 1	0 0 0 0	1 0 0 0	1 0 0 0	0 0 0 1	0 0 0 2	0 0 0 2
Jayhawk Owens, R (1, 2) OBP: 0.269, SLG: 0.360			B F B X 2-1 F8 ①		B S S C 1-3 K ②		S B S X 1-2 F9 ③			3	0	0	0	0	1	1
Walt Weiss, S (1, 6) OBP: 0.410, SLG: 0.366			C B B X 2-1 G5-3 ②		C X 0-1 G5-3 ③			C B B F C 2-3 K ①		3	0	0	0	0	1	0
Armando Reynoso, R (1, 1) OBP: 0.250, SLG: 0.200 Quinton McCracken, S (7, 7) OBP: 0.281, SLG: 0.321			F C X 0-2 G6-3 ③			C S S 0-3 K ①		F C B B X 2-2 G1-3 ②		2 1	0 0	0 0	0 0	0 0	1 0	0 0
Inning Stats	R: 0 E: 0 K: 1 S: 8 H: 0 LOB: 0 BB: 0 P: 12	R: 0 E: 0 K: 0 S: 8 H: 0 LOB: 0 BB: 0 P: 15	R: 0 E: 0 K: 0 S: 7 H: 0 LOB: 0 BB: 0 P: 11	R: 0 E: 0 K: 0 S: 12 H: 2 LOB: 2 BB: 0 P: 13	R: 0 E: 0 K: 1 S: 7 H: 0 LOB: 0 BB: 0 P: 9	R: 0 E: 0 K: 2 S: 8 H: 0 LOB: 0 BB: 0 P: 11	R: 1 E: 2 K: 0 S: 16 H: 2 LOB: 1 BB: 0 P: 22	R: 0 E: 0 K: 1 S: 8 H: 0 LOB: 0 BB: 0 P: 13	R: 0 E: 0 K: 3 S: 13 H: 2 LOB: 2 BB: 0 P: 16	1B: 5 2B: 0 3B: 1 HR: 0	SF: 0 SAC: 0 DP: 1 HBP: 0						

PITCHER		IP	WLS	BF	H	R	ER	SO	BB	IBB	HBP	BLK	WP	HR	S	P	ERA	WHIP
Tom Glavine, L ERA: 2.77	(1, 1)	8.0	W	28	4	1	0	5	0	0	0	0	0	0	74	106	0.00	0.500
Mark Wohlers, R ERA: 2.2	(9, 1)	1.0		5	2	0	0	3	0	0	0	0	0	0	13	16	0.00	2.000

PITCHER	IP	WLS	BF	H	R	ER	SO	BB	IBB	HBP	BLK	WP	HR	S	P	ERA	WHIP

TOP

Colorado Rockies @ Atlanta Braves

Atlanta-Fulton County Stadium, Atlanta, GA

Wed May 08 1996, 7:05 PM EDT

Att. 29,363 - Unknown - 82 F

livebaseballscorecards.com

AB	33
R	1
H	6
RBI	1
BB	0
SO	8
LOB	10

1B: 5	SF: 0	WP: 0	PA: 33
2B: 0	SAC: 0	PB: 0	
3B: 1	DP: 1	SB: 0	
HR: 0	HBP: 0	CS: 0	

Colorado Rockies @ Atlanta Braves

Atlanta-Fulton County Stadium, Atlanta, GA

Wed May 08 1996, 7:05 PM EDT

Att. 29,363 - Unknown - 82 F

livebaseballscorecards.com

BOTTOM

Batter	1	2	3	4	5	6	7	8	9	AB	R	H	RBI	BB	SO	LOB
Marquis Grissom, R (1, 8) OBP: 0.299, SLG: 0.395	K		1B 2B		P3		E 1B			4	1	2	0	0	1	0
Mark Lemke, S (1, 4) OBP: 0.348, SLG: 0.369	L8		10 2B 1B			G3-1	E6 10 FC6-4			4	0	1	1	0	0	2
10 Chipper Jones, S (1, 5) OBP: 0.346, SLG: 0.432	FC4-6 BB		1-3 2B			G4-3	FC6-4			3	0	1	0	1	0	3
Fred McGriff, L (1, 3) OBP: 0.412, SLG: 0.614	FC4-6		F8			F7		G4-3 S 2B 1B		4	1	1	0	0	0	3
David Justice, L (1, 9) OBP: 0.380, SLG: 0.480		K	K	K			FC1-6 1B	G4-3		4	0	1	0	0	2	1
Ryan Klesko, L (1, 7) OBP: 0.374, SLG: 0.664 Jerome Walton, R (8, 7) OBP: 0.394, SLG: 0.613		G4-3	F8				FC1-6 G6-3 HR	L5		3 1	1 0	0 0	0 0	0 0	0 0	1 1
Javy Lopez, R (1, 2) OBP: 0.322, SLG: 0.418		G5-3	G5-3	G5-3			G6-3	2B IBB		3	1	0	0	1	0	1
Jeff Blauser, R (1, 6) OBP: 0.347, SLG: 0.344			G6-3		G6-3		HR	1-H 2B		4	1	2	4	0	0	0
Tom Glavine, L (1, 1) OBP: 0.267, SLG: 0.333 Eddie Pérez, R (8, PH) OBP: 0.391, SLG: 0.682 Dwight Smith, L (8, PH) OBP: 0.280, SLG: 0.364 Mark Wohlers, R (9, 1)			G4-3		G1-4-3		E 1B	G3		3 0 1 0	0 0 0 0	1 0 0 0	0 0 0 0	0 0 0 0	0 0 1 0	0 0 1 0
Inning Stats	R: 0 H: 0 E: 0 LOB: 1 K: 1 BB: 1 S: 8 P: 15	R: 0 H: 0 E: 0 LOB: 0 K: 1 BB: 0 S: 7 P: 13	R: 1 H: 3 E: 0 LOB: 2 K: 0 BB: 0 S: 11 P: 18	R: 0 H: 0 E: 0 LOB: 0 K: 1 BB: 0 S: 9 P: 11	R: 0 H: 0 E: 0 LOB: 0 K: 0 BB: 0 S: 6 P: 12	R: 0 H: 0 E: 0 LOB: 0 K: 0 BB: 0 S: 3 P: 3	R: 2 H: 4 E: 1 LOB: 3 K: 0 BB: 0 S: 16 P: 28	R: 2 H: 2 E: 0 LOB: 1 K: 0 BB: 1 S: 10 P: 18		1B: 5 SF: 0 2B: 3 SAC: 0 3B: 0 DP: 0 HR: 1 HBP: 0						

	AB	34
	R	5
	H	9
	RBI	5
	BB	2
	SO	3
	LOB	13

WP: 0 PA: 36
PB: 0
SB: 1
CS: 0

PITCHER		IP	WLS	BF	H	R	ER	SO	BB	IBB	HBP	BLK	WP	HR	S	P	ERA	WHIP
Armando Reynoso, R ERA: 5.06	(1, 1)	6.2	L	29	7	3	3	3	1	0	0	0	0	1	58	98	4.05	1.200
Bruce Ruffin, L ERA: 6.59	(7, 1)	1.0		6	2	2	2	0	0	1	0	0	0	0	10	18	18.00	2.000
Darren Holmes, R ERA: 5.65	(8, 1)	0.1		1	0	0	0	0	0	0	0	0	0	0	2	2	0.00	0.000

PITCHER	IP	WLS	BF	H	R	ER	SO	BB	IBB	HBP	BLK	WP	HR	S	P	ERA	WHIP

Atlanta Braves @ Philadelphia Phillies

Veterans Stadium, Philadelphia, PA

Fri May 10 1996, 7:05 PM EDT

Att. 27,068 - Unknown - 65 F

livebaseballscorecards.com

Batter	1	2	3	4	5	6	7	8	9	AB	R	H	RBI	BB	SO	LOB
Marquis Grissom, R (1, 8) OBP: 0.313, SLG: 0.397	P3		G4-3	10 G6-3 G1 1-2 2-3 BB	1-3 2-H 1B		1B		BB 1-2	4	0	2	1	2	0	0
Mark Lemke, S (1, 4) OBP: 0.340, SLG: 0.359	P3		10 HR 1B	G1 1-2 2-3 3-H	K		F8		G6-3	6	1	1	1	0	1	7
10 Chipper Jones, S (1, 5) OBP: 0.341, SLG: 0.447	G1-4-3		1 SAFE 1-H HR	G6-3 2-3 3-H		G6-3	F8			5	1	1	3	0	0	1
Fred McGriff, L (1, 3) OBP: 0.414, SLG: 0.610 Tyler Houston, L (6, PR) OBP: 0.222, SLG: 0.250 (6, 3)	2B SF9 1B	F7	G5-3			F7 BB 1B	G3			4 1	1 0	2 0	0 0	0 0	0 0	1 0
David Justice, L (1, 9) OBP: 0.395, SLG: 0.492	SF9 1B 1-3 2B		2B 1B	K	1-2 BB			BB		3	2	2	0	2	1	0
Jerome Walton, R (1, 7) OBP: 0.400, SLG: 0.625 Dwight Smith, L (5, PH) OBP: 0.250, SLG: 0.320 (5, 7)	SF9 2-3 3-H		2B 1-2 1B	K	F7 2-3			K		1 3	1 0	1 0	1 0	0 0	0 2	0 3
Javy Lopez, R (1, 2) OBP: 0.341, SLG: 0.443	G3-6-3 3-H 1B		1B 29 1B 1-3 2-H 2B	1B 29 1B 1B	L9			G5-4-3 1B		5	2	4	2	0	0	2
Jeff Blauser, R (1, 6) OBP: 0.354, SLG: 0.354 Brad Clontz, R (7, 1) Pedro Borbon, R (8, 1) Eddie Pérez, R (9, PH) OBP: 0.375, SLG: 0.652 Terrell Wade, L (9, 1)	G3-6-3 1-2f		BB 29 1B G1 2-3 3-H 1B	29 1B 1-2 1B		G6-3	G5-4-3 1-2f		4 0 0 1 0	2 0 0 0 0	2 0 0 0 0	1 0 0 0 0	0 0 0 0 0	0 0 0 0 0	1 0 0 1 0
29 John Smoltz, R (1, 1) OBP: 0.227, SLG: 0.190 Ed Giovanola, L (7, PH) OBP: 0.263, SLG: 0.235 (7, 6)		K	G1 10 BB G6-3 1-2 3-H 1B	1B 1-2 2-H 1B		P6	BB 1B			3 2	1 0	2 1	2 0	0 0	1 0	0 0

Inning Stats										
	R: 0 E: 0 K: 0 S: 3	H: 0 LOB: 0 BB: 0 P: 4	R: 2 E: 0 K: 0 S: 9	H: 3 LOB: 0 BB: 0 P: 11	R: 2 E: 0 K: 1 S: 12	H: 2 LOB: 0 BB: 0 P: 17	R: 5 E: 0 K: 0 S: 22	H: 5 LOB: 1 BB: 1 P: 33	R: 2 E: 0 K: 3 S: 17	H: 4 LOB: 2 BB: 0 P: 27
	R: 0 E: 0 K: 0 S: 8	H: 1 LOB: 2 BB: 1 P: 16	R: 0 E: 0 K: 0 S: 9	H: 1 LOB: 1 BB: 0 P: 17	R: 0 E: 0 K: 1 S: 7	H: 0 LOB: 1 BB: 1 P: 12	R: 0 E: 0 K: 0 S: 10	H: 2 LOB: 2 BB: 1 P: 17	1B: 15 2B: 2 3B: 0 HR: 1	SF: 1 SAC: 0 DP: 2 HBP: 0	WP: 0 PB: 0 SB: 0 CS: 0	PA: 47

PITCHER		IP	WLS	BF	H	R	ER	SO	BB	IBB	HBP	BLK	WP	HR	S	P	ERA	WHIP
Terry Mulholland, L ERA: 5.53	(1, 1)	3.0	L	17	9	8	8	1	0	0	0	0	0	1	37	50	24.00	3.000
Mike Williams, R ERA: 7.16	(4, 1)	2.0		12	5	3	3	3	1	0	0	0	0	0	26	42	13.50	3.000
Steve Frey, L ERA: 3.65	(6, 1)	2.0		9	2	0	0	0	1	0	0	0	0	0	17	33	0.00	1.500
Toby Borland, R ERA: 7.2	(8, 1)	2.0		9	2	0	0	1	2	0	0	0	0	0	17	29	0.00	2.000

PITCHER	IP	WLS	BF	H	R	ER	SO	BB	IBB	HBP	BLK	WP	HR	S	P	ERA	WHIP

AB	42
R	11
H	18
RBI	11
BB	4
SO	5
LOB	16

BOTTOM

Atlanta Braves @ Philadelphia Phillies

Veterans Stadium, Philadelphia, PA

Fri May 10 1996, 7:05 PM EDT

Att. 27,068 - Unknown - 65 F

livebaseballscorecards.com

Batter	1	2	3	4	5	6	7	8	9	AB	R	H	RBI	BB	SO	LOB
Lenny Dykstra, L (1, 8) OBP: 0.412, SLG: 0.468	B C X 1-1 G3-1 ①		B B B B 4-0 BB			C C B B B F X 3-2 G3-4-1 ②		C C X 0-2 F8 ②		2	0	0	0	1	0	0
Ruben Amaro Jr, S (7, 8) OBP: 0.200, SLG: 0.200										1	0	0	0	0	0	0
Mickey Morandini, L (1, 4) OBP: 0.313, SLG: 0.323	B B X 2-0 1B		L F S 0-3 K ③			X 0-0 1B		F B B C X 2-2 F9 ③		4	0	2	0	0	1	1
Jim Eisenreich, L (1, 7) OBP: 0.358, SLG: 0.306	1 SAFE C B 1 SAFE F S 1-3 K ②			B B X 2-0 L7 ①		F S S 0-3 K ③			C S X 0-2 G4-3 ①	4	0	0	0	0	2	2
Todd Zeile, R (1, 5) OBP: 0.357, SLG: 0.423	1 SAFE B B C B X 3-1 F9 ③			C B C F F B X 2-2 G5-3 ②			C C B X 1-2 G6-3 ①		C B F F F F B F S 2-3 K ②	3	0	0	0	0	0	1
23 Kevin Jordan, R (8, 5) OBP: 0.345, SLG: 0.510										1	0	0	0	0	1	0
Benito Santiago, R (1, 2) OBP: 0.299, SLG: 0.526		S X 0-1 P3 ①		S F B B B F F F B X 3-2 P5 ③			B F F B F F F X 2-2 F8 ②		X 0-0 1B	4	0	1	0	0	0	0
Glenn Murray, R (1, 9) OBP: 0.250, SLG: 0.250		B C S B S 2-3 K ②			S C X 0-2 P3 ①		C X 0-1 BB 1B		C B C S 1-3 K ③	4	0	1	0	0	2	1
J.R. Phillips, L (1, 3) OBP: 0.171, SLG: 0.282		C S T 0-2 K ③			S B F B F S 2-3 K ②		B B B C B 1-2 4-1 BB			2	0	0	0	1	2	0
Kevin Stocker, S (1, 6) OBP: 0.383, SLG: 0.352			B F B C X 2-2 G4-3 ①		T X 0-1 F8 ③		S F B B B F X 3-2 G6-3 ③			2	0	0	0	0	0	0
Steve Frey, R (6, 1)										0	0	0	0	0	0	0
Pete Incaviglia, R (7, PH) OBP: 0.286, SLG: 0.456										1	0	0	0	0	0	2
Toby Borland, R (8, 1)										0	0	0	0	0	0	0
Terry Mulholland, R (1, 1) OBP: 0.077, SLG: 0.077			F S S 0-3 K ②			X 0-0 G1-3 ①		F B X 1-1 G5-3 ①		1	0	0	0	0	1	0
Mike Williams, R (4, 1) OBP: 0.111, SLG: 0.111										0	0	0	0	0	0	0
Mike Benjamin, R (6, 6) OBP: 0.417, SLG: 0.500										2	0	0	0	0	0	0
Inning Stats	R: 0 E: 0 K: 1 S: 8 H: 1 LOB: 1 BB: 0 P: 15	R: 0 E: 0 K: 2 S: 9 H: 0 LOB: 0 BB: 0 P: 11	R: 0 E: 0 K: 2 S: 9 H: 0 LOB: 1 BB: 1 P: 15	R: 0 E: 0 K: 0 S: 12 H: 0 LOB: 0 BB: 0 P: 19	R: 0 E: 0 K: 1 S: 9 H: 0 LOB: 0 BB: 0 P: 11	R: 0 E: 0 K: 1 S: 9 H: 1 LOB: 1 BB: 0 P: 12	R: 0 E: 0 K: 0 S: 16 H: 1 LOB: 2 BB: 1 P: 26	R: 0 E: 0 K: 0 S: 8 H: 0 LOB: 0 BB: 0 P: 11	R: 0 E: 0 K: 2 S: 14 H: 1 LOB: 1 BB: 0 P: 17	1B: 4 2B: 0 3B: 0 HR: 0 SF: 0 SAC: 0 DP: 0 HBP: 0							

	AB	31
	R	0
	H	4
	RBI	0
	BB	2
	SO	9
	LOB	7

WP: 0 PB: 0 SB: 0 CS: 0 PA: 33

PITCHER		IP	WLS	BF	H	R	ER	SO	BB	IBB	HBP	BLK	WP	HR	S	P	ERA	WHIP
29 John Smoltz, R ERA: 2.28	(1, 1)	6.0	W	21	2	0	0	7	1	0	0	0	0	0	56	83	0.00	0.500
Brad Clontz, R ERA: 3.24	(7, 1)	1.0		5	1	0	0	0	1	0	0	0	0	0	16	26	0.00	2.000
Pedro Borbon, L ERA:	(8, 1)	1.0		3	0	0	0	0	0	0	0	0	0	0	8	11	0.00	0.000
Terrell Wade, L ERA:	(9, 1)	1.0		4	1	0	0	2	0	0	0	0	0	0	14	17	0.00	1.000

PITCHER	IP	WLS	BF	H	R	ER	SO	BB	IBB	HBP	BLK	WP	HR	S	P	ERA	WHIP

Atlanta Braves @ Philadelphia Phillies

Veterans Stadium, Philadelphia, PA

Sat May 11 1996, 7:05 PM EDT

Att. 22,823 - Unknown - 65 F

TOP

livebaseballscorecards.com

Batter	1	2	3	4	5	6	7	8	9	AB	R	H	RBI	BB	SO	LOB
Marquis Grissom, R (1, 8) OBP: 0.320, SLG: 0.401	0-0 CS 1B	1-0 F8 ①	1-2 F8 ② 2-3	0-0 1-2 1B		1-0 FC1-5 ② 1-2 3-H			1-0 1-2 2B 1B	6	1	3	0	0	0	3
Mark Lemke, S (1, 4) OBP: 0.347, SLG: 0.368 Mark Wohlers, R (9, 1)	3-2 ① BB 10 1B 1-2 HR 1B	0-0 ② L1	4-1 10 FC6-4 BB	0-0 ③ G6-3		3-2 ③ P3			3-2 10 G3-1 1-H 2-H 2B	5	1	2	2	1	0	4
										0	0	0	0	0	0	0
10 Chipper Jones, S (1, 5) OBP: 0.340, SLG: 0.450	0-0 BB 1-2 HR 1B	0-0 1B 2B	2-1 ③ FC6-4 1-2f		2-0 ① F8		1-2 ① G6-3		2-1 ① G3-1 2-3	6	2	2	0	0	0	3
Fred McGriff, L (1, 3) OBP: 0.418, SLG: 0.603 Tyler Houston, L (9, 3) OBP: 0.222, SLG: 0.250	2-2 ② P6	4-2 1B BB		0-0 1B HR 1B	1-3 ② K		1-1 G5-4-3 1B		3-3 ② K	5	1	2	0	1	2	3
										0	0	0	0	0	0	0
David Justice, L (1, 9) OBP: 0.412, SLG: 0.496	4-0 1-2 2-3 HR BB	0-2 1-2 2-H 1B		1-0 1-2 HR 1B	4-2 FC5-4 BB		3-2 ② ③ G5-4-3 1-2f		4-1 BB	3	2	2	1	3	0	1
Jeff Blauser, R (1, 6) OBP: 0.357, SLG: 0.443 Rafael Belliard, R (8, 6) OBP: 0.161, SLG: 0.197	1-1 1-H 2-H 3-H HR	3-1 ③ F7		0-1 1-H 2-H HR	0-0 ③ FC5-4 1-2f			2-2 ① P4	1-3 ③ K	5	2	2	7	0	0	3
										1	0	0	0	0	1	2
Ryan Klesko, L (1, 7) OBP: 0.383, SLG: 0.675	2-1 E6 E 1B		1-0 WP 2B 2B	4-2 FC5-4 BB		1-0 1B FC1-5 2B		2-2 ② K		4	1	2	0	1	1	0
Eddie Pérez, R (1, 2) OBP: 0.379, SLG: 0.607	1-1 E7 1-3 1B		0-0 ① G6-3	0-0 ① FC5-4 FC3-6 1-2f		0-0 FC1-5 2-3 1B		1-0 ③ F8		5	0	2	0	0	0	2
Steve Avery, L (1, 1) OBP: 0.190, SLG: 0.238 Greg McMichael, R (7, 1) Mike Bielecki, R (8, 1) Mike Mordecai, R (9, PH) OBP: 0.250, SLG: 0.211 (9, 4)	2-3 ③ K		3-1 F8 2-H 2B	1-1 ② FC3-6 1B 1-2f		0-0 ① L4			0-0 1B 2B 1B	4	0	1	1	0	1	5
										0	0	0	0	0	0	0
										0	0	0	0	0	0	0
										1	1	1	0	0	0	0
Inning Stats	R: 4 E: 2 K: 1 S: 19 H: 5 LOB: 2 BB: 1 P: 33	R: 1 E: 0 K: 0 S: 11 H: 2 LOB: 2 BB: 1 P: 19	R: 1 E: 0 K: 0 S: 11 H: 2 LOB: 2 BB: 1 P: 22	R: 3 E: 0 K: 0 S: 11 H: 4 LOB: 2 BB: 1 P: 17	R: 0 E: 0 K: 1 S: 8 H: 0 LOB: 1 BB: 1 P: 15	R: 0 E: 0 K: 0 S: 8 H: 2 LOB: 2 BB: 0 P: 13	R: 0 E: 0 K: 0 S: 8 H: 1 LOB: 0 BB: 0 P: 13	R: 0 E: 0 K: 1 S: 7 H: 0 LOB: 0 BB: 0 P: 12	R: 2 E: 0 K: 2 S: 17 H: 3 LOB: 2 BB: 1 P: 31	1B: 12 2B: 5 3B: 0 HR: 2 SF: 0 SAC: 0 DP: 1 HBP: 0							

AB	45
R	11
H	19
RBI	11
BB	6
SO	5
LOB	26

WP: 1 PB: 0 SB: 0 CS: 1 PA: 51

PITCHER		IP	WLS	BF	H	R	ER	SO	BB	IBB	HBP	BLK	WP	HR	S	P	ERA	WHIP
Mike Mimbs, L ERA: 11.32	(1, 1)	3.0	L	24	12	9	9	1	3	0	0	0	1	2	45	79	27.00	5.000
Toby Borland, R ERA: 6.55	(4, 1)	2.0		9	1	0	0	1	2	0	0	0	0	0	15	27	0.00	1.500
Dave Leiper, L ERA: 6.3	(6, 1)	2.0		8	3	0	0	0	0	0	0	0	0	0	16	26	0.00	1.500
Russ Springer, R ERA: 4.5	(8, 1)	2.0		10	3	2	2	3	1	0	0	0	0	0	24	43	9.00	2.000

PITCHER	IP	WLS	BF	H	R	ER	SO	BB	IBB	HBP	BLK	WP	HR	S	P	ERA	WHIP

BOTTOM

Atlanta Braves @ Philadelphia Phillies

Veterans Stadium, Philadelphia, PA

Sat May 11 1996, 7:05 PM EDT

Att. 22,823 - Unknown - 65 F

livebaseballscorecards.com

Batter	1	2	3	4	5	6	7	8	9	AB	R	H	RBI	BB	SO	LOB
Lenny Dykstra, L (1, 8) OBP: 0.414, SLG: 0.469 Russ Springer, R (8, 1)	B B X 2-0 ① F8		B X 1-0 1-2 1B		C B X 1-1 2-H 1B		X 0-0 ② F8 2-3			4	0	2	1	0	0	1
										0	0	0	0	0	0	0
Mickey Morandini, L (1, 4) OBP: 0.311, SLG: 0.321	X 0-0 23 G6-4-3 1B		B C C B B C 3-3 ② K		X 0-0 ③ G4-3		C F B B F S 2-3 ③ K			4	0	1	0	0	2	4
23 Kevin Jordan, R (1, 3) OBP: 0.322, SLG: 0.472	B X 1-0 ②③ G6-4-3 1-2f		B B F F B X 3-2 ③ P4			C B B S B F X 3-2 ① F8		B F F B F X 2-2 ① G6-3		4	0	0	0	0	0	3
Todd Zeile, R (1, 5) OBP: 0.354, SLG: 0.441		B C B X 2-1 ① L9		B B X 2-0 ① G4-3		B B C X 2-1 ② G4-3		B F X 1-1 HR		4	1	1	1	0	0	0
Pete Incaviglia, R (1, 7) OBP: 0.299, SLG: 0.508		B B F B X 3-1 HR		X 0-0 ② P2		F B X 1-1 1B 1B		C B F B X 2-2 ② P3		4	1	2	1	0	0	0
Glenn Murray, R (1, 9) OBP: 0.250, SLG: 0.250		B C B F S 2-3 ② K		F C B F S 1-3 ③ K		C B B B X 3-1 1-2 FC6-4 1B		B C B B F F X 3-2 ③ G5-3		4	0	1	0	0	2	0
Mike Lieberthal, R (1, 2) OBP: 0.255, SLG: 0.341		B F C X 1-2 ③ G4-3			C B X 1-1 ① G3-1	B B S F X 2-2 ③ FC6-4 1-2f			X 0-0 ① G6-3	4	0	0	0	0	0	2
Mike Benjamin, R (1, 6) OBP: 0.375, SLG: 0.500			F B X 1-1 ① G5-3		X 0-0 1B 2B		B X 1-0 ① G1-3		B F C B S 2-3 ② K	4	1	1	0	0	1	0
Mike Mimbs, L (1, 1) OBP: 0.667, SLG: 0.667 Toby Borland, R (4, 1) Mark Whiten, S (5, PH) OBP: 0.370, SLG: 0.339 Dave Leiper, L (6, 1) Ruben Amaro Jr. S (7, PH) OBP: 0.286, SLG: 0.429 (8, 8)			S S B B C B X 3-2 1B 1B		C B B C B X 3-2 ② G6-3		B B X 2-0 F8 2B		F S S 0-3 ③ K	1	0	1	0	0	0	0
										0	0	0	0	0	0	0
										1	0	0	0	0	0	1
										0	0	0	0	0	0	0
										2	0	1	0	0	1	0

	AB	36
	R	3
	H	10
	RBI	3
	BB	0
	SO	6
	LOB	11

Inning Stats	1	2	3	4	5	6	7	8	9
	R: 0 H: 1 E: 0 LOB: 0 K: 0 BB: 0 S: 3 P: 6	R: 1 H: 1 E: 0 LOB: 0 K: 1 BB: 0 S: 10 P: 18	R: 0 H: 2 E: 0 LOB: 2 K: 1 BB: 0 S: 12 P: 23	R: 0 H: 0 E: 0 LOB: 0 K: 1 BB: 0 S: 6 P: 9	R: 1 H: 2 E: 0 LOB: 1 K: 0 BB: 0 S: 9 P: 14	R: 0 H: 2 E: 0 LOB: 2 K: 0 BB: 0 S: 13 P: 24	R: 0 H: 1 E: 0 LOB: 1 K: 1 BB: 0 S: 8 P: 13	R: 1 H: 1 E: 0 LOB: 0 K: 0 BB: 0 S: 14 P: 22	R: 0 H: 0 E: 0 LOB: 0 K: 2 BB: 0 S: 7 P: 9

	1B: 6	SF: 0	WP: 0	PA: 36
	2B: 2	SAC: 0	PB: 0	
	3B: 0	DP: 1	SB: 0	
	HR: 2	HBP: 0	CS: 0	

PITCHER		IP	WLS	BF	H	R	ER	SO	BB	IBB	HBP	BLK	WP	HR	S	P	ERA	WHIP
Steve Avery, L ERA: 2.13	(1, 1)	6.0	W	25	8	2	2	3	0	0	0	0	0	1	53	94	3.00	1.333
Greg McMichael, R ERA: 3.26	(7, 1)	1.0		4	1	0	0	1	0	0	0	0	0	0	8	13	0.00	1.000
Mike Bielecki, R ERA: 2.45	(8, 1)	1.0		4	1	1	1	0	0	0	0	0	0	1	14	22	9.00	1.000
Mark Wohlers, R ERA: 2.08	(9, 1)	1.0		3	0	0	0	2	0	0	0	0	0	0	7	9	0.00	0.000

PITCHER	IP	WLS	BF	H	R	ER	SO	BB	IBB	HBP	BLK	WP	HR	S	P	ERA	WHIP

Atlanta Braves @ Philadelphia Phillies

Veterans Stadium, Philadelphia, PA

Sun May 12 1996, 3:33 AM EDT

Att. 32,314 - Cloudy - 54 F

TOP

livebaseballscorecards.com

Batter	1	2	3	4	5	6	7	8	9	AB	R	H	RBI	BB	SO	LOB
Marquis Grissom, R (1, 8) OBP: 0.312, SLG: 0.391	F8		G1-3			G4-3			G5-3	4	0	0	0	0	0	1
Mark Lemke, S (1, 4) OBP: 0.344, SLG: 0.365	G4-3			10 1B 1B		F8			G6-3	4	0	1	0	0	0	0
10 Chipper Jones, S (1, 5) OBP: 0.338, SLG: 0.444	G4-3			F8 1B 1B 1-2		K			G3-1	4	0	1	0	0	1	0
Fred McGriff, L (1, 3) OBP: 0.422, SLG: 0.604		G4-6-3 1B		1-2 1B			P5			3	0	2	0	0	0	0
David Justice, L (1, 9) OBP: 0.404, SLG: 0.485		G4-6-3 1-2f		F8 2-3			G4-3			3	0	0	0	0	0	3
Ryan Klesko, L (1, 7) OBP: 0.374, SLG: 0.658		K		G4-3			F7			3	0	0	0	0	1	2
Javy Lopez, R (1, 2) OBP: 0.333, SLG: 0.432			K		L6			F9		3	0	0	0	0	1	0
Jeff Blauser, R (1, 6) OBP: 0.345, SLG: 0.425			K		G5-3			F7		3	0	0	0	0	1	0
Greg Maddux, R (1, 1) OBP: 0.095, SLG: 0.050			BB		G6-3			K		1	0	0	0	1	0	0
Brad Clontz, R (6, 1)										0	0	0	0	0	0	0
Pedro Borbon, R (7, 1)										0	0	0	0	0	0	0
Dwight Smith, L (8, PH) OBP: 0.241, SLG: 0.308										1	0	0	0	0	1	0
Terrell Wade, L (8, 1)										0	0	0	0	0	0	0

	AB	29
	R	0
	H	4
	RBI	0
	BB	1
	SO	5
	LOB	6

Inning Stats										
	R: 0 E: 0 K: 0 S: 3	H: 0 LOB: 0 BB: 0 P: 3	R: 0 E: 0 K: 1 S: 5	H: 1 LOB: 0 BB: 0 P: 5	R: 0 E: 0 K: 2 S: 7	H: 0 LOB: 1 BB: 1 P: 11	R: 0 E: 0 K: 0 S: 5	H: 3 LOB: 2 BB: 0 P: 5	R: 0 E: 0 K: 0 S: 3	H: 0 LOB: 0 BB: 0 P: 3
	R: 0 E: 0 K: 1 S: 5	H: 0 LOB: 0 BB: 0 P: 5	R: 0 E: 0 K: 0 S: 3	H: 0 LOB: 0 BB: 0 P: 3	R: 0 E: 0 K: 1 S: 5	H: 0 LOB: 0 BB: 0 P: 5	R: 0 E: 0 K: 0 S: 3	H: 0 LOB: 0 BB: 0 P: 3	1B: 4 2B: 0 3B: 0 HR: 0	SF: 0 SAC: 0 DP: 1 HBP: 0

WP: 0 PB: 0 SB: 0 CS: 0 PA: 30

PITCHER		IP	WLS	BF	H	R	ER	SO	BB	IBB	HBP	BLK	WP	HR	S	P	ERA	WHIP
Mike Grace, R (1, 1) ERA: 2.34		9.0	W	30	4	0	0	5	1	0	0	0	0	0	39	43	0.00	0.556

PITCHER	IP	WLS	BF	H	R	ER	SO	BB	IBB	HBP	BLK	WP	HR	S	P	ERA	WHIP

BOTTOM

Atlanta Braves @ Philadelphia Phillies

Veterans Stadium, Philadelphia, PA

Sun May 12 1996, 3:33 AM EDT

Att. 32,314 - Cloudy - 54 F

livebaseballscorecards.com

Batter	1	2	3	4	5	6	7	8	9	AB	R	H	RBI	BB	SO	LOB
Lenny Dykstra, L (1, 8) OBP: 0.410, SLG: 0.462	F9 2B 1B 1B	K			K		F7			4	1	1	0	0	2	0
Mickey Morandini, L (1, 4) OBP: 0.323, SLG: 0.362	2B FC6 1-2 1B		S 3B		WP 3B		G4-3			4	3	3	0	0	0	0
Jim Eisenreich, L (1, 7) OBP: 0.341, SLG: 0.289	F9 2-3		G3		G3 3-H			G5-3		4	0	0	0	0	0	3
Todd Zeile, R (1, 5) OBP: 0.358, SLG: 0.446	E 1-3 3-H 2B		S BB		G4-3			F8		3	1	1	1	1	0	0
Benito Santiago, R (1, 2) OBP: 0.298, SLG: 0.513	FC6 IBB		K 1-2 3-H			K		K		3	0	0	0	1	3	1
Glenn Murray, R (1, 9) OBP: 0.182, SLG: 0.182	FC6 1-2f 2-H 3-H		K			K				3	0	0	1	0	2	2
J.R. Phillips, L (1, 3) OBP: 0.182, SLG: 0.357	G4-3			K		HR				3	1	1	1	0	1	1
Kevin Stocker, S (1, 6) OBP: 0.373, SLG: 0.341		K		G3		F5				3	0	0	0	0	1	0
Mike Grace, R (1, 1) OBP: 0.208, SLG: 0.095		G3-1		K			G6-3			3	0	0	0	0	1	0
Inning Stats	R: 3 E: 1 K: 0 S: 6 H: 3 LOB: 1 BB: 1 P: 10	R: 0 E: 0 K: 2 S: 7 H: 0 LOB: 0 BB: 0 P: 7	R: 1 E: 0 K: 2 S: 8 H: 1 LOB: 1 BB: 1 P: 12	R: 0 E: 0 K: 2 S: 7 H: 0 LOB: 0 BB: 0 P: 7	R: 1 E: 0 K: 1 S: 6 H: 1 LOB: 0 BB: 0 P: 6	R: 1 E: 0 K: 2 S: 8 H: 1 LOB: 0 BB: 0 P: 8	R: 0 E: 0 K: 0 S: 3 H: 0 LOB: 0 BB: 0 P: 3	R: 0 E: 0 K: 1 S: 5 H: 0 LOB: 0 BB: 0 P: 5		1B: 2 2B: 1 3B: 2 HR: 1	SF: 0 SAC: 0 DP: 0 HBP: 0						

	AB	30
	R	6
	H	6
	RBI	3
	BB	2
	SO	10
	LOB	7

WP: 1 PB: 0 SB: 2 CS: 0 PA: 32

PITCHER		IP	WLS	BF	H	R	ER	SO	BB	IBB	HBP	BLK	WP	HR	S	P	ERA	WHIP
Greg Maddux, R ERA: 3.36	(1, 1)	5.0	L	22	5	5	4	7	1	1	0	0	1	0	34	42	7.20	1.200
Brad Clontz, R ERA: 3.57	(6, 1)	1.0		4	1	1	1	2	0	0	0	0	0	1	8	8	9.00	1.000
Pedro Borbon, L ERA:	(7, 1)	1.0		3	0	0	0	0	0	0	0	0	0	0	3	3	0.00	0.000
Terrell Wade, L ERA:	(8, 1)	1.0		3	0	0	0	1	0	0	0	0	0	0	5	5	0.00	0.000

PITCHER	IP	WLS	BF	H	R	ER	SO	BB	IBB	HBP	BLK	WP	HR	S	P	ERA	WHIP

Batter	1	2	3	4	5	6	7	8	9	AB	R	H	RBI	BB	SO	LOB
Jacob Brumfield, R (1, 8) OBP: 0.296, SLG: 0.447	B X 1-0 BB 2B	C B X 1-1 ③ G6-3			C B B B X 3-1 2B		C B C C 1-3 ③ K		X 0-0 ③ G5-3	5	0	2	0	0	1	2
Al Martin, L (1, 7) OBP: 0.341, SLG: 0.458	B B B C C F F X 3-2 ① F7	B C C C B F X 2-2 E4 L4-3			X 0-0 ③ G3-1			X 0-0 BB E 1B		4	1	1	0	0	0	2
Jeff King, R (1, 4) OBP: 0.323, SLG: 0.514	B B C B B 4-1 BB BB	1 SAFE 1 C X 0-1 ① F9				B B B C F X 3-2 ① F7		B B B B 4-0 FC4-6 1-2 BB		2	0	0	0	2	0	1
Rich Aude, R (1, 3) OBP: 0.308, SLG: 0.308 Mark Johnson, L (8, PH) OBP: 0.375, SLG: 0.545 (8, 3)	C S B B F C 2-3 ② K	B 1 SAFE B X 2-0 ② ③ L4-3 1-1				B S F C 1-3 ② K		C S S 0-3 ① K		3 1	0 0	0 0	0 0	0 0	2 1	3 2
Jay Bell, R (1, 6) OBP: 0.344, SLG: 0.394	C B B B B 4-1 1-2 2-3 BB			F B B F X 2-2 ① G6-3		X 0-0 ③ F7		C X 0-1 ② FC4-6 1-2f 2-H		3	0	0	0	1	0	1
Midre Cummings, L (1, 9) OBP: 0.220, SLG: 0.475	F T C 0-3 ③ K			F F B X 1-2 ② G4-3			F B F B X 2-2 HR	F C S 0-3 ③ K		4	1	1	1	0	2	4
Charlie Hayes, R (1, 5) OBP: 0.308, SLG: 0.394		C B B F B X 3-2 SH1-4 1B		C S B T 1-2 ③ K			B B X 2-0 HR		C B X 1-1 ① F7	4	1	2	1	0	1	0
18 Jason Kendall, R (1, 2) OBP: 0.339, SLG: 0.408		C B X 1-1 ① F8			C F F F F B F X 1-2 ① F9		B X 1-0 ① G5-3		B B B C C S 3-3 ② K	4	0	0	0	0	1	1
Danny Darwin, R (1, 1) OBP: 0.154, SLG: 0.231 John Wehner, R (5, PH) OBP: 0.250, SLG: 0.333 Lee Hancock, L (5, 1) Mike Kingery, L (7, PH) OBP: 0.221, SLG: 0.207 Marc Wilkins, R (7, 1) Dave Clark, L (9, PH) OBP: 0.422, SLG: 0.474		L B L X 1-2 ② SH1-4 1-2			B C X 1-1 ② G1-3		F B B X 2-1 ② G6-3		C X 0-1 1B	0 1 0 1 0 1	0 0 0 0 0 0	0 0 0 0 0 1	0 0 0 0 0 0	0 0 0 0 0 1	0 0 0 0 0 0	0 0 0 0 0 0
Inning Stats	R: 0 E: 0 K: 2 S: 16 H: 1 LOB: 3 BB: 2 P: 30	R: 0 E: 0 K: 0 S: 10 H: 1 LOB: 1 BB: 0 P: 16	R: 0 E: 1 K: 0 S: 7 H: 0 LOB: 0 BB: 0 P: 11	R: 0 E: 0 K: 1 S: 9 H: 0 LOB: 0 BB: 0 P: 13	R: 0 E: 0 K: 0 S: 12 H: 1 LOB: 1 BB: 0 P: 17	R: 0 E: 0 K: 1 S: 7 H: 0 LOB: 0 BB: 0 P: 11	R: 2 E: 0 K: 1 S: 10 H: 2 LOB: 0 BB: 0 P: 18	R: 1 E: 1 K: 2 S: 9 H: 1 LOB: 1 BB: 1 P: 13	R: 0 E: 0 K: 1 S: 8 H: 1 LOB: 1 BB: 0 P: 12	1B: 3 2B: 3 3B: 0 HR: 2 SF: 0 SAC: 1 DP: 1 HBP: 0						

TOP

Pittsburgh Pirates @ Atlanta Braves

Atlanta-Fulton County Stadium, Atlanta, GA

Mon May 13 1996, 7:05 PM EDT

Att. 28,583 - Unknown - 71 F

livebaseballscorecards.com

AB	33
R	3
H	7
RBI	2
BB	3
SO	8
LOB	16

PITCHER		IP	WLS	BF	H	R	ER	SO	BB	IBB	HBP	BLK	WP	HR	S	P	ERA	WHIP
Tom Glavine, L ERA: 2.48	(1, 1)	6.0	W	23	3	0	0	4	2	0	0	0	0	0	61	98	0.00	0.833
Brad Clontz, R ERA: 4.34	(7, 1)	1.0		5	2	2	2	1	0	0	0	0	0	2	10	18	18.00	2.000
Greg McMichael, R ERA: 2.95	(8, 1)	2.0		9	2	1	0	3	1	0	0	0	0	0	17	25	0.00	1.500

PITCHER	IP	WLS	BF	H	R	ER	SO	BB	IBB	HBP	BLK	WP	HR	S	P	ERA	WHIP

BOTTOM

Pittsburgh Pirates @ Atlanta Braves

Atlanta-Fulton County Stadium, Atlanta, GA

Mon May 13 1996, 7:05 PM EDT

Att. 28,583 - Unknown - 71 F

livebaseballscorecards.com

Batter	1	2	3	4	5	6	7	8	9	AB	R	H	RBI	BB	SO	LOB
Marquis Grissom, R (1, 8) OBP: 0.320, SLG: 0.398	10 2B 1B	G5-3		F7		1B		FC1-4 1B		5	1	3	0	0	0	0
Mark Lemke, S (1, 4) OBP: 0.358, SLG: 0.387	10 2B 1B		10 G4-3 2B		HR 1B	10 WP 1B		FC1-4		5	2	4	1	0	0	1
10 Chipper Jones, S (1, 5) OBP: 0.340, SLG: 0.445	F9 2B		G4-3		HR BB	L7		L9		4	2	1	2	1	0	4
Fred McGriff, L (1, 3) OBP: 0.415, SLG: 0.592	F9		G4-3		L8		G4-3			3	0	0	0	0	0	4
Tyler Houston, L (7, PH) (8, 3) OBP: 0.200, SLG: 0.222										1	0	0	0	0	0	0
David Justice, L (1, 9) OBP: 0.406, SLG: 0.515	G3-1 2B		F9		HR		K			4	1	2	4	0	1	1
Ryan Klesko, L (1, 7) OBP: 0.378, SLG: 0.650	G3-1			1B 1B	G4-3		BB			3	1	1	0	1	0	1
Greg McMichael, R (8, 1)										0	0	0	0	0	0	0
Javy Lopez, R (1, 2) OBP: 0.331, SLG: 0.426	G4-3			1B 1B	F8		G1-3			4	1	1	0	0	0	2
Jeff Blauser, R (1, 6) OBP: 0.333, SLG: 0.408		K		K		L3-1		F8		3	0	0	0	0	2	2
Rafael Belliard, R (7, 6) OBP: 0.159, SLG: 0.194										1	0	0	0	0	0	0
Tom Glavine, L (1, 1) OBP: 0.294, SLG: 0.353		G3		2-H 3-H 1B		G6-3		1B FC1-4 2B		2	0	1	2	0	0	0
Mike Mordecai, R (6, PH) OBP: 0.238, SLG: 0.200										1	0	0	0	0	0	0
Brad Clontz, R (7, 1)										0	0	0	0	0	0	0
Jerome Walton, R (8, 7) OBP: 0.417, SLG: 0.667										1	1	1	0	0	0	0
Inning Stats	R: 3 E: 0 K: 0 S: 12 H: 4 LOB: 1 BB: 0 P: 17	R: 0 E: 0 K: 1 S: 8 H: 0 LOB: 0 BB: 0 P: 10	R: 0 E: 0 K: 0 S: 9 H: 1 LOB: 1 BB: 0 P: 13	R: 2 E: 0 K: 1 S: 8 H: 3 LOB: 0 BB: 0 P: 14	R: 3 E: 0 K: 0 S: 9 H: 2 LOB: 0 BB: 1 P: 22	R: 0 E: 0 K: 0 S: 9 H: 2 LOB: 2 BB: 0 P: 13	R: 0 E: 0 K: 1 S: 9 H: 0 LOB: 1 BB: 1 P: 19	R: 1 E: 0 K: 0 S: 7 H: 2 LOB: 1 BB: 0 P: 10		1B: 9 2B: 4 3B: 0 HR: 1	SF: 0 SAC: 0 DP: 0 HBP: 0					

	AB	37
	R	9
	H	14
	RBI	9
	BB	2
	SO	3
	LOB	15

WP: 1 PB: 0 SB: 0 CS: 0 PA: 39

PITCHER		IP	WLS	BF	H	R	ER	SO	BB	IBB	HBP	BLK	WP	HR	S	P	ERA	WHIP
Danny Darwin, R ERA: 3.31	(1, 1)	4.0	L	19	8	5	5	2	0	0	0	0	0	0	37	54	11.25	2.000
Lee Hancock, L ERA: 6.38	(5, 1)	2.0		11	4	3	3	0	1	0	0	0	1	1	18	35	13.50	2.500
Marc Wilkins, R ERA: 13.5	(7, 1)	2.0		9	2	1	1	1	1	0	0	0	0	0	16	29	4.50	1.500

PITCHER	IP	WLS	BF	H	R	ER	SO	BB	IBB	HBP	BLK	WP	HR	S	P	ERA	WHIP

Pittsburgh Pirates @ Atlanta Braves

Atlanta-Fulton County Stadium, Atlanta, GA

Tue May 14 1996, 7:05 PM EDT

Att. 28,175 - Unknown - 68 F

livebaseballscorecards.com

Batter	1	2	3	4	5	6	7	8	9	AB	R	H	RBI	BB	SO	LOB
Jacob Brumfield, R (1, 8) OBP: 0.291, SLG: 0.438	C X 0-1 G6-3 ①		X 0-0 G6-3 ②		C B S D B X 3-2 L5 ②		B X 1-0 SF9 ② 2-3 3-H		B B S X 2-1 DI 1B	4	0	1	1	0	0	3
Al Martin, L (1, 7) OBP: 0.343, SLG: 0.452	F B S S 1-3 K ②		B C S S D D B 4-2 BB		X 0-0 G3-1 ③		X 0-0 1-2 3-H 1B		S S B S 1-3 1-2 K ③	4	0	1	1	1	2	3
Jeff King, R (1, 4) (8, 3) OBP: 0.315, SLG: 0.500	S S F B B B F S 2-3 K ③		C S F B F B C 2-3 K ③			B B B X 3-0 F7 ①	B C B S S 2-3 K ③			4	0	0	0	0	3	4
Mark Johnson, L (1, 3) OBP: 0.358, SLG: 0.517 John Wehner, R (8, PH) OBP: 0.241, SLG: 0.321 (8, 4)		B F B X 2-1 G4-3 ①		B X 1-0 G4-3 ①		C F B S 1-3 K ②		B C F S 1-3 K ①		3 1	0 0	0 0	0 0	0 0	1 1	0 0
Jay Bell, R (1, 6) OBP: 0.342, SLG: 0.390		B C B S X 2-2 F9 ②		B C F B T 2-2 K ②		S B C X 1-2 G6-3 ③		B C C X 1-2 1B 1B		4	0	1	0	0	1	0
Dave Clark, L (1, 9) OBP: 0.408, SLG: 0.452		S X 0-1 F7 ③		B C F X 1-2 G3 ③			C F S 0-3 K ①	B C C F B X 2-2 G4-3-6 1-2 1B		4	0	1	0	0	1	0
Charlie Hayes, R (1, 5) OBP: 0.320, SLG: 0.412			C B C B B X 3-2 G6-3 18 2B 1B		B F S B X 2-2 18 E 18 E 1B		B C B X 2-1 18 1B SF9 2B	C C B X 1-2 G4-3-6 ②③ 1-2f		4	2	3	0	0	0	2
18 Jason Kendall, R (1, 2) OBP: 0.345, SLG: 0.421			C X 0-1 G6-3 1-3 2B		F X 0-1 E6 SH3-4 1-3		C B S X 1-2 SF9 BB 1B 2-3 1B		C F X 0-2 G3-1 ①	4	1	2	0	0	0	1
Paul Wagner, R (1, 1) OBP: 0.100, SLG: 0.053 John Hope, R (6, 1) OBP: 0.200, SLG: 0.200 Nelson Liriano, S (7, PH) OBP: 0.273, SLG: 0.339 Jason Christiansen, R (7, 1) Mike Kingery, L (9, PH) OBP: 0.218, SLG: 0.205			C X 0-1 G6-3 ① 2-3 3-H		X 0-0 SH3-4 ① 1-2		B B C B B 4-1 1B 1-2 BB		F B X 1-1 F7 ②	1 0 0 0 1	0 0 0 0 0	0 0 0 0 0	1 0 1 0 0	0 0 0 0 0	0 0 0 0 0	1 0 0 0 0

TOP

AB	34
R	3
H	9
RBI	3
BB	2
SO	9
LOB	14

Inning Stats	1	2	3	4	5	6	7	8	9	1B: 7	SF: 1	WP: 0	PA: 38
R:	0	0	1	0	0	0	2	0	0	2B: 2	SAC: 1	PB: 0	
E:	0	0	0	0	1	0	0	0	0	3B: 0	DP: 1	SB: 0	
K:	2	0	1	1	0	1	2	1	1	HR: 0	HBP: 0	CS: 0	
S:	10	7	14	8	10	7	14	14	10				
H:	0	0	2	0	1	0	3	2	1				
LOB:	0	0	2	0	2	0	3	1	1				
BB:	0	0	1	0	0	0	1	0	0				
P:	13	11	23	12	15	12	24	19	14				

PITCHER		IP	WLS	BF	H	R	ER	SO	BB	IBB	HBP	BLK	WP	HR	S	P	ERA	WHIP
29 John Smoltz, R ERA: 2.44	(1, 1)	7.0	W	30	6	3	3	7	2	0	0	0	0	0	70	110	3.86	1.143
Terrell Wade, L ERA:	(8, 1)	0.1		3	2	0	0	1	0	0	0	0	0	0	11	15	0.00	6.000
Brad Clontz, R ERA: 4.19	(8, 1)	0.2		1	0	0	0	0	0	0	0	0	0	0	3	4	0.00	0.000
Mark Wohlers, R ERA: 1.96	(9, 1)	1.0		4	1	0	0	1	0	0	0	0	0	0	10	14	0.00	1.000

PITCHER		IP	WLS	BF	H	R	ER	SO	BB	IBB	HBP	BLK	WP	HR	S	P	ERA	WHIP

Pittsburgh Pirates @ Atlanta Braves

Atlanta-Fulton County Stadium, Atlanta, GA

Tue May 14 1996, 7:05 PM EDT

Att. 28,175 - Unknown - 68 F

livebaseballscorecards.com

Batter	1	2	3	4	5	6	7	8	9	AB	R	H	RBI	BB	SO	LOB
Marquis Grissom, R (1, 8) OBP: 0.322, SLG: 0.398	0-1 P3 ①		1-3 K ③		1-0 1B S 10 FC5-2-5 1B	0-2 1B 2-H 1B		1-0 F9 ①		5	0	2	1	0	1	2
Mark Lemke, S (1, 4) OBP: 0.366, SLG: 0.395	3-1 G3-1 ②			0-0 G3-1 ①	1-1 10 FC5-2-5 HR 1-3 1B	1-0 10 L3 1-2 1B		1-0 10 FC6-5 1-2 1B		5	1	3	0	0	0	0
10 Chipper Jones, S (1, 5) OBP: 0.329, SLG: 0.430	2-1 F9 ③			1-3 K ②	2-0 FC5-2-5 ① HR 1-2 3-H	0-1 L3 ② ③ 1-1		0-1 FC6-5 ② 1-2 2-3f		5	1	0	0	0	1	6
Fred McGriff, L (1, 3) OBP: 0.414, SLG: 0.605		2-0 F8 ①		1-1 BB 1B 1B	0-0 HR 1-H 2-H		1-0 F5 ①	0-3 K ③		5	2	2	3	0	1	2
David Justice, L (1, 9) OBP: 0.409, SLG: 0.514		1-1 G3-1 ②		0-1 BB 1B 1-2	3-3 K ②		0-1 1B 1B			4	1	2	0	0	1	0
Ryan Klesko, L (1, 7) OBP: 0.374, SLG: 0.634 Terrell Wade, L (8, 1) Brad Clontz, R (8, 1) Mark Wohlers, R (9, 1)		2-3 K ③		4-0 BB 1B 1-2 2-3 BB	3-2 G1-4-3 ③		1-3 K ② 1 SAFE 1 SAFE			3 0 0 0	0 0 0 0	0 0 0 0	0 0 0 0	1 0 0 0	2 0 0 0	1 0 0 0
Javy Lopez, R (1, 2) OBP: 0.350, SLG: 0.476			1-1 29 G6-3 2B	0-0 29 FC5 BB 1-2 2-H 3-H 1B		0-1 HR	0-1 1-2 1B			4	1	4	3	0	0	0
Jeff Blauser, R (1, 6) OBP: 0.340, SLG: 0.405			2-2 G6-3 ①	4-1 1-2 2-3 BB		3-2 29 SH1-4 1B 1B	1-1 F8 ③			3	1	1	0	1	0	3
29 John Smoltz, R (1, 1) OBP: 0.208, SLG: 0.174 Jerome Walton, R (8, 7) OBP: 0.432, SLG: 0.667			3-1 G6-3 ② 2-3	1-2 FC5 ③ 2-3f		0-0 SH1-4 ① 1-2		4-0 10 FC6-5 1B BB		2 0	0 0	0 0	0 0	0 1	0 0	4 0
Inning Stats	R: 0 E: 0 K: 0 S: 6 H: 0 LOB: 0 BB: 0 P: 11	R: 0 E: 0 K: 1 S: 6 H: 0 LOB: 0 BB: 0 P: 11	R: 0 E: 0 K: 1 S: 10 H: 1 LOB: 1 BB: 0 P: 17	R: 2 E: 0 K: 1 S: 17 H: 3 LOB: 3 BB: 2 P: 28	R: 3 E: 0 K: 1 S: 12 H: 3 LOB: 0 BB: 0 P: 22	R: 2 E: 0 K: 0 S: 12 H: 4 LOB: 1 BB: 0 P: 16	R: 0 E: 0 K: 1 S: 10 H: 2 LOB: 2 BB: 0 P: 13	R: 0 E: 0 K: 1 S: 7 H: 1 LOB: 2 BB: 1 P: 13		1B: 11 2B: 2 3B: 0 HR: 2	SF: 0 SAC: 1 DP: 1 HBP: 0					

	AB	36
	R	7
	H	14
	RBI	7
	BB	3
	SO	6
	LOB	18

WP: 0 PB: 0 SB: 1 CS: 0 PA: 40

PITCHER		IP	WLS	BF	H	R	ER	SO	BB	IBB	HBP	BLK	WP	HR	S	P	ERA	WHIP
Paul Wagner, R ERA: 4.07	(1, 1)	5.1	L	28	10	7	7	4	2	0	0	0	0	2	60	101	11.81	2.250
John Hope, R ERA: 6.98	(6, 1)	0.2		2	1	0	0	0	0	0	0	0	0	0	3	4	0.00	1.500
Jason Christiansen, L ERA: 7.17	(7, 1)	2.0		10	3	0	0	2	1	0	0	0	0	0	17	26	0.00	2.000

PITCHER	IP	WLS	BF	H	R	ER	SO	BB	IBB	HBP	BLK	WP	HR	S	P	ERA	WHIP

Batter	1	2	3	4	5	6	7	8	9	AB	R	H	RBI	BB	SO	LOB
John Wehner, R (1, 9) OBP: 0.212, SLG: 0.281	X 0-0 ① P3		B X 1-0 ② G5-3			C X 0-1 ② F9		F B C B B C 3-3 ① K		4	0	0	0	0	1	0
Al Martin, L (1, 7) OBP: 0.353, SLG: 0.463	B X 1-0 G5-3 1B		C S B X 1-2 ③ G4-3			C C B B F F F F B 4-2 B HR BB		S B F X 1-2 2B		3	1	2	0	1	0	0
Jeff King, R (1, 4) OBP: 0.313, SLG: 0.513	C B 1 SAFE 1 SAFE B C B X 3-2 ② G5-3 1-2			B X 1-0 ① F9		X 0-0 1-H HR		B C X 1-1 ② F8		4	1	1	2	0	0	2
Rich Aude, R (1, 3) OBP: 0.250, SLG: 0.250 Mark Johnson, L (8, PH) OBP: 0.353, SLG: 0.508 (8, 3)	F F C 0-3 ③ K			F B X 1-1 ② L1		S X 0-1 ③ G5-3		X 0-0 ③ G4-3		3 1	0 0	0 0	0 0	0 0	1 1	1 1
Jay Bell, R (1, 6) OBP: 0.333, SLG: 0.379		B B X 2-0 ① P3		F C F X 0-2 ③ L9			C X 0-1 ① G4-3		F C B X 1-2 ① F8	4	0	0	0	0	0	0
Charlie Hayes, R (1, 5) OBP: 0.325, SLG: 0.436		X 0-0 1B			B C F B B X 3-2 ① G6-3		C B S X 1-2 HR		B C B S B X 3-2 ② G6-3	4	1	2	1	0	0	0
Midre Cummings, L (1, 8) OBP: 0.200, SLG: 0.432		C S T B B S 2-3 ② K			F B F B C 2-3 ② K		F S F F X 0-2 ② P5		B X 1-0 ③ G1-3	4	0	0	0	0	2	1
Keith Osik, R (1, 2) OBP: 0.395, SLG: 0.500		B 1 SAFE B X 2-0 ③ F7			F S B X 1-2 ③ F9		F B B B B 4-1 BB			2	0	0	0	1	0	1
Denny Neagle, L (1, 1) OBP: 0.200, SLG: 0.167 Jon Lieber, L (8, 1) OBP: 0.500, SLG: 0.333 Dan Plesac, L (8, 1) 67 Francisco Cordova, R (9, 1) OBP: 0.500, SLG: 0.500			C S B X 1-2 ① L7			X 0-0 ① P6	B S X 1-1 ③ L7			3 0 0 0	0 0 0 0	0 0 0 0	0 0 0 0	0 0 0 0	0 0 0 0	1 0 0 0
Inning Stats	R: 0 E: 0 K: 1 S: 8 H: 1 LOB: 1 BB: 0 P: 12	R: 0 E: 0 K: 1 S: 7 H: 1 LOB: 1 BB: 0 P: 13	R: 0 E: 0 K: 0 S: 7 H: 0 LOB: 0 BB: 0 P: 10	R: 0 E: 0 K: 0 S: 7 H: 0 LOB: 0 BB: 0 P: 9	R: 0 E: 0 K: 1 S: 9 H: 0 LOB: 0 BB: 0 P: 15	R: 2 E: 0 K: 0 S: 12 H: 1 LOB: 0 BB: 1 P: 16	R: 1 E: 0 K: 0 S: 13 H: 1 LOB: 1 BB: 1 P: 19	R: 0 E: 0 K: 1 S: 9 H: 1 LOB: 1 BB: 0 P: 14	R: 0 E: 0 K: 0 S: 7 H: 0 LOB: 0 BB: 0 P: 12	1B: 2 2B: 1 3B: 0 HR: 2 SF: 0 SAC: 0 DP: 0 HBP: 0						

PITCHER		IP	WLS	BF	H	R	ER	SO	BB	IBB	HBP	BLK	WP	HR	S	P	ERA	WHIP
Steve Avery, L ERA: 2.32	(1, 1)	7.0	L	27	4	3	3	3	2	0	0	0	0	2	63	94	3.86	0.857
Greg McMichael, R ERA: 2.7	(8, 1)	2.0		7	1	0	0	1	0	0	0	0	0	0	16	26	0.00	0.500

PITCHER		IP	WLS	BF	H	R	ER	SO	BB	IBB	HBP	BLK	WP	HR	S	P	ERA	WHIP

TOP

Pittsburgh Pirates @ Atlanta Braves

Atlanta-Fulton County Stadium, Atlanta, GA

Wed May 15 1996, 7:05 PM EDT
Att. 30,917 - Unknown - 74 F

livebaseballscorecards.com

AB	32
R	3
H	5
RBI	3
BB	2
SO	4
LOB	7

BOTTOM

Batter	1	2	3	4	5	6	7	8	9	AB	R	H	RBI	BB	SO	LOB
Marquis Grissom, R (1, 8) OBP: 0.321, SLG: 0.394	F C B X 1-2 G5-3 ①			B C X 1-1 F7 ①		F X 0-1 10 FC6-4 BB 1B		B C F B F X 2-2 G6-3 ①		4	0	1	0	0	0	0
Mark Lemke, S (1, 4) OBP: 0.363, SLG: 0.387	C B B X 2-1 F7 ②			B C F B F X 2-2 F9 ②		B B C B B 4-1 10 FC6-4 1-2 BB		C B F F C 1-3 K ②		3	0	0	0	1	1	0
10 Chipper Jones, S (1, 5) OBP: 0.327, SLG: 0.425	C B B X 2-1 G5-3 ③			B B B X 3-0 F9 ③		F B B X 2-1 FC6-4 1-2f 2-3 ②		X 0-0 1B		4	0	1	0	0	0	2
Fred McGriff, L (1, 3) OBP: 0.405, SLG: 0.590		X 0-0 G3 ①			X 0-0 G4-3 ①	F B S S 1-3 K ③		B F B C X 2-2 L9 ③		4	0	0	0	0	1	3
David Justice, L (1, 9) OBP: 0.409, SLG: 0.514 Ryan Klesko, L (2, PH) OBP: 0.371, SLG: 0.619 (3, 7)		B S B S S B B 4-2 L6-3 BB			S B B B F F S 3-3 K ②		S B X 1-1 E3 1B		S B S B S 2-3 K ①	0 3	0 0	0 0	0 0	0 1	0 2	0 0
Jerome Walton, R (1, 7) OBP: 0.415, SLG: 0.622 (3, 9)		B B C C 1 SAFE 1 SAFE X 2-2 L6-3 ② ③ 1-1			B C X 1-1 1B 1B		S X 0-1 F9 ①		S F B F F B F B S 3-3 K ②	4	0	1	0	0	1	2
Jeff Blauser, R (1, 6) OBP: 0.337, SLG: 0.398		C F S 0-3 K ①			1 SAFE X 0-0 1-2 1B		B B C T F S 2-3 K ②		C C S 0-3 K ③	4	0	1	0	0	3	1
Eddie Pérez, R (1, 2) OBP: 0.375, SLG: 0.581 Rafael Belliard, R (7, PR) OBP: 0.159, SLG: 0.194 Greg McMichael, R (8, 1)		B F F F X 1-2 G5-3 ②			S B X 1-1 L7 ③		X 0-0 1-2 1B			3 0 0	0 0 0	1 0 0	0 0 0	0 0 0	0 0 0	2 0 0
Steve Avery, L (1, 1) OBP: 0.174, SLG: 0.217 Javy Lopez, R (7, PH) OBP: 0.348, SLG: 0.472 (8, 2)		F F F S 0-3 K ③				B F C S 1-3 K ①	C B F B D X 3-2 F9 ③			2 1	0 0	0 0	0 0	0 0	2 0	0 2
Inning Stats	R: 0 E: 0 K: 0 S: 7 H: 0 LOB: 0 BB: 0 P: 12	R: 0 E: 0 K: 0 S: 6 H: 0 LOB: 0 BB: 1 P: 12	R: 0 E: 0 K: 2 S: 10 H: 0 LOB: 0 BB: 0 P: 11	R: 0 E: 0 K: 0 S: 7 H: 0 LOB: 0 BB: 0 P: 13	R: 0 E: 0 K: 1 S: 10 H: 2 LOB: 2 BB: 0 P: 15	R: 0 E: 0 K: 2 S: 11 H: 1 LOB: 2 BB: 1 P: 19	R: 0 E: 1 K: 1 S: 12 H: 1 LOB: 2 BB: 0 P: 18	R: 0 E: 0 K: 1 S: 12 H: 1 LOB: 1 BB: 0 P: 17	R: 0 E: 0 K: 3 S: 12 H: 0 LOB: 0 BB: 0 P: 17	1B: 5 2B: 1 3B: 0 HR: 0	SF: 0 SAC: 0 DP: 1 HBP: 0						

PITCHER		IP	WLS	BF	H	R	ER	SO	BB	IBB	HBP	BLK	WP	HR	S	P	ERA	WHIP
Denny Neagle, L ERA: 2.66	(1, 1)	7.0	W	27	4	0	0	6	2	0	0	0	0	0	63	100	0.00	0.857
Jon Lieber, R ERA: 3.05	(8, 1)	0.2		3	1	0	0	1	0	0	0	0	0	0	9	12	0.00	1.500
Dan Plesac, L ERA: 4.82	(8, 1)	0.2		2	0	0	0	1	0	0	0	0	0	0	6	10	0.00	0.000
67 Francisco Cordova, R ERA: 3.86	(9, 1)	0.2		2	0	0	0	2	0	0	0	0	0	0	9	12	0.00	0.000

PITCHER	IP	WLS	BF	H	R	ER	SO	BB	IBB	HBP	BLK	WP	HR	S	P	ERA	WHIP

Pittsburgh Pirates @ Atlanta Braves

Atlanta-Fulton County Stadium, Atlanta, GA

Wed May 15 1996, 7:05 PM EDT
Att. 30,917 - Unknown - 74 F

livebaseballscorecards.com

AB	32
R	0
H	5
RBI	0
BB	2
SO	10
LOB	12

WP: 0 PA: 34
PB: 0
SB: 0
CS: 0

Batter	1	2	3	4	5	6	7	8	9	AB	R	H	RBI	BB	SO	LOB
Thomas Howard, S (1, 7) OBP: 0.231, SLG: 0.294	C B X 1-1 ① L8		F F B F S 1-3 ② K		C X 0-1 CS 1B		S F F S 0-3 ③ K			4	0	1	0	0	2	3
Hal Morris, L (1, 3) OBP: 0.392, SLG: 0.457	B C C B F B X 3-2 G6-4-3 1B		B C F B F B X 3-2 ③ G1-3		1 SAFE C C C 0-2 ③ CS 1-2	X 0-0 ① G6-3		F B C F B B S 3-3 ① K		4	0	1	0	0	1	1
Barry Larkin, R (1, 6) OBP: 0.361, SLG: 0.446	B X 1-0 ②③ G6-4-3 1-2f			C X 0-1 ① G3		C C F B F F X 1-2 G4-3 2B		B B B B 4-0 BB		3	0	1	0	1	0	1
Eric Anthony, L (1, 9) OBP: 0.413, SLG: 0.585		C B C X 1-2 ① F9		C C B X 1-2 1B 2B		X 0-0 ② G4-3 2-3		B X 1-0 ② L6		4	1	1	0	0	0	2
Eric Davis, R (1, 8) OBP: 0.350, SLG: 0.539		B C B B F F X 3-2 CS 1B		C B F X 1-2 S 2-H 1B		C B S B X 2-2 ③ G5-3		C C B B S 2-3 ③ K		4	0	2	1	0	1	2
Eddie Taubensee, L (1, 2) OBP: 0.364, SLG: 0.432		1 SAFE 1 SAFE C F C 0-3 ②③ K 1-2		1 SAFE F 1 SAFE S F C 0-3 ② K			F X 0-1 ① G3-1		X 0-0 ① F7	4	0	0	0	0	2	2
Bret Boone, R (1, 4) OBP: 0.280, SLG: 0.391			C B X 1-1 2B 2B	B 1 SAFE S B S S S 2-3 ③ K 1-2			X 0-0 1B 1B		B B C F F F X 2-2 ② F7	4	1	2	0	0	1	1
Jeff Branson, L (1, 5) OBP: 0.349, SLG: 0.448		X 0-0 G4-3 2-H 2B		F C B B B S 3-3 ① K			S F S 0-3 ② K		B B B B 4-0 BB	3	0	1	1	1	2	1
John Smiley, L (1, 1) OBP: 0.464, SLG: 0.294 Willie Greene, L (3, PH) OBP: 0.000, SLG: 0.444 Chuck McElroy, L (1, 1) Eric Owens, R (5, PH) OBP: 0.313, SLG: 0.250 Marcus Moore, S (6, 1) Chris Sabo, R (7, PH) OBP: 0.333, SLG: 0.458 Johnny Ruffin, R (7, 1) OBP: 1.000, SLG: 1.000 Derek Lilliquist, L (8, 1) Joe Oliver, R (8, PH) OBP: 0.231, SLG: 0.308		C X 0-1 ① G4-3 2-3		X 0-0 ② G4-3			C C X 0-2 1-2 1B		F B B B S X 2-2 ③ G1-3	0 0 0 0 0 0 0 1 0 0 0 0 0 1 0 0 0 0 0 0 0 1 0 0 0 0 0 0 0 0 0 0 0 0 0 1 0 1 0 0 0 0 0 0 0 0 0 0 0 0 0 0 0 0 0 0 1 0 0 0 0 0 1						
Inning Stats	R: 0 E: 0 K: 0 S: 7 H: 1 LOB: 0 BB: 0 P: 12	R: 0 E: 0 K: 1 S: 10 H: 1 LOB: 0 BB: 0 P: 14	R: 1 E: 0 K: 1 S: 13 H: 2 LOB: 0 BB: 0 P: 18	R: 1 E: 0 K: 2 S: 15 H: 2 LOB: 1 BB: 0 P: 19	R: 0 E: 0 K: 1 S: 8 H: 1 LOB: 0 BB: 0 P: 11	R: 0 E: 0 K: 0 S: 11 H: 1 LOB: 1 BB: 0 P: 14	R: 0 E: 0 K: 2 S: 13 H: 2 LOB: 2 BB: 0 P: 13	R: 0 E: 0 K: 2 S: 8 H: 0 LOB: 1 BB: 1 P: 18	R: 0 E: 0 K: 0 S: 9 H: 0 LOB: 1 BB: 1 P: 17	1B: 6 2B: 4 3B: 0 HR: 0 SF: 0 SAC: 0 DP: 1 HBP: 0						

PITCHER		IP	WLS	BF	H	R	ER	SO	BB	IBB	HBP	BLK	WP	HR	S	P	ERA	WHIP
Greg Maddux, R ERA: 3.28	(1, 1)	7.0	W	28	10	2	2	7	0	0	0	0	0	0	77	101	2.57	1.429
Greg McMichael, R ERA: 2.59	(8, 1)	1.0		4	0	0	0	2	1	0	0	0	0	0	8	18	0.00	1.000
Pedro Borbon, L ERA:	(9, 1)	1.0		4	0	0	0	0	1	0	0	0	0	0	9	17	0.00	1.000

PITCHER	IP	WLS	BF	H	R	ER	SO	BB	IBB	HBP	BLK	WP	HR	S	P	ERA	WHIP

Cincinnati Reds @ Atlanta Braves

Atlanta-Fulton County Stadium, Atlanta, GA

Fri May 17 1996, 7:05 PM EDT

Att. 40,612 - Unknown

TOP

livebaseballscorecards.com

AB	34
R	2
H	10
RBI	2
BB	2
SO	9
LOB	15

WP: 0 PB: 0 SB: 1 CS: 2 PA: 37

Cincinnati Reds @ Atlanta Braves

Atlanta-Fulton County Stadium, Atlanta, GA

Fri May 17 1996, 7:05 PM EDT

Att. 40,612 - Unknown

BOTTOM

Batter	1	2	3	4	5	6	7	8	9	AB	R	H	RBI	BB	SO	LOB
Marquis Grissom, R (1, 8) OBP: 0.318, SLG: 0.400	L8	1B 3B		K		G5-3		G1-3		5	1	1	3	0	1	0
Mark Lemke, S (1, 4) OBP: 0.366, SLG: 0.386	G6-3	10 BB 1B		10 2B BB		L7				3	1	1	1	1	0	0
10 Chipper Jones, S (1, 5) OBP: 0.337, SLG: 0.436	G5-3	BB		1-H 2B			1B 1B			3	0	2	1	1	0	0
Fred McGriff, L (1, 3) OBP: 0.401, SLG: 0.600		HR F8		K			K			4	1	1	1	0	2	4
Javy Lopez, R (1, 2) OBP: 0.345, SLG: 0.466		G1-3 G4-3			F8		G6-4-3 1B			4	0	1	0	0	0	0
Jerome Walton, R (1, 9) OBP: 0.442, SLG: 0.632		BB 3B BB			HR		G6-4-3			1	1	1	0	1	0	0
Jermaine Dye, R (5, 9) OBP: 0.500, SLG: 2.000		1B								2	1	1	1	0	0	2
Ryan Klesko, L (1, 7) OBP: 0.374, SLG: 0.638		K K			G6-4-3 1B			HR		4	1	2	1	0	2	2
Jeff Blauser, R (1, 6) OBP: 0.333, SLG: 0.384		BB 3B BB			G6-4-3			P4		3	1	0	0	1	0	2
Greg Maddux, R (1, 1) OBP: 0.125, SLG: 0.045		BB 3B BB		G4-3		G6-3		F8		2	1	0	0	1	0	0
Greg McMichael, R (8, 1)										0	0	0	0	0	0	0
Mike Mordecai, R (8, PH) OBP: 0.227, SLG: 0.190										1	0	0	0	0	0	0
Pedro Borbon, R (9, 1)										0	0	0	0	0	0	0
Inning Stats	R: 0 E: 0 K: 0 S: 8 H: 0 LOB: 0 BB: 0 P: 14	R: 5 E: 0 K: 1 S: 29 H: 3 LOB: 2 BB: 4 P: 54	R: 0 E: 0 K: 1 S: 12 H: 1 LOB: 1 BB: 0 P: 20	R: 1 E: 0 K: 2 S: 11 H: 1 LOB: 1 BB: 1 P: 20	R: 1 E: 0 K: 0 S: 6 H: 2 LOB: 0 BB: 0 P: 7	R: 0 E: 0 K: 0 S: 4 H: 0 LOB: 0 BB: 0 P: 5	R: 0 E: 0 K: 1 S: 6 H: 2 LOB: 1 BB: 0 P: 11	R: 1 E: 0 K: 0 S: 10 H: 1 LOB: 0 BB: 0 P: 16		1B: 5 2B: 1 3B: 1 HR: 3 SF: 0 SAC: 0 DP: 2 HBP: 0						

livebaseballscorecards.com

AB	32
R	8
H	10
RBI	8
BB	5
SO	5
LOB	10

WP: 0 PB: 0 SB: 0 CS: 0 PA: 37

PITCHER		IP	WLS	BF	H	R	ER	SO	BB	IBB	HBP	BLK	WP	HR	S	P	ERA	WHIP
John Smiley, L ERA: 5.55	(1, 1)	2.0	L	13	3	5	5	1	4	0	0	0	0	1	37	68	22.50	3.500
Chuck McElroy, L ERA: 5.87	(3, 1)	2.0		9	2	1	1	3	1	0	0	0	0	0	23	40	4.50	1.500
Marcus Moore, R ERA: 4.08	(5, 1)	2.0		7	2	1	1	0	0	0	0	0	0	1	10	12	4.50	1.000
Johnny Ruffin, R ERA: 4.12	(7, 1)	1.0		4	2	0	0	1	0	0	0	0	0	0	6	11	0.00	2.000
Derek Lilliquist, L ERA: 7.36	(8, 1)	1.0		4	1	1	1	0	0	0	0	0	0	1	10	16	9.00	1.000

PITCHER	IP	WLS	BF	H	R	ER	SO	BB	IBB	HBP	BLK	WP	HR	S	P	ERA	WHIP

Cincinnati Reds @ Atlanta Braves

Atlanta-Fulton County Stadium, Atlanta, GA

Sat May 18 1996, 7:05 PM EDT

Att. 49,553 - Unknown - 90 F

TOP

Batter	1	2	3	4	5	6	7	8	9	AB	R	H	RBI	BB	SO	LOB
Barry Larkin, R (1, 6) OBP: 0.372, SLG: 0.455	G3-6-3 BB		BB		2B		G4-3			2	0	1	0	2	0	0
Eric Owens, R (1, 7) OBP: 0.294, SLG: 0.233	F9		F8		E6 2-3		G3-1			4	0	0	0	0	0	4
Hal Morris, L (1, 3) OBP: 0.383, SLG: 0.444	G3-6-3 1-2f			F7	K		G3-1			4	0	0	0	0	1	3
Eric Davis, R (1, 8) OBP: 0.355, SLG: 0.566		CS 1B		HR	F9			K		4	1	2	1	0	1	2
Eric Anthony, L (1, 9) OBP: 0.393, SLG: 0.551		K		K	K	K		F7		4	0	0	0	0	3	1
Bret Boone, R (1, 4) OBP: 0.278, SLG: 0.384 Johnny Ruffin, R (8, 1) OBP: 1.000, SLG: 1.000 Chuck McElroy, L (8, 1) Jeff Shaw, R (8, 1)	F8 1-2			1B 1B	F8			G6-3		4 0 0 0	0 0 0 0	1 0 0 0	0 0 0 0	0 0 0 0	0 0 0 0	1 0 0 0
Chris Sabo, R (1, 5) OBP: 0.404, SLG: 0.510 Lenny Harris, L (9, PH) OBP: 0.362, SLG: 0.568			G4-3 2B	1-2 1B		FC5 1B			F8	3 1	0 0	3 0	0 0	0 0	0 0	0 0
Joe Oliver, R (1, 2) OBP: 0.236, SLG: 0.308 Eddie Taubensee, L (9, PH) OBP: 0.360, SLG: 0.427			K	G1-3		1-2 1B			K	3 1	0 0	1 0	0 0	0 0	1 1	3 0
Mark Portugal, R (1, 1) OBP: 0.133, SLG: 0.200 Jeff Branson, L (8, 4) OBP: 0.345, SLG: 0.443			G4-3 2-3		F9	FC5 2-3f			K	3 1	0 0	0 0	0 0	0 0	0 1	3 0

	AB	34
	R	1
	H	8
	RBI	1
	BB	2
	SO	8
	LOB	17

livebaseballscorecards.com

Inning Stats	1	2	3	4	5	6	7	8	9
	R: 0 E: 0 K: 0 S: 6	H: 0 LOB: 0 BB: 1 P: 13	R: 0 E: 0 K: 1 S: 11	H: 1 LOB: 0 BB: 0 P: 17	R: 0 E: 0 K: 1 S: 9	H: 1 LOB: 2 BB: 1 P: 15	R: 1 E: 0 K: 1 S: 14	H: 3 LOB: 2 BB: 0 P: 22	R: 0 E: 1 K: 1 S: 11	H: 1 LOB: 2 BB: 0 P: 16	R: 0 E: 0 K: 1 S: 13	H: 2 LOB: 2 BB: 0 P: 19	R: 0 E: 0 K: 0 S: 14	H: 0 LOB: 0 BB: 0 P: 20	R: 0 E: 0 K: 1 S: 7	H: 0 LOB: 0 BB: 0 P: 12	R: 0 E: 0 K: 2 S: 9	H: 0 LOB: 0 BB: 0 P: 9

1B: 5	SF: 0	WP: 0	PA: 36
2B: 2	SAC: 0	PB: 0	
3B: 0	DP: 1	SB: 0	
HR: 1	HBP: 0	CS: 1	

PITCHER		IP	WLS	BF	H	R	ER	SO	BB	IBB	HBP	BLK	WP	HR	S	P	ERA	WHIP
Tom Glavine, L ERA: 2.35	(1, 1)	7.0		30	8	1	1	5	2	0	0	0	0	1	78	122	1.29	1.429
Brad Clontz, R ERA: 3.98	(8, 1)	1.0	W	3	0	0	0	1	0	0	0	0	0	0	7	12	0.00	0.000
Mark Wohlers, R ERA: 1.86	(9, 1)	1.0	S	3	0	0	0	2	0	0	0	0	0	0	9	9	0.00	0.000

PITCHER	IP	WLS	BF	H	R	ER	SO	BB	IBB	HBP	BLK	WP	HR	S	P	ERA	WHIP

BOTTOM

Cincinnati Reds @ Atlanta Braves

Atlanta-Fulton County Stadium, Atlanta, GA

Sat May 18 1996, 7:05 PM EDT

Att. 49,553 - Unknown - 90 F

livebaseballscorecards.com

Batter	1	2	3	4	5	6	7	8	9	AB	R	H	RBI	BB	SO	LOB
Marquis Grissom, R (1, 8) OBP: 0.311, SLG: 0.391	B S F X 1-2 G4-3 ①		X 0-0 F9 ②		C C X 0-2 E3			B F X 1-1 L7 ①		4	0	0	0	0	0	1
Mark Lemke, S (1, 4) OBP: 0.358, SLG: 0.376	X 0-0 G4-3 ②		C C B B B F S 3-3 K ③		B X 1-0 G4-3 ③			C F S 0-3 K ②		4	0	0	0	0	2	2
10 Chipper Jones, S (1, 5) OBP: 0.335, SLG: 0.444	C B B X 2-1 P6 ③			X 0-0 G3-1 ①		X 0-0 G6-3 ①		X 0-0 1B 3B		4	1	1	0	0	0	0
Fred McGriff, L (1, 3) OBP: 0.398, SLG: 0.589		F B F B X 2-2 F9 ①		C B S X 1-2 P5 ②		B F S B F C 2-3 K ②		B D S S B B 4-2 1B BB		3	0	0	0	1	1	0
Ryan Klesko, L (1, 7) OBP: 0.377, SLG: 0.657		B C C X 1-2 G4-3 ②		B C X 1-1 HR		B C F X 1-2 G3 ③		B F B X 2-1 FC5-4 1-3 3-H 1B		4	1	2	2	0	0	0
Javy Lopez, R (1, 2) OBP: 0.349, SLG: 0.463		B B X 2-0 1B		B B B B 4-0 BB			X 0-0 L7 ①	X 0-0 FC5-4 ③ 1-2f		3	0	1	0	1	0	2
Dwight Smith, L (1, 9) OBP: 0.250, SLG: 0.286 Jermaine Dye, R (9, 9) OBP: 0.500, SLG: 2.000		B B B F C X 3-2 F8 ③		S B C B F B S 3-3 K ③			B C B B B 4-1 G4-3 BB			2 0	0 0	0 0	0 0	1 0	1 0	2 0
Jeff Blauser, R (1, 6) OBP: 0.324, SLG: 0.371			C F B X 1-2 G6-3 ①		C C F B S 1-3 K ①		B X 1-0 G4-3 ② 1-2			3	0	0	0	0	1	1
Tom Glavine, L (1, 1) OBP: 0.316, SLG: 0.333 Tyler Houston, L (7, PH) OBP: 0.182, SLG: 0.200 Brad Clontz, R (8, 1) Mark Wohlers, R (9, 1)			B B B C B 4-1 BB		C B B F F X 2-2 F7 ②		F C S 0-3 K ③			1 1 0 0	0 0 0 0	0 0 0 0	0 0 0 0	1 0 0 0	0 1 0 0	0 1 0 0

	AB	29
	R	2
	H	4
	RBI	2
	BB	4
	SO	6
	LOB	9

Inning Stats																								
	R: 0	H: 0		R: 0	H: 1		R: 0	H: 0		R: 1	H: 1		R: 0	H: 0		R: 0	H: 0		R: 0	H: 0		R: 1	H: 2	
	E: 0	LOB: 0		E: 0	LOB: 1		E: 0	LOB: 1		E: 0	LOB: 1		E: 1	LOB: 1		E: 0	LOB: 0		E: 0	LOB: 1		E: 0	LOB: 2	
	K: 0	BB: 0		K: 0	BB: 0		K: 1	BB: 1		K: 1	BB: 1		K: 1	BB: 0		K: 1	BB: 0		K: 1	BB: 1		K: 1	BB: 1	
	S: 6	P: 9		S: 10	P: 18		S: 9	P: 17		S: 10	P: 19		S: 12	P: 16		S: 8	P: 11		S: 6	P: 11		S: 11	P: 18	

	1B: 2	SF: 0
	2B: 0	SAC: 0
	3B: 1	DP: 0
	HR: 1	HBP: 0

	WP: 0	PA: 33
	PB: 0	
	SB: 0	
	CS: 0	

PITCHER		IP	WLS	BF	H	R	ER	SO	BB	IBB	HBP	BLK	WP	HR	S	P	ERA	WHIP
Mark Portugal, R ERA: 4.62	(1, 1)	7.0		27	2	1	1	5	3	0	0	0	0	1	61	101	1.29	0.714
Johnny Ruffin, R ERA: 4.43	(8, 1)	0.2	L	4	1	1	1	1	1	0	0	0	0	0	8	13	13.50	3.000
Chuck McElroy, L ERA: 5.87	(8, 1)	0.0		1	1	0	0	0	0	0	0	0	0	0	2	4	∞	∞
Jeff Shaw, R ERA: 2.61	(8, 1)	0.1		1	0	0	0	0	0	0	0	0	0	0	1	1	0.00	0.000

PITCHER		IP	WLS	BF	H	R	ER	SO	BB	IBB	HBP	BLK	WP	HR	S	P	ERA	WHIP

Cincinnati Reds @ Atlanta Braves

Atlanta-Fulton County Stadium, Atlanta, GA

Sun May 19 1996, 3:33 AM EDT

Att. 41,153 - Sunny - 91 F

livebaseballscorecards.com

Batter	1	2	3	4	5	6	7	8	9	AB	R	H	RBI	BB	SO	LOB
Barry Larkin, R (1, 6) OBP: 0.362, SLG: 0.441	B C F B X 2-2 G6-3		B B X 2-0 G6-3 2-3		B B B C C X 3-2 F9			B B X 2-0 F8		4	0	0	0	0	0	2
Lenny Harris, L (1, 7) OBP: 0.353, SLG: 0.604	C F S 0-3 K		X 0-0 G4-3			B X 1-0 P6		C X 0-1 1-H HR		4	1	1	2	0	1	1
Hal Morris, L (1, 3) OBP: 0.373, SLG: 0.432 Jeff Brantley, R (8, 1)	B B X 2-0 G4-3			B C F X 1-2 G6-3		L C F B S 1-3 K		C F B F B S 2-3 K		4 0	0 0	0 0	0 0	0 0	2 0	0 0
Eric Anthony, L (1, 9) OBP: 0.398, SLG: 0.535		B B B B 4-0 FC4-6 BB		C B B B B 4-1 HR BB		F C S 0-3 K			X 0-0 F7	2	1	0	0	2	1	0
Eric Davis, R (1, 8) OBP: 0.352, SLG: 0.582		B C B B F C 3-3 K		C B F B F B X 3-2 1-H HR			B B F S B C 3-3 K		B C B S F B X 3-2 G1-3	4	1	1	2	0	2	1
Jeff Branson, L (1, 5) OBP: 0.342, SLG: 0.436		F X 0-1 1-2f FC4-6		C F X 0-2 F7			X 0-0 F8		X 0-0 1B 1B 1B	4	1	1	0	0	0	1
Bret Boone, R (1, 4) OBP: 0.277, SLG: 0.377		C B X 1-1 F8		X 0-0 F9			C S B C 1-3 K		C B B B C X 3-2 1-2 1B	4	0	1	0	0	1	1
Joe Oliver, R (1, 2) OBP: 0.271, SLG: 0.339		C S X 0-2 G6-3 SH1-4 1B			B S F B S 2-3 K			C F B X 1-2 HR 1B	S B B B C X 3-2 1-2 2-H 1B	4	1	3	1	0	1	0
Pete Schourek, L (1, 1) OBP: 0.267, SLG: 0.214 Chuck McElroy, L (7, 1) Jeff Shaw, R (7, 1) Willie Greene, L (8, PH) OBP: 0.286, SLG: 0.429 (8, 3)		X 0-0 SH1-4 1-2			S X 0-1 G4-3			B S B B F S 3-3 K	F B F B T 2-2 K	1 0 0 2	0 0 0 0	0 0 0 0	0 0 0 0	0 0 0 2	0 0 0 3	0 0 0 3
Inning Stats	R: 0 E: 0 K: 1 S: 7 H: 0 LOB: 0 BB: 0 P: 11	R: 0 E: 0 K: 1 S: 7 H: 0 LOB: 1 BB: 1 P: 15	R: 0 E: 0 K: 0 S: 6 H: 1 LOB: 1 BB: 0 P: 8	R: 2 E: 0 K: 0 S: 12 H: 1 LOB: 0 BB: 1 P: 20	R: 0 E: 0 K: 1 S: 9 H: 0 LOB: 0 BB: 0 P: 14	R: 0 E: 0 K: 2 S: 8 H: 0 LOB: 0 BB: 0 P: 10	R: 0 E: 0 K: 2 S: 7 H: 0 LOB: 0 BB: 0 P: 11	R: 2 E: 0 K: 2 S: 13 H: 2 LOB: 0 BB: 0 P: 21	R: 1 E: 0 K: 1 S: 15 H: 3 LOB: 2 BB: 0 P: 26	1B: 5 2B: 0 3B: 0 HR: 2	SF: 0 SAC: 1 DP: 0 HBP: 0						

TOP	
AB	33
R	5
H	7
RBI	5
BB	2
SO	10
LOB	9

WP: 0 PB: 0 SB: 0 CS: 0 PA: 36

PITCHER		IP	WLS	BF	H	R	ER	SO	BB	IBB	HBP	BLK	WP	HR	S	P	ERA	WHIP
29 John Smoltz, R ERA: 2.45	(1, 1)	7.0	W	25	2	2	2	7	2	0	0	0	0	1	56	89	2.57	0.571
Greg McMichael, R ERA: 3.46	(8, 1)	1.2		10	5	3	3	2	0	0	0	0	0	1	25	42	16.20	3.000
Mark Wohlers, R ERA: 1.83	(9, 1)	0.1	S	1	0	0	0	1	0	0	0	0	0	0	3	5	0.00	0.000

PITCHER		IP	WLS	BF	H	R	ER	SO	BB	IBB	HBP	BLK	WP	HR	S	P	ERA	WHIP

Cincinnati Reds @ Atlanta Braves

Atlanta-Fulton County Stadium, Atlanta, GA

Sun May 19 1996, 3:33 AM EDT

Att. 41,153 - Sunny - 91 F

livebaseballscorecards.com

BOTTOM

Batter	1	2	3	4	5	6	7	8	9	AB	R	H	RBI	BB	SO	LOB
Marquis Grissom, R (1, 8) OBP: 0.313, SLG: 0.407	HR	G4-6-3 1-2f			1B	G4-3	G3			5	2	2	1	0	0	4
Mark Lemke, S (1, 4) OBP: 0.370, SLG: 0.381	BB		G5-3		BB 1-2		1B	1B		3	3	2	0	2	0	0
10 Chipper Jones, S (1, 5) OBP: 0.349, SLG: 0.468	2B 1-H		K		1B 1-2 2-3		2B 1-H	1B		5	2	4	2	0	1	0
Fred McGriff, L (1, 3) OBP: 0.414, SLG: 0.629	2B WP 2-H		2B		1B 1-2 2-3 3-H	FC5-2	HR 2-H	BB 1-2 2-3		4	1	4	4	1	0	0
Javy Lopez, R (1, 2) OBP: 0.344, SLG: 0.457	K 2-3		G6-3		FC5-2 1-2 2-3 3-Hf		1B 29 2B	SF7 2-3 3-H		4	1	1	1	0	1	5
Ryan Klesko, L (1, 7) OBP: 0.378, SLG: 0.645	G4-3			G2-6-3 BB	L7		29 2B 1-2	K		4	0	1	0	1	1	6
Jermaine Dye, R (1, 9) OBP: 0.286, SLG: 0.714	G4-3			G2-6-3 1-2f	FC3-6 1B		K	F7		5	0	1	0	0	1	6
Jeff Blauser, R (1, 6) OBP: 0.312, SLG: 0.355		E6 G4-6-3		G1-3	1 SAFE FC3-6 29 SH1-4 1-2f		K			4	0	0	0	0	1	3
29 John Smoltz, R (1, 1) OBP: 0.222, SLG: 0.231 Greg McMichael, R (8, 1) Mark Wohlers, R (9, 1)		F9			G4-3	SH1-4 1-2	2B 1-3 2-H			3 0 0	0 0 0	1 0 0	1 0 0	0 0 0	0 0 0	1 0 0
Inning Stats	R: 3 E: 0 K: 1 S: 18 H: 3 LOB: 1 BB: 1 P: 31	R: 0 E: 1 K: 0 S: 6 H: 0 LOB: 0 BB: 0 P: 8	R: 0 E: 0 K: 1 S: 8 H: 1 LOB: 1 BB: 0 P: 12	R: 0 E: 0 K: 0 S: 4 H: 0 LOB: 0 BB: 1 P: 9	R: 1 E: 0 K: 0 S: 14 H: 3 LOB: 3 BB: 1 P: 27	R: 0 E: 0 K: 0 S: 9 H: 1 LOB: 1 BB: 0 P: 13	R: 4 E: 0 K: 2 S: 15 H: 6 LOB: 2 BB: 0 P: 24	R: 1 E: 0 K: 1 S: 15 H: 2 LOB: 2 BB: 1 P: 27		1B: 9 2B: 5 3B: 0 HR: 2 SF: 1 SAC: 1 DP: 2 HBP: 0						

AB	37
R	9
H	16
RBI	9
BB	4
SO	5
LOB	25

WP: 1 PA: 43
PB: 0
SB: 0
CS: 0

PITCHER		IP	WLS	BF	H	R	ER	SO	BB	IBB	HBP	BLK	WP	HR	S	P	ERA	WHIP
Pete Schourek, L ERA: 4.71	(1, 1)	6.0	L	28	8	4	4	2	3	0	0	0	1	1	59	100	6.00	1.833
Chuck McElroy, L ERA: 9.39	(7, 1)	0.0		3	3	3	3	0	0	0	0	0	0	1	3	5	∞	∞
Jeff Shaw, R ERA: 2.91	(7, 1)	1.0		6	3	1	1	2	0	0	0	0	0	0	12	19	9.00	3.000
Jeff Brantley, R ERA: 3.48	(8, 1)	1.0		6	2	1	1	1	1	0	0	0	0	0	15	27	9.00	3.000

PITCHER	IP	WLS	BF	H	R	ER	SO	BB	IBB	HBP	BLK	WP	HR	S	P	ERA	WHIP

Chicago Cubs @ Atlanta Braves

Atlanta-Fulton County Stadium, Atlanta, GA

Mon May 20 1996, 7:05 PM EDT

Att. 29,984 - Unknown - 88 F

TOP

livebaseballscorecards.com

Batter	1	2	3	4	5	6	7	8	9	AB	R	H	RBI	BB	SO	LOB
Brian McRae, S (1, 8) OBP: 0.354, SLG: 0.375	B F F B S 2-3 ① K2-3		B S C O B B X 3-2 ③ G5-3			F X 0-1 ② G1-4-3		C B B B X 3-1 23 1B 1B 1-2		3	0	0	0	0	1	1
Doug Jones, R (6, 1)										0	0	0	0	0	0	0
Brian Dorsett, R (7, 2) OBP: 0.184, SLG: 0.118										1	0	1	0	0	0	0
23 Ryne Sandberg, R (1, 4) OBP: 0.310, SLG: 0.445	C C F F S 0-3 ② K			C X 0-1 ① G6-3		B X 1-0 ③ F8		B B C S X 2-2 FC6-4 1-2 2-3 1B		4	0	1	0	0	1	0
Bret Barberie, S (8, PR) OBP: 0.500, SLG: 2.000										0	0	0	0	0	0	0
(8, 4)																
Mark Grace, L (1, 3) OBP: 0.422, SLG: 0.486	F F F C 0-3 ③ K			C F B B B X 3-2 2B			X 0-0 2B 1B 1B	S B S S 1-3 ② K		3	0	2	0	0	1	0
Pedro Valdes, L (7, PR)										1	1	0	0	0	1	3
(7, 9)																
Sammy Sosa, R (1, 9) OBP: 0.292, SLG: 0.533		F S B B F X 2-2 ① G1-6-3		B S S B B S 3-3 ② K			B X 1-0 G6-4-3 1-3 2B	F F B F B X 2-2 ③ FC6-4 1-2f		3	0	1	0	0	1	1
Mike Perez, R (7, 1)										0	0	0	0	0	0	0
Luis Gonzalez, L (8, PH) OBP: 0.409, SLG: 0.444										1	0	0	0	0	0	3
Bob Patterson, R (8, 1)										0	0	0	0	0	0	0
Leo Gomez, R (1, 5) OBP: 0.381, SLG: 0.573		C B B F X 2-2 ② G5-3		X 0-0 ③ G1-3			B B B B X 3-0 G6-4-3 1B 3-H		X 0-0 ① G5-3	4	0	1	1	0	0	1
Scott Servais, R (1, 2) OBP: 0.352, SLG: 0.535		C X 0-1 ③ L9			X 0-0 ① F9		X 0-0 ① ② G6-4-3 1-2f 2-3		C S X 0-2 ② F8	4	0	0	0	0	0	2
(7, 3)																
Ozzie Timmons, R (1, 7) OBP: 0.214, SLG: 0.189			B C X 1-1 ① G5-3		B X 1-0 ② F9		B B X 2-0 ③ F8		X 0-0 ③ G5-3	4	0	0	0	0	0	2
Rey Sanchez, R (1, 6) OBP: 0.301, SLG: 0.269			B B C B F F X 3-2 1B		B X 1-0 ③ F9			B B B C F B 4-2 23 1B 1B BB		2	0	1	0	1	0	0
Todd Haney, R (8, PR) OBP: 0.278, SLG: 0.213										0	0	0	0	0	0	0
(8, 6)																
Frank Castillo, R (1, 1) OBP: 0.125, SLG: 0.125			F F S 0-3 ② K			F B F S 1-3 ① K		X 0-0 ① L9		0	0	0	0	0	0	0
Rodney Myers, R (2, 1)										1	0	0	0	0	1	1
José Hernández, R (6, PH) OBP: 0.264, SLG: 0.197										2	0	0	0	0	1	1
(6, 8)																
Inning Stats	R: 0 E: 0 K: 3 S: 12 H: 0 LOB: 0 BB: 0 P: 14	R: 0 E: 0 K: 0 S: 9 H: 0 LOB: 0 BB: 0 P: 13	R: 0 E: 0 K: 1 S: 12 H: 1 LOB: 0 BB: 0 P: 19	R: 0 E: 0 K: 1 S: 9 H: 1 LOB: 1 BB: 0 P: 15	R: 0 E: 0 K: 0 S: 3 H: 0 LOB: 0 BB: 0 P: 5	R: 0 E: 0 K: 1 S: 6 H: 0 LOB: 0 BB: 0 P: 8	R: 1 E: 0 K: 0 S: 5 H: 3 LOB: 2 BB: 0 P: 11	R: 0 E: 0 K: 1 S: 15 H: 2 LOB: 3 BB: 1 P: 27	R: 0 E: 0 K: 0 S: 5 H: 0 LOB: 0 BB: 0 P: 5	1B: 5 2B: 2 3B: 0 HR: 0	SF: 0 SAC: 0 DP: 1 HBP: 0						

	AB	33
	R	1
	H	7
	RBI	1
	BB	1
	SO	7
	LOB	15

	WP: 0	PA: 34
	PB: 0	
	SB: 0	
	CS: 0	

PITCHER		IP	WLS	BF	H	R	ER	SO	BB	IBB	HBP	BLK	WP	HR	S	P	ERA	WHIP
Steve Avery, L ERA: 2.25	(1, 1)	6.0	W	23	5	1	1	6	0	0	0	0	0	0	54	81	1.50	0.833
Mike Bielecki, R ERA: 2.08	(7, 1)	2.0		8	2	0	0	1	1	0	0	0	0	0	17	31	0.00	1.500
Pedro Borbon, L ERA:	(9, 1)	1.0		3	0	0	0	0	0	0	0	0	0	0	5	5	0.00	0.000

PITCHER	IP	WLS	BF	H	R	ER	SO	BB	IBB	HBP	BLK	WP	HR	S	P	ERA	WHIP

BOTTOM

Batter	1	2	3	4	5	6	7	8	9	AB	R	H	RBI	BB	SO	LOB
Marquis Grissom, R (1, 8) OBP: 0.319, SLG: 0.422	B B X 2-0 G3-1 10 G4-3 2B	C B X 1-1 10 HR 2B 2-H		B F F S 1-3 ① K		X 0-0 ① L8	C B F X 1-2 10 G3-1 1B 1B 1-2 2-3 1B			3	2	2	1	0	1	0
Jermaine Dye, R (6, 8) OBP: 0.333, SLG: 0.667										2	1	1	0	0	0	0
Mark Lemke, S (1, 4) OBP: 0.376, SLG: 0.384	X 0-0 ① G3-1 2-3	B B C B F B 4-2 10 HR BB		X 0-0 ② G4-3		B X 1-0 10 1B HR 1B	B X 1-0 10 G3-1 1B 1-2 2-3 3-H 1B			4	3	2	1	1	0	1
10 Chipper Jones, S (1, 5) OBP: 0.356, SLG: 0.491	B C B C B X 3-2 ② G4-3 3-H	C D C B B X 3-2 1-H 2-H HR		B B B C C F X 3-2 HR 1B		B F B X 2-1 1-2 HR 1B	F B X 1-1 ② G3-1 1-2 2-3 3-H			5	3	3	5	0	0	2
Fred McGriff, L (1, 3) OBP: 0.413, SLG: 0.641	C B S C 1-3 ③ K	X 0-0 ② G3-1		B F F F B F B X 3-2 1-H HR		B X 1-0 1-H 2-H HR	B F C B X 2-2 BB 2-H 3-H 1B			3	1	1	2	0	1	0
Tyler Houston, L (6, 3) OBP: 0.308, SLG: 0.583										2	1	2	5	0	0	0
Ryan Klesko, L (1, 7) OBP: 0.379, SLG: 0.634		C B X 3-1 1B 1B 3-1 G3-1		X 0-0 ③ G4-3		C C F B S 1-3 ② K	C B B F B F B 4-2 1-2 BB			4	1	1	0	1	1	0
Dwight Smith, L (1, 9) OBP: 0.243, SLG: 0.273	C X	0-1 1-2 1B 2B 1B	B B B C F F X 3-2 ① G3-1		X 0-0 ① G4-3	C B C X 1-2 ③ F7	C X 0-1 ③ F7			5	1	1	0	0	0	2
Eddie Pérez, R (1, 2) OBP: 0.378, SLG: 0.556	C S X 0-2 1-2 2-H 2B 1B	S S F B X 1-2 ② L8		C X 0-1 ② G5-3			B X 1-0 1B BB 1B 1-B	B B C C F F F F F 2-2 X ① G5-3		5	2	2	1	0	0	0
Jeff Blauser, R (1, 6) OBP: 0.321, SLG: 0.389	C B C F X 1-2 ① L9	B B X 2-0 HR		C B B B B 4-1 BB			X 0-0 ① F9	F S B S 1-3 ② K		2	1	1	1	1	0	2
Rafael Belliard, R (5, PR) OBP: 0.154, SLG: 0.188										2	0	0	0	0	1	1
(6, 6)																
Steve Avery, L (1, 1) OBP: 0.192, SLG: 0.269	B X 1-0 1-H 2-H 2B 2B	S X 0-1 ③ G4-3		B B X 2-0 ③ G4-3			C B B B B B 4-1 1B 1B 10 G3-1 1-2 BB	B F F B C 2-3 ③ K		3	1	1	2	0	0	1
Mike Bielecki, R (7, 1)										1	1	0	0	1	1	0
Pedro Borbon, R (9, 1)										0	0	0	0	0	0	0
Inning Stats	R: 1 H: 1 E: 0 LOB: 0 K: 1 BB: 0 S: 8 P: 14	R: 7 H: 6 E: 0 LOB: 0 K: 0 BB: 1 S: 22 P: 38	R: 1 H: 1 E: 0 LOB: 0 K: 0 BB: 0 S: 11 P: 17	R: 2 H: 2 E: 0 LOB: 0 K: 1 BB: 0 S: 14 P: 21	R: 0 H: 0 E: 0 LOB: 1 K: 0 BB: 1 S: 5 P: 11	R: 3 H: 3 E: 0 LOB: 0 K: 1 BB: 0 S: 12 P: 18	R: 4 H: 4 E: 0 LOB: 2 K: 0 BB: 2 S: 18 P: 32	R: 0 H: 0 E: 0 LOB: 0 K: 2 BB: 0 S: 14 P: 19		1B: 10 SF: 0 2B: 3 SAC: 0 3B: 0 DP: 0 HR: 4 HBP: 0						

PITCHER	IP	WLS	BF	H	R	ER	SO	BB	IBB	HBP	BLK	WP	HR	S	P	ERA	WHIP
Frank Castillo, R (1, 1) ERA: 6.33	1.1	L	12	7	8	8	1	1	0	0	0	0	1	27	46	54.00	6.000
Rodney Myers, R (2, 1) ERA: 4.12	3.2		15	3	3	3	1	1	0	0	0	0	2	33	55	7.36	1.091
Doug Jones, R (6, 1) ERA: 5.91	1.0		6	3	3	3	1	0	0	0	0	0	1	12	18	27.00	3.000
Mike Perez, R (7, 1) ERA: 4.82	1.0		9	4	4	4	0	2	0	0	0	0	0	18	32	36.00	6.000
Bob Patterson, L (8, 1) ERA: 1.84	1.0		3	0	0	0	2	0	0	0	0	0	0	14	19	0.00	0.000

PITCHER	IP	WLS	BF	H	R	ER	SO	BB	IBB	HBP	BLK	WP	HR	S	P	ERA	WHIP

Chicago Cubs @ Atlanta Braves
Atlanta-Fulton County Stadium, Atlanta, GA
Mon May 20 1996, 7:05 PM EDT
Att. 29,984 - Unknown - 88 F

livebaseballscorecards.com

AB	41
R	18
H	17
RBI	18
BB	4
SO	5
LOB	9

WP: 0 PA: 45
PB: 0
SB: 0
CS: 0

Chicago Cubs @ Atlanta Braves

Atlanta-Fulton County Stadium, Atlanta, GA

Tue May 21 1996, 7:05 PM EDT

Att. 31,045 - Unknown - 88 F

livebaseballscorecards.com

Batter	1	2	3	4	5	6	7	8	9	AB	R	H	RBI	BB	SO	LOB
Brian McRae, S (1, 8) OBP: 0.350, SLG: 0.370	F C F B X 1-2 G3 ①		C C B F S 1-3 K ②		X 0-0 1B 3-H 1B		S X 0-1 FC6 23 S 1-2f ①		C B B F X 2-2 G4-3 ②	5	0	1	1	0	1	1
23 Ryne Sandberg, R (1, 4) OBP: 0.318, SLG: 0.450	X 0-0 G4-3 1B		C F B F B X 2-2 1B		1 SAFE 1 SAFE C F 1 SAFE X 0-2 P3 ②		1 SAFE P F C B S 2-3 K ② 1-2		B X 1-0 S 2B 1B	5	1	3	0	0	1	2
Mark Grace, L (1, 3) OBP: 0.421, SLG: 0.480	B B 1 SAFE X 2-0 G4-3 ② 1-2		F B 1 SAFE 1 SAFE X 1-1 G3 ③		X 0-0 1-2 1B		B X 1-0 G1-3 ③		B C I I 4-1 2B 1-2 IBB	4	1	1	0	1	0	3
Sammy Sosa, R (1, 9) OBP: 0.300, SLG: 0.538	F B B S F B B 4-2 BB			F S B B S 2-3 K ①	B 2 SAFE X 1-0 P3 ③			F X 0-1 E S 1B	C B S X 1-2 S 1-H 2-H 2B	4	0	2	2	1	1	2
Luis Gonzalez, L (1, 7) OBP: 0.402, SLG: 0.457 Turk Wendell, L (9, 1) OBP: 1.000, SLG: 1.000 Bob Patterson, R (9, 1)	X 0-0 G3-1 ③			C S B B X 2-2 G3-1 ②		B X 1-0 HR		F 1 SAFE B B X 2-1 E4 G1-3 1-3	C B X 1-1 L7 ③ 2-3	5 0 0	1 0 0	1 0 0	1 0 0	0 0 0	0 0 0	4 0 0
Scott Servais, R (1, 2) OBP: 0.349, SLG: 0.534		F S X 0-2 G1-3 ①		S X 0-1 2B		C S X 0-2 F8 ①		F X 0-1 P8 ①		4	0	1	0	0	0	2
Bret Barberie, S (1, 5) OBP: 0.200, SLG: 0.800 José Hernández, R (6, 5) OBP: 0.264, SLG: 0.197 Pedro Valdes, L (8, PH) Leo Gomez, R (8, 5) OBP: 0.381, SLG: 0.573		F B F F X 1-2 G3-1 ②		B S B F B S 3-3 K ③		F C B F B X 2-2 F8 ②		S B B X 2-1 G1-3 ② 1-2		3 0 1 0	0 0 0 0	0 0 0 0	0 0 0 0	1 0 0 0	1 0 2 0	1 0 2 0
Rey Sanchez, R (1, 6) OBP: 0.300, SLG: 0.269		C C S 0-3 K ③			X 0-0 SH2-4 S 1B 1B	B C C X 1-2 L9 ③		F X 0-1 G4-3 ③		4	1	1	0	0	1	2
Amaury Telemaco, R (1, 1) Ozzie Timmons, R (9, PH) OBP: 0.209, SLG: 0.184 (9, 7)			C C X 0-2 G4-3 ①		B M M X 1-2 SH2-4 ① 1-3		C S X 0-2 E6 FC6		B X 1-0 P6 ①	2 1	0 0	0 0	0 0	0 0	0 0	0 0
Inning Stats	R: 0 E: 0 K: 0 S: 11 H: 1 LOB: 2 BB: 1 P: 18	R: 0 E: 0 K: 1 S: 10 H: 0 LOB: 0 BB: 0 P: 11	R: 0 E: 0 K: 1 S: 13 H: 1 LOB: 1 BB: 0 P: 17	R: 0 E: 0 K: 2 S: 11 H: 1 LOB: 1 BB: 0 P: 18	R: 1 E: 0 K: 0 S: 10 H: 3 LOB: 2 BB: 0 P: 12	R: 1 E: 0 K: 0 S: 11 H: 1 LOB: 0 BB: 0 P: 15	R: 0 E: 1 K: 1 S: 10 H: 0 LOB: 1 BB: 0 P: 12	R: 0 E: 1 K: 0 S: 10 H: 1 LOB: 2 BB: 0 P: 14	R: 2 E: 0 K: 0 S: 11 H: 2 LOB: 1 BB: 1 P: 21	1B: 7 2B: 2 3B: 0 HR: 1 SF: 0 SAC: 1 DP: 0 HBP: 0							WP: 0 PB: 0 SB: 5 CS: 0 PA: 41

PITCHER		IP	WLS	BF	H	R	ER	SO	BB	IBB	HBP	BLK	WP	HR	S	P	ERA	WHIP
Greg Maddux, R ERA: 3.18	(1, 1)	8.0		35	8	2	2	5	1	0	0	0	0	1	86	117	2.25	1.125
Mark Wohlers, R ERA: 2.61	(9, 1)	1.0	L	6	2	2	2	0	0	1	0	0	0	0	11	21	18.00	2.000

PITCHER	IP	WLS	BF	H	R	ER	SO	BB	IBB	HBP	BLK	WP	HR	S	P	ERA	WHIP

TOP

AB	38
R	4
H	10
RBI	4
BB	2
SO	5
LOB	19

Batter	1	2	3	4	5	6	7	8	9	AB	R	H	RBI	BB	SO	LOB
Marquis Grissom, R (1, 8) OBP: 0.327, SLG: 0.441	BBBB 4-0 G4-6-3 BB			X 0-0 ① F8		X 0-0 2-H HR		CX 0-1 ③ 1-3 1B		3	1	2	2	1	0	0
Mark Lemke, S (1, 4) OBP: 0.376, SLG: 0.383	C1BPFX 1 SAFE 2-2 ①② G4-6-3 1-2f			BCBX 2-1 10 E 1B		X 0-0 ② G6-3			CSX 0-2 ① G3	3	0	1	0	0	0	1
Rafael Belliard, R (7, 4) OBP: 0.152, SLG: 0.185	1 SAFE									1	0	0	0	0	0	0
10 Chipper Jones, S (1, 5) OBP: 0.353, SLG: 0.485	CBBX 2-1 ③ F7			CX 0-1 E6 G4-6-3 1-2		BX 1-0 ③ L7			X 0-0 1B	4	0	1	0	0	0	1
Fred McGriff, L (1, 3) OBP: 0.404, SLG: 0.626		FX 0-1 ① F8		SDBX 2-1 ②③ G4-6-3 1-2f			CCBFS 1-3 ① K		BFBCS 2-3 ② K	4	0	0	0	0	2	3
Ryan Klesko, L (1, 7) OBP: 0.376, SLG: 0.623		SCBX 1-2 CS 1B			BSSBFBX 3-2 ① L8		CBFX 1-2 ② F8		BSX 1-1 ③ P5	4	0	1	0	0	0	1
Javy Lopez, R (1, 2) OBP: 0.338, SLG: 0.447		BX 1-0 ② L7			CSX 0-2 ② P3		X 0-0 ③ G6-3			3	0	0	0	0	0	1
Dwight Smith, L (1, 9) OBP: 0.225, SLG: 0.250		CB 1-1 ③ CS 1-2	BBFX 2-1 ① G4-3		X 0-0 ③ G1-3			FFX 0-2 ① F9		3	0	0	0	0	0	0
Jeff Blauser, R (1, 6) OBP: 0.322, SLG: 0.388			X 0-0 ② G1-3			X 0-0 SH1-4 HR 1B		BCCS 1-3 ② K		3	1	1	0	0	1	0
Greg Maddux, R (1, 1) OBP: 0.120, SLG: 0.043			BX 1-0 ③ P4			BBCX 2-1 ① SH1-4 1-2		X 0-0 1B 1B		1	0	0	0	0	0	0
Tyler Houston, L (8, PH) OBP: 0.357, SLG: 0.615										1	0	1	0	0	0	0
Mark Wohlers, R (9, 1)										0	0	0	0	0	0	0
Inning Stats	R: 0 H: 0 E: 0 LOB: 0 K: 0 BB: 1 S: 6 P: 13	R: 0 H: 1 E: 0 LOB: 0 K: 0 BB: 0 S: 7 P: 10	R: 0 H: 0 E: 0 LOB: 0 K: 0 BB: 0 S: 4 P: 7	R: 0 H: 1 E: 1 LOB: 1 K: 0 BB: 0 S: 7 P: 11	R: 0 H: 0 E: 0 LOB: 0 K: 0 BB: 0 S: 8 P: 11	R: 2 H: 2 E: 0 LOB: 0 K: 0 BB: 0 S: 6 P: 9	R: 0 H: 0 E: 0 LOB: 0 K: 1 BB: 0 S: 8 P: 10	R: 0 H: 2 E: 0 LOB: 2 K: 1 BB: 0 S: 9 P: 10	R: 0 H: 1 E: 0 LOB: 1 K: 1 BB: 0 S: 9 P: 12	1B: 6 SF: 0 2B: 0 SAC: 1 3B: 0 DP: 2 HR: 1 HBP: 0						

PITCHER		IP	WLS	BF	H	R	ER	SO	BB	IBB	HBP	BLK	WP	HR	S	P	ERA	WHIP
Amaury Telemaco, R ERA: 1.2	(1, 1)	8.0	W	28	6	2	2	2	1	0	0	0	0	1	55	81	2.25	0.875
Turk Wendell, R ERA: 1.73	(9, 1)	0.2		3	1	0	0	1	0	0	0	0	0	0	7	9	0.00	1.500
Bob Patterson, L ERA: 1.8	(9, 1)	0.1	S	1	0	0	0	0	0	0	0	0	0	0	2	3	0.00	0.000

PITCHER	IP	WLS	BF	H	R	ER	SO	BB	IBB	HBP	BLK	WP	HR	S	P	ERA	WHIP

BOTTOM

Chicago Cubs @ Atlanta Braves

Atlanta-Fulton County Stadium, Atlanta, GA

Tue May 21 1996, 7:05 PM EDT

Att. 31,045 - Unknown - 88 F

livebaseballscorecards.com

AB	30
R	2
H	7
RBI	2
BB	1
SO	3
LOB	7

Batter	1	2	3	4	5	6	7	8	9	AB	R	H	RBI	BB	SO	LOB
Brian McRae, S (1, 8) OBP: 0.352, SLG: 0.368	B B B C B 4-1 G6-4-3 BB		B B X 2-0 ② G4-3 2-3			X 0-0 BB 2B 1B	B B S X 2-1 ① F8 2-3		S F S 0-3 ③ K	4	1	1	0	1	1	3
23 Ryne Sandberg, R (1, 4) OBP: 0.311, SLG: 0.442	B C T F B B F F C 3-3 ① K		C D X 1-1 ③ F9			B C B F F F T 2-2 ① K	C B S X 1-2 ② SF8 3-H			3	0	0	1	0	2	3
Mark Grace, L (1, 3) OBP: 0.418, SLG: 0.472	B 1 C X SAFE 1-1 ② ③ G6-4-3 1-2f			F X 0-1 ① F7		B B B C B 4-1 2B 1-2 BB	C B S F F X 1-2 ③ F8			3	0	0	0	1	0	1
Sammy Sosa, R (1, 9) OBP: 0.299, SLG: 0.532		C B B S C 2-3 ① K		F B B X 2-1 1B		B C C B F S 2-3 ② K		B C S B C 2-3 ① K		4	0	1	0	0	3	2
Leo Gomez, R (1, 5) OBP: 0.377, SLG: 0.570		F B X 1-1 ② F9		B X 1-0 ② F8		C S B X 1-2 1-3 2-H 2B		C C X 0-2 ② P3		4	0	1	1	0	0	1
Luis Gonzalez, L (1, 7) OBP: 0.399, SLG: 0.447	C F S 0-3 ③ K			F F C 0-3 ③ K		B B B C B 4-1 BB		X 0-0 ③ L3		3	0	0	0	1	2	1
Brian Dorsett, R (1, 2) OBP: 0.190, SLG: 0.211		B B B C X 3-1 HR			C C B F S 1-3 ① K	B C B F C 2-3 ③ K			B B F F F X 2-2 ① P5	4	1	1	1	0	2	3
Rey Sanchez, R (1, 6) OBP: 0.299, SLG: 0.268		B C C F F B B X 3-2 ① F8			X 0-0 ② G5-3		F X 0-1 2B 1B		S B F S 1-3 ② K	4	1	1	0	0	1	0
Jim Bullinger, R (1, 1) Doug Jones, R (5, 1) Pedro Valdes, L (7, PH) OBP: 0.333, SLG: 0.400 Terry Adams, R (7, 1) Bob Patterson, R (8, 1) Ozzie Timmons, R (9, PH) OBP: 0.227, SLG: 0.205		C X 0-1 G4-3 2B			F C C 0-3 ③ K		F C B B F X 2-2 F8 23 SF8 1-H 2B		C B X 1-1 1B	2 0 0 1 0 0	0 0 1 0 0 0	1 0 1 0 0 0	0 0 1 0 0 0	0 0 1 0 0 1	1 0 0 0 0 0	0 0 0 0 0 0
Inning Stats	R: 0 E: 0 K: 1 S: 9 H: 0 LOB: 0 BB: 1 P: 17	R: 0 E: 0 K: 2 S: 8 H: 0 LOB: 0 BB: 0 P: 11	R: 1 E: 0 K: 0 S: 12 H: 2 LOB: 1 BB: 0 P: 21	R: 0 E: 0 K: 1 S: 8 H: 1 LOB: 1 BB: 0 P: 11	R: 0 E: 0 K: 2 S: 8 H: 0 LOB: 0 BB: 0 P: 9	R: 1 E: 0 K: 3 S: 18 H: 2 LOB: 3 BB: 2 P: 33	R: 2 E: 0 K: 0 S: 16 H: 2 LOB: 0 BB: 0 P: 22	R: 0 E: 0 K: 1 S: 7 H: 0 LOB: 0 BB: 0 P: 9	R: 0 E: 0 K: 2 S: 12 H: 1 LOB: 1 BB: 0 P: 16	1B: 4 2B: 3 3B: 0 HR: 1 SF: 1 SAC: 0 DP: 1 HBP: 0						

PITCHER		IP	WLS	BF	H	R	ER	SO	BB	IBB	HBP	BLK	WP	HR	S	P	ERA	WHIP
Tom Glavine, L ERA: 2.42	(1, 1)	5.2	W	24	5	2	2	8	3	0	0	0	0	1	60	97	3.18	1.412
Brad Clontz, R ERA: 4.57	(6, 1)	1.1		6	2	2	2	1	0	0	0	0	0	0	19	27	13.50	1.500
Greg McMichael, R ERA: 3.33	(8, 1)	1.0		3	0	0	0	1	0	0	0	0	0	0	7	9	0.00	0.000
Mark Wohlers, R ERA: 2.49	(9, 1)	1.0		4	1	0	0	2	0	0	0	0	0	0	12	16	0.00	1.000

PITCHER	IP	WLS	BF	H	R	ER	SO	BB	IBB	HBP	BLK	WP	HR	S	P	ERA	WHIP

TOP

Chicago Cubs @ Atlanta Braves

Atlanta-Fulton County Stadium, Atlanta, GA

Wed May 22 1996, 3:33 AM EDT

Att. 33,186 - Sunny - 87 F

livebaseballscorecards.com

AB	33
R	4
H	8
RBI	4
BB	3
SO	12
LOB	14

1B: 4	SF: 1	WP: 0	PA: 37
2B: 3	SAC: 0	PB: 0	
3B: 0	DP: 1	SB: 0	
HR: 1	HBP: 0	CS: 0	

BOTTOM

Chicago Cubs @ Atlanta Braves

Atlanta-Fulton County Stadium, Atlanta, GA

Wed May 22 1996, 3:33 AM EDT

Att. 33,186 - Sunny - 87 F

livebaseballscorecards.com

Batter	1	2	3	4	5	6	7	8	9	AB	R	H	RBI	BB	SO	LOB
Marquis Grissom, R (1, 8) OBP: 0.325, SLG: 0.437	10 1B BB SF7 1B	G5-3		G1-3			G4-3			4	1	1	0	0	0	0
Jermaine Dye, R (8, 8) OBP: 0.333, SLG: 0.667										0	0	0	0	0	0	0
Dwight Smith, L (1, 9) OBP: 0.250, SLG: 0.237	1 SAFE 1 SAFE 1 SAFE 10 1B HR 1-2 BB	G6-3			10 HR BB		G6-3			2	2	0	0	2	0	0
10 Chipper Jones, S (1, 5) OBP: 0.362, SLG: 0.526	2 SAFE HR 1-2 2-3 1B	HR			1-H HR		G6-3			4	3	3	3	0	0	0
Fred McGriff, L (1, 3) OBP: 0.396, SLG: 0.616	SF7 3-H	K			K		G6-3	G3-1		3	0	0	1	0	2	0
Ryan Klesko, L (1, 7) OBP: 0.379, SLG: 0.638	1-H 2-H HR	K	K		K			2B 1B BB		3	2	1	3	1	2	0
Javy Lopez, R (1, 2) OBP: 0.342, SLG: 0.455	2B SF7 1B	K	K		K			1B G3-2-3 2B 1-3		4	1	2	0	0	2	0
Jeff Blauser, R (1, 6) OBP: 0.328, SLG: 0.396	SF7 1-3 2B	G5-3			F7			1B IBB		3	0	1	0	1	0	0
Rafael Belliard, R (1, 4) OBP: 0.157, SLG: 0.191	SF7 2-3 3-H			P6	F8			1-2 2-3 3-H 1B		3	0	1	2	0	0	0
Tom Glavine, L (1, 1) OBP: 0.286, SLG: 0.300	G5-3			G5-3	K			G3-2-3 3-Hf		2	0	0	0	0	0	1
Brad Clontz, R (6, 1)										1	0	0	0	0	1	0
Greg McMichael, R (8, 1)										0	0	0	0	0	0	0
Tyler Houston, L (8, PH) OBP: 0.357, SLG: 0.615										0	0	0	0	0	0	0
Jerome Walton, R (8, PH) OBP: 0.432, SLG: 0.615										1	0	0	0	0	0	3
Mark Wohlers, R (9, 1)										0	0	0	0	0	0	0
Inning Stats	R: 5 E: 0 K: 0 S: 20 H: 5 LOB: 1 BB: 1 P: 33	R: 1 E: 0 K: 1 S: 9 H: 1 LOB: 0 BB: 0 P: 15	R: 0 E: 0 K: 2 S: 8 H: 0 LOB: 0 BB: 0 P: 14	R: 0 E: 0 K: 0 S: 6 H: 0 LOB: 0 BB: 0 P: 9	R: 2 E: 0 K: 3 S: 16 H: 1 LOB: 0 BB: 1 P: 23	R: 0 E: 0 K: 1 S: 5 H: 0 LOB: 0 BB: 0 P: 8	R: 0 E: 0 K: 0 S: 4 H: 0 LOB: 0 BB: 0 P: 6	R: 1 E: 0 K: 0 S: 12 H: 2 LOB: 2 BB: 2 P: 23		1B: 4 2B: 2 3B: 0 HR: 3	SF: 2 SAC: 0 DP: 1 HBP: 0		WP: 0 PB: 0 SB: 0 CS: 0		PA: 36	

	AB	30
	R	9
	H	9
	RBI	9
	BB	4
	SO	7
	LOB	4

PITCHER		IP	WLS	BF	H	R	ER	SO	BB	IBB	HBP	BLK	WP	HR	S	P	ERA	WHIP
Jim Bullinger, R ERA: 6.42	(1, 1)	4.0	L	21	7	8	8	3	2	0	0	0	0	3	48	80	18.00	2.250
Doug Jones, R ERA: 5.4	(5, 1)	2.0		6	0	0	0	4	0	0	0	0	0	0	16	22	0.00	0.000
Terry Adams, R ERA: 3.58	(7, 1)	1.1		8	2	1	1	0	1	1	0	0	0	0	13	25	6.75	2.250
Bob Patterson, L ERA: 1.72	(8, 1)	0.2		1	0	0	0	0	0	0	0	0	0	0	3	4	0.00	0.000

PITCHER	IP	WLS	BF	H	R	ER	SO	BB	IBB	HBP	BLK	WP	HR	S	P	ERA	WHIP

Batter	1	2	3	4	5	6	7	8	9	AB	R	H	RBI	BB	SO	LOB
Marquis Grissom, R (1, 8) OBP: 0.323, SLG: 0.431	S F B S 1-3 ① K		B X 1-0 ① F9		B C S F D X 2-2 ③ G5-3 1-2		X 0-0 1B 1-2 E 1B	F C X 0-2 ② L4		5	1	1	0	0	1	4
Dwight Smith, L (1, 9) OBP: 0.286, SLG: 0.279	S B B B X 3-1 10 1B 1B		C S B B B X 3-2 ② F8			X 0-0 ① G4-3	B F B S X 2-2 E8 10 1B 1-H 2-H 1B	X 0-0 1-2 2-3 3-H 1B		5	1	3	2	0	0	0
10 Chipper Jones, S (1, 5) OBP: 0.368, SLG: 0.528	1 SAFE S D X 1-1 CS 1-3 1B		B B X 2-0 ③ F9			B B X 2-0 BB 1B	F F X 0-2 S 2-H 1B	B B S S S 2-3 ③ K		5	0	3	1	0	1	3
Fred McGriff, L (1, 3) OBP: 0.386, SLG: 0.599	B C F 1 B B F C SAFE 3-3 ② ③ K 1-2			B C F X 1-2 ① G3		X 0-0 ② F7	1 SAFE B C S B S 2-3 ③ K 1-2		S C B C 1-3 ① K	5	0	0	0	0	3	4
Ryan Klesko, L (1, 7) OBP: 0.391, SLG: 0.638		C X 0-1 FC6-4 1B 1B		S C S 0-3 ② K		B 1 SAFE B B B 4-0 1-2 BB		F C B F B X 2-2 1B 1B 1B	B B S S C B B 4-2 G6-3 BB	3	1	2	0	2	1	0
Javy Lopez, R (1, 2) OBP: 0.344, SLG: 0.453		F B S X 1-2 FC6-4 1-2 1B		C F S S 0-3 ③ K		F F S 0-3 ③ K		S S F X 0-2 1B 1-3 1B 1B	F B X 1-1 ② ③ G6-3 1-2f	5	1	2	0	0	2	3
Jeff Blauser, R (1, 6) OBP: 0.325, SLG: 0.390		F F F B S 1-3 ① K			C B F B F X 2-2 ① G4-3		C X 0-1 G6-3 1B	B B F B C C 3-3 ① K		4	0	1	0	0	2	4
Rafael Belliard, R (1, 4) OBP: 0.167, SLG: 0.188 Tyler Houston, L (7, PH) OBP: 0.333, SLG: 0.571 Greg McMichael, R (7, 1) Mike Mordecai, R (8, PH) OBP: 0.261, SLG: 0.190 Brad Clontz, R (8, 1) Mark Wohlers, R (9, 1)		X 0-0 ② FC6-4 1-2f 2-3			B B B B 4-0 S BB		B C 1 SAFE X 1-1 ① ② G6-3 1-2f	I N I 4-0 1B 1B IBB		1 1 0 0 0 0	0 0 0 0 0 0	0 0 0 0 0 0	0 0 0 1 0 0	1 0 0 0 0 0	0 0 0 0 0 0	2 1 0 0 0 0
29 John Smoltz, R (1, 1) OBP: 0.207, SLG: 0.214 Jerome Walton, R (7, PH) OBP: 0.444, SLG: 0.615 Tony Graffanino, R (7, PR) OBP: 0.333, SLG: 0.250 (7, 4)		C B C C 1-3 ③ K			L 1 SAFE 1 SAFE L B 1 SAFE F L 1-3 ② K		B C B B B 4-1 1B 1B BB	F B S B X 2-2 1B 1-2 2-3 3-H 1B		2 0 1	0 0 1	0 0 1	0 0 1	0 1 0	2 0 0	3 0 0
Inning Stats	R: 0 H: 2 E: 0 LOB: 2 K: 2 BB: 0 S: 11 P: 19	R: 0 H: 2 E: 0 LOB: 2 K: 2 BB: 0 S: 13 P: 16	R: 0 H: 0 E: 0 LOB: 0 K: 0 BB: 0 S: 5 P: 11	R: 0 H: 0 E: 0 LOB: 0 K: 2 BB: 0 S: 10 P: 11	R: 0 H: 0 E: 0 LOB: 1 K: 1 BB: 1 S: 12 P: 21	R: 0 H: 1 E: 0 LOB: 2 K: 1 BB: 1 S: 6 P: 12	R: 3 H: 4 E: 1 LOB: 2 K: 1 BB: 1 S: 15 P: 24	R: 2 H: 4 E: 0 LOB: 3 K: 2 BB: 1 S: 21 P: 34	R: 0 H: 0 E: 0 LOB: 0 K: 1 BB: 1 S: 7 P: 13	1B: 13 SF: 0 2B: 1 SAC: 0 3B: 0 DP: 3 HR: 0 HBP: 0						

PITCHER		IP	WLS	BF	H	R	ER	SO	BB	IBB	HBP	BLK	WP	HR	S	P	ERA	WHIP
Danny Darwin, R ERA: 3.06	(1, 1)	6.2	L	30	9	3	2	8	3	0	0	0	0	0	69	109	2.70	1.800
Dan Plesac, L ERA: 4.98	(7, 1)	0.1		2	1	1	1	1	0	0	0	0	0	0	7	11	27.00	3.000
Dan Miceli, R ERA: 7.63	(8, 1)	1.0		7	3	1	1	2	0	1	0	0	0	0	17	28	9.00	3.000
Jason Christiansen, L ERA: 8.65	(9, 1)	0.1		2	0	0	0	1	1	0	0	0	0	0	5	10	0.00	3.000
67 Francisco Cordova, R ERA: 3.42	(9, 1)	0.2		1	0	0	0	0	0	0	0	0	0	0	2	3	0.00	0.000

PITCHER	IP	WLS	BF	H	R	ER	SO	BB	IBB	HBP	BLK	WP	HR	S	P	ERA	WHIP

TOP

Atlanta Braves @ Pittsburgh Pirates

Three Rivers Stadium, Pittsburgh, PA

Fri May 24 1996, 7:05 PM EDT

Att. 20,238 - Unknown - 63 F

livebaseballscorecards.com

AB	37
R	5
H	13
RBI	4
BB	5
SO	12
LOB	24

WP: 0 PA: 42
PB: 0
SB: 2
CS: 1

Atlanta Braves @ Pittsburgh Pirates

Three Rivers Stadium, Pittsburgh, PA

Fri May 24 1996, 7:05 PM EDT

Att. 20,238 - Unknown - 63 F

BOTTOM

Batter	1	2	3	4	5	6	7	8	9	AB	R	H	RBI	BB	SO	LOB
Carlos Garcia, R (1, 6) OBP: 0.374, SLG: 0.506	F8 G4-3 1B				F8		G3		1B 2-H 1B	5	0	3	1	0	0	0
Al Martin, L (1, 7) OBP: 0.345, SLG: 0.429	G4-3 1-2		FC3-6 G5-4-3 1-2f		P6		K		1-2 1B	5	0	1	0	0	1	2
Jeff King, R (1, 4) (9, 5) OBP: 0.311, SLG: 0.508	F8 2-3		G5-4-3 1-2f		P2			K	K	5	0	0	0	0	2	4
Orlando Merced, S (1, 9) OBP: 0.341, SLG: 0.398	BB			2B BB		FC3-6 BB		G6-3		1	1	0	0	3	0	0
Mark Johnson, L (1, 3) OBP: 0.333, SLG: 0.500	F9			1-H 2B		F9		2B		4	1	2	1	0	0	3
Charlie Hayes, R (1, 5) OBP: 0.313, SLG: 0.452 67 Francisco Cordova, R (9, 1) OBP: 0.500, SLG: 0.500		K		2-H 2B		FC3-6 1B 1-2f		K		4 0	0 0	1 0	1 0	0 0	2 0	2 0
Midre Cummings, L (1, 8) OBP: 0.200, SLG: 0.406 Dan Plesac, L (7, 1) Dan Miceli, R (8, 1) Jason Christiansen, R (9, 1) Nelson Liriano, S (9, 4) OBP: 0.280, SLG: 0.319		K		K		1-3 1B			P5	3 0 0 0 1	0 0 0 0 0	1 0 0 0 0	0 0 0 0 0	0 0 0 0 0	2 0 0 0 0	1 0 0 0 0
18 Jason Kendall, R (1, 2) OBP: 0.326, SLG: 0.384 Dave Clark, L (9, PH) OBP: 0.400, SLG: 0.442		WP 1B		F9		G4-3			1B 2B	3 1	0 1	1 1	0 0	0 0	0 0	3 0
Danny Darwin, R (1, 1) OBP: 0.118, SLG: 0.176 Mike Kingery, L (7, 8) OBP: 0.223, SLG: 0.222	G6-3 1-2			G1-3			F8		K	2 2	0 0	0 0	0 0	0 0	0 1	2 1
Inning Stats	R: 0 H: 1 E: 0 LOB: 2 K: 0 BB: 1 S: 8 P: 17	R: 0 H: 1 E: 0 LOB: 1 K: 2 BB: 0 S: 12 P: 18	R: 0 H: 1 E: 0 LOB: 0 K: 0 BB: 0 S: 8 P: 9	R: 2 H: 2 E: 0 LOB: 1 K: 1 BB: 1 S: 9 P: 20	R: 0 H: 0 E: 0 LOB: 0 K: 0 BB: 0 S: 8 P: 13	R: 0 H: 1 E: 1 LOB: 2 K: 0 BB: 1 S: 10 P: 17	R: 0 H: 0 E: 0 LOB: 0 K: 1 BB: 0 S: 8 P: 11	R: 0 H: 1 E: 0 LOB: 1 K: 2 BB: 0 S: 12 P: 17	R: 1 H: 3 E: 0 LOB: 2 K: 2 BB: 0 S: 16 P: 23	1B: 6 SF: 0 2B: 4 SAC: 0 3B: 0 DP: 1 HR: 0 HBP: 0						

livebaseballscorecards.com

		AB	36
		R	3
		H	10
		RBI	3
		BB	3
		SO	8
		LOB	18

WP: 1 PA: 39
PB: 0
SB: 0
CS: 0

PITCHER		IP	WLS	BF	H	R	ER	SO	BB	IBB	HBP	BLK	WP	HR	S	P	ERA	WHIP
29 John Smoltz, R ERA: 2.5	(1, 1)	6.0	W	26	6	2	2	3	3	0	0	0	1	0	55	94	3.00	1.500
Greg McMichael, R ERA: 3.21	(7, 1)	1.0		3	0	0	0	1	0	0	0	0	0	0	8	11	0.00	0.000
Brad Clontz, R ERA: 4.37	(8, 1)	1.0		4	1	0	0	2	0	0	0	0	0	0	12	17	0.00	1.000
Mark Wohlers, R ERA: 2.78	(9, 1)	1.0	S	6	3	1	1	2	0	0	0	0	0	0	16	23	9.00	3.000

PITCHER	IP	WLS	BF	H	R	ER	SO	BB	IBB	HBP	BLK	WP	HR	S	P	ERA	WHIP

Batter	1	2	3	4	5	6	7	8	9	AB	R	H	RBI	BB	SO	LOB
Marquis Grissom, R (1, 8) OBP: 0.326, SLG: 0.438	B B S B S F F F 3-2 X 10 CS 1B		B X 1-0 10 G3 1B 2B		C F B X 1-2 ② G4-3		C B B F X 2-2 E4 BB 1-2			4	1	2	0	0	0	1
Jeff Blauser, R (1, 6) OBP: 0.331, SLG: 0.417	1 SAFE C 1 SAFE S 1 P D S 2-3 ① K		C F B B F C 2-3 ① K		B S B B X 2-1 HR		B D B B 4-0 1-2 2-3 BB			3	1	1	1	1	2	2
10 Chipper Jones, S (1, 5) OBP: 0.365, SLG: 0.528	C B B B X 3-1 ② 1B 1-2 2B		2 SAFE B S X 1-1 ② G3 2-3		S B S X 2-1 ③ F8		B F F C 1-3 ③ K			4	0	1	0	0	1	4
Fred McGriff, L (1, 3) OBP: 0.388, SLG: 0.597	S C B B B F X 3-2 2-3 1B		B S B B X 3-1 3-H 1B			C S B S 1-3 ① K		X 0-0 ① P6		4	0	2	1	0	1	0
Jerome Walton, R (1, 9) OBP: 0.408, SLG: 0.558	B C C F C 1-3 ③ K		1 SAFE C B F 1 SAFE 1 B S 2-3 ③ K			B B F B X 3-1 ② F9		C B F X 1-2 ② G4-3		4	0	0	0	0	2	3
Ryan Klesko, L (1, 7) OBP: 0.388, SLG: 0.628		B B B C C X 3-2 1B		B X 1-0 ① F8		C S B B B C 3-3 ③ K		B C F S 1-3 ③ K		4	0	1	0	0	2	0
Eddie Pérez, R (1, 2) OBP: 0.375, SLG: 0.538 Rafael Belliard, R (7, PR) OBP: 0.167, SLG: 0.188 Javy Lopez, R (7, 2) OBP: 0.341, SLG: 0.450		X 0-0 ① F8		C X 0-1 ② G5-3			S X 0-1 FC2-6 1B		F B B S S 2-3 ① K	3 0 1	0 0 0	1 0 0	0 0 0	0 0 1	0 0 0	1 0 0
Tony Graffanino, R (1, 4) OBP: 0.231, SLG: 0.167		S S S 0-3 ② K		B C F F B S 2-3 ③ K			X 0-0 ① L9		S B B B B X 3-1 ② F7	4	0	0	0	0	2	2
Steve Avery, L (1, 1) OBP: 0.172, SLG: 0.241 Mike Bielecki, R (7, 1) Pedro Borbon, R (8, 1) Dwight Smith, L (9, PH) OBP: 0.280, SLG: 0.273		F B F C 1-3 ③ K			X 0-0 ① B1-3		X 0-0 ② FC2-6 BB E 1-2f		X 0-0 ③ G1	3 0 0 1	0 0 0 0	0 0 0 0	0 0 0 0	1 0 0 0	2 0 0 0	2 0 0 0
Inning Stats	R: 0 E: 0 K: 2 S: 21 H: 3 LOB: 2 BB: 0 P: 32	R: 0 E: 0 K: 2 S: 10 H: 1 LOB: 1 BB: 0 P: 14	R: 1 E: 0 K: 2 S: 12 H: 2 LOB: 1 BB: 0 P: 21	R: 0 E: 0 K: 1 S: 7 H: 0 LOB: 0 BB: 0 P: 10	R: 1 E: 0 K: 0 S: 8 H: 1 LOB: 0 BB: 0 P: 13	R: 0 E: 0 K: 2 S: 8 H: 0 LOB: 0 BB: 0 P: 15	R: 0 E: 1 K: 1 S: 10 H: 1 LOB: 3 BB: 1 P: 17	R: 0 E: 0 K: 1 S: 7 H: 0 LOB: 0 BB: 0 P: 9	R: 0 E: 0 K: 1 S: 6 H: 0 LOB: 0 BB: 0 P: 11	1B: 5 2B: 2 3B: 0 HR: 1	SF: 0 SAC: 0 DP: 0 HBP: 0						

PITCHER		IP	WLS	BF	H	R	ER	SO	BB	IBB	HBP	BLK	WP	HR	S	P	ERA	WHIP
Denny Neagle, L ERA: 3.25	(1, 1)	7.0	W	30	8	2	2	10	1	0	0	0	0	1	76	122	2.57	1.286
Dan Plesac, L ERA: 4.76	(8, 1)	1.0		3	0	0	0	1	0	0	0	0	0	0	7	9	0.00	0.000
67 Francisco Cordova, R ERA: 3.28	(9, 1)	1.0		3	0	0	0	1	0	0	0	0	0	0	6	11	0.00	0.000

PITCHER	IP	WLS	BF	H	R	ER	SO	BB	IBB	HBP	BLK	WP	HR	S	P	ERA	WHIP

TOP

Atlanta Braves @ Pittsburgh Pirates

Three Rivers Stadium, Pittsburgh, PA

Sat May 25 1996, 7:05 PM EDT

Att. 29,273 - Unknown - 64 F

livebaseballscorecards.com

AB	35
R	2
H	8
RBI	2
BB	1
SO	12
LOB	15

WP: 0	PB: 0	SB: 0	CS: 1
PA: 36			

Atlanta Braves @ Pittsburgh Pirates

Three Rivers Stadium, Pittsburgh, PA

Sat May 25 1996, 7:05 PM EDT

Att. 29,273 - Unknown - 64 F

BOTTOM

Batter	1	2	3	4	5	6	7	8	9	AB	R	H	RBI	BB	SO	LOB
Carlos Garcia, R (1, 4) OBP: 0.368, SLG: 0.489	F B S X 1-2 G5-3 ①		C B X 1-1 G5-3 ①		X 0-0 F8 ②		B I I I 4-0 WP BB BB 1-2 2-3 IBB			3	1	0	0	1	0	0
Al Martin, L (1, 7) OBP: 0.338, SLG: 0.422	B C X 1-1 G1-3 ②		F B X 1-1 G3-1 ②		C F S 0-3 K ③		X 0-0 SF7 ② 3-H			3	0	0	1	0	1	0
Jeff King, R (1, 3) OBP: 0.315, SLG: 0.503	F B B X 2-1 F8 ③		B B S F B X 3-2 F8 ③			B B B B 4-0 G6-4-3 1 BB	B B C B B 4-1 BB WP 1-2 2-3 BB			2	0	0	0	2	0	0
Orlando Merced, S (1, 9) OBP: 0.353, SLG: 0.414		C B C B B X 3-2 S 2B 1B		X 0-0 2B 2B		1 SAFE X 0-0 ①② G6-4-3 1-2f	B C B F B F B 4-2 BB 1-2 2-3 3-H BB			3	2	2	0	1	0	1
Jay Bell, R (1, 6) OBP: 0.339, SLG: 0.404		F 1 SAFE X 0-1 ① L6		B X 1-0 F9 1B 2-H 2B		X 0-0 1B	B F B C F B F B 4-2 1-2 2-3 3-H BB			3	1	2	2	1	0	1
Charlie Hayes, R (1, 5) OBP: 0.306, SLG: 0.442		C B C 1 SAFE 1 SAFE S 1-3 K ②		B B X 2-0 F9 ① 2-3		B 1 SAFE 1 SAFE B X 2-0 F9 ③	B F B F S 2-3 K ③			4	0	0	0	0	2	6
Midre Cummings, L (1, 8) OBP: 0.217, SLG: 0.426		C 1 SAFE X 0-1 18 1B 1-H 2B		C C B X 1-2 18 G6-3 3-H 1B			X 0-0 ① G3-1 B X 1-0 ① F7			4	0	2	2	0	0	0
18 Jason Kendall, R (1, 2) OBP: 0.331, SLG: 0.388		C B B F F X 2-2 FC4-6 2-3 1B		X 0-0 ②③ G6-3 1-2f			C X 0-1 PB BB SF7 1B C C F F F X 0-2 ② G5-3			4	1	2	0	0	0	1
Denny Neagle, L (1, 1) OBP: 0.182, SLG: 0.150		B X 1-0 ③ FC4-6 1-2f			X 0-0 ① B1-3		1 SAFE B 1 B B B 4-0 BB PB WP 1-2 BB X 0-0 ③ F7			2	0	0	0	0	0	2
John Wehner, R (7, PH) OBP: 0.229, SLG: 0.273										0	1	0	0	1	0	0
Dan Plesac, L (8, 1)										0	0	0	0	0	0	0
Nelson Liriano, S (8, PH) OBP: 0.276, SLG: 0.314										1	0	0	0	0	0	0
67 Francisco Cordova, R (9, 1) OBP: 0.500, SLG: 0.500										0	0	0	0	0	0	0
Inning Stats	R: 0 E: 0 K: 0 S: 7 H: 0 LOB: 0 BB: 0 P: 11	R: 1 E: 0 K: 1 S: 15 H: 3 LOB: 2 BB: 0 P: 22	R: 0 E: 0 K: 0 S: 7 H: 0 LOB: 0 BB: 0 P: 12	R: 2 E: 0 K: 0 S: 7 H: 3 LOB: 0 BB: 0 P: 11	R: 0 E: 0 K: 1 S: 5 H: 0 LOB: 0 BB: 0 P: 5	R: 0 E: 0 K: 0 S: 3 H: 1 LOB: 1 BB: 1 P: 9	R: 3 E: 0 K: 1 S: 15 H: 1 LOB: 3 BB: 5 P: 37	R: 0 E: 0 K: 0 S: 9 H: 0 LOB: 0 BB: 0 P: 10		1B: 5 2B: 3 3B: 0 HR: 0	SF: 1 SAC: 0 DP: 2 HBP: 0					

livebaseballscorecards.com

AB	29
R	6
H	8
RBI	5
BB	6
SO	3
LOB	11

WP: 1 PB: 1 SB: 1 CS: 0 PA: 36

PITCHER		IP	WLS	BF	H	R	ER	SO	BB	IBB	HBP	BLK	WP	HR	S	P	ERA	WHIP
Steve Avery, L ERA: 2.77	(1, 1)	6.2	L	31	8	6	6	2	4	1	0	0	1	0	52	94	8.10	1.800
Mike Bielecki, R ERA: 2.03	(7, 1)	0.1		2	0	0	0	1	1	0	0	0	0	0	7	13	0.00	3.000
Pedro Borbon, L ERA:	(8, 1)	1.0		3	0	0	0	0	0	0	0	0	0	0	9	10	0.00	0.000

PITCHER	IP	WLS	BF	H	R	ER	SO	BB	IBB	HBP	BLK	WP	HR	S	P	ERA	WHIP

Atlanta Braves @ Pittsburgh Pirates

Three Rivers Stadium, Pittsburgh, PA

Sun May 26 1996, 3:33 AM EDT

Att. 33,085 - Overcast - 62 F

TOP

livebaseballscorecards.com

Batter	1	2	3	4	5	6	7	8	9	10	11	12	13	AB	R	H	RBI	BB	SO	LOB
Marquis Grissom, R (1, 8) OBP: 0.335, SLG: 0.455	0-0 10 G4-3 G6-3 1B	1-1 FC5 2-3		0-0 G5-3			3-2 S 10 1B 1B		2-0 SH2-4 1-2		4-0 IBB		2-2 1-H 2-H HR	5	2	3	3	1	0	1
Dwight Smith, L (1, 9) OBP: 0.291, SLG: 0.286	1-0 G6-3 1-2	3-2 10 1B FC3-2 1B	1-0 10 FC5-4 1B	3-3 K 1-3			0-3		0-2 G6-3			0-3 K	5	0	2	0	0	2	3
Jermaine Dye, R (9, 9) OBP: 0.273, SLG: 0.545														2	0	0	0	0	1	3
10 Chipper Jones, S (1, 5) OBP: 0.368, SLG: 0.522	1-0 G4-3 2-3	2-2 FC6-4 FC3-2 1-3 1B	2-1 FC5-4 S 1-2f	3-2 FC4-6 1B 3-H			1-0 F7		4-1 BB	6	0	2	1	1	0	3
Fred McGriff, L (1, 3) OBP: 0.385, SLG: 0.581	4-1 BB	0-0 FC3-2 FC6-4 1-2 3-H	2-3 K 1-2	0-2 FC4-6 S 1-2f		2-3 K	4-2 BB BB		1-2 G3	5	0	0	0	2	2	5
Ryan Klesko, L (1, 7) OBP: 0.379, SLG: 0.613	3-2 G3-1	1-0 FC6-4 BB 1-2f 2-3	2-3 K	2-2 F8 1-2		1-3 K	4-2 G6-4-3 BB 1-2			4	0	0	0	0	1	6
Jerome Walton, R (7, 7) OBP: 0.412, SLG: 0.545										1	0	0	0	1	1	0
Javy Lopez, R (1, 2) OBP: 0.347, SLG: 0.487	2-0 HR	4-2 BB 1-2	0-0 HR	0-1 G6-3		1-2 G6-3	2-1 G6-4-3 1-2f			5	2	2	2	1	0	2
Jeff Blauser, R (-, -) Greg McMichael, R (-, -) Mark Wohlers, R (-, -) Brad Clontz, R (-, -) Tyler Houston, L (-, PH) Terrell Wade, L (-, -) Eddie Pérez, R (-, PH) Mark Lemke, S (-, PH) Mike Bielecki, R (-, -)	3-1 FC5 SH1-4 1B	3-3 K	0-3 K	0-2 G5-3			2-2 WP 2B		4-0 FC3-5 E BB	4 0 1 0 0 2 3 0 0 0 0 0 0 0 0 0 0 0 0 0 0 1 0 1 0 0 0 0 0 0 0 0 0 0 0 0 0 0 0 1 0 0 0 0 0 0 0 0 0 0 0 0 0 0 0 0						
Tony Graffanino, R (1, 4) OBP: 0.158, SLG: 0.111	2-0 P3	2-0 F9		3-1 F8			2-2 F9		0-3 K				1-0 E1 FC3-5 1-2 HR	6	1	0	0	0	1	3
Greg Maddux, R (1, 1) OBP: 0.111, SLG: 0.040	0-0 SH1-4 1-2	2-1 G5-3		2-2 G6-3			1-3 K SH2-4		3-2 G5-3 2-3				0-0 FC3-5 HR 1-2 2-3f	2	0	0	0	0	0	0
Rafael Belliard, R (8, 6) OBP: 0.164, SLG: 0.186														1	0	0	0	0	1	0
Mike Mordecai, R (11, PH) OBP: 0.240, SLG: 0.174 (11, 6)														2	1	0	0	0	0	3
Inning Stats	R: 0 E: 0 K: 0 S: 7 H: 1 LOB: 2 BB: 1 P: 16	R: 1 E: 0 K: 0 S: 7 H: 2 LOB: 1 BB: 0 P: 15	R: 0 E: 0 K: 1 S: 15 H: 2 LOB: 3 BB: 1 P: 28	R: 0 E: 0 K: 0 S: 4 H: 0 LOB: 0 BB: 0 P: 8	R: 0 E: 0 K: 2 S: 9 H: 1 LOB: 1 BB: 0 P: 16	R: 1 E: 0 K: 1 S: 9 H: 1 LOB: 0 BB: 0 P: 14	R: 1 E: 0 K: 1 S: 18 H: 2 LOB: 1 BB: 0 P: 29	R: 0 E: 0 K: 0 S: 8 H: 0 LOB: 0 BB: 0 P: 10	R: 0 E: 0 K: 2 S: 10 H: 0 LOB: 1 BB: 0 P: 13	R: 0 E: 0 K: 2 S: 10 H: 0 LOB: 0 BB: 0 P: 14	R: 0 E: 0 K: 1 S: 16 H: 1 LOB: 2 BB: 1 P: 25	R: 0 E: 0 K: 0 S: 8 H: 0 LOB: 1 BB: 2 P: 19	R: 3 E: 1 K: 1 S: 16 H: 1 LOB: 1 BB: 2 P: 28	1B: 7 2B: 1 3B: 0 HR: 3	SF: 0 SAC: 2 DP: 1 HBP: 0	WP: 2 PB: 0 SB: 4 CS: 0	PA: 58		

AB	49
R	6
H	11
RBI	6
BB	7
SO	11
LOB	32

PITCHER		IP	WLS	BF	H	R	ER	SO	BB	IBB	HBP	BLK	WP	HR	S	P	ERA	WHIP
Paul Wagner, R ERA: 3.9	(1, 1)	6.1		30	9	3	3	5	2	0	0	0	0	2	63	118	4.26	1.737
Jason Christiansen, L ERA: 8.44	(7, 1)	0.2		2	0	0	0	0	0	0	0	0	0	0	6	8	0.00	0.000
Marc Wilkins, R ERA: 5.06	(8, 1)	2.0		7	0	0	0	2	0	0	0	0	1	0	18	23	0.00	0.000
Dan Plesac, L ERA: 4.7	(10, 1)	0.1		1	0	0	0	1	0	0	0	0	0	0	4	6	0.00	0.000
67 Francisco Cordova, R ERA: 3.08	(10, 1)	1.2		7	1	0	0	2	0	1	0	0	1	0	22	33	0.00	0.600

PITCHER		IP	WLS	BF	H	R	ER	SO	BB	IBB	HBP	BLK	WP	HR	S	P	ERA	WHIP
Dan Miceli, R ERA: 7.79	(12, 1)	2.0	L	11	1	3	2	1	4	0	0	0	0	1	24	47	9.00	2.500

Atlanta Braves @ Pittsburgh Pirates

Three Rivers Stadium, Pittsburgh, PA

Sun May 26 1996, 3:33 AM EDT

Att. 33,085 - Overcast - 62 F

livebaseballscorecards.com

BOTTOM

Batter	1	2	3	4	5	6	7	8	9	10	11	12	13	AB	R	H	RBI	BB	SO	LOB
Carlos Garcia, R (1, 4) OBP: 0.382, SLG: 0.473	F9	G4-3	G1-3		F9	F9		1B BB	E HBP		IBB	FC5-4 BB	BB	3	1	0	0	3	0	1
Al Martin, L (1, 7) OBP: 0.336, SLG: 0.422	E9 G6-3 2B	G3-1 1B	E 1B		F8 1-2			G1-3 1-2	G3-1 1-2		F7		K	7	1	2	0	0	1	7
Jeff King, R (1, 3) OBP: 0.314, SLG: 0.492	G6-3 3-H	F7	K 1-2			F9		1B 1B		G6-3		FC5-4 BB	K	6	0	1	1	1	2	3
Orlando Merced, S (1, 9) OBP: 0.352, SLG: 0.410	F7		F7			G4-3		WP 1-2 2-H 1B		1B		B3		6	0	2	1	0	0	2
Jay Bell, R (1, 6) OBP: 0.338, SLG: 0.394		G4-3		F4		K2-3		1-2 BB		K		FC5-4 1-2 BB		4	0	0	0	2	2	1
Charlie Hayes, R (1, 5) OBP: 0.302, SLG: 0.433		G3-1 1B		G4-3			K	K		F6		FC5-4 1-2f 2-3 S		6	0	1	0	0	2	5
Midre Cummings, L (1, 8) OBP: 0.227, SLG: 0.419		G3-1 1-2 1B		F8			F7		K		18 SH1-4 1B	F7 1-2		6	0	2	0	0	1	2
Keith Osik, R (1, 2) OBP: 0.415, SLG: 0.521	G3-1 1-2 2-3				WP 1B		1B		HR		SH1-4 1-2		G4-3 2B	3	0	2	0	0	0	2
Dave Clark, L (9, PH) OBP: 0.410, SLG: 0.509														1	1	1	1	0	0	0
18 Jason Kendall, R (10, 2) OBP: 0.329, SLG: 0.385	K		K		K		G4-3		K		K			1	0	0	0	0	0	0
Paul Wagner, R (1, %) OBP: 0.000, SLG: 0.000														2	0	0	0	0	2	3
Jason Christiansen, R (7, %) OBP: 0.000, SLG: 0.000														0	0	0	0	0	0	0
Mike Kingery, L (7, PH) OBP: 0.000, SLG: 0.000														1	0	0	0	0	0	1
Marc Wilkins, R (8, %) OBP: 0.000, SLG: 0.000														0	0	0	0	0	0	0
Mark Johnson, L (9, PH) OBP: 0.500, SLG: 0.500														1	0	0	0	1	0	0
Dan Plesac, L (10, %) OBP: 0.000, SLG: 0.000														0	0	0	0	0	0	0
87 Francisco Cordova, R (10, %) OBP: 0.000, SLG: 0.000														0	0	0	0	0	0	0
Nelson Liriano, S (11, PH) OBP: 0.333, SLG: 0.333														1	0	0	0	0	1	0
Dan Miceli, R (12, %) OBP: 0.000, SLG: 0.000														0	0	0	0	0	0	0
John Wehner, R (13, PH) OBP: 0.000, SLG: 0.000														0	0	1	0	0	0	0
Inning Stats	R: 1 E: 1 K: 0 S: 9 H: 1 LOB: 0 BB: 0 P: 12	R: 0 E: 0 K: 1 S: 11 H: 2 LOB: 2 BB: 0 P: 15	R: 0 E: 1 K: 1 S: 8 H: 1 LOB: 1 BB: 0 P: 10	R: 0 E: 0 K: 0 S: 12 H: 0 LOB: 0 BB: 0 P: 13	R: 0 E: 0 K: 1 S: 6 H: 1 LOB: 1 BB: 0 P: 8	R: 0 E: 0 K: 1 S: 6 H: 0 LOB: 0 BB: 0 P: 9	R: 0 E: 0 K: 1 S: 9 H: 1 LOB: 1 BB: 0 P: 13	R: 1 E: 0 K: 1 S: 14 H: 2 LOB: 2 BB: 2 P: 24	R: 1 E: 1 K: 2 S: 16 H: 1 LOB: 1 BB: 0 P: 22	R: 0 E: 0 K: 1 S: 13 H: 1 LOB: 1 BB: 0 P: 16	R: 0 E: 0 K: 1 S: 10 H: 1 LOB: 2 BB: 1 P: 17	R: 0 E: 0 K: 0 S: 12 H: 0 LOB: 2 BB: 2 P: 23	R: 0 E: 0 K: 2 S: 16 H: 1 LOB: 2 BB: 1 P: 29	1B: 9 2B: 2 3B: 0 HR: 1	SF: 0 SAC: 1 DP: 0 HBP: 1	WP: 2 PB: 0 SB: 1 CS: 0	PA: 57		

	AB	49
	R	3
	H	12
	RBI	3
	BB	6
	SO	12
	LOB	28

PITCHER		IP	WLS	BF	H	R	ER	SO	BB	IBB	HBP	BLK	WP	HR	S	P	ERA	WHIP
Greg Maddux, R ERA: 2.93	(1, 1)	7.0		27	6	1	0	5	0	0	0	0	1	0	61	80	0.00	0.857
Greg McMichael, R ERA: 3.45	(8, 1)	0.2		4	2	1	1	0	1	0	0	0	0	0	7	12	13.50	4.500
Mark Wohlers, R ERA: 3.0	(8, 1)	1.1		7	1	1	1	3	1	0	1	0	1	1	23	34	6.75	1.500
Brad Clontz, R ERA: 4.18	(10, 1)	1.0		4	1	0	0	1	0	0	0	0	0	0	13	16	0.00	1.000
Terrell Wade, L ERA:	(11, 1)	2.0	W	10	1	0	0	1	2	1	0	0	0	0	22	40	0.00	1.500

PITCHER		IP	WLS	BF	H	R	ER	SO	BB	IBB	HBP	BLK	WP	HR	S	P	ERA	WHIP
Mike Bielecki, R ERA: 1.88	(13, 1)	1.0	S	5	1	0	0	2	1	0	0	0	0	0	16	29	0.00	2.000

Batter	1	2	3	4	5	6	7	8	9	AB	R	H	RBI	BB	SO	LOB
Marquis Grissom, R (1, 8) OBP: 0.341, SLG: 0.461	B F B X 2-1 ① G5-3		X 0-0 1-3 1B 2B	B B X 2-0 E 1B	B B B B 4-0 BB		B B C F X 2-2 ② G4-3			4	2	2	0	1	0	0
Dwight Smith, L (1, 9) OBP: 0.293, SLG: 0.288	B B X 2-0 ② G5-3		B C F X 1-2 2-H 3-H 2B 1B	S B B B X 3-1 1-H E9 1B HR	C S B S 2-3 ③ K		S S B B T 2-2 ③ K			3	2	1	2	0	0	0
Jermaine Dye, R (4, 9) OBP: 0.231, SLG: 0.462										2	0	0	0	0	2	2
10 Chipper Jones, S (1, 5) OBP: 0.368, SLG: 0.516	X 0-0 ③ G4-3		D B C F D X 3-2 ① F8	B B B 4-0 1B HR BB		X 0-0 E E 1B		C B B X 2-1 ① G6-3		4	2	1	0	1	0	1
Fred McGriff, L (1, 3) OBP: 0.390, SLG: 0.587		X 0-0 HBP 1B	X 0-0 2-H 2B	X 0-0 1-2 2-3 HR 1B		C C S 0-3 ① K		X 0-0 ② G6-3		5	1	3	1	0	1	1
Ryan Klesko, L (1, 7) OBP: 0.380, SLG: 0.622		B X 1-0 ① L9	F B B B B 4-1 BB	S X 0-1 1-H 2-H 3-H HR		C B B F F C 2-3 ② K		B B C C C 2-3 ③ K		4	1	1	4	1	2	2
Javy Lopez, R (1, 2) OBP: 0.337, SLG: 0.472		B F B F S 2-3 ② K	X 0-0 ② F7	B S B X 2-1 ③ G6-3		B S X 1-1 1-3 E5 E			C B B F S 2-3 ① K	5	0	0	0	0	2	4
Jeff Blauser, R (1, 6) OBP: 0.331, SLG: 0.400		B C S H 2-2 1-2 HBP	B C B S X 2-2 ③ F8		B B X 2-0 ① F8	F B B B F X 3-2 1-2 3-H E5			C B B B B 4-1 BB	3	0	0	0	1	0	3
Tony Graffanino, R (1, 4) OBP: 0.167, SLG: 0.174		F C B F C 1-3 ③ K		X 0-0 ① P3	B C X 1-1 2B	C B F B X 2-2 ③ F9			F F F B S 1-3 ② K	5	0	1	0	0	2	5
Tom Glavine, L (1, 1) OBP: 0.280, SLG: 0.261			B B B 4-0 2B 1B BB	B B C F B X 3-2 ② L7	F X 0-1 ② L7		B B C C F S 2-3 ① K		B X 1-0 ③ G3	3	1	0	0	1	1	1
Brad Clontz, R (8, 1)										0	0	0	0	0	0	0
Tyler Houston, L (9, PH) OBP: 0.353, SLG: 0.625										1	0	0	0	0	0	1
Pedro Borbon, R (9, 1)										0	0	0	0	0	0	0
Inning Stats	R: 0 E: 0 K: 0 S: 4 H: 0 LOB: 0 BB: 0 P: 8	R: 0 E: 0 K: 2 S: 11 H: 1 LOB: 2 BB: 0 P: 17	R: 3 E: 0 K: 0 S: 13 H: 3 LOB: 2 BB: 2 P: 27	R: 5 E: 1 K: 0 S: 12 H: 3 LOB: 0 BB: 1 P: 26	R: 0 E: 0 K: 1 S: 8 H: 1 LOB: 2 BB: 1 P: 17	R: 1 E: 2 K: 2 S: 16 H: 1 LOB: 2 BB: 0 P: 24	R: 0 E: 0 K: 2 S: 10 H: 0 LOB: 0 BB: 0 P: 16	R: 0 E: 0 K: 1 S: 6 H: 0 LOB: 0 BB: 0 P: 10	R: 0 E: 0 K: 2 S: 9 H: 0 LOB: 1 BB: 1 P: 17	1B: 5 2B: 3 3B: 0 HR: 1 SF: 0 SAC: 0 DP: 0 HBP: 1						

TOP

Atlanta Braves @ Chicago Cubs

Wrigley Field, Chicago, IL

Mon May 27 1996, 3:33 AM CDT

Att. 33,070 - Overcast - 50 F

livebaseballscorecards.com

AB	39
R	9
H	9
RBI	7
BB	5
SO	10
LOB	20

WP: 0 PB: 0 SB: 0 CS: 0 PA: 45

PITCHER		IP	WLS	BF	H	R	ER	SO	BB	IBB	HBP	BLK	WP	HR	S	P	ERA	WHIP
Amaury Telemaco, R ERA: 2.41	(1, 1)	3.2	L	23	7	8	3	2	3	0	1	0	0	1	38	74	7.36	2.727
Mike Perez, R ERA: 4.03	(4, 1)	1.1		6	1	0	0	1	1	0	0	0	0	0	10	21	0.00	1.500
Doug Jones, R ERA: 5.33	(6, 1)	1.0		6	1	1	0	2	0	0	0	0	0	0	16	24	0.00	1.000
Rodney Myers, R ERA: 3.57	(7, 1)	1.0		3	0	0	0	2	0	0	0	0	0	0	10	16	0.00	0.000
Terry Adams, R ERA: 3.23	(8, 1)	1.0		3	0	0	0	1	0	0	0	0	0	0	6	10	0.00	0.000

PITCHER		IP	WLS	BF	H	R	ER	SO	BB	IBB	HBP	BLK	WP	HR	S	P	ERA	WHIP
Turk Wendell, R ERA: 2.6	(9, 1)	1.0		4	0	0	0	2	1	0	0	0	0	0	9	17	0.00	1.000

Atlanta Braves @ Chicago Cubs

Wrigley Field, Chicago, IL

Mon May 27 1996, 3:33 AM CDT

Att. 33,070 - Overcast - 50 F

livebaseballscorecards.com

BOTTOM

Batter	1	2	3	4	5	6	7	8	9	AB	R	H	RBI	BB	SO	LOB
Brian McRae, S (1, 8) OBP: 0.347, SLG: 0.353	B B C C S 2-3 ① K		B X 1-0 ③ G4-3			B X 1-0 ① G3-1		S B B F B F F X 3-2 ① G6-3		4	0	0	0	0	1	0
Todd Haney, R (1, 4) OBP: 0.271, SLG: 0.212	C B X 1-1 ② G3-1			F B X 1-1 WP G4-3 1B		F X 0-1 ② F8		B B C B X 3-1 ② G4-3		4	0	1	0	0	0	0
Mark Grace, L (1, 3) OBP: 0.427, SLG: 0.487	B F C B X 2-2 ③ F9			C B F F F B X 2-2 ① G4-3 1-2		B B X 2-0 2B		X 0-0 2B		4	0	2	0	0	0	1
Sammy Sosa, R (1, 9) OBP: 0.294, SLG: 0.517 Turk Wendell, L (9, 1) OBP: 1.000, SLG: 1.000		B X 1-0 ① G1-3		C B B S F B F F F 4-2 F F B 2-3 BB		B S X 1-1 ③ F8		C F S 0-3 ③ K		3 0	0 0	0 0	0 0	1 0	1 0	2 0
Leo Gomez, R (1, 5) OBP: 0.379, SLG: 0.555		B C F F F C 1-3 ② K		B B X 2-0 ② L4			X 0-0 2B 1B		C X 0-1 ① G6-3	4	1	1	0	0	1	2
Ozzie Timmons, R (1, 7) OBP: 0.240, SLG: 0.205		C C B F B X 2-2 E9		F B F C 1-3 ③ K			F B X 1-1 ① F8		C X 0-1 1B	4	0	1	0	0	1	3
Scott Servais, R (1, 2) OBP: 0.329, SLG: 0.490 Doug Jones, R (6, 1) Rodney Myers, R (7, 1) Bret Barberie, S (7, PH) OBP: 0.167, SLG: 0.364 Terry Adams, R (8, 1) Pedro Valdes, L (9, 9) OBP: 0.222, SLG: 0.250		C D C B F F B F X 3-2 ③ G5-3			X 0-0 ① L9		X 0-0 ② F9		F S B B F B S 2-3 ② K	2 0 0 1 0 1	0 0 0 0 0 0	0 0 0 0 0 1	0 0 0 0 0 0	0 0 0 0 0 0	0 0 0 0 0 0	1 0 0 1 0 1
José Hernández, R (1, 6) OBP: 0.256, SLG: 0.208			F B F C 1-3 ① K		F X 0-1 ② G4-3		F F B X 1-2 1-H 2B		B B F F C 2-3 ③ K	4	0	1	1	0	2	1
Amaury Telemaco, R (1, 1) Mike Perez, R (4, 1) Brian Dorsett, R (5, PH) OBP: 0.182, SLG: 0.200 (6, 2)			S S C 0-3 ② K		B S S B C 2-3 ③ K		S S B B X 2-2 ③ G1			1 0 2	0 0 0	0 0 0	0 0 0	0 0 0	1 0 1	0 0 1
Inning Stats	R: 0 H: 0 E: 0 LOB: 0 K: 1 BB: 0 S: 8 P: 13	R: 0 H: 0 E: 1 LOB: 1 K: 1 BB: 0 S: 16 P: 23	R: 0 H: 0 E: 0 LOB: 0 K: 2 BB: 0 S: 7 P: 9	R: 0 H: 1 E: 0 LOB: 2 K: 1 BB: 1 S: 19 P: 29	R: 0 H: 0 E: 0 LOB: 0 K: 1 BB: 0 S: 6 P: 8	R: 0 H: 1 E: 0 LOB: 1 K: 0 BB: 0 S: 6 P: 10	R: 1 H: 2 E: 0 LOB: 1 K: 0 BB: 0 S: 10 P: 14	R: 0 H: 1 E: 0 LOB: 1 K: 1 BB: 0 S: 11 P: 17	R: 0 H: 1 E: 0 LOB: 1 K: 2 BB: 0 S: 11 P: 15							

	AB	34
	R	1
	H	6
	RBI	1
	BB	1
	SO	9
	LOB	13

1B: 3 SF: 0 WP: 1 PA: 35
2B: 3 SAC: 0 PB: 0
3B: 0 DP: 0 SB: 0
HR: 0 HBP: 0 CS: 0

PITCHER		IP	WLS	BF	H	R	ER	SO	BB	IBB	HBP	BLK	WP	HR	S	P	ERA	WHIP
Tom Glavine, L ERA: 2.32	(1, 1)	7.0	W	27	4	1	1	6	1	0	0	0	1	0	72	106	1.29	0.714
Brad Clontz, R ERA: 4.01	(8, 1)	1.0		4	1	0	0	1	0	0	0	0	0	0	11	17	0.00	1.000
Pedro Borbon, L ERA:	(9, 1)	1.0		4	1	0	0	2	0	0	0	0	0	0	11	15	0.00	1.000

PITCHER	IP	WLS	BF	H	R	ER	SO	BB	IBB	HBP	BLK	WP	HR	S	P	ERA	WHIP

Batter	1	2	3	4	5	6	7	8	9	AB	R	H	RBI	BB	SO	LOB
Marquis Grissom, R (1, 8) OBP: 0.339, SLG: 0.455	B F C S 1-3 K			X 0-0 L6	C C F B F X 1-2 F8			B B B B 4-0 10 G4-3 SH1-4 BB		3	0	0	0	1	1	1
Jerome Walton, R (1, 9) OBP: 0.389, SLG: 0.511	B X 1-0 F7			B S X 1-1 G5-3	X 0-0 B2			L X 0-1 SH1-4 1-2		3	0	0	0	0	0	1
10 Chipper Jones, S (1, 5) OBP: 0.366, SLG: 0.508	C B X 1-1 P7			B B B B 4-0 1B 1B BB	B C C B X 2-2 G6-3			F B X 1-1 G4-3 2-3		3	1	0	0	1	0	1
Fred McGriff, L (1, 3) OBP: 0.392, SLG: 0.585		X 0-0 G4-3		S F 1 SAFE B X 1-2 1B 1-3 1B	X 0-0 E S 1B			T B B B F X 3-2 G4-3		4	0	2	0	0	0	1
Ryan Klesko, L (1, 7) OBP: 0.377, SLG: 0.613 Jermaine Dye, R (9, 7) OBP: 0.231, SLG: 0.462		B B B F X 3-1 L6		B S B F X 2-2 1-2 3-H 1B	F B 1 SAFE B S B S 3-3 K 1-3				C C F C 0-3 K	4 0	0 0	1 0	1 0	0 0	2 0	1 0
Javy Lopez, R (1, 2) OBP: 0.330, SLG: 0.461		C X 0-1 G4-3		X 0-0 G4-3	B C S X 1-2 P3				X 0-0 G4-3	4	0	0	0	0	0	3
Jeff Blauser, R (1, 6) OBP: 0.329, SLG: 0.403			B C B F S 2-3 K		B B X 2-0 G4-3 29 1B 2B		B B B C X 3-1 G5-3		F X 0-1 L9	4	1	1	0	0	1	0
Tony Graffanino, R (1, 4) OBP: 0.148, SLG: 0.154			B F X 1-1 F9		B B C C C X 2-2 G4-3 2-3		C C X 0-2 G6-3			3	0	0	0	0	0	1
29 John Smoltz, R (1, 1) OBP: 0.219, SLG: 0.226			X 0-0 L8		L B B P F X 3-2 3-H 1B		F C F F F S 0-3 K			3	0	1	1	0	1	0
Inning Stats	R: 0 H: 0 E: 0 LOB: 0 K: 1 BB: 0 S: 6 P: 9	R: 0 H: 0 E: 0 LOB: 0 K: 0 BB: 0 S: 5 P: 8	R: 0 H: 0 E: 0 LOB: 0 K: 1 BB: 0 S: 6 P: 9	R: 1 H: 2 E: 0 LOB: 2 K: 0 BB: 1 S: 10 P: 18	R: 1 H: 2 E: 0 LOB: 1 K: 0 BB: 0 S: 14 P: 21	R: 0 H: 1 E: 1 LOB: 1 K: 1 BB: 0 S: 10 P: 16	R: 0 H: 0 E: 0 LOB: 0 K: 1 BB: 0 S: 11 P: 14	R: 0 H: 0 E: 0 LOB: 1 K: 0 BB: 1 S: 7 P: 15	R: 0 H: 0 E: 0 LOB: 0 K: 1 BB: 0 S: 7 P: 7	1B: 4 SF: 0 2B: 1 SAC: 1 3B: 0 DP: 0 HR: 0 HBP: 0						

PITCHER		IP	WLS	BF	H	R	ER	SO	BB	IBB	HBP	BLK	WP	HR	S	P	ERA	WHIP
Steve Trachsel, R ERA: 2.33	(1, 1)	7.0	L	27	5	2	2	4	1	0	0	0	0	0	62	95	2.57	0.857
Terry Adams, R ERA: 3.03	(8, 1)	2.0		7	0	0	0	1	1	0	0	0	0	0	14	22	0.00	0.500

PITCHER	IP	WLS	BF	H	R	ER	SO	BB	IBB	HBP	BLK	WP	HR	S	P	ERA	WHIP

TOP

Atlanta Braves @ Chicago Cubs

Wrigley Field, Chicago, IL

Wed May 29 1996, 3:33 AM CDT

Att. 30,601 - Sunny - 52 F

livebaseballscorecards.com

AB	31
R	2
H	5
RBI	2
BB	2
SO	5
LOB	9

WP: 0	PA: 34																	
PB: 0																		
SB: 1																		
CS: 0																		

Atlanta Braves @ Chicago Cubs

Wrigley Field, Chicago, IL

Wed May 29 1996, 3:33 AM CDT

Att. 30,601 - Sunny - 52 F

livebaseballscorecards.com

Batter	1	2	3	4	5	6	7	8	9	AB	R	H	RBI	BB	SO	LOB
Brian McRae, S (1, 8) OBP: 0.346, SLG: 0.351	3-2 FC4-6 1B		0-0 B2-3		2-2 L9 2-3			1-3 K		4	0	1	0	0	1	1
Bret Barberie, S (1, 4) OBP: 0.125, SLG: 0.267	0-0 FC4-6 CS 1-2f		3-2 G3			0-1 G4-3		2-3 K		4	0	0	0	0	1	1
Mark Grace, L (1, 3) OBP: 0.428, SLG: 0.485	4-2 1-2 BB			0-2 G3-1		0-0 1B		2-2 L7		3	0	1	0	1	0	0
Sammy Sosa, R (1, 9) OBP: 0.289, SLG: 0.507	2-3 K			0-0 B1-3		1-3 K			0-1 P3	4	0	0	0	0	2	2
Luis Gonzalez, L (1, 7) OBP: 0.386, SLG: 0.445		4-2 G1-3 BB		2-2 2B		1-3 K			0-3 K	3	0	1	0	1	2	1
Leo Gomez, R (1, 5) OBP: 0.369, SLG: 0.538		2-2 G1-3 1-2		1-3 K			2-1 F8		0-3 K	4	0	0	0	0	2	2
Scott Servais, R (1, 2) OBP: 0.323, SLG: 0.480		0-3 K			0-3 K		1-3 K			3	0	0	0	0	3	1
Rey Sanchez, R (1, 6) OBP: 0.292, SLG: 0.270		1-3 K			0-2 S 2B		0-1 E6			3	0	1	0	0	1	1
Steve Trachsel, R (1, 1)			1-3 K		1-1 G1-3		1-2 L8			2	0	0	0	0	1	1
Ozzie Timmons, R (7, PH) OBP: 0.235, SLG: 0.200										1	0	0	0	0	0	1
Terry Adams, R (8, 1)										0	0	0	0	0	0	0
Inning Stats	R: 0 E: 0 K: 1 S: 9 H: 1 LOB: 1 BB: 1 P: 18	R: 0 E: 0 K: 2 S: 13 H: 0 LOB: 1 BB: 1 P: 20	R: 0 E: 0 K: 1 S: 7 H: 0 LOB: 0 BB: 0 P: 11	R: 0 E: 0 K: 1 S: 10 H: 1 LOB: 1 BB: 0 P: 13	R: 0 E: 0 K: 1 S: 11 H: 1 LOB: 1 BB: 0 P: 14	R: 0 E: 0 K: 2 S: 10 H: 1 LOB: 1 BB: 0 P: 12	R: 0 E: 1 K: 1 S: 10 H: 0 LOB: 1 BB: 0 P: 14	R: 0 E: 0 K: 2 S: 10 H: 0 LOB: 0 BB: 0 P: 15	R: 0 E: 0 K: 2 S: 9 H: 0 LOB: 0 BB: 0 P: 9	1B: 2 2B: 2 3B: 0 HR: 0	SF: 0 SAC: 0 DP: 0 HBP: 0						

PITCHER	IP	WLS	BF	H	R	ER	SO	BB	IBB	HBP	BLK	WP	HR	S	P	ERA	WHIP
29 John Smoltz, R (1, 1) ERA: 2.24	9.0	W	33	4	0	0	13	2	0	0	0	0	0	89	126	0.00	0.667

PITCHER	IP	WLS	BF	H	R	ER	SO	BB	IBB	HBP	BLK	WP	HR	S	P	ERA	WHIP

AB	31
R	0
H	4
RBI	0
BB	2
SO	13
LOB	11

PA: 33

Batter	1	2	3	4	5	6	7	8	9	AB	R	H	RBI	BB	SO	LOB
Marquis Grissom, R (1, 8) OBP: 0.332, SLG: 0.444	F X 0-1 ① G5-3	B C F X 1-2 ② G5-3		C X 0-1 ③ G5-3		S B X 1-1 ③ F9		B B C F F B F F X 3-2 ③ F8		5	0	0	0	0	0	2
Jeff Blauser, R (1, 6) OBP: 0.338, SLG: 0.431	F B X 1-1 ② F9	B F H 2-1 HBP			B B X 2-0 1B 1B		B X 1-0 ① G6-3		S B F B F B X 3-2 HR	4	1	2	1	0	0	0
10 Chipper Jones, S (1, 5) OBP: 0.362, SLG: 0.500	F B B X 2-1 1B	F B B X 2-1 ③ F8			B X 1-0 ① L8		B C X 1-1 ② G4-3		C B F B B B F C 3-3 ① K	5	0	1	0	0	1	3
Fred McGriff, L (1, 3) OBP: 0.401, SLG: 0.620 Tyler Houston, L (9, PR) OBP: 0.353, SLG: 0.625 (9, 3)	C C X 0-2 ③ P5		X 0-0 HR		D F S B X 2-2 G3-6-3 1-3 1B		X 0-0 HR		B B S B X 3-1 1B 1B	5 0	2 0	4 0	2 0	0 0	0 0	1 0
Ryan Klesko, L (1, 7) OBP: 0.374, SLG: 0.605 Danny Bautista, R (9, PH) OBP: 0.338, SLG: 0.369 (9, 7)		B S X 1-1 1B 2B 1B	X 0-0 ① L5		S B B B S X 2-2 ② ③ G3-6-3 1-2f		B S F X 1-2 ③ G4-3		B S S S F S 2-3 ② K	4 1	1 0	1 0	0 0	0 0	0 1	2 1
Eddie Pérez, R (1, 2) OBP: 0.413, SLG: 0.682		S S 1 SAFE F F F X 0-2 ① F7	C F S 0-3 ② K			F X 0-1 HR		B B F F B F F X 3-2 HR	S S B X 1-2 1-2 1B	5	2	3	2	0	1	1
Jermaine Dye, R (1, 9) OBP: 0.278, SLG: 0.611		B B B F X 3-1 1-3 BB 2B 1B	X 0-0 ③ G4-3			C X 0-1 HR		B C B F B X 3-2 ① P3	T S S 0-3 ③ K	5	2	2	1	0	1	2
Tony Graffanino, R (1, 4) OBP: 0.226, SLG: 0.250		B B B F D 4-1 1-2 2B BB	X 0-0 ① G5-3			B B C B F B 4-2 G1-6-4 BB		C B F B F F B X 3-2 3B		2	1	1	0	2	0	0
Steve Avery, L (1, 1) OBP: 0.182, SLG: 0.273 Brad Clontz, R (8, 1)		X 0-0 1-H 2-H 3-H 2B		B S F L 1-3 ② K		X 0-0 ① ② G1-6-4 1-2f		F S S 0-3 ② K		4 0	0 0	1 0	3 0	0 0	2 0	2 0
Inning Stats	R: 0 H: 1 E: 0 LOB: 1 K: 0 BB: 0 S: 9 P: 12	R: 3 H: 3 E: 0 LOB: 2 K: 0 BB: 1 S: 18 P: 31	R: 1 H: 1 E: 0 LOB: 0 K: 1 BB: 0 S: 6 P: 6	R: 0 H: 0 E: 0 LOB: 0 K: 1 BB: 0 S: 6 P: 7	R: 0 H: 2 E: 0 LOB: 1 K: 0 BB: 0 S: 8 P: 15	R: 2 H: 2 E: 0 LOB: 0 K: 0 BB: 1 S: 9 P: 14	R: 1 H: 1 E: 0 LOB: 0 K: 0 BB: 0 S: 7 P: 10	R: 1 H: 2 E: 0 LOB: 1 K: 1 BB: 0 S: 22 P: 34	R: 1 H: 3 E: 0 LOB: 2 K: 3 BB: 0 S: 20 P: 32	1B: 7 SF: 0 2B: 1 SAC: 0 3B: 1 DP: 2 HR: 6 HBP: 1						WP: 0 PA: 43 PB: 0 SB: 0 CS: 0

PITCHER		IP	WLS	BF	H	R	ER	SO	BB	IBB	HBP	BLK	WP	HR	S	P	ERA	WHIP
Pete Schourek, L ERA: 5.9	(1, 1)	5.0	L	25	9	6	6	2	1	0	1	0	0	3	51	75	10.80	2.000
Hector Carrasco, R ERA: 5.27	(6, 1)	2.0		7	1	1	1	0	1	0	0	0	0	1	12	20	4.50	1.000
Lee Smith, R ERA: 3.0	(8, 1)	1.0		5	2	1	1	1	0	0	0	0	0	1	22	34	9.00	2.000
Marcus Moore, R ERA: 4.84	(9, 1)	1.0		6	3	1	1	3	0	0	0	0	0	1	20	32	9.00	3.000

PITCHER	IP	WLS	BF	H	R	ER	SO	BB	IBB	HBP	BLK	WP	HR	S	P	ERA	WHIP

TOP

Atlanta Braves @ Cincinnati Reds

Riverfront Stadium, Cincinnati, OH

Fri May 31 1996, 7:05 PM EDT

Att. 33,455 - Unknown - 76 F

livebaseballscorecards.com

AB	40
R	9
H	15
RBI	9
BB	2
SO	6
LOB	14

Atlanta Braves @ Cincinnati Reds

Riverfront Stadium, Cincinnati, OH

Fri May 31 1996, 7:05 PM EDT

Att. 33,455 - Unknown - 76 F

BOTTOM

Batter	1	2	3	4	5	6	7	8	9	AB	R	H	RBI	BB	SO	LOB
Thomas Howard, S (1, 8) OBP: 0.254, SLG: 0.281	X 0-0 ① P2		B F B B X 3-1 ② F7			B C B X 2-1 ② G4-3		X 0-0 ② F7		4	0	0	0	0	0	3
Hal Morris, L (1, 3) OBP: 0.335, SLG: 0.390	C F B B B X 3-2 ② L7		B C F F B C 2-3 ③ K			C C F X 0-2 ③ L7		S C X 0-2 1-2 2-H 1B		4	0	1	1	0	1	1
Barry Larkin, R (1, 6) OBP: 0.406, SLG: 0.481	C B X 1-1 1B			C C B X 1-2 ① G5-3			C X 0-1 ① G4-3	C X 0-1 ③ L7		4	0	1	0	0	0	2
Chris Sabo, R (1, 5) OBP: 0.420, SLG: 0.433	C C B F 1 B S SAFE 2-3 ③ K			C B X 1-1 G6-4-3 1B			C S F X 0-2 1B		X 0-0 ① G4-3	4	0	2	0	0	1	1
Joe Oliver, R (1, 2) OBP: 0.241, SLG: 0.342		C B S X 1-2 ① G6-3		X 0-0 ② ③ G6-4-3 1-2f			B C B X 2-1 ② F9		C X 0-1 ② F9	4	0	0	0	0	0	2
Chad Mottola, R (1, 9) OBP: 0.200, SLG: 0.214		C X 0-1 ② P3			C F C 0-3 ① K		F X 0-1 ③ P4		B C B C S 2-3 ③ K	4	0	0	0	0	2	1
Bret Boone, R (1, 4) OBP: 0.244, SLG: 0.303		C C B F X 1-2 ③ P6			B B B 4-0 G4-6-3 BB			B B X 2-0 ① P4		2	0	0	0	1	0	0
Eric Anthony, L (1, 7) OBP: 0.375, SLG: 0.479 Lee Smith, R (8, 1) Jeff Branson, L (8, PH) OBP: 0.315, SLG: 0.383 Marcus Moore, S (9, 1)			C B B X 2-1 ① F7		B X 1-0 ② ③ G4-6-3 1-2f			B B B B 4-0 WP 1B BB		2 0 0 0	0 0 1 0	0 0 0 0	0 0 0 0	0 0 1 0	0 0 0 0	1 0 0 0
Pete Schourek, L (1, 1) OBP: 0.294, SLG: 0.250 Hector Carrasco, R (6, 1) Willie Greene, L (6, 7) OBP: 0.293, SLG: 0.403 Lenny Harris, L (8, PH) OBP: 0.339, SLG: 0.537 (9, 7)			B B C C B X 3-2 1B			S B S S 1-3 ① K		B B C B B 4-1 1B 1-2 BB		1 0 1 0	0 0 0 0	1 0 0 0	0 0 0 0	0 0 1 1	0 0 0 0	0 0 0 0
Inning Stats	R: 0 E: 0 K: 1 S: 10 H: 1 LOB: 1 BB: 0 P: 16	R: 0 E: 0 K: 0 S: 9 H: 0 LOB: 0 BB: 0 P: 11	R: 0 E: 0 K: 1 S: 12 H: 1 LOB: 1 BB: 0 P: 22	R: 0 E: 0 K: 0 S: 6 H: 1 LOB: 0 BB: 0 P: 8	R: 0 E: 0 K: 1 S: 4 H: 0 LOB: 0 BB: 1 P: 9	R: 0 E: 0 K: 1 S: 9 H: 0 LOB: 0 BB: 0 P: 12	R: 0 E: 0 K: 0 S: 10 H: 1 LOB: 1 BB: 0 P: 12	R: 1 E: 0 K: 0 S: 8 H: 1 LOB: 2 BB: 2 P: 18	R: 0 E: 0 K: 1 S: 6 H: 0 LOB: 0 BB: 0 P: 8	1B: 5 2B: 0 3B: 0 HR: 0	SF: 0 SAC: 0 DP: 2 HBP: 0						

PITCHER		IP	WLS	BF	H	R	ER	SO	BB	IBB	HBP	BLK	WP	HR	S	P	ERA	WHIP
Steve Avery, L ERA: 2.62	(1, 1)	7.2	W	29	5	1	1	4	3	0	0	0	1	0	66	106	1.17	1.043
Brad Clontz, R ERA: 3.81	(8, 1)	1.1		4	0	0	0	1	0	0	0	0	0	0	8	10	0.00	0.000

PITCHER	IP	WLS	BF	H	R	ER	SO	BB	IBB	HBP	BLK	WP	HR	S	P	ERA	WHIP

AB	30
R	1
H	5
RBI	1
BB	3
SO	5
LOB	11

livebaseballscorecards.com

WP: 1 PB: 0 SB: 0 CS: 0 PA: 33

Batter	1	2	3	4	5	6	7	8	9	AB	R	H	RBI	BB	SO	LOB
Marquis Grissom, R (1, 8) OBP: 0.327, SLG: 0.437	G5-3		P6		G4-6-3 1-2f			G6-3		4	0	0	0	0	0	1
Dwight Smith, L (1, 9) OBP: 0.306, SLG: 0.304	F9 10 BB 1B		K			CS BB 1B		K		4	0	2	0	0	2	0
10 Chipper Jones, S (1, 5) OBP: 0.365, SLG: 0.495	SAFE 1-2 BB			G3-1		L8		FC6-4 BB		2	0	0	0	2	0	1
Fred McGriff, L (1, 3) OBP: 0.403, SLG: 0.630	F9 2-3			HR		1-2 BB		FC6-4 1-2f		3	1	1	1	1	0	3
Ryan Klesko, L (1, 7) OBP: 0.372, SLG: 0.602	P6			G1-3 2B		K 2-3			K	4	0	1	0	0	2	4
Javy Lopez, R (1, 2) OBP: 0.328, SLG: 0.473		G5-3		G1-3 2-3			HR		K	4	1	1	1	0	1	1
Jeff Blauser, R (1, 6) OBP: 0.329, SLG: 0.417		L7		G4-3			G6-3		K	4	0	0	0	0	1	1
Rafael Belliard, R (1, 4) OBP: 0.160, SLG: 0.181 Mike Mordecai, R (7, PH) OBP: 0.231, SLG: 0.167 (7, 4)		L6			G6-3		L7			2 1	0 0	0 0	0 0	0 0	0 0	0 0
Greg Maddux, R (1, 1) OBP: 0.133, SLG: 0.071			K		G4-6-3 1B		K			3	0	1	0	0	2	0
Inning Stats	R: 0 E: 0 K: 0 S: 10 H: 1 LOB: 2 BB: 1 P: 21	R: 0 E: 0 K: 0 S: 4 H: 0 LOB: 0 BB: 0 P: 5	R: 0 E: 0 K: 2 S: 7 H: 0 LOB: 0 BB: 0 P: 10	R: 1 E: 0 K: 0 S: 12 H: 2 LOB: 1 BB: 0 P: 20	R: 0 E: 0 K: 0 S: 7 H: 1 LOB: 0 BB: 0 P: 9	R: 0 E: 0 K: 1 S: 7 H: 1 LOB: 2 BB: 1 P: 14	R: 1 E: 0 K: 1 S: 13 H: 1 LOB: 0 BB: 0 P: 18	R: 0 E: 0 K: 1 S: 11 H: 0 LOB: 1 BB: 1 P: 20	R: 0 E: 0 K: 3 S: 9 H: 0 LOB: 0 BB: 0 P: 12	1B: 3 2B: 2 3B: 0 HR: 2 SF: 0 SAC: 0 DP: 2 HBP: 0						

PITCHER		IP	WLS	BF	H	R	ER	SO	BB	IBB	HBP	BLK	WP	HR	S	P	ERA	WHIP
Mark Portugal, R ERA: 4.67	(1, 1)	7.0	W	27	6	2	2	4	2	0	0	0	0	2	60	97	2.57	1.143
Jeff Shaw, R ERA: 2.42	(8, 1)	1.0		4	0	0	0	1	1	0	0	0	0	0	11	20	0.00	1.000
Jeff Brantley, R ERA: 3.04	(9, 1)	1.0	S	3	0	0	0	3	0	0	0	0	0	0	9	12	0.00	0.000

PITCHER	IP	WLS	BF	H	R	ER	SO	BB	IBB	HBP	BLK	WP	HR	S	P	ERA	WHIP

TOP

Atlanta Braves @ Cincinnati Reds

Riverfront Stadium, Cincinnati, OH

Sat Jun 01 1996, 3:33 AM EDT

Att. 34,023 - Sunny - 76 F

livebaseballscorecards.com

AB	31
R	2
H	6
RBI	2
BB	3
SO	8
LOB	11

Atlanta Braves @ Cincinnati Reds

Riverfront Stadium, Cincinnati, OH

Sat Jun 01 1996, 3:33 AM EDT

Att. 34,023 - Sunny - 76 F

livebaseballscorecards.com

Batter	1	2	3	4	5	6	7	8	9	AB	R	H	RBI	BB	SO	LOB
Curtis Goodwin, L (1, 9) OBP: 0.429, SLG: 0.571	X 0-0 S E 2B	F F F S 0-3 ③ K			L B C B X 2-2 G1-6-3 1B		B X 1-0 ② F7			4	1	2	0	0	1	1
Eric Owens, R (1, 7) OBP: 0.282, SLG: 0.229	F F D F F B X 2-2 E5 FC6-4 2-H		F F B X 1-2 ① F9		1 SAFE X 0-0 ② ③ G1-6-3 1-2f		B C F B B X 3-2 ③ G6-3			4	0	0	1	0	0	2
Barry Larkin, R (1, 6) OBP: 0.408, SLG: 0.481	X 0-0 ① FC6-4 S 2B 1-2f		C B X 1-1 G4-6-3 1B			X 0-0 E G1-3 1B		C X 0-1 ① L9		4	1	2	0	0	0	1
Hal Morris, L (1, 3) OBP: 0.333, SLG: 0.384	B B B C B 4-1 2B 1B 1-2 BB		1 SAFE X 0-0 ② ③ G4-6-3 1-2f			P S 1 SAFE F S 1-3 ① K		L B X 1-1 ② G5-3		3	1	0	0	1	1	2
Thomas Howard, S (1, 8) OBP: 0.269, SLG: 0.311	S X 0-1 1B 1-3 2-H 2B			C X 0-1 F8 G4-3 1B		1 SAFE S P X 1-1 ② G1-3 1-2		C B X 1-1 ③ L8		4	0	2	1	0	0	1
Eddie Taubensee, L (1, 2) OBP: 0.351, SLG: 0.452	C D F X 1-2 G6-3 2-3 3-H 1B			1 SAFE B B 1 SAFE F X 2-1 ① G4-3 1-2		2 SAFE S F X 0-2 E6 2-3				3	0	1	1	0	0	2
Bret Boone, R (1, 4) OBP: 0.238, SLG: 0.295	X 0-0 ② ③ G6-3 1-2f			2 SAFE 2 SAFE 2 SAFE C X 0-1 ② F8 2-3		B S X 1-1 ③ G5-3				3	0	0	0	0	0	5
Jeff Branson, L (1, 5) OBP: 0.308, SLG: 0.373		C B S B S 2-3 ① K		X 0-0 ③ F8			X 0-0 ① L8			3	0	0	0	0	1	1
Mark Portugal, R (1, 1) OBP: 0.105, SLG: 0.158		C C X 0-2 ② G1-3			C X 0-1 ① G1-3		B C C B X 2-2 2B			2	0	0	0	0	0	0
Chris Sabo, R (7, PH) OBP: 0.427, SLG: 0.456										1	0	1	0	0	0	0
Jeff Shaw, R (8, 1)										0	0	0	0	0	0	0
Jeff Brantley, R (9, 1)										0	0	0	0	0	0	0

Inning Stats										
	R: 3 E: 1 K: 0 S: 14	H: 3 LOB: 1 BB: 1 P: 21	R: 0 E: 0 K: 2 S: 10	H: 0 LOB: 0 BB: 0 P: 12	R: 0 E: 0 K: 0 S: 6	H: 1 LOB: 0 BB: 0 P: 8	R: 0 E: 0 K: 0 S: 7	H: 1 LOB: 1 BB: 0 P: 9	R: 0 E: 0 K: 0 S: 6	H: 1 LOB: 0 BB: 0 P: 8
	R: 0 E: 1 K: 1 S: 13	H: 1 LOB: 2 BB: 0 P: 14	R: 0 E: 0 K: 0 S: 8	H: 1 LOB: 1 BB: 0 P: 14	R: 0 E: 0 K: 0 S: 6	H: 0 LOB: 0 BB: 0 P: 8				

PITCHER		IP	WLS	BF	H	R	ER	SO	BB	IBB	HBP	BLK	WP	HR	S	P	ERA	WHIP		
Greg Maddux, R (1, 1) ERA: 2.88		8.0	L	32	8	3	2	3	1	0	0	0	0	0	70	94	2.25	1.125		
PITCHER		IP	WLS	BF	H	R	ER	SO	BB	IBB	HBP	BLK	WP	HR	S	P	ERA	WHIP		

1B: 5	SF: 0	WP: 0	PA: 32
2B: 3	SAC: 0	PB: 0	
3B: 0	DP: 3	SB: 2	
HR: 0	HBP: 0	CS: 0	

AB	31
R	3
H	8
RBI	3
BB	1
SO	3
LOB	15

Atlanta Braves @ Cincinnati Reds

Riverfront Stadium, Cincinnati, OH

Sun Jun 02 1996, 7:05 PM EDT

Att. 23,482 - Unknown - 64 F

TOP

livebaseballscorecards.com

Batter	1	2	3	4	5	6	7	8	9	AB	R	H	RBI	BB	SO	LOB
Marquis Grissom, R (1, 8) OBP: 0.324, SLG: 0.440	G6-3		G4-3		10 S 3B	K			G4-3	5	1	1	1	0	1	3
Jeff Blauser, R (1, 6) OBP: 0.325, SLG: 0.405	G5-3			10 PB 2B BB	K		P6		E6 BB 10 BB	4	1	0	0	1	1	1
10 Chipper Jones, S (1, 5) OBP: 0.370, SLG: 0.507	K			G6-3 1-2	3-H BB		HR		BB 1-2 BB	3	1	1	1	2	1	1
Fred McGriff, L (1, 3) OBP: 0.403, SLG: 0.627		K		2-H 2B	G4-3		G4-3		1-2 2-3 BB	4	0	1	1	1	1	1
Javy Lopez, R (1, 2) OBP: 0.324, SLG: 0.477		G3		G5-3		SF7 3B	G6-3		P6	5	1	1	0	0	0	4
Ryan Klesko, L (1, 7) OBP: 0.368, SLG: 0.592		K		F8		SF7 3-H		1B BB	K	3	0	0	1	1	2	4
Jermaine Dye, R (1, 9) OBP: 0.318, SLG: 0.727			G4-3		HR	E5 FC5-4		G3-6-1 1-2 1B		4	1	2	1	0	0	0
Tony Graffanino, R (1, 4) OBP: 0.229, SLG: 0.226			P5		SH5-3 3B BB	FC5-4 BB 1-2f		F D F B 1 SAFE S K		3	1	0	0	1	1	3
Tom Glavine, L (1, 1) OBP: 0.321, SLG: 0.320			1-2 2B		SH5-3 1-2	B B 1 F B F B SAFE 1-2 BB		G3-6-1 1-2f		2	0	1	0	1	0	2
Brad Clontz, R (8, 1)										0	0	0	0	0	0	0
Mark Wohlers, R (9, 1)										0	0	0	0	0	0	0

	AB	33
	R	6
	H	7
	RBI	5
	BB	7
	SO	7
	LOB	19

Inning Stats																																
	R: 0	H: 0	R: 0	H: 0	R: 0	H: 1	R: 1	H: 1	R: 3	H: 2	R: 1	H: 1	R: 1	H: 1	R: 0	H: 1	R: 0	H: 0	1B: 1	SF: 1	WP: 0	PA: 42
	E: 0	LOB: 0	E: 0	LOB: 0	E: 0	LOB: 1	E: 0	LOB: 1	E: 0	LOB: 1	E: 1	LOB: 2	E: 0	LOB: 0	E: 1	LOB: 1	E: 0	LOB: 3	2B: 2	SAC: 1	PB: 1	
	K: 1	BB: 0	K: 2	BB: 0	K: 0	BB: 1	K: 0	BB: 1	K: 1	BB: 2	K: 1	BB: 1	K: 0	BB: 0	K: 1	BB: 1	K: 1	BB: 2	3B: 2	DP: 1	SB: 1	
	S: 5	P: 5	S: 10	P: 13	S: 10	P: 11	S: 9	P: 18	S: 13	P: 27	S: 14	P: 23	S: 8	P: 14	S: 7	P: 13	S: 9	P: 18	HR: 2	HBP: 0	CS: 0	

PITCHER		IP	WLS	BF	H	R	ER	SO	BB	IBB	HBP	BLK	WP	HR	S	P	ERA	WHIP
John Smiley, L ERA: 5.35	(1, 1)	5.0	L	22	4	4	3	4	3	0	0	0	0	1	47	74	5.40	1.400
Marcus Moore, R ERA: 5.09	(6, 1)	0.2		5	1	1	1	0	1	0	0	0	0	0	11	19	13.50	3.000
Hector Carrasco, R ERA: 5.4	(6, 1)	1.1		5	1	1	1	1	0	0	0	0	0	1	11	18	6.75	0.750
Johnny Ruffin, R ERA: 4.25	(8, 1)	1.0		4	1	0	0	1	1	0	0	0	0	0	7	13	0.00	2.000
Lee Smith, R ERA: 2.77	(9, 1)	1.0		6	0	0	0	1	2	0	0	0	0	0	9	18	0.00	2.000

PITCHER	IP	WLS	BF	H	R	ER	SO	BB	IBB	HBP	BLK	WP	HR	S	P	ERA	WHIP

BOTTOM

Batter	1	2	3	4	5	6	7	8	9	AB	R	H	RBI	BB	SO	LOB
Thomas Howard, S (1, 8) OBP: 0.257, SLG: 0.297	C C S 0-3 ① K		C X 0-1 ② P6		B F F S 1-3 ③ K			B C F B F B B 4-2 1B BB		3	0	0	0	0	2	1
Marcus Moore, S (6, 1)										0	0	0	0	0	0	0
Hector Carrasco, R (6, 1)										0	0	0	0	0	0	0
Johnny Ruffin, R (8, 1) OBP: 1.000, SLG: 1.000										0	0	0	0	0	0	0
Willie Greene, L (8, PH) OBP: 0.303, SLG: 0.403										0	0	0	0	1	0	0
Eric Owens, R (1, 7) OBP: 0.280, SLG: 0.230	B X 1-0 ② L4		B B F B X 3-1 ③ G5-3			X 0-0 G6-4-3 1B 1B		B X 1-0 ① L9		4	0	1	0	0	0	1
Barry Larkin, R (1, 6) OBP: 0.415, SLG: 0.488	B S F F X 1-2 ③ P5			X 0-0 ① 1B		B B S X 2-1 G6-4-3 1-2 1B		B X 1-0 G4-6-3 1-2 1B		4	0	3	0	0	0	0
Lee Smith, R (9, 1)										0	0	0	0	0	0	0
Chris Sabo, R (1, 5) OBP: 0.412, SLG: 0.437		B X 1-0 ① F9		B X 1-0 ② L7		C B B S F F F X 2-2 ①② G6-4-3 1-2f 2-3		B B F X 2-1 ②③ G4-6-3 1-2f		3	0	0	0	0	0	2
Jeff Branson, L (8, PH) OBP: 0.306, SLG: 0.370										1	0	0	0	0	0	2
Bret Boone, R (1, 4) OBP: 0.238, SLG: 0.293		X 0-0 ② G5-3		C X 0-1 ③ F9		C B D C B X 3-2 ③ G6-3			X 0-0 PB 2B 1B	4	1	1	0	0	0	1
Hal Morris, L (1, 3) OBP: 0.332, SLG: 0.381		B B S X 2-1 1B 1B			B C B C F B X 3-2 ① G4-3		X 0-0 ① G4-3		T C S 0-3 ① K	4	0	1	0	0	1	1
Chad Mottola, R (1, 9) OBP: 0.278, SLG: 0.294		X 0-0 1-2 1B			B F B B X 3-1 E E 1B		F C B B F X 2-2 ② G6-3		C B X 1-1 1-H 2B	3	1	2	0	0	0	0
Lenny Harris, L (9, PH) OBP: 0.350, SLG: 0.564										1	0	1	1	0	0	0
Joe Oliver, R (1, 2) OBP: 0.256, SLG: 0.367	C B B T S 2-3 ③ K				F S X 0-2 E9 1-H 1B		C F X 0-2 2B		C F B C 1-3 ② K	3	0	2	0	0	1	2
Eddie Taubensee, L (9, PH) OBP: 0.348, SLG: 0.448										1	0	0	0	0	1	1
John Smiley, L (1, 1) OBP: 0.273, SLG: 0.318			X 0-0 ① G4-3		C C X 0-2 ② L5		B X 1-0 ③ G3-1		F C X 0-2 ③ G5-3	1	0	0	0	0	0	0
Curtis Goodwin, L (5, PH) OBP: 0.300, SLG: 0.400										3	0	0	0	0	0	3
(6, 8)																
Inning Stats	R: 0 H: 0 E: 0 LOB: 0 K: 1 BB: 0 S: 8 P: 10	R: 0 H: 2 E: 0 LOB: 2 K: 1 BB: 0 S: 8 P: 13	R: 0 H: 0 E: 0 LOB: 0 K: 0 BB: 0 S: 5 P: 8	R: 0 H: 1 E: 0 LOB: 0 K: 0 BB: 0 S: 4 P: 5	R: 1 H: 2 E: 1 LOB: 1 K: 1 BB: 0 S: 15 P: 22	R: 0 H: 2 E: 0 LOB: 1 K: 0 BB: 0 S: 12 P: 19	R: 0 H: 1 E: 0 LOB: 1 K: 0 BB: 0 S: 9 P: 12	R: 0 H: 1 E: 0 LOB: 1 K: 0 BB: 1 S: 7 P: 15	R: 1 H: 2 E: 0 LOB: 1 K: 2 BB: 0 S: 12 P: 14	1B: 9 SF: 0 2B: 2 SAC: 0 3B: 0 DP: 2 HR: 0 HBP: 0						WP: 0 PA: 36 PB: 1 SB: 0 CS: 0	

PITCHER	IP	WLS	BF	H	R	ER	SO	BB	IBB	HBP	BLK	WP	HR	S	P	ERA	WHIP
Tom Glavine, L (1, 1) ERA: 2.12	7.1	W	30	9	1	0	3	1	0	0	0	0	0	66	100	0.00	1.364
Brad Clontz, R (8, 1) ERA: 3.71	0.2		1	0	0	0	0	0	0	0	0	0	0	2	4	0.00	0.000
Mark Wohlers, R (9, 1) ERA: 2.88	1.0		5	2	1	0	2	0	0	0	0	0	0	12	14	0.00	2.000

PITCHER	IP	WLS	BF	H	R	ER	SO	BB	IBB	HBP	BLK	WP	HR	S	P	ERA	WHIP

Atlanta Braves @ Cincinnati Reds

Riverfront Stadium, Cincinnati, OH

Sun Jun 02 1996, 7:05 PM EDT

Att. 23,482 - Unknown - 64 F

livebaseballscorecards.com

AB	35
R	2
H	11
RBI	1
BB	1
SO	5
LOB	14

New York Mets @ Atlanta Braves

Atlanta-Fulton County Stadium, Atlanta, GA

Mon Jun 03 1996, 7:05 PM EDT

Att. 30,162 - Unknown - 81 F

TOP

livebaseballscorecards.com

Batter	1	2	3	4	5	6	7	8	9	AB	R	H	RBI	BB	SO	LOB
Lance Johnson, L (1, 8) OBP: 0.316, SLG: 0.410	F9	K			G6-3		G4-3		L3	5	0	0	0	0	1	4
Jose Vizcaino, S (1, 4) OBP: 0.383, SLG: 0.420	K		G6-3		K		E6 G6-3			4	0	0	0	0	2	1
Bernard Gilkey, R (1, 7) OBP: 0.370, SLG: 0.566	K		1B		1B 2-H		G6-3 1-2f			4	1	2	1	0	1	1
Todd Hundley, S (1, 2) OBP: 0.342, SLG: 0.526		HR 1B	K		BB 2-H 1B			G5-4-3 E 1B		4	1	3	1	0	1	1
Chris Jones, R (1, 9) OBP: 0.298, SLG: 0.463		HR 1-H	K		BB 1-2			E4 G5-4-3 1-2		3	1	1	2	1	1	2
Roberto Petagine, L (1, 3) OBP: 0.133, SLG: 0.133		G4-3		F9	F7			G5-4-3 1-2f 2-3		4	0	0	0	0	0	4
Edgardo Alfonzo, R (1, 5) OBP: 0.247, SLG: 0.213		K		K		F7		F8		4	0	0	0	0	2	1
Rey Ordonez, R (1, 6) OBP: 0.339, SLG: 0.377		E 1B 1B		K		F7			F8	3	0	1	0	0	1	0
Brent Mayne, L (9, PH) OBP: 0.348, SLG: 0.366										1	0	0	0	0	0	0
Jason Isringhausen, R (1, 1) OBP: 0.304, SLG: 0.381		E4 1-3 1B			1B 2B	K			L3 BB	3	1	2	0	0	1	0
Doug Henry, R (7, 1)										0	0	0	0	0	0	0
Bob MacDonald, L (8, 1)										0	0	0	0	0	0	0
Jerry Dipoto, R (8, 1)										0	0	0	0	0	0	0
Carl Everett, S (9, PH) OBP: 0.305, SLG: 0.184										0	0	0	0	1	0	0
Inning Stats	R: 0 E: 0 K: 2 S: 9 H: 0 LOB: 0 BB: 0 P: 11	R: 2 E: 1 K: 2 S: 19 H: 4 LOB: 2 BB: 0 P: 28	R: 0 E: 0 K: 2 S: 14 H: 1 LOB: 1 BB: 0 P: 20	R: 0 E: 0 K: 2 S: 10 H: 0 LOB: 0 BB: 0 P: 12	R: 2 E: 0 K: 1 S: 17 H: 3 LOB: 2 BB: 1 P: 27	R: 0 E: 0 K: 1 S: 8 H: 0 LOB: 0 BB: 0 P: 9	R: 0 E: 1 K: 0 S: 6 H: 0 LOB: 0 BB: 0 P: 9	R: 0 E: 1 K: 0 S: 8 H: 1 LOB: 1 BB: 0 P: 12	R: 0 E: 0 K: 0 S: 4 H: 0 LOB: 0 BB: 1 P: 9	1B: 7 2B: 2 3B: 0 HR: 1 SF: 0 SAC: 0 DP: 3 HBP: 0							WP: 0 PB: 0 SB: 0 CS: 0 PA: 37

	AB	35
	R	4
	H	9
	RBI	4
	BB	2
	SO	10
	LOB	14

PITCHER		IP	WLS	BF	H	R	ER	SO	BB	IBB	HBP	BLK	WP	HR	S	P	ERA	WHIP
29 John Smoltz, R ERA: 2.48	(1, 1)	6.0		27	8	4	4	10	1	0	0	0	0	1	77	107	6.00	1.500
Greg McMichael, R ERA: 3.34	(7, 1)	1.0		3	0	0	0	0	0	0	0	0	0	0	6	9	0.00	0.000
Brad Clontz, R ERA: 3.58	(8, 1)	1.0	W	4	1	0	0	0	0	0	0	0	0	0	8	12	0.00	1.000
Mark Wohlers, R ERA: 2.77	(9, 1)	1.0	S	3	0	0	0	0	1	0	0	0	0	0	4	9	0.00	1.000

PITCHER	IP	WLS	BF	H	R	ER	SO	BB	IBB	HBP	BLK	WP	HR	S	P	ERA	WHIP

New York Mets @ Atlanta Braves

Atlanta-Fulton County Stadium, Atlanta, GA

Mon Jun 03 1996, 7:05 PM EDT

Att. 30,162 - Unknown - 81 F

livebaseballscorecards.com

BOTTOM

Batter	1	2	3	4	5	6	7	8	9	AB	R	H	RBI	BB	SO	LOB
Marquis Grissom, R (1, 8) OBP: 0.323, SLG: 0.450	HR		G1-3			K	FC5-4 1-2f			4	1	1	1	0	1	2
Dwight Smith, L (1, 9) OBP: 0.288, SLG: 0.283	K		K			G4-3		G4-3		4	0	0	0	0	2	0
Mark Wohlers, R (9, 1)										0	0	0	0	0	0	0
10 Chipper Jones, S (1, 5) OBP: 0.368, SLG: 0.502	G3			G3-1			F8 BB 1B 1B	K		4	1	1	0	0	1	0
Fred McGriff, L (1, 3) OBP: 0.400, SLG: 0.619	E3			K			BB 1B 1B 1-2	E4 3B		3	2	0	0	1	1	0
Ryan Klesko, L (1, 7) OBP: 0.365, SLG: 0.596	G3			F8			F8 2-3	1-H 3B		4	0	1	1	0	0	3
Javy Lopez, R (1, 2) OBP: 0.323, SLG: 0.472		G6-3			K		1B 1B 1-2 3-H	K		4	1	1	1	0	2	1
Jeff Blauser, R (1, 6) OBP: 0.318, SLG: 0.396		L7			L5		L8			3	0	0	0	0	0	2
Tony Graffanino, R (1, 4) OBP: 0.216, SLG: 0.212		F8			K		1B 1-2 2-H			2	0	0	0	0	1	0
Mike Mordecai, R (7, PH) OBP: 0.259, SLG: 0.200 (8, 4)										1	0	1	1	0	0	0
Rafael Belliard, R (9, 4) OBP: 0.160, SLG: 0.181										0	0	0	0	0	0	0
29 John Smoltz, R (1, 1) OBP: 0.212, SLG: 0.219			G4-3			F9	FC5-4 1-2 2-H			1	0	0	0	0	0	0
Tyler Houston, L (6, PH) OBP: 0.333, SLG: 0.588										1	0	0	0	0	0	0
Greg McMichael, R (7, 1)										0	0	0	0	0	0	0
Jermaine Dye, R (7, PH) OBP: 0.348, SLG: 0.739										1	0	1	1	0	0	0
Brad Clontz, R (8, 1)										0	0	0	0	0	0	0
Danny Bautista, R (9, 9) OBP: 0.338, SLG: 0.369										0	0	0	0	0	0	0
Inning Stats	R: 1 E: 1 K: 1 S: 8	H: 1 LOB: 1 BB: 0 P: 16	R: 0 E: 0 K: 0 S: 4	H: 0 LOB: 0 BB: 0 P: 5	R: 0 E: 0 K: 1 S: 8	H: 0 LOB: 0 BB: 0 P: 12	R: 0 E: 0 K: 1 S: 7	H: 0 LOB: 0 BB: 0 P: 15	R: 0 E: 0 K: 2 S: 9	H: 0 LOB: 0 BB: 0 P: 14	R: 0 E: 0 K: 1 S: 9	H: 0 LOB: 0 BB: 0 P: 15	R: 3 E: 0 K: 0 S: 15	H: 4 LOB: 2 BB: 1 P: 33	R: 1 E: 1 K: 2 S: 13	H: 1 LOB: 1 BB: 0 P: 22						

AB	32
R	5
H	6
RBI	5
BB	1
SO	8
LOB	8

1B: 4 SF: 0 WP: 0 PA: 33
2B: 0 SAC: 0 PB: 0
3B: 1 DP: 0 SB: 0
HR: 1 HBP: 0 CS: 0

PITCHER		IP	WLS	BF	H	R	ER	SO	BB	IBB	HBP	BLK	WP	HR	S	P	ERA	WHIP
Jason Isringhausen, R ERA: 3.99	(1, 1)	6.1		24	3	4	4	6	1	0	0	0	0	1	53	95	5.68	0.632
Doug Henry, R ERA: 3.99	(7, 1)	1.1		6	2	0	0	1	0	0	0	0	0	0	13	25	0.00	1.500
Bob MacDonald, L ERA: 4.41	(8, 1)	0.0	L	2	1	1	0	0	0	0	0	0	0	0	4	7	∞	∞
Jerry Dipoto, R ERA: 5.32	(8, 1)	0.1		1	0	0	0	1	0	0	0	0	0	0	3	5	0.00	0.000

PITCHER	IP	WLS	BF	H	R	ER	SO	BB	IBB	HBP	BLK	WP	HR	S	P	ERA	WHIP

New York Mets @ Atlanta Braves

Atlanta-Fulton County Stadium, Atlanta, GA

Tue Jun 04 1996, 7:05 PM EDT

Att. 32,199 - Unknown - 81 F

TOP

livebaseballscorecards.com

Batter	1	2	3	4	5	6	7	8	9	AB	R	H	RBI	BB	SO	LOB
Lance Johnson, L (1, 8) OBP: 0.324, SLG: 0.424	G6-3		BB 1B 1B 1B	S 1B 1B	2-H 3-H 3B		F8		1B	6	2	4	2	0	0	0
Jose Vizcaino, S (1, 4) OBP: 0.390, SLG: 0.424 Tim Bogar, R (5, 4) OBP: 0.294, SLG: 0.200	PB HR 1B		1-2 BB 1B 1B	B B B B 4-0 1B 1-2 BB	P3		B B B B 4-0 BB		F7	3 1	2 0	2 0	0 0	1 1	0 0	1 1
Bernard Gilkey, R (1, 7) OBP: 0.380, SLG: 0.570 Carl Everett, S (6, 9) OBP: 0.300, SLG: 0.180	B B B B 4-0 1-2 HR BB		B B B B 4-0 1B 1-2 2-3 G5-3 BB	0-0 1-2 2-H 1B		S S S 0-0 1B 2B 1B	0-3 K			2 1	3 0	2 0	1 0	2 0	0 1	0 1
Todd Hundley, S (1, 2) OBP: 0.348, SLG: 0.544	0-0 1-H 2-H HR		0-0 G5-3 1-3 2-H 3-H 1B	S S S 0-3 K		0-0 1-2 2B 1B		0-0 G1-3		5	2	3	5	0	1	2
Chris Jones, R (1, 9) OBP: 0.323, SLG: 0.483 (6, 7)	B B B B 4-0 G6-4-3 BB		0-0 L6		S S S 0-3 K	0-0 1-H 2-H 2B		0-0 FC3-6 1B		4	0	2	2	1	1	2
Roberto Petagine, L (1, 3) OBP: 0.100, SLG: 0.100	0-0 G6-4-3 1-2f		0-0 G5-3 1-2 3-H		0-0 G3-1	0-0 F8		0-0 FC3-6 1-2f		5	0	0	1	0	0	4
Edgardo Alfonzo, R (1, 5) OBP: 0.244, SLG: 0.213		S S S 0-3 K	0-0 G5-3		0-0 1B 1B 1B	0-0 G5-3		0-0 G4-3		5	1	1	0	0	1	3
Rey Ordonez, R (1, 6) OBP: 0.335, SLG: 0.372		0-0 G4-3		0-0 F9	0-0 1B 1-2 3B 1B	0-0 L3			0-0 F9	5	1	1	0	0	0	1
Paul Wilson, R (1, 1) OBP: 0.115, SLG: 0.115 Blas Minor, R (8, 1)		S S S 0-3 K		S S S 0-3 K	0-0 1-3 2-H 3B 1B		S S S 0-3 K		0-0 F7	4 1	1 0	1 0	1 0	0 0	3 0	0 0
Inning Stats	R: 3 E: 0 K: 0 S: 4 H: 2 LOB: 0 BB: 2 P: 12	R: 0 E: 0 K: 2 S: 7 H: 0 LOB: 0 BB: 0 P: 7	R: 3 E: 0 K: 0 S: 6 H: 3 LOB: 1 BB: 1 P: 10	R: 1 E: 0 K: 2 S: 9 H: 2 LOB: 2 BB: 1 P: 13	R: 3 E: 0 K: 1 S: 9 H: 4 LOB: 1 BB: 0 P: 9	R: 2 E: 0 K: 0 S: 6 H: 3 LOB: 1 BB: 0 P: 6	R: 0 E: 0 K: 2 S: 7 H: 0 LOB: 1 BB: 1 P: 11	R: 0 E: 1 K: 0 S: 4 H: 1 LOB: 1 BB: 0 P: 4	R: 0 E: 0 K: 0 S: 4 H: 1 LOB: 1 BB: 0 P: 4	1B: 13 2B: 1 3B: 1 HR: 1 SF: 0 SAC: 0 DP: 1 HBP: 0						

	AB	42
	R	12
	H	16
	RBI	12
	BB	5
	SO	7
	LOB	15

	WP: 0	PA: 47
	PB: 1	
	SB: 1	
	CS: 0	

PITCHER		IP	WLS	BF	H	R	ER	SO	BB	IBB	HBP	BLK	WP	HR	S	P	ERA	WHIP
Jason Schmidt, R ERA: 7.3	(1, 1)	3.2	L	21	7	7	7	3	4	0	0	0	0	1	23	39	17.18	3.000
Pedro Borbon, L ERA: 2.89	(4, 1)	1.1		8	4	3	3	2	0	0	0	0	0	0	12	12	20.25	3.000
Greg McMichael, R ERA: 3.82	(6, 1)	1.0		6	3	2	2	0	0	0	0	0	0	0	6	6	18.00	3.000
Mike Bielecki, R ERA: 1.65	(7, 1)	2.0		8	1	0	0	2	1	0	0	0	0	0	11	15	0.00	1.000
Terrell Wade, L ERA:	(9, 1)	1.0		4	1	0	0	0	0	0	0	0	0	0	4	4	0.00	1.000

PITCHER		IP	WLS	BF	H	R	ER	SO	BB	IBB	HBP	BLK	WP	HR	S	P	ERA	WHIP

New York Mets @ Atlanta Braves

Atlanta-Fulton County Stadium, Atlanta, GA

Tue Jun 04 1996, 7:05 PM EDT

Att. 32,199 - Unknown - 81 F

BOTTOM

Batter	1	2	3	4	5	6	7	8	9	AB	R	H	RBI	BB	SO	LOB
Marquis Grissom, R (1, 8) OBP: 0.322, SLG: 0.444	L4		BB		F7	F9		K		3	1	0	0	1	0	2
Mike Bielecki, R (7, 1)										0	0	0	0	0	0	0
Jermaine Dye, R (8, PH) OBP: 0.333, SLG: 0.708 (9, 9)										1	0	0	0	0	1	3
Dwight Smith, L (1, 9) OBP: 0.296, SLG: 0.281	G1-3		BB		1B		F8	K		4	0	1	0	1	1	3
Terrell Wade, L (9, 1)										0	0	0	0	0	0	0
10 Chipper Jones, S (1, 5) OBP: 0.369, SLG: 0.509	BLK		K		F7		G6-3		SF8	5	2	2	0	0	1	3
Fred McGriff, L (1, 3) OBP: 0.402, SLG: 0.621					F7		F7		K	4	1	2	2	0	0	1
Mike Mordecai, R (8, 3) OBP: 0.250, SLG: 0.192										1	0	0	0	0	1	1
Ryan Klesko, L (1, 7) OBP: 0.371, SLG: 0.620			K			FC1		HR	SF8	4	2	3	3	0	1	2
Javy Lopez, R (1, 2) OBP: 0.320, SLG: 0.467	G6-3		K			FC1		G5-3	K	2	0	0	0	0	1	3
Pedro Borbon, R (4, 1)										0	0	0	0	0	0	0
Greg McMichael, R (6, 1)										0	0	0	0	0	0	0
Tyler Houston, L (6, PH) OBP: 0.316, SLG: 0.556										1	0	0	0	0	0	1
Danny Bautista, R (7, 8) OBP: 0.329, SLG: 0.358										2	0	0	0	0	1	0
Jeff Blauser, R (1, 6) OBP: 0.323, SLG: 0.394		F8		B5-3		1B		1B BB 1B		3	0	1	1	1	0	0
Tony Graffanino, R (9, 4) OBP: 0.216, SLG: 0.212										0	0	0	0	0	0	0
Rafael Belliard, R (1, 4) OBP: 0.165, SLG: 0.184		G4-3		P6		L9		1B		4	0	1	0	0	0	2
(9, 6)																
Jason Schmidt, R (1, 1)		G6-3		L6		K		1B		1	0	0	0	0	0	0
Eddie Pérez, R (4, 2) OBP: 0.408, SLG: 0.660										3	0	1	0	0	1	2
Inning Stats	R: 2 E: 0 K: 0 S: 6 H: 3 LOB: 1 BB: 0 P: 6	R: 0 E: 0 K: 0 S: 3 H: 0 LOB: 0 BB: 0 P: 3	R: 1 E: 0 K: 3 S: 10 H: 1 LOB: 2 BB: 2 P: 18	R: 0 E: 0 K: 0 S: 3 H: 0 LOB: 0 BB: 0 P: 3	R: 0 E: 0 K: 0 S: 4 H: 1 LOB: 1 BB: 0 P: 4	R: 1 E: 1 K: 1 S: 8 H: 2 LOB: 2 BB: 0 P: 8	R: 0 E: 0 K: 0 S: 3 H: 0 LOB: 0 BB: 0 P: 3	R: 1 E: 0 K: 2 S: 10 H: 3 LOB: 3 BB: 1 P: 14	R: 1 E: 0 K: 2 S: 8 H: 1 LOB: 0 BB: 0 P: 8	1B: 7 2B: 2 3B: 1 HR: 1 SF: 1 SAC: 0 DP: 0 HBP: 0	WP: 0 PB: 0 SB: 0 CS: 0 PA: 42					

livebaseballscorecards.com

AB	38
R	6
H	11
RBI	6
BB	3
SO	8
LOB	23

PITCHER	IP	WLS	BF	H	R	ER	SO	BB	IBB	HBP	BLK	WP	HR	S	P	ERA	WHIP
Paul Wilson, R (1, 1) ERA: 6.06	7.1	W	34	8	5	4	4	3	0	0	1	0	1	39	51	4.91	1.500
Blas Minor, R (8, 1) ERA: 2.96	1.2		8	3	1	1	4	0	0	0	0	0	0	16	16	5.40	1.800

PITCHER	IP	WLS	BF	H	R	ER	SO	BB	IBB	HBP	BLK	WP	HR	S	P	ERA	WHIP

New York Mets @ Atlanta Braves

Atlanta-Fulton County Stadium, Atlanta, GA

Wed Jun 05 1996, 7:05 PM EDT
Att. 31,998 - Unknown - 77 F

livebaseballscorecards.com

Batter	1	2	3	4	5	6	7	8	9	AB	R	H	RBI	BB	SO	LOB
Carl Everett, S (1, 8) OBP: 0.292, SLG: 0.200	S B F B B S 3-3 ① K		B X 1-0 2-H 1B 2B		B B F S X 2-2 ③ G5-3		B S S S 1-3 ② K		F F X 0-2 ③ G3	5	1	1	1	0	2	0
Jose Vizcaino, S (1, 4) OBP: 0.393, SLG: 0.426	C B B B X 2-1 G6-4-3 1B		B F X 1-1 2-H CS 1B			C C B X 1-2 ① G1-3	C F B B S 2-3 ③ K			4	0	2	1	0	1	0
Bernard Gilkey, R (1, 7) OBP: 0.378, SLG: 0.564	B X 1-0 ②③ G6-4-3 1-2f		C X 0-1 ②③ F9 1-2			F F X 0-2 S 1B 2B 1B		B F B C B X 3-2 ① F8		4	1	1	0	0	0	2
Jeff Kent, R (1, 5) OBP: 0.304, SLG: 0.377		B X 1-0 ① L9		X 0-0 ① F9		1 SAFE 1 SAFE 1 SAFE B B B C 1 S SAFE 3-2 F X S 1-2 2B 1B		X 0-0 BB 1B		4	1	2	0	0	0	0
Chris Jones, R (1, 9) OBP: 0.333, SLG: 0.475		F C X 0-2 1B 1B		B B X 2-0 ② G6-3		B B F F X 2-2 ② L6		F B B F B F B 4-2 1-2 BB		3	0	1	0	1	0	2
Todd Hundley, S (1, 2) OBP: 0.351, SLG: 0.541		B S 1 SAFE B 1 SAFE B X 3-1 G4-3 1-2 1B		B X 1-0 ③ G6-3		B C F D D B 4-2 1-2 2-3 2B BB		X 0-0 ② F8		3	1	1	0	1	0	2
Butch Huskey, R (1, 3) OBP: 0.283, SLG: 0.336		B F C F F B X 2-2 ②③ G4-3 1-2f		S X 0-1 G6-3 SF9 2B		C B X 1-1 1-H 2-H 3-H 2B		F S F X 0-2 ③ F8		4	1	2	3	0	0	4
Rey Ordonez, R (1, 6) OBP: 0.330, SLG: 0.366 Lance Johnson, L (9, PH) OBP: 0.323, SLG: 0.423		S F X 0-2 ① G6-3		C X 0-1 ① G6-3 2-3		B C B C X 2-2 ③ G6-3		X 0-0 ① G5-3		3 1	0 0	0 0	0 0	0 0	0 0	2 0
Bobby Jones, R (1, 1) Tim Bogar, R (5, PH) OBP: 0.278, SLG: 0.200 Dave Mlicki, R (5, 1) Jerry Dipoto, R (8, 1) Roberto Petagine, L (9, PH) OBP: 0.095, SLG: 0.095		F B X 1-1 E7 2B		B X 1-0 ② SF9 3-H			B X 1-0 ① G4-3		C S S 0-3 ② K	1 0 1 0 1	1 0 0 0 0	0 0 0 0 0	0 1 0 0 0	0 0 0 0 0	0 0 0 0 1	0 0 0 0 0
Inning Stats	R: 0 H: 1 E: 0 LOB: 0 K: 1 BB: 0 S: 6 P: 12	R: 0 H: 2 E: 0 LOB: 1 K: 0 BB: 0 S: 11 P: 17	R: 2 H: 2 E: 1 LOB: 0 K: 0 BB: 0 S: 10 P: 13	R: 0 H: 0 E: 0 LOB: 0 K: 0 BB: 0 S: 3 P: 6	R: 1 H: 1 E: 0 LOB: 0 K: 0 BB: 0 S: 8 P: 11	R: 3 H: 3 E: 0 LOB: 1 K: 0 BB: 1 S: 20 P: 33	R: 0 H: 0 E: 0 LOB: 0 K: 2 BB: 0 S: 7 P: 11	R: 0 H: 1 E: 0 LOB: 2 K: 0 BB: 1 S: 12 P: 19	R: 0 H: 0 E: 0 LOB: 0 K: 1 BB: 0 S: 7 P: 7	1B: 7 2B: 3 3B: 0 HR: 0	SF: 1 SAC: 0 DP: 2 HBP: 0						

TOP

AB	34
R	6
H	10
RBI	6
BB	2
SO	4
LOB	12

WP: 0 PA: 37
PB: 0
SB: 2
CS: 1

PITCHER		IP	WLS	BF	H	R	ER	SO	BB	IBB	HBP	BLK	WP	HR	S	P	ERA	WHIP
Steve Avery, L ERA: 2.97	(1, 1)	5.2		24	8	6	5	1	1	0	0	0	0	0	53	84	7.94	1.588
Greg McMichael, R ERA: 3.66	(6, 1)	1.1	W	5	1	0	0	2	0	0	0	0	0	0	12	19	0.00	0.750
Brad Clontz, R ERA: 3.54	(8, 1)	0.1		3	1	0	0	0	1	0	0	0	0	0	7	14	0.00	6.000
Mark Wohlers, R ERA: 2.6	(8, 1)	1.2	S	5	0	0	0	1	0	0	0	0	0	0	12	12	0.00	0.000

PITCHER	IP	WLS	BF	H	R	ER	SO	BB	IBB	HBP	BLK	WP	HR	S	P	ERA	WHIP

BOTTOM

Batter	1	2	3	4	5	6	7	8	9	AB	R	H	RBI	BB	SO	LOB
Marquis Grissom, R (1, 8) OBP: 0.316, SLG: 0.435	F X 0-1 ① P3	F C B X 1-2 ② P3		B S B X 2-1 ③ P4			C B B X 2-1 ① G4-3	C B X 1-1 ③ G6-3		5	0	0	0	0	0	1
Dwight Smith, L (1, 9) OBP: 0.293, SLG: 0.269	C C X 0-2 ② L7	B X 1-0 ③ L8			B B X 2-0 ① G4-3		B S F H 2-2 G5-3 10 1B 3B HBP			3	1	0	0	0	0	1
Danny Bautista, R (9, 9) OBP: 0.329, SLG: 0.358										0	0	0	0	0	0	0
10 Chipper Jones, S (1, 5) OBP: 0.379, SLG: 0.532	C X 0-1 1B		B X 1-0 HR		F F X 0-2 G3 S 1B		X 0-0 G5-3 1-2 3B 1B			4	2	4	1	0	0	0
Fred McGriff, L (1, 3) OBP: 0.395, SLG: 0.610	B F X 1-1 ③ F8		F B F X 1-2 ① F9		B B S C B F X 3-2 ② G3 1-3		D C B X 2-1 ② G5-3 1-2 2-3			4	0	0	0	0	0	4
Ryan Klesko, L (1, 7) OBP: 0.378, SLG: 0.635		B B F F B F X 3-2 HR	S B F B F X 2-2 ② P5		B B B I 4-0 IBB		I I I I 4-0 3B IBB			2	2	1	1	2	0	0
Eddie Pérez, R (1, 2) OBP: 0.404, SLG: 0.633		F B B B B 4-1 HR BB	X 0-0 ③ P4		F F S 0-3 ③ K		F B B F F X 2-2 1-H 2-H 3-H 3B			2	1	0	0	1	1	2
Greg McMichael, R (6, 1)										0	0	0	0	0	0	0
Tyler Houston, L (7, PH) OBP: 0.350, SLG: 0.684										1	0	1	3	0	0	0
Brad Clontz, R (8, 1)										0	0	0	0	0	0	0
Mark Wohlers, R (8, 1)										0	0	0	0	0	0	0
Jeff Blauser, R (1, 6) OBP: 0.327, SLG: 0.426		B 1 SAFE C F X 1-2 1-H HR		F B C F X 1-2 SH5-3 SF9 2B		F S B B S 2-3 ① K	F B C B B X 3-2 ③ F7			4	2	2	2	0	1	1
Rafael Belliard, R (1, 4) OBP: 0.159, SLG: 0.177		X 0-0 ① G6-3		X 0-0 ① SH5-3 2-3		F B S S 1-3 ② K2-3		C F F F B X 1-2 ① P4		3	0	0	0	0	1	0
Steve Avery, L (1, 1) OBP: 0.200, SLG: 0.294		F B X 1-1 1B		B B C F X 2-2 ② SF9 3-H		B S B S B F S 3-3 ③ K		S F B X 1-2 ② G5-3		1	0	1	1	0	0	0
Javy Lopez, R (6, 2) OBP: 0.316, SLG: 0.462										2	0	0	0	0	1	0
Inning Stats	R: 0 E: 0 K: 0 S: 9 H: 1 LOB: 1 BB: 0 P: 10	R: 3 E: 0 K: 0 S: 15 H: 3 LOB: 1 BB: 1 P: 26	R: 1 E: 0 K: 0 S: 9 H: 1 LOB: 0 BB: 0 P: 13	R: 1 E: 0 K: 0 S: 10 H: 1 LOB: 0 BB: 0 P: 15	R: 0 E: 0 K: 1 S: 11 H: 1 LOB: 2 BB: 1 P: 20	R: 0 E: 0 K: 3 S: 10 H: 0 LOB: 0 BB: 0 P: 16	R: 3 E: 0 K: 0 S: 14 H: 2 LOB: 1 BB: 1 P: 29	R: 0 E: 0 K: 0 S: 10 H: 0 LOB: 0 BB: 0 P: 13		1B: 4 2B: 1 3B: 1 HR: 3	SF: 1 SAC: 1 DP: 0 HBP: 1					

PITCHER		IP	WLS	BF	H	R	ER	SO	BB	IBB	HBP	BLK	WP	HR	S	P	ERA	WHIP
Bobby Jones, R ERA: 5.0	(1, 1)	4.0		19	6	5	5	0	1	0	0	0	0	3	43	64	11.25	1.750
Dave Mlicki, R ERA: 3.44	(5, 1)	3.0	L	15	3	3	3	4	0	2	1	0	0	0	35	65	9.00	1.000
Jerry Dipoto, R ERA: 5.09	(8, 1)	1.0		3	0	0	0	0	0	0	0	0	0	0	10	13	0.00	0.000

PITCHER	IP	WLS	BF	H	R	ER	SO	BB	IBB	HBP	BLK	WP	HR	S	P	ERA	WHIP

New York Mets @ Atlanta Braves

Atlanta-Fulton County Stadium, Atlanta, GA

Wed Jun 05 1996, 7:05 PM EDT

Att. 31,998 - Unknown - 77 F

livebaseballscorecards.com

AB	31
R	8
H	9
RBI	8
BB	3
SO	4
LOB	9

WP: 0 PB: 0 SB: 1 CS: 0 PA: 37

Atlanta Braves @ Colorado Rockies

Coors Field, Denver, CO

Fri Jun 07 1996, 7:05 PM MDT

Att. 48,027 - Sunny - 74 F

TOP

livebaseballscorecards.com

Batter	1	2	3	4	5	6	7	8	9	AB	R	H	RBI	BB	SO	LOB
Marquis Grissom, R (1, 8) OBP: 0.318, SLG: 0.434	BBBB 4-0 S 10 1B BB	X 0-0 ② G1-3 2-3		B X 1-0 BB 1B 1-3 1B		X 0-0 ① F7			F X 0-1 FC6-4 1B	3	2	1	0	1	0	1
Jermaine Dye, R (8, 8) OBP: 0.360, SLG: 0.720										1	0	1	0	0	0	0
Dwight Smith, L (1, 9) OBP: 0.288, SLG: 0.254	BBCCS 2-3 ① K 1-2	C X 0-1 ③ G6-3		BCCCBBB 4-2 1B 1-2 BB		CCC 0-3 ② K			C X 0-1 ① FC6-4 FC4-6 1B 1-2f	4	0	0	0	1	2	3
10 Chipper Jones, S (1, 5) OBP: 0.381, SLG: 0.530	BCCBX 2-2 WP 1B G4-3 2-H 1B		BBBB 4-0 HR BB	BFFFBS 3-3 ② K		CBBX 2-1 ③ G1-3			X 0-0 FC4-6 1-2 1B	3	2	1	1	1	1	3
Mike Mordecai, R (8, 5) OBP: 0.276, SLG: 0.222										1	0	1	0	0	0	0
Fred McGriff, L (1, 3) OBP: 0.397, SLG: 0.608	X 0-0 G4-3 WP E 1-2 1B		BCX 1-1 ① F7	X 0-0 1-2 2-H 3-H 1B			FBCBS 2-3 ① K		F X 0-1 ② FC4-6 1-2f 2-3	4	1	2	2	0	1	1
Tyler Houston, L (8, 3) OBP: 0.333, SLG: 0.650										1	0	0	0	0	0	2
Ryan Klesko, L (1, 7) OBP: 0.374, SLG: 0.639	BBBBX 3-0 ② G4-3 1-3 2-H		BX 1-0 HR 1-H	SBBBFS 2-3 ③ K			X 0-0 ② F8		SFBBBFBS 3-3 ③ K	5	1	1	3	0	2	5
Javy Lopez, R (1, 2) OBP: 0.320, SLG: 0.484	C X 0-1 E5 3-H 2B	X 0-0 ② P3			CBFFBX 2-2 HR		B X 1-0 ③ G3-1			4	1	2	2	0	0	0
Brad Clontz, R (7, 1)										0	0	0	0	0	0	0
Greg McMichael, R (8, 1)										0	0	0	0	0	0	0
Jeff Blauser, R (1, 6) OBP: 0.320, SLG: 0.414	BBCFBX 3-2 ③ G1-3	X 0-0 ③ G6-3			BCFFX 1-2 ① F7			BBX 2-0 ① F8		4	0	0	0	0	0	1
Tony Graffanino, R (1, 4) OBP: 0.268, SLG: 0.250		BFBFX 2-2 G1-3 SH1-4 1B		X 0-0 ① G5-3	CBBSX 2-2 G5-4-3 1B			BBCCBB 4-2 G1-6-3 BB		3	0	2	0	1	0	0
Greg Maddux, R (1, 1) OBP: 0.161, SLG: 0.103		X 0-0 ① SH1-4 1-2		C X 0-1 1B 1B 1B	X 0-0 ②③ G5-4-3 1-2f			C BX 1-1 ②③ G1-6-3 1-2f		1	1	1	0	0	0	0
Pedro Borbon, R (4, 1)										0	0	0	0	0	0	0
Danny Bautista, R (5, PH) OBP: 0.325, SLG: 0.353										1	0	0	0	0	0	1
Mike Bielecki, R (5, 1)										0	0	0	0	0	0	0
Terrell Wade, L (5, 1)										0	0	0	0	0	0	0
Eddie Pérez, R (7, 2) OBP: 0.396, SLG: 0.620										1	0	0	0	0	0	1

	AB	36
	R	8
	H	12
	RBI	8
	BB	4
	SO	6
	LOB	18

Inning Stats	1	2	3	4	5	6	7	8	9
	R: 3 E: 1 K: 1 S: 13	H: 3 LOB: 1 BB: 1 P: 27	R: 0 E: 0 K: 0 S: 7	H: 1 LOB: 1 BB: 0 P: 9	R: 2 E: 0 K: 0 S: 5	H: 1 LOB: 0 BB: 1 P: 11	R: 2 E: 0 K: 2 S: 14	H: 3 LOB: 2 BB: 1 P: 24	R: 1 E: 0 K: 0 S: 11	H: 2 LOB: 0 BB: 0 P: 16	R: 0 E: 0 K: 1 S: 6	H: 0 LOB: 0 BB: 0 P: 8	R: 0 E: 0 K: 1 S: 5	H: 0 LOB: 0 BB: 0 P: 8	R: 0 E: 0 K: 0 S: 5	H: 0 LOB: 0 BB: 1 P: 12	R: 0 E: 0 K: 1 S: 11	H: 2 LOB: 2 BB: 0 P: 14

	1B: 9	SF: 0	WP: 1	PA: 41
	2B: 1	SAC: 1	PB: 0	
	3B: 0	DP: 2	SB: 1	
	HR: 2	HBP: 0	CS: 0	

PITCHER		IP	WLS	BF	H	R	ER	SO	BB	IBB	HBP	BLK	WP	HR	S	P	ERA	WHIP
Marvin Freeman, R ERA: 5.25	(1, 1)	3.1		19	7	7	7	1	2	0	0	0	1	1	29	52	18.90	2.700
Lance Painter, L ERA: 5.57	(4, 1)	3.2	W	14	3	1	1	4	1	0	0	0	0	1	32	51	2.46	1.091
Steve Reed, R ERA: 4.6	(8, 1)	1.0		3	0	0	0	0	1	0	0	0	0	0	5	12	0.00	1.000
Darren Holmes, R ERA: 5.32	(9, 1)	1.0		5	2	0	0	1	0	0	0	0	0	0	11	14	0.00	2.000

PITCHER	IP	WLS	BF	H	R	ER	SO	BB	IBB	HBP	BLK	WP	HR	S	P	ERA	WHIP

Batter	1	2	3	4	5	6	7	8	9	AB	R	H	RBI	BB	SO	LOB
Eric Young Sr., R (1, 4) OBP: 0.419, SLG: 0.468	C X 0-1 G4-3		B B X 2-0 G5-3	X 0-0 CS 1-3 2-H 3-H 1B	B F B 1 SAFE B B 4-1 WP 1-2 2-3 1B BB	B X 1-0 G6-3	B B S X 2-1 1-3 3-H 1B 2B			5	2	2	3	1	0	2
Ellis Burks, R (1, 7) OBP: 0.431, SLG: 0.616	B X 1-0 G6-3		F B B S X 2-2 1B G3-1 1B	F 1 SAFE 1 SAFE P S B F B B 4-2 1B 1-2 BB	B F C B B F X 3-2 1-H 2-H 3-H HR 1B		B B B S S 4-2 2B 1B BB 3-2 2-H 3-H 1B			4	3	3	4	2	0	0
Dante Bichette, R (1, 9) OBP: 0.382, SLG: 0.511	B X 1-0 G4-3		F X 0-1 G3-1 S 1-3 1B 1B	F B F X 1-2 S 1-3 3-H 1B	B F B X 2-1 2-H HR		B X 1-1 F7 P3			6	2	3	3	0	0	2
Larry Walker, L (1, 8) OBP: 0.338, SLG: 0.547 Quinton McCracken, S (9, 8) OBP: 0.263, SLG: 0.260		B X 1-0 2B 2B B S B X 2-1 G3-1 1-3 3-H B C F B S 2-3 K 1-2	B B F S F B H 4-2 HBP		C 1 SAFE X 0-1 1B 1-3 BB 2B	X 0-0 G4-3		5 0	2 0	2 0	1 0	0 0	1 0	3 0
Andres Galarraga, R (1, 3) OBP: 0.340, SLG: 0.571		C X 0-1 1B 2-H 2B B X 1-0 FC6-4 3-H 1B F B S B S 2-3 K	1 SAFE F B F S 1-3 K 1-1		I I I I 4-0 BB 1B FC6 IBB	B S B B X 3-1 F9		5	2	2	2	1	2	3
Vinny Castilla, R (1, 5) OBP: 0.333, SLG: 0.437 Darren Holmes, R (9, 1)		B B B F X 3-1 F9 2-H	B 1 SAFE X 1-0 FC6-4 1-2f		B B S B S X 3-2 BB BB WP 1B	B X 1-0 1B 2B	C F X 0-2 FC6 BB 1-2 2-3 3-H 1B	X 0-0 F8		6 0	2 0	3 0	1 0	0 0	0 0	2 0
Jeff Reed, L (1, 2) OBP: 0.356, SLG: 0.457		C B X 1-1 F7	B X 1-0 1B 1B 1B B F F 1 SAFE B C 2-3 K		B C F F B X 2-2 G5-3 2-3 1B B B B B 4-0 FC6 1-2 2-3 3-H BB			4	1	2	1	1	1	2
Walt Weiss, S (1, 6) OBP: 0.415, SLG: 0.347		B X 1-0 2-H 1B	C B 1 SAFE F X 1-2 1B 1-2 1B B B B C B 4-1 WP BB 1-2 1B BB	B X 1-0 G5-3 1-2 F C F B F X 1-2 FC6 1B 1-2f 2-3 3-H 2B			4	3	2	2	1	0	4
Marvin Freeman, R (1, 1) OBP: 0.125, SLG: 0.087 Lance Painter, L (4, 1) OBP: 0.222, SLG: 0.222 John Vander Wal, L (7, PH) OBP: 0.358, SLG: 0.447 Steve Reed, R (8, 1) Jason Bates, S (9, 5) OBP: 0.302, SLG: 0.289		F S S 0-3 K	L L X 0-2 1B 1-2 2-3 1B F S L 0-3 K		B S S S 1-3 K	X 0-0 2B 1-3 3-H 1B		1 3 1 0 0	0 1 1 0 0	0 1 1 0 0	0 2 1 0 0	1 4 0 0 0	1 4 0 0 0
Inning Stats	R: 0 E: 0 K: 0 S: 4 H: 0 LOB: 0 BB: 0 P: 6	R: 2 E: 0 K: 1 S: 11 H: 3 LOB: 1 BB: 0 P: 17	R: 2 E: 0 K: 0 S: 10 H: 3 LOB: 1 BB: 0 P: 18	R: 3 E: 0 K: 2 S: 21 H: 5 LOB: 2 BB: 1 P: 31	R: 5 E: 0 K: 3 S: 23 H: 3 LOB: 1 BB: 2 P: 46	R: 0 E: 0 K: 1 S: 10 H: 2 LOB: 2 BB: 0 P: 16	R: 7 E: 0 K: 0 S: 25 H: 5 LOB: 1 BB: 3 P: 44	R: 0 E: 0 K: 0 S: 4 H: 0 LOB: 0 BB: 0 P: 7		1B: 15 2B: 5 3B: 0 HR: 1 SF: 0 SAC: 0 DP: 0 HBP: 1					

PITCHER		IP	WLS	BF	H	R	ER	SO	BB	IBB	HBP	BLK	WP	HR	S	P	ERA	WHIP
Greg Maddux, R ERA: 3.41	(1, 1)	3.1		21	11	7	7	1	1	0	0	0	0	0	40	62	18.90	3.600
Pedro Borbon, L ERA: 2.7	(4, 1)	0.2		2	0	0	0	2	0	0	0	0	0	0	6	10	0.00	0.000
Mike Bielecki, R ERA: 4.24	(5, 1)	0.2	L	7	3	5	5	2	2	0	0	0	1	1	17	35	67.50	7.500
Terrell Wade, L ERA: 1.65	(5, 1)	1.2		11	3	3	3	2	1	1	1	0	0	0	22	42	16.20	2.400
Brad Clontz, R ERA: 4.71	(7, 1)	0.2		7	4	4	4	0	1	0	0	0	0	0	19	29	54.00	7.500

PITCHER		IP	WLS	BF	H	R	ER	SO	BB	IBB	HBP	BLK	WP	HR	S	P	ERA	WHIP
Greg McMichael, R ERA: 3.55	(8, 1)	1.0		3	0	0	0	0	0	0	0	0	0	0	4	7	0.00	0.000

BOTTOM

Atlanta Braves @ Colorado Rockies

Coors Field, Denver, CO

Fri Jun 07 1996, 7:05 PM MDT

Att. 48,027 - Sunny - 74 F

livebaseballscorecards.com

AB	44
R	19
H	21
RBI	18
BB	6
SO	7
LOB	23

COLORADO ROCKIES

Atlanta Braves @ Colorado Rockies

Coors Field, Denver, CO

Sat Jun 08 1996, 3:33 AM MDT

Att. 48,015 - Sunny - 86 F

TOP

livebaseballscorecards.com

Batter	1	2	3	4	5	6	7	8	9	AB	R	H	RBI	BB	SO	LOB
Marquis Grissom, R (1, 8) OBP: 0.324, SLG: 0.443	K	F8		G6-4-3 BB		1B 3B		HR 1B		4	2	2	1	1	1	1
Jeff Blauser, R (1, 6) OBP: 0.333, SLG: 0.447	10 BB 2B 1B	10 FC5-4 1B		G6-4-3		10 G4-6-3 1B		1B HR		5	2	4	4	0	0	2
10 Chipper Jones, S (1, 5) OBP: 0.378, SLG: 0.520	2B 1B BB	FC5-4		G5-3		G4-6-3		G3		4	1	0	0	1	0	3
Fred McGriff, L (1, 3) OBP: 0.405, SLG: 0.616	1B 2B		HR 1B		G5-3	1B		S 1B		5	3	4	1	0	0	0
Ryan Klesko, L (1, 7) OBP: 0.374, SLG: 0.631	P6		F7		1B BB	F8		G4-3		4	1	1	1	1	0	4
Javy Lopez, R (1, 2) OBP: 0.327, SLG: 0.503	1B		HR		CS 1B 1B		G1-3	G4-3		5	1	3	4	0	0	1
Greg McMichael, R (8, 1)										0	0	0	0	0	0	0
Mark Wohlers, R (8, 1)										0	0	0	0	0	0	0
Jermaine Dye, R (1, 9) OBP: 0.333, SLG: 0.633	K		F9		1B		K		F8	5	0	1	1	0	2	1
Tony Graffanino, R (1, 4) OBP: 0.267, SLG: 0.250		F8 SH1-4 1B	P4		K		F7		K	4	1	1	0	0	1	2
Mike Mordecai, R (9, PH) OBP: 0.267, SLG: 0.214										1	0	0	0	0	1	0
Tom Glavine, L (1, 1) OBP: 0.345, SLG: 0.346		SH1-4		G6-4-3 BB 1B		3B 2B		G4-3	K	1	0	1	0	0	0	0
Dwight Smith, L (6, PH) OBP: 0.296, SLG: 0.278										1	1	1	0	0	0	0
Brad Clontz, R (6, 1)										0	0	0	0	0	0	0
Tyler Houston, L (8, PH) OBP: 0.318, SLG: 0.619										1	0	0	0	0	0	0
Eddie Pérez, R (8, 2) OBP: 0.389, SLG: 0.608										1	0	0	0	0	1	0
Inning Stats	R: 3 E: 0 K: 2 S: 17 H: 3 LOB: 1 BB: 1 P: 28	R: 1 E: 0 K: 0 S: 12 H: 2 LOB: 1 BB: 0 P: 16	R: 2 E: 0 K: 0 S: 8 H: 2 LOB: 0 BB: 0 P: 15	R: 0 E: 0 K: 0 S: 8 H: 1 LOB: 1 BB: 1 P: 15	R: 1 E: 0 K: 1 S: 10 H: 2 LOB: 2 BB: 1 P: 21	R: 2 E: 0 K: 0 S: 12 H: 4 LOB: 1 BB: 0 P: 21	R: 0 E: 0 K: 1 S: 7 H: 0 LOB: 0 BB: 0 P: 7	R: 3 E: 0 K: 0 S: 16 H: 4 LOB: 1 BB: 0 P: 26	R: 0 E: 0 K: 2 S: 8 H: 0 LOB: 0 BB: 0 P: 10	1B: 13 2B: 3 3B: 1 HR: 2	SF: 0 SAC: 1 DP: 3 HBP: 0						

AB	41
R	12
H	18
RBI	12
BB	3
SO	6
LOB	14

WP: 0 PB: 0 SB: 1 CS: 1 PA: 45

PITCHER	IP	WLS	BF	H	R	ER	SO	BB	IBB	HBP	BLK	WP	HR	S	P	ERA	WHIP
Mike Farmer, L (1, 1) ERA: 7.71	4.1		24	9	7	7	2	3	0	0	0	0	1	50	87	14.54	2.769
John Habyan, R (5, 1) ERA: 7.13	1.2		8	5	2	2	1	0	0	0	0	0	0	17	29	10.80	3.000
Darren Holmes, R (7, 1) ERA: 5.96	2.0	W	10	4	3	3	1	0	0	0	0	0	1	23	33	13.50	2.000
Bruce Ruffin, L (9, 1) ERA: 5.55	1.0	S	3	0	0	0	2	0	0	0	0	0	0	8	10	0.00	0.000

PITCHER	IP	WLS	BF	H	R	ER	SO	BB	IBB	HBP	BLK	WP	HR	S	P	ERA	WHIP

Batter	1	2	3	4	5	6	7	8	9	AB	R	H	RBI	BB	SO	LOB
Eric Young Sr., R (1, 4) OBP: 0.429, SLG: 0.475	HR 1B 2B 1B 3-H		2-1 1-2 1B		3-1 G4-6-3 1-2f			4-2 E SF8 BB		4	2	3	1	1	0	1
Ellis Burks, R (1, 7) OBP: 0.430, SLG: 0.614	HR 1-2 BB 2B 1-3		1-2 G5-3 2-3f			0-1 G6-3		3-3 S K 1-3		4	1	1	0	1	1	3
Dante Bichette, R (1, 9) OBP: 0.379, SLG: 0.519	HR 1-H 2-H G4-3			1-3 K		2-3 K		0-2 SF8 3-H		4	1	1	4	0	2	2
Larry Walker, L (1, 8) OBP: 0.353, SLG: 0.587	0-1 1B 2B 1B	2-2 HR		4-1 FC6-4 BB		2-0 HR		2-2 1B S BB 1B		4	4	4	2	1	0	0
Andres Galarraga, R (1, 3) OBP: 0.341, SLG: 0.565	1-1 2B SF8 1-2 1B	2-0 L9		1-2 FC6-4 1-2f 2B		1-1 G6-3		4-2 BB 1B 1-2 BB		4	2	1	0	1	0	1
Vinny Castilla, R (1, 5) OBP: 0.339, SLG: 0.450 Bruce Ruffin, S (9, 1)	1-1 E 1-3 2-H 2B	2-0 G1-3		3-1 1-H 1B 2B			0-1 G6-3	0-1 BB 1-2 2-3 1B		5 0	1 0	3 0	2 0	0 0	0 0	0 0
Walt Weiss, S (1, 6) OBP: 0.419, SLG: 0.366	2-2 SF8 3-H	1-0 G5-3		0-0 2-H 1B			0-1 HR	4-0 1-2 2-3 3-H BB		3	1	2	3	1	0	0
Jayhawk Owens, R (1, 2) OBP: 0.265, SLG: 0.344 Jeff Reed, L (8, PH) OBP: 0.354, SLG: 0.453 (9, 2)	0-0 FC1 1B 2-H		1-1 G5-3 1B		3-2 L9		1-0 G5-3	1-3 K		4 1	1 0	1 0	0 0	0 0	0 1	0 3
Mike Farmer, S (1, 1) OBP: 0.400, SLG: 0.400 John Habyan, R (5, 1) Darren Holmes, R (7, 1) Jason Bates, S (9, 5) OBP: 0.302, SLG: 0.289	1-2 G6-3		0-0 F8		4-1 G4-6-3 BB		1-3 K			2 0 1 0	0 0 0 0	0 0 0 0	0 0 0 0	0 1 0 0	0 0 1 0	2 0 0 0
Inning Stats	R: 7 H: 7 E: 1 LOB: 2 K: 0 BB: 1 S: 25 P: 41	R: 1 H: 1 E: 0 LOB: 0 K: 0 BB: 0 S: 7 P: 14	R: 0 H: 2 E: 0 LOB: 2 K: 0 BB: 0 S: 8 P: 12	R: 1 H: 2 E: 0 LOB: 2 K: 1 BB: 1 S: 10 P: 19	R: 0 H: 0 E: 0 LOB: 0 K: 0 BB: 1 S: 8 P: 18	R: 1 H: 1 E: 0 LOB: 0 K: 1 BB: 0 S: 9 P: 14	R: 1 H: 1 E: 0 LOB: 0 K: 1 BB: 0 S: 8 P: 10	R: 2 H: 2 E: 1 LOB: 3 K: 2 BB: 3 S: 19 P: 36		1B: 9 SF: 2 2B: 3 SAC: 0 3B: 0 DP: 2 HR: 4 HBP: 0						

BOTTOM

Atlanta Braves @ Colorado Rockies

Coors Field, Denver, CO

Sat Jun 08 1996, 3:33 AM MDT

Att. 48,015 - Sunny - 86 F

livebaseballscorecards.com

AB	36
R	13
H	16
RBI	12
BB	6
SO	5
LOB	12

PITCHER		IP	WLS	BF	H	R	ER	SO	BB	IBB	HBP	BLK	WP	HR	S	P	ERA	WHIP
Tom Glavine, L ERA: 2.7	(1, 1)	5.0		28	12	9	7	1	3	0	0	0	0	2	58	104	12.60	3.000
Brad Clontz, R ERA: 4.99	(6, 1)	2.0		8	2	2	2	2	0	0	0	0	0	2	17	24	9.00	1.000
Greg McMichael, R ERA: 4.01	(8, 1)	0.2	L	4	1	2	2	1	1	0	0	0	0	0	11	20	27.00	3.000
Mark Wohlers, R ERA: 2.57	(8, 1)	0.1		4	1	0	0	1	2	0	0	0	0	0	8	16	0.00	9.000

PITCHER	IP	WLS	BF	H	R	ER	SO	BB	IBB	HBP	BLK	WP	HR	S	P	ERA	WHIP

WP: 0 PA: 44
PB: 0
SB: 2
CS: 0

Batter	1	2	3	4	5	6	7	8	9	AB	R	H	RBI	BB	SO	LOB
Marquis Grissom, R (1, 8) OBP: 0.325, SLG: 0.446	C S B X 1-2 P4 ①	C S S 0-3 K ③		X 0-0 2-H 1B		C X 0-1 F9 ② 2-3		B B X 2-0 2B		5	0	2	1	0	1	3
Dwight Smith, L (1, 9) OBP: 0.294, SLG: 0.267	B B F B C B 4-2 10 G4-3 BB		B B B C X 3-1 G4-3 ①	1 SAFE F 1 SAFE 1 B P 1 SAFE F B 3-2 F X G4-3 ③		F F B F C 1-3 K ③		X 0-0 G5-3 ②		3	0	0	0	1	1	3
Danny Bautista, R (7, 9) OBP: 0.321, SLG: 0.348										1	0	0	0	0	0	1
10 Chipper Jones, S (1, 5) OBP: 0.374, SLG: 0.518	C F 1 SAFE B B B X 2-2 G4-3 ② ③ 1-2f		X 0-0 HR 2B		B B X 2-0 F8 ①		C B S X 1-2 F8 ① C B B C B X	3-2 G4-3 ③		5	1	1	0	0	0	2
Fred McGriff, L (1, 3) OBP: 0.405, SLG: 0.610		B B C B X 3-1 HBP 1B 1B	B B B C S X 3-2 F7 ②		C B B F F B F F B 4-2 S BB		X 0-0 G4-3 ②		F B S F X 1-2 L6 ①	4	1	1	0	1	0	1
Tyler Houston, L (9, 3) OBP: 0.318, SLG: 0.619										0	0	0	0	0	0	0
Ryan Klesko, L (1, 7) OBP: 0.379, SLG: 0.645		C 1 SAFE F 1 SAFE B S 1-3 K ①	B S B B S F X 2-2 2-H HR		C B F B F S 1-3 K ② 1-2		B F F B X 2-2 BB 3B 1B		B S B X 2-1 G5-4-3 1B	5	2	3	2	0	2	2
Javy Lopez, R (1, 2) OBP: 0.329, SLG: 0.495		B H 2-0 1B 29 2B 1-2 HBP	C B B X 2-1 F7 ③		B B C B X 3-1 P1 ③		S B B B 1 SAFE B 4-1 3B 1-2 BB		F B B B X 2-1 G5-4-3 ② ③ 1-2f	3	2	0	0	1	0	2
Jeff Blauser, R (1, 6) OBP: 0.337, SLG: 0.461		B X 1-0 29 2B 1-2 2-H 1B		B X 1-0 G6-3 ①		B C F B X 2-2 F8 ① X 0-0 1-H 2-H 3B				4	1	2	3	0	0	0
Mike Mordecai, R (1, 4) OBP: 0.294, SLG: 0.281		X 0-0 F8 ②		C B S X 1-2 1B 2B		X 0-0 F9 29 HBP 1B C F B B B S 3-3 K ③				4	1	2	0	0	1	3
29 John Smoltz, R (1, 1) OBP: 0.243, SLG: 0.257		X 0-0 1-H 2-H 2B		B X 1-0 F7 ②		F C H 1-2 1-2 HBP		C B C X 1-2 G3 ①		3	0	1	2	0	0	1
Mark Wohlers, R (9, 1)										0	0	0	0	0	0	0
Inning Stats	R: 0 E: 0 K: 0 S: 8 H: 0 LOB: 0 BB: 1 P: 15	R: 3 E: 0 K: 2 S: 11 H: 3 LOB: 1 BB: 0 P: 18	R: 2 E: 0 K: 0 S: 12 H: 2 LOB: 0 BB: 0 P: 22	R: 1 E: 0 K: 0 S: 11 H: 2 LOB: 1 BB: 0 P: 16	R: 0 E: 0 K: 1 S: 12 H: 0 LOB: 1 BB: 1 P: 22	R: 0 E: 0 K: 1 S: 12 H: 1 LOB: 2 BB: 0 P: 16	R: 2 E: 0 K: 1 S: 12 H: 2 LOB: 1 BB: 1 P: 22	R: 0 E: 0 K: 0 S: 8 H: 1 LOB: 1 BB: 0 P: 14	R: 0 E: 0 K: 0 S: 8 H: 1 LOB: 0 BB: 0 P: 13	1B: 6 2B: 4 3B: 1 HR: 1 SF: 0 SAC: 0 DP: 2 HBP: 2						

TOP

Atlanta Braves @ Colorado Rockies

Coors Field, Denver, CO

Sun Jun 09 1996, 3:33 AM MDT

Att. 48,036 - Sunny - 85 F

livebaseballscorecards.com

AB	37
R	8
H	12
RBI	8
BB	3
SO	5
LOB	18

WP: 0 PB: 0 SB: 1 CS: 0 PA: 42

PITCHER		IP	WLS	BF	H	R	ER	SO	BB	IBB	HBP	BLK	WP	HR	S	P	ERA	WHIP
Mark Thompson, R ERA: 6.11	(1, 1)	6.0	L	29	8	6	6	4	2	0	2	0	0	1	66	109	9.00	1.667
Ryan Hawblitzel, R ERA: 9.0	(7, 1)	2.0		10	3	2	2	1	1	0	0	0	0	0	20	36	9.00	2.000
Garvin Alston, R ERA: 11.57	(9, 1)	1.0		3	1	0	0	0	0	0	0	0	0	0	8	13	0.00	1.000

PITCHER		IP	WLS	BF	H	R	ER	SO	BB	IBB	HBP	BLK	WP	HR	S	P	ERA	WHIP

BOTTOM

Atlanta Braves @ Colorado Rockies

Coors Field, Denver, CO

Sun Jun 09 1996, 3:33 AM MDT

Att. 48,036 - Sunny - 85 F

livebaseballscorecards.com

Batter	1	2	3	4	5	6	7	8	9	AB	R	H	RBI	BB	SO	LOB
Eric Young Sr., R (1, 4) OBP: 0.436, SLG: 0.481	C C B X 1-2 CS S 1B		B C F X 1-2 ③ L5			F X 0-1 1B			C B X 1-1 PB 1B 1B	4	1	3	0	0	0	0
Ellis Burks, R (1, 7) OBP: 0.424, SLG: 0.603	B B C C B F F C 3-3 ① K 1-2			F F B F F F B F F F 2-3 S ① K		C B 1 SAFE B S S 2-3 ② K			B B S X 2-1 ① F7 1-2	4	0	0	0	0	3	3
John Vander Wal, L (1, 9) OBP: 0.368, SLG: 0.440	B F F F B B B 4-2 WP BB			B C X 1-1 ② G3-1		C F S 0-3 ③ K			B F C X 1-2 2-H HR 1B	3	1	1	1	1	1	1
Larry Walker, L (1, 8) OBP: 0.354, SLG: 0.586 Trenidad Hubbard, R (7, 8) OBP: 0.267, SLG: 0.429	C C B B S 2-3 ②③ K 1-2 2-3			F X 0-1 1B			C C C 0-3 ① K		B C X 1-1 1-H HR	2 2	0 1	1 1	0 2	0 0	1 1	2 0
Andres Galarraga, R (1, 3) OBP: 0.344, SLG: 0.562		S S F F F B X 1-2 ① G3-1		B S B S B S 3-3 ③ K			F B S B B F B 4-2 G6-4-3 BB		B S F B X 2-2 WP 1B	3	0	1	0	1	1	1
Vinny Castilla, R (1, 5) OBP: 0.337, SLG: 0.446		B F B S F S F X 2-2 ② G6-3			C X 0-1 G6-4-3 1B		B X 1-0 ②③ G6-4-3 1-2f		S F X 0-2 ② P3	4	0	1	0	0	0	2
Jeff Reed, L (1, 2) OBP: 0.351, SLG: 0.443		F C B X 1-2 ③ G4-3			C X 0-1 ①② G6-4-3 1-2f			C F S 0-3 ① K	B B C B B 4-1 1-2 BB	3	0	0	0	1	1	1
Walt Weiss, S (1, 6) OBP: 0.414, SLG: 0.361 Garvin Alston, R (9, 1) Dante Bichette, R (9, PH) OBP: 0.377, SLG: 0.517			C B C X 1-2 ① G3-1		F C B S 1-3 ③ K			B C C F X 1-2 ② G3-1	C C S 0-3 ③ K	3 0 1	0 0 0	0 0 0	0 0 0	0 0 1	1 0 1	0 0 2
Mark Thompson, R (1, 1) OBP: 0.167, SLG: 0.222 Quinton McCracken, S (6, PH) OBP: 0.259, SLG: 0.255 Ryan Hawblitzel, R (7, 1) Jason Bates, S (8, PH) OBP: 0.299, SLG: 0.286 (9, 6)			C F S 0-3 ② K			B C X 1-1 ① G5-3		C C X 0-2 ③ G3-1		1 1 0 1	0 0 0 0	0 0 0 0	0 0 0 0	0 0 0 0	1 0 0 0	0 0 0 0

	AB	32
	R	3
	H	8
	RBI	3
	BB	3
	SO	11
	LOB	12

Inning Stats	1	2	3	4	5	6	7	8	9	1B: 7	SF: 0	WP: 2	PA: 35
	R: 0 E: 0 K: 2 S: 13	H: 1 LOB: 1 BB: 1 P: 23	R: 0 E: 0 K: 0 S: 13	H: 0 LOB: 0 BB: 0 P: 17	R: 0 E: 0 K: 1 S: 9	H: 0 LOB: 0 BB: 0 P: 11	R: 0 E: 0 K: 2 S: 15	H: 1 LOB: 1 BB: 0 P: 21	R: 0 E: 0 K: 1 S: 7	H: 1 LOB: 0 BB: 0 P: 8	R: 0 E: 0 K: 2 S: 10	H: 1 LOB: 1 BB: 0 P: 13	R: 0 E: 0 K: 1 S: 7	H: 0 LOB: 0 BB: 1 P: 12	R: 0 E: 0 K: 1 S: 10	H: 0 LOB: 0 BB: 0 P: 11	R: 3 E: 0 K: 1 S: 19	H: 4 LOB: 2 BB: 1 P: 30	2B: 0 3B: 0 HR: 1	SAC: 0 DP: 2 HBP: 0	PB: 1 SB: 1 CS: 1	

PITCHER		IP	WLS	BF	H	R	ER	SO	BB	IBB	HBP	BLK	WP	HR	S	P	ERA	WHIP
29 John Smoltz, R ERA: 2.54	(1, 1)	8.1	W	31	7	3	3	10	2	0	0	0	1	1	93	130	3.24	1.080
Mark Wohlers, R ERA: 2.51	(9, 1)	0.2		4	1	0	0	1	1	0	0	0	1	0	10	16	0.00	3.000

PITCHER	IP	WLS	BF	H	R	ER	SO	BB	IBB	HBP	BLK	WP	HR	S	P	ERA	WHIP

Atlanta Braves @ New York Mets

Shea Stadium, Flushing, NY

Mon Jun 10 1996, 7:05 PM EDT

Att. 17,439 - Unknown - 72 F

TOP

livebaseballscorecards.com

Batter	1	2	3	4	5	6	7	8	9	AB	R	H	RBI	BB	SO	LOB
Marquis Grissom, R (1, 8) OBP: 0.330, SLG: 0.449	G4-3		10 FC4-6 1B 1B		F7		F8-4 1B		10 2B HR 1B	5	1	3	0	0	0	1
Dwight Smith, L (1, 9) OBP: 0.300, SLG: 0.275	F8		10 FC4-6 1-2 1B		2-1 2-3 1B		F8-4 1-2		F7	5	0	2	0	0	0	2
10 Chipper Jones, S (1, 5) OBP: 0.375, SLG: 0.517	BB		FC4-6 1-2f 2-3		P6		L8		HR 1-3 2B	4	1	1	0	1	0	4
Fred McGriff, L (1, 3) OBP: 0.404, SLG: 0.618	F7		F8		K			1B 1B FC 1B	HR 2-H 3-H	5	1	2	3	0	1	5
Ryan Klesko, L (1, 7) OBP: 0.376, SLG: 0.633		G4-6-3 BB		K	G4-3			F7	G6-3	4	0	0	0	1	1	1
Jeff Blauser, R (1, 6) OBP: 0.355, SLG: 0.478		G4-6-3 1-2 1B		G5-3 1B	1B 1B			FC 1B 1-2 1B	1B	5	0	5	0	0	0	0
Eddie Pérez, R (1, 2) OBP: 0.390, SLG: 0.589		G4-6-3 1-2f 2-3		G5-3 1-2			1-3 1B	FC 1-2 2-3 1B	K	5	0	2	0	0	1	4
Mike Mordecai, R (1, 4) OBP: 0.263, SLG: 0.250		K		G5-3		K		K		4	0	0	0	0	3	7
Steve Avery, L (1, 1) OBP: 0.216, SLG: 0.333			K		1B 2B	K		FC 1-2 2-3 3-H		2	0	1	0	0	1	0
Tyler Houston, L (6, PH) OBP: 0.304, SLG: 0.591										1	0	0	0	0	1	2
Mike Bielecki, R (6, 1)										0	0	0	0	0	0	0
Javy Lopez, R (8, PH) OBP: 0.327, SLG: 0.492										1	0	0	0	0	0	3
Pedro Borbon, R (8, 1)										0	0	0	0	0	0	0
Terrell Wade, L (8, 1)										0	0	0	0	0	0	0
Inning Stats	R: 0 E: 0 K: 0 S: 10 H: 0 LOB: 1 BB: 1 P: 19	R: 0 E: 0 K: 1 S: 11 H: 1 LOB: 1 BB: 1 P: 17	R: 0 E: 0 K: 1 S: 13 H: 2 LOB: 2 BB: 0 P: 19	R: 0 E: 0 K: 1 S: 6 H: 1 LOB: 1 BB: 0 P: 9	R: 0 E: 0 K: 1 S: 12 H: 2 LOB: 2 BB: 0 P: 19	R: 0 E: 0 K: 2 S: 10 H: 2 LOB: 2 BB: 0 P: 13	R: 0 E: 0 K: 0 S: 6 H: 1 LOB: 0 BB: 0 P: 10	R: 0 E: 0 K: 1 S: 12 H: 3 LOB: 3 BB: 0 P: 14	R: 3 E: 0 K: 1 S: 17 H: 4 LOB: 1 BB: 0 P: 25	1B: 13 2B: 3 3B: 0 HR: 1 SF: 0 SAC: 0 DP: 2 HBP: 0						

	AB	41
	R	3
	H	16
	RBI	3
	BB	2
	SO	8
	LOB	29

WP: 0 PB: 0 SB: 0 CS: 0 PA: 43

PITCHER		IP	WLS	BF	H	R	ER	SO	BB	IBB	HBP	BLK	WP	HR	S	P	ERA	WHIP
Bobby Jones, R ERA: 4.5	(1, 1)	7.1	W	34	12	0	0	6	2	0	0	0	0	0	73	111	0.00	1.909
Dave Mlicki, R ERA: 3.99	(8, 1)	1.2		9	4	3	3	3	0	0	0	0	0	1	24	34	16.20	2.400

PITCHER		IP	WLS	BF	H	R	ER	SO	BB	IBB	HBP	BLK	WP	HR	S	P	ERA	WHIP

Atlanta Braves @ New York Mets

Shea Stadium, Flushing, NY

Mon Jun 10 1996, 7:05 PM EDT

Att. 17,439 - Unknown - 72 F

livebaseballscorecards.com

BOTTOM

Batter	1	2	3	4	5	6	7	8	9	AB	R	H	RBI	BB	SO	LOB
Lance Johnson, L (1, 8) OBP: 0.327, SLG: 0.422	G4-3		2-2 1B 1B	0-1 FC5-4 WP HBP 1-2f		3-1 G6-3		1-1 3B 1-3 1B		5	2	2	0	0	0	1
Jose Vizcaino, S (1, 4) OBP: 0.400, SLG: 0.438 Edgardo Alfonzo, R (4, PR) OBP: 0.261, SLG: 0.256 (5, 4)	F7		0-0 1B 1-2 HR 1B	1-0 1-2 HBP		1-1 1B		3-2 2-H 3-H 3B		2 2	1 0	1 2	0 2	0 0	0 0	0 0
Bernard Gilkey, R (1, 7) OBP: 0.376, SLG: 0.551	G6-3		P6	F9 2-3		F9		G6-3		5	0	0	0	0	0	6
Jeff Kent, R (1, 5) OBP: 0.314, SLG: 0.393 Tim Bogar, R (9, 5) OBP: 0.250, SLG: 0.176		F8	2-0 1-2 2-H HR 1B		1-1 1B 3B		F7	L6		5 0	2 0	2 0	1 0	0 0	0 0	1 0
Todd Hundley, S (1, 2) OBP: 0.368, SLG: 0.592		1-1 2B 1B	0-0 1-H 2-H HR		0-2 BB 3-H 1B		1-2 HR			4	2	4	5	0	0	0
Chris Jones, R (1, 9) OBP: 0.307, SLG: 0.420		0-0 L9	0-2 G6-3		4-2 1-2 BB		3-2 F9			3	0	0	0	1	0	1
Butch Huskey, R (1, 3) OBP: 0.287, SLG: 0.378 Rico Brogna, L (7, 3) OBP: 0.317, SLG: 0.449		3-1 1-3 2B	1-3 K		1-0 F9		0-0 G4-3			3 1	0 0	1 0	0 0	0 0	1 0	1 0
Rey Ordonez, R (1, 6) OBP: 0.330, SLG: 0.354		4-0 IBB		0-1 L5	2-3 K			1-0 1B 3B 1B		3	1	1	0	1	1	1
Bobby Jones, R (1, 1) OBP: 0.040, SLG: 0.040 Dave Mlicki, R (8, 1)		1-3 K		0-0 FC5-4 1B		2-2 F9		0-0 P3		3 1	0 0	1 0	0 0	0 0	1 0	3 1
Inning Stats	R: 0 E: 0 K: 0 S: 5 H: 0 LOB: 0 BB: 0 P: 9	R: 0 E: 0 K: 1 S: 10 H: 2 LOB: 3 BB: 1 P: 19	R: 4 E: 0 K: 1 S: 14 H: 4 LOB: 0 BB: 0 P: 20	R: 0 E: 0 K: 0 S: 8 H: 1 LOB: 2 BB: 0 P: 11	R: 1 E: 0 K: 1 S: 11 H: 2 LOB: 1 BB: 1 P: 19	R: 0 E: 0 K: 0 S: 8 H: 1 LOB: 1 BB: 0 P: 15	R: 1 E: 0 K: 0 S: 10 H: 1 LOB: 0 BB: 0 P: 16	R: 2 E: 0 K: 0 S: 16 H: 3 LOB: 1 BB: 0 P: 23		1B: 9 2B: 1 3B: 2 HR: 2	SF: 0 SAC: 0 DP: 0 HBP: 1			WP: 1 PB: 0 SB: 0 CS: 0	PA: 40		

	AB	37
	R	8
	H	14
	RBI	8
	BB	2
	SO	3
	LOB	15

PITCHER		IP	WLS	BF	H	R	ER	SO	BB	IBB	HBP	BLK	WP	HR	S	P	ERA	WHIP
Steve Avery, L ERA: 3.29	(1, 1)	5.0	L	26	9	5	5	3	1	1	1	0	1	1	48	78	9.00	2.000
Mike Bielecki, R ERA: 4.26	(6, 1)	2.0		8	2	1	1	0	0	0	0	0	0	1	18	31	4.50	1.000
Pedro Borbon, L ERA: 4.35	(8, 1)	0.1		4	3	2	2	0	0	0	0	0	0	0	12	17	54.00	9.000
Terrell Wade, L ERA: 1.59	(8, 1)	0.2		2	0	0	0	0	0	0	0	0	0	0	4	6	0.00	0.000

PITCHER	IP	WLS	BF	H	R	ER	SO	BB	IBB	HBP	BLK	WP	HR	S	P	ERA	WHIP

Batter	1	2	3	4	5	6	7	8	9	10	11	12	13	AB	R	H	RBI	BB	SO	LOB
Marquis Grissom, R (1, 8) OBP: 0.326, SLG: 0.442	F X 0-1 G6-3 ①			X 0-0 F9 ①		F B X 1-1 L8 ①		B B X 2-0 10 E 10 S 10 SF7 1B		F B F C 1-3 K ②		X 0-0 G5-3 ②		6	1	1	0	0	1	0
Dwight Smith, L (1, 9) OBP: 0.287, SLG: 0.262 Greg McMichael, R (8, 1) Danny Bautista, R (10, PH) OBP: 0.325, SLG: 0.352 (10, 7)	X 0-0 L7 ②			C F B B X 2-2 F6 ②		B X 1-0 G4-3 ②		C F T B S 1-3 K ①		F X 0-1 BB 10 BB 1B		S F B B F B F X 3-2 L8 ③		4 0 2	0 0 0	0 0 1	0 0 0	0 0 0	1 0 0	1 0 0
10 Chipper Jones, S (1, 5) OBP: 0.381, SLG: 0.523	B B C X 2-1 G3-1 ③			B B C B F F F F B BB HR BB		B X 1-0 1B		B B X 2-0 SF7 1-H ②		1 SAFE B 1 SAFE 1 B B B 4-0 BB 1-2 BB			X 0-0 1B SF7 2B	3	2	2	1	2	0	0
Fred McGriff, L (1, 3) OBP: 0.407, SLG: 0.624		X 0-0 F8 ①		X 0-0 1-H HR		S B B F X 2-2 F8 ③		X 0-0 F9 ③		C B B C B B 4-2 1-2 2-3 BB			I I I 4-0 1B IBB	4	1	1	2	2	0	1
Ryan Klesko, L (1, 7) OBP: 0.368, SLG: 0.618 Mark Wohlers, R (10, 1) Brad Clontz, R (11, 1) Pedro Borbon, R (11, 1) Tom Glavine, L (13, PH) OBP: 0.367, SLG: 0.370 Terrell Wade, L (13, 1)		X 0-0 L8 ②		B C B F B F F X 3-2 F7 ③			F S B X 1-2 G4-3 ①		S C S 0-3 K ①	X 0-0 F6 ③			B X 1-0 1-2 2-3 1B	5 0 0 0 1 0	0 0 0 0 0 0	0 0 0 0 1 0	0 0 0 0 0 0	1 0 0 0 0 0	3 0 0 0 0 0	
Javy Lopez, R (1, 2) OBP: 0.326, SLG: 0.492 Tony Graffanino, R (9, PR) OBP: 0.255, SLG: 0.244 (9, 4)		C B X 1-1 G4-3 ③	C B F B B X 3-2 G5-3 ①				F B T S 1-3 K ②		C S B B F F X 2-2 WP 2B		S F B C 1-3 K ①		X 0-0 3-H SF7 ①	4 1	0 0	1 0	0 1	0 0	1 1	0 0
Jeff Blauser, R (1, 6) OBP: 0.354, SLG: 0.470			B X 1-0 F9 ①		F S F B B B X 2-2 1B		F B B B F B B B 4-2 1B BB		C B F F B D X 3-2 G5-3 2-3 ②		C B C S S 1-3 K2-3 ②		F C C 0-3 K ②	5	0	1	0	1	2	3
Mike Mordecai, R (1, 4) OBP: 0.268, SLG: 0.256 Rafael Belliard, R (7, 4) OBP: 0.159, SLG: 0.177 Tyler Houston, L (9, PH) OBP: 0.292, SLG: 0.565 Eddie Pérez, R (9, 2) OBP: 0.377, SLG: 0.569			B X 1-0 G6-3 ②		F F F B F X 1-2 F8 ②		B S T X 1-2 S 1-3 1B		C B T C 1-3 K ③		C S S 0-3 K ③		X 0-0 L8 ③	3 0 1 2	0 0 0 0	1 0 0 0	0 0 0 0	0 0 1 1	0 0 2 2	1 0 2 2
Jason Schmidt, R (1, 1) Jermaine Dye, R (8, 9) OBP: 0.313, SLG: 0.594			B X 1-0 F9 ③		S S X 0-2 P6 ③		C S B X 1-2 G1-3 1-2 ③			B S T S 1-3 K ①		C B S B S 2-3 K ①		3 2	0 0	0 0	0 0	0 2	0 0	3 0
Inning Stats	R: 0 E: 0 K: 0 S: 5 H: 0 LOB: 0 BB: 0 P: 7	R: 0 E: 0 K: 0 S: 4 H: 0 LOB: 0 BB: 0 P: 5	R: 0 E: 0 K: 0 S: 3 H: 0 LOB: 0 BB: 0 P: 6	R: 2 E: 0 K: 0 S: 15 H: 1 LOB: 0 BB: 1 P: 24	R: 0 E: 0 K: 0 S: 15 H: 1 LOB: 1 BB: 0 P: 21	R: 0 E: 0 K: 0 S: 7 H: 1 LOB: 1 BB: 0 P: 12	R: 0 E: 0 K: 1 S: 14 H: 1 LOB: 2 BB: 1 P: 22	R: 1 E: 0 K: 1 S: 7 H: 1 LOB: 0 BB: 0 P: 12	R: 0 E: 0 K: 2 S: 15 H: 1 LOB: 2 BB: 0 P: 21	R: 0 E: 0 K: 2 S: 11 H: 1 LOB: 3 BB: 2 P: 21	R: 0 E: 0 K: 3 S: 9 H: 0 LOB: 0 BB: 0 P: 11	R: 0 E: 0 K: 1 S: 9 H: 0 LOB: 0 BB: 0 P: 14	R: 1 E: 0 K: 1 S: 7 H: 2 LOB: 2 BB: 1 P: 12	1B: 6 2B: 2 3B: 0 HR: 1	SF: 2 SAC: 0 DP: 0 HBP: 0	WP: 1 PB: 0 SB: 2 CS: 0	PA: 53		

PITCHER		IP	WLS	BF	H	R	ER	SO	BB	IBB	HBP	BLK	WP	HR	S	P	ERA	WHIP
Pete Harnisch, R ERA: 4.77	(1, 1)	7.0		27	4	2	2	1	2	0	0	0	0	1	63	97	2.57	0.857
Doug Henry, R ERA: 4.41	(8, 1)	2.0		8	2	1	0	3	0	0	0	0	1	0	22	33	0.00	1.000
John Franco, L ERA: 2.66	(10, 1)	2.0		9	1	0	0	5	2	0	0	0	0	0	20	32	0.00	1.500
Paul Byrd, R ERA: 4.5	(12, 1)	2.0	L	9	2	1	1	2	0	1	0	0	0	0	16	26	4.50	1.000

PITCHER	IP	WLS	BF	H	R	ER	SO	BB	IBB	HBP	BLK	WP	HR	S	P	ERA	WHIP

TOP

Atlanta Braves @ New York Mets

Shea Stadium, Flushing, NY

Tue Jun 11 1996, 7:05 PM EDT

Att. 19,256 - Unknown - 73 F

livebaseballscorecards.com

AB	46
R	4
H	9
RBI	4
BB	5
SO	11
LOB	16

Atlanta Braves @ New York Mets

Shea Stadium, Flushing, NY

Tue Jun 11 1996, 7:05 PM EDT

Att. 19,256 - Unknown - 73 F

livebaseballscorecards.com

BOTTOM

Batter	1	2	3	4	5	6	7	8	9	10	11	12	13	AB	R	H	RBI	BB	SO	LOB
Lance Johnson, L (1, 8) OBP: 0.335, SLG: 0.433	0-0 1B S SF8 1B		1-1 P6		2-2 G6-3 2-3		1 SAFE 0-0 1-H SF9 3B		0-0 FC3-6 1B		4-0 IBB			5	2	3	1	1	0	1
Edgardo Alfonzo, R (1, 4) OBP: 0.272, SLG: 0.271 Doug Henry, R (8, 1) Carl Everett, S (9, PH) OBP: 0.288, SLG: 0.196 John Franco, L (10, 1) Brent Mayne, L (11, PH) OBP: 0.340, SLG: 0.357 Paul Byrd, R (12, 1)	1 SAFE 2-1 1-3 FC6 1B		2-1 G6-4-3 1B		1-3 K		2-2 SF9 3-H		1 SAFE 1 SAFE 0-1 FC3-6 1-2f FC6-4		2-3 K			3	0	2	1	0	1	1
														0	0	0	0	0	0	0
														1	0	0	0	0	0	1
														0	0	0	0	0	0	0
														1	0	0	0	0	1	2
														0	0	0	0	0	0	0
Bernard Gilkey, R (1, 7) OBP: 0.368, SLG: 0.539	0-1 SF8 3-H		0-0 G6-4-3 1-2f			0-0 G5-3	0-0 L3		0-0 FC6-4 1-2f			1-1 L7		5	0	0	1	0	0	3
Todd Hundley, S (1, 2) OBP: 0.362, SLG: 0.584	2-2 P3			1-0 L3-6 2B		3-2 G3-1		1-1 G4-3		2-1 G6-3		1-2 F9		6	0	1	0	0	0	1
Jeff Kent, R (1, 5) OBP: 0.314, SLG: 0.392	1 SAFE 0-2 FC6 1-2f			1-3 K		0-2 1B 1B		2-3 K		2-1 G6-3		0-1 1B		6	0	2	0	0	2	2
Rico Brogna, L (1, 3) OBP: 0.328, SLG: 0.454		2-2 FC6-4 1B		4-0 BB		0-0 1-3 1B		0-1 1B WP 1B		1-3 K		0-3 K2-3		5	0	3	0	1	2	1
Butch Huskey, R (1, 9) OBP: 0.282, SLG: 0.371 Chris Jones, R (8, 9) OBP: 0.308, SLG: 0.417		3-3 K		0-0 L3-6 2-2		0-0 P4		1 SAFE 2-2 1-3 1B			3-2 G5-3		2-3 K	3	0	0	0	0	1	5
														3	0	1	0	0	1	0
Rey Ordonez, R (1, 6) OBP: 0.321, SLG: 0.343	1 SAFE 0-1 F8				0-0 F8		1-1 F9	2-1 G4-3			0-2 F8		2-1 F9	6	0	0	0	0	0	3
Pete Harnisch, S (1, 1) OBP: 0.053, SLG: 0.105 Roberto Petagine, L (7, PH) OBP: 0.185, SLG: 0.192 Tim Bogar, R (7, PR) OBP: 0.261, SLG: 0.250 (8, 4)	1-0 FC6-4 1-2f				1-2 G6-3 2B		4-1 3B BB		1-2 G5-3		1-0 2B		2-3 K2-3	2	0	1	0	0	0	1
														0	0	0	0	1	0	0
														3	1	1	0	0	1	0
Inning Stats	R: 1 H: 2 E: 0 LOB: 1 K: 0 BB: 0 S: 11 P: 15	R: 0 H: 1 E: 0 LOB: 1 K: 1 BB: 0 S: 11 P: 17	R: 0 H: 1 E: 0 LOB: 0 K: 0 BB: 0 S: 5 P: 8	R: 0 H: 1 E: 0 LOB: 1 K: 1 BB: 1 S: 5 P: 11	R: 0 H: 1 E: 0 LOB: 1 K: 1 BB: 1 S: 11 P: 15	R: 0 H: 2 E: 0 LOB: 2 K: 0 BB: 0 S: 11 P: 14	R: 2 H: 1 E: 0 LOB: 1 K: 0 BB: 1 S: 9 P: 16	R: 0 H: 2 E: 0 LOB: 2 K: 0 BB: 0 S: 12 P: 19	R: 0 H: 1 E: 0 LOB: 1 K: 0 BB: 0 S: 7 P: 8	R: 0 H: 0 E: 0 LOB: 0 K: 1 BB: 0 S: 7 P: 12	R: 0 H: 1 E: 0 LOB: 2 K: 1 BB: 1 S: 10 P: 20	R: 0 H: 1 E: 0 LOB: 1 K: 1 BB: 0 S: 11 P: 13	R: 0 H: 0 E: 0 LOB: 0 K: 2 BB: 0 S: 9 P: 15							

AB	49
R	3
H	14
RBI	3
BB	3
SO	9
LOB	21

1B: 10	SF: 2
2B: 4	SAC: 0
3B: 1	DP: 2
HR: 0	HBP: 0

WP: 1 PA: 54
PB: 0
SB: 1
CS: 0

PITCHER		IP	WLS	BF	H	R	ER	SO	BB	IBB	HBP	BLK	WP	HR	S	P	ERA	WHIP
Jason Schmidt, R ERA: 6.54	(1, 1)	7.0		30	9	3	3	3	2	0	0	0	0	0	63	96	3.86	1.571
Greg McMichael, R ERA: 3.79	(8, 1)	2.0		9	3	0	0	1	0	0	0	0	1	0	19	27	0.00	1.500
Mark Wohlers, R ERA: 2.43	(10, 1)	1.0		3	0	0	0	1	0	0	0	0	0	0	7	12	0.00	0.000
Brad Clontz, R ERA: 4.88	(11, 1)	0.2		4	1	0	0	0	0	1	0	0	0	0	7	15	0.00	1.500
Pedro Borbon, L ERA: 3.86	(11, 1)	1.1	W	5	1	0	0	2	0	0	0	0	0	0	14	18	0.00	0.750

PITCHER		IP	WLS	BF	H	R	ER	SO	BB	IBB	HBP	BLK	WP	HR	S	P	ERA	WHIP
Terrell Wade, L ERA: 1.5	(13, 1)	1.0	S	3	0	0	0	2	0	0	0	0	0	0	9	15	0.00	0.000

Batter	1	2	3	4	5	6	7	8	9	AB	R	H	RBI	BB	SO	LOB
Marquis Grissom, R (1, 8) OBP: 0.325, SLG: 0.443	C C X 0-2 ① G4-3		B F F S 1-3 ② K			C B C B F X 2-2 ① G6-3		X 0-0 G3-1 1-3 2B		4	0	1	0	0	1	1
Dwight Smith, L (1, 9) OBP: 0.286, SLG: 0.273	C B F F B B F X 3-2 ② F8		X 0-0 ③ G1-3			B C C F F F B X 2-2 10 F9 WP 2B		F X 0-1 ② G3-1 2-3 3-H		4	1	1	1	0	0	2
10 Chipper Jones, S (1, 5) OBP: 0.387, SLG: 0.525	F F F B B X 2-2 1B			X 0-0 G1-4-6-3 1B		F C B B F F X 2-2 ② F9 2-3		B B B 4-0 BB		3	0	2	0	1	0	1
Fred McGriff, L (1, 3) OBP: 0.401, SLG: 0.614	B F B B F X 2-2 ③ F8			X 0-0 ① ② G1-4-6-3 1-2f		C B F C 1-3 ③ K 3-H		X 0-0 ③ L7		4	0	0	0	0	1	4
Ryan Klesko, L (1, 7) OBP: 0.362, SLG: 0.606		C B S S 1-3 ① K		S B F B S 2-3 ③ K			B F F X 1-2 ① G4-3		C B C B B X 3-2 ① P5	4	0	0	0	0	2	0
Javy Lopez, R (1, 2) OBP: 0.324, SLG: 0.488 Rafael Belliard, R (9, PR) OBP: 0.159, SLG: 0.177		C X 0-1 ② G4-3			B F B S 2-3 ① K		X 0-0 ② F9		X 0-0 1B	4 0	0 0	1 0	0 0	0 0	1 0	0 0
Jeff Blauser, R (1, 6) OBP: 0.347, SLG: 0.458		C C B F C 1-3 ③ K			F B X 1-1 ② G4-3		B C C S 1-3 ③ K		C S D X 1-2 ② L3	4	0	0	0	0	2	1
Tony Graffanino, R (1, 4) OBP: 0.265, SLG: 0.256 Mike Mordecai, R (8, PH) OBP: 0.279, SLG: 0.268 (8, 4)			C C F S 0-3 ① K		X 0-0 1B			B X 1-0 2B G3-1 1B	S D C S 1-3 ③ K	2 2	0 1	1 1	0 0	0 0	1 1	0 1
Greg Maddux, R (1, 1) OBP: 0.182, SLG: 0.129 Tyler Houston, L (8, PH) OBP: 0.280, SLG: 0.542 Brad Clontz, R (8, 1)			C F B B B X 3-2 1B		B S X 1-1 ③ B1-3			F C B F F C 1-3 ① K		2 1 0	0 0 0	1 0 0	0 0 0	0 0 0	0 1 0	1 1 0
Inning Stats	R: 0 H: 1 E: 0 LOB: 1 K: 0 BB: 0 S: 15 P: 22	R: 0 H: 0 E: 0 LOB: 0 K: 2 BB: 0 S: 9 P: 11	R: 0 H: 1 E: 0 LOB: 1 K: 2 BB: 0 S: 11 P: 15	R: 0 H: 1 E: 0 LOB: 0 K: 1 BB: 0 S: 5 P: 7	R: 0 H: 1 E: 0 LOB: 1 K: 1 BB: 0 S: 8 P: 12	R: 1 H: 1 E: 0 LOB: 0 K: 1 BB: 0 S: 18 P: 25	R: 0 H: 0 E: 0 LOB: 0 K: 1 BB: 0 S: 7 P: 9	R: 1 H: 2 E: 0 LOB: 2 K: 1 BB: 1 S: 10 P: 16	R: 0 H: 1 E: 0 LOB: 1 K: 1 BB: 0 S: 10 P: 15	1B: 6 SF: 0 2B: 2 SAC: 0 3B: 0 DP: 1 HR: 0 HBP: 0						

TOP

Atlanta Braves @ New York Mets

Shea Stadium, Flushing, NY

Wed Jun 12 1996, 7:05 PM EDT

Att. 18,896 - Unknown - 78 F

livebaseballscorecards.com

AB	34
R	2
H	8
RBI	1
BB	1
SO	10
LOB	12

WP: 1 PA: 35
PB: 0
SB: 0
CS: 0

PITCHER		IP	WLS	BF	H	R	ER	SO	BB	IBB	HBP	BLK	WP	HR	S	P	ERA	WHIP
Mark Clark, R ERA: 3.01	(1, 1)	8.0	W	31	7	2	2	9	1	0	0	0	1	0	83	117	2.25	1.000
John Franco, L ERA: 2.53	(9, 1)	1.0	S	4	1	0	0	1	0	0	0	0	0	0	10	15	0.00	1.000

PITCHER	IP	WLS	BF	H	R	ER	SO	BB	IBB	HBP	BLK	WP	HR	S	P	ERA	WHIP

Atlanta Braves @ New York Mets

Shea Stadium, Flushing, NY

Wed Jun 12 1996, 7:05 PM EDT

Att. 18,896 - Unknown - 78 F

BOTTOM

livebaseballscorecards.com

Batter	1	2	3	4	5	6	7	8	9	AB	R	H	RBI	BB	SO	LOB
Lance Johnson, L (1, 8) OBP: 0.333, SLG: 0.430	C F B C 1-3 ① K		F X 0-1 ① G3		X 0-0 E 1B 1B	S B X 1-1 ③ F9				4	1	1	0	0	1	2
Edgardo Alfonzo, R (1, 4) OBP: 0.271, SLG: 0.281	X 0-0 1B 2B		X 0-0 ② G6-3		1 SAFE C L 1 SAFE X 0-2 E4 1B 1-3		B X 1-0 ① G1-3			4	1	1	0	0	0	1
Bernard Gilkey, R (1, 7) OBP: 0.370, SLG: 0.538	C C B B X 2-2 G3-1 S 2-H 1B		X 0-0 ③ G6-3		B X 1-0 G5-4-3 1-2 3-H 1B		C S C 0-3 ② K			4	0	2	2	0	1	0
Todd Hundley, S (1, 2) OBP: 0.356, SLG: 0.573	1 SAFE B 1 B F C B X 3-2 ② G3-1 1-3			B S C B B X 3-2 ① G4-3	C B B F C 2-3 ① K		S C X 0-2 ③ G3-1			4	0	0	0	0	1	3
Jeff Kent, R (1, 5) OBP: 0.313, SLG: 0.394	C F F X 0-2 ③ F8			X 0-0 K2-3 2B 2B	X 0-0 ②③ G5-4-3 1-2f			X 0-0 ① P4		4	1	1	0	0	0	3
Rico Brogna, L (1, 3) OBP: 0.332, SLG: 0.461 Tim Bogar, R (8, PR) OBP: 0.261, SLG: 0.250 (9, 3)		C X 0-1 FC6 1B		S F S 0-3 ② K2-3 2-3		C S X 0-2 ① G5-3		B F S F B F X 2-2 G6-3 2B		4 0	0 0	2 0	0 0	0 0	1 0	1 0
Butch Huskey, R (1, 9) OBP: 0.282, SLG: 0.376 Chris Jones, R (8, 9) OBP: 0.304, SLG: 0.411		C B 1 SAFE S T B X 2-2 ① F7		B S B X 2-1 3-H 2B		B S B X 2-0 ② G6-3		B X 1-0 ② G6-3 2-3		3 1	0 0	1 0	1 0	0 0	0 0	1 1
Rey Ordonez, R (1, 6) OBP: 0.324, SLG: 0.343		S F C 0-3 ② K		I I I 4-0 IBB		C X 0-1 E 1B		X 0-0 ③ G6-3		3	0	1	0	1	1	3
Mark Clark, R (1, 1) John Franco, L (9, 1)		C X 0-1 ③ FC6 1-2f		C C D X 1-2 ③ G1-3		S X 0-1 E6 1-2				3 0	0 0	0 0	0 0	0 0	0 0	4 0

	AB	34
	R	3
	H	9
	RBI	3
	BB	1
	SO	5
	LOB	19

Inning Stats	1	2	3	4	5	6	7	8	9
	R: 1 E: 0 K: 1 S: 14	H: 2 LOB: 1 BB: 0 P: 20	R: 0 E: 0 K: 1 S: 11	H: 1 LOB: 1 BB: 0 P: 13	R: 0 E: 0 K: 0 S: 4	H: 0 LOB: 0 BB: 0 P: 4	R: 1 E: 0 K: 1 S: 12	H: 2 LOB: 2 BB: 1 P: 22	R: 1 E: 1 K: 1 S: 9	H: 2 LOB: 1 BB: 0 P: 12	R: 0 E: 1 K: 0 S: 10	H: 1 LOB: 2 BB: 0 P: 13	R: 0 E: 0 K: 1 S: 7	H: 0 LOB: 0 BB: 0 P: 8	R: 0 E: 0 K: 0 S: 8	H: 1 LOB: 2 BB: 0 P: 11

	1B: 5	SF: 0	WP: 0	PA: 35
	2B: 4	SAC: 0	PB: 0	
	3B: 0	DP: 1	SB: 1	
	HR: 0	HBP: 0	CS: 0	

PITCHER		IP	WLS	BF	H	R	ER	SO	BB	IBB	HBP	BLK	WP	HR	S	P	ERA	WHIP
Greg Maddux, R ERA: 3.35	(1, 1)	7.0	L	31	8	3	2	5	0	1	0	0	0	0	67	92	2.57	1.143
Brad Clontz, R ERA: 4.73	(8, 1)	1.0		4	1	0	0	0	0	0	0	0	0	0	8	11	0.00	1.000

PITCHER	IP	WLS	BF	H	R	ER	SO	BB	IBB	HBP	BLK	WP	HR	S	P	ERA	WHIP

Batter	1	2	3	4	5	6	7	8	9	AB	R	H	RBI	BB	SO	LOB
Delino DeShields, L (1, 4) OBP: 0.292, SLG: 0.343	K		G4-3			F9 1B 2B 1B	HR 1B		G4-3	5	2	2	0	0	1	0
Roger Cedeno, S (1, 8) OBP: 0.344, SLG: 0.350	K		F9			1-2 2B 1B	1-H 2-H HR		F8	5	2	2	3	0	1	0
Raul Mondesi, R (1, 9) OBP: 0.289, SLG: 0.456	G4-3			F8		F9 2-3	S 1B			4	0	1	0	0	0	2
Eric Karros, R (1, 3) OBP: 0.306, SLG: 0.428		K		G6-3		1-H 3-H 1B 2B	K 1-2			4	1	1	2	0	2	1
Mike Blowers, R (1, 5) OBP: 0.315, SLG: 0.358		K		G6-3		2-H 1B	G6-3			4	0	1	1	0	1	1
Billy Ashley, R (1, 7) OBP: 0.309, SLG: 0.479		1B BB			K	P6		K2-3		2	0	0	0	1	1	1
Todd Hollandsworth, L (8, PH) OBP: 0.361, SLG: 0.379 (8, 7)										1	0	0	0	0	1	0
Tom Prince, R (1, 2) OBP: 0.333, SLG: 0.391		FC6-4 1-2 1B			2B	P3		K		4	0	2	0	0	1	1
Juan Castro, R (1, 6) OBP: 0.271, SLG: 0.262		FC6-4 1-2f			K		SH1-4 HR 1B	F8		4	1	1	0	0	1	3
Ismael Valdez, R (1, 1) OBP: 0.111, SLG: 0.077			P3		F9		SH1-4 1-2		K	2	0	0	0	0	0	1
Antonio Osuna, R (7, 1)										0	0	0	0	0	0	0
Scott Radinsky, L (8, 1)										0	0	0	0	0	0	0
Mike Busch, R (9, PH) OBP: 0.267, SLG: 0.393										1	0	0	0	0	1	0
Todd Worrell, R (9, 1)										0	0	0	0	0	0	0
Inning Stats	R: 0 E: 0 K: 2 S: 7 H: 0 LOB: 0 BB: 0 P: 7	R: 0 E: 0 K: 2 S: 8 H: 1 LOB: 2 BB: 1 P: 12	R: 0 E: 0 K: 0 S: 3 H: 0 LOB: 0 BB: 0 P: 3	R: 0 E: 0 K: 0 S: 3 H: 0 LOB: 0 BB: 0 P: 3	R: 0 E: 0 K: 2 S: 8 H: 1 LOB: 1 BB: 0 P: 8	R: 3 E: 0 K: 0 S: 7 H: 4 LOB: 1 BB: 0 P: 7	R: 3 E: 0 K: 1 S: 9 H: 4 LOB: 1 BB: 0 P: 9	R: 0 E: 0 K: 2 S: 7 H: 0 LOB: 0 BB: 0 P: 7	R: 0 E: 0 K: 1 S: 5 H: 0 LOB: 0 BB: 0 P: 5	1B: 7 2B: 2 3B: 0 HR: 1 SF: 0 SAC: 1 DP: 0 HBP: 0						

PITCHER		IP	WLS	BF	H	R	ER	SO	BB	IBB	HBP	BLK	WP	HR	S	P	ERA	WHIP
Tom Glavine, L ERA: 3.08	(1, 1)	6.1	L	29	9	6	6	6	1	0	0	0	0	1	40	44	8.53	1.579
Brad Clontz, R ERA: 4.64	(7, 1)	0.2		3	1	0	0	1	0	0	0	0	0	0	5	5	0.00	1.500
Greg McMichael, R ERA: 3.68	(8, 1)	1.0		3	0	0	0	2	0	0	0	0	0	0	7	7	0.00	0.000
Terrell Wade, L ERA: 1.42	(9, 1)	1.0		3	0	0	0	1	0	0	0	0	0	0	5	5	0.00	0.000

PITCHER	IP	WLS	BF	H	R	ER	SO	BB	IBB	HBP	BLK	WP	HR	S	P	ERA	WHIP

TOP

Los Angeles Dodgers @ Atlanta Braves

Atlanta-Fulton County Stadium, Atlanta, GA

Thu Jun 13 1996, 7:05 PM EDT
Att. 39,463 - Unknown - 82 F

livebaseballscorecards.com

AB	36
R	6
H	10
RBI	6
BB	1
SO	10
LOB	10

WP: 0 PB: 0 SB: 1 CS: 0 PA: 38

BOTTOM

Batter	1	2	3	4	5	6	7	8	9	AB	R	H	RBI	BB	SO	LOB
Marquis Grissom, R (1, 8) OBP: 0.328, SLG: 0.442	1B 10 1B 1B		G6-3		BBB 4-0 G3-4-3 BB		0-0 F3			3	1	1	0	1	0	0
Mark Lemke, S (1, 4) OBP: 0.383, SLG: 0.406	0-0 F7 10 1B 1-3 1B		0-0 HR		0-0 G3-4-3 1-2 2-3 3-H			BBBB 4-0 G4-3 BB		3	1	2	2	1	0	2
10 Chipper Jones, S (1, 5) OBP: 0.385, SLG: 0.521	0-0 G4-6-3 1-2 3-H 1B		0-0 F7		SSS 0-3 K			SSS 0-3 K		4	0	1	1	0	2	3
Fred McGriff, L (1, 3) OBP: 0.395, SLG: 0.605	0-0 F7 2-3			0-0 G3-1		0-0 L9		0-0 G4-3 1-2		4	0	0	0	0	0	3
Ryan Klesko, L (1, 7) OBP: 0.360, SLG: 0.600	0-0 G4-6-3 1-2f			0-0 G6-3-5 1B		0-0 F7		0-0 G4-3		4	0	1	0	0	0	3
Javy Lopez, R (1, 2) OBP: 0.323, SLG: 0.483		0-0 E5 G1-6-3		0-0 G6-3-5 1-2f		0-0 1B			0-0 G6-3	4	0	1	0	0	0	1
Danny Bautista, R (1, 9) OBP: 0.321, SLG: 0.347		0-0 G1-6-3 1-2f			0-0 SH1-4 1B G3-4-3 1B	0-0 L1			0-0 G6-3	4	1	1	0	0	0	2
Rafael Belliard, R (1, 6) OBP: 0.167, SLG: 0.185 Mike Mordecai, R (7, PH) OBP: 0.289, SLG: 0.302 (8, 6)		0-0 P3			0-0 G3-4-3 SH1-4 1-2 1B		0-0 G4-3		0-0 2B	2 2	0 0	1 1	0 0	0 0	0 0	0 0
Tom Glavine, L (1, 1) OBP: 0.355, SLG: 0.357 Brad Clontz, R (7, 1) Tyler Houston, L (7, PH) OBP: 0.269, SLG: 0.520 Greg McMichael, R (8, 1) Terrell Wade, L (9, 1) Dwight Smith, L (9, PH) OBP: 0.283, SLG: 0.270			0-0 G6-3		0-0 SH1-4 1-2 2-3		SSS 0-3 K		0-0 G6-3	1 0 1 0 0 0	0 0 0 0 0 1	0 0 0 0 0 0	0 0 0 0 0 0	0 0 0 0 0 0	0 0 1 0 0 0	0 0 0 0 0 1
Inning Stats	R: 1 E: 0 K: 0 S: 5 H: 3 LOB: 1 BB: 0 P: 5	R: 0 E: 1 K: 0 S: 3 H: 0 LOB: 0 BB: 0 P: 3	R: 1 E: 0 K: 0 S: 4 H: 1 LOB: 0 BB: 0 P: 4	R: 0 E: 0 K: 0 S: 3 H: 1 LOB: 0 BB: 0 P: 3	R: 1 E: 0 K: 1 S: 7 H: 2 LOB: 2 BB: 1 P: 11	R: 0 E: 0 K: 0 S: 4 H: 1 LOB: 1 BB: 0 P: 4	R: 0 E: 0 K: 1 S: 5 H: 0 LOB: 0 BB: 0 P: 5	R: 0 E: 0 K: 1 S: 5 H: 0 LOB: 1 BB: 1 P: 9	R: 0 E: 0 K: 0 S: 4 H: 1 LOB: 1 BB: 0 P: 4	1B: 7 2B: 2 3B: 0 HR: 1	SF: 0 SAC: 1 DP: 3 HBP: 0			WP: 0 PB: 0 SB: 0 CS: 0	PA: 36	

PITCHER		IP	WLS	BF	H	R	ER	SO	BB	IBB	HBP	BLK	WP	HR	S	P	ERA	WHIP
Ismael Valdez, R ERA: 2.93	(1, 1)	6.0	W	25	8	3	3	1	1	0	0	0	0	1	26	30	4.50	1.500
Antonio Osuna, R ERA: 1.43	(7, 1)	1.0		3	0	0	0	1	0	0	0	0	0	0	5	5	0.00	0.000
Scott Radinsky, L ERA: 0.5	(8, 1)	1.0		4	0	0	0	1	1	0	0	0	0	0	5	9	0.00	1.000
Todd Worrell, R ERA: 2.89	(9, 1)	1.0	S	4	1	0	0	0	0	0	0	0	0	0	4	4	0.00	1.000

PITCHER	IP	WLS	BF	H	R	ER	SO	BB	IBB	HBP	BLK	WP	HR	S	P	ERA	WHIP

Los Angeles Dodgers @ Atlanta Braves

Atlanta-Fulton County Stadium, Atlanta, GA

Thu Jun 13 1996, 7:05 PM EDT

Att. 39,463 - Unknown - 82 F

livebaseballscorecards.com

AB	33
R	3
H	9
RBI	3
BB	2
SO	3
LOB	15

Batter	1	2	3	4	5	6	7	8	9	AB	R	H	RBI	BB	SO	LOB
Delino DeShields, L (1, 4) OBP: 0.287, SLG: 0.337	X 0-0 ① G3		C B X 1-1 ③ G4-3			C C F F S 0-3 ② K		F B X 1-1 ③ F7		4	0	0	0	0	1	0
Roger Cedeno, S (1, 8) OBP: 0.348, SLG: 0.354	C B F F B F F X 2-2 ② F7			B B B C X 3-1 A2 D5 E 1B		C B C X 1-2 1B			C F B B X 2-2 ① G4-3	4	0	2	0	0	0	0
Raul Mondesi, R (1, 9) OBP: 0.288, SLG: 0.464	S B S X 1-2 ③ G6-3			C B 1 SAFE 1 SAFE X 1-1 E5 A4 D5 **1-2**		1 SAFE X 0-0 ③ F7			X 0-0 HR	4	1	1	1	0	0	2
Eric Karros, R (1, 3) OBP: 0.305, SLG: 0.429		C C B X 1-2 ① P3		S F B B F F C 2-3 ① K			F B B X 2-1 2B		B X 1-0 ② G5-3	4	0	1	0	0	1	2
Mike Blowers, R (1, 5) OBP: 0.310, SLG: 0.352		S C B S 1-3 ② K		B 2 SAFE F B C B 2 SAFE F C 3-3 ② ③ K **1-2** **2-3**			S B F F F S 1-3 ① K		X 0-0 ③ G6-3	4	0	0	0	0	3	3
Todd Hollandsworth, L (1, 7) OBP: 0.367, SLG: 0.385		C B S B X 2-2 1B			S B B X 2-1 G1-6-3 1B		C F F B F B C 2-3 ② K			3	0	2	0	0	1	1
Tom Prince, R (1, 2) OBP: 0.300, SLG: 0.346		C 1 SAFE X 0-1 ③ F9			B B X 2-0 ① F8		S B B B C S 3-3 ③ K			3	0	0	0	0	1	3
Juan Castro, R (1, 6) OBP: 0.264, SLG: 0.254 Milt Thompson, L (8, PH) OBP: 0.214, SLG: 0.140 Chad Fonville, S (8, 6) OBP: 0.274, SLG: 0.237			F X 0-1 ① P6		1 SAFE C C X 0-2 ② ③ G1-6-3 **1-2f**			X 0-0 ① G5-3		2 1 0	0 0 0	0 0 0	0 0 0	0 0 0	0 0 0	1 0 0
Pedro Astacio, R (1, 1) OBP: 0.037, SLG: 0.037 Dave Hansen, L (8, PH) OBP: 0.286, SLG: 0.188 Chan Ho Park, R (8, 1) OBP: 0.083, SLG: 0.083			F B B F F B X 3-2 ② G6-3			F X 0-1 ① F9		C B F B S 2-3 ② K		2 1 0	0 0 0	0 0 0	0 0 0	0 1 0	0 0 0	0 0 0
Inning Stats	R: 0 E: 0 K: 0 S: 10 H: 0 LOB: 0 BB: 0 P: 13	R: 0 E: 0 K: 1 S: 11 H: 1 LOB: 1 BB: 0 P: 15	R: 0 E: 0 K: 0 S: 8 H: 0 LOB: 0 BB: 0 P: 12	R: 0 E: 1 K: 2 S: 13 H: 1 LOB: 1 BB: 0 P: 22	R: 0 E: 0 K: 0 S: 6 H: 1 LOB: 0 BB: 0 P: 10	R: 0 E: 0 K: 1 S: 11 H: 1 LOB: 1 BB: 0 P: 12	R: 0 E: 0 K: 3 S: 15 H: 1 LOB: 1 BB: 0 P: 23	R: 0 E: 0 K: 1 S: 6 H: 0 LOB: 0 BB: 0 P: 9	R: 1 E: 0 K: 0 S: 6 H: 1 LOB: 0 BB: 0 P: 9	1B: 4 2B: 1 3B: 0 HR: 1	SF: 0 SAC: 0 DP: 1 HBP: 0					

TOP

Los Angeles Dodgers @ Atlanta Braves

Atlanta-Fulton County Stadium, Atlanta, GA

Fri Jun 14 1996, 7:05 PM EDT

Att. 45,389 - Unknown - 72 F

livebaseballscorecards.com

AB	32
R	1
H	6
RBI	1
BB	0
SO	8
LOB	12

| | | | | |

Batter	1	2	3	4	5	6	7	8	9	AB	R	H	RBI	BB	SO	LOB
Marquis Grissom, R (1, 8) OBP: 0.323, SLG: 0.436	B F C X 1-2 G5-3 ①	B B S X 2-1 P3 ③			C B X 1-1 G5-3 ②			B X 1-0 G3 ①		4	0	0	0	0	0	2
Mark Lemke, S (1, 4) OBP: 0.381, SLG: 0.402	F C B X 1-2 F9 ②		B B C X 2-1 G4-6-3 1B		X 0-0 G3 ③			B C B C B F F C 3-3 K ②		4	0	1	0	0	1	0
10 Chipper Jones, S (1, 5) OBP: 0.383, SLG: 0.516	X 0-0 1B		B B S F B 1 SAFE F X 3-2 F9 ①			B B X 2-0 G3-1 ①		X 0-0 F8 ③		4	0	1	0	0	0	1
Fred McGriff, L (1, 3) OBP: 0.391, SLG: 0.598	X 0-0 L3 ③		X 0-0 G4-6-3 ② ③ 1-2f			B C B X 2-1 G3-1 ②				3	0	0	0	0	0	2
Ryan Klesko, L (1, 7) OBP: 0.364, SLG: 0.614		B X 1-0 HR		X 0-0 S 1B 1B		S B B B F S 3-3 K ③				3	2	2	1	0	1	0
Javy Lopez, R (1, 2) OBP: 0.327, SLG: 0.483		B B F F B B B 4-2 FC5-4 BB		F S B B C 2-3 K ①			F C X 0-2 G6-4-3 1B			2	0	1	0	1	1	1
Danny Bautista, R (1, 9) OBP: 0.322, SLG: 0.346		X 0-0 FC5-4 29 SH1-4 1B 1-2f ①		B B X 2-0 G6-4-3 1-H 1B			C 1 SAFE X 0-1 P3 ①			3	0	1	1	0	0	2
Rafael Belliard, R (1, 6) OBP: 0.172, SLG: 0.190		X 0-0 29 SH1-4 1-2 1B		1 SAFE 1 SAFE P X 1-0 G6-4-3 ② ③ 1-2f			X 0-0 G6-4-3 ② ③ 1-2f			3	0	1	0	0	0	2
29 John Smoltz, R (1, 1) OBP: 0.237, SLG: 0.250		X 0-0 SH1-4 ② 1-2 2-3			X 0-0 G4-3 ①			B B X 2-0 HR		1	0	0	0	0	0	0
Dwight Smith, L (8, PH) OBP: 0.290, SLG: 0.311										1	1	1	1	0	0	0
Mark Wohlers, R (9, 1)										0	0	0	0	0	0	0
Inning Stats	R: 0 E: 0 K: 0 S: 8 H: 1 LOB: 1 BB: 0 P: 10	R: 1 E: 0 K: 0 S: 8 H: 2 LOB: 2 BB: 1 P: 15	R: 0 E: 0 K: 0 S: 7 H: 1 LOB: 0 BB: 0 P: 12	R: 1 E: 0 K: 1 S: 7 H: 2 LOB: 0 BB: 0 P: 11	R: 0 E: 0 K: 0 S: 4 H: 0 LOB: 0 BB: 0 P: 5	R: 0 E: 0 K: 1 S: 6 H: 0 LOB: 0 BB: 0 P: 13	R: 0 E: 0 K: 0 S: 6 H: 1 LOB: 0 BB: 0 P: 6	R: 1 E: 0 K: 1 S: 8 H: 1 LOB: 0 BB: 0 P: 14		1B: 6 2B: 0 3B: 0 HR: 2	SF: 0 SAC: 1 DP: 3 HBP: 0					

BOTTOM

Los Angeles Dodgers @ Atlanta Braves

Atlanta-Fulton County Stadium, Atlanta, GA

Fri Jun 14 1996, 7:05 PM EDT

Att. 45,389 - Unknown - 72 F

livebaseballscorecards.com

AB	28
R	3
H	8
RBI	3
BB	1
SO	3
LOB	10

WP: 0 PB: 0 SB: 1 CS: 0 PA: 30

PITCHER		IP	WLS	BF	H	R	ER	SO	BB	IBB	HBP	BLK	WP	HR	S	P	ERA	WHIP
Pedro Astacio, R ERA: 3.53	(1, 1)	7.0	L	26	7	2	2	2	1	0	0	0	0	1	46	72	2.57	1.143
Chan Ho Park, R ERA: 2.09	(8, 1)	1.0		4	1	1	1	1	0	0	0	0	0	1	8	14	9.00	1.000

PITCHER	IP	WLS	BF	H	R	ER	SO	BB	IBB	HBP	BLK	WP	HR	S	P	ERA	WHIP

Los Angeles Dodgers @ Atlanta Braves

Atlanta-Fulton County Stadium, Atlanta, GA

Sat Jun 15 1996, 7:05 PM EDT

Att. 49,726 - Sunny - 87 F

TOP

livebaseballscorecards.com

Batter	1	2	3	4	5	6	7	8	9	AB	R	H	RBI	BB	SO	LOB
Delino DeShields, L (1, 4) OBP: 0.287, SLG: 0.336	F7		SH2-4, 2B, 1B	F8			G6-3			4	1	1	2	0	0	0
Roger Cedeno, S (1, 8) OBP: 0.341, SLG: 0.347	K		SH2-4		F8, L4-3, 1B		G5-3			3	0	0	0	0	1	0
Mike Piazza, R (1, 2) OBP: 0.426, SLG: 0.561	K		2B, SF9, IBB		L4-3, 1B			G3		3	1	1	0	1	1	0
Eric Karros, R (1, 3) OBP: 0.304, SLG: 0.430		G5-3	SF9, 2B		L4-3			K		4	0	1	2	0	1	1
Raul Mondesi, R (1, 9) OBP: 0.291, SLG: 0.470		F8	IBB			1B, 3B		K		3	1	1	0	1	1	0
Mike Blowers, R (1, 5) OBP: 0.309, SLG: 0.352		K	SF9			L6-3, 1B			E6	3	0	1	2	0	1	0
Billy Ashley, R (1, 7) OBP: 0.310, SLG: 0.460			SH, 1B, BB			F7			K	2	1	0	0	1	0	3
Todd Hollandsworth, L (8, 7) OBP: 0.365, SLG: 0.383			F9							1	0	0	0	0	1	1
Juan Castro, R (1, 6) OBP: 0.263, SLG: 0.254			SH, 1B, 1B	G6-3		L6-3			SAFE, K	4	1	1	0	0	1	2
Hideo Nomo, R (1, 1) OBP: 0.185, SLG: 0.231			SH, SH2-4, 1B, 2B	K		G5-3			G4-3	2	1	0	0	0	1	0
Antonio Osuna, R (7, 1)										0	0	0	0	0	0	0
Mark Guthrie, R (8, 1)										1	0	0	0	0	0	1
Todd Worrell, R (9, 1)										0	0	0	0	0	0	0

	AB	30
	R	6
	H	6
	RBI	6
	BB	3
	SO	8
	LOB	8

Inning Stats	1	2	3	4	5	6	7	8	9	1B: 4	SF: 1	WP: 0	PA: 36
	R: 0 E: 0 K: 2 S: 10	R: 0 E: 0 K: 1 S: 9	R: 5 E: 1 K: 0 S: 12	R: 0 E: 0 K: 1 S: 13	R: 0 E: 0 K: 0 S: 10	R: 1 E: 0 K: 0 S: 8	R: 0 E: 0 K: 0 S: 6	R: 0 E: 0 K: 2 S: 9	R: 0 E: 1 K: 2 S: 12	2B: 3	SAC: 2	PB: 0	
	H: 0 LOB: 0 BB: 0 P: 14	H: 0 LOB: 0 BB: 0 P: 14	H: 3 LOB: 2 BB: 3 P: 25	H: 0 LOB: 0 BB: 0 P: 17	H: 1 LOB: 0 BB: 0 P: 15	H: 2 LOB: 0 BB: 0 P: 12	H: 0 LOB: 0 BB: 0 P: 10	H: 0 LOB: 0 BB: 0 P: 10	H: 0 LOB: 1 BB: 0 P: 17	3B: 1	DP: 2	SB: 0	
										HR: 0	HBP: 0	CS: 0	

PITCHER		IP	WLS	BF	H	R	ER	SO	BB	IBB	HBP	BLK	WP	HR	S	P	ERA	WHIP
Steve Avery, L ERA: 3.42	(1, 1)	7.0	L	29	6	6	4	4	1	2	0	0	0	0	68	107	5.14	1.000
Brad Clontz, R ERA: 4.5	(8, 1)	1.0		3	0	0	0	2	0	0	0	0	0	0	9	10	0.00	0.000
Pedro Borbon, L ERA: 3.55	(9, 1)	1.0		4	0	0	0	2	0	0	0	0	0	0	12	17	0.00	0.000

PITCHER	IP	WLS	BF	H	R	ER	SO	BB	IBB	HBP	BLK	WP	HR	S	P	ERA	WHIP

BOTTOM

Batter	1	2	3	4	5	6	7	8	9	AB	R	H	RBI	BB	SO	LOB
Marquis Grissom, R (1, 8) OBP: 0.329, SLG: 0.440	C F B X 1-2 10 P6-4-3 BB 1B		B S F F B D X 3-2 1B 3-H 1B		B C B X 2-1 G6-3 ③			B B F B X 3-1 1B 10 1B 1B		4	1	3	1	0	0	0
Mark Lemke, S (1, 4) OBP: 0.388, SLG: 0.407	C B B 1 B B SAFE 4-1 10 P6-4-3 1-2 BB		B C X 1-1 1-2 1B			F S B X 1-2 G4-3 ①		X 0-0 10 1B 1-2 1B		3	0	2	0	1	0	0
10 Chipper Jones, S (1, 5) OBP: 0.381, SLG: 0.512	M C B B B F F F X 3-2 P6-4-3 ① ② ③ 1-1f 2-2f		B D F F S 2-3 K ③			F X 0-1 G3-1 ②		X 0-0 1-3 2-H 1B		4	0	1	1	0	1	4
Fred McGriff, L (1, 3) OBP: 0.385, SLG: 0.588		C F F B X 1-2 F9 ①		C B B C S 2-3 K ①		C B F S 1-3 K ③		F B F S 1-3 K ③		4	0	0	0	0	3	2
Ryan Klesko, L (1, 7) OBP: 0.358, SLG: 0.604		B B X 2-0 G3 ②		B F S B B C 2-3 K ②			F F B X 1-2 G3-1 ①		C B F S 1-3 K ①	4	0	0	0	0	2	0
Jeff Blauser, R (1, 6) OBP: 0.345, SLG: 0.453		B F B X 2-1 P4 ③		B B X 2-0 1B			F B B X 2-1 F8 ②		C F B X 1-2 G6-3 ②	4	0	1	0	0	0	0
Eddie Pérez, R (1, 2) OBP: 0.369, SLG: 0.548			X 0-0 F8 ①	X 0-0 P5 ③			C B X 1-1 L3 ③		X 0-0 BB 1B	4	0	1	0	0	0	1
Danny Bautista, R (1, 9) OBP: 0.319, SLG: 0.333			B F S S B S 2-3 K ②		S C S 0-3 K ①			F S S B S 1-3 K ①	C B D S B F F F B 4-2 1-2 BB	3	0	0	0	1	3	0
Steve Avery, L (1, 1) OBP: 0.231, SLG: 0.395 Brad Clontz, R (8, 1) Dwight Smith, L (8, PH) OBP: 0.287, SLG: 0.308 Pedro Borbon, R (9, 1) Mike Mordecai, R (9, PH) OBP: 0.289, SLG: 0.302 Tyler Houston, L (9, PH) OBP: 0.259, SLG: 0.500			X 0-0 1B 3B		X 0-0 F9 ②			B S B C S 2-3 K ②	F C B B B X 2-2 P3 ③	2 0 1 0 0 1	1 0 0 0 0 0	1 0 0 0 0 0	0 0 0 0 0 0	0 0 0 0 0 0	0 0 1 0 0 0	0 0 0 0 0 2
Inning Stats	R: 0 E: 0 K: 0 S: 10 H: 1 LOB: 0 BB: 1 P: 18	R: 0 E: 0 K: 0 S: 7 H: 0 LOB: 0 BB: 0 P: 12	R: 1 E: 0 K: 2 S: 14 H: 3 LOB: 2 BB: 0 P: 22	R: 0 E: 0 K: 2 S: 8 H: 1 LOB: 1 BB: 0 P: 14	R: 0 E: 0 K: 1 S: 6 H: 0 LOB: 0 BB: 0 P: 8	R: 0 E: 0 K: 1 S: 8 H: 0 LOB: 0 BB: 0 P: 10	R: 0 E: 0 K: 0 S: 7 H: 0 LOB: 0 BB: 0 P: 11	R: 1 E: 0 K: 3 S: 13 H: 3 LOB: 2 BB: 0 P: 20	R: 0 E: 0 K: 1 S: 15 H: 1 LOB: 2 BB: 1 P: 23	1B: 8 2B: 0 3B: 2 HR: 0	SF: 0 SAC: 0 DP: 0 HBP: 0					

PITCHER		IP	WLS	BF	H	R	ER	SO	BB	IBB	HBP	BLK	WP	HR	S	P	ERA	WHIP
Hideo Nomo, R ERA: 3.5	(1, 1)	6.1	W	23	5	1	1	6	1	0	0	0	0	0	56	88	1.42	0.947
Antonio Osuna, R ERA: 1.62	(7, 1)	1.1		6	2	1	1	2	0	0	0	0	0	0	13	22	6.75	1.500
Mark Guthrie, L ERA: 1.2	(8, 1)	1.0		6	2	0	0	2	1	0	0	0	0	0	16	23	0.00	3.000
Todd Worrell, R ERA: 2.86	(9, 1)	0.1	S	1	0	0	0	0	0	0	0	0	0	0	3	5	0.00	0.000

PITCHER	IP	WLS	BF	H	R	ER	SO	BB	IBB	HBP	BLK	WP	HR	S	P	ERA	WHIP

Los Angeles Dodgers @ Atlanta Braves

Atlanta-Fulton County Stadium, Atlanta, GA

Sat Jun 15 1996, 7:05 PM EDT

Att. 49,726 - Sunny - 87 F

livebaseballscorecards.com

AB	34
R	2
H	9
RBI	2
BB	2
SO	10
LOB	9

WP: 0	PB: 0	SB: 0	CS: 0	PA: 36														

Batter	1	2	3	4	5	6	7	8	9	AB	R	H	RBI	BB	SO	LOB
Delino DeShields, L (1, 4) OBP: 0.286, SLG: 0.342	S S S 0-3 ① K		x 0-0 ③ P5			x 0-0 SF9 3B		x 0-0 G4-3		4	1	1	0	0	1	0
Roger Cedeno, S (1, 7) (9, 8) OBP: 0.339, SLG: 0.351	S S S 0-3 ② K			x 0-0 ① F7		x 0-0 ① G6-3		x 0-0 2B		4	0	1	0	0	1	1
Mike Piazza, R (1, 2) OBP: 0.435, SLG: 0.592	x 0-0 HR			x 0-0 HR		B B B B 4-0 BB		I I I I 4-0 G6-4-3 IBB		2	2	2	2	2	0	0
Eric Karros, R (1, 3) OBP: 0.300, SLG: 0.425	S S S 0-3 ③ K			x 0-0 ② P3		x 0-0 ② SF9 3-H		x 0-0 ② ③ G6-4-3 1-2f		3	0	0	1	0	1	2
Raul Mondesi, R (1, 9) OBP: 0.291, SLG: 0.467		x 0-0 ① G6-3		x 0-0 ③ P6		x 0-0 ③ G3-1			x 0-0 E S 1B	4	0	1	0	0	0	1
Mike Blowers, R (1, 5) OBP: 0.312, SLG: 0.348		x 0-0 ② F9			B B B B 4-0 FC6-4 BB		B B B B 4-0 BB		S S S 0-3 ① K	2	0	0	0	2	1	1
Todd Hollandsworth, L (1, 8) OBP: 0.358, SLG: 0.375 Tom Prince, R (9, PH) OBP: 0.323, SLG: 0.346 Milt Thompson, L (9, PR) OBP: 0.214, SLG: 0.140		S S S 0-3 ③ K			x 0-0 ① P5		S S S 0-3 ① K		H 1-0 1-3 G4-6-3 HBP	3 0 0	0 0 0	0 0 0	0 0 0	0 0 0	2 0 0	2 0 0
Juan Castro, R (1, 6) OBP: 0.263, SLG: 0.243			B B B B 4-0 F9-3 BB		x 0-0 ② F8		x 0-0 ② L7		x 0-0 ② ③ G4-6-3 1-2f	3	0	0	0	1	0	4
Tom Candiotti, R (1, 1) OBP: 0.083, SLG: 0.083 Antonio Osuna, R (8, 1) Todd Worrell, R (9, 1)			x 0-0 ① ② F9-3 1-2		x 0-0 ③ FC6-4 1-2f		S S S 0-3 ③ K			3 0 0	0 0 0	0 0 0	0 0 0	0 0 0	1 0 0	3 0 0
Inning Stats	R: 1 E: 0 K: 3 S: 10 H: 1 LOB: 0 BB: 0 P: 10	R: 0 E: 0 K: 1 S: 5 H: 0 LOB: 0 BB: 0 P: 5	R: 0 E: 0 K: 0 S: 2 H: 0 LOB: 0 BB: 1 P: 6	R: 1 E: 0 K: 0 S: 4 H: 1 LOB: 0 BB: 0 P: 4	R: 0 E: 0 K: 0 S: 3 H: 0 LOB: 1 BB: 1 P: 7	R: 1 E: 0 K: 0 S: 4 H: 1 LOB: 1 BB: 1 P: 8	R: 0 E: 0 K: 2 S: 7 H: 0 LOB: 1 BB: 1 P: 11	R: 0 E: 0 K: 0 S: 3 H: 1 LOB: 1 BB: 1 P: 7	R: 0 E: 0 K: 1 S: 5 H: 1 LOB: 2 BB: 0 P: 6	1B: 1 2B: 2 3B: 1 HR: 2	SF: 1 SAC: 0 DP: 3 HBP: 1						

PITCHER		IP	WLS	BF	H	R	ER	SO	BB	IBB	HBP	BLK	WP	HR	S	P	ERA	WHIP
Jason Schmidt, R ERA: 6.05	(1, 1)	7.0	L	27	3	3	3	6	4	0	0	0	0	2	35	51	3.86	1.000
Greg McMichael, R ERA: 3.58	(8, 1)	1.0		4	1	0	0	0	0	1	0	0	0	0	3	7	0.00	1.000
Brad Clontz, R ERA: 4.46	(9, 1)	0.1		2	1	0	0	1	0	0	0	0	0	0	4	4	0.00	3.000
Pedro Borbon, L ERA: 3.38	(9, 1)	0.2		2	0	0	0	0	0	0	1	0	0	0	1	2	0.00	0.000

PITCHER	IP	WLS	BF	H	R	ER	SO	BB	IBB	HBP	BLK	WP	HR	S	P	ERA	WHIP

TOP

Los Angeles Dodgers @ Atlanta Braves

Atlanta-Fulton County Stadium, Atlanta, GA

Sun Jun 16 1996, 3:33 AM EDT
Att. 44,784 - Cloudy - 89 F

livebaseballscorecards.com

AB	28
R	3
H	5
RBI	3
BB	5
SO	7
LOB	14

BOTTOM

Los Angeles Dodgers @ Atlanta Braves

Atlanta-Fulton County Stadium, Atlanta, GA

Sun Jun 16 1996, 3:33 AM EDT

Att. 44,784 - Cloudy - 89 F

livebaseballscorecards.com

Batter	1	2	3	4	5	6	7	8	9	AB	R	H	RBI	BB	SO	LOB
Marquis Grissom, R (1, 8) OBP: 0.328, SLG: 0.441	10 F8 2B		G6-4-3 1-2f			E5 10 G4-3		P4		4	0	1	0	0	0	2
Mark Lemke, S (1, 4) OBP: 0.385, SLG: 0.403	K		P6			F9			G1-3 10 1B WP 1B	4	1	1	0	0	1	2
10 Chipper Jones, S (1, 5) OBP: 0.379, SLG: 0.508	F8 2-3			F8		G4-3 1-2f			WP G1-3 1-2 1B	4	0	1	0	0	0	2
Fred McGriff, L (1, 3) OBP: 0.384, SLG: 0.595	F9			HR			G4-3		G1-3 1-2 2-3	4	1	1	1	0	0	3
Ryan Klesko, L (1, 7) OBP: 0.356, SLG: 0.597		K		K			F9-3 1B		K 2-3 3-H	4	0	1	0	0	3	1
Javy Lopez, R (1, 2) OBP: 0.322, SLG: 0.474		F9		F9			F9-3 1-2		G6-3	4	0	0	0	0	0	2
Jeff Blauer, R (1, 6) OBP: 0.345, SLG: 0.451		S 1B		F8				F9		3	0	1	0	0	0	0
Jermaine Dye, R (1, 9) OBP: 0.294, SLG: 0.559		F8 1-2		G1-3				K		2	0	0	0	0	0	1
Tyler Houston, L (8, PH) OBP: 0.250, SLG: 0.481										1	0	0	0	0	1	0
Brad Clontz, R (9, 1)										0	0	0	0	0	0	0
Pedro Borbon, R (9, 1)										0	0	0	0	0	0	0
Jason Schmidt, R (1, 1)			BB G6-4-3		K			BB		1	0	0	0	1	1	0
Greg McMichael, R (8, 1)										0	0	0	0	0	0	0
Dwight Smith, L (8, PH) OBP: 0.294, SLG: 0.308										0	0	0	0	1	0	0
(9, 9)																

Inning Stats									
	R: 0 E: 0 K: 1 S: 6	H: 1 LOB: 1 BB: 0 P: 6	R: 0 E: 0 K: 1 S: 6	H: 1 LOB: 1 BB: 0 P: 6	R: 0 E: 0 K: 0 S: 2	H: 0 LOB: 0 BB: 1 P: 6	R: 1 E: 0 K: 1 S: 6	H: 1 LOB: 0 BB: 0 P: 6	R: 0 E: 0 K: 1 S: 5	H: 0 LOB: 0 BB: 0 P: 5
	R: 0 E: 1 K: 0 S: 3	H: 0 LOB: 0 BB: 0 P: 3	R: 0 E: 0 K: 0 S: 3	H: 1 LOB: 0 BB: 0 P: 3	R: 0 E: 0 K: 1 S: 5	H: 0 LOB: 1 BB: 1 P: 9	R: 1 E: 0 K: 1 S: 7	H: 2 LOB: 1 BB: 0 P: 7		

	1B: 4	SF: 0	WP: 1	PA: 33
	2B: 2	SAC: 0	PB: 0	
	3B: 0	DP: 3	SB: 1	
	HR: 1	HBP: 0	CS: 0	

PITCHER		IP	WLS	BF	H	R	ER	SO	BB	IBB	HBP	BLK	WP	HR	S	P	ERA	WHIP
Tom Candiotti, R ERA: 3.46	(1, 1)	7.0	W	24	4	1	1	4	1	0	0	0	0	1	31	35	1.29	0.714
Antonio Osuna, R ERA: 1.58	(8, 1)	1.0		4	0	0	0	1	1	0	0	0	0	0	5	9	0.00	1.000
Todd Worrell, R ERA: 3.07	(9, 1)	1.0	S	5	2	1	1	1	0	0	0	0	1	0	7	7	9.00	2.000

PITCHER		IP	WLS	BF	H	R	ER	SO	BB	IBB	HBP	BLK	WP	HR	S	P	ERA	WHIP

AB	31
R	2
H	6
RBI	1
BB	2
SO	6
LOB	13

Batter	1	2	3	4	5	6	7	8	9	AB	R	H	RBI	BB	SO	LOB
Rickey Henderson, R (1, 7) OBP: 0.419, SLG: 0.317	C B F F F B B F F 3-2 F X G6-3 ①		C X 0-1 G4-3 ③			F B X 1-1 1B 2B		C B C F B X 2-2 G3-1 ③		4	1	1	0	0	0	0
Steve Finley, L (1, 8) OBP: 0.326, SLG: 0.460	F S X 0-2 G4-3 1B			C S S 0-3 K ①		B S C X 1-2 G1-3 ②			B X 1-0 P5 ①	4	0	1	0	0	1	1
Tony Gwynn, L (1, 9) OBP: 0.376, SLG: 0.419	C X 0-1 G4-3 ② 1-2			F X 0-1 G6-3 ②		C B C X 1-2 2-H 1B			X 0-0 L6 ②	4	0	1	1	0	0	1
Ken Caminiti, S (1, 5) OBP: 0.351, SLG: 0.474	B B F X 2-1 L3 ③			F B S B S 2-3 K ③		S S S 0-3 K ③			B B B B 4-0 HR BB	3	1	0	0	1	2	2
Jason Thompson, L (1, 3) OBP: 0.276, SLG: 0.464		F B F B F S 2-3 K ①	X 0-0 G4-3 ①				S B S B S 2-3 K ①		C B X 1-1 1-H HR	4	1	1	2	0	2	0
Archi Cianfrocco, R (1, 6) OBP: 0.333, SLG: 0.438		B C C F X 1-2 G1-3 ②	X 0-0 L9 ②				B C X 1-1 G5-3 ②		C B B F F S 2-3 K ③	4	0	0	0	0	1	0
Brian Johnson, R (1, 2) OBP: 0.300, SLG: 0.463		B X 1-0 F8 ③	C B X 1-1 FC5-4 1B				X 0-0 G3-1 ③			3	0	1	0	0	0	0
Jody Reed, R (1, 4) OBP: 0.316, SLG: 0.285		C X 0-1 F9 ①	C B B X 2-1 FC5-4 ③ 1-2f					F B F S 1-3 K ①		2	0	0	0	0	0	1
Scott Sanders, R (5, 1)										0	0	0	0	0	0	0
Bryce Florie, R (7, 1)										0	0	0	0	0	0	0
Chris Gwynn, L (8, PH) OBP: 0.326, SLG: 0.231										1	0	0	0	0	1	0
Andres Berumen, R (8, 1)										0	0	0	0	0	0	0
Sean Bergman, R (1, 1) OBP: 0.103, SLG: 0.207		S F B S 1-3 K ②				C F S 0-3 K ①		S X 0-1 G4-3 ②		1	0	0	0	0	1	0
Luis Lopez, S (5, 4) OBP: 0.220, SLG: 0.269										2	0	0	0	0	1	0
Inning Stats	R: 0 E: 0 K: 0 S: 15 H: 1 LOB: 1 BB: 0 P: 20	R: 0 E: 0 K: 1 S: 9 H: 0 LOB: 0 BB: 0 P: 13	R: 0 E: 0 K: 1 S: 7 H: 0 LOB: 0 BB: 0 P: 8	R: 0 E: 0 K: 2 S: 8 H: 0 LOB: 0 BB: 0 P: 10	R: 0 E: 0 K: 0 S: 6 H: 1 LOB: 1 BB: 0 P: 9	R: 1 E: 0 K: 2 S: 14 H: 2 LOB: 1 BB: 0 P: 17	R: 0 E: 0 K: 1 S: 6 H: 0 LOB: 0 BB: 0 P: 9	R: 0 E: 0 K: 1 S: 9 H: 0 LOB: 0 BB: 0 P: 12	R: 2 E: 0 K: 1 S: 8 H: 1 LOB: 0 BB: 1 P: 16	1B: 3 2B: 1 3B: 0 HR: 1	SF: 0 SAC: 0 DP: 0 HBP: 0						

TOP

San Diego Padres @ Atlanta Braves

Atlanta-Fulton County Stadium, Atlanta, GA

Mon Jun 17 1996, 7:05 PM EDT

Att. 32,934 - Unknown - 84 F

livebaseballscorecards.com

AB	32
R	3
H	5
RBI	3
BB	1
SO	9
LOB	5

WP: 0 PB: 0 SB: 0 CS: 0 PA: 33

PITCHER		IP	WLS	BF	H	R	ER	SO	BB	IBB	HBP	BLK	WP	HR	S	P	ERA	WHIP
Greg Maddux, R ERA: 3.2	(1, 1)	8.0	W	28	4	1	1	8	0	0	0	0	0	0	74	98	1.12	0.500
Mark Wohlers, R ERA: 3.13	(9, 1)	1.0		5	1	2	2	1	1	0	0	0	0	1	8	16	18.00	2.000

PITCHER	IP	WLS	BF	H	R	ER	SO	BB	IBB	HBP	BLK	WP	HR	S	P	ERA	WHIP

Batter	1	2	3	4	5	6	7	8	9	AB	R	H	RBI	BB	SO	LOB
Marquis Grissom, R (1, 8) OBP: 0.329, SLG: 0.440	C B S C 1-3 K ①		C B C F X 1-2 10 2B SH5-4 1B	S C B F F B F F B 3-2 X S 1B		B X 1-0 G6-3 ②		B C S C 1-3 K ③		5	1	2	0	0	2	0
Mark Lemke, S (1, 4) OBP: 0.385, SLG: 0.402	B B X 2-0 10 FC3-6 1B		X 0-0 SH5-4 1-2 2-3 ①	1 SAFE B B C S 2 B T SAFE 3-2 K 1-2 ③		X 0-0 F7 ③				3	0	1	0	0	1	1
10 Chipper Jones, S (1, 5) OBP: 0.381, SLG: 0.510	B X 1-0 FC3-6 BLK 1B 1-2f ②		C X 0-1 S WP 2B 2-H 3-H		X 0-0 G4-3 ①		C B B B B B 4-1 G4-6-3 E 2-1 BB			3	2	1	2	1	0	1
Fred McGriff, L (1, 3) OBP: 0.382, SLG: 0.590 Tyler Houston, L (9, 3) OBP: 0.250, SLG: 0.481	S X 0-1 1-H 1B		B F B B F F F F X 3-2 G4-3 2-H ②		B S X 1-1 F7 ②		B F B F X 2-2 E1 G4-6-3 1-2			4 0	0 0	1 0	1 0	0 0	0 0	1 0
Ryan Klesko, L (1, 7) OBP: 0.358, SLG: 0.613	X 0-0 F7 ③		X 0-0 1B PB 2B		B C B X 2-1 HR		B X 1-0 G4-6-3 1-2f 2-3 ① ②			4	2	2	1	0	0	3
Jeff Blauser, R (1, 6) OBP: 0.348, SLG: 0.449		X 0-0 P6 ①	B X 1-0 PB 2-3 1B		B C X 1-1 E2 BLK 3B		C D 1-1 2-1 3-H ③	S H 1-1 FC5-4 HBP		3	1	1	0	0	0	0
Eddie Pérez, R (1, 2) OBP: 0.362, SLG: 0.561		C X 0-1 G6-3 ②	B F C F S 1-3 K 1-2 3-H ③		F F F X 0-2 1-H 3B			F C B T 1-2 K ①		4	0	1	1	0	2	2
Jermaine Dye, R (1, 9) OBP: 0.263, SLG: 0.500		C B F C 1-3 K ③		B B X 2-0 G5-3 ①	B B B C S S F F S 3-3 K ③			C B F B B F F F X 3-2 FC5-4 1-2f HR ②		4	1	0	0	0	2	2
Greg Maddux, R (1, 1) OBP: 0.194, SLG: 0.121 Dwight Smith, L (8, PH) OBP: 0.301, SLG: 0.348 Mark Wohlers, R (9, 1)			B B B B 4-0 SH5-4 10 2B 1B BB	X 0-0 G4-3 ②		F C B C 1-3 K ①		X 0-0 1-H HR		2 1 0	1 1 0	0 1 0	0 2 0	1 0 0	1 0 0	0 0 0
Inning Stats	R: 1 H: 2 E: 0 LOB: 1 K: 1 BB: 0 S: 8 P: 12	R: 0 H: 0 E: 0 LOB: 0 K: 1 BB: 0 S: 6 P: 7	R: 4 H: 4 E: 0 LOB: 1 K: 1 BB: 1 S: 19 P: 29	R: 0 H: 1 E: 0 LOB: 1 K: 1 BB: 0 S: 12 P: 20	R: 2 H: 2 E: 1 LOB: 1 K: 1 BB: 0 S: 17 P: 24	R: 0 H: 0 E: 0 LOB: 0 K: 1 BB: 0 S: 5 P: 7	R: 0 H: 0 E: 1 LOB: 1 K: 0 BB: 1 S: 6 P: 14	R: 2 H: 1 E: 0 LOB: 0 K: 2 BB: 0 S: 14 P: 20		1B: 5 SF: 0 2B: 2 SAC: 1 3B: 1 DP: 1 HR: 2 HBP: 1						

PITCHER	IP	WLS	BF	H	R	ER	SO	BB	IBB	HBP	BLK	WP	HR	S	P	ERA	WHIP
Sean Bergman, R (1, 1) ERA: 5.12	4.2	L	25	9	7	5	4	1	0	0	2	1	1	56	83	9.64	2.143
Scott Sanders, R (5, 1) ERA: 3.0	1.1		4	0	0	0	2	0	0	0	0	0	0	11	16	0.00	0.000
Bryce Florie, R (7, 1) ERA: 3.21	1.0		4	0	0	0	0	1	0	0	0	0	0	6	14	0.00	1.000
Andres Berumen, R (8, 1) ERA: 5.4	1.0		5	1	2	2	2	0	0	1	0	0	1	14	20	18.00	1.000

PITCHER	IP	WLS	BF	H	R	ER	SO	BB	IBB	HBP	BLK	WP	HR	S	P	ERA	WHIP

BOTTOM

San Diego Padres @ Atlanta Braves

Atlanta-Fulton County Stadium, Atlanta, GA

Mon Jun 17 1996, 7:05 PM EDT

Att. 32,934 - Unknown - 84 F

livebaseballscorecards.com

AB	33
R	9
H	10
RBI	7
BB	2
SO	8
LOB	10

WP: 1 PA: 37
PB: 1
SB: 2
CS: 0

Batter	1	2	3	4	5	6	7	8	9	AB	R	H	RBI	BB	SO	LOB
Steve Finley, L (1, 8) OBP: 0.321, SLG: 0.453	C C F S 0-3 ① K		F F X 0-2 ① G1-3	B B B C C X 3-2 ③ FC4 1-2f		C X 0-1 ① SF8 2-3 3-H		C S B X 1-2 ① F9		4	0	0	1	0	1	2
Jody Reed, R (1, 4) OBP: 0.314, SLG: 0.281	F B F C 1-3 ② K		B B B B 4-0 BB		F F X 0-2 ① G5-3	B X 1-0 ② L6		B X 1-0 ② G4-3		4	0	0	0	1	1	2
Tony Gwynn, L (1, 9) OBP: 0.380, SLG: 0.423	B X 1-0 ③ G1-3		X 0-0 ② L6		B C X 1-1 1B	C B B S X 2-2 FC6-4 1-3 3-H		S S X 0-2 S 1B		5	0	3	1	0	0	1
Ken Caminiti, S (1, 5) OBP: 0.352, SLG: 0.469		B C F X 1-2 ① F8	B B B B 4-0 1-2 BB		B X 1-0 ② F8	C B C B X 2-2 ③ FC6-4 1-2f		B B X 2-0 1-2 S 1B		4	0	1	0	1	0	3
Archi Cianfrocco, R (1, 6) OBP: 0.336, SLG: 0.436		X 0-0 2B 1B	C B F B F S 2-3 ③ K		X 0-0 1-2 1B		X 0-0 ① G1-3	B S S C 1-3 ③ K 1-2 2-3		5	0	2	0	0	2	4
Marc Newfield, R (1, 7) OBP: 0.391, SLG: 0.475		B X 1-0 1-3 2B	B S B B F X 3-2 BB 1B	B C 1 SAFE S B F S 2-3 ③ K		B B B 4-0 2B BB			X 0-0 ① G3	4	1	2	0	1	1	2
Brian Johnson, R (1, 2) OBP: 0.304, SLG: 0.457		B B B I 4-0 IBB	S F F X 0-2 ① F9		F B X 1-1 SH E SF8 1B	X 0-0 ② P3			C S X 0-2 ② L9	4	1	1	0	1	0	2
Jason Thompson, L (1, 3) OBP: 0.265, SLG: 0.455	C B S S 1-3 ② K		1 SAFE B S B B C F C 3-3 ② K		F S X 0-2 E5 SF8 SH 1B 1-2	F B X 1-1 1-H 2B			B B F C F B S 3-3 ③ K	5	1	1	1	0	3	5
Joey Hamilton, R (1, 1) OBP: 0.206, SLG: 0.242 Ron Villone, L (7, 1)	B S B F S 2-3 ③ K		S B B B S B 4-2 FC4 1-2 BB		X 0-0 SH 1B 1-2 2-3	X 0-0 ③ G1-3				2 0	0 0	0 0	0 0	1 0	1 0	4 0
Inning Stats	R: 0 H: 0 E: 0 LOB: 0 K: 2 BB: 0 S: 8 P: 10	R: 0 H: 2 E: 0 LOB: 3 K: 2 BB: 1 S: 11 P: 20	R: 0 H: 0 E: 0 LOB: 2 K: 1 BB: 2 S: 8 P: 18	R: 0 H: 1 E: 0 LOB: 2 K: 1 BB: 1 S: 17 P: 30	R: 0 H: 2 E: 0 LOB: 2 K: 1 BB: 0 S: 11 P: 15	R: 2 H: 2 E: 1 LOB: 2 K: 0 BB: 0 S: 15 P: 21	R: 1 H: 1 E: 0 LOB: 1 K: 0 BB: 1 S: 5 P: 10	R: 0 H: 2 E: 0 LOB: 2 K: 1 BB: 0 S: 11 P: 16	R: 0 H: 0 E: 0 LOB: 0 K: 1 BB: 0 S: 8 P: 11	1B: 8 SF: 1 2B: 2 SAC: 1 3B: 0 DP: 0 HR: 0 HBP: 0						

PITCHER		IP	WLS	BF	H	R	ER	SO	BB	IBB	HBP	BLK	WP	HR	S	P	ERA	WHIP
Tom Glavine, L ERA: 2.9	(1, 1)	6.0		31	7	2	0	7	3	1	0	0	0	0	70	114	0.00	1.667
Brad Clontz, R ERA: 4.58	(7, 1)	1.0	W	5	1	1	1	0	1	0	0	0	0	0	5	10	9.00	2.000
Greg McMichael, R ERA: 3.52	(8, 1)	0.2		4	2	0	0	0	0	0	0	0	0	0	8	12	0.00	3.000
Mark Wohlers, R ERA: 3.0	(8, 1)	1.1	S	4	0	0	0	2	0	0	0	0	0	0	11	15	0.00	0.000

PITCHER	IP	WLS	BF	H	R	ER	SO	BB	IBB	HBP	BLK	WP	HR	S	P	ERA	WHIP

TOP

San Diego Padres @ Atlanta Braves

Atlanta-Fulton County Stadium, Atlanta, GA

Tue Jun 18 1996, 7:05 PM EDT
Att. 32,730 - Unknown - 86 F

livebaseballscorecards.com

AB	37
R	3
H	10
RBI	3
BB	5
SO	9
LOB	25

WP: 0 PA: 44
PB: 0
SB: 2
CS: 0

BOTTOM

San Diego Padres @ Atlanta Braves

Atlanta-Fulton County Stadium, Atlanta, GA

Tue Jun 18 1996, 7:05 PM EDT

Att. 32,730 - Unknown - 86 F

livebaseballscorecards.com

Batter	1	2	3	4	5	6	7	8	9	AB	R	H	RBI	BB	SO	LOB
Marquis Grissom, R (1, 8) OBP: 0.331, SLG: 0.441	0-0: 10 CS 1B		2-1: 10 G4-3 FC1-5 1-2 1B		0-0: G6-3		1-0: G5-3			4	0	2	0	0	0	0
Mark Lemke, S (1, 4) OBP: 0.382, SLG: 0.399	0-0: F7		0-1: FC1-5 10 G4-3 1-2 2-3f		1-1: G4-3		2-1: 10 HR 1B			4	1	1	0	0	0	3
10 Chipper Jones, S (1, 5) OBP: 0.382, SLG: 0.519	SAFE 1-2		0-2: G4-3 1-2 2-3		3-2: G4-3		1-0: 1-H HR			3	1	1	2	1	0	2
Fred McGriff, L (1, 3) OBP: 0.380, SLG: 0.583	1-0: G4-3		2-0: G6-3			3-2: F7	4-2: BB			3	0	0	0	1	0	3
Ryan Klesko, L (1, 7) OBP: 0.361, SLG: 0.609 Mark Wohlers, R (8, 1)		2-1: G1-3		0-1: FC5-4 1B		4-1: 1B 1B BB	SAFE 0-0: G1-3			3 0	1 0	1 0	0 0	1 0	0 0	1 0
Javy Lopez, R (1, 2) OBP: 0.321, SLG: 0.470		2-1: G5-3		0-0: FC5-4 CS 1-2f		2-1: 1B 1-2 1B		2-3: K		4	0	1	0	0	1	1
Jeff Blauser, R (1, 6) OBP: 0.356, SLG: 0.450		3-3: K		4-2: S 2B 1-2 BB		1-1: G1-6-3 1-3 2-H 1B		4-0: BB		2	1	1	1	2	1	0
Jermaine Dye, R (1, 9) OBP: 0.286, SLG: 0.595 (8, 7)			2-0: HR	1-2: 1-H 2B		2-2: G1-6-3 1-2f		0-3: K		4	1	2	2	0	1	3
Tom Glavine, L (1, 1) OBP: 0.364, SLG: 0.367 Brad Clontz, R (7, 1) Dwight Smith, L (7, PH) OBP: 0.298, SLG: 0.344 Greg McMichael, R (8, 1) Danny Bautista, R (8, 9) OBP: 0.315, SLG: 0.329			1-2: FC1-5 1B 1B	0-1: G5-3			2-2: K	SAFE 0-1: F8		2 0 1 0 1	0 0 0 0 0	1 0 0 0 0	0 0 0 0 0	0 0 1 0 0	0 0 0 0 0	1 0 0 0 1
Inning Stats	R: 0 E: 0 K: 0 S: 5 H: 1 LOB: 1 BB: 1 P: 10	R: 0 E: 0 K: 1 S: 7 H: 0 LOB: 0 BB: 0 P: 14	R: 1 E: 0 K: 0 S: 13 H: 3 LOB: 2 BB: 0 P: 20	R: 1 E: 0 K: 0 S: 11 H: 2 LOB: 1 BB: 1 P: 16	R: 0 E: 0 K: 0 S: 6 H: 0 LOB: 0 BB: 0 P: 10	R: 1 E: 0 K: 0 S: 11 H: 2 LOB: 1 BB: 1 P: 23	R: 2 E: 0 K: 1 S: 12 H: 2 LOB: 1 BB: 1 P: 22	R: 0 E: 0 K: 2 S: 9 H: 0 LOB: 1 BB: 1 P: 15		1B: 7 2B: 1 3B: 0 HR: 2	SF: 0 SAC: 0 DP: 1 HBP: 0					

	AB	31
	R	5
	H	10
	RBI	5
	BB	5
	SO	4
	LOB	15

PITCHER		IP	WLS	BF	H	R	ER	SO	BB	IBB	HBP	BLK	WP	HR	S	P	ERA	WHIP
Joey Hamilton, R ERA: 4.45	(1, 1)	6.2	L	30	10	5	5	2	3	0	0	0	0	2	60	106	6.75	1.950
Ron Villone, L ERA:	(7, 1)	1.1		6	0	0	0	2	2	0	0	0	0	0	14	24	0.00	1.500

PITCHER	IP	WLS	BF	H	R	ER	SO	BB	IBB	HBP	BLK	WP	HR	S	P	ERA	WHIP

San Diego Padres @ Atlanta Braves

Atlanta-Fulton County Stadium, Atlanta, GA

Wed Jun 19 1996, 3:33 AM EDT

Att. 34,823 - Cloudy - 90 F

livebaseballscorecards.com

Batter	1	2	3	4	5	6	7	8	9	AB	R	H	RBI	BB	SO	LOB
Steve Finley, L (1, 8) OBP: 0.317, SLG: 0.447	B X 1-0 ① F8			C X 0-1 ① F7			F X 0-1 ① G3		B B C F S 2-3 ② K	4	0	0	0	0	1	0
Chris Gomez, R (1, 6) OBP: 0.338, SLG: 0.311	F F B F B X 2-2 ② F8			C B X 1-1 ② L4			B X 1-0 ② 2B 2B		F F X 0-2 ③ L6	4	1	1	0	0	0	0
Tony Gwynn, L (1, 9) OBP: 0.380, SLG: 0.426	C B S B B X 3-2 ③ F8			X 0-0 ③ G1-3			B C X 1-1 2-H 2B			3	0	1	1	0	0	0
Ken Caminiti, S (1, 5) OBP: 0.347, SLG: 0.463		C F F X 0-2 ① G3			S F B S 1-3 ① K		F X 0-1 ② L9			3	0	0	0	0	1	1
Jason Thompson, L (1, 3) OBP: 0.243, SLG: 0.417		X 0-0 ② G3-1			C F B B B F S 3-3 ② K		C X 0-1 ③ G4-3			3	0	0	0	0	1	1
Marc Newfield, R (1, 7) OBP: 0.382, SLG: 0.463		F C B X 1-2 ③ L5			B C B S S 2-3 ③ K			C F S 0-3 ① K		3	0	0	0	0	2	0
John Flaherty, R (1, 2) OBP: 0.285, SLG: 0.400			B F X 1-1 ① L1			C X 0-1 ① G6-3		X 0-0 ② P5		3	0	0	0	0	0	0
Jody Reed, R (1, 4) OBP: 0.311, SLG: 0.278			C B F C 1-3 ② K			B C F X 1-2 ② G4-3		X 0-0 ③ F9		3	0	0	0	0	1	0
Bob Tewksbury, R (1, 1) OBP: 0.063, SLG: 0.032			F S X 0-2 ③ F9			F F S 0-3 ③ K			B C F B F S 2-3 ① K	2	0	0	0	0	1	0
Bryce Florie, R (6, 1)										0	0	0	0	0	0	0
Doug Bochtler, R (8, 1)										0	0	0	0	0	0	0
Chris Gwynn, L (9, PH) OBP: 0.319, SLG: 0.225										1	0	0	0	0	1	0

TOP

	AB	29
	R	1
	H	2
	RBI	1
	BB	0
	SO	8
	LOB	2

Inning Stats	1	2	3	4	5	6	7	8	9
	R: 0 E: 0 K: 0 S: 8	R: 0 E: 0 K: 0 S: 8	R: 0 E: 0 K: 1 S: 8	R: 0 E: 0 K: 0 S: 5	R: 0 E: 0 K: 3 S: 10	R: 0 E: 0 K: 1 S: 8	R: 1 E: 0 K: 0 S: 9	R: 0 E: 0 K: 1 S: 5	R: 0 E: 0 K: 2 S: 10
	H: 0 LOB: 0 BB: 0 P: 14	H: 0 LOB: 0 BB: 0 P: 9	H: 0 LOB: 0 BB: 0 P: 10	H: 0 LOB: 0 BB: 0 P: 6	H: 0 LOB: 0 BB: 0 P: 16	H: 0 LOB: 0 BB: 0 P: 9	H: 2 LOB: 1 BB: 0 P: 11	H: 0 LOB: 0 BB: 0 P: 5	H: 0 LOB: 0 BB: 0 P: 14

	1B: 0	SF: 0	WP: 0	PA: 29
	2B: 2	SAC: 0	PB: 0	
	3B: 0	DP: 0	SB: 0	
	HR: 0	HBP: 0	CS: 0	

PITCHER	IP	WLS	BF	H	R	ER	SO	BB	IBB	HBP	BLK	WP	HR	S	P	ERA	WHIP
29 John Smoltz, R (1, 1) ERA: 2.26	9.0	W	29	2	1	1	8	0	0	0	0	0	0	71	94	1.00	0.222

PITCHER	IP	WLS	BF	H	R	ER	SO	BB	IBB	HBP	BLK	WP	HR	S	P	ERA	WHIP

San Diego Padres @ Atlanta Braves

Atlanta-Fulton County Stadium, Atlanta, GA

Wed Jun 19 1996, 3:33 AM EDT

Att. 34,823 - Cloudy - 90 F

livebaseballscorecards.com

BOTTOM

Batter	1	2	3	4	5	6	7	8	9	AB	R	H	RBI	BB	SO	LOB
Marquis Grissom, R (1, 8) OBP: 0.328, SLG: 0.437	K		G4-3		SH1-4 1-2 2-3	F9				3	0	0	0	0	1	2
Mark Lemke, S (1, 4) OBP: 0.384, SLG: 0.398	P6			1B	BB		G3-1			3	0	1	0	1	0	0
10 Chipper Jones, S (1, 5) OBP: 0.380, SLG: 0.529	G4-3			F8	SF7 2-3 3-H		HR			3	1	1	2	0	0	1
Fred McGriff, L (1, 3) OBP: 0.375, SLG: 0.575		G3-1		K	F9		G3-1			4	0	0	0	0	1	3
Ryan Klesko, L (1, 7) OBP: 0.366, SLG: 0.612		G1-6-3 1B		1B 1-2		E 2B 1B	F7			4	1	3	0	0	0	0
Javy Lopez, R (1, 2) OBP: 0.315, SLG: 0.462		G1-6-3 1-2f		F9		E6 2B 29 SF8 1-2		F9		4	1	0	0	0	0	4
Jeff Blauser, R (1, 6) OBP: 0.358, SLG: 0.457			29 F9 2B		29 1B 1B	F8		P4		4	1	2	0	0	0	2
Jermaine Dye, R (1, 9) OBP: 0.326, SLG: 0.630			L9	SH1-4 29 1B 10 SF7 1-2	1B	29 SF8 1-3 2-H 2B		29 FC6-4 1B		4	1	3	1	0	0	1
29 John Smoltz, R (1, 1) OBP: 0.238, SLG: 0.256			F9 2-3		10 SF7 SH1-4 1-2 2-H 1B	SF8 2-3 3-H		FC6-4 1-2f		3	0	1	2	0	0	2
Inning Stats	R: 0 E: 0 K: 1 S: 7 H: 0 LOB: 0 BB: 0 P: 10	R: 0 E: 0 K: 0 S: 9 H: 1 LOB: 0 BB: 0 P: 12	R: 0 E: 0 K: 0 S: 11 H: 1 LOB: 1 BB: 0 P: 16	R: 0 E: 0 K: 1 S: 11 H: 2 LOB: 2 BB: 0 P: 15	R: 2 E: 0 K: 0 S: 6 H: 3 LOB: 2 BB: 1 P: 11	R: 2 E: 1 K: 0 S: 17 H: 2 LOB: 1 BB: 0 P: 24	R: 1 E: 0 K: 0 S: 5 H: 1 LOB: 0 BB: 0 P: 7	R: 0 E: 0 K: 0 S: 12 H: 1 LOB: 1 BB: 0 P: 16		1B: 8 2B: 2 3B: 0 HR: 1 SF: 2 SAC: 1 DP: 1 HBP: 0					

	AB	32
	R	5
	H	11
	RBI	5
	BB	1
	SO	2
	LOB	15

WP: 0 PA: 36
PB: 0
SB: 0
CS: 0

PITCHER		IP	WLS	BF	H	R	ER	SO	BB	IBB	HBP	BLK	WP	HR	S	P	ERA	WHIP
Bob Tewksbury, R ERA: 4.05	(1, 1)	5.1	L	26	9	4	2	2	1	0	0	0	0	0	57	82	3.38	1.875
Bryce Florie, R ERA: 3.31	(6, 1)	1.2		6	1	1	1	0	0	0	0	0	0	1	9	13	5.40	0.600
Doug Bochtler, R ERA: 4.62	(8, 1)	1.0		4	1	0	0	0	0	0	0	0	0	0	12	16	0.00	1.000

PITCHER	IP	WLS	BF	H	R	ER	SO	BB	IBB	HBP	BLK	WP	HR	S	P	ERA	WHIP

Batter	1	2	3	4	5	6	7	8	9	10	11	AB	R	H	RBI	BB	SO	LOB
Marvin Benard, L (1, 8) OBP: 0.332, SLG: 0.315	L6	L7		K		G4-3		B4-3 1-2			K	6	0	0	0	0	2	2
Robby Thompson, R (1, 4) OBP: 0.329, SLG: 0.401	2B	L9			K	2B		K			2B	6	2	3	0	0	2	1
Barry Bonds, L (1, 7) OBP: 0.413, SLG: 0.589	FC6-4 2-H 1B		G4-3		G6-3	CS 2-H 1B			BB S		G6-4-3 IBB	4	0	2	2	2	0	0
Matt Williams, R (1, 5) OBP: 0.397, SLG: 0.564	FC6-4 1-2f 1B 1B		F8		1B 1B	L9			G5-3 1-2		G6-4-3 1-2f	6	2	1	0	0	0	5
Mark Carreon, R (1, 3) (5, 9) OBP: 0.335, SLG: 0.469	1B 1B 1-2 1B		FC6-4 1B		1B 1B 1-2 1B		F8		P4			6	2	3	0	0	0	2
Shawon Dunston, R (1, 6) OBP: 0.335, SLG: 0.439	1B 1-2 2-H 1B		FC6-4 1-2f		1B 1B 1-2 2-H 1B		G4-3		G4-3			5	1	2	2	0	0	2
Kirt Manwaring, R (1, 2) OBP: 0.361, SLG: 0.366	FC5-4 1-2 2-H 1B			K	1B 1-2 2-H 1B		F9			K		5	0	2	2	0	2	0
Keith Williams, R (1, 9) OBP: 0.235, SLG: 0.235 Dan Peltier, L (5, PH) OBP: 0.364, SLG: 0.400 (5, 3)	FC5-4 1-2f			K	1B 1-2 2-H 1B			B4-3 BB		K		2 2	0 0	0 1	0 1	0 1	1 1	2 0
Allen Watson, L (1, 1) OBP: 0.268, SLG: 0.237 Steve Scarsone, R (8, PH) OBP: 0.310, SLG: 0.395 Doug Creek, L (8, 1) Mark Dewey, R (8, 1) Steve Decker, R (10, PH) OBP: 0.324, SLG: 0.300 Rod Beck, R (10, 1)		G2-3		BB	F7			L7		P6		2 1 0 0 1 0	0 0 0 0 0 0	0 0 0 0 0 0	0 0 0 0 0 0	1 0 0 0 0 0	0 0 0 0 0 0	2 1 0 0 0 0
Inning Stats	R: 3 E: 0 K: 0 S: 12 H: 5 LOB: 2 BB: 0 P: 21	R: 0 E: 0 K: 0 S: 6 H: 0 LOB: 0 BB: 0 P: 10	R: 0 E: 0 K: 0 S: 7 H: 1 LOB: 1 BB: 0 P: 13	R: 0 E: 0 K: 3 S: 13 H: 0 LOB: 1 BB: 1 P: 20	R: 3 E: 0 K: 1 S: 16 H: 5 LOB: 2 BB: 0 P: 26	R: 1 E: 0 K: 0 S: 10 H: 2 LOB: 0 BB: 0 P: 17	R: 0 E: 0 K: 0 S: 5 H: 0 LOB: 0 BB: 0 P: 7	R: 0 E: 0 K: 1 S: 7 H: 0 LOB: 1 BB: 1 P: 13	R: 0 E: 0 K: 0 S: 10 H: 0 LOB: 1 BB: 1 P: 18	R: 0 E: 0 K: 2 S: 9 H: 0 LOB: 0 BB: 0 P: 14	R: 0 E: 0 K: 1 S: 5 H: 1 LOB: 1 BB: 1 P: 11	1B: 11 2B: 3 3B: 0 HR: 0 SF: 0 SAC: 0 DP: 1 HBP: 0						

PITCHER		IP	WLS	BF	H	R	ER	SO	BB	IBB	HBP	BLK	WP	HR	S	P	ERA	WHIP
Steve Avery, L ERA: 3.78	(1, 1)	4.2		25	10	6	6	4	1	0	0	0	0	0	51	86	11.57	2.357
Greg McMichael, R ERA: 3.63	(5, 1)	1.1		7	3	1	1	0	0	0	0	0	0	0	13	21	6.75	2.250
Brad Clontz, R ERA: 4.46	(7, 1)	1.0		3	0	0	0	0	0	0	0	0	0	0	5	7	0.00	0.000
Pedro Borbon, L ERA: 3.14	(8, 1)	1.0		4	0	0	0	1	1	0	0	0	0	0	7	13	0.00	1.000
Mark Wohlers, R ERA: 2.91	(9, 1)	1.0		4	0	0	0	0	1	0	0	0	0	0	10	18	0.00	1.000

PITCHER		IP	WLS	BF	H	R	ER	SO	BB	IBB	HBP	BLK	WP	HR	S	P	ERA	WHIP
Terrell Wade, L ERA: 1.29	(10, 1)	2.0	W	7	1	0	0	3	0	1	0	0	0	0	14	25	0.00	0.500

TOP

San Francisco Giants @ Atlanta Braves

Atlanta-Fulton County Stadium, Atlanta, GA

Fri Jun 21 1996, 7:05 PM EDT

Att. 38,432 - Unknown - 91 F

livebaseballscorecards.com

AB	46
R	7
H	14
RBI	7
BB	4
SO	8
LOB	17

GIANTS

San Francisco Giants @ Atlanta Braves

Atlanta-Fulton County Stadium, Atlanta, GA

Fri Jun 21 1996, 7:05 PM EDT

Att. 38,432 - Unknown - 91 F

livebaseballscorecards.com

Batter	1	2	3	4	5	6	7	8	9	10	11	AB	R	H	RBI	BB	SO	LOB
Marquis Grissom, R (1, 8) OBP: 0.326, SLG: 0.443	C B S X 1-2 ① F8	B 1 SAFE F B X 3-2 1-H HR		F B S F F B S 2-3 ② K2-3			B B F X 2-1 ① G6-3		B C B B 1 SAFE S F S 3-3 1-2 ③ K			5	1	1	2	0	2	1
Mark Lemke, S (1, 4) OBP: 0.389, SLG: 0.394	B B B B 4-0 HR BB	B B B B 4-0 10 WP 10 1B BB		S C B F B B B 4-2 BB			B F B X 2-1 ② F7			B X 1-0 ① P6		2	2	0	0	3	0	0
10 Chipper Jones, S (1, 5) OBP: 0.377, SLG: 0.522	F B B X 2-1 ② F8	B B X 2-0 1-H 1B		B B B C F S 3-3 ③ K			X 0-0 ③ G1-3			B B X 2-0 ② F7		5	0	1	1	0	1	2
Fred McGriff, L (1, 3) OBP: 0.372, SLG: 0.579	S F B B B X 2-2 1-H HR	X 0-0 ③ G3			B X 1-0 ① G3			B X 1-0 ① F9		C B F B B S 3-3 ③ K		5	1	1	2	0	1	1
Ryan Klesko, L (1, 7) OBP: 0.360, SLG: 0.599	C B F X 1-2 ③ G4-3		B X 1-0 ① F8		X 0-0 ② G3-1			B X 1-0 ② G4-3			C C C B S 1-3 ① K	5	0	0	0	0	1	0
Jeff Blauser, R (1, 6) OBP: 0.355, SLG: 0.447		B F B X 2-1 ① G5-3	B S B F B X 3-2 ② G6-3		C F B B F F F S 2-3 ③ K			C B C B F F X 2-2 ③ P3			B F B B B 4-1 1B 2B BB	4	1	0	0	1	1	0
Eddie Pérez, R (1, 2) OBP: 0.361, SLG: 0.565 Rafael Belliard, R (6, PR) OBP: 0.172, SLG: 0.190 Javy Lopez, R (7, 2) OBP: 0.317, SLG: 0.462	C C F X 0-2 1B SF7 2B	F B F X 1-2 ③ G6-3			X 0-0 E5 FC6-4				B X 1-0 ① L5		X 0-0 2B 1-2 1B	3 0 2	1 0 0	1 0 1	0 0 0	0 0 0	0 0 0	0 0 0
Jermaine Dye, R (1, 9) OBP: 0.333, SLG: 0.627	X 0-0 E HR 2-3 1B			B X 1-0 ① G3	B B F X 2-1 ① FC6-4 G6-4-3 1-2f				S B S S C 1-3 ② K		B X 1-0 1-3 2-H 2B	5	1	2	1	0	1	1
Steve Avery, L (1, 1) OBP: 0.244, SLG: 0.487 Greg McMichael, R (5, 1) Danny Bautista, R (6, PH) OBP: 0.312, SLG: 0.325 Brad Clontz, R (7, 1) Pedro Borbon, R (8, 1) Mark Wohlers, R (9, 1) Dwight Smith, L (9, PH) OBP: 0.309, SLG: 0.351 Terrell Wade, L (10, 1)	F B X 1-1 ② SF7 3-H			X 0-0 HR	X 0-0 ② ③ G6-4-3 1-2f				B T X 1-1 S 1B			1 0 1 0 0 0 1 0	1 0 0 0 0 0 0 0	1 0 0 0 0 0 1 0	2 0 0 0 0 0 0 0	0 0 0 0 0 0 0 0	0 0 1 0 0 0 0 0	0 0 0 0 0 0 0 0
Inning Stats	R: 2 H: 1 E: 0 LOB: 0 K: 0 BB: 1 S: 11 P: 21	R: 4 H: 4 E: 1 LOB: 1 K: 0 BB: 1 S: 14 P: 26	R: 0 H: 0 E: 0 LOB: 0 K: 0 BB: 0 S: 7 P: 12	R: 1 H: 1 E: 0 LOB: 1 K: 2 BB: 1 S: 13 P: 23	R: 0 H: 0 E: 0 LOB: 0 K: 1 BB: 0 S: 8 P: 11	R: 0 H: 0 E: 1 LOB: 1 K: 0 BB: 0 S: 4 P: 6	R: 0 H: 0 E: 0 LOB: 0 K: 0 BB: 0 S: 5 P: 9	R: 0 H: 0 E: 0 LOB: 0 K: 0 BB: 0 S: 7 P: 11	R: 0 H: 1 E: 0 LOB: 1 K: 2 BB: 0 S: 10 P: 16	R: 0 H: 0 E: 0 LOB: 0 K: 1 BB: 0 S: 5 P: 11	R: 1 H: 2 E: 0 LOB: 2 K: 1 BB: 1 S: 6 P: 12	1B: 4 SF: 1 2B: 2 SAC: 0 3B: 0 DP: 1 HR: 3 HBP: 0						

PITCHER		IP	WLS	BF	H	R	ER	SO	BB	IBB	HBP	BLK	WP	HR	S	P	ERA	WHIP
Allen Watson, L ERA: 3.84	(1, 1)	7.0		30	6	7	7	3	3	0	0	0	1	3	62	108	9.00	1.286
Doug Creek, L ERA: 5.16	(8, 1)	0.2		2	0	0	0	0	0	0	0	0	0	0	2	4	0.00	0.000
Mark Dewey, R ERA: 4.04	(8, 1)	1.1		5	1	0	0	2	0	0	0	0	0	0	15	23	0.00	0.750
Rod Beck, R ERA: 1.53	(10, 1)	1.1	L	7	2	1	1	2	1	0	0	0	0	0	11	23	6.75	2.250

PITCHER	IP	WLS	BF	H	R	ER	SO	BB	IBB	HBP	BLK	WP	HR	S	P	ERA	WHIP

AB	39
R	8
H	9
RBI	8
BB	4
SO	7
LOB	6

WP: 1 PA: 44
PB: 0
SB: 1
CS: 0

San Francisco Giants @ Atlanta Braves

Atlanta-Fulton County Stadium, Atlanta, GA

Sat Jun 22 1996, 7:05 PM EDT

Att. 49,365 - Unknown - 93 F

livebaseballscorecards.com

TOP

Batter	1	2	3	4	5	6	7	8	9	AB	R	H	RBI	BB	SO	LOB
Marvin Benard, L (1, 9) OBP: 0.327, SLG: 0.310	L7		G1-3			SH1-3		G6-3		3	0	0	0	0	0	0
Robby Thompson, R (1, 4) OBP: 0.333, SLG: 0.404	F9 S 1B		F7			F8			FC5-4 1B	4	0	2	0	0	0	1
Barry Bonds, L (1, 7) OBP: 0.411, SLG: 0.582	1 SAFE 1 SAFE S BB			G4-3		F9			L9	3	0	0	0	1	0	2
Matt Williams, R (1, 5) OBP: 0.392, SLG: 0.556	F9			G6-3			G6-3		FC5-4 1B	4	0	0	0	0	0	3
Mark Carreon, R (1, 3) OBP: 0.337, SLG: 0.473	G1-3			G6-3			G4-3 2B		1-2 1B	4	0	2	0	0	0	2
Stan Javier, S (1, 8) OBP: 0.341, SLG: 0.409		K			L4		G4-3		F8	4	0	0	0	0	1	3
Shawon Dunston, R (1, 6) OBP: 0.329, SLG: 0.431		G6-3			G1		F7			3	0	0	0	0	0	1
Kirt Manwaring, R (1, 2) OBP: 0.350, SLG: 0.353		G5-3			G6-3			K		3	0	0	0	0	1	0
Mark Gardner, R (1, 1)			K			E5 SH1-3		K		2	0	0	0	0	1	0
Tom Lampkin, L (8, PH) OBP: 0.378, SLG: 0.456										1	0	0	0	0	1	0
Jeff Juden, R (8, 1)										0	0	0	0	0	0	0
Doug Creek, L (8, 1)										0	0	0	0	0	0	0
Rich DeLucia, R (8, 1)										0	0	0	0	0	0	0
Inning Stats	R: 0 E: 0 K: 0 S: 12 H: 1 LOB: 2 BB: 1 P: 19	R: 0 E: 0 K: 1 S: 6 H: 0 LOB: 0 BB: 0 P: 8	R: 0 E: 0 K: 1 S: 9 H: 0 LOB: 0 BB: 0 P: 11	R: 0 E: 0 K: 0 S: 4 H: 0 LOB: 0 BB: 0 P: 4	R: 0 E: 0 K: 0 S: 6 H: 0 LOB: 0 BB: 0 P: 8	R: 0 E: 1 K: 0 S: 7 H: 0 LOB: 1 BB: 0 P: 9	R: 0 E: 0 K: 0 S: 9 H: 1 LOB: 1 BB: 0 P: 14	R: 0 E: 0 K: 2 S: 9 H: 0 LOB: 0 BB: 0 P: 10	R: 0 E: 0 K: 0 S: 11 H: 2 LOB: 2 BB: 0 P: 16	1B: 3 2B: 1 3B: 0 HR: 0	SF: 0 SAC: 1 DP: 0 HBP: 0					

	AB	31
	R	0
	H	4
	RBI	0
	BB	1
	SO	4
	LOB	12

WP: 0 PB: 0 SB: 2 CS: 0 PA: 33

PITCHER		IP	WLS	BF	H	R	ER	SO	BB	IBB	HBP	BLK	WP	HR	S	P	ERA	WHIP
Greg Maddux, R ERA: 2.99	(1, 1)	8.0	W	28	2	0	0	4	1	0	0	0	0	0	62	83	0.00	0.375
Greg McMichael, R ERA: 3.54	(9, 1)	1.0		5	2	0	0	0	0	0	0	0	0	0	11	16	0.00	2.000

PITCHER		IP	WLS	BF	H	R	ER	SO	BB	IBB	HBP	BLK	WP	HR	S	P	ERA	WHIP

Batter	1	2	3	4	5	6	7	8	9	AB	R	H	RBI	BB	SO	LOB
Marquis Grissom, R (1, 8) OBP: 0.328, SLG: 0.442	B X 1-0 10 HR G3 1B		C F C 0-3 ① K		F B B B X 3-1 ② L9			B B B B 4-0 CS BB		3	1	1	0	1	1	0
Mark Lemke, S (1, 4) OBP: 0.391, SLG: 0.401	F C B B 1 SAFE X 2-2 ① G3 1-2		C X 0-1 ② G4-3		S C B X 1-2 1B			B C B 1 SAFE C F B X 3-2 ① 10 1B 1-2 2B		4	1	2	0	0	0	1
10 Chipper Jones, S (1, 5) OBP: 0.379, SLG: 0.533	X 0-0 2-H HR		B B C X 2-1 ③ F7		B B X 2-0 ③ F7			B S B F B X 3-2 2-H 1B		4	2	2	3	0	0	1
Fred McGriff, L (1, 3) OBP: 0.374, SLG: 0.574	B B C F B X 3-2 ② G3-1			B B B S F B 4-2 3B BB		C X 0-1 ① G4-3		I I I I 4-0 1B IBB		2	1	0	0	2	0	0
Ryan Klesko, L (1, 7) OBP: 0.365, SLG: 0.608	B B F C B X 3-2 ③ F7			1 SAFE B B B X 2-0 1-H SF8 3B		B B B S S F B 4-2 G5-3 BB		C S X 0-2 1-2 2-H 1B		3	1	2	2	1	0	0
Jeff Blauser, R (1, 6) OBP: 0.348, SLG: 0.438		B B B C X 3-1 ① F8		B F C B F C 2-3 ① K		C 1 SAFE 1 SAFE 1 SAFE B 1 SAFE F B X 2-2 ②③ G5-3 1-2		X 0-0 ② F7		4	0	0	0	0	1	4
Eddie Pérez, R (1, 2) OBP: 0.342, SLG: 0.542		F B B B X 2-1 ② G6-3		C B S X 1-2 ② SF8 3-H			B C B X 2-1 ① G6-3	F B F F X 1-2 ③ G1-3		3	0	0	1	0	0	2
Jermaine Dye, R (1, 9) OBP: 0.333, SLG: 0.630		B B C C X 2-2 2B		B B S S F S 2-3 ③ K			B B F B S F S 3-3 ② K			3	0	1	0	0	2	0
Greg Maddux, R (1, 1) OBP: 0.179, SLG: 0.111 Greg McMichael, R (9, 1)		B B B C X 3-1 ③ L8			X 0-0 ① P8		B X 1-0 ③ F9			3 0	0 0	0 0	0 0	0 0	1 0	1 0
Inning Stats	R: 2 E: 0 K: 0 S: 11 H: 2 LOB: 0 BB: 0 P: 20	R: 0 E: 0 K: 0 S: 9 H: 1 LOB: 1 BB: 0 P: 19	R: 0 E: 0 K: 1 S: 7 H: 0 LOB: 0 BB: 0 P: 9	R: 2 E: 0 K: 2 S: 14 H: 1 LOB: 0 BB: 1 P: 25	R: 0 E: 0 K: 0 S: 7 H: 1 LOB: 1 BB: 0 P: 13	R: 0 E: 0 K: 0 S: 8 H: 0 LOB: 0 BB: 1 P: 14	R: 0 E: 0 K: 1 S: 7 H: 0 LOB: 0 BB: 0 P: 13	R: 2 E: 0 K: 0 S: 15 H: 3 LOB: 2 BB: 2 P: 30		1B: 4 2B: 2 3B: 1 HR: 1 SF: 1 SAC: 0 DP: 0 HBP: 0				WP: 0 PB: 0 SB: 0 CS: 1 PA: 34		

PITCHER		IP	WLS	BF	H	R	ER	SO	BB	IBB	HBP	BLK	WP	HR	S	P	ERA	WHIP
Mark Gardner, R ERA: 3.66	(1, 1)	7.0	L	27	5	4	4	4	2	0	0	0	0	1	63	113	5.14	1.000
Jeff Juden, R ERA: 4.08	(8, 1)	0.1		2	1	1	1	0	1	0	0	0	0	0	4	11	27.00	6.000
Doug Creek, L ERA: 5.56	(8, 1)	0.0		3	2	1	1	0	0	1	0	0	0	0	6	13	∞	∞
Rich DeLucia, R ERA: 6.0	(8, 1)	0.2		2	0	0	0	0	0	0	0	0	0	0	5	6	0.00	0.000

PITCHER	IP	WLS	BF	H	R	ER	SO	BB	IBB	HBP	BLK	WP	HR	S	P	ERA	WHIP

BOTTOM

San Francisco Giants @ Atlanta Braves

Atlanta-Fulton County Stadium, Atlanta, GA

Sat Jun 22 1996, 7:05 PM EDT

Att. 49,365 - Unknown - 93 F

livebaseballscorecards.com

AB	29
R	6
H	8
RBI	6
BB	4
SO	4
LOB	9

Batter	1	2	3	4	5	6	7	8	9	AB	R	H	RBI	BB	SO	LOB
Stan Javier, S (1, 8) OBP: 0.335, SLG: 0.401	F X 0-1 ① F8		X 0-0 ② F8			B C B F F B X 3-2 ② G6-3		B B X 2-0 ② F9 2-3		4	0	0	0	0	0	2
Robby Thompson, R (1, 4) OBP: 0.325, SLG: 0.393	C B S B B F X 3-2 ② F8		C C B S 1-3 ③ K			F F B B X 2-2 ③ G3-1		B C F C 1-3 ③ K		4	0	0	0	0	2	2
Barry Bonds, L (1, 7) OBP: 0.409, SLG: 0.577	B B X 2-0 1B			B B C F S 2-3 ① K			B F B F B C 3-3 ① K		B X 1-0 ① G6-3	4	0	1	0	0	2	0
Matt Williams, R (1, 5) OBP: 0.387, SLG: 0.547	C B 1 SAFE B C S 2-3 ③ K			B F C S 1-3 ② K			F F F B B F X 2-2 ② F7		F B F F S 1-3 ② K	4	0	0	0	0	3	1
Mark Carreon, R (1, 3) OBP: 0.336, SLG: 0.474		B F F F F B X 2-2 ① P3		X 0-0 ③ F7			C B F X 1-2 2B		C F B S 1-3 ③ K	4	0	1	0	0	1	0
Shawon Dunston, R (1, 6) OBP: 0.329, SLG: 0.426		C X 0-1 ② G4-3			B C X 1-1 ① F9		B B B 4-0 BB			2	0	0	0	1	0	0
Kirt Manwaring, R (1, 2) OBP: 0.350, SLG: 0.345		B B B B 4-0 BB			S B S F B X 2-2 ② L1-3		B F B F B X 3-2 ③ F9			2	0	0	0	1	0	2
Keith Williams, R (1, 9) OBP: 0.250, SLG: 0.250 Marvin Benard, L (8, PR) OBP: 0.327, SLG: 0.310 (8, 9)		S B B C X 2-2 ③ G1-3			B X 1-0 ③ P3			X 0-0 F9 SH1-4 1B		3 0	0 0	1 0	0 0	0 0	0 0	1 0
Osvaldo Fernandez, R (1, 1) OBP: 0.032, SLG: 0.032 Steve Decker, R (8, PH) OBP: 0.324, SLG: 0.300 Doug Creek, L (8, 1) Mark Dewey, R (8, 1)			X 0-0 ① L9			C B F C 1-3 ① K		X 0-0 ① SH1-4 1-2		2 0 0 0	0 0 0 0	0 0 0 0	0 0 0 0	0 0 0 0	1 0 0 0	0 0 0 0
Inning Stats	R: 0 H: 1 E: 0 LOB: 1 K: 1 BB: 0 S: 10 P: 17	R: 0 H: 0 E: 0 LOB: 1 K: 0 BB: 1 S: 10 P: 18	R: 0 H: 0 E: 0 LOB: 0 K: 1 BB: 0 S: 5 P: 6	R: 0 H: 0 E: 0 LOB: 0 K: 2 BB: 0 S: 7 P: 10	R: 0 H: 0 E: 0 LOB: 0 K: 0 BB: 0 S: 7 P: 11	R: 0 H: 0 E: 0 LOB: 0 K: 1 BB: 0 S: 10 P: 16	R: 0 H: 1 E: 0 LOB: 2 K: 1 BB: 1 S: 14 P: 27	R: 0 H: 1 E: 0 LOB: 2 K: 1 BB: 0 S: 6 P: 9	R: 0 H: 0 E: 0 LOB: 0 K: 2 BB: 0 S: 8 P: 11	1B: 2 2B: 1 3B: 0 HR: 0	SF: 0 SAC: 1 DP: 0 HBP: 0					

PITCHER		IP	WLS	BF	H	R	ER	SO	BB	IBB	HBP	BLK	WP	HR	S	P	ERA	WHIP
Tom Glavine, L ERA: 2.7	(1, 1)	7.2	W	28	3	0	0	6	2	0	0	0	0	0	66	110	0.00	0.652
Mark Wohlers, R ERA: 2.8	(8, 1)	1.1	S	4	0	0	0	3	0	0	0	0	0	0	11	15	0.00	0.000

PITCHER	IP	WLS	BF	H	R	ER	SO	BB	IBB	HBP	BLK	WP	HR	S	P	ERA	WHIP

San Francisco Giants @ Atlanta Braves

Atlanta-Fulton County Stadium, Atlanta, GA

Sun Jun 23 1996, 3:33 AM EDT

Att. 35,645 - Sunny - 91 F

TOP

livebaseballscorecards.com

AB	29
R	0
H	3
RBI	0
BB	2
SO	9
LOB	8

1B: 2	SF: 0	WP: 0	PA: 32
2B: 1	SAC: 1	PB: 0	
3B: 0	DP: 0	SB: 0	
HR: 0	HBP: 0	CS: 0	

San Francisco Giants @ Atlanta Braves

Atlanta-Fulton County Stadium, Atlanta, GA

Sun Jun 23 1996, 3:33 AM EDT

Att. 35,645 - Sunny - 91 F

livebaseballscorecards.com

BOTTOM

Batter	1	2	3	4	5	6	7	8	9	AB	R	H	RBI	BB	SO	LOB
Marquis Grissom, R (1, 8) OBP: 0.327, SLG: 0.439	G4-3		G4-3		1B		F7			4	0	1	0	0	0	2
Mark Lemke, S (1, 4) OBP: 0.389, SLG: 0.395	F9 10 BB		G3		K		L1			3	0	0	0	1	1	5
10 Chipper Jones, S (1, 5) OBP: 0.384, SLG: 0.545	SAFE SAFE 1-2 BB			HR	F7			G4-6-3 1B		3	1	2	1	1	0	3
Fred McGriff, L (1, 3) OBP: 0.369, SLG: 0.566	F9 2-3			K		F8		G4-6-3 1-2f		4	0	0	0	0	1	3
Ryan Klesko, L (1, 7) OBP: 0.364, SLG: 0.601	SAFE P5			G4-3		L8		FC5-4 BB		3	0	0	0	1	0	2
Danny Bautista, R (8, PR) (9, 9) OBP: 0.312, SLG: 0.325										0	0	0	0	0	0	0
Javy Lopez, R (1, 2) OBP: 0.311, SLG: 0.454		G5-3		G6-3		G6-3		FC5-4 1-2f		4	0	0	0	0	0	1
Jeff Blauser, R (1, 6) OBP: 0.348, SLG: 0.436		F9			F8		SH 1B			3	0	1	0	0	0	0
Jermaine Dye, R (1, 9) (9, 7) OBP: 0.333, SLG: 0.614		F9			1B 1B 1B		SAFE SAFE SAFE F8			3	0	1	0	0	0	1
Tom Glavine, L (1, 1) OBP: 0.371, SLG: 0.375			G4-3		SAFE 1B 1-2 1B		SAFE SAFE SAFE SH 1-2			2	0	1	0	0	0	0
Mark Wohlers, R (8, 1)										0	0	0	0	0	0	0
Inning Stats	R: 0 E: 0 K: 0 S: 7 H: 0 LOB: 2 BB: 2 P: 17	R: 0 E: 0 K: 0 S: 7 H: 0 LOB: 0 BB: 0 P: 10	R: 0 E: 0 K: 0 S: 4 H: 0 LOB: 0 BB: 0 P: 6	R: 1 E: 0 K: 1 S: 6 H: 1 LOB: 0 BB: 0 P: 11	R: 0 E: 0 K: 1 S: 14 H: 3 LOB: 3 BB: 0 P: 17	R: 0 E: 0 K: 0 S: 9 H: 0 LOB: 0 BB: 0 P: 14	R: 0 E: 1 K: 0 S: 8 H: 1 LOB: 2 BB: 0 P: 10	R: 0 E: 0 K: 0 S: 6 H: 1 LOB: 1 BB: 1 P: 10		1B: 5 2B: 0 3B: 0 HR: 1	SF: 0 SAC: 1 DP: 1 HBP: 0						

	AB	29
	R	1
	H	6
	RBI	1
	BB	3
	SO	2
	LOB	17

PITCHER		IP	WLS	BF	H	R	ER	SO	BB	IBB	HBP	BLK	WP	HR	S	P	ERA	WHIP
Osvaldo Fernandez, R ERA: 5.5	(1, 1)	7.0	L	29	5	1	1	2	2	0	0	0	0	1	55	85	1.29	1.000
Doug Creek, L ERA: 5.4	(8, 1)	0.2		3	1	0	0	0	1	0	0	0	0	0	5	9	0.00	3.000
Mark Dewey, R ERA: 4.0	(8, 1)	0.1		1	0	0	0	0	0	0	0	0	0	0	1	1	0.00	0.000

PITCHER	IP	WLS	BF	H	R	ER	SO	BB	IBB	HBP	BLK	WP	HR	S	P	ERA	WHIP

Batter	1	2	3	4	5	6	7	8	9	AB	R	H	RBI	BB	SO	LOB
Ron Gant, R (1, 7) OBP: 0.354, SLG: 0.462	HR	BB		K		K		L7		4	1	1	1	1	2	1
Ozzie Smith, S (1, 6) OBP: 0.310, SLG: 0.282	1B	F9			G6-3		2B	G1-3		5	2	2	0	0	0	1
Ray Lankford, L (1, 8) OBP: 0.362, SLG: 0.518	1B	G4-3			G4-3		HR		G4-3	5	3	3	1	0	0	1
Gary Gaetti, R (1, 5) OBP: 0.305, SLG: 0.403 David Bell, R (9, 5) OBP: 0.277, SLG: 0.287	BB		G6-3 SF8 2B		BB		L3		G4-3	3 0	1 0	1 0	0 0	2 0	0 0	2 0
John Mabry, L (1, 3) OBP: 0.384, SLG: 0.468	K	G6-3			1B		HR		1B	4	1	2	1	1	1	4
Brian Jordan, R (1, 9) OBP: 0.302, SLG: 0.408 Miguel Mejia, R (9, PH) (9, 9)	1B	SF8			F9		HR			3 1	1 0	2 0	6 0	0 0	0 1	2 1
Tom Pagnozzi, R (1, 2) OBP: 0.333, SLG: 0.468	K	G4-3		K	K				K	5	0	0	0	0	4	3
Luis Alicea, S (1, 4) OBP: 0.321, SLG: 0.346	K2-3			L3		SH3-4 1B	F8			4	0	1	0	0	1	2
Andy Benes, R (1, 1) OBP: 0.129, SLG: 0.194 Royce Clayton, R (8, PH) OBP: 0.322, SLG: 0.380 Rick Honeycutt, L (8, 1) Jeff Parrett, R (9, 1)		K		K		SH3-4		K		2 1 0 0	0 0 0 0	0 0 0 0	0 0 0 0	2 1 0 0	0 0 0 0	0 0 0 0
Inning Stats	R: 3 E: 0 K: 3 S: 18 H: 4 LOB: 2 BB: 1 P: 28	R: 0 E: 0 K: 1 S: 8 H: 0 LOB: 1 BB: 1 P: 15	R: 1 E: 0 K: 0 S: 9 H: 1 LOB: 0 BB: 0 P: 14	R: 0 E: 0 K: 2 S: 7 H: 0 LOB: 0 BB: 0 P: 13	R: 0 E: 0 K: 0 S: 9 H: 1 LOB: 2 BB: 1 P: 17	R: 0 E: 0 K: 2 S: 9 H: 1 LOB: 1 BB: 0 P: 12	R: 4 E: 0 K: 1 S: 14 H: 3 LOB: 0 BB: 1 P: 24	R: 0 E: 0 K: 1 S: 6 H: 0 LOB: 0 BB: 0 P: 9	R: 1 E: 0 K: 2 S: 13 H: 2 LOB: 1 BB: 0 P: 20	1B: 7 2B: 3 3B: 0 HR: 2 SF: 1 SAC: 1 DP: 0 HBP: 0						

PITCHER		IP	WLS	BF	H	R	ER	SO	BB	IBB	HBP	BLK	WP	HR	S	P	ERA	WHIP
29 John Smoltz, R ERA: 2.71	(1, 1)	6.1	L	33	10	8	8	8	3	1	0	0	1	2	68	116	11.37	2.053
Brad Clontz, R ERA: 4.38	(7, 1)	0.2		2	0	0	0	1	0	0	0	0	0	0	6	7	0.00	0.000
Terrell Wade, L ERA: 1.23	(8, 1)	1.0		3	0	0	0	1	0	0	0	0	0	0	6	9	0.00	0.000
Mike Bielecki, R ERA: 4.5	(9, 1)	1.0		5	2	1	1	2	0	0	0	0	0	0	13	20	9.00	2.000

PITCHER	IP	WLS	BF	H	R	ER	SO	BB	IBB	HBP	BLK	WP	HR	S	P	ERA	WHIP

TOP

St. Louis Cardinals @ Atlanta Braves

Atlanta-Fulton County Stadium, Atlanta, GA

Mon Jun 24 1996, 7:05 PM EDT

Att. 31,971 - Unknown - 85 F

livebaseballscorecards.com

AB	37
R	9
H	12
RBI	9
BB	4
SO	12
LOB	17

WP: 1 PB: 0 SB: 0 CS: 0 PA: 43

BOTTOM

Batter	1	2	3	4	5	6	7	8	9	AB	R	H	RBI	BB	SO	LOB
Marquis Grissom, R (1, 8) OBP: 0.329, SLG: 0.441	F B B X 2-1 1B 2B	B S X 1-1 ③ G4-3		B C B S B B 4-2 1-2 2-3 BB			B X 1-0 ① G6-3		B B B B X 3-1 ③ P6	3	1	1	0	1	0	1
Terrell Wade, L (8, 1)										0	0	0	0	0	0	0
Mike Bielecki, R (9, 1)										0	0	0	0	0	0	0
Dwight Smith, L (9, PH) OBP: 0.302, SLG: 0.347										1	0	0	0	0	0	0
Mark Lemke, S (1, 4) OBP: 0.391, SLG: 0.402	X 0-0 10 FC3-6 2-H 1B	C X 0-1 10 F8 2B	X 0-0 ③ G3-1				C B B F B X 3-2 ② G3			4	0	2	1	0	0	3
10 Chipper Jones, S (1, 5) OBP: 0.379, SLG: 0.538	B B X 2-0 ① FC3-6 1B 1B 1-2f	B B F X 2-1 ① F8 2-3	B X 1-0 ① F8				C B B F B X 3-2 ③ L7			4	0	0	0	0	0	2
Fred McGriff, L (1, 3) OBP: 0.368, SLG: 0.562	C S B X 1-2 1B 1-2 1B	B C F X 1-2 ② P4	B X 1-0 ② F9					B B X 2-0 ① F7		4	0	1	0	0	0	1
Eddie Pérez, R (9, 3) OBP: 0.342, SLG: 0.542										0	0	0	0	0	0	0
Ryan Klesko, L (1, 7) OBP: 0.362, SLG: 0.595	B B F B X 3-1 G3 1-2 2-3 1B	B B F B X 2-2 ③ G4-3	C B X 1-1 ③ G4-3					X 0-0 ② G4-3		4	0	1	0	0	0	1
Javy Lopez, R (1, 2) OBP: 0.315, SLG: 0.468	B C F X 1-2 ② ③ G3 1-2f	X 0-0 G6-4-3 1B	B X 1-0 HR					X 0-0 E5		4	1	2	1	0	0	3
Jeff Blauser, R (1, 6) OBP: 0.342, SLG: 0.427		F X 0-1 ① F8	B C X 1-1 ① ② G6-4-3 1-2f	C C B B B F B X 3-2 ① G5-3				B F F B C 2-3 ③ K		4	0	0	0	0	1	2
Rafael Belliard, R (9, 6) OBP: 0.172, SLG: 0.190										0	0	0	0	0	0	0
Jermaine Dye, R (1, 9) OBP: 0.328, SLG: 0.590		C B X 1-1 ② G6-3	B C X 1-1 BB 29 1B 1B	F F X 0-2 ② 5-3					X 0-0 ① G5-3	4	0	1	0	0	0	0
29 John Smoltz, R (1, 1) OBP: 0.267, SLG: 0.268		B C B B B 4-1 BB	B C X 1-1 BB 1-2 1B	S S S 0-3 ③ K					B X 1-0 ② P3	2	0	1	0	1	1	0
Brad Clontz, R (7, 1)										0	0	0	0	0	0	0
Danny Bautista, R (8, 8) OBP: 0.309, SLG: 0.321										1	0	0	0	0	0	0
Inning Stats	R: 1 E: 0 K: 0 S: 12 H: 4 LOB: 2 BB: 0 P: 21	R: 0 E: 0 K: 0 S: 7 H: 0 LOB: 1 BB: 1 P: 13	R: 0 E: 0 K: 0 S: 10 H: 1 LOB: 1 BB: 0 P: 15	R: 0 E: 0 K: 0 S: 10 H: 3 LOB: 3 BB: 1 P: 17	R: 0 E: 0 K: 0 S: 4 H: 0 LOB: 0 BB: 0 P: 7	R: 1 E: 0 K: 1 S: 11 H: 1 LOB: 0 BB: 0 P: 15	R: 0 E: 0 K: 0 S: 7 H: 0 LOB: 0 BB: 0 P: 14	R: 0 E: 1 K: 1 S: 6 H: 0 LOB: 1 BB: 0 P: 10	R: 0 E: 0 K: 0 S: 4 H: 0 LOB: 0 BB: 0 P: 8	1B: 6 2B: 2 3B: 0 HR: 1 SF: 0 SAC: 0 DP: 2 HBP: 0						

PITCHER	IP	WLS	BF	H	R	ER	SO	BB	IBB	HBP	BLK	WP	HR	S	P	ERA	WHIP
Andy Benes, R (1, 1) ERA: 4.44	7.0	W	30	9	2	2	1	2	0	0	0	0	1	61	102	2.57	1.571
Rick Honeycutt, L (8, 1) ERA: 3.22	1.0		4	0	0	0	1	0	0	0	0	0	0	6	10	0.00	0.000
Jeff Parrett, R (9, 1) ERA: 3.93	1.0		3	0	0	0	0	0	0	0	0	0	0	4	8	0.00	0.000

PITCHER	IP	WLS	BF	H	R	ER	SO	BB	IBB	HBP	BLK	WP	HR	S	P	ERA	WHIP

St. Louis Cardinals @ Atlanta Braves

Atlanta-Fulton County Stadium, Atlanta, GA

Mon Jun 24 1996, 7:05 PM EDT

Att. 31,971 - Unknown - 85 F

livebaseballscorecards.com

AB	35
R	2
H	9
RBI	2
BB	2
SO	2
LOB	13

WP: 0	PB: 0	SB: 0	CS: 0
PA: 37			

Batter	1	2	3	4	5	6	7	8	9	AB	R	H	RBI	BB	SO	LOB
Ron Gant, R (1, 7) OBP: 0.367, SLG: 0.474	B C F B B S 3-3 ① K		C F B B F F B F B 4-2 FC6-4 BB		B B C S B B 4-2 BB		C 1 SAFE F X 0-2 1-2 1B 1B		X 0-0 2B	3	0	2	0	2	1	0
Royce Clayton, R (1, 6) OBP: 0.320, SLG: 0.376	C F C 0-3 ② K		C F 1 SAFE B F 1 SAFE X 1-2 ③ FC6-4 1-2f		B S F F B F X 2-2 ③ F8		X 0-0 1-2 2-3 1B		B S F S 1-3 ② K	5	0	1	0	0	2	4
Ray Lankford, L (1, 8) OBP: 0.356, SLG: 0.508	C X 0-1 ③ G1-3			B C F B X 2-2 ① F9		C B X 1-1 ① F8	C B C F B B C 3-3 ③ K		C X 0-1 ③ F7	5	0	0	0	0	1	4
Gary Gaetti, R (1, 5) OBP: 0.300, SLG: 0.395		B B C S B X 3-2 ① L7		B C B F F X 2-2 ② G4-3		B C B S B F S 3-3 ② K		X 0-0 ① G4-3		4	0	0	0	0	1	0
John Mabry, L (1, 3) OBP: 0.385, SLG: 0.480		S F B X 1-2 1B		B S S C 1-3 ③ K		F S B S 1-3 ③ K		B B X 2-0 HR		4	1	2	1	0	2	0
Brian Jordan, R (1, 9) OBP: 0.309, SLG: 0.412		B X 1-0 ② F8			C F B F F X 1-2 1B FC3-6 1B		X 0-0 B3 S 1B 1B		B B B B 4-0 S S BB	3	2	2	0	1	0	1
Danny Sheaffer, R (1, 2) OBP: 0.313, SLG: 0.376		1 SAFE C B C B 1 SAFE C 2-3 ③ K			F B X 1-1 FC3-6 1-3 1B		1 SAFE 1 SAFE B X 1-0 ① B3 1-3		1 SAFE B C 1 S B 1 B S 3-3 ② K 1-2	4	0	1	0	0	2	3
Luis Alicea, S (1, 4) OBP: 0.320, SLG: 0.344			X 0-0 ① F8		F B S B B F X 3-2 ① FC3-6 G5-3 1-2f 3-H		S B X 1-1 1B 1B 1B 3-H		B C S C B S 2-3 ③ K 2-3	4	0	1	2	0	1	2
Todd Stottlemyre, L (1, 1) OBP: 0.324, SLG: 0.219 Mark Sweeney, L (7, PH) OBP: 0.394, SLG: 0.412 Mark Petkovsek, R (7, 1) OBP: 0.100, SLG: 0.100 Tony Fossas, L (8, 1) Willie McGee, S (9, PH) OBP: 0.355, SLG: 0.424			C B F F C 1-3 ② K		C L X 0-2 ② G5-3 1-2		B 1 SAFE B X 2-0 ② F7		S B S F F S 1-3 ① K	2 1 0 0 1	0 0 0 0 0	0 0 0 0 0	0 0 0 0 0	0 0 0 0 0	1 0 0 0 1	1 1 0 0 0
Inning Stats	R: 0 H: 0 E: 0 LOB: 0 K: 2 BB: 0 S: 8 P: 11	R: 0 H: 1 E: 0 LOB: 1 K: 1 BB: 0 S: 10 P: 17	R: 0 H: 0 E: 0 LOB: 1 K: 1 BB: 1 S: 14 P: 20	R: 0 H: 0 E: 0 LOB: 0 K: 1 BB: 0 S: 10 P: 15	R: 1 H: 2 E: 0 LOB: 2 K: 0 BB: 1 S: 21 P: 32	R: 0 H: 0 E: 0 LOB: 0 K: 2 BB: 0 S: 9 P: 14	R: 1 H: 4 E: 0 LOB: 3 K: 1 BB: 0 S: 13 P: 20	R: 1 H: 1 E: 0 LOB: 1 K: 2 BB: 1 S: 8 P: 19	R: 0 H: 1 E: 0 LOB: 1 K: 2 BB: 0 S: 11 P: 13	1B: 7 SF: 0 2B: 1 SAC: 0 3B: 0 DP: 0 HR: 1 HBP: 0						

TOP

St. Louis Cardinals @ Atlanta Braves

Atlanta-Fulton County Stadium, Atlanta, GA

Tue Jun 25 1996, 7:05 PM EDT

Att. 30,942 - Unknown - 87 F

livebaseballscorecards.com

AB	36
R	3
H	9
RBI	3
BB	3
SO	12
LOB	16

WP: 0 PA: 39
PB: 0
SB: 3
CS: 0

PITCHER		IP	WLS	BF	H	R	ER	SO	BB	IBB	HBP	BLK	WP	HR	S	P	ERA	WHIP
Jason Schmidt, R ERA: 5.56	(1, 1)	5.0	W	20	3	1	1	5	2	0	0	0	0	0	63	95	1.80	1.000
Greg McMichael, R ERA: 3.61	(6, 1)	1.2		7	2	1	1	2	0	0	0	0	0	0	14	23	5.40	1.200
Brad Clontz, R ERA: 4.38	(7, 1)	0.0		2	2	0	0	0	0	0	0	0	0	0	4	4	∞	∞
Pedro Borbon, L ERA: 3.07	(7, 1)	0.1		1	0	0	0	1	0	0	0	0	0	0	4	7	0.00	0.000
Terrell Wade, L ERA: 1.59	(8, 1)	0.2		4	1	1	1	1	1	0	0	0	0	1	5	14	13.50	3.000

PITCHER		IP	WLS	BF	H	R	ER	SO	BB	IBB	HBP	BLK	WP	HR	S	P	ERA	WHIP
Mark Wohlers, R ERA: 2.7	(8, 1)	1.1	S	5	1	0	0	3	0	0	0	0	0	0	14	18	0.00	0.750

Batter	1	2	3	4	5	6	7	8	9	AB	R	H	RBI	BB	SO	LOB
Marquis Grissom, R (1, 8) OBP: 0.331, SLG: 0.450	S X 0-1 HR		B B B C B 4-1 BB		B B X 2-0 ① F9		C B B F F B X 3-2 ③ G6-3			3	1	1	1	1	0	0
Mark Lemke, S (1, 4) OBP: 0.384, SLG: 0.394	B B C X 2-1 ① F7		1 SAFE B C C 1 SAFE X 1-1 ③ F8		X 0-0 ② G1-3			X 0-0 ① G4-3		4	0	0	0	0	0	1
10 Chipper Jones, S (1, 5) OBP: 0.377, SLG: 0.544	X 0-0 ② L7			F B X 1-1 HR	B B B C S X 3-2 ③ F8			C B B C T X 2-2 ② G3		4	1	1	1	0	0	0
Fred McGriff, L (1, 3) OBP: 0.366, SLG: 0.558	C S B B B C 3-3 ③ K			C C B X 1-2 E1 1B 1B		S B X 1-1 ① G6-3		X 0-0 ③ G6-3		4	1	1	0	0	1	0
Ryan Klesko, L (1, 7) OBP: 0.362, SLG: 0.592		S B X 1-1 ① G3		F S X 0-2 F9 E SF9 2-H 1B		X 0-0 ② F9				3	1	1	1	0	0	0
Mark Whiten, S (1, 9) OBP: 0.356, SLG: 0.395		B S C B F X 2-2 ② G5-3		C B X 1-1 E3 1-2		C B B X 3-1 FC6-4 1B				3	0	1	0	0	0	1
Brad Clontz, R (7, 1)										0	0	0	0	0	0	0
Pedro Borbon, R (7, 1)										0	0	0	0	0	0	0
Terrell Wade, L (8, 1)										0	0	0	0	0	0	0
Danny Bautista, R (8, 9) OBP: 0.309, SLG: 0.321										0	0	0	0	0	0	0
Javy Lopez, R (1, 2) OBP: 0.311, SLG: 0.462		F B X 1-1 ③ G1-3		X 0-0 ① F9 2-3		C B 1 SAFE S X 1-2 ③ FC6-4 1-2f				3	0	0	0	0	0	3
Jeff Blauser, R (1, 6) OBP: 0.338, SLG: 0.423			B F C B B X 3-2 ① G5-3	C B X 1-1 ② SF9 3-H			S B X 1-1 ① G4-3			2	0	0	1	0	0	0
Jason Schmidt, R (1, 1)			S X 0-1 ② G1-4-3	S S 1 SAFE S 0-3 ③ K			B X 1-0 ② G5-3			2	0	0	0	0	1	1
Greg McMichael, R (6, 1)										0	0	0	0	0	0	0
Jermaine Dye, R (7, 9) OBP: 0.323, SLG: 0.581										1	0	0	0	0	0	0
Mark Wohlers, R (8, 1)										0	0	0	0	0	0	0
Inning Stats	R: 1 E: 0 K: 1 S: 8 H: 1 LOB: 0 BB: 0 P: 13	R: 0 E: 0 K: 0 S: 8 H: 0 LOB: 0 BB: 0 P: 12	R: 0 E: 0 K: 0 S: 8 H: 0 LOB: 1 BB: 1 P: 16	R: 3 E: 2 K: 1 S: 16 H: 3 LOB: 1 BB: 0 P: 20	R: 0 E: 0 K: 0 S: 5 H: 0 LOB: 0 BB: 0 P: 10	R: 0 E: 0 K: 0 S: 8 H: 1 LOB: 1 BB: 0 P: 13	R: 0 E: 0 K: 0 S: 7 H: 0 LOB: 0 BB: 0 P: 12	R: 0 E: 0 K: 0 S: 6 H: 0 LOB: 0 BB: 0 P: 8		1B: 3 2B: 0 3B: 0 HR: 2 SF: 1 SAC: 0 DP: 0 HBP: 0						

BOTTOM

St. Louis Cardinals @ Atlanta Braves

Atlanta-Fulton County Stadium, Atlanta, GA

Tue Jun 25 1996, 7:05 PM EDT

Att. 30,942 - Unknown - 87 F

livebaseballscorecards.com

AB	29
R	4
H	5
RBI	4
BB	1
SO	2
LOB	6

PITCHER		IP	WLS	BF	H	R	ER	SO	BB	IBB	HBP	BLK	WP	HR	S	P	ERA	WHIP
Todd Stottlemyre, R ERA: 4.18	(1, 1)	6.0	L	25	5	4	3	2	1	0	0	0	0	2	53	84	4.50	1.000
Mark Petkovsek, R ERA: 4.35	(7, 1)	1.2		5	0	0	0	0	0	0	0	0	0	0	12	19	0.00	0.000
Tony Fossas, L ERA: 3.42	(8, 1)	0.1		1	0	0	0	0	0	0	0	0	0	0	1	1	0.00	0.000

PITCHER		IP	WLS	BF	H	R	ER	SO	BB	IBB	HBP	BLK	WP	HR	S	P	ERA	WHIP

Batter	1	2	3	4	5	6	7	8	9	AB	R	H	RBI	BB	SO	LOB
Royce Clayton, R (1, 6) OBP: 0.324, SLG: 0.379	K			FC6-4 1B	1B 3B 1B 1-2		G1-3		F9	6	2	3	0	0	1	3
Willie McGee, S (1, 9) OBP: 0.356, SLG: 0.424	SAFE 1-0 S 1B 1-2 1B	G4-3		1 SAFE C 1 SAFE F B B 1 SAFE 2-2 FC6-4 1B 1-2f FC6-4	1-1 3B 1-2 2-3 1B		G6-3			5	3	2	0	0	0	1
Ron Gant, R (1, 7) OBP: 0.374, SLG: 0.514	3-3 K 1-2 2-3	3-1 HR		0-0 FC6-4 1B 1-3	0-0 3B 1-H 2-H 3-H			3-2 P5		5	1	3	4	0	1	2
Gary Gaetti, R (1, 5) OBP: 0.302, SLG: 0.393	0-0 1B 1B 2-H 3-H	3-3 K		4-0 FC6-4 IBB	0-0 G1-3			2-3 K		4	1	1	2	1	2	1
Brian Jordan, R (1, 8) OBP: 0.315, SLG: 0.434	0-1 1B 1-2 1B 1B	0-0 2B		0-0 FC6-4 S 1-2f 2-3 3-H	2-2 G6-3			1-0 HR		5	2	3	2	0	0	3
Tom Pagnozzi, R (1, 2) OBP: 0.335, SLG: 0.462	0-0 1B 1B 1-2 2-H	2-2 G6-3		4-2 BB 1-2		2-2 F8		0-2 L9		4	1	1	1	1	0	1
John Mabry, L (1, 3) OBP: 0.382, SLG: 0.475	2-3 K		1-1 G3-1	0-0 F8		0-0 G3-1			0-0 1B	5	0	1	0	0	1	5
David Bell, R (1, 4) OBP: 0.274, SLG: 0.283	1-1 1B 1-3 2-H 1B		2-0 G3-1		1-0 G5-3	3-1 F9			1-2 F8	5	0	1	1	0	0	1
Alan Benes, R (1, 1) OBP: 0.219, SLG: 0.258 Ozzie Smith, S (7, PH) OBP: 0.306, SLG: 0.278 T.J. Mathews, R (7, 1) Rick Honeycutt, L (7, 1) Miguel Mejia, R (9, PH) Dennis Eckersley, R (9, 1)	3-2 1-2 3-H 1B		0-2 P3		0-1 1B 1B 3B 1B		1-2 F7		2-3 K	3 1 0 0 1 0	1 0 0 0 0 0	2 0 0 0 0 0	1 0 0 0 0 1	0 0 0 0 0 0	0 0 0 0 0 1	0 0 0 0 0 1
Inning Stats	R: 5 E: 0 K: 3 S: 21 H: 7 LOB: 2 BB: 0 P: 34	R: 1 E: 0 K: 1 S: 13 H: 2 LOB: 1 BB: 0 P: 23	R: 0 E: 0 K: 0 S: 6 H: 0 LOB: 0 BB: 0 P: 9	R: 1 E: 0 K: 0 S: 10 H: 2 LOB: 3 BB: 2 P: 20	R: 3 E: 0 K: 0 S: 12 H: 4 LOB: 1 BB: 0 P: 16	R: 0 E: 0 K: 0 S: 7 H: 0 LOB: 0 BB: 0 P: 12	R: 0 E: 0 K: 0 S: 7 H: 0 LOB: 0 BB: 0 P: 10	R: 1 E: 0 K: 1 S: 12 H: 1 LOB: 0 BB: 0 P: 18	R: 0 E: 0 K: 1 S: 10 H: 1 LOB: 1 BB: 0 P: 14	1B: 13 2B: 1 3B: 1 HR: 2 SF: 0 SAC: 0 DP: 0 HBP: 0						

PITCHER		IP	WLS	BF	H	R	ER	SO	BB	IBB	HBP	BLK	WP	HR	S	P	ERA	WHIP
Steve Avery, L ERA: 4.25	(1, 1)	3.1	L	21	11	7	7	4	0	0	0	0	0	1	46	74	18.90	3.300
Brad Clontz, R ERA: 4.89	(4, 1)	1.2		11	4	3	3	0	1	1	0	0	0	0	16	28	16.20	3.000
Mike Bielecki, R ERA: 4.09	(6, 1)	2.0		6	0	0	0	0	0	0	0	0	0	0	14	22	0.00	0.000
Pedro Borbon, L ERA: 3.45	(8, 1)	1.0		4	1	1	1	1	0	0	0	0	0	1	12	18	9.00	1.000
Terrell Wade, L ERA: 1.52	(9, 1)	1.0		4	1	0	0	1	0	0	0	0	0	0	10	14	0.00	1.000

PITCHER	IP	WLS	BF	H	R	ER	SO	BB	IBB	HBP	BLK	WP	HR	S	P	ERA	WHIP

St. Louis Cardinals @ Atlanta Braves

Atlanta-Fulton County Stadium, Atlanta, GA

Wed Jun 26 1996, 7:05 PM EDT

Att. 31,191 - Unknown - 89 F

TOP

livebaseballscorecards.com

AB	44
R	11
H	17
RBI	11
BB	2
SO	6
LOB	18

WP: 0 PA: 46
PB: 0
SB: 3
CS: 0

BOTTOM

Batter	1	2	3	4	5	6	7	8	9	AB	R	H	RBI	BB	SO	LOB
Marquis Grissom, R (1, 8) OBP: 0.332, SLG: 0.458	C X 0-1 ① L3		B X 1-0 ① HR			B B B C X 3-1 ① G3 10 1B 1B 1B	C X 0-1 ① FC4-6 10 BLK 1B 10 SF8 1-2f 2-3		F B X 1-1 ① E5	5	3	2	1	0	0	2
Mark Lemke, S (1, 4) OBP: 0.380, SLG: 0.390	C B X 1-1 ② G4-3		B X 1-0 ② G6-3			X 0-0 ① P4	F F B X 1-2 ② 10 SF8 10 BLK 1-2 3-H 1B		X 0-0 ③ P6	5	0	1	1	0	0	2
10 Chipper Jones, S (1, 5) OBP: 0.376, SLG: 0.542	B B S X 2-1 ③ G3-1		S X 0-1 ③ G4-3			C X 0-1 ② G3 1-2 1B 1B	B C X 1-1 ② SF8 1-3 2-H			3	1	1	1	0	0	0
Fred McGriff, L (1, 3) OBP: 0.362, SLG: 0.550		C X 0-1 ① G3		C X 0-1 ① G6-3		X 0-0 ② G3 1-2 2-3	X 0-0 ③ F7			4	0	0	0	0	0	3
Ryan Klesko, L (1, 7) OBP: 0.364, SLG: 0.593		X 0-0 HR 2B		F B F S 1-3 ② K		F B B B B 4-1 1B BB		B S B F F S 2-3 ① K		3	1	1	0	1	2	0
Mark Whiten, S (1, 9) OBP: 0.354, SLG: 0.392		B B B C X 3-1 ② F7		C B B X 2-1 ③ G1-3		B S X 1-1 FC6-4 1-3 2-H 3-H 1B		F B B C B X 3-2 ② F7		4	0	1	2	0	0	1
Javy Lopez, R (1, 2) OBP: 0.310, SLG: 0.471		S C B B X 2-2 2-H HR			S B C F F S 1-3 ① K	B F F F X 1-2 ③ FC6-4 1-2f		B X 1-0 ③ P3		4	1	1	2	0	1	2
Jeff Blauser, R (1, 6) OBP: 0.335, SLG: 0.419 Rafael Belliard, R (7, 6) OBP: 0.180, SLG: 0.209		B B B C X 3-1 ③ L1			F B B F F B X 3-2 ② F7		B X 1-0 FC4-6 1B 2B		F B X 1-1 ① L7	2	0	0	0	0	0	0
										2	1	1	0	0	0	0
Steve Avery, L (1, 1) OBP: 0.238, SLG: 0.475 Brad Clontz, R (4, 1) Dwight Smith, L (5, PH) OBP: 0.299, SLG: 0.344 Mike Bielecki, R (6, 1) Danny Bautista, R (7, PH) OBP: 0.316, SLG: 0.321 Pedro Borbon, R (8, 1) Terrell Wade, L (9, 1) Mike Mordecai, R (9, PH) OBP: 0.283, SLG: 0.295			B F X 1-1 ① F7		B B X 2-0 ③ G4-3		B B B B 4-0 FC4-6 BB		B F X 1-1 ② P2	1	0	0	0	0	0	0
										0	0	0	0	0	0	0
										1	0	0	0	0	0	0
										0	0	0	0	0	0	0
										0	0	0	1	0	0	0
										0	0	0	0	0	0	0
										0	0	0	0	0	0	0
										1	0	0	0	0	0	0
Inning Stats	R: 0 E: 0 K: 0 S: 6 H: 0 LOB: 0 BB: 0 P: 9	R: 2 E: 0 K: 0 S: 10 H: 2 LOB: 0 BB: 0 P: 18	R: 1 E: 0 K: 0 S: 6 H: 1 LOB: 0 BB: 0 P: 9	R: 0 E: 0 K: 1 S: 7 H: 0 LOB: 0 BB: 0 P: 10	R: 0 E: 0 K: 1 S: 10 H: 0 LOB: 0 BB: 0 P: 16	R: 2 E: 0 K: 0 S: 13 H: 3 LOB: 2 BB: 1 P: 22	R: 2 E: 0 K: 0 S: 9 H: 2 LOB: 1 BB: 1 P: 16	R: 0 E: 0 K: 1 S: 8 H: 0 LOB: 0 BB: 0 P: 14	R: 0 E: 1 K: 0 S: 7 H: 0 LOB: 1 BB: 0 P: 10	1B: 4 2B: 2 3B: 0 HR: 2	SF: 1 SAC: 0 DP: 0 HBP: 0	WP: 0 PB: 0 SB: 0 CS: 0	PA: 38					

PITCHER		IP	WLS	BF	H	R	ER	SO	BB	IBB	HBP	BLK	WP	HR	S	P	ERA	WHIP
Alan Benes, R ERA: 4.88	(1, 1)	6.0	W	25	6	5	5	2	1	0	0	0	0	2	52	84	7.50	1.167
T.J. Mathews, R ERA: 2.7	(7, 1)	0.1		3	1	2	2	0	1	0	0	0	0	0	3	8	54.00	6.000
Rick Honeycutt, L ERA: 3.0	(7, 1)	1.2		6	1	0	0	1	0	0	0	1	0	0	14	22	0.00	0.600
Dennis Eckersley, R ERA: 3.86	(9, 1)	1.0		4	0	0	0	0	0	0	0	0	0	0	7	10	0.00	0.000

PITCHER	IP	WLS	BF	H	R	ER	SO	BB	IBB	HBP	BLK	WP	HR	S	P	ERA	WHIP

St. Louis Cardinals @ Atlanta Braves

Atlanta-Fulton County Stadium, Atlanta, GA

Wed Jun 26 1996, 7:05 PM EDT

Att. 31,191 - Unknown - 89 F

livebaseballscorecards.com

AB	35
R	7
H	8
RBI	7
BB	2
SO	3
LOB	10

Batter	1	2	3	4	5	6	7	8	9	AB	R	H	RBI	BB	SO	LOB
Ozzie Smith, S (1, 6) OBP: 0.303, SLG: 0.301	X 0-0 ① L8		B C T F F F X 1-2 ② L4			C B X 1-1 ① 3B			B C F F S 1-3 ① K	4	0	1	0	0	1	0
Danny Sheaffer, R (1, 5) OBP: 0.314, SLG: 0.375 Willie McGee, S (9, PH) OBP: 0.354, SLG: 0.421	F X 0-1 ② FC6-4 1B		C B X 1-1 ③ G1-3			C X 0-1 ② G1-3			F X 0-1 ② G1-4-3	3 1	0 0	1 0	0 0	0 0	0 0	1 0
Ron Gant, R (1, 7) OBP: 0.366, SLG: 0.500	B 1 SAFE B X 2-0 ② FC6-4 S 1-2f			B F X 1-1 ① F7		B X 1-0 ③ G6-3			C C B B X 2-2 ③ P2	4	0	0	0	0	0	2
Ray Lankford, L (1, 8) OBP: 0.353, SLG: 0.502	B S F B S 2-3 ③ K 1-2			C F B B S 2-3 ② K			X 0-0 ① P5			3	0	0	0	0	2	1
Brian Jordan, R (1, 9) OBP: 0.311, SLG: 0.428		X 0-0 ① L3		X 0-0 ③ F9			X 0-0 ② G1-3			3	0	0	0	0	0	0
John Mabry, L (1, 3) OBP: 0.382, SLG: 0.477		B X 1-0 2B			S X 0-1 ① L6		B F F B F X 2-2 ③ G4-3			3	0	1	0	0	0	0
Tom Pagnozzi, R (1, 2) OBP: 0.329, SLG: 0.453		S 2 SAFE C C C 0-3 ② K			X 0-0 ② L8			F B S S 1-3 ① K		3	0	0	0	0	2	1
David Bell, R (1, 4) OBP: 0.270, SLG: 0.278 Luis Alicea, S (8, PH) OBP: 0.319, SLG: 0.343 (8, 4)		C X 0-1 ③ G3-1			F B B C X 2-2 ③ G5-3			X 0-0 ② G3		2 1	0 0	0 0	0 0	0 0	0 0	1 0
Mike Morgan, R (1, 1) OBP: 0.056, SLG: 0.056 Mark Sweeney, L (8, PH) OBP: 0.391, SLG: 0.409 Tony Fossas, L (8, 1) Jeff Parrett, R (8, 1)			S C C 0-3 ① K			C C F C 0-3 ① K			B S X 1-1 ③ G4-3	2 1 0 0	0 0 0 0	0 0 0 0	0 0 0 0	0 0 0 0	2 0 0 0	0 0 0 0
Inning Stats	R: 0 H: 1 E: 0 LOB: 1 K: 1 BB: 0 S: 7 P: 11	R: 0 H: 1 E: 0 LOB: 1 K: 1 BB: 0 S: 7 P: 8	R: 0 H: 0 E: 0 LOB: 0 K: 1 BB: 0 S: 11 P: 13	R: 0 H: 0 E: 0 LOB: 0 K: 1 BB: 0 S: 6 P: 9	R: 0 H: 0 E: 0 LOB: 0 K: 0 BB: 0 S: 6 P: 8	R: 0 H: 1 E: 0 LOB: 1 K: 1 BB: 0 S: 9 P: 11	R: 0 H: 0 E: 0 LOB: 0 K: 0 BB: 0 S: 6 P: 8	R: 0 H: 0 E: 0 LOB: 0 K: 1 BB: 0 S: 6 P: 8	R: 0 H: 0 E: 0 LOB: 0 K: 1 BB: 0 S: 9 P: 12	1B: 1 SF: 0 2B: 1 SAC: 0 3B: 1 DP: 0 HR: 0 HBP: 0						

St. Louis Cardinals @ Atlanta Braves

Atlanta-Fulton County Stadium, Atlanta, GA

Thu Jun 27 1996, 7:05 PM EDT

Att. 32,243 - Unknown - 84 F

TOP

livebaseballscorecards.com

AB	30
R	0
H	3
RBI	0
BB	0
SO	7
LOB	6

PITCHER		IP	WLS	BF	H	R	ER	SO	BB	IBB	HBP	BLK	WP	HR	S	P	ERA	WHIP
Greg Maddux, R ERA: 2.83	(1, 1)	7.0	W	24	3	0	0	5	0	0	0	0	0	0	52	68	0.00	0.429
Greg McMichael, R ERA: 3.53	(8, 1)	1.0		3	0	0	0	1	0	0	0	0	0	0	6	8	0.00	0.000
Mark Wohlers, R ERA: 2.63	(9, 1)	1.0	S	3	0	0	0	1	0	0	0	0	0	0	9	12	0.00	0.000

PITCHER	IP	WLS	BF	H	R	ER	SO	BB	IBB	HBP	BLK	WP	HR	S	P	ERA	WHIP

BOTTOM

Batter	1	2	3	4	5	6	7	8	9	AB	R	H	RBI	BB	SO	LOB
Marquis Grissom, R (1, 8) OBP: 0.334, SLG: 0.457	F X 0-1 CS 1B	B B B B 4-0 BB			F C F X 0-2 ① G5-3		X 0-0 ② G6-3			3	0	1	0	1	0	0
Mark Lemke, S (1, 4) OBP: 0.374, SLG: 0.382	B B S C F X 2-2 ①② L5 1-2	B 1 SAFE C B C 1 F F S SAFE 2-3 ③ K			B C S F X 1-2 ② F7		X 0-0 ③ G4-3			4	0	0	0	0	1	2
10 Chipper Jones, S (1, 5) OBP: 0.380, SLG: 0.543	B B B B 4-0 2B BB		B B F X 2-1 G3 1B		C X 0-1 ③ G3			B B C F F X 2-2 FC3-6 1B		3	1	2	0	1	0	0
Fred McGriff, L (1, 3) OBP: 0.363, SLG: 0.556	X 0-0 1-H 1B 2B		B X 1-0 ① G3 1-2			X 0-0 2B 2B		S 1 SAFE B X 1-1 ① FC3-6 HBP 1-2f		4	2	2	1	0	0	2
Ryan Klesko, L (1, 7) OBP: 0.370, SLG: 0.593 Danny Bautista, R (7, 9) OBP: 0.323, SLG: 0.321 Mark Whiten, S (8, PR) OBP: 0.354, SLG: 0.392 (9, 9)	D B B B 4-0 FC5 1B BB		B B B C B 4-1 G6-4-3 BB			B B B C C F F B 4-2 2B BB		F S H 1-2 G6-4-3 1-2 HBP		0 0 0	0 0 0	0 0 0	0 0 0	3 0 0	0 0 0	0 0 0
Jermaine Dye, R (1, 9) OBP: 0.318, SLG: 0.561 (7, 7)	B B C S X 2-2 1-2 2-H 1B		C B B X 2-1 ②③ G6-4-3 1-2f			X 0-0 ① F9		B C X 1-1 ②③ G6-4-3 1-2f		4	0	1	1	0	0	6
Eddie Pérez, R (1, 2) OBP: 0.342, SLG: 0.533	X 0-0 ③ FC5 2-3f			B X 1-0 G6-4-3 1B		C B S S 1-3 ② K				3	0	1	0	0	1	4
Jeff Blauser, R (1, 6) OBP: 0.335, SLG: 0.422		C X 0-1 ① P2		F B B S X 2-2 ①② G6-4-3 1-2f		F B B X 1-1 ③ 1-H 2-H 2B				3	0	1	1	0	0	1
Greg Maddux, R (1, 1) OBP: 0.171, SLG: 0.105 Dwight Smith, L (7, PH) OBP: 0.296, SLG: 0.340 Greg McMichael, R (8, 1) Mark Wohlers, R (9, 1)		B B C C C 2-3 ② K		F X 0-1 ③ G6-3			C B B X 2-1 ① G5-3			2 1 0 0	0 0 0 0	0 0 0 0	0 0 0 0	1 0 0 0	0 0 0 0	0 0 0 0
Inning Stats	R: 2 H: 3 E: 0 LOB: 2 K: 0 BB: 2 S: 11 P: 23	R: 0 H: 0 E: 0 LOB: 1 K: 2 BB: 1 S: 10 P: 18	R: 0 H: 1 E: 0 LOB: 1 K: 0 BB: 1 S: 6 P: 15	R: 0 H: 1 E: 0 LOB: 0 K: 0 BB: 0 S: 6 P: 9	R: 0 H: 0 E: 0 LOB: 0 K: 0 BB: 0 S: 10 P: 11	R: 1 H: 2 E: 0 LOB: 2 K: 1 BB: 1 S: 11 P: 17	R: 0 H: 0 E: 0 LOB: 0 K: 0 BB: 0 S: 4 P: 6	R: 0 H: 1 E: 0 LOB: 2 K: 0 BB: 0 S: 10 P: 15		1B: 5 SF: 0 2B: 3 SAC: 0 3B: 0 DP: 3 HR: 0 HBP: 1				WP: 0 PA: 33 PB: 0 SB: 0 CS: 1		

PITCHER		IP	WLS	BF	H	R	ER	SO	BB	IBB	HBP	BLK	WP	HR	S	P	ERA	WHIP
Mike Morgan, R ERA: 4.09	(1, 1)	7.0	L	29	7	3	3	3	5	0	0	0	0	0	58	99	3.86	1.714
Tony Fossas, L ERA: 3.38	(8, 1)	0.1		2	1	0	0	0	0	0	0	0	0	0	6	9	0.00	3.000
Jeff Parrett, R ERA: 3.86	(8, 1)	0.2		2	0	0	0	0	0	0	1	0	0	0	4	6	0.00	0.000

PITCHER	IP	WLS	BF	H	R	ER	SO	BB	IBB	HBP	BLK	WP	HR	S	P	ERA	WHIP

St. Louis Cardinals @ Atlanta Braves

Atlanta-Fulton County Stadium, Atlanta, GA

Thu Jun 27 1996, 7:05 PM EDT

Att. 32,243 - Unknown - 84 F

livebaseballscorecards.com

AB	27
R	3
H	8
RBI	3
BB	5
SO	3
LOB	15

Batter	1	2	3	4	5	6	7	8	9	AB	R	H	RBI	BB	SO	LOB
Marquis Grissom, R (1, 8) OBP: 0.331, SLG: 0.452	C B X 1-1 F8 ①		C F F B B S 2-3 K ②		B C B F X 2-2 FC6-4 BB ① 1-2f		B X 1-0 F9 ③			4	0	0	0	0	1	4
Mark Lemke, S (1, 4) OBP: 0.376, SLG: 0.382	B F S B X 2-2 P4 ②		B S B B C S 2-3 K ③		B 1 SAFE B 1 SAFE 1 B B 4-0 10 G4-6-3 BB 1-2			C B F F X 1-2 BB 1B		3	0	1	0	1	1	2
10 Chipper Jones, S (1, 5) OBP: 0.376, SLG: 0.536	B S X 1-1 L6 ③			B C F S 1-3 K ①	B B X 2-0 G4-6-3 ② ③ 1-2f			1 SAFE F 1 SAFE S 1 SAFE C 0-3 K ①		4	0	0	0	0	2	3
Fred McGriff, L (1, 3) OBP: 0.368, SLG: 0.557		C F B X 1-2 G6-3 ①		C B B X 2-1 1B 1B 1B		B X 1-0 CS 1B		B 1 SAFE C 1 SAFE 1 SAFE B B B F B 4-2 G6-4-3 BB 1-2		3	0	2	0	1	0	0
Javy Lopez, R (1, 2) OBP: 0.313, SLG: 0.471		X 0-0 G4-3 1B		B F S B C F F B X 3-2 1B 1B 1-2		B F S B B C 2-3 K ①		C F B X 1-2 G6-4-3 ② ③ 1-2f		4	0	2	0	0	1	3
Mark Whiten, S (1, 9) OBP: 0.357, SLG: 0.394		B B C X 2-1 G4-3 ② ③ 1-2f		C S X 0-2 1B 1-2 2-3		S B B B B F S 3-3 K ② ③ 1-2			C B B B X 3-1 G4-3 1B	4	0	2	0	0	1	2
Jermaine Dye, R (1, 7) OBP: 0.319, SLG: 0.551			X 0-0 SH1-4 BB 1B	B S F B B S 3-3 K ②			B B X 2-0 F7 ①		B T B B X 3-1 G4-3 ① 1-2	3	0	1	0	0	1	3
Dwight Smith, L (9, PH) OBP: 0.294, SLG: 0.337										1	0	0	0	0	0	1
Jeff Blauser, R (1, 6) OBP: 0.338, SLG: 0.418			B B C B F B 4-2 SH1-4 BB 1-2	S F F B B C 2-3 K ③			B B B B 4-0 SH5-4 BB		C S S 0-3 K ②	2	0	0	0	2	2	4
Tom Glavine, L (1, 1) OBP: 0.389, SLG: 0.394			B X 1-0 SH1-4 ① 1-2 2-3		B C B F B X 3-2 FC6-4 1B		1 SAFE B X 1-0 SH5-4 ② 1-2		B C B B C S S 3-3 K ③	1	0	1	0	0	0	0
Brad Clontz, R (7, 1)										0	0	0	0	0	0	0
Ryan Klesko, L (9, PH) OBP: 0.369, SLG: 0.591										1	0	0	0	0	1	1

Inning Stats	1	2	3	4	5	6	7	8	9
	R: 0 E: 0 K: 0 S: 7	H: 0 LOB: 0 BB: 0 P: 11	R: 0 E: 0 K: 0 S: 6	H: 1 LOB: 0 BB: 0 P: 9	R: 0 E: 0 K: 2 S: 11	H: 1 LOB: 2 BB: 1 P: 20	R: 0 E: 0 K: 3 S: 20	H: 3 LOB: 3 BB: 0 P: 31	R: 0 E: 0 K: 0 S: 7	H: 1 LOB: 1 BB: 1 P: 18
	R: 0 E: 0 K: 2 S: 7	H: 1 LOB: 1 BB: 0 P: 13	R: 0 E: 0 K: 0 S: 3	H: 0 LOB: 1 BB: 1 P: 11	R: 0 E: 0 K: 1 S: 12	H: 1 LOB: 1 BB: 1 P: 18	R: 0 E: 0 K: 2 S: 10	H: 1 LOB: 1 BB: 0 P: 19		

	1B	SF	WP	PA
	2B: 1	SAC: 2	PB: 0	
	3B: 0	DP: 4	SB: 0	
	HR: 0	HBP: 0	CS: 1	

PITCHER		IP	WLS	BF	H	R	ER	SO	BB	IBB	HBP	BLK	WP	HR	S	P	ERA	WHIP
Al Leiter, L ERA: 2.23	(1, 1)	7.0	W	28	7	0	0	7	3	0	0	0	0	0	61	113	0.00	1.429
Terry Mathews, R ERA: 3.69	(8, 1)	1.0		4	1	0	0	1	1	0	0	0	0	0	12	18	0.00	2.000
Robb Nen, R ERA: 2.57	(9, 1)	1.0	S	4	1	0	0	2	0	0	0	0	0	0	10	19	0.00	1.000

PITCHER	IP	WLS	BF	H	R	ER	SO	BB	IBB	HBP	BLK	WP	HR	S	P	ERA	WHIP

TOP

Atlanta Braves @ Florida Marlins

Joe Robbie Stadium, Miami, FL

Fri Jun 28 1996, 7:05 PM EDT

Att. 30,661 - Unknown - 83 F

livebaseballscorecards.com

AB	30
R	0
H	9
RBI	0
BB	4
SO	10
LOB	23

Atlanta Braves @ Florida Marlins

Joe Robbie Stadium, Miami, FL

Fri Jun 28 1996, 7:05 PM EDT

Att. 30,661 - Unknown - 83 F

BOTTOM

Batter	1	2	3	4	5	6	7	8	9	AB	R	H	RBI	BB	SO	LOB
Devon White, S (1, 8) OBP: 0.324, SLG: 0.448	S B X 1-1 ① F8		B F S B B X 3-2 ① G6-3		B B B B 4-0 F9 SH FC6-4 BB		B B X 2-0 ① L7	B B B C F S 3-3 ③ K		4	1	0	0	1	1	0
Quilvio Veras, S (1, 4) OBP: 0.340, SLG: 0.314	C F B B S 2-3 ② K		B B C S B X 3-2 ② F8		1 SAFE B B X 2-0 SH FC6-4 IBB **1-2**		B B X 2-0 BB E 1B			3	1	1	0	0	1	0
Greg Colbrunn, R (1, 3) OBP: 0.351, SLG: 0.438	B F B C B B 4-2 BB BB		F S B X 1-2 2B		B B X 2-0 ① F9 **2-3**		1 SAFE B 1 SAFE 1 SAFE F B B X 3-1 ② F9			3	0	1	0	1	0	3
Gary Sheffield, R (1, 9) OBP: 0.455, SLG: 0.631	B B B B 4-0 **1-2** BB		I I I I 4-0 IBB		I I I I 4-0 FC6-4 **1-2** IBB		B 1 SAFE 1 SAFE B 1 SAFE 1 SAFE B B 4-0 E **1-2** BB			0	0	0	0	4	0	0
Jeff Conine, R (1, 7) OBP: 0.366, SLG: 0.472	C X 0-1 ③ F8		B C S T B X 2-2 ③ L9		B F B B X 3-1 ② FC6-4 **1-2f** **2-3** **3-H**		X 0-0 E7 **1-3** **2-H** 1B			4	0	1	2	0	0	6
Terry Pendleton, S (1, 5) OBP: 0.294, SLG: 0.345		F X 0-1 ① G5-3		B S X 1-1 ① G6-3	B F B S X 2-2 ③ G4-3		I I I I 4-0 IBB			3	0	0	0	1	0	2
Charles Johnson, R (1, 2) OBP: 0.273, SLG: 0.359		S B F X 1-2 ② G6-3	C B B X 2-1 ② P3			B S B X 2-1 ① L9	B S F F B B X 3-2 ③ G4-3			4	0	0	0	0	0	3
Kurt Abbott, R (1, 6) OBP: 0.315, SLG: 0.425		B S F X 1-2 1B	C B B B C X 3-2 1B			X 0-0 ② F9		C F F F B C 1-3 ① K		4	0	2	0	0	1	0
Al Leiter, L (1, 1) OBP: 0.054, SLG: 0.028	C S S 0-3 ③ K		S B F B S 2-3 ③ K			C S S 0-3 ③ K		C F B X 1-2 ② F8		3	0	0	0	0	3	2
Terry Mathews, L (8, 1)										0	0	0	0	0	0	0
Joe Orsulak, L (8, PH) OBP: 0.247, SLG: 0.278										1	0	0	0	0	0	0
Robb Nen, R (9, 1)										0	0	0	0	0	0	0
Inning Stats	R: 0 E: 0 K: 1 S: 9 H: 0 LOB: 2 BB: 2 P: 20	R: 0 E: 0 K: 1 S: 11 H: 1 LOB: 1 BB: 0 P: 13	R: 0 E: 0 K: 0 S: 13 H: 1 LOB: 2 BB: 1 P: 26	R: 0 E: 0 K: 1 S: 10 H: 1 LOB: 1 BB: 0 P: 18	R: 1 E: 1 K: 0 S: 7 H: 0 LOB: 2 BB: 2 P: 24	R: 0 E: 0 K: 1 S: 6 H: 0 LOB: 0 BB: 0 P: 8	R: 1 E: 1 K: 0 S: 9 H: 2 LOB: 3 BB: 2 P: 27	R: 0 E: 0 K: 2 S: 11 H: 0 LOB: 0 BB: 0 P: 16		1B: 4 2B: 1 3B: 0 HR: 0		SF: 0 SAC: 1 DP: 0 HBP: 0				

livebaseballscorecards.com

AB	29
R	2
H	5
RBI	2
BB	7
SO	6
LOB	16

WP: 0 PB: 0 SB: 0 CS: 0 PA: 37

PITCHER		IP	WLS	BF	H	R	ER	SO	BB	IBB	HBP	BLK	WP	HR	S	P	ERA	WHIP
Tom Glavine, L ERA: 2.62	(1, 1)	6.2	L	32	5	2	1	4	4	2	0	0	0	0	61	125	1.35	1.350
Brad Clontz, R ERA: 4.73	(7, 1)	1.1		5	0	0	0	2	0	1	0	0	0	0	15	27	0.00	0.000

PITCHER	IP	WLS	BF	H	R	ER	SO	BB	IBB	HBP	BLK	WP	HR	S	P	ERA	WHIP

Batter	1	2	3	4	5	6	7	8	9	AB	R	H	RBI	BB	SO	LOB
Marquis Grissom, R (1, 8) OBP: 0.331, SLG: 0.449	C B B X 2-1 F8		F B C F X 1-2 P6		M B F B X 2-2 BB 1-2 1B		B B B 4-0 BB		C S B F B X 2-2 E5 10 1B 1-2 2-H	4	1	1	0	1	0	2
Mark Lemke, S (1, 4) OBP: 0.380, SLG: 0.381	B B B B 4-0 10 G4-6-3 BB		X 0-0 G5-3		D B B C B 4-1 1-2 2-3 BB		C B B B X 3-1 F8		C B B X 2-1 10 1B 1-2 2-3 1B	3	0	1	0	2	0	3
10 Chipper Jones, S (1, 5) OBP: 0.373, SLG: 0.530	X 0-0 G4-6-3 1-2f			B B X 2-0 G4-3	X 0-0 F7			B X 1-0 G3	X 0-0 G6-4-3 1-2 2-H 3-H 1B	5	0	1	2	0	0	4
Fred McGriff, L (1, 3) OBP: 0.365, SLG: 0.550		B C B T F B B 4-2 FC4-6 BB		F S S 0-3 K		B F B F X 2-2 L7		X 0-0 G6-3	C B S C 1-3 K	4	0	0	0	1	2	2
Ryan Klesko, L (1, 7) OBP: 0.369, SLG: 0.591		C B C F B B 1 SAFE X 3-2 F8		X 0-0 2B		B B F C X 2-2 G3		C S B B B X 2-2 FC5 BB 1B	B X 1-0 G6-4-3 1-2f	5	0	2	0	0	0	3
Mark Whiten, S (1, 9) OBP: 0.355, SLG: 0.388		B B S X 2-1 FC4-6 WP 1-2f		B D F S X 2-2 G3		C B S S 1-3 K		S B C B B 4-2 1-2 BB		3	0	0	0	1	1	2
Javy Lopez, R (1, 2) OBP: 0.312, SLG: 0.467		B C C D X 2-2 F9 1-2		X 0-0 L5-4 BB 1B			C X 0-1 G5-3	X 0-0 FC5 2-3f		4	0	1	0	0	0	3
Jeff Blauser, R (1, 6) OBP: 0.346, SLG: 0.424 Terrell Wade, L (7, 1) Pedro Borbon, R (8, 1) Mike Mordecai, R (9, PH) OBP: 0.298, SLG: 0.295			B X 1-0 29 SH3-4 1B		C B D B B 4-1 BB 1B 1-2 BB		F F B B X 2-2 G1-3 1B		B B B B 4-0 HBP E BB	2	0	2	0	1	0	0
										0	0	0	0	0	0	0
										0	0	0	0	0	0	0
										0	1	0	0	1	0	0
29 John Smoltz, R (1, 1) OBP: 0.267, SLG: 0.268 Dwight Smith, L (5, PH) OBP: 0.291, SLG: 0.333 Mike Bielecki, R (5, 1) Ed Giovanola, L (7, PH) OBP: 0.286, SLG: 0.222 (7, 6) Rafael Belliard, R (9, PR) OBP: 0.180, SLG: 0.209			D X 1-0 SH3-4 1-2		B X 1-0 L5-4 2-3		C D F X 1-2 G1-3 1-2		B C F F H 2-2 1B E 10 1B HBP 1-2	0	0	0	0	0	0	0
										1	0	0	0	0	0	2
										0	0	0	0	0	0	0
										1	0	0	0	0	0	1
										0	1	0	0	0	0	0
Inning Stats	R: 0 E: 0 K: 0 S: 3 H: 0 LOB: 0 BB: 1 P: 9	R: 0 E: 0 K: 0 S: 12 H: 0 LOB: 1 BB: 1 P: 23	R: 0 E: 0 K: 0 S: 8 H: 1 LOB: 1 BB: 0 P: 11	R: 0 E: 0 K: 1 S: 8 H: 1 LOB: 1 BB: 0 P: 12	R: 0 E: 0 K: 0 S: 8 H: 2 LOB: 3 BB: 2 P: 19	R: 0 E: 0 K: 1 S: 9 H: 0 LOB: 0 BB: 0 P: 14	R: 0 E: 0 K: 0 S: 10 H: 1 LOB: 2 BB: 1 P: 20	R: 0 E: 0 K: 0 S: 8 H: 1 LOB: 2 BB: 1 P: 15	R: 3 E: 1 K: 1 S: 14 H: 2 LOB: 2 BB: 1 P: 26	1B: 7 2B: 2 3B: 0 HR: 0	SF: 0 SAC: 1 DP: 3 HBP: 1						

TOP

Atlanta Braves @ Florida Marlins

Joe Robbie Stadium, Miami, FL

Sat Jun 29 1996, 7:05 PM EDT

Att. 40,952 - Unknown - 85 F

livebaseballscorecards.com

AB	32
R	3
H	8
RBI	2
BB	7
SO	3
LOB	22

		WP: 1	PA: 41
		PB: 0	
		SB: 0	
		CS: 0	

PITCHER		IP	W/L/S	BF	H	R	ER	SO	BB	IBB	HBP	BLK	WP	HR	S	P	ERA	WHIP
Pat Rapp, R ERA: 3.91	(1, 1)	6.2	W	28	5	0	0	2	5	0	0	0	1	0	56	103	0.00	1.500
Jay Powell, R ERA: 3.65	(7, 1)	1.1		8	1	2	2	0	2	0	1	0	0	0	13	29	13.50	2.250
Robb Nen, R ERA: 2.51	(9, 1)	1.0		5	2	1	0	1	0	0	0	0	0	0	11	17	0.00	2.000

PITCHER		IP	W/L/S	BF	H	R	ER	SO	BB	IBB	HBP	BLK	WP	HR	S	P	ERA	WHIP

Atlanta Braves @ Florida Marlins

Joe Robbie Stadium, Miami, FL

Sat Jun 29 1996, 7:05 PM EDT

Att. 40,952 - Unknown - 85 F

livebaseballscorecards.com

BOTTOM

Batter	1	2	3	4	5	6	7	8	9	AB	R	H	RBI	BB	SO	LOB
Devon White, S (1, 8) OBP: 0.325, SLG: 0.449	X 0-0 ① G3	C B F B X 2-2 ③ P8		B C B B B 4-1 CS BB			B X 1-0 S FC3 2B	B B F F F B X 3-2 ③ G5-3		4	0	1	0	1	0	2
Quilvio Veras, S (1, 4) OBP: 0.349, SLG: 0.343	B B C B X 3-1 1B 2B		B X 1-0 1B 3B	1 SAFE C B 1 SAFE 1 SAFE F B C 2-3 ② ③ K 1-2			F B D B F F F B 4-2 FC3 BB			3	2	2	0	1	1	1
Greg Colbrunn, R (1, 3) OBP: 0.353, SLG: 0.439	B S B F B F F F X 3-2 HR 2-H 1B		F B X 1-1 FC6-4 3-H 1B		B X 1-0 ① F9		S B B S S 2-3 ① K 2-3			4	1	2	2	0	1	2
Gary Sheffield, R (1, 9) OBP: 0.449, SLG: 0.622	S B B X 2-1 ② F8		X 0-0 ① FC6-4 1B 1-2f 1B		B B S F B S 3-3 ② K		B S B F X 2-2 ② FC3 1-2 3-H			4	1	0	0	0	1	4
Jeff Conine, R (1, 7) OBP: 0.371, SLG: 0.486	B B B X 3-0 1-H HR		X 0-0 FC5 1B 1-2 1B		B B S X 2-1 1B		X 0-0 ③ P3			4	1	3	2	0	0	2
Terry Pendleton, S (1, 5) OBP: 0.297, SLG: 0.348	C X 0-1 FC6-4 1B		C S X 0-2 1-2 2-H 1B		B C B F T 2-2 ③ K			C B X 1-1 ① F9		4	0	2	1	0	1	1
Charles Johnson, R (1, 2) OBP: 0.272, SLG: 0.354	F B X 1-1 ③ FC6-4 1-2f		B S F B 1 SAFE F S 2-3 ② K			B C B B F F X 3-2 ① G4-3		B B B B 4-0 SH1-4 1B BB		3	0	0	0	1	1	3
Kurt Abbott, R (1, 6) OBP: 0.313, SLG: 0.420		F B S C 1-3 ① K	S F B X 1-2 ③ FC5 2-3f			X 0-0 ② F8		F X 0-1 SH1-4 1-2 1B		4	0	1	0	0	1	2
Pat Rapp, R (1, 1) OBP: 0.086, SLG: 0.086		X 0-0 ② G4-3		F S B F S 1-3 ① K				B L X 1-1 ② SH1-4 1-2 2-3		3	0	0	0	0	1	0
Jay Powell, R (7, 1)										0	0	0	0	0	0	0
Robb Nen, R (9, 1)										0	0	0	0	0	0	0
Inning Stats	R: 3 H: 4 E: 0 LOB: 1 K: 0 BB: 0 S: 16 P: 28	R: 0 H: 0 E: 0 LOB: 0 K: 1 BB: 0 S: 7 P: 10	R: 2 H: 4 E: 0 LOB: 2 K: 1 BB: 0 S: 15 P: 20	R: 0 H: 0 E: 0 LOB: 1 K: 2 BB: 1 S: 8 P: 15	R: 0 H: 1 E: 0 LOB: 1 K: 2 BB: 0 S: 9 P: 17	R: 0 H: 0 E: 0 LOB: 0 K: 0 BB: 0 S: 8 P: 13	R: 0 H: 1 E: 0 LOB: 2 K: 1 BB: 1 S: 12 P: 21	R: 0 H: 1 E: 0 LOB: 2 K: 0 BB: 1 S: 10 P: 19		1B: 7 SF: 0 2B: 3 SAC: 1 3B: 1 DP: 1 HR: 1 HBP: 0						

	AB	33
	R	5
	H	11
	RBI	5
	BB	3
	SO	7
	LOB	17

WP: 0 PA: 37
PB: 0
SB: 1
CS: 1

PITCHER		IP	WLS	BF	H	R	ER	SO	BB	IBB	HBP	BLK	WP	HR	S	P	ERA	WHIP
29 John Smoltz, R (1, 1) ERA: 2.98		4.0	L	20	8	5	5	4	1	0	0	0	0	1	46	73	11.25	2.250
Mike Bielecki, R (5, 1) ERA: 3.75		2.0		7	1	0	0	2	0	0	0	0	0	0	17	30	0.00	0.500
Terrell Wade, L (7, 1) ERA: 1.46		1.0		5	1	0	0	1	1	0	0	0	0	0	12	21	0.00	2.000
Pedro Borbon, L (8, 1) ERA: 3.24		1.0		5	1	0	0	0	1	0	0	0	0	0	10	19	0.00	2.000

PITCHER	IP	WLS	BF	H	R	ER	SO	BB	IBB	HBP	BLK	WP	HR	S	P	ERA	WHIP

Batter	1	2	3	4	5	6	7	8	9	AB	R	H	RBI	BB	SO	LOB
Marquis Grissom, R (1, 8) OBP: 0.336, SLG: 0.453	B C F F X 1-2 1B 10 SF8 1B		F B S B C ② 2-3 K			X 0-0 FC4-6 1-2 1B	C B X 1-1 1B			4	1	3	0	0	1	0
Mark Lemke, S (1, 4) OBP: 0.378, SLG: 0.379	1 SAFE 1 SAFE B X 1-0 1-3 1B		B C B C S ③ 2-3 K			F F X 0-2 ① FC4-6 10 1B 1-2f 2-3	1 SAFE 1 SAFE X 0-0 ③ F8			4	0	1	0	0	1	3
10 Chipper Jones, S (1, 5) OBP: 0.372, SLG: 0.528	B B X 2-0 ① SF8 3-H			C B B F X 2-2 ① G4-3		F B F F F X 1-2 G4-6-3 1-2 3-H 1B		B C S C 1-3 ① K		3	0	1	2	0	1	0
Fred McGriff, L (1, 3) OBP: 0.361, SLG: 0.543	B B F S C 2-3 ② K			B B S B F F F F S 3-3 ② K		B B S C F F X 2-2 ②③ G4-6-3 1-2f		S B X 1-1 ② G4-3		4	0	0	0	0	2	3
Ryan Klesko, L (1, 7) OBP: 0.368, SLG: 0.590	B 1 SAFE B X 2-0 ③ P5			X 0-0 ③ F8			B F B X 2-1 G4-3 1B 2B	B B S B X 3-1 ③ G6-3		4	1	1	0	0	0	1
Javy Lopez, R (1, 2) OBP: 0.311, SLG: 0.464 Rafael Belliard, R (9, PR) OBP: 0.180, SLG: 0.209 Mark Wohlers, R (9, 1)		B C X 1-1 ① G5-3			B T X 1-1 ① P4		B C C F B B F X 3-2 ① G4-3 2-3		B X 1-0 FC5-4 1B	4 0 0	0 0 0	1 0 0	0 0 0	0 0 0	0 0 0	1 0 0
Jermaine Dye, R (1, 9) OBP: 0.315, SLG: 0.534		C B B F C 2-3 ② K			F C X 0-2 ② L4		F F B X 1-2 HR 3-H 1B		L B 1 SAFE B X 2-1 ① FC5-4 CS 1-2f	4	1	1	1	0	1	1
Jeff Blauser, R (1, 6) OBP: 0.344, SLG: 0.435		F B B F B X 3-2 ③ F8			B X 1-0 ③ G5-3		X 0-0 1-H HR		C B B B B C F C 3-3 ②③ K 1-2	4	1	1	2	0	1	1
Jason Schmidt, R (1, 1) Ed Giovanola, L (6, PH) OBP: 0.318, SLG: 0.263 Brad Clontz, R (6, 1) Dwight Smith, L (7, PH) OBP: 0.288, SLG: 0.330 Greg McMichael, R (7, 1) Eddie Pérez, R (9, 2) OBP: 0.342, SLG: 0.533			L L B C 1-3 ① K			X 0-0 FC4-6 10 1B 1B 1B	B F C C 1-3 ② K			1 1 0 1 0 0	0 1 0 0 0 0	0 1 0 0 0 0	0 0 0 0 0 0	0 0 0 0 0 0	1 0 0 1 0 0	0 0 0 0 0 0
Inning Stats	R: 1 E: 0 K: 1 S: 10 H: 2 LOB: 1 BB: 0 P: 18	R: 0 E: 0 K: 1 S: 8 H: 0 LOB: 0 BB: 0 P: 14	R: 0 E: 0 K: 3 S: 9 H: 0 LOB: 0 BB: 0 P: 14	R: 0 E: 0 K: 1 S: 10 H: 0 LOB: 0 BB: 0 P: 15	R: 0 E: 0 K: 0 S: 6 H: 0 LOB: 0 BB: 0 P: 8	R: 1 E: 0 K: 0 S: 15 H: 3 LOB: 1 BB: 0 P: 18	R: 3 E: 0 K: 1 S: 17 H: 4 LOB: 1 BB: 0 P: 25	R: 0 E: 0 K: 1 S: 7 H: 0 LOB: 0 BB: 0 P: 12	R: 0 E: 0 K: 1 S: 7 H: 1 LOB: 1 BB: 0 P: 13	1B: 8 2B: 1 3B: 0 HR: 1	SF: 1 SAC: 0 DP: 1 HBP: 0						

TOP

Atlanta Braves @ Florida Marlins

Joe Robbie Stadium, Miami, FL

Sun Jun 30 1996, 3:33 AM EDT

Att. 34,023 - Overcast - 83 F

livebaseballscorecards.com

AB	34
R	5
H	10
RBI	5
BB	0
SO	9
LOB	10

PITCHER		IP	WLS	BF	H	R	ER	SO	BB	IBB	HBP	BLK	WP	HR	S	P	ERA	WHIP
John Burkett, R ERA: 3.92	(1, 1)	6.2	L	28	9	5	5	7	0	0	0	0	0	1	74	111	6.75	1.350
Jay Powell, R ERA: 3.6	(7, 1)	0.1		1	0	0	0	0	0	0	0	0	0	0	1	1	0.00	0.000
Yorkis Perez, L ERA: 3.71	(8, 1)	1.0		3	0	0	0	1	0	0	0	0	0	0	7	12	0.00	0.000
Kurt Miller, R ERA: 4.45	(9, 1)	1.0		3	1	0	0	1	0	0	0	0	0	0	7	13	0.00	1.000

PITCHER	IP	WLS	BF	H	R	ER	SO	BB	IBB	HBP	BLK	WP	HR	S	P	ERA	WHIP

Atlanta Braves @ Florida Marlins

Joe Robbie Stadium, Miami, FL

Sun Jun 30 1996, 3:33 AM EDT

Att. 34,023 - Overcast - 83 F

BOTTOM

Batter	1	2	3	4	5	6	7	8	9	AB	R	H	RBI	BB	SO	LOB
Devon White, S (1, 8) OBP: 0.323, SLG: 0.444	C B B B X 3-1 P6 ①		S S F B B B X 3-2 WP 1B 1-2 SF8 1B		B S C B F X 2-2 L8 ①		C F B B S 2-3 K ②		C S X 0-2 G5-3 ③	5	1	1	0	0	1	1
Quilvio Veras, S (1, 4) OBP: 0.365, SLG: 0.348	B F B B B F B 4-2 1B BB		L B 2 SAFE B X 2-1 WP 1-2 2-3 HR 1B		C B F B B B F F F B B 4-2 BB		C B S B F F B B 4-2 BB			1	1	1	0	3	0	0
Greg Colbrunn, R (1, 3) OBP: 0.352, SLG: 0.436	C B B 1 SAFE D F F X 3-2 1-2 1B		F B X 1-1 P3 ①		S 1 SAFE F F F F 1 SAFE F X 0-2 F8 ②		1 SAFE 1 SAFE X 0-0 G1-3 ③			4	0	1	0	0	0	5
Gary Sheffield, R (1, 9) OBP: 0.444, SLG: 0.615	B C X 1-1 P5 ②		B F S B B X 3-2 SF8 1-2 2-H 3-H		B B C S F F B X 3-2 F8 ③			F B T B F X 2-2 G5-3 ①		3	0	0	1	0	0	3
Jeff Conine, R (1, 7) OBP: 0.370, SLG: 0.493	B F X 1-1 L9 ③		D X 1-0 2-H HR			S X 0-1 G4-3 ①		C X 0-1 G5-3 ②		4	1	1	2	0	0	2
Terry Pendleton, S (1, 5) OBP: 0.296, SLG: 0.346		L F B F S 1-3 K ①	C S X 0-2 G5-3 ③			C B B S F F B X 3-2 1B 1B		S B S F X 1-2 F9 ③		4	0	1	0	0	1	0
Charles Johnson, R (1, 2) OBP: 0.273, SLG: 0.354 Jesus Tavarez, S (9, PH) OBP: 0.233, SLG: 0.228		B X 1-0 L3 ②		X 0-0 L9 ①		1 SAFE B X 1-0 G6-4-3 1-2 1B			C X 0-1 SH1 1B	3 1	0 0	1 1	0 0	0 0	0 0	0 0
Kurt Abbott, R (1, 6) OBP: 0.307, SLG: 0.411		F C S 0-3 K ③		C S C 0-3 K ②		X 0-0 G6-4-3 1-2f ② ③			B C X 1-1 SH1 ① 1-2	3	0	0	0	0	2	2
John Burkett, R (1, 1) OBP: 0.179, SLG: 0.231 Jay Powell, R (7, 1) Joe Orsulak, L (7, PH) OBP: 0.244, SLG: 0.274 Yorkis Perez, L (8, 1) Kurt Miller, R (9, 1) OBP: 0.286, SLG: 0.286 Andre Dawson, R (9, PH) OBP: 0.250, SLG: 0.393			B X 1-0 1B 1B WP 1B		B B B C X 3-1 L9 ③		C B X 1-1 G1-3 ①		F C X 0-2 G6-3 ②	2 0 1 0 0 1	1 0 0 0 0 0	1 0 0 0 0 0	0 0 0 0 0 0	0 0 0 0 0 0	0 0 0 0 0 0	0 0 0 0 0 1
Inning Stats	R: 0 H: 1 E: 0 LOB: 2 K: 0 BB: 1 S: 12 P: 24	R: 0 H: 0 E: 0 LOB: 0 K: 2 BB: 0 S: 8 P: 10	R: 4 H: 4 E: 0 LOB: 0 K: 0 BB: 0 S: 16 P: 27	R: 0 H: 0 E: 0 LOB: 0 K: 1 BB: 0 S: 6 P: 9	R: 0 H: 0 E: 0 LOB: 1 K: 0 BB: 0 S: 20 P: 29	R: 0 H: 2 E: 0 LOB: 1 K: 0 BB: 0 S: 9 P: 13	R: 0 H: 0 E: 0 LOB: 1 K: 1 BB: 1 S: 10 P: 17	R: 0 H: 0 E: 0 LOB: 0 K: 0 BB: 0 S: 10 P: 13	R: 0 H: 1 E: 0 LOB: 1 K: 0 BB: 0 S: 10 P: 11	1B: 7 SF: 1 2B: 0 SAC: 1 3B: 0 DP: 1 HR: 1 HBP: 0						

livebaseballscorecards.com

AB	32
R	4
H	8
RBI	3
BB	3
SO	4
LOB	14

WP: 1 PA: 37
PB: 0
SB: 0
CS: 0

PITCHER		IP	WLS	BF	H	R	ER	SO	BB	IBB	HBP	BLK	WP	HR	S	P	ERA	WHIP
Jason Schmidt, R ERA: 5.73	(1, 1)	5.0		22	5	4	4	3	2	0	0	0	1	1	62	99	7.20	1.400
Brad Clontz, R ERA: 4.61	(6, 1)	1.0	W	4	2	0	0	0	0	0	0	0	0	0	9	13	0.00	2.000
Greg McMichael, R ERA: 3.38	(7, 1)	2.0		7	0	0	0	1	1	0	0	0	0	0	20	30	0.00	0.500
Mark Wohlers, R ERA: 2.56	(9, 1)	1.0	S	4	1	0	0	0	0	0	0	0	0	0	10	11	0.00	1.000

PITCHER	IP	WLS	BF	H	R	ER	SO	BB	IBB	HBP	BLK	WP	HR	S	P	ERA	WHIP

Batter	1	2	3	4	5	6	7	8	9	AB	R	H	RBI	BB	SO	LOB
Marquis Grissom, R (1, 8) OBP: 0.334, SLG: 0.459	F X 0-1 ① G4-3	B B F X 2-1 ③ G5-3			C C B X 1-2 ① L7		B B X 2-0 HR	X 0-0 ② SF9 2-3 3-H		4	1	1	2	0	0	0
Mark Lemke, S (1, 4) OBP: 0.371, SLG: 0.371	C B B C X 2-2 ② G5-3		F X 0-1 ① G1-3		C F X 0-2 ② G4-3		S X 0-1 ① F8	D X 1-0 ③ FC6-4 1-2f		5	0	0	0	0	0	2
10 Chipper Jones, S (1, 5) OBP: 0.369, SLG: 0.521	B X 1-0 ③ G4-3		C C B B X 2-2 ② L9		C F B X 1-2 ③ G6-3		S X 0-1 ② F9		B B B B 4-0 G3-6-3 BB	4	0	0	0	1	0	0
Fred McGriff, L (1, 3) OBP: 0.362, SLG: 0.543		C B S B X 2-2 ① G6-3	F B C X 1-2 2B			F B B F F B B 4-2 E BB	B X 1-0 ③ G5-3		B X 1-0 ①② G3-6-3 1-2f	4	0	1	0	1	0	1
Javy Lopez, R (1, 2) OBP: 0.309, SLG: 0.457 Mark Wohlers, R (9, 1)		B C C B X 2-2 ② F8	X 0-0 ③ G6-3			C C X 0-2 E4 1-3		F B H 2-1 2B 1B HBP	C F B F F C 2-3 ③ K	4 0	1 0	0 0	0 0	0 0	1 0	2 0
Ryan Klesko, L (1, 7) OBP: 0.373, SLG: 0.596 Greg McMichael, R (8, 1) Eddie Pérez, R (9, 2) OBP: 0.342, SLG: 0.533		C B B B F X 3-2 HR 1B		X 0-0 1B		X 0-0 ① P5		X 0-0 1-3 1B SF9 2B		4 0 0	2 0 0	3 0 0	0 0 0	0 0 0	0 0 0	2 0 0
Jermaine Dye, R (1, 9) OBP: 0.325, SLG: 0.571 (8, 7)		X 0-0 1-H HR		1 SAFE F F B 1 SAFE F X 1-2 ① F8		B F X 1-1 ② G5-3		C S F X 0-2 2-3 3-H SF9 BB 1B		4	1	2	3	0	0	3
Jeff Blauser, R (1, 6) OBP: 0.351, SLG: 0.433		B C F B B B 4-2 HR BB		F 1 SAFE C B B C 1-3 ② K		B B I I 4-0 IBB		F B B 1 SAFE 1 SAFE F F F B 4-2 B 1-2 FC6-4 BB		1	1	0	0	3	1	1
Steve Avery, L (1, 1) OBP: 0.244, SLG: 0.535 Mark Whiten, S (8, PH) OBP: 0.353, SLG: 0.386 (8, 9)		F X 0-1 1-H HR		C X 0-1 ③ G1-3		B F F X 1-2 ③ F8		B B C F B F C 3-3 ① K		3 1	1 0	1 0	2 0	0 0	0 1	4 3
Inning Stats	R: 0 H: 0 E: 0 LOB: 0 K: 0 BB: 0 S: 6 P: 9	R: 4 H: 3 E: 0 LOB: 0 K: 0 BB: 1 S: 16 P: 29	R: 0 H: 1 E: 0 LOB: 1 K: 0 BB: 0 S: 9 P: 12	R: 0 H: 1 E: 0 LOB: 1 K: 1 BB: 0 S: 10 P: 12	R: 0 H: 0 E: 0 LOB: 0 K: 0 BB: 0 S: 9 P: 11	R: 0 H: 0 E: 1 LOB: 3 K: 0 BB: 2 S: 12 P: 22	R: 1 H: 1 E: 0 LOB: 0 K: 0 BB: 0 S: 6 P: 9	R: 2 H: 2 E: 0 LOB: 2 K: 1 BB: 1 S: 16 P: 26	R: 0 H: 0 E: 0 LOB: 0 K: 1 BB: 1 S: 7 P: 14	1B: 3 SF: 1 2B: 2 SAC: 0 3B: 0 DP: 1 HR: 3 HBP: 1						WP: 0 PA: 41 PB: 0 SB: 0 CS: 0

TOP

Atlanta Braves @ Montreal Expos

Olympic Stadium, Montreal, QB

Mon Jul 01 1996, 3:33 AM EDT

Att. 34,116 - Dome

livebaseballscorecards.com

AB	34
R	7
H	8
RBI	7
BB	5
SO	3
LOB	18

PITCHER		IP	WLS	BF	H	R	ER	SO	BB	IBB	HBP	BLK	WP	HR	S	P	ERA	WHIP
Kirk Rueter, L ERA: 4.02	(1, 1)	5.1	L	24	5	4	4	1	2	0	0	0	0	2	57	84	6.75	1.312
Barry Manuel, R ERA: 3.59	(6, 1)	1.2		7	1	1	1	0	0	1	0	0	0	1	11	20	5.40	0.600
Dave Veres, R ERA: 5.82	(8, 1)	0.0		4	2	2	2	0	1	0	1	0	0	0	10	16	∞	∞
Omar Daal, L ERA: 2.93	(8, 1)	2.0		6	0	0	0	2	1	0	0	0	0	0	13	24	0.00	0.500

PITCHER	IP	WLS	BF	H	R	ER	SO	BB	IBB	HBP	BLK	WP	HR	S	P	ERA	WHIP

Atlanta Braves @ Montreal Expos

Olympic Stadium, Montreal, QB

Mon Jul 01 1996, 3:33 AM EDT

Att. 34,116 - Dome

livebaseballscorecards.com

BOTTOM

Batter	1	2	3	4	5	6	7	8	9	AB	R	H	RBI	BB	SO	LOB
Mark Grudzielanek, R (1, 6) OBP: 0.355, SLG: 0.441	B F C F F F B X 2-2 P9 ①		C X 0-1 2B ① 2B		C B X 1-1 G6-3 ①		C C F B B X 2-2 G4-3 ③		B X 1-0 F9 ③	5	1	1	0	0	0	2
Mike Lansing, R (1, 4) OBP: 0.371, SLG: 0.448	F B F F B S 2-3 K ②		B B B C X 3-1 G5-3 ①		C X 0-1 G1-3 ②			C F B S 1-3 K ①		4	0	0	0	0	2	1
Henry Rodriguez, L (1, 7) OBP: 0.333, SLG: 0.629	X 0-0 F7 ③		X 0-0 F8 ②		F C B F B S 2-3 K ③			S F X 0-2 F9 ②		4	0	0	0	0	1	1
Moises Alou, R (1, 9) OBP: 0.317, SLG: 0.425		B F B X 2-1 G1-3 ①	F B F B X 2-2 2-H 2B			B C X 1-1 G6-3 ①		S B X 1-1 E9 2B		4	1	1	1	0	0	0
David Segui, S (1, 3) OBP: 0.347, SLG: 0.428		B B F X 2-1 BB 2B	F B X 1-1 P6 ③			F X 0-1 G6-3 ②		F F B X 1-2 2-H 2B		4	0	2	1	0	0	1
Lenny Webster, R (1, 2) OBP: 0.373, SLG: 0.298		B C B B C X 3-2 G5-3 ②		X 0-0 G4-3 ①		B C C B B X 3-2 G6-3 ③		C F X 0-2 G4-3 ③		4	0	0	0	0	0	2
Shane Andrews, R (1, 5) OBP: 0.339, SLG: 0.490		S B B B B 4-1 BB BB	C C B S 1-3 K ②				F X 0-1 P3 ①		X 0-0 F7 ①	3	0	0	0	1	1	0
F.P. Santangelo, S (1, 8) OBP: 0.370, SLG: 0.410		C B C B B F F F B 4-2 1-2 2-3 BB	C B X 1-1 1B				B X 1-0 P6 ②		B S B F B B 4-2 G4-3 DI BB	2	0	1	0	2	0	0
Kirk Rueter, L (1, 1) OBP: 0.160, SLG: 0.130 Barry Manuel, R (6, 1) Andy Stankiewicz, R (7, PH) OBP: 0.309, SLG: 0.286 Dave Veres, R (8, 1) OBP: 0.600, SLG: 0.800 Omar Daal, L (8, 1) Darrin Fletcher, L (9, PH) OBP: 0.322, SLG: 0.447		C B F X 1-2 G6-3 ③	F X 0-1 G4-3 ③				F B X 1-1 2B		B B B C X 3-1 1-3 G4-3 ②	2 0 1 0 0 0 1	0 0 0 0 0 0 0	0 0 1 0 0 0 0	0 0 0 0 0 0 0	0 0 0 0 0 0 0	0 0 0 0 0 0 0	4 0 0 0 0 0 1
Inning Stats	R: 0 H: 0 E: 0 LOB: 0 K: 1 BB: 0 S: 10 P: 14	R: 0 H: 1 E: 0 LOB: 3 K: 0 BB: 2 S: 16 P: 32	R: 1 H: 2 E: 0 LOB: 1 K: 0 BB: 0 S: 10 P: 16	R: 0 H: 1 E: 0 LOB: 1 K: 1 BB: 0 S: 8 P: 10	R: 0 H: 0 E: 0 LOB: 0 K: 1 BB: 0 S: 8 P: 11	R: 0 H: 0 E: 0 LOB: 0 K: 0 BB: 0 S: 7 P: 11	R: 0 H: 1 E: 0 LOB: 1 K: 0 BB: 0 S: 9 P: 13	R: 1 H: 1 E: 1 LOB: 1 K: 1 BB: 0 S: 14 P: 17	R: 0 H: 0 E: 0 LOB: 1 K: 0 BB: 1 S: 6 P: 14	1B: 1 2B: 5 3B: 0 HR: 0	SF: 0 SAC: 0 DP: 0 HBP: 0				WP: 0 PB: 0 SB: 0 CS: 0	PA: 37	

	AB	34
	R	2
	H	6
	RBI	2
	BB	3
	SO	4
	LOB	12

PITCHER		IP	WLS	BF	H	R	ER	SO	BB	IBB	HBP	BLK	WP	HR	S	P	ERA	WHIP
Steve Avery, L ERA: 4.07	(1, 1)	7.0	W	28	5	1	1	3	2	0	0	0	0	0	68	107	1.29	1.000
Greg McMichael, R ERA: 3.3	(8, 1)	1.0		5	1	1	0	1	0	0	0	0	0	0	14	17	0.00	1.000
Mark Wohlers, R ERA: 2.5	(9, 1)	1.0		4	0	0	0	0	1	0	0	0	0	0	6	14	0.00	1.000

PITCHER	IP	WLS	BF	H	R	ER	SO	BB	IBB	HBP	BLK	WP	HR	S	P	ERA	WHIP

Batter	1	2	3	4	5	6	7	8	9	AB	R	H	RBI	BB	SO	LOB
Marquis Grissom, R (1, 8) OBP: 0.336, SLG: 0.468	C F F F S 0-3 ① K2-3		B X 1-0 ③ G5-3			X 0-0 HR		C X 0-1 BB 1B		4	1	2	1	0	1	0
Mark Lemke, S (1, 4) OBP: 0.369, SLG: 0.366	X 0-0 ② G6-3			C F B B X 2-2 ① G5-3		C B X 1-1 ① F9		1 SAFE B B B C B 4-1 10 FC6-4 1-2 BB		3	0	0	0	1	0	0
10 Chipper Jones, S (1, 5) OBP: 0.365, SLG: 0.515	F B X 1-1 ③ F9			B B C B X 3-1 ② L7		F B X 1-1 ② G6-3		B B X 2-0 ③ FC6-4 1-2f		4	0	0	0	0	0	2
Fred McGriff, L (1, 3) OBP: 0.361, SLG: 0.539		B B C B X 3-1 ① G3-1		C X 0-1 1B		B C C B S 2-3 ③ K			S C S 0-3 ① K	4	0	1	0	0	2	0
Ryan Klesko, L (1, 7) OBP: 0.368, SLG: 0.587		C B F C 1-3 ② K		C 1 SAFE B X 1-1 ③ G3			B F X 1-1 E1 G6-3		F C T 0-2 ② K	4	0	0	0	0	2	1
Jermaine Dye, R (1, 9) OBP: 0.321, SLG: 0.550		F B B B B 4-1 BB			B C X 1-1 ① G5-3		F B B B F X 2-2 ①② G6-3 1-2f		B S S S 1-3 ③ K	3	0	0	0	1	1	1
Eddie Pérez, R (1, 2) OBP: 0.341, SLG: 0.519		F 1 SAFE X 0-1 ③ G1-3			B B B 4-0 BB		X 0-0 ③ F9			2	0	0	0	1	0	1
Jeff Blauser, R (1, 6) OBP: 0.346, SLG: 0.427			B B B C X 3-1 ① G5-3		C C 1 SAFE B C 1-3 ② K			X 0-0 ① G5-3		3	0	0	0	0	1	1
Greg Maddux, R (1, 1) OBP: 0.163, SLG: 0.100 Mike Mordecai, R (8, PH) OBP: 0.292, SLG: 0.289 Pedro Borbon, R (8, 1)			C C B X 1-2 ② G2-3		B F C F S 1-3 ③ K			C B X 1-1 ② G4-3		2	0	0	0	0	1	1
										1	0	0	0	0	0	0
										0	0	0	0	0	0	0

Atlanta Braves @ Montreal Expos

Olympic Stadium, Montreal, QB

Tue Jul 02 1996, 7:05 PM EDT

Att. 20,075 - Dome - 68 F

TOP

livebaseballscorecards.com

AB	30
R	1
H	3
RBI	1
BB	3
SO	8
LOB	7

Inning Stats	1	2	3	4	5	6	7	8	9
	R: 0 E: 0 K: 1 S: 8	H: 0 LOB: 0 BB: 0 P: 9	R: 0 E: 0 K: 1 S: 8	H: 0 LOB: 1 BB: 1 P: 16	R: 0 E: 0 K: 0 S: 6	H: 0 LOB: 0 BB: 0 P: 11	R: 0 E: 0 K: 0 S: 9	H: 1 LOB: 1 BB: 0 P: 15	R: 0 E: 0 K: 2 S: 9	H: 0 LOB: 1 BB: 1 P: 16	R: 1 E: 0 K: 1 S: 8	H: 1 LOB: 0 BB: 0 P: 12	R: 0 E: 1 K: 0 S: 6	H: 0 LOB: 0 BB: 0 P: 9	R: 0 E: 0 K: 0 S: 7	H: 1 LOB: 2 BB: 1 P: 14	R: 0 E: 0 K: 3 S: 9	H: 0 LOB: 0 BB: 0 P: 10

| | | | | | | | | | |

Atlanta Braves @ Montreal Expos

Olympic Stadium, Montreal, QB

Tue Jul 02 1996, 7:05 PM EDT

Att. 20,075 - Dome - 68 F

BOTTOM

livebaseballscorecards.com

Batter	1	2	3	4	5	6	7	8	9	AB	R	H	RBI	BB	SO	LOB
Mark Grudzielanek, R (1, 6) OBP: 0.357, SLG: 0.441	C X 0-1 1B G4-3 1B 1B	B F 2 SAFE X 1-1 ② G3-1 2-3		C S B S 1-3 ② K		B X 1-0 E 2-H 3-H 1B				4	2	2	2	0	1	2
Mike Lansing, R (1, 4) OBP: 0.373, SLG: 0.449	C 1 SAFE X 0-1 ① G4-3 1-2	F F B X 1-2 3-H 1B		X 0-0 ③ F7		S X 0-1 E1 2-H 1B				4	0	2	1	0	0	2
Henry Rodriguez, L (1, 7) OBP: 0.332, SLG: 0.624 F.P. Santangelo, S (7, 8) OBP: 0.370, SLG: 0.410	X 0-0 E 1B 2-3 1B	1 SAFE B C 1 F B F S SAFE 2-3 ③ K			S B F F F S 1-3 ① K	1 SAFE X 0-0 ③ G3				4 0	0 0	1 0	0 0	0 0	2 0	2 0
Moises Alou, R (1, 9) OBP: 0.317, SLG: 0.423	1 SAFE F X 0-1 E 1-2 3-H 1B		B S C F T F S 1-3 ① K		B C F B B F X 3-2 ② G5-3		X 0-0 ① F8			4	0	1	1	0	1	0
Darrin Fletcher, L (1, 2) OBP: 0.320, SLG: 0.443	B C F S 1-3 ② K		X 0-0 ② G4-3		C B S F T 1-2 ③ K		B X 1-0 L1-3 1B			4	0	1	0	0	2	2
David Segui, S (1, 3) OBP: 0.342, SLG: 0.422	F B F F X 1-2 E6 1-2 2-3		B X 1-0 E4 S			X 0-0 ① F7	B 1 SAFE C S X 1-2 ② ③ L1-3 1-2			4	0	0	0	0	0	3
Cliff Floyd, L (1, 8) OBP: 0.342, SLG: 0.419 (7, 7)	B S B S S 2-3 ③ K		C F F 1 SAFE B S 1-3 ③ K 1-2			X 0-0 SH1-4 1B 1B 1B	F B F X 1-2 ① F8			4	1	1	0	0	2	4
Shane Andrews, R (1, 5) OBP: 0.342, SLG: 0.490		F X 0-1 G3-1 SH3-4 1B 1B		C C F X 0-2 ① G6-3		X 0-0 SH1-4 1-2 1B 1B	F B C B S 2-3 ② K			4	2	2	0	0	1	0
Rheal Cormier, L (1, 1) OBP: 0.143, SLG: 0.111 Omar Daal, L (8, 1) Sherman Obando, R (8, PH) OBP: 0.320, SLG: 0.424 Mel Rojas, R (9, 1) OBP: 0.250, SLG: 0.250		X 0-0 ① SH3-4 1-2		X 0-0 1B		B X 1-0 ② SH1-4 1-2 2-3		C B X 1-1 ③ G5-3		1 0 0 1 0	0 0 0 0 0	1 0 0 0 0	0 0 0 0 0	0 0 0 0 0	0 0 0 0 0	0 0 0 0 0
Inning Stats	R: 1 E: 1 K: 2 S: 17 H: 3 LOB: 3 BB: 0 P: 21	R: 1 E: 0 K: 1 S: 12 H: 2 LOB: 1 BB: 0 P: 16	R: 0 E: 1 K: 2 S: 12 H: 0 LOB: 1 BB: 0 P: 15	R: 0 E: 0 K: 1 S: 9 H: 1 LOB: 1 BB: 0 P: 10	R: 0 E: 0 K: 2 S: 13 H: 0 LOB: 0 BB: 0 P: 18	R: 3 E: 1 K: 0 S: 8 H: 4 LOB: 1 BB: 0 P: 10	R: 0 E: 0 K: 0 S: 5 H: 1 LOB: 0 BB: 0 P: 7	R: 0 E: 0 K: 1 S: 8 H: 0 LOB: 0 BB: 0 P: 12		1B: 11 2B: 1 3B: 0 HR: 0	SF: 0 SAC: 2 DP: 1 HBP: 0					

	AB	34
	R	5
	H	11
	RBI	4
	BB	0
	SO	9
	LOB	15

WP: 0 PB: 0 SB: 1 CS: 0 PA: 36

PITCHER		IP	WLS	BF	H	R	ER	SO	BB	IBB	HBP	BLK	WP	HR	S	P	ERA	WHIP
Greg Maddux, R ERA: 2.95	(1, 1)	7.0	L	33	11	5	4	8	0	0	0	0	0	0	76	97	5.14	1.571
Pedro Borbon, L ERA: 3.06	(8, 1)	1.0		3	0	0	0	1	0	0	0	0	0	0	8	12	0.00	0.000

PITCHER	IP	WLS	BF	H	R	ER	SO	BB	IBB	HBP	BLK	WP	HR	S	P	ERA	WHIP

Batter	1	2	3	4	5	6	7	8	9	AB	R	H	RBI	BB	SO	LOB
Marquis Grissom, R (1, 8) OBP: 0.335, SLG: 0.464	B F B B B 4-1 10 S BB		C S F X 0-2 ② P4		B B C S B S 3-3 ③ K			B X 1-0 ② G4-3		3	0	0	0	1	1	2
Mark Lemke, S (1, 4) OBP: 0.371, SLG: 0.366	C 1 SAFE S B 1 F X SAFE 1-2 ① F7		X 0-0 ③ F8			B B B B 4-0 BB		B B C F X 2-2 10 HR 1B		3	1	1	0	1	0	2
10 Chipper Jones, S (1, 5) OBP: 0.366, SLG: 0.534	S 1 SAFE 1 SAFE B B C S 2-3 ② K 1-2			X 0-0 HR		B 1 B C X 2-1 ① L7		1 SAFE X 0-0 1-H HR		4	2	2	3	0	1	2
Fred McGriff, L (1, 3) OBP: 0.359, SLG: 0.538	F S D S 1-3 ③ K			S F B S 1-3 ① K		S S D 1 SAFE S 1-3 ② K		C C F B X 1-2 2B		4	0	1	0	0	3	2
Ryan Klesko, L (1, 7) OBP: 0.363, SLG: 0.579		F B B S S 2-3 ① K		S B X 1-1 ② G3-1		1 SAFE S B X 1-1 ③ L8		B C B F F F X 2-2 ③ L7		4	0	0	0	0	1	2
Mark Whiten, S (1, 9) OBP: 0.356, SLG: 0.385		C S F B B B B 4-2 CS BB		B B F C S 2-3 ③ K			F T C 0-3 ① K		C B B B X 3-1 F9-5 S 1B	3	0	1	0	1	2	0
Javy Lopez, R (1, 2) OBP: 0.304, SLG: 0.450		1 SAFE C B X 1-1 ② ③ G4-3 1-2		F X 0-1 ① G1-3			S B F X 1-2 ② F9		1 SAFE C 1 SAFE D X 1-1 ① ② F9-5 1-3	4	0	0	0	0	0	2
Jeff Blauser, R (1, 6) OBP: 0.349, SLG: 0.432			B C X 1-1 ① F9		C C B X 1-2 G3 2B		B C S B B C 3-3 ③ K		B X 1-0 1B	4	0	2	0	0	1	0
Tom Glavine, L (1, 1) OBP: 0.385, SLG: 0.389 Dwight Smith, L (9, PH) OBP: 0.286, SLG: 0.327 Mark Wohlers, R (9, 1)			F F B F F F B X 2-2 1B		F F B B X 2-2 ② G3 2-3			X 0-0 ① B3	X 0-0 ③ G3	3 1 0	0 0 0	1 0 0	0 0 0	0 0 0	0 0 0	1 1 0
Inning Stats	R: 0 E: 0 K: 2 S: 11 H: 0 LOB: 1 BB: 1 P: 19	R: 0 E: 0 K: 1 S: 8 H: 0 LOB: 0 BB: 1 P: 15	R: 0 E: 0 K: 0 S: 12 H: 1 LOB: 1 BB: 0 P: 15	R: 1 E: 0 K: 2 S: 9 H: 1 LOB: 0 BB: 0 P: 13	R: 0 E: 0 K: 1 S: 11 H: 1 LOB: 1 BB: 0 P: 17	R: 0 E: 0 K: 1 S: 7 H: 0 LOB: 1 BB: 1 P: 15	R: 0 E: 0 K: 2 S: 9 H: 0 LOB: 0 BB: 0 P: 13	R: 2 E: 0 K: 0 S: 15 H: 3 LOB: 1 BB: 0 P: 21	R: 0 E: 0 K: 0 S: 6 H: 2 LOB: 1 BB: 0 P: 11	1B: 4 2B: 3 3B: 0 HR: 2 SF: 0 SAC: 0 DP: 1 HBP: 0						

PITCHER		IP	WLS	BF	H	R	ER	SO	BB	IBB	HBP	BLK	WP	HR	S	P	ERA	WHIP
Ugueth Urbina, R ERA: 4.53	(1, 1)	7.0		26	3	1	1	9	3	0	0	0	0	1	67	107	1.29	0.857
Tim Scott, R ERA: 2.48	(8, 1)	1.0	L	6	3	2	2	0	0	0	0	0	0	1	15	21	18.00	3.000
Mike Dyer, R ERA: 3.59	(9, 1)	1.0		4	2	0	0	0	0	0	0	0	0	0	6	11	0.00	2.000

PITCHER	IP	WLS	BF	H	R	ER	SO	BB	IBB	HBP	BLK	WP	HR	S	P	ERA	WHIP

TOP

Atlanta Braves @ Montreal Expos

Olympic Stadium, Montreal, QB

Wed Jul 03 1996, 7:05 PM EDT

Att. 26,837 - Dome - 72 F

livebaseballscorecards.com

AB	33
R	3
H	8
RBI	3
BB	3
SO	9
LOB	14

WP: 0	PA: 36	1B: 4	SF: 0			
PB: 0		2B: 3	SAC: 0			
SB: 2		3B: 0	DP: 1			
CS: 1		HR: 2	HBP: 0			

Atlanta Braves @ Montreal Expos

Olympic Stadium, Montreal, QB

Wed Jul 03 1996, 7:05 PM EDT

Att. 26,837 - Dome - 72 F

BOTTOM

livebaseballscorecards.com

Batter	1	2	3	4	5	6	7	8	9	AB	R	H	RBI	BB	SO	LOB
Mark Grudzielanek, R (1, 6) OBP: 0.353, SLG: 0.436	C B F C 1-3 ① K	X 0-0 ① G1-3	B F B F F B X 3-2 ③ G3-1		X 0-0 ② ③ G4-3 1-2f				4	0	0	0	0	1	2
Mike Lansing, R (1, 4) OBP: 0.372, SLG: 0.446	C B X 1-1 S 2B 1B	C X 0-1 ② G6-3		B X 1-0 ① L7			C B X 1-1 ① P4		4	1	1	0	0	0	0
Henry Rodriguez, L (1, 7) (2, 3) OBP: 0.328, SLG: 0.616	B C S B B S 3-3 ② K 1-2	B B F S T S 2-3 ③ K		B C B F F S 2-3 ② K			X 0-0 ② G4-3		4	0	0	0	0	3	1
Moises Alou, R (1, 9) (2, 7) (8, 9) OBP: 0.319, SLG: 0.427	B X 1-0 2B 2-H			C X 0-1 ① P8		F B F X 1-2 ③ F4			B X 1-0 1B	4	0	2	1	0	0	0
David Segui, S (1, 3) OBP: 0.342, SLG: 0.422 Sherman Obando, R (1, PH) OBP: 0.320, SLG: 0.418 (2, 9) Tim Scott, R (8, 1) Mike Dyer, R (9, 1) Darrin Fletcher, L (9, PH) OBP: 0.319, SLG: 0.441	C B F B B B 4-2 BB			B B S F X 2-2 ② G1-3			B C B B X 3-1 ① G4-3		S F X 0-2 ③ G4-3	0 2 0 0 0 1	0 0 0 0 0 0	0 0 0 0 0 0	0 1 0 0 0 0	0 0 0 0 0 0	0 0 0 0 0 0	0 0 0 0 0 1
Lenny Webster, R (1, 2) OBP: 0.362, SLG: 0.287	C B C C 1-3 ③ K			X 0-0 ③ G4-3			C X 0-1 ② L9			3	0	0	0	0	1	2
F.P. Santangelo, S (1, 8) OBP: 0.370, SLG: 0.405		B X 1-0 ① G5-3			B B C C B F B 4-2 G4-3 BB		B B S S S B S 3-3 ③ K			2	0	0	0	1	1	0
Shane Andrews, R (1, 5) OBP: 0.338, SLG: 0.483		C F B C 1-3 ② K			B 1 SAFE F B X 2-1 ① G4-3 1-2			X 0-0 ① G1-3		3	0	0	0	0	1	1
Ugueth Urbina, R (1, 1) OBP: 0.111, SLG: 0.111 Cliff Floyd, L (8, 7) OBP: 0.351, SLG: 0.419		B B C X 2-1 ③ G4-3			S F B C 1-3 ② K			B S B B B 4-1 G4-3 BB		2 0	0 0	0 0	0 0	0 1	1 0	1 0
Inning Stats	R: 1 H: 2 E: 0 LOB: 2 K: 3 BB: 1 S: 14 P: 25	R: 0 H: 0 E: 0 LOB: 0 K: 1 BB: 0 S: 6 P: 10	R: 0 H: 0 E: 0 LOB: 0 K: 1 BB: 0 S: 7 P: 9	R: 0 H: 0 E: 0 LOB: 0 K: 0 BB: 0 S: 6 P: 8	R: 0 H: 0 E: 0 LOB: 1 K: 1 BB: 1 S: 12 P: 22	R: 0 H: 0 E: 0 LOB: 0 K: 1 BB: 0 S: 8 P: 12	R: 0 H: 0 E: 0 LOB: 0 K: 1 BB: 0 S: 7 P: 13	R: 0 H: 0 E: 0 LOB: 0 K: 0 BB: 1 S: 3 P: 7	R: 0 H: 1 E: 0 LOB: 1 K: 0 BB: 0 S: 7 P: 9	1B: 2 SF: 0 2B: 1 SAC: 0 3B: 0 DP: 1 HR: 0 HBP: 0						WP: 0 PA: 32 PB: 0 SB: 1 CS: 0

	AB	29
	R	1
	H	3
	RBI	1
	BB	3
	SO	8
	LOB	8

PITCHER		IP	WLS	BF	H	R	ER	SO	BB	IBB	HBP	BLK	WP	HR	S	P	ERA	WHIP
Tom Glavine, L ERA: 2.53	(1, 1)	8.0	W	28	2	1	1	8	3	0	0	0	0	0	63	106	1.12	0.625
Mark Wohlers, R ERA: 2.43	(9, 1)	1.0	S	4	1	0	0	0	0	0	0	0	0	0	7	9	0.00	1.000

PITCHER	IP	WLS	BF	H	R	ER	SO	BB	IBB	HBP	BLK	WP	HR	S	P	ERA	WHIP

Batter	1	2	3	4	5	6	7	8	9	AB	R	H	RBI	BB	SO	LOB
John Cangelosi, S (1, 8) OBP: 0.424, SLG: 0.406	C B B X 2-1 5 L8-4 1B 1B	B C C B S 2-3 ② K		C B C B X 2-2 ③ G4-3			B F B F B F F C 3-3 ① K		B B X 2-0 ② F8	5	0	1	0	0	2	2
Craig Biggio, R (1, 4) OBP: 0.402, SLG: 0.450	C 1 SAFE 1 SAFE B S X 1-2 FC6-4 1-2 1B	C B B X 2-1 5 1B 3-H 1B			B B C C B S 3-3 ① K		B X 1-0 ② L9		C C B X 1-2 2-H 1B	5	0	3	2	0	1	0
5 Jeff Bagwell, R (1, 3) OBP: 0.455, SLG: 0.621	C B F B B X 3-2 ① ② L8-4 2-3	B B B S S X 3-1 1-2 1B			B B C F C 2-3 ② K		C B X 1-1 ③ G5-3		B C X 1-1 ③ F9	5	0	1	0	0	1	3
Derek Bell, R (1, 9) OBP: 0.335, SLG: 0.447	X 0-0 ③ FC6-4 1-2f	F F S 0-3 ③ K			X 0-0 S 1B 1B			X 0-0 ① G6-3		4	0	1	0	0	1	3
Sean Berry, R (1, 5) OBP: 0.325, SLG: 0.498 Bill Spiers, L (8, 5) OBP: 0.284, SLG: 0.400		X 0-0 1B 1B 2B	B S B F X 2-2 ① G4-3		1 SAFE S S 1 SAFE B X 1-1 S 1-2 1B			B S S S X 1-2 2B		4 0	1 0	3 0	0 0	0 0	0 0	0 0
Orlando Miller, R (1, 6) OBP: 0.312, SLG: 0.421		F B B B F X 2-2 1B 2B 2-3 1B	C S C 0-3 ② K		F F B F B F F C 1-3 ③ K 1-2 2-3			S X 0-1 ② L7		4	1	1	0	0	2	3
Rick Wilkins, L (1, 2) OBP: 0.342, SLG: 0.359		C B S X 1-2 2B 1-2 3-H 1B	B C F C 1-3 ③ K			B S B F B X 3-2 ① F8		X 0-0 ③ G4-3		4	1	1	1	0	1	1
Mike Simms, R (1, 7) OBP: 0.220, SLG: 0.216 Ray Montgomery, R (8, 7) OBP: 1.000, SLG: 1.000		C B B B F X 3-2 SH2-4 1B 1-H 2-H 2B		X 0-0 ① L7		C B C X 1-2 ② L9			B B X 2-0 SH2-4 1B	3 1	1 1	1 1	2 0	0 0	0 0	0 0
Shane Reynolds, R (1, 1) OBP: 0.167, SLG: 0.286 Xavier Hernandez, L (9, 1)		L X 0-1 ① SH2-4 2-3		X 0-0 ② L8		B S S B S 2-3 ③ K			X 0-0 ① SH2-4 1-2	2 0	0 0	0 0	0 0	0 0	1 0	0 0
Inning Stats	R: 0 H: 2 E: 0 LOB: 1 K: 0 BB: 0 S: 9 P: 15	R: 4 H: 6 E: 0 LOB: 2 K: 2 BB: 0 S: 22 P: 35	R: 0 H: 0 E: 0 LOB: 0 K: 2 BB: 0 S: 9 P: 12	R: 0 H: 0 E: 0 LOB: 0 K: 0 BB: 0 S: 5 P: 7	R: 0 H: 2 E: 0 LOB: 2 K: 3 BB: 0 S: 15 P: 22	R: 0 H: 0 E: 0 LOB: 0 K: 1 BB: 0 S: 9 P: 15	R: 0 H: 0 E: 0 LOB: 0 K: 1 BB: 0 S: 8 P: 13	R: 0 H: 1 E: 0 LOB: 1 K: 0 BB: 0 S: 7 P: 8	R: 1 H: 2 E: 0 LOB: 1 K: 0 BB: 0 S: 8 P: 14	1B: 10 SF: 0 2B: 4 SAC: 2 3B: 0 DP: 1 HR: 0 HBP: 0						

PITCHER		IP	WLS	BF	H	R	ER	SO	BB	IBB	HBP	BLK	WP	HR	S	P	ERA	WHIP
29 John Smoltz, R ERA: 3.16	(1, 1)	4.0	L	19	8	4	4	4	0	0	0	0	0	0	45	69	9.00	2.000
Mike Bielecki, R ERA: 3.46	(5, 1)	2.0		8	2	0	0	4	0	0	0	0	0	0	24	37	0.00	1.000
Brad Clontz, R ERA: 4.5	(7, 1)	1.0		3	0	0	0	1	0	0	0	0	0	0	8	13	0.00	0.000
Terrell Wade, L ERA: 1.4	(8, 1)	1.0		4	1	0	0	0	0	0	0	0	0	0	7	8	0.00	1.000
Pedro Borbon, L ERA: 3.38	(9, 1)	1.0		5	2	1	1	0	0	0	0	0	0	0	8	14	9.00	2.000

PITCHER	IP	WLS	BF	H	R	ER	SO	BB	IBB	HBP	BLK	WP	HR	S	P	ERA	WHIP

TOP

Houston Astros @ Atlanta Braves

Atlanta-Fulton County Stadium, Atlanta, GA

Thu Jul 04 1996, 7:05 PM EDT
Att. 49,060 - Unknown - 90 F

livebaseballscorecards.com

AB	37
R	5
H	13
RBI	5
BB	0
SO	9
LOB	12

1B: 10 SF: 0
2B: 4 SAC: 2
3B: 0 DP: 1
HR: 0 HBP: 0

WP: 0 PA: 39
PB: 0
SB: 2
CS: 0

BOTTOM

Batter	1	2	3	4	5	6	7	8	9	AB	R	H	RBI	BB	SO	LOB
Marquis Grissom, R (1, 8) OBP: 0.336, SLG: 0.466	C X 0-1 1B 2B		F B C X 1-2 ① G4-3		B C B X 2-1 G4-3 1B		B F X 1-1 ③ F9		B B C C F S 2-3 ③ K	5	0	2	0	0	1	1
Mark Lemke, S (1, 4) OBP: 0.370, SLG: 0.364	D X 1-0 ① 2-H 1B		C B B F X 2-2 ② G4-3		1 SAFE X 0-0 ① G4-3 1-2			X 0-0 ① L3		4	0	1	0	0	0	1
10 Chipper Jones, S (1, 5) OBP: 0.362, SLG: 0.527	B C S B X 2-2 ② L9		B S B X 2-1 ③ F8		X 0-0 ② G6-3			X 0-0 ② G4-3		4	0	0	0	0	0	2
Fred McGriff, L (1, 3) OBP: 0.355, SLG: 0.532	B C X 1-1 ③ F8			S S B S 1-3 ① K	B C F S 1-3 ③ K			B B X 2-0 ③ G3-1		4	0	0	0	0	2	2
Ryan Klesko, L (1, 7) OBP: 0.362, SLG: 0.574		C S B X 1-2 ① F7		S C B X 1-2 1B BB 1B		B F C B S 2-3 ① K			B B S F B S 3-3 ① K	4	0	1	0	0	2	0
Mark Whiten, S (1, 9) OBP: 0.358, SLG: 0.381		B B B B 4-0 FC5-4 1B BB		C B B S B B 4-2 1B 1-2 BB		C B C X 1-2 ② G5-3			F C S 0-3 ② K	2	0	0	0	2	1	0
Javy Lopez, R (1, 2) OBP: 0.311, SLG: 0.454	F B 1 SAFE X 1-1 FC5-4 1-2 1B			F F X 0-2 1-2 2-3 1B		B S X 1-1 ③ G6-3			F X 0-1 2B 1B	4	1	3	0	0	0	0
Jeff Blauser, R (1, 6) OBP: 0.347, SLG: 0.434	C X 0-1 ② FC5-4 1-2f 2-3			B X 1-0 ② L9			X 0-0 ① G6-3		B B C X 2-1 1-3 1B 2B	4	1	1	0	0	0	5
29 John Smoltz, R (1, 1) OBP: 0.261, SLG: 0.262 Dwight Smith, L (4, PH) OBP: 0.283, SLG: 0.324 Mike Bielecki, R (5, 1) Brad Clontz, R (7, 1) Ed Giovanola, L (7, PH) OBP: 0.304, SLG: 0.250 Terrell Wade, L (8, 1) Pedro Borbon, R (9, 1) Mike Mordecai, R (9, PH) OBP: 0.306, SLG: 0.304	B C F B S 2-3 ③ K			B S B S C 2-3 ③ K			S B S S B F B X 3-2 ② L7		B B C S X 2-1 2-H 3-H 1B	1 1 0 0 1 0 0 1	0 0 0 0 0 0 0 0	0 0 0 0 0 0 0 1	0 0 0 0 0 0 0 2	0 1 0 0 0 0 0 0	1 0 0 0 0 0 0 0	2 3 0 0 0 0 0 0
Inning Stats	R: 0 H: 2 E: 0 LOB: 1 K: 0 BB: 0 S: 8 P: 12	R: 0 H: 1 E: 0 LOB: 2 K: 1 BB: 1 S: 10 P: 18	R: 0 H: 0 E: 0 LOB: 0 K: 0 BB: 0 S: 8 P: 13	R: 0 H: 2 E: 0 LOB: 3 K: 2 BB: 1 S: 15 P: 24	R: 0 H: 1 E: 0 LOB: 1 K: 1 BB: 0 S: 7 P: 10	R: 0 H: 0 E: 0 LOB: 0 K: 1 BB: 0 S: 8 P: 12	R: 0 H: 0 E: 0 LOB: 0 K: 0 BB: 0 S: 7 P: 11	R: 0 H: 0 E: 0 LOB: 0 K: 0 BB: 0 S: 3 P: 5	R: 2 H: 3 E: 0 LOB: 1 K: 3 BB: 0 S: 16 P: 25	1B: 7 2B: 2 3B: 0 HR: 0	SF: 0 SAC: 0 DP: 0 HBP: 0					

PITCHER		IP	WLS	BF	H	R	ER	SO	BB	IBB	HBP	BLK	WP	HR	S	P	ERA	WHIP
Shane Reynolds, R ERA: 3.76	(1, 1)	8.2	W	36	9	2	2	7	2	0	0	0	0	0	78	124	2.08	1.269
Xavier Hernandez, R ERA: 5.8	(9, 1)	0.1	S	1	0	0	0	1	0	0	0	0	0	0	4	6	0.00	0.000

PITCHER	IP	WLS	BF	H	R	ER	SO	BB	IBB	HBP	BLK	WP	HR	S	P	ERA	WHIP

Houston Astros @ Atlanta Braves

Atlanta-Fulton County Stadium, Atlanta, GA

Thu Jul 04 1996, 7:05 PM EDT

Att. 49,060 - Unknown - 90 F

livebaseballscorecards.com

AB	35
R	2
H	9
RBI	2
BB	2
SO	8
LOB	16

WP: 0	PA: 37		
PB: 0			
SB: 0			
CS: 0			

Batter	1	2	3	4	5	6	7	8	9	AB	R	H	RBI	BB	SO	LOB
John Cangelosi, S (1, 8) OBP: 0.424, SLG: 0.420	C B B F B F S 3-3 ① K		X 0-0 ②③ G5-4-3 1-2f		F B X 1-1 2B 2-H 3-H		B F B F X 2-2 S E 2B		C C B X 1-2 ③ L6	5	1	2	2	0	1	1
Craig Biggio, R (1, 4) OBP: 0.397, SLG: 0.445	S B C F C 1-3 ② K			B X 1-0 ① P4	X 0-0 ③ F8		F F F 2 SAFE F C 0-3 ③ K 2-H			4	0	0	0	0	2	1
5 Jeff Bagwell, R (1, 3) OBP: 0.458, SLG: 0.631	B X 1-0 ③ G5-3			B X 1-0 HR		B B B 4-0 1B WP BB		C C B B X 2-2 G3 E 1B		3	3	2	1	1	0	0
Derek Bell, R (1, 9) OBP: 0.334, SLG: 0.445		F S F S 0-3 ① K		S F X 0-2 ② G5-3	1 SAFE C S F 1 SAFE X 0-2 S WP SF9 1-3 1B			B B F B F X 3-2 ① G3 1-2		4	1	1	0	0	1	1
Sean Berry, R (1, 5) OBP: 0.324, SLG: 0.494 Bill Spiers, L (8, 5) OBP: 0.284, SLG: 0.400		T X 0-1 ② L8		X 0-0 PO 1B	F 1 SAFE B X 1-1 ① F8 1-2 3-H			C S C 0-3 ② K		4 0	0 0	1 0	0 0	0 0	1 0	2 0
Derrick May, L (1, 7) OBP: 0.338, SLG: 0.406		B X 1-0 1B		1 SAFE F B 1 SAFE 1-1 ③ PO 1-2	C B X 1-1 ① L8	F B X 1-1 ② SF9 2-H		B B B S F X 3-2 E1 2-H		3	0	1	1	0	0	0
Orlando Miller, R (1, 6) OBP: 0.311, SLG: 0.419		B S 1 SAFE X 1-1 ③ F9			C X 0-1 SH2-4 BB 2B 1B	X 0-0 ③ P5		C B S S 1-3 ③ K		4	1	1	0	0	1	2
Rick Wilkins, L (1, 2) OBP: 0.345, SLG: 0.356			B C S B B F F F B 4-2 G5-4-3 BB		B F B 1 SAFE S B B 4-2 SH2-4 2B 1-2 BB		B C T B B C 3-3 ① K		C S S 0-3 ① K	2	1	0	0	2	2	0
Darryl Kile, R (1, 1) OBP: 0.190, SLG: 0.250			C S B L 1-3 ① K		B X 1-0 ② SH2-4 1-2 2-3		B C B S X 2-2 ② G5-3		C B S B S 2-3 ② K	3	0	0	0	0	2	1
Inning Stats	R: 0 E: 0 K: 2 S: 9 H: 0 LOB: 0 BB: 0 P: 14	R: 0 E: 0 K: 1 S: 9 H: 1 LOB: 1 BB: 0 P: 11	R: 0 E: 0 K: 1 S: 9 H: 0 LOB: 0 BB: 1 P: 14	R: 1 E: 0 K: 0 S: 7 H: 2 LOB: 0 BB: 0 P: 10	R: 2 E: 0 K: 0 S: 10 H: 2 LOB: 1 BB: 1 P: 17	R: 2 E: 0 K: 0 S: 9 H: 1 LOB: 0 BB: 1 P: 15	R: 1 E: 0 K: 2 S: 14 H: 1 LOB: 0 BB: 0 P: 21	R: 1 E: 1 K: 2 S: 15 H: 1 LOB: 1 BB: 0 P: 24	R: 0 E: 0 K: 2 S: 9 H: 0 LOB: 0 BB: 0 P: 12	1B: 5 2B: 2 3B: 0 HR: 1 SF: 1 SAC: 1 DP: 1 HBP: 0						

TOP

Houston Astros @ Atlanta Braves

Atlanta-Fulton County Stadium, Atlanta, GA

Fri Jul 05 1996, 7:05 PM EDT

Att. 36,896 - Unknown - 80 F

livebaseballscorecards.com

AB	32
R	7
H	8
RBI	4
BB	3
SO	10
LOB	8

PITCHER		IP	WLS	BF	H	R	ER	SO	BB	IBB	HBP	BLK	WP	HR	S	P	ERA	WHIP
Jason Schmidt, R ERA: 6.0	(1, 1)	5.1	L	23	6	5	5	4	3	0	0	0	1	1	50	77	8.44	1.688
Terrell Wade, L ERA: 1.32	(6, 1)	1.2		6	1	1	0	2	0	0	0	0	0	0	17	25	0.00	0.600
Pedro Borbon, L ERA: 3.2	(8, 1)	1.0		5	1	1	0	2	0	0	0	0	0	0	15	24	0.00	1.000
Greg McMichael, R ERA: 3.23	(9, 1)	1.0		3	0	0	0	2	0	0	0	0	0	0	9	12	0.00	0.000

PITCHER	IP	WLS	BF	H	R	ER	SO	BB	IBB	HBP	BLK	WP	HR	S	P	ERA	WHIP

Batter	1	2	3	4	5	6	7	8	9	AB	R	H	RBI	BB	SO	LOB
Marquis Grissom, R (1, 8) OBP: 0.338, SLG: 0.472	P8		3B		1B		G4-3			4	0	2	0	0	0	2
Mark Lemke, S (1, 4) OBP: 0.368, SLG: 0.359	G6-3		BB		K			K		3	0	0	0	1	2	0
10 Chipper Jones, S (1, 5) OBP: 0.364, SLG: 0.525	BB		K			G4-6-3 1B		G6-3		3	0	1	0	1	1	2
Fred McGriff, L (1, 3) OBP: 0.354, SLG: 0.532 Rafael Belliard, R (8, PR) OBP: 0.180, SLG: 0.209 Greg McMichael, R (9, 1)	P3		G6-3 1-2f			G4-6-3 1-2f			2B	4 0 0	0 0 0	1 0 0	0 0 0	0 0 0	0 0 0	4 0 0
Ryan Klesko, L (1, 7) OBP: 0.361, SLG: 0.570		1B SF8 1B	G4-3			G3-1			K	4	1	1	0	0	1	1
Mark Whiten, S (1, 9) OBP: 0.361, SLG: 0.383		SAFE L9 S 1-3 1B	1B				G4-3		K	4	0	2	0	0	1	0
Javy Lopez, R (1, 2) OBP: 0.310, SLG: 0.453		SF8 1-2 3-H	F9				G5-3		G6-4-3 1B	3	0	1	1	0	0	1
Jeff Blauser, R (1, 6) OBP: 0.342, SLG: 0.426		L9 2-3	P4				E5 1B		G6-4-3 1-2f	4	0	0	0	0	0	3
Jason Schmidt, R (1, 1) Terrell Wade, L (6, 1) Dwight Smith, L (7, PH) OBP: 0.289, SLG: 0.330 Pedro Borbon, R (8, 1) Eddie Pérez, R (9, 3) OBP: 0.341, SLG: 0.519		L9			L8		1B			2 0 1 0 0	0 0 0 0 0	0 0 1 0 0	0 0 0 0 0	0 0 0 0 0	0 0 0 0 0	1 0 0 0 0
Inning Stats	R: 0 E: 0 K: 0 S: 8 H: 0 LOB: 1 BB: 1 P: 16	R: 1 E: 0 K: 0 S: 12 H: 2 LOB: 1 BB: 0 P: 17	R: 0 E: 0 K: 1 S: 5 H: 1 LOB: 1 BB: 1 P: 14	R: 0 E: 0 K: 0 S: 5 H: 1 LOB: 1 BB: 0 P: 8	R: 0 E: 0 K: 1 S: 7 H: 1 LOB: 0 BB: 0 P: 10	R: 0 E: 0 K: 0 S: 5 H: 1 LOB: 0 BB: 0 P: 9	R: 0 E: 1 K: 0 S: 12 H: 1 LOB: 2 BB: 0 P: 19	R: 0 E: 0 K: 2 S: 9 H: 1 LOB: 1 BB: 0 P: 12	R: 0 E: 0 K: 1 S: 6 H: 1 LOB: 0 BB: 0 P: 8	1B: 7 2B: 1 3B: 1 HR: 0	SF: 1 SAC: 0 DP: 3 HBP: 0						

PITCHER	IP	WLS	BF	H	R	ER	SO	BB	IBB	HBP	BLK	WP	HR	S	P	ERA	WHIP
Darryl Kile, R (1, 1) ERA: 3.66	9.0	W	35	9	1	1	5	2	0	0	0	0	0	69	113	1.00	1.222

PITCHER	IP	WLS	BF	H	R	ER	SO	BB	IBB	HBP	BLK	WP	HR	S	P	ERA	WHIP

BOTTOM

Houston Astros @ Atlanta Braves

Atlanta-Fulton County Stadium, Atlanta, GA

Fri Jul 05 1996, 7:05 PM EDT

Att. 36,896 - Unknown - 80 F

livebaseballscorecards.com

AB	32
R	1
H	9
RBI	1
BB	2
SO	5
LOB	14

WP: 0 PB: 0 SB: 1 CS: 0 PA: 35

Batter	1	2	3	4	5	6	7	8	9	AB	R	H	RBI	BB	SO	LOB
John Cangelosi, S (1, 8) OBP: 0.425, SLG: 0.418	B B B C B 4-1 P4 BB		F B B X 2-1 ③ G6-3			F B B F F X 2-2 ① G6-3			C B C X 1-2 1B G4-3 1B	3	1	1	0	1	0	1
Craig Biggio, R (1, 4) OBP: 0.398, SLG: 0.445	L 1 SAFE F F F X 0-2 ① ② P4 1-2			B B B C X 3-1 1B 1B		F B B B X 2-1 ② G6-3			B F X 1-1 G4-3 DI 1-3 1B 1B	4	1	2	0	0	0	1
5 Jeff Bagwell, R (1, 3) OBP: 0.454, SLG: 0.623	B S B B X 3-1 ③ G6-3			X 0-0 ① F9		S B F S 1-3 ③ K			X 0-0 ① P4	4	0	0	0	0	1	3
Derek Bell, R (1, 9) OBP: 0.333, SLG: 0.443		C B T T T X 1-2 ① L3		1 SAFE X 0-0 G6-4-3 1-3 1B			C B B B F C 3-3 ① K		B X 1-0 ② G4-3 1-3 3-H	4	0	1	1	0	1	1
Sean Berry, R (1, 5) OBP: 0.323, SLG: 0.491		S X 0-1 ② G5-3		B B 1 SAFE 1 SAFE X 2-0 ② ③ G6-4-3 1-2f			S B S B F S 2-3 ② K		C B X 1-1 3-H 1B	4	0	1	1	0	1	2
Mike Simms, R (1, 7) OBP: 0.205, SLG: 0.200 Derrick May, L (9, PH) OBP: 0.336, SLG: 0.403		B B S F C 2-3 ③ K			B X 1-0 ① F9		C C B S 1-3 ③ K		X 0-0 ③ G4-3	3 1	0 0	0 0	0 0	0 0	2 0	0 1
Ricky Gutierrez, R (1, 6) OBP: 0.375, SLG: 0.372			B C F X 1-2 SH2-4 1B		C B C B S 2-3 ② K			S C B B X 2-2 ① G6-3		3	0	1	0	0	1	0
Randy Knorr, R (1, 2) OBP: 0.216, SLG: 0.208 Rick Wilkins, L (8, PH) OBP: 0.343, SLG: 0.355 (8, 2)			F 1 SAFE 1 SAFE B F F B X 2-2 ① L6		B B C X 2-1 1B			C C S 0-3 ② K		2 1	0 0	1 0	0 0	0 0	0 1	1 0
Mike Hampton, R (1, 1) OBP: 0.407, SLG: 0.304 Bill Spiers, L (8, PH) OBP: 0.281, SLG: 0.396 Dean Hartgraves, R (8, 1) John Johnstone, R (8, 1)			X 0-0 ② SH2-4 1-2		B F X 1-1 ③ G1-3			C B X 1-1 ③ G4-3		1 1 0 0	0 0 0 0	0 0 0 0	0 0 0 0	0 0 0 0	0 0 0 0	1 0 0 0
Inning Stats	R: 0 E: 0 K: 0 S: 8 H: 0 LOB: 0 BB: 1 P: 15	R: 0 E: 0 K: 1 S: 10 H: 0 LOB: 0 BB: 0 P: 13	R: 0 E: 0 K: 0 S: 10 H: 1 LOB: 1 BB: 0 P: 15	R: 0 E: 0 K: 0 S: 5 H: 2 LOB: 1 BB: 0 P: 10	R: 0 E: 0 K: 1 S: 8 H: 1 LOB: 1 BB: 0 P: 14	R: 0 E: 0 K: 1 S: 9 H: 0 LOB: 0 BB: 0 P: 14	R: 0 E: 0 K: 3 S: 10 H: 0 LOB: 0 BB: 0 P: 16	R: 0 E: 0 K: 1 S: 8 H: 0 LOB: 0 BB: 0 P: 11	R: 2 E: 0 K: 0 S: 10 H: 3 LOB: 1 BB: 0 P: 14	1B: 7 2B: 0 3B: 0 HR: 0 SF: 0 SAC: 1 DP: 1 HBP: 0						

TOP

Houston Astros @ Atlanta Braves

Atlanta-Fulton County Stadium, Atlanta, GA

Sat Jul 06 1996, 7:05 PM EDT

Att. 41,619 - Unknown - 88 F

livebaseballscorecards.com

AB	31
R	2
H	7
RBI	2
BB	1
SO	7
LOB	11

WP: 0 PB: 0 SB: 0 CS: 0 PA: 33

PITCHER		IP	WLS	BF	H	R	ER	SO	BB	IBB	HBP	BLK	WP	HR	S	P	ERA	WHIP
Steve Avery, L ERA: 3.97	(1, 1)	3.0		10	1	0	0	1	1	0	0	0	0	0	28	43	0.00	0.667
Mike Bielecki, R ERA: 3.1	(4, 1)	3.0	W	11	3	0	0	2	0	0	0	0	0	0	22	38	0.00	1.000
Greg McMichael, R ERA: 3.1	(7, 1)	2.0		6	0	0	0	4	0	0	0	0	0	0	18	27	0.00	0.000
Mark Wohlers, R ERA: 2.81	(9, 1)	1.0		6	3	2	2	0	0	0	0	0	0	0	10	14	18.00	3.000

PITCHER	IP	WLS	BF	H	R	ER	SO	BB	IBB	HBP	BLK	WP	HR	S	P	ERA	WHIP

BOTTOM

Houston Astros @ Atlanta Braves

Atlanta-Fulton County Stadium, Atlanta, GA

Sat Jul 06 1996, 7:05 PM EDT

Att. 41,619 - Unknown - 88 F

Batter	1	2	3	4	5	6	7	8	9	AB	R	H	RBI	BB	SO	LOB
Marquis Grissom, R (1, 8) OBP: 0.339, SLG: 0.481	G5-3		G6-3			BB, 10, 1B, 1B	1-H, HR			4	2	2	2	0	0	0
Mark Lemke, S (1, 4) OBP: 0.366, SLG: 0.355	G4-3			K		1 SAFE, 1 SAFE, 10, 1B, 1-2, BB	G5-3			3	1	0	0	1	1	0
10 Chipper Jones, S (1, 5) OBP: 0.363, SLG: 0.522	G6-3			G5-3		1B, 1B, 1-2, 2-H, 1B		F9		4	0	1	1	0	0	0
Fred McGriff, L (1, 3) OBP: 0.353, SLG: 0.528		F7		L8		1B, 1-2, 2-H, 1B		G4-3		4	0	1	1	0	0	0
Javy Lopez, R (1, 2) OBP: 0.316, SLG: 0.461		2B			G4-3	1-2, 2-3, 1B		1B		4	0	3	0	0	0	0
Jermaine Dye, R (1, 9) OBP: 0.321, SLG: 0.542		G6-3			F8, 1B	K		F8		3	0	1	0	0	1	4
Greg McMichael, R (7, 1)										0	0	0	0	0	0	0
Rafael Belliard, R (8, PH) OBP: 0.178, SLG: 0.207										1	0	0	0	0	0	1
Mark Wohlers, R (9, 1)										0	0	0	0	0	0	0
Ryan Klesko, L (1, 7) OBP: 0.357, SLG: 0.564		F7		F8, 1-2			G3-1			3	0	0	0	0	0	2
Jeff Blauser, R (1, 6) OBP: 0.346, SLG: 0.427			G6-3, BB			L7	HR, S, 1B			2	1	1	0	1	0	0
Steve Avery, L (1, 1) OBP: 0.244, SLG: 0.535			G6-3, 1-2f			P2	K			0	0	0	0	0	0	0
Ed Giovanola, L (3, PH) OBP: 0.292, SLG: 0.238										1	0	0	0	0	0	1
Mike Bielecki, R (4, 1)										0	0	0	0	0	0	0
Mike Mordecai, R (6, PH) OBP: 0.300, SLG: 0.298										1	0	0	0	0	0	0
Mark Whiten, S (7, 9) OBP: 0.359, SLG: 0.382										1	0	0	0	0	1	1
Inning Stats	R: 0 E: 0 K: 0 S: 8 H: 0 LOB: 0 BB: 0 P: 12	R: 0 E: 0 K: 0 S: 8 H: 1 LOB: 1 BB: 0 P: 10	R: 0 E: 0 K: 0 S: 7 H: 0 LOB: 0 BB: 1 P: 16	R: 0 E: 0 K: 1 S: 8 H: 0 LOB: 0 BB: 0 P: 10	R: 0 E: 0 K: 0 S: 4 H: 1 LOB: 0 BB: 0 P: 9	R: 2 E: 0 K: 1 S: 18 H: 4 LOB: 3 BB: 1 P: 28	R: 2 E: 0 K: 1 S: 10 H: 2 LOB: 0 BB: 0 P: 14	R: 0 E: 0 K: 0 S: 9 H: 1 LOB: 1 BB: 0 P: 12		1B: 7 2B: 1 3B: 0 HR: 1 SF: 0 SAC: 0 DP: 1 HBP: 0		WP: 0 PB: 0 SB: 1 CS: 0 PA: 33		

livebaseballscorecards.com

AB	31	
R	4	
H	9	
RBI	4	
BB	2	
SO	3	
LOB	9	

PITCHER		IP	WLS	BF	H	R	ER	SO	BB	IBB	HBP	BLK	WP	HR	S	P	ERA	WHIP
Mike Hampton, L ERA: 3.2	(1, 1)	7.0	L	29	8	4	4	3	2	0	0	0	0	1	63	99	5.14	1.429
Dean Hartgraves, L ERA: 4.15	(8, 1)	0.2		2	0	0	0	0	0	0	0	0	0	0	7	9	0.00	0.000
John Johnstone, R ERA: 2.08	(8, 1)	0.1		2	1	0	0	0	0	0	0	0	0	0	2	3	0.00	3.000

PITCHER	IP	WLS	BF	H	R	ER	SO	BB	IBB	HBP	BLK	WP	HR	S	P	ERA	WHIP

Batter	1	2	3	4	5	6	7	8	9	AB	R	H	RBI	BB	SO	LOB
John Cangelosi, S (1, 8) OBP: 0.421, SLG: 0.414	X 0-0 CS 1B		C C C 0-3 ① K		B C S C 1-3 ① K		X 0-0 ③ B4-3			4	0	1	0	0	2	1
Craig Biggio, R (1, 4) OBP: 0.401, SLG: 0.447 Dave Hajek, R (7, 4)	C 1 SAFE 1 SAFE C F B F X 1-2 ① ② G3-1 1-2	X 0-0 E 1B	X 0-0 5 G5-4-3 1B				X 0-0 ① L4			3 1	0 0	2 0	0 0	0 0	0 0	1 0
5 Jeff Bagwell, R (1, 3) OBP: 0.449, SLG: 0.615	B B F X 2-1 ③ P3	C 1 SAFE B 1 SAFE C F S 1-3 ② K	X 0-0 ② ③ G5-4-3 1-2f				X 0-0 ② G6-3			4	0	0	0	0	1	2
Derek Bell, R (1, 9) OBP: 0.335, SLG: 0.443		C B S B F X 2-2 1B 1B SF9 1B	B B F 1 SAFE X 2-1 E6 1-2			B B X 2-0 ① G6-3		B F B B F X 3-2 1B 1B		4	1	2	0	0	0	1
Derrick May, L (1, 7) OBP: 0.333, SLG: 0.399		X 0-0 ① F8	X 0-0 ③ G1-3			C X 0-1 ② G3-1		X 0-0 FC6-4 1-2 1B		4	0	1	0	0	0	3
Orlando Miller, R (1, 6) OBP: 0.311, SLG: 0.418 Dean Hartgraves, R (6, 1) Billy Wagner, L (7, 1) Mike Simms, R (8, PH) OBP: 0.200, SLG: 0.195 John Johnstone, R (8, 1)		1 SAFE C X 0-1 SF9 1B 1-2 1B		X 0-0 ① G5-3		B F S C 1-3 ③ K		X 0-0 ③ FC6-4 1-2f		3 0 0 0 1 0	0 0 0 0 0 0	1 0 0 0 0 0	0 0 0 0 0 0	0 0 0 0 0 0	1 0 0 0 0 0	0 0 0 2 0 0
Bill Spiers, L (1, 5) OBP: 0.290, SLG: 0.400		F X 0-1 SF9 1-2 2-3 1B	C F B B X 2-2 WP 1B			C C B F X 1-2 ① L7		X 0-0 ① G3-1		4	0	2	0	0	0	0
Rick Wilkins, L (1, 2) OBP: 0.347, SLG: 0.357 Randy Knorr, R (9, PH) OBP: 0.212, SLG: 0.204		B S S D X 2-2 ② SF9 1-2 2-3 3-H	C S D 1 SAFE B B F B 4-2 G4-6-3 1-2 BB			B C C X 1-2 1B		B X 1-0 ② G6-3		1 1	0 0	1 0	1 0	1 0	0 0	0 0
Donne Wall, R (1, 1) OBP: 0.280, SLG: 0.217 James Mouton, R (4, PH) OBP: 0.333, SLG: 0.347 Alvin Morman, L (4, 1) Xavier Hernandez, L (6, 1) Ricky Gutierrez, R (6, 6) OBP: 0.370, SLG: 0.367		B B F X 2-1 ③ G1-3	B C F B X 2-2 ② ③ G4-6-3 1-2f			c B F S 1-3 ② K		B F F S 1-3 ③ K		1 1 0 0 2	0 0 0 0 0	0 0 0 0 0	0 0 0 0 0	0 0 0 0 0	0 0 0 0 2	2 2 0 0 1
Inning Stats	R: 0 H: 1 E: 0 LOB: 0 K: 0 BB: 0 S: 8 P: 11	R: 1 H: 3 E: 0 LOB: 2 K: 0 BB: 0 S: 14 P: 20	R: 0 H: 1 E: 1 LOB: 2 K: 2 BB: 0 S: 11 P: 14	R: 0 H: 1 E: 0 LOB: 1 K: 0 BB: 1 S: 10 P: 18	R: 0 H: 1 E: 0 LOB: 0 K: 1 BB: 0 S: 5 P: 6	R: 0 H: 0 E: 0 LOB: 0 K: 1 BB: 0 S: 6 P: 9	R: 0 H: 1 E: 0 LOB: 1 K: 1 BB: 0 S: 11 P: 14	R: 0 H: 2 E: 0 LOB: 2 K: 0 BB: 0 S: 7 P: 10	R: 0 H: 0 E: 0 LOB: 0 K: 1 BB: 0 S: 5 P: 7	1B: 10 SF: 1 2B: 0 SAC: 0 3B: 0 DP: 2 HR: 0 HBP: 0						

TOP

Houston Astros @ Atlanta Braves

Atlanta-Fulton County Stadium, Atlanta, GA

Sun Jul 07 1996, 3:33 AM EDT

Att. 28,716 - Sunny - 95 F

livebaseballscorecards.com

AB	34
R	1
H	10
RBI	1
BB	1
SO	6
LOB	15

		WP: 1	PA: 36
		PB: 0	
		SB: 0	
		CS: 1	

PITCHER		IP	WLS	BF	H	R	ER	SO	BB	IBB	HBP	BLK	WP	HR	S	P	ERA	WHIP
Greg Maddux, R ERA: 2.89	(1, 1)	6.0	W	24	7	1	1	4	1	0	0	0	1	0	54	78	1.50	1.333
Brad Clontz, R ERA: 4.3	(7, 1)	2.0		9	3	0	0	1	0	0	0	0	0	0	18	24	0.00	1.500
Pedro Borbon, L ERA: 3.05	(9, 1)	1.0		3	0	0	0	1	0	0	0	0	0	0	5	7	0.00	0.000

PITCHER	IP	WLS	BF	H	R	ER	SO	BB	IBB	HBP	BLK	WP	HR	S	P	ERA	WHIP

Batter	1	2	3	4	5	6	7	8	9	AB	R	H	RBI	BB	SO	LOB
Marquis Grissom, R (1, 8) OBP: 0.338, SLG: 0.477	G4-3	L3 1-2 2-3 1B		L7		F9 2-3		G5-3		5	0	1	0	0	0	1
Mark Lemke, S (1, 4) OBP: 0.367, SLG: 0.356	F7	L3 1-1		F9		10 1B 10 WP SF7 3-H 1B		HR 1B		5	2	2	1	0	0	3
10 Chipper Jones, S (1, 5) OBP: 0.366, SLG: 0.520	BB		G3-1	BB		1B 1-3 1B		F9		3	0	1	0	2	0	1
Fred McGriff, L (1, 3) OBP: 0.354, SLG: 0.537	L3 SAFE		BB 2B 1B	F8		SF7 3-H		1-H HR		4	2	2	3	0	0	2
Ryan Klesko, L (1, 7) OBP: 0.359, SLG: 0.562 Brad Clontz, R (7, 1) Dwight Smith, L (8, PH) OBP: 0.296, SLG: 0.330 Pedro Borbon, R (9, 1)		3B BB	F9		G6-3	1-2 1B		BB		3 0 0 0	1 0 0 0	1 0 0 0	0 0 0 0	1 0 1 0	0 0 0 0	1 0 0 0
Mark Whiten, S (1, 9) OBP: 0.360, SLG: 0.389	E 1-H 3B	2B 1-2 BB		P3	K			L9		4	2	1	1	1	1	3
Eddie Pérez, R (1, 2) OBP: 0.337, SLG: 0.519	G5-3	1-H 2-H 2B		F8		P5				4	0	1	2	0	0	1
Jeff Blauser, R (1, 6) OBP: 0.348, SLG: 0.430 Rafael Belliard, R (8, 6) OBP: 0.178, SLG: 0.207	E6 1B E 3-H	FC5-4 IBB				SH 2B		P3		3 0	1 0	1 0	0 0	1 0	0 0	0 0
Greg Maddux, R (1, 1) OBP: 0.156, SLG: 0.095 Jermaine Dye, R (7, 7) OBP: 0.318, SLG: 0.536	E1 1-2	FC5-4 1-2f				SH F9 2-H		K		2 1	1 0	0 0	0 0	0 0	0 1	3 0
Inning Stats	R: 0 E: 0 K: 0 S: 10 H: 0 LOB: 1 BB: 1 P: 18	R: 2 E: 2 K: 0 S: 15 H: 2 LOB: 2 BB: 1 P: 28	R: 2 E: 0 K: 0 S: 11 H: 2 LOB: 2 BB: 2 P: 25	R: 0 E: 0 K: 0 S: 7 H: 0 LOB: 1 BB: 1 P: 14	R: 0 E: 0 K: 0 S: 8 H: 0 LOB: 0 BB: 0 P: 12	R: 3 E: 1 K: 1 S: 20 H: 4 LOB: 2 BB: 0 P: 32	R: 0 E: 0 K: 1 S: 10 H: 0 LOB: 0 BB: 0 P: 12	R: 2 E: 0 K: 0 S: 15 H: 2 LOB: 1 BB: 1 P: 28		1B: 6 2B: 3 3B: 1 HR: 1 SF: 1 SAC: 1 DP: 1 HBP: 0				WP: 1 PB: 0 SB: 0 CS: 0 PA: 42	

PITCHER		IP	WLS	BF	H	R	ER	SO	BB	IBB	HBP	BLK	WP	HR	S	P	ERA	WHIP
Donne Wall, R ERA: 3.75	(1, 1)	3.0	L	18	4	4	3	0	3	1	0	0	0	0	36	71	9.00	2.333
Alvin Morman, L ERA: 5.55	(4, 1)	2.0		7	0	0	0	0	1	0	0	0	0	0	15	26	0.00	0.500
Xavier Hernandez, R ERA: 6.0	(6, 1)	0.1		4	2	3	1	0	0	0	0	0	0	0	11	18	27.00	6.000
Dean Hartgraves, L ERA: 4.0	(6, 1)	0.2		4	2	0	0	1	0	0	0	0	1	0	9	14	0.00	3.000
Billy Wagner, L ERA: 2.11	(7, 1)	1.0		3	0	0	0	1	0	0	0	0	0	0	10	12	0.00	0.000

PITCHER		IP	WLS	BF	H	R	ER	SO	BB	IBB	HBP	BLK	WP	HR	S	P	ERA	WHIP
John Johnstone, R ERA: 5.06	(8, 1)	1.0		6	2	2	2	0	1	0	0	0	0	1	15	28	18.00	3.000

BOTTOM

Houston Astros @ Atlanta Braves

Atlanta-Fulton County Stadium, Atlanta, GA

Sun Jul 07 1996, 3:33 AM EDT

Att. 28,716 - Sunny - 95 F

AB	34
R	9
H	10
RBI	7
BB	6
SO	2
LOB	15

livebaseballscorecards.com

Florida Marlins @ Atlanta Braves

Atlanta-Fulton County Stadium, Atlanta, GA

Thu Jul 11 1996, 7:05 PM EDT

Att. 33,208 - Unknown - 79 F

livebaseballscorecards.com

Batter	1	2	3	4	5	6	7	8	9	AB	R	H	RBI	BB	SO	LOB
Quilvio Veras, S (1, 4) OBP: 0.376, SLG: 0.354	1-0 1B SH2-3 1B 1B	3-2 G6-3		4-2 G1-6-3 BB		2-3 K		0-0 G1-3		4	1	1	0	1	1	1
Edgar Renteria, R (1, 6) OBP: 0.292, SLG: 0.346	0-0 SH2-3 1-2		0-2 1B 1B 1B	1-1 G1-6-3 1-2f		1-2 F8		1-0 G6-3		4	1	1	0	0	0	1
Gary Sheffield, R (1, 9) OBP: 0.443, SLG: 0.614 Jesus Tavarez, S (8, 9) OBP: 0.235, SLG: 0.219	1-3 K		0-0 1B 1B 2B 1-2 1B	0-0 1B		0-2 1B		1-1 P4		5 0	1 0	3 0	0 0	0 0	1 0	1 0
Jeff Conine, R (1, 7) OBP: 0.372, SLG: 0.500	1-0 WP 1B 2-3 1B	1-2 1B 2B 1-2 2-H 1B		0-1 F9		0-3 K			0-0 2B 1B	5	2	3	1	0	1	2
Devon White, S (1, 8) OBP: 0.334, SLG: 0.451	3-1 WP 1-2 3-H 1B	3-2 2B SF7 1-2 2-3 1B			2-2 S E 1B		0-3 K		0-0 B1	5	2	3	1	0	1	1
Greg Colbrunn, R (1, 3) OBP: 0.340, SLG: 0.429	2-2 G4-3 1-2 2-3	1-2 2B 1-3 2-H 3-H 2B			2-3 K 1-2		0-3 K		0-1 1-H 2B	5	0	2	3	0	2	3
Terry Pendleton, S (1, 5) OBP: 0.302, SLG: 0.350		0-0 G4-3	3-1 SF7 3-H	2-2 E9 2-H 1B		1-2 F7			1-2 G6-3	4	0	1	1	0	0	0
Charles Johnson, R (1, 2) OBP: 0.270, SLG: 0.343		0-3 K	1-0 G1-3	1-0 P4				4-1 HR BB		3	1	0	0	1	1	2
John Burkett, R (1, 1) OBP: 0.182, SLG: 0.227 Jay Powell, R (6, 1) Donn Pall, R (7, 1) Kurt Abbott, R (8, PH) OBP: 0.299, SLG: 0.416 Terry Mathews, L (8, 1) Yorkis Perez, L (8, 1) Robb Nen, R (9, 1)		1-1 1B	0-3 K	2-3 K				0-2 1-H HR		3 0 0 1 0 0 0	0 0 0 1 0 0 0	1 0 0 1 0 0 0	0 0 0 2 0 0 0	0 0 0 0 0 0 0	2 0 0 0 0 0 0	2 0 0 0 0 0 0

TOP	
AB	39
R	9
H	16
RBI	8
BB	2
SO	9
LOB	13

Inning Stats	1	2	3	4	5	6	7	8	9	1B: 13	SF: 1	WP: 1	PA: 43
	R: 1 E: 0 K: 1 S: 12	H: 3 LOB: 2 BB: 0 P: 20	R: 0 E: 0 K: 1 S: 10	H: 1 LOB: 1 BB: 0 P: 14	R: 4 E: 0 K: 1 S: 21	H: 5 LOB: 1 BB: 0 P: 30	R: 0 E: 0 K: 0 S: 8	H: 1 LOB: 1 BB: 1 P: 12	R: 1 E: 1 K: 2 S: 17	H: 2 LOB: 1 BB: 0 P: 26	R: 0 E: 0 K: 2 S: 13	H: 1 LOB: 1 BB: 0 P: 16	R: 0 E: 0 K: 2 S: 9	H: 0 LOB: 0 BB: 0 P: 10	R: 2 E: 0 K: 0 S: 8	H: 1 LOB: 0 BB: 1 P: 14	R: 1 E: 0 K: 0 S: 7	H: 2 LOB: 0 BB: 0 P: 8	2B: 2 3B: 0 HR: 1	SAC: 1 DP: 1 HBP: 0	PB: 0 SB: 1 CS: 0	

PITCHER		IP	WLS	BF	H	R	ER	SO	BB	IBB	HBP	BLK	WP	HR	S	P	ERA	WHIP
Steve Avery, L ERA: 4.02	(1, 1)	0.2	L	5	3	1	1	1	0	0	0	0	0	0	8	14	13.50	4.500
Jason Schmidt, R ERA: 6.51	(1, 1)	1.1		10	6	4	4	1	0	0	0	0	1	0	29	40	27.00	4.500
Brad Clontz, R ERA: 4.11	(3, 1)	2.0		7	1	0	0	1	1	0	0	0	0	0	14	22	0.00	1.000
Mike Bielecki, R ERA: 2.9	(5, 1)	2.0		9	3	1	0	4	0	0	0	0	0	0	30	42	0.00	1.500
Greg McMichael, R ERA: 3.33	(7, 1)	2.0		8	1	2	2	2	1	0	0	0	0	1	17	24	9.00	1.000

PITCHER		IP	WLS	BF	H	R	ER	SO	BB	IBB	HBP	BLK	WP	HR	S	P	ERA	WHIP
Pedro Borbon, L ERA: 3.32	(9, 1)	1.0		4	2	1	1	0	0	0	0	0	0	0	7	8	9.00	2.000

BOTTOM

Batter	1	2	3	4	5	6	7	8	9	AB	R	H	RBI	BB	SO	LOB
Marquis Grissom, R (1, 8) OBP: 0.335, SLG: 0.472	G6-3		G4-3	G1-3		1-2f 2-3 G6-4-3		1-2 10 BB 1B	1-2 2-H K	6	1	1	0	0	1	4
Mark Lemke, S (1, 4) OBP: 0.364, SLG: 0.353	10 1B 1B		F8		G6-3	L8		L5		5	0	1	0	0	0	3
10 Chipper Jones, S (1, 5) OBP: 0.372, SLG: 0.529	1-3 BB 1B		1B 2B		2B 2B		G4-3	1-2 2-3 1B BB		4	2	3	0	1	0	0
Fred McGriff, L (1, 3) OBP: 0.357, SLG: 0.536	SAFE SAFE 1-2 BB		2-H 1B		K		G4-3	1-3 2-H 3-H HBP 1B		4	0	2	3	1	1	1
Ryan Klesko, L (1, 7) OBP: 0.363, SLG: 0.558	P4		F8		2B BB		HR BB		1-2 HBP	2	1	0	0	2	0	4
Mark Whiten, S (1, 9) OBP: 0.361, SLG: 0.407	K			1-3 K	1-3 2-H 2B		1-H HR		F7	5	1	2	3	0	2	6
Javy Lopez, R (1, 2) OBP: 0.314, SLG: 0.456		1-1 G5-3		2B G4-3 1B	G6-3		P3		K	5	1	1	0	0	1	2
Jeff Blauser, R (1, 6) OBP: 0.353, SLG: 0.435		L4		G4-3 1-3 2B		G6-4-3 1B 1B		E1 10 BB 1B 1B	1B CS BB	4	2	2	0	1	0	0
Steve Avery, L (1, 1) OBP: 0.364, SLG: 0.438 Jason Schmidt, R (1, 1) Brad Clontz, R (0, 1) Dwight Smith, L (4, PH) OBP: 0.333, SLG: 0.507 Mike Bielecki, R (0, 1) Ed Giovanola, L (0, PH) OBP: 0.500, SLG: 0.273 Greg McMichael, R (7, 1) Mike Mordecai, R (0, PH) OBP: 0.364, SLG: 0.455 Pedro Borbon, R (0, 1) Jermaine Dye, R (0, PH) OBP: 0.125, SLG: 0.541	K			G4-3 2-3 3-H		1-2 G6-4-3 1B		0-3 K	CS 1-2 1B	0 0 0 0 0 0 0 1 0 0 0 0 1 0 0 0 0 0 0 0 0 0 0 1 0 0 1 0 0 0 1 0 0 0 0 0 0 0 0 1 0 0 1 0 0 0 0 0 0 0 0 0 0 0 0 0 0 0 0 0 0 0 0 1 0 0 0 0 1 1 0 1 0 1 0 0 0 0 0						
Inning Stats	R: 0 E: 0 K: 1 S: 11 H: 2 LOB: 3 BB: 1 P: 21	R: 0 E: 0 K: 1 S: 8 H: 0 LOB: 0 BB: 0 P: 13	R: 1 E: 0 K: 0 S: 8 H: 2 LOB: 1 BB: 0 P: 14	R: 1 E: 0 K: 1 S: 10 H: 2 LOB: 1 BB: 0 P: 15	R: 1 E: 0 K: 1 S: 11 H: 2 LOB: 2 BB: 1 P: 20	R: 0 E: 0 K: 0 S: 9 H: 2 LOB: 1 BB: 0 P: 16	R: 2 E: 0 K: 0 S: 9 H: 1 LOB: 0 BB: 1 P: 15	R: 2 E: 1 K: 1 S: 14 H: 2 LOB: 3 BB: 1 P: 23	R: 1 E: 0 K: 2 S: 11 H: 1 LOB: 2 BB: 1 P: 17	1B: 9 2B: 5 3B: 0 HR: 1	SF: 0 SAC: 0 DP: 2 HBP: 1					

PITCHER		IP	WLS	BF	H	R	ER	SO	BB	IBB	HBP	BLK	WP	HR	S	P	ERA	WHIP
John Burkett, R ERA: 3.87	(1, 1)	5.0	W	25	8	3	3	4	2	0	0	0	0	0	48	83	5.40	2.000
Jay Powell, R ERA: 3.45	(6, 1)	1.0		4	2	0	0	0	0	0	0	0	0	0	9	16	0.00	2.000
Donn Pall, R ERA: 3.72	(7, 1)	1.0		5	1	2	2	0	1	0	0	0	0	1	9	15	18.00	2.000
Terry Mathews, R ERA: 4.29	(8, 1)	0.1		3	1	2	0	1	0	0	0	0	0	0	8	10	0.00	3.000
Yorkis Perez, L ERA: 4.58	(8, 1)	0.2		5	1	0	0	0	1	0	1	0	0	0	6	13	0.00	3.000

PITCHER		IP	WLS	BF	H	R	ER	SO	BB	IBB	HBP	BLK	WP	HR	S	P	ERA	WHIP
Robb Nen, R ERA: 2.49	(9, 1)	1.0	S	4	1	1	1	2	1	0	0	0	0	0	11	17	9.00	2.000

Florida Marlins @ Atlanta Braves

Atlanta-Fulton County Stadium, Atlanta, GA

Thu Jul 11 1996, 7:05 PM EDT

Att. 33,208 - Unknown - 79 F

livebaseballscorecards.com

AB	40
R	8
H	14
RBI	7
BB	5
SO	7
LOB	22

1B: 9	SF: 0	WP: 0	PA: 46
2B: 5	SAC: 0	PB: 0	
3B: 0	DP: 2	SB: 0	
HR: 1	HBP: 1	CS: 2	

Florida Marlins @ Atlanta Braves

Atlanta-Fulton County Stadium, Atlanta, GA

Fri Jul 12 1996, 7:05 PM EDT

Att. 32,517 - Unknown - 80 F

TOP

livebaseballscorecards.com

Batter	1	2	3	4	5	6	7	8	9	AB	R	H	RBI	BB	SO	LOB
Quilvio Veras, S (1, 4) OBP: 0.372, SLG: 0.350	F9		F7		K		1B		K	5	0	1	0	0	2	1
Edgar Renteria, R (1, 6) OBP: 0.291, SLG: 0.343	K		K			1B 1B 1B	G5-3			4	1	1	0	0	2	1
Gary Sheffield, R (1, 9) OBP: 0.446, SLG: 0.623	BB			HR		P6		G3 1B BB		2	1	1	1	2	0	1
Jeff Conine, R (1, 7) OBP: 0.373, SLG: 0.498	BB			G6-3		1B 1B	1B	L9		3	1	1	0	1	0	1
Greg Colbrunn, R (1, 3) OBP: 0.342, SLG: 0.430	P3			G6-3		1B	1B	G3		4	0	2	0	0	0	2
Terry Pendleton, S (1, 5) OBP: 0.301, SLG: 0.348		K		P3		G4-6-3	1B	G3		4	0	1	2	0	1	2
Charles Johnson, R (1, 2) OBP: 0.270, SLG: 0.343		L9			SH1-3	G4-6-3		G3		3	0	1	0	0	0	2
Joe Orsulak, L (8, PH) OBP: 0.244, SLG: 0.262					1B					1	0	0	0	0	0	2
Rob Natal, R (8, 2) OBP: 0.286, SLG: 0.207										0	0	0	0	0	0	0
Jesus Tavarez, S (1, 8) OBP: 0.229, SLG: 0.212		G4-3			SH1-3		F9		K	2	0	0	0	0	0	0
Kurt Abbott, R (9, PH) OBP: 0.298, SLG: 0.413										1	0	0	0	0	1	0
Al Leiter, L (1, 1) OBP: 0.071, SLG: 0.049			K		K		K		K	3	0	0	0	0	3	1
Yorkis Perez, L (7, 1)										0	0	0	0	0	0	0
Kurt Miller, R (8, 1) OBP: 0.286, SLG: 0.286										0	0	0	0	0	0	0
Devon White, S (9, PH) OBP: 0.333, SLG: 0.450										1	0	0	0	0	1	0
Inning Stats	R: 0 E: 0 K: 1 S: 11 H: 0 LOB: 2 BB: 2 P: 22	R: 0 E: 0 K: 1 S: 6 H: 0 LOB: 0 BB: 0 P: 9	R: 0 E: 0 K: 2 S: 11 H: 0 LOB: 0 BB: 0 P: 15	R: 1 E: 0 K: 0 S: 10 H: 1 LOB: 0 BB: 0 P: 14	R: 0 E: 0 K: 2 S: 11 H: 1 LOB: 1 BB: 0 P: 16	R: 2 E: 0 K: 0 S: 12 H: 4 LOB: 1 BB: 0 P: 21	R: 0 E: 0 K: 1 S: 11 H: 1 LOB: 1 BB: 0 P: 14	R: 0 E: 0 K: 0 S: 6 H: 1 LOB: 2 BB: 1 P: 12	R: 0 E: 0 K: 3 S: 10 H: 0 LOB: 0 BB: 0 P: 14							

	AB	33
	R	3
	H	8
	RBI	3
	BB	3
	SO	10
	LOB	13

	1B: 7	SF: 0	WP: 0	PA: 37
	2B: 0	SAC: 1	PB: 0	
	3B: 0	DP: 1	SB: 0	
	HR: 1	HBP: 0	CS: 0	

PITCHER		IP	WLS	BF	H	R	ER	SO	BB	IBB	HBP	BLK	WP	HR	S	P	ERA	WHIP
Tom Glavine, L ERA: 2.6	(1, 1)	7.0	W	29	7	3	3	7	2	0	0	0	0	1	72	111	3.86	1.286
Greg McMichael, R ERA: 3.29	(8, 1)	0.2		4	1	0	0	0	1	0	0	0	0	0	4	10	0.00	3.000
Mark Wohlers, R ERA: 2.72	(8, 1)	1.1	S	4	0	0	0	3	0	0	0	0	0	0	12	16	0.00	0.000

PITCHER	IP	WLS	BF	H	R	ER	SO	BB	IBB	HBP	BLK	WP	HR	S	P	ERA	WHIP

Florida Marlins @ Atlanta Braves

Atlanta-Fulton County Stadium, Atlanta, GA

Fri Jul 12 1996, 7:05 PM EDT

Att. 32,517 - Unknown - 80 F

BOTTOM

Batter	1	2	3	4	5	6	7	8	9	AB	R	H	RBI	BB	SO	LOB
Marquis Grissom, R (1, 8) OBP: 0.333, SLG: 0.467	L8	FC5-2 2-3 3-H			G5-3		FC5-4 10 HR 1-2f 2-3	IBB 1-2		4	1	0	0	1	0	4
Mark Lemke, S (1, 4) OBP: 0.359, SLG: 0.349	F7	G5-3			P6		SF8 3-H	K		3	0	0	1	0	0	2
Mark Wohlers, R (8, 1)										1	0	0	0	0	1	3
10 Chipper Jones, S (1, 5) OBP: 0.372, SLG: 0.539	1B 2B		G3		G6-3		HR 1-H	L8		5	2	2	2	0	0	3
Fred McGriff, L (1, 3) OBP: 0.356, SLG: 0.533	FC5 BB 2-H 1B		G3			L8	L7			4	0	1	1	0	0	0
Javy Lopez, R (1, 2) OBP: 0.313, SLG: 0.451	BB 1-2		K			G6-3		E6 1B BB 1B		3	1	0	0	1	1	0
Jermaine Dye, R (1, 7) OBP: 0.333, SLG: 0.534	FC5 2-3f			P4		1B		1B 1B BB 1-2		3	1	1	0	1	0	2
Mark Whiten, S (1, 9) OBP: 0.367, SLG: 0.423		SH5-4 FC5-2 2B		WP 2B	K	K		1B 1B 1-2 2-3		4	0	3	0	0	1	1
Jeff Blauser, R (1, 6) OBP: 0.358, SLG: 0.436		FC5-2 SH5-4 BB		K 2-3			FC5-4 BB SF8 BB	1B 1-3 2-H 3-H		2	1	1	2	2	1	1
Tom Glavine, L (1, 1) OBP: 0.375, SLG: 0.378		SH5-4 1-2 2-3		K			FC5-4 1-2 BB	IBB		1	0	0	0	0	1	1
Mike Mordecai, R (7, PH) OBP: 0.306, SLG: 0.292										0	0	0	0	1	0	0
Greg McMichael, R (8, 1)										0	0	0	0	0	0	0
Rafael Belliard, R (8, 4) OBP: 0.178, SLG: 0.207										0	0	0	0	0	0	0
Ryan Klesko, L (8, PH) OBP: 0.364, SLG: 0.558										0	0	0	0	1	0	0
Ed Giovanola, L (9, 4) OBP: 0.320, SLG: 0.273										0	0	0	0	0	0	0
Inning Stats	R: 1 E: 0 K: 0 S: 12 H: 2 LOB: 2 BB: 1 P: 25	R: 0 E: 0 K: 0 S: 9 H: 1 LOB: 2 BB: 1 P: 18	R: 0 E: 0 K: 1 S: 7 H: 0 LOB: 0 BB: 0 P: 10	R: 0 E: 0 K: 2 S: 9 H: 1 LOB: 1 BB: 0 P: 15	R: 0 E: 0 K: 0 S: 7 H: 0 LOB: 0 BB: 0 P: 11	R: 0 E: 0 K: 1 S: 10 H: 1 LOB: 1 BB: 0 P: 15	R: 3 E: 0 K: 0 S: 8 H: 1 LOB: 0 BB: 2 P: 19	R: 2 E: 1 K: 1 S: 12 H: 2 LOB: 3 BB: 3 P: 29		1B: 4 2B: 3 3B: 0 HR: 1 SF: 1 SAC: 1 DP: 0 HBP: 0						

livebaseballscorecards.com

AB	30
R	6
H	8
RBI	6
BB	7
SO	5
LOB	17

WP: 1 PB: 0 SB: 0 CS: 0 PA: 39

PITCHER		IP	WLS	BF	H	R	ER	SO	BB	IBB	HBP	BLK	WP	HR	S	P	ERA	WHIP
Al Leiter, L ERA: 2.59	(1, 1)	6.2	L	30	6	4	4	4	4	0	0	0	1	1	60	110	5.40	1.500
Yorkis Perez, L ERA: 3.55	(7, 1)	0.1		1	0	0	0	0	0	0	0	0	0	0	2	3	0.00	0.000
Kurt Miller, R ERA: 5.45	(8, 1)	1.0		8	2	2	1	1	1	2	0	0	0	0	12	29	9.00	3.000

PITCHER	IP	WLS	BF	H	R	ER	SO	BB	IBB	HBP	BLK	WP	HR	S	P	ERA	WHIP

Batter	1	2	3	4	5	6	7	8	9	AB	R	H	RBI	BB	SO	LOB
Kurt Abbott, R (1, 4) OBP: 0.298, SLG: 0.412	C S B B X 2-2 CS 1B		X 0-0 ③ F7			X 0-0 ① SH1-4 1-2		B T S S 1-3 ③ K		3	0	1	0	0	1	1
Edgar Renteria, R (1, 6) OBP: 0.291, SLG: 0.338 Quilvio Veras, S (9, PH) OBP: 0.370, SLG: 0.348	1 SAFE B S S 1 B S B B 4-2 ① G5-3 1-2 BB			B F C B C 2-3 ① K		F S B B B S 3-3 ② K			C C C C 0-3 ① K	2 1	0 0	0 0	0 0	1 0	2 1	1 0
Gary Sheffield, R (1, 9) OBP: 0.441, SLG: 0.615	X 0-0 ② G5-3 1-2			B C B X 2-1 ② P2		B X 1-0 ③ G5-3			X 0-0 ② G5-3	4	0	0	0	0	0	2
Jeff Conine, R (1, 7) OBP: 0.372, SLG: 0.494	B S B X 2-1 ③ G4-3			B C B B F B 4-2 BB			T B B T S 2-3 ① K		X 0-0 ③ F8	3	0	0	0	1	1	1
Devon White, S (1, 8) OBP: 0.330, SLG: 0.446		S B B F X 2-2 ① G6-3		S B X 1-1 ③ G4-3			B B C B F S 3-3 ② K			3	0	0	0	0	1	1
Greg Colbrunn, R (1, 3) OBP: 0.339, SLG: 0.426		B S X 1-1 ② L4			B X 1-0 ① G6-3		C X 0-1 ③ G5-3			3	0	0	0	0	0	0
Terry Pendleton, S (1, 5) OBP: 0.299, SLG: 0.345		B X 1-0 ③ G4-3			C B T B S 2-3 ② K			B C C F X 1-2 ① G4-3		3	0	0	0	0	1	0
Charles Johnson, R (1, 2) OBP: 0.269, SLG: 0.340 Joe Orsulak, L (8, PH) OBP: 0.253, SLG: 0.271 Rob Natal, R (8, 2) OBP: 0.286, SLG: 0.207			C B F B C 2-3 ① K		B C B B S S 2-3 ③ K			B B B C X 3-1 1B		2 1 0	0 0 0	0 1 0	0 0 0	0 0 0	2 0 0	0 0 0
Kevin Brown, R (1, 1) OBP: 0.150, SLG: 0.056 Alex Arias, R (8, PH) OBP: 0.325, SLG: 0.404 Jay Powell, R (8, 1)			C S B S 1-3 ② K			B B B B 4-0 SH1-4 BB		C F X 0-2 ② L4		1 1 0	0 0 0	0 0 0	0 0 0	1 0 0	1 0 0	0 1 0
Inning Stats	R: 0 H: 1 E: 0 LOB: 1 K: 0 BB: 1 S: 8 P: 16	R: 0 H: 0 E: 0 LOB: 0 K: 0 BB: 0 S: 6 P: 10	R: 0 H: 0 E: 0 LOB: 0 K: 2 BB: 0 S: 7 P: 10	R: 0 H: 0 E: 0 LOB: 1 K: 1 BB: 1 S: 9 P: 18	R: 0 H: 0 E: 0 LOB: 0 K: 2 BB: 0 S: 7 P: 12	R: 0 H: 0 E: 0 LOB: 1 K: 1 BB: 1 S: 5 P: 13	R: 0 H: 0 E: 0 LOB: 0 K: 2 BB: 0 S: 8 P: 13	R: 0 H: 1 E: 0 LOB: 1 K: 1 BB: 0 S: 12 P: 17	R: 0 H: 0 E: 0 LOB: 0 K: 1 BB: 0 S: 6 P: 6	1B: 2 SF: 0 2B: 0 SAC: 1 3B: 0 DP: 0 HR: 0 HBP: 0						

PITCHER		IP	WLS	BF	H	R	ER	SO	BB	IBB	HBP	BLK	WP	HR	S	P	ERA	WHIP
29 John Smoltz, R ERA: 2.96	(1, 1)	9.0	W	31	2	0	0	10	3	0	0	0	0	0	68	115	0.00	0.556

PITCHER	IP	WLS	BF	H	R	ER	SO	BB	IBB	HBP	BLK	WP	HR	S	P	ERA	WHIP

TOP

Florida Marlins @ Atlanta Braves

Atlanta-Fulton County Stadium, Atlanta, GA

Sat Jul 13 1996, 3:33 AM EDT

Att. 36,953 - Overcast - 87 F

livebaseballscorecards.com

AB	27
R	0
H	2
RBI	0
BB	3
SO	10
LOB	7

WP: 0 PA: 31
PB: 0
SB: 0
CS: 1

Batter	1	2	3	4	5	6	7	8	9	AB	R	H	RBI	BB	SO	LOB
Marquis Grissom, R (1, 8) OBP: 0.333, SLG: 0.463	X 0-0 ① G3-1	B B B B 4-0 BB			C B X 1-1 ① G6-3		B B S B X 3-1 ① G6-3			3	0	0	0	1	0	0
Mark Lemke, S (1, 4) OBP: 0.358, SLG: 0.347	B C B C B X 3-2 ② G6-3	C B X 1-1 ③ G1-3			B X 1-0 ② L7		X 0-0 10 S 1B			4	0	1	0	0	0	2
10 Chipper Jones, S (1, 5) OBP: 0.371, SLG: 0.534	C B T B F B B 4-2 1B BB		B X 1-0 ① G3		C B F F C 1-3 ③ K		S B B C X 2-2 ② F8 1-2			3	0	0	0	1	1	1
Fred McGriff, L (1, 3) OBP: 0.357, SLG: 0.533	X 0-0 FC5-4 1-3 1B		B B F X 2-1 S 1B			F B F S 1-3 ① K	C X 0-1 ③ L8			4	0	2	0	0	1	1
Ryan Klesko, L (1, 7) OBP: 0.360, SLG: 0.551	B X 1-0 ③ FC5-4 1-2f		X 0-0 ② F7			S F B X 1-2 ② G1-3		F B B F F F S 2-3 ① K		4	0	0	0	0	1	3
Mark Whiten, S (1, 9) OBP: 0.369, SLG: 0.419		F B C X 1-2 ① G5-3	C S B B B S 3-3 ③ K 1-2			B B F F C F B F B 4-2 HR BB		B S C B B B 4-2 G4-3 BB		2	1	0	0	2	1	1
Javy Lopez, R (1, 2) OBP: 0.312, SLG: 0.459		X 0-0 ② G6-3		C X 0-1 ① P4		1 SAFE 1 SAFE F X 0-1 1-H HR		1 SAFE X 0-0 ② ③ G4-3 1-2f		4	1	1	2	0	0	1
Jeff Blauser, R (1, 6) OBP: 0.358, SLG: 0.439		C B S X 1-2 29 1B 2B		B X 2-0 ② G6-3		C C B X 1-2 E6				3	1	1	0	0	0	0
29 John Smoltz, R (1, 1) OBP: 0.265, SLG: 0.267		X 0-0 2-H 1B		B C X 1-1 ③ G6-3		B X 1-0 ③ G4-3				3	0	1	1	0	0	1
Inning Stats	R: 0 E: 0 K: 0 S: 9 H: 1 LOB: 2 BB: 1 P: 17	R: 1 E: 0 K: 0 S: 10 H: 2 LOB: 2 BB: 1 P: 17	R: 0 E: 0 K: 1 S: 7 H: 1 LOB: 1 BB: 0 P: 13	R: 0 E: 0 K: 0 S: 5 H: 0 LOB: 0 BB: 0 P: 8	R: 0 E: 0 K: 1 S: 7 H: 0 LOB: 0 BB: 0 P: 10	R: 2 E: 1 K: 1 S: 16 H: 1 LOB: 1 BB: 1 P: 24	R: 0 E: 0 K: 0 S: 8 H: 1 LOB: 1 BB: 0 P: 13	R: 0 E: 0 K: 1 S: 8 H: 0 LOB: 0 BB: 1 P: 14		1B: 4 2B: 1 3B: 0 HR: 1	SF: 0 SAC: 0 DP: 1 HBP: 0			WP: 0 PB: 0 SB: 2 CS: 0	PA: 34	

PITCHER		IP	WLS	BF	H	R	ER	SO	BB	IBB	HBP	BLK	WP	HR	S	P	ERA	WHIP
Kevin Brown, R ERA: 2.0	(1, 1)	7.0	L	31	6	3	3	3	3	0	0	0	0	1	62	102	3.86	1.286
Jay Powell, R ERA: 3.34	(8, 1)	1.0		3	0	0	0	1	1	0	0	0	0	0	8	14	0.00	1.000

PITCHER	IP	WLS	BF	H	R	ER	SO	BB	IBB	HBP	BLK	WP	HR	S	P	ERA	WHIP

BOTTOM

Florida Marlins @ Atlanta Braves

Atlanta-Fulton County Stadium, Atlanta, GA

Sat Jul 13 1996, 3:33 AM EDT

Att. 36,953 - Overcast - 87 F

livebaseballscorecards.com

AB	30
R	3
H	6
RBI	3
BB	4
SO	4
LOB	10

Florida Marlins @ Atlanta Braves

Atlanta-Fulton County Stadium, Atlanta, GA

Sun Jul 14 1996, 3:33 AM EDT

Att. 31,134 - Sunny - 89 F

livebaseballscorecards.com

Batter	1	2	3	4	5	6	7	8	9	AB	R	H	RBI	BB	SO	LOB
Quilvio Veras, S (1, 4) OBP: 0.367, SLG: 0.346	G6-3	F7		SF9		G1-5-3		1B 2B 1B		4	1	1	1	0	0	1
Edgar Renteria, R (1, 6) OBP: 0.301, SLG: 0.343	HR WP 1B		G6-3	BB 1-2 2-3		F8		SAFE 1-2 2B 1B		4	2	2	0	1	0	0
Gary Sheffield, R (1, 9) OBP: 0.441, SLG: 0.613	HR 1-2 BB		G6-3	K		G6-3		S SF8 1-H 2-H 2B		4	2	1	2	1	1	3
Jeff Conine, R (1, 7) (8, 3) OBP: 0.375, SLG: 0.513	HR 1-H 2-H	1B		F9		HR	G1-3			5	2	3	4	0	0	1
Devon White, S (1, 8) OBP: 0.331, SLG: 0.444	G4-3	F8		E S G4-3 BB		1B	SF8 2-H			3	1	1	1	1	0	1
Greg Colbrunn, R (1, 3) OBP: 0.337, SLG: 0.423	F9			FC2-5 1B 1B	E6 G4-3 1-3 2B	SAFE SAFE	K	K		5	1	1	0	0	2	2
Terry Mathews, L (8, 1)										0	0	0	0	0	0	0
Alex Arias, R (1, 5) OBP: 0.336, SLG: 0.412		SH3-4 1B		BB FC2-5 1-2 SF9 1B	G4-3 1-2 3-H	1B			G5-3	5	1	3	1	0	0	1
Rob Natal, R (1, 2) OBP: 0.275, SLG: 0.235	K			FC2-5 BB BB 1-2 2-3f	2B 2-H	K			G6-3	5	0	1	1	0	2	5
Chris Hammond, L (1, 1)	SH3-4 1-2			BB 1-2 2-3 BB	F9	P3			G4-3	0 0 0 0 0 0 0	0 0 0 0 0 0 0	0 0 0 0 1 0 0	0 0 0 0 0 0 0	1 0 0 0 0 0 1	0 0 0 0 0 0 0	1 0 0 0 0 0 2
Donn Pall, R (3, 1)																
Joe Orsulak, L (4, PH) OBP: 0.400, SLG: 0.571																
David Weathers, R (4, 1) OBP: 0.600, SLG: 0.900																
Kurt Abbott, R (5, PH) OBP: 0.286, SLG: 0.429																
Jay Powell, R (5, 1)																
Andre Dawson, R (7, PH) OBP: 0.364, SLG: 0.424																
Yorkis Perez, L (7, 1)																
Jesus Tavarez, S (8, 1) OBP: 0.625, SLG: 0.625																
Inning Stats	R: 3 E: 0 K: 0 S: 12 H: 2 LOB: 0 BB: 1 P: 21	R: 0 E: 0 K: 1 S: 10 H: 1 LOB: 1 BB: 0 P: 13	R: 0 E: 0 K: 0 S: 5 H: 1 LOB: 1 BB: 0 P: 9	R: 1 E: 0 K: 1 S: 21 H: 2 LOB: 3 BB: 2 P: 35	R: 2 E: 1 K: 0 S: 8 H: 1 LOB: 1 BB: 1 P: 14	R: 0 E: 0 K: 0 S: 6 H: 0 LOB: 0 BB: 0 P: 10	R: 1 E: 0 K: 2 S: 20 H: 3 LOB: 2 BB: 0 P: 31	R: 3 E: 0 K: 1 S: 14 H: 3 LOB: 0 BB: 0 P: 20	R: 0 E: 0 K: 0 S: 7 H: 0 LOB: 0 BB: 0 P: 9	1B: 9 2B: 2 3B: 0 HR: 2	SF: 2 SAC: 1 DP: 0 HBP: 0						

TOP	
AB	38
R	10
H	13
RBI	10
BB	4
SO	5
LOB	17

WP: 1 PB: 0 SB: 2 CS: 0 PA: 45

PITCHER		IP	WLS	BF	H	R	ER	SO	BB	IBB	HBP	BLK	WP	HR	S	P	ERA	WHIP
Jason Schmidt, R ERA: 6.75	(1, 1)	3.1		18	6	4	4	1	2	0	0	0	1	1	38	60	10.80	2.400
Brad Clontz, R ERA: 3.97	(4, 1)	1.2		9	1	2	0	1	2	0	0	0	0	0	18	32	0.00	1.800
Mike Bielecki, R ERA: 3.03	(6, 1)	1.2		8	3	1	1	2	0	0	0	0	0	1	21	34	5.40	1.800
Greg McMichael, R ERA: 3.71	(7, 1)	1.1	W	7	3	3	3	1	0	0	0	0	0	0	19	27	20.25	2.250
Pedro Borbon, L ERA: 3.18	(9, 1)	1.0		3	0	0	0	0	0	0	0	0	0	0	7	9	0.00	0.000

PITCHER	IP	WLS	BF	H	R	ER	SO	BB	IBB	HBP	BLK	WP	HR	S	P	ERA	WHIP

Batter	1	2	3	4	5	6	7	8	9	AB	R	H	RBI	BB	SO	LOB
Marquis Grissom, R (1, 8) OBP: 0.338, SLG: 0.475	1-1 10 2B 1B 1B	0-0 10 1B 3B	1-1 G5-3 ③			2-1 2B 2B		1-1 10 S G5-3 BB 1B		5	4	4	0	0	0	0
Mark Lemke, S (1, 4) OBP: 0.358, SLG: 0.352	2-2 10 2B G4-3 1-2 1B	1-0 P4 ②		0-0 F8 ①		0-0 10 1B 2-H 2B		0-0 G5-3 ① 1-2		5	2	2	1	0	0	2
10 Chipper Jones, S (1, 5) OBP: 0.376, SLG: 0.539	0-1 G4-3 1-3 2-H 2B	1-2 3-H 1B		3-1 G3 ②		2-2 2-H 1B		4-1 BB IBB FC9-5 2-3 BB		4	2	3	3	1	0	0
Fred McGriff, L (1, 3) OBP: 0.355, SLG: 0.527	2-2 G4-3 ① 2-3 3-H	1-2 G5-3 ③		2-2 E4		0-1 L7 ②		4-0 FC9-5 BB 1-2 IBB		4	0	0	1	1	0	3
Javy Lopez, R (1, 2) OBP: 0.320, SLG: 0.472	2-2 WP BB SF8 3-H 1B		1-1 HR	1-0 G5-3 ③		4-0 BB		4-1 FC9-5 HR 1-2 2-3 3-H BB		3	3	2	3	2	0	1
Jermaine Dye, R (1, 9) OBP: 0.340, SLG: 0.527 Greg McMichael, R (7, 1) Dwight Smith, L (8, PH) OBP: 0.291, SLG: 0.324 Pedro Borbon, R (9, 1)	4-0 WP 1-2 BB	0-0 HR 1B			1-3 K ①	2-3 K ③		1-0 FC9-5 HR ② 1-2 2-3f 3-H		3 0 1 0	1 0 1 0	1 0 0 0	0 0 1 0	1 0 0 0	2 0 0 0	2 0 2 0
Ryan Klesko, L (1, 7) OBP: 0.361, SLG: 0.570	1-1 SF8 ② 1-2 2-H	0-0 1-H HR		2-2 G3-1 ②		1-3 K ①		3-2 1-H 2-H HR		4	2	2	6	0	1	0
Jeff Blauser, R (1, 6) OBP: 0.354, SLG: 0.433 Mike Bielecki, R (6, 1) Mark Whiten, S (7, 9) OBP: 0.366, SLG: 0.415	1-1 G1-6-3 ③		2-2 F9 ①		1-3 K ③	1-1 L9 ②		2-2 G3-4-1 ③		3 0 2	0 0 0	0 0 0	0 0 0	1 0 0	0 0 0	1 0 0
Jason Schmidt, R (1, 1) Brad Clontz, R (4, 1) Rafael Belliard, R (6, 6) OBP: 0.174, SLG: 0.202		0-0 P4 ①	0-3 K ②			1-0 G1-3 ①	0-2 P4 ③			2 0 2	0 0 0	0 0 0	0 0 0	0 0 0	1 0 0	0 0 0
Inning Stats	R: 4 E: 0 K: 0 S: 20 H: 4 LOB: 1 BB: 1 P: 33	R: 1 E: 0 K: 0 S: 9 H: 2 LOB: 1 BB: 0 P: 12	R: 3 E: 0 K: 1 S: 13 H: 3 LOB: 0 BB: 0 P: 17	R: 0 E: 1 K: 0 S: 7 H: 0 LOB: 1 BB: 0 P: 13	R: 0 E: 0 K: 2 S: 9 H: 0 LOB: 0 BB: 0 P: 13	R: 2 E: 0 K: 1 S: 14 H: 3 LOB: 2 BB: 1 P: 25	R: 0 E: 0 K: 1 S: 8 H: 0 LOB: 0 BB: 0 P: 10	R: 5 E: 0 K: 0 S: 12 H: 2 LOB: 0 BB: 3 P: 31		1B: 7 2B: 3 3B: 1 HR: 3	SF: 1 SAC: 0 DP: 0 HBP: 0			WP: 1 PB: 0 SB: 1 CS: 0	PA: 44		

PITCHER		IP	WLS	BF	H	R	ER	SO	BB	IBB	HBP	BLK	WP	HR	S	P	ERA	WHIP
Chris Hammond, L ERA: 8.41	(1, 1)	2.0		15	8	7	7	0	1	0	0	0	1	1	32	49	31.50	4.500
Donn Pall, R ERA: 4.22	(3, 1)	1.0		4	1	1	1	1	0	0	0	0	0	1	10	13	9.00	1.000
David Weathers, R ERA: 4.45	(4, 1)	1.0		4	0	0	0	0	0	0	0	0	0	0	7	13	0.00	0.000
Jay Powell, R ERA: 3.69	(5, 1)	2.0		10	3	2	2	3	1	0	0	0	0	0	23	38	9.00	2.000
Yorkis Perez, L ERA: 4.19	(7, 1)	1.1	L	7	1	3	3	1	1	1	0	0	0	0	12	23	20.25	1.500

PITCHER		IP	WLS	BF	H	R	ER	SO	BB	IBB	HBP	BLK	WP	HR	S	P	ERA	WHIP
Terry Mathews, R ERA: 4.71	(8, 1)	0.2		4	1	2	2	0	1	0	0	0	0	1	8	18	27.00	3.000

BOTTOM

Florida Marlins @ Atlanta Braves

Atlanta-Fulton County Stadium, Atlanta, GA

Sun Jul 14 1996, 3:33 AM EDT

Att. 31,134 - Sunny - 89 F

livebaseballscorecards.com

AB	38
R	15
H	14
RBI	15
BB	5
SO	5
LOB	11

Batter	1	2	3	4	5	6	7	8	9	AB	R	H	RBI	BB	SO	LOB
Mark Grudzielanek, R (1, 6) OBP: 0.361, SLG: 0.441	X 0-0 ① G1-3			C X 0-1 ① G5-3	C B C B X 2-2 ③ P3			F B C S 1-3 ① K		4	0	0	0	0	1	0
Mike Lansing, R (1, 4) OBP: 0.365, SLG: 0.427	B F B X 2-1 ② F7			X 0-0 2B 1B		C B C X 1-2 ① G5-3		B F X 1-1 ② F9		4	1	1	0	0	0	0
Cliff Floyd, L (1, 7) OBP: 0.369, SLG: 0.463	C X 0-1 ③ G4-3			X 0-0 WP 1-H E 2B		X 0-0 FC1-6 1B		C X 0-1 ③ P2		4	1	2	1	0	0	0
Sherman Obando, R (1, 9) OBP: 0.331, SLG: 0.441		C F C 0-3 ① K		S B X 1-1 E5 S HR 2-H		C 1 SAFE 1 SAFE S F X 0-2 ② FC1-6 HBP 1-2f			X 0-0 G4-6-3 1B	4	1	1	1	0	1	1
Darrin Fletcher, L (1, 2) OBP: 0.314, SLG: 0.432		B X 1-0 ② G1-3		1 SAFE S S T 0-2 ② K 1-2		1 SAFE H 1-0 1-2 HBP			F B X 1-1 ① ② G4-6-3 1-2f	3	0	0	0	0	1	2
Henry Rodriguez, L (1, 3) OBP: 0.314, SLG: 0.582		B B F F F X 2-2 ③ G4-3		B F X 1-1 2-H HR		S B X 1-1 ③ P5			B C S B B F F F C 3-3 ③ K	4	1	1	2	0	1	2
F.P. Santangelo, S (1, 8) OBP: 0.376, SLG: 0.410			C X 0-1 ① L8	X 0-0 ③ G5-3			B C X 1-1 ① G3-1			3	0	0	0	0	0	0
Shane Andrews, R (1, 5) OBP: 0.320, SLG: 0.452			T F S 0-3 ② K		X 0-0 ① G6-3		S S F B B X 2-2 ② L7			3	0	0	0	0	1	0
Kirk Rueter, L (1, 1) OBP: 0.148, SLG: 0.120 Barry Manuel, R (3, 1) Andy Stankiewicz, R (5, PH) OBP: 0.317, SLG: 0.333 Mike Dyer, R (5, 1) Dave Silvestri, R (7, PH) OBP: 0.357, SLG: 0.237 Omar Daal, L (7, 1) Jeff Juden, R (7, 1)			B S X 1-1 ③ G2-3		C B X 1-1 ② G1-3		B B X 2-0 ③ G5-3			1 0 1 0 1 0 0	0 0 0 0 0 0 0	0 0 0 0 0 0 0	0 0 0 0 0 0 0	0 0 0 0 0 0 0	0 0 0 0 0 0 0	0 0 0 0 0 0 0
Inning Stats	R: 0 H: 0 E: 0 LOB: 0 K: 0 BB: 0 S: 5 P: 7	R: 0 H: 0 E: 0 LOB: 0 K: 1 BB: 0 S: 7 P: 10	R: 0 H: 0 E: 0 LOB: 0 K: 1 BB: 0 S: 7 P: 8	R: 4 H: 3 E: 1 LOB: 0 K: 1 BB: 0 S: 12 P: 14	R: 0 H: 0 E: 0 LOB: 0 K: 0 BB: 0 S: 6 P: 9	R: 0 H: 1 E: 0 LOB: 2 K: 0 BB: 0 S: 10 P: 13	R: 0 H: 0 E: 0 LOB: 0 K: 0 BB: 0 S: 7 P: 12	R: 0 H: 0 E: 0 LOB: 0 K: 1 BB: 0 S: 7 P: 9	R: 0 H: 1 E: 0 LOB: 0 K: 1 BB: 0 S: 9 P: 13	1B: 3 SF: 0 2B: 1 SAC: 0 3B: 0 DP: 1 HR: 1 HBP: 1						

PITCHER		IP	WLS	BF	H	R	ER	SO	BB	IBB	HBP	BLK	WP	HR	S	P	ERA	WHIP
Greg Maddux, R ERA: 2.87	(1, 1)	7.0	W	27	4	4	2	3	0	0	1	0	1	1	54	73	2.57	0.571
Brad Clontz, R ERA: 3.91	(8, 1)	0.2		2	0	0	0	1	0	0	0	0	0	0	5	7	0.00	0.000
Pedro Borbon, L ERA: 3.13	(8, 1)	0.1		1	0	0	0	0	0	0	0	0	0	0	2	2	0.00	0.000
Mark Wohlers, R ERA: 2.66	(9, 1)	1.0	S	3	1	0	0	1	0	0	0	0	0	0	9	13	0.00	1.000

PITCHER	IP	WLS	BF	H	R	ER	SO	BB	IBB	HBP	BLK	WP	HR	S	P	ERA	WHIP

TOP

Montreal Expos @ Atlanta Braves

Atlanta-Fulton County Stadium, Atlanta, GA

Mon Jul 15 1996, 7:05 PM EDT

Att. 32,708 - Unknown - 81 F

livebaseballscorecards.com

AB	32
R	4
H	5
RBI	4
BB	0
SO	5
LOB	5

1B: 3	SF: 0	WP: 1	PA: 33
2B: 1	SAC: 0	PB: 0	
3B: 0	DP: 1	SB: 1	
HR: 1	HBP: 1	CS: 0	

BOTTOM

Montreal Expos @ Atlanta Braves

Atlanta-Fulton County Stadium, Atlanta, GA

Mon Jul 15 1996, 7:05 PM EDT

Att. 32,708 - Unknown - 81 F

livebaseballscorecards.com

Batter	1	2	3	4	5	6	7	8	9	AB	R	H	RBI	BB	SO	LOB
Marquis Grissom, R (1, 8) OBP: 0.337, SLG: 0.474	S B X 1-1 P9 ①	C B B F B F F F X 3-2 10 BB 1-3 3-H 2B	B X 1-0 G6-3 ③			C B X 1-1 G6-3 ①		F C B F B X 2-2 P5 ①		5	0	1	1	0	0	1
Mark Lemke, S (1, 4) OBP: 0.359, SLG: 0.348	S B B B X 3-1 G5-3 ②	B O C B B 4-1 10 BB BB		C B C B X 2-2 P5 ①		X 0-0 G5-3 ②		C B B B B 4-1 PB 1B BB		3	0	0	0	2	0	0
10 Chipper Jones, S (1, 5) OBP: 0.379, SLG: 0.538	C B C B B X 3-2 1B 1B	B B F C B B 4-2 1-2 2-3 3-H BB		B B B B 4-0 S 1B BB		C C B B B C 3-3 K		C B 1 SAFE X 1-1 P5 ②		3	1	1	1	2	1	1
Fred McGriff, L (1, 3) OBP: 0.358, SLG: 0.526	B X 1-0 1-2 1B	X 0-0 P4 ③		F 1 SAFE B F 1 SAFE X 1-2 F8 ②			B C F B B B 4-2 E 1B BB	1 SAFE C B 1 SAFE X 1-1 PB 1-2 1B		4	0	2	0	1	0	4
Jermaine Dye, R (1, 9) OBP: 0.343, SLG: 0.521	B B C F X 2-2 F8 ③		B F C B F X 2-2 1B 1B 1B	1 SAFE C S 1 SAFE B X 1-2 1-H 1B			B C X 1-1 F7 ①	C B S F B X 2-2 G5-3 ③ 1-2 2-3		5	1	2	1	0	0	5
Ryan Klesko, L (1, 7) OBP: 0.365, SLG: 0.572		X 0-0 F8-6-4 BB 1B	C 1 SAFE 1 SAFE B B F F 1 SAFE X 2-2 E SH1-3 1-3 1B	1 SAFE C S F B 1 SAFE X 1-2 F9 ③			B 1 SAFE S B X 2-1 E9 1-3 1B			4	1	3	0	0	0	1
Eddie Pérez, R (1, 2) OBP: 0.344, SLG: 0.512		D 1 SAFE B B B B 4-0 1B 2B 1-2 BB	B S X 1-1 E7 SH1-3 1-3 3-H 1B		F B X 1-1 G6-3 ①		B F F B F F X 2-2 G5-3 ②			3	1	1	1	1	0	2
Jeff Blauser, R (1, 6) OBP: 0.353, SLG: 0.428 Rafael Belliard, R (7, PR) OBP: 0.174, SLG: 0.202 (8, 6)		C B B F F X 2-2 ① ② F8-6-4 2-3	F B C X 1-2 L6 ①		B X 1-0 G6-3 ②		H 1-0 HBP			3 0	0 0	0 0	0 0	0 0	0 0	4 0
Greg Maddux, R (1, 1) OBP: 0.170, SLG: 0.114 Dwight Smith, L (7, PH) OBP: 0.288, SLG: 0.321 Brad Clontz, R (8, 1) Pedro Borbon, R (8, 1) Mark Wohlers, R (9, 1)		F X 0-1 2B 10 BB 1-3 1B	B 1 SAFE C 1 SAFE B C F X 2-2 SH1-3 ② 1-2 3-H		B F C B F F C 2-3 K ③		B X 1-0 G4-3 ③			2 1 0 0 0	1 0 0 0 0	1 0 0 0 0	1 0 0 0 0	0 0 0 0 0	1 0 0 0 0	0 3 0 0 0
Inning Stats	R: 0 E: 0 K: 0 S: 11 H: 2 LOB: 2 BB: 0 P: 21	R: 2 E: 0 K: 0 S: 17 H: 3 LOB: 3 BB: 3 P: 34	R: 2 E: 1 K: 0 S: 18 H: 3 LOB: 1 BB: 0 P: 27	R: 1 E: 0 K: 0 S: 13 H: 1 LOB: 1 BB: 1 P: 22	R: 0 E: 0 K: 1 S: 8 H: 0 LOB: 0 BB: 0 P: 12	R: 0 E: 0 K: 1 S: 6 H: 0 LOB: 0 BB: 0 P: 10	R: 0 E: 1 K: 0 S: 12 H: 1 LOB: 3 BB: 1 P: 23	R: 0 E: 0 K: 0 S: 13 H: 1 LOB: 2 BB: 1 P: 23		1B: 10 2B: 2 3B: 0 HR: 0	SF: 0 SAC: 1 DP: 1 HBP: 1					

AB	33
R	5
H	11
RBI	5
BB	6
SO	2
LOB	21

WP: 0 PB: 1 SB: 1 CS: 0 PA: 41

PITCHER		IP	WLS	BF	H	R	ER	SO	BB	IBB	HBP	BLK	WP	HR	S	P	ERA	WHIP
Kirk Rueter, L ERA: 4.58	(1, 1)	2.0		15	7	4	3	0	3	0	0	0	0	0	36	67	13.50	5.000
Barry Manuel, R ERA: 3.62	(3, 1)	2.0	L	9	2	1	1	0	1	0	0	0	0	0	23	37	4.50	1.500
Mike Dyer, R ERA: 3.66	(5, 1)	2.0		6	0	0	0	2	0	0	0	0	0	0	14	22	0.00	0.000
Omar Daal, L ERA: 3.02	(7, 1)	0.1		3	1	0	0	0	1	0	0	0	0	0	6	13	0.00	6.000
Jeff Juden, R ERA: 3.86	(7, 1)	1.2		8	1	0	0	0	1	0	1	0	0	0	19	33	0.00	1.200

PITCHER	IP	WLS	BF	H	R	ER	SO	BB	IBB	HBP	BLK	WP	HR	S	P	ERA	WHIP

Batter	1	2	3	4	5	6	7	8	9	AB	R	H	RBI	BB	SO	LOB
Mark Grudzielanek, R (1, 6) OBP: 0.356, SLG: 0.436	C B C B B F F X 3-2 G6-3 ①		B B F X 2-1 F9 ②		B B X 2-0 G4-3 ②		B B 1 SAFE C F F B F S 3-3 K ②		C 2 SAFE L S 0-3 K ①	5	0	0	0	0	2	2
Mike Lansing, R (1, 4) OBP: 0.371, SLG: 0.431	C C B X 1-2 P3 ②		B X 1-0 CS 1B		C B X 1-1 BB 1B		C B B F B B 4-2 1-2 BB		X 0-0 S 2-H 1B	4	0	3	1	1	0	0
Rondell White, R (1, 8) OBP: 0.357, SLG: 0.476	S C X 0-2 2B		B B S B B S 3-2 CS 1-2 ③	B F T B F B F F B 4-2 FC4-6 1B SH BB	C B S 1 SAFE B B B 4-2 1-2 BB		S S C 0-3 K ③		C B S S F B D S 3-3 K 1-2 ②	3	1	1	0	2	2	3
Sherman Obando, R (1, 9) OBP: 0.335, SLG: 0.439 Dave Veres, R (8, 1) OBP: 0.600, SLG: 0.800 Mel Rojas, R (8, 1) OBP: 0.250, SLG: 0.250 Darrin Fletcher, L (9, PH) OBP: 0.313, SLG: 0.430 Tim Scott, R (9, 1)	B B B B 4-0 BB			C B B F F X 2-2 FC4-6 1-2 1B	C B B X 2-1 G1-3 ③			X 0-0 G5-3 ①	B F X 1-1 P6 ③	3 0 0 1 0	0 0 0 0 0	1 0 0 0 0	0 0 0 0 0	1 0 0 0 0	0 0 0 1 0	2 0 0 1 0
Henry Rodriguez, L (1, 3) OBP: 0.313, SLG: 0.578	B C F S 1-3 K ③			B X 1-0 FC4-6 SH 1-2f 2-3 ①		X 0-0 G4-3 ①		F F B F F B F X 2-2 1B 1B		4	0	1	0	0	1	4
F.P. Santangelo, S (1, 7) OBP: 0.376, SLG: 0.409 (8, 9)		B X 1-0 G5-4-3 1B		C B 1 SAFE X 1-1 SH 1-2 3-H		B B C B X 3-1 G4-3 ②		1 SAFE C X 0-1 F7 ②		3	0	1	1	0	0	1
Lenny Webster, R (1, 2) OBP: 0.339, SLG: 0.280		B B 1 SAFE F 1 SAFE X 2-1 F9 ①		X 0-0 F8 ②	X 0-0 G6-3 ③			C P B S X 2-2 1-3 1B		4	0	1	0	0	0	3
Shane Andrews, R (1, 5) OBP: 0.319, SLG: 0.448		C B C F B X 2-2 G5-4-3 1-2f ② ③		B F S F X 1-2 F7 ③			F B C X 1-2 FC1-6 1B	B C X 1-1 F8 ③		4	0	1	0	0	0	5
Jeff Fassero, L (1, 1) OBP: 0.190, SLG: 0.108 Cliff Floyd, L (8, 7) OBP: 0.375, SLG: 0.479			C C B B F F X 2-2 G1-3 ①		B B C F S 2-3 K ①		B X 1-0 FC1-6 BB 1-2f ①		C X 0-1 1B 2B	3 1	0 1	0 1	0 0	0 0	1 0	1 0
Inning Stats	R: 0 E: 0 K: 1 S: 15 H: 1 LOB: 2 BB: 1 P: 24	R: 0 E: 0 K: 0 S: 7 H: 1 LOB: 0 BB: 0 P: 12	R: 0 E: 0 K: 0 S: 10 H: 1 LOB: 0 BB: 0 P: 18	R: 1 E: 0 K: 0 S: 17 H: 1 LOB: 2 BB: 1 P: 26	R: 0 E: 0 K: 1 S: 10 H: 1 LOB: 2 BB: 1 P: 21	R: 0 E: 0 K: 0 S: 4 H: 0 LOB: 0 BB: 0 P: 7	R: 0 E: 0 K: 2 S: 14 H: 1 LOB: 2 BB: 1 P: 23	R: 0 E: 0 K: 0 S: 15 H: 2 LOB: 2 BB: 0 P: 19	R: 1 E: 0 K: 2 S: 12 H: 2 LOB: 1 BB: 0 P: 16	1B: 8 2B: 2 3B: 0 HR: 0 SF: 0 SAC: 1 DP: 1 HBP: 0						

Montreal Expos @ Atlanta Braves

Atlanta-Fulton County Stadium, Atlanta, GA

Tue Jul 16 1996, 3:33 AM EDT

Att. 31,334 - Sunny - 84 F

TOP

livebaseballscorecards.com

AB	35
R	2
H	10
RBI	2
BB	4
SO	6
LOB	22

WP: 0 PB: 0 SB: 1 CS: 1 PA: 41

PITCHER		IP	WLS	BF	H	R	ER	SO	BB	IBB	HBP	BLK	WP	HR	S	P	ERA	WHIP
Tom Glavine, L ERA: 2.53	(1, 1)	7.0		30	6	1	1	4	4	0	0	0	0	0	77	131	1.29	1.429
Greg McMichael, R ERA: 3.64	(8, 1)	1.0		5	2	0	0	0	0	0	0	0	0	0	15	19	0.00	2.000
Mark Wohlers, R ERA: 2.8	(9, 1)	1.0	W	5	2	1	1	2	0	0	0	0	0	0	12	16	9.00	2.000

PITCHER	IP	WLS	BF	H	R	ER	SO	BB	IBB	HBP	BLK	WP	HR	S	P	ERA	WHIP

Batter	1	2	3	4	5	6	7	8	9	AB	R	H	RBI	BB	SO	LOB
Marquis Grissom, R (1, 8) OBP: 0.335, SLG: 0.470	F9		P4		L8		FC5-4 1-2f		10 1B IBB	4	0	0	0	1	0	2
Mark Lemke, S (1, 4) OBP: 0.363, SLG: 0.353	10 G5-3 1B		K		1-2 1B			G4-3	10 1B 1-2 2-3 1B	5	0	3	0	0	1	0
10 Chipper Jones, S (1, 5) OBP: 0.379, SLG: 0.534	G5-3 1-2			K	K			1B 2B BB	1-2 2-3 3-H 1B	4	1	1	1	1	2	3
Fred McGriff, L (1, 3) OBP: 0.360, SLG: 0.526	G3-1			E 1B		K		1-2 2B 1B		4	1	2	0	0	1	1
Javy Lopez, R (1, 2) OBP: 0.323, SLG: 0.479		2B		1 SAFE K		G5-3		1-H 2-H 2B		4	0	2	2	0	1	1
Ed Giovanola, L (8, PR) (9, 6) OBP: 0.320, SLG: 0.273										0	0	0	0	0	0	0
Jermaine Dye, R (1, 9) OBP: 0.330, SLG: 0.500		G5-3		E6 1-2		F9		F8		4	0	0	0	0	0	3
Ryan Klesko, L (1, 7) OBP: 0.364, SLG: 0.566		G6-3		K			G6-3	IBB		3	0	0	0	1	1	3
Rafael Belliard, R (1, 6) OBP: 0.170, SLG: 0.198		G6-3			G4-3			P2	K	2	0	0	0	0	0	1
Mike Mordecai, R (7, PH) (8, 6) OBP: 0.296, SLG: 0.280										2	0	0	0	0	1	2
Eddie Pérez, R (9, 2) OBP: 0.344, SLG: 0.512										0	0	0	0	0	0	0
Tom Glavine, L (1, 1) OBP: 0.381, SLG: 0.385			K		1B					2	0	1	0	0	1	0
Mark Whiten, S (7, PH) OBP: 0.368, SLG: 0.415										0	0	0	0	1	0	0
Greg McMichael, R (8, 1)										0	0	0	0	0	0	0
Mark Wohlers, R (9, 1)										0	0	0	0	0	0	0
Dwight Smith, L (9, PH) OBP: 0.294, SLG: 0.336							FC5-4 BB		1B 10 1B 2B	1	1	1	0	0	0	0
Inning Stats	R: 0 E: 0 K: 0 S: 6 H: 1 LOB: 1 BB: 0 P: 9	R: 0 E: 0 K: 0 S: 7 H: 1 LOB: 1 BB: 0 P: 12	R: 0 E: 0 K: 2 S: 8 H: 0 LOB: 0 BB: 0 P: 10	R: 0 E: 1 K: 3 S: 13 H: 1 LOB: 2 BB: 0 P: 21	R: 0 E: 0 K: 1 S: 12 H: 2 LOB: 2 BB: 0 P: 13	R: 0 E: 0 K: 1 S: 8 H: 0 LOB: 0 BB: 0 P: 9	R: 0 E: 0 K: 0 S: 10 H: 0 LOB: 1 BB: 1 P: 15	R: 2 E: 0 K: 1 S: 14 H: 2 LOB: 2 BB: 2 P: 26	R: 1 E: 0 K: 0 S: 4 H: 3 LOB: 3 BB: 1 P: 10	1B: 7 2B: 3 3B: 0 HR: 0	SF: 0 SAC: 0 DP: 0 HBP: 0						

PITCHER		IP	WLS	BF	H	R	ER	SO	BB	IBB	HBP	BLK	WP	HR	S	P	ERA	WHIP
Jeff Fassero, L ERA: 2.89	(1, 1)	7.0		28	5	0	0	7	1	0	0	0	0	0	64	89	0.00	0.857
Dave Veres, R ERA: 5.36	(8, 1)	0.1		2	0	1	1	0	1	0	0	0	0	0	3	8	27.00	3.000
Mel Rojas, R ERA: 4.98	(8, 1)	0.2		5	2	1	1	1	0	1	0	0	0	0	11	18	13.50	3.000
Tim Scott, R ERA: 3.32	(9, 1)	0.0	L	4	3	1	1	0	0	1	0	0	0	0	4	10	∞	∞

PITCHER	IP	WLS	BF	H	R	ER	SO	BB	IBB	HBP	BLK	WP	HR	S	P	ERA	WHIP

BOTTOM

Montreal Expos @ Atlanta Braves

Atlanta-Fulton County Stadium, Atlanta, GA

Tue Jul 16 1996, 3:33 AM EDT

Att. 31,334 - Sunny - 84 F

livebaseballscorecards.com

AB	35
R	3
H	10
RBI	3
BB	4
SO	8
LOB	16

1B: 7	SF: 0	WP: 0	PA: 39
2B: 3	SAC: 0	PB: 0	
3B: 0	DP: 0	SB: 0	
HR: 0	HBP: 0	CS: 0	

Atlanta Braves @ Houston Astros

Astrodome, Houston, TX

Thu Jul 18 1996, 8:05 PM EDT

Att. 35,822 - Dome - 72 F

TOP

livebaseballscorecards.com

Batter	1	2	3	4	5	6	7	8	9	AB	R	H	RBI	BB	SO	LOB
Marquis Grissom, R (1, 8) OBP: 0.336, SLG: 0.476	G6-3		FC4-6 2-H 1B		HR		G4-3		P3	5	1	2	2	0	0	1
Mark Lemke, S (1, 4) OBP: 0.357, SLG: 0.346	L4		1 SAFE FC4-6 10 FC6 1-2f		G5-3		G6-3		F8	5	0	0	0	0	0	2
10 Chipper Jones, S (1, 5) OBP: 0.381, SLG: 0.534	1B		SB 1 SAFE FC6 1-2f		WP 1B		G6-3			4	0	2	0	0	0	1
Fred McGriff, L (1, 3) OBP: 0.361, SLG: 0.537	G4-3			E 2B	K 1-3			HR		4	1	2	1	0	1	2
Javy Lopez, R (1, 2) OBP: 0.318, SLG: 0.473		K		G4-3	K			L8		4	0	0	0	0	2	1
Jermaine Dye, R (1, 9) OBP: 0.336, SLG: 0.500		L3		E9 2-3 1B		CS 1B		K		4	0	2	0	0	1	0
Ryan Klesko, L (1, 7) OBP: 0.363, SLG: 0.563		K		K		SAFE 1 SAFE 1B 1-2 1B		G3		4	0	1	0	0	2	2
Rafael Belliard, R (1, 6) OBP: 0.184, SLG: 0.211			29 SH1-4 1B 1B	G3		29 FC6-4 1-2 1B			G5-3	4	1	2	0	0	0	2
29 John Smoltz, R (1, 1) OBP: 0.269, SLG: 0.292 Mark Wohlers, R (9, 1)			SH1-4 1-2		K	FC6-4 1-2f			2B	3 0	0 0	1 0	0 0	0 0	1 0	2 0
Inning Stats	R: 0 E: 0 K: 0 S: 7 H: 1 LOB: 1 BB: 0 P: 14	R: 0 E: 0 K: 2 S: 7 H: 0 LOB: 0 BB: 0 P: 8	R: 1 E: 0 K: 0 S: 11 H: 2 LOB: 0 BB: 0 P: 14	R: 0 E: 1 K: 1 S: 11 H: 2 LOB: 2 BB: 0 P: 14	R: 1 E: 0 K: 2 S: 10 H: 2 LOB: 1 BB: 0 P: 13	R: 0 E: 0 K: 1 S: 12 H: 3 LOB: 2 BB: 0 P: 18	R: 0 E: 0 K: 0 S: 7 H: 0 LOB: 0 BB: 0 P: 10	R: 1 E: 0 K: 1 S: 7 H: 1 LOB: 0 BB: 0 P: 15	R: 0 E: 0 K: 0 S: 5 H: 1 LOB: 1 BB: 0 P: 9	1B: 8 2B: 2 3B: 0 HR: 2 SF: 0 SAC: 1 DP: 0 HBP: 0						

AB	37
R	3
H	12
RBI	3
BB	0
SO	7
LOB	13

WP: 2 PA: 38
PB: 0
SB: 0
CS: 1

PITCHER		IP	WLS	BF	H	R	ER	SO	BB	IBB	HBP	BLK	WP	HR	S	P	ERA	WHIP
Mike Hampton, L ERA: 3.49	(1, 1)	7.0		30	10	2	2	6	0	0	0	0	1	1	65	91	2.57	1.429
Todd Jones, R ERA: 3.5	(8, 1)	1.1	L	6	2	1	1	1	0	0	0	0	0	1	10	21	6.75	1.500
Billy Wagner, L ERA: 2.55	(9, 1)	0.2		2	0	0	0	0	0	0	0	0	0	0	2	3	0.00	0.000

PITCHER		IP	WLS	BF	H	R	ER	SO	BB	IBB	HBP	BLK	WP	HR	S	P	ERA	WHIP

BOTTOM

Atlanta Braves @ Houston Astros

Astrodome, Houston, TX

Thu Jul 18 1996, 8:05 PM EDT

Att. 35,822 - Dome - 72 F

Batter	1	2	3	4	5	6	7	8	9	AB	R	H	RBI	BB	SO	LOB
James Mouton, R (1, 8) OBP: 0.330, SLG: 0.329 Billy Wagner, L (9, 1)	G4-3			L9		K		F9 S 1B		4 0	0 0	1 0	0 0	0 0	1 0	1 0
Craig Biggio, R (1, 4) OBP: 0.393, SLG: 0.437	P2			G6-3		2-H 2B		1 SAFE 1 SAFE 1-3	F9	4	0	1	1	0	0	1
5 Jeff Bagwell, R (1, 3) OBP: 0.448, SLG: 0.596	K			1B		BB		F9		3	0	1	0	1	1	1
Derek Bell, R (1, 9) OBP: 0.329, SLG: 0.447		G4-3		K		G5-3			F9	4	0	0	0	0	1	3
Sean Berry, R (1, 5) OBP: 0.316, SLG: 0.485 Todd Jones, L (8, 1) John Cangelosi, S (9, 8) OBP: 0.419, SLG: 0.404		K	F8				1B SF8 2B		FC5-4 BB 1B	3 0 1	1 0 0	1 0 1	0 0 0	0 0 0	1 0 0	0 0 0
Derrick May, L (1, 7) OBP: 0.337, SLG: 0.428	G3		G4-3			CS 1B			FC5-4 BB	3	0	1	0	1	0	0
Orlando Miller, R (1, 6) OBP: 0.307, SLG: 0.435		G6-3	G1-6-3				K		FC5-4	4	0	0	0	0	1	4
Rick Wilkins, L (1, 2) OBP: 0.338, SLG: 0.343		K				2B 2B	SF8		K	3	1	1	1	0	2	2
Mike Hampton, R (1, 1) OBP: 0.367, SLG: 0.269 Bill Spiers, L (7, PH) OBP: 0.284, SLG: 0.379 (8, 5)		P9				K	CS	F7		2 1	0 0	0 0	0 0	0 0	1 0	1 0
Inning Stats	R: 0 E: 0 K: 1 S: 7 H: 0 LOB: 0 BB: 0 P: 8	R: 0 E: 0 K: 1 S: 9 H: 0 LOB: 0 BB: 0 P: 10	R: 0 E: 0 K: 1 S: 9 H: 0 LOB: 0 BB: 0 P: 12	R: 0 E: 0 K: 1 S: 10 H: 1 LOB: 1 BB: 0 P: 14	R: 0 E: 0 K: 0 S: 5 H: 0 LOB: 0 BB: 0 P: 8	R: 1 E: 0 K: 2 S: 13 H: 2 LOB: 2 BB: 1 P: 24	R: 1 E: 0 K: 1 S: 13 H: 2 LOB: 0 BB: 0 P: 16	R: 0 E: 0 K: 0 S: 12 H: 1 LOB: 1 BB: 0 P: 18	R: 0 E: 0 K: 1 S: 11 H: 1 LOB: 2 BB: 1 P: 20	1B: 4 2B: 3 3B: 0 HR: 0 SF: 1 SAC: 0 DP: 0 HBP: 0						

livebaseballscorecards.com

AB	32
R	2
H	7
RBI	2
BB	2
SO	8
LOB	13

WP: 0 PB: 0 SB: 1 CS: 1 PA: 36

PITCHER		IP	WLS	BF	H	R	ER	SO	BB	IBB	HBP	BLK	WP	HR	S	P	ERA	WHIP
29 John Smoltz, R ERA: 2.91	(1, 1)	8.1	W	33	7	2	2	7	2	0	0	0	0	0	84	120	2.16	1.080
Mark Wohlers, R ERA: 2.76	(9, 1)	0.2	S	2	0	0	0	1	0	0	0	0	0	0	5	10	0.00	0.000

PITCHER	IP	WLS	BF	H	R	ER	SO	BB	IBB	HBP	BLK	WP	HR	S	P	ERA	WHIP

Batter	1	2	3	4	5	6	7	8	9	AB	R	H	RBI	BB	SO	LOB
Marquis Grissom, R (1, 8) OBP: 0.336, SLG: 0.483	HR		K		1B			K	K	5	1	2	1	0	3	0
Mark Lemke, S (1, 4) OBP: 0.353, SLG: 0.341	F8		K		K			G4-3		4	0	0	0	0	2	1
10 Chipper Jones, S (1, 5) OBP: 0.382, SLG: 0.531	2B BB		BLK BB			G3		G3		2	1	0	0	2	0	0
Fred McGriff, L (1, 3) OBP: 0.363, SLG: 0.539	G4-3 1-H 2B		G4-3 1-2			G3-1			HR 1B	4	1	2	1	0	0	1
Ryan Klesko, L (1, 7) OBP: 0.361, SLG: 0.568	G4-3 2-3			F7		G3-1			1-H HR	4	1	1	2	0	0	1
Mark Whiten, S (1, 9) OBP: 0.367, SLG: 0.412	F7			F7			G6-3		WP SF8 1B 1B	4	1	1	0	0	0	1
Javy Lopez, R (1, 2) OBP: 0.321, SLG: 0.473		G6-3		K			1B		SF8 1-2 WP SF8 1B	4	1	2	0	0	1	0
Rafael Belliard, R (1, 6) OBP: 0.190, SLG: 0.216		F8			G4-6-3 1B		K		SF8 1-3 2-H	2	0	1	0	0	0	0
Ed Giovanola, L (7, PH) OBP: 0.308, SLG: 0.261 (7, 6)										1	0	0	0	0	1	1
Mike Mordecai, R (9, PH) OBP: 0.291, SLG: 0.280										0	0	0	1	0	0	0
Brad Woodall, S (1, 1) Mike Bielecki, R (3, 1) Dwight Smith, L (5, PH) OBP: 0.292, SLG: 0.333 Terrell Wade, L (5, 1) Jermaine Dye, R (7, PH) OBP: 0.333, SLG: 0.495 Brad Clontz, R (7, 1) Pedro Borbon, R (8, 1) Eddie Pérez, R (9, PH) OBP: 0.341, SLG: 0.512		K			G4-6-3 1-2f		F9		SF8 3-H	1 0 1 0 1 0 0 0 0	0 0 0 0 0 0 0 0 0	0 0 0 0 0 0 0 0 1	0 0 0 0 0 0 0 0 0	1 0 1 0 1 0 0 0 0	0 0 0 0 0 0 0 0 0	0 0 1 0 1 0 0 0 0
Inning Stats	R: 2 E: 0 K: 0 S: 5 H: 2 LOB: 1 BB: 1 P: 9	R: 0 E: 0 K: 1 S: 5 H: 0 LOB: 0 BB: 0 P: 5	R: 0 E: 0 K: 2 S: 7 H: 0 LOB: 1 BB: 1 P: 11	R: 0 E: 0 K: 1 S: 5 H: 0 LOB: 0 BB: 0 P: 5	R: 0 E: 0 K: 1 S: 6 H: 2 LOB: 1 BB: 0 P: 6	R: 0 E: 0 K: 0 S: 3 H: 0 LOB: 0 BB: 0 P: 3	R: 0 E: 0 K: 1 S: 6 H: 1 LOB: 1 BB: 0 P: 6	R: 0 E: 0 K: 1 S: 5 H: 0 LOB: 0 BB: 0 P: 5	R: 4 E: 0 K: 1 S: 9 H: 4 LOB: 0 BB: 0 P: 9	1B: 6 2B: 1 3B: 0 HR: 2 SF: 2 SAC: 0 DP: 1 HBP: 0						

PITCHER		IP	WLS	BF	H	R	ER	SO	BB	IBB	HBP	BLK	WP	HR	S	P	ERA	WHIP
Darryl Kile, R ERA: 3.8	(1, 1)	8.0	W	33	8	5	5	7	2	0	0	1	0	2	45	53	5.62	1.250
Billy Wagner, L ERA: 2.81	(9, 1)	1.0	S	4	1	1	1	1	0	0	0	0	1	0	6	6	9.00	1.000

PITCHER	IP	WLS	BF	H	R	ER	SO	BB	IBB	HBP	BLK	WP	HR	S	P	ERA	WHIP

TOP

Atlanta Braves @ Houston Astros

Astrodome, Houston, TX

Fri Jul 19 1996, 8:05 PM EDT

Att. 39,090 - Dome

livebaseballscorecards.com

AB	33
R	6
H	9
RBI	6
BB	2
SO	8
LOB	7

WP: 1	PA: 37															
PB: 0																
SB: 0																
CS: 0																

Atlanta Braves @ Houston Astros

Astrodome, Houston, TX

Fri Jul 19 1996, 8:05 PM EDT

Att. 39,090 - Dome

BOTTOM

livebaseballscorecards.com

Batter	1	2	3	4	5	6	7	8	9	AB	R	H	RBI	BB	SO	LOB
John Cangelosi, S (1, 7) OBP: 0.419, SLG: 0.400	BBBB 4-0 1B WP 5 2B BB	SSS 0-3 ② K		x 0-0 ① G4-3			x 0-0 CS 1B	SSS 0-3 ③ K		4	1	1	0	1	2	2
Craig Biggio, R (1, 4) OBP: 0.396, SLG: 0.439	x 0-0 5 2B 1-3 2B 1B	BBBB 4-0 BB		SSS 0-3 ② K			x 0-0 ① 5 5 1B S 1-2 G6-3 1B			3	2	2	0	1	1	0
5 Jeff Bagwell, R (1, 3) OBP: 0.449, SLG: 0.598	x 0-0 1-3 3-H 2B	x 0-0 ③ L6		SSS 0-3 ③ K			x 0-0 G6-3 1-3 1B			4	1	2	1	0	1	1
Derek Bell, R (1, 9) OBP: 0.331, SLG: 0.452	x 0-0 S E 2-H 3-H 2B		x 0-0 2B 2B		SSS 0-3 ① K2-3		x 0-0 ② G6-3 1-2 3-H			4	2	2	3	0	1	1
Sean Berry, R (1, 5) OBP: 0.316, SLG: 0.486 Orlando Miller, R (6, 5) OBP: 0.306, SLG: 0.433	SSS 0-3 ① K 2-3		x 0-0 1B SF9 2-H 2B		x 0-0 ② G6-3		x 0-0 ③ G5-3			3 1	1 0	1 0	1 0	0 0	1 0	1 1
James Mouton, R (1, 8) OBP: 0.323, SLG: 0.322	SSS 0-3 ② K		x 0-0 ① G6-3		x 0-0 ③ G6-3			x 0-0 ① G6-3		4	0	0	0	0	1	2
Ricky Gutierrez, R (1, 6) OBP: 0.372, SLG: 0.353	x 0-0 E6 3-H		x 0-0 2-3 1B			x 0-0 ① F8		BBBB 4-0 SH1-4 1B BB		3	0	1	0	1	0	0
Randy Knorr, R (1, 2) OBP: 0.206, SLG: 0.220	SSS 0-3 ③ K		x 0-0 ② SF9 3-H			x 0-0 ② G6-3		x 0-0 SH1-4 1-2 1B		3	0	1	1	0	1	1
Darryl Kile, R (1, 1) OBP: 0.167, SLG: 0.217 Billy Wagner, L (9, 1)		SSS 0-3 ① K	x 0-0 ③ G4-3			x 0-0 ③ P3		x 0-0 ② SH1-4 1-2 2-3		3 0	0 0	0 0	0 0	0 0	1 0	1 0
Inning Stats	R: 4 H: 3 E: 1 LOB: 1 K: 3 BB: 1 S: 13 P: 17	R: 0 H: 0 E: 0 LOB: 1 K: 2 BB: 1 S: 7 P: 11	R: 2 H: 3 E: 0 LOB: 1 K: 0 BB: 0 S: 6 P: 6	R: 0 H: 0 E: 0 LOB: 0 K: 2 BB: 0 S: 7 P: 7	R: 0 H: 0 E: 0 LOB: 0 K: 1 BB: 0 S: 5 P: 5	R: 0 H: 0 E: 0 LOB: 0 K: 0 BB: 0 S: 3 P: 3	R: 1 H: 3 E: 0 LOB: 1 K: 0 BB: 0 S: 5 P: 5	R: 0 H: 1 E: 0 LOB: 2 K: 1 BB: 1 S: 6 P: 10		1B: 6 2B: 4 3B: 0 HR: 0	SF: 1 SAC: 1 DP: 0 HBP: 0					

PITCHER		IP	WLS	BF	H	R	ER	SO	BB	IBB	HBP	BLK	WP	HR	S	P	ERA	WHIP
Brad Woodall, L ERA: 19.29	(1, 1)	2.1	L	16	6	6	5	5	2	0	0	0	1	0	24	32	19.29	3.429
Mike Bielecki, R ERA: 2.88	(3, 1)	1.2		5	0	0	0	2	0	0	0	0	0	0	9	9	0.00	0.000
Terrell Wade, L ERA: 1.23	(5, 1)	2.0		6	0	0	0	1	0	0	0	0	0	0	8	8	0.00	0.000
Brad Clontz, R ERA: 4.01	(7, 1)	1.0		5	3	1	1	0	0	0	0	0	0	0	5	5	9.00	3.000
Pedro Borbon, L ERA: 3.0	(8, 1)	1.0		5	1	0	0	1	1	0	0	0	0	0	6	10	0.00	2.000

PITCHER	IP	WLS	BF	H	R	ER	SO	BB	IBB	HBP	BLK	WP	HR	S	P	ERA	WHIP

AB	32
R	7
H	10
RBI	6
BB	3
SO	9
LOB	10

1B: 6 SF: 1
2B: 4 SAC: 1
3B: 0 DP: 0
HR: 0 HBP: 0

WP: 1 PA: 37
PB: 0
SB: 2
CS: 1

Batter	1	2	3	4	5	6	7	8	9	AB	R	H	RBI	BB	SO	LOB
Marquis Grissom, R (1, 8) OBP: 0.338, SLG: 0.482	B B B B 4-0 S BB		X 0-0 G3-1 S 1B		X 0-0 ② P6		S B S B X 2-2 ③ L8 2-3			3	0	1	0	1	0	3
Mark Lemke, S (1, 4) OBP: 0.352, SLG: 0.340	C S 1 B S 1 SAFE 1-3 ① K 1-2		1 SAFE S B B X 1-1 ② G3-1 1-3		D B B B X 3-0 1B 2-3			X 0-0 ① G1-3		4	0	1	0	0	1	2
10 Chipper Jones, S (1, 5) OBP: 0.380, SLG: 0.526	B B B B 4-0 G4-6-3 BB		B B S B C S 3-3 ③ K		B B F F X 2-2 G3			B B B X 3-0 ② G4-3		3	0	0	0	1	1	3
Fred McGriff, L (1, 3) OBP: 0.359, SLG: 0.533	C C B X 1-2 ② ③ G4-6-3 1-2f			S C B B X 2-2 ① F7	F X 0-1 ① F7			C B B B X 3-1 ③ G4-3		4	0	0	0	0	0	2
Ryan Klesko, L (1, 7) OBP: 0.363, SLG: 0.576		C B S C 1-3 ① K		S B B B F B X 3-2 HR	C F C 0-3 ② K				S S B B X 2-2 G6-4-3 1B	4	1	2	1	0	2	0
Mark Whiten, S (1, 9) OBP: 0.361, SLG: 0.405		B X 1-0 ② G6-3		B S B C C 2-3 ② K	C B S F B F B X 3-2 G4-3				C C S 0-3 ① K	4	0	0	0	0	2	1
Eddie Pérez, R (1, 2) OBP: 0.351, SLG: 0.529 Pablo Martinez, S (7, PR) Javy Lopez, R (7, 2) OBP: 0.320, SLG: 0.471		B C F B F F X 2-2 2B	C F X 0-2 ③ G6-3				S S X 0-2 WP SH3-4 1B		F F X 0-2 ② ③ G6-4-3 1-2f	3 0 1	0 0 0	2 0 0	0 0 0	0 0 0	0 0 1	0 0 1
Rafael Belliard, R (1, 6) OBP: 0.186, SLG: 0.212		S C S 0-3 ③ K			L S S 0-3 ① K		1 SAFE 1 SAFE X 0-0 ① SH3-4 1-2			2	0	0	0	0	2	1
Greg Maddux, R (1, 1) OBP: 0.180, SLG: 0.149			B B C C F X 2-2 ① G4-3		F B X 1-1 1B 2B		B B S X 2-1 ② G5-3			3	0	1	0	0	0	2

Inning Stats	1	2	3	4	5	6	7	8	9
	R: 0 E: 0 K: 1 S: 6	H: 0 LOB: 1 BB: 2 P: 16	R: 0 E: 0 K: 2 S: 12	H: 1 LOB: 1 BB: 0 P: 16	R: 0 E: 0 K: 1 S: 10	H: 1 LOB: 1 BB: 0 P: 16	R: 1 E: 0 K: 1 S: 13	H: 1 LOB: 0 BB: 0 P: 20	R: 0 E: 0 K: 1 S: 10	H: 2 LOB: 2 BB: 0 P: 16	R: 0 E: 0 K: 1 S: 10	H: 0 LOB: 0 BB: 0 P: 13	R: 0 E: 0 K: 0 S: 9	H: 1 LOB: 2 BB: 0 P: 13	R: 0 E: 0 K: 0 S: 4	H: 0 LOB: 0 BB: 0 P: 10	R: 0 E: 0 K: 1 S: 9	H: 1 LOB: 0 BB: 0 P: 11

1B: 4	SF: 0
2B: 2	SAC: 1
3B: 0	DP: 2
HR: 1	HBP: 0

WP: 1	PA: 34
PB: 0	
SB: 2	
CS: 0	

PITCHER		IP	WLS	BF	H	R	ER	SO	BB	IBB	HBP	BLK	WP	HR	S	P	ERA	WHIP
Donne Wall, R ERA: 3.92	(1, 1)	8.0		31	6	1	1	7	2	0	0	0	1	1	74	120	1.12	1.000
Billy Wagner, L ERA: 2.7	(9, 1)	1.0	W	3	1	0	0	1	0	0	0	0	0	0	9	11	0.00	1.000

PITCHER		IP	WLS	BF	H	R	ER	SO	BB	IBB	HBP	BLK	WP	HR	S	P	ERA	WHIP

TOP

Atlanta Braves @ Houston Astros

Astrodome, Houston, TX

Sat Jul 20 1996, 8:05 PM EDT

Att. 49,674 - Dome - 72 F

livebaseballscorecards.com

AB	31
R	1
H	7
RBI	1
BB	2
SO	8
LOB	15

BOTTOM

Atlanta Braves @ Houston Astros

Astrodome, Houston, TX

Sat Jul 20 1996, 8:05 PM EDT

Att. 49,674 - Dome - 72 F

Batter	1	2	3	4	5	6	7	8	9	AB	R	H	RBI	BB	SO	LOB
John Cangelosi, S (1, 8) OBP: 0.410, SLG: 0.390	C B X 1-1 G4-3 ①		X 0-0 F7 ②			B C B X 2-1 G6-3 ②			X 0-0 B3 ① 1-2	4	0	0	0	0	0	1
Craig Biggio, R (1, 4) OBP: 0.395, SLG: 0.437	F X 0-1 5 1B FC4-6 1B		B B S S B C X 3-2 F9 ③			C X 0-1 G5-3 ③			C F D X 1-2 G4-3 ② 2-3	4	1	1	0	0	0	2
5 Jeff Bagwell, R (1, 3) OBP: 0.449, SLG: 0.595	B 1 S X SAFE 1-1 FC4-6 1-3 1B			C B F B B X 3-2 G4-3 ①			B B C B X 3-1 F8 ①		I I I I 4-0 1B DI IBB	3	0	1	0	1	0	0
Derek Bell, R (1, 9) OBP: 0.330, SLG: 0.450	X 0-0 FC4-6 S ② 1-2f 3-H			B B S X 2-1 G5-3 ②			F X 0-1 G4-3 ②		C B B F X 2-2 1-3 3-H 1B	4	0	1	2	0	0	1
Derrick May, L (1, 7) OBP: 0.332, SLG: 0.420	C 1 S B X SAFE 1-2 G3-1 ③ 1-2			B F B X 2-1 F9 ③			C B S X 1-2 G6-3 ③			3	0	0	0	0	0	1
Orlando Miller, R (1, 6) OBP: 0.303, SLG: 0.429		C S B F C 1-3 K ①			X 0-0 G6-3 ①			C C S 0-3 K ①		3	0	0	0	0	2	0
Bill Spiers, L (1, 5) OBP: 0.277, SLG: 0.368		C S X 0-2 G4-3 ②			B S S S B S 2-3 K ②			S B C B S 2-3 K ②		3	0	0	0	0	2	0
Rick Wilkins, L (1, 2) OBP: 0.334, SLG: 0.339		C F B F C 1-3 K ③			B F X 1-1 G1-3 ③			X 0-0 P5 ③		3	0	0	0	0	1	0
Donne Wall, R (1, 1) OBP: 0.250, SLG: 0.192			C B S S X 1-2 G6-3 ①			L X 0-1 G5-3 ①			B F B X 2-1 G4-3 E 1B 1B	2	0	0	0	0	0	0
Billy Wagner, L (9, 1)										0	0	0	0	0	0	0
Sean Berry, R (9, PH) OBP: 0.319, SLG: 0.488										1	0	1	0	0	0	0
James Mouton, R (9, PR) OBP: 0.323, SLG: 0.322										0	1	0	0	0	0	0
Inning Stats	R: 1 H: 2 E: 0 LOB: 1 K: 0 BB: 0 S: 10 P: 13	R: 0 H: 0 E: 0 LOB: 0 K: 2 BB: 0 S: 11 P: 13	R: 0 H: 0 E: 0 LOB: 0 K: 0 BB: 0 S: 7 P: 11	R: 0 H: 0 E: 0 LOB: 0 K: 0 BB: 0 S: 7 P: 14	R: 0 H: 0 E: 0 LOB: 0 K: 1 BB: 0 S: 6 P: 9	R: 0 H: 0 E: 0 LOB: 0 K: 0 BB: 0 S: 6 P: 8	R: 0 H: 0 E: 0 LOB: 0 K: 0 BB: 0 S: 7 P: 11	R: 0 H: 0 E: 0 LOB: 0 K: 2 BB: 0 S: 7 P: 9	R: 1 H: 2 E: 1 LOB: 2 K: 0 BB: 1 S: 9 P: 18	1B: 4 SF: 0 2B: 0 SAC: 0 3B: 0 DP: 0 HR: 0 HBP: 0						

livebaseballscorecards.com

AB	30
R	2
H	4
RBI	2
BB	1
SO	5
LOB	5

WP: 0 PA: 31
PB: 0
SB: 1
CS: 0

PITCHER		IP	WLS	BF	H	R	ER	SO	BB	IBB	HBP	BLK	WP	HR	S	P	ERA	WHIP
Greg Maddux, R ERA: 2.83	(1, 1)	8.2	L	31	4	2	2	5	0	1	0	0	0	0	70	106	2.08	0.462

PITCHER	IP	WLS	BF	H	R	ER	SO	BB	IBB	HBP	BLK	WP	HR	S	P	ERA	WHIP

Batter	1	2	3	4	5	6	7	8	9	10	AB	R	H	RBI	BB	SO	LOB
Marquis Grissom, R (1, 8) OBP: 0.334, SLG: 0.476	F8	G3			G6-3		G6-3		F8		5	0	0	0	0	0	2
Mark Lemke, S (1, 4) OBP: 0.352, SLG: 0.341	1B; 10 BB; 1B		G1-3		10 BB; 1B		P6			F9	5	1	2	0	0	0	0
10 Chipper Jones, S (1, 5) OBP: 0.383, SLG: 0.533	SAFE; 1B; 1B; 1-2; BB		E6		1-2; BB			HR		K	3	2	1	1	2	1	0
Fred McGriff, L (1, 3) OBP: 0.360, SLG: 0.530	1B; 1-2; 2-3; 1B		F8		K			K		BB	4	0	1	0	1	2	3
Ryan Klesko, L (1, 7) OBP: 0.362, SLG: 0.575	K		F7			G5-3; 2B		K		K2-3	4	0	1	0	0	2	4
Mark Wohlers, R (8, 1)											0	0	0	0	0	0	0
Mike Mordecai, R (10, PH) OBP: 0.286, SLG: 0.275											1	0	0	0	0	1	1
Greg McMichael, R (10, 1)											0	0	0	0	0	0	0
Brad Clontz, R (10, 1)											0	0	0	0	0	0	0
Mark Whiten, S (1, 9) OBP: 0.360, SLG: 0.403	CS; 1-3; 2-H; 3-H; 1B			G6-3		G5-3; 2-3		K			4	0	1	2	0	1	1
Javy Lopez, R (1, 2) OBP: 0.319, SLG: 0.468	SAFE; CS; 1-2	G3-1; G4-3; 1B		K		G5-3			F8		4	0	1	0	0	1	1
Rafael Belliard, R (1, 6) OBP: 0.181, SLG: 0.206		G4-3; 1-2	K2-3			G3			K		3	0	0	0	0	1	2
Dwight Smith, L (9, PH) OBP: 0.289, SLG: 0.330											1	0	0	0	0	1	0
Ed Giovanola, L (9, 6) OBP: 0.308, SLG: 0.261											0	0	0	0	0	0	0
Tom Glavine, L (1, 1) OBP: 0.356, SLG: 0.357		G3-1; 2-3			F7		K		1B		3	0	0	0	0	1	1
Jermaine Dye, R (8, 7) OBP: 0.339, SLG: 0.500											1	0	1	0	0	0	0
Inning Stats	R: 2 E: 0 K: 1 S: 16 H: 3 LOB: 1 BB: 1 P: 27	R: 0 E: 0 K: 0 S: 4 H: 1 LOB: 1 BB: 0 P: 4	R: 0 E: 1 K: 0 S: 7 H: 0 LOB: 1 BB: 0 P: 12	R: 0 E: 0 K: 2 S: 7 H: 0 LOB: 0 BB: 0 P: 11	R: 0 E: 0 K: 1 S: 6 H: 1 LOB: 2 BB: 1 P: 10	R: 0 E: 0 K: 0 S: 7 H: 1 LOB: 1 BB: 0 P: 10	R: 0 E: 0 K: 1 S: 8 H: 0 LOB: 0 BB: 0 P: 13	R: 1 E: 0 K: 3 S: 14 H: 1 LOB: 0 BB: 0 P: 22	R: 0 E: 0 K: 1 S: 6 H: 1 LOB: 1 BB: 0 P: 9	R: 0 E: 0 K: 2 S: 11 H: 0 LOB: 1 BB: 1 P: 19	1B: 6 2B: 1 3B: 0 HR: 1	SF: 0 SAC: 0 DP: 0 HBP: 0					

PITCHER		IP	WLS	BF	H	R	ER	SO	BB	IBB	HBP	BLK	WP	HR	S	P	ERA	WHIP
Doug Drabek, R ERA: 4.81	(1, 1)	7.1		31	7	3	3	6	2	0	0	0	0	1	62	100	3.68	1.227
Alvin Morman, L ERA: 5.34	(8, 1)	0.2		2	0	0	0	2	0	0	0	0	0	0	7	9	0.00	0.000
Xavier Hernandez, R ERA: 5.32	(9, 1)	2.0	W	8	1	0	0	3	1	0	0	0	0	0	17	28	0.00	1.000

PITCHER	IP	WLS	BF	H	R	ER	SO	BB	IBB	HBP	BLK	WP	HR	S	P	ERA	WHIP

TOP

Atlanta Braves @ Houston Astros

Astrodome, Houston, TX

Sun Jul 21 1996, 4:33 AM EDT

Att. 45,561 - Dome - 68 F

livebaseballscorecards.com

AB	38
R	3
H	8
RBI	3
BB	3
SO	11
LOB	15

1B: 6 SF: 0
2B: 1 SAC: 0
3B: 0 DP: 0
HR: 1 HBP: 0

WP: 0 PA: 42
PB: 0
SB: 0
CS: 1

Atlanta Braves @ Houston Astros

Astrodome, Houston, TX

Sun Jul 21 1996, 4:33 AM EDT

Att. 45,561 - Dome - 68 F

livebaseballscorecards.com

Batter	1	2	3	4	5	6	7	8	9	10	AB	R	H	RBI	BB	SO	LOB
James Mouton, R (1, 8) OBP: 0.330, SLG: 0.322	BBBB 4-0 FC4-6 BB		BCBFBC 3-3 ② K		BFBX 2-1 ③ G6-3			X 0-0 2B SF9 1B		BBBCB 4-1 5 BB 1B BB	3	2	1	0	2	1	0
Craig Biggio, R (1, 4) OBP: 0.397, SLG: 0.441	X 0-0 ① FC4-6 5 1B 1-2f		CX 0-1 ③ G4-3			X 0-0 5 2B 1B		1 SAFE B 1 SAFE BC 1 SAFE X 2-1 SF9 1-3 2B		1 SAFE 1 SAFE CX 0-1 1B 5 BB 1-2 1B	5	0	3	0	0	0	1
5 Jeff Bagwell, R (1, 3) OBP: 0.453, SLG: 0.599	X 0-0 1-2 1B			FBCFBBFFF 3-2 F X G4-3 ①		X 0-0 ① 1-H 2B		I I I I 4-0 IBB		FBBBBFB 4-2 1B 1-2 2-3 BB	3	0	2	0	2	0	0
Derek Bell, R (1, 9) OBP: 0.329, SLG: 0.448	X 0-0 ② P4			BSCBX 2-2 ② G1-3		X 0-0 ② G4-3		X 0-0 ② SF9 2-3 3-H		X 0-0 1B 1-2 2-3 3-H	4	0	1	2	0	0	3
Sean Berry, R (1, 5) OBP: 0.318, SLG: 0.485 Xavier Hernandez, L (9, 1)	X 0-0 ③ P4			SFBFX 1-2 HR 1B		X 0-0 ③ G3		CFS 0-3 ③ K			4	1	1	0	0	1	5
											0	0	0	0	0	0	0
Mike Simms, R (1, 7) OBP: 0.228, SLG: 0.283 Bill Spiers, L (9, 5) OBP: 0.274, SLG: 0.364		CFX 0-2 ① P3		BSCX 1-2 1-H HR			CSBC 1-3 ① K		X 0-0 ① F7		3	1	1	2	0	1	0
											1	0	0	0	0	0	0
Ricky Gutierrez, R (1, 6) OBP: 0.364, SLG: 0.344		CFX 0-2 ② G4-3		X 0-0 ③ L4			CBFX 1-2 ② G5-3		FBBFFX 1-2 ② G5-3		4	0	0	0	0	0	0
Randy Knorr, R (1, 2) OBP: 0.197, SLG: 0.210 Rick Wilkins, L (9, PH) OBP: 0.333, SLG: 0.337 (10, 2)		CSFBBS 1-3 ③ K			X 0-0 ① F8		BCX 1-1 ③ G6-3		SFFBBS 1-3 ③ K2-3		3	0	0	0	0	1	0
											1	0	0	0	0	1	0
Doug Drabek, R (1, 1) OBP: 0.206, SLG: 0.235 Alvin Morman, L (8, 1) John Cangelosi, S (8, PH) OBP: 0.406, SLG: 0.385 (9, 7)			SBX 1-1 ① L1-3		FBFC 1-3 ② K			CCBC 1-3 ① K		BCX 1-1 ① G6-3	2	0	0	0	0	1	0
											0	0	0	0	0	0	0
											2	0	0	0	0	1	0
Inning Stats	R: 0 H: 1 E: 0 LOB: 2 K: 0 BB: 1 S: 4 P: 8	R: 0 H: 0 E: 0 LOB: 0 K: 1 BB: 0 S: 10 P: 11	R: 0 H: 0 E: 0 LOB: 0 K: 1 BB: 0 S: 7 P: 11	R: 2 H: 2 E: 0 LOB: 0 K: 0 BB: 0 S: 19 P: 26	R: 0 H: 0 E: 0 LOB: 0 K: 1 BB: 0 S: 6 P: 9	R: 0 H: 2 E: 0 LOB: 1 K: 0 BB: 0 S: 4 P: 4	R: 0 H: 0 E: 0 LOB: 0 K: 1 BB: 0 S: 8 P: 11	R: 1 H: 2 E: 0 LOB: 2 K: 2 BB: 1 S: 10 P: 17	R: 0 H: 0 E: 0 LOB: 0 K: 1 BB: 0 S: 9 P: 11	R: 1 H: 2 E: 0 LOB: 3 K: 0 BB: 2 S: 8 P: 17	1B: 6 2B: 2 3B: 0 HR: 1	SF: 1 SAC: 0 DP: 0 HBP: 0		WP: 0 PB: 0 SB: 0 CS: 0	PA: 40			

BOTTOM

AB	35
R	4
H	9
RBI	4
BB	4
SO	7
LOB	9

PITCHER		IP	WLS	BF	H	R	ER	SO	BB	IBB	HBP	BLK	WP	HR	S	P	ERA	WHIP
Tom Glavine, L ERA: 2.59	(1, 1)	7.1		30	7	3	3	5	1	1	0	0	0	1	64	93	3.68	1.091
Mark Wohlers, R ERA: 2.66	(8, 1)	1.2		5	0	0	0	2	0	0	0	0	0	0	13	15	0.00	0.000
Greg McMichael, R ERA: 3.79	(10, 1)	0.1	L	3	1	1	1	0	1	0	0	0	0	0	5	10	27.00	6.000
Brad Clontz, R ERA: 4.01	(10, 1)	0.0		2	1	0	0	0	1	0	0	0	0	0	3	7	∞	∞

PITCHER		IP	WLS	BF	H	R	ER	SO	BB	IBB	HBP	BLK	WP	HR	S	P	ERA	WHIP

Batter	1	2	3	4	5	6	7	8	9	AB	R	H	RBI	BB	SO	LOB
Marquis Grissom, R (1, 8) OBP: 0.330, SLG: 0.470	X 0-0 ① F9		B B F F B F F C 3-3 ① K	F X 0-1 ② G4-3 1-2 3-H		X 0-0 ③ F8		B C S X 1-2 ② G6-3		5	0	0	1	0	1	1
Mark Lemke, S (1, 4) OBP: 0.353, SLG: 0.346	B C B B C X 3-2 10 BB 1B		X 0-0 ② G1-3	X 0-0 ③ G6-3			B X 1-0 1B 2B	B S B B C X 3-2 ③ F8		5	1	2	0	0	0	1
10 Chipper Jones, S (1, 5) OBP: 0.386, SLG: 0.532	C D B B B 4-1 1-2 BB		C X 0-1 1B		C C B B B F F B 4-2 L8-4-3 BB		D C S F F C 1-3 ① K		C B X 1-1 ① F9	3	0	1	0	2	1	1
Fred McGriff, L (1, 3) OBP: 0.360, SLG: 0.527	S F B D C 2-3 ② K		B X 1-0 ③ G6-3		B S C F X 1-2 ① ② L8-4-3 1-2		B B X 2-0 2-H 1B		B B S B B 4-1 BB	4	0	1	1	1	1	4
Ryan Klesko, L (1, 7) OBP: 0.360, SLG: 0.570	B C B S X 2-2 ③ F7			B B B C F F X 3-2 1B WP 1B	B X 1-0 ③ F7		D B S B X 3-1 ② P6		1 SAFE F B S F S 1-3 ② K	5	1	1	0	0	1	4
Jermaine Dye, R (1, 9) OBP: 0.342, SLG: 0.491		B B B B 4-0 G6-3 BB	C S X 0-2 WP 1-3 1B			B B X 2-0 ① G6-3	B S B S X 2-2 ③ L9		X 0-0 ③ P4	4	1	1	0	1	0	2
Eddie Pérez, R (1, 2) OBP: 0.347, SLG: 0.527		C B X 1-1 ① G6-3 1-2	B S B X 2-1 ① G5-3 1-2 3-H			B C X 1-1 HR 2B		B F B X 2-1 ① G5-3		4	1	1	0	0	0	2
Rafael Belliard, R (1, 6) OBP: 0.179, SLG: 0.204	S X 0-1 ② F7		B B B C C B 4-2 1B G4-3 BB			S F B X 1-2 ② L9		L B C F F F F B X 2-2 HR 1B		1	0	0	0	0	0	1
Ed Giovanola, L (4, PH) OBP: 0.345, SLG: 0.280 (4, 6)										2	2	1	0	1	0	1
Brad Woodall, S (1, 1)	B B C X 2-1 ③ G4-3		B D B C C 2 SAFE X 3-2 G4-3 1-3 2-H 1B			C B B B C X 3-2 2-H HR		B F F F F B X 2-2 1-H HR		1	0	0	0	0	0	1
Dwight Smith, L (4, PH) OBP: 0.295, SLG: 0.336										1	0	1	1	0	0	0
Mike Bielecki, R (4, 1)										0	0	0	0	0	0	0
Mark Whiten, S (6, PH) OBP: 0.382, SLG: 0.418										1	1	1	2	0	0	0
Greg McMichael, R (6, 1)										0	0	0	0	0	0	0
Javy Lopez, R (8, PH) OBP: 0.321, SLG: 0.480										1	1	1	2	0	0	0
Brad Clontz, R (8, 1)										0	0	0	0	0	0	0
Mark Wohlers, R (9, 1)										0	0	0	0	0	0	0
Inning Stats	R: 0 E: 0 K: 1 S: 11 H: 1 LOB: 2 BB: 1 P: 22	R: 0 E: 0 K: 0 S: 6 H: 0 LOB: 1 BB: 1 P: 13	R: 0 E: 0 K: 1 S: 9 H: 1 LOB: 1 BB: 0 P: 13	R: 3 E: 0 K: 0 S: 17 H: 3 LOB: 1 BB: 1 P: 29	R: 0 E: 0 K: 0 S: 9 H: 0 LOB: 0 BB: 1 P: 15	R: 2 E: 0 K: 0 S: 10 H: 2 LOB: 0 BB: 0 P: 17	R: 1 E: 0 K: 1 S: 12 H: 2 LOB: 1 BB: 0 P: 21	R: 2 E: 0 K: 0 S: 19 H: 2 LOB: 0 BB: 0 P: 29	R: 0 E: 0 K: 1 S: 8 H: 0 LOB: 1 BB: 1 P: 14							

PITCHER		IP	WLS	BF	H	R	ER	SO	BB	IBB	HBP	BLK	WP	HR	S	P	ERA	WHIP
Andy Benes, R ERA: 4.3	(1, 1)	6.0		28	7	5	5	2	4	0	0	0	1	1	62	109	7.50	1.833
Jeff Parrett, R ERA: 4.25	(7, 1)	0.0		1	1	1	1	0	0	0	0	0	0	0	1	2	∞	∞
Tony Fossas, L ERA: 3.14	(7, 1)	0.2		3	1	0	0	1	0	0	0	0	0	0	8	14	0.00	1.500
T.J. Mathews, R ERA: 2.89	(7, 1)	1.1	L	6	2	2	2	0	0	0	0	0	0	1	22	34	13.50	1.500
Rick Honeycutt, L ERA: 3.19	(9, 1)	1.0		4	0	0	0	1	1	0	0	0	0	0	8	14	0.00	1.000

PITCHER	IP	WLS	BF	H	R	ER	SO	BB	IBB	HBP	BLK	WP	HR	S	P	ERA	WHIP

TOP

Atlanta Braves @ St. Louis Cardinals

Busch Stadium, St. Louis, MO

Mon Jul 22 1996, 7:05 PM CDT

Att. 36,215 - Unknown - 76 F

livebaseballscorecards.com

AB	37
R	8
H	11
RBI	7
BB	5
SO	4
LOB	18

1B: 7 SF: 0
2B: 3 SAC: 0
3B: 0 DP: 1
HR: 2 HBP: 0

WP: 1 PA: 42
PB: 0
SB: 0
CS: 0

Atlanta Braves @ St. Louis Cardinals

Busch Stadium, St. Louis, MO

Mon Jul 22 1996, 7:05 PM CDT

Att. 36,215 - Unknown - 76 F

BOTTOM

livebaseballscorecards.com

Batter	1	2	3	4	5	6	7	8	9	AB	R	H	RBI	BB	SO	LOB
Royce Clayton, R (1, 6) OBP: 0.338, SLG: 0.383	K 2-3 ①	1B 0-0 2B		G4-3 2-2 ③			FC3-6 0-2 1B		G4-3 0-1 ③ 1-2	5	1	2	0	0	1	2
Willie McGee, S (1, 8) OBP: 0.344, SLG: 0.404	G4-3 0-1 ②	1B 2-H 1-2 ③			1B SF9 1-1 1B		FC3-6 G4-3 1-2f 0-0 ①			4	1	2	1	0	0	1
Ron Gant, R (1, 7) OBP: 0.394, SLG: 0.558	HR 0-2		G1-3 1-0 ①		E 1-3 3-2 1B		G4-3 1-2f 1 SAFE C 1 SAFE S 1 SAFE 1 SAFE 1-2 ②③			4	1	2	1	0	0	1
Brian Jordan, R (1, 9) OBP: 0.349, SLG: 0.518	S HR 1-0 2B		K 1-3 ②		SF9 1-2 3-H 2-1 ①			L4 1-2 ①		3	1	1	1	0	1	0
Gary Gaetti, R (1, 5) OBP: 0.315, SLG: 0.427	2-H HR 2-2		1B 1-1		L8 0-2 ②			G6-3 0-0 ②		4	1	2	2	0	0	1
Tom Pagnozzi, R (1, 2) OBP: 0.319, SLG: 0.441	F9 3-2 ③		1 SAFE F K 0-3 ③		K 3-3 ③			1-3 ③		4	0	0	0	0	3	2
John Mabry, L (1, 3) OBP: 0.371, SLG: 0.468		SF8 2-0 3B		L5 0-0 ①		G3-1 1-1 ①			G3-1 1-2 ①	4	1	1	0	0	0	0
Mike Gallego, R (1, 4) OBP: 0.244, SLG: 0.225 Ozzie Smith, S (9, PH) OBP: 0.361, SLG: 0.355		G5-3 1-1 ①		F8 2-2 ②		K 1-3 ②			G2-3 2-2 ②	3 1	0 0	0 0	0 0	1 0	1 0	1 0
Andy Benes, R (1, 1) OBP: 0.133, SLG: 0.182 Mark Sweeney, L (6, PH) OBP: 0.373, SLG: 0.392 Jeff Parrett, R (7, 1) Tony Fossas, L (7, 1) T.J. Mathews, R (7, 1) Rick Honeycutt, L (9, 1) Ray Lankford, L (9, PH) OBP: 0.370, SLG: 0.543		SF8 3-H 1-0 ②		1B 3-2		G4-3 1-2 ③			K DI 1-3	1 1 0 0 0 0 0 1	0 0 0 0 0 0 0 0	1 0 0 0 0 0 0 0	1 0 0 0 0 0 0 0	0 0 0 0 0 0 0 1	0 0 0 0 0 0 0 0	0 0 0 0 0 0 0 0
Inning Stats	R: 3 E: 0 K: 1 S: 16 H: 3 LOB: 0 BB: 0 P: 24	R: 2 E: 0 K: 0 S: 8 H: 3 LOB: 1 BB: 0 P: 13	R: 0 E: 0 K: 2 S: 9 H: 1 LOB: 1 BB: 0 P: 12	R: 0 E: 0 K: 0 S: 15 H: 1 LOB: 1 BB: 0 P: 22	R: 1 E: 1 K: 1 S: 18 H: 2 LOB: 1 BB: 0 P: 27	R: 0 E: 0 K: 0 S: 8 H: 0 LOB: 0 BB: 0 P: 11	R: 0 E: 0 K: 0 S: 8 H: 1 LOB: 0 BB: 0 P: 9	R: 0 E: 0 K: 1 S: 7 H: 0 LOB: 0 BB: 0 P: 9	R: 0 E: 0 K: 1 S: 14 H: 0 LOB: 1 BB: 0 P: 18	1B: 6 2B: 2 3B: 1 HR: 2	SF: 2 SAC: 0 DP: 1 HBP: 0	WP: 1 PB: 0 SB: 1 CS: 0	PA: 37			

	AB	R	H	RBI	BB	SO	LOB
AB	35						
R	6						
H	11						
RBI	6						
BB	0						
SO	7						
LOB	8						

PITCHER		IP	WLS	BF	H	R	ER	SO	BB	IBB	HBP	BLK	WP	HR	S	P	ERA	WHIP
Brad Woodall, L ERA: 16.88	(1, 1)	3.0		15	7	5	5	3	0	0	0	0	0	2	33	49	15.00	2.333
Mike Bielecki, R ERA: 2.97	(4, 1)	2.0		9	3	1	1	1	0	0	0	0	0	0	33	49	4.50	1.500
Greg McMichael, R ERA: 3.65	(6, 1)	2.0	W	6	1	0	0	1	0	0	0	0	0	0	16	20	0.00	0.500
Brad Clontz, R ERA: 3.93	(8, 1)	1.0		3	0	0	0	1	0	0	0	0	0	0	7	9	0.00	0.000
Mark Wohlers, R ERA: 2.61	(9, 1)	1.0	S	4	0	0	0	1	0	0	0	0	1	0	14	18	0.00	0.000

PITCHER	IP	WLS	BF	H	R	ER	SO	BB	IBB	HBP	BLK	WP	HR	S	P	ERA	WHIP

Batter	1	2	3	4	5	6	7	8	9	AB	R	H	RBI	BB	SO	LOB
Marquis Grissom, R (1, 8) OBP: 0.332, SLG: 0.477	G1-3		HR		1B		E6			4	2	2	1	0	0	0
Mark Lemke, S (1, 4) OBP: 0.352, SLG: 0.343	L4		G4-3		SF7		BB			2	0	0	1	1	0	0
10 Chipper Jones, S (1, 5) OBP: 0.387, SLG: 0.539	HR		G4-3		1B		K			4	1	2	1	0	1	2
Fred McGriff, L (1, 3) OBP: 0.361, SLG: 0.526	1B		BB		L6			F9		3	0	1	0	1	0	1
Ryan Klesko, L (1, 7) OBP: 0.358, SLG: 0.569	2B		F8			P6		K		4	0	1	0	0	1	1
Jermaine Dye, R (1, 9) OBP: 0.345, SLG: 0.491 Mark Whiten, S (4, 9) OBP: 0.359, SLG: 0.414	L7			G4-6-3 1B		K		F7		2 2	0 0	1 0	0 0	0 0	0 1	2 0
Javy Lopez, R (1, 2) OBP: 0.320, SLG: 0.477		F8		G4-6-3 1-2f		1B			F9	4	0	1	0	0	0	1
Rafael Belliard, R (1, 6) OBP: 0.173, SLG: 0.196		G6-3		G6-3		L6			G1-3	4	0	0	0	0	0	1
29 John Smoltz, R (1, 1) OBP: 0.255, SLG: 0.275 Dwight Smith, L (9, PH) OBP: 0.293, SLG: 0.333 Mark Wohlers, R (9, 1)		L9			G4-3		G6-3		L7	3 1 0	0 0 0	0 0 0	0 0 0	0 0 0	0 0 0	0 0 0
Inning Stats	R: 1 E: 0 K: 0 S: 16 H: 3 LOB: 2 BB: 0 P: 27	R: 0 E: 0 K: 0 S: 6 H: 0 LOB: 0 BB: 0 P: 7	R: 1 E: 0 K: 0 S: 12 H: 1 LOB: 1 BB: 1 P: 21	R: 0 E: 0 K: 0 S: 6 H: 1 LOB: 0 BB: 0 P: 8	R: 1 E: 0 K: 0 S: 10 H: 2 LOB: 1 BB: 0 P: 18	R: 0 E: 0 K: 1 S: 7 H: 1 LOB: 1 BB: 0 P: 9	R: 0 E: 1 K: 1 S: 9 H: 0 LOB: 1 BB: 1 P: 18	R: 0 E: 0 K: 1 S: 6 H: 0 LOB: 0 BB: 0 P: 9	R: 0 E: 0 K: 0 S: 4 H: 0 LOB: 0 BB: 0 P: 7	1B: 5 2B: 1 3B: 0 HR: 2 SF: 1 SAC: 0 DP: 1 HBP: 0						

PITCHER	IP	WLS	BF	H	R	ER	SO	BB	IBB	HBP	BLK	WP	HR	S	P	ERA	WHIP
Todd Stottlemyre, R (1, 1) ERA: 3.87	9.0	L	36	8	3	3	3	2	0	0	0	0	2	76	124	3.00	1.111

PITCHER	IP	WLS	BF	H	R	ER	SO	BB	IBB	HBP	BLK	WP	HR	S	P	ERA	WHIP

TOP

Atlanta Braves @ St. Louis Cardinals

Busch Stadium, St. Louis, MO

Tue Jul 23 1996, 7:05 PM CDT

Att. 35,520 - Unknown - 88 F

livebaseballscorecards.com

AB	33
R	3
H	8
RBI	3
BB	2
SO	3
LOB	8

Batter	1	2	3	4	5	6	7	8	9	AB	R	H	RBI	BB	SO	LOB
Ozzie Smith, S (1, 6) OBP: 0.358, SLG: 0.347	B B B C B 4-1 S S G4-3 BB		B X 1-0 ① F8		B B C X 2-1 ② G5-3		X 0-0 ③ G1-3			3	1	0	0	1	0	0
Ray Lankford, L (1, 8) OBP: 0.366, SLG: 0.536	B C F B 1 D F S SAFE 3-3 ① K 1-2		F B B F X 2-2 ② F8		B F F F S 1-3 ③ K2-3			X 0-0 ① G4-3		4	0	0	0	0	2	1
Ron Gant, R (1, 7) OBP: 0.392, SLG: 0.550	C B D D B 4-1 G4-3 S BB		C S B S 1-3 ③ K			S S B B B X 3-2 ① F8		B B C S S 2-3 ② K		3	0	0	0	1	2	0
Brian Jordan, R (1, 9) OBP: 0.345, SLG: 0.511	B B S X 2-1 ② G4-3 1-3 2-H			S B B X 2-1 ① G6-3		C F X 0-2 ② F9		S T X 0-2 ③ G1-3		4	0	0	1	0	0	1
John Mabry, L (1, 3) OBP: 0.370, SLG: 0.465	F C B B S 2-3 ③ K			B X 1-0 ② G4-3		F X 0-1 1B 1B			B B X 2-0 ① G6-3	4	0	1	0	0	1	1
Gary Gaetti, R (1, 5) OBP: 0.317, SLG: 0.428		F S S 0-3 ① K		C S B B X 2-2 2B 1B		F F X 0-2 1-2 1B			C B F B S 2-3 ② K	4	1	2	0	0	2	0
Danny Sheaffer, R (1, 2) OBP: 0.318, SLG: 0.407 Willie McGee, S (9, PH) OBP: 0.342, SLG: 0.402		B X 1-0 2B		B X 1-0 1-H 2B		B C C B S 2-3 ③ K			B F F S 1-3 ③ K	3 1	0 0	2 0	1 0	0 0	1 1	2 0
Mike Gallego, R (1, 4) OBP: 0.227, SLG: 0.209		S B B F F F X 2-2 ② G1-3		X 0-0 ③ F8			C B C B X 2-2 ① P3			3	0	0	0	0	0	2
Todd Stottlemyre, L (1, 1) OBP: 0.327, SLG: 0.239		C B F S 1-3 ③ K			S B S B C 2-3 ① K		B C C B B C 3-3 ② K			3	0	0	0	0	3	1
Inning Stats	R: 1 H: 0 E: 0 LOB: 1 K: 2 BB: 2 S: 11 P: 26	R: 0 H: 1 E: 0 LOB: 1 K: 2 BB: 0 S: 12 P: 16	R: 0 H: 0 E: 0 LOB: 0 K: 1 BB: 0 S: 7 P: 11	R: 1 H: 2 E: 0 LOB: 1 K: 0 BB: 0 S: 8 P: 14	R: 0 H: 0 E: 0 LOB: 0 K: 2 BB: 0 S: 9 P: 14	R: 0 H: 2 E: 0 LOB: 2 K: 1 BB: 0 S: 14 P: 19	R: 0 H: 0 E: 0 LOB: 0 K: 1 BB: 0 S: 7 P: 12	R: 0 H: 0 E: 0 LOB: 0 K: 1 BB: 0 S: 7 P: 9	R: 0 H: 0 E: 0 LOB: 0 K: 2 BB: 0 S: 7 P: 12							

PITCHER	IP	WLS	BF	H	R	ER	SO	BB	IBB	HBP	BLK	WP	HR	S	P	ERA	WHIP
29 John Smoltz, R (1, 1) ERA: 2.88	8.0	W	31	5	2	2	10	2	0	0	0	0	0	75	121	2.25	0.875
Mark Wohlers, R (9, 1) ERA: 2.55	1.0	S	3	0	0	0	2	0	0	0	0	0	0	7	12	0.00	0.000

PITCHER	IP	WLS	BF	H	R	ER	SO	BB	IBB	HBP	BLK	WP	HR	S	P	ERA	WHIP

BOTTOM

Atlanta Braves @ St. Louis Cardinals

Busch Stadium, St. Louis, MO

Tue Jul 23 1996, 7:05 PM CDT

Att. 35,520 - Unknown - 88 F

livebaseballscorecards.com

AB	32
R	2
H	5
RBI	2
BB	2
SO	12
LOB	8

1B: 3	SF: 0	WP: 0	PA: 34
2B: 2	SAC: 0	PB: 0	
3B: 0	DP: 0	SB: 3	
HR: 0	HBP: 0	CS: 0	

Batter	1	2	3	4	5	6	7	8	9	AB	R	H	RBI	BB	SO	LOB
Marquis Grissom, R (1, 8) OBP: 0.331, SLG: 0.474	B B F X 2-1 ① F8		B B B C X 3-1 ② FC5-4 FC4-6 1-2f		B B F F B F B 4-2 1B BB		F X 0-1 ② G6-3			3	0	0	0	1	0	2
Mark Lemke, S (1, 4) OBP: 0.351, SLG: 0.342	F B B X 2-1 ② G4-3		S 1 SAFE P 1 SAFE 1 SAFE X 1-1 ③ FC4-6 1-2f		B B X 2-0 1-3 2-H 1B		C X 0-1 ③ G3-1			4	0	1	1	0	0	2
10 Chipper Jones, S (1, 5) OBP: 0.383, SLG: 0.534	C B X 1-1 ③ F7			B B X 2-0 ① G3	C B B X 2-1 ③ F8			C B F B S 2-3 ① K		4	0	0	0	0	1	2
Fred McGriff, L (1, 3) OBP: 0.358, SLG: 0.520		S B B X 2-1 ① G4-3		S C B B B X 3-2 ② F7		X 0-0 ① G4-3		F B F B F S 2-3 ② K		4	0	0	0	0	1	0
Ryan Klesko, L (1, 7) OBP: 0.357, SLG: 0.574 Greg McMichael, R (8, 1)		F B C B X 2-2 ② G4-3		B S X 1-1 ③ G4-3		S B B X 2-1 HR		S X 0-1 ③ L8		4 0	1 0	1 0	1 0	0 0	0 0	0 0
Mark Whiten, S (1, 9) OBP: 0.358, SLG: 0.409		B B B X 3-0 ③ G4-3			B B B C X 3-1 ① G4-3	B B B S S B 4-1 CS BB			C B X 1-1 ① G6-3	3	0	0	0	1	0	0
Javy Lopez, R (1, 2) OBP: 0.328, SLG: 0.497			C F F F F X 0-2 HR		S X 0-1 1B 2B	B F F X 1-2 ② ③ 1-2 1B			B F C F B F X 2-2 FC1-6 1B	4	2	4	1	0	0	0
Ed Giovanola, L (1, 6) OBP: 0.375, SLG: 0.296 Rafael Belliard, R (8, 6) OBP: 0.171, SLG: 0.194			B B X 2-0 ① F9		C X 0-1 SH1-4 2-H 1B	B B B B 4-0 SH2-4 BB			B X 1-0 ② FC1-6 1-2f	2 1	1 0	1 0	1 0	1 0	0 0	0 1
Terrell Wade, L (1, 1) Brad Clontz, R (6, 1) Jermaine Dye, R (8, 7) OBP: 0.342, SLG: 0.487			B B B B 4-0 FC5-4 BB		X 0-0 ② SH1-4 1-2	B M X 1-1 ① SH2-4 1-2			B C 1 SAFE B X 2-1 ③ G1-3	0 0 1	0 0 0	0 0 0	0 0 0	1 0 0	0 0 0	0 0 1
Inning Stats	R: 0 E: 0 K: 0 S: 6 H: 0 LOB: 0 BB: 0 P: 11	R: 0 E: 0 K: 0 S: 6 H: 0 LOB: 0 BB: 0 P: 13	R: 1 E: 0 K: 0 S: 12 H: 1 LOB: 1 BB: 1 P: 21	R: 0 E: 0 K: 0 S: 6 H: 0 LOB: 0 BB: 0 P: 12	R: 2 E: 0 K: 0 S: 13 H: 3 LOB: 2 BB: 1 P: 24	R: 1 E: 0 K: 0 S: 7 H: 2 LOB: 1 BB: 1 P: 14	R: 0 E: 0 K: 0 S: 6 H: 0 LOB: 1 BB: 1 P: 11	R: 0 E: 0 K: 2 S: 9 H: 0 LOB: 0 BB: 0 P: 13	R: 0 E: 0 K: 0 S: 10 H: 1 LOB: 1 BB: 0 P: 16	1B: 4 2B: 1 3B: 0 HR: 2	SF: 0 SAC: 2 DP: 0 HBP: 0						

TOP

Atlanta Braves @ St. Louis Cardinals

Busch Stadium, St. Louis, MO

Wed Jul 24 1996, 7:05 PM CDT

Att. 35,411 - Unknown - 90 F

livebaseballscorecards.com

AB	30
R	4
H	7
RBI	4
BB	4
SO	2
LOB	8

WP: 0 PB: 0 SB: 0 CS: 1 PA: 36

PITCHER		IP	WLS	BF	H	R	ER	SO	BB	IBB	HBP	BLK	WP	HR	S	P	ERA	WHIP
Alan Benes, R ERA: 5.09	(1, 1)	6.0	L	26	6	4	4	0	4	0	0	0	0	2	50	99	6.00	1.667
Cory Bailey, R ERA: 4.55	(7, 1)	1.0		3	0	0	0	0	0	0	0	0	0	0	6	7	0.00	0.000
Tony Fossas, L ERA: 3.03	(8, 1)	1.0		3	0	0	0	2	0	0	0	0	0	0	9	13	0.00	0.000
Dennis Eckersley, R ERA: 3.72	(9, 1)	1.0		4	1	0	0	0	0	0	0	0	0	0	10	16	0.00	1.000

PITCHER	IP	WLS	BF	H	R	ER	SO	BB	IBB	HBP	BLK	WP	HR	S	P	ERA	WHIP

Batter	1	2	3	4	5	6	7	8	9	AB	R	H	RBI	BB	SO	LOB
Royce Clayton, R (1, 6) OBP: 0.337, SLG: 0.382	B F X 1-1 E BB G4-6-3 1B		C X 0-1 ② G5-3		S B S F F S 1-3 ③ K			X 0-0 ③ G4-3		4	1	1	0	0	1	0
Ray Lankford, L (1, 8) OBP: 0.365, SLG: 0.532	B B B B 4-0 G4-6-3 E 1-2 BB		F S S 0-3 ③ K			C F B X 1-2 ① G3			C F S 0-3 ① K	3	0	0	0	1	2	0
Ron Gant, R (1, 7) OBP: 0.386, SLG: 0.541	B C X 1-1 E5 G4-6-3 1-2 2-3			B B S F F B X 3-2 ① P3		C B X 1-1 ② F8			B B B C C X 3-2 ② L8	4	0	0	0	0	0	2
Brian Jordan, R (1, 9) OBP: 0.341, SLG: 0.505	C B F F X 1-2 ① ② G4-6-3 1-2f 2-3 3-H			C B X 1-1 ② F9		X 0-0 ③ G1-3			C S F X 0-2 ③ G6-3	4	0	0	0	0	0	2
Gary Gaetti, R (1, 5) OBP: 0.317, SLG: 0.430	B C B S S 2-3 ③ K			B C B S F X 2-2 2B			X 0-0 ① F9			3	0	1	0	0	1	1
Danny Sheaffer, R (1, 2) OBP: 0.318, SLG: 0.401		B F F X 1-2 ① G6-3		B B B B 4-0 BB			B F X 1-1 ② G5-3			2	0	0	0	1	0	0
John Mabry, L (1, 3) OBP: 0.367, SLG: 0.461		S S B C 1-3 ② K		B S F B S 2-3 ③ K			B X 1-0 ③ G4-3			3	0	0	0	0	2	2
Mike Gallego, R (1, 4) OBP: 0.217, SLG: 0.200 Mark Sweeney, L (8, PH) OBP: 0.370, SLG: 0.389 Dennis Eckersley, R (9, 1)		B X 1-0 ③ G6-3			C B F F F B S 2-3 ① K			B X 1-0 ① F7		2 1 0	0 0 0	0 0 0	0 0 0	0 0 0	1 0 0	0 0 0
Alan Benes, R (1, 1) OBP: 0.220, SLG: 0.275 Cory Bailey, R (7, 1) Tony Fossas, L (8, 1) Luis Alicea, S (8, PH) OBP: 0.322, SLG: 0.342 (9, 4)			C S S B S 1-3 ① K		S S S 0-3 ② K			C B F X 1-2 ② G4-3		2 0 0 1	0 0 0 0	0 0 0 0	0 0 0 0	0 0 0 0	2 0 0 0	0 0 0 0
Inning Stats	R: 1 E: 1 K: 1 S: 11 H: 1 LOB: 1 BB: 1 P: 20	R: 0 E: 0 K: 1 S: 7 H: 0 LOB: 0 BB: 0 P: 10	R: 0 E: 0 K: 2 S: 8 H: 0 LOB: 0 BB: 0 P: 9	R: 0 E: 0 K: 1 S: 13 H: 1 LOB: 2 BB: 1 P: 25	R: 0 E: 0 K: 3 S: 13 H: 0 LOB: 0 BB: 0 P: 16	R: 0 E: 0 K: 0 S: 6 H: 0 LOB: 0 BB: 0 P: 8	R: 0 E: 0 K: 0 S: 4 H: 0 LOB: 0 BB: 0 P: 6	R: 0 E: 0 K: 0 S: 5 H: 0 LOB: 0 BB: 0 P: 7	R: 0 E: 0 K: 1 S: 10 H: 0 LOB: 0 BB: 0 P: 13	1B: 1 2B: 1 3B: 0 HR: 0	SF: 0 SAC: 0 DP: 1 HBP: 0					

PITCHER		IP	WLS	BF	H	R	ER	SO	BB	IBB	HBP	BLK	WP	HR	S	P	ERA	WHIP
Terrell Wade, L ERA: 1.05	(1, 1)	5.0	W	19	2	1	0	8	2	0	0	0	0	0	52	80	0.00	0.800
Brad Clontz, R ERA: 3.78	(6, 1)	2.0		6	0	0	0	0	0	0	0	0	0	0	10	14	0.00	0.000
Greg McMichael, R ERA: 3.53	(8, 1)	2.0	S	6	0	0	0	1	0	0	0	0	0	0	15	20	0.00	0.000

PITCHER	IP	WLS	BF	H	R	ER	SO	BB	IBB	HBP	BLK	WP	HR	S	P	ERA	WHIP

BOTTOM

Atlanta Braves @ St. Louis Cardinals

Busch Stadium, St. Louis, MO

Wed Jul 24 1996, 7:05 PM CDT
Att. 35,411 - Unknown - 90 F

livebaseballscorecards.com

AB	29
R	1
H	2
RBI	0
BB	2
SO	9
LOB	7

Atlanta Braves @ San Francisco Giants

3Com Park at Candlestick Point, San Francisco, CA

Thu Jul 25 1996, 10:05 PM EDT

Att. 16,871 - Unknown - 62 F

TOP

livebaseballscorecards.com

Batter	1	2	3	4	5	6	7	8	9	AB	R	H	RBI	BB	SO	LOB
Marquis Grissom, R (1, 8) OBP: 0.333, SLG: 0.477	1-1 2B		1-2 P2			1-0 L9			2-2 BB, 10 HR, 1B	4	1	2	0	0	0	0
Mark Lemke, S (1, 4) OBP: 0.349, SLG: 0.339	1-2 G4-3			1-2 G6-3			1-2 F7		4-0, 1-2 10 HR, BB	3	1	0	0	1	0	1
10 Chipper Jones, S (1, 5) OBP: 0.382, SLG: 0.538	1-3 K			0-0 F8			3-2 L8		0-0, 1-H, 2-H, HR	4	1	1	3	0	1	1
Fred McGriff, L (1, 3) OBP: 0.357, SLG: 0.516	3-3 K			2-3 K			4-2 BB		1-1 L7	3	0	0	0	1	2	1
Jermaine Dye, R (1, 7) OBP: 0.331, SLG: 0.470		1-0 F8			0-0 F9		1-3 K		2-2 F9	4	0	0	0	0	1	1
Mark Whiten, S (1, 9) OBP: 0.354, SLG: 0.404		0-1 G6-3			2-0 P6			1-2 G4-3		3	0	0	0	0	0	0
Eddie Pérez, R (1, 2) OBP: 0.347, SLG: 0.516		1-3 K			1-1 F8			4-0 G1-6-3, BB		2	0	0	0	1	1	0
Rafael Belliard, R (1, 6) OBP: 0.168, SLG: 0.191			0-2 L6			2-3 K		0-1 G1-6-3, 1-2f		2	0	0	0	0	1	0
Mike Mordecai, R (8, PH) OBP: 0.281, SLG: 0.269 (8, 6)										1	0	0	0	0	0	1
Greg Maddux, R (1, 1) OBP: 0.173, SLG: 0.143			0-3 K			1-0 G6-3			2-2 G5-3	2	0	0	0	0	1	0
Pedro Borbon, R (8, 1)										0	0	0	0	0	0	0
Javy Lopez, R (9, PH) OBP: 0.327, SLG: 0.495										1	0	0	0	0	0	0

	AB	29
	R	3
	H	3
	RBI	3
	BB	3
	SO	7
	LOB	5

Inning Stats	1	2	3	4	5	6	7	8	9	1B: 1	SF: 0	WP: 0	PA: 32
R:	0	0	0	0	0	0	0	0	3	2B: 1	SAC: 0	PB: 0	
E:	0	0	0	0	0	0	0	0	0	3B: 0	DP: 1	SB: 0	
K:	2	1	1	1	0	1	1	0	0	HR: 1	HBP: 0	CS: 0	
S:	12	7	10	7	4	5	13	5	14				
H:	1	0	0	0	0	0	0	0	2				
LOB:	1	0	0	0	0	0	1	0	0				
BB:	0	0	0	0	0	0	1	1	1				
P:	18	9	11	10	7	9	22	10	25				

PITCHER		IP	WLS	BF	H	R	ER	SO	BB	IBB	HBP	BLK	WP	HR	S	P	ERA	WHIP
Allen Watson, L ERA: 4.05	(1, 1)	8.1	W	30	3	3	3	7	3	0	0	0	0	1	72	113	3.24	0.720
Rod Beck, R ERA: 2.54	(9, 1)	0.2	S	2	0	0	0	0	0	0	0	0	0	0	5	8	0.00	0.000

PITCHER		IP	WLS	BF	H	R	ER	SO	BB	IBB	HBP	BLK	WP	HR	S	P	ERA	WHIP

Batter	1	2	3	4	5	6	7	8	9	AB	R	H	RBI	BB	SO	LOB
Marvin Benard, L (1, 8) OBP: 0.324, SLG: 0.336	G6-3	G4-3			SH1-4, 1B, 2B		G5-3			4	1	1	0	0	0	1
Shawon Dunston, R (1, 6) OBP: 0.337, SLG: 0.427	2B, 2B		F9		SH1-4, 2-3		K			1	1	1	0	0	0	0
Rich Aurilia, R (3, 6) OBP: 0.292, SLG: 0.315										2	0	0	0	0	1	0
Matt Williams, R (1, 5) OBP: 0.368, SLG: 0.512	HR, 2-H, 2B		E7		G6-3, 3-H, 1B			G5-3, 3B		4	1	2	2	0	0	0
Barry Bonds, L (1, 7) OBP: 0.429, SLG: 0.581	HR, 2-H		G6-3, IBB		G6-3, 1-2f			G6-3, 3B		3	1	2	2	1	0	1
Dave McCarty, R (1, 3) OBP: 0.329, SLG: 0.380	G6-3		1 SAFE, 1 SAFE, G6-3, 1-2f			G4-3, 1B		P9		4	0	1	0	0	0	3
Tom Lampkin, L (1, 2) OBP: 0.336, SLG: 0.373	G4-3			L3		G4-3, 1-2		P6		4	0	0	0	0	0	2
Robby Thompson, R (1, 4) OBP: 0.306, SLG: 0.345		G5-3		K		G4-6-3, BB				2	0	0	0	1	1	0
Jacob Cruz, L (1, 9) OBP: 0.393, SLG: 0.583		K		1B		G4-6-3, 1-2f				3	0	1	0	0	1	2
Allen Watson, L (1, 1) OBP: 0.277, SLG: 0.273		1B		F9			K			3	0	1	0	0	1	1
Rod Beck, R (9, 1)										0	0	0	0	0	0	0
Inning Stats	R: 3 E: 0 K: 0 S: 9 H: 3 LOB: 0 BB: 0 P: 12	R: 0 E: 0 K: 1 S: 12 H: 1 LOB: 1 BB: 0 P: 14	R: 0 E: 1 K: 0 S: 7 H: 0 LOB: 1 BB: 1 P: 12	R: 0 E: 0 K: 1 S: 6 H: 1 LOB: 1 BB: 0 P: 9	R: 1 E: 0 K: 0 S: 10 H: 2 LOB: 0 BB: 0 P: 14	R: 0 E: 0 K: 0 S: 5 H: 1 LOB: 1 BB: 1 P: 11	R: 0 E: 0 K: 2 S: 7 H: 0 LOB: 0 BB: 0 P: 8	R: 0 E: 0 K: 0 S: 8 H: 1 LOB: 1 BB: 0 P: 13		1B: 4 2B: 3 3B: 1 HR: 1	SF: 0 SAC: 1 DP: 3 HBP: 0						

PITCHER	IP	WLS	BF	H	R	ER	SO	BB	IBB	HBP	BLK	WP	HR	S	P	ERA	WHIP
Greg Maddux, R (1, 1) ERA: 2.93	7.0	L	29	8	4	4	4	1	1	0	0	0	1	56	80	5.14	1.286
Pedro Borbon, L (8, 1) ERA: 2.88	1.0		4	1	0	0	0	0	0	0	0	0	0	8	13	0.00	1.000

PITCHER	IP	WLS	BF	H	R	ER	SO	BB	IBB	HBP	BLK	WP	HR	S	P	ERA	WHIP

BOTTOM

Atlanta Braves @ San Francisco Giants

3Com Park at Candlestick Point, San Francisco, CA

Thu Jul 25 1996, 10:05 PM EDT
Att. 16,871 - Unknown - 62 F

livebaseballscorecards.com

AB	30
R	4
H	9
RBI	4
BB	2
SO	4
LOB	10

Atlanta Braves @ San Francisco Giants

3Com Park at Candlestick Point, San Francisco, CA

Fri Jul 26 1996, 10:05 PM EDT

Att. 17,560 - Unknown - 68 F

TOP

livebaseballscorecards.com

Batter	1	2	3	4	5	6	7	8	9	AB	R	H	RBI	BB	SO	LOB
Marquis Grissom, R (1, 8) OBP: 0.333, SLG: 0.483	F9		1B		HR		L6		G6-3	5	1	2	1	0	0	2
Mark Lemke, S (1, 4) OBP: 0.346, SLG: 0.335	G6-3		SH1-3		G3		L8			3	0	0	0	0	0	1
10 Chipper Jones, S (1, 5) OBP: 0.385, SLG: 0.542	BB		SF7			1B 2B		BB		1	0	1	1	2	0	0
Fred McGriff, L (1, 3) OBP: 0.354, SLG: 0.511	K		K			K		L7		4	0	0	0	0	3	4
Ryan Klesko, L (1, 7) OBP: 0.356, SLG: 0.569		P5		P5		1B IBB		F7		3	0	0	0	1	0	1
Jermaine Dye, R (1, 9) OBP: 0.336, SLG: 0.479		2B		P4		1B		K		4	0	2	0	0	1	1
Javy Lopez, R (1, 2) OBP: 0.323, SLG: 0.489		P6		G6-3		P3			G5-3	4	0	0	0	0	0	3
Rafael Belliard, R (1, 6) OBP: 0.162, SLG: 0.184		L5			G6-3		G6-3		G6-3	4	0	0	0	0	0	1
Tom Glavine, L (1, 1) OBP: 0.354, SLG: 0.341			BB				E6		2B	2	1	0	0	1	1	0
Brad Clontz, R (7, 1)										0	0	0	0	0	0	0
Dwight Smith, L (9, PH) OBP: 0.298, SLG: 0.348										1	0	1	0	0	0	0
Mark Wohlers, R (9, 1)										0	0	0	0	0	0	0

	AB	31
	R	2
	H	6
	RBI	2
	BB	4
	SO	5
	LOB	13

Inning Stats	1	2	3	4	5	6	7	8	9	1B: 2	SF: 1	WP: 0	PA: 37
	R: 0 E: 0 K: 1 S: 12 H: 0 LOB: 1 BB: 1 P: 20	R: 0 E: 0 K: 0 S: 6 H: 1 LOB: 1 BB: 0 P: 7	R: 1 E: 0 K: 1 S: 11 H: 1 LOB: 1 BB: 1 P: 18	R: 0 E: 0 K: 0 S: 7 H: 0 LOB: 0 BB: 0 P: 12	R: 1 E: 0 K: 1 S: 9 H: 1 LOB: 0 BB: 0 P: 16	R: 0 E: 0 K: 1 S: 8 H: 2 LOB: 2 BB: 1 P: 18	R: 0 E: 2 K: 0 S: 9 H: 0 LOB: 1 BB: 0 P: 15	R: 0 E: 0 K: 1 S: 9 H: 0 LOB: 1 BB: 1 P: 17	R: 0 E: 0 K: 0 S: 8 H: 1 LOB: 1 BB: 0 P: 12	2B: 3 3B: 0 HR: 1	SAC: 1 DP: 0 HBP: 0	PB: 0 SB: 0 CS: 0	

PITCHER		IP	WLS	BF	H	R	ER	SO	BB	IBB	HBP	BLK	WP	HR	S	P	ERA	WHIP
Mark Leiter, R ERA: 5.19	(1, 1)	6.0	L	25	5	2	2	4	2	1	0	0	0	1	53	91	3.00	1.167
Doug Creek, L ERA: 4.98	(7, 1)	1.2		7	0	0	0	0	1	0	0	0	0	0	15	27	0.00	0.600
Rich DeLucia, R ERA: 5.15	(8, 1)	1.1		5	1	0	0	1	0	0	0	0	0	0	11	17	0.00	0.750

PITCHER		IP	WLS	BF	H	R	ER	SO	BB	IBB	HBP	BLK	WP	HR	S	P	ERA	WHIP

BOTTOM

Batter	1	2	3	4	5	6	7	8	9	AB	R	H	RBI	BB	SO	LOB
Marvin Benard, L (1, 8) OBP: 0.322, SLG: 0.333	B B F B X 3-1 WP 1B FC6-4 1B	C S B X 1-2 ② FC6-4 1-2f		B C B X 2-1 ③ G1-3			B X 1-0 ① G4-3		S B S F F F B X 2-2 ② F8	5	1	1	0	0	0	2
Rich Aurilia, R (1, 6) OBP: 0.302, SLG: 0.333	1 SAFE X 0-0 FC6-4 WP 1-2 1B	B F B B F S 2-3 ③ K			S B X 1-1 G5-3 1B		B F B X 2-1 F8 2B		C C S 0-3 ③ K	5	0	3	0	0	2	2
Barry Bonds, L (1, 7) OBP: 0.427, SLG: 0.577	F B D F B B 4-2 FC6-4 1-2 2-3 BB		X 0-0 ① L9		C B B C S 2-3 ① K		X 0-0 ② F8 2-3			3	0	0	0	1	1	2
Matt Williams, R (1, 5) OBP: 0.367, SLG: 0.508	X 0-0 ① FC6-4 BB 1-2f 2-3 3-H		B B C B T F F B 4-2 FC6-4 1B BB		X 0-0 ② G5-3 1-2		B X 1-0 ③ G1-4-3			3	0	0	1	1	0	4
Dave McCarty, R (1, 3) OBP: 0.337, SLG: 0.378	B B B B 4-0 1-2 BB		F B X 1-1 FC6-4 1-2 1B		S B X 1-1 ③ G4-3			X 0-0 ① G6-3		3	0	1	0	1	0	1
Steve Scarsone, R (1, 4) OBP: 0.286, SLG: 0.363	S B S S F S 1-3 ② K		S B C X 1-2 ② FC6-4 S 1-2f 2-3			F B B B F F C 3-3 ① K		X 0-0 ② G4-3		4	0	0	0	0	2	5
Jacob Cruz, L (1, 9) OBP: 0.344, SLG: 0.500	B B X 2-0 ③ G1-3		C C B F F S 1-3 ③ K 1-2			S B B S F S 2-3 ② K		C B X 1-1 ③ G3-1		4	0	0	0	0	2	5
Kirt Manwaring, R (1, 2) OBP: 0.319, SLG: 0.297 Tom Lampkin, L (9, PH) OBP: 0.340, SLG: 0.378		C F C 0-3 ① K		S F B S 1-3 ① K		S F X 0-2 1B			X 0-0 FC4-6 1B	3 1	0 0	1 1	0 0	0 0	2 0	0 0
Mark Leiter, R (1, 1) OBP: 0.163, SLG: 0.167 Steve Decker, R (6, PH) OBP: 0.319, SLG: 0.272 Doug Creek, L (7, 1) Rich DeLucia, R (8, 1) OBP: 0.400, SLG: 0.250 Shawon Dunston, R (9, PR) OBP: 0.337, SLG: 0.427		C F F B B X 2-2 FC6-4 1B		B S S F F F S 2-3 ② K		F B F B X 2-2 ③ F9			B C B L X 2-2 ① FC4-6 1-2f	2 1 0 1 0	0 0 0 0 0	1 0 0 0 0	0 0 0 0 0	1 0 0 0 0	0 1 0 1 0	0 1 0 1 0
Inning Stats	R: 1 H: 2 E: 0 LOB: 3 K: 1 BB: 2 S: 11 P: 25	R: 0 H: 1 E: 0 LOB: 1 K: 2 BB: 0 S: 13 P: 18	R: 0 H: 1 E: 0 LOB: 2 K: 1 BB: 1 S: 15 P: 22	R: 0 H: 0 E: 0 LOB: 0 K: 2 BB: 0 S: 10 P: 15	R: 0 H: 1 E: 0 LOB: 1 K: 1 BB: 0 S: 8 P: 12	R: 0 H: 1 E: 0 LOB: 1 K: 2 BB: 0 S: 14 P: 21	R: 0 H: 1 E: 0 LOB: 1 K: 0 BB: 0 S: 5 P: 9	R: 0 H: 0 E: 0 LOB: 0 K: 0 BB: 0 S: 4 P: 5	R: 0 H: 1 E: 0 LOB: 1 K: 1 BB: 0 S: 13 P: 17	1B: 7 2B: 1 3B: 0 HR: 0	SF: 0 SAC: 0 DP: 0 HBP: 0				WP: 1 PB: 0 SB: 1 CS: 0	PA: 38	

PITCHER		IP	WLS	BF	H	R	ER	SO	BB	IBB	HBP	BLK	WP	HR	S	P	ERA	WHIP
Tom Glavine, L ERA: 2.53	(1, 1)	6.2	W	30	7	1	1	9	3	0	0	0	1	0	75	120	1.35	1.500
Brad Clontz, R ERA: 3.69	(7, 1)	1.1		4	0	0	0	0	0	0	0	0	0	0	5	7	0.00	0.000
Mark Wohlers, R ERA: 2.5	(9, 1)	1.0	S	4	1	0	0	1	0	0	0	0	0	0	13	17	0.00	1.000

PITCHER	IP	WLS	BF	H	R	ER	SO	BB	IBB	HBP	BLK	WP	HR	S	P	ERA	WHIP

Atlanta Braves @ San Francisco Giants

3Com Park at Candlestick Point, San Francisco, CA

Fri Jul 26 1996, 10:05 PM EDT

Att. 17,560 - Unknown - 68 F

livebaseballscorecards.com

AB	35
R	1
H	8
RBI	1
BB	3
SO	10
LOB	23

Atlanta Braves @ San Francisco Giants

3Com Park at Candlestick Point, San Francisco, CA

Sat Jul 27 1996, 6:33 AM EDT

Att. 38,761 - Cloudy - 68 F

livebaseballscorecards.com

Batter	1	2	3	4	5	6	7	8	9	AB	R	H	RBI	BB	SO	LOB
Marquis Grissom, R (1, 8) OBP: 0.335, SLG: 0.482	L9		G6-4-3 1-2f			HR BB		E7 1B		3	1	1	0	1	0	1
Mark Lemke, S (1, 4) OBP: 0.343, SLG: 0.331	K		G3			F8		G1-6-3		4	0	0	0	0	1	2
10 Chipper Jones, S (1, 5) OBP: 0.384, SLG: 0.539	G4-3		F7			HR BB		F9		4	1	1	0	0	0	1
Fred McGriff, L (1, 3) OBP: 0.355, SLG: 0.512		L8 2B	L7			HR BB		L8		3	1	1	0	1	0	1
Ryan Klesko, L (1, 7) OBP: 0.355, SLG: 0.574		L8			P6	HR			K	4	1	1	4	0	1	1
Jermaine Dye, R (1, 9) OBP: 0.333, SLG: 0.496		G5-3			HR	K			G1-3	4	1	1	1	0	1	1
Javy Lopez, R (1, 2) OBP: 0.323, SLG: 0.489		F8			F9		G6-3		2B	4	0	1	0	0	0	1
Ed Giovanola, L (1, 6) OBP: 0.333, SLG: 0.258			G4-3		F7		F8		G1-3	4	0	0	0	0	0	1
Brad Woodall, S (1, 1) OBP: 0.333, SLG: 0.333 Joe Borowski, R (4, 1) Dwight Smith, L (6, PH) OBP: 0.296, SLG: 0.345 Pedro Borbon, R (6, 1) Mark Whiten, S (7, PH) OBP: 0.353, SLG: 0.402 Greg McMichael, R (7, 1)			G6-4-3 1B			L7	K			1 0 0 1 0 1 0	0 0 0 0 0 0 0	1 0 0 0 0 0 0	0 0 0 0 0 0 0	0 0 0 0 0 1 0	0 0 0 0 0 0 0	0 0 0 0 0 0 0
Inning Stats	R: 0 E: 0 K: 1 S: 8 H: 0 LOB: 0 BB: 0 P: 8	R: 0 E: 0 K: 0 S: 12 H: 1 LOB: 1 BB: 0 P: 19	R: 0 E: 0 K: 0 S: 10 H: 1 LOB: 0 BB: 0 P: 15	R: 0 E: 0 K: 0 S: 5 H: 0 LOB: 0 BB: 0 P: 7	R: 1 E: 0 K: 0 S: 10 H: 1 LOB: 0 BB: 0 P: 13	R: 4 E: 0 K: 1 S: 18 H: 2 LOB: 0 BB: 2 P: 33	R: 0 E: 0 K: 1 S: 7 H: 0 LOB: 0 BB: 0 P: 10	R: 0 E: 1 K: 0 S: 7 H: 1 LOB: 1 BB: 0 P: 10	R: 0 E: 0 K: 1 S: 10 H: 1 LOB: 1 BB: 0 P: 13	1B: 3 2B: 2 3B: 0 HR: 2 SF: 0 SAC: 0 DP: 1 HBP: 0						

TOP	
AB	33
R	5
H	7
RBI	5
BB	2
SO	4
LOB	9

PITCHER		IP	WLS	BF	H	R	ER	SO	BB	IBB	HBP	BLK	WP	HR	S	P	ERA	WHIP
Mark Gardner, R ERA: 4.09	(1, 1)	7.0	W	28	6	5	5	3	2	0	0	0	0	2	71	106	6.43	1.143
Jim Poole, L ERA: 2.7	(8, 1)	1.1		4	0	0	0	1	0	0	0	0	0	0	9	14	0.00	0.000
Rod Beck, R ERA: 2.5	(9, 1)	0.2	S	3	1	0	0	0	0	0	0	0	0	0	7	8	0.00	1.500

PITCHER		IP	WLS	BF	H	R	ER	SO	BB	IBB	HBP	BLK	WP	HR	S	P	ERA	WHIP

BOTTOM

Atlanta Braves @ San Francisco Giants

3Com Park at Candlestick Point, San Francisco, CA

Sat Jul 27 1996, 6:33 AM EDT

Att. 38,761 - Cloudy - 68 F

livebaseballscorecards.com

Batter	1	2	3	4	5	6	7	8	9	AB	R	H	RBI	BB	SO	LOB
Rich Aurilia, R (1, 4) OBP: 0.301, SLG: 0.338	F7		F8 2B	2B		G4-3				4	1	1	1	0	0	1
Marvin Benard, L (1, 8) OBP: 0.321, SLG: 0.330	K		F8	2B BB		K				3	1	0	0	1	2	1
Barry Bonds, L (1, 7) OBP: 0.430, SLG: 0.581	G3			HR 2B			G6-3 1B			4	1	3	2	0	0	0
Matt Williams, R (1, 5) OBP: 0.371, SLG: 0.517		L6 1B		HR IBB			G6-3 1-2			3	1	2	2	1	0	1
Dave McCarty, R (1, 3) OBP: 0.344, SLG: 0.423		1-2 1B		HR G1-3			K			4	1	2	1	0	1	3
Shawon Dunston, R (1, 6) OBP: 0.332, SLG: 0.420		K	E4 F9 1B		K		G3-1			4	1	0	0	0	2	3
Steve Decker, R (1, 2) OBP: 0.311, SLG: 0.264		L6 2-2	F9 1-2	F7				E3 G6-4-3		3	0	0	0	0	0	3
Tom Lampkin, L (8, PH) OBP: 0.338, SLG: 0.375 (9, 2)										1	0	0	0	0	0	0
Jacob Cruz, L (1, 9) OBP: 0.361, SLG: 0.484			SH2-4 BB	SH1-4 2B 1B	K2-3			G6-4-3 1-2f		3	1	1	1	1	1	1
Mark Gardner, R (1, 1) OBP: 0.186, SLG: 0.167			SH2-4 1-2	SH1-4 1-2		K		L1		1	0	0	0	0	1	0
Jim Poole, L (8, 1)										1	0	0	0	0	0	0
Rod Beck, R (9, 1)										0	0	0	0	0	0	0
Inning Stats	R: 0 E: 0 K: 1 S: 7 H: 0 LOB: 0 BB: 0 P: 11	R: 0 E: 0 K: 1 S: 8 H: 2 LOB: 1 BB: 0 P: 9	R: 0 E: 0 K: 0 S: 5 H: 0 LOB: 1 BB: 1 P: 13	R: 7 E: 1 K: 0 S: 24 H: 6 LOB: 2 BB: 2 P: 47	R: 0 E: 0 K: 2 S: 7 H: 0 LOB: 0 BB: 0 P: 13	R: 0 E: 0 K: 2 S: 9 H: 0 LOB: 0 BB: 0 P: 13	R: 0 E: 0 K: 1 S: 12 H: 1 LOB: 1 BB: 0 P: 17	R: 0 E: 1 K: 0 S: 6 H: 0 LOB: 0 BB: 0 P: 8		1B: 5 2B: 3 3B: 0 HR: 2 SF: 0 SAC: 2 DP: 2 HBP: 0				WP: 0 PB: 0 SB: 0 CS: 0 PA: 36		

	AB	31
	R	7
	H	9
	RBI	7
	BB	3
	SO	7
	LOB	13

PITCHER		IP	WLS	BF	H	R	ER	SO	BB	IBB	HBP	BLK	WP	HR	S	P	ERA	WHIP
Brad Woodall, L ERA: 13.5	(1, 1)	3.1	L	17	6	5	4	2	1	0	0	0	0	2	34	58	10.80	2.100
Joe Borowski, R ERA: 10.8	(4, 1)	1.2		9	2	2	1	2	1	1	0	0	0	0	17	35	5.40	1.800
Pedro Borbon, L ERA: 2.77	(6, 1)	1.0		3	0	0	0	2	0	0	0	0	0	0	9	13	0.00	0.000
Greg McMichael, R ERA: 3.41	(7, 1)	2.0		7	1	0	0	1	0	0	0	0	0	0	18	25	0.00	0.500

PITCHER	IP	WLS	BF	H	R	ER	SO	BB	IBB	HBP	BLK	WP	HR	S	P	ERA	WHIP

Batter	1	2	3	4	5	6	7	8	9	AB	R	H	RBI	BB	SO	LOB
Marquis Grissom, R (1, 8) OBP: 0.335, SLG: 0.482	F8		10 BB BB		G5-3		2B		K	4	0	1	2	1	1	0
Mark Lemke, S (1, 4) OBP: 0.342, SLG: 0.333	F7		P4			10 G4-3 2B	F8			4	0	1	0	0	0	2
10 Chipper Jones, S (1, 5) OBP: 0.387, SLG: 0.548	HR		1-2 BB			G4-3 2-3		BB 1B		3	1	2	1	1	0	1
Fred McGriff, L (1, 3) OBP: 0.352, SLG: 0.507	G3-1		L7			G5-3		K		4	0	0	0	0	1	4
Jermaine Dye, R (1, 9) OBP: 0.323, SLG: 0.481		K2-3		G5-3		G5-3		SAFE K		4	0	0	0	0	2	2
Javy Lopez, R (1, 2) OBP: 0.328, SLG: 0.491 Pablo Martinez, S (8, PR) Eddie Pérez, R (8, 2) OBP: 0.347, SLG: 0.516		1B 1B		G1-3			BB 2B 1B	1-2 BB		3 0 0	1 0 0	2 0 0	0 0 0	1 0 0	0 0 0	0 0 0
Ryan Klesko, L (1, 7) OBP: 0.357, SLG: 0.572		1-2 G4-3 1B		K			1-2 2B BB	F7		3	1	1	0	1	1	2
Rafael Belliard, R (1, 6) OBP: 0.160, SLG: 0.181 Mark Whiten, S (7, PH) OBP: 0.352, SLG: 0.401 Mike Bielecki, R (7, 1) Pedro Borbon, R (7, 1) Brad Clontz, R (7, 1) Terrell Wade, L (8, 1) Dwight Smith, L (9, PH) OBP: 0.294, SLG: 0.342		1-2f G4-3			K		F8		G5-3	2 1 0 0 0 0 0 1	0 0 0 0 0 0 0 0	0 0 0 0 0 0 0 0	0 0 0 0 0 0 0 0	0 0 0 0 0 0 0 0	1 0 0 0 0 0 0 0	2 2 0 0 0 0 0 0
29 John Smoltz, R (1, 1) OBP: 0.246, SLG: 0.264 Mike Mordecai, R (7, PH) OBP: 0.271, SLG: 0.259 (7, 6)			K		K		K		K	2 2	0 0	0 0	0 0	0 0	2 2	0 2
Inning Stats	R: 1 E: 0 K: 0 S: 9 H: 1 LOB: 0 BB: 0 P: 17	R: 0 E: 0 K: 1 S: 10 H: 2 LOB: 1 BB: 0 P: 14	R: 0 E: 0 K: 1 S: 10 H: 0 LOB: 2 BB: 2 P: 22	R: 0 E: 0 K: 1 S: 7 H: 0 LOB: 0 BB: 0 P: 10	R: 0 E: 0 K: 2 S: 11 H: 0 LOB: 0 BB: 0 P: 14	R: 0 E: 0 K: 0 S: 9 H: 1 LOB: 1 BB: 0 P: 15	R: 2 E: 0 K: 1 S: 12 H: 2 LOB: 1 BB: 1 P: 22	R: 0 E: 0 K: 2 S: 18 H: 1 LOB: 2 BB: 1 P: 28	R: 0 E: 0 K: 2 S: 8 H: 0 LOB: 0 BB: 0 P: 8	1B: 4 2B: 3 3B: 0 HR: 1 SF: 0 SAC: 0 DP: 1 HBP: 0						

PITCHER		IP	WLS	BF	H	R	ER	SO	BB	IBB	HBP	BLK	WP	HR	S	P	ERA	WHIP
Shawn Estes, L ERA: 3.12	(1, 1)	7.0	W	29	6	3	3	6	3	0	0	0	0	1	68	114	3.86	1.286
Jim Poole, L ERA: 2.65	(8, 1)	0.2		3	1	0	0	2	0	0	0	0	0	0	13	18	0.00	1.500
Mark Dewey, R ERA: 4.1	(8, 1)	0.0		1	0	0	0	0	1	0	0	0	0	0	4	8	∞	∞
Rod Beck, R ERA: 2.41	(8, 1)	1.1	S	4	0	0	0	2	0	0	0	0	0	0	9	10	0.00	0.000

PITCHER	IP	WLS	BF	H	R	ER	SO	BB	IBB	HBP	BLK	WP	HR	S	P	ERA	WHIP

TOP

Atlanta Braves @ San Francisco Giants

3Com Park at Candlestick Point, San Francisco, CA

Sun Jul 28 1996, 6:33 AM EDT

Att. 34,525 - Sunny - 75 F

livebaseballscorecards.com

AB	33
R	3
H	7
RBI	3
BB	4
SO	10
LOB	17

BOTTOM

Atlanta Braves @ San Francisco Giants

3Com Park at Candlestick Point, San Francisco, CA

Sun Jul 28 1996, 6:33 AM EDT

Att. 34,525 - Sunny - 75 F

livebaseballscorecards.com

Batter	1	2	3	4	5	6	7	8	9	AB	R	H	RBI	BB	SO	LOB
Marvin Benard, L (1, 8) OBP: 0.317, SLG: 0.325	F B S B F S 3-3 K ①		L F B B F B X 3-2 F8 ① B S B S X 2-2 G4-3 ②			F B C F X 1-2 L4 ③		F X 0-1 FC6-2 ① FC5-4 1B 2B 1-2 2-3 3-Hf		5	1	0	0	0	1	5
Kim Batiste, R (1, 5) OBP: 0.234, SLG: 0.339	C S F B F F S 1-3 K ②		B F X 1-1 2B 1B 1-2 1B F C B F S 1-3 K ③				X 0-0 F9 ① S X	S X 0-1 FC5-4 1-2 2-3 3-H 1B		4	1	1	0	0	2	1
Matt Williams, R (1, 3) OBP: 0.373, SLG: 0.519	S C F B T 1-2 K ③		B F F F F X 1-2 1B 1-3 SF9 2-H 2B		S B B X 2-1 HR 1B		B C B B B 4-1 BB	S B X 1-1 FC5-4 ② 1-2f 2B 2-3 3-H		4	3	2	2	1	1	2
Barry Bonds, L (1, 7) OBP: 0.432, SLG: 0.591		C S F B X 1-2 G1-3 ① I I I I 4-0 SF9 1B IBB			B X 1-0 1-H HR		C F B B B S 3-3 K ② X 0-0 P4 ③	S X 0-1 BB 1-H 3-H 2B B B B B 4-0 BB BB		4	1	2	4	1	1	1
Shawon Dunston, R (1, 6) OBP: 0.337, SLG: 0.422		F B X 1-1 WP S 1B B F D B F F F X 3-2 1-2 2-3 3-H 1B			B C S S S 1-3 K ①					4	0	2	1	1	1	1
Tom Lampkin, L (1, 2) OBP: 0.340, SLG: 0.369		F D 1 SAFE X 1-1 P2 ② B B X 2-0 SF9 ② 2-3 3-H			C B B B C C 3-3 K ②			4-1 1B BB 1B BB 4-0 1-2 BB		2	1	0	1	2	1	1
Jacob Cruz, L (1, 9) OBP: 0.366, SLG: 0.441	B 1 B T B S S B 4-2 1-3 BB		F B S C 1-3 K ③		B F B F F F B F X 3-2 L9 ③			C 1 SAFE B S B S S 4-2 1B 1B 1-2 FC6-2 BB 2-3 K ③		3	0	0	0	2	2	5
Rich Aurilia, R (1, 4) OBP: 0.306, SLG: 0.350	S C X 0-2 F9 ③			C C F X 0-2 SH1-4 2B		C C B F B B X 3-2 F9 ①		L X 0-1 FC6-2 1B 1-2 2-3 1B		4	1	2	0	0	0	2
Shawn Estes, R (1, 1) OBP: 0.333, SLG: 0.250			B B C C F B B 4-2 1B 2B BB	2 SAFE X 0-0 SH1-4 ① 2-3		C B C X 1-2 G5-3 ②		F X 0-1 1B FC6-2 FC5-4 1-2 2-3 3-H 1B		1	1	0	0	1	0	0
Jim Poole, L (8, 1)										0	0	0	0	0	0	0
Mark Dewey, R (8, 1)										0	0	0	0	0	0	0
Steve Scarsone, R (8, 5) OBP: 0.289, SLG: 0.366										1	1	1	1	0	0	0
Rod Beck, R (8, 1) OBP: 0.500, SLG: 0.500										1	0	1	1	0	0	0
Inning Stats	R: 0 E: 0 K: 3 S: 14 H: 0 LOB: 0 BB: 0 P: 19	R: 0 E: 0 K: 0 S: 13 H: 1 LOB: 2 BB: 1 P: 20	R: 3 E: 0 K: 1 S: 22 H: 3 LOB: 2 BB: 2 P: 41	R: 0 E: 0 K: 1 S: 12 H: 1 LOB: 1 BB: 0 P: 15	R: 2 E: 0 K: 2 S: 15 H: 2 LOB: 0 BB: 0 P: 25	R: 0 E: 0 K: 0 S: 11 H: 0 LOB: 0 BB: 0 P: 16	R: 0 E: 0 K: 1 S: 6 H: 0 LOB: 1 BB: 1 P: 13	R: 5 E: 0 K: 1 S: 18 H: 4 LOB: 3 BB: 4 P: 37		1B: 7 2B: 3 3B: 0 HR: 1 SF: 1 SAC: 1 DP: 0 HBP: 0						

	AB	33
	R	10
	H	11
	RBI	10
	BB	8
	SO	9
	LOB	18

WP: 1 PA: 43
PB: 0
SB: 1
CS: 0

PITCHER		IP	WLS	BF	H	R	ER	SO	BB	IBB	HBP	BLK	WP	HR	S	P	ERA	WHIP
29 John Smoltz, R ERA: 3.05	(1, 1)	6.0	L	28	7	5	5	7	2	1	0	0	1	1	87	136	7.50	1.500
Mike Bielecki, R ERA: 2.95	(7, 1)	0.1		2	0	0	0	0	1	0	0	0	0	0	2	6	0.00	3.000
Pedro Borbon, L ERA: 2.73	(7, 1)	0.1		1	0	0	0	1	0	0	0	0	0	0	3	6	0.00	0.000
Brad Clontz, R ERA: 4.45	(7, 1)	1.0		8	3	5	5	0	2	0	0	0	0	0	14	23	45.00	5.000
Terrell Wade, L ERA: 1.04	(8, 1)	0.1		4	1	0	0	1	2	0	0	0	0	0	5	15	0.00	9.000

PITCHER	IP	WLS	BF	H	R	ER	SO	BB	IBB	HBP	BLK	WP	HR	S	P	ERA	WHIP

Atlanta Braves @ San Diego Padres

Jack Murphy Stadium, San Diego, CA

Tue Jul 30 1996, 10:05 PM EDT

Att. 24,110 - Unknown - 80 F

livebaseballscorecards.com

TOP

Batter	1	2	3	4	5	6	7	8	9	AB	R	H	RBI	BB	SO	LOB
Marquis Grissom, R (1, 8) OBP: 0.335, SLG: 0.480	G6-3		P4			G5-3		1B		4	0	1	0	0	0	1
Mark Lemke, S (1, 4) OBP: 0.341, SLG: 0.332	F9		P4-6 2-2f			1B		SAFE G4-3		4	0	1	0	0	0	2
10 Chipper Jones, S (1, 5) OBP: 0.388, SLG: 0.555	G6-3			G3-6-4 1B		SAFE SAFE K			HR	4	1	2	1	0	1	1
Fred McGriff, L (1, 3) OBP: 0.349, SLG: 0.502		F9		G3-6-4 1-2f			G3		G1-3	4	0	0	0	0	0	1
Jermaine Dye, R (1, 7) OBP: 0.328, SLG: 0.477		G5-3 1B		G5-3			BB		F8	3	0	1	0	1	0	0
Mark Whiten, S (1, 9) OBP: 0.357, SLG: 0.402		G5-3 1-2 1B			G5-3		G4-6-3 1-2 BB		BB	2	0	1	0	2	0	0
Eddie Pérez, R (1, 2) OBP: 0.340, SLG: 0.505 Ryan Klesko, L (7, PH) OBP: 0.356, SLG: 0.570 Javy Lopez, R (7, 2) OBP: 0.327, SLG: 0.489		G5-3 1-2 2-3			K		G4-6-3 1-2f		SAFE K	2 1 1	0 0 0	0 0 0	0 0 0	0 0 0	1 0 1	2 2 1
Rafael Belliard, R (1, 6) OBP: 0.157, SLG: 0.178 Dwight Smith, L (8, PH) OBP: 0.291, SLG: 0.339 Greg McMichael, R (8, 1) Pedro Borbon, R (8, 1)		L1			G6-3			0-3 K		2 1 0 0	0 0 0 0	0 0 0 0	0 0 0 0	0 1 0 0	0 0 0 0	2 0 0 0
Greg Maddux, R (1, 1) OBP: 0.185, SLG: 0.176 Ed Giovanola, L (8, PH) OBP: 0.324, SLG: 0.250 (8, 6)			P4-6 2B			G6-3		F9		2 1	0 0	1 0	0 0	0 0	0 0	0 0
Inning Stats	R: 0 E: 0 K: 0 S: 7 H: 0 LOB: 0 BB: 0 P: 10	R: 0 E: 0 K: 0 S: 10 H: 2 LOB: 2 BB: 0 P: 15	R: 0 E: 0 K: 0 S: 10 H: 1 LOB: 0 BB: 0 P: 18	R: 0 E: 0 K: 0 S: 5 H: 1 LOB: 0 BB: 0 P: 8	R: 0 E: 0 K: 1 S: 6 H: 0 LOB: 0 BB: 0 P: 10	R: 0 E: 0 K: 1 S: 10 H: 1 LOB: 1 BB: 0 P: 16	R: 0 E: 0 K: 0 S: 10 H: 0 LOB: 1 BB: 2 P: 23	R: 0 E: 0 K: 1 S: 9 H: 1 LOB: 1 BB: 0 P: 12	R: 1 E: 0 K: 1 S: 14 H: 1 LOB: 1 BB: 1 P: 22	1B: 5 2B: 2 3B: 0 HR: 1 SF: 0 SAC: 0 DP: 3 HBP: 0						

	AB	31
	R	1
	H	7
	RBI	1
	BB	3
	SO	4
	LOB	12

WP: 0 PB: 0 SB: 0 CS: 0 PA: 34

PITCHER		IP	WLS	BF	H	R	ER	SO	BB	IBB	HBP	BLK	WP	HR	S	P	ERA	WHIP
Fernando Valenzuela, L ERA: 3.9	(1, 1)	6.1	W	24	5	0	0	2	2	0	0	0	0	0	55	95	0.00	1.105
Doug Bochtler, R ERA: 3.23	(7, 1)	1.2		5	1	0	0	1	0	0	0	0	0	0	12	17	0.00	0.600
Trevor Hoffman, R ERA: 2.43	(9, 1)	1.0	S	5	1	1	1	1	1	0	0	0	0	1	14	22	9.00	2.000

PITCHER		IP	WLS	BF	H	R	ER	SO	BB	IBB	HBP	BLK	WP	HR	S	P	ERA	WHIP

BOTTOM

Atlanta Braves @ San Diego Padres

Jack Murphy Stadium, San Diego, CA

Tue Jul 30 1996, 10:05 PM EDT

Att. 24,110 - Unknown - 80 F

livebaseballscorecards.com

Batter	1	2	3	4	5	6	7	8	9	AB	R	H	RBI	BB	SO	LOB
Rickey Henderson, R (1, 7) OBP: 0.408, SLG: 0.341	F C F X 0-2 P4 ①			X 0-0 G4-3 ①		B C F B B X 3-2 G6-4-3 1B		B B C B X 3-1 G3 1B 2B		4	1	2	0	0	0	0
Chris Gomez, R (1, 6) OBP: 0.361, SLG: 0.355	X 0-0 G6-3 ②			X 0-0 G4-3 ②		B 1 SAFE 1 SAFE X 1-0 G6-4-3 ① ② 1-2f		B B S B X 3-1 G3 ② 2-3		4	0	0	0	0	0	2
Steve Finley, L (1, 8) OBP: 0.358, SLG: 0.536	C C C 0-3 K ③			C B X 1-1 G5-3 ③		B S X 1-1 1B 2B		B B B I 4-0 1B IBB		3	0	1	0	1	1	0
Ken Caminiti, S (1, 5) OBP: 0.389, SLG: 0.530		B C S B S 2-3 K ①			C X 0-1 S 2B 1B	C B B C X 2-2 2-H 1B		C S B X 1-2 1-2 3-H 1B		4	1	3	1	0	1	0
Wally Joyner, L (1, 3) OBP: 0.417, SLG: 0.462		C X 0-1 F8 ②			C 1 SAFE X 0-1 P5 ①		C F C 0-3 K ①	C B B F S 2-3 K ③		4	0	0	0	0	2	3
John Flaherty, R (1, 2) OBP: 0.328, SLG: 0.480		F F F B F S 1-3 K ③			F 1 SAFE S B B X 2-2 1-H 2B		X 0-0 1B			3	0	2	1	0	1	0
Rob Deer, R (1, 9) OBP: 0.362, SLG: 0.500			B S B B C B S 3-3 K ①		F B C C 1-3 K ②		B B 1 SAFE S 1 SAFE F S 2-3 K ②			3	0	0	0	0	3	2
Jody Reed, R (1, 4) OBP: 0.328, SLG: 0.291			B C X 1-1 P5 ②		I I I 4-0 IBB		C C X 0-2 F7 ③			2	0	0	0	1	0	1
Fernando Valenzuela, L (1, 1) OBP: 0.122, SLG: 0.122 Doug Bochtler, R (7, 1) Luis Lopez, S (8, PH) OBP: 0.234, SLG: 0.252 Trevor Hoffman, R (9, 1)			C S F F X 0-2 G3-1 ③		F X 0-1 G1-3 ③			X 0-0 G6-3 ①		2 0 1 0	0 0 0 0	0 0 0 0	0 0 0 0	0 0 0 0	0 0 0 0	2 0 0 0
Inning Stats	R: 0 H: 0 E: 0 LOB: 0 K: 1 BB: 0 S: 8 P: 8	R: 0 H: 0 E: 0 LOB: 0 K: 2 BB: 0 S: 10 P: 13	R: 0 H: 0 E: 0 LOB: 0 K: 1 BB: 0 S: 10 P: 14	R: 0 H: 0 E: 0 LOB: 0 K: 0 BB: 0 S: 4 P: 5	R: 1 H: 2 E: 0 LOB: 2 K: 1 BB: 1 S: 12 P: 19	R: 0 H: 3 E: 0 LOB: 2 K: 0 BB: 0 S: 9 P: 16	R: 0 H: 1 E: 0 LOB: 1 K: 2 BB: 0 S: 10 P: 12	R: 1 H: 2 E: 0 LOB: 2 K: 1 BB: 1 S: 11 P: 24		1B: 5 SF: 0 2B: 3 SAC: 0 3B: 0 DP: 1 HR: 0 HBP: 0						

AB	30
R	2
H	8
RBI	2
BB	2
SO	8
LOB	10

WP: 0 PA: 32
PB: 0
SB: 1
CS: 0

PITCHER		IP	WLS	BF	H	R	ER	SO	BB	IBB	HBP	BLK	WP	HR	S	P	ERA	WHIP
Greg Maddux, R ERA: 2.86	(1, 1)	7.0	L	26	6	1	1	7	0	1	0	0	0	0	63	87	1.29	0.857
Greg McMichael, R ERA: 3.52	(8, 1)	0.2		5	2	1	1	0	0	1	0	0	0	0	8	19	13.50	3.000
Pedro Borbon, L ERA: 2.7	(8, 1)	0.1		1	0	0	0	1	0	0	0	0	0	0	3	5	0.00	0.000

PITCHER	IP	WLS	BF	H	R	ER	SO	BB	IBB	HBP	BLK	WP	HR	S	P	ERA	WHIP

Batter	1	2	3	4	5	6	7	8	9	AB	R	H	RBI	BB	SO	LOB
Marquis Grissom, R (1, 8) OBP: 0.340, SLG: 0.483	BB, 10 E, 1B		10 G4-6-3, 1B		E6, 2-H, 1B		K		10 BB, 1-2, 2-3, 1B	5	1	4	0	0	1	1
10 Chipper Jones, S (1, 5) OBP: 0.389, SLG: 0.552	E4, BB, 1-2, 1B		G4-6-3, 1-2f		G4-3		3-1, 2-H, 1B		G6-4-3, BB, 1-2, 2-3, 3-H	4	1	1	2	1	0	3
Fred McGriff, L (1, 3) OBP: 0.347, SLG: 0.498	1B, G4-6-3, BB, 1-2, 2-3		G4-3			F8	K		G6-4-3, 1-2f	4	1	0	0	1	0	4
Ryan Klesko, L (1, 7) OBP: 0.357, SLG: 0.572	G4-6-3, 1B, 1-3, 2-H, 3-H			G5-3		1B, 2B		K		4	1	2	2	0	1	0
Jermaine Dye, R (1, 9) OBP: 0.319, SLG: 0.463	G4-6-3, 1-2f, 3-H			F8		G1-3		P6		4	0	0	0	0	0	2
Javy Lopez, R (1, 2) OBP: 0.326, SLG: 0.486	F8			G6-3		2-H, 1B		L6		4	0	1	1	0	0	0
Mark Lemke, S (1, 4) OBP: 0.340, SLG: 0.331		G1-3			K	G1-3			1B, 10 BB, SH1-3, 1B	4	1	1	0	0	1	1
Ed Giovanola, L (1, 6) OBP: 0.350, SLG: 0.286		K			SH1-4, E, 1B		10 1B, SH3-4, 1B		SH1-3, 1-2	3	2	2	0	0	1	0
Tom Glavine, L (1, 1) OBP: 0.347, SLG: 0.333		G3-1			SH1-4, 1-2		SH3-4, 1-2		10 BB, 1B, BB	1	0	0	0	0	0	0
Brad Clontz, R (8, 1)										0	0	0	0	0	0	0
Pedro Borbon, R (8, 1)										0	0	0	0	0	0	0
Dwight Smith, L (9, PH) OBP: 0.297, SLG: 0.339										0	0	0	0	1	0	0
Mark Wohlers, R (9, 1)										0	0	0	0	0	0	0
Inning Stats	R: 3 E: 1 K: 0 S: 18 H: 2 LOB: 0 BB: 1 P: 26	R: 0 E: 0 K: 1 S: 5 H: 0 LOB: 0 BB: 0 P: 7	R: 0 E: 0 K: 0 S: 8 H: 1 LOB: 0 BB: 0 P: 10	R: 0 E: 0 K: 0 S: 9 H: 0 LOB: 0 BB: 0 P: 10	R: 1 E: 1 K: 1 S: 10 H: 2 LOB: 1 BB: 0 P: 14	R: 1 E: 0 K: 0 S: 9 H: 2 LOB: 1 BB: 0 P: 12	R: 1 E: 0 K: 1 S: 8 H: 2 LOB: 1 BB: 0 P: 13	R: 0 E: 0 K: 1 S: 9 H: 0 LOB: 0 BB: 0 P: 10	R: 1 E: 0 K: 0 S: 10 H: 2 LOB: 2 BB: 2 P: 21	1B: 10 2B: 1 3B: 0 HR: 0		SF: 0 SAC: 3 DP: 3 HBP: 0				

PITCHER	IP	WLS	BF	H	R	ER	SO	BB	IBB	HBP	BLK	WP	HR	S	P	ERA	WHIP
Bob Tewksbury, R (1, 1) ERA: 4.0	6.0	L	25	7	5	2	2	1	0	0	0	0	0	59	79	3.00	1.333
Willie Blair, R (7, 1) ERA: 5.31	1.0		5	2	1	1	1	0	0	0	0	0	0	8	13	9.00	2.000
Dario Veras, R (8, 1) ERA:	1.0		3	0	0	0	1	0	0	0	0	0	0	9	10	0.00	0.000
Sean Bergman, R (9, 1) ERA: 4.81	1.0		6	2	1	1	0	2	0	0	0	0	0	10	21	9.00	4.000

PITCHER	IP	WLS	BF	H	R	ER	SO	BB	IBB	HBP	BLK	WP	HR	S	P	ERA	WHIP

TOP

Atlanta Braves @ San Diego Padres

Jack Murphy Stadium, San Diego, CA

Wed Jul 31 1996, 10:05 PM EDT

Att. 24,254 - Unknown

livebaseballscorecards.com

AB	33
R	7
H	11
RBI	5
BB	3
SO	4
LOB	11

WP: 0 PB: 0 SB: 0 CS: 0 PA: 39

BOTTOM

Atlanta Braves @ San Diego Padres

Jack Murphy Stadium, San Diego, CA

Wed Jul 31 1996, 10:05 PM EDT

Att. 24,254 - Unknown

Batter	1	2	3	4	5	6	7	8	9	AB	R	H	RBI	BB	SO	LOB
Chris Gomez, R (1, 6) OBP: 0.359, SLG: 0.351	G4-3		L4			K		G4-3 HBP		3	0	0	0	0	1	1
Archi Cianfrocco, R (1, 7) OBP: 0.306, SLG: 0.387	1B			FC3-6 1B			L3	G4-3		4	0	2	1	0	0	2
Steve Finley, L (1, 8) OBP: 0.357, SLG: 0.533	SAFE G4-3 1B			FC3-6 CS			F8	K		4	0	1	0	0	1	3
Ken Caminiti, S (1, 5) OBP: 0.386, SLG: 0.525	G4-3			K			K	F7		3	0	0	0	0	2	3
Dario Veras, R (8, 1)										0	0	0	0	0	0	0
Scott Livingstone, L (8, PH) OBP: 0.311, SLG: 0.362										1	0	0	0	0	0	2
Sean Bergman, R (9, 1) OBP: 0.100, SLG: 0.200										0	0	0	0	0	0	0
Wally Joyner, L (1, 3) OBP: 0.415, SLG: 0.459		G1-3			G4-3			1B BB 1B	P4	4	1	1	0	0	0	0
John Flaherty, R (1, 2) OBP: 0.330, SLG: 0.480		G6-3			P4			BB 1B 2B 1B	1B	4	1	2	0	0	0	0
Rob Deer, R (1, 9) OBP: 0.371, SLG: 0.500		K			F8			BB 2B 1B	G4-6-3 1B	4	1	2	0	0	1	0
Jody Reed, R (1, 4) OBP: 0.329, SLG: 0.292			L4 SH2-4 1B			F7		2B G4-3 BB	G4-6-3	3	1	1	1	1	0	2
Bob Tewksbury, R (1, 1) OBP: 0.080, SLG: 0.063										0	0	0	0	0	0	0
Craig Shipley, R (6, PH) OBP: 0.457, SLG: 0.656										1	0	0	0	0	0	0
Willie Blair, R (7, 1)										0	0	0	0	0	0	0
Brian Johnson, R (8, 5) OBP: 0.312, SLG: 0.475			SH2-4			G1-3		G4-3		1	0	1	2	0	0	0
Inning Stats	R: 0 E: 0 K: 0 S: 7 H: 2 LOB: 1 BB: 0 P: 17	R: 0 E: 0 K: 1 S: 8 H: 0 LOB: 0 BB: 0 P: 11	R: 0 E: 0 K: 0 S: 5 H: 1 LOB: 0 BB: 0 P: 8	R: 0 E: 0 K: 1 S: 7 H: 1 LOB: 1 BB: 0 P: 14	R: 0 E: 0 K: 0 S: 5 H: 0 LOB: 0 BB: 0 P: 10	R: 0 E: 0 K: 1 S: 8 H: 0 LOB: 0 BB: 0 P: 11	R: 0 E: 0 K: 1 S: 8 H: 0 LOB: 0 BB: 0 P: 13	R: 4 E: 0 K: 1 S: 16 H: 4 LOB: 2 BB: 1 P: 26	R: 0 E: 0 K: 0 S: 14 H: 2 LOB: 1 BB: 0 P: 21	1B: 9 2B: 3 3B: 0 HR: 0	SF: 0 SAC: 1 DP: 4 HBP: 1						

PITCHER	IP	WLS	BF	H	R	ER	SO	BB	IBB	HBP	BLK	WP	HR	S	P	ERA	WHIP
Tom Glavine, L (1, 1) ERA: 2.65	7.0	W	26	7	4	4	4	1	0	0	0	0	0	56	98	5.14	1.143
Brad Clontz, R (8, 1) ERA: 4.42	0.1		3	1	0	0	0	0	0	1	0	0	0	3	5	0.00	3.000
Pedro Borbon, L (8, 1) ERA: 2.63	0.2		2	0	0	0	1	0	0	0	0	0	0	5	7	0.00	0.000
Mark Wohlers, R (9, 1) ERA: 2.45	1.0	S	4	2	0	0	0	0	0	0	0	0	0	14	21	0.00	2.000

PITCHER	IP	WLS	BF	H	R	ER	SO	BB	IBB	HBP	BLK	WP	HR	S	P	ERA	WHIP

AB	32
R	4
H	10
RBI	4
BB	1
SO	5
LOB	13

WP: 0 PB: 0 SB: 0 CS: 1 PA: 35

livebaseballscorecards.com

Batter	1	2	3	4	5	6	7	8	9	AB	R	H	RBI	BB	SO	LOB
Marquis Grissom, R (1, 8) OBP: 0.342, SLG: 0.485	F9		CS 1B		F9	1-3 2-H 1B			10 BB S 1B	5	0	3	1	0	0	0
10 Chipper Jones, S (1, 5) OBP: 0.391, SLG: 0.557	1B 3B		F7		S 1B	L4			S 1-2 BB	4	1	2	0	1	0	3
Fred McGriff, L (1, 3) OBP: 0.350, SLG: 0.496	2B 3-H 1B		E 1-2 BB		1-2 BB		K		G6-3 1-2 2-3	3	0	1	1	2	1	2
Ryan Klesko, L (1, 7) OBP: 0.360, SLG: 0.573	1-3 2B		E9 1-3		F9		BLK BB		IBB	3	0	1	0	2	0	3
Jermaine Dye, R (1, 9) OBP: 0.308, SLG: 0.447	K		F7			F9	K 1-2		K	5	0	0	0	0	3	8
Javy Lopez, R (1, 2) OBP: 0.324, SLG: 0.491	P4			G4-3		HR	G6-3		F8	5	1	1	1	0	0	6
Mark Lemke, S (1, 4) OBP: 0.339, SLG: 0.330		G1-3		G4-3		1B 1B 1B		G4-3		4	1	1	0	0	0	0
Ed Giovanola, L (1, 6) OBP: 0.364, SLG: 0.308		G5-6-4 1B		K		1B 1-2 1B		F9		4	0	2	0	0	1	0
Terrell Wade, L (1, 1) Mike Mordecai, R (5, PH) OBP: 0.467, SLG: 0.286 Mike Bielecki, R (6, 1) Dwight Smith, L (6, PH) OBP: 0.359, SLG: 0.556 Greg McMichael, R (6, 1) Mark Whiten, S (5, PH) OBP: 0.333, SLG: 0.400 Brad Clontz, R (8, 1) Pedro Borbon, R (8, 1) Mark Wohlers, R (8, 1)		G5-6-4 1-2f			G5-3	F5		K		1 0 0 0 0 0 1 1 0 0 0 0 0 0 0 0 0 0 0 0 0 1 0 0 0 0 0 2 0 0 0 0 0 0 0 1 0 0 0 0 1 0 0 0 0 0 0 0 0 0 0 0 0 0 0 0 0 0 0 0 0 0 0						
Inning Stats	R: 1 E: 0 K: 1 S: 8 H: 3 LOB: 2 BB: 0 P: 8	R: 0 E: 0 K: 0 S: 3 H: 1 LOB: 0 BB: 0 P: 3	R: 0 E: 1 K: 0 S: 4 H: 1 LOB: 2 BB: 1 P: 8	R: 0 E: 0 K: 1 S: 5 H: 0 LOB: 0 BB: 0 P: 5	R: 0 E: 0 K: 0 S: 4 H: 1 LOB: 2 BB: 1 P: 8	R: 2 E: 0 K: 0 S: 7 H: 4 LOB: 2 BB: 0 P: 7	R: 0 E: 0 K: 2 S: 7 H: 0 LOB: 1 BB: 1 P: 11	R: 0 E: 0 K: 1 S: 5 H: 0 LOB: 0 BB: 0 P: 5	R: 0 E: 0 K: 1 S: 6 H: 1 LOB: 3 BB: 2 P: 14	1B: 8 2B: 1 3B: 1 HR: 1	SF: 0 SAC: 0 DP: 1 HBP: 0						

Atlanta Braves @ San Diego Padres

Jack Murphy Stadium, San Diego, CA

Thu Aug 01 1996, 6:33 AM EDT

Att. 24,089 - Sunny - 77 F

TOP

livebaseballscorecards.com

AB	37
R	3
H	11
RBI	3
BB	5
SO	6
LOB	25

WP: 0 PB: 0 SB: 3 CS: 1 PA: 42

PITCHER		IP	WLS	BF	H	R	ER	SO	BB	IBB	HBP	BLK	WP	HR	S	P	ERA	WHIP
Tim Worrell, R ERA: 2.65	(1, 1)	5.1	L	25	8	3	3	2	2	0	0	0	0	1	27	35	5.06	1.875
Dario Veras, R ERA:	(6, 1)	0.2		4	2	0	0	0	0	0	0	0	0	0	4	4	0.00	3.000
Dustin Hermanson, R ERA:	(7, 1)	2.0		7	0	0	0	3	1	0	0	1	0	0	12	16	0.00	0.500
Willie Blair, R ERA: 5.31	(9, 1)	0.0		2	1	0	0	0	1	0	0	0	0	0	1	5	∞	∞
Doug Bochtler, R ERA: 3.17	(9, 1)	1.0		4	0	0	0	1	0	1	0	0	0	0	5	9	0.00	0.000

PITCHER	IP	WLS	BF	H	R	ER	SO	BB	IBB	HBP	BLK	WP	HR	S	P	ERA	WHIP

Batter	1	2	3	4	5	6	7	8	9	AB	R	H	RBI	BB	SO	LOB
Rickey Henderson, R (1, 9) OBP: 0.411, SLG: 0.342	BBBB 4-0 S G4-3 BB	x 0-0 ③ F8			x 0-0 S 1B		BBBB 4-0 G3-6 BB			2	0	1	0	2	0	2
Steve Finley, L (1, 8)	x 0-0 ① G4-3 1-2		x 0-0 ① F8		x 0-0 ① F7 1-2		x 0-0 ②③ G3-6 1-2f			4	0	0	0	0	0	3
Ken Caminiti, S (1, 5) OBP: 0.387, SLG: 0.542	SSS 0-3 ② K		x 0-0 HR		SSS 0-3 ② K			x 0-0 HR		4	2	2	2	0	2	2
Greg Vaughn, R (1, 7) OBP: 0.379, SLG: 0.568	BBBB 4-0 S BB		SSS 0-3 ② K		4-0 IBB			x 0-0 ① L5		2	0	0	0	2	1	0
Brian Johnson, R (1, 2) OBP: 0.307, SLG: 0.467	SSS 0-3 ③ K 1-2 2-3		x 0-0 ③ G6-3		SSS 0-3 ③ K			x 0-0 ② L8		3	0	0	0	0	2	4
Wally Joyner, L (8, PH) OBP: 0.415, SLG: 0.459										0	0	0	0	0	0	0
John Flaherty, R (8, PH) OBP: 0.329, SLG: 0.479										1	0	0	0	0	0	0
(9, 2)																
Archi Cianfrocco, R (1, 3) OBP: 0.311, SLG: 0.392		x 0-0 1B 2B		BBBB 4-0 FC6-4 BB		SSS 0-3 ① K		x 0-0 ③ G6-3		3	0	1	0	1	1	0
Chris Gomez, R (1, 6) OBP: 0.358, SLG: 0.349		x 0-0 SH2-4 2-3 1B		x 0-0 ① FC6-4 CS 1-2f		x 0-0 ② G6-3			x 0-0 ① F9	4	0	1	0	0	0	1
Jody Reed, R (1, 4) OBP: 0.329, SLG: 0.292	SSS 0-3 ① K		x 0-0 ② 1-2 1B			x 0-0 ③ F9			SSS 0-3 ② K	3	0	1	0	0	1	2
Dustin Hermanson, R (7, 1)										0	0	0	0	0	0	0
Willie Blair, R (9, 1)										0	0	0	0	0	0	0
Doug Bochtler, R (9, 1)										0	0	0	0	0	0	0
Rob Deer, R (9, PH) OBP: 0.365, SLG: 0.490										1	0	0	0	0	1	0
Tim Worrell, R (1, 1) OBP: 0.154, SLG: 0.083		x 0-0 ② SH2-4 1-2		SSS 0-3 ③ K		SSS 0-3 ① K			x 0-0 ③ G4-3	1	0	0	0	0	1	1
Dario Veras, R (6, 1)										0	0	0	0	0	0	0
Craig Shipley, R (7, 4) OBP: 0.432, SLG: 0.618										2	0	0	0	0	1	0
Inning Stats	R: 0 H: 0 E: 0 LOB: 2 K: 2 BB: 2 S: 7 P: 15	R: 0 H: 2 E: 0 LOB: 2 K: 1 BB: 0 S: 7 P: 7	R: 1 H: 1 E: 0 LOB: 0 K: 1 BB: 0 S: 6 P: 6	R: 0 H: 1 E: 0 LOB: 1 K: 1 BB: 1 S: 5 P: 9	R: 0 H: 1 E: 0 LOB: 2 K: 2 BB: 1 S: 8 P: 12	R: 0 H: 0 E: 0 LOB: 0 K: 1 BB: 0 S: 5 P: 5	R: 0 H: 0 E: 0 LOB: 0 K: 1 BB: 1 S: 4 P: 8	R: 1 H: 1 E: 0 LOB: 0 K: 0 BB: 0 S: 4 P: 4	R: 0 H: 0 E: 0 LOB: 0 K: 1 BB: 0 S: 5 P: 5	1B: 3 SF: 0 2B: 1 SAC: 1 3B: 0 DP: 1 HR: 2 HBP: 0						WP: 0 PA: 36 PB: 0 SB: 3 CS: 1

PITCHER		IP	WLS	BF	H	R	ER	SO	BB	IBB	HBP	BLK	WP	HR	S	P	ERA	WHIP
Terrell Wade, L ERA: 1.16	(1, 1)	4.0		18	4	1	1	5	3	0	0	0	0	1	25	37	2.25	1.750
Mike Bielecki, R ERA: 2.87	(5, 1)	1.0	W	5	1	0	0	2	0	1	0	0	0	0	8	12	0.00	1.000
Greg McMichael, R ERA: 3.41	(6, 1)	2.0		6	0	0	0	2	1	0	0	0	0	0	9	13	0.00	0.500
Brad Clontz, R ERA: 4.55	(8, 1)	0.1		2	1	1	1	0	0	0	0	0	0	1	2	2	27.00	3.000
Pedro Borbon, L ERA: 2.6	(8, 1)	0.1		1	0	0	0	0	0	0	0	0	0	0	1	1	0.00	0.000

PITCHER		IP	WLS	BF	H	R	ER	SO	BB	IBB	HBP	BLK	WP	HR	S	P	ERA	WHIP
Mark Wohlers, R ERA: 2.39	(8, 1)	1.1	S	4	0	0	0	1	0	0	0	0	0	0	6	6	0.00	0.000

BOTTOM

Atlanta Braves @ San Diego Padres

Jack Murphy Stadium, San Diego, CA

Thu Aug 01 1996, 6:33 AM EDT

Att. 24,089 - Sunny - 77 F

livebaseballscorecards.com

AB	30
R	2
H	6
RBI	2
BB	5
SO	10
LOB	15

Batter	1	2	3	4	5	6	7	8	9	AB	R	H	RBI	BB	SO	LOB
Marquis Grissom, R (1, 8) OBP: 0.343, SLG: 0.484	B S F S 1-3 ① K		C B B S B X 3-2 ② F8		F F F X 0-2 1-2 1B		B C B X 2-1 1B		B 1 SAFE S C 1 SAFE F S 1-3 ③ K	5	0	2	0	0	2	2
Mark Whiten, S (1, 9) OBP: 0.351, SLG: 0.394	B C X 1-1 ② G3		C C C B D F S 3-3 ③ K		C C S 0-3 ③ K		B 1 SAFE F 1 SAFE S 1 SAFE X 1-2 ② P4			4	0	0	0	0	2	4
10 Chipper Jones, S (1, 5) OBP: 0.390, SLG: 0.554	B C F X 1-2 ③ F7			X 0-0 ① G3		S B C B X 2-2 1B FC1-4 1B	1 SAFE F S P F 1 SAFE B X 2-2 ③ F7			4	1	1	0	0	0	1
Fred McGriff, L (1, 3) OBP: 0.349, SLG: 0.494		B X 1-0 ① G6-3		C X 0-1 ② F7		F 1 SAFE B X 1-1 FC1-4 1-3 1B		C S S 0-3 ① K		4	0	1	0	0	1	0
Ryan Klesko, L (1, 7) OBP: 0.361, SLG: 0.570		F F B S B B B 4-2 BB		C B S B B B 4-2 BB		F B F D B F C 3-3 ① K		C C X 0-2 ② G4-3		2	0	0	0	2	1	2
Javy Lopez, R (1, 2) OBP: 0.320, SLG: 0.485		B X 1-0 ② F7		X 0-0 ③ F9		B X 1-0 ② FC1-4 1B 1-2f 3-H		B S S S B S 2-3 ③ K		4	0	0	1	0	1	3
Mark Lemke, S (1, 4) OBP: 0.338, SLG: 0.329		C X 0-1 ③ G4-3			X 0-0 ① F7	C B B B C F F X 3-2 1-3 1B			C C B S 1-3 ① K2-3	4	0	1	0	0	1	1
Ed Giovanola, L (1, 6) OBP: 0.362, SLG: 0.310 Jermaine Dye, R (9, PH) OBP: 0.313, SLG: 0.451			C L F X 0-2 E4 29 SH1-4		C X 0-1 1B	B X 1-0 ③ L8			B S X 1-1 1B	3 1	0 0	1 1	0 0	0 0	0 0	2 0
29 John Smoltz, R (1, 1) OBP: 0.237, SLG: 0.255 Mike Mordecai, R (9, PH) OBP: 0.262, SLG: 0.250			X 0-0 ① SH1-4 1-2		L L B L 1-3 ② K		B C C C 1-3 ① K		B 1 SAFE S 1 SAFE S 1 SAFE S 1-3 ② K	2 1	0 0	0 0	0 0	0 0	2 1	1 1
Inning Stats	R: 0 E: 0 K: 1 S: 8 H: 0 LOB: 0 BB: 0 P: 11	R: 0 E: 0 K: 0 S: 6 H: 0 LOB: 1 BB: 1 P: 12	R: 0 E: 1 K: 1 S: 12 H: 0 LOB: 1 BB: 0 P: 18	R: 0 E: 0 K: 0 S: 6 H: 0 LOB: 1 BB: 1 P: 10	R: 0 E: 0 K: 2 S: 13 H: 2 LOB: 2 BB: 0 P: 14	R: 1 E: 0 K: 1 S: 16 H: 3 LOB: 2 BB: 0 P: 27	R: 0 E: 0 K: 1 S: 13 H: 1 LOB: 1 BB: 0 P: 18	R: 0 E: 0 K: 2 S: 9 H: 0 LOB: 0 BB: 0 P: 11	R: 0 E: 0 K: 3 S: 12 H: 1 LOB: 1 BB: 0 P: 16	1B: 7 2B: 0 3B: 0 HR: 0 SF: 0 SAC: 1 DP: 0 HBP: 0						

PITCHER		IP	WLS	BF	H	R	ER	SO	BB	IBB	HBP	BLK	WP	HR	S	P	ERA	WHIP
Chan Ho Park, R ERA: 3.47	(1, 1)	6.0		26	5	1	1	5	2	0	0	0	0	0	61	92	1.50	1.167
Scott Radinsky, L ERA: 2.02	(7, 1)	1.0	W	4	1	0	0	1	0	0	0	0	0	0	13	18	0.00	1.000
Mark Guthrie, L ERA: 1.53	(8, 1)	2.0	S	7	1	0	0	5	0	0	0	0	0	0	21	27	0.00	0.500

PITCHER	IP	WLS	BF	H	R	ER	SO	BB	IBB	HBP	BLK	WP	HR	S	P	ERA	WHIP

Atlanta Braves @ Los Angeles Dodgers

Dodger Stadium, Los Angeles, CA

Fri Aug 02 1996, 7:05 PM PDT

Att. 49,012 - Unknown

TOP

livebaseballscorecards.com

AB	34
R	1
H	7
RBI	1
BB	2
SO	11
LOB	17

WP: 0	PA: 37
PB: 0	
SB: 0	
CS: 0	

BOTTOM

Atlanta Braves @ Los Angeles Dodgers

Dodger Stadium, Los Angeles, CA

Fri Aug 02 1996, 7:05 PM PDT

Att. 49,012 - Unknown

livebaseballscorecards.com

Batter	1	2	3	4	5	6	7	8	9	AB	R	H	RBI	BB	SO	LOB
Chad Curtis, R (1, 8) OBP: 0.344, SLG: 0.386	C B B S B X 3-2 ① F8		B B C S X 2-2 G4-3 1B		C B F F B S 2-3 ② K		C F B X 1-2 ① G1			4	0	1	0	0	1	0
Delino DeShields, L (1, 4) OBP: 0.297, SLG: 0.319	B B C F F F B F F 4-2 F B S BB		X 0-0 ① G4-3 1-2		C B X 1-1 1B 1B 1B		B C B F X 2-2 ② G1			3	1	1	0	1	0	1
Mike Piazza, R (1, 2) OBP: 0.418, SLG: 0.574	B C 1 SAFE B B S F F C 3-3 ② K 1-2		B B F C F F B F F 3-3 S ② K		X 0-0 1B 1-2 1B		B F F S 1-3 ③ K			4	0	1	0	0	3	2
Eric Karros, R (1, 3) OBP: 0.299, SLG: 0.457	C B B C S 2-3 ③ K		B C F S 1-3 ③ K		B D F F X 2-2 FC4-6 1-2 2-H 1B			X 0-0 ① G6-3		4	0	1	1	0	2	2
Todd Hollandsworth, L (1, 7) OBP: 0.359, SLG: 0.414 Wayne Kirby, L (5, 7) OBP: 0.345, SLG: 0.368		B F X 1-1 2B 1B		F F H 1-2 G1-6-3 WP HBP	C S X 0-2 ③ FC4-6 1-2f			C F F B B X 2-2 1B 1B		1 2	0 0	1 1	0 0	0 0	0 0	0 2
Raul Mondesi, R (1, 9) OBP: 0.318, SLG: 0.479		B C 1 SAFE X 1-1 1-3 2B		B B B C B 4-1 G1-6-3 1-2 BB		C S S 0-3 ① K		S B 1 SAFE F S 1-3 ② K		3	0	1	0	1	2	1
Dave Hansen, L (1, 5) OBP: 0.302, SLG: 0.213 Juan Castro, R (8, 5) OBP: 0.271, SLG: 0.318		B X 1-0 ① F8		B C X 1-1 ① ② G1-6-3 1-2f 2-3		C X 0-1 ② G3-1		C 1 SAFE 1 SAFE X 0-1 ③ 1-3 1B		3 1	0 0	0 1	0 0	0 0	0 0	4 0
Greg Gagne, R (1, 6) OBP: 0.360, SLG: 0.395		C B S S 1-3 ② K		B C C B C 2-3 ③ K		C B S F F X 1-2 ③ G4-3				3	0	0	0	0	2	3
Chan Ho Park, R (1, 1) OBP: 0.118, SLG: 0.063 Scott Radinsky, L (7, 1) Billy Ashley, R (7, PH) OBP: 0.276, SLG: 0.417 Mark Guthrie, R (8, 1)		S S L 0-3 ③ K			S F S 0-3 ① K		F B X 1-1 HR			2 0 1 0	0 0 1 0	0 0 1 0	0 0 1 0	0 0 0 0	2 0 0 0	2 0 0 0
Inning Stats	R: 0 H: 0 E: 0 LOB: 1 K: 2 BB: 1 S: 18 P: 30	R: 0 H: 2 E: 0 LOB: 2 K: 2 BB: 0 S: 11 P: 15	R: 0 H: 1 E: 0 LOB: 1 K: 2 BB: 0 S: 14 P: 20	R: 0 H: 0 E: 0 LOB: 1 K: 1 BB: 1 S: 8 P: 16	R: 1 H: 3 E: 0 LOB: 2 K: 2 BB: 0 S: 16 P: 21	R: 0 H: 0 E: 0 LOB: 0 K: 1 BB: 0 S: 10 P: 11	R: 1 H: 1 E: 0 LOB: 0 K: 1 BB: 0 S: 11 P: 16	R: 0 H: 2 E: 0 LOB: 2 K: 1 BB: 0 S: 10 P: 13		1B: 7 2B: 1 3B: 0 HR: 1	SF: 0 SAC: 0 DP: 1 HBP: 1					

	AB	31
	R	2
	H	9
	RBI	2
	BB	2
	SO	12
	LOB	17

PITCHER	IP	WLS	BF	H	R	ER	SO	BB	IBB	HBP	BLK	WP	HR	S	P	ERA	WHIP
29 John Smoltz, R (1, 1) ERA: 3.01	8.0	L	34	9	2	2	12	2	0	1	0	1	1	98	142	2.25	1.375

PITCHER	IP	WLS	BF	H	R	ER	SO	BB	IBB	HBP	BLK	WP	HR	S	P	ERA	WHIP

Atlanta Braves @ Los Angeles Dodgers

Dodger Stadium, Los Angeles, CA

Sat Aug 03 1996, 3:33 AM PDT
Att. 42,575 - Sunny - 78 F

livebaseballscorecards.com

Batter	1	2	3	4	5	6	7	8	9	10	11	12	13	14	15	16	17	18	AB	R	H	RBI	BB	SO	LOB
Marquis Grissom, R (1, 8) OBP: 0.343, SLG: 0.482	K			FC6-4 1B 1B 1B		10 1B 2B 1B	F9 2-3			P3		G1-6-3 1-2f			1-3			SH3 1B 1B	8	3	3	0	0	1	2
Ed Giovanola, L (1, 6) OBP: 0.353, SLG: 0.304	P6			FC6-4 1-2 1B		F8	K			K			F9			CS SH2-4 1B		SH3 1-2	4	0	1	0	0	1	2
Rafael Belliard, R (7, 6) OBP: 0.157, SLG: 0.178																			0	0	0	0	0	0	0
Mark Whiten, S (10, PH) OBP: 0.350, SLG: 0.392																			1	0	0	0	0	1	0
Pablo Martinez, S (10, 6) OBP: 0.500, SLG: 0.500																			2	0	1	0	0	0	0
10 Chipper Jones, S (1, 5) OBP: 0.389, SLG: 0.549	F7			F7		2B 1-2 1B 1B		F8		FC6-4 BB			K			SH2-4 1-2		E9 2-H 1B 1B	5	1	1	0	1	1	2
Mike Mordecai, R (13, 5) OBP: 0.274, SLG: 0.263																			1	1	1	1	0	0	0
Fred McGriff, L (1, 3) OBP: 0.349, SLG: 0.492		L9		FC6-4 1-2f 2-3 1B		1B 1-3 2-H G1-2-3 2B		K		FC6-4 1-2f			F8			IBB		BB 1B IBB	6	0	1	1	2	1	3
Ryan Klesko, L (1, 7) OBP: 0.362, SLG: 0.565		K		1-2 3-H 1B		1B IBB		F7			K			F7		K 2-3		BB 1-2 3-H 1B	7	0	2	2	1	3	2
Jermaine Dye, R (1, 9) OBP: 0.310, SLG: 0.436		K		P4		1-2 2-3 3-H 1B			G6-3 HBP		G6-3			K			K	L6	7	0	1	1	0	3	4
Eddie Pérez, R (1, 2) OBP: 0.330, SLG: 0.480			F8		G6-3 BB	G1-2-3 3-Hf			G6-3 1-2f		P4			P4			K	1-2 2-3 BB	5	0	0	0	1	0	4
Pedro Borbon, R (14, 1)																			0	0	0	0	0	0	0
Joe Borowski, R (16, 1)																			0	0	0	0	0	0	0
Brad Woodall, S (16, 1) OBP: 0.400, SLG: 0.250																			1	0	0	0	1	1	0
Mark Lemke, S (1, 4) OBP: 0.339, SLG: 0.327			P6		G6-3 1-2f		F9 SH3-4 1B		E3			G1-6-3 BB			K		BB	F8	6	0	1	0	2	1	4
Greg Maddux, R (1, 1) OBP: 0.179, SLG: 0.179																			2	0	0	0	0	2	0
Greg McMichael, R (8, 1)																			0	0	0	0	0	0	0
Dwight Smith, L (9, PH) OBP: 0.202, SLG: 0.333																			1	0	0	0	0	1	1
Mark Wohlers, R (9, 1)																			0	0	0	0	0	0	0
Brad Clontz, R (10, 1)																			0	0	0	0	0	0	0
Tom Glavine, L (12, PH) OBP: 0.345, SLG: 0.326																			1	0	0	0	0	0	1
Mike Bielecki, R (12, 1)																			0	0	0	0	0	0	0
Javy Lopez, R (14, 2) OBP: 0.319, SLG: 0.482																			2	0	0	0	0	1	1

Inning Stats	1	2	3	4	5	6	7	8	9	10	11	12	13	14	15	16	17	18	
	R: 0 E: 0 K: 1 S: 5	H: 0 LOB: 0 BB: 0 P: 5	R: 0 E: 0 K: 2 S: 7	H: 0 LOB: 0 BB: 0 P: 7	R: 0 E: 0 K: 1 S: 5	H: 0 LOB: 0 BB: 0 P: 5	R: 1 E: 0 K: 0 S: 6	H: 3 LOB: 2 BB: 0 P: 6	R: 0 E: 0 K: 1 S: 4	H: 0 LOB: 0 BB: 1 P: 8	R: 2 E: 0 K: 0 S: 6	H: 4 LOB: 2 BB: 1 P: 10	R: 0 E: 0 K: 1 S: 6	H: 1 LOB: 1 BB: 0 P: 6	R: 0 E: 0 K: 1 S: 5	H: 0 LOB: 0 BB: 0 P: 5	R: 0 E: 0 K: 1 S: 5	H: 0 LOB: 0 BB: 0 P: 5	R: 0 E: 0 K: 2 S: 7	H: 0 LOB: 0 BB: 0 P: 7	R: 0 E: 0 K: 1 S: 5	H: 1 LOB: 2 BB: 1 P: 9	R: 0 E: 0 K: 2 S: 7	H: 0 LOB: 1 BB: 1 P: 11	R: 2 E: 1 K: 0 S: 6	H: 3 LOB: 3 BB: 2 P: 14

Inning Stats	1	2	3	4	5	6	7	8	9	10	11	12	13	14	15	16	17	18	
	1B: 11 2B: 2 3B: 0 HR: 0	SF: 0 SAC: 3 DP: 5 HBP: 1	WP: 0 PB: 0 SB: 0 CS: 1	PA: 71															

PITCHER	IP	WLS	BF	H	R	ER	SO	BB	IBB	HBP	BLK	WP	HR	S	P	ERA	WHIP
Ismael Valdez, R (1, 1) ERA: 3.09	8.0		32	8	3	3	7	1	1	0	0	0	0	44	52	3.38	1.125
Jim Bruske, R (9, 1) ERA: 2.79	1.0		4	0	0	0	1	0	0	1	0	0	0	5	6	0.00	0.000
Antonio Osuna, R (10, 1) ERA: 2.29	3.0		10	0	0	0	2	2	0	0	0	0	0	12	20	0.00	0.667
Scott Radinsky, L (13, 1) ERA: 1.96	1.0		3	0	0	0	1	0	0	0	0	0	0	5	5	0.00	0.000
Todd Worrell, R (14, 1) ERA: 3.18	1.0		3	0	0	0	1	0	0	0	0	0	0	5	5	0.00	0.000

PITCHER	IP	WLS	BF	H	R	ER	SO	BB	IBB	HBP	BLK	WP	HR	S	P	ERA	WHIP
Ramon Martinez, R (15, 1) ERA: 3.67	4.0	L	19	4	2	2	5	2	2	0	0	0	0	25	41	4.50	1.500

AB	59
R	5
H	12
RBI	5
BB	8
SO	17
LOB	26

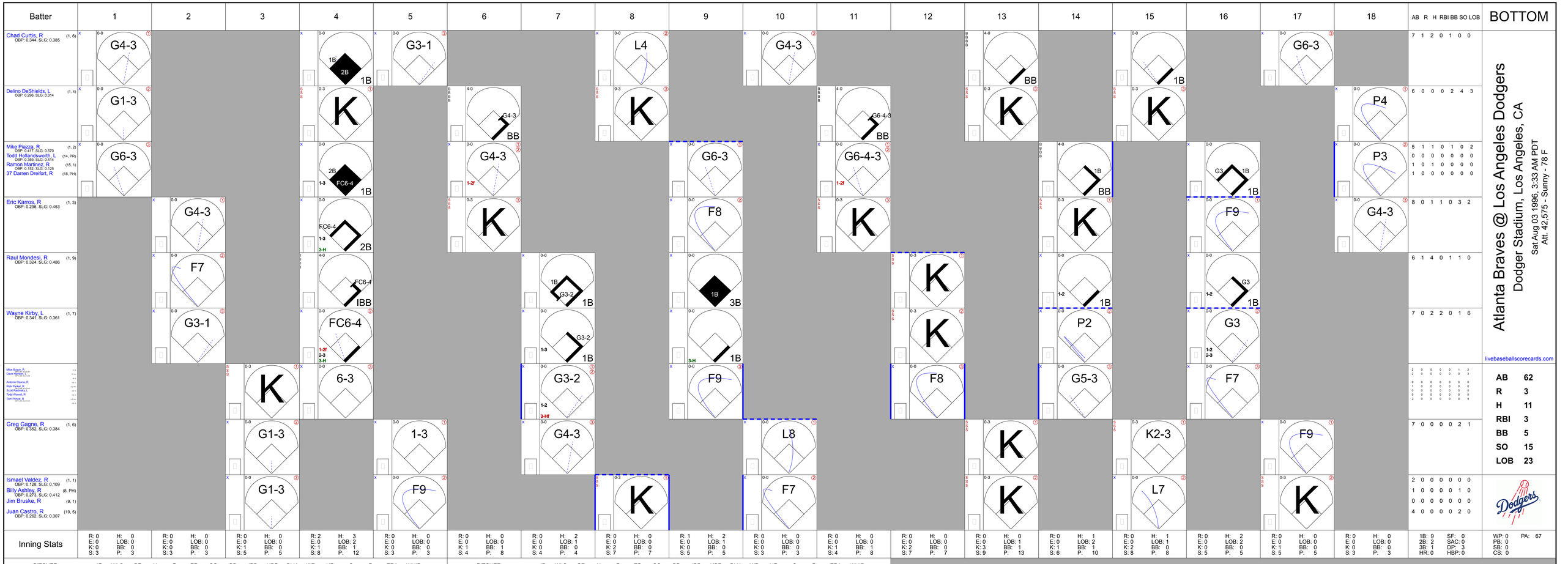
Batter
1
2
3
4
5
6
7
8
9
10
11
12
13
14
15
16
17
18
AB R H RBI BB SO LOB
BOTTOM
Chad Curtis, R (1, 8) OBP: 0.344, SLG: 0.385
Delino DeShields, L (1, 4) OBP: 0.296, SLG: 0.314
Mike Piazza, R (1, 2) OBP: 0.417, SLG: 0.570
Todd Hollandsworth, L (14, PR) OBP: 0.359, SLG: 0.414
Ramon Martinez, R (15, 1) OBP: 0.152, SLG: 0.125
37 Darren Dreifort, R (18, PH)
Eric Karros, R (1, 3) OBP: 0.296, SLG: 0.453
Raul Mondesi, R (1, 9) OBP: 0.324, SLG: 0.486
Wayne Kirby, L (1, 7) OBP: 0.341, SLG: 0.361
Mike Busch, R
Dave Hansen, L (PR-for 13) OBP: 0.000, SLG: 0.000
Antonio Osuna, R
Rick Parker, R
Scott Radinsky, L
Todd Worrell, R
Tom Prince, R (PR-for 3) OBP: 0.000, SLG: 0.000
Greg Gagne, R (1, 6) OBP: 0.352, SLG: 0.384
Ismael Valdez, R (1, 1) OBP: 0.128, SLG: 0.109
Billy Ashley, R (8, PH) OBP: 0.273, SLG: 0.412
Jim Bruske, R (9, 1)
Juan Castro, R (10, 5) OBP: 0.262, SLG: 0.307
Inning Stats
Atlanta Braves @ Los Angeles Dodgers
Dodger Stadium, Los Angeles, CA
Sat Aug 03 1996, 3:33 AM PDT
Att: 42,575 - Sunny - 78 F
livebaseballscorecards.com
AB 62
R 3
H 11
RBI 3
BB 5
SO 15
LOB 23
PITCHER IP WLS BF H R ER SO BB IBB HBP BLK WP HR S P ERA WHIP
Greg Maddux, R (1, 1) ERA: 2.85 7.0 26 5 2 2 3 1 1 0 0 0 0 30 38 2.57 0.857
Greg McMichael, R (8, 1) ERA: 3.36 1.0 3 0 0 0 2 0 0 0 0 0 0 7 7 0.00 0.000
Mark Wohlers, R (9, 1) ERA: 2.52 1.0 5 2 1 1 0 0 0 0 0 0 0 5 5 9.00 2.000
Brad Clontz, R (10, 1) ERA: 4.4 2.0 6 0 0 0 1 1 0 0 0 0 0 7 11 0.00 0.500
Mike Bielecki, R (12, 1) ERA: 2.7 2.1 10 1 0 0 6 2 0 0 0 0 0 20 28 0.00 1.286
PITCHER IP WLS BF H R ER SO BB IBB HBP BLK WP HR S P ERA WHIP
Pedro Borbon, L (14, 1) ERA: 2.45 1.2 7 2 0 0 0 2 0 0 0 0 0 0 11 11 0.00 1.200
Joe Borowski, R (16, 1) ERA: 9.0 0.1 2 1 0 0 0 0 0 0 0 0 0 0 2 2 0.00 3.000
Brad Woodall, L (16, 1) ERA: 10.32 2.2 W 8 0 0 0 1 0 0 0 0 0 0 10 10 0.00 0.000
1B: 9 2B: 2 3B: 1 HR: 0
SF: 0 SAC: 0 DP: 3 HBP: 0
WP: 0 PB: 0 SB: 0 CS: 0
PA: 67

Batter	1	2	3	4	5	6	7	8	9	AB	R	H	RBI	BB	SO	LOB
Marquis Grissom, R (1, 8) OBP: 0.342, SLG: 0.479	G5-3		P3	G5-3		E 2-3 1B		K		5	0	1	0	0	1	2
Ed Giovanola, L (1, 6) OBP: 0.339, SLG: 0.300	K		F9		1B 1B	SF8 1-3 3-H		L8		4	1	1	1	0	1	1
Mark Wohlers, R (9, 1)										0	0	0	0	0	0	0
10 Chipper Jones, S (1, 5) OBP: 0.387, SLG: 0.544	L6		WP S BB		K	G4-3			G6-3	4	0	0	0	1	1	2
Fred McGriff, L (1, 3) OBP: 0.356, SLG: 0.497		2B FC5-2 1B	BB 1-2 BB		F9 1B 1-3 1B		G3-6 1B		E9 E 1B	4	1	4	0	1	0	0
Ryan Klesko, L (1, 7) OBP: 0.367, SLG: 0.569		WP SF8 1-3 2B	1-2 2-3 BB		1-2 3-H 1B		G3-6 1-2f		E7 2-H 1B	4	1	3	1	1	0	1
Jermaine Dye, R (1, 9) OBP: 0.302, SLG: 0.425		FC5-2 SF8 WP 3-H	K		F9 2-3		K		E E 1B	4	0	0	0	0	2	7
Pedro Borbon, R (7, 1) OBP: 1.000, SLG: 1.000										1	0	1	0	0	0	0
Rafael Belliard, R (9, PR) (9, 6) OBP: 0.157, SLG: 0.178										0	1	0	0	0	0	0
Javy Lopez, R (1, 2) OBP: 0.323, SLG: 0.490		1-2 2-3 BB	G 2B		K			1B SF7 2B	E5 1-H	3	0	2	0	1	1	2
Pablo Martinez, S (8, PR) OBP: 0.500, SLG: 0.500										0	1	0	0	0	0	0
Eddie Pérez, R (8, 2) OBP: 0.327, SLG: 0.475										1	0	0	0	0	0	0
Mark Lemke, S (1, 4) OBP: 0.337, SLG: 0.326		SF8 2-3 3-H	G3 2-3		K			SF7 2-3 1B	G4-3	4	0	1	1	0	1	3
Tom Glavine, L (1, 1) OBP: 0.340, SLG: 0.347		K	F2			1B SF8 2B		SF7 1-2 3-H		3	1	1	0	0	1	3
Brad Clontz, R (6, 1)										0	0	0	0	0	0	0
Mark Whiten, S (7, 9) OBP: 0.349, SLG: 0.392										0	0	0	1	0	0	0
Inning Stats	R: 0 E: 0 K: 1 S: 5 H: 0 LOB: 0 BB: 0 P: 5	R: 1 E: 0 K: 1 S: 7 H: 2 LOB: 2 BB: 1 P: 11	R: 0 E: 0 K: 1 S: 5 H: 0 LOB: 3 BB: 3 P: 17	R: 0 E: 0 K: 0 S: 4 H: 1 LOB: 1 BB: 0 P: 4	R: 1 E: 0 K: 2 S: 10 H: 3 LOB: 2 BB: 0 P: 10	R: 1 E: 1 K: 1 S: 7 H: 2 LOB: 1 BB: 0 P: 7	R: 0 E: 0 K: 1 S: 5 H: 1 LOB: 0 BB: 0 P: 5	R: 1 E: 0 K: 1 S: 7 H: 2 LOB: 1 BB: 0 P: 7	R: 2 E: 3 K: 0 S: 6 H: 3 LOB: 2 BB: 0 P: 6	1B: 10 2B: 4 3B: 0 HR: 0 SF: 3 SAC: 0 DP: 1 HBP: 0							

TOP

Atlanta Braves @ Los Angeles Dodgers

Dodger Stadium, Los Angeles, CA

Sun Aug 04 1996, 3:33 AM PDT

Att. 45,903 - Sunny

livebaseballscorecards.com

AB	37
R	6
H	14
RBI	4
BB	4
SO	8
LOB	21

PITCHER		IP	WLS	BF	H	R	ER	SO	BB	IBB	HBP	BLK	WP	HR	S	P	ERA	WHIP
Hideo Nomo, R ERA: 3.5	(1, 1)	7.0		33	9	3	3	7	4	0	0	0	2	0	43	59	3.86	1.857
37 Darren Dreifort, R ERA: 2.45	(8, 1)	1.0		5	2	1	1	1	0	0	0	0	0	0	7	7	9.00	2.000
Mark Guthrie, L ERA: 1.67	(9, 1)	1.0	L	6	3	2	1	0	0	0	0	0	0	0	6	6	9.00	3.000

PITCHER	IP	WLS	BF	H	R	ER	SO	BB	IBB	HBP	BLK	WP	HR	S	P	ERA	WHIP

Batter	1	2	3	4	5	6	7	8	9	AB	R	H	RBI	BB	SO	LOB
Chad Curtis, R (1, 8) OBP: 0.343, SLG: 0.381	F8		BB BB BB	L4		L6		G6-3		4	0	0	0	1	0	2
Juan Castro, R (1, 4) (8, 5) OBP: 0.268, SLG: 0.305	P6		F8		2B BB	E 1-2 1B		G6-3		4	1	1	0	1	0	1
Raul Mondesi, R (1, 9) OBP: 0.320, SLG: 0.481	K		K		F3	E6 1-2 2-H		F9		5	0	0	0	0	2	3
Eric Karros, R (1, 3) OBP: 0.301, SLG: 0.461		G4-3 2B	BB 1-2 BB		1B 1-H 2B	K			1B	4	1	3	1	1	1	2
Billy Ashley, R (1, 7) OBP: 0.294, SLG: 0.419		G4-3 BB	BB 1-2 2-3 BB		1B 3-H 1B	SH1-4 S 1B 1B			K	1	0	1	1	2	0	0
Wayne Kirby, L (7, 7) OBP: 0.344, SLG: 0.365										2	1	1	0	0	1	1
Mike Busch, R (1, 5) OBP: 0.247, SLG: 0.342	G4-3 1-2 2-3	K			F9	1B SH1-4 1-2 BB			K	3	0	0	0	0	1	6
Delino DeShields, L (7, PH) (8, 4) OBP: 0.297, SLG: 0.314										1	0	0	0	1	1	1
Greg Gagne, R (1, 6) OBP: 0.347, SLG: 0.378	K			F9	G4-3	SH1-4 1-2 2-3			K	4	0	0	0	0	2	4
Tom Prince, R (1, 2) OBP: 0.379, SLG: 0.458	IBB		2B		1B E 1B	G5-4-3 2-3 3-H 1B				3	1	3	1	1	0	0
Hideo Nomo, R (1, 1) OBP: 0.180, SLG: 0.229	K		L9		K	G5-4-3 1-2f				3	0	0	0	0	2	5
Dave Hansen, L (7, PH) OBP: 0.295, SLG: 0.208										0	0	0	0	0	0	0
Rick Parker, R (7, PH) OBP: 0.417, SLG: 0.455										1	0	0	0	0	0	2
37 Darren Dreifort, R (8, 1)										0	0	0	0	0	0	0
Mark Guthrie, R (9, 1)										0	0	0	0	0	0	0
Inning Stats	R: 0 E: 0 K: 1 S: 5 H: 0 LOB: 0 BB: 0 P: 5	R: 0 E: 0 K: 2 S: 8 H: 1 LOB: 3 BB: 2 P: 16	R: 0 E: 0 K: 2 S: 7 H: 0 LOB: 3 BB: 3 P: 19	R: 0 E: 0 K: 0 S: 4 H: 1 LOB: 1 BB: 0 P: 4	R: 2 E: 0 K: 0 S: 5 H: 2 LOB: 1 BB: 1 P: 9	R: 1 E: 1 K: 2 S: 10 H: 2 LOB: 2 BB: 0 P: 10	R: 1 E: 0 K: 0 S: 4 H: 2 LOB: 1 BB: 1 P: 8	R: 0 E: 0 K: 0 S: 3 H: 0 LOB: 0 BB: 0 P: 3	R: 0 E: 0 K: 3 S: 10 H: 1 LOB: 1 BB: 0 P: 10	1B: 6 2B: 3 3B: 0 HR: 0	SF: 0 SAC: 1 DP: 1 HBP: 0						

PITCHER	IP	WLS	BF	H	R	ER	SO	BB	IBB	HBP	BLK	WP	HR	S	P	ERA	WHIP
Tom Glavine, L (1, 1) ERA: 2.67	5.2		29	6	3	2	6	5	1	0	0	0	0	35	59	3.18	1.941
Brad Clontz, R (6, 1) ERA: 4.5	0.2		6	2	1	1	1	1	0	0	0	0	0	7	11	13.50	4.500
Pedro Borbon, L (7, 1) ERA: 2.32	1.2	W	4	0	0	0	0	0	0	0	0	0	0	4	4	0.00	0.000
Mark Wohlers, R (9, 1) ERA: 2.47	1.0	S	4	1	0	0	3	0	0	0	0	0	0	10	10	0.00	1.000

PITCHER	IP	WLS	BF	H	R	ER	SO	BB	IBB	HBP	BLK	WP	HR	S	P	ERA	WHIP

BOTTOM

Atlanta Braves @ Los Angeles Dodgers

Dodger Stadium, Los Angeles, CA

Sun Aug 04 1996, 3:33 AM PDT

Att. 45,903 - Sunny

livebaseballscorecards.com

AB	35
R	4
H	9
RBI	3
BB	7
SO	10
LOB	27

Batter	1	2	3	4	5	6	7	8	9	AB	R	H	RBI	BB	SO	LOB
Ricky Otero, S (1, 8) OBP: 0.332, SLG: 0.352	C B B B B 4-1 HR BB BB		C B F F B B X 3-2 ① G4-3		C X 0-1 ② G6-3		C M S 0-3 ② K			3	1	0	0	1	1	0
Desi Relaford, S (1, 4) (6, 6) OBP: 0.091, SLG: 0.091	B C B B B X 3-1 ① F7		B X 1-0 ② G4-3		C X 0-1 ③ G1-3		C B S S 1-3 ③ K			4	0	0	0	0	1	1
Gregg Jefferies, S (1, 7) OBP: 0.333, SLG: 0.399	B F B B C X 3-2 ② F8		X 0-0 ③ G4-3			B C C X 1-2 ① G5-3		C B B X 2-1 ① F8		4	0	0	0	0	0	1
Todd Zeile, R (1, 3) OBP: 0.352, SLG: 0.453	C D B 1 B B SAFE 4-1 1-2 HR BB			B C B S B D 4-2 WP BB BB		B B B C C X 3-1 BB 1B 1B		B B C C X 2-2 L9		2	2	1	0	2	0	0
Benito Santiago, R (1, 2) OBP: 0.321, SLG: 0.500	B D C B C X 3-2 1-H 2-H HR			B B F C S 2-3 ① K		C F B B F B B 4-2 1B 1-2 BB		F B B F B S 3-3 ③ K		3	1	1	3	1	2	1
Scott Rolen, R (1, 5) OBP: 0.393, SLG: 0.409	C C F B C 1-3 ③ K			1 SAFE B C B B F B 4-2 1-2 BB		S B F B B S 3-3 ② K			C F X 0-2 ① G3-1	3	0	0	0	1	2	2
Manny Martinez, R (1, 9) OBP: 0.319, SLG: 0.381 Ruben Amaro Jr, S (6, PH) OBP: 0.340, SLG: 0.440 (6, 9) Mike Lieberthal, R (9, PH) OBP: 0.298, SLG: 0.431		S S B C 1-3 ① K		C S S 0-3 ② K		F B X 1-1 1-2 2-H 1B			X 0-0 ② G6-3	2 1 1	0 0 0	0 1 0	0 1 0	0 0 0	2 0 0	2 0 0
Kevin Stocker, S (1, 6) OBP: 0.329, SLG: 0.325 Bronson Heflin, R (6, 1) Pete Incaviglia, R (9, PH) OBP: 0.316, SLG: 0.461		C F B B B S 2-3 ② K		C B B C B X 3-2 ③ G4-3 2-3		C B F F X 1-2 ③ G4-3			X 0-0 ③ G6-3	3 0 1	0 0 0	0 0 0	0 0 0	1 0 0	0 0 0	4 0 0
Russ Springer, R (1, 1) OBP: 0.059, SLG: 0.059 Mike Mimbs, L (5, 1) OBP: 0.130, SLG: 0.130 Mickey Morandini, L (6, 4) OBP: 0.338, SLG: 0.359		C F C 0-3 ③ K			C S X 0-2 ① G3		B B C X 2-1 ① G3			2 0 1	0 0 0	0 0 0	0 0 0	0 0 0	1 0 0	0 0 0

TOP

Philadelphia Phillies @ Atlanta Braves

Atlanta-Fulton County Stadium, Atlanta, GA

Tue Aug 06 1996, 7:05 PM EDT
Att. 32,036 - Unknown - 86 F

livebaseballscorecards.com

AB	30
R	4
H	3
RBI	4
BB	5
SO	10
LOB	11

Inning Stats	1	2	3	4	5	6	7	8	9
	R: 3 E: 0 K: 1 S: 14	R: 0 E: 0 K: 3 S: 9	R: 0 E: 0 K: 0 S: 6	R: 0 E: 0 K: 2 S: 13	R: 0 E: 0 K: 0 S: 7	R: 1 E: 0 K: 1 S: 17	R: 0 E: 0 K: 2 S: 8	R: 0 E: 0 K: 1 S: 8	R: 0 E: 0 K: 0 S: 5
	H: 1 LOB: 0 BB: 2 P: 32	H: 0 LOB: 0 BB: 0 P: 12	H: 0 LOB: 0 BB: 0 P: 10	H: 0 LOB: 2 BB: 2 P: 26	H: 0 LOB: 0 BB: 0 P: 7	H: 2 LOB: 2 BB: 1 P: 30	H: 0 LOB: 0 BB: 0 P: 11	H: 0 LOB: 0 BB: 0 P: 15	H: 0 LOB: 0 BB: 0 P: 5

| | | |

Batter	1	2	3	4	5	6	7	8	9	AB	R	H	RBI	BB	SO	LOB
Marquis Grissom, R (1, 8) OBP: 0.344, SLG: 0.484	F B F X 1-2 10 2B 2B	S F B B X 2-2 1-2 3-H 1B		X 0-0 E9 1-H 2-H		B X 1-0 1B 2-H 2B	C X 0-1 ③ FC6-4 1-2f			5	2	3	2	0	0	2
Ed Giovanola, L (1, 6) OBP: 0.322, SLG: 0.283 Jermaine Dye, R (6, PH) OBP: 0.306, SLG: 0.429 Greg McMichael, R (7, 1) Brad Clontz, R (8, 1) Pedro Borbon, R (9, 1) OBP: 1.000, SLG: 1.000	X 0-0 ① P5	B B X 2-0 ③ P3		X 0-0 ③ F8		C F X 0-2 10 1B 2B 2-H 1B		B F C B B B 4-2 1B FC3-6 BB		3 1 0 0 0	0 1 0 1 0	0 1 0 0 0	0 1 0 0 0	0 0 0 1 0	0 0 0 0 0	4 0 0 0 0
10 Chipper Jones, S (1, 5) OBP: 0.389, SLG: 0.549	X 0-0 F8 2-H 2B	F B F B X 2-2 ① F7			C B X 1-1 1B 2B	C F X 0-2 1-3 2B 1B		X 0-0 ① F7		5	2	3	1	0	0	1
Fred McGriff, L (1, 3) OBP: 0.357, SLG: 0.498	F B X 1-1 ② F8 2-3	X 0-0 ② G4-3			F F F B X 1-2 ① G6-3	X 0-0 ② E4 1-H 3-H 2B		X 0-0 FC3-6 1-3 1B		5	0	2	2	0	0	2
Ryan Klesko, L (1, 7) OBP: 0.365, SLG: 0.564	F C X 0-2 ③ F7	B S C X 1-2 ③ G6-3			B F B D X 3-1 2-H 1B	B X 1-0 ③ G6-3		B X 1-0 ② FC3-6 1-2f 3-H		5	0	1	2	0	0	3
Mark Whiten, S (1, 9) OBP: 0.346, SLG: 0.392		X 0-0 F8 1B 2B		X 0-0 ① L7	B B X 2-0 ② P6		C B S C 1-3 ① K	X 0-0 ③ G6-3		5	1	1	0	0	1	2
Javy Lopez, R (1, 2) OBP: 0.325, SLG: 0.490	F C X 0-2 1B 1B			X 0-0 1B E 1B	F X 0-1 ③ G4-3		B F B X 2-1 G6-3			4	1	2	0	0	0	1
Mark Lemke, S (1, 4) OBP: 0.338, SLG: 0.326	B C B F 2 X SAFE 2-2 ① F8 2-3			D B C X 2-1 1-2 E 1B		X 0-0 ① F9	B F B F B B 4-2 1B BB			3	1	1	0	1	0	2
Terrell Wade, L (1, 1) Dwight Smith, L (4, PH) OBP: 0.290, SLG: 0.331 Mike Bielecki, R (5, 1) Mike Mordecai, R (6, PH) OBP: 0.286, SLG: 0.293 Rafael Belliard, R (7, 6) OBP: 0.164, SLG: 0.185	F S S 0-3 ② K	F C B S 1-3 ② K			B C X 1-1 2B 2B	B X 1-0 FC6-4 1-2 1B				1 1 0 1 1	0 0 0 1 0	0 0 0 1 1	0 0 0 0 0	1 1 0 0 0	2 2 0 0 0	2 2 0 0 0
Inning Stats	R: 1 E: 0 K: 0 S: 10 H: 2 LOB: 1 BB: 0 P: 12	R: 1 E: 0 K: 1 S: 14 H: 3 LOB: 2 BB: 0 P: 20	R: 0 E: 0 K: 0 S: 7 H: 0 LOB: 0 BB: 0 P: 10	R: 2 E: 1 K: 1 S: 9 H: 2 LOB: 1 BB: 0 P: 12	R: 1 E: 0 K: 0 S: 11 H: 2 LOB: 1 BB: 0 P: 18	R: 4 E: 1 K: 0 S: 12 H: 5 LOB: 1 BB: 0 P: 15	R: 0 E: 0 K: 1 S: 10 H: 1 LOB: 2 BB: 1 P: 18	R: 1 E: 0 K: 0 S: 6 H: 1 LOB: 1 BB: 1 P: 11		1B: 9 2B: 7 3B: 0 HR: 0 SF: 0 SAC: 0 DP: 0 HBP: 0					

PITCHER		IP	WLS	BF	H	R	ER	SO	BB	IBB	HBP	BLK	WP	HR	S	P	ERA	WHIP
Russ Springer, R ERA: 5.52	(1, 1)	4.1	L	23	9	5	3	2	0	0	0	0	0	0	48	67	6.23	2.077
Mike Mimbs, L ERA: 5.8	(5, 1)	1.0		6	3	3	3	0	0	0	0	0	0	0	10	14	27.00	3.000
Bronson Heflin, R ERA: 5.79	(6, 1)	2.2		13	4	2	2	1	2	0	0	0	0	0	21	35	6.75	2.250

PITCHER	IP	WLS	BF	H	R	ER	SO	BB	IBB	HBP	BLK	WP	HR	S	P	ERA	WHIP

BOTTOM

Philadelphia Phillies @ Atlanta Braves

Atlanta-Fulton County Stadium, Atlanta, GA

Tue Aug 06 1996, 7:05 PM EDT

Att. 32,036 - Unknown - 86 F

livebaseballscorecards.com

AB	40
R	10
H	16
RBI	8
BB	2
SO	3
LOB	21

WP: 0 PA: 42
PB: 0
SB: 0
CS: 0

Batter	1	2	3	4	5	6	7	8	9	AB	R	H	RBI	BB	SO	LOB
Ricky Otero, S (1, 8) OBP: 0.331, SLG: 0.351	C C F B X 1-2 G4-3		B F X 1-1 1B		C C X 0-2 G4-3		C B B X 2-1 G1-3			4	0	1	0	0	0	0
Mickey Morandini, L (1, 4) OBP: 0.335, SLG: 0.355	C B B C S 2-3 K		B F 1 SAFE B F B F S 3-3 K		X 0-0 G5-3			C B B X 2-1 F8		4	0	0	0	0	2	1
Gregg Jefferies, S (1, 7) OBP: 0.329, SLG: 0.394 Pete Incaviglia, R (6, 7) OBP: 0.315, SLG: 0.459	X 0-0 G3			X 0-0 F7	X 0-0 L8			F C F F X 0-2 P3		3 1	0 0	0 0	0 0	0 0	0 0	0 0
Todd Zeile, R (1, 3) OBP: 0.351, SLG: 0.451 Ricky Bottalico, L (8, 1) OBP: 0.333, SLG: 0.667		B C F S 1-3 K		C C B B X 2-2 1B E 1B		B C C B B S 3-3 K		C C B S 1-3 K		4 0	1 0	1 0	0 0	0 0	3 0	0 0
Jim Eisenreich, L (1, 9) OBP: 0.394, SLG: 0.429 Toby Borland, R (6, 1) Ruben Amaro Jr, S (8, 3) OBP: 0.340, SLG: 0.440		F B B S S 2-3 K		F B B B X 2-1 F7		X 0-0 G1-4-3				3 0 0	0 0 0	0 0 0	0 0 0	0 0 0	1 0 0	1 0 0
Benito Santiago, R (1, 2) OBP: 0.324, SLG: 0.503 Bronson Heflin, R (4, 1) Manny Martinez, R (6, PH) OBP: 0.333, SLG: 0.442 (6, 9)		C B B B X 3-1 1B		C X 0-1 E 1B 1-2 1B		F F F X 0-2 3B				2 0 1	0 0 0	2 0 1	0 0 0	0 0 0	0 0 0	0 0 0
Scott Rolen, R (1, 5) OBP: 0.387, SLG: 0.400		X 0-0 G5-3		C S F F X 0-2 E 1-2 2-3 1B		B C X 1-1 G5-3				3	0	1	0	0	0	2
Kevin Stocker, S (1, 6) OBP: 0.325, SLG: 0.321			C C B X 1-2 F8	F X 0-1 E4 1-2 2-3 3-H			X 0-0 F9			3	0	0	0	0	0	2
Bobby Munoz, R (1, 1) OBP: 0.143, SLG: 0.286 Ron Blazier, R (3, 1) OBP: 1.000, SLG: 1.000 Mike Lieberthal, R (4, PH) OBP: 0.294, SLG: 0.426 (4, 2)			C B C S 1-3 K	C S S 0-3 K			B F X 1-1 G6-3			1 0 2	0 0 0	0 0 0	0 0 0	0 0 0	1 0 1	0 0 3
Inning Stats	R: 0 H: 0 E: 0 LOB: 0 K: 1 BB: 0 S: 8 P: 11	R: 0 H: 1 E: 0 LOB: 1 K: 2 BB: 0 S: 9 P: 15	R: 0 H: 1 E: 0 LOB: 1 K: 2 BB: 0 S: 12 P: 18	R: 1 H: 3 E: 1 LOB: 3 K: 1 BB: 0 S: 18 P: 22	R: 0 H: 0 E: 0 LOB: 0 K: 0 BB: 0 S: 5 P: 5	R: 0 H: 1 E: 0 LOB: 1 K: 1 BB: 0 S: 10 P: 14	R: 0 H: 0 E: 0 LOB: 0 K: 0 BB: 0 S: 5 P: 8	R: 0 H: 0 E: 0 LOB: 0 K: 1 BB: 0 S: 10 P: 13		1B: 5 SF: 0 2B: 0 SAC: 0 3B: 1 DP: 0 HR: 0 HBP: 0						

TOP

Philadelphia Phillies @ Atlanta Braves

Atlanta-Fulton County Stadium, Atlanta, GA

Wed Aug 07 1996, 7:05 PM EDT

Att. 29,920 - Unknown - 85 F

livebaseballscorecards.com

AB	31
R	1
H	6
RBI	0
BB	0
SO	8
LOB	9

WP: 0 PA: 31
PB: 0
SB: 0
CS: 0

PITCHER		IP	WLS	BF	H	R	ER	SO	BB	IBB	HBP	BLK	WP	HR	S	P	ERA	WHIP
29 John Smoltz, R ERA: 2.93	(1, 1)	5.0	W	21	5	1	0	6	0	0	0	0	0	0	52	71	0.00	1.000
Dean Hartgraves, L ERA: 4.71	(6, 1)	2.0		7	1	0	0	1	0	0	0	0	0	0	15	22	0.00	0.500
Joe Borowski, R ERA: 6.0	(8, 1)	1.0		3	0	0	0	1	0	0	0	0	0	0	10	13	0.00	0.000

PITCHER		IP	WLS	BF	H	R	ER	SO	BB	IBB	HBP	BLK	WP	HR	S	P	ERA	WHIP

Batter	1	2	3	4	5	6	7	8	9	AB	R	H	RBI	BB	SO	LOB
Marquis Grissom, R (1, 8) OBP: 0.347, SLG: 0.485	1-0 10 S 1B	3-1 S 2-H 1B	0-1 E5 10 E BB 10 E 2-3	1-2 1-2 1B		1-1 ① F9		1-0 2B 1B		5	1	3	1	0	0	1
Jermaine Dye, R (7, 8) OBP: 0.311, SLG: 0.432										1	0	1	0	0	0	0
Ed Giovanola, L (1, 6) OBP: 0.323, SLG: 0.273	1-0 ① L4	1-3 ③ K 1-2	4-2 10 E 1-2 BB	1-2 ③ F9		1-0 ② L5		0-0 1-3 2B		2	0	0	0	1	1	2
Rafael Belliard, R (4, PH) OBP: 0.168, SLG: 0.197										3	0	1	0	0	0	2
(5, 6)																
10 Chipper Jones, S (1, 5) OBP: 0.388, SLG: 0.548	3-3 ② K 1-2	0-0 1B 2B 1-0 E3 1-3 2-H 3-H		2-1 ① G6-3		1-1 ③ G4-3		4-1 BB		5	1	1	0	1	1	2
Fred McGriff, L (1, 3) OBP: 0.359, SLG: 0.506	1-0 ③ F7	0-1 1B BB E 2-H 1B 2-2 G5-3		0-0 E 1B 1B			0-0 HR			5	3	3	2	0	0	3
Ryan Klesko, L (1, 7) OBP: 0.368, SLG: 0.564	1-0 ① F7	4-2 E 1-2 1B BB	0-0 2B 1B	1-2 E3 1B BB 1-3 SF7		2-2 G4-6-3 1B				4	3	2	0	1	0	1
Mark Whiten, S (1, 9) OBP: 0.350, SLG: 0.398	0-0 E3 HR	2-0 E9 1B 1-3 SF7 2-H 1B	0-0 1-H 1B 2B	4-2 SF7 1B 1-2 BB		3-1 ①② G4-6-3 1-2f				4	3	2	1	1	0	1
Javy Lopez, R (1, 2) OBP: 0.329, SLG: 0.501	2-2 1-H HR	3-2 E 29 SH3-4 10 E 2-3 3-H 1B	1-3 ① K	0-0 1-2 2-3 3-H 1B			4-0 FC5-4 BB			2	2	2	3	0	0	0
Eddie Pérez, R (4, 2) OBP: 0.336, SLG: 0.476	1 SAFE									2	0	1	1	1	1	1
Mark Lemke, S (1, 4) OBP: 0.340, SLG: 0.330	2-1 29 SH1-4 1B 1B	0-1 ① SF7 3-H	0-0 1B 2-H 1B	2-0 ② SF7 2-3 3-H			0-0 ③ FC5-4 1-2f			2	1	2	3	0	0	0
Dean Hartgraves, R (6, 1)										1	0	0	0	0	0	1
Joe Borowski, R (8, 1)										0	0	0	0	0	0	0
29 John Smoltz, R (1, 1) OBP: 0.233, SLG: 0.250	0-0 ② SH1-4 1-2	0-1 ② SH3-4 1-2	1-3 ② K	3-1 ③ L5				1-3 ① K		1	0	0	0	0	1	1
Mike Mordecai, R (5, PH) OBP: 0.277, SLG: 0.283										2	0	0	0	0	1	2
(6, 4)																
Inning Stats	R: 0 E: 0 K: 1 S: 6 H: 1 LOB: 1 BB: 0 P: 12	R: 3 E: 1 K: 1 S: 13 H: 3 LOB: 1 BB: 0 P: 22	R: 6 E: 3 K: 0 S: 24 H: 4 LOB: 2 BB: 2 P: 40	R: 2 E: 0 K: 2 S: 16 H: 4 LOB: 2 BB: 0 P: 20	R: 2 E: 1 K: 0 S: 12 H: 2 LOB: 2 BB: 1 P: 24	R: 0 E: 0 K: 0 S: 5 H: 0 LOB: 0 BB: 0 P: 8	R: 1 E: 0 K: 0 S: 8 H: 2 LOB: 1 BB: 1 P: 17	R: 0 E: 0 K: 1 S: 6 H: 2 LOB: 3 BB: 1 P: 12		1B: 13 2B: 3 3B: 0 HR: 2 SF: 2 SAC: 2 DP: 1 HBP: 0						

BOTTOM

Philadelphia Phillies @ Atlanta Braves

Atlanta-Fulton County Stadium, Atlanta, GA

Wed Aug 07 1996, 7:05 PM EDT

Att. 29,920 - Unknown - 85 F

livebaseballscorecards.com

AB	39
R	14
H	18
RBI	11
BB	5
SO	5
LOB	17

WP: 0 PB: 0 SB: 2 CS: 0 — PA: 48

1B: 13 2B: 3 3B: 0 HR: 2 — SF: 2 SAC: 2 DP: 1 HBP: 0

PITCHER		IP	WLS	BF	H	R	ER	SO	BB	IBB	HBP	BLK	WP	HR	S	P	ERA	WHIP
Bobby Munoz, R ERA: 7.82	(1, 1)	2.0	L	14	6	6	4	2	1	0	0	0	0	1	24	43	18.00	3.500
Ron Blazier, R ERA: 4.81	(3, 1)	1.0		8	2	3	0	0	1	0	0	0	0	0	19	31	0.00	3.000
Bronson Heflin, R ERA: 6.75	(4, 1)	2.0		14	6	4	2	2	1	0	0	0	0	0	28	44	9.00	3.500
Toby Borland, R ERA: 3.72	(6, 1)	2.0		8	2	1	1	0	1	0	0	0	0	1	13	25	4.50	1.500
Ricky Bottalico, R ERA: 4.04	(8, 1)	0.1		4	2	0	0	1	1	0	0	0	0	0	6	12	0.00	9.000

PITCHER	IP	WLS	BF	H	R	ER	SO	BB	IBB	HBP	BLK	WP	HR	S	P	ERA	WHIP

Batter	1	2	3	4	5	6	7	8	9	AB	R	H	RBI	BB	SO	LOB
Ricky Otero, S (1, 8) OBP: 0.336, SLG: 0.355	B X 1-0 G4-6-3 1B		C X 0-1 ① G4-3			C X 0-1 ① F7		C C B X 1-2 F9 SH2-4 3B 1B	C F X 0-2 1B 3-H 1B	5	1	3	1	0	0	0
Mickey Morandini, L (1, 4) OBP: 0.337, SLG: 0.357	B 1 SAFE 1 SAFE F B X 2-1 ① ② G4-6-3 1-2f		B C X 1-1 ② G1-3			B F B X 2-1 1B 1B G1-2-3 1B		1 SAFE P X 1-0 ① SH2-4 1-2	X 0-0 G6-3 1-3 1B	4	0	2	0	0	0	1
Gregg Jefferies, S (1, 7) OBP: 0.335, SLG: 0.396	B X 1-0 E 1B		B B C X 2-1 ③ G1-3			X 0-0 1B 1-2 1B		I I I 4-0 3B IBB	X 0-0 ② ③ G6-3 1-2f	4	1	2	0	1	0	2
Todd Zeile, R (1, 3) OBP: 0.352, SLG: 0.451	C B X 1-1 E4 1-2			B X 1-0 G3-6-3 1B		C C B X 1-2 1-2 2-3 1B		2 SAFE C B C B F F X 2-2 F9 2-3		4	0	2	0	0	0	3
Jim Eisenreich, L (1, 9) OBP: 0.392, SLG: 0.434	B C C F C 1-3 ③ K			X 0-0 ① ② G3-6-3 1-2f		X 0-0 ② ③ G1-2-3 3-Hf		X 0-0 1-H 3-H 3B		4	0	1	2	0	1	6
Benito Santiago, R (1, 2) OBP: 0.326, SLG: 0.510		C B X 1-1 HR		C F C 0-3 ③ K			X 0-0 ① G6-3	I I I 4-0 IBB		3	1	1	1	1	1	0
Scott Rolen, R (1, 5) OBP: 0.371, SLG: 0.357		B B X 2-0 ① G5-3			C F F B B X 2-2 ① G5-3		B F B B F F B 4-2 BB	C B X 1-1 ③ G5-3		3	0	0	0	1	0	2
Kevin Stocker, S (1, 6) OBP: 0.324, SLG: 0.324		F X 0-1 ② G4-3			B X 1-0 ② G3		C S T 0-2 ② K		C X 0-1 SH1-4 1B 2B	4	1	1	0	0	1	1
55 Matt Beech, L (1, 1) Ken Ryan, R (8, 1) OBP: 0.200, SLG: 0.200 Ruben Amaro Jr, S (9, PH) OBP: 0.340, SLG: 0.440 Ricky Bottalico, L (9, 1) OBP: 0.333, SLG: 0.667		S T S 0-3 ③ K			B S F X 1-2 ③ G1-3		B 1 SAFE S S S 1-3 ③ K		X 0-0 ① SH1-4 2-3	3 0 0 0	0 0 0 0	0 0 0 0	0 0 0 0	2 0 0 0	1 0 0 0	
Inning Stats	R: 0 E: 1 K: 1 S: 10 H: 2 LOB: 2 BB: 0 P: 16	R: 1 E: 0 K: 1 S: 8 H: 1 LOB: 0 BB: 0 P: 11	R: 0 E: 0 K: 0 S: 6 H: 0 LOB: 0 BB: 0 P: 9	R: 0 E: 0 K: 1 S: 5 H: 1 LOB: 0 BB: 0 P: 6	R: 0 E: 0 K: 0 S: 8 H: 0 LOB: 0 BB: 0 P: 12	R: 0 E: 0 K: 0 S: 9 H: 3 LOB: 2 BB: 0 P: 12	R: 0 E: 0 K: 2 S: 10 H: 0 LOB: 1 BB: 1 P: 15	R: 2 E: 0 K: 0 S: 13 H: 2 LOB: 2 BB: 2 P: 25	R: 1 E: 0 K: 0 S: 8 H: 3 LOB: 1 BB: 0 P: 8	1B: 9 2B: 1 3B: 1 HR: 1	SF: 0 SAC: 2 DP: 4 HBP: 0						

PITCHER		IP	WLS	BF	H	R	ER	SO	BB	IBB	HBP	BLK	WP	HR	S	P	ERA	WHIP
Greg Maddux, R ERA: 2.87	(1, 1)	8.0	L	34	9	3	3	5	1	2	0	0	0	1	69	106	3.38	1.250
Greg McMichael, R ERA: 3.39	(9, 1)	1.0		5	3	1	1	0	0	0	0	0	0	0	8	8	9.00	3.000

PITCHER	IP	WLS	BF	H	R	ER	SO	BB	IBB	HBP	BLK	WP	HR	S	P	ERA	WHIP

TOP

Philadelphia Phillies @ Atlanta Braves

Atlanta-Fulton County Stadium, Atlanta, GA

Thu Aug 08 1996, 7:05 PM EDT
Att. 32,401 - Unknown - 80 F

livebaseballscorecards.com

AB	34
R	4
H	12
RBI	4
BB	3
SO	5
LOB	16

BOTTOM

Philadelphia Phillies @ Atlanta Braves

Atlanta-Fulton County Stadium, Atlanta, GA

Thu Aug 08 1996, 7:05 PM EDT

Att. 32,401 - Unknown - 80 F

livebaseballscorecards.com

Batter	1	2	3	4	5	6	7	8	9	AB	R	H	RBI	BB	SO	LOB
Marquis Grissom, R (1, 8) OBP: 0.348, SLG: 0.485	B F F B B F B 4-2 CS BB		X 0-0 ② F8		B X 1-0 ③ F8			X 0-0 BB 1B		3	0	1	0	1	0	3
Mark Lemke, S (1, 4) OBP: 0.339, SLG: 0.327	C X 0-1 ① F9		B B X 2-0 ③ F7			T B F B F F X 2-2 ① L7		B C B B C B 4-2 10 G4-6-3 1-2 BB		3	0	0	0	1	0	2
10 Chipper Jones, S (1, 5) OBP: 0.387, SLG: 0.545	C 1 SAFE C 1 SAFE S 0-3 ② K			F T F S 0-3 ① K		B F F F B B X 3-2 G6-3 1B		B F B B F X 3-2 ②③ G4-6-3 1-2f		4	0	1	0	0	2	3
Fred McGriff, L (1, 3) OBP: 0.356, SLG: 0.501	1 B SAFE 1-0 ③ CS 1-2	B F B B X 2-1 ① G6-3		B X 1-0 ② F8		F 1 SAFE X 0-1 ② G6-3 1-2			X 0-0 ① G6-3	4	0	0	0	0	0	1
Jermaine Dye, R (1, 9) OBP: 0.303, SLG: 0.421		B X 1-0 ② L8		C X 0-1 ③ G3		D F X 1-1 ③ F9			C X 0-1 ② F9	4	0	0	0	0	0	1
Ryan Klesko, L (1, 7) OBP: 0.367, SLG: 0.559		S B F B F F F F S 2-3 ③ K			H 1-0 SH1-3 1B HBP		F F C 0-3 ① K		F B B X 2-1 ③ F7	3	0	0	0	0	2	0
Eddie Pérez, R (1, 2) OBP: 0.345, SLG: 0.476			B B B B 4-0 2B BB		B F X 1-1 SH1-3 1-2 1B		F B B B X 3-1 ② F7			2	0	1	0	1	0	0
Rafael Belliard, R (1, 6) OBP: 0.173, SLG: 0.210			B C F F F X 1-2 ① 1-H SH 2B		F X 0-1 ① SH1-3 1-2 2-3		B C F X 1-2 ③ G3			2	1	1	0	0	0	0
Greg Maddux, R (1, 1) OBP: 0.175, SLG: 0.167 Dwight Smith, L (8, PH) OBP: 0.288, SLG: 0.328 Greg McMichael, R (9, 1)			B X 1-0 SH 3-H		S F X 0-2 ② G5-3			S T B S B T 3-2 ① K		1 1 0	0 0 0	0 0 0	1 0 0	0 0 0	0 1 0	2 0 0
Inning Stats	R: 0 H: 0 E: 0 LOB: 0 K: 1 BB: 1 S: 8 P: 13	R: 0 H: 0 E: 0 LOB: 0 K: 1 BB: 0 S: 10 P: 15	R: 1 H: 1 E: 0 LOB: 1 K: 0 BB: 1 S: 8 P: 16	R: 0 H: 0 E: 0 LOB: 0 K: 1 BB: 0 S: 7 P: 8	R: 0 H: 1 E: 0 LOB: 2 K: 0 BB: 0 S: 8 P: 11	R: 0 H: 1 E: 0 LOB: 1 K: 0 BB: 0 S: 12 P: 18	R: 0 H: 0 E: 0 LOB: 0 K: 1 BB: 0 S: 8 P: 12	R: 0 H: 1 E: 0 LOB: 1 K: 1 BB: 1 S: 9 P: 19	R: 0 H: 0 E: 0 LOB: 0 K: 0 BB: 0 S: 5 P: 7	1B: 3 SF: 0 2B: 1 SAC: 2 3B: 0 DP: 1 HR: 0 HBP: 1						WP: 0 PA: 34 PB: 0 SB: 0 CS: 1

	AB	27
	R	1
	H	4
	RBI	1
	BB	3
	SO	5
	LOB	12

PITCHER		IP	WLS	BF	H	R	ER	SO	BB	IBB	HBP	BLK	WP	HR	S	P	ERA	WHIP
55 Matt Beech, L ERA: 1.29	(1, 1)	7.0	W	26	3	1	1	4	2	0	1	0	0	0	61	93	1.29	0.714
Ken Ryan, R ERA: 3.03	(8, 1)	1.0		4	1	0	0	1	1	0	0	0	0	0	9	19	0.00	2.000
Ricky Bottalico, R ERA: 3.96	(9, 1)	1.0	S	3	0	0	0	0	0	0	0	0	0	0	5	7	0.00	0.000

PITCHER	IP	WLS	BF	H	R	ER	SO	BB	IBB	HBP	BLK	WP	HR	S	P	ERA	WHIP

Colorado Rockies @ Atlanta Braves

Atlanta-Fulton County Stadium, Atlanta, GA

Fri Aug 09 1996, 7:05 PM EDT

Att. 41,275 - Unknown - 83 F

livebaseballscorecards.com

Batter	1	2	3	4	5	6	7	8	9	AB	R	H	RBI	BB	SO	LOB
Eric Young Sr., R (1, 4) OBP: 0.412, SLG: 0.449	G4-3		G4-3		F7		FC4-6 1B 1B 2-3		G4-3	5	1	1	0	0	0	3
Quinton McCracken, S (1, 8) OBP: 0.396, SLG: 0.422	G5-3			L7		L8	FC4-6 1-2		WP 3B	5	1	2	0	0	0	0
Ellis Burks, R (1, 7) OBP: 0.406, SLG: 0.636	CS 1B			K		K	FC4-6 G3 1B 1-2f 2-3 3-H		L7 3-H	5	1	1	1	0	2	2
Dante Bichette, R (1, 9) OBP: 0.370, SLG: 0.532	CS 1-2	G5-3		F9		1B BB BB BB	G3 1-2		K	4	1	0	0	1	1	2
Andres Galarraga, R (1, 3) OBP: 0.349, SLG: 0.566		F8			K	BB 1B 1-2 BB	S 2-H 3-H 1B			3	0	1	2	1	1	0
Vinny Castilla, R (1, 5) OBP: 0.345, SLG: 0.557		F8			E S E 1B	BB 1-2 2-3 1B	G6-3 1-2			4	1	2	0	0	0	1
Jeff Reed, L (1, 2) OBP: 0.367, SLG: 0.424 Angel Echevarria, R (6, PH) OBP: 0.357, SLG: 0.308 Jayhawk Owens, R (6, 2) OBP: 0.335, SLG: 0.410			G5-3		E4 BB 1-H	FC6-4 BB 1-2 2-3 3-H		K		2 0 1	0 0 0	0 0 0	0 1 0	0 1 0	0 0 1	0 0 0
Walt Weiss, S (1, 6) OBP: 0.395, SLG: 0.380			SH1-4 1B		BB 1-2	FC6-4 1-2f		L7		3	0	1	0	1	0	3
Jamey Wright, R (1, 1) OBP: 0.067, SLG: 0.133 Jason Bates, S (7, PH) OBP: 0.308, SLG: 0.308 Marvin Freeman, R (7, 1) OBP: 0.150, SLG: 0.105 Eric Anthony, L (8, PH) OBP: 0.350, SLG: 0.493 Curt Leskanic, R (8, 1) OBP: 0.333, SLG: 0.667 Bruce Ruffin, S (9, 1)			SH1-4 1-2		K		1B FC4-6 2B	K		1 1 0 1 0 0	0 1 0 0 0 0	0 1 0 0 0 0	0 0 0 0 0 0	0 0 0 0 0 0	1 0 0 1 0 0	2 0 0 0 0 0
Inning Stats	R: 0 E: 0 K: 0 S: 8 H: 1 LOB: 0 BB: 0 P: 15	R: 0 E: 0 K: 0 S: 5 H: 0 LOB: 0 BB: 0 P: 9	R: 0 E: 0 K: 0 S: 6 H: 1 LOB: 0 BB: 0 P: 8	R: 0 E: 0 K: 1 S: 10 H: 0 LOB: 0 BB: 0 P: 18	R: 1 E: 1 K: 2 S: 17 H: 1 LOB: 2 BB: 1 P: 28	R: 1 E: 0 K: 1 S: 13 H: 1 LOB: 3 BB: 3 P: 32	R: 3 E: 0 K: 0 S: 14 H: 4 LOB: 1 BB: 0 P: 20	R: 0 E: 0 K: 2 S: 8 H: 0 LOB: 0 BB: 0 P: 14	R: 1 E: 0 K: 1 S: 7 H: 1 LOB: 0 BB: 0 P: 11	1B: 7 2B: 1 3B: 1 HR: 0 SF: 0 SAC: 1 DP: 0 HBP: 0						

	AB	35
	R	6
	H	9
	RBI	4
	BB	4
	SO	7
	LOB	13

WP: 1 PB: 0 SB: 2 CS: 1 PA: 41

PITCHER		IP	WLS	BF	H	R	ER	SO	BB	IBB	HBP	BLK	WP	HR	S	P	ERA	WHIP
Tom Glavine, L ERA: 2.78	(1, 1)	6.0	L	29	7	5	4	4	4	0	0	0	0	0	64	116	6.00	1.833
Brad Clontz, R ERA: 4.3	(7, 1)	1.2		6	1	0	0	1	0	0	0	0	0	0	14	22	0.00	0.600
Pedro Borbon, L ERA: 2.23	(8, 1)	0.1		1	0	0	0	1	0	0	0	0	0	0	3	6	0.00	0.000
Mark Wohlers, R ERA: 2.59	(9, 1)	1.0		4	1	1	1	1	0	0	0	0	1	0	7	11	9.00	1.000

PITCHER	IP	WLS	BF	H	R	ER	SO	BB	IBB	HBP	BLK	WP	HR	S	P	ERA	WHIP

Batter	1	2	3	4	5	6	7	8	9	AB	R	H	RBI	BB	SO	LOB
Marquis Grissom, R (1, 8) OBP: 0.347, SLG: 0.483	L6		L9		10 S 10 1B 1B		L5			4	1	1	0	0	0	1
Ed Giovanola, L (1, 6) (7, 4) OBP: 0.303, SLG: 0.254	F7		P5		F8		G6-3			4	0	0	0	0	0	2
10 Chipper Jones, S (1, 5) OBP: 0.388, SLG: 0.551	G4-3			HR	1-H 2B 1B		K			4	2	2	2	0	1	0
Fred McGriff, L (1, 3) OBP: 0.355, SLG: 0.501		L8		G1-3	2-H 2B			F9		4	0	1	1	0	0	0
Ryan Klesko, L (1, 7) OBP: 0.370, SLG: 0.563		2B		E7 1B	FC4-6 BB			G1-3		3	1	2	0	1	0	0
Mark Whiten, S (1, 9) OBP: 0.352, SLG: 0.397		G5-4-3 BB		3-H 1B	1-2f FC4-6			G4-3		3	0	1	1	1	0	2
Mark Wohlers, R (9, 1)										0	0	0	0	0	0	0
Javy Lopez, R (1, 2) OBP: 0.325, SLG: 0.496		1-2f G5-4-3		P4		G6-3			F8	4	0	0	0	0	0	3
Mark Lemke, S (1, 4) OBP: 0.337, SLG: 0.325			G3-1	F7		P3			K	2	0	0	0	0	0	1
Rafael Belliard, R (6, PH) (7, 6) OBP: 0.171, SLG: 0.206										2	0	0	0	0	1	0
Tom Glavine, L (1, 1) OBP: 0.339, SLG: 0.365			2B		F7	F7			G4-3	3	0	1	0	0	0	0
Brad Clontz, R (7, 1)										0	0	0	0	0	0	0
Pedro Borbon, R (8, 1) OBP: 1.000, SLG: 1.000										0	0	0	0	0	0	0
Jermaine Dye, R (9, 9) OBP: 0.301, SLG: 0.419										1	0	0	0	0	0	0
Inning Stats	R: 0 E: 0 K: 0 S: 8 H: 0 LOB: 0 BB: 0 P: 13	R: 0 E: 0 K: 0 S: 8 H: 1 LOB: 1 BB: 1 P: 16	R: 0 E: 0 K: 0 S: 7 H: 1 LOB: 1 BB: 0 P: 10	R: 2 E: 1 K: 0 S: 15 H: 3 LOB: 1 BB: 0 P: 23	R: 2 E: 0 K: 0 S: 8 H: 3 LOB: 2 BB: 1 P: 15	R: 0 E: 0 K: 0 S: 8 H: 0 LOB: 0 BB: 0 P: 12	R: 0 E: 0 K: 1 S: 7 H: 0 LOB: 0 BB: 0 P: 9	R: 0 E: 0 K: 0 S: 3 H: 0 LOB: 0 BB: 0 P: 5	R: 0 E: 0 K: 1 S: 9 H: 0 LOB: 0 BB: 0 P: 15	1B: 4 2B: 3 3B: 0 HR: 1 SF: 0 SAC: 0 DP: 1 HBP: 0						

PITCHER	IP	WLS	BF	H	R	ER	SO	BB	IBB	HBP	BLK	WP	HR	S	P	ERA	WHIP
Jamey Wright, R (1, 1) ERA: 4.98	6.0	W	27	8	4	3	0	2	0	0	0	0	1	54	89	4.50	1.667
Marvin Freeman, R (7, 1) ERA: 5.94	1.0		3	0	0	0	1	0	0	0	0	0	0	7	9	0.00	0.000
Curt Leskanic, R (8, 1) ERA: 6.79	1.0		3	0	0	0	0	0	0	0	0	0	0	3	5	0.00	0.000
Bruce Ruffin, L (9, 1) ERA: 4.32	1.0	S	3	0	0	0	1	0	0	0	0	0	0	9	15	0.00	0.000

PITCHER	IP	WLS	BF	H	R	ER	SO	BB	IBB	HBP	BLK	WP	HR	S	P	ERA	WHIP

BOTTOM

Colorado Rockies @ Atlanta Braves

Atlanta-Fulton County Stadium, Atlanta, GA

Fri Aug 09 1996, 7:05 PM EDT

Att. 41,275 - Unknown - 83 F

livebaseballscorecards.com

AB	34
R	4
H	8
RBI	4
BB	2
SO	2
LOB	9

Batter	1	2	3	4	5	6	7	8	9	10	AB	R	H	RBI	BB	SO	LOB
Eric Young Sr., R (1, 4) OBP: 0.414, SLG: 0.452	P5		0-1 E 2B	3-2 S 1-3 2-H 1B		2-2 FC6-4 1-2f			1-0 G6-3 HBP		4	1	2	1	0	0	1
Quinton McCracken, S (1, 8) OBP: 0.392, SLG: 0.416	3-3 K		1-1 E5 2-H 1B	1 SAFE 1 SAFE 2-2 P5 1-3 3-H			1-3 K		0-0 G6-3 1-2 2-3		5	1	1	0	0	2	3
Ellis Burks, R (1, 7) OBP: 0.406, SLG: 0.639	1-1 F9		4-2 G4-6-3 BB		2-2 HR		3-3 K		0-3 K		4	1	1	1	1	2	2
Dante Bichette, R (1, 9) OBP: 0.368, SLG: 0.531		3-2 HR 2B	0-0 G4-6-3 1-2f		2-3 K		0-0 F8			0-2 F8	5	1	1	0	0	1	1
Andres Galarraga, R (1, 3) OBP: 0.350, SLG: 0.578		1-0 2-H HR	1-2 F8		0-0 G4-3			0-1 G6-3		0-0 HR	5	2	2	3	0	0	0
Vinny Castilla, R (1, 5) OBP: 0.344, SLG: 0.559		1-2 F9		3-3 K2-3	1-2 G5-3			0-1 G2-3		1-2 HR	5	1	1	1	0	1	0
Jayhawk Owens, R (1, 2) OBP: 0.335, SLG: 0.404		3-3 K		4-0 BB 1B BB		2-3 K		0-0 G4-3		1-2 F7	2	1	0	0	1	2	0
Jason Bates, S (8, PH) OBP: 0.306, SLG: 0.304											1	0	0	0	0	0	0
Steve Reed, R (8, 1) OBP: 0.333, SLG: 0.333											0	0	0	0	0	0	0
John Vander Wal, L (10, PH) OBP: 0.331, SLG: 0.389											1	0	0	0	0	0	0
Bruce Ruffin, S (10, 1)											0	0	0	0	0	0	0
Walt Weiss, S (1, 6) OBP: 0.397, SLG: 0.380		4-2 BB		4-0 1B 1-2 E BB		1-3 K			3-2 G6-3 SH1-4 1B	0-0 G4-3	3	1	1	0	2	1	0
Armando Reynoso, R (1, 1) OBP: 0.229, SLG: 0.163	1 SAFE	2-2 K		2-3 K		4-2 FC6-4 BB			1-0 SH1-4 1-2		2	0	0	0	0	2	3
Darren Holmes, R (5, 1)											0	0	0	0	1	0	0
Curt Leskanic, R (7, 1) OBP: 0.333, SLG: 0.667											0	0	0	0	0	0	0
Jeff Reed, L (8, 2) OBP: 0.367, SLG: 0.424											0	0	0	0	0	0	0
Inning Stats	R: 0 E: 0 K: 1 S: 11 H: 0 LOB: 0 BB: 0 P: 18	R: 2 E: 0 K: 2 S: 17 H: 2 LOB: 1 BB: 1 P: 31	R: 2 E: 1 K: 0 S: 12 H: 2 LOB: 0 BB: 1 P: 18	R: 2 E: 0 K: 2 S: 15 H: 1 LOB: 1 BB: 2 P: 33	R: 1 E: 0 K: 1 S: 10 H: 1 LOB: 0 BB: 0 P: 15	R: 0 E: 0 K: 2 S: 14 H: 0 LOB: 1 BB: 1 P: 23	R: 0 E: 0 K: 2 S: 7 H: 0 LOB: 0 BB: 0 P: 11	R: 0 E: 0 K: 0 S: 5 H: 0 LOB: 0 BB: 0 P: 5	R: 0 E: 0 K: 1 S: 9 H: 1 LOB: 2 BB: 0 P: 14	R: 2 E: 0 K: 0 S: 11 H: 2 LOB: 0 BB: 0 P: 13	1B: 3 2B: 2 3B: 0 HR: 4 SF: 0 SAC: 1 DP: 1 HBP: 1						

PITCHER	IP	WLS	BF	H	R	ER	SO	BB	IBB	HBP	BLK	WP	HR	S	P	ERA	WHIP
Terrell Wade, L (1, 1) ERA: 2.35	3.1		17	4	6	4	4	4	0	0	0	0	1	45	83	10.80	2.400
Joe Borowski, R (4, 1) ERA: 5.79	1.2		7	2	1	1	2	0	0	0	0	0	1	20	32	5.40	1.200
Greg McMichael, R (6, 1) ERA: 3.29	2.0		7	0	0	0	4	1	0	0	0	0	0	21	34	0.00	0.500
Brad Clontz, R (8, 1) ERA: 4.23	1.0		3	0	0	0	0	0	0	0	0	0	0	5	5	0.00	0.000
Pedro Borbon, L (9, 1) ERA: 2.2	0.1		2	1	0	0	0	0	0	0	0	0	0	4	8	0.00	3.000

PITCHER	IP	WLS	BF	H	R	ER	SO	BB	IBB	HBP	BLK	WP	HR	S	P	ERA	WHIP
Mark Wohlers, R (9, 1) ERA: 2.83	1.2	L	8	2	2	2	1	0	0	1	0	0	2	16	19	10.80	1.200

TOP

Colorado Rockies @ Atlanta Braves

Atlanta-Fulton County Stadium, Atlanta, GA

Sat Aug 10 1996, 3:33 AM EDT

Att. 46,064 - Sunny - 87 F

livebaseballscorecards.com

AB	37
R	9
H	9
RBI	6
BB	5
SO	11
LOB	10

PA: 44

WP: 0
PB: 0
SB: 2
CS: 0

Colorado Rockies @ Atlanta Braves

Atlanta-Fulton County Stadium, Atlanta, GA

Sat Aug 10 1996, 3:33 AM EDT

Att. 46,064 - Sunny - 87 F

livebaseballscorecards.com

Batter	1	2	3	4	5	6	7	8	9	10	AB	R	H	RBI	BB	SO	LOB
Marquis Grissom, R (1, 8) OBP: 0.349, SLG: 0.485	F9-2 3B		CS BB		10 HR 1B 1-2 2-3 BB	K	FC6-4 1-2f			K	4	1	1	0	2	2	4
Ed Giovanola, L (1, 6) OBP: 0.306, SLG: 0.250	F9-2 3-H		CS 1-2	K	10 HR 1B 1-3 2-H 3-H	BB 1-2		B3		G4-3	5	1	1	2	1	1	1
10 Chipper Jones, S (1, 5) OBP: 0.388, SLG: 0.554	BB			G3	HR 1-H 3-H	G1-3		F7		G5-3	5	1	1	3	1	0	2
Fred McGriff, L (1, 3) OBP: 0.358, SLG: 0.507	F5			G3	BB CI HBP		HR	BB			3	1	1	1	1	0	1
Ryan Klesko, L (1, 7) OBP: 0.369, SLG: 0.562		F7			2B CI BB		L8	F8			4	1	1	0	0	0	1
Mark Whiten, S (1, 9) OBP: 0.355, SLG: 0.398 Greg McMichael, R (6, 1) Eddie Pérez, R (7, PH) OBP: 0.350, SLG: 0.481 Rafael Belliard, R (7, PR) OBP: 0.171, SLG: 0.206 Jermaine Dye, R (8, 9) OBP: 0.299, SLG: 0.416	K				WP BB 1B 2-H 1B BB		BB E 1B		P3		2 0 1 0 1	1 0 0 0 0	1 0 1 0 0	1 0 0 0 0	1 0 0 0 0	1 0 0 0 0	0 0 0 0 0
Javy Lopez, R (1, 2) OBP: 0.324, SLG: 0.490	G4-3				WP BB 1-2	K	E4 BB 1-2		F8		4	1	0	0	1	1	4
Mike Mordecai, R (1, 4) OBP: 0.286, SLG: 0.281			F8		P5	F7	FC6-4 BB 1-2 2-3		1B		4	0	1	0	1	0	2
Terrell Wade, L (1, 1) Joe Borowski, R (4, 1) Dwight Smith, L (5, PH) OBP: 0.289, SLG: 0.322 (6, 9) Brad Clontz, R (8, 1) Pedro Borbon, R (9, 1) OBP: 1.000, SLG: 1.000 Mark Wohlers, R (9, 1)			K		F8	BB	F7		K		1 0 2 0 0 0 1	0 0 0 0 0 0 0	0 0 0 0 1 0 1	0 0 0 0 0 0 1	0 0 0 0 1 0 1	1 0 0 0 0 0 1	0 0 5 0 0 0 1
Inning Stats	R: 0 H: 1 E: 0 LOB: 1 K: 0 BB: 1 S: 7 P: 12	R: 0 H: 0 E: 0 LOB: 0 K: 1 BB: 0 S: 7 P: 11	R: 0 H: 0 E: 0 LOB: 0 K: 1 BB: 1 S: 7 P: 13	R: 0 H: 0 E: 0 LOB: 0 K: 1 BB: 0 S: 10 P: 16	R: 6 H: 4 E: 1 LOB: 3 K: 1 BB: 3 S: 26 P: 56	R: 0 H: 0 E: 0 LOB: 2 K: 1 BB: 2 S: 8 P: 18	R: 1 H: 2 E: 1 LOB: 3 K: 0 BB: 1 S: 13 P: 22	R: 0 H: 0 E: 0 LOB: 1 K: 0 BB: 1 S: 7 P: 13	R: 0 H: 1 E: 0 LOB: 1 K: 1 BB: 0 S: 7 P: 12	R: 0 H: 0 E: 0 LOB: 0 K: 1 BB: 0 S: 9 P: 9	1B: 4 SF: 0 2B: 2 SAC: 0 3B: 1 DP: 1 HR: 2 HBP: 1						

BOTTOM	
AB	37
R	7
H	8
RBI	7
BB	9
SO	7
LOB	21

WP: 1 PA: 49
PB: 0
SB: 0
CS: 1

PITCHER		IP	WLS	BF	H	R	ER	SO	BB	IBB	HBP	BLK	WP	HR	S	P	ERA	WHIP
Armando Reynoso, R ERA: 4.77	(1, 1)	4.2		21	5	6	6	3	4	0	0	0	1	1	49	91	11.57	1.929
Darren Holmes, R ERA: 4.7	(5, 1)	1.1		9	0	0	0	2	3	0	1	0	0	0	16	35	0.00	2.250
Curt Leskanic, R ERA: 6.84	(7, 1)	1.0		7	2	1	1	0	1	0	0	0	0	1	13	22	9.00	3.000
Steve Reed, R ERA: 3.86	(8, 1)	2.0	W	8	1	0	0	1	1	0	0	0	0	0	14	25	0.00	1.000
Bruce Ruffin, L ERA: 4.24	(10, 1)	1.0	S	3	0	0	0	1	0	0	0	0	0	0	9	9	0.00	0.000

PITCHER	IP	WLS	BF	H	R	ER	SO	BB	IBB	HBP	BLK	WP	HR	S	P	ERA	WHIP

Colorado Rockies @ Atlanta Braves

Atlanta-Fulton County Stadium, Atlanta, GA

Sun Aug 11 1996, 7:05 PM EDT

Att. 32,961 - Unknown - 79 F

livebaseballscorecards.com

TOP

Batter	1	2	3	4	5	6	7	8	9	AB	R	H	RBI	BB	SO	LOB
Walt Weiss, S (1, 6) OBP: 0.394, SLG: 0.376	X 0-0 ① F8		C C F F F B B F X 2-2 ③ P5		B C X 1-1 ③ L8			1 SAFE B 1 SAFE X 1-0 ② G3 1-2		4	0	0	0	0	0	3
Quinton McCracken, S (1, 8) OBP: 0.385, SLG: 0.407	B B C F C 2-3 ② K			B C S F F S 1-3 ① K		X 0-0 ① B4-3		C B X 1-1 ③ G4-3		4	0	0	0	0	2	1
Ellis Burks, R (1, 7) OBP: 0.407, SLG: 0.645	S F B S 1-3 ③ K			B X 1-0 HR		C B X 1-1 ② L7			B F S X 1-2 G6-3 1B	4	1	2	1	0	1	0
Andres Galarraga, R (1, 3) OBP: 0.349, SLG: 0.577		B F S S 1-3 ① K		C X 0-1 CS 2B		S C X 0-2 ③ G6-3			B S F X 1-2 ① P3	4	0	1	0	0	1	1
Eric Anthony, L (1, 9) OBP: 0.356, SLG: 0.489 Angel Echevarria, R (7, PR) OBP: 0.357, SLG: 0.308 (7, 9) Dante Bichette, R (9, PH) OBP: 0.367, SLG: 0.529		B C S S S 1-3 ② K		B D B D 4-0 BB			C C B B B 4-2 G3-6-3 BB		B B C B C F X 3-2 ② G6-3 1-2	1	0	0	0	2	1	0
										0	0	0	0	0	0	0
										1	0	0	0	0	0	1
Vinny Castilla, R (1, 5) OBP: 0.341, SLG: 0.554		B S S S S 1-3 ③ K		F B C B F S 2-3 ② ③ K 2-3			1 SAFE S 1 SAFE 1 SAFE B S S 1-3 ① K		F X 0-1 ③ G1-3	4	0	0	0	0	3	4
Jeff Reed, L (1, 2) OBP: 0.367, SLG: 0.423			S B C B X 2-2 ① F7		B S F F F B X 2-2 SH3-4 1B		1 SAFE C X 0-1 ② ③ G3-6-3 1-2f			3	0	1	0	0	0	1
Jason Bates, S (1, 4) OBP: 0.299, SLG: 0.297			S C S S 0-3 ② K		1 SAFE B X 1-0 ① F7			C S B F S 1-3 ① K		3	0	0	0	0	2	1
Roger Bailey, R (1, 1) OBP: 0.417, SLG: 0.800 John Vander Wal, L (8, PH) OBP: 0.336, SLG: 0.394 Marvin Freeman, R (8, 1) OBP: 0.150, SLG: 0.105			B B B C C B 4-2 BB		1 SAFE B C X 1-1 ② SH3-4 1-2			F B B C X 2-2 G3 1B		0	0	0	0	1	0	0
										1	0	1	0	0	0	0
										0	0	0	0	0	0	0
Inning Stats	R: 0 E: 0 K: 2 S: 7 H: 0 LOB: 0 BB: 0 P: 10	R: 0 E: 0 K: 3 S: 9 H: 0 LOB: 0 BB: 0 P: 12	R: 0 E: 0 K: 1 S: 15 H: 0 LOB: 1 BB: 1 P: 23	R: 1 E: 0 K: 2 S: 12 H: 2 LOB: 1 BB: 1 P: 20	R: 0 E: 0 K: 0 S: 10 H: 1 LOB: 1 BB: 0 P: 15	R: 0 E: 0 K: 0 S: 6 H: 0 LOB: 0 BB: 0 P: 7	R: 0 E: 0 K: 1 S: 7 H: 0 LOB: 1 BB: 1 P: 12	R: 0 E: 0 K: 1 S: 10 H: 1 LOB: 1 BB: 0 P: 15	R: 0 E: 0 K: 0 S: 12 H: 1 LOB: 1 BB: 0 P: 17	1B: 3 2B: 1 3B: 0 HR: 1	SF: 0 SAC: 1 DP: 1 HBP: 0						

	AB	29
	R	1
	H	5
	RBI	1
	BB	3
	SO	10
	LOB	12

WP: 0 PB: 0 SB: 0 CS: 1 PA: 33

PITCHER		IP	WLS	BF	H	R	ER	SO	BB	IBB	HBP	BLK	WP	HR	S	P	ERA	WHIP
29 John Smoltz, R ERA: 2.85	(1, 1)	8.0	W	29	4	1	1	10	3	0	0	0	0	1	76	114	1.12	0.875
Mark Wohlers, R ERA: 2.78	(9, 1)	1.0	S	4	1	0	0	0	0	0	0	0	0	0	12	17	0.00	1.000

PITCHER	IP	WLS	BF	H	R	ER	SO	BB	IBB	HBP	BLK	WP	HR	S	P	ERA	WHIP

Batter	1	2	3	4	5	6	7	8	9	AB	R	H	RBI	BB	SO	LOB
Marquis Grissom, R (1, 8) OBP: 0.350, SLG: 0.486	B B B C F S 3-3 K ①		X 0-0 10 FC4-6 2B		B B B C X 3-1 E6 FC4-6			F S F H 1-2 10 2B 1B HBP		3	1	1	0	0	1	0
Ed Giovanola, L (1, 6) OBP: 0.303, SLG: 0.239 Rafael Belliard, R (9, 6) OBP: 0.171, SLG: 0.206	C C B S 1-3 K ②		M L D B B 4-2 10 FC4-6 BB		C P X 1-1 FC4-6 ③ 1-2f			F B L 1 SAFE 1 SAFE S 1-3 K ①		3 0	0 0	0 0	0 0	1 0	2 0	2 0
10 Chipper Jones, S (1, 5) OBP: 0.390, SLG: 0.556	S B B S B B B 4-2 WP BB		X 0-0 FC4-6 G1-6-3 ① 1-2f 2-3			B S B B B 4-1 1B L1-5 BB		F X 0-1 1-3 1B 2B		2	1	1	0	2	0	2
Fred McGriff, L (1, 3) OBP: 0.361, SLG: 0.507	B C B B B 4-1 1-2 BB		C S X 0-2 G1-6-3 ② ③ 1-2f			F X 0-1 1-3 1B		I I I I 4-0 1B E IBB		2	1	1	0	2	0	2
Ryan Klesko, L (1, 7) OBP: 0.368, SLG: 0.559	B S B B X 3-1 G4-3 ③			S B B X 2-1 G3-1 ①		B 1 SAFE X 1-0 F7 ①		S X 0-1 1-3 2-H 3-H E 1B		4	1	1	2	0	0	4
Dwight Smith, L (1, 9) OBP: 0.295, SLG: 0.323 Jermaine Dye, R (9, 9) OBP: 0.299, SLG: 0.416		B B F X 2-1 G1-3 1B		C F B B B 4-2 G5-4-3 BB		1 SAFE B 1 SAFE B B F X 3-1 L1-5 ② ③ 3-3		F S B S 1-3 K ②		3 0	0 0	1 0	0 0	1 0	1 0	4 0
Javy Lopez, R (1, 2) OBP: 0.323, SLG: 0.487		B 1 SAFE F C S 1-3 K ①		C X 0-1 G5-4-3 ② ③ 1-2f			F C X 0-2 G5-3 ①	C C X 0-2 E8 2-H 3-H 1B		4	0	1	2	0	1	2
Mike Mordecai, R (1, 4) OBP: 0.270, SLG: 0.265		C B F X 1-2 G1-3 ② 1-2			L B F X 1-2 G1-3 ①		C F S 0-3 K ②	F C B C 1-3 K ③		4	0	0	0	0	2	2
29 John Smoltz, R (1, 1) OBP: 0.222, SLG: 0.237 Mark Wohlers, R (9, 1)		S B B B C C 3-3 K ③			B C S B F X 2-2 G4-1 ②		X 0-0 B1-3 ③			3 0	0 0	0 0	0 0	1 0	1 0	1 0
Inning Stats	R: 0 H: 0 E: 0 LOB: 2 K: 2 BB: 2 S: 11 P: 26	R: 0 H: 1 E: 0 LOB: 1 K: 2 BB: 0 S: 11 P: 18	R: 0 H: 1 E: 0 LOB: 1 K: 0 BB: 1 S: 7 P: 11	R: 0 H: 0 E: 0 LOB: 0 K: 0 BB: 1 S: 6 P: 12	R: 0 H: 0 E: 1 LOB: 1 K: 0 BB: 0 S: 12 P: 18	R: 0 H: 1 E: 0 LOB: 1 K: 0 BB: 1 S: 6 P: 14	R: 0 H: 0 E: 0 LOB: 0 K: 1 BB: 0 S: 7 P: 7	R: 4 H: 3 E: 1 LOB: 1 K: 3 BB: 1 S: 19 P: 27		1B: 4 2B: 3 3B: 0 HR: 0	SF: 0 SAC: 0 DP: 3 HBP: 1			WP: 1 PB: 0 SB: 0 CS: 0	PA: 35	

PITCHER		IP	WLS	BF	H	R	ER	SO	BB	IBB	HBP	BLK	WP	HR	S	P	ERA	WHIP
Roger Bailey, R ERA: 6.16	(1, 1)	7.0		27	3	0	0	5	5	0	0	0	1	0	60	106	0.00	1.143
Marvin Freeman, R ERA: 6.19	(8, 1)	1.0	L	8	3	4	4	3	0	1	1	0	0	0	19	27	36.00	3.000

PITCHER	IP	WLS	BF	H	R	ER	SO	BB	IBB	HBP	BLK	WP	HR	S	P	ERA	WHIP

BOTTOM

Colorado Rockies @ Atlanta Braves

Atlanta-Fulton County Stadium, Atlanta, GA

Sun Aug 11 1996, 7:05 PM EDT

Att. 32,961 - Unknown - 79 F

livebaseballscorecards.com

AB	28
R	4
H	6
RBI	4
BB	6
SO	8
LOB	19

Atlanta Braves @ Philadelphia Phillies

Veterans Stadium, Philadelphia, PA

Tue Aug 13 1996, 7:05 PM EDT

Overcast - 69 F

TOP

livebaseballscorecards.com

Batter	1	2	3	4	5	6	7	8	9	AB	R	H	RBI	BB	SO	LOB
Marquis Grissom, R (1, 8) OBP: 0.349, SLG: 0.484	G5-3		1B		G4-3			G6-3		4	0	1	0	0	0	0
Ed Giovanola, L (1, 6) OBP: 0.300, SLG: 0.239	F8		G4-3			10 S 10 1B		F8		4	1	1	0	0	0	1
Rafael Belliard, R (8, 6) OBP: 0.171, SLG: 0.206										0	0	0	0	0	0	0
10 Chipper Jones, S (1, 5) OBP: 0.393, SLG: 0.557	BB			G4-3		G3-1 WP PB 1-H		1B		3	1	2	1	1	0	0
Fred McGriff, L (1, 3) OBP: 0.360, SLG: 0.507	P5			2B		L7		F9		4	0	1	0	0	0	3
Ryan Klesko, L (1, 7) OBP: 0.367, SLG: 0.555		G3-1		FC5-4 BB		G3-1 1-3			K	3	0	0	0	1	1	1
Mark Whiten, S (1, 9) OBP: 0.357, SLG: 0.395		CS BB		F7		K 3-H			CS BB	2	0	0	0	2	1	2
Eddie Pérez, R (1, 2) OBP: 0.339, SLG: 0.464		F8		FC5-4 1-2f			G5-3		F9	4	0	0	0	0	0	4
Mark Lemke, S (1, 4) OBP: 0.335, SLG: 0.322		CS 1-2	G6-3		F8		F7		CS 1-2	3	0	0	0	0	0	0
Greg Maddux, R (1, 1) OBP: 0.167, SLG: 0.158			P3		L7		G5-3			3	0	0	0	0	0	0
Inning Stats	R: 0 E: 0 K: 0 S: 10 H: 0 LOB: 1 BB: 1 P: 17	R: 0 E: 0 K: 0 S: 8 H: 0 LOB: 0 BB: 1 P: 15	R: 0 E: 0 K: 0 S: 10 H: 1 LOB: 1 BB: 0 P: 15	R: 0 E: 0 K: 0 S: 9 H: 1 LOB: 2 BB: 1 P: 20	R: 0 E: 0 K: 0 S: 6 H: 0 LOB: 0 BB: 0 P: 9	R: 2 E: 0 K: 1 S: 8 H: 2 LOB: 0 BB: 0 P: 13	R: 0 E: 0 K: 0 S: 5 H: 0 LOB: 0 BB: 0 P: 7	R: 0 E: 0 K: 0 S: 8 H: 1 LOB: 1 BB: 0 P: 13	R: 0 E: 0 K: 1 S: 5 H: 0 LOB: 0 BB: 1 P: 14	1B: 4 2B: 1 3B: 0 HR: 0 SF: 0 SAC: 0 DP: 0 HBP: 0	WP: 1 PB: 1 SB: 1 CS: 2 PA: 36					

PITCHER	IP	WLS	BF	H	R	ER	SO	BB	IBB	HBP	BLK	WP	HR	S	P	ERA	WHIP
Rich Hunter, R (1, 1) ERA: 5.35	7.0	L	27	4	2	1	1	3	0	0	0	1	0	56	96	1.29	1.000
Toby Borland, R (8, 1) ERA: 3.57	0.2		3	1	0	0	0	0	0	0	0	0	0	7	12	0.00	1.500
Ricardo Jordan, L (8, 1) ERA: 2.38	0.2		3	0	0	0	1	1	0	0	0	0	0	5	12	0.00	1.500
Ken Ryan, R (9, 1) ERA: 3.0	0.2		1	0	0	0	0	0	0	0	0	0	0	1	3	0.00	0.000

PITCHER	IP	WLS	BF	H	R	ER	SO	BB	IBB	HBP	BLK	WP	HR	S	P	ERA	WHIP

AB	30
R	2
H	5
RBI	1
BB	4
SO	2
LOB	11

Batter	1	2	3	4	5	6	7	8	9	AB	R	H	RBI	BB	SO	LOB
Ricky Otero, S (1, 8) OBP: 0.329, SLG: 0.345	B X 1-0 G4-3 ①		B F F X 1-2 E S 1B			B C B L X 2-2 F7 ①	X 0-0 G4-3 ③			4	0	1	0	0	0	3
Toby Borland, R (8, 1)										0	0	0	0	0	0	0
Ricardo Jordan, L (8, 1)										0	0	0	0	0	0	0
Ken Ryan, R (9, 1) OBP: 0.200, SLG: 0.200										0	0	0	0	0	0	0
Mickey Morandini, L (1, 4) OBP: 0.329, SLG: 0.346	C F B B X 2-2 G3 ②		1 SAFE C C S S F 1 B S SAFE 2-3 K 1-3 ②			X 0-0 G1-3 ②		F F F F C 0-3 K ①		4	0	0	0	0	2	1
Gregg Jefferies, S (1, 7) OBP: 0.333, SLG: 0.402	F B B X 2-1 1B		X 0-0 G4-3 ③			B X 1-0 3B		B C B B X 3-1 G4-3 ②		4	0	2	0	0	0	1
Todd Zeile, R (1, 3) OBP: 0.347, SLG: 0.440	F B 1 B X SAFE 2-1 L9 ③			X 0-0 F8 ①		X 0-0 F8 ③		C B B F F C 2-3 K ③		4	0	0	0	0	1	2
Jim Eisenreich, L (1, 9) OBP: 0.391, SLG: 0.435		C B B S X 2-2 F7 ①		B X 1-0 E4 L1-3			S B F C 1-3 K ①		C B X 1-1 FC6-4 1B	4	0	1	0	0	1	0
Benito Santiago, R (1, 2) OBP: 0.322, SLG: 0.503		F X 0-1 G6-3 ②		C X 0-1 L1-3 ② ③ 1-1			X 0-0 1B 2B		B 1 SAFE B X 2-0 FC6-4 1B ① 1-2f	4	0	1	0	0	0	2
Scott Rolen, R (1, 5) OBP: 0.400, SLG: 0.405		X 0-0 1B			C C B X 1-2 L1 ①		B C C C B B B 4-2 1B BB		C X 0-1 1-2 1B	3	0	2	0	1	0	0
Kevin Stocker, S (1, 6) OBP: 0.326, SLG: 0.329	S B X 1-1 G1-3 ③				F X 0-1 G6-3 ②		B F S S 1-3 K ②		C B B C S 2-3 K ②	3	0	0	0	0	1	3
Pete Incaviglia, R (9, PH) OBP: 0.313, SLG: 0.458										1	0	0	0	0	1	2
Rich Hunter, R (1, 1) OBP: 0.222, SLG: 0.125			C B F F S 1-3 K ①		B X 1-0 G6-3 ③		F F X 0-2 1-2 2-3 1B		F F X 0-2 L7 ③	2	0	0	0	0	1	0
Ruben Amaro Jr, S (7, PH) (8, 8) OBP: 0.373, SLG: 0.455										2	0	1	0	0	0	2
Inning Stats	R: 0 H: 1 E: 0 LOB: 1 K: 0 BB: 0 S: 8 P: 15	R: 0 H: 1 E: 0 LOB: 1 K: 0 BB: 0 S: 8 P: 11	R: 0 H: 1 E: 1 LOB: 1 K: 2 BB: 0 S: 13 P: 16	R: 0 H: 0 E: 1 LOB: 0 K: 0 BB: 0 S: 4 P: 5	R: 0 H: 0 E: 0 LOB: 0 K: 0 BB: 0 S: 6 P: 8	R: 0 H: 1 E: 0 LOB: 1 K: 0 BB: 0 S: 6 P: 9	R: 0 H: 2 E: 0 LOB: 3 K: 2 BB: 1 S: 13 P: 19	R: 0 H: 0 E: 0 LOB: 0 K: 2 BB: 0 S: 11 P: 16	R: 0 H: 2 E: 0 LOB: 2 K: 1 BB: 0 S: 11 P: 16	1B: 6 2B: 2 3B: 1 HR: 0	SF: 0 SAC: 0 DP: 1 HBP: 0						

PITCHER		IP	WLS	BF	H	R	ER	SO	BB	IBB	HBP	BLK	WP	HR	S	P	ERA	WHIP
Greg Maddux, R ERA: 2.74	(1, 1)	9.0	W	36	8	0	0	7	1	0	0	0	0	0	80	115	0.00	1.000

PITCHER	IP	WLS	BF	H	R	ER	SO	BB	IBB	HBP	BLK	WP	HR	S	P	ERA	WHIP

BOTTOM

Atlanta Braves @ Philadelphia Phillies

Veterans Stadium, Philadelphia, PA

Tue Aug 13 1996, 7:05 PM EDT

Overcast - 69 F

livebaseballscorecards.com

AB	35
R	0
H	8
RBI	0
BB	1
SO	7
LOB	16

WP: 0 PA: 36
PB: 0
SB: 1
CS: 0

Batter	1	2	3	4	5	6	7	8	9	AB	R	H	RBI	BB	SO	LOB
Marquis Grissom, R (1, 8) OBP: 0.348, SLG: 0.487	B S S X 1-2 G6-3 ①			X 0-0 F9 ①		S C X 0-2 G4-3 ①	F B S F X 1-2 HR		X 0-0 G1-3 ② 3-H	5	1	1	2	0	0	0
Mike Mordecai, R (1, 4) OBP: 0.278, SLG: 0.254	X 0-0 F7 ②			B B B B 4-0 10 1B BB		X 0-0 G5-3 ②	S F B B B B 4-2 10 1B BB		C X 0-1 F7 ③	3	0	0	0	2	0	0
10 Chipper Jones, S (1, 5) OBP: 0.396, SLG: 0.559	F B B C X 2-2 F9 ③			X 0-0 1-2 1B		B X 1-0 1B	C D B B S F F X 3-2 1-3 1B			4	0	3	0	0	0	0
Fred McGriff, L (1, 3) OBP: 0.357, SLG: 0.502		X 0-0 G3 ①		B X 1-0 P5 ②		C 1 SAFE F B S 1-3 K ③	C C B S 1-3 K ③			4	0	0	0	0	2	5
Javy Lopez, R (1, 2) OBP: 0.322, SLG: 0.483		X 0-0 G6-3 ②		C C X 0-2 F9 ③			B C F F F F F B B B 4-2 2B HR BB	C B S S 1-3 K ①		3	1	0	0	1	1	2
Jermaine Dye, R (1, 9) OBP: 0.304, SLG: 0.430		C B C F B F X 2-2 F8 ③			B S X 1-1 2B		F C F F X 0-2 1-3 HR 2B	C C B F F C 1-3 K ②		4	1	2	0	0	1	0
Ryan Klesko, L (1, 7) OBP: 0.364, SLG: 0.549		F S B B B T 2-2 K ①			C B X 1-1 P4 ①		S X 0-1 P4 ①	X 0-0 L6 ③		4	0	0	0	0	1	3
Rafael Belliard, R (1, 6) OBP: 0.173, SLG: 0.215		B C F X 1-2 F7 ②			B S B F X 2-2 L5 ②		F F S 0-3 K ②		S F X 0-2 F8 G1-3 2B	4	1	1	0	0	1	3
Mike Bielecki, R (1, 1) Mark Lemke, S (5, PH) OBP: 0.334, SLG: 0.321 Dean Hartgraves, R (5, 1) Mark Whiten, S (7, PH) OBP: 0.359, SLG: 0.408 Brad Clontz, R (7, 1) Greg McMichael, R (8, 1) Dwight Smith, L (9, PH) OBP: 0.293, SLG: 0.320 Mark Wohlers, R (9, 1)		S B S F B B S 2-3 K ③			F X 0-1 F8 ③		B X 1-0 2-H 3-H HR		S F F F B B F F X 2-2 2-3 F8 ①	1 1 0 1 0 0 0 1 0	0 0 0 1 0 0 0 0 0	0 0 0 1 0 0 0 1 0	0 0 0 3 0 0 0 0 0	1 0 0 0 0 0 0 0 1	0 1 0 0 0 0 0 1 0	0 0 0 0 0 0 0 0 0
Inning Stats	R: 0 E: 0 K: 0 S: 7 H: 0 LOB: 0 BB: 0 P: 10	R: 0 E: 0 K: 0 S: 7 H: 0 LOB: 0 BB: 0 P: 9	R: 0 E: 0 K: 2 S: 10 H: 0 LOB: 0 BB: 0 P: 15	R: 0 E: 0 K: 0 S: 6 H: 1 LOB: 2 BB: 1 P: 11	R: 0 E: 0 K: 0 S: 9 H: 1 LOB: 1 BB: 0 P: 13	R: 0 E: 0 K: 1 S: 8 H: 1 LOB: 1 BB: 0 P: 10	R: 4 E: 0 K: 2 S: 30 H: 4 LOB: 2 BB: 2 P: 44	R: 0 E: 0 K: 2 S: 9 H: 0 LOB: 0 BB: 0 P: 11	R: 1 E: 0 K: 0 S: 12 H: 1 LOB: 0 BB: 0 P: 14	1B: 3 2B: 3 3B: 0 HR: 2 SF: 0 SAC: 0 DP: 0 HBP: 0				WP: 0 PB: 0 SB: 0 CS: 0	PA: 38	

PITCHER		IP	WLS	BF	H	R	ER	SO	BB	IBB	HBP	BLK	WP	HR	S	P	ERA	WHIP
55 Matt Beech, L ERA: 3.29	(1, 1)	6.2	L	28	6	4	4	4	2	0	0	0	0	2	67	94	5.40	1.200
Toby Borland, R ERA: 3.5	(7, 1)	1.1		6	1	0	0	3	1	0	0	0	0	0	19	29	0.00	1.500
Ricky Bottalico, R ERA: 4.06	(9, 1)	1.0		4	1	1	1	0	0	0	0	0	0	0	12	14	9.00	1.000

PITCHER	IP	WLS	BF	H	R	ER	SO	BB	IBB	HBP	BLK	WP	HR	S	P	ERA	WHIP

TOP

Atlanta Braves @ Philadelphia Phillies

Veterans Stadium, Philadelphia, PA

Tue Aug 13 1996, 7:05 PM EDT
Att. 25,196 - Unknown - 68 F

livebaseballscorecards.com

AB	35
R	5
H	8
RBI	5
BB	3
SO	7
LOB	15

Batter	1	2	3	4	5	6	7	8	9	AB	R	H	RBI	BB	SO	LOB
Ruben Amaro Jr, S (1, 8) OBP: 0.349, SLG: 0.424	C F B B C 2-3 ① K		F S B F X 1-2 ① F8			B B C C C 2-3 ① K		B F S S 1-3 ③ K		4	0	0	0	0	3	0
Ricky Bottalico, L (9, 1) OBP: 0.333, SLG: 0.667										0	0	0	0	0	0	0
Mickey Morandini, L (1, 4) OBP: 0.326, SLG: 0.342	C C S 0-3 ② K		B F B X 2-1 ② L7			B B F X 2-1 ② F8			C S B S 1-3 ① K	4	0	0	0	0	2	0
Gregg Jefferies, S (1, 7) OBP: 0.329, SLG: 0.396	B F B F X 2-2 ③ G4-3		C F F F B F X 1-2 ③ F7			C X 0-1 ③ F8			C X 0-1 ② G4-3	4	0	0	0	0	0	0
Todd Zeile, R (1, 3) OBP: 0.346, SLG: 0.438		C B X 1-1 ① G4-3		C B C B B F F B 4-2 CS BB			C B X 1-1 ① L7		C B S C 1-3 ③ K	3	0	0	0	1	1	0
Jim Eisenreich, L (1, 9) OBP: 0.394, SLG: 0.444		C X 0-1 1B 2B		S 1 SAFE B C B X 2-2 ① P4			B C B B X 3-1 1B 2B			3	2	2	0	0	0	1
Scott Rolen, R (1, 5) OBP: 0.396, SLG: 0.400		C X 0-1 ② L4		B 1 SAFE C B F F B F 1 SAFE 3-3 S ② ③ K 1-2			B C B F X 2-2 G4-6-3 2-H 1B			3	0	1	1	0	1	2
Mike Lieberthal, R (1, 2) OBP: 0.288, SLG: 0.410		B B B B 4-0 1B BB			C X 0-1 ① G6-3		C F X 0-2 ② ③ G4-6-3 1-2f			2	0	0	0	1	0	1
Kevin Stocker, S (1, 6) OBP: 0.326, SLG: 0.329		B F S X 1-2 1-2 2-H 1B			B X 1-0 ② P3			B C X 1-1 ① G4-3		3	0	1	1	0	0	0
55 Matt Beech, L (1, 1) Toby Borland, R (7, 1) Ricky Otero, S (8, PH) (9, 8) OBP: 0.328, SLG: 0.344		B X 1-0 ③ P6			C B S S 1-3 ③ K			C B B S B F X 3-2 ② F7		2 0 1	0 0 0	0 0 0	0 0 0	0 0 0	1 0 0	2 0 0
Inning Stats	R: 0 H: 0 E: 0 LOB: 0 K: 2 BB: 0 S: 9 P: 13	R: 1 H: 2 E: 0 LOB: 2 K: 0 BB: 1 S: 10 P: 17	R: 0 H: 0 E: 0 LOB: 0 K: 0 BB: 0 S: 12 P: 16	R: 0 H: 0 E: 0 LOB: 1 K: 1 BB: 1 S: 12 P: 21	R: 0 H: 0 E: 0 LOB: 0 K: 1 BB: 0 S: 6 P: 8	R: 0 H: 0 E: 0 LOB: 0 K: 1 BB: 0 S: 7 P: 11	R: 1 H: 2 E: 0 LOB: 0 K: 0 BB: 0 S: 10 P: 16	R: 0 H: 0 E: 0 LOB: 0 K: 1 BB: 0 S: 9 P: 14	R: 0 H: 0 E: 0 LOB: 0 K: 2 BB: 0 S: 8 P: 10	1B: 2 SF: 0 2B: 3 SAC: 0 3B: 0 DP: 2 HR: 0 HBP: 0						

PITCHER		IP	WLS	BF	H	R	ER	SO	BB	IBB	HBP	BLK	WP	HR	S	P	ERA	WHIP
Mike Bielecki, R ERA: 2.74	(1, 1)	4.0		15	2	1	1	3	2	0	0	0	0	0	43	67	2.25	1.000
Dean Hartgraves, L ERA: 4.3	(5, 1)	2.0	W	6	0	0	0	2	0	0	0	0	0	0	13	19	0.00	0.000
Brad Clontz, R ERA: 4.31	(7, 1)	1.0		4	2	1	1	0	0	0	0	0	0	0	10	16	9.00	2.000
Greg McMichael, R ERA: 3.25	(8, 1)	1.0		3	0	0	0	1	0	0	0	0	0	0	9	14	0.00	0.000
Mark Wohlers, R ERA: 2.73	(9, 1)	1.0	S	3	0	0	0	2	0	0	0	0	0	0	8	10	0.00	0.000

PITCHER	IP	WLS	BF	H	R	ER	SO	BB	IBB	HBP	BLK	WP	HR	S	P	ERA	WHIP

BOTTOM

Atlanta Braves @ Philadelphia Phillies

Veterans Stadium, Philadelphia, PA

Tue Aug 13 1996, 7:05 PM EDT
Att. 25,196 - Unknown - 68 F

livebaseballscorecards.com

AB	29
R	2
H	4
RBI	2
BB	2
SO	8
LOB	6

Atlanta Braves @ Philadelphia Phillies

Veterans Stadium, Philadelphia, PA

Wed Aug 14 1996, 7:05 PM EDT

Att. 28,206 - Unknown - 77 F

TOP

livebaseballscorecards.com

Batter	1	2	3	4	5	6	7	8	9	AB	R	H	RBI	BB	SO	LOB
Marquis Grissom, R (1, 8) OBP: 0.349, SLG: 0.486	F8		10 1B 1B		K		1B		K 1-2	5	0	2	0	0	2	2
Terry Pendleton, S (1, 5) OBP: 0.297, SLG: 0.356	F8		F9		10 1B 1-2 1B		5-3			4	0	1	0	0	0	2
10 Chipper Jones, S (1, 9) OBP: 0.397, SLG: 0.558	F9		1-2 1B		G4-6-3 1-3 2-H 1B			6-3		4	0	2	1	0	0	0
Fred McGriff, L (1, 3) OBP: 0.355, SLG: 0.498		F5	4-3		G4-6-3 1-2f			K		4	0	0	0	0	1	4
Jermaine Dye, R (1, 7) OBP: 0.314, SLG: 0.438		BB 1B		6-3 5-3 1B		E5 2-4		1B		4	0	3	0	0	0	0
Javy Lopez, R (1, 2) OBP: 0.319, SLG: 0.478		F9		5-3 1-2		K		K		4	0	0	0	0	2	4
Mark Lemke, S (1, 4) OBP: 0.336, SLG: 0.321	BBBB 4-0 1-2 BB			6-3 2-3		K			WP 1B	3	0	1	0	1	1	2
Rafael Belliard, R (1, 6) OBP: 0.170, SLG: 0.212 Ed Giovanola, L (7, PH) OBP: 0.293, SLG: 0.233 (7, 6)	F8		F8		2-4 1-2	5-3			F5	2 2	0 0	0 0	0 0	0 0	0 0	3 1
Tom Glavine, L (1, 1) OBP: 0.345, SLG: 0.358 Dwight Smith, L (7, PH) OBP: 0.291, SLG: 0.317 Pedro Borbon, R (7, 1) OBP: 1.000, SLG: 1.000 Joe Borowski, R (8, 1) Ryan Klesko, L (9, PH) OBP: 0.363, SLG: 0.548			6-3	BBBB 4-0 10 1B 1B BB			G3		K	1 1 0 0 1	1 0 0 0 0	0 0 0 0 0	0 0 0 0 0	1 0 0 0 0	0 0 0 0 1	0 0 0 0 1
Inning Stats	R: 0 E: 0 K: 0 S: 3 H: 0 LOB: 0 BB: 0 P: 3	R: 0 E: 0 K: 0 S: 4 H: 1 LOB: 2 BB: 1 P: 8	R: 0 E: 0 K: 0 S: 5 H: 2 LOB: 2 BB: 0 P: 5	R: 0 E: 0 K: 0 S: 4 H: 1 LOB: 1 BB: 0 P: 4	R: 1 E: 0 K: 1 S: 6 H: 2 LOB: 1 BB: 1 P: 10	R: 0 E: 1 K: 2 S: 7 H: 0 LOB: 1 BB: 0 P: 7	R: 0 E: 0 K: 0 S: 4 H: 1 LOB: 1 BB: 0 P: 4	R: 0 E: 0 K: 2 S: 8 H: 1 LOB: 1 BB: 0 P: 8	R: 0 E: 0 K: 2 S: 8 H: 1 LOB: 1 BB: 0 P: 8	1B: 9 2B: 0 3B: 0 HR: 0	SF: 0 SAC: 0 DP: 1 HBP: 0			WP: 1 PB: 0 SB: 0 CS: 0		PA: 37	

	AB	35
	R	1
	H	9
	RBI	1
	BB	2
	SO	7
	LOB	19

PITCHER		IP	WLS	BF	H	R	ER	SO	BB	IBB	HBP	BLK	WP	HR	S	P	ERA	WHIP
David West, L ERA: 5.4	(1, 1)	5.0	W	22	6	1	1	1	2	0	0	0	0	0	22	30	1.80	1.600
Jeff Parrett, R ERA: 3.83	(6, 1)	1.0		4	0	0	0	2	0	0	0	0	0	0	7	7	0.00	0.000
Ken Ryan, R ERA: 2.91	(7, 1)	2.0		8	2	0	0	2	0	0	0	0	0	0	12	12	0.00	1.000
Ricky Bottalico, R ERA: 3.98	(9, 1)	1.0	S	4	1	0	0	2	0	0	0	0	1	0	8	8	0.00	1.000

PITCHER	IP	WLS	BF	H	R	ER	SO	BB	IBB	HBP	BLK	WP	HR	S	P	ERA	WHIP

Batter	1	2	3	4	5	6	7	8	9	AB	R	H	RBI	BB	SO	LOB
Ricky Otero, S (1, 8) OBP: 0.327, SLG: 0.346	F8 4-3 2B	K		6-3		3-1				4	1	1	0	0	1	5
Mickey Morandini, L (1, 4) OBP: 0.327, SLG: 0.342	4-3 1B BB	2-H 1B			5-3		P5			3	1	1	1	1	0	0
Gregg Jefferies, S (1, 7) OBP: 0.324, SLG: 0.390	F8 2-3	6-3			6-3		4-3			4	0	0	0	0	0	3
Todd Zeile, R (1, 3) OBP: 0.344, SLG: 0.434	4-3 1-2 3-H		F9		L9		5-3			4	0	0	1	0	0	1
Benito Santiago, R (1, 2) OBP: 0.324, SLG: 0.503	2B 2-H 1B		K			SH3-4 WP 1B		K		4	1	2	1	0	2	0
Scott Rolen, R (1, 5) OBP: 0.404, SLG: 0.417	1-H 2B		K			SH3-4 1-2 BB		L8		3	0	1	1	1	1	0
Manny Martinez, R (1, 9) OBP: 0.304, SLG: 0.392	K			K		SH3-4 1-2 2-3		S 1B		3	0	1	0	0	2	1
Kevin Stocker, S (1, 6) OBP: 0.328, SLG: 0.336		1B 2B		SH1-4 1B		K		1-3 1-2		4	1	2	0	0	1	3
David West, L (1, 1)		K		SH1-4 1-2		IBB				1	0	0	0	0	1	1
Jeff Parrett, R (6, 1)										0	0	0	0	0	0	0
Pete Incaviglia, R (6, PH) OBP: 0.315, SLG: 0.458										0	0	0	0	1	0	0
Ken Ryan, R (7, 1) OBP: 0.200, SLG: 0.200										0	0	0	0	0	0	0
Ricky Bottalico, L (9, 1) OBP: 0.333, SLG: 0.667										0	0	0	0	0	0	0
Inning Stats	R: 3 E: 0 K: 1 S: 8 H: 3 LOB: 1 BB: 1 P: 12	R: 1 E: 0 K: 2 S: 9 H: 2 LOB: 1 BB: 0 P: 9	R: 0 E: 0 K: 2 S: 7 H: 0 LOB: 0 BB: 0 P: 7	R: 0 E: 0 K: 1 S: 6 H: 1 LOB: 1 BB: 0 P: 6	R: 0 E: 0 K: 0 S: 3 H: 0 LOB: 0 BB: 0 P: 3	R: 0 E: 0 K: 1 S: 6 H: 1 LOB: 3 BB: 2 P: 14	R: 0 E: 0 K: 0 S: 3 H: 0 LOB: 0 BB: 0 P: 3	R: 0 E: 0 K: 1 S: 6 H: 1 LOB: 1 BB: 0 P: 6		1B: 5 2B: 3 3B: 0 HR: 0 SF: 0 SAC: 2 DP: 0 HBP: 0						

PITCHER		IP	WLS	BF	H	R	ER	SO	BB	IBB	HBP	BLK	WP	HR	S	P	ERA	WHIP
Tom Glavine, L ERA: 2.89	(1, 1)	6.0	L	28	7	4	4	7	2	1	0	0	1	0	39	51	6.00	1.500
Pedro Borbon, L ERA: 2.14	(7, 1)	1.0		3	0	0	0	0	0	0	0	0	0	0	3	3	0.00	0.000
Joe Borowski, R ERA: 4.76	(8, 1)	1.0		4	1	0	0	1	0	0	0	0	0	0	6	6	0.00	1.000

PITCHER	IP	WLS	BF	H	R	ER	SO	BB	IBB	HBP	BLK	WP	HR	S	P	ERA	WHIP

BOTTOM

Atlanta Braves @ Philadelphia Phillies

Veterans Stadium, Philadelphia, PA

Wed Aug 14 1996, 7:05 PM EDT
Att. 28,206 - Unknown - 77 F

livebaseballscorecards.com

AB	30
R	4
H	8
RBI	4
BB	3
SO	8
LOB	14

WP: 1	PA: 35		
PB: 0			
SB: 1			
CS: 0			

Atlanta Braves @ Philadelphia Phillies

Veterans Stadium, Philadelphia, PA

Thu Aug 15 1996, 3:33 AM EDT

Att. 28,011 - Sunny

TOP

livebaseballscorecards.com

Batter	1	2	3	4	5	6	7	8	9	AB	R	H	RBI	BB	SO	LOB
Marquis Grissom, R (1, 8) OBP: 0.351, SLG: 0.495	0-1 10 1B 2B	1-3 K 1-3		1-1 HR		0-1 F9			3-1 10 BB 1B 1-3 1B	5	3	3	1	0	1	3
Andruw Jones, R (1, 9) OBP: 0.200, SLG: 0.200	0-3 K	0-3 K		0-0 P3			1-1 F9		0-0 10 BB 1B 1-2 3-H 1B	5	1	1	1	0	2	2
10 Chipper Jones, S (1, 6) OBP: 0.397, SLG: 0.556	0-0 2-H 1B		2-3 K		3-2 6-3		2-3 K		4-2 1B 1B 1-2 2-3 BB	4	1	1	1	1	2	0
Rafael Belliard, R (9, 6) OBP: 0.170, SLG: 0.212										0	0	0	0	0	0	0
Fred McGriff, L (1, 3) OBP: 0.353, SLG: 0.495	2-1 F8		0-1 G3-1		2-3 K		1-0 G4-3		1-1 1B 1-2 2-H 3-H 1B	5	0	1	2	0	1	1
Ryan Klesko, L (1, 7) OBP: 0.363, SLG: 0.545	0-3 K		4-2 1B BB		2-3 K			3-1 G4-3	0-1 G4-6-3 1-2 2-H 1B	4	0	1	1	1	2	1
Terry Pendleton, S (1, 5) OBP: 0.296, SLG: 0.354		0-3 K	1-1 1-2 1B			2-3 K		1-3 K	1-1 G4-6-3 1-2f	5	0	1	0	0	3	2
Eddie Pérez, R (1, 2) OBP: 0.336, SLG: 0.465		0-1 2B 2B	1-0 F9			3-3 K		0-1 G6-3		4	1	1	0	0	1	2
Mark Lemke, S (1, 4) OBP: 0.337, SLG: 0.326		0-0 1B 2-H 2B		0-1 G4-3		0-0 1B 1B			3-1 F9	4	1	2	1	0	0	0
Terrell Wade, L (1, 1) OBP: 0.375, SLG: 0.286		1-1 PB 2-H 1B		2-3 K		0-0 1-2 1B			0-0 1B 1B	3	0	2	1	0	1	0
Brad Clontz, R (6, 1)										0	0	0	0	0	0	0
Greg McMichael, R (6, 1)										0	0	0	0	0	0	0
Mike Mordecai, R (9, PH) OBP: 0.288, SLG: 0.264										1	1	1	0	0	0	0
Pedro Borbon, R (9, 1) OBP: 1.000, SLG: 1.000										0	0	0	0	0	0	0
Mark Wohlers, R (9, 1)										0	0	0	0	0	0	0

	AB	R	H	RBI	BB	SO	LOB
	40	8	14	8	2	13	11

Inning Stats	1	2	3	4	5	6	7	8	9	1B: 10	SF: 0	WP: 0	PA: 42
R	1	2	0	1	0	0	0	0	4	2B: 3	SAC: 0	PB: 1	
E	0	1	0	0	0	0	0	0	0	3B: 0	DP: 1	SB: 0	
K	2	3	1	1	2	2	1	1	0	HR: 1	HBP: 0	CS: 0	
S	11	16	10	10	15	13	6	7	20				
H	2	3	1	1	0	2	0	0	5				
LOB	1	1	2	0	0	0	0	0	1				
BB	0	0	1	0	0	0	0	0	1				
P	13	18	18	13	22	18	10	11	32				

PITCHER		IP	WLS	BF	H	R	ER	SO	BB	IBB	HBP	BLK	WP	HR	S	P	ERA	WHIP
Curt Schilling, R ERA: 3.32	(1, 1)	7.0	L	31	9	4	4	12	1	0	0	0	0	1	81	112	5.14	1.429
Ricardo Jordan, L ERA: 2.13	(8, 1)	1.1		4	0	0	0	1	0	0	0	0	0	0	9	16	0.00	0.000
Toby Borland, R ERA: 4.02	(9, 1)	0.0		4	3	1	1	0	1	0	0	0	0	0	12	19	∞	∞
Jeff Parrett, R ERA: 3.78	(9, 1)	0.2		3	2	3	3	0	0	0	0	0	0	0	6	8	40.50	3.000

PITCHER	IP	WLS	BF	H	R	ER	SO	BB	IBB	HBP	BLK	WP	HR	S	P	ERA	WHIP

Batter	1	2	3	4	5	6	7	8	9	AB	R	H	RBI	BB	SO	LOB
Ricky Otero, S (1, 8) OBP: 0.331, SLG: 0.353	E9		P3		1B		G4-3		1B	5	1	3	1	0	0	0
Mickey Morandini, L (1, 4) OBP: 0.326, SLG: 0.340	K			G4-3	F8		K		1B	5	0	1	0	0	2	2
Scott Rolen, R (1, 5) OBP: 0.419, SLG: 0.423	CS 1B			1B		G5-4-3 BB		L8	K	4	0	2	1	1	1	3
Todd Zeile, R (1, 3) OBP: 0.344, SLG: 0.433	K			1B		G5-4-3		G6-3	1B	5	0	2	1	0	1	2
Benito Santiago, R (1, 2) OBP: 0.325, SLG: 0.501		G5-3		BB 1B		BB 1B		G3	K	5	1	2	0	0	1	3
Pete Incaviglia, R (1, 7) OBP: 0.321, SLG: 0.462 (7, 9)		F8		BB		1B BB			2B	2	1	1	0	2	0	0
Manny Martinez, R (1, 9) OBP: 0.293, SLG: 0.377 Gregg Jefferies, S (6, PH) OBP: 0.329, SLG: 0.392 (7, 7)		P9		K		1B			2B 1B BB	2 1	0 1	0 1	0 1	0 1	1 0	3 0
Kevin Stocker, S (1, 6) OBP: 0.324, SLG: 0.331			K		K	G3			L7	4	0	0	0	0	2	4
Curt Schilling, R (1, 1) OBP: 0.214, SLG: 0.220 Ruben Amaro Jr, S (7, PH) OBP: 0.344, SLG: 0.417 Ricardo Jordan, L (8, 1) Toby Borland, R (9, 1) Jeff Parrett, R (9, 1) Mike Lieberthal, R (9, PH) OBP: 0.292, SLG: 0.420			K		G4-3		G4-3		1B 2B	2 1 0 0 0 1	0 0 0 0 0 1	0 0 0 0 0 1	0 0 0 0 0 1	1 0 0 0 0 0	0 0 0 0 0 0	0 0 0 0 0 0
Inning Stats	R: 1 E: 1 K: 2 S: 13 H: 2 LOB: 1 BB: 0 P: 19	R: 0 E: 0 K: 0 S: 5 H: 0 LOB: 0 BB: 0 P: 8	R: 0 E: 0 K: 2 S: 10 H: 0 LOB: 0 BB: 0 P: 14	R: 0 E: 0 K: 1 S: 15 H: 3 LOB: 3 BB: 1 P: 23	R: 0 E: 0 K: 1 S: 7 H: 1 LOB: 1 BB: 0 P: 12	R: 1 E: 0 K: 0 S: 13 H: 2 LOB: 2 BB: 2 P: 23	R: 0 E: 0 K: 1 S: 8 H: 0 LOB: 0 BB: 0 P: 12	R: 0 E: 0 K: 0 S: 6 H: 0 LOB: 0 BB: 0 P: 8	R: 3 E: 0 K: 2 S: 20 H: 5 LOB: 3 BB: 1 P: 34	1B: 10 2B: 4 3B: 0 HR: 0	SF: 0 SAC: 0 DP: 2 HBP: 0			WP: 0 PB: 0 SB: 0 CS: 1	PA: 41		

PITCHER		IP	WLS	BF	H	R	ER	SO	BB	IBB	HBP	BLK	WP	HR	S	P	ERA	WHIP
Terrell Wade, L ERA: 2.12	(1, 1)	5.0	W	21	6	2	1	6	2	0	0	0	0	0	51	81	1.80	1.600
Brad Clontz, R ERA: 4.41	(6, 1)	0.2		3	1	0	0	0	1	0	0	0	0	0	6	10	0.00	3.000
Greg McMichael, R ERA: 3.14	(6, 1)	2.1		8	1	0	0	1	0	0	0	0	0	0	20	28	0.00	0.429
Pedro Borbon, L ERA: 2.91	(9, 1)	0.1		4	2	3	3	0	1	0	0	0	0	0	9	17	81.00	9.000
Mark Wohlers, R ERA: 2.7	(9, 1)	0.2		5	3	0	0	2	0	0	0	0	0	0	11	17	0.00	4.500

PITCHER	IP	WLS	BF	H	R	ER	SO	BB	IBB	HBP	BLK	WP	HR	S	P	ERA	WHIP

BOTTOM

Atlanta Braves @ Philadelphia Phillies

Veterans Stadium, Philadelphia, PA

Thu Aug 15 1996, 3:33 AM EDT

Att. 28,011 - Sunny

livebaseballscorecards.com

AB	37
R	5
H	13
RBI	5
BB	4
SO	9
LOB	17

Batter	1	2	3	4	5	6	7	8	9	AB	R	H	RBI	BB	SO	LOB
Jermaine Allensworth, R (1, 8) OBP: 0.333, SLG: 0.365	X 0-0 ① F9		C C X 0-2 ② L5			C X 0-1 ② G6-3		X 0-0 ③ G5-3		4	0	0	0	0	0	0
Al Martin, L (1, 7) OBP: 0.342, SLG: 0.439	X 0-0 BB 1B 1B		B C B X 2-1 ③ G3			B F B F F F B F X 3-2 ③ G6-3			B X 1-0 1B 1B 2B	4	2	2	0	0	0	0
Jeff King, R (1, 4) OBP: 0.331, SLG: 0.481	F 1 C C SAFE 0-3 ② K			B X 1-0 ① G3-1			C B F X 1-2 ① G5-3		X 0-0 ① G5-3	4	0	0	0	0	1	2
Mark Johnson, L (1, 3) OBP: 0.369, SLG: 0.521	B 1 B C B B SAFE 4-1 1B 1-2 BB			C F C 0-3 ② K			X 0-0 ② P6		C D X 1-1 1B 1B 2-3 1B	3	1	1	0	1	1	0
Orlando Merced, S (1, 9) OBP: 0.362, SLG: 0.499	X 0-0 ③ 1-3 2-H 1B			B C C B S 2-3 ③ K			F B B F X 2-2 1B 2B		B B X 2-0 1B 1-3 3-H 1B	4	1	3	2	0	1	0
Charlie Hayes, R (1, 5) OBP: 0.303, SLG: 0.382		F C F S 0-3 ① K			S B X 1-1 ① G6-3		X 0-0 FC6-4 2-H 1B		C X 0-1 1-2 3-H 1B	4	0	2	2	0	1	0
Jay Bell, R (1, 6) OBP: 0.291, SLG: 0.338		C S F B B S 2-3 ② K			C C B F C 1-3 ② K		B X 1-0 ③ FC6-4 1-2f		X 0-0 ② F8	4	0	0	0	0	2	3
18 Jason Kendall, R (1, 2) OBP: 0.352, SLG: 0.391 Dave Clark, L (9, PH) OBP: 0.375, SLG: 0.448		B X 1-0 ③ G6-3			C F B F X 1-2 ③ F9			C X 0-1 ① F9	C B S C 1-3 ③ K	3	0	0	0	0	0	0
										1	0	0	0	0	1	2
Denny Neagle, L (1, 1) OBP: 0.208, SLG: 0.216 Nelson Liriano, S (6, PH) OBP: 0.300, SLG: 0.381 Ramon Morel, R (6, 1) Mike Kingery, L (8, PH) OBP: 0.309, SLG: 0.335 David Wainhouse, L (8, 1)			B B F C X 2-2 ① G3-1			F X 0-1 ① G5-3		C X 0-1 ② G3-1		1	0	0	0	0	0	0
										1	0	0	0	0	0	0
										0	0	0	0	0	0	0
										1	0	0	0	0	0	0
										0	0	0	0	0	0	0
Inning Stats	R: 1 E: 0 K: 1 S: 7 H: 2 LOB: 2 BB: 1 P: 11	R: 0 E: 0 K: 2 S: 9 H: 0 LOB: 0 BB: 0 P: 12	R: 0 E: 0 K: 0 S: 8 H: 0 LOB: 0 BB: 0 P: 12	R: 0 E: 0 K: 2 S: 7 H: 0 LOB: 0 BB: 0 P: 10	R: 0 E: 0 K: 1 S: 10 H: 0 LOB: 0 BB: 0 P: 13	R: 0 E: 0 K: 0 S: 10 H: 0 LOB: 0 BB: 0 P: 13	R: 1 E: 0 K: 0 S: 9 H: 2 LOB: 1 BB: 0 P: 13	R: 0 E: 0 K: 0 S: 5 H: 0 LOB: 0 BB: 0 P: 5	R: 2 E: 0 K: 1 S: 11 H: 4 LOB: 2 BB: 0 P: 16	1B: 6 2B: 2 3B: 0 HR: 0	SF: 0 SAC: 0 DP: 0 HBP: 0						

PITCHER	IP	WLS	BF	H	R	ER	SO	BB	IBB	HBP	BLK	WP	HR	S	P	ERA	WHIP
29 John Smoltz, R (1, 1) ERA: 2.91	8.1	W	32	7	4	4	6	1	0	0	0	0	0	70	98	4.32	0.960
Mark Wohlers, R (9, 1) ERA: 2.67	0.2	S	3	1	0	0	1	0	0	0	0	0	0	6	7	0.00	1.500

PITCHER	IP	WLS	BF	H	R	ER	SO	BB	IBB	HBP	BLK	WP	HR	S	P	ERA	WHIP

TOP

Pittsburgh Pirates @ Atlanta Braves

Atlanta-Fulton County Stadium, Atlanta, GA

Fri Aug 16 1996, 7:05 PM EDT
Att. 39,210 - Unknown - 82 F

livebaseballscorecards.com

AB	34
R	4
H	8
RBI	4
BB	1
SO	7
LOB	7

Pittsburgh Pirates @ Atlanta Braves

Atlanta-Fulton County Stadium, Atlanta, GA

Fri Aug 16 1996, 7:05 PM EDT

Att. 39,210 - Unknown - 82 F

BOTTOM

livebaseballscorecards.com

Batter	1	2	3	4	5	6	7	8	9	AB	R	H	RBI	BB	SO	LOB
Marquis Grissom, R (1, 8) OBP: 0.349, SLG: 0.492	F7		P6		F9	10 BB 1B		K		5	0	1	0	0	1	1
Andruw Jones, R (1, 9) OBP: 0.300, SLG: 0.800	10 1B 3B		G5-3		HR	K		FC5-4 10 PO 1-2f		5	2	2	1	0	1	2
10 Chipper Jones, S (1, 6) OBP: 0.402, SLG: 0.558	FC6-4 3-H 1B		1B BB		1B 1B 1B	BB 1-2		PO 1-2		2	1	2	1	2	0	0
Fred McGriff, L (1, 3) OBP: 0.354, SLG: 0.495	K		1B 1-2		1B 2B 1-3 1B	L3				4	1	2	0	0	1	3
Terry Pendleton, S (1, 5) OBP: 0.296, SLG: 0.353	FC6-4 1-2f		F8		2B SF8-3-4 1-2 3-H 1B		G6-3			4	1	1	1	0	0	3
Jermaine Dye, R (1, 7) OBP: 0.318, SLG: 0.451		2B		E5 FC6-4	1-3 2-H 2B		F8			4	0	2	1	0	0	0
Javy Lopez, R (1, 2) OBP: 0.321, SLG: 0.477		K		FC6-4 1-2f	IBB		1B			3	0	1	0	1	1	2
Mark Lemke, S (1, 4) OBP: 0.334, SLG: 0.323		G6-3		F9	SF8-3-4 2-2 3-H		G3			3	0	0	1	0	0	3
29 John Smoltz, R (1, 1) OBP: 0.224, SLG: 0.238 Mark Wohlers, R (9, 1)		G5-3		G4-3		K		FC5-4 1B		4 0	0 0	1 0	0 0	0 0	1 0	2 0
Inning Stats	R: 1 H: 2 E: 0 LOB: 1 K: 1 BB: 0 S: 12 P: 19	R: 0 H: 1 E: 0 LOB: 1 K: 1 BB: 0 S: 10 P: 14	R: 0 H: 1 E: 0 LOB: 2 K: 0 BB: 1 S: 16 P: 25	R: 0 H: 0 E: 1 LOB: 1 K: 0 BB: 0 S: 9 P: 12	R: 4 H: 5 E: 0 LOB: 1 K: 0 BB: 1 S: 11 P: 18	R: 0 H: 1 E: 0 LOB: 2 K: 2 BB: 1 S: 11 P: 21	R: 0 H: 1 E: 0 LOB: 1 K: 0 BB: 0 S: 8 P: 11	R: 0 H: 1 E: 0 LOB: 0 K: 1 BB: 0 S: 9 P: 12		1B: 8 SF: 1 2B: 3 SAC: 0 3B: 1 DP: 1 HR: 1 HBP: 0				WP: 0 PA: 39 PB: 0 SB: 0 CS: 0		

	AB	34
	R	5
	H	12
	RBI	5
	BB	3
	SO	5
	LOB	16

PITCHER		IP	WLS	BF	H	R	ER	SO	BB	IBB	HBP	BLK	WP	HR	S	P	ERA	WHIP
Denny Neagle, L ERA: 3.11	(1, 1)	5.0	L	26	9	5	5	2	1	1	0	0	0	1	58	88	9.00	2.000
Ramon Morel, R ERA: 3.48	(6, 1)	2.0		9	2	0	0	2	1	0	0	0	0	0	19	32	0.00	1.500
David Wainhouse, R ERA: 7.71	(8, 1)	1.0		3	1	0	0	1	0	0	0	0	0	0	9	12	0.00	1.000

PITCHER	IP	WLS	BF	H	R	ER	SO	BB	IBB	HBP	BLK	WP	HR	S	P	ERA	WHIP

Batter	1	2	3	4	5	6	7	8	9	AB	R	H	RBI	BB	SO	LOB
Jermaine Allensworth, R (1, 8) OBP: 0.317, SLG: 0.344	B C B C T 2-2 ① K		C B C B C 2-3 ① K		F F B B F F B X 3-2 ① F9		B X 1-0 ① P2	X 0-0 ③ G6-3		5	0	0	0	0	2	0
Al Martin, L (1, 7) Dan Plesac, L (7, 1) Nelson Liriano, S (8, 6) OBP: 0.341, SLG: 0.438 OBP: 0.300, SLG: 0.381	F B X 1-1 ② G4-3		B X 1-0 ② G4-3		B C F X 1-2 1B		B X 1-0 ② G3-1			4 0 0	0 0 0	1 0 0	0 0 0	0 0 0	0 0 0	0 0 0
Orlando Merced, S (1, 9) OBP: 0.361, SLG: 0.494	B F F X 1-2 ③ F8		B F B B B 4-1 1B BB		X 0-0 ② L8		C C S 0-3 ③ K			3	0	0	0	1	1	1
Jeff King, R (1, 4) OBP: 0.335, SLG: 0.485		B C F B B B 4-2 WP BB BB	B C S 1 SAFE B X 2-2 1-2 1B		F B B S C 2-3 ③ K			C S B B X 2-2 G5-3 G4-3 2B		3	1	2	0	1	1	1
Mark Johnson, L (1, 3) OBP: 0.364, SLG: 0.511	F F B B 1 SAFE F F B F 3-2 X ① L7		F B F F B F X 2-2 ③ F9			B C B F F S 2-3 ① K		F F B B X 2-2 ① G5-3 2-3		4	0	0	0	0	1	4
Charlie Hayes, R (1, 5) Ramon Morel, R (6, 1) Dave Clark, L (7, 7) OBP: 0.305, SLG: 0.383 OBP: 0.373, SLG: 0.445	1 SAFE B F B B F F B 4-2 WP 1-2 BB			B B X 2-0 ① P3		F X 0-1 18 F7 BB 1B		C B B S B X 3-2 ② G4-3 3-H		2 0 1	0 0 0	1 0 0	0 0 1	1 0 0	0 0 0	0 0 0
Jay Bell, R (1, 6) 67 Francisco Cordova, R (8, 1) OBP: 0.290, SLG: 0.336 OBP: 0.333, SLG: 0.333	C B F B B B F F F C 3-3 ② K 1-2 2-3			C C B B X 2-2 ② G4-3		B T B B C F B 4-2 FC5-4 1-2 BB		C C S 0-3 ③ K		3 0	0 0	0 0	0 0	1 0	2 0	2 0
18 Jason Kendall, R (1, 2) OBP: 0.354, SLG: 0.391	I I I I 4-0 IBB			B B C X 2-1 1B		D B B C C X 3-2 ② F7 2-3			B B C S B F X 3-2 ① P4	3	0	1	0	1	0	2
Matt Ruebel, L (1, 1) OBP: 0.273, SLG: 0.200 Mike Kingery, L (4, PH) OBP: 0.307, SLG: 0.333 David Wainhouse, L (4, 1) John Wehner, R (6, PH) OBP: 0.291, SLG: 0.385 (6, 5)	B F C B S 2-3 ③ K			F C X 0-2 ③ F7		B X 1-0 ③ FC5-4 1-2f			X 0-0 ② P4	1 1 0 2	0 0 0 0	0 0 0 0	0 0 0 0	0 0 0 0	1 0 0 0	3 1 0 2
Inning Stats	R: 0 H: 0 E: 0 LOB: 0 K: 1 BB: 0 S: 8 P: 12	R: 0 H: 0 E: 0 LOB: 3 K: 2 BB: 3 S: 20 P: 40	R: 0 H: 1 E: 0 LOB: 2 K: 1 BB: 1 S: 13 P: 24	R: 0 H: 1 E: 0 LOB: 1 K: 0 BB: 0 S: 9 P: 15	R: 0 H: 1 E: 0 LOB: 1 K: 1 BB: 0 S: 13 P: 19	R: 0 H: 1 E: 0 LOB: 2 K: 1 BB: 1 S: 14 P: 24	R: 0 H: 0 E: 0 LOB: 0 K: 1 BB: 0 S: 5 P: 7	R: 1 H: 1 E: 0 LOB: 0 K: 1 BB: 0 S: 12 P: 19	R: 0 H: 0 E: 0 LOB: 0 K: 0 BB: 0 S: 6 P: 9	1B: 4 SF: 0 2B: 1 SAC: 0 3B: 0 DP: 0 HR: 0 HBP: 0						WP: 1 PA: 37 PB: 0 SB: 0 CS: 0

TOP

Pittsburgh Pirates @ Atlanta Braves

Atlanta-Fulton County Stadium, Atlanta, GA

Sat Aug 17 1996, 7:05 PM EDT

Att. 49,024 - Unknown - 72 F

livebaseballscorecards.com

AB	32
R	1
H	5
RBI	1
BB	5
SO	8
LOB	16

PITCHER	IP	WLS	BF	H	R	ER	SO	BB	IBB	HBP	BLK	WP	HR	S	P	ERA	WHIP
Mike Bielecki, R (1, 1) ERA: 2.47	5.0	W	22	3	0	0	5	3	1	0	0	1	0	63	110	0.00	1.200
Dean Hartgraves, L (6, 1) ERA: 3.96	2.0		8	1	0	0	2	1	0	0	0	0	0	19	31	0.00	1.000
Greg McMichael, R (8, 1) ERA: 3.22	1.0		4	1	1	1	1	0	0	0	0	0	0	12	19	9.00	1.000
Joe Borowski, R (9, 1) ERA: 4.05	1.0		3	0	0	0	0	0	0	0	0	0	0	6	9	0.00	0.000

PITCHER	IP	WLS	BF	H	R	ER	SO	BB	IBB	HBP	BLK	WP	HR	S	P	ERA	WHIP

BOTTOM

Batter	1	2	3	4	5	6	7	8	9	AB	R	H	RBI	BB	SO	LOB
Marquis Grissom, R (1, 8) OBP: 0.349, SLG: 0.495	0-0 E 3B		0-0 G5-3 ①		2-2 G5-3 ①		1-2 FC6-4 G6-3 ① 1-2f			3	1	1	0	0	0	0
Dean Hartgraves, R (6, 1)										0	0	0	0	0	0	0
Mike Mordecai, R (7, PH) (8, 5) OBP: 0.284, SLG: 0.260										1	0	0	0	0	1	1
Terry Pendleton, S (1, 5) OBP: 0.298, SLG: 0.355	1-2 L1 ① 3-H		4-0 1B E BB		1-0 10 1B 2B		0-1 G6-3 ②③ 1-2f			3	2	1	0	1	0	1
Greg McMichael, R (8, 1)										0	0	0	0	0	0	0
Joe Borowski, R (9, 1)										0	0	0	0	0	0	0
10 Chipper Jones, S (1, 6) OBP: 0.401, SLG: 0.556	0-0 G5-3 ②		2-1 F8 ② 1 SAFE		2-0 1B 2-H			1-0 F7 ①		3	0	1	1	0	0	1
Luis Polonia, L (8, PH) OBP: 0.283, SLG: 0.307										1	0	0	0	0	0	0
Rafael Belliard, R (9, 6) OBP: 0.170, SLG: 0.212										0	0	0	0	0	0	0
Fred McGriff, L (1, 3) OBP: 0.353, SLG: 0.493	1-2 F8 ③		1-1 E9 HR 1B 1-H		0-0 F8 ②			1-3 K ②		4	1	1	0	0	1	1
Jermaine Dye, R (1, 9) OBP: 0.322, SLG: 0.469		0-0 FC5-4 1B	1-1 HR 3-H		0-3 K ③			3-1 G6-3 ③		4	1	2	2	0	1	1
Javy Lopez, R (1, 2) OBP: 0.318, SLG: 0.473		0-1 FC5-4 HR ① 1-2f	0-0 G6-3 ③			3-3 K ①				3	1	0	0	0	1	1
Ryan Klesko, L (1, 7) OBP: 0.363, SLG: 0.551		2-2 HR ① 1-H		2-2 P2 ①		0-0 L6 ②				3	1	1	2	0	0	0
Mark Lemke, S (1, 4) OBP: 0.332, SLG: 0.321		1-3 K ②		0-0 G3 ②		1-1 G1-3 ③				3	0	0	0	0	1	0
Mike Bielecki, R (1, 1)		1-1 G4-3 ③		0-1 G1-3 ③			4-2 FC6-4 BB			2	0	0	0	0	0	0
Andruw Jones, R (6, 8) OBP: 0.364, SLG: 0.800										0	0	0	0	1	0	0
Inning Stats	R: 1 E: 1 K: 0 S: 9 H: 1 LOB: 0 BB: 0 P: 11	R: 2 E: 0 K: 1 S: 13 H: 2 LOB: 0 BB: 0 P: 17	R: 3 E: 1 K: 0 S: 8 H: 2 LOB: 0 BB: 1 P: 16	R: 0 E: 0 K: 0 S: 6 H: 0 LOB: 0 BB: 0 P: 8	R: 1 E: 0 K: 1 S: 10 H: 2 LOB: 1 BB: 0 P: 15	R: 0 E: 0 K: 1 S: 8 H: 0 LOB: 0 BB: 0 P: 12	R: 0 E: 0 K: 0 S: 8 H: 0 LOB: 0 BB: 1 P: 13	R: 0 E: 0 K: 1 S: 6 H: 0 LOB: 0 BB: 0 P: 11		1B: 3 2B: 1 3B: 1 HR: 2	SF: 0 SAC: 0 DP: 1 HBP: 0					

PITCHER		IP	WLS	BF	H	R	ER	SO	BB	IBB	HBP	BLK	WP	HR	S	P	ERA	WHIP
Matt Ruebel, L ERA: 5.82	(1, 1)	3.0	L	15	5	6	5	1	1	0	0	0	0	2	30	44	15.00	2.000
David Wainhouse, R ERA: 7.0	(4, 1)	2.0		8	2	1	1	1	0	0	0	0	0	0	16	23	4.50	1.000
Ramon Morel, R ERA: 3.38	(6, 1)	1.0		3	0	0	0	1	0	0	0	0	0	0	8	12	0.00	0.000
Dan Plesac, L ERA: 4.2	(7, 1)	1.0		3	0	0	0	0	1	0	0	0	0	0	8	13	0.00	1.000
67 Francisco Cordova, R ERA: 4.2	(8, 1)	1.0		3	0	0	0	1	0	0	0	0	0	0	6	11	0.00	0.000

PITCHER	IP	WLS	BF	H	R	ER	SO	BB	IBB	HBP	BLK	WP	HR	S	P	ERA	WHIP

Pittsburgh Pirates @ Atlanta Braves

Atlanta-Fulton County Stadium, Atlanta, GA

Sat Aug 17 1996, 7:05 PM EDT

Att. 49,024 - Unknown - 72 F

livebaseballscorecards.com

AB	30
R	7
H	7
RBI	5
BB	2
SO	4
LOB	6

WP: 0 PA: 32
PB: 0
SB: 0
CS: 0

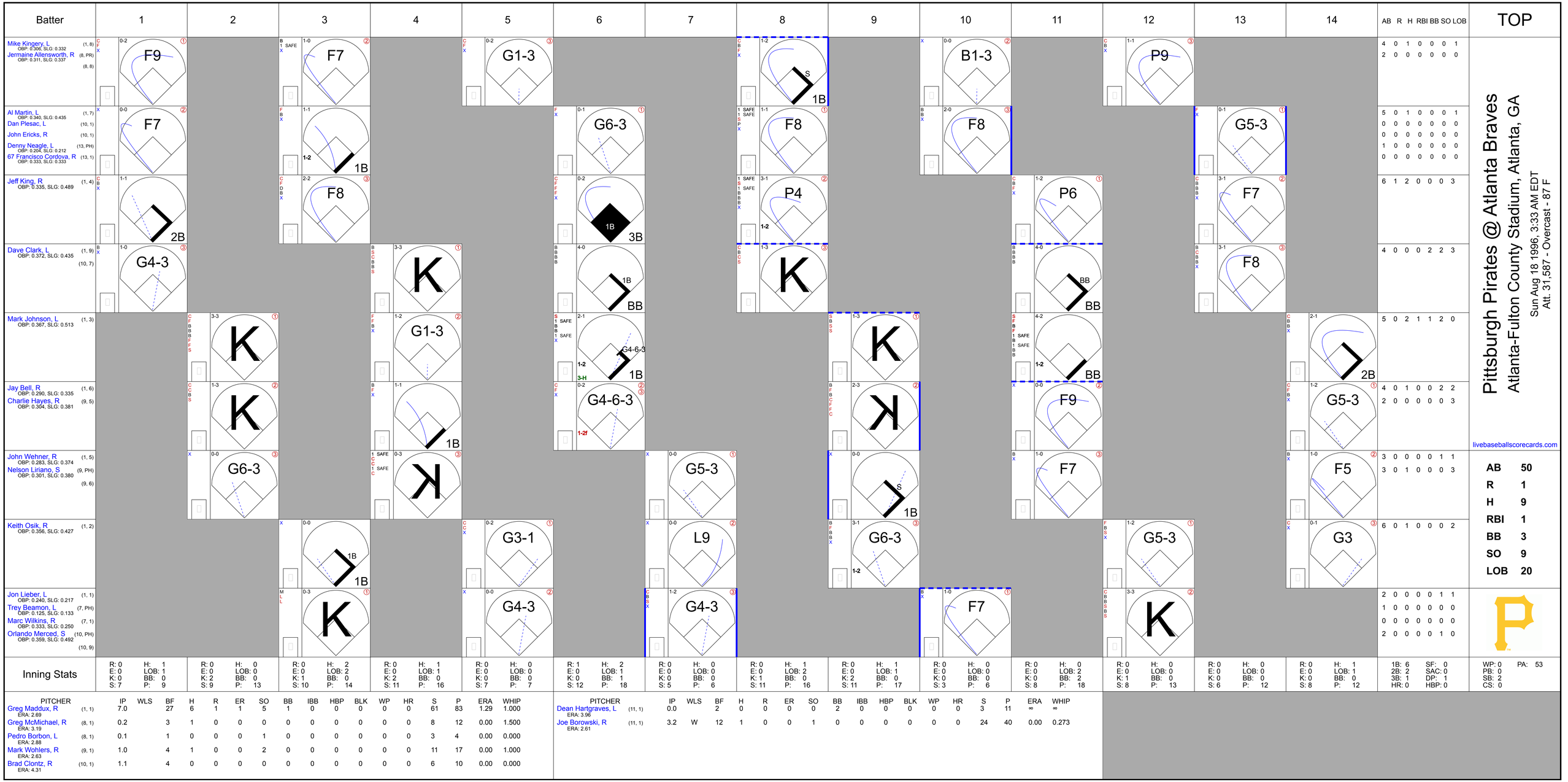
Batter
1
2
3
4
5
6
7
8
9
10
11
12
13
14
AB R H RBI BB SO LOB
TOP
Mike Kingery, L (1, 8)
OBP: 0.306, SLG: 0.332
Jermaine Allensworth, R (8, PR)
OBP: 0.311, SLG: 0.337
(8, 8)
F9
F7
G1-3
1B
S
F8
B1-3
P9
G5-3
4 0 1 0 0 0 1
2 0 0 0 0 0 0
Al Martin, L (1, 7)
OBP: 0.340, SLG: 0.435
Dan Plesac, L (10, 1)
John Ericks, R (10, 1)
Denny Neagle, L (13, PH)
OBP: 0.204, SLG: 0.212
67 Francisco Cordova, R (13, 1)
OBP: 0.333, SLG: 0.333
F7
1-2
1B
F8
G6-3
P4
F8
P6
F9
G5-3
5 0 1 0 0 0 1
0 0 0 0 0 0 0
0 0 0 0 0 0 0
1 0 0 0 0 0 0
0 0 0 0 0 0 0
Jeff King, R (1, 4)
OBP: 0.335, SLG: 0.489
2B
K
3B
BB
F7
6 1 2 0 0 0 3
Dave Clark, L (1, 9)
OBP: 0.372, SLG: 0.435
(10, 7)
G4-3
G6-3
1B
BB
F8
4 0 0 0 2 2 3
Mark Johnson, L (1, 3)
OBP: 0.367, SLG: 0.513
K
G1-3
G4-6-3
3-H
2B
5 0 2 1 1 2 0
Jay Bell, R (1, 6)
OBP: 0.290, SLG: 0.335
Charlie Hayes, R (9, 5)
OBP: 0.304, SLG: 0.381
K
1B
G4-6-3
1-2f
G5-3
4 0 1 0 0 2 2
2 0 0 0 0 0 3
John Wehner, R (1, 5)
OBP: 0.283, SLG: 0.374
Nelson Liriano, S (9, PH)
OBP: 0.301, SLG: 0.380
(9, 6)
G6-3
G5-3
L9
F7
F5
3 0 0 0 0 1 1
3 0 1 0 0 0 3
Keith Osik, R (1, 2)
OBP: 0.356, SLG: 0.427
1B
G3-1
G6-3
G5-3
G3
6 0 1 0 0 0 2
Jon Lieber, L (1, 1)
OBP: 0.240, SLG: 0.217
Trey Beamon, L (7, PH)
OBP: 0.125, SLG: 0.133
Marc Wilkins, R (7, 1)
OBP: 0.333, SLG: 0.250
Orlando Merced, S (10, PH)
OBP: 0.359, SLG: 0.492
(10, 9)
K
G4-3
L
F7
K
2 0 0 0 0 1 1
1 0 0 0 0 0 0
0 0 0 0 0 0 0
2 0 0 0 0 1 0
Pittsburgh Pirates @ Atlanta Braves
Atlanta-Fulton County Stadium, Atlanta, GA
Sun Aug 18 1996, 3:33 AM EDT
Att. 31,587 - Overcast - 87 F
livebaseballscorecards.com
AB 50
R 1
H 9
RBI 1
BB 3
SO 9
LOB 20
Inning Stats
R: 0 H: 1 E: 0 LOB: 1 K: 0 BB: 0 S: 7 P: 9
R: 0 H: 0 E: 0 LOB: 0 K: 2 BB: 0 S: 9 P: 13
R: 0 H: 2 E: 0 LOB: 2 K: 1 BB: 0 S: 10 P: 14
R: 0 H: 1 E: 0 LOB: 1 K: 2 BB: 0 S: 11 P: 16
R: 0 H: 0 E: 0 LOB: 0 K: 0 BB: 0 S: 7 P: 7
R: 1 H: 2 E: 0 LOB: 1 K: 0 BB: 1 S: 12 P: 18
R: 0 H: 0 E: 0 LOB: 0 K: 0 BB: 0 S: 5 P: 6
R: 0 H: 1 E: 0 LOB: 2 K: 1 BB: 0 S: 11 P: 16
R: 0 H: 1 E: 0 LOB: 1 K: 2 BB: 0 S: 11 P: 17
R: 0 H: 0 E: 0 LOB: 0 K: 0 BB: 0 S: 3 P: 6
R: 0 H: 0 E: 0 LOB: 2 K: 0 BB: 2 S: 8 P: 18
R: 0 H: 0 E: 0 LOB: 0 K: 1 BB: 0 S: 8 P: 13
R: 0 H: 0 E: 0 LOB: 0 K: 0 BB: 0 S: 6 P: 12
R: 0 H: 1 E: 0 LOB: 1 K: 0 BB: 0 S: 8 P: 12
1B: 6 SF: 0 2B: 2 SAC: 0 3B: 1 DP: 1 HR: 0 HBP: 0
PA: 53
WP: 0 PB: 0 SB: 2 CS: 0
PITCHER IP WLS BF H R ER SO BB IBB HBP BLK WP HR S P ERA WHIP
Greg Maddux, R (1, 1) ERA: 2.69 7.0 27 6 1 1 5 1 0 0 0 0 0 0 61 83 1.29 1.000
Greg McMichael, R (8, 1) ERA: 3.19 0.2 3 1 0 0 0 0 0 0 0 0 0 0 8 12 0.00 1.500
Pedro Borbon, L (8, 1) ERA: 2.88 0.1 1 0 0 0 1 0 0 0 0 0 0 0 3 4 0.00 0.000
Mark Wohlers, R (9, 1) ERA: 2.63 1.0 4 1 0 0 2 0 0 0 0 0 0 0 11 17 0.00 1.000
Brad Clontz, R (10, 1) ERA: 4.31 1.1 4 0 0 0 0 0 0 0 0 0 0 0 6 10 0.00 0.000
PITCHER IP WLS BF H R ER SO BB IBB HBP BLK WP HR S P ERA WHIP
Dean Hartgraves, L (11, 1) ERA: 3.96 0.0 2 0 0 0 0 2 0 0 0 0 0 0 3 11 ∞ ∞
Joe Borowski, R (11, 1) ERA: 2.61 3.2 W 12 1 0 0 1 0 0 0 0 0 0 0 24 40 0.00 0.273

BOTTOM

Pittsburgh Pirates @ Atlanta Braves

Atlanta-Fulton County Stadium, Atlanta, GA

Sun Aug 18 1996, 3:33 AM EDT

Att. 31,587 - Overcast - 87 F

livebaseballscorecards.com

	AB	R	H	RBI	BB	SO	LOB
Marquis Grissom, R (1, 8) OBP: 0.354, SLG: 0.497	6	1	4	1	0	2	0
Andruw Jones, R (1, 9) OBP: 0.333, SLG: 0.647	7	0	2	0	0	1	4
10 Chipper Jones, S (1, 6) OBP: 0.398, SLG: 0.550	7	0	1	1	0	1	5
Fred McGriff, L (1, 3) OBP: 0.357, SLG: 0.496	5	0	3	0	1	0	2
Ryan Klesko, L (1, 7) OBP: 0.361, SLG: 0.547	5	0	1	0	0	3	3
Terry Pendleton, S (1, 5) OBP: 0.297, SLG: 0.352	4	0	0	0	1	1	4
Dean Hartgraves, R (11, 1)	0	0	0	0	0	0	0
Joe Borowski, R (11, 1)	1	0	0	0	0	1	0
Javy Lopez, R (1, 2) OBP: 0.314, SLG: 0.466	6	0	0	0	0	1	5
Mark Lemke, S (1, 4) OBP: 0.329, SLG: 0.318	6	1	1	0	0	1	2
Greg Maddux, R (1, 1) OBP: 0.161, SLG: 0.153	2	0	0	0	0	0	1
Luis Polonia, L (7, PH) OBP: 0.282, SLG: 0.205	1	0	0	0	0	0	0
Greg McMichael, R (8, 1)	0	0	0	0	0	0	0
Pedro Borbon, R (8, 1) OBP: 1.000, SLG: 1.000	0	0	0	0	0	0	0
Mark Wohlers, R (9, 1)	0	0	0	0	0	0	0
Dwight Smith, L (9, PH) OBP: 0.296, SLG: 0.317	0	0	0	0	1	0	0
Brad Clontz, R (10, 1)	0	0	0	0	0	0	0
Mike Mordecai, R (11, 5) OBP: 0.077, SLG: 0.253	2	0	0	0	0	1	0

AB	52
R	2
H	12
RBI	2
BB	3
SO	12
LOB	26

Inning Stats	1	2	3	4	5	6	7	8	9	10	11	12	13	14
	R: 0 E: 0 K: 2 S: 8 H: 0 LOB: 0 BB: 0 P: 12	R: 0 E: 1 K: 0 S: 7 H: 1 LOB: 2 BB: 0 P: 11	R: 0 E: 0 K: 0 S: 6 H: 1 LOB: 1 BB: 0 P: 7	R: 0 E: 0 K: 1 S: 8 H: 1 LOB: 1 BB: 0 P: 10	R: 1 E: 0 K: 0 S: 11 H: 3 LOB: 2 BB: 0 P: 23	R: 0 E: 0 K: 0 S: 5 H: 1 LOB: 0 BB: 0 P: 8	R: 0 E: 0 K: 0 S: 11 H: 1 LOB: 2 BB: 0 P: 16	R: 0 E: 0 K: 2 S: 9 H: 0 LOB: 0 BB: 0 P: 15	R: 0 E: 0 K: 3 S: 11 H: 1 LOB: 2 BB: 1 P: 21	R: 0 E: 0 K: 0 S: 10 H: 1 LOB: 2 BB: 1 P: 15	R: 0 E: 0 K: 2 S: 7 H: 0 LOB: 0 BB: 0 P: 9	R: 0 E: 0 K: 1 S: 8 H: 0 LOB: 1 BB: 1 P: 15	R: 0 E: 0 K: 1 S: 6 H: 0 LOB: 0 BB: 0 P: 7	R: 1 E: 1 K: 0 S: 9 H: 2 LOB: 2 BB: 0 P: 13

	1B: 10	SF: 0
	2B: 2	SAC: 0
	3B: 0	DP: 1
	HR: 0	HBP: 1

WP: 0	PA: 57
PB: 0	
SB: 1	
CS: 0	

PITCHER		IP	WLS	BF	H	R	ER	SO	BB	IBB	HBP	BLK	WP	HR	S	P	ERA	WHIP
Jon Lieber, R ERA: 4.13	(1, 1)	6.0		25	7	1	1	3	0	0	0	0	0	0	45	71	1.50	1.167
Marc Wilkins, R ERA: 2.87	(7, 1)	3.0		13	2	0	0	5	1	0	1	0	0	0	31	52	0.00	1.000
Dan Plesac, L ERA: 4.15	(10, 1)	0.2		4	1	0	0	0	0	1	0	0	0	0	5	10	0.00	1.500
John Ericks, R ERA: 5.64	(10, 1)	2.1		8	0	0	0	3	1	0	0	0	0	0	20	29	0.00	0.429
67 Francisco Cordova, R ERA: 4.11	(13, 1)	1.1	L	7	2	1	0	1	0	0	0	0	0	0	15	20	0.00	1.500

PITCHER	IP	WLS	BF	H	R	ER	SO	BB	IBB	HBP	BLK	WP	HR	S	P	ERA	WHIP

Batter	1	2	3	4	5	6	7	8	9	AB	R	H	RBI	BB	SO	LOB
Reggie Sanders, R (1, 9) OBP: 0.358, SLG: 0.468	4-0 S BB	2-1 ③ CS 1-2	1-3 ① K		2-2 1-2 2-3 1B			1-3 ① K		3	0	1	0	1	2	0
Thomas Howard, S (1, 7) OBP: 0.315, SLG: 0.437	C B D F 1 SAFE F F C 2-3 ① K 1-1		X 0-0 ② G5-3		X 0-0 ② ③ L6-4 2-2			C C B X 1-2 ② L6		4	0	0	0	0	1	4
Barry Larkin, R (1, 6) OBP: 0.412, SLG: 0.565	C B 1 SAFE 1 SAFE B 1 SAFE B S B 4-2 1-2 BB		B B C F F B F X 3-2 ③ F9			C B X 1-1 ① F9		B X 1-0 ③ P3		3	0	0	0	1	0	0
Kevin Mitchell, R (1, 3) OBP: 0.372, SLG: 0.423	X 0-0 ② P3			B B X 2-0 G4-6-3 1B		B X 1-0 ② G6-3			C C B B X 2-2 ① G6-3	4	0	1	0	0	0	2
Eric Davis, R (1, 8) OBP: 0.406, SLG: 0.550	C B S B S 2-3 ③ K			B X 1-0 ① ② G4-6-3 1-2f		B B X 2-0 ③ F9			F B X 1-1 ② G4-3	4	0	0	0	0	1	3
Joe Oliver, R (1, 2) OBP: 0.315, SLG: 0.412		B F X 1-1 ① F9		B S B F B X 3-2 ③ G1-3			X 0-0 ① G5-3		B F C B B S S S 2-3 ③ K	3	0	0	0	0	0	0
Eddie Taubensee, L (8, 2) OBP: 0.332, SLG: 0.449										1	0	0	0	0	1	0
Bret Boone, R (1, 4) OBP: 0.275, SLG: 0.356		F F F F X 0-2 HR			B B X 2-0 E5 1B BB		B C S X 1-2 ② G4-3			3	1	1	1	0	0	0
Lenny Harris, L (1, 5) OBP: 0.321, SLG: 0.396		F B B B C F X 3-2 CS 1B			F C F F F X 0-2 ① F8		B X 1-0 1B			3	0	2	0	0	0	1
Dave Burba, R (1, 1) OBP: 0.170, SLG: 0.240		M L 1 SAFE L 0-3 ② K			B B C B B 4-1 L6-4 1B 1-2 BB		X 0-0 ③ G1-3			1	0	0	0	0	1	1
Eric Owens, R (5, PH) OBP: 0.278, SLG: 0.232										0	0	0	0	1	0	0
Roger Salkeld, R (5, 1)										0	0	0	0	0	0	0
Giovanni Carrara, R (6, 1)										0	0	0	0	0	0	0
Willie Greene, L (7, PH) OBP: 0.312, SLG: 0.409										1	0	0	0	0	0	1
Kevin Jarvis, L (7, 1) OBP: 0.080, SLG: 0.080										0	0	0	0	0	0	0
Inning Stats	R: 0 E: 0 K: 2 S: 11 H: 0 LOB: 2 BB: 2 P: 23	R: 1 E: 0 K: 1 S: 15 H: 2 LOB: 0 BB: 0 P: 21	R: 0 E: 0 K: 1 S: 9 H: 0 LOB: 0 BB: 0 P: 13	R: 0 E: 0 K: 0 S: 5 H: 1 LOB: 0 BB: 0 P: 11	R: 0 E: 1 K: 0 S: 12 H: 1 LOB: 2 BB: 1 P: 20	R: 0 E: 0 K: 0 S: 4 H: 0 LOB: 0 BB: 0 P: 8	R: 0 E: 0 K: 0 S: 6 H: 1 LOB: 1 BB: 0 P: 8	R: 0 E: 0 K: 1 S: 7 H: 0 LOB: 0 BB: 0 P: 10	R: 0 E: 0 K: 1 S: 11 H: 0 LOB: 0 BB: 0 P: 16	1B: 4 2B: 1 3B: 0 HR: 1 SF: 0 SAC: 0 DP: 2 HBP: 0						

Cincinnati Reds @ Atlanta Braves

Atlanta-Fulton County Stadium, Atlanta, GA

Tue Aug 20 1996, 7:05 PM EDT

Att. 32,658 - Unknown - 85 F

TOP

livebaseballscorecards.com

AB	30
R	1
H	5
RBI	1
BB	3
SO	6
LOB	12

WP: 0 PB: 0 SB: 1 CS: 2 PA: 34

PITCHER		IP	WLS	BF	H	R	ER	SO	BB	IBB	HBP	BLK	WP	HR	S	P	ERA	WHIP
Tom Glavine, L ERA: 2.82	(1, 1)	8.0	W	30	5	1	1	5	3	0	0	0	0	1	69	114	1.12	1.000
Mark Wohlers, R ERA: 2.59	(9, 1)	1.0	S	3	0	0	0	1	0	0	0	0	0	0	11	16	0.00	0.000

PITCHER	IP	WLS	BF	H	R	ER	SO	BB	IBB	HBP	BLK	WP	HR	S	P	ERA	WHIP

Cincinnati Reds @ Atlanta Braves

Atlanta-Fulton County Stadium, Atlanta, GA

Tue Aug 20 1996, 7:05 PM EDT

Att. 32,658 - Unknown - 85 F

livebaseballscorecards.com

BOTTOM

Batter	1	2	3	4	5	6	7	8	9	AB	R	H	RBI	BB	SO	LOB
Marquis Grissom, R (1, 8) OBP: 0.355, SLG: 0.497	B S F X 1-2 10 G4-3 1B	C B B F F B S 3-3 ③ K		B F B X 2-1 1-2 1B		C F B B X 2-2 ② G4-3				4	0	2	0	0	1	2
Terry Pendleton, S (1, 5) OBP: 0.296, SLG: 0.358	C F S 0-3 ① K		B S X 1-1 HR	C F F F B B X 2-2 ① L9		X 0-0 ③ F8				4	1	1	1	0	1	3
10 Chipper Jones, S (1, 6) OBP: 0.397, SLG: 0.554	1 SAFE B X 1-0 ② G4-3 1-2		F X 0-1 HR	B B X 2-0 ② F8			B B S X 2-1 ① G3-1			4	1	1	1	0	0	3
Fred McGriff, L (1, 3) OBP: 0.354, SLG: 0.492	2 SAFE C B B B F S 3-3 ③ K		X 0-0 ① P6	X 0-0 ③ L9			S B B F B F C 3-3 ② K			4	0	0	0	0	2	3
Ryan Klesko, L (1, 7) OBP: 0.363, SLG: 0.553		B B X 2-0 E 1B SF8 1B	X 0-0 HR		B B X 2-0 E3		C S B F X 1-2 ③ G4-3			4	2	2	1	0	0	0
Jermaine Dye, R (1, 9) OBP: 0.326, SLG: 0.470		C X 0-1 E8 WP 1-3 1B	X 0-0 ② L9		B S X 1-1 ① F9			S B F X 1-2 CS 1B		4	0	2	0	0	0	1
Javy Lopez, R (1, 2) OBP: 0.313, SLG: 0.465		X 0-0 ① SF8 3-H	C S X 0-2 1B		C S S 1-3 ② K			C B 1 SAFE B B 1 SAFE F 1 SAFE F 3-3 ① ② S K 1-2		3	0	1	1	0	2	2
Mark Lemke, S (1, 4) OBP: 0.329, SLG: 0.316	B F F 1 SAFE B B B 4-2 1-2 BB	B B B C X 3-1 ③ G4-3			B S B B S F X 3-2 ③ G3			B S F B B X 3-2 ③ G4-3		3	0	0	0	1	0	2
Tom Glavine, L (1, 1) OBP: 0.344, SLG: 0.357 Mark Wohlers, R (9, 1)	X 0-0 ② F7			X 0-0 1B 1B		X 0-0 ① G4-3				3 0	0 0	1 0	0 0	0 0	0 0	2 0
Inning Stats	R: 0 H: 1 E: 0 LOB: 1 K: 2 BB: 0 S: 10 P: 15	R: 1 H: 2 E: 1 LOB: 2 K: 1 BB: 1 S: 11 P: 20	R: 3 H: 4 E: 0 LOB: 1 K: 0 BB: 0 S: 12 P: 16	R: 0 H: 2 E: 0 LOB: 2 K: 0 BB: 0 S: 10 P: 16	R: 0 H: 0 E: 1 LOB: 1 K: 1 BB: 0 S: 10 P: 17	R: 0 H: 0 E: 0 LOB: 0 K: 0 BB: 0 S: 5 P: 7	R: 0 H: 0 E: 0 LOB: 0 K: 1 BB: 0 S: 10 P: 16	R: 0 H: 1 E: 0 LOB: 0 K: 1 BB: 0 S: 10 P: 17		1B: 7 SF: 1 2B: 1 SAC: 0 3B: 0 DP: 1 HR: 3 HBP: 0						

	AB	33
	R	4
	H	10
	RBI	4
	BB	1
	SO	6
	LOB	18

WP: 1 PA: 35
PB: 0
SB: 0
CS: 1

PITCHER		IP	WLS	BF	H	R	ER	SO	BB	IBB	HBP	BLK	WP	HR	S	P	ERA	WHIP
Dave Burba, R ERA: 3.97	(1, 1)	4.0	L	22	9	4	3	3	1	0	0	0	1	3	43	67	6.75	2.500
Roger Salkeld, R ERA: 5.19	(5, 1)	1.0		4	0	0	0	1	0	0	0	0	0	0	10	17	0.00	0.000
Giovanni Carrara, R ERA: 9.43	(6, 1)	1.0		3	0	0	0	0	0	0	0	0	0	0	5	7	0.00	0.000
Kevin Jarvis, R ERA: 5.42	(7, 1)	2.0		6	1	0	0	2	0	0	0	0	0	0	20	33	0.00	0.500

PITCHER	IP	WLS	BF	H	R	ER	SO	BB	IBB	HBP	BLK	WP	HR	S	P	ERA	WHIP

Cincinnati Reds @ Atlanta Braves

Atlanta-Fulton County Stadium, Atlanta, GA

Wed Aug 21 1996, 7:05 PM EDT

Att. 29,213 - Unknown - 86 F

TOP

livebaseballscorecards.com

Batter	1	2	3	4	5	6	7	8	9	AB	R	H	RBI	BB	SO	LOB
Thomas Howard, S (1, 9) OBP: 0.313, SLG: 0.440	L3		K			1B 3B	G5-3		B4-3	5	1	1	0	0	1	2
Lenny Harris, L (1, 5) OBP: 0.324, SLG: 0.398	FC6-4 1B			F7		F9 WP 1B 3-H		G4-3		4	0	2	1	0	0	0
Barry Larkin, R (1, 6) OBP: 0.411, SLG: 0.562	FC6-4 1-2f			L8		1 SAFE 1 SAFE	K 1-2	S BLK 1B		4	1	1	0	0	1	2
Kevin Mitchell, R (1, 7) OBP: 0.370, SLG: 0.419	F8			1B		F9 2-3		F9 1-2		4	0	1	0	0	0	3
Eric Davis, R (1, 8) OBP: 0.405, SLG: 0.545		F9		F8		F9		1B S IBB		3	0	0	0	1	0	2
Hal Morris, L (1, 3) OBP: 0.352, SLG: 0.443		G3-1			L7		L7 1-3 2-H	1B		4	0	1	1	0	0	0
Eddie Taubensee, L (1, 2) OBP: 0.331, SLG: 0.446 Jeff Brantley, R (9, 1)		K			K		1B	K		4 0	0 0	1 0	0 0	0 0	3 0	2 0
Jeff Branson, L (1, 4) OBP: 0.313, SLG: 0.422			G3		HR		L7		G1-6-3 1B	4	1	2	1	0	0	1
Mike Remlinger, L (1, 1) Jeff Shaw, R (5, 1) Willie Greene, L (7, PH) OBP: 0.315, SLG: 0.412 Hector Carrasco, R (7, 1) Lee Smith, R (8, 1) Joe Oliver, R (8, 2) OBP: 0.314, SLG: 0.410			F7		K	1B			G1-6-3 1-2f	2 0 1 0 0 1	0 0 0 0 0 0	0 0 1 0 0 0	0 0 0 0 0 0	0 0 0 0 0 0	1 0 0 0 0 0	0 0 0 0 0 1

Inning Stats																																	
	R: 0	H: 1	R: 0	H: 0	R: 0	H: 0	R: 0	H: 1	R: 1	H: 1	R: 1	H: 2	R: 0	H: 2	R: 1	H: 2	R: 0	H: 1	1B: 8	SF: 0	WP: 1	PA: 37
	E: 0	LOB: 1	E: 0	LOB: 0	E: 0	LOB: 0	E: 0	LOB: 1	E: 0	LOB: 0	E: 0	LOB: 1	E: 0	LOB: 2	E: 0	LOB: 2	E: 0	LOB: 0	2B: 0	SAC: 0	PB: 0	
	K: 0	BB: 0	K: 1	BB: 0	K: 1	BB: 0	K: 0	BB: 0	K: 2	BB: 0	K: 1	BB: 0	K: 0	BB: 2	K: 1	BB: 1	K: 0	BB: 0	3B: 1	DP: 1	SB: 2	
	S: 12	P: 17	S: 9	P: 16	S: 7	P: 9	S: 8	P: 12	S: 9	P: 12	S: 14	P: 22	S: 10	P: 14	S: 16	P: 30	S: 4	P: 6	HR: 1	HBP: 0	CS: 0	

PITCHER		IP	WLS	BF	H	R	ER	SO	BB	IBB	HBP	BLK	WP	HR	S	P	ERA	WHIP
29 John Smoltz, R ERA: 2.9	(1, 1)	7.0		28	7	2	2	5	0	0	0	0	1	1	69	102	2.57	1.000
Brad Clontz, R ERA: 4.41	(8, 1)	0.2		4	1	1	1	0	0	1	0	1	0	0	8	18	13.50	1.500
Pedro Borbon, L ERA: 2.78	(8, 1)	1.1	W	5	2	0	0	1	0	0	0	0	0	0	12	18	0.00	1.500

PITCHER	IP	WLS	BF	H	R	ER	SO	BB	IBB	HBP	BLK	WP	HR	S	P	ERA	WHIP

AB	36
R	3
H	10
RBI	3
BB	1
SO	6
LOB	13

Cincinnati Reds @ Atlanta Braves

Atlanta-Fulton County Stadium, Atlanta, GA

Wed Aug 21 1996, 7:05 PM EDT

Att. 29,213 - Unknown - 86 F

livebaseballscorecards.com

BOTTOM

Batter	1	2	3	4	5	6	7	8	9	AB	R	H	RBI	BB	SO	LOB
Marquis Grissom, R (1, 8) OBP: 0.354, SLG: 0.496	L7		G1-3		FC6-4 1-2f 2-3 3-H		2B		FC1-5 1-2 2-3f	5	0	1	1	0	0	5
Andruw Jones, R (1, 9) OBP: 0.273, SLG: 0.524	F9			K	K		K		SF9 2-H	4	0	0	0	0	3	3
Brad Clontz, R (8, 1)										0	0	0	0	0	0	0
Pedro Borbon, R (8, 1) OBP: 1.000, SLG: 1.000										0	0	0	0	0	0	0
Luis Polonia, L (9, PH) OBP: 0.280, SLG: 0.305										0	0	0	1	0	0	0
10 Chipper Jones, S (1, 6) OBP: 0.397, SLG: 0.557	G5-3			G6-3		L9 2B		1B G4-3 2B		4	1	2	0	0	0	0
Fred McGriff, L (1, 3) OBP: 0.353, SLG: 0.490		E3		F8		P4		G4-3 2-3 1B		4	0	1	0	0	0	1
Terry Pendleton, S (1, 5) OBP: 0.298, SLG: 0.358		K			BLK 2B 1B	BB		G4-3 1-2 3-H		3	1	1	1	1	1	1
Jermaine Dye, R (1, 7) OBP: 0.325, SLG: 0.470 (8, 9)		F7			1 SAFE 1 SAFE 1 SAFE 29 1B FC6-4 1-H 2B	L9 2-3		K		4	1	1	1	0	1	3
Javy Lopez, R (1, 2) OBP: 0.311, SLG: 0.461	G3-1				K	K		G3		3	0	0	0	0	2	3
Dwight Smith, L (8, PH) OBP: 0.294, SLG: 0.315										1	0	0	0	0	0	1
Eddie Pérez, R (9, 2) OBP: 0.336, SLG: 0.465										0	0	0	0	0	0	0
Mark Lemke, S (1, 4) OBP: 0.333, SLG: 0.319			SH1-4 29 1B		FC6-4 29 1B BB		F7		FC1-5 1B 1B	3	0	2	0	1	0	0
29 John Smoltz, R (1, 1) OBP: 0.235, SLG: 0.250										1	0	1	0	0	0	0
Ryan Klesko, L (7, PH) OBP: 0.363, SLG: 0.553 (8, 7)			SH1-4 1-2		FC6-4 1-2 2-3 1B		F8		WP FC1-5 1-2 SF9 1B	2	1	1	0	0	0	0

Inning Stats	1	2	3	4	5	6	7	8	9
	R: 0 E: 0 K: 0 S: 8	H: 0 LOB: 0 BB: 0 P: 11	R: 0 E: 1 K: 1 S: 5	H: 0 LOB: 0 BB: 0 P: 8	R: 0 E: 0 K: 0 S: 9	H: 1 LOB: 1 BB: 0 P: 17	R: 0 E: 0 K: 1 S: 8	H: 0 LOB: 0 BB: 0 P: 12	R: 2 E: 0 K: 2 S: 18	H: 3 LOB: 2 BB: 1 P: 30	R: 0 E: 0 K: 1 S: 11	H: 1 LOB: 2 BB: 1 P: 18	R: 0 E: 0 K: 1 S: 10	H: 1 LOB: 1 BB: 0 P: 15	R: 1 E: 0 K: 1 S: 16	H: 2 LOB: 1 BB: 0 P: 23	R: 1 E: 0 K: 0 S: 9	H: 2 LOB: 1 BB: 0 P: 14

1B: 6	SF: 1
2B: 4	SAC: 1
3B: 0	DP: 0
HR: 0	HBP: 0
WP: 1	PA: 38
PB: 0	
SB: 0	
CS: 0	

	AB	34
	R	4
	H	10
	RBI	4
	BB	2
	SO	7
	LOB	17

PITCHER		IP	WLS	BF	H	R	ER	SO	BB	IBB	HBP	BLK	WP	HR	S	P	ERA	WHIP
Mike Remlinger, L ERA: 3.38	(1, 1)	4.1		17	3	2	2	3	1	0	0	1	0	0	40	68	4.15	0.923
Jeff Shaw, R ERA: 2.96	(5, 1)	1.2		8	2	0	0	2	1	0	0	0	0	0	19	28	0.00	1.800
Hector Carrasco, R ERA: 3.75	(7, 1)	1.0		6	3	1	1	1	0	0	0	0	0	0	18	25	9.00	3.000
Lee Smith, R ERA: 3.11	(8, 1)	1.0		3	0	0	0	1	0	0	0	0	0	0	8	13	0.00	0.000
Jeff Brantley, R ERA: 2.89	(9, 1)	0.2	L	4	2	1	1	0	0	0	0	0	1	0	9	14	13.50	3.000

PITCHER		IP	WLS	BF	H	R	ER	SO	BB	IBB	HBP	BLK	WP	HR	S	P	ERA	WHIP

Batter	1	2	3	4	5	6	7	8	9	10	11	12	13	AB	R	H	RBI	BB	SO	LOB
Reggie Sanders, R (1, 9) OBP: 0.361, SLG: 0.471	0-0 L5		2-3 K		1-0 2B			4-0 SH1-4 BB		0-0 SH2-4 1B		0-3 K		5	0	2	0	1	2	1
Lenny Harris, L (1, 7) OBP: 0.327, SLG: 0.404	2-1 BB 1B BB 1B		1-0 F9 2B		3-2 P7			1-1 SH1-4 1-2		1-2 SH2-4 1-2		1-3 K		4	1	2	0	0	1	2
Barry Larkin, R (1, 6) OBP: 0.412, SLG: 0.568	2-2 BB BB 1-2 1B		1-1 F9 2-3			3-2 G6-3		3-3 K		4-0 G6-4-3 IBB			2-1 HR	5	1	2	1	1	1	2
Kevin Mitchell, R (1, 3) OBP: 0.374, SLG: 0.433	4-2 BB 1-2 2-3 BB		0-0 F7			3-2 HR		4-0 IBB		1-1 G6-4-3 1-2f			2-1 L5	4	1	1	1	2	0	3
Joe Oliver, R (1, 2) OBP: 0.313, SLG: 0.405	4-1 G4-6-3 1-2 2-3 3-H BB			0-2 F8		1-3 K		0-1 G1-3			2-0 L6-3 1B		1-1 P4	3	0	0	1	1	1	2
Eddie Taubensee, L (11, PH) OBP: 0.332, SLG: 0.447 (11, 2)														2	0	1	0	0	0	0
Thomas Howard, S (1, 8) OBP: 0.310, SLG: 0.434	1-1 G4-6-3 1-2f			1-0 F8		1-0 G4-3			2-3 K		2-1 L6-3 1-1		0-0 BB 1B	6	0	1	0	0	1	4
Bret Boone, R (1, 4) OBP: 0.274, SLG: 0.353		3-1 L9		2-2 G5-3			2-2 L5		4-2 BB		2-3 K		2-2 BB 1-2 1B	4	0	0	0	1	1	0
Hector Carrasco, R (11, 1) OBP: 0.250, SLG: 0.250														1	0	1	0	0	0	0
Jeff Brantley, R (13, 1)														0	0	0	0	0	0	0
Willie Greene, L (1, 5) OBP: 0.316, SLG: 0.407		2-1 G3			0-0 G1-4-3		1-0 G4-3		1-1 F9			2-2 SH1-4 1B	4-0 BB 1-2 2-3	5	0	1	0	1	0	1
John Smiley, L (1, 1) OBP: 0.236, SLG: 0.231		1-3 K			1-2 G3-1		0-0 L7		0-0 G4-3			0-0 SH1-4 1B	2-0 F9	3	0	0	0	0	1	0
Hal Morris, L (9, PH) OBP: 0.352, SLG: 0.442														1	0	0	0	0	0	1
Jeff Shaw, R (9, 1)														0	0	0	0	0	0	0
Jeff Branson, L (11, 4) OBP: 0.312, SLG: 0.420														1	0	0	0	0	0	3

Inning Stats																						
	R: 1	H: 2	R: 0	H: 0	R: 0	H: 1	R: 0	H: 0	R: 0	H: 1	R: 1	H: 1	R: 0	H: 0	R: 0	H: 0	R: 0	H: 1	R: 0	H: 1	R: 0	H: 1
	E: 0	LOB: 2	E: 0	LOB: 0	E: 0	LOB: 1	E: 0	LOB: 0	E: 0	LOB: 1	E: 0	LOB: 0	E: 0	LOB: 0	E: 0	LOB: 2	E: 0	LOB: 1	E: 0	LOB: 1	E: 0	LOB: 1
	K: 0	BB: 2	K: 1	BB: 0	K: 1	BB: 0	K: 0	BB: 0	K: 0	BB: 0	K: 1	BB: 0	K: 0	BB: 0	K: 0	BB: 2	K: 1	BB: 1	K: 0	BB: 1	K: 2	BB: 0
	S: 12	P: 25	S: 7	P: 13	S: 7	P: 11	S: 8	P: 11	S: 9	P: 14	S: 17	P: 25	S: 5	P: 8	S: 8	P: 19	S: 12	P: 18	S: 6	P: 12	S: 11	P: 14
	R: 1	H: 3	1B: 7	SF: 0	WP: 0	PA: 54																
	E: 0	LOB: 3	2B: 3	SAC: 3	PB: 0																	
	K: 0	BB: 1	3B: 0	DP: 3	SB: 0																	
	S: 12	P: 24	HR: 2	HBP: 0	CS: 0																	

PITCHER		IP	WLS	BF	H	R	ER	SO	BB	IBB	HBP	BLK	WP	HR	S	P	ERA	WHIP
Terrell Wade, L ERA: 2.21	(1, 1)	6.0		24	5	2	2	3	2	0	0	0	0	0	60	99	3.00	1.167
Dean Hartgraves, L ERA: 3.81	(7, 1)	1.0		3	0	0	0	0	0	0	0	0	0	0	5	8	0.00	0.000
Greg McMichael, R ERA: 3.15	(8, 1)	1.0		5	0	0	0	1	1	1	0	0	0	0	8	19	0.00	1.000
Pedro Borbon, L ERA: 2.75	(9, 1)	0.1		2	0	0	0	1	1	0	0	0	0	0	8	14	0.00	3.000
Brad Clontz, R ERA: 4.3	(9, 1)	1.2		6	1	0	0	0	0	1	0	0	0	0	10	16	0.00	0.600

PITCHER		IP	WLS	BF	H	R	ER	SO	BB	IBB	HBP	BLK	WP	HR	S	P	ERA	WHIP
Joe Borowski, R ERA: 2.7	(11, 1)	3.0	L	14	5	1	1	3	1	0	0	0	0	1	31	52	3.00	2.000

TOP

Cincinnati Reds @ Atlanta Braves

Atlanta-Fulton County Stadium, Atlanta, GA

Thu Aug 22 1996, 7:05 PM EDT

Att. 31,729 - Unknown - 79 F

livebaseballscorecards.com

AB	44
R	3
H	11
RBI	3
BB	7
SO	8
LOB	19

BOTTOM

Cincinnati Reds @ Atlanta Braves

Atlanta-Fulton County Stadium, Atlanta, GA

Thu Aug 22 1996, 7:05 PM EDT

Att. 31,729 - Unknown - 79 F

livebaseballscorecards.com

Batter	1	2	3	4	5	6	7	8	9	10	11	12	13	AB	R	H	RBI	BB	SO	LOB
Marquis Grissom, R (1, 8) OBP: 0.356, SLG: 0.497	2-2 2B		2-3 K		2-0 P4			1-0 SH1-4		4-0 IBB		4-0 IBB		3	0	1	0	2	1	1
Andruw Jones, R (1, 9) OBP: 0.286, SLG: 0.704	1-1 G5-3		1-1 HR			0-0 HR		2-3 K		1-2 F9		2-2 G1-3		6	2	2	2	0	1	6
10 Chipper Jones, S (1, 6) OBP: 0.397, SLG: 0.554	0-0 F7		2-3 K			1-0 G1-6-3 1B		1-0 L7			4-0 FC6-4 BB		1-1 G3-1	5	0	1	0	1	1	2
Fred McGriff, L (1, 3) OBP: 0.353, SLG: 0.487	4-1 BB			0-1 G5-4-3 1B		0-1 G1-6-3 1-2f			0-0 P5		1-0 F8		3-2 L8	5	0	1	0	1	0	2
Terry Pendleton, S (1, 5) OBP: 0.294, SLG: 0.353	1-3 K			1-1 G5-4-3 1-2f		0-0 G6-3			1-2 P4		0-3 K		0-0 P5	6	0	0	0	0	2	4
Jermaine Dye, R (1, 7) OBP: 0.316, SLG: 0.458		1-1 G5-3		0-0 G1-3			0-0 G5-3		1-3 K		0-0 FC6-4 1-2f			5	0	0	0	0	1	1
Javy Lopez, R (1, 2) OBP: 0.308, SLG: 0.457		0-0 G6-3			1-1 G5-3		0-1 G6-3			1-2 P5		2-2 G6-3		3	0	0	0	0	0	0
Luis Polonia, L (10, PH) OBP: 0.279, SLG: 0.303														1	0	0	0	0	0	0
Eddie Pérez, R (11, 2) OBP: 0.333, SLG: 0.461														1	0	0	0	0	0	0
Mark Lemke, S (1, 4) OBP: 0.333, SLG: 0.316		2-1 F8			4-2 SH5-3 BB		1-3 K			1-2 L5		4-1 SH1-4 BB		3	0	0	0	2	1	0
Terrell Wade, L (1, 1) OBP: 0.333, SLG: 0.250			1-3 K		0-0 SH5-3 1-2			2-2 SH1-4 1B		4-2 S BB		2-1 SH1-4 1-2		1	0	0	0	0	1	0
Dean Hartgraves, R (7, 1)														0	0	0	0	0	0	0
Greg McMichael, R (8, 1)														0	0	0	0	0	0	0
Mike Mordecai, R (8, PH) OBP: 0.286, SLG: 0.263														1	0	1	0	0	0	0
Pedro Borbon, R (9, 1) OBP: 1.000, SLG: 1.000														0	0	0	0	0	0	0
Brad Clontz, R (9, 1)														0	0	0	0	0	0	0
Ryan Klesko, L (10, PH) OBP: 0.364, SLG: 0.553														0	0	0	1	0	0	0
Joe Borowski, R (11, 1)														0	0	0	0	0	0	0
Inning Stats	R: 0 H: 1 E: 0 LOB: 2 K: 1 BB: 1 S: 12 P: 20		R: 0 H: 0 E: 0 LOB: 0 K: 0 BB: 0 S: 5 P: 8		R: 1 H: 1 E: 0 LOB: 0 K: 3 BB: 0 S: 12 P: 18		R: 0 H: 1 E: 0 LOB: 0 K: 0 BB: 0 S: 5 P: 6		R: 1 H: 2 E: 0 LOB: 0 K: 0 BB: 0 S: 5 P: 6		R: 0 H: 0 E: 0 LOB: 0 K: 0 BB: 0 S: 6 P: 7		R: 0 H: 1 E: 0 LOB: 1 K: 1 BB: 0 S: 10 P: 16		R: 0 H: 0 E: 0 LOB: 0 K: 1 BB: 0 S: 11 P: 13		R: 0 H: 0 E: 0 LOB: 2 K: 0 BB: 2 S: 12 P: 23		R: 0 H: 0 E: 0 LOB: 1 K: 1 BB: 1 S: 5 P: 10		R: 0 H: 0 E: 0 LOB: 2 K: 0 BB: 2 S: 9 P: 23		R: 0 H: 0 E: 0 LOB: 0 K: 0 BB: 0 S: 6 P: 10							

PITCHER		IP	WLS	BF	H	R	ER	SO	BB	IBB	HBP	BLK	WP	HR	S	P	ERA	WHIP
John Smiley, L ERA: 3.95	(1, 1)	8.0		30	6	2	2	6	2	0	0	0	0	2	61	94	2.25	1.000
Jeff Shaw, R ERA: 2.88	(9, 1)	2.0		8	0	0	0	1	1	1	0	0	0	0	23	36	0.00	0.500
Hector Carrasco, R ERA: 3.62	(11, 1)	2.0	W	9	0	0	0	1	2	1	0	0	0	0	14	33	0.00	1.000
Jeff Brantley, R ERA: 2.84	(13, 1)	1.0	S	3	0	0	0	0	0	0	0	0	0	0	6	10	0.00	0.000

PITCHER	IP	WLS	BF	H	R	ER	SO	BB	IBB	HBP	BLK	WP	HR	S	P	ERA	WHIP

AB	40
R	2
H	6
RBI	2
BB	7
SO	8
LOB	16

1B: 3	SF: 0	WP: 0	PA: 50
2B: 1	SAC: 3	PB: 0	
3B: 0	DP: 2	SB: 1	
HR: 2	HBP: 0	CS: 0	

Batter	1	2	3	4	5	6	7	8	9	AB	R	H	RBI	BB	SO	LOB
Brian McRae, S (1, 8) OBP: 0.367, SLG: 0.422	C F C 0-3 ① K	X 0-0 ② G3	B C L X 1-2 E7 HR	C B C X 1-2 ① G4-3			4	1	0	0	0	1	0
Scott Bullett, L (1, 9) OBP: 0.263, SLG: 0.351	B F F X 1-2 ② G1-3	B B C F S 2-3 ③ K	S F S 0-3 ① K	C X 0-1 ② F9			4	0	0	0	0	2	1
Mark Grace, L (1, 3) OBP: 0.411, SLG: 0.468	F X 0-1 1B 1B	B B X 2-0 ① G4-3	X 0-0 2-H HR	B B C X 2-1 ③ F9			4	1	2	2	0	0	0
Luis Gonzalez, L (1, 7) OBP: 0.356, SLG: 0.441	B B 1 SAFE X 2-0 1-3 1B	C B B S S 2-3 ② K	B F X 1-1 ② G4-3	C B S X 1-2 ① G5-3			4	0	1	0	0	1	0
Dave Magadan, L (1, 5) OBP: 0.382, SLG: 0.337	F B B 1 SAFE C F B S 3-3 ③ K	C B X 1-1 ③ G5-3	B C B F B F X 3-2 ③ G6-3	B F B B X 3-1 ② P5			4	0	0	0	0	1	2
23 Ryne Sandberg, R (1, 4) OBP: 0.301, SLG: 0.435	B C X 1-1 ① G6-3	C S X 0-2 ① G5-3	F F B S 1-3 ① K	X 0-0 ③ F9			4	0	0	0	0	1	0
Scott Servais, R (1, 2) OBP: 0.338, SLG: 0.394	B S B C B X 3-2 ② G1-3	X 0-0 G1 1B	F C B S 1-3 ② K				3	0	1	0	0	1	0
José Hernández, R (1, 6) OBP: 0.299, SLG: 0.413	C X 0-1 ③ G4-3	C X 0-1 ② G1 1-2	X 0-0 HR				3	1	1	1	0	0	1
Steve Trachsel, R (1, 1) OBP: 0.135, SLG: 0.231	C X 0-1 ① G1-3	X 0-0 ③ G6-3	X 0-0 ③ P6				2	0	0	0	0	0	1
Larry Casian, R (6, 1)							0	0	0	0	0	0	0
Brooks Kieschnick, L (7, PH) OBP: 0.250, SLG: 0.143							1	0	0	0	0	0	0
Jim Bullinger, R (7, 1) OBP: 0.378, SLG: 0.548							0	0	0	0	0	0	0
Bob Patterson, R (7, 1) OBP: 0.333, SLG: 0.333							0	0	0	0	0	0	0

Inning Stats	1	2	3	4	5	6	7	8	9
R:	0	0	0	0	0	2	1	0	0
E:	0	0	0	0	0	1	0	0	0
K:	2	0	1	1	0	1	2	0	0
S:	13	7	6	6	7	13	8	7	6
H:	2	0	0	0	1	1	1	0	0
LOB:	2	0	0	0	1	0	0	0	0
BB:	0	0	0	0	0	0	0	0	0
P:	19	11	8	11	7	18	10	10	10

PITCHER		IP	WLS	BF	H	R	ER	SO	BB	IBB	HBP	BLK	WP	HR	S	P	ERA	WHIP
Greg Maddux, R ERA: 2.69	(1, 1)	7.0	W	27	5	3	2	7	0	0	0	0	0	2	60	84	2.57	0.714
Greg McMichael, R ERA: 3.11	(8, 1)	1.0		3	0	0	0	0	0	0	0	0	0	0	7	10	0.00	0.000
Mark Wohlers, R ERA: 2.54	(9, 1)	1.0	S	3	0	0	0	0	0	0	0	0	0	0	6	10	0.00	0.000

PITCHER	IP	WLS	BF	H	R	ER	SO	BB	IBB	HBP	BLK	WP	HR	S	P	ERA	WHIP

TOP

Chicago Cubs @ Atlanta Braves

Atlanta-Fulton County Stadium, Atlanta, GA

Fri Aug 23 1996, 7:05 PM EDT
Att. 38,210 - Unknown - 75 F

livebaseballscorecards.com

AB	33
R	3
H	5
RBI	3
BB	0
SO	7
LOB	5

1B: 3	SF: 0	WP: 0	PA: 33
2B: 0	SAC: 0	PB: 0	
3B: 0	DP: 0	SB: 0	
HR: 2	HBP: 0	CS: 0	

BOTTOM

Chicago Cubs @ Atlanta Braves

Atlanta-Fulton County Stadium, Atlanta, GA

Fri Aug 23 1996, 7:05 PM EDT

Att. 38,210 - Unknown - 75 F

Batter	1	2	3	4	5	6	7	8	9	AB	R	H	RBI	BB	SO	LOB
Marquis Grissom, R (1, 8) OBP: 0.354, SLG: 0.496	X 0-0 P3 ①		F B F C 1-3 K ①	B B S S F B X 3-2 2-H 3-H 2B		F F F B B X 2-2 FC5-4 1B 1-2f ②		C C X 0-2 G5-4-3 ① ② 1-2f		5	0	1	2	0	1	2
Terry Pendleton, S (1, 5) OBP: 0.295, SLG: 0.352	B B C C F S 2-3 K ②		B B B B 4-0 BB BB	C F X 0-2 F8 ③		X 0-0 1-3 1B		B B X 2-0 F8 ③		4	0	1	0	1	1	1
10 Chipper Jones, S (1, 6) OBP: 0.397, SLG: 0.566	B C B F F X 2-2 HR		F 1 SAFE X 0-1 L7 ②		C B S X 1-2 HR	C B X 1-1 L9 ③				4	2	2	2	0	0	3
Fred McGriff, L (1, 3) OBP: 0.354, SLG: 0.486	C B F B B X 3-2 G1-3 ③		B S B B S B 4-2 1-2 BB		X 0-0 G4-3 ①		X 0-0 BB E G5-2-3 1B			3	0	1	0	1	0	0
Ryan Klesko, L (1, 7) OBP: 0.363, SLG: 0.550		F X 0-1 L9 ①	B F X 1-1 G3-1 ③		X 0-0 E 1B		B C X 1-1 E3 G5-2-3 BB 1-2			4	0	1	0	0	0	3
Andruw Jones, R (1, 9) OBP: 0.313, SLG: 0.700		S B B B F X 2-2 F9 2B		B B B B C F S 3-3 K ①	B D S B F S 3-3 K ② 1-3		B F B B B 4-1 G5-2-3 BB 1-2 2-3			3	0	1	0	1	2	1
Eddie Pérez, R (1, 2) OBP: 0.331, SLG: 0.454		X 0-0 F9 ② 2-3		B C B F X 2-2 2B 2B 1B	C X 0-1 G5-3 ③		S B X 1-1 G5-2-3 ① ② 1-2 2-3 3-Hf			4	1	1	0	0	0	5
Mark Lemke, S (1, 4) OBP: 0.335, SLG: 0.319		B B B B 4-0 FC6-4 BB		S C X 0-2 1-3 2B 2B		X 0-0 G3 ①	B B X 2-0 G5-3 ③			3	1	1	0	1	0	2
Greg Maddux, R (1, 1) OBP: 0.169, SLG: 0.161 Greg McMichael, R (8, 1) Jermaine Dye, R (8, PH) OBP: 0.315, SLG: 0.455 Mark Wohlers, R (9, 1)		1 SAFE X 0-0 FC6-4 ③ 1-2f		B X 1-0 G5-3 ②		X 0-0 FC5-4 1B		X 0-0 E6 G5-4-3		3 0 1 0	0 0 0 0	1 0 0 0	0 0 0 0	0 0 0 0	0 0 0 0	4 0 0 0
Inning Stats	R: 1 E: 0 K: 1 S: 12 H: 1 LOB: 0 BB: 0 P: 19	R: 0 E: 0 K: 0 S: 7 H: 1 LOB: 2 BB: 1 P: 13	R: 0 E: 0 K: 1 S: 9 H: 0 LOB: 2 BB: 2 P: 19	R: 2 E: 0 K: 1 S: 17 H: 3 LOB: 1 BB: 0 P: 26	R: 1 E: 0 K: 1 S: 10 H: 2 LOB: 1 BB: 0 P: 14	R: 0 E: 0 K: 0 S: 9 H: 2 LOB: 2 BB: 0 P: 12	R: 0 E: 1 K: 0 S: 7 H: 1 LOB: 2 BB: 1 P: 15	R: 0 E: 1 K: 0 S: 5 H: 0 LOB: 0 BB: 0 P: 7		1B: 5 2B: 3 3B: 0 HR: 2	SF: 0 SAC: 0 DP: 2 HBP: 0			WP: 0 PB: 0 SB: 0 CS: 0	PA: 38	

	AB	R	H	RBI	BB	SO	LOB
Marquis Grissom, R	5	0	1	2	0	1	2
Terry Pendleton, S	4	0	1	0	1	1	1
10 Chipper Jones, S	4	2	2	2	0	0	3
Fred McGriff, L	3	0	1	0	1	0	0
Ryan Klesko, L	4	0	1	0	0	0	3
Andruw Jones, R	3	0	1	0	1	2	1
Eddie Pérez, R	4	1	1	0	0	0	5
Mark Lemke, S	3	1	1	0	1	0	2
Greg Maddux, R	3	0	1	0	0	0	4
Greg McMichael, R	0	0	0	0	0	0	0
Jermaine Dye, R	1	0	0	0	0	0	0
Mark Wohlers, R	0	0	0	0	0	0	0

AB	34
R	4
H	10
RBI	4
BB	4
SO	4
LOB	21

livebaseballscorecards.com

PITCHER		IP	WLS	BF	H	R	ER	SO	BB	IBB	HBP	BLK	WP	HR	S	P	ERA	WHIP
Steve Trachsel, R ERA: 2.8	(1, 1)	5.2	L	29	9	4	4	4	3	0	0	0	0	2	62	100	6.35	2.118
Larry Casian, L ERA: 2.25	(6, 1)	0.1		1	0	0	0	0	0	0	0	0	0	0	2	3	0.00	0.000
Jim Bullinger, R ERA: 6.86	(7, 1)	0.2		4	1	0	0	0	1	0	0	0	0	0	6	12	0.00	3.000
Bob Patterson, L ERA: 2.91	(7, 1)	1.1		4	0	0	0	0	0	0	0	0	0	0	6	10	0.00	0.000

PITCHER	IP	WLS	BF	H	R	ER	SO	BB	IBB	HBP	BLK	WP	HR	S	P	ERA	WHIP

Batter	1	2	3	4	5	6	7	8	9	AB	R	H	RBI	BB	SO	LOB
Brian McRae, S (1, 8) OBP: 0.370, SLG: 0.425	F F X 0-2 ① G6-3		C C B T 1-2 ① K		X 0-0 CS S 1B			X 0-0 SH1-3 G1-3 2B	B C B B S F B 4-2 BB	4	1	2	0	1	1	0
Scott Bullett, L (1, 9) OBP: 0.279, SLG: 0.360	B S F X 1-2 G3-1 S 2B 1B		B X 1-0 E 1B		B S 1 SAFE D B B 4-1 CS 1-2 BB			X 0-0 ① SH1-3 2-3	1 SAFE B 1 SAFE B S 1 C B S 3-3 ③ K	3	1	2	0	1	1	1
Mark Grace, L (1, 3) OBP: 0.410, SLG: 0.465	B B F X 2-1 ② G3-1 1-3		C X 0-1 FC6 G6-4-3 1-2		B B C F S 2-3 ② ③ K 1-2 2-3			I I I 4-0 G1-3 IBB 23 1B IBB		3	1	0	0	1	1	4
Luis Gonzalez, L (1, 7) OBP: 0.357, SLG: 0.439 Terry Adams, R (8, 1) Bob Patterson, R (8, 1) OBP: 0.333, SLG: 0.333 Turk Wendell, L (8, 1) OBP: 0.667, SLG: 0.500 Larry Casian, R (9, 1)	B F F B B B 4-2 2B BB		B X 1-0 ② ③ G6-4-3 1-2f			B X 1-0 ① G4-3		B 1 SAFE B B I 4-0 G1-3 23 1B IBB 1-2		2 0 0 0 0	1 0 0 0 0	0 0 0 0 0	0 0 0 0 0	2 0 0 0 0	0 0 0 0 0	2 0 0 0 0
Dave Magadan, L (1, 5) OBP: 0.384, SLG: 0.352 Leo Gomez, R (6, PH) OBP: 0.346, SLG: 0.459 (6, 5)	B 1 SAFE C X 1-1 ③ 1-H 3-H 2B			B X 1-0 ① L7		C B B F X 2-2 ② P5		X 0-0 ② G1-3 1-2 2-3 3-H		2 2	0 0	1 0	1 1	0 0	0 1	0 2
23 Ryne Sandberg, R (1, 4) OBP: 0.302, SLG: 0.442		C C B B B F B F X 3-2 ① L8		C B X 1-1 HR		C X 0-1 ③ F9		C X 0-1 2-H 3-H 1B		4	1	2	3	0	0	0
Tyler Houston, L (1, 2) OBP: 0.374, SLG: 0.524	X 0-0 1B		F C C 0-3 ② K				C C C 0-3 ① K	B F C F F C 1-3 ③ K		4	0	1	0	0	3	1
José Hernández, R (1, 6) OBP: 0.295, SLG: 0.407		C B S 1 SAFE F B S 2-3 ② K		S F B F B C 2-3 ③ K			F B X 1-1 ② G6-3		B X 1-0 ① F8	4	0	0	0	0	2	1
Jaime Navarro, R (1, 1) OBP: 0.143, SLG: 0.159 Ozzie Timmons, R (8, 7) OBP: 0.241, SLG: 0.254		S S S 0-3 ③ K			B B C F F F T 2-2 ① K		S C S 0-3 ③ K		F F B S 1-3 ② K	3 1	0 0	0 0	0 0	0 0	3 1	1 0
Inning Stats	R: 1 H: 2 E: 0 LOB: 2 K: 0 BB: 1 S: 12 P: 20	R: 0 H: 1 E: 0 LOB: 1 K: 2 BB: 0 S: 13 P: 18	R: 0 H: 1 E: 1 LOB: 1 K: 1 BB: 0 S: 7 P: 10	R: 1 H: 1 E: 0 LOB: 0 K: 2 BB: 0 S: 10 P: 14	R: 0 H: 1 E: 0 LOB: 1 K: 2 BB: 1 S: 10 P: 18	R: 0 H: 0 E: 0 LOB: 0 K: 0 BB: 0 S: 6 P: 9	R: 0 H: 0 E: 0 LOB: 0 K: 2 BB: 0 S: 8 P: 9	R: 3 H: 2 E: 0 LOB: 1 K: 1 BB: 2 S: 10 P: 19	R: 0 H: 0 E: 0 LOB: 1 K: 2 BB: 1 S: 10 P: 19	1B: 5 SF: 0 2B: 2 SAC: 1 3B: 0 DP: 1 HR: 1 HBP: 0						WP: 0 PA: 38 PB: 0 SB: 2 CS: 2	

TOP

Chicago Cubs @ Atlanta Braves

Atlanta-Fulton County Stadium, Atlanta, GA

Sat Aug 24 1996, 3:33 AM EDT

Att. 46,804 - Cloudy - 85 F

livebaseballscorecards.com

AB	32
R	5
H	8
RBI	5
BB	5
SO	12
LOB	12

PITCHER		IP	WLS	BF	H	R	ER	SO	BB	IBB	HBP	BLK	WP	HR	S	P	ERA	WHIP
Mike Bielecki, R ERA: 2.6	(1, 1)	4.1		20	6	2	2	6	2	0	0	0	0	1	49	75	4.15	1.846
Dean Hartgraves, L ERA: 3.71	(5, 1)	0.2		1	0	0	0	1	0	0	0	0	0	0	3	5	0.00	0.000
Brad Woodall, L ERA: 8.78	(6, 1)	2.0		6	0	0	0	2	0	0	0	0	0	0	14	18	0.00	0.000
Brad Clontz, R ERA: 4.57	(8, 1)	2.0	W	11	2	3	3	3	1	2	0	0	0	0	20	38	13.50	1.500

PITCHER	IP	WLS	BF	H	R	ER	SO	BB	IBB	HBP	BLK	WP	HR	S	P	ERA	WHIP

BOTTOM

Chicago Cubs @ Atlanta Braves

Atlanta-Fulton County Stadium, Atlanta, GA

Sat Aug 24 1996, 3:33 AM EDT

Att. 46,804 - Cloudy - 85 F

Batter	1	2	3	4	5	6	7	8	9	AB	R	H	RBI	BB	SO	LOB
Marquis Grissom, R (1, 8) OBP: 0.353, SLG: 0.494	X 0-0 ① L9		F S X 0-2 ② F8		1 SAFE B B X 2-0 ③ F9 1-2			X 0-0 ① G6-3	B X 1-0 BB 10 1B 1B	5	1	1	0	0	0	1
Terry Pendleton, S (1, 5) OBP: 0.298, SLG: 0.353	C C B X 1-2 ② L8		B S F T 1-2 ③ K			B B X 2-0 10 G3-6 1B		B C X 1-1 2B BB 1B	B D B C B 4-1 10 1B 1-2 HR BB	4	2	2	0	1	1	0
10 Chipper Jones, S (1, 6) OBP: 0.397, SLG: 0.563	S B B B F B 4-2 1B BB			C S B F B B F X 3-2 ① L6		X 0-0 ① ② G3-6 1-2f		F B F B X 2-2 ② L7	X 0-0 1-3 2-H HR 1B	4	1	1	1	1	0	2
Fred McGriff, L (1, 3) OBP: 0.360, SLG: 0.505	B F B B F 1 SAFE F B F X 3-2 1-3 1B			C B B B X 3-1 HR		C S B B B F F X 3-2 1B		B B B C X 3-1 BB 1-3 2B	B S F F X 1-2 1-H 3-H HR	5	2	5	4	0	0	0
Ryan Klesko, L (1, 7) OBP: 0.363, SLG: 0.546	B X 1-0 ③ F8			F C S 0-3 ② K		S C C 0-3 ③ K		B B B C B 4-1 BB BB		3	0	0	0	1	2	3
Jermaine Dye, R (1, 9) OBP: 0.318, SLG: 0.454		F F B F X 1-2 ① F9		S F X 0-2 ③ F9			C X 0-1 SH3-4 1B	D F B F B B 4-2 1-2 2-3 3-H BB		3	0	1	1	1	0	0
Javy Lopez, R (1, 2) OBP: 0.306, SLG: 0.454		X 0-0 ② G4-3			B S X 1-1 ① G5-3		X 0-0 ① SH3-4 1-2	B S F X 1-2 ③ L7		3	0	0	0	0	0	3
Mark Lemke, S (1, 4) OBP: 0.334, SLG: 0.318		B C B X 2-1 ③ F7			B C B B X 3-1 S 1B		B C S X 1-2 ② F7		C F B S 1-3 ① K	4	0	1	0	0	1	1
Mike Bielecki, R (1, 1) Dean Hartgraves, R (5, 1) Dwight Smith, L (5, PH) OBP: 0.292, SLG: 0.313 Brad Woodall, S (6, 1) OBP: 0.400, SLG: 0.250 Luis Polonia, L (7, PH) OBP: 0.277, SLG: 0.302 Brad Clontz, R (8, 1) Mike Mordecai, R (9, PH) OBP: 0.282, SLG: 0.260			C S B F S 1-3 ① K		S 1 SAFE B X 1-1 ② P6		F B C C F S 2-3 ③ K		B B C C C X 2-2 ② G6-3	1 0 1 0 1 0 1	0 0 0 0 0 0 0	0 0 0 0 1 0 0	0 0 0 0 1 0 0	0 0 0 0 0 0 0	1 0 0 0 0 0 0	0 0 1 0 1 0 0
Inning Stats	R: 0 E: 0 K: 0 S: 12 H: 1 LOB: 2 BB: 1 P: 21	R: 0 E: 0 K: 0 S: 7 H: 0 LOB: 0 BB: 0 P: 10	R: 0 E: 0 K: 2 S: 10 H: 0 LOB: 0 BB: 0 P: 12	R: 1 E: 0 K: 1 S: 13 H: 1 LOB: 0 BB: 0 P: 19	R: 0 E: 0 K: 0 S: 7 H: 1 LOB: 1 BB: 0 P: 14	R: 0 E: 0 K: 1 S: 10 H: 2 LOB: 1 BB: 0 P: 15	R: 0 E: 0 K: 1 S: 10 H: 1 LOB: 1 BB: 0 P: 13	R: 1 E: 0 K: 0 S: 14 H: 2 LOB: 3 BB: 2 P: 29	R: 4 E: 0 K: 1 S: 13 H: 3 LOB: 0 BB: 1 P: 22	1B: 8 2B: 1 3B: 0 HR: 2 SF: 0 SAC: 1 DP: 1 HBP: 0						WP: 0 PB: 0 SB: 1 CS: 0	PA: 40

livebaseballscorecards.com

AB	35
R	6
H	11
RBI	6
BB	4
SO	6
LOB	12

PITCHER		IP	WLS	BF	H	R	ER	SO	BB	IBB	HBP	BLK	WP	HR	S	P	ERA	WHIP
Jaime Navarro, R ERA: 3.62	(1, 1)	7.0		27	6	1	1	5	1	0	0	0	0	1	69	104	1.29	1.000
Terry Adams, R ERA: 3.17	(8, 1)	0.2		4	2	1	1	0	0	0	0	0	0	0	8	14	13.50	3.000
Bob Patterson, L ERA: 2.91	(8, 1)	0.0		1	0	0	0	0	1	0	0	0	0	0	1	5	∞	∞
Turk Wendell, R ERA: 2.83	(8, 1)	1.0		6	1	2	2	1	2	0	0	0	0	0	13	26	18.00	3.000
Larry Casian, L ERA: 3.75	(9, 1)	0.0	L	2	2	2	2	0	0	0	0	0	0	1	5	6	∞	∞

PITCHER		IP	WLS	BF	H	R	ER	SO	BB	IBB	HBP	BLK	WP	HR	S	P	ERA	WHIP

Chicago Cubs @ Atlanta Braves

Atlanta-Fulton County Stadium, Atlanta, GA

Sun Aug 25 1996, 3:33 AM EDT

Att. 35,176 - Overcast - 80 F

livebaseballscorecards.com

TOP

Batter	1	2	3	4	5	6	7	8	9	AB	R	H	RBI	BB	SO	LOB
Brian McRae, S (1, 8) OBP: 0.370, SLG: 0.425	G3		G6-3			G4-3	1B			5	0	2	2	0	0	0
Ozzie Timmons, R (1, 9) OBP: 0.253, SLG: 0.280	FC4-6 1B		2B			F9	K		K	4	0	2	0	0	1	2
Scott Bullett, L (8, 9) OBP: 0.276, SLG: 0.357										1	0	0	0	0	1	2
Mark Grace, L (1, 3) OBP: 0.409, SLG: 0.465	FC4-6 23 E, 23 1B 1-2f		G4-3			2B		K		4	0	1	0	0	1	2
23 Ryne Sandberg, R (1, 4) OBP: 0.302, SLG: 0.440	E9 1-3 1B			G4-3		G1-3		K		4	0	1	0	0	1	1
Leo Gomez, R (1, 5) OBP: 0.345, SLG: 0.456	K			G6-3 1B			F9	F9		4	0	1	0	0	1	2
Scott Servais, R (1, 2) OBP: 0.337, SLG: 0.393		F8		G6-3 1-2f			P6		WP, G1-3 1B 1B	4	0	1	0	0	0	1
Tyler Houston, L (9, PR) OBP: 0.374, SLG: 0.524										0	1	0	0	0	0	0
(9, 2)																
Luis Gonzalez, L (1, 7) OBP: 0.356, SLG: 0.437		F7			G4-3		1B 1B 1B		K	4	1	1	0	0	1	1
José Hernández, R (1, 6) OBP: 0.294, SLG: 0.405		G4-3			B3		1B 1B 1-2 1B		G1-3 1-2	4	1	1	0	0	0	1
Kevin Foster, R (1, 1) OBP: 0.450, SLG: 0.563			K		L6		1B 1-3 2-H 1B		1B 2-3 IBB	3	0	1	1	0	1	0
Dave Magadan, L (9, PH) OBP: 0.389, SLG: 0.352										0	0	0	0	1	0	0
Bob Patterson, R (9, 1) OBP: 0.333, SLG: 0.333										0	0	0	0	0	0	0
Turk Wendell, L (9, 1) OBP: 0.667, SLG: 0.500										0	0	0	0	0	0	0

	AB	37
	R	3
	H	11
	RBI	3
	BB	1
	SO	7
	LOB	12

Inning Stats	1	2	3	4	5	6	7	8	9
	R: 0 E: 1 K: 1 S: 11	H: 2 LOB: 2 BB: 0 P: 16	R: 0 E: 0 K: 0 S: 4	H: 0 LOB: 0 BB: 0 P: 7	R: 0 E: 0 K: 1 S: 11	H: 1 LOB: 1 BB: 0 P: 17	R: 0 E: 0 K: 0 S: 7	H: 1 LOB: 0 BB: 0 P: 14	R: 0 E: 0 K: 0 S: 5	H: 0 LOB: 0 BB: 0 P: 8	R: 0 E: 0 K: 0 S: 13	H: 1 LOB: 1 BB: 0 P: 21	R: 2 E: 0 K: 1 S: 15	H: 4 LOB: 2 BB: 0 P: 24	R: 0 E: 0 K: 2 S: 12	H: 0 LOB: 0 BB: 0 P: 17	R: 1 E: 0 K: 2 S: 14	H: 2 LOB: 3 BB: 1 P: 27

	1B: 9	SF: 0	WP: 1	PA: 38
	2B: 2	SAC: 0	PB: 0	
	3B: 0	DP: 1	SB: 1	
	HR: 0	HBP: 0	CS: 0	

PITCHER		IP	WLS	BF	H	R	ER	SO	BB	IBB	HBP	BLK	WP	HR	S	P	ERA	WHIP
Tom Glavine, L ERA: 2.81	(1, 1)	7.0		29	9	2	2	3	0	0	0	0	0	0	66	107	2.57	1.286
Greg McMichael, R ERA: 3.07	(8, 1)	1.0		3	0	0	0	2	0	0	0	0	0	0	12	17	0.00	0.000
Mark Wohlers, R ERA: 2.64	(9, 1)	1.0	L	6	2	1	1	2	0	1	0	0	1	0	14	27	9.00	2.000

PITCHER	IP	WLS	BF	H	R	ER	SO	BB	IBB	HBP	BLK	WP	HR	S	P	ERA	WHIP

BOTTOM

Batter	1	2	3	4	5	6	7	8	9	AB	R	H	RBI	BB	SO	LOB
Marquis Grissom, R (1, 8) OBP: 0.351, SLG: 0.490	P5			G6-3		G5-3		L8		4	0	0	0	0	0	0
Terry Pendleton, S (1, 5) OBP: 0.298, SLG: 0.353	K			G4-3		1B		G4-3		4	0	1	0	0	1	0
10 Chipper Jones, S (1, 6) OBP: 0.395, SLG: 0.559	F7			F7		F8		G4-3		4	0	0	0	0	0	1
Fred McGriff, L (1, 3) OBP: 0.361, SLG: 0.505		CS 1B			F9	P6			1B	4	0	2	0	0	0	1
Ryan Klesko, L (1, 7) OBP: 0.364, SLG: 0.544		P5			1B 1B BB		1B 1B BB		K	2	2	0	0	2	1	2
Andruw Jones, R (1, 9) OBP: 0.306, SLG: 0.647		P4			P6		F8 1B 1B		K	4	0	1	0	0	1	3
Javy Lopez, R (1, 2) OBP: 0.308, SLG: 0.454	B 1 SAFE B CS 1-2	P4			B 1 SAFE X 1B 1-3 1B		L3 1-2 2-H 1B		F9	4	0	2	1	0	0	1
Mark Lemke, S (1, 4) OBP: 0.334, SLG: 0.318		F9			1-2 3-H 1B		F8 2-3			3	0	1	1	0	0	2
Tom Glavine, L (1, 1) OBP: 0.333, SLG: 0.345		K			K		L3 1-1			2	0	0	0	0	2	2
Dwight Smith, L (7, PH) OBP: 0.290, SLG: 0.310										1	0	0	0	0	0	2
Greg McMichael, R (8, 1)										0	0	0	0	0	0	0
Mark Wohlers, R (9, 1)										0	0	0	0	0	0	0
Inning Stats	R: 0 E: 0 K: 1 S: 9 H: 0 LOB: 0 BB: 0 P: 11	R: 0 E: 0 K: 0 S: 5 H: 1 LOB: 0 BB: 0 P: 8	R: 0 E: 0 K: 1 S: 5 H: 0 LOB: 0 BB: 0 P: 6	R: 0 E: 0 K: 0 S: 4 H: 0 LOB: 0 BB: 0 P: 6	R: 1 E: 0 K: 1 S: 10 H: 2 LOB: 2 BB: 1 P: 21	R: 0 E: 0 K: 0 S: 7 H: 1 LOB: 1 BB: 0 P: 9	R: 1 E: 0 K: 0 S: 11 H: 2 LOB: 1 BB: 1 P: 20	R: 0 E: 0 K: 0 S: 4 H: 0 LOB: 0 BB: 0 P: 8	R: 0 E: 0 K: 2 S: 11 H: 1 LOB: 1 BB: 0 P: 15	1B: 7 2B: 1 3B: 0 HR: 0	SF: 0 SAC: 0 DP: 1 HBP: 0						

PITCHER		IP	WLS	BF	H	R	ER	SO	BB	IBB	HBP	BLK	WP	HR	S	P	ERA	WHIP
Kevin Foster, R ERA: 6.28	(1, 1)	8.0	W	30	6	2	2	3	2	0	0	0	0	0	55	89	2.25	1.000
Bob Patterson, L ERA: 2.89	(9, 1)	0.1		2	1	0	0	1	0	0	0	0	0	0	6	7	0.00	3.000
Turk Wendell, R ERA: 2.8	(9, 1)	0.2	S	2	0	0	0	1	0	0	0	0	0	0	5	8	0.00	0.000

PITCHER	IP	WLS	BF	H	R	ER	SO	BB	IBB	HBP	BLK	WP	HR	S	P	ERA	WHIP

Chicago Cubs @ Atlanta Braves

Atlanta-Fulton County Stadium, Atlanta, GA

Sun Aug 25 1996, 3:33 AM EDT

Att. 35,176 - Overcast - 80 F

livebaseballscorecards.com

AB	32
R	2
H	7
RBI	2
BB	2
SO	5
LOB	14

1B: 7	SF: 0	WP: 0	PA: 35
2B: 1	SAC: 0	PB: 0	
3B: 0	DP: 1	SB: 0	
HR: 0	HBP: 0	CS: 1	

Batter	1	2	3	4	5	6	7	8	9	AB	R	H	RBI	BB	SO	LOB
Marquis Grissom, R (1, 8) OBP: 0.352, SLG: 0.490	B S F B F X 2-2 2B 1B		B B X 2-0 ① P6		X 0-0 ② FC4-6 CS 1-2f			B S F X 1-2 BB 1B		4	0	2	0	0	0	1
Andruw Jones, R (1, 9) OBP: 0.350, SLG: 0.757	X 0-0 1-3 2B		X 0-0 HR		C B 1-1 ③ CS 1-2	X 0-0 ① G6-3		B B B C C B 4-2 1-2 BB		3	1	2	1	1	0	0
10 Chipper Jones, S (1, 6) OBP: 0.392, SLG: 0.554	S B C D S 2-3 ① K		B F B B X 3-1 ② F9			S X 0-1 ② G6-3		C F S 0-3 ③ K		4	0	0	0	0	2	4
Fred McGriff, L (1, 3) OBP: 0.359, SLG: 0.501	B C B S C 2-3 ② K		S C B C 1-3 ③ K			B X 1-0 ③ G4-3			C S B F B F X 2-2 ① F8	4	0	0	0	0	2	2
Terry Pendleton, S (1, 5) OBP: 0.296, SLG: 0.349	C B X 1-1 ③ F8			F B X 1-1 ① L7			B C F F X 1-2 ① G5-3		B B C X 2-1 ② G4-3	4	0	0	0	0	0	2
Jermaine Dye, R (1, 7) OBP: 0.317, SLG: 0.465		X 0-0 HR		C X 0-1 ② G6-3			B B F F S 2-3 ② K		F B S S S 1-3 ③ K	4	1	1	1	0	2	0
Javy Lopez, R (1, 2) OBP: 0.306, SLG: 0.451		B X 1-0 ① G6-3		B B F F X 2-2 ③ G4-3			X 0-0 ③ G4-3			3	0	0	0	0	0	0
Mark Lemke, S (1, 4) OBP: 0.332, SLG: 0.316		B C X 1-1 ② F8			F B B F X 2-2 ① G5-3			X 0-0 ① G6-3		3	0	0	0	0	0	0
29 John Smoltz, R (1, 1) OBP: 0.243, SLG: 0.258 Mike Mordecai, R (8, PH) OBP: 0.279, SLG: 0.256 Dean Hartgraves, R (8, 1)		S X 0-1 ③ G3			X 0-0 FC4-6 1B			F B B F C 2-3 ② K		2	0	1	0	0	0	0
										1	0	0	0	0	1	0
										0	0	0	0	0	0	0

Atlanta Braves @ Pittsburgh Pirates

Three Rivers Stadium, Pittsburgh, PA

Tue Aug 27 1996, 7:05 PM EDT

Att. 14,603 - Unknown - 81 F

TOP

livebaseballscorecards.com

AB	32
R	2
H	6
RBI	2
BB	1
SO	7
LOB	9

Inning Stats	1	2	3	4	5	6	7	8	9	1B: 3	SF: 0	WP: 0	PA: 34
	R: 0 E: 0 K: 2 S: 13 H: 2 LOB: 2 BB: 0 P: 20	R: 1 E: 0 K: 0 S: 6 H: 1 LOB: 0 BB: 0 P: 8	R: 1 E: 0 K: 1 S: 7 H: 1 LOB: 0 BB: 0 P: 13	R: 0 E: 0 K: 0 S: 7 H: 0 LOB: 0 BB: 0 P: 10	R: 0 E: 0 K: 0 S: 6 H: 1 LOB: 0 BB: 0 P: 9	R: 0 E: 0 K: 0 S: 4 H: 0 LOB: 0 BB: 0 P: 5	R: 0 E: 0 K: 1 S: 8 H: 0 LOB: 0 BB: 0 P: 11	R: 0 E: 0 K: 2 S: 12 H: 1 LOB: 2 BB: 1 P: 19	R: 0 E: 0 K: 1 S: 10 H: 0 LOB: 0 BB: 0 P: 15	2B: 1 3B: 0 HR: 2	SAC: 0 DP: 0 HBP: 0	PB: 0 SB: 0 CS: 1	

PITCHER		IP	WLS	BF	H	R	ER	SO	BB	IBB	HBP	BLK	WP	HR	S	P	ERA	WHIP
Denny Neagle, L ERA: 3.05	(1, 1)	8.0	W	30	6	2	2	6	1	0	0	0	0	2	63	95	2.25	0.875
Dan Plesac, L ERA: 3.94	(9, 1)	1.0	S	3	0	0	0	1	0	0	0	0	0	0	10	15	0.00	0.000

PITCHER	IP	WLS	BF	H	R	ER	SO	BB	IBB	HBP	BLK	WP	HR	S	P	ERA	WHIP

BOTTOM

Atlanta Braves @ Pittsburgh Pirates

Three Rivers Stadium, Pittsburgh, PA

Tue Aug 27 1996, 7:05 PM EDT

Att. 14,603 - Unknown - 81 F

Batter	1	2	3	4	5	6	7	8	9	AB	R	H	RBI	BB	SO	LOB
Jermaine Allensworth, R (1, 8) OBP: 0.318, SLG: 0.347	G4-3		K		SH4-3 2-3 3-H		F8			3	0	0	1	0	1	1
Al Martin, L (1, 7) OBP: 0.348, SLG: 0.446	E CS 2B			1B G4-6-3 1B	S 3-H 1B			G4-3		4	1	3	1	0	0	0
Jeff King, R (1, 4) OBP: 0.340, SLG: 0.505	K 2-3			G4-6-3 1-3 1B	K 1-2			K		4	0	1	0	0	3	2
Dave Clark, L (1, 9) OBP: 0.366, SLG: 0.450	CS 3-H	G6-3		G4-6-3 1-2f 3-H		K		K		4	0	0	0	0	2	1
Mark Johnson, L (1, 3) OBP: 0.371, SLG: 0.510		E7		2B		G4-3				3	0	1	0	0	0	0
Charlie Hayes, R (1, 5) OBP: 0.300, SLG: 0.369		G3	F9			K				3	0	0	0	0	1	2
Carlos Garcia, R (1, 6) OBP: 0.338, SLG: 0.399 Jay Bell, R (8, 6) OBP: 0.293, SLG: 0.345	F9				SH2-4 18 1B SH4-3 1B		G3-1			3 1 1 0 0 0 1 0 0 0 0 0 0 0						
18 Jason Kendall, R (1, 2) OBP: 0.367, SLG: 0.395			F9		SH4-3 SH2-4 1-2 1B 1B		E5 SH1-4			3	1	1	0	0	0	0
Denny Neagle, L (1, 1) OBP: 0.193, SLG: 0.200 Dan Plesac, L (9, 1)			K		SH2-4 1-2 2-3		SH1-4 1-2			1 0 0 0 0 1 0 0 0 0 0 0 0 0						
Inning Stats	R: 0 H: 1 E: 1 LOB: 0 K: 1 BB: 0 S: 10 P: 15	R: 0 H: 0 E: 1 LOB: 1 K: 0 BB: 0 S: 8 P: 11	R: 0 H: 0 E: 0 LOB: 0 K: 2 BB: 0 S: 7 P: 12	R: 1 H: 3 E: 0 LOB: 1 K: 0 BB: 0 S: 6 P: 9	R: 2 H: 3 E: 0 LOB: 1 K: 1 BB: 0 S: 20 P: 27	R: 0 H: 0 E: 0 LOB: 0 K: 2 BB: 0 S: 11 P: 16	R: 0 H: 0 E: 1 LOB: 1 K: 0 BB: 0 S: 11 P: 13	R: 0 H: 0 E: 0 LOB: 0 K: 2 BB: 0 S: 8 P: 14		1B: 5 SF: 0 2B: 2 SAC: 3 3B: 0 DP: 1 HR: 0 HBP: 0				WP: 0 PA: 32 PB: 0 SB: 1 CS: 1		

livebaseballscorecards.com

	AB	28
	R	3
	H	7
	RBI	2
	BB	0
	SO	8
	LOB	7

PITCHER		IP	WLS	BF	H	R	ER	SO	BB	IBB	HBP	BLK	WP	HR	S	P	ERA	WHIP
29 John Smoltz, R ERA: 2.93	(1, 1)	7.0	L	28	7	3	3	6	0	0	0	0	0	0	73	103	3.86	1.000
Dean Hartgraves, L ERA: 3.58	(8, 1)	1.0		3	0	0	0	2	0	0	0	0	0	0	8	14	0.00	0.000

PITCHER	IP	WLS	BF	H	R	ER	SO	BB	IBB	HBP	BLK	WP	HR	S	P	ERA	WHIP

Atlanta Braves @ Pittsburgh Pirates

Three Rivers Stadium, Pittsburgh, PA

Wed Aug 28 1996, 7:05 PM EDT

Att. 14,591 - Unknown - 82 F

livebaseballscorecards.com

TOP

Batter	1	2	3	4	5	6	7	8	9	AB	R	H	RBI	BB	SO	LOB
Marquis Grissom, R (1, 8) OBP: 0.352, SLG: 0.489	X 0-0 ① G6-3	B B B C B 4-1 1-2 2-3 2B BB	X 0-0 ③ F7			B S B X 2-1 1B 2B		X 0-0 2-3 FC3-6-2 1B		1	1	0	0	1	0	0
Andruw Jones, R (2, 8) OBP: 0.372, SLG: 0.775										3	1	2	0	0	0	1
Terry Pendleton, S (1, 5) OBP: 0.297, SLG: 0.352	B C X 1-1 ② F9	S X 0-1 1-H 2-H 3-H BB 2B		C X 0-1 ① G1-3		F X 0-1 2-H 10 1B 1B 1B		C S F X 0-2 ① ② FC3-6-2 1-2 3-H		5	1	2	4	0	0	2
10 Chipper Jones, S (1, 6) OBP: 0.394, SLG: 0.553	B B B C B 4-1 1B E BB	C B B B B B 4-1 BB BB		F B B S B X 3-2 ② G4-3		B X 1-0 1B 1-2 1B		F D B C F S 2-3 ③ K		3	1	1	0	2	1	1
Fred McGriff, L (1, 3) OBP: 0.361, SLG: 0.501	B B F X 2-1 E8 1-H HR 1B	B C F B B B 4-2 1-2 2-3 BB		X 0-0 ③ F7		B X 1-0 ③ 1-3 2-H 1B			B C C C 1-3 ① K	4	1	2	1	1	1	0
Ryan Klesko, L (1, 7) OBP: 0.364, SLG: 0.556	1 SAFE X 0-0 1-H HR	B C S F S 1-3 ② K			B X 1-0 ① G6-3		C B X 1-1 HR		C B B F C 2-3 ② K	5	2	2	3	0	2	3
Dwight Smith, L (1, 9) OBP: 0.282, SLG: 0.301 Brad Clontz, R (7, 1) Joe Borowski, R (8, 1) Luis Polonia, L (9, PH) OBP: 0.276, SLG: 0.300 Dean Hartgraves, R (9, 1) Mark Wohlers, R (9, 1)	B X 1-0 ③ G4-3	B B S B X 3-1 F7			X 0-0 ② G3-1		B S C C 1-3 ① K		B X 1-0 ③ G3-1	4 0 0 1 0 0	0 0 0 0 0 0	0 0 0 0 0 0	0 0 0 0 0 0	0 0 0 0 0 0	1 0 0 0 0 0	3 0 0 0 0 0
Eddie Pérez, R (1, 2) OBP: 0.328, SLG: 0.447	B X 1-0 BB 1B 2B 1B	C X 0-1 ① G6-3			C B S S 1-3 ③ K		X 0-0 ② G5-3			4	1	1	0	0	1	0
Mark Lemke, S (1, 4) OBP: 0.333, SLG: 0.320	B X 1-0 1-2 BB 2B 1B	B X 1-0 G6-3 2B				F S B B B F X 2-2 ① P2	B B C F X 2-2 ③ G3			4	1	2	0	0	0	0
Terrell Wade, L (1, 1) OBP: 0.250, SLG: 0.182 Greg McMichael, R (6, 1) Jermaine Dye, R (7, 9) OBP: 0.320, SLG: 0.472		L B L M 1-3 ① K	X 0-0 ② G6-3 2-3			B F X 1-1 ② G1-3		F B F B B F F X 3-2 1B FC3-6-2 2B		3 0 1	0 0 0	0 0 1	0 0 0	0 0 0	1 0 0	3 0 0
Inning Stats	R: 3 E: 1 K: 0 S: 8 H: 2 LOB: 0 BB: 1 P: 16	R: 3 E: 0 K: 2 S: 17 H: 3 LOB: 3 BB: 3 P: 36	R: 0 E: 0 K: 0 S: 5 H: 1 LOB: 1 BB: 0 P: 6	R: 0 E: 0 K: 0 S: 6 H: 0 LOB: 0 BB: 0 P: 9	R: 0 E: 0 K: 1 S: 5 H: 0 LOB: 0 BB: 0 P: 7	R: 2 E: 0 K: 0 S: 12 H: 4 LOB: 2 BB: 0 P: 19	R: 1 E: 0 K: 1 S: 9 H: 1 LOB: 0 BB: 0 P: 13	R: 0 E: 0 K: 1 S: 14 H: 2 LOB: 1 BB: 0 P: 19	R: 0 E: 0 K: 2 S: 7 H: 0 LOB: 0 BB: 0 P: 11	1B: 7 2B: 5 3B: 0 HR: 2	SF: 0 SAC: 0 DP: 1 HBP: 0			WP: 0 PB: 0 SB: 0 CS: 0	PA: 42		

	AB	38
	R	9
	H	13
	RBI	8
	BB	4
	SO	7
	LOB	13

PITCHER		IP	WLS	BF	H	R	ER	SO	BB	IBB	HBP	BLK	WP	HR	S	P	ERA	WHIP
Esteban Loaiza, R ERA: 11.48	(1, 1)	1.1	L	11	5	6	6	1	2	0	0	0	0	1	16	31	40.50	5.250
Matt Ruebel, L ERA: 5.08	(2, 1)	3.2		14	1	0	0	2	2	0	0	0	0	0	25	43	0.00	0.818
Ramon Morel, R ERA: 4.5	(6, 1)	2.0		10	5	3	3	1	0	0	0	0	0	1	21	32	13.50	2.500
David Wainhouse, R ERA: 4.76	(8, 1)	2.0		7	2	0	0	3	0	0	0	0	0	0	21	30	0.00	1.000

PITCHER	IP	WLS	BF	H	R	ER	SO	BB	IBB	HBP	BLK	WP	HR	S	P	ERA	WHIP

Atlanta Braves @ Pittsburgh Pirates

Three Rivers Stadium, Pittsburgh, PA

Wed Aug 28 1996, 7:05 PM EDT

Att. 14,591 - Unknown - 82 F

BOTTOM

Batter	1	2	3	4	5	6	7	8	9	AB	R	H	RBI	BB	SO	LOB
Jermaine Allensworth, R (1, 8) OBP: 0.316, SLG: 0.339 David Wainhouse, L (8, 1) Keith Osik, R (9, PH) OBP: 0.351, SLG: 0.419	B B C B B 4-1 G4-3 1B BB	S X 0-1 ③ P3			C B X 1-1 ② F8		B C X 1-1 ① G5-3		D B B B 4-0 1-2 BB	3 0 0	1 0 0	0 0 0	0 0 0	1 0 1	0 0 0	2 0 0
Carlos Garcia, R (1, 4) OBP: 0.332, SLG: 0.392	C B F X 1-2 ① G4-3 1-2	X 0-0 ① F9			F C T 0-2 ③ K		C B F B X 2-2 ② G5-3		X 0-0 ③ L2	5	0	0	0	0	1	3
Jeff King, R (1, 3) OBP: 0.339, SLG: 0.507	B F C B C 2-3 ② K	B F X 1-1 ② F8				B C F X 1-2 3B	C B C X 1-2 ③ G5-3			4	0	1	0	0	1	1
Charlie Hayes, R (1, 5) OBP: 0.302, SLG: 0.369	X 0-0 2-H 1B	B C X 1-1 ③ F6				C B B B C D 4-2 G1-3 BB		X 0-0 ① L5		3	0	1	1	1	0	0
Jay Bell, R (1, 6) OBP: 0.290, SLG: 0.342	C B F B S 2-3 ③ K			S F B S 1-3 ① K		B C F B X 2-2 ① G1-3 1-2		F S S 0-3 ② K		4	0	0	0	0	3	3
Dave Clark, L (1, 9) OBP: 0.364, SLG: 0.461		S S S 0-3 ① K		X 0-0 HR		B C F B T 2-2 ② K		X 0-0 ③ G6-3		4	1	1	1	0	2	2
18 Jason Kendall, R (1, 2) OBP: 0.366, SLG: 0.393	C X 0-1 SH5-4 1B 1B			B B C B X 3-1 ② G4-3		C F F X 0-2 ③ G5-3			C S B X 1-2 ① G5-3	4	0	1	0	0	0	2
John Wehner, R (1, 7) OBP: 0.282, SLG: 0.353		X 0-0 SH5-4 1-2 1B		C F B B F F X 2-2 ③ L6			B B C B B 4-1 HR BB		B X 1-0 ② G6-3	3	1	1	0	1	0	0
Esteban Loaiza, R (1, 1) Matt Ruebel, L (2, 1) OBP: 0.272, SLG: 0.200 Nelson Liriano, S (5, PH) OBP: 0.297, SLG: 0.394 Ramon Morel, R (6, 1) Mike Kingery, L (7, PH) OBP: 0.303, SLG: 0.342 (8, 8)		C B F B X 2-2 ② SH5-4 1-2 2-3			B X 1-0 ① G4-3		X 0-0 1-H HR		B B B B 4-0 BB BB	0 0 1 0 1	0 0 0 0 1	0 0 0 0 1	0 0 0 0 2	0 0 0 0 1	0 0 0 0 0	0 0 0 0 0
Inning Stats	R: 1 H: 1 E: 0 LOB: 1 K: 2 BB: 1 S: 11 P: 20	R: 0 H: 2 E: 0 LOB: 2 K: 1 BB: 0 S: 11 P: 13	R: 0 H: 0 E: 0 LOB: 0 K: 0 BB: 0 S: 5 P: 7	R: 1 H: 1 E: 0 LOB: 0 K: 1 BB: 0 S: 12 P: 18	R: 0 H: 0 E: 0 LOB: 0 K: 0 BB: 0 S: 6 P: 8	R: 0 H: 1 E: 0 LOB: 2 K: 1 BB: 1 S: 15 P: 24	R: 2 H: 1 E: 0 LOB: 0 K: 0 BB: 1 S: 11 P: 19	R: 0 H: 0 E: 0 LOB: 0 K: 1 BB: 0 S: 5 P: 5	R: 0 H: 0 E: 0 LOB: 2 K: 0 BB: 2 S: 5 P: 15	1B: 3 SF: 0 2B: 0 SAC: 1 3B: 1 DP: 0 HR: 2 HBP: 0						

livebaseballscorecards.com

AB	32
R	4
H	6
RBI	4
BB	5
SO	7
LOB	13

WP: 0 PB: 0 SB: 0 CS: 0 PA: 38

PITCHER		IP	WLS	BF	H	R	ER	SO	BB	IBB	HBP	BLK	WP	HR	S	P	ERA	WHIP
Terrell Wade, L ERA: 2.31	(1, 1)	5.1	W	23	5	2	2	5	2	0	0	0	0	1	53	81	3.38	1.312
Greg McMichael, R ERA: 3.04	(6, 1)	0.2		2	0	0	0	1	0	0	0	0	0	0	7	9	0.00	0.000
Brad Clontz, R ERA: 4.76	(7, 1)	1.0		5	1	2	2	0	1	0	0	0	0	1	11	19	18.00	2.000
Joe Borowski, R ERA: 2.51	(8, 1)	1.0		3	0	0	0	1	0	0	0	0	0	0	5	5	0.00	0.000
Dean Hartgraves, L ERA: 3.49	(9, 1)	0.2		4	0	0	0	0	2	0	0	0	0	0	4	14	0.00	3.000

PITCHER		IP	WLS	BF	H	R	ER	SO	BB	IBB	HBP	BLK	WP	HR	S	P	ERA	WHIP
Mark Wohlers, R ERA: 2.63	(9, 1)	0.1		1	0	0	0	0	0	0	0	0	0	0	1	1	0.00	0.000

Atlanta Braves @ Pittsburgh Pirates

Three Rivers Stadium, Pittsburgh, PA

Thu Aug 29 1996, 3:33 AM EDT

Att. 12,101 - Cloudy - 84 F

TOP

livebaseballscorecards.com

Batter	1	2	3	4	5	6	7	8	9	AB	R	H	RBI	BB	SO	LOB
Andruw Jones, R (1, 8) OBP: 0.333, SLG: 0.689	P6		G6-3		G5-3			G5-3	L7	5	0	0	0	0	0	3
Terry Pendleton, S (1, 5) OBP: 0.296, SLG: 0.351	G6-3		1B			F7		G6-3		4	0	1	1	0	0	1
Greg McMichael, R (8, 1)										0	0	0	0	0	0	0
Joe Borowski, R (9, 1)										0	0	0	0	0	0	0
Mark Wohlers, R (9, 1)										0	0	0	0	0	0	0
10 Chipper Jones, S (1, 6) OBP: 0.393, SLG: 0.556	K		G4-3			G3		HR		4	1	1	2	0	1	1
Fred McGriff, L (1, 3) OBP: 0.360, SLG: 0.499		F6		F8		F8		1B		4	1	1	0	0	0	0
Ryan Klesko, L (1, 7) OBP: 0.365, SLG: 0.555		1B		G6-3			G4-3	1B		4	0	2	0	0	0	0
Jermaine Dye, R (1, 9) OBP: 0.324, SLG: 0.488		F9		G3-1			HR	FC4-6		4	1	2	2	0	0	1
Eddie Pérez, R (1, 2) OBP: 0.324, SLG: 0.440		G6-3			G1-3		G5-3	FC4-6		2	0	0	0	0	0	1
Javy Lopez, R (5, 2) OBP: 0.304, SLG: 0.449										2	0	0	0	0	0	2
Mark Lemke, S (1, 4) OBP: 0.333, SLG: 0.318			BB		F8		G4-3		G3-1	3	1	0	0	1	0	0
Greg Maddux, R (1, 1) OBP: 0.182, SLG: 0.175			SH3		1B			1B	F7	1	0	1	0	0	0	0
Luis Polonia, L (8, PH) OBP: 0.280, SLG: 0.304										1	1	1	0	0	0	0
Rafael Belliard, R (8, 6) OBP: 0.169, SLG: 0.211										1	0	0	0	0	0	0

	AB	35
	R	5
	H	9
	RBI	5
	BB	1
	SO	1
	LOB	9

Inning Stats	1	2	3	4	5	6	7	8	9
	R: 0 E: 0 K: 1 S: 8	H: 0 LOB: 0 BB: 0 P: 11	R: 0 E: 0 K: 0 S: 6	H: 1 LOB: 1 BB: 0 P: 10	R: 1 E: 0 K: 0 S: 9	H: 1 LOB: 1 BB: 1 P: 16	R: 0 E: 0 K: 0 S: 4	H: 0 LOB: 0 BB: 0 P: 7	R: 0 E: 0 K: 0 S: 7	H: 1 LOB: 1 BB: 0 P: 10	R: 0 E: 0 K: 0 S: 8	H: 0 LOB: 0 BB: 0 P: 12	R: 1 E: 0 K: 0 S: 14	H: 1 LOB: 0 BB: 0 P: 21	R: 3 E: 0 K: 0 S: 14	H: 5 LOB: 2 BB: 0 P: 21	R: 0 E: 0 K: 0 S: 4	H: 0 LOB: 0 BB: 0 P: 6

	1B: 7	SF: 0	WP: 0	PA: 37
	2B: 0	SAC: 1	PB: 0	
	3B: 0	DP: 0	SB: 0	
	HR: 2	HBP: 0	CS: 0	

PITCHER		IP	WLS	BF	H	R	ER	SO	BB	IBB	HBP	BLK	WP	HR	S	P	ERA	WHIP
Jon Lieber, R ERA: 4.25	(1, 1)	7.2	L	31	7	5	5	1	1	0	0	0	0	2	67	103	5.87	1.043
Dan Plesac, L ERA: 3.92	(8, 1)	0.1		3	2	0	0	0	0	0	0	0	0	0	3	5	0.00	6.000
Dan Miceli, R ERA: 5.85	(9, 1)	1.0		3	0	0	0	0	0	0	0	0	0	0	4	6	0.00	0.000

PITCHER		IP	WLS	BF	H	R	ER	SO	BB	IBB	HBP	BLK	WP	HR	S	P	ERA	WHIP

Atlanta Braves @ Pittsburgh Pirates

Three Rivers Stadium, Pittsburgh, PA

Thu Aug 29 1996, 3:33 AM EDT

Att. 12,101 - Cloudy - 84 F

BOTTOM

Batter	1	2	3	4	5	6	7	8	9	AB	R	H	RBI	BB	SO	LOB
Jermaine Allensworth, R (1, 8) OBP: 0.307, SLG: 0.328	G1-3		G4-3			G4-3		P4		4	0	0	0	0	0	1
Al Martin, L (1, 7) OBP: 0.349, SLG: 0.446	FC6, 1B			K			P5		18, 1B, BB, 1B	4	1	2	0	0	1	0
Jeff King, R (1, 3) OBP: 0.339, SLG: 0.505	F7			G5-3			1B		F8	4	0	1	0	0	0	2
Charlie Hayes, R (1, 5) OBP: 0.301, SLG: 0.368	FC6, 1-2f			F9			1-2, 1B		K	4	0	1	0	0	1	2
Nelson Liriano, S (1, 4) OBP: 0.296, SLG: 0.388		G4-3			P5		K		PB, 18, 1B, 1-2, BB	3	0	0	0	1	1	2
Mike Kingery, L (1, 9) OBP: 0.300, SLG: 0.337		G6-3			G6-3		K		PB, 1B, 1-2, 2-H	3	0	0	0	0	1	2
Dan Plesac, L (8, 1)										0	0	0	0	0	0	0
Dan Miceli, R (9, 1)										0	0	0	0	0	0	0
18 Jason Kendall, R (9, PH) OBP: 0.367, SLG: 0.395										1	0	1	1	0	0	0
Jay Bell, R (1, 6) OBP: 0.288, SLG: 0.339		F8			F8			G6-3, 1-2	G6-3, 1-2, 2-3	4	0	0	0	0	0	2
Keith Osik, R (1, 2) OBP: 0.350, SLG: 0.417			G3			B1-6-4, 1B		K		3	0	1	0	0	1	0
Jon Lieber, L (1, 1) OBP: 0.233, SLG: 0.250			G4-3			B1-6-4, 1-2f		1B		2	0	0	0	0	0	1
Dave Clark, L (8, 9) OBP: 0.367, SLG: 0.463										1	0	1	0	0	0	0
Inning Stats	R: 0 E: 0 K: 0 S: 5 H: 1 LOB: 1 BB: 0 P: 5	R: 0 E: 0 K: 0 S: 7 H: 0 LOB: 0 BB: 0 P: 10	R: 0 E: 0 K: 0 S: 6 H: 0 LOB: 0 BB: 0 P: 8	R: 0 E: 0 K: 1 S: 7 H: 0 LOB: 0 BB: 0 P: 11	R: 0 E: 0 K: 0 S: 9 H: 0 LOB: 0 BB: 0 P: 9	R: 0 E: 0 K: 0 S: 5 H: 1 LOB: 0 BB: 0 P: 7	R: 0 E: 0 K: 2 S: 11 H: 2 LOB: 2 BB: 0 P: 13	R: 0 E: 0 K: 1 S: 10 H: 1 LOB: 1 BB: 0 P: 14	R: 1 E: 0 K: 1 S: 17 H: 2 LOB: 2 BB: 1 P: 29	1B: 7 2B: 0 3B: 0 HR: 0 SF: 0 SAC: 0 DP: 1 HBP: 0							

livebaseballscorecards.com

AB	33
R	1
H	7
RBI	1
BB	1
SO	5
LOB	12

WP: 0 PB: 1 SB: 0 CS: 0 PA: 34

PITCHER		IP	WLS	BF	H	R	ER	SO	BB	IBB	HBP	BLK	WP	HR	S	P	ERA	WHIP
Greg Maddux, R ERA: 2.6	(1, 1)	7.0	W	24	4	0	0	3	0	0	0	0	0	0	50	63	0.00	0.571
Greg McMichael, R ERA: 3.0	(8, 1)	1.0		4	1	0	0	1	0	0	0	0	0	0	10	14	0.00	1.000
Joe Borowski, R ERA: 3.0	(9, 1)	0.2		5	2	1	1	1	1	0	0	0	0	0	16	26	13.50	4.500
Mark Wohlers, R ERA: 2.62	(9, 1)	0.1	S	1	0	0	0	0	0	0	0	0	0	0	1	3	0.00	0.000

PITCHER	IP	WLS	BF	H	R	ER	SO	BB	IBB	HBP	BLK	WP	HR	S	P	ERA	WHIP

Batter	1	2	3	4	5	6	7	8	9	AB	R	H	RBI	BB	SO	LOB
Marquis Grissom, R (1, 8) OBP: 0.351, SLG: 0.489	C X 0-1 G3 2B		C X 0-1 ③ F9		F S B X 1-2 E4			S C X 0-2 ② G1		4	0	1	0	0	0	0
Terry Pendleton, S (1, 5) OBP: 0.296, SLG: 0.349	X 0-0 ① G3 2-3			B B B C B 4-1 F7 10 1B 1B BB	C B X 1-1 ③ L8			B B X 2-0 ③ F9		3	1	0	0	1	0	2
10 Chipper Jones, S (1, 6) OBP: 0.392, SLG: 0.554	S B B F S 2-3 ② K			F F B X 1-2 1B SF9 1-2 1B		F B X 1-1 ① F9			X 0-0 ① B5	4	1	1	0	0	1	1
Fred McGriff, L (1, 3) OBP: 0.357, SLG: 0.495	B X 1-0 ③ P6			X 0-0 ① F7 2-3		B B F F C 2-3 ② K			C B B X 2-1 ② G4-3	4	0	0	0	0	1	3
Ryan Klesko, L (1, 7) OBP: 0.364, SLG: 0.553		C F C 0-3 ① K		S B F B B X 3-2 1-3 3-H 1B		S F B B X 1-2 ③ P6			B F B B F F X 2-2 ③ F8	4	0	1	1	0	1	0
Jermaine Dye, R (1, 9) OBP: 0.319, SLG: 0.483		B B F F C 2-3 ② K		1 SAFE F X 0-1 ② SF9 3-H			F F B B B F F S 2-3 ① K			2	0	0	1	0	2	0
Javy Lopez, R (1, 2) OBP: 0.302, SLG: 0.445		X 0-0 ③ G6-3		1 SAFE B B F F F X 2-2 ③ P3			B F X 1-1 ② G6-3			3	0	0	0	0	0	1
Mark Lemke, S (1, 4) OBP: 0.330, SLG: 0.316			B X 1-0 ① P6		C X 0-1 ① L7		C C F C 0-3 ③ K			3	0	0	0	0	1	0
Tom Glavine, L (1, 1) OBP: 0.318, SLG: 0.328			B C S B C 2-3 ② K		X 0-0 ② B1-3			B C F S 1-3 ① K		3	0	0	0	0	2	0
Inning Stats	R: 0 E: 0 K: 1 S: 7 H: 1 LOB: 1 BB: 0 P: 10	R: 0 E: 0 K: 2 S: 7 H: 0 LOB: 0 BB: 0 P: 9	R: 0 E: 0 K: 1 S: 6 H: 0 LOB: 0 BB: 0 P: 9	R: 2 E: 0 K: 0 S: 13 H: 2 LOB: 1 BB: 1 P: 23	R: 0 E: 1 K: 0 S: 8 H: 0 LOB: 1 BB: 0 P: 10	R: 0 E: 0 K: 1 S: 8 H: 0 LOB: 0 BB: 0 P: 12	R: 0 E: 0 K: 2 S: 11 H: 0 LOB: 0 BB: 0 P: 14	R: 0 E: 0 K: 1 S: 7 H: 0 LOB: 0 BB: 0 P: 10	R: 0 E: 0 K: 0 S: 7 H: 0 LOB: 0 BB: 0 P: 11	1B: 2 2B: 1 3B: 0 HR: 0 SF: 1 SAC: 0 DP: 0 HBP: 0						

TOP

Atlanta Braves @ Chicago Cubs

Wrigley Field, Chicago, IL

Fri Aug 30 1996, 3:33 AM CDT

Sunny - 79 F

livebaseballscorecards.com

AB	30
R	2
H	3
RBI	2
BB	1
SO	8
LOB	7

WP: 0 PB: 0 SB: 0 CS: 0 PA: 32

PITCHER		IP	WLS	BF	H	R	ER	SO	BB	IBB	HBP	BLK	WP	HR	S	P	ERA	WHIP
Kevin Foster, R ERA: 5.75	(1, 1)	8.0	W	29	3	2	2	8	1	0	0	0	0	0	67	97	2.25	0.500
Bob Patterson, L ERA: 2.82	(9, 1)	1.0	S	3	0	0	0	0	0	0	0	0	0	0	7	11	0.00	0.000

PITCHER	IP	WLS	BF	H	R	ER	SO	BB	IBB	HBP	BLK	WP	HR	S	P	ERA	WHIP

Atlanta Braves @ Chicago Cubs

Wrigley Field, Chicago, IL

Fri Aug 30 1996, 3:33 AM CDT

Sunny - 79 F

livebaseballscorecards.com

BOTTOM

Batter	1	2	3	4	5	6	7	8	9	AB	R	H	RBI	BB	SO	LOB
Brian McRae, S (1, 8) OBP: 0.366, SLG: 0.418	L6	G5-3			G6-4-3 1B		G1-3			4	0	1	0	0	0	4
Ozzie Timmons, R (1, 9) OBP: 0.264, SLG: 0.295	G4-6-3 BB		K		G6-4-3 1-2f			G3 23 1B 2B		3	0	1	0	1	1	1
Scott Bullett, L (8, PR) OBP: 0.265, SLG: 0.331 (9, 9)										0	1	0	0	0	0	0
Mark Grace, L (1, 3) OBP: 0.409, SLG: 0.473	G4-6-3 1-2f		P5			G4-3		G3 2-3		4	0	0	0	0	0	2
23 Ryne Sandberg, R (1, 4) OBP: 0.307, SLG: 0.441		K	BB			K		1B 3-H		3	0	1	1	1	2	0
Leo Gomez, R (1, 5) OBP: 0.341, SLG: 0.453		BB 1B 2B	K			F8		SAFE SAFE	K	4	1	1	0	0	2	3
Scott Servais, R (1, 2) OBP: 0.333, SLG: 0.388		L9		L9			L5	L8		4	0	0	0	0	0	3
Luis Gonzalez, L (1, 7) OBP: 0.357, SLG: 0.438		BB 1B BB		G4-3			F8			2	1	0	0	1	0	0
José Hernández, R (1, 6) OBP: 0.293, SLG: 0.397		1B 1-2 2-3 BB		G6-3			2B			2	0	1	0	1	0	0
Kevin Foster, R (1, 1) OBP: 0.478, SLG: 0.556		1-3 2-H 3-H 1B			K		BB			2	0	1	2	1	1	0
Bob Patterson, R (9, 1) OBP: 0.333, SLG: 0.333										0	0	0	0	0	0	0
Inning Stats	R: 0 E: 0 K: 0 S: 4 H: 0 LOB: 0 BB: 1 P: 11	R: 2 E: 0 K: 1 S: 16 H: 2 LOB: 2 BB: 2 P: 32	R: 0 E: 0 K: 2 S: 9 H: 0 LOB: 1 BB: 1 P: 14	R: 0 E: 0 K: 0 S: 6 H: 0 LOB: 0 BB: 0 P: 9	R: 0 E: 0 K: 1 S: 6 H: 1 LOB: 0 BB: 0 P: 7	R: 0 E: 0 K: 1 S: 5 H: 0 LOB: 0 BB: 0 P: 7	R: 0 E: 0 K: 0 S: 15 H: 1 LOB: 2 BB: 1 P: 27	R: 1 E: 0 K: 1 S: 9 H: 2 LOB: 2 BB: 0 P: 15		1B: 3 2B: 3 3B: 0 HR: 0 SF: 0 SAC: 0 DP: 2 HBP: 0					

	AB	28
	R	3
	H	6
	RBI	3
	BB	5
	SO	6
	LOB	13

WP: 0 PB: 0 SB: 0 CS: 0 PA: 33

PITCHER	IP	WLS	BF	H	R	ER	SO	BB	IBB	HBP	BLK	WP	HR	S	P	ERA	WHIP
Tom Glavine, L (1, 1) ERA: 2.83	8.0	L	33	6	3	3	6	5	0	0	0	0	0	70	122	3.38	1.375

PITCHER	IP	WLS	BF	H	R	ER	SO	BB	IBB	HBP	BLK	WP	HR	S	P	ERA	WHIP

Atlanta Braves @ Chicago Cubs

Wrigley Field, Chicago, IL

Fri Aug 30 1996, 3:38 AM CDT

Att. 31,548 - Sunny - 76 F

TOP

livebaseballscorecards.com

Batter	1	2	3	4	5	6	7	8	9	AB	R	H	RBI	BB	SO	LOB
Andruw Jones, R (1, 8) (9, 9) OBP: 0.302, SLG: 0.620	G1-3		P4	G5-3		K 1-2			E6 BB 10 1B 1-2 SF9	5	1	0	0	0	1	5
Mike Mordecai, R (1, 5) (8, 4) OBP: 0.297, SLG: 0.325	10 G3-1 2B		G6-3	10 1B G4-3 1B			HR		B2	5	2	3	1	0	0	2
10 Chipper Jones, S (1, 6) OBP: 0.392, SLG: 0.552	G3-1 2-3		K	SAFE G4-3 1-3 1B			G5-3		E BB 1-2 2-H 1B	5	0	2	1	0	1	1
Fred McGriff, L (1, 3) OBP: 0.358, SLG: 0.493	K			E6 E 1B 1B	SAFE G4-3 1-2 3-H		G6-3 1B		E 1-2 2-3 BB	4	1	1	1	1	1	2
Ryan Klesko, L (1, 7) OBP: 0.363, SLG: 0.554		G4-3 3B		F9	G6-3		G6-3 1-2f		SF9 1-2 2-3 3-H	4	1	1	0	0	0	3
Marquis Grissom, R (9, PH) (9, 8) OBP: 0.351, SLG: 0.489										0	0	0	1	0	0	0
Jermaine Dye, R (1, 9) (9, 7) OBP: 0.312, SLG: 0.471		G4-3 3-H		SAFE K	K			F9	K	5	0	0	1	0	3	4
Javy Lopez, R (1, 2) OBP: 0.306, SLG: 0.451		G4-3 2B		1B E 1-2 1B		FC5-6 1B		K		4	0	3	0	0	1	0
Mark Lemke, S (1, 4) OBP: 0.328, SLG: 0.313		G4-3 2-3		E6 1B 1-2 2-3		SAFE SAFE FC5-6 WP 1-2f		G6-3		4	0	0	0	0	0	4
Joe Borowski, R (8, 1)										0	0	0	0	0	0	0
Mark Wohlers, R (9, 1)										0	0	0	0	0	0	0
Mike Bielecki, R (1, 1) OBP: 0.200, SLG: 0.111		K		1B E 2-3 1B		SAFE K			10 E 1B	3	0	1	1	0	2	2
Dean Hartgraves, R (6, 1)										0	0	0	0	0	0	0
Brad Clontz, R (6, 1)										0	0	0	0	0	0	0
Greg McMichael, R (7, 1)										0	0	0	0	0	0	0
Terry Pendleton, S (8, 5) OBP: 0.297, SLG: 0.350										1	1	1	0	0	0	0
Inning Stats	R: 0 E: 0 K: 1 S: 12 H: 1 LOB: 1 BB: 0 P: 20	R: 1 E: 0 K: 1 S: 8 H: 2 LOB: 1 BB: 0 P: 12	R: 0 E: 0 K: 1 S: 11 H: 0 LOB: 0 BB: 0 P: 18	R: 1 E: 2 K: 1 S: 20 H: 2 LOB: 3 BB: 0 P: 31	R: 1 E: 0 K: 1 S: 20 H: 2 LOB: 1 BB: 0 P: 28	R: 0 E: 0 K: 2 S: 9 H: 1 LOB: 1 BB: 0 P: 14	R: 1 E: 0 K: 0 S: 8 H: 2 LOB: 0 BB: 0 P: 14	R: 0 E: 0 K: 1 S: 7 H: 0 LOB: 0 BB: 0 P: 11	R: 2 E: 2 K: 1 S: 13 H: 2 LOB: 2 BB: 1 P: 25	1B: 8 2B: 2 3B: 1 HR: 1	SF: 1 SAC: 0 DP: 1 HBP: 0					

AB	40
R	6
H	12
RBI	6
BB	1
SO	9
LOB	23

WP: 1 PB: 0 SB: 0 CS: 0 PA: 42

PITCHER		IP	WLS	BF	H	R	ER	SO	BB	IBB	HBP	BLK	WP	HR	S	P	ERA	WHIP
Jim Bullinger, R (1, 1) ERA: 6.79		4.0		21	7	3	2	4	0	0	0	0	0	0	60	95	4.50	1.750
Larry Casian, L (5, 1) ERA: 3.46		1.0		3	0	0	0	1	0	0	0	0	0	0	11	14	0.00	0.000
Terry Adams, R (6, 1) ERA: 3.28		2.0		8	3	1	1	2	0	0	0	0	1	1	17	28	4.50	1.500
Kent Bottenfield, R (8, 1) ERA: 2.7		1.1	L	6	1	2	0	1	0	0	0	0	0	0	14	21	0.00	0.750
Bob Patterson, L (9, 1) ERA: 2.82		0.0		2	1	0	0	0	1	0	0	0	0	0	1	6	∞	∞

PITCHER		IP	WLS	BF	H	R	ER	SO	BB	IBB	HBP	BLK	WP	HR	S	P	ERA	WHIP
Turk Wendell, R (9, 1) ERA: 2.66		0.2		2	0	0	0	1	0	0	0	0	0	0	5	9	0.00	0.000

Atlanta Braves @ Chicago Cubs

Wrigley Field, Chicago, IL

Fri Aug 30 1996, 3:38 AM CDT

Att. 31,548 - Sunny - 76 F

livebaseballscorecards.com

BOTTOM

Batter	1	2	3	4	5	6	7	8	9	AB	R	H	RBI	BB	SO	LOB
Brian McRae, S (1, 8) OBP: 0.368, SLG: 0.424	1-2 S E 1B		2-2 HR		0-1 F8 ②		4-0 1-2 3B BB		1-3 K ①	4	3	2	1	1	1	0
Scott Bullett, L (1, 9) OBP: 0.262, SLG: 0.326	3-2 E9 G4-3 1-H 1B		1-3 K ②		0-1 G1-3 ③		0-3 K ①		0-3 K ②	5	0	1	1	0	3	3
Mark Grace, L (1, 3) OBP: 0.407, SLG: 0.470	0-0 G4-3 2-3 ①		1-0 1B			1-1 G4-3 ①	3-3 K ②		1-3 K ③	5	0	1	0	0	2	4
Luis Gonzalez, L (1, 7) OBP: 0.358, SLG: 0.444	2-2 P4 ②		2-2 L7 ③			0-0 1B 1B	1-2 1-H 2-H 3-H 3B			4	0	2	3	0	0	2
Dave Magadan, L (1, 5) OBP: 0.386, SLG: 0.365 Kent Bottenfield, R (8, 1) OBP: 0.500, SLG: 0.500 Bob Patterson, R (9, 1) OBP: 0.333, SLG: 0.333 Turk Wendell, L (9, 1) OBP: 0.667, SLG: 0.500 23 Ryne Sandberg, R (9, 4) OBP: 0.307, SLG: 0.441	2-1 G4-3 ③			1-1 L9 ①		0-1 1-2 1B	2-3 K ③			4	0	1	0	0	1	2
										0	0	0	0	0	0	0
										0	0	0	0	0	0	0
										0	0	0	0	0	0	0
										0	0	0	0	0	0	0
Tyler Houston, L (1, 2) OBP: 0.375, SLG: 0.517 Scott Servais, R (6, PH) OBP: 0.334, SLG: 0.389 (7, 2)		2-2 G6-3 ①		0-0 1B		2-1 L9 ②		3-2 SH1-4 1B		2	0	1	0	0	0	0
										2	0	1	0	0	0	2
José Hernández, R (1, 6) OBP: 0.291, SLG: 0.393		1-1 G1-3 ②		1-3 K ②		0-3 K ③		0-0 1-2 SH1-4 ①		3	0	0	0	0	2	3
Todd Haney, R (1, 4) OBP: 0.247, SLG: 0.185		3-2 F7 ③		0-0 G6-3 ③			4-0 1B 3B BB	1-0 G6-3 ②		3	1	0	0	1	0	2
Jim Bullinger, R (1, 1) OBP: 0.368, SLG: 0.531 Larry Casian, R (5, 1) Mike Hubbard, R (5, PH) OBP: 0.105, SLG: 0.189 Terry Adams, R (6, 1) Brooks Kieschnick, L (7, PH) OBP: 0.300, SLG: 0.222 Leo Gomez, R (8, 5) OBP: 0.340, SLG: 0.451			3-3 K ①		1-3 K ①		1-2 1-3 BB 3B 1B		1-0 G4-3 ③	1	0	0	0	0	1	0
										0	0	0	0	0	0	0
										1	0	0	0	0	1	0
										0	0	0	0	0	0	0
										1	1	1	0	0	0	0
										1	0	0	0	0	0	1

	AB	36
	R	5
	H	10
	RBI	5
	BB	2
	SO	11
	LOB	19

Inning Stats	1	2	3	4	5	6	7	8	9	1B: 8	SF: 0	WP: 0	PA: 39
	R: 1 E: 1 K: 0 S: 13	R: 0 E: 0 K: 0 S: 11	R: 1 E: 0 K: 2 S: 15	R: 0 E: 0 K: 1 S: 7	R: 0 E: 0 K: 1 S: 7	R: 0 E: 0 K: 1 S: 10	R: 3 E: 0 K: 3 S: 18	R: 0 E: 0 K: 0 S: 6	R: 0 E: 0 K: 3 S: 11	2B: 0	SAC: 1	PB: 0	
	H: 2 LOB: 1 BB: 0 P: 21	H: 0 LOB: 0 BB: 0 P: 17	H: 2 LOB: 1 BB: 0 P: 24	H: 1 LOB: 1 BB: 0 P: 9	H: 0 LOB: 0 BB: 0 P: 8	H: 2 LOB: 2 BB: 0 P: 13	H: 2 LOB: 1 BB: 2 P: 33	H: 1 LOB: 1 BB: 0 P: 11	H: 0 LOB: 0 BB: 0 P: 13	3B: 1	DP: 0	SB: 1	
										HR: 1	HBP: 0	CS: 0	

PITCHER		IP	WLS	BF	H	R	ER	SO	BB	IBB	HBP	BLK	WP	HR	S	P	ERA	WHIP
Mike Bielecki, R ERA: 2.67	(1, 1)	5.1		23	7	2	2	4	0	0	0	0	0	1	58	85	3.38	1.312
Dean Hartgraves, L ERA: 3.45	(6, 1)	0.1		1	0	0	0	0	0	0	0	0	0	0	2	4	0.00	0.000
Brad Clontz, R ERA: 5.12	(6, 1)	0.1		4	1	3	3	1	2	0	0	0	0	0	6	15	81.00	9.000
Greg McMichael, R ERA: 2.96	(7, 1)	1.0		4	1	0	0	3	0	0	0	0	0	0	15	21	0.00	1.000
Joe Borowski, R ERA: 2.81	(8, 1)	1.0	W	4	1	0	0	0	0	0	0	0	0	0	6	11	0.00	1.000

PITCHER		IP	WLS	BF	H	R	ER	SO	BB	IBB	HBP	BLK	WP	HR	S	P	ERA	WHIP
Mark Wohlers, R ERA: 2.58	(9, 1)	1.0	S	3	0	0	0	3	0	0	0	0	0	0	11	13	0.00	0.000

Atlanta Braves @ Chicago Cubs

Wrigley Field, Chicago, IL

Sat Aug 31 1996, 3:33 AM CDT

Att. 38,691 - Sunny - 78 F

TOP

livebaseballscorecards.com

Batter	1	2	3	4	5	6	7	8	9	AB	R	H	RBI	BB	SO	LOB
Marquis Grissom, R (1, 8) OBP: 0.349, SLG: 0.486	C B X 1-1 L6		F X 0-1 G6-3			F B F X 1-2 L8		S B S F B X 2-2 G5-3		4	0	0	0	0	0	0
Andruw Jones, R (8, 8) OBP: 0.302, SLG: 0.620										0	0	0	0	0	0	0
Terry Pendleton, S (1, 5) OBP: 0.295, SLG: 0.347	B C S B S 2-3 K			B B B C X 3-1 G3-1		B B B C X 2-1 G4-3		B B C C F F X 2-2 G4-3		4	0	0	0	0	1	0
10 Chipper Jones, S (1, 6) OBP: 0.394, SLG: 0.553	C F B F B B B 4-2 BB			B B B C X 3-1 S 1B		F C C 0-3 K			B X 1-0 FC3-6 1B	3	0	2	0	1	1	0
Fred McGriff, L (1, 3) OBP: 0.355, SLG: 0.490	B B F 1 SAFE F S 2-3 K			B C B 1 SAFE S F B S 3-3 K 1-2			F C B X 1-2 G3-1		C D C D B X 3-2 FC3-6 FC5-4 1-2f	4	0	0	0	0	2	3
Ryan Klesko, L (1, 7) OBP: 0.360, SLG: 0.549		B B C B C S 3-3 K		C F B X 1-2 G3-1			S B X 1-1 G3-1		S B X 1-1 FC5-4 1-2f	4	0	0	0	0	1	2
Jermaine Dye, R (1, 9) OBP: 0.315, SLG: 0.474		B B B B 4-0 G1-6-3 BB			C B F F C 1-3 K		B C B B X 3-2 2B		S B C B C 2-3 K	3	0	1	0	1	2	1
Javy Lopez, R (1, 2) OBP: 0.307, SLG: 0.449		C 1 SAFE B X 1-1 G1-6-3 1-2f			S B F F X 1-2 G4-3		B B B C F B 4-2 BB			2	0	0	0	1	0	1
Mark Lemke, S (1, 4) OBP: 0.328, SLG: 0.311			B F B B F X 2-2 F8		C B B B B 4-1 BB		B B C X 2-1 G4-3			2	0	0	0	1	0	2
Denny Neagle, L (1, 1) OBP: 0.186, SLG: 0.193			F B B B T X 2-2 F8		B B B C C S 3-3 K			B C F S 1-3 K		2	0	0	0	0	1	1
Brad Clontz, R (6, 1)										0	0	0	0	0	0	0
Dean Hartgraves, R (7, 1)										0	0	0	0	0	0	0
Mike Mordecai, R (7, 4) OBP: 0.293, SLG: 0.321										1	0	0	0	0	1	0

	AB	29
	R	0
	H	3
	RBI	0
	BB	4
	SO	9
	LOB	10

Inning Stats	1	2	3	4	5	6	7	8	9
	R: 0 E: 0 K: 2 S: 11	H: 0 LOB: 1 BB: 1 P: 20	R: 0 E: 0 K: 1 S: 5	H: 0 LOB: 0 BB: 1 P: 13	R: 0 E: 0 K: 0 S: 8	H: 0 LOB: 0 BB: 0 P: 12	R: 0 E: 0 K: 1 S: 11	H: 1 LOB: 1 BB: 0 P: 21	R: 0 E: 0 K: 2 S: 12	H: 0 LOB: 1 BB: 1 P: 21	R: 0 E: 0 K: 1 S: 8	H: 0 LOB: 0 BB: 0 P: 11	R: 0 E: 0 K: 0 S: 12	H: 1 LOB: 2 BB: 1 P: 23	R: 0 E: 0 K: 1 S: 12	H: 0 LOB: 0 BB: 0 P: 17	R: 0 E: 0 K: 1 S: 9	H: 1 LOB: 1 BB: 0 P: 16

	1B: 2	SF: 0	WP: 0	PA: 33
	2B: 1	SAC: 0	PB: 0	
	3B: 0	DP: 1	SB: 1	
	HR: 0	HBP: 0	CS: 0	

PITCHER		IP	WLS	BF	H	R	ER	SO	BB	IBB	HBP	BLK	WP	HR	S	P	ERA	WHIP
Frank Castillo, R ERA: 4.87	(1, 1)	6.2	W	25	2	0	0	7	4	0	0	0	0	0	65	117	0.00	0.900
Terry Adams, R ERA: 3.19	(7, 1)	2.1	S	8	1	0	0	2	0	0	0	0	0	0	23	37	0.00	0.429

PITCHER		IP	WLS	BF	H	R	ER	SO	BB	IBB	HBP	BLK	WP	HR	S	P	ERA	WHIP

Batter	1	2	3	4	5	6	7	8	9	AB	R	H	RBI	BB	SO	LOB
Brian McRae, S (1, 8) OBP: 0.371, SLG: 0.432 Scott Bullett, L (9, 8) OBP: 0.262, SLG: 0.326	B C S B S 2-3 K ①	F D S X 1-2 1-H HR				F B B B B 4-1 1B 1B 23 FC6-4 BB	B C B F B F F F D 4-2 FC1-2 1B 23 SF7 1-2 2-3 3-H BB	C D B X 2-1 1-2 HR 1B		3 0	4 0	2 0	3 0	2 0	1 0	0 0
Ozzie Timmons, R (1, 9) OBP: 0.283, SLG: 0.349	C B B B X 3-1 F7 ②	B C B X 2-1 G6-3 ③				B 1 SAFE X 1-0 23 FC6-4 1B 1-2 1B	S B F X 1-2 BB FC1-2 2B 1-2 2-3 3-H 1B	X 0-0 1-H 2-H HR		5	2	3	4	0	0	0
Mark Grace, L (1, 3) OBP: 0.407, SLG: 0.469	B C B B S S 3-3 K ③			C X 0-1 G4-3 ①		X 0-0 23 FC6-4 1-2 2-3 1B	S F X 0-2 FC1-2 BB 2B 1-2 2-3 3-Hf ①	B B C X 2-1 1B		5	1	2	0	0	1	3
23 Ryne Sandberg, R (1, 4) OBP: 0.304, SLG: 0.437 Todd Haney, R (9, 4) OBP: 0.247, SLG: 0.185		C C B X 1-2 G4-3 ①		C B C B X 2-2 F7 ②		B C X 1-1 FC6-4 BB 1-2f 2-3 3-H ②	C X 0-1 SF7 3-H ②	C B F X 1-2 F9 ②		4 0	0 0	0 0	2 0	0 0	0 0	3 0
Leo Gomez, R (1, 5) OBP: 0.341, SLG: 0.447		F F B X 1-2 F9 ②		B B X 2-0 F8 ③		B B B S B 4-1 1-2 BB	S B B B B 4-1 1-2 2-3 2B BB	B C X 2-1 F8 ③		3	0	0	0	2	0	1
Scott Servais, R (1, 2) OBP: 0.333, SLG: 0.390		B F B B X 3-1 G6-3 ③			B C B B F F X 2-2 G4-3 ①	B C F S 1-3 K ③	X 0-0 1-H 2-H 3-H 2B ③			4	0	1	2	0	1	3
Luis Gonzalez, L (1, 7) OBP: 0.359, SLG: 0.452			C X 0-1 G4-3 ①		B B C X 2-1 F7 ②	B B B C X 3-1 BB 1B BB 1B	B B X 2-0 HR			4	2	2	1	0	0	0
José Hernández, R (1, 6) OBP: 0.293, SLG: 0.395			C B X 1-1 L4 ②		B F B F X 2-2 F8 ③		1 SAFE X 0-0 BB BB 1B 1-2 1B	C F X 0-2 1B HR 1B		4	2	2	0	0	0	0
Frank Castillo, R (1, 1) OBP: 0.135, SLG: 0.100 Terry Adams, R (7, 1)			B S B F B B 4-2 HR BB			C F X 0-2 P3 ①	B B B C C B 4-2 1B BB FC1-2 1-2 2-3 BB	S C B S 1-3 K ①		1 1	1 0	0 0	0 0	1 1	0 1	0 1
Inning Stats	R: 0 H: 0 E: 0 LOB: 0 K: 2 BB: 0 S: 8 P: 16	R: 0 H: 0 E: 0 LOB: 0 K: 0 BB: 0 S: 8 P: 13	R: 2 H: 1 E: 0 LOB: 0 K: 0 BB: 1 S: 11 P: 19	R: 0 H: 0 E: 0 LOB: 0 K: 0 BB: 0 S: 6 P: 10	R: 0 H: 0 E: 0 LOB: 0 K: 0 BB: 0 S: 9 P: 15	R: 1 H: 2 E: 0 LOB: 3 K: 1 BB: 2 S: 12 P: 23	R: 5 H: 4 E: 0 LOB: 2 K: 0 BB: 3 S: 20 P: 36	R: 4 H: 5 E: 0 LOB: 1 K: 1 BB: 0 S: 17 P: 27		1B: 8 SF: 1 2B: 1 SAC: 0 3B: 0 DP: 0 HR: 3 HBP: 0						WP: 0 PA: 41 PB: 0 SB: 0 CS: 0

PITCHER		IP	WLS	BF	H	R	ER	SO	BB	IBB	HBP	BLK	WP	HR	S	P	ERA	WHIP
Denny Neagle, L ERA: 3.11	(1, 1)	5.2	L	23	3	3	3	2	3	0	0	0	0	1	51	92	4.76	1.059
Brad Clontz, R ERA: 5.48	(6, 1)	0.1		4	2	3	3	1	1	0	0	0	0	0	8	16	81.00	9.000
Dean Hartgraves, L ERA: 4.99	(7, 1)	2.0		14	7	6	6	1	2	0	0	0	0	2	32	51	27.00	4.500

PITCHER	IP	WLS	BF	H	R	ER	SO	BB	IBB	HBP	BLK	WP	HR	S	P	ERA	WHIP

BOTTOM

Atlanta Braves @ Chicago Cubs

Wrigley Field, Chicago, IL

Sat Aug 31 1996, 3:33 AM CDT

Att. 38,691 - Sunny - 78 F

livebaseballscorecards.com

AB	34
R	12
H	12
RBI	12
BB	6
SO	4
LOB	11

Batter	1	2	3	4	5	6	7	8	9	10	11	12	AB	R	H	RBI	BB	SO	LOB
Marquis Grissom, R (1, 8) OBP: 0.347, SLG: 0.482	B X 1-0 ① G6-3		F C B X 1-2 ② P4		B B X 2-0 ③ F9 3-H			B X 1-0 ② G5-3		B B B 4-0 BB		X 0-0 ② P9	5	0	0	0	1	0	3
Andruw Jones, R (1, 9) OBP: 0.286, SLG: 0.585 Dwight Smith, L (8, PH) OBP: 0.280, SLG: 0.299 Jermaine Dye, R (8, 9) OBP: 0.313, SLG: 0.470	C B C S 1-3 ② K		C S S 0-3 K			S X 0-1 ① G1-3		B S F C 1-3 ③ K		C X 0-1 ③ F9		S S B X 1-2 ③ L8	3 1 2	0 0 0	0 0 0	0 0 0	0 0 0	2 1 0	0 1 3
10 Chipper Jones, S (1, 6) OBP: 0.393, SLG: 0.549	B C B B B 4-1 BB		B 1 SAFE F X 1-1 ③ F7			X 0-0 ② F7			B B S X 2-1 ① P3		C B X 1-1 ① G3		4	0	0	0	1	0	1
Fred McGriff, L (1, 3) OBP: 0.354, SLG: 0.489	X 0-0 ③ F8			C B F B B X 3-2 P4-6 2B		B B C F X 2-2 F7			C B B C X 2-2 G3-1		C C C 0-3 K		5	0	1	0	0	1	1
Ryan Klesko, L (1, 7) OBP: 0.361, SLG: 0.547		B F C B F F B F X 3-2 ① F7		X 0-0 ① F7			B X 1-0 ① F7		C S X 0-2 1B		B B B B 4-0 BB		4	0	1	0	1	0	1
Terry Pendleton, S (1, 5) OBP: 0.296, SLG: 0.348		C B B F F X 2-2 ② F9		C S B X 1-2 ②③ P4-6 2-2f			X 0-0 G6-3 1B		F F X 0-2 1-3 1B		B C B B F F X 3-2 ③ G3		5	0	2	0	0	0	2
Javy Lopez, R (1, 2) OBP: 0.310, SLG: 0.450 Jeff Blauser, R (12, PR) OBP: 0.353, SLG: 0.428 Joe Ayrault, R (12, 2)		C B C X 1-2 1B			B B X 2-0 29 G5-3 G6-3 WP 1B		X 0-0 ②③ G6-3 1-2f		C B F F B S 2-3 ③ K			S S X 0-2 S SH2-4 1B	5 0 0	1 0 0	3 0 0	0 0 0	0 0 0	1 0 0	3 0 0
Mark Lemke, S (1, 4) OBP: 0.327, SLG: 0.310		B B F C S 2-3 ③ K			B B B C C X 3-2 ① G6-3 1-2			B X 1-0 29 SH2-4 1B		C X 0-1 ① G4-3		X 0-0 ① SH2-4 1-2	4	0	1	0	0	1	2
29 John Smoltz, R (1, 1) OBP: 0.236, SLG: 0.250 Luis Polonia, L (10, PH) OBP: 0.278, SLG: 0.302 Greg McMichael, R (10, 1) Brad Clontz, R (11, 1) Mike Mordecai, R (12, PH) OBP: 0.301, SLG: 0.321 Joe Borowski, R (12, 1)			C B F B B X 3-2 ① F9		C B S X 1-2 ② G5-3 2-3			X 0-0 ① SH2-4 1-2		C B X 1-1 ② G4-3		B B F B B 4-1 2-3 BB	2 1 0 0 0 0	0 0 0 0 0 0	0 0 0 0 0 0	0 0 0 0 1 0	0 0 0 0 0 0	0 0 0 0 0 0	1 0 0 0 0 0
Inning Stats	R: 0 H: 0 E: 0 LOB: 1 K: 1 BB: 1 S: 6 P: 12	R: 0 H: 1 E: 0 LOB: 1 K: 1 BB: 0 S: 16 P: 24	R: 0 H: 0 E: 0 LOB: 1 K: 1 BB: 0 S: 11 P: 16	R: 0 H: 1 E: 0 LOB: 0 K: 0 BB: 0 S: 7 P: 11	R: 1 H: 1 E: 0 LOB: 0 K: 0 BB: 0 S: 8 P: 16	R: 0 H: 0 E: 0 LOB: 0 K: 0 BB: 0 S: 6 P: 8	R: 0 H: 1 E: 0 LOB: 0 K: 0 BB: 0 S: 3 P: 4	R: 0 H: 1 E: 0 LOB: 1 K: 1 BB: 0 S: 6 P: 9	R: 0 H: 2 E: 0 LOB: 2 K: 1 BB: 0 S: 15 P: 21	R: 0 H: 0 E: 0 LOB: 1 K: 0 BB: 1 S: 6 P: 11	R: 0 H: 0 E: 0 LOB: 1 K: 1 BB: 1 S: 9 P: 17	R: 0 H: 1 E: 0 LOB: 2 K: 0 BB: 1 S: 9 P: 14	1B: 7 2B: 2 3B: 0 HR: 0	SF: 0 SAC: 2 DP: 2 HBP: 0	WP: 2 PB: 0 SB: 1 CS: 0	PA: 47			

PITCHER		IP	WLS	BF	H	R	ER	SO	BB	IBB	HBP	BLK	WP	HR	S	P	ERA	WHIP
Dave Swartzbaugh, R ERA: 1.13	(1, 1)	8.0		29	5	1	1	4	1	0	0	0	2	0	63	100	1.12	0.750
Bob Patterson, L ERA: 2.78	(9, 1)	0.2		4	2	0	0	0	0	0	0	0	0	0	11	15	0.00	3.000
Kent Bottenfield, R ERA: 2.68	(9, 1)	0.1		1	0	0	0	1	0	0	0	0	0	0	4	6	0.00	0.000
Turk Wendell, R ERA: 2.58	(10, 1)	2.0		8	0	0	0	1	2	0	0	0	0	0	15	28	0.00	1.000
Mike Campbell, R ERA: 3.86	(12, 1)	1.0	W	5	1	0	0	0	1	0	0	0	0	0	9	14	0.00	2.000

PITCHER	IP	WLS	BF	H	R	ER	SO	BB	IBB	HBP	BLK	WP	HR	S	P	ERA	WHIP

Atlanta Braves @ Chicago Cubs

Wrigley Field, Chicago, IL

Sun Sep 01 1996, 3:33 AM CDT

Att. 40,192 - Sunny - 80 F

TOP

livebaseballscorecards.com

AB	41
R	1
H	8
RBI	0
BB	4
SO	6
LOB	18

Atlanta Braves @ Chicago Cubs

Wrigley Field, Chicago, IL

Sun Sep 01 1996, 3:33 AM CDT

Att. 40,192 - Sunny - 80 F

livebaseballscorecards.com

BOTTOM

Batter	1	2	3	4	5	6	7	8	9	10	11	12	AB	R	H	RBI	BB	SO	LOB
Brian McRae, S (1, 8) OBP: 0.368, SLG: 0.427	B F B S X 2-2 G5-3 ①		X 0-0 G6-3 ③			F F B X 1-2 G4-3 ③			C S F S 0-3 K ③		C B S B S 2-3 K ③		5	0	0	0	0	2	0
Scott Bullett, L (1, 9) OBP: 0.260, SLG: 0.316	B B B B 4-0 CS BB			C S F F B B F X 2-2 G3-1 ①			C F B C 1-3 K ①			B S S S 1-3 K ①		X 0-0 B1-3 ①	4	0	0	0	1	2	0
Mark Grace, L (1, 3) OBP: 0.407, SLG: 0.470 Todd Haney, R (10, PR) OBP: 0.243, SLG: 0.182 (11, 5)	C B B F F B F S 3-3 K ② ③ 1-2			B C F S 1-3 K ②			C X 0-1 G4-6-3 1B			B B C C F F X 2-2 G3-1 1B 1B		C X 1-1 L5 ②	4	0	2	0	0	2	1
													1	0	0	0	0	0	0
Luis Gonzalez, L (1, 7) OBP: 0.362, SLG: 0.455		C B B B B 4-1 CS BB		B B X 2-0 G6-3 ③			X 0-0 G4-6-3 ② ③ 1-2f			X 0-0 G3-1 1-2 1B		C B F B B F X 3-2 23 1B 23 E 2B	4	1	2	0	1	0	1
Dave Magadan, L (1, 5) OBP: 0.386, SLG: 0.389 (11, 3)		F B B 1 B C X SAFE 3-2 1-2 HR ①			C B C B F C 2-3 K ①			X 0-0 G4-3 ①		S B X 1-1 G3-1 ② 1-2 2-3		I I I I 4-0 23 E IBB	4	1	1	1	1	1	2
23 Ryne Sandberg, R (1, 4) OBP: 0.307, SLG: 0.436	C B X 1-1 F8 ②		F B X 1-1 G5-3 ②					C G B F B B F B 4-2 G4-3 BB		I I I I 4-0 IBB		C X 0-1 E4 1-2 2-H 1B	3	0	1	0	2	0	0
Tyler Houston, L (1, 2) OBP: 0.360, SLG: 0.495	B C B S F F S 2-3 K2-3 ③		B F C B X 2-2 G3-1 ③					X 0-0 G4-3 ② ③ 1-2f		B F X 1-1 G4-3 ③			4	0	0	0	0	1	4
Rey Sanchez, R (1, 6) OBP: 0.268, SLG: 0.247 Ozzie Timmons, R (9, PH) OBP: 0.280, SLG: 0.345 Turk Wendell, L (10, 1) OBP: 0.667, SLG: 0.500 Leo Gomez, R (11, PH) OBP: 0.340, SLG: 0.446 Mike Campbell, R (12, 1) OBP: 0.444, SLG: 0.667		C B C F B S 2-3 K ①				B B B C F B F F E X 3-2 F9 ①			B C B F X 2-2 F9 ①		B C B S S B X 3-2 F9 ①		2	0	0	0	0	1	0
													1	0	0	0	0	0	0
													0	0	0	0	0	0	0
													1	0	0	0	0	0	0
													0	0	0	0	0	0	0
Dave Swartzbaugh, R (1, 1) Bob Patterson, R (9, 1) OBP: 0.333, SLG: 0.333 Kent Bottenfield, R (9, 1) OBP: 0.500, SLG: 0.500 Brooks Kieschnick, L (9, PH) OBP: 0.273, SLG: 0.200 José Hernández, R (10, 6) OBP: 0.292, SLG: 0.394		C F B F C 1-3 K ②				C B B S 1-3 K ②			B X 1-0 F7 ②		B C B F S 2-3 K ②		2	0	0	0	0	2	0
													0	0	0	0	0	0	0
													0	0	0	0	0	0	0
													1	0	0	0	0	0	0
													1	0	0	0	0	1	0

Inning Stats	1	2	3	4	5	6	7	8	9	10	11	12
	R: 0 H: 0 E: 0 LOB: 0 K: 1 BB: 1 S: 9 P: 18	R: 1 H: 1 E: 0 LOB: 0 K: 1 BB: 1 S: 11 P: 21	R: 0 H: 0 E: 0 LOB: 0 K: 2 BB: 0 S: 9 P: 12	R: 0 H: 0 E: 0 LOB: 0 K: 1 BB: 0 S: 10 P: 15	R: 0 H: 0 E: 0 LOB: 0 K: 1 BB: 0 S: 9 P: 14	R: 0 H: 0 E: 0 LOB: 0 K: 1 BB: 0 S: 12 P: 17	R: 0 H: 1 E: 0 LOB: 0 K: 1 BB: 0 S: 7 P: 8	R: 0 H: 0 E: 0 LOB: 0 K: 1 BB: 0 S: 6 P: 10	R: 0 H: 0 E: 0 LOB: 0 K: 1 BB: 0 S: 8 P: 11	R: 0 H: 2 E: 0 LOB: 3 K: 1 BB: 1 S: 12 P: 21	R: 0 H: 0 E: 0 LOB: 0 K: 2 BB: 0 S: 9 P: 16	R: 1 H: 2 E: 1 LOB: 2 K: 0 BB: 1 S: 9 P: 17

1B: 4	SF: 0
2B: 1	SAC: 0
3B: 0	DP: 2
HR: 1	HBP: 0

WP: 0	PA: 42
PB: 0	
SB: 0	
CS: 2	

	AB	37
	R	2
	H	6
	RBI	1
	BB	5
	SO	12
	LOB	8

PITCHER		IP	WLS	BF	H	R	ER	SO	BB	IBB	HBP	BLK	WP	HR	S	P	ERA	WHIP
29 John Smoltz, R ERA: 2.85	(1, 1)	9.0		28	2	1	1	9	3	0	0	0	0	1	81	126	1.00	0.556
Greg McMichael, R ERA: 2.93	(10, 1)	1.0		6	2	0	0	1	0	1	0	0	0	0	12	21	0.00	2.000
Brad Clontz, R ERA: 5.4	(11, 1)	1.0		3	0	0	0	2	0	0	0	0	0	0	9	16	0.00	0.000
Joe Borowski, R ERA: 2.7	(12, 1)	0.2	L	5	2	1	0	0	0	1	0	0	0	0	9	17	0.00	3.000

PITCHER	IP	WLS	BF	H	R	ER	SO	BB	IBB	HBP	BLK	WP	HR	S	P	ERA	WHIP

Batter	1	2	3	4	5	6	7	8	9	AB	R	H	RBI	BB	SO	LOB
Marquis Grissom, R (1, 8) OBP: 0.350, SLG: 0.493	B C X 1-1 2B 3B	F X 0-1 HR	X 0-0 1-2 2-3 1B		B B C X 2-1 1B			B X 1-0 ① G4-3		5	2	4	1	0	0	0
Terry Pendleton, S (1, 5) OBP: 0.297, SLG: 0.357	S T B F B X 2-2 10 1B 2B 3-H	B C X 1-1 ① P6	B B X 2-0 ② P3		C 1 SAFE B 1 SAFE F P S 2-3 ③ K			C B F F X 1-2 HR		5	2	2	2	0	1	4
10 Chipper Jones, S (1, 6) OBP: 0.391, SLG: 0.545 Kevin Lomon, R (8, 1)	B X 1-0 1B E 1B 2-H	B X 1-0 ② P6	C X 0-1 ③ G4-3			F S B X 1-2 ① G6-3		C B C B X 2-2 ② G3-1		5 0	1 0	1 0	1 0	0 0	0 0	3 0
Fred McGriff, L (1, 3) OBP: 0.354, SLG: 0.488	C D 1 SAFE F X 1-2 E 1-3 1B	F F B B F B X 3-2 BB 1B		X 0-0 ① G3-1		B B X 2-0 ② L7		B B C C X 2-2 ③ G6-3		5	1	2	0	0	0	0
Ryan Klesko, L (1, 7) OBP: 0.359, SLG: 0.542	X	B B F B B 0-0 E7 1-H 3-H 4-1 FC6-4 1-2 BB		C B F B S 2-3 ② K		X 0-0 ③ G4-3			B S F X 1-2 ① P4	4	0	0	0	1	1	0
Jermaine Dye, R (1, 9) OBP: 0.314, SLG: 0.473	S F F B B S 2-3 ① K	B B F F F X 2-2 ③ FC6-4 1-2f		B C X 1-1 2B			C B B B F X 3-2 G4-3 G5-3 1B		B B S S B X 3-2 ② P6	5	0	2	0	0	1	3
Javy Lopez, R (1, 2) OBP: 0.313, SLG: 0.451 Mike Mordecai, R (9, PR) OBP: 0.301, SLG: 0.321	B B H 3-0 HBP	X 0-0 1B 1B 1B	C F S 0-3 ③ K				X 0-0 ① G5-3 1-2		X 0-0 1B	4 0	0 0	2 0	0 0	0 0	1 0	2 0
Mark Lemke, S (1, 4) OBP: 0.326, SLG: 0.309	C C B S 1-3 ② K	B B X 2-0 1-2 1B 1B			X 0-0 ① F7		F C B X 1-2 ② G4-3 2-3		C F B X 1-2 ③ G4-3	5	0	1	0	0	1	4
Terrell Wade, L (1, 1) OBP: 0.214, SLG: 0.154 Dean Hartgraves, R (3, 1) Joe Borowski, R (4, 1) Brad Clontz, R (6, 1) Dwight Smith, L (7, PH) OBP: 0.278, SLG: 0.296 Greg McMichael, R (7, 1) Rafael Belliard, R (8, 6) OBP: 0.169, SLG: 0.211	C X 0-1 ③ G3	M L L 0-3 ① K			C C S 0-3 ② K		F X 0-1 ③ G5-3			2 0 1 0 1 0 0 0	0 0 0 0 0 0 0 0	0 0 0 0 0 0 0 0	0 0 0 0 0 0 0 0	1 0 1 0 0 0 0 0	4 0 0 0 1 0 0 0	
Inning Stats	R: 4 E: 1 K: 2 S: 20 H: 4 LOB: 2 BB: 0 P: 31	R: 1 E: 0 K: 0 S: 14 H: 2 LOB: 2 BB: 1 P: 25	R: 0 E: 0 K: 1 S: 9 H: 3 LOB: 3 BB: 0 P: 13	R: 0 E: 0 K: 2 S: 9 H: 1 LOB: 1 BB: 0 P: 12	R: 0 E: 0 K: 2 S: 10 H: 1 LOB: 1 BB: 0 P: 13	R: 0 E: 0 K: 0 S: 5 H: 0 LOB: 0 BB: 0 P: 8	R: 0 E: 0 K: 0 S: 9 H: 1 LOB: 1 BB: 0 P: 13	R: 1 E: 0 K: 0 S: 11 H: 1 LOB: 0 BB: 0 P: 17	R: 0 E: 0 K: 0 S: 10 H: 1 LOB: 1 BB: 0 P: 15	1B: 9 2B: 2 3B: 1 HR: 2 SF: 0 SAC: 0 DP: 0 HBP: 1						

TOP

Atlanta Braves @ Cincinnati Reds

Riverfront Stadium, Cincinnati, OH

Mon Sep 02 1996, 7:05 PM EDT

Att. 20,879 - Unknown - 87 F

livebaseballscorecards.com

AB	42
R	6
H	14
RBI	4
BB	1
SO	7
LOB	21

PITCHER		IP	WLS	BF	H	R	ER	SO	BB	IBB	HBP	BLK	WP	HR	S	P	ERA	WHIP
Giovanni Carrara, R ERA: 8.05	(1, 1)	1.2		14	6	5	3	2	1	0	1	0	0	1	31	51	16.20	4.200
Johnny Ruffin, R ERA: 5.61	(2, 1)	0.1		1	0	0	0	0	0	0	0	0	0	0	3	5	0.00	0.000
Scott Service, R ERA: 4.14	(3, 1)	3.0		14	5	0	0	5	0	0	0	0	0	0	28	38	0.00	1.667
Mike Remlinger, L ERA: 4.86	(6, 1)	1.0		3	0	0	0	0	0	0	0	0	0	0	5	8	0.00	0.000
Jeff Shaw, R ERA: 2.86	(7, 1)	1.0	W	4	1	0	0	0	0	0	0	0	0	0	9	13	0.00	1.000

PITCHER		IP	WLS	BF	H	R	ER	SO	BB	IBB	HBP	BLK	WP	HR	S	P	ERA	WHIP
Lee Smith, R ERA: 3.38	(8, 1)	1.0		4	1	1	1	0	0	0	0	0	0	1	11	17	9.00	1.000
Jeff Brantley, R ERA: 2.66	(9, 1)	1.0	S	4	1	0	0	0	0	0	0	0	0	0	10	15	0.00	1.000

WP: 0	PA: 44
PB: 0	
SB: 0	
CS: 0	

Atlanta Braves @ Cincinnati Reds

Riverfront Stadium, Cincinnati, OH

Mon Sep 02 1996, 7:05 PM EDT

Att. 20,879 - Unknown - 87 F

livebaseballscorecards.com

BOTTOM

Batter	1	2	3	4	5	6	7	8	9	AB	R	H	RBI	BB	SO	LOB
Eric Owens, R (1, 5) OBP: 0.281, SLG: 0.238 Mike Remlinger, L (6, 1) OBP: 0.286, SLG: 0.167 Jeff Shaw, R (7, 1) Lenny Harris, L (7, PH) OBP: 0.324, SLG: 0.413 Lee Smith, R (8, 1) Hal Morris, L (9, 3) OBP: 0.359, SLG: 0.459	B B B B 4-0 WP S BB	C B X 1-1 L8 ③		F X 0-1 1B 2B	S X 0-1 L9 ②		I I I I 4-0 E IBB			3 0 0 0 0 0 0	1 0 0 0 0 0 0	1 0 0 0 0 0 0	0 0 0 0 1 0 0	1 0 0 0 0 0 0	0 0 0 0 0 0 0	1 0 0 0 0 0 0
Curtis Goodwin, L (1, 8) OBP: 0.343, SLG: 0.302	C I B F B F B F F 3-3 S ① K 1-2		X 0-0 CS 1B	B B C X 2-1 G1-5-3 PB 2-H 1B	B C B C X 2-2 G4-3 ③		X 0-0 E1 S 1-3 2-H 3-H 1B			5	0	3	2	0	1	1
Barry Larkin, R (1, 6) OBP: 0.409, SLG: 0.549	C B C B F B S 3-3 K ② 2-3		1 SAFE B 1 SAFE B B B C B 4-1 BB BB BB 1-2 BB ①	1 SAFE P B B B 4-0 G1-5-3 1-2 BB		S B F X 1-2 P5 ①	C C B F B X 2-2 G5-3 ③ 1-2			3	1	0	0	2	1	3
Kevin Mitchell, R (1, 7) OBP: 0.396, SLG: 0.458	B B C D S F B 4-2 BB		B F B F B F F 1 SAFE B 4-2 BB BB 1-2 BB	X 0-0 G1-5-3 ② 1-2 2-3		B B C F X 2-2 F7 ②		B S X 1-1 F9 ①		3	0	0	0	2	0	2
Bret Boone, R (1, 4) OBP: 0.280, SLG: 0.361	B F B F B X 3-2 F9 ③		B B B F B B B 4-1 BB 1-2 2-3 BB	B B C B F F F B 4-2 BB		B C B B F F F X 3-2 F7 ③		C B B F X 2-2 G3 ②		3	0	0	0	2	0	2
Eduardo Perez, R (1, 3) OBP: 0.350, SLG: 0.778 Jeff Brantley, R (9, 1)		C C X 0-2 HR	C B S B D B 4-2 1-2 2-3 3-H BB	X 0-0 G4-3 ③			C B X 1-1 FC4-6 1B	B B F S B X 3-2 G5-3 ③		4 0	1 0	2 0	2 0	1 0	0 0	3 0
Thomas Howard, S (1, 9) OBP: 0.313, SLG: 0.439		C B X 1-1 F7 ①	C C B F F F S 1-3 K ②		X 0-0 HR 1B		X 0-0 FC4-6 1B 1-2f 1B ①			4	2	1	0	0	1	4
Joe Oliver, R (1, 2) OBP: 0.319, SLG: 0.426		B B B C F B 4-2 BB	B B X 2-0 F8 ③		X 0-0 1-H HR		C 1 SAFE B 1 SAFE F X 1-2 1B S 1-3 E 1B			3	2	2	2	1	0	3
Giovanni Carrara, R (1, 1) Johnny Ruffin, R (2, 1) OBP: 0.500, SLG: 0.500 Chris Sabo, R (2, PH) OBP: 0.354, SLG: 0.400 Scott Service, R (3, 1) Jeff Branson, L (5, PH) OBP: 0.314, SLG: 0.412 (6, 5)	C B B B S S S 3-3 K ②			S B S C 1-3 K ①	C B F B S 3-3 K ①		B S B L B S 3-3 K ② 1-2			0 0 1 1 2	0 0 0 0 0	0 0 0 0 2	0 0 0 0 2	0 0 0 1 2	0 0 1 0 2	0 0 1 0 2
Inning Stats	R: 0 H: 0 E: 0 LOB: 2 K: 2 BB: 2 S: 17 P: 34	R: 1 H: 1 E: 0 LOB: 1 K: 1 BB: 1 S: 12 P: 21	R: 1 H: 1 E: 0 LOB: 3 K: 1 BB: 4 S: 16 P: 35	R: 1 H: 2 E: 0 LOB: 3 K: 1 BB: 2 S: 13 P: 23	R: 2 H: 2 E: 0 LOB: 0 K: 1 BB: 0 S: 10 P: 15	R: 0 H: 0 E: 0 LOB: 0 K: 0 BB: 0 S: 11 P: 17	R: 2 H: 3 E: 1 LOB: 2 K: 1 BB: 1 S: 14 P: 25	R: 0 H: 0 E: 0 LOB: 0 K: 0 BB: 0 S: 8 P: 14		1B: 6 SF: 0 2B: 1 SAC: 0 3B: 0 DP: 0 HR: 2 HBP: 0						

	AB	32
	R	7
	H	9
	RBI	6
	BB	10
	SO	7
	LOB	22

WP: 1 PA: 42
PB: 1
SB: 3
CS: 1

PITCHER		IP	WLS	BF	H	R	ER	SO	BB	IBB	HBP	BLK	WP	HR	S	P	ERA	WHIP
Terrell Wade, L ERA: 2.51	(1, 1)	2.1		15	2	2	2	3	7	0	0	0	1	1	38	80	7.71	3.857
Dean Hartgraves, L ERA: 5.12	(3, 1)	1.0		5	2	1	1	2	0	0	0	0	0	0	14	20	9.00	2.000
Joe Borowski, R ERA: 3.44	(4, 1)	1.2		9	2	2	2	1	2	0	0	0	0	1	16	28	10.80	2.400
Brad Clontz, R ERA: 5.33	(6, 1)	1.0		3	0	0	0	0	0	0	0	0	0	0	11	17	0.00	0.000
Greg McMichael, R ERA: 3.0	(7, 1)	1.0	L	7	3	2	1	1	0	1	0	0	0	0	14	25	9.00	3.000

PITCHER		IP	WLS	BF	H	R	ER	SO	BB	IBB	HBP	BLK	WP	HR	S	P	ERA	WHIP
Kevin Lomon, R ERA:	(8, 1)	1.0		3	0	0	0	0	0	0	0	0	0	0	8	14	0.00	0.000

Atlanta Braves @ Cincinnati Reds

Riverfront Stadium, Cincinnati, OH

Tue Sep 03 1996, 7:05 PM EDT

Att. 18,844 - Unknown - 81 F

TOP

livebaseballscorecards.com

Batter	1	2	3	4	5	6	7	8	9	AB	R	H	RBI	BB	SO	LOB
Marquis Grissom, R (1, 8) OBP: 0.350, SLG: 0.497	HR		P4			G6-3			G6-3	4	1	1	1	0	0	1
Terry Pendleton, S (1, 5) OBP: 0.297, SLG: 0.355	K		G4-3 1-2			10 CS BB			K	3	0	0	0	1	2	1
10 Chipper Jones, S (1, 6) OBP: 0.390, SLG: 0.542	BB		L6			K 1-2			K	3	0	0	0	1	2	2
Fred McGriff, L (1, 3) OBP: 0.354, SLG: 0.486	K			G4-6-3 BB			F9			2	0	0	0	1	1	1
Ryan Klesko, L (1, 7) OBP: 0.357, SLG: 0.539	K			G4-6-3 1-2f			F7			3	0	0	0	0	1	2
Jermaine Dye, R (1, 9)		K		K			L8			3	0	0	0	0	2	0
Javy Lopez, R (1, 2) OBP: 0.311, SLG: 0.448		K			G5-3			G5-3		3	0	0	0	0	1	0
Mike Mordecai, R (1, 4) OBP: 0.292, SLG: 0.310		L6			G3			B1-3		3	0	0	0	0	0	0
Mike Bielecki, R (1, 1) OBP: 0.250, SLG: 0.100					G5-3			G1-3		1	0	0	0	1	0	0
Kevin Lomon, R (6, 1)										0	0	0	0	0	0	0
Carl Schutz, L (6, 1)										0	0	0	0	0	0	0
Luis Polonia, L (8, PH) OBP: 0.277, SLG: 0.301										1	0	0	0	0	0	0
Brad Woodall, S (8, 1) OBP: 0.400, SLG: 0.250				G4-3 BB						0	0	0	0	0	0	0
Inning Stats	R: 1 E: 0 K: 3 S: 19 H: 1 LOB: 1 BB: 1 P: 28	R: 0 E: 0 K: 2 S: 8 H: 0 LOB: 0 BB: 0 P: 15	R: 0 E: 0 K: 0 S: 9 H: 0 LOB: 1 BB: 1 P: 18	R: 0 E: 0 K: 1 S: 7 H: 0 LOB: 0 BB: 1 P: 13	R: 0 E: 0 K: 0 S: 8 H: 0 LOB: 0 BB: 0 P: 10	R: 0 E: 0 K: 1 S: 7 H: 0 LOB: 1 BB: 1 P: 15	R: 0 E: 0 K: 0 S: 3 H: 0 LOB: 0 BB: 0 P: 4	R: 0 E: 0 K: 0 S: 4 H: 0 LOB: 0 BB: 0 P: 5	R: 0 E: 0 K: 2 S: 11 H: 0 LOB: 0 BB: 0 P: 13	1B: 0 2B: 1 3B: 0 HR: 1 SF: 0 SAC: 0 DP: 2 HBP: 0						

AB	26
R	1
H	1
RBI	1
BB	4
SO	9
LOB	7

WP: 0 PB: 0 SB: 0 CS: 1 PA: 30

PITCHER		IP	WLS	BF	H	R	ER	SO	BB	IBB	HBP	BLK	WP	HR	S	P	ERA	WHIP
Dave Burba, R ERA: 3.99	(1, 1)	6.0	W	21	1	1	1	7	4	0	0	0	0	1	58	99	1.50	0.833
Jeff Shaw, R ERA: 2.76	(7, 1)	3.0	S	9	0	0	0	2	0	0	0	0	0	0	18	22	0.00	0.000

PITCHER	IP	WLS	BF	H	R	ER	SO	BB	IBB	HBP	BLK	WP	HR	S	P	ERA	WHIP

Atlanta Braves @ Cincinnati Reds

Riverfront Stadium, Cincinnati, OH

Tue Sep 03 1996, 7:05 PM EDT

Att. 18,844 - Unknown - 81 F

BOTTOM

Batter	1	2	3	4	5	6	7	8	9	AB	R	H	RBI	BB	SO	LOB
Curtis Goodwin, L (1, 8) OBP: 0.324, SLG: 0.284	G6-3		G6-3		F8	K				4	0	0	0	0	1	1
Thomas Howard, S (1, 9) (9, 7) OBP: 0.315, SLG: 0.446	1B 3B		HR 1B		F8		K			4	2	2	0	0	1	0
Barry Larkin, R (1, 6) OBP: 0.411, SLG: 0.557	K		1-H HR		PB S BB		G6-4-3 1B			3	1	2	2	1	1	1
Kevin Mitchell, R (1, 7) OBP: 0.397, SLG: 0.454 Chad Mottola, R (9, 9) OBP: 0.276, SLG: 0.411	1B BB		K		1-3 BB IBB		G6-4-3 1-2f			2 0	0 0	0 0	0 0	2 0	1 0	1 0
Willie Greene, L (1, 5) OBP: 0.338, SLG: 0.451	1-3 3-H 1B		G4-3		1-2 BB			K		3	0	1	1	1	1	0
Hal Morris, L (1, 3) OBP: 0.360, SLG: 0.462	K			G4-3 SF9 2B	P6			K 1B		4	1	2	0	0	1	5
Bret Boone, R (1, 4) OBP: 0.280, SLG: 0.362		K		G4-3 2-3		1B 2B		K		4	1	1	0	0	2	2
Eddie Taubensee, L (1, 2) OBP: 0.339, SLG: 0.471		P5		SF9 3-H		CS 2-H 1B		K		3	0	1	2	0	1	1
Dave Burba, R (1, 1) OBP: 0.145, SLG: 0.203 Lenny Harris, L (6, PH) OBP: 0.323, SLG: 0.411 Jeff Shaw, R (7, 1)		K		F8		K				2 1 0	0 0 0	0 0 0	0 0 0	0 0 0	1 1 0	0 1 0
Inning Stats	R: 1 E: 0 K: 2 S: 13 H: 2 LOB: 2 BB: 1 P: 24		R: 0 E: 0 K: 2 S: 9 H: 0 LOB: 0 BB: 0 P: 15	R: 2 E: 0 K: 1 S: 12 H: 2 LOB: 0 BB: 0 P: 17	R: 1 E: 0 K: 0 S: 10 H: 1 LOB: 0 BB: 0 P: 19	R: 0 E: 0 K: 0 S: 11 H: 0 LOB: 3 BB: 3 P: 24	R: 1 E: 0 K: 2 S: 10 H: 2 LOB: 1 BB: 0 P: 17	R: 0 E: 0 K: 1 S: 8 H: 1 LOB: 0 BB: 0 P: 9	R: 0 E: 0 K: 3 S: 13 H: 1 LOB: 1 BB: 0 P: 22							

livebaseballscorecards.com

AB	30
R	5
H	9
RBI	5
BB	4
SO	11
LOB	12

1B: 5	SF: 1	WP: 0	PA: 35
2B: 3	SAC: 0	PB: 1	
3B: 1	DP: 2	SB: 1	
HR: 1	HBP: 0	CS: 1	

PITCHER		IP	WLS	BF	H	R	ER	SO	BB	IBB	HBP	BLK	WP	HR	S	P	ERA	WHIP
Mike Bielecki, R ERA: 3.02	(1, 1)	5.0	L	24	5	4	4	5	3	1	0	0	0	1	55	99	7.20	1.600
Kevin Lomon, R ERA: 9.0	(6, 1)	0.0		2	2	1	1	0	0	0	0	0	0	0	4	6	∞	∞
Carl Schutz, L ERA:	(6, 1)	2.0		5	1	0	0	3	0	0	0	0	0	0	14	20	0.00	0.500
Brad Woodall, L ERA: 8.16	(8, 1)	1.0		4	1	0	0	3	0	0	0	0	0	0	13	22	0.00	1.000

PITCHER	IP	WLS	BF	H	R	ER	SO	BB	IBB	HBP	BLK	WP	HR	S	P	ERA	WHIP

Batter	1	2	3	4	5	6	7	8	9	AB	R	H	RBI	BB	SO	LOB
Marquis Grissom, R (1, 8) OBP: 0.349, SLG: 0.495	F X 0-1 ① G5-3	B F B S F B X 3-2 HR 1B 1-3 2-H		C B C F S 1-3 ③ K			C X 0-1 ③ L4			4	1	1	1	0	1	0
Andruw Jones, R (1, 9) OBP: 0.317, SLG: 0.643	B B B B 4-0 10 S BB	1 SAFE S 1 SAFE X 0-1 1-H 3-H HR			F F B X 1-2 10 FC4-6 1B			F C B B X 2-2 ① G6-3		3	1	2	3	1	0	0
10 Chipper Jones, S (1, 6) OBP: 0.389, SLG: 0.542	F B 1 B S S SAFE 2-3 ② K 1-2	B C X 1-1 ③ G4-3			X 0-0 ① FC4-6 G4-6-3 1-2f			B X 1-0 1B 2B		4	1	1	0	0	1	2
Fred McGriff, L (1, 3) OBP: 0.357, SLG: 0.489	F B B B S B 4-2 FC6-4 BB		F F X 0-2 G4-3 SF9 2B		X 0-0 ②③ G4-6-3 1-2f			X 0-0 2-H 1B		3	1	2	1	1	0	1
Terry Pendleton, S (1, 5) OBP: 0.294, SLG: 0.352	B B X 2-0 ③ FC6-4 1-2f		B F F X 1-2 ① G4-3 2-3			B B X 2-0 ① P4		B F C S 1-3 ② K		4	0	0	0	0	1	4
Jermaine Dye, R (1, 7) OBP: 0.305, SLG: 0.460		S B S S F B F S 2-3 ① K	X 0-0 ② SF9 3-H			C X 0-1 ② G5-3		X 0-0 ③ F9		3	0	0	1	0	1	1
Javy Lopez, R (1, 2) OBP: 0.311, SLG: 0.446		F F X 0-2 1B 1B 1B	C B F X 1-2 ③ G5-3			S T F B B X 2-2 ③ G5-3			B X 1-0 ① G6-3	4	1	1	0	0	0	0
Mark Lemke, S (1, 4) OBP: 0.323, SLG: 0.306		B X 1-0 ② L6		X 0-0 ① P4			B C C X 1-2 ① F7		C B C F X 1-2 ② G4-3	4	0	0	0	0	0	1
Tom Glavine, L (1, 1) OBP: 0.324, SLG: 0.333 Brad Clontz, R (5, 1) Luis Polonia, L (7, PH) OBP: 0.276, SLG: 0.299 Dean Hartgraves, R (7, 1) Joe Borowski, R (8, 1) Ryan Klesko, L (9, PH) OBP: 0.357, SLG: 0.537		B B C X 2-1 1B 1-2 HR 1B		X 0-0 ② G4-3			C F X 0-2 ② G6-3		X 0-0 ③ G4-3	2 0 1 0 0 1	1 0 0 0 0 0	1 0 0 0 0 0	0 0 0 0 0 0	0 0 0 0 0 0	0 0 0 0 0 0	0 0 0 0 0 0
Inning Stats	R: 0 E: 0 K: 1 S: 8 H: 0 LOB: 2 BB: 2 P: 20	R: 4 E: 0 K: 1 S: 19 H: 4 LOB: 0 BB: 0 P: 28	R: 1 E: 0 K: 0 S: 10 H: 1 LOB: 0 BB: 0 P: 12	R: 0 E: 0 K: 1 S: 6 H: 0 LOB: 0 BB: 0 P: 7	R: 0 E: 0 K: 0 S: 5 H: 1 LOB: 0 BB: 0 P: 6	R: 0 E: 0 K: 0 S: 7 H: 0 LOB: 0 BB: 0 P: 11	R: 0 E: 0 K: 0 S: 8 H: 0 LOB: 0 BB: 0 P: 9	R: 1 E: 0 K: 1 S: 9 H: 2 LOB: 1 BB: 0 P: 13	R: 0 E: 0 K: 0 S: 6 H: 0 LOB: 0 BB: 0 P: 8	1B: 5 2B: 2 3B: 0 HR: 1 SF: 1 SAC: 0 DP: 1 HBP: 0						

PITCHER		IP	WLS	BF	H	R	ER	SO	BB	IBB	HBP	BLK	WP	HR	S	P	ERA	WHIP
Mike Remlinger, L ERA: 6.41	(1, 1)	3.0		16	5	5	5	2	2	0	0	0	0	1	37	60	15.00	2.333
Roger Salkeld, R ERA: 5.02	(4, 1)	5.0	W	17	3	1	1	2	0	0	0	0	0	0	35	46	1.80	0.600
Lee Smith, R ERA: 3.31	(9, 1)	1.0		3	0	0	0	0	0	0	0	0	0	0	6	8	0.00	0.000

PITCHER		IP	WLS	BF	H	R	ER	SO	BB	IBB	HBP	BLK	WP	HR	S	P	ERA	WHIP

TOP

Atlanta Braves @ Cincinnati Reds

Riverfront Stadium, Cincinnati, OH

Wed Sep 04 1996, 7:05 PM EDT

Att. 19,532 - Unknown - 85 F

livebaseballscorecards.com

AB	33
R	6
H	8
RBI	6
BB	2
SO	4
LOB	9

WP: 0 PB: 0 SB: 1 CS: 0 PA: 36

Batter	1	2	3	4	5	6	7	8	9	AB	R	H	RBI	BB	SO	LOB
Curtis Goodwin, L (1, 8) OBP: 0.316, SLG: 0.278	L6	K		1B SH1-3	K		F9			5	1	1	0	0	2	2
Thomas Howard, S (1, 9) (9, 7) OBP: 0.311, SLG: 0.441	K		G6-3	SH1-3 1-2		F7	F9			4	0	0	0	0	1	0
Barry Larkin, R (1, 6) OBP: 0.413, SLG: 0.556	1B BB		G6-3	HR 2-H		F7		1B 1B		4	3	2	1	1	0	0
Kevin Mitchell, R (1, 7) OBP: 0.410, SLG: 0.477 Chad Mottola, R (8, PR) OBP: 0.276, SLG: 0.411 (9, 9)	1B 1-3		2B BB	HR 1-H		BB		G4-6-3 1B 1-3		3 0	2 0	3 0	2 0	2 0	0 0	0 0
Bret Boone, R (1, 4) OBP: 0.284, SLG: 0.367	1B 1-2 3-H		2B 1-H	G4-3		P5		G4-6-3 1B 1-2 3-H		5	1	3	3	0	0	1
Hal Morris, L (1, 3) OBP: 0.361, SLG: 0.461	G4-3		1B 3B 2-H	G4-3			E HR 1B	G4-6-3 1-2f 2-3		5	2	2	1	0	0	4
Joe Oliver, R (1, 2) OBP: 0.316, SLG: 0.421		G6-3	3B 1-2		G4-3		E6 HR 1-2	K		5	2	1	0	0	1	3
Willie Greene, L (1, 5) OBP: 0.348, SLG: 0.480		BB	3B 1-H 2-H		SH2-4 1B		HR 1-H 2-H			3	1	3	5	1	0	0
Mike Remlinger, L (1, 1) OBP: 0.250, SLG: 0.143 Keith Mitchell, R (3, PH) Roger Salkeld, R (4, 1) OBP: 0.061, SLG: 0.031 Lee Smith, R (9, 1)	K	K		SH2-4 1-2			P4			1 1 1 0	0 0 0 0	0 0 0 0	0 0 0 0	0 0 0 0	1 1 0 0	1 1 0 0
Inning Stats	R: 1 E: 0 K: 1 S: 15 H: 2 LOB: 2 BB: 1 P: 26	R: 0 E: 0 K: 2 S: 9 H: 0 LOB: 1 BB: 1 P: 17	R: 4 E: 0 K: 1 S: 20 H: 4 LOB: 1 BB: 1 P: 34	R: 3 E: 0 K: 0 S: 10 H: 3 LOB: 0 BB: 0 P: 16	R: 0 E: 0 K: 1 S: 10 H: 1 LOB: 1 BB: 0 P: 14	R: 0 E: 0 K: 0 S: 9 H: 0 LOB: 1 BB: 1 P: 16	R: 3 E: 1 K: 0 S: 10 H: 2 LOB: 0 BB: 0 P: 13	R: 1 E: 0 K: 1 S: 14 H: 3 LOB: 2 BB: 0 P: 24		1B: 11 2B: 1 3B: 1 HR: 2 SF: 0 SAC: 2 DP: 1 HBP: 0						

PITCHER		IP	WLS	BF	H	R	ER	SO	BB	IBB	HBP	BLK	WP	HR	S	P	ERA	WHIP
Tom Glavine, L ERA: 3.13	(1, 1)	4.0	L	24	9	8	8	4	3	0	0	0	0	1	54	93	18.00	3.000
Brad Clontz, R ERA: 5.18	(5, 1)	2.0		8	1	0	0	1	1	0	0	0	0	0	19	30	0.00	1.000
Dean Hartgraves, L ERA: 5.51	(7, 1)	1.0		6	2	3	2	0	0	0	0	0	0	1	10	13	18.00	2.000
Joe Borowski, R ERA: 3.72	(8, 1)	1.0		5	3	1	1	1	0	0	0	0	0	0	14	24	9.00	3.000

PITCHER	IP	WLS	BF	H	R	ER	SO	BB	IBB	HBP	BLK	WP	HR	S	P	ERA	WHIP

Atlanta Braves @ Cincinnati Reds

Riverfront Stadium, Cincinnati, OH

Wed Sep 04 1996, 7:05 PM EDT

Att. 19,532 - Unknown - 85 F

livebaseballscorecards.com

AB	37
R	12
H	15
RBI	12
BB	4
SO	6
LOB	12

WP: 0 PA: 43
PB: 0
SB: 0
CS: 0

TOP

New York Mets @ Atlanta Braves

Atlanta-Fulton County Stadium, Atlanta, GA

Fri Sep 06 1996, 7:05 PM EDT

Att. 37,660 - Unknown - 85 F

livebaseballscorecards.com

Batter	1	2	3	4	5	6	7	8	9	AB	R	H	RBI	BB	SO	LOB
Lance Johnson, L (1, 8) OBP: 0.358, SLG: 0.463	L8		BB		L4		S		PB	5	2	3	0	0	0	0
Edgardo Alfonzo, R (1, 4) OBP: 0.286, SLG: 0.312	BB		BB		K		K		SF7	2	1	0	1	2	2	1
Bernard Gilkey, R (1, 7) OBP: 0.392, SLG: 0.577	F9				HR		K		E	5	2	3	3	0	1	2
Todd Hundley, S (1, 2) OBP: 0.362, SLG: 0.580	P8		K		K			E1, E	E	4	0	1	0	1	2	3
Alex Ochoa, R (1, 9) OBP: 0.347, SLG: 0.438		G1-3				G4-3		E1	E6	5	1	2	2	0	0	3
Doug Henry, R (9, 1)										0	0	0	0	0	0	0
Butch Huskey, R (1, 3) OBP: 0.310, SLG: 0.412 (8, 5)		P6	G5-3			G4-3		G3	F8	5	0	0	0	0	0	6
Tim Bogar, R (1, 5) OBP: 0.308, SLG: 0.279				F8				L7		3	0	2	1	0	0	0
Roberto Petagine, L (8, PH) OBP: 0.311, SLG: 0.359 (8, 3)		2B				1B				1	0	0	0	0	0	1
Rey Ordonez, R (1, 6) OBP: 0.293, SLG: 0.302		G4-3		K		F9			K2-3	3	0	0	0	0	1	1
Brent Mayne, L (9, PH) OBP: 0.352, SLG: 0.365										1	0	0	0	0	1	0
Alvaro Espinoza, R (9, 6) OBP: 0.307, SLG: 0.438										0	0	0	0	0	0	0
Jason Isringhausen, R (1, 1) OBP: 0.294, SLG: 0.426			G5-3	K			K		PB, 1B, SF7	2	0	0	0	0	1	0
Robert Person, R (4, 1) OBP: 0.133, SLG: 0.133										0	0	0	0	0	0	0
Paul Byrd, R (6, 1)										0	0	0	0	0	0	0
Carl Everett, S (7, PH) OBP: 0.323, SLG: 0.306										1	0	0	0	0	1	0
Derek Wallace, R (7, 1)										0	0	0	0	0	0	0
Andy Tomberlin, L (9, PH) OBP: 0.403, SLG: 0.547 (9, 9)										1	1	1	0	0	0	0

Inning Stats						
1	R: 0 E: 0 K: 0 S: 6	H: 0 LOB: 1 BB: 1 P: 17	1B: 9 2B: 1 3B: 1 HR: 1	SF: 1 SAC: 0 DP: 0 HBP: 0	WP: 0 PB: 1 SB: 1 CS: 0	PA: 42
2	R: 0 E: 0 K: 0 S: 6	H: 1 LOB: 1 BB: 0 P: 10				
3	R: 3 E: 0 K: 1 S: 14	H: 3 LOB: 1 BB: 1 P: 26				
4	R: 0 E: 0 K: 2 S: 10	H: 0 LOB: 0 BB: 0 P: 14				
5	R: 1 E: 0 K: 2 S: 11	H: 1 LOB: 0 BB: 0 P: 16				
6	R: 1 E: 0 K: 0 S: 4	H: 2 LOB: 0 BB: 0 P: 7				
7	R: 0 E: 0 K: 3 S: 14	H: 1 LOB: 1 BB: 0 P: 21				
8	R: 0 E: 1 K: 0 S: 7	H: 1 LOB: 1 BB: 0 P: 8				
9	R: 2 E: 1 K: 1 S: 21	H: 3 LOB: 3 BB: 1 P: 37				

PITCHER		IP	WLS	BF	H	R	ER	SO	BB	IBB	HBP	BLK	WP	HR	S	P	ERA	WHIP
Denny Neagle, L ERA: 3.24	(1, 1)	6.0		26	7	5	5	5	2	0	0	0	0	1	51	90	7.50	1.500
Greg McMichael, R ERA: 2.96	(7, 1)	1.0		5	2	0	0	3	0	0	0	0	0	0	16	23	0.00	2.000
Mark Wohlers, R ERA: 2.77	(8, 1)	2.0	W	11	3	2	2	1	0	1	0	0	0	0	26	43	9.00	1.500

PITCHER	IP	WLS	BF	H	R	ER	SO	BB	IBB	HBP	BLK	WP	HR	S	P	ERA	WHIP

AB	38
R	7
H	12
RBI	7
BB	3
SO	9
LOB	17

Batter	1	2	3	4	5	6	7	8	9	AB	R	H	RBI	BB	SO	LOB
Marquis Grissom, R (1, 8) OBP: 0.348, SLG: 0.493	0-0 PB E 1B	1-0 F7		1-2 SF7 3-H		3-1 P2		0-2 G5-3		4	1	1	1	0	0	1
Mark Lemke, S (1, 4) OBP: 0.324, SLG: 0.307	1-1 E1 10 F9 G4-3 1-H 1B		2-1 G3	1-0 F7		1-0 1-2 1B		0-0 F8		5	1	2	0	0	0	1
10 Chipper Jones, S (1, 6) OBP: 0.388, SLG: 0.538	1-2 F9 2-3		3-2 K		4-0 S BB	3-2 CS 2-3	2-3 K		3-1 E4 1B	4	1	0	0	1	2	1
Fred McGriff, L (1, 3) OBP: 0.359, SLG: 0.488	3-2 G4-3 3-H		4-0 BB		2-1 F8		0-1 BB 1B 1B		4-0 1B IBB	3	0	1	1	2	0	1
Ryan Klesko, L (1, 7) OBP: 0.357, SLG: 0.535	0-0 S 1B 1B		1-2 L8		1-3 K		4-2 1B 1-2 BB		2-1 P4	4	1	1	0	1	1	4
Terry Pendleton, S (1, 5) OBP: 0.297, SLG: 0.360	3-2 1-H 1B			0-0 HR	3-2 G6-3 1-2		1-1 P6		3-2 1-2 2-H 1B	5	1	3	3	0	0	3
Jermaine Dye, R (1, 9) OBP: 0.308, SLG: 0.461	2-0 G3			3-1 1B S SF7 1B		1-1 F9	1-2 2-H 1B			4	1	2	0	0	0	1
Javy Lopez, R (1, 2) OBP: 0.312, SLG: 0.460		2-2 G6-3		2-0 P6 1-2		1-1 HR		0-0 HR		4	2	2	2	0	0	1
Denny Neagle, L (1, 1) OBP: 0.197, SLG: 0.203		2-1 P4		0-0 2-3 1B		2-2 10 CS 1B 1B		0-0 F7		2	0	1	0	0	0	0
Dwight Smith, L (6, PH) OBP: 0.283, SLG: 0.301										1	0	1	0	0	0	0
Greg McMichael, R (7, 1)										0	0	0	0	0	0	0
Mark Wohlers, R (8, 1)										0	0	0	0	0	0	0
Andruw Jones, R (8, 9) OBP: 0.311, SLG: 0.632										1	0	0	0	0	0	0
Inning Stats	R: 3 E: 1 K: 0 S: 15 H: 4 LOB: 1 BB: 0 P: 25	R: 0 E: 0 K: 0 S: 6 H: 0 LOB: 0 BB: 0 P: 11	R: 0 E: 0 K: 1 S: 9 H: 0 LOB: 1 BB: 1 P: 19	R: 2 E: 0 K: 0 S: 12 H: 3 LOB: 1 BB: 0 P: 19	R: 0 E: 0 K: 1 S: 8 H: 0 LOB: 1 BB: 1 P: 18	R: 1 E: 0 K: 0 S: 13 H: 3 LOB: 1 BB: 0 P: 24	R: 0 E: 0 K: 1 S: 14 H: 2 LOB: 2 BB: 1 P: 22	R: 1 E: 0 K: 0 S: 6 H: 1 LOB: 0 BB: 0 P: 6	R: 1 E: 1 K: 0 S: 8 H: 1 LOB: 2 BB: 1 P: 20	1B: 11 2B: 0 3B: 0 HR: 3 SF: 1 SAC: 0 DP: 0 HBP: 0							

PITCHER		IP	WLS	BF	H	R	ER	SO	BB	IBB	HBP	BLK	WP	HR	S	P	ERA	WHIP
Jason Isringhausen, R ERA: 4.87	(1, 1)	3.0		14	4	3	2	1	1	0	0	0	0	0	30	55	6.00	1.667
Robert Person, R ERA: 4.97	(4, 1)	2.2		15	6	3	3	1	1	0	0	0	0	2	30	55	10.12	2.625
Paul Byrd, R ERA: 4.58	(6, 1)	0.1		0	0	0	0	0	0	0	0	0	0	0	3	6	0.00	0.000
Derek Wallace, R ERA: 5.14	(7, 1)	2.0		9	3	1	1	1	1	0	0	0	0	1	20	28	4.50	2.000
Doug Henry, R ERA: 3.96	(9, 1)	0.1	L	4	1	1	0	0	0	1	0	0	0	0	8	20	0.00	3.000

PITCHER	IP	WLS	BF	H	R	ER	SO	BB	IBB	HBP	BLK	WP	HR	S	P	ERA	WHIP

BOTTOM

New York Mets @ Atlanta Braves

Atlanta-Fulton County Stadium, Atlanta, GA

Fri Sep 06 1996, 7:05 PM EDT

Att. 37,660 - Unknown - 85 F

livebaseballscorecards.com

AB	37
R	8
H	14
RBI	7
BB	4
SO	3
LOB	13

WP: 0	PA: 43		
PB: 1			
SB: 3			
CS: 1			

Batter	1	2	3	4	5	6	7	8	9	AB	R	H	RBI	BB	SO	LOB
Lance Johnson, L (1, 8) OBP: 0.358, SLG: 0.465	C S F X 0-2 F8 2B		F B X 1-1 ③ F8			C F S 0-3 ② K		B F X 1-1 1B		4	0	2	0	0	1	0
Edgardo Alfonzo, R (1, 4) OBP: 0.286, SLG: 0.311	F X 0-1 ① F8 2-3			F F B B B X 3-2 G5-4-3 1B		B F X 1-1 ③ P3		X 0-0 ③ L8		4	0	1	0	0	0	2
Bernard Gilkey, R (1, 7) OBP: 0.390, SLG: 0.572	B X 1-0 ② G6-3			B B X 2-0 ① ② G5-4-3 1-2f			C S B S 1-3 ① K		B T X 1-1 ① F9	4	0	0	0	0	1	2
Todd Hundley, S (1, 2) OBP: 0.363, SLG: 0.581	B S F D F B S 3-3 ③ K			B B F F F S 2-3 ③ K			B B F X 2-1 G6-3 2B 1B		F B B C F X 2-2 PB 2B	4	1	2	0	0	2	1
Carl Everett, S (1, 9) OBP: 0.327, SLG: 0.306		F F B S 1-3 ① K			B S B X 2-1 G3 1B		B F X 1-1 ② G6-3 1-2		B B C F D B 4-2 PB BB	3	0	1	0	1	1	1
Roberto Petagine, L (1, 3) OBP: 0.308, SLG: 0.368		S S S 0-3 ② K			F X 0-1 ① G3 1-2		B B F F X 2-2 2-H 2B		B S F B S 2-3 ② K2-3 1-2 2-3	4	0	1	1	0	2	3
Tim Bogar, R (1, 5) OBP: 0.300, SLG: 0.271 Andy Tomberlin, L (7, PH) OBP: 0.397, SLG: 0.537 Alvaro Espinoza, R (7, 5) OBP: 0.306, SLG: 0.436		S S S B S 1-3 ③ K			F C C 0-3 ② K		F B F S 1-3 ③ K		X 0-0 ③ F9	2	0	0	0	0	2	1
										1	0	0	0	0	1	1
										1	0	0	0	0	0	2
Rey Ordonez, R (1, 6) OBP: 0.291, SLG: 0.300			X 0-0 ① L9		B B X 2-0 ③ G4-3			C C F S 0-3 ① K		3	0	0	0	0	1	1
Bobby Jones, R (1, 1) OBP: 0.145, SLG: 0.151 Alex Ochoa, R (6, PH) OBP: 0.346, SLG: 0.436 Dave Mlicki, R (6, 1) OBP: 0.182, SLG: 0.100 Brent Mayne, L (8, PH) OBP: 0.349, SLG: 0.361 Jerry Dipoto, R (8, 1)			C C S 0-3 ② K			F B T S 1-3 ① K		C B F X 1-2 ② G1-4-3		1	0	0	0	0	1	0
										1	0	0	0	0	1	0
										0	0	0	0	0	0	0
										1	0	0	0	0	0	0
										0	0	0	0	0	0	0

TOP

New York Mets @ Atlanta Braves

Atlanta-Fulton County Stadium, Atlanta, GA

Sat Sep 07 1996, 7:05 PM EDT

Att. 47,130 - Unknown - 85 F

livebaseballscorecards.com

AB	33
R	1
H	7
RBI	1
BB	1
SO	13
LOB	14

Inning Stats	1	2	3	4	5	6	7	8	9
	R: 0 E: 0 K: 1 S: 11	H: 1 LOB: 1 BB: 0 P: 15	R: 0 E: 0 K: 3 S: 9	H: 0 LOB: 0 BB: 0 P: 11	R: 0 E: 0 K: 1 S: 6	H: 0 LOB: 0 BB: 0 P: 7	R: 0 E: 0 K: 1 S: 8	H: 1 LOB: 0 BB: 0 P: 15	R: 0 E: 0 K: 1 S: 8	H: 1 LOB: 1 BB: 0 P: 12	R: 0 E: 0 K: 2 S: 8	H: 0 LOB: 0 BB: 0 P: 10	R: 1 E: 0 K: 2 S: 13	H: 2 LOB: 1 BB: 0 P: 20	R: 0 E: 0 K: 1 S: 10	H: 1 LOB: 1 BB: 0 P: 12	R: 0 E: 0 K: 1 S: 13	H: 1 LOB: 2 BB: 1 P: 22

1B: 4 2B: 3 3B: 0 HR: 0	SF: 0 SAC: 0 DP: 1 HBP: 0	WP: 0 PB: 1 SB: 0 CS: 0	PA: 34
---	---	---	---

PITCHER		IP	W	L	S	BF	H	R	ER	SO	BB	IBB	HBP	BLK	WP	HR	ERA	WHIP
29 John Smoltz, R ERA: 2.78	(1, 1)	9.0	W			34	7	1	1	13	1	0	0	0	0	0	1.00	0.889

PITCHER		IP	W	L	S	BF	H	R	ER	SO	BB	IBB	HBP	BLK	WP	HR	ERA	WHIP

Batter	1	2	3	4	5	6	7	8	9	AB	R	H	RBI	BB	SO	LOB
Marquis Grissom, R (1, 8) OBP: 0.346, SLG: 0.490	C F B F X 1-2 G6-3		F B B X 2-1 G4-3		F X 0-1 G1-3			B T S F X 1-2 L4		4	0	0	0	0	0	0
Mark Lemke, S (1, 4) OBP: 0.323, SLG: 0.309	C B S C 1-3 K		B X 1-0 G3		B X 1-0 G4-3			C B S X 1-2 G4-3 E 2B		4	1	1	0	0	1	0
10 Chipper Jones, S (1, 6) OBP: 0.388, SLG: 0.537	X 0-0 G4-3			X 0-0 1B FC3-2-5-3 1B		C X 0-1 F8		B B 2 B B SAFE 4-0 E G4-3 BB		3	0	1	0	1	0	0
Fred McGriff, L (1, 3) OBP: 0.358, SLG: 0.488		B B B X 3-0 1B 2B		F C C 0-3 K		F B C B S 2-3 K		B B X 2-0 G4-3 1-2 2-3		4	1	1	0	0	2	3
Ryan Klesko, L (1, 7) OBP: 0.360, SLG: 0.539		C X 0-1 2-H 1B		1 SAFE F B B B B F 1 SAFE X 3-2 FC3-2-5-3 1-3 HR 1B		S B F B B B X 3-2 2B		F B S B B X 2-2 E5 2-3 3-H		4	1	3	1	0	0	1
Terry Pendleton, S (1, 5) OBP: 0.295, SLG: 0.357		F B B B F C 2-3 K		X 0-0 FC3-2-5-3 1-3 3-H HR			S F C 0-3 K	B F C S 1-3 K		4	1	0	0	0	3	4
Jermaine Dye, R (1, 9) OBP: 0.313, SLG: 0.481		C X 0-1 2B		F F F D F B X 2-2 2-H 3-H HR			B X 1-0 F9			3	1	2	3	0	0	0
Javy Lopez, R (1, 2) OBP: 0.312, SLG: 0.466		F B C B B X 3-2 L6		B X 1-0 F7			B F X 1-1 HR			3	1	1	1	0	0	1
29 John Smoltz, R (1, 1) OBP: 0.227, SLG: 0.239			C B B X 2-1 G6-3		C B F X 1-2 G4-3		C B B S C 2-3 K			3	0	0	0	0	1	0
Inning Stats	R: 0 E: 0 K: 1 S: 8 H: 0 LOB: 0 BB: 0 P: 10	R: 1 E: 0 K: 1 S: 11 H: 3 LOB: 1 BB: 0 P: 19	R: 0 E: 0 K: 0 S: 5 H: 0 LOB: 0 BB: 0 P: 10	R: 3 E: 0 K: 1 S: 14 H: 3 LOB: 0 BB: 0 P: 20	R: 0 E: 0 K: 0 S: 6 H: 0 LOB: 0 BB: 0 P: 8	R: 0 E: 0 K: 1 S: 8 H: 1 LOB: 1 BB: 0 P: 13	R: 1 E: 0 K: 2 S: 9 H: 1 LOB: 0 BB: 0 P: 13	R: 1 E: 1 K: 1 S: 14 H: 1 LOB: 2 BB: 1 P: 25		1B: 3 2B: 4 3B: 0 HR: 2	SF: 0 SAC: 0 DP: 0 HBP: 0				WP: 0 PB: 0 SB: 0 CS: 0		PA: 33

PITCHER		IP	WLS	BF	H	R	ER	SO	BB	IBB	HBP	BLK	WP	HR	S	P	ERA	WHIP
Bobby Jones, R ERA: 4.56	(1, 1)	5.0	L	20	6	4	4	3	0	0	0	0	0	1	44	67	7.20	1.200
Dave Mlicki, R ERA: 3.42	(6, 1)	2.0		7	2	1	1	3	0	0	0	0	0	1	17	26	4.50	1.000
Jerry Dipoto, R ERA: 4.15	(8, 1)	1.0		6	1	1	0	1	1	0	0	0	0	0	14	25	0.00	2.000

PITCHER	IP	WLS	BF	H	R	ER	SO	BB	IBB	HBP	BLK	WP	HR	S	P	ERA	WHIP

BOTTOM

New York Mets @ Atlanta Braves

Atlanta-Fulton County Stadium, Atlanta, GA

Sat Sep 07 1996, 7:05 PM EDT

Att. 47,130 - Unknown - 85 F

livebaseballscorecards.com

AB	32
R	6
H	9
RBI	5
BB	1
SO	7
LOB	9

Batter	1	2	3	4	5	6	7	8	9	AB	R	H	RBI	BB	SO	LOB
Lance Johnson, L (1, 8) OBP: 0.360, SLG: 0.465	X 0-0 1B		B C X 1-1 2B 1B 1B		X 0-0 ① G4-3	B B I 4-0 WP IBB		F 1 SAFE F X 0-2 ③ G1-3		4	1	2	0	1	0	1
Jason Hardtke, S (1, 4) OBP: 0.400, SLG: 0.800 John Franco, L (9, 1)	L B P F 1 SAFE X 2-2 ① P4		F S X 0-2 1-3 1B 2B		B F X 1-1 2B 2B	C C B B X 2-2 ③ F9 1-2 2-3			B F B C C 2-3 ① K	5 0	2 0	2 0	0 0	0 0	1 0	3 0
Bernard Gilkey, R (1, 7) OBP: 0.390, SLG: 0.570	C 1 SAFE 1 SAFE B S 1 SAFE F F S 1-3 ② K		B B F C X 2-2 2-H 3-H 1B		F 2 SAFE B B B B 4-1 2B BB		F B C B S 2-3 ① K		B X 1-0 ② F8	4	1	1	2	1	2	1
Todd Hundley, S (1, 2) OBP: 0.362, SLG: 0.584	B X 1-0 ③ G6-3		B 1 SAFE X 1-0 ③ L4		D C X 1-1 ② F7		B B X 2-0 HR		B C B F B C 3-3 ③ K	5	1	1	1	0	1	4
Butch Huskey, R (1, 3) OBP: 0.312, SLG: 0.416		C X 0-1 ① G4-3		C X 0-1 E SF8 1B	B S B B C X 3-2 1-H 2-H 2B		C B S S X 1-2 E4 G3-6-3			4	1	2	2	0	0	0
Matt Franco, L (1, 5) Tim Bogar, R (7, 5) OBP: 0.300, SLG: 0.271 (9, 4)		C F B X 1-2 ② G4-3		C S B X 1-2 ① L6	B F X 1-1 ③ G3-1		F 1 SAFE B B F X 2-2 ② ③ G3-6-3 1-2f			4 0	0 0	0 0	0 0	0 0	0 0	3 0
Alex Ochoa, R (1, 9) OBP: 0.340, SLG: 0.428		F B C B B X 3-2 ③ G6-3		X 0-0 E3 1-3	F B X 1-1 ① G6-3			B B F F F S 2-3 ① K		4	0	0	0	0	1	1
Rey Ordonez, R (1, 6) OBP: 0.293, SLG: 0.302		C C C 0-3 ① K	B C 1 SAFE 1 SAFE F X 1-2 ② SF8 3-H		X 0-0 WP SH1-4 1B			B B X 2-0 1B		3	0	2	1	0	1	0
Mark Clark, R (1, 1) OBP: 0.061, SLG: 0.063 Alvaro Espinoza, R (9, 5) OBP: 0.306, SLG: 0.436		C S X 0-2 ② G1-3	C X 0-1 ③ G6-3		X 0-0 ② SH1-4 1-2			C X 0-1 ② B2		3 0	0 0	0 0	0 0	0 0	0 0	2 0
Inning Stats	R: 0 H: 1 E: 0 LOB: 1 K: 1 BB: 0 S: 11 P: 14	R: 0 H: 0 E: 0 LOB: 0 K: 0 BB: 0 S: 8 P: 12	R: 2 H: 3 E: 0 LOB: 1 K: 1 BB: 0 S: 15 P: 19	R: 1 H: 1 E: 1 LOB: 1 K: 0 BB: 0 S: 11 P: 13	R: 2 H: 2 E: 0 LOB: 1 K: 0 BB: 1 S: 11 P: 21	R: 0 H: 1 E: 0 LOB: 2 K: 0 BB: 1 S: 7 P: 14	R: 1 H: 1 E: 1 LOB: 0 K: 1 BB: 0 S: 10 P: 17	R: 0 H: 1 E: 0 LOB: 1 K: 1 BB: 0 S: 11 P: 15	R: 0 H: 0 E: 0 LOB: 0 K: 2 BB: 0 S: 7 P: 13	1B: 6 SF: 1 2B: 3 SAC: 1 3B: 0 DP: 1 HR: 1 HBP: 0						WP: 1 PA: 40 PB: 0 SB: 0 CS: 0

PITCHER		IP	WLS	BF	H	R	ER	SO	BB	IBB	HBP	BLK	WP	HR	S	P	ERA	WHIP
Greg Maddux, R ERA: 2.7	(1, 1)	5.0	L	24	7	5	4	2	1	0	0	0	0	0	56	79	7.20	1.600
Joe Borowski, R ERA: 3.8	(6, 1)	2.0		9	2	1	1	1	0	1	0	0	1	1	17	31	4.50	1.000
Mike Bielecki, R ERA: 2.97	(8, 1)	1.0		4	1	0	0	1	0	0	0	0	0	0	11	15	0.00	1.000
Terrell Wade, L ERA: 2.47	(9, 1)	1.0		3	0	0	0	2	0	0	0	0	0	0	7	13	0.00	0.000

PITCHER	IP	WLS	BF	H	R	ER	SO	BB	IBB	HBP	BLK	WP	HR	S	P	ERA	WHIP

New York Mets @ Atlanta Braves

Atlanta-Fulton County Stadium, Atlanta, GA

Sun Sep 08 1996, 3:33 AM EDT

Att. 39,045 - Sunny - 87 F

TOP

livebaseballscorecards.com

AB	36
R	6
H	10
RBI	6
BB	2
SO	6
LOB	15

Batter	1	2	3	4	5	6	7	8	9	AB	R	H	RBI	BB	SO	LOB
Marquis Grissom, R (1, 8) OBP: 0.345, SLG: 0.488	P6		E8 G4-3 1B		F7			L7		4	0	1	0	0	0	0
Mark Lemke, S (1, 4) OBP: 0.323, SLG: 0.309	F8		G4-3 2-3			10 HR 1B		G4-3		4	1	1	0	0	0	1
10 Chipper Jones, S (1, 6) OBP: 0.389, SLG: 0.541	K		BB			1-H HR		F8		3	1	1	2	1	1	0
Fred McGriff, L (1, 3) OBP: 0.357, SLG: 0.486		1B BB	P6			G6-3			G5-3	3	0	0	0	1	0	2
Ryan Klesko, L (1, 7) OBP: 0.361, SLG: 0.538		FC6-4 1-2 1B		G4-6-3 BB		K			F9	3	0	1	0	1	1	0
Terry Pendleton, S (1, 5) OBP: 0.295, SLG: 0.357		F7		G4-6-3 1-2f		K			BB 1B	4	0	1	0	0	1	3
Javy Lopez, R (1, 2) OBP: 0.312, SLG: 0.463		K		L5			P3		BB 1-2	3	0	0	0	1	1	2
Andruw Jones, R (1, 9) OBP: 0.292, SLG: 0.590		FC6-4 1-2f			G6-3		G6-3		F9	4	0	0	0	0	0	4
Greg Maddux, R (1, 1) OBP: 0.179, SLG: 0.172 Luis Polonia, L (5, PH) OBP: 0.274, SLG: 0.297 Joe Borowski, R (6, 1) Dwight Smith, L (7, PH) OBP: 0.281, SLG: 0.299 Mike Bielecki, R (8, 1) OBP: 0.250, SLG: 0.100 Terrell Wade, L (9, 1) OBP: 0.214, SLG: 0.154			F8		F8		K			1 1 0 1 0 0 0	0 0 0 0 0 0 0	0 0 0 0 0 0 0	0 0 0 0 0 0 0	0 0 0 1 0 0 0	0 0 0 0 0 0 0	0 0 0 0 0 0 0
Inning Stats	R: 0 E: 0 K: 1 S: 6 H: 0 LOB: 0 BB: 0 P: 9	R: 0 E: 0 K: 1 S: 10 H: 1 LOB: 2 BB: 1 P: 17	R: 0 E: 1 K: 0 S: 8 H: 1 LOB: 2 BB: 1 P: 16	R: 0 E: 0 K: 0 S: 6 H: 0 LOB: 0 BB: 1 P: 11	R: 0 E: 0 K: 0 S: 8 H: 0 LOB: 0 BB: 0 P: 15	R: 2 E: 0 K: 2 S: 13 H: 2 LOB: 0 BB: 0 P: 21	R: 0 E: 0 K: 1 S: 6 H: 0 LOB: 0 BB: 0 P: 7	R: 0 E: 0 K: 0 S: 6 H: 0 LOB: 0 BB: 0 P: 12	R: 0 E: 0 K: 0 S: 8 H: 1 LOB: 2 BB: 1 P: 16	1B: 4 2B: 0 3B: 0 HR: 1	SF: 0 SAC: 0 DP: 1 HBP: 0		WP: 0 PB: 0 SB: 0 CS: 0	PA: 35			

PITCHER		IP	WLS	BF	H	R	ER	SO	BB	IBB	HBP	BLK	WP	HR	S	P	ERA	WHIP
Mark Clark, R ERA: 3.47	(1, 1)	8.0	W	30	4	2	2	5	3	0	0	0	0	1	63	108	2.25	0.875
John Franco, L ERA: 1.98	(9, 1)	1.0		5	1	0	0	0	1	0	0	0	0	0	8	16	0.00	2.000

PITCHER	IP	WLS	BF	H	R	ER	SO	BB	IBB	HBP	BLK	WP	HR	S	P	ERA	WHIP

BOTTOM

New York Mets @ Atlanta Braves

Atlanta-Fulton County Stadium, Atlanta, GA

Sun Sep 08 1996, 3:33 AM EDT

Att. 39,045 - Sunny - 87 F

livebaseballscorecards.com

AB	31
R	2
H	5
RBI	2
BB	4
SO	5
LOB	12

Batter	1	2	3	4	5	6	7	8	9	AB	R	H	RBI	BB	SO	LOB
Marquis Grissom, R (1, 8) OBP: 0.346, SLG: 0.488	C X 0-1 ① P3	S B F C 1-3 ③ K		X 0-0 BLK 1-3 1B		C B S S 1-3 ① K		C B X 1-1 1B		5	0	2	0	0	2	2
Terry Pendleton, S (1, 5) OBP: 0.292, SLG: 0.353	B B X 2-0 ② G4-3		B B B C X 3-1 ① F9	B 1 SAFE S X 1-1 ② F9 1-2 3-H		S B S B F B X 3-2 ② G4-3		F C X 0-2 ③ P4		5	0	0	0	0	0	2
10 Chipper Jones, S (1, 6) OBP: 0.391, SLG: 0.544	B X 1-0 ③ G4-3		C F B C 1-3 ② K	B B B 4-0 BB		B F B X 2-1 3B			B B C B B 4-1 E 1B 1B BB	3	1	1	0	2	1	0
Fred McGriff, L (1, 3) OBP: 0.358, SLG: 0.485		C B F B B X 3-2 ① F7	X 0-0 1B	X 0-0 ③ G3-1		C B B B F S 3-3 ③ K			X 0-0 1-3 E8 1B 1B	5	1	2	0	0	1	3
Ryan Klesko, L (1, 7) OBP: 0.361, SLG: 0.536		B B B C X 3-1 S BB 1B 1B	F B 1 SAFE 1 SAFE C B S 2-3 ③ K		C B F B F F B X 3-2 ① G5-3		B C F B F X 2-2 ① 1B		F C F S 0-3 ① K	5	1	2	0	0	2	3
Javy Lopez, R (1, 2) OBP: 0.319, SLG: 0.467		B B F F 1 SAFE B B 4-2 S 1-2 1B BB		X 0-0 HR 1B	B B B 4-0 2B BB		B B X 2-0 G5-4-3 1B		B D X 2-0 FC6-4 2-H 3-H 1B	3	3	3	2	2	0	0
Jermaine Dye, R (1, 9) OBP: 0.316, SLG: 0.498		F T B B F B F S 3-3 ② K 1-2 2-3		B B B C 1 SAFE C F X 3-2 HR 1-H	X 0-0 G4-3 1-H 2B		1 SAFE B X 1-0 ② ③ G5-4-3 1-2f		F B X 1-1 ② FC6-4 1-2f	4	1	2	3	0	1	3
Mark Lemke, S (1, 4) OBP: 0.321, SLG: 0.307		B C C X 1-2 2-H 3-H 1B 1B		X 0-0 ① G1-3	C B X 1-1 ② G4-3 2-3			B B B C S F F X 3-2 ① G5-3	X 0-0 ③ G4-3	5	0	1	2	0	0	2
Tom Glavine, L (1, 1) OBP: 0.338, SLG: 0.348 Brad Clontz, R (7, 1) Terrell Wade, L (7, 1) OBP: 0.214, SLG: 0.154 Mike Bielecki, R (7, 1) OBP: 0.250, SLG: 0.100 Andruw Jones, R (7, 9) OBP: 0.288, SLG: 0.581 Mike Mordecai, R (9, PH) OBP: 0.289, SLG: 0.307		X 0-0 1-2 1B		B X 1-0 1B BLK 1B	B F B C S 2-3 ③ K			B B C S C S C 2-3 ② K		3 0 0 0 1 1	1 0 0 0 0 0	2 0 0 0 0 0	0 0 0 0 0 0	0 0 0 0 1 1	1 0 0 0 0 0	1 0 0 0 0 1

TOP

Atlanta Braves @ Colorado Rockies

Coors Field, Denver, CO

Tue Sep 10 1996, 7:05 PM MDT

Att. 48,051 - Unknown - 79 F

livebaseballscorecards.com

AB	40
R	8
H	15
RBI	7
BB	4
SO	9
LOB	17

Inning Stats	1	2	3	4	5	6	7	8	9
	R: 0 E: 0 K: 0 S: 4	R: 2 E: 0 K: 2 S: 19	R: 0 E: 0 K: 2 S: 9	R: 3 E: 0 K: 0 S: 11	R: 1 E: 0 K: 1 S: 11	R: 0 E: 0 K: 2 S: 12	R: 0 E: 0 K: 0 S: 6	R: 0 E: 0 K: 1 S: 13	R: 2 E: 1 K: 1 S: 9
	H: 0 LOB: 0 BB: 0 P: 7	H: 3 LOB: 2 BB: 1 P: 34	H: 1 LOB: 1 BB: 0 P: 15	H: 4 LOB: 2 BB: 1 P: 20	H: 1 LOB: 1 BB: 1 P: 21	H: 1 LOB: 0 BB: 0 P: 21	H: 2 LOB: 0 BB: 0 P: 11	H: 1 LOB: 1 BB: 0 P: 19	H: 2 LOB: 1 BB: 1 P: 16

1B: 12	SF: 0	WP: 0
2B: 1	SAC: 0	PB: 0
3B: 1	DP: 1	SB: 2
HR: 1	HBP: 0	CS: 0

PA: 44

PITCHER		IP	WLS	BF	H	R	ER	SO	BB	IBB	HBP	BLK	WP	HR	S	P	ERA	WHIP
Mark Thompson, R ERA: 5.25	(1, 1)	4.0		22	8	5	5	4	2	0	0	1	0	1	43	76	11.25	2.500
Curt Leskanic, R ERA: 6.62	(5, 1)	2.0		9	2	1	1	3	1	0	0	0	0	0	23	42	4.50	1.500
Darren Holmes, R ERA: 4.32	(7, 1)	1.0	W	3	2	0	0	0	0	0	0	0	0	0	6	11	0.00	2.000
Mike Munoz, L ERA: 6.98	(8, 1)	1.0		4	1	0	0	1	0	0	0	0	0	0	13	19	0.00	1.000
Bruce Ruffin, L ERA: 4.38	(9, 1)	1.0	S	6	2	2	2	1	1	0	0	0	0	0	9	16	18.00	3.000

PITCHER	IP	WLS	BF	H	R	ER	SO	BB	IBB	HBP	BLK	WP	HR	S	P	ERA	WHIP

Batter	1	2	3	4	5	6	7	8	9	AB	R	H	RBI	BB	SO	LOB
Eric Young Sr., R (1, 4) OBP: 0.399, SLG: 0.425	B C X 1-1 G6-3 ①		B F C X 1-2 G4-3 ②	X 0-0 P9 ③		B B B C F B 4-2 FC6-4 BB	B F B F F X 2-2 1-2 2-H 3-H 1B			4	0	1	2	1	0	1
Quinton McCracken, S (1, 8) OBP: 0.363, SLG: 0.388	C B B C B S 3-3 K ②		B F S X 1-2 G4-3 ③		B C B X 2-1 G5-3 ①	B C X 1-1 FC6-4 ③ 1-2f	B C F F X 1-2 L7 ③			5	0	0	0	0	1	4
Ellis Burks, R (1, 7) OBP: 0.395, SLG: 0.626	B B B C X 3-1 G4-3 ③			B B F B B 4-1 FC5-4 1B 1B BB	X 0-0 S 1B 1B		B B C B F X 3-2 2B ① B B F F X 2-2 S 1B			4	2	3	0	1	0	0
Dante Bichette, R (1, 9) OBP: 0.369, SLG: 0.547 Larry Walker, L (9, 9) OBP: 0.343, SLG: 0.572		F B X 1-1 G6-3 2B		C D X 1-1 FC5-4 1-2 1B	B C C S 1-3 K ② 1-2		S C F X 0-2 G6-3 ② F 1 SAFE F B 1 T SAFE 1-2 K ①			5 0	0 0	2 0	0 0	0 0	2 0	2 0
Andres Galarraga, R (1, 3) OBP: 0.356, SLG: 0.596		B B F S X 2-2 G6-3 ① 2-3	X 0-0 FC5-4 BB ① 1-2f 2-3 1B	B S F B B F X 3-2 2-H 1B			B B T X 2-1 HR B 1 X SAFE 1-0 F8 ②			5	2	2	2	0	0	4
Vinny Castilla, R (1, 5) OBP: 0.347, SLG: 0.561		B B B F B 4-1 FC6 BB	B B B S B 4-1 1B E 1-2 BB	B X 1-0 G6-3 ③			B F B X 2-1 2B 1B 1B 1 SAFE B I I 4-0 FC5-4 1-2 IBB			2	2	1	0	3	0	1
Steve Decker, R (1, 2) OBP: 0.313, SLG: 0.276		B X 1-0 L9 ②	B X 1-0 E G5-3 1-3 2-H 3-H 1B			B B B C X 3-1 G5-3 ① F F 1 SAFE X 0-2 1B 1-3 1B 2B	B X 1-0 FC5-4 ③ 1-2f			5	2	2	2	0	0	4
Walt Weiss, S (1, 6) OBP: 0.382, SLG: 0.380		B B X 2-0 FC6 ③ 1-2f	X 0-0 FC5 G5-3 1-3 3-H			B C B X 2-1 G5-3 ② B B B I 4-0 1B 1B IBB				3	1	0	0	1	0	3
Mark Thompson, R (1, 1) OBP: 0.000, SLG: 0.000 Angel Echevarria, R (4, PH) OBP: 0.000, SLG: 0.000 Curt Leskanic, R (5, 1) OBP: 0.000, SLG: 0.000 Alan Cockrell, R (6, PH) OBP: 0.000, SLG: 0.667 Terry Jones, S (8, PH) Darren Holmes, R (7, 1) Jason Bates, S (7, PH) OBP: 0.412, SLG: 0.588 Mike Munoz, L (8, 1) Bruce Ruffin, S (9, 1)			B F X 1-1 G1-3 ①	B X 1-0 G5-3 ② 2-3 3-H		B F C B F X 2-2 2B C S X 0-2 1B 1-2 2-3 3-H 1B				1 1 0 1 0 0 0 1 0	0 0 0 0 1 0 0 0 0	0 1 0 0 0 0 0 1 0	0 0 0 0 0 0 0 0 0	0 0 0 0 0 0 0 0 0	0 1 0 0 0 0 0 0 0	0 0 0 0 0 0 0 0 0
Inning Stats	R: 0 E: 0 K: 1 S: 7 H: 0 LOB: 0 BB: 0 P: 14	R: 0 E: 0 K: 0 S: 8 H: 1 LOB: 2 BB: 1 P: 18	R: 0 E: 0 K: 0 S: 8 H: 0 LOB: 0 BB: 0 P: 11	R: 4 E: 1 K: 0 S: 9 H: 2 LOB: 1 BB: 2 P: 20	R: 1 E: 0 K: 1 S: 11 H: 2 LOB: 1 BB: 0 P: 18	R: 0 E: 0 K: 0 S: 12 H: 1 LOB: 2 BB: 1 P: 24	R: 4 E: 0 K: 0 S: 25 H: 6 LOB: 2 BB: 1 P: 39	R: 0 E: 0 K: 1 S: 8 H: 1 LOB: 2 BB: 1 P: 17		1B: 8 2B: 4 3B: 0 HR: 1	SF: 0 SAC: 0 DP: 0 HBP: 0			WP: 0 PB: 0 SB: 2 CS: 0	PA: 43	

PITCHER		IP	WLS	BF	H	R	ER	SO	BB	IBB	HBP	BLK	WP	HR	S	P	ERA	WHIP
Tom Glavine, L ERA: 3.16	(1, 1)	6.1		30	7	5	3	2	4	0	0	0	0	0	58	111	4.26	1.737
Brad Clontz, R ERA: 5.52	(7, 1)	0.1	L	4	3	1	1	0	0	0	0	0	0	1	11	15	27.00	9.000
Terrell Wade, L ERA: 2.6	(7, 1)	0.0		2	1	1	1	0	0	1	0	0	0	0	3	7	∞	∞
Mike Bielecki, R ERA: 2.91	(7, 1)	1.1		7	2	2	2	1	0	1	0	0	0	0	16	28	13.50	1.500

PITCHER	IP	WLS	BF	H	R	ER	SO	BB	IBB	HBP	BLK	WP	HR	S	P	ERA	WHIP

BOTTOM

Atlanta Braves @ Colorado Rockies

Coors Field, Denver, CO

Tue Sep 10 1996, 7:05 PM MDT

Att. 48,051 - Unknown - 79 F

livebaseballscorecards.com

AB	37
R	9
H	13
RBI	8
BB	6
SO	3
LOB	20

Batter	1	2	3	4	5	6	7	8	9	AB	R	H	RBI	BB	SO	LOB
Marquis Grissom, R (1, 8) OBP: 0.346, SLG: 0.486	B B B B 4-0 G1-3 10 1B BB	B C X 1-1 ②③ G6-4-3 1-2f		X 0-0 ③ F9			C X 0-1 ① L8	B F X 1-1 1-2 2-H 3-H 1B		4	1	1	2	1	0	2
Terry Pendleton, S (1, 5) OBP: 0.291, SLG: 0.350	B B 1 SAFE C 1 SAFE 1 SAFE F F X 2-2 ① G1-3 1-2	C B F B S 2-3 ① K	B C F B F B T 3-2 ① K				C B F F F B B B 4-2 10 G3 BB	B X 1-0 ③ G1-3		4	0	0	0	1	2	3
10 Chipper Jones, S (1, 6) OBP: 0.391, SLG: 0.541	S B B C B F X 3-2 1B 2-H 1B	B B C B B 4-1 2B BB	X 0-0 ② F7				B C F D X 2-2 G3 1-2 2-3		X 0-0 ① G4-3	4	1	1	1	1	0	2
Fred McGriff, L (1, 3) OBP: 0.358, SLG: 0.486	X 0-0 BB 1-3 1B	X 0-0 1B 1-H 2B	B X 1-0 ③ F8				F F B B B X 2-2 ③ G1-3		C B B S F C 2-3 ② K	5	0	2	1	0	1	2
Ryan Klesko, L (1, 7) OBP: 0.363, SLG: 0.539	D C F 1 SAFE F S 1-3 ② K	B X 1-0 2-3 1B			B B X 2-0 1B SF9 2B			C C B B B X 3-2 FC5-4 1B	B F S B B C 3-3 ③ K	5	1	3	0	0	2	2
Javy Lopez, R (1, 2) OBP: 0.321, SLG: 0.466	D B B B C B 4-1 1-2 BB	C B B C 1-3 ② K			B X 1-0 G6-4-3 2-3 1B			S S D X 1-2 ① FC5-4 1B 1B 1B 1-2f		3	1	1	0	1	1	3
Jermaine Dye, R (1, 9) OBP: 0.315, SLG: 0.496	C D C B F F S 2-3 ③ K	B C F B F B S 2-3 ③ K			F X 0-1 ① SF9 3-H			X 0-0 1B 1-2 1B 1B		3	1	1	1	0	2	5
Mark Lemke, S (1, 4) OBP: 0.321, SLG: 0.307		C F X 0-2 ① G1-3		F C B F B F B X 3-2 ① L8	X 0-0 ②③ G6-4-3 1-2f			C C X 0-2 1B 1-2 2-3 1B		4	0	1	0	0	0	1
Denny Neagle, L (1, 1) OBP: 0.206, SLG: 0.200		B B B B 4-0 G6-4-3 BB	C F B X 1-2 ② G6-3			B C C X 1-2 E5 10 G3	S C B F S 1-3 ② K			1	0	0	0	1	0	0
Luis Polonia, L (7, PH) OBP: 0.273, SLG: 0.296										1	0	0	0	0	0	0
Joe Borowski, R (7, 1)										0	0	0	0	0	0	0
Dwight Smith, L (8, PH) OBP: 0.279, SLG: 0.297										1	0	0	0	0	1	3
Mark Wohlers, R (8, 1)										0	0	0	0	0	0	0
Inning Stats	R: 1 E: 0 K: 2 S: 19 H: 2 LOB: 3 BB: 2 P: 35	R: 0 E: 0 K: 0 S: 5 H: 0 LOB: 0 BB: 1 P: 10	R: 1 E: 0 K: 3 S: 14 H: 2 LOB: 2 BB: 1 P: 24	R: 0 E: 0 K: 0 S: 9 H: 0 LOB: 0 BB: 0 P: 13	R: 0 E: 0 K: 1 S: 6 H: 0 LOB: 0 BB: 0 P: 10	R: 1 E: 0 K: 0 S: 5 H: 2 LOB: 0 BB: 0 P: 8	R: 0 E: 1 K: 0 S: 15 H: 0 LOB: 2 BB: 1 P: 24	R: 2 E: 0 K: 1 S: 17 H: 4 LOB: 2 BB: 0 P: 24	R: 0 E: 0 K: 2 S: 8 H: 0 LOB: 0 BB: 0 P: 13	1B: 8 2B: 2 3B: 0 HR: 0 SF: 1 SAC: 0 DP: 2 HBP: 0						

PITCHER		IP	WLS	BF	H	R	ER	SO	BB	IBB	HBP	BLK	WP	HR	S	P	ERA	WHIP
Jamey Wright, R ERA: 5.22	(1, 1)	7.0	W	31	6	3	3	6	5	0	0	0	0	0	73	124	3.86	1.571
Darren Holmes, R ERA: 4.52	(8, 1)	1.0		7	4	2	2	1	0	0	0	0	0	0	17	24	18.00	4.000
Bill Swift, R ERA: 5.23	(9, 1)	1.0	S	3	0	0	0	2	0	0	0	0	0	0	8	13	0.00	0.000

PITCHER	IP	WLS	BF	H	R	ER	SO	BB	IBB	HBP	BLK	WP	HR	S	P	ERA	WHIP

Atlanta Braves @ Colorado Rockies

Coors Field, Denver, CO

Wed Sep 11 1996, 7:05 PM MDT

Att. 48,091 - Unknown - 74 F

TOP

livebaseballscorecards.com

AB	35
R	5
H	10
RBI	5
BB	5
SO	9
LOB	23

WP: 0 PB: 0 SB: 0 CS: 0

PA: 41

Atlanta Braves @ Colorado Rockies

Coors Field, Denver, CO

Wed Sep 11 1996, 7:05 PM MDT

Att. 48,091 - Unknown - 74 F

BOTTOM

livebaseballscorecards.com

Batter	1	2	3	4	5	6	7	8	9	AB	R	H	RBI	BB	SO	LOB
Eric Young Sr., R (1, 4) OBP: 0.398, SLG: 0.424	G5-3		0-0 SH5-4 1B; 1-2 1B	F7			G1-3			4	1	1	0	0	0	0
Quinton McCracken, S (1, 8) OBP: 0.358, SLG: 0.383	K		0-1 SH5-4; 1-2 2-3	F8			L7			3	0	0	0	0	1	0
Ellis Burks, R (1, 7) OBP: 0.397, SLG: 0.628	2-1 WP 1B		2-2 S 1B; 2-H 3-H 1B	G5-3			2-2 2B			4	1	3	2	0	0	0
Dante Bichette, R (1, 9) OBP: 0.368, SLG: 0.545 Larry Walker, L (8, 9) OBP: 0.343, SLG: 0.572	G6-3; 1-2		3-1 FC4-6 E 1B; 1-H 1B		K		G4-3			4 0	1 0	1 0	1 0	0 0	1 0	2 0
Andres Galarraga, R (1, 3) OBP: 0.357, SLG: 0.600		3-0 HR	1 SAFE; 1 SAFE 1-1 E5 FC4-6; 1-2		0-0 E5 CS			2-1 G5-3 WP 1B		4	1	2	1	0	0	1
Vinny Castilla, R (1, 5) OBP: 0.344, SLG: 0.557		0-0 G6-3 0-2 FC4-6 S 1B; 1-2f 2-3			3-1 G5-3; 1-2			2-1 G5-3; 1-3		4	1	0	0	0	0	4
Steve Decker, R (1, 2) OBP: 0.313, SLG: 0.277 Eric Anthony, L (8, PH) OBP: 0.364, SLG: 0.500 Jeff Reed, L (9, 2) OBP: 0.372, SLG: 0.436		2-1 G6-3 2-2 BB 1B; 1-H 3-H				2-2 G6-3		1-3 K		3 1 0	0 0 0	1 0 0	2 0 0	0 0 0	0 1 0	0 1 0
Walt Weiss, S (1, 6) OBP: 0.382, SLG: 0.378		0-3 K	4-2 BB; 1-2			2-3 K		0-3 K		3	0	0	0	1	3	1
Jamey Wright, R (1, 1) OBP: 0.160, SLG: 0.174 Darren Holmes, R (8, 1) Bill Swift, R (9, 1) OBP: 0.500, SLG: 0.500			4-2 SH5-4 1B BB 0-1 L9			0-1 L6				2 0 0	1 0 0	0 0 0	0 0 0	1 0 0	0 0 0	2 0 0

	AB	32
	R	6
	H	8
	RBI	6
	BB	2
	SO	6
	LOB	11

Inning Stats	1	2	3	4	5	6	7	8	9
	R: 0 H: 1 E: 0 LOB: 1 K: 1 BB: 0 S: 8 P: 16	R: 1 H: 1 E: 0 LOB: 0 K: 1 BB: 0 S: 7 P: 12	R: 5 H: 4 E: 1 LOB: 2 K: 0 BB: 2 S: 22 P: 38	R: 0 H: 0 E: 0 LOB: 0 K: 0 BB: 0 S: 7 P: 10	R: 0 H: 0 E: 1 LOB: 0 K: 1 BB: 0 S: 6 P: 11	R: 0 H: 0 E: 0 LOB: 0 K: 1 BB: 0 S: 8 P: 12	R: 0 H: 1 E: 0 LOB: 1 K: 0 BB: 0 S: 12 P: 18	R: 0 H: 1 E: 0 LOB: 1 K: 2 BB: 0 S: 10 P: 15	

	1B: 6	SF: 0	WP: 2	PA: 35
	2B: 1	SAC: 1	PB: 0	
	3B: 0	DP: 0	SB: 2	
	HR: 1	HBP: 0	CS: 1	

PITCHER		IP	WLS	BF	H	R	ER	SO	BB	IBB	HBP	BLK	WP	HR	S	P	ERA	WHIP
Denny Neagle, L ERA: 3.32	(1, 1)	6.0	L	27	6	6	4	4	2	0	0	0	1	1	58	99	6.00	1.333
Joe Borowski, R ERA: 3.63	(7, 1)	1.0		4	1	0	0	0	0	0	0	0	0	0	12	18	0.00	1.000
Mark Wohlers, R ERA: 2.73	(8, 1)	1.0		4	1	0	0	2	0	0	0	0	1	0	10	15	0.00	1.000

PITCHER	IP	WLS	BF	H	R	ER	SO	BB	IBB	HBP	BLK	WP	HR	S	P	ERA	WHIP

Batter	1	2	3	4	5	6	7	8	9	AB	R	H	RBI	BB	SO	LOB
Marquis Grissom, R (1, 8) OBP: 0.347, SLG: 0.486	L7		BB SF9 2B	FC6-4 1-2f 3-H		L6		1B BB		4	1	1	1	1	0	1
Terry Pendleton, S (1, 5) OBP: 0.289, SLG: 0.347	G6-3		F7	1 SAFE F8		F8		F8		5	0	0	0	0	0	3
10 Chipper Jones, S (1, 6) OBP: 0.394, SLG: 0.545 Ed Giovanola, L (8, 6) OBP: 0.293, SLG: 0.233	HR 2B		SF9 BB		HR 1B		BB 2B 1B	K		4 0	3 0	3 0	0 0	1 0	1 0	1 0
Fred McGriff, L (1, 3) OBP: 0.362, SLG: 0.492	HR HBP		1-2 2-3 BB	1-H HR		K	1B	1-2 1B		3	2	2	2	1	1	1
Ryan Klesko, L (1, 7) OBP: 0.364, SLG: 0.544	1-H 2-H HR		2-3 3-H SF9	L9			2B 1-2 BB			3	1	1	4	1	0	2
Javy Lopez, R (1, 2) OBP: 0.322, SLG: 0.467	K		1 SAFE L7	1B 1B			1-3 2-H 2B		K	5	0	2	1	0	2	2
Jermaine Dye, R (1, 9) OBP: 0.320, SLG: 0.496		K		29 1B FC6-4 1B	L4-3 1-3 1B		K		BB	4	1	2	0	1	2	2
Mark Lemke, S (1, 4) OBP: 0.319, SLG: 0.305 Dwight Smith, L (7, PH) OBP: 0.284, SLG: 0.297 Rafael Belliard, R (7, 4) OBP: 0.169, SLG: 0.211 Mike Mordecai, R (9, PH) OBP: 0.286, SLG: 0.303	G3-1		F7	L4-3 1-1			BB	P3		3 0 0 1	0 0 0 0	0 0 0 0	0 0 0 0	0 1 0 0	0 0 0 0	3 0 0 1
29 John Smoltz, R (1, 1) OBP: 0.231, SLG: 0.243 Luis Polonia, L (7, PH) OBP: 0.271, SLG: 0.294 Greg McMichael, R (7, 1) Brad Clontz, R (8, 1) Carl Schutz, L (8, 1) Kevin Lomon, R (8, 1) Dean Hartgraves, R (8, 1) Andruw Jones, R (9, PH) OBP: 0.284, SLG: 0.571	G1-4-3		1 SAFE FC6-4 1-3 1B	F9			BB	P3		3 1 0 0 0 0 0 1	0 0 0 0 0 0 0 0	1 0 0 0 0 0 0 0	0 0 0 0 0 0 0 0	0 0 0 0 0 0 0 0	0 0 0 0 0 0 0 0	0 3 0 0 0 0 0 1
Inning Stats	R: 3 H: 2 E: 0 LOB: 0 K: 1 BB: 0 S: 12 P: 19	R: 0 H: 0 E: 0 LOB: 0 K: 1 BB: 0 S: 5 P: 5	R: 1 H: 1 E: 0 LOB: 2 K: 0 BB: 2 S: 10 P: 25	R: 1 H: 2 E: 0 LOB: 1 K: 0 BB: 0 S: 8 P: 14	R: 2 H: 4 E: 0 LOB: 1 K: 0 BB: 0 S: 9 P: 16	R: 0 H: 0 E: 0 LOB: 0 K: 0 BB: 0 S: 5 P: 8	R: 1 H: 2 E: 0 LOB: 3 K: 2 BB: 2 S: 17 P: 34	R: 0 H: 1 E: 0 LOB: 2 K: 1 BB: 1 S: 13 P: 22	R: 0 H: 0 E: 0 LOB: 1 K: 1 BB: 1 S: 8 P: 15	1B: 7 SF: 1 2B: 4 SAC: 0 3B: 0 DP: 1 HR: 2 HBP: 1						WP: 0 PA: 45 PB: 0 SB: 0 CS: 0

PITCHER		IP	WLS	BF	H	R	ER	SO	BB	IBB	HBP	BLK	WP	HR	S	P	ERA	WHIP
Roger Bailey, R ERA: 6.35	(1, 1)	4.1		24	8	7	7	2	2	0	1	0	0	2	42	77	14.54	2.308
Curt Leskanic, R ERA: 6.55	(5, 1)	0.2		2	1	0	0	0	0	0	0	0	0	0	2	2	0.00	1.500
John Burke, R ERA: 8.1	(6, 1)	1.0	W	3	0	0	0	0	0	0	0	0	0	0	5	8	0.00	0.000
Mike Munoz, L ERA: 7.14	(7, 1)	0.1		3	1	1	1	1	1	0	0	0	0	0	7	15	27.00	6.000
Steve Reed, R ERA: 4.17	(7, 1)	0.2		4	1	0	0	1	1	0	0	0	0	0	10	19	0.00	3.000

PITCHER		IP	WLS	BF	H	R	ER	SO	BB	IBB	HBP	BLK	WP	HR	S	P	ERA	WHIP
Robbie Beckett, L ERA:	(8, 1)	1.0		5	1	0	0	1	1	0	0	0	0	0	13	22	0.00	2.000
David Nied, R ERA:	(9, 1)	1.0		4	0	0	0	1	1	0	0	0	0	0	8	15	0.00	1.000

TOP

Atlanta Braves @ Colorado Rockies

Coors Field, Denver, CO

Thu Sep 12 1996, 3:33 AM MDT

Att. 48,052 - Overcast - 66 F

livebaseballscorecards.com

AB	37
R	8
H	12
RBI	8
BB	6
SO	6
LOB	20

BOTTOM

Atlanta Braves @ Colorado Rockies

Coors Field, Denver, CO

Thu Sep 12 1996, 3:33 AM MDT

Att. 48,052 - Overcast - 66 F

livebaseballscorecards.com

Batter	1	2	3	4	5	6	7	8	9	AB	R	H	RBI	BB	SO	LOB
Eric Young Sr., R (1, 4) OBP: 0.399, SLG: 0.427	HR 1B	FC1-2 FC3-2 1B		L9		1B 2B	G1-3	1B		6	3	3	3	0	0	4
Neifi Perez, S (1, 6) OBP: 0.154, SLG: 0.154	HR 1B	FC3-2 1B		L6		1B	G4-3	K		4	2	2	2	0	0	3
Mike Munoz, L (7, 1)										0	0	0	0	0	0	0
Steve Reed, R (7, 1) OBP: 0.333, SLG: 0.333										0	0	0	0	0	0	0
Jason Bates, S (7, PH) OBP: 0.314, SLG: 0.287										1	0	0	0	0	0	2
Robbie Beckett, R (8, 1)										0	0	0	0	0	0	0
Quinton McCracken, S (8, PH) OBP: 0.357, SLG: 0.381										1	0	0	0	0	1	2
Ellis Burks, R (1, 7) OBP: 0.400, SLG: 0.637	HR	1B			P4	2B		G6-3 S BLK 1B		5	2	4	5	0	0	0
Dante Bichette, R (1, 9) OBP: 0.368, SLG: 0.544	F9	1B			S 1B	F8		G6-3		5	0	2	1	0	0	4
David Nied, R (9, 1)										0	0	0	0	0	0	0
Andres Galarraga, R (1, 3) OBP: 0.356, SLG: 0.596	E5 CS	F9			K		K2-3	BLK S BB HBP		4	1	0	0	0	2	3
Eric Anthony, L (1, 8) OBP: 0.367, SLG: 0.500	K	CS 1B			P5		BB 1B	G4-3		4	0	2	0	0	1	2
Larry Walker, L (7, PR) OBP: 0.342, SLG: 0.570										1	1	0	0	0	0	2
(8, 8)																
(9, 9)																
Vinny Castilla, R (1, 5) OBP: 0.346, SLG: 0.556	CS	WP 1B FC1-2 1B			K	K	1B BB	BB BLK 1B IBB		3	2	1	0	2	2	1
Jeff Reed, L (1, 2) OBP: 0.374, SLG: 0.437		FC1-2 WP FC3-2 1B			K	E 2B BB	1B WP E 1B	BB 1B BB		2	0	1	0	1	1	1
Terry Jones, S (6, PR)										0	1	0	0	0	0	0
Steve Decker, R (7, 2) OBP: 0.322, SLG: 0.282										1	2	1	1	1	0	0
Roger Bailey, R (1, 1) OBP: 0.364, SLG: 0.526		FC3-2 FC1-2 1B BB		G3		E3 2B 1B	E 1B	1B BB		1	1	0	0	1	0	0
Curt Leskanic, R (5, 1) OBP: 0.333, SLG: 0.667										0	0	0	0	0	0	0
John Burke, S (6, 1) OBP: 1.000, SLG: 1.000										0	0	0	0	0	0	0
John Vander Wal, L (6, PH) OBP: 0.337, SLG: 0.401										1	0	0	0	0	0	1
Walt Weiss, S (6, PR) OBP: 0.384, SLG: 0.379										1	1	1	2	1	0	0
(7, 6)																

Inning Stats	1	2	3	4	5	6	7	8	9
	R: 3 H: 3 E: 1 LOB: 0 K: 1 BB: 0 S: 19 P: 29	R: 3 H: 4 E: 0 LOB: 2 K: 0 BB: 1 S: 15 P: 25	R: 0 H: 1 E: 0 LOB: 1 K: 2 BB: 0 S: 7 P: 12	R: 0 H: 0 E: 0 LOB: 0 K: 0 BB: 0 S: 6 P: 7	R: 0 H: 1 E: 0 LOB: 1 K: 1 BB: 0 S: 12 P: 15	R: 3 H: 3 E: 1 LOB: 3 K: 1 BB: 1 S: 14 P: 23	R: 3 H: 3 E: 1 LOB: 2 K: 1 BB: 1 S: 22 P: 35	R: 4 H: 2 E: 0 LOB: 2 K: 1 BB: 3 S: 13 P: 34	

| | | | | | | | | | | | | | | | |

Batter	1	2	3	4	5	6	7	8	9	AB	R	H	RBI	BB	SO	LOB
Marquis Grissom, R (1, 8) OBP: 0.348, SLG: 0.489	B X 1-0 E 1B 1B		B C X 1-1 2B		B B F X 2-1 ① L4		B F X 1-1 10 BB 1B	X 0-0 ② ③ G4-6-3 1-2f		5	1	3	0	0	0	4
Terry Pendleton, S (1, 5) OBP: 0.288, SLG: 0.351	F B S F 1 S SAFE 1-3 ① K 1-2		S F S 0-3 ① K		B X 1-0 1-H HR		F P X 1-1 ② L7		B B C F S 2-3 K 2B	5	1	1	2	0	3	3
10 Chipper Jones, S (1, 6) OBP: 0.396, SLG: 0.544	F S C 0-3 ② K		C B B B B 4-1 BB		S B B F X 2-2 S 1B		B B B B 4-0 FC4-6 1-2 BB		S B S B C 2-3 ① K	3	0	1	0	2	2	2
Fred McGriff, L (1, 3) OBP: 0.362, SLG: 0.493	F B X 1-1 2-H 1B		B F X 1-1 ② F7		B S B F X 2-2 ② F8 1-2		X 0-0 ③ FC4-6 1-2f		S B X 1-1 1-3 2B	5	0	2	1	0	0	5
Ryan Klesko, L (1, 7) OBP: 0.362, SLG: 0.539	B F F X 1-2 ③ F8		F C B S 1-3 ③ K		C B B F S 2-3 ③ K			S F B B F B B 4-2 FC3-5 1B BB	S B F S 1-3 ② K	4	0	0	0	1	3	6
Javy Lopez, R (1, 2) OBP: 0.321, SLG: 0.465		C X 0-1 ① L9		C S F F S 0-3 ① K		C C B X 1-2 ① G6-3		X 0-0 E FC3 1-2 1B	B F F S 1-3 ③ K	4	0	1	0	0	1	0
Jeff Blauser, R (8, PR) OBP: 0.353, SLG: 0.428										0	1	0	0	0	0	0
Joe Borowski, R (8, 1)										0	0	0	0	0	0	0
Dean Hartgraves, R (8, 1)										0	0	0	0	0	0	0
Mike Mordecai, R (9, PH) OBP: 0.283, SLG: 0.300										1	0	0	0	0	1	2
Jermaine Dye, R (1, 9) OBP: 0.315, SLG: 0.488		B S F S 1-3 ② K		F B X 1-1 ② G6-3		C B F F F X 1-2 ② P3		X 0-0 ① FC3-5 1B FC3 1-3 2-3f		4	0	0	0	0	1	2
Mark Lemke, S (1, 4) OBP: 0.319, SLG: 0.304		X 0-0 1B		X 0-0 ③ F7		C B B X 2-1 ③ F9		B F B B X 3-1 FC3 1B 1-2 3-H		4	0	1	1	0	0	1
Greg Maddux, R (1, 1) OBP: 0.188, SLG: 0.182	B F C X 1-2 ③ F9				C X 0-1 HR 1B		C B F X 1-2 ① G5-3	F B S 2 B X SAFE 2-2 G4-6-3 1-2 2-3 1B		2	1	1	0	0	0	1
Dwight Smith, L (7, PH) OBP: 0.282, SLG: 0.295										1	0	0	0	0	0	0
Mike Bielecki, R (7, 1) OBP: 0.250, SLG: 0.100										0	0	0	0	0	0	0
Luis Polonia, L (8, PH) OBP: 0.275, SLG: 0.298										1	0	1	0	0	0	0
Joe Ayrault, R (8, 2)										0	0	0	0	0	0	0
Inning Stats	R: 1 E: 1 K: 2 S: 13 H: 2 LOB: 1 BB: 0 P: 17	R: 0 E: 0 K: 1 S: 9 H: 1 LOB: 1 BB: 0 P: 11	R: 0 E: 0 K: 2 S: 11 H: 1 LOB: 2 BB: 1 P: 18	R: 0 E: 0 K: 1 S: 8 H: 0 LOB: 0 BB: 0 P: 9	R: 2 E: 0 K: 1 S: 14 H: 3 LOB: 1 BB: 0 P: 23	R: 0 E: 0 K: 0 S: 10 H: 0 LOB: 0 BB: 0 P: 14	R: 0 E: 0 K: 0 S: 9 H: 1 LOB: 2 BB: 1 P: 15	R: 1 E: 1 K: 0 S: 11 H: 2 LOB: 3 BB: 1 P: 20	R: 0 E: 0 K: 4 S: 14 H: 1 LOB: 2 BB: 0 P: 21	1B: 8 2B: 2 3B: 0 HR: 1 SF: 0 SAC: 0 DP: 1 HBP: 0						

PITCHER		IP	WLS	BF	H	R	ER	SO	BB	IBB	HBP	BLK	WP	HR	S	P	ERA	WHIP
Robert Person, R ERA: 4.81	(1, 1)	6.0		26	7	3	2	7	1	0	0	0	0	1	65	92	3.00	1.333
Dave Mlicki, R ERA: 3.47	(7, 1)	1.0		7	2	1	1	0	2	0	0	0	0	0	13	23	9.00	4.000
Jerry Dipoto, R ERA: 4.04	(8, 1)	1.0	W	4	1	0	0	0	0	0	0	0	0	0	7	12	0.00	1.000
Derek Wallace, R ERA: 4.0	(9, 1)	1.0	S	5	1	0	0	4	0	0	0	0	0	0	14	21	0.00	1.000

PITCHER	IP	WLS	BF	H	R	ER	SO	BB	IBB	HBP	BLK	WP	HR	S	P	ERA	WHIP

Atlanta Braves @ New York Mets

Shea Stadium, Flushing, NY

Fri Sep 13 1996, 7:05 PM EDT

Att. 17,331 - Unknown - 67 F

TOP

AB	39
R	4
H	11
RBI	4
BB	3
SO	11
LOB	26

livebaseballscorecards.com

Atlanta Braves @ New York Mets

Shea Stadium, Flushing, NY

Fri Sep 13 1996, 7:05 PM EDT

Att. 17,331 - Unknown - 67 F

livebaseballscorecards.com

BOTTOM

Batter	1	2	3	4	5	6	7	8	9	AB	R	H	RBI	BB	SO	LOB
Lance Johnson, L (1, 8) OBP: 0.364, SLG: 0.472	G6-3	G6-4-3 1-2f			L8	G4-3		1B 3-H		5	0	1	1	0	0	4
Jason Hardtke, S (1, 4) OBP: 0.300, SLG: 0.500	2B		K		G4-3 2-3		K	P3		5	1	1	0	0	2	2
Bernard Gilkey, R (1, 7) OBP: 0.396, SLG: 0.573	2B 2-H		G3 FC5-2/5		2B 3-H		BB			3	0	3	2	1	0	0
Todd Hundley, S (1, 2) OBP: 0.358, SLG: 0.571	P2		G3 1-2		BB		P6			3	0	0	0	1	0	3
Butch Huskey, R (1, 3) OBP: 0.311, SLG: 0.415 Tim Bogar, R (8, 3) OBP: 0.289, SLG: 0.260 Alvaro Espinoza, R (9, 3) OBP: 0.309, SLG: 0.447	G4-3		FC5-2-5 2-H		G3-1		F8			4 0 0	0 0 0	0 0 0	0 0 0	0 0 0	0 0 0	5 0 0
Carl Everett, S (1, 9) OBP: 0.326, SLG: 0.306		1B E 1B		G3		1B SF9 1B		1B SH1-4 2B		4	3	3	0	0	0	0
Edgardo Alfonzo, R (1, 5) OBP: 0.289, SLG: 0.314		E 1-3 1B				1-3 1B		SH1-4 1-2		3	0	2	0	0	1	0
Rey Ordonez, R (1, 6) OBP: 0.293, SLG: 0.305		E4 G6-4-3 1-2 3-H		G4-3				F7 1B 2B 2-H		4	1	1	2	0	1	3
Robert Person, R (1, 1) OBP: 0.176, SLG: 0.235 Matt Franco, L (6, PH) OBP: 0.231, SLG: 0.333 Dave Mlicki, R (7, 1) OBP: 0.182, SLG: 0.100 Jerry Dipoto, R (8, 1) Roberto Petagine, L (8, 3) OBP: 0.310, SLG: 0.355 Chris Jones, R (8, PH) OBP: 0.307, SLG: 0.383 Derek Wallace, R (9, 1)	K				G4-3 2B 2B		SF9 3-H	F7 2-3		2 0 0 0 0 1 0	1 0 0 0 0 0 0	1 0 0 0 0 0 0	0 1 0 0 0 0 0	0 0 0 0 0 0 0	1 0 0 0 0 0 0	2 0 0 0 0 0 1
Inning Stats	R: 1 E: 0 K: 0 S: 8 H: 2 LOB: 1 BB: 0 P: 13	R: 1 E: 1 K: 1 S: 12 H: 2 LOB: 1 BB: 0 P: 19	R: 0 E: 0 K: 1 S: 9 H: 1 LOB: 1 BB: 0 P: 14	R: 0 E: 0 K: 1 S: 6 H: 0 LOB: 0 BB: 0 P: 8	R: 1 E: 0 K: 0 S: 9 H: 2 LOB: 2 BB: 1 P: 17	R: 1 E: 0 K: 1 S: 17 H: 2 LOB: 1 BB: 0 P: 21	R: 0 E: 0 K: 1 S: 10 H: 0 LOB: 1 BB: 1 P: 21	R: 2 E: 0 K: 0 S: 15 H: 3 LOB: 1 BB: 0 P: 22		1B: 7 2B: 5 3B: 0 HR: 0 SF: 1 SAC: 1 DP: 1 HBP: 0				WP: 0 PB: 0 SB: 0 CS: 0 PA: 38		

	AB	34
	R	6
	H	12
	RBI	6
	BB	2
	SO	5
	LOB	20

PITCHER		IP	WLS	BF	H	R	ER	SO	BB	IBB	HBP	BLK	WP	HR	S	P	ERA	WHIP
Greg Maddux, R ERA: 2.79	(1, 1)	6.0		28	9	4	4	4	1	0	0	0	0	0	61	92	6.00	1.667
Mike Bielecki, R ERA: 2.87	(7, 1)	1.0		4	0	0	0	1	1	0	0	0	0	0	10	21	0.00	1.000
Joe Borowski, R ERA: 4.37	(8, 1)	0.1	L	3	2	2	2	0	0	0	0	0	0	0	5	7	54.00	6.000
Dean Hartgraves, L ERA: 5.35	(8, 1)	0.2		3	1	0	0	0	0	0	0	0	0	0	10	15	0.00	1.500

PITCHER	IP	WLS	BF	H	R	ER	SO	BB	IBB	HBP	BLK	WP	HR	S	P	ERA	WHIP

Batter	1	2	3	4	5	6	7	8	9	10	11	12	AB	R	H	RBI	BB	SO	LOB
Marquis Grissom, R (1, 8) OBP: 0.345, SLG: 0.484	G6-3		P3	G6-3		F8		G5-3		FC6-4 1-2f			6	0	0	0	0	0	4
Terry Pendleton, S (1, 5) OBP: 0.295, SLG: 0.359	10 G4-3 E 2B		10 2B G3-1 1B	10 2B 1B BB		10 G4-6-3 1-3 1B			L6-4 10 SH1-3 1B		10 S 1B		5	3	5	0	1	0	0
10 Chipper Jones, S (1, 6) OBP: 0.396, SLG: 0.546	G4-3 2-3		G3-1 1B 1-3 2B	1B 1-3 2B		G4-6-3 1-2f			SH1-3 1-2		K 1-2		5	1	2	0	0	1	4
Fred McGriff, L (1, 3) OBP: 0.365, SLG: 0.492	E BB		G3-1 2-3 3-H	2-3 3-H 1B			G4-3		IBB		G4-6-3 IBB		3	1	1	2	3	0	1
Ryan Klesko, L (1, 7) Greg McMichael, R (7, 1) Dwight Smith, L (8, 7) OBP: 0.278, SLG: 0.291	E8 1-H 3-H		BB 1B 1B 3-H	G4-3			G6-3		L6-4 2-3		G4-6-3 1-2f		4 0 2	0 0 0	1 0 0	1 0 0	0 0 0	0 0 0	2 0 4
Javy Lopez, R (1, 2) OBP: 0.319, SLG: 0.462	L7		BB 1-2 1B		G1-3		K			K		K	6	0	1	0	0	3	1
Andruw Jones, R (1, 9) OBP: 0.288, SLG: 0.537		K 1-2 2-3	BB		G6-3			SH1-3 BB		K		L7	4	0	0	0	2	2	0
Mike Mordecai, R (1, 4) OBP: 0.275, SLG: 0.290 Rafael Belliard, R (8, 4) OBP: 0.169, SLG: 0.211 Ed Giovanola, L (10, PH) OBP: 0.301, SLG: 0.243 Dean Hartgraves, R (10, 1) Mike Bielecki, R (10, 1) OBP: 0.250, SLG: 0.100 Eddie Pérez, R (12, PH) OBP: 0.321, SLG: 0.437 Joe Borowski, R (12, 1)		G6-3	P4		F8			SH1-3 1-2		1B 1B		G4-3	3 0 1 0 0 1 0	0 0 0 0 0 0 0	0 0 1 0 0 0 0	0 0 0 0 0 0 0	0 0 0 0 0 0 0	0 0 0 0 0 0 0	3 0 0 0 0 0 0
Steve Avery, L (1, 1) Luis Polonia, L (6, PH) OBP: 0.279, SLG: 0.302 Brad Clontz, R (6, 1) Terrell Wade, L (7, 1) OBP: 0.214, SLG: 0.154 Jermaine Dye, R (7, 7) OBP: 0.314, SLG: 0.486 Mark Wohlers, R (8, 1) Mark Lemke, S (10, PH) OBP: 0.320, SLG: 0.306 (10, 4)		G6-3		L7		1B		G6-3		FC6-4 1-2			2 1 0 0 1 0 1	0 0 0 0 0 0 0	0 1 0 0 0 0 0	0 0 0 0 0 0 0	0 0 0 0 0 0 0	0 0 0 0 0 0 1	0 0 0 0 0 0 0
Inning Stats	R: 2 H: 1 E: 1 LOB: 1 K: 0 BB: 1 S: 10 P: 19	R: 0 H: 0 E: 0 LOB: 0 K: 1 BB: 0 S: 5 P: 5	R: 2 H: 4 E: 0 LOB: 3 K: 0 BB: 1 S: 11 P: 23	R: 1 H: 2 E: 0 LOB: 2 K: 0 BB: 1 S: 8 P: 18	R: 0 H: 0 E: 0 LOB: 0 K: 0 BB: 0 S: 5 P: 7	R: 0 H: 2 E: 0 LOB: 1 K: 0 BB: 0 S: 7 P: 9	R: 0 H: 0 E: 0 LOB: 0 K: 1 BB: 0 S: 8 P: 12	R: 0 H: 0 E: 0 LOB: 1 K: 0 BB: 1 S: 6 P: 13	R: 0 H: 1 E: 0 LOB: 1 K: 0 BB: 1 S: 4 P: 11	R: 0 H: 2 E: 0 LOB: 2 K: 2 BB: 0 S: 15 P: 22	R: 0 H: 1 E: 0 LOB: 1 K: 1 BB: 1 S: 8 P: 18	R: 0 H: 0 E: 0 LOB: 0 K: 1 BB: 0 S: 9 P: 14	1B: 10 2B: 4 3B: 0 HR: 0	SF: 0 SAC: 2 DP: 3 HBP: 0					

TOP

Atlanta Braves @ New York Mets

Shea Stadium, Flushing, NY

Sat Sep 14 1996, 3:33 AM EDT

Att. 22,857 - Sunny

livebaseballscorecards.com

AB	45
R	5
H	13
RBI	3
BB	6
SO	6
LOB	20

WP: 0 PB: 0 SB: 1 CS: 0 PA: 53

PITCHER		IP	WLS	BF	H	R	ER	SO	BB	IBB	HBP	BLK	WP	HR	S	P	ERA	WHIP
Mark Clark, R ERA: 3.5	(1, 1)	3.0		17	5	4	2	1	2	0	0	0	0	0	26	47	6.00	2.333
Mike Fyhrie, R ERA: 4.5	(4, 1)	2.0		9	2	1	1	0	1	0	0	0	0	0	13	25	4.50	1.500
Paul Byrd, R ERA: 4.5	(6, 1)	2.0		7	2	0	0	1	0	0	0	0	0	0	15	21	0.00	1.000
Ricky Trlicek, R ERA:	(8, 1)	2.0		8	1	0	0	0	1	1	0	0	0	0	10	24	0.00	1.000
Jerry Dipoto, R ERA: 3.93	(10, 1)	2.0		9	3	0	0	3	0	1	0	0	0	0	23	40	0.00	1.500

PITCHER		IP	WLS	BF	H	R	ER	SO	BB	IBB	HBP	BLK	WP	HR	S	P	ERA	WHIP
Derek Wallace, R ERA: 3.79	(12, 1)	1.0	W	3	0	0	0	1	0	0	0	0	0	0	9	14	0.00	0.000

Atlanta Braves @ New York Mets

Shea Stadium, Flushing, NY

Sat Sep 14 1996, 3:33 AM EDT

Att. 22,857 - Sunny

livebaseballscorecards.com

BOTTOM

Batter	1	2	3	4	5	6	7	8	9	10	11	12	AB	R	H	RBI	BB	SO	LOB
Lance Johnson, L (1, 8) OBP: 0.363, SLG: 0.470	G4-3		P4		P5		2B HR 1B 1-2 2-3	K2-3		L4		1B 1-2 2-H	7	1	2	1	0	1	4
Edgardo Alfonzo, R (1, 4) OBP: 0.290, SLG: 0.312	L8		1B 1-3			E3 1B G3	F9		K		2B G6-2-3 BB		5	0	1	0	1	1	3
Bernard Gilkey, R (1, 7) OBP: 0.397, SLG: 0.575	K		F8			K	HR 2B 1-3 2-H 3-H		BB		G6-2-3 2B 1-3		5	1	2	2	1	2	3
Todd Hundley, S (1, 2) OBP: 0.361, SLG: 0.575		BB		G5-3		G3 1-2	HR 2-H 3-H		BB 1-2		G6-2-3 IBB		3	1	1	3	3	0	1
Butch Huskey, R (1, 3) OBP: 0.313, SLG: 0.414 Ricky Trlicek, R (8, 1) Andy Tomberlin, L (9, PH) OBP: 0.397, SLG: 0.517 Jerry Dipoto, R (10, 1) Brent Mayne, L (11, PH) OBP: 0.342, SLG: 0.354 Derek Wallace, R (12, 1)	F9	BB		BB		1B 2-3	F9		K		G6-2-3 1-2 2-3 3-Hf		3 0 1 0 1	0 0 0 0 0	1 0 0 0 0	0 0 0 0 0	1 0 1 0 0	0 0 0 0 0	1 0 2 0 3
Alex Ochoa, R (1, 9) OBP: 0.342, SLG: 0.440	F8			L9		G5-3		G6-3	F8		G5-3		6	0	0	0	0	0	8
Alvaro Espinoza, R (1, 5) OBP: 0.306, SLG: 0.443 Matt Franco, L (7, PH) OBP: 0.353, SLG: 0.400 (8, 5)	F8			G4-3			1B 1B 2B 1B 1-2	WP 1B		F9		G4-3 BB	2 3	0 2	0 2	0 0	0 1	0 0	2 0
Rey Ordonez, R (1, 6) OBP: 0.294, SLG: 0.306 Carl Everett, S (7, PH) OBP: 0.330, SLG: 0.311 Chris Jones, R (8, 3) OBP: 0.308, SLG: 0.378			1B 1B	L9			2B 1B 1-2	BB		K		G4-3 1-2	2 1 2	0 1 0	1 1 0	0 0 1	0 0 1	0 0 1	0 0 1
Mark Clark, R (1, 1) OBP: 0.091, SLG: 0.063 Carlos Baerga, S (3, PH) Mike Fyhrie, R (4, 1) Jason Hardtke, S (5, PH) OBP: 0.286, SLG: 0.476 Paul Byrd, R (6, 1) Roberto Petagine, L (7, PH) OBP: 0.370, SLG: 0.355 Tim Bogar, R (7, PH) OBP: 0.299, SLG: 0.253 (8, 6)			F9		G4-3		K	K		BB		HBP	0 1 0 1 0 0 0 2	0 0 0 0 0 0 0 0	0 0 0 0 0 0 0 0	0 0 0 0 0 0 0 1	0 0 0 0 0 0 0 2	0 0 0 0 0 0 0 4	0 1 0 0 0 0 0 4

Inning Stats																								
	R: 0	H: 0	R: 0	H: 0	R: 0	H: 2	R: 0	H: 0	R: 0	H: 0	R: 1	H: 1	R: 5	H: 5	R: 0	H: 1	R: 0	H: 0	R: 0	H: 1	R: 1	H: 1	1B: 8	SF: 0
	E: 0	LOB: 0	E: 0	LOB: 1	E: 0	LOB: 2	E: 0	LOB: 1	E: 0	LOB: 0	E: 1	LOB: 2	E: 0	LOB: 0	E: 0	LOB: 2	E: 0	LOB: 2	E: 0	LOB: 2	E: 0	LOB: 2	2B: 2	SAC: 0
	K: 1	BB: 0	K: 0	BB: 1	K: 0	BB: 0	K: 0	BB: 1	K: 0	BB: 0	K: 1	BB: 0	K: 1	BB: 0	K: 2	BB: 1	K: 2	BB: 2	K: 1	BB: 1	K: 0	BB: 2	3B: 0	DP: 1
	S: 7	P: 10	S: 8	P: 18	S: 11	P: 18	S: 7	P: 13	S: 8	P: 11	S: 11	P: 16	S: 16	P: 27	S: 16	P: 24	S: 12	P: 22	S: 9	P: 15	S: 10	P: 20	HR: 1	HBP: 1

PITCHER		IP	WLS	BF	H	R	ER	SO	BB	IBB	HBP	BLK	WP	HR	S	P	ERA	WHIP
Steve Avery, L ERA: 3.86	(1, 1)	5.0		19	2	0	0	1	2	0	0	0	0	0	41	70	0.00	0.800
Brad Clontz, R ERA: 5.9	(6, 1)	1.0		7	3	2	2	1	0	0	0	0	0	0	13	22	18.00	3.000
Terrell Wade, L ERA: 2.73	(7, 1)	0.1		2	1	0	0	1	0	0	0	0	0	0	4	8	0.00	3.000
Greg McMichael, R ERA: 3.32	(7, 1)	1.0		7	3	3	3	0	1	0	0	0	1	1	18	26	27.00	4.000
Mark Wohlers, R ERA: 2.66	(8, 1)	1.2		7	0	0	0	4	2	0	0	0	0	0	20	33	0.00	1.200

PITCHER		IP	WLS	BF	H	R	ER	SO	BB	IBB	HBP	BLK	WP	HR	S	P	ERA	WHIP
Dean Hartgraves, L ERA: 5.29	(10, 1)	0.1		1	0	0	0	0	0	0	0	0	0	0	2	3	0.00	0.000
Mike Bielecki, R ERA: 2.8	(10, 1)	1.2		8	1	0	0	1	2	1	0	0	0	0	17	32	0.00	1.800
Joe Borowski, R ERA: 4.7	(12, 1)	0.1	L	4	1	1	1	0	1	0	1	0	0	0	7	15	27.00	6.000

AB	45
R	6
H	11
RBI	6
BB	9
SO	8
LOB	33

1B: 8	SF: 0	WP: 1	PA: 55
2B: 2	SAC: 0	PB: 0	
3B: 0	DP: 1	SB: 0	
HR: 1	HBP: 1	CS: 0	

Batter	1	2	3	4	5	6	7	8	9	AB	R	H	RBI	BB	SO	LOB
Marquis Grissom, R (1, 8) OBP: 0.343, SLG: 0.480	0-0 F7	1-3 K			1-0 E5 G6-3 10 1B		0-0 F7		1-0 G6-3	5	1	0	0	0	1	2
Terry Pendleton, S (1, 5) OBP: 0.295, SLG: 0.360	1-1 10 1B 2B		3-2 F9		0-1 G6-3 1-2		2-3 K			4	1	1	0	0	1	1
10 Chipper Jones, S (1, 6) OBP: 0.396, SLG: 0.546	1-0 F8 BLK 2-H 1B		1-1 F8		0-1 BLK 2-H 1B		1-0 G3			4	0	2	2	0	0	0
Fred McGriff, L (1, 3) OBP: 0.366, SLG: 0.491	1-2 F8 1-3		4-2 BB		3-3 K 1-2			3-1 G6-4-3 1B		3	0	1	0	1	1	2
Ryan Klesko, L (1, 7) OBP: 0.361, SLG: 0.534	2-2 G4-3		3-3 K		4-0 IBB			0-0 L8		3	0	0	0	1	1	3
Javy Lopez, R (1, 2) OBP: 0.316, SLG: 0.458		2-2 G6-3		2-1 G4-3	1-2 F9			0-0 G6-4-3 1-2f		4	0	0	0	0	0	3
Jermaine Dye, R (1, 9) OBP: 0.317, SLG: 0.490		0-1 G6-3 1B 2B		0-3 K		0-1 L5			1-1 SH5-3 1B	4	1	2	0	0	1	0
Mark Lemke, S (1, 4) OBP: 0.320, SLG: 0.306		1-1 G6-3 2-3		3-2 1B		0-3 K			0-0 SH5-3 1-2	3	0	1	0	0	1	1
Tom Glavine, L (1, 1) OBP: 0.333, SLG: 0.343 Mark Wohlers, R (9, 1)		3-1 3-H 1B		3-3 K		1-2 G1-3			2-3 K	4 0	0 0	1 0	1 0	0 0	2 0	2 0

Inning Stats	1	2	3	4	5	6	7	8	9
	R: 1 E: 0 K: 0 S: 10	H: 2 LOB: 1 BB: 0 P: 15	R: 1 E: 0 K: 1 S: 12	H: 2 LOB: 1 BB: 0 P: 19	R: 0 E: 0 K: 1 S: 12	H: 0 LOB: 1 BB: 1 P: 23	R: 0 E: 0 K: 2 S: 11	H: 1 LOB: 1 BB: 0 P: 19	R: 1 E: 1 K: 1 S: 11	H: 1 LOB: 2 BB: 1 P: 20	R: 0 E: 0 K: 1 S: 8	H: 0 LOB: 0 BB: 0 P: 9	R: 0 E: 0 K: 1 S: 6	H: 0 LOB: 0 BB: 0 P: 9	R: 0 E: 0 K: 0 S: 4	H: 1 LOB: 0 BB: 0 P: 7	R: 0 E: 0 K: 1 S: 7	H: 1 LOB: 1 BB: 0 P: 11

1B: 6	SF: 0
2B: 2	SAC: 1
3B: 0	DP: 1
HR: 0	HBP: 0

WP: 0	PA: 37
PB: 0	
SB: 0	
CS: 0	

PITCHER		IP	WLS	BF	H	R	ER	SO	BB	IBB	HBP	BLK	WP	HR	S	P	ERA	WHIP
Paul Wilson, R ERA: 5.76	(1, 1)	7.0	L	30	6	3	2	7	1	1	0	2	0	0	70	114	2.57	1.000
Dave Mlicki, R ERA: 3.39	(8, 1)	2.0		7	2	0	0	1	0	0	0	0	0	0	11	18	0.00	1.000

PITCHER	IP	WLS	BF	H	R	ER	SO	BB	IBB	HBP	BLK	WP	HR	S	P	ERA	WHIP

TOP

Atlanta Braves @ New York Mets

Shea Stadium, Flushing, NY

Sun Sep 15 1996, 3:33 AM EDT
Att. 23,718 - Sunny - 71 F

livebaseballscorecards.com

AB	34
R	3
H	8
RBI	3
BB	2
SO	8
LOB	14

Batter	1	2	3	4	5	6	7	8	9	AB	R	H	RBI	BB	SO	LOB
Jason Hardtke, S (1, 4) OBP: 0.240, SLG: 0.400	B B C F X 2-2 F9 ①	B B B C F F X 3-2 F8 ③			B X 1-0 G6-3 ①		F B F F X 1-2 G6-3 ② 2-3 3-H		F B C S 1-3 K ③ 1-2 3-H	4	0	0	1	0	0	3
Andy Tomberlin, L (9, PH) OBP: 0.391, SLG: 0.508										1	0	0	0	0	1	1
Edgardo Alfonzo, R (1, 5) OBP: 0.289, SLG: 0.312	B X 1-0 FC4-6 1B 1B	B C F X 1-2 P6 ①	B S C F B S 2-3 K ②	C B B F B F S 3-3 K ③						4	0	1	0	0	2	1
Dave Mlicki, R (8, 1) OBP: 0.182, SLG: 0.100										0	0	0	0	0	0	0
Alex Ochoa, R (1, 9) OBP: 0.345, SLG: 0.441	F B X 1-1 FC4-6 1-2 1B	X 0-0 1B ①	C F B C 1-3 K ③		X 0-0 L9 ①					4	0	2	0	0	1	0
Bernard Gilkey, R (1, 7) OBP: 0.398, SLG: 0.574	B B X 2-0 FC4-6 ② 1-2f 2-3	C B B X 2-1 FC6-4 ② 1-3 1B				B B B C S S 3-3 K ①		B C B S B F F B 4-2 G6-4-3 BB		3	0	1	0	1	1	2
Carl Everett, S (1, 8) OBP: 0.323, SLG: 0.303	C B S B S 2-3 K ③	B F C X 1-2 FC6-4 ③ 1-2f				X 0-0 F8 ②		S B C B X 2-2 G6-4-3 ②③ 1-2f		4	0	0	0	0	1	4
Roberto Petagine, L (1, 3) OBP: 0.311, SLG: 0.354	B B X 2-0 FC5-4 1B 1B		C S B S 1-3 K ①	B C F B F X 2-2 F7 ③					B F F B X 2-2 1B WP 1B	3	0	1	0	0	1	0
Alvaro Espinoza, R (9, PH) OBP: 0.309, SLG: 0.446										1	1	1	0	0	0	0
Alberto Castillo, R (1, 2) OBP: 0.600, SLG: 0.600	X 0-0 FC5-4 1-2 1B		C C B F S 1-3 K ②			X 0-0 E G6-3 2B			S B S C 1-3 K ①	2	0	1	0	0	1	0
Lance Johnson, L (7, PH) OBP: 0.364, SLG: 0.473										1	1	1	0	0	0	0
Tim Bogar, R (8, 5) OBP: 0.295, SLG: 0.250										1	0	0	0	0	1	1
Rey Ordonez, R (1, 6) OBP: 0.294, SLG: 0.306	C X 0-1 FC5-4 ① 1-2f 2-3		X 0-0 1B				B X 1-0 G4-3 ① 2-3		X 0-0 F8 ②	3	0	1	0	0	0	3
Todd Hundley, S (9, PH) OBP: 0.360, SLG: 0.574										1	0	0	0	0	0	1
Paul Wilson, R (1, 1) OBP: 0.104, SLG: 0.065	S L S 0-3 K ②		S S S 0-3 K ③				B X 1-0 FC1 G6-3 3-3		B S F X 1-2 WP 1-3 1B	2	0	0	0	0	2	3
Chris Jones, R (7, PH) OBP: 0.306, SLG: 0.375										1	0	0	0	0	0	1
Charlie Greene, R (8, 2)										0	0	0	0	0	0	0
Butch Huskey, R (9, PH) OBP: 0.314, SLG: 0.416										1	0	1	0	0	0	0
Inning Stats	R: 0 H: 2 E: 0 LOB: 2 K: 1 BB: 0 S: 10 P: 18	R: 0 H: 2 E: 0 LOB: 2 K: 1 BB: 0 S: 11 P: 16	R: 0 H: 2 E: 0 LOB: 1 K: 0 BB: 0 S: 9 P: 13	R: 0 H: 1 E: 0 LOB: 1 K: 3 BB: 0 S: 11 P: 13	R: 0 H: 0 E: 0 LOB: 0 K: 2 BB: 0 S: 8 P: 12	R: 0 H: 0 E: 0 LOB: 0 K: 1 BB: 0 S: 8 P: 13	R: 1 H: 1 E: 1 LOB: 1 K: 1 BB: 0 S: 10 P: 16	R: 0 H: 0 E: 0 LOB: 0 K: 0 BB: 1 S: 8 P: 14	R: 1 H: 2 E: 0 LOB: 1 K: 2 BB: 0 S: 13 P: 18	1B: 9 SF: 0 2B: 1 SAC: 0 3B: 0 DP: 1 HR: 0 HBP: 0						

PITCHER		IP	WLS	BF	H	R	ER	SO	BB	IBB	HBP	BLK	WP	HR	S	P	ERA	WHIP
Tom Glavine, L ERA: 3.08	(1, 1)	8.2	W	36	10	2	1	10	1	0	0	0	0	0	85	129	1.04	1.269
Mark Wohlers, R ERA: 2.65	(9, 1)	0.1	S	1	0	0	0	1	0	0	0	0	1	0	3	4	0.00	0.000

PITCHER	IP	WLS	BF	H	R	ER	SO	BB	IBB	HBP	BLK	WP	HR	S	P	ERA	WHIP

BOTTOM

Atlanta Braves @ New York Mets

Shea Stadium, Flushing, NY

Sun Sep 15 1996, 3:33 AM EDT

Att. 23,718 - Sunny - 71 F

livebaseballscorecards.com

AB	36
R	2
H	10
RBI	1
BB	1
SO	11
LOB	20

WP: 1 PA: 37
PB: 0
SB: 0
CS: 0

Batter	1	2	3	4	5	6	7	8	9	AB	R	H	RBI	BB	SO	LOB
Marquis Grissom, R (1, 8) OBP: 0.343, SLG: 0.481	P6	2-H 2B			G6-3	G6-3			1B	5	0	2	1	0	0	1
Terry Pendleton, S (1, 5) OBP: 0.292, SLG: 0.357	F7	F8			K		G4-3		G3	5	0	0	0	0	1	2
10 Chipper Jones, S (1, 6) OBP: 0.395, SLG: 0.544	BB BB 1B		L8			P6	F7			4	0	1	0	0	0	0
Fred McGriff, L (1, 3) OBP: 0.366, SLG: 0.491	1-2 BB		L3			HBP WP 1B	K			3	1	1	0	1	1	0
Ryan Klesko, L (1, 7) OBP: 0.363, SLG: 0.534	1-2 2-3 BB		CS 1B			1B HBP 1-2 G1-3 IBB		K		2	1	1	0	2	1	0
Jermaine Dye, R (1, 9) OBP: 0.316, SLG: 0.484	F9	1-2 CS	SAFE	G6-3		G1-3 1B 1-2 2-3 1B HBP		F9		3	1	0	0	0	0	3
Eddie Pérez, R (1, 2) OBP: 0.326, SLG: 0.438		FC3-6 1B		F8		G1-3 1B 1-2 2-3 3-H 1B		G6-3		4	1	2	1	0	0	0
Mark Lemke, S (1, 4) OBP: 0.317, SLG: 0.303		FC3-6 S 1-2f 2B		F8		G1-3 1-2 2-3 3-H			G4-3	4	1	0	1	0	0	3
Denny Neagle, L (1, 1) OBP: 0.209, SLG: 0.203		K 1-2			F9	2-H 3-H 1B			P6	4	0	1	2	0	1	1
Inning Stats	R: 0 E: 0 K: 0 S: 10 H: 1 LOB: 3 BB: 2 P: 21	R: 1 E: 0 K: 1 S: 13 H: 2 LOB: 1 BB: 0 P: 20	R: 0 E: 0 K: 0 S: 4 H: 1 LOB: 0 BB: 0 P: 8	R: 0 E: 0 K: 0 S: 8 H: 0 LOB: 0 BB: 0 P: 11	R: 0 E: 0 K: 1 S: 7 H: 0 LOB: 0 BB: 0 P: 10	R: 4 E: 0 K: 0 S: 16 H: 3 LOB: 1 BB: 1 P: 30	R: 0 E: 0 K: 1 S: 10 H: 0 LOB: 0 BB: 0 P: 16	R: 0 E: 0 K: 1 S: 10 H: 0 LOB: 0 BB: 0 P: 15	R: 0 E: 0 K: 0 S: 11 H: 1 LOB: 1 BB: 0 P: 17	1B: 7 2B: 1 3B: 0 HR: 0	SF: 0 SAC: 0 DP: 0 HBP: 1					

TOP

Atlanta Braves @ New York Mets

Shea Stadium, Flushing, NY

Mon Sep 16 1996, 7:05 PM EDT

Att. 14,980 - Unknown - 66 F

livebaseballscorecards.com

AB	34
R	5
H	8
RBI	5
BB	3
SO	4
LOB	10

PITCHER		IP	WLS	BF	H	R	ER	SO	BB	IBB	HBP	BLK	WP	HR	S	P	ERA	WHIP
Pete Harnisch, R ERA: 4.31	(1, 1)	5.2	L	26	6	5	5	2	2	1	1	0	1	0	55	94	7.94	1.412
Ricky Trlicek, R ERA:	(6, 1)	1.1		5	1	0	0	1	0	0	0	0	0	0	13	22	0.00	0.750
Paul Byrd, R ERA: 4.3	(8, 1)	2.0		7	1	0	0	1	0	0	0	0	0	0	21	32	0.00	0.500

PITCHER	IP	WLS	BF	H	R	ER	SO	BB	IBB	HBP	BLK	WP	HR	S	P	ERA	WHIP

Atlanta Braves @ New York Mets

Shea Stadium, Flushing, NY

Mon Sep 16 1996, 7:05 PM EDT

Att. 14,980 - Unknown - 66 F

BOTTOM

livebaseballscorecards.com

Batter	1	2	3	4	5	6	7	8	9	AB	R	H	RBI	BB	SO	LOB
Lance Johnson, L (1, 8) OBP: 0.365, SLG: 0.476	P2		1B			3B		G4-3		4	1	2	0	0	0	0
Edgardo Alfonzo, R (1, 4) (8, 5) OBP: 0.289, SLG: 0.312	P3		F9			SF7		1B		3	0	1	1	0	0	1
Bernard Gilkey, R (1, 7) OBP: 0.398, SLG: 0.574	K			G6-3 S 1B		L7-4-3 1B		K		4	0	2	0	0	2	1
Todd Hundley, S (1, 2) OBP: 0.361, SLG: 0.572		FC6-4 BB		F8		L7-4-3			G5-3 1B BB	2	1	0	0	2	0	2
Alex Ochoa, R (1, 9) OBP: 0.343, SLG: 0.442		FC6-4 BB		G6-3			F8 2B		F7	4	0	1	0	0	0	3
Butch Huskey, R (1, 3) OBP: 0.314, SLG: 0.413		G5-4-3 BB		P5			F9		G5-3	3	0	0	0	1	0	3
Alvaro Espinoza, R (1, 5) Paul Byrd, R (8, 1) Carl Everett, S (9, PH) OBP: 0.326, SLG: 0.307		G5-4-3			P3		F8		L8	3 0 1	0 0 0	0 0 1	0 0 1	0 0 0	0 0 0	3 0 0
Rey Ordonez, R (1, 6) OBP: 0.292, SLG: 0.303			G1-3		K		G6-3		L8	4	0	0	0	0	1	2
Pete Harnisch, S (1, 1) OBP: 0.127, SLG: 0.115 Ricky Trlicek, R (6, 1) Jason Hardtke, S (8, 4) OBP: 0.231, SLG: 0.385			L8		G1-3			F7		2 0 1	0 0 0	0 0 0	0 0 0	0 0 0	0 0 0	0 0 0
Inning Stats	R: 0 H: 0 E: 0 LOB: 0 K: 1 BB: 0 S: 7 P: 10	R: 0 H: 0 E: 0 LOB: 1 K: 0 BB: 2 S: 9 P: 18	R: 0 H: 1 E: 0 LOB: 1 K: 0 BB: 0 S: 9 P: 12	R: 0 H: 1 E: 0 LOB: 1 K: 0 BB: 0 S: 7 P: 10	R: 0 H: 0 E: 0 LOB: 0 K: 1 BB: 0 S: 10 P: 12	R: 1 H: 2 E: 0 LOB: 0 K: 0 BB: 0 S: 10 P: 14	R: 0 H: 1 E: 0 LOB: 1 K: 0 BB: 0 S: 12 P: 14	R: 0 H: 1 E: 0 LOB: 1 K: 1 BB: 0 S: 8 P: 14	R: 1 H: 1 E: 0 LOB: 1 K: 0 BB: 1 S: 8 P: 16	1B: 5 SF: 1 2B: 2 SAC: 0 3B: 1 DP: 2 HR: 0 HBP: 0						WP: 0 PA: 35 PB: 0 SB: 1 CS: 0	

	AB	31
	R	2
	H	7
	RBI	2
	BB	3
	SO	3
	LOB	15

PITCHER	IP	WLS	BF	H	R	ER	SO	BB	IBB	HBP	BLK	WP	HR	S	P	ERA	WHIP
Denny Neagle, L (1, 1) ERA: 3.27	9.0	W	35	7	2	2	3	3	0	0	0	0	0	80	120	2.00	1.111

PITCHER	IP	WLS	BF	H	R	ER	SO	BB	IBB	HBP	BLK	WP	HR	S	P	ERA	WHIP

Batter	1	2	3	4	5	6	7	8	9	AB	R	H	RBI	BB	SO	LOB
John Cangelosi, S (1, 8) (8, 7) OBP: 0.393, SLG: 0.365	P6		1B		HBP			FC5-4 1B	G5-4-3 BB	3	0	2	0	1	0	0
Craig Biggio, R (1, 4) OBP: 0.387, SLG: 0.422	F8		E9 1B		L7			L9	G5-4-3	5	0	1	0	0	0	5
5 Jeff Bagwell, R (1, 3) OBP: 0.452, SLG: 0.582	1B 2B		G6-4-3 IBB		CS		G5-3	FC5-4 HR		3	2	1	0	1	0	1
Sean Berry, R (1, 5) OBP: 0.331, SLG: 0.496	1B		G6-4-3			K		P4	HR	4	1	2	3	0	1	3
Derek Bell, R (1, 9) OBP: 0.317, SLG: 0.430	K			F7		K				4	0	0	0	0	2	1
Billy Wagner, L (8, 1)										0	0	0	0	0	0	0
Derrick May, L (1, 7) (8, 9) OBP: 0.338, SLG: 0.387		F7		1B			E4 L3		K	4	0	1	0	0	1	0
Tony Eusebio, R (1, 2) OBP: 0.327, SLG: 0.353	K			K			L3		1B DI 1B	4	0	1	0	0	2	2
James Mouton, R (9, PR) OBP: 0.348, SLG: 0.355										0	1	0	0	0	0	0
Orlando Miller, R (1, 6) OBP: 0.292, SLG: 0.419	K			F8			2B		1B WP 1B	4	0	2	0	0	1	1
Darryl Kile, R (1, 1) OBP: 0.178, SLG: 0.203			G6-3		L8		K		S 1B	2	0	0	0	0	0	0
Bill Spiers, L (7, PH) OBP: 0.322, SLG: 0.403										1	0	0	0	0	1	1
Alvin Morman, L (7, 1)										0	0	0	0	0	0	0
Todd Jones, L (8, 1)										0	0	0	0	0	0	0
Brian Hunter, R (8, 8) OBP: 0.307, SLG: 0.377										1	0	1	1	0	0	0
Inning Stats	R: 1 E: 0 K: 1 S: 12 H: 2 LOB: 1 BB: 0 P: 17	R: 0 E: 0 K: 2 S: 9 H: 0 LOB: 0 BB: 0 P: 12	R: 0 E: 1 K: 0 S: 7 H: 2 LOB: 2 BB: 1 P: 15	R: 0 E: 0 K: 1 S: 9 H: 1 LOB: 1 BB: 0 P: 13	R: 0 E: 0 K: 0 S: 6 H: 0 LOB: 0 BB: 0 P: 10	R: 0 E: 0 K: 2 S: 8 H: 0 LOB: 0 BB: 0 P: 10	R: 0 E: 1 K: 1 S: 14 H: 1 LOB: 1 BB: 0 P: 18	R: 2 E: 0 K: 0 S: 10 H: 2 LOB: 0 BB: 0 P: 13	R: 1 E: 0 K: 1 S: 17 H: 3 LOB: 3 BB: 1 P: 26	1B: 8 2B: 3 3B: 0 HR: 1	SF: 0 SAC: 0 DP: 3 HBP: 1						

PITCHER		IP	WLS	BF	H	R	ER	SO	BB	IBB	HBP	BLK	WP	HR	S	P	ERA	WHIP
29 John Smoltz, R ERA: 3.03	(1, 1)	8.0	W	32	8	3	3	7	0	1	1	0	0	1	75	108	3.38	1.000
Mark Wohlers, R ERA: 2.74	(9, 1)	1.0	S	6	3	1	1	1	1	0	0	0	1	0	17	26	9.00	4.000

PITCHER	IP	WLS	BF	H	R	ER	SO	BB	IBB	HBP	BLK	WP	HR	S	P	ERA	WHIP

TOP

Houston Astros @ Atlanta Braves

Atlanta-Fulton County Stadium, Atlanta, GA

Tue Sep 17 1996, 7:05 PM EDT
Att. 32,109 - Unknown - 75 F

livebaseballscorecards.com

AB	35
R	4
H	11
RBI	4
BB	2
SO	8
LOB	14

1B: 8	SF: 0	WP: 1	PA: 39
2B: 3	SAC: 0	PB: 0	
3B: 0	DP: 3	SB: 1	
HR: 1	HBP: 1	CS: 1	

BOTTOM

Houston Astros @ Atlanta Braves

Atlanta-Fulton County Stadium, Atlanta, GA

Tue Sep 17 1996, 7:05 PM EDT

Att. 32,109 - Unknown - 75 F

Batter	1	2	3	4	5	6	7	8	9	AB	R	H	RBI	BB	SO	LOB
Marquis Grissom, R (1, 8) OBP: 0.344, SLG: 0.480	K		F8		E8 10 BB 2-H 2B 1B	FC6-4 1-2f		BB IBB		4	1	1	1	1	1	1
Terry Pendleton, S (1, 5) OBP: 0.297, SLG: 0.356	FC1-6 10 1B BB		K		10 BB 2B BB		G4-3 S BB	1-2 2-3 BB		1	1	0	0	4	1	0
10 Chipper Jones, S (1, 6) OBP: 0.397, SLG: 0.545	FC1-6 1-2 1B		2B		1-2 2-3 2B BB		K	K		4	1	2	0	1	2	4
Fred McGriff, L (1, 3) OBP: 0.364, SLG: 0.487	FC1-6 BB 1-2f 2-3		K		K		G4-3 1-3			4	0	0	0	0	2	7
Ryan Klesko, L (1, 7) OBP: 0.364, SLG: 0.535	FC4 1-2 BB			G4-3	1-H 2-H 3-H 2B		K			3	0	1	3	1	1	1
Javy Lopez, R (1, 2) OBP: 0.316, SLG: 0.456 Tony Graffanino, R (8, PR) OBP: 0.265, SLG: 0.256 (9, 4)	FC4 1-2f			K	K			F8 2B 1B		4 0	0 1	1 0	0 0	0 0	2 0	4 0
Jermaine Dye, R (1, 9) OBP: 0.315, SLG: 0.481		F7		P4		G1-6-3 1B		F8 1-2		4	0	1	0	0	0	1
Mark Lemke, S (1, 4) OBP: 0.318, SLG: 0.304 Rafael Belliard, R (7, 4) OBP: 0.169, SLG: 0.211 Dwight Smith, L (8, PH) OBP: 0.278, SLG: 0.291 Mike Mordecai, R (8, PH) OBP: 0.272, SLG: 0.287 Eddie Pérez, R (9, 2) OBP: 0.326, SLG: 0.438		K			29 SH3-4 E 1B	G1-6-3 1-2f		F7		3 0 0 1 0	1 0 0 0 0	1 0 0 0 0	0 0 0 0 0	1 0 0 0 0	1 0 0 1 0	1 0 0 1 0
29 John Smoltz, R (1, 1) OBP: 0.238, SLG: 0.240 Andruw Jones, R (8, PH) OBP: 0.297, SLG: 0.559 Mark Wohlers, R (9, 1)		K			SH3-4 1-2	FC6-4 BB		BB 2-H 2B		1 1 0	0 0 0	0 1 0	0 1 0	1 0 0	1 0 0	0 0 0
Inning Stats	R: 0 E: 0 K: 1 S: 11 H: 1 LOB: 3 BB: 2 P: 22	R: 0 E: 0 K: 2 S: 8 H: 0 LOB: 0 BB: 0 P: 12	R: 0 E: 0 K: 2 S: 10 H: 1 LOB: 1 BB: 0 P: 14	R: 0 E: 0 K: 1 S: 6 H: 0 LOB: 0 BB: 0 P: 10	R: 4 E: 1 K: 2 S: 15 H: 3 LOB: 1 BB: 2 P: 27	R: 0 E: 0 K: 0 S: 11 H: 1 LOB: 1 BB: 1 P: 18	R: 0 E: 0 K: 2 S: 10 H: 0 LOB: 1 BB: 1 P: 19	R: 1 E: 0 K: 1 S: 10 H: 2 LOB: 3 BB: 2 P: 22		1B: 5 2B: 3 3B: 0 HR: 0	SF: 0 SAC: 1 DP: 1 HBP: 0		WP: 0 PB: 0 SB: 1 CS: 0	PA: 39		

livebaseballscorecards.com

AB	30
R	5
H	8
RBI	5
BB	8
SO	11
LOB	20

PITCHER		IP	WLS	BF	H	R	ER	SO	BB	IBB	HBP	BLK	WP	HR	S	P	ERA	WHIP
Darryl Kile, R ERA: 4.24	(1, 1)	6.0	L	28	6	4	4	8	5	0	0	0	0	0	61	103	6.00	1.833
Alvin Morman, L ERA: 4.97	(7, 1)	1.0		4	0	0	0	2	1	0	0	0	0	0	10	19	0.00	1.000
Todd Jones, R ERA: 4.25	(8, 1)	0.1		2	1	1	1	0	0	0	0	0	0	0	4	7	27.00	3.000
Billy Wagner, L ERA: 2.31	(8, 1)	0.2		5	1	0	0	1	1	1	0	0	0	0	6	15	0.00	3.000

PITCHER	IP	WLS	BF	H	R	ER	SO	BB	IBB	HBP	BLK	WP	HR	S	P	ERA	WHIP

Batter	1	2	3	4	5	6	7	8	9	AB	R	H	RBI	BB	SO	LOB
Brian Hunter, R (1, 8) OBP: 0.308, SLG: 0.380	C B X 1-1 1B 5 FC5-4 2B		C B B F S 2-3 ① K			X 0-0 ① G1-3		X 0-0 1B		4	1	2	0	0	1	1
Craig Biggio, R (1, 4) OBP: 0.386, SLG: 0.421	X 0-0 5 FC5-4 2-3 1B		C C X 0-2 ② G3 2-3			B B C X 2-1 ② G5-3		1 SAFE C X 0-1 ③ P3		4	0	1	0	0	0	2
5 Jeff Bagwell, R (1, 3) OBP: 0.451, SLG: 0.585	F B X 1-1 ① FC5-4 G6-3 1-2f 3-H		B C S B X 2-2 ③ F9			F B X 1-1 HR			C F B X 1-2 ① F9	4	1	1	2	0	0	2
Sean Berry, R (1, 5) OBP: 0.328, SLG: 0.492	X 0-0 ② G6-3 1-2			X 0-0 ① F9		C B X 1-1 ③ F9			C X 0-1 ② G5-3	4	0	0	0	0	0	1
Derek Bell, R (1, 9) OBP: 0.315, SLG: 0.427	B X 1-0 ③ G1-3			C B F B F X 2-2 ② G6-3			B X 1-0 ① F9		B S B S S 2-3 ③ K	4	0	0	0	0	1	1
Derrick May, L (1, 7) OBP: 0.335, SLG: 0.382		C B S B S 2-3 ① K		B X 1-0 ③ G3-1			X 0-0 ② F7			3	0	0	0	0	1	0
Orlando Miller, R (1, 6) OBP: 0.293, SLG: 0.419 Xavier Hernandez, L (7, 1) John Hudek, S (8, 1)		C F B F X 1-2 G4-3-6 1B			C B S X 1-2 ① G1-3		X 0-0 ③ L6			3 0 0	0 0 0	1 0 0	0 0 0	0 0 0	0 0 0	0 0 0
Kirt Manwaring, R (1, 2) OBP: 0.299, SLG: 0.279		B 1 SAFE F B X 2-1 ② ③ G4-3-6 1-2f			B F B X 2-1 ② G5-3			X 0-0 ① G1-3		3	0	0	0	0	0	1
Mike Hampton, R (1, 1) OBP: 0.319, SLG: 0.262 Mike Simms, R (5, PH) OBP: 0.221, SLG: 0.270 Donne Wall, R (5, 1) OBP: 0.244, SLG: 0.233 Ricky Gutierrez, R (7, 6) OBP: 0.359, SLG: 0.344			C B X 1-1 G3 2B		S B C X 1-2 ③ G5-3			C S X 0-2 ② G5-3		1 1 0 1	0 0 0 0	1 0 0 0	0 0 0 0	0 0 0 0	0 0 0 0	0 0 0 0
Inning Stats	R: 1 E: 0 K: 0 S: 7 H: 2 LOB: 1 BB: 0 P: 10	R: 0 E: 0 K: 1 S: 9 H: 1 LOB: 0 BB: 0 P: 14	R: 0 E: 0 K: 1 S: 11 H: 1 LOB: 1 BB: 0 P: 16	R: 0 E: 0 K: 0 S: 6 H: 0 LOB: 0 BB: 0 P: 9	R: 0 E: 0 K: 0 S: 8 H: 0 LOB: 0 BB: 0 P: 12	R: 1 E: 0 K: 0 S: 7 H: 1 LOB: 0 BB: 0 P: 11	R: 0 E: 0 K: 0 S: 3 H: 0 LOB: 0 BB: 0 P: 4	R: 0 E: 0 K: 0 S: 7 H: 1 LOB: 1 BB: 0 P: 7	R: 0 E: 0 K: 1 S: 8 H: 0 LOB: 0 BB: 0 P: 11	1B: 3 2B: 2 3B: 0 HR: 1 SF: 0 SAC: 0 DP: 1 HBP: 0						

PITCHER		IP	WLS	BF	H	R	ER	SO	BB	IBB	HBP	BLK	WP	HR	S	P	ERA	WHIP
Greg Maddux, R ERA: 2.76	(1, 1)	9.0	W	32	6	2	2	3	0	0	0	0	0	1	66	94	2.00	0.667

PITCHER	IP	WLS	BF	H	R	ER	SO	BB	IBB	HBP	BLK	WP	HR	S	P	ERA	WHIP

TOP

Houston Astros @ Atlanta Braves

Atlanta-Fulton County Stadium, Atlanta, GA

Wed Sep 18 1996, 3:33 AM EDT

Att. 29,885 - Sunny - 78 F

livebaseballscorecards.com

AB	32
R	2
H	6
RBI	2
BB	0
SO	3
LOB	8

Houston Astros @ Atlanta Braves

Atlanta-Fulton County Stadium, Atlanta, GA

Wed Sep 18 1996, 3:33 AM EDT

Att. 29,885 - Sunny - 78 F

BOTTOM

Batter	1	2	3	4	5	6	7	8	9	AB	R	H	RBI	BB	SO	LOB
Marquis Grissom, R (1, 8) OBP: 0.343, SLG: 0.477	F9	P3			1B, 10 SF7, 1B	G6-3		K		5	1	1	0	0	1	3
Terry Pendleton, S (1, 5) OBP: 0.298, SLG: 0.357	G1-3		10 G6-3, 1B		HR, 1B		G1-3			4	1	2	1	0	0	0
10 Chipper Jones, S (1, 6) OBP: 0.398, SLG: 0.547	HR, 1B		G6-3		SF7		2B			3	1	2	1	0	0	1
Fred McGriff, L (1, 3) OBP: 0.367, SLG: 0.498	HR		G4-3		HR		IBB			3	2	2	4	1	0	0
Jermaine Dye, R (1, 7) OBP: 0.318, SLG: 0.481	1B			G4-3	1B		F9			4	0	2	0	0	0	2
Andruw Jones, R (1, 9) OBP: 0.282, SLG: 0.528	F7			G1-3	K		K			4	0	0	0	0	2	4
Eddie Pérez, R (1, 2) OBP: 0.324, SLG: 0.433		SH3-4, 1B		G5-3		F7		P4		4	0	1	0	0	0	0
Mark Lemke, S (1, 4) OBP: 0.321, SLG: 0.309		F7			1B, SH3-4, 1B	2B		SH3-4, 1B		4	1	3	0	0	0	1
Greg Maddux, R (1, 1) OBP: 0.186, SLG: 0.179		SH3-4			SH3-4	P5		SH3-4		1	0	0	0	0	0	1
Inning Stats	R: 2 E: 0 K: 0 S: 13 H: 3 LOB: 1 BB: 0 P: 20	R: 0 E: 0 K: 0 S: 8 H: 1 LOB: 1 BB: 0 P: 12	R: 0 E: 0 K: 0 S: 3 H: 1 LOB: 0 BB: 0 P: 6	R: 0 E: 0 K: 0 S: 10 H: 0 LOB: 0 BB: 0 P: 15	R: 4 E: 0 K: 1 S: 12 H: 5 LOB: 1 BB: 0 P: 12	R: 0 E: 0 K: 0 S: 5 H: 1 LOB: 1 BB: 0 P: 10	R: 0 E: 0 K: 1 S: 9 H: 1 LOB: 2 BB: 1 P: 19	R: 0 E: 0 K: 1 S: 10 H: 1 LOB: 1 BB: 0 P: 14		1B: 9 2B: 2 3B: 0 HR: 2	SF: 1 SAC: 3 DP: 1 HBP: 0						

livebaseballscorecards.com

AB	32
R	6
H	13
RBI	6
BB	1
SO	3
LOB	12

WP: 0 PB: 0 SB: 0 CS: 0 PA: 37

PITCHER		IP	WLS	BF	H	R	ER	SO	BB	IBB	HBP	BLK	WP	HR	S	P	ERA	WHIP
Mike Hampton, L ERA: 3.59	(1, 1)	4.0	L	16	5	2	2	0	0	0	0	0	0	1	34	53	4.50	1.250
Donne Wall, R ERA: 4.48	(5, 1)	2.0		12	6	4	4	1	0	0	0	0	0	1	17	22	18.00	3.000
Xavier Hernandez, R ERA: 4.5	(7, 1)	1.0		5	1	0	0	1	0	1	0	0	0	0	9	19	0.00	1.000
John Hudek, R ERA: 4.22	(8, 1)	1.0		4	1	0	0	1	0	0	0	0	0	0	10	14	0.00	1.000

PITCHER	IP	WLS	BF	H	R	ER	SO	BB	IBB	HBP	BLK	WP	HR	S	P	ERA	WHIP

Batter	1	2	3	4	5	6	7	8	9	AB	R	H	RBI	BB	SO	LOB
Mark Grudzielanek, R (1, 6) OBP: 0.348, SLG: 0.407	C B B X 2-1 ① G6-3		B X 1-0 1B 1B		B C C X 1-2 ① L4		C F X 0-2 ① F9		F B F B X 2-2 SH 1B 1B	5	1	2	0	0	0	0
Mike Lansing, R (1, 4) OBP: 0.349, SLG: 0.420	B C F X 1-2 ② G6-3		X 0-0 1-3 1B		F B S F X 1-2 ② G5-3		C X 0-1 ② G1-3		B X 1-0 SH DI 1-3 1B	4	1	1	0	0	0	0
David Segui, S (1, 3) OBP: 0.376, SLG: 0.435	C B X 1-1 FC6-4 1B		X 0-0 ② P4		B B F B B 4-1 BB		C B B B C F F B 4-2 BB		B B X 2-0 1-H 3-H HR 1B	3	1	2	2	2	0	2
Moises Alou, R (1, 7) OBP: 0.345, SLG: 0.468	B S S B X 2-2 ③ FC6-4 1-2f		I I I I 4-0 IBB		X 0-0 ③ G4-3		B 1 SAFE X 1-0 ③ F9		X 0-0 2-H HR	4	1	1	2	1	0	3
Rondell White, R (1, 8) OBP: 0.345, SLG: 0.435		C C B F B X 2-2 ① G4-3	X 0-0 ③ F8			C F B B X 3-2 FC1-6 1B		B B C C B B 4-2 E BB 1B BB	C C S 0-3 ① K	4	1	1	0	1	1	3
Vladimir Guerrero, R (1, 9) OBP: 0.200, SLG: 0.200		S F X 0-2 ② G5-3		X 0-0 G4-6-3 1B		B F B X 2-1 ① FC1-6 G5-3 1-2f	1 SAFE S C F X 1 SAFE	0-2 ① L6	X 0-0 ② P4	5	0	1	0	0	0	2
F.P. Santangelo, S (1, 5) OBP: 0.374, SLG: 0.420	B C B X 2-1 FC6-4 1B			X 0-0 ① ② G4-6-3 1-2f	1 SAFE B X 1-0 ② G5-3 1-2			1 SAFE B B B S 1 B F B 4-2 SAFE E4 1B 1-3 BB	B B B C B 4-1 E BB	3	0	1	0	0	0	2
Cliff Floyd, L (8, PH) OBP: 0.338, SLG: 0.426										0	0	0	0	0	0	0
Sherman Obando, R (8, PH) OBP: 0.325, SLG: 0.422										0	0	0	0	1	0	0
Shane Andrews, R (8, 5) OBP: 0.302, SLG: 0.435										0	0	0	0	1	0	0
Lenny Webster, R (1, 2) OBP: 0.332, SLG: 0.318	C 1 SAFE B 1 SAFE B B X 3-1 ③ FC6-4 1-2f			B B B C F B 4-2 PB BB	I I I I 4-0 IBB			B F X 1-1 1-2 3-H L1-3 1B	C 1 F B B C 1-3 ③ K 1-2	1	0	0	0	2	0	1
Andy Stankiewicz, R (8, PH) OBP: 0.349, SLG: 0.356										1	0	1	1	0	0	0
Tim Spehr, R (8, 2) OBP: 0.167, SLG: 0.182										1	0	0	0	0	1	1
Pedro Martinez, R (1, 1) OBP: 0.159, SLG: 0.109			B C C B F F F X 2-2 ① F9	F F B S 1-3 ③ K 1-2	C C S 0-3 ③ K			B F B C X 2-2 ② ③ L1-3 1-1		3	0	0	0	0	2	3
Dave Silvestri, R (8, PH) OBP: 0.342, SLG: 0.252										1	0	0	0	0	0	2
Ugueth Urbina, R (8, 1) OBP: 0.161, SLG: 0.103										0	0	0	0	0	0	0
Inning Stats	R: 0 E: 0 K: 0 S: 10 H: 1 LOB: 1 BB: 0 P: 16	R: 0 E: 0 K: 0 S: 11 H: 1 LOB: 1 BB: 0 P: 18	R: 0 E: 0 K: 0 S: 11 H: 2 LOB: 3 BB: 1 P: 18	R: 0 E: 0 K: 1 S: 7 H: 1 LOB: 1 BB: 1 P: 12	R: 0 E: 0 K: 0 S: 9 H: 0 LOB: 1 BB: 1 P: 15	R: 0 E: 0 K: 1 S: 9 H: 1 LOB: 2 BB: 1 P: 19	R: 0 E: 0 K: 0 S: 10 H: 0 LOB: 1 BB: 1 P: 15	R: 1 E: 1 K: 0 S: 14 H: 1 LOB: 1 BB: 2 P: 25	R: 4 E: 2 K: 2 S: 14 H: 3 LOB: 1 BB: 1 P: 24	1B: 9 2B: 1 3B: 0 HR: 1 SF: 0 SAC: 1 DP: 2 HBP: 0							WP: 0 PB: 1 SB: 0 CS: 0 PA: 44

PITCHER		IP	WLS	BF	H	R	ER	SO	BB	IBB	HBP	BLK	WP	HR	S	P	ERA	WHIP
Steve Avery, L ERA: 3.68	(1, 1)	6.0		27	6	0	0	2	2	2	0	0	0	0	57	98	0.00	1.333
Mike Bielecki, R ERA: 2.75	(7, 1)	1.1		6	0	1	0	0	2	0	0	0	0	0	17	26	0.00	1.500
Terrell Wade, L ERA: 2.7	(8, 1)	0.2		3	1	0	0	0	1	0	0	0	0	0	7	14	0.00	3.000
Mark Wohlers, R ERA: 2.99	(9, 1)	0.0	L	3	2	3	2	0	0	0	0	0	0	0	5	10	∞	∞
Brad Clontz, R ERA: 5.94	(9, 1)	1.0		5	1	1	1	2	1	0	0	0	0	1	9	14	9.00	2.000

Montreal Expos @ Atlanta Braves

Atlanta-Fulton County Stadium, Atlanta, GA

Thu Sep 19 1996, 7:05 PM EDT

Att. 37,193 - Unknown - 72 F

TOP

livebaseballscorecards.com

AB	35
R	5
H	10
RBI	5
BB	8
SO	4
LOB	19

Montreal Expos @ Atlanta Braves

Atlanta-Fulton County Stadium, Atlanta, GA

Thu Sep 19 1996, 7:05 PM EDT

Att. 37,193 - Unknown - 72 F

livebaseballscorecards.com

BOTTOM

Batter	1	2	3	4	5	6	7	8	9	AB	R	H	RBI	BB	SO	LOB
Marquis Grissom, R (1, 8) OBP: 0.345, SLG: 0.479	C X 0-1 10 G1-3 1B		X 0-0 S 1B		B B C C F X 2-2 S 1-3 2-H 1B			B F F B X 2-2 ① G6-3		4	0	3	1	0	0	0
Terry Pendleton, S (1, 5) OBP: 0.298, SLG: 0.355	C B S S 1-3 ① K		1 SAFE F B B B X 3-1 ③ G3-1 1-2		B 1 S B S B B 4-2 1-2 BB			B X 1-0 ② P4		3	0	0	0	1	1	2
10 Chipper Jones, S (1, 6) OBP: 0.397, SLG: 0.545	B C C X 1-2 ② G1-3 1-2			X 0-0 ① P6	X 0-0 ③ F8			C B F F X 1-2 S 1B		4	0	1	0	0	0	4
Fred McGriff, L (1, 3) OBP: 0.364, SLG: 0.495	B F F S 1-3 ③ K			B F S F B S 2-3 ② K		F C X 0-2 ① L8		C B 1 SAFE B B C X 3-2 ③ G1-3 1-2		4	0	0	0	0	2	2
Ryan Klesko, L (1, 7) OBP: 0.364, SLG: 0.532		S B B S B X 2-2 ① P3		B X 1-0 ③ F9		X 0-0 G6-4-3 1B			C X 0-1 ① G4-3	4	0	1	0	0	0	0
Javy Lopez, R (1, 2) OBP: 0.314, SLG: 0.453 Mike Bielecki, R (7, 1) OBP: 0.250, SLG: 0.100 Terrell Wade, L (8, 1) OBP: 0.214, SLG: 0.154 Mark Wohlers, R (9, 1) Brad Clontz, R (9, 1) Dwight Smith, L (9, PH) OBP: 0.277, SLG: 0.289	C C B X 1-2 ② G6-3				F F B S 1-3 ① K	B 1 SAFE X 1-0 ② ③ G6-4-3 1-2f			B C C S 1-3 ② K	3 0 0 0 0 1	0 0 0 0 0 0	0 0 0 0 0 1	0 0 0 0 0 0	0 0 0 0 0 1	1 0 0 0 0 0	1 0 0 0 0 0
Jermaine Dye, R (1, 9) OBP: 0.313, SLG: 0.474	F C S 0-3 ③ K				S S F F S 0-3 ② K		B F X 1-1 ① P3		C F S 0-3 ③ K	4	0	0	0	0	3	0
Mark Lemke, S (1, 4) OBP: 0.321, SLG: 0.310 Tony Graffanino, R (8, 4) OBP: 0.265, SLG: 0.256			B S C S 1-3 ① K		B C B C F F X 2-2 WP BB 1B 1B		F B X 1-1 ② F7			3 0	1 0	1 0	0 0	0 0	1 0	0 0
Steve Avery, L (1, 1) OBP: 0.245, SLG: 0.500 Eddie Pérez, R (7, 2) OBP: 0.322, SLG: 0.430			S S S 0-3 ② K		B S B C B B 4-2 1B WP 1-2 BB		C C S 0-3 ③ K			1 1	0 0	0 0	0 0	1 0	1 1	0 0
Inning Stats	R: 0 E: 0 K: 2 S: 11 H: 1 LOB: 1 BB: 0 P: 14	R: 0 E: 0 K: 1 S: 9 H: 0 LOB: 0 BB: 0 P: 12	R: 0 E: 0 K: 2 S: 9 H: 1 LOB: 1 BB: 0 P: 13	R: 0 E: 0 K: 1 S: 6 H: 0 LOB: 0 BB: 0 P: 9	R: 1 E: 0 K: 2 S: 22 H: 2 LOB: 3 BB: 2 P: 35	R: 0 E: 0 K: 0 S: 5 H: 1 LOB: 0 BB: 0 P: 6	R: 0 E: 0 K: 1 S: 7 H: 0 LOB: 0 BB: 0 P: 9	R: 0 E: 0 K: 0 S: 11 H: 1 LOB: 1 BB: 0 P: 18	R: 0 E: 0 K: 2 S: 8 H: 0 LOB: 0 BB: 0 P: 9	1B: 6 2B: 0 3B: 0 HR: 0 SF: 0 SAC: 0 DP: 1 HBP: 0						

	AB	32
	R	1
	H	6
	RBI	1
	BB	2
	SO	11
	LOB	9

WP: 1 PA: 34
PB: 0
SB: 3
CS: 0

PITCHER		IP	WLS	BF	H	R	ER	SO	BB	IBB	HBP	BLK	WP	HR	S	P	ERA	WHIP
Pedro Martinez, R ERA: 3.77	(1, 1)	7.0		27	5	1	1	9	2	0	0	0	1	0	69	98	1.29	1.000
Ugueth Urbina, R ERA: 3.75	(8, 1)	2.0	W	7	1	0	0	2	0	0	0	0	0	0	19	27	0.00	0.500

PITCHER	IP	WLS	BF	H	R	ER	SO	BB	IBB	HBP	BLK	WP	HR	S	P	ERA	WHIP

Montreal Expos @ Atlanta Braves

Atlanta-Fulton County Stadium, Atlanta, GA

Fri Sep 20 1996, 7:05 PM EDT

Att. 46,260 - Unknown - 75 F

TOP

livebaseballscorecards.com

Batter	1	2	3	4	5	6	7	8	9	AB	R	H	RBI	BB	SO	LOB
Mark Grudzielanek, R (1, 6) OBP: 0.347, SLG: 0.405	C X 0-1 ① G4-3		F C X 0-2 ② FC6-4 1-2f 2-3		B X 1-0 1B 1-2 1B 1B	B X 1-0 ③ F9			B B B C F S 3-3 ② K	5	1	1	0	0	1	5
Mike Lansing, R (1, 4) OBP: 0.348, SLG: 0.418	C B B F F X 2-2 ② P2		X 0-0 ③ G1-3		B X 1-0 BB 1B 1-2 2-3 1B		B B X 2-0 ① L8		B C X 1-1 ③ G4-3	5	0	1	0	0	0	3
David Segui, S (1, 3) OBP: 0.377, SLG: 0.436	B C B S B S 3-3 ③ K			B B F F X 2-2 FC4-6 1B	S X 1-1 BB 1-2 2-H 3-H 1B		C B C B X 2-2 ② F8			4	0	2	2	0	1	0
Moises Alou, R (1, 7) OBP: 0.344, SLG: 0.465		B B X 2-0 ① F9		B B F C F C 2-3 ① K	B B C F B B 4-2 FC5-4 1-2 2-3 BB		C B B X 2-1 ③ L5			3	0	0	0	1	1	1
Rondell White, R (1, 8) OBP: 0.341, SLG: 0.429		F B B B F S 2-3 ② K		1 SAFE X 0-0 ② FC4-6 FC6 1-2f	B C F B X 2-2 ③ FC5-4 1-2f			S X 0-1 ① G1-3		4	0	0	0	0	1	4
Vladimir Guerrero, R (1, 9) OBP: 0.111, SLG: 0.111		S X 0-1 ③ F9		X 0-0 ③ FC6 1-2f		B B X 2-0 E5 F9 SH2-4		F S B X 1-2 ② L9		4	0	0	0	0	0	1
F.P. Santangelo, S (1, 5) OBP: 0.371, SLG: 0.416 Jeff Juden, R (8, 1)			B B B C X 3-1 ① P4		X 0-0 ① G6-3	1 SAFE X 0-0 ① SH2-4 1-2		C B X 1-1 ③ P9		3	0	0	0	0	0	0
										0	0	0	0	0	0	0
Lenny Webster, R (1, 2) OBP: 0.337, SLG: 0.321 Cliff Floyd, L (9, PH) OBP: 0.337, SLG: 0.424			B C C X 1-2 FC6-4 BB 1B		B B C C C 2-3 ② K	B B C B B 4-1 BB			B F C B S 2-3 ① K	2	0	1	0	1	1	0
										1	0	0	0	0	1	0
Jose Paniagua, R (1, 1) Rheal Cormier, L (5, 1) OBP: 0.222, SLG: 0.233 Dave Silvestri, R (6, PH) OBP: 0.340, SLG: 0.250 Dave Veres, R (6, 1) OBP: 0.429, SLG: 0.571 Dave Leiper, L (8, 1) Shane Andrews, R (8, 5) OBP: 0.302, SLG: 0.435 Henry Rodriguez, L (9, PH) OBP: 0.323, SLG: 0.565 Andy Stankiewicz, R (9, PR) OBP: 0.349, SLG: 0.356			B B B C M F B 4-2 FC6-4 1-2 BB		B B B B 4-0 1B 1B 1B BB	B B C B F X 3-2 ② F9 2-3			B S F X 1-2 2B	0	1	0	0	2	0	0
										0	0	0	0	0	0	0
										1	0	0	0	0	0	2
										0	0	0	0	0	0	0
										0	0	0	0	0	0	0
										0	0	0	0	0	0	0
										1	0	1	0	0	0	0
										0	0	0	0	0	0	0
Inning Stats	R: 0 E: 0 K: 1 S: 9 H: 0 LOB: 0 BB: 0 P: 14	R: 0 E: 0 K: 1 S: 6 H: 0 LOB: 0 BB: 0 P: 10	R: 0 E: 0 K: 0 S: 12 H: 1 LOB: 2 BB: 1 P: 20	R: 0 E: 0 K: 1 S: 9 H: 1 LOB: 1 BB: 0 P: 13	R: 2 E: 0 K: 1 S: 13 H: 3 LOB: 3 BB: 2 P: 28	R: 0 E: 1 K: 0 S: 7 H: 0 LOB: 2 BB: 1 P: 17	R: 0 E: 0 K: 0 S: 6 H: 0 LOB: 0 BB: 0 P: 12	R: 0 E: 0 K: 0 S: 7 H: 0 LOB: 0 BB: 0 P: 9	R: 0 E: 0 K: 2 S: 11 H: 1 LOB: 1 BB: 0 P: 18	1B: 5 2B: 1 3B: 0 HR: 0 SF: 0 SAC: 1 DP: 0 HBP: 0						

	AB	33
	R	2
	H	6
	RBI	2
	BB	4
	SO	6
	LOB	16

WP: 0 PB: 0 SB: 0 CS: 0 PA: 38

PITCHER		IP	WLS	BF	H	R	ER	SO	BB	IBB	HBP	BLK	WP	HR	S	P	ERA	WHIP
Tom Glavine, L ERA: 3.05	(1, 1)	8.0	W	34	5	2	2	4	4	0	0	0	0	0	69	123	2.25	1.125
Mark Wohlers, R ERA: 2.95	(9, 1)	1.0	S	4	1	0	0	2	0	0	0	0	0	0	11	18	0.00	1.000

PITCHER	IP	WLS	BF	H	R	ER	SO	BB	IBB	HBP	BLK	WP	HR	S	P	ERA	WHIP

Montreal Expos @ Atlanta Braves

Atlanta-Fulton County Stadium, Atlanta, GA

Fri Sep 20 1996, 7:05 PM EDT

Att. 46,260 - Unknown - 75 F

BOTTOM

Batter	1	2	3	4	5	6	7	8	9	AB	R	H	RBI	BB	SO	LOB
Marquis Grissom, R (1, 8) OBP: 0.344, SLG: 0.478	S B F X 1-2 G5-3 ①		B B X 2-0 G6-3 ①		X 0-0 L9 ①		X 0-0 1-2 1B			4	0	1	0	0	0	1
Andruw Jones, R (1, 9) OBP: 0.280, SLG: 0.513	B X 1-0 G5-3 ②		S C C 0-3 K ②		S B C B X 2-2 10 FC6-4 1-2 1B		C B F D B S 3-3 K ②			4	0	1	0	0	2	2
10 Chipper Jones, S (1, 6) OBP: 0.396, SLG: 0.542	B F S S F F B B B 4-2 BB		B B S S B F F X 3-2 G4-3 ③		B X 1-0 FC6-4 ② 1-2f 2-3		B B B X 3-0 F7 ③			3	0	0	0	1	0	4
Fred McGriff, L (1, 3) OBP: 0.365, SLG: 0.497	B C X 1-1 P5 ③			B X 1-0 G4-6-3 1B 1B	C D X 1-1 G1-4-3 ③			X 0-0 SH1-4 1B 2B		4	2	2	0	0	0	3
Ryan Klesko, L (1, 7) OBP: 0.365, SLG: 0.539 Mike Mordecai, R (8, PH) OBP: 0.272, SLG: 0.287 Jermaine Dye, R (9, 7) OBP: 0.313, SLG: 0.474		C B B F B X 3-2 HR		F B B X 2-1 G4-6-3 1-2 1B		S S S 0-3 K ①		X 0-0 SH1-4 ① 2-3		3 0 0	1 0 0	2 0 0	1 0 0	0 0 0	1 0 0	0 0 0
Terry Pendleton, S (1, 5) OBP: 0.296, SLG: 0.353	B C B S S 2-3 K ①			X 0-0 G4-6-3 ① ② 1-2f 2-3		B B C B F F X 3-2 G4-3 ②		B F F F F F F F F 1-3 S K ②		4	0	0	0	0	2	3
Javy Lopez, R (1, 2) OBP: 0.317, SLG: 0.454	B B B B 4-0 FC1-6 BB			X 0-0 3-H 1B		C C B B F X 2-2 G5-3 ③		B X 1-0 FC4-6 3-H 1B		3	0	2	2	1	0	0
Mark Lemke, S (1, 4) OBP: 0.319, SLG: 0.307	B 1 SAFE B C B X 3-1 FC1-6 FC6-4 ② 1-2f			1 SAFE X 0-0 F7 ③			X 0-0 G4-3 ①	B B C C 1 SAFE X 2-2 FC4-6 ③ 1-2f		4	0	0	0	0	0	3
Tom Glavine, L (1, 1) OBP: 0.346, SLG: 0.356 Mark Wohlers, R (9, 1)	1 SAFE B C B X 2-1 FC6-4 ③ 1-2f				B C X 1-1 10 FC6-4 1B 1B		F S B F F X 1-2 1B 1B			3 0	0 0	2 0	0 0	0 0	0 0	1 0
Inning Stats	R: 0 E: 0 K: 0 S: 10 H: 0 LOB: 1 BB: 1 P: 17	R: 1 E: 0 K: 1 S: 10 H: 1 LOB: 1 BB: 1 P: 24	R: 0 E: 0 K: 1 S: 8 H: 0 LOB: 0 BB: 0 P: 13	R: 1 E: 0 K: 0 S: 6 H: 3 LOB: 1 BB: 0 P: 9	R: 0 E: 0 K: 0 S: 9 H: 2 LOB: 2 BB: 0 P: 14	R: 0 E: 0 K: 1 S: 11 H: 0 LOB: 0 BB: 0 P: 16	R: 0 E: 0 K: 1 S: 11 H: 2 LOB: 2 BB: 0 P: 18	R: 1 E: 0 K: 1 S: 15 H: 2 LOB: 1 BB: 0 P: 19		1B: 8 2B: 1 3B: 0 HR: 1	SF: 0 SAC: 1 DP: 1 HBP: 0					

	AB	R	H	RBI	BB	SO	LOB
AB	**32**						
R	**3**						
H	**10**						
RBI	**3**						
BB	**2**						
SO	**5**						
LOB	**17**						

WP: 0 PB: 0 SB: 0 CS: 0 PA: 35

livebaseballscorecards.com

PITCHER		IP	WLS	BF	H	R	ER	SO	BB	IBB	HBP	BLK	WP	HR	S	P	ERA	WHIP
Jose Paniagua, R ERA: 3.32	(1, 1)	4.2		21	6	2	2	2	2	0	0	0	0	1	41	74	3.86	1.714
Rheal Cormier, L ERA: 4.3	(5, 1)	0.1		1	0	0	0	0	0	0	0	0	0	0	2	3	0.00	0.000
Dave Veres, R ERA: 4.4	(6, 1)	2.0		8	2	0	0	2	0	0	0	0	0	0	22	34	0.00	1.000
Dave Leiper, L ERA: 6.66	(8, 1)	0.1	L	2	1	1	1	0	0	0	0	0	0	0	2	2	27.00	3.000
Jeff Juden, R ERA: 3.34	(8, 1)	0.2		3	1	0	0	1	0	0	0	0	0	0	13	17	0.00	1.500

PITCHER	IP	WLS	BF	H	R	ER	SO	BB	IBB	HBP	BLK	WP	HR	S	P	ERA	WHIP

Batter	1	2	3	4	5	6	7	8	9	AB	R	H	RBI	BB	SO	LOB
Mark Grudzielanek, R (1, 6) OBP: 0.347, SLG: 0.405	F S X 0-2 ① F9		F X 0-1 ② G3			B C F X 1-2 FC5-4 1B		X 0-0 FC6-4 1B PO 1B	C B S S 1-3 ③ K	5	1	2	0	0	1	2
Mike Lansing, R (1, 4) OBP: 0.347, SLG: 0.417	B C F B S 2-3 ② K		X 0-0 ③ F8			1 SAFE X 0-0 ① FC5-4 G3 BB 1-2f		C B X 1-1 FC6-4 1-2 1B		4	0	1	0	0	1	1
David Segui, S (1, 3) OBP: 0.376, SLG: 0.433	S B F B S 2-3 ③ K			B S F X 1-2 ① G5-3		B 1 SAFE B B B 4-0 G3 1-2 BB		F X 0-1 ① L8		3	0	0	0	1	1	2
Moises Alou, R (1, 7) OBP: 0.343, SLG: 0.464		C F F B X 1-2 G6-4-3 1B HR 1B		F X 0-1 ② F7		B B B C X 3-1 ② G3 1-2 2-3		B B X 2-0 ② FC6-4 PO 1-2f 2-3		4	1	1	0	0	0	4
Rondell White, R (1, 8) OBP: 0.340, SLG: 0.427		F X 0-1 G6-4-3 1-2 1B		B F X 1-1 ③ P3		X 0-0 ③ P3		C 1 SAFE 0-1 ③ PO 1-2 3-H	B C X 1-1 ① G6-3	4	0	1	0	0	0	2
Vladimir Guerrero, R (1, 9) OBP: 0.231, SLG: 0.462		X 0-0 ① ② G6-4-3 1-2f 2-3			X 0-0 ① F7		B S C X 1-2 1B		X 0-0 HR	4	1	2	1	0	0	2
Shane Andrews, R (1, 5) OBP: 0.303, SLG: 0.444		B B S S F B F X 3-2 HR 3-H			C X 0-1 1B		C 1 SAFE B B B X 2-1 ① F8		F S C 0-3 ② K	4	1	2	2	0	1	1
Darrin Fletcher, L (1, 2) OBP: 0.322, SLG: 0.421 Sherman Obando, R (7, PH) OBP: 0.323, SLG: 0.420 Tim Spehr, R (7, 2) OBP: 0.167, SLG: 0.182 Henry Rodriguez, L (9, PH) OBP: 0.324, SLG: 0.566 Dave Silvestri, R (9, PR) OBP: 0.340, SLG: 0.250		B B B C F F F X 3-2 ③ F8			B X 1-0 ② P6		B B 1 SAFE C C C X 2-2 ② F9		B B X 2-0 1B 1B	2 1 0 1 0	0 0 0 0 0	0 0 0 1 0	0 0 0 0 0	0 0 0 0 0	0 0 0 0 0	1 1 0 0 0
Omar Daal, L (1, 1) Andy Stankiewicz, R (7, PH) OBP: 0.345, SLG: 0.351 Barry Manuel, R (7, 1) Rheal Cormier, L (7, 1) OBP: 0.222, SLG: 0.233 Cliff Floyd, L (9, PH) OBP: 0.340, SLG: 0.427			B B B C C X 3-2 ① F9		S F S 0-3 ③ K		C 1 SAFE B F F B X 2-2 ③ G4-3		B X 1-0 1-2 1B	2 1 0 0 1	0 0 0 0 0	0 0 0 0 1	0 0 0 0 0	0 0 0 0 0	1 0 0 0 0	1 1 0 0 0
Inning Stats	R: 0 E: 0 K: 2 S: 9 H: 0 LOB: 0 BB: 0 P: 13	R: 2 E: 0 K: 0 S: 17 H: 3 LOB: 0 BB: 0 P: 24	R: 0 E: 0 K: 0 S: 6 H: 0 LOB: 0 BB: 0 P: 9	R: 0 E: 0 K: 0 S: 7 H: 0 LOB: 0 BB: 0 P: 9	R: 0 E: 0 K: 1 S: 7 H: 1 LOB: 1 BB: 0 P: 8	R: 0 E: 0 K: 0 S: 7 H: 1 LOB: 2 BB: 1 P: 15	R: 0 E: 0 K: 0 S: 12 H: 1 LOB: 1 BB: 0 P: 19	R: 1 E: 0 K: 0 S: 7 H: 2 LOB: 0 BB: 0 P: 10	R: 1 E: 0 K: 2 S: 11 H: 3 LOB: 2 BB: 0 P: 16	1B: 9 2B: 0 3B: 0 HR: 2 SF: 0 SAC: 0 DP: 1 HBP: 0						

PITCHER		IP	WLS	BF	H	R	ER	SO	BB	IBB	HBP	BLK	WP	HR	S	P	ERA	WHIP
Denny Neagle, L ERA: 3.28	(1, 1)	7.1	W	30	8	3	3	3	1	0	0	0	0	1	70	103	3.68	1.227
Greg McMichael, R ERA: 3.3	(8, 1)	0.2		1	0	0	0	0	0	0	0	0	0	0	2	4	0.00	0.000
Mark Wohlers, R ERA: 3.03	(9, 1)	1.0	S	6	3	1	1	2	0	0	0	0	0	1	11	16	9.00	3.000

PITCHER	IP	WLS	BF	H	R	ER	SO	BB	IBB	HBP	BLK	WP	HR	S	P	ERA	WHIP

TOP

Montreal Expos @ Atlanta Braves

Atlanta-Fulton County Stadium, Atlanta, GA

Sat Sep 21 1996, 7:05 PM EDT
Att. 49,285 - Unknown - 72 F

livebaseballscorecards.com

AB	36
R	4
H	11
RBI	3
BB	1
SO	5
LOB	18

WP: 0	PB: 0	SB: 0	CS: 0
PA: 38			

Montreal Expos @ Atlanta Braves

Atlanta-Fulton County Stadium, Atlanta, GA

Sat Sep 21 1996, 7:05 PM EDT

Att. 49,285 - Unknown - 72 F

BOTTOM

livebaseballscorecards.com

Batter	1	2	3	4	5	6	7	8	9	AB	R	H	RBI	BB	SO	LOB
Marquis Grissom, R (1, 8) OBP: 0.345, SLG: 0.482	C X 0-1 HR		C B F F B B X 3-2 ② F7		C S F B S 1-3 ② K		C B B S F X 2-2 1B			4	1	2	1	0	1	0
Mark Lemke, S (1, 4) OBP: 0.318, SLG: 0.307	B C C F B X 2-2 ① G4-3		B X 1-0 10 BB 2B 1B		X 0-0 ③ G6-3		B F 1 SAFE X 1-1 ③ L9			4	1	1	0	0	0	1
10 Chipper Jones, S (1, 6) OBP: 0.396, SLG: 0.541	B X 1-0 ② G5-3		B 1 SAFE S B C B D 4-2 1-2 2B BB			B C C B B B 4-2 G6-4-3 BB		C X 0-1 ① F9		2	1	0	0	2	0	0
Fred McGriff, L (1, 3) OBP: 0.366, SLG: 0.498	B C B B X 3-1 1B		X 0-0 1-H 2-H 2B			B 1 SAFE F 1 SAFE B 1 SAFE 1 SAFE C X 2-2 ① ② G6-4-3 1-2f		C B B F X 2-2 ② G1-3		4	0	2	2	0	0	1
Terry Pendleton, S (1, 5) OBP: 0.295, SLG: 0.352	S B F 1 SAFE S 1-3 ③ K		C X 0-1 ③ G5-3			F X 0-1 ③ F9		X 0-0 FC6-4 1B		4	0	1	0	0	1	2
Jermaine Dye, R (1, 9) OBP: 0.312, SLG: 0.471		B B B C F S 3-3 ① K		X 0-0 G3-6-3 1B			B C F B B X 3-2 ① G5-3	1 SAFE C B X 1-1 ③ FC6-4 1-2f		4	0	1	0	0	1	1
Ryan Klesko, L (1, 7) OBP: 0.364, SLG: 0.537		X 0-0 ② G1-3	B 1 SAFE B X 2-0 ① ② G3-6-3 1-2f				B B B X 3-0 CI HR			2	1	0	0	0	0	1
Eddie Pérez, R (1, 2) OBP: 0.322, SLG: 0.449		B C F X 1-2 ③ G5-3		X 0-0 ③ G5-3			C X 0-1 1-H HR			3	1	1	2	0	0	0
Denny Neagle, L (1, 1) OBP: 0.200, SLG: 0.194 Greg McMichael, R (8, 1) Mark Wohlers, R (9, 1)			F B S X 1-2 ① G1-3		C F X 0-2 ① P5		X 0-0 ② F8			3 0 0	0 0 0	0 0 0	0 0 0	0 0 0	0 0 0	0 0 0
Inning Stats	R: 1 H: 2 E: 0 LOB: 1 K: 1 BB: 0 S: 12 P: 19	R: 0 H: 0 E: 0 LOB: 0 K: 1 BB: 0 S: 7 P: 11	R: 2 H: 2 E: 0 LOB: 1 K: 0 BB: 1 S: 13 P: 22	R: 0 H: 1 E: 0 LOB: 0 K: 0 BB: 0 S: 3 P: 5	R: 0 H: 0 E: 0 LOB: 0 K: 1 BB: 0 S: 8 P: 9	R: 0 H: 0 E: 0 LOB: 0 K: 0 BB: 1 S: 7 P: 13	R: 2 H: 2 E: 1 LOB: 1 K: 0 BB: 0 S: 13 P: 22	R: 0 H: 1 E: 0 LOB: 1 K: 0 BB: 0 S: 8 P: 11		1B: 5 SF: 0 2B: 1 SAC: 0 3B: 0 DP: 2 HR: 2 HBP: 0						

	AB	30
	R	5
	H	8
	RBI	5
	BB	2
	SO	3
	LOB	6

WP: 0 PA: 33
PB: 0
SB: 0
CS: 0

PITCHER		IP	WLS	BF	H	R	ER	SO	BB	IBB	HBP	BLK	WP	HR	S	P	ERA	WHIP
Omar Daal, L ERA: 4.03	(1, 1)	6.0	L	23	5	3	3	3	2	0	0	0	0	1	50	79	4.50	1.167
Barry Manuel, R ERA: 3.21	(7, 1)	0.2		5	2	2	1	0	0	0	0	0	0	1	11	19	13.50	3.000
Rheal Cormier, L ERA: 4.26	(7, 1)	1.1		5	1	0	0	0	0	0	0	0	0	0	10	14	0.00	0.750

PITCHER		IP	WLS	BF	H	R	ER	SO	BB	IBB	HBP	BLK	WP	HR	S	P	ERA	WHIP

Montreal Expos @ Atlanta Braves

Atlanta-Fulton County Stadium, Atlanta, GA

Sun Sep 22 1996, 3:33 AM EDT

Att. 49,238 - Sunny - 78 F

livebaseballscorecards.com

Batter	1	2	3	4	5	6	7	8	9	AB	R	H	RBI	BB	SO	LOB
Mark Grudzielanek, R (1, 6) OBP: 0.346, SLG: 0.405	S S S 0-3 ① K		x 0-0 ② G1-3		x 0-0 L6-4 2-H 2B			x 0-0 FC4-6 E 1-2f		4	0	1	1	0	1	1
Mike Lansing, R (1, 4) OBP: 0.345, SLG: 0.415	x 0-0 ② F7		S S S 0-3 ③ K		x 0-0 ②③ L6-4 2-3			x 0-0 ② P6		4	0	0	0	0	1	2
David Segui, S (1, 3) OBP: 0.377, SLG: 0.440	B B B 4-0 BLK BB			x 0-0 HR		S S S 0-3 ① K		x 0-0 E7 1-3		3	1	1	1	1	1	1
Moises Alou, R (1, 9) OBP: 0.343, SLG: 0.461	S S S 0-3 ③ K 1-2			B B B 4-0 CS BB		x 0-0 ② F8		x 0-0 ③ F2		3	0	0	0	1	1	3
Henry Rodriguez, L (1, 7) OBP: 0.324, SLG: 0.564		S S S 0-3 ① K		x 0-0 ① F8 1-2		S S S 0-3 ③ K			x 0-0 1B 1B G1-2-3 1B	4	0	1	0	0	2	1
Vladimir Guerrero, R (1, 8) OBP: 0.235, SLG: 0.412		x 0-0 ② G5-3		x 0-0 ② L4			S S S 0-3 ① K		x 0-0 G1-2-3 1B 1-2 1B	4	0	1	0	0	1	1
F.P. Santangelo, S (1, 5) OBP: 0.372, SLG: 0.417		x 0-0 1B		S S S 0-3 ③ K			x 0-0 ② G1-3		x 0-0 G1-2-3 1B 1-2 2-3 1B	4	0	2	0	0	1	1
Lenny Webster, R (1, 2) OBP: 0.335, SLG: 0.319		S S S 0-3 ③ K			x 0-0 SH1-4 2B 1B		x 0-0 ③ G6-3		x 0-0 ①② G1-2-3 1-2 2-3 3-Hf	4	1	1	0	0	1	4
Jeff Fassero, L (1, 1) OBP: 0.194, SLG: 0.095 Dave Veres, R (6, 1) OBP: 0.429, SLG: 0.571 Mike Dyer, R (6, 1) Darrin Fletcher, L (8, PH) OBP: 0.324, SLG: 0.422 Dave Leiper, L (8, 1) Tavo Alvarez, R (8, 1) OBP: 0.500, SLG: 0.500 Cliff Floyd, L (9, PH) OBP: 0.338, SLG: 0.425			S S S 0-3 ① K		x 0-0 ① SH1-4 1-2			x 0-0 FC4-6 1B	S S S 0-3 ③ K	1 0 0 1 0 0 0 1	0 0 0 0 0 0 0 0	0 0 0 1 0 0 0 1	0 0 0 0 0 0 0 0	0 0 0 0 0 0 0 0	1 0 0 0 0 0 0 1	0 0 0 0 0 0 0 2
Inning Stats	R: 0 E: 0 K: 2 S: 7 H: 0 LOB: 1 BB: 1 P: 11	R: 0 E: 0 K: 2 S: 8 H: 1 LOB: 1 BB: 0 P: 8	R: 0 E: 0 K: 2 S: 7 H: 0 LOB: 0 BB: 0 P: 7	R: 1 E: 0 K: 1 S: 6 H: 1 LOB: 1 BB: 1 P: 10	R: 1 E: 0 K: 0 S: 4 H: 2 LOB: 0 BB: 0 P: 4	R: 0 E: 0 K: 2 S: 7 H: 0 LOB: 0 BB: 0 P: 7	R: 0 E: 0 K: 1 S: 5 H: 0 LOB: 0 BB: 0 P: 5	R: 0 E: 1 K: 0 S: 5 H: 1 LOB: 2 BB: 0 P: 5	R: 0 E: 0 K: 1 S: 7 H: 3 LOB: 2 BB: 0 P: 7	1B: 6 2B: 2 3B: 0 HR: 1 SF: 0 SAC: 1 DP: 2 HBP: 0						

TOP	
AB	33
R	2
H	8
RBI	2
BB	2
SO	11
LOB	16

WP: 0	PA: 36
PB: 0	
SB: 0	
CS: 1	

PITCHER		IP	WLS	BF	H	R	ER	SO	BB	IBB	HBP	BLK	WP	HR	S	P	ERA	WHIP
29 John Smoltz, R ERA: 3.0	(1, 1)	8.0	W	31	5	2	2	10	2	0	0	1	0	1	49	57	2.25	0.875
Greg McMichael, R ERA: 3.26	(9, 1)	1.0		5	3	0	0	1	0	0	0	0	0	0	7	7	0.00	3.000

PITCHER	IP	WLS	BF	H	R	ER	SO	BB	IBB	HBP	BLK	WP	HR	S	P	ERA	WHIP

Batter	1	2	3	4	5	6	7	8	9	AB	R	H	RBI	BB	SO	LOB
Marquis Grissom, R (1, 8) OBP: 0.347, SLG: 0.488	F8		G6-3		10 G2-3 E 1B	HR		2B 1B		5	2	3	1	0	0	1
Andruw Jones, R (1, 9) OBP: 0.310, SLG: 0.556	2B		10 S 1B 3-H		E5 10 G2-3 1-2	BB 10 BLK 1B		10 1B 2B 1-H		5	1	4	2	0	0	1
10 Chipper Jones, S (1, 5) OBP: 0.396, SLG: 0.539	K		F8 1-2		G2-3 1-2 2-3	BB 1-2 BB		1B 2-H 1B		4	0	1	1	1	1	4
Fred McGriff, L (1, 3) OBP: 0.365, SLG: 0.495	G4-3			K	P5	FC6-4 1-2 2-3 BB		K		4	0	0	0	1	2	4
Javy Lopez, R (1, 2) OBP: 0.320, SLG: 0.456		G4-6-3 1B		G1-3 1B		F8 FC6-4 1-2f		1-2 1B		5	0	3	0	0	0	3
Jermaine Dye, R (1, 7) OBP: 0.307, SLG: 0.462		G4-6-3 1-2f		G1-3 1-2		G5-3	F8	G1-3		5	0	0	0	0	0	4
Jeff Blauser, R (1, 6) OBP: 0.351, SLG: 0.425		K		K		29 HR BB 1B	F3			4	1	1	0	0	2	1
Mark Lemke, S (1, 4) OBP: 0.321, SLG: 0.317			29 SH5-4 1B 2B		HR	29 HR 1-2 BB	G1			3	3	2	1	1	0	0
29 John Smoltz, R (1, 1) Mike Mordecai, R (8, PH) OBP: 0.269, SLG: 0.284 Greg McMichael, R (9, 1)			SH5-4 2-3		K	HR 1-H 2-H		F7		2 1 0	1 0 0	1 0 0	3 0 0	0 0 0	1 0 0	0 0 0
Inning Stats	R: 0 H: 1 E: 0 LOB: 1 K: 1 BB: 0 S: 6 P: 6	R: 0 H: 1 E: 0 LOB: 0 K: 1 BB: 0 S: 5 P: 5	R: 1 H: 2 E: 0 LOB: 1 K: 0 BB: 0 S: 5 P: 5	R: 0 H: 1 E: 0 LOB: 1 K: 2 BB: 0 S: 8 P: 8	R: 1 H: 2 E: 1 LOB: 2 K: 1 BB: 0 S: 8 P: 8	R: 4 H: 4 E: 0 LOB: 3 K: 0 BB: 3 S: 7 P: 19	R: 0 H: 0 E: 0 LOB: 0 K: 0 BB: 0 S: 3 P: 3	R: 2 H: 4 E: 0 LOB: 2 K: 1 BB: 0 S: 9 P: 9		1B: 9 SF: 0 2B: 3 SAC: 1 3B: 0 DP: 1 HR: 3 HBP: 0						

PITCHER		IP	WLS	BF	H	R	ER	SO	BB	IBB	HBP	BLK	WP	HR	S	P	ERA	WHIP
Jeff Fassero, L ERA: 3.24	(1, 1)	5.2	L	28	10	6	6	5	1	0	0	0	0	3	37	41	9.53	1.941
Dave Veres, R ERA: 4.4	(6, 1)	0.0		3	1	0	0	0	2	0	0	1	0	0	1	9	∞	∞
Mike Dyer, R ERA: 4.32	(6, 1)	1.1		4	0	0	0	0	0	0	0	0	0	0	4	4	0.00	0.000
Dave Leiper, L ERA: 7.2	(8, 1)	0.2		5	3	2	2	1	0	0	0	0	0	0	7	7	27.00	4.500
Tavo Alvarez, R ERA: 3.5	(8, 1)	0.1		2	1	0	0	0	0	0	0	0	0	0	2	2	0.00	3.000

PITCHER	IP	WLS	BF	H	R	ER	SO	BB	IBB	HBP	BLK	WP	HR	S	P	ERA	WHIP

BOTTOM

Montreal Expos @ Atlanta Braves

Atlanta-Fulton County Stadium, Atlanta, GA

Sun Sep 22 1996, 3:33 AM EDT

Att. 49,238 - Sunny - 78 F

livebaseballscorecards.com

AB	38
R	8
H	15
RBI	8
BB	3
SO	6
LOB	18

WP: 0 PA: 42
PB: 0
SB: 1
CS: 0

Montreal Expos @ Atlanta Braves

Atlanta-Fulton County Stadium, Atlanta, GA

Mon Sep 23 1996, 7:05 PM EDT

Att. 49,083 - Unknown - 77 F

TOP

livebaseballscorecards.com

Batter	1	2	3	4	5	6	7	8	9	AB	R	H	RBI	BB	SO	LOB
Mark Grudzielanek, R (1, 6) OBP: 0.344, SLG: 0.403	L8		G1-3			K			G6-3	4	0	0	0	0	1	0
Mike Lansing, R (1, 4) OBP: 0.346, SLG: 0.415	1B			1B G1-6-3		G5-3			L4	4	1	2	0	0	0	0
David Segui, S (1, 3) OBP: 0.378, SLG: 0.440	F8			G1-6-3 1B		G1-3			1B	4	0	2	0	0	0	1
Moises Alou, R (1, 9) (8, 7) OBP: 0.340, SLG: 0.458	K			G1-6-3			F9		F9	4	0	0	0	0	1	3
Henry Rodriguez, L (1, 7) OBP: 0.324, SLG: 0.562 Ugueth Urbina, R (7, 1) OBP: 0.161, SLG: 0.103 Vladimir Guerrero, R (8, 9) OBP: 0.235, SLG: 0.412		K		F8			G5-4-3 HBP			2 0 0	0 0 0	0 0 0	0 0 0	0 0 0	1 0 0	0 0 0
Rondell White, R (1, 8) OBP: 0.340, SLG: 0.426		G4-3			FC3-6 1B		G5-4-3			3	0	1	0	0	0	1
Darrin Fletcher, L (1, 2) OBP: 0.322, SLG: 0.420 Andy Stankiewicz, R (8, PH) OBP: 0.341, SLG: 0.347 Tim Spehr, R (8, 2) OBP: 0.167, SLG: 0.182		G3-1			FC3-6			G6-3		2 1 0	0 0 0	0 0 0	0 0 0	0 0 0	0 0 0	1 0 0
Shane Andrews, R (1, 5) OBP: 0.301, SLG: 0.440			G4-3		P4			K		3	0	0	0	0	1	1
Mark Leiter, R (1, 1) OBP: 0.162, SLG: 0.138 Rheal Cormier, L (6, 1) OBP: 0.222, SLG: 0.233 F.P. Santangelo, S (7, 7) OBP: 0.372, SLG: 0.416 Mel Rojas, R (8, 1) OBP: 0.375, SLG: 0.500			G4-3		G4-3			P2		2 0 1 0	0 0 0 0	0 0 0 0	0 0 0 0	0 0 0 0	0 0 0 0	1 0 0 0

Inning Stats	1	2	3	4	5	6	7	8	9
R	0	0	0	1	0	0	0	0	0
E	0	0	0	0	0	0	0	0	1
K	1	1	0	0	0	1	0	1	0
S	6	7	5	7	7	8	4	9	12
H	1	0	0	2	1	0	0	0	1
LOB	1	0	0	0	0	0	0	0	1
BB	0	0	0	0	0	0	0	0	0
P	8	11	7	9	12	11	7	12	17

1B	5
2B	0
3B	0
HR	0
SF	0
SAC	0
DP	2
HBP	1

WP	0
PB	0
SB	0
CS	0
PA	31

AB	30
R	1
H	5
RBI	0
BB	0
SO	4
LOB	8

PITCHER		IP	WLS	BF	H	R	ER	SO	BB	IBB	HBP	BLK	WP	HR	S	P	ERA	WHIP
Greg Maddux, R ERA: 2.74	(1, 1)	5.0	W	18	4	1	1	2	0	0	0	0	0	0	32	47	1.80	0.800
Brad Clontz, R ERA: 5.83	(6, 1)	1.1		4	0	0	0	1	0	0	0	0	0	0	9	12	0.00	0.000
Dean Hartgraves, L ERA: 5.19	(7, 1)	0.2		2	0	0	0	0	0	0	1	0	0	0	3	6	0.00	0.000
Terrell Wade, L ERA: 2.66	(8, 1)	1.0		3	0	0	0	1	0	0	0	0	0	0	9	12	0.00	0.000
Mike Bielecki, R ERA: 2.71	(9, 1)	1.0	S	4	1	0	0	0	0	0	0	0	0	0	12	17	0.00	1.000

PITCHER	IP	WLS	BF	H	R	ER	SO	BB	IBB	HBP	BLK	WP	HR	S	P	ERA	WHIP

BOTTOM

Batter	1	2	3	4	5	6	7	8	9	AB	R	H	RBI	BB	SO	LOB
Luis Polonia, L (1, 7) OBP: 0.283, SLG: 0.302	B F S B B F S 3-3 ① K		1 SAFE 1 SAFE 1 SAFE B B C B C X 3-2 ③ G3-1 1-2		1 SAFE 1 SAFE X 0-0 S 1-3 1B 1B		B B B C B 4-1 BB			3	1	1	0	1	1	1
Jeff Blauser, R (1, 6) OBP: 0.353, SLG: 0.430	X 0-0 ② G6-3			C B X 1-1 2B 2B	C 1 SAFE B D B S X 3-2 FC5-4 1-H 3-H 1B		F S T B C 1-3 ③ K			4	1	2	2	0	1	2
Andruw Jones, R (1, 8) OBP: 0.297, SLG: 0.529	C X 0-1 ③ G6-3			X 0-0 ① G1-3	B X 1-0 ③ FC5-4 1-2f			B S S B F X 2-2 ① P3		4	0	0	0	0	0	2
Ryan Klesko, L (1, 3) OBP: 0.363, SLG: 0.535		B X 1-0 ① G4-3		B S S F B S 2-3 ② K		C C B F F B S 2-3 ① K		F B S B X 2-2 1B		4	0	1	0	0	2	1
Terry Pendleton, S (1, 5) OBP: 0.295, SLG: 0.353		F B X 1-1 ② P4		B F F D F B X 3-2 2-H 2B		S B B B X 2-1 ② G4-3		D 1 SAFE C X 1-1 ② F7		4	0	1	1	0	0	1
Dwight Smith, L (1, 9) OBP: 0.270, SLG: 0.281		B C X 1-1 ③ G3-1		B X 1-0 ③ L8		B C X 1-1 ③ G1-3		S C S 0-3 ③ K		4	0	0	0	0	1	2
Mike Bielecki, R (9, 1) OBP: 0.250, SLG: 0.100										0	0	0	0	0	0	0
Eddie Pérez, R (1, 2) OBP: 0.316, SLG: 0.440			S X 0-1 ① G5-3		B S B F X 2-1 ① L7		C S B F X 1-2 ① F7			3	0	0	0	0	0	0
Rafael Belliard, R (1, 4) OBP: 0.180, SLG: 0.221			X 0-0 S 1B		S S X 0-2 1B 1B		F S F F S 0-3 ② K			3	1	2	0	0	1	0
Greg Maddux, R (1, 1) OBP: 0.183, SLG: 0.176			L X 0-1 ② L9		B F X 1-1 ② P5		B C B X 2-1 2B			1	0	0	0	0	0	1
Fred McGriff, L (5, PH) OBP: 0.364, SLG: 0.494										1	0	0	0	0	0	1
Brad Clontz, R (6, 1)										0	0	0	0	0	0	0
Dean Hartgraves, R (7, 1)										0	0	0	0	0	0	0
Ed Giovanola, L (7, PH) OBP: 0.310, SLG: 0.267										1	0	1	0	0	0	0
Terrell Wade, L (8, 1) OBP: 0.214, SLG: 0.154										0	0	0	0	0	0	0
Jermaine Dye, R (9, 9) OBP: 0.307, SLG: 0.462										0	0	0	0	0	0	0
Inning Stats	R: 0 E: 0 K: 1 S: 7 H: 0 LOB: 0 BB: 0 P: 10	R: 0 E: 0 K: 0 S: 5 H: 0 LOB: 0 BB: 0 P: 8	R: 0 E: 0 K: 0 S: 8 H: 1 LOB: 1 BB: 0 P: 11	R: 1 E: 0 K: 1 S: 12 H: 2 LOB: 1 BB: 0 P: 19	R: 2 E: 0 K: 0 S: 12 H: 3 LOB: 1 BB: 0 P: 19	R: 0 E: 0 K: 1 S: 9 H: 0 LOB: 0 BB: 0 P: 14	R: 0 E: 0 K: 2 S: 16 H: 1 LOB: 2 BB: 1 P: 24	R: 0 E: 0 K: 1 S: 12 H: 1 LOB: 1 BB: 0 P: 17		1B: 5 2B: 3 3B: 0 HR: 0	SF: 0 SAC: 0 DP: 0 HBP: 0					

PITCHER		IP	WLS	BF	H	R	ER	SO	BB	IBB	HBP	BLK	WP	HR	S	P	ERA	WHIP
Mark Leiter, R ERA: 4.85	(1, 1)	5.0	L	21	6	3	3	2	0	0	0	0	0	0	44	67	5.40	1.200
Rheal Cormier, L ERA: 4.23	(6, 1)	1.0		3	0	0	0	1	0	0	0	0	0	0	9	14	0.00	0.000
Ugueth Urbina, R ERA: 3.72	(7, 1)	1.0		5	1	0	0	2	1	0	0	0	0	0	16	24	0.00	2.000
Mel Rojas, R ERA: 3.32	(8, 1)	1.0		4	1	0	0	1	0	0	0	0	0	0	12	17	0.00	1.000

PITCHER	IP	WLS	BF	H	R	ER	SO	BB	IBB	HBP	BLK	WP	HR	S	P	ERA	WHIP

Montreal Expos @ Atlanta Braves

Atlanta-Fulton County Stadium, Atlanta, GA

Mon Sep 23 1996, 7:05 PM EDT

Att. 49,083 - Unknown - 77 F

livebaseballscorecards.com

AB	32
R	3
H	8
RBI	3
BB	1
SO	6
LOB	11

1B: 5	SF: 0	WP: 0	PA: 33
2B: 3	SAC: 0	PB: 0	
3B: 0	DP: 0	SB: 2	
HR: 0	HBP: 0	CS: 0	

Batter	1	2	3	4	5	6	7	8	9	AB	R	H	RBI	BB	SO	LOB
Luis Polonia, L (1, 7) OBP: 0.295, SLG: 0.315	CS 1B		BB 1B		1-2 1B		G5-3 10 BB 1B		F7 ②	5	0	4	0	0	0	0
Jeff Blauser, R (1, 6) OBP: 0.353, SLG: 0.427 Kevin Lomon, R (5, 1) 10 Chipper Jones, S (7, PH) OBP: 0.397, SLG: 0.539 Joe Borowski, R (7, 1) Carl Schutz, L (8, 1) Tony Graffanino, R (9, PH) OBP: 0.260, SLG: 0.250	L7 ①		FC5-4 BB 1-2		F9 ①		G5-3 BB 1-2		G4-1 ③	2 0 0 0 0 0 1	0 0 0 0 0 0 0	0 0 0 0 0 0 0	0 0 0 0 0 0 0	1 0 1 0 0 0 0	0 0 0 0 0 0 0	3 0 0 0 0 0 0
Andruw Jones, R (1, 8) OBP: 0.284, SLG: 0.506	1 SAFE 1 SAFE F9 ②③ 1-2		FC5-4 ③ 1-2f		F9 ②		G5-3 ①② 1-2 2-3f			4	0	0	0	0	0	7
Ryan Klesko, L (1, 3) OBP: 0.365, SLG: 0.536 Eddie Pérez, R (4, 3) OBP: 0.312, SLG: 0.434		BB 1B		G4-6-3 BB	F8 ③		P6 ③			1 2	0 0	1 0	0 0	1 0	0 0	0 3
Javy Lopez, R (1, 2) OBP: 0.320, SLG: 0.455 Joe Ayrault, R (6, 2)		K ①		G4-6-3 ①② 1-2f		1B 1B		F9 ①		3 1	0 0	1 0	0 0	0 0	1 0	2 0
Dwight Smith, L (1, 9) OBP: 0.275, SLG: 0.289		G6-4-3 BB 1-2		1B 2B		K ①		K ②		3	1	1	0	1	2	1
Ed Giovanola, L (1, 5) OBP: 0.318, SLG: 0.269		G6-4-3 ②③ 1-2f		0-0 2-H 1B		P2 ②		BB		3	0	1	1	1	0	3
Mike Mordecai, R (1, 4) OBP: 0.269, SLG: 0.283			K ① 2-3	B1-3 ③ 0-0		FC4 1-2 1B		P3 ③ 2-1		4	0	1	0	0	1	2
Steve Avery, L (1, 1) OBP: 0.245, SLG: 0.500 Brad Woodall, S (1, 1) OBP: 0.333, SLG: 0.200 Rafael Belliard, R (5, PH) OBP: 0.183, SLG: 0.223 (5, 6)			G1-3 ② 0-2		1B 1B	FC4 ③ 1-2f			G1-3 ① 0-0	0 1 3	0 0 0	0 0 1	0 0 0	0 0 0	0 0 0	0 0 2
Inning Stats	R: 0 E: 0 K: 0 S: 5 H: 1 LOB: 0 BB: 0 P: 9	R: 0 E: 0 K: 1 S: 10 H: 1 LOB: 1 BB: 1 P: 19	R: 0 E: 0 K: 1 S: 13 H: 1 LOB: 2 BB: 1 P: 23	R: 1 E: 0 K: 0 S: 9 H: 2 LOB: 1 BB: 1 P: 16	R: 0 E: 0 K: 0 S: 7 H: 2 LOB: 2 BB: 0 P: 12	R: 0 E: 0 K: 1 S: 14 H: 2 LOB: 2 BB: 0 P: 18	R: 0 E: 0 K: 0 S: 10 H: 1 LOB: 1 BB: 1 P: 18	R: 0 E: 0 K: 1 S: 8 H: 0 LOB: 1 BB: 1 P: 14	R: 0 E: 0 K: 0 S: 5 H: 0 LOB: 0 BB: 0 P: 8	1B: 9 2B: 1 3B: 0 HR: 0 SF: 0 SAC: 0 DP: 3 HBP: 0						

PITCHER		IP	W/L/S	BF	H	R	ER	SO	BB	IBB	HBP	BLK	WP	HR	S	P	ERA	WHIP
Pat Rapp, R ERA: 5.1	(1, 1)	5.0	W	22	7	1	1	2	3	0	0	0	0	0	44	79	1.80	2.000
Livan Hernandez, R ERA:	(6, 1)	3.0		13	3	0	0	2	2	0	0	0	0	0	32	50	0.00	1.667
Jay Powell, R ERA: 4.22	(9, 1)	1.0		3	0	0	0	0	0	0	0	0	0	0	5	8	0.00	0.000

PITCHER	IP	W/L/S	BF	H	R	ER	SO	BB	IBB	HBP	BLK	WP	HR	S	P	ERA	WHIP

TOP

Atlanta Braves @ Florida Marlins

Joe Robbie Stadium, Miami, FL

Tue Sep 24 1996, 7:05 PM EDT
Att. 18,245 - Unknown - 84 F

livebaseballscorecards.com

AB	33
R	1
H	10
RBI	1
BB	5
SO	4
LOB	23

Atlanta Braves @ Florida Marlins

Joe Robbie Stadium, Miami, FL

Tue Sep 24 1996, 7:05 PM EDT

Att. 18,245 - Unknown - 84 F

BOTTOM

Batter	1	2	3	4	5	6	7	8	9	AB	R	H	RBI	BB	SO	LOB
Luis Castillo, S (1, 4) OBP: 0.333, SLG: 0.322	3-2 2B 1B			1-0 SF7 3B	0-1 G3-1 1-2 3-H		1-0 G1-3 1-2	3-1 FC5-4 1-2f		4	2	3	2	0	0	1
Craig Grebeck, R (7, 4) OBP: 0.245, SLG: 0.253										2	0	0	0	0	0	4
(9, 5)	1-1 1-2 2-H 1B															
Edgar Renteria, R (1, 6) OBP: 0.360, SLG: 0.400	1-1 F9			1-0 SF7 3-H	2-2 FC5-4 2-H 1B		4-0 1B BB			3	0	1	2	1	0	3
	0-1 F8															
Gary Sheffield, R (1, 9) OBP: 0.466, SLG: 0.629	1 SAFE 1 SAFE	2-2 G1-3		2-1 E7 1B 2B 1B	1-0 F8		2-2 FC6-4 1-3 2-H 1B			4	1	1	0	0	0	2
Jerry Brooks, R (6, 9) OBP: 0.667, SLG: 1.000	1-0 F8									1	0	1	1	0	0	0
Jeff Conine, R (1, 7) OBP: 0.355, SLG: 0.476	1-0 1-H 1B 2B	3-1 F9		2-2 2-3 2B 1B	0-1 FC5-4 1-2f		1-0 FC6-4 1-2f			4	2	2	1	0	0	1
Billy McMillon, L (6, 7) OBP: 0.286, SLG: 0.216										1	0	0	0	0	0	2
Devon White, S (1, 8) OBP: 0.323, SLG: 0.457	2-1 1B 2-H 1B 1B	1-0 F8		2-0 1-H 3-H 2B		1-1 G3-6-1 1B		0-0 1B 1B		3	1	2	3	0	0	0
Jesus Tavarez, S (6, PH) OBP: 0.261, SLG: 0.248										2	0	2	0	0	0	0
(7, 8)																
Greg Colbrunn, R (1, 3) OBP: 0.332, SLG: 0.444	0-0 1B 1-3 1B 1B		1-0 F7	1-1 1B		1-0 G3-6-1 1-2f		0-0 BB 1-3 1B		3	1	2	0	0	0	0
Joe Orsulak, L (6, PH) OBP: 0.263, SLG: 0.286										2	0	1	0	0	0	1
(7, 3)																
Kurt Abbott, R (1, 5) OBP: 0.307, SLG: 0.423	1-2 1B 1-3 3-H 1B		0-1 P4	1-0 F8		0-1 P3		4-1 FC5-4 1-2 BB		4	1	1	1	0	0	1
Ralph Milliard, R (8, PH) OBP: 0.312, SLG: 0.194										0	0	0	0	1	0	0
(9, 4)																
Charles Johnson, R (1, 2) OBP: 0.293, SLG: 0.363	3-2 1B 1-3 3-H 1B		2-1 2B		4-1 1B G3-1 BB		2-1 F8	0-3 K		2	2	2	1	1	0	0
Gregg Zaun, S (7, 2) OBP: 0.309, SLG: 0.328										2	0	0	0	0	1	3
Pat Rapp, R (1, 1) OBP: 0.121, SLG: 0.138	3-1 1B 1-2 3-H 1B		0-0 G5-3		3-1 G3-1 1-3 1B 1B		0-1 G1-3 1B 1B	1-3 K		2	0	1	1	0	0	1
Josh Booty, R (5, PH) OBP: 1.000, SLG: 1.000										1	1	1	0	0	0	0
Livan Hernandez, R (6, 1) OBP: 1.000, SLG: 1.000										1	1	1	0	0	0	0
Rob Natal, R (8, PH) OBP: 0.257, SLG: 0.167										1	0	0	0	0	1	3
Jay Powell, R (9, 1)										0	0	0	0	0	0	0
Inning Stats	R: 6 E: 0 K: 0 S: 23 H: 8 LOB: 2 BB: 0 P: 39	R: 0 E: 0 K: 0 S: 8 H: 0 LOB: 0 BB: 0 P: 14	R: 0 E: 0 K: 0 S: 6 H: 1 LOB: 1 BB: 0 P: 9	R: 3 E: 1 K: 0 S: 11 H: 5 LOB: 1 BB: 0 P: 21	R: 2 E: 0 K: 0 S: 11 H: 2 LOB: 1 BB: 1 P: 21	R: 0 E: 0 K: 0 S: 5 H: 1 LOB: 0 BB: 0 P: 7	R: 1 E: 0 K: 0 S: 9 H: 2 LOB: 2 BB: 1 P: 19	R: 0 E: 0 K: 2 S: 12 H: 2 LOB: 3 BB: 1 P: 20		1B: 17 2B: 3 3B: 1 HR: 0 SF: 1 SAC: 0 DP: 1 HBP: 0						

livebaseballscorecards.com

AB	42
R	12
H	21
RBI	12
BB	3
SO	2
LOB	22

PITCHER		IP	WLS	BF	H	R	ER	SO	BB	IBB	HBP	BLK	WP	HR	S	P	ERA	WHIP
Steve Avery, L ERA: 4.07	(1, 1)	0.2	L	9	7	6	6	0	0	0	0	0	0	0	19	34	81.00	10.500
Brad Woodall, L ERA: 8.15	(1, 1)	3.1		16	7	3	3	0	0	0	0	0	0	0	29	49	8.10	2.100
Kevin Lomon, R ERA: 12.0	(5, 1)	2.0		9	3	2	2	0	1	0	0	0	0	0	16	28	9.00	2.000
Joe Borowski, R ERA: 4.88	(7, 1)	1.0		6	2	1	1	0	1	0	0	0	0	0	9	19	9.00	3.000
Carl Schutz, L ERA: 2.7	(8, 1)	1.0		6	2	0	0	2	1	0	0	0	0	0	12	20	0.00	3.000

PITCHER	IP	WLS	BF	H	R	ER	SO	BB	IBB	HBP	BLK	WP	HR	S	P	ERA	WHIP

WP: 0 PA: 46
PB: 0
SB: 0
CS: 0

Batter	1	2	3	4	5	6	7	8	9	AB	R	H	RBI	BB	SO	LOB
Marquis Grissom, R (1, 8) OBP: 0.346, SLG: 0.486	B X 1-0 G4-6-3 1B			F B F B B X 3-2 E6 10 G6-3 10 S		F B L B X 2-2 ① FC5-4 G6-4-3 1-2f 2-3		S X 0-1 ③ FC6-4 1-2f		4	0	1	0	0	0	3
Terrell Wade, L (8, 1) OBP: 0.214, SLG: 0.154										0	0	0	0	0	0	0
Terry Pendleton, S (1, 5) OBP: 0.293, SLG: 0.351	C 1 SAFE 1 SAFE X 0-1 ① ② G4-6-3 1-2f			1 SAFE 1 SAFE F S B F 1 SAFE X 1-2 ① L9		X 0-0 ② ③ G6-4-3 1-2f			C B S B F S 2-3 ① K	4	0	0	0	0	1	4
10 Chipper Jones, S (1, 6) OBP: 0.396, SLG: 0.537	S B S C 1-3 ③ K			B 1 SAFE 1 SAFE C C B B X 3-2 ② G6-3 1-3			F B B B S X 3-2 ① G1-3		B C B F X 2-2 FC6-4 1B	4	0	1	0	0	1	1
Fred McGriff, L (1, 3) OBP: 0.364, SLG: 0.493		S X 0-1 ① G6-3		B X 1-0 ③ G4-3			X 0-0 1B 1B		B B B C X 3-1 ② F8	3	0	1	0	0	0	1
Rafael Belliard, R (7, PR) OBP: 0.183, SLG: 0.223										0	0	0	0	0	0	0
Eddie Pérez, R (7, 3) OBP: 0.310, SLG: 0.431										1	0	0	0	0	0	1
Ryan Klesko, L (1, 7) OBP: 0.364, SLG: 0.533		F B F B X 2-2 ② P4			C F B F B F F F B 3-2 X ① L9		X 0-0 G3-6-1 1-2 1B		B X 1-0 ③ FC6-4 1-2f	2	0	0	0	0	0	0
Luis Polonia, L (5, 7) OBP: 0.297, SLG: 0.317										2	0	1	0	0	0	1
Jermaine Dye, R (1, 9) OBP: 0.304, SLG: 0.457		B X 1-0 ③ G4-3			C F B F B S 2-3 ② K		X 0-0 ② ③ G3-6-1 1-2f			3	0	0	0	0	1	2
Javy Lopez, R (1, 2) OBP: 0.319, SLG: 0.453			B X 1-0 ① G1-3		X 0-0 ③ G3-1			B F X 1-1 FC6-4 1B		2	0	0	0	0	0	0
Joe Ayrault, R (7, 2) OBP: 0.500, SLG: 0.500										1	0	1	0	0	0	0
Mike Mordecai, R (1, 4) OBP: 0.279, SLG: 0.304			B B C X 2-1 G1-6-4 1B			B F X 1-1 FC5-4 2B		1 SAFE C C X 0-2 ① F7		3	0	2	0	0	0	1
Tom Glavine, L (1, 1) OBP: 0.342, SLG: 0.351			1 SAFE L 1 SAFE L X 0-2 ② ③ G1-6-4 1-2f			B H 2-0 FC5-4 HBP		C C F B S 1-3 ② K		1	0	0	0	0	0	1
Jeff Blauser, R (6, PH) OBP: 0.355, SLG: 0.427										0	0	0	0	0	0	0
Brad Clontz, R (6, 1)										0	0	0	0	0	0	0
Joe Borowski, R (7, 1)										0	0	0	0	0	0	0
Andruw Jones, R (8, PH) OBP: 0.281, SLG: 0.500										1	0	0	0	0	1	1
(8, 8)																
Inning Stats	R: 0 E: 0 K: 1 S: 6 H: 1 LOB: 0 BB: 0 P: 8	R: 0 E: 0 K: 0 S: 6 H: 0 LOB: 0 BB: 0 P: 9	R: 0 E: 0 K: 0 S: 6 H: 1 LOB: 0 BB: 0 P: 9	R: 0 E: 1 K: 0 S: 11 H: 0 LOB: 1 BB: 0 P: 19	R: 0 E: 0 K: 1 S: 12 H: 0 LOB: 0 BB: 0 P: 17	R: 0 E: 0 K: 0 S: 6 H: 1 LOB: 1 BB: 0 P: 11	R: 0 E: 0 K: 0 S: 6 H: 2 LOB: 1 BB: 0 P: 9	R: 0 E: 0 K: 1 S: 11 H: 1 LOB: 1 BB: 0 P: 13	R: 0 E: 0 K: 1 S: 10 H: 1 LOB: 1 BB: 0 P: 18	1B: 6 2B: 1 3B: 0 HR: 0 SF: 0 SAC: 0 DP: 4 HBP: 1						

TOP

Atlanta Braves @ Florida Marlins

Joe Robbie Stadium, Miami, FL

Wed Sep 25 1996, 7:05 PM EDT

Att. 29,178 - Unknown - 85 F

livebaseballscorecards.com

AB	31
R	0
H	7
RBI	0
BB	0
SO	4
LOB	16

WP: 0 PB: 0 SB: 1 CS: 0 PA: 32

PITCHER		IP	WLS	BF	H	R	ER	SO	BB	IBB	HBP	BLK	WP	HR	S	P	ERA	WHIP
Kevin Brown, R ERA: 1.89	(1, 1)	7.0	W	24	5	0	0	2	0	0	1	0	0	0	53	82	0.00	0.714
Chris Hammond, L ERA: 6.53	(8, 1)	0.1		2	1	0	0	0	0	0	0	0	0	0	5	6	0.00	3.000
Jay Powell, R ERA: 4.2	(8, 1)	0.1		1	0	0	0	1	0	0	0	0	0	0	4	5	0.00	0.000
Robb Nen, R ERA: 1.76	(8, 1)	1.1	S	5	1	0	0	1	0	0	0	0	0	0	12	20	0.00	0.750

PITCHER	IP	WLS	BF	H	R	ER	SO	BB	IBB	HBP	BLK	WP	HR	S	P	ERA	WHIP

Batter	1	2	3	4	5	6	7	8	9	AB	R	H	RBI	BB	SO	LOB
Luis Castillo, S (1, 4) OBP: 0.325, SLG: 0.313	C B X 1-1 ① G4-3			F B B X 2-1 ① G4-3		C B B C S 2-3 ② K		C B C C 1-3 ② K		4	0	0	0	0	2	0
Edgar Renteria, R (1, 6) OBP: 0.359, SLG: 0.398	C S C 0-3 ② K			B X 1-0 WP S 2B 1B		X 0-0 ③ G1-3		F X 0-1 ③ P4		4	1	1	0	0	1	0
Gary Sheffield, R (1, 9) OBP: 0.466, SLG: 0.627	B C B C B X 3-2 ③ G5-3			B B C X 2-1 ② L7			C B B B B 4-1 CS BB			2	0	0	0	1	0	1
Jeff Conine, R (1, 7) (8, 3) OBP: 0.357, SLG: 0.480		B C X 1-1 ① G6-3		1 SAFE F B B X 2-1 1-H 2B			1 SAFE 1 SAFE B F X 1-1 1-2 1B 2B			3	1	2	1	0	0	0
Devon White, S (1, 8) OBP: 0.323, SLG: 0.455		B C C F X 1-2 ② G4-3		B B C F X 2-2 G1-3			I I I I 4-0 1B IBB			2	0	0	0	1	0	1
Greg Colbrunn, R (1, 3) OBP: 0.332, SLG: 0.443 Jesus Tavarez, S (7, PR) OBP: 0.261, SLG: 0.248 (8, 7)		X 0-0 ③ F8			B C B X 2-1 ① L3		C X 0-1 G1-6-3 1-3 2-H 1B			3	0	1	1	0	0	0
										0	0	0	0	0	0	0
Alex Arias, R (1, 5) OBP: 0.335, SLG: 0.384 Robb Nen, R (8, 1)		C X 0-1 ① G4-3			C F B B X 2-2 ② L8		C C D 1 SAFE X 1-2 ②③ G1-6-3 1-2f			3	0	0	0	0	0	2
										0	0	0	0	0	0	0
Charles Johnson, R (1, 2) OBP: 0.290, SLG: 0.360		F B X 1-1 ② G5-3			C C C 0-3 ③ K			C S B B B X 3-2 ① G4-3		3	0	0	0	0	1	0
Kevin Brown, R (1, 1) OBP: 0.185, SLG: 0.133 Chris Hammond, L (8, 1) OBP: 0.125, SLG: 0.067 Jay Powell, R (8, 1) Kurt Abbott, R (8, 5) OBP: 0.309, SLG: 0.435		X 0-0 ③ F9				C C S 0-3 ① K2-3		F C B B F X 2-2 HR		2	0	0	0	0	1	0
										0	0	0	0	0	0	0
										0	0	0	0	0	0	0
										1	1	1	1	0	0	0
Inning Stats	R: 0 E: 0 K: 1 S: 8 H: 0 LOB: 0 BB: 0 P: 12	R: 0 E: 0 K: 0 S: 7 H: 0 LOB: 0 BB: 0 P: 9	R: 0 E: 0 K: 0 S: 5 H: 0 LOB: 0 BB: 0 P: 6	R: 1 E: 0 K: 0 S: 10 H: 2 LOB: 1 BB: 0 P: 19	R: 0 E: 0 K: 1 S: 8 H: 0 LOB: 0 BB: 0 P: 12	R: 0 E: 0 K: 2 S: 7 H: 0 LOB: 0 BB: 0 P: 9	R: 1 E: 0 K: 0 S: 8 H: 2 LOB: 2 BB: 2 P: 18	R: 1 E: 0 K: 1 S: 12 H: 1 LOB: 0 BB: 0 P: 18		1B: 2 2B: 2 3B: 0 HR: 1	SF: 0 SAC: 0 DP: 1 HBP: 0					

Atlanta Braves @ Florida Marlins

Joe Robbie Stadium, Miami, FL

Wed Sep 25 1996, 7:05 PM EDT

Att. 29,178 - Unknown - 85 F

BOTTOM

livebaseballscorecards.com

AB	27
R	3
H	5
RBI	3
BB	2
SO	5
LOB	4

WP: 1 PA: 29
PB: 0
SB: 1
CS: 1

PITCHER	IP	WLS	BF	H	R	ER	SO	BB	IBB	HBP	BLK	WP	HR	S	P	ERA	WHIP
Tom Glavine, L (1, 1) ERA: 3.02	5.0	L	17	2	1	1	2	0	0	0	0	1	0	38	58	1.80	0.400
Brad Clontz, R (6, 1) ERA: 5.76	1.0		3	0	0	0	2	0	0	0	0	0	0	7	9	0.00	0.000
Joe Borowski, R (7, 1) ERA: 5.04	1.0		5	2	1	1	0	1	1	0	0	0	0	8	18	9.00	3.000
Terrell Wade, L (8, 1) ERA: 2.75	1.0		4	1	1	1	1	0	0	0	0	0	1	12	18	9.00	1.000

PITCHER	IP	WLS	BF	H	R	ER	SO	BB	IBB	HBP	BLK	WP	HR	S	P	ERA	WHIP

Batter	1	2	3	4	5	6	7	8	9	AB	R	H	RBI	BB	SO	LOB
Marquis Grissom, R (1, 8) OBP: 0.348, SLG: 0.489	B C X 1-1 10 FC5-4 1B		C B B B F X 3-2 2B			C B C S 1-3 ① K		C B X 1-1 BB 1B 1B		2	0	2	0	0	0	0
Luis Polonia, L (3, 7) OBP: 0.299, SLG: 0.318										2	1	1	0	0	1	0
Jeff Blauser, R (1, 6) OBP: 0.354, SLG: 0.422	C F B 1 B S SAFE 2-3 ① K		F B C S 1-3 ③ K2-3			B B X 2-0 ② G5-3		F B C F B B F F B 4-2 1-2 1B BB		3	0	0	0	1	2	2
10 Chipper Jones, S (1, 5) OBP: 0.395, SLG: 0.535	X 0-0 ② FC5-4 1-2f			B X 1-0 ① P5		B C B C B 4-2 BB		F B F B D F X 3-2 G6-4-3 1-2 2-H 1B		2	0	0	0	0	0	1
Mike Mordecai, R (4, 5) OBP: 0.292, SLG: 0.311										1	0	1	1	1	0	0
Javy Lopez, R (1, 2) OBP: 0.319, SLG: 0.451	C F S 0-3 ③ K			S F B B F B B 4-2 G5-4-3 BB		B B S S S 2-3 ③ K		F S D F X 1-2 ②③ G6-4-3 1-2f		2	0	0	0	1	2	2
Joe Ayrault, R (6, 2) OBP: 0.333, SLG: 0.333										1	0	0	0	0	0	2
Jermaine Dye, R (1, 7) OBP: 0.303, SLG: 0.454		B X 1-0 ① F9		X 0-0 ②③ G5-4-3 1-2f			C B X 1-1 1B		X 0-0 ① L4	4	0	1	0	0	0	1
(3, 9)																
Andruw Jones, R (1, 9) OBP: 0.270, SLG: 0.479		F B B B X 2-1 ② G5-3			X 0-0 ① P4		X 0-0 ① P6		F B F B B S 3-3 ② K	4	0	0	0	0	1	1
(3, 8)																
Eddie Pérez, R (1, 3) OBP: 0.302, SLG: 0.419		B B C X 2-1 ③ F8			B B X 2-0 ② G6-3		C X 0-1 ② F9		C B S F S 1-3 ③ K	4	0	0	0	0	1	1
Mark Lemke, S (1, 4) OBP: 0.321, SLG: 0.317			C B X 1-1 ① F8		S B C B B X 3-2 1B		B X 1-0 ③ F9			3	0	1	0	0	0	1
Denny Neagle, L (1, 1) OBP: 0.194, SLG: 0.188			B X 1-0 ② L5		F B B S S 2-3 ③ K			X 0-0 ① G5-3		2	0	0	0	0	1	1
Kevin Lomon, R (5, 1)										0	0	0	0	0	0	0
Dean Hartgraves, R (7, 1)										0	0	0	0	0	0	0
Terry Pendleton, S (8, PH) OBP: 0.293, SLG: 0.350										1	0	0	0	0	0	0
Mark Wohlers, R (8, 1)										0	0	0	0	0	0	0
Inning Stats	R: 0 E: 0 K: 2 S: 9 H: 1 LOB: 1 BB: 0 P: 12	R: 0 E: 0 K: 0 S: 5 H: 0 LOB: 0 BB: 0 P: 10	R: 0 E: 0 K: 1 S: 9 H: 1 LOB: 1 BB: 0 P: 15	R: 0 E: 0 K: 0 S: 5 H: 0 LOB: 0 BB: 1 P: 10	R: 0 E: 0 K: 1 S: 8 H: 1 LOB: 1 BB: 0 P: 15	R: 0 E: 0 K: 2 S: 9 H: 0 LOB: 1 BB: 1 P: 18	R: 0 E: 0 K: 0 S: 6 H: 1 LOB: 1 BB: 0 P: 8	R: 1 E: 0 K: 0 S: 16 H: 2 LOB: 1 BB: 1 P: 25	R: 0 E: 0 K: 2 S: 8 H: 0 LOB: 0 BB: 0 P: 12	1B: 5 2B: 1 3B: 0 HR: 0 SF: 0 SAC: 0 DP: 2 HBP: 0						

WP: 0 PB: 0 SB: 0 CS: 0 PA: 34

PITCHER		IP	WLS	BF	H	R	ER	SO	BB	IBB	HBP	BLK	WP	HR	S	P	ERA	WHIP
Al Leiter, L (1, 1) ERA: 2.93		9.0	W	34	6	1	1	8	3	0	0	0	0	0	75	125	1.00	1.000

PITCHER	IP	WLS	BF	H	R	ER	SO	BB	IBB	HBP	BLK	WP	HR	S	P	ERA	WHIP

TOP

Atlanta Braves @ Florida Marlins

Joe Robbie Stadium, Miami, FL

Thu Sep 26 1996, 7:05 PM EDT

Att. 25,553 - Unknown - 82 F

livebaseballscorecards.com

AB	31
R	1
H	6
RBI	1
BB	3
SO	8
LOB	12

Atlanta Braves @ Florida Marlins

Joe Robbie Stadium, Miami, FL

Thu Sep 26 1996, 7:05 PM EDT

Att. 25,553 - Unknown - 82 F

BOTTOM

Batter	1	2	3	4	5	6	7	8	9	AB	R	H	RBI	BB	SO	LOB
Luis Castillo, S (1, 4) OBP: 0.323, SLG: 0.311	X 0-0 ① F8		C B B C B X 3-2 ③ L8		X 0-0 G1-4-3 1B	B X 1-0 ③ G4-3				4	0	1	0	0	0	0
Edgar Renteria, R (1, 6) OBP: 0.360, SLG: 0.400	B B F B B 4-1 S 1B BB			C B B X 2-1 2B 2B	B T F B X 2-2 ① ② G1-4-3 1-2f		B C S X 1-2 ① L3			3	2	1	0	1	0	1
Gary Sheffield, R (1, 9) OBP: 0.466, SLG: 0.628 Joe Orsulak, L (5, 9) OBP: 0.265, SLG: 0.288	B F 1 SAFE B X 2-1 ② F9			B C F B B X 3-2 1B HR 2B 2-H	B X 1-0 BB 1B 1B		X 0-0 ② G4-3			2 2	1 1	1 1	1 0	0 0	0 0	1 0
Andre Dawson, R (1, 7) OBP: 0.328, SLG: 0.436 Billy McMillon, L (8, 7) OBP: 0.286, SLG: 0.216	B B F X 2-1 ③ 1-H 1B			B X 1-0 HR 1B 2-3	S D X 1-1 BB 1B 1-2		F B X 1-1 ③ G6-3			4 0	2 0	3 0	1 0	0 0	0 0	0 0
Jeff Conine, R (1, 3) OBP: 0.359, SLG: 0.486		S B B X 2-1 ① G6-3		B C C F B B 1 SAFE X 3-2 1-H 3-H HR	F B B B B 4-1 1B 1-2 2-3 BB			B X 1-0 G4-6-3 1B		3	1	2	3	1	0	0
Kurt Abbott, R (1, 5) OBP: 0.309, SLG: 0.434 Josh Booty, R (8, PH) OBP: 0.500, SLG: 0.500 (9, 5)		S X 0-1 ② G4-3		X 0-0 ① F8	S B B X 2-1 1-2 2-H 3-H 1B			X 0-0 ① ② G4-6-3 1-2f		3 1	0 0	1 0	2 0	0 0	0 0	0 1
Charles Johnson, R (1, 2) OBP: 0.290, SLG: 0.359		F C B B F F F B F 3-2 X ③ G5-3		S X 0-1 ② L9	C D C B S 2-3 ③ K			S B B X 2-1 1B		4	0	1	0	0	1	2
Jesus Tavarez, S (1, 8) OBP: 0.261, SLG: 0.241			C F X 0-2 ① F8	S B B F B F F B 4-2 FC6-4 BB		C B F X 1-2 E3 G1-6-3		X 0-0 ③ G5-3		3	0	0	0	1	0	1
Al Leiter, L (1, 1) OBP: 0.149, SLG: 0.100			B B C S B C 3-3 ② K	C X 0-1 ③ FC6-4 1-2f		X 0-0 ① ② G1-6-3 1-2f				3	0	0	0	0	1	2
Inning Stats	R: 1 H: 1 E: 0 LOB: 1 K: 0 BB: 1 S: 6 P: 14	R: 0 H: 0 E: 0 LOB: 0 K: 0 BB: 0 S: 11 P: 16	R: 0 H: 0 E: 0 LOB: 0 K: 1 BB: 0 S: 9 P: 15	R: 4 H: 4 E: 0 LOB: 1 K: 0 BB: 1 S: 19 P: 32	R: 2 H: 4 E: 0 LOB: 2 K: 1 BB: 1 S: 13 P: 25	R: 0 H: 0 E: 1 LOB: 0 K: 0 BB: 0 S: 5 P: 7	R: 0 H: 0 E: 0 LOB: 0 K: 0 BB: 0 S: 6 P: 8	R: 0 H: 2 E: 0 LOB: 1 K: 0 BB: 0 S: 5 P: 8		1B: 8 SF: 0 2B: 2 SAC: 0 3B: 0 DP: 3 HR: 1 HBP: 0				WP: 0 PA: 35 PB: 0 SB: 1 CS: 0		

livebaseballscorecards.com

AB	32
R	7
H	11
RBI	7
BB	3
SO	2
LOB	8

PITCHER		IP	WLS	BF	H	R	ER	SO	BB	IBB	HBP	BLK	WP	HR	S	P	ERA	WHIP
Denny Neagle, L ERA: 3.5	(1, 1)	4.2	L	24	9	7	7	1	3	0	0	0	0	1	55	97	13.50	2.571
Kevin Lomon, R ERA: 8.31	(5, 1)	1.1		4	0	0	0	1	0	0	0	0	0	0	8	12	0.00	0.000
Dean Hartgraves, L ERA: 5.05	(7, 1)	1.0		3	0	0	0	0	0	0	0	0	0	0	6	8	0.00	0.000
Mark Wohlers, R ERA: 2.99	(8, 1)	1.0		4	2	0	0	0	0	0	0	0	0	0	5	8	0.00	2.000

PITCHER	IP	WLS	BF	H	R	ER	SO	BB	IBB	HBP	BLK	WP	HR	S	P	ERA	WHIP

Batter	1	2	3	4	5	6	7	8	9	AB	R	H	RBI	BB	SO	LOB
Marquis Grissom, R (1, 8) OBP: 0.350, SLG: 0.490 Jeff Blauser, R (8, 6) OBP: 0.354, SLG: 0.422	B B X 2-0 10 G6-3 G6-3 1B		S B F X 1-2 10 1B 1-2 1B	B S X 1-1 2-H 1B			C B X 1-1 E6 10 1B 10 S	B 1 SAFE C 1 SAFE F B 1 B SAFE X 3-2 E5 1-2 3-H		5 0 3 2 0 0 1 0 0 0 0 0 0 0						
Andruw Jones, R (1, 9) OBP: 0.257, SLG: 0.455 (8, 8)	F X 0-1 ① G6-3 1-2		S B B B S B S 3-3 ① K	X 0-0 ③ F8			C B 1 SAFE F S 1-3 ① K	B B S S S 2-3 ② ③ K 2-3		5 0 0 0 0 3 7						
10 Chipper Jones, S (1, 6) OBP: 0.395, SLG: 0.534 (7, 5)	C X 0-1 ② G6-3 2-3		X 0-0 1-2 2-3 1B		C B X 1-1 ① G5-3		1 SAFE B 1 SAFE 1 SAFE B C B X 3-1 1-3 1B		X 0-0 ① L9	5 0 2 0 0 0 1						
Fred McGriff, L (1, 3) OBP: 0.364, SLG: 0.494	B B B S B 4-1 BB		B B X 2-0 ② SF8 3-H		B X 1-0 ② F7		B C B S S 2-3 ② K		B B S X 2-1 2B	3 0 1 1 1 1 2						
Terry Pendleton, S (1, 5) OBP: 0.291, SLG: 0.348 Mike Bielecki, R (7, 1) OBP: 0.250, SLG: 0.100 Dwight Smith, L (9, PH) OBP: 0.280, SLG: 0.289 Mark Wohlers, R (9, 1)	B F B C B F S 3-3 ③ K		C C B X 1-2 ③ G4-3		C B B X 2-1 ③ G4-3		C B X 1-1 ③ G4-3		B B B B 4-0 BB	4 0 0 0 0 1 6 0 0 0 0 0 0 0 0 0 0 0 1 0 0 0 0 0 0 0 0 0						
Jermaine Dye, R (1, 7) OBP: 0.301, SLG: 0.450 (8, 9)		X 0-0 ① L8		C X 0-1 ① G5-3		X 0-0 ① F8		B F X 1-1 1B 1B 1B	C F F C 0-3 ② K	5 1 1 0 0 1 2						
Javy Lopez, R (1, 2) OBP: 0.320, SLG: 0.463		C X 0-1 ② P4		X 0-0 HR		C B B X 2-1 HR		F B 1 SAFE 1 SAFE C 1 SAFE B S 2-3 ① K	X 0-0 ③ F7	5 2 2 2 0 1 3						
Mark Lemke, S (1, 4) OBP: 0.323, SLG: 0.319		S X 0-1 ③ G4-3		X 0-0 29 SH1-4 1B		B F X 1-1 ② G3-1		B X 1-0 1B 1-2 E 1B		4 2 2 0 0 0 0						
29 John Smoltz, R (1, 1) OBP: 0.455, SLG: 0.636 Ryan Klesko, L (8, PH) OBP: 0.400, SLG: 0.632 Terrell Wade, L (8, 1) OBP: 0.000, SLG: 0.154 Brad Clontz, R (8, 1) Dean Hartgraves, R (8, 1) Joe Borowski, R (8, 1) Rafael Belliard, R (7, 6) OBP: 0.364, SLG: 0.429 Luis Polonia, L (8, PH) OBP: 0.360, SLG: 0.500 (8, 7)			X 0-0 10 1B 1B SF8 1B	X 0-0 ② SH1-4 1-2		F F B B X 2-2 ③ P5		B F S B X 2-2 K E 1-3 2-H 1B		1 1 1 0 0 0 0 1 0 0 0 0 0 0 0 0 0 0 0 0 0 0 0 0 0 0 0 0 0 0 0 0 0 0 0 0 0 0 0 0 0 0 1 0 1 1 0 0 0						
Inning Stats	R: 0 E: 0 K: 1 S: 10 H: 1 LOB: 2 BB: 1 P: 19	R: 0 E: 0 K: 0 S: 5 H: 0 LOB: 0 BB: 0 P: 5	R: 1 E: 0 K: 1 S: 12 H: 3 LOB: 2 BB: 0 P: 19	R: 2 E: 0 K: 0 S: 8 H: 3 LOB: 1 BB: 0 P: 9	R: 0 E: 0 K: 0 S: 5 H: 0 LOB: 0 BB: 0 P: 9	R: 1 E: 0 K: 0 S: 8 H: 1 LOB: 0 BB: 0 P: 13	R: 0 E: 1 K: 2 S: 12 H: 1 LOB: 2 BB: 0 P: 20	R: 2 E: 1 K: 2 S: 15 H: 3 LOB: 2 BB: 0 P: 26	R: 0 E: 0 K: 1 S: 8 H: 1 LOB: 2 BB: 1 P: 14	1B: 10 2B: 1 3B: 0 HR: 2 SF: 1 SAC: 1 DP: 0 HBP: 0						

TOP

Atlanta Braves @ Montreal Expos

Olympic Stadium, Montreal, QB

Fri Sep 27 1996, 7:05 PM EDT

Att. 33,133 - Dome - 72 F

livebaseballscorecards.com

AB	39
R	6
H	13
RBI	6
BB	2
SO	7
LOB	22

PITCHER		IP	WLS	BF	H	R	ER	SO	BB	IBB	HBP	BLK	WP	HR	S	P	ERA	WHIP
Jeff Fassero, L ERA: 3.3	(1, 1)	3.2	L	19	7	3	3	2	1	0	0	0	0	1	34	51	7.36	2.182
Jeff Juden, R ERA: 3.27	(4, 1)	1.1		4	0	0	0	0	0	0	0	0	0	0	6	10	0.00	0.000
Barry Manuel, R ERA: 3.33	(6, 1)	1.0		4	1	1	1	0	0	0	0	0	0	1	8	13	9.00	1.000
Ugueth Urbina, R ERA: 3.74	(7, 1)	0.1		3	1	0	0	1	0	0	0	0	0	0	7	12	0.00	3.000
Rheal Cormier, L ERA: 4.17	(7, 1)	0.2		2	0	0	0	1	0	0	0	0	0	0	5	8	0.00	0.000

PITCHER		IP	WLS	BF	H	R	ER	SO	BB	IBB	HBP	BLK	WP	HR	S	P	ERA	WHIP
Mike Dyer, R ERA: 4.52	(8, 1)	0.1		3	2	2	2	1	0	0	0	0	0	0	6	10	54.00	6.000
Dave Veres, R ERA: 4.17	(8, 1)	0.2		3	1	0	0	1	0	0	0	0	0	0	9	16	0.00	1.500
Tavo Alvarez, R ERA: 3.32	(9, 1)	1.0		5	1	0	0	1	1	0	0	0	0	0	8	14	0.00	2.000

WP: 0	PA: 43			
PB: 0				
SB: 1				
CS: 0				

Atlanta Braves @ Montreal Expos

Olympic Stadium, Montreal, QB

Fri Sep 27 1996, 7:05 PM EDT

Att. 33,133 - Dome - 72 F

livebaseballscorecards.com

BOTTOM

Batter	1	2	3	4	5	6	7	8	9	AB	R	H	RBI	BB	SO	LOB
Mark Grudzielanek, R (1, 6) OBP: 0.343, SLG: 0.401	C B X 1-1 G6-3 ①		X 0-0 1-H 2B ③		S S S 0-3 K ③		F B F F B X 2-2 G1-4-3 ②		C B S B F X 2-2 1-H G5-3 ③	5	0	1	1	0	1	2
Mike Lansing, R (1, 4) OBP: 0.343, SLG: 0.409	C X 0-1 G5-3 ②			C B X 1-1 F8 ①		B B B B 4-0 HR BB	X 0-0 G6-3 ③			3	1	0	0	1	0	0
David Segui, S (1, 3) OBP: 0.377, SLG: 0.441	B X 1-0 G3-1 ③			B C X 1-1 1B		B C 1 SAFE B 1 SAFE F X 2-2 1-H HR		B X 1-0 1B		4	1	3	2	0	0	0
Moises Alou, R (1, 9) OBP: 0.338, SLG: 0.453		F X 0-1 F9 ①		S 1 SAFE S X 0-2 L5 ②		B B X 2-0 F9 ①		F C F X 0-2 L4 ①		4	0	0	0	0	0	2
Henry Rodriguez, L (1, 7) OBP: 0.324, SLG: 0.562		X 0-0 F7 ②		S S S 1 SAFE S 0-3 K ③		F B B B B 4-1 FC6 1B BB		F S B S 1-3 K ②		3	0	0	0	1	2	2
F.P. Santangelo, S (1, 8) OBP: 0.364, SLG: 0.409 (6, 5)		F F B S 1-3 K ③			C S X 0-2 G4-3 ①	1 SAFE X 0-0 FC6 1-2 1B		L B C X 1-2 F8 ③		4	0	1	0	0	1	1
Lenny Webster, R (1, 2) OBP: 0.333, SLG: 0.324			B B F X 2-1 E6 FC1-6		B B C B X 3-1 WP 2B	S B B X 2-1 FC6 FC6-4 1-2f 2-3			C B C S 1-3 K ①	4	0	1	0	0	1	2
Shane Andrews, R (1, 5) OBP: 0.286, SLG: 0.400 Cliff Floyd, L (5, PH) OBP: 0.286, SLG: 0.429 Barry Manuel, R (6, 1) Vladimir Guerrero, R (6, PH) OBP: 0.188, SLG: 0.250 Ugueth Urbina, R (7, 1) OBP: 0.161, SLG: 0.193 Rheal Cormier, L (7, 1) OBP: 0.250, SLG: 0.333 Mike Dyer, R (8, 1) Dave Veres, R (8, 1) OBP: 0.375, SLG: 0.500 Tavo Alvarez, R (9, 1) OBP: 0.000, SLG: 0.000 Sherman Obando, R (9, PH) OBP: 0.200, SLG: 0.400			B S C T S 1-3 K ①		B B X 2-0 L8 ② 2-3	C B S X 1-2 FC6-4 1-2f		X 0-0 WP 1B		1 0 0 0 0 1 1 1 0 0 0 0 0 1 0 0 0 0 0 0 0 1 0 0 0 0 0 2 0 0 0 0 0 0 0 0 0 0 0 0 0 0 0 0 0 0 0 0 0 0 0 0 0 0 0 0 1 1 1 0 0 0 0						
Jeff Fassero, L (1, 1) OBP: 0.192, SLG: 0.094 Jeff Juden, R (4, 1) Darrin Fletcher, L (5, PH) OBP: 0.322, SLG: 0.416 Rondell White, R (5, PR) OBP: 0.339, SLG: 0.425 (6, 8)			X 0-0 FC1-6 1-2f 2B ②		F B B B F F B 4-2 BB		B C B F X 2-2 F9 ①		C C B S 1-3 K ②	1 1 0 0 0 0 1 0 0 0 0 0 0 0 0 0 0 0 1 0 0 2 0 0 0 0 1 1						
Inning Stats	R: 0 E: 0 K: 0 S: 5 H: 0 LOB: 0 BB: 0 P: 7	R: 0 E: 0 K: 1 S: 6 H: 0 LOB: 0 BB: 0 P: 7	R: 1 E: 1 K: 1 S: 8 H: 1 LOB: 1 BB: 0 P: 11	R: 0 E: 0 K: 1 S: 10 H: 1 LOB: 1 BB: 0 P: 12	R: 0 E: 0 K: 1 S: 12 H: 1 LOB: 2 BB: 1 P: 21	R: 2 E: 0 K: 0 S: 11 H: 2 LOB: 2 BB: 2 P: 26	R: 0 E: 0 K: 0 S: 8 H: 0 LOB: 0 BB: 0 P: 12	R: 0 E: 0 K: 1 S: 11 H: 1 LOB: 1 BB: 0 P: 14	R: 1 E: 0 K: 2 S: 11 H: 1 LOB: 0 BB: 0 P: 15	1B: 4 2B: 2 3B: 0 HR: 1 SF: 0 SAC: 0 DP: 0 HBP: 0						

	AB	34
	R	4
	H	7
	RBI	3
	BB	3
	SO	7
	LOB	15

WP: 4 PB: 0 SB: 0 CS: 0 PA: 37

PITCHER		IP	WLS	BF	H	R	ER	SO	BB	IBB	HBP	BLK	WP	HR	S	P	ERA	WHIP
29 John Smoltz, R ERA: 2.94	(1, 1)	5.0	W	19	3	1	0	4	1	0	0	0	1	0	41	58	0.00	0.800
Terrell Wade, L ERA: 3.01	(6, 1)	0.0		2	1	2	2	0	1	0	0	0	0	1	3	9	∞	∞
Brad Clontz, R ERA: 5.74	(6, 1)	0.1		2	0	0	0	0	1	0	0	0	0	0	2	8	0.00	3.000
Dean Hartgraves, L ERA: 5.05	(6, 1)	0.0		1	1	0	0	0	0	0	0	0	0	0	1	1	∞	∞
Joe Borowski, R ERA: 4.91	(6, 1)	0.2		2	0	0	0	0	0	0	0	0	0	0	5	8	0.00	0.000

PITCHER		IP	WLS	BF	H	R	ER	SO	BB	IBB	HBP	BLK	WP	HR	S	P	ERA	WHIP
Mike Bielecki, R ERA: 2.64	(7, 1)	2.0		7	1	0	0	1	0	0	0	0	0	0	19	26	0.00	0.500
Mark Wohlers, R ERA: 3.07	(9, 1)	1.0	S	4	1	1	1	2	0	0	0	0	1	0	11	15	9.00	1.000

Batter	1	2	3	4	5	6	7	8	9	AB	R	H	RBI	BB	SO	LOB
Marquis Grissom, R (1, 8) OBP: 0.349, SLG: 0.489	X 0-0 ① G6-3		C S B B X 2-2 ② G5-3		C 1 SAFE 1 SAFE B F B X 2-2 CS 1-H 3-H 1B		C B B F S 2-3 ③ K			2	0	0	0	0	0	0
Brad Woodall, S (3, 1) OBP: 0.333, SLG: 0.200										0	0	0	0	0	0	0
Dwight Smith, L (5, PH) OBP: 0.282, SLG: 0.291										2	0	1	2	0	1	0
(5, 9)																
Mike Mordecai, R (1, 4) OBP: 0.293, SLG: 0.340	C B B X 2-1 ② G5-3		C C B X 1-2 ③ G6-3		S F F B X 1-2 ② 1-2 HR			C S B B C 2-3 ① K		3	1	1	1	0	0	0
Kevin Lomon, R (5, 1)										0	0	0	0	0	0	0
10 Chipper Jones, S (8, PH) OBP: 0.395, SLG: 0.533										1	0	0	0	0	1	0
Dean Hartgraves, R (8, 1)										0	0	0	0	0	0	0
Terrell Wade, L (9, 1) OBP: 0.214, SLG: 0.154										0	0	0	0	0	0	0
Terry Pendleton, S (1, 5) OBP: 0.290, SLG: 0.346	C S B X 1-2 ③ F8			F B B B S S 3-3 ① K	F X 0-1 1B			X 0-0 ② G3		2	0	0	0	0	1	0
Luis Polonia, L (4, 7) OBP: 0.304, SLG: 0.324										2	0	1	0	0	0	0
Fred McGriff, L (1, 3) OBP: 0.365, SLG: 0.494		B B F X 2-1 G5-3 1B		F X 0-1 ② F8	1 SAFE 1 SAFE B 1 B X 2-0 ③ G3			F B B B S C 3-3 ③ K		2	0	1	0	0	0	0
Ed Giovanola, L (4, 5) OBP: 0.311, SLG: 0.263										2	0	0	0	0	1	1
Ryan Klesko, L (1, 7) OBP: 0.362, SLG: 0.530		S F F B B X 2-2 ① F7		B F B F F S 2-3 ③ K		B X 1-0 ① G5-3			B B H 3-0 FC6-4 HBP	2	0	0	0	0	1	1
Joe Ayrault, R (4, 2) OBP: 0.400, SLG: 0.250										1	0	0	0	0	0	0
Jermaine Dye, R (1, 9) OBP: 0.303, SLG: 0.460		C X 0-1 ② G5-3 1-2			X 0-0 HR	S X 0-1 ② F9			B F B F X 2-2 ① FC6-4 G1 1-2f	2	1	1	1	0	0	1
Tony Graffanino, R (5, 4) OBP: 0.250, SLG: 0.239										2	0	0	0	0	0	1
Jeff Blauser, R (1, 6) OBP: 0.357, SLG: 0.420		C F B B D B 4-2 BB			S C H 1-2 1B S 1B HBP	X 0-0 ③ F8			1 SAFE F F B X 1-2 ② G1 1-2	1	1	0	0	1	0	0
Rafael Belliard, R (6, 6) OBP: 0.182, SLG: 0.221										1	0	0	0	0	0	1
Eddie Pérez, R (1, 2) OBP: 0.294, SLG: 0.408	C B X 1-1 ③ F9				F S 1 SAFE B 1 SAFE X 1-2 ① P2		B F F X 1-2 ① G6-3		B C B X 2-1 ③ P3	4	0	0	0	0	0	4
(4, 3)																
Greg Maddux, R (1, 1) OBP: 0.183, SLG: 0.176			X 0-0 ① P2		B C B C X 2-2 S 1-3 1B		C C C 0-3 ② K			0	0	0	0	0	0	0
Andruw Jones, R (3, PH) OBP: 0.259, SLG: 0.451										3	1	1	0	0	1	0
(3, 8)																
Inning Stats	R: 0 E: 0 K: 0 S: 6 H: 0 LOB: 0 BB: 0 P: 9	R: 0 E: 0 K: 0 S: 12 H: 1 LOB: 2 BB: 1 P: 21	R: 0 E: 0 K: 0 S: 7 H: 0 LOB: 0 BB: 0 P: 10	R: 0 E: 0 K: 2 S: 9 H: 0 LOB: 0 BB: 0 P: 14	R: 4 E: 0 K: 0 S: 19 H: 5 LOB: 1 BB: 0 P: 28	R: 0 E: 0 K: 0 S: 4 H: 0 LOB: 0 BB: 0 P: 5	R: 0 E: 0 K: 2 S: 9 H: 0 LOB: 0 BB: 0 P: 12	R: 0 E: 0 K: 2 S: 7 H: 0 LOB: 0 BB: 0 P: 12	R: 0 E: 0 K: 0 S: 8 H: 0 LOB: 1 BB: 0 P: 16	1B: 4 2B: 0 3B: 0 HR: 2	SF: 0 SAC: 0 DP: 0 HBP: 2						

Atlanta Braves @ Montreal Expos

Olympic Stadium, Montreal, QB

Sat Sep 28 1996, 7:05 PM EDT

Att. 34,125 - Dome - 72 F

TOP

livebaseballscorecards.com

AB	32
R	4
H	6
RBI	4
BB	1
SO	6
LOB	9

PITCHER		IP	WLS	BF	H	R	ER	SO	BB	IBB	HBP	BLK	WP	HR	S	P	ERA	WHIP
Mark Leiter, R ERA: 4.92	(1, 1)	4.2	L	20	5	4	4	2	1	0	1	0	0	2	50	77	7.71	1.286
Barry Manuel, R ERA: 3.24	(5, 1)	2.1		8	1	0	0	2	0	0	0	0	0	0	16	22	0.00	0.429
Mike Dyer, R ERA: 4.4	(8, 1)	2.0		7	0	0	0	2	0	0	1	0	0	0	15	28	0.00	0.000

PITCHER	IP	WLS	BF	H	R	ER	SO	BB	IBB	HBP	BLK	WP	HR	S	P	ERA	WHIP

Batter	1	2	3	4	5	6	7	8	9	AB	R	H	RBI	BB	SO	LOB
Mark Grudzielanek, R (1, 6) OBP: 0.341, SLG: 0.398	G5-3		K		G4-3		L4		K	4	0	0	0	0	1	0
Mike Dyer, R (8, 1)										0	0	0	0	0	0	0
Shane Andrews, R (9, PH) OBP: 0.295, SLG: 0.429										1	0	0	0	0	1	2
Mike Lansing, R (1, 4) OBP: 0.341, SLG: 0.407	F7		G5-3		F9			G5-3		4	0	0	0	0	0	0
David Segui, S (1, 3) OBP: 0.374, SLG: 0.437	G4-3		E6 2B		G4-3			G6-3		4	0	0	0	0	0	0
Moises Alou, R (1, 9) OBP: 0.341, SLG: 0.459		FC4-6 1B 1B	G1-3 2B		G1-3			2B		4	0	3	0	0	0	0
(6, 7)										0	0	0	0	0	0	0
Yamil Benitez, R (8, PR) OBP: 0.100, SLG: 0.100																
(9, 7)																
Henry Rodriguez, L (1, 7) OBP: 0.325, SLG: 0.562		SAFE FC4-6 1B	K			F7		G6-3		2	0	1	0	0	1	2
Vladimir Guerrero, R (6, 9) OBP: 0.174, SLG: 0.304		1-2								2	0	0	0	0	0	1
Rondell White, R (1, 8) OBP: 0.341, SLG: 0.432		FC4-6 S 1-2f 2-3	K			2B				4	0	2	0	0	1	2
Darrin Fletcher, L (1, 2) OBP: 0.321, SLG: 0.414		SAFE SAFE K 1-2	L3			P4			K	2	0	0	0	0	1	2
Raul Chavez, R (6, 2) OBP: 0.333, SLG: 0.333										2	0	0	0	0	1	2
F.P. Santangelo, S (1, 5) OBP: 0.370, SLG: 0.409		IBB	BB				HBP G5-4-3		BB	0	0	0	0	3	0	0
Mark Leiter, R (1, 1) OBP: 0.157, SLG: 0.134		K	K				G5-4-3 1-2f		K	2	0	0	0	0	2	4
Barry Manuel, R (5, 1)										0	0	0	0	0	0	0
Sherman Obando, R (7, PH) OBP: 0.328, SLG: 0.429										1	0	0	0	0	0	1
Dave Silvestri, R (8, 6) OBP: 0.338, SLG: 0.248										1	0	0	0	0	1	2
Inning Stats	R: 0 E: 0 K: 0 S: 4 H: 0 LOB: 0 BB: 0 P: 5	R: 0 E: 0 K: 2 S: 14 H: 2 LOB: 3 BB: 1 P: 24	R: 0 E: 1 K: 2 S: 9 H: 1 LOB: 2 BB: 0 P: 11	R: 0 E: 0 K: 2 S: 13 H: 0 LOB: 1 BB: 1 P: 20	R: 0 E: 0 K: 0 S: 4 H: 0 LOB: 0 BB: 0 P: 6	R: 0 E: 0 K: 0 S: 7 H: 1 LOB: 1 BB: 0 P: 10	R: 0 E: 0 K: 0 S: 5 H: 0 LOB: 0 BB: 0 P: 8	R: 0 E: 0 K: 0 S: 9 H: 1 LOB: 1 BB: 0 P: 15	R: 0 E: 0 K: 3 S: 13 H: 1 LOB: 2 BB: 1 P: 19	1B: 2 2B: 4 3B: 0 HR: 0 SF: 0 SAC: 0 DP: 1 HBP: 1							

PITCHER		IP	WLS	BF	H	R	ER	SO	BB	IBB	HBP	BLK	WP	HR	S	P	ERA	WHIP
Greg Maddux, R ERA: 2.72	(1, 1)	2.0		9	2	0	0	2	0	1	0	0	0	0	18	29	0.00	1.000
Brad Woodall, L ERA: 7.32	(3, 1)	2.0	W	9	1	0	0	4	1	0	0	0	0	0	22	31	0.00	1.000
Kevin Lomon, R ERA: 4.91	(5, 1)	3.0		10	1	0	0	0	0	0	1	0	0	0	16	24	0.00	0.333
Dean Hartgraves, L ERA: 4.91	(8, 1)	1.0		4	1	0	0	0	0	0	0	0	0	0	9	15	0.00	1.000
Terrell Wade, L ERA: 2.97	(9, 1)	1.0		5	1	0	0	3	1	0	0	0	0	0	13	19	0.00	2.000

BOTTOM

Atlanta Braves @ Montreal Expos

Olympic Stadium, Montreal, QB

Sat Sep 28 1996, 7:05 PM EDT

Att. 34,125 - Dome - 72 F

livebaseballscorecards.com

AB	33
R	0
H	6
RBI	0
BB	3
SO	9
LOB	18

WP: 0	PA: 37																	
PB: 0																		
SB: 1																		
CS: 0																		

Atlanta Braves @ Montreal Expos

Olympic Stadium, Montreal, QB

Sun Sep 29 1996, 3:33 AM EDT

Att. 30,646 - Dome

TOP

livebaseballscorecards.com

Batter	1	2	3	4	5	6	7	8	9	AB	R	H	RBI	BB	SO	LOB
Andruw Jones, R (1, 8) OBP: 0.265, SLG: 0.443	G4-3	1-2 3-H 1B		K		BBB 4-0 G4-3 1-2 2-3 3-H BB			SSS 0-3 K	4	0	1	2	1	2	0
Terry Pendleton, S (1, 5) OBP: 0.290, SLG: 0.345	BBBB 4-0 BB BB	F5			SSS 0-3 K	F7			SSS 0-3 K	2	0	0	0	1	1	2
Ed Giovanola, L (5, 5) OBP: 0.304, SLG: 0.256										2	0	0	0	0	1	3
10 Chipper Jones, S (1, 6) OBP: 0.393, SLG: 0.530	SSS 0-3 K		F8		SSS 0-3 K	G4-3 1-2f			0-0 F8	3	0	0	0	0	2	1
Rafael Belliard, R (5, 6) OBP: 0.179, SLG: 0.218										2	0	0	0	0	0	3
Ryan Klesko, L (1, 7) OBP: 0.364, SLG: 0.530	BBBB 4-0 1-2 BB		SSS 0-3 K		0-0 1B 1B		SSS 0-3 K			2	0	1	0	1	1	0
Steve Avery, L (5, 1)										0	0	0	0	0	0	0
OBP: 0.245, SLG: 0.500 Joe Borowski, R (5, 1)										0	0	0	0	0	0	0
Dean Hartgraves, R (6, 1)										0	0	0	0	0	0	0
Jeff Blauser, R (7, PH) OBP: 0.356, SLG: 0.419										1	0	0	0	0	1	0
Greg McMichael, R (7, 1)										0	0	0	0	0	0	0
Mark Wohlers, R (8, 1)										0	0	0	0	0	0	0
Jermaine Dye, R (1, 9) OBP: 0.304, SLG: 0.459	0-0 F7		H 1-0 2B HBP		0-0 1-2 1B		SSS 0-3 K			1	1	0	0	0	0	2
Dwight Smith, L (5, PH) OBP: 0.285, SLG: 0.294										2	0	1	0	0	1	0
(5, 9)																
Javy Lopez, R (1, 2) OBP: 0.322, SLG: 0.466		0-0 1B G4-3 1B 1B	0-0 1-H 2B		0-0 L8		SSS 0-3 K			3	1	2	1	0	0	2
Joe Ayrault, R (5, 2) OBP: 0.333, SLG: 0.200										1	0	0	0	0	1	0
Eddie Pérez, R (1, 3) OBP: 0.293, SLG: 0.404		0-0 G4-3 1-2	0-0 F7			0-0 1B 1B BB 1B		0-0 P4		4	1	1	0	0	0	2
Mark Lemke, S (1, 4) OBP: 0.323, SLG: 0.319		0-0 1B 2-3 1B		0-0 L6		0-0 BB 1B 1-2 1B		0-0 F9		2	0	1	0	0	0	0
Mike Mordecai, R (4, 4) OBP: 0.297, SLG: 0.343										2	0	1	0	0	0	0
Tom Glavine, L (1, 1) OBP: 0.333, SLG: 0.342	SSS 0-3 K			0-0 F8		0-0 BB 1B 1-2 2-3 1B		0-0 G5-3		2	0	0	0	0	1	2
Mike Bielecki, R (4, 1) OBP: 0.250, SLG: 0.100										0	0	0	0	0	0	0
Brad Clontz, R (4, 1)										0	0	0	0	0	0	0
Luis Polonia, L (5, 7) OBP: 0.306, SLG: 0.325										2	0	1	0	0	0	0

	AB	35
	R	3
	H	9
	RBI	3
	BB	3
	SO	11
	LOB	17

Inning Stats																		
	R: 0	H: 0	R: 1	H: 3	R: 1	H: 1	R: 0	H: 0	R: 0	H: 2	R: 1	H: 3	R: 0	H: 0	R: 0	H: 0	R: 0	H: 0
	E: 0	LOB: 2	E: 0	LOB: 2	E: 0	LOB: 1	E: 0	LOB: 0	E: 0	LOB: 2	E: 0	LOB: 2	E: 0	LOB: 0	E: 0	LOB: 0	E: 0	LOB: 0
	K: 1	BB: 2	K: 1	BB: 0	K: 1	BB: 0	K: 1	BB: 0	K: 2	BB: 0	K: 0	BB: 1	K: 3	BB: 0	K: 0	BB: 0	K: 2	BB: 0
	S: 5	P: 13	S: 8	P: 8	S: 6	P: 7	S: 5	P: 5	S: 9	P: 9	S: 5	P: 9	S: 9	P: 9	S: 3	P: 3	S: 7	P: 7

	1B: 8	SF: 0	WP: 0	PA: 39
	2B: 1	SAC: 0	PB: 0	
	3B: 0	DP: 1	SB: 0	
	HR: 0	HBP: 1	CS: 0	

PITCHER		IP	WLS	BF	H	R	ER	SO	BB	IBB	HBP	BLK	WP	HR	S	P	ERA	WHIP
Jose Paniagua, R ERA: 3.53	(1, 1)	3.0		16	4	2	2	3	2	0	1	0	0	0	19	28	6.00	2.000
Tavo Alvarez, R ERA: 3.0	(4, 1)	2.0	W	8	2	0	0	3	0	0	0	0	0	0	14	14	0.00	1.000
Omar Daal, L ERA: 4.02	(6, 1)	2.0		9	3	1	1	3	1	0	0	0	0	0	14	18	4.50	2.000
Ugueth Urbina, R ERA: 3.71	(8, 1)	1.0		3	0	0	0	0	0	0	0	0	0	0	3	3	0.00	0.000
Mel Rojas, R ERA: 3.22	(9, 1)	1.0	S	3	0	0	0	2	0	0	0	0	0	0	7	7	0.00	0.000

PITCHER	IP	WLS	BF	H	R	ER	SO	BB	IBB	HBP	BLK	WP	HR	S	P	ERA	WHIP

Atlanta Braves @ Montreal Expos

Olympic Stadium, Montreal, QB

Sun Sep 29 1996, 3:33 AM EDT

Att. 30,646 - Dome

BOTTOM

Batter	1	2	3	4	5	6	7	8	9	AB	R	H	RBI	BB	SO	LOB
Mark Grudzielanek, R (1, 6) OBP: 0.340, SLG: 0.397	G6-3			K	BB		L7			2	0	0	0	0	1	0
Dave Silvestri, R (5, 5) OBP: 0.340, SLG: 0.247										1	1	0	0	1	0	0
(8, 6)																
Mike Lansing, R (1, 4) OBP: 0.341, SLG: 0.406	G1-3			G5-3	1B		2B			2	0	0	0	0	0	0
Andy Stankiewicz, R (5, 6) OBP: 0.356, SLG: 0.377										2	1	2	2	0	0	0
(8, 4)																
David Segui, S (1, 3) OBP: 0.375, SLG: 0.442	F8			2B	2B		K			4	1	2	1	0	1	1
Moises Alou, R (1, 7) OBP: 0.339, SLG: 0.457		F9		P4	1B		K	K		2	0	0	0	0	0	1
Yamil Benitez, R (5, 7) OBP: 0.167, SLG: 0.167										2	0	1	2	0	1	1
Ugueth Urbina, R (8, 1) OBP: 0.161, SLG: 0.103										0	0	0	0	0	0	0
Mel Rojas, R (9, 1) OBP: 0.375, SLG: 0.500										0	0	0	0	0	0	0
Rondell White, R (1, 8) OBP: 0.340, SLG: 0.428		F8			F8 BB			K		3	0	0	0	1	1	0
Vladimir Guerrero, R (1, 9) OBP: 0.185, SLG: 0.296		K			BB 1B G4-3			K		4	1	1	0	0	2	2
F.P. Santangelo, S (1, 5) OBP: 0.369, SLG: 0.407		G4-6-3 1B			F8		K	G1-3		4	0	1	0	0	1	1
(5, 4)																
(8, 7)																
Raul Chavez, R (1, 2) OBP: 0.333, SLG: 0.200		G4-6-3 1-2f			BB 1B 1B		G4-3			2	1	0	0	1	0	1
Tim Spehr, R (8, 2) OBP: 0.167, SLG: 0.182										0	0	0	0	0	0	0
Jose Paniagua, R (1, 1)		G1-3			BB 1B		K			0	0	0	0	0	0	0
Lenny Webster, R (3, PH) OBP: 0.332, SLG: 0.322										1	0	0	0	0	0	0
Tavo Alvarez, R (4, 1) OBP: 0.500, SLG: 0.500										0	0	0	0	0	0	0
Sherman Obando, R (5, PH) OBP: 0.332, SLG: 0.433										1	1	1	1	0	0	0
Omar Daal, L (6, 1)										1	0	0	0	0	1	0
Shane Andrews, R (8, 5) OBP: 0.295, SLG: 0.429										0	0	0	0	0	0	0
Inning Stats	R: 0 E: 0 K: 0 S: 3 H: 0 LOB: 0 BB: 0 P: 3	R: 0 E: 0 K: 1 S: 5 H: 0 LOB: 0 BB: 0 P: 5	R: 0 E: 0 K: 0 S: 3 H: 1 LOB: 0 BB: 0 P: 3	R: 0 E: 0 K: 1 S: 6 H: 1 LOB: 1 BB: 0 P: 6	R: 6 E: 0 K: 0 S: 8 H: 5 LOB: 2 BB: 3 P: 20	R: 0 E: 0 K: 2 S: 7 H: 0 LOB: 0 BB: 0 P: 7	R: 0 E: 0 K: 2 S: 8 H: 1 LOB: 1 BB: 0 P: 8	R: 0 E: 0 K: 2 S: 7 H: 0 LOB: 0 BB: 0 P: 7		1B: 5 2B: 3 3B: 0 HR: 0 SF: 0 SAC: 0 DP: 1 HBP: 0						

livebaseballscorecards.com

AB	31
R	6
H	8
RBI	6
BB	3
SO	8
LOB	7

WP: 0 PA: 34
PB: 0
SB: 0
CS: 0

PITCHER		IP	WLS	BF	H	R	ER	SO	BB	IBB	HBP	BLK	WP	HR	S	P	ERA	WHIP
Tom Glavine, L ERA: 2.98	(1, 1)	3.0		9	1	0	0	1	0	0	0	0	0	0	11	11	0.00	0.333
Mike Bielecki, R ERA: 2.63	(4, 1)	0.1		1	0	0	0	1	0	0	0	0	0	0	3	3	0.00	0.000
Brad Clontz, R ERA: 5.69	(4, 1)	0.2		3	1	0	0	0	0	0	0	0	0	0	3	3	0.00	1.500
Steve Avery, L ERA: 4.47	(5, 1)	0.2	L	8	4	6	6	0	2	0	0	0	0	0	6	14	81.00	9.000
Joe Borowski, R ERA: 4.85	(5, 1)	0.1		3	1	0	0	0	1	0	0	0	0	0	2	6	0.00	6.000

PITCHER		IP	WLS	BF	H	R	ER	SO	BB	IBB	HBP	BLK	WP	HR	S	P	ERA	WHIP
Dean Hartgraves, L ERA: 4.78	(6, 1)	1.0		3	0	0	0	2	0	0	0	0	0	0	7	7	0.00	0.000
Greg McMichael, R ERA: 3.22	(7, 1)	1.0		4	1	0	0	2	0	0	0	0	0	0	8	8	0.00	1.000
Mark Wohlers, R ERA: 3.03	(8, 1)	1.0		3	0	0	0	2	0	0	0	0	0	0	7	7	0.00	0.000

Batter	1	2	3	4	5	6	7	8	9	10	AB	R	H	RBI	BB	SO	LOB
Marquis Grissom, R (1, 8) OBP: 0.250, SLG: 0.250	X 0-0 G6-3 ①			C C B B X 2-2 G4-3 S SF7 1B		B X 1-0 G5-3 ①		B B X 2-0 G6-3 ② 2-3			4	1	1	0	0	0	1
Mark Lemke, S (1, 4)	C B B C B X 3-2 G3 ②			1 SAFE 1 SAFE B C B B X 3-1 G4-3 ① 1-3		B B F B X 3-1 P6 ②		F B X 1-1 G4-3 ③			4	0	0	0	0	0	2
10 Chipper Jones, S (1, 5)	B B F S S 2-3 K ③			B C B B B 4-1 SF7 BB		F S B S 1-3 K ③			B B C F B F B 4-2 CS BB		2	0	0	0	2	2	0
Fred McGriff, L (1, 3) OBP: 0.250, SLG: 0.333		F C B F F F B X 2-2 CS 1B		B B X 2-0 SF7 ② 1-2 3-H			C S B F B F B X 3-2 P5 ①		B B B C C X 3-1 F8 ①		3	0	1	1	0	0	1
Ryan Klesko, L (1, 7) Terry Pendleton, S (9, PH) Andruw Jones, R (9, 7)		B C S S B F B F S 3-3 K ① ② 1-2		B B C F B B B 4-2 BB			B C F B B B 4-2 S BB			C B S S 1-3 K ② ③ 1-2	1 1 0	0 0 0	0 0 0	0 0 0	2 0 0	1 1 0	1 1 0
Javy Lopez, R (1, 2) OBP: 0.250, SLG: 1.000		F X 0-1 L6 ③		X 0-0 P2 ③			B F C X 1-2 G5-3 ② 1-2			C C B B B F F F X 3-2 HR	4	1	1	1	0	0	3
Jermaine Dye, R (1, 9)			B X 1-0 G6-3 ①		C C B S 1-3 K ①		F F C 0-3 K ③			C S B S 1-3 K ①	4	0	0	0	0	3	1
Jeff Blauser, R (1, 6) OBP: 0.500, SLG: 0.333 Mark Wohlers, R (10, 1)			C B B F B F C 3-3 K ②		B F B F F B X 3-2 L5 ②			C B B X 2-1 G6-3 29 SH3 1B		F B C B B H 4-2 CS HBP	3 0	0 0	1 0	0 0	0 0	1 0	0 0
29 John Smoltz, R (1, 1) Luis Polonia, L (10, PH) Rafael Belliard, R (10, 6)			C B B B B C F X 3-2 F9 ③		B B C B C X 3-2 G6-3 ③			B X 1-0 SH3 ① 1-2		B B C S B S 3-3 K ② ③ 1-2	2 1 0	0 0 0	0 0 0	0 0 0	0 1 0	0 1 0	0 1 0
Inning Stats	R: 0 H: 0 E: 0 LOB: 0 K: 1 BB: 0 S: 7 P: 12	R: 0 H: 1 E: 0 LOB: 0 K: 1 BB: 0 S: 12 P: 17	R: 0 H: 0 E: 0 LOB: 0 K: 1 BB: 0 S: 9 P: 16	R: 1 H: 1 E: 0 LOB: 2 K: 0 BB: 2 S: 10 P: 25	R: 0 H: 0 E: 0 LOB: 0 K: 1 BB: 0 S: 10 P: 17	R: 0 H: 0 E: 0 LOB: 0 K: 1 BB: 0 S: 6 P: 11	R: 0 H: 0 E: 0 LOB: 1 K: 1 BB: 1 S: 13 P: 21	R: 0 H: 1 E: 0 LOB: 1 K: 0 BB: 0 S: 6 P: 12	R: 0 H: 0 E: 0 LOB: 0 K: 1 BB: 1 S: 8 P: 16	R: 1 H: 1 E: 0 LOB: 1 K: 2 BB: 0 S: 14 P: 25	1B: 3 SF: 1 2B: 2 SAC: 1 3B: 0 DP: 2 HR: 1 HBP: 1						

PITCHER	IP	WLS	BF	H	R	ER	SO	BB	IBB	HBP	BLK	WP	HR	S	P	ERA	WHIP
Ramon Martinez, R (1, 1) ERA: 1.13	8.0		29	3	1	1	6	3	0	0	0	0	0	73	131	1.12	0.750
Scott Radinsky, L (9, 1) ERA:	0.1		2	0	0	0	0	1	0	0	0	0	0	5	12	0.00	3.000
Antonio Osuna, R (9, 1) ERA: 5.4	1.2	L	5	1	1	1	3	0	0	1	0	0	1	17	29	5.40	0.600

PITCHER	IP	WLS	BF	H	R	ER	SO	BB	IBB	HBP	BLK	WP	HR	S	P	ERA	WHIP

TOP

Atlanta Braves @ Los Angeles Dodgers

Dodger Stadium, Los Angeles, CA

Wed Oct 02 1996, 3:33 AM PDT

Att. 47,428 - Sunny - 76 F

livebaseballscorecards.com

AB	29
R	2
H	4
RBI	2
BB	4
SO	9
LOB	11

WP: 0	PA: 36		
PB: 0			
SB: 2			
CS: 3			

Batter	1	2	3	4	5	6	7	8	9	10	AB	R	H	RBI	BB	SO	LOB
Wayne Kirby, L (1, 8) OBP: 0.400, SLG: 0.250	C B C X 1-2 CS 1B		B B B B 4-0 1B BB		C X 0-1 ② G3 2-3			C F X 0-2 G3-1		F S F B X 1-2 ③ P5	4	0	1	0	1	0	2
Todd Hollandsworth, L (1, 7) OBP: 0.250, SLG: 0.500	C B S X 1-2 ①② G3-1 1-2		C B 1 S S SAFE 1-3 ② K		X 0-0 2B 3-H			C F X 0-2 ② G1-3			4	0	1	1	0	1	2
Mike Piazza, R (1, 2) OBP: 0.250, SLG: 0.250	C B S B B C 3-3 ③ K		B B C B C X 3-2 1-3 1B		B C F S 1-3 ③ K			X 0-0 ③ F9			4	0	1	0	0	2	1
Eric Karros, R (1, 3)		B C B S B B 4-2 FC6-4 BB	F F X 0-2 ③ P3			X 0-0 ① L9			X 0-0 ① L8		3	0	0	0	1	0	2
Raul Mondesi, R (1, 9)		B X 1-0 ① FC6-4 E 1-2f		X 0-0 ① G6-3		B S B B F S 3-3 ② K			F C X 0-2 ② F8		4	0	0	0	0	1	1
Tim Wallach, R (1, 5)	C S 1 SAFE B B B X 3-2 ② F9		C B B B C F X 3-2 ② F9			F X 0-1 ③ F7			C X 0-1 ③ F9		4	0	0	0	0	0	1
Delino DeShields, L (1, 4)	S 1 SAFE B 1 SAFE S 1 SAFE F B F 2-2 1 SAFE X 1-3 E2		X 0-0 ③ G4-3				C B B F F B F X 3-2 ① G4-3			C C F C 0-3 ① K	4	0	0	0	0	1	1
Greg Gagne, R (1, 6) OBP: 0.500, SLG: 0.750	B B F F F B S 3-3 ③ K				C X 0-1 G3 2B 2B		S B X 1-1 ② P3			F B F B X 2-2 1B	4	1	2	0	0	1	2
Ramon Martinez, R (1, 1) Scott Radinsky, L (9, 1) Antonio Osuna, R (9, 1) Dave Clark, L (10, PH)			S C S 0-3 ① K		M 2 SAFE M X 0-2 ① B2		F F B F B B F F F 3-3 S ③ K			S C S 0-3 ② K	3 0 0 1	0 0 0 0	0 0 0 0	0 0 0 0	0 0 0 0	2 0 0 1	1 0 0 1
Inning Stats	R: 0 E: 0 K: 1 S: 9 H: 1 LOB: 0 BB: 0 P: 14	R: 0 E: 1 K: 1 S: 15 H: 0 LOB: 2 BB: 1 P: 28	R: 0 E: 0 K: 2 S: 12 H: 1 LOB: 2 BB: 1 P: 20	R: 0 E: 0 K: 0 S: 6 H: 0 LOB: 0 BB: 0 P: 9	R: 1 E: 0 K: 1 S: 11 H: 2 LOB: 1 BB: 0 P: 12	R: 0 E: 0 K: 1 S: 6 H: 0 LOB: 0 BB: 0 P: 9	R: 0 E: 0 K: 1 S: 14 H: 0 LOB: 0 BB: 0 P: 21	R: 0 E: 0 K: 0 S: 7 H: 0 LOB: 0 BB: 0 P: 7	R: 0 E: 0 K: 0 S: 6 H: 0 LOB: 0 BB: 0 P: 6	R: 0 E: 0 K: 2 S: 14 H: 1 LOB: 1 BB: 0 P: 17	1B: 3 2B: 2 3B: 0 HR: 0	SF: 0 SAC: 0 DP: 0 HBP: 0					WP: 0 PB: 0 SB: 0 CS: 1	PA: 37	

PITCHER		IP	WLS	BF	H	R	ER	SO	BB	IBB	HBP	BLK	WP	HR	S	P	ERA	WHIP
29 John Smoltz, R ERA: 1.0	(1, 1)	9.0	W	33	4	1	1	7	2	0	0	0	0	0	86	126	1.00	0.667
Mark Wohlers, R ERA:	(10, 1)	1.0	S	4	1	0	0	2	0	0	0	0	0	0	14	17	0.00	1.000

PITCHER	IP	WLS	BF	H	R	ER	SO	BB	IBB	HBP	BLK	WP	HR	S	P	ERA	WHIP

Atlanta Braves @ Los Angeles Dodgers

Dodger Stadium, Los Angeles, CA

Wed Oct 02 1996, 3:33 AM PDT

Att. 47,428 - Sunny - 76 F

livebaseballscorecards.com

BOTTOM

AB	35
R	1
H	5
RBI	1
BB	2
SO	9
LOB	14

Atlanta Braves @ Los Angeles Dodgers

Dodger Stadium, Los Angeles, CA

Thu Oct 03 1996, 7:05 PM PDT

Att. 51,916 - Sunny - 75 F

livebaseballscorecards.com

Batter	1	2	3	4	5	6	7	8	9	AB	R	H	RBI	BB	SO	LOB
Marquis Grissom, R (1, 8) OBP: 0.125, SLG: 0.125	B B S F S 2-3 ① K		B S C F B F X 2-2 ② P3			C F X 0-2 ② G4-3		B X 1-0 ② G6-3		4	0	0	0	0	1	0
Mark Lemke, S (1, 4) OBP: 0.125, SLG: 0.125	S C B B B F X 3-2 ② F8		F X 0-1 ③ G3			F B C X 1-2 1B		X 0-0 ③ G1-3		4	0	1	0	0	0	0
10 Chipper Jones, S (1, 5)	F C B B X 2-2 ③ G3-1			C S B C 1-3 ① K		B 1 SAFE X 1-0 ③ F8			X 0-0 ① F7	4	0	0	0	0	1	1
Fred McGriff, L (1, 3) OBP: 0.250, SLG: 0.714		C F X 0-2 ① G1-3		F X 0-1 ② G4-3			C X 0-1 HR		B C C F B F S 2-3 ② K	4	1	1	1	0	1	0
Ryan Klesko, L (1, 7) OBP: 0.571, SLG: 1.000		F B X 1-1 HR		X 0-0 ③ F9			C B B S C 2-3 ① K		B B B B S B 4-1 PO BB	3	1	1	1	1	1	0
Andruw Jones, R (9, PR) (9, 7)										0	0	0	0	0	0	0
Jermaine Dye, R (1, 9) OBP: 0.143, SLG: 0.571		C B X 1-1 ② G5-3			C B S C 1-3 ① K		X 0-0 HR		S 1 SAFE 0-1 ③ PO 1-2	3	1	1	1	0	1	0
Eddie Pérez, R (1, 2) OBP: 0.333, SLG: 0.333		B B X 2-0 FC5-4 1B			X 0-0 ② F7		B F B X 2-1 ② G6-3			3	0	1	0	0	0	0
Jeff Blauser, R (1, 6) OBP: 0.286, SLG: 0.167		X 0-0 ③ FC5-4 1-2f			S X 0-1 ③ F8		S C B B F C 2-3 ③ K			3	0	0	0	0	1	1
Rafael Belliard, R (9, 6)										0	0	0	0	0	0	0
Greg Maddux, R (1, 1)			X 0-0 ① G1-3			S C B S 1-3 ① K		B B C F X 2-2 ① L6		2	0	0	0	0	1	0
Luis Polonia, L (8, PH)										1	0	0	0	0	0	0
Greg McMichael, R (8, 1)										0	0	0	0	0	0	0
Mark Wohlers, R (9, 1)										0	0	0	0	0	0	0
Inning Stats	R: 0 E: 0 K: 1 S: 10 H: 0 LOB: 0 BB: 0 P: 17	R: 1 E: 0 K: 0 S: 9 H: 2 LOB: 1 BB: 0 P: 13	R: 0 E: 0 K: 0 S: 8 H: 0 LOB: 0 BB: 0 P: 10	R: 0 E: 0 K: 1 S: 6 H: 0 LOB: 0 BB: 0 P: 7	R: 0 E: 0 K: 1 S: 6 H: 0 LOB: 0 BB: 0 P: 7	R: 0 E: 0 K: 1 S: 10 H: 1 LOB: 1 BB: 0 P: 13	R: 2 E: 0 K: 2 S: 12 H: 2 LOB: 0 BB: 0 P: 18	R: 0 E: 0 K: 0 S: 5 H: 0 LOB: 0 BB: 0 P: 8	R: 0 E: 0 K: 1 S: 8 H: 0 LOB: 1 BB: 1 P: 14	1B: 2 2B: 0 3B: 0 HR: 3 SF: 0 SAC: 0 DP: 0 HBP: 0							

TOP	
AB	31
R	3
H	5
RBI	3
BB	1
SO	7
LOB	2

WP: 0 PB: 0 SB: 0 CS: 0 PA: 33

PITCHER		IP	WLS	BF	H	R	ER	SO	BB	IBB	HBP	BLK	WP	HR	S	P	ERA	WHIP
Ismael Valdez, R ERA: 4.26	(1, 1)	6.1	L	24	5	3	3	5	0	0	0	0	0	3	55	75	4.26	0.789
Pedro Astacio, R ERA:	(7, 1)	1.2		5	0	0	0	1	0	0	0	0	0	0	11	18	0.00	0.000
Todd Worrell, R ERA:	(9, 1)	1.0		3	0	0	0	1	1	0	0	0	0	0	8	14	0.00	1.000

PITCHER	IP	WLS	BF	H	R	ER	SO	BB	IBB	HBP	BLK	WP	HR	S	P	ERA	WHIP

Batter	1	2	3	4	5	6	7	8	9	AB	R	H	RBI	BB	SO	LOB
Todd Hollandsworth, L (1, 7) OBP: 0.250, SLG: 0.375	C X 0-1 E7 G4-3 G1 1B	C F B B T 2-2 ③ K				B F F C 1-3 ① K			X 0-0 ① L8	4	1	1	0	0	2	0
Wayne Kirby, L (1, 8) OBP: 0.222, SLG: 0.125	L F B X 1-2 ① G4-3 2-3			F F B X 1-2 ① G3-1		S X 0-1 ② G3			B C F B F C 2-3 ② K	4	0	0	0	0	1	1
Mike Piazza, R (1, 2) OBP: 0.250, SLG: 0.250	S C X 0-2 ② G1 3-H			X 0-0 E8 2B 1B		C F X 0-2 ③ F9			F S X 0-2 ③ G5-3	4	1	1	1	0	0	0
Eric Karros, R (1, 3)	X 0-0 ③ G4-3			F B S C 1-3 ② K			C F C 0-3 ① K			3	0	0	0	0	2	1
Raul Mondesi, R (1, 9) OBP: 0.143, SLG: 0.286		F C C 0-3 ① K		X 0-0 2-H 2B			S F T 0-2 ② K			3	0	1	1	0	2	0
Tim Wallach, R (1, 5)		B B C B T F X 3-2 ② F9		F B B S F 2 SAFE F X 2-2 ③ P3			X 0-0 ③ G6-3			3	0	0	0	0	0	1
Greg Gagne, R (1, 6) OBP: 0.286, SLG: 0.429		C C S 0-3 ③ K			X 0-0 ① F9			C C B S 1-3 ① K		3	0	0	0	0	2	0
Juan Castro, R (1, 4) Dave Hansen, L (8, PH) Delino DeShields, L (9, 4)			C B C X 1-2 ① G1-3		B C B X 2-1 ② G1-3			F S B C X 2-2 ② G4-3		2 1 0	0 0 0	0 0 0	0 0 0	0 0 0	0 0 0	0 0 0
Ismael Valdez, R (1, 1) Pedro Astacio, R (7, 1) Billy Ashley, R (8, PH) Todd Worrell, R (9, 1)			X 0-0 ② G4-3		X 0-0 ③ G5-3			B C C B B S 3-3 ③ K		2 0 1 0	0 0 0 0	0 0 0 0	0 0 0 0	0 0 0 0	0 0 1 0	0 0 0 0
Inning Stats	R: 1 H: 1 E: 1 LOB: 0 K: 0 BB: 0 S: 9 P: 10	R: 0 H: 0 E: 0 LOB: 0 K: 2 BB: 0 S: 10 P: 13	R: 0 H: 0 E: 0 LOB: 0 K: 1 BB: 0 S: 7 P: 10	R: 1 H: 2 E: 1 LOB: 1 K: 1 BB: 0 S: 13 P: 17	R: 0 H: 0 E: 0 LOB: 0 K: 0 BB: 0 S: 4 P: 6	R: 0 H: 0 E: 0 LOB: 0 K: 1 BB: 0 S: 8 P: 9	R: 0 H: 0 E: 0 LOB: 0 K: 2 BB: 0 S: 7 P: 7	R: 0 H: 0 E: 0 LOB: 0 K: 2 BB: 0 S: 9 P: 15	R: 0 H: 0 E: 0 LOB: 0 K: 1 BB: 0 S: 8 P: 10	1B: 2 SF: 0 2B: 1 SAC: 0 3B: 0 DP: 0 HR: 0 HBP: 0						

PITCHER		IP	WLS	BF	H	R	ER	SO	BB	IBB	HBP	BLK	WP	HR	S	P	ERA	WHIP
Greg Maddux, R	(1, 1)	7.0	W	24	3	2	0	7	0	0	0	0	0	0	58	72	0.00	0.429
ERA:																		
Greg McMichael, R	(8, 1)	1.0		3	0	0	0	2	0	0	0	0	0	0	9	15	0.00	0.000
ERA:																		
Mark Wohlers, R	(9, 1)	1.0	S	3	0	0	0	1	0	0	0	0	0	0	8	10	0.00	0.000
ERA:																		

PITCHER	IP	WLS	BF	H	R	ER	SO	BB	IBB	HBP	BLK	WP	HR	S	P	ERA	WHIP

BOTTOM

Atlanta Braves @ Los Angeles Dodgers

Dodger Stadium, Los Angeles, CA

Thu Oct 03 1996, 7:05 PM PDT

Att. 51,916 - Sunny - 75 F

livebaseballscorecards.com

AB	30
R	2
H	3
RBI	2
BB	0
SO	10
LOB	3

Batter	1	2	3	4	5	6	7	8	9	AB	R	H	RBI	BB	SO	LOB
Chad Curtis, R (1, 8)	T F B B S 2-3 ① K		B B C B B 4-1 BB		C B X 1-1 ③ P4			B B B C B 4-1 2B SF9 BB		2	0	0	0	1	1	1
Wayne Kirby, L (8, PH) (8, 8) OBP: 0.300, SLG: 0.125										0	1	0	0	1	0	0
Todd Hollandsworth, L (1, 7) OBP: 0.333, SLG: 0.583	B C B X 2-1 1B 2B		C B C 1 SAFE B F F 1 SAFE X 2-2 ③ F7			F B F B B X 3-2 ① G6-3		B B B C S X 3-2 SF9 1-3 2B		4	0	2	0	0	0	1
Mike Piazza, R (1, 2) OBP: 0.333, SLG: 0.300	B F B B X 3-1 ② 2-H 1B			B B B 4-0 G6-4-3 BB		C B S B F B F X 3-2 ② F9		F B X 1-1 ① SF9 2-3 3-H		2	0	1	1	1	0	0
Eric Karros, R (1, 3)	B B C C B S 3-3 ③ K			B X 1-0 ① ② G6-4-3 1-2f		B X 1-0 ③ G3		C B F B B F B 4-2 BB		3	0	0	0	1	1	2
Raul Mondesi, R (1, 9) OBP: 0.182, SLG: 0.364		B F X 1-1 ① F9		B X 1-0 2B			S B B B F F X 2-2 ① G5-3	C F B S 1-3 ② K		4	0	1	0	0	1	2
Tim Wallach, R (1, 5) Antonio Osuna, R (8, 1) 37 Darren Dreifort, R (8, 1)		B B B S T S 3-3 ② K		B B F F F B F X 3-2 ③ G6-3			F S X 0-2 ② G1-3	X 0-0 ③ P7		4	0	0	0	0	1	3
										0	0	0	0	0	0	0
										0	0	0	0	0	0	0
Greg Gagne, R (1, 6) OBP: 0.273, SLG: 0.364		B C S T F T F B S 2-3 ③ K			B S B S B S 3-3 ① K		C B X 1-1 2B 1B		C B B X 2-1 ① L3	4	1	1	0	0	2	0
Juan Castro, R (1, 4) OBP: 0.333, SLG: 0.400			F C B B F X 2-2 ① F8		F B B S B F B 4-2 BB		B X 1-0 1-H 2B		C B F T 1-2 ② K	3	0	1	1	1	1	0
Hideo Nomo, R (1, 1) Mark Guthrie, R (4, 1) Dave Clark, L (5, PH) Tom Candiotti, R (5, 1) Billy Ashley, R (7, PH) Scott Radinsky, L (7, 1) Dave Hansen, L (8, 5)			B C B C B S 3-3 ② K		B C B S C 2-3 ② K		B B C S C 2-3 ③ K		C B X 1-1 ③ F7	1	0	0	0	0	1	0
										0	0	0	0	0	0	0
										1	0	0	0	0	1	1
										0	0	0	0	0	0	0
										1	0	0	0	0	1	1
										0	0	0	0	0	0	0
										1	0	0	0	0	0	0

TOP

Los Angeles Dodgers @ Atlanta Braves

Atlanta-Fulton County Stadium, Atlanta, GA

Sat Oct 05 1996, 3:33 AM EDT
Att. 52,529 - Sunny - 65 F

livebaseballscorecards.com

AB	30
R	2
H	6
RBI	2
BB	5
SO	10
LOB	11

Inning Stats	1	2	3	4	5	6	7	8	9
	R: 0 E: 0 K: 2 S: 10	R: 0 E: 0 K: 2 S: 11	R: 0 E: 0 K: 1 S: 13	R: 0 E: 0 K: 0 S: 6	R: 0 E: 0 K: 2 S: 11	R: 0 E: 0 K: 0 S: 9	R: 1 E: 0 K: 1 S: 13	R: 1 E: 0 K: 1 S: 13	R: 0 E: 0 K: 1 S: 7
	H: 2 LOB: 1 BB: 0 P: 20	H: 0 LOB: 0 BB: 0 P: 17	H: 0 LOB: 1 BB: 1 P: 24	H: 1 LOB: 1 BB: 1 P: 15	H: 0 LOB: 1 BB: 1 P: 21	H: 0 LOB: 0 BB: 0 P: 16	H: 2 LOB: 1 BB: 0 P: 19	H: 1 LOB: 2 BB: 2 P: 26	H: 0 LOB: 0 BB: 0 P: 11

1B: 2	SF: 1	WP: 0
2B: 4	SAC: 0	PB: 0
3B: 0	DP: 1	SB: 0
HR: 0	HBP: 0	CS: 0

PA: 36

PITCHER		IP	WLS	BF	H	R	ER	SO	BB	IBB	HBP	BLK	WP	HR	S	P	ERA	WHIP
Tom Glavine, L	(1, 1)	6.2	W	26	5	1	1	7	3	0	0	0	0	0	70	127	1.35	1.200
ERA: 1.35																		
Greg McMichael, R	(7, 1)	0.1		3	1	1	1	1	1	0	0	0	0	0	7	16	27.00	6.000
ERA: 6.75																		
Mike Bielecki, R	(8, 1)	0.2		3	0	0	0	1	1	0	0	0	0	0	8	14	0.00	1.500
ERA:																		
Mark Wohlers, R	(8, 1)	1.1	S	4	0	0	0	1	0	0	0	0	0	0	8	12	0.00	0.000
ERA:																		

PITCHER	IP	WLS	BF	H	R	ER	SO	BB	IBB	HBP	BLK	WP	HR	S	P	ERA	WHIP

BOTTOM

Los Angeles Dodgers @ Atlanta Braves

Atlanta-Fulton County Stadium, Atlanta, GA

Sat Oct 05 1996, 3:33 AM EDT

Att. 52,529 - Sunny - 65 F

livebaseballscorecards.com

Batter	1	2	3	4	5	6	7	8	9	AB	R	H	RBI	BB	SO	LOB
Marquis Grissom, R (1, 8) OBP: 0.154, SLG: 0.083	K	G5-3		2B BB		E5 G5-4-3		L1-5 3-H		4	1	0	0	1	1	5
Mark Lemke, S (1, 4) OBP: 0.167, SLG: 0.250	K		G3-1	10 HR 1-H 2-H 2B		SAFE G5-4-3 1-2f				4	1	1	2	0	1	1
10 Chipper Jones, S (1, 5) OBP: 0.417, SLG: 0.556	2B 1B		S BB	2-H HR			K			3	2	2	2	1	1	0
Fred McGriff, L (1, 3) OBP: 0.417, SLG: 0.778	1-H 2B		FC6-4 1-2 BB	BB			G6-3			2	0	1	1	2	0	0
Ryan Klesko, L (1, 7) OBP: 0.364, SLG: 0.500 Mark Wohlers, R (8, 1)	F7		P3	K			K			4 0	0 0	0 0	0 0	0 0	2 0	4 0
Javy Lopez, R (1, 2) OBP: 0.375, SLG: 0.714		SH5-4 BB	FC6-4 1-2f		G5-3			S 1B L1-5 1B		3	0	1	0	1	0	2
Jermaine Dye, R (1, 9) OBP: 0.182, SLG: 0.455		K		P3	K			1-2 1B		4	0	1	0	0	2	1
Jeff Blauser, R (1, 6) OBP: 0.273, SLG: 0.111 Rafael Belliard, R (9, 6)		SH5-4 1-2 BB		G6-3	F8			K 1-2 2-3		3 0	0 0	0 0	0 0	1 0	1 0	2 0
Tom Glavine, L (1, 1) OBP: 0.500, SLG: 1.000 Greg McMichael, R (7, 1) Mike Bielecki, R (8, 1) Andruw Jones, R (8, 7)		SH5-4 1-2 2-3		2B 2B		F8		BB		2 0 0 0	1 0 0 0	1 0 0 0	0 0 0 0	0 0 0 1	0 0 0 0	0 0 0 0
Inning Stats	R: 1 H: 2 E: 0 LOB: 1 K: 2 BB: 0 S: 11 P: 20	R: 0 H: 0 E: 0 LOB: 2 K: 1 BB: 2 S: 17 P: 30	R: 0 H: 0 E: 0 LOB: 2 K: 0 BB: 2 S: 8 P: 21	R: 4 H: 3 E: 0 LOB: 1 K: 1 BB: 2 S: 13 P: 25	R: 0 H: 0 E: 0 LOB: 0 K: 1 BB: 0 S: 13 P: 19	R: 0 H: 0 E: 1 LOB: 0 K: 0 BB: 0 S: 5 P: 7	R: 0 H: 0 E: 0 LOB: 0 K: 2 BB: 0 S: 7 P: 13	R: 0 H: 2 E: 0 LOB: 2 K: 1 BB: 1 S: 13 P: 24		1B: 3 SF: 0 2B: 4 SAC: 1 3B: 0 DP: 2 HR: 1 HBP: 0						WP: 0 PA: 37 PB: 0 SB: 3 CS: 0

	AB	R	H	RBI	BB	SO	LOB
	29	5	7	5	7	8	15

PITCHER		IP	WLS	BF	H	R	ER	SO	BB	IBB	HBP	BLK	WP	HR	S	P	ERA	WHIP
Hideo Nomo, R ERA: 12.27	(1, 1)	3.2	L	21	5	5	5	3	5	0	0	0	0	1	46	88	12.27	2.727
Mark Guthrie, L ERA:	(4, 1)	0.1		2	0	0	0	1	1	0	0	0	0	0	3	8	0.00	3.000
Tom Candiotti, R ERA:	(5, 1)	2.0		6	0	0	0	1	0	0	0	0	0	0	18	26	0.00	0.000
Scott Radinsky, L ERA:	(7, 1)	1.0		3	0	0	0	2	0	0	0	0	0	0	7	13	0.00	0.000
Antonio Osuna, R ERA: 4.5	(8, 1)	0.1		4	2	0	0	1	1	0	0	0	0	0	8	18	0.00	9.000

PITCHER		IP	WLS	BF	H	R	ER	SO	BB	IBB	HBP	BLK	WP	HR	S	P	ERA	WHIP
37 Darren Dreifort, R ERA:	(8, 1)	0.2		1	0	0	0	0	0	0	0	0	0	0	5	6	0.00	0.000

Batter	1	2	3	4	5	6	7	8	9	AB	R	H	RBI	BB	SO	LOB
Ozzie Smith, S (1, 6) OBP: 0.333, SLG: 0.143	C B X 1-2 G3 ①		B F X 1-1 F7 ② 2-3		B X 1-0 P3 ③		C B C B X 2-2 G6-3 ③ 1-2 2-3			4	0	0	0	0	0	5
Ray Lankford, L (1, 8) OBP: 0.286, SLG: 0.167	F F S 0-3 K ②		B S C F B X 2-2 G1-3 ③			F X 0-1 L8 ①		B X 1-0 F7 ①		4	0	0	0	0	1	1
Ron Gant, R (1, 7) OBP: 0.412, SLG: 0.571	X 0-0 L8 ③			B C S B B S 3-3 K ①		B B C X 2-1 L9 ②		C B C F X 1-2 P8 ②		4	0	0	0	0	1	0
Brian Jordan, R (1, 9) OBP: 0.353, SLG: 0.625		C B X 1-1 WP 3B		C B X 1-1 L4 ②		C C F C 0-3 K ③		B X 1-0 L8 ③		4	1	1	0	0	1	0
Gary Gaetti, R (1, 5) OBP: 0.143, SLG: 0.357 Miguel Mejia, R (7, PR) Mike Gallego, R (7, 5) Mark Sweeney, L (9, PH) OBP: 0.500, SLG: 0.500		B B B C F S 3-3 K ① 3-H		F X 0-1 F9 ③			B X 1-0 1B 1B 1B		C F C 0-3 K ①	3 0 0 1	0 1 0 0	1 0 0 0	0 0 0 0	0 0 0 0	1 0 0 1	0 0 0 0
John Mabry, L (1, 3) OBP: 0.333, SLG: 0.429		B F S S 1-3 K ②			C S X 0-2 G6-3 ①		1 SAFE B X 1-0 WP 1B 1-3 1B		X 0-0 G4-3 ②	4	0	1	0	0	1	0
Tom Pagnozzi, R (1, 2) OBP: 0.313, SLG: 0.267		F C B C 1-3 K ③			B B X 2-0 F9 ②		B B F X 2-1 WP 1-2 3-H 1B		C C B X 1-2 G3 ③	4	0	1	1	0	1	0
Luis Alicea, S (1, 4) OBP: 0.267, SLG: 0.308			S B S B B X 2-2 P3 ①		B F B B B 4-1 BB BB		X 0-0 F7 ①			2	0	0	0	1	0	2
Andy Benes, R (1, 1) OBP: 0.750, SLG: 1.000 Willie McGee, S (7, PH) OBP: 0.167, SLG: 0.091 Mark Petkovsek, R (7, 1) Tony Fossas, L (8, 1) T.J. Mathews, R (8, 1)			X 0-0 F7 2B		C B B B B 4-1 1-2 BB		X 0-0 F7 ②			1 1 0 0 0	0 0 0 0 0	1 0 0 0 0	0 0 0 0 0	1 0 0 0 0	0 0 0 0 0	0 2 0 0 0
Inning Stats	R: 0 E: 0 K: 1 S: 7 H: 0 LOB: 0 BB: 0 P: 8	R: 1 E: 0 K: 3 S: 11 H: 1 LOB: 0 BB: 0 P: 17	R: 0 E: 0 K: 0 S: 10 H: 1 LOB: 1 BB: 0 P: 15	R: 0 E: 0 K: 1 S: 7 H: 0 LOB: 0 BB: 0 P: 11	R: 0 E: 0 K: 0 S: 7 H: 0 LOB: 2 BB: 2 P: 18	R: 0 E: 0 K: 1 S: 8 H: 0 LOB: 0 BB: 0 P: 10	R: 1 E: 0 K: 0 S: 9 H: 3 LOB: 3 BB: 0 P: 15	R: 0 E: 0 K: 0 S: 6 H: 0 LOB: 0 BB: 0 P: 9	R: 0 E: 0 K: 1 S: 7 H: 0 LOB: 0 BB: 0 P: 8	1B: 3 2B: 1 3B: 1 HR: 0	SF: 0 SAC: 0 DP: 0 HBP: 0						

PITCHER		IP	WLS	BF	H	R	ER	SO	BB	IBB	HBP	BLK	WP	HR	S	P	ERA	WHIP
29 John Smoltz, R ERA: 1.59	(1, 1)	8.0	W	31	5	2	2	6	2	0	0	0	2	0	65	103	2.25	0.875
Mark Wohlers, R ERA:	(9, 1)	1.0	S	3	0	0	0	1	0	0	0	0	0	0	7	8	0.00	0.000

PITCHER	IP	WLS	BF	H	R	ER	SO	BB	IBB	HBP	BLK	WP	HR	S	P	ERA	WHIP

TOP

St. Louis Cardinals @ Atlanta Braves

Atlanta-Fulton County Stadium, Atlanta, GA

Wed Oct 09 1996, 7:05 PM EDT

Att. 48,686 - Unknown - 66 F

livebaseballscorecards.com

AB	32
R	2
H	5
RBI	1
BB	2
SO	7
LOB	10

WP: 2 PB: 0 SB: 0 CS: 0 PA: 34

Batter	1	2	3	4	5	6	7	8	9	AB	R	H	RBI	BB	SO	LOB
Marquis Grissom, R (1, 8) OBP: 0.176, SLG: 0.188	B F B X 2-1 L1-3 ①		C S F C 0-3 K ③		C B X 1-1 1-3 1B 2B		C C F C 0-3 K ③			4	1	1	0	0	2	0
Mark Lemke, S (1, 4) OBP: 0.250, SLG: 0.267	F B B X 2-1 G4-3 ②			B C X 1-1 F8 ①	X 0-0 10 1B 2-H 3-H 1B			C B B B B 4-1 10 1B 1B BB		3	0	1	2	1	0	0
Andruw Jones, R (8, PR) (9, 7)										0	1	0	0	0	0	0
10 Chipper Jones, S (1, 5) OBP: 0.563, SLG: 0.692	C X 0-1 1B			B X 1-0 1B 1B	X 0-0 FC6 1-2 1B			L B X 1-1 S 1-3 1B 1B		4	1	4	0	0	0	0
Fred McGriff, L (1, 3) OBP: 0.313, SLG: 0.538	1 SAFE F C F B C 1-3 K ③			B X 1-0 F8 ②	C F B X 1-2 FC6 ③ 1-2f			B B B S X 3-1 P6 ① 1-2		4	0	0	0	0	1	6
Ryan Klesko, L (1, 7) OBP: 0.357, SLG: 0.455		B C C B C 2-3 K ①		B C 1 SAFE B F X 2-2 FC6-4 1-3 1B		F F B X 1-2 F7 ①		4-0 1B IBB		3	0	1	0	0	1	0
Terry Pendleton, S (8, PH)		C								0	0	0	0	1	0	0
Rafael Belliard, R (9, 4)										0	0	0	0	0	0	0
Javy Lopez, R (1, 2) OBP: 0.333, SLG: 0.545		X 0-0 F9 ②		B B X 2-0 FC6-4 1-2f		F B B F F X 2-2 F9 ②		C C X 0-2 1-2 2-H 3-H 1B		4	0	1	2	0	0	2
Jermaine Dye, R (1, 9) OBP: 0.133, SLG: 0.333		B B X 2-0 L6 ③			C B C B B S 3-3 K ①	F X 0-1 F7 ③		B S C F S 1-3 K ②		4	0	0	0	0	2	3
Jeff Blauser, R (1, 6) OBP: 0.267, SLG: 0.154			B B F C S 2-3 K ①		B B X 2-0 2B 1B 1B		X 0-0 F9 ①	B F C F C 1-3 K ③		4	1	1	0	0	2	3
29 John Smoltz, R (1, 1)			C B S F C 1-3 K ②		B L B L 2-3 K ②		F B C B B S 3-3 K ②			3	0	0	0	0	3	1
Mark Wohlers, R (9, 1)										0	0	0	0	0	0	0
Inning Stats	R: 0 H: 1 E: 0 LOB: 1 K: 1 BB: 0 S: 10 P: 15	R: 0 H: 0 E: 0 LOB: 0 K: 1 BB: 0 S: 5 P: 9	R: 0 H: 0 E: 0 LOB: 0 K: 3 BB: 0 S: 11 P: 14	R: 0 H: 2 E: 0 LOB: 2 K: 0 BB: 0 S: 8 P: 15	R: 2 H: 4 E: 0 LOB: 2 K: 2 BB: 0 S: 14 P: 23	R: 0 H: 0 E: 0 LOB: 0 K: 0 BB: 0 S: 9 P: 12	R: 0 H: 0 E: 0 LOB: 0 K: 2 BB: 0 S: 8 P: 11	R: 2 H: 2 E: 0 LOB: 3 K: 2 BB: 2 S: 16 P: 30		1B: 8 SF: 0 2B: 1 SAC: 0 3B: 0 DP: 0 HR: 0 HBP: 0						WP: 0 PA: 35 PB: 0 SB: 1 CS: 0

PITCHER		IP	WLS	BF	H	R	ER	SO	BB	IBB	HBP	BLK	WP	HR	S	P	ERA	WHIP
Andy Benes, R ERA: 4.15	(1, 1)	6.0		25	7	2	2	7	0	0	0	0	0	0	57	88	3.00	1.167
Mark Petkovsek, R ERA: 6.0	(7, 1)	1.0	L	5	1	2	2	2	1	0	0	0	0	0	11	19	18.00	2.000
Tony Fossas, L ERA:	(8, 1)	0.1		1	0	0	0	0	0	0	0	0	0	0	2	5	0.00	0.000
T.J. Mathews, R ERA:	(8, 1)	0.2		4	1	0	0	2	0	1	0	0	0	0	11	17	0.00	1.500

PITCHER	IP	WLS	BF	H	R	ER	SO	BB	IBB	HBP	BLK	WP	HR	S	P	ERA	WHIP

BOTTOM

St. Louis Cardinals @ Atlanta Braves

Atlanta-Fulton County Stadium, Atlanta, GA

Wed Oct 09 1996, 7:05 PM EDT

Att. 48,686 - Unknown - 66 F

livebaseballscorecards.com

AB	33
R	4
H	9
RBI	4
BB	2
SO	11
LOB	15

Batter	1	2	3	4	5	6	7	8	9	AB	R	H	RBI	BB	SO	LOB
Royce Clayton, R (1, 6) OBP: 0.571, SLG: 0.400	C B X 1-1 E 1B 1B		B S F B X 2-2 FC1-6-5 S 1B		S F B X 1-2 ① G4-3		B B C C B B 4-2 WP HR BB	S B C S 1-3 ③ K		4	2	2	0	1	1	0
Ray Lankford, L (1, 8) OBP: 0.250, SLG: 0.111	1 SAFE X 0-0 ① P8		B S B B X 2-1 ② FC1-6-5 1-3 2B		F C B F S 1-3 ② K		B S B B F X 2-2 ① SF8 3-H		B B F B F B 4-2 1B BB	3	1	0	1	1	1	2
Ron Gant, R (1, 7) OBP: 0.455, SLG: 0.632	F B P 1 SAFE C X 2-2 E8 1-H 1B		X 0-0 2B 2-H 2B		X 0-0 FC6 1B		C F B B B S 2-3 ② K 1-2 2-3		C 1 S B B B C 2-3 ① K	5	1	3	1	0	2	3
Brian Jordan, R (1, 9) OBP: 0.409, SLG: 0.650	B 2 B SAFE X 2-0 ② F8		F B C X 1-2 2-H 2B		1 SAFE X 0-0 ③ FC6 1-2f		I I I 4-0 HR IBB		B B F F F X 2-2 G4-3 1-2 1B	4	1	2	1	1	0	2
Gary Gaetti, R (1, 5) OBP: 0.158, SLG: 0.474	X 0-0 ③ G4-3		C X 0-1 ③ G6-3			S S B F B F B S 3-3 ① K	X 0-0 1-H 2-H 3-H HR		X 0-0 ②③ G4-3 1-2f	5	1	1	4	0	1	4
John Mabry, L (1, 3) OBP: 0.316, SLG: 0.389		B C B X 2-1 ① G3		X 0-0 ① G5-3		B X 1-0 ② G3-1	B B S X 2-1 1B			4	0	1	0	0	0	0
Tom Pagnozzi, R (1, 2) OBP: 0.300, SLG: 0.316		X 0-0 ② G4-3		C B B X 2-1 2B		X 0-0 ③ L5	1 SAFE S C S 0-3 ③ K			4	0	1	0	0	1	1
Mike Gallego, R (1, 4) OBP: 0.200, SLG: 0.200		B B X 2-0 ③ G4-3		X 0-0 ② G6-3			X 0-0 SH SF8 1B	T C B F S 1-3 ① K		4	1	1	0	0	1	1
Todd Stottlemyre, L (1, 1) Mark Sweeney, L (7, PH) OBP: 0.500, SLG: 0.500 Mark Petkovsek, R (7, 1) Dmitri Young, S (8, PH) Rick Honeycutt, L (8, 1) Dennis Eckersley, R (8, 1)			S F X 0-2 ① L6	B C S B X 2-2 ③ F8			X 0-0 SH WP 1-3 HR	B B F C X 2-2 ② F7		2 0 0 1 0 0	0 1 0 0 0 0	0 0 0 0 0 0	0 0 0 0 0 0	0 0 0 0 0 0	0 0 0 0 0 0	1 0 0 0 0 0
Inning Stats	R: 1 E: 1 K: 0 S: 9 H: 2 LOB: 1 BB: 0 P: 13	R: 0 E: 0 K: 0 S: 4 H: 0 LOB: 0 BB: 0 P: 8	R: 2 E: 0 K: 0 S: 14 H: 3 LOB: 1 BB: 0 P: 19	R: 0 E: 0 K: 0 S: 7 H: 1 LOB: 1 BB: 0 P: 11	R: 0 E: 0 K: 1 S: 9 H: 1 LOB: 1 BB: 0 P: 11	R: 0 E: 0 K: 1 S: 7 H: 0 LOB: 0 BB: 0 P: 11	R: 5 E: 1 K: 2 S: 17 H: 3 LOB: 1 BB: 2 P: 31	R: 0 E: 0 K: 2 S: 10 H: 0 LOB: 0 BB: 0 P: 14	R: 0 E: 0 K: 1 S: 10 H: 1 LOB: 1 BB: 1 P: 18	1B: 7 2B: 3 3B: 0 HR: 1	SF: 1 SAC: 1 DP: 1 HBP: 0					

TOP

St. Louis Cardinals @ Atlanta Braves

Atlanta-Fulton County Stadium, Atlanta, GA

Thu Oct 10 1996, 7:05 PM EDT

Att. 52,067 - Unknown - 56 F

livebaseballscorecards.com

AB	36
R	8
H	11
RBI	7
BB	3
SO	7
LOB	14

WP: 1 PB: 0 SB: 1 CS: 0 PA: 41

PITCHER		IP	WLS	BF	H	R	ER	SO	BB	IBB	HBP	BLK	WP	HR	S	P	ERA	WHIP
Greg Maddux, R ERA: 1.98	(1, 1)	6.2	L	32	9	8	3	3	1	1	0	0	1	1	62	97	4.05	1.500
Greg McMichael, R ERA: 5.4	(7, 1)	0.1		2	1	0	0	1	0	0	0	0	0	0	5	7	0.00	3.000
Denny Neagle, L ERA:	(8, 1)	1.0		3	0	0	0	2	0	0	0	0	0	0	10	14	0.00	0.000
Steve Avery, L ERA:	(9, 1)	1.0		4	1	0	0	1	1	0	0	0	0	0	10	18	0.00	2.000

PITCHER		IP	WLS	BF	H	R	ER	SO	BB	IBB	HBP	BLK	WP	HR	S	P	ERA	WHIP

BOTTOM

St. Louis Cardinals @ Atlanta Braves

Atlanta-Fulton County Stadium, Atlanta, GA

Thu Oct 10 1996, 7:05 PM EDT

Att. 52,067 - Unknown - 56 F

livebaseballscorecards.com

Batter	1	2	3	4	5	6	7	8	9	AB	R	H	RBI	BB	SO	LOB
Marquis Grissom, R (1, 8) OBP: 0.227, SLG: 0.381	P2		HR 1-H			1B 10 S BB	G4-3		G1-3	5	2	2	2	0	0	1
Mark Lemke, S (1, 4) OBP: 0.300, SLG: 0.278	L9		1B			BB 1B 10 G3 1-2		K		3	0	1	0	1	1	0
10 Chipper Jones, S (1, 5) OBP: 0.450, SLG: 0.529	K		F7			G3 1-2 2-3		E6 E		4	0	0	0	0	1	3
Steve Avery, L (9, 1)										0	0	0	0	0	0	0
Fred McGriff, L (1, 3) OBP: 0.300, SLG: 0.438		F8		K		BB 1B		E4 1-2		3	0	0	0	1	1	1
Ryan Klesko, L (1, 7) OBP: 0.333, SLG: 0.400		K		G4-3		1B 1-2 2-3 3-H		F7		4	0	1	1	0	1	2
Jermaine Dye, R (1, 9) OBP: 0.105, SLG: 0.263		K		F8		P4		P8		4	0	0	0	0	1	5
Eddie Pérez, R (1, 2) OBP: 0.400, SLG: 0.250			FC6-4 BB		F8	K			1B	1	0	0	0	1	0	0
Terry Pendleton, S (6, PH)										1	0	0	0	0	1	3
Javy Lopez, R (7, 2) OBP: 0.385, SLG: 0.583										1	0	1	0	0	0	0
Jeff Blauser, R (1, 6) OBP: 0.211, SLG: 0.118			FC6-4 1-2f HR	K			G6-3		F9	4	1	0	0	0	1	2
Greg Maddux, R (1, 1)			K	K			G1-3		K	2	0	0	0	0	2	1
Greg McMichael, R (7, 1)										0	0	0	0	0	0	0
Luis Polonia, L (7, PH)										1	0	0	0	0	0	0
Denny Neagle, L (8, 1)										0	0	0	0	0	0	0
Mike Mordecai, R (9, 5)										1	0	0	0	0	1	1
Inning Stats	R: 0 E: 0 K: 1 S: 6 H: 0 LOB: 0 BB: 0 P: 9	R: 0 E: 0 K: 2 S: 8 H: 0 LOB: 0 BB: 0 P: 10	R: 2 E: 0 K: 1 S: 13 H: 2 LOB: 1 BB: 1 P: 23	R: 0 E: 0 K: 1 S: 9 H: 0 LOB: 0 BB: 0 P: 12	R: 0 E: 0 K: 2 S: 7 H: 0 LOB: 0 BB: 0 P: 12	R: 1 E: 0 K: 1 S: 16 H: 2 LOB: 3 BB: 2 P: 31	R: 0 E: 0 K: 0 S: 5 H: 0 LOB: 0 BB: 0 P: 9	R: 0 E: 2 K: 1 S: 12 H: 0 LOB: 2 BB: 0 P: 18	R: 0 E: 0 K: 1 S: 11 H: 1 LOB: 1 BB: 0 P: 16							

AB	34
R	3
H	5
RBI	3
BB	3
SO	10
LOB	19

1B: 4 SF: 0 WP: 0 PA: 37
2B: 0 SAC: 0 PB: 0
3B: 0 DP: 0 SB: 1
HR: 1 HBP: 0 CS: 0

PITCHER	IP	WLS	BF	H	R	ER	SO	BB	IBB	HBP	BLK	WP	HR	S	P	ERA	WHIP
Todd Stottlemyre, R (1, 1) ERA: 2.84	6.0	W	25	4	3	3	8	3	0	0	0	0	1	59	97	4.50	1.167
Mark Petkovsek, R (7, 1) ERA: 4.5	1.0		3	0	0	0	0	0	0	0	0	0	0	5	9	0.00	0.000
Rick Honeycutt, L (8, 1) ERA: 2.7	0.2		4	0	0	0	1	0	0	0	0	0	0	9	14	0.00	0.000
Dennis Eckersley, R (8, 1) ERA:	1.1		5	1	0	0	1	0	0	0	0	0	0	14	20	0.00	0.750

PITCHER	IP	WLS	BF	H	R	ER	SO	BB	IBB	HBP	BLK	WP	HR	S	P	ERA	WHIP

Batter	1	2	3	4	5	6	7	8	9	AB	R	H	RBI	BB	SO	LOB
Marquis Grissom, R (1, 8) OBP: 0.259, SLG: 0.385	F X 0-1 10 WP: G5-3 10 SF9 1B		B F F F S 1-3 ① K		F B X 1-1 BB 1B		F B B S X 2-2 ② G6-3		C S C 0-3 ② K	5	1	2	0	0	2	0
Mark Lemke, S (1, 4) OBP: 0.320, SLG: 0.273	B X 1-0 ① G5-3 1-2		C B X 1-1 1B		F B 1 SAFE B B B 4-1 1-2 BB		X 0-0 ③ G6-3		X 0-0 ③ F8	4	0	1	0	1	0	1
10 Chipper Jones, S (1, 5) OBP: 0.417, SLG: 0.500	C S F X 1-2 ② SF9 2-H		C F B B X 2-2 ② P6		F B X 1-1 ③ G5-3			B C X 1-1 1B SF8 1B 1B		3	1	1	1	0	0	3
Fred McGriff, L (1, 3) OBP: 0.333, SLG: 0.421	B C B B C B 4-2 2B BB		C B 1 SAFE 1 C X 1-2 ③ G4-3			B S F C 1-3 ① K		B F F X 1-2 1B 1-2 1B		3	0	1	0	1	1	1
Javy Lopez, R (1, 2) OBP: 0.471, SLG: 0.688	F F B B X 2-2 1-3 2B			C B X 1-1 ① G5-3		F B B B X 3-1 BB 1B		F F B B B X 3-2 1-2 2-3 1B		4	0	3	0	0	0	0
Jermaine Dye, R (1, 9) OBP: 0.087, SLG: 0.227	X 0-0 ③ L6			C S C 0-3 ② K		X 0-0 ② L9		S S X 0-2 ① SF8 3-H		3	0	0	1	0	1	3
Andruw Jones, R (1, 7) Terry Pendleton, S (8, PH) Greg McMichael, R (8, 1)		B C S B S 2-3 ① K		B B X 2-0 ③ G6-3		B B B B 4-0 1-2 BB		B B S X 2-1 ② L4		2 1 0	0 0 0	0 0 0	0 0 0	1 0 0	1 0 0	0 2 0
Jeff Blauser, R (1, 6) OBP: 0.174, SLG: 0.095		X 0-0 ② L9			C C B C 1-3 ① K	X 0-0 ③ F7		C F B S 1-3 ③ K		4	0	0	0	0	2	4
Tom Glavine, L (1, 1) OBP: 0.250, SLG: 0.500 Mike Mordecai, R (7, PH) Mike Bielecki, R (7, 1) Ryan Klesko, L (8, 7) OBP: 0.316, SLG: 0.375		C B F F S 1-3 ③ K			C S X 0-2 ② G3		F F X 0-2 ① G1-3		X 0-0 ① G4-3	2 1 0 0 1	0 0 0 0 0	0 0 0 0 0	0 0 0 0 0	1 0 0 0 0	0 0 0 0 0	0 0 0 0 0
Inning Stats	R: 1 H: 2 E: 0 LOB: 2 K: 0 BB: 1 S: 13 P: 21	R: 0 H: 0 E: 0 LOB: 0 K: 2 BB: 0 S: 8 P: 11	R: 0 H: 1 E: 0 LOB: 1 K: 1 BB: 0 S: 12 P: 17	R: 0 H: 0 E: 0 LOB: 0 K: 1 BB: 0 S: 6 P: 9	R: 0 H: 1 E: 0 LOB: 2 K: 1 BB: 1 S: 11 P: 18	R: 0 H: 1 E: 0 LOB: 2 K: 1 BB: 1 S: 7 P: 15	R: 0 H: 0 E: 0 LOB: 0 K: 0 BB: 0 S: 7 P: 9	R: 1 H: 3 E: 0 LOB: 2 K: 1 BB: 0 S: 16 P: 24	R: 0 H: 0 E: 0 LOB: 0 K: 1 BB: 0 S: 5 P: 5	1B: 7 SF: 2 2B: 1 SAC: 0 3B: 0 DP: 0 HR: 0 HBP: 0						

TOP

Atlanta Braves @ St. Louis Cardinals

Busch Stadium, St. Louis, MO

Sat Oct 12 1996, 3:33 AM CDT

Att. 56,769 - Sunny - 72 F

livebaseballscorecards.com

AB	33
R	2
H	8
RBI	2
BB	3
SO	8
LOB	14

PITCHER		IP	WLS	BF	H	R	ER	SO	BB	IBB	HBP	BLK	WP	HR	S	P	ERA	WHIP
Donovan Osborne, L ERA: 4.91	(1, 1)	7.0	W	31	7	2	2	6	3	0	0	0	1	0	69	107	2.57	1.429
Mark Petkovsek, R ERA: 3.6	(8, 1)	1.0		4	1	0	0	1	0	0	0	0	0	0	11	17	0.00	1.000
Rick Honeycutt, L ERA: 2.45	(9, 1)	0.1		1	0	0	0	0	0	0	0	0	0	0	1	1	0.00	0.000
Dennis Eckersley, R ERA:	(9, 1)	0.2	S	2	0	0	0	1	0	0	0	0	0	0	4	4	0.00	0.000

PITCHER	IP	WLS	BF	H	R	ER	SO	BB	IBB	HBP	BLK	WP	HR	S	P	ERA	WHIP

Batter	1	2	3	4	5	6	7	8	9	AB	R	H	RBI	BB	SO	LOB
Royce Clayton, R (1, 6) OBP: 0.556, SLG: 0.429	HR 1B	E6 1B			F7 ②		L9 ③			4	1	2	0	0	0	0
Ray Lankford, L (1, 8) OBP: 0.188, SLG: 0.077 Rick Honeycutt, L (9, 1) Dennis Eckersley, R (9, 1)	SAFE	P6 ①	G4-3 ③		G4-3 ③			K		4 0 0	0 0 0	0 0 0	0 0 0	0 0 0	1 0 0	2 0 0
Ron Gant, R (1, 7) OBP: 0.462, SLG: 0.870	1-H HR		K ①			HR		G5-3 ②		4	2	2	3	0	1	0
Brian Jordan, R (1, 9) OBP: 0.346, SLG: 0.542	P4 ②		G4-3 ②			F9 ①		K ③		4	0	0	0	0	1	0
Gary Gaetti, R (1, 5) OBP: 0.227, SLG: 0.500	HBP 1B		K ③			G3 1B				3	0	2	0	0	1	0
John Mabry, L (1, 3) OBP: 0.364, SLG: 0.400	1-2 HBP			G1-6-3 1B		G3 ②				2	0	1	0	0	0	1
Tom Pagnozzi, R (1, 2) OBP: 0.261, SLG: 0.273	L3 ③			K ①		F9 ③				3	0	0	0	0	1	4
Mike Gallego, R (1, 4) OBP: 0.125, SLG: 0.125		G1-3 ①		1-2f G1-6-3 ②③			L8 ①			3	0	0	0	0	0	1
Donovan Osborne, S (1, 1) Mark Petkovsek, R (8, 1) Willie McGee, S (9, 8) OBP: 0.167, SLG: 0.091		K ②			K ①		K ②			3 0 0	0 0 0	0 0 0	0 0 0	0 0 0	3 0 0	0 0 0
Inning Stats	R: 2 E: 0 K: 0 S: 19 H: 3 LOB: 2 BB: 0 P: 35	R: 0 E: 1 K: 1 S: 16 H: 1 LOB: 1 BB: 0 P: 21	R: 0 E: 0 K: 2 S: 8 H: 0 LOB: 0 BB: 0 P: 12	R: 0 E: 0 K: 1 S: 7 H: 1 LOB: 0 BB: 0 P: 10	R: 0 E: 0 K: 1 S: 13 H: 0 LOB: 0 BB: 0 P: 18	R: 1 E: 0 K: 0 S: 9 H: 2 LOB: 1 BB: 0 P: 15	R: 0 E: 0 K: 1 S: 8 H: 0 LOB: 0 BB: 0 P: 13	R: 0 E: 0 K: 2 S: 8 H: 0 LOB: 0 BB: 0 P: 11		1B: 5 2B: 0 3B: 0 HR: 2 SF: 0 SAC: 0 DP: 1 HBP: 1						

PITCHER		IP	WLS	BF	H	R	ER	SO	BB	IBB	HBP	BLK	WP	HR	S	P	ERA	WHIP
Tom Glavine, L ERA: 2.84	(1, 1)	6.0	L	25	7	3	3	5	0	0	1	0	0	2	72	111	4.50	1.167
Mike Bielecki, R ERA:	(7, 1)	1.0		3	0	0	0	1	0	0	0	0	0	0	8	13	0.00	0.000
Greg McMichael, R ERA: 3.38	(8, 1)	1.0		3	0	0	0	2	0	0	0	0	0	0	8	11	0.00	0.000

PITCHER	IP	WLS	BF	H	R	ER	SO	BB	IBB	HBP	BLK	WP	HR	S	P	ERA	WHIP

BOTTOM

Atlanta Braves @ St. Louis Cardinals

Busch Stadium, St. Louis, MO

Sat Oct 12 1996, 3:33 AM CDT

Att. 56,769 - Sunny - 72 F

livebaseballscorecards.com

AB	30
R	3
H	7
RBI	3
BB	0
SO	8
LOB	8

Atlanta Braves @ St. Louis Cardinals

Busch Stadium, St. Louis, MO

Sun Oct 13 1996, 7:05 PM CDT

Att. 56,764 - Unknown - 78 F

TOP

livebaseballscorecards.com

Batter	1	2	3	4	5	6	7	8	9	AB	R	H	RBI	BB	SO	LOB
Marquis Grissom, R (1, 8) OBP: 0.219, SLG: 0.323	F X 0-1 ① G4-3		F X 0-1 ② P4		F F F X 0-2 ③ G1-3		B X 1-0 ② G6-3		F F B S 1-3 ③ K	5	0	0	0	0	1	3
Mark Lemke, S (1, 4) OBP: 0.310, SLG: 0.385	C B F B F X 2-2 ② F7		B B C B X 3-1 ③ G1			B B C B C X 3-2 HR	B C B B C F X 3-2 L8			4	1	1	1	0	0	1
10 Chipper Jones, S (1, 5) OBP: 0.464, SLG: 0.565	B F B X 2-1 ③ G6-3			X 0-0 G4-6-3 1B		C B B B B F X 3-2 G4-6-3 1B 2B		B B B C B 4-1 FC4-6 BB		3	1	2	0	1	0	0
Fred McGriff, L (1, 3) OBP: 0.321, SLG: 0.364		B B X 2-0 ① G5-3		B X 1-0 ① ② G4-6-3 1-2f		B F B F B B 4-2 G4-6-3 BB		S B B B C F 1 SAFE X 2-2 ① P5		3	0	0	0	1	0	2
Ryan Klesko, L (1, 7) OBP: 0.348, SLG: 0.526		B F B B B C X 3-2 HR		B B B B 4-0 BB		B L B B X 2-1 ① ② G4-6-3 1-2f 2-3		X 0-0 ② P3		3	1	1	1	1	0	3
Javy Lopez, R (1, 2) OBP: 0.429, SLG: 0.579 Mark Wohlers, R (8, 1)		X 0-0 ② F9		C B B B 1 SAFE F 1 SAFE X 2-2 ③ G5-3		I I I 4-0 1B IBB		B X 1-0 ③ FC4-6 1-2f		3 0	0 0	0 0	0 0	1 0	0 0	2 0
Jermaine Dye, R (1, 9) OBP: 0.185, SLG: 0.346		B S B S F B F X 3-2 CS 1B			S B F B X 2-2 ① G6-3	S B X 1-1 1-2 3-H 1B			X 0-0 2B	4	0	3	1	0	0	0
Jeff Blauser, R (1, 6) OBP: 0.192, SLG: 0.125 Luis Polonia, L (9, PH)	B B 2-0 ③ CS 1-2	B F B B B F X 3-2 ① F9			F B F X 1-2 SH3-4 1B	B B F C S 2-3 ③ K		B B B F X 2-1 ① P4		3 1	0 0	1 0	0 0	0 0	1 0	2 1
Denny Neagle, L (1, 1) OBP: 0.500, SLG: 0.500 Greg McMichael, R (7, 1) Eddie Pérez, R (8, 2) OBP: 0.400, SLG: 0.250 Terry Pendleton, S (9, PH)			B F S B B F F F X 3-2 1B		L X 0-1 ② SH3-4 1-2		X 0-0 ① G5-3		F B F F S 1-3 ② K	2 0 0 1	0 0 0 0	1 0 0 0	0 0 0 0	0 0 0 1	0 0 0 1	0 0 0 1

	AB	32
	R	3
	H	9
	RBI	3
	BB	4
	SO	3
	LOB	15

Inning Stats	1	2	3	4	5	6	7	8	9	1B: 5	SF: 0	WP: 0	PA: 38
	R: 0 E: 0 K: 0 S: 8	H: 0 LOB: 0 BB: 0 P: 12	R: 1 E: 0 K: 0 S: 10	H: 2 LOB: 0 BB: 0 P: 20	R: 0 E: 0 K: 0 S: 13	H: 1 LOB: 1 BB: 0 P: 22	R: 0 E: 0 K: 0 S: 5	H: 1 LOB: 1 BB: 1 P: 12	R: 0 E: 0 K: 0 S: 12	H: 1 LOB: 2 BB: 0 P: 15	R: 2 E: 0 K: 1 S: 15	H: 3 LOB: 2 BB: 2 P: 34	R: 0 E: 0 K: 0 S: 6	H: 0 LOB: 0 BB: 0 P: 10	R: 0 E: 0 K: 0 S: 7	H: 0 LOB: 1 BB: 1 P: 14	R: 0 E: 0 K: 2 S: 10	H: 1 LOB: 1 BB: 0 P: 14	2B: 2 3B: 0 HR: 2	SAC: 1 DP: 2 HBP: 0	PB: 0 SB: 0 CS: 1	

PITCHER		IP	WLS	BF	H	R	ER	SO	BB	IBB	HBP	BLK	WP	HR	S	P	ERA	WHIP
Andy Benes, R	(1, 1)	5.0		21	7	3	3	0	1	0	0	0	0	2	54	93	5.40	1.600
ERA: 4.5																		
Tony Fossas, L	(6, 1)	0.2		3	0	0	0	0	1	1	0	0	0	0	4	14	0.00	1.500
ERA:																		
T.J. Mathews, R	(6, 1)	0.0		1	1	0	0	0	0	0	0	0	0	0	2	3	∞	∞
ERA:																		
Alan Benes, R	(6, 1)	1.1		4	0	0	0	1	0	0	0	0	0	0	9	15	0.00	0.000
ERA:																		
Rick Honeycutt, L	(8, 1)	0.2		3	0	0	0	0	1	0	0	0	0	0	6	12	0.00	1.500
ERA: 2.08																		

PITCHER		IP	WLS	BF	H	R	ER	SO	BB	IBB	HBP	BLK	WP	HR	S	P	ERA	WHIP
Dennis Eckersley, R	(8, 1)	1.1	W	5	1	0	0	2	0	0	0	0	0	0	11	16	0.00	0.750
ERA:																		

BOTTOM

Atlanta Braves @ St. Louis Cardinals

Busch Stadium, St. Louis, MO

Sun Oct 13 1996, 7:05 PM CDT

Att. 56,764 - Unknown - 78 F

livebaseballscorecards.com

Batter	1	2	3	4	5	6	7	8	9	AB	R	H	RBI	BB	SO	LOB
Royce Clayton, R (1, 6) OBP: 0.500, SLG: 0.389	C B B B C F C 3-3 ① K		B F C F B S 2-3 ③ K			X 0-0 ① B5	B 1 SAFE F X 1-1 1-2 3-H 1B			4	0	1	1	0	2	0
Willie McGee, S (1, 8) OBP: 0.188, SLG: 0.133	F S B F X 1-2 ② G1-3			X 0-0 BB 1B		C X 0-1 ② L4	S F B X 1-2 ③ G3-1			4	0	1	0	0	0	2
Ron Gant, R (1, 7) OBP: 0.467, SLG: 0.800	C B B B B 4-1 BB			B B B C S 1 SAFE B 4-2 1-2 BB		C B S X 1-2 ③ P9		B C B X 2-1 ① F7		2	0	0	0	2	0	0
Brian Jordan, R (1, 9) OBP: 0.333, SLG: 0.607	C 1 SAFE B C B X 2-2 ③ F8			B F B B F F F X 3-2 ① P5			B X 1-0 ① F7	C B B X 2-1 HR		4	1	1	1	0	0	3
Gary Gaetti, R (1, 5) OBP: 0.192, SLG: 0.423		B B X 2-0 ① G5-3		S B F F S 1-3 ② K			B F X 1-1 ② P7	S F F B S 1-3 ② K		4	0	0	0	0	2	2
John Mabry, L (1, 3) OBP: 0.346, SLG: 0.375		S B F F X 1-2 E3 G5-4-3		C B X 1-1 ③ F7			X 0-0 BB 3B 1B	S B F S 1-3 ③ K		4	1	1	0	0	1	2
Tom Pagnozzi, R (1, 2) OBP: 0.269, SLG: 0.250		X 0-0 ②③ G5-4-3 1-2f			C F S 0-3 ① K		B F F B B F F F B 4-2 1-2 3B BB			2	1	0	0	1	1	1
Mike Gallego, R (1, 4) OBP: 0.100, SLG: 0.100			S B B C B S 3-3 ① K		F X 0-1 ② G4-3		B B C X 2-1 1-H 2-H 1B 3B			2	0	0	0	0	1	0
Dmitri Young, S (7, PH) OBP: 0.500, SLG: 1.500										1	1	1	2	0	0	0
Rick Honeycutt, L (8, 1)										0	0	0	0	0	0	0
Dennis Eckersley, R (8, 1)										0	0	0	0	0	0	0
Andy Benes, R (1, 1) OBP: 0.500, SLG: 0.600			C B S F B S 2-3 ② K		C X 0-1 ③ G4-3		B B B B 4-0 1B BB			2	0	0	0	0	1	0
Tony Fossas, L (6, 1)										0	0	0	0	0	0	0
T.J. Mathews, R (6, 1)										0	0	0	0	0	0	0
Alan Benes, R (6, 1)										0	0	0	0	0	0	0
Luis Alicea, S (7, PH) OBP: 0.313, SLG: 0.308										0	0	0	0	1	0	0
(8, 4)																

Inning Stats	1	2	3	4	5	6	7	8	9
	R: 0 H: 0 E: 0 LOB: 1 K: 1 BB: 1 S: 12 P: 22	R: 0 H: 0 E: 1 LOB: 0 K: 0 BB: 0 S: 6 P: 9	R: 0 H: 0 E: 0 LOB: 0 K: 3 BB: 0 S: 11 P: 18	R: 0 H: 1 E: 0 LOB: 2 K: 1 BB: 1 S: 13 P: 22	R: 0 H: 0 E: 0 LOB: 0 K: 1 BB: 0 S: 7 P: 7	R: 0 H: 0 E: 0 LOB: 0 K: 0 BB: 0 S: 6 P: 7	R: 3 H: 3 E: 0 LOB: 2 K: 0 BB: 2 S: 16 P: 30	R: 1 H: 1 E: 0 LOB: 0 K: 2 BB: 0 S: 11 P: 17	

1B: 3	SF: 0	WP: 0 PA: 33
2B: 0	SAC: 0	PB: 0
3B: 1	DP: 1	SB: 0
HR: 1	HBP: 0	CS: 0

	AB	29
	R	4
	H	5
	RBI	4
	BB	4
	SO	8
	LOB	10

PITCHER		IP	WLS	BF	H	R	ER	SO	BB	IBB	HBP	BLK	WP	HR	S	P	ERA	WHIP
Denny Neagle, L ERA: 2.35	(1, 1)	6.2		25	2	2	2	6	3	0	0	0	0	0	64	100	2.70	0.750
Greg McMichael, R ERA: 8.1	(7, 1)	0.2	L	6	3	2	2	0	1	0	0	0	0	1	11	23	27.00	6.000
Mark Wohlers, R ERA:	(8, 1)	0.2		2	0	0	0	2	0	0	0	0	0	0	7	9	0.00	0.000

PITCHER	IP	WLS	BF	H	R	ER	SO	BB	IBB	HBP	BLK	WP	HR	S	P	ERA	WHIP

Batter	1	2	3	4	5	6	7	8	9	AB	R	H	RBI	BB	SO	LOB
Marquis Grissom, R (1, 8) OBP: 0.263, SLG: 0.351	0-0 2B 10 2B 1B	1-1 1B 10 1B 1B	0-0 ② FC4-6 10 S 1B 1-2f	0-2 1B 1-3 3-H 1B		1-1 ③ L8			0-0 ① F7	6	2	3	1	0	0	2
Mark Lemke, S (1, 4) OBP: 0.382, SLG: 0.484	2-1 10 1-3 2B 2B	0-0 10 1B 1-3 1B 1B	0-1 10 BB 1-2 1B	2-0 1-2 3-H 1B			0-1 ① G4-3		1-0 HR 1B	5	2	4	1	0	0	0
Mike Mordecai, R (8, 4) OBP: 0.333, SLG: 0.333		1 SAFE								1	1	1	0	0	0	0
10 Chipper Jones, S (1, 5) OBP: 0.500, SLG: 0.615	3-2 1B 2-H 3-H 2B	3-1 L3 1-2 3-H 1B	4-2 1-2 2-3 BB	1-1 ③ L4			0-1 ② G3-1		1-3 ② K	3	1	2	3	1	0	2
Terry Pendleton, S (7, PH) (7, 5)										2	0	0	0	0	1	1
Fred McGriff, L (1, 3) OBP: 0.324, SLG: 0.464	0-1 FC5-4 2-H 1B	0-0 ①② L3 1-2	3-3 ③ K		0-0 ① L9		3-1 ③ P6		0-1 1-H HR	6	1	2	3	0	1	5
Ryan Klesko, L (1, 7) OBP: 0.333, SLG: 0.478	2-3 ① K	0-1 BB 2-H 1B		1-3 ① K	2-3 ② K			3-2 ① L6	4-1 2B BB	4	0	1	1	0	3	1
Andruw Jones, R (8, PH) (8, 7)										1	0	0	0	1	0	0
Javy Lopez, R (1, 2) OBP: 0.519, SLG: 0.833	1-1 ② FC5-4 1B 1-2f 3B	4-1 1-2 BB		1-0 BB 29 1B 1B	0-0 HR			0-1 1B 2B	1-1 1-3 2B	5	4	4	1	1	0	1
Eddie Pérez, R (9, 2) OBP: 0.400, SLG: 0.250										0	0	0	0	0	0	0
Jermaine Dye, R (1, 9) OBP: 0.182, SLG: 0.313	0-2 1-3 3B 1B	1-1 ③ G4-3		1-3 ② K	0-0 ③ L6			2-3 ② K	0-0 ③ F9	6	1	1	0	0	2	6
Jeff Blauser, R (1, 6) OBP: 0.267, SLG: 0.231	0-0 1-H 3-H 3B		1-1 ① F7	4-2 29 1B 1-2 1B BB		4-2 29 G6-4-3 BB		0-0 2-H 1B		2	1	1	2	2	0	0
Rafael Belliard, R (6, PR) OBP: 1.000, SLG: 1.000										1	0	1	1	0	0	0
29 John Smoltz, R (1, 1) OBP: 0.222, SLG: 0.222	2-0 ③ G4-3		3-2 FC4-6 1B	3-2 1B 1-3 2-H 1B		1-0 ①② G6-4-3 1-2f		2-1 ③ F9		4	1	2	1	0	0	2
Luis Polonia, L (8, PH)										1	0	0	0	0	0	1
Mike Bielecki, R (8, 1)										0	0	0	0	0	0	0
Terrell Wade, L (9, 1)										0	0	0	0	0	0	0
Brad Clontz, R (9, 1)										0	0	0	0	0	0	0
Inning Stats	R: 5 E: 0 K: 1 S: 19 H: 6 LOB: 1 BB: 0 P: 29	R: 2 E: 0 K: 0 S: 11 H: 4 LOB: 2 BB: 1 P: 20	R: 0 E: 0 K: 1 S: 14 H: 2 LOB: 3 BB: 1 P: 25	R: 3 E: 0 K: 2 S: 20 H: 4 LOB: 2 BB: 1 P: 33	R: 1 E: 0 K: 1 S: 6 H: 1 LOB: 0 BB: 0 P: 8	R: 0 E: 0 K: 0 S: 6 H: 0 LOB: 1 BB: 1 P: 12	R: 0 E: 0 K: 0 S: 6 H: 0 LOB: 0 BB: 0 P: 9	R: 1 E: 0 K: 1 S: 12 H: 2 LOB: 1 BB: 0 P: 19	R: 2 E: 0 K: 1 S: 11 H: 3 LOB: 2 BB: 1 P: 18	1B: 15 2B: 5 3B: 1 HR: 2	SF: 0 SAC: 0 DP: 2 HBP: 0						

TOP

Atlanta Braves @ St. Louis Cardinals

Busch Stadium, St. Louis, MO

Mon Oct 14 1996, 7:05 PM CDT

Att. 56,782 - Unknown - 82 F

livebaseballscorecards.com

AB	47
R	14
H	22
RBI	14
BB	5
SO	7
LOB	21

WP: 0 PB: 0 SB: 1 CS: 0 PA: 52

PITCHER		IP	WLS	BF	H	R	ER	SO	BB	IBB	HBP	BLK	WP	HR	S	P	ERA	WHIP
Todd Stottlemyre, R ERA: 7.24	(1, 1)	1.0	L	12	9	7	7	1	0	0	0	0	0	0	24	38	63.00	9.000
Danny Jackson, L ERA: 9.0	(2, 1)	3.0		18	7	3	3	3	3	0	0	0	0	0	40	69	9.00	3.333
Tony Fossas, L ERA: 3.0	(5, 1)	2.0		7	1	1	1	1	1	0	0	0	0	1	12	20	4.50	1.000
Mark Petkovsek, R ERA: 3.86	(7, 1)	2.0		8	2	1	1	1	0	0	0	0	0	0	18	28	4.50	1.000
Rick Honeycutt, L ERA: 5.06	(9, 1)	1.0		7	3	2	2	1	1	0	0	0	0	1	11	18	18.00	4.000

PITCHER	IP	WLS	BF	H	R	ER	SO	BB	IBB	HBP	BLK	WP	HR	S	P	ERA	WHIP

Atlanta Braves @ St. Louis Cardinals

Busch Stadium, St. Louis, MO

Mon Oct 14 1996, 7:05 PM CDT

Att. 56,782 - Unknown - 82 F

BOTTOM

livebaseballscorecards.com

Batter	1	2	3	4	5	6	7	8	9	AB	R	H	RBI	BB	SO	LOB
Ozzie Smith, S (1, 6) OBP: 0.231, SLG: 0.091	P5		K		G3		P6			4	0	0	0	0	1	0
Willie McGee, S (1, 8) Miguel Mejia, R (6, 8)	K		1-1 L6-3 1B		K			K2-3		3 1	0 0	1 0	0 0	0 0	2 1	0 0
Ron Gant, R (1, 7) OBP: 0.455, SLG: 0.750 Mike Gallego, R (7, 5) OBP: 0.182, SLG: 0.100	1B 1B 1B		L6-3 1-2			P2		BB		3 0	0 0	1 0	0 0	0 1	0 0	1 0
Brian Jordan, R (1, 9) OBP: 0.344, SLG: 0.600 Tony Fossas, L (5, 1) Dmitri Young, S (6, PH) OBP: 0.500, SLG: 1.000 (7, 3)	1B 1-2 1B			G4-3		BB 1B		F8		2 0 2	0 0 0	1 0 1	0 0 0	0 0 0	0 0 0	0 0 1
Gary Gaetti, R (1, 5) OBP: 0.276, SLG: 0.464 Mark Petkovsek, R (7, 1) Ray Lankford, L (8, PH) OBP: 0.176, SLG: 0.071 Rick Honeycutt, L (9, 1)	1-2 2-3 1B			1B		1-2 BB		K		2 0 1 0	0 0 0 0	2 0 0 0	0 0 0 0	1 0 0 0	0 0 1 0	0 0 1 0
John Mabry, L (1, 3) OBP: 0.333, SLG: 0.357 (7, 9)	L8			1-0 1-2 1B		0-1 F7			K	4	0	1	0	0	1	5
Tom Pagnozzi, R (1, 2) OBP: 0.259, SLG: 0.240 Danny Sheaffer, R (4, PH) (5, 2)		G4-3		K		G6-3			G6-3	1 3	0 0	0 0	0 0	0 0	0 1	0 4
Luis Alicea, S (1, 4) OBP: 0.250, SLG: 0.235		F7		P4			F7		L7	4	0	0	0	0	0	2
Todd Stottlemyre, L (1, 1) Danny Jackson, R (2, 1) Mark Sweeney, L (5, 9) OBP: 0.250, SLG: 0.250 (7, 7)		K			G4-3		K			0 1 2	0 0 0	0 0 0	0 0 0	0 1 0	0 0 0	0 0 0
Inning Stats	R: 0 E: 0 K: 1 S: 14 H: 3 LOB: 3 BB: 0 P: 21	R: 0 E: 0 K: 1 S: 7 H: 0 LOB: 0 BB: 0 P: 11	R: 0 E: 0 K: 1 S: 8 H: 1 LOB: 0 BB: 0 P: 12	R: 0 E: 0 K: 1 S: 13 H: 2 LOB: 2 BB: 0 P: 18	R: 0 E: 0 K: 1 S: 8 H: 0 LOB: 0 BB: 0 P: 11	R: 0 E: 0 K: 0 S: 16 H: 1 LOB: 2 BB: 1 P: 26	R: 0 E: 0 K: 1 S: 8 H: 0 LOB: 0 BB: 0 P: 11	R: 0 E: 0 K: 2 S: 10 H: 0 LOB: 1 BB: 1 P: 18	R: 0 E: 0 K: 1 S: 7 H: 0 LOB: 0 BB: 0 P: 7	1B: 7 2B: 1 3B: 0 HR: 0	SF: 0 SAC: 0 DP: 1 HBP: 0						

	AB	33
	R	0
	H	7
	RBI	0
	BB	2
	SO	9
	LOB	14

WP: 0 PB: 0 SB: 0 CS: 0 PA: 35

PITCHER		IP	WLS	BF	H	R	ER	SO	BB	IBB	HBP	BLK	WP	HR	S	P	ERA	WHIP
29 John Smoltz, R ERA: 1.13	(1, 1)	7.0	W	28	7	0	0	6	1	0	0	0	0	0	74	110	0.00	1.143
Mike Bielecki, R ERA:	(8, 1)	1.0		4	0	0	0	2	1	0	0	0	0	0	10	18	0.00	1.000
Terrell Wade, L ERA:	(9, 1)	0.1		1	0	0	0	1	0	0	0	0	0	0	3	3	0.00	0.000
Brad Clontz, R ERA:	(9, 1)	0.2		2	0	0	0	0	0	0	0	0	0	0	4	4	0.00	0.000

PITCHER	IP	WLS	BF	H	R	ER	SO	BB	IBB	HBP	BLK	WP	HR	S	P	ERA	WHIP

Batter	1	2	3	4	5	6	7	8	9	AB	R	H	RBI	BB	SO	LOB
Royce Clayton, R (1, 6) OBP: 0.462, SLG: 0.364	G4-3		K			G4-3		1B WP 1B		4	1	1	0	0	1	0
Willie McGee, S (1, 9) OBP: 0.261, SLG: 0.227	1B			G1-3		G4-3		1-3 WP 1B		4	0	2	0	0	0	0
Ron Gant, R (1, 7) OBP: 0.405, SLG: 0.656	K			B2-3			K	F7		4	0	0	0	0	2	2
Brian Jordan, R (1, 8) OBP: 0.333, SLG: 0.559	K			G6-3			1B		F9	4	0	1	0	0	1	1
Gary Gaetti, R (1, 5) OBP: 0.273, SLG: 0.438		P3			G1-3		F9		G5-3	4	0	1	0	0	0	1
John Mabry, L (1, 3) OBP: 0.324, SLG: 0.344		K			F7		FC6-4		K	4	0	1	0	0	2	1
Tom Pagnozzi, R (1, 2) OBP: 0.233, SLG: 0.214		G1-3			G1-3		FC6-4			3	0	0	0	0	0	3
Mike Gallego, R (1, 4) OBP: 0.154, SLG: 0.083			G6-3		P3			L9		2	0	0	0	0	0	1
Mark Sweeney, L (8, PH) OBP: 0.200, SLG: 0.200										1	0	0	0	0	0	0
Todd Stottlemyre, L (8, 1)										0	0	0	0	0	0	0
Alan Benes, R (1, 1)			K			L8		K		1	0	0	0	0	1	0
Ray Lankford, L (6, PH) OBP: 0.167, SLG: 0.067										1	0	0	0	0	0	0
Tony Fossas, L (6, 1)										0	0	0	0	0	0	0
Mark Petkovsek, R (6, 1)										0	0	0	0	0	0	0
Luis Alicea, S (8, PH) OBP: 0.238, SLG: 0.222										1	0	0	0	0	1	0
(8, 4)																

TOP

St. Louis Cardinals @ Atlanta Braves

Atlanta-Fulton County Stadium, Atlanta, GA

Wed Oct 16 1996, 7:05 PM EDT

Att. 52,067 - Unknown - 72 F

livebaseballscorecards.com

	AB	R	H	RBI	BB	SO	LOB
	33	1	6	0	0	8	9

Inning Stats	1	2	3	4	5	6	7	8	9
	R: 0 E: 0 K: 2 S: 11	R: 0 E: 0 K: 1 S: 6	R: 0 E: 0 K: 2 S: 8	R: 0 E: 0 K: 0 S: 4	R: 0 E: 0 K: 0 S: 6	R: 0 E: 0 K: 0 S: 5	R: 0 E: 0 K: 1 S: 9	R: 1 E: 0 K: 1 S: 11	R: 0 E: 0 K: 1 S: 7
	H: 1 LOB: 1 BB: 0 P: 16	H: 0 LOB: 0 BB: 0 P: 9	H: 0 LOB: 0 BB: 0 P: 10	H: 0 LOB: 0 BB: 0 P: 4	H: 1 LOB: 1 BB: 0 P: 8	H: 0 LOB: 0 BB: 0 P: 5	H: 2 LOB: 2 BB: 0 P: 13	H: 2 LOB: 1 BB: 0 P: 18	H: 0 LOB: 0 BB: 0 P: 10

1B: 6 SF: 0 WP: 1 PA: 33
2B: 0 SAC: 0 PB: 0
3B: 0 DP: 0 SB: 0
HR: 0 HBP: 0 CS: 0

PITCHER		IP	WLS	BF	H	R	ER	SO	BB	IBB	HBP	BLK	WP	HR	S	P	ERA	WHIP
Greg Maddux, R ERA: 1.69	(1, 1)	7.2	W	29	6	1	1	7	0	0	0	0	0	0	58	80	1.17	0.783
Mark Wohlers, R ERA:	(8, 1)	1.1	S	4	0	0	0	1	0	0	0	0	1	0	9	13	0.00	0.000

PITCHER		IP	WLS	BF	H	R	ER	SO	BB	IBB	HBP	BLK	WP	HR	S	P	ERA	WHIP

BOTTOM

Batter	1	2	3	4	5	6	7	8	9	AB	R	H	RBI	BB	SO	LOB
Marquis Grissom, R (1, 8) OBP: 0.238, SLG: 0.317	S B F S 1-3 K ①		C B B B X 3-1 G6-3 ①		F T B S 1-3 K ②		C S C 0-3 K ①			4	0	0	0	0	3	1
Mark Lemke, S (1, 4) OBP: 0.395, SLG: 0.486	B B C X 2-1 G4-3 ②		B C F B B X 3-2 G3 ②		X 0-0 2-H 1B		X 0-0 E1 10 FC8-2-1-5 1B			4	0	2	1	0	0	0
10 Chipper Jones, S (1, 5) OBP: 0.444, SLG: 0.533	B C F B X 2-2 G4-3 ③		F B B F F X 2-2 G1-3 ③		B C B F F X 2-2 L8 ③		F B B F F B X 3-2 FC8-2-1-5 ②③ 3-H			4	0	0	0	0	0	2
Fred McGriff, L (1, 3) OBP: 0.316, SLG: 0.438		X 0-0 2B SF9 1B		B B F X 2-1 G4-3 ①		X 0-0 F7 ①		B S C B F S 2-3 K ①		4	1	1	0	0	1	0
Ryan Klesko, L (1, 7) OBP: 0.345, SLG: 0.458 Andruw Jones, R (6, PH) (7, 7)	F S B B C 2-3 K ①			B B B 4-0 BB		B F B F B S 3-3 K ②		X 0-0 G6-3 ②		1 2	0 0	0 0	0 0	1 0	1 0	1 0
Javy Lopez, R (1, 2) OBP: 0.548, SLG: 0.852	S B F B X 2-2 1-3 2B			F B F F F S 1-3 K ②		B F B B B X 3-1 WP S 1B		S C H 1-2 1B 1B HBP		3	1	2	0	0	1	1
Jermaine Dye, R (1, 9) OBP: 0.216, SLG: 0.324	F S F F X 0-2 SF9 ② 3-H			B F X 1-1 L7 ③		C B S B B B 4-2 1-2 WP BB		X 0-0 1-3 1B 1B		2	0	1	1	1	0	1
Jeff Blauser, R (1, 6) OBP: 0.333, SLG: 0.231 Rafael Belliard, R (7, 6) OBP: 1.000, SLG: 1.000		B B B I 4-0 IBB			C F H 1-2 SH3 1B HBP	B I I I 4-0 1-2 2-3 IBB		X 0-0 1-2 3-H 1B		0 1	1 0	0 1	0 1	2 0	0 0	0 0
Greg Maddux, R (1, 1) Mark Wohlers, R (8, 1)		C X 0-1 F9 ③			B X 1-0 1-2 SH3 ①	C X 0-1 G6-3 ③		B C S S 1-3 K ③		2 1	0 0	0 0	0 0	0 0	0 1	5 2
Inning Stats	R: 0 H: 0 E: 0 LOB: 0 K: 1 BB: 0 S: 8 P: 13	R: 1 H: 2 E: 0 LOB: 2 K: 1 BB: 1 S: 14 P: 22	R: 0 H: 0 E: 0 LOB: 0 K: 0 BB: 0 S: 9 P: 17	R: 0 H: 0 E: 0 LOB: 1 K: 1 BB: 1 S: 8 P: 16	R: 1 H: 1 E: 0 LOB: 1 K: 1 BB: 0 S: 11 P: 16	R: 0 H: 1 E: 0 LOB: 3 K: 1 BB: 2 S: 10 P: 24	R: 0 H: 1 E: 1 LOB: 0 K: 1 BB: 0 S: 8 P: 11	R: 1 H: 2 E: 0 LOB: 2 K: 2 BB: 0 S: 12 P: 16		1B: 6 SF: 1 2B: 2 SAC: 1 3B: 0 DP: 1 HR: 0 HBP: 2						WP: 1 PA: 36 PB: 0 SB: 1 CS: 0

PITCHER		IP	WLS	BF	H	R	ER	SO	BB	IBB	HBP	BLK	WP	HR	S	P	ERA	WHIP
Alan Benes, R ERA: 2.84	(1, 1)	5.0	L	21	3	2	2	4	1	1	1	0	0	0	50	84	3.60	0.800
Tony Fossas, L ERA: 2.7	(6, 1)	0.1		1	0	0	0	0	0	0	0	0	0	0	1	1	0.00	0.000
Mark Petkovsek, R ERA: 3.12	(6, 1)	1.2		8	2	0	0	2	1	1	0	0	1	0	17	34	0.00	1.800
Todd Stottlemyre, R ERA: 7.36	(8, 1)	1.0		6	2	1	1	2	0	0	1	0	0	0	12	16	9.00	2.000

PITCHER	IP	WLS	BF	H	R	ER	SO	BB	IBB	HBP	BLK	WP	HR	S	P	ERA	WHIP

St. Louis Cardinals @ Atlanta Braves

Atlanta-Fulton County Stadium, Atlanta, GA

Wed Oct 16 1996, 7:05 PM EDT
Att. 52,067 - Unknown - 72 F

livebaseballscorecards.com

AB	28
R	3
H	7
RBI	3
BB	4
SO	8
LOB	13

St. Louis Cardinals @ Atlanta Braves

Atlanta-Fulton County Stadium, Atlanta, GA

Thu Oct 17 1996, 7:05 PM EDT

Att. 52,067 - Unknown - 71 F

livebaseballscorecards.com

TOP

Batter	1	2	3	4	5	6	7	8	9	AB	R	H	RBI	BB	SO	LOB
Royce Clayton, R (1, 6) OBP: 0.433, SLG: 0.346	B B F F B X 3-2 ① L9			S B X 1-1 CS 1B		X 0-0 ③ G1-3			B S B X 2-1 ③ F8	4	0	1	0	0	0	1
Willie McGee, S (1, 9) OBP: 0.269, SLG: 0.240	B C B B F F F C 3-3 ② K			F X 0-1 ① F9			B S B F X 2-2 G5-4-3 1B			3	0	1	0	0	1	1
Mark Sweeney, L (7, 7) OBP: 0.200, SLG: 0.200										0	0	0	0	0	0	0
Ron Gant, R (1, 7) OBP: 0.375, SLG: 0.600	B B B X 3-0 ③ G5-3			S B S B X 2-2 ② F7			X 0-0 ① F9			3	0	0	0	0	0	2
Danny Sheaffer, R (7, 2)										0	0	0	0	0	0	0
Brian Jordan, R (1, 8) OBP: 0.308, SLG: 0.514		X 0-0 ① P3		B 1-0 ③ CS 1-2	L B X 1-1 ① F8		F B X 1-1 ② ③ G5-4-3 1-2f			3	0	0	0	0	0	1
Miguel Mejia, R (7, 8)										0	0	0	0	0	0	0
Gary Gaetti, R (1, 5) OBP: 0.250, SLG: 0.400		B X 1-0 ② F8			B X 1-0 ② G6-3			B X 1-0 ① P3		3	0	0	0	0	0	0
Dmitri Young, S (1, 3) OBP: 0.286, SLG: 0.571		C C B F B S 2-3 ③ K			X 0-0 ③ L7			B F B F B C 3-3 ② K		3	0	0	0	0	2	0
Tom Pagnozzi, R (1, 2) OBP: 0.250, SLG: 0.233			X 0-0 ① L4			B X 1-0 1B		B F C F S 1-3 ③ K		2	0	1	0	0	0	0
John Mabry, L (7, 9)										1	0	0	0	0	1	0
Mike Gallego, R (1, 4) OBP: 0.188, SLG: 0.133			C B F F F X 1-2 ② P8			F S B C 1-3 ① K			F X 0-1 G5-4-3 1B	3	0	1	0	0	1	1
Donovan Osborne, S (1, 1)			S S S 0-3 ③ K			X 0-0 ② F9			F X 0-1 ① ② G5-4-3 1-2f	0	0	0	0	0	0	0
Andy Benes, R (1, 1) OBP: 0.429, SLG: 0.500										1	0	0	0	0	1	0
Ozzie Smith, S (6, PH) OBP: 0.214, SLG: 0.083										1	0	0	0	0	0	1
Mark Petkovsek, R (6, 1)										0	0	0	0	0	0	0
Rick Honeycutt, L (6, 1)										0	0	0	0	0	0	0
Tony Fossas, L (8, 1)										0	0	0	0	0	0	0
Luis Alicea, S (9, PH) OBP: 0.227, SLG: 0.211										1	0	0	0	0	0	1
Inning Stats	R: 0 E: 0 K: 1 S: 10 H: 0 LOB: 0 BB: 0 P: 19	R: 0 E: 0 K: 1 S: 6 H: 0 LOB: 0 BB: 0 P: 9	R: 0 E: 0 K: 1 S: 9 H: 0 LOB: 0 BB: 0 P: 10	R: 0 E: 0 K: 0 S: 7 H: 1 LOB: 0 BB: 0 P: 11	R: 0 E: 0 K: 0 S: 4 H: 0 LOB: 0 BB: 0 P: 6	R: 0 E: 0 K: 1 S: 6 H: 1 LOB: 1 BB: 0 P: 8	R: 0 E: 0 K: 0 S: 6 H: 1 LOB: 0 BB: 0 P: 9	R: 0 E: 0 K: 2 S: 8 H: 0 LOB: 0 BB: 0 P: 13	R: 0 E: 0 K: 0 S: 6 H: 1 LOB: 0 BB: 0 P: 8	1B: 4 2B: 0 3B: 0 HR: 0 SF: 0 SAC: 0 DP: 2 HBP: 0						

AB	28
R	0
H	4
RBI	0
BB	0
SO	6
LOB	8

WP: 0 PB: 0 SB: 0 CS: 1 PA: 29

PITCHER		IP	WLS	BF	H	R	ER	SO	BB	IBB	HBP	BLK	WP	HR	S	P	ERA	WHIP
Tom Glavine, L ERA: 1.83	(1, 1)	7.0	W	22	3	0	0	4	0	0	0	0	0	0	48	72	0.00	0.429
Mike Bielecki, R ERA:	(8, 1)	1.0		3	0	0	0	2	0	0	0	0	0	0	8	13	0.00	0.000
Steve Avery, L ERA:	(9, 1)	1.0		3	1	0	0	0	0	0	0	0	0	0	6	8	0.00	1.000

PITCHER	IP	WLS	BF	H	R	ER	SO	BB	IBB	HBP	BLK	WP	HR	S	P	ERA	WHIP

BOTTOM

Batter	1	2	3	4	5	6	7	8	9	AB	R	H	RBI	BB	SO	LOB
Marquis Grissom, R (1, 8) OBP: 0.250, SLG: 0.319				B X 1-0 ① G5-3	X 0-0 ② G5-3	X 0-0 1-2 1B		B B X 2-0 ② G5-3		6	1	2	0	0	0	1
Mark Lemke, S (1, 4) OBP: 0.419, SLG: 0.513 Mike Mordecai, R (8, PH) OBP: 0.250, SLG: 0.250 (9, 4)	X 0-0 FC6-5-6-3 1-3 2B	B C B X 2-1 ① F8		B S B B B 4-1 10 BB 1B BB	B C B F B X 3-2 1B	C S B B B S 3-3 ③ K		S B X 1-1 ③ F8		4 1	1 0	2 0	0 0	1 0	1 0	2 0
10 Chipper Jones, S (1, 5) OBP: 0.463, SLG: 0.529 Eddie Pérez, R (8, 3) OBP: 0.400, SLG: 0.250	M X 0-1 ① G5-3	C C B B X 2-2 FC6-4 1B		B B B B 4-0 1B E 1-2 BB	C B X 1-1 ③ G1-3		C B C B X 2-2 HR 1B			4 0	2 0	2 0	0 0	1 0	0 0	3 0
Fred McGriff, L (1, 3) OBP: 0.349, SLG: 0.595 Mike Bielecki, R (8, 1) Steve Avery, L (9, 1)	X 0-0 ② FC6-5-6-5 BB 1B 2-3 3-H	X 0-0 ② F7		X 0-0 E9 1-H 2-H HR 1B		X 0-0 2B 3B	X 0-0 1-H HR			5 0 0	4 0 0	3 0 0	4 0 0	0 0 0	0 0 0	2 0 0
Javy Lopez, R (1, 2) OBP: 0.556, SLG: 0.935	C B B C B F B 4-2 1B 1B 1-2 BB	1 SAFE 1 B C X 1-1 ③ FC6-4 1-2f		X 0-0 2-H HR		B X 1-0 HR 3-H 2B	B X 1-0 ① G6-3			4	3	2	3	1	0	1
Jermaine Dye, R (1, 9) OBP: 0.214, SLG: 0.308	X 0-0 HBP 1B 3B 1-3 2-H 1B	C B S B C 2-3 ① K	C B X 1-1 ② F9		F X 0-1 ① P7	B X 1-0 ② G5-3				5	1	1	1	0	1	1
Andruw Jones, R (1, 7) OBP: 0.462, SLG: 0.556	1 SAFE 1 B B X 2-0 HBP 3B 1-2 3-H 1B	B B B C X 3-1 ② P4	B C C B B X 3-2 E6			B X 1-0 2-H HR	C B B C B B 4-2 BB			4	2	2	3	1	0	0
Jeff Blauser, R (1, 6) OBP: 0.353, SLG: 0.231 Rafael Belliard, R (2, 6) OBP: 0.667, SLG: 0.667	B S H 2-1 1-2 2-3 3B HBP	C F B X 1-2 1B	X 0-0 ③ G4-3			F C B X 1-2 1B 1B	F X 0-1 ③ G4-3			0 4	1 0	0 2	0 0	0 0	0 0	0 2
Tom Glavine, L (1, 1) OBP: 0.250, SLG: 0.625 Terry Pendleton, S (8, 5)	F B B X 2-1 1-H 2-H 3-H 3B	C C F B F B S 2-3 ③ K			C S X 0-2 ① F7	B S S F S 1-3 ② K		X 0-0 ① L5		4 1	0 0	1 0	3 0	0 0	2 0	2 0
Inning Stats	R: 6 H: 5 E: 0 LOB: 1 K: 0 BB: 1 S: 15 P: 27	R: 0 H: 1 E: 0 LOB: 1 K: 0 BB: 0 S: 8 P: 13	R: 0 H: 1 E: 0 LOB: 1 K: 2 BB: 0 S: 13 P: 21	R: 4 H: 2 E: 2 LOB: 1 K: 0 BB: 2 S: 10 P: 23	R: 0 H: 1 E: 0 LOB: 1 K: 0 BB: 0 S: 9 P: 13	R: 3 H: 5 E: 0 LOB: 2 K: 2 BB: 0 S: 16 P: 23	R: 2 H: 2 E: 0 LOB: 1 K: 0 BB: 1 S: 10 P: 18	R: 0 H: 0 E: 0 LOB: 0 K: 0 BB: 0 S: 4 P: 7		1B: 10 SF: 0 2B: 2 SAC: 0 3B: 2 DP: 0 HR: 3 HBP: 1						

PITCHER		IP	WLS	BF	H	R	ER	SO	BB	IBB	HBP	BLK	WP	HR	S	P	ERA	WHIP
Donovan Osborne, L ERA: 9.26	(1, 1)	0.2	L	9	5	6	6	0	1	0	1	0	0	0	13	23	81.00	9.000
Andy Benes, R ERA: 5.24	(1, 1)	4.1		21	5	4	4	2	2	0	0	0	0	1	42	74	8.31	1.615
Mark Petkovsek, R ERA: 5.79	(6, 1)	0.2		7	5	3	3	1	0	0	0	0	0	1	13	17	40.50	7.500
Rick Honeycutt, L ERA: 6.75	(6, 1)	1.1		7	2	2	2	1	1	0	0	0	0	1	13	24	13.50	2.250
Tony Fossas, L ERA: 2.08	(8, 1)	1.0		3	0	0	0	0	0	0	0	0	0	0	4	7	0.00	0.000

PITCHER	IP	WLS	BF	H	R	ER	SO	BB	IBB	HBP	BLK	WP	HR	S	P	ERA	WHIP

St. Louis Cardinals @ Atlanta Braves

Atlanta-Fulton County Stadium, Atlanta, GA

Thu Oct 17 1996, 7:05 PM EDT

Att. 52,067 - Unknown - 71 F

livebaseballscorecards.com

AB	42
R	15
H	17
RBI	14
BB	4
SO	4
LOB	14

WP: 0 PA: 47
PB: 0
SB: 0
CS: 0

Atlanta Braves @ New York Yankees

Yankee Stadium, Bronx, NY

Sun Oct 20 1996, 7:05 PM EDT

Att. 56,365 - Unknown - 53 F

TOP

livebaseballscorecards.com

Batter	1	2	3	4	5	6	7	8	9	AB	R	H	RBI	BB	SO	LOB
Marquis Grissom, R (1, 8) OBP: 0.264, SLG: 0.327	F7		1-0 SH3; 10 1B; 1-2; 1B	F7		0-1 1B; 10 SF7; 1-2; 3-H; 1B		F8		5	2	2	1	0	0	0
Mark Lemke, S (1, 4) OBP: 0.426, SLG: 0.512	P2		0-0 SH3; 1-2; 2-3	G3		0-0; 1-3; 2-H; 1B		0-1; 1B		4	0	2	1	0	0	0
10 Chipper Jones, S (1, 5) OBP: 0.435, SLG: 0.500	L9		1-2 S; 1B; 2-H; 3-H; 1B		3-2 F7	3-2 SF7; 3-H		2-1 L4		4	1	1	3	0	0	1
Fred McGriff, L (1, 3) OBP: 0.354, SLG: 0.643		1-3 K	1-0 BB; HR; 2-H; 1B		2-2 HR	2-0 F8			2-3 K	5	2	2	2	0	2	1
Javy Lopez, R (1, 2) OBP: 0.537, SLG: 0.857		1-2 HR; 1B	SAFE 4-2 HR; 1-2; BB		1-3 K		2-1 L8		1-1 F7	4	2	1	0	1	1	0
Eddie Pérez, R (9, 2) OBP: 0.400, SLG: 0.250										0	0	0	0	0	0	0
Jermaine Dye, R (1, 9) OBP: 0.213, SLG: 0.295		3-2 L7	2-2 F7		2-1 F8		0-1 FC6-4; 1B		3-3 K	5	0	1	0	0	1	3
Andruw Jones, R (1, 7) OBP: 0.529, SLG: 1.077		SAFE 3-2 HR; 1-H	3-2 HR; 1-H; 2-H			1-1 E; F7; 1B; 1B	2-0 FC6-4; FC6; 1-2f			4	3	3	5	0	0	1
Ryan Klesko, L (1, 10) OBP: 0.303, SLG: 0.393		1-1 G1-3	3-3 K			1-2 E4; 1B; 1B; 1-2	0-0 FC6; 1-2f			4	1	0	0	0	1	2
Jeff Blauser, R (1, 6) OBP: 0.351, SLG: 0.241			1-2 SH3; 10 1B; 1B	2-0 F8		3-1 F7; 2-3		2-3 K		3	1	1	0	0	0	2
Luis Polonia, L (8, PH)										1	0	0	0	0	1	0
Rafael Belliard, R (8, 6) OBP: 0.667, SLG: 0.667										0	0	0	0	0	0	0

Inning Stats	1	2	3	4	5	6	7	8	9
	R: 0 H: 0 E: 0 LOB: 0 K: 0 BB: 0 S: 6 P: 12	R: 2 H: 2 E: 0 LOB: 0 K: 1 BB: 0 S: 14 P: 23	R: 6 H: 5 E: 0 LOB: 0 K: 1 BB: 1 S: 23 P: 39	R: 0 H: 0 E: 0 LOB: 0 K: 0 BB: 0 S: 10 P: 17	R: 1 H: 1 E: 0 LOB: 0 K: 1 BB: 0 S: 11 P: 19	R: 3 H: 3 E: 1 LOB: 1 K: 0 BB: 0 S: 14 P: 24	R: 0 H: 1 E: 0 LOB: 1 K: 0 BB: 0 S: 6 P: 10	R: 0 H: 1 E: 0 LOB: 1 K: 1 BB: 0 S: 9 P: 13	R: 0 H: 0 E: 0 LOB: 0 K: 2 BB: 0 S: 11 P: 17

| | | | | | | | | | |

BOTTOM

Atlanta Braves @ New York Yankees

Yankee Stadium, Bronx, NY

Sun Oct 20 1996, 7:05 PM EDT

Att. 56,365 - Unknown - 53 F

livebaseballscorecards.com

Batter	1	2	3	4	5	6	7	8	9	AB	R	H	RBI	BB	SO	LOB
2 Derek Jeter, R (1, 6) OBP: 0.400, SLG: 0.523	P4	FC4-6 1-2f			2B BB		K			3	1	0	0	1	1	3
Wade Boggs, L (1, 5) OBP: 0.188, SLG: 0.226	G6-3	G6-3			1-H 2B		1-3 1B			4	0	2	1	0	0	0
Bernie Williams, S (1, 8) OBP: 0.522, SLG: 0.919	BB BB	K			F8		L4			3	0	0	0	1	1	3
Tino Martinez, L (1, 3) OBP: 0.311, SLG: 0.300	SAFE SAFE 1-2 BB	K				FC3-6 1B		G4-3		3	0	1	0	1	1	0
Cecil Fielder, R (1, 10) OBP: 0.316, SLG: 0.485	F9		K			F8		F8		4	0	0	0	0	1	3
Darryl Strawberry, L (1, 7) OBP: 0.318, SLG: 0.700 Tim Raines, S (7, 7) OBP: 0.333, SLG: 0.281		F7	G3			FC3-6 1-2f		P2		3 1	0 0	0 0	0 0	0 0	0 0	1 0
Paul O'Neill, L (1, 9) OBP: 0.281, SLG: 0.286 Mike Aldrete, L (9, 9) Charlie Hayes, R (9, PH) OBP: 0.250, SLG: 0.154		BB BB	L8			P5			P9	2 0 1	0 0 0	0 0 0	0 0 0	1 0 0	0 0 0	1 0 0
Mariano Duncan, R (1, 4) OBP: 0.278, SLG: 0.294 Andy Fox, L (8, 4) Luis Sojo, R (9, PH) OBP: 0.167, SLG: 0.167	P4				F9		G6-3		G6-3	3 0 1	0 0 0	0 0 0	0 0 0	0 0 0	0 0 0	1 0 0
Jim Leyritz, R (1, 2) OBP: 0.353, SLG: 0.429	2 FC4-6 1-2 BB				K		1B 1B		F9	3	0	1	0	1	1	0
Inning Stats	R: 0 E: 0 K: 0 S: 10 H: 0 LOB: 2 BB: 2 P: 21	R: 0 E: 0 K: 0 S: 10 H: 0 LOB: 2 BB: 2 P: 22	R: 0 E: 0 K: 2 S: 9 H: 0 LOB: 0 BB: 0 P: 14	R: 0 E: 0 K: 1 S: 9 H: 0 LOB: 0 BB: 0 P: 14	R: 1 E: 0 K: 1 S: 11 H: 1 LOB: 1 BB: 1 P: 19	R: 0 E: 0 K: 0 S: 8 H: 1 LOB: 1 BB: 0 P: 13	R: 0 E: 0 K: 1 S: 10 H: 2 LOB: 2 BB: 0 P: 13	R: 0 E: 0 K: 0 S: 6 H: 0 LOB: 0 BB: 0 P: 10	R: 0 E: 0 K: 0 S: 6 H: 0 LOB: 0 BB: 0 P: 7	1B: 3 2B: 1 3B: 0 HR: 0	SF: 0 SAC: 0 DP: 0 HBP: 0						

	AB	31
	R	1
	H	4
	RBI	1
	BB	5
	SO	5
	LOB	12

WP: 0 PB: 0 SB: 0 CS: 0 PA: 36

PITCHER		IP	WLS	BF	H	R	ER	SO	BB	IBB	HBP	BLK	WP	HR	S	P	ERA	WHIP
29 John Smoltz, R ERA: 1.2	(1, 1)	6.0	W	25	2	1	1	4	5	0	0	0	0	0	57	103	1.50	1.167
Greg McMichael, R ERA: 6.23	(7, 1)	1.0		5	2	0	0	1	0	0	0	0	0	0	10	13	0.00	2.000
Denny Neagle, L ERA: 2.08	(8, 1)	1.0		3	0	0	0	0	0	0	0	0	0	0	6	10	0.00	0.000
Terrell Wade, L ERA:	(9, 1)	0.2		2	0	0	0	0	0	0	0	0	0	0	4	5	0.00	0.000
Brad Clontz, R ERA:	(9, 1)	0.1		1	0	0	0	0	0	0	0	0	0	0	2	2	0.00	0.000

PITCHER	IP	WLS	BF	H	R	ER	SO	BB	IBB	HBP	BLK	WP	HR	S	P	ERA	WHIP

Batter	1	2	3	4	5	6	7	8	9	AB	R	H	RBI	BB	SO	LOB
Marquis Grissom, R (1, 8) OBP: 0.276, SLG: 0.351	B B B C S X 3-2 F7 ①		B B C X 2-1 SH1-4 1B 2B	C B X 1-1 G4-3 ③		B X 1-0 3-H 1B			C C B F S 1-3 K ②	5	1	2	1	0	1	2
Mark Lemke, S (1, 4) OBP: 0.431, SLG: 0.532	X 0-0 1B 2B		X 0-0 SH1-4 ① 2-3		X 0-0 10 2B SF9 1B	1 SAFE 1 SAFE 1 SAFE B B C B X 3-1 F9 ③			C B B F X 2-2 G6-3 ③	4	2	2	0	0	0	1
10 Chipper Jones, S (1, 5) OBP: 0.440, SLG: 0.512	X 0-0 G1-3 ②		C B F B B B 4-2 1B BB		B B X 2-0 SF9 1-3 2B		B B C C S 2-3 K ①			3	0	1	0	1	1	1
Fred McGriff, L (1, 3) OBP: 0.365, SLG: 0.644	B B F B X 3-1 1B 2-H 1B		C B F 1 SAFE X 1-2 G1-4-3 1-2 3-H 1B		B C F F X 1-2 SF9 ① 2-3 3-H		S F C 0-3 K ②			3	0	2	3	0	1	0
Javy Lopez, R (1, 2) OBP: 0.511, SLG: 0.795	C S B X 1-2 1-2 1B		F B B B X 3-1 G1-4-3 ② ③ 1-2f		C X 0-1 G6-3 ②		B F B X 2-1 G4-3 ③			4	0	1	0	0	0	3
Jermaine Dye, R (1, 9) OBP: 0.216, SLG: 0.292	B B S S F X 2-2 F9 ③			B C X 1-1 E7 G4-3 1B	X 0-0 F9 ③			X 0-0 G4-3 ①		4	0	1	0	0	0	3
Andruw Jones, R (1, 7) OBP: 0.476, SLG: 0.875		B S H 2-1 G4-6-3 HBP		B S S S B F X 2-2 G6-3 ①		B B X 2-0 F8 ①		C B S B B C 3-3 K ②		3	0	0	0	0	1	1
Terry Pendleton, S (1, 10) OBP: 0.167, SLG: 0.182		1 SAFE P 1 SAFE B F X 2-1 P3 ①		F B B C F X 2-2 G4-3 ② 2-3		X 0-0 G6-3 1B 2B		C F C 0-3 K ③		4	1	1	0	0	1	2
Jeff Blauser, R (1, 6) OBP: 0.350, SLG: 0.226 Luis Polonia, L (9, PH) Rafael Belliard, R (9, 6) OBP: 0.667, SLG: 0.667		X 0-0 G4-6-3 ② ③ 1-2f		B B B B 4-0 BB		F B B B X 2-1 G6-3 ② 2-3			B B C F X 2-2 G4-3 ①	2 1 0	0 0 0	0 0 0	0 0 0	1 0 0	0 0 0	2 0 0
Inning Stats	R: 1 E: 0 K: 0 S: 13 H: 3 LOB: 2 BB: 0 P: 22	R: 0 E: 0 K: 0 S: 5 H: 0 LOB: 0 BB: 0 P: 8	R: 1 E: 0 K: 0 S: 10 H: 2 LOB: 1 BB: 1 P: 20	R: 0 E: 1 K: 0 S: 12 H: 1 LOB: 2 BB: 1 P: 22	R: 1 E: 0 K: 0 S: 9 H: 2 LOB: 1 BB: 0 P: 12	R: 1 E: 0 K: 0 S: 7 H: 2 LOB: 1 BB: 0 P: 15	R: 0 E: 0 K: 2 S: 8 H: 0 LOB: 0 BB: 0 P: 12	R: 0 E: 0 K: 2 S: 7 H: 0 LOB: 0 BB: 0 P: 10	R: 0 E: 0 K: 1 S: 10 H: 0 LOB: 0 BB: 0 P: 15	1B: 6 2B: 4 3B: 0 HR: 0		SF: 1 SAC: 1 DP: 2 HBP: 1				

TOP

Atlanta Braves @ New York Yankees

Yankee Stadium, Bronx, NY

Mon Oct 21 1996, 7:05 PM EDT

Att. 56,340 - Unknown - 55 F

livebaseballscorecards.com

AB	33
R	4
H	10
RBI	4
BB	2
SO	5
LOB	15

PITCHER		IP	WLS	BF	H	R	ER	SO	BB	IBB	HBP	BLK	WP	HR	S	P	ERA	WHIP
Jimmy Key, L ERA: 3.79	(1, 1)	6.0	L	29	10	4	4	0	2	0	1	0	0	0	56	99	6.00	2.000
Graeme Lloyd, L ERA:	(7, 1)	0.2		2	0	0	0	2	0	0	0	0	0	0	6	8	0.00	0.000
Jeff Nelson, R ERA: 3.24	(7, 1)	1.1		4	0	0	0	2	0	0	0	0	0	0	9	14	0.00	0.000
42 Mariano Rivera, R ERA:	(9, 1)	1.0		3	0	0	0	1	0	0	0	0	0	0	10	15	0.00	0.000

PITCHER	IP	WLS	BF	H	R	ER	SO	BB	IBB	HBP	BLK	WP	HR	S	P	ERA	WHIP

WP: 0 PB: 0 SB: 0 CS: 0 PA: 38

BOTTOM

Atlanta Braves @ New York Yankees

Yankee Stadium, Bronx, NY

Mon Oct 21 1996, 7:05 PM EDT

Att. 56,340 - Unknown - 55 F

Batter	1	2	3	4	5	6	7	8	9	AB	R	H	RBI	BB	SO	LOB
Tim Raines, S (1, 7) OBP: 0.350, SLG: 0.306	F X 0-1 ① G3-1		X 0-0 ① FC3-6 CS 1-2f			1 SAFE X 0-0 G4-6-3 1-2 1B		C S B X 1-2 1B		4	0	2	0	0	0	1
Wade Boggs, L (1, 5) OBP: 0.194, SLG: 0.229	B C B X 2-1 1B		1 SAFE C B F X 1-2 ②③ G1-3 1-2			C X 0-1 ①② G4-6-3 1-2f 2-3		X 0-0 ③ G4-3		4	0	1	0	0	0	4
Bernie Williams, S (1, 8) OBP: 0.480, SLG: 0.829	X 0-0 ② L7			B S X 1-1 ① L3		S S B F B B X 3-2 ③ G4-3			C F B C 1-3 ① K	4	0	0	0	0	1	2
Tino Martinez, L (1, 3) OBP: 0.286, SLG: 0.273	C B B X 2-1 ③ G3			X 0-0 ② G1-3			C F C 0-3 ① K		B B B C C S 3-3 ② K	4	0	0	0	0	2	1
Cecil Fielder, R (1, 10) OBP: 0.333, SLG: 0.486 Andy Fox, L (9, PR)		X 0-0 ① G1-3		C X 0-1 ③ G6-3			F F X 0-2 FC1-6 1B		B S S X 1-2 DI 1B	4 0	0 0	2 0	0 0	0 0	0 0	0 0
Paul O'Neill, L (1, 9) OBP: 0.278, SLG: 0.313		B C X 1-1 G3-1 2B			B F C X 1-2 ① G3		C F X 0-2 ② FC1-6 1-2f		B C F S 1-3 ③ K 1-2	4	0	1	0	0	1	2
Mariano Duncan, R (1, 4) OBP: 0.256, SLG: 0.270		X 0-0 ② G3-1 2-3			X 0-0 ② G4-3		C F F B S 1-3 ③ K			3	0	0	0	0	1	2
Joe Girardi, R (1, 2) OBP: 0.345, SLG: 0.292		C X 0-1 ③ G1-3			C B F B B X 3-2 ③ G6-3			X 0-0 ① G4-3		3	0	0	0	0	0	1
2 Derek Jeter, R (1, 6) OBP: 0.417, SLG: 0.522			C F B F H 2-2 FC3-6 HBP			B X 1-0 G4-6-3 1B 1B		C B F X 1-2 ② G5-3		2	0	1	0	0	0	0
Inning Stats	R: 0 H: 1 E: 0 LOB: 1 K: 0 BB: 0 S: 7 P: 11	R: 0 H: 1 E: 0 LOB: 1 K: 0 BB: 0 S: 6 P: 7	R: 0 H: 0 E: 0 LOB: 0 K: 0 BB: 0 S: 7 P: 10	R: 0 H: 0 E: 0 LOB: 0 K: 0 BB: 0 S: 5 P: 6	R: 0 H: 0 E: 0 LOB: 0 K: 0 BB: 0 S: 7 P: 11	R: 0 H: 2 E: 0 LOB: 1 K: 0 BB: 0 S: 8 P: 12	R: 0 H: 1 E: 0 LOB: 1 K: 2 BB: 0 S: 13 P: 14	R: 0 H: 1 E: 0 LOB: 1 K: 0 BB: 0 S: 9 P: 11	R: 0 H: 1 E: 0 LOB: 2 K: 3 BB: 0 S: 12 P: 18	1B: 6 2B: 1 3B: 0 HR: 0	SF: 0 SAC: 0 DP: 1 HBP: 1			WP: 0 PB: 0 SB: 0 CS: 1	PA: 33		

livebaseballscorecards.com

	AB	32
	R	0
	H	7
	RBI	0
	BB	0
	SO	5
	LOB	13

PITCHER		IP	WLS	BF	H	R	ER	SO	BB	IBB	HBP	BLK	WP	HR	S	P	ERA	WHIP
Greg Maddux, R ERA: 1.23	(1, 1)	8.0	W	29	6	0	0	2	0	0	1	0	0	0	62	82	0.00	0.750
Mark Wohlers, R ERA:	(9, 1)	1.0		4	1	0	0	3	0	0	0	0	0	0	12	18	0.00	1.000

PITCHER	IP	WLS	BF	H	R	ER	SO	BB	IBB	HBP	BLK	WP	HR	S	P	ERA	WHIP

Batter	1	2	3	4	5	6	7	8	9	AB	R	H	RBI	BB	SO	LOB
Tim Raines, S (1, 7) OBP: 0.356, SLG: 0.300	C B B B F B 4-2 2 SH2-4 1B BB		F B X 1-1 ② G6-3		B C C B X 2-2 F9-3 1B		B S B X 2-1 ③ G4-3		X 0-0 ① G3-1	4	1	1	0	1	0	1
2 Derek Jeter, R (1, 6) OBP: 0.423, SLG: 0.510	X 0-0 ① SH2-4 1-2		F B C B B F X 3-2 ③ L9		1 SAFE B B C F C 2-3 ① K			C X 0-1 HR 1B	B F B B B 4-1 BB BB	3	1	1	0	1	1	1
Bernie Williams, S (1, 8) OBP: 0.473, SLG: 0.848	B C C X 1-2 G4-3 2-H 1B			X 0-0 E6 L9 BB 1B	C B 1 SAFE C X 1-2 ② ③ F9-3 1-2			1 SAFE B X 1-0 1-H HR	C 1 SAFE 1 B 1 SAFE S C 1-3 ② K	5	2	2	3	0	1	2
Cecil Fielder, R (1, 3) OBP: 0.348, SLG: 0.500 Andy Fox, L (8, PR) Tino Martinez, L (8, 3) OBP: 0.300, SLG: 0.273	C B X 1-1 ② G4-3 1-2			S B B F B 1 SAFE F F 1 SAFE 4-2 BB 1B 1-2 BB		C B F X 1-2 ① G5-3		C X 0-1 G6-3 1B 2B	B B B C 1 B SAFE 4-1 1-2 BB	3 0 0	0 1 0	1 0 0	0 0 0	1 0 1	0 0 0	1 0 0
Charlie Hayes, R (1, 5) OBP: 0.190, SLG: 0.111	B C B C B C 3-3 ③ K			X 0-0 ① L9 2-3		B C B C B F S 3-3 ② K		F X 0-1 ① G6-3 2-3	C F S 0-3 ③ K	5	0	0	0	0	3	6
Darryl Strawberry, L (1, 9) OBP: 0.346, SLG: 0.652		F C S 0-3 ① K		X 0-0 FC5 BB 1-2 3-H 1B		B B B C C F S 3-3 ③ K		I I I I 4-0 1B IBB		3	0	1	1	1	2	0
Mariano Duncan, R (1, 4) OBP: 0.262, SLG: 0.275 Luis Sojo, R (7, 4) OBP: 0.286, SLG: 0.286	F B B F X 2-2 ② G1-3			B F S T 1-2 ② K			X 0-0 G6-3 SH1-4 1B	L L X 0-2 1-2 3-H 1B		3 1	0 0	1 1	0 1	0 0	1 0	2 0
Joe Girardi, R (1, 2) OBP: 0.344, SLG: 0.269	C B F T 1-2 ③ K			S B B B B 4-1 1-2 2-3 BB			L B 1 SAFE X 1-1 ① SH1-4 1-2	C F B S 1-3 ② K		2	0	0	0	1	2	2
David Cone, L (1, 1) Jim Leyritz, R (7, PH) OBP: 0.333, SLG: 0.400 42 Mariano Rivera, R (7, 1) Graeme Lloyd, L (8, 1) John Wetteland, R (9, 1)			B S C C 1-3 ① K	X 0-0 ③ FC5 2-3f			B C B X 2-1 ② G6-3 2-3	B B F C F X 2-2 ③ G4-3		2 1 1 0 0	0 0 0 0 0	0 0 0 0 0	0 0 0 0 0	1 0 0 0 0	3 1 2 0 0

Inning Stats										
	R: 1 E: 0 K: 1 S: 11	H: 1 LOB: 1 BB: 1 P: 20	R: 0 E: 0 K: 2 S: 9	H: 0 LOB: 0 BB: 0 P: 12	R: 0 E: 0 K: 1 S: 9	H: 0 LOB: 0 BB: 0 P: 14	R: 1 E: 1 K: 1 S: 12	H: 1 LOB: 3 BB: 2 P: 21	R: 0 E: 0 K: 1 S: 9	H: 1 LOB: 0 BB: 0 P: 14
	R: 0 E: 0 K: 2 S: 11	H: 0 LOB: 0 BB: 0 P: 18	R: 0 E: 0 K: 0 S: 7	H: 1 LOB: 1 BB: 0 P: 12	R: 3 E: 0 K: 1 S: 17	H: 4 LOB: 2 BB: 1 P: 25	R: 0 E: 0 K: 2 S: 9	H: 0 LOB: 2 BB: 2 P: 18	1B: 6 2B: 2 3B: 0 HR: 1	SF: 0 SAC: 2 DP: 1 HBP: 0
	WP: 0 PB: 0 SB: 0 CS: 0	PA: 41								

PITCHER		IP	WLS	BF	H	R	ER	SO	BB	IBB	HBP	BLK	WP	HR	S	P	ERA	WHIP
Tom Glavine, L ERA: 1.69	(1, 1)	7.0	L	28	4	2	1	8	3	0	0	0	0	0	68	111	1.29	1.000
Greg McMichael, R ERA: 12.46	(8, 1)	0.0		3	3	3	3	0	0	0	0	0	0	1	5	6	∞	∞
Brad Clontz, R ERA:	(8, 1)	1.0		5	1	0	0	1	0	1	0	0	0	0	12	19	0.00	1.000
Mike Bielecki, R ERA:	(9, 1)	1.0		5	0	0	0	2	2	0	0	0	0	0	9	18	0.00	2.000

PITCHER	IP	WLS	BF	H	R	ER	SO	BB	IBB	HBP	BLK	WP	HR	S	P	ERA	WHIP

TOP

New York Yankees @ Atlanta Braves

Atlanta-Fulton County Stadium, Atlanta, GA

Tue Oct 22 1996, 7:05 PM EDT

Att. 51,843 - Unknown - 70 F

livebaseballscorecards.com

AB	33
R	5
H	8
RBI	5
BB	6
SO	11
LOB	21

BOTTOM

Batter	1	2	3	4	5	6	7	8	9	AB	R	H	RBI	BB	SO	LOB
Marquis Grissom, R (1, 8) OBP: 0.306, SLG: 0.410	1-2 G3-6-3 1B		3-2 P4 ③			1-2 BB 10 BB 1B	3-2 CS ③ 1-2	2-2 1B 3B		4	1	3	0	0	0	0
Mark Lemke, S (1, 4) OBP: 0.418, SLG: 0.510	1 SAFE C 1 SAFE B B 1 SAFE X 2-1 G3-6-3 ① ② 1-2f			3-2 F7 ①		1-0 B3 ①		3-2 3-H 1B		4	0	1	1	0	0	3
10 Chipper Jones, S (1, 5) OBP: 0.444, SLG: 0.500	2-2 1B			2-2 G3-1 ②		4-1 BB 1-2 2-3 BB		2-3 K ①		3	0	1	0	1	1	1
Fred McGriff, L (1, 3) OBP: 0.357, SLG: 0.604	2-2 G3 ③			4-1 BB		0-1 P6 ②		1-1 F8 ②		3	0	0	0	1	0	5
Ryan Klesko, L (1, 7) OBP: 0.297, SLG: 0.355		0-0 G3-1 ①		1-3 K ③		4-2 BB 1-2 2-3 3-H		0-3 K ③		3	0	0	1	1	2	2
Javy Lopez, R (1, 2) OBP: 0.490, SLG: 0.744		1-0 G6-3 ②			1-1 FC4-6 1B	0-1 P2 ③			2-2 E6	4	0	1	0	0	0	3
Andruw Jones, R (1, 9) OBP: 0.400, SLG: 0.700		3-3 K ③			3-2 FC4-6 CS ① 1-2f		0-1 P4 ①		3-3 K ①	4	0	0	0	0	2	2
Jeff Blauser, R (1, 6) OBP: 0.318, SLG: 0.200			0-0 P3 ①		1 SAFE C 1 SAFE S B S 1-3 K ② ③ 1-2		3-2 F8 ②		2-3 K ②	4	0	0	0	0	2	2
Tom Glavine, L (1, 1) OBP: 0.300, SLG: 0.556 Luis Polonia, L (7, PH) Greg McMichael, R (8, 1) Brad Clontz, R (8, 1) Mike Bielecki, R (9, 1) Terry Pendleton, S (9, PH) OBP: 0.154, SLG: 0.167			1-0 G1-3 ②			4-2 BB 10 BB 1B BB	4-1 CS BB	0-2 G4-3 ③		1 0 0 0 0 1	1 0 0 0 0 0	0 0 0 0 0 0	0 0 0 0 0 0	1 1 0 0 0 0	0 0 0 0 0 0	0 0 0 0 0 1
Inning Stats	R: 0 E: 0 K: 0 S: 11 H: 2 LOB: 1 BB: 0 P: 18	R: 0 E: 0 K: 1 S: 5 H: 0 LOB: 0 BB: 0 P: 9	R: 0 E: 0 K: 0 S: 6 H: 0 LOB: 0 BB: 0 P: 10	R: 0 E: 0 K: 1 S: 10 H: 0 LOB: 1 BB: 1 P: 20	R: 0 E: 0 K: 1 S: 8 H: 1 LOB: 0 BB: 0 P: 13	R: 1 E: 0 K: 0 S: 13 H: 1 LOB: 3 BB: 3 P: 27	R: 0 E: 0 K: 0 S: 9 H: 0 LOB: 0 BB: 1 P: 19	R: 1 E: 0 K: 2 S: 14 H: 2 LOB: 1 BB: 0 P: 22	R: 0 E: 1 K: 2 S: 17 H: 0 LOB: 1 BB: 0 P: 24	1B: 5 2B: 0 3B: 1 HR: 0	SF: 0 SAC: 0 DP: 1 HBP: 0						

PITCHER		IP	WLS	BF	H	R	ER	SO	BB	IBB	HBP	BLK	WP	HR	S	P	ERA	WHIP
David Cone, R ERA: 4.5	(1, 1)	6.0	W	24	4	1	1	3	4	0	0	0	0	0	53	97	1.50	1.333
42 Mariano Rivera, R ERA: 0.82	(7, 1)	1.1		6	2	1	1	1	1	0	0	0	0	0	18	35	6.75	2.250
Graeme Lloyd, L ERA:	(8, 1)	0.2		2	0	0	0	1	0	0	0	0	0	0	5	6	0.00	0.000
John Wetteland, R ERA: 1.8	(9, 1)	1.0	S	4	0	0	0	2	0	0	0	0	0	0	17	24	0.00	0.000

PITCHER	IP	WLS	BF	H	R	ER	SO	BB	IBB	HBP	BLK	WP	HR	S	P	ERA	WHIP

New York Yankees @ Atlanta Braves

Atlanta-Fulton County Stadium, Atlanta, GA

Tue Oct 22 1996, 7:05 PM EDT

Att. 51,843 - Unknown - 70 F

livebaseballscorecards.com

AB	31
R	2
H	6
RBI	2
BB	5
SO	7
LOB	19

WP: 0 PB: 0 SB: 0 CS: 2 PA: 37

Batter	1	2	3	4	5	6	7	8	9	10	AB	R	H	RBI	BB	SO	LOB
Tim Raines, S (1, 7) OBP: 0.333, SLG: 0.267	B B C C B S 3-3 K ①		B B F X 2-1 L9 ③		X 0-0 F8 ③		C F B X 1-2 F9 ①	X 0-0 G4-3 ③		B B B B 4-0 IBB 2 1B BB BB	5	1	0	0	1	1	2
2 Derek Jeter, R (1, 6) OBP: 0.448, SLG: 0.509	C S B F B B S 3-3 K ②			B B B C B 4-1 G6-4-3 BB		B F S S F X 1-2 BB 1B 1B	S B B F B B 4-2 BB		C F C 0-3 K ①	F F 1 SAFE 1 SAFE B B B F X 2-2 BB IBB 1-2 E 1B	4	2	2	0	2	2	0
Bernie Williams, S (1, 8) OBP: 0.459, SLG: 0.780	C B B C B X 3-2 F9 ③			X 0-0 G6-4-3 ① ② 1-2f		B B S B B B 4-1 1B 1-2 E BB	C F F 1 B F S SAFE 1-3 K ②		C B B X 2-1 G5-3 ②	I I I 4-0 E BB 1-2 2-3 IBB	4	1	0	0	2	1	2
Cecil Fielder, R (1, 3) OBP: 0.373, SLG: 0.500 Andy Fox, L (9, PR) (9, 5) Wade Boggs, L (10, PH) OBP: 0.216, SLG: 0.229 (10, 5)		B C B X 2-1 G4-3 ①		B S F B B F B 4-2 BB BB		C F B B B X 2-2 E9 1-H 2-H 1B 1B	B X 1-0 F7 ③		X 0-0 1B 1B 1B	B C B B B B 4-2 E 1-2 2-3 3-H BB	4 0 0	1 0 0	2 0 0	1 0 1	1 0 1	0 0 0	1 0 0
Charlie Hayes, R (1, 5) OBP: 0.296, SLG: 0.217 (9, 3)		F B B B B X 3-1 F9 ②		B C B B B 4-1 1-2 BB		F X 0-1 BB 2-H 1B		X 0-0 FC6-4 HR 1B 1B	X 0-0 1B 1-2 1B	X 0-0 E3 1-2 2-3 3-H	5	1	3	1	1	0	2
Darryl Strawberry, L (1, 9) OBP: 0.375, SLG: 0.607		B B B F X 3-1 G6-3 ③		C S B C 1-3 K ③		F S B B B B 4-2 1-2 BB		B S X 1-1 FC6-4 1-2 1B	B X 1-0 1-2 2-3 1B	C B B S B S 3-3 K ③	5	0	2	0	1	2	5
Mariano Duncan, R (1, 4) OBP: 0.234, SLG: 0.244			F X 0-1 G4-3 ①		X 0-0 G5-3 ①	C B C B S 2-3 K ①		S X 0-1 FC6-4 ① 1-2f 2-3 HR	S X 0-1 L9 ③		5	1	0	0	0	1	7
Joe Girardi, R (1, 2) OBP: 0.324, SLG: 0.250 Paul O'Neill, L (6, PH) OBP: 0.270, SLG: 0.303 Jim Leyritz, R (6, 2) OBP: 0.350, SLG: 0.588			B X 1-0 G5-3 ②		S F B X 1-2 G1-3 ②	B F C B F C 2-3 K ②		F B B B F F X 2-2 1-H 3-H HR		S S F B X 1-2 G5-3 ①	2 1 2	0 0 1	0 0 1	0 0 3	0 0 0	0 1 0	0 2 0
Kenny Rogers, L (1, 1) (WP: 1 Bks: 0 Gs: 1 HR) Brian Boehringer, S (3, 1) Luis Sojo, R (3, PH) David Weathers, R (6, 1) Tino Martinez, L (6, PH) (WP: 1 Bks: 0 Gs: 0 HR) Jeff Nelson, R (8, 1) Mike Aldrete, L (8, PH) 42 Mariano Rivera, R (9, 1) Graeme Lloyd, L (9, 1) John Wetteland, R (10, 1)			B C X 1-1 1B		C C B X 1-2 1B	B F S S 1-3 K ③		C X 0-1 G6-3 ②		B C B X 2-1 G6-3 ②	1 0 1 0 0 0 0 0 0 0 0 0 0 0 1 0 1 0 0 0 0 0 0 0 0 0 0 0 1 0 0 0 0 1 2 0 0 0 0 0 0 0 1 0 0 0 0 0 0 0 0 0 0 0 0 0 1 0 0 0 0 0 0 0 0 0 0 0 0 0						
Inning Stats	R: 0 E: 0 K: 2 S: 10 H: 0 LOB: 0 BB: 0 P: 19	R: 0 E: 0 K: 0 S: 6 H: 0 LOB: 0 BB: 0 P: 14	R: 0 E: 0 K: 0 S: 7 H: 1 LOB: 1 BB: 0 P: 11	R: 0 E: 0 K: 1 S: 9 H: 0 LOB: 2 BB: 3 P: 22	R: 0 E: 0 K: 0 S: 8 H: 1 LOB: 1 BB: 0 P: 10	R: 3 E: 1 K: 3 S: 22 H: 3 LOB: 2 BB: 2 P: 38	R: 0 E: 0 K: 1 S: 12 H: 0 LOB: 1 BB: 1 P: 19	R: 3 E: 0 K: 0 S: 12 H: 3 LOB: 0 BB: 0 P: 15	R: 0 E: 0 K: 1 S: 10 H: 3 LOB: 3 BB: 0 P: 13	R: 2 E: 1 K: 1 S: 16 H: 1 LOB: 3 BB: 3 P: 36	1B: 11 2B: 0 3B: 0 HR: 1	SF: 0 SAC: 0 DP: 1 HBP: 0					

PITCHER		IP	WLS	BF	H	R	ER	SO	BB	IBB	HBP	BLK	WP	HR	S	P	ERA	WHIP
Denny Neagle, L ERA: 2.63	(1, 1)	5.0		23	5	3	2	3	4	0	0	0	0	0	50	93	3.60	1.800
Terrell Wade, L ERA:	(6, 1)	0.0		1	0	0	0	0	1	0	0	0	0	0	2	6	∞	∞
Mike Bielecki, R ERA: 2.89	(6, 1)	2.0		7	0	0	0	4	1	0	0	0	0	0	22	34	0.00	0.500
Mark Wohlers, R ERA: 3.38	(8, 1)	2.0		12	6	3	3	1	0	0	0	0	0	1	22	28	13.50	3.000
Steve Avery, L	(10, 1)	0.2	L	6	1	2	1	0	2	1	0	0	0	0	12	29	13.50	4.500

PITCHER		IP	WLS	BF	H	R	ER	SO	BB	IBB	HBP	BLK	WP	HR	S	P	ERA	WHIP
Brad Clontz, R ERA:	(10, 1)	0.1		2	0	0	0	1	0	0	0	0	0	0	4	7	0.00	0.000

TOP

New York Yankees @ Atlanta Braves

Atlanta-Fulton County Stadium, Atlanta, GA

Wed Oct 23 1996, 7:05 PM EDT

Att. 51,881 - Unknown

livebaseballscorecards.com

AB	42
R	8
H	12
RBI	6
BB	9
SO	9
LOB	23

1B: 11	SF: 0	WP: 0	PA: 51
2B: 0	SAC: 0	PB: 0	
3B: 0	DP: 1	SB: 0	
HR: 1	HBP: 0	CS: 0	

New York Yankees @ Atlanta Braves

Atlanta-Fulton County Stadium, Atlanta, GA

Wed Oct 23 1996, 7:05 PM EDT

Att. 51,881 - Unknown

livebaseballscorecards.com

BOTTOM

Batter	1	2	3	4	5	6	7	8	9	10	AB	R	H	RBI	BB	SO	LOB
Marquis Grissom, R (1, 8) OBP: 0.299, SLG: 0.409	G4-3	2B		G6-3		F8			P6		5	0	1	2	0	0	0
Mark Lemke, S (1, 4) OBP: 0.400, SLG: 0.482	G5-3	G6-3			K		G3-1		10 BB 1B		5	0	1	0	0	1	1
10 Chipper Jones, S (1, 5) (9, 6)	G6-3		1B SF8 1B		BLK 2B BB		G4-3		G6-4-3 BB		3	2	1	0	2	0	0
Fred McGriff, L (1, 3) OBP: 0.393, SLG: 0.667 Brad Clontz, R (10, 1)		HR	SF8 1B		2B IBB		BB		G6-4-3		3 0	1 0	2 0	1 0	2 0	0 0	2 0
Javy Lopez, R (1, 2) OBP: 0.472, SLG: 0.711 Mark Wohlers, R (8, 1) Steve Avery, L (10, 1) Ryan Klesko, L (10, 3) OBP: 0.289, SLG: 0.344	F9 BB 1B BB		SF8		K		G1			K	2 0 0 1	1 0 0 0	0 0 0 0	1 0 0 0	1 0 0 1	1 0 0 0	3 0 0 0
Andruw Jones, R (1, 7) OBP: 0.467, SLG: 0.750	SH5-4 1B 2B BB		K		1-3 2-H 2B			SH1-4 1B		1B	4	1	3	1	1	1	1
Jermaine Dye, R (1, 9) OBP: 0.200, SLG: 0.269	F9		P6		G6-3			SH1-4		F7	4	0	0	0	0	0	6
Jeff Blauser, R (1, 6) OBP: 0.319, SLG: 0.211 Rafael Belliard, R (7, 6) OBP: 0.667, SLG: 0.667 Luis Polonia, L (8, PH) Terry Pendleton, S (9, 5) OBP: 0.143, SLG: 0.154	SH5-4 2B 1B			K		K		K		F7	3 0 1 1	1 0 0 0	1 0 0 0	1 0 0 0	0 0 1 0	2 0 1 0	0 0 1 1
Denny Neagle, L (1, 1) OBP: 0.333, SLG: 0.333 Terrell Wade, L (6, 1) Mike Bielecki, R (6, 1) Eddie Pérez, R (8, 2) OBP: 0.333, SLG: 0.200	SH5-4			K		K		G1-3			1 0 1 1	0 0 0 0	0 0 1 0	0 0 0 0	1 0 1 0	0 0 0 0	0 0 0 1
Inning Stats	R: 0 E: 0 K: 0 S: 6 H: 0 LOB: 0 BB: 0 P: 13	R: 4 E: 0 K: 0 S: 15 H: 3 LOB: 1 BB: 2 P: 32	R: 1 E: 0 K: 1 S: 12 H: 2 LOB: 1 BB: 0 P: 17	R: 0 E: 0 K: 2 S: 10 H: 0 LOB: 0 BB: 0 P: 14	R: 1 E: 0 K: 2 S: 14 H: 1 LOB: 2 BB: 2 P: 29	R: 0 E: 0 K: 2 S: 9 H: 0 LOB: 0 BB: 0 P: 15	R: 0 E: 0 K: 0 S: 10 H: 0 LOB: 1 BB: 1 P: 20	R: 0 E: 0 K: 1 S: 11 H: 1 LOB: 1 BB: 0 P: 15	R: 0 E: 0 K: 0 S: 7 H: 1 LOB: 1 BB: 1 P: 15	R: 0 E: 0 K: 1 S: 10 H: 1 LOB: 1 BB: 0 P: 15	1B: 6 2B: 2 3B: 0 HR: 1	SF: 1 SAC: 2 DP: 1 HBP: 0					

	AB	35
	R	6
	H	9
	RBI	6
	BB	6
	SO	9
	LOB	16

WP: 0 PB: 0 SB: 0 CS: 0 PA: 44

PITCHER	IP	WLS	BF	H	R	ER	SO	BB	IBB	HBP	BLK	WP	HR	S	P	ERA	WHIP
Kenny Rogers, L (1, 1) ERA: 14.14	2.0		13	5	5	5	0	2	0	0	0	0	1	26	52	22.50	3.500
Brian Boehringer, R (3, 1) ERA: 5.68	2.0		6	0	0	0	3	0	0	0	0	0	0	17	24	0.00	0.000
David Weathers, R (5, 1) ERA: 0.84	1.0		6	1	1	1	2	1	1	0	1	0	0	14	29	9.00	2.000
Jeff Nelson, R (6, 1) ERA: 2.61	2.0		7	0	0	0	2	1	0	0	0	0	0	19	35	0.00	0.500
42 Mariano Rivera, R (8, 1) ERA: 0.73	1.1		7	2	0	0	1	1	0	0	0	0	0	16	26	0.00	2.250

PITCHER	IP	WLS	BF	H	R	ER	SO	BB	IBB	HBP	BLK	WP	HR	S	P	ERA	WHIP
Graeme Lloyd, L (9, 1) ERA:	1.0	W	2	0	0	0	1	0	0	0	0	0	0	5	9	0.00	0.000
John Wetteland, R (10, 1) ERA: 1.69	0.2	S	3	1	0	0	0	0	0	0	0	0	0	7	10	0.00	1.500

Batter	1	2	3	4	5	6	7	8	9	AB	R	H	RBI	BB	SO	LOB
2 Derek Jeter, R (1, 6) OBP: 0.419, SLG: 0.474	B B S B F S 3-3 ① K		B C X 1-1 ③ L5		F 1 B C B F X SAFE 2-2 ② L9		F B X 1-1 ② ③ L3 1-2			4	0	0	0	0	1	2
Charlie Hayes, R (1, 5) OBP: 0.258, SLG: 0.185	S S B B C 2-3 ② K			C X 0-1 E8 G4-3 2B	B C F B B S 3-3 ③ K			F C B X 1-2 ① L9		4	1	0	0	0	2	1
Bernie Williams, S (1, 8) OBP: 0.431, SLG: 0.722	S B B F F S 2-3 ③ K			B B B X 3-0 ① G4-3 2-3		F B F S 1-3 ① K		X 0-0 ② F9		4	0	0	0	0	2	1
Cecil Fielder, R (1, 3) OBP: 0.400, SLG: 0.542 Tino Martinez, L (8, 3) OBP: 0.294, SLG: 0.267		B B F X 2-1 FC4-6 1B		B X 1-0 ③H 2B		S B B C X 2-2 G4-3 BB 1B		B F C S 1-3 ③ K		4 0	0 0	3 0	1 0	0 0	1 0	0 0
Darryl Strawberry, L (1, 7) OBP: 0.361, SLG: 0.548		C B S S C 1-3 ① K		B S X 1-1 ② L8		S B B B S B 4-2 G4-3 1-2 BB			B F X 1-1 ① G1-3	3	0	0	0	1	1	2
Paul O'Neill, L (1, 9) OBP: 0.293, SLG: 0.286		F F F X 0-2 ② FC4-6 FC6-4 1-2f		F B B B B 4-1 BB		F B C B F B F X 3-2 ② G4-3 1-2 2-3			B B B B 4-0 FC4-6 BB	2	0	0	0	2	0	3
Mariano Duncan, R (1, 4) OBP: 0.216, SLG: 0.224 Luis Sojo, R (9, 4) OBP: 0.375, SLG: 0.375		B B X 2-0 ③ FC6-4 1-2f		C B X 1-1 ③ G4-3		F B F C 1-3 ③ K			S F B X 1-2 ② FC4-6 WP S 1-2f	4 0	0 0	0 0	0 0	0 0	1 0	6 0
Jim Leyritz, R (1, 2) OBP: 0.417, SLG: 0.579			F B B C F B C 3-3 ① K		F S F B B B X 3-2 1B		B B B C F B 4-2 FC1-5-6 S BB		F B B I I 4-1 1-3 IBB	2	0	1	0	2	1	0
Andy Pettitte, L (1, 1) John Wetteland, R (9, 1)			C C S 0-3 ② K		B B F X 2-1 ① B5		1 SAFE B B B X 2-0 ① FC1-5-6 2 L3 1-3		F X 0-1 ③ F7	4 0	0 0	0 0	0 0	0 0	1 0	4 0
Inning Stats	R: 0 E: 0 K: 3 S: 10 H: 0 LOB: 0 BB: 0 P: 17	R: 0 E: 0 K: 1 S: 10 H: 1 LOB: 1 BB: 0 P: 15	R: 0 E: 0 K: 2 S: 9 H: 0 LOB: 0 BB: 0 P: 13	R: 1 E: 1 K: 0 S: 9 H: 1 LOB: 2 BB: 1 P: 19	R: 0 E: 0 K: 1 S: 13 H: 1 LOB: 1 BB: 0 P: 23	R: 0 E: 0 K: 2 S: 16 H: 1 LOB: 2 BB: 1 P: 27	R: 0 E: 0 K: 0 S: 5 H: 0 LOB: 0 BB: 1 P: 12	R: 0 E: 0 K: 1 S: 7 H: 0 LOB: 0 BB: 0 P: 9	R: 0 E: 0 K: 0 S: 8 H: 0 LOB: 2 BB: 2 P: 18	1B: 3 2B: 2 3B: 0 HR: 0 SF: 0 SAC: 0 DP: 1 HBP: 0						

PITCHER		IP	WLS	BF	H	R	ER	SO	BB	IBB	HBP	BLK	WP	HR	S	P	ERA	WHIP
29 John Smoltz, R ERA: 0.95	(1, 1)	8.0	L	31	4	1	0	10	3	0	0	0	0	0	79	135	0.00	0.875
Mark Wohlers, R ERA: 2.61	(9, 1)	1.0		5	0	0	0	0	1	1	0	0	1	0	8	18	0.00	1.000

PITCHER	IP	WLS	BF	H	R	ER	SO	BB	IBB	HBP	BLK	WP	HR	S	P	ERA	WHIP

New York Yankees @ Atlanta Braves

Atlanta-Fulton County Stadium, Atlanta, GA

Thu Oct 24 1996, 7:05 PM EDT

Att. 51,881 - Unknown - 65 F

TOP

livebaseballscorecards.com

AB	31
R	1
H	4
RBI	1
BB	5
SO	10
LOB	19

WP: 1 PB: 0 SB: 2 CS: 0 PA: 36

Batter	1	2	3	4	5	6	7	8	9	AB	R	H	RBI	BB	SO	LOB
Marquis Grissom, R (1, 8) OBP: 0.324, SLG: 0.420	B F C S 1-3 ① K		B B B B 4-0 S BB			B 1 SAFE L 1 SAFE F X 1-2 FC1-5 1B		B X 1-0 1B		3	0	2	0	1	1	0
Mark Lemke, S (1, 4) OBP: 0.375, SLG: 0.450	B F F S 1-3 ② K		1 SAFE C F 1 SAFE 1 B C 1-3 ③ K 1-2			L X 0-1 ① FC1-5 10 G1-4-3 1-2 2-3f		B 1 SAFE X 1-0 ③ G5-3		4	0	0	0	0	2	4
10 Chipper Jones, S (1, 5) OBP: 0.444, SLG: 0.490	X 0-0 ③ F9			B B F X 2-1 ① G5-3		X 0-0 ②③ G1-4-3 1-2f			B F F X 1-2 G3 2B	4	0	1	0	0	0	2
Fred McGriff, L (1, 3) OBP: 0.385, SLG: 0.630		C B S S 1-3 ① K		B B F B B 4-1 G4-6-3 BB			X 0-0 E6 FC4		B S X 1-1 ① G3 2-3	3	0	0	0	1	1	1
Javy Lopez, R (1, 2) OBP: 0.439, SLG: 0.653		X 0-0 ② G4-3		F F X 0-2 ②③ G4-6-3 1-2f			B X 1-0 ① FC4 1-2f		X 0-0 ② G5-3	4	0	0	0	0	0	3
Andruw Jones, R (1, 7) OBP: 0.485, SLG: 0.731 Ryan Klesko, L (9, PH) OBP: 0.308, SLG: 0.344		S S B B B B 4-2 S BB			C B B B X 3-1 CS 1B		B X 1-0 ② F8		I 4-0 IBB	2 0	0 0	1 0	0 0	1 1	0 0	1 0
Jermaine Dye, R (1, 9) OBP: 0.190, SLG: 0.255 Luis Polonia, L (9, PH)		S 1 SAFE C X 0-2 ③ G6-3 1-2			1 SAFE 1 SAFE 1 SAFE B X 1-0 ①② F9 1-2		F B C B X 2-2 ③ G1-3		F 0-2 ③ F9	3 1	0 0	0 0	0 0	0 0	0 0	3 2
Jeff Blauser, R (1, 6) OBP: 0.300, SLG: 0.195			X 0-0 ① F9		B S X 1-1 ③ G5-3			B X 1-0 ① F7		3	0	0	0	0	0	0
29 John Smoltz, R (1, 1) OBP: 0.273, SLG: 0.273 Mike Mordecai, R (8, PH) OBP: 0.200, SLG: 0.200 Mark Wohlers, R (9, 1)			C B B S F X 2-2 ② L9			F B X 1-1 FC1-5 1B		B X 1-0 ② G6-3		2 1 0	0 0 0	1 0 0	0 0 0	0 0 0	0 0 0	0 0 0
Inning Stats	R: 0 E: 0 K: 2 S: 8 H: 0 LOB: 0 BB: 0 P: 10	R: 0 E: 0 K: 1 S: 9 H: 0 LOB: 1 BB: 1 P: 14	R: 0 E: 0 K: 1 S: 8 H: 0 LOB: 1 BB: 1 P: 15	R: 0 E: 0 K: 0 S: 6 H: 0 LOB: 0 BB: 1 P: 12	R: 0 E: 0 K: 0 S: 5 H: 1 LOB: 0 BB: 0 P: 10	R: 0 E: 0 K: 0 S: 8 H: 2 LOB: 1 BB: 0 P: 10	R: 0 E: 1 K: 0 S: 6 H: 0 LOB: 1 BB: 0 P: 10	R: 0 E: 0 K: 0 S: 4 H: 1 LOB: 1 BB: 0 P: 8	R: 0 E: 0 K: 0 S: 13 H: 1 LOB: 2 BB: 1 P: 19	1B: 4 2B: 1 3B: 0 HR: 0	SF: 0 SAC: 0 DP: 2 HBP: 0				WP: 0 PB: 0 SB: 2 CS: 1	PA: 34	

PITCHER		IP	WLS	BF	H	R	ER	SO	BB	IBB	HBP	BLK	WP	HR	S	P	ERA	WHIP
Andy Pettitte, L ERA: 4.78	(1, 1)	8.1	W	31	5	0	0	4	3	0	0	0	0	0	59	96	0.00	0.960
John Wetteland, R ERA: 1.59	(9, 1)	0.2	S	3	0	0	0	0	0	1	0	0	0	0	8	12	0.00	0.000

PITCHER	IP	WLS	BF	H	R	ER	SO	BB	IBB	HBP	BLK	WP	HR	S	P	ERA	WHIP

BOTTOM

New York Yankees @ Atlanta Braves

Atlanta-Fulton County Stadium, Atlanta, GA

Thu Oct 24 1996, 7:05 PM EDT

Att. 51,881 - Unknown - 65 F

livebaseballscorecards.com

AB	30
R	0
H	5
RBI	0
BB	4
SO	4
LOB	16

Batter	1	2	3	4	5	6	7	8	9	AB	R	H	RBI	BB	SO	LOB
Marquis Grissom, R (1, 8) OBP: 0.329, SLG: 0.419	B B X 2-0 ① F7		F B B X 2-1 ② G6-3		X 0-0 F8 1B		F C X 0-2 ② FC6-4 1-2f		X 0-0 1-2 3-H 1B	5	0	2	1	0	0	2
Mark Lemke, S (1, 4) OBP: 0.348, SLG: 0.415	C X 0-1 ② G6-3		B C X 1-1 ③ F8		B X 1-0 ②③ F8 1-2		B S X 1-1 ③ F8		C B B S B F X 3-2 ③ P5	5	0	0	0	0	0	5
10 Chipper Jones, S (1, 5) OBP: 0.433, SLG: 0.491	B B F C B X 3-2 ③ F9			B B F B X 3-1 ① F7		B C X 1-1 G4-3 2B		X 0-0 ① F8		4	0	1	0	0	0	0
Fred McGriff, L (1, 3) OBP: 0.377, SLG: 0.596		C B C B X 2-2 ① G6-3		B B F F B B 4-2 1B 1B BB BB		C B X 1-1 ① G4-3 2-3		C B X 1-1 ② G6-3		3	1	0	0	1	0	1
Javy Lopez, R (1, 2) OBP: 0.443, SLG: 0.635		B B B B 4-0 BB		C B X 1-1 BB 1B 1-2 1B		C F S 0-3 ② K		C B S S 1-3 ③ K		3	0	1	0	1	2	1
Andruw Jones, R (1, 7) OBP: 0.486, SLG: 0.690 (6, 9)		B C B S B 1 SAFE C 3-3 ② K		S B B F X 2-2 BB 1-2 2-3 1B		B S B B B 4-1 BB			B C B F B S 3-3 ① K	3	0	1	0	1	2	1
Jermaine Dye, R (1, 9) OBP: 0.200, SLG: 0.250 Ryan Klesko, L (6, PH) OBP: 0.317, SLG: 0.353 (6, 7)		B B B C F X 3-2 ③ F9		F B B B 4-1 G6-3 1-2 2-3 3-H BB		B B X 2-0 ③ P8			C X 0-1 1B 1B 1B	1	0	0	1	1	0	1
										2	1	1	0	0	0	2
Terry Pendleton, S (1, 10) OBP: 0.222, SLG: 0.188 Rafael Belliard, R (9, PR) OBP: 0.667, SLG: 0.667			B C X 1-1 E4 CS	C B B B X 3-1 ②③ G6-3 1-2f			B B B B 4-0 FC6-4 BB		F C X 1-2 1-3 1B 1B	3	0	1	0	1	0	3
										0	0	0	0	0	0	0
Jeff Blauser, R (1, 6) OBP: 0.302, SLG: 0.227 Luis Polonia, L (9, PH)			B B B C X 3-1 ① 1-2 2B		B B C B C X 3-2 ① L6		C S F X 0-2 ① P4		C B S S F S 1-3 ② K	3	0	1	0	0	0	1
										1	0	0	0	0	1	2
Inning Stats	R: 0 E: 0 K: 0 S: 6 H: 0 LOB: 0 BB: 0 P: 11	R: 0 E: 0 K: 1 S: 9 H: 0 LOB: 1 BB: 1 P: 21	R: 0 E: 1 K: 0 S: 8 H: 1 LOB: 1 BB: 0 P: 15	R: 1 E: 0 K: 0 S: 12 H: 2 LOB: 2 BB: 2 P: 29	R: 0 E: 0 K: 0 S: 5 H: 1 LOB: 1 BB: 0 P: 9	R: 0 E: 0 K: 1 S: 9 H: 1 LOB: 2 BB: 1 P: 17	R: 0 E: 0 K: 0 S: 9 H: 0 LOB: 1 BB: 1 P: 14	R: 0 E: 0 K: 1 S: 6 H: 0 LOB: 0 BB: 0 P: 8	R: 1 E: 0 K: 2 S: 17 H: 3 LOB: 2 BB: 0 P: 25	1B: 6 2B: 2 3B: 0 HR: 0	SF: 0 SAC: 0 DP: 1 HBP: 0						

TOP

Atlanta Braves @ New York Yankees

Yankee Stadium, Bronx, NY

Sat Oct 26 1996, 7:05 PM EDT

Att. 56,375 - Unknown - 57 F

livebaseballscorecards.com

AB	33
R	2
H	8
RBI	2
BB	5
SO	5
LOB	19

WP: 0 PB: 0 SB: 0 CS: 1 PA: 38

PITCHER		IP	WLS	BF	H	R	ER	SO	BB	IBB	HBP	BLK	WP	HR	S	P	ERA	WHIP
Jimmy Key, L ERA: 3.33	(1, 1)	5.1	W	22	5	1	1	1	3	0	0	0	0	0	44	91	1.69	1.500
David Weathers, R ERA: 0.82	(6, 1)	0.1		2	0	0	0	1	1	0	0	0	0	0	4	8	0.00	3.000
Graeme Lloyd, L ERA:	(6, 1)	0.1		1	0	0	0	0	0	0	0	0	0	0	1	3	0.00	0.000
42 Mariano Rivera, R ERA: 0.63	(7, 1)	2.0		7	0	0	0	1	1	0	0	0	0	0	15	22	0.00	0.500
John Wetteland, R ERA: 2.19	(9, 1)	1.0	S	6	3	1	1	2	0	0	0	0	0	0	17	25	9.00	3.000

PITCHER	IP	WLS	BF	H	R	ER	SO	BB	IBB	HBP	BLK	WP	HR	S	P	ERA	WHIP

Batter	1	2	3	4	5	6	7	8	9	AB	R	H	RBI	BB	SO	LOB
2 Derek Jeter, R (1, 6) OBP: 0.409, SLG: 0.459	C B X 1-1 G1-3 ①		B B X 2-0 S 1B 1B 3-H		B 1 SAFE X 1-0 G5-4-3 ② ③ 1-2f			C B B C B S 3-3 K ①		4	1	1	1	0	1	1
Wade Boggs, L (1, 5) OBP: 0.200, SLG: 0.211 Charlie Hayes, R (7, 5) OBP: 0.250, SLG: 0.179	B C T F B X 2-2 F9 ②		P B X 2-0 P9 ② 1-2			C F X 0-2 G4-3 ①		B B S X 2-1 G1-3 ②		3 1	0 0	0 0	0 0	0 0	0 0	1 0
Bernie Williams, S (1, 8) OBP: 0.435, SLG: 0.707	F B C B B X 3-2 G3 ③		X 0-0 1B 2-H			B F X 1-1 F7 ②		C B F B X 2-2 S 1B		4	0	2	1	0	0	0
Cecil Fielder, R (1, 10) OBP: 0.390, SLG: 0.519		B X 1-0 G3 ①	S T B X 1-2 G2-3 ③			C F X 0-2 1B		S C F X 0-2 G6-3 ③ 1-2		4	0	1	0	0	0	2
Tino Martinez, L (1, 3) OBP: 0.278, SLG: 0.250		C B F B C 2-3 K ②	B F X 1-2 F8 ①			B C B X 2-1 L4 ③				3	0	0	0	0	1	1
Darryl Strawberry, L (1, 7) OBP: 0.359, SLG: 0.515		B S X 1-1 G3 ③	B S S C 1-3 K ②				C B B B B 4-1 G3-6-3 BB			2	0	0	0	1	1	0
Paul O'Neill, L (1, 9) OBP: 0.295, SLG: 0.316			C B F B X 2-2 G4-3 3B 2B	X 0-0 G4-3 ③			1 SAFE F B X 1-1 G3-6-3 ① ② 1-2f			3	1	1	0	0	0	1
Mariano Duncan, R (1, 4) OBP: 0.212, SLG: 0.220 Luis Sojo, R (4, 4) OBP: 0.400, SLG: 0.500			M S X 0-2 G4-3 ① 2-3		S B C X 1-2 F9 ①		F B X 1-1 2B			1 2	0 0	0 1	0 0	0 0	0 0	1 0
Joe Girardi, R (1, 2) OBP: 0.351, SLG: 0.355			X 0-0 2 1B 3B 3-H		C B X 1-1 2 G5-4-3 1B		X 0-0 G6-3 ③			3	1	2	1	0	0	1
Inning Stats	R: 0 E: 0 K: 0 S: 9 H: 0 LOB: 0 BB: 0 P: 15	R: 0 E: 0 K: 1 S: 6 H: 0 LOB: 0 BB: 0 P: 10	R: 3 E: 0 K: 0 S: 14 H: 4 LOB: 1 BB: 0 P: 20	R: 0 E: 0 K: 1 S: 7 H: 0 LOB: 0 BB: 0 P: 9	R: 0 E: 0 K: 0 S: 6 H: 1 LOB: 0 BB: 0 P: 9	R: 0 E: 0 K: 0 S: 10 H: 1 LOB: 1 BB: 0 P: 13	R: 0 E: 0 K: 0 S: 6 H: 1 LOB: 1 BB: 1 P: 12	R: 0 E: 0 K: 1 S: 12 H: 1 LOB: 1 BB: 0 P: 19		1B: 5 2B: 2 3B: 1 HR: 0	SF: 0 SAC: 0 DP: 2 HBP: 0					

PITCHER	IP	WLS	BF	H	R	ER	SO	BB	IBB	HBP	BLK	WP	HR	S	P	ERA	WHIP
Greg Maddux, R (1, 1) ERA: 1.7	7.2	L	30	8	3	3	3	1	0	0	0	0	0	66	103	3.52	1.174
Mark Wohlers, R (8, 1) ERA: 2.53	0.1		1	0	0	0	0	0	0	0	0	0	0	4	4	0.00	0.000

PITCHER	IP	WLS	BF	H	R	ER	SO	BB	IBB	HBP	BLK	WP	HR	S	P	ERA	WHIP

BOTTOM

Atlanta Braves @ New York Yankees

Yankee Stadium, Bronx, NY

Sat Oct 26 1996, 7:05 PM EDT
Att. 56,375 - Unknown - 57 F

livebaseballscorecards.com

AB	30
R	3
H	8
RBI	3
BB	1
SO	3
LOB	8