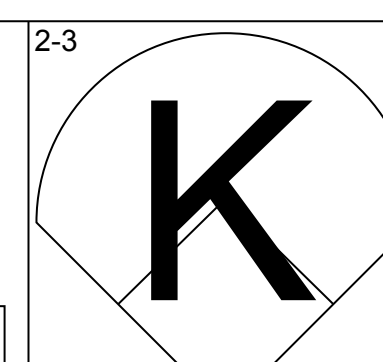
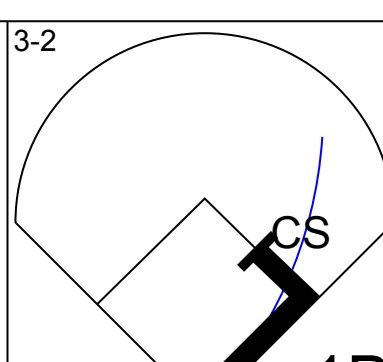
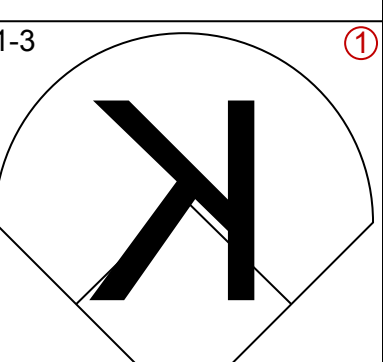
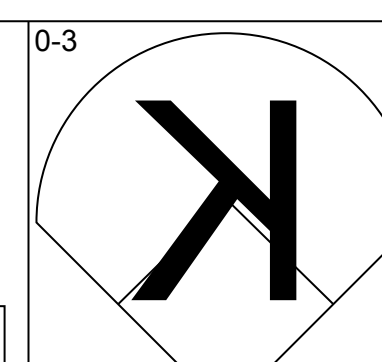
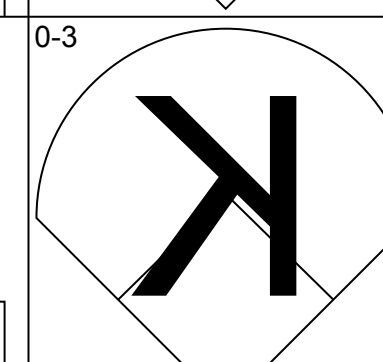
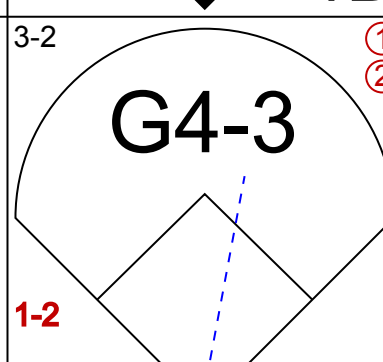
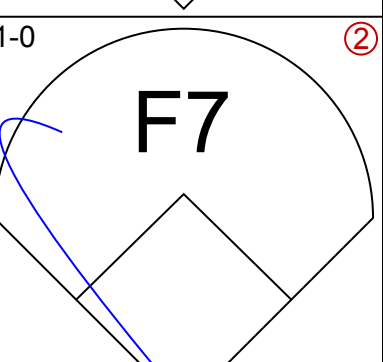
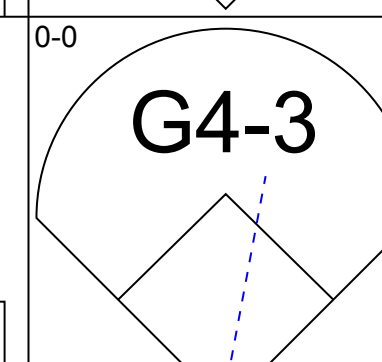
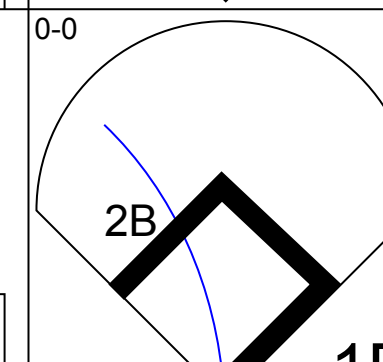
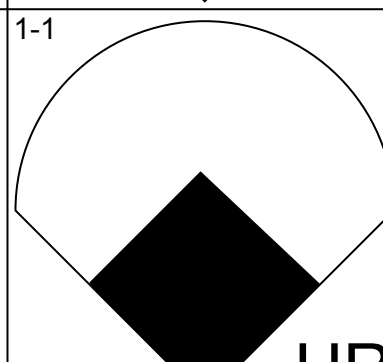
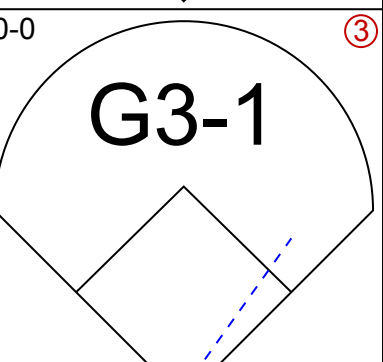
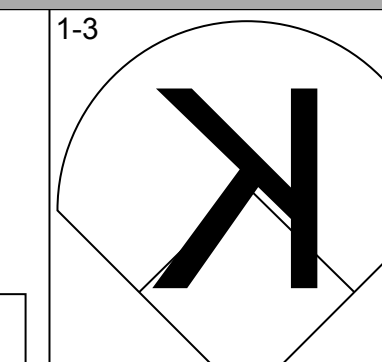
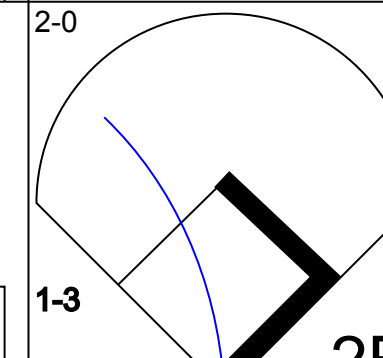
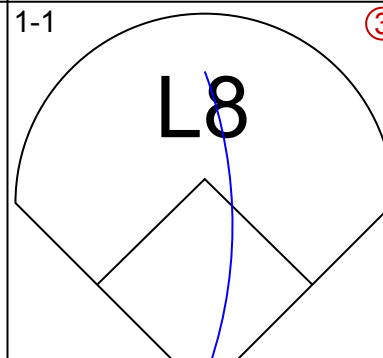
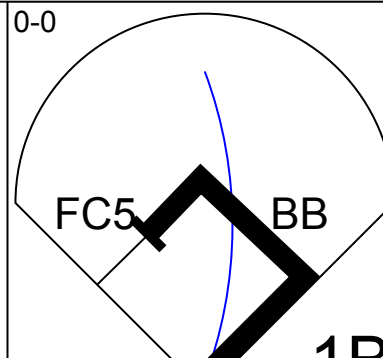
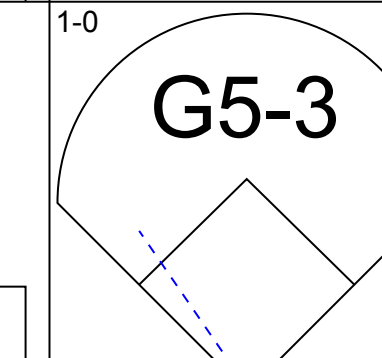
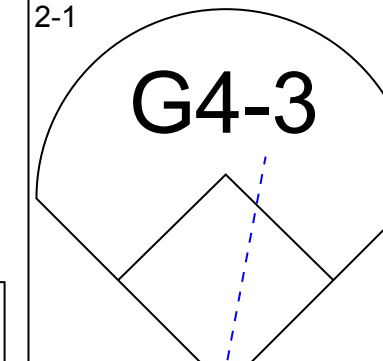
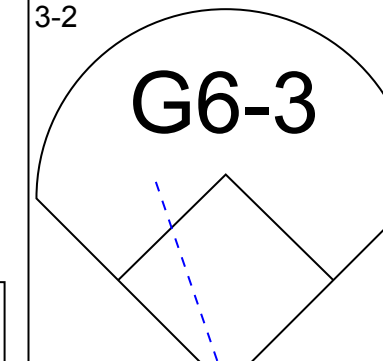
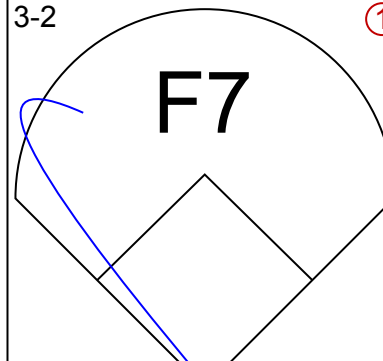
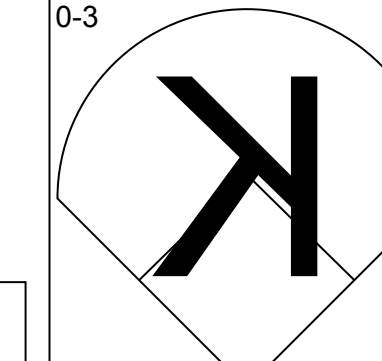
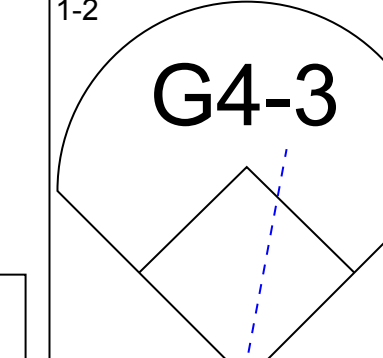
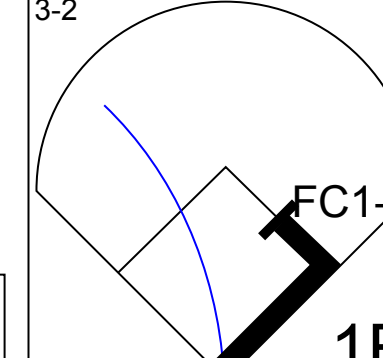
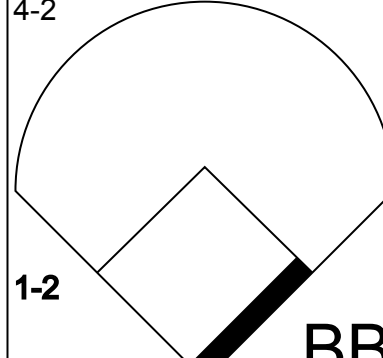
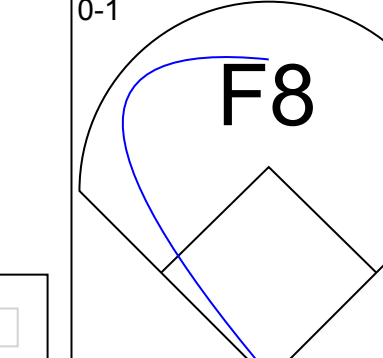
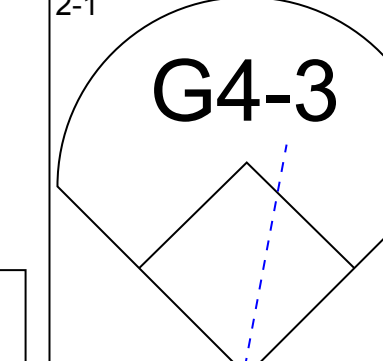
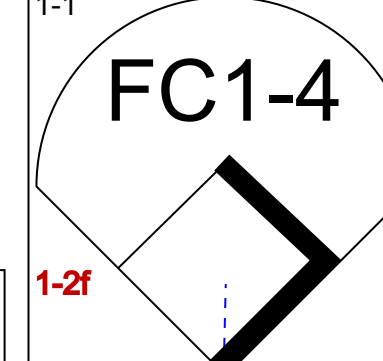
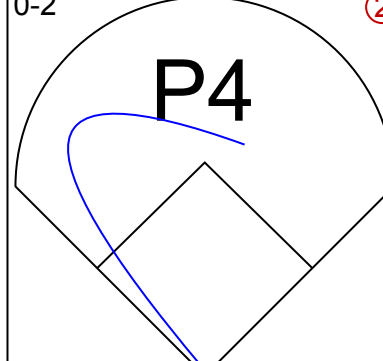
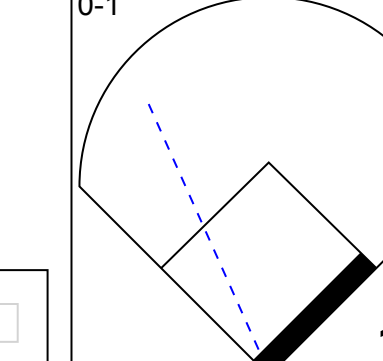
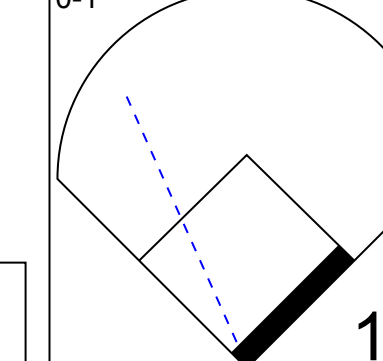
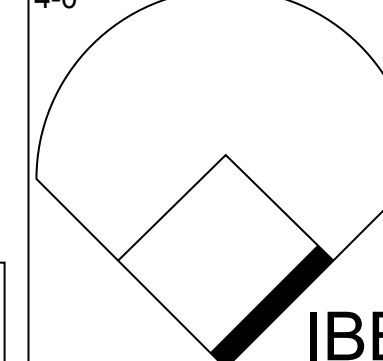
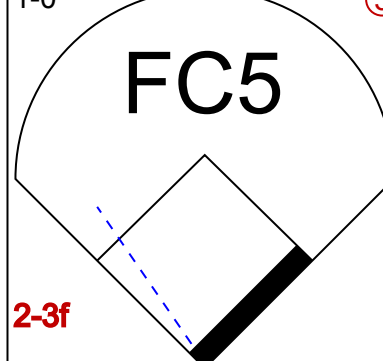
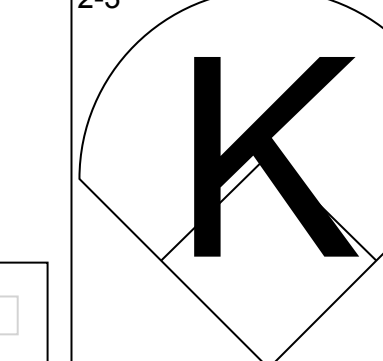
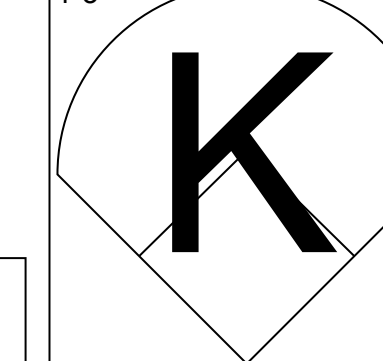
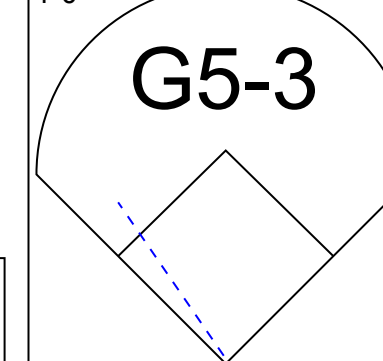
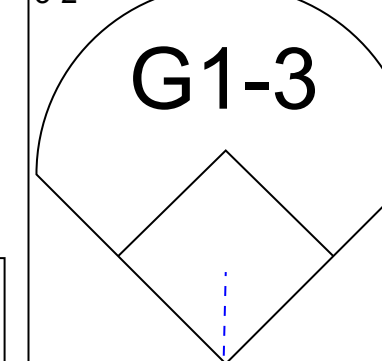
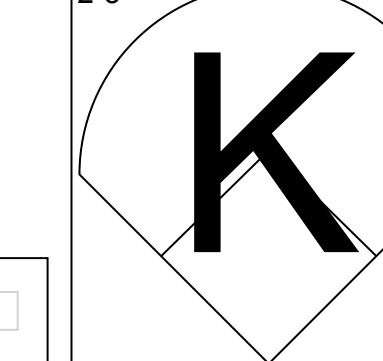
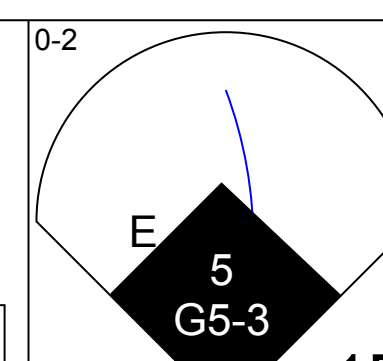
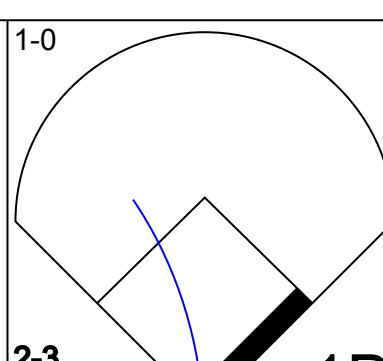
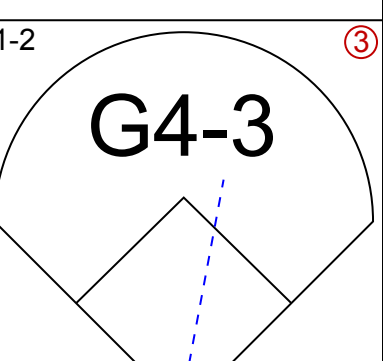
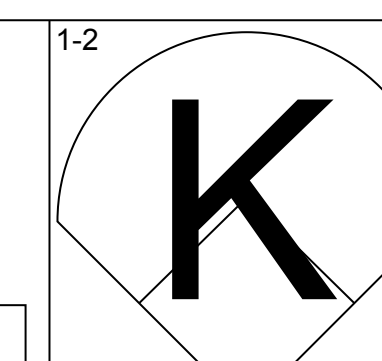
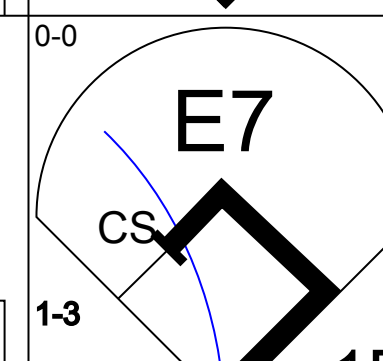
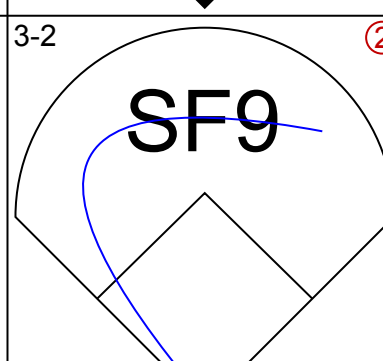
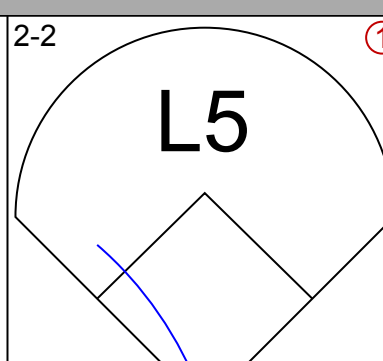
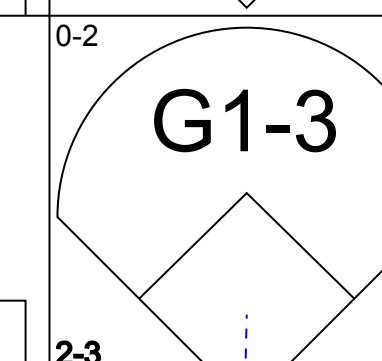
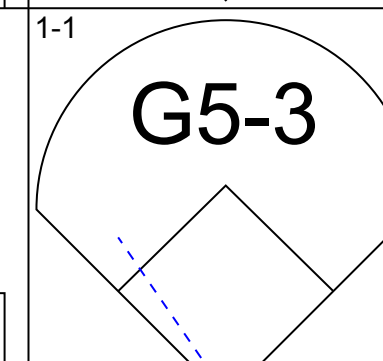
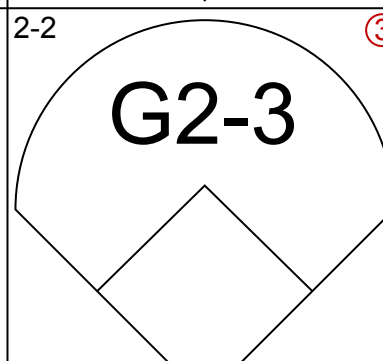
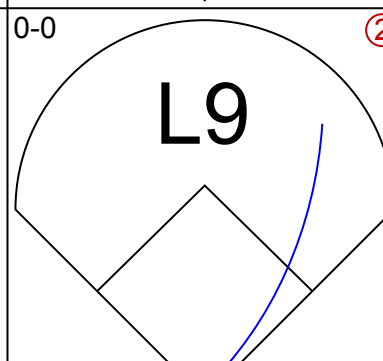
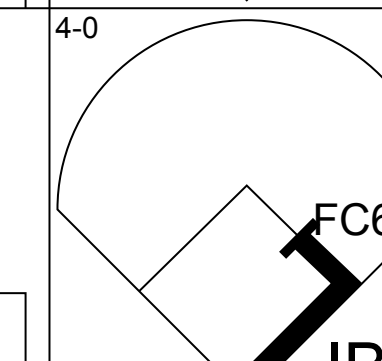
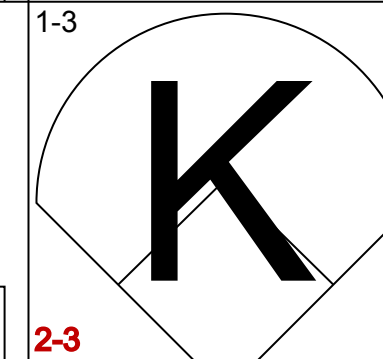
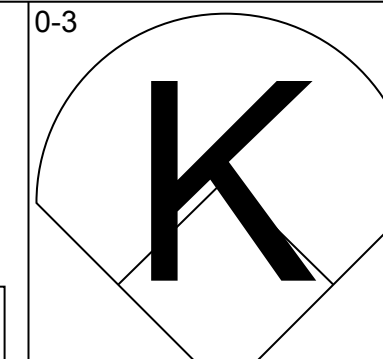
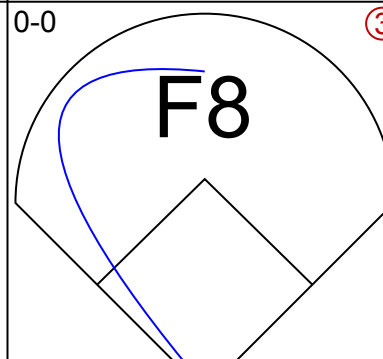
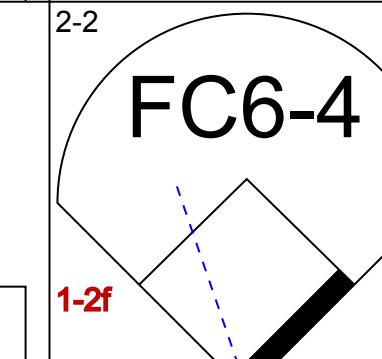
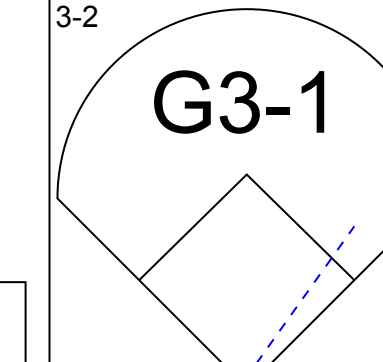
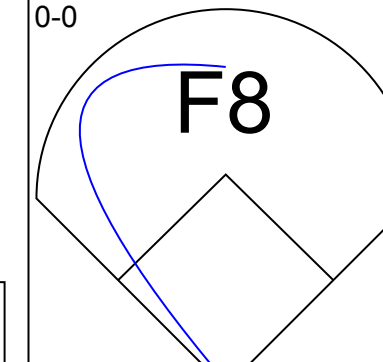
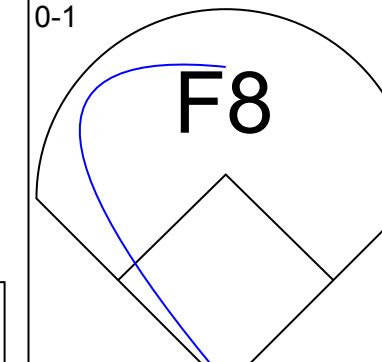
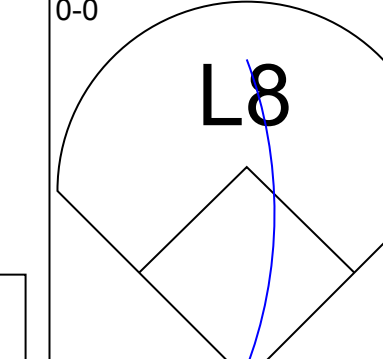
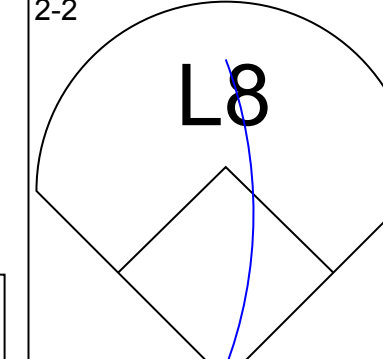
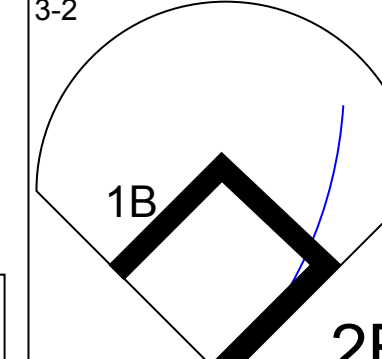
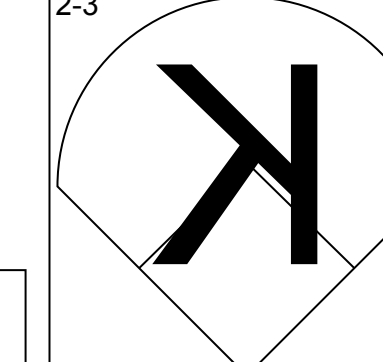
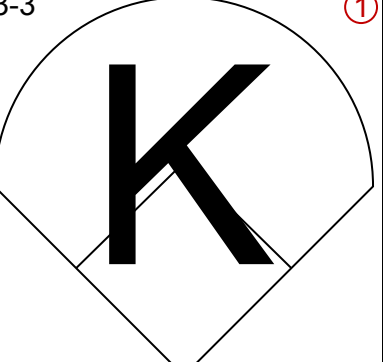
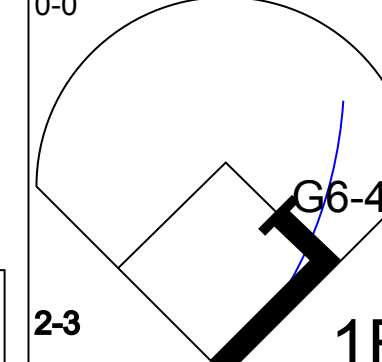
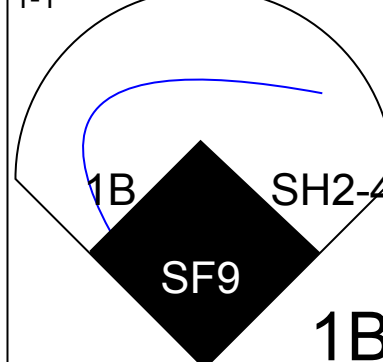
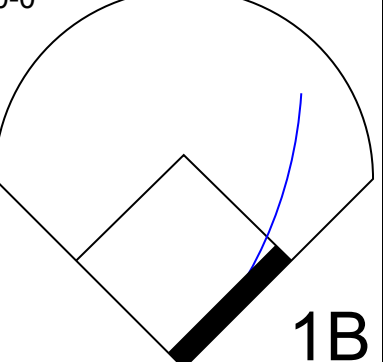
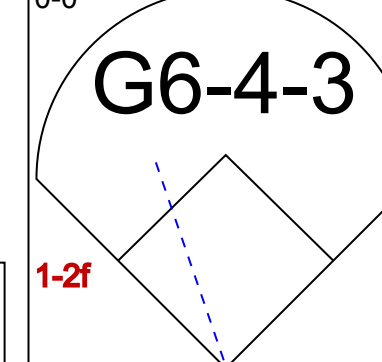
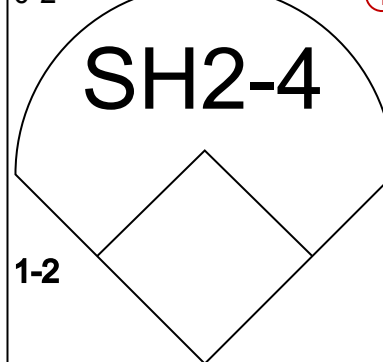
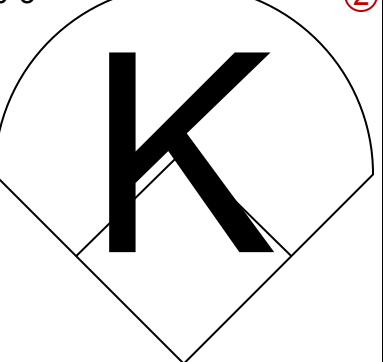
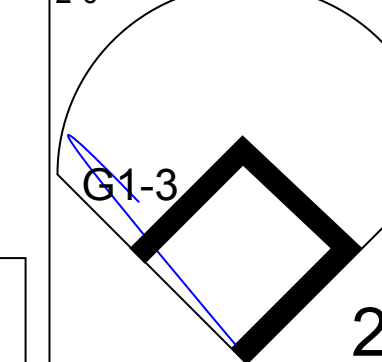


# Atlanta Braves - 1997

Batter	1	2	3	4	5	6	7	8	9	AB	R	H	RBI	BB	SO	LOB	TOP					
<b>Kenny Lofton, L</b> (1, 8) OBP: 0.250, SLG: 0.250			 1B							4	0	1	0	0	3	0	<b>Atlanta Braves @ Houston Astros</b> Astrodome, Houston, TX Tue Apr 01 1997, 8:05 PM EST Att: 44,618 - Dome					
<b>Mark Lemke, S</b> (1, 4)			 1-2							4	0	0	0	0	1	1						
<b>10 Chipper Jones, S</b> (1, 5) OBP: 0.250, SLG: 1.250	 1B									4	1	2	1	0	1	0						
<b>Fred McGriff, L</b> (1, 3) OBP: 0.500, SLG: 0.750	 2B					 1B				4	0	2	0	0	0	0						
<b>Ryan Klesko, L</b> (1, 7)										4	0	0	0	0	1	3						
<b>Michael Tucker, L</b> (1, 9) <b>Andrew Jones, R</b> (9, PH)				 1B						2	0	1	0	1	0	0						
<b>Javy Lopez, R</b> (1, 2) <b>Tony Graffanino, R</b> (9, PR)				 1-2						4	0	1	0	0	0	3						
<b>Jeff Blauser, R</b> (1, 6) OBP: 0.500, SLG: 0.333						 2-3				3	0	1	0	1	1	3						
<b>29 John Smoltz, R</b> (1, 1) <b>Mike Mordecai, R</b> (9, PH)										3	0	0	0	0	1	3						
<b>Inning Stats</b>	R: 0 E: 0 K: 2 S: 10	H: 2 LOB: 0 BB: 0 P: 16	R: 0 E: 0 K: 1 S: 11	H: 1 LOB: 1 BB: 0 P: 15	R: 1 E: 0 K: 0 S: 11	H: 2 LOB: 0 BB: 0 P: 19	R: 0 E: 1 K: 0 S: 12	H: 1 LOB: 2 BB: 1 P: 23	R: 0 E: 0 K: 1 S: 5	H: 0 LOB: 0 BB: 0 P: 7	R: 0 E: 0 K: 0 S: 11	H: 1 LOB: 2 BB: 1 P: 19	R: 0 E: 0 K: 1 S: 10	H: 0 LOB: 0 BB: 0 P: 13	R: 0 E: 0 K: 2 S: 8	H: 0 LOB: 0 BB: 0 P: 10		R: 0 E: 0 K: 2 S: 11	H: 1 LOB: 1 BB: 0 P: 15	1B: 6 2B: 1 3B: 0 HR: 1	SF: 0 SAC: 0 DP: 0 HBP: 0	WP: 0 PB: 0 SB: 0 CS: 1
<b>PITCHER</b>	IP	WLS	BF	H	R	ER	SO	BB	IBB	HBP	BLK	WP	HR	S	P	ERA	WHIP					
<b>Shane Reynolds, R</b> (1, 1) ERA: 1.13	8.0	W	32	7	1	1	7	1	1	0	0	0	1	78	122	1.12	1.000					
<b>Billy Wagner, L</b> (9, 1) ERA:	1.0	S	4	1	0	0	2	0	0	0	0	0	0	11	15	0.00	1.000					

Batter	1	2	3	4	5	6	7	8	9	AB	R	H	RBI	BB	SO	LOB	BOTTOM				
<b>Craig Biggio, R</b> (1, 4) OBP: 0.500, SLG: 0.500	 G6-3 1B									4	1	2	0	0	1	2	<b>Atlanta Braves @ Houston Astros</b> Astrodome, Houston, TX Tue Apr 01 1997, 8:05 PM EST Att: 44,618 - Dome				
<b>Pat Listach, S</b> (1, 6) OBP: 0.250, SLG: 0.333	 CS 1B									3	0	1	1	0	0	1					
<b>5 Jeff Bagwell, R</b> (1, 3)								 IBB		3	0	0	1	1	0	2					
<b>Derek Bell, R</b> (1, 8)	 2-3							 1-2		4	0	0	0	0	2	3					
<b>Luis Gonzalez, L</b> (1, 7)										3	0	0	0	0	0	0					
<b>Sean Berry, R</b> (1, 5) <b>Bill Spiers, L</b> (6, 5) OBP: 1.000, SLG: 2.000							 2B			2	0	0	0	0	0	0					
<b>Bobby Abreu, L</b> (1, 9) OBP: 0.333, SLG: 0.333							 1B			3	0	1	0	0	2	0					
<b>Brad Ausmus, R</b> (1, 2) OBP: 0.667, SLG: 0.667			 SH2-4 SF9 1B					 1-2		3	1	2	0	0	0	2					
<b>Shane Reynolds, R</b> (1, 1) <b>Thomas Howard, S</b> (8, PH) <b>Billy Wagner, L</b> (9, 1)			 1-2					 2B		1	0	0	0	0	1	1					
<b>Inning Stats</b>	R: 1 E: 1 K: 1 S: 10	H: 2 LOB: 0 BB: 0 P: 12	R: 0 E: 0 K: 1 S: 8	H: 0 LOB: 0 BB: 0 P: 13	R: 1 E: 0 K: 0 S: 13	H: 2 LOB: 1 BB: 0 P: 20	R: 0 E: 0 K: 1 S: 7	H: 0 LOB: 0 BB: 0 P: 9	R: 0 E: 0 K: 2 S: 11	H: 1 LOB: 1 BB: 0 P: 15	R: 0 E: 0 K: 0 S: 5	H: 0 LOB: 0 BB: 0 P: 7	R: 0 E: 0 K: 0 S: 7	H: 2 LOB: 1 BB: 0 P: 10	R: 0 E: 0 K: 1 S: 10	H: 1 LOB: 2 BB: 1 P: 19		1B: 6 2B: 2 3B: 0 HR: 0	SF: 1 SAC: 1 DP: 1 HBP: 0	WP: 0 PB: 0 SB: 0 CS: 1	PA: 31
<b>PITCHER</b>	IP	WLS	BF	H	R	ER	SO	BB	IBB	HBP	BLK	WP	HR	S	P	ERA	WHIP				
<b>29 John Smoltz, R</b> (1, 1) ERA: 2.25	8.0	L	31	8	2	2	6	0	1	0	0	0	0	71	105	2.25	1.000				

AB	34
R	1
H	8
RBI	1
BB	2
SO	9
LOB	14



AB	28
R	2
H	8
RBI	2
BB	1
SO	6
LOB	11





Batter	1	2	3	4	5	6	7	8	9	AB	R	H	RBI	BB	SO	LOB	TOP				
<b>Kenny Lofton, L</b> OBP: 0.111, SLG: 0.111 (1, 8)	G6-3		E6 10 F8 1B		G1-3		K		L5	5	0	0	1	0	1	1					
<b>Mark Lemke, S</b> OBP: 0.125, SLG: 0.125 (1, 4)	G4-3		3-H 1-2 1B		G5-3			F9		4	0	1	0	0	0	0					
<b>10 Chipper Jones, S</b> OBP: 0.375, SLG: 0.714 (1, 5)	K		F8			G4-3		1B BB		3	0	0	0	1	1	2					
<b>Fred McGriff, L</b> OBP: 0.500, SLG: 0.625 (1, 3)		G4-3	G3			2B G4-3 1B		1-2 1B		4	1	2	0	0	0	2					
<b>Andruw Jones, R</b> OBP: 0.400, SLG: 0.600 (1, 9)		1-2 1B		F7		G4-3 1-3 2B		0-1 P3		4	0	2	0	0	0	2					
<b>Ryan Klesko, L</b> (1, 7)		0-0 1B		1-1 G3-1		G4-3		1-2 F9		2	0	0	0	0	0	1					
<b>Javy Lopez, R</b> (6, PH) OBP: 0.167, SLG: 0.167 (6, 2)	L7			0-0 G3-1		2-3 3-H 1-0 G1-3				2	0	0	1	0	0	3					
<b>Eddie Pérez, R</b> OBP: 0.333, SLG: 0.333 (1, 2)		2-1 F7		0-0 1B				4-2 2B BB		3	0	1	0	0	0	2					
<b>Michael Tucker, L</b> (6, 7) OBP: 0.750, SLG: 0.500 (6, 7)		1 SAFE 1 SAFE F7		2-2 1B						0	1	0	0	1	0	0					
<b>Jeff Blausler, R</b> (1, 6) OBP: 0.625, SLG: 0.833 (1, 6)			0-0 SH1-4 E 2B	2-2 G5-3			4-2 BB G6-4-3		0-0 G4-3 L5 2B	3	1	2	1	1	0	1					
<b>Greg Maddux, R</b> (1, 1)			1-0 SH1-4				2-2 G6-4-3		2-2 G4-3	1	0	0	0	0	1	0					
<b>Mike Mordecai, R</b> (7, PH)			1-0 SH1-4				1-2 G6-4-3		2-2 G4-3	1	0	0	0	0	0	1					
<b>Mike Bielecki, R</b> (7, 1)			1-0 SH1-4				1-2 G6-4-3		2-2 G4-3	0	0	0	0	0	0	0					
<b>Brad Clontz, R</b> (8, 1)			1-0 SH1-4				1-2 G6-4-3		2-2 G4-3	0	0	0	0	0	0	0					
<b>Alan Embree, L</b> (8, 1)			1-0 SH1-4				1-2 G6-4-3		2-2 G4-3	0	0	0	0	0	0	0					
<b>Keith Lockhart, L</b> (8, PH)			1-0 SH1-4				1-2 G6-4-3		2-2 G4-3	1	0	0	0	0	0	1					
<b>Inning Stats</b>	R: 0 E: 0 K: 1 S: 7	H: 0 LOB: 0 BB: 0 P: 14	R: 0 E: 0 K: 0 S: 7	H: 1 LOB: 1 BB: 0 P: 10	R: 1 E: 1 K: 0 S: 9	H: 2 LOB: 2 BB: 0 P: 13	R: 0 E: 0 K: 0 S: 9	H: 1 LOB: 1 BB: 0 P: 14	R: 0 E: 0 K: 1 S: 5	H: 0 LOB: 0 BB: 0 P: 7	R: 1 E: 0 K: 0 S: 9	H: 2 LOB: 1 BB: 0 P: 13	R: 0 E: 0 K: 1 S: 9	H: 0 LOB: 0 BB: 1 P: 16	R: 0 E: 0 K: 0 S: 13	H: 1 LOB: 2 BB: 1 P: 19	R: 1 E: 0 K: 0 S: 12	H: 1 LOB: 0 BB: 1 P: 19	1B: 5 2B: 4 3B: 0 HR: 0	SF: 0 SAC: 1 DP: 2 HBP: 0	WP: 0 PA: 37 PB: 0 SB: 0 CS: 0
<b>PITCHER</b>	IP	WLS	BF	H	R	ER	SO	BB	IBB	HBP	BLK	WP	HR	S	P	ERA	WHIP				
<b>Mike Hampton, L</b> (1, 1) ERA: 2.57	7.0	W	28	6	2	2	3	1	0	0	0	0	0	55	87	2.57	1.000				
<b>Tom Martin, L</b> (8, 1) ERA:	0.1		3	1	0	0	0	1	0	0	0	0	0	8	13	0.00	6.000				
<b>John Hudek, R</b> (8, 1) ERA: 9.0	1.0		5	1	1	1	0	1	0	0	0	0	0	14	21	9.00	2.000				
<b>Billy Wagner, L</b> (9, 1) ERA:	0.2	S	1	0	0	0	0	0	0	0	0	0	0	3	4	0.00	0.000				

Atlanta Braves @ Houston Astros  
Astrodome, Houston, TX  
Wed Apr 02 1997, 8:05 PM EST  
Att: 16,308 - Dome - 72 F

AB 33  
R 3  
H 8  
RBI 3  
BB 3  
SO 3  
LOB 16



Batter	1	2	3	4	5	6	7	8	9	AB	R	H	RBI	BB	SO	LOB	BOTTOM				
<b>Craig Biggio, R</b> (1, 4) OBP: 0.500, SLG: 0.500 (1, 4)	5 F9 SH2-4 1B		G2-3				SH3-4 1B		K	4	0	2	0	0	1	1					
<b>Pat Listach, S</b> (1, 6) OBP: 0.333, SLG: 0.400 (8, 1)	1 SAFE SH2-4		0-0 2B			1-2 SH3-4		F8		2	1	1	1	0	0	0					
<b>John Hudek, S</b> (8, 1)			3-H 1B			1-2 SH3-4				0	0	0	0	0	0	0					
<b>Billy Wagner, L</b> (9, 1)			1-2 2B			1-2 SH3-4				0	0	0	0	0	0	0					
<b>5 Jeff Bagwell, R</b> (1, 3) OBP: 0.250, SLG: 0.143 (1, 3)	2 SAFE F9		1-1 2B			0-1 G5-3		2-3 K		4	1	1	0	0	1	2					
<b>Derek Bell, R</b> (1, 8) OBP: 0.125, SLG: 0.250 (1, 8)	0-0 G4-3		3-2 1B			0-1 G6-3				4	1	1	2	0	1	2					
<b>Luis Gonzalez, L</b> (1, 7) OBP: 0.286, SLG: 0.286 (1, 7)		2-2 G4-6-3 1B	1-0 1B			1-0 G1-3		1-3 K		4	0	2	1	0	1	0					
<b>Bill Spillers, L</b> (1, 5) OBP: 0.600, SLG: 0.750 (1, 5)	1 SAFE G4-6-3		0-1 1B			2-1 G5-3		4-0 BB		3	0	1	0	1	0	1					
<b>Bobby Abreu, L</b> (1, 9) OBP: 0.286, SLG: 0.429 (1, 9)	1-3 K					0-2 FC5 2B		1-1 G4-3		4	0	1	0	0	2	1					
<b>Brad Ausmus, R</b> (1, 2) OBP: 0.667, SLG: 0.600 (1, 2)			2-1 G2-3 1B			0-2 G4-3		4-0 IBB		2	1	1	0	1	0	0					
<b>Mike Hampton, R</b> (1, 1)			2-3 K			2-3 K		2-2 FC5		3	0	0	0	0	2	3					
<b>Tim Bogar, R</b> (8, 6)			1-2 K			2-3 K		2-3 FC5		0	0	0	0	0	0	0					
<b>Inning Stats</b>	R: 0 E: 0 K: 0 S: 8	H: 1 LOB: 1 BB: 0 P: 11	R: 0 E: 0 K: 1 S: 8	H: 1 LOB: 0 BB: 0 P: 11	R: 4 E: 0 K: 1 S: 17	H: 6 LOB: 2 BB: 0 P: 26	R: 0 E: 0 K: 2 S: 9	H: 0 LOB: 0 BB: 0 P: 12	R: 0 E: 0 K: 0 S: 8	H: 1 LOB: 1 BB: 0 P: 10	R: 0 E: 0 K: 0 S: 9	H: 1 LOB: 2 BB: 1 P: 18	R: 0 E: 0 K: 2 S: 13	H: 0 LOB: 0 BB: 0 P: 17	R: 0 E: 0 K: 2 S: 8	H: 0 LOB: 1 BB: 1 P: 15	1B: 8 2B: 2 3B: 0 HR: 0	SF: 0 SAC: 2 DP: 1 HBP: 0	WP: 0 PA: 34 PB: 0 SB: 1 CS: 0		
<b>PITCHER</b>	IP	WLS	BF	H	R	ER	SO	BB	IBB	HBP	BLK	WP	HR	S	P	ERA	WHIP				
<b>Greg Maddux, R</b> (1, 1) ERA: 6.0	6.0	L	27	10	4	4	4	0	0	0	0	0	0	59	88	6.00	1.667				
<b>Mike Bielecki, R</b> (7, 1) ERA:	1.0		3	0	0	0	2	0	0	0	0	0	0	13	17	0.00	0.000				
<b>Brad Clontz, R</b> (8, 1) ERA:	0.1		1	0	0	0	1	0	0	0	0	0	0	3	4	0.00	0.000				
<b>Alan Embree, L</b> (8, 1) ERA:	0.2		3	0	0	0	1	1	0	0	0	0	0	5	11	0.00	1.500				

Atlanta Braves @ Houston Astros  
Astrodome, Houston, TX  
Wed Apr 02 1997, 8:05 PM EST  
Att: 16,308 - Dome - 72 F

AB 30  
R 4  
H 10  
RBI 4  
BB 2  
SO 8  
LOB 10





Batter	1	2	3	4	5	6	7	8	9	AB	R	H	RBI	BB	SO	LOB	TOP			
<b>Kenny Lofton, L</b> OBP: 0.154, SLG: 0.083										3	0	0	0	1	1	2				
<b>Michael Tucker, L</b> OBP: 0.375, SLG: 0.167										4	0	0	0	0	1	1				
<b>10 Chipper Jones, S</b> OBP: 0.250, SLG: 0.455										4	0	0	0	0	1	1				
<b>Fred McGriff, L</b> OBP: 0.417, SLG: 0.750										4	1	1	1	0	0	1				
<b>Ryan Klesko, L</b> <b>Andruw Jones, R</b> OBP: 0.400, SLG: 0.600										3	0	0	0	0	2	0				
<b>Javy Lopez, R</b> <b>Rafael Belliard, R</b> <b>Eddie Pérez, R</b> OBP: 0.333, SLG: 0.333										2	0	0	0	1	0	0				
<b>Mark Lemke, S</b> OBP: 0.182, SLG: 0.273										3	1	1	0	0	1	0				
<b>Jeff Blauser, R</b> OBP: 0.455, SLG: 0.625										2	0	0	1	0	0	0				
<b>Tom Glavine, L</b> <b>Keith Lockhart, L</b> <b>Mike Bielecki, R</b> <b>Mark Wohlers, R</b>										1	0	0	0	1	1	0				
<b>Inning Stats</b>	R: 0 H: 0 E: 0 K: 2 S: 7	H: 0 R: 3 ER: 0 LOB: 0 P: 13	R: 0 H: 0 E: 0 K: 1 S: 5	H: 0 R: 3 ER: 0 LOB: 0 P: 10	R: 0 H: 0 E: 0 K: 2 S: 9	H: 0 R: 0 ER: 0 LOB: 1 P: 13	R: 0 H: 0 E: 0 K: 1 S: 12	H: 0 R: 1 ER: 0 LOB: 0 P: 21	R: 0 H: 0 E: 0 K: 0 S: 6	H: 0 R: 0 ER: 0 LOB: 0 P: 12	R: 1 H: 1 E: 0 K: 0 S: 8	H: 1 R: 0 ER: 0 LOB: 1 P: 14	R: 2 H: 1 E: 0 K: 0 S: 10	H: 1 R: 0 ER: 0 LOB: 1 P: 19	R: 0 H: 0 E: 0 K: 0 S: 10	H: 0 R: 0 ER: 0 LOB: 0 P: 17	1B: 0 2B: 2 3B: 0 HR: 1	SF: 2 SAC: 0 DP: 1 HBP: 0	WP: 0 PB: 0 SB: 1 CS: 0	PA: 31
<b>PITCHER</b>	IP	WLS	BF	H	R	ER	SO	BB	IBB	HBP	BLK	WP	HR	S	P	ERA	WHIP			
<b>Darryl Kile, R</b> ERA: 3.38	8.0	L	28	2	3	3	7	3	0	0	0	0	1	64	114	3.38	0.625			
<b>Russ Springer, R</b> ERA:	1.0		3	0	0	0	0	0	0	0	0	0	0	10	17	0.00	0.000			

Atlanta Braves @ Houston Astros  
Astrodome, Houston, TX  
Thu Apr 03 1997, 8:05 PM EST  
Att: 17,963 - Dome

AB 26  
R 3  
H 2  
RBI 3  
BB 3  
SO 7  
LOB 5



Batter	1	2	3	4	5	6	7	8	9	AB	R	H	RBI	BB	SO	LOB	BOTTOM			
<b>Craig Biggio, R</b> OBP: 0.538, SLG: 0.667										4	1	2	0	1	0	0				
<b>James Mouton, R</b> <b>Bill Spiers, L</b> OBP: 0.250, SLG: 0.333 OBP: 0.500, SLG: 0.600										3	0	1	1	0	0	1				
<b>5 Jeff Bagwell, R</b> OBP: 0.250, SLG: 0.182										4	0	1	0	0	0	2				
<b>Derek Bell, R</b> OBP: 0.250, SLG: 0.273										3	0	1	1	1	1	1				
<b>Luis Gonzalez, L</b> OBP: 0.364, SLG: 0.455										4	0	2	0	0	0	2				
<b>Tony Eusebio, R</b> <b>Brad Ausmus, R</b> OBP: 0.667, SLG: 0.600										3	0	0	0	1	0	3				
<b>Tim Bogar, R</b> <b>Thomas Howard, S</b> <b>Russ Springer, R</b>										2	0	0	0	1	0	0				
<b>Pat Listach, S</b> OBP: 0.300, SLG: 0.444										4	1	1	0	0	1	1				
<b>Darryl Kile, R</b> <b>Sean Berry, R</b>										2	0	0	0	0	0	0				
<b>Inning Stats</b>	R: 0 H: 2 E: 0 K: 0 S: 9	H: 0 R: 2 ER: 0 LOB: 3 P: 19	R: 0 H: 0 E: 0 K: 0 S: 11	H: 0 R: 0 ER: 0 LOB: 1 P: 19	R: 0 H: 1 E: 0 K: 0 S: 10	H: 1 R: 0 ER: 0 LOB: 0 P: 16	R: 0 H: 0 E: 0 K: 0 S: 8	H: 0 R: 0 ER: 0 LOB: 0 P: 11	R: 2 H: 3 E: 0 K: 0 S: 11	H: 3 R: 0 ER: 0 LOB: 2 P: 20	R: 0 H: 0 E: 0 K: 0 S: 7	H: 0 R: 0 ER: 0 LOB: 0 P: 9	R: 0 H: 0 E: 0 K: 2 S: 10	H: 1 R: 0 ER: 0 LOB: 2 P: 17	R: 0 H: 1 E: 0 K: 2 S: 13	H: 1 R: 0 ER: 0 LOB: 1 P: 21	1B: 4 2B: 4 3B: 0 HR: 0	SF: 1 SAC: 1 DP: 1 HBP: 0	WP: 0 PB: 0 SB: 0 CS: 0	PA: 38
<b>PITCHER</b>	IP	WLS	BF	H	R	ER	SO	BB	IBB	HBP	BLK	WP	HR	S	P	ERA	WHIP			
<b>Tom Glavine, L</b> ERA: 2.57	7.0	W	29	6	2	2	0	3	0	0	0	0	0	63	105	2.57	1.286			
<b>Mike Bielecki, R</b> ERA:	0.2		3	1	0	0	1	0	0	0	0	0	0	5	8	0.00	1.500			
<b>Mark Wohlers, R</b> ERA:	1.1	S	6	1	0	0	3	1	0	0	0	0	0	18	30	0.00	1.500			

Atlanta Braves @ Houston Astros  
Astrodome, Houston, TX  
Thu Apr 03 1997, 8:05 PM EST  
Att: 17,963 - Dome

AB 32  
R 2  
H 8  
RBI 2  
BB 4  
SO 4  
LOB 13





Batter	1	2	3	4	5	6	7	8	9	AB	R	H	RBI	BB	SO	LOB	TOP								
Brian McRae, S (1, 8) OBP: 0.438, SLG: 0.417	B3			23 G4-3 3B		1B 23 2B 1B	E3 1B			4	2	3	1	0	0	0	<b>Chicago Cubs @ Atlanta Braves</b> Turner Field, Atlanta, GA Fri Apr 04 1997, 7:05 PM EST Att: 45,044 - Unknown - 71 F								
Doug Glanville, R (1, 7) OBP: 0.222, SLG: 0.222	F8			G1-3		1B	G6-3			4	0	1	0	0	0	2									
23 Ryne Sandberg, R (1, 4) OBP: 0.357, SLG: 0.273	L8			G4-3		2B		FC5-4 BB		3	0	1	2	1	0	0									
Sammy Sosa, R (1, 9) OBP: 0.188, SLG: 0.143		G1-6-3		P3		IBB		FC5-4 CS		3	0	0	0	1	0	1									
Shawon Dunston, R (1, 6) OBP: 0.125, SLG: 0.067		L7			G6-3	G2		G5-3		4	0	0	0	0	0	3									
Kevin Orie, R (1, 5) Tyler Houston, L (9, PH) OBP: 0.286, SLG: 0.308 OBP: 0.333, SLG: 0.667		G6-3			G3		K		K	3	0	0	0	0	1	0									
Brant Brown, L (1, 3) OBP: 0.308, SLG: 0.182			G3-1		1B		G3		L4-3 BB	3	0	1	0	1	0	0									
Scott Servais, R (1, 2) Dave Hansen, L (9, PH)			P4		F8		1B BB		L4-3	2	1	0	0	1	0	1									
Kevin Foster, R (1, 1) José Hernández, R (7, PH) Bob Patterson, R (7, 1) Terry Adams, R (7, 1)			K		F8		F8 E 1B 1B			1	1	1	0	0	0	0									
<b>Inning Stats</b>	R: 0 E: 0 K: 0 S: 6	H: 0 LOB: 0 BB: 0 P: 9	R: 0 E: 0 K: 0 S: 9	H: 0 LOB: 0 BB: 0 P: 13	R: 0 E: 0 K: 1 S: 7	H: 0 LOB: 0 BB: 0 P: 11	R: 1 E: 0 K: 0 S: 10	H: 1 LOB: 1 BB: 0 P: 16	R: 0 E: 0 K: 0 S: 8	H: 1 LOB: 1 BB: 0 P: 12	R: 1 E: 0 K: 0 S: 15	H: 3 LOB: 2 BB: 1 P: 26	R: 2 E: 1 K: 1 S: 20	H: 2 LOB: 1 BB: 1 P: 32	R: 0 E: 0 K: 0 S: 3	H: 0 LOB: 0 BB: 1 P: 9		R: 0 E: 0 K: 1 S: 5	H: 0 LOB: 0 BB: 1 P: 11	1B: 5 2B: 2 3B: 1 HR: 0	SF: 0 SAC: 0 DP: 1 HBP: 0	WP: 0 PB: 0 SB: 0 CS: 1	PA: 35		
<b>PITCHER</b>	IP	WLS	BF	H	R	ER	SO	BB	IBB	HBP	BLK	WP	HR	S	P	ERA	WHIP								
Denny Neagle, L (1, 1) ERA: 3.0	6.0		23	5	2	2	1	0	1	0	0	0	0	55	87	3.00	0.833								
Terrell Wade, L (7, 1) ERA: 13.5	0.2	W	5	2	2	1	1	1	0	0	0	0	0	18	27	13.50	4.500								
Brad Clontz, R (7, 1) ERA:	1.1	S	4	0	0	0	0	1	0	0	0	0	0	5	14	0.00	0.750								
Mark Wohlers, R (9, 1) ERA:	1.0		3	0	0	0	1	1	0	0	0	0	0	5	11	0.00	1.000								

AB	31
R	4
H	7
RBI	3
BB	4
SO	3
LOB	8



Batter	1	2	3	4	5	6	7	8	9	AB	R	H	RBI	BB	SO	LOB	BOTTOM								
Kenny Lofton, L (1, 8) OBP: 0.167, SLG: 0.118	P8		F8		K		1B 10 1B 1B	E6 10 1B		5	1	1	0	0	1	1	<b>Chicago Cubs @ Atlanta Braves</b> Turner Field, Atlanta, GA Fri Apr 04 1997, 7:05 PM EST Att: 45,044 - Unknown - 71 F								
Michael Tucker, L (1, 9) OBP: 0.482, SLG: 0.636	F7		HR		10 G4-3 1B	10 1B	1B	L9		5	1	3	1	0	0	2									
10 Chipper Jones, S (1, 5) OBP: 0.412, SLG: 0.533	1B		BB		G4-3	1B	1B	1B		4	0	3	2	1	0	1									
Fred McGriff, L (1, 3) OBP: 0.375, SLG: 0.625	1B		K		G6-3		K			4	0	1	0	0	2	4									
Ryan Klesko, L (1, 7) Andrew Jones, R (7, PH) OBP: 0.083, SLG: 0.083 OBP: 0.333, SLG: 0.500	L7		P6			SH1-4 1B 1B	K			3	1	1	0	0	0	3									
Javy Lopez, R (1, 2) OBP: 0.308, SLG: 0.333		L9 2B		P4		SH1-4 1B 1B	L9			4	0	2	0	0	0	2									
Mark Lemke, S (1, 4) OBP: 0.214, SLG: 0.286		K		G6-3 1B		SH1-4		G4-3		3	0	1	0	0	1	1									
Jeff Blausler, R (1, 6) OBP: 0.400, SLG: 0.500		L9		G6-3		P6		1B E 1B		4	1	1	0	0	0	4									
Denny Neagle, L (1, 1) Keith Lockhart, L (6, PH) Terrell Wade, L (7, 1) Brad Clontz, R (7, 1) Mike Montecali, R (8, PH) Mark Wohlers, R (9, 1)		K		K		1B		E 10 1B		2	0	0	0	0	2	2									
<b>Inning Stats</b>	R: 0 E: 0 K: 0 S: 7	H: 2 LOB: 2 BB: 0 P: 11	R: 0 E: 0 K: 2 S: 9	H: 1 LOB: 1 BB: 0 P: 15	R: 1 E: 0 K: 1 S: 14	H: 1 LOB: 1 BB: 1 P: 25	R: 0 E: 0 K: 1 S: 9	H: 1 LOB: 1 BB: 0 P: 9	R: 0 E: 0 K: 1 S: 7	H: 1 LOB: 1 BB: 0 P: 11	R: 1 E: 0 K: 0 S: 14	H: 3 LOB: 2 BB: 0 P: 23	R: 1 E: 0 K: 2 S: 12	H: 3 LOB: 2 BB: 0 P: 19	R: 2 E: 1 K: 0 S: 12	H: 3 LOB: 3 BB: 0 P: 19		1B: 13 2B: 1 3B: 0 HR: 1	SF: 0 SAC: 1 DP: 0 HBP: 0	WP: 0 PB: 0 SB: 1 CS: 0	PA: 39				
<b>PITCHER</b>	IP	WLS	BF	H	R	ER	SO	BB	IBB	HBP	BLK	WP	HR	S	P	ERA	WHIP								
Kevin Foster, R (1, 1) ERA: 3.0	6.0		27	9	2	2	5	1	0	0	0	0	0	60	94	3.00	1.667								
Bob Patterson, L (7, 1) ERA: 9.0	0.1	L	4	3	1	1	1	0	0	0	0	0	0	8	14	27.00	9.000								
Terry Adams, R (7, 1) ERA:	1.2		8	3	2	0	1	0	0	0	0	0	0	16	24	0.00	1.800								

AB	37
R	5
H	15
RBI	4
BB	1
SO	7
LOB	22





Batter	1	2	3	4	5	6	7	8	9	AB	R	H	RBI	BB	SO	LOB	TOP										
Brian McRae, S (1,8) OBP: 0.333, SLG: 0.294	G6-3	P4			L4	G4-3			L9	5	0	0	0	0	0	3											
23 Ryne Sandberg, R (1,4) OBP: 0.368, SLG: 0.375	K2-3		G4-3		BB	1B	2B		G6-3	5	1	2	0	0	1	0											
Brant Brown, L (1,3) OBP: 0.389, SLG: 0.333	F9		G4-3		BB	1B	2B		1B	4	0	2	1	1	0	0											
Sammy Sosa, R (1,9) OBP: 0.190, SLG: 0.158		K	P3		F9				G4-3	5	0	1	0	0	1	3											
Dave Clark, L (1,7) OBP: 0.200, SLG: 0.200		E4		G4-3		FC6-4	HBP		L4	5	2	1	0	0	0	3											
Dave Hansen, L (1,5) OBP: 0.429, SLG: 0.200		2B	1B	BB		FC6-4	HBP		F7	2	1	1	0	1	0	1											
Shawon Dunston, R (1,6) OBP: 0.150, SLG: 0.158		1B	2B			FC6-4	HBP		G4-3	4	1	1	1	0	1	3											
Tyler Houston, L (1,2) OBP: 0.286, SLG: 0.429		1B	F8			G5-3			P6	4	0	1	3	0	0	2											
Dave Swartzbaugh, R Larry Casan, R Kent Bottenfeld, R Turk Wendell, L Bob Patterson, R Roy Sanchez, R Frank Castillo, R Remon Talis, L		K	F8			BB			G4-3	2	0	0	0	0	1	1											
<b>Inning Stats</b>	R: 0 E: 0 K: 1 S: 7	H: 0 LOB: 0 BB: 0 P: 9	R: 3 E: 1 K: 2 S: 14	H: 2 LOB: 1 BB: 1 P: 20	R: 0 E: 0 K: 0 S: 5	H: 0 LOB: 0 BB: 0 P: 6	R: 0 E: 0 K: 1 S: 10	H: 1 LOB: 1 BB: 0 P: 14	R: 0 E: 0 K: 0 S: 8	H: 1 LOB: 2 BB: 1 P: 16	R: 1 E: 0 K: 0 S: 16	H: 1 LOB: 1 BB: 1 P: 26	R: 1 E: 0 K: 0 S: 7	H: 2 LOB: 0 BB: 0 P: 10	R: 0 E: 0 K: 0 S: 8	H: 0 LOB: 0 BB: 0 P: 11	R: 0 E: 0 K: 0 S: 9	H: 2 LOB: 2 BB: 0 P: 13	1B: 6 2B: 3 3B: 0 HR: 0	SF: 0 SAC: 0 DP: 0 HBP: 1	WP: 0 PB: 0 SB: 0 CS: 0	PA: 41					
<b>PITCHER</b>	IP	WLS	BF	H	R	ER	SO	BB	IBB	HBP	BLK	WP	HR	S	P	ERA	WHIP										
29 John Smoltz, R (1,1) ERA: 2.77	5.0	W	22	4	3	2	4	2	0	0	0	0	0	44	65	3.60	1.200										
Alan Embree, L (6,1) ERA: 5.4	1.0		6	1	1	1	0	1	0	1	0	0	0	16	26	9.00	2.000										
Brad Clontz, R (7,1) ERA: 3.38	1.0		5	2	1	1	0	0	0	0	0	0	0	7	10	9.00	2.000										
Mike Bielecki, R (8,1) ERA:	1.0		3	0	0	0	0	0	0	0	0	0	0	8	11	0.00	0.000										
Paul Byrd, R (9,1) ERA:	1.0		5	2	0	0	0	0	0	0	0	0	0	9	13	0.00	2.000										

Chicago Cubs @ Atlanta Braves  
Turner Field, Atlanta, GA  
Sat Apr 05 1997, 10:33 PM EST  
Att: 45,698 - Unknown - 72 F

AB	37
R	5
H	9
RBI	5
BB	3
SO	4
LOB	16



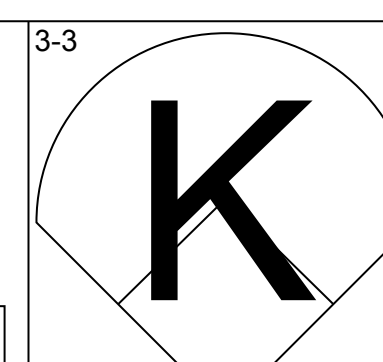
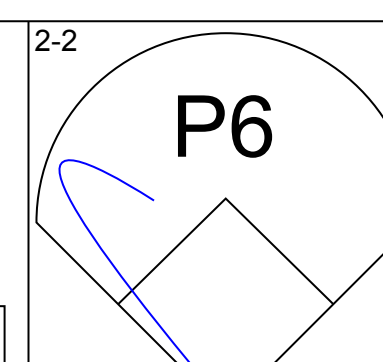
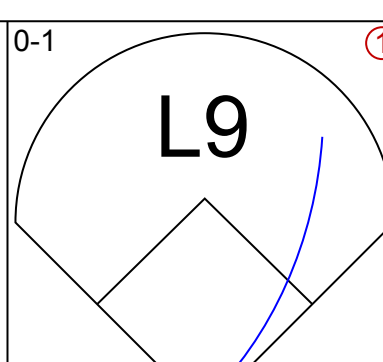
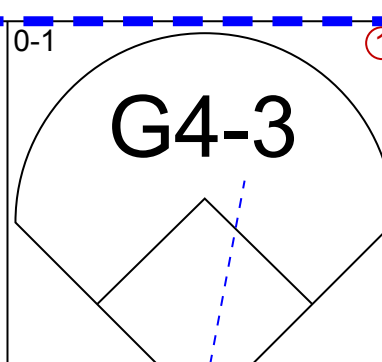
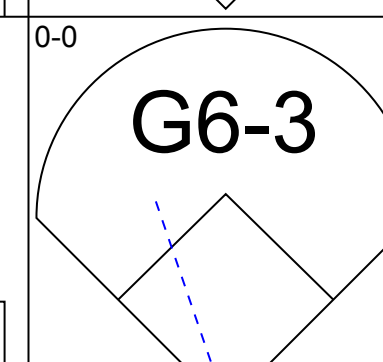
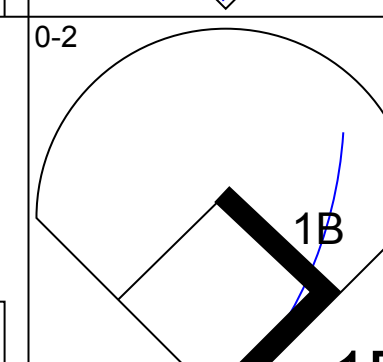
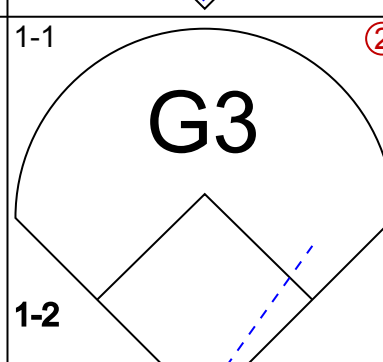
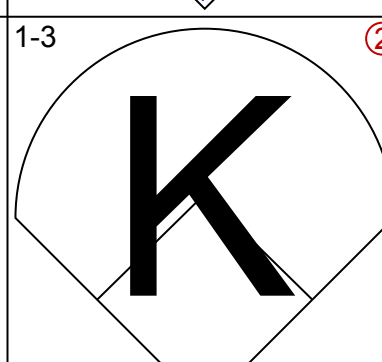
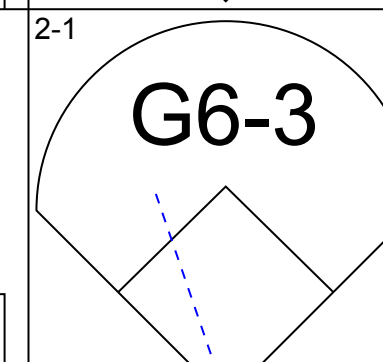
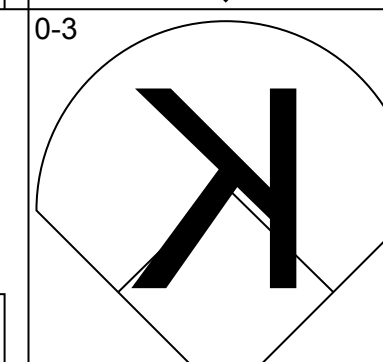
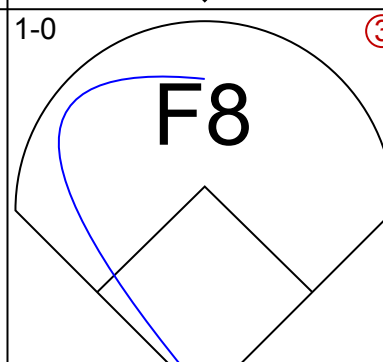
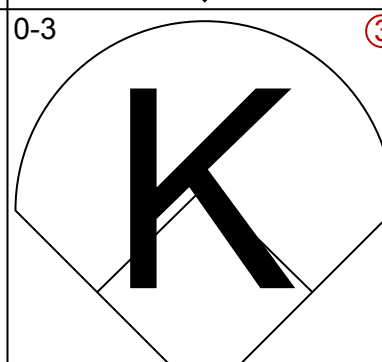
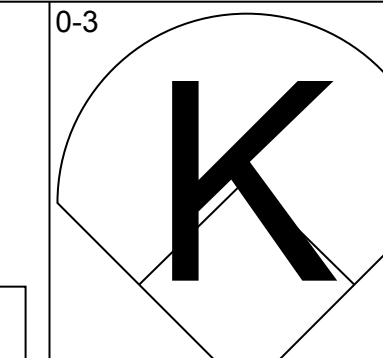
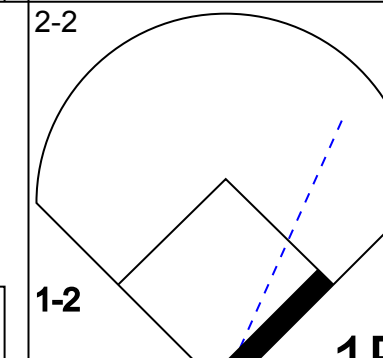
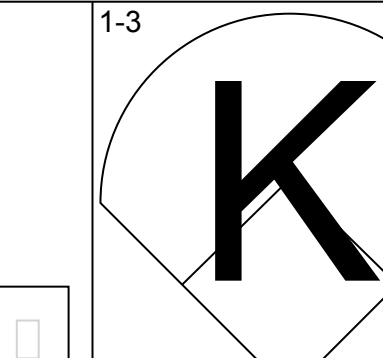
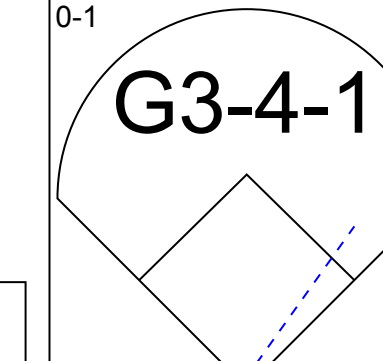
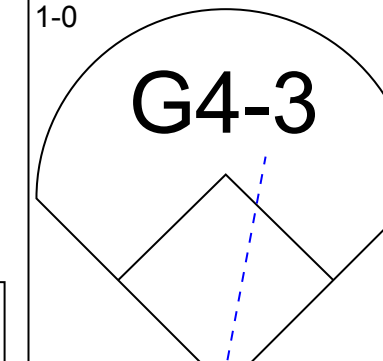
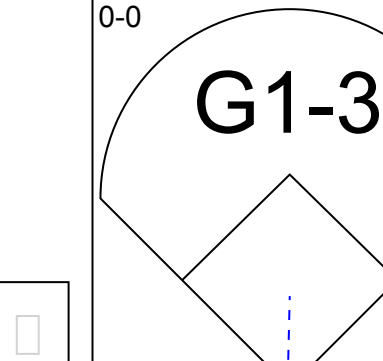
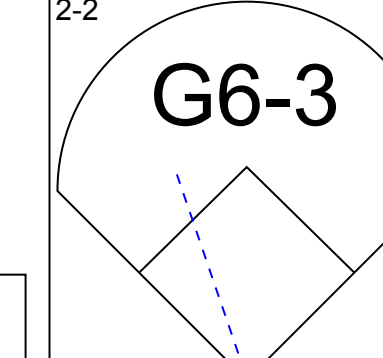
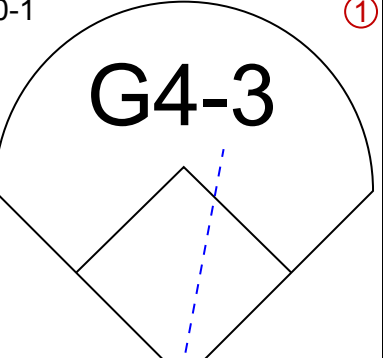
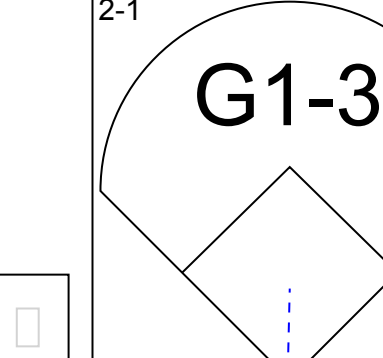
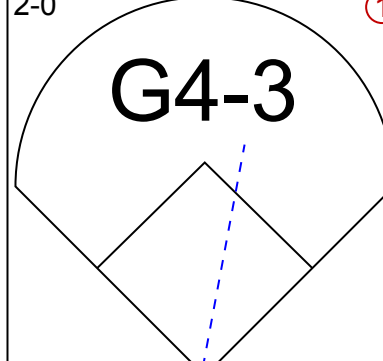
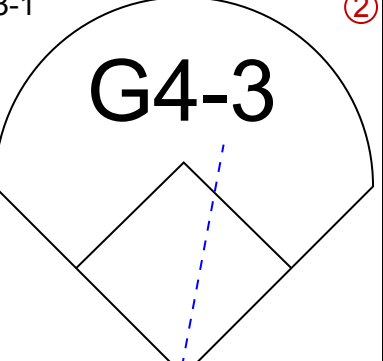
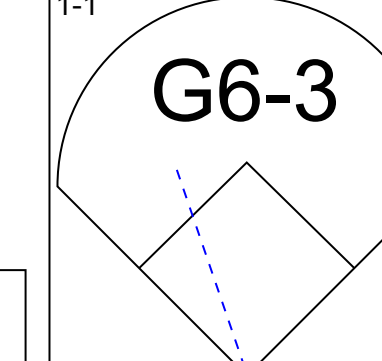
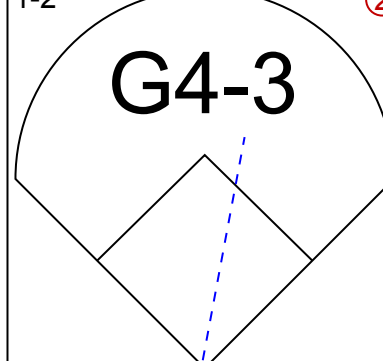
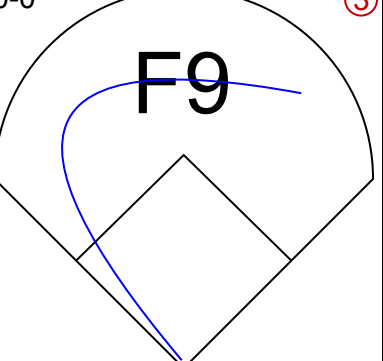
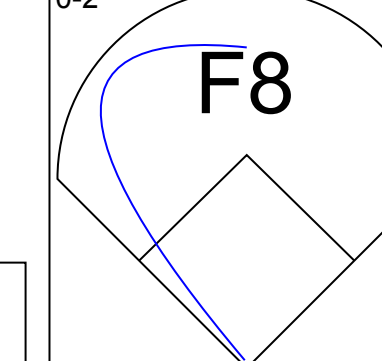
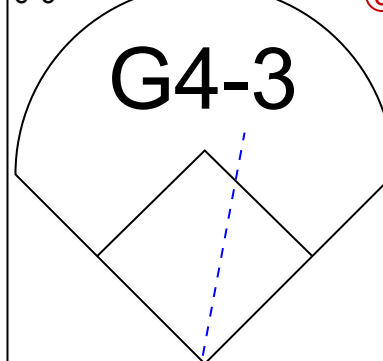
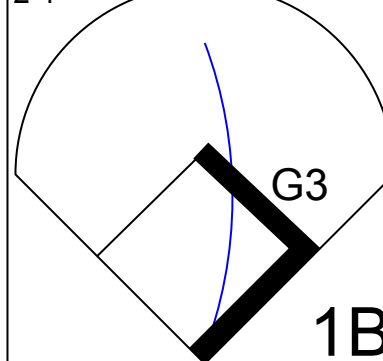
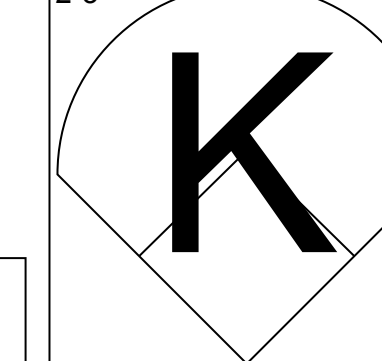
Batter	1	2	3	4	5	6	7	8	9	AB	R	H	RBI	BB	SO	LOB	BOTTOM										
Kenny Lofton, L (1,8) OBP: 0.292, SLG: 0.273	1B	K		G3	1B		FC5-2	1B		5	1	3	2	1	1	2											
Michael Tucker, L (1,9) OBP: 0.421, SLG: 0.529	F7	F8		1B	1B		E2	L4		6	0	2	1	0	0	5											
10 Chipper Jones, S (1,5) OBP: 0.364, SLG: 0.421	1B	G3		F9	F9		FC5-2			4	1	0	0	1	0	7											
Fred McGriff, L (1,3) OBP: 0.381, SLG: 0.571	BB	1B		F7	K		F7			5	1	2	1	0	1	5											
Ryan Klesko, L (1,7) OBP: 0.235, SLG: 0.375 Paul Byrd, R (9,1)	SF8			1B	3B		K			4	3	3	1	0	1	0											
Javy Lopez, R (1,2) OBP: 0.444, SLG: 0.688	BB			1B	2B		P6	HR		4	2	3	4	1	0	0											
Keith Lockhart, L (1,4) OBP: 0.400, SLG: 0.333 Mark Lemke, S (5,PH) Larry Casan, L (6,1) Rafael Bellard, R (7,PH) Brad Clontz, R (8,PH) Mike Bielecki, R (9,PH) Andrew Jones, R (9,PH)	BB			F7	SF7		K	G5-3		1	0	0	0	1	0	1											
Jeff Blauser, R (1,6) OBP: 0.400, SLG: 0.471	F8			FC5-4	PB		F8	G6-3		5	2	2	1	0	0	4											
29 John Smoltz, R (1,1) OBP: 0.400, SLG: 0.250 Tony Graffanino, R (5,PH) OBP: 0.667, SLG: 0.500				G3	1B		E	G6-3		1	0	1	0	1	0	0											
<b>Inning Stats</b>	R: 2 E: 0 K: 0 S: 11	H: 2 LOB: 3 BB: 3 P: 28	R: 0 E: 0 K: 1 S: 9	H: 1 LOB: 1 BB: 0 P: 13	R: 1 E: 0 K: 0 S: 12	H: 2 LOB: 1 BB: 0 P: 16	R: 0 E: 0 K: 0 S: 8	H: 1 LOB: 1 BB: 1 P: 13	R: 5 E: 0 K: 1 S: 21	H: 6 LOB: 2 BB: 1 P: 34	R: 0 E: 0 K: 2 S: 9	H: 0 LOB: 0 BB: 0 P: 12	R: 0 E: 1 K: 0 S: 12	H: 1 LOB: 3 BB: 1 P: 24	R: 3 E: 0 K: 0 S: 14	H: 4 LOB: 1 BB: 0 P: 20	1B: 13 2B: 2 3B: 1 HR: 1	SF: 2 SAC: 0 DP: 0 HBP: 0	WP: 0 PB: 1 SB: 1 CS: 0	PA: 47							
<b>PITCHER</b>	IP	WLS	BF	H	R	ER	SO	BB	IBB	HBP	BLK	WP	HR	S	P	ERA	WHIP										
Dave Swartzbaugh, R (1,1) ERA: 9.75	4.0		21	6	3	3	1	4	0	0	0	0	0	8	15	81.00	9.000										
Larry Casan, L (5,1) ERA: 27.0	0.1	L	4	3	3	3	0	0	0	0	0	0	0	8	15	81.00	9.000										
Kent Bottenfeld, R (5,1) ERA: 3.96	0.2		6	3	2	2	1	1	0	0	0	0	0	13	19	27.00	6.000										
Turk Wendell, R (6,1) ERA:	1.1		6	1	0	0	2	1	0	0	0	0	0	16	27	0.00	1.500										
Bob Patterson, L (7,1) ERA: 5.4	0.2		3	0	0	0	0	0	0	0	0	0	0	5	9	0.00	0.000										

Chicago Cubs @ Atlanta Braves  
Turner Field, Atlanta, GA  
Sat Apr 05 1997, 10:33 PM EST  
Att: 45,698 - Unknown - 72 F

AB	39
R	11
H	17
RBI	11
BB	6
SO	4
LOB	25



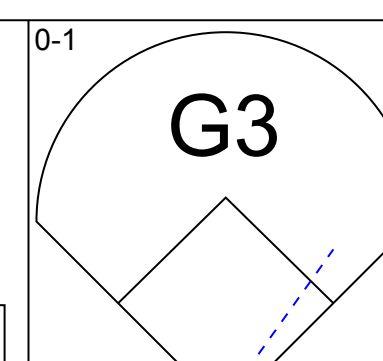
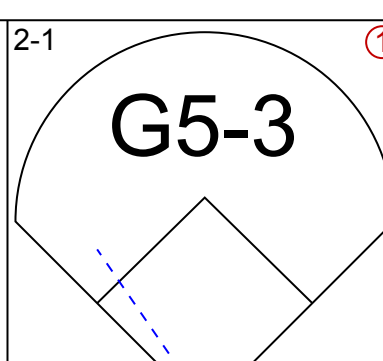
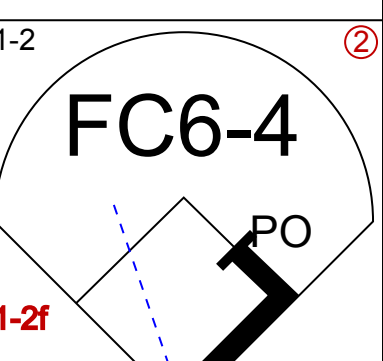
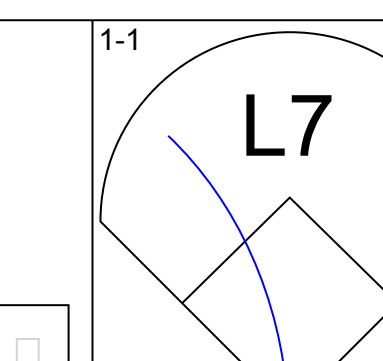
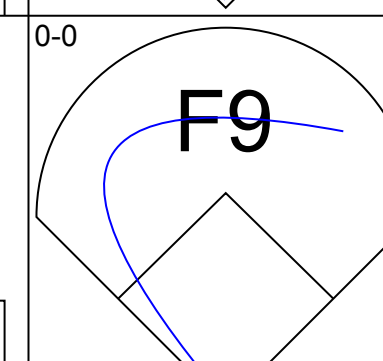
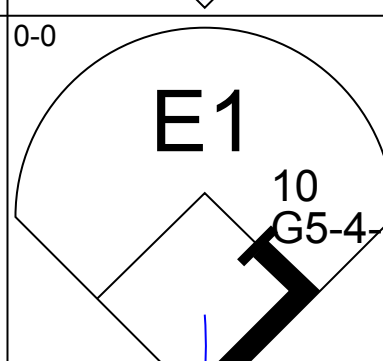
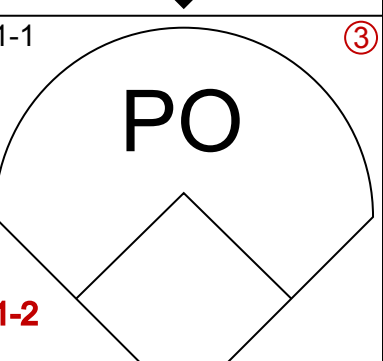
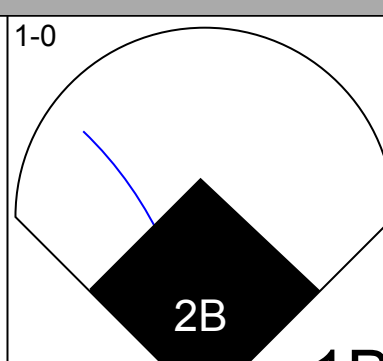
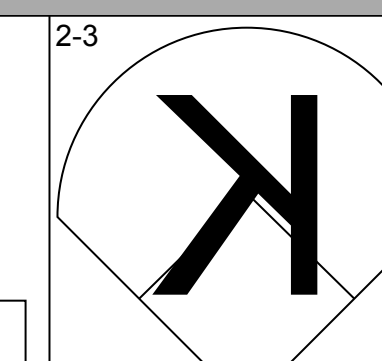
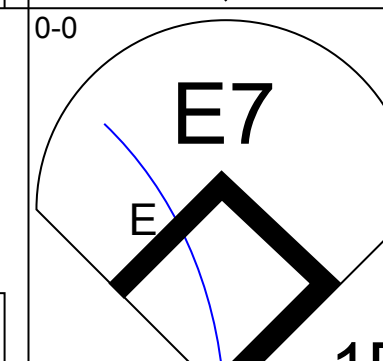
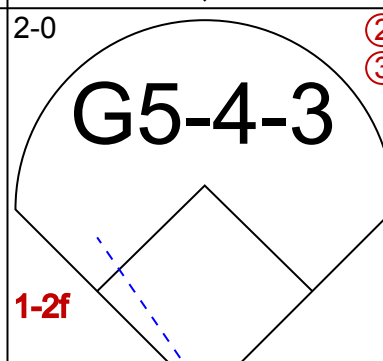
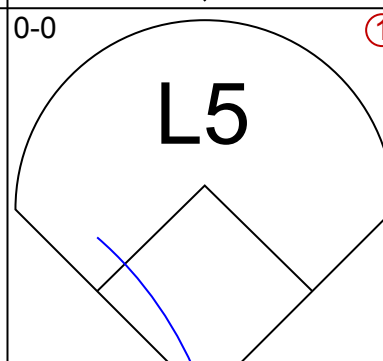
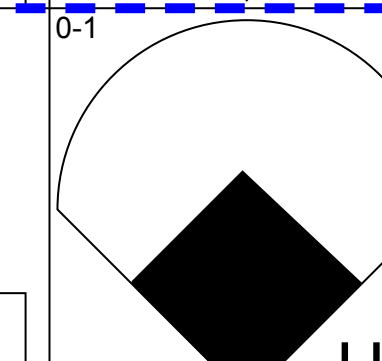
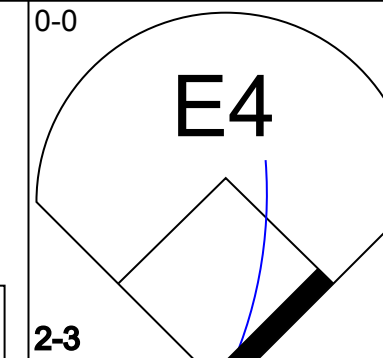
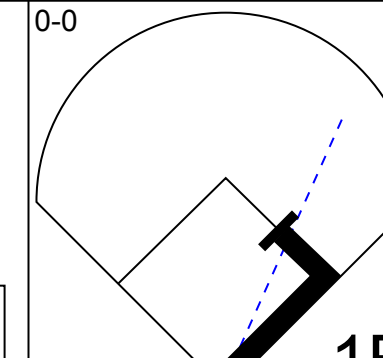
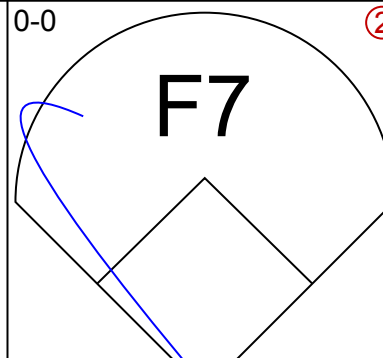
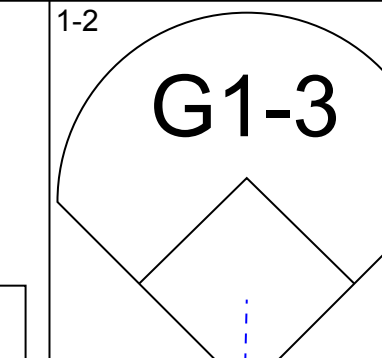
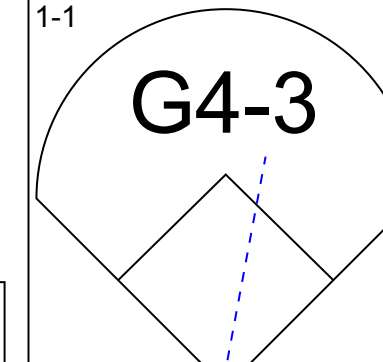
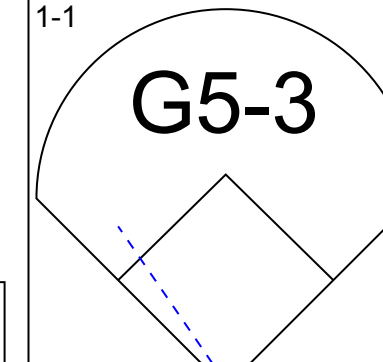
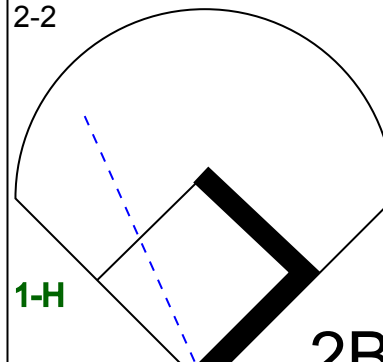
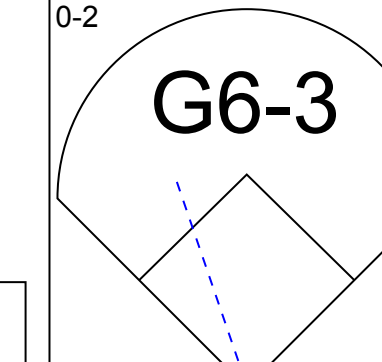
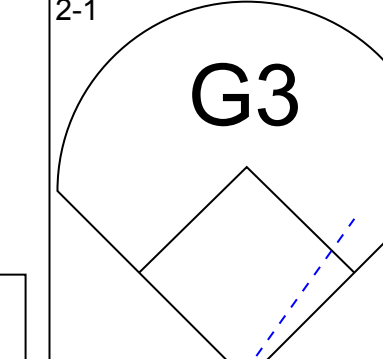
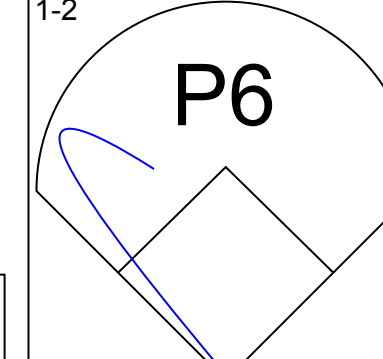
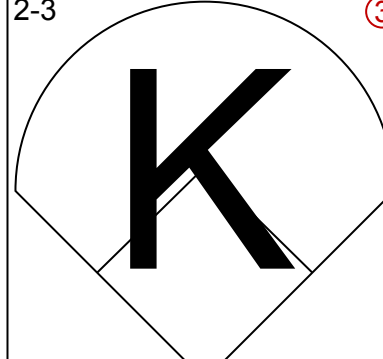
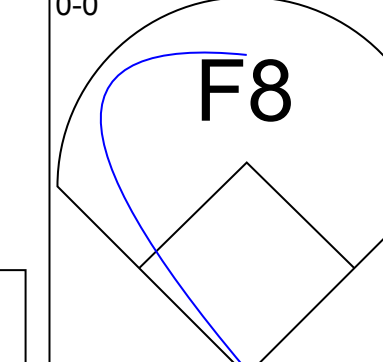
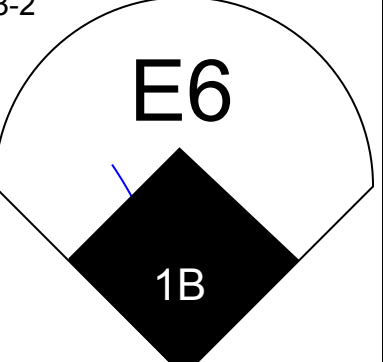
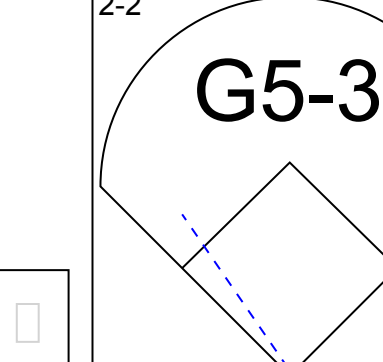
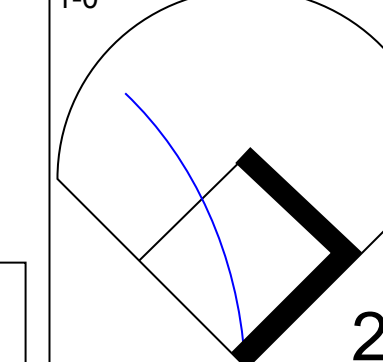
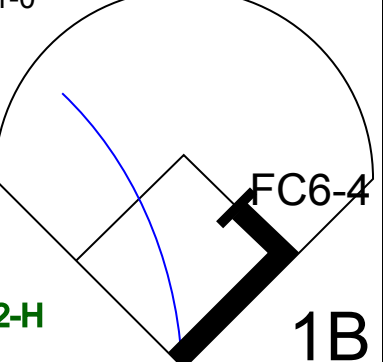

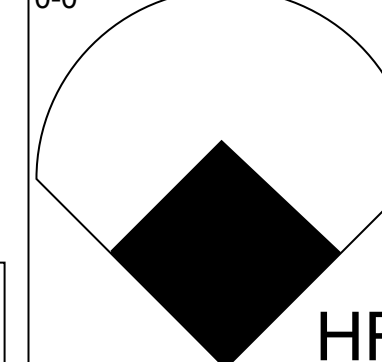
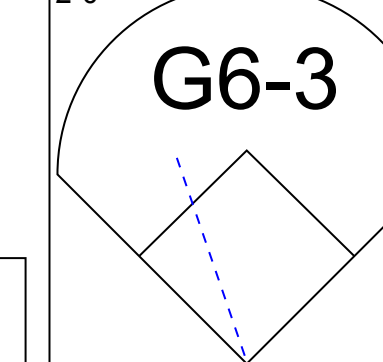
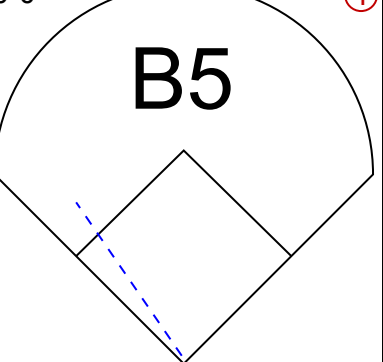
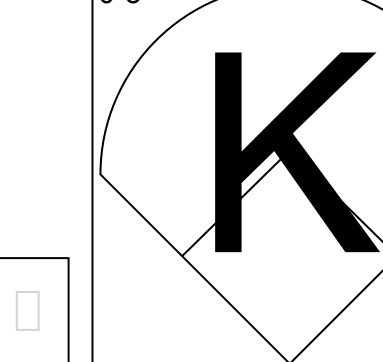


Batter	1	2	3	4	5	6	7	8	9	AB	R	H	RBI	BB	SO	LOB	TOP					
Brian McRae, S (1, 8) OBP: 0.280, SLG: 0.238										4	0	0	0	0	1	1						
Brant Brown, L (1, 3) OBP: 0.384, SLG: 0.316										4	0	1	0	0	1	1						
23 Ryne Sandberg, R (1, 4) OBP: 0.304, SLG: 0.300										4	0	0	0	0	2	2						
Sammy Sosa, R (1, 9) OBP: 0.208, SLG: 0.182										3	0	1	0	0	2	0						
Dave Clark, L (1, 7) OBP: 0.125, SLG: 0.125										3	0	0	0	0	0	2						
Kevin Orie, R (1, 5) OBP: 0.235, SLG: 0.250										3	0	0	0	0	0	0						
Scott Servais, R (1, 2) OBP: 0.235, SLG: 0.071										3	0	0	0	0	0	0						
Rey Sanchez, R (1, 6) Shawon Dunston, R (8, PH) OBP: 0.143, SLG: 0.150										2	0	0	0	0	0	0						
Terry Mulholland, R (1, 1) Dave Hansen, L (8, PH) Mel Rojas, R (8, 1)										2	0	1	0	0	0	0						
										1	0	0	0	0	1	0						
										0	0	0	0	0	0	0						
<b>Inning Stats</b>	R: 0 E: 0 K: 1 S: 6	H: 0 LOB: 0 BB: 0 P: 11	R: 0 E: 0 K: 1 S: 9	H: 0 LOB: 0 BB: 0 P: 11	R: 0 E: 0 K: 0 S: 5	H: 0 LOB: 0 BB: 0 P: 8	R: 0 E: 0 K: 1 S: 13	H: 2 LOB: 2 BB: 0 P: 18	R: 0 E: 0 K: 0 S: 5	H: 0 LOB: 0 BB: 0 P: 8	R: 0 E: 0 K: 0 S: 7	H: 1 LOB: 1 BB: 0 P: 11	R: 0 E: 0 K: 1 S: 6	H: 0 LOB: 0 BB: 0 P: 9	R: 0 E: 0 K: 1 S: 12	H: 0 LOB: 0 BB: 0 P: 15	R: 0 E: 0 K: 2 S: 8	H: 0 LOB: 0 BB: 0 P: 9	1B: 3 2B: 0 3B: 0 HR: 0	SF: 0 SAC: 0 DP: 0 HBP: 0	WP: 0 PB: 0 SB: 0 CS: 0	PA: 30
<b>PITCHER</b>	IP WLS BF H R ER SO BB IBB HBP BLK WP HR S P ERA WHIP																					
Greg Maddux, R (1, 1) ERA: 2.57	8.0 W 27 3 0 0 5 0 0 0 0 0 0 63 91 0.00 0.375																					
Mark Wohlers, R (9, 1) ERA:	1.0 3 0 0 0 2 0 0 0 0 0 0 8 9 0.00 0.000																					

Chicago Cubs @ Atlanta Braves  
Turner Field, Atlanta, GA  
Sun Apr 06 1997, 3:33 AM EDT  
Att: 41,318 - Cloudy - 69 F

AB	30
R	0
H	3
RBI	0
BB	0
SO	7
LOB	6



Batter	1	2	3	4	5	6	7	8	9	AB	R	H	RBI	BB	SO	LOB	BOTTOM					
Kenny Lofton, L (1, 8) OBP: 0.250, SLG: 0.231										4	0	0	0	0	0	1						
Tony Gaffano, R (1, 4) OBP: 0.425, SLG: 0.333										4	1	1	0	0	1	0						
10 Chipper Jones, S (1, 5) OBP: 0.385, SLG: 0.565										4	1	2	1	0	0	2						
Fred McGriff, L (1, 3) OBP: 0.360, SLG: 0.520										4	0	1	0	0	0	2						
Andruw Jones, R (1, 9) OBP: 0.273, SLG: 0.455										4	0	1	1	0	0	2						
Ryan Klesko, L (1, 7) OBP: 0.200, SLG: 0.316										3	0	0	0	0	1	1						
Eddie Pérez, R (1, 2) OBP: 0.167, SLG: 0.167										3	1	0	0	0	0	0						
Jeff Blauser, R (1, 6) OBP: 0.478, SLG: 0.750										3	1	3	2	0	0	0						
Greg Maddux, R (1, 1) Mark Wohlers, R (9, 1)										3	0	0	0	0	1	2						
										0	0	0	0	0	0	0						
<b>Inning Stats</b>	R: 0 E: 2 K: 0 S: 7	H: 1 LOB: 2 BB: 0 P: 8	R: 0 E: 0 K: 0 S: 5	H: 1 LOB: 1 BB: 0 P: 10	R: 0 E: 1 K: 0 S: 4	H: 0 LOB: 0 BB: 0 P: 8	R: 0 E: 0 K: 0 S: 6	H: 1 LOB: 0 BB: 0 P: 8	R: 1 E: 1 K: 0 S: 9	H: 1 LOB: 0 BB: 0 P: 15	R: 1 E: 0 K: 1 S: 9	H: 2 LOB: 1 BB: 0 P: 14	R: 1 E: 0 K: 1 S: 9	H: 1 LOB: 0 BB: 0 P: 12	R: 1 E: 0 K: 1 S: 11	H: 1 LOB: 0 BB: 0 P: 14	R: 1 E: 0 K: 2 S: 8	H: 1 LOB: 0 BB: 0 P: 9	1B: 4 2B: 2 3B: 0 HR: 2	SF: 0 SAC: 0 DP: 1 HBP: 0	WP: 0 PB: 0 SB: 0 CS: 0	PA: 33
<b>PITCHER</b>	IP WLS BF H R ER SO BB IBB HBP BLK WP HR S P ERA WHIP																					
Terry Mulholland, L (1, 1) ERA: 3.09	7.0 L 28 7 3 2 2 2 0 0 0 0 0 1 49 75 2.57 1.000																					
Mel Rojas, R (8, 1) ERA: 18.0	1.0 4 1 1 1 1 0 0 0 0 0 0 1 11 14 9.00 1.000																					

Chicago Cubs @ Atlanta Braves  
Turner Field, Atlanta, GA  
Sun Apr 06 1997, 3:33 AM EDT  
Att: 41,318 - Cloudy - 69 F

AB	32
R	4
H	8
RBI	4
BB	0
SO	3
LOB	10






Batter	1	2	3	4	5	6	7	8	9	AB	R	H	RBI	BB	SO	LOB	TOP										
<b>Craig Biggio, R</b> OBP: 0.338, SLG: 0.517 (1,4)	L7		K		E		K		F7	4	0	0	0	1	2	2											
<b>Pat Listach, S</b> OBP: 0.236, SLG: 0.292 (1,6)	G2-3		F8		E6			WP 2B	HBP 1B	4	1	1	0	0	0	2											
<b>5 Jeff Bagwell, R</b> OBP: 0.370, SLG: 0.333 (1,3)	L8		E4		L3			P4		4	0	0	0	0	0	4											
<b>Derek Bell, R</b> OBP: 0.308, SLG: 0.227 (1,8)		L9	FC6-4			G4-6-3 1B		WP 2B	HBP	3	1	1	0	0	0	2											
<b>Luis Gonzalez, L</b> OBP: 0.333, SLG: 0.391 (1,7)		1B		K		G4-6-3				4	0	2	2	0	1	1											
<b>James Mouton, R</b> OBP: 0.286, SLG: 0.538 (1,9)		1B		G4-3		G5-3				4	0	1	0	0	0	1											
<b>Russ Johnson, R</b> OBP: 0.250, SLG: 0.250 (1,5)		1B		L4			FC3-6 1B			4	0	1	0	0	2	3											
<b>Brad Ausmus, R</b> OBP: 0.389, SLG: 0.313 (1,2)	G4-3				G6-3		FC3-6		K	3	0	0	0	0	0	3	AB 34										
<b>Bill Spillers, L</b> OBP: 0.420, SLG: 0.364 (9, PH)									K	1	0	0	0	0	1	0	R 2										
<b>Mike Hampton, R</b> ERA: 4.91 (1,1)					G4-3		L9		K	1	0	0	0	1	0	0	H 6										
<b>Ray Montgomery, R</b> OBP: 0.250, SLG: 0.250 (7, PH)										1	0	0	0	0	0	1	RBI 2										
<b>Russ Springer, R</b> ERA: 4.5 (7,1)										0	0	0	0	0	0	0	BB 2										
<b>Thomas Howard, S</b> OBP: 0.714, SLG: 1.167 (9, PH)										1	0	0	0	0	1	0	SO 7										
<b>Inning Stats</b>	R: 0 E: 0 K: 0 S: 7	H: 0 LOB: 0 BB: 0 P: 11	R: 0 E: 0 K: 1 S: 7	H: 2 LOB: 2 BB: 0 P: 12	R: 0 E: 1 K: 1 S: 9	H: 0 LOB: 2 BB: 1 P: 19	R: 0 E: 0 K: 1 S: 10	H: 0 LOB: 0 BB: 0 P: 16	R: 0 E: 1 K: 0 S: 13	H: 0 LOB: 2 BB: 1 P: 21	R: 0 E: 0 K: 0 S: 7	H: 1 LOB: 0 BB: 0 P: 10	R: 0 E: 0 K: 1 S: 15	H: 1 LOB: 1 BB: 0 P: 23	R: 2 E: 0 K: 1 S: 19	H: 2 LOB: 1 BB: 0 P: 33	R: 0 E: 0 K: 2 S: 7	H: 0 LOB: 0 BB: 0 P: 9	1B: 5 2B: 1 3B: 0 HR: 0	SF: 0 SAC: 0 DP: 1 HBP: 1	WP: 1 PB: 0 SB: 0 CS: 0	PA: 37					
<b>PITCHER</b>	IP	WLS	BF	H	R	ER	SO	BB	IBB	HBP	BLK	WP	HR	S	P	ERA	WHIP										
<b>Tom Glavine, L</b> ERA: 1.29 (1,1)	7.0	W	28	4	0	0	4	2	0	0	0	0	0	68	112	0.00	0.857										
<b>Mike Bielecki, R</b> ERA: 4.91 (8,1)	1.0		6	2	2	2	1	0	0	1	0	1	0	19	33	18.00	2.000										
<b>Mark Wohlers, R</b> ERA: (9,1)	1.0	S	3	0	0	0	2	0	0	0	0	0	0	7	9	0.00	0.000										

Houston Astros @ Atlanta Braves  
Turner Field, Atlanta, GA  
Tue Apr 08 1997, 7:05 PM EDT  
Att: 31,064 - Unknown - 53 F


AB 34  
R 2  
H 6  
RBI 2  
BB 2  
SO 7  
LOB 19



Batter	1	2	3	4	5	6	7	8	9	AB	R	H	RBI	BB	SO	LOB	BOTTOM										
<b>Kenny Lofton, L</b> OBP: 0.303, SLG: 0.290 (1,8)	K		G1-3		1B		10 2B		K	5	1	3	2	0	2	3											
<b>Mark Lemke, S</b> OBP: 0.211, SLG: 0.278 (1,4)	K		G1-3		1B		K			4	0	1	0	0	2	3											
<b>10 Chipper Jones, S</b> OBP: 0.400, SLG: 0.577 (1,5)	G6-3				F9					3	0	1	2	1	0	2											
<b>Fred McGriff, L</b> OBP: 0.345, SLG: 0.464 (1,3)		G5-4-3 BB		G4-3		G4-3		K		3	0	0	0	1	1	1											
<b>Andrew Jones, R</b> OBP: 0.200, SLG: 0.333 (1,9)		G5-4-3		P5		K			P4	4	0	0	0	0	1	1											
<b>Javy Lopez, R</b> OBP: 0.500, SLG: 0.667 (1,2)		1B		G5-3		BB		2B	BB	2	0	1	0	2	0	0											
<b>Michael Tucker, L</b> OBP: 0.348, SLG: 0.429 (1,7)		F7			G3-1	F9			K	4	0	0	0	0	1	3	AB 30										
<b>Jeff Blauser, R</b> OBP: 0.556, SLG: 0.875 (1,6)			SH5-4 1B		SH1-4 1B		10 2B		2B	4	3	4	0	0	0	0	R 4										
<b>Tom Glavine, L</b> ERA: 1.29 (1,1)										0	0	0	0	0	0	0	H 10										
<b>Ryan Klesko, L</b> OBP: 0.190, SLG: 0.300 (7, PH)										1	0	0	0	0	0	1	RBI 4										
<b>Mike Bielecki, R</b> ERA: 4.91 (8,1)										0	0	0	0	0	0	0	BB 5										
<b>Mike Mordecai, R</b> OBP: 0.500, SLG: 0.333 (8, PH)										0	0	0	0	1	0	0	SO 7										
<b>Mark Wohlers, R</b> ERA: 4.5 (9,1)										0	0	0	0	0	0	0	LOB 14										
<b>Inning Stats</b>	R: 0 E: 0 K: 2 S: 9	H: 0 LOB: 0 BB: 0 P: 15	R: 0 E: 0 K: 0 S: 8	H: 1 LOB: 1 BB: 1 P: 14	R: 1 E: 0 K: 0 S: 7	H: 2 LOB: 1 BB: 1 P: 14	R: 0 E: 0 K: 0 S: 6	H: 0 LOB: 0 BB: 0 P: 10	R: 1 E: 0 K: 0 S: 12	H: 3 LOB: 2 BB: 0 P: 19	R: 0 E: 0 K: 1 S: 7	H: 0 LOB: 1 BB: 1 P: 15	R: 2 E: 0 K: 2 S: 22	H: 3 LOB: 1 BB: 0 P: 27	R: 0 E: 0 K: 2 S: 17	H: 1 LOB: 3 BB: 2 P: 29	1B: 7 2B: 3 3B: 0 HR: 0	SF: 0 SAC: 2 DP: 1 HBP: 0	WP: 0 PB: 0 SB: 0 CS: 1	PA: 37							
<b>PITCHER</b>	IP	WLS	BF	H	R	ER	SO	BB	IBB	HBP	BLK	WP	HR	S	P	ERA	WHIP										
<b>Mike Hampton, L</b> ERA: 2.77 (1,1)	6.0	L	25	6	2	2	3	3	0	0	0	0	0	49	87	3.00	1.500										
<b>Russ Springer, R</b> ERA: 4.5 (7,1)	2.0		12	4	2	2	4	2	0	0	0	0	0	39	56	9.00	3.000										

Houston Astros @ Atlanta Braves  
Turner Field, Atlanta, GA  
Tue Apr 08 1997, 7:05 PM EDT  
Att: 31,064 - Unknown - 53 F

AB 30  
R 4  
H 10  
RBI 4  
BB 5  
SO 7  
LOB 14





Batter	1	2	3	4	5	6	7	8	9	10	11	12	AB	R	H	RBI	BB	SO	LOB	TOP								
<b>Craig Biggio, R</b> OBP: 0.447, SLG: 0.485 (1.4)	F9		2B		G6-3		BB		L7		BB		4	1	1	0	2	0	1									
<b>Bobby Abreu, L</b> OBP: 0.280, SLG: 0.333 (1.9)	G4-3		1B		G3		F8				G1-3		5	0	1	1	1	0	2									
<b>5 Jeff Bagwell, R</b> OBP: 0.333, SLG: 0.300 (1.3)			G5-3				F7		F8				6	0	1	0	0	1	4									
<b>Derek Bell, R</b> OBP: 0.281, SLG: 0.214 (1.8)	G4-3		G5-3				1B		F9				6	1	1	0	0	0	3									
<b>Luis Gonzalez, L</b> OBP: 0.367, SLG: 0.407 (12.1)					P5				F8				4	1	1	0	2	0	1									
<b>Jose Lima, R</b> (12.1)							1B						0	0	0	0	0	0	0									
<b>Tom Martin, L</b> (12.1)							2B						0	0	0	0	0	0	0									
<b>Tony Eusebio, R</b> OBP: 0.308, SLG: 0.250 (1.2)													5	0	2	0	0	2	2									
<b>Russ Johnson, R</b> OBP: 0.222, SLG: 0.333 (10.1)													5	0	1	2	0	1	3									
<b>Billy Wagner, L</b> (10.1)													0	0	0	0	0	0	0									
<b>Ray Montgomery, R</b> OBP: 0.290, SLG: 0.250 (12.7)													0	0	0	0	0	0	0									
<b>Tim Bogar, R</b> (1.6)													2	0	0	0	1	0	2									
<b>Bill Splers, L</b> OBP: 0.436, SLG: 0.333 (9.10)													1	0	0	0	1	0	0									
<b>Darryl Kile, R</b> (1.1)													3	0	0	0	0	1	4									
<b>Thomas Howard, S</b> OBP: 0.625, SLG: 1.000 (9.10)													1	0	0	0	0	0	1									
<b>John Hudek, S</b> (9.1)													0	0	0	0	0	0	0									
<b>Pat Listach, S</b> OBP: 0.286, SLG: 0.280 (10.6)													1	0	0	0	0	0	0									
<b>Inning Stats</b>	R: 0 E: 0 K: 0 S: 9	H: 1 LOB: 1 BB: 0 P: 16	R: 0 E: 0 K: 1 S: 11	H: 1 LOB: 2 BB: 1 P: 21	R: 1 E: 0 K: 0 S: 11	H: 2 LOB: 1 BB: 0 P: 18	R: 0 E: 0 K: 0 S: 3	H: 1 LOB: 0 BB: 0 P: 4	R: 0 E: 0 K: 0 S: 6	H: 0 LOB: 0 BB: 0 P: 9	R: 2 E: 0 K: 0 S: 14	H: 3 LOB: 2 BB: 1 P: 27	R: 0 E: 0 K: 0 S: 5	H: 0 LOB: 1 BB: 1 P: 10	R: 0 E: 0 K: 2 S: 11	H: 0 LOB: 0 BB: 0 P: 16	R: 0 E: 0 K: 1 S: 12	H: 0 LOB: 2 BB: 2 P: 25	R: 0 E: 0 K: 1 S: 9	H: 0 LOB: 1 BB: 1 P: 19	R: 0 E: 0 K: 0 S: 9	H: 0 LOB: 1 BB: 1 P: 17	R: 0 E: 0 K: 0 S: 6	H: 0 LOB: 0 BB: 0 P: 11	1B: 5 2B: 4 3B: 0 HR: 0	SF: 0 SAC: 0 DP: 1 HBP: 0	WP: 0 PB: 0 SB: 0 CS: 0	PA: 50
<b>PITCHER</b>	IP	WLS	BF	H	R	ER	SO	BB	IBB	HBP	BLK	WP	HR	S	P	ERA	WHIP											
<b>Denny Neagle, L</b> ERA: 3.97 (1.1)	5.1	25	8	3	3	3	1	2	0	0	0	0	0	9	16	0.00	0.600											
<b>Brad Clontz, R</b> ERA: 2.08 (6.1)	1.2	6	0	0	0	0	0	1	0	0	0	0	0	9	16	0.00	0.600											
<b>Mike Bielecki, R</b> ERA: 3.85 (8.1)	1.0	3	0	0	0	2	0	0	0	0	0	0	0	11	16	0.00	0.000											
<b>Paul Byrd, R</b> ERA: (9.1)	3.0	13	0	0	0	2	4	0	0	0	0	0	0	30	61	0.00	1.333											
<b>Alan Embree, L</b> ERA: 3.38 (12.1)	1.0	W	3	0	0	0	0	0	0	0	0	0	0	6	11	0.00	0.000											

Houston Astros @ Atlanta Braves  
Turner Field, Atlanta, GA  
Wed Apr 09 1997, 7:05 PM EDT  
Att. 33,986 - Unknown - 59 F

AB 43  
R 3  
H 8  
RBI 3  
BB 7  
SO 5  
LOB 23



Batter	1	2	3	4	5	6	7	8	9	10	11	12	AB	R	H	RBI	BB	SO	LOB	BOTTOM							
<b>Kenny Lofton, L</b> OBP: 0.308, SLG: 0.278 (1.8)	G6-3		G6-3			1B		G4-3					5	1	1	0	1	0	2								
<b>Michael Tucker, L</b> OBP: 0.345, SLG: 0.385 (9.7)	G4-3					1B		P4		G3		F8	5	1	1	0	1	0	2								
<b>10 Chipper Jones, S</b> OBP: 0.444, SLG: 0.600 (1.5)						1B							4	0	2	2	2	1	1								
<b>Fred McGriff, L</b> OBP: 0.343, SLG: 0.424 (1.3)	F7					1B		E5					5	1	1	1	1	2	3								
<b>Ryan Klesko, L</b> OBP: 0.240, SLG: 0.304 (9.1)						1B		L7					3	0	1	1	1	0	2								
<b>Paul Byrd, R</b> (11.1)													0	0	0	0	0	0	0								
<b>Mike Mordecai, R</b> OBP: 0.400, SLG: 0.250 (12.2)													1	0	0	0	0	0	0								
<b>Eddie Pérez, R</b> OBP: 0.167, SLG: 0.167 (1.2)													0	0	0	0	0	0	0								
<b>Javy Lopez, R</b> OBP: 0.444, SLG: 0.565 (11.1)													5	0	1	0	0	0	3								
<b>Rafael Belliard, R</b> (12.1)													0	0	0	0	0	0	0								
<b>Alan Embree, L</b> (12.1)													0	0	0	0	0	0	0								
<b>Mark Lemke, S</b> OBP: 0.217, SLG: 0.238 (9.1)													3	0	0	0	1	0	0								
<b>Tony Graffanino, R</b> OBP: 0.375, SLG: 0.286 (10.4)													1	0	0	0	0	1	1								
<b>Jeff Blauser, R</b> OBP: 0.500, SLG: 0.759 (1.6)													5	1	1	0	0	1	1								
<b>Denny Neagle, L</b> (1.1)													2	0	0	0	0	0	0								
<b>Brad Clontz, R</b> (6.1)													0	0	0	0	0	0	0								
<b>Keith Lockhart, L</b> OBP: 0.333, SLG: 0.250 (7.1)													1	0	0	0	0	0	0								
<b>Mike Bielecki, R</b> (8.1)													0	0	0	0	0	0	0								
<b>Andrew Jones, R</b> OBP: 0.250, SLG: 0.333 (9.9)													0	0	0	0	1	0	0								
<b>Inning Stats</b>	R: 0 E: 0 K: 0 S: 6	H: 0 LOB: 1 BB: 1 P: 13	R: 0 E: 0 K: 0 S: 5	H: 0 LOB: 0 BB: 0 P: 9	R: 0 E: 0 K: 0 S: 5	H: 0 LOB: 0 BB: 0 P: 6	R: 1 E: 0 K: 0 S: 14	H: 2 LOB: 1 BB: 1 P: 24	R: 0 E: 0 K: 0 S: 6	H: 0 LOB: 0 BB: 0 P: 8	R: 2 E: 0 K: 0 S: 13	H: 3 LOB: 1 BB: 1 P: 22	R: 0 E: 0 K: 0 S: 7	H: 1 LOB: 2 BB: 0 P: 17	R: 0 E: 0 K: 1 S: 8	H: 0 LOB: 2 BB: 2 P: 21	R: 0 E: 0 K: 2 S: 9	H: 0 LOB: 0 BB: 0 P: 10	R: 0 E: 0 K: 1 S: 8	H: 1 LOB: 1 BB: 1 P: 14	R: 0 E: 0 K: 0 S: 6	H: 1 LOB: 3 BB: 3 P: 26	1B: 7 2B: 2 3B: 0 HR: 0	SF: 0 SAC: 1 DP: 2 HBP: 0	WP: 2 PB: 0 SB: 2 CS: 1	PA: 49	
<b>PITCHER</b>	IP	WLS	BF	H	R	ER	SO	BB	IBB	HBP	BLK	WP	HR	S	P	ERA	WHIP										
<b>Darryl Kile, R</b> ERA: 3.38 (1.1)	8.0	32	6	3	3	3	3	3	0	0	0	1	0	64	115	3.38	1.125										
<b>John Hudek, R</b> ERA: 3.0 (9.1)	1.0	5	0	0	0	1	2	0	0	0	0	0	0	8	21	0.00	2.000										
<b>Billy Wagner, L</b> ERA: (10.1)	2.0	6	1	0	0	3	0	0	0	0	0	0	0	17	24	0.00	0.500										
<b>Jose Lima, R</b> ERA: 4.5 (12.1)	0.2	L	5	1	1	1	0	1	1	0	0	0	0	9	22	13.50	3.000										
<b>Tom Martin, L</b> ERA: (12.1)	0.0	1	0	0	0	0	1	0	0	0	0	0	0	4	∞	∞	∞										

Houston Astros @ Atlanta Braves  
Turner Field, Atlanta, GA  
Wed Apr 09 1997, 7:05 PM EDT  
Att. 33,986 - Unknown - 59 F

AB 40  
R 4  
H 8  
RBI 4  
BB 8  
SO 5  
LOB 15





Batter	1	2	3	4	5	6	7	8	9	AB	R	H	RBI	BB	SO	LOB	TOP											
<b>Craig Biggio, R</b> OBP: 0.395, SLG: 0.421 (1,4)										5	0	0	0	0	1	1	<b>Houston Astros @ Atlanta Braves</b> Turner Field, Atlanta, GA Thu Apr 10 1997, 7:05 PM EDT Att: 33,637 - Unknown - 64 F											
<b>Brad Ausmus, R</b> OBP: 0.391, SLG: 0.300 (1,2)										4	1	1	0	1	1	1												
<b>Jeff Bagwell, R</b> OBP: 0.405, SLG: 0.545 (1,3)										3	2	3	2	1	0	0												
<b>Luis Gonzalez, L</b> OBP: 0.353, SLG: 0.367 (1,7)										3	0	0	0	1	0	2												
<b>Derek Bell, R</b> OBP: 0.250, SLG: 0.188 (1,8)										4	0	0	0	0	0	3												
<b>Bobby Abreu, L</b> OBP: 0.345, SLG: 0.346 (1,9)										2	1	1	0	2	1	0												
<b>Bill Spiers, L</b> OBP: 0.450, SLG: 0.533 (1,5)										3	1	1	2	1	0	2												
<b>Pat Listach, S</b> OBP: 0.313, SLG: 0.286 (1,6)										3	0	1	0	1	1	1												
<b>Chris Holt, R</b> (1,1)										3	0	0	0	0	3	2												
<b>Ramon Garcia, R</b> (8,1)										0	0	0	0	0	0	0												
<b>Ray Montgomery, R</b> OBP: 0.400, SLG: 0.400 (9, PH)										1	0	1	0	0	0	0												
<b>John Hudek, S</b> (9,1)										0	0	0	0	0	0	0												
<b>Inning Stats</b>	R: 0 E: 0 K: 0 S: 18	H: 0 LOB: 0 BB: 1 P: 24	R: 2 E: 0 K: 1 S: 13	H: 2 LOB: 1 BB: 1 P: 24	R: 0 E: 0 K: 1 S: 14	H: 2 LOB: 2 BB: 0 P: 18	R: 0 E: 0 K: 1 S: 11	H: 1 LOB: 1 BB: 1 P: 18	R: 1 E: 0 K: 1 S: 11	H: 1 LOB: 1 BB: 0 P: 18	R: 0 E: 0 K: 1 S: 9	H: 0 LOB: 1 BB: 1 P: 14	R: 2 E: 0 K: 1 S: 19	H: 1 LOB: 1 BB: 2 P: 31	R: 0 E: 0 K: 1 S: 10	H: 0 LOB: 0 BB: 1 P: 16	R: 0 E: 0 K: 0 S: 6	H: 1 LOB: 0 BB: 0 P: 8	1B: 4 2B: 2 3B: 1 HR: 2	SF: 0 SAC: 0 DP: 2 HBP: 0	WP: 1 PB: 0 SB: 2 CS: 2	PA: 39						
<b>PITCHER</b>	IP	WLS	BF	H	R	ER	SO	BB	IBB	HBP	BLK	WP	HR	S	P	ERA	WHIP											
<b>29 John Smoltz, R</b> ERA: 3.32	(1,1)	6.0	L	26	6	3	3	5	4	0	0	0	0	2	76	116	4.50	1.667										
<b>Brad Clontz, R</b> ERA: 5.4	(7,1)	0.2		4	1	2	2	1	1	0	0	0	0	0	12	18	27.00	3.000										
<b>Alan Embree, L</b> ERA: 3.0	(7,1)	0.1		2	0	0	0	1	0	0	0	0	1	0	7	13	0.00	3.000										
<b>Joe Borowski, R</b> ERA:	(8,1)	1.0		3	0	0	0	1	1	0	0	0	0	0	10	16	0.00	1.000										
<b>Paul Byrd, R</b> ERA:	(9,1)	1.0		3	1	0	0	0	0	0	0	0	0	6	8	0.00	1.000											

Batter	1	2	3	4	5	6	7	8	9	AB	R	H	RBI	BB	SO	LOB	BOTTOM											
<b>Kenny Lofton, L</b> OBP: 0.341, SLG: 0.317 (1,8)										5	0	3	0	0	0	0	<b>Houston Astros @ Atlanta Braves</b> Turner Field, Atlanta, GA Thu Apr 10 1997, 7:05 PM EDT Att: 33,637 - Unknown - 64 F											
<b>Michael Tucker, L</b> OBP: 0.382, SLG: 0.419 (1,9)										5	2	3	0	0	0	2												
<b>10 Chipper Jones, S</b> OBP: 0.450, SLG: 0.618 (1,5)										4	0	2	1	0	0	1												
<b>Fred McGriff, L</b> OBP: 0.359, SLG: 0.514 (1,3)										4	1	2	1	0	0	4												
<b>Ryan Klesko, L</b> OBP: 0.241, SLG: 0.296 (1,7)										4	0	1	1	0	0	1												
<b>Javy Lopez, R</b> OBP: 0.452, SLG: 0.556 (1,2)										4	0	2	0	0	2	2												
<b>Mark Lemke, S</b> OBP: 0.231, SLG: 0.250 (1,4)										3	0	1	0	0	0	2												
<b>Alan Embree, L</b> (7,1)										0	0	0	0	0	0	0												
<b>Joe Borowski, R</b> (8,1)										0	0	0	0	0	0	0												
<b>Mike Mordecai, R</b> OBP: 0.333, SLG: 0.200 (8, PH)										1	0	0	0	0	0	0												
<b>Paul Byrd, R</b> (9,1)										0	0	0	0	0	0	0												
<b>Jeff Blauser, R</b> OBP: 0.444, SLG: 0.667 (1,6)										4	0	0	0	0	2	4												
<b>29 John Smoltz, R</b> OBP: 0.286, SLG: 0.167 (1,1)										2	0	0	0	0	0	2												
<b>Brad Clontz, R</b> (7,1)										0	0	0	0	0	0	0												
<b>Keith Lockhart, L</b> OBP: 0.250, SLG: 0.167 (7,4)										2	0	0	0	0	1	0												
<b>Inning Stats</b>	R: 0 E: 0 K: 0 S: 7	H: 1 LOB: 0 BB: 0 P: 11	R: 1 E: 0 K: 1 S: 13	H: 3 LOB: 2 BB: 0 P: 18	R: 1 E: 0 K: 1 S: 11	H: 4 LOB: 0 BB: 0 P: 16	R: 0 E: 0 K: 0 S: 7	H: 0 LOB: 0 BB: 0 P: 12	R: 0 E: 0 K: 0 S: 6	H: 1 LOB: 0 BB: 0 P: 8	R: 0 E: 0 K: 1 S: 20	H: 2 LOB: 2 BB: 0 P: 28	R: 1 E: 0 K: 0 S: 13	H: 2 LOB: 1 BB: 0 P: 18	R: 0 E: 0 K: 1 S: 8	H: 0 LOB: 0 BB: 0 P: 16	R: 0 E: 0 K: 1 S: 11	H: 1 LOB: 1 BB: 0 P: 18	1B: 12 2B: 1 3B: 0 HR: 1	SF: 0 SAC: 0 DP: 1 HBP: 0	WP: 0 PB: 0 SB: 0 CS: 1	PA: 38						
<b>PITCHER</b>	IP	WLS	BF	H	R	ER	SO	BB	IBB	HBP	BLK	WP	HR	S	P	ERA	WHIP											
<b>Chris Holt, R</b> ERA: 3.38	(1,1)	7.0	W	31	13	3	3	3	0	0	0	0	0	1	77	111	3.86	1.857										
<b>Ramon Garcia, R</b> ERA:	(8,1)	1.0		3	0	0	0	1	0	0	0	0	0	8	16	0.00	0.000											
<b>John Hudek, R</b> ERA: 2.25	(9,1)	1.0	S	4	1	0	0	1	0	0	0	0	0	11	18	0.00	1.000											

AB	31
R	5
H	8
RBI	4
BB	7
SO	7
LOB	12



AB	38
R	3
H	14
RBI	3
BB	0
SO	5
LOB	18





Batter	1	2	3	4	5	6	7	8	9	AB	R	H	RBI	BB	SO	LOB	TOP									
<b>Kenny Lofton, L</b> OBP: 0.354, SLG: 0.356 (1, 8)										4	0	2	0	0	0	0	<b>Atlanta Braves @ Chicago Cubs</b> Wrigley Field, Chicago, IL Sat Apr 12 1997, 3:33 AM CDT Att: 23,944 - Overcast - 37 F									
<b>Mark Lemke, S</b> OBP: 0.287, SLG: 0.296 <b>Tony Graffanino, R</b> OBP: 0.375, SLG: 0.286 (8, 4)										3	0	1	0	1	0	2										
<b>10 Chipper Jones, S</b> OBP: 0.409, SLG: 0.553 (1, 5)										4	0	0	0	0	1	5										
<b>Fred McGriff, L</b> OBP: 0.326, SLG: 0.463 (1, 3)										4	0	0	0	0	1	5										
<b>Andruw Jones, R</b> OBP: 0.250, SLG: 0.316 (1, 9)										4	0	1	0	0	1	2										
<b>Ryan Klesko, L</b> OBP: 0.273, SLG: 0.355 <b>Mark Wohlers, R</b> (9, 1)										4	2	2	0	0	1	1										
<b>Eddie Pérez, R</b> OBP: 0.111, SLG: 0.111 <b>Javy Lopez, R</b> OBP: 0.438, SLG: 0.536 (9, PH)										3	0	0	0	0	0	1										
<b>Jeff Blauser, R</b> OBP: 0.450, SLG: 0.649 (1, 6)										4	0	2	1	0	0	1										
<b>Greg Maddux, R</b> (1, 1)										2	0	0	0	1	0	1										
<b>Mike Bielecki, R</b> (8, 1)										0	0	0	0	0	0	0										
<b>Michael Tucker, L</b> OBP: 0.371, SLG: 0.406 (9, 7)										1	0	0	0	0	0	1										
<b>Inning Stats</b>	R: 0 E: 0 K: 0 S: 9	H: 1 LOB: 2 BB: 1 P: 18	R: 0 E: 0 K: 0 S: 10	H: 2 LOB: 1 BB: 0 P: 13	R: 0 E: 0 K: 0 S: 10	H: 1 LOB: 0 BB: 0 P: 15	R: 1 E: 1 K: 1 S: 11	H: 1 LOB: 0 BB: 0 P: 16	R: 0 E: 0 K: 1 S: 7	H: 0 LOB: 2 BB: 1 P: 14	R: 0 E: 0 K: 0 S: 7	H: 0 LOB: 0 BB: 0 P: 10	R: 0 E: 0 K: 1 S: 12	H: 0 LOB: 0 BB: 0 P: 19	R: 1 E: 1 K: 1 S: 11	H: 2 LOB: 1 BB: 0 P: 14	1B: 5 2B: 3 3B: 0 HR: 0	SF: 0 SAC: 0 DP: 2 HBP: 0	WP: 0 PB: 0 SB: 1 CS: 0	PA: 36						
<b>PITCHER</b>	IP	WLS	BF	H	R	ER	SO	BB	IBB	HBP	BLK	WP	HR	S	P	ERA	WHIP									
<b>Terry Mulholland, L</b> ERA: 1.93	(1, 1)	7.0		28	6	1	0	3	2	0	0	0	0	0	65	102	0.00	1.143								
<b>Bob Patterson, L</b> ERA: 6.0	(8, 1)	1.1	L	5	1	1	1	1	0	0	0	0	0	0	16	23	6.75	0.750								
<b>Mel Rojas, R</b> ERA: 9.82	(9, 1)	0.2		3	1	0	0	1	0	0	0	0	0	0	7	10	0.00	1.500								

Batter	1	2	3	4	5	6	7	8	9	AB	R	H	RBI	BB	SO	LOB	BOTTOM									
<b>Brian McRae, S</b> OBP: 0.237, SLG: 0.182 (1, 8)										4	0	0	0	1	1	4	<b>Atlanta Braves @ Chicago Cubs</b> Wrigley Field, Chicago, IL Sat Apr 12 1997, 3:33 AM CDT Att: 23,944 - Overcast - 37 F									
<b>Brant Brown, L</b> OBP: 0.235, SLG: 0.194 (1, 3)										4	0	0	0	0	2	1										
<b>Shawon Dunston, R</b> OBP: 0.125, SLG: 0.129 <b>Mel Rojas, R</b> (9, 1)										4	1	1	0	0	0	1										
<b>Sammy Sosa, R</b> OBP: 0.229, SLG: 0.281 (1, 9)										4	0	1	0	0	1	4										
<b>23 Ryne Sandberg, R</b> OBP: 0.286, SLG: 0.233 (1, 4)										4	0	1	1	0	1	4										
<b>Brooks Kieschnick, L</b> <b>Doug Glanville, R</b> OBP: 0.308, SLG: 0.385 (9, PR)										3	0	0	0	1	0	2										
<b>Kevin Orte, R</b> OBP: 0.185, SLG: 0.192 (1, 5)										4	0	0	0	0	2	1										
<b>Scott Servais, R</b> OBP: 0.269, SLG: 0.174 (1, 2)										4	0	2	0	0	1	1										
<b>Terry Mulholland, R</b> OBP: 0.167, SLG: 0.167 <b>Dave Clark, L</b> OBP: 0.091, SLG: 0.091 <b>Bob Patterson, R</b> (8, 1)										2	0	0	0	0	2	1										
<b>José Hernández, R</b> OBP: 0.667, SLG: 0.500 <b>Dave Hansen, L</b> OBP: 0.540, SLG: 0.375 (9, PH)										1	0	0	0	0	0	1										
<b>Inning Stats</b>	R: 0 E: 1 K: 1 S: 11	H: 0 LOB: 2 BB: 1 P: 19	R: 0 E: 0 K: 0 S: 6	H: 0 LOB: 0 BB: 0 P: 8	R: 0 E: 0 K: 2 S: 9	H: 0 LOB: 0 BB: 0 P: 11	R: 0 E: 1 K: 1 S: 6	H: 1 LOB: 1 BB: 0 P: 9	R: 0 E: 0 K: 1 S: 6	H: 1 LOB: 1 BB: 0 P: 10	R: 1 E: 1 K: 1 S: 10	H: 1 LOB: 1 BB: 0 P: 13	R: 0 E: 1 K: 2 S: 9	H: 1 LOB: 1 BB: 0 P: 12	R: 0 E: 0 K: 0 S: 11	H: 1 LOB: 1 BB: 0 P: 17	R: 0 E: 0 K: 2 S: 12	H: 0 LOB: 2 BB: 2 P: 27	1B: 5 2B: 0 3B: 0 HR: 0	SF: 0 SAC: 0 DP: 0 HBP: 0	WP: 1 PB: 0 SB: 2 CS: 0	PA: 37				
<b>PITCHER</b>	IP	WLS	BF	H	R	ER	SO	BB	IBB	HBP	BLK	WP	HR	S	P	ERA	WHIP									
<b>Greg Maddux, R</b> ERA: 1.71	(1, 1)	7.0		28	4	1	0	8	1	0	0	0	0	0	57	82	0.00	0.714								
<b>Mike Bielecki, R</b> ERA: 3.18	(8, 1)	1.0	W	4	1	0	0	0	0	0	0	0	0	11	17	0.00	1.000									
<b>Mark Wohlers, R</b> ERA:	(9, 1)	1.0	S	5	0	0	0	2	2	0	0	0	1	0	12	27	0.00	2.000								





Batter	1	2	3	4	5	6	7	8	9	AB	R	H	RBI	BB	SO	LOB	TOP					
<b>Kenny Lofton, L</b> OBP: 0.377, SLG: 0.380										5	1	3	0	0	2	4	<b>Atlanta Braves @ Chicago Cubs</b> Wrigley Field, Chicago, IL Sun Apr 13 1997, 3:33 AM CDT Att: 21,244 - Sunny - 40 F					
<b>Michael Tucker, L</b> OBP: 0.400, SLG: 0.486										5	0	3	3	0	0	1						
<b>10 Chipper Jones, S</b> OBP: 0.388, SLG: 0.512										3	0	0	1	1	1	6						
<b>Fred McGriff, L</b> OBP: 0.333, SLG: 0.432										3	0	0	0	2	0	1						
<b>Ryan Klesko, L</b> OBP: 0.270, SLG: 0.324 <b>Andrew Jones, R</b> OBP: 0.238, SLG: 0.300										3	1	0	0	1	2	3						
<b>Javy Lopez, R</b> OBP: 0.405, SLG: 0.515										5	1	1	0	0	1	1						
<b>Mark Lemke, S</b> OBP: 0.265, SLG: 0.267										3	1	0	0	1	0	0						
<b>Jeff Blausler, R</b> OBP: 0.455, SLG: 0.650 <b>Rafael Belliard, R</b>										3	0	2	1	0	0	1						
<b>Tom Glavine, L</b> ERA: 2.25 <b>Brad Clontz, R</b> ERA: 4.5 <b>Keith Lockhart, L</b> ERA: 2.25 <b>Mike Bielecki, R</b> ERA: 2.84 <b>Alan Embree, L</b> ERA: 2.7 <b>Mark Wohlers, R</b> ERA: 1.00										2	0	1	1	0	0	1						
<b>Inning Stats</b>	R: 0 E: 0 K: 1 S: 11	H: 2 LOB: 2 BB: 1 P: 19	R: 0 E: 0 K: 0 S: 11	H: 3 LOB: 2 BB: 0 P: 15	R: 0 E: 0 K: 0 S: 10	H: 0 LOB: 1 BB: 1 P: 17	R: 0 E: 1 K: 1 S: 11	H: 0 LOB: 0 BB: 0 P: 16	R: 1 E: 0 K: 0 S: 9	H: 1 LOB: 0 BB: 0 P: 12	R: 3 E: 1 K: 1 S: 24	H: 2 LOB: 2 BB: 2 P: 40	R: 0 E: 0 K: 1 S: 6	H: 0 LOB: 0 BB: 0 P: 7	R: 2 E: 1 K: 2 S: 19	H: 2 LOB: 2 BB: 0 P: 30		R: 0 E: 0 K: 0 S: 10	H: 0 LOB: 0 BB: 1 P: 16	1B: 8 2B: 2 3B: 1 HR: 0	SF: 2 SAC: 1 DP: 1 HBP: 0	WP: 0 PB: 0 SB: 3 CS: 1
<b>PITCHER</b>	IP	WLS	BF	H	R	ER	SO	BB	IBB	HBP	BLK	WP	HR	S	P	ERA	WHIP					
<b>Steve Trachsel, R</b> ERA: 5.94	5.1		26	7	4	3	2	4	0	0	0	0	0	64	102	5.06	2.062					
<b>Bob Patterson, L</b>	0.2		4	1	0	0	1	0	0	0	0	0	0	12	17	0.00	1.500					
<b>Larry Casian, L</b> ERA: 4.91	1.0		3	0	0	0	1	0	0	0	0	0	0	6	7	0.00	0.000					
<b>Turk Wendell, R</b> ERA: 1.35	1.0	L	6	2	2	0	2	0	0	0	0	0	0	19	30	0.00	2.000					
<b>Ramon Tatis, L</b> ERA: 1.35	0.0		1	0	0	0	0	1	0	0	0	0	0	1	5	∞	∞					

Batter	1	2	3	4	5	6	7	8	9	AB	R	H	RBI	BB	SO	LOB	BOTTOM					
<b>Brian McRae, S</b> OBP: 0.233, SLG: 0.211										5	0	1	0	0	0	0	<b>Atlanta Braves @ Chicago Cubs</b> Wrigley Field, Chicago, IL Sun Apr 13 1997, 3:33 AM CDT Att: 21,244 - Sunny - 40 F					
<b>Doug Glanville, R</b> OBP: 0.353, SLG: 0.412 <b>Brooks Kieschnick, L</b>										4	2	2	0	0	0	0						
<b>Shawon Dunston, R</b> OBP: 0.139, SLG: 0.143										4	1	1	0	0	0	1						
<b>Sammy Sosa, R</b> OBP: 0.282, SLG: 0.343										3	1	2	1	1	1	0						
<b>23 Ryne Sandberg, R</b> OBP: 0.270, SLG: 0.219 <b>José Hernández, R</b> OBP: 0.400, SLG: 0.250										2	0	0	0	0	0	1						
<b>Kevin Orie, R</b> OBP: 0.256, SLG: 0.214										2	0	1	0	2	1	1						
<b>Brant Brown, L</b> OBP: 0.211, SLG: 0.171										4	0	0	1	0	0	6						
<b>Scott Servais, R</b> OBP: 0.233, SLG: 0.154										3	0	0	1	0	0	0						
<b>Steve Trachsel, R</b> ERA: 2.25 <b>Bob Patterson, R</b> ERA: 4.5 <b>Dave Clark, L</b> ERA: 2.84 <b>Larry Casian, R</b> ERA: 2.84 <b>Turk Wendell, L</b> ERA: 2.7 <b>Ramon Tatis, L</b> ERA: 1.35 <b>Terry Adams, R</b> ERA: 1.00 <b>Dave Hansen, L</b> ERA: 0.00										2	0	0	0	0	2	0						
<b>Inning Stats</b>	R: 0 E: 0 K: 0 S: 12	H: 0 LOB: 0 BB: 0 P: 18	R: 0 E: 0 K: 1 S: 10	H: 1 LOB: 1 BB: 0 P: 20	R: 0 E: 0 K: 1 S: 10	H: 0 LOB: 0 BB: 0 P: 16	R: 1 E: 0 K: 0 S: 12	H: 2 LOB: 2 BB: 1 P: 20	R: 0 E: 0 K: 0 S: 9	H: 0 LOB: 0 BB: 0 P: 12	R: 3 E: 2 K: 0 S: 16	H: 2 LOB: 2 BB: 2 P: 30	R: 0 E: 0 K: 0 S: 4	H: 0 LOB: 0 BB: 0 P: 4	R: 0 E: 0 K: 1 S: 15	H: 1 LOB: 1 BB: 0 P: 20		R: 0 E: 0 K: 1 S: 8	H: 1 LOB: 1 BB: 0 P: 13	1B: 5 2B: 2 3B: 0 HR: 0	SF: 1 SAC: 0 DP: 0 HBP: 0	WP: 1 PB: 0 SB: 0 CS: 0
<b>PITCHER</b>	IP	WLS	BF	H	R	ER	SO	BB	IBB	HBP	BLK	WP	HR	S	P	ERA	WHIP					
<b>Tom Glavine, L</b> ERA: 2.25	6.0		27	5	4	3	3	3	0	0	0	0	0	69	116	4.50	1.333					
<b>Brad Clontz, R</b> ERA: 4.5	1.0	W	3	0	0	0	0	0	0	0	0	0	0	4	4	0.00	0.000					
<b>Mike Bielecki, R</b> ERA: 2.84	0.2		3	1	0	0	1	0	0	0	0	0	0	12	15	0.00	1.500					
<b>Alan Embree, L</b> ERA: 2.7	0.1		1	0	0	0	0	0	0	0	0	0	0	3	5	0.00	0.000					
<b>Mark Wohlers, R</b> ERA: 1.00	1.0	S	4	1	0	0	1	0	0	0	0	1	0	8	13	0.00	1.000					





Batter	1	2	3	4	5	6	7	8	9	AB	R	H	RBI	BB	SO	LOB	TOP					
Deion Sanders, L (1,8) OBP: 0.424, SLG: 0.455	L8		G6-4-3 BB		L9			1B		3	0	1	0	1	0	1	Cincinnati Reds @ Atlanta Braves Turner Field, Atlanta, GA Tue Apr 15 1997, 7:05 PM EDT Att: 31,962 - Unknown - 62 F					
Lenny Harris, L (1,9) OBP: 0.222, SLG: 0.235	G1-3		G6-4-3			K		K		4	0	0	0	0	2	3						
Barry Larkin, R (1,6) OBP: 0.426, SLG: 0.400	F9		F9			G4-3		1B		4	0	1	0	0	0	1						
Willie Greene, L (1,5) OBP: 0.315, SLG: 0.378		G4-3		G4-3		F8		F8		4	0	0	0	0	0	2						
Hal Morris, L (1,3) OBP: 0.250, SLG: 0.186		1B BB		G5-3			G4-3		F7	3	0	0	0	1	0	0						
Ruben Sierra, S (1,7) OBP: 0.270, SLG: 0.353		P6		K			G4-3 1B		F8	4	0	1	0	0	1	1						
Eddie Taubensee, L (1,2) OBP: 0.433, SLG: 0.440		1B					G4-3		K	4	0	2	0	0	1	1						
Jeff Branson, L (1,4) OBP: 0.167, SLG: 0.167		K					G6-3			3	0	0	0	0	2	4						
Kent Mercker, L (1,1) OBP: 0.500, SLG: 0.500 (8, PH)									G3	2	0	1	0	0	1	1						
Bret Boone, R (8, PH) OBP: 0.227, SLG: 0.200										1	0	0	0	0	0	0						
Hector Carrasco, R (8, 1) OBP: 0.167, SLG: 0.167										0	0	0	0	0	0	0						
<b>Inning Stats</b>	R: 0 E: 0 K: 0 S: 4	H: 0 LOB: 0 BB: 0 P: 5	R: 0 E: 0 K: 1 S: 15	H: 1 LOB: 2 BB: 1 P: 22	R: 0 E: 0 K: 0 S: 6	H: 1 LOB: 1 BB: 1 P: 11	R: 0 E: 0 K: 1 S: 8	H: 0 LOB: 0 BB: 0 P: 11	R: 0 E: 0 K: 2 S: 11	H: 1 LOB: 1 BB: 0 P: 14	R: 0 E: 0 K: 0 S: 6	H: 0 LOB: 0 BB: 0 P: 8	R: 0 E: 0 K: 0 S: 10	H: 1 LOB: 1 BB: 0 P: 12	R: 0 E: 0 K: 1 S: 9	H: 2 LOB: 2 BB: 0 P: 10	R: 0 E: 0 K: 1 S: 5	H: 0 LOB: 0 BB: 0 P: 9	1B: 5 2B: 1 3B: 0 HR: 0	SF: 0 SAC: 0 DP: 1 HBP: 0	WP: 0 PB: 0 SB: 0 CS: 0	PA: 34
<b>PITCHER</b> 29 John Smoltz, R (1,1) ERA: 2.25	IP: 9.0 WLS: W BF: 34 H: 6 R: 0 ER: 0 SO: 7 BB: 2 IBB: 0 HBP: 0 BLK: 0 WP: 0 HR: 0 S: 74 P: 102 ERA: 0.00 WHIP: 0.889															<b>PITCHER</b>						

AB	32
R	0
H	6
RBI	0
BB	2
SO	7
LOB	14



Batter	1	2	3	4	5	6	7	8	9	AB	R	H	RBI	BB	SO	LOB	BOTTOM			
Kenny Lofton, L (1,8) OBP: 0.413, SLG: 0.407	G6-3		3B BB		G4-3			F8		3	1	0	0	1	0	1	Cincinnati Reds @ Atlanta Braves Turner Field, Atlanta, GA Tue Apr 15 1997, 7:05 PM EDT Att: 31,962 - Unknown - 62 F			
Ryan Klesko, L (1,7) OBP: 0.293, SLG: 0.378	10 1B BB		10 1B 3B		G3		G3-6-3			3	1	1	1	1	0	1				
10 Chipper Jones, S (1,5) OBP: 0.421, SLG: 0.521			3B		G5-3					3	0	2	1	0	0	0				
Mike Mordecai, R (6,5) OBP: 0.250, SLG: 0.143			1B		G4-3					1	0	0	0	0	1	0				
Fred McGriff, L (1,3) OBP: 0.362, SLG: 0.423			1B		G4-3					4	0	1	0	0	0	3				
Andrew Jones, R (1,9) OBP: 0.323, SLG: 0.321			F7				F7			4	1	1	0	0	1	2				
Javy Lopez, R (1,2) OBP: 0.413, SLG: 0.571			1B				G6-3			4	0	1	0	0	1	2				
Mark Lemke, S (1,4) OBP: 0.333, SLG: 0.333			1B				G6-3			4	0	1	0	0	1	2				
Jeff Blauser, R (1,6) OBP: 0.423, SLG: 0.617			1B				G4-3			3	0	1	0	0	0	3				
29 John Smoltz, R (1,1) OBP: 0.300, SLG: 0.222			1B				G5-3			3	0	1	1	0	0	1				
<b>Inning Stats</b>	R: 0 E: 0 K: 0 S: 9	H: 1 LOB: 1 BB: 1 P: 15	R: 1 E: 0 K: 1 S: 12	H: 2 LOB: 1 BB: 0 P: 22	R: 2 E: 0 K: 0 S: 16	H: 3 LOB: 2 BB: 1 P: 26	R: 0 E: 0 K: 1 S: 9	H: 0 LOB: 0 BB: 0 P: 11	R: 0 E: 0 K: 0 S: 8	H: 0 LOB: 0 BB: 0 P: 13	R: 0 E: 0 K: 0 S: 8	H: 1 LOB: 1 BB: 0 P: 12	R: 0 E: 0 K: 0 S: 5	H: 1 LOB: 1 BB: 0 P: 6	R: 0 E: 0 K: 3 S: 12	H: 1 LOB: 1 BB: 0 P: 15	1B: 7 2B: 0 3B: 2 HR: 0	SF: 0 SAC: 0 DP: 2 HBP: 0	WP: 0 PB: 0 SB: 2 CS: 0	PA: 33
<b>PITCHER</b> Kent Mercker, L (1,1) ERA: 2.45	IP: 7.0 WLS: L BF: 29 H: 8 R: 3 ER: 3 SO: 2 BB: 2 IBB: 0 HBP: 0 BLK: 0 WP: 0 HR: 0 S: 67 P: 105 ERA: 3.86 WHIP: 1.429															<b>PITCHER</b>				
Hector Carrasco, R (8, 1) ERA: 1.93	IP: 1.0 WLS: L BF: 4 H: 1 R: 0 ER: 0 SO: 3 BB: 0 IBB: 0 HBP: 0 BLK: 0 WP: 0 HR: 0 S: 12 P: 15 ERA: 0.00 WHIP: 1.000															<b>PITCHER</b>				

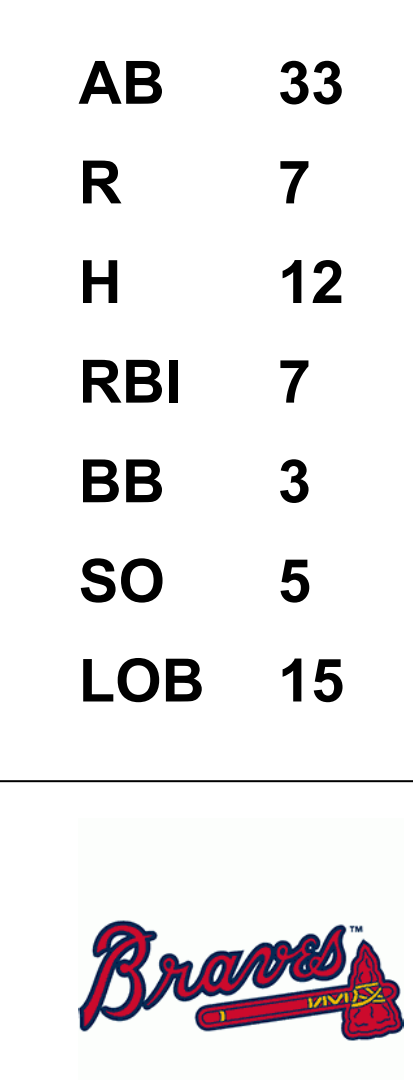




Batter	1	2	3	4	5	6	7	8	9	AB	R	H	RBI	BB	SO	LOB	TOP										
Deion Sanders, L (1, 8) OBP: 0.413, SLG: 0.441	F8			CS 1B		G6-3			B1	4	1	1	0	0	0	0	<b>Cincinnati Reds @ Atlanta Braves</b> Turner Field, Atlanta, GA Wed Apr 16 1997, 3:33 AM EDT Att: 38,411 - Sunny - 65 F										
Bret Boone, R (1, 4) OBP: 0.229, SLG: 0.186	F9			K 1-H		L4			BB BB	3	0	0	0	1	1	0											
Reggie Sanders, R (1, 9) OBP: 0.304, SLG: 0.519	K			K			L8		BB BB	3	0	0	0	1	2	0											
Eduardo Perez, R (1, 7) OBP: 0.438, SLG: 0.467		G1-3							BB	3	0	0	0	0	1	0											
Lenny Harris, L (7, 7) OBP: 0.211, SLG: 0.222				F7			K		F7	1	0	0	0	0	0	2											
Willie Greene, L (1, 5) OBP: 0.316, SLG: 0.396		P4					F9			3	0	1	0	0	0	0											
Brook Fordyce, R (1, 2) OBP: 0.187, SLG: 0.182		G4-3								2	0	1	0	0	0	0											
Eddie Taubensee, L (8, PH) OBP: 0.419, SLG: 0.423										1	0	0	0	0	1	0											
Hal Morris, L (1, 3) OBP: 0.235, SLG: 0.174			K				F7			3	0	0	0	0	2	2											
Pokey Reese, R (1, 6) OBP: 0.200, SLG: 0.357			K				B3-5			3	0	0	0	0	2	2											
Ricky Bones, R (8, 1)			K							0	0	0	0	0	0	0											
John Smiley, L (1, 1) OBP: 0.111, SLG: 0.222			K							2	0	0	0	0	1	0											
Stan Belinda, R (6, 1)										0	0	0	0	0	0	0											
Jeff Branson, L (8, 6) OBP: 0.154, SLG: 0.154							P5		F8	1	0	0	0	0	0	0											
<b>Inning Stats</b>	R: 0 E: 0 K: 1 S: 7	H: 0 LOB: 0 BB: 0 P: 9	R: 0 E: 0 K: 0 S: 10	H: 0 LOB: 0 BB: 0 P: 15	R: 0 E: 0 K: 3 S: 9	H: 0 LOB: 0 BB: 0 P: 12	R: 1 E: 0 K: 2 S: 13	H: 1 LOB: 0 BB: 0 P: 23	R: 0 E: 0 K: 0 S: 8	H: 2 LOB: 1 BB: 0 P: 11	R: 0 E: 0 K: 0 S: 6	H: 0 LOB: 0 BB: 0 P: 11	R: 0 E: 0 K: 1 S: 7	H: 0 LOB: 0 BB: 0 P: 10	R: 0 E: 0 K: 3 S: 12	H: 0 LOB: 0 BB: 0 P: 15	R: 0 E: 0 K: 0 S: 5	H: 0 LOB: 2 BB: 2 P: 13	1B: 2 2B: 2 3B: 0 HR: 0	SF: 0 SAC: 0 DP: 1 HBP: 0	WP: 0 PB: 0 SB: 1 CS: 1	PA: 31					
<b>PITCHER</b>	IP	WLS	BF	H	R	ER	SO	BB	IBB	HBP	BLK	WP	HR	S	P	ERA	WHIP										
Terrell Wade, L (1, 1) ERA: 1.5	4.1		16	3	1	0	6	0	0	0	0	0	0	46	69	0.00	0.692										
Paul Byrd, R (5, 1) ERA:	1.2	W	4	0	0	0	0	0	0	0	0	0	0	7	12	0.00	0.000										
Mike Bielecki, R (7, 1) ERA: 2.16	2.0		6	0	0	0	4	0	0	0	0	0	0	19	25	0.00	0.000										
Mark Wohlers, R (9, 1) ERA:	1.0		5	0	0	0	0	2	0	0	0	0	0	5	13	0.00	2.000										

Batter	1	2	3	4	5	6	7	8	9	AB	R	H	RBI	BB	SO	LOB	BOTTOM											
Kenny Lofton, L (1, 8) OBP: 0.441, SLG: 0.484	1B		S 1B			G6-3				5	2	4	1	0	0	0	<b>Cincinnati Reds @ Atlanta Braves</b> Turner Field, Atlanta, GA Wed Apr 16 1997, 3:33 AM EDT Att: 38,411 - Sunny - 65 F											
Michael Tucker, L (1, 7) OBP: 0.400, SLG: 0.511	P6		S 1B			HR 1B				4	0	1	2	0	1	4												
Mike Mordecai, R (1, 5) OBP: 0.333, SLG: 0.455	CS 1B		S 1B				P4			4	1	2	0	0	1	1												
Fred McGriff, L (1, 3) OBP: 0.371, SLG: 0.429	K		F7					3B		4	1	2	1	0	1	3												
Andrew Jones, R (1, 9) OBP: 0.343, SLG: 0.355		CS BB					P4			3	1	1	1	1	0	1												
Eddie Pérez, R (1, 2) OBP: 0.077, SLG: 0.077	K		F7				F7			4	0	0	0	0	2	3												
Tony Graffanino, R (1, 4) OBP: 0.273, SLG: 0.200										2	0	0	0	0	0	0												
Paul Byrd, R (5, 1) ERA:										0	0	0	0	0	0	0												
10 Chipper Jones, S (6, PH) OBP: 0.431, SLG: 0.521										0	0	0	0	1	0	0												
Rafael Belliard, R (6, PH) ERA:										1	0	0	0	0	0	1												
Jeff Blauser, R (1, 6) OBP: 0.455, SLG: 0.694										2	2	2	2	1	0	0												
Mike Bielecki, R (7, 1) ERA:										0	0	0	0	0	0	0												
Ryan Klesko, L (8, PH) OBP: 0.286, SLG: 0.368			1B SH2-4 1B							1	0	0	0	0	0	0												
Mark Wohlers, R (9, 1) ERA:										0	0	0	0	0	0	0												
Terrell Wade, L (1, 1) ERA:										0	0	0	0	0	0	0												
Mark Lemke, S (5, 4) OBP: 0.311, SLG: 0.308			SH2-4							3	0	0	0	0	0	2												
<b>Inning Stats</b>	R: 0 E: 0 K: 1 S: 12	H: 2 LOB: 2 BB: 0 P: 16	R: 0 E: 0 K: 1 S: 8	H: 0 LOB: 1 BB: 1 P: 13	R: 2 E: 0 K: 1 S: 9	H: 2 LOB: 1 BB: 1 P: 18	R: 0 E: 0 K: 0 S: 7	H: 0 LOB: 0 BB: 0 P: 10	R: 2 E: 0 K: 0 S: 11	H: 2 LOB: 0 BB: 0 P: 17	R: 2 E: 0 K: 0 S: 14	H: 4 LOB: 3 BB: 1 P: 25	R: 1 E: 0 K: 1 S: 11	H: 2 LOB: 1 BB: 0 P: 17	R: 0 E: 0 K: 0 S: 7	H: 0 LOB: 0 BB: 0 P: 11	1B: 8 2B: 2 3B: 1 HR: 2	SF: 0 SAC: 1 DP: 1 HBP: 0	WP: 0 PB: 0 SB: 3 CS: 2	PA: 37								
<b>PITCHER</b>	IP	WLS	BF	H	R	ER	SO	BB	IBB	HBP	BLK	WP	HR	S	P	ERA	WHIP											
John Smiley, L (1, 1) ERA: 7.04	5.1	L	25	8	6	6	4	2	1	0	0	0	0	2	52	86	10.12	1.875										
Stan Belinda, R (6, 1) ERA: 6.3	1.2		9	4	1	1	1	0	0	0	0	0	0	20	30	5.40	2.400											
Ricky Bones, R (8, 1) ERA: 12.19	1.0		3	0	0	0	0	0	0	0	0	0	0	7	11	0.00	0.000											

AB	29
R	1
H	3
RBI	0
BB	2
SO	10
LOB	6














Batter	1	2	3	4	5	6	7	8	9	AB	R	H	RBI	BB	SO	LOB	TOP											
<b>Kenny Lofton, L</b> OBP: 0.470, SLG: 0.582	1-0 CS 1B		1-2 F7			0-0 G4-6-3			3-1 G6-3	4	0	1	0	0	0	3	<b>Atlanta Braves @ Colorado Rockies</b> Coors Field, Denver, CO Sun Apr 20 1997, 3:33 AM MDT Att: 48,155 - Sunny - 64 F											
<b>Michael Tucker, L</b> OBP: 0.406, SLG: 0.492	2-3 SAFE K		0-1 F8			2-3 K			1-1 10 1B	4	0	1	1	0	2	2												
<b>10 Chipper Jones, S</b> OBP: 0.429, SLG: 0.508	1-0 G4-3								0-0 1B	4	0	1	0	0	1	0												
<b>Fred McGriff, L</b> OBP: 0.377, SLG: 0.429		2-2 G5-3							0-3 1B	4	0	0	0	0	2	2												
<b>Andruw Jones, R</b> OBP: 0.341, SLG: 0.432		1-3 K							1-3 K	4	0	1	0	0	3	2												
<b>Javy Lopez, R</b> OBP: 0.390, SLG: 0.582		0-0 HR							1-2 G6-3	3	1	1	1	0	1	0												
<b>Mark Lemke, S</b> OBP: 0.298, SLG: 0.294		2-2 G1-3							0-0 F7	3	0	0	0	0	0	0												
<b>Tony Graffanino, R</b> OBP: 0.250, SLG: 0.182									1-0 G6-3	3	0	0	0	0	0	0												
<b>Jeff Blausler, R</b> OBP: 0.448, SLG: 0.621			0-0 L9						3-2 1B	2	0	0	0	0	0	0												
<b>Rafael Bellard, R</b> OBP: 0.333, SLG: 0.333			0-2 1B							1	1	1	0	0	0	0												
<b>29 John Smoltz, R</b> OBP: 0.417, SLG: 0.364																												
<b>Alan Embree, L</b> OBP: 0.177, SLG: 0.177																												
<b>Brad Clontz, R</b> OBP: 0.167, SLG: 0.167																												
<b>Terrell Wade, L</b> OBP: 0.167, SLG: 0.167																												
<b>Joe Borowski, R</b> OBP: 0.167, SLG: 0.167																												
<b>Mike Mordica, R</b> OBP: 0.167, SLG: 0.167																												
<b>Inning Stats</b>	R: 0 E: 0 K: 1 S: 6	H: 1 LOB: 0 BB: 0 P: 10	R: 1 E: 0 K: 1 S: 10	H: 1 LOB: 0 BB: 0 P: 15	R: 0 E: 0 K: 0 S: 10	H: 1 LOB: 1 BB: 0 P: 11	R: 0 E: 0 K: 1 S: 8	H: 0 LOB: 0 BB: 0 P: 13	R: 0 E: 0 K: 1 S: 7	H: 0 LOB: 0 BB: 0 P: 11	R: 0 E: 0 K: 1 S: 7	H: 1 LOB: 0 BB: 0 P: 10	R: 0 E: 0 K: 2 S: 9	H: 0 LOB: 0 BB: 0 P: 13	R: 0 E: 0 K: 0 S: 9	H: 0 LOB: 0 BB: 0 P: 11	R: 1 E: 0 K: 2 S: 15	H: 3 LOB: 2 BB: 0 P: 23	1B: 6 2B: 2 3B: 0 HR: 1	SF: 0 SAC: 0 DP: 2 HBP: 0	WP: 0 PB: 0 SB: 0 CS: 2	PA: 33						
<b>PITCHER</b>	IP	WLS	BF	H	R	ER	SO	BB	IBB	HBP	BLK	WP	HR	S	P	ERA	WHIP											
<b>Darren Holmes, R</b> ERA: 0.63	(1, 1)	6.0	W	20	5	1	1	5	0	0	0	0	0	1	48	70	1.50	0.833										
<b>Mike Munoz, L</b> ERA: 7.11	(7, 1)	1.0		3	0	0	0	2	0	0	0	0	0	0	9	13	0.00	0.000										
<b>Steve Reed, R</b> ERA: 1.13	(8, 1)	1.0		3	0	0	0	0	0	0	0	0	0	0	9	11	0.00	0.000										
<b>Bruce Ruffin, L</b> ERA: 3.24	(9, 1)	1.0		6	3	1	1	2	0	0	0	0	0	0	15	23	9.00	3.000										

Batter	1	2	3	4	5	6	7	8	9	AB	R	H	RBI	BB	SO	LOB	BOTTOM											
<b>Eric Young Sr., R</b> OBP: 0.418, SLG: 0.478	3-2 1B 1B 1B	0-0 P9		2-2 F9		0-0 F9			1 SAFE 0-0 F9	5	1	1	0	0	0	3	<b>Atlanta Braves @ Colorado Rockies</b> Coors Field, Denver, CO Sun Apr 20 1997, 3:33 AM MDT Att: 48,155 - Sunny - 64 F											
<b>Quinton McCracken, S</b> OBP: 0.429, SLG: 0.469	1-2 1B		1-0 G6-4-3 1B			0-0 E S 2B			0-0 1B	5	3	4	0	0	0	2												
<b>Larry Walker, L</b> OBP: 0.568, SLG: 1.048	0-2 1B		0-0 G6-4-3 1B			3-1 G5-3 1B			0-0 1B	5	2	4	1	0	0	1												
<b>Dante Bichette, R</b> OBP: 0.359, SLG: 0.474	2-3 K		2-2 G6-4-3 1B			0-2 E 2B			0-2 1B	4	1	2	2	0	1	5												
<b>Mike Munoz, L</b> OBP: 0.167, SLG: 0.167									2-0 G5-3 1B	0	0	0	0	0	0	0												
<b>Steve Reed, R</b> OBP: 0.167, SLG: 0.167									2-3 G5-3 1B	0	0	0	0	0	0	0												
<b>Darnell Coles, R</b> OBP: 0.167, SLG: 0.167									1-3 2H 1B	1	0	0	0	0	0	1												
<b>Bruce Ruffin, S</b> OBP: 0.167, SLG: 0.167									2-3 1B	0	0	0	0	0	0	0												
<b>John Vander Wal, L</b> OBP: 0.250, SLG: 0.200	0-0 G6-3 1B		0-0 P2			0-0 E9 1B			0-0 FC6-4 1B	5	0	2	3	0	0	4												
<b>Vinny Castilla, R</b> OBP: 0.478, SLG: 0.763	1-3 2H 3H 1B					0-0 FC1-5 1B			0-0 G6-4-3 1B	4	1	3	2	1	0	1												
<b>Jeff Reed, L</b> OBP: 0.323, SLG: 0.533	2-3 3H 1B					0-1 FC1-5 1B			2-1 G6-4-3 1B	5	0	2	0	0	2	4												
<b>Walt Weiss, S</b> OBP: 0.354, SLG: 0.349		2-1 G4-3				1-2 F8			0-1 1B 1B	5	1	2	0	0	0	4												
<b>Darren Holmes, R</b> OBP: 0.167, SLG: 0.667		2-3 K				0-0 FC1-5			0-3 K	2	0	0	0	0	1	2												
<b>Ellis Burks, R</b> OBP: 0.217, SLG: 0.465						1-2 2-3 1B			1-2 2-3 1B	2	0	0	0	0	1	3												
<b>Inning Stats</b>	R: 3 E: 1 K: 2 S: 18	H: 3 LOB: 1 BB: 0 P: 24	R: 0 E: 0 K: 1 S: 7	H: 0 LOB: 0 BB: 0 P: 11	R: 0 E: 0 K: 0 S: 8	H: 2 LOB: 1 BB: 0 P: 11	R: 0 E: 0 K: 0 S: 11	H: 2 LOB: 2 BB: 0 P: 14	R: 2 E: 0 K: 0 S: 11	H: 3 LOB: 1 BB: 1 P: 22	R: 2 E: 0 K: 1 S: 14	H: 4 LOB: 2 BB: 0 P: 14	R: 1 E: 0 K: 0 S: 15	H: 3 LOB: 2 BB: 0 P: 22	R: 1 E: 0 K: 0 S: 11	H: 3 LOB: 2 BB: 0 P: 21	1B: 18 2B: 2 3B: 0 HR: 0	SF: 0 SAC: 0 DP: 2 HBP: 0	WP: 0 PB: 1 SB: 2 CS: 0	PA: 44								
<b>PITCHER</b>	IP	WLS	BF	H	R	ER	SO	BB	IBB	HBP	BLK	WP	HR	S	P	ERA	WHIP											
<b>29 John Smoltz, R</b> ERA: 3.21	(1, 1)	5.2	L	31	14	7	5	4	0	0	0	0	0	8	11	13.50	3.000											
<b>Alan Embree, L</b> ERA: 4.15	(6, 1)	0.2		4	2	1	1	1	0	0	0	0	0	0	8	12	0.00	1.500										
<b>Brad Clontz, R</b> ERA: 3.86	(7, 1)	0.2		3	1	0	0	0	0	0	0	0	0	0	4	8	13.50	1.500										
<b>Terrell Wade, L</b> ERA: 2.7	(8, 1)	0.2		3	1	1	1	0	0	0	0	0	0	0	4	8	13.50	1.500										
<b>Joe Borowski, R</b> ERA:	(8, 1)	0.1		3	2	0	0	0	0	0	0	0	0	0	7	13	0.00	6.000										

**AB 32**  
**R 2**  
**H 8**  
**RBI 2**  
**BB 0**  
**SO 9**  
**LOB 9**



**AB 43**  
**R 9**  
**H 20**  
**RBI 8**  
**BB 1**  
**SO 5**  
**LOB 30**









Batter	1	2	3	4	5	6	7	8	9	AB	R	H	RBI	BB	SO	LOB	TOP				
<b>Kenny Lofton, L</b> OBP: 0.473, SLG: 0.575 (1, 8)	G4-3		G1-3			B5	2B		G6-4-3 IBB	4	0	1	0	1	0	0	<b>Atlanta Braves @ San Francisco Giants</b> 3Com Park at Candlestick Point, San Francisco, CA Wed Apr 23 1997, 6:33 AM EDT Att: 17,050 - Sunny - 61 F <a href="http://livebaseballscorecards.com">livebaseballscorecards.com</a>				
<b>Mark Lemke, S</b> OBP: 0.333, SLG: 0.333 (1, 4)	1B			G4-6-3 BB		1B	2B		G6-4-3 1-2f	4	0	3	1	1	0	2					
<b>10 Chipper Jones, S</b> OBP: 0.392, SLG: 0.463 (1, 5)	K			G4-6-3 1B		F8	F8			4	0	1	0	0	1	4					
<b>Fred McGriff, L</b> OBP: 0.388, SLG: 0.413 (8, PR)	G5-3			G4-6-3		P8			SH1-4 1B	4	0	1	0	0	0	4					
<b>Tony Gaffanino, R</b> OBP: 0.231, SLG: 0.167 (8, 7)				1-2f 2-3						0	0	0	0	0	0	0					
<b>Michael Tucker, L</b> OBP: 0.420, SLG: 0.500 (8, 7)										0	0	0	0	0	0	0					
<b>Andruw Jones, R</b> OBP: 0.318, SLG: 0.400 (1, 9)		G1-3		K			G1-3	SH1-4	SH1-4	3	0	0	0	0	1	1					
<b>Javy Lopez, R</b> OBP: 0.397, SLG: 0.561 (1, 2)	G6-3					G4-3	HR	IBB	G4-3 IBB	2	1	0	0	2	0	0					
<b>Ryan Klesko, L</b> OBP: 0.283, SLG: 0.482 (8, 3)	G6-3					K	HR	G4-3	G4-3	4	1	1	2	0	1	2					
<b>Jeff Blausler, R</b> OBP: 0.440, SLG: 0.600 (1, 6)			F7				G6-3		SH1-4 1B	3	0	1	0	1	0	0					
<b>Tom Glavine, L</b> OBP: 0.364, SLG: 0.222 (9, 1)			K			K		SH1-4	SH1-4	2	1	0	0	1	2	1					
<b>Alan Embree, L</b> (9, 1)							1B	2B	SH1-4	0	0	0	0	0	0	0					
<b>Inning Stats</b>	R: 0 E: 0 K: 1 S: 11	H: 1 LOB: 1 BB: 0 P: 18	R: 0 E: 0 K: 0 S: 10	H: 0 LOB: 0 BB: 0 P: 16	R: 0 E: 0 K: 1 S: 9	H: 0 LOB: 0 BB: 0 P: 14	R: 0 E: 0 K: 2 S: 5	H: 1 LOB: 1 BB: 1 P: 13	R: 0 E: 0 K: 0 S: 7	H: 0 LOB: 1 BB: 0 P: 17	R: 0 E: 0 K: 0 S: 14	H: 1 LOB: 1 BB: 2 P: 27	R: 0 E: 0 K: 0 S: 7	H: 1 LOB: 2 BB: 1 P: 16	R: 0 E: 0 K: 0 S: 8	H: 1 LOB: 1 BB: 1 P: 13	1B: 6 2B: 1 3B: 0 HR: 1	SF: 0 SAC: 2 DP: 3 HBP: 0	WP: 0 PB: 0 SB: 0 CS: 0	PA: 38	
<b>PITCHER</b>	IP	WLS	BF	H	R	ER	SO	BB	IBB	HBP	BLK	WP	HR	S	P	ERA	WHIP				
<b>Kirk Rueter, L</b> ERA: 3.04 (1, 1)	6.1		25	4	2	2	5	3	0	0	0	0	1	53	99	2.84	1.105				
<b>Julian Tavarez, R</b> ERA: 3.12 (7, 1)	0.1		2	0	0	0	0	1	0	0	0	0	0	6	11	0.00	3.000				
<b>Rich Rodriguez, L</b> ERA: 1.74 (7, 1)	1.1		7	3	1	1	0	0	1	0	0	0	0	12	24	6.75	2.250				
<b>Doug Henry, R</b> ERA: 1.99 (9, 1)	1.0	W	4	1	0	0	0	0	1	0	0	0	0	8	13	0.00	1.000				

Batter	1	2	3	4	5	6	7	8	9	AB	R	H	RBI	BB	SO	LOB	BOTTOM				
<b>Jose Vizcaino, S</b> OBP: 0.333, SLG: 0.323 (1, 6)	FC1-6 IHR	G1-3			G5-3		L6			4	1	1	0	0	0	2	<b>Atlanta Braves @ San Francisco Giants</b> 3Com Park at Candlestick Point, San Francisco, CA Wed Apr 23 1997, 6:33 AM EDT Att: 17,050 - Sunny - 61 F <a href="http://livebaseballscorecards.com">livebaseballscorecards.com</a>				
<b>Stan Javier, S</b> OBP: 0.296, SLG: 0.308 (1, 8)	FC1-6 1B			G4-6-3 1B	P9		G5-3			4	0	2	0	0	0	1					
<b>Glenallen Hill, R</b> OBP: 0.310, SLG: 0.507 (1, 9)	FC1-6 IHR		G4-6-3		1B			K		4	1	1	0	0	1	3					
<b>Barry Bonds, L</b> OBP: 0.487, SLG: 0.462 (1, 7)	IHR		E8		G4-3			G6-3		4	1	2	3	0	0	1					
<b>Jeff Kent, R</b> OBP: 0.333, SLG: 0.603 (1, 4)	G6-3		L5			P4				4	0	1	0	0	0	1					
<b>Rick Wilkins, L</b> OBP: 0.216, SLG: 0.273 (1, 2)	G3			G1-3 BB		K				3	0	0	0	1	2	1					
<b>Doug Henry, R</b> (9, 1)								K		0	0	0	0	0	0	0					
<b>Mark Lewis, R</b> OBP: 0.370, SLG: 0.680 (1, 5)		G6-3		G1-3		L9			SH1-4 1B	3	0	0	0	0	0	1					
<b>Rich Rodriguez, L</b> OBP: 1.000, SLG: 1.000 (7, 1)										0	0	0	0	0	0	0					
<b>Marcus Jensen, S</b> OBP: 0.417, SLG: 0.333 (9, 2)										0	0	0	0	1	0	0					
<b>LeJon Powell, R</b> OBP: 0.143, SLG: 0.143 (9, PR)										0	1	0	0	0	0	0					
<b>J.T. Snow, L</b> OBP: 0.361, SLG: 0.271 (1, 3)		FC6-4 1B		F9			WP	SH1-4 1B	SH1-4	3	0	2	0	0	0	1					
<b>Kirk Rueter, L</b> (1, 1)										2	0	0	0	0	1	2					
<b>Julian Tavarez, L</b> (7, 1)		FC6-4		K			SH1-4			0	0	0	0	0	0	0					
<b>Bill Mueller, S</b> OBP: 0.380, SLG: 0.372 (7, 5)									2H	1	0	1	1	0	0	0					
<b>Inning Stats</b>	R: 3 E: 0 K: 0 S: 13	H: 3 LOB: 0 BB: 0 P: 20	R: 0 E: 0 K: 0 S: 10	H: 1 LOB: 1 BB: 0 P: 16	R: 0 E: 0 K: 0 S: 5	H: 2 LOB: 1 BB: 0 P: 11	R: 0 E: 0 K: 1 S: 5	H: 0 LOB: 1 BB: 1 P: 11	R: 0 E: 0 K: 0 S: 10	H: 1 LOB: 1 BB: 0 P: 13	R: 0 E: 0 K: 1 S: 7	H: 0 LOB: 0 BB: 0 P: 11	R: 0 E: 0 K: 2 S: 13	H: 1 LOB: 1 BB: 0 P: 17	R: 1 E: 0 K: 0 S: 3	H: 1 LOB: 1 BB: 1 P: 7	1B: 8 2B: 1 3B: 0 HR: 1	SF: 0 SAC: 2 DP: 1 HBP: 0	WP: 1 PB: 0 SB: 0 CS: 0	PA: 36	
<b>PITCHER</b>	IP	WLS	BF	H	R	ER	SO	BB	IBB	HBP	BLK	WP	HR	S	P	ERA	WHIP				
<b>Tom Glavine, L</b> ERA: 1.95 (1, 1)	8.0		33	9	3	3	4	1	0	0	0	0	0	70	111	3.38	1.250				
<b>Alan Embree, L</b> ERA: 5.79 (9, 1)	0.1	L	3	1	1	1	0	1	0	0	0	0	0	3	7	27.00	6.000				





Batter	1	2	3	4	5	6	7	8	9	AB	R	H	RBI	BB	SO	LOB	TOP					
Rickey Henderson, R OBP: 0.418, SLG: 0.325	G5-3		SH1-4 HR 2B		F7		K			4	1	1	2	0	1	2						
Quilvio Veras, S OBP: 0.333, SLG: 0.338	G5-3		SH1-4		G5-3			F8		3	0	0	0	0	0	0						
Tony Gwynn, L OBP: 0.424, SLG: 0.646	G3		HR		G3-1			FC4-6 BB		3	1	1	2	1	0	0						
Ken Caminiti, S OBP: 0.284, SLG: 0.385		K	K		F8			FC4-6		4	0	0	0	0	2	1						
Greg Vaughn, R OBP: 0.247, SLG: 0.338	F8			K	G1-3			K		4	0	0	0	0	2	1						
Wally Joyner, L OBP: 0.343, SLG: 0.415	L3			G3-1			F8		F9	4	0	0	0	0	0	0						
John Flaherty, R OBP: 0.277, SLG: 0.233			G5-3	1B			FC9-6 BB 1B		G6-3	4	0	2	0	0	0	0						
Chris Gomez, R OBP: 0.314, SLG: 0.297			F7				FC9-6 BB			1	1	0	0	2	0	1						
Phil Plantier, L (9, PH)			SH 2B BB							0	0	0	0	1	0	0						
Chris Jones, R OBP: 0.286, SLG: 0.333										0	0	0	0	0	0	0						
Sterling Hitchcock, L (7, PH)			SH				FC9-6		G4-3	1	1	0	0	0	1	0						
Don Slaughter, R (7, PH)										1	0	0	0	0	2	0						
Will Cunnane, R (7, L)										0	0	0	0	0	0	0						
Joey Long, R (7, L)										0	0	0	0	0	0	0						
Sean Bergman, R (8, L)										0	0	0	0	0	0	0						
Scott Livingstone, L OBP: 0.297, SLG: 0.231			2B							1	0	0	0	0	0	1						
<b>Inning Stats</b>	R: 0 E: 0 K: 0 S: 12	H: 0 LOB: 0 BB: 0 P: 19	R: 0 E: 0 K: 1 S: 8	H: 0 LOB: 0 BB: 0 P: 14	R: 4 E: 1 K: 1 S: 14	H: 2 LOB: 0 BB: 1 P: 25	R: 0 E: 0 K: 1 S: 14	H: 1 LOB: 1 BB: 0 P: 21	R: 0 E: 0 K: 1 S: 8	H: 0 LOB: 0 BB: 0 P: 10	R: 0 E: 0 K: 1 S: 11	H: 1 LOB: 2 BB: 1 P: 23	R: 0 E: 0 K: 1 S: 20	H: 0 LOB: 1 BB: 1 P: 29	R: 0 E: 0 K: 0 S: 8	H: 0 LOB: 1 BB: 1 P: 15	1B: 2 2B: 1 3B: 0 HR: 1	SF: 0 SAC: 2 DP: 0 HBP: 0	WP: 0 PB: 0 SB: 0 CS: 0	PA: 36		
<b>PITCHER</b>	IP	WLS	BF	H	R	ER	SO	BB	IBB	HBP	BLK	WP	HR	S	P	ERA	WHIP					
Denny Neagle, L ERA: 4.22	(1, 1)	7.0	W	28	4	4	1	5	2	0	0	0	0	1	71	119	1.29	0.857				
Mike Bielecki, R ERA: 1.5	(8, 1)	1.0		4	0	0	0	1	1	0	0	0	0	0	20	29	0.00	1.000				
Mark Wohlers, R ERA: 2.89	(9, 1)	1.0	S	4	0	0	0	0	1	0	0	0	0	0	8	15	0.00	1.000				

San Diego Padres @ Atlanta Braves  
Turner Field, Atlanta, GA  
Fri Apr 25 1997, 7:05 PM EDT  
Att: 43,376 - Unknown - 66 F

AB	30
R	4
H	4
RBI	4
BB	4
SO	6
LOB	8



Batter	1	2	3	4	5	6	7	8	9	AB	R	H	RBI	BB	SO	LOB	BOTTOM					
Kenny Lofton, L OBP: 0.464, SLG: 0.560	F8		F8		P6		S 2H 1B			4	0	1	1	0	0	1						
Michael Tucker, L OBP: 0.408, SLG: 0.485	F7		G6-3		K		K			2	0	0	0	0	0	1						
Ryan Klesko, L OBP: 0.274, SLG: 0.466										2	0	0	0	0	2	1						
10 Chipper Jones, S OBP: 0.386, SLG: 0.451				G6-3	P3			F9		4	0	1	0	0	0	0						
Fred McGriff, L OBP: 0.382, SLG: 0.405							F7	G3-1		4	1	1	0	0	1	1						
Andruw Jones, R OBP: 0.354, SLG: 0.442			WP S 1B		HR 2B		F7	E BB		3	1	2	0	1	0	0						
Javy Lopez, R OBP: 0.403, SLG: 0.600							G6-3	G5-3		3	1	1	3	1	0	1						
Mark Lemke, S OBP: 0.333, SLG: 0.383			G3-6		HR		L6			3	1	1	1	0	0	2						
Jeff Blauser, R OBP: 0.436, SLG: 0.582										2	1	0	0	0	0	1						
Rafael Bellard, R OBP: 0.333, SLG: 0.333			F7		L6		G6-3 1B HBP			0	0	0	0	0	0	0						
Denny Neagle, L OBP: 0.167, SLG: 0.167								G6-3		2	0	1	0	0	1	0						
Keith Lockhart, L OBP: 0.200, SLG: 0.125										0	0	0	0	0	0	0						
Mike Mordecai, R OBP: 0.471, SLG: 0.667										1	0	0	0	0	0	1						
Mike Bielecki, R (8, 1)										0	0	0	0	0	0	0						
Mark Wohlers, R (9, 1)										0	0	0	0	0	0	0						
<b>Inning Stats</b>	R: 0 E: 0 K: 1 S: 12	H: 1 LOB: 1 BB: 0 P: 20	R: 0 E: 0 K: 0 S: 7	H: 1 LOB: 1 BB: 1 P: 13	R: 0 E: 0 K: 0 S: 7	H: 1 LOB: 0 BB: 0 P: 10	R: 4 E: 0 K: 1 S: 14	H: 4 LOB: 0 BB: 0 P: 18	R: 0 E: 0 K: 0 S: 5	H: 0 LOB: 0 BB: 0 P: 9	R: 0 E: 0 K: 0 S: 4	H: 0 LOB: 0 BB: 0 P: 9	R: 1 E: 0 K: 1 S: 17	H: 1 LOB: 1 BB: 0 P: 27	R: 0 E: 1 K: 0 S: 10	H: 0 LOB: 1 BB: 1 P: 20	1B: 5 2B: 1 3B: 0 HR: 2	SF: 0 SAC: 0 DP: 2 HBP: 1	WP: 1 PB: 0 SB: 3 CS: 0	PA: 33		
<b>PITCHER</b>	IP	WLS	BF	H	R	ER	SO	BB	IBB	HBP	BLK	WP	HR	S	P	ERA	WHIP					
Sterling Hitchcock, L ERA: 2.43	(1, 1)	6.0		24	7	4	4	3	1	0	0	0	0	7	49	79	6.00	1.333				
Will Cunnane, R ERA: 1.42	(7, 1)	0.1	L	2	0	1	1	0	0	0	1	0	0	0	7	11	27.00	0.000				
Joey Long, L ERA: 1.42	(7, 1)	1.1		6	1	0	0	1	1	0	0	0	0	17	31	0.00	1.500					
Sean Bergman, R ERA: 3.86	(8, 1)	0.1		1	0	0	0	0	0	0	0	0	0	3	5	0.00	0.000					

San Diego Padres @ Atlanta Braves  
Turner Field, Atlanta, GA  
Fri Apr 25 1997, 7:05 PM EDT  
Att: 43,376 - Unknown - 66 F

AB	30
R	5
H	8
RBI	5
BB	2
SO	4
LOB	9









Batter	1	2	3	4	5	6	7	8	9	AB	R	H	RBI	BB	SO	LOB	TOP
Rickey Henderson, R OBP: 0.403, SLG: 0.289	0-3 K			3-2 G5-3						2	0	0	0	0	1	0	<b>San Diego Padres @ Atlanta Braves</b> Turner Field, Atlanta, GA Sun Apr 27 1997, 3:33 AM EDT Att: 36,399 - Overcast - 56 F
Quilvio Veras, S OBP: 0.341, SLG: 0.359	1-2 L6			1-2 G1-3						2	0	0	0	0	0	0	
Tony Gwynn, L OBP: 0.402, SLG: 0.605	2-1 F7			3-1 G6-3						2	0	0	0	0	0	0	
Ken Caminiti, S OBP: 0.288, SLG: 0.380		1-1 G4-6-3 1B			1-2 F8					2	0	1	0	0	0	0	
Wally Joyner, L OBP: 0.342, SLG: 0.408 Archi Cianfrocco, R OBP: 0.359, SLG: 0.267	1-0 G4-6-3 1-2			1-2 L4						2	0	0	0	0	0	1	
Phil Plantier, L OBP: 0.342, SLG: 0.408	0-1 G4-3			1-3 K						2	0	0	0	0	1	0	
Chris Gomez, R OBP: 0.307, SLG: 0.290			3-3 K							1	0	0	0	0	1	0	
Carlos Hernandez, R OBP: 0.222, SLG: 0.222			1-3 K							1	0	0	0	0	1	0	
Fernando Valenzuela, L OBP: 0.378, SLG: 0.449			0-0 G4-3							1	0	0	0	0	0	0	
<b>Inning Stats</b>	R: 0 E: 0 K: 1 S: 9	H: 0 LOB: 0 BB: 0 P: 12	R: 0 E: 0 K: 0 S: 5	H: 1 LOB: 0 BB: 0 P: 7	R: 0 E: 0 K: 2 S: 7	H: 0 LOB: 0 BB: 0 P: 11	R: 0 E: 0 K: 0 S: 9	H: 0 LOB: 0 BB: 0 P: 16	R: 0 E: 0 K: 1 S: 9	H: 0 LOB: 0 BB: 0 P: 12							
<b>PITCHER</b> Greg Maddux, R ERA: 1.13	IP: 5.0 WLS: W BF: 15 H: 1 R: 0 ER: 0 SO: 4 BB: 0 IBB: 0 HBP: 0 BLK: 0 WP: 0 HR: 0 S: 39 P: 58 ERA: 0.00 WHIP: 0.200																

AB	15
R	0
H	1
RBI	0
BB	0
SO	4
LOB	1



WP: 0	PA: 15
FB: 0	
SB: 0	
CS: 0	

Batter	1	2	3	4	5	6	7	8	9	AB	R	H	RBI	BB	SO	LOB	BOTTOM
Kenny Lofton, L OBP: 0.497, SLG: 0.545	1-1 F7		2-2 10 2B		1-1 B3					3	1	1	0	0	0	0	<b>San Diego Padres @ Atlanta Braves</b> Turner Field, Atlanta, GA Sun Apr 27 1997, 3:33 AM EDT Att: 36,399 - Overcast - 56 F
Mark Lemke, S OBP: 0.342, SLG: 0.391	0-1 10 FC5-4 1B		1-3 K		1-1 10 1B					3	0	2	0	0	1	2	
10 Chipper Jones, S OBP: 0.378, SLG: 0.449	0-0 FC5-4 1-2		3-1 1-H 2-H 2B		3-2 1 SAFE 1 SAFE 1B					3	0	2	2	0	0	1	
Fred McGriff, L OBP: 0.368, SLG: 0.381	1-0 P6		3-3 K							2	0	0	0	0	1	2	
Andruw Jones, R OBP: 0.364, SLG: 0.490		1-1 F9		4-1 CS BB						1	0	0	0	1	0	0	
Ryan Klesko, L OBP: 0.285, SLG: 0.429	1-0 G4-3		4-2 2B 1-2 BB							1	0	0	0	1	0	0	
Eddie Pérez, R OBP: 0.053, SLG: 0.053	1-2 F7		0-0 P4							2	0	0	0	0	0	1	
Jeff Blauser, R OBP: 0.444, SLG: 0.600			0-1 FC5-6 1B		1-0 1-3 2B					2	0	2	0	0	0	0	
Greg Maddux, R ERA: 2.3			0-1 FC5-6 10 2B		1-3 K					2	1	0	0	0	1	3	
<b>Inning Stats</b>	R: 0 E: 0 K: 0 S: 6	H: 1 LOB: 1 BB: 0 P: 8	R: 0 E: 0 K: 0 S: 6	H: 0 LOB: 0 BB: 0 P: 9	R: 2 E: 0 K: 2 S: 15	H: 3 LOB: 1 BB: 0 P: 24	R: 0 E: 0 K: 1 S: 8	H: 1 LOB: 2 BB: 2 P: 18	R: 0 E: 0 K: 0 S: 7	H: 2 LOB: 2 BB: 0 P: 12							
<b>PITCHER</b> Fernando Valenzuela, L	IP: 4.1 WLS: L BF: 21 H: 7 R: 2 ER: 2 SO: 3 BB: 2 IBB: 0 HBP: 0 BLK: 0 WP: 0 HR: 0 S: 42 P: 71 ERA: 4.15 WHIP: 2.077																

AB	19
R	2
H	7
RBI	2
BB	2
SO	3
LOB	9



WP: 0	PA: 21
FB: 0	
SB: 0	
CS: 1	











Batter	1	2	3	4	5	6	7	8	9	AB	R	H	RBI	BB	SO	LOB	TOP										
<b>Kenny Lofton, L</b> (1, 8) OBP: 0.434, SLG: 0.500										6	1	1	0	0	1	4	<b>Atlanta Braves @ Cincinnati Reds</b> Cinergy Field, Cincinnati, OH Wed Apr 30 1997, 7:05 PM EDT Att: 18,278 - Unknown - 82 F										
<b>Michael Tucker, L</b> (1, 7) OBP: 0.446, SLG: 0.544										6	3	5	5	0	0	1											
<b>10 Chipper Jones, S</b> (1, 5) OBP: 0.400, SLG: 0.467										5	1	2	0	1	1	3											
<b>Fred McGriff, L</b> (1, 3) OBP: 0.382, SLG: 0.454 <b>Alan Embree, L</b> (9, 1)										5	2	3	5	1	0	3											
<b>Andruw Jones, R</b> (1, 9) OBP: 0.333, SLG: 0.424										4	0	0	0	1	3	4											
<b>Javy Lopez, R</b> (1, 2) OBP: 0.412, SLG: 0.658										5	0	1	0	0	1	2											
<b>Mark Lemke, S</b> (1, 4) OBP: 0.329, SLG: 0.368 <b>Tony Graffanino, R</b> (9, 4) OBP: 0.333, SLG: 0.286										5	1	1	0	0	0	2											
<b>Jeff Blausler, R</b> (1, 6) OBP: 0.467, SLG: 0.646 <b>Rafael Belliard, R</b> (8, 6) OBP: 0.375, SLG: 0.375										3	2	2	0	0	0	1											
<b>Denny Neagle, L</b> (1, 1) OBP: 0.133, SLG: 0.133 <b>Keith Lockhart, L</b> (8, PH) OBP: 0.333, SLG: 0.385 <b>Mike Bielecki, R</b> (8, 1) OBP: 0.429, SLG: 0.556 <b>Mike Mordecai, R</b> (9, PH) OBP: 0.299, SLG: 0.443 <b>Ryan Klesko, L</b> (9, 3)										1	1	1	0	0	0	0											
<b>Inning Stats</b>	R: 0 E: 0 K: 1 S: 8	H: 1 LOB: 1 BB: 0 P: 16	R: 0 E: 0 K: 0 S: 4	H: 1 LOB: 1 BB: 1 P: 10	R: 1 E: 0 K: 3 S: 15	H: 2 LOB: 2 BB: 1 P: 22	R: 0 E: 0 K: 1 S: 6	H: 0 LOB: 1 BB: 0 P: 9	R: 3 E: 1 K: 0 S: 11	H: 3 LOB: 1 BB: 0 P: 20	R: 1 E: 0 K: 0 S: 9	H: 1 LOB: 0 BB: 0 P: 13	R: 3 E: 0 K: 1 S: 17	H: 4 LOB: 2 BB: 1 P: 29	R: 2 E: 2 K: 0 S: 15	H: 2 LOB: 2 BB: 0 P: 21		1B: 14 2B: 0 3B: 0 HR: 3	SF: 0 SAC: 0 DP: 1 HBP: 1	WP: 1 PB: 1 SB: 0 CS: 0	PA: 49						
<b>PITCHER</b>	IP	WLS	BF	H	R	ER	SO	BB	IBB	HBP	BLK	WP	HR	S	P	ERA	WHIP										
<b>Kent Mercker, L</b> (1, 1) ERA: 5.75	5.0	L	26	9	6	6	6	2	0	1	0	0	1	46	80	10.80	2.200										
<b>Mike Remlinger, L</b> (6, 1) ERA: 1.5	1.0		4	1	0	0	0	0	0	0	0	1	0	5	7	0.00	1.000										
<b>Stan Belinda, R</b> (7, 1) ERA: 5.4	1.1		7	3	3	3	0	0	0	0	0	0	1	17	22	20.25	2.250										
<b>Hector Carrasco, R</b> (8, 1) ERA: 2.51	0.2		5	2	1	1	1	1	0	0	0	0	1	9	20	13.50	4.500										
<b>Ricky Bones, R</b> (9, 1) ERA: 10.19	1.0		7	2	2	0	0	0	0	0	0	0	0	15	21	0.00	2.000										

AB 45  
R 12  
H 17  
RBI 10  
BB 3  
SO 7  
LOB 23



Batter	1	2	3	4	5	6	7	8	9	AB	R	H	RBI	BB	SO	LOB	BOTTOM										
<b>Deion Sanders, L</b> (1, 8) OBP: 0.426, SLG: 0.514										5	1	3	0	0	0	1	<b>Atlanta Braves @ Cincinnati Reds</b> Cinergy Field, Cincinnati, OH Wed Apr 30 1997, 7:05 PM EDT Att: 18,278 - Unknown - 82 F										
<b>Hal Morris, L</b> (1, 3) OBP: 0.306, SLG: 0.333										4	0	0	0	0	1	3											
<b>Barry Larkin, R</b> (1, 6) OBP: 0.400, SLG: 0.360										3	1	1	0	1	0	0											
<b>Ruben Sierra, S</b> (1, 9) OBP: 0.321, SLG: 0.443 <b>Hector Carrasco, R</b> (8, 1) OBP: 0.302, SLG: 0.378 <b>Ricky Bones, R</b> (9, 1)										4	0	1	0	0	1	3											
<b>Eduardo Perez, R</b> (1, 7) OBP: 0.378, SLG: 0.353 <b>Willie Greene, L</b> (8, PH) OBP: 0.302, SLG: 0.378										3	0	2	2	0	0	0											
<b>Terry Pendleton, S</b> (1, 5) OBP: 0.250, SLG: 0.286										4	1	1	0	0	0	3											
<b>Bret Boone, R</b> (1, 4) OBP: 0.224, SLG: 0.173										4	0	0	0	0	2	1											
<b>Brook Fordyce, R</b> (1, 2) OBP: 0.279, SLG: 0.289										4	0	1	0	0	1	0											
<b>Kent Mercker, L</b> (1, 1) OBP: 0.667, SLG: 0.800 <b>Mike Remlinger, L</b> (6, 1) OBP: 0.400, SLG: 0.444 <b>Stan Belinda, R</b> (7, 1) OBP: 0.211, SLG: 0.171										1	0	1	1	0	0	0											
<b>Inning Stats</b>	R: 2 E: 0 K: 1 S: 14	H: 2 LOB: 1 BB: 1 P: 22	R: 0 E: 0 K: 1 S: 16	H: 2 LOB: 2 BB: 0 P: 19	R: 0 E: 0 K: 0 S: 5	H: 0 LOB: 0 BB: 0 P: 8	R: 1 E: 0 K: 1 S: 13	H: 2 LOB: 1 BB: 0 P: 16	R: 0 E: 0 K: 1 S: 17	H: 2 LOB: 2 BB: 0 P: 27	R: 0 E: 0 K: 1 S: 8	H: 1 LOB: 1 BB: 0 P: 11	R: 0 E: 0 K: 0 S: 6	H: 0 LOB: 0 BB: 0 P: 11	R: 0 E: 0 K: 0 S: 8	H: 1 LOB: 1 BB: 0 P: 10		1B: 9 2B: 1 3B: 0 HR: 0	SF: 0 SAC: 2 DP: 0 HBP: 0	WP: 0 PB: 0 SB: 2 CS: 0	PA: 38						
<b>PITCHER</b>	IP	WLS	BF	H	R	ER	SO	BB	IBB	HBP	BLK	WP	HR	S	P	ERA	WHIP										
<b>Denny Neagle, L</b> (1, 1) ERA: 4.15	7.0	W	31	9	3	3	3	1	0	0	0	0	0	81	112	3.86	1.429										
<b>Mike Bielecki, R</b> (8, 1) ERA: 1.53	1.0		3	0	0	0	0	0	0	0	0	0	0	6	11	0.00	0.000										
<b>Alan Embree, L</b> (9, 1) ERA: 4.76	1.0		4	1	0	0	0	0	0	0	0	0	0	8	10	0.00	1.000										

AB 35  
R 3  
H 10  
RBI 3  
BB 1  
SO 5  
LOB 11





Batter	1	2	3	4	5	6	7	8	9	AB	R	H	RBI	BB	SO	LOB	TOP										
<b>Kenny Lofton, L</b> OBP: 0.425, SLG: 0.487 (1, 8)	G6-3	G3-1			P5		10 WP 1B		E3	5	0	1	0	0	0	2	<b>Atlanta Braves @ Cincinnati Reds</b> Cinergy Field, Cincinnati, OH Thu May 01 1997, 3:33 AM EDT Att: 19,991 - Overcast - 49 F										
<b>Michael Tucker, L</b> OBP: 0.443, SLG: 0.566 (1, 9) (8, 7)	HR		G6-3		10 BB BB		1 SAFE 0-3 1 SAFE	G3	4	1	1	1	1	1	2												
<b>10 Chipper Jones, S</b> OBP: 0.394, SLG: 0.452 (1, 5)	G4-3		K		1-2 2-3 BB		2-1 G4-3		3	0	0	0	1	1	1												
<b>Fred McGriff, L</b> OBP: 0.368, SLG: 0.436 (1, 3)	F9		G6-3		K		2-3 K		4	0	0	0	0	2	3												
<b>Ryan Klesko, L</b> OBP: 0.321, SLG: 0.493 <b>Andrew Jones, R</b> OBP: 0.333, SLG: 0.424 (8, 9) (8, 9)	HR	1B			HR		4-0 CS BB		3	2	2	1	1	1	0												
<b>Javy Lopez, R</b> OBP: 0.416, SLG: 0.700 (1, 2)	HR	HR			G5-3		1 SAFE 1 SAFE 3-2 SAFE 1-2 2B		4	1	2	2	0	0	0												
<b>Tony Graffanino, R</b> OBP: 0.283, SLG: 0.222 (1, 4)	P6		L8		K		0-2 P4		4	0	0	0	0	1	2												
<b>Jeff Blauer, R</b> OBP: 0.456, SLG: 0.627 (1, 6)	29 SH1-4 1B				G3		3-2 G1-3		4	0	1	0	0	0	0												
<b>29 John Smoltz, R</b> OBP: 0.412, SLG: 0.438 <b>Keith Lockhart, L</b> OBP: 0.313, SLG: 0.357 <b>Mark Wohlers, R</b> (9, 1) (9, 1)	SH1-4				10 BB 2B		3-3 K		2	0	1	0	0	1	0												
<b>Inning Stats</b>	R: 1 E: 0 K: 0 S: 6	H: 1 LOB: 0 BB: 0 P: 9	R: 2 E: 0 K: 0 S: 18	H: 3 LOB: 1 BB: 0 P: 26	R: 0 E: 0 K: 1 S: 6	H: 0 LOB: 0 BB: 0 P: 12	R: 0 E: 0 K: 1 S: 10	H: 0 LOB: 0 BB: 0 P: 15	R: 0 E: 0 K: 1 S: 13	H: 1 LOB: 3 BB: 2 P: 29	R: 1 E: 0 K: 1 S: 9	H: 1 LOB: 1 BB: 0 P: 13	R: 0 E: 0 K: 2 S: 13	H: 1 LOB: 1 BB: 0 P: 20	R: 0 E: 0 K: 1 S: 9	H: 1 LOB: 2 BB: 0 P: 18		R: 0 E: 1 K: 0 S: 8	H: 0 LOB: 1 BB: 0 P: 11	1B: 3 2B: 2 3B: 0 HR: 3	SF: 0 SAC: 1 DP: 0 HBP: 0	WP: 1 PB: 0 SB: 0 CS: 1	PA: 38				
<b>PITCHER</b>	IP	WLS	BF	H	R	ER	SO	BB	IBB	HBP	BLK	WP	HR	S	P	ERA	WHIP										
<b>Dave Burba, R</b> ERA: 7.29 <b>Mike Remlinger, L</b> ERA: 1.59 <b>Jeff Shaw, R</b> ERA: 1.1	(1, 1) (7, 1) (8, 1)	6.0 1.1 1.2	L 6 6	26 1 1	4 0 0	4 0 0	4 3 0	2 1 0	0 0 0	0 0 0	0 0 0	0 1 0	3 0 14	62 16 20	104 29 20	6.00 0.00 0.00	1.333 1.500 0.600										

AB	34
R	4
H	8
RBI	4
BB	3
SO	7
LOB	10



Batter	1	2	3	4	5	6	7	8	9	AB	R	H	RBI	BB	SO	LOB	BOTTOM										
<b>Deion Sanders, L</b> OBP: 0.412, SLG: 0.495 (1, 8)	L9		G6-3			F7		K		4	0	0	0	0	1	0	<b>Atlanta Braves @ Cincinnati Reds</b> Cinergy Field, Cincinnati, OH Thu May 01 1997, 3:33 AM EDT Att: 19,991 - Overcast - 49 F										
<b>Lenny Harris, L</b> OBP: 0.214, SLG: 0.231 (1, 4)	F9		P2			1B		F7		4	1	1	0	0	0	0											
<b>Barry Larkin, R</b> OBP: 0.414, SLG: 0.372 (1, 6)	1B				L9		3B 1B		3	0	2	1	1	0	0	0											
<b>Ruben Sierra, S</b> OBP: 0.307, SLG: 0.422 (1, 9)	L8				G1-3		3-H F7		4	0	0	0	0	0	3												
<b>Hal Morris, L</b> OBP: 0.314, SLG: 0.351 (1, 3)			G4-3		G4-3		G4-3 2B		4	1	2	0	0	0	0	0											
<b>Eddie Taubensee, L</b> OBP: 0.385, SLG: 0.509 (1, 2)					F9		G4-3		4	0	1	0	0	1	3												
<b>Willie Greene, L</b> OBP: 0.293, SLG: 0.365 (1, 7)						F8		G4-3		3	0	0	1	0	1												
<b>Jeff Branson, L</b> OBP: 0.067, SLG: 0.067 <b>Jeff Shaw, R</b> (8, 1) (8, 1)						G3		L9		3	0	0	0	0	1	1											
<b>Dave Burba, R</b> OBP: 0.333, SLG: 0.333 <b>Curtis Goodwin, L</b> OBP: 0.364, SLG: 0.400 <b>Mike Remlinger, L</b> (7, 1) (7, 1)					G4-3			K		1	0	0	0	0	0	0											
<b>Terry Pendleton, S</b> OBP: 0.222, SLG: 0.250 (8, 5) (8, 5)										1	0	0	0	0	1	0											
<b>Inning Stats</b>	R: 0 E: 0 K: 0 S: 10	H: 1 LOB: 1 BB: 0 P: 17	R: 0 E: 0 K: 2 S: 9	H: 1 LOB: 0 BB: 0 P: 12	R: 0 E: 0 K: 0 S: 5	H: 0 LOB: 0 BB: 0 P: 10	R: 0 E: 0 K: 0 S: 4	H: 0 LOB: 0 BB: 0 P: 6	R: 0 E: 0 K: 0 S: 6	H: 2 LOB: 1 BB: 0 P: 12	R: 1 E: 0 K: 0 S: 9	H: 1 LOB: 0 BB: 0 P: 12	R: 0 E: 0 K: 2 S: 7	H: 0 LOB: 0 BB: 0 P: 9	R: 0 E: 0 K: 1 S: 7	H: 1 LOB: 2 BB: 1 P: 11	1B: 4 2B: 2 3B: 1 HR: 0	SF: 0 SAC: 0 DP: 1 HBP: 0	WP: 0 PB: 0 SB: 0 CS: 0	PA: 33							
<b>PITCHER</b>	IP	WLS	BF	H	R	ER	SO	BB	IBB	HBP	BLK	WP	HR	S	P	ERA	WHIP										
<b>29 John Smoltz, R</b> ERA: 2.66 <b>Mark Wohlers, R</b> ERA: 3.16	(1, 1) (9, 1)	8.0 1.0	W S	29 4	2 1	2 0	2 0	4 1	0 0	0 0	0 0	0 0	0 7	60 11	8 11	2.25 0.00	0.625 2.000										





Batter	1	2	3	4	5	6	7	8	9	AB	R	H	RBI	BB	SO	LOB	TOP								
Tony Womack, L (1,4) OBP: 0.276, SLG: 0.327	F7			K		G6-3			SH3-4 1B	4	1	1	0	0	1	0	<b>Pittsburgh Pirates @ Atlanta Braves</b> Turner Field, Atlanta, GA Fri May 02 1997, 7:05 PM EDT Att: 37,577 - Unknown - 72 F								
Jermaine Allensworth, R (1,8) OBP: 0.389, SLG: 0.433	K			HR 1B		G1-3			SH3-4	3	1	1	0	0	1	0									
Al Martin, L (1,7) OBP: 0.384, SLG: 0.421	G5-3			HR					K	3	1	1	2	1	1	1									
Mark Johnson, L (1,3) OBP: 0.330, SLG: 0.378 Rich Loiselle, R (9,1)	P6			1B					FC5-4 1B	4	0	2	1	0	0	1									
Kevin Elster, R (1,6) OBP: 0.330, SLG: 0.418	G1-3			P3					FC5-4 1B	4	0	0	0	0	0	2									
18 Jason Kendall, R (1,2) OBP: 0.295, SLG: 0.310	G4-3									3	0	0	0	0	0	1									
Jose Guillen, R (1,9) OBP: 0.315, SLG: 0.376										3	0	0	0	0	0	0									
Joe Randa, R (1,5) OBP: 0.283, SLG: 0.333										3	0	1	0	0	0	0									
Jason Schmidt, R (1,1) OBP: 0.273, SLG: 0.364 Midre Cummings, L (8, PH) OBP: 0.281, SLG: 0.448 Chris Peters, L (8,1) Kevin Young, R (9,3) OBP: 0.296, SLG: 0.423	G4-3									2	0	0	0	0	0	1									
<b>Inning Stats</b>	R: 0 E: 0 K: 1 S: 7	H: 0 LOB: 0 BB: 0 P: 9	R: 0 E: 0 K: 0 S: 4	H: 0 LOB: 0 BB: 0 P: 6	R: 0 E: 0 K: 0 S: 7	H: 1 LOB: 0 BB: 0 P: 11	R: 2 E: 0 K: 1 S: 11	H: 3 LOB: 0 BB: 0 P: 18	R: 0 E: 0 K: 0 S: 9	H: 0 LOB: 0 BB: 0 P: 11	R: 0 E: 0 K: 0 S: 6	H: 0 LOB: 0 BB: 0 P: 9	R: 0 E: 0 K: 0 S: 8	H: 0 LOB: 1 BB: 1 P: 15	R: 0 E: 0 K: 0 S: 13	H: 0 LOB: 0 BB: 0 P: 18		R: 1 E: 0 K: 1 S: 14	H: 2 LOB: 1 BB: 0 P: 20	1B: 5 2B: 0 3B: 0 HR: 1	SF: 0 SAC: 1 DP: 1 HBP: 0	WP: 0 PB: 0 SB: 2 CS: 0	PA: 32		
<b>PITCHER</b>	IP	WLS	BF	H	R	ER	SO	BB	IBB	HBP	BLK	WP	HR	S	P	ERA	WHIP								
Greg Maddux, R (1,1) ERA: 1.38	7.0		24	4	2	2	2	1	0	0	0	0	1	52	79	2.57	0.714								
Mike Bielecki, R (8,1) ERA: 2.35	1.1	L	5	1	1	1	0	0	0	0	0	0	0	16	21	6.75	0.750								
Alan Embree, L (9,1) ERA: 4.26	0.2	S	3	1	0	0	1	0	0	0	0	0	0	11	17	0.00	1.500								

Batter	1	2	3	4	5	6	7	8	9	AB	R	H	RBI	BB	SO	LOB	BOTTOM								
Kenny Lofton, L (1,8) OBP: 0.420, SLG: 0.480			G5-3		FC5		L8			4	0	1	0	0	0	2	<b>Pittsburgh Pirates @ Atlanta Braves</b> Turner Field, Atlanta, GA Fri May 02 1997, 7:05 PM EDT Att: 37,577 - Unknown - 72 F								
Michael Tucker, L (1,9) OBP: 0.435, SLG: 0.547	L8		K			10 1B SF8 BB	F7			3	1	0	0	1	1	2									
10 Chipper Jones, S (1,5) OBP: 0.389, SLG: 0.443	K				L8	SF8 1B			L6	4	0	1	0	0	1	1									
Fred McGriff, L (1,3) OBP: 0.356, SLG: 0.423	L7				G6-3	SF8			G4-3	3	0	0	1	0	0	1									
Ryan Klesko, L (1,7) OBP: 0.318, SLG: 0.481		FC6-4 1B			K	K			G4-3	4	0	1	0	0	2	1									
Mark Lemke, S (1,4) OBP: 0.337, SLG: 0.405		L4			HR	IBB			F7	3	1	1	1	1	0	1									
Eddie Pérez, R (1,2) OBP: 0.045, SLG: 0.045 Javy Lopez, R (9, PH) OBP: 0.422, SLG: 0.704		L6			P2	G5-3			1B 1B	3	0	0	0	0	0	3									
Jeff Blauser, R (1,6) OBP: 0.460, SLG: 0.632		FC6-4			FC5 2B				L1-3 1B	4	0	2	0	0	0	1									
Greg Maddux, R (1,1) Keith Lockhart, L (7, PH) OBP: 0.353, SLG: 0.357 Mike Bielecki, R (8,1) Alan Embree, L (9,1) Andruw Jones, R (9, PH) OBP: 0.328, SLG: 0.417			G5-3		K				L1-3	2	0	0	0	0	1	1									
<b>Inning Stats</b>	R: 0 E: 0 K: 1 S: 12	H: 1 LOB: 1 BB: 0 P: 16	R: 0 E: 0 K: 0 S: 11	H: 1 LOB: 0 BB: 0 P: 16	R: 0 E: 0 K: 1 S: 10	H: 0 LOB: 0 BB: 0 P: 15	R: 0 E: 0 K: 1 S: 8	H: 0 LOB: 0 BB: 0 P: 11	R: 1 E: 0 K: 1 S: 8	H: 2 LOB: 1 BB: 0 P: 14	R: 1 E: 0 K: 1 S: 11	H: 1 LOB: 2 BB: 2 P: 24	R: 0 E: 0 K: 0 S: 8	H: 0 LOB: 1 BB: 1 P: 12	R: 0 E: 0 K: 0 S: 5	H: 0 LOB: 0 BB: 0 P: 9		R: 0 E: 0 K: 0 S: 10	H: 2 LOB: 1 BB: 0 P: 14	1B: 5 2B: 2 3B: 0 HR: 1	SF: 1 SAC: 0 DP: 1 HBP: 0	WP: 0 PB: 0 SB: 0 CS: 0	PA: 36		
<b>PITCHER</b>	IP	WLS	BF	H	R	ER	SO	BB	IBB	HBP	BLK	WP	HR	S	P	ERA	WHIP								
Jason Schmidt, R (1,1) ERA: 4.39	7.0		29	5	2	2	5	2	1	0	0	0	0	68	108	2.57	1.000								
Chris Peters, L (8,1) ERA: 2.35	1.0	W	3	0	0	0	0	0	0	0	0	0	0	5	9	0.00	0.000								
Rich Loiselle, R (9,1) ERA: 3.45	1.0	S	4	2	0	0	0	0	0	0	0	0	0	10	14	0.00	2.000								

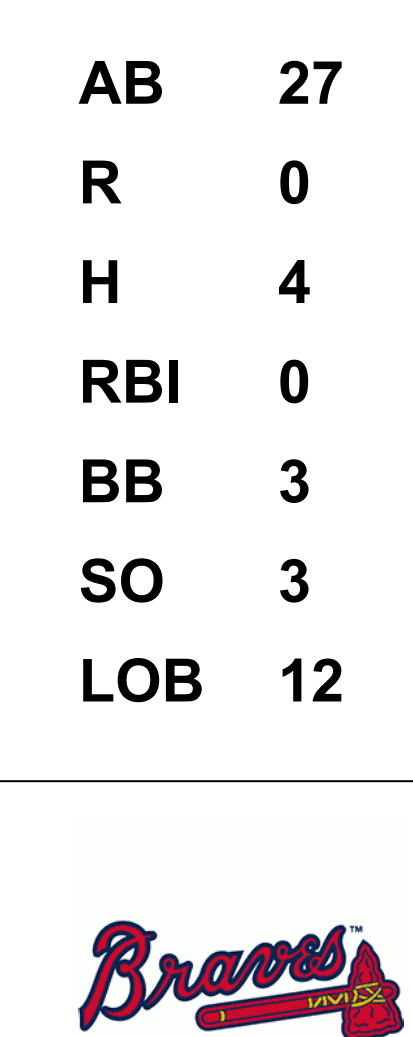




Batter	1	2	3	4	5	6	7	8	9	AB	R	H	RBI	BB	SO	LOB	TOP										
Jermaine Allensworth, R (1, 8) OBP: 0.389, SLG: 0.430	G3			F7		1B		FC3-6	BB	3	0	1	0	2	0	0	<b>Pittsburgh Pirates @ Atlanta Braves</b> Turner Field, Atlanta, GA Sat May 03 1997, 7:05 PM EDT Att: 46,602 - Unknown - 66 F										
Kevin Young, R (1, 5) OBP: 0.291, SLG: 0.387	K			F7		1B		F7	K	5	0	1	0	0	2	3											
Al Martin, L (1, 7) OBP: 0.385, SLG: 0.405	G3-1			G3-1		IBB		FC3-6	K	3	0	0	0	2	1	2											
Mark Johnson, L (1, 3) OBP: 0.327, SLG: 0.372		F7			SH5-4	1B		FC3-6		4	1	1	0	0	1	5											
Kevin Elster, R (1, 6) OBP: 0.327, SLG: 0.411		P6			G4-3	1B		F8		4	0	1	0	0	1	5											
18 Jason Kendall, R (1, 2) OBP: 0.296, SLG: 0.302		F9			SH5-4			L9		2	1	0	0	1	0	0											
Jose Guillen, R (1, 9) OBP: 0.302, SLG: 0.360				F8		G4-3		G4-3	G1-3	4	0	0	1	0	0	2											
Joe Randa, R (1, 4) OBP: 0.292, SLG: 0.341				P2		K		1B	2B	4	1	2	1	0	1	1											
Esteban Loaiza, R (1, 1) OBP: 0.143, SLG: 0.143				G4-3		G6-3		L3	2B	3	0	0	0	0	0	1											
Midre Cummings, L (9, PH) OBP: 0.303, SLG: 0.500										1	0	1	1	0	0	0											
Ricardo Rincon, L (9, 1)										0	0	0	0	0	0	0											
<b>Inning Stats</b>	R: 0 E: 0 K: 1 S: 13	H: 0 LOB: 0 BB: 0 P: 17	R: 0 E: 0 K: 0 S: 6	H: 0 LOB: 0 BB: 0 P: 10	R: 0 E: 0 K: 0 S: 10	H: 0 LOB: 0 BB: 0 P: 13	R: 0 E: 0 K: 0 S: 7	H: 0 LOB: 0 BB: 0 P: 15	R: 1 E: 0 K: 1 S: 8	H: 2 LOB: 1 BB: 0 P: 11	R: 0 E: 0 K: 2 S: 12	H: 1 LOB: 3 BB: 2 P: 23	R: 0 E: 0 K: 0 S: 10	H: 1 LOB: 1 BB: 0 P: 17	R: 0 E: 0 K: 0 S: 14	H: 1 LOB: 2 BB: 1 P: 25	R: 2 E: 1 K: 2 S: 11	H: 2 LOB: 2 BB: 2 P: 21	1B: 6 2B: 1 3B: 0 HR: 0	SF: 0 SAC: 1 DP: 0 HBP: 0	WP: 0 PB: 0 SB: 0 CS: 0	PA: 39					
<b>PITCHER</b>	IP	WLS	BF	H	R	ER	SO	BB	IBB	HBP	BLK	WP	HR	S	P	ERA	WHIP										
Tom Glavine, L (1, 1) ERA: 1.56	8.0	L	32	5	1	1	4	2	1	0	0	0	0	80	131	1.12	0.875										
Brad Clontz, R (9, 1) ERA: 5.0	0.1		4	2	2	2	0	1	0	0	0	0	0	4	9	54.00	9.000										
Paul Byrd, R (9, 1) ERA: 1.8	0.1		2	0	0	0	1	1	0	0	0	0	0	4	8	0.00	3.000										
Alan Embree, L (9, 1) ERA: 4.05	0.1		1	0	0	0	1	0	0	0	0	0	0	3	4	0.00	0.000										

Batter	1	2	3	4	5	6	7	8	9	AB	R	H	RBI	BB	SO	LOB	BOTTOM										
Kenny Lofton, L (1, 8) OBP: 0.407, SLG: 0.465	G4-3			K		G4-3			G6-3	4	0	0	0	0	1	1	<b>Pittsburgh Pirates @ Atlanta Braves</b> Turner Field, Atlanta, GA Sat May 03 1997, 7:05 PM EDT Att: 46,602 - Unknown - 66 F										
Michael Tucker, L (1, 9) OBP: 0.438, SLG: 0.539	G6-3			G4-3		F8			10 E	3	0	1	0	1	0	0											
10 Chipper Jones, S (1, 5) OBP: 0.376, SLG: 0.426	G6-3			P5		G5-3			E6	4	0	0	0	0	0	2											
Fred McGriff, L (1, 3) OBP: 0.352, SLG: 0.411		F8			G6-4-3	BB		G3	G4-6-3	3	0	0	0	1	0	2											
Ryan Klesko, L (1, 7) OBP: 0.318, SLG: 0.468		G4-3			P5			FC5-4	BB	2	0	0	0	1	0	1											
Javy Lopez, R (1, 2) OBP: 0.409, SLG: 0.679										3	0	0	0	0	1	2											
Tony Graffanino, R (8, FR) OBP: 0.263, SLG: 0.222				K		G6-4-3		FC5-4	1B	0	0	0	0	0	0	0											
Brad Clontz, R (9, 1) Paul Byrd, R (9, 1) Alan Embree, L (9, 1)										0	0	0	0	0	0	0											
Mark Lemke, S (1, 4) OBP: 0.326, SLG: 0.390				G4-3		K		P6		3	0	0	0	0	1	1											
Jeff Blauser, R (1, 6) OBP: 0.476, SLG: 0.667				CS		SH3-4		1B	1B	3	0	3	0	0	0	0											
Tom Glavine, L (1, 1) OBP: 0.313, SLG: 0.154				G4-3		SH3-4		1B	F7	1	0	0	0	0	0	1											
Keith Lockhart, L (8, PH) OBP: 0.333, SLG: 0.333										1	0	0	0	0	0	2											
Eddie Pérez, R (9, 2) OBP: 0.045, SLG: 0.045										0	0	0	0	0	0	0											
<b>Inning Stats</b>	R: 0 E: 0 K: 0 S: 7	H: 1 LOB: 0 BB: 0 P: 12	R: 0 E: 0 K: 1 S: 5	H: 0 LOB: 0 BB: 0 P: 7	R: 0 E: 0 K: 0 S: 6	H: 1 LOB: 0 BB: 0 P: 8	R: 0 E: 0 K: 1 S: 5	H: 0 LOB: 0 BB: 0 P: 9	R: 0 E: 0 K: 0 S: 7	H: 0 LOB: 0 BB: 1 P: 14	R: 0 E: 0 K: 1 S: 9	H: 1 LOB: 1 BB: 0 P: 14	R: 0 E: 0 K: 0 S: 7	H: 0 LOB: 0 BB: 0 P: 13	R: 0 E: 0 K: 0 S: 10	H: 1 LOB: 2 BB: 1 P: 18	R: 0 E: 1 K: 0 S: 9	H: 0 LOB: 1 BB: 1 P: 18	1B: 3 2B: 0 3B: 1 HR: 0	SF: 0 SAC: 1 DP: 3 HBP: 0	WP: 0 PB: 0 SB: 0 CS: 1	PA: 31					
<b>PITCHER</b>	IP	WLS	BF	H	R	ER	SO	BB	IBB	HBP	BLK	WP	HR	S	P	ERA	WHIP										
Esteban Loaiza, R (1, 1) ERA: 1.49	8.0	W	27	4	0	0	3	2	0	0	0	0	0	56	95	0.00	0.750										
Ricardo Rincon, L (9, 1) ERA: 1.93	1.0	S	4	0	0	0	0	1	0	0	0	0	0	9	18	0.00	1.000										

AB	33
R	3
H	7
RBI	3
BB	5
SO	6
LOB	19





Batter	1	2	3	4	5	6	7	8	9	AB	R	H	RBI	BB	SO	LOB	TOP								
Tony Womack, L OBP: 0.289, SLG: 0.339	1-1 FC5-4 1B		0-3 K		0-2 1-2 1B		0-2 K		0-0 1B	5	0	3	0	0	2	2									
Jermaine Allensworth, R OBP: 0.362, SLG: 0.410	2-3 K		1-3 K		1-1 G4-3		0-0 FC6-4		0-3 K	5	0	0	0	0	3	6									
Al Martin, L OBP: 0.389, SLG: 0.410	0-1 F9			0-0 18 G5-3 1B		3-2 2B 1B		0-3 K		4	1	2	0	0	1	1									
Kevin Young, R OBP: 0.278, SLG: 0.400	2-0 FC5-4 1-2			1-3 K		0-0 1B 2B		2-3 K		4	0	1	1	0	2	2									
Kevin Elster, R OBP: 0.333, SLG: 0.402		2-3 K		4-2 1B BB		0-1 L9		4-2 18 1B BB		2	0	0	0	2	1	1									
18 Jason Kendall, R OBP: 0.294, SLG: 0.300		3-3 K		1-2 G5-3		0-1 P3		0-0 1B		4	0	1	0	0	1	3									
Emil Brown, R OBP: 0.273, SLG: 0.273		3-1 G5-3			4-2 67 FC1-4 BB		2-3 K		1-3 K	2	0	0	0	1	1	1									
Mark Johnson, L OBP: 0.323, SLG: 0.368										1	0	0	0	0	1	2									
Ramon Morel, R OBP: 0.280, SLG: 0.326										0	0	0	0	0	0	0									
Joe Randa, R OBP: 0.280, SLG: 0.326			1-0 P4		1-0 F9		3-1 E6 FC6-4		1-2 G4-3	4	0	0	0	0	0	1									
67 Francisco Cordova, R OBP: 0.077, SLG: 0.077			0-1		1-1 FC1-4 1B		1-3 K		3-2 F8	2	0	1	0	0	0	1									
Dale Sveum, S OBP: 0.306, SLG: 0.394										1	0	0	0	0	1	1									
Marc Wilkins, R OBP: 0.294, SLG: 0.454										0	0	0	0	0	0	0									
Matt Ruebel, L OBP: 0.294, SLG: 0.454										0	0	0	0	0	0	0									
Midre Cummings, L OBP: 0.294, SLG: 0.454										1	0	0	0	0	0	0									
<b>Inning Stats</b>	R: 0 E: 0 K: 1 S: 10	H: 1 LOB: 1 BB: 0 P: 15	R: 0 E: 0 K: 2 S: 10	H: 0 LOB: 0 BB: 0 P: 18	R: 0 E: 0 K: 2 S: 9	H: 1 LOB: 1 BB: 0 P: 11	R: 0 E: 0 K: 1 S: 10	H: 1 LOB: 1 BB: 1 P: 16	R: 0 E: 0 K: 0 S: 10	H: 1 LOB: 1 BB: 1 P: 17	R: 1 E: 0 K: 1 S: 12	H: 2 LOB: 1 BB: 0 P: 17	R: 0 E: 1 K: 2 S: 9	H: 0 LOB: 0 BB: 1 P: 13	R: 0 E: 0 K: 3 S: 12	H: 1 LOB: 2 BB: 1 P: 19	R: 0 E: 0 K: 1 S: 11	H: 1 LOB: 1 BB: 0 P: 15	1B: 7 2B: 1 3B: 0 HR: 0	SF: 0 SAC: 0 DP: 1 HBP: 0	WP: 1 PB: 0 SB: 1 CS: 0	PA: 38			
<b>PITCHER</b>	IP	WLS	BF	H	R	ER	SO	BB	IBB	HBP	BLK	WP	HR	S	P	ERA	WHIP								
Terrell Wade, L ERA: 2.81	5.0	W	22	6	1	1	6	2	0	0	0	0	0	53	84	1.80	1.600								
Paul Byrd, R ERA: 1.94	1.0		3	0	0	0	1	0	0	0	0	1	0	8	10	0.00	0.000								
Mike Bielecki, R ERA: 2.12	1.2		8	1	0	0	4	1	0	0	0	0	0	18	28	0.00	1.200								
Mark Wohlers, R ERA: 2.84	1.1	S	5	1	0	0	2	0	0	0	0	0	0	14	19	0.00	0.750								

Pittsburgh Pirates @ Atlanta Braves  
Turner Field, Atlanta, GA  
Sun May 04 1997, 3:33 AM EDT  
Att: 42,037 - Sunny - 63 F


AB 35  
R 1  
H 8  
RBI 1  
BB 3  
SO 13  
LOB 21



Batter	1	2	3	4	5	6	7	8	9	AB	R	H	RBI	BB	SO	LOB	BOTTOM								
Kenny Lofton, L OBP: 0.396, SLG: 0.450	0-1 G1-3		2-2 L6		3-3 K		2-0 F8			4	0	0	0	0	1	1									
Michael Tucker, L OBP: 0.440, SLG: 0.543	4-2 1B BB		1-0 10 WP 10 1B 2B		1-1 G4-3		1-0 L4			3	1	1	0	1	0	1									
10 Chipper Jones, S OBP: 0.380, SLG: 0.429	0-0 L8		2-0 BB E 1B		1-1 1B					4	1	2	1	0	1	1									
Fred McGriff, L OBP: 0.357, SLG: 0.409	1-0 1B		4-0 BB E BB		1-1 G4-3					3	1	1	0	1	0	1									
Ryan Klesko, L OBP: 0.308, SLG: 0.451	1-0 L6		0-2 E9 1-1 H 2-H							3	0	0	0	0	0	2									
Andrew Jones, R OBP: 0.338, SLG: 0.417										0	0	0	0	1	0	0									
Javy Lopez, R OBP: 0.402, SLG: 0.655		0-1 F9	1-2 P2							3	0	0	0	1	0	1									
Mark Lemke, S OBP: 0.326, SLG: 0.388		0-0 G3		1-2 G4-3 1B						3	0	1	0	0	0	0									
Mike Bielecki, R OBP: 0.338, SLG: 0.417										0	0	0	0	0	0	0									
Mark Wohlers, R OBP: 0.338, SLG: 0.417										1	0	0	0	0	1	2									
Jeff Blauser, R OBP: 0.462, SLG: 0.645		0-0 G6-3		0-0 G4-3						3	0	0	0	0	0	1									
Terrell Wade, L ERA: 1.89			0-2 K		2-2 G1-4-3					2	0	0	0	0	1	0									
Paul Byrd, R ERA: 1.94										0	0	0	0	0	0	0									
Tony Graffanino, R OBP: 0.300, SLG: 0.263										1	0	1	0	0	0	0									
<b>Inning Stats</b>	R: 0 E: 0 K: 0 S: 10	H: 1 LOB: 2 BB: 1 P: 15	R: 0 E: 0 K: 0 S: 4	H: 0 LOB: 0 BB: 0 P: 4	R: 3 E: 1 K: 1 S: 14	H: 2 LOB: 1 BB: 1 P: 24	R: 0 E: 0 K: 0 S: 7	H: 1 LOB: 0 BB: 0 P: 10	R: 0 E: 0 K: 0 S: 5	H: 0 LOB: 0 BB: 0 P: 6	R: 0 E: 0 K: 0 S: 6	H: 1 LOB: 1 BB: 0 P: 12	R: 0 E: 0 K: 2 S: 17	H: 0 LOB: 2 BB: 2 P: 28	R: 0 E: 0 K: 0 S: 17	H: 0 LOB: 2 BB: 2 P: 28	1B: 5 2B: 1 3B: 0 HR: 0	SF: 0 SAC: 0 DP: 1 HBP: 0	WP: 1 PB: 0 SB: 0 CS: 0	PA: 34					
<b>PITCHER</b>	IP	WLS	BF	H	R	ER	SO	BB	IBB	HBP	BLK	WP	HR	S	P	ERA	WHIP								
67 Francisco Cordova, R ERA: 1.89	6.0	L	25	5	3	1	2	2	0	0	0	0	0	49	74	1.50	1.167								
Marc Wilkins, R ERA: 5.54	0.1		2	1	0	0	0	0	0	0	0	0	0	4	7	0.00	3.000								
Matt Ruebel, L ERA: 9.25	1.1		4	0	0	0	1	0	0	0	0	0	0	9	14	0.00	0.000								
Ramon Morel, R ERA: 2.84	0.1		3	0	0	0	1	1	1	0	0	0	0	10	19	0.00	3.000								

Pittsburgh Pirates @ Atlanta Braves  
Turner Field, Atlanta, GA  
Sun May 04 1997, 3:33 AM EDT  
Att: 42,037 - Sunny - 63 F

AB 30  
R 3  
H 6  
RBI 1  
BB 4  
SO 4  
LOB 10





Batter	1	2	3	4	5	6	7	8	9	AB	R	H	RBI	BB	SO	LOB	TOP								
<b>Kenny Lofton, L</b> OBP: 0.399, SLG: 0.448 (1, 8)										3	1	1	0	1	1	0	<b>Atlanta Braves @ St. Louis Cardinals</b> Busch Stadium, St. Louis, MO Mon May 05 1997, 7:05 PM CDT Att: 26,113 - Unknown - 78 F								
<b>Michael Tucker, L</b> OBP: 0.452, SLG: 0.558 (1, 9) (9, 7)										3	0	2	0	1	0	1									
<b>10 Chipper Jones, S</b> OBP: 0.374, SLG: 0.421 <b>Mike Mordecai, R</b> OBP: 0.391, SLG: 0.500 (1, 5) (4, 5)										2	0	0	0	0	0	3									
<b>Fred McGriff, L</b> OBP: 0.354, SLG: 0.404 (1, 3)										4	0	1	0	0	0	3									
<b>Ryan Klesko, L</b> OBP: 0.309, SLG: 0.482 <b>Andrew Jones, R</b> OBP: 0.338, SLG: 0.417 (1, 7) (9, PH) (9, 9)										3	1	1	1	0	1	0									
<b>Javy Lopez, R</b> OBP: 0.396, SLG: 0.633 (1, 2)										3	0	0	0	1	0	0									
<b>Mark Lemke, S</b> OBP: 0.323, SLG: 0.382 (1, 4)										4	0	1	0	0	1	2									
<b>Jeff Blauser, R</b> OBP: 0.464, SLG: 0.635 (1, 6)										3	0	1	0	0	1	0									
<b>Denny Neagle, L</b> OBP: 0.111, SLG: 0.111 <b>Mark Wohlers, R</b> (1, 1) (9, 1)										3	0	0	0	0	2	2									
<b>Inning Stats</b>	R: 0 E: 0 K: 0 S: 7	H: 1 LOB: 1 BB: 1 P: 17	R: 0 E: 0 K: 0 S: 7	H: 0 LOB: 0 BB: 0 P: 10	R: 0 E: 0 K: 12 S: 12	H: 0 LOB: 0 BB: 0 P: 17	R: 0 E: 0 K: 0 S: 5	H: 1 LOB: 0 BB: 0 P: 8	R: 1 E: 0 K: 1 S: 8	H: 1 LOB: 0 BB: 0 P: 13	R: 1 E: 0 K: 0 S: 9	H: 1 LOB: 1 BB: 1 P: 18	R: 0 E: 0 K: 2 S: 9	H: 1 LOB: 2 BB: 0 P: 15	R: 0 E: 1 K: 1 S: 11	H: 0 LOB: 0 BB: 1 P: 12		R: 0 E: 0 K: 1 S: 10	H: 2 LOB: 2 BB: 1 P: 19	1B: 5 2B: 2 3B: 0 HR: 1	SF: 0 SAC: 1 DP: 3 HBP: 1	WP: 1 PB: 0 SB: 1 CS: 0	PA: 35		
<b>PITCHER</b>	IP	WLS	BF	H	R	ER	SO	BB	IBB	HBP	BLK	WP	HR	S	P	ERA	WHIP								
<b>Alan Benes, R</b> ERA: 3.38 <b>Tony Fossas, L</b> ERA: 2.45 <b>T.J. Mathews, R</b> ERA: 2.13	(1, 1) (9, 1) (9, 1)	8.0 0.0 1.0	L 1 4	30 1 1	5 0 1	2 0 0	6 0 1	2 0 0	0 0 1	0 0 0	0 0 0	1 0 0	1 0 9	68 1 18	110	2.25 ∞ 0.00	0.875 ∞ 1.000								

Batter	1	2	3	4	5	6	7	8	9	AB	R	H	RBI	BB	SO	LOB	BOTTOM								
<b>Royce Clayton, R</b> OBP: 0.268, SLG: 0.378 (1, 6)										4	0	2	0	0	0	0	<b>Atlanta Braves @ St. Louis Cardinals</b> Busch Stadium, St. Louis, MO Mon May 05 1997, 7:05 PM CDT Att: 26,113 - Unknown - 78 F								
<b>Dmitri Young, S</b> OBP: 0.355, SLG: 0.427 (1, 3)										4	0	1	0	0	1	2									
<b>Ray Lankford, L</b> OBP: 0.500, SLG: 0.738 (1, 8)										4	1	2	0	0	2	1									
<b>Ron Gant, R</b> OBP: 0.303, SLG: 0.408 (1, 7)										4	0	0	0	0	2	3									
<b>Gary Gaetti, R</b> OBP: 0.258, SLG: 0.277 (1, 5)										4	0	0	0	0	0	2									
<b>John Mabry, L</b> OBP: 0.365, SLG: 0.356 (1, 9)										4	0	1	1	0	1	1									
<b>Mike DiFelice, R</b> OBP: 0.160, SLG: 0.095 <b>Brian Jordan, R</b> OBP: 0.360, SLG: 0.316 <b>Danny Sheaffer, R</b> OBP: 0.217, SLG: 0.190 (1, 2) (7, PH) (8, 2)										2	0	0	0	0	1	0									
<b>Delino DeShields, L</b> OBP: 0.287, SLG: 0.372 (1, 4)										3	0	0	0	0	0	0									
<b>Alan Benes, R</b> OBP: 0.133, SLG: 0.133 <b>Willie McGee, S</b> OBP: 0.364, SLG: 0.551 <b>Tony Fossas, L</b> <b>T.J. Mathews, R</b> (1, 1) (8, PH) (9, 1) (9, 1)										2	0	0	0	0	0	0									
<b>Inning Stats</b>	R: 0 E: 0 K: 1 S: 9	H: 0 LOB: 0 BB: 0 P: 16	R: 0 E: 0 K: 0 S: 10	H: 0 LOB: 0 BB: 0 P: 13	R: 0 E: 0 K: 0 S: 4	H: 0 LOB: 0 BB: 0 P: 4	R: 0 E: 0 K: 1 S: 10	H: 1 LOB: 1 BB: 0 P: 18	R: 0 E: 0 K: 1 S: 8	H: 0 LOB: 0 BB: 0 P: 11	R: 0 E: 0 K: 0 S: 11	H: 1 LOB: 1 BB: 0 P: 16	R: 1 E: 0 K: 0 S: 13	H: 2 LOB: 1 BB: 0 P: 18	R: 0 E: 0 K: 1 S: 9	H: 1 LOB: 1 BB: 0 P: 14		R: 0 E: 0 K: 2 S: 12	H: 1 LOB: 1 BB: 0 P: 18	1B: 3 2B: 3 3B: 0 HR: 0	SF: 0 SAC: 0 DP: 0 HBP: 0	WP: 0 PB: 0 SB: 1 CS: 0	PA: 33		
<b>PITCHER</b>	IP	WLS	BF	H	R	ER	SO	BB	IBB	HBP	BLK	WP	HR	S	P	ERA	WHIP								
<b>Denny Neagle, L</b> ERA: 3.64 <b>Mark Wohlers, R</b> ERA: 2.63	(1, 1) (9, 1)	8.0 1.0	W S	29 4	5 1	1 0	5 2	0 0	0 0	0 0	0 0	0 0	0 12	74 18	110	1.12 0.00	0.625 1.000								

AB	30
R	2
H	7
RBI	2
BB	3
SO	7
LOB	12

AB	33
R	1
H	6
RBI	1
BB	0
SO	7
LOB	10





Batter	1	2	3	4	5	6	7	8	9	AB	R	H	RBI	BB	SO	LOB	TOP								
<b>Kenny Lofton, L</b> OBP: 0.401, SLG: 0.457	G4-3		K			SF7 1B		E8 2B		4	1	2	1	0	1	1	<b>Atlanta Braves @ St. Louis Cardinals</b> Busch Stadium, St. Louis, MO Tue May 06 1997, 7:05 PM CDT Att: 28,620 - Unknown - 74 F								
<b>Michael Tucker, L</b> OBP: 0.435, SLG: 0.535	K			F7		E3		K		4	0	0	0	0	2	2									
<b>Keith Lockhart, L</b> OBP: 0.286, SLG: 0.294 <b>Mike Mordecai, R</b> OBP: 0.375, SLG: 0.476	G4-3			F8		SF7		G1-3		2	0	0	1	0	0	0									
<b>Fred McGriff, L</b> OBP: 0.351, SLG: 0.393		G4-6-3 BB		K		G4-3		K		3	0	0	0	1	2	1									
<b>Ryan Klesko, L</b> OBP: 0.306, SLG: 0.466	G4-6-3			G4-6-3 BB		K		K		3	0	0	0	1	2	1									
<b>Javy Lopez, R</b> OBP: 0.381, SLG: 0.606	G6-3			FC5-4 BB		P3		F8		4	0	0	0	0	0	1									
<b>Mark Lemke, S</b> OBP: 0.314, SLG: 0.370			F7	G4-6-3		G6-3				3	0	0	0	0	0	1									
<b>Jeff Blauser, R</b> OBP: 0.469, SLG: 0.646			G5-3 2B			SH3-4 1B		F8		3	1	2	0	0	0	0									
<b>29 John Smoltz, R</b> OBP: 0.421, SLG: 0.412 <b>Mike Bielecki, R</b> <b>Alan Embree, L</b>			G5-3			SH3-4		2B E BB		1	1	0	0	1	0	1									
<b>Inning Stats</b>	R: 0 E: 0 K: 1 S: 9	H: 0 LOB: 0 BB: 0 P: 15	R: 0 E: 0 K: 0 S: 8	H: 0 LOB: 0 BB: 1 P: 15	R: 0 E: 0 K: 1 S: 9	H: 1 LOB: 1 BB: 0 P: 12	R: 0 E: 0 K: 1 S: 5	H: 0 LOB: 0 BB: 0 P: 6	R: 0 E: 0 K: 0 S: 4	H: 0 LOB: 0 BB: 1 P: 8	R: 2 E: 1 K: 0 S: 12	H: 2 LOB: 1 BB: 0 P: 19	R: 0 E: 0 K: 1 S: 8	H: 0 LOB: 0 BB: 0 P: 12	R: 1 E: 1 K: 1 S: 14	H: 1 LOB: 1 BB: 1 P: 24		R: 0 E: 0 K: 2 S: 9	H: 0 LOB: 0 BB: 0 P: 9	1B: 2 2B: 2 3B: 0 HR: 0	SF: 1 SAC: 1 DP: 2 HBP: 0	WP: 0 PB: 0 SB: 1 CS: 0	PA: 33		
<b>PITCHER</b>	IP	WLS	BF	H	R	ER	SO	BB	IBB	HBP	BLK	WP	HR	S	P	ERA	WHIP								
<b>Matt Morris, R</b> ERA: 2.3	7.0	25	3	2	1	4	2	0	0	0	0	0	0	55	87	1.29	0.714								
<b>Mark Petkovsek, R</b> ERA: 1.88	0.1	2	0	1	0	0	1	0	0	0	0	0	0	4	8	0.00	3.000								
<b>Tony Fossas, L</b> ERA: 2.25	0.1	2	1	0	0	1	0	0	0	0	0	0	0	6	11	0.00	3.000								
<b>T.J. Mathews, R</b> ERA: 2.09	0.1	W	1	0	0	0	0	0	0	0	0	0	0	4	5	0.00	0.000								
<b>Dennis Eckersley, R</b> ERA: 2.19	1.0	S	3	0	0	0	2	0	0	0	0	0	0	9	9	0.00	0.000								

Batter	1	2	3	4	5	6	7	8	9	AB	R	H	RBI	BB	SO	LOB	BOTTOM								
<b>Delino DeShields, L</b> OBP: 0.295, SLG: 0.378	G4-6-3 1B		K			G4-3 1B		K		4	0	2	0	0	2	3	<b>Atlanta Braves @ St. Louis Cardinals</b> Busch Stadium, St. Louis, MO Tue May 06 1997, 7:05 PM CDT Att: 28,620 - Unknown - 74 F								
<b>Dmitri Young, S</b> OBP: 0.342, SLG: 0.407 <b>Dennis Eckersley, R</b>	G4-6-3			G4-3		G4-3		L5		4	0	0	0	0	0	2									
<b>Ray Lankford, L</b> OBP: 0.518, SLG: 0.756	G3-1 2B			G3-1		1B 1B		HR BB		3	2	2	0	1	0	0									
<b>Ron Gant, R</b> OBP: 0.310, SLG: 0.441	F9			K		SH1 1B 1B		HR		4	2	2	2	0	1	1									
<b>John Mabry, L</b> OBP: 0.380, SLG: 0.372	G6-4-3 1B			G5-3		1B SH1 1B		PB 1B		4	0	3	1	0	0	0									
<b>Gary Gaetti, R</b> OBP: 0.250, SLG: 0.267	G6-4-3			P2		SH1		K		3	0	0	0	0	1	2									
<b>Tom Lampkin, L</b> OBP: 0.280, SLG: 0.329	F7			G3-1		1B IBB		G4-3		3	0	0	0	1	0	1									
<b>Royce Clayton, R</b> OBP: 0.269, SLG: 0.377			K			K		K		3	0	1	1	0	2	0									
<b>Matt Morris, R</b> OBP: 0.279, SLG: 0.273 <b>Willie McCree, S</b> OBP: 0.307, SLG: 0.340 <b>Mark Petkovsek, R</b> OBP: 0.187, SLG: 0.187 <b>Tony Fossas, L</b> <b>T.J. Mathews, R</b> <b>Mark Sweeney, L</b> OBP: 0.343, SLG: 0.241			K			K		K		2	0	0	0	0	2	0									
<b>Inning Stats</b>	R: 0 E: 0 K: 0 S: 7	H: 2 LOB: 1 BB: 0 P: 12	R: 0 E: 0 K: 0 S: 4	H: 1 LOB: 0 BB: 0 P: 5	R: 0 E: 0 K: 3 S: 9	H: 0 LOB: 0 BB: 0 P: 13	R: 0 E: 0 K: 1 S: 8	H: 0 LOB: 0 BB: 0 P: 11	R: 0 E: 0 K: 2 S: 11	H: 1 LOB: 1 BB: 0 P: 15	R: 2 E: 0 K: 2 S: 20	H: 4 LOB: 3 BB: 1 P: 31	R: 2 E: 0 K: 1 S: 11	H: 2 LOB: 1 BB: 1 P: 20	R: 0 E: 0 K: 1 S: 9	H: 0 LOB: 0 BB: 0 P: 9		1B: 8 2B: 1 3B: 0 HR: 1	SF: 0 SAC: 1 DP: 2 HBP: 0	WP: 0 PB: 1 SB: 0 CS: 0	PA: 34				
<b>PITCHER</b>	IP	WLS	BF	H	R	ER	SO	BB	IBB	HBP	BLK	WP	HR	S	P	ERA	WHIP								
<b>29 John Smoltz, R</b> ERA: 2.65	7.0	28	8	2	2	8	8	2	0	0	0	0	0	67	97	2.57	1.143								
<b>Mike Bielecki, R</b> ERA: 3.12	0.1	L	3	1	2	2	0	1	0	0	0	0	1	5	11	54.00	6.000								
<b>Alan Embree, L</b> ERA: 3.68	0.2	3	1	0	0	1	0	0	0	0	0	0	0	6	9	0.00	1.500								





Batter	1	2	3	4	5	6	7	8	9	10	AB	R	H	RBI	BB	SO	LOB	TOP						
Kenny Lofton, L OBP: 0.408, SLG: 0.465 (1, 8)	0-1 1B CS 2B			3-2 G4-3		1-1 G6-4-3 1B		0-3 K		4-0 E IBB	4	0	2	0	1	1	0							
Michael Tucker, L OBP: 0.429, SLG: 0.524 (8, 1)	2-0 CS			2-3 K		2-3 SAFE SAFE K		3-3 K		0-0 E5	4	0	1	0	0	3	1							
Mark Wohlers, R (8, 1)											0	0	0	0	0	0	0							
Paul Byrd, R (9, 1)											0	0	0	0	0	0	0							
Javy Lopez, R OBP: 0.377, SLG: 0.600 (10, PH) (10, 2)	2-3 1B									1-3 2-H	1	0	0	0	0	0	1							
Keith Lockhart, L OBP: 0.250, SLG: 0.250 (1, 5)	2-2 G6-3			1-1 F7		1-0 SAFE SAFE G6-4-3		2-2 G5-3		2-3 K	3	0	0	0	0	0	3							
Mike Mordcaai, R OBP: 0.346, SLG: 0.435 (8, PH) (8, 5)	1-2 3-H										2	0	0	0	0	1	2							
Fred McGriff, L OBP: 0.355, SLG: 0.421 (1, 3)		0-0 G3		3-2 SH5-4 1B G5-3		0-1 HR		2-2 F7			4	2	2	1	0	0	0							
Ryan Klesko, L OBP: 0.314, SLG: 0.467 (1, 7)		2-3 K		1-1 G5-3 SH5-4 1B		1-0 SH5-4 1B		2-1 G4-3			4	0	2	0	0	1	0							
Mark Lemke, S OBP: 0.308, SLG: 0.382 (1, 4)		3-2 F8		0-0 SH5-4		2-1 SAFE SH5-4		1-1 F7			2	0	0	0	0	0	0							
Edjie Pérez, R OBP: 0.040, SLG: 0.040 (1, 2)			2-2 G5-3		0-0 G5-3		3-2 P2			3-1 SH1-4 1B	3	0	0	1	0	0	2							
10 Chipper Jones, S OBP: 0.379, SLG: 0.426 (10, PH)											1	0	1	0	0	0	0							
Tony Graffanino, R OBP: 0.300, SLG: 0.263 (10, PR)											0	1	0	0	0	0	0							
Mike Bielecki, R (10, 1)											0	0	0	0	0	0	0							
Jeff Blausler, R OBP: 0.474, SLG: 0.640 (1, 6)			3-1 G5-3		4-0 IBB		4-0 IBB			1-0 SH1-4	1	0	0	0	2	0	0							
Greg Maddux, R (1, 1)										1-2 F7														
Andrew Jones, R OBP: 0.333, SLG: 0.410 (8, 9)										0-1 F8	3	0	0	0	0	2	4							
											1	0	0	0	0	0	2							
<b>Inning Stats</b>	R: 0 E: 0 K: 0 S: 6	H: 2 LOB: 0 BB: 0 P: 10	R: 0 E: 0 K: 1 S: 9	H: 0 LOB: 0 BB: 0 P: 14	R: 0 E: 0 K: 1 S: 9	H: 0 LOB: 0 BB: 0 P: 15	R: 0 E: 0 K: 1 S: 8	H: 0 LOB: 0 BB: 0 P: 14	R: 1 E: 0 K: 1 S: 10	H: 2 LOB: 2 BB: 0 P: 19	R: 0 E: 0 K: 0 S: 6	H: 1 LOB: 0 BB: 0 P: 10	R: 1 E: 0 K: 0 S: 10	H: 2 LOB: 2 BB: 1 P: 21	R: 0 E: 0 K: 2 S: 10	H: 0 LOB: 0 BB: 0 P: 15	R: 0 E: 0 K: 0 S: 7	H: 0 LOB: 0 BB: 0 P: 12	R: 1 E: 1 K: 1 S: 9	H: 1 LOB: 2 BB: 1 P: 19	1B: 6 2B: 1 3B: 0 HR: 1	SF: 0 SAC: 3 DP: 1 HBP: 0	WP: 0 PA: 39 PB: 0 SB: 0 CS: 2	
<b>PITCHER</b>	IP 7.0	WLS 27	H 7	R 2	ER 2	SO 5	BB 0	IBB 2	HBP 0	BLK 0	WP 0	HR 1	S 58	P 103	ERA 2.57	WHIP 1.000								
Pat Rapp, R ERA: 4.43 (1, 1)																								
Dennis Cook, L ERA: 0.57 (8, 1)	1.2	5	0	0	0	2	0	0	0	0	0	0	15	24	0.00	0.000								
Jay Powell, R ERA: 1.47 (9, 1)	1.1	L	7	1	1	0	1	0	0	0	0	0	11	22	0.00	0.750								
<b>Batter</b>	<b>1</b>	<b>2</b>	<b>3</b>	<b>4</b>	<b>5</b>	<b>6</b>	<b>7</b>	<b>8</b>	<b>9</b>	<b>10</b>	<b>AB</b>	<b>R</b>	<b>H</b>	<b>RBI</b>	<b>BB</b>	<b>SO</b>	<b>LOB</b>	<b>BOTTOM</b>						
Ralph Millard, R OBP: 0.333, SLG: 0.333 (1, 4)	0-1 G1-6-3 1B		0-3 K			0-1 G4-3		2-2 1B 2B		1-0 BB 1B	3	0	1	0	0	1	1							
Kurt Abbott, R OBP: 0.314, SLG: 0.500 (8, PH) (9, 4)										1-2 BB 1B	2	1	2	0	0	0	0							
Edgar Renteria, R OBP: 0.246, SLG: 0.244 (1, 6)	0-0 G1-6-3 1B		0-0 G4-3			0-2 L9		3-2 2-H 1B		4-1 BB BB	4	0	2	1	1	0	1							
Cliff Floyd, L OBP: 0.311, SLG: 0.308 (1, 7)	1-2 G1-6-3			1-1 G1-3		3-2 F8 G1-3 1B		3-3 K		1-3 K	4	1	1	0	0	1	3							
Jay Powell, R OBP: 0.500, SLG: 0.500 (9, 1)											0	0	0	0	0	0	0							
Alex Arias, R OBP: 0.318, SLG: 0.250 (10, PH)	1-2 2-3										1	0	0	0	0	1	3							
Gary Sheffield, R OBP: 0.414, SLG: 0.373 (1, 9)	1-2 G6-3			0-1 L7		0-2 G1-3		1-2 G1-3		1-1 G3-1	4	0	0	0	0	0	2							
Moises Alou, R OBP: 0.400, SLG: 0.626 (1, 8)			0-0 G6-4-3 1B		0-3 K		1-1 F8		2-2 K	4	0	1	0	0	0	2	1							
Bobby Bonilla, S OBP: 0.333, SLG: 0.366 (1, 5)		0-1 L7				0-0 G4-3		1-0 FC4 1B		3-3 K	4	0	1	1	0	1	1							
Jeff Conine, R OBP: 0.364, SLG: 0.457 (1, 3)		2-1 G6-4-3				0-1 G5-3		0-0 FC4		1-1 G1-3	3	0	0	0	0	0	2							
Dennis Cook, L (8, 1)											0	0	0	0	0	0	0							
John Cangelosi, S OBP: 0.200, SLG: 0.167 (9, 7)											1	0	0	0	0	0	0							
Charles Johnson, R OBP: 0.337, SLG: 0.355 (1, 2)			0-0 E6 SH3-4		1-2 L7		3-2 F8		1-0 F9	4	0	0	0	0	0	0	0							
Pat Rapp, R OBP: 0.167, SLG: 0.167 (1, 1)						1-1 F9		1-1 G1-3		1-2 BB 1B 1B	1	0	0	0	0	0	0							
Jim Eisenreich, L OBP: 0.296, SLG: 0.250 (8, 3)											2	0	1	0	0	0	0							
<b>Inning Stats</b>	R: 0 E: 0 K: 0 S: 9	H: 2 LOB: 1 BB: 0 P: 11	R: 0 E: 0 K: 0 S: 5	H: 1 LOB: 0 BB: 0 P: 7	R: 0 E: 1 K: 1 S: 7	H: 0 LOB: 1 BB: 0 P: 7	R: 0 E: 0 K: 1 S: 8	H: 0 LOB: 0 BB: 0 P: 9	R: 0 E: 0 K: 0 S: 7	H: 0 LOB: 0 BB: 0 P: 8	R: 0 E: 0 K: 0 S: 7	H: 0 LOB: 0 BB: 0 P: 8	R: 1 E: 0 K: 0 S: 10	H: 2 LOB: 1 BB: 0 P: 15	R: 1 E: 0 K: 1 S: 16	H: 2 LOB: 1 BB: 0 P: 28	R: 0 E: 0 K: 2 S: 12	H: 0 LOB: 0 BB: 0 P: 18	R: 0 E: 0 K: 1 S: 12	H: 2 LOB: 3 BB: 1 P: 21	1B: 8 2B: 1 3B: 0 HR: 0	SF: 0 SAC: 1 DP: 2 HBP: 0	WP: 0 PA: 39 PB: 0 SB: 1 CS: 0	
<b>PITCHER</b>	IP 7.2	WLS 28	H 6	R 2	ER 2	SO 2	BB 0	IBB 0	HBP 0	BLK 0	WP 0	HR 0	S 61	P 79	ERA 2.35	WHIP 0.783								
Greg Maddux, R ERA: 1.54 (1, 1)																								
Mark Wohlers, R ERA: 2.97 (8, 1)	0.1	2	1	0	0	1	0	0	0	0	0	0	8	14	0.00	3.000								
Paul Byrd, R ERA: 1.5 (9, 1)	1.0	W	3	0	0	0	2	0	0	0	0	0	12	18	0.00	0.000								
Mike Bielecki, R ERA: 2.95 (10, 1)	1.0	S	6	2	0	0	1	1	0	0	0	0	12	21	0.00	3.000								

Atlanta Braves @ Florida Marlins  
Pro Player Stadium, Miami, FL  
Wed May 07 1997, 7:05 PM EDT  
Att: 26,838 - Unknown - 78 F

AB 33  
R 3  
H 8  
RBI 2  
BB 3  
SO 8  
LOB 15



Atlanta Braves @ Florida Marlins  
Pro Player Stadium, Miami, FL  
Wed May 07 1997, 7:05 PM EDT  
Att: 26,838 - Unknown - 78 F

AB 37  
R 2  
H 9  
RBI 2  
BB 1  
SO 6  
LOB 14





Batter	1	2	3	4	5	6	7	8	9	AB	R	H	RBI	BB	SO	LOB	TOP																					
<b>Kenny Lofton, L</b> OBP: 0.397, SLG: 0.452 (1, 8)	1-2 G6-3		3-2 G1-3		2-3 K		1-0 G4-6-3			4	0	0	0	0	1	3																						
<b>Mark Lemko, S</b> OBP: 0.306, SLG: 0.351 (1, 4)	1-2 G3		4-0 BB		0-1 G6-3			1-1 G4-3		3	0	0	0	1	0	2																						
<b>Mike Mordecai, R</b> OBP: 0.367, SLG: 0.423 (1, 5)	3-1 G4-3		1 SAFE 3-5		4-2 FC5-4 1B BB		2-0 G6-4-3 1B		2-2 F9	3	0	1	0	1	0	0																						
<b>Fred McGriff, L</b> OBP: 0.359, SLG: 0.424 (1, 3)		2-3 K		1-1 FC5-4 1B		1-1 G6-4-3 1B		1-1 G3-1		4	0	2	0	0	1	0																						
<b>Andrew Jones, R</b> OBP: 0.329, SLG: 0.415 (1, 9)		2-0 2B		2-0 FC5-4 1-2 2-3		2-0 G6-4-3			1-3 K2-3	4	0	1	0	0	1	4																						
<b>Javy Lopez, R</b> OBP: 0.373, SLG: 0.582 (1, 2)		4-1 BB		0-1 G5-3		1-1 F7			0-0 P4	3	0	0	0	1	0	2																						
<b>Ryan Klesko, L</b> OBP: 0.311, SLG: 0.479 (1, 7)		2-3 K		3-3 K		2-2 1B 3B		1-2 G6-3		4	1	1	0	0	2	2																						
<b>Jeff Blausler, R</b> OBP: 0.479, SLG: 0.637 (1, 6)		1-0 F9		4-2 HBP BB		1-1 G4-6-3 1B				2	0	1	1	1	0	2																						
<b>Tom Glavine, L</b> OBP: 0.333, SLG: 0.143 <b>Rafael Belliard, R</b> OBP: 0.375, SLG: 0.375 <b>Joe Borowski, R</b> OBP: 0.425, SLG: 0.519 <b>Michael Tucker, L</b> OBP: 0.425, SLG: 0.519 <b>Brad Clontz, R</b> OBP: 0.425, SLG: 0.519 (1, 1) (5, PR) (5, 1) (7, PH) (7, 1)			3-2 G6-3		2-1 HBP		3-2 F8			1	0	0	0	0	0	0																						
<b>Inning Stats</b>	R: 0 E: 0 K: 0 S: 8	H: 0 LOB: 0 BB: 0 P: 13	R: 0 E: 0 K: 2 S: 9	H: 1 LOB: 2 BB: 1 P: 20	R: 0 E: 1 K: 0 S: 8	H: 0 LOB: 1 BB: 1 P: 18	R: 0 E: 0 K: 0 S: 7	H: 1 LOB: 1 BB: 1 P: 14	R: 0 E: 0 K: 2 S: 12	H: 0 LOB: 2 BB: 1 P: 23	R: 1 E: 0 K: 0 S: 14	H: 2 LOB: 0 BB: 0 P: 21	R: 0 E: 0 K: 1 S: 8	H: 0 LOB: 0 BB: 0 P: 12	R: 0 E: 0 K: 1 S: 7	H: 0 LOB: 0 BB: 0 P: 9	1B: 4 2B: 1 3B: 1 HR: 0	SF: 0 SAC: 0 DP: 3 HBP: 1	WP: 0 PB: 0 SB: 0 CS: 0	PA: 34																		
<b>PITCHER</b>	IP	WLS	BF	H	R	ER	SO	BB	IBB	HBP	BLK	WP	HR	S	P	ERA	WHIP	<b>PITCHER</b>				IP	WLS	BF	H	R	ER	SO	BB	IBB	HBP	BLK	WP	HR	S	P	ERA	WHIP
<b>Tony Saunders, L</b> ERA: 5.0 (1, 1)	6.0	W	25	4	0	0	4	4	0	1	0	0	0	50	100	0.00	1.333																					
<b>Mark Hutton, R</b> ERA: 5.52 (7, 1)	2.0		7	2	1	1	0	0	0	0	0	0	0	22	33	4.50	1.000																					
<b>Robb Nen, R</b> ERA: 5.4 (9, 1)	1.0		3	0	0	0	1	0	0	0	0	0	0	7	9	0.00	0.000																					

Atlanta Braves @ Florida Marlins  
Pro Player Stadium, Miami, FL  
Thu May 08 1997, 7:05 PM EDT  
Att: 32,088 - Unknown - 80 F

AB 29  
R 1  
H 6  
RBI 1  
BB 4  
SO 5  
LOB 16



Batter	1	2	3	4	5	6	7	8	9	AB	R	H	RBI	BB	SO	LOB	BOTTOM																					
<b>Ralph Milliard, R</b> OBP: 0.143, SLG: 0.143 (1, 4)	2-0 G3		1-0 F9		2-1 G4-3		1-2 G6-3			4	0	0	0	0	0	2																						
<b>Edgar Renteria, R</b> OBP: 0.246, SLG: 0.244 (1, 6)	0-1 G4-3		1-0 2B 3B 1B		1-0 F8		3-2 G5-3			4	1	1	0	0	0	2																						
<b>Cliff Floyd, L</b> OBP: 0.340, SLG: 0.366 <b>John Cangelosi, S</b> OBP: 0.185, SLG: 0.154 (1, 7) (4, 7)	2-2 HBP 1B		1-1 1 SAFE 3B 2B		1-0 F8		1-0 G3			2	1	2	0	0	0	0																						
<b>Gary Sheffield, R</b> OBP: 0.424, SLG: 0.369 (1, 9)	1-1 HBP 1B		4-0 3B IBB		4-1 G5-3 BB		0-0 G6-3			1	1	0	0	2	0	0																						
<b>Moises Alou, R</b> OBP: 0.396, SLG: 0.632 (1, 8)	3-3 K		2-0 1B 3B		2-2 G5-3		1-3 K			4	1	1	3	0	2	3																						
<b>Bobby Bonilla, S</b> OBP: 0.339, SLG: 0.365 (1, 5)		0-0 F8		1-1 1H 2H 3H 1B		3-2 L8		4-2 G6-4-3 BB		3	0	1	1	1	0	1																						
<b>Jeff Conine, R</b> OBP: 0.351, SLG: 0.439 (1, 3)		2-3 K		2-1 F9		3-1 G6-3		1-3 K		4	0	0	0	0	2	2																						
<b>Charles Johnson, R</b> OBP: 0.333, SLG: 0.342 (1, 2)		2-0 F8		1-3 K		4-2 G6-3 1B BB		0-0 G6-4-3		3	0	0	0	1	1	2																						
<b>Tony Saunders, L</b> OBP: 0.200, SLG: 0.444 <b>John Wehner, R</b> OBP: 0.400, SLG: 0.400 <b>Mark Hutton, R</b> <b>Robb Nen, R</b> (1, 1) (6, PH) (7, 1) (9, 1)			1-2 HR		2-3 K		1-0 G6-3 1B			2	1	1	1	0	1	0																						
<b>Inning Stats</b>	R: 0 E: 0 K: 1 S: 10	H: 1 LOB: 2 BB: 0 P: 18	R: 0 E: 0 K: 1 S: 8	H: 0 LOB: 0 BB: 0 P: 12	R: 5 E: 0 K: 1 S: 15	H: 5 LOB: 1 BB: 1 P: 29	R: 0 E: 0 K: 1 S: 7	H: 0 LOB: 0 BB: 0 P: 12	R: 0 E: 0 K: 0 S: 8	H: 0 LOB: 1 BB: 1 P: 18	R: 0 E: 0 K: 1 S: 12	H: 1 LOB: 2 BB: 1 P: 24	R: 0 E: 0 K: 1 S: 5	H: 0 LOB: 0 BB: 0 P: 7	R: 0 E: 0 K: 1 S: 7	H: 0 LOB: 0 BB: 1 P: 12	1B: 4 2B: 1 3B: 1 HR: 1	SF: 0 SAC: 0 DP: 1 HBP: 1	WP: 0 PB: 0 SB: 0 CS: 0	PA: 35																		
<b>PITCHER</b>	IP	WLS	BF	H	R	ER	SO	BB	IBB	HBP	BLK	WP	HR	S	P	ERA	WHIP	<b>PITCHER</b>				IP	WLS	BF	H	R	ER	SO	BB	IBB	HBP	BLK	WP	HR	S	P	ERA	WHIP
<b>Tom Glavine, L</b> ERA: 2.25 (1, 1)	4.0	L	20	6	5	5	4	0	1	1	0	0	0	40	71	11.25	1.500																					
<b>Joe Borowski, R</b> ERA: 1.42 (5, 1)	2.0		9	1	0	0	0	2	0	0	0	0	0	20	42	0.00	1.500																					
<b>Brad Clontz, R</b> ERA: 4.09 (7, 1)	2.0		6	0	0	0	2	1	0	0	0	0	0	12	19	0.00	0.500																					

Atlanta Braves @ Florida Marlins  
Pro Player Stadium, Miami, FL  
Thu May 08 1997, 7:05 PM EDT  
Att: 32,088 - Unknown - 80 F

AB 30  
R 5  
H 7  
RBI 5  
BB 4  
SO 6  
LOB 12





Batter	1	2	3	4	5	6	7	8	9	AB	R	H	RBI	BB	SO	LOB	TOP			
<b>Kenny Lofton, L</b> (1, 8) OBP: 0.406, SLG: 0.456 <b>Brad Clontz, R</b> (8, 1)	4-2 10 CS BB BB		2-0 10 G3 BB 1B		1-0 CS 1B			0-1 G1-3 2-3		3	0	2	0	1	0	1	<b>Atlanta Braves @ Pittsburgh Pirates</b> Three Rivers Stadium, Pittsburgh, PA Fri May 09 1997, 7:05 PM EDT Att: 18,006 - Overcast - 49 F			
<b>Michael Tucker, L</b> (1, 9) OBP: 0.427, SLG: 0.509	4-0 10 CS BB		4-1 10 G3 BB		3-2 CS 1-2		1-1 G3	0-0 G6-3		2	0	0	0	2	0	1				
<b>10 Chipper Jones, S</b> (1, 5) OBP: 0.367, SLG: 0.411	3-3 K		2-0 G3		1-3 K			0-0 G6-3		4	0	0	0	0	2	4				
<b>Fred McGriff, L</b> (1, 3) OBP: 0.356, SLG: 0.419	1-2 2-3 K		0-1 G1-3		0-0 G3			1-1 2B 1B		4	0	1	0	0	1	3				
<b>Ryan Klesko, L</b> (1, 7) OBP: 0.318, SLG: 0.500		0-1 1B 2B		1-1 G6-3				0-0 G6-3		4	0	2	0	0	0	0				
<b>Javy Lopez, R</b> (1, 2) OBP: 0.368, SLG: 0.564		1-0 G6-3		1-1 G4-3				4-2 G1-6-3 BB		3	0	0	0	1	1	3				
<b>Jeff Blauser, R</b> (1, 6) <b>Rafael Belliard, R</b> (7, 6) OBP: 0.333, SLG: 0.333		0-1 2H 1B		2-2 F7				0-0 G1-6-3 1-2		3	0	1	0	0	0	1				
<b>Tony Graffanino, R</b> (1, 4) OBP: 0.304, SLG: 0.273		3-2 P3		1-3 K				1-1 G1-3 G5-3 1B		3	0	1	0	0	1	1				
<b>Terrell Wade, L</b> (1, 1) <b>Alan Embree, L</b> (7, 1) <b>Keith Lockhart, L</b> (8, PH) <b>Andrew Jones, R</b> (8, 8) OBP: 0.240, SLG: 0.238 OBP: 0.329, SLG: 0.415			0-3 K		0-3 K			0-1 G5-3 1-2		2	0	0	0	0	2	0				
<b>Inning Stats</b>	R: 0 E: 0 K: 2 S: 10	H: 0 LOB: 1 BB: 2 P: 22	R: 0 E: 0 K: 0 S: 10	H: 2 LOB: 1 BB: 0 P: 14	R: 0 E: 0 K: 1 S: 9	H: 1 LOB: 2 BB: 1 P: 16	R: 0 E: 0 K: 0 S: 8	H: 0 LOB: 0 BB: 0 P: 12	R: 0 E: 0 K: 2 S: 10	H: 1 LOB: 0 BB: 0 P: 15	R: 0 E: 0 K: 0 S: 4	H: 0 LOB: 0 BB: 1 P: 8	R: 0 E: 0 K: 0 S: 7	H: 1 LOB: 1 BB: 0 P: 8	R: 0 E: 0 K: 2 S: 14	H: 2 LOB: 2 BB: 0 P: 16		1B: 5 2B: 3 3B: 0 HR: 0	SF: 0 SAC: 0 DP: 2 HBP: 0	WP: 0 PB: 0 SB: 0 CS: 3
<b>PITCHER</b> 67 Francisco Cordova, R ERA: 1.53	IP: 9.0 WLS: W BF: 34 H: 7 R: 0 ER: 0 SO: 8 BB: 4 IBB: 0 HBP: 0 BLK: 0 WP: 0 HR: 0 S: 78 P: 119 ERA: 0.00 WHIP: 1.222																			

AB 30  
R 0  
H 7  
RBI 0  
BB 4  
SO 8  
LOB 17



Batter	1	2	3	4	5	6	7	8	9	AB	R	H	RBI	BB	SO	LOB	BOTTOM			
<b>Tony Womack, L</b> (1, 4) OBP: 0.320, SLG: 0.380	2-3 K		0-0 1B SH1-3 SF8		1-2 1B			3-2 FC4-6 1B		5	2	3	0	0	1	2	<b>Atlanta Braves @ Pittsburgh Pirates</b> Three Rivers Stadium, Pittsburgh, PA Fri May 09 1997, 7:05 PM EDT Att: 18,006 - Overcast - 49 F			
<b>Jermaine Allensworth, R</b> (1, 8) OBP: 0.361, SLG: 0.362	3-2 G4-3		1-0 SH1-3		1-1 F9			0-0 FC4-6 1-2		4	1	1	2	0	0	2				
<b>Al Martin, L</b> (1, 7) OBP: 0.403, SLG: 0.467	0-3 K		1-1 1B		3-3 K			3-1 18 FC6 1B		5	0	3	1	0	2	0				
<b>Kevin Young, R</b> (1, 3) OBP: 0.310, SLG: 0.436		4-2 18 S E BB		2-0 SF8		0-0 E2 SF8		0-3 K		3	2	2	1	1	1	1				
<b>Kevin Elster, R</b> (1, 6) OBP: 0.326, SLG: 0.432		1-3 K		0-1 G5-3		2-0 SF8		2-3 K		4	0	0	1	0	2	5				
<b>18 Jason Kendall, R</b> (1, 2) OBP: 0.325, SLG: 0.365		1-2 E5 SF7		4-1 HR BB		2-2 HBP		2-1 FC6 1-2		2	2	0	0	1	0	1				
<b>Jose Guillen, R</b> (1, 9) OBP: 0.299, SLG: 0.407		2-1 SF7		0-1 HR		1-0 P4		0-0 E FC4-2 1B		3	1	2	3	0	0	1				
<b>Joe Randa, R</b> (1, 5) OBP: 0.308, SLG: 0.383		2-0 2B		3-1 G4-3		0-0 G6-3		2-1 E1 2B		4	1	1	0	0	0	1				
<b>67 Francisco Cordova, R</b> (1, 1) OBP: 0.559, SLG: 0.559		0-0 G4-3		1-2 G6-3		0-0 G3-1		0-2 G1-3		4	0	0	0	0	0	3				
<b>Inning Stats</b>	R: 0 E: 0 K: 2 S: 10	H: 0 LOB: 0 BB: 0 P: 15	R: 2 E: 1 K: 1 S: 12	H: 1 LOB: 1 BB: 1 P: 22	R: 1 E: 0 K: 0 S: 7	H: 2 LOB: 1 BB: 0 P: 11	R: 2 E: 0 K: 0 S: 14	H: 2 LOB: 1 BB: 1 P: 24	R: 1 E: 1 K: 1 S: 8	H: 1 LOB: 1 BB: 0 P: 16	R: 0 E: 0 K: 0 S: 6	H: 1 LOB: 1 BB: 0 P: 9	R: 0 E: 0 K: 2 S: 10	H: 1 LOB: 1 BB: 0 P: 17	R: 3 E: 1 K: 0 S: 16	H: 4 LOB: 2 BB: 0 P: 20		1B: 8 2B: 3 3B: 0 HR: 1	SF: 3 SAC: 1 DP: 0 HBP: 1	WP: 0 PB: 0 SB: 1 CS: 0
<b>PITCHER</b> Terrell Wade, L ERA: 3.27 Alan Embree, L ERA: 3.24 Brad Clontz, R ERA: 3.75	IP: 6.0 WLS: L BF: 29 H: 7 R: 0 ER: 6 SO: 4 BB: 2 IBB: 0 HBP: 0 BLK: 0 WP: 0 HR: 0 S: 57 P: 97 ERA: 4.50 WHIP: 1.500																			

AB 34  
R 9  
H 12  
RBI 8  
BB 2  
SO 6  
LOB 16





Batter	1	2	3	4	5	6	7	8	9	AB	R	H	RBI	BB	SO	LOB	TOP				
<b>Kenny Lofton, L</b> OBP: 0.406, SLG: 0.455 (1, 8)	 1B									5	0	2	1	0	0	1	<b>Atlanta Braves @ Pittsburgh Pirates</b> Three Rivers Stadium, Pittsburgh, PA Sat May 10 1997, 7:05 PM EDT Att: 34,143 - Unknown - 47 F				
<b>Michael Tucker, L</b> OBP: 0.418, SLG: 0.505 (7, 7)										5	1	1	0	0	1	2					
<b>10 Chipper Jones, S</b> OBP: 0.368, SLG: 0.444 <b>Joe Borowski, R</b> (9, 1)										5	2	2	2	0	1	1					
<b>Fred McGriff, L</b> OBP: 0.351, SLG: 0.410 (1, 3)										5	0	1	0	0	1	2					
<b>Ryan Klesko, L</b> OBP: 0.333, SLG: 0.534 <b>Mike Bielecki, R</b> (7, 1)										3	2	2	1	1	0	0					
<b>Keith Lockhart, L</b> OBP: 0.231, SLG: 0.227 (9, 5)										0	0	0	0	0	0	0					
<b>Javy Lopez, R</b> OBP: 0.370, SLG: 0.581 (1, 2)										4	1	1	1	1	2	3					
<b>Mark Lemke, S</b> OBP: 0.319, SLG: 0.356 (1, 4)										4	1	2	0	1	0	2					
<b>Jeff Blausler, R</b> OBP: 0.480, SLG: 0.648 (1, 6)										3	1	1	4	2	2	3					
<b>Denny Neagle, L</b> OBP: 0.095, SLG: 0.095 <b>Andrew Jones, R</b> OBP: 0.324, SLG: 0.409 (7, 9)										3	0	0	0	0	2	4					
<b>Inning Stats</b>	R: 0 E: 0 K: 1 S: 8	H: 1 LOB: 1 BB: 0 P: 14	R: 2 E: 0 K: 2 S: 13	H: 3 LOB: 1 BB: 0 P: 18	R: 5 E: 0 K: 2 S: 17	H: 3 LOB: 0 BB: 2 P: 36	R: 0 E: 0 K: 0 S: 7	H: 0 LOB: 0 BB: 0 P: 11	R: 0 E: 0 K: 1 S: 7	H: 1 LOB: 3 BB: 2 P: 18	R: 0 E: 0 K: 1 S: 7	H: 0 LOB: 0 BB: 0 P: 13	R: 0 E: 0 K: 1 S: 7	H: 0 LOB: 0 BB: 0 P: 13	R: 1 E: 0 K: 0 S: 12	H: 1 LOB: 1 BB: 1 P: 22	R: 1 E: 0 K: 1 S: 12	H: 3 LOB: 2 BB: 1 P: 21	1B: 6 2B: 2 3B: 0 HR: 4	SF: 0 SAC: 0 DP: 0 HBP: 0	WP: 1 PA: 44 PB: 0 SB: 2 CS: 0
<b>PITCHER</b>	IP	WLS	BF	H	R	ER	SO	BB	IBB	HBP	BLK	WP	HR	S	P	ERA	WHIP				
<b>Jon Lieber, R</b> ERA: 4.14 (1, 1)	3.0	L	18	7	7	7	5	1	1	0	0	0	3	38	68	21.00	2.667				
<b>Clint Sodowsky, R</b> ERA: (4, 1)	3.0		12	1	0	0	2	1	1	0	0	1	0	21	42	0.00	0.667				
<b>Chris Peters, L</b> ERA: 1.8 (7, 1)	1.0		3	0	0	0	1	0	0	0	0	0	0	7	13	0.00	0.000				
<b>Ramon Morel, R</b> ERA: 4.91 (8, 1)	2.0		11	4	2	2	1	1	0	0	0	0	1	24	43	9.00	2.500				

Batter	1	2	3	4	5	6	7	8	9	AB	R	H	RBI	BB	SO	LOB	BOTTOM				
<b>Tony Womack, L</b> OBP: 0.322, SLG: 0.376 (1, 4)										4	1	1	0	1	1	1	<b>Atlanta Braves @ Pittsburgh Pirates</b> Three Rivers Stadium, Pittsburgh, PA Sat May 10 1997, 7:05 PM EDT Att: 34,143 - Unknown - 47 F				
<b>Jermaine Allensworth, R</b> OBP: 0.365, SLG: 0.381 (1, 8)										3	0	1	1	1	0	0					
<b>Emil Brown, R</b> OBP: 0.370, SLG: 0.289 (1, 7)										4	0	0	1	0	2	3					
<b>Kevin Young, R</b> OBP: 0.304, SLG: 0.419 (1, 3)										4	0	1	0	0	3	1					
<b>Kevin Elster, R</b> OBP: 0.331, SLG: 0.451 (1, 6)										4	1	2	0	0	0	0					
<b>18 Jason Kendall, R</b> OBP: 0.315, SLG: 0.352 (1, 2)										4	0	0	1	0	1	2					
<b>Jose Guillen, R</b> OBP: 0.298, SLG: 0.402 (1, 9)										4	1	1	0	0	0	3					
<b>Joe Randa, R</b> OBP: 0.306, SLG: 0.378 (1, 5)										4	0	1	0	0	2	5					
<b>Jon Lieber, L</b> OBP: 0.142, SLG: 0.077 <b>Dale Savitt, S</b> OBP: 0.285, SLG: 0.308 <b>Clint Sodowsky, L</b> OBP: 0.365, SLG: 0.359 <b>Mark Johnson, L</b> OBP: 0.298, SLG: 0.359 <b>Chris Peters, L</b> OBP: 0.324, SLG: 0.409 <b>Ramon Morel, R</b> OBP: 0.304, SLG: 0.419 <b>Midre Cummings, L</b> OBP: 0.300, SLG: 0.275 (1, 1)										0	0	0	0	0	0	0					
<b>Inning Stats</b>	R: 0 E: 0 K: 1 S: 8	H: 0 LOB: 0 BB: 0 P: 10	R: 0 E: 0 K: 2 S: 10	H: 0 LOB: 0 BB: 0 P: 13	R: 1 E: 1 K: 3 S: 20	H: 1 LOB: 2 BB: 1 P: 32	R: 0 E: 1 K: 0 S: 7	H: 2 LOB: 2 BB: 0 P: 10	R: 1 E: 0 K: 2 S: 14	H: 1 LOB: 1 BB: 1 P: 22	R: 0 E: 0 K: 1 S: 7	H: 0 LOB: 0 BB: 0 P: 10	R: 0 E: 0 K: 1 S: 9	H: 0 LOB: 0 BB: 0 P: 10	R: 0 E: 0 K: 0 S: 5	H: 1 LOB: 1 BB: 0 P: 8	1B: 6 2B: 0 3B: 1 HR: 0	SF: 0 SAC: 0 DP: 1 HBP: 0	WP: 0 PA: 37 PB: 1 SB: 1 CS: 0		
<b>PITCHER</b>	IP	WLS	BF	H	R	ER	SO	BB	IBB	HBP	BLK	WP	HR	S	P	ERA	WHIP				
<b>Denny Neagle, L</b> ERA: 3.57 (1, 1)	6.0	W	27	6	3	2	9	2	0	0	0	0	0	74	109	3.00	1.333				
<b>Mike Bielecki, R</b> ERA: 2.66 (7, 1)	2.0		6	0	0	0	2	0	0	0	0	0	0	16	20	0.00	0.000				
<b>Joe Borowski, R</b> ERA: 1.23 (9, 1)	1.0		4	1	0	0	0	0	0	0	0	0	0	5	8	0.00	1.000				









Batter	1	2	3	4	5	6	7	8	9	AB	R	H	RBI	BB	SO	LOB	TOP								
<b>Kenny Lofton, L</b> OBP: 0.406, SLG: 0.454	4-1 1B 1B BB	2-1 G4-3		3-3 K	2-3 K			2-1 FC6-4 1B		4	1	1	0	1	2	2	<b>Atlanta Braves @ Pittsburgh Pirates</b> Three Rivers Stadium, Pittsburgh, PA Mon May 12 1997, 7:05 PM EDT Att: 12,114 - Cloudy - 61°F								
<b>Michael Tucker, L</b> OBP: 0.405, SLG: 0.508	1-0 1B 1B	0-0 G3-1		2-2 G4-3		2-0 HR		1-3 K		5	2	2	1	0	1	2									
<b>10 Chipper Jones, S</b> OBP: 0.394, SLG: 0.492 <b>Brad Clontz, R</b>	0-1 1B		0-0 HR		3-2 HBP 1B 2B	2-0 G4-3		1-0 FC6-4		4	3	3	2	0	0	0									
<b>Mike Mordecai, R</b> OBP: 0.355, SLG: 0.407 <b>Joe Borowski, R</b>	1-2 2H 1B				0-0 F7	2-2 G4-3		3-1 L1-3		5	1	1	1	0	0	2									
<b>Fred McGriff, L</b> OBP: 0.346, SLG: 0.403	3-2 1B SF8 1B		0-1 G3		0-0 F7	2-2 G4-3		3-1 L1-3		5	1	1	1	0	0	2									
<b>Ryan Klesko, L</b> OBP: 0.328, SLG: 0.505 <b>Andrew Jones, R</b> OBP: 0.358, SLG: 0.444	3-3 K		2-2 G6-3		4-1 HBP 1B BB	0-0 2B		0-1 L5		2	1	0	0	1	1	2									
<b>Mark Lemke, S</b> OBP: 0.320, SLG: 0.364 <b>Tony Graffanino, R</b> OBP: 0.292, SLG: 0.261	3-2 1B		1-2 1B		3-3 K	0-0 G3-1		3-3 K		4	0	2	1	0	1	3									
<b>Jeff Blauer, R</b> OBP: 0.474, SLG: 0.655 <b>Rafael Belliard, R</b> OBP: 0.364, SLG: 0.364	2-1 SF8		3-1 F9		3-2 1B 2B HBP		0-2 G5-4-3 1B		1-3 K	1	1	0	1	0	0	1									
<b>Eddie Pérez, R</b> OBP: 0.103, SLG: 0.103	3-H F9				1-1 WP 1B	1-0 2B 1B		1-2 G5-4-3		4	1	2	2	0	0	2									
<b>Greg Maddux, R</b> OBP: 0.105, SLG: 0.111 <b>Alan Embree, L</b>		0-0 G5-3		1-0 B3	0-0 2B		1-2 G3-1			3	0	1	2	0	0	1									
<b>Keith Lockhart, L</b> OBP: 0.250, SLG: 0.217										0	0	0	0	0	0	0									
<b>Inning Stats</b>	R: 4 E: 0 K: 1 S: 25	H: 4 LOB: 1 BB: 1 P: 43	R: 0 E: 0 K: 0 S: 4	H: 0 LOB: 0 BB: 0 P: 6	R: 1 E: 0 K: 0 S: 11	H: 2 LOB: 1 BB: 0 P: 17	R: 0 E: 0 K: 1 S: 9	H: 1 LOB: 1 BB: 0 P: 16	R: 4 E: 0 K: 2 S: 18	H: 3 LOB: 1 BB: 1 P: 34	R: 1 E: 0 K: 0 S: 7	H: 2 LOB: 1 BB: 0 P: 13	R: 0 E: 0 K: 1 S: 10	H: 1 LOB: 0 BB: 0 P: 12	R: 0 E: 0 K: 2 S: 8	H: 1 LOB: 1 BB: 0 P: 15	R: 0 E: 0 K: 2 S: 8	H: 0 LOB: 0 BB: 0 P: 12	1B: 9 2B: 3 3B: 0 HR: 2	SF: 1 SAC: 0 DP: 1 HBP: 1	WP: 1 PB: 0 SB: 0 CS: 0	PA: 43			
<b>PITCHER</b>	IP WLS BF ERA WHIP	IP WLS BF ERA WHIP	IP WLS BF ERA WHIP	IP WLS BF ERA WHIP	IP WLS BF ERA WHIP	IP WLS BF ERA WHIP	IP WLS BF ERA WHIP	IP WLS BF ERA WHIP	IP WLS BF ERA WHIP	IP WLS BF ERA WHIP	IP WLS BF ERA WHIP	IP WLS BF ERA WHIP	IP WLS BF ERA WHIP	IP WLS BF ERA WHIP	IP WLS BF ERA WHIP	IP WLS BF ERA WHIP	IP WLS BF ERA WHIP	IP WLS BF ERA WHIP	IP WLS BF ERA WHIP	IP WLS BF ERA WHIP	IP WLS BF ERA WHIP	IP WLS BF ERA WHIP	IP WLS BF ERA WHIP	IP WLS BF ERA WHIP	
<b>Jason Schmidt, R</b> ERA: 5.71	4.2 L	6 2	10 9	9 9	3 3	2 0	0 0	1 0	1 1	62 109	17.36	2.571													
<b>Clint Sodowsky, R</b> ERA: 2.09	1.1 6	2 1	1 1	1 1	0 0	0 0	0 0	0 0	0 1	12 20	6.75	1.500													
<b>Ramon Morel, R</b> ERA: 3.18	2.0 7	2 0	0 1	0 1	0 0	0 0	0 0	0 0	0 0	18 27	0.00	1.000													
<b>Ricardo Rincon, L</b> ERA: 1.53	1.0 3	0 0	0 0	0 2	0 0	0 0	0 0	0 0	0 0	8 12	0.00	0.000													

AB 39  
R 10  
H 14  
RBI 10  
BB 2  
SO 7  
LOB 16



Batter	1	2	3	4	5	6	7	8	9	AB	R	H	RBI	BB	SO	LOB	BOTTOM								
<b>Tony Womack, L</b> OBP: 0.329, SLG: 0.381 <b>Kevin Young, R</b> OBP: 0.292, SLG: 0.400	0-1 G4-3		1-2 S 1B		0-0 2H 1B		3-2 FC6-4		1-2 G4-3	3	0	2	1	0	0	0	<b>Atlanta Braves @ Pittsburgh Pirates</b> Three Rivers Stadium, Pittsburgh, PA Mon May 12 1997, 7:05 PM EDT Att: 12,114 - Cloudy - 61°F								
<b>Jermaine Allensworth, R</b> OBP: 0.353, SLG: 0.366	0-0 1B		1-3 K		0-3 G6-3		0-3 K			4	0	1	0	0	2	4									
<b>Al Martin, L</b> OBP: 0.400, SLG: 0.455 <b>Midre Cummings, L</b> OBP: 0.286, SLG: 0.422	0-0 F9		1-2 K		0-0 P6		3-2 G6-3			2	0	0	0	0	1	2									
<b>Mark Johnson, L</b> OBP: 0.341, SLG: 0.349	1-3 K		1-3 K		0-3 K		1-1 1B			4	0	1	0	0	3	1									
<b>Kevin Elster, R</b> OBP: 0.331, SLG: 0.445 <b>Clint Sodowsky, L</b> <b>Emil Brown, R</b> <b>Ramon Morel, R</b> <b>1B Jason Kendall, R</b> <b>Ricardo Rincon, L</b>		1-1 1B		2-0 G6-4-3 1B		1-1 G5-3		2-2 1B		2	0	2	0	0	0	0									
<b>Joe Randa, R</b> OBP: 0.299, SLG: 0.368	1-1 F9		1-0 G6-4-3		1-0 1B FC6-4 1B		1-0 F9			4	1	1	0	0	0	3									
<b>Jose Guillen, R</b> OBP: 0.294, SLG: 0.393	2-2 F8		0-1 G4-3		1-2 FC6-4 1B		0-0 G3-1			4	0	1	0	0	0	1									
<b>Keith Osik, R</b> OBP: 0.231, SLG: 0.320	3-3 K		2-2 1B 2B		3-2 FC6-4 1B		3-2 G6-3 2B			4	1	3	0	0	1	1									
<b>Jason Schmidt, R</b> OBP: 0.231, SLG: 0.308 <b>Dale Sveum, S</b> OBP: 0.250, SLG: 0.311			1-3 K		1-3 K		0-0 F9		0-1 G6-3	1	0	0	0	0	1	0									
<b>Inning Stats</b>	R: 0 E: 1 K: 1 S: 7	H: 1 LOB: 0 BB: 0 P: 8	R: 0 E: 0 K: 1 S: 11	H: 1 LOB: 0 BB: 0 P: 18	R: 0 E: 0 K: 3 S: 12	H: 1 LOB: 0 BB: 0 P: 16	R: 1 E: 0 K: 1 S: 8	H: 2 LOB: 1 BB: 0 P: 12	R: 0 E: 0 K: 1 S: 6	H: 0 LOB: 0 BB: 0 P: 7	R: 1 E: 0 K: 1 S: 16	H: 3 LOB: 2 BB: 0 P: 24	R: 0 E: 0 K: 0 S: 9	H: 2 LOB: 1 BB: 0 P: 16	R: 0 E: 0 K: 0 S: 9	H: 1 LOB: 1 BB: 0 P: 13		1B: 10 2B: 2 3B: 0 HR: 0	SF: 0 SAC: 0 DP: 1 HBP: 0	WP: 0 PB: 0 SB: 1 CS: 0	PA: 37				
<b>PITCHER</b>	IP WLS BF ERA WHIP	IP WLS BF ERA WHIP	IP WLS BF ERA WHIP	IP WLS BF ERA WHIP	IP WLS BF ERA WHIP	IP WLS BF ERA WHIP	IP WLS BF ERA WHIP	IP WLS BF ERA WHIP	IP WLS BF ERA WHIP	IP WLS BF ERA WHIP	IP WLS BF ERA WHIP	IP WLS BF ERA WHIP	IP WLS BF ERA WHIP	IP WLS BF ERA WHIP	IP WLS BF ERA WHIP	IP WLS BF ERA WHIP	IP WLS BF ERA WHIP	IP WLS BF ERA WHIP	IP WLS BF ERA WHIP	IP WLS BF ERA WHIP	IP WLS BF ERA WHIP	IP WLS BF ERA WHIP	IP WLS BF ERA WHIP	IP WLS BF ERA WHIP	
<b>Greg Maddux, R</b> ERA: 1.57	5.0 W	20 3	6 0	1 0	1 1	7 0	0 0	0 0	0 0	48 68	1.80	1.200													
<b>Alan Embree, L</b> ERA: 2.09	1.0 3	0 0	0 0	0 1	0 0	0 0	0 0	0 0	0 0	6 7	0.00	0.000													
<b>Brad Clontz, R</b> ERA: 4.15	1.0 6	3 1	1 1	1 1	0 0	0 0	0 0	0 0	0 0	16 24	9.00	3.000													
<b>Joe Borowski, R</b> ERA: 0.96	2.0 8	3 0	0 0	0 0	0 0	0 0	0 0	0 0	0 0	18 29	0.00	1.500													





Batter	1	2	3	4	5	6	7	8	9	AB	R	H	RBI	BB	SO	LOB	TOP			
Ralph Milliard, R OBP: 0.333, SLG: 0.200 (1, 4)	F9	FC6-4		G4-3 BB BB	HBP		FC1-6		F9 1B	4	1	1	1	1	0	4	<b>Florida Marlins @ Atlanta Braves</b> Turner Field, Atlanta, GA Tue May 13 1997, 7:05 PM EDT Att: 38,365 - Unknown - 70 F			
Edgar Renteria, R OBP: 0.253, SLG: 0.253 (1, 6)	E9 SF9 2B		G6-3	BB HR G4-3 1B	F9		G4-3		F9 1B	6	2	2	0	0	0	4				
John Cangelosi, S OBP: 0.216, SLG: 0.176 (1, 7)	SF9		HR 1B	G4-3	K			G6-3		4	1	1	1	0	1	3				
Gary Sheffield, R OBP: 0.428, SLG: 0.388 John Wehner, R OBP: 0.296, SLG: 0.286 (1, 9) (6, 9)	F7		HR 1B	BB HR IBB	P2			K		3	2	1	2	1	0	1				
Moises Alou, R OBP: 0.423, SLG: 0.624 (1, 8)		S 1B 1B	F8 HBP BB	HR BB		F9		G4-3		3	1	1	1	2	0	0				
Bobby Bonilla, S OBP: 0.372, SLG: 0.432 Jay Powell, R OBP: 0.500, SLG: 0.500 (1, 5) (9, 1)	S 1B	S 1B	HBP	HR		K			2B 1B	4	1	3	4	0	1	0				
Jeff Conine, R OBP: 0.348, SLG: 0.400 (1, 3)	K	K	F8	HR 1B		F9			K	5	1	1	0	0	2	5				
Charles Johnson, R OBP: 0.349, SLG: 0.396 (1, 2)		FC6-4 BB	F9	HR			FC1-6 1B		1B 2B	4	2	3	2	1	0	2				
Tony Saunders, L OBP: 0.143, SLG: 0.308 Dennis Cook, L (8, 1) Alex Arias, R OBP: 0.360, SLG: 0.273 (9, PH) (9, 5)	P5		G4-3		G4-3		K		1B BB	4	0	0	0	0	1	4				
<b>Inning Stats</b>	R: 1 E: 0 K: 0 S: 13	H: 1 LOB: 0 BB: 0 P: 18	R: 0 E: 0 K: 0 S: 13	H: 2 LOB: 3 BB: 1 P: 22	R: 2 E: 0 K: 0 S: 16	H: 2 LOB: 2 BB: 1 P: 25	R: 7 E: 0 K: 0 S: 19	H: 4 LOB: 0 BB: 3 P: 34	R: 0 E: 0 K: 1 S: 7	H: 0 LOB: 1 BB: 0 P: 16	R: 0 E: 0 K: 1 S: 7	H: 1 LOB: 1 BB: 0 P: 9	R: 0 E: 0 K: 1 S: 11	H: 0 LOB: 0 BB: 0 P: 16	R: 1 E: 0 K: 1 S: 16	H: 3 LOB: 2 BB: 1 P: 27		1B: 8 2B: 2 3B: 0 HR: 3	SF: 1 SAC: 0 DP: 0 HBP: 2	WP: 0 PB: 0 CS: 0
<b>PITCHER</b>	IP WLS BF H R ER SO BB IBB HBP BLK WP HR S P ERA WHIP	IP WLS BF H R ER SO BB IBB HBP BLK WP HR S P ERA WHIP	IP WLS BF H R ER SO BB IBB HBP BLK WP HR S P ERA WHIP	IP WLS BF H R ER SO BB IBB HBP BLK WP HR S P ERA WHIP	IP WLS BF H R ER SO BB IBB HBP BLK WP HR S P ERA WHIP	IP WLS BF H R ER SO BB IBB HBP BLK WP HR S P ERA WHIP	IP WLS BF H R ER SO BB IBB HBP BLK WP HR S P ERA WHIP	IP WLS BF H R ER SO BB IBB HBP BLK WP HR S P ERA WHIP	IP WLS BF H R ER SO BB IBB HBP BLK WP HR S P ERA WHIP	IP WLS BF H R ER SO BB IBB HBP BLK WP HR S P ERA WHIP	IP WLS BF H R ER SO BB IBB HBP BLK WP HR S P ERA WHIP	IP WLS BF H R ER SO BB IBB HBP BLK WP HR S P ERA WHIP	IP WLS BF H R ER SO BB IBB HBP BLK WP HR S P ERA WHIP	IP WLS BF H R ER SO BB IBB HBP BLK WP HR S P ERA WHIP	IP WLS BF H R ER SO BB IBB HBP BLK WP HR S P ERA WHIP	IP WLS BF H R ER SO BB IBB HBP BLK WP HR S P ERA WHIP	IP WLS BF H R ER SO BB IBB HBP BLK WP HR S P ERA WHIP			

Batter	1	2	3	4	5	6	7	8	9	AB	R	H	RBI	BB	SO	LOB	BOTTOM					
Kenny Lofton, L OBP: 0.397, SLG: 0.443 (1, 8)	K		L6		F7			F7		4	0	0	0	0	1	0	<b>Florida Marlins @ Atlanta Braves</b> Turner Field, Atlanta, GA Tue May 13 1997, 7:05 PM EDT Att: 38,365 - Unknown - 70 F					
Michael Tucker, L OBP: 0.400, SLG: 0.508 (1, 7)	P4		G4-3			G4-3 1B 2B		F7		4	1	1	0	0	0	0						
10 Chipper Jones, S OBP: 0.384, SLG: 0.477 Alan Embree, L (1, 5) (9, 1)	G4-3		G6-3			G4-3		F9		4	0	0	0	0	0	1						
Fred McGriff, L OBP: 0.350, SLG: 0.427 (1, 3)		HR		G3		K		1B 1B		4	2	2	1	0	1	1						
Andruw Jones, R OBP: 0.365, SLG: 0.447 (1, 9)	K		K			FC6-4 1B		1B SF8 1B		4	1	2	1	0	2	0						
Javy Lopez, R OBP: 0.383, SLG: 0.611 (1, 2)	K			1B		FC6-4		G5-4-3 1B		4	0	2	1	0	1	1						
Jeff Blauser, R OBP: 0.471, SLG: 0.643 Mike Bielecki, R (8, 1) Rafael Belliard, R OBP: 0.364, SLG: 0.364 Keith Lockhart, L OBP: 0.241, SLG: 0.217 (9, PH)		BB		L7			K	SF8		2	1	0	0	1	1	1						
Mark Lemke, S OBP: 0.323, SLG: 0.375 Brad Clontz, R (6, 1) Tony Graffanino, R OBP: 0.269, SLG: 0.240 (7, PH) (8, 6) (9, 4)		2B		L8			F7	G5-4-3		2	0	1	1	0	0	0						
Terrell Wade, L Paul Byrd, R Mike Mordecai, R OBP: 0.333, SLG: 0.379 (1, 1) (4, 1) (6, 4) (9, 5)		G5-3		F9			F8			1	0	0	0	0	0	1						
<b>Inning Stats</b>	R: 0 E: 0 K: 1 S: 7	H: 0 LOB: 0 BB: 0 P: 12	R: 2 E: 0 K: 2 S: 15	H: 2 LOB: 1 BB: 1 P: 26	R: 0 E: 0 K: 0 S: 13	H: 0 LOB: 0 BB: 0 P: 22	R: 0 E: 0 K: 1 S: 11	H: 1 LOB: 1 BB: 0 P: 21	R: 0 E: 0 K: 0 S: 11	H: 0 LOB: 0 BB: 0 P: 17	R: 1 E: 0 K: 1 S: 7	H: 2 LOB: 1 BB: 0 P: 11	R: 0 E: 0 K: 0 S: 6	H: 0 LOB: 0 BB: 0 P: 10	R: 0 E: 0 K: 0 S: 7	H: 0 LOB: 0 BB: 0 P: 11		R: 2 E: 0 K: 0 S: 8	H: 3 LOB: 0 BB: 0 P: 10	1B: 5 2B: 2 3B: 0 HR: 1	SF: 1 SAC: 0 DP: 1 HBP: 0	WP: 0 PB: 0 CS: 0
<b>PITCHER</b>	IP WLS BF H R ER SO BB IBB HBP BLK WP HR S P ERA WHIP	IP WLS BF H R ER SO BB IBB HBP BLK WP HR S P ERA WHIP	IP WLS BF H R ER SO BB IBB HBP BLK WP HR S P ERA WHIP	IP WLS BF H R ER SO BB IBB HBP BLK WP HR S P ERA WHIP	IP WLS BF H R ER SO BB IBB HBP BLK WP HR S P ERA WHIP	IP WLS BF H R ER SO BB IBB HBP BLK WP HR S P ERA WHIP	IP WLS BF H R ER SO BB IBB HBP BLK WP HR S P ERA WHIP	IP WLS BF H R ER SO BB IBB HBP BLK WP HR S P ERA WHIP	IP WLS BF H R ER SO BB IBB HBP BLK WP HR S P ERA WHIP	IP WLS BF H R ER SO BB IBB HBP BLK WP HR S P ERA WHIP	IP WLS BF H R ER SO BB IBB HBP BLK WP HR S P ERA WHIP	IP WLS BF H R ER SO BB IBB HBP BLK WP HR S P ERA WHIP	IP WLS BF H R ER SO BB IBB HBP BLK WP HR S P ERA WHIP	IP WLS BF H R ER SO BB IBB HBP BLK WP HR S P ERA WHIP	IP WLS BF H R ER SO BB IBB HBP BLK WP HR S P ERA WHIP	IP WLS BF H R ER SO BB IBB HBP BLK WP HR S P ERA WHIP	IP WLS BF H R ER SO BB IBB HBP BLK WP HR S P ERA WHIP					





Batter	1	2	3	4	5	6	7	8	9	AB	R	H	RBI	BB	SO	LOB	TOP								
<b>Kurt Abbott, R</b> OBP: 0.302, SLG: 0.500 (1, 4)	F8		F9		E7		1B		K	5	0	2	1	0	1	1									
<b>Edgar Renteria, R</b> OBP: 0.257, SLG: 0.258 (1, 6)	G5-3		FC4-6		F7		G4-3		F8	5	0	2	2	0	0	1									
<b>Todd Dunwoody, L</b> OBP: 0.429, SLG: 0.833 (1, 7)	G4-3		FC4-6				G4-3		FC6-4	4	1	1	1	1	0	3									
<b>Moises Alou, R</b> OBP: 0.410, SLG: 0.601 (1, 8)		G4-3	FC6-4				G6-3		F9	5	0	0	0	0	0	2									
<b>Jeff Conine, R</b> OBP: 0.353, SLG: 0.398 (1, 3)		1B			P6		G1-3		FC4	3	0	1	0	1	0	0									
<b>Bobby Bonilla, S</b> OBP: 0.388, SLG: 0.426 (1, 5)		P3			CS		F8		FC4	4	0	1	0	0	0	2									
<b>Jim Eisenreich, L</b> OBP: 0.329, SLG: 0.237 (1, 9)		1B			G6-3				BB	3	0	2	0	1	0	1									
<b>Charles Johnson, R</b> OBP: 0.339, SLG: 0.383 (1, 2)					G4-3		E3		FC4-6	3	0	0	0	0	1	3									
<b>Gregg Zaun, S</b> OBP: 0.455, SLG: 0.438 (7, PR)		K					FC1-5		BB	0	1	0	0	0	1	0									
<b>Kevin Brown, R</b> OBP: 0.333, SLG: 0.286 (1, 1)							FC1-5		BB	3	2	1	0	0	1	2									
<b>Felix Heredia, L</b> OBP: 0.500, SLG: 0.500 (7, 1)							FC1-5		BB	0	0	0	0	0	0	0									
<b>John Cangelosi, S</b> OBP: 0.211, SLG: 0.171 (6, PH)							FC1-5		BB	1	0	0	0	0	0	3									
<b>Jay Powell, R</b> OBP: 0.500, SLG: 0.500 (8, 1)							FC1-5		BB	0	0	0	0	0	0	0									
<b>Robb Nen, R</b> (9, 1)							FC1-5		BB	0	0	0	0	0	0	0									
<b>Inning Stats</b>	R: 0 E: 0 K: 0 S: 4	H: 0 LOB: 0 BB: 0 P: 7	R: 0 E: 0 K: 1 S: 11	H: 2 LOB: 2 BB: 0 P: 17	R: 1 E: 0 K: 0 S: 12	H: 2 LOB: 1 BB: 0 P: 16	R: 0 E: 0 K: 0 S: 7	H: 1 LOB: 0 BB: 0 P: 10	R: 0 E: 1 K: 1 S: 15	H: 1 LOB: 1 BB: 0 P: 23	R: 1 E: 0 K: 0 S: 10	H: 1 LOB: 0 BB: 0 P: 12	R: 2 E: 1 K: 0 S: 11	H: 3 LOB: 2 BB: 0 P: 15	R: 0 E: 0 K: 0 S: 10	H: 0 LOB: 3 BB: 3 P: 25	R: 0 E: 0 K: 1 S: 9	H: 0 LOB: 1 BB: 1 P: 16	1B: 6 2B: 3 3B: 0 HR: 1	SF: 0 SAC: 0 DP: 1 HBP: 0	WP: 0 PB: 0 SB: 0 CS: 1	PA: 40			
<b>PITCHER</b>	IP	WLS	BF	H	R	ER	SO	BB	IBB	HBP	BLK	WP	HR	S	P	ERA	WHIP								
<b>Denny Neagle, L</b> ERA: 3.51 (1, 1)	6.0		24	7	2	2	2	0	0	0	0	0	1	59	85	3.00	1.167								
<b>Mike Bielecki, R</b> ERA: 2.74 (7, 1)	1.2	L	10	3	2	1	0	2	0	0	0	0	0	17	31	5.40	3.000								
<b>Alan Embree, L</b> ERA: 3.38 (8, 1)	0.1		2	0	0	0	0	1	0	0	0	0	0	4	9	0.00	3.000								
<b>Mark Wohlers, R</b> ERA: 2.25 (9, 1)	1.0		4	0	0	0	1	1	0	0	0	0	0	9	16	0.00	1.000								

**Florida Marlins @ Atlanta Braves**  
Turner Field, Atlanta, GA  
Wed May 14 1997, 7:05 PM EDT  
Att: 38,902 - Unknown - 75 F

**AB 36**  
**R 4**  
**H 10**  
**RBI 4**  
**BB 4**  
**SO 3**  
**LOB 18**



Batter	1	2	3	4	5	6	7	8	9	AB	R	H	RBI	BB	SO	LOB	BOTTOM								
<b>Kenny Lofton, L</b> OBP: 0.402, SLG: 0.444 (1, 8)	G4-3		S		1B		G4-3		S	4	1	2	1	1	0	0									
<b>Michael Tucker, L</b> OBP: 0.393, SLG: 0.496 (1, 7)	1B		K		K		K		K	5	0	1	0	0	4	5									
<b>10 Chipper Jones, S</b> OBP: 0.391, SLG: 0.477 (1, 5)	F7		1B		G3-1		1B		IBB	4	0	2	1	1	0	1									
<b>Fred McGriff, L</b> OBP: 0.339, SLG: 0.412 (1, 3)	G1-4-3		G4-3		G3-1		L9		G3	5	0	0	0	0	0	6									
<b>Andruw Jones, R</b> OBP: 0.360, SLG: 0.430 (1, 9)		P6			K		K		G4-6-3	3	0	0	0	1	2	0									
<b>Javy Lopez, R</b> OBP: 0.379, SLG: 0.607 (1, 2)		2B			G4-3		G4-3		G4-6-3	4	0	1	0	0	0	1									
<b>Mark Lemke, S</b> OBP: 0.320, SLG: 0.365 (1, 4)		G6-3			1B		K		K	3	1	0	0	1	2	1									
<b>Mark Wohlers, R</b> (9, 1)					BB					0	0	0	0	0	0	0									
<b>Jeff Blausler, R</b> OBP: 0.472, SLG: 0.655 (1, 6)		K			1B		1B		K	4	1	2	0	0	2	1									
<b>Denny Neagle, L</b> OBP: 0.138, SLG: 0.130 (11, 1)							G4-3		1B	2	0	1	1	0	1	0									
<b>Keith Lockhart, L</b> OBP: 0.233, SLG: 0.208 (6, PH)										1	0	0	0	0	0	1									
<b>Mike Bielecki, R</b> ERA: 2.54 (7, 1)										0	0	0	0	0	0	0									
<b>Alan Embree, L</b> (8, 1)										0	0	0	0	0	0	0									
<b>Mike Montecal, R</b> OBP: 0.392, SLG: 0.420 (9, 4)										1	0	1	0	0	0	0									
<b>Tony Graffanino, R</b> OBP: 0.208, SLG: 0.240 (6, PH)										0	0	0	0	0	0	0									
<b>Inning Stats</b>	R: 0 E: 0 K: 0 S: 5	H: 1 LOB: 1 BB: 0 P: 9	R: 0 E: 0 K: 1 S: 8	H: 1 LOB: 0 BB: 0 P: 12	R: 1 E: 0 K: 2 S: 10	H: 1 LOB: 1 BB: 1 P: 19	R: 2 E: 0 K: 2 S: 15	H: 3 LOB: 2 BB: 1 P: 27	R: 0 E: 0 K: 1 S: 5	H: 0 LOB: 0 BB: 0 P: 7	R: 0 E: 0 K: 1 S: 8	H: 1 LOB: 1 BB: 0 P: 12	R: 0 E: 0 K: 1 S: 12	H: 1 LOB: 0 BB: 0 P: 20	R: 0 E: 0 K: 1 S: 8	H: 0 LOB: 0 BB: 1 P: 15	R: 0 E: 0 K: 2 S: 10	H: 2 LOB: 3 BB: 1 P: 21	1B: 8 2B: 1 3B: 1 HR: 0	SF: 0 SAC: 0 DP: 1 HBP: 0	WP: 0 PB: 0 SB: 2 CS: 0	PA: 40			
<b>PITCHER</b>	IP	WLS	BF	H	R	ER	SO	BB	IBB	HBP	BLK	WP	HR	S	P	ERA	WHIP								
<b>Kevin Brown, R</b> ERA: 2.02 (1, 1)	6.0		27	7	3	3	7	2	0	0	0	0	0	51	86	4.50	1.500								
<b>Felix Heredia, L</b> ERA: 2.54 (7, 1)	1.0		4	1	0	0	1	0	0	0	0	0	0	12	20	0.00	1.000								
<b>Jay Powell, R</b> ERA: 2.08 (8, 1)	1.0		3	0	0	0	1	1	0	0	0	0	0	8	15	0.00	1.000								
<b>Robb Nen, R</b> ERA: 4.5 (9, 1)	1.0	S	6	2	0	0	2	0	1	0	0	0	0	10	21	0.00	2.000								

**Florida Marlins @ Atlanta Braves**  
Turner Field, Atlanta, GA  
Wed May 14 1997, 7:05 PM EDT  
Att: 38,902 - Unknown - 75 F

**AB 36**  
**R 3**  
**H 10**  
**RBI 3**  
**BB 4**  
**SO 11**  
**LOB 16**





Batter	1	2	3	4	5	6	7	8	9	10	11	12	13	AB	R	H	RBI	BB	SO	LOB	TOP
<b>Delino DeShields, L</b> OBP: 0.302, SLG: 0.400 (1, 4)														6	0	2	0	0	0	3	3
<b>Willie McCree, S</b> OBP: 0.343, SLG: 0.492 (1, 9)														6	0	0	0	0	0	3	6
<b>Ron Gant, R</b> OBP: 0.301, SLG: 0.406 (1, 7)														5	0	0	0	1	3	2	
<b>Ray Lankford, L</b> OBP: 0.311, SLG: 0.750 (1, 8)														6	0	3	0	0	2	1	
<b>Gary Gaetti, R</b> OBP: 0.280, SLG: 0.353 (11, 3)														6	0	2	0	0	1	2	
<b>John Mabry, L</b> OBP: 0.341, SLG: 0.325 (1, 3)														3	0	0	0	1	0	2	
<b>Danny Sheaffer, R</b> OBP: 0.250, SLG: 0.231 (11, PH)														2	0	1	0	0	1	2	
<b>Mike DiFelice, R</b> OBP: 0.250, SLG: 0.243 (1, 2)														4	0	0	0	0	2	4	
<b>Micah Franklin, S</b> OBP: 0.444, SLG: 0.750 (11, PH)														1	0	0	0	0	1	2	
<b>Mike Gallego, R</b> OBP: 0.154, SLG: 0.154 (11, 5)														1	0	0	0	0	0	1	
<b>Royce Clayton, R</b> OBP: 0.309, SLG: 0.468 (1, 6)														5	0	3	0	0	1	0	
<b>Alan Benes, R</b> ERA: 1.00 (1, 1)														3	0	0	0	0	0	2	
<b>Mark Wohlers, R</b> ERA: 2.12 (9, 1)														1	0	0	0	0	1	0	
<b>Mark Pekovsek, R</b> ERA: 1.53 (10, 1)														0	0	0	0	0	0	0	
<b>Tony Fossas, L</b> ERA: 1.69 (11, 1)														0	0	0	0	0	0	0	
<b>T.J. Mathews, R</b> ERA: 2.51 (11, 1)														0	0	0	0	0	0	0	
<b>Mike Gallego, R</b> ERA: 1.54 (12, 1)														0	0	0	0	0	0	0	
<b>John Frascatore, R</b> ERA: 1.59 (12, 1)														0	0	0	0	0	0	0	
<b>Inning Stats</b>	R: 0 E: 0 K: 2 S: 7	H: 1 LOB: 0 BB: 0 P: 7	R: 0 E: 0 K: 1 S: 5	H: 0 LOB: 0 BB: 0 P: 5	R: 0 E: 0 K: 1 S: 7	H: 2 LOB: 2 BB: 0 P: 7	R: 0 E: 0 K: 0 S: 4	H: 1 LOB: 2 BB: 1 P: 8	R: 0 E: 0 K: 1 S: 6	H: 0 LOB: 0 BB: 0 P: 5	R: 0 E: 0 K: 1 S: 5	H: 0 LOB: 0 BB: 0 P: 7	R: 0 E: 0 K: 3 S: 10	H: 1 LOB: 2 BB: 1 P: 14	R: 0 E: 0 K: 1 S: 6	H: 1 LOB: 1 BB: 0 P: 6	1B: 9 2B: 2 3B: 0 HR: 0	SF: 0 SAC: 0 DP: 0 HBP: 0	WIP: 0 PB: 0 SB: 3 CS: 1	PA: 52	
<b>PITCHER</b>	IP 8.0	WLS 32	BF 7	H 0	R 0	ER 0	SO 9	BB 1	IBB 1	HBP 0	BLK 0	WP 0	HR 0	S 48	P 56	ERA 0.00	WHIP 1.000				
<b>Greg Maddux, R</b> ERA: 1.36 (1, 1)																					
<b>Mark Wohlers, R</b> ERA: 2.12 (9, 1)	1.0	3	0	0	0	2	0	0	0	0	0	0	0	7	7	0.00	0.000				
<b>Mike Bielecki, R</b> ERA: 2.63 (10, 1)	1.0	3	0	0	0	1	0	0	0	0	0	0	0	5	5	0.00	0.000				
<b>Paul Byrd, R</b> ERA: 4.2 (11, 1)	0.1	3	2	0	0	0	0	0	0	0	0	0	0	3	3	0.00	6.000				
<b>Alan Embree, L</b> ERA: 3.0 (11, 1)	1.1	6	1	0	0	4	1	0	0	0	0	0	0	13	17	0.00	1.500				
<b>PITCHER</b>	IP 12.1	WLS 1	BF 0	H 0	R 0	ER 0	SO 1	BB 0	IBB 0	HBP 0	BLK 0	WP 0	HR 0	S 3	P 3	ERA 0.00	WHIP 0.000				
<b>Brad Clontz, R</b> ERA: 3.52 (12, 1)																					
<b>Joe Borowski, R</b> ERA: 0.87 (13, 1)	1.0	W	4	1	0	0	1	0	0	0	0	0	0	6	6	0.00	1.000				

St. Louis Cardinals @ Atlanta Braves  
Turner Field, Atlanta, GA  
Fri May 16 1997, 7:05 PM EDT  
Att. 46,626 - Unknown - 66 F

AB 49  
R 0  
H 11  
RBI 0  
BB 3  
SO 18  
LOB 27



Batter	1	2	3	4	5	6	7	8	9	10	11	12	13	AB	R	H	RBI	BB	SO	LOB	BOTTOM	
<b>Kenny Lofton, L</b> OBP: 0.400, SLG: 0.434 (1, 8)														4	0	0	0	2	2	3		
<b>Michael Tucker, L</b> OBP: 0.397, SLG: 0.594 (1, 9)														6	1	3	0	0	1	2		
<b>10 Chipper Jones, S</b> OBP: 0.382, SLG: 0.460 (1, 5)														5	0	0	0	1	3	3		
<b>Fred McGriff, L</b> OBP: 0.333, SLG: 0.399 (1, 3)														5	0	0	0	1	1	4		
<b>Ryan Klesko, L</b> OBP: 0.317, SLG: 0.487 (1, 7)														4	0	0	0	0	1	0		
<b>Andrew Jones, R</b> OBP: 0.363, SLG: 0.432 (11, PH)														2	0	1	1	0	0	1		
<b>Mark Lemke, S</b> OBP: 0.313, SLG: 0.356 (1, 4)														3	0	0	0	0	0	0		
<b>Tony Graffanino, R</b> OBP: 0.286, SLG: 0.259 (8, PR)														2	0	1	0	0	0	0		
<b>Jeff Blauser, R</b> OBP: 0.463, SLG: 0.637 (1, 6)														5	0	1	0	0	4	1		
<b>Eddie Pérez, R</b> OBP: 0.097, SLG: 0.097 (1, 2)														2	0	0	0	0	2	0		
<b>Javy Lopez, R</b> OBP: 0.350, SLG: 0.605 (8, PH)														2	0	1	0	1	0	1		
<b>Chris Heston, D</b> ERA: 1.00 (1, 1)														2	0	0	0	0	0	0		
<b>Inning Stats</b>	R: 0 E: 0 K: 1 S: 4	H: 0 LOB: 0 BB: 1 P: 8	R: 0 E: 0 K: 1 S: 5	H: 0 LOB: 0 BB: 0 P: 5	R: 0 E: 0 K: 2 S: 7	H: 0 LOB: 0 BB: 0 P: 7	R: 0 E: 0 K: 1 S: 5	H: 0 LOB: 0 BB: 0 P: 5	R: 0 E: 0 K: 1 S: 6	H: 0 LOB: 0 BB: 0 P: 6	R: 0 E: 0 K: 1 S: 5	H: 1 LOB: 2 BB: 1 P: 10	R: 0 E: 0 K: 1 S: 6	H: 1 LOB: 1 BB: 0 P: 6	R: 0 E: 0 K: 1 S: 6	H: 1 LOB: 1 BB: 0 P: 6	R: 0 E: 0 K: 1 S: 6	H: 1 LOB: 1 BB: 0 P: 6	1B: 6 2B: 1 3B: 0 HR: 0	SF: 0 SAC: 0 DP: 0 HBP: 0	WIP: 0 PB: 0 SB: 2 CS: 1	PA: 50
<b>PITCHER</b>	IP 9.0	WLS 31	BF 1	H 0	R 0	ER 0	SO 11	BB 2	IBB 1	HBP 0	BLK 0	WP 0	HR 0	S 50	P 62	ERA 0.00	WHIP 0.333					
<b>Alan Benes, R</b> ERA: 2.63 (1, 1)																						
<b>Mark Pekovsek, R</b> ERA: 1.53 (10, 1)	0.2	5	2	0	0	1	0	1	0	0	0	0	0	6	10	0.00	3.000					
<b>Tony Fossas, L</b> ERA: 1.69 (10, 1)	1.0	4	1	0	0	1	0	0	0	0	0	0	0	6	6	0.00	1.000					
<b>T.J. Mathews, R</b> ERA: 2.51 (11, 1)	0.1	1	0	0	0	0	0	0	0	0	0	0	0	1	1	0.00	0.000					
<b>John Frascatore, R</b> ERA: 1.59 (12, 1)	1.2	L	9	3	1	1	2	0	1	0	0	0	0	12	16	5.40	1.800					

St. Louis Cardinals @ Atlanta Braves  
Turner Field, Atlanta, GA  
Fri May 16 1997, 7:05 PM EDT  
Att. 46,626 - Unknown - 66 F

AB 45  
R 1  
H 7  
RBI 1  
BB 5  
SO 15  
LOB 19





Batter	1	2	3	4	5	6	7	8	9	AB	R	H	RBI	BB	SO	LOB	TOP						
<b>Delino DeShields, L</b> OBP: 0.308, SLG: 0.403	2-1 E S 1B		0-2 G4-3			2-0 L4		2-1 BLK BB HR		4	1	2	0	0	0	0	<b>St. Louis Cardinals @ Atlanta Braves</b> Turner Field, Atlanta, GA Sat May 17 1997, 7:05 PM EDT Att: 48,366 - Unknown - 75 F						
<b>Micha Franklin, S</b> OBP: 0.482, SLG: 0.909	0-2 P2		0-0 F8			1-1 HR		4-1 BLK HR BB		3	2	1	1	1	0	1							
<b>Ron Gant, R</b> OBP: 0.306, SLG: 0.427	2-3 K			3-3 K		0-0 HR		4-2 HR BB		3	2	1	1	1	2	1							
<b>Ray Lankford, L</b> OBP: 0.500, SLG: 0.763	0-2 G1			1-1 G3-1		0-1 G3-1		3-2 HR		4	1	1	4	0	0	1							
<b>John Mabry, L</b> OBP: 0.331, SLG: 0.314		2-3 K		0-0 L5			0-2 F7	0-1 F7		4	0	0	0	0	1	0							
<b>Gary Gaetti, R</b> OBP: 0.276, SLG: 0.347 <b>Mike Gulan, R</b> (7, PH)		1-3 K			0-1 P3		2-3 K	2-3 K		2	0	0	0	0	1	0							
<b>Mike DiFelice, R</b> OBP: 0.251, SLG: 0.256 <b>Brady Raggio, R</b> (7, PH)		0-2 1B			1-0 P9		0-0 FC5-4 1B		0-3 K	2	0	1	0	0	0	0							
<b>Mark Sweeney, L</b> OBP: 0.320, SLG: 0.195 <b>Lance Painter, L</b> (9, PH)					2-3 K		1-2 FC5-4 1-2		0-0 G1-3	4	0	0	0	0	2	2							
<b>Willie McGee, S</b> OBP: 0.338, SLG: 0.484 <b>Royce Clayton, R</b> OBP: 0.302, SLG: 0.456																							
<b>Matt Morris, R</b> OBP: 0.286, SLG: 0.286 <b>Tom Lampkin, L</b> OBP: 0.264, SLG: 0.321			2-2 G6-3			2-2 G4-3		1-2 G4-3	1-0 F7	1	0	0	0	0	0	0							
<b>Inning Stats</b>	R: 0 E: 0 K: 1 S: 11	H: 1 LOB: 1 BB: 0 P: 15	R: 0 E: 0 K: 3 S: 14	H: 1 LOB: 1 BB: 0 P: 20	R: 0 E: 0 K: 0 S: 8	H: 0 LOB: 0 BB: 0 P: 10	R: 0 E: 0 K: 1 S: 6	H: 0 LOB: 0 BB: 0 P: 10	R: 0 E: 0 K: 1 S: 6	H: 0 LOB: 0 BB: 0 P: 9	R: 2 E: 0 K: 0 S: 9	H: 2 LOB: 0 BB: 0 P: 14	R: 0 E: 0 K: 1 S: 10	H: 1 LOB: 1 BB: 0 P: 13	R: 4 E: 0 K: 1 S: 23	H: 2 LOB: 0 BB: 2 P: 39		R: 0 E: 0 K: 1 S: 5	H: 0 LOB: 0 BB: 0 P: 6	1B: 4 2B: 0 3B: 0 HR: 3	SF: 0 SAC: 0 DP: 0 HBP: 0	WP: 0 PB: 0 SB: 1 CS: 0	PA: 36
<b>PITCHER</b>	IP WLS BF H R ER SO BB IBB HBP BLK WP HR S P ERA WHIP																						
<b>29 John Smoltz, R</b> ERA: 2.64	(1, 1) 7.0 W 26 5 2 2 7 0 0 0 0 0 0 2 64 91 2.57 0.714																						
<b>Paul Byrd, R</b> ERA: 5.87	(8, 1) 0.1 4 1 3 3 0 2 0 0 0 1 0 0 10 21 81.00 9.000																						
<b>Brad Clontz, R</b> ERA: 3.71	(8, 1) 1.2 6 1 1 1 2 0 0 0 0 0 0 1 18 24 5.40 0.600																						

Batter	1	2	3	4	5	6	7	8	9	AB	R	H	RBI	BB	SO	LOB	BOTTOM				
<b>Kenny Lofton, L</b> OBP: 0.415, SLG: 0.461 <b>Andrew Jones, R</b> OBP: 0.363, SLG: 0.432	1-1 F8 PB 1B	2-1 G5-4-3 1B		2-0 SH1-3 E 1B		3-2 FC3-6 1B	2-0 1B			5	2	5	2	0	0	0	<b>St. Louis Cardinals @ Atlanta Braves</b> Turner Field, Atlanta, GA Sat May 17 1997, 7:05 PM EDT Att: 48,366 - Unknown - 75 F				
<b>Michael Tucker, L</b> OBP: 0.393, SLG: 0.496	1-2 F8 1-3	1-1 G5-4-3 1-2		0-0 SH1-3 1-2 2-3		2-1 FC3-6 10 1B	1-2 10 G1-6-3 1B			4	1	1	1	0	0	4					
<b>10 Chipper Jones, S</b> OBP: 0.389, SLG: 0.457 <b>Paul Byrd, R</b> <b>Brad Clontz, R</b>	4-0 BB BB		2-0 F8	4-0 E IBB		2-2 1B 1B	2-2 G1-6-3 1B			3	1	1	1	2	0	1					
<b>Fred McGriff, L</b> OBP: 0.335, SLG: 0.401	2-3 K		1-2 G6-3 1B	0-1 SF8		1-0 2B 1B		0-0 G1-3		4	1	2	2	0	1	2					
<b>Ryan Klesko, L</b> OBP: 0.336, SLG: 0.496	4-1 BB		2-1 G6-3 1B	0-1 G6-3		0-1 2B 1B		1-1 FC4-6 1B		4	1	3	0	1	0	1					
<b>Javy Lopez, R</b> OBP: 0.379, SLG: 0.597	2-0 F7		3-2 G6-3 1-2 2-3		0-2 G4-3	0-0 1H 2H 2B		1-2 FC4-6 1-2		5	0	1	2	0	0	6					
<b>Mark Lemke, S</b> OBP: 0.309, SLG: 0.350		1-0 HR 1B	1-1 G4-3		1-0 G4-3	1-3 K		3-3 K		5	1	1	0	0	2	4					
<b>Jeff Blauser, R</b> OBP: 0.470, SLG: 0.672 <b>Rafael Bellard, R</b> OBP: 0.333, SLG: 0.333		1-1 HR 1B		0-2 2B 1B	2-3 K		3-2 3B 1B			4	2	3	2	0	1	0					
<b>29 John Smoltz, R</b> OBP: 0.500, SLG: 0.522 <b>Mike Mordecai, R</b> OBP: 0.333, SLG: 0.375		0-0 G4-3		1-2 SH1-3 SF8 1B		1-0 FC3-6 10 1B	1-1 F8			3	1	2	0	0	0	0					
<b>Inning Stats</b>	R: 0 E: 0 K: 1 S: 10	H: 1 LOB: 3 BB: 2 P: 24	R: 2 E: 0 K: 0 S: 9	H: 3 LOB: 0 BB: 0 P: 13	R: 0 E: 0 K: 0 S: 11	H: 2 LOB: 2 BB: 0 P: 20	R: 3 E: 1 K: 0 S: 12	H: 3 LOB: 1 BB: 1 P: 19	R: 0 E: 0 K: 1 S: 7	H: 0 LOB: 0 BB: 0 P: 10	R: 4 E: 0 K: 1 S: 16	H: 6 LOB: 1 BB: 0 P: 26	R: 2 E: 0 K: 0 S: 12	H: 3 LOB: 1 BB: 0 P: 21	R: 0 E: 0 K: 1 S: 9	H: 1 LOB: 1 BB: 0 P: 14		1B: 15 2B: 2 3B: 1 HR: 1	SF: 1 SAC: 1 DP: 2 HBP: 0	WP: 0 PB: 1 SB: 0 CS: 0	PA: 43
<b>PITCHER</b>	IP WLS BF H R ER SO BB IBB HBP BLK WP HR S P ERA WHIP																				
<b>Matt Morris, R</b> ERA: 3.21	(1, 1) 4.0 L 23 9 5 4 1 2 0 0 0 0 0 0 23 36 18.00 3.000																				
<b>Brady Raggio, R</b> ERA: 8.47	(5, 1) 2.0 11 6 4 4 2 0 0 0 0 0 0 0 23 36 18.00 3.000																				
<b>Lance Painter, L</b> ERA: 13.5	(7, 1) 2.0 9 4 2 2 1 0 0 0 0 0 0 0 21 35 9.00 2.000																				

**St. Louis Cardinals @ Atlanta Braves**  
 Turner Field, Atlanta, GA  
 Sat May 17 1997, 7:05 PM EDT  
 Att: 48,366 - Unknown - 75 F

**St. Louis Cardinals @ Atlanta Braves**  
 Turner Field, Atlanta, GA  
 Sat May 17 1997, 7:05 PM EDT  
 Att: 48,366 - Unknown - 75 F

AB 34  
 R 6  
 H 7  
 RBI 6  
 BB 2  
 SO 9  
 LOB 5

AB 38  
 R 11  
 H 19  
 RBI 10  
 BB 3  
 SO 4  
 LOB 19





Batter	1	2	3	4	5	6	7	8	9	AB	R	H	RBI	BB	SO	LOB	TOP					
Willie McGee, S (1, 9) OBP: 0.347, SLG: 0.485	1-3 K		0-0 1B			2-2 G4-3-5 SH5-4 1B		1-3 K		4	0	2	0	0	2	0	<b>St. Louis Cardinals @ Atlanta Braves</b> Turner Field, Atlanta, GA Sun May 18, 1997, 7:05 PM EDT Att: 35,046 - Unknown - 78 F					
Delino DeShields, L (1, 4) OBP: 0.308, SLG: 0.409	1-2 P6		1-1 G1-3			0-0 SH5-4		0-1 2B		3	0	1	0	0	0	1						
Ron Gant, R (1, 7) OBP: 0.318, SLG: 0.451	4-2 BB			3-2 HR		4-0 G4-3-5 IBB		3-3 K		2	1	1	1	2	1	1						
Ray Lankford, L (1, 8) OBP: 0.480, SLG: 0.726	2-0 L7			2-1 G4-3		1-1 G4-3-5			1-0 L3	4	0	0	0	0	0	3						
John Mabry, L (1, 3) OBP: 0.321, SLG: 0.304		0-0 F8		0-1 G5-3			1-0 G1-3		0-0 G6-3	4	0	0	0	0	0	0						
Danny Sheaffer, R (1, 5) OBP: 0.281, SLG: 0.267		1-2 G4-6-3 1B		3-2 G5-3			0-0 L4-3		0-0 1B	4	0	2	0	0	0	0						
Tom Lampkin, L (1, 2) OBP: 0.263, SLG: 0.318		2-0 G4-6-3 1-2		2-1 G4-3			0-1 1B		1-0 L8	4	0	1	0	0	0	2						
Royce Clayton, R (1, 6) OBP: 0.297, SLG: 0.447			0-0 L9		1-1 G4-3		2-1 G3			3	0	0	0	0	0	1						
Andy Benes, R (1, 1) OBP: 0.091, SLG: 0.091			1-0 L8		1-3 K			3-2 G5-3		2	0	0	0	0	1	0						
Gary Gaetti, R (8, PH) OBP: 0.273, SLG: 0.345										1	0	0	0	0	0	0						
Tony Fossas, L (8, 1)										0	0	0	0	0	0	0						
John Frascatore, R (8, 1)										0	0	0	0	0	0	0						
<b>Inning Stats</b>	R: 0 E: 0 K: 1 S: 10	H: 0 LOB: 1 BB: 1 P: 18	R: 0 E: 0 K: 0 S: 5	H: 1 LOB: 0 BB: 0 P: 8	R: 0 E: 0 K: 0 S: 5	H: 1 LOB: 1 BB: 0 P: 7	R: 1 E: 0 K: 0 S: 12	H: 1 LOB: 0 BB: 0 P: 20	R: 0 E: 0 K: 1 S: 7	H: 0 LOB: 0 BB: 0 P: 11	R: 0 E: 0 K: 0 S: 8	H: 1 LOB: 1 BB: 1 P: 15	R: 0 E: 0 K: 0 S: 6	H: 1 LOB: 1 BB: 0 P: 9	R: 0 E: 0 K: 2 S: 11	H: 1 LOB: 1 BB: 0 P: 18	R: 0 E: 0 K: 0 S: 4	H: 1 LOB: 1 BB: 0 P: 6	1B: 5 2B: 1 3B: 0 HR: 1	SF: 0 SAC: 1 DP: 2 HBP: 0	WP: 0 PB: 0 CS: 0	PA: 34
<b>PITCHER</b> Tom Glavine, L ERA: 2.08	IP: 9.0 WLS: W BF: 34 H: 7 R: 1 ER: 1 SO: 4	BB: 1 IBB: 1 HBP: 0 BLK: 0	WP: 0 HR: 1 S: 68 P: 112	ERA: 1.00 WHIP: 0.889	<b>PITCHER</b>																	

AB	31
R	1
H	7
RBI	1
BB	2
SO	4
LOB	8



Batter	1	2	3	4	5	6	7	8	9	AB	R	H	RBI	BB	SO	LOB	BOTTOM						
Kenny Lofton, L (1, 8) OBP: 0.412, SLG: 0.454	4-2 10 1B BB		3-2 F7			0-0 L6	2-3 K			3	1	0	0	1	1	1	<b>St. Louis Cardinals @ Atlanta Braves</b> Turner Field, Atlanta, GA Sun May 18, 1997, 7:05 PM EDT Att: 35,046 - Unknown - 78 F						
Michael Tucker, L (1, 9) OBP: 0.390, SLG: 0.490	2-2 F7		1-1 G4-3			0-1 F9		0-1 1B		4	1	1	0	0	0	1							
10 Chipper Jones, S (1, 5) OBP: 0.386, SLG: 0.451	3-2 FC6 1B		0-1 G5-3			1-3 K		1-1 F9		4	0	1	0	0	1	1							
Fred McGriff, L (1, 3) OBP: 0.339, SLG: 0.404	2-0 FC6 1B			0-3 K			1-1 G1-3	3-2 L6-3 1B		4	0	2	2	0	1	0							
Ryan Klesko, L (1, 7) OBP: 0.328, SLG: 0.483	1-1 FC6		0-1 G5-3				3-3 K	2-2 L6-3		3	0	0	0	0	1	2							
Andrew Jones, R (8, PH) OBP: 0.359, SLG: 0.427	1-2 2-3							2-2 L6-3		1	0	0	0	0	0	1							
Javy Lopez, R (1, 2) OBP: 0.378, SLG: 0.591	1-3 K		1-3 K				0-0 1B	1-1 2B		3	1	1	0	0	2	2							
Mark Lemke, S (1, 4) OBP: 0.309, SLG: 0.349		1-0 G3-1			1-0 G3		2-2 2B	1-2 1B		3	1	1	0	0	0	0							
Jeff Blauser, R (1, 6) OBP: 0.468, SLG: 0.672		0-2 F8			1-1 L8		1-1 1B	2-2 2B		3	1	1	2	0	0	0							
Tom Glavine, L (1, 1) OBP: 0.333, SLG: 0.176		2-2 G5-3			0-1 G6-3		3-3 1B	2-2 1B		3	0	1	1	0	0	0							
<b>Inning Stats</b>	R: 1 E: 0 K: 1 S: 15	H: 2 LOB: 2 BB: 1 P: 27	R: 0 E: 0 K: 0 S: 8	H: 0 LOB: 0 BB: 0 P: 11	R: 0 E: 0 K: 0 S: 8	H: 0 LOB: 0 BB: 0 P: 12	R: 0 E: 0 K: 2 S: 10	H: 0 LOB: 0 BB: 0 P: 11	R: 0 E: 0 K: 1 S: 7	H: 0 LOB: 0 BB: 0 P: 7	R: 3 E: 0 K: 2 S: 20	H: 4 LOB: 1 BB: 0 P: 31	R: 1 E: 0 K: 0 S: 10	H: 2 LOB: 0 BB: 0 P: 16	1B: 7 2B: 2 3B: 0 HR: 0	SF: 0 SAC: 0 DP: 1 HBP: 0	WP: 0 PB: 0 CS: 0	PA: 32					
<b>PITCHER</b> Andy Benes, R ERA: 3.0	IP: 7.0 WLS: L BF: 28 H: 6 R: 4 ER: 4 SO: 6	BB: 1 IBB: 0 HBP: 0 BLK: 0	WP: 0 HR: 0 S: 73 P: 107	ERA: 5.14 WHIP: 1.000	<b>PITCHER</b>																		
Tony Fossas, L ERA: 2.45	0.1 BF: 3 H: 2 R: 1 ER: 1 SO: 0	0 0 0 0	0 0 0 0	0 0 0 0	0 0 0 0	0 0 0 0	0 0 0 0	0 0 0 0	0 0 0 0	0 0 0 0	0 0 0 0	0 0 0 0	0 0 0 0	0 0 0 0	0 0 0 0	0 0 0 0	0 0 0 0	0 0 0 0	0 0 0 0	0 0 0 0	0 0 0 0	0 0 0 0	
John Frascatore, R ERA: 1.93	0.2 BF: 1 H: 0 R: 0 ER: 0 SO: 0	0 0 0 0	0 0 0 0	0 0 0 0	0 0 0 0	0 0 0 0	0 0 0 0	0 0 0 0	0 0 0 0	0 0 0 0	0 0 0 0	0 0 0 0	0 0 0 0	0 0 0 0	0 0 0 0	0 0 0 0	0 0 0 0	0 0 0 0	0 0 0 0	0 0 0 0	0 0 0 0	0 0 0 0	0 0 0 0

AB	31
R	5
H	8
RBI	5
BB	1
SO	6
LOB	8






Batter	1	2	3	4	5	6	7	8	9	AB	R	H	RBI	BB	SO	LOB	TOP					
Royce Clayton, R OBP: 0.294, SLG: 0.440	F9		G1-3		G4-3				L9	5	0	1	0	0	0	1						
Danny Sheaffer, R OBP: 0.308, SLG: 0.273 Willie McGee, S OBP: 0.355, SLG: 0.493	BB		G5-3			1B	L8		1B	3	1	1	0	1	0	2						
Ron Gant, R OBP: 0.308, SLG: 0.435	F9			G5-3		L9	F9		K	5	0	0	0	0	1	5						
Ray Lankford, L OBP: 0.490, SLG: 0.759	BB			HR		F9			2B	3	2	2	1	1	0	1						
Micah Franklin, S OBP: 0.412, SLG: 0.733	K		L6		L6	1B	1B		L8	4	0	1	0	0	1	3						
John Mabry, L OBP: 0.319, SLG: 0.302		F7		L6		1B	1B		K	4	0	1	1	0	1	1						
Mike DiFelice, R OBP: 0.260, SLG: 0.279	P3				K	L9			2B	4	0	1	1	0	1	2						
Mike Gallego, R OBP: 0.118, SLG: 0.118	P4				F7		K		G4-3	4	0	0	0	0	1	1						
Todd Stottlemyre, L OBP: 0.426, SLG: 0.513 Mark Cowens, L OBP: 0.333, SLG: 0.214 Lance Painter, L OBP: 0.245, SLG: 0.245 T.J. Mathews, R OBP: 0.245, SLG: 0.245 Brady Raggio, R OBP: 0.245, SLG: 0.245 Dellino DeShields, L OBP: 0.245, SLG: 0.245			K				L8		K	2	0	1	0	0	1	0						
<b>Inning Stats</b>	R: 0 E: 0 K: 1 S: 13	H: 0 LOB: 2 BB: 2 P: 24	R: 0 E: 0 K: 0 S: 8	H: 0 LOB: 0 BB: 0 P: 11	R: 0 E: 0 K: 1 S: 7	H: 0 LOB: 0 BB: 0 P: 9	R: 1 E: 0 K: 0 S: 11	H: 1 LOB: 0 BB: 0 P: 16	R: 0 E: 0 K: 1 S: 12	H: 1 LOB: 1 BB: 0 P: 18	R: 1 E: 0 K: 0 S: 11	H: 3 LOB: 2 BB: 0 P: 17	R: 0 E: 0 K: 1 S: 11	H: 2 LOB: 2 BB: 0 P: 17	R: 1 E: 0 K: 1 S: 17	H: 2 LOB: 1 BB: 0 P: 21	R: 0 E: 0 K: 2 S: 10	H: 1 LOB: 1 BB: 0 P: 14	1B: 7 2B: 2 3B: 0 HR: 1	SF: 0 SAC: 0 DP: 0 HBP: 0	WP: 0 PB: 0 SB: 0 CS: 0	PA: 39
<b>PITCHER</b>	IP	WLS	BF	H	R	ER	SO	BB	IBB	HBP	BLK	WP	HR	S	P	ERA	WHIP					
Denny Neagle, L ERA: 3.46	6.0	W	25	5	2	2	3	2	0	0	0	0	1	62	95	3.00	1.167					
Mike Bielecki, R ERA: 2.52	1.0		5	2	0	0	1	0	0	0	0	0	0	11	17	0.00	2.000					
Alan Embree, L ERA: 3.46	1.0		5	2	1	1	1	0	0	0	0	0	0	17	21	9.00	2.000					
Mark Wohlers, R ERA: 2.0	1.0		4	1	0	0	2	0	0	0	0	0	0	10	14	0.00	1.000					

St. Louis Cardinals @ Atlanta Braves  
Turner Field, Atlanta, GA  
Mon May 19 1997, 7:05 PM EDT  
Att: 33,497 - Unknown - 79 F


AB 37  
R 3  
H 10  
RBI 3  
BB 2  
SO 7  
LOB 16



Batter	1	2	3	4	5	6	7	8	9	AB	R	H	RBI	BB	SO	LOB	BOTTOM					
Kenny Lofton, L OBP: 0.414, SLG: 0.455	E6		G4-6-3		K					4	2	2	0	0	1	0						
Michael Tucker, L OBP: 0.395, SLG: 0.517	10 HR		K			10 2B	10 E		3B	4	3	3	1	0	1	1						
10 Chipper Jones, S OBP: 0.394, SLG: 0.483	10 HR		G4-6-3			1B	E4			3	2	2	4	1	0	0						
Fred McGriff, L OBP: 0.337, SLG: 0.400	K		G4-6-3			1B	F7			4	0	1	1	0	1	3						
Ryan Klesko, L OBP: 0.326, SLG: 0.484	K			G1-3		F8			2B	4	0	1	0	0	1	1						
Javy Lopez, R OBP: 0.367, SLG: 0.573	K			P4		K			G1-3	4	0	0	0	0	2	2						
Mark Lemke, S ERA: 4.18 Mike Bielecki, R ERA: 2.52 Alan Embree, L ERA: 3.46 Keith Lockhart, L OBP: 0.219, SLG: 0.192 Mark Wohlers, R ERA: 2.0		K			G3		G1-3		L7	3	0	0	0	0	1	1						
Jeff Blauser, R OBP: 0.456, SLG: 0.652		K			G5-3		L4		G4-3	4	0	0	0	0	1	1						
Denny Neagle, L OBP: 0.120, SLG: 0.120 Tony Graffanino, R OBP: 0.276, SLG: 0.250					G5-3		G5-3			2	0	0	0	0	0	0						
<b>Inning Stats</b>	R: 3 E: 1 K: 3 S: 17	H: 2 LOB: 0 BB: 0 P: 27	R: 0 E: 0 K: 2 S: 7	H: 0 LOB: 0 BB: 0 P: 10	R: 0 E: 0 K: 1 S: 9	H: 1 LOB: 1 BB: 1 P: 18	R: 0 E: 0 K: 0 S: 4	H: 0 LOB: 0 BB: 0 P: 6	R: 0 E: 0 K: 1 S: 5	H: 0 LOB: 0 BB: 0 P: 8	R: 2 E: 0 K: 1 S: 11	H: 3 LOB: 1 BB: 0 P: 19	R: 2 E: 1 K: 0 S: 14	H: 2 LOB: 1 BB: 0 P: 21	R: 0 E: 0 K: 0 S: 11	H: 1 LOB: 1 BB: 0 P: 19	1B: 4 2B: 3 3B: 1 HR: 1	SF: 0 SAC: 0 DP: 1 HBP: 0	WP: 0 PB: 0 SB: 1 CS: 0	PA: 35		
<b>PITCHER</b>	IP	WLS	BF	H	R	ER	SO	BB	IBB	HBP	BLK	WP	HR	S	P	ERA	WHIP					
Todd Stottlemyre, R ERA: 4.18 Lance Painter, L ERA: 13.5 T.J. Mathews, R ERA: 2.45 Brady Raggio, R ERA: 8.0	6.0	L	25	6	5	4	8	1	0	0	0	0	0	8	11	13.50	1.500					
	0.2		3	1	1	1	0	0	0	0	0	0	0	6	10	0.00	3.000					
	0.1		3	1	1	0	0	0	0	0	0	0	0	11	19	0.00	1.000					
	1.0		4	1	0	0	0	0	0	0	0	0	0	11	19	0.00	1.000					

St. Louis Cardinals @ Atlanta Braves  
Turner Field, Atlanta, GA  
Mon May 19 1997, 7:05 PM EDT  
Att: 33,497 - Unknown - 79 F

AB 34  
R 7  
H 9  
RBI 6  
BB 1  
SO 8  
LOB 10






Batter	1	2	3	4	5	6	7	8	9	AB	R	H	RBI	BB	SO	LOB	TOP							
Andy Stankiewicz, R OBP: 0.324, SLG: 0.382	0-1 CS 1B		0-2 G4-3		0-3 K		1-2 SAFE B1-4			4	0	1	0	0	1	1								
Mike Lansing, R OBP: 0.364, SLG: 0.480	1-4 SAFE L6		1-1 S 1B		4-0 BB		0-0 G6-3			3	0	1	0	1	0	1								
Rondell White, R OBP: 0.351, SLG: 0.520	0-1 L7		1-2 K		1-0 F9			2-1 F9		4	0	0	0	0	1	3								
David Segui, S OBP: 0.413, SLG: 0.534	1-3 SAFE CS	2-0 WP SF8 2B	2-3 K		0-1 HR			1-3 K		4	2	2	1	0	2	1								
Henry Rodriguez, L OBP: 0.373, SLG: 0.637		1-1 SF8 2H		1-2 G4-3		0-1 FC4-6 1B		1-1 F8		3	0	1	1	0	0	0								
Doug Strange, S OBP: 0.400, SLG: 0.523		2-0 1B 1B		2-1 G6-3		2-3 SAFE K			1-3 K	4	0	1	0	0	2	1								
F.P. Santangelo, S OBP: 0.457, SLG: 0.417		1-1 SAFE P4		0-0		2-1 SAFE FC4-6		0-3 K		3	0	1	0	0	0	2	AB 33							
Omar Daal, L OBP: 0.333, SLG: 0.333										0	0	0	0	0	0	0	R 2							
Dave Veres, R OBP: 1.000, SLG: 1.000										0	0	0	0	0	0	0	H 9							
Darin Fletcher, L OBP: 0.320, SLG: 0.543										1	0	0	0	0	1	0	RBI 2							
Chris Widger, R OBP: 0.270, SLG: 0.507		1-2 SAFE 1B		0-1 SAFE F8		1-2 SAFE F8		1-0 G5-3		4	0	1	0	0	0	2	BB 1							
Dustin Hermanson, R OBP: 0.182, SLG: 0.455										2	0	0	0	0	1	2	SO 8							
Anthony Telford, R OBP: 0.333, SLG: 0.500										0	0	0	0	0	0	0	LOB 13							
Joe Orsulak, L OBP: 0.392, SLG: 0.386										1	0	1	0	0	0	0								
<b>Inning Stats</b>	R: 0 E: 0 K: 0 S: 7	H: 1 LOB: 0 BB: 0 P: 9	R: 1 E: 0 K: 1 S: 15	H: 3 LOB: 2 BB: 0 P: 27	R: 0 E: 0 K: 2 S: 13	H: 1 LOB: 1 BB: 0 P: 17	R: 0 E: 0 K: 0 S: 9	H: 1 LOB: 1 BB: 0 P: 12	R: 0 E: 0 K: 1 S: 8	H: 0 LOB: 1 BB: 1 P: 13	R: 1 E: 0 K: 1 S: 12	H: 2 LOB: 1 BB: 0 P: 17	R: 0 E: 0 K: 0 S: 6	H: 1 LOB: 0 BB: 0 P: 7	R: 0 E: 0 K: 1 S: 7	H: 0 LOB: 0 BB: 0 P: 11	R: 0 E: 0 K: 2 S: 7	H: 0 LOB: 0 BB: 0 P: 9	1B: 7 2B: 2 3B: 0 HR: 1	SF: 1 SAC: 0 DP: 1 HBP: 0	WP: 1 PB: 0 SB: 2 CS: 1	PA: 36		
<b>PITCHER</b>	IP WLS BF H R ER SO BB IBB HBP BLK WP HR S P ERA WHIP	IP WLS BF H R ER SO BB IBB HBP BLK WP HR S P ERA WHIP	IP WLS BF H R ER SO BB IBB HBP BLK WP HR S P ERA WHIP	IP WLS BF H R ER SO BB IBB HBP BLK WP HR S P ERA WHIP	IP WLS BF H R ER SO BB IBB HBP BLK WP HR S P ERA WHIP	IP WLS BF H R ER SO BB IBB HBP BLK WP HR S P ERA WHIP	IP WLS BF H R ER SO BB IBB HBP BLK WP HR S P ERA WHIP	IP WLS BF H R ER SO BB IBB HBP BLK WP HR S P ERA WHIP	IP WLS BF H R ER SO BB IBB HBP BLK WP HR S P ERA WHIP	IP WLS BF H R ER SO BB IBB HBP BLK WP HR S P ERA WHIP	IP WLS BF H R ER SO BB IBB HBP BLK WP HR S P ERA WHIP	IP WLS BF H R ER SO BB IBB HBP BLK WP HR S P ERA WHIP	IP WLS BF H R ER SO BB IBB HBP BLK WP HR S P ERA WHIP	IP WLS BF H R ER SO BB IBB HBP BLK WP HR S P ERA WHIP	IP WLS BF H R ER SO BB IBB HBP BLK WP HR S P ERA WHIP	IP WLS BF H R ER SO BB IBB HBP BLK WP HR S P ERA WHIP	IP WLS BF H R ER SO BB IBB HBP BLK WP HR S P ERA WHIP	IP WLS BF H R ER SO BB IBB HBP BLK WP HR S P ERA WHIP	IP WLS BF H R ER SO BB IBB HBP BLK WP HR S P ERA WHIP	IP WLS BF H R ER SO BB IBB HBP BLK WP HR S P ERA WHIP	IP WLS BF H R ER SO BB IBB HBP BLK WP HR S P ERA WHIP	IP WLS BF H R ER SO BB IBB HBP BLK WP HR S P ERA WHIP	IP WLS BF H R ER SO BB IBB HBP BLK WP HR S P ERA WHIP	IP WLS BF H R ER SO BB IBB HBP BLK WP HR S P ERA WHIP

Montreal Expos @ Atlanta Braves  
Turner Field, Atlanta, GA  
Tue May 20 1997, 7:05 PM EDT  
Att: 38,278 - Unknown - 80 F


AB 33  
R 2  
H 9  
RBI 2  
BB 1  
SO 8  
LOB 13



Batter	1	2	3	4	5	6	7	8	9	AB	R	H	RBI	BB	SO	LOB	BOTTOM							
Kenny Lofton, L OBP: 0.413, SLG: 0.453	0-1 G4-3		2-2 1B	2-2 FC4-6		2-3 K		3-2 WP 1B		5	0	2	0	0	1	4								
Michael Tucker, L OBP: 0.387, SLG: 0.500	1-3 K		0-2 P6		1-3 K	1-3 K2-3		1-2 SAFE P7		5	0	0	0	0	3	4								
10 Chipper Jones, S OBP: 0.397, SLG: 0.480	1-0 F9			0-1 G4-3	4-2 1B G4-3 BB		0-0 1B SF9 1B			3	2	1	0	1	0	0								
Fred McGriff, L OBP: 0.346, SLG: 0.408		0-0 F8		0-1 HBP 1B	0-0 G4-3 1B		2-0 WP 1B			4	1	3	0	0	0	0								
Ryan Klesko, L OBP: 0.324, SLG: 0.472		1-0 G3		1-0 1B HBP	1-0 G4-3		3-1 G4-3			3	1	0	1	0	0	3								
Andruw Jones, R OBP: 0.359, SLG: 0.427				1-2 HBP	1-2 3H G4-3					0	0	0	0	0	0	0								
Javy Lopez, R OBP: 0.364, SLG: 0.564		2-3 K		2-3 K	4-2 FC4 BB		2-2 SF9			2	0	0	1	1	2	2								
Mark Lemke, S OBP: 0.301, SLG: 0.338				1-0 1B BB	1-1 FC4		3H 2-1 G4-3			4	0	1	1	0	1	3	AB 31							
Jeff Blausler, R OBP: 0.457, SLG: 0.645			3-3 K	4-1 1B BB		1-2 SH3 1B		3-2 G5-3		3	0	1	0	1	1	0	R 4							
Terrell Wade, L OBP: 0.250, SLG: 0.143										1	0	1	1	1	0	0	H 9							
Tony Graffanino, R OBP: 0.276, SLG: 0.250										0	0	0	0	0	0	0	RBI 4							
Mike Bielecki, R OBP: 0.212, SLG: 0.185										0	0	0	0	0	0	0	BB 4							
Keith Lockhart, L OBP: 0.212, SLG: 0.185										0	0	0	0	0	1	0	SO 9							
Mark Wohlers, R OBP: 0.392, SLG: 0.386										0	0	0	0	0	0	0	LOB 16							
<b>Inning Stats</b>	R: 0 E: 0 K: 1 S: 6	H: 0 LOB: 0 BB: 0 P: 8	R: 0 E: 0 K: 1 S: 5	H: 0 LOB: 0 BB: 0 P: 8	R: 0 E: 0 K: 2 S: 16	H: 1 LOB: 2 BB: 1 P: 27	R: 2 E: 0 K: 1 S: 17	H: 3 LOB: 3 BB: 1 P: 29	R: 1 E: 0 K: 0 S: 14	H: 1 LOB: 2 BB: 2 P: 25	R: 0 E: 0 K: 2 S: 14	H: 1 LOB: 1 BB: 0 P: 18	R: 1 E: 0 K: 0 S: 11	H: 2 LOB: 1 BB: 0 P: 20	R: 0 E: 0 K: 1 S: 13	H: 1 LOB: 1 BB: 0 P: 20	R: 0 E: 0 K: 2 S: 7	H: 0 LOB: 0 BB: 0 P: 11	1B: 9 2B: 0 3B: 0 HR: 0	SF: 1 SAC: 1 DP: 0 HBP: 1	WP: 2 PB: 0 SB: 0 CS: 0	PA: 38		
<b>PITCHER</b>	IP WLS BF H R ER SO BB IBB HBP BLK WP HR S P ERA WHIP	IP WLS BF H R ER SO BB IBB HBP BLK WP HR S P ERA WHIP	IP WLS BF H R ER SO BB IBB HBP BLK WP HR S P ERA WHIP	IP WLS BF H R ER SO BB IBB HBP BLK WP HR S P ERA WHIP	IP WLS BF H R ER SO BB IBB HBP BLK WP HR S P ERA WHIP	IP WLS BF H R ER SO BB IBB HBP BLK WP HR S P ERA WHIP	IP WLS BF H R ER SO BB IBB HBP BLK WP HR S P ERA WHIP	IP WLS BF H R ER SO BB IBB HBP BLK WP HR S P ERA WHIP	IP WLS BF H R ER SO BB IBB HBP BLK WP HR S P ERA WHIP	IP WLS BF H R ER SO BB IBB HBP BLK WP HR S P ERA WHIP	IP WLS BF H R ER SO BB IBB HBP BLK WP HR S P ERA WHIP	IP WLS BF H R ER SO BB IBB HBP BLK WP HR S P ERA WHIP	IP WLS BF H R ER SO BB IBB HBP BLK WP HR S P ERA WHIP	IP WLS BF H R ER SO BB IBB HBP BLK WP HR S P ERA WHIP	IP WLS BF H R ER SO BB IBB HBP BLK WP HR S P ERA WHIP	IP WLS BF H R ER SO BB IBB HBP BLK WP HR S P ERA WHIP	IP WLS BF H R ER SO BB IBB HBP BLK WP HR S P ERA WHIP	IP WLS BF H R ER SO BB IBB HBP BLK WP HR S P ERA WHIP	IP WLS BF H R ER SO BB IBB HBP BLK WP HR S P ERA WHIP	IP WLS BF H R ER SO BB IBB HBP BLK WP HR S P ERA WHIP	IP WLS BF H R ER SO BB IBB HBP BLK WP HR S P ERA WHIP	IP WLS BF H R ER SO BB IBB HBP BLK WP HR S P ERA WHIP	IP WLS BF H R ER SO BB IBB HBP BLK WP HR S P ERA WHIP	IP WLS BF H R ER SO BB IBB HBP BLK WP HR S P ERA WHIP

Montreal Expos @ Atlanta Braves  
Turner Field, Atlanta, GA  
Tue May 20 1997, 7:05 PM EDT  
Att: 38,278 - Unknown - 80 F

AB 31  
R 4  
H 9  
RBI 4  
BB 4  
SO 9  
LOB 16





Batter	1	2	3	4	5	6	7	8	9	AB	R	H	RBI	BB	SO	LOB	TOP					
Andy Stankiewicz, R OBP: 0.325, SLG: 0.378 (1, 6)	G3		SH3-4			G4-6-3 1B		G4-3		3	0	1	0	0	0	0	<b>Montreal Expos @ Atlanta Braves</b> Turner Field, Atlanta, GA Wed May 21 1997, 3:33 AM EDT Att: 41,528 - Cloudy - 65 F					
Mike Lansing, R OBP: 0.356, SLG: 0.468 (1, 4)	P3		FC6-5			L8		P4		4	0	0	0	0	0	2						
Rondell White, R OBP: 0.354, SLG: 0.525 (1, 8)	CS 1B		FC4-6			G4-6-3 1-2		G4-3 2B		4	0	2	0	0	0	2						
David Segui, S OBP: 0.309, SLG: 0.533 (1, 3)	CS 1-2					G4-3		G1-3		4	0	1	0	0	0	1						
Henry Rodriguez, L OBP: 0.370, SLG: 0.627 F.P. Santangelo, S OBP: 0.457, SLG: 0.417 (1, 7) (9, 7)		F8		K		2B SF9 1B		K		4	1	1	0	0	2	1						
Vladimir Guerrero, R OBP: 0.385, SLG: 0.436 (1, 9)		BB		G3-1		1-2 SF9 2B		G4-3		3	1	1	0	1	0	0						
Doug Strange, S OBP: 0.384, SLG: 0.505 (1, 5)		K				2-3 K		G4-3		3	0	0	2	0	2	2						
Chris Widger, R OBP: 0.273, SLG: 0.500 (1, 2)		G4-3				1-1 G6-3				3	0	1	0	0	0	2						
Jim Bullinger, R OBP: 0.278, SLG: 0.444 Ugueth Urbina, R (8, 1)				FC6-5 SH3-4 1B		0-3 K				3	0	1	0	0	2	1						
										0	0	0	0	0	0	0						
<b>Inning Stats</b>	R: 0 E: 0 K: 0 S: 12	H: 1 LOB: 0 BB: 0 P: 15	R: 0 E: 0 K: 1 S: 13	H: 1 LOB: 2 BB: 1 P: 20	R: 0 E: 0 K: 0 S: 8	H: 1 LOB: 1 BB: 0 P: 12	R: 0 E: 0 K: 1 S: 11	H: 0 LOB: 0 BB: 0 P: 13	R: 0 E: 0 K: 2 S: 8	H: 0 LOB: 0 BB: 0 P: 11	R: 0 E: 0 K: 0 S: 4	H: 1 LOB: 0 BB: 0 P: 5	R: 2 E: 0 K: 1 S: 13	H: 3 LOB: 1 BB: 0 P: 18	R: 0 E: 0 K: 0 S: 8	H: 1 LOB: 1 BB: 0 P: 11	R: 0 E: 0 K: 1 S: 6	H: 0 LOB: 0 BB: 0 P: 6	1B: 5 2B: 3 3B: 0 HR: 0	SF: 1 SAC: 1 DP: 1 HBP: 0	WP: 0 PB: 0 SB: 0 CS: 1	PA: 35
<b>PITCHER</b> Greg Maddux, R ERA: 1.44 (1, 1)	IP: 9.0 WLS: W BF: 34 H: 8 R: 2 ER: 2 SO: 6 BB: 1 IBB: 0 HBP: 0 BLK: 0 WP: 0 HR: 0 S: 83 P: 111 ERA: 2.00 WHIP: 1.000																					

Batter	1	2	3	4	5	6	7	8	9	AB	R	H	RBI	BB	SO	LOB	BOTTOM					
Kenny Lofton, L OBP: 0.415, SLG: 0.451 (1, 8)	G6-3		G1-3							3	0	1	1	1	0	0	<b>Montreal Expos @ Atlanta Braves</b> Turner Field, Atlanta, GA Wed May 21 1997, 3:33 AM EDT Att: 41,528 - Cloudy - 65 F					
Michael Tucker, L OBP: 0.383, SLG: 0.490 (1, 9)			K							3	0	0	0	0	2	4						
10 Chipper Jones, S OBP: 0.388, SLG: 0.468 (1, 5)	L7									4	0	0	0	0	0	1						
Fred McGriff, L OBP: 0.339, SLG: 0.399 (1, 3)	F7									4	0	0	0	0	0	1						
Ryan Klesko, L OBP: 0.336, SLG: 0.481 (1, 7)										2	0	1	0	2	0	0						
Jeff Blauser, R OBP: 0.446, SLG: 0.627 (1, 6)	G3									4	0	0	0	0	1	3						
Eddie Pérez, R OBP: 0.091, SLG: 0.091 Javy Lopez, R OBP: 0.366, SLG: 0.563 (7, PH) (8, 2)										2	0	0	0	0	1	1						
Tony Graffanino, R OBP: 0.313, SLG: 0.267 Mark Lemke, S OBP: 0.301, SLG: 0.338 (9, PH)										0	0	0	0	0	0	0						
Greg Maddux, R OBP: 0.087, SLG: 0.091 Keith Lockhart, L OBP: 0.235, SLG: 0.321 (8, PH)										2	0	0	0	0	0	1						
										1	1	1	2	0	0	0						
<b>Inning Stats</b>	R: 0 E: 0 K: 0 S: 4	H: 0 LOB: 1 BB: 0 P: 8	R: 0 E: 0 K: 2 S: 11	H: 0 LOB: 1 BB: 1 P: 19	R: 0 E: 0 K: 1 S: 7	H: 0 LOB: 0 BB: 0 P: 10	R: 0 E: 0 K: 0 S: 11	H: 1 LOB: 1 BB: 0 P: 16	R: 1 E: 0 K: 1 S: 12	H: 2 LOB: 1 BB: 0 P: 16	R: 0 E: 0 K: 0 S: 5	H: 0 LOB: 0 BB: 0 P: 7	R: 0 E: 1 K: 0 S: 10	H: 0 LOB: 3 BB: 2 P: 23	R: 0 E: 0 K: 1 S: 7	H: 0 LOB: 1 BB: 1 P: 16	R: 2 E: 0 K: 0 S: 5	H: 2 LOB: 2 BB: 0 P: 8	1B: 3 2B: 1 3B: 0 HR: 1	SF: 0 SAC: 2 DP: 0 HBP: 1	WP: 0 PB: 0 SB: 0 CS: 0	PA: 36
<b>PITCHER</b> Jim Bullinger, R ERA: 7.27 Ugueth Urbina, R ERA: 3.74 (1, 1) (8, 1)	IP: 7.2 WLS: L BF: 4 H: 2 R: 2 ER: 2 SO: 1 BB: 0 IBB: 0 HBP: 0 BLK: 0 WP: 0 HR: 1 S: 10 P: 167 ERA: 27.00 WHIP: 3.000																					





Batter	1	2	3	4	5	6	7	8	9	AB	R	H	RBI	BB	SO	LOB	TOP								
<b>Kenny Lofton, L</b> OBP: 0.407, SLG: 0.442 (1, 8)	F8	F8			G4-6-3		F7			4	0	0	0	0	0	4	<b>Atlanta Braves @ Los Angeles Dodgers</b> Dodger Stadium, Los Angeles, CA Fri May 23 1997, 7:05 PM PDT Att: 38,735 - Unknown - 72 F								
<b>Michael Tucker, L</b> OBP: 0.380, SLG: 0.491 (1, 9) (8, 7)	10 G3-1 1B 2B		K			L3	L3			4	1	1	0	0	1	2									
<b>10 Chipper Jones, S</b> OBP: 0.379, SLG: 0.456 (1, 5)	G3-1		G4-3			F7		F9		4	0	0	0	0	0	1									
<b>Fred McGriff, L</b> OBP: 0.342, SLG: 0.401 (1, 3)	S 1B		G4-3			HR 1B		K		4	1	2	1	0	1	0									
<b>Ryan Klesko, L</b> OBP: 0.336, SLG: 0.500 <b>Andrew Jones, R</b> OBP: 0.355, SLG: 0.422 (1, 7) (8, PH) (8, 9)	K		K			HR 1B		G1-3		3	1	1	2	0	2	1									
<b>Jeff Blauser, R</b> OBP: 0.441, SLG: 0.623 (1, 6)		1-0 1B 2B		F8		G4-3		G6-3		4	1	1	0	0	0	0									
<b>Mark Lemke, S</b> OBP: 0.300, SLG: 0.336 (1, 4)		G5-3 1B		K			G3-1	G4-3		4	0	1	1	0	1	0									
<b>Eddie Pérez, R</b> OBP: 0.108, SLG: 0.108 (1, 2)		G5-3			G6-3			G5-3		4	0	1	0	0	0	1									
<b>29 John Smoltz, R</b> OBP: 0.517, SLG: 0.520 <b>Mark Wohlers, R</b> (9, 1)		K			G4-6-3 BB			1-2 1B		2	0	1	0	1	1	1									
<b>Inning Stats</b>	R: 1 E: 0 K: 1 S: 15	H: 2 LOB: 1 BB: 0 P: 22	R: 1 E: 0 K: 1 S: 8	H: 2 LOB: 1 BB: 0 P: 10	R: 0 E: 0 K: 1 S: 7	H: 0 LOB: 0 BB: 0 P: 10	R: 0 E: 0 K: 2 S: 10	H: 0 LOB: 0 BB: 0 P: 16	R: 0 E: 0 K: 0 S: 6	H: 0 LOB: 0 BB: 1 P: 13	R: 2 E: 0 K: 0 S: 13	H: 2 LOB: 2 BB: 0 P: 24	R: 0 E: 0 K: 0 S: 10	H: 2 LOB: 0 BB: 0 P: 15	R: 0 E: 0 K: 1 S: 6	H: 0 LOB: 0 BB: 0 P: 7	R: 0 E: 0 K: 0 S: 4	H: 0 LOB: 0 BB: 0 P: 6	1B: 5 2B: 2 3B: 0 HR: 1	SF: 0 SAC: 0 DP: 1 HBP: 0	WP: 0 PB: 0 SB: 1 CS: 0	PA: 35			
<b>PITCHER</b>	IP	WLS	BF	H	R	ER	SO	BB	IBB	HBP	BLK	WP	HR	S	P	ERA	WHIP								
<b>Pedro Astacio, R</b> ERA: 3.05 <b>Mark Guthrie, L</b> ERA: 2.45 <b>Scott Radinsky, L</b> ERA: 3.54 <b>Darren Hall, R</b> ERA: 2.35	(1, 1) (7, 1) (8, 1) (9, 1)	6.2 0.1 1.0 1.0	L 1 3 3	28 0 0 0	8 0 0 0	4 0 0 0	4 0 1 0	5 0 0 0	1 0 0 0	0 0 0 0	0 0 0 0	0 0 0 0	0 0 1 0	68 1 7 4	109 1 7 6	5.40 0.00 0.00 0.00	1.350 0.000 0.000 0.000								

Batter	1	2	3	4	5	6	7	8	9	AB	R	H	RBI	BB	SO	LOB	BOTTOM								
<b>Wilton Guerrero, S</b> OBP: 0.304, SLG: 0.438 (1, 4)	F8		G6-3		G3-1			F7		4	0	0	0	0	0	1	<b>Atlanta Braves @ Los Angeles Dodgers</b> Dodger Stadium, Los Angeles, CA Fri May 23 1997, 7:05 PM PDT Att: 38,735 - Unknown - 72 F								
<b>Roger Cedeno, S</b> OBP: 0.231, SLG: 0.308 (1, 8)	K			G5-3		G4-3		G6-3		4	0	0	0	0	1	0									
<b>Raul Mondesi, R</b> OBP: 0.318, SLG: 0.477 (1, 9)	CS 1B			G6-3		G4-3		K		4	0	1	0	0	1	0									
<b>Mike Piazza, R</b> OBP: 0.393, SLG: 0.496 (1, 2)	CS 1-2	G4-3 S BB		1B 1B		F9		K		3	1	1	0	1	1	0									
<b>Eric Karros, R</b> OBP: 0.325, SLG: 0.367 (1, 3)		G6-3		1B 1B		G4-6-3 1B		K		4	0	2	0	0	1	1									
<b>Todd Zeile, R</b> OBP: 0.322, SLG: 0.394 (1, 5)		G4-3		1B		G4-6-3		G4-3		4	0	1	1	0	0	2									
<b>Eric Anthony, L</b> OBP: 0.452, SLG: 0.680 (1, 7)		F9			SH3-4 1B		HR			3	1	2	1	0	0	1									
<b>Greg Gagne, R</b> OBP: 0.309, SLG: 0.393 (1, 6)				K		K		E8		3	0	0	0	0	2	1									
<b>Pedro Astacio, R</b> OBP: 0.118, SLG: 0.118 <b>Mark Guthrie, R</b> <b>Billy Ashley, R</b> OBP: 0.288, SLG: 0.377 <b>Scott Radinsky, L</b> <b>Darren Hall, R</b>	(1, 1) (7, 1) (7, PH) (8, 1) (9, 1)	8.0 1.0 S	W 3 3	30 0 0	7 0 0	2 0 0	2 0 2	5 0 0	1 0 0	0 0 0	0 0 0	0 0 0	0 0 0	0 0 0	0 0 0	0 0 0	1 0 0								
<b>Inning Stats</b>	R: 0 E: 0 K: 1 S: 9	H: 1 LOB: 0 BB: 0 P: 14	R: 0 E: 0 K: 0 S: 12	H: 0 LOB: 1 BB: 1 P: 23	R: 0 E: 0 K: 2 S: 10	H: 0 LOB: 0 BB: 0 P: 13	R: 1 E: 0 K: 0 S: 13	H: 3 LOB: 2 BB: 0 P: 20	R: 0 E: 0 K: 1 S: 10	H: 1 LOB: 1 BB: 0 P: 13	R: 0 E: 0 K: 0 S: 6	H: 0 LOB: 0 BB: 0 P: 9	R: 1 E: 1 K: 0 S: 17	H: 2 LOB: 1 BB: 0 P: 24	R: 0 E: 0 K: 1 S: 8	H: 0 LOB: 0 BB: 0 P: 12	R: 0 E: 0 K: 2 S: 10	H: 0 LOB: 0 BB: 0 P: 12	1B: 6 2B: 0 3B: 0 HR: 1	SF: 0 SAC: 1 DP: 1 HBP: 0	WP: 0 PB: 0 SB: 1 CS: 1	PA: 34			
<b>PITCHER</b>	IP	WLS	BF	H	R	ER	SO	BB	IBB	HBP	BLK	WP	HR	S	P	ERA	WHIP								
<b>29 John Smoltz, R</b> ERA: 2.6 <b>Mark Wohlers, R</b> ERA: 1.8	(1, 1) (9, 1)	8.0 1.0	W S	30 3	7 0	2 0	2 0	5 0	1 0	0 0	0 0	0 0	0 0	10 10	12	2.25 0.00	1.000 0.000								



Batter	1	2	3	4	5	6	7	8	9	AB	R	H	RBI	BB	SO	LOB	TOP			
<b>Kenny Lofton, L</b> OBP: 0.405, SLG: 0.443 (1, 8)	G1-3		2-0 S E 2B		1-2 G5-3			2-1 F8		4	1	1	1	0	0	1	<b>Atlanta Braves @ Los Angeles Dodgers</b> Dodger Stadium, Los Angeles, CA Sat May 24 1997, 7:05 PM PDT Att: 49,074 - Unknown - 72 F			
<b>Michael Tucker, L</b> OBP: 0.371, SLG: 0.479 (1, 9)	K		2-3 K 2H			2-2 L4		0-3 K		4	0	0	0	0	3	0				
<b>10 Chipper Jones, S</b> OBP: 0.371, SLG: 0.444 (1, 5)	G4-3			3-2 G1-3		2-2 F8			0-3 K	4	0	0	0	0	1	0				
<b>Fred McGriff, L</b> OBP: 0.340, SLG: 0.394 (1, 3)		1-1 F7		2-3 K		4-2 BB			0-1 G3-1	3	0	0	0	1	1	0				
<b>Ryan Klesko, L</b> OBP: 0.340, SLG: 0.519 (1, 7)		4-1 G4-6-3 BB		3-1 HR		1-3 K			2-3 K	3	1	1	1	1	2	1				
<b>Javy Lopez, R</b> OBP: 0.357, SLG: 0.547 (1, 2)		1-0 G4-6-3 1-2		0-3 K			1-0 G6-3		0-0 F8	4	0	0	0	0	1	2				
<b>Mark Lemke, S</b> OBP: 0.301, SLG: 0.331 (1, 4)			0-0 F7		4-1 SH1-4 BB		0-0 F7			2	0	0	0	1	0	0				
<b>Jeff Blausler, R</b> OBP: 0.439, SLG: 0.617 (1, 6)			1-1 G5-3 2B 1B		1-1 P6		1-0 G5-3			3	1	1	0	0	0	1				
<b>Tom Glavine, L</b> OBP: 0.318, SLG: 0.167 <b>Paul Byrd, R</b> (7, 1)			1-0 G5-3		2-1 SH1-4			0-2 G3		1	0	0	0	0	0	1				
<b>Keith Lockhart, L</b> OBP: 0.229, SLG: 0.310 <b>Brad Clontz, R</b> (8, 1)			1-2		1-2					0	0	0	0	0	0	0				
<b>Inning Stats</b>	R: 0 E: 0 K: 1 S: 8	H: 0 LOB: 0 BB: 0 P: 10	R: 0 E: 0 K: 0 S: 4	H: 0 LOB: 0 BB: 1 P: 10	R: 2 E: 0 K: 1 S: 8	H: 2 LOB: 0 BB: 0 P: 14	R: 1 E: 0 K: 2 S: 11	H: 1 LOB: 0 BB: 0 P: 19	R: 0 E: 0 K: 0 S: 8	H: 0 LOB: 1 BB: 1 P: 16	R: 0 E: 0 K: 0 S: 3	H: 0 LOB: 0 BB: 0 P: 5	R: 0 E: 0 K: 1 S: 8	H: 0 LOB: 0 BB: 0 P: 10	R: 0 E: 0 K: 2 S: 9	H: 0 LOB: 1 BB: 0 P: 11	1B: 1 2B: 1 3B: 0 HR: 1	SF: 0 SAC: 1 DP: 1 HBP: 0	WP: 0 PB: 1 SB: 1 CS: 0	PA: 33
<b>PITCHER</b> <b>Ramon Martinez, R</b> ERA: 3.49 (1, 1)	IP: 9.0 WLS: W BF: 33 H: 3 R: 3 ER: 2 SO: 8 BB: 3 IBB: 0 HBP: 0 BLK: 0 WP: 0 HR: 1 S: 70 P: 115 ERA: 2.00 WHIP: 0.667																			

Batter	1	2	3	4	5	6	7	8	9	AB	R	H	RBI	BB	SO	LOB	BOTTOM			
<b>Wilton Guerrero, S</b> OBP: 0.307, SLG: 0.436 (1, 4)	0-0 HR 1B	0-2 P2		2-2 FC2-6 1B			0-0 FC1-6 FC4-6 1-2	0-0 G4-6-3 1-2		5	1	2	0	0	0	2	<b>Atlanta Braves @ Los Angeles Dodgers</b> Dodger Stadium, Los Angeles, CA Sat May 24 1997, 7:05 PM PDT Att: 49,074 - Unknown - 72 F			
<b>Roger Cedeno, S</b> OBP: 0.176, SLG: 0.235 (1, 8)	0-0 B2	3-2 G5-3		1 SAFE 0-1 FC2-6 CS 1-2		1-0 FC4-6 1B 1-2				4	1	0	0	0	3					
<b>Raul Mondesi, R</b> OBP: 0.327, SLG: 0.500 (1, 9)	1 SAFE 1 SAFE 1-1 1-H HR		3-2 2B 1B	3-2 CS 1-2	0-0 F9		3-1 1B 1-2 HR 1B			4	2	3	2	0	0	0				
<b>Mike Piazza, R</b> OBP: 0.401, SLG: 0.507 (1, 2)	4-2 1B HR BB		3-2 1-3 2B		1-0 F9		2-2 HR 1B			3	2	2	1	1	0	0				
<b>Eric Karros, R</b> OBP: 0.323, SLG: 0.382 (1, 3)	2-3 K SAFE		0-1 F9		1-1 G4-3		1-0 HR			4	1	1	3	0	1	3				
<b>Todd Zeile, R</b> OBP: 0.326, SLG: 0.392 (1, 5)	3-1 1-2 HR 1B		4-0 IBB			0-2 P5		0-0 F7		3	1	1	0	1	0	0				
<b>Billy Ashley, R</b> OBP: 0.258, SLG: 0.446 <b>Todd Hollandsworth, L</b> OBP: 0.274, SLG: 0.333 (6, PR) (7, 7)	3-1 1-H 2-H HR		1-3 K			0-0 G1-6-3 1B		2-2 1B 2B		3	1	2	3	0	1	3				
<b>Juan Castro, R</b> OBP: 0.179, SLG: 0.189 (1, 6)	0-3 K		2-3 K			0-1 G1-6-3 1-2		0-1 FC5-4 1B 2H		4	0	1	1	0	2	4				
<b>Ramon Martinez, R</b> OBP: 0.083, SLG: 0.083 (1, 1)		1-1 G1-3		0-3 K			1-1 FC1-6 1B	0-1 FC5-4 G4-6-3 1-2		4	0	1	0	0	1	1				
<b>Inning Stats</b>	R: 5 E: 0 K: 2 S: 19	H: 4 LOB: 1 BB: 1 P: 32	R: 0 E: 0 K: 0 S: 8	H: 0 LOB: 0 BB: 0 P: 12	R: 0 E: 0 K: 2 S: 15	H: 2 LOB: 3 BB: 1 P: 28	R: 0 E: 0 K: 1 S: 10	H: 1 LOB: 0 BB: 0 P: 15	R: 0 E: 0 K: 0 S: 4	H: 0 LOB: 0 BB: 0 P: 6	R: 0 E: 0 K: 0 S: 7	H: 1 LOB: 1 BB: 0 P: 7	R: 4 E: 0 K: 0 S: 11	H: 4 LOB: 0 BB: 0 P: 19	R: 1 E: 0 K: 0 S: 9	H: 2 LOB: 0 BB: 0 P: 11		1B: 9 2B: 2 3B: 0 HR: 3	SF: 0 SAC: 0 DP: 2 HBP: 0	WP: 0 PB: 0 SB: 0 CS: 1
<b>PITCHER</b> <b>Tom Glavine, L</b> ERA: 2.89 <b>Paul Byrd, R</b> ERA: 6.32 <b>Brad Clontz, R</b> ERA: 4.0 (8, 1)	IP: 6.2 WLS: L BF: 31 H: 11 R: 8 ER: 8 SO: 8 BB: 1 IBB: 0 HBP: 0 BLK: 0 WP: 0 HR: 2 S: 72 P: 116 ERA: 10.80 WHIP: 1.800																			



Batter	1	2	3	4	5	6	7	8	9	AB	R	H	RBI	BB	SO	LOB	TOP					
<b>Kenny Lofton, L</b> OBP: 0.397, SLG: 0.435 (1, 8)	F7			F8		K			F8	4	0	0	0	0	1	1	<b>Atlanta Braves @ Los Angeles Dodgers</b> Dodger Stadium, Los Angeles, CA Sun May 25 1997, 3:33 AM PDT Att: 40,417 - Sunny - 76 F					
<b>Andruw Jones, R</b> OBP: 0.351, SLG: 0.414 (1, 9)	G6-3			1B			G6-3		K	4	0	1	0	0	1	1						
<b>10 Chipper Jones, S</b> OBP: 0.368, SLG: 0.446 (1, 5)	K			F8			L1-3		P5	4	0	1	0	0	1	2						
<b>Fred McGriff, L</b> OBP: 0.335, SLG: 0.388 (1, 3)		F8		F8			L1-3			3	0	0	0	0	0	2						
<b>Ryan Klesko, L</b> OBP: 0.340, SLG: 0.514 (1, 7)		G5-4-3			K		K			3	0	1	0	0	2	1						
<b>Javy Lopez, R</b> OBP: 0.350, SLG: 0.535 (1, 2)	G5-4-3				K			K		3	0	0	0	0	2	1						
<b>Mark Lemke, S</b> OBP: 0.295, SLG: 0.324 (1, 4)			F7		F7			G4-3		3	0	0	0	0	0	0						
<b>Jeff Blausler, R</b> OBP: 0.432, SLG: 0.605 (1, 6)			P4		F7			K		3	0	0	0	0	1	0						
<b>Denny Neagle, L</b> OBP: 0.111, SLG: 0.111 (1, 1)			K			G1-3				2	0	0	0	0	1	0						
<b>Mike Bielecki, R</b> (8, 1)										0	0	0	0	0	0	0						
<b>Alan Embree, L</b> (8, 1)										0	0	0	0	0	0	0						
<b>Michael Tucker, L</b> OBP: 0.375, SLG: 0.479 (9, PH)									BB	0	0	0	0	1	0	0						
<b>Inning Stats</b>	R: 0 E: 0 K: 1 S: 11	H: 0 LOB: 0 BB: 0 P: 16	R: 0 E: 0 K: 0 S: 5	H: 1 LOB: 0 BB: 0 P: 9	R: 0 E: 0 K: 1 S: 8	H: 0 LOB: 0 BB: 0 P: 13	R: 0 E: 0 K: 0 S: 6	H: 1 LOB: 1 BB: 0 P: 13	R: 0 E: 0 K: 2 S: 9	H: 0 LOB: 0 BB: 0 P: 14	R: 0 E: 0 K: 1 S: 7	H: 0 LOB: 0 BB: 0 P: 9	R: 0 E: 0 K: 1 S: 10	H: 1 LOB: 1 BB: 0 P: 19	R: 0 E: 0 K: 2 S: 10	H: 0 LOB: 0 BB: 0 P: 15	R: 0 E: 0 K: 1 S: 9	H: 0 LOB: 1 BB: 1 P: 15	1B: 2 2B: 1 3B: 0 HR: 0	SF: 0 SAC: 0 DP: 1 HBP: 0	WP: 0 PB: 0 SB: 1 CS: 0	PA: 30
<b>PITCHER</b>	IP	WLS	BF	H	R	ER	SO	BB	IBB	HBP	BLK	WP	HR	S	P	ERA	WHIP					
<b>Ismael Valdez, R</b> ERA: 2.25 (1, 1)	7.0	W	23	3	0	0	6	0	0	0	0	0	0	56	93	0.00	0.429					
<b>Darren Hall, R</b> ERA: 2.2 (8, 1)	1.0		3	0	0	0	2	0	0	0	0	0	0	10	15	0.00	0.000					
<b>Todd Worrell, R</b> ERA: 4.19 (9, 1)	1.0	S	4	0	0	0	1	1	0	0	0	0	0	9	15	0.00	1.000					

Batter	1	2	3	4	5	6	7	8	9	AB	R	H	RBI	BB	SO	LOB	BOTTOM					
<b>Wilton Guerrero, S</b> OBP: 0.306, SLG: 0.431 (1, 4)	1B		P4			G1-3			K	4	0	1	0	0	1	3	<b>Atlanta Braves @ Los Angeles Dodgers</b> Dodger Stadium, Los Angeles, CA Sun May 25 1997, 3:33 AM PDT Att: 40,417 - Sunny - 76 F					
<b>Roger Cedeno, S</b> OBP: 0.190, SLG: 0.200 (1, 8)	F8		F7			1B		F9		3	0	0	0	1	0	1						
<b>Raul Mondesi, R</b> OBP: 0.330, SLG: 0.497 (1, 9)	K			F9		BB				3	1	1	0	1	1	1						
<b>Mike Piazza, R</b> OBP: 0.404, SLG: 0.514 (1, 2)	1B			K		1B		2B		4	0	2	1	0	1	2						
<b>Eric Karros, R</b> OBP: 0.327, SLG: 0.377 (1, 3)	L3			K		1B		IBB		2	1	0	0	2	1	2						
<b>Todd Zeile, R</b> OBP: 0.324, SLG: 0.389 (1, 5)	F8				F8		1B	P5		4	0	1	0	0	0	2						
<b>Billy Ashley, R</b> OBP: 0.250, SLG: 0.441 (1, 7)		G4-3			F8		1B			3	0	1	1	0	0	0						
<b>Todd Hollandsworth, L</b> OBP: 0.272, SLG: 0.331 (7, PR) (8, 7)							1B	K		1	0	0	0	0	1	2						
<b>Greg Gagne, R</b> OBP: 0.305, SLG: 0.388 (1, 6)	P3				P4		SH1-4			2	0	0	0	0	0	0						
<b>Ismael Valdez, R</b> (1, 1)										2	0	0	0	0	1	0						
<b>Eddie Williams, R</b> OBP: 0.286, SLG: 0.167 (7, PH) (8, 1)				K						1	0	0	0	0	0	3						
<b>Darren Hall, R</b> (8, 1)										0	0	0	0	0	0	0						
<b>Todd Worrell, R</b> (9, 1)										0	0	0	0	0	0	0						
<b>Inning Stats</b>	R: 0 E: 0 K: 1 S: 13	H: 2 LOB: 2 BB: 0 P: 19	R: 0 E: 0 K: 0 S: 9	H: 0 LOB: 0 BB: 0 P: 13	R: 0 E: 0 K: 1 S: 9	H: 0 LOB: 0 BB: 0 P: 12	R: 0 E: 0 K: 2 S: 10	H: 0 LOB: 0 BB: 0 P: 17	R: 0 E: 0 K: 0 S: 7	H: 0 LOB: 0 BB: 0 P: 9	R: 0 E: 0 K: 0 S: 10	H: 1 LOB: 2 BB: 1 P: 15	R: 1 E: 0 K: 1 S: 13	H: 2 LOB: 3 BB: 1 P: 21	R: 1 E: 0 K: 1 S: 10	H: 1 LOB: 2 BB: 2 P: 22	R: 0 E: 0 K: 1 S: 9	H: 0 LOB: 0 BB: 1 P: 22	1B: 5 2B: 1 3B: 0 HR: 0	SF: 0 SAC: 1 DP: 0 HBP: 0	WP: 0 PB: 0 SB: 0 CS: 0	PA: 34
<b>PITCHER</b>	IP	WLS	BF	H	R	ER	SO	BB	IBB	HBP	BLK	WP	HR	S	P	ERA	WHIP					
<b>Denny Neagle, L</b> ERA: 3.36 (1, 1)	7.1	L	32	6	2	2	5	3	1	0	0	0	0	77	121	2.46	1.227					
<b>Mike Bielecki, R</b> ERA: 2.3 (8, 1)	0.1		1	0	0	0	0	0	0	0	0	0	0	1	3	0.00	0.000					
<b>Alan Embree, L</b> ERA: 3.38 (8, 1)	0.1		1	0	0	0	1	0	0	0	0	0	0	3	4	0.00	0.000					

AB 29  
R 0  
H 3  
RBI 0  
BB 1  
SO 9  
LOB 8



AB 29  
R 2  
H 6  
RBI 2  
BB 4  
SO 6  
LOB 16









Batter	1	2	3	4	5	6	7	8	9	AB	R	H	RBI	BB	SO	LOB	TOP									
<b>Kenny Lofton, L</b> OBP: 0.396, SLG: 0.444 (1, 8)	G4-3		BB				SF8		K	3	1	4	1	1	0		<b>Atlanta Braves @ San Diego Padres</b> Qualcomm Stadium, San Diego, CA Tue May 27 1997, 10:05 PM EDT Att: 18,231 - Unknown - 76 F									
<b>Michael Tucker, L</b> OBP: 0.380, SLG: 0.503 (1, 9) (8, 7)	P6		K				P5		2B	5	0	1	0	0	1											
<b>10 Chipper Jones, S</b> OBP: 0.363, SLG: 0.432 (1, 5)	P4			G4-3	K			G5-3	K	5	0	0	0	0	2	1										
<b>Fred McGriff, L</b> OBP: 0.341, SLG: 0.404 (1, 3)		HR		L9			F8		G4-3	5	2	2	1	0	0	1										
<b>Ryan Klesko, L</b> OBP: 0.329, SLG: 0.493 <b>Andruw Jones, R</b> OBP: 0.364, SLG: 0.414 (8, 9) (8, 9)	F7			K			G4-3		2B	3	0	0	0	0	1	0										
<b>Javy Lopez, R</b> OBP: 0.367, SLG: 0.544 (1, 2)	K				2B	1B		1B	2B	4	2	3	2	0	1	0										
<b>Mark Lemke, S</b> OBP: 0.292, SLG: 0.329 (1, 4)	G6-3						P5		F7	4	1	1	1	0	0	2										
<b>Jeff Blausler, R</b> OBP: 0.443, SLG: 0.613 <b>Rafael Bellard, R</b> OBP: 0.333, SLG: 0.333 (8, 6) (9, 6)	G6-3						IHR		SH5-4	3	2	2	1	0	0	0										
<b>Greg Maddux, R</b> OBP: 0.283, SLG: 0.087 <b>Mike Mordecai, R</b> OBP: 0.333, SLG: 0.375 <b>Alan Embree, L</b> <b>Brad Clontz, R</b> <b>Keith Lockhart, L</b> <b>Joe Borowski, R</b> <b>Mark Wohlers, R</b> (1, 1) (7, 1) (7, 1) (8, 1) (8, 1) (9, 1)	G3-1						SH5-4		IHR	1	0	0	0	0	0	0										
<b>Inning Stats</b>	R: 0 E: 0 K: 0 S: 6	H: 0 LOB: 0 BB: 0 P: 7	R: 1 E: 0 K: 1 S: 10	H: 1 LOB: 0 BB: 0 P: 16	R: 0 E: 0 K: 1 S: 9	H: 0 LOB: 1 BB: 1 P: 15	R: 0 E: 0 K: 1 S: 7	H: 0 LOB: 0 BB: 0 P: 9	R: 4 E: 0 K: 1 S: 20	H: 3 LOB: 0 BB: 0 P: 30	R: 0 E: 0 K: 0 S: 9	H: 1 LOB: 0 BB: 0 P: 13	R: 1 E: 0 K: 0 S: 8	H: 1 LOB: 0 BB: 0 P: 10	R: 3 E: 0 K: 0 S: 12	H: 3 LOB: 1 BB: 1 P: 21		R: 0 E: 0 K: 2 S: 11	H: 1 LOB: 1 BB: 0 P: 15	1B: 4 2B: 4 3B: 0 HR: 2	SF: 1 SAC: 2 DP: 0 HBP: 1	WP: 0 PB: 0 SB: 1 CS: 0	PA: 40			
<b>PITCHER</b>	IP	WLS	BF	H	R	ER	SO	BB	IBB	HBP	BLK	WP	HR	S	P	ERA	WHIP									
<b>Joey Hamilton, R</b> ERA: 4.1 (1, 1)	6.0	L	25	5	5	5	4	1	0	1	0	0	0	1	61	90	7.50	1.000								
<b>Sean Bergman, R</b> ERA: 4.35 (7, 1)	1.0		4	1	1	1	0	0	0	0	0	0	0	8	10	9.00	1.000									
<b>Terry Burrows, L</b> ERA: 22.5 (8, 1)	0.1		2	1	1	1	0	0	0	0	0	0	0	2	2	27.00	3.000									
<b>Doug Bochtler, R</b> ERA: 3.04 (8, 1)	0.2		5	2	2	2	0	1	0	0	0	0	0	10	19	27.00	4.500									
<b>Trevor Hoffman, R</b> ERA: 3.6 (9, 1)	1.0		4	1	0	0	2	0	0	0	0	0	0	11	15	0.00	1.000									

AB 34  
R 9  
H 10  
RBI 9  
BB 2  
SO 6  
LOB 6



Batter	1	2	3	4	5	6	7	8	9	AB	R	H	RBI	BB	SO	LOB	BOTTOM									
<b>Quilvio Veras, S</b> OBP: 0.310, SLG: 0.305 (1, 4)	K		F7	1B			K		G6-3	5	0	1	1	0	2	1	<b>Atlanta Braves @ San Diego Padres</b> Qualcomm Stadium, San Diego, CA Tue May 27 1997, 10:05 PM EDT Att: 18,231 - Unknown - 76 F									
<b>Tony Gwynn, L</b> OBP: 0.429, SLG: 0.603 <b>Trevor Hoffman, R</b> (1, 9) (9, 1)	1B		BB	1B					G3-1	5	1	4	0	0	0	1										
<b>Steve Finley, L</b> OBP: 0.322, SLG: 0.454 (1, 8)	1B		K	G4-3			G4-3		BB	4	0	1	0	1	1	5										
<b>Ken Caminiti, S</b> OBP: 0.326, SLG: 0.412 (1, 5)	1B						1B		K	3	0	2	1	2	1	1										
<b>Wally Joyner, L</b> OBP: 0.344, SLG: 0.443 (1, 3)	K		K				F7		F7	5	0	0	0	0	2	7										
<b>Greg Vaughn, R</b> OBP: 0.270, SLG: 0.381 (1, 7)	K						P6		FC6-4	5	1	1	0	0	2	5										
<b>Chris Gomez, R</b> OBP: 0.310, SLG: 0.360 (1, 6)	G6-3						F7		G4-3	4	0	1	0	0	0	2										
<b>John Flaherty, R</b> OBP: 0.281, SLG: 0.324 (1, 2)	G1-3						F8		FC6-4	4	0	1	0	0	0	3										
<b>Joey Hamilton, R</b> OBP: 0.167, SLG: 0.417 <b>Scott Livingstone, L</b> OBP: 0.222, SLG: 0.186 <b>Sean Bergman, R</b> OBP: 0.206, SLG: 0.206 <b>Terry Burrows, L</b> <b>Doug Bochtler, R</b> <b>Trey Baamon, L</b> (1, 1) (6, 1) (7, 1) (8, 1) (8, 1) (8, 1) (9, 1)	G6-3						1B		F8	2	0	1	0	0	0	0										
<b>Inning Stats</b>	R: 1 E: 0 K: 3 S: 12	H: 3 LOB: 2 BB: 0 P: 17	R: 0 E: 0 K: 0 S: 6	H: 0 LOB: 0 BB: 0 P: 6	R: 0 E: 0 K: 2 S: 17	H: 1 LOB: 2 BB: 1 P: 26	R: 1 E: 0 K: 0 S: 16	H: 4 LOB: 3 BB: 0 P: 21	R: 0 E: 0 K: 2 S: 10	H: 1 LOB: 1 BB: 0 P: 13	R: 0 E: 0 K: 0 S: 6	H: 1 LOB: 1 BB: 0 P: 10	R: 0 E: 0 K: 0 S: 7	H: 1 LOB: 1 BB: 0 P: 10	R: 0 E: 0 K: 2 S: 7	H: 0 LOB: 1 BB: 1 P: 15		1B: 10 2B: 2 3B: 0 HR: 0	SF: 0 SAC: 0 DP: 0 HBP: 0	WP: 0 PB: 0 SB: 1 CS: 0	PA: 42					
<b>PITCHER</b>	IP	WLS	BF	H	R	ER	SO	BB	IBB	HBP	BLK	WP	HR	S	P	ERA	WHIP									
<b>Greg Maddux, R</b> ERA: 1.57 (1, 1)	6.0		30	10	2	2	7	2	0	0	0	0	0	4	74	102	3.00	2.000								
<b>Alan Embree, L</b> ERA: 3.66 (7, 1)	0.1		2	1	0	0	0	0	0	0	0	0	0	4	6	0.00	3.000									
<b>Brad Clontz, R</b> ERA: 3.66 (7, 1)	0.2		2	0	0	0	0	0	0	0	0	0	0	2	4	0.00	0.000									
<b>Joe Borowski, R</b> ERA: 0.69 (8, 1)	1.0		4	1	0	0	0	0	0	0	0	0	0	7	10	0.00	1.000									
<b>Mark Wohlers, R</b> ERA: 1.71 (9, 1)	1.0		4	0	0	0	2	1	0	0	0	0	0	7	15	0.00	1.000									

AB 39  
R 2  
H 12  
RBI 2  
BB 3  
SO 9  
LOB 26









Batter	1	2	3	4	5	6	7	8	9	AB	R	H	RBI	BB	SO	LOB	TOP										
Stan Javier, S OBP: 0.333, SLG: 0.296 (1, 8)	P3		B2			F8	K			4	0	0	0	1	1	0	<b>San Francisco Giants @ Atlanta Braves</b> Turner Field, Atlanta, GA Fri May 30 1997, 7:05 PM EDT Att: 45,181 - Unknown - 67 F										
Jose Vizcaino, S OBP: 0.340, SLG: 0.318 (1, 6)	L1		L4			2B	K		F8	4	1	0	0	1	1	1											
Barry Bonds, L OBP: 0.437, SLG: 0.478 (1, 7)	F8		G6-3			E7			F9	5	1	2	0	0	0	1											
Jeff Kent, R OBP: 0.328, SLG: 0.529 (1, 4)				G5-3		G5-3			F9	4	0	1	1	0	1	1											
Glenallen Hill, R OBP: 0.279, SLG: 0.414 (1, 9)		F9		K		G5-3			1B	3	0	1	0	1	1	0											
Mark Lewis, R OBP: 0.336, SLG: 0.443 (1, 5)		BB		L9		G5-3			1B	4	0	2	0	0	0	2											
J.T. Snow, L OBP: 0.397, SLG: 0.382 (1, 3)					L4				K	2	0	0	0	2	1	3											
Rick Wilkins, L OBP: 0.242, SLG: 0.286 Julian Tavaréz, L (6, 1)						K	K		L7	2	0	0	0	1	2	3											
Rich Rodriguez, L OBP: 0.500, SLG: 0.500 Darryl Hamilton, L (8, PH) Doug Henry, R (8, 1)										0	0	0	0	0	0	0											
Keith Foulke, R Jim Poole, L Marcus Jensen, S OBP: 0.288, SLG: 0.302 (6, 2)		P9			G4-3		G4-3		L7	2	0	0	0	0	0	3											
Inning Stats	R: 0 E: 0 K: 0 S: 9	H: 0 LOB: 0 BB: 0 P: 16	R: 0 E: 0 K: 1 S: 13	H: 1 LOB: 3 BB: 2 P: 26	R: 0 E: 0 K: 0 S: 11	H: 0 LOB: 0 BB: 0 P: 17	R: 0 E: 0 K: 1 S: 7	H: 0 LOB: 0 BB: 0 P: 9	R: 0 E: 0 K: 1 S: 5	H: 0 LOB: 0 BB: 0 P: 6	R: 2 E: 1 K: 1 S: 19	H: 2 LOB: 3 BB: 3 P: 40	R: 0 E: 0 K: 2 S: 8	H: 0 LOB: 0 BB: 0 P: 15	R: 0 E: 0 K: 1 S: 17	H: 3 LOB: 3 BB: 0 P: 29	R: 0 E: 0 K: 0 S: 5	H: 0 LOB: 1 BB: 1 P: 13	1B: 4 2B: 2 3B: 0 HR: 0	SF: 0 SAC: 0 DP: 0 HBP: 0	WP: 0 PB: 0 SB: 0 CS: 0	PA: 39					
PITCHER	IP	WLS	BF	H	R	ER	SO	BB	IBB	HBP	BLK	WP	HR	S	P	ERA	WHIP										
Tom Glavine, L ERA: 2.86 Alan Embree, L ERA: 3.5 Mike Bielecki, R ERA: 2.08 Mark Wohlers, R ERA: 1.64	(1, 1)	7.0	29	3	2	2	6	4	1	0	0	0	0	72	129	2.57	1.000										

Batter	1	2	3	4	5	6	7	8	9	AB	R	H	RBI	BB	SO	LOB	BOTTOM										
Kenny Lofton, L OBP: 0.396, SLG: 0.444 (1, 8)	F8		K		G4-3		FC1-5		S	4	1	2	0	1	1	1	<b>San Francisco Giants @ Atlanta Braves</b> Turner Field, Atlanta, GA Fri May 30 1997, 7:05 PM EDT Att: 45,181 - Unknown - 67 F										
Michael Tucker, L OBP: 0.378, SLG: 0.492 (1, 9)	L1		L9		G4-3		FC1-5		BB	5	0	1	1	0	0	4											
10 Chipper Jones, S OBP: 0.364, SLG: 0.432 (1, 5)	G6-3				HR		F9			4	1	1	0	0	1	3											
Fred McGriff, L OBP: 0.338, SLG: 0.395 (1, 3)		K		G3					G4-3	3	0	0	0	1	1	1											
Ryan Klesko, L OBP: 0.331, SLG: 0.507 (1, 7)						HR			K	3	1	1	2	1	2	2											
Javy Lopez, R OBP: 0.368, SLG: 0.536 Eddie Pérez, R OBP: 0.175, SLG: 0.200 (3, 2)		L8			G4-3				1B	1	0	0	0	0	0	1											
Mark Lemke, S OBP: 0.290, SLG: 0.320 (1, 4)		F8			G4-3		G1-6-3		1B	4	0	1	0	0	0	3											
Jeff Blauser, R OBP: 0.444, SLG: 0.605 (1, 6)							F8		G6-3	2	0	0	0	2	0	2											
Tom Glavine, L OBP: 0.304, SLG: 0.158 Andruw Jones, R OBP: 0.305, SLG: 0.400 Alan Embree, L Mike Bielecki, R Mark Wohlers, R Keith Lockhart, L OBP: 0.231, SLG: 0.281 (9, PH)									F9	1	0	0	0	0	0	2											
Inning Stats	R: 0 E: 0 K: 0 S: 7	H: 0 LOB: 0 BB: 0 P: 9	R: 0 E: 0 K: 1 S: 11	H: 0 LOB: 1 BB: 1 P: 20	R: 0 E: 0 K: 1 S: 9	H: 0 LOB: 1 BB: 1 P: 17	R: 2 E: 0 K: 0 S: 11	H: 3 LOB: 2 BB: 1 P: 21	R: 0 E: 0 K: 2 S: 12	H: 1 LOB: 1 BB: 1 P: 20	R: 0 E: 0 K: 0 S: 5	H: 1 LOB: 0 BB: 0 P: 9	R: 0 E: 0 K: 1 S: 10	H: 1 LOB: 1 BB: 1 P: 18	R: 0 E: 0 K: 1 S: 11	H: 2 LOB: 2 BB: 0 P: 17		R: 1 E: 0 K: 0 S: 7	H: 1 LOB: 1 BB: 1 P: 15	1B: 6 2B: 2 3B: 0 HR: 1	SF: 0 SAC: 1 DP: 1 HBP: 0	WP: 0 PB: 0 SB: 2 CS: 1	PA: 38				
PITCHER	IP	WLS	BF	H	R	ER	SO	BB	IBB	HBP	BLK	WP	HR	S	P	ERA	WHIP										
Keith Foulke, R Jim Poole, L Julian Tavaréz, R Rich Rodriguez, L Doug Henry, R	(1, 1)	4.2	22	4	2	2	3	3	1	0	0	0	0	3	3	0.00	0.000										



Batter	1	2	3	4	5	6	7	8	9	AB	R	H	RBI	BB	SO	LOB	TOP																	
<b>Stan Javier, S</b> OBP: 0.345, SLG: 0.297 (1, 8)										3	3	1	0	2	0	1	<b>San Francisco Giants @ Atlanta Braves</b> Turner Field, Atlanta, GA Sat May 31 1997, 7:05 PM EDT Att: 46,445 - Unknown - 63 F																	
<b>Jose Vizcaino, S</b> OBP: 0.324, SLG: 0.326 (1, 6)										5	0	2	1	0	0	3																		
<b>Barry Bonds, L</b> OBP: 0.431, SLG: 0.469 (1, 7)										3	1	0	1	1	0	4																		
<b>Jeff Kent, R</b> OBP: 0.325, SLG: 0.520 (1, 4)										5	0	1	1	0	0	2																		
<b>Glenallen Hill, R</b> OBP: 0.277, SLG: 0.424 <b>Rod Beck, R</b> (9, 1)										5	1	1	1	0	1	3																		
<b>Mark Lewis, R</b> OBP: 0.333, SLG: 0.436 <b>Julian Tavaréz, L</b> (7, 1)										4	1	1	0	0	0	1																		
<b>Rich Rodriguez, L</b> OBP: 0.500, SLG: 0.500 <b>Marvin Benard, L</b> OBP: 0.362, SLG: 0.294 (8, 1) (9, 9)										0	0	0	0	0	0	0																		
<b>J.T. Snow, L</b> OBP: 0.394, SLG: 0.385 (1, 3)										4	0	1	1	0	0	2																		
<b>Rick Wilkins, L</b> OBP: 0.242, SLG: 0.284 (1, 2)										4	0	1	0	0	3	1																		
<b>William Van Landingham, R</b> OBP: 0.056, SLG: 0.056 <b>Joe Roa, R</b> OBP: 0.333, SLG: 0.333 <b>Jim Poole, L</b> (2, 1) (6, 1) <b>Bill Mueller, S</b> OBP: 0.358, SLG: 0.357 (7, 5)										0	0	0	0	0	0	0																		
<b>Inning Stats</b>	R: 1 E: 1 K: 0 S: 16	H: 0 LOB: 0 BB: 1 P: 26	R: 0 E: 0 K: 0 S: 8	H: 0 LOB: 0 BB: 11	R: 0 E: 1 K: 1 S: 15	H: 1 LOB: 2 BB: 0 P: 20	R: 1 E: 0 K: 2 S: 15	H: 2 LOB: 1 BB: 0 P: 13	R: 1 E: 0 K: 0 S: 10	H: 2 LOB: 1 BB: 0 P: 13	R: 2 E: 1 K: 0 S: 13	H: 1 LOB: 2 BB: 2 P: 26	R: 0 E: 0 K: 1 S: 5	H: 0 LOB: 0 BB: 0 P: 5	R: 0 E: 0 K: 0 S: 4	H: 1 LOB: 1 BB: 4	1B: 6 2B: 2 3B: 0 HR: 1	SF: 1 SAC: 0 DP: 0 HBP: 0	WP: 0 PB: 0 SB: 0 CS: 0	PA: 41														
<b>PITCHER</b>	IP WLS BF H R ER SO BB IBB HBP BLK WP HR S P ERA WHIP																																	
<b>Denny Neagle, L</b> ERA: 3.45 <b>Joe Borowski, R</b> ERA: 1.15 <b>Alan Embree, L</b> ERA: 3.38 <b>Brad Clontz, R</b> ERA: 3.48	(1, 1) (7, 1) (8, 1) (9, 1)	6.0 1.0 1.0 1.0	WLS L	BF 7	H 4	R 4	ER 3	SO 4	BB 1	IBB 0	HBP 0	BLK 0	WP 0	HR 1	S 72	P 103	ERA 4.50	WHIP 1.333																

Batter	1	2	3	4	5	6	7	8	9	AB	R	H	RBI	BB	SO	LOB	BOTTOM																	
<b>Kenny Lofton, L</b> OBP: 0.396, SLG: 0.441 (1, 8)										4	1	1	0	1	1	3	<b>San Francisco Giants @ Atlanta Braves</b> Turner Field, Atlanta, GA Sat May 31 1997, 7:05 PM EDT Att: 46,445 - Unknown - 63 F																	
<b>Michael Tucker, L</b> OBP: 0.388, SLG: 0.492 (1, 9)										2	1	1	0	3	0	0																		
<b>10 Chipper Jones, S</b> OBP: 0.360, SLG: 0.422 (1, 5)										4	0	0	0	1	0	8																		
<b>Fred McGriff, L</b> OBP: 0.339, SLG: 0.392 (1, 3)										4	1	1	0	1	0	3																		
<b>Ryan Klesko, L</b> OBP: 0.333, SLG: 0.519 (1, 7)										4	1	1	2	1	1	1																		
<b>Jeff Blausler, R</b> OBP: 0.446, SLG: 0.600 (1, 6)										3	0	1	1	2	0	0																		
<b>Mark Lemke, S</b> OBP: 0.293, SLG: 0.321 (1, 4)										3	0	1	1	1	0	1																		
<b>Eddie Pérez, R</b> OBP: 0.205, SLG: 0.227 (1, 2)										4	0	2	0	0	0	4																		
<b>Denny Neagle, L</b> ERA: 4.56 <b>Mike Mordecai, R</b> OBP: 0.325, SLG: 0.354 <b>Joe Borowski, R</b> ERA: 1.15 <b>Alan Embree, L</b> ERA: 3.38 <b>Andrew Jones, R</b> OBP: 0.302, SLG: 0.306 <b>Brad Clontz, R</b> (1, 1) (5, PH) (7, 1) (8, PH) (9, 1)										1	0	0	0	1	1	2																		
<b>Inning Stats</b>	R: 3 E: 0 K: 0 S: 8	H: 1 LOB: 2 BB: 4 P: 28	R: 0 E: 0 K: 0 S: 7	H: 0 LOB: 3 BB: 3 P: 20	R: 1 E: 0 K: 1 S: 18	H: 3 LOB: 2 BB: 0 P: 29	R: 0 E: 0 K: 0 S: 4	H: 0 LOB: 0 BB: 1 P: 9	R: 0 E: 0 K: 1 S: 8	H: 0 LOB: 0 BB: 0 P: 13	R: 0 E: 0 K: 0 S: 15	H: 1 LOB: 2 BB: 1 P: 26	R: 0 E: 0 K: 0 S: 13	H: 2 LOB: 2 BB: 1 P: 24	R: 0 E: 0 K: 1 S: 6	H: 1 LOB: 1 BB: 0 P: 6		R: 0 E: 0 K: 0 S: 3	H: 0 LOB: 1 BB: 1 P: 7	1B: 7 2B: 0 3B: 0 HR: 1	SF: 1 SAC: 0 DP: 3 HBP: 0	WP: 0 PB: 0 SB: 0 CS: 0	PA: 43											
<b>PITCHER</b>	IP WLS BF H R ER SO BB IBB HBP BLK WP HR S P ERA WHIP																																	
<b>William Van Landingham, R</b> ERA: 4.56 <b>Joe Roa, R</b> ERA: 4.24 <b>Jim Poole, L</b> ERA: 6.16 <b>Julian Tavaréz, R</b> ERA: 7.11 <b>Rich Rodriguez, L</b> ERA: 3.84	(1, 1) (2, 1) (6, 1) (7, 1) (8, 1)	1.0 4.1 1.1 0.2 1.1	WLS W	BF 11	H 4	R 1	ER 3	SO 3	BB 7	IBB 0	HBP 0	BLK 0	WP 0	HR 1	S 41	P 66	ERA 2.08	WHIP 1.154																
<b>Rod Beck, R</b> ERA: 3.27 (9, 1)	0.1	WLS S	BF 2	H 0	R 0	ER 0	SO 0	BB 1	IBB 0	HBP 0	BLK 0	WP 0	HR 0	S 1	P 5	ERA 0.00	WHIP 3.000																	



Batter	1	2	3	4	5	6	7	8	9	AB	R	H	RBI	BB	SO	LOB	TOP			
<b>Stan Javier, S</b> OBP: 0.339, SLG: 0.292 (1, 8)	P3	G6-3			S SH 1B		G4-3		FC6-4	5	0	1	0	0	0	1	<b>San Francisco Giants @ Atlanta Braves</b> Turner Field, Atlanta, GA Sun Jun 01 1997, 3:33 AM EDT Att: 46,501 - Cloudy - 68 F			
<b>Jose Vizcaino, S</b> OBP: 0.341, SLG: 0.326 (1, 6)	1B		G6-3		SH G6-4-3		G6-3			3	0	1	0	0	0	0				
<b>Barry Bonds, L</b> OBP: 0.432, SLG: 0.467 (1, 7)	1B	1B		BB			P3		G4-3	3	1	1	0	1	0	2				
<b>Jeff Kent, R</b> OBP: 0.324, SLG: 0.514 (1, 4)	1B	1B		F7			G6-4-3		L8	4	1	1	0	0	0	3				
<b>Glenallen Hill, R</b> OBP: 0.286, SLG: 0.436 (1, 9)	1B	1B		L7					CS 1B	4	1	3	1	0	0	1				
<b>Mark Lewis, R</b> OBP: 0.347, SLG: 0.460 <b>Doug Henry, R</b> (8, 1)	1B				F9 2B				1B	3	0	2	2	1	1	1				
<b>Rich Rodriguez, L</b> OBP: 0.500, SLG: 0.500 (8, 1)	2B								BB	0	0	0	0	0	0	0				
<b>J.T. Snow, L</b> OBP: 0.387, SLG: 0.376 (1, 3)	K								BB	0	0	0	0	0	0	0				
<b>Marcus Jensen, S</b> OBP: 0.274, SLG: 0.286 <b>Marvin Benard, L</b> (9, PH)		P2			F9 2B				BB	4	0	0	0	0	2	3				
<b>Kirk Rueter, L</b> OBP: 0.167, SLG: 0.091 <b>Darryl Hamilton, L</b> (7, PH)									F7	3	0	0	0	0	1	2				
<b>Jim Poole, L</b> (7, 1)	K				P7				B3	1	0	0	0	0	0	0				
<b>Bill Mueller, S</b> OBP: 0.363, SLG: 0.357 (8, 5)							F7		FC6-4 BB	0	0	0	0	1	0	0				
<b>Inning Stats</b>	R: 3 E: 0 K: 1 S: 20	H: 5 LOB: 1 BB: 0 P: 26	R: 0 E: 0 K: 1 S: 6	H: 0 LOB: 0 BB: 0 P: 12	R: 0 E: 0 K: 0 S: 8	H: 0 LOB: 1 BB: 1 P: 15	R: 0 E: 0 K: 1 S: 7	H: 1 LOB: 1 BB: 0 P: 10	R: 0 E: 0 K: 0 S: 7	H: 1 LOB: 1 BB: 1 P: 8	R: 0 E: 0 K: 1 S: 5	H: 0 LOB: 0 BB: 0 P: 6	R: 0 E: 0 K: 1 S: 9	H: 1 LOB: 1 BB: 0 P: 15	R: 0 E: 0 K: 0 S: 10	H: 0 LOB: 1 BB: 1 P: 17	1B: 6 2B: 3 3B: 0 HR: 0	SF: 0 SAC: 1 DP: 1 HBP: 0	WP: 0 PB: 0 SB: 1 CS: 1	PA: 37
<b>PITCHER</b>	IP WLS BF H R ER SO BB IBB HBP BLK WP HR S P ERA WHIP	IP WLS BF H R ER SO BB IBB HBP BLK WP HR S P ERA WHIP																		
<b>Terrell Wade, L</b> ERA: 4.76 (1, 1)	6.0	26	8	3	3	4	2	0	0	0	0	0	0	0	55	83	4.50	1.667		
<b>Mike Bielecki, R</b> ERA: 1.95 (7, 1)	2.0	7	1	0	0	1	0	0	0	0	0	0	0	14	21	0.00	0.500			
<b>Mark Wohlers, R</b> ERA: 1.57 (9, 1)	1.0	4	0	0	0	0	1	0	0	0	0	0	0	10	17	0.00	1.000			

Batter	1	2	3	4	5	6	7	8	9	AB	R	H	RBI	BB	SO	LOB	BOTTOM			
<b>Kenny Lofton, L</b> OBP: 0.396, SLG: 0.444 (1, 8)	SH3 2B		CS 1B		G6-3		L6	L9		5	0	2	0	0	0	3	<b>San Francisco Giants @ Atlanta Braves</b> Turner Field, Atlanta, GA Sun Jun 01 1997, 3:33 AM EDT Att: 46,501 - Cloudy - 68 F			
<b>Michael Tucker, L</b> OBP: 0.387, SLG: 0.489 (1, 7)	SH3		CS	F9	10 E 10 S 1B		F9			3	0	1	0	0	0	0				
<b>10 Chipper Jones, S</b> OBP: 0.358, SLG: 0.424 (1, 5)	G1-3			HR 2B	G4-3		G5-3			4	1	1	0	0	0	2				
<b>Andruw Jones, R</b> OBP: 0.349, SLG: 0.379 (1, 9)	G4-3			G5-3	F8			P4		4	0	0	0	0	0	3				
<b>Jeff Blauser, R</b> OBP: 0.449, SLG: 0.613 (1, 6)		F7		HR BB		B3		HR		3	2	1	1	1	0	0				
<b>Ryan Klesko, L</b> OBP: 0.337, SLG: 0.535 (1, 3)		F8		HR		L7		1B BB		3	1	1	3	1	0	0				
<b>Eddie Pérez, R</b> OBP: 0.250, SLG: 0.292 (1, 2)		F8						BB 1B		4	0	3	0	0	0	0				
<b>Tony Graffanino, R</b> OBP: 0.341, SLG: 0.286 (1, 4)			F8					K		2	0	0	0	2	1	2				
<b>Terrell Wade, L</b> OBP: 0.250, SLG: 0.182 <b>Mike Mordecai, R</b> (6, PH)					L7					2	0	0	0	0	1	2				
<b>Mike Bielecki, R</b> (7, 1)					K					0	0	0	0	0	0	0				
<b>Keith Lockhart, L</b> OBP: 0.250, SLG: 0.281 <b>Mark Wohlers, R</b> (9, 1)								BB		0	0	0	0	1	0	0				
<b>Inning Stats</b>	R: 0 E: 0 K: 0 S: 7	H: 1 LOB: 1 BB: 0 P: 14	R: 0 E: 0 K: 0 S: 8	H: 0 LOB: 0 BB: 0 P: 13	R: 0 E: 0 K: 1 S: 10	H: 1 LOB: 0 BB: 0 P: 11	R: 3 E: 0 K: 0 S: 13	H: 3 LOB: 2 BB: 2 P: 28	R: 0 E: 0 K: 0 S: 12	H: 1 LOB: 1 BB: 0 P: 19	R: 0 E: 0 K: 1 S: 13	H: 1 LOB: 2 BB: 1 P: 26	R: 0 E: 0 K: 0 S: 5	H: 0 LOB: 0 BB: 0 P: 7	R: 1 E: 0 K: 1 S: 13	H: 2 LOB: 3 BB: 2 P: 26	1B: 4 2B: 3 3B: 0 HR: 2	SF: 0 SAC: 1 DP: 0 HBP: 0	WP: 0 PB: 0 SB: 1 CS: 1	PA: 38
<b>PITCHER</b>	IP WLS BF H R ER SO BB IBB HBP BLK WP HR S P ERA WHIP	IP WLS BF H R ER SO BB IBB HBP BLK WP HR S P ERA WHIP																		
<b>Kirk Rueter, L</b> ERA: 3.34 (1, 1)	6.0	27	7	3	3	2	2	1	0	0	0	0	0	1	12	21	6.75	1.500		
<b>Jim Poole, L</b> ERA: 6.2 (7, 1)	1.1	6	1	1	1	0	1	0	0	0	0	0	0	5	10	0.00	6.000			
<b>Doug Henry, R</b> ERA: 1.24 (8, 1)	0.1	3	1	0	0	1	1	0	0	0	0	0	0	1	2	0.00	0.000			
<b>Rich Rodriguez, L</b> ERA: 0.93 (8, 1)	0.1	1	0	0	0	0	0	0	0	0	0	0	0	1	2	0.00	0.000			





Batter	1	2	3	4	5	6	7	8	9	AB	R	H	RBI	BB	SO	LOB	TOP										
<b>Craig Shipley, R</b> OBP: 0.333, SLG: 0.708 (1, 4)	F9		G6-3			SF9 2B		CS	K	5	1	2	0	0	1	0	<b>San Diego Padres @ Atlanta Braves</b> Turner Field, Atlanta, GA Mon Jun 02 1997, 7:05 PM EDT Att: 33,659 - Unknown - 65 F										
<b>Tony Gwynn, L</b> OBP: 0.438, SLG: 0.607 (1, 9)	G4-3		F7			SF9 1B			F8	4	1	1	0	1	0	0											
<b>Steve Finley, L</b> OBP: 0.333, SLG: 0.484 (1, 8)	G4-3					SF9 2B			P6	3	0	0	1	1	0	2											
<b>Ken Caminiti, S</b> OBP: 0.323, SLG: 0.388 (1, 5)			G4-3 1B							4	2	2	1	0	2	1											
<b>Wally Joyner, L</b> OBP: 0.356, SLG: 0.450 (1, 3)	G4-3									4	0	2	1	0	0	1											
<b>Greg Vaughn, R</b> OBP: 0.280, SLG: 0.367 (1, 7)										4	0	0	0	0	1	3											
<b>Tim Worrell, R</b> OBP: 0.294, SLG: 0.200 (7, 1)										0	0	0	0	0	0	0											
<b>Terry Burrows, L</b> (8, 1)										0	0	0	0	0	0	0											
<b>Trevor Hoffman, R</b> OBP: 1.000, SLG: 1.000 (9, 1)										0	0	0	0	0	0	0											
<b>Chris Gomez, R</b> OBP: 0.324, SLG: 0.352 (1, 6)										4	1	1	1	0	2	2											
<b>John Flaherty, R</b> OBP: 0.288, SLG: 0.323 (1, 2)										3	0	1	1	1	0	0											
<b>Heath Murray, L</b> (1, 1)										3	0	0	0	0	0	3											
<b>Trey Beamon, L</b> OBP: 0.333, SLG: 0.350 (7, 7)										1	0	1	0	0	0	0											
<b>Inning Stats</b>	R: 0 E: 0 K: 0 S: 4	H: 0 LOB: 0 BB: 0 P: 5	R: 2 E: 0 K: 0 S: 15	H: 3 LOB: 1 BB: 0 P: 22	R: 0 E: 0 K: 1 S: 10	H: 0 LOB: 1 BB: 1 P: 19	R: 0 E: 0 K: 2 S: 9	H: 1 LOB: 2 BB: 1 P: 16	R: 3 E: 0 K: 0 S: 10	H: 4 LOB: 1 BB: 0 P: 18	R: 0 E: 0 K: 0 S: 8	H: 1 LOB: 2 BB: 1 P: 13	R: 0 E: 0 K: 1 S: 6	H: 0 LOB: 0 BB: 0 P: 6	R: 0 E: 0 K: 1 S: 7	H: 1 LOB: 0 BB: 0 P: 12	R: 0 E: 0 K: 1 S: 11	H: 0 LOB: 0 BB: 0 P: 16	1B: 6 2B: 4 3B: 0 HR: 0	SF: 1 SAC: 0 DP: 0 HBP: 0	WP: 0 PB: 0 SB: 0 CS: 1	PA: 40					
<b>PITCHER</b>	IP	WLS	BF	H	R	ER	SO	BB	IBB	HBP	BLK	WP	HR	S	P	ERA	WHIP										
<b>Greg Maddux, R</b> ERA: 1.98 (1, 1)	7.0	L	33	9	5	5	4	1	2	0	0	0	0	62	99	6.43	1.429										
<b>Brad Clontz, R</b> ERA: 3.32 (8, 1)	1.0		3	1	0	0	1	0	0	0	0	0	0	7	12	0.00	1.000										
<b>Alan Embree, L</b> ERA: 3.18 (9, 1)	1.0		3	0	0	0	1	0	0	0	0	0	0	11	16	0.00	0.000										

Batter	1	2	3	4	5	6	7	8	9	AB	R	H	RBI	BB	SO	LOB	BOTTOM										
<b>Kenny Lofton, L</b> OBP: 0.396, SLG: 0.441 (1, 8)	FC4-6 10 1B 1B	CS	G5-3 10 1B 1B	K			B2		G4-3	4	2	1	0	1	1	5	<b>San Diego Padres @ Atlanta Braves</b> Turner Field, Atlanta, GA Mon Jun 02 1997, 7:05 PM EDT Att: 33,659 - Unknown - 65 F										
<b>Mark Lemke, S</b> OBP: 0.291, SLG: 0.317 (1, 4)	L5		G5-3				G4-3		K	5	0	1	0	0	1	2											
<b>10 Chipper Jones, S</b> OBP: 0.363, SLG: 0.429 (1, 5)	FC4-6 1B		L5-3 1B				K		L9	5	0	3	3	0	1	0											
<b>Fred McGriff, L</b> OBP: 0.333, SLG: 0.385 (1, 3)	FC4-6 1B		L5-3				G1-4-3		G4-6-3 1B	4	0	0	0	0	0	5											
<b>Andruw Jones, R</b> OBP: 0.354, SLG: 0.384 (1, 9)							F9		F7	4	0	2	1	0	0	0											
<b>Jeff Blauser, R</b> OBP: 0.446, SLG: 0.602 (1, 6)	F7						L6		F9	3	0	0	0	1	0	2											
<b>Ryan Klesko, L</b> OBP: 0.346, SLG: 0.535 (1, 7)							P5		E 1B BB	2	0	1	0	2	0	0											
<b>Eddie Pérez, R</b> OBP: 0.255, SLG: 0.294 (1, 2)									E7	3	1	1	0	0	2	4											
<b>Keith Lockhart, L</b> OBP: 0.288, SLG: 0.303 (8, PH)									1B 10 1B BB	1	0	1	0	0	0	0											
<b>Alan Embree, L</b> (9, 1)									1B	0	0	0	0	0	0	0											
<b>Greg Maddux, R</b> ERA: 1.98 (1, 1)	6.1	W	28	7	4	4	4	4	0	0	0	0	0	0	0	4											
<b>Mike Mordecai, R</b> OBP: 0.333, SLG: 0.353 (7, PH)	1.1		7	3	0	0	0	1	0	0	0	0	0	0	0	0											
<b>Brad Clontz, R</b> (8, 1)	0.1		1	0	0	0	1	0	0	0	0	0	0	0	0	0											
<b>Michael Tucker, L</b> OBP: 0.307, SLG: 0.488 (8, PH)	1.0	S	3	0	0	0	1	0	0	0	0	0	0	0	0	0											
<b>Javy Lopez, R</b> OBP: 0.356, SLG: 0.532 (9, 2)	1.0		3	0	0	0	1	0	0	0	0	0	0	0	0	1											
<b>Inning Stats</b>	R: 1 E: 0 K: 0 S: 9	H: 2 LOB: 2 BB: 1 P: 19	R: 0 E: 0 K: 1 S: 11	H: 1 LOB: 0 BB: 0 P: 19	R: 1 E: 0 K: 0 S: 7	H: 2 LOB: 0 BB: 0 P: 9	R: 0 E: 0 K: 2 S: 10	H: 1 LOB: 3 BB: 2 P: 20	R: 0 E: 0 K: 0 S: 4	H: 0 LOB: 0 BB: 0 P: 10	R: 2 E: 0 K: 0 S: 8	H: 3 LOB: 1 BB: 1 P: 15	R: 0 E: 1 K: 1 S: 12	H: 1 LOB: 2 BB: 1 P: 21	R: 0 E: 0 K: 1 S: 7	H: 0 LOB: 0 BB: 0 P: 10	1B: 10 2B: 1 3B: 0 HR: 0	SF: 0 SAC: 0 DP: 2 HBP: 0	WP: 0 PB: 0 SB: 0 CS: 1	PA: 40							
<b>PITCHER</b>	IP	WLS	BF	H	R	ER	SO	BB	IBB	HBP	BLK	WP	HR	S	P	ERA	WHIP										
<b>Heath Murray, L</b> ERA: 5.11 (1, 1)	6.1	W	28	7	4	4	4	4	0	0	0	0	0	0	0	4	1.737										
<b>Tim Worrell, R</b> ERA: 5.49 (7, 1)	1.1		7	3	0	0	0	1	0	0	0	0	0	10	20	0.00	3.000										
<b>Terry Burrows, L</b> ERA: 8.44 (8, 1)	0.1		1	0	0	0	1	0	0	0	0	0	0	5	7	0.00	0.000										
<b>Trevor Hoffman, R</b> ERA: 3.22 (9, 1)	1.0	S	3	0	0	0	1	0	0	0	0	0	0	7	10	0.00	0.000										





Batter	1	2	3	4	5	6	7	8	9	AB R H RBI BB SO LOB	TOP											
<b>QuiVio Veras, S</b> OBP: 0.323, SLG: 0.317 (1, 4)										4 1 3 2 1 0 0	<b>San Diego Padres @ Atlanta Braves</b> Turner Field, Atlanta, GA Tue Jun 03 1997, 7:05 PM EDT Att: 41,902 - Unknown - 70 F											
<b>Tony Gwynn, L</b> OBP: 0.437, SLG: 0.605 (1, 9)										4 1 1 0 1 1 2												
<b>Steve Finley, L</b> OBP: 0.326, SLG: 0.471 (1, 8)										4 0 0 0 0 0 2												
<b>Ken Caminiti, S</b> OBP: 0.321, SLG: 0.385 (1, 5)										4 0 1 0 0 0 0												
<b>Wally Joyner, L</b> OBP: 0.359, SLG: 0.448 (9, PR)										3 0 1 0 1 0 1												
<b>Arch Cianfrocco, R</b> OBP: 0.355, SLG: 0.405 (9, 3)										0 1 0 0 0 0 0												
<b>Greg Vaughn, R</b> OBP: 0.292, SLG: 0.369 (1, 7)										2 1 1 0 2 0 2												
<b>Chris Gomez, R</b> OBP: 0.319, SLG: 0.347 (1, 6)										3 1 0 0 0 2 4												
<b>John Flaherty, R</b> OBP: 0.287, SLG: 0.321 (1, 2)										4 0 1 1 0 1 2												
<b>Fernando Valenzuela, L</b> OBP: 0.188, SLG: 0.188 (7, PH)										2 0 0 0 0 0 2												
<b>Scott Livingstone, L</b> OBP: 0.196, SLG: 0.156 (7, 1)										1 0 0 0 0 0 0												
<b>Terry Burrows, L</b> (7, 1)										0 0 0 0 0 0 0												
<b>Pete Smith, R</b> (7, 1)										0 0 0 0 0 0 0												
<b>Craig Shipley, R</b> OBP: 0.093, SLG: 0.093 (9, PH)										1 0 0 0 0 1 3												
<b>Trevor Hoffman, R</b> OBP: 1.000, SLG: 1.000 (9, 1)										0 0 0 0 0 0 0												
<b>Inning Stats</b>	R: 1 E: 0 K: 0 S: 14	H: 1 LOB: 0 BB: 1 P: 22	R: 0 E: 0 K: 1 S: 9	H: 2 LOB: 2 BB: 0 P: 15	R: 0 E: 0 K: 0 S: 12	H: 1 LOB: 0 BB: 0 P: 16	R: 0 E: 0 K: 1 S: 11	H: 1 LOB: 1 BB: 1 P: 16	R: 0 E: 0 K: 1 S: 10	H: 0 LOB: 0 BB: 1 P: 16	R: 1 E: 1 K: 0 S: 12	H: 1 LOB: 2 BB: 1 P: 21	R: 0 E: 0 K: 0 S: 5	H: 0 LOB: 0 BB: 0 P: 5	R: 0 E: 0 K: 0 S: 5	H: 0 LOB: 0 BB: 0 P: 7	R: 3 E: 1 K: 2 S: 18	H: 2 LOB: 2 BB: 1 P: 27	1B: 7 2B: 1 3B: 0 HR: 0	SF: 0 SAC: 1 DP: 3 HBP: 0	WP: 1 PB: 0 SB: 1 CS: 1	PA: 39
<b>PITCHER</b>	IP WLS BF H R ER SO BB IBB HBP BLK WP HR S P ERA WHIP											IP WLS BF H R ER SO BB IBB HBP BLK WP HR S P ERA WHIP										
<b>29 John Smoltz, R</b> ERA: 2.66	(1, 1) 8.0 31 6 2 1 3 3 1 0 0 1 0 78 118 1.12 1.125																					
<b>Mark Wohlers, R</b> ERA: 1.89	(9, 1) 1.0 L 7 2 3 1 2 1 0 0 0 0 0 18 27 9.00 3.000																					

AB 32  
R 5  
H 8  
RBI 3  
BB 5  
SO 5  
LOB 18



Batter	1	2	3	4	5	6	7	8	9	AB R H RBI BB SO LOB	BOTTOM											
<b>Kenny Lofton, L</b> OBP: 0.396, SLG: 0.438 (1, 8)										4 0 1 1 1 1 1	<b>San Diego Padres @ Atlanta Braves</b> Turner Field, Atlanta, GA Tue Jun 03 1997, 7:05 PM EDT Att: 41,902 - Unknown - 70 F											
<b>Michael Tucker, L</b> OBP: 0.388, SLG: 0.489 (1, 7)										4 0 1 0 0 2 0												
<b>10 Chipper Jones, S</b> OBP: 0.368, SLG: 0.427 (1, 5)										3 0 1 0 2 1 3												
<b>Fred McGriff, L</b> OBP: 0.335, SLG: 0.390 (1, 3)										5 0 2 0 0 2 4												
<b>Andrew Jones, R</b> OBP: 0.350, SLG: 0.379 (1, 9)										4 1 1 0 0 2 5												
<b>Javy Lopez, R</b> OBP: 0.369, SLG: 0.526 (1, 2)										2 1 0 0 1 0 2												
<b>Tony Graffanino, R</b> OBP: 0.341, SLG: 0.286 (8, PR)										0 0 0 0 0 0 0												
<b>Eddie Pérez, R</b> OBP: 0.235, SLG: 0.294 (9, 2)										0 0 0 0 0 0 0												
<b>Mark Lemke, S</b> OBP: 0.286, SLG: 0.311 (1, 4)										3 0 0 0 0 1 2												
<b>Jeff Blausler, R</b> OBP: 0.437, SLG: 0.589 (1, 6)										4 0 0 0 0 1 4												
<b>29 John Smoltz, R</b> OBP: 0.514, SLG: 0.533 (8, PH)										3 0 2 1 0 1 0												
<b>Keith Lockhart, L</b> OBP: 0.262, SLG: 0.294 (9, 1)										1 0 0 0 0 0 2												
<b>Mark Wohlers, R</b> ERA: 3.09										0 0 0 0 0 0 0												
<b>Inning Stats</b>	R: 0 E: 0 K: 2 S: 15	H: 1 LOB: 2 BB: 1 P: 30	R: 0 E: 0 K: 0 S: 5	H: 0 LOB: 0 BB: 0 P: 6	R: 0 E: 0 K: 3 S: 12	H: 0 LOB: 1 BB: 1 P: 22	R: 2 E: 0 K: 2 S: 13	H: 3 LOB: 2 BB: 1 P: 22	R: 0 E: 0 K: 1 S: 7	H: 1 LOB: 1 BB: 0 P: 14	R: 0 E: 0 K: 0 S: 10	H: 1 LOB: 1 BB: 0 P: 14	R: 0 E: 0 K: 0 S: 7	H: 0 LOB: 2 BB: 0 P: 8	R: 0 E: 0 K: 3 S: 12	H: 1 LOB: 1 BB: 0 P: 18	1B: 5 2B: 3 3B: 0 HR: 0	SF: 0 SAC: 1 DP: 0 HBP: 2	WP: 0 PB: 0 SB: 2 CS: 0	PA: 40		
<b>PITCHER</b>	IP WLS BF H R ER SO BB IBB HBP BLK WP HR S P ERA WHIP											IP WLS BF H R ER SO BB IBB HBP BLK WP HR S P ERA WHIP										
<b>Fernando Valenzuela, L</b> ERA: 4.15	(1, 1) 6.0 28 6 2 2 8 4 0 1 0 0 0 65 116 3.00 1.667																					
<b>Terry Burrows, L</b> ERA: 7.5	(7, 1) 0.2 3 1 0 0 0 0 0 0 0 0 0 6 9 0.00 1.500																					
<b>Pete Smith, R</b> ERA: 6.23	(7, 1) 1.1 W 5 0 0 0 0 0 0 0 1 0 0 0 11 13 0.00 0.000																					
<b>Trevor Hoffman, R</b> ERA: 3.09	(9, 1) 1.0 S 4 1 0 0 0 3 0 0 0 0 0 0 12 18 0.00 1.000																					

AB 33  
R 2  
H 8  
RBI 2  
BB 4  
SO 11  
LOB 23





Batter	1	2	3	4	5	6	7	8	9	AB	R	H	RBI	BB	SO	LOB	TOP								
<b>Kenny Lofton, L</b> OBP: 0.396, SLG: 0.435 (1, 8)	G4-3		BB			K	FC5		10 2B	4	1	1	0	1	1	3	<b>Atlanta Braves @ Montreal Expos</b> Olympic Stadium, Montreal, QB Wed Jun 04 1997, 7:05 PM EDT Att: 16,429 - Dome								
<b>Michael Tucker, L</b> OBP: 0.383, SLG: 0.487 (1, 9) (7, 7)	K		K					G4-3	L9	5	0	1	0	0	2	3									
<b>10 Chipper Jones, S</b> OBP: 0.369, SLG: 0.431 (1, 5)	G1-3		F8					G6-3		5	1	2	2	0	0	2									
<b>Fred McGriff, L</b> OBP: 0.336, SLG: 0.408 (1, 3)		F7	G4-3						G6-3	5	1	2	2	0	0	3									
<b>Ryan Klesko, L</b> OBP: 0.339, SLG: 0.521 <b>Andruw Jones, R</b> OBP: 0.350, SLG: 0.379 (1, 7) (7, 9)	F8			L7		G3		L9		4	0	0	0	0	0	1									
<b>Javy Lopez, R</b> OBP: 0.366, SLG: 0.525 (1, 2)	G5-3									4	0	1	0	0	1	0									
<b>Jeff Blausler, R</b> OBP: 0.436, SLG: 0.582 (1, 6)			2B HBP	P6		FC5 1B HBP		G6-3		2	1	0	0	0	0	1									
<b>Tony Graffanino, R</b> OBP: 0.333, SLG: 0.308 (1, 4)			1-H SH 2B	K		F9		K		4	1	1	1	0	2	2									
<b>Tom Glavine, L</b> OBP: 0.346, SLG: 0.227 <b>Mike Bielecki, R</b> (9, 1)			SH			2B 10 1B			G5-3	3	1	2	0	0	0	0									
<b>Inning Stats</b>	R: 0 E: 0 K: 1 S: 5	H: 0 LOB: 0 BB: 0 P: 5	R: 0 E: 0 K: 0 S: 3	H: 0 LOB: 0 BB: 0 P: 3	R: 2 E: 1 K: 1 S: 7	H: 1 LOB: 2 BB: 1 P: 12	R: 0 E: 0 K: 1 S: 6	H: 1 LOB: 1 BB: 0 P: 6	R: 3 E: 0 K: 1 S: 8	H: 4 LOB: 0 BB: 0 P: 8	R: 0 E: 0 K: 1 S: 6	H: 1 LOB: 1 BB: 0 P: 7	R: 0 E: 0 K: 1 S: 4	H: 1 LOB: 1 BB: 0 P: 4	R: 0 E: 0 K: 1 S: 5	H: 0 LOB: 0 BB: 0 P: 5	R: 1 E: 0 K: 0 S: 5	H: 2 LOB: 1 BB: 0 P: 5	1B: 4 2B: 5 3B: 0 HR: 1	SF: 0 SAC: 1 DP: 0 HBP: 2	WP: 0 PB: 0 SB: 1 CS: 0	PA: 40			
<b>PITCHER</b>	IP	WLS	BF	H	R	ER	SO	BB	IBB	HBP	BLK	WP	HR	S	P	ERA	WHIP								
<b>Jeff Juden, R</b> ERA: 4.92 <b>Marc Valdes, R</b> ERA: 4.85 <b>Anthony Telford, R</b> ERA: 2.56 <b>Lee Smith, R</b> ERA: 5.94	(1, 1) (6, 1) (8, 1) (9, 1)	5.0 2.0 1.0 1.0	L 9 3 5	23 2 0 2	6 2 0 1	5 0 0 1	4 0 0 1	4 0 0 0	0 0 0 0	0 0 0 0	0 0 0 0	0 0 0 0	1 0 0 0	10 5 5 5	34 11 5 5	7.20 0.00 0.00 9.00	1.400 1.000 0.000 2.000								

AB 36  
R 6  
H 10  
RBI 5  
BB 1  
SO 6  
LOB 15



Batter	1	2	3	4	5	6	7	8	9	AB	R	H	RBI	BB	SO	LOB	BOTTOM								
<b>Mark Grudzielanek, R</b> OBP: 0.336, SLG: 0.407 (1, 6)	K		F8					G4-3		4	0	0	0	0	1	3	<b>Atlanta Braves @ Montreal Expos</b> Olympic Stadium, Montreal, QB Wed Jun 04 1997, 7:05 PM EDT Att: 16,429 - Dome								
<b>Mike Lansing, R</b> OBP: 0.323, SLG: 0.449 (1, 4)	G5-3			L8				P4		4	0	1	0	0	0	1									
<b>Rondell White, R</b> OBP: 0.347, SLG: 0.493 (1, 8)	F8			G5-3		G4-6-3 1B		G5-3		4	0	0	0	0	0	2									
<b>Henry Rodriguez, L</b> OBP: 0.360, SLG: 0.569 (1, 7)				F9		K			F7	4	0	1	0	0	1	0									
<b>Vladimir Guerrero, R</b> OBP: 0.365, SLG: 0.436 (1, 9)		L9				K			HR 2B	4	1	1	0	0	2	1									
<b>Chris Widger, R</b> OBP: 0.301, SLG: 0.523 (1, 2)	K				BB G5-3 1B				HR	4	2	3	2	0	1	1									
<b>F.P. Santangelo, S</b> OBP: 0.416, SLG: 0.357 (1, 5)	FC6-4				G5-3 BB 1B		F8		K	4	0	1	0	0	1	2									
<b>Joe Orsulak, L</b> OBP: 0.333, SLG: 0.365 (1, 3)			G6-3		G5-3 BB		G4-3		G6-3	3	0	0	0	1	0	1									
<b>Jeff Juden, R</b> OBP: 0.296, SLG: 0.192 <b>Sherman Chando, R</b> OBP: 0.185, SLG: 0.240 <b>Marc Valdes, R</b> OBP: 0.333, SLG: 0.333 <b>Anthony Telford, R</b> OBP: 0.296, SLG: 0.375 <b>Andy Stankiewicz, R</b> OBP: 0.296, SLG: 0.375 <b>Lee Smith, R</b> (1, 1) (5, PH) (8, 1) (8, PH) (9, 1)	(1, 1) (5, PH) (8, 1) (8, PH) (9, 1)	8.1 0.2	W 3	32 1	7 0	2 0	2 0	6 0	1 0	2 0	1 0	1 0	1 0	1 0	1 0	1 0									
<b>Inning Stats</b>	R: 0 E: 0 K: 1 S: 5	H: 0 LOB: 0 BB: 0 P: 5	R: 0 E: 0 K: 1 S: 6	H: 1 LOB: 1 BB: 0 P: 6	R: 0 E: 0 K: 1 S: 5	H: 0 LOB: 0 BB: 0 P: 5	R: 0 E: 0 K: 0 S: 3	H: 0 LOB: 0 BB: 0 P: 3	R: 0 E: 0 K: 1 S: 7	H: 2 LOB: 2 BB: 1 P: 11	R: 0 E: 0 K: 1 S: 5	H: 1 LOB: 1 BB: 0 P: 5	R: 0 E: 0 K: 1 S: 6	H: 1 LOB: 1 BB: 0 P: 6	R: 0 E: 0 K: 0 S: 4	H: 1 LOB: 1 BB: 0 P: 4	R: 2 E: 0 K: 1 S: 7	H: 2 LOB: 0 BB: 0 P: 7	1B: 6 2B: 1 3B: 0 HR: 1	SF: 0 SAC: 0 DP: 1 HBP: 0	WP: 0 PB: 0 SB: 0 CS: 0	PA: 35			
<b>PITCHER</b>	IP	WLS	BF	H	R	ER	SO	BB	IBB	HBP	BLK	WP	HR	S	P	ERA	WHIP								
<b>Tom Glavine, L</b> ERA: 2.79 <b>Mike Bielecki, R</b> ERA: 2.16	(1, 1) (9, 1)	8.1 0.2	W 3	32 1	7 0	2 0	2 0	6 0	1 0	2 0	1 0	1 0	1 0	1 0	1 0	13.50 2.16	1.500 0.960								





Batter	1	2	3	4	5	6	7	8	9	AB	R	H	RBI	BB	SO	LOB	TOP								
<b>Kenny Lofton, L</b> (1, 8) OBP: 0.400, SLG: 0.436										4	0	2	0	1	2	3	<b>Atlanta Braves @ Montreal Expos</b> Olympic Stadium, Montreal, QB Thu Jun 05 1997, 3:33 AM EDT Att: 12,212 - Dome								
<b>Rafael Belliard, R</b> (7, 6) OBP: 0.250, SLG: 0.250										1	0	0	0	0	0	0									
<b>Michael Tucker, L</b> (1, 9) OBP: 0.375, SLG: 0.477										4	0	0	0	1	1	5									
<b>10 Chipper Jones, S</b> (1, 5) OBP: 0.370, SLG: 0.433										4	1	1	0	1	0	3									
<b>Fred McGriff, L</b> (1, 3) OBP: 0.341, SLG: 0.407										3	2	1	0	2	1	2									
<b>Ryan Klesko, L</b> (1, 7) OBP: 0.337, SLG: 0.515										4	1	1	0	0	1	3									
<b>Javy Lopez, R</b> (1, 2) OBP: 0.367, SLG: 0.540										3	2	1	2	1	0	2									
<b>Keith Lockhart, L</b> (1, 4) OBP: 0.319, SLG: 0.421										4	2	3	2	1	0	0									
<b>Jeff Blauser, R</b> (1, 6) OBP: 0.444, SLG: 0.583										3	0	2	1	1	0	2									
<b>Andrew Jones, R</b> (7, 8) OBP: 0.356, SLG: 0.413										1	1	1	1	0	0	0									
<b>Denny Neagle, L</b> (1, 1) OBP: 0.152, SLG: 0.125										4	0	1	2	0	2	2									
<b>Inning Stats</b>	R: 0 E: 0 K: 1 S: 5	H: 1 LOB: 0 BB: 0 P: 5	R: 2 E: 0 K: 1 S: 7	H: 2 LOB: 2 BB: 2 P: 15	R: 0 E: 0 K: 1 S: 5	H: 0 LOB: 2 BB: 2 P: 13	R: 1 E: 0 K: 0 S: 4	H: 1 LOB: 2 BB: 2 P: 12	R: 0 E: 0 K: 1 S: 5	H: 0 LOB: 0 BB: 0 P: 5	R: 0 E: 0 K: 1 S: 7	H: 3 LOB: 2 BB: 0 P: 7	R: 4 E: 1 K: 1 S: 8	H: 3 LOB: 1 BB: 2 P: 16	R: 0 E: 0 K: 0 S: 4	H: 1 LOB: 1 BB: 0 P: 4	R: 2 E: 0 K: 1 S: 7	H: 2 LOB: 0 BB: 0 P: 7	1B: 9 2B: 1 3B: 0 HR: 3	SF: 1 SAC: 2 DP: 1 HBP: 0	WP: 1 PB: 0 SB: 0 CS: 0	PA: 46			
<b>PITCHER</b>	IP	WLS	BF	H	R	ER	SO	BB	IBB	HBP	BLK	WP	HR	S	P	ERA	WHIP								
<b>Dustin Hermanson, R</b> (1, 1) ERA: 3.71	3.0	L	17	4	3	3	3	5	0	0	0	1	1	18	38	9.00	3.000								
<b>Salomon Torres, R</b> (4, 1) ERA: 7.43	2.2		10	2	0	0	2	1	0	0	0	0	0	13	17	0.00	1.125								
<b>Omar Daal, L</b> (6, 1) ERA: 9.13	0.2		7	3	4	3	0	1	1	0	0	0	0	5	13	40.50	6.000								
<b>Dave Veres, R</b> (7, 1) ERA: 3.58	1.2		7	2	0	0	1	0	0	0	0	0	0	9	9	0.00	1.200								
<b>Ugueth Urbina, R</b> (9, 1) ERA: 4.28	1.0		5	2	2	2	1	0	0	0	0	0	2	7	7	18.00	2.000								

Batter	1	2	3	4	5	6	7	8	9	AB	R	H	RBI	BB	SO	LOB	BOTTOM								
<b>F.P. Santangelo, S</b> (1, 8) OBP: 0.427, SLG: 0.364										3	0	2	0	0	0	0	<b>Atlanta Braves @ Montreal Expos</b> Olympic Stadium, Montreal, QB Thu Jun 05 1997, 3:33 AM EDT Att: 12,212 - Dome								
<b>Mike Lansing, R</b> (1, 4) OBP: 0.328, SLG: 0.443										3	0	0	0	1	0	2									
<b>Mark Grudzielanek, R</b> (1, 6) OBP: 0.335, SLG: 0.494										4	0	1	0	0	0	3									
<b>Henry Rodriguez, L</b> (1, 7) OBP: 0.358, SLG: 0.563										4	0	1	0	0	1	4									
<b>Vladimir Guerrero, R</b> (1, 9) OBP: 0.364, SLG: 0.427										2	0	0	0	1	0	2									
<b>Dave Veres, R</b> (7, 1) OBP: 1.000, SLG: 1.000										0	0	0	0	0	0	0									
<b>Andy Stankiewicz, R</b> (8, PH) OBP: 0.318, SLG: 0.366										1	0	0	0	0	0	2									
<b>Ugueth Urbina, R</b> (9, 1) ERA: 4.28										0	0	0	0	0	0	0									
<b>Chris Widger, R</b> (1, 2) OBP: 0.289, SLG: 0.500										4	0	0	0	0	2	3									
<b>Doug Strange, S</b> (1, 5) OBP: 0.385, SLG: 0.514										4	0	0	0	0	2	0									
<b>Ryan McGuire, L</b> (1, 3) OBP: 0.500, SLG: 0.500										4	0	2	0	0	0	0									
<b>Dustin Hermanson, R</b> (1, 1) OBP: 0.125, SLG: 0.313										1	0	0	0	0	1	0									
<b>Salomon Torres, R</b> (4, 1) ERA: 7.43										1	0	0	0	0	1	0									
<b>Omar Daal, L</b> (6, 1) OBP: 0.250, SLG: 0.250										0	0	0	0	0	0	0									
<b>Sherman Qbando, R</b> (7, 9) OBP: 0.172, SLG: 0.222										2	0	0	0	0	0	2									
<b>Inning Stats</b>	R: 0 E: 0 K: 1 S: 6	H: 1 LOB: 3 BB: 2 P: 14	R: 0 E: 0 K: 2 S: 7	H: 0 LOB: 0 BB: 0 P: 7	R: 0 E: 0 K: 0 S: 3	H: 0 LOB: 0 BB: 0 P: 3	R: 0 E: 0 K: 1 S: 5	H: 0 LOB: 0 BB: 0 P: 5	R: 0 E: 0 K: 2 S: 7	H: 0 LOB: 0 BB: 0 P: 7	R: 0 E: 0 K: 0 S: 4	H: 1 LOB: 2 BB: 0 P: 5	R: 0 E: 0 K: 0 S: 4	H: 1 LOB: 1 BB: 0 P: 4	R: 0 E: 0 K: 0 S: 5	H: 2 LOB: 2 BB: 0 P: 5	R: 0 E: 0 K: 1 S: 6	H: 1 LOB: 1 BB: 0 P: 6	1B: 6 2B: 0 3B: 0 HR: 0	SF: 0 SAC: 0 DP: 0 HBP: 1	WP: 0 PB: 0 SB: 0 CS: 0	PA: 36			
<b>PITCHER</b>	IP	WLS	BF	H	R	ER	SO	BB	IBB	HBP	BLK	WP	HR	S	P	ERA	WHIP								
<b>Denny Neagle, L</b> (1, 1) ERA: 3.09	9.0	W	36	6	0	0	7	1	1	1	0	0	0	47	56	0.00	0.778								



livebaseballscores.com

livebaseballscores.com







Batter	1	2	3	4	5	6	7	8	9	AB	R	H	RBI	BB	SO	LOB	TOP										
<b>Kenny Lofton, L</b> OBP: 0.401, SLG: 0.445	1-1 G6-3	3-2 G1-6-3 1B		0-1 G5-3			1-2 F7		0-0 3B	5	0	2	3	0	0	0	<b>Atlanta Braves @ San Francisco Giants</b> 3Com Park at Candlestick Point, San Francisco, CA Sat Jun 07 1997, 6:33 AM EDT Att: 30,440 - Sunny - 67 F <a href="http://livebaseballscorecards.com">livebaseballscorecards.com</a>										
<b>Michael Tucker, L</b> OBP: 0.371, SLG: 0.469	0-0 P5	2-2 G1-6-3 1-2		2-2 P7				1-1 G3	3-3 3B	5	0	0	0	0	1	3											
<b>10 Chipper Jones, S</b> OBP: 0.368, SLG: 0.421	4-2 1B		4-0 1B SF8		2-3 K			2-2 P7		2	1	0	0	2	1	0											
<b>Fred McGriff, L</b> OBP: 0.341, SLG: 0.404	3-2 BB		1-1 BB		0-0 F8			0-1 P4		4	0	2	0	0	0	0											
<b>Ryan Klesko, L</b> OBP: 0.340, SLG: 0.506 <b>Andrew Jones, R</b> OBP: 0.363, SLG: 0.445	4-2 BB		2-3 K		2-3 K			2-2 HR		2	0	0	0	1	2	2											
<b>Keith Lockhart, L</b> OBP: 0.308, SLG: 0.405	0-0 P4		2-2 SF8		0-1 F8			1-1 G4-3		3	0	0	1	0	0	3											
<b>Jeff Blausler, R</b> OBP: 0.439, SLG: 0.569		4-2 FC1-5 BB	3-3 K		0-1 F7			0-0 3B 1B		3	1	1	0	1	1	1											
<b>Eddie Pérez, R</b> OBP: 0.255, SLG: 0.278		1-1 E8 FC1-5 1B		0-0 F9			2-3 K	4-0 3B BB		3	2	0	0	1	1	1											
<b>Greg Maddux, R</b> OBP: 0.069, SLG: 0.071 <b>Mike Mordecai, R</b> OBP: 0.317, SLG: 0.333 <b>Mark Wohlers, R</b> OBP: 0.317, SLG: 0.333	0-0 FC1-5 1B		1-0 P3		0-1 G5-3			1-0 F8		3	0	0	0	0	0	2											
<b>Inning Stats</b>	R: 0 E: 0 K: 0 S: 11	H: 1 LOB: 3 BB: 2 P: 23	R: 1 E: 1 K: 0 S: 15	H: 1 LOB: 1 BB: 1 P: 24	R: 1 E: 0 K: 2 S: 12	H: 1 LOB: 1 BB: 1 P: 24	R: 0 E: 0 K: 0 S: 4	H: 0 LOB: 0 BB: 0 P: 5	R: 0 E: 0 K: 1 S: 8	H: 0 LOB: 0 BB: 0 P: 12	R: 0 E: 0 K: 1 S: 9	H: 0 LOB: 0 BB: 0 P: 12	R: 0 E: 0 K: 0 S: 8	H: 0 LOB: 0 BB: 0 P: 11	R: 3 E: 0 K: 1 S: 15	H: 3 LOB: 1 BB: 1 P: 25	1B: 4 2B: 0 3B: 1 HR: 1	SF: 1 SAC: 0 DP: 1 HBP: 0	WP: 0 PB: 0 SB: 2 CS: 0	PA: 38							
<b>PITCHER</b>	IP	WLS	BF	H	R	ER	SO	BB	IBB	HBP	BLK	WP	HR	S	P	ERA	WHIP										
<b>Mark Gardner, R</b> ERA: 3.28	(1, 1)	8.0	31	3	2	1	5	4	0	0	0	0	0	74	120	1.12	0.875										
<b>Doug Henry, R</b> ERA: 2.35	(9, 1)	0.2	L	5	2	3	0	1	0	0	0	0	1	8	15	40.50	4.500										
<b>Rich Rodriguez, L</b> ERA: 0.89	(9, 1)	0.1		2	1	0	0	1	0	0	0	0	0	7	10	0.00	3.000										

Batter	1	2	3	4	5	6	7	8	9	AB	R	H	RBI	BB	SO	LOB	BOTTOM										
<b>Stan Javier, S</b> OBP: 0.382, SLG: 0.373	2-3 K			0-0 B1-3		0-2 FC6-4			1-3 K	4	0	0	0	0	2	1	<b>Atlanta Braves @ San Francisco Giants</b> 3Com Park at Candlestick Point, San Francisco, CA Sat Jun 07 1997, 6:33 AM EDT Att: 30,440 - Sunny - 67 F <a href="http://livebaseballscorecards.com">livebaseballscorecards.com</a>										
<b>Jose Vizcaino, S</b> OBP: 0.335, SLG: 0.318	1-0 G3-1			1-1 G3			1-0 G4-3		2-2 F9	4	0	0	0	0	0	0											
<b>Barry Bonds, L</b> OBP: 0.422, SLG: 0.437	0-1 G6-3			1-1 G6-3			2-2 G1-3		3-3 K	4	0	0	0	0	1	0											
<b>Jeff Kent, R</b> OBP: 0.318, SLG: 0.489		3-2 G1-3			2-0 G6-3			1-3 K		3	0	0	0	0	1	0											
<b>J.T. Snow, L</b> OBP: 0.388, SLG: 0.378		0-1 F8			1-3 K			4-1 HR BB		2	1	0	0	1	1	0											
<b>Glenallen Hill, R</b> OBP: 0.291, SLG: 0.470		0-3 K			0-1 G6-3			0-0 HR HR		3	1	1	2	0	1	0											
<b>Rick Wilkins, L</b> OBP: 0.299, SLG: 0.323			1-3 K			0-0 L8		1-0 G4-3		3	0	0	0	0	1	0											
<b>Bill Mueller, S</b> OBP: 0.333, SLG: 0.345			1-1 G4-3			0-1 G4-3		1-0 G4-3		3	0	0	0	0	0	0											
<b>Mark Gardner, R</b> OBP: 0.133, SLG: 0.103 <b>Mark Lewis, R</b> OBP: 0.336, SLG: 0.430 <b>Doug Henry, R</b> OBP: 0.317, SLG: 0.333 <b>Rich Rodriguez, L</b> OBP: 0.500, SLG: 0.500			1-1 G4-3			1-1 FC6-4 1B		1-3 K		2	0	1	0	0	0	0											
<b>Inning Stats</b>	R: 0 E: 0 K: 1 S: 7	H: 0 LOB: 0 BB: 0 P: 10	R: 0 E: 0 K: 1 S: 9	H: 0 LOB: 0 BB: 0 P: 12	R: 0 E: 0 K: 0 S: 5	H: 0 LOB: 0 BB: 0 P: 7	R: 0 E: 0 K: 0 S: 5	H: 0 LOB: 0 BB: 0 P: 7	R: 0 E: 0 K: 0 S: 8	H: 1 LOB: 1 BB: 0 P: 9	R: 0 E: 0 K: 1 S: 9	H: 0 LOB: 0 BB: 0 P: 13	R: 2 E: 0 K: 1 S: 7	H: 1 LOB: 1 BB: 1 P: 14	R: 0 E: 0 K: 2 S: 10	H: 0 LOB: 0 BB: 0 P: 16	1B: 1 2B: 0 3B: 0 HR: 1	SF: 0 SAC: 0 DP: 0 HBP: 0	WP: 0 PB: 0 SB: 0 CS: 0	PA: 30							
<b>PITCHER</b>	IP	WLS	BF	H	R	ER	SO	BB	IBB	HBP	BLK	WP	HR	S	P	ERA	WHIP										
<b>Greg Maddux, R</b> ERA: 2.01	(1, 1)	8.0	W	27	2	2	6	1	0	0	0	0	0	58	84	2.25	0.375										
<b>Mark Wohlers, R</b> ERA: 1.73	(9, 1)	1.0	S	3	0	0	0	2	0	0	0	0	0	10	16	0.00	0.000										







Batter	1	2	3	4	5	6	7	8	9	AB	R	H	RBI	BB	SO	LOB	TOP										
<b>Kenny Lofton, L</b> OBP: 0.397, SLG: 0.444 (1, 8)	G4-3 WP 2B		FC1-6 1B 1-2		G4-3		G4-3		P7	5	2	1	0	0	0	1	<b>Atlanta Braves @ San Francisco Giants</b> 3Com Park at Candlestick Point, San Francisco, CA Sun Jun 08 1997, 6:33 AM EDT Att: 36,689 - Sunny - 66 F <a href="http://livebaseballscorecards.com">livebaseballscorecards.com</a>										
<b>Michael Tucker, L</b> OBP: 0.372, SLG: 0.462 (1, 7)	G4-3 2-3		F8		F8 S 1B HBP		2B HBP		G3-1	3	1	0	0	0	0	2											
<b>Jeff Blausler, R</b> OBP: 0.441, SLG: 0.573 (1, 6)	K		1B 1-2		K		2B			4	0	2	0	0	2	1											
<b>Fred McGriff, L</b> OBP: 0.347, SLG: 0.408 (1, 3)	1B		1B 1-2 2H		1B BB		2B			3	0	2	1	1	1	2											
<b>Andruw Jones, R</b> OBP: 0.359, SLG: 0.439 (1, 9)	G5-3		G5-3		1B		K			4	0	1	1	0	1	5											
<b>Javy Lopez, R</b> OBP: 0.365, SLG: 0.552 (1, 2)		K			BLK 1B		L4		K	4	0	1	0	0	2	2											
<b>Mike Mordecai, R</b> OBP: 0.318, SLG: 0.333 (1, 5)							P4		G4-3	3	0	1	0	0	1	1											
<b>Keith Lockhart, L</b> OBP: 0.302, SLG: 0.395 (8, PH)	G4-6-3 1B									1	0	0	0	0	0	0											
<b>Tony Graffanino, R</b> OBP: 0.340, SLG: 0.326 (1, 4)							P3			3	0	0	0	0	0	2											
<b>10 Chipper Jones, S</b> OBP: 0.367, SLG: 0.419 (8, PH)	G4-6-3 1-2								F8	1	0	0	0	0	0	0											
<b>29 John Smoltz, R</b> OBP: 0.500, SLG: 0.515 (1, 1)							G6-3			3	0	1	0	0	0	1											
<b>Alan Embree, L</b> (8, 1)										0	0	0	0	0	0	0											
<b>Ryan Klesko, L</b> OBP: 0.338, SLG: 0.503 (9, PH)			FC1-6 1B				G4-3			1	0	0	0	0	1	0											
<b>Inning Stats</b>	R: 1 E: 0 K: 1 S: 15	H: 2 LOB: 1 BB: 0 P: 25	R: 0 E: 0 K: 1 S: 9	H: 1 LOB: 0 BB: 0 P: 12	R: 1 E: 0 K: 0 S: 13	H: 3 LOB: 2 BB: 0 P: 22	R: 0 E: 0 K: 1 S: 7	H: 1 LOB: 1 BB: 0 P: 10	R: 1 E: 0 K: 1 S: 11	H: 1 LOB: 2 BB: 1 P: 22	R: 0 E: 0 K: 2 S: 5	H: 0 LOB: 0 BB: 0 P: 10	R: 0 E: 0 K: 1 S: 13	H: 1 LOB: 2 BB: 0 P: 23	R: 0 E: 0 K: 1 S: 9	H: 0 LOB: 0 BB: 0 P: 13	R: 0 E: 0 K: 1 S: 7	H: 0 LOB: 0 BB: 0 P: 11	1B: 7 2B: 2 3B: 0 HR: 0	SF: 0 SAC: 0 DP: 1 HBP: 2	WP: 1 PB: 0 SB: 1 CS: 0	PA: 38					
<b>PITCHER</b>	IP	WLS	BF	H	R	ER	SO	BB	IBB	HBP	BLK	WP	HR	S	P	ERA	WHIP										
<b>Shawn Estes, L</b> ERA: 2.77 (1, 1)	7.0		32	9	3	3	6	1	0	2	1	1	0	73	124	3.86	1.429										
<b>Julian Tavarez, R</b> ERA: 5.0 (8, 1)	0.2		2	0	0	0	1	0	0	0	0	0	0	7	10	0.00	0.000										
<b>Jim Poole, L</b> ERA: 5.91 (8, PH)	0.1	W	1	0	0	0	0	0	0	0	0	0	0	2	3	0.00	0.000										
<b>Rod Beck, R</b> ERA: 3.0 (9, 1)	1.0	S	3	0	0	0	1	0	0	0	0	0	0	7	11	0.00	0.000										

Batter	1	2	3	4	5	6	7	8	9	AB	R	H	RBI	BB	SO	LOB	BOTTOM										
<b>Darryl Hamilton, L</b> OBP: 0.350, SLG: 0.283 (1, 8)	G4-3		G6-3		P5					4	1	1	0	0	0	0	<b>Atlanta Braves @ San Francisco Giants</b> 3Com Park at Candlestick Point, San Francisco, CA Sun Jun 08 1997, 6:33 AM EDT Att: 36,689 - Sunny - 66 F <a href="http://livebaseballscorecards.com">livebaseballscorecards.com</a>										
<b>Jose Vizcaino, S</b> OBP: 0.333, SLG: 0.317 (1, 6)	K		P7				L9			4	0	1	0	0	1	0											
<b>Jeff Kent, R</b> OBP: 0.321, SLG: 0.505 (1, 4)	G6-3						L5			4	1	2	3	0	0	0											
<b>Barry Bonds, L</b> OBP: 0.423, SLG: 0.471 (1, 7)		G1-3			HR					4	2	2	2	0	0	2											
<b>J.T. Snow, L</b> OBP: 0.381, SLG: 0.371 (1, 3)		K			HR					4	0	0	0	0	3	2											
<b>Glenallen Hill, R</b> OBP: 0.292, SLG: 0.472 (1, 9)										3	0	1	0	0	1	0											
<b>Julian Tavarez, L</b> (8, 1)										0	0	0	0	0	0	0											
<b>Jim Poole, L</b> (8, 1)										0	0	0	0	0	0	0											
<b>Mark Lewis, R</b> OBP: 0.333, SLG: 0.426 (8, PH)										1	0	0	0	0	0	2											
<b>Rod Beck, R</b> (9, 1)										0	0	0	0	0	0	0											
<b>Rick Wilkins, L</b> OBP: 0.260, SLG: 0.318 (1, 2)										2	0	0	0	1	1	0											
<b>Bill Mueller, S</b> OBP: 0.327, SLG: 0.338 (1, 5)										3	0	0	0	0	1	2											
<b>Shawn Estes, R</b> OBP: 0.087, SLG: 0.182 (1, 1)										2	0	0	0	0	1	0											
<b>Stan Javier, S</b> OBP: 0.386, SLG: 0.378 (8, 9)										1	1	1	0	0	0	0											
<b>Inning Stats</b>	R: 0 E: 0 K: 1 S: 8	H: 0 LOB: 0 BB: 0 P: 9	R: 0 E: 0 K: 1 S: 12	H: 1 LOB: 2 BB: 1 P: 21	R: 0 E: 0 K: 0 S: 6	H: 0 LOB: 0 BB: 0 P: 8	R: 2 E: 0 K: 1 S: 15	H: 2 LOB: 0 BB: 0 P: 19	R: 0 E: 0 K: 1 S: 7	H: 0 LOB: 0 BB: 0 P: 8	R: 1 E: 0 K: 1 S: 9	H: 1 LOB: 0 BB: 0 P: 15	R: 0 E: 0 K: 2 S: 8	H: 0 LOB: 0 BB: 0 P: 13	R: 2 E: 0 K: 1 S: 17	H: 4 LOB: 2 BB: 0 P: 23	R: 0 E: 0 K: 1 S: 17	H: 0 LOB: 2 BB: 0 P: 23	1B: 4 2B: 1 3B: 0 HR: 3	SF: 0 SAC: 0 DP: 0 HBP: 0	WP: 0 PB: 0 SB: 0 CS: 0	PA: 33					
<b>PITCHER</b>	IP	WLS	BF	H	R	ER	SO	BB	IBB	HBP	BLK	WP	HR	S	P	ERA	WHIP										
<b>29 John Smoltz, R</b> ERA: 2.92 (1, 1)	7.0	L	30	8	5	5	7	1	0	0	0	0	0	8	105	6.43	1.286										
<b>Alan Embree, L</b> ERA: 2.95 (8, 1)	1.0		3	0	0	0	1	0	0	0	0	0	0	8	11	0.00	0.000										





Batter	1	2	3	4	5	6	7	8	9	AB	R	H	RBI	BB	SO	LOB	TOP									
<b>Kenny Lofton, L</b> OBP: 0.408, SLG: 0.451 (1, 8)	1-1 10 CS 1B	4-0 BB BB		4-1 BB		0-0 1B 2H 1B		1-0 1B		3	0	3	1	2	0	0	<b>Atlanta Braves @ Colorado Rockies</b> Coors Field, Denver, CO Mon Jun 09 1997, 7:05 PM MDT Att: 48,047 - Unknown - 57 F  <b>AB 35</b> <b>R 3</b> <b>H 13</b> <b>RBI 3</b> <b>BB 6</b> <b>SO 7</b> <b>LOB 23</b>  									
<b>Michael Tucker, L</b> OBP: 0.377, SLG: 0.463 <b>Brad Clontz, R</b> (8, 1)	1-0 10 BB 1B	4-2 BB BB		2-1 G3		1-2 10 L6 1B		0-1 F8		4	0	2	1	1	0	3										
<b>10 Chipper Jones, S</b> OBP: 0.368, SLG: 0.416 (1, 5)	4-1 G1-6-3 1B	1-2 G4-3		1-1 2B 1B		1-0 L6		0-3 K		4	0	1	0	1	1	5										
<b>Fred McGriff, L</b> OBP: 0.352, SLG: 0.414 (1, 3)	0-0 G1-6-3 1B		1-0 1B		1-0 1-3 2B		0-1 G3		4-2 BB	4	0	2	0	1	0	2										
<b>Ryan Klesko, L</b> OBP: 0.335, SLG: 0.511 (1, 7)		2-0 HR	1-1 G4-3-6-3-5 1B		1-3 K		1-3 K		0-0 L7	5	1	1	1	0	2	4										
<b>Javy Lopez, R</b> OBP: 0.366, SLG: 0.548 (1, 2)		0-0 SH5-4 BB 1B	0-0 G4-3		2-2 G5-3		0-2 FC6-4 1B		1-3 K	5	1	2	0	0	1	3										
<b>Keith Lockhart, L</b> OBP: 0.304, SLG: 0.413 <b>Mike Mordecai, R</b> OBP: 0.311, SLG: 0.325 (7, PH) (7, 4)		0-1 L8		0-2 2B		3-0 G4-3		1-1 FC6-4 1B		3	0	1	0	0	0	3										
<b>Jeff Blausler, R</b> OBP: 0.437, SLG: 0.564 (1, 6)		4-0 BB SH5-4 BB		1-0 G6-3		1-2 G1		0-3 K		3	0	0	0	1	1	1										
<b>Tom Glavine, L</b> OBP: 0.333, SLG: 0.217 <b>Tony Graffanino, R</b> OBP: 0.352, SLG: 0.362 <b>Joe Borowski, R</b> (6, PH) (6, 1)		0-1 SH5-4		0-3 K		1-0 1B 2B		3-3 K		1	0	0	0	0	1	1										
<b>Andrew Jones, R</b> OBP: 0.357, SLG: 0.435 (8, PH) (8, 9)		1-2 2-3								1	1	1	0	0	0	0										
<b>Inning Stats</b>	R: 0 E: 0 K: 0 S: 5	H: 2 LOB: 1 BB: 1 P: 11	R: 2 E: 0 K: 0 S: 11	H: 2 LOB: 3 BB: 3 P: 26	R: 0 E: 0 K: 0 S: 4	H: 1 LOB: 0 BB: 0 P: 6	R: 0 E: 0 K: 1 S: 11	H: 1 LOB: 2 BB: 1 P: 18	R: 0 E: 0 K: 0 S: 10	H: 2 LOB: 2 BB: 0 P: 18	R: 1 E: 0 K: 0 S: 10	H: 3 LOB: 1 BB: 0 P: 14	R: 0 E: 0 K: 1 S: 11	H: 1 LOB: 0 BB: 0 P: 13	R: 0 E: 0 K: 2 S: 12	H: 1 LOB: 1 BB: 1 P: 16	R: 0 E: 0 K: 2 S: 10	H: 0 LOB: 1 BB: 1 P: 15	1B: 9 2B: 4 3B: 0 HR: 1	SF: 0 SAC: 1 DP: 3 HBP: 0	WP: 0 PB: 0 SB: 0 CS: 1	PA: 42				
<b>PITCHER</b>	IP	WLS	BF	H	R	ER	SO	BB	IBB	HBP	BLK	WP	HR	S	P	ERA	WHIP									
<b>Roger Bailey, R</b> ERA: 3.41 (1, 1)	5.1	W	27	9	3	3	2	5	0	0	0	0	0	1	45	85	5.06	2.625								
<b>Mike Munoz, L</b> ERA: 4.79 (6, 1)	1.2		7	3	0	0	1	0	0	0	0	0	0	0	17	21	0.00	1.800								
<b>Steve Reed, R</b> ERA: 4.39 (8, 1)	1.0		4	1	0	0	2	0	0	0	0	0	0	0	12	16	0.00	1.000								
<b>Curt Leskanic, R</b> ERA: 5.0 (9, 1)	1.0		4	0	0	0	2	1	0	0	0	0	0	0	10	15	0.00	1.000								

Batter	1	2	3	4	5	6	7	8	9	AB	R	H	RBI	BB	SO	LOB	BOTTOM									
<b>Eric Young Sr., R</b> OBP: 0.386, SLG: 0.434 <b>Jason Bates, S</b> OBP: 0.321, SLG: 0.400 (1, 4) (7, 4)	1-0 F7		2-1 FC4-6 1B		2-1 2B G6-3 HBP	0-2 G6-3	2-2 1H 2H 2B			3	1	1	0	0	0	0	<b>Atlanta Braves @ Colorado Rockies</b> Coors Field, Denver, CO Mon Jun 09 1997, 7:05 PM MDT Att: 48,047 - Unknown - 57 F  <b>AB 36</b> <b>R 8</b> <b>H 12</b> <b>RBI 8</b> <b>BB 5</b> <b>SO 3</b> <b>LOB 16</b>  									
<b>Ellis Burks, R</b> OBP: 0.333, SLG: 0.524 (1, 8) (9, 7)	1-1 G6-3		1-1 FC4-6 BB 1B		3-2 G6-3 HR 2B	0-0 K	3-2 G3-1			5	2	2	2	0	0	2										
<b>Larry Walker, L</b> OBP: 0.517, SLG: 0.780 (1, 9)	0-0 1B		1-1 BB 1B		0-0 G6-3	4-1 BB		3-2 PB 1B		4	0	3	1	1	0	1										
<b>Andres Galarraga, R</b> OBP: 0.417, SLG: 0.613 (1, 3)	2-0 1B		4-2 BB 1B		2-3 3H 2-3 K	0-0 L8		1-3 K		4	0	1	0	1	2	3										
<b>Dante Bichette, R</b> OBP: 0.329, SLG: 0.447 <b>Curt Leskanic, R</b> (9, 1)	1-2 G5-3		1-3 K		4-1 HR BB	0-0 G4-3		0-0 L8		4	1	0	0	1	1	7										
<b>Vinny Castilla, R</b> OBP: 0.361, SLG: 0.545 (1, 5)		2-2 G4-3		0-0 P4	1-0 HR		0-0 G5-3	2-2 G6-3		5	1	1	3	0	0	1										
<b>Kirt Manwaring, R</b> OBP: 0.338, SLG: 0.340 (1, 2)	1-0 L4		3-2 G5-3		3-2 G5-3	0-0 1B 1B		2-1 G5-3		4	0	1	0	0	0	0										
<b>Walt Weiss, S</b> OBP: 0.348, SLG: 0.362 (1, 6)	1-1 G6-3		0-0 G6-3		0-0 G6-3	1-0 1B		2-1 BB 2B 1B		4	1	2	0	0	0	0										
<b>Roger Bailey, R</b> OBP: 0.229, SLG: 0.235 <b>Mike Munoz, L</b> (6, 1)			1-0 P4					4-1 BB		2	1	0	0	1	0	2										
<b>Jeff Reed, L</b> OBP: 0.368, SLG: 0.500 <b>Steve Reed, R</b> (8, 1)										0	0	0	0	0	0	0										
<b>Quinton McCracken, S</b> OBP: 0.389, SLG: 0.432 (9, 8)										0	0	0	0	0	0	0										
<b>Inning Stats</b>	R: 0 E: 0 K: 0 S: 9	H: 2 LOB: 2 BB: 0 P: 14	R: 0 E: 0 K: 0 S: 6	H: 0 LOB: 0 BB: 0 P: 10	R: 0 E: 0 K: 1 S: 13	H: 2 LOB: 3 BB: 1 P: 23	R: 0 E: 0 K: 0 S: 5	H: 0 LOB: 0 BB: 0 P: 8	R: 5 E: 0 K: 1 S: 19	H: 4 LOB: 2 BB: 2 P: 39	R: 1 E: 0 K: 0 S: 8	H: 1 LOB: 1 BB: 1 P: 12	R: 2 E: 0 K: 0 S: 12	H: 2 LOB: 1 BB: 1 P: 25	R: 0 E: 0 K: 1 S: 11	H: 1 LOB: 1 BB: 0 P: 17	1B: 8 2B: 2 3B: 0 HR: 2	SF: 0 SAC: 0 DP: 0 HBP: 1	WP: 0 PB: 1 SB: 0 CS: 0	PA: 42						
<b>PITCHER</b>	IP	WLS	BF	H	R	ER	SO	BB	IBB	HBP	BLK	WP	HR	S	P	ERA	WHIP									
<b>Tom Glavine, L</b> ERA: 3.13 (1, 1)	5.0	L	27	8	5	5	2	3	0	1	0	0	0	1	52	94	9.00	2.200								
<b>Joe Borowski, R</b> ERA: 2.41 (6, 1)	2.0		11	3	3	3	0	2	0	0	0	0	0	1	20	37	13.50	2.500								
<b>Brad Clontz, R</b> ERA: 3.18 (8, 1)	1.0		4	1	0	0	1	0	0	0	0	0	0	0	11	17	0.00	1.000								



Batter	1	2	3	4	5	6	7	8	9	AB	R	H	RBI	BB	SO	LOB	TOP					
<b>Kenny Lofton, L</b> OBP: 0.411, SLG: 0.449 (1, 8)	G4-3							G4-3		3	1	1	0	2	0	1	<b>Atlanta Braves @ Colorado Rockies</b> Coors Field, Denver, CO Tue Jun 10 1997, 7:05 PM MDT Att: 48,103 - Unknown - 71 F					
<b>Michael Tucker, L</b> OBP: 0.377, SLG: 0.475 (1, 9) (9, 7)		L8							F8	5	2	2	1	0	0	4						
<b>10 Chipper Jones, S</b> OBP: 0.368, SLG: 0.430 (1, 5)	SF8									4	2	2	4	0	0	1						
<b>Fred McGriff, L</b> OBP: 0.346, SLG: 0.405 (1, 3)	G3-1									5	0	0	0	0	1	1						
<b>Ryan Klesko, L</b> OBP: 0.337, SLG: 0.514 <b>Mark Wohlers, R</b> (9, 1)										5	1	2	0	0	1	1						
<b>Javy Lopez, R</b> OBP: 0.374, SLG: 0.564 (1, 2)										4	0	3	2	0	0	1						
<b>Jeff Blauer, R</b> OBP: 0.434, SLG: 0.556 (1, 6)										3	0	0	0	1	0	1						
<b>Mark Lemke, S</b> OBP: 0.290, SLG: 0.317 (1, 4)										3	1	1	0	1	1	2						
<b>Denny Neagle, L</b> OBP: 0.194, SLG: 0.121 <b>Keith Lockhart, L</b> OBP: 0.316, SLG: 0.426 <b>Mike Bielecki, R</b> (8, PH) <b>Andrew Jones, R</b> OBP: 0.357, SLG: 0.435 (9, 9)										1	1	0	0	2	0	0						
<b>Inning Stats</b>	R: 1 E: 0 K: 0 S: 4	H: 1 LOB: 0 BB: 0 P: 6	R: 1 E: 0 K: 0 S: 17	H: 2 LOB: 3 BB: 3 P: 33	R: 0 E: 0 K: 0 S: 7	H: 0 LOB: 0 BB: 0 P: 13	R: 0 E: 0 K: 1 S: 6	H: 1 LOB: 0 BB: 0 P: 9	R: 4 E: 0 K: 2 S: 18	H: 4 LOB: 2 BB: 2 P: 32	R: 0 E: 0 K: 0 S: 11	H: 0 LOB: 1 BB: 1 P: 20	R: 0 E: 0 K: 0 S: 12	H: 1 LOB: 0 BB: 0 P: 20	R: 1 E: 0 K: 0 S: 7	H: 2 LOB: 0 BB: 0 P: 12		R: 1 E: 0 K: 0 S: 7	H: 1 LOB: 0 BB: 0 P: 12	1B: 5 2B: 5 3B: 1 HR: 1	SF: 1 SAC: 0 DP: 2 HBP: 0	WP: 1 PB: 0 SB: 0 CS: 1
<b>PITCHER</b>	IP	WLS	BF	H	R	ER	SO	BB	IBB	HBP	BLK	WP	HR	S	P	ERA	WHIP					
<b>Kevin Ritz, R</b> ERA: 6.1 (1, 1)	4.2	L	25	8	6	6	3	5	0	0	0	1	0	50	88	11.57	2.786					
<b>Jerry Dipoto, R</b> ERA: 7.55 (5, 1)	2.1		8	1	0	0	0	1	0	0	0	0	0	25	45	0.00	0.857					
<b>Mike DeJean, R</b> ERA: 3.65 (8, 1)	2.0		8	3	2	2	0	0	0	0	0	0	1	14	24	9.00	1.500					

AB	34
R	8
H	12
RBI	8
BB	6
SO	3
LOB	12



Batter	1	2	3	4	5	6	7	8	9	AB	R	H	RBI	BB	SO	LOB	BOTTOM					
<b>Eric Young Sr., R</b> OBP: 0.384, SLG: 0.429 (1, 4)	F8									3	1	0	0	1	0	1	<b>Atlanta Braves @ Colorado Rockies</b> Coors Field, Denver, CO Tue Jun 10 1997, 7:05 PM MDT Att: 48,103 - Unknown - 71 F					
<b>Ellis Burks, R</b> OBP: 0.332, SLG: 0.519 (1, 8) (9, 7)	G6-3									4	0	1	1	0	0	1						
<b>Larry Walker, L</b> OBP: 0.513, SLG: 0.770 <b>Quinton McCracken, S</b> OBP: 0.389, SLG: 0.432 (1, 9) (9, 8)	F7									3	0	0	0	0	1	0						
<b>Andres Galarraga, R</b> OBP: 0.411, SLG: 0.603 (1, 3)										4	0	0	0	0	0	2						
<b>Dante Bichette, R</b> OBP: 0.328, SLG: 0.444 (1, 7) (9, 9)										4	1	1	0	0	0	0						
<b>Vinny Castilla, R</b> OBP: 0.383, SLG: 0.557 (1, 5)										4	1	2	2	0	2	0						
<b>Kirt Manwaring, R</b> OBP: 0.329, SLG: 0.331 (1, 2)										4	0	0	0	0	2	1						
<b>Walt Weiss, S</b> OBP: 0.343, SLG: 0.356 (1, 6)										3	0	0	0	0	0	0						
<b>Kevin Ritz, R</b> OBP: 0.182, SLG: 0.069 <b>Jerry Dipoto, R</b> OBP: 0.143, SLG: 0.143 <b>Harvey Pulliam, R</b> (7, PH) <b>Mike DeJean, R</b> OBP: 1.000, SLG: 2.000 (8, 1)										1	0	0	0	0	1	0						
<b>Inning Stats</b>	R: 0 E: 0 K: 0 S: 10	H: 0 LOB: 0 BB: 0 P: 16	R: 0 E: 0 K: 0 S: 17	H: 1 LOB: 1 BB: 0 P: 27	R: 1 E: 0 K: 1 S: 15	H: 1 LOB: 2 BB: 1 P: 25	R: 0 E: 0 K: 2 S: 8	H: 0 LOB: 0 BB: 0 P: 11	R: 0 E: 0 K: 0 S: 11	H: 1 LOB: 1 BB: 0 P: 18	R: 2 E: 0 K: 1 S: 13	H: 2 LOB: 0 BB: 0 P: 18	R: 0 E: 0 K: 0 S: 5	H: 0 LOB: 0 BB: 0 P: 9	R: 0 E: 0 K: 0 S: 9	H: 0 LOB: 0 BB: 0 P: 14		R: 0 E: 0 K: 2 S: 8	H: 0 LOB: 0 BB: 0 P: 11	1B: 4 2B: 0 3B: 0 HR: 1	SF: 0 SAC: 0 DP: 0 HBP: 1	WP: 0 PB: 0 SB: 1 CS: 0
<b>PITCHER</b>	IP	WLS	BF	H	R	ER	SO	BB	IBB	HBP	BLK	WP	HR	S	P	ERA	WHIP					
<b>Denny Neagle, L</b> ERA: 3.15 (1, 1)																						
<b>Mike Bielecki, R</b> ERA: 2.02 (8, 1)	1.0		3	0	0	0	0	0	0	0	0	0	0	9	14	0.00	0.000					
<b>Mark Wohlers, R</b> ERA: 1.67 (9, 1)	1.0		3	0	0	0	2	0	0	0	0	0	0	8	11	0.00	0.000					





Batter	1	2	3	4	5	6	7	8	9	AB	R	H	RBI	BB	SO	LOB	TOP		
<b>Kenny Lofton, L</b> OBP: 0.404, SLG: 0.441 (1, 8)	FC4	1-2		1-2			1-1		1-1	5	0	0	0	0	1	4	<b>Atlanta Braves @ Colorado Rockies</b> Coors Field, Denver, CO Wed Jun 11 1997, 3:33 AM MDT Att: 48,633 - Sunny - 77 F		
<b>Michael Tucker, L</b> OBP: 0.376, SLG: 0.473 (1, 9)	1B		1-2		1-2		2-0		0-3	5	1	2	0	0	1	1			
<b>10 Chipper Jones, S</b> OBP: 0.373, SLG: 0.449 (1, 5)	2-0		4-2	4-2	0-1		2-1		0-0	4	2	2	2	1	0	2			
<b>Fred McGriff, L</b> OBP: 0.350, SLG: 0.416 (1, 3)	1-H		0-0	0-0	2-3		4-1		4-0	3	1	1	2	2	1	2			
<b>Ryan Klesko, L</b> OBP: 0.333, SLG: 0.505 (1, 7)	3-2		2-1	2-1	3-3		0-1		2-3	5	0	1	1	0	2	4			
<b>Mark Lemke, S</b> OBP: 0.284, SLG: 0.310 (1, 4)		0-0	1-0			2-0		1-1		4	0	0	0	0	0	1			
<b>Eddie Pérez, R</b> OBP: 0.288, SLG: 0.351 (1, 2)		3-2		4-1	4-1	0-1		0-1		3	1	2	1	1	0	0			
<b>Rafael Belliard, R</b> OBP: 0.263, SLG: 0.263 (8, PH)	0-2		1-2	1-2	0-0		0-0		0-0	3	0	1	0	0	0	1			
<b>Keith Lockhart, L</b> OBP: 0.310, SLG: 0.417 Paul Byrd, R (8, 1)			1-2	1-2	1-2					1	0	0	0	0	0	0			
<b>Chris Brock, R</b> OBP: 0.500, SLG: 0.500 Brad Clontz, R (5, 1)		0-1	0-0	0-0	1-3				2-2	2	0	1	0	0	0	2			
<b>Alan Embree, L</b> Mike Bielecki, R (7, 1)										1	0	0	0	0	1	1			
<b>Mike Mordecai, R</b> OBP: 0.326, SLG: 0.341 (8, 6)										0	0	0	0	0	0	0			
<b>Inning Stats</b>	R: 2 E: 0 K: 1 S: 14	H: 2 LOB: 0 BB: 0 P: 26	R: 1 E: 0 K: 0 S: 10	H: 2 LOB: 1 BB: 0 P: 14	R: 1 E: 0 K: 0 S: 13	H: 1 LOB: 1 BB: 1 P: 20	R: 0 E: 0 K: 0 S: 9	H: 1 LOB: 1 BB: 1 P: 14	R: 0 E: 0 K: 1 S: 7	H: 1 LOB: 2 BB: 0 P: 10	R: 0 E: 0 K: 0 S: 8	H: 1 LOB: 2 BB: 1 P: 16	R: 0 E: 0 K: 0 S: 5	H: 0 LOB: 0 BB: 0 P: 6	R: 2 E: 0 K: 2 S: 13	H: 2 LOB: 1 BB: 1 P: 22	1B: 7 2B: 1 3B: 0 HR: 3	SF: 0 SAC: 0 DP: 1 HBP: 0	WP: 0 PA: 41 PB: 0 SB: 1 CS: 0
<b>PITCHER</b>	IP WLS BF H R ER SO BB IBB HBP BLK WP HR S P ERA WHIP																		
<b>John Thomson, R</b> ERA: 5.23	(1, 1) 6.2 W 30 9 4 4 4 2 0 0 0 0 0 2 70 111 5.40 1.650																		
<b>Mike Munoz, L</b> ERA: 4.71	(7, 1) 0.1 2 0 0 0 0 1 0 0 0 0 0 0 3 7 0.00 3.000																		
<b>Steve Reed, R</b> ERA: 4.23	(8, 1) 1.0 3 0 0 0 0 0 0 0 0 0 0 0 5 6 0.00 0.000																		
<b>Curt Leskanic, R</b> ERA: 6.3	(9, 1) 1.0 6 2 2 2 2 1 0 0 0 0 0 1 13 22 18.00 3.000																		

Batter	1	2	3	4	5	6	7	8	9	AB	R	H	RBI	BB	SO	LOB	BOTTOM		
<b>Eric Young Sr., R</b> OBP: 0.388, SLG: 0.430 (1, 4)	3-1		1-2		4-0	3-1		2-0		4	1	2	0	1	0	0	<b>Atlanta Braves @ Colorado Rockies</b> Coors Field, Denver, CO Wed Jun 11 1997, 3:33 AM MDT Att: 48,633 - Sunny - 77 F		
<b>Quinton McCracken, S</b> OBP: 0.405, SLG: 0.439 (1, 8)	1-1		3-2	1-2	4-1	1-0		4-2		3	2	2	1	2	0	2			
<b>Lary Walker, L</b> OBP: 0.507, SLG: 0.760 Dante Bichette, R (7, 9)	0-3		2-0	2-0	1-0		1-3	0-1		3	0	0	0	0	1	3			
<b>Andres Galarraga, R</b> OBP: 0.414, SLG: 0.615 (1, 3)	1-1		0-0	0-0	0-0		2-1	1-3		5	2	3	2	0	1	2			
<b>Ellis Burks, R</b> OBP: 0.324, SLG: 0.505 (1, 7)	0-0		2-1		2-3	1-1	2-0	0-1		5	0	0	0	0	1	3			
<b>Vinny Castilla, R</b> OBP: 0.369, SLG: 0.560 (1, 5)		1-1		1-2		1-0	0-0			4	2	3	1	0	0	0			
<b>Jeff Reed, L</b> OBP: 0.390, SLG: 0.547 (1, 2)		4-2		0-1	1-2	2-1	1-2	1-2		3	2	3	3	1	0	0			
<b>Jason Bates, S</b> OBP: 0.317, SLG: 0.405 Watt Weiss, S (8, 6)		2-1		1-0	1-0	1-0	2-0	2-0		4	0	1	1	0	0	3			
<b>John Thomson, R</b> OBP: 0.357, SLG: 0.357 Mike Munoz, L (7, 1)		1-3		0-2	0-2	2-2	0-3			3	0	1	0	0	1	2			
<b>John Vander Wal, L</b> OBP: 0.271, SLG: 0.186 Steve Reed, R (8, 1)						0-2	0-3			0	0	0	0	0	0	0			
<b>Curt Leskanic, R</b> (9, 1)						0-2	0-3			0	0	0	0	0	0	0			
<b>Inning Stats</b>	R: 2 E: 0 K: 1 S: 10	H: 2 LOB: 0 BB: 0 P: 15	R: 0 E: 0 K: 1 S: 9	H: 0 LOB: 1 BB: 1 P: 17	R: 1 E: 0 K: 0 S: 11	H: 3 LOB: 1 BB: 0 P: 19	R: 0 E: 0 K: 0 S: 10	H: 2 LOB: 1 BB: 0 P: 12	R: 0 E: 0 K: 0 S: 3	H: 0 LOB: 2 BB: 2 P: 12	R: 2 E: 0 K: 2 S: 13	H: 4 LOB: 2 BB: 0 P: 25	R: 3 E: 1 K: 2 S: 17	H: 4 LOB: 1 BB: 0 P: 25	R: 1 E: 0 K: 1 S: 10	H: 1 LOB: 1 BB: 1 P: 17	1B: 12 2B: 3 3B: 0 HR: 2	SF: 0 SAC: 0 DP: 2 HBP: 0	WP: 0 PA: 41 PB: 0 SB: 2 CS: 1
<b>PITCHER</b>	IP WLS BF H R ER SO BB IBB HBP BLK WP HR S P ERA WHIP																		
<b>Chris Brock, R</b> ERA: 6.75	(1, 1) 4.0 L 9 4 2 2 1 1 0 0 0 0 0 1 15 31 10.80 3.000																		
<b>Brad Clontz, R</b> ERA: 3.7	(5, 1) 1.2 1 0 0 0 0 0 0 0 0 0 0 0 1 2 0.00 0.000																		
<b>Alan Embree, L</b> ERA: 2.89	(6, 1) 0.1 7 4 3 3 2 0 0 0 0 0 0 0 17 25 27.00 4.000																		
<b>Mike Bielecki, R</b> ERA: 2.7	(7, 1) 1.0 5 1 1 1 1 1 0 0 0 0 0 0 10 17 9.00 2.000																		
<b>Paul Byrd, R</b> ERA: 5.31	(8, 1) 1.0 5 1 1 1 1 1 0 0 0 0 0 0 10 17 9.00 2.000																		





Batter	1	2	3	4	5	6	7	8	9	AB	R	H	RBI	BB	SO	LOB	TOP										
<b>Brady Anderson, L</b> (1, 8) OBP: 0.430, SLG: 0.467	F7			K		1B		F9		4	1	1	1	0	1	0	<b>Baltimore Orioles @ Atlanta Braves</b> Turner Field, Atlanta, GA Fri Jun 13 1997, 7:05 PM EDT Att: 48,334 - Unknown - 80 F										
<b>Roberto Alomar, S</b> (1, 4) OBP: 0.353, SLG: 0.440 <b>Jeff Reboulet, R</b> (8, PH) OBP: 0.291, SLG: 0.246	G6-3			G6-3		1B		P4		3	1	1	0	0	0	0											
<b>Rafael Palmeiro, L</b> (1, 3) OBP: 0.355, SLG: 0.486	L9			G4-3		1B		FC6-4		4	1	2	1	0	0	0											
<b>Cal Ripken Jr., R</b> (1, 5) OBP: 0.337, SLG: 0.457		G4-3			G5-3			FC6-4		4	0	1	1	0	0	1											
<b>B.J. Surhoff, L</b> (1, 7) OBP: 0.407, SLG: 0.561 <b>Lenny Webster, R</b> (9, 2) OBP: 0.280, SLG: 0.277		G6-4-3			L9		SF8		L7	3	0	1	1	0	0	0											
<b>Jeffrey Hammonds, R</b> (1, 9) OBP: 0.324, SLG: 0.493		G6-4-3			G3				G4-3	4	0	1	0	0	0	2											
<b>Chris Hoiles, R</b> (1, 2) OBP: 0.408, SLG: 0.443 <b>Randy Myers, L</b> (9, 1)			L8		K				K	3	0	0	0	0	2	1											
<b>Mike Bordick, R</b> (1, 6) OBP: 0.257, SLG: 0.279			G1-3			SH3-4		G4-6-3		3	1	1	0	0	0	1											
<b>Jimmy Key, R</b> (1, 1) <b>Armando Benitez, R</b> (7, 1) <b>Jesse Orosco, R</b> (8, 1) <b>Tony Tarasco, L</b> (9, 9) OBP: 0.330, SLG: 0.407			K			SH3-4		K		2	0	0	0	0	2	0											
<b>Inning Stats</b>	R: 0 E: 0 K: 0 S: 3	H: 0 LOB: 0 BB: 0 P: 4	R: 0 E: 0 K: 0 S: 6	H: 1 LOB: 0 BB: 0 P: 7	R: 0 E: 0 K: 1 S: 9	H: 0 LOB: 0 BB: 0 P: 10	R: 0 E: 0 K: 1 S: 6	H: 0 LOB: 1 BB: 0 P: 8	R: 0 E: 0 K: 1 S: 11	H: 1 LOB: 1 BB: 0 P: 16	R: 4 E: 0 K: 0 S: 17	H: 5 LOB: 1 BB: 0 P: 24	R: 0 E: 0 K: 1 S: 7	H: 0 LOB: 0 BB: 0 P: 11	R: 0 E: 0 K: 1 S: 10	H: 1 LOB: 1 BB: 0 P: 15		R: 0 E: 0 K: 1 S: 7	H: 0 LOB: 0 BB: 0 P: 11	1B: 8 2B: 0 3B: 0 HR: 0	SF: 1 SAC: 1 DP: 2 HBP: 1	WP: 0 PB: 0 SB: 0 CS: 0	PA: 34				
<b>PITCHER</b>	IP	WLS	BF	H	R	ER	SO	BB	IBB	HBP	BLK	WP	HR	S	P	ERA	WHIP										
<b>Greg Maddux, R</b> (1, 1) ERA: 2.23	7.0	L	27	7	4	4	4	0	0	1	0	0	0	59	80	5.14	1.000										
<b>Alan Embree, L</b> (8, 1) ERA: 2.7	1.1		5	1	0	0	0	0	0	0	0	0	0	13	19	0.00	0.750										
<b>Brad Clontz, R</b> (9, 1) ERA: 3.6	0.2		2	0	0	0	1	0	0	0	0	0	0	4	7	0.00	0.000										

Batter	1	2	3	4	5	6	7	8	9	AB	R	H	RBI	BB	SO	LOB	BOTTOM										
<b>Jeff Blauser, R</b> (1, 6) OBP: 0.433, SLG: 0.550	G5-3		L3		K				K	4	0	1	0	0	2	0	<b>Baltimore Orioles @ Atlanta Braves</b> Turner Field, Atlanta, GA Fri Jun 13 1997, 7:05 PM EDT Att: 48,334 - Unknown - 80 F										
<b>Michael Tucker, L</b> (1, 9) OBP: 0.375, SLG: 0.470	S		L3			F8	L1			4	0	1	0	0	0	4											
<b>10 Chipper Jones, S</b> (1, 5) OBP: 0.371, SLG: 0.459	K			G1-3		L8		HR		4	1	1	1	0	1	1											
<b>Fred McGriff, L</b> (1, 3) OBP: 0.353, SLG: 0.413	FC6-4			BB		P5		G4-3		2	0	0	0	2	0	0											
<b>Andrew Jones, R</b> (1, 8) OBP: 0.361, SLG: 0.449	FC6-4			BB		G6-3		K		3	1	1	0	1	1	2											
<b>Eddie Pérez, R</b> (1, 2) OBP: 0.286, SLG: 0.393	P6			L9		G6-3		HR		4	1	1	2	0	0	2											
<b>Ryan Klesko, L</b> (1, 7) OBP: 0.327, SLG: 0.495	P5			K		K		K		4	0	0	0	0	3	2											
<b>Mark Lemke, S</b> (1, 4) OBP: 0.284, SLG: 0.309	K				G5-3				F8	4	0	1	0	0	1	0											
<b>Greg Maddux, R</b> (1, 1) ERA: 2.23 <b>Javy Lopez, R</b> (7, PH) OBP: 0.377, SLG: 0.506 <b>Rafael Palmeiro, L</b> (8, PH) OBP: 0.355, SLG: 0.486 <b>Alan Embree, L</b> (9, 1) ERA: 2.7 <b>Brad Clontz, R</b> (9, PH) ERA: 3.6 <b>Mike Mordcaai, R</b> (9, PH) OBP: 0.316, SLG: 0.333	G6-3				K				G4-3	2	0	0	0	0	1	0											
<b>Inning Stats</b>	R: 0 E: 0 K: 1 S: 11	H: 1 LOB: 2 BB: 1 P: 20	R: 0 E: 0 K: 1 S: 7	H: 0 LOB: 0 BB: 0 P: 11	R: 0 E: 0 K: 0 S: 8	H: 1 LOB: 0 BB: 0 P: 8	R: 0 E: 0 K: 1 S: 11	H: 0 LOB: 2 BB: 2 P: 26	R: 0 E: 0 K: 0 S: 6	H: 0 LOB: 0 BB: 0 P: 10	R: 1 E: 0 K: 1 S: 11	H: 3 LOB: 3 BB: 0 P: 17	R: 2 E: 0 K: 2 S: 13	H: 2 LOB: 0 BB: 0 P: 19	R: 0 E: 0 K: 1 S: 5	H: 0 LOB: 0 BB: 0 P: 6		1B: 4 2B: 1 3B: 1 HR: 2	SF: 0 SAC: 0 DP: 1 HBP: 1	WP: 0 PB: 0 SB: 2 CS: 0	PA: 37						
<b>PITCHER</b>	IP	WLS	BF	H	R	ER	SO	BB	IBB	HBP	BLK	WP	HR	S	P	ERA	WHIP										
<b>Jimmy Key, L</b> (1, 1) ERA: 2.47	6.2	W	27	5	1	1	6	3	0	0	0	0	0	59	98	1.35	1.200										
<b>Armando Benitez, R</b> (7, 1) ERA: 3.5	1.0		6	2	2	2	1	0	0	1	0	0	2	13	18	18.00	2.000										
<b>Jesse Orosco, L</b> (8, 1) ERA: 1.04	0.1		1	0	0	0	1	0	0	0	0	0	0	3	6	0.00	0.000										
<b>Randy Myers, L</b> (9, 1) ERA: 1.32	1.0	S	3	0	0	0	1	0	0	0	0	0	0	5	6	0.00	0.000										







Batter	1	2	3	4	5	6	7	8	9	10	AB	R	H	RBI	BB	SO	LOB	TOP									
Brady Anderson, L OBP: 0.429, SLG: 0.472	G3-1			F8		SH1-4 1B	HBP IBB		SH1-4		3	1	1	0	1	0	0	<b>Baltimore Orioles @ Atlanta Braves</b> Turner Field, Atlanta, GA Sun Jun 15 1997, 3:33 AM EDT Att. 48,088 - Sunny - 80 F									
Jeff Reboulet, R OBP: 0.305, SLG: 0.254	K			FC6-4 1B		SH1-4			G6-3		2	0	1	1	0	1	0										
Pete Incaviglia, R OBP: 0.307, SLG: 0.365											1	0	0	0	0	0	1										
Tony Tarasco, L OBP: 0.330, SLG: 0.388											0	0	0	0	0	0	0										
Jeffrey Hammonds, R OBP: 0.327, SLG: 0.467	G5-3			F8		K			L7		5	0	0	0	0	1	4										
Rafael Palmeiro, L OBP: 0.355, SLG: 0.488		G4-3		FC6-4 1-2f						G4-3	4	0	0	0	1	0	3										
Cal Ripken Jr., R OBP: 0.338, SLG: 0.451		G6-3			P6	G3				HR 1B	5	1	1	0	0	1	2										
B.J. Surhoff, L OBP: 0.403, SLG: 0.552		G6-3			G3-1 2B				F8	G6-3	5	0	1	0	0	0	1										
Lenny Webster, R OBP: 0.300, SLG: 0.333				K	G3-1				SH3-4 HBP 1B	BB	4	2	2	2	1	1	1										
Mike Bordick, R OBP: 0.254, SLG: 0.272				G6-3						HR	3	1	0	0	1	0	2										
Armando Benitez, R ERA: 2.85										K	0	0	0	0	0	0	0										
Terry Mathews, L ERA: 4.44											0	0	0	0	0	0	0										
David Dellucci, L OBP: 0.214, SLG: 0.083											1	0	0	0	0	1	0										
Randy Myers, L ERA: 1.23											0	0	0	0	0	0	0										
Scott Erickson, R ERA: 3.54											2	0	0	0	0	2	2										
Jesse Orosco, L ERA: 0.95											0	0	0	0	0	0	0										
Roberto Alomar, S OBP: 0.360, SLG: 0.457											1	0	1	0	0	0	0										
<b>Inning Stats</b>	R: 0 E: 0 K: 1 S: 8	H: 0 LOB: 0 BB: 0 P: 12	R: 0 E: 0 K: 0 S: 8	H: 0 LOB: 0 BB: 0 P: 13	R: 0 E: 0 K: 2 S: 8	H: 0 LOB: 0 BB: 0 P: 12	R: 0 E: 0 K: 1 S: 6	H: 1 LOB: 1 BB: 1 P: 10	R: 0 E: 0 K: 1 S: 9	H: 1 LOB: 2 BB: 1 P: 19	R: 0 E: 0 K: 1 S: 8	H: 1 LOB: 2 BB: 1 P: 16	R: 3 E: 2 K: 0 S: 12	H: 1 LOB: 2 BB: 1 P: 20	R: 0 E: 0 K: 1 S: 13	H: 0 LOB: 1 BB: 1 P: 20	R: 0 E: 0 K: 0 S: 10	H: 1 LOB: 1 BB: 0 P: 14	R: 2 E: 0 K: 1 S: 11	H: 2 LOB: 0 BB: 0 P: 15	1B: 5 2B: 1 3B: 0 HR: 1	SF: 0 SAC: 3 DP: 0 HBP: 1	WP: 0 PB: 0 SB: 0 CS: 0	PA: 44			
<b>PITCHER</b>	IP 9.0	WLS 39	H 5	R 3	ER 0	SO 6	BB 2	IBB 2	HBP 1	BLK 0	WP 0	HR 0	S 82	P 136	ERA 0.00	WHIP 0.778											
Tom Glavine, L ERA: 2.85	1.0	L	5	2	2	2	1	0	0	0	0	0	1	11	15	18.00	2.000										
Mark Wohlers, R ERA: 2.17																											

Batter	1	2	3	4	5	6	7	8	9	10	AB	R	H	RBI	BB	SO	LOB	BOTTOM									
Kenny Lofton, L OBP: 0.401, SLG: 0.437	FC3-6 1B					F7	K		G4-3		5	0	1	0	0	2	3	<b>Baltimore Orioles @ Atlanta Braves</b> Turner Field, Atlanta, GA Sun Jun 15 1997, 3:33 AM EDT Att. 48,088 - Sunny - 80 F									
Michael Tucker, L OBP: 0.371, SLG: 0.458	FC3-6 10 C4-6-3			G4-3		10 2B	K			K	5	0	1	0	0	2	2										
10 Chipper Jones, S OBP: 0.374, SLG: 0.465	G4-6-3										5	0	2	1	0	0	1										
Fred McGriff, L OBP: 0.343, SLG: 0.397		G6-3		G4-3		G4-6-3 1B	IBB			K	4	0	0	0	1	1	1										
Ryan Klesko, L OBP: 0.324, SLG: 0.485											3	0	1	0	0	0	3										
Andrew Jones, R OBP: 0.364, SLG: 0.434						G4-6-3				K	1	0	0	0	0	1	1										
Javy Lopez, R OBP: 0.384, SLG: 0.589											4	1	2	0	0	0	1										
Jeff Blausler, R OBP: 0.430, SLG: 0.552											3	1	1	2	1	1	2										
Mark Lemke, S OBP: 0.282, SLG: 0.317											3	0	1	0	0	0	2										
Tom Glavine, L OBP: 0.333, SLG: 0.200											2	1	0	0	1	1	1										
Keith Lockhart, L OBP: 0.300, SLG: 0.400											1	0	0	0	0	0	1										
Mark Wohlers, R ERA: 1.23											0	0	0	0	0	0	0										
<b>Inning Stats</b>	R: 0 E: 0 K: 0 S: 6	H: 1 LOB: 1 BB: 0 P: 7	R: 0 E: 0 K: 1 S: 8	H: 2 LOB: 2 BB: 0 P: 11	R: 0 E: 0 K: 1 S: 7	H: 0 LOB: 0 BB: 0 P: 8	R: 0 E: 0 K: 0 S: 4	H: 0 LOB: 0 BB: 0 P: 4	R: 0 E: 0 K: 0 S: 5	H: 0 LOB: 0 BB: 0 P: 6	R: 1 E: 0 K: 8 S: 8	H: 2 LOB: 2 BB: 2 P: 18	R: 2 E: 0 K: 3 S: 17	H: 3 LOB: 1 BB: 0 P: 25	R: 0 E: 0 K: 2 S: 11	H: 1 LOB: 1 BB: 0 P: 11	R: 0 E: 0 K: 0 S: 6	H: 0 LOB: 1 BB: 1 P: 13	R: 0 E: 0 K: 1 S: 10	H: 0 LOB: 0 BB: 0 P: 13	1B: 5 2B: 3 3B: 0 HR: 1	SF: 0 SAC: 1 DP: 2 HBP: 0	WP: 0 PB: 0 SB: 0 CS: 0	PA: 40			
<b>PITCHER</b>	IP 6.0	WLS 8	H 3	R 3	ER 3	SO 2	BB 1	IBB 1	HBP 0	BLK 0	WP 0	HR 1	S 46	P 67	ERA 4.50	WHIP 1.500											
Scott Erickson, R ERA: 3.54	1.1	5	1	0	0	4	0	0	0	0	0	0	15	18	0.00	0.750											
Jesse Orosco, L ERA: 0.95	0.2	3	0	0	0	1	1	0	0	0	0	0	5	9	0.00	1.500											
Armando Benitez, R ERA: 3.72	1.0	W	3	0	0	0	0	0	0	0	0	0	6	9	0.00	0.000											
Terry Mathews, R ERA: 4.44	1.0	S	3	0	0	0	1	0	0	0	0	0	10	13	0.00	0.000											
Randy Myers, L ERA: 1.23																											

AB	36
R	5
H	7
RBI	3
BB	4
SO	7
LOB	16



AB	36
R	3
H	9
RBI	3
BB	3
SO	8
LOB	18





Batter	1	2	3	4	5	6	7	8	9	AB	R	H	RBI	BB	SO	LOB	TOP					
<b>Kenny Lofton, L</b> OBP: 0.399, SLG: 0.434	G5-3	F7			K			G4-6-3		4	0	1	0	0	1	2	<b>Atlanta Braves @ Toronto Blue Jays</b> SkyDome, Toronto, ON Mon Jun 16 1997, 7:05 PM EDT Att: 34,409 - Dome					
<b>Michael Tucker, L</b> OBP: 0.369, SLG: 0.455	F9		G3-6-3		K			F8		4	0	1	0	0	1	1						
<b>Keith Lockhart, L</b> OBP: 0.281, SLG: 0.370	F7		G3-6-3		K			G4-6-3		4	0	0	0	0	1	2						
<b>10 Chipper Jones, S</b> OBP: 0.376, SLG: 0.478		2B	F7						G4-3	4	2	2	1	0	0	0						
<b>Ryan Klesko, L</b> OBP: 0.323, SLG: 0.485		1B			K			K	K	4	1	1	1	0	3	0						
<b>Andruw Jones, R</b> OBP: 0.361, SLG: 0.429		2B			K				S	4	0	1	0	0	3	1						
<b>Javy Lopez, R</b> OBP: 0.386, SLG: 0.585		1B						K	G4-3	3	0	1	0	0	1	1						
<b>Jeff Blausler, R</b> OBP: 0.425, SLG: 0.545		1B			F8			F7		3	0	0	0	0	1	3						
<b>Mark Lemke, S</b> OBP: 0.283, SLG: 0.317		1B			G6-3			K		3	0	1	1	0	1	0	<b>Braves</b>					
<b>Inning Stats</b>	R: 0 H: 0 E: 0 K: 0 S: 9	H: 0 LOB: 0 BB: 0 P: 13	R: 2 H: 4 E: 0 K: 2 S: 15	H: 4 LOB: 2 BB: 0 P: 22	R: 0 H: 1 E: 0 K: 0 S: 6	H: 1 LOB: 0 BB: 0 P: 10	R: 0 H: 0 E: 0 K: 2 S: 8	H: 0 LOB: 1 BB: 0 P: 13	R: 0 H: 0 E: 0 K: 1 S: 7	H: 0 LOB: 0 BB: 0 P: 8	R: 1 H: 1 E: 0 K: 3 S: 12	H: 1 LOB: 0 BB: 0 P: 16	R: 0 H: 0 E: 0 K: 1 S: 7	H: 0 LOB: 0 BB: 0 P: 10	R: 0 H: 1 E: 0 K: 0 S: 6	H: 1 LOB: 1 BB: 0 P: 9		R: 0 H: 1 E: 0 K: 1 S: 11	H: 1 LOB: 1 BB: 0 P: 14	1B: 6 2B: 1 3B: 0 HR: 1	SF: 0 SAC: 0 DP: 2 HBP: 1	WP: 0 PB: 0 SB: 1 CS: 0
<b>PITCHER</b> <b>Roger Clemens, R</b> ERA: 2.03	IP: 9.0 WLS: L BF: 34	H: 8 R: 3 ER: 3 SO: 12	BB: 0 IBB: 0 HBP: 1 BLK: 0	WP: 0 HR: 1 S: 81 P: 115	ERA: 3.00 WHIP: 0.889																	

Batter	1	2	3	4	5	6	7	8	9	AB	R	H	RBI	BB	SO	LOB	BOTTOM					
<b>Otis Nixon, S</b> OBP: 0.354, SLG: 0.302	F8		G6-3			F9		FC4-6		4	0	0	0	0	0	2	<b>Atlanta Braves @ Toronto Blue Jays</b> SkyDome, Toronto, ON Mon Jun 16 1997, 7:05 PM EDT Att: 34,409 - Dome					
<b>Orlando Merced, S</b> OBP: 0.332, SLG: 0.414	F8				G1-6-3	F8		F7		4	0	0	0	0	0	2						
<b>Joe Carter, R</b> OBP: 0.294, SLG: 0.398	F8				F8			1B		4	0	1	0	0	0	0						
<b>Ed Sprague, R</b> OBP: 0.331, SLG: 0.496		F9			P6			1B		4	0	1	0	0	1	0						
<b>Carlos Delgado, L</b> OBP: 0.376, SLG: 0.594		F7			G1-4-3	F8		P3		4	0	0	0	0	0	2						
<b>Benito Santiago, R</b> OBP: 0.252, SLG: 0.317		1B			K			K		3	0	1	0	0	2	2						
<b>Charlie O'Brien, R</b> OBP: 0.350, SLG: 0.476		P5			F7			F8		3	0	0	0	0	0	3						
<b>Alex Gonzalez, R</b> OBP: 0.290, SLG: 0.378			F8			F7		K		3	0	0	0	0	1	0						
<b>Carlos Garcia, R</b> OBP: 0.228, SLG: 0.265			G5-3					FC4-6		3	0	2	0	0	0	0	<b>Toronto Blue Jays</b>					
<b>Inning Stats</b>	R: 0 H: 0 E: 0 K: 0 S: 10	H: 0 LOB: 0 BB: 0 P: 12	R: 0 H: 1 E: 0 K: 0 S: 8	H: 1 LOB: 1 BB: 0 P: 12	R: 0 H: 0 E: 0 K: 0 S: 5	H: 0 LOB: 0 BB: 0 P: 7	R: 0 H: 0 E: 0 K: 0 S: 12	H: 0 LOB: 0 BB: 0 P: 16	R: 0 H: 0 E: 0 K: 1 S: 7	H: 0 LOB: 0 BB: 0 P: 10	R: 0 H: 1 E: 0 K: 0 S: 10	H: 1 LOB: 1 BB: 0 P: 14	R: 0 H: 2 E: 0 K: 1 S: 11	H: 2 LOB: 2 BB: 0 P: 19	R: 0 H: 1 E: 0 K: 1 S: 11	H: 1 LOB: 1 BB: 0 P: 14		R: 0 H: 0 E: 0 K: 1 S: 7	H: 0 LOB: 0 BB: 0 P: 8	1B: 4 2B: 1 3B: 0 HR: 0	SF: 0 SAC: 0 DP: 0 HBP: 0	WP: 0 PB: 0 SB: 0 CS: 0
<b>PITCHER</b> <b>Denny Neagle, L</b> ERA: 2.87	IP: 9.0 WLS: W BF: 32	H: 5 R: 0 ER: 0 SO: 4	BB: 0 IBB: 0 HBP: 0 BLK: 0	WP: 0 HR: 0 S: 81 P: 112	ERA: 0.00 WHIP: 0.556																	



Batter	1	2	3	4	5	6	7	8	9	AB	R	H	RBI	BB	SO	LOB	TOP								
<b>Kenny Lofton, L</b> OBP: 0.400, SLG: 0.435 <b>Mike Mordecai, R</b> OBP: 0.306, SLG: 0.318	3-1 WP E HR 1B	1-2 G6-3			3-3 K		1-1 1B 3B 1B		1-0 G5-3	4	1	2	1	0	1	2									
<b>Michael Tucker, L</b> OBP: 0.366, SLG: 0.450 <b>Fred McGriff, L</b> OBP: 0.343, SLG: 0.397	1-0 F7			1-1 G3	1-0 F7		3-2 3B 1B		0-0 G4-3	5	1	1	1	0	0	1									
<b>Keith Lockhart, L</b> OBP: 0.304, SLG: 0.424	0-1 E5 WP HR 1-2		1-1 10 G4-6-3 1B		2-0 P5		3-H 3B 1B 1-2 2-1 1-H 2-H 3B		0-1 1B	5	1	3	2	0	0	1									
<b>10 Chipper Jones, S</b> OBP: 0.369, SLG: 0.468	0-2 L7		2-2 G4-6-3		1-3 K		1-3 K		1-1 L9	5	0	0	0	0	2	6									
<b>Ryan Klesko, L</b> OBP: 0.322, SLG: 0.495	1-1 HR			1-1 G1-3		2-0 G1-3		0-0 L3		4	1	1	3	0	0	2									
<b>Andruw Jones, R</b> OBP: 0.358, SLG: 0.423	2-3 K			1-1 1B SF7 1B		1-0 G6-3		1-1 G3		4	1	1	0	0	1	0									
<b>Jeff Blauer, R</b> OBP: 0.434, SLG: 0.556		1-0 1B 2B		0-0 1B			4-0 SH1-4 1B BB	2-0 S 1B		3	1	3	0	1	0	0									
<b>Eddie Pérez, R</b> OBP: 0.284, SLG: 0.381		1-0 G1-3		0-0 SF7			4-2 1B SH1-4 BB	1-3 K		2	1	0	1	1	1	2									
<b>Mark Lemke, S</b> OBP: 0.284, SLG: 0.317		1-2 G6-3 1B		3-H K			1-2 SH1-4	3-1 G4-3		3	0	1	0	0	1	2									
<b>Inning Stats</b>	R: 3 E: 1 K: 1 S: 14	H: 2 LOB: 0 BB: 0 P: 21	R: 0 E: 0 K: 0 S: 10	H: 2 LOB: 1 BB: 0 P: 14	R: 0 E: 0 K: 0 S: 8	H: 1 LOB: 0 BB: 0 P: 12	R: 1 E: 0 K: 1 S: 9	H: 2 LOB: 1 BB: 0 P: 11	R: 0 E: 0 K: 1 S: 6	H: 0 LOB: 0 BB: 0 P: 12	R: 0 E: 0 K: 1 S: 5	H: 0 LOB: 0 BB: 0 P: 9	R: 4 E: 0 K: 1 S: 19	H: 3 LOB: 2 BB: 2 P: 34	R: 0 E: 0 K: 1 S: 9	H: 1 LOB: 1 BB: 0 P: 16	R: 0 E: 0 K: 0 S: 6	H: 1 LOB: 1 BB: 0 P: 8	1B: 9 2B: 1 3B: 1 HR: 1	SF: 1 SAC: 1 DP: 2 HBP: 0	WP: 1 PB: 0 SB: 1 CS: 0	PA: 40			
<b>PITCHER</b>	IP	WLS	BF	H	R	ER	SO	BB	IBB	HBP	BLK	WP	HR	S	P	ERA	WHIP								
<b>Luis Andujar, R</b> ERA: 5.21	4.0	L	18	7	4	1	2	0	0	0	0	1	1	41	58	2.25	1.750								
<b>Paul Spoljanc, L</b> ERA: 3.41	3.0		14	3	4	4	3	2	0	0	0	0	0	30	55	12.00	1.667								
<b>Marty Janzen, R</b> ERA:	1.0		4	1	0	0	1	0	0	0	0	0	0	9	16	0.00	1.000								
<b>Mike Timlin, R</b> ERA: 2.7	1.0		4	1	0	0	0	0	0	0	0	0	0	6	8	0.00	1.000								

Atlanta Braves @ Toronto Blue Jays  
SkyDome, Toronto, ON  
Tue Jun 17 1997, 7:05 PM EDT  
Att: 31,356 - Unknown - 71 F

AB 36  
R 8  
H 12  
RBI 8  
BB 2  
SO 6  
LOB 16



Batter	1	2	3	4	5	6	7	8	9	AB	R	H	RBI	BB	SO	LOB	BOTTOM								
<b>Otis Nixon, S</b> OBP: 0.359, SLG: 0.308			0-1 SF8 G4-3 3B 1B		0-1 G4-6-3 1B		1-1 S 1B		2-3 K	5	1	3	1	0	2	1									
<b>Orlando Merced, S</b> OBP: 0.333, SLG: 0.411	0-2 1B		0-0 G4-3		0-0 G4-6-3		1-2 P3		4-1 G5-4-3 BB	4	0	1	0	1	0	4									
<b>Joe Carter, R</b> OBP: 0.289, SLG: 0.391	2-0 L8		1-0 SF8		0-1 G6-3			2-3 K	2-2 G5-4-3	4	0	0	1	0	1	3									
<b>Ed Sprague, R</b> OBP: 0.330, SLG: 0.500	2-2 G6-3		2-3 3-H 2-2 3B			0-1 L4		1-3 K		4	0	1	1	0	1	1									
<b>Carlos Delgado, L</b> OBP: 0.373, SLG: 0.603		1-3 K	0-3 K			0-1 G3		0-1 HR		4	1	1	1	0	2	1									
<b>Benito Santiago, R</b> OBP: 0.245, SLG: 0.309		0-1 G6-3		3-2 F9		1-3 K		0-2 E6 HR		4	1	0	0	0	1	0									
<b>Shawn Green, L</b> OBP: 0.325, SLG: 0.467		1-1 HR		2-3 K			0-2 S 1B	1-0 HR		4	3	3	3	0	1	0									
<b>Alex Gonzalez, R</b> OBP: 0.289, SLG: 0.376		2-0 G6-3		0-0 S 1B			1-3 K	0-0 G3		4	0	1	0	0	1	1									
<b>Carlos Garcia, R</b> OBP: 0.233, SLG: 0.269			0-0 G4-3 1B SF8 1B		2-2 F8		3-2 L9		0-0 WP S 1B	4	1	2	0	0	0	2									
<b>Inning Stats</b>	R: 0 E: 0 K: 1 S: 10	H: 1 LOB: 1 BB: 0 P: 15	R: 1 E: 0 K: 1 S: 8	H: 1 LOB: 0 BB: 0 P: 12	R: 2 E: 0 K: 1 S: 13	H: 3 LOB: 1 BB: 0 P: 16	R: 0 E: 0 K: 1 S: 13	H: 1 LOB: 1 BB: 0 P: 20	R: 0 E: 0 K: 1 S: 7	H: 0 LOB: 0 BB: 0 P: 8	R: 1 E: 0 K: 1 S: 19	H: 2 LOB: 1 BB: 0 P: 24	R: 3 E: 1 K: 2 S: 14	H: 2 LOB: 0 BB: 0 P: 18	R: 0 E: 0 K: 1 S: 9	H: 1 LOB: 1 BB: 1 P: 17	1B: 8 2B: 0 3B: 1 HR: 3	SF: 1 SAC: 0 DP: 2 HBP: 0	WP: 1 PB: 0 SB: 4 CS: 0	PA: 39					
<b>PITCHER</b>	IP	WLS	BF	H	R	ER	SO	BB	IBB	HBP	BLK	WP	HR	S	P	ERA	WHIP								
<b>Greg Maddux, R</b> ERA: 2.37	6.0	W	24	7	3	3	5	0	0	0	0	0	0	56	76	4.50	1.167								
<b>Mike Bielecki, R</b> ERA: 2.95	2.0		11	4	4	2	3	0	0	0	0	0	2	33	42	9.00	2.000								
<b>Mark Wohlers, R</b> ERA: 2.1	1.0	S	4	1	0	0	1	1	0	0	0	1	0	9	17	0.00	2.000								

Atlanta Braves @ Toronto Blue Jays  
SkyDome, Toronto, ON  
Tue Jun 17 1997, 7:05 PM EDT  
Att: 31,356 - Unknown - 71 F

AB 37  
R 7  
H 12  
RBI 7  
BB 1  
SO 9  
LOB 13





Batter	1	2	3	4	5	6	7	8	9	AB	R	H	RBI	BB	SO	LOB	TOP					
Jeff Blausler, R (1, 10) OBP: 0.431, SLG: 0.550	F7		P4			F8	E			4	0	1	2	0	0	1	<b>Atlanta Braves @ Toronto Blue Jays</b> SkyDome, Toronto, ON Wed Jun 18 1997, 7:05 PM EDT Att: 31,717 - Unknown - 70 F					
Andruw Jones, R (1, 8) OBP: 0.355, SLG: 0.418	E5			F9		WP	E5			4	0	1	0	0	0	1						
Keith Lockhart, L (1, 5) OBP: 0.306, SLG: 0.410	F8			P6			L6			2	0	0	0	1	0	1						
Javy Lopez, R (7, PH) OBP: 0.385, SLG: 0.582										1	0	0	0	0	0	2						
29 John Smoltz, R (7, 1) OBP: 0.475, SLG: 0.486										0	0	0	0	0	0	0						
Alan Embree, L (8, 1) OBP: 0.475, SLG: 0.486										0	0	0	0	0	0	0						
Brad Clontz, R (8, 1) OBP: 0.475, SLG: 0.486										0	0	0	0	0	0	0						
10 Chipper Jones, S (1, 9) OBP: 0.364, SLG: 0.461	L8			F7		G4-3		L5		4	0	0	0	0	4							
Ryan Klesko, L (1, 7) OBP: 0.321, SLG: 0.488			G4-3			K	BB	BB	K	3	1	0	0	1	2	0						
Mark Lemke, S (1, 4) OBP: 0.276, SLG: 0.311	G1-3					K			G5-3	4	0	0	0	0	2	1						
Mike Mordecai, R (1, 3) OBP: 0.283, SLG: 0.292	P4					P3			P9	4	0	0	0	0	0	1						
Eddie Pérez, R (1, 2) OBP: 0.282, SLG: 0.364			G6-3			G6-3	BB	BB	G5-3	3	1	0	0	1	0	0						
Rafael Belliard, R (1, 6) OBP: 0.286, SLG: 0.286			K							2	0	1	0	0	1	0						
Fred McGriff, L (7, PH) OBP: 0.345, SLG: 0.397										0	1	0	0	1	0	0						
Tony Graffanino, R (7, 5) OBP: 0.339, SLG: 0.347						WP	BB	BB	P3	1	0	0	0	0	0	0						
<b>Inning Stats</b>	R: 0 E: 1 K: 0 S: 9	H: 0 LOB: 1 BB: 0 P: 12	R: 0 E: 0 K: 0 S: 5	H: 0 LOB: 0 BB: 0 P: 6	R: 0 E: 0 K: 1 S: 7	H: 0 LOB: 0 BB: 0 P: 12	R: 0 E: 0 K: 0 S: 6	H: 0 LOB: 0 BB: 0 P: 9	R: 0 E: 0 K: 2 S: 9	H: 0 LOB: 0 BB: 0 P: 13	R: 0 E: 0 K: 0 S: 15	H: 2 LOB: 3 BB: 1 P: 24	R: 3 E: 1 K: 1 S: 17	H: 1 LOB: 2 BB: 3 P: 31	R: 0 E: 0 K: 1 S: 8	H: 0 LOB: 0 BB: 0 P: 13	R: 0 E: 0 K: 0 S: 9	H: 0 LOB: 0 BB: 0 P: 11	1B: 3 2B: 0 3B: 0 HR: 0	SF: 0 SAC: 0 DP: 0 HBP: 0	WP: 1 PB: 0 SB: 1 CS: 0	PA: 36
<b>PITCHER</b>	IP WLS BF H R ER SO BB IBB HBP BLK WP HR S P ERA WHIP																					
Woody Williams, R (1, 1) ERA: 4.26	6.2 W 27 2 3 2 4 4 0 0 0 0 1 0 61 99 2.70 0.900																					
Paul Quantrill, R (7, 1) ERA: 1.57	0.0 2 1 0 0 0 0 0 0 0 0 0 0 4 5 ∞ ∞																					
Dan Plesac, L (7, 1) ERA: 4.58	1.1 4 0 0 0 1 0 0 0 0 0 0 0 11 16 0.00 0.000																					
Mike Timlin, R (9, 1) ERA: 2.6	1.0 S 3 0 0 0 0 0 0 0 0 0 0 0 9 11 0.00 0.000																					

Batter	1	2	3	4	5	6	7	8	9	AB	R	H	RBI	BB	SO	LOB	BOTTOM			
Otis Nixon, S (1, 8) OBP: 0.357, SLG: 0.307	G5-3		G4-3	K			CS	S		4	0	1	0	0	1	1	<b>Atlanta Braves @ Toronto Blue Jays</b> SkyDome, Toronto, ON Wed Jun 18 1997, 7:05 PM EDT Att: 31,717 - Unknown - 70 F			
Orlando Merced, S (1, 9) OBP: 0.336, SLG: 0.407	F8		HR	BB		G3-1	BB			2	1	0	0	2	0	0				
Joe Carter, R (1, 7) OBP: 0.285, SLG: 0.385	K		K			G5-3	K			4	0	0	0	0	3	3				
Ed Sprague, R (1, 5) OBP: 0.333, SLG: 0.504		E	BB			P3				2	2	1	0	1	0	0				
Tilson Brito, R (8, 5) OBP: 0.365, SLG: 0.333		BB	HR	BB			CS	G1-3	BB	0	0	0	0	1	0	0				
Carlos Delgado, L (1, 3) OBP: 0.376, SLG: 0.617	K		HR			K		G1-3	BB	4	1	2	3	0	2	1				
Benito Santiago, R (1, 2) OBP: 0.239, SLG: 0.301	E6		K			L6		G1-3		4	0	0	0	0	1	3				
Shawn Green, L (1, 10) OBP: 0.331, SLG: 0.463					G3-1					3	0	1	1	1	0	0				
Alex Gonzalez, R (1, 6) OBP: 0.289, SLG: 0.387	P3				F8				P3	4	1	1	1	0	0	5				
Carlos Garcia, R (1, 4) OBP: 0.233, SLG: 0.269	G1-3						L8		K	4	0	1	0	0	1	5				
<b>Inning Stats</b>	R: 0 E: 0 K: 1 S: 8	H: 0 LOB: 0 BB: 0 P: 11	R: 1 E: 1 K: 1 S: 15	H: 2 LOB: 2 BB: 0 P: 17	R: 3 E: 0 K: 2 S: 17	H: 1 LOB: 0 BB: 2 P: 30	R: 0 E: 0 K: 1 S: 10	H: 1 LOB: 0 BB: 0 P: 14	R: 0 E: 0 K: 1 S: 9	H: 0 LOB: 0 BB: 0 P: 14	R: 0 E: 0 K: 1 S: 8	H: 0 LOB: 0 BB: 0 P: 10	R: 1 E: 0 K: 1 S: 13	H: 2 LOB: 1 BB: 1 P: 21	R: 0 E: 0 K: 1 S: 9	H: 1 LOB: 3 BB: 2 P: 23	1B: 4 2B: 1 3B: 0 HR: 2	SF: 0 SAC: 0 DP: 0 HBP: 0	WP: 0 PB: 0 SB: 2 CS: 1	PA: 37
<b>PITCHER</b>	IP WLS BF H R ER SO BB IBB HBP BLK WP HR S P ERA WHIP																			
29 John Smoltz, R (1, 1) ERA: 3.19	7.0 L 30 6 5 5 7 3 0 0 0 0 0 2 80 117 6.43 1.286																			
29 John Smoltz, R (7, 1) ERA: 3.19	7.0 L 30 6 5 5 7 3 0 0 0 0 0 2 80 117 6.43 1.286																			
Alan Embree, L (8, 1) ERA: 3.15	0.0 2 1 0 0 0 1 0 0 0 0 0 0 3 10 ∞ ∞																			
Brad Clontz, R (8, 1) ERA: 3.21	1.0 4 0 0 0 1 0 1 0 0 0 0 0 6 13 0.00 0.000																			





Batter	1	2	3	4	5	6	7	8	9	AB	R	H	RBI	BB	SO	LOB	TOP					
Jeff Blausler, R OBP: 0.430, SLG: 0.549 (1, 6)	G5-3		K			E 10 G6-3 BB			G5-4-3	4	1	1	0	1	1	2	<b>Atlanta Braves @ Philadelphia Phillies</b> Veterans Stadium, Philadelphia, PA Fri Jun 20 1997, 7:05 PM EDT Att: 20,648 - Unknown - 87 F					
Keith Lockhart, L OBP: 0.289, SLG: 0.385 (1, 5)	G2-3			K		E3 10 G6-3	G6-3			4	0	0	0	0	1	2						
10 Chipper Jones, S OBP: 0.359, SLG: 0.453 (1, 9)	G6-3			L9		G6-3		G4-3	4	0	0	0	0	0	1							
Fred McGriff, L OBP: 0.347, SLG: 0.398 (1, 3)		F8		F7		2B 2B 1B		FC5-4 1B	4	1	2	0	0	0	0							
Ryan Klesko, L OBP: 0.320, SLG: 0.488 (1, 7)	K			K		2B 2B		P3	4	1	1	0	0	2	1							
Andruw Jones, R OBP: 0.365, SLG: 0.426 (1, 8)	WP E BB			CS HBP		2B 2B		FC5-4	2	0	1	2	1	0	1							
Eddie Pérez, R OBP: 0.293, SLG: 0.371 (1, 2)	F9			G5-3		G5-3		FC6-4 1B	4	0	2	0	0	0	2							
Mark Lemke, S OBP: 0.273, SLG: 0.305 (1, 4)			G5-3			G4-3		FC6-4 BB	4	0	0	0	0	0	2							
Tom Glavine, L OBP: 0.353, SLG: 0.214 (1, 1)	B1-3					BB E 1B	K	G5-4-3 BB	3	1	1	0	1	1	0							
<b>Inning Stats</b>	R: 0 E: 0 K: 0 S: 6	H: 0 LOB: 0 BB: 7	R: 0 E: 1 K: 1 S: 8	H: 0 LOB: 1 BB: 14	R: 0 E: 0 K: 1 S: 8	H: 0 LOB: 0 BB: 0	R: 0 E: 0 K: 1 S: 5	H: 1 LOB: 1 BB: 0 P: 6	R: 0 E: 0 K: 1 S: 6	H: 1 LOB: 1 BB: 0 P: 8	R: 0 E: 0 K: 1 S: 10	H: 1 LOB: 1 BB: 0 P: 16	R: 0 E: 0 K: 0 S: 5	H: 1 LOB: 1 BB: 0 P: 8	R: 0 E: 0 K: 0 S: 6	H: 1 LOB: 1 BB: 12	1B: 5 2B: 3 3B: 0 HR: 0	SF: 0 SAC: 0 DP: 2 HBP: 1	WP: 1 PB: 0 SB: 0 CS: 1	PA: 37		
<b>PITCHER</b>	IP WLS BF H R ER SO BB IBB HBP BLK WP HR S P ERA WHIP	IP WLS BF H R ER SO BB IBB HBP BLK WP HR S P ERA WHIP	IP WLS BF H R ER SO BB IBB HBP BLK WP HR S P ERA WHIP	IP WLS BF H R ER SO BB IBB HBP BLK WP HR S P ERA WHIP	IP WLS BF H R ER SO BB IBB HBP BLK WP HR S P ERA WHIP	IP WLS BF H R ER SO BB IBB HBP BLK WP HR S P ERA WHIP	IP WLS BF H R ER SO BB IBB HBP BLK WP HR S P ERA WHIP	IP WLS BF H R ER SO BB IBB HBP BLK WP HR S P ERA WHIP	IP WLS BF H R ER SO BB IBB HBP BLK WP HR S P ERA WHIP	IP WLS BF H R ER SO BB IBB HBP BLK WP HR S P ERA WHIP	IP WLS BF H R ER SO BB IBB HBP BLK WP HR S P ERA WHIP	IP WLS BF H R ER SO BB IBB HBP BLK WP HR S P ERA WHIP	IP WLS BF H R ER SO BB IBB HBP BLK WP HR S P ERA WHIP	IP WLS BF H R ER SO BB IBB HBP BLK WP HR S P ERA WHIP	IP WLS BF H R ER SO BB IBB HBP BLK WP HR S P ERA WHIP	IP WLS BF H R ER SO BB IBB HBP BLK WP HR S P ERA WHIP	IP WLS BF H R ER SO BB IBB HBP BLK WP HR S P ERA WHIP	IP WLS BF H R ER SO BB IBB HBP BLK WP HR S P ERA WHIP	IP WLS BF H R ER SO BB IBB HBP BLK WP HR S P ERA WHIP	IP WLS BF H R ER SO BB IBB HBP BLK WP HR S P ERA WHIP	IP WLS BF H R ER SO BB IBB HBP BLK WP HR S P ERA WHIP	IP WLS BF H R ER SO BB IBB HBP BLK WP HR S P ERA WHIP

AB	33
R	4
H	8
RBI	2
BB	3
SO	5
LOB	11



Batter	1	2	3	4	5	6	7	8	9	AB	R	H	RBI	BB	SO	LOB	BOTTOM					
Gregg Jefferies, S OBP: 0.341, SLG: 0.374 (1, 7)	1B		G5-4-3 1B		G4-3			G5-3		4	0	2	0	0	0	0	<b>Atlanta Braves @ Philadelphia Phillies</b> Veterans Stadium, Philadelphia, PA Fri Jun 20 1997, 7:05 PM EDT Att: 20,648 - Unknown - 87 F					
Mickey Morandini, L OBP: 0.360, SLG: 0.394 (1, 4)	K		G5-4-3		G6-3			G3-1 SF7 2B	4	1	1	0	0	1	2							
Scott Rolen, R OBP: 0.360, SLG: 0.434 (1, 5)	BB 1B		L9		G3			G3-1	4	0	1	0	0	0	1							
Darren Daulton, L OBP: 0.392, SLG: 0.500 (1, 9)	G6-4-3 BB		P3		G1-3			SF7	2	0	0	1	1	0	0							
Ruben Amaro Jr., S OBP: 0.307, SLG: 0.284 (1, 8)	G6-4-3		G4-3 1B		G5-3			F8	4	0	1	0	0	0	3							
Rico Brogna, L OBP: 0.292, SLG: 0.440 Wayne Gomes, R (8, 1)	G3-1		G4-3		K				3	0	0	0	0	1	1							
Mike Lieberthal, R OBP: 0.243, SLG: 0.383 (1, 2)	L9		G4-3		G1-3				3	0	0	0	0	0	1							
Kevin Stocker, S OBP: 0.303, SLG: 0.307 (1, 6)	1B		L9		L9			G4-6-3 1B	3	0	2	0	0	0	0							
Mark Leiter, R OBP: 0.071, SLG: 0.037 Erik Platenberg, R (8, 1) 23 Kevin Jordan, R OBP: 0.245, SLG: 0.468 (8, 3)	K		K		K			G4-6-3	2	0	0	0	0	0	0							
<b>Inning Stats</b>	R: 0 E: 0 K: 1 S: 16	H: 2 LOB: 2 BB: 1 P: 26	R: 0 E: 0 K: 1 S: 9	H: 1 LOB: 0 BB: 0 P: 14	R: 0 E: 0 K: 0 S: 7	H: 1 LOB: 0 BB: 0 P: 11	R: 0 E: 0 K: 0 S: 11	H: 1 LOB: 1 BB: 0 P: 18	R: 0 E: 0 K: 1 S: 6	H: 0 LOB: 0 BB: 0 P: 8	R: 0 E: 0 K: 0 S: 6	H: 0 LOB: 0 BB: 0 P: 11	R: 0 E: 0 K: 1 S: 10	H: 0 LOB: 0 BB: 0 P: 14	R: 0 E: 0 K: 0 S: 9	H: 1 LOB: 0 BB: 0 P: 12	R: 1 E: 0 K: 0 S: 6	H: 1 LOB: 0 BB: 0 P: 14	1B: 6 2B: 1 3B: 0 HR: 0	SF: 1 SAC: 0 DP: 3 HBP: 0	WP: 0 PB: 0 SB: 0 CS: 0	PA: 32
<b>PITCHER</b>	IP WLS BF H R ER SO BB IBB HBP BLK WP HR S P ERA WHIP	IP WLS BF H R ER SO BB IBB HBP BLK WP HR S P ERA WHIP	IP WLS BF H R ER SO BB IBB HBP BLK WP HR S P ERA WHIP	IP WLS BF H R ER SO BB IBB HBP BLK WP HR S P ERA WHIP	IP WLS BF H R ER SO BB IBB HBP BLK WP HR S P ERA WHIP	IP WLS BF H R ER SO BB IBB HBP BLK WP HR S P ERA WHIP	IP WLS BF H R ER SO BB IBB HBP BLK WP HR S P ERA WHIP	IP WLS BF H R ER SO BB IBB HBP BLK WP HR S P ERA WHIP	IP WLS BF H R ER SO BB IBB HBP BLK WP HR S P ERA WHIP	IP WLS BF H R ER SO BB IBB HBP BLK WP HR S P ERA WHIP	IP WLS BF H R ER SO BB IBB HBP BLK WP HR S P ERA WHIP	IP WLS BF H R ER SO BB IBB HBP BLK WP HR S P ERA WHIP	IP WLS BF H R ER SO BB IBB HBP BLK WP HR S P ERA WHIP	IP WLS BF H R ER SO BB IBB HBP BLK WP HR S P ERA WHIP	IP WLS BF H R ER SO BB IBB HBP BLK WP HR S P ERA WHIP	IP WLS BF H R ER SO BB IBB HBP BLK WP HR S P ERA WHIP	IP WLS BF H R ER SO BB IBB HBP BLK WP HR S P ERA WHIP	IP WLS BF H R ER SO BB IBB HBP BLK WP HR S P ERA WHIP	IP WLS BF H R ER SO BB IBB HBP BLK WP HR S P ERA WHIP	IP WLS BF H R ER SO BB IBB HBP BLK WP HR S P ERA WHIP	IP WLS BF H R ER SO BB IBB HBP BLK WP HR S P ERA WHIP	IP WLS BF H R ER SO BB IBB HBP BLK WP HR S P ERA WHIP





Batter	1	2	3	4	5	6	7	8	9	AB	R	H	RBI	BB	SO	LOB	TOP					
Jeff Blausler, R OBP: 0.433, SLG: 0.551 (1, 6)	4-1 BB 1B BB	3-2 SF7 2H		0-1 1B		1-2 1B 10 FC4-6		2-2 G6-3		3	2	2	1	1	0	0						
Michael Tucker, L OBP: 0.371, SLG: 0.448 (1, 9)	4-1 1B BB	0-3 K		1-0 G4-3		2-1 1B 10 FC4-6		4-2 10 1B G4-3 BB		3	2	1	0	2	1	1						
10 Chipper Jones, S OBP: 0.363, SLG: 0.464 (1, 5)	1-3 K		3-2 2B		1-2 HR 2B	1-1 FC4-6 BB BB		1-2 G4-3 1B		5	1	3	1	0	1	3						
Fred McGriff, L OBP: 0.348, SLG: 0.394 Mark Wohlers, R (8, 1)	4-0 L8 1B BB		1-0 L7		1-2 G5-3	4-0 BB BB		0-0 G4-3		3	0	0	1	2	0	3						
Andruw Jones, R OBP: 0.373, SLG: 0.450 (1, 8)	1-1 FC6-5 L8 1B		3-0 G5-3		1-0 HR	4-1 BB BB		1-2 G4-3		0	0	0	0	0	0	0						
Ryan Klesko, L OBP: 0.313, SLG: 0.477 (1, 7)	0-0 L8		1-2 L7		0-0 G3-1	1-1 P5		0-0 F8		4	1	2	4	1	0	2						
Eddie Pérez, R OBP: 0.300, SLG: 0.405 (1, 2)	1-2 FC6-5		2-2 HR		2-1 L8			0-2 L8		5	0	0	0	0	0	6						
Tony Graffanino, R OBP: 0.344, SLG: 0.396 (1, 4)		4-1 S SH3 SF7 BB		2-1 F9		1-0 HR		1-2 G4-6-3 BB		4	1	1	1	1	0	2						
Denny Neagle, L OBP: 0.187, SLG: 0.115 Brad Clontz, R (5, 1)	0-0 SH3		1-3 K		2-3 K			3-3 K		4	2	1	1	1	0	1						
Mark Lemke, S OBP: 0.272, SLG: 0.333 Mike Bielecki, R (8, 1)										1	0	0	0	0	0	0						
Joe Borowski, R OBP: 0.285, SLG: 0.222 Alan Embree, L (8, 1)										1	0	0	0	0	0	0						
Mike Mordecai, R OBP: 0.283, SLG: 0.222 (8, 3)										0	0	0	0	0	0	0						
<b>Inning Stats</b>	R: 2 E: 0 K: 1 S: 11	H: 1 LOB: 2 BB: 3 P: 26	R: 1 E: 0 K: 1 S: 8	H: 0 LOB: 0 BB: 1 P: 15	R: 0 E: 0 K: 0 S: 8	H: 1 LOB: 1 BB: 0 P: 16	R: 1 E: 0 K: 1 S: 11	H: 2 LOB: 1 BB: 0 P: 17	R: 2 E: 0 K: 1 S: 14	H: 3 LOB: 3 BB: 2 P: 30	R: 0 E: 0 K: 1 S: 7	H: 0 LOB: 0 BB: 0 P: 11	R: 1 E: 0 K: 0 S: 10	H: 1 LOB: 1 BB: 1 P: 17	R: 0 E: 0 K: 0 S: 5	H: 0 LOB: 0 BB: 1 P: 10	1B: 5 2B: 2 3B: 0 HR: 3	SF: 1 SAC: 1 DP: 1 HBP: 0	WP: 0 PB: 0 SB: 1 CS: 0	PA: 44		
<b>PITCHER</b>	IP 5.0	WLS L	BF 25	H 6	R 6	ER 6	SO 3	BB 4	IBB 0	HBP 0	BLK 0	WP 0	HR 2	S 50	P 91	ERA 10.80	WHIP 2.000					
55 Matt Beech, L ERA: 5.88 (1, 1)	0.2	L	6	3	2	2	1	1	0	0	0	0	0	1	11	22	27.00	6.000				
Ron Blazier, R ERA: 5.67 (6, 1)	0.1		2	0	0	0	1	0	0	0	0	0	0	0	3	8	0.00	3.000				
Reggie Harris, R ERA: 5.19 (7, 1)	1.0		3	0	0	0	1	0	0	0	0	0	0	7	11	0.00	0.000					
Jerry Spradlin, R ERA: 3.67 (8, 1)	2.0		8	1	1	1	0	2	0	0	0	0	0	15	27	4.50	1.500					
Ricky Bottalico, R ERA: 4.02 (8, 1)																						

Atlanta Braves @ Philadelphia Phillies  
Veterans Stadium, Philadelphia, PA  
Sat Jun 21 1997, 7:05 PM EDT  
Att: 24,309 - Unknown - 92 F

AB 34  
R 9  
H 10  
RBI 9  
BB 8  
SO 5  
LOB 18



Batter	1	2	3	4	5	6	7	8	9	AB	R	H	RBI	BB	SO	LOB	BOTTOM				
Ricky Otero, S OBP: 0.266, SLG: 0.246 (1, 8)	1-1 L9	2-3 K		1-0 1B		0-1 1B		3-2 2B 1B		5	1	3	0	0	1	1					
Mickey Morandini, L OBP: 0.300, SLG: 0.398 (1, 4)	2-3 K		0-2 G4-3		2-2 1B 1B 23 SF8	2-3 K		1-2 G4-3 2B		5	1	2	1	0	2	1					
Scott Rolen, R OBP: 0.361, SLG: 0.437 (1, 5)	0-0 L8		3-2 2B		1-1 23 SF8 1B BB	1-3 K		1-0 L9		5	1	2	0	0	1	2					
Darren Daulton, L OBP: 0.397, SLG: 0.510 (1, 9)		3-1 23 SF9 3B	1-3 K		0-1 BB 23 SF8 1B	4-2 G6-4-3 1B BB		0-1 G4-3		4	2	2	0	1	1	2					
23 Kevin Jordan, R OBP: 0.226, SLG: 0.449 Rico Brogna, L OBP: 0.291, SLG: 0.438 (8, PH) (9, 3)		2-2 SF9	3-1 P5		1-2 SF8	1-2 E3		1-0 F8		2	0	0	2	0	0	2					
Gregg Jefferies, S OBP: 0.342, SLG: 0.369 (1, 7)	4-0 HR BB		2-2 F9		4-0 F8-5 BB IBB	0-2 G6-4-3		0-0 F8		3	1	0	0	2	0	2					
Mike Lieberthal, R OBP: 0.256, SLG: 0.408 (1, 2)	0-0 HR		2-2 1B		4-2 1B BB	4-2 1B BB		2-0 L7		3	2	2	3	2	0	0					
Kevin Stocker, S OBP: 0.309, SLG: 0.313 (1, 6)	1-1 55 SH5-4 1B		1-0 1B		1-0 55 SH5-4 1B	1-2 F8-5		1-3 K		5	0	3	2	0	1	3					
55 Matt Beech, L OBP: 0.220, SLG: 0.400 Ron Blazier, R (8, PH) Reggie Harris, R (8, 1)	0-1 SH5-4		0-0 SH5-4		0-0 SH5-4	1-2 G4-3		3-1 F8		0	0	0	0	0	0	0					
Rob Butler, L OBP: 0.302, SLG: 0.413 Jerry Spradlin, S (7, PH) Ruben Amaro Jr., S OBP: 0.303, SLG: 0.279 Ricky Bottalico, L (8, 1)										1	0	0	0	0	0	0					
<b>Inning Stats</b>	R: 0 E: 0 K: 1 S: 6	H: 0 LOB: 0 BB: 0 P: 9	R: 3 E: 0 K: 1 S: 13	H: 3 LOB: 1 BB: 1 P: 25	R: 0 E: 0 K: 1 S: 11	H: 1 LOB: 1 BB: 0 P: 18	R: 1 E: 0 K: 0 S: 12	H: 3 LOB: 2 BB: 2 P: 18	R: 2 E: 0 K: 2 S: 14	H: 1 LOB: 1 BB: 0 P: 18	R: 1 E: 1 K: 0 S: 16	H: 1 LOB: 2 BB: 2 P: 29	R: 1 E: 0 K: 0 S: 12	H: 2 LOB: 1 BB: 0 P: 18	R: 0 E: 0 K: 1 S: 6	H: 0 LOB: 0 BB: 0 P: 9	1B: 9 2B: 4 3B: 1 HR: 1	SF: 2 SAC: 2 DP: 2 HBP: 0	WP: 0 PB: 0 SB: 0 CS: 0	PA: 44	
<b>PITCHER</b>	IP 4.1	WLS W	BF 24	H 10	R 6	ER 6	SO 3	BB 1	IBB 0	HBP 0	BLK 0	WP 0	HR 1	S 55	P 91	ERA 12.46	WHIP 2.538				
Denny Neagle, L ERA: 3.26 (5, 1)	0.2	W	2	0	0	0	0	1	0	0	0	0	0	4	8	0.00	1.500				
Brad Clontz, R ERA: 3.14 (6, 1)	2.0		10	2	1	0	2	2	0	0	0	0	0	30	47	0.00	2.000				
Joe Borowski, R ERA: 3.6 (8, 1)	0.1		3	2	1	1	0	0	0	0	0	0	0	9	14	27.00	6.000				
Alan Embree, L ERA: 3.1 (8, 1)	0.1		1	0	0	0	0	0	0	0	0	0	0	2	2	0.00	0.000				

Atlanta Braves @ Philadelphia Phillies  
Veterans Stadium, Philadelphia, PA  
Sat Jun 21 1997, 7:05 PM EDT  
Att: 24,309 - Unknown - 92 F

AB 35  
R 8  
H 14  
RBI 8  
BB 5  
SO 6  
LOB 16





Batter	1	2	3	4	5	6	7	8	9	AB	R	H	RBI	BB	SO	LOB	TOP				
Jeff Blauer, R OBP: 0.438, SLG: 0.576 Rafael Belliard, R OBP: 0.261, SLG: 0.261										4	3	2	0	1	0		<b>Atlanta Braves @ Philadelphia Phillies</b> Veterans Stadium, Philadelphia, PA Sun Jun 22 1997, 3:33 AM EDT Att: 25,534 - Sunny - 90 F				
Michael Tucker, L OBP: 0.373, SLG: 0.463										5	3	2	3	1	1	0					
10 Chipper Jones, S OBP: 0.370, SLG: 0.485 Tony Graffanino, R OBP: 0.344, SLG: 0.396										5	1	4	3	0	0	0					
Fred McGriff, L OBP: 0.349, SLG: 0.403 Mike Mordecai, R OBP: 0.287, SLG: 0.292										4	1	1	1	1	1	3					
Ryan Klesko, L OBP: 0.315, SLG: 0.480										5	0	2	0	0	0	1					
Andruw Jones, R OBP: 0.380, SLG: 0.448										3	0	1	0	1	0	0					
Eddie Pérez, R OBP: 0.306, SLG: 0.410										4	2	1	0	1	0	6					
Mark Lemke, S OBP: 0.275, SLG: 0.305										5	1	2	1	0	0	5					
Greg Maddux, R OBP: 0.088, SLG: 0.121 Keith Lockhart, L OBP: 0.286, SLG: 0.379 Paul Byrd, R Brad Clontz, R										3	1	1	2	0	1	1					
<b>Inning Stats</b>	R: 0 E: 0 K: 2 S: 13	H: 1 LOB: 1 BB: 0 P: 20	R: 1 E: 0 K: 1 S: 10	H: 2 LOB: 1 BB: 0 P: 19	R: 9 E: 0 K: 1 S: 27	H: 8 LOB: 1 BB: 2 P: 44	R: 0 E: 0 K: 0 S: 9	H: 1 LOB: 1 BB: 1 P: 17	R: 2 E: 0 K: 0 S: 11	H: 3 LOB: 1 BB: 0 P: 19	R: 0 E: 0 K: 0 S: 6	H: 0 LOB: 1 BB: 0 P: 8	R: 0 E: 0 K: 0 S: 10	H: 2 LOB: 3 BB: 1 P: 20	R: 0 E: 0 K: 1 S: 7	H: 0 LOB: 0 BB: 0 P: 12		1B: 6 2B: 8 3B: 0 HR: 4	SF: 0 SAC: 0 DP: 1 HBP: 1	WP: 1 PB: 0 SB: 0 CS: 0	PA: 47
<b>PITCHER</b>	IP WLS BF H R ER SO BB IBB HBP BLK WP HR S P ERA WHIP	IP WLS BF H R ER SO BB IBB HBP BLK WP HR S P ERA WHIP	IP WLS BF H R ER SO BB IBB HBP BLK WP HR S P ERA WHIP	IP WLS BF H R ER SO BB IBB HBP BLK WP HR S P ERA WHIP	IP WLS BF H R ER SO BB IBB HBP BLK WP HR S P ERA WHIP	IP WLS BF H R ER SO BB IBB HBP BLK WP HR S P ERA WHIP	IP WLS BF H R ER SO BB IBB HBP BLK WP HR S P ERA WHIP	IP WLS BF H R ER SO BB IBB HBP BLK WP HR S P ERA WHIP	IP WLS BF H R ER SO BB IBB HBP BLK WP HR S P ERA WHIP	IP WLS BF H R ER SO BB IBB HBP BLK WP HR S P ERA WHIP	IP WLS BF H R ER SO BB IBB HBP BLK WP HR S P ERA WHIP	IP WLS BF H R ER SO BB IBB HBP BLK WP HR S P ERA WHIP	IP WLS BF H R ER SO BB IBB HBP BLK WP HR S P ERA WHIP	IP WLS BF H R ER SO BB IBB HBP BLK WP HR S P ERA WHIP	IP WLS BF H R ER SO BB IBB HBP BLK WP HR S P ERA WHIP	IP WLS BF H R ER SO BB IBB HBP BLK WP HR S P ERA WHIP	IP WLS BF H R ER SO BB IBB HBP BLK WP HR S P ERA WHIP	IP WLS BF H R ER SO BB IBB HBP BLK WP HR S P ERA WHIP	IP WLS BF H R ER SO BB IBB HBP BLK WP HR S P ERA WHIP	IP WLS BF H R ER SO BB IBB HBP BLK WP HR S P ERA WHIP	IP WLS BF H R ER SO BB IBB HBP BLK WP HR S P ERA WHIP

AB	42
R	12
H	17
RBI	12
BB	4
SO	5
LOB	17



Batter	1	2	3	4	5	6	7	8	9	AB	R	H	RBI	BB	SO	LOB	BOTTOM				
Ricky Otero, S OBP: 0.275, SLG: 0.274										5	1	2	0	0	0	2	<b>Atlanta Braves @ Philadelphia Phillies</b> Veterans Stadium, Philadelphia, PA Sun Jun 22 1997, 3:33 AM EDT Att: 25,534 - Sunny - 90 F				
Mickey Morandini, L OBP: 0.301, SLG: 0.411 Derrick May, L OBP: 0.286, SLG: 0.351										2	1	1	2	0	0	0					
Darren Daulton, L OBP: 0.391, SLG: 0.505 Reggie Harris, R Wayne Gomes, R Jerry Spradlin, S										2	0	0	1	0	1	0					
Scott Rolen, R OBP: 0.361, SLG: 0.434 23 Kevin Jordan, R OBP: 0.222, SLG: 0.440										2	0	0	0	0	1	0					
Rico Brogna, L OBP: 0.294, SLG: 0.443										4	1	2	0	0	0	1					
Gregg Jefferies, S OBP: 0.340, SLG: 0.368										4	1	1	1	0	0	1					
Mark Parent, R OBP: 0.189, SLG: 0.159										4	0	0	0	0	1	2					
Kevin Stocker, S OBP: 0.312, SLG: 0.316										4	0	2	0	0	0	2					
Garrett Stephenson, R OBP: 0.222, SLG: 0.333 Ryan Nye, R Ron Blazier, R Kevin Sefcik, R										1	0	1	1	0	0	0					
<b>Inning Stats</b>	R: 1 E: 0 K: 0 S: 5	H: 1 LOB: 0 BB: 0 P: 6	R: 2 E: 0 K: 0 S: 11	H: 3 LOB: 1 BB: 0 P: 14	R: 0 E: 0 K: 1 S: 9	H: 0 LOB: 0 BB: 0 P: 11	R: 0 E: 0 K: 0 S: 8	H: 1 LOB: 1 BB: 0 P: 16	R: 2 E: 0 K: 1 S: 12	H: 2 LOB: 1 BB: 0 P: 19	R: 0 E: 0 K: 0 S: 7	H: 1 LOB: 0 BB: 0 P: 10	R: 0 E: 0 K: 0 S: 9	H: 0 LOB: 0 BB: 0 P: 14	R: 0 E: 0 K: 1 S: 15	H: 2 LOB: 2 BB: 0 P: 23		1B: 5 2B: 4 3B: 0 HR: 1	SF: 1 SAC: 1 DP: 0 HBP: 1	WP: 0 PB: 0 SB: 0 CS: 0	PA: 38
<b>PITCHER</b>	IP WLS BF H R ER SO BB IBB HBP BLK WP HR S P ERA WHIP	IP WLS BF H R ER SO BB IBB HBP BLK WP HR S P ERA WHIP	IP WLS BF H R ER SO BB IBB HBP BLK WP HR S P ERA WHIP	IP WLS BF H R ER SO BB IBB HBP BLK WP HR S P ERA WHIP	IP WLS BF H R ER SO BB IBB HBP BLK WP HR S P ERA WHIP	IP WLS BF H R ER SO BB IBB HBP BLK WP HR S P ERA WHIP	IP WLS BF H R ER SO BB IBB HBP BLK WP HR S P ERA WHIP	IP WLS BF H R ER SO BB IBB HBP BLK WP HR S P ERA WHIP	IP WLS BF H R ER SO BB IBB HBP BLK WP HR S P ERA WHIP	IP WLS BF H R ER SO BB IBB HBP BLK WP HR S P ERA WHIP	IP WLS BF H R ER SO BB IBB HBP BLK WP HR S P ERA WHIP	IP WLS BF H R ER SO BB IBB HBP BLK WP HR S P ERA WHIP	IP WLS BF H R ER SO BB IBB HBP BLK WP HR S P ERA WHIP	IP WLS BF H R ER SO BB IBB HBP BLK WP HR S P ERA WHIP	IP WLS BF H R ER SO BB IBB HBP BLK WP HR S P ERA WHIP	IP WLS BF H R ER SO BB IBB HBP BLK WP HR S P ERA WHIP	IP WLS BF H R ER SO BB IBB HBP BLK WP HR S P ERA WHIP	IP WLS BF H R ER SO BB IBB HBP BLK WP HR S P ERA WHIP	IP WLS BF H R ER SO BB IBB HBP BLK WP HR S P ERA WHIP	IP WLS BF H R ER SO BB IBB HBP BLK WP HR S P ERA WHIP	IP WLS BF H R ER SO BB IBB HBP BLK WP HR S P ERA WHIP

AB	35
R	5
H	10
RBI	5
BB	0
SO	3
LOB	12





Batter	1	2	3	4	5	6	7	8	9	AB	R	H	RBI	BB	SO	LOB	TOP					
Jeff Blausler, R (1, 6) OBP: 0.437, SLG: 0.571	F7		10 G3 1B HBP		SH3-4		K			2	1	0	0	0	1	1						
Michael Tucker, L (1, 9) OBP: 0.372, SLG: 0.464	10 1B 2B		L8		G3			F8		4	1	1	0	0	0	2						
10 Chipper Jones, S (1, 5) OBP: 0.369, SLG: 0.482	G3 2H 1B		G3		F9			L8		4	0	1	1	0	0	2						
Fred McGriff, L (1, 3) OBP: 0.351, SLG: 0.402	G3		1B		G3			BB		3	0	1	1	1	0	1						
Ryan Klesko, L (1, 7) OBP: 0.314, SLG: 0.474	BB		F8		F7			L9		3	0	0	0	1	0	2						
Andruw Jones, R (1, 8) OBP: 0.371, SLG: 0.435	P2				F9				K	4	0	0	0	0	1	2						
Javy Lopez, R (1, 2) OBP: 0.382, SLG: 0.581		P2			G4-3				F8	4	0	1	0	0	0	0						
Mark Lemke, S (1, 4) OBP: 0.274, SLG: 0.304		L8			G4-3					4	0	1	0	0	0	1						
Tony Graffanino, R (9, PR) OBP: 0.344, SLG: 0.396								1B		0	0	0	0	0	0	0						
29 John Smoltz, R (1, 1) OBP: 0.465, SLG: 0.474										3	0	1	0	0	2	1						
Keith Lockhart, L (9, PH) OBP: 0.282, SLG: 0.373					G3 SH3-4 1B				G1-3	1	0	0	0	0	0	1						
<b>Inning Stats</b>	R: 1 E: 0 K: 0 S: 12	H: 2 LOB: 2 BB: 1 P: 22	R: 0 E: 0 K: 1 S: 9	H: 0 LOB: 0 BB: 0 P: 11	R: 1 E: 0 K: 0 S: 8	H: 1 LOB: 1 BB: 0 P: 12	R: 0 E: 0 K: 0 S: 6	H: 0 LOB: 0 BB: 0 P: 8	R: 0 E: 0 K: 0 S: 7	H: 1 LOB: 1 BB: 0 P: 9	R: 0 E: 0 K: 0 S: 6	H: 0 LOB: 0 BB: 0 P: 10	R: 0 E: 0 K: 2 S: 9	H: 1 LOB: 1 BB: 1 P: 12	R: 0 E: 0 K: 1 S: 6	H: 0 LOB: 1 BB: 1 P: 12	R: 0 E: 0 K: 1 S: 11	H: 1 LOB: 1 BB: 0 P: 15	1B: 4 2B: 2 3B: 0 HR: 0	SF: 0 SAC: 1 DP: 0 HBP: 1	WP: 0 PB: 0 SB: 0 CS: 0	PA: 36
<b>PITCHER</b> Rick Reed, R (1, 1) ERA: 2.57	IP: 9.0 WLS: W BF: 36 H: 6 R: 2 ER: 2 SO: 4 BB: 2 IBB: 0 HBP: 1 BLK: 0 WP: 0 HR: 0 S: 74 P: 111 ERA: 2.00 WHIP: 0.889															<b>PITCHER</b>						

Atlanta Braves @ New York Mets  
Shea Stadium, Flushing, NY  
Mon Jun 23 1997, 7:05 PM EDT  
Att: 22,193 - Unknown - 83 F

AB 32  
R 2  
H 6  
RBI 2  
BB 2  
SO 4  
LOB 13



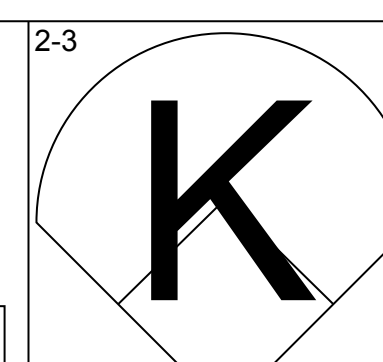
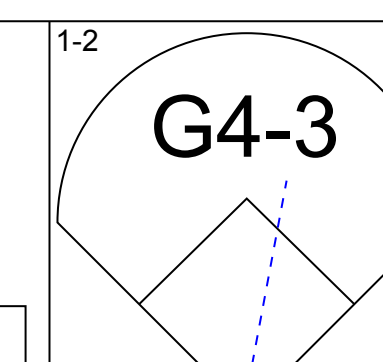
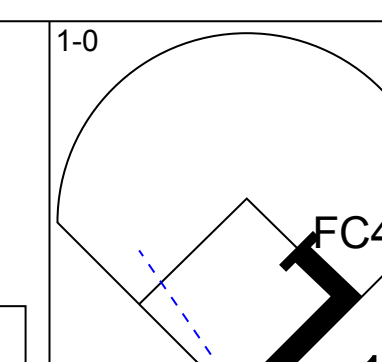
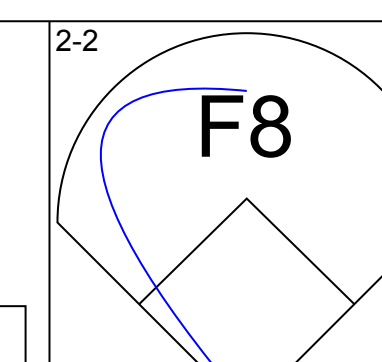
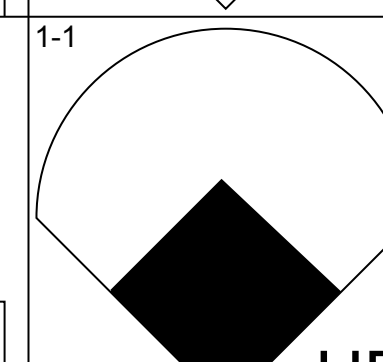
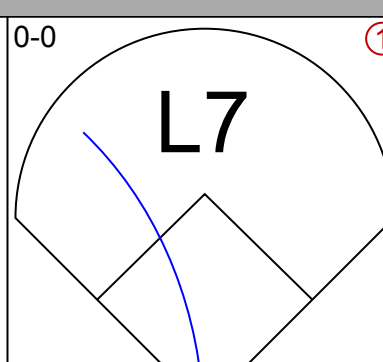
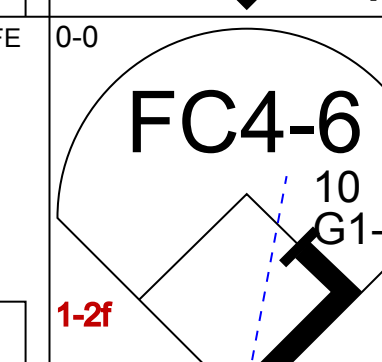

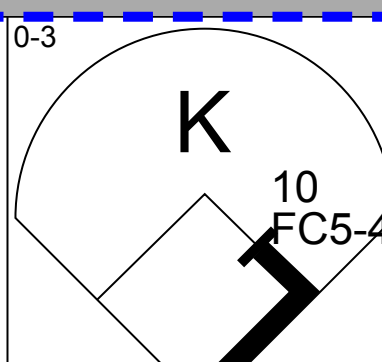
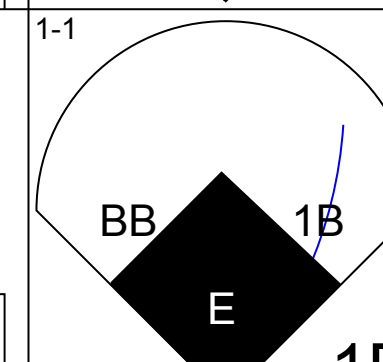
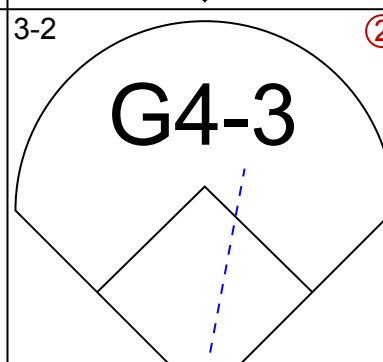
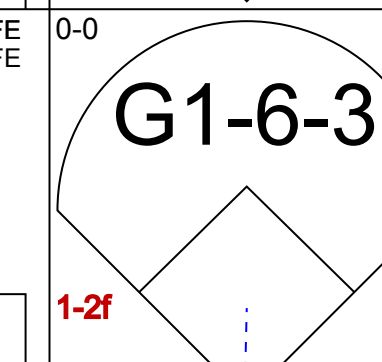

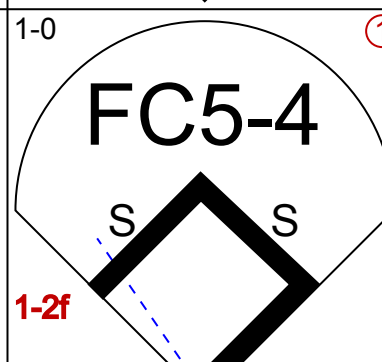
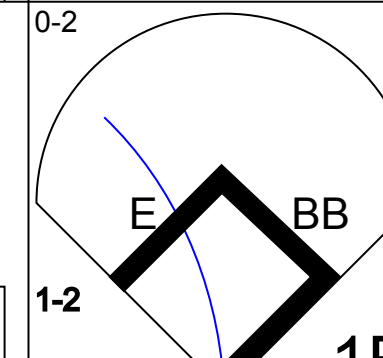
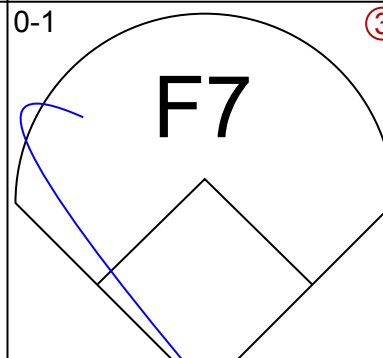
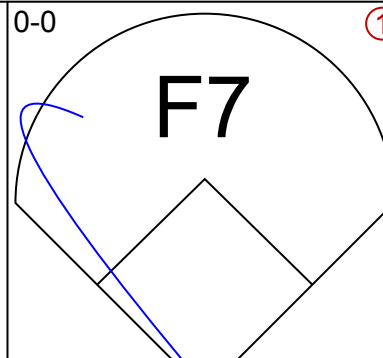

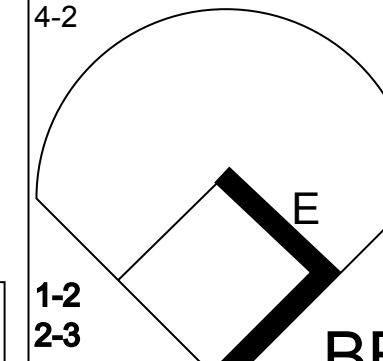
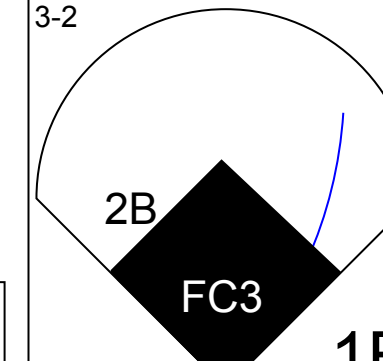
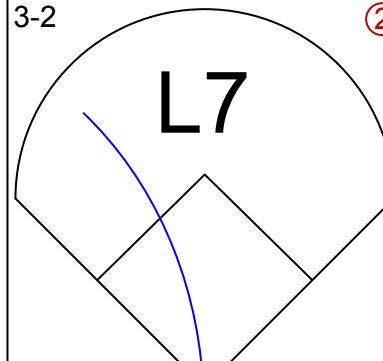
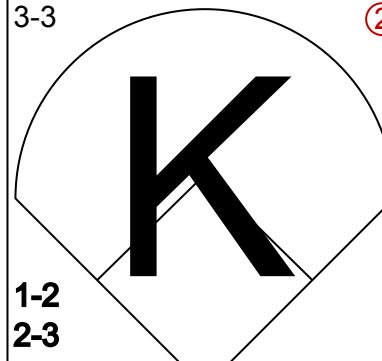
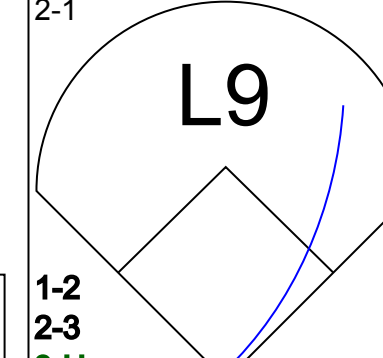
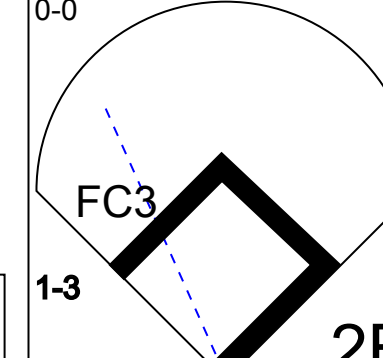
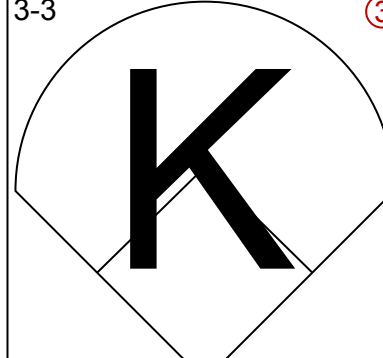
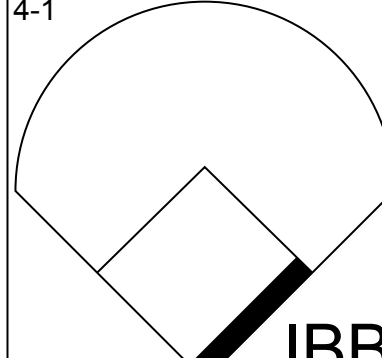
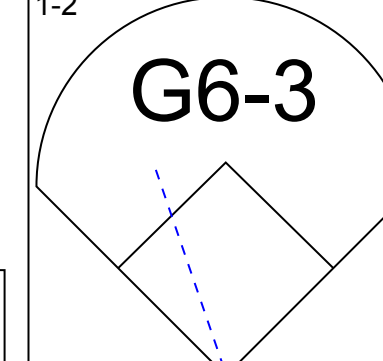
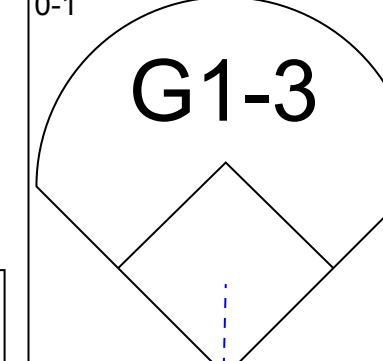
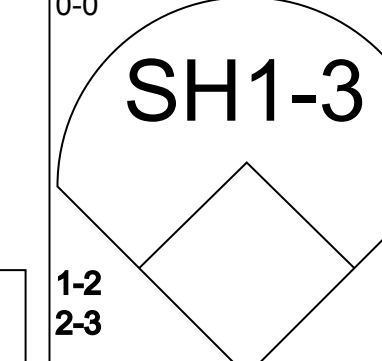
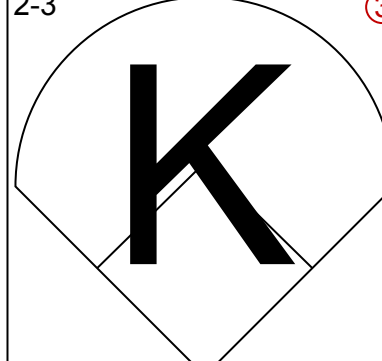
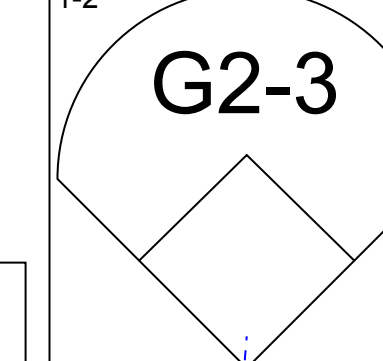
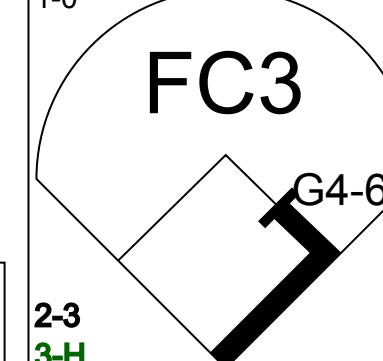
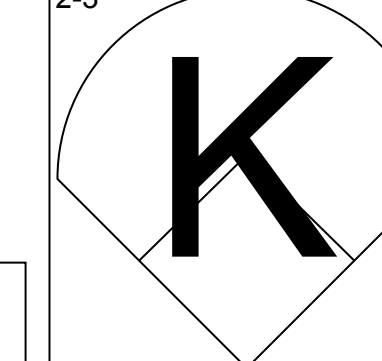

Batter	1	2	3	4	5	6	7	8	9	AB	R	H	RBI	BB	SO	LOB	BOTTOM			
Lance Johnson, L (1, 8) OBP: 0.377, SLG: 0.374	K		G6-3		G3-1		G4-3			4	0	0	0	0	1	1				
Edgardo Alfonzo, R (1, 5) OBP: 0.370, SLG: 0.460	P4		FC6-4 1B		2B		L8			4	0	2	1	0	0	0				
John Olerud, L (1, 3) OBP: 0.411, SLG: 0.523	BB 1B		FC6-4 1-2		F8		G6-3			4	0	1	0	0	0	2				
Todd Hundley, S (1, 2) OBP: 0.430, SLG: 0.603	BB				FC6-4 1B		HR 1B		F7	3	1	2	0	1	0	0				
Carl Everett, S (1, 9) OBP: 0.317, SLG: 0.473	F7		FC6-4 BLK 1-2		HR 1B		L9			4	1	1	2	0	0	3				
Carlos Baerga, S (1, 4) OBP: 0.301, SLG: 0.368		F7			P5		1B		E7	4	0	2	0	0	0	1				
Butch Huskey, R (1, 7) OBP: 0.311, SLG: 0.485		G6-3			G6-3		K		IBB	3	0	0	0	1	1	1				
Luis Lopez, S (1, 6) OBP: 0.306, SLG: 0.256		F7			G4-3		1B		K	4	0	1	0	0	1	2				
Rick Reed, R (1, 1) OBP: 0.226, SLG: 0.276			F8		G3-1 2B 1B		K			3	1	1	0	0	1	1				
<b>Inning Stats</b>	R: 0 E: 0 K: 1 S: 12	H: 1 LOB: 2 BB: 1 P: 23	R: 0 E: 0 K: 0 S: 5	H: 0 LOB: 0 BB: 0 P: 7	R: 0 E: 0 K: 0 S: 9	H: 1 LOB: 1 BB: 0 P: 11	R: 0 E: 0 K: 0 S: 13	H: 1 LOB: 1 BB: 0 P: 17	R: 1 E: 0 K: 0 S: 9	H: 2 LOB: 1 BB: 0 P: 15	R: 2 E: 0 K: 2 S: 17	H: 4 LOB: 1 BB: 0 P: 25	R: 0 E: 0 K: 0 S: 7	H: 0 LOB: 0 BB: 0 P: 7	R: 0 E: 1 K: 1 S: 10	H: 1 LOB: 2 BB: 1 P: 18	1B: 8 2B: 1 3B: 0 HR: 1	SF: 0 SAC: 0 DP: 0 HBP: 0	WP: 0 PB: 0 SB: 0 CS: 0	PA: 35
<b>PITCHER</b> 29 John Smoltz, R (1, 1) ERA: 3.2	IP: 8.0 WLS: L BF: 35 H: 10 R: 3 ER: 3 SO: 4 BB: 1 IBB: 1 HBP: 0 BLK: 1 WP: 0 HR: 1 S: 82 P: 123 ERA: 3.38 WHIP: 1.375															<b>PITCHER</b>				

Atlanta Braves @ New York Mets  
Shea Stadium, Flushing, NY  
Mon Jun 23 1997, 7:05 PM EDT  
Att: 22,193 - Unknown - 83 F

AB 33  
R 3  
H 10  
RBI 3  
BB 2  
SO 4  
LOB 11



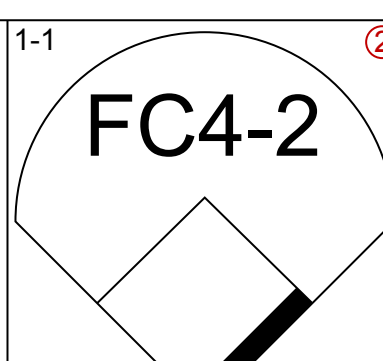
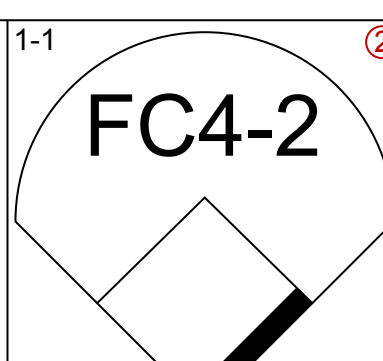
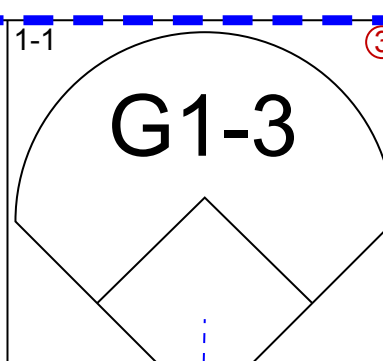
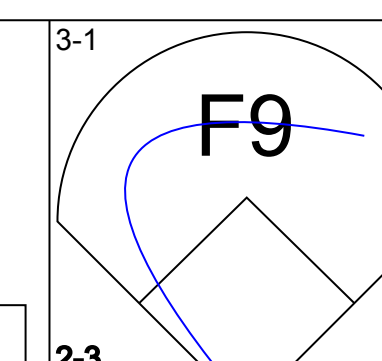

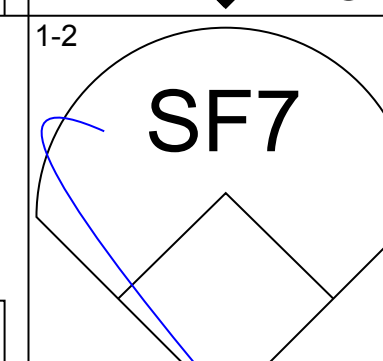
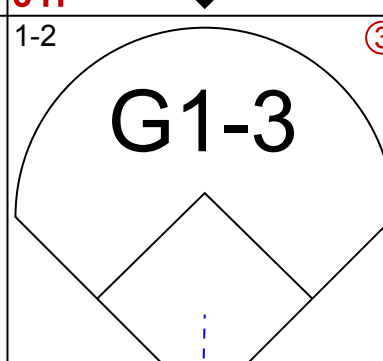
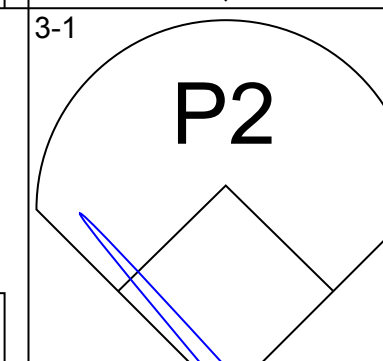

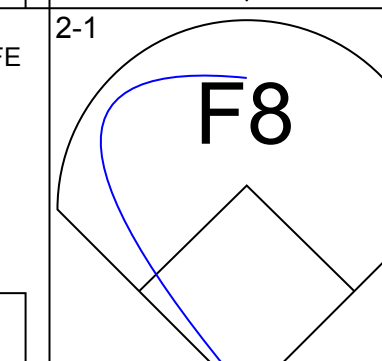

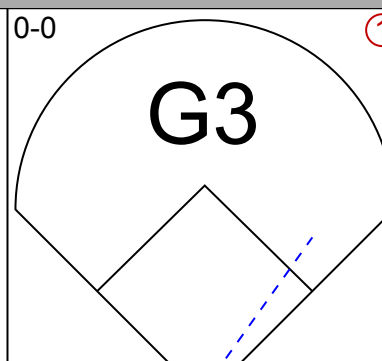
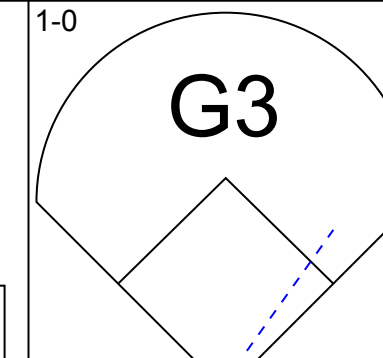
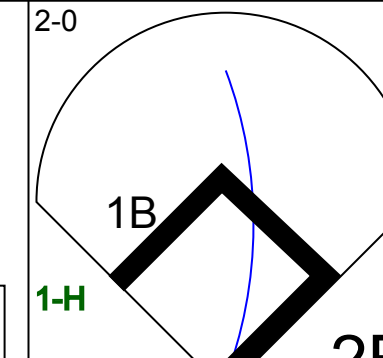

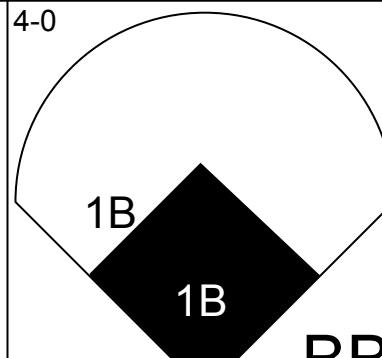

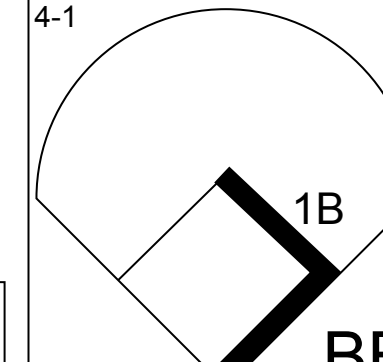
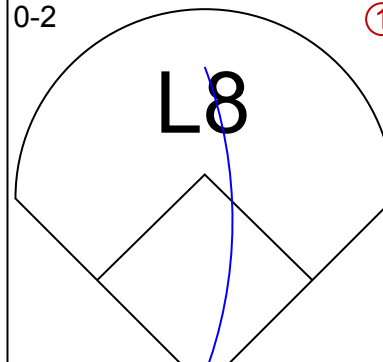
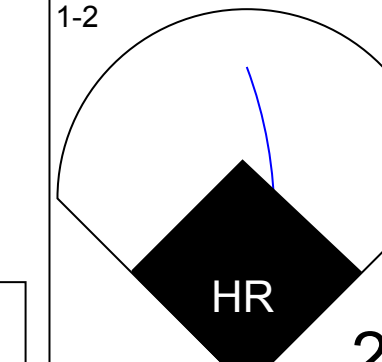
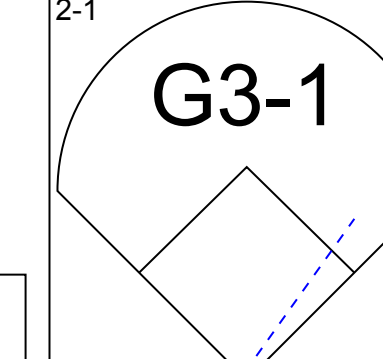
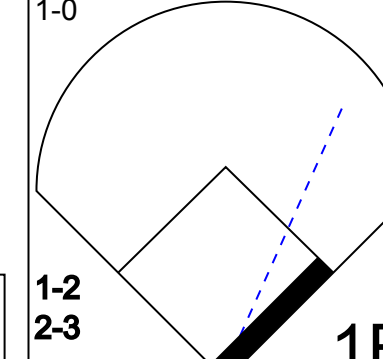
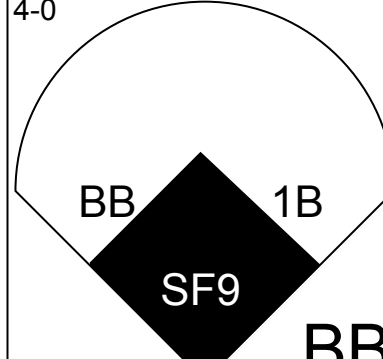
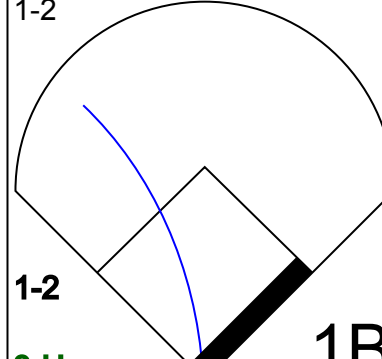
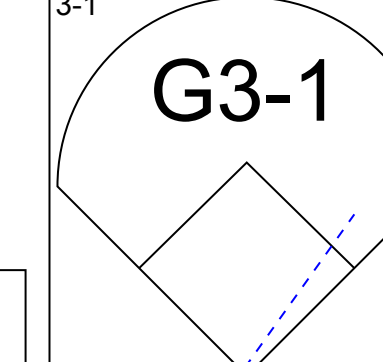
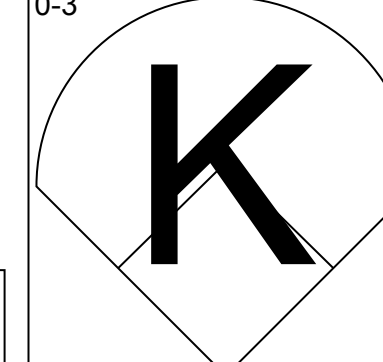
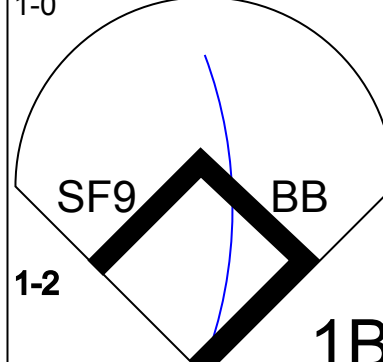

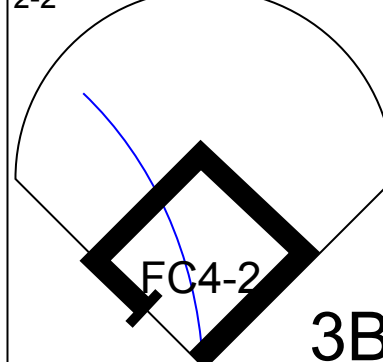
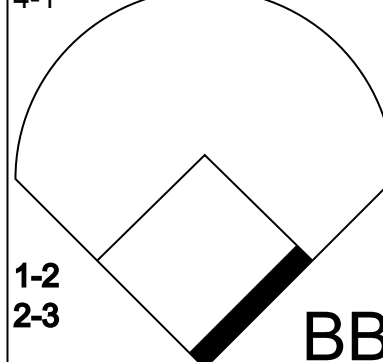

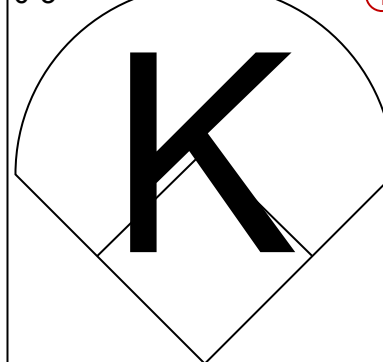




Batter	1	2	3	4	5	6	7	8	9	AB	R	H	RBI	BB	SO	LOB	TOP		
Jeff Blauer, R (1.6) OBP: 0.436, SLG: 0.567										5	0	2	1	0	1	3			
Michael Tucker, L (1.9) OBP: 0.369, SLG: 0.470										5	1	1	1	0	1	3			
10 Chipper Jones, S (1.5) OBP: 0.369, SLG: 0.480										5	1	2	1	0	0	2			
Fred McGriff, L (1.3) OBP: 0.351, SLG: 0.400										4	0	1	0	1	0	2			
Ryan Klesko, L (1.7) OBP: 0.319, SLG: 0.474										4	1	2	0	1	1	2			
Andruw Jones, R (1.8) OBP: 0.377, SLG: 0.444										4	0	2	0	1	1	2			
Javy Lopez, R (1.2) OBP: 0.382, SLG: 0.577										3	0	1	0	0	0	4	AB 38		
Rafael Belliard, R (7. PR) OBP: 0.261, SLG: 0.261										0	1	0	0	0	0	0	R 5		
Eddie Pérez, R (7.2) OBP: 0.302, SLG: 0.405										1	0	0	0	0	1	3	H 12		
Mark Lemke, S (1.4) OBP: 0.270, SLG: 0.299										4	0	0	1	0	1	4	RBI 4		
Chris Brock, R (1.1) OBP: 0.226, SLG: 0.250										2	0	0	0	0	0	2	BB 4		
Brad Clontz, R (6.1) OBP: 0.226, SLG: 0.250										0	0	0	0	0	0	0	SO 6		
Alan Embree, L (6.1) OBP: 0.226, SLG: 0.250										0	0	0	0	0	0	0	LOB 27		
Keith Lockhart, L (7. PH) OBP: 0.130, SLG: 0.302										0	1	1	0	0	0	0			
Mike Bielecki, R (7.1) OBP: 0.130, SLG: 0.302										0	0	0	0	1	0	0			
Mark Wohlers, R (8.1) OBP: 0.130, SLG: 0.302										0	0	0	0	0	0	0			
<b>Inning Stats</b>	R: 2 H: 3 E: 1 K: 1 S: 20	H: 3 R: 2 ER: 2 SO: 31	R: 0 H: 0 E: 0 K: 0 S: 7	H: 0 R: 0 ER: 0 SO: 10	R: 0 H: 0 E: 0 K: 0 S: 7	H: 0 R: 0 ER: 0 SO: 10	R: 1 H: 2 E: 0 K: 0 S: 8	H: 1 R: 0 ER: 0 SO: 4	R: 0 H: 0 E: 0 K: 1 S: 8	H: 0 R: 0 ER: 0 SO: 14	R: 2 H: 4 E: 0 K: 0 S: 18	H: 2 R: 0 ER: 0 SO: 23	R: 0 H: 2 E: 0 K: 1 S: 10	H: 2 R: 0 ER: 0 SO: 19	R: 0 H: 0 E: 0 K: 3 S: 13	H: 0 R: 0 ER: 0 SO: 27	1B: 10 2B: 1 3B: 0 HR: 1	SF: 0 SAC: 1 DP: 2 HBP: 0	WP: 1 PA: 43 CS: 0
<b>PITCHER</b>	IP WLS BF H R ER SO BB IBB HBP BLK WP HR S P ERA WHIP																		
Mark Clark, R (1.1) ERA: 3.47	6.0 24 6 3 2 2 1 0 0 0 0 0 1 53 81 3.00 1.167																		
Cory Lidle, R (7.1) ERA: 4.55	0.1 4 3 2 2 0 0 0 0 0 0 0 0 11 13 54.00 9.000																		
Takashi Kashiwada, L (7.1) ERA: 4.57	1.2 9 3 0 0 1 1 0 0 0 0 0 0 17 29 0.00 2.400																		
Greg McMichael, R (9.1) ERA: 2.41	1.0 W 6 0 0 0 3 0 2 0 0 1 0 0 13 27 0.00 0.000																		

Atlanta Braves @ New York Mets  
Shea Stadium, Flushing, NY  
Tue Jun 24 1997, 7:05 PM EDT  
Att: 26,663 - Unknown - 81 F

AB 38  
R 5  
H 12  
RBI 4  
BB 4  
SO 6  
LOB 27



Batter	1	2	3	4	5	6	7	8	9	AB	R	H	RBI	BB	SO	LOB	BOTTOM				
Lance Johnson, L (1.8) OBP: 0.374, SLG: 0.385										4	1	1	0	0	0	3					
Cory Lidle, R (7.1) ERA: 4.55										0	0	0	0	0	0	0					
Takashi Kashiwada, L (7.1) ERA: 4.57										0	0	0	0	0	0	0					
Butch Huskey, R (8. PH) OBP: 0.310, SLG: 0.482										1	0	0	0	0	2						
Greg McMichael, R (9.1) ERA: 2.41										0	0	0	0	0	0	0					
Edgardo Alfonzo, R (1.6) OBP: 0.367, SLG: 0.456										4	0	1	1	0	1	3					
John Olerud, L (1.3) OBP: 0.408, SLG: 0.517										5	1	1	0	0	0	1					
Todd Hundley, S (1.2) OBP: 0.430, SLG: 0.601										4	1	1	1	1	1	1					
Carl Everett, S (1.7) OBP: 0.323, SLG: 0.479										4	1	2	0	1	0	0					
Carlos Baerga, S (1.4) OBP: 0.311, SLG: 0.387										4	2	3	3	1	0	0					
Matt Franco, L (1.5) OBP: 0.376, SLG: 0.436										3	0	1	0	0	1	3					
Luis Lopez, S (7.6) OBP: 0.320, SLG: 0.256										0	0	0	0	1	0	0					
Alex Ochoa, R (1.9) OBP: 0.277, SLG: 0.317										2	0	1	0	1	1	3					
Mark Clark, R (1.1) OBP: 0.059, SLG: 0.121										2	0	0	0	0	1	4					
Bernard Gilkey, R (6. PH) OBP: 0.318, SLG: 0.353										0	0	0	1	1	0	0					
<b>Inning Stats</b>	R: 1 H: 1 E: 0 K: 0 S: 8	H: 1 R: 0 ER: 0 SO: 15	R: 0 H: 0 E: 0 K: 0 S: 7	H: 0 R: 0 ER: 0 SO: 13	R: 0 H: 1 E: 0 K: 1 S: 13	H: 1 R: 0 ER: 0 SO: 17	R: 1 H: 3 E: 0 K: 2 S: 15	H: 3 R: 0 ER: 0 SO: 25	R: 0 H: 1 E: 0 K: 0 S: 9	H: 1 R: 0 ER: 0 SO: 13	R: 1 H: 1 E: 0 K: 0 S: 9	H: 1 R: 0 ER: 0 SO: 20	R: 0 H: 0 E: 0 K: 2 S: 8	H: 0 R: 0 ER: 0 SO: 10	R: 2 H: 2 E: 0 K: 0 S: 10	H: 2 R: 0 ER: 0 SO: 24	R: 1 H: 2 E: 0 K: 0 S: 6	H: 2 R: 0 ER: 0 SO: 13	1B: 6 2B: 2 3B: 2 HR: 1	SF: 2 SAC: 1 DP: 0 HBP: 0	WP: 0 PA: 42 CS: 0
<b>PITCHER</b>	IP WLS BF H R ER SO BB IBB HBP BLK WP HR S P ERA WHIP																				
Chris Brock, R (1.1) ERA: 5.79	5.1 25 7 3 3 3 2 0 0 0 0 0 0 3 8 5.06 1.688																				
Brad Clontz, R (6.1) ERA: 3.05	0.1 2 0 0 0 0 1 0 0 0 0 0 0 3 8 0.00 3.000																				
Alan Embree, L (6.1) ERA: 3.05	0.1 1 0 0 0 0 0 0 0 0 0 0 0 2 3 0.00 0.000																				
Mike Bielecki, R (7.1) ERA: 3.12	1.2 9 2 2 2 2 1 1 0 0 0 0 1 16 32 10.80 1.800																				
Mark Wohlers, R (8.1) ERA: 2.25	0.2 L 5 2 1 1 0 1 0 0 0 0 0 0 8 15 13.50 4.500																				

Atlanta Braves @ New York Mets  
Shea Stadium, Flushing, NY  
Tue Jun 24 1997, 7:05 PM EDT  
Att: 26,663 - Unknown - 81 F

AB 33  
R 6  
H 11  
RBI 6  
BB 6  
SO 5  
LOB 20









Batter	1	2	3	4	5	6	7	8	9	AB	R	H	RBI	BB	SO	LOB	TOP										
<b>Ricky Otero, S</b> OBP: 0.282, SLG: 0.271 (1, 8)	L9		1B SF9		F9		F8			4	1	1	0	0	0	1	<b>Philadelphia Phillies @ Atlanta Braves</b> Turner Field, Atlanta, GA Thu Jun 26 1997, 7:05 PM EDT Att: 41,762 - Unknown - 71 F										
<b>Mickey Morandini, L</b> OBP: 0.363, SLG: 0.407 (1, 4)	G5-3		1B CS		1B			F7		4	0	2	0	0	0	0											
<b>Scott Rolen, R</b> OBP: 0.355, SLG: 0.435 (1, 5)	F8		SF9		K			P8		3	0	0	1	0	1	2											
<b>Darren Daulton, L</b> OBP: 0.406, SLG: 0.529 (1, 9)		K	3-H 3-2 1-2		F7			HR		4	1	2	1	0	1	2											
<b>Gregg Jefferies, S</b> OBP: 0.342, SLG: 0.379 (1, 7)	2B		F8			L8		G5-3		4	1	1	0	0	0	1											
<b>Rico Brogna, L</b> OBP: 0.295, SLG: 0.439 (1, 3)	K			L8		L5		1B SF8 2B		4	1	1	0	0	1	1											
<b>Mike Lieberthal, R</b> OBP: 0.259, SLG: 0.404 (1, 2)	2B		G4-3		K			2B G4-3 1B		4	0	2	1	0	1	0											
<b>Kevin Stocker, S</b> OBP: 0.313, SLG: 0.320 (9, PH)	BB		K				K	SF8		2	0	0	0	1	2	0											
<b>Ruben Amaro Jr., S</b> OBP: 0.308, SLG: 0.333 (9, PH)	BB							0		0	0	0	1	0	0	0											
<b>55 Matt Beech, L</b> OBP: 0.143, SLG: 0.286 (7, PH)	K			E3			P9	G4-6-3		2	0	0	0	0	1	2											
<b>Kevin Seick, R</b> OBP: 0.231, SLG: 0.237 (7, PH)										1	0	0	0	0	0	0											
<b>Reggie Harris, R</b> OBP: 0.282, SLG: 0.343 (9, PH)										0	0	0	0	0	0	0											
<b>Derrick May, L</b> OBP: 0.282, SLG: 0.343 (9, PH)										1	0	0	0	0	0	1											
<b>Inning Stats</b>	R: 0 E: 0 K: 0 S: 5	H: 0 LOB: 0 BB: 0 P: 5	R: 1 E: 0 K: 3 S: 17	H: 2 LOB: 2 BB: 1 P: 26	R: 1 E: 0 K: 0 S: 12	H: 3 LOB: 1 BB: 0 P: 18	R: 0 E: 0 K: 1 S: 9	H: 0 LOB: 0 BB: 0 P: 13	R: 0 E: 1 K: 1 S: 17	H: 1 LOB: 2 BB: 0 P: 23	R: 0 E: 0 K: 1 S: 8	H: 0 LOB: 0 BB: 0 P: 12	R: 0 E: 0 K: 1 S: 6	H: 0 LOB: 0 BB: 0 P: 8	R: 1 E: 0 K: 0 S: 8	H: 1 LOB: 0 BB: 0 P: 12	R: 1 E: 0 K: 0 S: 7	H: 2 LOB: 0 BB: 0 P: 12	1B: 5 2B: 3 3B: 0 HR: 1	SF: 2 SAC: 0 DP: 1 HBP: 0	WP: 0 PB: 0 SB: 0 CS: 1	PA: 36					
<b>PITCHER</b>	IP	WLS	BF	H	R	ER	SO	BB	IBB	HBP	BLK	WP	HR	S	P	ERA	WHIP										
<b>Denny Neagle, L</b> ERA: 3.27 (1, 1)	8.0	W	32	7	3	3	7	1	0	0	0	0	1	82	117	3.38	1.000										
<b>Mark Wohlers, R</b> ERA: 2.45 (9, 1)	1.0	S	4	2	1	1	0	0	0	0	0	0	0	7	12	9.00	2.000										

Batter	1	2	3	4	5	6	7	8	9	AB	R	H	RBI	BB	SO	LOB	BOTTOM										
<b>Jeff Blauser, R</b> OBP: 0.438, SLG: 0.571 (1, 6)	1B PB 10 BB BB				10 SF8 1B BB	G3				2	1	0	0	2	1	2	<b>Philadelphia Phillies @ Atlanta Braves</b> Turner Field, Atlanta, GA Thu Jun 26 1997, 7:05 PM EDT Att: 41,762 - Unknown - 71 F										
<b>Danny Bautista, R</b> OBP: 0.333, SLG: 0.333 (1, 9)	K		10 G6-4-3 1B		1B G3-6-3		G5-3		4	0	2	0	0	1	1												
<b>10 Chipper Jones, S</b> OBP: 0.378, SLG: 0.504 (1, 5)	1B PB BB		G6-4-3		SF8		F7		2	1	0	1	1	0	1												
<b>Fred McGriff, L</b> OBP: 0.361, SLG: 0.411 (1, 3)	1B BB 2H 2H		P4		G3-6-3		1B		4	0	2	2	0	0	2												
<b>Andrew Jones, R</b> OBP: 0.380, SLG: 0.439 (1, 8)	BB			K		1B SF8 BB	F8		2	1	0	0	2	1	1												
<b>Javy Lopez, R</b> OBP: 0.376, SLG: 0.567 (1, 2)	L8		G6-3		BB 1B		L8		4	0	1	0	0	0	2												
<b>Ryan Klesko, L</b> OBP: 0.319, SLG: 0.481 (1, 7)	K		G3-1		SF8		K		3	0	0	1	0	2	2												
<b>Tony Graffanino, R</b> OBP: 0.354, SLG: 0.446 (1, 4)		L7			HR		K		3	1	1	1	1	1	0												
<b>Denny Neagle, L</b> OBP: 0.200, SLG: 0.135 (1, 1)					1B 10 SF8 BB 1B		K		3	1	1	0	0	2	2												
<b>Mark Wohlers, R</b> ERA: 4.93 (9, 1)									0	0	0	0	0	0	0												
<b>Inning Stats</b>	R: 2 E: 0 K: 2 S: 17	H: 1 LOB: 2 BB: 3 P: 33	R: 0 E: 0 K: 2 S: 8	H: 0 LOB: 0 BB: 0 P: 12	R: 0 E: 0 K: 0 S: 6	H: 1 LOB: 0 BB: 0 P: 9	R: 0 E: 0 K: 1 S: 6	H: 0 LOB: 0 BB: 0 P: 10	R: 2 E: 0 K: 0 S: 13	H: 3 LOB: 1 BB: 1 P: 21	R: 1 E: 0 K: 1 S: 13	H: 1 LOB: 2 BB: 2 P: 25	R: 0 E: 0 K: 0 S: 5	H: 1 LOB: 1 BB: 0 P: 9	R: 0 E: 0 K: 2 S: 9	H: 0 LOB: 0 BB: 0 P: 13	R: 0 E: 0 K: 2 S: 9	H: 0 LOB: 0 BB: 0 P: 13	1B: 6 2B: 0 3B: 0 HR: 1	SF: 2 SAC: 0 DP: 2 HBP: 0	WP: 0 PB: 1 SB: 0 CS: 0	PA: 35					
<b>PITCHER</b>	IP	WLS	BF	H	R	ER	SO	BB	IBB	HBP	BLK	WP	HR	S	P	ERA	WHIP										
<b>55 Matt Beech, L</b> ERA: 5.9 (1, 1)	6.0	L	28	6	5	4	6	6	0	0	0	0	1	63	110	6.00	2.000										
<b>Reggie Harris, R</b> ERA: 4.93 (7, 1)	2.0		7	1	0	0	2	0	0	0	0	0	0	14	22	0.00	0.500										

AB	33
R	4
H	9
RBI	4
BB	1
SO	7
LOB	10





Batter	1	2	3	4	5	6	7	8	9	AB	R	H	RBI	BB	SO	LOB	TOP								
<b>Ricky Otero, S</b> OBP: 0.305, SLG: 0.311	0-1 G4-3 2B		1-1 1B			0-1 FC5-4 1B		0-0 G6-3		4	0	3	0	0	0	0									
<b>Mickey Morandini, L</b> OBP: 0.365, SLG: 0.409	0-0 G4-3 2-3		0-0 1B			0-1 FC5-4 1-2			2-2 2B 1B	4	1	2	0	0	0	2									
<b>Darren Daulton, L</b> OBP: 0.400, SLG: 0.519	0-3 K		2-3 K			0-3 K			1-3 K	4	0	0	0	0	4	5									
<b>Scott Rolen, R</b> OBP: 0.350, SLG: 0.429	0-2 G1-3			2-2 L7		0-3 K			2-0 F9	4	0	0	0	0	1	3									
<b>Rico Brogna, L</b> OBP: 0.295, SLG: 0.440		1-0 G4-3		0-3 K			0-0 L6		0-1 2B	4	0	1	1	0	1	0									
<b>Gregg Jefferies, S</b> OBP: 0.338, SLG: 0.373		1-2 G1-3		2-2 F9			1-2 G4-3		1-0 F7	4	0	0	0	0	0	1									
<b>Mike Lieberthal, R</b> OBP: 0.256, SLG: 0.398		0-0 G6-3			0-3 K		0-0 G5-3			3	0	0	0	0	0	1									
<b>Kevin Stocker, S</b> OBP: 0.309, SLG: 0.316			0-0 L8		1-1 G4-3			0-1 P5		3	0	0	0	0	0	0									
<b>Garrett Stephenson, R</b> OBP: 0.162, SLG: 0.273			0-1 G3-1		1-3 K			1-0 F9		2	0	0	0	0	1	0									
<b>Ron Blazier, R</b> OBP: 0.500, SLG: 0.500										0	0	0	0	0	0	0									
<b>Billy Brewer, L</b> OBP: 0.304, SLG: 0.329										0	0	0	0	0	0	0									
<b>Ruben Amaro, Jr., S</b> OBP: 0.304, SLG: 0.329										1	0	0	0	0	0	0									
<b>Wayne Gomes, R</b> OBP: 0.304, SLG: 0.329										0	0	0	0	0	0	0									
<b>Inning Stats</b>	R: 0 H: 1 E: 0 K: 1 S: 9	H: 1 LOB: 1 BB: 0 P: 9	R: 0 H: 0 E: 0 K: 0 S: 5	H: 0 LOB: 0 BB: 0 P: 7	R: 0 H: 2 E: 0 K: 1 S: 11	H: 2 LOB: 2 BB: 0 P: 14	R: 0 H: 0 E: 0 K: 1 S: 9	H: 0 LOB: 0 BB: 0 P: 13	R: 0 H: 0 E: 0 K: 2 S: 8	H: 0 LOB: 0 BB: 0 P: 10	R: 0 H: 1 E: 0 K: 2 S: 10	H: 1 LOB: 1 BB: 0 P: 10	R: 0 H: 0 E: 0 K: 0 S: 5	H: 0 LOB: 0 BB: 0 P: 6	R: 0 H: 0 E: 0 K: 0 S: 4	H: 0 LOB: 0 BB: 0 P: 5	R: 1 H: 2 E: 0 K: 1 S: 10	H: 2 LOB: 1 BB: 0 P: 16	1B: 4 2B: 2 3B: 0 HR: 0	SF: 0 SAC: 0 DP: 0 HBP: 0	WP: 0 PB: 0 SB: 0 CS: 0	PA: 33			
<b>PITCHER</b> <b>Greg Maddux, R</b> ERA: 2.55	IP: 9.0 WLS: W BF: 33 H: 6 R: 1 ER: 1 SO: 8 BB: 0 IBB: 0 HBP: 0 BLK: 0 WP: 0 HR: 0 S: 71 P: 90 ERA: 1.00 WHIP: 0.667																								

Philadelphia Phillies @ Atlanta Braves  
Turner Field, Atlanta, GA  
Fri Jun 27 1997, 7:05 PM EDT  
Att: 48,234 - Unknown - 81 F

AB 33  
R 1  
H 6  
RBI 1  
BB 0  
SO 8  
LOB 11




Batter	1	2	3	4	5	6	7	8	9	AB	R	H	RBI	BB	SO	LOB	BOTTOM							
<b>Jeff Blauser, R</b> OBP: 0.443, SLG: 0.590	1-2 10 1B 2B	3-2 2B			3-2 HR		3-3 K2-3			4	2	3	2	0	1	0								
<b>Rafael Belliard, R</b> OBP: 0.261, SLG: 0.261										0	0	0	0	0	0	0								
<b>Michael Tucker, L</b> OBP: 0.365, SLG: 0.462	0-0 10 1B 2B	2-0 F8			2-2 G3-1		1-3 K2-3			4	1	1	0	0	1	1								
<b>10 Chipper Jones, S</b> OBP: 0.376, SLG: 0.500	1-2 2B 1B		0-0 F7		1-3 K		0-2 E5 BB			4	1	1	0	0	1	0								
<b>Fred McGriff, L</b> OBP: 0.363, SLG: 0.414	1-2 2B		2-2 P5		0-1 L5		4-1 BB			3	1	1	2	1	0	0								
<b>Danny Bautista, R</b> OBP: 0.333, SLG: 0.333	1-3 2H 3H	SF8 2B					1-2 BB			0	0	0	0	0	0	0								
<b>Ryan Klesko, L</b> OBP: 0.318, SLG: 0.478	2-2 E6 1B		2-0 P4			0-2 G3-1	0-2 F8			4	0	1	1	0	0	2								
<b>Andruw Jones, R</b> OBP: 0.378, SLG: 0.456	1-0 SF8			2-3 K		2-0 HR		1-3 K2-3		3	1	1	2	0	2	0								
<b>Eddie Pérez, R</b> OBP: 0.311, SLG: 0.410	0-3 K		3-2 L7		3-1 1B		1-0 G4-3 1B			4	0	2	0	0	1	1								
<b>Mark Lemke, S</b> OBP: 0.268, SLG: 0.292		0-0 G4-3		1-3 K		1-0 F7		1-1 G4-3		4	0	0	0	0	1	2								
<b>Greg Maddux, R</b> OBP: 0.108, SLG: 0.114		1-0 P3			4-2 HR BB	1-3 K				2	1	0	0	1	1	1								
<b>Inning Stats</b>	R: 4 H: 5 E: 1 K: 1 S: 17	H: 5 LOB: 0 BB: 0 P: 23	R: 0 H: 1 E: 0 K: 0 S: 6	H: 1 LOB: 0 BB: 0 P: 12	R: 0 H: 0 E: 0 K: 0 S: 5	H: 0 LOB: 0 BB: 0 P: 9	R: 0 H: 0 E: 0 K: 2 S: 11	H: 0 LOB: 0 BB: 0 P: 17	R: 2 H: 1 E: 0 K: 1 S: 14	H: 1 LOB: 1 BB: 1 P: 24	R: 1 H: 2 E: 0 K: 1 S: 10	H: 2 LOB: 1 BB: 0 P: 17	R: 0 H: 0 E: 1 K: 2 S: 14	H: 0 LOB: 2 BB: 1 P: 22	R: 0 H: 1 E: 0 K: 1 S: 6	H: 1 LOB: 0 BB: 0 P: 9	1B: 6 2B: 2 3B: 0 HR: 2	SF: 1 SAC: 0 DP: 1 HBP: 0	WP: 0 PB: 0 SB: 0 CS: 0	PA: 35				
<b>PITCHER</b> <b>Garrett Stephenson, R</b> ERA: 4.2	IP: 5.0 WLS: L BF: 22 H: 7 R: 6 ER: 5 SO: 4 BB: 1 IBB: 0 HBP: 0 BLK: 0 WP: 0 HR: 1 S: 53 P: 85 ERA: 9.00 WHIP: 2.000																							
<b>Ron Blazier, R</b> ERA: 5.67	1.0 5 2 1 1 1																							
<b>Billy Brewer, L</b> ERA: 0.23	1.0 5 0 0 0 2																							
<b>Wayne Gomes, R</b> ERA: 5.59	1.0 3 1 0 0 1																							


Philadelphia Phillies @ Atlanta Braves  
Turner Field, Atlanta, GA  
Fri Jun 27 1997, 7:05 PM EDT  
Att: 48,234 - Unknown - 81 F

AB 32  
R 7  
H 10  
RBI 7  
BB 2  
SO 8  
LOB 7





Batter	1	2	3	4	5	6	7	8	9	AB	R	H	RBI	BB	SO	LOB	TOP										
<b>Rob Butler, L</b> OBP: 0.341, SLG: 0.430 (1, 8)	G5-3		G6-3			F8	G4-3		K	5	0	0	0	0	1	3	Philadelphia Phillies @ Atlanta Braves Turner Field, Atlanta, GA Sat Jun 28 1997, 7:05 PM EDT Att: 48,557 - Cloudy - 78 F										
<b>Mickey Morandini, L</b> OBP: 0.395, SLG: 0.414 <b>Kevin Seefelt, R</b> OBP: 0.225, SLG: 0.231 (7, 4)	G4-3					K	L7		L7	4	0	2	0	0	1	2											
<b>Darren Daulton, L</b> OBP: 0.395, SLG: 0.512 <b>Ruben Amaro Jr., S</b> OBP: 0.313, SLG: 0.329 (7, 9)	G4-3		F7			K			FC4-6 BB	3	0	0	0	0	1	2											
<b>Scott Rolen, R</b> OBP: 0.352, SLG: 0.431 (1, 5)			L1				2B		K	3	0	1	0	1	1	2											
<b>Rico Brogna, L</b> OBP: 0.298, SLG: 0.439 (1, 3)						F7			FC4-6 FC4-6	3	0	1	0	1	0	2											
<b>Gregg Jefferies, S</b> OBP: 0.333, SLG: 0.368 (1, 7)	FC6-4					K			FC4-6	4	0	0	0	0	1	6											
<b>Mike Lieberthal, R</b> OBP: 0.260, SLG: 0.405 (1, 2)			G6-3			K				4	1	2	0	0	1	1											
<b>Kevin Stocker, S</b> OBP: 0.309, SLG: 0.315 (1, 6)			K			G4-3			L8	4	0	1	0	0	1	2											
<b>Curt Schilling, R</b> OBP: 0.167, SLG: 0.171 <b>Wayne Gomes, R</b> OBP: 0.279, SLG: 0.340 <b>Derrick May, L</b> OBP: 0.225, SLG: 0.240 <b>Jerry Spradlin, S</b> OBP: 0.271, SLG: 0.311 <b>Ricky Bottalico, L</b> OBP: 0.271, SLG: 0.311 <b>23 Kevin Jordan, R</b> OBP: 0.271, SLG: 0.311 (1, 1)			K						WP	2	0	0	0	0	2	0											
<b>Inning Stats</b>	R: 0 E: 0 K: 0 S: 16	H: 1 LOB: 3 BB: 2 P: 29	R: 0 E: 0 K: 2 S: 10	H: 0 LOB: 0 BB: 0 P: 12	R: 0 E: 0 K: 0 S: 13	H: 1 LOB: 1 BB: 0 P: 20	R: 0 E: 0 K: 1 S: 9	H: 1 LOB: 1 BB: 0 P: 10	R: 0 E: 0 K: 2 S: 7	H: 0 LOB: 0 BB: 0 P: 11	R: 0 E: 0 K: 2 S: 11	H: 1 LOB: 1 BB: 0 P: 19	R: 0 E: 0 K: 1 S: 9	H: 2 LOB: 2 BB: 0 P: 18	R: 0 E: 0 K: 1 S: 9	H: 0 LOB: 1 BB: 1 P: 15		R: 1 E: 0 K: 1 S: 11	H: 2 LOB: 1 BB: 0 P: 16	1B: 5 2B: 3 3B: 0 HR: 0	SF: 0 SAC: 0 DP: 0 HBP: 0	WP: 1 PB: 0 SB: 1 CS: 0	PA: 38				
<b>PITCHER</b>	IP	WLS	BF	H	R	ER	SO	BB	IBB	HBP	BLK	WP	HR	S	P	ERA	WHIP										
<b>29 John Smoltz, R</b> ERA: 3.03 (1, 1)	7.0	W	29	6	0	0	7	2	0	0	0	0	0	77	119	0.00	1.143										
<b>Alan Embree, L</b> ERA: 2.91 (8, 1)	1.0		4	0	0	0	1	1	0	0	0	0	0	9	15	0.00	1.000										
<b>Paul Byrd, R</b> ERA: 4.74 (9, 1)	1.0		5	2	1	1	1	0	0	0	0	1	0	11	16	9.00	2.000										

Batter	1	2	3	4	5	6	7	8	9	AB	R	H	RBI	BB	SO	LOB	BOTTOM										
<b>Jeff Blauser, R</b> OBP: 0.443, SLG: 0.586 (1, 6)	K									2	1	0	0	2	1	2	Philadelphia Phillies @ Atlanta Braves Turner Field, Atlanta, GA Sat Jun 28 1997, 7:05 PM EDT Att: 48,557 - Cloudy - 78 F										
<b>Rafael Belliard, R</b> OBP: 0.250, SLG: 0.250 (6, PR)										1	0	0	0	0	1	0											
<b>Michael Tucker, L</b> OBP: 0.370, SLG: 0.486 (1, 9)										5	2	3	4	0	1	1											
<b>10 Chipper Jones, S</b> OBP: 0.381, SLG: 0.510 <b>Tony Graffanino, R</b> OBP: 0.348, SLG: 0.439 (6, 4)										2	2	1	1	2	1	0											
<b>Fred McGriff, L</b> OBP: 0.365, SLG: 0.419 <b>Danny Bautista, R</b> OBP: 0.296, SLG: 0.286 (7, PR)										4	0	2	0	0	1	1											
<b>Ryan Klesko, L</b> OBP: 0.317, SLG: 0.474 (8, 3)										4	0	1	1	0	3	1											
<b>Andruw Jones, R</b> OBP: 0.375, SLG: 0.448 (1, 8)										3	1	0	1	1	2	2											
<b>Javy Lopez, R</b> OBP: 0.378, SLG: 0.579 (1, 2)										4	1	2	1	0	1	2											
<b>Mark Lemke, S</b> OBP: 0.272, SLG: 0.296 (1, 4)										4	1	2	1	0	1	2											
<b>Alan Embree, L</b> OBP: 0.272, SLG: 0.296 (8, 1)										0	0	0	0	0	0	0											
<b>Paul Byrd, R</b> OBP: 0.272, SLG: 0.296 (9, 1)										0	0	0	0	0	0	0											
<b>29 John Smoltz, R</b> OBP: 0.444, SLG: 0.450 <b>Keith Lockhart, L</b> OBP: 0.284, SLG: 0.371 (7, PH)										2	0	0	0	0	2	2											
<b>Inning Stats</b>	R: 1 E: 0 K: 1 S: 10	H: 1 LOB: 0 BB: 1 P: 18	R: 0 E: 0 K: 3 S: 10	H: 0 LOB: 0 BB: 0 P: 12	R: 3 E: 0 K: 2 S: 14	H: 2 LOB: 0 BB: 1 P: 27	R: 1 E: 0 K: 2 S: 13	H: 2 LOB: 2 BB: 1 P: 22	R: 1 E: 0 K: 1 S: 7	H: 1 LOB: 1 BB: 1 P: 15	R: 2 E: 1 K: 1 S: 20	H: 2 LOB: 3 BB: 1 P: 34	R: 0 E: 0 K: 2 S: 11	H: 1 LOB: 1 BB: 0 P: 16	1B: 6 2B: 1 3B: 0 HR: 4	SF: 0 SAC: 1 DP: 1 HBP: 0		WP: 1 PB: 1 SB: 0 CS: 0	PA: 40								
<b>PITCHER</b>	IP	WLS	BF	H	R	ER	SO	BB	IBB	HBP	BLK	WP	HR	S	P	ERA	WHIP										
<b>Curt Schilling, R</b> ERA: 3.46 (1, 1)	5.2	L	28	8	7	7	12	4	0	0	0	0	0	1	1	0.00	0.000										
<b>Wayne Gomes, R</b> ERA: 5.4 (6, 1)	0.1		1	0	0	0	0	0	0	0	0	0	0	1	1	0.00	0.000										
<b>Jerry Spradlin, R</b> ERA: 3.86 (7, 1)	1.0		7	2	2	2	1	1	0	0	0	1	0	20	34	18.00	3.000										
<b>Ricky Bottalico, R</b> ERA: 3.67 (8, 1)	1.0		4	1	0	0	2	0	0	0	0	0	0	11	16	0.00	1.000										




Batter	1	2	3	4	5	6	7	8	9	AB	R	H	RBI	BB	SO	LOB	TOP					
<b>Ricky Otero, S</b> OBP: 0.310, SLG: 0.308 (1, 8)										4	0	1	0	1	0	1	<b>Philadelphia Phillies @ Atlanta Braves</b> Turner Field, Atlanta, GA Sun Jun 29 1997, 3:33 AM EDT Att: 47,902 - Cloudy - 78 F					
<b>Mickey Morandini, L</b> OBP: 0.389, SLG: 0.417 (1, 4)										5	2	3	0	0	0	2						
<b>Scott Rolen, R</b> OBP: 0.353, SLG: 0.429 (1, 5)										4	2	1	0	1	1	3						
<b>Rico Brogna, L</b> OBP: 0.296, SLG: 0.438 (1, 3)										5	1	1	1	0	1	5						
<b>Gregg Jefferies, S</b> OBP: 0.334, SLG: 0.370 (1, 7)											4	0	1	2	1	0		1				
<b>Derrick May, L</b> OBP: 0.284, SLG: 0.330 (1, 9)											3	0	0	0	2	1		4				
<b>Mark Parent, R</b> OBP: 0.198, SLG: 0.173 <b>Darren Daulton, L</b> OBP: 0.394, SLG: 0.509 (9, PH)											3	0	1	1	0	1		2				
<b>Kevin Sevcik, R</b> OBP: 0.250, SLG: 0.256 (1, 6)										4	0	2	0	0	0	1						
<b>Scott Ruffcorn, R</b> (1, 1)										2	0	0	0	0	2	3						
<b>Ron Blazier, R</b> OBP: 0.500, SLG: 0.500 <b>Rob Butler, L</b> OBP: 0.337, SLG: 0.425 <b>Billy Brewer, L</b> <b>Jerry Spradlin, S</b> (7, 1)										0	0	0	0	0	0	0						
<b>Inning Stats</b>	R: 0 E: 0 K: 1 S: 7	H: 2 LOB: 3 BB: 1 P: 11	R: 0 E: 0 K: 1 S: 6	H: 1 LOB: 1 BB: 0 P: 6	R: 1 E: 1 K: 1 S: 7	H: 1 LOB: 1 BB: 0 P: 7	R: 0 E: 0 K: 1 S: 6	H: 1 LOB: 2 BB: 1 P: 10	R: 2 E: 1 K: 0 S: 5	H: 3 LOB: 2 BB: 1 P: 12	R: 2 E: 0 K: 0 S: 5	H: 2 LOB: 2 BB: 2 P: 13	R: 0 E: 0 K: 0 S: 3	H: 0 LOB: 0 BB: 0 P: 3	R: 0 E: 0 K: 2 S: 7	H: 0 LOB: 0 BB: 0 P: 7	1B: 8 2B: 2 3B: 0 HR: 0	SF: 1 SAC: 1 DP: 0 HBP: 0	WP: 0 PB: 0 SB: 0 CS: 0	PA: 43		
<b>PITCHER</b>	IP WLS BF H R ER SO BB IBB HBP BLK WP HR S P ERA WHIP	IP WLS BF H R ER SO BB IBB HBP BLK WP HR S P ERA WHIP																				
<b>Chris Brock, R</b> ERA: 5.02 <b>Joe Borowski, R</b> ERA: 4.09 <b>Mike Bielecki, R</b> ERA: 3.05 <b>Alan Embree, L</b> ERA: 2.78 <b>Mark Wohlers, R</b> ERA: 2.39	(1, 1) 5.0 0 27 8 3 2 5 2 1 0 0 0 0 0 0 34 46 3.60 2.000	(6, 1) 1.0 7 2 2 2 0 1 1 0 0 0 0 0 0 5 13 18.00 3.000	(7, 1) 1.0 W 3 0 0 0 0 0 0 0 0 0 0 0 0 3 3 0.00 0.000	(8, 1) 1.0 3 0 0 0 0 0 0 0 0 0 0 0 0 3 3 0.00 0.000	(9, 1) 1.0 S 3 0 0 0 2 0 0 0 0 0 0 0 0 7 7 0.00 0.000																	
<b>Batter</b>	1	2	3	4	5	6	7	8	9	AB	R	H	RBI	BB	SO	LOB	BOTTOM					
<b>Jeff Blauser, R</b> OBP: 0.443, SLG: 0.580 (1, 6)										4	0	1	0	0	0	2	<b>Philadelphia Phillies @ Atlanta Braves</b> Turner Field, Atlanta, GA Sun Jun 29 1997, 3:33 AM EDT Att: 47,902 - Cloudy - 78 F					
<b>Michael Tucker, L</b> OBP: 0.371, SLG: 0.482 (1, 9)										4	0	1	0	1	0	3						
<b>10 Chipper Jones, S</b> OBP: 0.381, SLG: 0.507 (1, 5)										4	2	1	0	1	1	5						
<b>Fred McGriff, L</b> OBP: 0.363, SLG: 0.423 (1, 3)										4	0	1	1	0	1	2						
<b>Ryan Klesko, L</b> OBP: 0.319, SLG: 0.470 (1, 7)										2	1	0	0	1	0	0						
<b>Andruw Jones, R</b> OBP: 0.372, SLG: 0.440 (1, 8)										3	1	0	0	1	1	2						
<b>Javy Lopez, R</b> OBP: 0.371, SLG: 0.569 (1, 2)										4	0	0	0	0	3	5						
<b>Mark Lemke, S</b> OBP: 0.279, SLG: 0.301 (1, 4)										3	1	2	1	1	0	0						
<b>Chris Brock, R</b> ERA: 5.02 <b>Mike Morandini, R</b> ERA: 3.35 <b>Joe Borowski, R</b> ERA: 4.09 <b>Keith Lockhart, L</b> ERA: 2.95 <b>Mike Bielecki, R</b> ERA: 3.05 <b>Alan Embree, L</b> ERA: 2.78 <b>Tony Graftano, R</b> ERA: 3.43 <b>Mark Wohlers, R</b> ERA: 2.39	(1, 1) 5.1 0 23 8 3 2 2 4 0 0 0 0 0 0 21 39 3.38 0.750	(6, 1) 0.2 5 2 3 3 1 1 0 0 0 0 0 0 1 6 10 40.50 4.500	(7, 1) 0.1 L 4 2 1 1 0 1 0 0 0 0 0 0 0 3 7 27.00 9.000	(7, 1) 1.2 7 3 0 0 3 0 0 0 0 0 0 0 13 13 0.00 1.800																		
<b>Inning Stats</b>	R: 0 E: 1 K: 1 S: 6	H: 0 LOB: 1 BB: 0 P: 6	R: 0 E: 0 K: 0 S: 3	H: 0 LOB: 0 BB: 0 P: 3	R: 0 E: 0 K: 0 S: 3	H: 0 LOB: 0 BB: 1 P: 8	R: 0 E: 0 K: 0 S: 3	H: 0 LOB: 0 BB: 0 P: 3	R: 0 E: 0 K: 1 S: 5	H: 0 LOB: 2 BB: 2 P: 13	R: 5 E: 0 K: 1 S: 7	H: 2 LOB: 2 BB: 2 P: 16	R: 1 E: 0 K: 2 S: 9	H: 2 LOB: 2 BB: 1 P: 13	R: 0 E: 0 K: 1 S: 7	H: 3 LOB: 2 BB: 0 P: 7		1B: 5 2B: 0 3B: 1 HR: 1	SF: 0 SAC: 0 DP: 0 HBP: 2	WP: 2 PB: 0 SB: 2 CS: 1	PA: 39	
<b>PITCHER</b>	IP WLS BF H R ER SO BB IBB HBP BLK WP HR S P ERA WHIP	IP WLS BF H R ER SO BB IBB HBP BLK WP HR S P ERA WHIP																				
<b>Scott Ruffcorn, R</b> ERA: 5.84 <b>Ron Blazier, R</b> ERA: 5.35 <b>Billy Brewer, L</b> ERA: 7.71 <b>Jerry Spradlin, R</b> ERA: 3.89	(1, 1) 5.1 0 23 8 3 2 2 4 0 0 0 0 0 0 21 39 3.38 0.750	(6, 1) 0.2 5 2 3 3 1 1 0 0 0 0 0 0 1 6 10 40.50 4.500	(7, 1) 0.1 L 4 2 1 1 0 1 0 0 0 0 0 0 0 3 7 27.00 9.000	(7, 1) 1.2 7 3 0 0 3 0 0 0 0 0 0 0 13 13 0.00 1.800																		



Batter	1	2	3	4	5	6	7	8	9	10	AB	R	H	RBI	BB	SO	LOB	TOP			
Jeff Blausler, R OBP: 0.442, SLG: 0.575 (1, 6)	F4		K			F9		BB		HBP 1B	4	0	1	0	1	1	1				
Michael Tucker, L OBP: 0.368, SLG: 0.476 (1, 9)	G1-3			B2				G3-1		HBP 1B	4	0	0	0	0	1	2				
10 Chipper Jones, S OBP: 0.381, SLG: 0.595 (1, 5)				K						G1-4-3 1B	5	0	2	0	0	2	2				
Fred McGriff, L OBP: 0.362, SLG: 0.419 (1, 3)				G4-3						K	3	0	0	0	1	2	2				
Andrew Jones, R OBP: 0.375, SLG: 0.438 (1, 8)										G1-4-3 1B	3	0	1	0	1	2	0				
Javy Lopez, R OBP: 0.369, SLG: 0.563 (1, 2)		G6-3						G6-3		G1-4-3 BB	4	0	1	0	0	0	4				
Mike Mordecai, R OBP: 0.288, SLG: 0.283 (1, 10)						G6-4-3				G5-3	4	0	0	0	0	0	3				
Danny Bautista, R OBP: 0.182, SLG: 0.182 (1, 7)				K				G6-3			4	0	0	0	0	2	0				
Tony Graffanino, R OBP: 0.352, SLG: 0.426 (1, 4)						G5-3				K	3	0	1	0	1	1	0				
<b>Inning Stats</b>	R: 0 E: 0 K: 1 S: 7	H: 1 LOB: 1 BB: 0 P: 7	R: 0 E: 0 K: 1 S: 7	H: 0 LOB: 0 BB: 0 P: 9	R: 0 E: 0 K: 2 S: 8	H: 1 LOB: 0 BB: 0 P: 12	R: 0 E: 0 K: 1 S: 6	H: 0 LOB: 0 BB: 0 P: 8	R: 0 E: 0 K: 0 S: 7	H: 0 LOB: 2 BB: 2 P: 11	R: 0 E: 0 K: 0 S: 12	H: 1 LOB: 2 BB: 1 P: 17	R: 0 E: 0 K: 0 S: 9	H: 0 LOB: 2 BB: 2 P: 21	R: 0 E: 0 K: 1 S: 12	H: 1 LOB: 2 BB: 1 P: 22	R: 0 E: 0 K: 2 S: 13	H: 1 LOB: 2 BB: 0 P: 23	1B: 6 2B: 0 3B: 0 HR: 0	SF: 0 SAC: 0 DP: 1 HBP: 1	WP: 0 PA: 39 PB: 0 SB: 0 CS: 0
<b>PITCHER</b>	IP WLS BF H R ER SO BB IBB HBP BLK WP HR S P ERA WHIP	IP WLS BF H R ER SO BB IBB HBP BLK WP HR S P ERA WHIP	IP WLS BF H R ER SO BB IBB HBP BLK WP HR S P ERA WHIP	IP WLS BF H R ER SO BB IBB HBP BLK WP HR S P ERA WHIP	IP WLS BF H R ER SO BB IBB HBP BLK WP HR S P ERA WHIP	IP WLS BF H R ER SO BB IBB HBP BLK WP HR S P ERA WHIP	IP WLS BF H R ER SO BB IBB HBP BLK WP HR S P ERA WHIP	IP WLS BF H R ER SO BB IBB HBP BLK WP HR S P ERA WHIP	IP WLS BF H R ER SO BB IBB HBP BLK WP HR S P ERA WHIP	IP WLS BF H R ER SO BB IBB HBP BLK WP HR S P ERA WHIP	IP WLS BF H R ER SO BB IBB HBP BLK WP HR S P ERA WHIP	IP WLS BF H R ER SO BB IBB HBP BLK WP HR S P ERA WHIP	IP WLS BF H R ER SO BB IBB HBP BLK WP HR S P ERA WHIP	IP WLS BF H R ER SO BB IBB HBP BLK WP HR S P ERA WHIP	IP WLS BF H R ER SO BB IBB HBP BLK WP HR S P ERA WHIP	IP WLS BF H R ER SO BB IBB HBP BLK WP HR S P ERA WHIP	IP WLS BF H R ER SO BB IBB HBP BLK WP HR S P ERA WHIP	IP WLS BF H R ER SO BB IBB HBP BLK WP HR S P ERA WHIP	IP WLS BF H R ER SO BB IBB HBP BLK WP HR S P ERA WHIP		
Andy Pettitte, L ERA: 3.32 (1, 1)	5.0	0	16	3	0	0	6	0	0	0	0	0	0	0	0	0	0	0.00	0.600		
Kenny Rogers, L ERA: 5.9 (6, 1)	4.0	0	18	2	0	0	3	4	0	0	0	0	0	0	0	0	0	0.00	1.500		
Mike Stanton, L ERA: 3.07 (10, 1)	1.0	0	5	1	0	0	2	0	0	1	0	0	0	0	0	0	0	0.00	1.000		

Atlanta Braves @ New York Yankees  
 Yankee Stadium, Bronx, NY  
 Mon Jun 30 1997, 7:05 PM EDT  
 Att: 39,887 - Unknown - 82 F


AB 34  
 R 0  
 H 6  
 RBI 0  
 BB 4  
 SO 11  
 LOB 14



Batter	1	2	3	4	5	6	7	8	9	10	AB	R	H	RBI	BB	SO	LOB	BOTTOM	
2 Derek Jeter, R OBP: 0.368, SLG: 0.398 (1, 6)	CS 1B		FC6-4			G5-3		FC5-4		1B	5	0	2	0	0	0	3		
Luis Sojo, R OBP: 0.358, SLG: 0.358 (1, 4)	L9			S 1B		P3		G4-3		1B	5	0	2	1	0	0	3		
Paul O'Neill, L OBP: 0.417, SLG: 0.547 Scott Pose, L OBP: 0.276, SLG: 0.231 (1, 9)	G4-3			G4-6-3 1B						G4-3 1B	3	0	2	0	1	0	1		
Cecil Fielder, R OBP: 0.354, SLG: 0.404 Pat Kelly, R OBP: 0.343, SLG: 0.322 (9, PR)				FC4-6 BB		G1-3				G4-3 1B	0	0	0	0	0	0	0		
Tino Martinez, L OBP: 0.377, SLG: 0.638 (1, 3)				FC4-6 G4-6-3 1B		G4-6-3				G4-3 1B	4	0	1	0	0	0	5		
Charlie Hayes, R OBP: 0.356, SLG: 0.485 (1, 5)				G4-6-3				G6-4-3 1B		G4-3	4	0	1	0	0	1	5		
Mark Whiten, S OBP: 0.363, SLG: 0.403 (1, 7)						F9		G6-3			4	0	0	0	0	1	2		
Chad Curtis, R OBP: 0.333, SLG: 0.488 (1, 8)								G4-3			4	0	1	0	0	1	0		
Joe Girardi, R OBP: 0.307, SLG: 0.320 (1, 2)										FC5-4 BB	2	1	2	0	2	0	0		
<b>Inning Stats</b>	R: 0 E: 0 K: 0 S: 6	H: 1 LOB: 0 BB: 1 P: 10	R: 0 E: 0 K: 0 S: 2	H: 0 LOB: 0 BB: 1 P: 7	R: 0 E: 0 K: 1 S: 7	H: 0 LOB: 1 BB: 1 P: 16	R: 0 E: 0 K: 1 S: 11	H: 2 LOB: 1 BB: 0 P: 15	R: 0 E: 0 K: 0 S: 8	H: 1 LOB: 0 BB: 1 P: 11	R: 0 E: 0 K: 0 S: 5	H: 1 LOB: 1 BB: 0 P: 10	R: 0 E: 0 K: 1 S: 12	H: 2 LOB: 3 BB: 0 P: 17	R: 1 E: 0 K: 1 S: 13	H: 4 LOB: 2 BB: 0 P: 21	1B: 12 2B: 0 3B: 0 HR: 0	SF: 0 SAC: 0 DP: 5 HBP: 0	WP: 0 PA: 38 PB: 0 SB: 1 CS: 1
<b>PITCHER</b>	IP WLS BF H R ER SO BB IBB HBP BLK WP HR S P ERA WHIP	IP WLS BF H R ER SO BB IBB HBP BLK WP HR S P ERA WHIP	IP WLS BF H R ER SO BB IBB HBP BLK WP HR S P ERA WHIP	IP WLS BF H R ER SO BB IBB HBP BLK WP HR S P ERA WHIP	IP WLS BF H R ER SO BB IBB HBP BLK WP HR S P ERA WHIP	IP WLS BF H R ER SO BB IBB HBP BLK WP HR S P ERA WHIP	IP WLS BF H R ER SO BB IBB HBP BLK WP HR S P ERA WHIP	IP WLS BF H R ER SO BB IBB HBP BLK WP HR S P ERA WHIP	IP WLS BF H R ER SO BB IBB HBP BLK WP HR S P ERA WHIP	IP WLS BF H R ER SO BB IBB HBP BLK WP HR S P ERA WHIP	IP WLS BF H R ER SO BB IBB HBP BLK WP HR S P ERA WHIP	IP WLS BF H R ER SO BB IBB HBP BLK WP HR S P ERA WHIP	IP WLS BF H R ER SO BB IBB HBP BLK WP HR S P ERA WHIP	IP WLS BF H R ER SO BB IBB HBP BLK WP HR S P ERA WHIP	IP WLS BF H R ER SO BB IBB HBP BLK WP HR S P ERA WHIP	IP WLS BF H R ER SO BB IBB HBP BLK WP HR S P ERA WHIP	IP WLS BF H R ER SO BB IBB HBP BLK WP HR S P ERA WHIP	IP WLS BF H R ER SO BB IBB HBP BLK WP HR S P ERA WHIP	IP WLS BF H R ER SO BB IBB HBP BLK WP HR S P ERA WHIP
Tom Glavine, L ERA: 2.57 (1, 1)	9.0	0	33	8	0	0	3	4	0	0	0	0	0	0	0	0	0	0.00	1.333
Mike Bielecki, R ERA: 3.2 (10, 1)	0.2	0	5	4	1	1	1	0	0	0	0	0	0	0	0	0	0	13.50	6.000

Atlanta Braves @ New York Yankees  
 Yankee Stadium, Bronx, NY  
 Mon Jun 30 1997, 7:05 PM EDT  
 Att: 39,887 - Unknown - 82 F

AB 34  
 R 1  
 H 12  
 RBI 1  
 BB 4  
 SO 4  
 LOB 23





Batter	1	2	3	4	5	6	7	8	9	AB	R	H	RBI	BB	SO	LOB	TOP								
Jeff Blausler R (1,6) OBP: 0.438, SLG: 0.568	2-2 1B 1B		2-3 K		3-3 K		0-0 G1-3		0-1 G5-3	5	0	1	0	0	2	3									
Michael Tucker L (1,9) OBP: 0.370, SLG: 0.476	0-0 G4-3 1B		2-2 1B		1-1 G1-3		2-2 G1-3			4	0	2	0	0	0	1									
10 Chipper Jones S (1,5) OBP: 0.377, SLG: 0.498	2-1 F7		1-3 K		0-0 L8				1-3 K	4	0	0	0	0	2	4									
Fred McGriff L (1,3) OBP: 0.361, SLG: 0.417	1-1 G4-3			1-2 G3-1		0-1 HR 1B			1-3 K	4	1	1	0	0	1	2									
Ryan Klesko L (1,7) OBP: 0.322, SLG: 0.482 Danny Bautista R (8,7) OBP: 0.182, SLG: 0.182		0-2 G4-3		3-1 FC1-4 1B		0-2 HR 1B			3-2 G3-1	4	1	2	2	0	0	0									
Andruw Jones R (1,8) OBP: 0.377, SLG: 0.451		2-3 K		0-1 FC1-4 1B		0-0 HR 2B			3-1 2B	4	1	2	0	0	1	1									
Javy Lopez R (1,2) OBP: 0.368, SLG: 0.562		3-2 F7		0-1 G6-3		0-1 G6-3			0-0 G4-3 2B	4	0	1	1	0	0	2									
Keith Lockhart L (1,10) OBP: 0.291, SLG: 0.427			1-1 FC6 2B		0-1 E4 PB		1-1 G4-3		2-2 F9	4	0	1	0	0	0	2									
Mark Lemke S (1,4) OBP: 0.275, SLG: 0.296			1-0 FC6 1B		1-3 K		0-1 G6-3		1-1 G4-3	4	0	0	0	0	1	3									
<b>Inning Stats</b>	R: 0 E: 0 K: 0 S: 8	H: 2 LOB: 1 BB: 0 P: 13	R: 0 E: 0 K: 1 S: 11	H: 0 LOB: 0 BB: 0 P: 16	R: 0 E: 0 K: 2 S: 12	H: 2 LOB: 2 BB: 0 P: 19	R: 0 E: 0 K: 0 S: 9	H: 1 LOB: 1 BB: 0 P: 13	R: 0 E: 1 K: 2 S: 10	H: 0 LOB: 1 BB: 0 P: 15	R: 2 E: 0 K: 0 S: 11	H: 3 LOB: 1 BB: 0 P: 12	R: 0 E: 0 K: 0 S: 6	H: 0 LOB: 0 BB: 0 P: 8	R: 0 E: 0 K: 2 S: 11	H: 0 LOB: 0 BB: 0 P: 16	R: 1 E: 0 K: 0 S: 10	H: 2 LOB: 1 BB: 0 P: 16	1B: 5 2B: 4 3B: 0 HR: 1	SF: 0 SAC: 0 DP: 1 HBP: 0	WP: 0 PB: 1 SB: 0 CS: 0	PA: 37			
<b>PITCHER</b>	IP	WLS	BF	H	R	ER	SO	BB	IBB	HBP	BLK	WP	HR	S	P	ERA	WHIP								
Ramiro Mendoza R (1,1) ERA: 4.87	7.0	L	29	8	2	2	5	0	0	0	0	0	1	67	96	2.57	1.143								
Graeme Lloyd L (8,1) ERA: 4.12	1.0		3	0	0	0	2	0	0	0	0	0	0	11	16	0.00	0.000								
Jim Mecir R (9,1) ERA: 6.43	1.0		5	2	1	1	0	0	0	0	0	0	0	10	16	9.00	2.000								

Atlanta Braves @ New York Yankees  
Yankee Stadium, Bronx, NY  
Tue Jul 01 1997, 7:05 PM EDT  
Att: 39,596 - Unknown - 76 F

AB 37  
R 3  
H 10  
RBI 3  
BB 0  
SO 7  
LOB 18



Batter	1	2	3	4	5	6	7	8	9	AB	R	H	RBI	BB	SO	LOB	BOTTOM								
2 Derek Jeter R (1,6) OBP: 0.374, SLG: 0.402	2-2 G4-3 1B		0-1 CS 1B		4-2 BB		1-0 1B		1-0 G3	4	0	3	1	1	0	1									
Luis Sojo R (1,4) OBP: 0.347, SLG: 0.345	1-2 L9		3-H P5		0-0 F7		1-1 F4			4	0	0	0	0	0	7									
Paul O'Neill L (1,9) OBP: 0.412, SLG: 0.539	3-2 G4-3			0-1 G3		0-3 K			2-2 F8	4	0	0	0	0	1	1									
Cecil Fielder R (1,10) OBP: 0.363, SLG: 0.399 Pat Kelly R (8, PR) OBP: 0.343, SLG: 0.322	3-2 G6-3			0-3 K		1-2 F7			2-2 WP HBP	3	0	0	0	0	1	1									
Tino Martinez L (1,3) OBP: 0.375, SLG: 0.636		2-2 G1-3		0-3 K		0-2 2B			2-2 F7	4	0	1	0	0	1	1									
Charlie Hayes R (1,5) OBP: 0.392, SLG: 0.485		1-0 G6-3			0-1 2B		2-2 L8		0-0 G4-3	4	0	1	0	0	0	3									
Mark Whiten S (1,7) OBP: 0.361, SLG: 0.397		1-0 L8			1-3 K				0-0 G5-3	3	0	0	0	1	1	1									
Chad Curtis R (1,8) OBP: 0.350, SLG: 0.488			3-2 E5 2B 1B		4-2 2B BB		4-2 2B BB		2-3 K	2	1	1	0	2	1	1									
20 Jorge Posada S (1,2) OBP: 0.327, SLG: 0.319			2-2 G4-3		0-0 P2		1-1 P3		0-3 K	4	0	0	0	0	1	5									
<b>Inning Stats</b>	R: 0 E: 0 K: 0 S: 12	H: 1 LOB: 1 BB: 0 P: 21	R: 0 E: 0 K: 0 S: 5	H: 0 LOB: 0 BB: 0 P: 9	R: 1 E: 1 K: 0 S: 10	H: 2 LOB: 0 BB: 0 P: 16	R: 0 E: 0 K: 2 S: 8	H: 0 LOB: 0 BB: 0 P: 8	R: 0 E: 0 K: 1 S: 12	H: 1 LOB: 3 BB: 2 P: 21	R: 0 E: 0 K: 1 S: 13	H: 1 LOB: 2 BB: 0 P: 16	R: 0 E: 0 K: 0 S: 8	H: 1 LOB: 2 BB: 1 P: 17	R: 0 E: 0 K: 0 S: 12	H: 0 LOB: 0 BB: 0 P: 18	R: 0 E: 0 K: 2 S: 11	H: 0 LOB: 1 BB: 1 P: 18	1B: 4 2B: 2 3B: 0 HR: 0	SF: 0 SAC: 0 DP: 0 HBP: 1	WP: 1 PB: 0 SB: 0 CS: 1	PA: 37			
<b>PITCHER</b>	IP	WLS	BF	H	R	ER	SO	BB	IBB	HBP	BLK	WP	HR	S	P	ERA	WHIP								
Denny Neagle L (1,1) ERA: 3.14	7.2		32	6	1	1	4	3	0	1	0	0	0	79	125	1.17	1.174								
Mark Wohlers R (8,1) ERA: 2.29	1.1	S	5	0	0	0	2	1	0	0	0	0	0	12	19	0.00	0.750								

Atlanta Braves @ New York Yankees  
Yankee Stadium, Bronx, NY  
Tue Jul 01 1997, 7:05 PM EDT  
Att: 39,596 - Unknown - 76 F

AB 32  
R 1  
H 6  
RBI 1  
BB 4  
SO 6  
LOB 21









Batter	1	2	3	4	5	6	7	8	9	AB	R	H	RBI	BB	SO	LOB	TOP			
Jeff Blausler, R (1, 6) OBP: 0.440, SLG: 0.570 Rafael Belliard, R (4, 6) OBP: 0.231, SLG: 0.231										3	1	1	0	0	0	3				
Michael Tucker, L (1, 9) OBP: 0.373, SLG: 0.473										6	3	3	0	0	1	2				
10 Chipper Jones, S (1, 5) OBP: 0.380, SLG: 0.502 Mike Mordecai, R (5, 5) OBP: 0.279, SLG: 0.273										4	3	2	2	0	0	2				
Fred McGriff, L (1, 3) OBP: 0.363, SLG: 0.414 Eddie Pérez, R (7, PR) OBP: 0.305, SLG: 0.398										3	2	2	1	2	0	0				
Ryan Klesko, L (1, 7) OBP: 0.334, SLG: 0.506 Danny Bautista, R (4, PR) OBP: 0.143, SLG: 0.143										3	1	3	3	0	0	0				
Andruw Jones, R (1, 8) OBP: 0.369, SLG: 0.454										6	1	2	4	0	1	4				
Javy Lopez, R (1, 2) OBP: 0.372, SLG: 0.576										5	1	3	2	0	0	3				
Mark Lemke, S (1, 4) OBP: 0.279, SLG: 0.294 Tony Graffanino, R (4, PR) OBP: 0.356, SLG: 0.429										1	1	0	0	2	0	0				
29 John Smoltz, R (1, 1) OBP: 0.429, SLG: 0.419 Paul Byrd, R (6, 1) OBP: 0.500, SLG: 0.500 Joe Borowski, R (8, 1) Brad Clontz, R (9, 1)										3	0	0	0	1	1	3				
<b>Inning Stats</b>	R: 3 E: 1 K: 0 S: 18	H: 3 LOB: 1 BB: 1 P: 31	R: 0 E: 0 K: 0 S: 4	H: 0 LOB: 0 BB: 0 P: 7	R: 0 E: 0 K: 0 S: 3	H: 0 LOB: 0 BB: 0 P: 3	R: 9 E: 0 K: 1 S: 31	H: 8 LOB: 3 BB: 3 P: 57	R: 3 E: 0 K: 0 S: 18	H: 4 LOB: 2 BB: 1 P: 26	R: 0 E: 0 K: 0 S: 4	H: 1 LOB: 1 BB: 0 P: 6	R: 0 E: 0 K: 1 S: 11	H: 2 LOB: 2 BB: 0 P: 16	R: 0 E: 0 K: 1 S: 9	H: 1 LOB: 1 BB: 0 P: 12	1B: 14 2B: 4 3B: 0 HR: 2	SF: 0 SAC: 0 DP: 1 HBP: 1	WP: 0 PB: 0 SB: 0 CS: 0	PA: 51
<b>PITCHER</b>	IP WLS BF H R ER SO BB IBB HBP BLK WP HR S P ERA WHIP																			
Jim Bullinger, R (1, 1) ERA: 5.77	3.1 L 19 6 8 7 1 2 0 1 0 0 2 36 62 18.90 2.400																			
Salomon Torres, R (4, 1) ERA: 9.82	0.2 12 7 7 7 0 3 0 0 0 0 0 24 44 94.50 15.000																			
Anthony Telford, R (5, 1) ERA: 2.49	4.0 16 5 0 0 2 0 0 0 0 0 0 36 51 0.00 1.250																			
Dave Veres, R (9, 1) ERA: 3.14	1.0 4 1 0 0 1 0 0 0 0 0 0 9 12 0.00 1.000																			

Atlanta Braves @ Montreal Expos  
Olympic Stadium, Montreal, QB  
Thu Jul 03 1997, 7:05 PM EDT  
Att: 18,064 - Dome - 72 F

AB 45  
R 15  
H 19  
RBI 14  
BB 5  
SO 4  
LOB 24



Batter	1	2	3	4	5	6	7	8	9	AB	R	H	RBI	BB	SO	LOB	BOTTOM			
Mark Grudzielanek, R (1, 6) OBP: 0.331, SLG: 0.392 F.P. Santangelo, S (7, PH) OBP: 0.439, SLG: 0.459										3	0	0	0	0	2	0				
Mike Lansing, R (1, 4) OBP: 0.337, SLG: 0.473 Andy Stankiewicz, R (6, 4) OBP: 0.314, SLG: 0.375										2	0	1	0	0	0	0				
Vladimir Guerrero, R (1, 9) OBP: 0.369, SLG: 0.487										4	0	1	0	0	0	2				
David Segui, S (1, 3) OBP: 0.412, SLG: 0.524 Ryan McGuire, L (6, 3) OBP: 0.411, SLG: 0.591										2	0	0	0	0	0	1				
Darrin Fletcher, L (1, 2) OBP: 0.325, SLG: 0.535 Raul Chavez, R (4, PR) (5, 2)										2	0	1	0	0	0	0				
Joe Orsulak, L (1, 7) OBP: 0.330, SLG: 0.356										4	1	2	0	0	0	1				
Rondell White, R (1, 8) OBP: 0.315, SLG: 0.442										4	1	1	2	0	0	2				
Doug Strange, S (1, 5) OBP: 0.344, SLG: 0.437										4	0	0	0	0	2	1				
Jim Bullinger, R (1, 1) OBP: 0.288, SLG: 0.355 Salomon Torres, R (4, 1) ERA: 2.92 Anthony Telford, R (5, 1) OBP: 0.182, SLG: 0.273 Dave Veres, R (9, 1) OBP: 1.000, SLG: 1.000										1	0	0	0	0	0	0				
<b>Inning Stats</b>	R: 0 E: 0 K: 1 S: 7	H: 1 LOB: 0 BB: 0 P: 8	R: 0 E: 0 K: 0 S: 8	H: 1 LOB: 0 BB: 0 P: 11	R: 0 E: 0 K: 0 S: 11	H: 1 LOB: 1 BB: 0 P: 15	R: 0 E: 0 K: 2 S: 8	H: 0 LOB: 0 BB: 1 P: 10	R: 0 E: 0 K: 0 S: 4	H: 0 LOB: 1 BB: 1 P: 9	R: 2 E: 0 K: 0 S: 12	H: 2 LOB: 0 BB: 0 P: 17	R: 0 E: 0 K: 0 S: 5	H: 1 LOB: 1 BB: 0 P: 9	R: 0 E: 0 K: 1 S: 10	H: 0 LOB: 0 BB: 0 P: 10	1B: 5 2B: 1 3B: 0 HR: 1	SF: 0 SAC: 0 DP: 0 HBP: 0	WP: 0 PB: 0 SB: 0 CS: 0	PA: 35
<b>PITCHER</b>	IP WLS BF H R ER SO BB IBB HBP BLK WP HR S P ERA WHIP																			
29 John Smoltz, R (1, 1) ERA: 2.92	5.0 W 19 4 0 0 3 0 0 0 0 0 1 45 59 0.00 0.800																			
Paul Byrd, R (6, 1) ERA: 5.06	2.0 9 2 2 2 0 1 0 0 0 0 0 16 26 9.00 1.500																			
Joe Borowski, R (8, 1) ERA: 3.91	1.0 4 1 0 0 0 0 0 0 0 0 0 5 9 0.00 1.000																			
Brad Clontz, R (9, 1) ERA: 3.98	1.0 3 0 0 0 1 0 0 0 0 0 0 10 10 0.00 0.000																			

Atlanta Braves @ Montreal Expos  
Olympic Stadium, Montreal, QB  
Thu Jul 03 1997, 7:05 PM EDT  
Att: 18,064 - Dome - 72 F

AB 34  
R 2  
H 7  
RBI 2  
BB 1  
SO 4  
LOB 10





Batter	1	2	3	4	5	6	7	8	9	AB	R	H	RBI	BB	SO	LOB	TOP		
Jeff Blauer, R (1, 6) OBP: 0.436, SLG: 0.564	F9		K		G6-3			F9	1B	5	0	1	0	0	1	0			
Michael Tucker, L (1, 9) OBP: 0.371, SLG: 0.469	G4-3		K			F7		G3-1	K	5	0	1	0	0	2	1			
10 Chipper Jones, S (1, 5) OBP: 0.384, SLG: 0.503	G6-3									3	1	2	0	1	0	0			
Fred McGriff, L (1, 3) OBP: 0.366, SLG: 0.424		2B								2	1	2	1	0	0	0			
Eddie Pérez, R (4, PR) OBP: 0.299, SLG: 0.389		2B								2	0	0	0	0	0	3			
Andrew Jones, R (1, 8) OBP: 0.372, SLG: 0.460		2B								4	2	2	1	0	1	3			
Javy Lopez, R (1, 2) OBP: 0.374, SLG: 0.574		2B								4	0	2	1	0	1	2			
Danny Bautista, R (1, 7) OBP: 0.125, SLG: 0.125		2B								2	0	0	0	0	0	2			
Ryan Klesko, L (9, PH) OBP: 0.337, SLG: 0.506		2B								0	1	0	0	1	0	0			
Mark Lemke, S (1, 4) OBP: 0.279, SLG: 0.301		2B								4	1	1	2	0	0	2			
Chris Brock, R (1, 1) OBP: 0.143, SLG: 0.143										2	0	0	0	0	0	1			
Alan Embree, L (6, 1) OBP: 0.276, SLG: 0.288										0	0	0	0	0	0	0			
Mike Bielecki, R (7, 1) OBP: 0.276, SLG: 0.288										0	0	0	0	0	0	0			
Brad Clontz, R (9, 1) OBP: 0.299, SLG: 0.418										0	0	0	0	0	0	0			
Keith Lockhart, L (9, 1) OBP: 0.299, SLG: 0.418										0	0	0	0	0	0	0			
Mark Wohlers, R (9, 1)										0	0	0	0	0	0	0			
<b>Inning Stats</b>	R: 0 E: 0 K: 0 S: 9	H: 0 LOB: 0 BB: 0 P: 13	R: 2 E: 0 K: 0 S: 10	H: 3 LOB: 0 BB: 0 P: 16	R: 0 E: 0 K: 3 S: 10	H: 0 LOB: 0 BB: 0 P: 12	R: 1 E: 0 K: 1 S: 11	H: 1 LOB: 1 BB: 1 P: 18	R: 0 E: 0 K: 0 S: 6	H: 2 LOB: 1 BB: 0 P: 16	R: 0 E: 0 K: 0 S: 9	H: 1 LOB: 1 BB: 0 P: 12	R: 0 E: 0 K: 0 S: 9	H: 1 LOB: 1 BB: 0 P: 13	R: 3 E: 1 K: 2 S: 15	H: 3 LOB: 1 BB: 1 P: 24	1B: 7 2B: 3 3B: 1 HR: 0	SF: 0 SAC: 2 DP: 2 HBP: 0	WP: 0 PA: 38 PB: 0 SB: 1 CS: 0
<b>PITCHER</b>	IP WLS BF H R ER SO BB IBB HBP BLK WP HR S P ERA WHIP																		
Carlos Perez, L (1, 1) ERA: 3.52	8.0	31	8	3	3	4	1	0	0	0	0	0	0	0	73	109	3.38	1.125	
Ugueth Urbina, R (9, 1) ERA: 4.93	0.1	L	4	2	3	3	1	0	1	0	0	0	0	0	7	14	81.00	6.000	
Omar Daal, L (9, 1) ERA: 9.57	0.2		3	1	0	0	1	0	0	0	0	0	0	0	8	10	0.00	1.500	

Atlanta Braves @ Montreal Expos  
Olympic Stadium, Montreal, QB  
Fri Jul 04 1997, 7:05 PM EDT  
Att: 19,939 - Dome - 70 F

AB	34
R	6
H	11
RBI	6
BB	2
SO	6
LOB	14



Batter	1	2	3	4	5	6	7	8	9	AB	R	H	RBI	BB	SO	LOB	BOTTOM				
Mark Grudzielanek, R (1, 6) OBP: 0.331, SLG: 0.392	G6-3		G4-3			S		G4-3	FC6-4	5	1	2	0	0	0	1					
Mike Lansing, R (1, 4) OBP: 0.338, SLG: 0.474		2B								4	1	1	0	1	0	3					
Vladimir Guerrero, R (1, 9) OBP: 0.371, SLG: 0.484	SF9									1	0	0	1	2	0	1					
David Segui, S (1, 3) OBP: 0.314, SLG: 0.521	G5-3									3	0	1	1	1	1	1					
Darrin Fletcher, L (1, 2) OBP: 0.324, SLG: 0.525										3	0	0	0	1	0	4					
Henry Rodriguez, L (1, 7) OBP: 0.325, SLG: 0.512										1	0	0	0	0	1	0					
Ryan McGuire, L (3, 7) OBP: 0.395, SLG: 0.565										3	0	0	0	0	0	6					
Ugueth Urbina, R (9, 1)										0	0	0	0	0	0	0					
Omar Daal, L (9, 1) OBP: 0.200, SLG: 0.200										0	0	0	0	0	0	0					
Rondell White, R (1, 8) OBP: 0.314, SLG: 0.449										4	1	1	1	0	1	2					
Doug Strange, S (1, 5) OBP: 0.341, SLG: 0.432										4	0	1	0	0	2	0					
Carlos Perez, L (1, 1) OBP: 0.205, SLG: 0.270										2	0	0	0	0	0	0					
Joe Orsulak, L (9, 7) OBP: 0.328, SLG: 0.353										1	0	0	0	0	0	0					
<b>Inning Stats</b>	R: 1 E: 0 K: 0 S: 6	H: 1 LOB: 0 BB: 0 P: 9	R: 0 E: 0 K: 1 S: 6	H: 0 LOB: 0 BB: 0 P: 11	R: 0 E: 0 K: 0 S: 6	H: 0 LOB: 0 BB: 0 P: 9	R: 0 E: 0 K: 0 S: 14	H: 0 LOB: 2 BB: 2 P: 27	R: 0 E: 0 K: 1 S: 7	H: 0 LOB: 0 BB: 0 P: 12	R: 1 E: 0 K: 0 S: 11	H: 2 LOB: 1 BB: 1 P: 21	R: 1 E: 0 K: 0 S: 7	H: 2 LOB: 1 BB: 0 P: 12	R: 0 E: 0 K: 2 S: 10	H: 0 LOB: 2 BB: 2 P: 22	R: 0 E: 0 K: 1 S: 7	H: 1 LOB: 1 BB: 0 P: 11	1B: 4 2B: 1 3B: 0 HR: 1	SF: 1 SAC: 1 DP: 0 HBP: 0	WP: 1 PA: 38 PB: 1 SB: 2 CS: 0
<b>PITCHER</b>	IP WLS BF H R ER SO BB IBB HBP BLK WP HR S P ERA WHIP																				
Chris Brock, R (1, 1) ERA: 4.12	5.1	22	3	2	1	2	3	0	0	0	0	0	0	4	6	0.00	0.000				
Alan Embree, L (6, 1) ERA: 2.1	0.2		0	0	0	0	0	0	0	0	0	0	0	4	6	0.00	0.000				
Mike Bielecki, R (7, 1) ERA: 3.33	1.0	5	2	1	1	0	0	0	0	0	1	7	12	9.00	2.000						
Brad Clontz, R (8, 1) ERA: 3.86	1.0	W	5	0	0	0	2	1	1	0	0	0	10	22	0.00	1.000					
Mark Wohlers, R (9, 1) ERA: 2.23	1.0	S	4	1	0	0	1	0	0	0	0	0	7	11	0.00	1.000					

Atlanta Braves @ Montreal Expos  
Olympic Stadium, Montreal, QB  
Fri Jul 04 1997, 7:05 PM EDT  
Att: 19,939 - Dome - 70 F

AB	31
R	3
H	6
RBI	3
BB	5
SO	5
LOB	18






Batter	1	2	3	4	5	6	7	8	9	AB	R	H	RBI	BB	SO	LOB	TOP				
<b>Kenny Lofton, L</b> OBP: 0.403, SLG: 0.434 (1, 8)	G5-4-3 BB		10 HR BB	1-2 BB		G4-3			G4-3	3	1	1	0	2	0	1					
<b>Jeff Blausler, R</b> OBP: 0.436, SLG: 0.566 (1, 6)	F8		10 HR BB	K					1B	4	2	2	0	1	1	4					
<b>Michael Tucker, L</b> OBP: 0.374, SLG: 0.469 (1, 7)	G5-4-3		K						10 FC4-6 BB	4	0	2	1	1	1	4					
<b>10 Chipper Jones, S</b> OBP: 0.384, SLG: 0.509 (1, 5)									FC4-6 G6-3	4	1	1	4	1	0	3					
<b>Andruw Jones, R</b> OBP: 0.365, SLG: 0.450 (1, 9)									G6-3	4	0	0	0	0	2	4					
<b>Javy Lopez, R</b> OBP: 0.376, SLG: 0.571 (1, 2)										3	0	1	0	1	2	2					
<b>Eddie Pérez, R</b> OBP: 0.297, SLG: 0.376 (1, 3)										3	0	0	0	1	2	2					
<b>Mark Lemke, S</b> OBP: 0.282, SLG: 0.302 (1, 4)										3	1	1	0	1	0	3					
<b>Tom Glavine, L</b> OBP: 0.308, SLG: 0.182 (1, 1)										2	0	0	0	0	1	3					
<b>Mark Wohlers, R</b> ERA: 9.21 (9, 1)										0	0	0	0	0	0	0					
<b>Inning Stats</b>	R: 0 E: 0 K: 0 S: 6	H: 0 LOB: 0 BB: 1 P: 11	R: 0 E: 0 K: 3 S: 10	H: 0 LOB: 1 BB: 1 P: 16	R: 4 E: 0 K: 2 S: 14	H: 3 LOB: 0 BB: 1 P: 20	R: 0 E: 1 K: 2 S: 12	H: 1 LOB: 3 BB: 1 P: 21	R: 0 E: 0 K: 1 S: 7	H: 0 LOB: 1 BB: 1 P: 13	R: 0 E: 0 K: 0 S: 6	H: 2 LOB: 1 BB: 0 P: 7	R: 0 E: 0 K: 0 S: 5	H: 0 LOB: 1 BB: 2 P: 15	R: 1 E: 0 K: 0 S: 12	H: 2 LOB: 0 BB: 0 P: 20	1B: 6 2B: 1 3B: 0 HR: 1	SF: 0 SAC: 2 DP: 3 HBP: 0	WP: 0 PB: 0 SB: 0 CS: 0	PA: 40	
<b>PITCHER</b>	IP	WLS	BF	H	R	ER	SO	BB	IBB	HBP	BLK	WP	HR	S	P	ERA	WHIP				
<b>Pedro Martínez, R</b> ERA: 1.74 (1, 1)	7.0	L	32	6	4	4	9	6	0	0	0	0	1	68	111	5.14	1.714				
<b>Marc Valdes, R</b> ERA: 3.73 (8, 1)	0.0		2	0	0	0	0	2	0	0	0	0	0	3	11	∞	∞				
<b>Omar Daal, L</b> ERA: 9.21 (8, 1)	2.0		6	2	1	1	0	0	0	0	0	0	0	14	24	4.50	1.000				

Atlanta Braves @ Montreal Expos  
Olympic Stadium, Montreal, QB  
Sat Jul 05 1997, 7:05 PM EDT  
Att: 24,788 - Dome - 70 F


AB 30  
R 5  
H 8  
RBI 5  
BB 8  
SO 9  
LOB 26



Batter	1	2	3	4	5	6	7	8	9	AB	R	H	RBI	BB	SO	LOB	BOTTOM					
<b>Mark Grudzielanek, R</b> OBP: 0.332, SLG: 0.395 (1, 6)	G4-3		G5-3			G6-3			G6-3	5	1	2	1	0	0	2						
<b>Mike Lansing, R</b> OBP: 0.338, SLG: 0.472 (1, 4)						G6-3			SH3-4	3	0	1	0	0	1	1						
<b>Vladimir Guerrero, R</b> OBP: 0.369, SLG: 0.491 (1, 9)									F8	4	1	1	1	0	0	2						
<b>David Segui, S</b> OBP: 0.411, SLG: 0.516 (1, 3)										2	0	0	1	1	1	1						
<b>Rondell White, R</b> OBP: 0.310, SLG: 0.443 (1, 8)										4	0	0	0	0	0	2						
<b>Chris Widger, R</b> OBP: 0.302, SLG: 0.463 (1, 2)										3	0	0	0	0	0	0						
<b>Joe Orsulak, L</b> OBP: 0.325, SLG: 0.350 (8, PH)										1	0	0	0	0	1	0						
<b>Ryan McGuire, L</b> OBP: 0.400, SLG: 0.556 (1, 7)										3	0	1	0	1	0	0						
<b>Doug Strange, S</b> OBP: 0.345, SLG: 0.430 (1, 5)										3	0	1	0	1	0	1						
<b>Pedro Martínez, R</b> OBP: 0.135, SLG: 0.167 (1, 1)										2	1	1	0	0	1	0						
<b>Andy Stankiewicz, R</b> OBP: 0.268, SLG: 0.367 (7, PH)										1	0	0	0	0	0	1						
<b>Marc Valdes, R</b> OBP: 0.288, SLG: 0.286 (8, 1)										0	0	0	0	0	0	0						
<b>Omar Daal, L</b> OBP: 0.200, SLG: 0.200 (8, 1)										0	0	0	0	0	0	0						
<b>Darin Fletcher, L</b> OBP: 0.326, SLG: 0.528 (9, PH)										1	0	1	0	0	0	0						
<b>Inning Stats</b>	R: 0 E: 0 K: 1 S: 8	H: 1 LOB: 1 BB: 0 P: 13	R: 0 E: 0 K: 0 S: 8	H: 0 LOB: 0 BB: 0 P: 10	R: 0 E: 0 K: 1 S: 5	H: 0 LOB: 0 BB: 0 P: 7	R: 0 E: 0 K: 1 S: 9	H: 0 LOB: 0 BB: 0 P: 12	R: 0 E: 0 K: 0 S: 7	H: 1 LOB: 1 BB: 0 P: 12	R: 3 E: 0 K: 0 S: 11	H: 3 LOB: 0 BB: 0 P: 21	R: 0 E: 0 K: 0 S: 12	H: 1 LOB: 1 BB: 0 P: 18	R: 0 E: 0 K: 0 S: 6	H: 1 LOB: 2 BB: 1 P: 12	R: 0 E: 0 K: 1 S: 16	H: 1 LOB: 2 BB: 2 P: 29	1B: 5 2B: 2 3B: 1 HR: 0	SF: 1 SAC: 1 DP: 0 HBP: 0	WP: 0 PB: 0 SB: 0 CS: 0	PA: 37
<b>PITCHER</b>	IP	WLS	BF	H	R	ER	SO	BB	IBB	HBP	BLK	WP	HR	S	P	ERA	WHIP					
<b>Tom Glavine, L</b> ERA: 2.62 (1, 1)	8.0	W	32	7	3	3	3	7	3	3	3	0	0	66	105	3.38	1.000					
<b>Mark Wohlers, R</b> ERA: 2.17 (9, 1)	1.0	S	5	1	0	0	1	2	0	0	0	0	0	16	29	0.00	3.000					

Atlanta Braves @ Montreal Expos  
Olympic Stadium, Montreal, QB  
Sat Jul 05 1997, 7:05 PM EDT  
Att: 24,788 - Dome - 70 F

AB 32  
R 3  
H 8  
RBI 3  
BB 3  
SO 4  
LOB 10






Batter	1	2	3	4	5	6	7	8	9	AB	R	H	RBI	BB	SO	LOB	TOP								
<b>Jeff Blausler, R</b> (1, 6) <small>OBP: 0.439, SLG: 0.576</small> <b>Rafael Belliard, R</b> (8, 6) <small>OBP: 0.231, SLG: 0.231</small>	1-3 K		0-0 1B		2-0 HR			1-3 K		4	1	2	2	0	2	0	<b>Atlanta Braves @ Montreal Expos</b> Olympic Stadium, Montreal, QB Sun Jul 06 1997, 3:33 AM EDT Att: 21,316 - Dome - 70 F								
<b>Michael Tucker, L</b> (1, 9) <small>OBP: 0.370, SLG: 0.463</small>	1-3 K		1-3 K		1-1 G3-1			1-1 F9		4	0	0	0	0	2	1									
<b>10 Chipper Jones, S</b> (1, 7) <small>OBP: 0.385, SLG: 0.508</small>	4-1 BB				0-1 1B			0-1 F8		3	0	1	0	1	0	0									
<b>Fred McGriff, L</b> (1, 3) <small>OBP: 0.362, SLG: 0.419</small>	1-2 G3				2-3 K			0-3 K		4	0	0	0	0	2	2									
<b>Andrew Jones, R</b> (1, 8) <small>OBP: 0.363, SLG: 0.446</small>		1-1 FC3-6 1B		1-3 K				0-0 E5		4	0	1	0	0	1	1									
<b>Keith Lockhart, L</b> (1, 5) <small>OBP: 0.277, SLG: 0.398</small>		0-0 FC3-6 G5-4-3		2-0 F8				1-0 CS		4	0	0	0	0	0	2									
<b>Eddie Pérez, R</b> (1, 2) <small>OBP: 0.298, SLG: 0.375</small>		0-2 G5-4-3		0-3 K				0-2 1B		3	0	1	0	0	1	1									
<b>Mark Lemke, S</b> (1, 4) <small>OBP: 0.279, SLG: 0.298</small>			1-3 K		1-2 G4-3			2-3 K		3	0	0	0	0	2	1									
<b>Denny Neagle, L</b> (1, 1) <small>OBP: 0.214, SLG: 0.154</small> <b>Ryan Klesko, L</b> (7, PH) <small>OBP: 0.336, SLG: 0.504</small> <b>Brad Clontz, R</b> (7, 1) <b>Joe Borowski, R</b> (8, 1)			0-3 K		0-0 HR			1-2 G3		2	1	1	0	0	1	0									
<b>Inning Stats</b>	R: 0 H: 0 E: 0 K: 2 S: 11	H: 0 LOB: 1 BB: 1 P: 18	R: 0 H: 1 E: 0 K: 0 S: 6	LOB: 0 BB: 0 P: 7	R: 0 H: 1 E: 0 K: 3 S: 12	LOB: 1 BB: 0 P: 14	R: 0 H: 1 E: 0 K: 2 S: 10	H: 1 LOB: 1 BB: 0 P: 15	R: 2 H: 2 E: 0 K: 1 S: 10	H: 2 LOB: 0 BB: 0 P: 14	R: 0 H: 0 E: 1 K: 1 S: 7	H: 0 LOB: 0 BB: 0 P: 10	R: 0 H: 1 E: 0 K: 1 S: 12	LOB: 1 BB: 0 P: 17	R: 0 H: 0 E: 0 K: 1 S: 7	H: 0 LOB: 0 BB: 0 P: 9		R: 0 H: 0 E: 0 K: 0 S: 8	H: 0 LOB: 0 BB: 0 P: 14	1B: 5 2B: 0 3B: 0 HR: 1	SF: 0 SAC: 0 DP: 1 HBP: 0	WP: 0 PB: 0 SB: 3 CS: 1	PA: 34		
<b>PITCHER</b> <b>Jeff Juden, R</b> (1, 1) <small>ERA: 3.7</small>	IP: 9.0 WLS: W BF: 33 H: 6 R: 2 ER: 2 SO: 11 BB: 1 IBB: 0 HBP: 0 BLK: 0 WP: 0 HR: 1 S: 83 P: 118 ERA: 2.00 WHIP: 0.778																								

Batter	1	2	3	4	5	6	7	8	9	AB	R	H	RBI	BB	SO	LOB	BOTTOM							
<b>Mark Grudzielanek, R</b> (1, 6) <small>OBP: 0.337, SLG: 0.405</small>	3-2 2B		0-0 G5-3		2-2 CS			0-1 1B		4	2	3	1	0	0	0	<b>Atlanta Braves @ Montreal Expos</b> Olympic Stadium, Montreal, QB Sun Jul 06 1997, 3:33 AM EDT Att: 21,316 - Dome - 70 F							
<b>Mike Lansing, R</b> (1, 4) <small>OBP: 0.340, SLG: 0.474</small>	0-0 2B		0-1 P4		1-0 CS			4-1 1B		3	2	1	1	1	0	0								
<b>Vladimir Guerrero, R</b> (1, 9) <small>OBP: 0.376, SLG: 0.515</small>	0-0 B1				2-2 FC6-4 1B			2-1 HR		4	1	3	3	0	0	1								
<b>David Segui, S</b> (1, 3) <small>OBP: 0.309, SLG: 0.509</small>	3-2 F8				2-3 K			0-0 F4		3	0	0	0	1	1	2								
<b>Rondell White, R</b> (1, 8) <small>OBP: 0.310, SLG: 0.441</small>	3-3 K				0-3 K			0-0 S		4	0	1	0	0	2	3								
<b>Ryan McGuire, L</b> (1, 7) <small>OBP: 0.393, SLG: 0.539</small>		1-0 F7			0-0 FC6-4			1-1 F8		4	0	1	0	0	0	2								
<b>Doug Strange, S</b> (1, 5) <small>OBP: 0.343, SLG: 0.426</small>		1-2 G5-3			0-0 CS			1-3 K		4	0	1	0	0	1	2								
<b>Chris Widger, R</b> (1, 2) <small>OBP: 0.302, SLG: 0.467</small>		1-2 G1-3			3-1 1B			2-2 G6-3		3	1	1	0	0	0	0								
<b>Jeff Juden, R</b> (1, 1) <small>OBP: 0.194, SLG: 0.206</small>			0-3 K		1-3 K			0-3 K		3	0	0	0	0	3	1								
<b>Inning Stats</b>	R: 1 H: 2 E: 0 K: 1 S: 15	H: 2 LOB: 1 BB: 0 P: 24	R: 0 H: 0 E: 0 K: 0 S: 7	H: 0 LOB: 0 BB: 0 P: 10	R: 0 H: 0 E: 0 K: 1 S: 6	H: 0 LOB: 0 BB: 0 P: 6	R: 0 H: 1 E: 0 K: 2 S: 11	H: 1 LOB: 1 BB: 0 P: 15	R: 1 H: 3 E: 0 K: 1 S: 9	H: 3 LOB: 0 BB: 0 P: 16	R: 2 H: 2 E: 1 K: 1 S: 16	H: 2 LOB: 1 BB: 0 P: 21	R: 2 H: 2 E: 1 K: 1 S: 12	H: 2 LOB: 1 BB: 1 P: 19	R: 0 H: 1 E: 0 K: 0 S: 6	H: 1 LOB: 1 BB: 1 P: 12		1B: 6 2B: 4 3B: 0 HR: 1	SF: 0 SAC: 0 DP: 1 HBP: 0	WP: 0 PB: 0 SB: 1 CS: 2	PA: 35			
<b>PITCHER</b> <b>Denny Neagle, L</b> (1, 1) <small>ERA: 3.2</small> <b>Brad Clontz, R</b> (7, 1) <small>ERA: 4.01</small> <b>Joe Borowski, R</b> (8, 1) <small>ERA: 3.75</small>	IP: 6.0 WLS: L BF: 25 H: 8 R: 4 ER: 3 SO: 6 BB: 0 IBB: 0 HBP: 0 BLK: 0 WP: 0 HR: 1 S: 64 P: 92 ERA: 4.50 WHIP: 1.333																							

**AB** 32  
**R** 2  
**H** 6  
**RBI** 2  
**BB** 1  
**SO** 11  
**LOB** 9





Batter	1	2	3	4	5	6	7	8	9	AB	R	H	RBI	BB	SO	LOB	TOP				
Lance Johnson, L OBP: 0.379, SLG: 0.382	G4-3		1B	G3		1B		K	G4-3	6	0	2	0	0	1	3					
Edgardo Alfonzo, R OBP: 0.390, SLG: 0.475	1B		1B		F8	E6		HR	1B	5	1	3	2	1	0	1					
John Olerud, L OBP: 0.397, SLG: 0.502	K		K		1B	F8		HR	G4-6-3	5	1	1	0	1	2	6					
Todd Hundley, S OBP: 0.437, SLG: 0.615	IBB		K		F8	G3		HR		4	1	1	3	1	1	5					
Bernard Gilkey, R OBP: 0.313, SLG: 0.349	K		G5-3		BB			S	1B	4	0	1	0	1	1	4					
Greg McMichael, R OBP: 0.500, SLG: 0.500										0	0	0	0	0	0	0					
John Franco, L OBP: 0.500, SLG: 0.500										0	0	0	0	0	0	0					
Carlos Baerga, S OBP: 0.313, SLG: 0.383		F7		G6-3	G4-3			P5	G3-1	5	0	0	0	0	0	3					
Carl Everett, S OBP: 0.345, SLG: 0.476		FC6-4		1B	BB	1B		K		3	3	2	0	2	1	0					
Manny Alexander, R OBP: 0.299, SLG: 0.395		FC6-4		K		1B		HR	1B	5	3	3	2	0	1	2					
Dave Mlicki, R OBP: 0.214, SLG: 0.231		FC6-4		WP	1B					2	0	1	1	0	0	1					
Luis Lopez, S OBP: 0.397, SLG: 0.373										1	0	1	2	0	0	0					
Cory Lidle, R OBP: 0.397, SLG: 0.373										0	0	0	0	0	0	0					
Takashi Kashiwada, L OBP: 0.299, SLG: 0.443										0	0	0	0	0	0	0					
Matt Franco, L OBP: 0.299, SLG: 0.443										1	0	0	0	0	0	1					
Butch Huskey, R OBP: 0.299, SLG: 0.443										0	0	0	0	0	0	0					
Juan Acevedo, R OBP: 0.299, SLG: 0.443										0	0	0	0	0	0	0					
Alex Ochoa, R OBP: 0.299, SLG: 0.307										0	1	0	0	0	0	0					
<b>Inning Stats</b>	R: 0 E: 0 K: 2 S: 9	H: 1 LOB: 2 BB: 1 P: 19	R: 0 E: 0 K: 0 S: 8	H: 1 LOB: 1 BB: 0 P: 12	R: 0 E: 0 K: 2 S: 13	H: 2 LOB: 2 BB: 0 P: 18	R: 1 E: 0 K: 1 S: 18	H: 1 LOB: 1 BB: 1 P: 26	R: 0 E: 0 K: 0 S: 8	H: 1 LOB: 2 BB: 0 P: 18	R: 2 E: 1 K: 0 S: 12	H: 4 LOB: 2 BB: 0 P: 15	R: 0 E: 0 K: 1 S: 8	H: 0 LOB: 0 BB: 0 P: 10	R: 4 E: 0 K: 2 S: 23	H: 3 LOB: 1 BB: 2 P: 45	R: 3 E: 0 K: 0 S: 16	H: 2 LOB: 0 BB: 2 P: 29	1B: 11 2B: 1 3B: 1 HR: 2	SF: 0 SAC: 0 DP: 1 HBP: 0	WP: 1 PA: 48
<b>PITCHER</b>	IP WLS BF H R ER SO BB IBB HBP BLK WP HR S P ERA WHIP																				
29 John Smoltz, R ERA: 3.03	(1, 1) 7.0 35 11 4 4 6 2 1 0 0 0 1 1 78 123 5.14 1.857																				
Alan Embree, L ERA: 3.39	(8, 1) 0.2 4 0 0 0 2 2 0 0 0 0 0 0 13 25 0.00 3.000																				
Mark Wohlers, R ERA: 2.39	(8, 1) 0.1 3 2 3 3 0 0 0 0 0 0 0 1 8 15 81.00 6.000																				
Mike Bielecki, R ERA: 3.91	(9, 1) 0.0 L 3 1 3 3 0 2 0 0 0 0 0 0 8 16 ∞ ∞																				
Brad Clontz, R ERA: 3.89	(9, 1) 1.0 3 1 0 0 0 0 0 0 0 0 0 0 8 13 0.00 1.000																				

New York Mets @ Atlanta Braves  
Turner Field, Atlanta, GA  
Thu Jul 10 1997, 7:05 PM EDT  
Att: 47,686 - Unknown - 81 F

AB 41  
R 10  
H 15  
RBI 10  
BB 7  
SO 8  
LOB 25



Batter	1	2	3	4	5	6	7	8	9	AB	R	H	RBI	BB	SO	LOB	BOTTOM				
Jeff Blausler, R OBP: 0.440, SLG: 0.573	L8		10 G3-1		10 HR		G5-3	G6-3		3	1	1	0	1	0	0					
Mark Wohlers, R OBP: 0.270, SLG: 0.263			BB		1B					0	0	0	0	0	0	0					
Michael Tucker, L OBP: 0.376, SLG: 0.472	10 CS		10 G3-1		10 HR		3B		K	3	1	2	0	2	1	0					
10 Chipper Jones, S OBP: 0.388, SLG: 0.517	1B		G3-1		HR		CS		K	4	1	2	5	1	1	2					
Fred McGriff, L OBP: 0.357, SLG: 0.412	K		P3		G3		G3-1		K	5	0	0	0	0	2	6					
Ryan Klesko, L OBP: 0.334, SLG: 0.504				G4-3	1B			K		4	0	1	0	0	2	0					
Andruw Jones, R OBP: 0.361, SLG: 0.442	K			F8				P6		4	0	1	0	0	1	0					
Eddie Pérez, R OBP: 0.296, SLG: 0.400	L6			P6			G5-3	HR		4	1	1	1	0	0	0					
Mark Lemke, S OBP: 0.282, SLG: 0.298			L7		29 FC5-6		F8	2B		3	1	1	0	1	0	0					
29 John Smoltz, R ERA: 4.85	(1, 1) 5.0 24 8 5 5 3 3 0 0 0 0 0 1 48 79 9.00 2.200																				
Rafael Belland, R OBP: 0.299, SLG: 0.299	(8, 0) 0.0 0 0 0 0 0 0 0 0 0 0 0 0 0 0 0 0 0																				
Keith Lockhart, L OBP: 0.299, SLG: 0.299	(8, PH) 0.0 0 0 0 0 0 0 0 0 0 0 0 0 0 0 0 0 0																				
Mike Bielecki, R ERA: 3.0	(9, 1) 0.1 W 1 0 0 0 0 0 0 0 0 0 0 0 0 0 0 0 0																				
Brad Clontz, R ERA: 3.89	(9, 1) 0.0 0 0 0 0 0 0 0 0 0 0 0 0 0 0 0 0 0																				
<b>Inning Stats</b>	R: 0 E: 0 K: 1 S: 9	H: 2 LOB: 0 BB: 0 P: 15	R: 0 E: 0 K: 2 S: 11	H: 0 LOB: 0 BB: 0 P: 15	R: 1 E: 0 K: 0 S: 11	H: 1 LOB: 2 BB: 2 P: 22	R: 0 E: 0 K: 0 S: 8	H: 0 LOB: 0 BB: 0 P: 11	R: 4 E: 0 K: 0 S: 9	H: 5 LOB: 2 BB: 1 P: 16	R: 0 E: 0 K: 0 S: 7	H: 0 LOB: 0 BB: 0 P: 10	R: 0 E: 0 K: 0 S: 6	H: 1 LOB: 1 BB: 1 P: 16	R: 2 E: 0 K: 1 S: 13	H: 2 LOB: 1 BB: 1 P: 22	R: 0 E: 0 K: 3 S: 14	H: 0 LOB: 0 BB: 0 P: 16	1B: 6 2B: 3 3B: 1 HR: 2	SF: 0 SAC: 0 DP: 1 HBP: 0	WP: 0 PA: 40
<b>PITCHER</b>	IP WLS BF H R ER SO BB IBB HBP BLK WP HR S P ERA WHIP																				
Dave Mlicki, R ERA: 4.85	(1, 1) 5.0 24 8 5 5 3 3 0 0 0 0 0 1 48 79 9.00 2.200																				
Cory Lidle, R ERA: 3.92	(8, 1) 1.1 6 1 0 0 0 0 0 1 0 0 0 0 0 12 25 0.00 0.750																				
Takashi Kashiwada, L ERA: 4.5	(7, 1) 0.2 1 0 0 0 0 0 0 0 0 0 0 0 1 1 0 0 0.000																				
Juan Acevedo, R ERA: 3.0	(8, 1) 0.2 5 2 2 2 1 1 0 0 0 0 0 1 12 21 27.00 4.500																				
Greg McMichael, R ERA: 2.45	(8, 1) 0.1 0 0 0 0 0 0 0 0 0 0 0 0 1 1 0 0 0.000																				

New York Mets @ Atlanta Braves  
Turner Field, Atlanta, GA  
Thu Jul 10 1997, 7:05 PM EDT  
Att: 47,686 - Unknown - 81 F

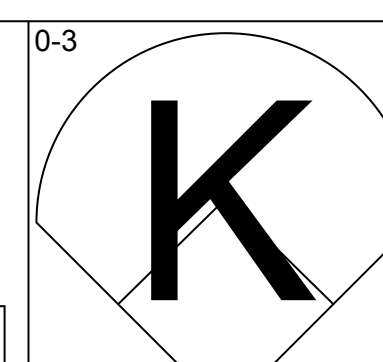
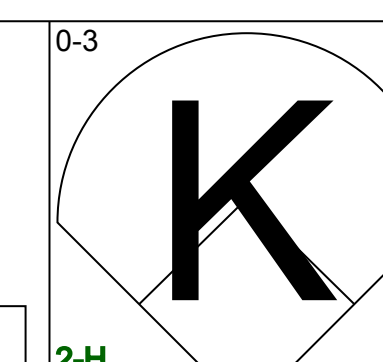
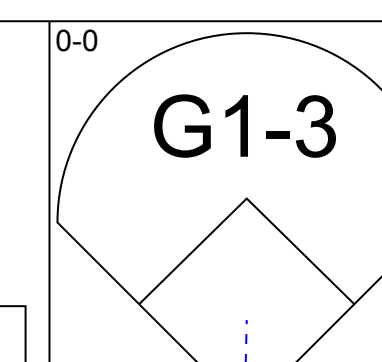
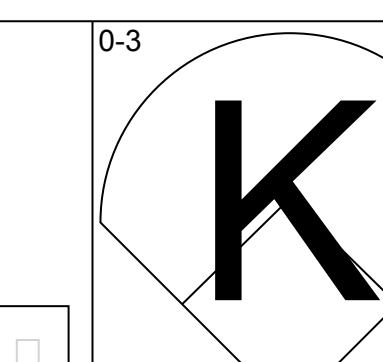
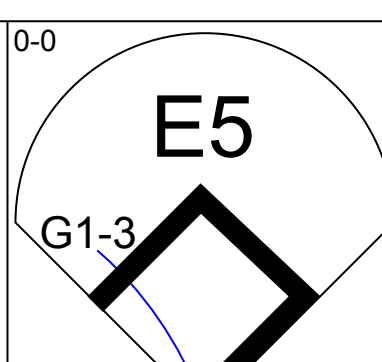
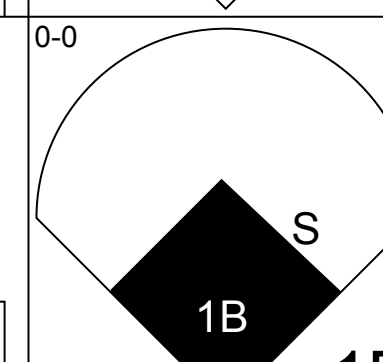
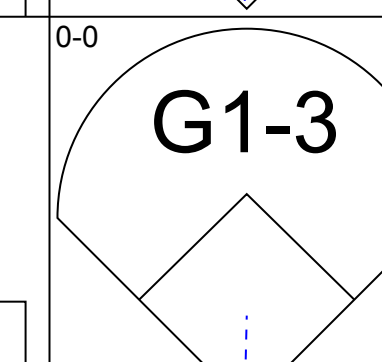
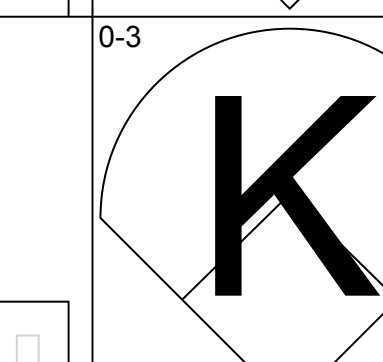
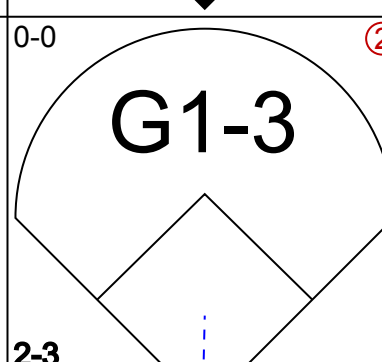
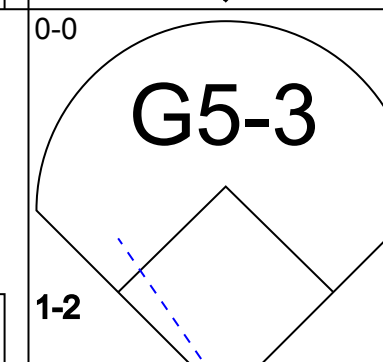
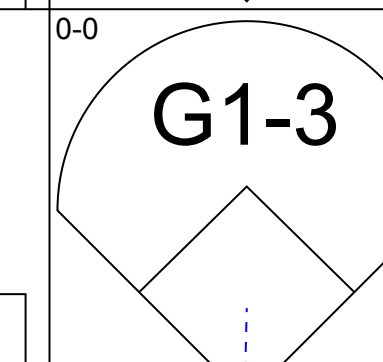
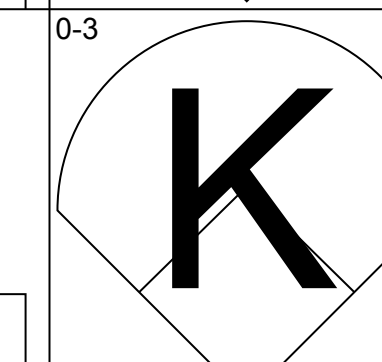
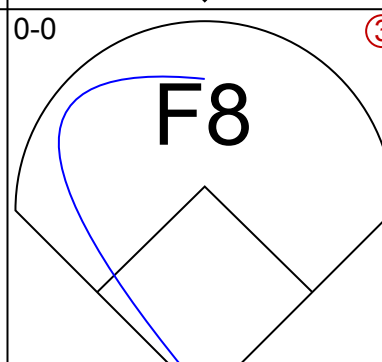
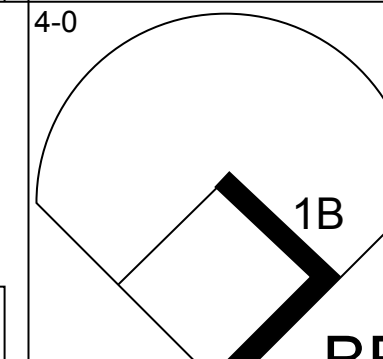


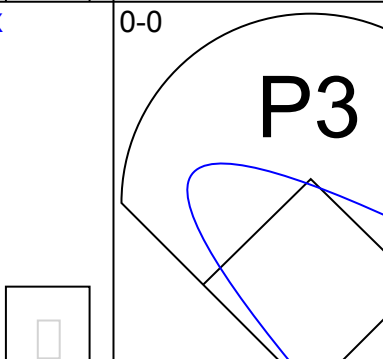

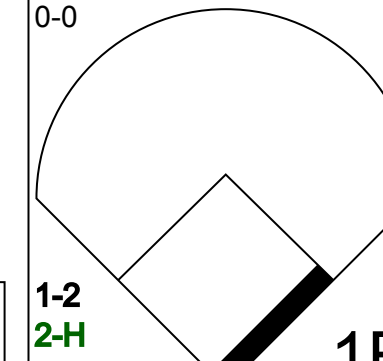
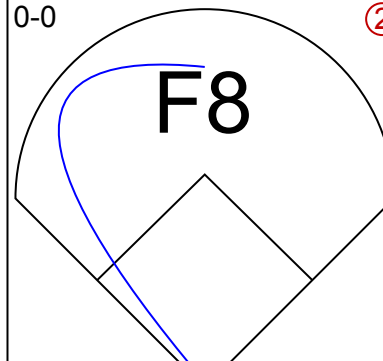
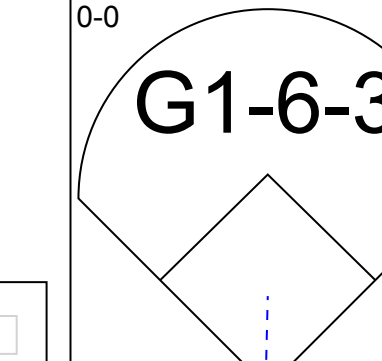
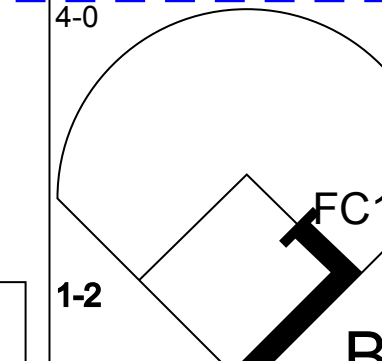
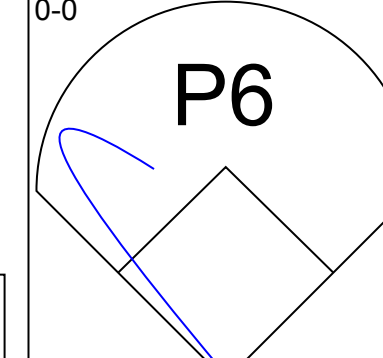
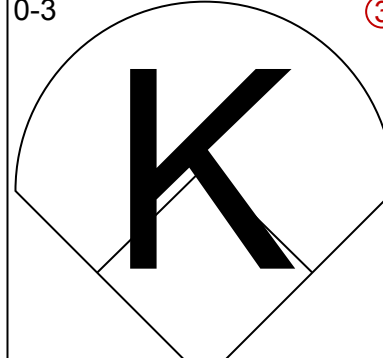
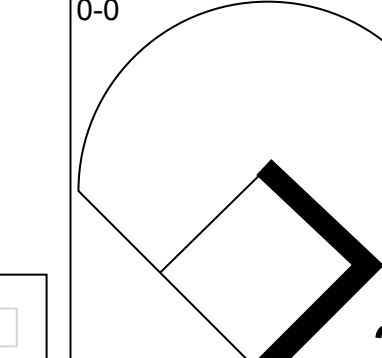
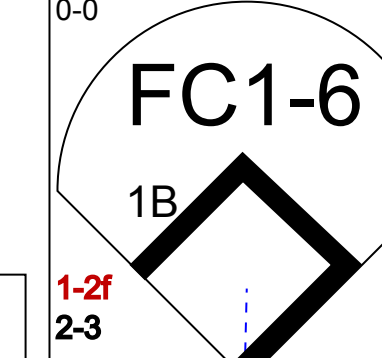



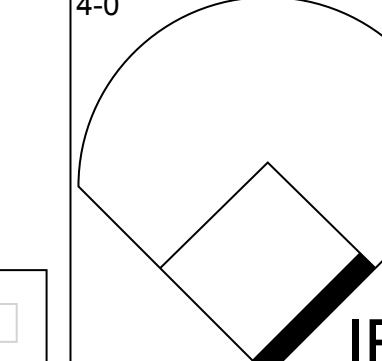
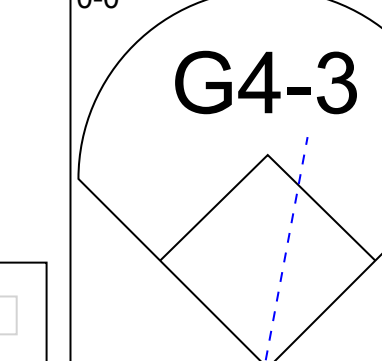
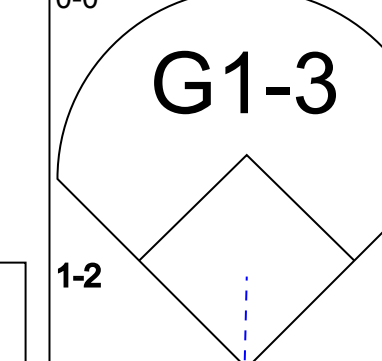
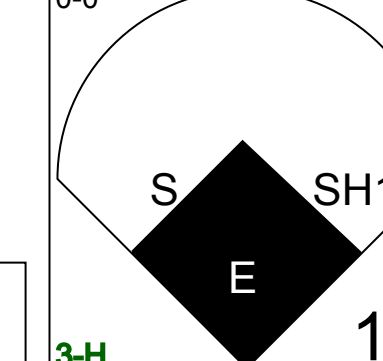
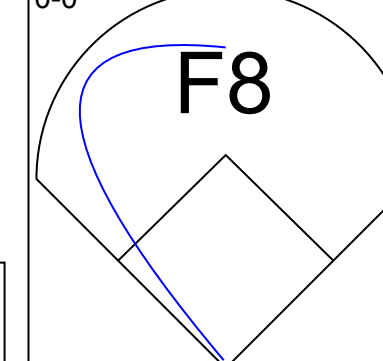


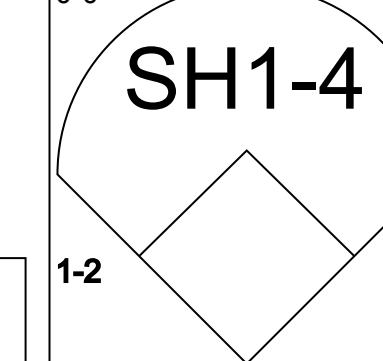
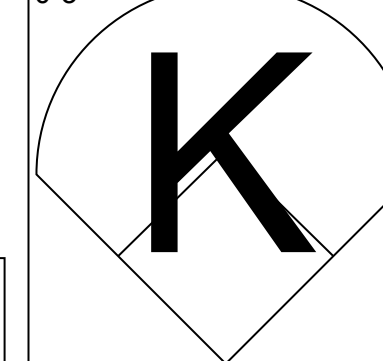
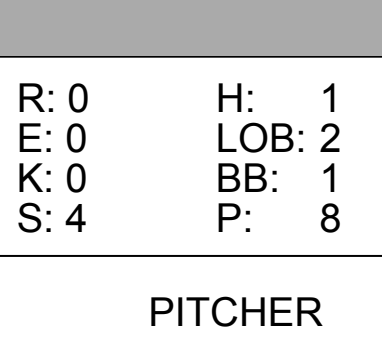
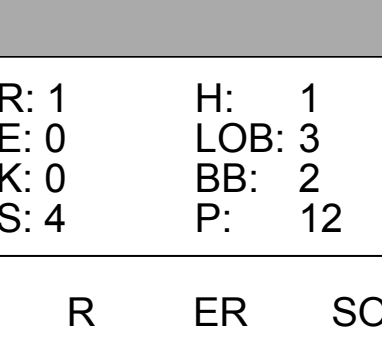
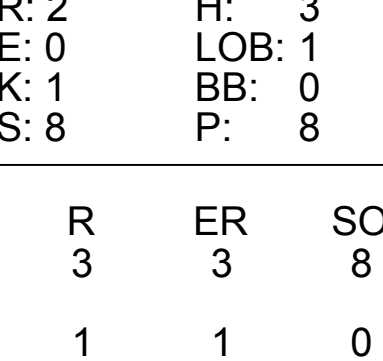
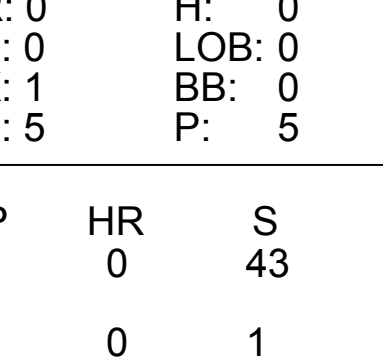
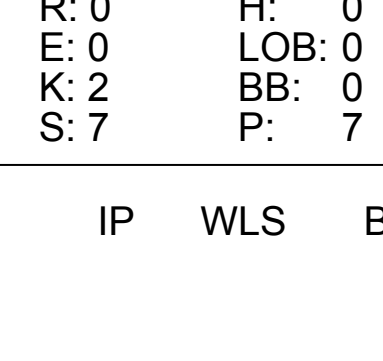
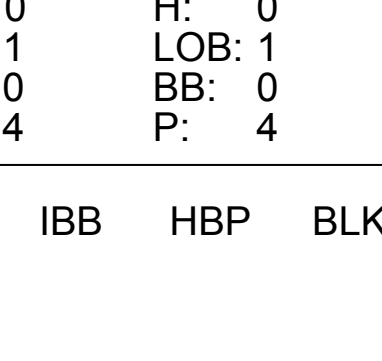
AB 35  
R 7  
H 11  
RBI 7  
BB 5  
SO 7  
LOB 10







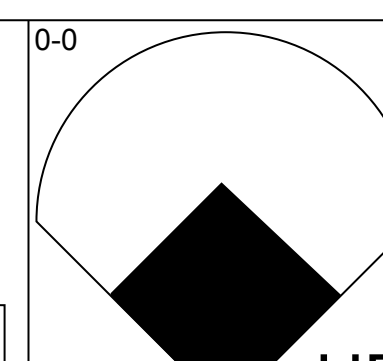
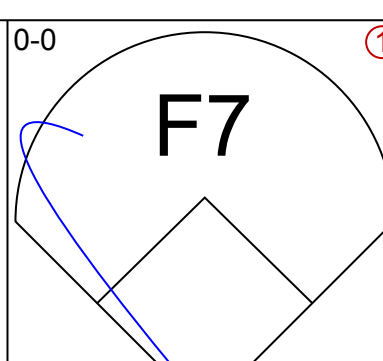
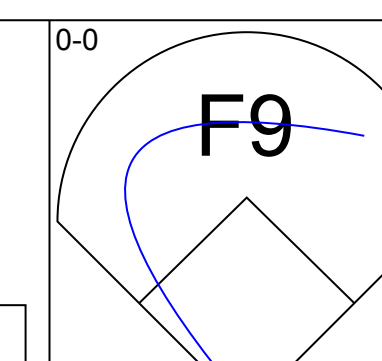
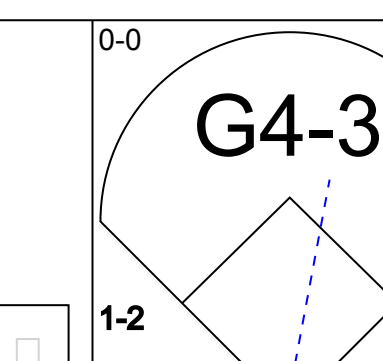
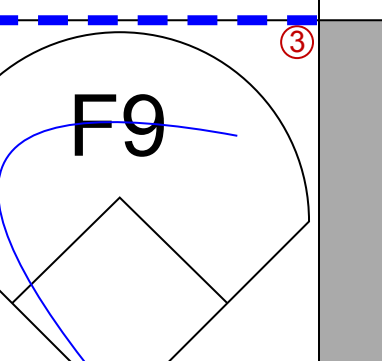
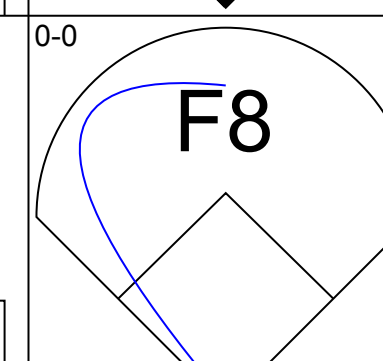
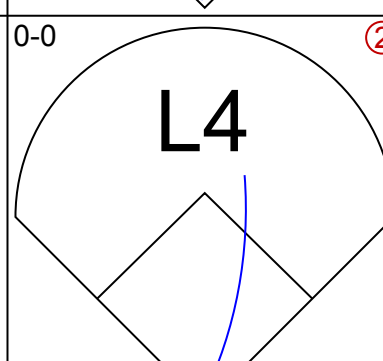
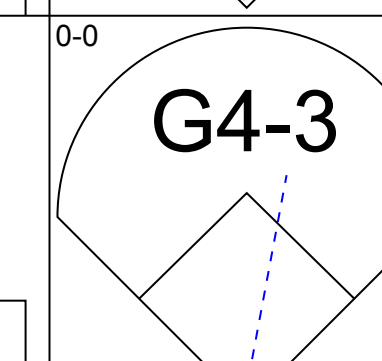
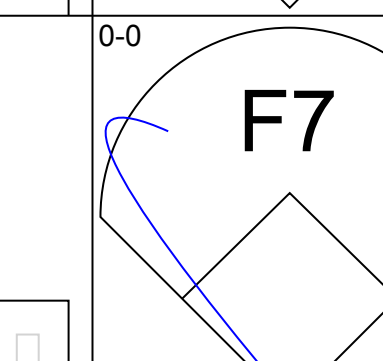
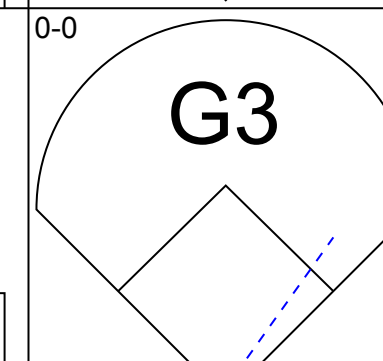
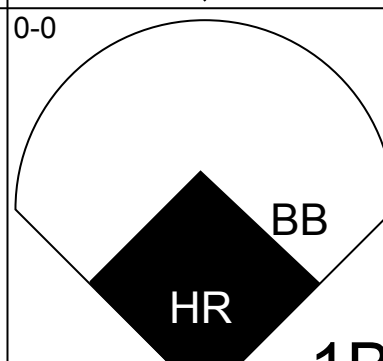
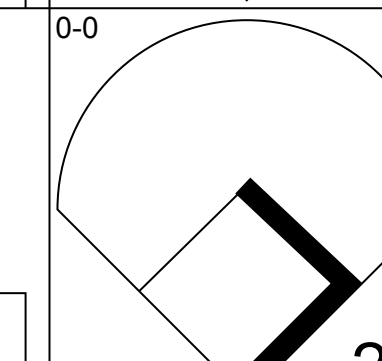
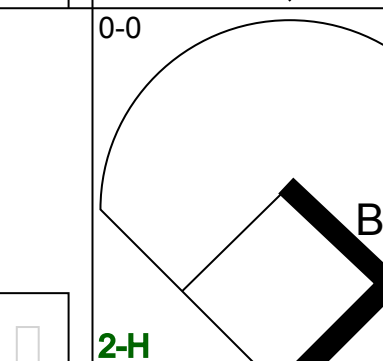

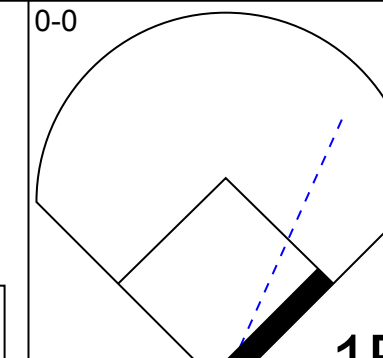
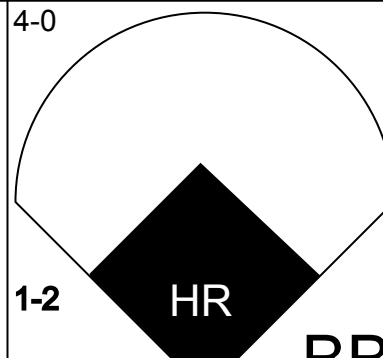
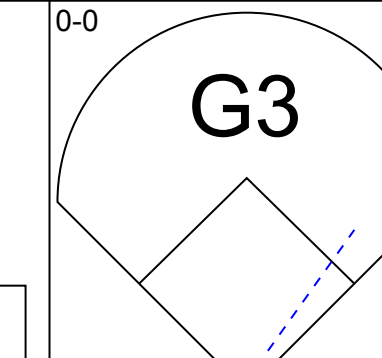
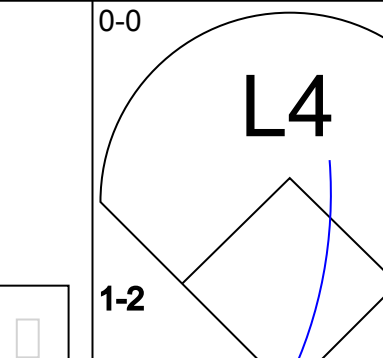
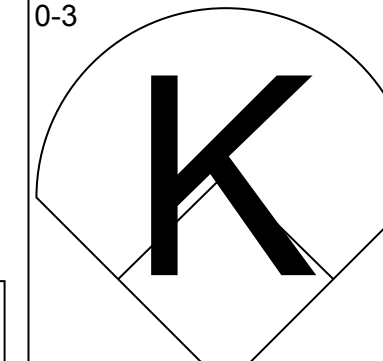
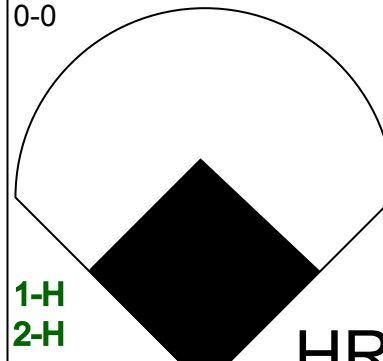
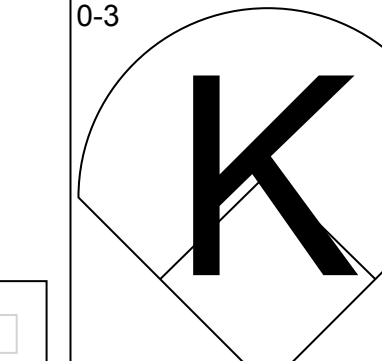
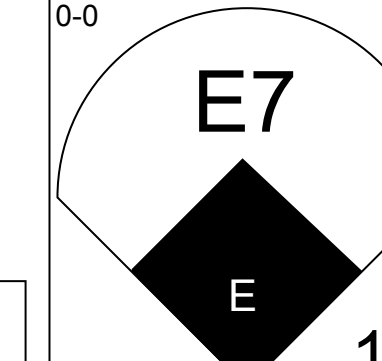
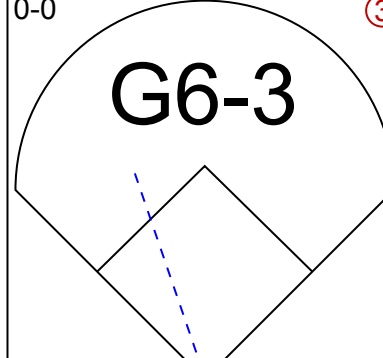
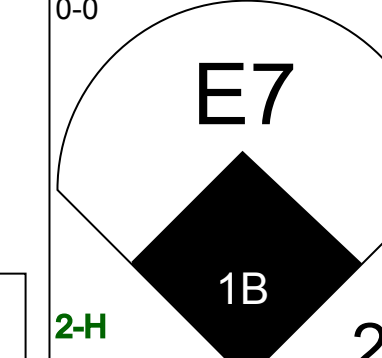
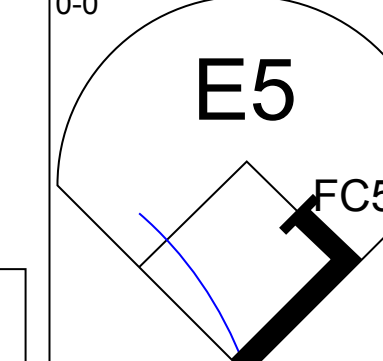

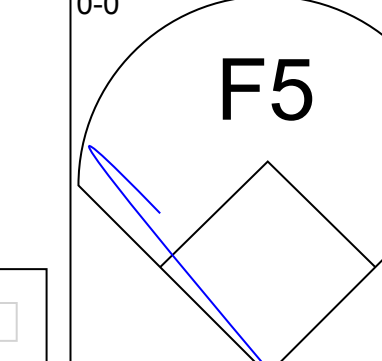
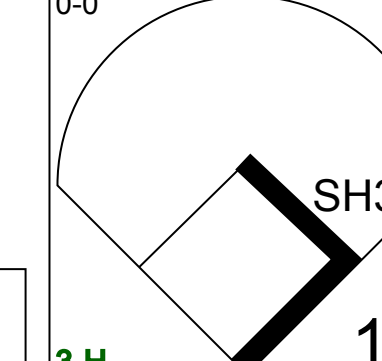
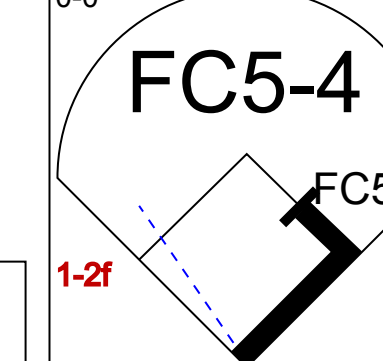
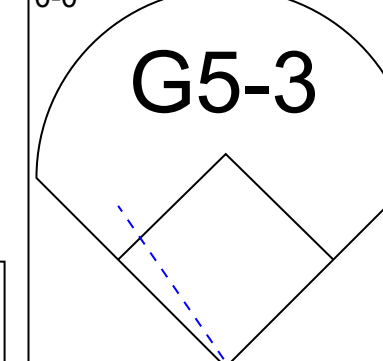
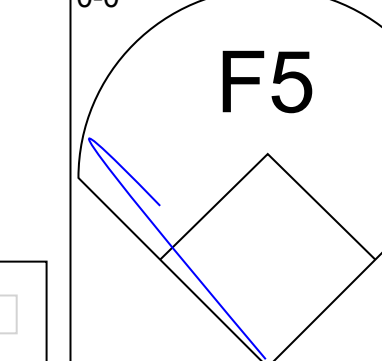
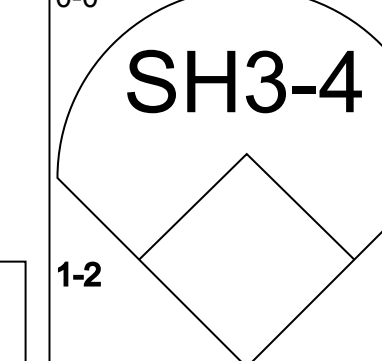
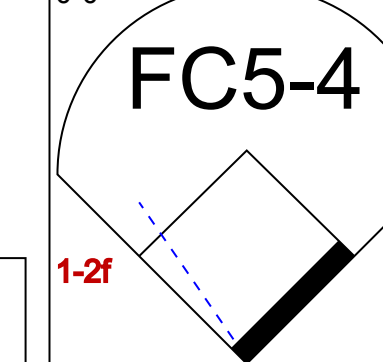
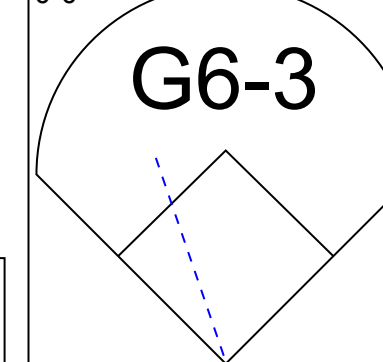

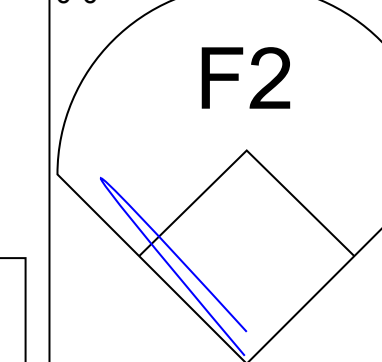
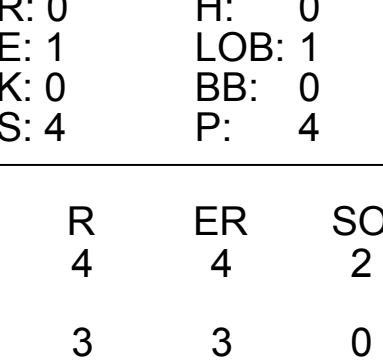
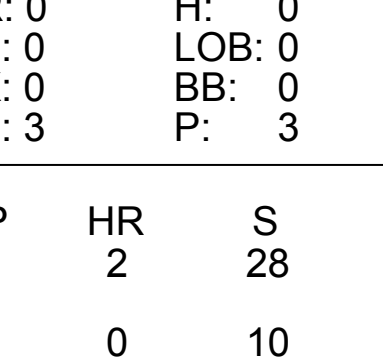
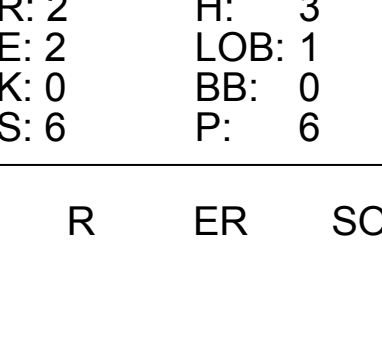




Batter	1	2	3	4	5	6	7	8	9	AB	R	H	RBI	BB	SO	LOB	TOP			
<b>Carl Everett, S</b> OBP: 0.338, SLG: 0.465 (1, 8)										5	0	0	0	0	0	3	0			
<b>Edgardo Alfonzo, R</b> Luis Lopez, S OBP: 0.326, SLG: 0.372 (1, 5)										1	1	1	0	0	0	0	0			
<b>Juan Acevedo, R</b> Joe Crawford, L Alex Ochoa, R OBP: 0.271, SLG: 0.303 (7, 1)										3	0	1	0	0	0	1	0			
<b>John Olerud, L</b> OBP: 0.395, SLG: 0.492 (1, 3)										4	1	0	0	1	1	3				
<b>Todd Hundley, S</b> OBP: 0.434, SLG: 0.608 (1, 2)										3	0	0	0	1	1	1				
<b>Bernard Gilkey, R</b> OBP: 0.319, SLG: 0.356 (1, 7)										3	0	1	1	1	0	0				
<b>Carlos Baerga, S</b> Manny Alexander, R OBP: 0.312, SLG: 0.385 (8, PR)										4	0	1	0	0	1	4				
<b>Butch Huskey, R</b> OBP: 0.304, SLG: 0.468 (1, 9)										3	1	2	1	1	0	0				
<b>Rey Ordenez, R</b> OBP: 0.288, SLG: 0.306 (1, 6)										4	1	1	1	0	0	4				
<b>Mark Clark, R</b> Lance Johnson, L Matt Franco, L OBP: 0.054, SLG: 0.111 (7, PH)										1	0	0	0	0	1	0				
<b>Inning Stats</b>	R: 1 E: 0 K: 1 S: 7	H: 2 LOB: 2 BB: 1 P: 11	R: 2 E: 0 K: 1 S: 8	H: 3 LOB: 1 BB: 0 P: 8	R: 0 E: 0 K: 2 S: 7	H: 0 LOB: 0 BB: 0 P: 7	R: 0 E: 0 K: 1 S: 5	H: 0 LOB: 0 BB: 0 P: 5	R: 0 E: 0 K: 0 S: 4	H: 1 LOB: 2 BB: 1 P: 8	R: 0 E: 0 K: 2 S: 7	H: 0 LOB: 0 BB: 0 P: 7	R: 1 E: 0 K: 0 S: 4	H: 1 LOB: 3 BB: 2 P: 12	R: 0 E: 1 K: 0 S: 4	H: 0 LOB: 1 BB: 0 P: 4	1B: 5 2B: 1 3B: 1 HR: 0	SF: 0 SAC: 1 DP: 0 HBP: 0	WP: 0 PB: 0 SB: 3 CS: 0	PA: 39
<b>PITCHER</b>	IP	WLS	BF	H	R	ER	SO	BB	IBB	HBP	BLK	WP	HR	S	P	ERA	WHIP			
<b>Greg Maddux, R</b> ERA: 2.44	7.0	W	29	6	3	3	8	1	1	0	0	0	0	43	51	3.86	1.000			
<b>Alan Embree, L</b> ERA: 3.65	0.1		2	0	1	1	0	1	0	0	0	0	0	1	5	27.00	3.000			
<b>Mike Bielecki, R</b> ERA: 3.86	0.2		4	1	0	0	0	1	0	0	0	0	0	3	7	0.00	3.000			
<b>Mark Wohlers, R</b> ERA: 2.33	1.0	S	4	0	0	0	0	0	0	0	0	0	0	4	4	0.00	0.000			

**New York Mets @ Atlanta Braves**  
Turner Field, Atlanta, GA  
Sat Jul 12 1997, 3:33 AM EDT  
Att: 48,091 - Sunny - 85 F

AB 34  
R 4  
H 7  
RBI 3  
BB 4  
SO 8  
LOB 13



Batter	1	2	3	4	5	6	7	8	9	AB	R	H	RBI	BB	SO	LOB	BOTTOM			
<b>Michael Tucker, L</b> OBP: 0.371, SLG: 0.472 (1, 9)										5	1	1	1	0	0	2				
<b>Mark Lemke, S</b> OBP: 0.274, SLG: 0.289 (1, 4)										4	0	0	0	0	0	1				
<b>10 Chipper Jones, S</b> OBP: 0.392, SLG: 0.527 (1, 5)										4	1	3	1	0	0	0				
<b>Fred McGriff, L</b> OBP: 0.360, SLG: 0.421 (1, 3)										3	1	1	0	1	0	2				
<b>Ryan Klesko, L</b> OBP: 0.338, SLG: 0.509 (8, PR)										4	1	2	3	0	2	1				
<b>Danny Bautista, R</b> OBP: 0.176, SLG: 0.235 (9, 7)										0	1	0	0	0	0	0				
<b>Andruw Jones, R</b> OBP: 0.368, SLG: 0.459 (1, 8)										3	1	1	1	1	0	0				
<b>Eddie Pérez, R</b> OBP: 0.299, SLG: 0.389 (1, 2)										4	0	1	1	0	0	1				
<b>Rafael Belliard, R</b> OBP: 0.207, SLG: 0.207 (1, 6)										3	0	0	0	0	0	2				
<b>Greg Maddux, R</b> OBP: 0.103, SLG: 0.106 (7, PH)										2	0	0	0	0	0	1				
<b>Keith Lockhart, L</b> OBP: 0.286, SLG: 0.419 (8, 1)										1	1	0	0	0	0	0				
<b>Mike Bielecki, R</b> Mike Montecali, R Mark Wohlers, R (8, PH)										0	0	0	0	0	0	1				
<b>Inning Stats</b>	R: 1 E: 0 K: 1 S: 7	H: 2 LOB: 1 BB: 0 P: 7	R: 0 E: 1 K: 0 S: 4	H: 0 LOB: 1 BB: 0 P: 4	R: 3 E: 0 K: 0 S: 5	H: 2 LOB: 0 BB: 1 P: 9	R: 0 E: 0 K: 0 S: 3	H: 0 LOB: 0 BB: 0 P: 3	R: 0 E: 0 K: 0 S: 4	H: 1 LOB: 1 BB: 0 P: 4	R: 0 E: 0 K: 1 S: 5	H: 0 LOB: 1 BB: 1 P: 9	R: 1 E: 0 K: 0 S: 5	H: 2 LOB: 1 BB: 0 P: 5	R: 2 E: 2 K: 0 S: 6	H: 3 LOB: 1 BB: 0 P: 6	1B: 6 2B: 2 3B: 0 HR: 2	SF: 0 SAC: 1 DP: 0 HBP: 0	WP: 0 PB: 0 SB: 0 CS: 0	PA: 37
<b>PITCHER</b>	IP	WLS	BF	H	R	ER	SO	BB	IBB	HBP	BLK	WP	HR	S	P	ERA	WHIP			
<b>Mark Clark, R</b> ERA: 4.05	6.0	L	26	5	4	4	2	2	0	0	0	0	0	28	36	6.00	1.167			
<b>Juan Acevedo, R</b> ERA: 4.32	1.2		10	5	3	3	0	0	0	0	1	0	0	10	10	16.20	3.000			
<b>Joe Crawford, L</b> ERA: 7.56	0.1		1	0	0	0	0	0	0	0	0	0	0	1	1	0.00	0.000			

**New York Mets @ Atlanta Braves**  
Turner Field, Atlanta, GA  
Sat Jul 12 1997, 3:33 AM EDT  
Att: 48,091 - Sunny - 85 F

AB 34  
R 7  
H 10  
RBI 7  
BB 2  
SO 2  
LOB 11





Batter	1	2	3	4	5	6	7	8	9	10	AB	R	H	RBI	BB	SO	LOB	TOP									
Carl Everett, S OBP: 0.336, SLG: 0.464 (1, 8) (8, 9)	F8		K2-3			K			E3		5	0	1	0	0	2	1	New York Mets @ Atlanta Braves Turner Field, Atlanta, GA Sun Jul 13 1997, 7:05 PM EDT Att: 42,111 - Unknown - 82 F									
Manny Alexander, R OBP: 0.310, SLG: 0.405 Matt Franco, L OBP: 0.363, SLG: 0.453 Edgardo Alfonzo, R OBP: 0.385, SLG: 0.469 (1, 5) (9, PH) (9, 5)	L8		K			E			FC3-2		3	1	1	0	1	1	1										
John Olerud, L OBP: 0.390, SLG: 0.485 (1, 3)	K		K			E4			K		5	0	0	0	0	3	3										
Todd Hundley, S OBP: 0.434, SLG: 0.601 (1, 2)		HR				P4											3		2	0	0	2	1	2			
Bernard Gilkey, R OBP: 0.317, SLG: 0.354 (1, 7)	L8					HR											5		1	1	0	0	1	3			
Butch Huskey, R OBP: 0.310, SLG: 0.498 Greg McMichael, R OBP: 0.500, SLG: 0.500 Alex Ochoa, R OBP: 0.276, SLG: 0.327 John Franco, L (10, PH) (10, 1)																	4		2	3	5	0	0	0	0		
Carlos Baerga, S OBP: 0.310, SLG: 0.382 (1, 4)		HR															5		0	1	0	0	1	2			
Rey Ordóñez, R OBP: 0.280, SLG: 0.296 (1, 6)																	5		0	0	0	0	0	1			
Bobby Jones, R OBP: 0.205, SLG: 0.214 Lance Johnson, L OBP: 0.371, SLG: 0.373 (1, 1) (8, 8)																	3		0	1	0	0	0	0	0		
																	1		0	0	0	0	0	0	0		
<b>Inning Stats</b>	R: 0 E: 0 K: 1 S: 10	H: 0 LOB: 0 P: 14	R: 2 E: 0 K: 1 S: 17	H: 1 LOB: 0 BB: 1 P: 27	R: 0 E: 0 K: 2 S: 12	H: 1 LOB: 1 BB: 0 P: 14	R: 3 E: 0 K: 1 S: 13	H: 3 LOB: 1 BB: 1 P: 17	R: 1 E: 1 K: 1 S: 8	H: 2 LOB: 2 BB: 0 P: 12	R: 0 E: 0 K: 1 S: 5	H: 0 LOB: 1 BB: 1 P: 17	R: 0 E: 0 K: 0 S: 6	H: 0 LOB: 0 BB: 0 P: 9	R: 0 E: 1 K: 1 S: 11	H: 0 LOB: 1 BB: 0 P: 13	R: 1 E: 0 K: 1 S: 10	H: 2 LOB: 1 BB: 0 P: 16	1B: 4 2B: 2 3B: 0 HR: 3	SF: 0 SAC: 0 DP: 0 HBP: 0	WP: 0 PB: 0 SB: 0 CS: 0	PA: 44					
<b>PITCHER</b>	IP 4.0	WLS 7	BF 21	H 6	R 6	ER 5	SO 5	BB 2	IBB 0	HBP 0	BLK 0	WP 0	HR 2	S 54	P 74	ERA 11.25	WHIP 2.000										
Denny Neagle, L ERA: 3.44 Chad Fox, R ERA: Mike Cather, R ERA: Mark Wohlers, R ERA: 2.27 Mike Bielecki, R ERA: 3.97	(1, 1) (5, 1) (7, 1) (9, 1) (10, 1)	2.0 2.0 1.0 1.0	7 7 4 5	1 0 0 2	0 0 0 1	0 0 0 1	1 0 0 0	0 0 0 0	0 0 0 0	0 0 0 0	0 0 0 0	0 0 1 10	11 16 13 16	0.00 0.00 0.00 9.00	2.000 0.500 0.000 2.000												

AB	41
R	7
H	9
RBI	6
BB	3
SO	9
LOB	14



Batter	1	2	3	4	5	6	7	8	9	10	AB	R	H	RBI	BB	SO	LOB	BOTTOM									
Michael Tucker, L OBP: 0.366, SLG: 0.465 (1, 9)	K										5	0	0	0	0	4	2	New York Mets @ Atlanta Braves Turner Field, Atlanta, GA Sun Jul 13 1997, 7:05 PM EDT Att: 42,111 - Unknown - 82 F									
Mark Lemke, S OBP: 0.280, SLG: 0.296 (1, 4)											4	1	2	0	1	0	0										
10 Chipper Jones, S OBP: 0.390, SLG: 0.522 (1, 5)											5	0	1	0	0	1	3										
Fred McGriff, L OBP: 0.358, SLG: 0.418 (1, 3)											5	1	1	1	0	3	2										
Ryan Klesko, L OBP: 0.345, SLG: 0.516 (1, 7)											4	1	3	0	1	0	0										
Andruw Jones, R OBP: 0.369, SLG: 0.467 (1, 8)											5	1	2	2	0	1	4										
Eddie Pérez, R OBP: 0.295, SLG: 0.381 (1, 2)											5	1	1	1	0	2	3										
Rafael Belliard, R OBP: 0.242, SLG: 0.250 Danny Bautista, R OBP: 0.222, SLG: 0.235 (1, 6) (10, PH)											3	1	1	0	1	0	1										
Denny Neagle, L OBP: 0.297, SLG: 0.195 Chad Fox, R ERA: Keith Lockhart, L ERA: Mike Cather, R ERA: Mike Mordecai, R OBP: 0.254 Mark Wohlers, R ERA: Mike Bielecki, R ERA: Tony Grafano, R OBP: 0.291, SLG: 0.422 (1, 1) (5, 1) (6, PH) (7, 1) (8, PH) (8, 1) (10, PH)											2	0	1	2	0	1	0										
											0	0	0	0	0	0	0										
<b>Inning Stats</b>	R: 6 E: 0 K: 2 S: 20	H: 6 LOB: 1 BB: 1 P: 30	R: 0 E: 0 K: 0 S: 8	H: 1 LOB: 0 BB: 0 P: 14	R: 0 E: 0 K: 0 S: 6	H: 1 LOB: 1 BB: 0 P: 8	R: 0 E: 0 K: 1 S: 10	H: 0 LOB: 0 BB: 0 P: 10	R: 0 E: 0 K: 1 S: 11	H: 1 LOB: 2 BB: 1 P: 23	R: 0 E: 0 K: 2 S: 9	H: 0 LOB: 1 BB: 1 P: 15	R: 0 E: 0 K: 2 S: 7	H: 0 LOB: 0 BB: 0 P: 11	R: 0 E: 0 K: 2 S: 12	H: 1 LOB: 2 BB: 1 P: 18	1B: 6 2B: 6 3B: 0 HR: 0	SF: 0 SAC: 1 DP: 1 HBP: 0	WP: 1 PB: 0 SB: 1 CS: 0	PA: 45							
<b>PITCHER</b>	IP 7.0	WLS 7	BF 33	H 11	R 6	ER 6	SO 7	BB 1	IBB 1	HBP 0	BLK 0	WP 0	HR 0	S 72	P 114	ERA 7.71	WHIP 1.714										
Bobby Jones, R ERA: 3.32 Greg McMichael, R ERA: 2.3 John Franco, L ERA: 2.87	(1, 1) (8, 1) (10, 1)	7.0 2.0 1.0	33 7 5	11 0 1	6 0 0	6 4 0	7 4 2	1 1 0	1 0 0	0 0 0	0 0 0	0 0 1	0 16 12	7.71 0.500 0.000	1.714 0.500 2.000												

AB	41
R	6
H	12
RBI	6
BB	4
SO	13
LOB	18









Batter	1	2	3	4	5	6	7	8	9	AB	R	H	RBI	BB	SO	LOB	TOP					
<b>Ruben Amaro Jr. S</b> OBP: 0.333, SLG: 0.371 (1, 8)	F8			K		BB 2B	F8		F8	5	1	1	0	0	1	0	<b>Philadelphia Phillies @ Atlanta Braves</b> Turner Field, Atlanta, GA Tue Jul 15 1997, 7:05 PM EDT Att: 39,494 - Unknown - 85 F					
<b>Mickey Morandini L</b> OBP: 0.391, SLG: 0.415 (1, 4)	G1-4-3			1B		1 SAFE BB 1 SAFE BB	4-0 BB BB		FC5-4 1B	4	1	3	0	1	0	0						
<b>Darren Daulton L</b> OBP: 0.373, SLG: 0.475 <b>Derrick May L</b> OBP: 0.274, SLG: 0.315 (1, 9) (9, 9)	K			F7		2-0 1-H 2-H	1-0 BB		F7	5	1	1	2	0	1	3						
<b>Scott Rolen R</b> OBP: 0.378, SLG: 0.478 (1, 5)		G5-3		F9		0-0 2-H			F9 FC5-4	5	1	1	1	0	0	2						
<b>Gregg Jefferies S</b> OBP: 0.330, SLG: 0.386 (1, 7)	F9				L7	L9			1B 2B	4	1	1	0	0	0	1						
<b>Rico Brogna L</b> OBP: 0.295, SLG: 0.432 (1, 3)	F7				2B	HR IBB			G1-3	3	1	1	0	1	0	1						
<b>Mike Lieberthal R</b> OBP: 0.297, SLG: 0.475 (1, 2)			K		F9	1-H 2-H			E 1B	4	2	2	4	0	1	1						
<b>Kevin Stocker S</b> OBP: 0.314, SLG: 0.329 (1, 6)			G3		G1-4-3	K			E8	4	0	0	0	0	1	1						
<b>Garrett Stephenson R</b> OBP: 0.133, SLG: 0.200 (1, 1)			F9		G3	K			G4-3	4	0	0	0	0	1	1						
<b>Inning Stats</b>	R: 0 E: 0 K: 1 S: 6	H: 0 LOB: 0 BB: 0 P: 8	R: 0 E: 0 K: 0 S: 7	H: 0 LOB: 0 BB: 0 P: 10	R: 0 E: 0 K: 1 S: 10	H: 0 LOB: 0 BB: 0 P: 14	R: 0 E: 0 K: 1 S: 9	H: 1 LOB: 1 BB: 0 P: 13	R: 0 E: 0 K: 0 S: 10	H: 1 LOB: 1 BB: 0 P: 14	R: 6 E: 0 K: 1 S: 12	H: 4 LOB: 0 BB: 2 P: 25	R: 0 E: 0 K: 1 S: 12	H: 1 LOB: 1 BB: 0 P: 19	R: 2 E: 1 K: 0 S: 11	H: 2 LOB: 1 BB: 0 P: 12	R: 0 E: 0 K: 0 S: 13	H: 1 LOB: 1 BB: 0 P: 24	1B: 4 2B: 4 3B: 1 HR: 1	SF: 0 SAC: 0 DP: 0 HBP: 0	WP: 0 PB: 0 SB: 0 CS: 0	PA: 40
<b>PITCHER</b>	IP	WLS	BF	H	R	ER	SO	BB	IBB	HBP	BLK	WP	HR	S	P	ERA	WHIP					
<b>29 John Smoltz R</b> ERA: 3.29 <b>Chad Fox R</b> ERA:	(1, 1) (9, 1)	8.0 1.0	L 4	36 1	9 0	8 0	7 0	5 0	1 0	1 0	0 0	0 0	0 0	13 24	115 24	7.88 0.00	1.250 1.000					

Batter	1	2	3	4	5	6	7	8	9	AB	R	H	RBI	BB	SO	LOB	BOTTOM					
<b>Jeff Blauser R</b> OBP: 0.439, SLG: 0.566 <b>Rafael Belliard R</b> OBP: 0.242, SLG: 0.250 (1, 6) (9, 6)	F8					G4-6-3 BB		F8		3	0	1	1	1	0	0	<b>Philadelphia Phillies @ Atlanta Braves</b> Turner Field, Atlanta, GA Tue Jul 15 1997, 7:05 PM EDT Att: 39,494 - Unknown - 85 F					
<b>Michael Tucker L</b> OBP: 0.363, SLG: 0.457 (1, 9)	P5		P5			G4-6-3			K	4	0	0	0	0	1	2						
<b>10 Chipper Jones S</b> OBP: 0.391, SLG: 0.522 (1, 5)	1B		G4-3			K			F8	4	0	1	0	0	1	1						
<b>Fred McGriff L</b> OBP: 0.358, SLG: 0.412 (1, 3)	F8			G5-3		G6-3			G4-3	4	0	0	0	0	0	1						
<b>Ryan Klesko L</b> OBP: 0.346, SLG: 0.523 (1, 7)		K		F9		1B				3	0	1	0	0	1	0						
<b>Andruw Jones R</b> OBP: 0.373, SLG: 0.458 (1, 8)		CS BB		G4-3		F7				2	0	0	0	1	0	1						
<b>Eddie Pérez R</b> OBP: 0.288, SLG: 0.371 (1, 2)	F7			P4		P4				3	0	0	0	0	0	2						
<b>Mark Lemke S</b> OBP: 0.277, SLG: 0.297 <b>Tony Graffanino R</b> OBP: 0.355, SLG: 0.424 (1, 4) (8, 4)				G3-1		G3-1		F7		2	1	1	0	0	0	0						
<b>29 John Smoltz R</b> OBP: 0.407, SLG: 0.396 <b>Keith Lockhart L</b> OBP: 0.290, SLG: 0.409 <b>Chad Fox R</b> (8, PH) (9, 1)			G4-3		G1-3			G3-1		2	0	0	0	0	0	1						
<b>Inning Stats</b>	R: 0 E: 0 K: 0 S: 12	H: 1 LOB: 1 BB: 0 P: 17	R: 0 E: 0 K: 1 S: 10	H: 0 LOB: 0 BB: 1 P: 15	R: 1 E: 0 K: 0 S: 7	H: 2 LOB: 1 BB: 0 P: 9	R: 0 E: 0 K: 0 S: 4	H: 0 LOB: 0 BB: 0 P: 5	R: 0 E: 0 K: 0 S: 6	H: 0 LOB: 0 BB: 0 P: 8	R: 0 E: 0 K: 1 S: 5	H: 0 LOB: 0 BB: 1 P: 10	R: 0 E: 0 K: 0 S: 8	H: 1 LOB: 1 BB: 0 P: 10	R: 0 E: 0 K: 0 S: 9	H: 0 LOB: 0 BB: 0 P: 13	R: 0 E: 0 K: 1 S: 8	H: 0 LOB: 0 BB: 0 P: 10	1B: 2 2B: 2 3B: 0 HR: 0	SF: 0 SAC: 0 DP: 1 HBP: 0	WP: 0 PB: 0 SB: 0 CS: 1	PA: 31
<b>PITCHER</b>	IP	WLS	BF	H	R	ER	SO	BB	IBB	HBP	BLK	WP	HR	S	P	ERA	WHIP					
<b>Garrett Stephenson R</b> ERA: 3.54	(1, 1)	9.0	W	31	4	1	1	3	2	0	0	0	0	69	97	1.00	0.667					



Batter	1	2	3	4	5	6	7	8	9	AB	R	H	RBI	BB	SO	LOB	TOP				
<b>Eric Young Sr., R</b> OBP: 0.370, SLG: 0.412 (1, 4)	L9		P2			G5-3		1B		4	0	1	0	0	0	0	<b>Colorado Rockies @ Atlanta Braves</b> Turner Field, Atlanta, GA Wed Jul 16 1997, 7:05 PM EDT Att: 48,400 - Unknown - 71 F				
<b>Quinton McCracken, S</b> OBP: 0.339, SLG: 0.339 (1, 8)	G1-3			G5-3 1B BB		K		F9		3	1	0	0	1	1						
<b>Larry Walker, L</b> OBP: 0.496, SLG: 0.735 (1, 9)	G3-1			G5-3		1B		G3		4	0	1	0	0	2						
<b>Andres Galarraga, R</b> OBP: 0.400, SLG: 0.574 (1, 3)		F8		1B		1B			K	3	0	1	1	1	0						
<b>Dante Bichette, R</b> OBP: 0.340, SLG: 0.481 (1, 7)		1B 2B		G1-6-3 BB		G6-3			K	3	0	1	0	1	2						
<b>Vinny Castilla, R</b> OBP: 0.323, SLG: 0.500 (1, 5)	K			G1-6-3			L4	F9		4	0	0	0	0	1						
<b>Kirt Manwaring, R</b> OBP: 0.331, SLG: 0.326 (1, 2)	1B				F9	G4-3				3	0	1	0	0	0						
<b>Neffi Perez, S</b> OBP: 0.304, SLG: 0.518 (1, 6)			G3			G5-3				3	0	0	0	0	1						
<b>John Thomson, R</b> OBP: 0.217, SLG: 0.217 (8, PH)			K					L8		2	0	0	0	0	2						
<b>Angel Echevarria, R</b> OBP: 0.400, SLG: 0.395 (8, 1)										1	0	0	0	0	0						
<b>Jerry Dipoto, R</b> OBP: 0.125, SLG: 0.125 (8, 1)										0	0	0	0	0	0						
<b>Mike Munoz, L</b> (8, 1)										0	0	0	0	0	0						
<b>Inning Stats</b>	R: 0 E: 0 K: 0 S: 4	H: 0 LOB: 0 BB: 0 P: 6	R: 0 E: 0 K: 1 S: 11	H: 2 LOB: 2 BB: 0 P: 15	R: 0 E: 0 K: 1 S: 7	H: 0 LOB: 0 BB: 0 P: 9	R: 1 E: 0 K: 0 S: 7	H: 1 LOB: 1 BB: 2 P: 17	R: 0 E: 0 K: 2 S: 11	H: 0 LOB: 0 BB: 0 P: 17	R: 0 E: 0 K: 1 S: 10	H: 0 LOB: 0 BB: 0 P: 16	R: 0 E: 0 K: 0 S: 11	H: 1 LOB: 1 BB: 0 P: 15	R: 0 E: 0 K: 2 S: 10	H: 0 LOB: 0 BB: 0 P: 17	1B: 4 2B: 1 3B: 0 HR: 0	SF: 0 SAC: 0 DP: 1 HBP: 0	WP: 0 PB: 0 SB: 2 CS: 0	PA: 33	
<b>PITCHER</b>	IP	WLS	BF	H	R	ER	SO	BB	IBB	HBP	BLK	WP	HR	S	P	ERA	WHIP				
<b>Tom Glavine, L</b> ERA: 2.89	8.0	W	30	5	1	1	5	3	0	0	0	0	0	72	119	1.12	1.000				
<b>Mark Wohlers, R</b> ERA: 2.18	1.0	S	3	0	0	0	2	0	0	0	0	0	0	10	17	0.00	0.000				

Batter	1	2	3	4	5	6	7	8	9	AB	R	H	RBI	BB	SO	LOB	BOTTOM				
<b>Jeff Blauser, R</b> OBP: 0.435, SLG: 0.558 (1, 6)	K		FC4-6		G6-3			K		4	0	0	0	0	2	2	<b>Colorado Rockies @ Atlanta Braves</b> Turner Field, Atlanta, GA Wed Jul 16 1997, 7:05 PM EDT Att: 48,400 - Unknown - 71 F				
<b>Michael Tucker, L</b> OBP: 0.361, SLG: 0.458 (1, 9)	G4-3		G4-3			P4		10 1B 2B		4	1	1	0	0	0	1					
<b>10 Chipper Jones, S</b> OBP: 0.389, SLG: 0.519 (1, 5)	G1-3			K		G4-3		1B		4	0	1	1	0	1						
<b>Fred McGriff, L</b> OBP: 0.359, SLG: 0.419 (1, 3)		P4		G4-3 1B 2B		2B		P6		4	1	2	0	0	0	1					
<b>Ryan Klesko, L</b> OBP: 0.345, SLG: 0.522 (1, 7)		1B 2B		G4-3		G1-3				4	0	1	0	0	1						
<b>Danny Bautista, R</b> OBP: 0.222, SLG: 0.235 (9, 7)		2B		2-3				K		0	0	0	0	0	0						
<b>Andruw Jones, R</b> OBP: 0.373, SLG: 0.457 (1, 8)		G5-3		2-2			F8			3	0	1	1	0	0						
<b>Eddie Pérez, R</b> OBP: 0.281, SLG: 0.361 (1, 2)		G6-3		G1-3			K			3	0	0	0	0	1						
<b>Mark Lemke, S</b> OBP: 0.278, SLG: 0.297 (7, PR)			G6-3		G4-3					3	0	1	0	0	0						
<b>Tony Gaffanino, R</b> OBP: 0.355, SLG: 0.424 (8, 4)								1B		0	0	0	0	0	0						
<b>Tom Glavine, L</b> OBP: 0.356, SLG: 0.237 (9, 1)				FC4-6 1B		G6-3 1B		G3-1		3	0	2	0	0	0						
<b>Inning Stats</b>	R: 0 E: 0 K: 1 S: 8	H: 0 LOB: 0 BB: 0 P: 13	R: 0 E: 0 K: 0 S: 8	H: 1 LOB: 1 BB: 0 P: 10	R: 0 E: 0 K: 0 S: 6	H: 1 LOB: 1 BB: 0 P: 7	R: 1 E: 0 K: 1 S: 16	H: 2 LOB: 1 BB: 0 P: 21	R: 0 E: 0 K: 0 S: 5	H: 1 LOB: 0 BB: 0 P: 8	R: 0 E: 0 K: 0 S: 9	H: 1 LOB: 1 BB: 0 P: 13	R: 0 E: 0 K: 1 S: 8	H: 1 LOB: 1 BB: 0 P: 10	R: 1 E: 0 K: 2 S: 14	H: 2 LOB: 1 BB: 0 P: 19	1B: 5 2B: 4 3B: 0 HR: 0	SF: 0 SAC: 0 DP: 1 HBP: 0	WP: 0 PB: 0 SB: 1 CS: 0	PA: 32	
<b>PITCHER</b>	IP	WLS	BF	H	R	ER	SO	BB	IBB	HBP	BLK	WP	HR	S	P	ERA	WHIP				
<b>John Thomson, R</b> ERA: 5.14	7.0	L	27	7	1	1	3	0	0	0	0	0	0	9	13	27.00	6.000				
<b>Jerry Dipoto, R</b> ERA: 5.03	0.1	L	3	2	1	1	1	0	0	0	0	0	0	5	6	0.00	0.000				
<b>Mike Munoz, L</b> ERA: 5.52	0.2		2	0	0	0	1	0	0	0	0	0	0	5	6	0.00	0.000				









Batter	1	2	3	4	5	6	7	8	9	AB	R	H	RBI	BB	SO	LOB	TOP		
<b>Brett Butler</b> , L (1, 8) OBP: 0.402, SLG: 0.358	G4-3		G5-3			1B		K		4	0	1	0	0	1	0	<b>Los Angeles Dodgers @ Atlanta Braves</b> Turner Field, Atlanta, GA Fri Jul 18, 1997, 7:05 PM EDT Att: 48,721 - Overcast - 81 F		
<b>Tripp Cramer</b> , R (1, 6) OBP: 0.376, SLG: 0.517	K			F7		L6		P3		4	0	0	0	0	1				
<b>Mike Piazza</b> , R (1, 2) OBP: 0.421, SLG: 0.590	1B			K		F8		F8		4	0	1	0	0	1				
<b>Eric Karros</b> , R (1, 3) OBP: 0.345, SLG: 0.503	K			1B		F9		1B		4	0	2	0	0	1	2			
<b>Raul Mondesi</b> , R (1, 9) OBP: 0.337, SLG: 0.525		F8		P3				HR		4	1	2	1	0	0	1			
<b>Todd Zeile</b> , R (1, 5) OBP: 0.330, SLG: 0.433	G4-3				P4			P4		4	0	0	0	0	0	2			
<b>Billy Ashley</b> , R (1, 7) OBP: 0.351, SLG: 0.453 <b>Todd Hollandsworth</b> , L (9, PH) OBP: 0.292, SLG: 0.363	K			G4-3	2B			G4-3		3	0	1	0	0	1	0			
<b>Wilton Guerrero</b> , S (1, 4) OBP: 0.308, SLG: 0.415 <b>Mark Guthrie</b> , R (7, 1)			F9		G4-3			F7		3	0	0	0	0	0	1			
<b>Dennys Reyes</b> , R (1, 1) <b>Nelson Liriano</b> , S (7, 4) OBP: 0.279, SLG: 0.355			K		P3			K		2	0	0	0	0	1	1			
<b>Inning Stats</b>	R: 0 E: 0 K: 2 S: 12	H: 1 LOB: 1 BB: 0 P: 18	R: 0 E: 0 K: 1 S: 10	H: 0 LOB: 0 BB: 0 P: 17	R: 0 E: 0 K: 1 S: 8	H: 1 LOB: 1 BB: 0 P: 17	R: 0 E: 0 K: 0 S: 6	H: 1 LOB: 1 BB: 0 P: 7	R: 1 E: 0 K: 0 S: 9	H: 1 LOB: 0 BB: 0 P: 12	R: 0 E: 0 K: 2 S: 10	H: 0 LOB: 0 BB: 0 P: 13	R: 0 E: 0 K: 0 S: 10	H: 2 LOB: 2 BB: 0 P: 11	1B: 5 2B: 1 3B: 0 HR: 1	SF: 0 SAC: 0 DP: 0 HBP: 0		WP: 0 PB: 0 SB: 0 CS: 0	PA: 34
<b>PITCHER</b>	IP	WLS	BF	H	R	ER	SO	BB	IBB	HBP	BLK	WP	HR	S	P	ERA	WHIP		
<b>Denny Neagle</b> , L (1, 1) ERA: 3.31 <b>Mark Wohlers</b> , R (9, 1) ERA: 2.13	8.0	W	29	5	1	1	7	0	0	0	0	0	1	75	108	1.12	0.625		

Batter	1	2	3	4	5	6	7	8	9	AB	R	H	RBI	BB	SO	LOB	BOTTOM			
<b>Jeff Blauser</b> , R (1, 6) OBP: 0.432, SLG: 0.552	F8		FC3-6 1B		10 F9 1B	K				4	0	2	1	0	1	2	<b>Los Angeles Dodgers @ Atlanta Braves</b> Turner Field, Atlanta, GA Fri Jul 18, 1997, 7:05 PM EDT Att: 48,721 - Overcast - 81 F			
<b>Danny Bautista</b> , R (1, 9) OBP: 0.281, SLG: 0.364	F9		FC3-6 10 S 1-2		BB 1B	G4-3				4	0	1	0	0	0	1				
<b>10 Chipper Jones</b> , S (1, 5) OBP: 0.388, SLG: 0.513	G1-3		WP BB		F9	G6-3				3	0	0	0	1	0	2				
<b>Fred McGriff</b> , L (1, 3) OBP: 0.367, SLG: 0.433		HR 1B	G1-3		FC6-4 BB	HR				3	2	2	1	1	0	2				
<b>Andruw Jones</b> , R (1, 8) OBP: 0.380, SLG: 0.471		HR		K	FC6-4	PO CI BB				3	1	1	2	1	1	3				
<b>Ryan Klesko</b> , L (1, 7) OBP: 0.343, SLG: 0.537	P3			K		G4-3	CI			3	0	0	0	0	1	0				
<b>Eddie Pérez</b> , R (1, 2) OBP: 0.279, SLG: 0.378	G6-3			P6		1B 1B	PO	F3		4	0	1	0	0	0	0				
<b>Tony Graffanino</b> , R (1, 4) OBP: 0.350, SLG: 0.429	L5				SH5-4 1B 2B	F9		F7		4	1	1	0	0	0	1				
<b>Denny Neagle</b> , L (1, 1) OBP: 0.239, SLG: 0.209 <b>Mike Mordecai</b> , R (8, PH) OBP: 0.259, SLG: 0.250 <b>Mark Wohlers</b> , R (9, 1)			F7		SH5-4	1B		K		2	0	1	0	0	0	0				
<b>Inning Stats</b>	R: 0 E: 0 K: 0 S: 5	H: 0 LOB: 0 BB: 0 P: 7	R: 2 E: 0 K: 0 S: 11	H: 2 LOB: 0 BB: 0 P: 22	R: 0 E: 0 K: 0 S: 8	H: 1 LOB: 2 BB: 1 P: 15	R: 0 E: 0 K: 2 S: 8	H: 0 LOB: 0 BB: 0 P: 15	R: 1 E: 0 K: 0 S: 14	H: 3 LOB: 3 BB: 1 P: 26	R: 0 E: 0 K: 1 S: 10	H: 2 LOB: 2 BB: 0 P: 12	R: 1 E: 1 K: 0 S: 14	H: 1 LOB: 1 BB: 1 P: 23	R: 0 E: 0 K: 1 S: 6	H: 0 LOB: 0 BB: 0 P: 9		1B: 6 2B: 1 3B: 0 HR: 2	SF: 0 SAC: 1 DP: 0 HBP: 0	WP: 1 PB: 0 SB: 1 CS: 0
<b>PITCHER</b>	IP	WLS	BF	H	R	ER	SO	BB	IBB	HBP	BLK	WP	HR	S	P	ERA	WHIP			
<b>Dennys Reyes</b> , L (1, 1) ERA: 4.97 <b>Mark Guthrie</b> , L (7, 1) ERA: 4.34	6.2	L	32	9	4	4	3	0	0	0	0	0	0	8	12	0.00	0.000			



Batter	1	2	3	4	5	6	7	8	9	AB	R	H	RBI	BB	SO	LOB	TOP								
<b>Brett Butler</b> , L (1, 7) OBP: 0.407, SLG: 0.362	2-1 CS 1B		1-2 G4-3	2-1 FC4 1B			4-1 1B BB			3	0	2	1	1	0	0	<b>Los Angeles Dodgers @ Atlanta Braves</b> Turner Field, Atlanta, GA Sat Jul 19 1997, 3:33 AM EDT Att: 49,758 - Cloudy - 92 F								
<b>Roger Cedeno</b> , S (9, 8) OBP: 0.359, SLG: 0.363				1-2 2-3 3-H 1B						0	0	0	0	0	0										
<b>Todd Hollandsworth</b> , L (1, 8) OBP: 0.291, SLG: 0.361	2-2 SAFE F9		1-1 F7	0-2 FC4			1-2 SAFE 1-3 1B			4	0	1	0	0	0	4									
<b>Mike Piazza</b> , R (1, 2) OBP: 0.419, SLG: 0.589	2-3 K			0-1 1B 2B	0-0 F8		0-0 G5-3			4	1	1	0	0	1	1									
<b>Eric Karros</b> , R (1, 3) OBP: 0.344, SLG: 0.500		0-1 2B 1B		2-2 F8	2-0 L6			1-3 K		4	1	1	0	0	1	1									
<b>Raul Mondesi</b> , R (1, 9) OBP: 0.336, SLG: 0.524		3-2 SAFE G3-1 1-H 2B		1-3 K	2-0 F7			0-0 P4		4	0	1	1	0	1	1									
<b>Todd Zeile</b> , R (1, 5) OBP: 0.329, SLG: 0.429		1-2 G3-1		4-2 1B BB			1-3 K			3	1	0	0	1	1										
<b>Wilton Guerrero</b> , S (1, 4) OBP: 0.307, SLG: 0.413		1-1 F8		0-0 1B BB	2-2 F7			0-0 P4		4	1	1	1	0	0	1									
<b>Tripp Cromer</b> , R (1, 6) OBP: 0.371, SLG: 0.492		0-0 G1-3		4-0 1B 1B IBB	1-1 G6-3			0-1 P4		3	0	0	0	1	0	1									
<b>Pedro Astacio</b> , R (1, 1) OBP: 0.176, SLG: 0.206			0-3 K	3-2 1B			0-3 K		1-3 K	3	0	1	1	0	2	0									
<b>Scott Radinsky</b> , L (8, 1)				1-2 2-3 3-H 1B						1	0	0	0	0	1	0									
<b>Inning Stats</b>	R: 0 E: 0 K: 1 S: 13	H: 1 LOB: 0 BB: 0 P: 19	R: 1 E: 0 K: 0 S: 13	H: 2 LOB: 1 BB: 0 P: 18	R: 0 E: 0 K: 1 S: 8	H: 0 LOB: 0 BB: 0 P: 10	R: 3 E: 0 K: 1 S: 19	H: 4 LOB: 3 BB: 2 P: 35	R: 0 E: 0 K: 0 S: 3	H: 0 LOB: 0 BB: 0 P: 7	R: 0 E: 0 K: 1 S: 10	H: 0 LOB: 0 BB: 0 P: 14	R: 0 E: 0 K: 1 S: 9	H: 1 LOB: 1 BB: 1 P: 13	R: 0 E: 0 K: 1 S: 5	H: 0 LOB: 0 BB: 0 P: 9	R: 0 E: 0 K: 1 S: 6	H: 0 LOB: 0 BB: 0 P: 7	1B: 6 2B: 2 3B: 0 HR: 0	SF: 0 SAC: 0 DP: 0 HBP: 0	WP: 0 PB: 0 SB: 0 CS: 1	PA: 36			
<b>PITCHER</b>	IP	WLS	BF	H	R	ER	SO	BB	IBB	HBP	BLK	WP	HR	S	P	ERA	WHIP								
<b>Kevin Millwood</b> , R (1, 1) ERA: 5.14	5.0	L	23	7	4	4	3	1	1	0	0	0	0	56	89	7.20	1.600								
<b>Mike Cather</b> , R (6, 1) ERA:	1.2		6	1	0	0	2	1	0	0	0	0	0	18	26	0.00	1.200								
<b>Chad Fox</b> , R (7, 1) ERA:	1.1		4	0	0	0	1	0	0	0	0	0	0	6	10	0.00	0.000								
<b>Alan Embree</b> , L (9, 1) ERA: 3.33	1.0		3	0	0	0	1	0	0	0	0	0	0	6	7	0.00	0.000								

Batter	1	2	3	4	5	6	7	8	9	AB	R	H	RBI	BB	SO	LOB	BOTTOM								
<b>Jeff Blauser</b> , R (1, 6) OBP: 0.430, SLG: 0.548	1-1 L9			3-2 L6	2-0 G1-3			2-2 1B		4	0	1	0	0	0	0	<b>Los Angeles Dodgers @ Atlanta Braves</b> Turner Field, Atlanta, GA Sat Jul 19 1997, 3:33 AM EDT Att: 49,758 - Cloudy - 92 F								
<b>Michael Tucker</b> , L (1, 9) OBP: 0.358, SLG: 0.449	1-0 L4			1-1 G4-3			2-3 K	1-3 K		4	0	0	0	0	2	1									
<b>10 Chipper Jones</b> , S (1, 5) OBP: 0.387, SLG: 0.510	2-3 K			3-0 BB 1B	2-1 F8			1-0 F8		4	0	1	0	0	1	0									
<b>Fred McGriff</b> , L (1, 3) OBP: 0.366, SLG: 0.431		1-1 F7		2-1 BB 1B	3-2 G2-3			0-0 G4-3		4	0	1	0	0	0	0									
<b>Ryan Klesko</b> , L (1, 7) OBP: 0.342, SLG: 0.532		1-0 F9		4-1 FC5-4 BB	1-2 2-3 BB			3-3 K		3	0	0	0	1	1	0									
<b>Andruw Jones</b> , R (1, 8) OBP: 0.376, SLG: 0.465		2-3 K		2-2 FC5-4	3-1 F7					3	0	0	0	0	1	3									
<b>Mark Lemke</b> , S (1, 4) OBP: 0.278, SLG: 0.297			0-1 G4-3		1-3 K			0-0 G6-3		3	0	0	0	0	1	0									
<b>Tim Spehr</b> , R (1, 2) OBP: 0.222, SLG: 0.310			3-3 K		1-0 F7			1-2 G5-3		3	0	0	0	0	1	0									
<b>Kevin Millwood</b> , R (1, 1) ERA: 5.14			0-3 K		1-0 HR			1-3 K		1	0	0	0	0	1	0									
<b>Tony Gaffanino</b> , R (5, PH) OBP: 0.338, SLG: 0.479										1	1	1	0	0	0	0									
<b>Mike Cather</b> , R (5, 1) ERA:										0	0	0	0	0	0	0									
<b>Chad Fox</b> , R (7, 1) ERA:										0	0	0	0	0	0	0									
<b>Keith Lockhart</b> , L (8, PH) OBP: 0.299, SLG: 0.409										0	0	0	0	0	0	0									
<b>Mike Montecalvo</b> , R (8, PH) OBP: 0.256, SLG: 0.245										1	0	0	0	0	1	0									
<b>Alan Embree</b> , L (9, 1) ERA: 3.33										0	0	0	0	0	0	0									
<b>Inning Stats</b>	R: 0 E: 0 K: 1 S: 6	H: 0 LOB: 0 BB: 0 P: 10	R: 0 E: 0 K: 1 S: 6	H: 0 LOB: 0 BB: 0 P: 10	R: 0 E: 0 K: 2 S: 9	H: 0 LOB: 0 BB: 0 P: 12	R: 0 E: 0 K: 0 S: 15	H: 2 LOB: 3 BB: 1 P: 30	R: 1 E: 0 K: 1 S: 6	H: 1 LOB: 0 BB: 0 P: 11	R: 0 E: 0 K: 1 S: 9	H: 0 LOB: 0 BB: 0 P: 16	R: 0 E: 0 K: 0 S: 4	H: 0 LOB: 0 BB: 0 P: 7	R: 0 E: 0 K: 2 S: 12	H: 1 LOB: 1 BB: 0 P: 17	R: 0 E: 0 K: 1 S: 7	H: 0 LOB: 0 BB: 0 P: 11	1B: 3 2B: 0 3B: 0 HR: 1	SF: 0 SAC: 0 DP: 0 HBP: 0	WP: 0 PB: 0 SB: 0 CS: 0	PA: 32			
<b>PITCHER</b>	IP	WLS	BF	H	R	ER	SO	BB	IBB	HBP	BLK	WP	HR	S	P	ERA	WHIP								
<b>Pedro Astacio</b> , R (1, 1) ERA: 4.15	7.1	W	26	3	1	1	6	1	0	0	0	0	0	16	24	0.00	0.600								
<b>Scott Radinsky</b> , L (8, 1) ERA: 2.7	1.2	S	6	1	0	0	3	0	0	0	0	0	0	16	24	0.00	0.600								













Batter	1	2	3	4	5	6	7	8	9	AB	R	H	RBI	BB	SO	LOB	TOP					
Jeff Blausler R (1,6) OBP: 0.433, SLG: 0.549	F8	L5			G3 10 SF8 2B		HR 1B		K	5	2	2	0	0	1	4						
Michael Tucker L (1,9) OBP: 0.357, SLG: 0.455	F9 10 1B 1B	L8			G3		HR 1B		G4-3	5	2	2	2	0	0	5						
10 Chipper Jones S (1,5) OBP: 0.382, SLG: 0.500	1B			L7	SF8		L8			3	0	1	1	0	0	0						
Fred McGriff L (1,3) OBP: 0.369, SLG: 0.442	F9				G4-3				G6-3	4	0	1	0	0	0	2						
Danny Bautista R (8,7) OBP: 0.240, SLG: 0.333										0	0	0	0	0	0	0						
Ryan Klesko L (1,7) OBP: 0.341, SLG: 0.529				P6					K	4	0	1	1	0	1	1						
Andruw Jones R (1,8) OBP: 0.365, SLG: 0.448	F8			F7					F8	4	0	0	0	0	0	3						
Eddie Pérez R (1,2) OBP: 0.286, SLG: 0.375				F9					L7 2B	4	0	1	0	0	0	0						
Mark Lemke S (1,4) OBP: 0.279, SLG: 0.299				G5-3					L3	3	0	0	0	1	1	1						
Greg Maddux R (1,1) OBP: 0.152, SLG: 0.119				P3					G5-3 BB	2	0	0	0	2	0	0						
<b>Inning Stats</b>	R: 1 E: 0 K: 0 S: 14	H: 3 LOB: 2 BB: 0 P: 22	R: 0 E: 0 K: 0 S: 10	H: 0 LOB: 2 BB: 2 P: 22	R: 0 E: 0 K: 0 S: 6	H: 1 LOB: 1 BB: 0 P: 9	R: 0 E: 0 K: 0 S: 10	H: 0 LOB: 0 BB: 0 P: 13	R: 1 E: 0 K: 0 S: 7	H: 1 LOB: 0 BB: 0 P: 11	R: 0 E: 0 K: 0 S: 6	H: 0 LOB: 0 BB: 0 P: 13	R: 2 E: 0 K: 1 S: 11	H: 2 LOB: 0 BB: 0 P: 16	R: 0 E: 0 K: 1 S: 8	H: 0 LOB: 0 BB: 0 P: 13	R: 0 E: 0 K: 1 S: 11	H: 1 LOB: 2 BB: 1 P: 21	1B: 5 2B: 2 3B: 0 HR: 1	SF: 1 SAC: 0 DP: 0 HBP: 0	WP: 0 PB: 0 SB: 1 CS: 0	PA: 38
<b>PITCHER</b>	IP WLS BF H R ER SO BB IBB HBP BLK WP HR S P ERA WHIP																					
Geremi Gonzalez R (1,1) ERA: 3.53	7.0 L 30 7 4 4 1 2 0 0 0 0 0 1 64 106 5.14 1.286																					
Ramon Tatis L (8,1) ERA: 4.55	1.1 5 1 0 0 1 0 0 0 0 0 0 0 12 20 0.00 0.750																					
Terry Adams R (9,1) ERA: 3.72	0.2 3 0 0 0 1 1 0 0 0 0 0 0 7 14 0.00 1.500																					

Atlanta Braves @ Chicago Cubs  
Wrigley Field, Chicago, IL  
Tue Jul 22 1997, 3:33 AM CDT  
Overcast - 72 F

AB 34  
R 4  
H 8  
RBI 4  
BB 3  
SO 3  
LOB 16



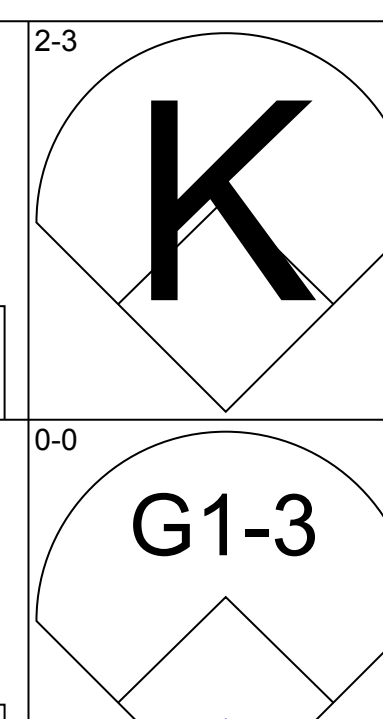
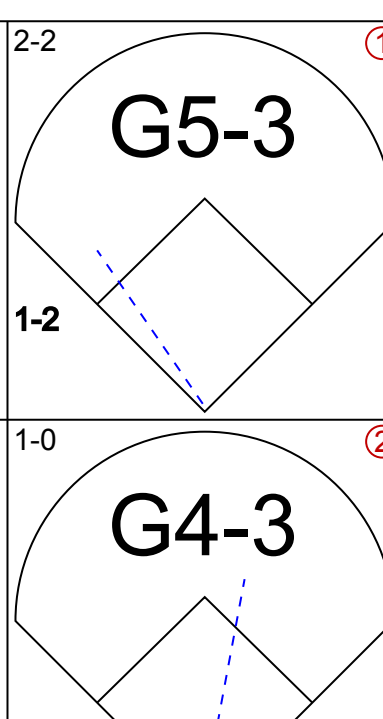
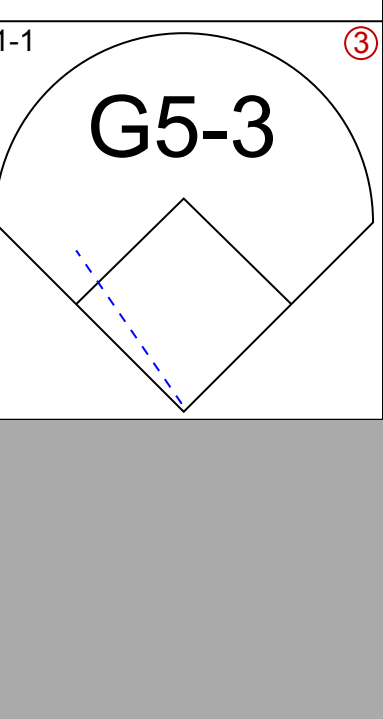
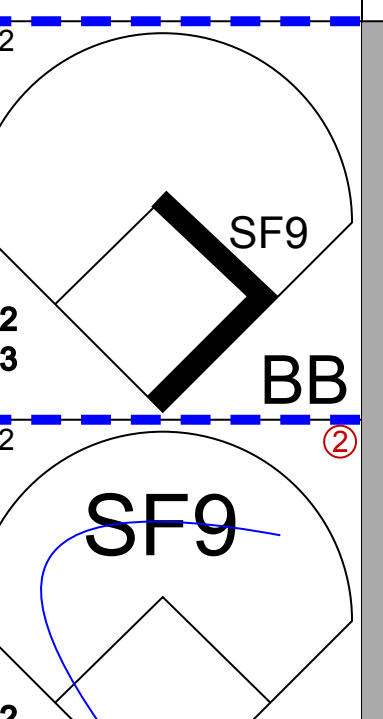
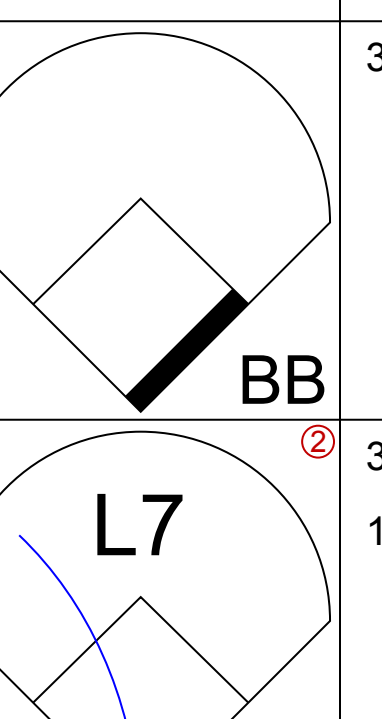

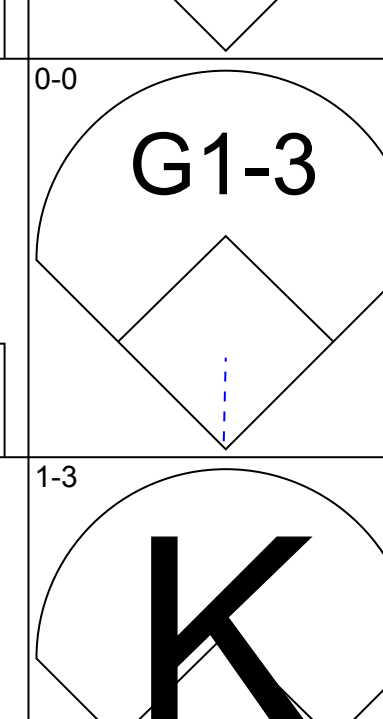
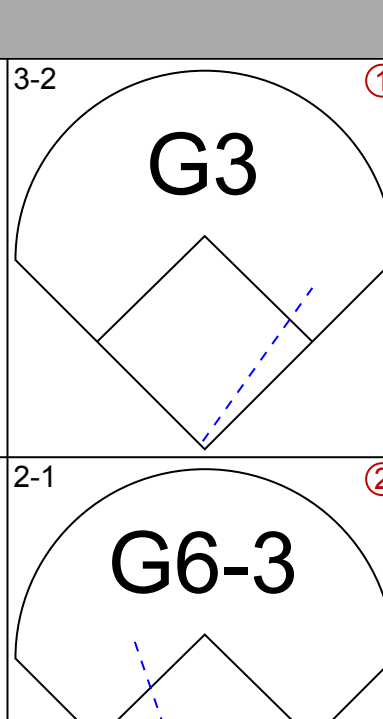
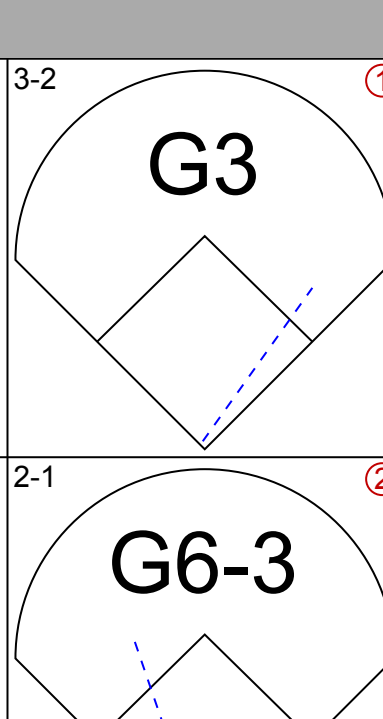
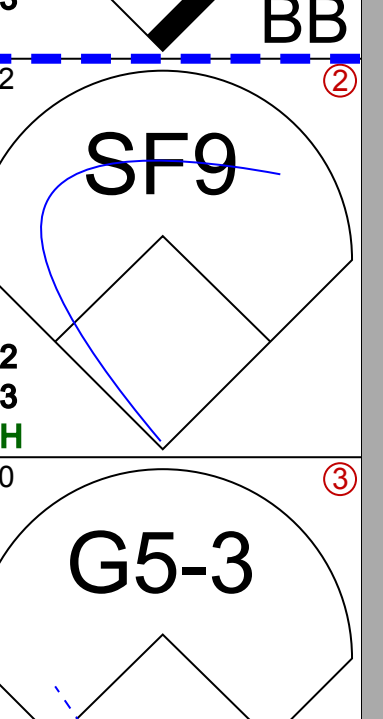
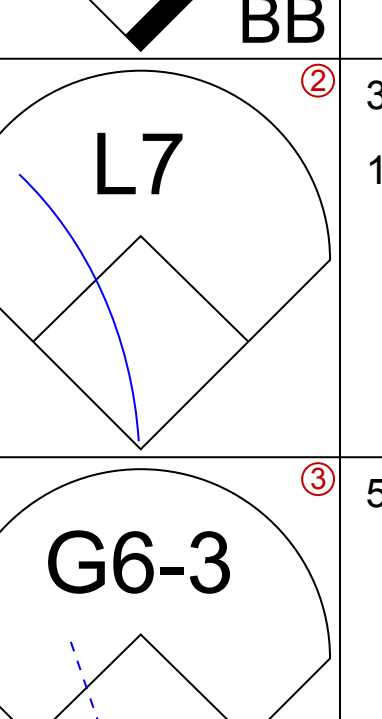
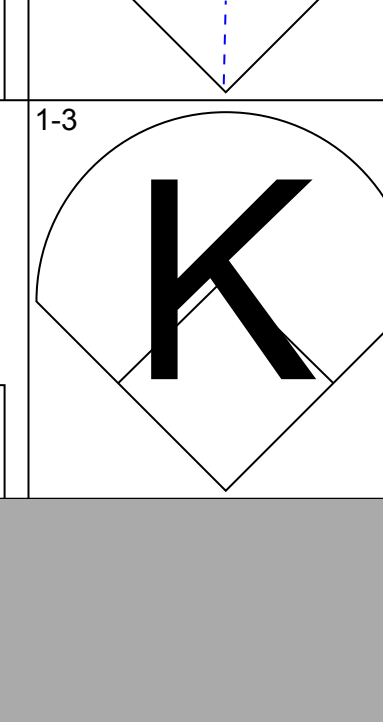
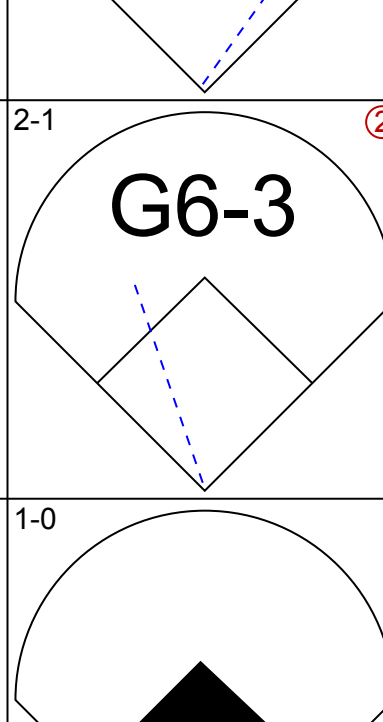
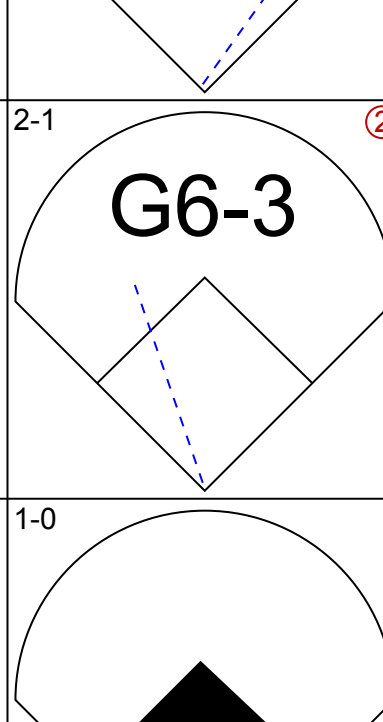
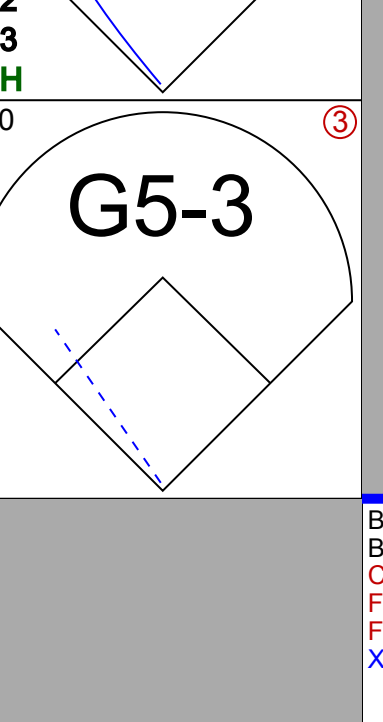
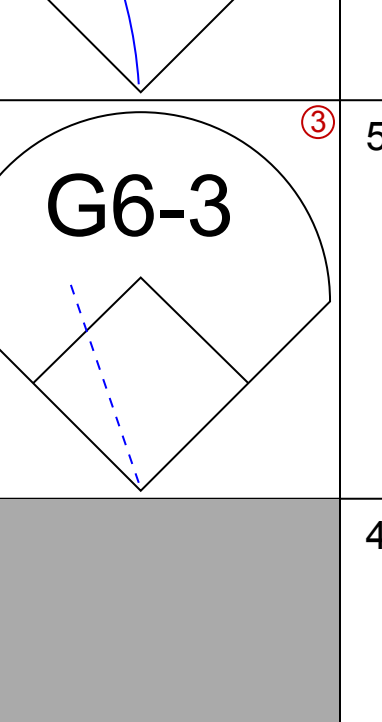
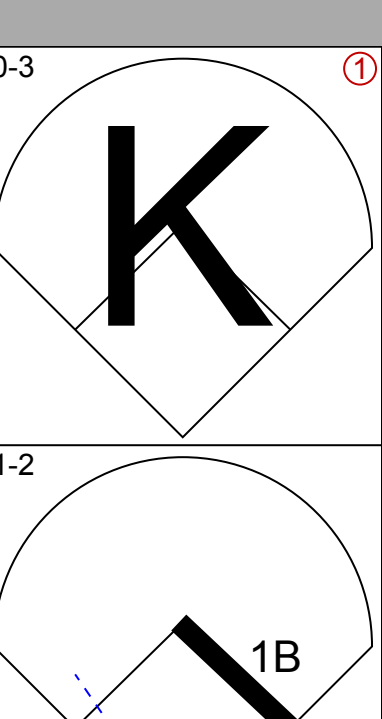
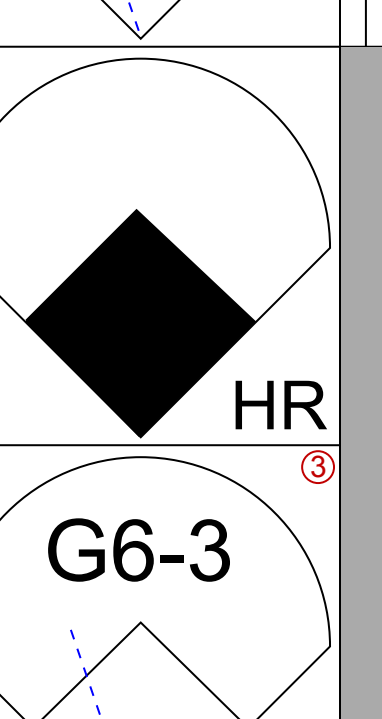
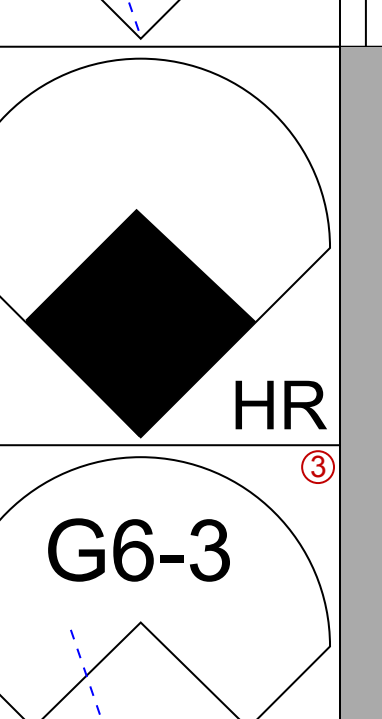
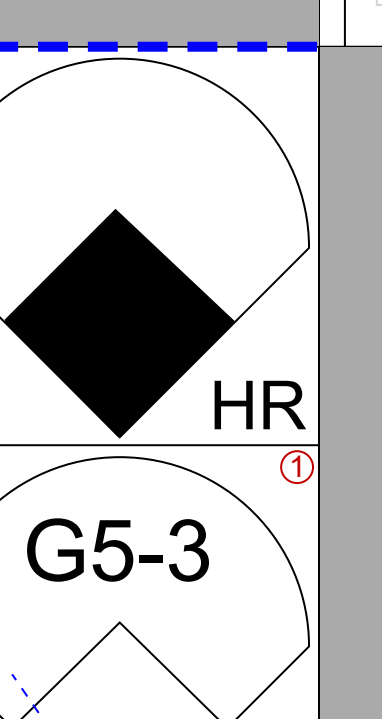
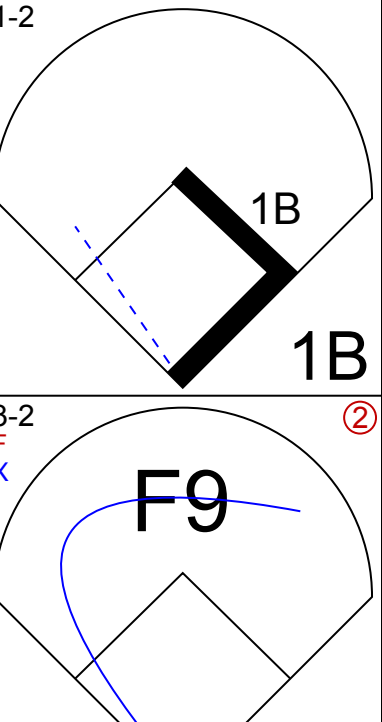
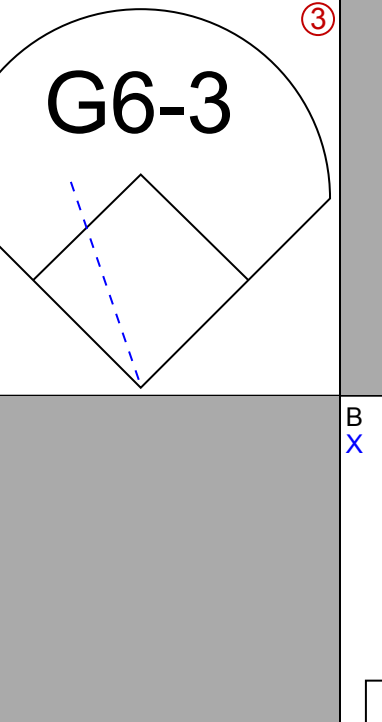
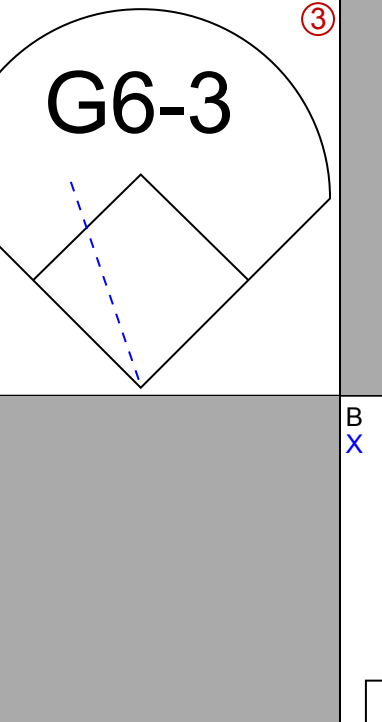
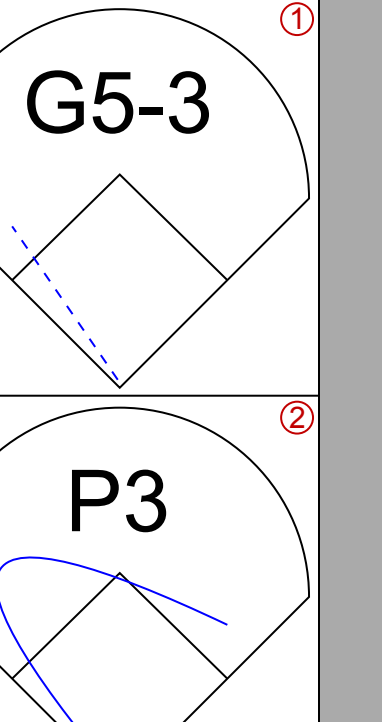
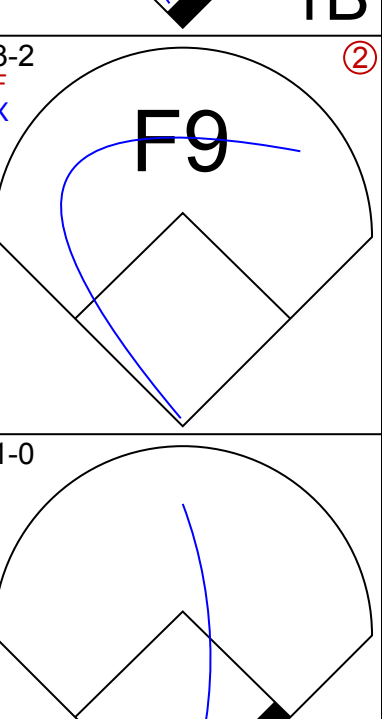
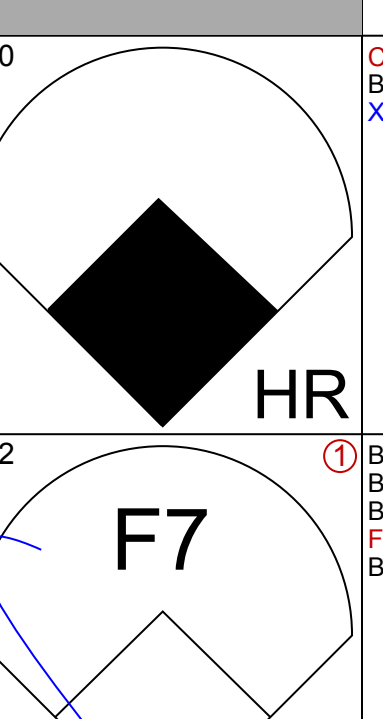
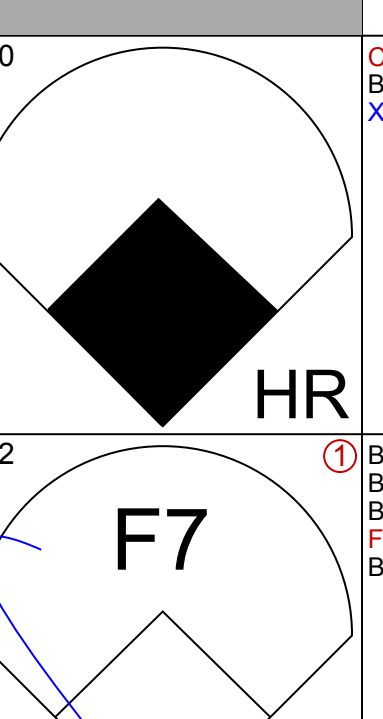
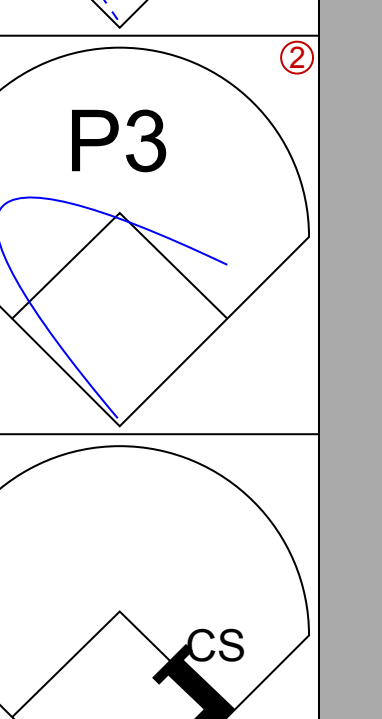
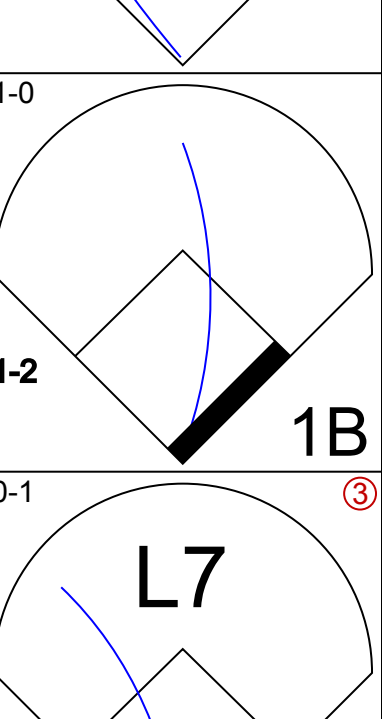
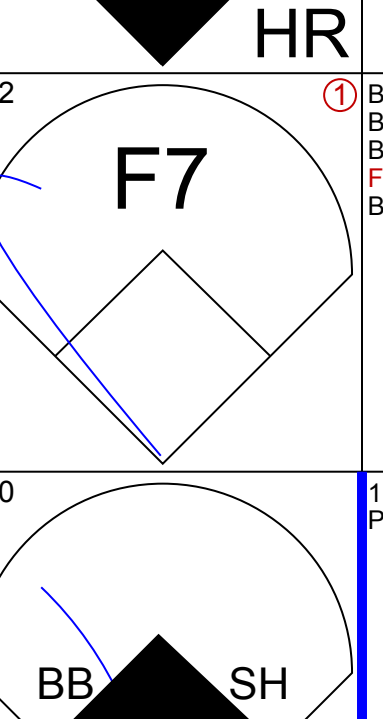
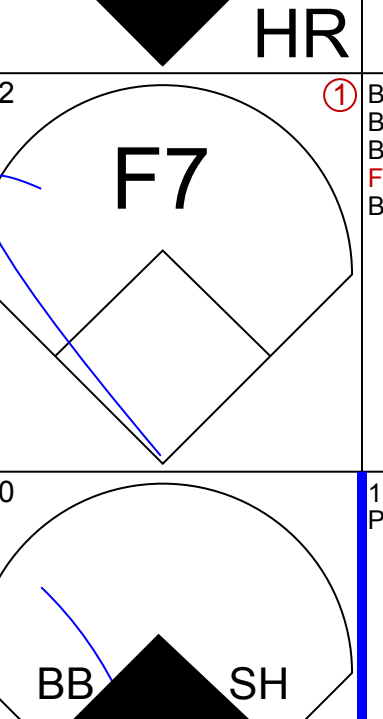
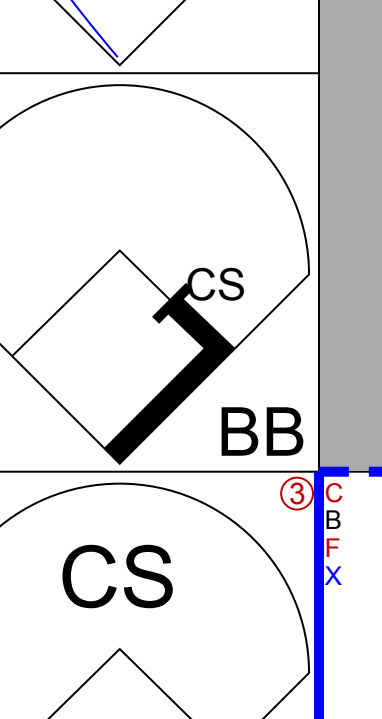
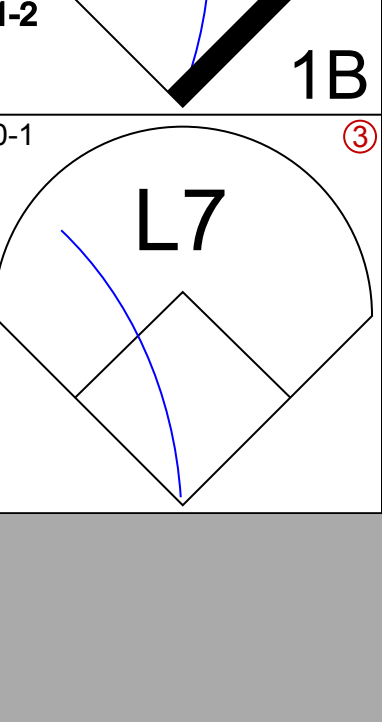
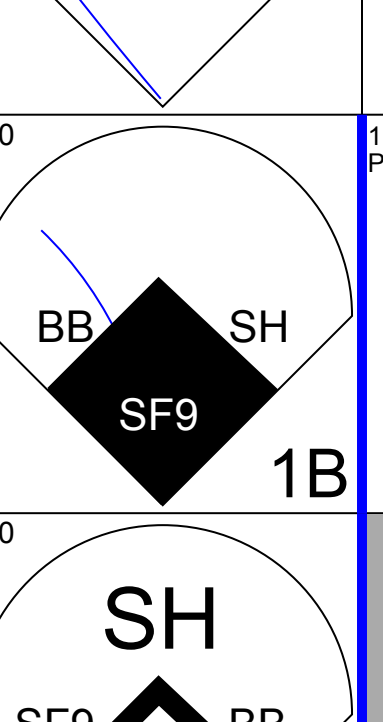
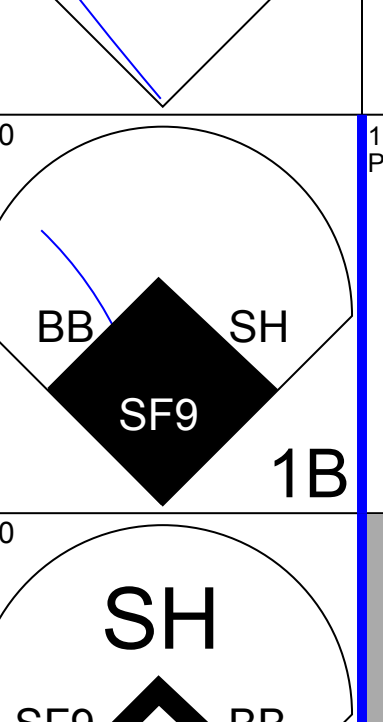
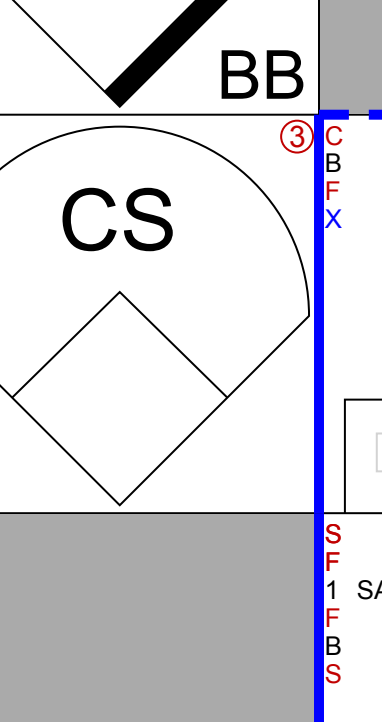
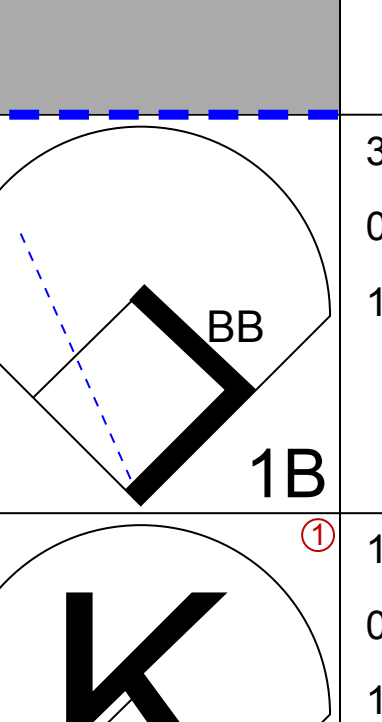
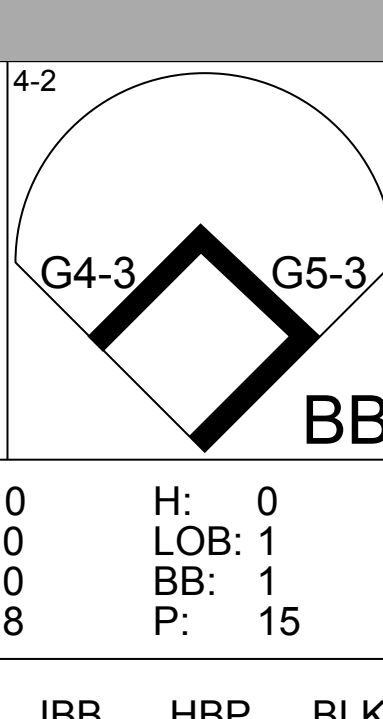
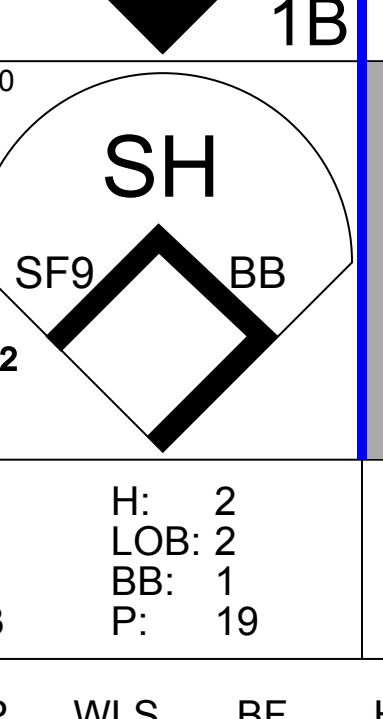
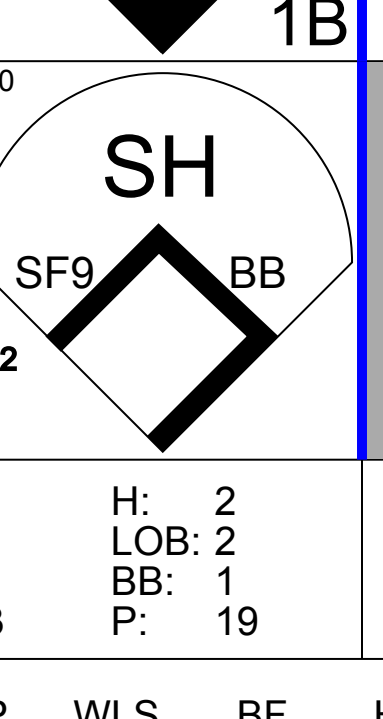
Batter	1	2	3	4	5	6	7	8	9	AB	R	H	RBI	BB	SO	LOB	BOTTOM					
Doug Glanville R (1,8) OBP: 0.343, SLG: 0.421	G1-3					G4-6-3			P3	4	0	0	0	0	1	2						
Shawon Dunston R (1,6) OBP: 0.315, SLG: 0.427	P4				G4-3 S 1B				P4	4	1	1	0	0	0	0						
Mark Grace L (1,3) OBP: 0.429, SLG: 0.481	K				G4-3				P7 2B	4	0	1	0	0	1	1						
Sammy Sosa R (1,9) OBP: 0.303, SLG: 0.457					G4-3				G4-3	4	0	0	1	0	0	1						
Dave Clark L (1,7) OBP: 0.379, SLG: 0.451										3	0	0	0	0	2	0						
Ramon Tatis L (8,1) ERA: 4.55										0	0	0	0	0	0	0						
Terry Adams R (9,1) ERA: 3.72										0	0	0	0	0	0	0						
23 Ryne Sandberg R (1,4) OBP: 0.295, SLG: 0.358									G4-3	3	0	1	0	0	0	0						
Tyler Houston L (1,5) OBP: 0.246, SLG: 0.321									G6-3 1B	3	0	1	0	0	1	1						
Scott Servais R (1,2) OBP: 0.320, SLG: 0.363									G6-3	3	0	0	0	0	1	2						
Geremi Gonzalez R (1,1) OBP: 0.261, SLG: 0.150									L8	2	0	1	0	0	0	1						
José Hernández R (8,7) OBP: 0.315, SLG: 0.456									L8	3	0	0	0	0	1	2						
									G1-3	2	0	1	0	0	0	1						
									G4-6-3 1B	1	0	0	0	0	0	1						
<b>Inning Stats</b>	R: 0 E: 0 K: 1 S: 5	H: 0 LOB: 0 BB: 0 P: 7	R: 0 E: 0 K: 1 S: 7	H: 0 LOB: 0 BB: 0 P: 11	R: 0 E: 0 K: 1 S: 9	H: 1 LOB: 1 BB: 0 P: 9	R: 1 E: 0 K: 1 S: 10	H: 1 LOB: 0 BB: 0 P: 11	R: 0 E: 0 K: 2 S: 7	H: 0 LOB: 0 BB: 0 P: 8	R: 0 E: 0 K: 0 S: 5	H: 1 LOB: 0 BB: 0 P: 7	R: 0 E: 0 K: 0 S: 5	H: 0 LOB: 0 BB: 0 P: 7	R: 0 E: 0 K: 0 S: 8	H: 1 LOB: 1 BB: 0 P: 9	R: 0 E: 0 K: 0 S: 7	H: 1 LOB: 1 BB: 0 P: 8	1B: 4 2B: 1 3B: 0 HR: 0	SF: 0 SAC: 0 DP: 1 HBP: 0	WP: 0 PB: 0 SB: 1 CS: 0	PA: 31
<b>PITCHER</b>	IP WLS BF H R ER SO BB IBB HBP BLK WP HR S P ERA WHIP																					
Greg Maddux R (1,1) ERA: 2.36	9.0 W 31 5 1 1 6 0 0 0 0 0 0 0 63 77 1.00 0.556																					

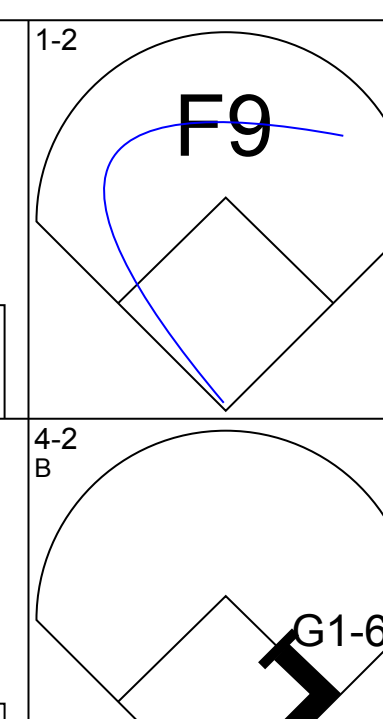
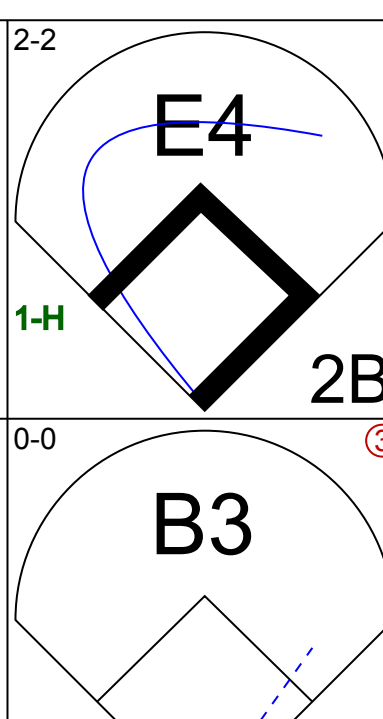
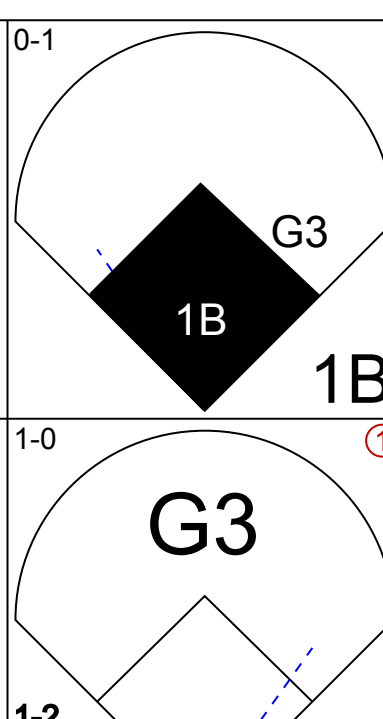
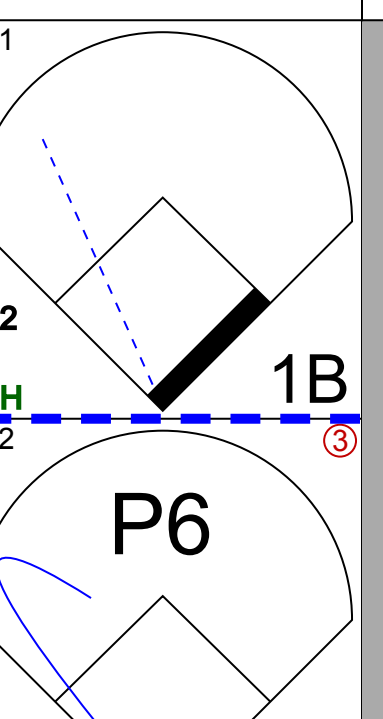

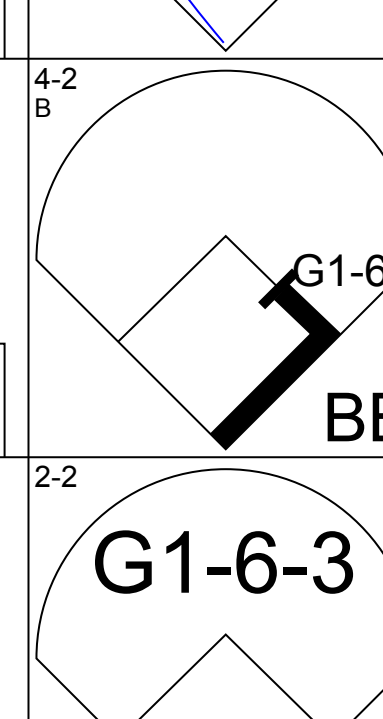
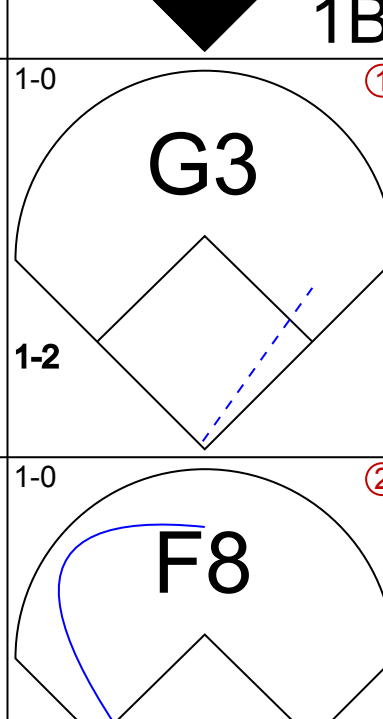
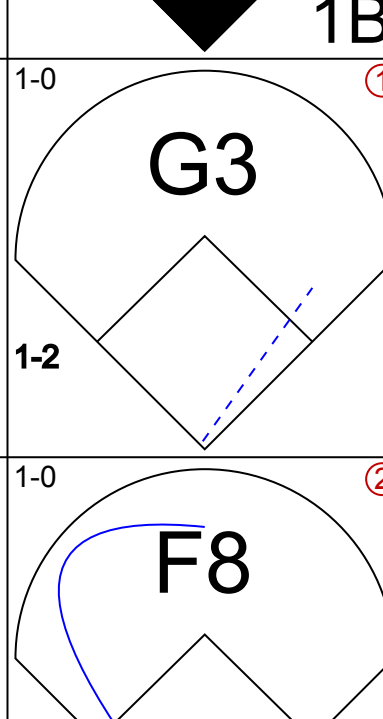
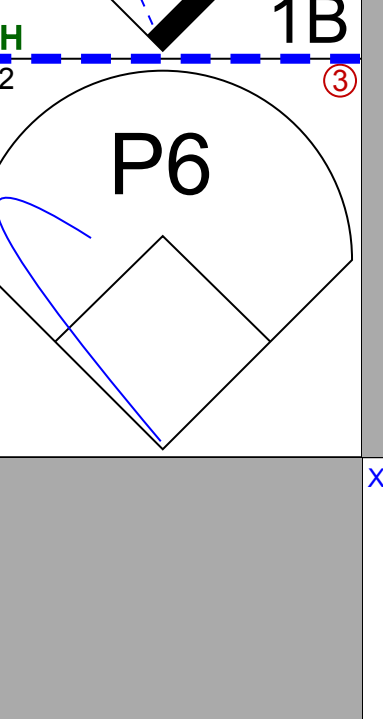
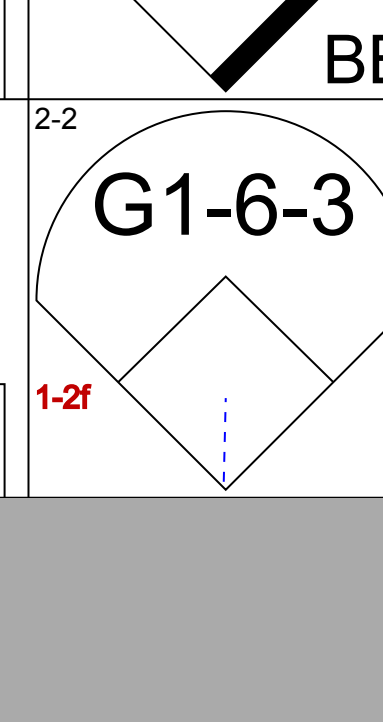
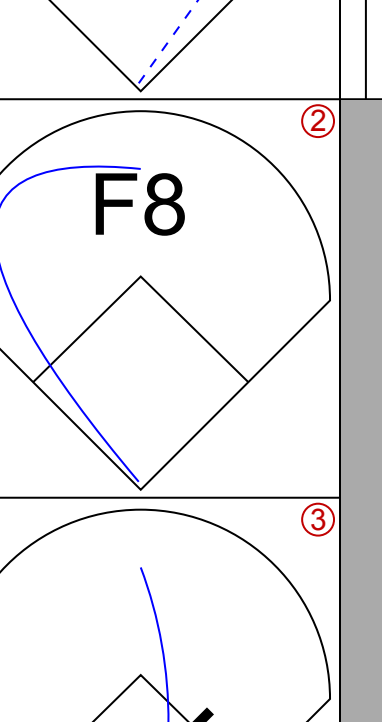
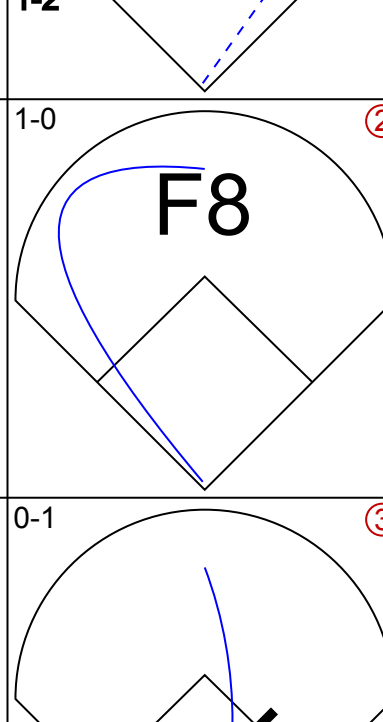
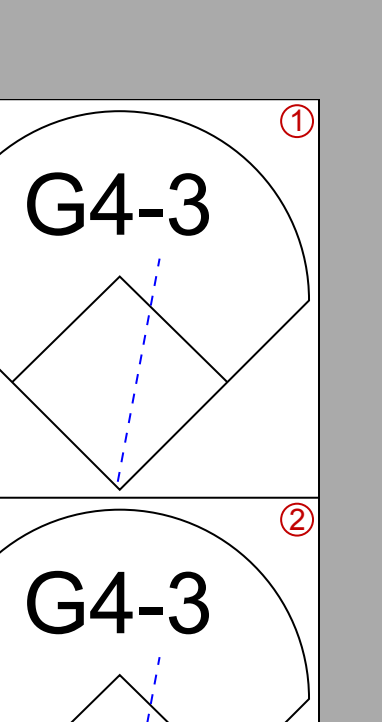
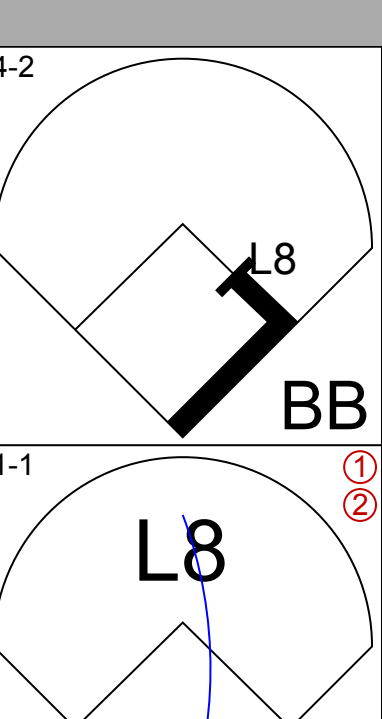
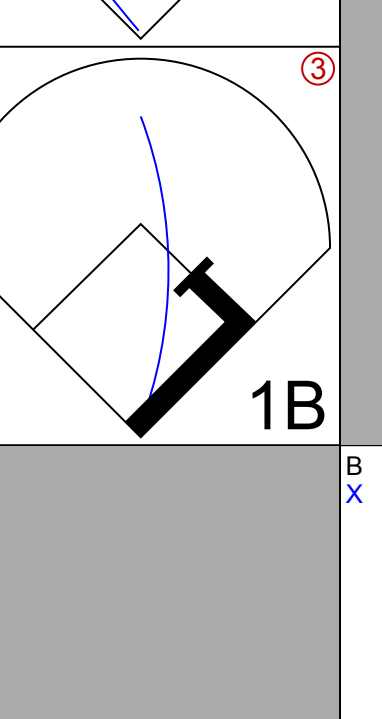
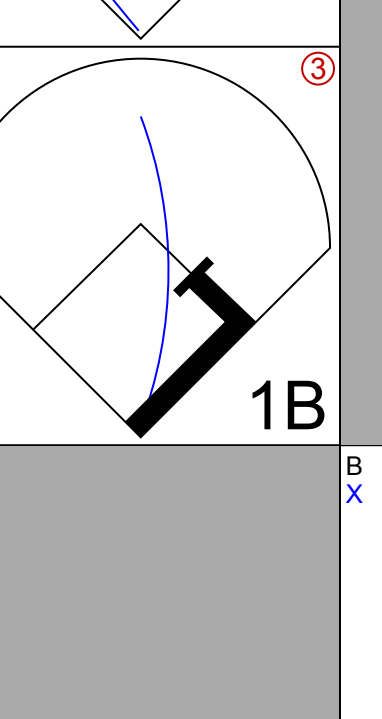
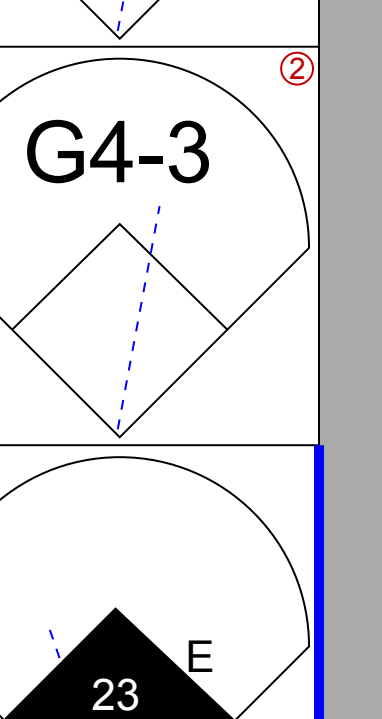
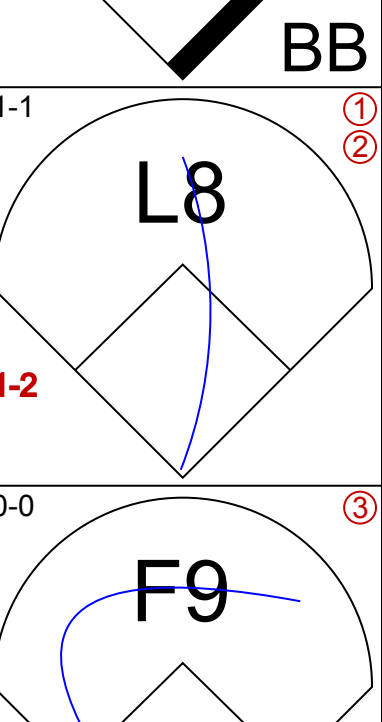
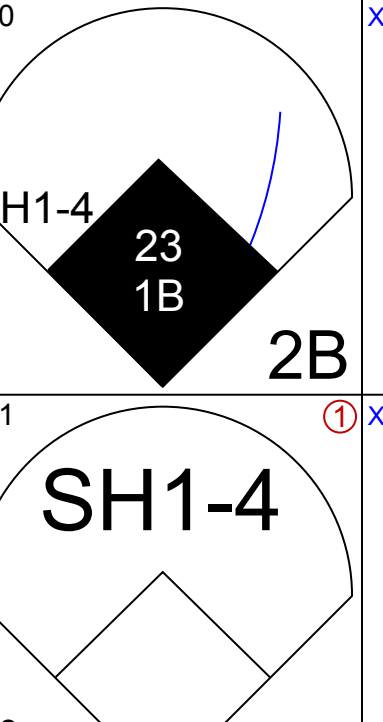
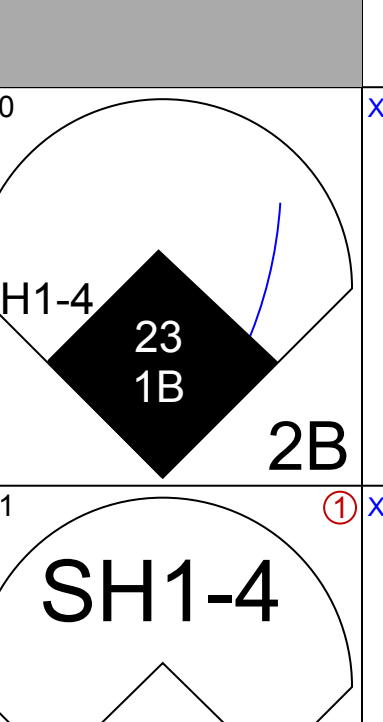
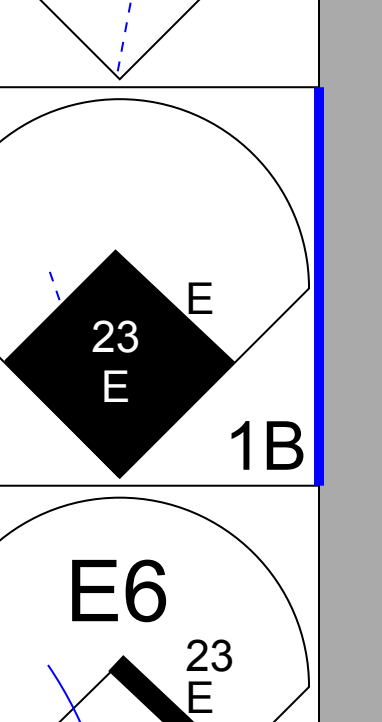
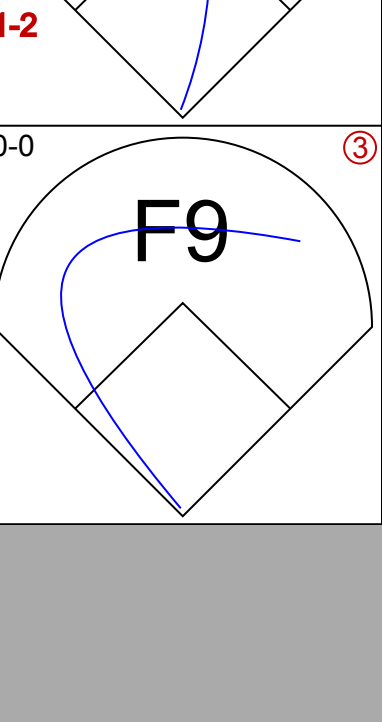
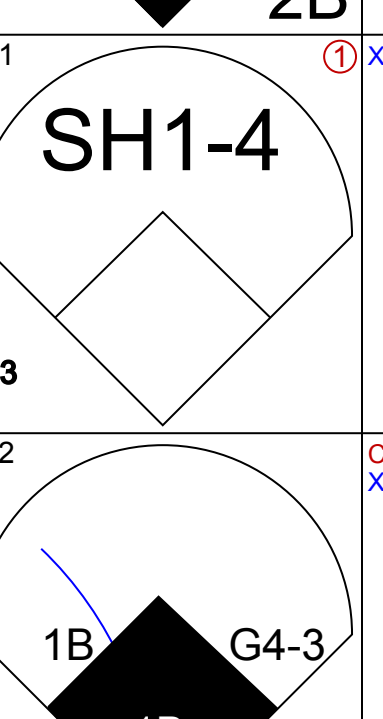
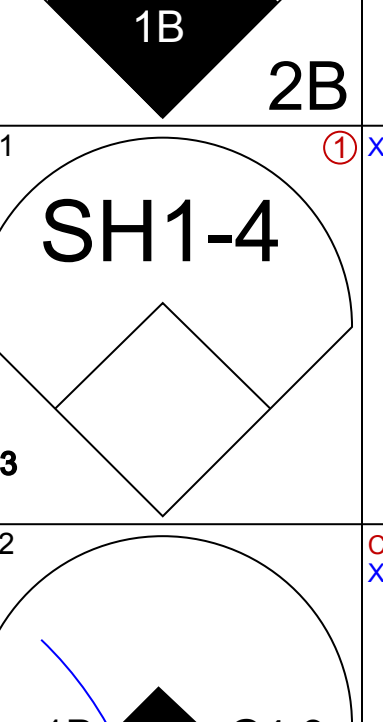
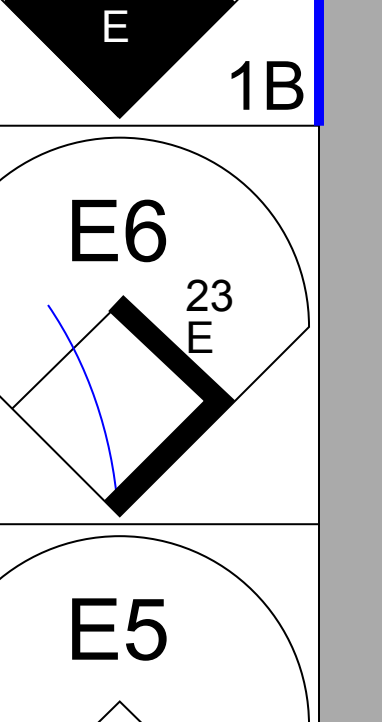
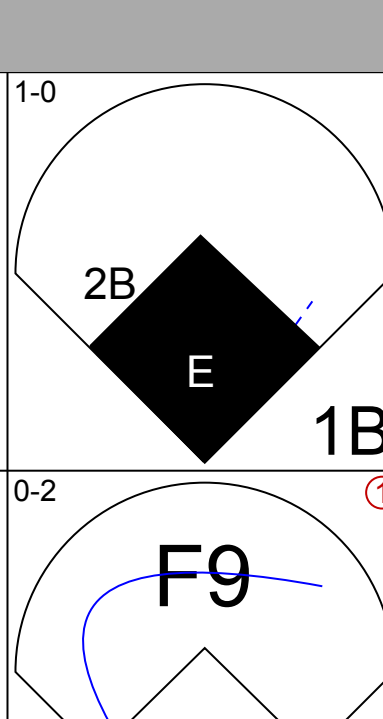
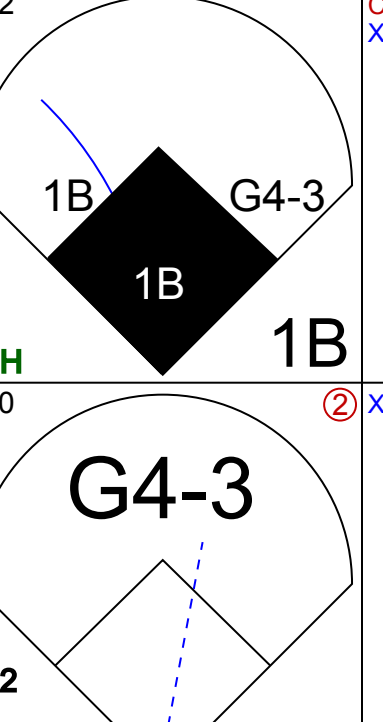
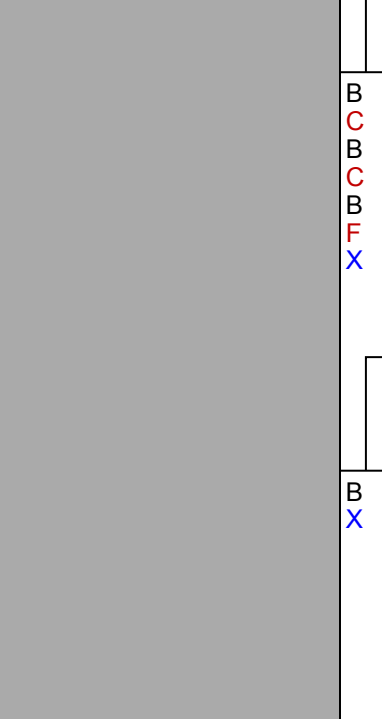
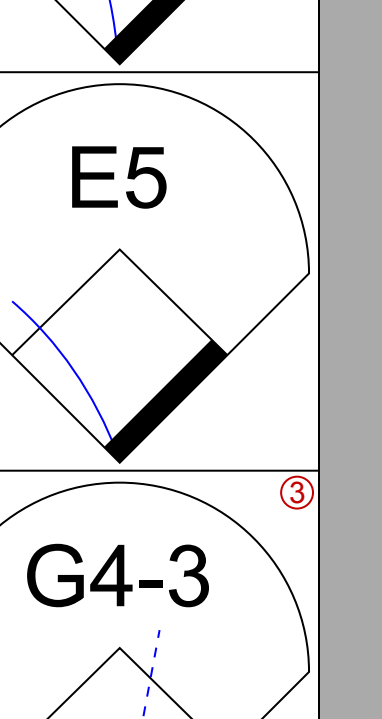
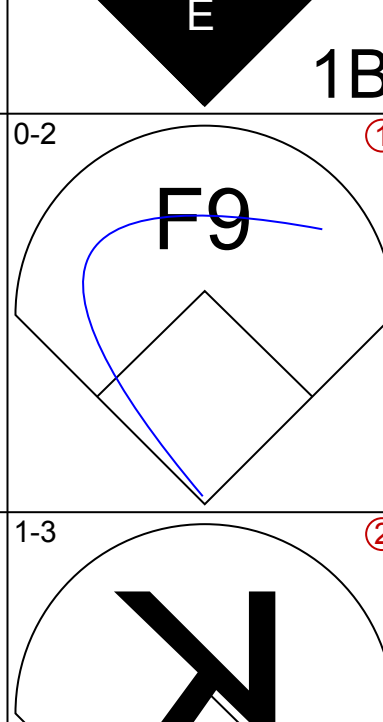
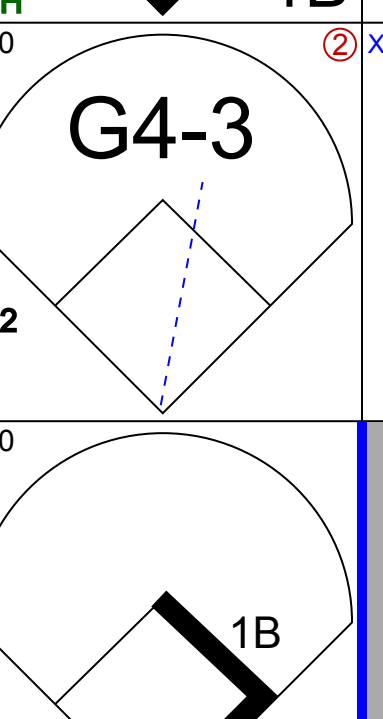
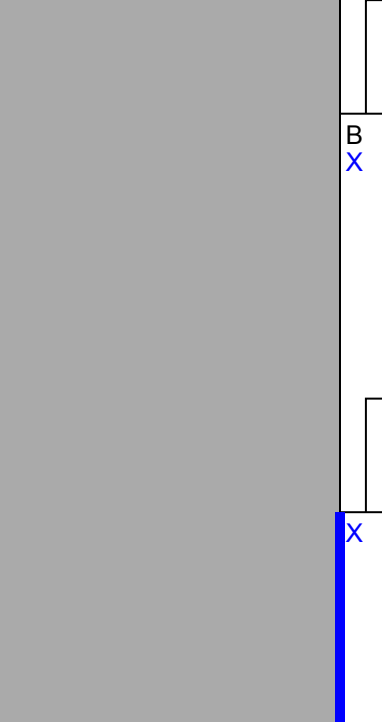
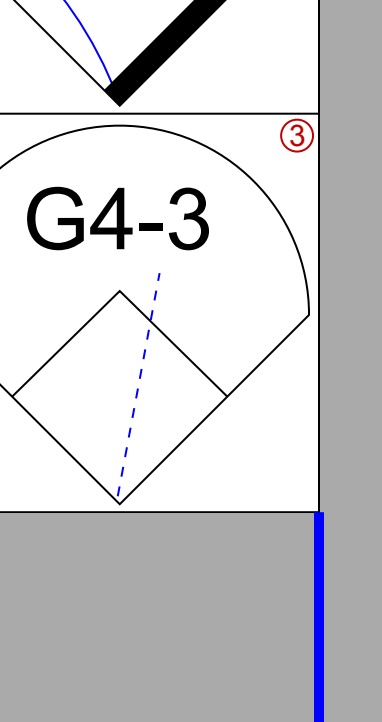
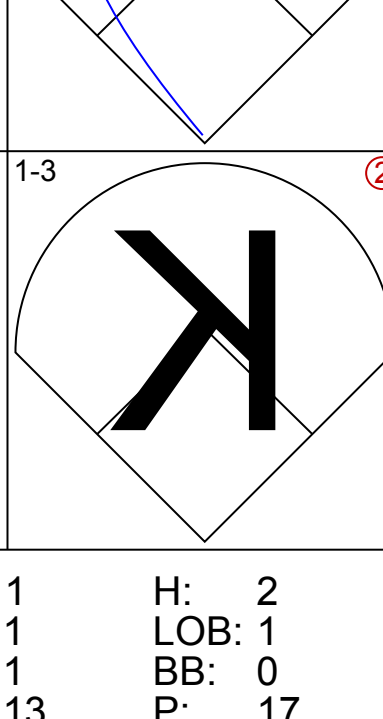
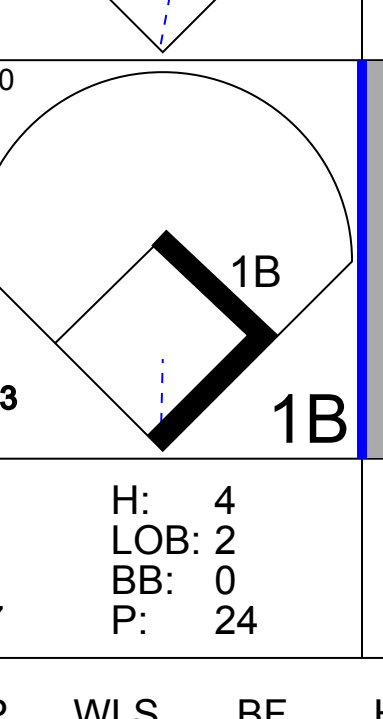
Atlanta Braves @ Chicago Cubs  
Wrigley Field, Chicago, IL  
Tue Jul 22 1997, 3:33 AM CDT  
Overcast - 72 F

AB 31  
R 1  
H 5  
RBI 1  
BB 0  
SO 6  
LOB 9





Batter	1	2	3	4	5	6	7	8	9	AB	R	H	RBI	BB	SO	LOB	TOP					
<b>Tony Graffanino, R</b> (1,4) OBP: 0.375, SLG: 0.480										3	0	0	0	2	1	1	<b>Atlanta Braves @ Chicago Cubs</b> Wrigley Field, Chicago, IL Tue Jul 22 1997, 3:38 AM CDT Att: 31,804 - Overcast - 70 F					
<b>Michael Tucker, L</b> (1,9) OBP: 0.354, SLG: 0.451 <b>Jeff Blauser, R</b> (7,PH) OBP: 0.431, SLG: 0.547										3	0	0	0	0	0	1						
<b>10 Chipper Jones, S</b> (1,5) OBP: 0.378, SLG: 0.493										5	0	0	0	0	1	5						
<b>Andruw Jones, R</b> (1,8) OBP: 0.371, SLG: 0.473										4	2	2	2	0	1	0						
<b>Javy Lopez, R</b> (1,2) OBP: 0.374, SLG: 0.566										4	0	1	0	0	0	0						
<b>Danny Bautista, R</b> (1,7) OBP: 0.276, SLG: 0.464										4	1	2	1	0	0	1						
<b>Ryan Klesko, L</b> (1,3) OBP: 0.343, SLG: 0.527										3	0	1	0	1	0	1						
<b>Rafael Belliard, R</b> (1,6) OBP: 0.270, SLG: 0.278 <b>Eddie Pérez, R</b> (7,3) OBP: 0.269, SLG: 0.375 <b>Keith Lockhart, L</b> (9,PH) OBP: 0.291, SLG: 0.407										3	1	2	0	0	0	2						
<b>Denny Neagle, L</b> (1,1) OBP: 0.250, SLG: 0.205 <b>Mike Cather, R</b> (7,1) <b>Fred McGriff, L</b> (9,PH) OBP: 0.368, SLG: 0.440										1	0	0	0	1	0	1						
<b>Inning Stats</b>	R: 0 E: 0 K: 2 S: 8	H: 0 LOB: 0 BB: 0 P: 11	R: 0 E: 0 K: 1 S: 18	H: 2 LOB: 2 BB: 0 P: 23	R: 0 E: 0 K: 0 S: 8	H: 0 LOB: 1 BB: 1 P: 15	R: 0 E: 0 K: 0 S: 8	H: 1 LOB: 1 BB: 0 P: 9	R: 0 E: 0 K: 0 S: 8	H: 1 LOB: 0 BB: 0 P: 10	R: 1 E: 0 K: 0 S: 7	H: 1 LOB: 0 BB: 0 P: 14	R: 2 E: 1 K: 0 S: 13	H: 2 LOB: 2 BB: 1 P: 19	R: 1 E: 0 K: 0 S: 10	H: 1 LOB: 0 BB: 1 P: 20		R: 0 E: 0 K: 1 S: 12	H: 1 LOB: 2 BB: 1 P: 18	1B: 6 2B: 0 3B: 0 HR: 3	SF: 1 SAC: 1 DP: 1 HBP: 0	WP: 0 PB: 0 SB: 0 CS: 1
<b>PITCHER</b>	IP	WLS	BF	H	R	ER	SO	BB	IBB	HBP	BLK	WP	HR	S	P	ERA	WHIP					
<b>Terry Mulholland, L</b> (1,1) ERA: 3.58	6.1		27	7	3	2	3	1	0	0	0	0	2	64	91	2.84	1.263					
<b>Turk Wendell, R</b> (7,1) ERA: 4.09	0.0		1	0	0	0	0	1	0	0	0	0	0	2	6	∞	∞					
<b>Ramon Tatis, L</b> (7,1) ERA: 4.58	0.2		2	0	0	0	0	0	0	0	0	0	0	4	4	0.00	0.000					
<b>Kent Bottenfield, R</b> (8,1) ERA: 2.77	1.0	W	4	1	1	1	0	1	0	0	0	0	1	10	20	9.00	2.000					
<b>Mel Rojas, R</b> (9,1) ERA: 4.44	1.0	S	5	1	0	0	1	1	0	0	0	0	0	12	18	0.00	2.000					

Batter	1	2	3	4	5	6	7	8	9	AB	R	H	RBI	BB	SO	LOB	BOTTOM				
<b>Doug Glanville, R</b> (1,7) OBP: 0.349, SLG: 0.430										4	1	3	1	0	0	0	<b>Atlanta Braves @ Chicago Cubs</b> Wrigley Field, Chicago, IL Tue Jul 22 1997, 3:38 AM CDT Att: 31,804 - Overcast - 70 F				
<b>Brian McRae, S</b> (1,8) OBP: 0.324, SLG: 0.370										3	0	0	0	1	0	4					
<b>Mark Grace, L</b> (1,3) OBP: 0.425, SLG: 0.475										4	0	0	0	0	0	2					
<b>Sammy Sosa, R</b> (1,9) OBP: 0.305, SLG: 0.456										3	0	1	1	1	0	0					
<b>Shawon Dunston, R</b> (1,6) OBP: 0.320, SLG: 0.435 <b>Mel Rojas, R</b> (9,1)										4	2	3	0	0	0	1					
<b>Kevin Orie, R</b> (1,5) OBP: 0.353, SLG: 0.423										3	0	0	0	0	0	2					
<b>23 Ryne Sandberg, R</b> (1,4) OBP: 0.297, SLG: 0.560										4	2	2	1	0	0	1					
<b>Scott Servais, R</b> (1,2) OBP: 0.316, SLG: 0.358										4	0	0	0	0	0	4					
<b>Terry Mulholland, R</b> (1,1) OBP: 0.140, SLG: 0.186 <b>Turk Wendell, L</b> (7,1) <b>Ramon Tatis, L</b> (7,1) <b>José Hernández, R</b> (7,PH) <b>Kent Bottenfield, R</b> (8,1) <b>Rey Sanchez, R</b> (9,6) OBP: 0.308, SLG: 0.337										2	0	0	0	0	0	2					
<b>Inning Stats</b>	R: 0 E: 0 K: 0 S: 12	H: 0 LOB: 0 BB: 1 P: 19	R: 0 E: 0 K: 0 S: 6	H: 0 LOB: 0 BB: 1 P: 11	R: 1 E: 1 K: 1 S: 13	H: 2 LOB: 1 BB: 0 P: 17	R: 0 E: 0 K: 0 S: 11	H: 1 LOB: 1 BB: 0 P: 14	R: 0 E: 0 K: 1 S: 7	H: 0 LOB: 0 BB: 0 P: 8	R: 1 E: 0 K: 0 S: 6	H: 2 LOB: 1 BB: 0 P: 8	R: 2 E: 0 K: 0 S: 17	H: 4 LOB: 2 BB: 0 P: 24	R: 1 E: 2 K: 0 S: 8	H: 1 LOB: 2 BB: 0 P: 10		1B: 8 2B: 2 3B: 0 HR: 0	SF: 0 SAC: 1 DP: 1 HBP: 0	WP: 0 PB: 0 SB: 1 CS: 0	PA: 35
<b>PITCHER</b>	IP	WLS	BF	H	R	ER	SO	BB	IBB	HBP	BLK	WP	HR	S	P	ERA	WHIP				
<b>Denny Neagle, L</b> (1,1) ERA: 3.34	6.2		28	9	4	3	2	2	0	0	0	0	0	66	93	4.05	1.650				
<b>Mike Cather, R</b> (7,1) ERA:	1.1	L	7	1	1	0	0	0	0	0	0	0	0	14	18	0.00	0.750				





Batter	1	2	3	4	5	6	7	8	9	AB	R	H	RBI	BB	SO	LOB	TOP								
Jeff Blausler, R OBP: 0.429, SLG: 0.544 (1, 6)	1-2 P3		1-0 1B			1-1 G5-3		1-1 G6-3		4	0	1	0	0	0	1									
Michael Tucker, L OBP: 0.353, SLG: 0.447 (1, 9)	2-2 B5-3		2-3 K			2-3 K		4-1 BB		3	0	0	0	1	2	2									
10 Chipper Jones, S OBP: 0.374, SLG: 0.488 (1, 5)	3-2 G4-3		1-2 L7			0-0 F7		3-1 L9		4	0	0	0	0	0	4									
Ryan Klesko, L OBP: 0.339, SLG: 0.520 (1, 3)		1-2 P5				1-2 F8				4	0	0	0	0	1	0									
Andruw Jones, R OBP: 0.366, SLG: 0.466 (1, 8)		1-3 K				1-3 K		0-2 G1-3		4	0	0	0	0	3	0									
Javy Lopez, R OBP: 0.372, SLG: 0.561 (1, 2)		2-2 1B				0-3 K		2-3 K		4	0	1	0	0	2	0									
Danny Bautista, R OBP: 0.281, SLG: 0.548 (1, 7)		2-3 K				0-0 P3		2-2 HR		3	1	1	1	0	1	1									
Mark Lemke, S OBP: 0.283, SLG: 0.306 (1, 4)			1-0 1B			0-0 P5		2-1 G6-3 SH1-4		3	0	2	0	0	0	0									
Kevin Millwood, R (1, 1)			0-3 K			0-3 K		0-0 SH1-4		2	0	0	0	0	2	1									
Keith Lockhart, L OBP: 0.291, SLG: 0.407 (8, PH)										0	0	0	0	0	0	0									
Chad Fox, R (8, 1)										0	0	0	0	0	0	0									
<b>Inning Stats</b>	R: 0 E: 0 K: 0 S: 10	H: 0 LOB: 0 BB: 0 P: 16	R: 0 E: 0 K: 2 S: 12	H: 1 LOB: 1 BB: 0 P: 18	R: 0 E: 0 K: 2 S: 12	H: 2 LOB: 2 BB: 0 P: 17	R: 0 E: 0 K: 2 S: 9	H: 0 LOB: 0 BB: 0 P: 11	R: 0 E: 0 K: 1 S: 5	H: 0 LOB: 0 BB: 0 P: 5	R: 0 E: 0 K: 1 S: 6	H: 0 LOB: 0 BB: 0 P: 9	R: 0 E: 0 K: 1 S: 9	H: 0 LOB: 0 BB: 0 P: 12	R: 1 E: 0 K: 0 S: 12	H: 2 LOB: 2 BB: 1 P: 24	R: 0 E: 0 K: 2 S: 7	H: 0 LOB: 0 BB: 0 P: 11	1B: 3 2B: 1 3B: 0 HR: 1	SF: 0 SAC: 1 DP: 0 HBP: 0	WP: 0 PB: 0 SB: 0 CS: 0	PA: 33			
<b>PITCHER</b>	IP	WLS	BF	H	R	ER	SO	BB	IBB	HBP	BLK	WP	HR	S	P	ERA	WHIP								
Kevin Tapani, R ERA: 1.29 (1, 1)	7.0	W	26	5	1	1	9	0	0	0	0	0	1	69	98	1.29	0.714								
Bob Patterson, L ERA: 3.39 (8, 1)	0.1		1	0	0	0	0	0	0	0	0	0	0	1	1	0.00	0.000								
Terry Adams, R ERA: 3.7 (8, 1)	0.1	2	0	0	0	0	0	1	0	0	0	0	0	3	8	0.00	3.000								
Ramon Tatis, L ERA: 4.5 (8, 1)	0.2	2	0	0	0	1	0	0	0	0	0	0	0	5	11	0.00	0.000								
Mel Rojas, R ERA: 4.38 (9, 1)	0.2	S	2	0	0	0	1	0	0	0	0	0	0	4	5	0.00	0.000								

Atlanta Braves @ Chicago Cubs  
Wrigley Field, Chicago, IL  
Wed Jul 23 1997, 3:33 AM CDT  
Att: 34,230 - Overcast - 72 F

AB 31  
R 1  
H 5  
RBI 1  
BB 1  
SO 11  
LOB 9



Batter	1	2	3	4	5	6	7	8	9	AB	R	H	RBI	BB	SO	LOB	BOTTOM								
Doug Glanville, R OBP: 0.348, SLG: 0.425 (1, 7)	1-2 F8		0-2 G1-3			4-0 CS		0-1 L7		3	0	0	0	1	0	1									
Brian McRae, S OBP: 0.325, SLG: 0.370 (1, 8)	4-2 S			1-1 2B	3-2 P2		0-0 P6			3	1	1	0	1	0	2									
Sammy Sosa, R OBP: 0.307, SLG: 0.467 (1, 9)	1-3 K			0-2 2B		1-3 K		2-0 HR		4	2	2	2	0	2	1									
Mark Grace, L OBP: 0.428, SLG: 0.480 (1, 3)	3-2 P4			3-0 G6-3	2B	0-0 FC5-4		4-1 1B		3	0	2	1	1	0	1									
Shawon Dunston, R OBP: 0.319, SLG: 0.432 Rey Sanchez, R OBP: 0.308, SLG: 0.337 (1, 6)		1-2 P4		0-1 G6-3		0-0 FC5-4		0-1 BB		4	0	1	0	0	0	2									
Kevin Orie, R OBP: 0.351, SLG: 0.417 (1, 5)		1-3 K		2-3 FC5-2	2B	1-2 BB		1-2 K		0	0	0	0	0	0	0									
23 Ryne Sandberg, R OBP: 0.297, SLG: 0.359 (1, 4)		0-0 P3		3-1 1B		1-1 K		2-2 G5-4-3		4	0	1	0	0	1	4									
Tyler Houston, L OBP: 0.248, SLG: 0.315 (1, 2)			0-3 K		0-0 L5			4-2 SH1-4		2	0	0	0	1	1	2									
Kevin Tapani, R (1, 1)			1-3 K					0-0 SH1-4		2	0	0	0	0	2	0									
Bob Patterson, R (8, 1)										0	0	0	0	0	0	0									
Terry Adams, R (8, 1)										0	0	0	0	0	0	0									
Ramon Tatis, L (8, 1)										0	0	0	0	0	0	0									
Mel Rojas, R (9, 1)										0	0	0	0	0	0	0									
<b>Inning Stats</b>	R: 0 E: 0 K: 1 S: 11	H: 0 LOB: 1 BB: 1 P: 20	R: 0 E: 0 K: 1 S: 9	H: 0 LOB: 0 BB: 0 P: 11	R: 0 E: 0 K: 2 S: 10	H: 0 LOB: 0 BB: 0 P: 11	R: 2 E: 0 K: 0 S: 13	H: 4 LOB: 2 BB: 0 P: 20	R: 0 E: 0 K: 1 S: 7	H: 0 LOB: 0 BB: 1 P: 14	R: 0 E: 0 K: 2 S: 11	H: 1 LOB: 1 BB: 1 P: 17	R: 0 E: 0 K: 0 S: 6	H: 0 LOB: 1 BB: 1 P: 10	R: 1 E: 0 K: 1 S: 10	H: 2 LOB: 1 BB: 1 P: 19	1B: 4 2B: 2 3B: 0 HR: 1	SF: 0 SAC: 1 DP: 1 HBP: 0	WP: 0 PB: 0 SB: 2 CS: 1	PA: 34					
<b>PITCHER</b>	IP	WLS	BF	H	R	ER	SO	BB	IBB	HBP	BLK	WP	HR	S	P	ERA	WHIP								
Kevin Millwood, R ERA: 3.86 Chad Fox, R ERA: 2.45 (1, 1)	7.0	L	29	5	2	2	7	4	0	0	0	0	1	10	19	9.00	3.000								

Atlanta Braves @ Chicago Cubs  
Wrigley Field, Chicago, IL  
Wed Jul 23 1997, 3:33 AM CDT  
Att: 34,230 - Overcast - 72 F

AB 28  
R 3  
H 7  
RBI 3  
BB 5  
SO 8  
LOB 16





Batter	1	2	3	4	5	6	7	8	9	AB R H RBI BB SO LOB	TOP									
Jeff Blausler, R (1, 6) OBP: 0.429, SLG: 0.549	G6-3	HR			P6		P6		G4-6-3 BB	4 1 1 4 1 0 0	<b>Atlanta Braves @ Cincinnati Reds</b> Cinergy Field, Cincinnati, OH Fri Jul 25 1997, 7:05 PM EDT Att: 34,931 - Unknown - 87 F  <b>AB 34</b> <b>R 7</b> <b>H 9</b> <b>RBI 7</b> <b>BB 4</b> <b>SO 6</b> <b>LOB 9</b>									
Danny Bautista, R (1, 9) OBP: 0.243, SLG: 0.472	P4	K			K		F8		G4-6-3 1-2	5 0 0 0 0 2 1										
10 Chipper Jones, S (1, 5) OBP: 0.375, SLG: 0.499			G6-3		P2			HR		4 1 2 1 0 0 0										
Fred McGriff, L (1, 3) OBP: 0.369, SLG: 0.449	G3						G4-3	HR		4 1 2 1 0 0 1										
Andruw Jones, R (1, 8) OBP: 0.364, SLG: 0.474								HR		4 1 1 1 0 1 1										
Javy Lopez, R (1, 2) OBP: 0.374, SLG: 0.560								F7		4 0 2 0 0 0 0										
Ryan Klesko, L (1, 7) OBP: 0.341, SLG: 0.519								HR		3 1 1 0 1 2 2										
Mark Lemke, S (1, 4) OBP: 0.283, SLG: 0.303								1B		3 1 0 0 1 0 3										
29 John Smoltz, R (1, 1) OBP: 0.400, SLG: 0.365										3 1 0 0 1 1 1										
<b>Inning Stats</b>	R: 0 E: 0 K: 0 S: 9	H: 1 LOB: 1 BB: 0 P: 16	R: 4 E: 0 K: 2 S: 18	H: 2 LOB: 0 BB: 2 P: 31	R: 0 E: 0 K: 0 S: 8	H: 1 LOB: 0 BB: 0 P: 13	R: 0 E: 0 K: 0 S: 9	H: 0 LOB: 1 BB: 1 P: 15	R: 0 E: 0 K: 1 S: 10	H: 2 LOB: 1 BB: 0 P: 12	R: 0 E: 0 K: 0 S: 7	H: 0 LOB: 0 BB: 0 P: 13	R: 2 E: 0 K: 1 S: 10	H: 3 LOB: 1 BB: 0 P: 13	R: 0 E: 0 K: 1 S: 7	H: 0 LOB: 0 BB: 1 P: 14	1B: 4 2B: 1 3B: 0 HR: 4	SF: 0 SAC: 0 DP: 2 HBP: 0	WP: 0 PB: 0 SB: 0 CS: 0	PA: 38
<b>PITCHER</b>	IP WLS BF H R ER SO BB IBB HBP BLK WP HR S P ERA WHIP											IP WLS BF H R ER SO BB IBB HBP BLK WP HR S P ERA WHIP								
Pete Schourek, L (1, 1) ERA: 5.23	6.0 L 26 6 5 5 4 3 0 0 0 0 0 2 63 101 7.50 1.500																			
Brett Tomko, R (7, 1) ERA: 3.89	2.0 9 3 2 2 1 0 0 0 0 0 2 17 26 9.00 1.500																			
Mike Remlinger, L (9, 1) ERA: 2.94	1.0 3 0 0 0 1 1 0 0 0 0 0 7 14 0.00 1.000																			

Batter	1	2	3	4	5	6	7	8	9	AB R H RBI BB SO LOB	BOTTOM											
Deion Sanders, L (1, 7) OBP: 0.339, SLG: 0.378	K		F8		B1-3			K		4 0 0 0 0 2 0	<b>Atlanta Braves @ Cincinnati Reds</b> Cinergy Field, Cincinnati, OH Fri Jul 25 1997, 7:05 PM EDT Att: 34,931 - Unknown - 87 F  <b>AB 28</b> <b>R 3</b> <b>H 2</b> <b>RBI 3</b> <b>BB 4</b> <b>SO 10</b> <b>LOB 4</b>											
Pokee Reese, R (1, 6) OBP: 0.290, SLG: 0.279	K				G6-3		K	G1-3		4 0 0 0 0 2 0												
Reggie Sanders, R (1, 9) OBP: 0.324, SLG: 0.525	F8						F9		K	4 0 0 0 0 2 0												
Willie Greene, L (1, 5) OBP: 0.362, SLG: 0.476								F7		4 0 0 0 0 1 0												
Joe Oliver, R (1, 2) OBP: 0.336, SLG: 0.437										3 0 0 0 1 0 0												
Jon Nunnally, L (1, 8) OBP: 0.355, SLG: 0.482										0 1 0 0 3 0 0												
Hal Morris, L (1, 3) OBP: 0.325, SLG: 0.352										3 1 1 0 0 0 3												
Bret Boone, R (1, 4) OBP: 0.292, SLG: 0.320										3 1 1 3 0 1 1												
Pete Schourek, L (1, 1) OBP: 0.182, SLG: 0.318										2 0 0 0 0 1 0												
Brett Tomko, R (7, 1) OBP: 0.143, SLG: 0.154										0 0 0 0 0 0 0												
Curtis Goodwin, L (6, PH) OBP: 0.333, SLG: 0.327										1 0 0 0 0 1 0												
Mike Remlinger, L (9, 1) ERA: 2.94										0 0 0 0 0 0 0												
<b>Inning Stats</b>	R: 0 E: 0 K: 2 S: 9	H: 0 LOB: 0 BB: 0 P: 12	R: 0 E: 0 K: 0 S: 10	H: 0 LOB: 1 BB: 2 P: 19	R: 0 E: 0 K: 1 S: 7	H: 0 LOB: 0 BB: 0 P: 11	R: 0 E: 0 K: 2 S: 9	H: 0 LOB: 0 BB: 0 P: 12	R: 3 E: 0 K: 1 S: 11	H: 2 LOB: 0 BB: 1 P: 21	R: 0 E: 0 K: 1 S: 8	H: 0 LOB: 0 BB: 0 P: 12	R: 0 E: 0 K: 0 S: 11	H: 0 LOB: 1 BB: 1 P: 19	R: 0 E: 0 K: 2 S: 8	H: 0 LOB: 0 BB: 0 P: 12	R: 0 E: 0 K: 1 S: 9	H: 0 LOB: 0 BB: 0 P: 12	1B: 1 2B: 0 3B: 0 HR: 1	SF: 0 SAC: 0 DP: 1 HBP: 0	WP: 0 PB: 0 SB: 0 CS: 0	PA: 32
<b>PITCHER</b>	IP WLS BF H R ER SO BB IBB HBP BLK WP HR S P ERA WHIP											IP WLS BF H R ER SO BB IBB HBP BLK WP HR S P ERA WHIP										
29 John Smoltz, R (1, 1) ERA: 3.29	9.0 W 32 2 3 3 10 4 0 0 0 0 0 1 82 130 3.00 0.667																					









Batter	1	2	3	4	5	6	7	8	9	AB	R	H	RBI	BB	SO	LOB	TOP		
Jeff Blauer, R (1, 6) OBP: 0.421, SLG: 0.536	P6			SF8			K			2	0	0	1	1	1	1	<b>Atlanta Braves @ Cincinnati Reds</b> Cinergy Field, Cincinnati, OH Sun Jul 27 1997, 3:33 AM EDT Att: 30,167 - Sunny - 94 F		
Michael Tucker, L (1, 9) OBP: 0.349, SLG: 0.443	F8	F8	F8				FC1-5 10 BLK			4	0	0	0	0	0	3			
10 Chipper Jones, S (1, 5) OBP: 0.374, SLG: 0.495	BB 1B		L3		L7		F9			4	0	1	0	0	0	1			
Fred McGriff, L (1, 3) OBP: 0.372, SLG: 0.455 Chad Fox, R (8, 1)			K		K			G5-3		3	0	0	0	1	2	0			
Mark Wohlers, R (9, 1)	FC6 BB				K					0	0	0	0	0	0	0			
Ryan Klesko, L (1, 7) OBP: 0.339, SLG: 0.512	FC6				L8			F7		3	0	0	0	1	0	2			
Andruw Jones, R (1, 8) OBP: 0.352, SLG: 0.456		E6 1B	L6			F9		G6-3		4	1	0	0	0	0	1			
Eddie Pérez, R (1, 2) OBP: 0.289, SLG: 0.383		CS 1B			2B	K		F9		4	1	2	0	0	1	0			
Mark Lemke, S (1, 4) OBP: 0.287, SLG: 0.309				SH1-4 SF8		P6		K		4	1	2	2	0	1	0			
Greg Maddux, R (1, 1) OBP: 0.149, SLG: 0.116 Tony Graffanino, R (7, PH) OBP: 0.383, SLG: 0.462 Alan Embree, L (7, 1) Danny Bautista, R (8, 7) OBP: 0.220, SLG: 0.425				SH1-4			FC1-5 BLK BB		K	1	0	0	0	0	1	2			
										0	0	0	0	1	0	0			
										1	0	0	0	0	1	0			
<b>Inning Stats</b>	R: 0 E: 0 K: 0 S: 9	H: 1 LOB: 2 BB: 1 P: 20	R: 1 E: 1 K: 1 S: 9	H: 2 LOB: 2 BB: 1 P: 19	R: 0 E: 0 K: 1 S: 9	H: 0 LOB: 1 BB: 1 P: 17	R: 2 E: 0 K: 0 S: 6	H: 2 LOB: 0 BB: 0 P: 12	R: 0 E: 0 K: 1 S: 11	H: 0 LOB: 0 BB: 0 P: 15	R: 0 E: 0 K: 1 S: 10	H: 0 LOB: 1 BB: 1 P: 19	R: 0 E: 0 K: 0 S: 6	H: 0 LOB: 0 BB: 0 P: 10	R: 0 E: 0 K: 2 S: 7	H: 0 LOB: 0 BB: 0 P: 7	1B: 3 2B: 2 3B: 0 HR: 0	SF: 1 SAC: 1 DP: 0 HBP: 0	WP: 0 PA: 36 PB: 0 SB: 0 CS: 2
<b>PITCHER</b>	IP WLS BF H R ER SO	IP WLS BF H R ER SO	IP WLS BF H R ER SO	IP WLS BF H R ER SO	IP WLS BF H R ER SO	IP WLS BF H R ER SO	IP WLS BF H R ER SO	IP WLS BF H R ER SO	IP WLS BF H R ER SO	IP WLS BF H R ER SO	IP WLS BF H R ER SO	IP WLS BF H R ER SO	IP WLS BF H R ER SO	IP WLS BF H R ER SO	IP WLS BF H R ER SO	IP WLS BF H R ER SO	ERA WHIP	ERA WHIP	
Dave Burba, R (1, 1) ERA: 5.23	1.0 L	8 3	1 1	0 0	0 0	1 0	0 0	0 0	0 0	0 0	14 28	0.00 4.000							
Brett Tomko, R (2, 1) ERA: 3.53	4.0	15 2	2 2	2 3	2 2	0 0	0 0	0 0	0 0	0 0	27 55	4.50 1.000							
Scott Sullivan, R (6, 1) ERA: 2.62	1.2	6 0	0 0	0 2	1 0	0 0	0 1	0 0	0 0	0 0	19 30	0.00 0.600							
Mike Remlinger, L (7, 1) ERA: 2.96	2.1	7 0	0 0	0 2	0 0	0 0	0 1	0 0	0 0	0 0	15 21	0.00 0.000							
<b>Batter</b>	<b>1</b>	<b>2</b>	<b>3</b>	<b>4</b>	<b>5</b>	<b>6</b>	<b>7</b>	<b>8</b>	<b>9</b>	<b>AB</b>	<b>R</b>	<b>H</b>	<b>RBI</b>	<b>BB</b>	<b>SO</b>	<b>LOB</b>	<b>BOTTOM</b>		
Curtis Goodwin, L (1, 8) OBP: 0.327, SLG: 0.320	G4-3		G6-4-3		L8			P6		4	0	0	0	0	0	2	<b>Atlanta Braves @ Cincinnati Reds</b> Cinergy Field, Cincinnati, OH Sun Jul 27 1997, 3:33 AM EDT Att: 30,167 - Sunny - 94 F		
Pokey Reese, R (1, 6) OBP: 0.290, SLG: 0.280	L8			G4-3		L9		F9		4	0	0	0	0	0	1			
Reggie Sanders, R (1, 9) OBP: 0.317, SLG: 0.500				1B		K			K	3	0	1	0	1	2	0			
Willie Greene, L (1, 5) OBP: 0.363, SLG: 0.471 Mike Remlinger, L (7, 1)										3	0	1	0	0	1	1			
Deion Sanders, L (9, PH) OBP: 0.343, SLG: 0.380	G4-3					K				0	0	0	0	0	0	0			
										1	1	1	0	0	0	0			
Eddie Taubensee, L (1, 2) OBP: 0.312, SLG: 0.462			G3-1		F8		G4-3		K	4	0	0	0	0	1	3			
Jon Nunnally, L (1, 7) OBP: 0.343, SLG: 0.458 Mike Kelly, R (7, PH) OBP: 0.318, SLG: 0.538										2	0	0	0	0	2	2			
										2	0	1	1	0	1	0			
										2	0	1	1	0	1	0			
Hal Morris, L (1, 3) OBP: 0.323, SLG: 0.353			G6-3		SH4-3 SF8				K	4	1	1	0	0	2	1			
Bret Boone, R (1, 4) OBP: 0.295, SLG: 0.335										2	0	0	0	0	2	0			
Dave Burba, R (1, 1) OBP: 0.205, SLG: 0.184 Brett Tomko, R (2, 1) OBP: 0.200, SLG: 0.214 Lenny Harris, L (5, PH) OBP: 0.286, SLG: 0.368 Scott Sullivan, R (6, 1) Eduardo Perez, R (7, 5) OBP: 0.349, SLG: 0.477										0	0	0	0	0	0	0			
										1	0	1	0	0	0	0			
										0	0	0	1	0	0	0			
										0	0	0	0	0	0	0			
										0	0	0	0	1	0	0			
										0	0	0	0	0	0	0			
<b>Inning Stats</b>	R: 0 E: 0 K: 0 S: 10	H: 0 LOB: 1 BB: 1 P: 20	R: 0 E: 0 K: 1 S: 7	H: 0 LOB: 0 BB: 0 P: 9	R: 0 E: 0 K: 1 S: 7	H: 1 LOB: 0 BB: 0 P: 11	R: 0 E: 0 K: 1 S: 9	H: 2 LOB: 2 BB: 0 P: 14	R: 0 E: 0 K: 0 S: 8	H: 1 LOB: 0 BB: 0 P: 8	R: 0 E: 0 K: 2 S: 10	H: 0 LOB: 0 BB: 0 P: 14	R: 0 E: 0 K: 2 S: 10	H: 0 LOB: 1 BB: 1 P: 15	R: 0 E: 0 K: 1 S: 9	H: 2 LOB: 1 BB: 0 P: 13	1B: 4 2B: 2 3B: 0 HR: 0	SF: 1 SAC: 1 DP: 1 HBP: 0	WP: 0 PA: 34 PB: 0 SB: 1 CS: 0
<b>PITCHER</b>	IP WLS BF H R ER SO	IP WLS BF H R ER SO	IP WLS BF H R ER SO	IP WLS BF H R ER SO	IP WLS BF H R ER SO	IP WLS BF H R ER SO	IP WLS BF H R ER SO	IP WLS BF H R ER SO	IP WLS BF H R ER SO	IP WLS BF H R ER SO	IP WLS BF H R ER SO	IP WLS BF H R ER SO	IP WLS BF H R ER SO	IP WLS BF H R ER SO	IP WLS BF H R ER SO	IP WLS BF H R ER SO	ERA WHIP	ERA WHIP	
Greg Maddux, R (1, 1) ERA: 2.33	6.0 W	22 4	1 1	1 5	0 0	0 0	0 0	0 0	0 0	0 0	51 76	1.50 0.833							
Alan Embree, L (7, 1) ERA: 3.07	1.0	3 0	0 0	0 2	0 0	0 0	0 0	0 0	0 0	0 0	10 14	0.00 0.000							
Chad Fox, R (8, 1) ERA: 2.08	1.0	4 0	0 0	0 1	1 0	0 0	0 0	0 0	0 0	0 0	9 15	0.00 1.000							
Mark Wohlers, R (9, 1) ERA: 2.35	1.0 S	5 2	1 1	3 3	0 0	0 0	0 0	0 0	0 0	0 0	11 13	9.00 2.000							

livebaseballscores.com





Batter	1	2	3	4	5	6	7	8	9	AB	R	H	RBI	BB	SO	LOB	TOP					
Doug Glanville, R OBP: 0.338, SLG: 0.413 (1, 7)										4	0	0	0	0	1	2						
Brian McRae, S OBP: 0.324, SLG: 0.361 (1, 8)										4	0	0	0	0	0	1						
Mark Grace, L OBP: 0.429, SLG: 0.478 (1, 3)										3	0	1	0	0	1	0						
Sammy Sosa, R OBP: 0.306, SLG: 0.474 (1, 9)										3	0	0	0	0	2	1						
Shawon Dunston, R OBP: 0.310, SLG: 0.425 (1, 6)										3	0	0	0	0	0	0						
Kevin Orie, R OBP: 0.352, SLG: 0.420 (1, 5)										3	0	0	0	0	1	0						
José Hernández, R OBP: 0.322, SLG: 0.458 (1, 4)										3	0	1	0	0	1	0						
Scott Servais, R OBP: 0.307, SLG: 0.345 (1, 2)										3	0	0	0	0	0	1						
Kevin Tapani, R (1, 1)										0	0	0	0	0	0	0						
Dave Hansen, L OBP: 0.424, SLG: 0.387 (6, PH)										1	0	1	0	0	0	0						
Amaury Telemaco, R OBP: 0.300, SLG: 0.222 (8, 1)										0	0	0	0	0	0	0						
Turk Wendell, L (8, 1)										0	0	0	0	0	0	0						
Rey Sanchez, R OBP: 0.297, SLG: 0.324 (9, PH)										1	0	0	0	0	0	0						
<b>Inning Stats</b>	R: 0 E: 0 K: 2 S: 10	H: 0 LOB: 0 BB: 0 P: 14	R: 0 E: 0 K: 1 S: 9	H: 0 LOB: 0 BB: 0 P: 12	R: 0 E: 0 K: 0 S: 11	H: 1 LOB: 1 BB: 0 P: 16	R: 0 E: 0 K: 1 S: 11	H: 0 LOB: 0 BB: 0 P: 17	R: 0 E: 0 K: 1 S: 11	H: 0 LOB: 0 BB: 0 P: 16	R: 0 E: 0 K: 0 S: 11	H: 1 LOB: 1 BB: 0 P: 14	R: 0 E: 0 K: 0 S: 4	H: 1 LOB: 0 BB: 0 P: 6	R: 0 E: 0 K: 1 S: 10	H: 0 LOB: 0 BB: 0 P: 15	R: 0 E: 0 K: 0 S: 5	H: 0 LOB: 0 BB: 0 P: 6	1B: 3 2B: 0 3B: 0 HR: 0	SF: 0 SAC: 1 DP: 1 HBP: 0	WP: 0 PB: 0 SB: 0 CS: 0	PA: 29
<b>PITCHER</b> Denny Neagle, L ERA: 3.15 (1, 1)	IP: 9.0 WLS: W BF: 29 H: 3 R: 0 ER: 0 SO: 6 BB: 0 IBB: 0 HBP: 0 BLK: 0 WP: 0 HR: 0 S: 82 P: 116 ERA: 0.00 WHIP: 0.333															<b>PITCHER</b>	IP: 9.0 WLS: W BF: 29 H: 3 R: 0 ER: 0 SO: 6 BB: 0 IBB: 0 HBP: 0 BLK: 0 WP: 0 HR: 0 S: 82 P: 116 ERA: 0.00 WHIP: 0.333					

Chicago Cubs @ Atlanta Braves  
Turner Field, Atlanta, GA  
Mon Jul 28 1997, 7:05 PM EDT  
Att: 47,266 - Unknown - 87 F

AB	28
R	0
H	3
RBI	0
BB	0
SO	6
LOB	5



Batter	1	2	3	4	5	6	7	8	9	AB	R	H	RBI	BB	SO	LOB	BOTTOM			
Kenny Lofton, L OBP: 0.404, SLG: 0.442 (1, 8)										4	2	2	1	0	1	0				
Jeff Blauser, R OBP: 0.419, SLG: 0.533 (1, 6)										2	0	0	1	1	0	0				
Danny Bautista, R OBP: 0.220, SLG: 0.425 (8, 7)										0	0	0	0	0	0	0				
10 Chipper Jones, S OBP: 0.377, SLG: 0.590 (1, 5)										4	1	3	1	0	0	0				
Fred McGriff, L OBP: 0.371, SLG: 0.460 (1, 3)										4	1	1	3	0	0	3				
Rafael Belliard, R OBP: 0.270, SLG: 0.278 (8, 6)										0	0	0	0	0	0	0				
Ryan Klesko, L OBP: 0.335, SLG: 0.506 (8, 3)										4	0	0	0	0	2	0				
Eddie Pérez, R OBP: 0.289, SLG: 0.383 (9, 3)										0	0	0	0	0	0	0				
Andruw Jones, R OBP: 0.348, SLG: 0.449 (1, 9)										4	0	0	0	0	2	0				
Javy Lopez, R OBP: 0.373, SLG: 0.574 (1, 2)										4	0	0	0	0	0	0				
Mark Lemke, S OBP: 0.291, SLG: 0.312 (1, 4)										3	1	2	0	0	0	0				
Denny Neagle, L OBP: 0.260, SLG: 0.217 (1, 1)										2	1	1	0	0	0	1				
<b>Inning Stats</b>	R: 0 E: 0 K: 1 S: 9	H: 0 LOB: 0 BB: 0 P: 12	R: 0 E: 0 K: 0 S: 6	H: 0 LOB: 0 BB: 0 P: 10	R: 2 E: 0 K: 0 S: 16	H: 3 LOB: 2 BB: 1 P: 31	R: 0 E: 0 K: 1 S: 8	H: 0 LOB: 0 BB: 0 P: 13	R: 4 E: 0 K: 1 S: 12	H: 4 LOB: 0 BB: 0 P: 19	R: 0 E: 0 K: 1 S: 8	H: 1 LOB: 1 BB: 0 P: 10	R: 0 E: 0 K: 0 S: 12	H: 1 LOB: 1 BB: 0 P: 17	R: 0 E: 0 K: 1 S: 7	H: 0 LOB: 0 BB: 0 P: 9	1B: 6 2B: 1 3B: 1 HR: 1	SF: 1 SAC: 1 DP: 0 HBP: 0	WP: 0 PB: 0 SB: 0 CS: 0	PA: 34
<b>PITCHER</b> Kevin Tapani, R ERA: 5.25 (1, 1)	IP: 5.0 WLS: L BF: 23 H: 7 R: 6 ER: 6 SO: 3 BB: 1 IBB: 0 HBP: 0 BLK: 0 WP: 0 HR: 1 S: 51 P: 85 ERA: 10.80 WHIP: 1.600															<b>PITCHER</b>	IP: 5.0 WLS: L BF: 23 H: 7 R: 6 ER: 6 SO: 3 BB: 1 IBB: 0 HBP: 0 BLK: 0 WP: 0 HR: 1 S: 51 P: 85 ERA: 10.80 WHIP: 1.600			
<b>PITCHER</b> Amaury Telemaco, R ERA: 4.93 (6, 1)	IP: 2.0 WLS: 8 BF: 2 H: 2 R: 0 ER: 0 SO: 1 BB: 0 IBB: 0 HBP: 0 BLK: 0 WP: 0 HR: 0 S: 20 P: 27 ERA: 0.00 WHIP: 1.000															<b>PITCHER</b>	IP: 2.0 WLS: 8 BF: 2 H: 2 R: 0 ER: 0 SO: 1 BB: 0 IBB: 0 HBP: 0 BLK: 0 WP: 0 HR: 0 S: 20 P: 27 ERA: 0.00 WHIP: 1.000			
<b>PITCHER</b> Turk Wendell, R ERA: 3.99 (8, 1)	IP: 1.0 WLS: 3 BF: 0 H: 0 R: 0 ER: 0 SO: 1 BB: 0 IBB: 0 HBP: 0 BLK: 0 WP: 0 HR: 0 S: 7 P: 9 ERA: 0.00 WHIP: 0.000															<b>PITCHER</b>	IP: 1.0 WLS: 3 BF: 0 H: 0 R: 0 ER: 0 SO: 1 BB: 0 IBB: 0 HBP: 0 BLK: 0 WP: 0 HR: 0 S: 7 P: 9 ERA: 0.00 WHIP: 0.000			

Chicago Cubs @ Atlanta Braves  
Turner Field, Atlanta, GA  
Mon Jul 28 1997, 7:05 PM EDT  
Att: 47,266 - Unknown - 87 F

AB	31
R	6
H	9
RBI	6
BB	1
SO	5
LOB	4









Batter	1	2	3	4	5	6	7	8	9	AB	R	H	RBI	BB	SO	LOB	TOP										
Doug Glanville, R (1, 7) OBP: 0.340, SLG: 0.413	1-0 CS 1B		1-3 K		1-3 K		0-2 G4-3	0-2 1B		5	0	2	1	0	2	1	<b>Chicago Cubs @ Atlanta Braves</b> Turner Field, Atlanta, GA Wed Jul 30 1997, 7:05 PM EDT Att: 43,090 - Unknown - 84 F										
Brian McRae, S (1, 8) OBP: 0.327, SLG: 0.360	1-0 SAFE G3-1		4-2 BB		2-3 K		2-2 S 1B	4-2 FC6-4 BB		3	1	1	0	2	1	1											
Sammy Sosa, R (1, 9) OBP: 0.303, SLG: 0.466	1-3 K		1-3 K			0-1 P3	2-3 K	0-0 FC6-4		5	0	0	0	0	3	5											
Mark Grace, L (1, 3) OBP: 0.429, SLG: 0.475		0-0 1B	1-0 G1-3			4-2 BB 1B	0-1 FC4-6 1B		0-2 G1-3	4	1	2	1	1	0	2											
Shawon Dunston, R (1, 6) OBP: 0.314, SLG: 0.432		1-2 1B		2-3 K2-3		0-2 F8	1-0 FC4-6 1B		0-3 K	5	0	1	0	0	2	2											
Tyler Houston, L (1, 2) OBP: 0.292, SLG: 0.306		3-3 K		2-1 G3		1-0 BB BB 1B		0-0 L7	0-1 G3	4	1	1	0	0	1	2											
Mel Rojas, R (8, 1)						1-2 WP				1	0	0	0	0	0	0											
Kevin Orte, R (1, 5) OBP: 0.355, SLG: 0.424		1-2 F8		0-0 WP		4-0 WP BB		2-3 K		3	0	1	0	1	1	2											
Rey Sanchez, R (1, 4) OBP: 0.293, SLG: 0.319		1-3 K		1-2 F7		4-1 WP		2-1 2B		2	0	0	0	0	1	3											
Dave Hansen, L (6, PH) OBP: 0.431, SLG: 0.391						1-2 3-H		1B		1	0	1	1	1	0	0											
José Hernández, R (8, PR) OBP: 0.328, SLG: 0.483						2-3 3-H		1B		0	1	0	0	0	0	0											
Kevin Foster, R (1, 1) OBP: 0.146, SLG: 0.150						2-3 3-H		1B		2	0	1	0	0	1	0											
Ramon Tatis, L (5, 1)								2B		0	0	0	0	0	0	0											
Terry Adams, R (5, 1)								1B		0	0	0	0	0	0	0											
Dave Clark, L (6, PH) OBP: 0.361, SLG: 0.440								1B		1	0	0	0	0	1	2											
Kent Bottenfield, R (6, 1)								1B		0	0	0	0	0	0	0											
Bob Patterson, R (7, 1)								1B		0	0	0	0	0	0	0											
Scott Servais, R (8, PH) OBP: 0.098, SLG: 0.350								2B		1	1	1	1	0	0	0											
<b>Inning Stats</b>	R: 0 E: 0 K: 1 S: 5	H: 1 LOB: 0 BB: 0 P: 8	R: 0 E: 0 K: 2 S: 13	H: 2 LOB: 2 BB: 0 P: 19	R: 0 E: 0 K: 2 S: 11	H: 1 LOB: 2 BB: 1 P: 19	R: 0 E: 0 K: 1 S: 12	H: 1 LOB: 1 BB: 0 P: 17	R: 0 E: 0 K: 3 S: 9	H: 0 LOB: 0 BB: 0 P: 14	R: 2 E: 0 K: 1 S: 12	H: 1 LOB: 2 BB: 3 P: 27	R: 1 E: 0 K: 1 S: 16	H: 2 LOB: 1 BB: 0 P: 21	R: 2 E: 0 K: 1 S: 15	H: 3 LOB: 2 BB: 1 P: 24	R: 0 E: 0 K: 1 S: 10	H: 0 LOB: 0 BB: 0 P: 10	1B: 8 2B: 3 3B: 0 HR: 0	SF: 0 SAC: 0 DP: 0 HBP: 0	WP: 2 PB: 0 SB: 1 CS: 1	PA: 42					
<b>PITCHER</b>	IP	WLS	BF	H	R	ER	SO	BB	IBB	HBP	BLK	WP	HR	S	P	ERA	WHIP										
29 John Smoltz, R (1, 1) ERA: 3.28	6.0		27	6	2	2	10	4	0	0	0	2	0	62	104	3.00	1.667										
Mike Bielecki, R (7, 1) ERA: 4.05	0.2		4	2	1	1	1	0	0	0	0	0	0	15	19	13.50	3.000										
Chad Fox, R (7, 1) ERA: 2.7	0.1		1	0	0	0	0	0	0	0	0	0	0	1	2	0.00	0.000										
Mike Cather, R (8, 1) ERA: 1.5	1.0	W	7	3	2	2	1	1	0	0	0	0	0	15	24	18.00	4.000										
Alan Embree, L (9, 1) ERA: 2.87	1.0		3	0	0	0	1	0	0	0	0	0	0	10	10	0.00	0.000										

**Chicago Cubs @ Atlanta Braves**  
Turner Field, Atlanta, GA  
Wed Jul 30 1997, 7:05 PM EDT  
Att: 43,090 - Unknown - 84 F

AB	37
R	5
H	11
RBI	4
BB	5
SO	13
LOB	20



Batter	1	2	3	4	5	6	7	8	9	AB	R	H	RBI	BB	SO	LOB	BOTTOM										
Kenny Lofton, L (1, 8) OBP: 0.407, SLG: 0.440	4-2 S 10 1B BB		3-1 F7		1-2 WP 10 2B 1B		2-3 K		3-2 10 2B 3B	2	2	1	0	1	0	0	<b>Chicago Cubs @ Atlanta Braves</b> Turner Field, Atlanta, GA Wed Jul 30 1997, 7:05 PM EDT Att: 43,090 - Unknown - 84 F										
Danny Bautista, R (6, 9) OBP: 0.233, SLG: 0.476										2	1	1	0	0	1	0											
Jeff Blauser, R (1, 6) OBP: 0.419, SLG: 0.531	3-2 K		0-0 G5-3		4-2 10 2B BB		2-1 10 G3-1 2B		0-2 P3	4	0	1	0	1	1	2											
10 Chipper Jones, S (1, 5) OBP: 0.378, SLG: 0.511	1-2 2-H 1B		1-0 G1-3		2-1 1-3 2-H 2B		1-1 G3-1		3-1 1B 2B	5	1	3	3	0	0	1											
Fred McGriff, L (1, 3) OBP: 0.373, SLG: 0.460	1-2 P5			4-1 2B SF8 BB	3-2 G4-3		2-1 F7		1-2 1B	4	1	1	1	1	0	4											
Michael Tucker, L (1, 7) OBP: 0.350, SLG: 0.446	2-2 G3			3-2 SF8 1B 2B	2-2 L5		4-1 FC5-4 BB			3	1	1	0	1	0	3											
Andruw Jones, R (1, 9) OBP: 0.348, SLG: 0.458		0-3 K		1-0 F9	2-2 G4-3		1 SAFE 0-3 K			4	0	0	0	0	2	5											
Javy Lopez, R (1, 2) OBP: 0.363, SLG: 0.561		0-0 G5-3		0-2 SF8		2-0 G5-3		0-0 FC5-4 1B		3	0	0	1	0	0	1											
Mark Lemke, S (1, 4) OBP: 0.299, SLG: 0.318		4-2 BB		0-0 1B		1-2 G3-1		1-1 1B		3	0	2	1	1	0	0											
29 John Smoltz, R (1, 1) ERA: 4.65								0-2 P5		2	0	0	0	0	2	2											
Tony Gaffney, R (5, PH) OBP: 0.375, SLG: 0.450										1	0	0	0	0	1	0											
Mike Bielecki, R (7, 1) ERA: 4.22										0	0	0	0	0	0	0											
Chad Fox, R (7, 1) ERA: 4.05										0	0	0	0	0	0	0											
Mike Cather, R (8, 1) ERA: 1.5										0	0	0	0	0	0	0											
Keith Lockhart, L (8, PH) OBP: 0.206, SLG: 0.394										1	0	0	0	0	0	2											
Alan Embree, L (9, 1) ERA: 2.87										0	0	0	0	0	0	0											
<b>Inning Stats</b>	R: 1 E: 0 K: 1 S: 16	H: 1 LOB: 1 BB: 1 P: 27	R: 0 E: 0 K: 2 S: 9	H: 0 LOB: 1 BB: 1 P: 14	R: 0 E: 0 K: 0 S: 4	H: 0 LOB: 0 BB: 0 P: 8	R: 2 E: 0 K: 1 S: 17	H: 2 LOB: 1 BB: 1 P: 27	R: 1 E: 0 K: 0 S: 18	H: 2 LOB: 2 BB: 1 P: 32	R: 0 E: 0 K: 1 S: 10	H: 0 LOB: 0 BB: 0 P: 16	R: 0 E: 0 K: 1 S: 9	H: 1 LOB: 1 BB: 0 P: 16	R: 0 E: 0 K: 1 S: 10	H: 1 LOB: 2 BB: 1 P: 15	R: 2 E: 0 K: 0 S: 12	H: 3 LOB: 1 BB: 0 P: 19	1B: 5 2B: 4 3B: 1 HR: 0	SF: 1 SAC: 0 DP: 0 HBP: 0	WP: 1 PB: 0 SB: 2 CS: 0	PA: 40					
<b>PITCHER</b>	IP	WLS	BF	H	R	ER	SO	BB	IBB	HBP	BLK	WP	HR	S	P	ERA	WHIP										
Kevin Foster, R (1, 1) ERA: 4.65	4.0		20	4	4	4	4	4	0	0	0	0	0	8	15	0.00	1.500										
Ramon Tatis, L (5, 1) ERA: 4.22	0.2		3	1	0	0	0	0	0	0	0	0	0	3	5	0.00	0.000										
Terry Adams, R (5, 1) ERA: 4.05	0.1		1	0	0	0	0	0	0	0	0	0	0	1	2	0.00	0.000										
Kent Bottenfield, R (6, 1) ERA: 2.96	1.1		5	1	0	0	2	0	0	0	0	0	0	15	25	0.00	0.750										
Bob Patterson, L (7, 1) ERA: 3.27	0.2		2	0	0	0	0	0	0	0	0	0	0	4	7	0.00	0.000										
<b>PITCHER</b>	IP	WLS	BF	H	R	ER	SO	BB	IBB	HBP	BLK	WP	HR	S	P	ERA	WHIP										
Mel Rojas, R (8, 1) ERA: 4.53	1.1	L	9	4	2	2	1	1	0	0	0	0	0	22	34	13.50	3.750										

**Chicago Cubs @ Atlanta Braves**  
Turner Field, Atlanta, GA  
Wed Jul 30 1997, 7:05 PM EDT  
Att: 43,090 - Unknown - 84 F

AB	34
R	6
H	10
RBI	6
BB	5
SO	7
LOB	20





Batter	1	2	3	4	5	6	7	8	9	AB	R	H	RBI	BB	SO	LOB	TOP					
Michael Tucker, L (1, 7) OBP: 0.351, SLG: 0.445	K		BB				F9			3	0	1	0	1	1	1	<b>Atlanta Braves @ Florida Marlins</b> Pro Player Stadium, Miami, FL Thu Jul 31 1997, 7:05 PM EDT Att: 18,409 - Unknown - 85 F					
Jeff Blauer, R (1, 6) OBP: 0.416, SLG: 0.527	L9		F7			BB		K		3	0	0	0	1	1							
10 Chipper Jones, S (1, 5) OBP: 0.377, SLG: 0.509	K		BB			FC5-4		K		4	0	1	0	0	2							
Fred McGriff, L (1, 3) OBP: 0.374, SLG: 0.457			G5-4-3							2	0	0	0	2	0							
Rafael Belliard, R (8, PR) OBP: 0.270, SLG: 0.278		BB						BB		0	0	0	0	0	0							
Andruw Jones, R (1, 8) OBP: 0.347, SLG: 0.453										3	0	0	0	1	1							
Javy Lopez, R (1, 2) OBP: 0.358, SLG: 0.552										4	0	0	0	0	1							
Danny Bautista, R (1, 9) OBP: 0.295, SLG: 0.500										4	0	2	0	0	0							
Tony Graffanino, R (1, 4) OBP: 0.364, SLG: 0.434										3	0	0	0	0	3							
Keith Lockhart, L (9, PH) OBP: 0.287, SLG: 0.389										1	0	0	0	0	1							
Paul Byrd, R (1, 1) OBP: 0.250, SLG: 0.250										2	0	0	0	0	1							
Eddie Pérez, R (7, PH) OBP: 0.288, SLG: 0.380										1	0	0	0	0	0							
Mike Cather, R (7, 1)										0	0	0	0	0	0							
<b>Inning Stats</b>	R: 0 E: 0 K: 2 S: 7	H: 0 LOB: 0 BB: 0 P: 10	R: 0 E: 1 K: 2 S: 15	H: 1 LOB: 3 BB: 1 P: 25	R: 0 E: 0 K: 0 S: 15	H: 1 LOB: 1 BB: 1 P: 20	R: 0 E: 0 K: 1 S: 9	H: 0 LOB: 0 BB: 0 P: 12	R: 0 E: 0 K: 1 S: 11	H: 1 LOB: 2 BB: 1 P: 21	R: 0 E: 0 K: 0 S: 7	H: 0 LOB: 0 BB: 0 P: 12	R: 0 E: 0 K: 1 S: 8	H: 1 LOB: 1 BB: 0 P: 10	R: 0 E: 0 K: 3 S: 14	H: 0 LOB: 1 BB: 1 P: 22	R: 0 E: 0 K: 1 S: 9	H: 0 LOB: 0 BB: 0 P: 10	1B: 3 2B: 1 3B: 0 HR: 0	SF: 0 SAC: 0 DP: 2 HBP: 0	WP: 0 PB: 0 SB: 0 CS: 0	PA: 35
<b>PITCHER</b>	IP WLS BF H R ER SO BB IBB HBP BLK WP HR S P ERA WHIP																					
Tony Saunders, L (1, 1) ERA: 3.07	7.0 W 28 4 0 0 7 4 0 0 0 0 0 0 0 72 110 0.00 1.143																					
Jay Powell, R (8, 1) ERA: 3.78	0.1 1 0 0 0 1 0 0 0 0 0 0 0 3 6 0.00 0.000																					
Dennis Cook, L (8, 1) ERA: 2.5	0.1 2 0 0 0 1 1 0 0 0 0 0 0 8 13 0.00 3.000																					
Robb Nen, R (8, 1) ERA: 4.26	1.1 S 4 0 0 0 2 0 0 0 0 0 0 0 12 13 0.00 0.000																					

Batter	1	2	3	4	5	6	7	8	9	AB	R	H	RBI	BB	SO	LOB	BOTTOM					
Devon White, S (1, 8) OBP: 0.356, SLG: 0.322	K		F7							4	0	0	0	0	2	2	<b>Atlanta Braves @ Florida Marlins</b> Pro Player Stadium, Miami, FL Thu Jul 31 1997, 7:05 PM EDT Att: 18,409 - Unknown - 85 F					
Edgar Renteria, R (1, 6) OBP: 0.323, SLG: 0.350										3	1	2	0	0	0							
Gary Sheffield, R (1, 9) OBP: 0.430, SLG: 0.434										4	0	1	0	0	1							
John Cangestosi, S (8, PR) OBP: 0.356, SLG: 0.336										0	0	0	0	0	0							
Bobby Bonilla, S (1, 5) OBP: 0.383, SLG: 0.496										3	0	0	0	1	0							
Darren Daulton, L (1, 3) OBP: 0.384, SLG: 0.484										2	0	1	1	1	0							
Jeff Conine, R (7, 3) OBP: 0.335, SLG: 0.364										1	0	0	0	0	0							
Moises Alou, R (1, 7) OBP: 0.375, SLG: 0.497										3	0	1	0	0	0							
Charles Johnson, R (1, 2) OBP: 0.352, SLG: 0.472										3	0	0	0	0	1							
Craig Counsell, L (1, 4) OBP: 0.286, SLG: 0.286										3	0	1	0	0	0							
Tony Saunders, L (1, 1) OBP: 0.077, SLG: 0.160										2	0	0	0	0	1							
Kurt Abbott, R (7, PH) OBP: 0.312, SLG: 0.446										1	0	0	0	0	1							
Jay Powell, R (8, 1) OBP: 0.500, SLG: 0.500										0	0	0	0	0	0							
Dennis Cook, L (8, 1) OBP: 1.000, SLG: 2.000										0	0	0	0	0	0							
Robb Nen, R (8, 1)										0	0	0	0	0	0							
<b>Inning Stats</b>	R: 0 E: 0 K: 1 S: 9	H: 0 LOB: 1 BB: 0 P: 14	R: 0 E: 0 K: 0 S: 8	H: 0 LOB: 0 BB: 0 P: 11	R: 0 E: 0 K: 0 S: 8	H: 0 LOB: 0 BB: 0 P: 10	R: 1 E: 0 K: 1 S: 11	H: 2 LOB: 0 BB: 0 P: 14	R: 0 E: 1 K: 2 S: 11	H: 2 LOB: 2 BB: 0 P: 16	R: 0 E: 0 K: 0 S: 7	H: 1 LOB: 2 BB: 1 P: 15	R: 0 E: 0 K: 1 S: 7	H: 0 LOB: 0 BB: 0 P: 9	R: 0 E: 0 K: 1 S: 12	H: 1 LOB: 2 BB: 1 P: 19	R: 0 E: 0 K: 1 S: 9	H: 0 LOB: 0 BB: 0 P: 10	1B: 5 2B: 1 3B: 0 HR: 0	SF: 0 SAC: 0 DP: 0 HBP: 1	WP: 0 PB: 0 SB: 1 CS: 1	PA: 33
<b>PITCHER</b>	IP WLS BF H R ER SO BB IBB HBP BLK WP HR S P ERA WHIP																					
Paul Byrd, R (1, 1) ERA: 4.28	6.0 L 24 5 1 1 4 0 0 0 0 0 0 0 19 28 1.50 0.833																					
Mike Cather, R (7, 1) ERA: 1.29	2.0 8 1 0 0 2 1 0 0 0 0 0 0 19 28 0.00 1.000																					

AB 30  
R 0  
H 4  
RBI 0  
BB 5  
SO 11  
LOB 18



AB 29  
R 1  
H 6  
RBI 1  
BB 2  
SO 6  
LOB 15





Batter	1	2	3	4	5	6	7	8	9	10	11	12	AB	R	H	RBI	BB	SO	LOB	TOP							
Kenny Lofton, L OSP: 0.404, SLG: 0.436 Mike Bielecki, R Javy Lopez, R OSP: 0.360, SLG: 0.552 Mike Cather, R	K		K			G1-3		E6 10 1B		B1-3			5	0	1	0	0	2	1								
Jeff Blausler, R OBP: 0.412, SLG: 0.518	K		K			L4		E4 10 EG		K			6	0	0	1	0	3	4								
10 Chipper Jones, S OBP: 0.377, SLG: 0.506	K			L5-4 HBP BB				E6				F9	4	0	1	1	1	1	2								
Fred McGriff, L OBP: 0.374, SLG: 0.454		K						FC6 1B				HBP 1B	3	0	0	0	0	2	3								
Ryan Klesko, L OBP: 0.332, SLG: 0.500 Chad Fox, R Alan Embree, L Mark Wohlers, R Andrew Jones, R OBP: 0.349, SLG: 0.455 Michael Tucker, L OBP: 0.349, SLG: 0.442		G6-3		L5-4						G4-3		G3	4	0	0	0	0	0	4								
Eddie Pérez, R OBP: 0.278, SLG: 0.387										G4-3		K	5	0	1	0	0	2	3								
Mark Lemke, S OBP: 0.302, SLG: 0.317 Tony Graffanino, R OBP: 0.356, SLG: 0.424																											
Greg Maddux, R OBP: 0.143, SLG: 0.111 Keith Lockhart, L OBP: 0.294, SLG: 0.396 Danny Bautista, R OBP: 0.245, SLG: 0.479																											
Inning Stats	R: 0 E: 0 K: 1 S: 10	H: 0 LOB: 0 BB: 0 P: 15	R: 0 E: 0 K: 1 S: 11	H: 1 LOB: 1 BB: 0 P: 13	R: 0 E: 0 K: 3 S: 10	H: 0 LOB: 1 BB: 1 P: 14	R: 0 E: 0 K: 1 S: 8	H: 0 LOB: 0 BB: 0 P: 10	R: 0 E: 0 K: 0 S: 12	H: 1 LOB: 1 BB: 0 P: 19	R: 0 E: 0 K: 0 S: 8	H: 0 LOB: 0 BB: 0 P: 13	R: 2 E: 0 K: 2 S: 13	H: 2 LOB: 2 BB: 1 P: 22	R: 0 E: 0 K: 2 S: 9	H: 0 LOB: 0 BB: 0 P: 11	R: 0 E: 0 K: 2 S: 7	H: 0 LOB: 0 BB: 0 P: 10	R: 0 E: 0 K: 1 S: 16	H: 1 LOB: 2 BB: 0 P: 26	R: 0 E: 0 K: 1 S: 9	H: 0 LOB: 1 BB: 1 P: 16	1B: 5 2B: 1 3B: 0 HR: 0	SF: 0 SAC: 0 DP: 1 HBP: 2	WP: 0 PB: 0 SB: 0 CS: 0	PA: 47	
PITCHER	IP	WLS	BF	H	R	ER	SO	BB	IBB	HBP	BLK	WP	HR	S	P	ERA	WHIP										
Kevin Brown, R ERA: 3.11 Robb Nen, R ERA: 4.18 Rob Stanifer, R ERA: 3.29 Felix Heredia, L ERA: 4.02 Jay Powell, R ERA: 3.66	(1, 1)	1.0	3	0	0	0	2	0	0	0	0	0	0	9	11	0.00	0.000										
	(9, 1)	1.0	3	0	0	0	2	0	0	0	0	0	0	7	10	0.00	0.000										
	(10, 1)	0.1	2	0	0	0	0	0	0	1	0	0	0	6	10	0.00	0.000										
	(11, 1)	1.2	W	7	1	0	0	2	1	0	0	0	0	19	32	0.00	1.200										

Atlanta Braves @ Florida Marlins  
Pro Player Stadium, Miami, FL

Fri Aug 01 1997, 7:05 PM EDT  
Att: 40,669 - Unknown - 82 F

AB 41  
R 2  
H 5  
RBI 2  
BB 4  
SO 15  
LOB 21



Batter	1	2	3	4	5	6	7	8	9	10	11	12	AB	R	H	RBI	BB	SO	LOB	BOTTOM							
Devon White, S OBP: 0.349, SLG: 0.315	K			G4-3		P5				K			5	0	1	1	0	2	1								
Edgar Renteria, R OBP: 0.322, SLG: 0.349	G6-3			F9						CS		G6-3	5	0	1	0	0	1	2								
Gary Sheffield, R OBP: 0.427, SLG: 0.440	G5-3											P6	5	1	1	1	0	0	1								
Bobby Bonilla, S OBP: 0.383, SLG: 0.495		F7		HR									5	0	2	0	0	2	1								
Darren Daulton, L OBP: 0.381, SLG: 0.479 Jeff Conine, R OBP: 0.338, SLG: 0.366		G6-3											3	0	0	0	0	0	1								
Moises Alou, R OBP: 0.372, SLG: 0.493 John Cangelosi, S OBP: 0.351, SLG: 0.331													1	0	1	0	1	0	0								
Charles Johnson, R OBP: 0.383, SLG: 0.474 Gregg Zaun, S OBP: 0.415, SLG: 0.433													3	0	0	0	0	2	0								
Craig Counsell, L OBP: 0.364, SLG: 0.222													2	0	0	0	0	0	4								
Inning Stats	R: 0 E: 0 K: 1 S: 7	H: 0 LOB: 0 BB: 0 P: 10	R: 0 E: 0 K: 1 S: 6	H: 0 LOB: 0 BB: 0 P: 7	R: 0 E: 0 K: 1 S: 10	H: 1 LOB: 0 BB: 0 P: 13	R: 1 E: 0 K: 1 S: 10	H: 1 LOB: 0 BB: 0 P: 16	R: 0 E: 0 K: 0 S: 4	H: 0 LOB: 0 BB: 0 P: 4	R: 0 E: 0 K: 1 S: 11	H: 1 LOB: 1 BB: 0 P: 15	R: 1 E: 0 K: 2 S: 13	H: 2 LOB: 2 BB: 1 P: 20	R: 0 E: 0 K: 1 S: 11	H: 2 LOB: 2 BB: 1 P: 15	R: 0 E: 0 K: 2 S: 7	H: 0 LOB: 0 BB: 1 P: 14	R: 0 E: 0 K: 0 S: 9	H: 1 LOB: 2 BB: 1 P: 18	R: 1 E: 0 K: 0 S: 7	H: 2 LOB: 2 BB: 0 P: 14	1B: 8 2B: 1 3B: 0 HR: 1	SF: 0 SAC: 1 DP: 0 HBP: 0	WP: 0 PB: 0 SB: 1 CS: 2	PA: 46	
PITCHER	IP	WLS	BF	H	R	ER	SO	BB	IBB	HBP	BLK	WP	HR	S	P	ERA	WHIP										
Greg Maddux, R ERA: 2.28 Chad Fox, R ERA: 3.38 Alan Embree, L ERA: 3.38 Mark Wohlers, R ERA: 2.28 Mike Bielecki, R ERA: 3.9	(1, 1)	7.0	23	3	1	1	5	0	0	0	0	0	0	1	52	1.29	0.429										
	(8, 1)	0.2	3	0	1	1	1	1	0	0	0	0	0	5	11	13.50	1.500										
	(8, 1)	0.0	1	1	0	0	0	0	0	0	0	0	0	3	4	∞	∞										
	(8, 1)	1.1	7	3	0	0	2	0	0	0	0	0	0	16	20	0.00	2.250										
	(10, 1)	2.0	8	1	0	0	2	2	0	0	0	0	0	16	32	0.00	1.500										

Atlanta Braves @ Florida Marlins  
Pro Player Stadium, Miami, FL

Fri Aug 01 1997, 7:05 PM EDT  
Att: 40,669 - Unknown - 82 F

AB 41  
R 3  
H 10  
RBI 3  
BB 3  
SO 10  
LOB 14





Batter	1	2	3	4	5	6	7	8	9	AB	R	H	RBI	BB	SO	LOB	TOP										
<b>Kenny Lofton, L</b> OBP: 0.406, SLG: 0.443	4-2 G6-3 BB		1-3 K		2-3 K		2-2 1-H 3B		1-1 10 WP 1-2 3-H 1B	4	0	2	2	1	2	0											
<b>Jeff Blauer, R</b> OBP: 0.407, SLG: 0.511	3-2 G6-3		3-2 G5-3			2-3 K	1-2 L7		1-3 K	5	0	0	0	0	2	4											
<b>10 Chipper Jones, S</b> OBP: 0.380, SLG: 0.505	4-2 BB		2-3 K			3-1 BB 1B		4-2 FC4 BB	3-2 G3-1 1-2 2-3	3	0	1	0	2	1	2											
<b>Fred McGriff, L</b> OBP: 0.371, SLG: 0.449	0-3 K			0-3 K		1 SAFE 1-3 K		1 SAFE 0-3 K		4	0	0	0	0	4	4											
<b>Andruw Jones, R</b> OBP: 0.348, SLG: 0.450	2-3 K			1-1 F7		4-2 BB		3-3 K		3	0	0	0	1	2	3											
<b>Javy Lopez, R</b> OBP: 0.359, SLG: 0.559		2-0 HR		0-0 F8		1-1 G6-3		1-1 FC4		4	1	1	1	0	0	3											
<b>Ryan Klesko, L</b> OBP: 0.333, SLG: 0.504 <b>Mark Wohlers, R</b> (9, 1)		0-1 P8			2-2 SF9 3B		0-0 P3		4-2 1B 1B BB	3	2	1	0	1	0	0											
<b>Mark Lemke, S</b> OBP: 0.299, SLG: 0.314	3-2 G6-3			0-0 SF9		2-2 E5 3B		2-2 L7		3	1	0	1	0	0	1											
<b>Denny Neagle, L</b> OBP: 0.245, SLG: 0.204 <b>Chad Fox, R</b> (8, 1) <b>Danny Bautista, R</b> OBP: 0.260, SLG: 0.490 (9, 7)	1-1 G6-3		1-1 G6-3		1-0 G6-3		0-0 B3		1-1 10 WP 1B 1B	3	0	0	0	0	0	1											
<b>Inning Stats</b>	R: 0 E: 0 K: 2 S: 14	H: 0 LOB: 2 BB: 2 P: 27	R: 1 E: 0 K: 0 S: 8	H: 1 LOB: 0 BB: 0 P: 14	R: 0 E: 0 K: 2 S: 11	H: 0 LOB: 0 BB: 0 P: 17	R: 0 E: 0 K: 1 S: 7	H: 0 LOB: 0 BB: 0 P: 8	R: 1 E: 0 K: 2 S: 8	H: 1 LOB: 2 BB: 1 P: 13	R: 0 E: 0 K: 2 S: 15	H: 1 LOB: 2 BB: 1 P: 26	R: 1 E: 1 K: 0 S: 11	H: 1 LOB: 1 BB: 0 P: 16	R: 0 E: 0 K: 2 S: 11	H: 0 LOB: 1 BB: 1 P: 19	R: 1 E: 0 K: 1 S: 16	H: 2 LOB: 2 BB: 1 P: 28	1B: 3 2B: 0 3B: 2 HR: 1	SF: 1 SAC: 0 DP: 0 HBP: 0	WP: 1 PB: 0 SB: 0 CS: 0	PA: 39					
<b>PITCHER</b>	IP	WLS	BF	H	R	ER	SO	BB	IBB	HBP	BLK	WP	HR	S	P	ERA	WHIP										
<b>Al Leiter, L</b> ERA: 4.19	7.0	L	29	4	3	2	8	3	0	0	0	0	1	74	121	2.57	1.000										
<b>Felix Heredia, L</b> ERA: 3.99	0.1		2	0	0	0	1	1	0	0	0	0	0	6	10	0.00	3.000										
<b>Rob Stanifer, R</b> ERA: 3.21	0.2		2	0	0	0	1	0	0	0	0	0	0	5	9	0.00	0.000										
<b>Dennis Cook, L</b> ERA: 2.7	0.1		4	2	1	1	0	1	0	0	0	0	0	10	18	27.00	9.000										
<b>Robb Nen, R</b> ERA: 4.15	0.2		2	0	0	0	1	0	0	0	0	1	0	6	10	0.00	0.000										

Atlanta Braves @ Florida Marlins  
Pro Player Stadium, Miami, FL  
Sat Aug 02 1997, 7:05 PM EDT  
Att: 41,643 - Unknown - 88 F

AB 33  
R 4  
H 6  
RBI 4  
BB 5  
SO 11  
LOB 18



Batter	1	2	3	4	5	6	7	8	9	AB	R	H	RBI	BB	SO	LOB	BOTTOM										
<b>Devon White, S</b> OBP: 0.333, SLG: 0.299	2-1 P4		0-0 F9		3-2 F9			1-3 K2-3	1-3 K	5	0	0	0	0	2	0											
<b>Edgar Renteria, R</b> OBP: 0.322, SLG: 0.348	0-1 F8		0-2 G6-3		1-3 K			0-1 FC6-4 1B	4-2 DI BB	4	0	1	0	1	1	0											
<b>Gary Sheffield, R</b> OBP: 0.428, SLG: 0.441 <b>John Cangelosi, S</b> OBP: 0.351, SLG: 0.331 (9, 7)	3-2 1B		0-1 BB		1-1 F7			2-2 FC6-4 1B 1B	4-1 BB	4	0	2	0	0	0	1											
<b>Darren Daulton, L</b> OBP: 0.382, SLG: 0.479	0-1 BB		4-0 1B		2-2 L9			0-0 BB 1B	1-1 F7	4	1	2	0	1	0	2											
<b>Bobby Bonilla, S</b> OBP: 0.386, SLG: 0.495	1-3 1B		1-2 BB		1-0 G5-3			1-2 BB 1B	3-1 BB BB	3	0	1	1	1	0	2											
<b>Moises Alou, R</b> OBP: 0.373, SLG: 0.492 (9, 9)	4-1 BB		3-2 L5		1-3 K			4-2 BB BB	1-2 2-H 1B	3	0	0	0	1	2	3											
<b>Jeff Conine, R</b> OBP: 0.338, SLG: 0.363	0-0 F9			2-1 F9				1-2 2-3 BB	1-2 2-3 BB	3	0	0	0	1	2	3											
<b>Charles Johnson, R</b> OBP: 0.354, SLG: 0.476		3-3 K		2-1 F9				2-2 2B	4-2 BB	3	0	1	1	1	1	0											
<b>Kurt Abbott, R</b> OBP: 0.310, SLG: 0.440		0-0 F7		1-2 P6				0-0 L8	0-3 K	4	0	0	0	0	1	4											
<b>Al Leiter, L</b> OBP: 0.135, SLG: 0.086 <b>Alvin Alford, R</b> (7, PH) <b>Felix Heredia, L</b> OBP: 0.379, SLG: 0.302 <b>Rob Stanifer, R</b> ERA: 4.63 <b>Dennis Cook, L</b> OBP: 0.260, SLG: 0.490 <b>Robb Nen, R</b> ERA: 4.15 <b>Jim Eisenreich, L</b> OBP: 0.340, SLG: 0.369		2-3 K		2-3 K				3-3 K	1-3 K	2	0	0	0	0	2	0											
<b>Inning Stats</b>	R: 0 E: 0 K: 0 S: 12	H: 2 LOB: 3 BB: 1 P: 21	R: 0 E: 0 K: 2 S: 8	H: 0 LOB: 0 BB: 0 P: 13	R: 0 E: 0 K: 0 S: 10	H: 1 LOB: 2 BB: 1 P: 17	R: 0 E: 0 K: 1 S: 8	H: 0 LOB: 0 BB: 0 P: 12	R: 0 E: 0 K: 2 S: 11	H: 0 LOB: 0 BB: 0 P: 17	R: 0 E: 0 K: 0 S: 7	H: 0 LOB: 0 BB: 0 P: 11	R: 0 E: 0 K: 2 S: 13	H: 1 LOB: 1 BB: 0 P: 20	R: 2 E: 0 K: 2 S: 20	H: 3 LOB: 3 BB: 2 P: 34	R: 0 E: 0 K: 2 S: 12	H: 0 LOB: 2 BB: 2 P: 23	1B: 6 2B: 1 3B: 0 HR: 0	SF: 0 SAC: 0 DP: 0 HBP: 0	WP: 0 PB: 0 SB: 0 CS: 0	PA: 40					
<b>PITCHER</b>	IP	WLS	BF	H	R	ER	SO	BB	IBB	HBP	BLK	WP	HR	S	P	ERA	WHIP										
<b>Denny Neagle, L</b> ERA: 3.02	7.0	W	27	4	0	0	7	2	0	0	0	0	0	69	111	0.00	0.857										
<b>Chad Fox, R</b> ERA: 4.63	1.0	S	5	3	2	2	2	2	0	0	0	0	0	20	34	18.00	5.000										
<b>Mark Wohlers, R</b> ERA: 2.23	1.0	S	5	0	0	0	2	2	0	0	0	0	0	12	23	0.00	2.000										

Atlanta Braves @ Florida Marlins  
Pro Player Stadium, Miami, FL  
Sat Aug 02 1997, 7:05 PM EDT  
Att: 41,643 - Unknown - 88 F

AB 34  
R 2  
H 7  
RBI 2  
BB 6  
SO 11  
LOB 13





Batter	1	2	3	4	5	6	7	8	9	AB	R	H	RBI	BB	SO	LOB	TOP								
<b>Kenny Lofton, L</b> OBP: 0.403, SLG: 0.442 (1, 8)										5	0	1	0	0	3	1	<b>Atlanta Braves @ Florida Marlins</b> <b>Pro Player Stadium, Miami, FL</b> Sun Aug 03 1997, 3:33 AM EDT Att: 41,193 - Cloudy - 89 F								
<b>Michael Tucker, L</b> OBP: 0.348, SLG: 0.437 (1, 9)										4	1	0	0	1	3	1									
<b>10 Chipper Jones, S</b> OBP: 0.381, SLG: 0.517 (1, 5)										4	2	2	2	0	0	1									
<b>Fred McGriff, L</b> OBP: 0.370, SLG: 0.447 (1, 3)										4	0	1	1	0	0	2									
<b>Ryan Klesko, L</b> OBP: 0.332, SLG: 0.500 (1, 7)										3	0	0	0	1	2	3									
<b>Javy Lopez, R</b> OBP: 0.357, SLG: 0.554 (1, 2)										4	0	1	0	0	1	1									
<b>Jeff Blausler, R</b> OBP: 0.406, SLG: 0.507 (1, 6)										3	0	0	0	1	1	1									
<b>Mark Lemke, S</b> OBP: 0.298, SLG: 0.316 (1, 4)										4	1	1	0	0	0	3									
<b>Kevin Millwood, R</b> OBP: 0.289, SLG: 0.412 (4, PH)										1	0	0	0	0	1	1									
<b>Inning Stats</b>	R: 0 E: 1 K: 2 S: 12	H: 1 LOB: 2 BB: 0 P: 19	R: 0 E: 0 K: 1 S: 8	H: 1 LOB: 1 BB: 0 P: 10	R: 1 E: 0 K: 2 S: 12	H: 2 LOB: 1 BB: 0 P: 20	R: 1 E: 0 K: 2 S: 13	H: 2 LOB: 1 BB: 0 P: 19	R: 2 E: 0 K: 0 S: 7	H: 1 LOB: 0 BB: 1 P: 16	R: 0 E: 0 K: 0 S: 5	H: 0 LOB: 0 BB: 0 P: 7	R: 0 E: 0 K: 2 S: 8	H: 0 LOB: 0 BB: 0 P: 11	R: 0 E: 0 K: 1 S: 9	H: 0 LOB: 0 BB: 2 P: 19		R: 0 E: 0 K: 10 S: 10	H: 0 LOB: 0 BB: 2 P: 17	1B: 2 2B: 3 3B: 1 HR: 1	SF: 0 SAC: 0 DP: 0 HBP: 0	WP: 0 PB: 0 SB: 0 CS: 0	PA: 38		
<b>PITCHER</b>	IP	WLS	BF	H	R	ER	SO	BB	IBB	HBP	BLK	WP	HR	S	P	ERA	WHIP								
<b>Alex Fernandez, R</b> ERA: 3.54 (1, 1)	8.0	W	35	7	4	4	10	3	0	0	0	0	1	74	121	4.50	1.250								
<b>Robb Nen, R</b> ERA: 4.05 (9, 1)	1.0		3	0	0	0	2	0	0	0	0	0	0	10	17	0.00	0.000								

Batter	1	2	3	4	5	6	7	8	9	AB	R	H	RBI	BB	SO	LOB	BOTTOM								
<b>Devon White, S</b> OBP: 0.353, SLG: 0.333 (1, 8)										5	2	4	3	0	1	0	<b>Atlanta Braves @ Florida Marlins</b> <b>Pro Player Stadium, Miami, FL</b> Sun Aug 03 1997, 3:33 AM EDT Att: 41,193 - Cloudy - 89 F								
<b>Edgar Renteria, R</b> OBP: 0.321, SLG: 0.347 (1, 6)										4	1	1	1	0	1	1									
<b>Jim Eisenreich, L</b> OBP: 0.343, SLG: 0.368 (1, 9)										3	1	1	0	1	0	1									
<b>Bobby Bonilla, S</b> OBP: 0.384, SLG: 0.493 (1, 5)										3	0	1	2	0	1	0									
<b>Darren Daulton, L</b> OBP: 0.384, SLG: 0.478 (1, 3)										3	0	1	1	1	0	0									
<b>Jeff Conine, R</b> OBP: 0.338, SLG: 0.363 (8, 3)										0	0	0	0	0	0	0									
<b>Gregg Zaun, S</b> OBP: 0.410, SLG: 0.420 (1, 2)										3	0	0	1	1	1	2									
<b>Craig Counsell, L</b> OBP: 0.400, SLG: 0.250 (1, 4)										3	1	1	0	1	0	3									
<b>John Cangelosi, S</b> OBP: 0.355, SLG: 0.331 (1, 7)										3	2	1	0	1	1	1									
<b>Alex Fernandez, R</b> OBP: 0.245, SLG: 0.295 (1, 1)										0	1	0	0	1	0	0									
<b>Alex Arias, R</b> OBP: 0.373, SLG: 0.356 (8, PH)										1	0	0	0	0	0	0									
<b>Robb Nen, R</b> ERA: 3.83 (9, 1)										0	0	0	0	0	0	0									
<b>Inning Stats</b>	R: 2 E: 0 K: 0 S: 11	H: 4 LOB: 1 BB: 0 P: 16	R: 4 E: 0 K: 1 S: 22	H: 3 LOB: 3 BB: 4 P: 46	R: 1 E: 0 K: 0 S: 15	H: 1 LOB: 1 BB: 1 P: 25	R: 0 E: 0 K: 1 S: 8	H: 0 LOB: 0 BB: 0 P: 12	R: 1 E: 0 K: 0 S: 9	H: 1 LOB: 0 BB: 1 P: 16	R: 0 E: 0 K: 1 S: 6	H: 0 LOB: 0 BB: 0 P: 9	R: 0 E: 0 K: 1 S: 9	H: 1 LOB: 1 BB: 0 P: 15	R: 0 E: 0 K: 1 S: 8	H: 0 LOB: 0 BB: 0 P: 11	1B: 9 2B: 1 3B: 0 HR: 0	SF: 2 SAC: 2 DP: 1 HBP: 0	WP: 0 PB: 0 SB: 1 CS: 1	PA: 39					
<b>PITCHER</b>	IP	WLS	BF	H	R	ER	SO	BB	IBB	HBP	BLK	WP	HR	S	P	ERA	WHIP								
<b>Kevin Millwood, R</b> ERA: 5.48 (4, 1)	2.0	L	7	1	1	1	1	1	0	0	0	0	0	17	28	4.50	1.000								
<b>Paul Byrd, R</b> ERA: 4.29 (6, 1)	2.0		7	1	0	0	2	0	0	0	0	0	0	15	24	0.00	0.500								
<b>Alan Embree, L</b> ERA: 2.7 (8, 1)	1.0		3	0	0	0	1	0	0	0	0	0	0	8	11	0.00	0.000								

AB 35  
R 4  
H 7  
RBI 4  
BB 3  
SO 12  
LOB 14



AB 28  
R 8  
H 10  
RBI 8  
BB 6  
SO 5  
LOB 8





Batter	1	2	3	4	5	6	7	8	9	AB	R	H	RBI	BB	SO	LOB	TOP								
<b>Kenny Lofton, L</b> OBP: 0.406, SLG: 0.441 (1, 8)										3	1	1	0	2	0	0	<b>Atlanta Braves @ Pittsburgh Pirates</b> Three Rivers Stadium, Pittsburgh, PA Mon Aug 04 1997, 7:05 PM EDT Att: 21,609 - Unknown - 77 F								
<b>Jeff Blauer, R</b> OBP: 0.406, SLG: 0.512 (1, 6)										4	0	2	1	0	0	2									
<b>10 Chipper Jones, S</b> OBP: 0.379, SLG: 0.515 (1, 5)										5	0	1	1	0	2	4									
<b>Fred McGriff, L</b> OBP: 0.369, SLG: 0.444 <b>Danny Bautista, R</b> OBP: 0.250, SLG: 0.471 (1, 3) (7, 7)										3	1	0	0	1	2	2									
<b>Andruw Jones, R</b> OBP: 0.355, SLG: 0.463 (1, 9)										3	2	2	2	2	0	1									
<b>Javy Lopez, R</b> OBP: 0.361, SLG: 0.552 (1, 2)										3	1	1	0	2	1	1									
<b>Ryan Klesko, L</b> OBP: 0.331, SLG: 0.494 (7, 3)									4	1	0	0	0	2	5										
<b>Mark Lemke, S</b> OBP: 0.298, SLG: 0.317 <b>Tony Graffanino, R</b> OBP: 0.346, SLG: 0.409 (8, PH) (8, 4)									3	0	1	1	0	0	0	0									
<b>29 John Smoltz, R</b> OBP: 0.364, SLG: 0.328 (1, 1)										4	0	0	0	0	0	2									
<b>Inning Stats</b>	R: 1 E: 0 K: 1 S: 16	H: 1 LOB: 3 BB: 3 P: 36	R: 0 E: 0 K: 0 S: 11	H: 0 LOB: 0 BB: 0 P: 17	R: 0 E: 0 K: 2 S: 11	H: 1 LOB: 1 BB: 0 P: 19	R: 0 E: 0 K: 1 S: 5	H: 0 LOB: 0 BB: 0 P: 7	R: 0 E: 0 K: 0 S: 8	H: 1 LOB: 1 BB: 0 P: 14	R: 4 E: 0 K: 2 S: 15	H: 3 LOB: 2 BB: 2 P: 26	R: 0 E: 0 K: 2 S: 9	H: 1 LOB: 1 BB: 0 P: 14	R: 0 E: 0 K: 0 S: 8	H: 1 LOB: 2 BB: 2 P: 9		R: 1 E: 1 K: 1 S: 14	H: 0 LOB: 2 BB: 2 P: 26	1B: 4 2B: 3 3B: 0 HR: 1	SF: 1 SAC: 0 DP: 0 HBP: 1	WP: 1 PB: 0 SB: 0 CS: 0	PA: 44		
<b>PITCHER</b>	IP	WLS	BF	H	R	ER	SO	BB	IBB	HBP	BLK	WP	HR	S	P	ERA	WHIP								
<b>Steve Cooke, L</b> ERA: 3.94 <b>Paul Wagner, R</b> ERA: 2.61 <b>Jason Christiansen, L</b> ERA: 5.08 <b>Clint Sodowsky, R</b> ERA: 3.82	(1, 1) (6, 1) (6, 1) (9, 1)	5.0 0.2 2.1 1.0	L 3 9 6	26 0 2 0	6 0 2 1	5 0 0 0	5 4 3 1	0 0 0 2	0 1 0 0	0 0 0 0	0 0 0 0	0 0 0 1	1 0 20 14	58 5 26 26	105 11 26 26	9.00 0.00 0.857 0.000	2.000								

Batter	1	2	3	4	5	6	7	8	9	AB	R	H	RBI	BB	SO	LOB	BOTTOM									
<b>Tony Womack, L</b> OBP: 0.327, SLG: 0.377 (1, 4)										3	0	1	0	1	1	0	<b>Atlanta Braves @ Pittsburgh Pirates</b> Three Rivers Stadium, Pittsburgh, PA Mon Aug 04 1997, 7:05 PM EDT Att: 21,609 - Unknown - 77 F									
<b>Jermaine Allensworth, R</b> OBP: 0.344, SLG: 0.333 (1, 8)										4	0	0	0	0	2	3										
<b>Al Martin, L</b> OBP: 0.372, SLG: 0.463 (1, 7)										4	0	1	0	0	0	2										
<b>Mark Johnson, L</b> OBP: 0.343, SLG: 0.309 (1, 3)										4	0	0	0	0	3	3										
<b>Joe Randa, R</b> OBP: 0.352, SLG: 0.463 (1, 5)										3	0	0	0	1	1	2										
<b>18 Jason Kendall, R</b> OBP: 0.397, SLG: 0.429 (1, 2)										4	0	1	0	0	0	0										
<b>Jose Guillen, R</b> OBP: 0.290, SLG: 0.405 (1, 9)										3	0	1	0	0	0	2										
<b>Kevin Polcovich, R</b> OBP: 0.357, SLG: 0.402 (1, 6)										3	0	0	0	0	2	2										
<b>Steve Cooke, R</b> OBP: 0.075, SLG: 0.100 <b>Paul Wagner, R</b> <b>Jason Christiansen, R</b> <b>Turner Ward, S</b> OBP: 0.417, SLG: 0.527 <b>Clint Sodowsky, R</b> OBP: 0.500, SLG: 0.500 (1, 1) (6, 1) (6, 1) (8, PH) (9, 1)										2	0	0	0	0	0	1										
<b>Inning Stats</b>	R: 0 E: 0 K: 3 S: 11	H: 1 LOB: 2 BB: 1 P: 19	R: 0 E: 0 K: 1 S: 7	H: 0 LOB: 0 BB: 0 P: 7	R: 0 E: 0 K: 0 S: 4	H: 0 LOB: 0 BB: 0 P: 4	R: 0 E: 0 K: 1 S: 8	H: 0 LOB: 0 BB: 0 P: 9	R: 0 E: 0 K: 1 S: 9	H: 1 LOB: 1 BB: 0 P: 10	R: 0 E: 0 K: 1 S: 17	H: 1 LOB: 1 BB: 0 P: 21	R: 0 E: 0 K: 0 S: 8	H: 1 LOB: 1 BB: 1 P: 18	R: 0 E: 0 K: 2 S: 21	H: 0 LOB: 1 BB: 0 P: 27		R: 0 E: 0 K: 0 S: 7	H: 0 LOB: 0 BB: 0 P: 9	1B: 4 2B: 0 3B: 0 HR: 0	SF: 0 SAC: 0 DP: 1 HBP: 0	WP: 1 PB: 0 SB: 0 CS: 0	PA: 33			
<b>PITCHER</b>	IP	WLS	BF	H	R	ER	SO	BB	IBB	HBP	BLK	WP	HR	S	P	ERA	WHIP									
<b>29 John Smoltz, R</b> ERA: 3.12	(1, 1)	9.0	W	33	4	0	0	9	2	0	0	0	1	0	92	124	0.00	0.667								





Batter	1	2	3	4	5	6	7	8	9	AB	R	H	RBI	BB	SO	LOB	TOP					
<b>Kenny Lofton, L</b> OBP: 0.407, SLG: 0.442 (1, 8)	1-2 3B 1B	2-1 P5			1-0 P6			2-0 FC5-4 1B		4	1	2	0	0	0	2						
<b>Keith Lockhart, L</b> OBP: 0.391, SLG: 0.430 <b>Tony Graffanino, R</b> OBP: 0.343, SLG: 0.404 (1, 4) (6, 4)	3-2 10 G4-3 3B		0-1 G6-3			0-1 F9		1-0 FC5-4 1-2		3	1	1	1	0	0	0						
<b>10 Chipper Jones, S</b> OBP: 0.376, SLG: 0.510 (1, 5)	0-1 G4-3		0-1 G6-3			2-3 K		2-1 F9		4	0	0	1	0	1	1						
<b>Fred McGriff, L</b> OBP: 0.366, SLG: 0.440 (1, 3)	3-H 1-1 G6-3		2-2 G6-3			3-3 K		1-1 G5-3		4	0	0	0	0	1	1						
<b>Ryan Klesko, L</b> OBP: 0.331, SLG: 0.491 <b>Danny Bautista, R</b> (9, PH) OBP: 0.264, SLG: 0.471 (1, 7)	K			1-2 G3-1			4-2 HR BB		4-2 E BB	2	1	0	0	1	1	0						
<b>Andruw Jones, R</b> OBP: 0.350, SLG: 0.456 (1, 9)		3-3 K		0-2 G6-3			0-0 F9		1-3 K	4	0	0	0	0	2	2						
<b>Javy Lopez, R</b> OBP: 0.360, SLG: 0.558 (1, 2)		0-2 P6		2-3 K			0-0 1-H HR		2-3 K	4	1	1	2	0	2	1						
<b>Jeff Blauser, R</b> OBP: 0.404, SLG: 0.509 (1, 6)		0-0 1B 1B			1-1 F8		0-0 G6-3		3-3 K	4	0	1	0	0	1	1						
<b>Tom Glavine, L</b> OBP: 0.373, SLG: 0.273 <b>Chad Fox, R</b> (8, 1)		0-0 1-2 1B			1-1 G6-3		0-0 L7			3	0	1	0	0	0	0						
<b>Inning Stats</b>	R: 2 E: 0 K: 1 S: 14	H: 2 LOB: 0 BB: 0 P: 22	R: 0 E: 0 K: 1 S: 10	H: 2 LOB: 2 BB: 0 P: 15	R: 0 E: 0 K: 0 S: 7	H: 0 LOB: 0 BB: 0 P: 9	R: 0 E: 0 K: 1 S: 12	H: 0 LOB: 0 BB: 0 P: 15	R: 0 E: 0 K: 0 S: 5	H: 0 LOB: 0 BB: 0 P: 8	R: 2 E: 0 K: 0 S: 7	H: 1 LOB: 0 BB: 1 P: 11	R: 0 E: 0 K: 3 S: 6	H: 1 LOB: 1 BB: 0 P: 12	R: 0 E: 1 K: 3 S: 15	H: 0 LOB: 1 BB: 1 P: 25	1B: 4 2B: 0 3B: 1 HR: 1	SF: 0 SAC: 0 DP: 0 HBP: 0	WP: 0 PB: 0 SB: 0 CS: 0	PA: 35		
<b>PITCHER</b>	IP	WLS	BF	H	R	ER	SO	BB	IBB	HBP	BLK	WP	HR	S	P	ERA	WHIP					
<b>Jason Schmidt, R</b> ERA: 4.01 <b>Ricardo Rincon, L</b> ERA: 3.73 <b>Rich Loiselle, R</b> ERA: 2.92	(1, 1)	7.0	W	27	5	4	4	5	1	0	0	0	0	1	64	94	5.14	0.857				
<b>PITCHER</b>	IP	WLS	BF	H	R	ER	SO	BB	IBB	HBP	BLK	WP	HR	S	P	ERA	WHIP					
<b>Jason Schmidt, R</b> ERA: 4.01 <b>Ricardo Rincon, L</b> ERA: 3.73 <b>Rich Loiselle, R</b> ERA: 2.92	(8, 1)	1.0	S	5	1	0	0	0	1	0	0	0	0	0	11	21	0.00	2.000				
<b>Jason Schmidt, R</b> ERA: 4.01 <b>Ricardo Rincon, L</b> ERA: 3.73 <b>Rich Loiselle, R</b> ERA: 2.92	(9, 1)	1.0	S	3	0	0	0	3	0	0	0	0	0	0	10	16	0.00	0.000				

Atlanta Braves @ Pittsburgh Pirates  
Three Rivers Stadium, Pittsburgh, PA  
Tue Aug 05 1997, 7:05 PM EDT  
Att: 20,069 - Unknown - 70 F

AB 33  
R 4  
H 6  
RBI 4  
BB 2  
SO 8  
LOB 9



Batter	1	2	3	4	5	6	7	8	9	AB	R	H	RBI	BB	SO	LOB	BOTTOM					
<b>Jermaine Allensworth, R</b> OBP: 0.345, SLG: 0.331 (1, 8)	4-2 1B FC5-4 BB		2-1 G5-3	2-0 SF8		4-0 BB		1-0 F8		2	1	0	1	2	0	1						
<b>Joe Randa, R</b> OBP: 0.354, SLG: 0.461 (1, 4) (8, 5)	1-0 FC5-4 1B		2-0 F8	3-H 4-0 G6-4-3 BB		3-2 G6-3				3	0	1	0	1	0	2						
<b>Dale Sveum, S</b> OBP: 0.336, SLG: 0.469 (1, 5) (8, 3)	3-3 K		4-2 BB	1-2 G6-4-3 1-2			0-1 1B			3	0	1	0	1	1	4						
<b>Mark Smith, R</b> OBP: 0.306, SLG: 0.490 (1, 7)	1-1 FC5-4 1-2		2-0 F9		2-1 F8		0-0 L6			4	0	0	1	0	0	3						
<b>1B Jason Kendall, R</b> OBP: 0.395, SLG: 0.436 (1, 2)	0-0 F9			2-1 HR	3-2 F9		3-2 P6			4	1	1	1	0	0	2						
<b>Mark Johnson, L</b> OBP: 0.341, SLG: 0.308 <b>Ricardo Rincon, L</b> <b>Rich Loiselle, R</b> (1, 3) (8, 1) (9, 1)		0-1 G5-3		0-1 HR	1-1 G6-3		2-3 K			4	1	1	0	0	1	1						
<b>Jose Guillen, R</b> OBP: 0.292, SLG: 0.414 (1, 9)		1-1 G5-3 1B		3-2 HR		1-0 G6-3		0-0 G6-3		4	1	2	2	0	0	0						
<b>Kevin Polcovich, R</b> OBP: 0.355, SLG: 0.399 (1, 6)		1-2 G5-3		1-0 E7 SH SF8		0-0 SH5-4 1B		2-3 K		4	1	1	0	0	1	1						
<b>Jason Schmidt, R</b> OBP: 0.108, SLG: 0.135 <b>Tony Womack, L</b> OBP: 0.329, SLG: 0.380 (1, 1) (8, 4)		2-2 P4		0-0 SH BB		1-0 SH5-4		1-2 2B		1	0	0	0	0	0	1						
<b>Inning Stats</b>	R: 1 E: 0 K: 1 S: 9	H: 1 LOB: 1 BB: 1 P: 18	R: 0 E: 0 K: 0 S: 12	H: 1 LOB: 1 BB: 0 P: 16	R: 0 E: 0 K: 0 S: 6	H: 0 LOB: 1 BB: 1 P: 16	R: 4 E: 1 K: 0 S: 14	H: 3 LOB: 1 BB: 1 P: 27	R: 0 E: 0 K: 0 S: 9	H: 0 LOB: 0 BB: 0 P: 15	R: 0 E: 0 K: 1 S: 10	H: 1 LOB: 1 BB: 0 P: 15	R: 0 E: 0 K: 1 S: 9	H: 1 LOB: 1 BB: 0 P: 13	R: 0 E: 0 K: 1 S: 15	H: 1 LOB: 1 BB: 0 P: 13	1B: 5 2B: 1 3B: 0 HR: 2	SF: 1 SAC: 2 DP: 1 HBP: 0	WP: 0 PB: 0 SB: 0 CS: 0	PA: 37		
<b>PITCHER</b>	IP	WLS	BF	H	R	ER	SO	BB	IBB	HBP	BLK	WP	HR	S	P	ERA	WHIP					
<b>Tom Glavine, L</b> ERA: 3.27 <b>Chad Fox, R</b> ERA: 4.26	(1, 1)	7.0	L	33	7	5	4	2	4	0	0	0	0	0	66	122	5.14	1.571				
<b>PITCHER</b>	IP	WLS	BF	H	R	ER	SO	BB	IBB	HBP	BLK	WP	HR	S	P	ERA	WHIP					
<b>Tom Glavine, L</b> ERA: 3.27 <b>Chad Fox, R</b> ERA: 4.26	(8, 1)	1.0	L	4	1	0	0	1	0	0	0	0	0	9	13	0.00	1.000					

Atlanta Braves @ Pittsburgh Pirates  
Three Rivers Stadium, Pittsburgh, PA  
Tue Aug 05 1997, 7:05 PM EDT  
Att: 20,069 - Unknown - 70 F

AB 30  
R 5  
H 8  
RBI 5  
BB 4  
SO 3  
LOB 15









Batter	1	2	3	4	5	6	7	8	9	AB	R	H	RBI	BB	SO	LOB	TOP										
Royce Clayton, R OBP: 0.295, SLG: 0.391 Delino DeShields, L OBP: 0.354, SLG: 0.456	2-2 P2		1-3 K			2-1 F8		1-2 G5-3		2	0	0	0	0	1	0											
Danny Sheaffer, R OBP: 0.310, SLG: 0.298	3-2 P4			1-1 BB 1B		0-0 G1-3		0-0 2B		4	0	2	0	0	0	0											
Willie McGee, S OBP: 0.356, SLG: 0.421	2-1 2B			4-0 SAFE 1-2 BB		2-1 L8		4-2 BB		2	0	1	0	2	0	0											
Mark McGwire, R OBP: 0.372, SLG: 0.593	1-3 K			1-3 K			1-2 F7	2-3 K		4	0	0	0	0	3	5											
Gary Gaetti, R OBP: 0.325, SLG: 0.427		2-3 K		3-2 L9-3			1-1 2B 1B		1-0 G4-3	4	0	1	0	0	1	2											
John Mabry, L OBP: 0.354, SLG: 0.375		1-3 K			0-1 F7		1-3 K		1-3 K	4	0	0	0	0	3	1											
Mike DiFelice, R OBP: 0.308, SLG: 0.341 Tom Lampkin, L OBP: 0.329, SLG: 0.370		2-2 P4			2-2 HBP		0-1 2B		1-0 DI 1B	2	0	1	0	0	0	0											
David Bell, R OBP: 0.321, SLG: 0.375			3-2 P3		1-2 F9		3-2 P5		2-1 1B	4	0	1	0	0	0	3											
Todd Stottlemyre, L OBP: 0.357, SLG: 0.375 Scott Livingstone, L OBP: 0.150, SLG: 0.172 Curtis King, R OBP: 0.278, SLG: 0.538 Tony Fossas, L OBP: 0.278, SLG: 0.538			0-1 G6-3		0-3 K			3-2 F8		2	0	0	0	0	1	1											
<b>Inning Stats</b>	R: 0 E: 0 K: 1 S: 13	H: 1 LOB: 1 BB: 0 P: 21	R: 0 E: 0 K: 2 S: 10	H: 0 LOB: 0 BB: 0 P: 15	R: 0 E: 0 K: 1 S: 12	H: 0 LOB: 0 BB: 0 P: 16	R: 0 E: 0 K: 1 S: 9	H: 1 LOB: 1 BB: 1 P: 18	R: 0 E: 0 K: 0 S: 5	H: 0 LOB: 1 BB: 0 P: 14	R: 0 E: 0 K: 1 S: 13	H: 2 LOB: 2 BB: 0 P: 19	R: 0 E: 0 K: 1 S: 15	H: 1 LOB: 2 BB: 1 P: 25	R: 0 E: 0 K: 1 S: 7	H: 2 LOB: 2 BB: 0 P: 12	1B: 4 2B: 4 3B: 0 HR: 0	SF: 0 SAC: 0 DP: 1 HBP: 1	WP: 0 PB: 0 SB: 0 CS: 0	PA: 35							
<b>PITCHER</b>	IP	WLS	BF	H	R	ER	SO	BB	IBB	HBP	BLK	WP	HR	S	P	ERA	WHIP										
Denny Neagle, L ERA: 2.88	7.2	W	29	5	0	0	7	1	0	1	0	0	0	82	125	0.00	0.783										
Chad Fox, R ERA: 4.15	0.1		2	0	0	0	1	1	0	0	0	0	0	6	12	0.00	3.000										
Mark Wohlers, R ERA: 2.15	1.0	S	4	2	0	0	1	0	0	0	0	0	0	7	12	0.00	2.000										

St. Louis Cardinals @ Atlanta Braves  
Turner Field, Atlanta, GA  
Thu Aug 07 1997, 7:05 PM EDT  
Att: 46,687 - Unknown - 80 F

AB 32  
R 0  
H 7  
RBI 0  
BB 2  
SO 9  
LOB 12



Batter	1	2	3	4	5	6	7	8	9	AB	R	H	RBI	BB	SO	LOB	BOTTOM										
Kenny Lofton, L OBP: 0.408, SLG: 0.443	2-3 K		0-3 K			1-0 F9 10 1B	0-0 10 BB 1B	2-2 FC4-6		5	1	2	0	0	2	2											
Jeff Blauser, R OBP: 0.402, SLG: 0.504	3-2 10 1B		2-2 K			1-2 F9	1-2 L8			4	0	1	0	0	1	2											
10 Chipper Jones, S OBP: 0.384, SLG: 0.514	1-1 CS 1B			4-0 G4-6-3 BB		1-1 E 2B	4-2 SAFE BB			2	1	2	1	2	0	0											
Fred McGriff, L OBP: 0.362, SLG: 0.436	3-3 K			1-0 G4-6-3		1-1 E4	1-3 K			4	1	0	0	0	2	6											
Ryan Klesko, L OBP: 0.327, SLG: 0.487 Danny Bautista, R OBP: 0.278, SLG: 0.538		2-1 G4-3		3-2 L9		0-0 BB 2B	3-2 F7			4	0	1	2	0	0	2											
Andruw Jones, R OBP: 0.348, SLG: 0.449		1-0 F7			1-3 K	4-0 BB IBB		0-1 G5-3		3	0	0	0	1	1	0											
Javy Lopez, R OBP: 0.362, SLG: 0.558 Eddie Pérez, R OBP: 0.280, SLG: 0.362		1-0 HBP				1-0 HBP		0-1 1B		0	0	0	0	0	0	0											
Tony Graffanino, R OBP: 0.348, SLG: 0.400		0-0 L3			3-3 K	4-2 BB		0-0 FC4-6 1B		3	0	1	0	1	1	2											
Denny Neagle, L OBP: 0.232, SLG: 0.192 Chad Fox, R OBP: 0.280, SLG: 0.362 Michael Tucker, L OBP: 0.346, SLG: 0.435 Mark Wohlers, R OBP: 0.278, SLG: 0.538			1-3 K		2-3 K	1-0 G6-3		2-3 K		3	0	0	0	0	2	4											
<b>Inning Stats</b>	R: 0 E: 0 K: 2 S: 11	H: 2 LOB: 2 BB: 0 P: 20	R: 0 E: 0 K: 0 S: 4	H: 0 LOB: 1 BB: 0 P: 8	R: 0 E: 0 K: 3 S: 10	H: 0 LOB: 0 BB: 0 P: 13	R: 0 E: 0 K: 0 S: 4	H: 0 LOB: 1 BB: 1 P: 12	R: 0 E: 0 K: 3 S: 11	H: 0 LOB: 1 BB: 0 P: 18	R: 3 E: 1 K: 1 S: 16	H: 3 LOB: 3 BB: 2 P: 29	R: 0 E: 0 K: 1 S: 19	H: 1 LOB: 2 BB: 1 P: 27	R: 0 E: 0 K: 1 S: 14	H: 2 LOB: 2 BB: 0 P: 18	1B: 6 2B: 3 3B: 0 HR: 0	SF: 0 SAC: 0 DP: 2 HBP: 2	WP: 0 PB: 0 SB: 0 CS: 1	PA: 37							
<b>PITCHER</b>	IP	WLS	BF	H	R	ER	SO	BB	IBB	HBP	BLK	WP	HR	S	P	ERA	WHIP										
Todd Stottlemyre, R ERA: 3.69	7.0	L	32	6	3	2	10	3	1	2	0	0	0	75	127	2.57	1.286										
Curtis King, R ERA: 2.48	0.1		3	2	0	0	0	0	0	0	0	0	0	5	5	0.00	6.000										
Tony Fossas, L ERA: 2.48	0.2		2	0	0	0	1	0	0	0	0	0	0	9	13	0.00	0.000										

St. Louis Cardinals @ Atlanta Braves  
Turner Field, Atlanta, GA  
Thu Aug 07 1997, 7:05 PM EDT  
Att: 46,687 - Unknown - 80 F

AB 31  
R 3  
H 8  
RBI 3  
BB 4  
SO 11  
LOB 22





Batter	1	2	3	4	5	6	7	8	9	AB	R	H	RBI	BB	SO	LOB	TOP										
<b>Devon White, S</b> OBP: 0.333, SLG: 0.325	P9		K	E		K	G5-3			5	0	1	1	0	2	2											
<b>Edgar Renteria, R</b> OBP: 0.322, SLG: 0.342	F9		F9	E4		K		K		5	0	0	0	0	2	1											
<b>Gary Sheffield, R</b> OBP: 0.420, SLG: 0.427	L7		E5	P5		G5-3				4	0	0	0	1	0	2											
<b>Bobby Bonilla, S</b> OBP: 0.385, SLG: 0.500		1B	P6					F8	F8	4	2	2	0	1	0	2											
<b>Darren Daulton, L</b> OBP: 0.380, SLG: 0.480		1B						1B		3	1	1	0	1	0	1											
<b>Dennis Cook, L</b> OBP: 0.800, SLG: 1.400		1B								1	0	0	0	0	0	1											
<b>Jay Powell, R</b> OBP: 0.500, SLG: 0.500		BB						1B		0	0	0	0	0	0	0											
<b>Robb Nen, R</b>		BB								0	0	0	0	0	0	0											
<b>Moises Alou, R</b> OBP: 0.384, SLG: 0.508	L8									4	1	3	1	1	0	2											
<b>Charles Johnson, R</b> OBP: 0.363, SLG: 0.509	K									4	1	1	3	1	2	4											
<b>Craig Counsell, L</b> OBP: 0.457, SLG: 0.429										4	1	3	1	1	0	1											
<b>Alex Fernandez, R</b> OBP: 0.231, SLG: 0.277										3	0	0	0	0	2	6											
<b>Jim Eisenreich, L</b> OBP: 0.344, SLG: 0.368	K									0	0	0	0	0	0	0											
<b>Jeff Conine, R</b> OBP: 0.339, SLG: 0.361										2	0	0	0	0	0	4											
<b>Inning Stats</b>	R: 0 E: 0 K: 0 S: 6	H: 0 LOB: 0 BB: 0 P: 8	R: 0 E: 0 K: 2 S: 21	H: 2 LOB: 3 BB: 1 P: 28	R: 0 E: 1 K: 1 S: 9	H: 0 LOB: 1 BB: 0 P: 10	R: 3 E: 1 K: 1 S: 12	H: 4 LOB: 2 BB: 0 P: 18	R: 1 E: 0 K: 0 S: 8	H: 2 LOB: 2 BB: 1 P: 13	R: 0 E: 0 K: 2 S: 10	H: 0 LOB: 0 BB: 0 P: 14	R: 2 E: 0 K: 0 S: 13	H: 2 LOB: 2 BB: 3 P: 28	R: 0 E: 0 K: 1 S: 14	H: 0 LOB: 1 BB: 1 P: 25	R: 0 E: 0 K: 1 S: 10	H: 1 LOB: 1 BB: 0 P: 16	1B: 5 2B: 5 3B: 0 HR: 1	SF: 0 SAC: 0 DP: 1 HBP: 0	WP: 0 PB: 0 SB: 0 CS: 0	PA: 45					
<b>PITCHER</b>	IP	WLS	BF	H	R	ER	SO	BB	IBB	HBP	BLK	WP	HR	S	P	ERA	WHIP										
<b>Paul Byrd, R</b> ERA: 4.73	4.1	L	23	7	4	4	4	1	0	0	0	0	1	50	66	8.31	1.846										
<b>Mike Cather, R</b> ERA: 1.5	1.2		7	1	0	0	2	0	1	0	0	0	0	16	25	0.00	0.600										
<b>Mike Bielecki, R</b> ERA: 4.15	0.0		5	2	2	2	0	2	1	0	0	0	0	9	22	∞	∞										
<b>Alan Embree, L</b> ERA: 2.62	1.0		2	0	0	0	0	0	0	0	0	0	0	4	6	0.00	0.000										
<b>Kevin Millwood, R</b> ERA: 5.04	2.0		8	1	0	0	2	1	0	0	0	0	0	24	41	0.00	1.000										

**Florida Marlins @ Atlanta Braves**  
Turner Field, Atlanta, GA  
Fri Aug 08 1997, 7:05 PM EDT  
Att: 49,335 - Unknown - 75 F

AB 39  
R 6  
H 11  
RBI 6  
BB 6  
SO 8  
LOB 26



Batter	1	2	3	4	5	6	7	8	9	AB	R	H	RBI	BB	SO	LOB	BOTTOM										
<b>Kenny Lofton, L</b> OBP: 0.411, SLG: 0.446	BB								K	5	2	3	0	0	1	1											
<b>Jeff Blausler, R</b> OBP: 0.404, SLG: 0.510	1B								K	3	2	1	2	1	2	1											
<b>10 Chipper Jones, S</b> OBP: 0.385, SLG: 0.513	K								K	3	0	1	0	1	1	2											
<b>Fred McGriff, L</b> OBP: 0.365, SLG: 0.438	G5-3								F9	3	0	2	1	1	0	0											
<b>Ryan Klesko, L</b> OBP: 0.327, SLG: 0.485	1B								K	4	0	1	1	0	2	4											
<b>Andruw Jones, R</b> OBP: 0.348, SLG: 0.444	G5-3								F7	3	0	0	0	1	0	4											
<b>Javy Lopez, R</b> OBP: 0.357, SLG: 0.551									G6-4-3	4	0	0	0	0	1	1											
<b>Mark Lemke, S</b> OBP: 0.298, SLG: 0.316									E3	4	0	1	0	0	0	0											
<b>Paul Byrd, R</b> ERA: 4.73									F9	1	0	0	0	0	0	0											
<b>Mike Cather, R</b> ERA: 1.5										0	0	0	0	0	0	0											
<b>Mike Bielecki, R</b> ERA: 4.15										0	0	0	0	0	0	0											
<b>Alan Embree, L</b> ERA: 2.62										0	0	0	0	0	0	0											
<b>Tony Gaffano, R</b> OBP: 0.346, SLG: 0.396										1	0	0	0	0	0	0											
<b>Kevin Millwood, R</b> ERA: 5.04										0	0	0	0	0	0	1											
<b>Inning Stats</b>	R: 1 E: 0 K: 1 S: 13	H: 2 LOB: 2 BB: 1 P: 24	R: 0 E: 0 K: 1 S: 9	H: 2 LOB: 0 BB: 0 P: 12	R: 1 E: 0 K: 1 S: 13	H: 2 LOB: 1 BB: 1 P: 25	R: 0 E: 0 K: 0 S: 6	H: 0 LOB: 0 BB: 0 P: 6	R: 0 E: 0 K: 1 S: 11	H: 1 LOB: 2 BB: 1 P: 21	R: 0 E: 0 K: 0 S: 7	H: 0 LOB: 0 BB: 0 P: 13	R: 2 E: 0 K: 0 S: 10	H: 2 LOB: 0 BB: 0 P: 17	R: 0 E: 0 K: 1 S: 6	H: 0 LOB: 1 BB: 1 P: 13	R: 0 E: 1 K: 2 S: 12	H: 0 LOB: 1 BB: 0 P: 17	1B: 8 2B: 1 3B: 0 HR: 1	SF: 0 SAC: 1 DP: 3 HBP: 1	WP: 0 PB: 0 SB: 0 CS: 2	PA: 38					
<b>PITCHER</b>	IP	WLS	BF	H	R	ER	SO	BB	IBB	HBP	BLK	WP	HR	S	P	ERA	WHIP										
<b>Alex Fernandez, R</b> ERA: 3.52	6.0	W	26	7	2	2	4	3	0	0	0	0	0	59	101	3.00	1.667										
<b>Dennis Cook, L</b> ERA: 3.24	1.1		6	2	2	2	1	0	0	0	0	0	1	13	22	13.50	1.500										
<b>Jay Powell, R</b> ERA: 3.5	0.2		2	0	0	0	0	1	0	0	0	0	0	3	8	0.00	1.500										
<b>Robb Nen, R</b> ERA: 3.9	1.0	S	4	0	0	0	2	0	0	0	0	0	0	12	17	0.00	0.000										

**Florida Marlins @ Atlanta Braves**  
Turner Field, Atlanta, GA  
Fri Aug 08 1997, 7:05 PM EDT  
Att: 49,335 - Unknown - 75 F

AB 32  
R 4  
H 9  
RBI 4  
BB 4  
SO 7  
LOB 14






Batter	1	2	3	4	5	6	7	8	9	AB	R	H	RBI	BB	SO	LOB	TOP			
<b>Devon White, S</b> OBP: 0.329, SLG: 0.314 (1, 8)										4	1	0	0	1	3	3	<b>Florida Marlins @ Atlanta Braves</b> Turner Field, Atlanta, GA Sat Aug 09 1997, 3:33 AM EDT Att: 47,552 - Overcast - 76 F			
<b>Kurt Abbott, R</b> OBP: 0.312, SLG: 0.449 (1, 6)										4	0	2	1	0	1	1				
<b>Gary Sheffield, R</b> OBP: 0.418, SLG: 0.425 (1, 9)										4	0	1	1	0	1	2				
<b>Bobby Bonilla, S</b> OBP: 0.381, SLG: 0.495 (1, 5)										4	0	0	0	0	0	3				
<b>Darren Daulton, L</b> OBP: 0.379, SLG: 0.476 (1, 3)										3	1	0	0	1	1	1				
<b>Moises Alou, R</b> OBP: 0.385, SLG: 0.506 (1, 7)										3	0	1	0	1	1	0				
<b>Charles Johnson, R</b> OBP: 0.359, SLG: 0.502 (1, 2)										4	0	0	0	0	3	4				
<b>Craig Counsell, L</b> OBP: 0.513, SLG: 0.484 (1, 4)										3	1	3	0	1	0	0				
<b>Livan Hernandez, R</b> OBP: 0.333, SLG: 0.429 (6, 1)										0	0	0	0	0	0	0				
<b>Rob Stanley, R</b> OBP: 0.467, SLG: 0.500 (7, PH)										1	0	0	0	0	0	1				
<b>John Carptner, S</b> OBP: 0.326, SLG: 0.321 (7, PH)										0	0	0	0	0	0	0				
<b>Felix Heredia, L</b> OBP: 0.350, SLG: 0.508 (7, 1)										0	0	0	0	0	0	0				
<b>Rick Helling, R</b> OBP: 0.297, SLG: 0.391 (7, PH)										0	0	0	0	0	0	0				
<b>Jim Eisenreich, L</b> OBP: 0.342, SLG: 0.388 (8, PH)										1	0	0	0	0	1	2				
<b>Inning Stats</b>	R: 0 E: 0 K: 2 S: 10	H: 1 LOB: 1 BB: 0 P: 11	R: 0 E: 0 K: 2 S: 9	H: 0 LOB: 0 BB: 0 P: 12	R: 2 E: 0 K: 0 S: 14	H: 2 LOB: 1 BB: 1 P: 20	R: 0 E: 0 K: 2 S: 9	H: 0 LOB: 0 BB: 0 P: 11	R: 0 E: 0 K: 1 S: 10	H: 1 LOB: 2 BB: 1 P: 17	R: 0 E: 0 K: 1 S: 10	H: 1 LOB: 0 BB: 0 P: 14	R: 0 E: 0 K: 0 S: 6	H: 0 LOB: 0 BB: 0 P: 7	R: 1 E: 0 K: 2 S: 17	H: 2 LOB: 2 BB: 1 P: 25	1B: 5 2B: 2 3B: 0 HR: 0	SF: 0 SAC: 2 DP: 1 HBP: 0	WP: 1 PB: 0 SB: 0 CS: 0	PA: 37
<b>PITCHER</b>	IP	WLS	BF	H	R	ER	SO	BB	IBB	HBP	BLK	WP	HR	S	P	ERA	WHIP			
<b>29 John Smoltz, R</b> ERA: 3.08	8.0	W	31	5	2	2	9	2	1	0	0	0	0	77	110	2.25	0.875			
<b>Mark Wohlers, R</b> ERA: 2.28	1.0	S	6	2	1	1	2	1	0	0	0	1	0	17	25	9.00	3.000			

Batter	1	2	3	4	5	6	7	8	9	AB	R	H	RBI	BB	SO	LOB	BOTTOM			
<b>Kenny Lofton, L</b> OBP: 0.411, SLG: 0.442 (1, 8)										3	0	0	0	2	1	1	<b>Florida Marlins @ Atlanta Braves</b> Turner Field, Atlanta, GA Sat Aug 09 1997, 3:33 AM EDT Att: 47,552 - Overcast - 76 F			
<b>Michael Tucker, L</b> OBP: 0.345, SLG: 0.431 (1, 9) (8, 7)										3	0	0	0	1	0	2				
<b>10 Chipper Jones, S</b> OBP: 0.384, SLG: 0.512 (1, 5)										4	1	1	0	0	1	2				
<b>Fred McGriff, L</b> OBP: 0.368, SLG: 0.440 (1, 3)										2	1	1	0	2	1	1				
<b>Ryan Klesko, L</b> OBP: 0.324, SLG: 0.481 (7, PH)										3	0	0	0	0	1	3				
<b>Andruw Jones, R</b> OBP: 0.347, SLG: 0.443 (8, 9)										1	0	0	0	0	0	1				
<b>Javy Lopez, R</b> OBP: 0.362, SLG: 0.553 (1, 2)										4	1	3	2	0	0	1				
<b>Jeff Blauser, R</b> OBP: 0.405, SLG: 0.510 (1, 6)										4	1	2	0	0	0	2				
<b>Mark Wohlers, R</b> ERA: 3.9										0	0	0	0	0	0	0				
<b>Mark Lemke, S</b> OBP: 0.297, SLG: 0.315 (1, 4)										4	0	1	1	0	1	4				
<b>29 John Smoltz, R</b> OBP: 0.353, SLG: 0.317 (1, 1)										2	0	0	1	0	1	0				
<b>Tony Graftano, R</b> OBP: 0.351, SLG: 0.402 (8, PH)										1	0	1	0	0	0	0				
<b>Rafael Belliard, R</b> OBP: 0.263, SLG: 0.270 (9, 6)										0	0	0	0	0	0	0				
<b>Inning Stats</b>	R: 0 E: 0 K: 0 S: 7	H: 0 LOB: 0 BB: 0 P: 11	R: 0 E: 0 K: 1 S: 11	H: 1 LOB: 2 BB: 1 P: 24	R: 0 E: 1 K: 1 S: 7	H: 0 LOB: 0 BB: 0 P: 11	R: 1 E: 0 K: 2 S: 14	H: 3 LOB: 2 BB: 0 P: 23	R: 0 E: 0 K: 1 S: 5	H: 0 LOB: 2 BB: 2 P: 17	R: 3 E: 0 K: 0 S: 20	H: 4 LOB: 2 BB: 1 P: 38	R: 0 E: 0 K: 0 S: 8	H: 0 LOB: 1 BB: 1 P: 16	R: 0 E: 0 K: 1 S: 11	H: 1 LOB: 0 BB: 0 P: 15	1B: 7 2B: 3 3B: 0 HR: 0	SF: 0 SAC: 1 DP: 1 HBP: 0	WP: 0 PB: 0 SB: 0 CS: 1	PA: 37
<b>PITCHER</b>	IP	WLS	BF	H	R	ER	SO	BB	IBB	HBP	BLK	WP	HR	S	P	ERA	WHIP			
<b>Livan Hernandez, R</b> ERA: 2.22	5.1	L	23	5	2	2	5	3	0	0	0	0	0	51	99	3.38	1.500			
<b>Rob Stanley, R</b> ERA: 3.9	0.2	L	6	3	2	2	0	1	0	0	0	0	0	13	25	27.00	6.000			
<b>Felix Heredia, L</b> ERA: 4.19	0.1		2	0	0	0	0	1	0	0	0	0	0	2	7	0.00	3.000			
<b>Rick Helling, R</b> ERA: 4.38	1.2		6	1	0	0	1	0	0	0	0	0	0	17	24	0.00	0.600			

AB 31  
R 3  
H 7  
RBI 2  
BB 4  
SO 11  
LOB 17



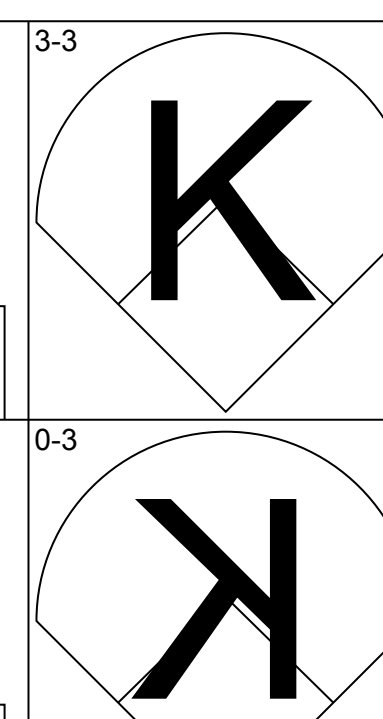
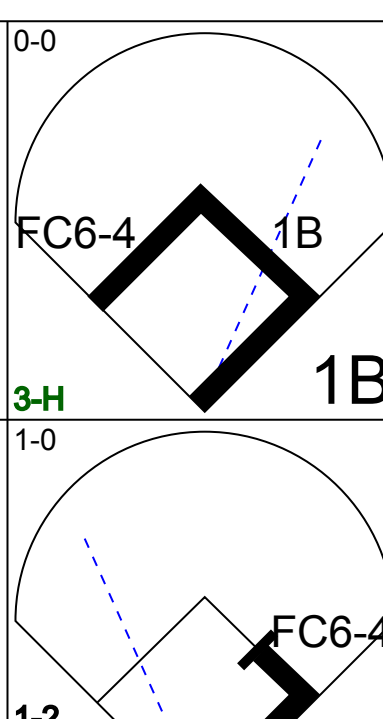
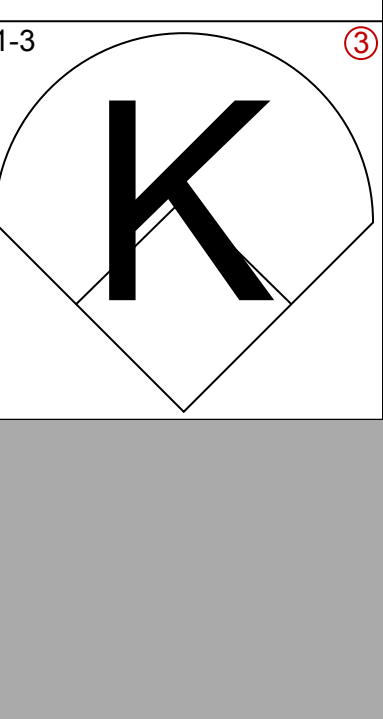
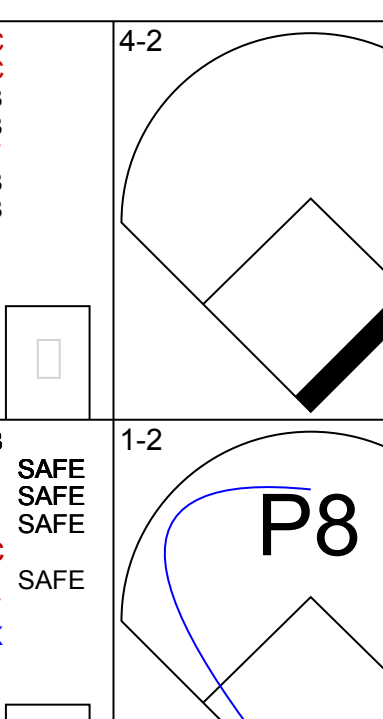
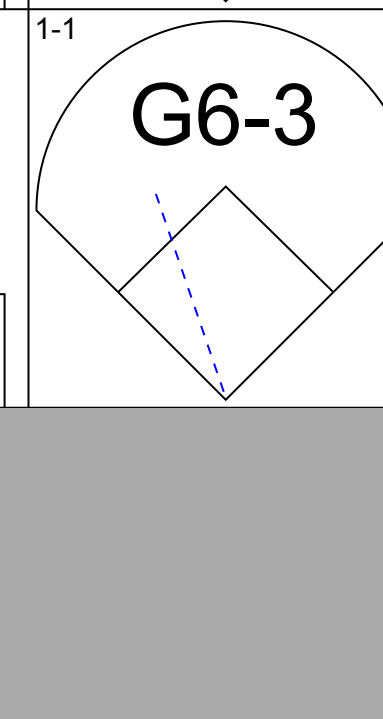
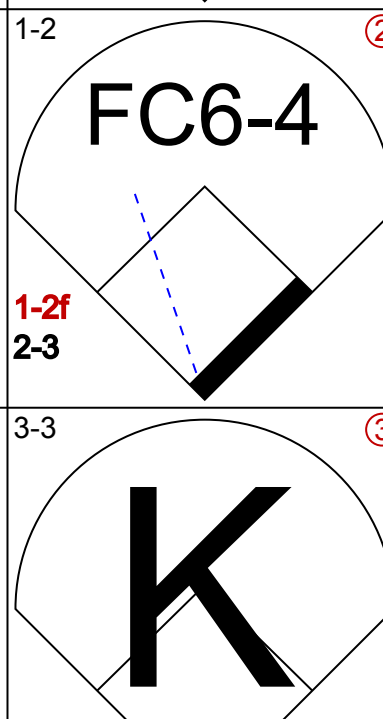
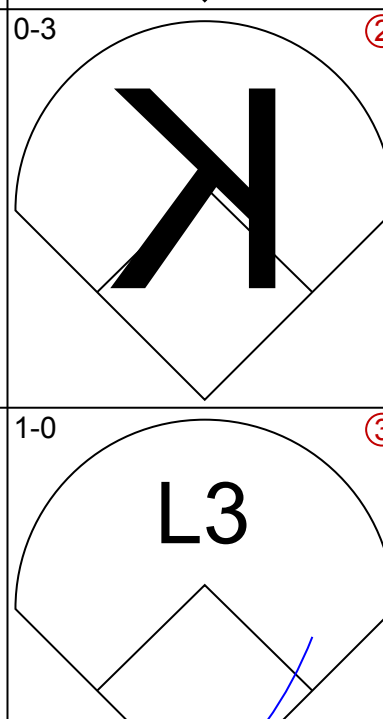





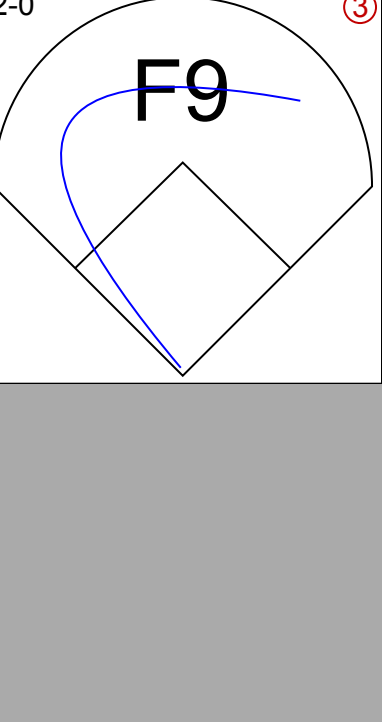
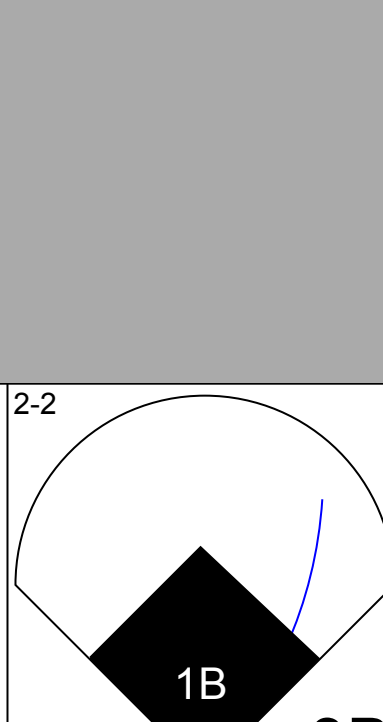


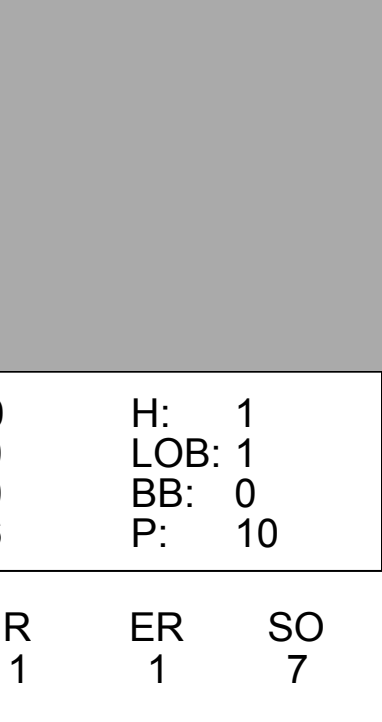
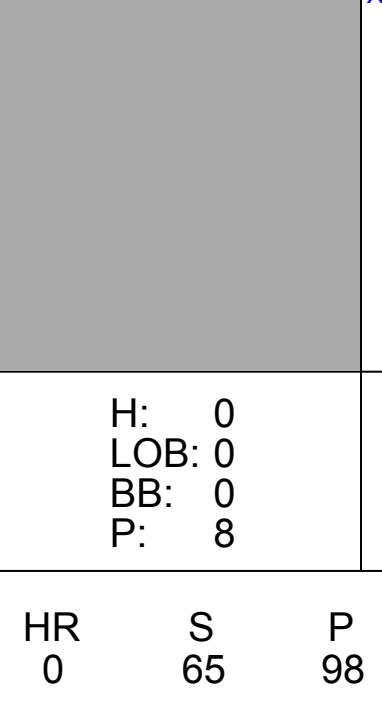
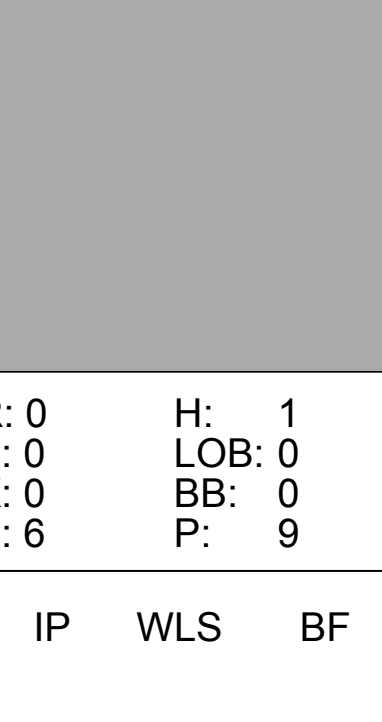

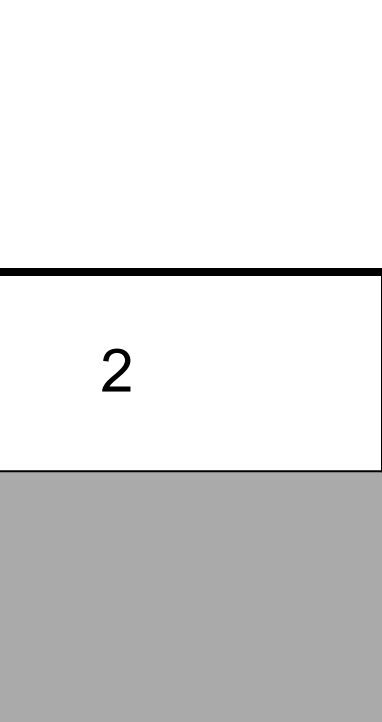
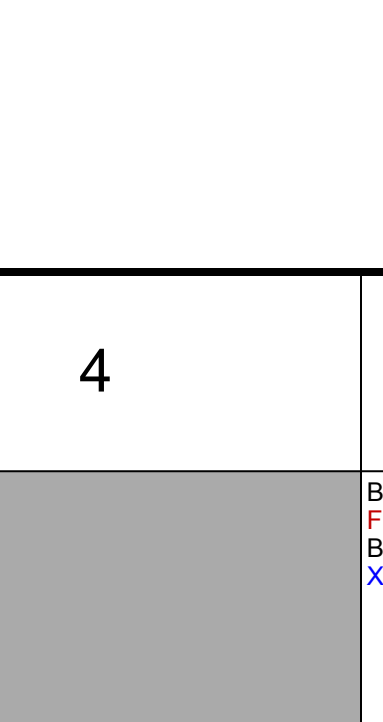
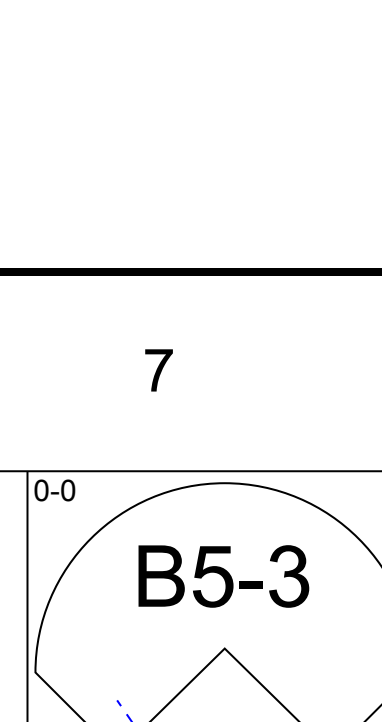



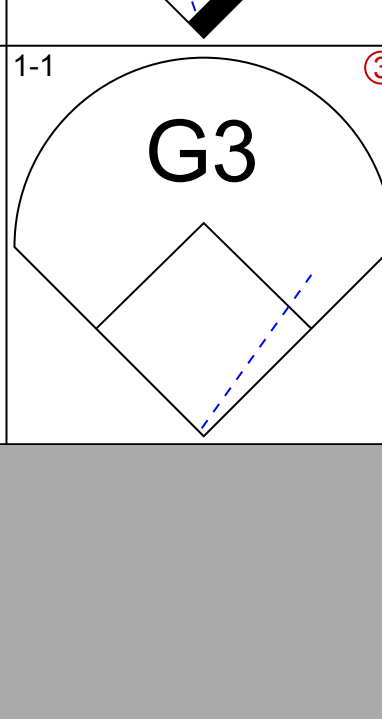

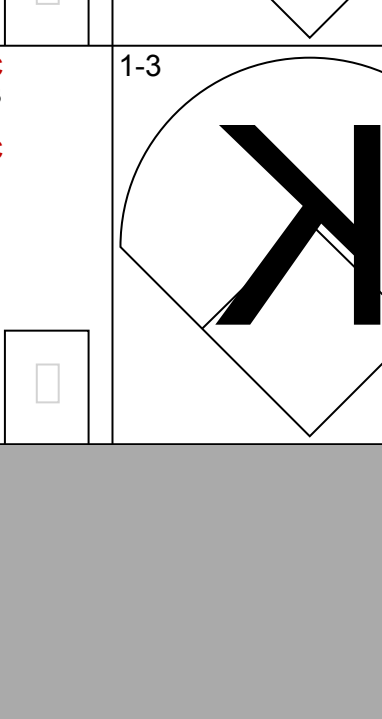



AB 31  
R 4  
H 9  
RBI 4  
BB 5  
SO 6  
LOB 17

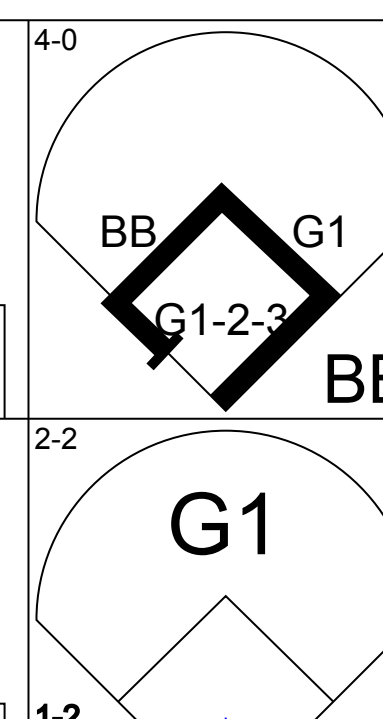
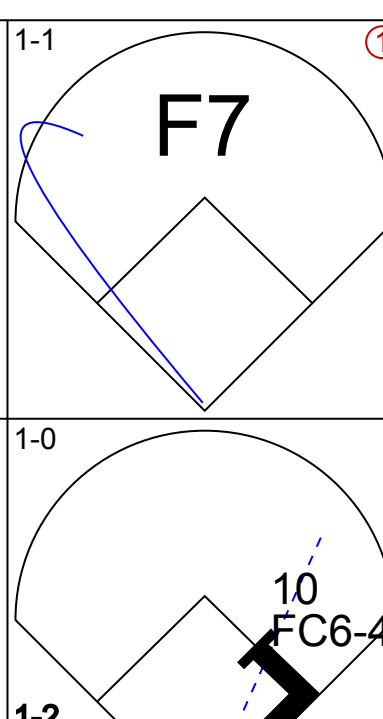
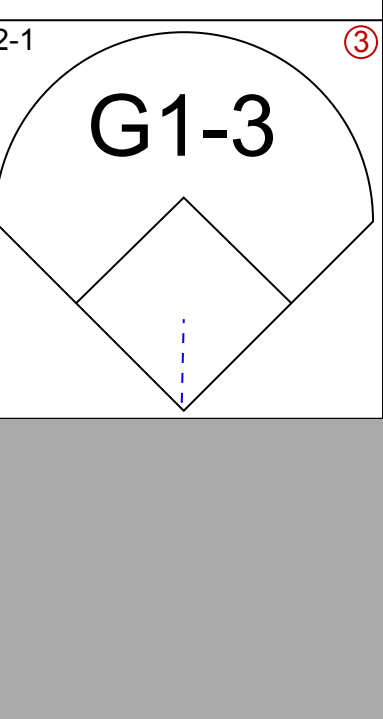
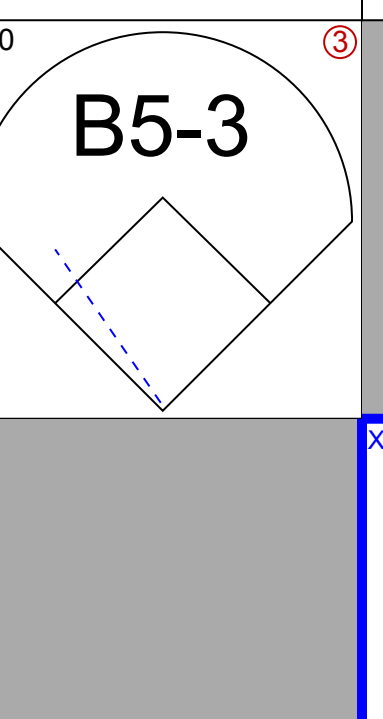
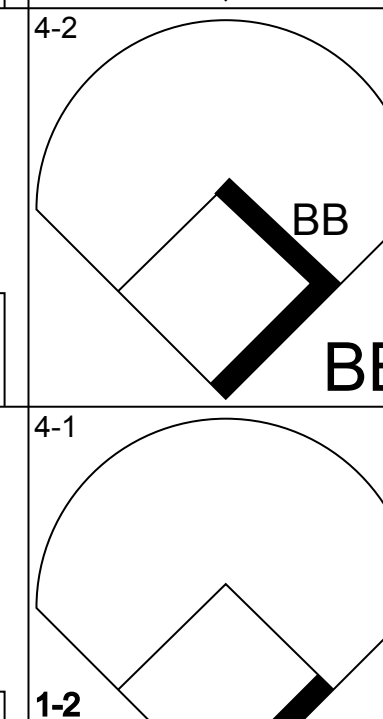
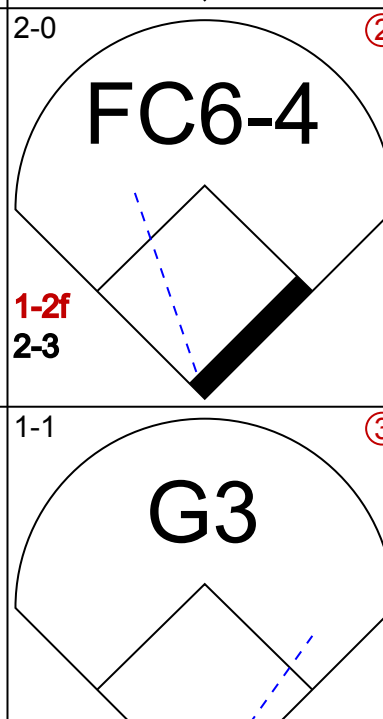
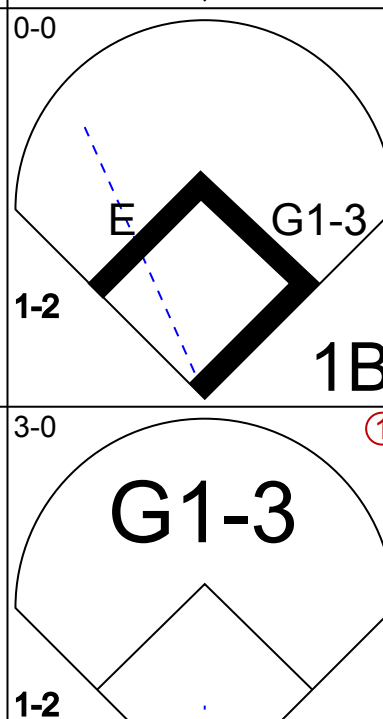
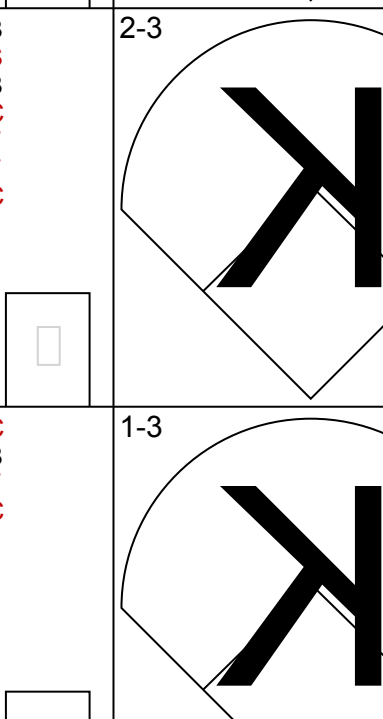
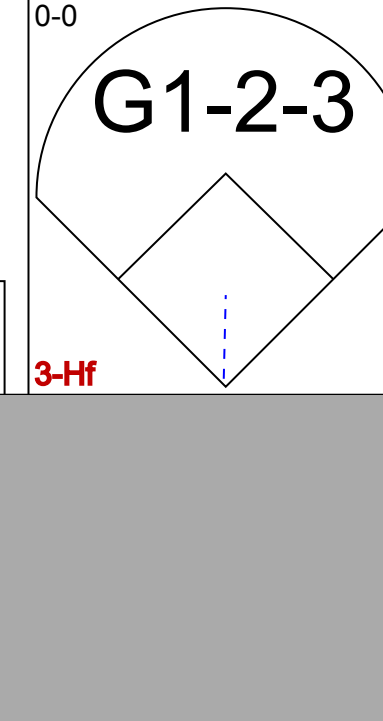

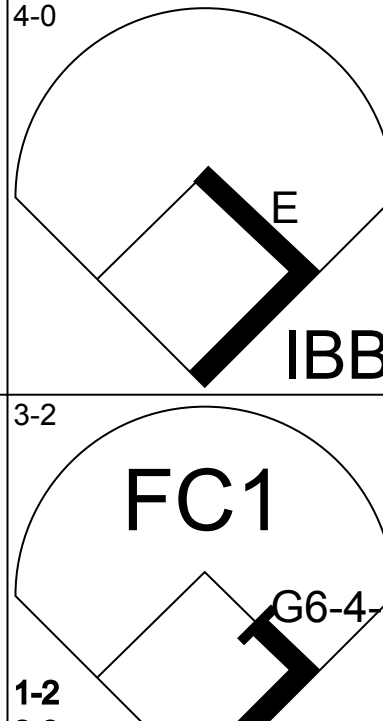



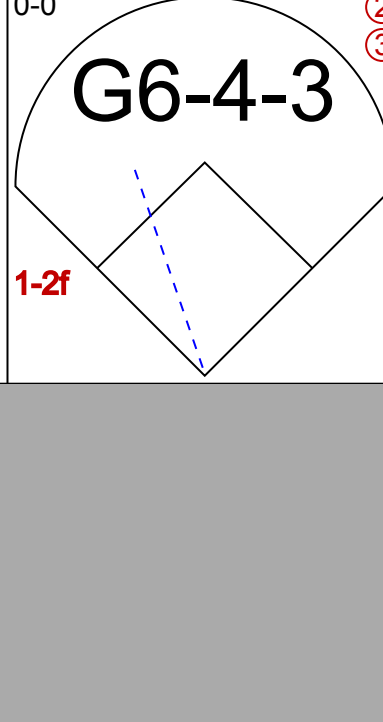

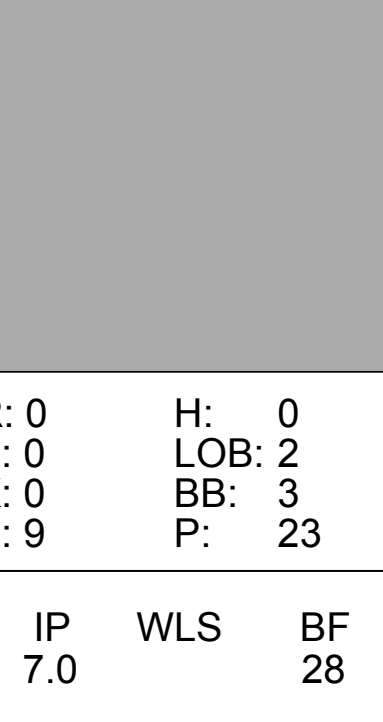
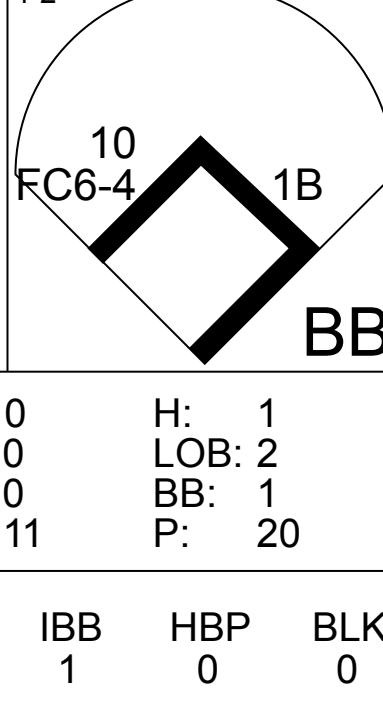
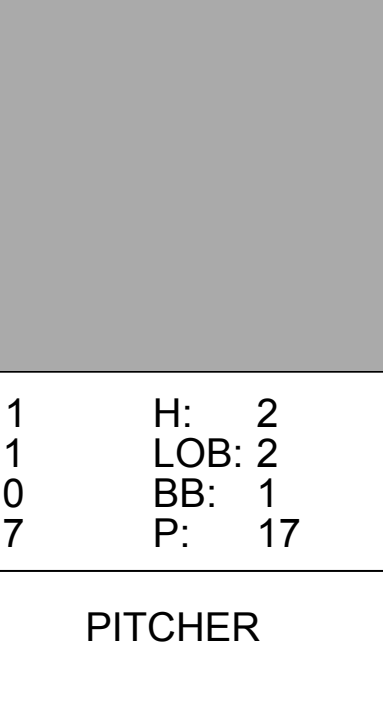
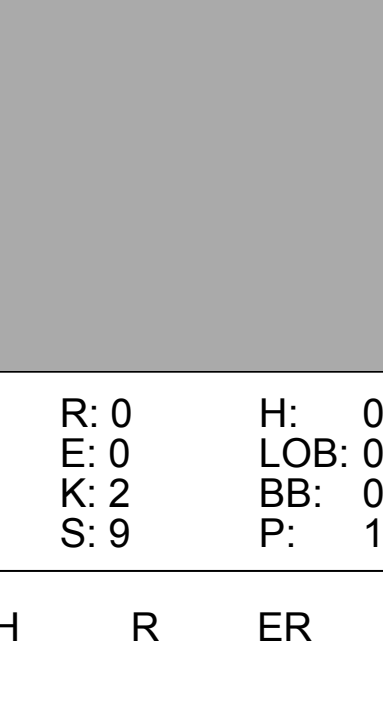








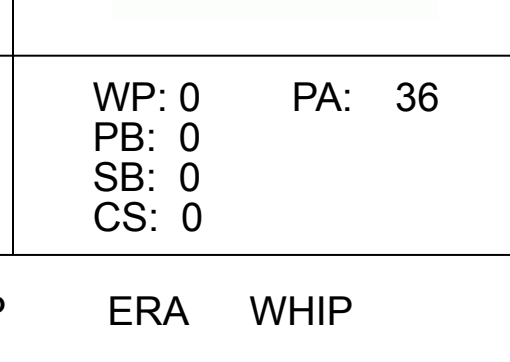




Batter	1	2	3	4	5	6	7	8	9	AB	R	H	RBI	BB	SO	LOB	TOP						
Devon White, S (1, 8) OBP: 0.333, SLG: 0.315										3	0	1	1	1	2	0	<b>Florida Marlins @ Atlanta Braves</b> Turner Field, Atlanta, GA Mon Aug 11 1997, 7:05 PM EDT Att: 47,870 - Unknown - 78 F						
Edgar Renteria, R (1, 6) OBP: 0.325, SLG: 0.343										4	0	1	0	0	1	1							
Gary Sheffield, R (1, 9) OBP: 0.414, SLG: 0.417										4	0	0	0	0	1	2							
Bobby Bonilla, S (1, 5) OBP: 0.378, SLG: 0.499										4	0	1	0	0	1	2							
Jeff Conine, R (1, 3) OBP: 0.339, SLG: 0.370										4	0	1	0	0	2	1							
Moises Alou, R (1, 7) OBP: 0.379, SLG: 0.497										3	0	0	0	0	0	2							
Charles Johnson, R (1, 2) OBP: 0.358, SLG: 0.500										3	0	0	0	0	0	1							
Craig Counsell, L (1, 4) OBP: 0.488, SLG: 0.514										3	1	1	0	0	0	0							
Kevin Brown, R (1, 1) OBP: 0.214, SLG: 0.157										2	0	0	0	0	1	1							
Darren Daulton, L (8, PH) OBP: 0.378, SLG: 0.474										1	0	0	0	0	0	0							
Felix Heredia, L (8, 1) OBP: 0.500, SLG: 0.500										0	0	0	0	0	0	0							
Jay Powell, R (9, 1) OBP: 0.500, SLG: 0.500										0	0	0	0	0	0	0							
<b>Inning Stats</b>	R: 0 E: 0 K: 2 S: 8	H: 0 LOB: 0 BB: 0 P: 12	R: 0 E: 0 K: 0 S: 6	H: 1 LOB: 1 BB: 0 P: 10	R: 1 E: 0 K: 2 S: 14	H: 3 LOB: 2 BB: 0 P: 22	R: 0 E: 0 K: 1 S: 7	H: 0 LOB: 0 BB: 0 P: 8	R: 0 E: 0 K: 1 S: 8	H: 0 LOB: 0 BB: 0 P: 10	R: 0 E: 0 K: 1 S: 7	H: 0 LOB: 0 BB: 0 P: 8	R: 0 E: 0 K: 0 S: 6	H: 1 LOB: 0 BB: 0 P: 9	R: 0 E: 0 K: 0 S: 9	H: 0 LOB: 1 BB: 1 P: 19		R: 0 E: 0 K: 1 S: 7	H: 0 LOB: 0 BB: 0 P: 8	1B: 3 2B: 1 3B: 1 HR: 0	SF: 0 SAC: 0 DP: 1 HBP: 0	WP: 0 PB: 0 CS: 0	PA: 32
<b>PITCHER</b>	IP	WLS	BF	H	R	ER	SO	BB	IBB	HBP	BLK	WP	HR	S	P	ERA		WHIP					
Greg Maddux, R (1, 1) ERA: 2.31	8.0		29	5	1	1	7	1	0	0	0	0	0	65	98	1.12	0.750						
Mark Wohlers, R (9, 1) ERA: 2.24	1.0	W	3	0	0	0	1	0	0	0	0	0	0	7	8	0.00	0.000						

Batter	1	2	3	4	5	6	7	8	9	AB	R	H	RBI	BB	SO	LOB	BOTTOM					
Kenny Lofton, L (1, 8) OBP: 0.406, SLG: 0.434										3	0	0	0	1	0	1	<b>Florida Marlins @ Atlanta Braves</b> Turner Field, Atlanta, GA Mon Aug 11 1997, 7:05 PM EDT Att: 47,870 - Unknown - 78 F					
Michael Tucker, L (1, 9) OBP: 0.347, SLG: 0.432										3	1	2	0	0	0	1						
Andrew Jones, R (8, PH) OBP: 0.342, SLG: 0.435										1	0	0	0	0	0	0						
10 Chipper Jones, S (1, 5) OBP: 0.386, SLG: 0.510										3	0	1	0	1	1	2						
Fred McGriff, L (1, 3) OBP: 0.366, SLG: 0.435										3	0	0	0	1	1	4						
Ryan Klesko, L (1, 7) OBP: 0.328, SLG: 0.479										2	1	1	0	2	0	3						
Mark Lemke, S (1, 4) OBP: 0.294, SLG: 0.311										3	0	0	0	0	1	3						
Eddie Pérez, R (1, 2) OBP: 0.277, SLG: 0.357										2	0	0	0	0	0	1						
Ed Giovanola, L (6, PH)										1	0	0	0	0	0	3						
Javy Lopez, R (7, 2) OBP: 0.361, SLG: 0.548										0	0	0	0	1	0	0						
Rafael Belliard, R (1, 6) OBP: 0.250, SLG: 0.256										3	0	0	0	0	2	0						
Tony Graffanino, R (9, PH) OBP: 0.361, SLG: 0.394										0	0	0	0	1	0	0						
Greg Maddux, R (1, 1) OBP: 0.151, SLG: 0.104										2	0	0	0	1	1	0						
Mark Wohlers, R (9, 1)										0	0	0	0	0	0	0						
Danny Bautista, R (9, PH) OBP: 0.271, SLG: 0.518										0	0	0	1	0	0	0						
<b>Inning Stats</b>	R: 0 E: 0 K: 0 S: 9	H: 0 LOB: 2 BB: 3 P: 23	R: 0 E: 0 K: 2 S: 8	H: 0 LOB: 0 BB: 0 P: 13	R: 0 E: 0 K: 0 S: 11	H: 1 LOB: 2 BB: 1 P: 20	R: 0 E: 0 K: 0 S: 6	H: 1 LOB: 0 BB: 0 P: 12	R: 0 E: 0 K: 1 S: 7	H: 0 LOB: 0 BB: 0 P: 12	R: 1 E: 1 K: 0 S: 7	H: 2 LOB: 2 BB: 1 P: 17	R: 0 E: 0 K: 1 S: 6	H: 0 LOB: 0 BB: 0 P: 6	R: 0 E: 0 K: 2 S: 9	H: 0 LOB: 0 BB: 0 P: 12	R: 1 E: 0 K: 0 S: 4	H: 0 LOB: 2 BB: 3 P: 16	1B: 4 2B: 0 3B: 0 HR: 0	SF: 1 SAC: 1 DP: 3 HBP: 0	WP: 0 PB: 0 CS: 0	PA: 36
<b>PITCHER</b>	IP	WLS	BF	H	R	ER	SO	BB	IBB	HBP	BLK	WP	HR	S	P	ERA	WHIP					
Kevin Brown, R (1, 1) ERA: 2.91	7.0		28	4	1	0	4	4	1	0	0	0	0	54	103	0.00	1.143					
Felix Heredia, L (8, 1) ERA: 4.29	1.1	L	6	0	1	1	2	1	1	0	0	0	0	10	21	6.75	0.750					
Jay Powell, R (9, 1) ERA: 3.38	0.1		2	0	0	0	0	1	0	0	0	0	0	3	7	0.00	3.000					

AB	31
R	1
H	5
RBI	1
BB	1
SO	8
LOB	10





Batter	1	2	3	4	5	6	7	8	9	AB	R	H	RBI	BB	SO	LOB	TOP			
Tony Womack, L OBP: 0.331, SLG: 0.390 (1, 4)										5	0	2	0	0	2	2				
Jermaine Allensworth, R OBP: 0.345, SLG: 0.333 (1, 8)										4	0	1	0	1	2	2				
Al Martin, L OBP: 0.366, SLG: 0.451 Rich Loiselle, R (9, 1)										5	0	1	2	0	0	3				
Eddie Williams, R OBP: 0.278, SLG: 0.375 (1, 3)										4	1	1	1	1	1	4				
Joe Randa, R OBP: 0.350, SLG: 0.444 (1, 5)										4	0	0	0	0	1	2				
18 Jason Kendall, R OBP: 0.395, SLG: 0.441 (1, 2)										4	1	2	0	0	1	0				
Jose Guillen, R OBP: 0.290, SLG: 0.426 Ricardo Rincon, L (7, 1)										3	0	1	0	0	0	1				
Clint Sodowsky, R OBP: 0.330, SLG: 0.500 Dale Gribble, R OBP: 0.310, SLG: 0.502 Emil Brown, R OBP: 0.325, SLG: 0.284 (9, PH)										0	0	0	0	0	0	0				
Kevin Polcovich, R OBP: 0.348, SLG: 0.385 Mark Smith, R OBP: 0.319, SLG: 0.481 Keith Osik, R OBP: 0.322, SLG: 0.367 (9, PH)										3	0	0	0	0	2	1				
Esteban Loaiza, R OBP: 0.182, SLG: 0.205 Turner Ward, S OBP: 0.425, SLG: 0.545 (7, 9)										2	0	0	0	0	1	1				
<b>Inning Stats</b>	R: 0 E: 0 K: 2 S: 11	H: 0 LOB: 1 BB: 0 P: 16	R: 0 E: 0 K: 0 S: 13	H: 1 LOB: 1 BB: 0 P: 20	R: 0 E: 0 K: 2 S: 11	H: 1 LOB: 1 BB: 0 P: 15	R: 1 E: 0 K: 0 S: 9	H: 1 LOB: 0 BB: 0 P: 13	R: 0 E: 0 K: 2 S: 10	H: 1 LOB: 2 BB: 0 P: 14	R: 0 E: 0 K: 1 S: 5	H: 0 LOB: 0 BB: 0 P: 5	R: 0 E: 2 K: 1 S: 16	H: 1 LOB: 2 BB: 3 P: 22	R: 4 E: 0 K: 2 S: 20	H: 3 LOB: 2 BB: 3 P: 37	1B: 8 2B: 0 3B: 0 HR: 1	SF: 0 SAC: 0 DP: 0 HBP: 0	WP: 0 PB: 0 SB: 2 CS: 1	PA: 40
<b>PITCHER</b>	IP	WLS	BF	H	R	ER	SO	BB	IBB	HBP	BLK	WP	HR	S	P	ERA	WHIP			
Denny Neagle, L ERA: 2.82 Chad Fox, R ERA: 3.86 Alan Embree, L ERA: 2.55 Mike Cather, R ERA: 1.4 Mark Wohlers, R ERA: 2.91	7.1		28	6	1	1	7	0	1	0	0	0	1	78	111	1.23	0.818			
<b>PITCHER</b>	IP	WLS	BF	H	R	ER	SO	BB	IBB	HBP	BLK	WP	HR	S	P	ERA	WHIP			
Kerry Ligtenberg, R ERA:	0.2		4	1	0	0	1	1	0	0	0	0	0	12	20	0.00	3.000			

Pittsburgh Pirates @ Atlanta Braves  
Turner Field, Atlanta, GA  
Tue Aug 12 1997, 7:05 PM EDT  
Att: 42,435 - Unknown - 84 F

AB 36  
R 5  
H 9  
RBI 5  
BB 4  
SO 10  
LOB 16



Batter	1	2	3	4	5	6	7	8	9	AB	R	H	RBI	BB	SO	LOB	BOTTOM			
Kenny Lofton, L OBP: 0.409, SLG: 0.435 (1, 8)										4	1	2	0	1	0	1				
Michael Tucker, L OBP: 0.348, SLG: 0.436 (8, 7)										4	0	2	1	1	2	1				
10 Chipper Jones, S OBP: 0.384, SLG: 0.508 (1, 5)										4	0	1	0	0	1	5				
Fred McGriff, L OBP: 0.365, SLG: 0.434 (1, 3)										4	1	1	0	0	0	3				
Ryan Klesko, L OBP: 0.325, SLG: 0.475 Andruw Jones, R OBP: 0.344, SLG: 0.435 (8, 9)										3	0	0	0	0	1	1				
Javy Lopez, R OBP: 0.359, SLG: 0.544 (1, 2)										4	0	1	0	0	3	1				
Mark Lemke, S OBP: 0.293, SLG: 0.310 (1, 4)										4	0	1	0	0	0	1				
Rafael Belliard, R OBP: 0.239, SLG: 0.250 Ed Giovanola, L (7, PH)										1	0	0	1	0	0	0				
Denny Neagle, L ERA: 2.82 Chad Fox, R ERA: 3.86 Alan Embree, L ERA: 2.55 Mike Cather, R ERA: 1.4 Mark Wohlers, R ERA: 2.91 Kerry Ligtenberg, R ERA: Tony Ligtner, R OBP: 0.328, SLG: 0.390 (9, PH)										3	0	0	0	0	2	2				
<b>Inning Stats</b>	R: 0 E: 0 K: 1 S: 12	H: 1 LOB: 1 BB: 0 P: 18	R: 0 E: 0 K: 2 S: 11	H: 0 LOB: 0 BB: 0 P: 17	R: 0 E: 0 K: 1 S: 10	H: 1 LOB: 1 BB: 1 P: 20	R: 1 E: 0 K: 1 S: 18	H: 3 LOB: 2 BB: 0 P: 25	R: 0 E: 0 K: 1 S: 9	H: 1 LOB: 1 BB: 1 P: 16	R: 0 E: 0 K: 0 S: 8	H: 2 LOB: 1 BB: 0 P: 9	R: 0 E: 0 K: 1 S: 9	H: 0 LOB: 1 BB: 0 P: 15	R: 0 E: 0 K: 2 S: 10	H: 0 LOB: 1 BB: 1 P: 16	1B: 7 2B: 1 3B: 0 HR: 0	SF: 1 SAC: 0 DP: 1 HBP: 1	WP: 0 PB: 0 SB: 1 CS: 0	PA: 38
<b>PITCHER</b>	IP	WLS	BF	H	R	ER	SO	BB	IBB	HBP	BLK	WP	HR	S	P	ERA	WHIP			
Esteban Loaiza, R ERA: 4.47 Ricardo Rincon, L ERA: 3.74 Clint Sodowsky, R ERA: 3.6 Rich Loiselle, R ERA: 2.82	6.2		29	8	2	2	7	2	0	0	0	0	0	7	9	0.00	0.000			
<b>PITCHER</b>	IP	WLS	BF	H	R	ER	SO	BB	IBB	HBP	BLK	WP	HR	S	P	ERA	WHIP			
	0.2		3	0	0	0	1	0	0	0	0	0	0	4	8	0.00	0.000			

Pittsburgh Pirates @ Atlanta Braves  
Turner Field, Atlanta, GA  
Tue Aug 12 1997, 7:05 PM EDT  
Att: 42,435 - Unknown - 84 F

AB 33  
R 2  
H 8  
RBI 2  
BB 3  
SO 10  
LOB 16













Batter	1	2	3	4	5	6	7	8	9	AB	R	H	RBI	BB	SO	LOB	TOP					
<b>Kenny Lofton, L</b> (1, 8) OBP: 0.406, SLG: 0.432	F8			B1-3 10 G6-3 2B	P3		K		L7	5	1	1	0	0	1	4	<b>Atlanta Braves @ St. Louis Cardinals</b> Busch Stadium, St. Louis, MO Sat Aug 16 1997, 3:33 AM CDT Att: 47,229 - Sunny - 92 F					
<b>Michael Tucker, L</b> (1, 9) OBP: 0.348, SLG: 0.436	G6-4-3 BB			B1-3 2-3		K		E3 10 1B		3	1	0	0	1	1							
<b>10 Chipper Jones, S</b> (1, 5) OBP: 0.384, SLG: 0.502	G6-4-3 1-2			G6-3 3-H 0-1			HR 1B		1B 1B	4	1	2	1	0	0	1						
<b>Fred McGriff, L</b> (1, 3) OBP: 0.360, SLG: 0.432		G6-3		G5-3			HR 1B		K	4	1	1	2	0	1	2						
<b>Ryan Klesko, L</b> (1, 7) OBP: 0.323, SLG: 0.469																						
<b>Andruw Jones, R</b> (8, PH) OBP: 0.340, SLG: 0.430		K					1B SF8 1B		L9	3	1	1	0	0	1	0						
<b>Jeff Blauser, R</b> (1, 6) OBP: 0.404, SLG: 0.505										1	0	0	0	0	1	2						
<b>Jeff Blauser, R</b> (1, 6) OBP: 0.404, SLG: 0.505	G3						SH5-4 1-3 1B		G3	4	0	2	1	0	0	0						
<b>Eddie Pérez, R</b> (1, 2) OBP: 0.269, SLG: 0.348																						
<b>Eddie Pérez, R</b> (1, 2) OBP: 0.269, SLG: 0.348				K			SF8		P3	3	0	0	1	0	2	0						
<b>Mark Lemke, S</b> (1, 4) OBP: 0.298, SLG: 0.311																						
<b>Mike Bielecki, R</b> (7, 1)																						
<b>Mike Cather, R</b> (8, 1)																						
<b>Greg Colbrunn, R</b> (9, PH) OBP: 0.310, SLG: 0.417																						
<b>Mark Wohlers, R</b> (9, 1)																						
<b>Greg Maddux, R</b> (1, 1) OBP: 0.148, SLG: 0.102																						
<b>Tony Graffanino, R</b> (7, PH) OBP: 0.358, SLG: 0.408																						
<b>Tony Graffanino, R</b> (7, PH) OBP: 0.358, SLG: 0.408																						
<b>Inning Stats</b>	R: 0 E: 0 K: 0 S: 7	H: 0 LOB: 0 BB: 1 P: 14	R: 0 E: 0 K: 1 S: 6	H: 0 LOB: 0 BB: 0 P: 8	R: 0 E: 0 K: 3 S: 9	H: 0 LOB: 0 BB: 0 P: 14	R: 1 E: 0 K: 0 S: 10	H: 1 LOB: 0 BB: 0 P: 15	R: 1 E: 0 K: 0 S: 11	H: 3 LOB: 2 BB: 0 P: 20	R: 2 E: 0 K: 1 S: 11	H: 2 LOB: 0 BB: 0 P: 18	R: 0 E: 0 K: 2 S: 13	H: 1 LOB: 1 BB: 0 P: 19	R: 1 E: 1 K: 2 S: 12	H: 2 LOB: 2 BB: 0 P: 16	R: 0 E: 0 K: 1 S: 13	H: 1 LOB: 1 BB: 0 P: 21	1B: 7 2B: 1 3B: 1 HR: 1	SF: 1 SAC: 1 DP: 1 HBP: 0	WP: 0 PB: 0 SB: 0 CS: 0	PA: 37
<b>PITCHER</b>	IP	WLS	BF	H	R	ER	SO	BB	IBB	HBP	BLK	WP	HR	S	P	ERA	WHIP					
<b>Matt Morris, R</b> (1, 1) ERA: 2.96	7.0	L	30	8	5	4	7	1	0	0	0	0	1	70	111	5.14	1.286					
<b>Tony Fossas, L</b> (8, 1) ERA: 2.58	0.1		1	0	0	0	1	0	0	0	0	0	0	3	4	0.00	0.000					
<b>Mark Petkovsek, R</b> (8, 1) ERA: 4.28	1.1		5	2	0	0	2	0	0	0	0	0	0	18	28	0.00	1.500					
<b>Rigo Beltran, L</b> (9, 1) ERA: 1.54	0.1		1	0	0	0	0	0	0	0	0	0	0	1	2	0.00	0.000					

Atlanta Braves @ St. Louis Cardinals  
 Busch Stadium, St. Louis, MO  
 Sat Aug 16 1997, 3:33 AM CDT  
 Att: 47,229 - Sunny - 92 F

AB 34  
 R 5  
 H 10  
 RBI 5  
 SO 10  
 LOB 11



Batter	1	2	3	4	5	6	7	8	9	AB	R	H	RBI	BB	SO	LOB	BOTTOM					
<b>Delino DeShields, L</b> (1, 4) OBP: 0.352, SLG: 0.458	K	G4-6-3 1-2								3	0	0	0	1	2	2	<b>Atlanta Braves @ St. Louis Cardinals</b> Busch Stadium, St. Louis, MO Sat Aug 16 1997, 3:33 AM CDT Att: 47,229 - Sunny - 92 F					
<b>Brian Jordan, R</b> (1, 9) OBP: 0.322, SLG: 0.269	HR 1B									4	1	1	0	0	0	1						
<b>Mark McGwire, R</b> (1, 3) OBP: 0.384, SLG: 0.619	HR 1B									3	1	1	0	0	0	0						
<b>Ray Lankford, L</b> (1, 8) OBP: 0.412, SLG: 0.626	HR									4	1	2	3	0	1	1						
<b>Ron Gant, R</b> (1, 7) OBP: 0.307, SLG: 0.387	L8									4	0	0	0	0	1	2						
<b>Gary Gaetti, R</b> (1, 5) OBP: 0.314, SLG: 0.405	P3									4	0	0	0	0	0	0						
<b>Mike DiFelice, R</b> (1, 2) OBP: 0.304, SLG: 0.338										2	0	1	0	0	0	0						
<b>Willie McGee, S</b> (7, PH) OBP: 0.354, SLG: 0.425										1	0	0	0	0	0	0						
<b>Tom Lampkin, L</b> (8, 2) OBP: 0.321, SLG: 0.357										0	0	0	0	0	0	0						
<b>Royce Clayton, R</b> (1, 6) OBP: 0.296, SLG: 0.387										3	0	1	0	0	0	1						
<b>Matt Morris, R</b> (1, 1) OBP: 0.281, SLG: 0.264										3	0	1	0	0	1	1						
<b>Tony Fossas, L</b> (8, 1)										0	0	0	0	0	0	0						
<b>Mark Petkovsek, R</b> (8, 1) OBP: 0.182, SLG: 0.100										0	0	0	0	0	0	0						
<b>Rigo Beltran, L</b> (9, 1)										0	0	0	0	0	0	0						
<b>Inning Stats</b>	R: 3 E: 0 K: 1 S: 11	H: 3 LOB: 0 BB: 0 P: 19	R: 0 E: 0 K: 0 S: 7	H: 2 LOB: 1 BB: 0 P: 8	R: 0 E: 0 K: 0 S: 11	H: 0 LOB: 1 BB: 0 P: 17	R: 0 E: 0 K: 0 S: 6	H: 1 LOB: 1 BB: 0 P: 8	R: 0 E: 0 K: 1 S: 6	H: 0 LOB: 0 BB: 0 P: 8	R: 0 E: 0 K: 0 S: 6	H: 1 LOB: 0 BB: 0 P: 6	R: 0 E: 0 K: 1 S: 11	H: 0 LOB: 0 BB: 0 P: 16	R: 0 E: 0 K: 0 S: 5	H: 0 LOB: 1 BB: 1 P: 10	R: 0 E: 0 K: 2 S: 7	H: 0 LOB: 0 BB: 0 P: 11	1B: 5 2B: 1 3B: 0 HR: 1	SF: 0 SAC: 0 DP: 3 HBP: 1	WP: 0 PB: 0 SB: 0 CS: 0	PA: 33
<b>PITCHER</b>	IP	WLS	BF	H	R	ER	SO	BB	IBB	HBP	BLK	WP	HR	S	P	ERA	WHIP					
<b>Greg Maddux, R</b> (1, 1) ERA: 2.38	6.0	W	24	7	3	3	2	0	0	0	0	0	1	47	66	4.50	1.167					
<b>Mike Bielecki, R</b> (7, 1) ERA: 4.08	1.0		3	0	0	0	1	0	0	0	0	0	0	11	16	0.00	0.000					
<b>Mike Cather, R</b> (8, 1) ERA: 1.77	1.0		3	0	0	0	0	1	0	0	0	0	0	5	10	0.00	1.000					
<b>Mark Wohlers, R</b> (9, 1) ERA: 2.8	1.0	S	3	0	0	0	2	0	0	0	0	0	0	7	11	0.00	0.000					

Atlanta Braves @ St. Louis Cardinals  
 Busch Stadium, St. Louis, MO  
 Sat Aug 16 1997, 3:33 AM CDT  
 Att: 47,229 - Sunny - 92 F

AB 31  
 R 3  
 H 7  
 RBI 3  
 BB 1  
 SO 5  
 LOB 8





Batter	1	2	3	4	5	6	7	8	9	AB	R	H	RBI	BB	SO	LOB	TOP				
<b>Kenny Lofton, L</b> OBP: 0.409, SLG: 0.434 (1, 8)	G6-3			E 1B BB		2-1 CS 1B		3-2 S 1B		3	0	2	1	1	0	0	<b>Atlanta Braves @ St. Louis Cardinals</b> Busch Stadium, St. Louis, MO Sun Aug 17 1997, 7:05 PM CDT Att: 40,968 - Unknown - 85 F				
<b>Michael Tucker, L</b> OBP: 0.345, SLG: 0.433 <b>Andruw Jones, R</b> OBP: 0.342, SLG: 0.430 (8, 9)	G3			L8		1-3 K		2-3 3-H 4-2 1-2 FC4-6 BB		3	0	0	0	0	1	2					
<b>10 Chipper Jones, S</b> OBP: 0.382, SLG: 0.498 (1, 5)	K			F9		0-0 F9		0-3 K		4	0	0	0	0	2	4					
<b>Fred McGriff, L</b> OBP: 0.360, SLG: 0.430 (1, 3)				E5 1B				L7 FC4-6		4	0	1	0	0	1	3					
<b>Ryan Klesko, L</b> OBP: 0.320, SLG: 0.464 (1, 7)	G6-3			F7						4	0	0	0	0	1	2					
<b>Jeff Blauser, R</b> OBP: 0.401, SLG: 0.500 (1, 6)	F8									4	0	0	0	0	2	0					
<b>Eddie Pérez, R</b> OBP: 0.266, SLG: 0.344 <b>Greg Colbrunn, R</b> OBP: 0.313, SLG: 0.420 <b>Tony Graffanino, R</b> OBP: 0.358, SLG: 0.408 <b>Javy Lopez, R</b> OBP: 0.355, SLG: 0.532 (8, 2)				K						2	0	0	0	0	1	0					
<b>Mark Lemke, S</b> OBP: 0.301, SLG: 0.314 (1, 4)				P4						3	0	2	0	0	0	0					
<b>Denny Neagle, L</b> OBP: 0.213, SLG: 0.175 <b>Chad Fox, R</b> (8, 1)				K						2	0	0	0	0	2	1					
<b>Inning Stats</b>	R: 0 E: 0 K: 1 S: 10	H: 0 LOB: 0 BB: 0 P: 14	R: 0 E: 0 K: 1 S: 11	H: 0 LOB: 0 BB: 0 P: 16	R: 0 E: 0 K: 2 S: 9	H: 0 LOB: 0 BB: 0 P: 16	R: 0 E: 1 K: 0 S: 11	H: 1 LOB: 2 BB: 1 P: 18	R: 0 E: 0 K: 2 S: 7	H: 1 LOB: 0 BB: 0 P: 10	R: 0 E: 0 K: 1 S: 7	H: 0 LOB: 0 BB: 0 P: 13	R: 1 E: 0 K: 1 S: 17	H: 3 LOB: 3 BB: 1 P: 26	R: 0 E: 0 K: 2 S: 8	H: 0 LOB: 0 BB: 0 P: 12		1B: 6 2B: 0 3B: 0 HR: 0	SF: 0 SAC: 1 DP: 0 HBP: 0	WP: 0 PB: 0 SB: 1 CS: 1	PA: 34
<b>PITCHER</b>	IP	WLS	BF	H	R	ER	SO	BB	IBB	HBP	BLK	WP	HR	S	P	ERA	WHIP				
<b>Andy Benes, R</b> ERA: 3.08 <b>Tony Fossas, L</b> ERA: 2.58 <b>Curtis King, R</b> ERA: <b>Dennis Eckersley, R</b> ERA: 3.57	7.1		27	5	1	1	8	1	0	0	0	0	0	72	113	1.23	0.818				
	0.0		1	1	0	0	0	0	0	0	0	0	0	3	6	-	-				
	0.2	W	3	0	0	0	1	1	0	0	0	0	0	8	13	0.00	1.500				
	1.0	S	3	0	0	0	2	0	0	0	0	0	0	8	12	0.00	0.000				

Batter	1	2	3	4	5	6	7	8	9	AB	R	H	RBI	BB	SO	LOB	BOTTOM				
<b>Delino DeShields, L</b> OBP: 0.351, SLG: 0.458 (1, 4)	E6 S							P4		4	0	1	0	0	0	0	<b>Atlanta Braves @ St. Louis Cardinals</b> Busch Stadium, St. Louis, MO Sun Aug 17 1997, 7:05 PM CDT Att: 40,968 - Unknown - 85 F				
<b>Brian Jordan, R</b> OBP: 0.320, SLG: 0.269 (1, 9)	K							F9		4	0	1	0	0	1	2					
<b>Mark McGwire, R</b> OBP: 0.381, SLG: 0.613 (1, 3)	P4							FC5-4 1B		4	1	0	0	0	2	3					
<b>Ray Lankford, L</b> OBP: 0.413, SLG: 0.626 (1, 8)	G3							FC5-4 2B		3	2	1	0	1	0	1					
<b>Willie McGee, S</b> OBP: 0.356, SLG: 0.423 (1, 7)								FC5-4 2B		3	0	1	0	1	1	0					
<b>Danny Sheaffer, R</b> OBP: 0.359, SLG: 0.307 <b>Dennis Eckersley, R</b> (9, 1)								FC5-4 2B		4	0	2	3	0	1	0					
<b>Tom Pagnozzi, R</b> OBP: 0.200, SLG: 0.350 (1, 2)								FC5-4 2B		0	0	0	0	0	0	0					
<b>Royce Clayton, R</b> OBP: 0.294, SLG: 0.384 (1, 6)								FC5-4 2B		4	0	1	0	0	1	4					
<b>Andy Benes, R</b> OBP: 0.234, SLG: 0.277 <b>Tony Fossas, L</b> (8, 1) <b>Curtis King, R</b> (8, 1) <b>David Bell, R</b> OBP: 0.313, SLG: 0.362 (9, 5)								FC5-4 2B		3	0	0	0	0	2	0					
<b>Inning Stats</b>	R: 0 E: 1 K: 1 S: 8	H: 0 LOB: 1 BB: 0 P: 11	R: 0 E: 0 K: 2 S: 10	H: 1 LOB: 1 BB: 0 P: 13	R: 0 E: 0 K: 0 S: 10	H: 0 LOB: 0 BB: 0 P: 12	R: 1 E: 0 K: 1 S: 14	H: 2 LOB: 2 BB: 1 P: 25	R: 0 E: 0 K: 2 S: 12	H: 1 LOB: 1 BB: 0 P: 16	R: 0 E: 0 K: 1 S: 7	H: 0 LOB: 0 BB: 0 P: 8	R: 0 E: 0 K: 1 S: 9	H: 0 LOB: 0 BB: 0 P: 13	R: 2 E: 0 K: 1 S: 16	H: 3 LOB: 2 BB: 1 P: 23		1B: 4 2B: 3 3B: 0 HR: 0	SF: 0 SAC: 0 DP: 0 HBP: 0	WP: 0 PB: 0 SB: 2 CS: 0	PA: 34
<b>PITCHER</b>	IP	WLS	BF	H	R	ER	SO	BB	IBB	HBP	BLK	WP	HR	S	P	ERA	WHIP				
<b>Denny Neagle, L</b> ERA: 2.84 <b>Chad Fox, R</b> ERA: 3.45	7.2	L	33	7	3	3	8	2	0	0	0	0	0	83	117	3.52	1.174				
	0.1		1	0	0	0	1	0	0	0	0	0	0	3	4	0.00	0.000				

**AB** 31  
**R** 1  
**H** 6  
**RBI** 1  
**BB** 2  
**SO** 11  
**LOB** 12

**AB** 32  
**R** 3  
**H** 7  
**RBI** 3  
**BB** 2  
**SO** 9  
**LOB** 13





Batter	1	2	3	4	5	6	7	8	9	AB	R	H	RBI	BB	SO	LOB	TOP								
<b>Kenny Lofton, L</b> OBP: 0.414, SLG: 0.442 (1, 8)	1-2 HR 1B		2-2 G1-3			0-1 1B 1B	0-0 2B		0-0 SH3-4 1B	5	2	4	0	0	0	0									
<b>Jeff Blausen, R</b> OBP: 0.404, SLG: 0.508 <b>Rafael Belliard, R</b> OBP: 0.239, SLG: 0.250 (1, 6) (9, 6)	2-1 HR		1-1 G6-3			2-2 FC5-4 1B	4-1 BB		1-1 SH3-4 1-2	3	2	2	2	1	0	0									
<b>Andruw Jones, R</b> OBP: 0.343, SLG: 0.429 (1, 9)	0-0 G4-3			0-2 10 CS 1B		2-1 FC5-4 1B	3-2 G3-1		2-1 P4	5	0	2	1	0	0	4									
<b>Greg Colbrunn, R</b> OBP: 0.315, SLG: 0.417 (1, 3)	0-3 K			0-3 K		FC5-4 FC5-4		2-1 F9 10 E 1B	2-2 HBP	4	0	1	0	0	2	3									
<b>Javy Lopez, R</b> OBP: 0.350, SLG: 0.524 (1, 2)	0-0 G6-3			1-2 F8		0-0 FC5-4		0-3 K	0-1 F8	5	0	0	1	0	1	5									
<b>10 Chiper Jones, S</b> OBP: 0.379, SLG: 0.494 (1, 5)		2-2 F9		0-0 CS	2-2 G6-3	0-2 L9		0-1 E6 BB		4	0	0	0	0	0	2									
<b>Danny Bautista, R</b> OBP: 0.277, SLG: 0.492 (1, 7)		2-2 G6-4-3 1B			0-0 G4-3		3-2 G6-3	1-2 F9		4	0	1	0	0	0	2									
<b>Mark Lemke, S</b> OBP: 0.303, SLG: 0.312 (1, 4)		1-1 G6-4-3			4-1 BB		0-1 G5-3	4-2 29 FC6-4 BB		2	0	0	0	2	0	1									
<b>29 John Smoltz, R</b> OBP: 0.351, SLG: 0.318 <b>Mark Wohlers, R</b> (9, 1)			2-2 G4-3		0-0 G1-3		2-1 2B 1B	2-2 FC6-4		4	0	1	0	0	0	4									
<b>Inning Stats</b>	R: 2 E: 0 K: 1 S: 10	H: 2 LOB: 0 BB: 0 P: 13	R: 0 E: 0 K: 0 S: 8	H: 1 LOB: 0 BB: 0 P: 13	R: 0 E: 0 K: 1 S: 9	H: 0 LOB: 0 BB: 0 P: 14	R: 0 E: 0 K: 1 S: 9	H: 1 LOB: 0 BB: 0 P: 10	R: 0 E: 0 K: 0 S: 6	H: 0 LOB: 1 BB: 1 P: 12	R: 2 E: 0 K: 0 S: 14	H: 3 LOB: 1 BB: 0 P: 20	R: 0 E: 0 K: 0 S: 13	H: 2 LOB: 3 BB: 1 P: 25	R: 0 E: 1 K: 1 S: 16	H: 1 LOB: 3 BB: 0 P: 25	R: 0 E: 0 K: 0 S: 9	H: 1 LOB: 2 BB: 0 P: 14	1B: 9 2B: 1 3B: 0 HR: 1	SF: 0 SAC: 1 DP: 1 HBP: 1	WP: 0 PB: 0 SB: 0 CS: 1	PA: 42			
<b>PITCHER</b>	IP	WLS	BF	H	R	ER	SO	BB	IBB	HBP	BLK	WP	HR	S	P	ERA	WHIP								
<b>Mike Hampton, L</b> ERA: 4.0 (1, 1)	7.0	L	30	9	4	4	2	2	0	0	0	0	1	69	107	5.14	1.571								
<b>Mike Magnante, L</b> ERA: 2.19 (8, 1)	1.0		6	1	0	0	1	1	0	0	0	0	0	16	25	0.00	2.000								
<b>John Hudek, R</b> ERA: 6.83 (9, 1)	1.0		5	1	0	0	0	0	0	1	0	0	0	9	14	0.00	1.000								

Atlanta Braves @ Houston Astros  
Astrodome, Houston, TX  
Tue Aug 19 1997, 8:05 PM EDT  
Att: 32,145 - Dome - 72 F

AB 36  
R 4  
H 11  
RBI 4  
BB 3  
SO 3  
LOB 21



Batter	1	2	3	4	5	6	7	8	9	AB	R	H	RBI	BB	SO	LOB	BOTTOM								
<b>Craig Biggio, R</b> OBP: 0.303, SLG: 0.497 (1, 4)	0-0 L8		0-1 G6-3		1-3 K			0-0 5 1B 2B	1-3 K	5	1	1	0	0	2	4									
<b>Derek Bell, R</b> OBP: 0.338, SLG: 0.422 (1, 9)	1-3 K		0-0 G6-3			0-1 HR		0-0 5 2B 1B	1-2 1B	4	1	2	1	0	1	0									
<b>5 Jeff Bagwell, R</b> OBP: 0.419, SLG: 0.584 (1, 3)	3-3 K			1-2 G6-3		0-1 G6-3		0-1 L4-6 2H 2B	1-3 K	4	0	1	1	0	1	0									
<b>Luis Gonzalez, L</b> OBP: 0.355, SLG: 0.383 (1, 7)		4-1 2B BB		1-1 G3-1		0-1 G1		1-3 K		3	0	0	0	1	1	2									
<b>Ricky Gutierrez, R</b> OBP: 0.330, SLG: 0.357 (1, 5)		2-3 K		0-3 K		0-3 K		0-0 L4-6		4	0	0	0	0	3	3									
<b>Chuck Carr, S</b> OBP: 0.325, SLG: 0.399 (1, 8)		0-0 F9			0-1 P4		0-0 E S G6-3 1B		0-0 F7	4	1	1	0	0	0	1									
<b>Brad Ausmus, R</b> OBP: 0.319, SLG: 0.367 (1, 2)		0-0 2B			1-3 K		0-3 K		2-2 G4-3 S 1B	4	0	2	0	0	2	1									
<b>Tim Lincecum, R</b> OBP: 0.323, SLG: 0.393 <b>Bill Spiers, L</b> OBP: 0.437, SLG: 0.465 (1, 6) (7, PH) (8, 6)		2-3 2B			4-2 1B BB		2-0 G6-3		3-2 G4-3	1	0	0	0	1	1	2									
<b>Mike Hampton, R</b> OBP: 0.406, SLG: 0.555 <b>Thomas Howard, S</b> OBP: 0.321, SLG: 0.355 <b>Mike Magnante, L</b> <b>John Hudek, S</b> <b>Tony Eusebio, R</b> <b>James Moulton, R</b> (1, 1) (7, PH) (8, 1) (9, 1) (9, PH) (9, PH)			1-3 K		0-0 1-2 1B		0-2 3-H F7		4-1 DI BB	2	0	1	0	0	1	0									
<b>Inning Stats</b>	R: 0 E: 0 K: 2 S: 8	H: 0 LOB: 0 BB: 0 P: 12	R: 0 E: 0 K: 2 S: 9	H: 1 LOB: 2 BB: 1 P: 17	R: 0 E: 0 K: 1 S: 6	H: 0 LOB: 0 BB: 0 P: 7	R: 0 E: 0 K: 1 S: 9	H: 0 LOB: 0 BB: 0 P: 11	R: 0 E: 0 K: 2 S: 11	H: 1 LOB: 2 BB: 1 P: 17	R: 1 E: 0 K: 1 S: 9	H: 1 LOB: 0 BB: 0 P: 9	R: 1 E: 1 K: 1 S: 8	H: 1 LOB: 0 BB: 0 P: 10	R: 1 E: 0 K: 1 S: 8	H: 3 LOB: 1 BB: 0 P: 9	R: 0 E: 0 K: 1 S: 12	H: 1 LOB: 3 BB: 1 P: 22	1B: 5 2B: 3 3B: 0 HR: 1	SF: 0 SAC: 0 DP: 1 HBP: 0	WP: 0 PB: 0 SB: 2 CS: 0	PA: 37			
<b>PITCHER</b>	IP	WLS	BF	H	R	ER	SO	BB	IBB	HBP	BLK	WP	HR	S	P	ERA	WHIP								
<b>29 John Smoltz, R</b> ERA: 3.0 (1, 1)	8.0	W	32	7	3	2	10	2	0	0	0	0	0	68	92	2.25	1.125								
<b>Mark Wohlers, R</b> ERA: 2.75 (9, 1)	1.0	S	5	1	0	0	1	1	0	0	0	0	0	12	22	0.00	2.000								

Atlanta Braves @ Houston Astros  
Astrodome, Houston, TX  
Tue Aug 19 1997, 8:05 PM EDT  
Att: 32,145 - Dome - 72 F

AB 34  
R 3  
H 8  
RBI 3  
BB 3  
SO 12  
LOB 14





Batter	1	2	3	4	5	6	7	8	9	AB	R	H	RBI	BB	SO	LOB	TOP		
<b>Kenny Lofton, L</b> OBP: 0.411, SLG: 0.438 (1, 8)	G4-3		SH2-3		K		G3			3	0	0	0	0	1	3			
<b>Michael Tucker, L</b> OBP: 0.342, SLG: 0.429 (1, 9) (7, 7)	G4-3		K			G1-3		L9		4	0	0	0	0	1	0			
<b>10 Chipper Jones, S</b> OBP: 0.378, SLG: 0.492 (1, 5)	G4-3		G4-3			G3-6-3 1B		P4		4	0	1	0	0	0	1			
<b>Fred McGriff, L</b> OBP: 0.357, SLG: 0.426 (1, 3)		F9		K		G3-6-3 1-2		K		4	0	0	0	0	2	1			
<b>Ryan Klesko, L</b> OBP: 0.322, SLG: 0.465 <b>Andrew Jones, R</b> OBP: 0.342, SLG: 0.428 (7, PR) (7, 9)		1B		K			2B SH3-4 BB	F9		2	0	1	0	1	1	0			
<b>Javy Lopez, R</b> OBP: 0.354, SLG: 0.543 (1, 2)	P5			HR		SH3-4 1-3 2B		2B		4	1	3	1	0	0	1			
<b>Jeff Blausler, R</b> OBP: 0.400, SLG: 0.504 (1, 6)	K			G1-3		K2-3		K		4	0	0	0	0	3	5			
<b>Mark Lemke, S</b> OBP: 0.306, SLG: 0.316 <b>Tony Graffanino, R</b> OBP: 0.355, SLG: 0.404 (8, 4)			SH2-3 WP 2B		K		SH3-4 IBB	L8		2	1	1	0	1	1	0			
<b>Tom Glavine, L</b> OBP: 0.339, SLG: 0.245 <b>Chad Fox, R</b> (8, 1) <b>Alan Embree, L</b> (8, 1) <b>Mark Wohlers, R</b> (9, 1)			K		K		SH3-4			2	0	0	1	0	2	1			
<b>Inning Stats</b>	R: 0 E: 0 K: 0 S: 4	H: 0 LOB: 0 BB: 0 P: 5	R: 0 E: 0 K: 1 S: 13	H: 1 LOB: 1 BB: 0 P: 18	R: 1 E: 0 K: 2 S: 13	H: 1 LOB: 1 BB: 0 P: 20	R: 1 E: 0 K: 2 S: 9	H: 1 LOB: 0 BB: 0 P: 13	R: 0 E: 0 K: 0 S: 4	H: 1 LOB: 0 BB: 0 P: 5	R: 1 E: 0 K: 1 S: 18	H: 1 LOB: 3 BB: 2 P: 29	R: 0 E: 0 K: 1 S: 7	H: 0 LOB: 0 BB: 0 P: 11	R: 0 E: 0 K: 1 S: 8	H: 1 LOB: 1 BB: 0 P: 12	1B: 2 2B: 3 3B: 0 HR: 1	SF: 0 SAC: 2 DP: 1 HBP: 0	WP: 1 PA: 35 PB: 0 SB: 0 CS: 0
<b>PITCHER</b>	IP	WLS	BF	H	R	ER	SO	BB	IBB	HBP	BLK	WP	HR	S	P	ERA	WHIP		
<b>Shane Reynolds, R</b> ERA: 4.25 (1, 1)	7.0	L	28	5	3	3	9	1	1	0	0	1	1	70	104	3.86	0.857		
<b>Tom Martin, L</b> ERA: 2.18 (8, 1)	1.0		3	0	0	0	1	0	0	0	0	0	0	7	11	0.00	0.000		
<b>Jose Lima, R</b> ERA: 5.02 (9, 1)	1.0		4	1	0	0	1	0	0	0	0	0	0	8	12	0.00	1.000		

Atlanta Braves @ Houston Astros  
Astrodome, Houston, TX  
Wed Aug 20 1997, 8:05 PM EDT  
Att: 25,593 - Dome - 68 F

AB 31  
R 3  
H 6  
RBI 2  
BB 2  
SO 11  
LOB 13



Batter	1	2	3	4	5	6	7	8	9	AB	R	H	RBI	BB	SO	LOB	BOTTOM		
<b>Craig Biggio, R</b> OBP: 0.304, SLG: 0.495 (1, 4)	G6-3		L9			G6-4-3 BB		S 1B BB		2	1	0	0	2	0	0			
<b>Derek Bell, R</b> OBP: 0.340, SLG: 0.423 (1, 9)	G6-3			5 BB 1B		G6-4-3 1-2		5 G5-4-3 1B		4	0	2	1	0	0	1			
<b>5 Jeff Bagwell, R</b> OBP: 0.319, SLG: 0.581 (1, 3)	L8			BB		BB		G5-4-3 1-2		2	0	0	0	2	0	1			
<b>Luis Gonzalez, L</b> OBP: 0.352, SLG: 0.380 (1, 7)		P5		K		G4-3		P6		4	0	0	0	0	1	3			
<b>Ricky Gutierrez, R</b> OBP: 0.330, SLG: 0.353 <b>Bill Spiers, L</b> OBP: 0.439, SLG: 0.472 (9, PH)		BB		F9			K	G4-3 2B		2	0	0	0	1	1	2			
<b>Chuck Carr, S</b> OBP: 0.323, SLG: 0.396 (1, 8)		K		G5-3		BB 1B		K		4	0	1	0	0	2	4			
<b>Brad Ausmus, R</b> OBP: 0.318, SLG: 0.364 (1, 2)		K			L7		BB	G4-3		3	0	0	0	1	1	2			
<b>Tim Bogar, R</b> OBP: 0.319, SLG: 0.388 <b>Thomas Howard, S</b> OBP: 0.320, SLG: 0.353 (9, PH)			P3		K		K	G6-3		3	0	0	0	0	2	2			
<b>Shane Reynolds, R</b> OBP: 0.116, SLG: 0.186 <b>James Mouton, R</b> OBP: 0.303, SLG: 0.358 <b>Tom Martin, L</b> (8, 1) <b>Jose Lima, R</b> (9, 1)			K		K		K			2	0	0	0	0	2	0			
<b>Inning Stats</b>	R: 0 E: 0 K: 0 S: 5	H: 0 LOB: 0 BB: 0 P: 10	R: 0 E: 0 K: 2 S: 7	H: 0 LOB: 1 BB: 1 P: 14	R: 0 E: 0 K: 1 S: 8	H: 0 LOB: 0 BB: 0 P: 13	R: 0 E: 0 K: 1 S: 10	H: 1 LOB: 2 BB: 1 P: 18	R: 0 E: 0 K: 2 S: 12	H: 0 LOB: 0 BB: 2 P: 16	R: 0 E: 0 K: 3 S: 12	H: 1 LOB: 2 BB: 1 P: 22	R: 0 E: 0 K: 0 S: 5	H: 1 LOB: 0 BB: 1 P: 12	R: 0 E: 0 K: 1 S: 9	H: 1 LOB: 1 BB: 0 P: 15	1B: 3 2B: 1 3B: 0 HR: 0	SF: 0 SAC: 0 DP: 2 HBP: 0	WP: 0 PA: 35 PB: 0 SB: 1 CS: 0
<b>PITCHER</b>	IP	WLS	BF	H	R	ER	SO	BB	IBB	HBP	BLK	WP	HR	S	P	ERA	WHIP		
<b>Tom Glavine, L</b> ERA: 3.07 (1, 1)	7.0	W	27	2	0	0	9	5	0	0	0	0	0	61	111	0.00	1.000		
<b>Chad Fox, R</b> ERA: 3.86 (8, 1)	0.2		3	1	1	1	0	1	0	0	0	0	0	4	10	13.50	3.000		
<b>Alan Embree, L</b> ERA: 2.48 (8, 1)	0.1		1	0	0	0	0	0	0	0	0	0	0	1	2	0.00	0.000		
<b>Mark Wohlers, R</b> ERA: 2.7 (9, 1)	1.0	S	4	1	0	0	1	0	0	0	0	0	0	9	15	0.00	1.000		

Atlanta Braves @ Houston Astros  
Astrodome, Houston, TX  
Wed Aug 20 1997, 8:05 PM EDT  
Att: 25,593 - Dome - 68 F

AB 29  
R 1  
H 4  
RBI 1  
BB 6  
SO 10  
LOB 18





Batter	1	2	3	4	5	6	7	8	9	AB	R	H	RBI	BB	SO	LOB	TOP								
<b>Pokey Reese, R</b> OBP: 0.289, SLG: 0.277 (1, 6)										4	1	1	1	0	0	2	<b>Cincinnati Reds @ Atlanta Braves</b> Turner Field, Atlanta, GA Fri Aug 22, 1997, 7:05 PM EDT Att: 48,937 - Unknown - 75 F								
<b>Jon Nunnally, L</b> OBP: 0.311, SLG: 0.449 (1, 8)										4	0	1	0	0	3	2									
<b>Chris Stynes, R</b> OBP: 0.480, SLG: 0.612 (1, 7)										4	0	3	1	0	0	0									
<b>Eduardo Perez, R</b> OBP: 0.345, SLG: 0.512 (1, 3)										4	0	0	0	0	2	2									
<b>Reggie Sanders, R</b> OBP: 0.331, SLG: 0.531 (1, 9)										4	0	2	0	0	1	1									
<b>Willie Greene, L</b> OBP: 0.353, SLG: 0.456 (1, 5)										4	0	1	0	0	1	2									
<b>Joe Oliver, R</b> OBP: 0.331, SLG: 0.451 (1, 2)										4	1	2	0	0	1	1									
<b>Bret Boone, R</b> OBP: 0.302, SLG: 0.331 (1, 4)										3	0	1	0	0	2	1									
<b>Mike Remlinger, L</b> OBP: 0.100, SLG: 0.200 <b>Jeff Tabaka, R</b> (6, 1)										2	0	0	0	0	1	2									
<b>Lenny Harris, L</b> OBP: 0.273, SLG: 0.345 <b>Felix Rodriguez, R</b> (7, 1)										0	0	0	0	0	0	0									
<b>Inning Stats</b>	R: 1 E: 0 K: 3 S: 17	H: 2 LOB: 1 BB: 0 P: 28	R: 0 E: 0 K: 1 S: 5	H: 1 LOB: 0 BB: 0 P: 8	R: 0 E: 0 K: 1 S: 13	H: 2 LOB: 1 BB: 0 P: 17	R: 0 E: 0 K: 2 S: 9	H: 1 LOB: 1 BB: 0 P: 11	R: 1 E: 0 K: 1 S: 13	H: 2 LOB: 1 BB: 0 P: 18	R: 0 E: 0 K: 0 S: 11	H: 2 LOB: 1 BB: 0 P: 15	R: 0 E: 0 K: 1 S: 15	H: 1 LOB: 1 BB: 0 P: 19	R: 0 E: 0 K: 1 S: 6	H: 0 LOB: 0 BB: 0 P: 7	R: 0 E: 0 K: 1 S: 8	H: 0 LOB: 0 BB: 0 P: 13	1B: 9 2B: 4 3B: 0 HR: 0	SF: 0 SAC: 0 DP: 3 HBP: 0	WP: 0 PB: 0 SB: 3 CS: 2	PA: 35			
<b>PITCHER</b>	IP	WLS	BF	H	R	ER	SO	BB	IBB	HBP	BLK	WP	HR	S	P	ERA	WHIP								
<b>Greg Maddux, R</b> ERA: 2.39	(1, 1)	7.0	W	28	11	2	9	0	0	0	0	0	0	83	116	2.57	1.571								
<b>Mike Cather, R</b> ERA: 1.61	(8, 1)	2.0		6	0	0	2	0	0	0	0	0	0	14	20	0.00	0.000								

AB	34
R	2
H	11
RBI	2
BB	0
SO	11
LOB	14



Batter	1	2	3	4	5	6	7	8	9	AB	R	H	RBI	BB	SO	LOB	BOTTOM								
<b>Kenny Lofton, L</b> OBP: 0.414, SLG: 0.439 (1, 8)										2	1	1	0	1	0	0	<b>Cincinnati Reds @ Atlanta Braves</b> Turner Field, Atlanta, GA Fri Aug 22, 1997, 7:05 PM EDT Att: 48,937 - Unknown - 75 F								
<b>Jeff Blauser, R</b> OBP: 0.403, SLG: 0.504 (1, 6)										2	1	1	0	2	0	2									
<b>Danny Bautista, R</b> OBP: 0.265, SLG: 0.469 (1, 7)										3	0	0	0	0	2	2									
<b>Andruw Jones, R</b> OBP: 0.346, SLG: 0.428 (1, 9)										2	1	1	2	2	1	0									
<b>Fred McGriff, L</b> OBP: 0.356, SLG: 0.431 (1, 3)										4	1	1	2	0	2	3									
<b>10 Chipper Jones, S</b> OBP: 0.381, SLG: 0.498 (1, 5)										4	2	3	0	0	0	0									
<b>Eddie Pérez, R</b> OBP: 0.260, SLG: 0.335 (1, 2)										4	0	0	0	0	1	3									
<b>Tony Graffanino, R</b> OBP: 0.352, SLG: 0.411 (1, 4)										3	0	1	2	0	1	0									
<b>Greg Maddux, R</b> OBP: 0.140, SLG: 0.096 <b>Mike Cather, R</b> (8, 1)										3	0	0	0	0	1	1									
<b>Inning Stats</b>	R: 0 E: 0 K: 2 S: 13	H: 0 LOB: 2 BB: 3 P: 26	R: 0 E: 0 K: 1 S: 7	H: 0 LOB: 0 BB: 0 P: 10	R: 0 E: 0 K: 2 S: 10	H: 1 LOB: 1 BB: 0 P: 15	R: 3 E: 0 K: 0 S: 14	H: 2 LOB: 0 BB: 1 P: 27	R: 2 E: 0 K: 1 S: 11	H: 2 LOB: 2 BB: 0 P: 21	R: 0 E: 0 K: 1 S: 6	H: 0 LOB: 0 BB: 0 P: 12	R: 0 E: 0 K: 1 S: 8	H: 1 LOB: 0 BB: 0 P: 13	1B: 4 2B: 4 3B: 0 HR: 1	SF: 1 SAC: 1 DP: 1 HBP: 1		WP: 1 PB: 0 SB: 1 CS: 3	PA: 35						
<b>PITCHER</b>	IP	WLS	BF	H	R	ER	SO	BB	IBB	HBP	BLK	WP	HR	S	P	ERA	WHIP								
<b>Mike Remlinger, L</b> ERA: 3.67	(1, 1)	5.1	L	26	7	6	6	5	0	0	0	0	1	61	109	10.12	2.250								
<b>Jeff Tabaka, L</b> ERA:	(6, 1)	0.2		3	0	0	0	0	0	1	0	0	0	4	6	0.00	0.000								
<b>Felix Rodriguez, R</b> ERA: 5.17	(7, 1)	2.0		6	1	0	2	0	0	0	0	0	0	14	25	0.00	0.500								

AB	27
R	6
H	8
RBI	6
BB	5
SO	8
LOB	11





Batter	1	2	3	4	5	6	7	8	9	AB	R	H	RBI	BB	SO	LOB	TOP								
<b>Pokey Reese, R</b> OBP: 0.292, SLG: 0.281 (1, 6)	G1-3		CS 2B				F8			3	0	1	0	1	0	0	<b>Cincinnati Reds @ Atlanta Braves</b> Turner Field, Atlanta, GA Sat Aug 23 1997, 3:33 AM EDT Att: 48,499 - Sunny - 85 F								
<b>Chris Stynes, R</b> OBP: 0.444, SLG: 0.566 (1, 7)	G5-3						L7		G3	4	0	0	0	0	1	2									
<b>Reggie Sanders, R</b> OBP: 0.329, SLG: 0.531 (1, 9)	1B 2B		P4				F8		P6	4	1	1	0	0	0	1									
<b>Eduardo Perez, R</b> OBP: 0.343, SLG: 0.507 (1, 3)	2H 1B						F8		G6-3	4	0	1	1	0	0	0									
<b>Joe Oliver, R</b> OBP: 0.333, SLG: 0.464 (1, 2)	P3						1B			4	1	2	1	0	0	1									
<b>Mike Kelly, R</b> OBP: 0.323, SLG: 0.521 (1, 8)										3	1	2	1	1	1	1									
<b>Willie Greene, L</b> OBP: 0.350, SLG: 0.451 (1, 5)			FC3-6 BB				K																		
<b>Bret Boone, R</b> OBP: 0.301, SLG: 0.330 (1, 4)							G5-3		F9	4	0	0	0	0	0	3									
<b>Brett Tomko, R</b> OBP: 0.160, SLG: 0.167 (7, PH) <b>Stan Belinda, R</b> ERA: 3.53 (7, 1) <b>Pedro Martinez, L</b> ERA: 5.4 (8, 1) <b>Jeff Tabaka, R</b> ERA: 4.5 (8, PH)							F8		G5-3	4	0	1	0	0	1	1									
<b>Eddie Taubensee, L</b> OBP: 0.300, SLG: 0.444 (8, PH)							K		F9	2	0	0	0	0	2	1									
<b>Inning Stats</b>	R: 1 E: 0 K: 0 S: 18	H: 2 LOB: 1 BB: 0 P: 25	R: 0 E: 0 K: 2 S: 11	H: 0 LOB: 1 BB: 1 P: 18	R: 0 E: 0 K: 1 S: 7	H: 1 LOB: 0 BB: 0 P: 11	R: 0 E: 0 K: 1 S: 10	H: 1 LOB: 1 BB: 0 P: 15	R: 0 E: 0 K: 1 S: 15	H: 0 LOB: 1 BB: 1 P: 23	R: 0 E: 0 K: 0 S: 9	H: 2 LOB: 1 BB: 0 P: 15	R: 0 E: 0 K: 0 S: 11	H: 0 LOB: 0 BB: 0 P: 15	R: 0 E: 0 K: 0 S: 7	H: 0 LOB: 0 BB: 0 P: 12	R: 1 E: 0 K: 1 S: 12	H: 2 LOB: 1 BB: 0 P: 23	1B: 4 2B: 2 3B: 0 HR: 2	SF: 0 SAC: 0 DP: 0 HBP: 0	WP: 0 PB: 0 SB: 0 CS: 1	PA: 36			
<b>PITCHER</b>	IP	WLS	BF	H	R	ER	SO	BB	IBB	HBP	BLK	WP	HR	S	P	ERA	WHIP								
<b>Denny Neagle, L</b> ERA: 2.83 (1, 1)	7.0	W	28	6	2	2	5	2	0	0	0	0	1	81	122	2.57	1.143								
<b>Chad Fox, R</b> ERA: 3.63 (8, 1)	1.0		3	0	0	0	0	0	0	0	0	0	0	7	12	0.00	0.000								
<b>Kerry Ligtenberg, R</b> ERA: 5.4 (9, 1)	1.0		5	2	1	1	1	0	0	0	0	0	1	12	23	9.00	2.000								

AB	34
R	3
H	8
RBI	3
BB	2
SO	6
LOB	11



Batter	1	2	3	4	5	6	7	8	9	AB	R	H	RBI	BB	SO	LOB	BOTTOM								
<b>Kenny Lofton, L</b> OBP: 0.414, SLG: 0.446 (1, 8)	HR						E6 10 1B BB		K	5	2	3	0	2	2		<b>Cincinnati Reds @ Atlanta Braves</b> Turner Field, Atlanta, GA Sat Aug 23 1997, 3:33 AM EDT Att: 48,499 - Sunny - 85 F								
<b>Michael Tucker, L</b> OBP: 0.342, SLG: 0.428 (1, 9) <b>Andrew Jones, R</b> OBP: 0.350, SLG: 0.439 (7, PH) (8, 9)	G4-3		CS 1B				P3			3	0	1	0	0	0	1									
<b>10 Chipper Jones, S</b> OBP: 0.379, SLG: 0.495 (1, 5)	F7									1	2	1	2	1	0	0									
<b>Fred McGriff, L</b> OBP: 0.353, SLG: 0.428 (1, 3) <b>Chad Fox, R</b> (8, 1) <b>Kerry Ligtenberg, R</b> (9, 1)	G3									4	0	0	0	0	2	2									
<b>Ryan Klesko, L</b> OBP: 0.323, SLG: 0.462 (7, PH) <b>Danny Bautista, R</b> OBP: 0.261, SLG: 0.462 (8, 7)			1B SF8 BB				P4			2	1	0	0	1	0	0									
<b>Javy Lopez, R</b> OBP: 0.356, SLG: 0.542 (1, 2)										1	0	0	0	0	0	2									
<b>Jeff Blauser, R</b> OBP: 0.408, SLG: 0.507 (1, 6)										4	1	2	1	0	1	1									
<b>Tony Graffanino, R</b> OBP: 0.344, SLG: 0.404 (1, 4)										3	2	3	0	1	0	0									
<b>Denny Neagle, L</b> OBP: 0.210, SLG: 0.172 (1, 1) <b>Keith Lockhart, L</b> OBP: 0.307, SLG: 0.430 (7, PH) <b>Greg Colbrunn, R</b> OBP: 0.314, SLG: 0.415 (8, 3)										2	1	0	1	0	0	4									
<b>Inning Stats</b>	R: 1 E: 0 K: 0 S: 9	H: 1 LOB: 0 BB: 0 P: 15	R: 1 E: 0 K: 2 S: 10	H: 1 LOB: 1 BB: 1 P: 14	R: 0 E: 0 K: 2 S: 13	H: 1 LOB: 0 BB: 0 P: 20	R: 0 E: 0 K: 1 S: 9	H: 0 LOB: 0 BB: 0 P: 14	R: 1 E: 0 K: 0 S: 8	H: 2 LOB: 1 BB: 0 P: 16	R: 0 E: 0 K: 0 S: 7	H: 0 LOB: 0 BB: 0 P: 10	R: 6 E: 1 K: 1 S: 31	H: 4 LOB: 3 BB: 3 P: 53	R: 1 E: 0 K: 1 S: 9	H: 1 LOB: 0 BB: 0 P: 15		1B: 8 2B: 1 3B: 0 HR: 2	SF: 1 SAC: 2 DP: 1 HBP: 0	WP: 0 PB: 0 SB: 0 CS: 1	PA: 39				
<b>PITCHER</b>	IP	WLS	BF	H	R	ER	SO	BB	IBB	HBP	BLK	WP	HR	S	P	ERA	WHIP								
<b>Brett Tomko, R</b> ERA: 3.32 (7, 1)	6.0	L	23	5	3	3	5	1	0	0	0	0	0	6	12	∞	∞								
<b>Stan Belinda, R</b> ERA: 3.53 (7, 1)	0.0		4	2	4	4	0	1	0	0	0	0	0	6	12	∞	∞								
<b>Pedro Martinez, L</b> ERA: 5.4 (7, 1)	1.0		8	2	2	0	1	2	0	0	0	0	0	25	41	0.00	4.000								
<b>Jeff Tabaka, L</b> ERA: 4.5 (8, 1)	1.0		4	1	1	1	1	0	0	0	0	0	1	9	15	9.00	1.000								

AB	32
R	10
H	10
RBI	10
BB	4
SO	7
LOB	14





Batter	1	2	3	4	5	6	7	8	9	10	AB	R	H	RBI	BB	SO	LOB	TOP
<b>Pokey Reese, R</b> OBP: 0.204, SLG: 0.287 (1, 6)	0-1 WP 1B 2B		1-3 K			3-1 F9		0-1 1B 1B		2-3 K	5	1	2	1	0	2	1	<b>Cincinnati Reds @ Atlanta Braves</b> Turner Field, Atlanta, GA Sun Aug 24 1997, 3:33 AM EDT Att. 45,577 - Cloudy - 78 F
<b>Jon Nunnally, L</b> OBP: 0.306, SLG: 0.438 (1, 8)	1-2 S1-6-3 1B 2H		1-3 K			1-2 L8		2-3 K		0-0 FC3-6 E S E	5	1	1	1	0	2	3	
<b>Chris Stynes, R</b> OBP: 0.441, SLG: 0.552 (1, 7)	0-1 SAFE 1 SAFE 1 SAFE 1				2-2 F8		0-3 K	2-2 1B		SAFE 3-2 E5 E	5	1	2	1	0	1	1	
<b>Eduardo Perez, R</b> OBP: 0.340, SLG: 0.505 (1, 3)	SAFE 1 SAFE 1 SAFE 1				1-3 K		0-0 P3	1-3 K		1-0 E4 E S E	5	0	1	2	0	2	4	
<b>Willie Greene, L</b> OBP: 0.346, SLG: 0.445 (1, 5)	1-3 K				1-0 P5		3-3 K		1-1 F8	0-3 K	5	0	0	0	0	3	3	
<b>Reggie Sanders, R</b> OBP: 0.332, SLG: 0.542 (1, 9)		1-3 K			4-2 CS BB		2-0 HR		2-3 K		3	1	1	1	1	2	0	
<b>Eddie Taubensee, L</b> OBP: 0.307, SLG: 0.446 (1, 2)		2-2 P6			3-3 K		0-1 FC1-6 1B		0-2 1B		3	0	1	0	0	1	1	
<b>Mike Kelly, R</b> OBP: 0.323, SLG: 0.521 (8, PR)					1-2 K						0	0	0	0	0	0	0	
<b>Joe Oliver, R</b> OBP: 0.336, SLG: 0.466 (8, 2)											1	0	1	0	0	0	0	
<b>Bret Boone, R</b> OBP: 0.288, SLG: 0.327 (1, 4)		1-3 K			2-2 L8		0-0 FC1-6 1B		3-3 K		4	1	0	0	0	2	2	
<b>Mike Morgan, R</b> OBP: 0.269, SLG: 0.125 (8, PH)											2	0	0	0	0	0	2	
<b>Lenny Harris, L</b> OBP: 0.322, SLG: 0.344 (8, 1)											1	1	0	0	0	0	1	
<b>Jeff Shaw, R</b> OBP: 0.302, SLG: 0.491 (10, PH)											0	0	0	0	0	0	0	
<b>Barry Larkin, R</b> OBP: 0.361, SLG: 0.491 (10, PH)											1	0	1	0	0	0	0	
<b>Mike Remlinger, L</b> OBP: 0.302, SLG: 0.200 (10, 1)											0	0	0	0	0	0	0	
<b>Stan Belinda, R</b> OBP: 0.200, SLG: 0.200 (10, 1)											0	0	0	0	0	0	0	
<b>Inning Stats</b>	R: 1 E: 0 K: 1 S: 15	H: 3 LOB: 1 BB: 0 P: 18	R: 0 E: 0 K: 2 S: 9	H: 0 LOB: 0 BB: 0 P: 13	R: 0 E: 0 K: 3 S: 9	H: 0 LOB: 0 BB: 0 P: 11	R: 0 E: 0 K: 1 S: 10	H: 0 LOB: 0 BB: 1 P: 19	R: 0 E: 0 K: 1 S: 9	H: 0 LOB: 0 BB: 0 P: 15	R: 0 E: 0 K: 2 S: 7	H: 1 LOB: 1 BB: 0 P: 17	R: 2 E: 2 K: 2 S: 12	H: 2 LOB: 2 BB: 0 P: 19	1B: 7 2B: 2 3B: 0 HR: 1	SF: 0 SAC: 0 DP: 1 HBP: 0	WP: 1 PB: 0 SB: 1 CS: 1	PA: 41
<b>PITCHER</b>	IP WLS BF H R ER SO BB IBB HBP BLK WP HR S P ERA WHIP	29 John Smoltz, R ERA: 2.98	Mike Cather, R ERA: 1.93	Mark Wohlers, R ERA: 2.65	Chad Fox, R ERA: 3.5	Alan Embree, L ERA: 2.45												

AB	40
R	6
H	10
RBI	6
BB	1
SO	17
LOB	16



Batter	1	2	3	4	5	6	7	8	9	10	AB	R	H	RBI	BB	SO	LOB	BOTTOM				
<b>Kenny Lofton, L</b> OBP: 0.416, SLG: 0.457 (1, 8)	2-2 HR		4-2 E BB		1-2 G1-3			1-2 1B 2B		1-3 K	4	2	2	1	1	1	1	<b>Cincinnati Reds @ Atlanta Braves</b> Turner Field, Atlanta, GA Sun Aug 24 1997, 3:33 AM EDT Att. 45,577 - Cloudy - 78 F				
<b>Michael Tucker, L</b> OBP: 0.341, SLG: 0.430 (1, 9)	1-3 K		0-0 E3		1-2 K		0-1 10 SF7 3B		2-2 P6	1-1 G4-3	5	1	1	0	0	1	3					
<b>10 Chipper Jones, S</b> OBP: 0.375, SLG: 0.491 (1, 5)	2-2 F7		1-0 G1-3		1-0 SF7		1-1 P6		1-1 P6	2-1 G3	4	0	0	1	0	0	4					
<b>Fred McGriff, L</b> OBP: 0.354, SLG: 0.428 (1, 3)	1-3 K				2-0 F8		3-0 G6-4-3 1B		1-0 1B		4	0	2	2	0	1	0					
<b>Rafael Belliard, R</b> OBP: 0.238, SLG: 0.250 (8, PR)											0	0	0	0	0	0	0					
<b>Mark Wohlers, R</b> OBP: 0.238, SLG: 0.250 (9, 1)											0	0	0	0	0	0	0					
<b>Chad Fox, R</b> OBP: 0.238, SLG: 0.250 (10, 1)											0	0	0	0	0	0	0					
<b>Alan Embree, L</b> OBP: 0.238, SLG: 0.250 (10, 1)											0	0	0	0	0	0	0					
<b>Ryan Klesko, L</b> OBP: 0.322, SLG: 0.460 (1, 7)		1-0 F8			3-2 L7		1-0 G6-4-3 1B		1-2 1B		4	0	1	0	0	0	1					
<b>Javy Lopez, R</b> OBP: 0.355, SLG: 0.537 (1, 2)		2-2 G1-6-3 HBP			1-2 K				0-1 G6-3	0-3 K	3	0	0	0	0	2	2					
<b>Jeff Blauser, R</b> OBP: 0.405, SLG: 0.502 (1, 6)		1-0 G1-6-3			0-1 G5-3				0-1 F9		4	0	0	0	0	0	1					
<b>Tony Graffanino, R</b> OBP: 0.333, SLG: 0.389 (1, 4)			2-2 F9		2-2 G5-3				1-1 F9	0-3 K	4	0	0	0	0	1	0					
<b>29 John Smoltz, R</b> OBP: 0.355, SLG: 0.313 (1, 1)			3-2 G5-3		4-2 BB			0-1 2B 1B	0-0 P3		1	0	0	0	1	0	0					
<b>Mike Cather, R</b> OBP: 0.313, SLG: 0.436 (8, PH)											0	0	0	0	0	0	0					
<b>Keith Lockhart, L</b> OBP: 0.313, SLG: 0.436 (8, PH)											1	1	1	0	0	0	0					
<b>Greg Colbrunn, R</b> OBP: 0.312, SLG: 0.413 (9, 3)											1	0	0	0	0	0	0					
<b>Inning Stats</b>	R: 1 E: 0 K: 2 S: 14	H: 1 LOB: 0 BB: 0 P: 20	R: 0 E: 0 K: 0 S: 4	H: 0 LOB: 0 BB: 0 P: 8	R: 0 E: 1 K: 0 S: 12	H: 0 LOB: 2 BB: 1 P: 22	R: 0 E: 0 K: 1 S: 7	H: 0 LOB: 0 BB: 0 P: 13	R: 0 E: 0 K: 0 S: 14	H: 0 LOB: 1 BB: 1 P: 21	R: 1 E: 0 K: 0 S: 5	H: 2 LOB: 0 BB: 0 P: 10	R: 2 E: 0 K: 1 S: 17	H: 4 LOB: 2 BB: 0 P: 24	R: 0 E: 0 K: 1 S: 7	H: 0 LOB: 0 BB: 0 P: 7	R: 0 E: 0 K: 1 S: 7	H: 0 LOB: 0 BB: 0 P: 11	1B: 4 2B: 1 3B: 1 HR: 1	SF: 1 SAC: 0 DP: 2 HBP: 1	WP: 0 PB: 0 SB: 0 CS: 0	PA: 39
<b>PITCHER</b>	IP WLS BF H R ER SO BB IBB HBP BLK WP HR S P ERA WHIP	Mike Morgan, R ERA: 5.14	Jeff Shaw, R ERA: 2.98	Stan Belinda, R ERA: 3.87																		

AB	35
R	4
H	7
RBI	4
BB	2
SO	6
LOB	12





Batter	1	2	3	4	5	6	7	8	9	10	11	AB	R	H	RBI	BB	SO	LOB	TOP				
Craig Biggio, R OBP: 0.406, SLG: 0.505 (1, 4)	G4-3		2B		F9	G1-3		HR		1B		6	1	3	2	0	0	2					
Derek Bell, R OBP: 0.352, SLG: 0.449 (1, 9)	G4-3		P3		1B		FC5 5 1B	G6-3		G5-3		5	0	1	0	1	0	3					
5 Jeff Bagwell, R OBP: 0.422, SLG: 0.577 (1, 3)	BB		FC6-4 1BB		K		1-2 1B	BB		BB		2	1	1	0	4	1	1					
James Mouton, R OBP: 0.299, SLG: 0.348 John Hudek, S (8, 1)	BB		F9		G5-3		FC5	G6-3		K		4	1	0	0	1	0	5					
Tom Martin, L (9, 1)												0	0	0	0	0	0	0					
Tony Peña, R OBP: 0.241, SLG: 0.174 Billy Wagner, L (10, 1)	BB						1-3 2-3F	1B				1	0	0	0	0	1	3					
Ricky Gutierrez, R OBP: 0.325, SLG: 0.357 Bill Spiers, L OBP: 0.438, SLG: 0.468 (7, 6)	G5-3		FC6-4		1B		1-1	1B		K		3	1	1	0	0	0	4					
Luis Gonzalez, L OBP: 0.350, SLG: 0.373 (1, 7)							1-2 2-3	1B		K		5	1	1	0	1	1	2					
Russ Johnson, R OBP: 0.350, SLG: 0.405 (1, 5)	1B		BB		L9		FC4-6 1B	1B		K		5	0	2	2	1	1	1					
Brad Ausmus, R OBP: 0.329, SLG: 0.371 (1, 2)	1B				F8		1-2 2-3	1B		G5-3		5	0	1	0	1	1	3					
Shane Reynolds, R OBP: 0.311, SLG: 0.379 Joe Mauer, R (8, 1)	K						1-2 2-3	1B				1	0	0	0	0	1	1					
Tony Eusebio, R OBP: 0.344, SLG: 0.279 Mike Magnante, L (8, 1)					K		FC4-6					1	0	0	1	0	0	0					
Thomas Howard, S OBP: 0.325, SLG: 0.358 (8, 8)							1-2 2-3	1B		HR		1	0	0	0	0	0	1					
<b>Inning Stats</b>	R: 0 E: 0 K: 0 S: 10	H: 0 LOB: 2 P: 26	R: 0 E: 0 K: 1 S: 7	H: 1 LOB: 1 BB: 1 P: 13	R: 0 E: 0 K: 0 S: 13	H: 1 LOB: 2 BB: 1 P: 25	R: 0 E: 0 K: 0 S: 6	H: 0 LOB: 0 BB: 0 P: 11	R: 0 E: 0 K: 2 S: 9	H: 1 LOB: 1 BB: 1 P: 14	R: 2 E: 1 K: 1 S: 11	H: 2 LOB: 1 BB: 1 P: 19	R: 0 E: 0 K: 1 S: 7	H: 0 LOB: 0 BB: 0 P: 8	R: 0 E: 0 K: 2 S: 11	H: 2 LOB: 1 BB: 1 P: 17	R: 0 E: 0 K: 1 S: 8	H: 0 LOB: 1 BB: 1 P: 16	1B: 9 2B: 3 3B: 0 HR: 1	SF: 0 SAC: 0 DP: 0 HBP: 0	WP: 0 PB: 1 SB: 2 CS: 0	PA: 54	
<b>PITCHER</b>	IP ERA WLS BF H R ER SO BB IBB HBP BLK WP HR S P ERA WHIP	Tom Glavine, L ERA: 3.07	Mike Cather, R ERA: 2.35	Alan Embree, L ERA: 2.65	Chad Fox, R ERA: 3.79	Mark Wohlers, R ERA: 2.61	<b>PITCHER</b>	IP ERA WLS BF H R ER SO BB IBB HBP BLK WP HR S P ERA WHIP	Brad Clontz, R ERA: 3.86	Tom Glavine, L ERA: 3.07	Mike Cather, R ERA: 2.35	Alan Embree, L ERA: 2.65	Chad Fox, R ERA: 3.79	Mark Wohlers, R ERA: 2.61	Shane Reynolds, R ERA: 4.51	Jose Lima, R ERA: 4.95	Mike Magnante, L ERA: 1.95	John Hudek, R ERA: 6.39	Tom Martin, L ERA: 2.49	1B: 9 2B: 3 3B: 1 HR: 2	SF: 0 SAC: 0 DP: 3 HBP: 0	WP: 0 PB: 1 SB: 2 CS: 0	PA: 54

Houston Astros @ Atlanta Braves  
Turner Field, Atlanta, GA  
Tue Aug 26 1997, 7:05 PM EDT  
Att. 37,313 - Unknown - 75 F

AB 45  
R 6  
H 13  
RBI 6  
BB 9  
SO 9  
LOB 32



Batter	1	2	3	4	5	6	7	8	9	10	11	AB	R	H	RBI	BB	SO	LOB	BOTTOM							
Kenny Lofton, L OBP: 0.416, SLG: 0.461 (1, 8)	G3		1B		F8		BLK 1B		G5-4-3			5	1	2	1	0	0	1								
Jeff Blauser, R OBP: 0.403, SLG: 0.499 (1, 6)	F9		10 2B		G6-3		K			E6 10 G6-4-3		5	1	1	1	0	1	1								
10 Chipper Jones, S OBP: 0.376, SLG: 0.491 (1, 5)	BB		1B		F8		P3			G6-4-3		4	1	1	1	1	0	2								
Fred McGriff, L OBP: 0.351, SLG: 0.424 (1, 3)	G6-3		F7		G3-1		K			K		5	0	0	0	0	2	3								
Ryan Klesko, L OBP: 0.323, SLG: 0.459 Danny Bautista, R OBP: 0.257, SLG: 0.455 (11, PH)	F7		E		BB		K			K		3	1	1	1	1	1	0								
Andruw Jones, R OBP: 0.350, SLG: 0.440 (1, 9)	E4		E4		K		K			K		4	0	1	1	1	3	1								
Javy Lopez, R OBP: 0.352, SLG: 0.541 (1, 2)	L6-3		K		F9		P3					5	1	1	1	0	1	2								
Tony Graffanino, R OBP: 0.331, SLG: 0.410 (1, 4)	G6-3		G6-3		HR		P3			F8		4	1	1	1	0	0	0								
Tom Glavine, L OBP: 0.345, SLG: 0.285 Greg Maddux, R OBP: 0.311, SLG: 0.412 Mike Cather, R (7, 1)							F8			G5-4-3		2	1	1	0	0	1	0								
Alan Embree, L OBP: 0.344, SLG: 0.279 Chad Fox, R OBP: 0.344, SLG: 0.279 Mark Wohlers, R OBP: 0.344, SLG: 0.279 Keith Lockhart, L OBP: 0.325, SLG: 0.358 Brad Clontz, R (10, 1)												1	0	0	0	0	0	0								
<b>Inning Stats</b>	R: 0 E: 0 K: 0 S: 7	H: 0 LOB: 1 BB: 1 P: 17	R: 0 E: 0 K: 0 S: 6	H: 0 LOB: 0 BB: 1 P: 12	R: 5 E: 1 K: 1 S: 24	H: 6 LOB: 3 BB: 0 P: 37	R: 1 E: 0 K: 1 S: 7	H: 1 LOB: 0 BB: 1 P: 11	R: 0 E: 0 K: 1 S: 7	H: 0 LOB: 1 BB: 1 P: 13	R: 0 E: 0 K: 0 S: 4	H: 0 LOB: 0 BB: 0 P: 6	R: 0 E: 0 K: 2 S: 11	H: 1 LOB: 1 BB: 0 P: 15	R: 0 E: 0 K: 2 S: 8	H: 0 LOB: 0 BB: 0 P: 11	R: 0 E: 0 K: 0 S: 5	H: 0 LOB: 0 BB: 1 P: 14	R: 0 E: 1 K: 1 S: 8	H: 0 LOB: 0 BB: 0 P: 14	R: 1 E: 0 K: 2 S: 7	H: 1 LOB: 0 BB: 0 P: 8	1B: 4 2B: 3 3B: 1 HR: 2	SF: 0 SAC: 0 DP: 3 HBP: 0	WP: 0 PB: 0 SB: 0 CS: 0	PA: 43
<b>PITCHER</b>	IP ERA WLS BF H R ER SO BB IBB HBP BLK WP HR S P ERA WHIP	Shane Reynolds, R ERA: 4.51	Jose Lima, R ERA: 4.95	Mike Magnante, L ERA: 1.95	John Hudek, R ERA: 6.39	Tom Martin, L ERA: 2.49	<b>PITCHER</b>	IP ERA WLS BF H R ER SO BB IBB HBP BLK WP HR S P ERA WHIP	Billy Wagner, L ERA: 2.61	Shane Reynolds, R ERA: 4.51	Jose Lima, R ERA: 4.95	Mike Magnante, L ERA: 1.95	John Hudek, R ERA: 6.39	Tom Martin, L ERA: 2.49	Shane Reynolds, R ERA: 4.51	Jose Lima, R ERA: 4.95	Mike Magnante, L ERA: 1.95	John Hudek, R ERA: 6.39	Tom Martin, L ERA: 2.49	1B: 4 2B: 3 3B: 1 HR: 2	SF: 0 SAC: 0 DP: 3 HBP: 0	WP: 0 PB: 0 SB: 0 CS: 0	PA: 43			

Houston Astros @ Atlanta Braves  
Turner Field, Atlanta, GA  
Tue Aug 26 1997, 7:05 PM EDT  
Att. 37,313 - Unknown - 75 F

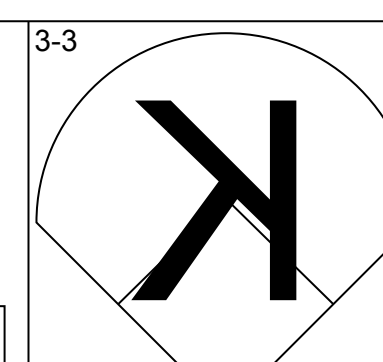
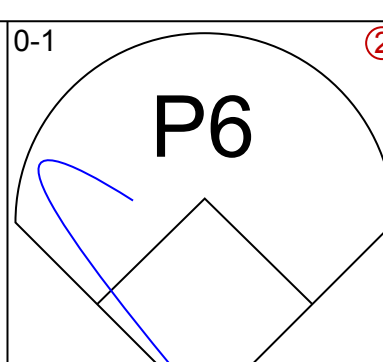
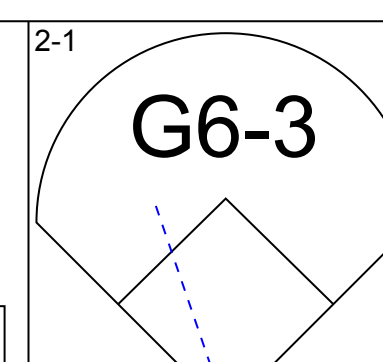
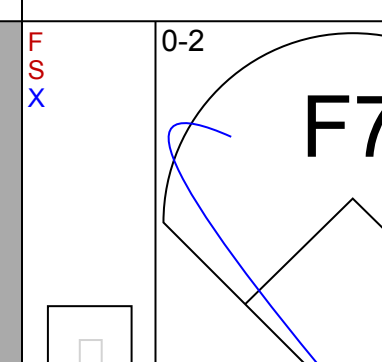
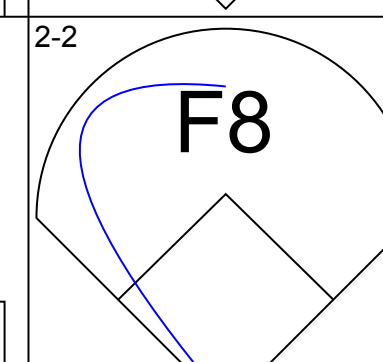
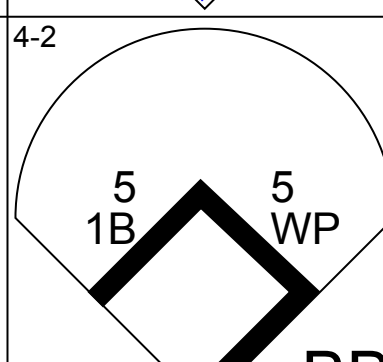
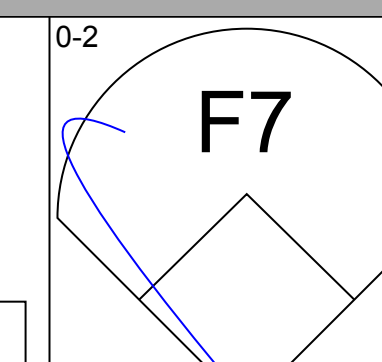
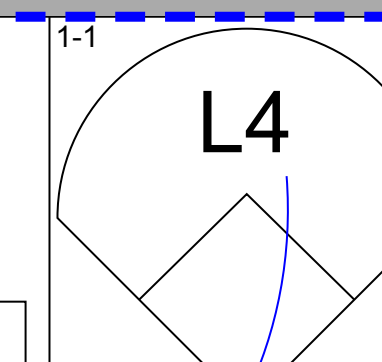
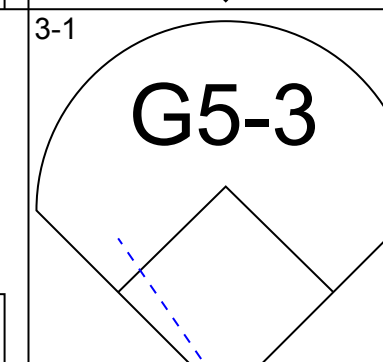
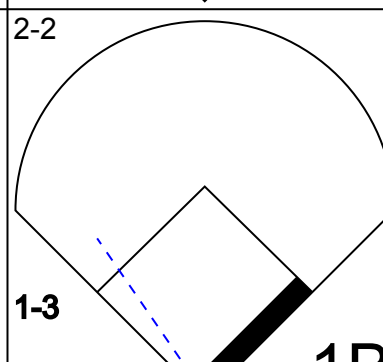
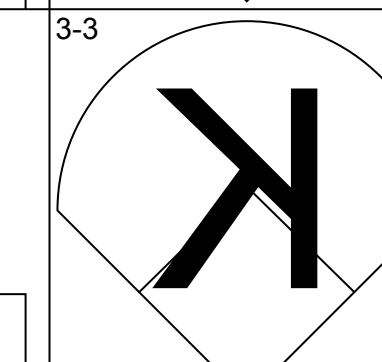
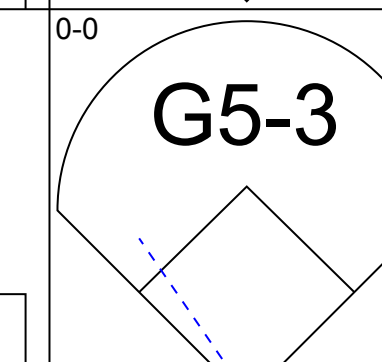
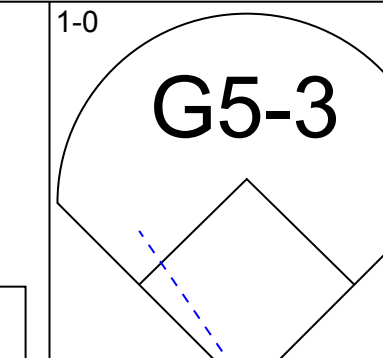
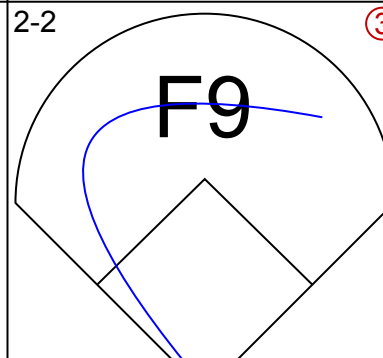
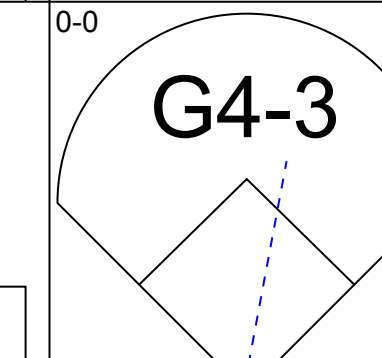
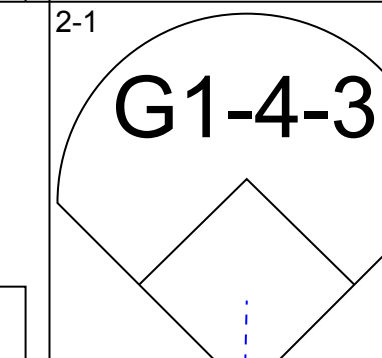
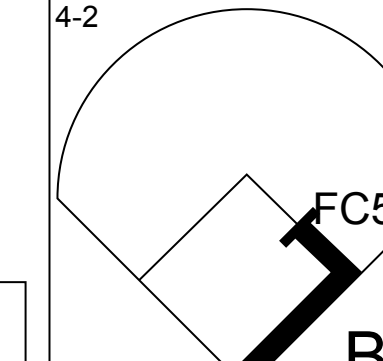
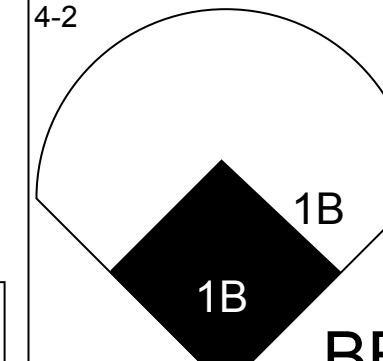
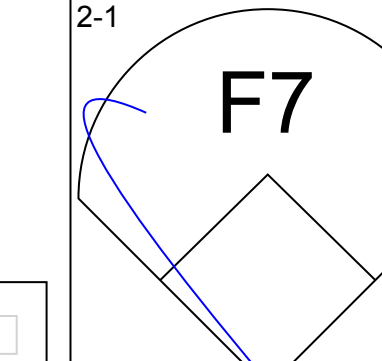
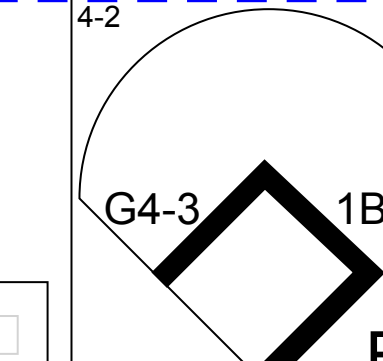
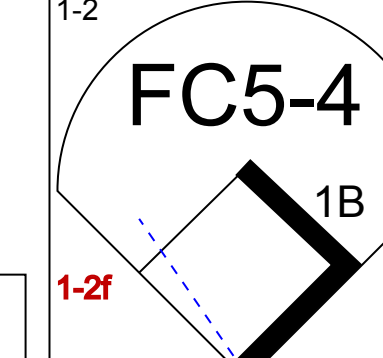
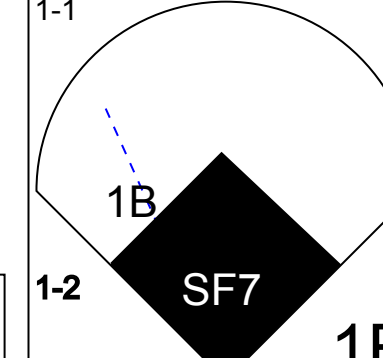
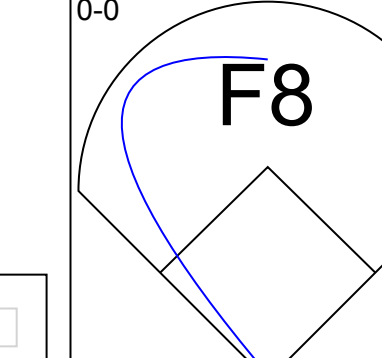
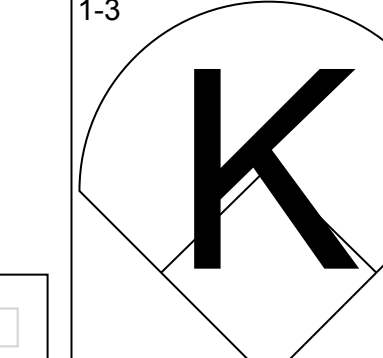
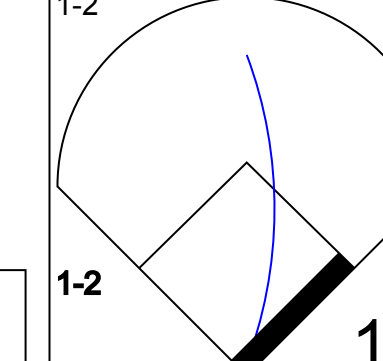
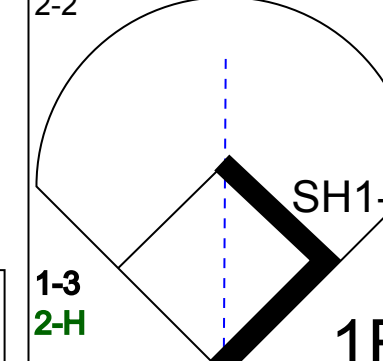
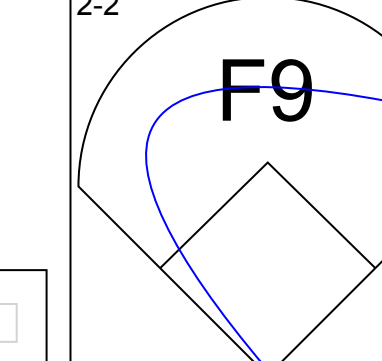
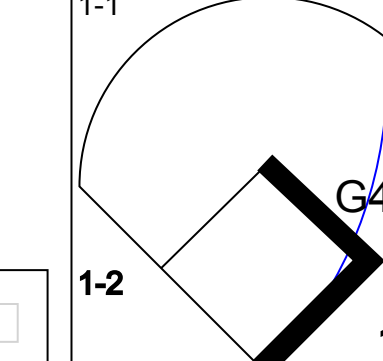
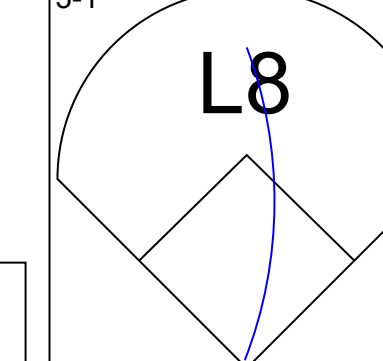
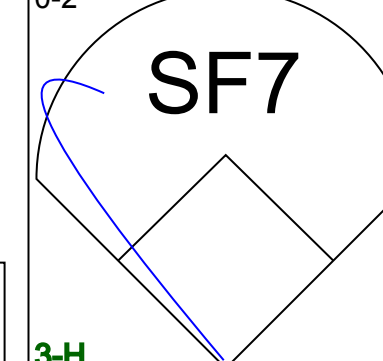

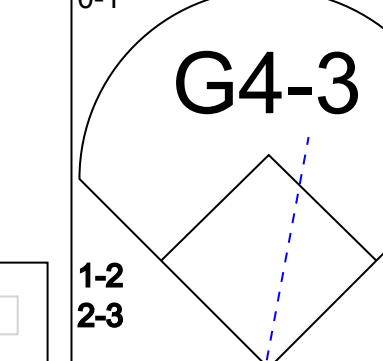

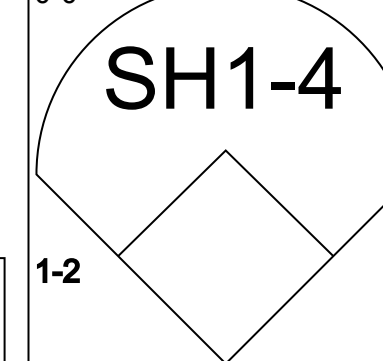
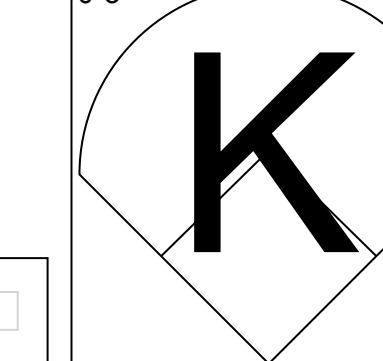
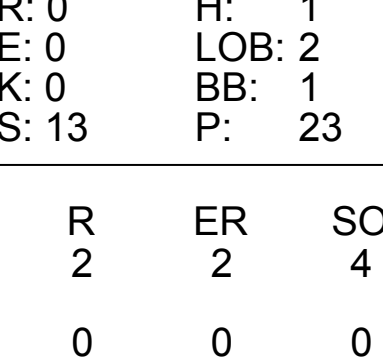
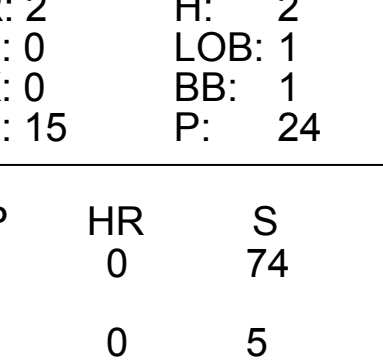
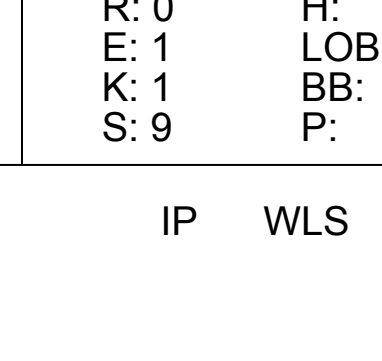
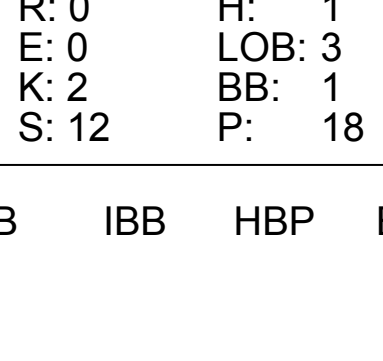




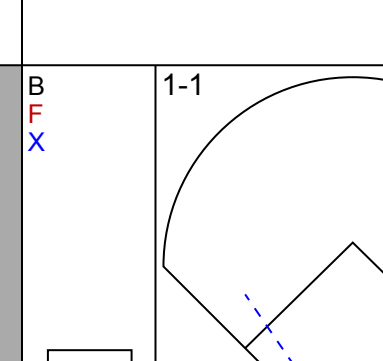



AB 39  
R 7  
H 9  
RBI 7  
BB 4  
SO 10  
LOB 10







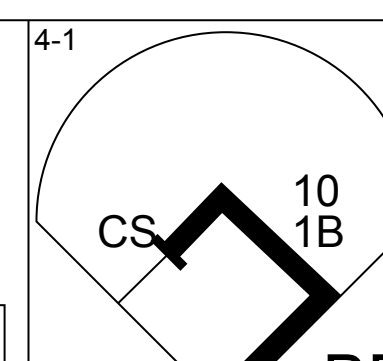
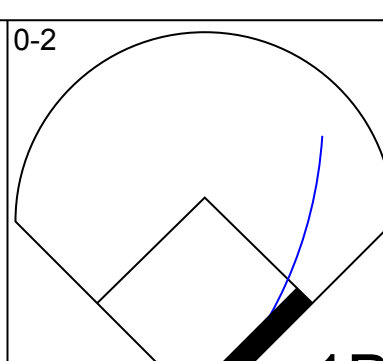
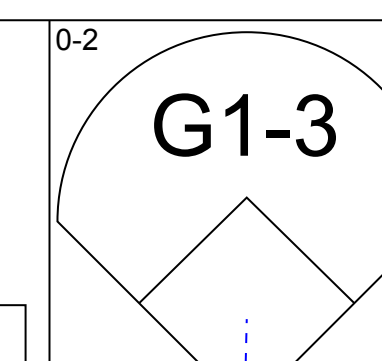
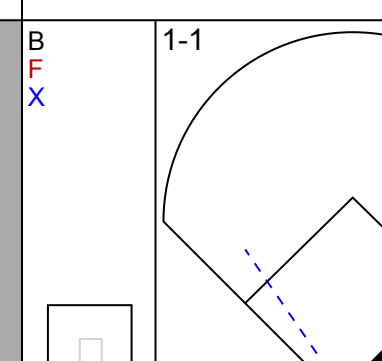
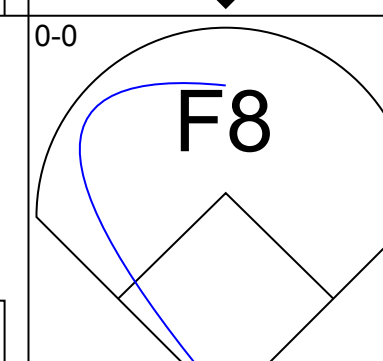
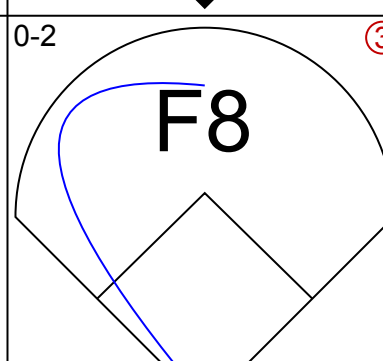
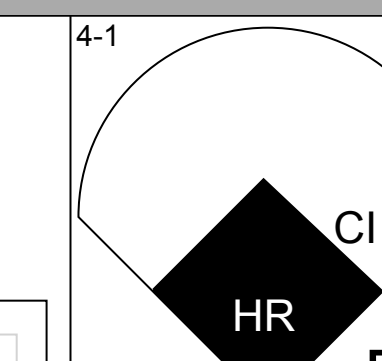
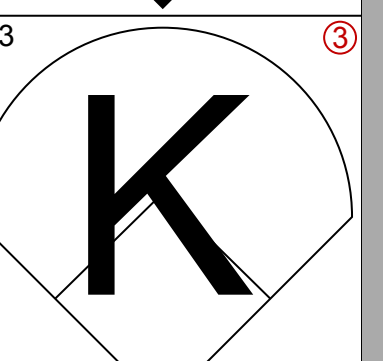
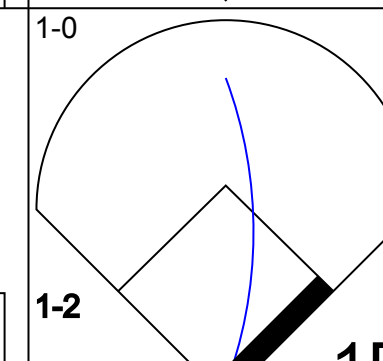
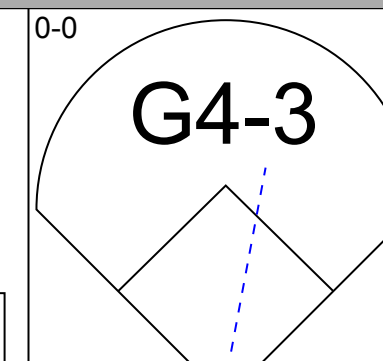
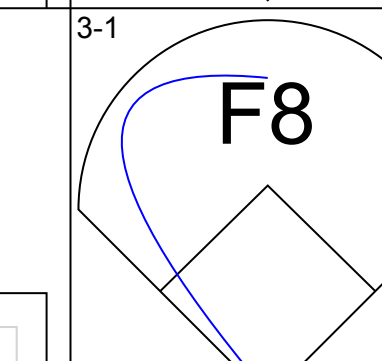
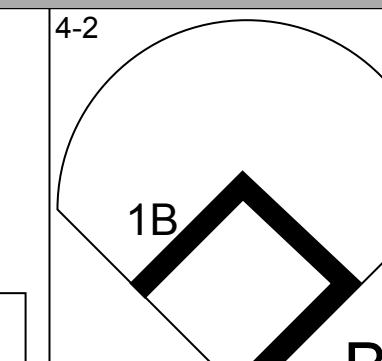
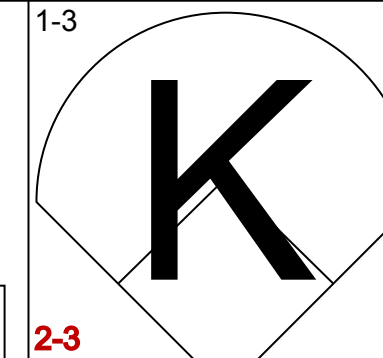
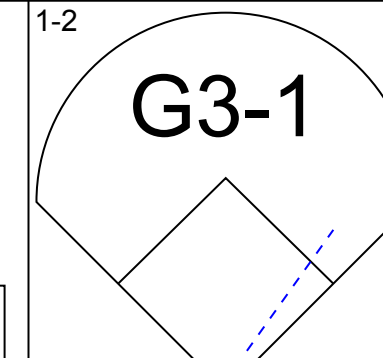
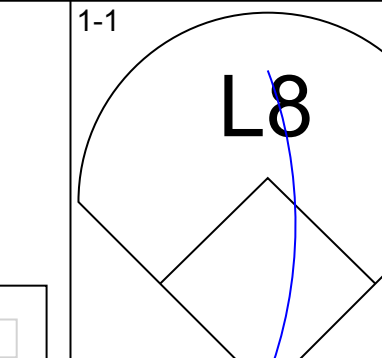
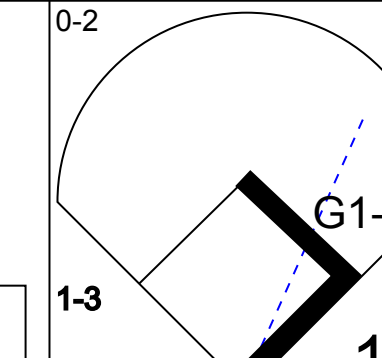
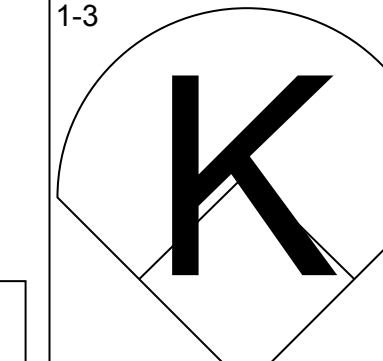
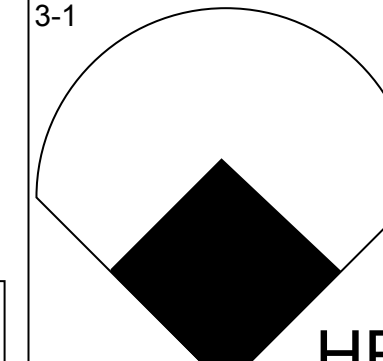
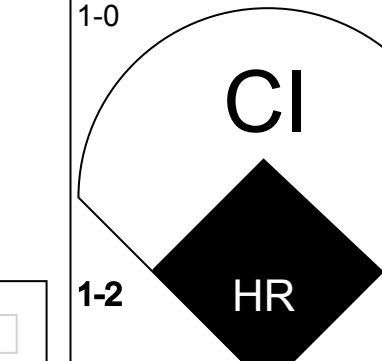
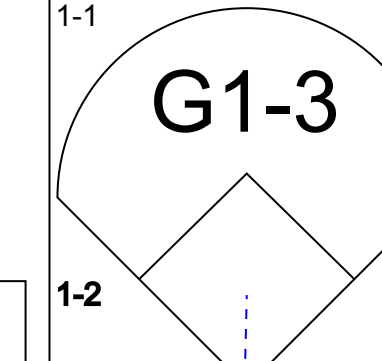
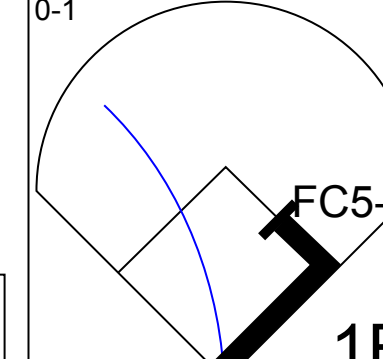
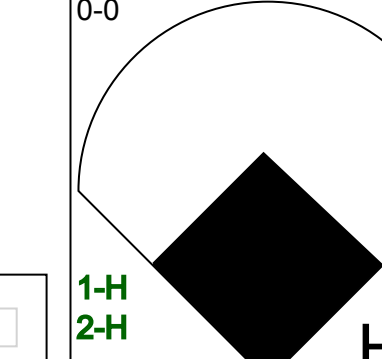
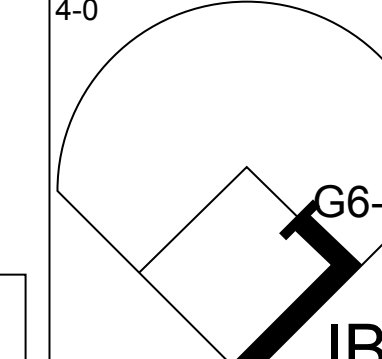
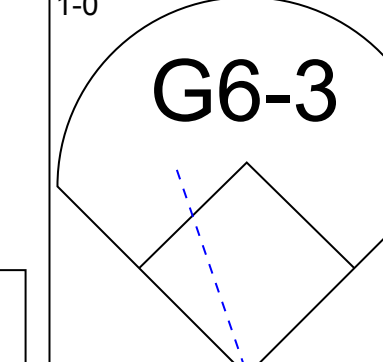
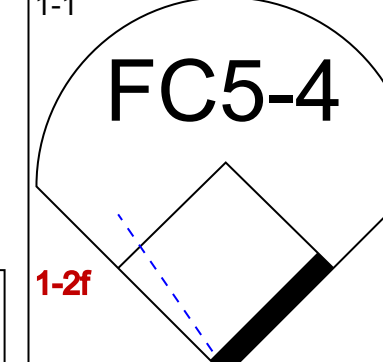
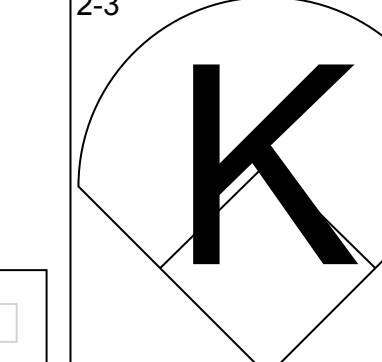
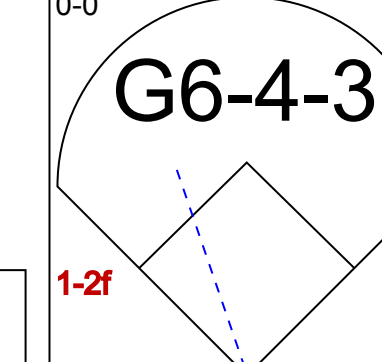




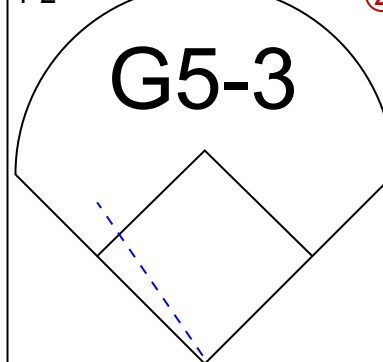
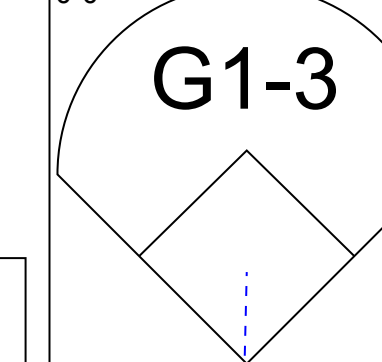
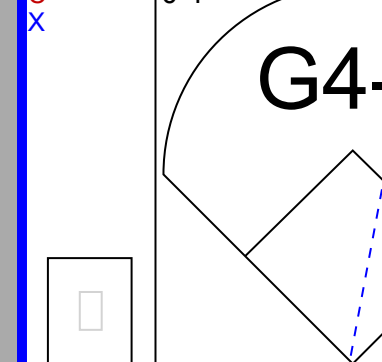
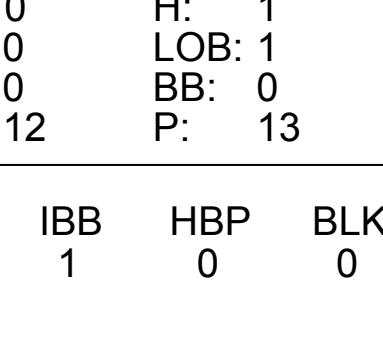
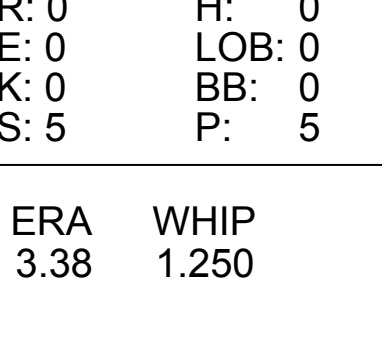
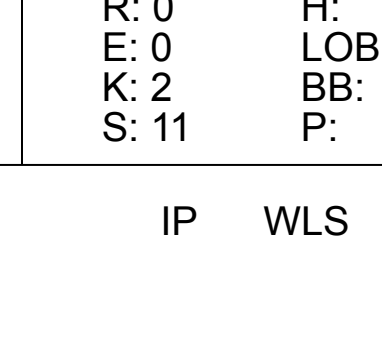


Batter	1	2	3	4	5	6	7	8	9	AB	R	H	RBI	BB	SO	LOB	TOP					
<b>Craig Biggio, R</b> OBP: 0.305, SLG: 0.499 (1, 4)										4	0	0	0	0	1	1						
<b>James Mouton, R</b> OBP: 0.296, SLG: 0.341 (1, 8)										3	0	0	0	1	0	0						
<b>5 Jeff Bagwell, R</b> OBP: 0.422, SLG: 0.579 (1, 3)										4	0	1	0	0	1	0						
<b>Derek Bell, R</b> OBP: 0.345, SLG: 0.439 (1, 9)										4	0	0	0	0	0	2						
<b>Luis Gonzalez, L</b> OBP: 0.353, SLG: 0.369 (1, 7)										1	1	0	0	3	0	0						
<b>Ricky Gutierrez, R</b> OBP: 0.320, SLG: 0.354 (1, 5)										3	1	1	0	0	0	1						
<b>Bill Spiers, L</b> OBP: 0.442, SLG: 0.478 (9, PH)										4	0	3	1	0	0	0						
<b>Tony Eusebio, R</b> OBP: 0.352, SLG: 0.290 (1, 2)										0	0	0	0	0	0	0						
<b>Brad Ausmus, R</b> OBP: 0.327, SLG: 0.368 (9, PR)										2	0	0	1	0	0	2						
<b>Tim Bogar, R</b> OBP: 0.312, SLG: 0.387 (1, 6)										1	0	0	0	0	0	2						
<b>Thomas Howard, S</b> OBP: 0.326, SLG: 0.357 (9, PH)										2	0	0	0	0	2	0						
<b>Darryl Kile, R</b> OBP: 0.169, SLG: 0.141 (1, 1)										1	0	0	0	0	1	3						
<b>Russ Johnson, R</b> OBP: 0.333, SLG: 0.385 (9, PH)										2	0	0	0	0	2	0						
<b>Inning Stats</b>	R: 0 E: 0 K: 1 S: 8	H: 0 LOB: 0 BB: 0 P: 16	R: 0 E: 0 K: 0 S: 13	H: 1 LOB: 2 BB: 1 P: 23	R: 0 E: 0 K: 1 S: 14	H: 1 LOB: 2 BB: 1 P: 22	R: 2 E: 0 K: 0 S: 15	H: 2 LOB: 1 BB: 1 P: 24	R: 0 E: 0 K: 1 S: 8	H: 0 LOB: 0 BB: 0 P: 11	R: 0 E: 0 K: 0 S: 7	H: 0 LOB: 0 BB: 0 P: 11	R: 0 E: 1 K: 1 S: 9	H: 0 LOB: 0 BB: 0 P: 10	R: 0 E: 0 K: 0 S: 5	H: 0 LOB: 0 BB: 0 P: 8	R: 0 E: 0 K: 2 S: 12	H: 1 LOB: 3 BB: 1 P: 18	1B: 5 2B: 0 3B: 0 HR: 0	SF: 1 SAC: 1 DP: 0 HBP: 0	WP: 1 PB: 0 SB: 0 CS: 0	PA: 36
<b>PITCHER</b>	IP	WLS	BF	H	R	ER	SO	BB	IBB	HBP	BLK	WP	HR	S	P	ERA	WHIP					
<b>Denny Neagle, L</b> ERA: 2.83 (1, 1)	7.0	W	28	4	2	2	4	3	0	0	0	1	0	74	117	2.57	1.000					
<b>Mike Cather, R</b> ERA: 2.19 (8, 1)	1.0		3	0	0	0	0	0	0	0	0	0	0	5	8	0.00	0.000					
<b>Mark Wohlers, R</b> ERA: 2.85 (9, 1)	1.0	S	5	1	0	0	2	1	0	0	0	0	0	12	18	0.00	2.000					

**Houston Astros @ Atlanta Braves**  
Turner Field, Atlanta, GA  
Thu Aug 28 1997, 7:05 PM EDT  
Att: 37,849 - Unknown - 85 F

**AB 30**  
**R 2**  
**H 5**  
**RBI 2**  
**BB 4**  
**SO 6**  
**LOB 12**



Batter	1	2	3	4	5	6	7	8	9	AB	R	H	RBI	BB	SO	LOB	BOTTOM				
<b>Kenny Lofton, L</b> OBP: 0.416, SLG: 0.458 (1, 8)										3	0	2	0	1	0	0					
<b>Michael Tucker, L</b> OBP: 0.342, SLG: 0.427 (1, 9)										3	1	0	0	1	1	3					
<b>10 Chipper Jones, S</b> OBP: 0.376, SLG: 0.487 (1, 5)										3	0	1	0	1	0	1					
<b>Fred McGriff, L</b> OBP: 0.346, SLG: 0.417 (1, 3)										4	0	1	0	0	1	3					
<b>Ryan Klesko, L</b> OBP: 0.324, SLG: 0.471 (1, 7)										2	2	1	1	0	1	0					
<b>Andruw Jones, R</b> OBP: 0.349, SLG: 0.433 (8, 9)										1	0	0	0	0	0	2					
<b>Javy Lopez, R</b> OBP: 0.354, SLG: 0.546 (1, 2)										3	1	2	3	1	0	0					
<b>Jeff Blauser, R</b> OBP: 0.397, SLG: 0.490 (1, 6)										4	0	0	0	0	1	4					
<b>Tony Graffano, R</b> OBP: 0.324, SLG: 0.421 (1, 4)										3	0	0	0	0	1	0					
<b>Denny Neagle, L</b> OBP: 0.203, SLG: 0.167 (1, 1)										2	0	0	0	0	0	0					
<b>Keith Lockhart, L</b> OBP: 0.314, SLG: 0.427 (7, PH)										1	0	0	0	0	0	0					
<b>Mike Cather, R</b> OBP: 0.314, SLG: 0.427 (8, 1)										0	0	0	0	0	0	0					
<b>Mark Wohlers, R</b> OBP: 0.314, SLG: 0.427 (9, 1)										0	0	0	0	0	0	0					
<b>Inning Stats</b>	R: 0 E: 0 K: 1 S: 7	H: 1 LOB: 2 BB: 1 P: 13	R: 0 E: 0 K: 1 S: 5	H: 0 LOB: 0 BB: 0 P: 8	R: 0 E: 0 K: 0 S: 12	H: 1 LOB: 1 BB: 0 P: 13	R: 1 E: 0 K: 0 S: 10	H: 2 LOB: 1 BB: 0 P: 15	R: 0 E: 0 K: 0 S: 5	H: 0 LOB: 0 BB: 0 P: 5	R: 3 E: 1 K: 1 S: 10	H: 1 LOB: 1 BB: 1 P: 21	R: 0 E: 0 K: 2 S: 11	H: 1 LOB: 1 BB: 0 P: 14	R: 0 E: 0 K: 0 S: 9	H: 1 LOB: 2 BB: 2 P: 18	1B: 5 2B: 1 3B: 0 HR: 2	SF: 0 SAC: 0 DP: 2 HBP: 0	WP: 0 PB: 0 SB: 0 CS: 1	PA: 34	
<b>PITCHER</b>	IP	WLS	BF	H	R	ER	SO	BB	IBB	HBP	BLK	WP	HR	S	P	ERA	WHIP				
<b>Darryl Kile, R</b> ERA: 2.32 (1, 1)	8.0	L	34	7	4	3	5	3	1	0	0	0	2	69	107	3.38	1.250				

**Houston Astros @ Atlanta Braves**  
Turner Field, Atlanta, GA  
Thu Aug 28 1997, 7:05 PM EDT  
Att: 37,849 - Unknown - 85 F

**AB 29**  
**R 4**  
**H 7**  
**RBI 4**  
**BB 4**  
**SO 5**  
**LOB 13**





Batter	1	2	3	4	5	6	7	8	9	AB	R	H	RBI	BB	SO	LOB	TOP										
<b>Kenny Lofton, L</b> OBP: 0.416, SLG: 0.460 (1, 8)	1-3 K		0-1 CS 1B		1 SAFE 2-2 G4-3		1-1 G3-1	1-2 1B 10 FC5-4 2B		5	1	2	0	0	1	1											
<b>Keith Lockhart, L</b> OBP: 0.333, SLG: 0.439 <b>Tony Graffanino, R</b> OBP: 0.324, SLG: 0.421 (1, 4) (8, 4)	2-2 G3		4-1 BB			0-0 1B 1B	0-1 1B 1B	0-1 1B 1B		4	2	3	1	1	0	0											
<b>10 Chipper Jones, S</b> OBP: 0.373, SLG: 0.482 (1, 5)	1-0 G3-1		2-2 CS 2-3	0-1 F8		1-2 L8	2-3 K	2-1 FC5-4		5	0	0	1	0	1	3											
<b>Fred McGriff, L</b> OBP: 0.349, SLG: 0.425 <b>Eddie Pérez, R</b> OBP: 0.291, SLG: 0.331 (1, 3) (8, 3)		0-1 HR		0-2 G4-3		0-0 2B 1B	2-2 1B 1B	2-2 L4		5	2	3	1	0	0	1											
<b>Ryan Klesko, L</b> OBP: 0.327, SLG: 0.477 <b>Danny Bautista, R</b> OBP: 0.280, SLG: 0.465 (1, 7) (7, PH) (7, 7)	1-3 K		0-1 2B			2-2 1B 1B	0-0 FC5-4 1B		2-2 G5-3	3	1	2	1	0	1	0											
<b>Andruw Jones, R</b> OBP: 0.347, SLG: 0.430 (1, 9)	2-3 K		1-1 G5-3			1-3 3-H 2B 1B	1-3 2-H 1B		0-0 F9	5	1	1	1	0	1	3											
<b>Javy Lopez, R</b> OBP: 0.352, SLG: 0.540 (1, 2)	0-2 G1-3				1-0 G5-3	3-2 F8		1-2 G5-3	4-2 BB	4	0	0	0	1	0	2											
<b>Greg Colbrunn, R</b> OBP: 0.316, SLG: 0.431 (1, 10)			0-1 G6-3		1-2 G5-3	2-2 1B 1B	1-1 HR	3-2 L4		5	1	2	3	0	0	1											
<b>Jeff Blauser, R</b> OBP: 0.400, SLG: 0.493 <b>Rafael Belliard, R</b> OBP: 0.234, SLG: 0.244 (1, 6) (9, 6)	2-0 G4-3		4-0 BB			1-1 2B	2-1 1B			3	1	2	0	1	0	0											
<b>Inning Stats</b>	R: 0 E: 0 K: 1 S: 8	H: 0 LOB: 0 BB: 0 P: 12	R: 1 E: 0 K: 2 S: 11	H: 1 LOB: 0 BB: 0 P: 14	R: 0 E: 0 K: 0 S: 8	H: 1 LOB: 1 BB: 1 P: 16	R: 0 E: 0 K: 0 S: 9	H: 1 LOB: 1 BB: 0 P: 10	R: 0 E: 0 K: 0 S: 7	H: 0 LOB: 1 BB: 1 P: 15	R: 4 E: 0 K: 0 S: 17	H: 6 LOB: 2 BB: 0 P: 27	R: 1 E: 0 K: 1 S: 15	H: 3 LOB: 2 BB: 0 P: 22	R: 3 E: 0 K: 0 S: 20	H: 4 LOB: 1 BB: 0 P: 29	R: 0 E: 0 K: 0 S: 12	H: 0 LOB: 1 BB: 1 P: 21	1B: 10 2B: 4 3B: 0 HR: 2	SF: 0 SAC: 0 DP: 0 HBP: 0	WP: 0 PB: 0 SB: 1 CS: 1	PA: 45					
<b>PITCHER</b>	IP	WLS	BF	H	R	ER	SO	BB	IBB	HBP	BLK	WP	HR	S	P	ERA	WHIP										
<b>Aaron Sele, R</b> ERA: 5.93 <b>Joe Hudson, R</b> ERA: 2.64 <b>Ron Mahay, L</b> ERA: 2.61 <b>Mark Brandenburg, R</b> ERA: 6.69 <b>Jim Corsi, R</b> ERA: 3.08 (1, 1) (6, 1) (7, 1) (7, 1) (9, 1)	5.1	L	23	6	4	4	3	2	0	0	0	0	1	51	78	6.75	1.500										

**Atlanta Braves @ Boston Red Sox**  
Fenway Park, Boston, MA  
Fri Aug 29 1997, 7:05 PM EDT  
Att: 32,577 - Unknown - 68 F

AB 41  
R 9  
H 16  
RBI 9  
BB 3  
SO 4  
LOB 11



Batter	1	2	3	4	5	6	7	8	9	AB	R	H	RBI	BB	SO	LOB	BOTTOM										
<b>Nomar Garciaparra, R</b> OBP: 0.358, SLG: 0.544 (1, 6)	0-0 F9		0-2 1B			2-3 K		2-2 1B		4	0	2	0	0	1	0											
<b>Jeff Fyfe, R</b> OBP: 0.341, SLG: 0.410 (1, 4)	1-3 K		2-2 L8			0-3 K		1-3 K		4	0	0	0	0	3	4											
<b>Mo Vaughn, L</b> OBP: 0.432, SLG: 0.566 (1, 3)	2-2 K		2-3 K			1-1 2B		0-3 K		4	0	1	0	0	3	4											
<b>18 Reggie Jefferson, S</b> OBP: 0.380, SLG: 0.518 (1, 10)		0-0 G4-3		0-0 F8		1-1 G3-1			2-1 HR	4	1	1	1	0	0	1											
<b>Wil Cordero, R</b> OBP: 0.321, SLG: 0.437 (1, 7)		3-2 G6-3		1-0 P6			0-0 1B		0-0 F8	4	0	1	0	0	0	0											
<b>Troy O'Leary, L</b> OBP: 0.385, SLG: 0.509 (1, 9)		1-2 K		3-2 F8			0-1 P7		0-2 2B 1B	4	0	1	0	0	1	1											
<b>Scott Hatteberg, L</b> OBP: 0.352, SLG: 0.421 (1, 2)			4-2 1B 1B BB		2-3 K		1-0 F7		3-2 L7	3	0	0	0	1	1	2											
<b>Mike Benjamin, R</b> OBP: 0.302, SLG: 0.370 (1, 5)			0-1 1B 1B		1-1 L6		1-3 K		1-2 1B 2B	4	0	2	0	0	1	1											
<b>Darren Bragg, L</b> OBP: 0.344, SLG: 0.396 (1, 8)			3-3 K		2-0 L8			2-3 K	2-3 K	4	0	0	0	0	3	4											
<b>Inning Stats</b>	R: 0 E: 0 K: 2 S: 8	H: 0 LOB: 0 BB: 0 P: 11	R: 0 E: 0 K: 1 S: 8	H: 0 LOB: 0 BB: 0 P: 12	R: 0 E: 0 K: 2 S: 17	H: 2 LOB: 3 BB: 1 P: 28	R: 0 E: 0 K: 0 S: 5	H: 0 LOB: 0 BB: 0 P: 9	R: 0 E: 0 K: 1 S: 6	H: 0 LOB: 0 BB: 0 P: 11	R: 0 E: 0 K: 2 S: 11	H: 1 LOB: 1 BB: 0 P: 15	R: 0 E: 0 K: 1 S: 8	H: 1 LOB: 1 BB: 0 P: 10	R: 0 E: 0 K: 3 S: 13	H: 1 LOB: 0 BB: 0 P: 18	R: 1 E: 0 K: 1 S: 18	H: 3 LOB: 2 BB: 0 P: 26	1B: 5 2B: 2 3B: 0 HR: 1	SF: 0 SAC: 0 DP: 0 HBP: 0	WP: 0 PB: 0 SB: 0 CS: 0	PA: 36					
<b>PITCHER</b>	IP	WLS	BF	H	R	ER	SO	BB	IBB	HBP	BLK	WP	HR	S	P	ERA	WHIP										
<b>29 John Smoltz, R</b> ERA: 2.89 <b>Brad Clontz, R</b> ERA: 3.72 <b>Kerry Ligtenberg, R</b> ERA: 6.76 (1, 1) (8, 1) (9, 1)	7.0	W	26	4	0	0	9	1	0	0	0	0	0	63	96	0.00	0.714										

**Atlanta Braves @ Boston Red Sox**  
Fenway Park, Boston, MA  
Fri Aug 29 1997, 7:05 PM EDT  
Att: 32,577 - Unknown - 68 F

AB 35  
R 1  
H 8  
RBI 1  
BB 1  
SO 13  
LOB 17





Batter	1	2	3	4	5	6	7	8	9	AB	R	H	RBI	BB	SO	LOB	TOP					
<b>Kenny Lofton, L</b> OBP: 0.417, SLG: 0.459 <b>Andruw Jones, R</b> OBP: 0.347, SLG: 0.430	G5-3			F8			L7	FC3-6 BB		5	0	2	0	1	0	1	<b>Atlanta Braves @ Boston Red Sox</b> Fenway Park, Boston, MA Sat Aug 30 1997, 3:33 AM EDT Att: 32,865 - Sunny - 80 F					
<b>Keith Lockhart, L</b> OBP: 0.326, SLG: 0.425	10 PB 1B	P3		K	L7		P5	FC3-6		6	1	1	1	0	1	7						
<b>10 Chipper Jones, S</b> OBP: 0.378, SLG: 0.488	HR			HR	1B	HBP				4	5	3	1	2	0	2						
<b>Fred McGriff, L</b> OBP: 0.353, SLG: 0.441 <b>Danny Bautista, R</b> OBP: 0.276, SLG: 0.458	HR			HR	1B	F8		E 1B 2B	K	5	3	4	5	0	0	1						
<b>Ryan Klesko, L</b> OBP: 0.331, SLG: 0.486	L5			FC6-4 BB	HR	K		2B 1B		5	2	3	3	1	1	1						
<b>Jeff Blauser, R</b> OBP: 0.398, SLG: 0.489 <b>Rafael Belliard, R</b> OBP: 0.229, SLG: 0.239	G5-3			FC6-4 BB	K	2B HBP		F9	P4	4	0	0	0	0	1	3						
<b>Javy Lopez, R</b> OBP: 0.352, SLG: 0.542		K		F8		L6		2B	F9	6	1	2	2	0	1	2						
<b>Greg Colbrunn, R</b> OBP: 0.313, SLG: 0.430		F9		F8		K		1B FC3-6 2B		5	1	1	2	0	1	3						
<b>Michael Tucker, L</b> OBP: 0.346, SLG: 0.432				F8 10 WP	2B		F9	FC3-6 BB		4	1	3	0	1	0	0						
<b>Inning Stats</b>	R: 3 E: 0 K: 0 S: 6	H: 3 LOB: 0 BB: 0 P: 6	R: 0 E: 0 K: 1 S: 7	H: 2 LOB: 2 BB: 0 P: 7	R: 2 E: 0 K: 0 S: 4	H: 1 LOB: 1 BB: 2 P: 12	R: 4 E: 0 K: 2 S: 11	H: 4 LOB: 0 BB: 0 P: 11	R: 0 E: 0 K: 1 S: 6	H: 1 LOB: 2 BB: 1 P: 10	R: 1 E: 0 K: 1 S: 7	H: 2 LOB: 0 BB: 0 P: 8	R: 0 E: 0 K: 0 S: 3	H: 0 LOB: 0 BB: 0 P: 3	R: 5 E: 1 K: 0 S: 8	H: 5 LOB: 2 BB: 2 P: 16	R: 0 E: 0 K: 1 S: 6	H: 1 LOB: 1 BB: 0 P: 6	1B: 11 2B: 4 3B: 1 HR: 3	SF: 0 SAC: 0 DP: 0 HBP: 1	WP: 1 PB: 1 CS: 0	PA: 52
<b>PITCHER</b>	IP	WLS	BF	H	R	ER	SO	BB	IBB	HBP	BLK	WP	HR	S	P	ERA	WHIP					
<b>49 Tim Wakefield, R</b> ERA: 4.61	3.2	L	21	8	7	7	2	2	0	0	0	1	2	23	31	17.18	2.727					
<b>John Wastin, R</b> ERA: 4.73	3.1		20	7	6	6	3	2	0	1	0	0	1	23	32	16.20	2.700					
<b>Joe Hudson, R</b> ERA: 3.13	1.0		7	3	2	2	0	1	0	0	0	0	0	6	10	18.00	4.000					
<b>Mark Brandenburg, R</b> ERA: 6.47	1.0		4	1	0	0	1	0	0	0	0	0	0	6	6	0.00	1.000					

Batter	1	2	3	4	5	6	7	8	9	AB	R	H	RBI	BB	SO	LOB	BOTTOM				
<b>Nomar Garciaparra, R</b> OBP: 0.356, SLG: 0.541	F9			P6		SF8		L7		3	0	0	1	0	0	0	<b>Atlanta Braves @ Boston Red Sox</b> Fenway Park, Boston, MA Sat Aug 30 1997, 3:33 AM EDT Att: 32,865 - Sunny - 80 F				
<b>Jeff Eves, R</b> OBP: 0.340, SLG: 0.408	G6-3			G5-3 1B		L3		F9		4	0	1	0	0	0	1					
<b>Mo Vaughn, L</b> OBP: 0.431, SLG: 0.564	F7			G5-3		18 G1-3 2B		L8		4	1	1	0	0	0	1					
<b>18 Reggie Jefferson, S</b> OBP: 0.379, SLG: 0.515		G3			G4-3	G1-3				4	0	1	0	0	0	1					
<b>Wil Cordero, R</b> OBP: 0.320, SLG: 0.436 <b>Jose Malave, R</b>		L5			F8	K		F8		2	0	0	0	0	0	0					
<b>Troy O'Leary, L</b> OBP: 0.385, SLG: 0.510		F8			L9	1B 2B				3	0	1	1	0	0	0					
<b>Scott Hatteberg, L</b> OBP: 0.354, SLG: 0.424				F7		2B SF8 1B		2H 1B		3	1	2	0	0	0	0					
<b>Mike Benjamin, R</b> OBP: 0.303, SLG: 0.381				L8		SF8 1B		G5-3		3	0	1	0	0	0	0					
<b>Darren Bragg, L</b> OBP: 0.342, SLG: 0.393				G3		P6		G3-1		3	0	0	0	0	0	2					
<b>Inning Stats</b>	R: 0 E: 0 K: 0 S: 3	H: 0 LOB: 0 BB: 0 P: 3	R: 0 E: 0 K: 0 S: 3	H: 0 LOB: 0 BB: 0 P: 3	R: 0 E: 0 K: 0 S: 3	H: 1 LOB: 0 BB: 0 P: 3	R: 0 E: 0 K: 0 S: 3	H: 0 LOB: 0 BB: 0 P: 3	R: 1 E: 0 K: 0 S: 5	H: 2 LOB: 1 BB: 0 P: 5	R: 1 E: 0 K: 1 S: 7	H: 3 LOB: 2 BB: 0 P: 7	R: 0 E: 0 K: 0 S: 3	H: 0 LOB: 0 BB: 0 P: 3	R: 0 E: 0 K: 0 S: 4	H: 1 LOB: 1 BB: 0 P: 4	1B: 5 2B: 2 3B: 0 HR: 0	SF: 1 SAC: 0 DP: 1 HBP: 0	WP: 0 PB: 0 CS: 0	PA: 32	
<b>PITCHER</b>	IP	WLS	BF	H	R	ER	SO	BB	IBB	HBP	BLK	WP	HR	S	P	ERA	WHIP				
<b>Kevin Millwood, R</b> ERA: 4.45	7.0	W	25	6	2	2	1	0	0	0	0	0	0	27	27	2.57	0.857				
<b>Mike Cather, R</b> ERA: 2.1	1.0		3	0	0	0	0	0	0	0	0	0	0	3	3	0.00	0.000				
<b>Chad Fox, R</b> ERA: 3.6	1.0		4	1	0	0	0	0	0	0	0	0	0	4	4	0.00	1.000				









Batter	1	2	3	4	5	6	7	8	9	AB	R	H	RBI	BB	SO	LOB	TOP				
<b>Brian Hunter, R</b> OBP: 0.331, SLG: 0.346 (1, 8)										4	0	0	0	0	1	1	<b>Detroit Tigers @ Atlanta Braves</b> Turner Field, Atlanta, GA Mon Sep 01 1997, 7:05 PM EDT Att: 38,950 - Unknown - 85 F				
<b>Bobby Higginson, L</b> OBP: 0.391, SLG: 0.529 (1, 7)										4	1	1	0	0	1	0					
<b>Travis Fryman, R</b> OBP: 0.329, SLG: 0.433 (1, 5)										4	1	2	1	0	0	0					
<b>Tony Clark, S</b> OBP: 0.377, SLG: 0.508 (1, 3)										4	1	1	0	0	1	2					
<b>Melvin Nieves, S</b> OBP: 0.319, SLG: 0.464 (1, 9)										3	0	0	0	1	3	2					
<b>Damon Easley, R</b> OBP: 0.385, SLG: 0.481 (1, 4)										3	1	3	1	1	0	0					
<b>Raul Casanova, S</b> OBP: 0.303, SLG: 0.348 (1, 2)										4	0	0	0	0	2	6					
<b>Deivi Cruz, R</b> OBP: 0.268, SLG: 0.317 (1, 6)										3	0	2	2	0	0	0					
<b>Brian Moehler, R</b> OBP: 0.371, SLG: 0.440 (7, PH)										2	0	0	0	0	1	1					
<b>Bubba Trammell, R</b> OBP: 0.391, SLG: 0.529 (7, PH)										1	0	1	0	0	0	0					
<b>A.J. Sager, R</b> ERA: 4.75 (7, 1)										0	0	0	0	0	0	0					
<b>Mike Myers, L</b> ERA: 6.29 (7, 1)										0	0	0	0	0	0	0					
<b>Doug Brocail, R</b> ERA: 3.29 (8, PH)										0	0	0	0	0	0	0					
<b>Bob Hamelin, L</b> OBP: 0.309, SLG: 0.529 (8, PH)										1	0	0	0	0	0	3					
<b>Todd Jones, L</b> ERA: 3.09 (8, 1)										0	0	0	0	0	0	0					
<b>Inning Stats</b>	R: 0 E: 0 K: 1 S: 6	H: 0 LOB: 0 BB: 0 P: 7	R: 0 E: 0 K: 2 S: 10	H: 1 LOB: 1 BB: 0 P: 12	R: 0 E: 0 K: 0 S: 4	H: 0 LOB: 0 BB: 0 P: 8	R: 2 E: 0 K: 1 S: 14	H: 3 LOB: 1 BB: 0 P: 20	R: 0 E: 0 K: 1 S: 8	H: 1 LOB: 0 BB: 0 P: 10	R: 0 E: 0 K: 3 S: 12	H: 1 LOB: 1 BB: 0 P: 18	R: 1 E: 1 K: 0 S: 5	H: 2 LOB: 0 BB: 0 P: 8	R: 0 E: 0 K: 0 S: 13	H: 0 LOB: 0 BB: 0 P: 17	R: 1 E: 0 K: 1 S: 12	H: 2 LOB: 2 BB: 2 P: 20	1B: 9 2B: 1 3B: 0 HR: 0	SF: 0 SAC: 1 DP: 1 HBP: 0	WP: 0 PA: 38 PB: 0 SB: 1 CS: 2
<b>PITCHER</b>	IP	WLS	BF	H	R	ER	SO	BB	IBB	HBP	BLK	WP	HR	S	P	ERA	WHIP				
<b>Greg Maddux, R</b> ERA: 2.39 (1, 1)	7.0	L	27	8	3	3	8	0	0	0	0	0	0	59	83	3.86	1.143				
<b>Mike Cather, R</b> ERA: 2.03 (8, 1)	1.0		3	0	0	0	0	0	0	0	0	0	0	13	17	0.00	0.000				
<b>Alan Embree, L</b> ERA: 2.87 (9, 1)	0.0		2	1	1	0	0	1	0	0	0	0	0	3	7	∞	∞				
<b>Brad Clontz, R</b> ERA: 3.63 (9, 1)	1.0		4	1	0	0	1	1	0	0	0	0	0	9	13	0.00	2.000				

Batter	1	2	3	4	5	6	7	8	9	AB	R	H	RBI	BB	SO	LOB	BOTTOM				
<b>Kenny Lofton, L</b> OBP: 0.413, SLG: 0.453 (1, 8)										4	0	0	0	0	0	2	<b>Detroit Tigers @ Atlanta Braves</b> Turner Field, Atlanta, GA Mon Sep 01 1997, 7:05 PM EDT Att: 38,950 - Unknown - 85 F				
<b>Michael Tucker, L</b> OBP: 0.346, SLG: 0.431 (1, 9)										3	1	1	0	0	0	0					
<b>Andruw Jones, R</b> OBP: 0.352, SLG: 0.443 (8, PH)										1	0	0	0	0	1	0					
<b>10 Chipper Jones, S</b> OBP: 0.377, SLG: 0.488 (1, 5)										4	1	1	0	0	0	0					
<b>Fred McGriff, L</b> OBP: 0.354, SLG: 0.440 (1, 3)										4	0	1	1	0	1	1					
<b>Ryan Klesko, L</b> OBP: 0.333, SLG: 0.486 (1, 7)										4	0	2	1	0	0	0					
<b>Jeff Blauser, R</b> OBP: 0.395, SLG: 0.482 (1, 6)										3	0	0	0	1	0	2					
<b>Eddie Pérez, R</b> OBP: 0.258, SLG: 0.327 (1, 2)										2	0	0	0	0	0	2					
<b>Keith Lockhart, L</b> OBP: 0.331, SLG: 0.445 (8, 4)										2	0	0	0	0	1	0					
<b>Tony Graffano, R</b> OBP: 0.331, SLG: 0.420 (7, PH)										2	0	0	0	0	1	0					
<b>Randall Simon, L</b> ERA: 4.75 (7, PH)										1	0	0	0	0	0	0					
<b>Mike Cather, R</b> ERA: 6.29 (8, 1)										0	0	0	0	0	0	0					
<b>Alan Embree, L</b> ERA: 2.87 (9, 1)										0	0	0	0	0	0	0					
<b>Brad Clontz, R</b> ERA: 3.63 (9, 1)										0	0	0	0	0	0	0					
<b>Greg Maddux, R</b> OBP: 0.148, SLG: 0.107 (1, 1)										2	0	1	0	0	0	0					
<b>Javy Lopez, R</b> OBP: 0.351, SLG: 0.537 (7, PH)										0	0	0	0	1	0	0					
<b>Inning Stats</b>	R: 0 E: 0 K: 0 S: 5	H: 0 LOB: 0 BB: 0 P: 5	R: 0 E: 0 K: 0 S: 6	H: 0 LOB: 0 BB: 0 P: 9	R: 0 E: 0 K: 0 S: 7	H: 1 LOB: 1 BB: 0 P: 15	R: 2 E: 0 K: 0 S: 15	H: 3 LOB: 1 BB: 1 P: 23	R: 0 E: 0 K: 1 S: 9	H: 0 LOB: 0 BB: 0 P: 14	R: 0 E: 0 K: 0 S: 11	H: 2 LOB: 2 BB: 0 P: 18	R: 0 E: 0 K: 0 S: 6	H: 0 LOB: 1 BB: 1 P: 12	R: 0 E: 0 K: 2 S: 7	H: 0 LOB: 0 BB: 0 P: 10	R: 0 E: 0 K: 1 S: 12	H: 0 LOB: 0 BB: 0 P: 17	1B: 5 2B: 1 3B: 0 HR: 0	SF: 0 SAC: 0 DP: 1 HBP: 0	WP: 0 PA: 34 PB: 0 SB: 1 CS: 0
<b>PITCHER</b>	IP	WLS	BF	H	R	ER	SO	BB	IBB	HBP	BLK	WP	HR	S	P	ERA	WHIP				
<b>Brian Moehler, R</b> ERA: 4.63 (1, 1)	6.0	W	24	6	2	2	1	1	0	0	0	0	0	4	10	0.00	1.500				
<b>A.J. Sager, R</b> ERA: 4.75 (7, 1)	0.2		3	0	0	0	0	1	0	0	0	0	0	4	10	0.00	1.500				
<b>Mike Myers, L</b> ERA: 6.29 (7, 1)	0.1		1	0	0	0	0	0	0	0	0	0	0	2	2	0.00	0.000				
<b>Doug Brocail, R</b> ERA: 3.29 (8, 1)	1.0	S	3	0	0	0	2	0	0	0	0	0	0	7	10	0.00	0.000				
<b>Todd Jones, R</b> ERA: 3.09 (9, 1)	1.0	S	3	0	0	0	1	0	0	0	0	0	0	12	17	0.00	0.000				

AB	33
R	4
H	10
RBI	4
BB	2
SO	9
LOB	15



AB	32
R	2
H	6
RBI	2
BB	2
SO	4
LOB	7






Batter	1	2	3	4	5	6	7	8	9	AB	R	H	RBI	BB	SO	LOB	TOP
Brian Hunter, R (1, 8) OBP: 0.330, SLG: 0.345										4	0	1	0	0	2	1	
Bobby Higginson, L (1, 7) OBP: 0.376, SLG: 0.524										4	0	0	0	0	0	2	
Travis Fryman, R (1, 5) OBP: 0.327, SLG: 0.431										3	0	0	0	0	1	1	
Tony Clark, S (1, 3) OBP: 0.377, SLG: 0.507										3	0	1	0	0	1	1	
Damon Easley, R (1, 4) OBP: 0.363, SLG: 0.477										3	0	0	0	0	0	1	
Juan Encarnacion, R (1, 9)										3	0	0	0	0	1	0	
Deivi Cruz, R (1, 6) OBP: 0.266, SLG: 0.318										3	0	1	0	0	0	0	
Matt Walbeck, S (1, 2) OBP: 0.315, SLG: 0.351										3	0	0	0	0	1	1	
Greg Keagle, R (1, 1) Kevin Jarvis, L (3, 1) Phil Nevin, R (6, PH) Roberto Duran, L (6, 1) Eddie Gaillard, R (6, 1) Bubba Trammell, R (6, PH)										1	0	0	0	0	1	0	
<b>Inning Stats</b>	R: 0 E: 0 K: 1 S: 5	H: 0 LOB: 0 BB: 0 P: 5	R: 0 E: 0 K: 0 S: 3	H: 1 LOB: 0 BB: 0 P: 3	R: 0 E: 0 K: 2 S: 7	H: 0 LOB: 0 BB: 0 P: 7	R: 0 E: 0 K: 1 S: 6	H: 1 LOB: 1 BB: 0 P: 6	R: 0 E: 0 K: 1 S: 5	H: 0 LOB: 0 BB: 0 P: 5	R: 0 E: 0 K: 0 S: 3	H: 1 LOB: 0 BB: 0 P: 3	R: 0 E: 0 K: 0 S: 3	H: 0 LOB: 0 BB: 0 P: 3	1B: 3 2B: 1 3B: 0 HR: 0	SF: 0 SAC: 0 DP: 2 HBP: 0	WP: 0 PA: 29 PB: 0 SB: 0 CS: 0
<b>PITCHER</b> Denny Neagle, L (1, 1) ERA: 2.7	IP: 9.0 WLS: W BF: 29 H: 4 R: 0 ER: 0 SO: 7 BB: 0 IBB: 0 HBP: 0 BLK: 0 WP: 0 HR: 0 S: 43 P: 43 ERA: 0.00 WHIP: 0.444															<b>PITCHER</b>	

**Detroit Tigers @ Atlanta Braves**  
Turner Field, Atlanta, GA  
Tue Sep 02 1997, 7:05 PM EDT  
Att: 32,308 - Unknown - 82 F


AB 29  
R 0  
H 4  
RBI 0  
BB 0  
SO 7  
LOB 7



Batter	1	2	3	4	5	6	7	8	9	AB	R	H	RBI	BB	SO	LOB	BOTTOM		
Kenny Lofton, L (1, 8) OBP: 0.411, SLG: 0.449										4	0	0	0	1	0	4			
Keith Lockhart, L (1, 4) OBP: 0.343, SLG: 0.480										4	2	3	1	0	0	0			
10 Chipper Jones, S (1, 5) OBP: 0.378, SLG: 0.489										3	1	1	0	1	1	1			
Fred McGriff, L (1, 3) OBP: 0.355, SLG: 0.440 Randall Simon, L (7, PR) (8, 3)										2	0	1	2	0	0	0			
Ryan Klesko, L (1, 7) OBP: 0.330, SLG: 0.482 Danny Bautista, R (8, 7)										4	0	0	0	0	4	3			
Javy Lopez, R (1, 2) OBP: 0.350, SLG: 0.542										4	1	1	1	0	0	1			
Michael Tucker, L (1, 9) OBP: 0.345, SLG: 0.430 Andrew Jones, R (9, 9)										4	0	1	0	0	1	1			
Jeff Blausler, R (1, 6) OBP: 0.396, SLG: 0.481										3	0	1	0	1	0	1			
Denny Neagle, L (1, 1) OBP: 0.224, SLG: 0.238										3	1	2	1	0	1	1			
<b>Inning Stats</b>	R: 1 E: 0 K: 1 S: 7	H: 2 LOB: 1 BB: 0 P: 7	R: 1 E: 0 K: 0 S: 5	H: 2 LOB: 1 BB: 0 P: 5	R: 2 E: 0 K: 1 S: 7	H: 2 LOB: 1 BB: 1 P: 11	R: 1 E: 0 K: 1 S: 6	H: 2 LOB: 1 BB: 1 P: 10	R: 0 E: 0 K: 1 S: 5	H: 0 LOB: 0 BB: 0 P: 5	R: 0 E: 0 K: 2 S: 7	H: 0 LOB: 1 BB: 1 P: 11	R: 0 E: 0 K: 1 S: 5	H: 0 LOB: 1 BB: 0 P: 6	R: 0 E: 0 K: 0 S: 5	H: 2 LOB: 2 BB: 0 P: 5	1B: 6 2B: 1 3B: 0 HR: 3	SF: 1 SAC: 1 DP: 0 HBP: 1	WP: 0 PA: 37 PB: 0 SB: 1 CS: 1
<b>PITCHER</b> Greg Keagle, R (1, 1) ERA: 7.54 Kevin Jarvis, R (3, 1) Roberto Duran, L (6, 1) Eddie Gaillard, R (8, 1)	IP: 2.0 WLS: L BF: 12 H: 5 R: 4 ER: 4 SO: 1 BB: 1 IBB: 0 HBP: 0 BLK: 0 WP: 0 HR: 2 S: 13 P: 17 ERA: 18.00 WHIP: 3.000															<b>PITCHER</b>			

**Detroit Tigers @ Atlanta Braves**  
Turner Field, Atlanta, GA  
Tue Sep 02 1997, 7:05 PM EDT  
Att: 32,308 - Unknown - 82 F

AB 31  
R 5  
H 10  
RBI 5  
BB 3  
SO 7  
LOB 12





Batter	1	2	3	4	5	6	7	8	9	AB	R	H	RBI	BB	SO	LOB	TOP					
Brian Hunter, R OBP: 0.331, SLG: 0.351 Melvin Nieves, S OBP: 0.319, SLG: 0.463	0-1 G4-3		0-3 K	0-0 FC6 1B 2B		0-1 SF8 3B	0-3 K		0-3 K	5	2	2	0	0	2	0						
Damion Easley, R OBP: 0.383, SLG: 0.482	0-1 1B 2B		1-0 1B 2B	3-2 FC6 1B HR		0-0 SF8	0-0 G4-3			4	3	2	1	0	0	1						
Bobby Higginson, L Kimera Barteo, R	3-2 2B 1B		1-3 K	1-2 HR 1B		4-1 FC3-6 BB		2-2 1B HBP		3	2	2	2	1	1	1						
Tony Clark, S Phil Nevin, R	0-2 G3 1H 2B		3-2 1B	3-2 HR		2-2 FC3-6 BB 1B		3-3 K		4	2	3	5	0	0	1						
Travis Fryman, R	2-2 G3		0-1 1B	3-2 F8		4-1 1B BB		0-0 G6-4-3 1B		4	1	2	0	1	0	1						
Juan Encarnacion, R	0-1 P3		0-2 P6	0-3 K		1-2 1B BB		0-2 G6-4-3 1B		5	0	1	1	0	1	5						
Marcus Jensen, S		2-3 K		1-2 HR 1B		0-0 1B		2-3 K		5	1	2	1	0	3	0	AB 41					
Deivi Cruz, R		0-1 F7		1-0 HR		0-3 K		0-0 G6-3		5	1	1	2	0	1	2	R 12					
Willie Blair, R Mike Myers, L Frank Catalanotto, L Dan Miceli, R		0-3 K		0-0 F9		1-3 K		4-1 BB		4	0	0	0	0	3	0	H 15					
Inning Stats	R: 2 E: 0 K: 0 S: 16	H: 3 LOB: 1 BB: 0 P: 21	R: 0 E: 0 K: 2 S: 8	H: 0 LOB: 0 BB: 0 P: 10	R: 1 E: 0 K: 2 S: 17	H: 3 LOB: 2 BB: 0 P: 22	R: 6 E: 0 K: 1 S: 21	H: 5 LOB: 0 BB: 0 P: 31	R: 0 E: 0 K: 3 S: 9	H: 0 LOB: 0 BB: 0 P: 13	R: 3 E: 0 K: 0 S: 14	H: 3 LOB: 2 BB: 2 P: 26	R: 0 E: 0 K: 2 S: 7	H: 0 LOB: 0 BB: 0 P: 8	R: 0 E: 0 K: 1 S: 10	H: 1 LOB: 1 BB: 0 P: 15	R: 0 E: 0 K: 2 S: 9	H: 0 LOB: 1 BB: 1 P: 15	1B: 8 2B: 4 3B: 1 HR: 2	SF: 1 SAC: 0 DP: 1 HBP: 1	WP: 0 PB: 0 SB: 0 CS: 0	PA: 46
PITCHER	IP WLS BF H R ER SO BB IBB HBP BLK WP HR S P ERA WHIP																					
29 John Smoltz, R ERA: 3.16	(1, 1) 3.1 L 21 10 8 8 4 0 0 0 0 0 0 1 53 71 21.60 3.000																					
Kerry Ligtenberg, R ERA: 6.35	(4, 1) 1.2 6 1 1 1 4 0 0 0 0 0 0 1 18 26 5.40 0.600																					
Paul Byrd, R ERA: 5.44	(6, 1) 1.0 8 3 3 3 0 2 0 0 0 0 0 0 14 26 27.00 5.000																					
Brad Clontz, R ERA: 3.54	(7, 1) 1.0 3 0 0 0 2 0 0 0 0 0 0 0 7 8 0.00 0.000																					
Alan Embree, L ERA: 2.78	(8, 1) 1.0 4 1 0 0 1 0 0 0 1 0 0 0 10 15 0.00 1.000																					
Chad Fox, R ERA: 3.43	(9, 1) 1.0 4 0 0 0 2 1 0 0 0 0 0 0 0 9 15 0.00 1.000																					

Detroit Tigers @ Atlanta Braves  
Turner Field, Atlanta, GA  
Wed Sep 03 1997, 3:33 AM EDT  
Att: 36,556 - Cloudy - 85 F

AB	41
R	12
H	15
RBI	12
BB	3
SO	13
LOB	13



Batter	1	2	3	4	5	6	7	8	9	AB	R	H	RBI	BB	SO	LOB	BOTTOM					
Kenny Lofton, L OBP: 0.412, SLG: 0.453 Paul Byrd, R OBP: 0.200, SLG: 0.200 Ed Giovanola, L	3-2 SH2-3 10 1B 2B		1-2 G4-6-3 1B		3-2 F8		2-0 P5		0-0 G6-3	3	2	2	0	0	0	0						
Michael Tucker, L	1-1 SH2-3		1-0 G4-6-3 1B		3-2 F8			3-3 K		3	0	1	0	0	1	0						
10 Chipper Jones, S Tim Spehr, R	0-0 1B		0-0 G4-6-3		0-1 F8		0-1 F8	2-2 2B		3	0	1	1	0	0	2						
Randall Simon, L	2-1 F8		0-0 1B		1-1 2B 1B		0-1 P4		0-1 FC6-4 BB	4	1	2	1	0	0	2						
Ryan Klesko, L	0-3 K		0-0 G4-3		0-0 2B 1B		0-0 1H 2B	4-1 FC6-4 BB		3	0	1	1	1	1	2						
Javy Lopez, R Rafael Belliard, R		3-1 F8		0-0 F9		1-2 F8		1-0 FC6-4		3	0	0	0	0	0	1						
Jeff Blauser, R Brad Clontz, R Alan Embree, L Chad Fox, R		2-2 FC4 HBP		0-0 G5-3		1-2 G6-3			0-0 HR	2	0	0	0	0	0	1	AB 34					
Greg Colbrunn, R Tony Graffanino, R		0-2 FC4 29 FC6-4		3-2 F8		2-1 G6-4-3 1B		0-1 G6-3		4	0	1	0	0	0	1	R 4					
29 John Smoltz, R Kerry Ligtenberg, R Tommy Gregg, L Andrew Jones, R Danny Bautista, R		0-1 FC6-4				0-0 F8		0-0 G6-4-3		1	0	0	0	0	0	1	H 10					
Inning Stats	R: 1 E: 0 K: 1 S: 11	H: 2 LOB: 1 BB: 0 P: 17	R: 0 E: 0 K: 0 S: 12	H: 0 LOB: 1 BB: 0 P: 17	R: 1 E: 0 K: 0 S: 9	H: 3 LOB: 1 BB: 0 P: 11	R: 0 E: 0 K: 0 S: 6	H: 0 LOB: 0 BB: 0 P: 9	R: 0 E: 0 K: 0 S: 8	H: 0 LOB: 0 BB: 0 P: 14	R: 1 E: 0 K: 0 S: 11	H: 2 LOB: 1 BB: 0 P: 14	R: 0 E: 0 K: 0 S: 4	H: 1 LOB: 0 BB: 0 P: 8	R: 0 E: 0 K: 1 S: 10	H: 1 LOB: 2 BB: 1 P: 20	R: 0 E: 0 K: 0 S: 7	H: 1 LOB: 0 BB: 0 P: 8	1B: 6 2B: 3 3B: 0 HR: 1	SF: 0 SAC: 1 DP: 2 HBP: 1	WP: 0 PB: 0 SB: 0 CS: 0	PA: 37
PITCHER	IP WLS BF H R ER SO BB IBB HBP BLK WP HR S P ERA WHIP																					
Willie Blair, R ERA: 4.02	(1, 1) 7.0 W 28 8 3 3 3 0 0 0 0 0 0 0 10 20 3.86 1.143																					
Mike Myers, L ERA: 6.15	(8, 1) 1.0 5 1 0 0 1 1 0 0 0 0 0 0 10 20 0.00 2.000																					
Dan Miceli, R ERA: 5.48	(9, 1) 1.0 4 1 1 1 0 0 0 0 0 0 0 1 7 8 9.00 1.000																					

Detroit Tigers @ Atlanta Braves  
Turner Field, Atlanta, GA  
Wed Sep 03 1997, 3:33 AM EDT  
Att: 36,556 - Cloudy - 85 F

AB	34
R	4
H	10
RBI	4
BB	1
SO	2
LOB	13





Batter	1	2	3	4	5	6	7	8	9	10	11	AB	R	H	RBI	BB	SO	LOB	TOP									
<b>Kenny Lofton, L</b> OBP: 0.418, SLG: 0.455	L8	1B		BB		HR		G6-4-3		BB		4	1	3	2	2	0	0										
<b>Andruw Jones, R</b> OBP: 0.349, SLG: 0.447	G5-3	K		K		HR		G6-4-3		K		6	1	1	2	0	3	8										
<b>10 Chipper Jones, S</b> OBP: 0.380, SLG: 0.489	BB			K		HR				F8	WP	4	2	2	0	2	1	2										
<b>Fred McGriff, L</b> OBP: 0.355, SLG: 0.440	K			F8		1B		G4-6-3		K	BB	5	1	1	0	1	2	3										
<b>Ryan Klesko, L</b> OBP: 0.333, SLG: 0.488		G3-1		HR						F8	BB	4	1	1	2	0	0	1										
<b>Danny Bautista, R</b> OBP: 0.277, SLG: 0.436						F8				F9		0	0	0	0	0	0	0										
<b>Michael Tucker, L</b> OBP: 0.344, SLG: 0.427				HR						F8		2	0	0	0	0	1	2										
<b>Javy Lopez, R</b> OBP: 0.350, SLG: 0.536		1B		P4						G5-3		5	1	2	0	1	1	0										
<b>Jeff Blauser, R</b> OBP: 0.398, SLG: 0.483		1B		F7						E7	BB	5	1	4	2	0	0	0										
<b>Tony Graffanino, R</b> OBP: 0.333, SLG: 0.417				1B						L8		4	0	2	0	0	0	2										
<b>Mike Cather, R</b> OBP: 0.313, SLG: 0.436				1B						K		0	0	0	0	0	0	0										
<b>Kerry Ligtenberg, R</b> OBP: 0.344, SLG: 0.427				1B						K		0	0	0	0	0	0	0										
<b>Greg Colbrunn, R</b> OBP: 0.313, SLG: 0.436				1B						K		1	0	0	0	0	1	1										
<b>Mark Wohlers, R</b> OBP: 0.344, SLG: 0.427				1B						K		1	0	0	0	0	1	2										
<b>Kevin Millwood, R</b> OBP: 0.313, SLG: 0.436				1B						BB		1	0	0	0	0	0	1	3									
<b>Brad Clontz, R</b> OBP: 0.313, SLG: 0.436				1B						BB		0	0	0	0	0	0	0	0									
<b>Tommy Gregg, L</b> OBP: 0.313, SLG: 0.436				1B						BB		0	0	0	0	0	0	0	0									
<b>Chad Fox, R</b> OBP: 0.313, SLG: 0.436				1B						BB		0	0	0	0	0	0	0	0									
<b>Alan Embree, L</b> OBP: 0.313, SLG: 0.436				1B						BB		0	0	0	0	0	0	0	0									
<b>Rafael Belliard, R</b> OBP: 0.313, SLG: 0.436				1B						BB		0	0	0	0	0	0	0	0									
<b>Randall Simon, L</b> OBP: 0.313, SLG: 0.436				1B						BB		0	0	0	0	0	0	0	0									
<b>Ed Giovannola, R</b> OBP: 0.313, SLG: 0.436				1B						BB		1	0	0	0	0	0	1	2									
<b>Inning Stats</b>	R: 0 E: 0 K: 1 S: 7	H: 0 LOB: 1 BB: 1 P: 17	R: 2 E: 0 K: 2 S: 14	H: 4 LOB: 2 BB: 0 P: 24	R: 2 E: 0 K: 0 S: 8	H: 2 LOB: 0 BB: 0 P: 11	R: 0 E: 0 K: 2 S: 13	H: 1 LOB: 2 BB: 1 P: 19	R: 1 E: 0 K: 0 S: 10	H: 3 LOB: 1 BB: 0 P: 16	R: 2 E: 0 K: 0 S: 8	H: 3 LOB: 0 BB: 0 P: 14	R: 0 E: 1 K: 1 S: 10	H: 1 LOB: 1 BB: 0 P: 16	R: 0 E: 0 K: 0 S: 8	H: 1 LOB: 0 BB: 0 P: 11	R: 0 E: 0 K: 1 S: 9	H: 0 LOB: 0 BB: 0 P: 14	R: 0 E: 0 K: 3 S: 13	H: 2 LOB: 3 BB: 1 P: 17	R: 1 E: 0 K: 2 S: 12	H: 0 LOB: 2 BB: 3 P: 27	1B: 14 2B: 1 3B: 0 HR: 2	SF: 1 SAC: 1 DP: 2 HBP: 0	WP: 1 PB: 0 SB: 2 CS: 0	PA: 53		
<b>PITCHER</b>	IP ERA WLS BF H R ER SO BB IBB HBP BLK WP HR S P ERA WHIP	4.94 26 1.0 5 3 2 2 0 0 0 0 0 0 1 8 14 18.00 3.000	5.74 26 2.0 7 2 0 0 0 0 0 0 0 0 0 18 27 0.00 1.000	4.98 26 2.0 9 2 0 0 4 1 0 0 0 0 0 22 31 0.00 1.500	4.42 26 1.0 6 0 1 1 2 3 0 0 0 0 1 0 12 27 9.00 3.000																							

Atlanta Braves @ San Diego Padres  
Qualcomm Stadium, San Diego, CA  
Thu Sep 04 1997, 10:05 PM EDT  
Att: 12,804 - Unknown - 84 F

livebaseballscores.com

AB 45  
R 8  
H 17  
RBI 8  
BB 6  
SO 11  
LOB 24



Batter	1	2	3	4	5	6	7	8	9	10	11	AB	R	H	RBI	BB	SO	LOB	BOTTOM					
<b>Quilvio Veras, S</b> OBP: 0.365, SLG: 0.346	K	E3		HR		S		G4-3		K		5	1	2	0	1	2	0						
<b>Steve Finley, L</b> OBP: 0.365, SLG: 0.470	1B	2B		F9		G4-3		G4-3		K		6	1	2	0	0	1	4						
<b>Tony Gwynn, L</b> OBP: 0.411, SLG: 0.580	1B	P6		HR		WP		IBB		L5		4	3	2	4	2	0	2						
<b>Ken Caminiti, S</b> OBP: 0.387, SLG: 0.498	1B	F7		G4-3		L8		FC6		K		5	1	1	0	1	1	3						
<b>Wally Joyner, L</b> OBP: 0.350, SLG: 0.500	E			K		G4-3		FC6		K		3	0	2	0	0	1	0						
<b>Craig Shipley, R</b> OBP: 0.350, SLG: 0.480	1B											1	0	0	0	0	0	0						
<b>Arch Garza, R</b> OBP: 0.350, SLG: 0.398												1	0	0	0	0	0	0						
<b>Troy Glaus, R</b> OBP: 0.350, SLG: 0.398												1	0	0	0	0	0	0						
<b>Tim Lincecum, R</b> OBP: 0.294, SLG: 0.200												1	0	0	0	0	0	0						
<b>Chris Jones, R</b> OBP: 0.326, SLG: 0.429												1	0	0	0	0	1	0						
<b>Mark Sweeney, L</b> OBP: 0.356, SLG: 0.366	E2			G3-1		F8		K2-3				4	0	0	0	1	1	2						
<b>John Flaherty, R</b> OBP: 0.314, SLG: 0.382												3	0	0	0	0	1	3						
<b>Trey Beaman, L</b> OBP: 0.300, SLG: 0.319	K			F8		G4-3		G6-3				1	0	1	1	0	0	0						
<b>Carlos Hernandez, R</b> OBP: 0.324, SLG: 0.458												1	0	0	0	0	0	0						
<b>Jorge Velazquez, R</b> OBP: 0.188, SLG: 0.200	K			K		L6		G1-3		L3		5	0	0	0	0	2	4						
<b>Pete Smith, R</b> OBP: 0.314, SLG: 0.227												2	1	1	0	0	1	0						
<b>Greg Maddux, R</b> OBP: 0.314, SLG: 0.227												0	0	0	0	0	0	0						
<b>Greg Maddux, R</b> OBP: 0.314, SLG: 0.227												0	0	0	0	0	0	0						
<b>Darrel Lee, R</b> OBP: 0.314, SLG: 0.227												0	0	0	0	0	0	0						
<b>Derrek Lee, R</b> OBP: 0.314, SLG: 0.227												2	0	0	0	0	1	0						
<b>Inning Stats</b>	R: 3 E: 1 K: 3 S: 21	H: 4 LOB: 2 BB: 0 P: 32	R: 0 E: 1 K: 1 S: 9	H: 1 LOB: 2 BB: 0 P: 17	R: 0 E: 0 K: 1 S: 9	H: 0 LOB: 0 BB: 0 P: 12	R: 3 E: 0 K: 1 S: 18	H: 3 LOB: 3 BB: 0 P: 25	R: 0 E: 0 K: 0 S: 7	H: 1 LOB: 1 BB: 0 P: 11	R: 1 E: 0 K: 0 S: 13	H: 1 LOB: 2 BB: 2 P: 22	R: 0 E: 0 K: 1 S: 12	H: 0 LOB: 3 BB: 3 P: 28	R: 0 E: 0 K: 1 S: 10	H: 0 LOB: 0 BB: 0 P: 12	R: 0 E: 0 K: 2 S: 8	H: 0 LOB: 0 BB: 0 P: 13	R: 0 E: 0 K: 2 S: 8	H: 0 LOB: 0 BB: 0 P: 10	1B: 9 2B: 1 3B: 0 HR: 1	SF: 0 SAC: 0 DP: 0 HBP: 0	WP: 1 PB: 0 SB: 2 CS: 1	PA: 50
<b>PITCHER</b>	IP ERA WLS BF H R ER SO BB IBB HBP BLK WP HR S P ERA WHIP	4.95 22 1.0 3 1 0 0 0 0 0 0 0 0 0 7 11 0.00 1.000	3.46 22 0.2 3 1 0 0 1 0 0 0 0 1 0 9 16 13.50 1.500	2.97 22 1.2 10 1 0 0 1 2 2 0 0 0 0 18 38 0.00 1.800																				

Atlanta Braves @ San Diego Padres  
Qualcomm Stadium, San Diego, CA  
Thu Sep 04 1997, 10:05 PM EDT  
Att: 12,804 - Unknown - 84 F

livebaseballscores.com

AB 45  
R 7  
H 11  
RBI 5  
BB 5  
SO 13  
LOB 22





Batter	1	2	3	4	5	6	7	8	9	AB	R	H	RBI	BB	SO	LOB	TOP					
<b>Kenny Lofton, L</b> OBP: 0.416, SLG: 0.453 (1, 8)	1-3		2-1			2-1			3-2	4	1	1	0	0	1	1	<b>Atlanta Braves @ San Diego Padres</b> Qualcomm Stadium, San Diego, CA Fri Sep 05 1997, 10:05 PM EDT Att: 21,492 - Unknown - 79 F  <b>AB</b> 29 <b>R</b> 2 <b>H</b> 2 <b>RBI</b> 2 <b>BB</b> 3 <b>SO</b> 8 <b>LOB</b> 9 					
<b>Jeff Blauer, R</b> OBP: 0.397, SLG: 0.480 (1, 6)	0-2			2-3		4-2			1-1	3	0	0	0	1	1	1						
<b>10 Chipper Jones, S</b> OBP: 0.378, SLG: 0.485 (1, 5)	1-1			0-0		0-1			0-3	4	0	0	0	0	1	4						
<b>Fred McGriff, L</b> OBP: 0.354, SLG: 0.444 (1, 3)	1-1			1-2			1-1		1-1	4	1	1	2	0	0	1						
<b>Ryan Klesko, L</b> OBP: 0.330, SLG: 0.485 (1, 7)		4-1			3-2		0-0		0-1	3	0	0	0	1	0	0						
<b>Andruw Jones, R</b> OBP: 0.347, SLG: 0.443 (1, 9)		1-3			3-2		3-3			3	0	0	0	0	2	1						
<b>Javy Lopez, R</b> OBP: 0.347, SLG: 0.532 (1, 2)		2-2			0-0			1-0		3	0	0	0	0	0	1						
<b>Paul Byrd, R</b> OBP: 0.200, SLG: 0.200 (8, 1)										0	0	0	0	0	0	0						
<b>Tony Graffanino, R</b> OBP: 0.329, SLG: 0.411 (1, 4)			1-1			1-3			1-3	2	0	0	0	0	1	0						
<b>Tommy Gregg, L</b> OBP: 0.224, SLG: 0.234 (8, 4)				2-1		4-1			0-3	1	0	0	0	1	0	0						
<b>Tom Glavine, L</b> OBP: 0.350, SLG: 0.250 (1, 1)										0	0	0	0	0	0	0						
<b>Brad Clontz, R</b> OBP: 0.326, SLG: 0.434 (7, 1)										1	0	0	0	1	0	0						
<b>Greg Myers, L</b> OBP: 0.258, SLG: 0.327 (8, 2)										0	0	0	0	0	0	0						
<b>Eddie Pérez, R</b> OBP: 0.258, SLG: 0.327 (8, 2)										0	0	0	0	0	0	0						
<b>Inning Stats</b>	R: 0 E: 1 K: 1 S: 10	H: 0 LOB: 1 BB: 0 P: 13	R: 0 E: 0 K: 1 S: 7	H: 0 LOB: 0 BB: 1 P: 14	R: 0 E: 0 K: 0 S: 6	H: 0 LOB: 0 BB: 0 P: 11	R: 0 E: 0 K: 1 S: 9	H: 0 LOB: 0 BB: 0 P: 12	R: 0 E: 0 K: 0 S: 7	H: 0 LOB: 0 BB: 0 P: 13	R: 0 E: 0 K: 1 S: 10	H: 0 LOB: 2 BB: 2 P: 21	R: 0 E: 0 K: 1 S: 6	H: 0 LOB: 0 BB: 0 P: 10	R: 0 E: 0 K: 2 S: 7	H: 0 LOB: 0 BB: 0 P: 9	R: 2 E: 0 K: 1 S: 14	H: 2 LOB: 0 BB: 0 P: 19	1B: 1 2B: 1 3B: 0 HR: 1	SF: 0 SAC: 0 DP: 1 HBP: 0	WP: 0 PB: 0 SB: 1 CS: 0	PA: 32
<b>PITCHER</b> <b>Andy Ashby, R</b> ERA: 4.07 (1, 1)	IP: 9.0 WLS: W BF: 32	H: 2 R: 2 ER: 2 SO: 8	BB: 3 IBB: 0 HBP: 0 BLK: 0	WP: 0 HR: 1 S: 76 P: 122	ERA: 2.00 WHIP: 0.556											ERA: 2.00 WHIP: 0.556						

Batter	1	2	3	4	5	6	7	8	9	AB	R	H	RBI	BB	SO	LOB	BOTTOM			
<b>QuiVivo Veras, S</b> OBP: 0.363, SLG: 0.345 (1, 4)	2-1	2-2		1-2			3-2	3-3		5	0	1	0	0	1	0	<b>Atlanta Braves @ San Diego Padres</b> Qualcomm Stadium, San Diego, CA Fri Sep 05 1997, 10:05 PM EDT Att: 21,492 - Unknown - 79 F  <b>AB</b> 34 <b>R</b> 6 <b>H</b> 12 <b>RBI</b> 6 <b>BB</b> 3 <b>SO</b> 8 <b>LOB</b> 11 			
<b>Steve Finley, L</b> OBP: 0.306, SLG: 0.470 (1, 8)	0-2	0-0		1-2		2-2	2-2		1-1	4	2	2	0	0	0	1				
<b>Tony Gwynn, L</b> OBP: 0.408, SLG: 0.556 (1, 9)	1-2		2-1		0-1		0-0		2-2	4	0	0	0	0	0	2				
<b>Ken Caminiti, S</b> OBP: 0.392, SLG: 0.508 (1, 5)	3-2	2-H	1-1		4-1		1-0		1-2	3	2	3	2	1	0	0				
<b>Craig Shipley, R</b> OBP: 0.312, SLG: 0.471 (1, 6)	0-0	1-2	1-0		1-2		2-0		1-2	4	1	3	1	0	0	1				
<b>Archi Cianfrocco, R</b> OBP: 0.329, SLG: 0.359 (1, 3)	4-0		1-3		2-0		3-2		1-2	2	0	1	0	1	1	1				
<b>Wally Joyner, L</b> OBP: 0.397, SLG: 0.501 (7, 3)	1-2	2-3		1-2		1-3		1-H	2-H	1	0	1	2	0	0	0				
<b>Chris Jones, R</b> OBP: 0.318, SLG: 0.415 (1, 7)	1-2		2-3		1-3		1-3		1-3	4	0	0	0	0	3	5				
<b>Carlos Hernandez, R</b> OBP: 0.330, SLG: 0.481 (1, 2)		2-1		2-2		4-2		2-3		3	1	1	1	1	0	0				
<b>Andy Ashby, R</b> OBP: 0.089, SLG: 0.074 (1, 1)	0-2		0-2		0-3		0-1		0-1	4	0	0	0	0	2	1				
<b>Inning Stats</b>	R: 1 E: 0 K: 0 S: 15	H: 3 LOB: 3 BB: 1 P: 26	R: 0 E: 0 K: 1 S: 11	H: 1 LOB: 1 BB: 0 P: 15	R: 1 E: 0 K: 1 S: 8	H: 2 LOB: 0 BB: 0 P: 13	R: 1 E: 0 K: 1 S: 14	H: 1 LOB: 0 BB: 0 P: 19	R: 0 E: 0 K: 0 S: 9	H: 0 LOB: 1 BB: 1 P: 15	R: 0 E: 0 K: 2 S: 10	H: 1 LOB: 1 BB: 1 P: 17	R: 3 E: 0 K: 1 S: 16	H: 4 LOB: 1 BB: 0 P: 28	R: 0 E: 0 K: 2 S: 12	H: 0 LOB: 0 BB: 0 P: 17	1B: 10 2B: 0 3B: 0 HR: 2	SF: 0 SAC: 0 DP: 0 HBP: 0	WP: 0 PB: 0 SB: 0 CS: 2	PA: 37
<b>PITCHER</b> <b>Tom Glavine, L</b> ERA: 3.25 (1, 1)	IP: 6.2 WLS: L BF: 32	H: 11 R: 6 ER: 6 SO: 5	BB: 3 IBB: 0 HBP: 0 BLK: 0	WP: 0 HR: 2 S: 76 P: 122	ERA: 8.10 WHIP: 2.100											ERA: 8.10 WHIP: 2.100				
<b>Brad Clontz, R</b> ERA: 3.43 (7, 1)	0.1	2	1	0	0	1	0	0	0	0	0	7	11	0.00	3.000					
<b>Paul Byrd, R</b> ERA: 5.32 (8, 1)	1.0	3	0	0	0	2	0	0	0	0	0	12	17	0.00	0.000					



Batter	1	2	3	4	5	6	7	8	9	AB	R	H	RBI	BB	SO	LOB	TOP					
<b>Kenny Lofton, L</b> (1, 8) OBP: 0.415, SLG: 0.450 <b>Michael Tucker, L</b> (6, 9) OBP: 0.343, SLG: 0.426	G6-3	G4-3		10 E 1B HBP IBB		K		K		3	1	0	0	1	1	0						
<b>Jeff Blausler, R</b> (1, 6) OBP: 0.399, SLG: 0.479 <b>Rafael Belliard, R</b> (4, 6) OBP: 0.216, SLG: 0.224	4-2 10 1B 2B BB	K2-3		10 E 1B HBP		K2-3			K	1	2	0	0	1	1	0						
<b>10 Chipper Jones, S</b> (1, 5) OBP: 0.380, SLG: 0.493 <b>Ed Giovannola, L</b> (9, PR) OBP: 0.286, SLG: 0.167	1-2 2B 1B			1-2 2-3 3-H	E5 1B				G5-3 2B	5	2	3	1	0	0	2						
<b>Fred McGriff, L</b> (1, 3) OBP: 0.354, SLG: 0.443 <b>Greg Colbrunn, R</b> (7, 3) OBP: 0.311, SLG: 0.434	P6			1-3 2-H 3-H	1B			K	G5-3	4	0	1	2	0	2	2						
<b>Andruw Jones, R</b> (1, 9) OBP: 0.347, SLG: 0.454	1-H 2-H 1B 2B			1-1 3-1	G5-3 1B				K	5	2	2	3	0	1	3						
<b>Danny Bautista, R</b> (1, 7) OBP: 0.287, SLG: 0.439	2-H 1B			1-0	F9				G4-3 1B	4	0	2	1	0	0	0						
<b>Eddie Pérez, R</b> (1, 2) OBP: 0.253, SLG: 0.320	K			1-3	K				F8	4	0	0	0	0	2	2						
<b>Tony Graffanino, R</b> (1, 4) OBP: 0.339, SLG: 0.438		1-0 HR		2-2	HBP 10 E SH3-4 1B				F7 BB	3	2	2	1	1	0	0						
<b>Greg Maddux, R</b> (1, 1) OBP: 0.159, SLG: 0.121 <b>Greg Myers, L</b> (8, PH) OBP: 0.324, SLG: 0.431 <b>Mike Cather, R</b> (8, 1) <b>Kerry Ligtenberg, R</b> (9, 1)		0-1 1B		0-0	SH3-4				G4-3 F8	2	0	1	0	0	0	0						
<b>Inning Stats</b>	R: 3 E: 0 K: 1 S: 15	H: 3 LOB: 1 BB: 1 P: 20	R: 1 E: 0 K: 1 S: 8	H: 2 LOB: 0 BB: 0 P: 12	R: 1 E: 0 K: 1 S: 8	H: 1 LOB: 0 BB: 0 P: 14	R: 3 E: 1 K: 1 S: 15	H: 2 LOB: 2 BB: 1 P: 30	R: 0 E: 0 K: 2 S: 10	H: 0 LOB: 0 BB: 0 P: 11	R: 1 E: 0 K: 1 S: 9	H: 1 LOB: 0 BB: 0 P: 10	R: 0 E: 0 K: 1 S: 10	H: 0 LOB: 1 BB: 1 P: 15	R: 0 E: 0 K: 2 S: 10	H: 1 LOB: 1 BB: 0 P: 14	1B: 6 2B: 2 3B: 0 HR: 3	SF: 0 SAC: 1 DP: 1 HBP: 1	WP: 0 PB: 0 SB: 1 CS: 0	PA: 41		
<b>PITCHER</b>	IP WLS BF H R ER SO BB IBB HBP BLK WP HR S P ERA WHIP	IP WLS BF H R ER SO BB IBB HBP BLK WP HR S P ERA WHIP	IP WLS BF H R ER SO BB IBB HBP BLK WP HR S P ERA WHIP	IP WLS BF H R ER SO BB IBB HBP BLK WP HR S P ERA WHIP	IP WLS BF H R ER SO BB IBB HBP BLK WP HR S P ERA WHIP	IP WLS BF H R ER SO BB IBB HBP BLK WP HR S P ERA WHIP	IP WLS BF H R ER SO BB IBB HBP BLK WP HR S P ERA WHIP	IP WLS BF H R ER SO BB IBB HBP BLK WP HR S P ERA WHIP	IP WLS BF H R ER SO BB IBB HBP BLK WP HR S P ERA WHIP	IP WLS BF H R ER SO BB IBB HBP BLK WP HR S P ERA WHIP	IP WLS BF H R ER SO BB IBB HBP BLK WP HR S P ERA WHIP	IP WLS BF H R ER SO BB IBB HBP BLK WP HR S P ERA WHIP	IP WLS BF H R ER SO BB IBB HBP BLK WP HR S P ERA WHIP	IP WLS BF H R ER SO BB IBB HBP BLK WP HR S P ERA WHIP	IP WLS BF H R ER SO BB IBB HBP BLK WP HR S P ERA WHIP	IP WLS BF H R ER SO BB IBB HBP BLK WP HR S P ERA WHIP	IP WLS BF H R ER SO BB IBB HBP BLK WP HR S P ERA WHIP	IP WLS BF H R ER SO BB IBB HBP BLK WP HR S P ERA WHIP	IP WLS BF H R ER SO BB IBB HBP BLK WP HR S P ERA WHIP	IP WLS BF H R ER SO BB IBB HBP BLK WP HR S P ERA WHIP	IP WLS BF H R ER SO BB IBB HBP BLK WP HR S P ERA WHIP	IP WLS BF H R ER SO BB IBB HBP BLK WP HR S P ERA WHIP

Atlanta Braves @ San Diego Padres  
Qualcomm Stadium, San Diego, CA  
Sat Sep 06 1997, 10:05 PM EDT  
Att: 32,099 - Unknown - 77 F

AB	36
R	9
H	11
RBI	8
BB	3
SO	10
LOB	12



Batter	1	2	3	4	5	6	7	8	9	AB	R	H	RBI	BB	SO	LOB	BOTTOM					
<b>Steve Finley, L</b> (1, 8) OBP: 0.304, SLG: 0.467 <b>Jorge Velandria, R</b> (7, 6) OBP: 0.176, SLG: 0.188	G3					G3-1		G5-3		3	0	0	0	0	1	1						
<b>Craig Shipley, R</b> (1, 4) OBP: 0.310, SLG: 0.491	G6-3				G6-3				HR	4	1	1	1	0	0	0						
<b>Tony Gwynn, L</b> (1, 9) OBP: 0.409, SLG: 0.556 <b>Mark Sweeney, L</b> (5, 9) OBP: 0.352, SLG: 0.361	F7			FC4-6 1B		G3-1			K	2	0	1	0	0	0	0						
<b>Ken Caminiti, S</b> (1, 5) OBP: 0.392, SLG: 0.508 <b>George Arias, R</b> (5, 5) OBP: 0.333, SLG: 0.333		G4-3		1-2 FC4-6 1B		G3 G3 1B			F8	2	0	1	0	0	0	0						
<b>Wally Joyner, L</b> (1, 3) OBP: 0.395, SLG: 0.498 <b>Will Cunnane, R</b> (9, 1) OBP: 0.467, SLG: 0.538 <b>Archi Cianfrocco, R</b> (9, PH) OBP: 0.328, SLG: 0.358		G6-3		1-2 FC4-6		G3			K	3	0	0	0	0	0	3						
<b>Trey Beamon, L</b> (1, 7) OBP: 0.288, SLG: 0.300	K			1-2 FC4-6		G3				3	0	0	0	0	1	3						
<b>Chris Gomez, R</b> (1, 6) OBP: 0.325, SLG: 0.331 <b>Chris Jones, R</b> (7, 8) OBP: 0.315, SLG: 0.412				3-2 G3 1B		G6-3			K	2	0	1	0	0	0	0						
<b>John Flaherty, R</b> (1, 2) OBP: 0.313, SLG: 0.380 <b>Marc Kroon, R</b> (6, 1) <b>Derrek Lee, R</b> (8, PH) OBP: 0.325, SLG: 0.182				0-1 L9		K			K	2	0	0	0	0	1	1						
<b>Sterling Hitchcock, L</b> (1, 1) OBP: 0.146, SLG: 0.089 <b>Rubén Rivera, R</b> (3, PH) <b>Sean Bergman, R</b> (4, 1) <b>Heath Murray, L</b> (4, 1) <b>Mandy Romero, S</b> (5, PH) OBP: 0.256, SLG: 0.395				3-2 G3		K			F9	0	0	0	0	0	0	0						
<b>Inning Stats</b>	R: 0 E: 0 K: 0 S: 6	H: 0 LOB: 0 BB: 0 P: 11	R: 0 E: 0 K: 1 S: 7	H: 0 LOB: 0 BB: 0 P: 9	R: 0 E: 0 K: 1 S: 11	H: 1 LOB: 1 BB: 0 P: 19	R: 0 E: 0 K: 0 S: 8	H: 2 LOB: 2 BB: 0 P: 12	R: 0 E: 0 K: 2 S: 9	H: 0 LOB: 0 BB: 0 P: 13	R: 0 E: 0 K: 0 S: 5	H: 1 LOB: 1 BB: 0 P: 17	R: 0 E: 0 K: 1 S: 6	H: 0 LOB: 0 BB: 0 P: 7	R: 1 E: 0 K: 2 S: 11	H: 1 LOB: 0 BB: 0 P: 16	1B: 4 2B: 0 3B: 0 HR: 1	SF: 0 SAC: 0 DP: 0 HBP: 0	WP: 0 PB: 0 SB: 0 CS: 0	PA: 32		
<b>PITCHER</b>	IP WLS BF H R ER SO BB IBB HBP BLK WP HR S P ERA WHIP	IP WLS BF H R ER SO BB IBB HBP BLK WP HR S P ERA WHIP	IP WLS BF H R ER SO BB IBB HBP BLK WP HR S P ERA WHIP	IP WLS BF H R ER SO BB IBB HBP BLK WP HR S P ERA WHIP	IP WLS BF H R ER SO BB IBB HBP BLK WP HR S P ERA WHIP	IP WLS BF H R ER SO BB IBB HBP BLK WP HR S P ERA WHIP	IP WLS BF H R ER SO BB IBB HBP BLK WP HR S P ERA WHIP	IP WLS BF H R ER SO BB IBB HBP BLK WP HR S P ERA WHIP	IP WLS BF H R ER SO BB IBB HBP BLK WP HR S P ERA WHIP	IP WLS BF H R ER SO BB IBB HBP BLK WP HR S P ERA WHIP	IP WLS BF H R ER SO BB IBB HBP BLK WP HR S P ERA WHIP	IP WLS BF H R ER SO BB IBB HBP BLK WP HR S P ERA WHIP	IP WLS BF H R ER SO BB IBB HBP BLK WP HR S P ERA WHIP	IP WLS BF H R ER SO BB IBB HBP BLK WP HR S P ERA WHIP	IP WLS BF H R ER SO BB IBB HBP BLK WP HR S P ERA WHIP	IP WLS BF H R ER SO BB IBB HBP BLK WP HR S P ERA WHIP	IP WLS BF H R ER SO BB IBB HBP BLK WP HR S P ERA WHIP	IP WLS BF H R ER SO BB IBB HBP BLK WP HR S P ERA WHIP	IP WLS BF H R ER SO BB IBB HBP BLK WP HR S P ERA WHIP	IP WLS BF H R ER SO BB IBB HBP BLK WP HR S P ERA WHIP	IP WLS BF H R ER SO BB IBB HBP BLK WP HR S P ERA WHIP	IP WLS BF H R ER SO BB IBB HBP BLK WP HR S P ERA WHIP

Atlanta Braves @ San Diego Padres  
Qualcomm Stadium, San Diego, CA  
Sat Sep 06 1997, 10:05 PM EDT  
Att: 32,099 - Unknown - 77 F

AB	32
R	1
H	5
RBI	1
BB	0
SO	8
LOB	10





Batter	1	2	3	4	5	6	7	8	9	AB	R	H	RBI	BB	SO	LOB	TOP			
<b>Kenny Lofton, L</b> OBP: 0.415, SLG: 0.450 (1, 8)	4-1 10 HR BB		2-2 G4-3		1-1 1B			1-1 F7		3	1	1	0	1	0	0	<b>Atlanta Braves @ San Diego Padres</b> <b>Qualcomm Stadium, San Diego, CA</b> Sun Sep 07 1997, 6:33 AM EDT Att: 21,052 - Sunny - 83 F			
<b>Jeff Blauer, R</b> OBP: 0.396, SLG: 0.475 (1, 6)	1-2 SAFE K		2-3 K		0-3 K			0-0 G4-3		4	0	0	0	0	3	2				
<b>10 Chipper Jones, S</b> OBP: 0.380, SLG: 0.501 (1, 5)	0-1 SAFE 1-H HR			2-2 2B		1-1 G6-3		1-0 G1-3		4	2	2	2	0	0	0				
<b>Fred McGriff, L</b> OBP: 0.353, SLG: 0.443 (1, 3)	0-0 L4			1-1 1B FC5-2 2B		1-0 G4-3		1-0 F8		4	0	1	1	0	0	0				
<b>Michael Tucker, L</b> OBP: 0.344, SLG: 0.427 (1, 7)	0-3 K			2-1 FC5-2 1B		2-3 K		2-0 G5-3 1B		4	1	2	0	0	2	0				
<b>Andruw Jones, R</b> OBP: 0.344, SLG: 0.449 (1, 9)		2-2 G5-3		0-0 FC5-2 G6-3			2-0 L4	1-3 G5-3		4	0	0	0	0	0	3				
<b>Javy Lopez, R</b> OBP: 0.346, SLG: 0.528 (1, 2)		0-3 K		1-0 G6-3			0-2 G5-3	1-1 1B		4	0	1	1	0	1	2				
<b>Tony Graffanino, R</b> OBP: 0.337, SLG: 0.429 (1, 4)		1-3 K		1-2 G4-3			4-2 BB	1-3 K		3	0	0	0	1	2	1				
<b>Denny Neagle, L</b> OBP: 0.214, SLG: 0.227 (1, 1)			0-1 G1-3		1-3 K		0-2 K			3	0	0	0	0	2	1				
<b>Alan Embree, L</b> (8, 1)										0	0	0	0	0	0	0				
<b>Mark Wohlers, R</b> (9, 1)										0	0	0	0	0	0	0				
<b>Inning Stats</b>	R: 2 E: 0 K: 2 S: 12	H: 1 LOB: 0 BB: 1 P: 17	R: 0 E: 0 K: 2 S: 9	H: 0 LOB: 0 BB: 0 P: 12	R: 0 E: 0 K: 1 S: 8	H: 0 LOB: 0 BB: 0 P: 12	R: 1 E: 0 K: 0 S: 9	H: 3 LOB: 1 BB: 0 P: 15	R: 0 E: 0 K: 1 S: 6	H: 0 LOB: 0 BB: 0 P: 10	R: 0 E: 0 K: 1 S: 9	H: 0 LOB: 1 BB: 1 P: 15	R: 0 E: 0 K: 0 S: 4	H: 0 LOB: 0 BB: 0 P: 6	R: 1 E: 0 K: 1 S: 15	H: 2 LOB: 1 BB: 0 P: 22	1B: 4 2B: 2 3B: 0 HR: 1	SF: 0 SAC: 0 DP: 1 HBP: 0	WP: 0 PA: 35 PB: 0 SB: 1 CS: 0	
<b>PITCHER</b>	IP	WLS	BF	H	R	ER	SO	BB	IBB	HBP	BLK	WP	HR	S	P	ERA	WHIP			
<b>Joey Hamilton, R</b> ERA: 4.5 (1, 1)	7.0	L	27	5	3	3	9	2	0	0	0	0	1	64	95	3.86	1.000			
<b>Jim Bruske, R</b> ERA: 4.1 (8, 1)	1.2		7	2	1	1	0	0	0	0	0	0	0	14	22	5.40	1.200			
<b>Tim Worrell, R</b> ERA: 4.41 (9, 1)	0.1		1	0	0	0	1	0	0	0	0	0	0	5	6	0.00	0.000			

AB 33  
R 4  
H 7  
RBI 4  
BB 2  
SO 10  
LOB 9




Batter	1	2	3	4	5	6	7	8	9	AB	R	H	RBI	BB	SO	LOB	BOTTOM				
<b>Quiulvio Veras, S</b> OBP: 0.362, SLG: 0.342 (1, 4)	4-1 HBP 1B BB	1-2 F7			1-1 F9			0-0 G6-3		3	0	0	0	1	0	2	<b>Atlanta Braves @ San Diego Padres</b> <b>Qualcomm Stadium, San Diego, CA</b> Sun Sep 07 1997, 6:33 AM EDT Att: 21,052 - Sunny - 83 F				
<b>Steve Finley, L</b> OBP: 0.304, SLG: 0.466 (1, 8)	1-1 HBP 1B	1-3 K			0-3 K			1-1 P3		4	0	1	0	0	2	2					
<b>Tony Gwynn, L</b> OBP: 0.407, SLG: 0.552 (1, 9)	2-2 F7		1-1 G3			4-1 G5-4-3 BB		1-1 G6-3		3	0	0	0	1	0	2					
<b>Ken Caminiti, S</b> OBP: 0.389, SLG: 0.503 (1, 5)	2-3 K		2-3 K			2-0 E8 G5-4-3		1-2 K		4	0	0	0	0	3	3					
<b>Archi Cianfrocco, R</b> OBP: 0.328, SLG: 0.355 (1, 3)	1-1 HBP		1-3 K			0-0 G5-4-3		0-0 F7		2	0	0	0	0	1	2					
<b>Trey Beamon, L</b> OBP: 0.293, SLG: 0.294 (9, PH)	1-2 2-3 HBP					1-2 2-3				1	0	0	0	0	0	0					
<b>Carlos Hernandez, R</b> OBP: 0.321, SLG: 0.468 (1, 2)	0-0 G1-3			1-2 G5-3		1-2 L4		0-0 1B		3	0	0	0	0	0	4					
<b>Wally Joyner, L</b> OBP: 0.390, SLG: 0.499 (9, PH)										1	0	1	0	0	0	0					
<b>Chris Jones, R</b> OBP: 0.314, SLG: 0.497 (1, 7)		2-2 SH1-4 1B		0-1 F8		2-2 F9		1-1 G4-3		4	0	1	0	0	0	1					
<b>Chris Gomez, R</b> OBP: 0.327, SLG: 0.331 (1, 6)		0-0 SH1-4 1B		4-2 CS BB		1-0 F8				2	0	1	0	1	0	0					
<b>Joey Hamilton, R</b> OBP: 0.135, SLG: 0.240 (1, 1)		1-1 SH1-4		1-2 CS BB		0-0 F9				1	0	0	0	0	1	0					
<b>George Arias, R</b> OBP: 0.300, SLG: 0.300 (7, PH)										1	0	0	0	0	0	0					
<b>Jim Bruske, R</b> OBP: 0.167, SLG: 0.333 (8, 1)										0	0	0	0	0	0	0					
<b>Tim Worrell, R</b> OBP: 0.294, SLG: 0.200 (9, 1)		1-2 2-3		1-2 K						0	0	0	0	0	0	0					
<b>Inning Stats</b>	R: 0 E: 0 K: 1 S: 11	H: 1 LOB: 3 BB: 1 P: 21	R: 0 E: 0 K: 1 S: 15	H: 2 LOB: 2 BB: 0 P: 20	R: 0 E: 0 K: 2 S: 8	H: 0 LOB: 0 BB: 0 P: 12	R: 0 E: 0 K: 0 S: 10	H: 0 LOB: 1 BB: 1 P: 16	R: 0 E: 0 K: 2 S: 8	H: 0 LOB: 0 BB: 0 P: 9	R: 0 E: 1 K: 0 S: 7	H: 0 LOB: 1 BB: 1 P: 14	R: 0 E: 0 K: 0 S: 5	H: 0 LOB: 0 BB: 0 P: 8	R: 0 E: 0 K: 0 S: 5	H: 0 LOB: 0 BB: 0 P: 7	R: 0 E: 0 K: 1 S: 7	H: 1 LOB: 1 BB: 0 P: 9	1B: 4 2B: 0 3B: 0 HR: 0	SF: 0 SAC: 1 DP: 1 HBP: 1	WP: 0 PA: 35 PB: 0 SB: 0 CS: 1
<b>PITCHER</b>	IP	WLS	BF	H	R	ER	SO	BB	IBB	HBP	BLK	WP	HR	S	P	ERA	WHIP				
<b>Denny Neagle, L</b> ERA: 2.62 (1, 1)	7.0	W	27	3	0	0	0	3	0	1	0	0	0	64	100	0.00	0.857				
<b>Alan Embree, L</b> ERA: 2.9 (8, 1)	1.0		3	0	0	0	0	0	0	0	0	0	0	5	7	0.00	0.000				
<b>Mark Wohlers, R</b> ERA: 2.67 (9, 1)	1.0		4	1	0	0	1	0	0	0	0	0	0	7	9	0.00	1.000				

AB 29  
R 0  
H 4  
RBI 0  
BB 3  
SO 7  
LOB 16





Batter	1	2	3	4	5	6	7	8	9	AB	R	H	RBI	BB	SO	LOB	TOP		
<b>Kenny Lofton, L</b> (1, 8) OBP: 0.413, SLG: 0.447	G4-3		1B		G4-3	G1-3		K		5	1	1	0	0	1	3	<b>Atlanta Braves @ Los Angeles Dodgers</b> Dodger Stadium, Los Angeles, CA Tue Sep 09 1997, 7:05 PM PDT Att: 37,270 - Unknown - 78 F		
<b>Jeff Blausler, R</b> (1, 6) OBP: 0.396, SLG: 0.479	K		K		10 BB		HR	F9		4	1	1	1	1	2	3			
<b>10 Chipper Jones, S</b> (1, 5) OBP: 0.379, SLG: 0.498	G4-3		FC3		BB		E6	K		5	0	1	1	0	1	0			
<b>Fred McGriff, L</b> (1, 3) OBP: 0.355, SLG: 0.444		FC3-6	1B		1B		K	L6		4	0	2	0	1	1	1			
<b>Michael Tucker, L</b> (1, 7) OBP: 0.343, SLG: 0.427	FC3-6	1B	G4-3		F9		F7	2B		5	1	1	0	0	0	6			
<b>Andruw Jones, R</b> (1, 9) OBP: 0.345, SLG: 0.445	1B	HBP			P3		G6-3	F8		3	1	0	0	1	0	2			
<b>Javy Lopez, R</b> (1, 2) OBP: 0.350, SLG: 0.536	1B				L6			2B		4	0	3	2	0	0	0			
<b>Tony Graffanino, R</b> (1, 4) OBP: 0.335, SLG: 0.420	P3				G6-3		F8	BB		3	0	0	0	1	0	3			
<b>29 John Smoltz, R</b> (1, 1) OBP: 0.333, SLG: 0.292	K				K		K	FC1-5		4	0	0	0	0	3	5			
<b>Mark Wohlers, R</b> (9, 1)								1-2		0	0	0	0	0	0	0			
<b>Inning Stats</b>	R: 0 E: 0 K: 1 S: 9	H: 0 LOB: 0 BB: 0 P: 11	R: 1 E: 0 K: 1 S: 13	H: 2 LOB: 2 BB: 0 P: 21	R: 1 E: 1 K: 1 S: 10	H: 2 LOB: 1 BB: 0 P: 15	R: 0 E: 0 K: 0 S: 10	H: 0 LOB: 0 BB: 0 P: 17	R: 0 E: 0 K: 1 S: 11	H: 1 LOB: 3 BB: 2 P: 22	R: 1 E: 1 K: 1 S: 11	H: 1 LOB: 1 BB: 1 P: 17	R: 0 E: 0 K: 1 S: 9	H: 1 LOB: 2 BB: 1 P: 17	R: 0 E: 0 K: 1 S: 11	H: 1 LOB: 1 BB: 0 P: 18	1B: 5 2B: 3 3B: 0 HR: 1	SF: 0 SAC: 0 DP: 0 HBP: 1	WP: 0 PA: 42 PB: 0 SB: 1 CS: 0
<b>PITCHER</b>	IP	WLS	BF	H	R	ER	SO	BB	IBB	HBP	BLK	WP	HR	S	P	ERA	WHIP		
<b>Ismael Valdez, R</b> (1, 1) ERA: 2.78	6.0	L	29	7	4	4	5	3	0	1	0	0	1	66	111	6.00	1.667		
<b>37 Darren Dreifort, R</b> (7, 1) ERA: 2.37	1.1		7	1	0	0	1	1	0	0	0	0	0	13	22	0.00	1.500		
<b>Scott Radinsky, L</b> (8, 1) ERA: 3.23	0.2		2	0	0	0	1	0	0	0	0	0	0	5	7	0.00	0.000		
<b>Antonio Osuna, R</b> (9, 1) ERA: 1.79	1.0		4	1	0	0	1	0	0	0	0	0	0	11	18	0.00	1.000		

Batter	1	2	3	4	5	6	7	8	9	AB	R	H	RBI	BB	SO	LOB	BOTTOM		
<b>Eric Young Sr., R</b> (1, 4) OBP: 0.365, SLG: 0.411	K		K		K			F8		4	0	0	0	0	3	1	<b>Atlanta Braves @ Los Angeles Dodgers</b> Dodger Stadium, Los Angeles, CA Tue Sep 09 1997, 7:05 PM PDT Att: 37,270 - Unknown - 78 F		
<b>Otis Nixon, S</b> (1, 8) OBP: 0.344, SLG: 0.318	FC7-4		G3		G4-3			G4-3	1B	4	1	2	0	0	0	0			
<b>Mike Piazza, R</b> (1, 2) OBP: 0.432, SLG: 0.631	FC7-4				G5-3			G4-3		4	1	1	1	0	0	2			
<b>Eric Karros, R</b> (1, 3) OBP: 0.329, SLG: 0.462		1B			HR			G5-3		4	1	1	1	0	1	0			
<b>Raul Mondesi, R</b> (1, 9) OBP: 0.356, SLG: 0.530		SF9			G1-3		F7	K		4	0	1	0	0	1	0			
<b>Todd Zeile, R</b> (1, 5) OBP: 0.359, SLG: 0.442		SF9			K		F9			2	0	0	1	0	1	0			
<b>Greg Gagne, R</b> (1, 6) OBP: 0.310, SLG: 0.365		K			K		K			3	0	0	0	0	3	1			
<b>Brett Butler, L</b> (1, 7) OBP: 0.372, SLG: 0.326		K			G4-3			F9		3	0	0	0	0	1	1			
<b>Ismael Valdez, R</b> (1, 1) OBP: 0.132, SLG: 0.100								G5-3		2	0	1	0	0	1	0			
<b>37 Darren Dreifort, R</b> (7, 1) OBP: 0.143, SLG: 0.143										0	0	0	0	0	0	0			
<b>Scott Radinsky, L</b> (8, 1)										0	0	0	0	0	0	0			
<b>Wilton Guerrero, S</b> (8, PH) OBP: 0.308, SLG: 0.409										1	0	0	0	0	0	0			
<b>Antonio Osuna, R</b> (9, 1) OBP: 0.500, SLG: 0.500										0	0	0	0	0	0	0			
<b>Inning Stats</b>	R: 0 E: 0 K: 1 S: 8	H: 1 LOB: 0 BB: 0 P: 14	R: 1 E: 0 K: 2 S: 16	H: 2 LOB: 1 BB: 0 P: 27	R: 0 E: 0 K: 2 S: 8	H: 0 LOB: 0 BB: 0 P: 11	R: 1 E: 0 K: 2 S: 9	H: 1 LOB: 0 BB: 0 P: 18	R: 0 E: 0 K: 0 S: 6	H: 0 LOB: 0 BB: 0 P: 10	R: 0 E: 0 K: 1 S: 10	H: 0 LOB: 0 BB: 0 P: 12	R: 0 E: 0 K: 0 S: 8	H: 0 LOB: 0 BB: 0 P: 11	R: 1 E: 0 K: 1 S: 12	H: 1 LOB: 0 BB: 0 P: 13	1B: 4 2B: 2 3B: 0 HR: 1	SF: 1 SAC: 0 DP: 1 HBP: 0	WP: 0 PA: 32 PB: 0 SB: 2 CS: 0
<b>PITCHER</b>	IP	WLS	BF	H	R	ER	SO	BB	IBB	HBP	BLK	WP	HR	S	P	ERA	WHIP		
<b>29 John Smoltz, R</b> (1, 1) ERA: 3.13	8.0	W	28	5	2	2	10	0	0	0	0	0	1	78	119	2.25	0.625		
<b>Mark Wohlers, R</b> (9, 1) ERA: 2.77	1.0	S	4	1	1	1	1	0	0	0	0	0	0	12	13	9.00	1.000		





Batter	1	2	3	4	5	6	7	8	9	AB	R	H	RBI	BB	SO	LOB	TOP										
<b>Kenny Lofton, L</b> OBP: 0.415, SLG: 0.449 (1, 8)										4	1	2	0	1	2	2											
<b>Jeff Blausler, R</b> OBP: 0.393, SLG: 0.475 <b>Rafael Belliard, R</b> OBP: 0.212, SLG: 0.220 (1, 6) (6, 6)										4	0	0	0	0	1	2											
<b>10 Chipper Jones, S</b> OBP: 0.378, SLG: 0.495 <b>Greg Colbrunn, R</b> OBP: 0.314, SLG: 0.437 (9, PH) (9, 3)										3	2	0	0	1	0	1											
<b>Fred McGriff, L</b> OBP: 0.354, SLG: 0.440 <b>Ed Giovannola, L</b> OBP: 0.296, SLG: 0.167 (1, 3) (9, 5)										4	1	0	0	1	1	2											
<b>Ryan Klesko, L</b> OBP: 0.331, SLG: 0.492 <b>Danny Bautista, R</b> OBP: 0.287, SLG: 0.439 (1, 7) (7, 7)										4	1	2	3	0	1	0											
<b>Andruw Jones, R</b> OBP: 0.344, SLG: 0.441 (1, 9)										3	1	0	1	1	0	1											
<b>Javy Lopez, R</b> OBP: 0.352, SLG: 0.536 (1, 2)										4	1	2	1	0	1	0											
<b>Tony Graffanino, R</b> OBP: 0.339, SLG: 0.414 (1, 4)										2	0	0	0	1	1	2											
<b>Tom Glavine, L</b> OBP: 0.344, SLG: 0.250 (1, 1)										4	0	1	1	0	0	1											
<b>Inning Stats</b>	R: 0 E: 0 K: 1 S: 6	H: 1 LOB: 0 BB: 7	R: 0 E: 0 K: 1 S: 9	H: 0 LOB: 0 BB: 14	R: 0 E: 0 K: 2 S: 11	H: 0 LOB: 0 BB: 17	R: 5 E: 1 K: 1 S: 28	H: 4 LOB: 2 BB: 43	R: 2 E: 0 K: 0 S: 7	H: 2 LOB: 2 BB: 2	R: 0 E: 0 K: 1 S: 5	H: 0 LOB: 0 BB: 0	R: 0 E: 0 K: 0 S: 7	H: 0 LOB: 1 BB: 1	R: 0 E: 0 K: 0 S: 5	H: 1 LOB: 1 BB: 1	1B: 6 2B: 1 3B: 0 HR: 1	SF: 0 SAC: 0 DP: 2 HBP: 1	WP: 0 PB: 0 SB: 1 CS: 0	PA: 40							
<b>PITCHER</b>	IP	WLS	BF	H	R	ER	SO	BB	IBB	HBP	BLK	WP	HR	S	P	ERA	WHIP										
<b>Ramon Martinez, R</b> ERA: 3.51 (1, 1)	4.2	L	24	6	7	3	5	3	0	1	0	0	1	58	94	5.79	1.929										
<b>Dennys Reyes, L</b> ERA: 3.92 (5, 1)	1.1		5	1	0	0	1	0	0	0	0	0	0	9	13	0.00	0.750										
<b>Mike Harkey, R</b> ERA: 2.45 (7, 1)	2.0		7	0	0	0	1	1	0	0	0	0	0	12	20	0.00	0.500										
<b>Rick Gorecki, R</b> ERA: (9, 1)	1.0		4	1	0	0	0	1	0	0	0	0	0	5	11	0.00	2.000										

Atlanta Braves @ Los Angeles Dodgers  
Dodger Stadium, Los Angeles, CA  
Wed Sep 10 1997, 7:05 PM PDT  
Att: 41,564 - Unknown - 76 F

AB 34  
R 7  
H 8  
RBI 6  
BB 5  
SO 7  
LOB 12



Batter	1	2	3	4	5	6	7	8	9	AB	R	H	RBI	BB	SO	LOB	BOTTOM										
<b>Eric Young Sr., R</b> OBP: 0.363, SLG: 0.408 <b>Rick Gorecki, R</b> (1, 4) (9, 1)										4	0	0	0	0	0	0											
<b>Otis Nixon, S</b> OBP: 0.343, SLG: 0.316 <b>Garey Ingram, R</b> OBP: 0.714, SLG: 0.667 (1, 8) (7, 7)										3	0	0	0	0	1	0											
<b>Mike Piazza, R</b> OBP: 0.429, SLG: 0.627 <b>Tom Prince, R</b> OBP: 0.270, SLG: 0.352 (1, 2) (8, 2)										3	0	0	0	0	1	0											
<b>Eric Karros, R</b> OBP: 0.328, SLG: 0.459 <b>Paul Konerko, R</b> OBP: 0.500, SLG: 0.500 (1, 3) (8, 3)										3	0	0	0	0	1	1											
<b>Raul Mondesi, R</b> OBP: 0.356, SLG: 0.531 <b>Todd Hollandsworth, L</b> OBP: 0.296, SLG: 0.366 <b>Henry Blanco, R</b> OBP: 0.500, SLG: 0.500 (1, 9) (8, 9) (9, PH)											3	0	1	0	0	1	1										
<b>Todd Zeile, R</b> OBP: 0.360, SLG: 0.444 (1, 5)										3	0	2	0	0	0	1											
<b>Darren Lewis, R</b> OBP: 0.328, SLG: 0.271 (1, 7) (7, 8)										3	0	0	0	0	0	4											
<b>Greg Gagne, R</b> OBP: 0.308, SLG: 0.364 <b>Juan Castro, R</b> OBP: 0.225, SLG: 0.219 (1, 6) (8, 6)										2	0	0	0	0	2	1											
<b>Ramon Martinez, R</b> OBP: 0.211, SLG: 0.237 <b>Billy Ashley, R</b> OBP: 0.437 <b>Mike Harkey, R</b> <b>Adam Riggs, R</b> OBP: 0.376, SLG: 0.188 (1, 1) (5, 1) (6, PH) (7, 1) (8, PH) (9, 4)										1	0	0	0	0	0	0											
<b>Inning Stats</b>	R: 0 E: 0 K: 1 S: 8	H: 0 LOB: 0 BB: 0	R: 0 E: 0 K: 0 S: 9	H: 1 LOB: 0 BB: 0	R: 0 E: 0 K: 1 S: 7	H: 0 LOB: 0 BB: 0	R: 0 E: 0 K: 1 S: 11	H: 0 LOB: 0 BB: 0	R: 0 E: 0 K: 2 S: 17	H: 1 LOB: 2 BB: 0	R: 0 E: 0 K: 0 S: 5	H: 0 LOB: 0 BB: 0	R: 0 E: 0 K: 0 S: 5	H: 0 LOB: 1 BB: 0	R: 0 E: 0 K: 0 S: 15	H: 1 LOB: 1 BB: 0	1B: 3 2B: 1 3B: 0 HR: 0	SF: 0 SAC: 0 DP: 0 HBP: 0	WP: 0 PB: 0 SB: 0 CS: 0	PA: 32							
<b>PITCHER</b>	IP	WLS	BF	H	R	ER	SO	BB	IBB	HBP	BLK	WP	HR	S	P	ERA	WHIP										
<b>Tom Glavine, L</b> ERA: 3.11 (1, 1)	9.0	W	32	4	0	0	7	0	0	0	0	0	0	85	129	0.00	0.444										

Atlanta Braves @ Los Angeles Dodgers  
Dodger Stadium, Los Angeles, CA  
Wed Sep 10 1997, 7:05 PM PDT  
Att: 41,564 - Unknown - 76 F

AB 32  
R 0  
H 4  
RBI 0  
BB 0  
SO 7  
LOB 11







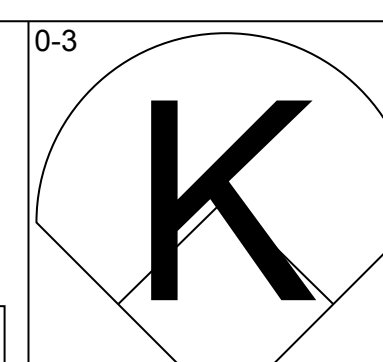
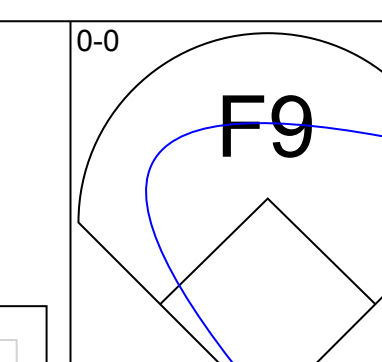
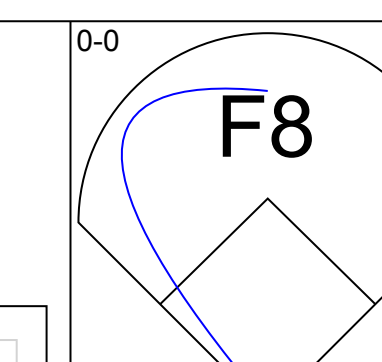
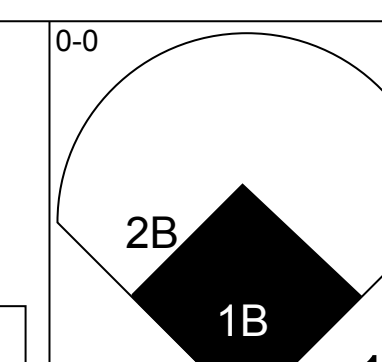
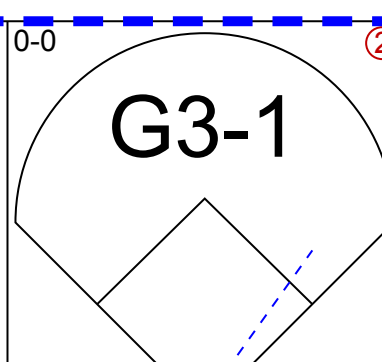
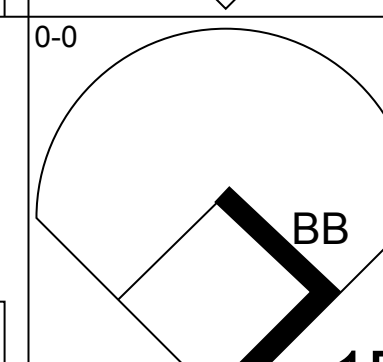
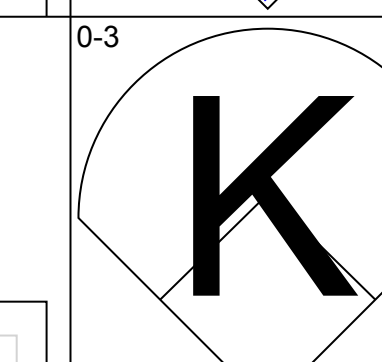
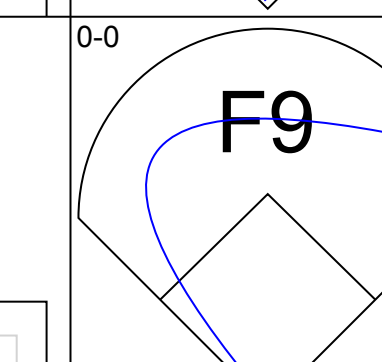
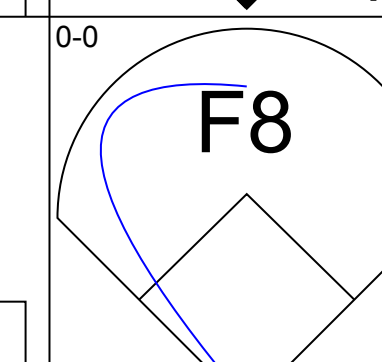
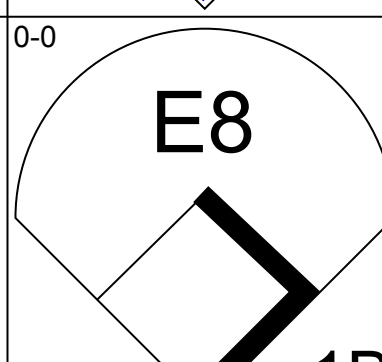
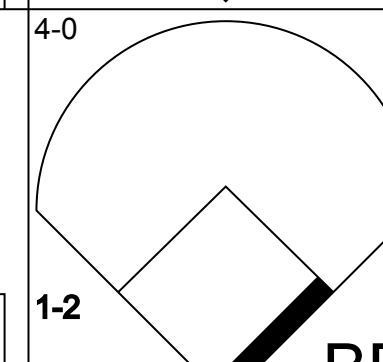
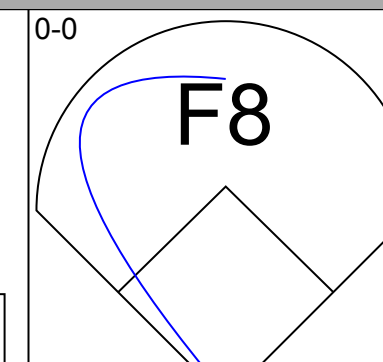
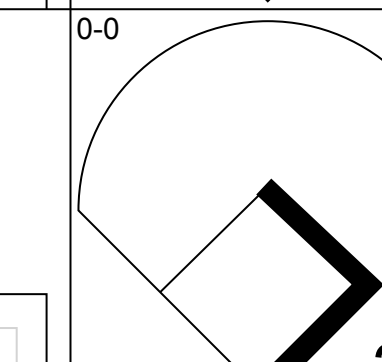
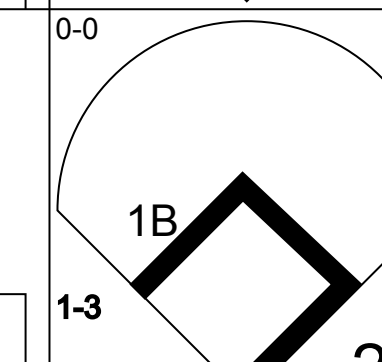
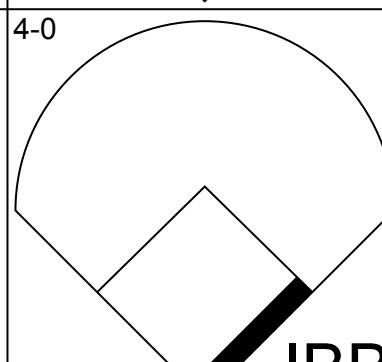
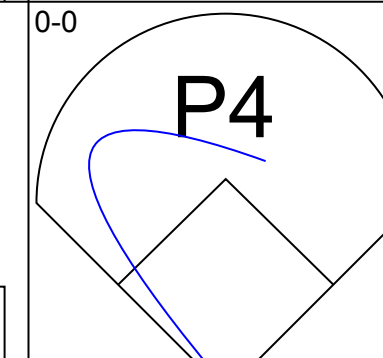
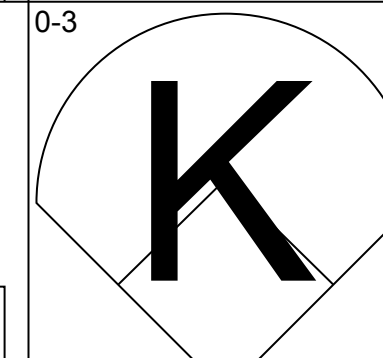
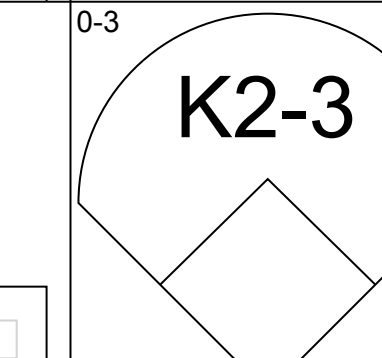
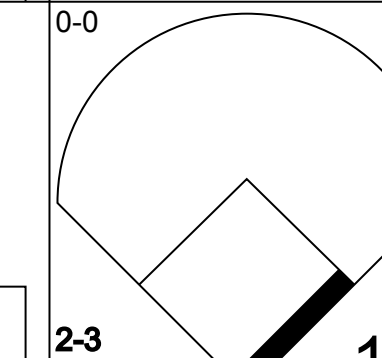
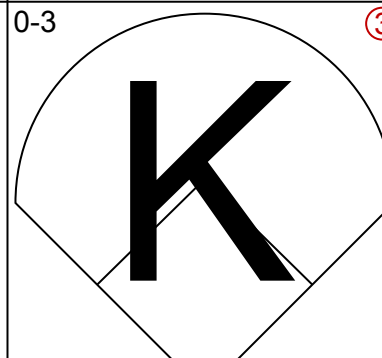
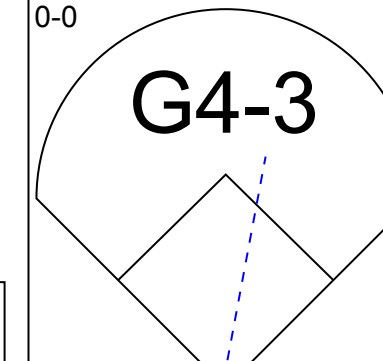
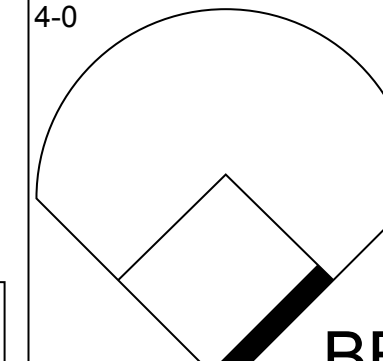
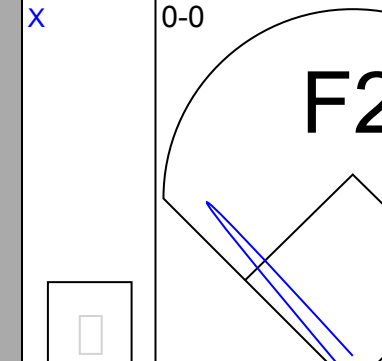
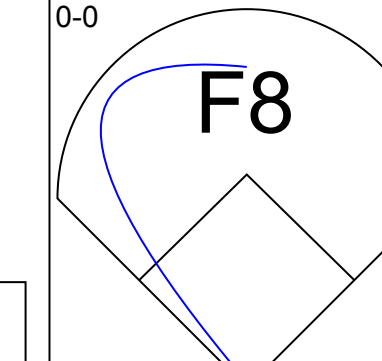
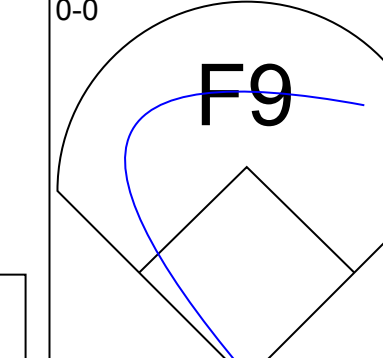
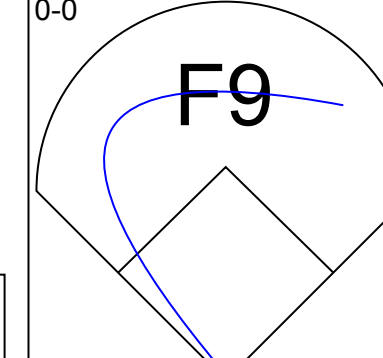
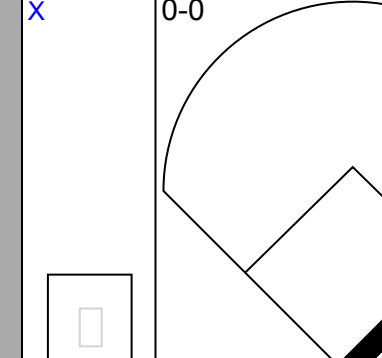
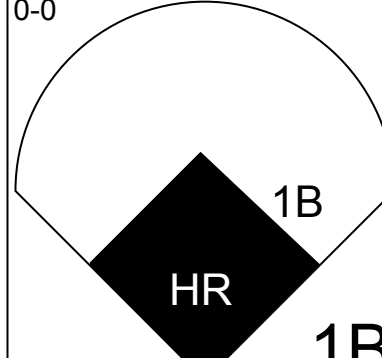
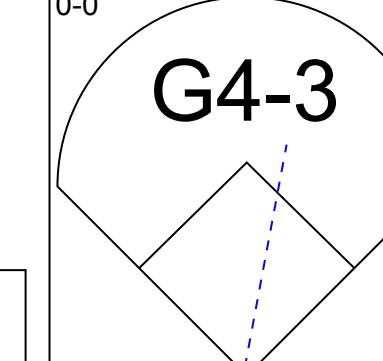
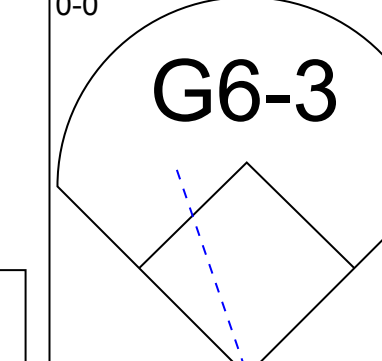
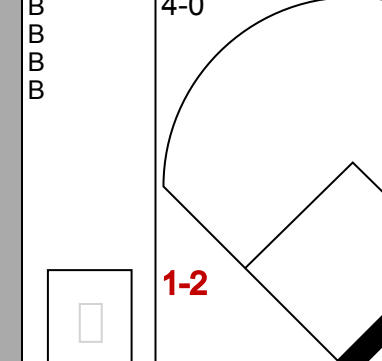
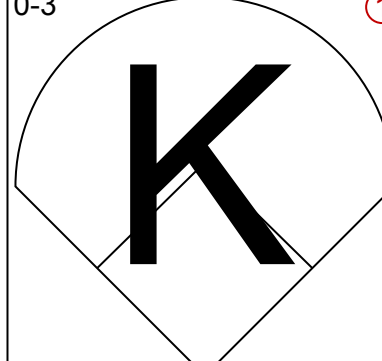
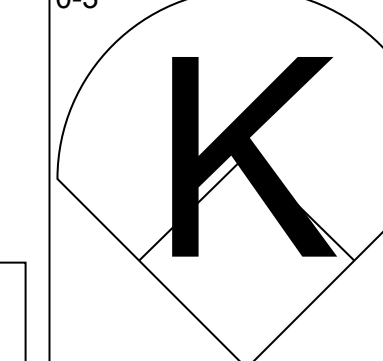
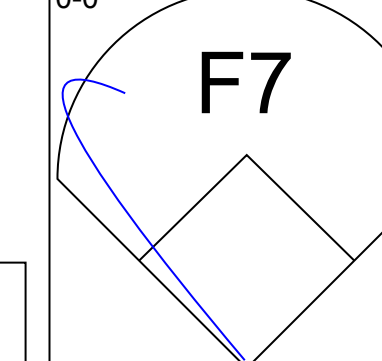
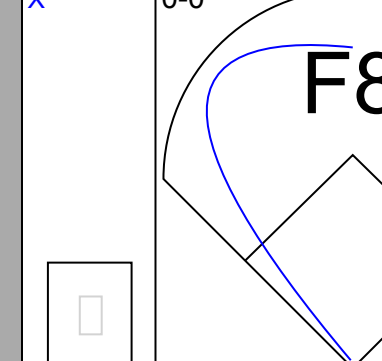
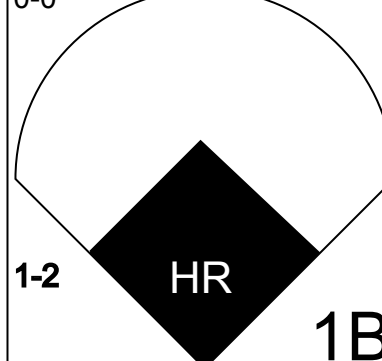
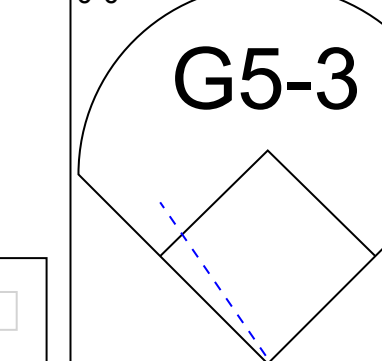
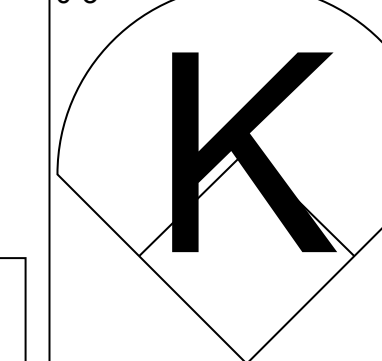
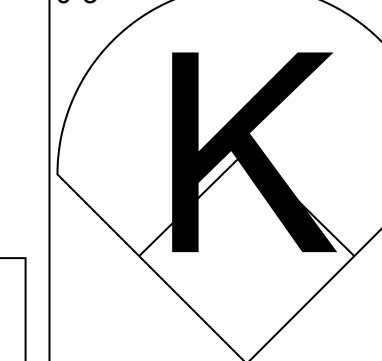
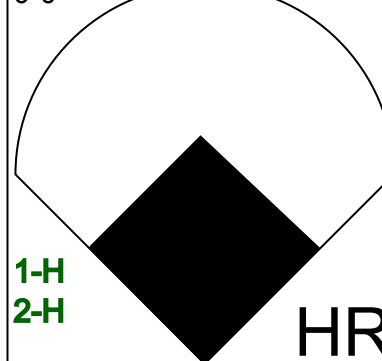


Batter	1	2	3	4	5	6	7	8	9	AB	R	H	RBI	BB	SO	LOB	TOP										
Walt Weiss, S OBP: 0.386, SLG: 0.397	F8		K		E		HBP G6-3 1B BB	E		4	3	2	1	1	1	0	<b>Colorado Rockies @ Atlanta Braves</b> Turner Field, Atlanta, GA Sat Sep 13 1997, 7:05 PM EDT Att: 49,097 - Unknown - 84 F										
Ellis Burks, R OBP: 0.357, SLG: 0.562	L7		F9		E		G6-3	E9		5	0	2	1	0	0	1											
Larry Walker, L OBP: 0.453, SLG: 0.706	F7		L3		E3		1B HBP 1B IBB	K		4	1	0	0	1	1	2											
Andres Galarraga, R OBP: 0.394, SLG: 0.578		1B BB		F9	F9		1B 1B HBP			2	2	0	0	2	0	2											
Dante Bichette, R OBP: 0.348, SLG: 0.518 Curt Leskanic, R		1B BB		K		G5-3		G5-3		4	2	3	1	0	1	0											
Jason Bates, S OBP: 0.333, SLG: 0.417 Mike Munoz, L		SH5-3 1B		K		3B 1B		G5-3		0	0	0	0	0	0	0											
Mike DeJean, R OBP: 0.333, SLG: 0.667		1B		K		1B		G6-3		1	0	0	0	0	0	2											
Vinny Castilla, R OBP: 0.353, SLG: 0.560		SH5-3 1B		K		G5-3		G6-3		0	0	0	0	0	0	0											
Kirt Manwaring, R OBP: 0.299, SLG: 0.283		SH5-3		K		G5-3		G6-3		0	0	0	0	0	0	0											
Nelfi Perez, S OBP: 0.345, SLG: 0.465		SF8		K		G5-3		G6-3		5	0	2	3	0	1	1											
Roger Bailey, R OBP: 0.250, SLG: 0.241 Harvey Pulliam, R OBP: 0.338, SLG: 0.492 Darren Holmes, R OBP: 0.190, SLG: 0.316 Quinton McCracken, S OBP: 0.389, SLG: 0.357		K		K		F8		2B 1B		2	1	1	0	0	1	1											
<b>Inning Stats</b>	R: 0 E: 0 K: 0 S: 7	H: 0 LOB: 0 BB: 0 P: 11	R: 2 E: 0 K: 1 S: 14	H: 2 LOB: 1 BB: 1 P: 25	R: 0 E: 0 K: 1 S: 10	H: 0 LOB: 0 BB: 0 P: 16	R: 0 E: 0 K: 2 S: 13	H: 0 LOB: 0 BB: 0 P: 18	R: 2 E: 1 K: 0 S: 10	H: 3 LOB: 2 BB: 0 P: 14	R: 1 E: 0 K: 1 S: 9	H: 2 LOB: 1 BB: 0 P: 15	R: 3 E: 0 K: 0 S: 9	H: 2 LOB: 1 BB: 2 P: 22	R: 2 E: 1 K: 1 S: 13	H: 3 LOB: 2 BB: 1 P: 21	R: 0 E: 0 K: 1 S: 7	H: 0 LOB: 0 BB: 0 P: 9	1B: 10 2B: 1 3B: 1 HR: 0	SF: 1 SAC: 1 DP: 1 HBP: 1	WP: 0 PB: 0 SB: 0 CS: 0	PA: 44					
<b>PITCHER</b>	IP	WLS	BF	H	R	ER	SO	BB	IBB	HBP	BLK	WP	HR	S	P	ERA	WHIP										
Denny Neagle, L ERA: 2.67	6.0		27	7	5	3	5	1	0	0	0	0	0	63	99	4.50	1.333										
Mike Cather, R ERA: 2.59	1.0	L	7	2	3	3	0	1	1	1	0	0	0	9	22	27.00	3.000										
Brad Clontz, R ERA: 3.83	0.1		4	3	2	2	0	0	0	0	0	0	0	8	11	54.00	9.000										
Alan Embree, L ERA: 2.85	0.2		3	0	0	0	1	0	1	0	0	0	0	5	10	0.00	0.000										
Chad Fox, R ERA: 3.18	1.0		3	0	0	0	1	0	0	0	0	0	0	7	9	0.00	0.000										

Batter	1	2	3	4	5	6	7	8	9	AB	R	H	RBI	BB	SO	LOB	BOTTOM										
Kenny Lofton, L OBP: 0.414, SLG: 0.445	1B E BB	L4		G3		1B		G6-4-3		3	1	0	0	2	0	1	<b>Colorado Rockies @ Atlanta Braves</b> Turner Field, Atlanta, GA Sat Sep 13 1997, 7:05 PM EDT Att: 49,097 - Unknown - 84 F										
Jeff Blauer, R OBP: 0.401, SLG: 0.480	10 BB E		HBP 10 G5-4-3 1B	10 S BB		1B		10 BB		3	2	3	0	2	0	0											
10 Chipper Jones, S OBP: 0.379, SLG: 0.495	E BB		G5-4-3 HBP 1B	F7		G3-1				4	1	2	0	1	0	3											
Fred McGriff, L OBP: 0.357, SLG: 0.442	K		G5-4-3 HBP		F8 2B		FC6-4 1B			3	0	2	0	1	1	3											
Ryan Klesko, L OBP: 0.329, SLG: 0.493 Danny Bautista, R OBP: 0.287, SLG: 0.439 Michael Tucker, L OBP: 0.342, SLG: 0.425	K		G5-4-3		K		FC6-4 G4-3 1B			4	0	0	0	0	2	7											
Javy Lopez, R OBP: 0.355, SLG: 0.538	E8		FC6-4 BB		F8		G4-3			4	1	2	0	1	0	1											
Andruw Jones, R OBP: 0.341, SLG: 0.436	F7		FC6-4		F7		G4-3			5	0	1	1	0	0	6											
Tony Graffanino, R OBP: 0.339, SLG: 0.427 Greg Myers, L OBP: 0.323, SLG: 0.429 Rafael Belliard, R OBP: 0.212, SLG: 0.220 Ed Giovanola, L OBP: 0.250, SLG: 0.143		G5-3		HR		CS BB		G6-4-3		2	1	1	1	1	0	0											
Denny Neagle, L OBP: 0.228, SLG: 0.221 Tommy Grubbs, L OBP: 0.200, SLG: 0.200 Mike Cather, R ERA: 4.91 Brad Clontz, R ERA: 6.27 Mike Munoz, L ERA: 4.5 Mike DeJean, R ERA: 4.53		K		K		P3		G6-4-3 1B		1	0	0	0	0	0	1											
<b>Inning Stats</b>	R: 3 E: 1 K: 2 S: 16	H: 1 LOB: 1 BB: 2 P: 25	R: 0 E: 0 K: 1 S: 7	H: 0 LOB: 0 BB: 0 P: 11	R: 1 E: 0 K: 0 S: 8	H: 2 LOB: 1 BB: 1 P: 19	R: 1 E: 0 K: 1 S: 10	H: 1 LOB: 1 BB: 1 P: 22	R: 0 E: 0 K: 0 S: 9	H: 1 LOB: 2 BB: 0 P: 15	R: 0 E: 0 K: 0 S: 15	H: 1 LOB: 2 BB: 2 P: 25	R: 0 E: 0 K: 1 S: 10	H: 2 LOB: 2 BB: 0 P: 12	R: 0 E: 0 K: 1 S: 10	H: 2 LOB: 3 BB: 2 P: 21		R: 0 E: 0 K: 0 S: 6	H: 2 LOB: 0 BB: 0 P: 9	1B: 8 2B: 3 3B: 0 HR: 1	SF: 0 SAC: 0 DP: 3 HBP: 1	WP: 0 PB: 0 SB: 1 CS: 1	PA: 45				
<b>PITCHER</b>	IP	WLS	BF	H	R	ER	SO	BB	IBB	HBP	BLK	WP	HR	S	P	ERA	WHIP										
Roger Bailey, R ERA: 4.4	5.0		25	5	5	2	5	4	0	1	0	0	0	50	92	3.60	1.800										
Darren Holmes, R ERA: 4.91	1.0	W	5	1	0	0	0	2	0	0	0	0	0	15	25	0.00	3.000										
Curt Leskanic, R ERA: 6.27	1.0		5	2	0	0	1	0	0	0	0	0	0	10	12	0.00	2.000										
Mike Munoz, L ERA: 4.5	0.2		5	2	0	0	0	2	0	0	0	0	0	7	18	0.00	6.000										
Mike DeJean, R ERA: 4.53	1.1	S	5	2	1	1	1	0	0	0	0	0	0	9	12	6.75	1.500										

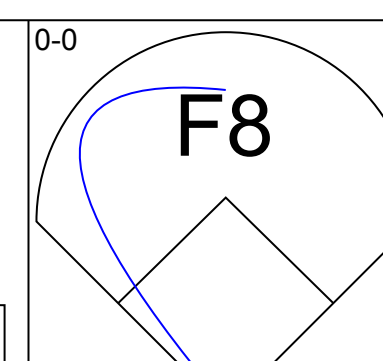
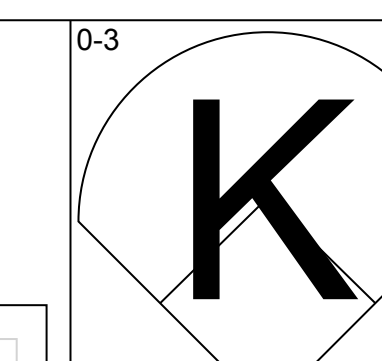
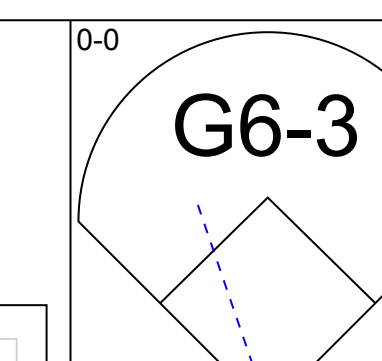
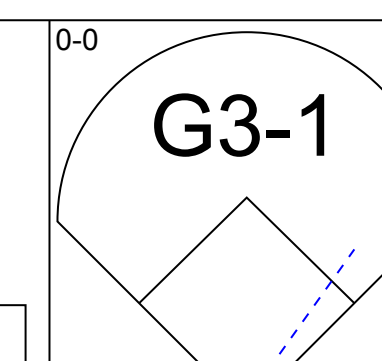
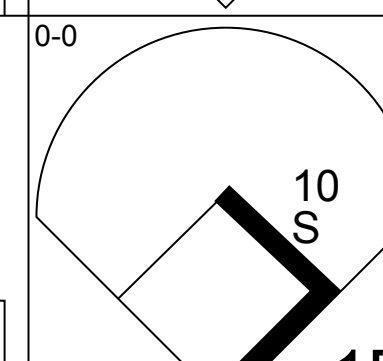
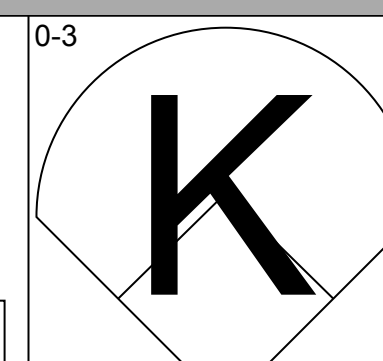
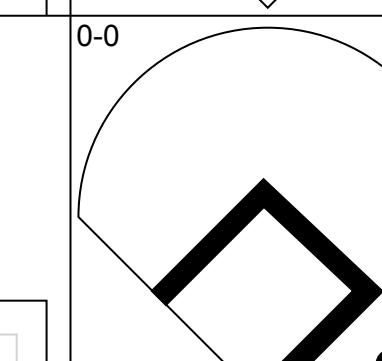
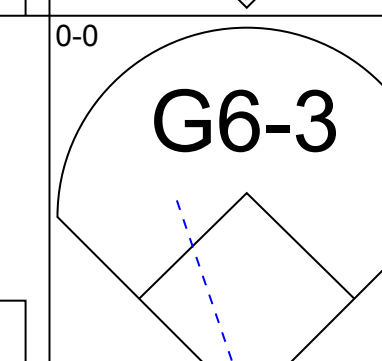
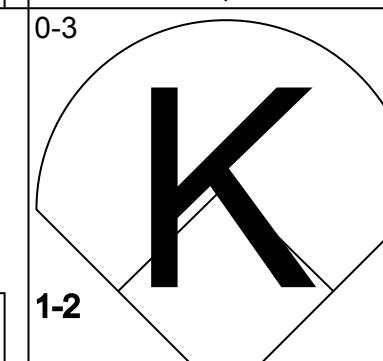
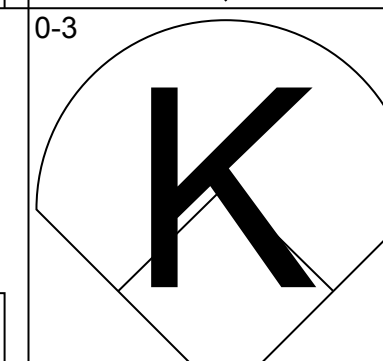
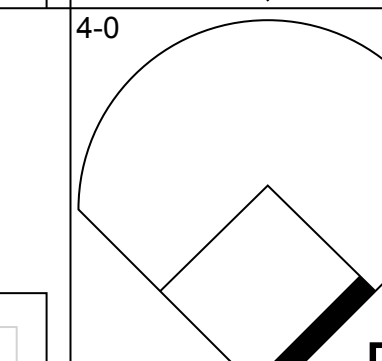
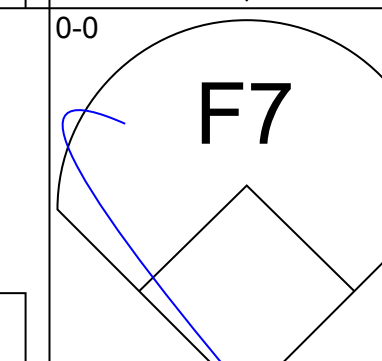
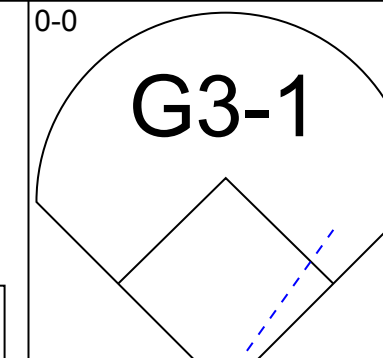
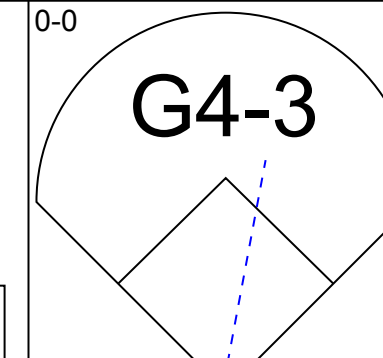
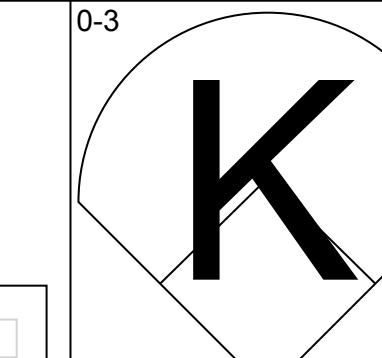
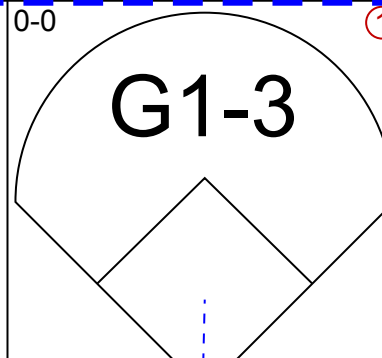
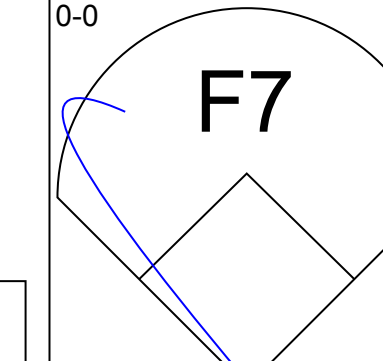
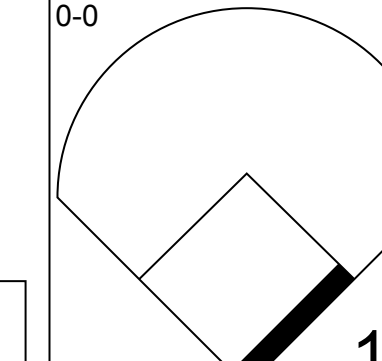
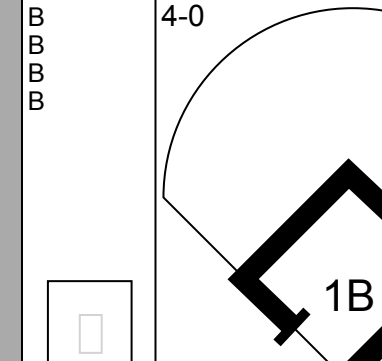
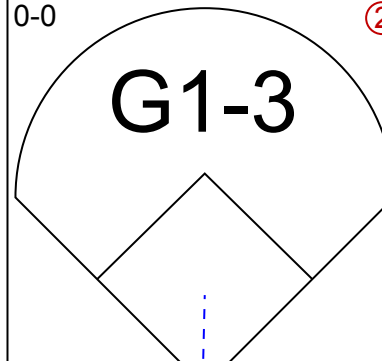
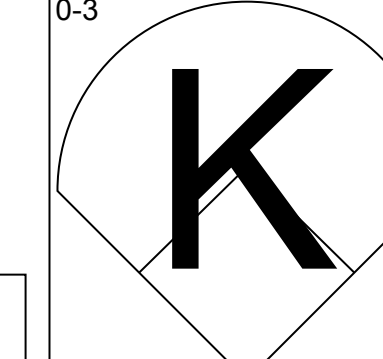
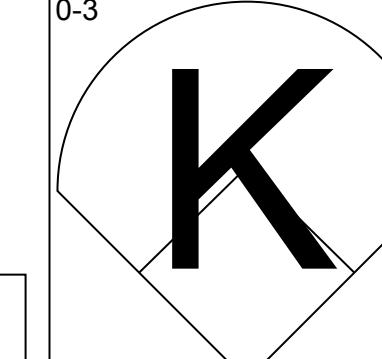
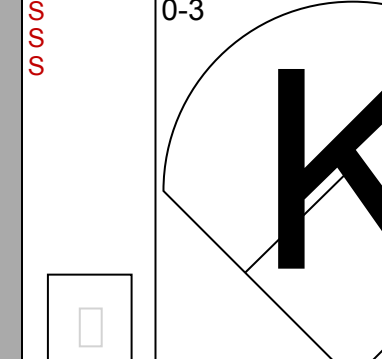
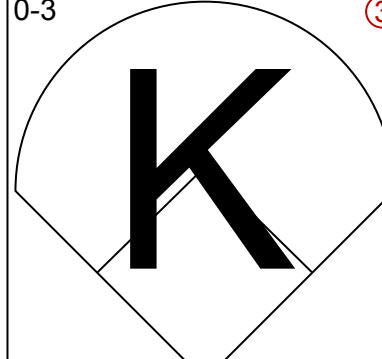
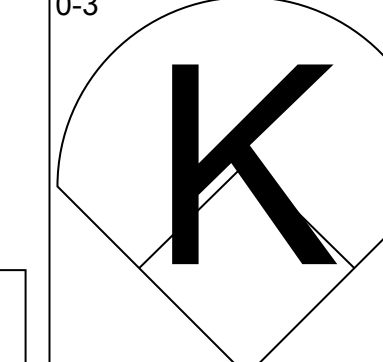
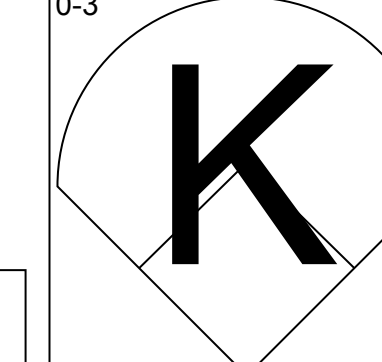
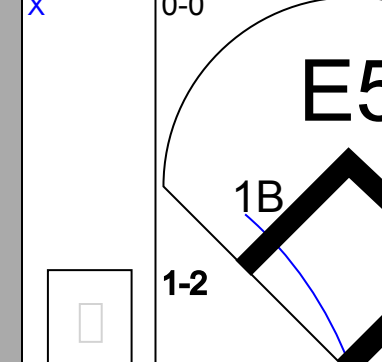
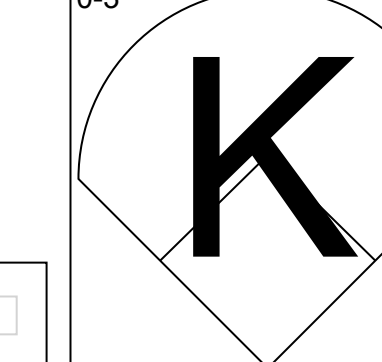
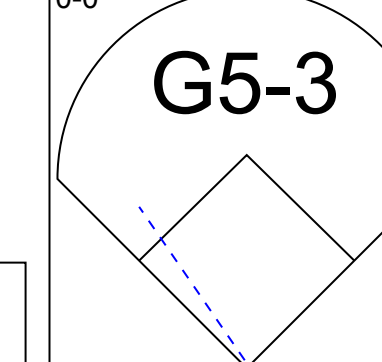
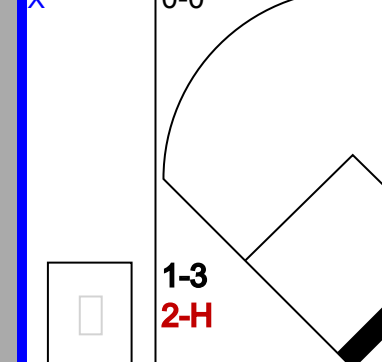
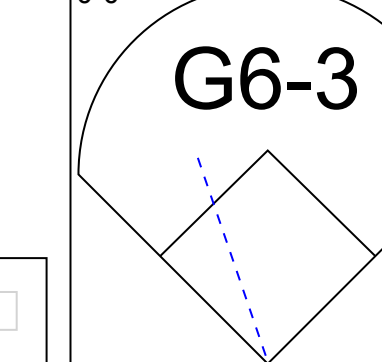
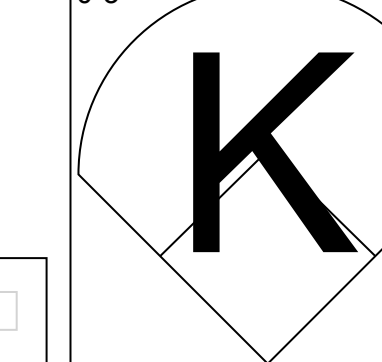





Batter	1	2	3	4	5	6	7	8	9	AB	R	H	RBI	BB	SO	LOB	TOP
Walt Weiss, S (1, 6) OBP: 0.384, SLG: 0.394										5	1	1	0	0	1	0	<b>Colorado Rockies @ Atlanta Braves</b> Turner Field, Atlanta, GA Sun Sep 14 1997, 3:33 AM EDT Att: 46,245 - Sunny - 81 F
Neft Perez, S (1, 4) OBP: 0.346, SLG: 0.464										5	0	2	0	0	1	1	
Larry Walker, L (1, 9) OBP: 0.456, SLG: 0.710										3	0	2	0	2	0	0	
Andres Galarraga, R (1, 3) OBP: 0.392, SLG: 0.575										5	0	1	1	0	3	5	
17 Todd Helton, L (1, 7) OBP: 0.380, SLG: 0.563 Harvey Pulliam, R (8, 7) OBP: 0.338, SLG: 0.492										3	0	0	0	1	0	4	
Vinny Castilla, R (1, 5) OBP: 0.354, SLG: 0.560										4	1	2	0	0	0	1	
Jeff Reed, L (1, 2) OBP: 0.390, SLG: 0.526										3	0	0	0	1	1	1	
Quinton McCracken, S (1, 8) OBP: 0.367, SLG: 0.356										4	1	1	0	0	1	1	
Pedro Astacio, R (1, 1) OBP: 0.118, SLG: 0.137 John Vander Wal, L (9, PH) OBP: 0.255, SLG: 0.226 Jerry Dipoto, R (9, 1) OBP: 0.125, SLG: 0.125										3	0	0	0	0	2	0	
<b>Inning Stats</b>	R: 0 E: 0 K: 1 S: 6	H: 1 LOB: 2 BB: 1 P: 10	R: 0 E: 0 K: 1 S: 5	H: 0 LOB: 0 BB: 0 P: 5	R: 0 E: 0 K: 1 S: 5	H: 0 LOB: 0 BB: 0 P: 5	R: 0 E: 0 K: 1 S: 5	H: 1 LOB: 1 BB: 0 P: 9	R: 0 E: 0 K: 1 S: 6	H: 1 LOB: 1 BB: 1 P: 7	R: 1 E: 0 K: 0 S: 8	H: 3 LOB: 3 BB: 0 P: 8	R: 3 E: 1 K: 2 S: 11	H: 4 LOB: 2 BB: 1 P: 15	1B: 7 2B: 2 3B: 0 HR: 1	SF: 0 SAC: 0 DP: 0 HBP: 0	
<b>PITCHER</b>	IP WLS BF H R ER SO BB IBB HBP BLK WP HR S P ERA WHIP																
29 John Smoltz, R (1, 1) ERA: 3.17 Kerry Ligtenberg, R (9, 1) ERA: 5.4	8.1 L 36 9 4 4 8 3 0 0 0 0 0 1 49 61 4.32 1.440																
29 John Smoltz, R (1, 1) Kerry Ligtenberg, R (9, 1)	0.2 4 1 0 0 1 0 1 0 0 0 0 0 5 9 0.00 1.500																

AB	36
R	4
H	10
RBI	4
BB	4
SO	9
LOB	13

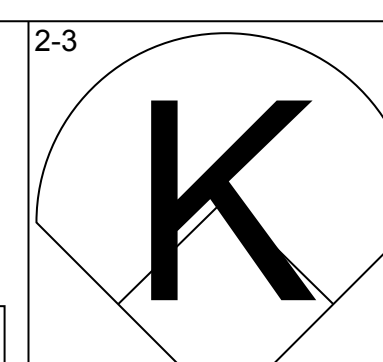
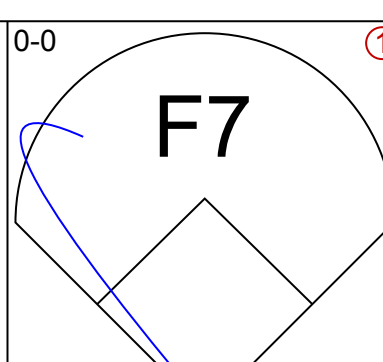
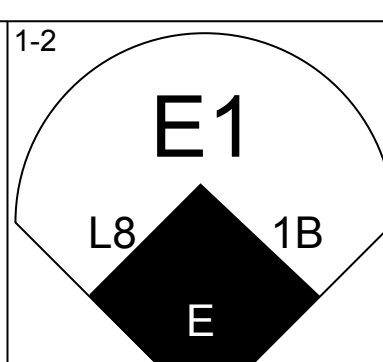
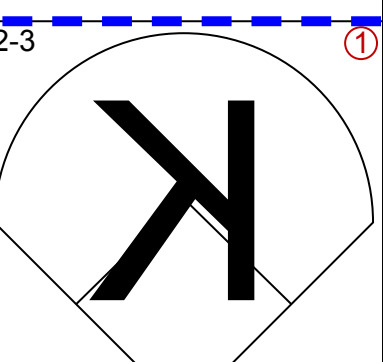
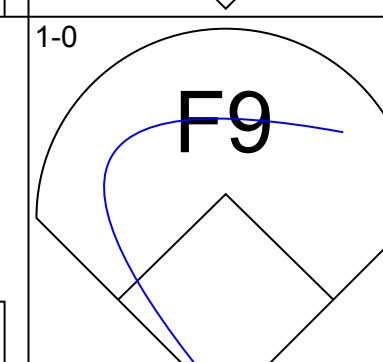
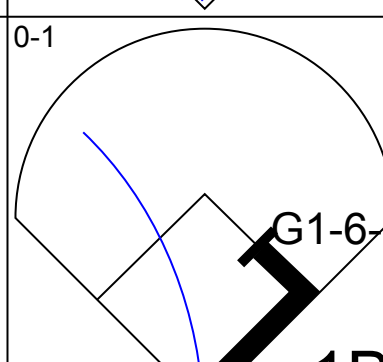
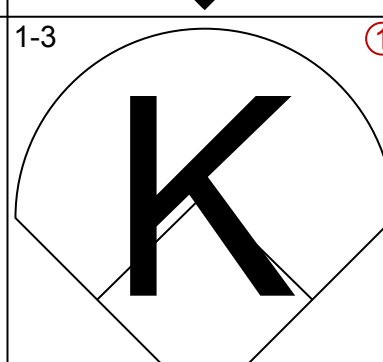
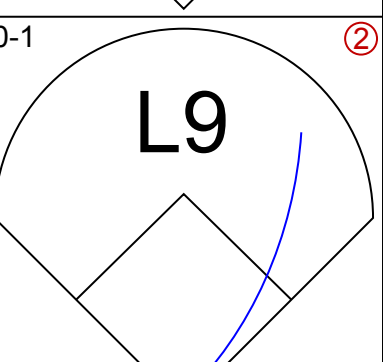
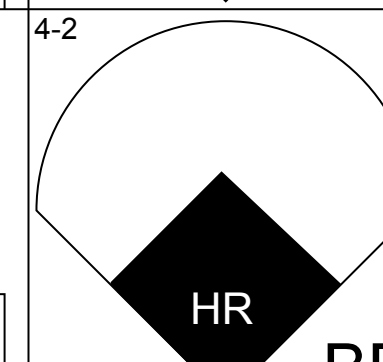
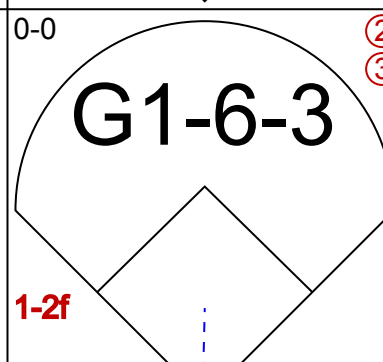
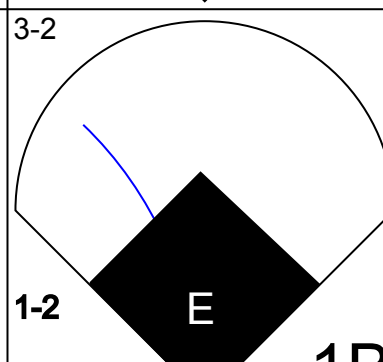
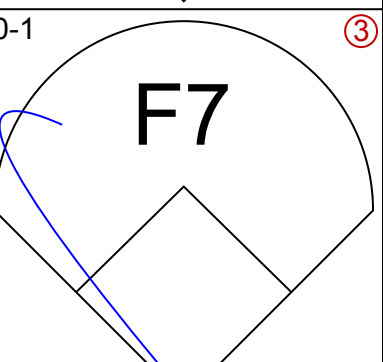
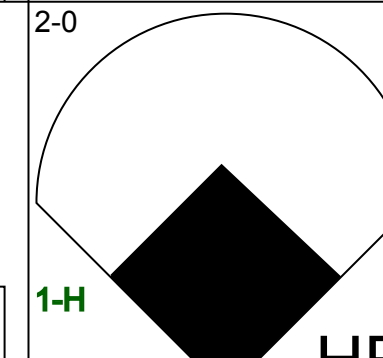
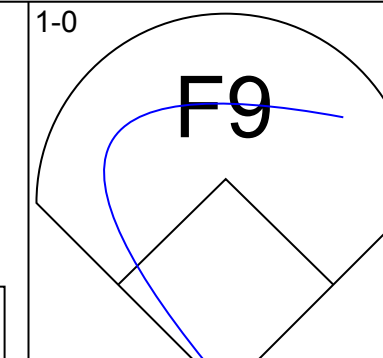
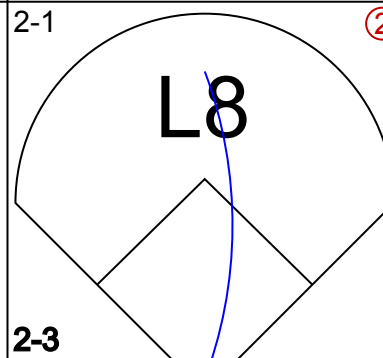
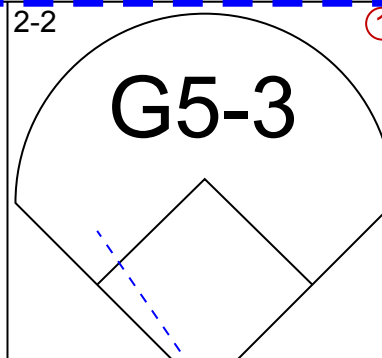
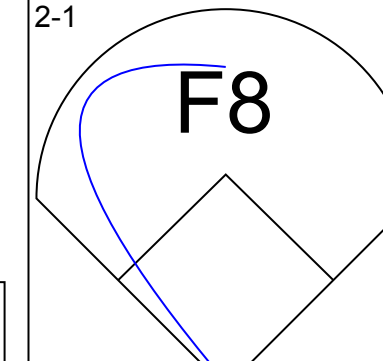
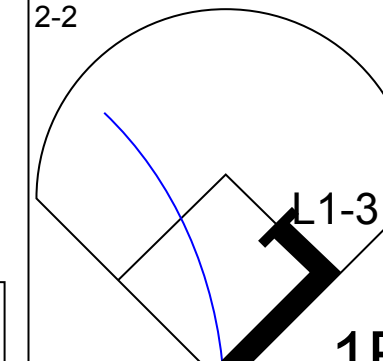
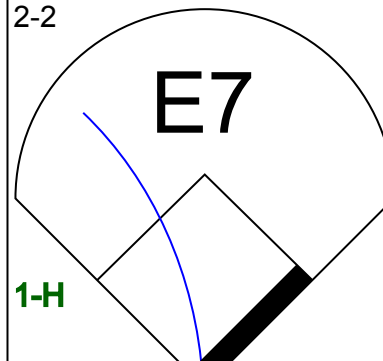
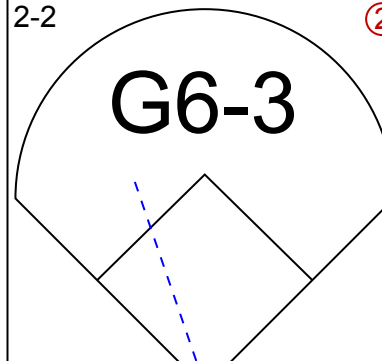
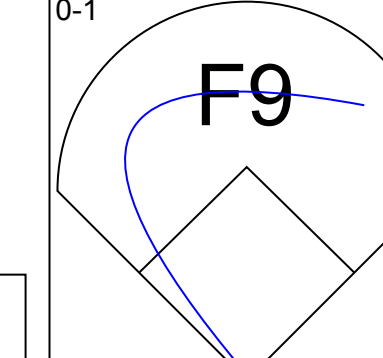
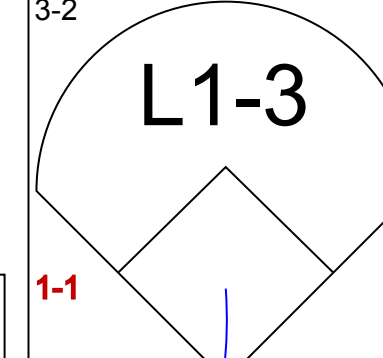
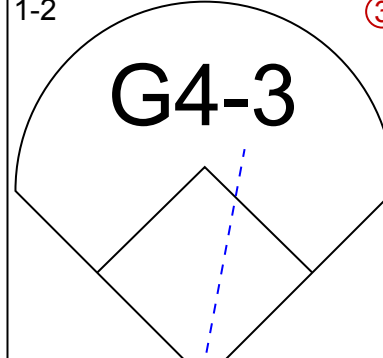
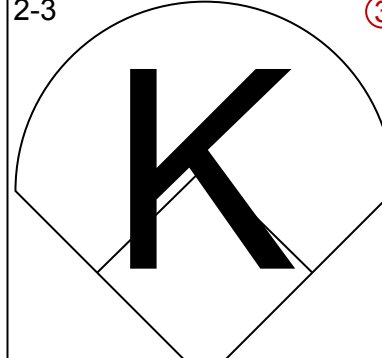
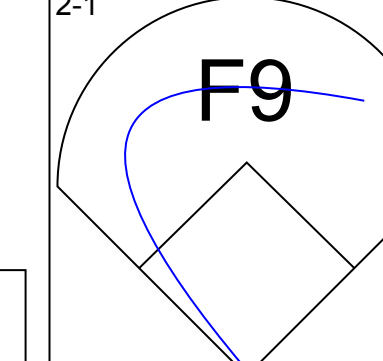
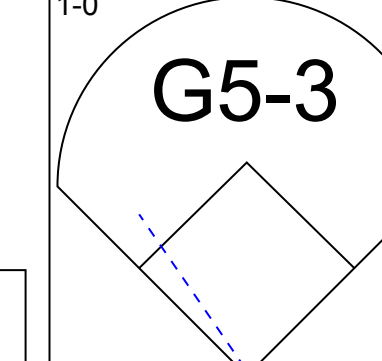
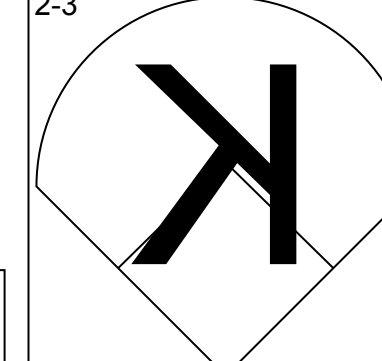

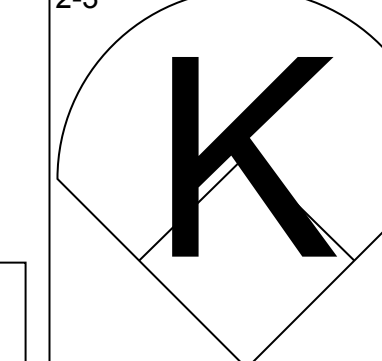
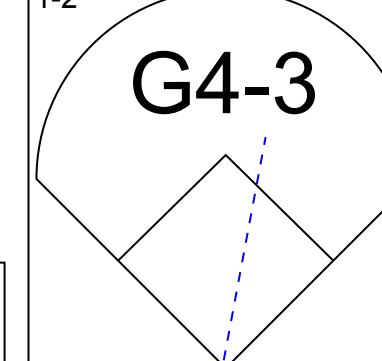
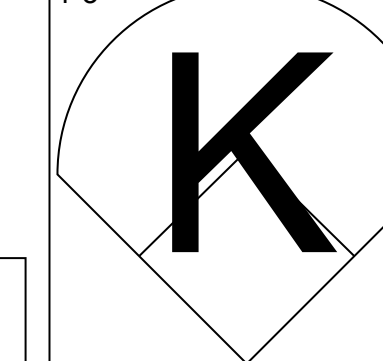
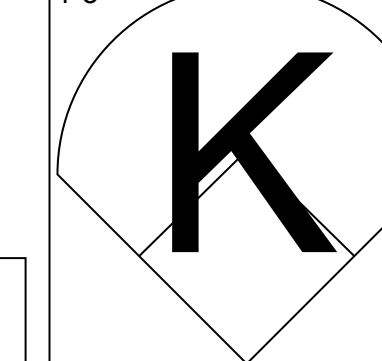
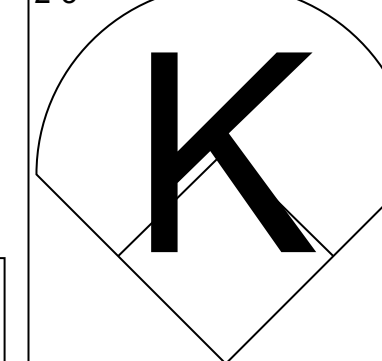


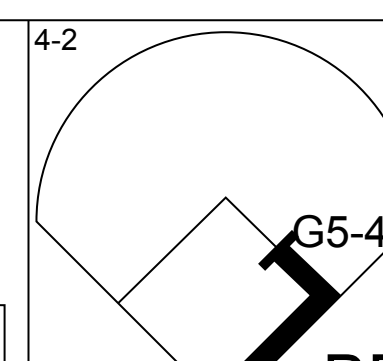
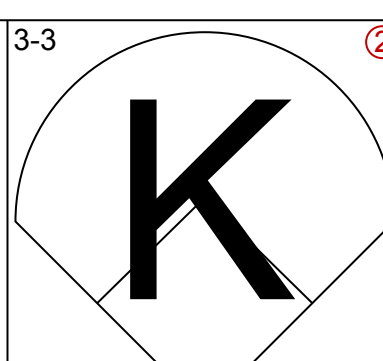
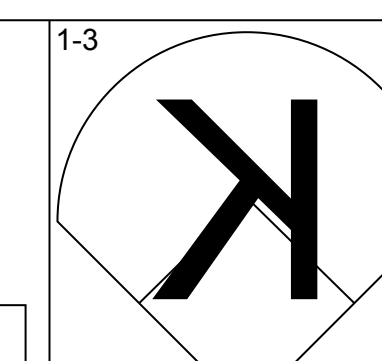
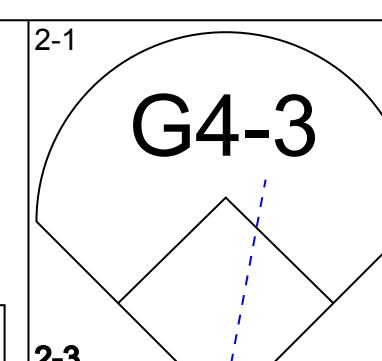
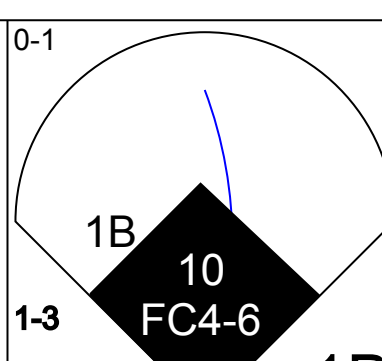
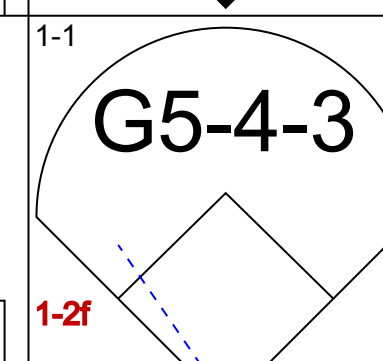
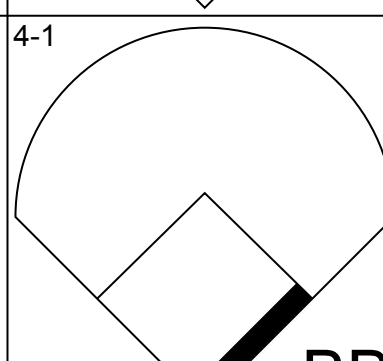
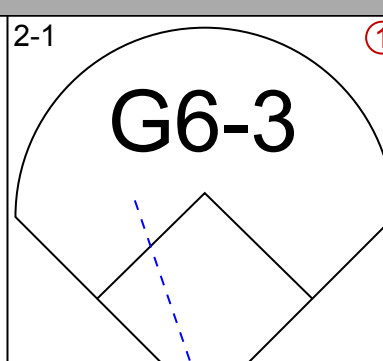
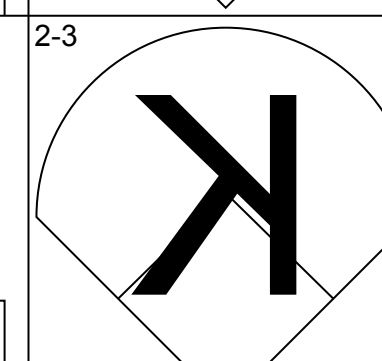
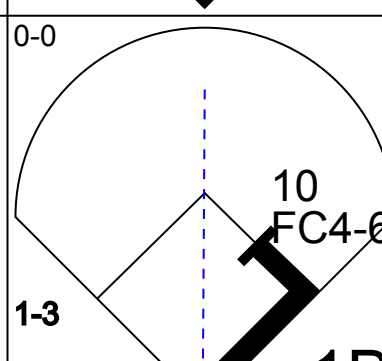
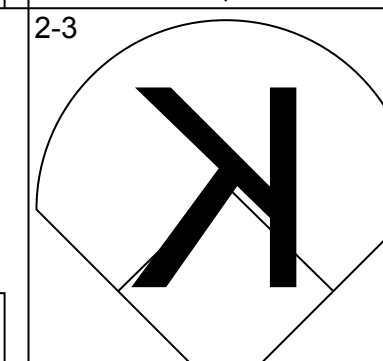
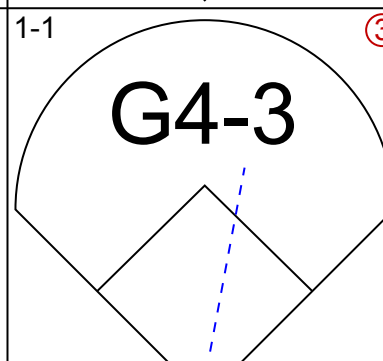
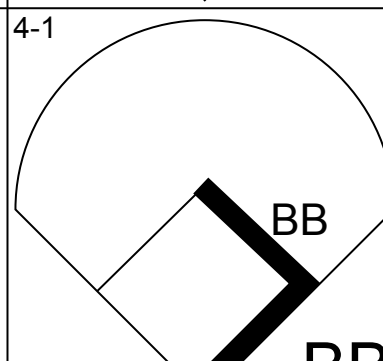
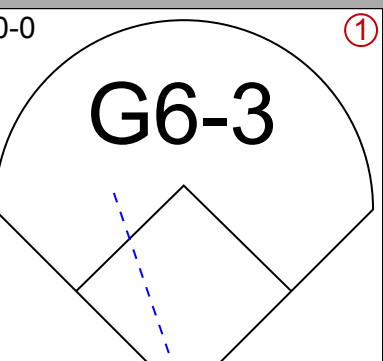
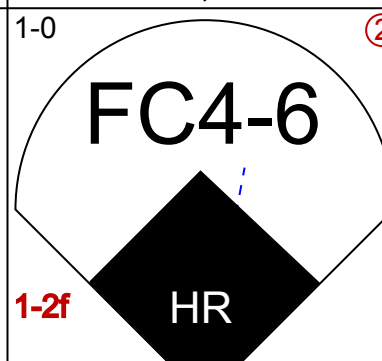
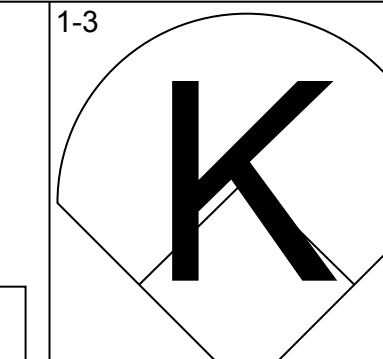
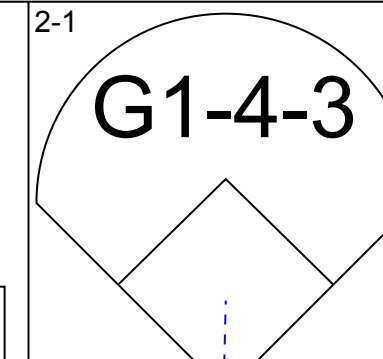
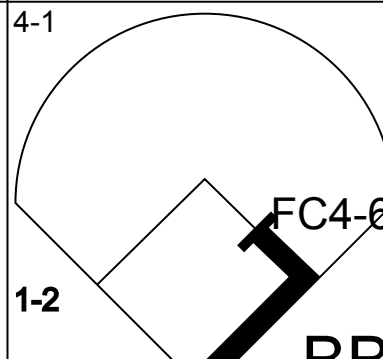

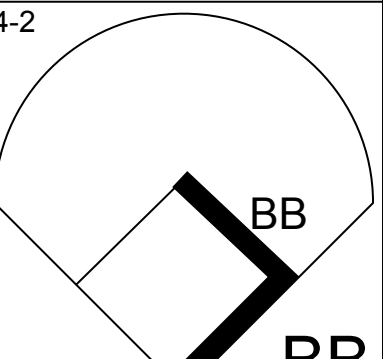
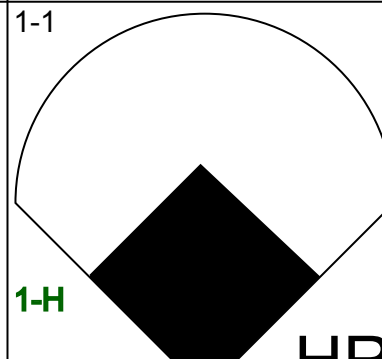
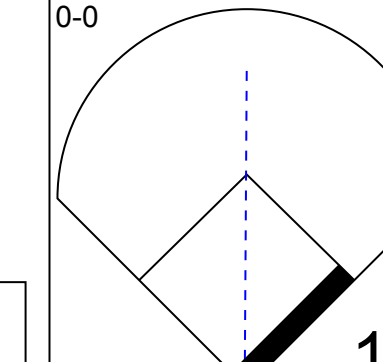
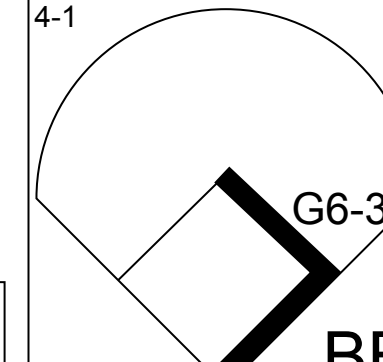
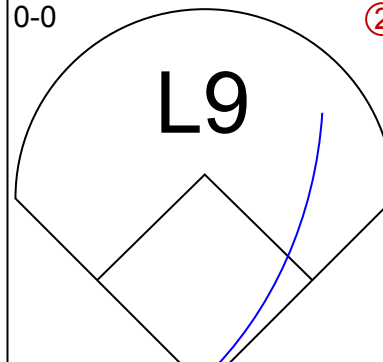
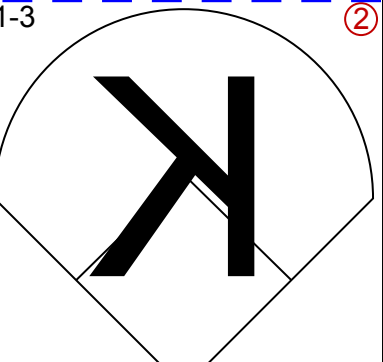

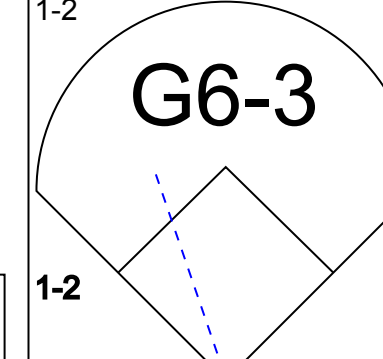
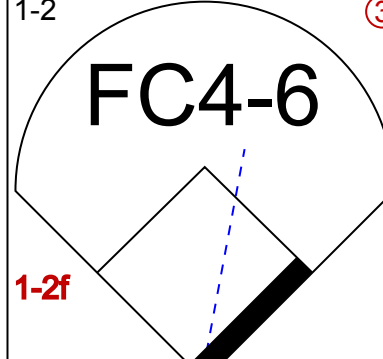

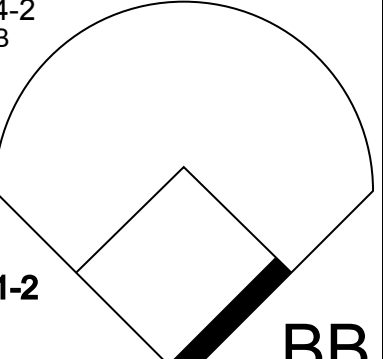
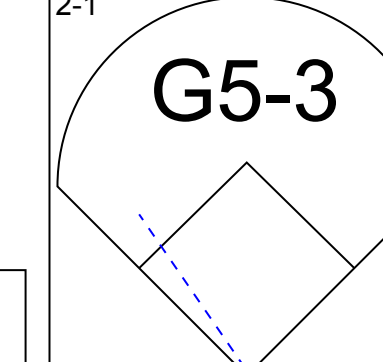
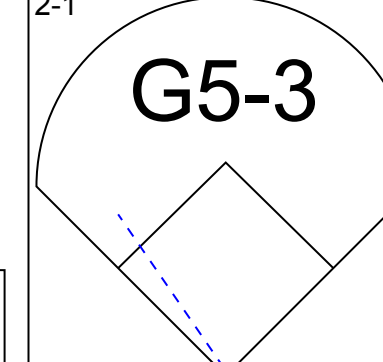
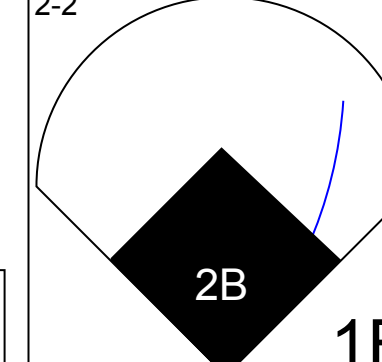
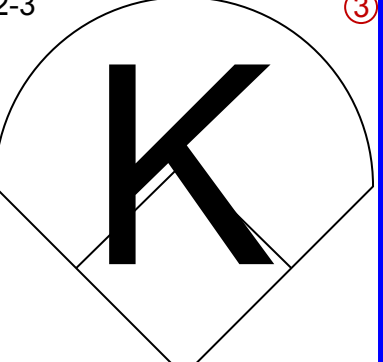
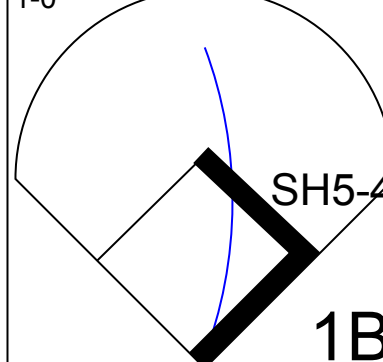
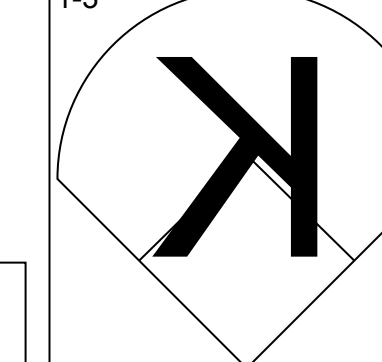
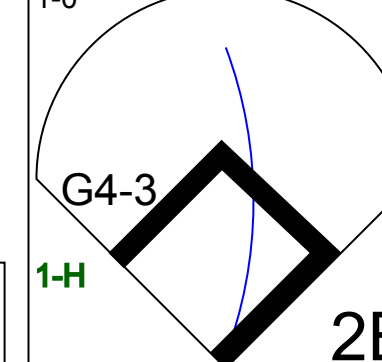
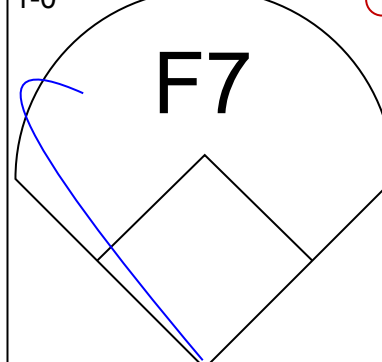

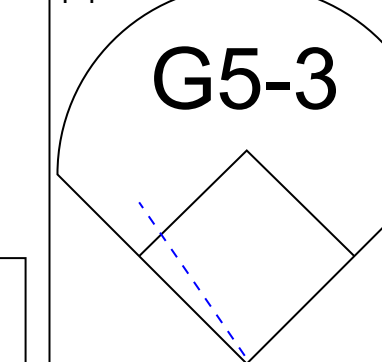
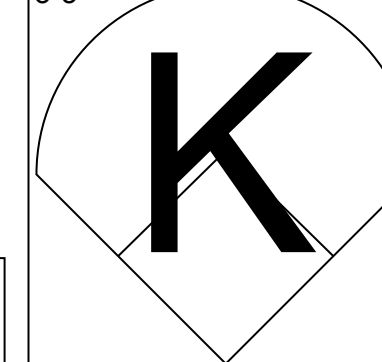
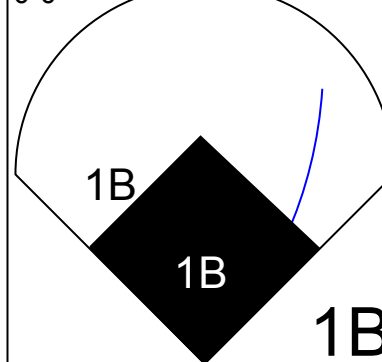
Batter	1	2	3	4	5	6	7	8	9	AB	R	H	RBI	BB	SO	LOB	BOTTOM
Kenny Lofton, L (1, 8) OBP: 0.411, SLG: 0.441										4	0	0	0	0	1	0	<b>Colorado Rockies @ Atlanta Braves</b> Turner Field, Atlanta, GA Sun Sep 14 1997, 3:33 AM EDT Att: 46,245 - Sunny - 81 F
Jeff Blauser, R (1, 6) OBP: 0.401, SLG: 0.484										4	0	2	0	0	1	0	
10 Chipper Jones, S (1, 5) OBP: 0.378, SLG: 0.492										3	0	0	0	1	2	1	
Fred McGriff, L (1, 3) OBP: 0.354, SLG: 0.439										4	0	0	0	0	1	3	
Ryan Klesko, L (1, 7) OBP: 0.330, SLG: 0.492										3	0	1	0	1	0	0	
Javy Lopez, R (1, 2) OBP: 0.351, SLG: 0.532										4	0	0	0	0	4	2	
Andruw Jones, R (1, 9) OBP: 0.339, SLG: 0.433										3	0	0	0	0	2	2	
Tony Graffano, R (1, 4) OBP: 0.335, SLG: 0.421 Greg Colbrunn, R (7, PH) OBP: 0.319, SLG: 0.441 Rafael Belliard, R (7, PR) OBP: 0.212, SLG: 0.220										2	0	0	0	0	1	1	
29 John Smoltz, R (1, 1) Kerry Ligtenberg, R (9, 1)										3	0	0	0	0	1	2	
<b>Inning Stats</b>	R: 0 E: 0 K: 1 S: 6	H: 1 LOB: 0 BB: 0 P: 6	R: 0 E: 0 K: 2 S: 7	H: 0 LOB: 0 BB: 0 P: 7	R: 0 E: 0 K: 2 S: 7	H: 0 LOB: 0 BB: 0 P: 7	R: 0 E: 0 K: 2 S: 8	H: 1 LOB: 1 BB: 0 P: 8	R: 0 E: 0 K: 1 S: 6	H: 1 LOB: 2 BB: 1 P: 12	R: 0 E: 0 K: 0 S: 3	H: 0 LOB: 0 BB: 0 P: 3	R: 0 E: 0 K: 1 S: 5	H: 0 LOB: 0 BB: 0 P: 5	1B: 3 2B: 0 3B: 1 HR: 0	SF: 0 SAC: 0 DP: 0 HBP: 0	
<b>PITCHER</b>	IP WLS BF H R ER SO BB IBB HBP BLK WP HR S P ERA WHIP																
Pedro Astacio, R (1, 1) ERA: 3.84 Jerry Dipoto, R (9, 1) ERA: 4.17	8.0 W 30 4 0 0 12 2 0 0 0 0 0 0 0 52 60 0.00 0.750																
Pedro Astacio, R (1, 1) Jerry Dipoto, R (9, 1)	1.0 3 0 0 0 1 0 0 0 0 0 0 0 0 5 5 0.00 0.000																

AB	31
R	0
H	4
RBI	0
BB	2
SO	13
LOB	11





Batter	1	2	3	4	5	6	7	8	9	AB	R	H	RBI	BB	SO	LOB	TOP								
Darryl Hamilton, L OBP: 0.347, SLG: 0.357										4	1	0	0	0	2	0	San Francisco Giants @ Atlanta Braves Turner Field, Atlanta, GA Mon Sep 15 1997, 7:05 PM EDT Att: 38,641 - Unknown - 80 F								
Rich Aurilia, R OBP: 0.327, SLG: 0.528										4	0	1	0	0	1	1									
Barry Bonds, L OBP: 0.437, SLG: 0.549										3	2	1	0	1	0	1									
Jeff Kent, R OBP: 0.318, SLG: 0.478										4	1	1	2	0	0	2									
Mark Lewis, R OBP: 0.309, SLG: 0.434 Rod Beck, R (9, 1)										4	0	1	0	0	0	0									
Glenallen Hill, R OBP: 0.288, SLG: 0.422 Stan Javier, S OBP: 0.369, SLG: 0.394										3	0	0	0	0	0	2									
J.T. Snow, L OBP: 0.393, SLG: 0.503										3	0	0	0	0	1	0									
Brian Johnson, R OBP: 0.299, SLG: 0.431										3	0	1	0	0	1	0									
Shawn Estes, R OBP: 0.191, SLG: 0.200 Roberto Hernandez, R OBP: 1.000, SLG: 1.000 Bill Mueller, S OBP: 0.369, SLG: 0.435										3	0	0	0	0	3	1									
<b>Inning Stats</b>	R: 2 E: 0 K: 1 S: 9	H: 1 LOB: 0 BB: 1 P: 20	R: 0 E: 0 K: 1 S: 9	H: 1 LOB: 1 BB: 0 P: 15	R: 0 E: 0 K: 0 S: 4	H: 1 LOB: 0 BB: 0 P: 4	R: 0 E: 0 K: 0 S: 8	H: 0 LOB: 0 BB: 0 P: 14	R: 0 E: 0 K: 2 S: 7	H: 1 LOB: 1 BB: 0 P: 11	R: 0 E: 0 K: 1 S: 17	H: 0 LOB: 0 BB: 0 P: 27	R: 0 E: 0 K: 2 S: 10	H: 0 LOB: 0 BB: 0 P: 15	R: 0 E: 0 K: 1 S: 9	H: 0 LOB: 0 BB: 0 P: 11		R: 0 E: 0 K: 1 S: 10	H: 0 LOB: 0 BB: 0 P: 16	1B: 4 2B: 1 3B: 0 HR: 1	SF: 0 SAC: 0 DP: 2 HBP: 0	WP: 0 PB: 0 SB: 0 CS: 0	PA: 33		
<b>PITCHER</b>	IP	WLS	BF	H	R	ER	SO	BB	IBB	HBP	BLK	WP	HR	S	P	ERA	WHIP								
Tom Glavine, L ERA: 3.05	(1, 1)	7.0	27	5	4	2	7	1	0	0	0	0	1	64	106	2.57	0.857								
Alan Embree, L ERA: 2.79	(8, 1)	1.0	3	0	0	0	1	0	0	0	0	0	0	9	11	0.00	0.000								
Kerry Ligtenberg, R ERA: 4.82	(9, 1)	1.0	W	3	0	0	1	0	0	0	0	0	0	10	16	0.00	0.000								

Batter	1	2	3	4	5	6	7	8	9	AB	R	H	RBI	BB	SO	LOB	BOTTOM								
Kenny Lofton, L OBP: 0.410, SLG: 0.439										4	1	1	0	1	2	2	San Francisco Giants @ Atlanta Braves Turner Field, Atlanta, GA Mon Sep 15 1997, 7:05 PM EDT Att: 38,641 - Unknown - 80 F								
Jeff Blausler, R OBP: 0.401, SLG: 0.482									4	0	1	1	1	1	2										
10 Chipper Jones, S OBP: 0.377, SLG: 0.488										4	1	0	1	1	1	3									
Fred McGriff, L OBP: 0.356, SLG: 0.444									3	1	1	2	2	1	0										
Javy Lopez, R OBP: 0.353, SLG: 0.531									3	0	1	0	1	1	3										
Andruw Jones, R OBP: 0.338, SLG: 0.429									3	0	0	0	1	0	4										
Danny Bautista, R ERA: 3.04 Greg Myers, L OBP: 0.321, SLG: 0.426 Kerry Ligtenberg, R (9, 1)									3	1	1	0	0	0	2										
Tony Graffanino, R OBP: 0.340, SLG: 0.432 Tommy Gregg, L (9, PH)										3	0	2	1	0	1	0									
Tom Glavine, L OBP: 0.338, SLG: 0.246 Greg Colbrunn, R OBP: 0.318, SLG: 0.440 Alan Embree, L (8, 1) Michael Tucker, L OBP: 0.344, SLG: 0.426 (9, 7)										1	0	0	0	0	0	0									
<b>Inning Stats</b>	R: 0 E: 0 K: 1 S: 8	H: 0 LOB: 0 BB: 1 P: 15	R: 0 E: 0 K: 1 S: 8	H: 1 LOB: 1 BB: 0 P: 11	R: 0 E: 0 K: 1 S: 8	H: 0 LOB: 2 BB: 1 P: 17	R: 0 E: 0 K: 0 S: 8	H: 0 LOB: 1 BB: 1 P: 17	R: 0 E: 0 K: 2 S: 8	H: 0 LOB: 0 BB: 2 P: 11	R: 1 E: 0 K: 2 S: 13	H: 2 LOB: 1 BB: 0 P: 23	R: 0 E: 0 K: 2 S: 16	H: 0 LOB: 2 BB: 2 P: 27	R: 4 E: 0 K: 0 S: 8	H: 4 LOB: 0 BB: 0 P: 11		1B: 6 2B: 1 3B: 0 HR: 1	SF: 0 SAC: 1 DP: 1 HBP: 0	WP: 0 PB: 0 SB: 0 CS: 0	PA: 40				
<b>PITCHER</b>	IP	WLS	BF	H	R	ER	SO	BB	IBB	HBP	BLK	WP	HR	S	P	ERA	WHIP								
Shawn Estes, L ERA: 2.61	(1, 1)	7.1	31	4	1	1	7	6	0	0	0	0	0	64	120	1.23	1.364								
Roberto Hernandez, R ERA: 2.61	(8, 1)	0.2	3	0	0	0	2	1	0	0	0	0	0	13	20	0.00	1.500								
Rod Beck, R ERA: 3.82	(9, 1)	0.2	L	6	4	4	0	0	0	0	0	0	1	8	11	54.00	6.000								











Batter	1	2	3	4	5	6	7	8	9	AB	R	H	RBI	BB	SO	LOB	TOP			
<b>Brian McRae, S</b> OBP: 0.326, SLG: 0.384 (1, 8)	0-1 G4-3	0-0 E3					1-1 F8			4	0	0	0	0	1	0	<b>New York Mets @ Atlanta Braves</b> Turner Field, Atlanta, GA Thu Sep 18 1997, 7:05 PM EDT Att: 41,373 - Unknown - 85 F			
<b>Edgardo Alfonzo, R</b> OBP: 0.394, SLG: 0.445 (1, 5)	4-1 BB	0-2 L8				4-0 FC4-6 BB	2-2 L5			2	0	0	0	2	0	1				
<b>John Olerud, L</b> OBP: 0.389, SLG: 0.467 (1, 3)	2-0 F8	0-0 F8				0-2 FC4-6 1-2	2-1 L7			4	0	0	0	0	0	3				
<b>Bernard Gilkey, R</b> OBP: 0.333, SLG: 0.411 <b>Mel Rojas, R</b> (8, 1)	0-3 K				0-0 F8		2-2 F7			4	0	0	0	0	2	2				
<b>Butch Huskey, R</b> OBP: 0.321, SLG: 0.522 (8, 7)		1-0 2B 1B HBP			3-1 F8		0-3 K			3	1	0	0	0	1	0				
<b>Carlos Baerga, S</b> OBP: 0.312, SLG: 0.398 (1, 4)	1-1 1B SH 2B	1-1 G6-3			1-1 G5-3 1B		0-0 G4-1			4	1	2	0	0	0	0				
<b>Todd Pratt, R</b> OBP: 0.390, SLG: 0.441 <b>Matt Franco, L</b> OBP: 0.333, SLG: 0.392 (9, PH)	0-1 SH SF8 1B				0-3 K		3-2 G5-3			3	1	1	1	0	1	1				
<b>Rey Ordenez, R</b> OBP: 0.250, SLG: 0.254 <b>Todd Hundley, S</b> OBP: 0.395, SLG: 0.552 (9, PH)	0-0 SH SF8 E				0-1 P7		3-2 F9			2	1	0	0	0	0	1				
<b>Jason Iiringhausen, R</b> OBP: 0.167, SLG: 0.167 <b>Roberto Pedraglia, R</b> OBP: 0.167, SLG: 0.167 <b>Ricardo Jordan, L</b> OBP: 0.167, SLG: 0.167 <b>Jason Hardtke, S</b> OBP: 0.167, SLG: 0.167 <b>Takashi Kashiwada, L</b> OBP: 0.167, SLG: 0.167 <b>Carl Everett, S</b> OBP: 0.167, SLG: 0.167 (11, 1)	2-2 SF8				3-2 G3		3-2 G4-3			0	0	0	1	0	0	0				
<b>Inning Stats</b>	R: 0 E: 0 K: 1 S: 7	H: 0 LOB: 1 BB: 1 P: 13	R: 4 E: 2 K: 0 S: 14	H: 2 LOB: 1 BB: 0 P: 18	R: 0 E: 0 K: 0 S: 5	H: 0 LOB: 0 BB: 0 P: 9	R: 0 E: 0 K: 1 S: 8	H: 1 LOB: 1 BB: 0 P: 11	R: 0 E: 0 K: 1 S: 14	H: 0 LOB: 0 BB: 1 P: 20	R: 0 E: 0 K: 1 S: 12	H: 0 LOB: 0 BB: 0 P: 19	R: 0 E: 0 K: 1 S: 9	H: 1 LOB: 1 BB: 0 P: 16	R: 0 E: 0 K: 1 S: 9	H: 1 LOB: 1 BB: 0 P: 13		1B: 3 2B: 1 3B: 0 HR: 0	SF: 1 SAC: 1 DP: 0 HBP: 1	WP: 0 PB: 0 CS: 0
<b>PITCHER</b>	IP WLS BF H R ER SO BB IBB HBP BLK WP HR S P ERA WHIP	IP WLS BF H R ER SO BB IBB HBP BLK WP HR S P ERA WHIP	IP WLS BF H R ER SO BB IBB HBP BLK WP HR S P ERA WHIP	IP WLS BF H R ER SO BB IBB HBP BLK WP HR S P ERA WHIP	IP WLS BF H R ER SO BB IBB HBP BLK WP HR S P ERA WHIP	IP WLS BF H R ER SO BB IBB HBP BLK WP HR S P ERA WHIP	IP WLS BF H R ER SO BB IBB HBP BLK WP HR S P ERA WHIP	IP WLS BF H R ER SO BB IBB HBP BLK WP HR S P ERA WHIP	IP WLS BF H R ER SO BB IBB HBP BLK WP HR S P ERA WHIP	IP WLS BF H R ER SO BB IBB HBP BLK WP HR S P ERA WHIP	IP WLS BF H R ER SO BB IBB HBP BLK WP HR S P ERA WHIP	IP WLS BF H R ER SO BB IBB HBP BLK WP HR S P ERA WHIP	IP WLS BF H R ER SO BB IBB HBP BLK WP HR S P ERA WHIP	IP WLS BF H R ER SO BB IBB HBP BLK WP HR S P ERA WHIP	IP WLS BF H R ER SO BB IBB HBP BLK WP HR S P ERA WHIP	IP WLS BF H R ER SO BB IBB HBP BLK WP HR S P ERA WHIP	IP WLS BF H R ER SO BB IBB HBP BLK WP HR S P ERA WHIP			

AB	31
R	4
H	4
RBI	2
BB	2
SO	6
LOB	9



Batter	1	2	3	4	5	6	7	8	9	AB	R	H	RBI	BB	SO	LOB	BOTTOM			
<b>Kenny Lofton, L</b> OBP: 0.408, SLG: 0.433 (1, 8)	1-2 G6-3	2-2 F9	2-2 F8				0-0 FC6-4 HBP			4	0	0	0	0	0	3	<b>New York Mets @ Atlanta Braves</b> Turner Field, Atlanta, GA Thu Sep 18 1997, 7:05 PM EDT Att: 41,373 - Unknown - 85 F			
<b>Jeff Blausler, R</b> OBP: 0.406, SLG: 0.487 <b>Rafael Belliard, R</b> OBP: 0.226, SLG: 0.255 (1, 6)	3-1 10 1B SF9 1B	3-3 K			4-2 1B 1B BB		0-1 G4-6-3 1-2			3	3	1	0	1	1	1				
<b>10 Chipper Jones, S</b> OBP: 0.376, SLG: 0.492 <b>Chad Fox, R</b> (9, 1)	2-1 1B 1B				0-0 P4		2-2 G4-3			5	3	3	1	0	0	1				
<b>Fred McGriff, L</b> OBP: 0.359, SLG: 0.446 <b>Randall Simon, L</b> OBP: 0.250, SLG: 0.250 (8, PR)	3-0 SF9				3-3 K		0-0 G6-3			4	0	2	3	0	1	0				
<b>Ryan Klesko, L</b> OBP: 0.337, SLG: 0.503 <b>Danny Bautista, R</b> OBP: 0.287, SLG: 0.420 (1, 7)	0-0 1B 1B				0-1 P4		0-0 G4-3			0	0	0	0	0	0	0				
<b>Michael Tucker, L</b> OBP: 0.348, SLG: 0.436 <b>Andrew Jones, R</b> OBP: 0.333, SLG: 0.421 (1, 9)	2-1 1B 1B				0-0 K		2-3 K			3	1	2	3	0	1	3				
<b>Javy Lopez, R</b> OBP: 0.537, SLG: 0.532 <b>Tim Spehr, R</b> OBP: 0.229, SLG: 0.333 (1, 2)	0-0 1B				1-2 1B WP SH3-4		4-1 1B BB			4	1	3	2	1	0	1				
<b>Keith Lockhart, L</b> OBP: 0.347, SLG: 0.496 <b>Tony Graffanino, R</b> OBP: 0.332, SLG: 0.417 (1, 4)	2-3 K				2-2 SH3-4 1B		3-3 K			4	1	2	0	0	2	3				
<b>Paul Byrd, R</b> OBP: 0.167, SLG: 0.167 <b>Mike Mordecai, R</b> OBP: 0.239, SLG: 0.239 <b>Kerry Ligtenberg, R</b> OBP: 0.167, SLG: 0.167 <b>Brad Clontz, R</b> OBP: 0.167, SLG: 0.167 <b>Greg Colbrunn, R</b> OBP: 0.167, SLG: 0.167 <b>Mike Cather, R</b> OBP: 0.167, SLG: 0.167 <b>Ed Giovannoli, L</b> OBP: 0.200, SLG: 0.143 (11, 1)	3-2 L9				0-1 SH3-4		0-1 SF9 3B			1	0	0	1	0	0	0				
<b>Inning Stats</b>	R: 3 E: 0 K: 1 S: 15	H: 5 LOB: 2 BB: 0 P: 28	R: 0 E: 0 K: 1 S: 9	H: 0 LOB: 0 BB: 0 P: 17	R: 4 E: 0 K: 1 S: 19	H: 5 LOB: 1 BB: 0 P: 33	R: 1 E: 0 K: 1 S: 11	H: 3 LOB: 2 BB: 1 P: 20	R: 0 E: 0 K: 0 S: 6	H: 0 LOB: 0 BB: 0 P: 9	R: 0 E: 0 K: 1 S: 10	H: 1 LOB: 2 BB: 1 P: 20	R: 2 E: 0 K: 2 S: 12	H: 2 LOB: 1 BB: 0 P: 15	R: 0 E: 0 K: 2 S: 10	H: 1 LOB: 1 BB: 0 P: 13		1B: 13 2B: 1 3B: 1 HR: 2	SF: 2 SAC: 1 DP: 1 HBP: 2	WP: 1 PB: 0 CS: 0
<b>PITCHER</b>	IP WLS BF H R ER SO BB IBB HBP BLK WP HR S P ERA WHIP	IP WLS BF H R ER SO BB IBB HBP BLK WP HR S P ERA WHIP	IP WLS BF H R ER SO BB IBB HBP BLK WP HR S P ERA WHIP	IP WLS BF H R ER SO BB IBB HBP BLK WP HR S P ERA WHIP	IP WLS BF H R ER SO BB IBB HBP BLK WP HR S P ERA WHIP	IP WLS BF H R ER SO BB IBB HBP BLK WP HR S P ERA WHIP	IP WLS BF H R ER SO BB IBB HBP BLK WP HR S P ERA WHIP	IP WLS BF H R ER SO BB IBB HBP BLK WP HR S P ERA WHIP	IP WLS BF H R ER SO BB IBB HBP BLK WP HR S P ERA WHIP	IP WLS BF H R ER SO BB IBB HBP BLK WP HR S P ERA WHIP	IP WLS BF H R ER SO BB IBB HBP BLK WP HR S P ERA WHIP	IP WLS BF H R ER SO BB IBB HBP BLK WP HR S P ERA WHIP	IP WLS BF H R ER SO BB IBB HBP BLK WP HR S P ERA WHIP	IP WLS BF H R ER SO BB IBB HBP BLK WP HR S P ERA WHIP	IP WLS BF H R ER SO BB IBB HBP BLK WP HR S P ERA WHIP	IP WLS BF H R ER SO BB IBB HBP BLK WP HR S P ERA WHIP	IP WLS BF H R ER SO BB IBB HBP BLK WP HR S P ERA WHIP			

AB	36
R	11
H	17
RBI	11
BB	2
SO	7
LOB	14






Batter	1	2	3	4	5	6	7	8	9	AB	R	H	RBI	BB	SO	LOB	TOP			
Mark Grudzielanek, R (1, 6) OBP: 0.309, SLG: 0.391	G5-3		2B			G4-3		F9		4	0	1	0	0	0	1				
Mike Lansing, R (1, 4) OBP: 0.342, SLG: 0.481	K		K			G4-6-3 1B			G5-3	4	0	1	0	0	2	1				
Jose Vidro, S (1, 5) OBP: 0.314, SLG: 0.390	L7				G3				HR	4	1	1	1	0	0	1				
David Segui, S (1, 3) Orlando Cabrera, R (9, PR) OBP: 0.383, SLG: 0.499 OBP: 0.333, SLG: 0.333		F7			G3			L7	CS 1B	4	0	1	0	0	0	0				
Darrin Fletcher, L (1, 2) OBP: 0.325, SLG: 0.520		G1-3			E3			K		4	0	0	0	0	2	1				
Henry Rodriguez, L (1, 7) OBP: 0.305, SLG: 0.484					L9			K		2	0	0	0	1	1	1				
Rondell White, R (1, 8) OBP: 0.313, SLG: 0.459		F7				G5-3			G6-3	3	0	0	0	0	0	1				
Ryan McGuire, L (1, 9) OBP: 0.321, SLG: 0.400			K			G1-3				3	0	1	0	0	1	0				
Carlos Perez, L (1, 1) Brad Fullmer, L (8, PH) Shayne Bennett, R (8, 1) OBP: 0.197, SLG: 0.250 OBP: 0.294, SLG: 0.706			K			F7			P6	2	0	0	0	0	1	0				
										1	0	0	0	0	0	0				
										0	0	0	0	0	0	0				
<b>Inning Stats</b>	R: 0 E: 0 K: 1 S: 6	H: 0 LOB: 0 BB: 0 P: 7	R: 0 E: 0 K: 0 S: 9	H: 0 LOB: 1 BB: 1 P: 16	R: 0 E: 0 K: 3 S: 15	H: 1 LOB: 1 BB: 0 P: 17	R: 0 E: 1 K: 0 S: 9	H: 0 LOB: 1 BB: 0 P: 13	R: 0 E: 0 K: 0 S: 6	H: 0 LOB: 0 BB: 0 P: 7	R: 0 E: 0 K: 2 S: 14	H: 0 LOB: 0 BB: 0 P: 19	R: 0 E: 0 K: 0 S: 7	H: 1 LOB: 1 BB: 0 P: 12	R: 1 E: 0 K: 1 S: 13	H: 2 LOB: 1 BB: 0 P: 20	1B: 2 2B: 3 3B: 0 HR: 1	SF: 0 SAC: 0 DP: 2 HBP: 0	WP: 0 PB: 0 SB: 0 CS: 1	PA: 32
<b>PITCHER</b> 29 John Smoltz, R (1, 1) ERA: 3.1	IP: 9.0 WLS: W BF: 32 H: 5 R: 1 ER: 1 SO: 7 BB: 1 IBB: 0 HBP: 0 BLK: 0 WP: 0 HR: 1 S: 84 P: 117 ERA: 1.00 WHIP: 0.667															<b>PITCHER</b>	IP: 9.0 WLS: W BF: 32 H: 5 R: 1 ER: 1 SO: 7 BB: 1 IBB: 0 HBP: 0 BLK: 0 WP: 0 HR: 1 S: 84 P: 117 ERA: 1.00 WHIP: 0.667			

Montreal Expos @ Atlanta Braves  
Turner Field, Atlanta, GA  
Fri Sep 19 1997, 7:05 PM EDT  
Att: 47,156 - Unknown - 88 F


AB	31
R	1
H	5
RBI	1
BB	1
SO	7
LOB	7



Batter	1	2	3	4	5	6	7	8	9	AB	R	H	RBI	BB	SO	LOB	BOTTOM			
Kenny Lofton, L (1, 8) OBP: 0.405, SLG: 0.429	K		F8			F8		G4-3		4	0	0	0	0	1	3				
Jeff Blauser, R (1, 6) OBP: 0.406, SLG: 0.486	G6-3		1B			2-6-5		G6-3		3	0	1	1	0	0	0				
10 Chipper Jones, S (1, 5) OBP: 0.375, SLG: 0.490	K		E5			F9		F9		3	0	0	0	0	1	1				
Fred McGriff, L (1, 3) OBP: 0.357, SLG: 0.443		G3-1	P6			P6				3	0	0	0	0	0	2				
Javy Lopez, R (1, 2) OBP: 0.357, SLG: 0.530		L9						K		3	0	1	0	0	1	0				
Andruw Jones, R (1, 9) OBP: 0.330, SLG: 0.418		F8				F9		K		3	0	0	0	0	1	1				
Danny Bautista, R (1, 7) OBP: 0.278, SLG: 0.407			G6-3			F8		G6-3		3	0	0	0	0	0	1				
Tony Graffanino, R (1, 4) OBP: 0.337, SLG: 0.418			CS 1B			CS		F8		2	1	1	0	1	0	0				
29 John Smoltz, R (1, 1) OBP: 0.314, SLG: 0.273			E1 1B			SH1-3 BB		G6-3		2	1	0	0	0	0	1				
<b>Inning Stats</b>	R: 0 E: 0 K: 2 S: 9	H: 0 LOB: 0 BB: 0 P: 13	R: 0 E: 0 K: 0 S: 5	H: 0 LOB: 0 BB: 0 P: 11	R: 2 E: 2 K: 0 S: 16	H: 2 LOB: 2 BB: 0 P: 21	R: 0 E: 0 K: 0 S: 7	H: 1 LOB: 0 BB: 0 P: 10	R: 0 E: 0 K: 0 S: 6	H: 0 LOB: 1 BB: 1 P: 14	R: 0 E: 0 K: 0 S: 7	H: 0 LOB: 0 BB: 0 P: 11	R: 0 E: 0 K: 2 S: 9	H: 0 LOB: 0 BB: 0 P: 14	R: 0 E: 0 K: 0 S: 7	H: 0 LOB: 0 BB: 0 P: 11	1B: 3 2B: 0 3B: 0 HR: 0	SF: 0 SAC: 1 DP: 0 HBP: 0	WP: 0 PB: 0 SB: 0 CS: 1	PA: 29
<b>PITCHER</b> Carlos Perez, L (1, 1) ERA: 3.88 Shayne Bennett, R (8, 1) ERA: 4.11	IP: 7.0 WLS: L BF: 26 H: 3 R: 2 ER: 0 SO: 4 BB: 1 IBB: 0 HBP: 0 BLK: 0 WP: 0 HR: 0 S: 59 P: 94 ERA: 0.00 WHIP: 0.571															<b>PITCHER</b>	IP: 7.0 WLS: L BF: 26 H: 3 R: 2 ER: 0 SO: 4 BB: 1 IBB: 0 HBP: 0 BLK: 0 WP: 0 HR: 0 S: 59 P: 94 ERA: 0.00 WHIP: 0.571			

Montreal Expos @ Atlanta Braves  
Turner Field, Atlanta, GA  
Fri Sep 19 1997, 7:05 PM EDT  
Att: 47,156 - Unknown - 88 F

AB	26
R	2
H	3
RBI	1
BB	1
SO	4
LOB	9





Batter	1	2	3	4	5	6	7	8	9	AB	R	H	RBI	BB	SO	LOB	TOP					
Mark Grudzielanek, R (1,6)	FC5-4 1B			F9		SF9		K		3	0	1	1	0	1	0						
Mike Lansing, R (1,4)	FC5-4 G5-4-3			L4-6 BB		G4-3				3	0	0	0	1	1	2						
Henry Rodriguez, L (1,7)	G5-4-3									2	0	0	0	2	0	1						
David Segui, S (1,3)		G3		L4-6		P6				4	0	0	0	0	0	4						
Rondell White, R (1,8)		F7								3	0	0	0	0	0	0						
Darin Fletcher, L (1,2)		G1-3								3	0	0	0	0	0	0						
Doug Strange, S (1,5)				P5						3	0	0	0	0	1	0						
Ryan McGuire, L (1,9)								L8		3	1	1	0	0	1	0						
Pedro Martinez, R (1,1)										2	0	0	0	0	2	0						
<b>Inning Stats</b>	R: 0 E: 0 K: 0 S: 3	H: 1 LOB: 0 BB: 0 P: 4	R: 0 E: 0 K: 0 S: 8	H: 0 LOB: 0 BB: 0 P: 11	R: 0 E: 0 K: 2 S: 7	H: 0 LOB: 1 BB: 2 P: 9	R: 0 E: 0 K: 0 S: 5	H: 0 LOB: 0 BB: 0 P: 15	R: 0 E: 0 K: 1 S: 7	H: 0 LOB: 0 BB: 0 P: 14	R: 1 E: 0 K: 0 S: 11	H: 1 LOB: 2 BB: 1 P: 21	R: 0 E: 0 K: 0 S: 4	H: 0 LOB: 0 BB: 0 P: 6	R: 0 E: 0 K: 1 S: 12	H: 0 LOB: 0 BB: 0 P: 16	R: 0 E: 0 K: 1 S: 9	H: 0 LOB: 0 BB: 0 P: 12	1B: 1 2B: 2 3B: 0 HR: 0	SF: 1 SAC: 1 DP: 2 HBP: 0	WP: 0 PB: 0 SB: 0 CS: 0	PA: 31
<b>PITCHER</b> Tom Glavine, L (1,1) ERA: 3.01	IP: 9.0 WLS: W BF: 31	H: 2 R: 1 ER: 1 SO: 6	BB: 3 IBB: 0 HBP: 0 BLK: 0	WP: 0 HR: 0 S: 66 P: 108	ERA: 1.00 WHIP: 0.556	<b>PITCHER</b>										IP: 9.0 WLS: W BF: 31	H: 2 R: 1 ER: 1 SO: 6	BB: 3 IBB: 0 HBP: 0 BLK: 0	WP: 0 HR: 0 S: 66 P: 108	ERA: 1.00 WHIP: 0.556		

Montreal Expos @ Atlanta Braves  
Turner Field, Atlanta, GA  
Sat Sep 20 1997, 7:05 PM EDT  
Att: 48,147 - Unknown - 89 F

AB	26
R	1
H	2
RBI	1
BB	3
SO	6
LOB	7



Batter	1	2	3	4	5	6	7	8	9	AB	R	H	RBI	BB	SO	LOB	BOTTOM					
Kenny Lofton, L (1,8)	BB		G6-3		FC6-4 PO			K		3	0	1	1	1	0	1						
Keith Lockhart, L (1,4)	K				PO					4	0	1	0	0	3	2						
Tony Graffanino, R (9,4)	K									0	0	0	0	0	0	0						
10 Chipper Jones, S (1,5)	K									3	0	0	0	0	1	2						
Fred McGriff, L (1,3)	K									3	1	1	0	0	2	1						
Ryan Klesko, L (1,7)										3	0	1	1	0	2	0						
Danny Bautista, R (9,7)										0	0	0	0	0	0	0						
Michael Tucker, L (1,9)										3	0	0	0	0	3	0						
Andruw Jones, R (9,9)										0	0	0	0	0	0	0						
Javy Lopez, R (1,2)										3	2	2	1	0	0	0						
Rafael Belliard, R (1,6)										2	0	0	0	0	1	0						
Tom Glavine, L (1,1)										3	0	0	0	0	0	1						
<b>Inning Stats</b>	R: 0 E: 0 K: 3 S: 10	H: 0 LOB: 1 BB: 1 P: 18	R: 1 E: 0 K: 2 S: 13	H: 1 LOB: 0 BB: 0 P: 19	R: 0 E: 0 K: 3 S: 10	H: 1 LOB: 1 BB: 0 P: 13	R: 0 E: 0 K: 3 S: 10	H: 0 LOB: 0 BB: 0 P: 14	R: 1 E: 1 K: 0 S: 9	H: 1 LOB: 0 BB: 0 P: 11	R: 1 E: 0 K: 0 S: 8	H: 2 LOB: 0 BB: 0 P: 10	R: 0 E: 0 K: 2 S: 11	H: 0 LOB: 0 BB: 0 P: 15	R: 0 E: 0 K: 1 S: 10	H: 1 LOB: 0 BB: 0 P: 15	R: 0 E: 0 K: 1 S: 9	H: 0 LOB: 0 BB: 0 P: 12	1B: 5 2B: 0 3B: 0 HR: 1	SF: 0 SAC: 1 DP: 0 HBP: 0	WP: 0 PB: 0 SB: 1 CS: 1	PA: 31
<b>PITCHER</b> Pedro Martinez, R (1,1) ERA: 1.92	IP: 8.0 WLS: L BF: 29	H: 6 R: 3 ER: 2 SO: 12	BB: 1 IBB: 0 HBP: 0 BLK: 0	WP: 0 HR: 1 S: 81 P: 115	ERA: 2.25 WHIP: 0.875	<b>PITCHER</b>										IP: 8.0 WLS: L BF: 29	H: 6 R: 3 ER: 2 SO: 12	BB: 1 IBB: 0 HBP: 0 BLK: 0	WP: 0 HR: 1 S: 81 P: 115	ERA: 2.25 WHIP: 0.875		

Montreal Expos @ Atlanta Braves  
Turner Field, Atlanta, GA  
Sat Sep 20 1997, 7:05 PM EDT  
Att: 48,147 - Unknown - 89 F

AB	27
R	3
H	6
RBI	3
BB	1
SO	12
LOB	7



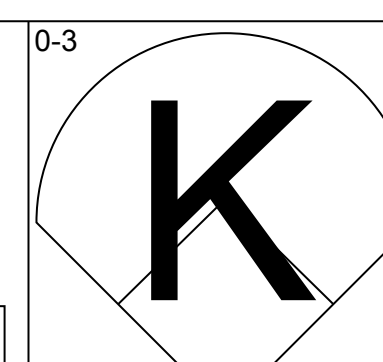
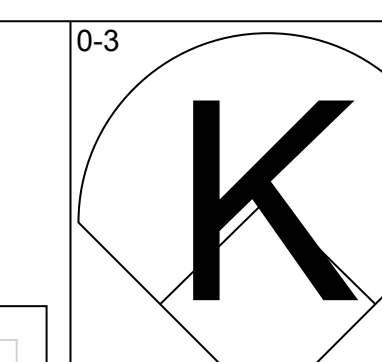
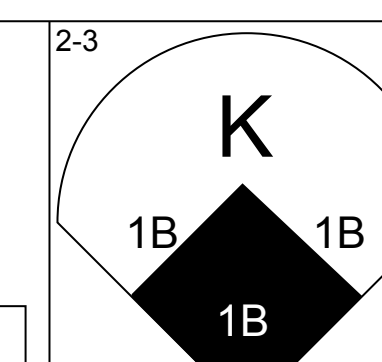
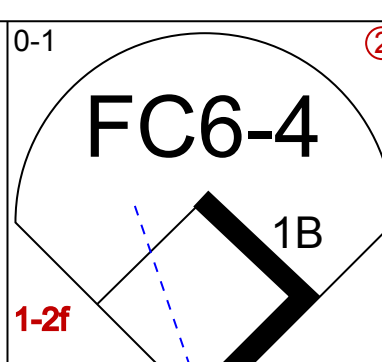
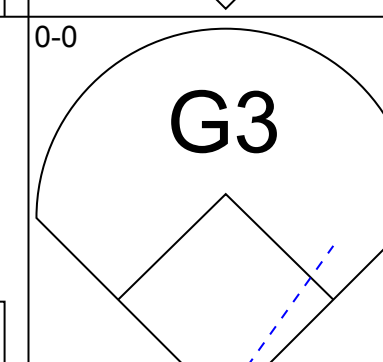
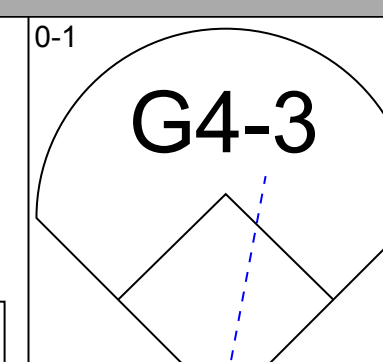
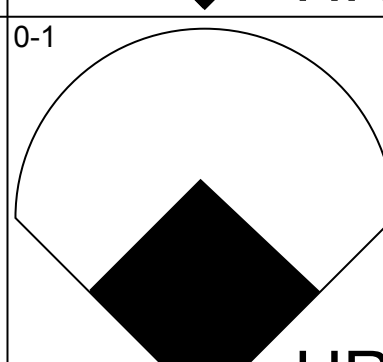
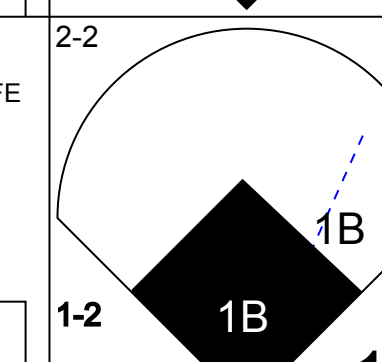
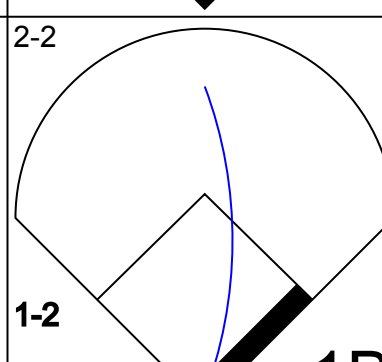
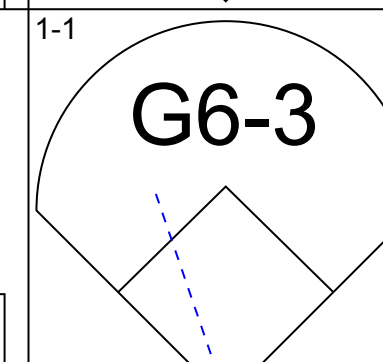
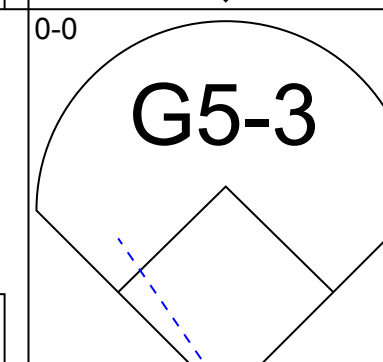
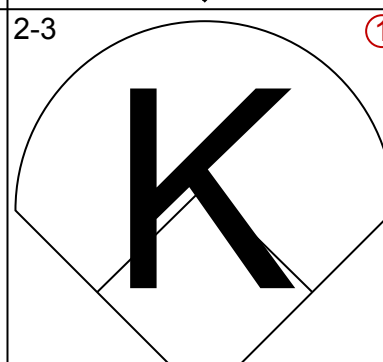
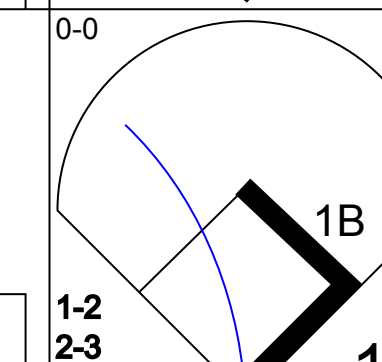
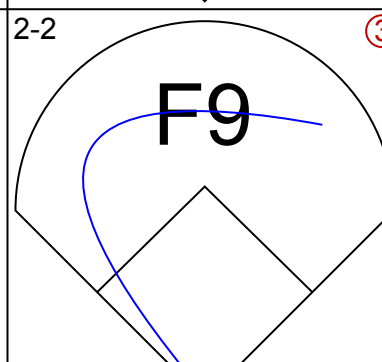
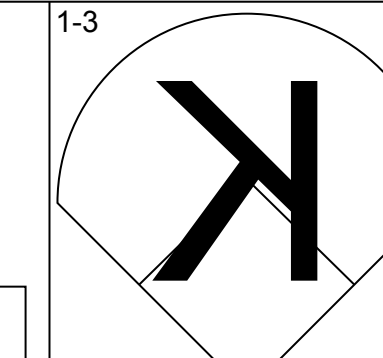
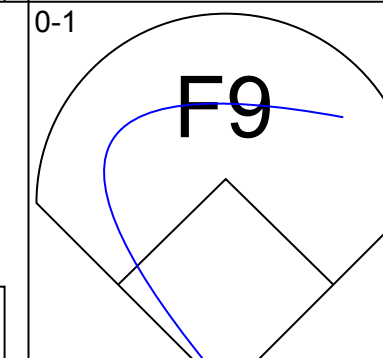
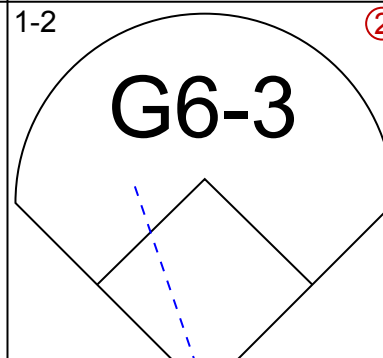
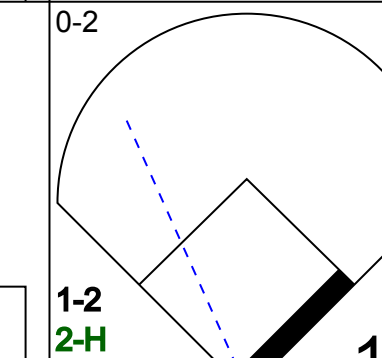
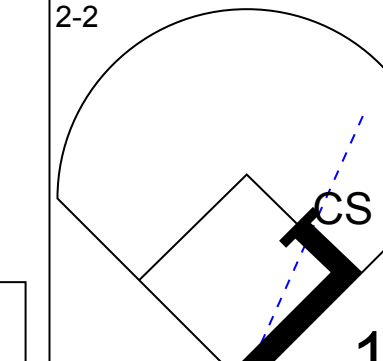
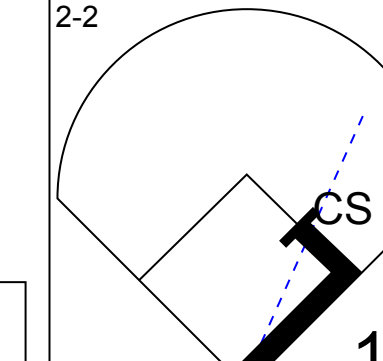
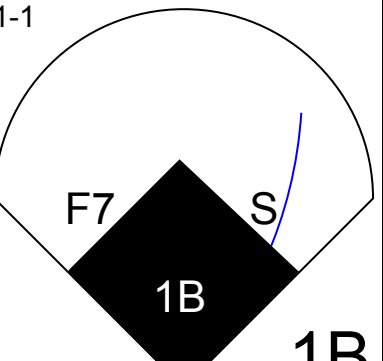
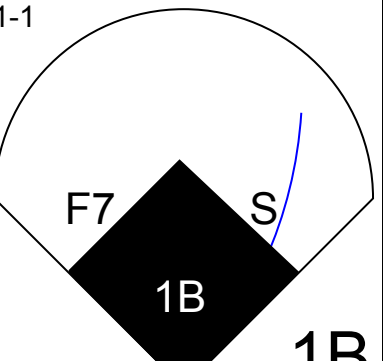
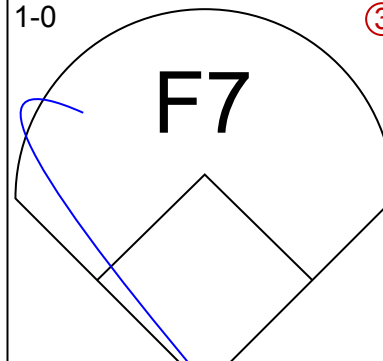
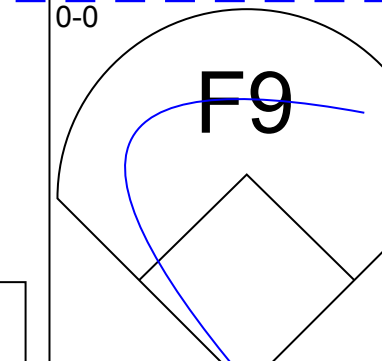
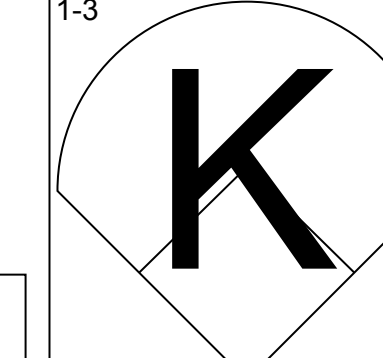
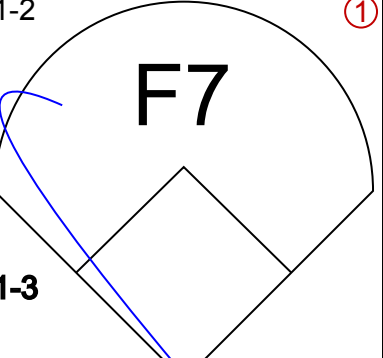
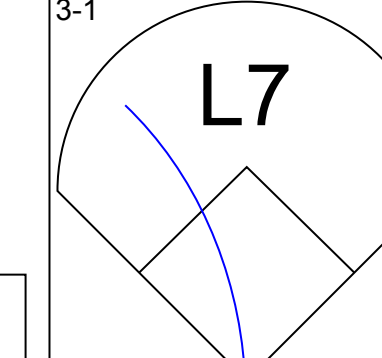
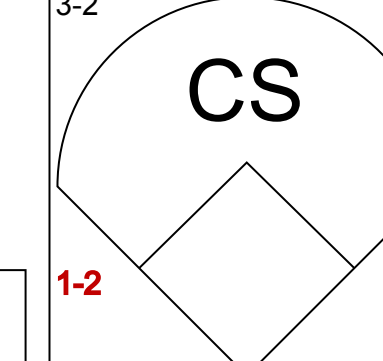
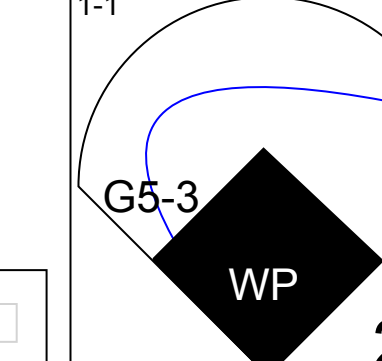
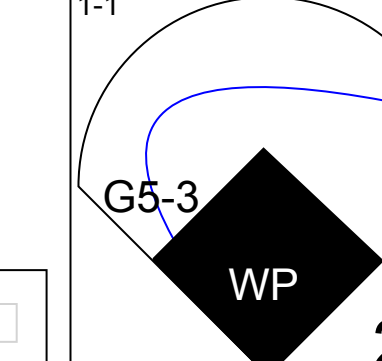
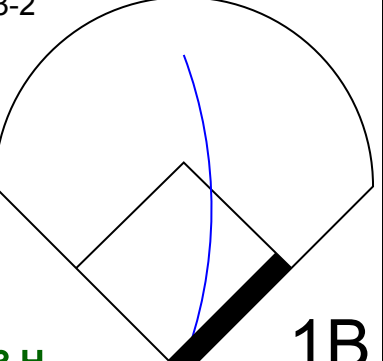
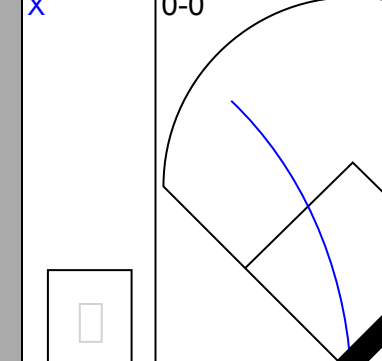
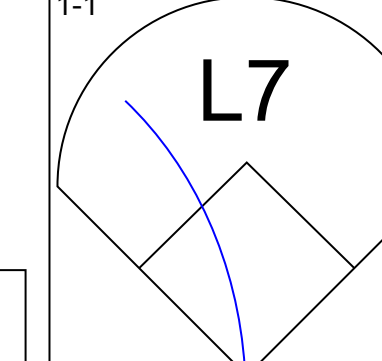
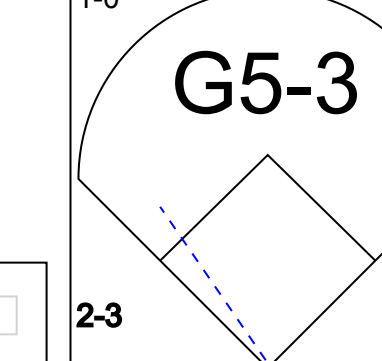
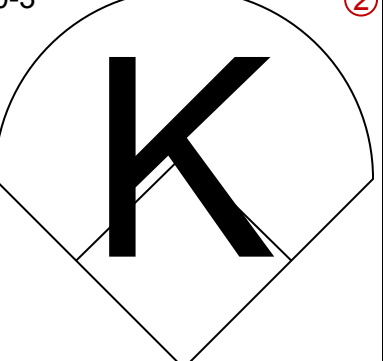
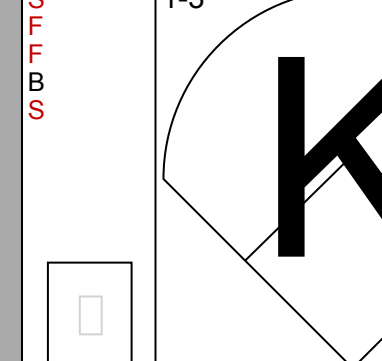
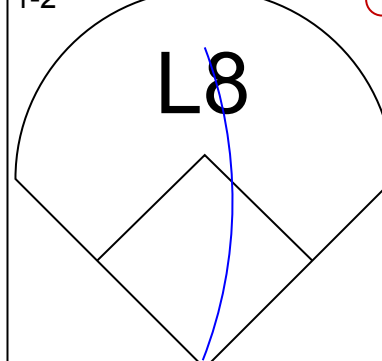
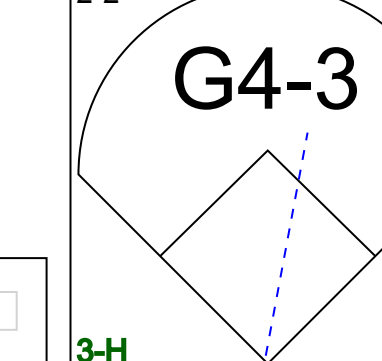
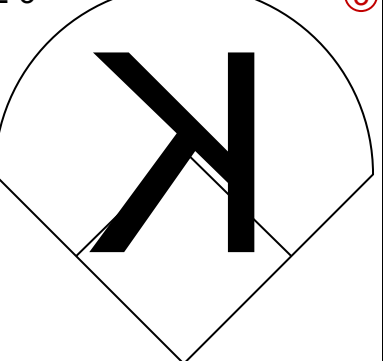
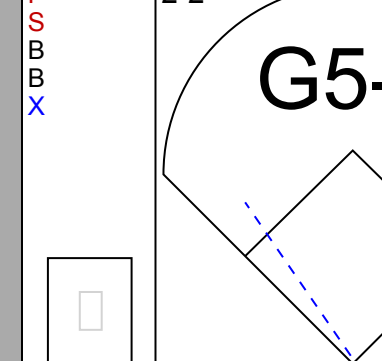
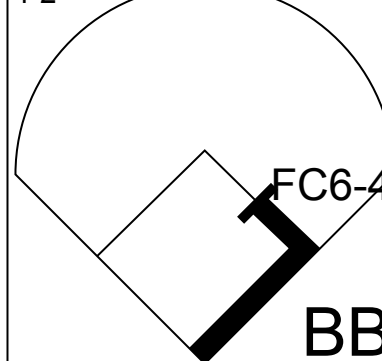
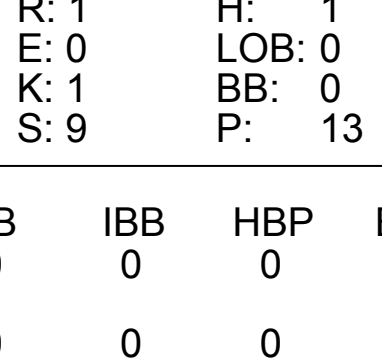
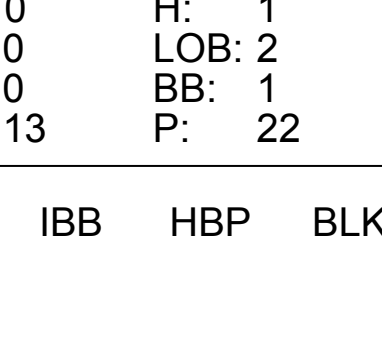






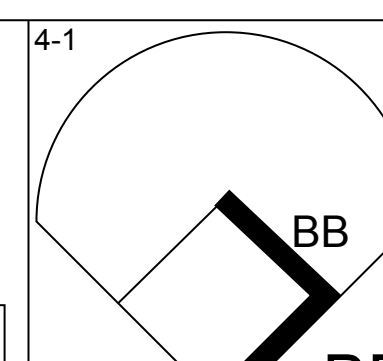
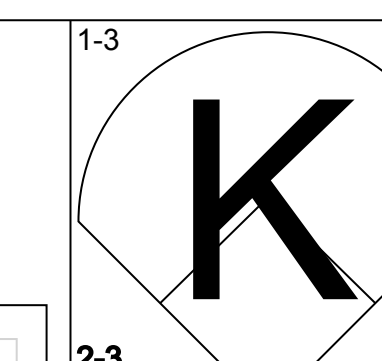
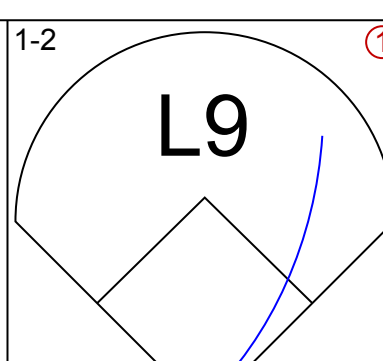
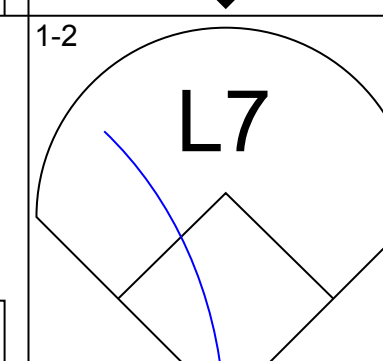
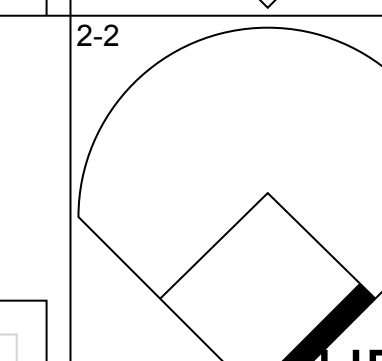
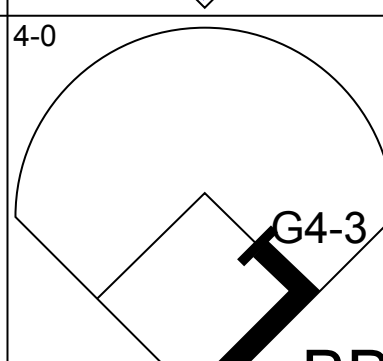
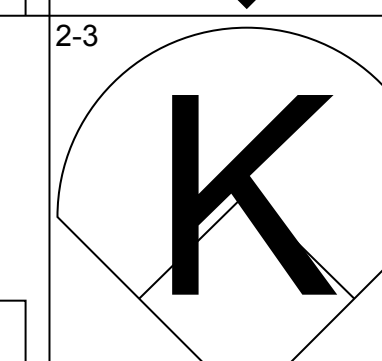
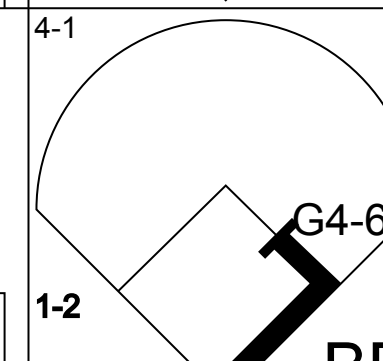
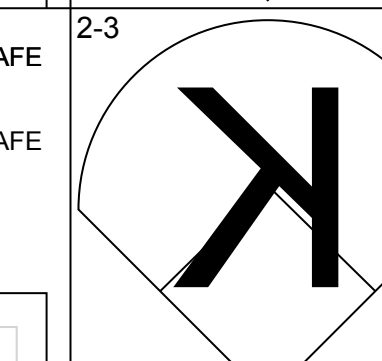
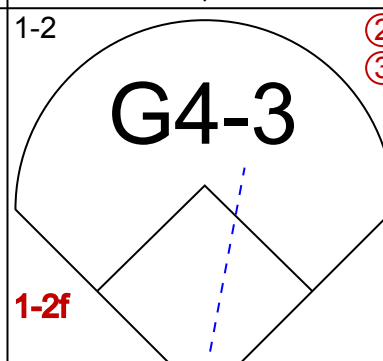
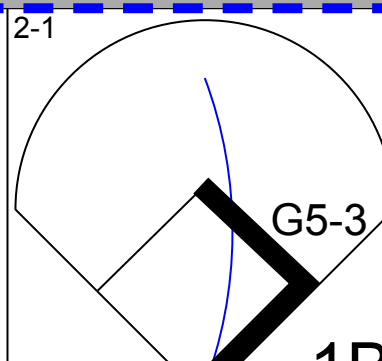
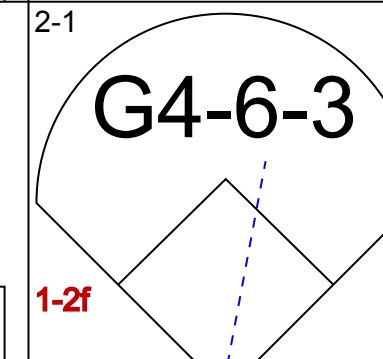
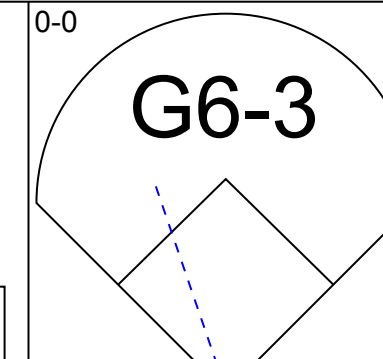
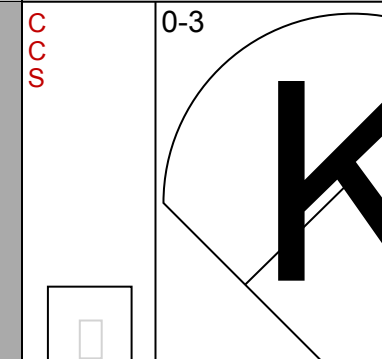
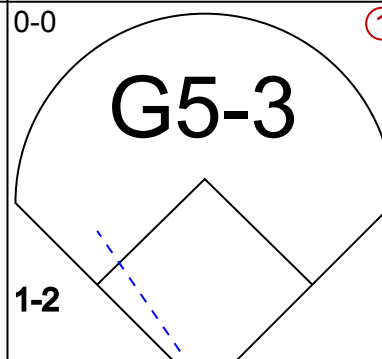
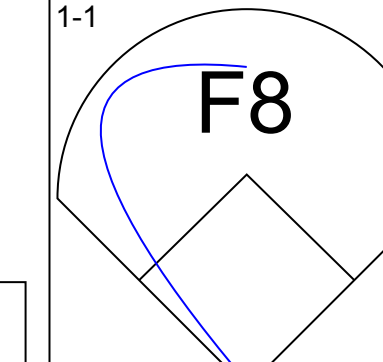
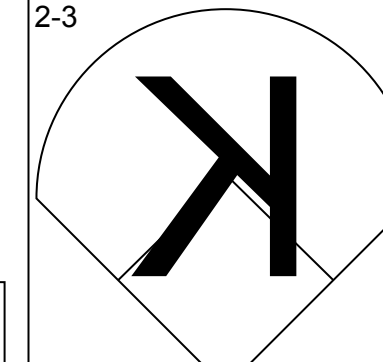
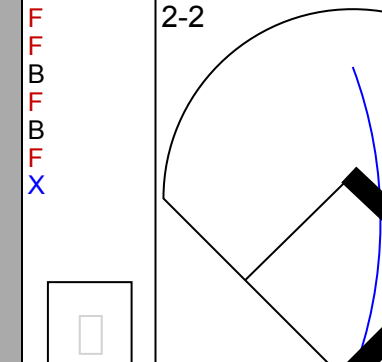
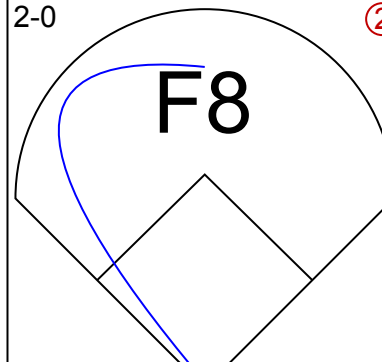
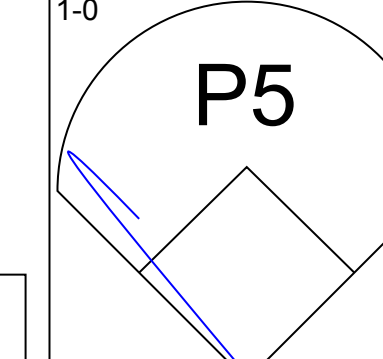
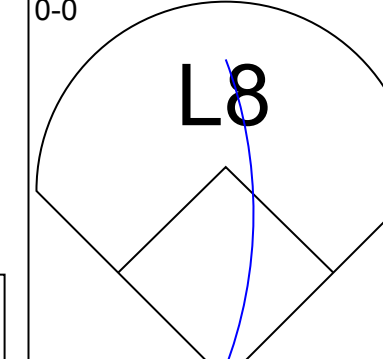
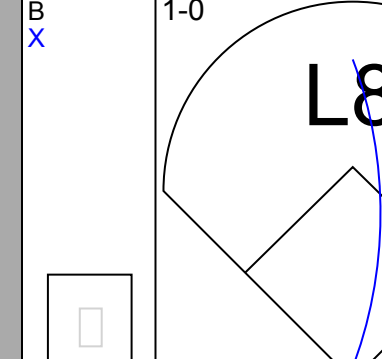
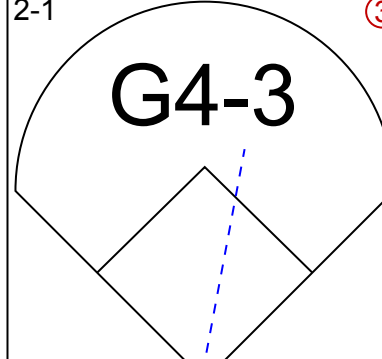
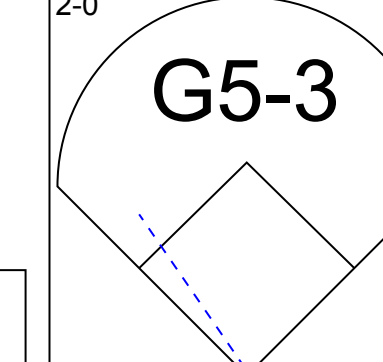
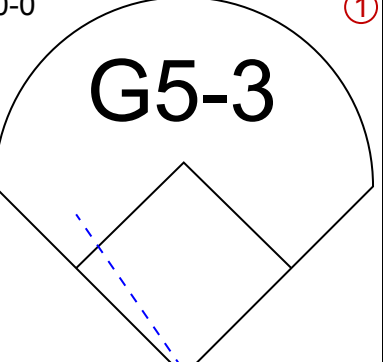
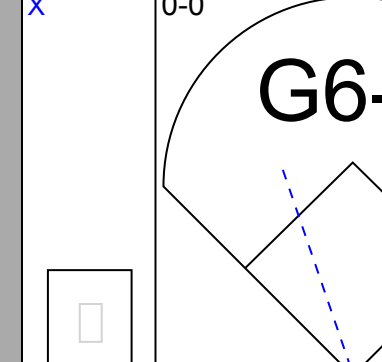
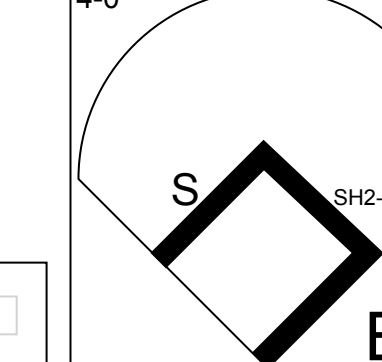
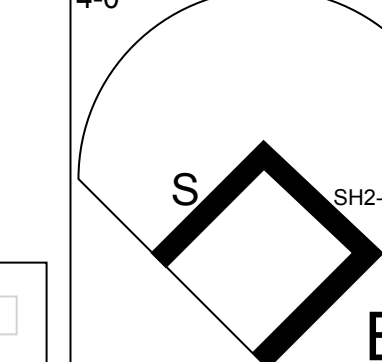
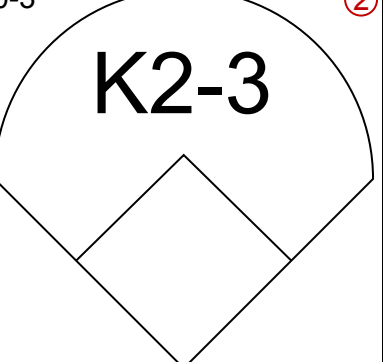
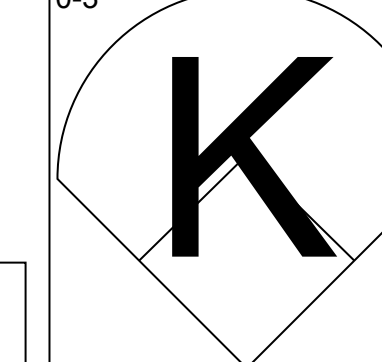
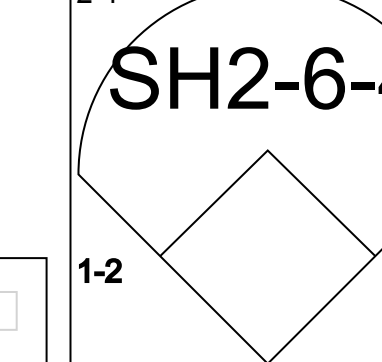
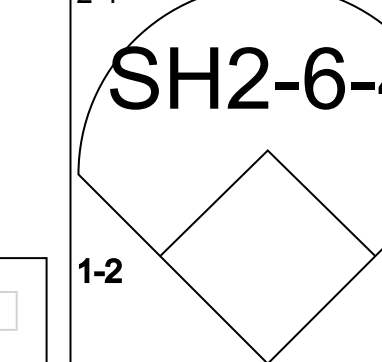
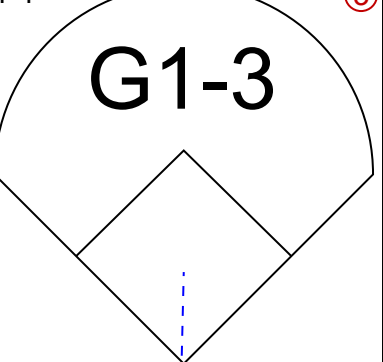





Batter	1	2	3	4	5	6	7	8	9	AB	R	H	RBI	BB	SO	LOB	TOP					
<b>Andrew Jones, R</b> OBP: 0.328, SLG: 0.421 (1, 8)										5	2	1	1	0	3	1	<b>Atlanta Braves @ Philadelphia Phillies</b> Veterans Stadium, Philadelphia, PA Tue Sep 23 1997, 7:05 PM EDT Att: 14,264 - Unknown - 65 F					
<b>Michael Tucker, L</b> OBP: 0.347, SLG: 0.440 (1, 9)										5	2	3	1	0	0	0						
<b>Mike Mordecai, R</b> OBP: 0.231, SLG: 0.225 (1, 5)										5	0	1	0	0	1	2						
<b>Greg Colbrunn, R</b> OBP: 0.314, SLG: 0.427 (1, 3)										4	0	1	2	0	1	0						
<b>Tommy Gregg, L</b> OBP: 0.250, SLG: 0.333 <b>Danny Bautista, R</b> OBP: 0.280, SLG: 0.404 (8, PH) (8, 7)										3	1	2	0	0	0	0						
<b>Eddie Pérez, R</b> OBP: 0.284, SLG: 0.342 (1, 2)										4	0	0	0	0	1	4						
<b>Tony Graffanino, R</b> OBP: 0.344, SLG: 0.429 (1, 4)										4	1	3	1	0	0	2						
<b>Rafael Belliard, R</b> OBP: 0.197, SLG: 0.220 (1, 6)										4	0	0	0	0	2	3						
<b>Kevin Millwood, R</b> (1, 1)										3	0	0	0	0	1	2						
<b>Randall Simon, L</b> OBP: 0.455, SLG: 0.400 <b>Brad Clontz, R</b> (9, 1)										0	0	0	0	0	0	0						
<b>Inning Stats</b>	R: 0 E: 0 K: 1 S: 6	H: 0 LOB: 0 BB: 0 P: 7	R: 0 E: 0 K: 2 S: 11	H: 1 LOB: 0 BB: 0 P: 18	R: 0 E: 0 K: 1 S: 9	H: 1 LOB: 0 BB: 0 P: 13	R: 0 E: 0 K: 0 S: 5	H: 0 LOB: 0 BB: 0 P: 5	R: 1 E: 0 K: 2 S: 16	H: 2 LOB: 1 BB: 0 P: 23	R: 2 E: 0 K: 1 S: 11	H: 2 LOB: 1 BB: 0 P: 15	R: 0 E: 0 K: 1 S: 9	H: 1 LOB: 1 BB: 0 P: 12	R: 2 E: 0 K: 3 S: 15	H: 3 LOB: 2 BB: 0 P: 23	R: 0 E: 0 K: 0 S: 13	H: 1 LOB: 2 BB: 1 P: 22	1B: 8 2B: 1 3B: 0 HR: 2	SF: 0 SAC: 0 DP: 0 HBP: 0	WP: 2 PB: 2 SB: 1 CS: 1	PA: 40
<b>PITCHER</b>	IP	WLS	BF	H	R	ER	SO	BB	IBB	HBP	BLK	WP	HR	S	P	ERA	WHIP					
<b>Mark Leiter, R</b> ERA: 5.67 <b>Darrin Winston, L</b> ERA: 5.73 <b>Ken Ryan, R</b> ERA: 9.58	(1, 1)	7.0	L	31	10	6	6	9	0	0	0	0	2	2	77	107	7.71	1.429				
	(8, 1)	1.0		3	0	0	0	0	0	0	0	0	0	0	5	9	0.00	0.000				
	(9, 1)	1.0		5	1	0	0	0	1	0	0	0	0	0	13	22	0.00	2.000				

AB 38  
R 6  
H 11  
RBI 5  
BB 1  
SO 9  
LOB 16



Batter	1	2	3	4	5	6	7	8	9	AB	R	H	RBI	BB	SO	LOB	BOTTOM				
<b>Midre Cummings, L</b> OBP: 0.327, SLG: 0.410 (1, 8)										3	0	1	0	1	1	1	<b>Atlanta Braves @ Philadelphia Phillies</b> Veterans Stadium, Philadelphia, PA Tue Sep 23 1997, 7:05 PM EDT Att: 14,264 - Unknown - 65 F				
<b>Mickey Morandini, L</b> OBP: 0.371, SLG: 0.378 (1, 4)										2	0	0	0	1	1	2					
<b>Scott Rolen, R</b> OBP: 0.380, SLG: 0.459 (1, 5)										3	0	1	0	1	1	3					
<b>Rico Brogna, L</b> OBP: 0.290, SLG: 0.431 (1, 3)										4	0	0	0	0	1	3					
<b>Mike Lieberthal, R</b> OBP: 0.313, SLG: 0.447 (1, 2)										4	0	1	0	0	1	1					
<b>Billy McMillon, L</b> OBP: 0.244, SLG: 0.301 (1, 7)										4	0	0	0	0	0	2					
<b>Tony Barron, R</b> OBP: 0.317, SLG: 0.421 (1, 9)										3	0	0	0	0	0	1					
<b>Desi Relaford, S</b> OBP: 0.286, SLG: 0.320 (1, 6)										2	0	0	0	1	2	0					
<b>Mark Leiter, R</b> OBP: 0.151, SLG: 0.118 <b>Darrin Winston, R</b> OBP: 0.697, SLG: 0.500 <b>Mike Robertson, L</b> OBP: 0.257, SLG: 0.281 <b>Ken Ryan, R</b> (9, 1)										1	0	0	0	0	0	0					
<b>Inning Stats</b>	R: 0 E: 0 K: 0 S: 7	H: 0 LOB: 1 BB: 2 P: 18	R: 0 E: 0 K: 0 S: 4	H: 0 LOB: 0 BB: 0 P: 8	R: 0 E: 0 K: 2 S: 12	H: 0 LOB: 2 BB: 1 P: 23	R: 0 E: 0 K: 1 S: 5	H: 0 LOB: 0 BB: 0 P: 7	R: 0 E: 0 K: 0 S: 9	H: 0 LOB: 0 BB: 1 P: 15	R: 0 E: 0 K: 1 S: 10	H: 1 LOB: 1 BB: 0 P: 13	R: 0 E: 0 K: 3 S: 12	H: 1 LOB: 1 BB: 0 P: 16	R: 0 E: 0 K: 0 S: 6	H: 1 LOB: 1 BB: 0 P: 12		1B: 1 2B: 2 3B: 0 HR: 0	SF: 0 SAC: 1 DP: 2 HBP: 1	WP: 0 PB: 0 SB: 1 CS: 0	PA: 33
<b>PITCHER</b>	IP	WLS	BF	H	R	ER	SO	BB	IBB	HBP	BLK	WP	HR	S	P	ERA	WHIP				
<b>Kevin Millwood, R</b> ERA: 3.75 <b>Brad Clontz, R</b> ERA: 3.99	(1, 1)	8.0	W	29	2	0	0	8	4	0	0	0	0	6	17	0.00	0.750				
	(9, 1)	1.0		4	1	0	0	0	0	0	0	0	0	6	12	0.00	1.000				





Batter	1	2	3	4	5	6	7	8	9	AB	R	H	RBI	BB	SO	LOB	TOP						
<b>Andruw Jones, R</b> OBP: 0.330, SLG: 0.421 (1, 8)										3	0	1	0	1	0	0	<b>Atlanta Braves @ Philadelphia Phillies</b> Veterans Stadium, Philadelphia, PA Wed Sep 24 1997, 7:05 PM EDT Att: 16,772 - Unknown - 58 F						
<b>Mike Mordecai, R</b> OBP: 0.220, SLG: 0.213 (1, 5)										4	0	0	0	0	0	2							
<b>Randall Simon, L</b> OBP: 0.467, SLG: 0.500 (1, 3)										4	1	2	0	0	2	0							
<b>Ryan Klesko, L</b> OBP: 0.337, SLG: 0.498 <b>Tommy Gregg, L</b> OBP: 0.214, SLG: 0.286 (1, 7)										2	0	0	0	0	0	1							
<b>Greg Myers, L</b> OBP: 0.318, SLG: 0.416 (1, 2)										3	0	0	1	1	0	0							
<b>Danny Bautista, R</b> OBP: 0.282, SLG: 0.396 <b>Fred McGriff, L</b> OBP: 0.359, SLG: 0.446 (1, 9)										2	0	0	0	1	0	0							
<b>Tony Graffanino, R</b> OBP: 0.340, SLG: 0.422 (1, 4)										3	0	0	0	0	1	2							
<b>Rafael Belliard, R</b> OBP: 0.203, SLG: 0.226 (1, 6)										3	0	1	0	0	0	0							
<b>Paul Byrd, R</b> ERA: 5.28 <b>Alan Embree, L</b> ERA: 2.6 <b>Greg Colbrunn, R</b> ERA: 3.16 <b>Chad Fox, R</b> ERA: 3.16 <b>Kerry Ligtenberg, R</b> ERA: 3.29 <b>Keith Lockhart, L</b> ERA: 3.25 <b>Mike Cather, R</b> ERA: 2.56 (1, 1)										1	0	0	0	0	0	0							
<b>Inning Stats</b>	R: 0 E: 0 K: 1 S: 8	H: 0 LOB: 0 BB: 0 P: 11	R: 0 E: 0 K: 0 S: 7	H: 0 LOB: 0 BB: 0 P: 9	R: 0 E: 0 K: 0 S: 9	H: 0 LOB: 1 BB: 0 P: 14	R: 0 E: 0 K: 0 S: 11	H: 1 LOB: 1 BB: 0 P: 16	R: 0 E: 0 K: 0 S: 5	H: 0 LOB: 0 BB: 0 P: 6	R: 0 E: 0 K: 0 S: 7	H: 2 LOB: 1 BB: 0 P: 9	R: 0 E: 0 K: 2 S: 15	H: 0 LOB: 2 BB: 2 P: 31	R: 0 E: 0 K: 0 S: 8	H: 0 LOB: 1 BB: 1 P: 15		R: 1 E: 0 K: 0 S: 6	H: 1 LOB: 0 BB: 0 P: 9	1B: 3 2B: 2 3B: 0 HR: 0	SF: 0 SAC: 0 DP: 1 HBP: 0	WP: 0 PB: 0 SB: 0 CS: 0	PA: 33
<b>PITCHER</b> <b>Garrett Stephenson, R</b> ERA: 3.15 (1, 1)	IP: 9.0 WLS: W BF: 33 H: 4 R: 1 ER: 1 SO: 3 BB: 3 IBB: 0 HBP: 0 BLK: 0 WP: 0 HR: 0 S: 76 P: 120 ERA: 1.00 WHIP: 0.778											<b>PITCHER</b>	IP: 9.0 WLS: W BF: 33 H: 4 R: 1 ER: 1 SO: 3 BB: 3 IBB: 0 HBP: 0 BLK: 0 WP: 0 HR: 0 S: 76 P: 120 ERA: 1.00 WHIP: 0.778										

AB	30
R	1
H	4
RBI	1
BB	3
SO	3
LOB	7



Batter	1	2	3	4	5	6	7	8	9	AB	R	H	RBI	BB	SO	LOB	BOTTOM						
<b>Midre Cummings, L</b> OBP: 0.329, SLG: 0.410 (1, 8)										3	1	1	0	1	1	0	<b>Atlanta Braves @ Philadelphia Phillies</b> Veterans Stadium, Philadelphia, PA Wed Sep 24 1997, 7:05 PM EDT Att: 16,772 - Unknown - 58 F						
<b>Billy McMillon, L</b> OBP: 0.256, SLG: 0.325 (1, 7)										4	1	2	1	0	0	1							
<b>Scott Rolen, R</b> OBP: 0.379, SLG: 0.460 (1, 5)										4	0	1	1	0	2	1							
<b>Rico Brogna, L</b> OBP: 0.293, SLG: 0.433 <b>Mike Robertson, L</b> OBP: 0.257, SLG: 0.281 (1, 3)										3	2	2	0	1	1	1							
<b>23 Kevin Jordan, R</b> OBP: 0.267, SLG: 0.388 (1, 4)										4	1	1	0	0	1	3							
<b>Bobby Estalella, R</b> OBP: 0.484, SLG: 0.880 (1, 2)										4	0	2	1	0	1	1							
<b>Tony Barron, R</b> OBP: 0.321, SLG: 0.420 (1, 9)										3	0	1	1	1	1	1							
<b>Desi Relaford, S</b> OBP: 0.281, SLG: 0.286 (1, 6)										3	0	0	0	1	0	3							
<b>Garrett Stephenson, R</b> OBP: 0.121, SLG: 0.125 (1, 1)										4	0	0	0	0	4	6							
<b>Inning Stats</b>	R: 0 E: 0 K: 0 S: 8	H: 0 LOB: 0 BB: 1 P: 17	R: 1 E: 0 K: 3 S: 15	H: 2 LOB: 2 BB: 1 P: 26	R: 2 E: 0 K: 1 S: 9	H: 3 LOB: 0 BB: 0 P: 13	R: 0 E: 0 K: 0 S: 9	H: 0 LOB: 0 BB: 0 P: 13	R: 0 E: 0 K: 2 S: 13	H: 1 LOB: 1 BB: 0 P: 18	R: 1 E: 1 K: 2 S: 11	H: 2 LOB: 2 BB: 1 P: 19	R: 0 E: 0 K: 2 S: 7	H: 0 LOB: 0 BB: 0 P: 9	R: 1 E: 0 K: 1 S: 8	H: 2 LOB: 2 BB: 1 P: 19		R: 1 E: 0 K: 0 S: 6	H: 2 LOB: 0 BB: 0 P: 9	1B: 7 2B: 4 3B: 0 HR: 0	SF: 0 SAC: 0 DP: 1 HBP: 0	WP: 3 PB: 0 SB: 0 CS: 1	PA: 36
<b>PITCHER</b> <b>Paul Byrd, R</b> ERA: 5.28 <b>Alan Embree, L</b> ERA: 2.6 <b>Chad Fox, R</b> ERA: 3.16 <b>Kerry Ligtenberg, R</b> ERA: 3.29 <b>Mike Cather, R</b> ERA: 2.56 (1, 1)	IP: 4.0 WLS: L BF: 17 H: 3 R: 3 ER: 3 SO: 4 BB: 2 IBB: 0 HBP: 0 BLK: 0 WP: 1 HR: 0 S: 41 P: 69 ERA: 6.75 WHIP: 1.750											<b>PITCHER</b>	IP: 4.0 WLS: L BF: 17 H: 3 R: 3 ER: 3 SO: 4 BB: 2 IBB: 0 HBP: 0 BLK: 0 WP: 1 HR: 0 S: 41 P: 69 ERA: 6.75 WHIP: 1.750										

AB	32
R	5
H	10
RBI	4
BB	4
SO	11
LOB	17





Batter	1	2	3	4	5	6	7	8	9	10	AB	R	H	RBI	BB	SO	LOB	TOP								
Kenny Lofton, L OBP: 0.407, SLG: 0.429 Brad Clontz, R (10, 1)	(1, 8) 2-3 K		(4, 0) HR BB		(0, 0) L6-3 1B		(0, 0) L5			(0, 3) K	4	1	1	0	1	2	1									
Keith Lockhart, L OBP: 0.348, SLG: 0.496 Rafael Belliard, R OBP: 0.215, SLG: 0.254 (8, 4)	(1, 4) 0-1 G4-3		(1, 1) HR		(2, 2) L6-3 1-2			(0, 1) G6-3		(1, 0) 1B 2B	4	1	1	2	0	0	1									
10 Chipper Jones, S OBP: 0.374, SLG: 0.484 (1, 5)	(1, 5) 0-0 2B		(1, 0) G3			(3, 0) L6		(3, 1) L7		(4, 0) 1B IBB	4	0	1	0	1	0	0									
Fred McGriff, L OBP: 0.358, SLG: 0.445 Randall Simon, L OBP: 0.467, SLG: 0.500 Andrew Jones, R OBP: 0.331, SLG: 0.422 (10, 8)	(1, 3) 2-2 K		(0, 3) K			(1, 2) 1B		(1, 1) G4-3		(3, 1) 1B S	4	0	1	0	0	2	1									
Ryan Klesko, L OBP: 0.337, SLG: 0.497 Danny Bautista, R OBP: 0.276, SLG: 0.388 (6, 7)	(1, 7) 1-0 G6-4-3 1B		(2, 0) P5			(3, 2) L7		(0, 3) K		(1, 3) K	3	0	1	0	0	0	1									
Javy Lopez, R OBP: 0.362, SLG: 0.531 (1, 2)	(1, 2) 1-1 G6-4-3 1-2			(3, 1) L4		(3, 2) K					4	0	1	0	0	1	2									
Michael Tucker, L OBP: 0.348, SLG: 0.441 (1, 9)	(1, 9) 1-0 2B			(3, 2) G6-3			(4, 2) CS BB			(2, 2) F9	3	0	1	0	1	0	1									
Jeff Blausler, R OBP: 0.406, SLG: 0.482 (1, 6)	(1, 6) 4-0 IBB			(2, 3) K			(1, 2) FC5-6 BB			(2, 1) F7	2	0	0	0	2	1	1									
Tom Glavine, L OBP: 0.310, SLG: 0.222 Mark Wohlers, R OBP: 0.312, SLG: 0.424 Mike Cather, R OBP: 0.312, SLG: 0.424 Greg Colbrunn, R OBP: 0.312, SLG: 0.424 (10, 3)	(1, 1) 1-3 K				(0, 0) G3		(1, 2) FC5-6 BB				3	0	0	0	0	1	3									
<b>Inning Stats</b>	R: 0 E: 0 K: 2 S: 9	H: 1 LOB: 1 BB: 0 P: 13	R: 0 E: 0 K: 1 S: 7	H: 2 LOB: 2 BB: 1 P: 15	R: 2 E: 0 K: 1 S: 8	H: 1 LOB: 0 BB: 1 P: 16	R: 0 E: 0 K: 1 S: 8	H: 0 LOB: 0 BB: 0 P: 16	R: 0 E: 0 K: 0 S: 5	H: 1 LOB: 0 BB: 0 P: 7	R: 0 E: 0 K: 0 S: 10	H: 1 LOB: 1 BB: 0 P: 20	R: 0 E: 0 K: 0 S: 7	H: 0 LOB: 1 BB: 2 P: 15	R: 0 E: 0 K: 0 S: 6	H: 0 LOB: 0 BB: 0 P: 10	R: 0 E: 0 K: 1 S: 12	H: 1 LOB: 1 BB: 0 P: 17	R: 1 E: 0 K: 3 S: 12	H: 2 LOB: 2 BB: 1 P: 22	1B: 5 2B: 4 3B: 0 HR: 1	SF: 0 SAC: 0 DP: 2 HBP: 0	WP: 0 PB: 0 SB: 1 CS: 1	PA: 41		
<b>PITCHER</b>	IP WLS BF H R ER SO BB IBB HBP BLK WP HR S P ERA WHIP	IP WLS BF H R ER SO BB IBB HBP BLK WP HR S P ERA WHIP	IP WLS BF H R ER SO BB IBB HBP BLK WP HR S P ERA WHIP	IP WLS BF H R ER SO BB IBB HBP BLK WP HR S P ERA WHIP	IP WLS BF H R ER SO BB IBB HBP BLK WP HR S P ERA WHIP	IP WLS BF H R ER SO BB IBB HBP BLK WP HR S P ERA WHIP	IP WLS BF H R ER SO BB IBB HBP BLK WP HR S P ERA WHIP	IP WLS BF H R ER SO BB IBB HBP BLK WP HR S P ERA WHIP	IP WLS BF H R ER SO BB IBB HBP BLK WP HR S P ERA WHIP	IP WLS BF H R ER SO BB IBB HBP BLK WP HR S P ERA WHIP	IP WLS BF H R ER SO BB IBB HBP BLK WP HR S P ERA WHIP	IP WLS BF H R ER SO BB IBB HBP BLK WP HR S P ERA WHIP	IP WLS BF H R ER SO BB IBB HBP BLK WP HR S P ERA WHIP	IP WLS BF H R ER SO BB IBB HBP BLK WP HR S P ERA WHIP	IP WLS BF H R ER SO BB IBB HBP BLK WP HR S P ERA WHIP	IP WLS BF H R ER SO BB IBB HBP BLK WP HR S P ERA WHIP	IP WLS BF H R ER SO BB IBB HBP BLK WP HR S P ERA WHIP	IP WLS BF H R ER SO BB IBB HBP BLK WP HR S P ERA WHIP	IP WLS BF H R ER SO BB IBB HBP BLK WP HR S P ERA WHIP	IP WLS BF H R ER SO BB IBB HBP BLK WP HR S P ERA WHIP	IP WLS BF H R ER SO BB IBB HBP BLK WP HR S P ERA WHIP	IP WLS BF H R ER SO BB IBB HBP BLK WP HR S P ERA WHIP	IP WLS BF H R ER SO BB IBB HBP BLK WP HR S P ERA WHIP	IP WLS BF H R ER SO BB IBB HBP BLK WP HR S P ERA WHIP	IP WLS BF H R ER SO BB IBB HBP BLK WP HR S P ERA WHIP	IP WLS BF H R ER SO BB IBB HBP BLK WP HR S P ERA WHIP

Atlanta Braves @ Philadelphia Phillies  
Veterans Stadium, Philadelphia, PA  
Thu Sep 25 1997, 7:05 PM EDT  
Att: 15,030 - Unknown - 65 F

AB 36  
R 3  
H 9  
RBI 3  
BB 5  
SO 10  
LOB 13



Batter	1	2	3	4	5	6	7	8	9	10	AB	R	H	RBI	BB	SO	LOB	BOTTOM								
Rex Hudler, R OBP: 0.344, SLG: 0.533 Midge Cummings, R OBP: 0.278, SLG: 0.458 Jerry Spradlin, S ERA: 4.80 Darrin Winston, R ERA: 5.73 Ricky Bottalico, L OBP: 0.284, SLG: 0.380 (10, 2)	(1, 4) 1-1 L5		(3, 2) L6			(3, 2) HR		(0, 3) K			3	1	1	1	0	0	0									
Kevin Sefcik, R OBP: 0.287, SLG: 0.339 (1, 4)	(1, 4) 1-2 L7			(3, 1) 23 G6-4-3 1B		(0, 0) P3		(1, 2) G1-3			4	0	1	0	0	0	0									
23 Kevin Jordan, R OBP: 0.266, SLG: 0.384 (1, 3)	(1, 3) 3-2 1B			(1, 1) G6-4-3 1-2		(3, 1) G6-3			(1, 2) L8		4	0	1	0	0	0	1									
Scott Rolen, R OBP: 0.379, SLG: 0.464 (1, 5)	(1, 5) 1-0 F8			(1, 0) 2B		(3, 3) K			(0, 0) E6 2B		4	1	2	0	0	1	1									
Mike Lieberthal, R OBP: 0.312, SLG: 0.444 (1, 2)		(1, 3) K		(0, 0) G1-4-3			(4, 0) CS BB		(2, 1) G1-4-3		3	0	0	0	1	1	1									
Billy McMillon, L OBP: 0.256, SLG: 0.333 (1, 7)		(1, 0) G4-3			(1, 1) G3 2B		(1, 3) K		(1, 2) G1-3		4	0	1	0	0	1	1									
Tony Barron, R OBP: 0.320, SLG: 0.421 (1, 9)		(3, 1) L9			(1, 1) G3		(1, 2) 2B				4	0	1	0	0	1	1									
Desi Relaford, S OBP: 0.250, SLG: 0.250 (1, 6)			(2, 2) F9		(2, 3) K		(2, 3) K				4	0	0	0	0	2	2									
Mike Grace, R OBP: 0.083, SLG: 0.083 Ruben Amaro Jr, S OBP: 0.318, SLG: 0.312 (8, 8)	(1, 1) 1-3 K			(2, 3) K			(2, 2) F8			(1, 1) G3	2	0	0	0	0	2	1									
<b>Inning Stats</b>	R: 0 E: 0 K: 0 S: 13	H: 1 LOB: 1 BB: 0 P: 19	R: 0 E: 0 K: 1 S: 6	H: 0 LOB: 0 BB: 0 P: 11	R: 0 E: 0 K: 1 S: 14	H: 0 LOB: 0 BB: 0 P: 20	R: 0 E: 0 K: 0 S: 6	H: 2 LOB: 1 BB: 0 P: 11	R: 0 E: 0 K: 2 S: 11	H: 1 LOB: 1 BB: 0 P: 17	R: 1 E: 0 K: 1 S: 9	H: 1 LOB: 0 BB: 0 P: 18	R: 0 E: 0 K: 2 S: 9	H: 1 LOB: 1 BB: 1 P: 17	R: 0 E: 0 K: 1 S: 9	H: 0 LOB: 0 BB: 0 P: 12	R: 1 E: 1 K: 0 S: 9	H: 1 LOB: 0 BB: 0 P: 13	R: 0 E: 0 K: 1 S: 9	H: 0 LOB: 0 BB: 0 P: 13	1B: 2 2B: 4 3B: 0 HR: 1	SF: 0 SAC: 0 DP: 1 HBP: 0	WP: 0 PB: 0 SB: 0 CS: 1	PA: 36		
<b>PITCHER</b>	IP WLS BF H R ER SO BB IBB HBP BLK WP HR S P ERA WHIP	IP WLS BF H R ER SO BB IBB HBP BLK WP HR S P ERA WHIP	IP WLS BF H R ER SO BB IBB HBP BLK WP HR S P ERA WHIP	IP WLS BF H R ER SO BB IBB HBP BLK WP HR S P ERA WHIP	IP WLS BF H R ER SO BB IBB HBP BLK WP HR S P ERA WHIP	IP WLS BF H R ER SO BB IBB HBP BLK WP HR S P ERA WHIP	IP WLS BF H R ER SO BB IBB HBP BLK WP HR S P ERA WHIP	IP WLS BF H R ER SO BB IBB HBP BLK WP HR S P ERA WHIP	IP WLS BF H R ER SO BB IBB HBP BLK WP HR S P ERA WHIP	IP WLS BF H R ER SO BB IBB HBP BLK WP HR S P ERA WHIP	IP WLS BF H R ER SO BB IBB HBP BLK WP HR S P ERA WHIP	IP WLS BF H R ER SO BB IBB HBP BLK WP HR S P ERA WHIP	IP WLS BF H R ER SO BB IBB HBP BLK WP HR S P ERA WHIP	IP WLS BF H R ER SO BB IBB HBP BLK WP HR S P ERA WHIP	IP WLS BF H R ER SO BB IBB HBP BLK WP HR S P ERA WHIP	IP WLS BF H R ER SO BB IBB HBP BLK WP HR S P ERA WHIP	IP WLS BF H R ER SO BB IBB HBP BLK WP HR S P ERA WHIP	IP WLS BF H R ER SO BB IBB HBP BLK WP HR S P ERA WHIP	IP WLS BF H R ER SO BB IBB HBP BLK WP HR S P ERA WHIP	IP WLS BF H R ER SO BB IBB HBP BLK WP HR S P ERA WHIP	IP WLS BF H R ER SO BB IBB HBP BLK WP HR S P ERA WHIP	IP WLS BF H R ER SO BB IBB HBP BLK WP HR S P ERA WHIP	IP WLS BF H R ER SO BB IBB HBP BLK WP HR S P ERA WHIP	IP WLS BF H R ER SO BB IBB HBP BLK WP HR S P ERA WHIP	IP WLS BF H R ER SO BB IBB HBP BLK WP HR S P ERA WHIP	IP WLS BF H R ER SO BB IBB HBP BLK WP HR S P ERA WHIP

Atlanta Braves @ Philadelphia Phillies  
Veterans Stadium, Philadelphia, PA  
Thu Sep 25 1997, 7:05 PM EDT  
Att: 15,030 - Unknown - 65 F

AB 35  
R 2  
H 7  
RBI 1  
BB 1  
SO 9  
LOB 8





Batter	1	2	3	4	5	6	7	8	9	10	11	AB	R	H	RBI	BB	SO	LOB	TOP					
<b>Kenny Lofton, L</b> OBP: 0.409, SLG: 0.431 <b>Danny Bautista, R</b> OBP: 0.284, SLG: 0.402	4-2 BB G3 2B	0-0 1B			0-0 G6-3		1-0 F7		1-0 FC3-5 2B		1-2 FC5-2 1B	1 1 1 1 1 0 0 4 0 2 1 0 0 1												
<b>Jeff Blausler, R</b> OBP: 0.406, SLG: 0.484 <b>Rafael Belliard, R</b> OBP: 0.217, SLG: 0.299	2-2 G3 2B	0-0 G5-3			2-1 E5 FC5-4		0-0 HR		0-1 FC3-5 G4-6-3		0-0 FC5-2	2 0 1 0 0 0 1 4 1 1 2 0 0 3												
<b>10 Chipper Jones, S</b> OBP: 0.372, SLG: 0.482 <b>Mike Mordecai, R</b> OBP: 0.228, SLG: 0.218 <b>John LeRoy, R</b> OBP: 0.347, SLG: 0.440 <b>Michael Tucker, L</b> OBP: 0.347, SLG: 0.440 <b>Kerry Ligtenberg, R</b> OBP: 0.347, SLG: 0.440	1-3 K				0-1 FC5-4 FC4-6		1-0 1B		0-0 G4-6-3		0-0 K	2 0 0 0 0 0 1 2 3 0 1 0 0 0 0 2 0 0 0 0 0 0 0 0 1 0 0 0 0 0 0 1 2 0 0 0 0 0 0 0 0 0												
<b>Fred McGriff, L</b> OBP: 0.357, SLG: 0.443 <b>Greg Colbrunn, R</b> OBP: 0.309, SLG: 0.419	0-0 G3				1-0 FC4-6		0-0 F8				0-1 G5-3	2 0 0 1 0 0 0 1 3 0 0 0 0 0 0 2												
<b>Andruw Jones, R</b> OBP: 0.330, SLG: 0.419	1-2 G4-3				0-0 G4-3		3-3 K		1-1 2B 1B		0-3 K	5 0 1 0 0 0 2 1												
<b>Ryan Klesko, L</b> OBP: 0.336, SLG: 0.495 <b>Tommy Gregg, L</b> OBP: 0.235, SLG: 0.353					0-0 G4-3		0-1 P5		1 SAFE 2-1 2B		2-3 K	2 0 0 0 0 0 1 0 3 0 1 0 0 0 1 0												
<b>Eddie Pérez, R</b> OBP: 0.261, SLG: 0.339 <b>Tim Spehr, R</b> OBP: 0.231, SLG: 0.327					3-3 K		2-0 P4		3-3 K		1-0 S 1B	2 1 0 0 0 0 1 0 3 1 1 0 0 0 1 2												
<b>Tony Graffanino, R</b> OBP: 0.346, SLG: 0.449					2-1 G1-3 1B 2B		2-1 HR		3-1 HR 1B		3-3 K	5 3 3 1 0 2 3												
<b>Chris Brock, R</b> OBP: 0.100 <b>Javy Lopez, R</b> OBP: 0.259 <b>Chad Fox, R</b> OBP: 0.242 <b>Keith Lockhart, L</b> OBP: 0.242 <b>Alan Embree, L</b> OBP: 0.242 <b>Ed Giovannola, L</b> OBP: 0.242	0-2 G1-3				0-0 G4-3		0-3 K		1-3 K		4-0 1B FC5-2 IBB	2 0 0 1 0 0 0 1 1 0 0 0 0 0 1 1 0 0 0 0 0 0 0 0 1 0 0 0 0 0 1 2 0 0 0 0 0 0 0 0 0 0 0 0 0 1 0 0 0												
<b>Inning Stats</b>	R: 1 E: 0 K: 1 S: 13	H: 1 LOB: 1 BB: 1 P: 21	R: 2 E: 1 K: 1 S: 10	H: 2 LOB: 1 BB: 0 P: 15	R: 0 E: 0 K: 0 S: 3	H: 0 LOB: 0 BB: 0 P: 3	R: 1 E: 0 K: 1 S: 7	H: 1 LOB: 0 BB: 0 P: 12	R: 0 E: 0 K: 0 S: 6	H: 0 LOB: 0 BB: 0 P: 11	R: 2 E: 0 K: 1 S: 9	H: 3 LOB: 1 BB: 0 P: 14	R: 0 E: 0 K: 3 S: 16	H: 2 LOB: 2 BB: 0 P: 23	R: 0 E: 0 K: 0 S: 4	H: 1 LOB: 0 BB: 0 P: 5	R: 0 E: 0 K: 2 S: 8	H: 0 LOB: 0 BB: 0 P: 10	R: 1 E: 0 K: 2 S: 11	H: 2 LOB: 2 BB: 1 P: 23	1B: 6 2B: 4 3B: 0 HR: 2	SF: 0 SAC: 0 DP: 1 HBP: 0	WP: 0 PB: 0 SB: 1 CS: 0	PA: 48
<b>PITCHER</b>	IP WLS BF H R ER SO BB IBB HBP BLK WP HR S P ERA WHIP	<b>PITCHER</b>										IP WLS BF H R ER SO BB IBB HBP BLK WP HR S P ERA WHIP												
<b>Brian Bohanon, L</b> ERA: 3.82 <b>Greg McMichael, R</b> ERA: 3.05 <b>Mel Rojas, R</b> ERA: 4.64	(1, 1) 7.0 2.0 6 1 0 0 3 0 0 0 0 0 0 0 16 21 0.00 0.500											(8, 1) 2.0 L 9 2 1 1 4 0 1 0 0 0 0 0 19 33 4.50 1.000												

Atlanta Braves @ New York Mets  
Shea Stadium, Flushing, NY  
Fri Sep 26 1997, 7:05 PM EDT  
Att: 21,864 - Unknown - 70 F

AB 46  
R 7  
H 12  
RBI 7  
BB 2  
SO 12  
LOB 24



Batter	1	2	3	4	5	6	7	8	9	10	11	AB	R	H	RBI	BB	SO	LOB	BOTTOM					
<b>Carlos Mendoza, L</b> OBP: 0.400, SLG: 0.182	4-2 G1-3 2B BB	1-1 G4-3			0-0 B5-3		4-1 G3-6-3 BB		1-3 K		0-2 G5-3	4 1 0 0 2 1 1												
<b>Matt Franco, L</b> OBP: 0.322, SLG: 0.373	0-1 G1-3	3-0 F9			0-1 F7		1-2 G3-6-3 1-2F				0-0 F8	5 0 0 0 0 0 2												
<b>John Olerud, L</b> OBP: 0.400, SLG: 0.482 <b>Roberto Petagine, L</b> OBP: 0.256, SLG: 0.077	2-1 1B 2B				2-1 F8		4-2 E 1B BB		1-3 K		4-2 1B G4-3 BB	2 1 1 1 0 0 0 0 1 1 0 0 2 1 0												
<b>Butch Huskey, R</b> OBP: 0.322, SLG: 0.510 <b>Shawn Gilbert, R</b> OBP: 0.150, SLG: 0.263	2-1 FC5-4 2B 1B				0-0 F8		1-1 L8		1-3 K		3-2 G4-3	3 1 1 1 0 0 0 1 2 0 0 0 0 0 1 1												
<b>Carlos Baerga, S</b> OBP: 0.311, SLG: 0.396 <b>Jason Hardtke, S</b> OBP: 0.305, SLG: 0.377	4-1 FC5-4 BB				3-1 G4-3		2-0 E 1B		2-1 F8		4-0 1B IBB	1 0 0 0 1 0 0 0 2 1 1 0 1 0 0 0												
<b>Brian McRae, S</b> OBP: 0.326, SLG: 0.384 <b>Alex Ochoa, R</b> OBP: 0.297, SLG: 0.349	2-2 FC5-4 2B						1-0 F9		3-1 CS 1B		0-0 1B	2 1 0 0 0 0 1 2 3 0 2 0 0 0 2												
<b>Luis Lopez, S</b> OBP: 0.332, SLG: 0.371	1-2 1B 2B				4-1 CS BB		1-0 E3 1B		1-1 CS		1-1 F8	4 0 1 2 1 1 5												
<b>Alberto Castillo, R</b> OBP: 0.311, SLG: 0.196 <b>Edgardo Alfonzo, R</b> OBP: 0.391, SLG: 0.436	0-1 G6-3				3-1 G6-3		1-2 1B		0-2 K		2-3 K	4 0 1 2 0 1 2 1 0 0 0 0 0 1 0												
<b>Brian Bohanon, L</b> OBP: 0.170, SLG: 0.182 <b>Greg McMichael, R</b> OBP: 0.667, SLG: 0.667 <b>Bernard Gilkey, R</b> OBP: 0.339, SLG: 0.417 <b>Mel Rojas, R</b> OBP: 0.372, SLG: 0.396					2-1 F8		2-3 K		4-2 BB		3-2 P4	3 0 0 0 0 0 2 2 0 0 0 0 0 0 0 0 0 0 0 0 1 0 0 0 0 0 0 0 0 0 0 0 1 0 0 0 0 0 0 0												
<b>Inning Stats</b>	R: 4 E: 0 K: 0 S: 18	H: 3 LOB: 1 BB: 2 P: 33	R: 0 E: 0 K: 0 S: 5	H: 0 LOB: 0 BB: 0 P: 11	R: 0 E: 0 K: 0 S: 5	H: 0 LOB: 0 BB: 0 P: 10	R: 0 E: 0 K: 1 S: 6	H: 0 LOB: 0 BB: 0 P: 16	R: 0 E: 0 K: 1 S: 6	H: 0 LOB: 0 BB: 0 P: 8	R: 2 E: 1 K: 1 S: 13	H: 2 LOB: 2 BB: 1 P: 25	R: 0 E: 0 K: 1 S: 7	H: 0 LOB: 0 BB: 1 P: 13	R: 0 E: 0 K: 1 S: 8	H: 1 LOB: 1 BB: 0 P: 15	R: 0 E: 0 K: 0 S: 11	H: 1 LOB: 3 BB: 2 P: 23	R: 0 E: 0 K: 1 S: 10	H: 0 LOB: 0 BB: 0 P: 15	1B: 5 2B: 2 3B: 0 HR: 0	SF: 0 SAC: 0 DP: 1 HBP: 0	WP: 0 PB: 1 SB: 1 CS: 2	PA: 47
<b>PITCHER</b>	IP WLS BF H R ER SO BB IBB HBP BLK WP HR S P ERA WHIP	<b>PITCHER</b>										IP WLS BF H R ER SO BB IBB HBP BLK WP HR S P ERA WHIP												
<b>Chris Brock, R</b> ERA: 5.98 <b>Chad Fox, R</b> ERA: 3.04 <b>Alan Embree, L</b> ERA: 2.54 <b>John LeRoy, R</b> ERA: 3.07 <b>Kerry Ligtenberg, R</b> ERA: 3.07	(1, 1) 6.0 1.0 3 0 0 0 1 4 0 0 0 0 0 0 53 103 6.00 1.500	(7, 1) 1.0 3 1 0 0 0 3 1 0 0 0 0 0 0 7 13 0.00 1.000	(8, 1) 1.0 3 1 0 0 0 1 0 0 0 0 0 0 0 8 15 0.00 1.000	(9, 1) 2.0 W 10 1 0 0 3 2 1 0 0 0 0 0 22 42 0.00 1.500	(11, 1) 1.0 S 3 0 0 0 1 0 0 0 0 0 0 0 15 0.00 0.000											(11, 1) 1.0 S 3 0 0 0 1 0 0 0 0 0 0 0 15 0.00 0.000								

Atlanta Braves @ New York Mets  
Shea Stadium, Flushing, NY  
Fri Sep 26 1997, 7:05 PM EDT  
Att: 21,864 - Unknown - 70 F

AB 38  
R 6  
H 7  
RBI 6  
BB 8  
SO 9  
LOB 18





Batter	1	2	3	4	5	6	7	8	9	AB	R	H	RBI	BB	SO	LOB	TOP										
<b>Kenny Lofton, L</b> (1, 8) OBP: 0.407, SLG: 0.428 <b>Andruw Jones, R</b> (6, 8) OBP: 0.329, SLG: 0.418	L8		P7			G1		FC6									3 0 0 0 0 0 0 1 0 0 1 0 0 1										
<b>Keith Lockhart, L</b> (1, 4) OBP: 0.337, SLG: 0.483 <b>Mike Mordecai, R</b> (6, 4) OBP: 0.221, SLG: 0.215	G4-3			K		K2-3		G6-4-3									3 0 0 0 0 2 0 1 0 0 0 0 0 2										
<b>10 Chipper Jones, S</b> (1, 5) OBP: 0.371, SLG: 0.480 <b>Ed Giovanola, L</b> (7, 5) OBP: 0.400, SLG: 0.250	L8			G3-1				G6-3									3 0 0 0 0 0 0 1 0 1 0 0 0 0										
<b>Greg Colbrunn, R</b> (1, 3) OBP: 0.311, SLG: 0.424				G5-3													4 0 2 0 0 0 1										
<b>Ryan Klesko, L</b> (1, 7) OBP: 0.334, SLG: 0.491 <b>Eddie Pérez, R</b> (7, 2) OBP: 0.260, SLG: 0.337				K													3 0 0 0 0 3 2 1 0 0 0 0 0 1										
<b>Javy Lopez, R</b> (1, 2) OBP: 0.361, SLG: 0.533 <b>Mike Cather, R</b> (7, 1) <b>Mark Wohlers, R</b> (8, 1)				FC5-4				G5-3									3 0 1 0 0 0 2 0 0 0 0 0 0 0 0 0 0 0 0 0 0										
<b>Michael Tucker, L</b> (1, 9) OBP: 0.347, SLG: 0.440				FC3-6				G6-3									3 1 1 0 0 0 2										
<b>Rafael Belliard, R</b> (1, 6) OBP: 0.211, SLG: 0.290				G6-3				G3									2 0 0 0 0 0 1										
<b>29 John Smoltz, R</b> (1, 1) OBP: 0.307, SLG: 0.266 <b>Tommy Gregg, L</b> (7, 7) OBP: 0.276, SLG: 0.353				K				P4									2 0 0 0 0 1 0 0 0 0 0 1 0 0										
<b>Inning Stats</b>	R: 0 H: 0 E: 0 K: 0 S: 11	H: 0 LOB: 1 BB: 0 P: 16	R: 0 H: 1 E: 0 K: 1 S: 8	LOB: 1 BB: 0 P: 13	R: 0 H: 0 E: 0 K: 1 S: 6	LOB: 0 BB: 0 P: 8	R: 0 H: 0 E: 0 K: 1 S: 6	LOB: 0 BB: 0 P: 8	R: 0 H: 1 E: 0 K: 1 S: 11	LOB: 1 BB: 0 P: 18	R: 0 H: 0 E: 0 K: 1 S: 9	LOB: 0 BB: 0 P: 12	R: 0 H: 1 E: 0 K: 1 S: 12	LOB: 1 BB: 0 P: 17	R: 1 H: 1 E: 0 K: 0 S: 12	H: 1 LOB: 1 BB: 1 P: 21	R: 0 H: 1 E: 0 K: 0 S: 11	H: 1 LOB: 0 BB: 0 P: 15	1B: 3 2B: 1 3B: 1 HR: 0	SF: 0 SAC: 1 DP: 2 HBP: 0	WP: 0 PB: 0 SB: 0 CS: 0	PA: 32					
<b>PITCHER</b>	IP	WLS	BF	H	R	ER	SO	BB	IBB	HBP	BLK	WP	HR	S	P	ERA	WHIP										
<b>Rick Reed, R</b> (1, 1) ERA: 2.89 <b>Joe Crawford, L</b> (9, 1) ERA: 3.3	8.0		29	4	1	0	6	1	0	0	0	0	0	75	113	0.00	0.625										

Atlanta Braves @ New York Mets  
Shea Stadium, Flushing, NY  
Sat Sep 27 1997, 3:33 AM EDT  
Att: 31,472 - Sunny - 65 F

AB	30
R	1
H	5
RBI	1
BB	1
SO	6
LOB	12



Batter	1	2	3	4	5	6	7	8	9	AB	R	H	RBI	BB	SO	LOB	BOTTOM										
<b>Carl Everett, S</b> (1, 8) OBP: 0.308, SLG: 0.421	F7		G3-1			G4-3		SH5-4									3 0 0 0 0 0 1										
<b>Edgardo Alfonzo, R</b> (1, 5) OBP: 0.390, SLG: 0.433	G6-3		K			G1-3		FC6-4									3 0 0 0 1 1 0										
<b>John Olerud, L</b> (1, 3) OBP: 0.399, SLG: 0.480			K			K		SF8									2 0 0 1 1 2 0										
<b>Bernard Gilkey, R</b> (1, 7) OBP: 0.338, SLG: 0.416				G6-3				FC6-4									4 0 1 0 0 1 2										
<b>Butch Huskey, R</b> (1, 9) OBP: 0.319, SLG: 0.505				G3				G1-3									4 0 0 0 0 1 2										
<b>Luis Lopez, S</b> (1, 4) OBP: 0.330, SLG: 0.365				G4-3				F8									3 1 0 0 1 0 0										
<b>Alberto Castillo, R</b> (1, 2) OBP: 0.308, SLG: 0.218				F7				G5-3									4 0 1 1 0 1 0										
<b>Rey Ordóñez, R</b> (1, 6) OBP: 0.255, SLG: 0.255 <b>Carlos Mendoza, L</b> (8, PH) OBP: 0.438, SLG: 0.182 <b>Jason Hardtke, S</b> (9, 4) OBP: 0.305, SLG: 0.377																	1 0 1 0 1 0 0 0 1 0 0 1 0 0 0 0 0 0 0 0 0										
<b>Rick Reed, R</b> (1, 1) OBP: 0.217, SLG: 0.316 <b>Matt Franco, L</b> (8, PH) OBP: 0.326, SLG: 0.377 <b>Shawn Gilbert, R</b> (8, PR) OBP: 0.150, SLG: 0.263 <b>Joe Crawford, L</b> (9, 1)				K				SH5-4									2 0 0 0 0 2 2 1 0 1 0 0 0 0 0 0 0 0 0 0 0 0 0 0 0 0 0 0										
<b>Inning Stats</b>	R: 0 H: 1 E: 0 K: 1 S: 14	H: 1 LOB: 1 BB: 0 P: 10	R: 0 H: 0 E: 0 K: 2 S: 8	LOB: 0 BB: 0 P: 15	R: 0 H: 0 E: 0 K: 0 S: 5	LOB: 0 BB: 0 P: 9	R: 0 H: 0 E: 0 K: 2 S: 11	LOB: 1 BB: 1 P: 20	R: 0 H: 0 E: 0 K: 2 S: 9	LOB: 0 BB: 0 P: 15	R: 0 H: 0 E: 0 K: 0 S: 9	LOB: 0 BB: 0 P: 14	R: 1 H: 1 E: 0 K: 0 S: 8	H: 1 LOB: 2 BB: 2 P: 19	R: 1 H: 1 E: 0 K: 0 S: 4	H: 1 LOB: 1 BB: 1 P: 14	1B: 3 2B: 1 3B: 0 HR: 0	SF: 1 SAC: 1 DP: 0 HBP: 0	WP: 0 PB: 0 SB: 2 CS: 0	PA: 34							
<b>PITCHER</b>	IP	WLS	BF	H	R	ER	SO	BB	IBB	HBP	BLK	WP	HR	S	P	ERA	WHIP										
<b>29 John Smoltz, R</b> (1, 1) ERA: 3.02 <b>Mike Cather, R</b> (7, 1) ERA: 2.41 <b>Mark Wohlers, R</b> (8, 1) ERA: 3.5	6.0		22	2	0	0	8	2	0	0	0	0	0	53	94	0.00	0.667										
<b>Mark Wohlers, R</b> (8, 1) ERA: 3.5	1.1	L	9	2	2	2	0	3	0	0	0	0	0	12	33	13.50	3.750										

Atlanta Braves @ New York Mets  
Shea Stadium, Flushing, NY  
Sat Sep 27 1997, 3:33 AM EDT  
Att: 31,472 - Sunny - 65 F

AB	27
R	2
H	4
RBI	2
BB	5
SO	8
LOB	7





Batter	1	2	3	4	5	6	7	8	9	AB	R	H	RBI	BB	SO	LOB	TOP			
<b>Kenny Lofton, L</b> OBP: 0.409, SLG: 0.428 <b>Andruw Jones, R</b> OBP: 0.329, SLG: 0.416	4-2 BB G3-6-3		4-1 BB 10 PO G4-3		4-2 BB BB		0-0 F9		0-3 K	0	0	0	0	2	0	0				
<b>Keith Lockhart, L</b> OBP: 0.337, SLG: 0.476 <b>Tony Graffanino, R</b> OBP: 0.344, SLG: 0.446	1-2 SAFE G3-6-3		0-1 G4-3		4-1 SAFE BB			2-1 F9		2	0	0	0	1	0	2				
<b>10 Chipper Jones, S</b> OBP: 0.371, SLG: 0.479 <b>Mike Mordecai, R</b> OBP: 0.227, SLG: 0.222	2-0 G4-3		2-1 PO	4-2 2B BB	0-3 K			0-0 1B		1	0	0	0	1	0	0				
<b>Fred McGriff, L</b> OBP: 0.356, SLG: 0.441 <b>Tommy Gregg, L</b> OBP: 0.300, SLG: 0.368		0-0 F7		0-1 F9		1-0 G4-3		1-1 1B		2	0	0	0	0	0	1				
<b>Ryan Klesko, L</b> OBP: 0.334, SLG: 0.490 <b>Danny Bautista, R</b> OBP: 0.282, SLG: 0.398		2-2 HR 1B		1-3 K		2-3 K		3-3 K		3	1	1	0	0	2	1				
<b>Javy Lopez, R</b> OBP: 0.361, SLG: 0.534 <b>Eddie Pérez, R</b> OBP: 0.259, SLG: 0.335		0-0 F9		2-2 2B		0-0 F9		1-2 F8		3	0	1	0	0	0	1				
<b>Michael Tucker, L</b> OBP: 0.347, SLG: 0.445 <b>Brad Clontz, R</b> <b>Mike Cather, R</b> <b>Chad Fox, R</b> <b>Kerry Ligtenberg, R</b> <b>Greg Myers, L</b> OBP: 0.321, SLG: 0.420	1-2 HR		3-1 P6		2-1 G3			0-1 1B		3	1	1	2	0	0	2	AB 32			
<b>Jeff Blausler, R</b> OBP: 0.405, SLG: 0.482 <b>Rafael Belliard, R</b> OBP: 0.219, SLG: 0.296		0-3 K		1-0 L7		0-2 FC5-4 1B		0-1 L7		2	0	0	0	0	1	0	RBI 2			
<b>Denny Neagle, L</b> OBP: 0.197, SLG: 0.208 <b>Kevin Millwood, R</b> <b>Greg Colbrunn, R</b> OBP: 0.309, SLG: 0.421			3-3 K		1-3 K		2-0 FC5-4		0-1 F7	2	0	0	0	0	2	0	BB 5			
<b>Inning Stats</b>	R: 0 E: 0 K: 0 S: 7	H: 0 LOB: 0 BB: 1 P: 14	R: 2 E: 0 K: 1 S: 12	H: 2 LOB: 0 BB: 0 P: 15	R: 0 E: 0 K: 1 S: 7	H: 0 LOB: 1 BB: 1 P: 16	R: 0 E: 0 K: 1 S: 13	H: 1 LOB: 2 BB: 1 P: 23	R: 0 E: 0 K: 2 S: 10	H: 0 LOB: 0 BB: 0 P: 20	R: 0 E: 0 K: 1 S: 5	H: 1 LOB: 1 BB: 0 P: 11	R: 0 E: 0 K: 1 S: 13	H: 2 LOB: 2 BB: 0 P: 20	R: 0 E: 0 K: 1 S: 9	H: 1 LOB: 1 BB: 0 P: 9	1B: 5 2B: 1 3B: 0 HR: 1	SF: 0 SAC: 0 DP: 1 HBP: 0	WP: 0 PB: 0 SB: 0 CS: 0	PA: 38
<b>PITCHER</b>	IP	WLS	BF	H	R	ER	SO	BB	IBB	HBP	BLK	WP	HR	S	P	ERA	WHIP			
<b>Juan Azevedo, R</b> ERA: 3.59	7.0	W	28	4	2	2	6	5	0	0	0	0	1	61	107	2.57	1.286			
<b>Greg McMichael, R</b> ERA: 2.99	2.0		9	3	0	0	2	0	0	0	0	0	0	22	29	0.00	1.500			

Atlanta Braves @ New York Mets  
Shea Stadium, Flushing, NY  
Sun Sep 28 1997, 3:33 AM EDT  
Att: 27,176 - Overcast - 70 F

AB 32  
R 2  
H 7  
RBI 2  
BB 5  
SO 8  
LOB 18



Batter	1	2	3	4	5	6	7	8	9	AB	R	H	RBI	BB	SO	LOB	BOTTOM			
<b>Brian McRae, S</b> OBP: 0.326, SLG: 0.383 <b>Carlos Mendoza, L</b> OBP: 0.500, SLG: 0.250	2-2 K		3-3 K		4-2 1B HR BB	0-0 1B		4-1 BB		2	1	0	0	1	2	0				
<b>Edgardo Alfonzo, R</b> OBP: 0.391, SLG: 0.432 <b>Shawn Gilbert, R</b> OBP: 0.174, SLG: 0.273	2-3 K		4-2 2B BB		0-1 HR 1B	1-2 L7		3-3 K		1	1	0	0	1	1	0				
<b>John Olerud, L</b> OBP: 0.400, SLG: 0.499 <b>Roberto Petagine, L</b> OBP: 0.222, SLG: 0.067	3-0 P6		2-0 2B 1H	1-1 HR 2H		0-0 P4		0-3 K		3	2	2	4	0	0	0				
<b>Bernard Gilkey, R</b> OBP: 0.338, SLG: 0.417 <b>Carl Everett, S</b> OBP: 0.306, SLG: 0.420		1-2 F9		0-2 G6-3 2B 2H	0-0 F7		1-3 K			3	0	1	1	0	0	0				
<b>Butch Huskey, R</b> OBP: 0.319, SLG: 0.503 <b>Greg McMichael, R</b> OBP: 0.667, SLG: 0.667		1-3 K		3-3 K		3-2 2B 1B 1B		1-3 K		4	1	1	0	0	3	1				
<b>Jason Hardtke, S</b> OBP: 0.323, SLG: 0.411 <b>Matt Franco, L</b> OBP: 0.330, SLG: 0.399		0-0 1B		1-0 G6-3		1-1 1B SF9 2B		3-0 HR		3	1	2	0	0	0	1				
<b>Alberto Castillo, R</b> OBP: 0.304, SLG: 0.220	1-0 L9		1-3 K		1-2 1B			0-0 G6-3		4	0	1	1	0	1	2	AB 34			
<b>Rey Ordóñez, R</b> OBP: 0.255, SLG: 0.256			1-2 G6-3		0-0 G6-3			1-1 WP BB 1B		3	0	1	1	0	0	0	R 8			
<b>Juan Azevedo, R</b> <b>Alex Ochoa, R</b> OBP: 0.300, SLG: 0.349			1-3 K		0-1 G4-3			4-0 WP BB		3	0	0	0	0	2	1	H 11			
<b>Inning Stats</b>	R: 0 E: 0 K: 2 S: 8	H: 0 LOB: 0 BB: 0 P: 15	R: 0 E: 0 K: 1 S: 8	H: 1 LOB: 0 BB: 0 P: 11	R: 0 E: 0 K: 2 S: 13	H: 0 LOB: 0 BB: 0 P: 18	R: 2 E: 0 K: 2 S: 13	H: 2 LOB: 1 BB: 1 P: 24	R: 3 E: 0 K: 0 S: 12	H: 2 LOB: 0 BB: 1 P: 17	R: 2 E: 0 K: 1 S: 23	H: 4 LOB: 2 BB: 0 P: 29	R: 0 E: 0 K: 2 S: 7	H: 0 LOB: 0 BB: 0 P: 9	R: 1 E: 0 K: 2 S: 13	H: 2 LOB: 3 BB: 2 P: 28	1B: 6 2B: 3 3B: 0 HR: 2	SF: 1 SAC: 0 DP: 0 HBP: 0	WP: 1 PB: 0 SB: 0 CS: 0	PA: 39
<b>PITCHER</b>	IP	WLS	BF	H	R	ER	SO	BB	IBB	HBP	BLK	WP	HR	S	P	ERA	WHIP			
<b>Denny Neagle, L</b> ERA: 2.97	5.0	L	22	5	5	5	7	2	0	0	0	0	0	23	29	18.00	4.000			
<b>Kevin Millwood, R</b> ERA: 4.03	1.0		7	4	2	2	1	0	0	0	0	0	0	4	5	0.00	0.000			
<b>Brad Clontz, R</b> ERA: 3.75	0.2		2	0	0	0	1	0	0	0	0	0	0	3	4	0.00	0.000			
<b>Mike Cather, R</b> ERA: 2.39	0.1		1	0	0	0	1	0	0	0	0	0	0	3	4	0.00	0.000			
<b>Chad Fox, R</b> ERA: 3.29	0.2		6	2	1	1	1	2	0	0	0	1	1	8	23	13.50	6.000			

Atlanta Braves @ New York Mets  
Shea Stadium, Flushing, NY  
Sun Sep 28 1997, 3:33 AM EDT  
Att: 27,176 - Overcast - 70 F

AB 34  
R 8  
H 11  
RBI 8  
BB 4  
SO 12  
LOB 13





Batter	1	2	3	4	5	6	7	8	9	AB	R	H	RBI	BB	SO	LOB	TOP					
Craig Biggio, R (1,4)	G6-3		F7		G1-3			F9		4	0	0	0	0	0	4	<b>Houston Astros @ Atlanta Braves</b> Turner Field, Atlanta, GA Tue Sep 30 1997, 3:33 AM EDT Att: 46,467 - Sunny - 77 F					
Derek Bell, R (1,9)	P8		G6-3			K		F9		4	0	0	0	0	1	3						
5 Jeff Bagwell, R (1,3)	L7				G6-3		K			4	0	0	0	0	2	1						
Luis Gonzalez, L (1,7) OBP: 0.500, SLG: 0.500					L9				L9	4	0	2	0	0	0	0						
Bill Spiers, L (1,5)										4	0	0	0	0	0	1						
Richard Hidalgo, R (1,8) Sean Berry, R (9, PH)										3	0	0	0	0	1	0						
Tony Eusebio, R (1,2) OBP: 0.667, SLG: 0.667										3	1	2	0	0	1	0						
Ricky Gutierrez, R (1,6)										2	0	0	0	1	1	2						
Darryl Kile, R (1,1) OBP: 1.000, SLG: 1.000 Bobby Abreu, L (8, PH) OBP: 1.000, SLG: 1.000 Russ Springer, R (8,1) Tom Martin, L (8,1)										2	0	2	1	0	0	0						
										1	0	1	0	0	0	0						
										0	0	0	0	0	0	0						
										0	0	0	0	0	0	0						
<b>Inning Stats</b>	R: 0 E: 0 K: 0 S: 4	H: 0 LOB: 0 BB: 0 P: 4	R: 0 E: 0 K: 0 S: 8	H: 1 LOB: 0 BB: 0 P: 10	R: 0 E: 0 K: 1 S: 12	H: 1 LOB: 2 BB: 1 P: 20	R: 0 E: 0 K: 0 S: 6	H: 0 LOB: 0 BB: 0 P: 9	R: 1 E: 0 K: 2 S: 12	H: 2 LOB: 1 BB: 0 P: 15	R: 0 E: 0 K: 2 S: 7	H: 1 LOB: 1 BB: 0 P: 9	R: 0 E: 0 K: 2 S: 10	H: 1 LOB: 1 BB: 0 P: 14	R: 0 E: 0 K: 1 S: 11	H: 1 LOB: 1 BB: 0 P: 20	R: 0 E: 0 K: 0 S: 9	H: 0 LOB: 0 BB: 0 P: 12	1B: 7 2B: 0 3B: 0 HR: 0	SF: 0 SAC: 0 DP: 1 HBP: 0	WP: 0 PB: 0 SB: 2 CS: 0	PA: 33
<b>PITCHER</b> Greg Maddux, R (1,1) ERA: 1.0	IP: 9.0 WLS: W BF: 33 H: 7 R: 1 ER: 1 SO: 6 BB: 1 IBB: 0 HBP: 0 BLK: 0 WP: 0 HR: 0 S: 79 P: 113 ERA: 1.00 WHIP: 0.889											<b>PITCHER</b>	IP: 9.0 WLS: W BF: 33 H: 7 R: 1 ER: 1 SO: 6 BB: 1 IBB: 0 HBP: 0 BLK: 0 WP: 0 HR: 0 S: 79 P: 113 ERA: 1.00 WHIP: 0.889									

AB	32
R	1
H	7
RBI	1
BB	1
SO	6
LOB	11



Batter	1	2	3	4	5	6	7	8	9	AB	R	H	RBI	BB	SO	LOB	BOTTOM			
Kenny Lofton, L (1,8) OBP: 0.250, SLG: 0.500	F9 10 SF7 2B		FC3-6 10 CS 1-2			G3		G1-3		4	1	1	0	0	0	1	<b>Houston Astros @ Atlanta Braves</b> Turner Field, Atlanta, GA Tue Sep 30 1997, 3:33 AM EDT Att: 46,467 - Sunny - 77 F			
Keith Lockhart, L (1,4) Tony Graffanino, R (9,4)	F9		F7			F7				3	0	0	0	0	0	2				
10 Chipper Jones, S (1,5)			CS		F8					2	0	0	1	0	1	0				
Fred McGriff, L (1,3)	F7				G4-3					3	0	0	0	0	0	0				
Ryan Klesko, L (1,7) OBP: 0.333, SLG: 1.333 Andrew Jones, R (8,9)										3	1	1	1	0	2	1				
Michael Tucker, L (1,9) Danny Bautista, R (8,7)										0	0	0	0	0	0	0				
Eddie Pérez, R (1,2)										3	0	0	0	0	0	1				
Jeff Blausler, R (1,6)										2	0	0	0	1	1	0				
Greg Maddux, R (1,1)										2	0	0	0	1	1	1				
										2	0	0	0	1	1	1				
<b>Inning Stats</b>	R: 1 E: 0 K: 0 S: 14	H: 1 LOB: 0 BB: 0 P: 24	R: 1 E: 0 K: 0 S: 8	H: 1 LOB: 0 BB: 0 P: 12	R: 0 E: 0 K: 0 S: 5	H: 0 LOB: 0 BB: 1 P: 13	R: 0 E: 0 K: 1 S: 6	H: 0 LOB: 0 BB: 0 P: 7	R: 0 E: 0 K: 1 S: 9	H: 0 LOB: 1 BB: 1 P: 15	R: 0 E: 0 K: 1 S: 6	H: 0 LOB: 0 BB: 0 P: 9	R: 0 E: 1 K: 1 S: 7	H: 0 LOB: 1 BB: 0 P: 11	R: 0 E: 0 K: 2 S: 7	H: 0 LOB: 0 BB: 0 P: 10	1B: 0 2B: 1 3B: 0 HR: 1	SF: 1 SAC: 0 DP: 0 HBP: 0	WP: 0 PB: 0 SB: 0 CS: 1	PA: 29
<b>PITCHER</b> Darryl Kile, R (1,1) ERA: 2.57 Russ Springer, R (8,1) Tom Martin, L (8,1) ERA:	IP: 7.0 WLS: L BF: 25 H: 2 R: 2 ER: 2 SO: 4 BB: 2 IBB: 0 HBP: 0 BLK: 0 WP: 0 HR: 1 S: 55 P: 91 ERA: 2.57 WHIP: 0.571											<b>PITCHER</b>	IP: 7.0 WLS: L BF: 25 H: 2 R: 2 ER: 2 SO: 4 BB: 2 IBB: 0 HBP: 0 BLK: 0 WP: 0 HR: 1 S: 55 P: 91 ERA: 2.57 WHIP: 0.571							

AB	25
R	2
H	2
RBI	2
BB	2
SO	6
LOB	7





Batter	1	2	3	4	5	6	7	8	9	AB	R	H	RBI	BB	SO	LOB	TOP										
<b>Craig Biggio, R</b> OBP: 0.222, SLG: 0.125	1-1 G3-1		4-2 BB	1-1 G6-3		3-1 F9		1-0 1B	4 0 1 0 1 0 3																		
<b>Derek Bell, R</b> (1, 9)	1-3 K		0-0 F9		3-1 G1-3		1-2 G4-3	1-0 G6-3	5 0 0 0 0 1 2																		
<b>5 Jeff Bagwell, R</b> (1, 3)	4-1 BB		3-3 K		2-3 K		1-3 K	2-2 L8	4 0 0 0 1 3 2																		
<b>Luis Gonzalez, L</b> OBP: 0.375, SLG: 0.375	3-2 G6-3			0-0 G4-3		0-0 1B		0-1 P5	4 0 1 0 0 0 1																		
<b>Richard Hidalgo, R</b> <b>Mike Maignante, L</b> <b>Ramon Garcia, R</b> <b>Jose Lima, R</b> <b>Thomas Howard, S</b> <b>Billy Wagner, L</b>		1-3 K		4-0 G4-3 BB 2B		2-1 G4-3		4-0 FC4-6 BB	2 1 0 0 1 1 1 0 1 0 0 0 0 0 0 0 0																		
<b>Bill Spiers, L</b> (1, 5)	1-0 G5-3		4-2 G4-3 2B		2-2 F8		1-1 FC4-6	3 1 0 0 1 0 1																			
<b>Ricky Gutierrez, R</b> OBP: 0.286, SLG: 0.167	2-2 E7 1B		3-1 G4-3		0-0 F9		3-2 F9	4 0 1 0 0 0 3																			
<b>Brad Ausmus, R</b> OBP: 0.667, SLG: 1.000	1-0 P9		3-2 1B 2B		0-0 BB 1B		2-3 K	3 1 2 2 0 0 1 1 0 0 0 0 1 1 0 0 0 0 0 0 0																			
<b>Mike Hampton, R</b> OBP: 0.500, SLG: 0.500			1-0 F9		1-2 1B		4-1 BB	2 0 1 1 0 0 0 1 0 0 0 1 1 0																			
<b>Chuck Carr, S</b> (5, 8)																											
<b>Inning Stats</b>	R: 0 E: 0 K: 1 S: 13	H: 0 LOB: 1 BB: 1 P: 22	R: 0 E: 1 K: 1 S: 9	H: 1 LOB: 1 BB: 0 P: 14	R: 0 E: 0 K: 1 S: 8	H: 0 LOB: 1 BB: 1 P: 16	R: 3 E: 0 K: 0 S: 14	H: 2 LOB: 1 BB: 2 P: 30	R: 0 E: 0 K: 1 S: 10	H: 1 LOB: 2 BB: 0 P: 19	R: 0 E: 0 K: 1 S: 8	H: 0 LOB: 0 BB: 0 P: 10	R: 0 E: 0 K: 1 S: 8	H: 0 LOB: 1 BB: 1 P: 18	R: 0 E: 0 K: 1 S: 8	H: 1 LOB: 1 BB: 0 P: 14	1B: 5 2B: 1 3B: 0 HR: 0	SF: 0 SAC: 0 DP: 0 HBP: 0	WP: 0 PB: 0 SB: 0 CS: 0	PA: 39							
<b>PITCHER</b>	IP	WLS	BF	H	R	ER	SO	BB	IBB	HBP	BLK	WP	HR	S	P	ERA	WHIP										
<b>Tom Glavine, L</b> ERA: 4.5	(1, 1)	6.0	W	28	5	3	3	4	5	0	0	0	0	62	116	4.50	1.667										
<b>Mike Cather, R</b> ERA:	(7, 1)	2.0		7	0	0	0	2	1	0	0	0	0	16	28	0.00	0.500										
<b>Mark Wohlers, R</b> ERA:	(9, 1)	1.0		4	1	0	0	1	0	0	0	0	0	8	14	0.00	1.000										

**Houston Astros @ Atlanta Braves**  
Turner Field, Atlanta, GA  
Wed Oct 01 1997, 3:33 AM EDT  
Att: 49,200 - Sunny - 75 F

**AB 33**  
**R 3**  
**H 6**  
**RBI 3**  
**BB 6**  
**SO 7**  
**LOB 15**



Batter	1	2	3	4	5	6	7	8	9	AB	R	H	RBI	BB	SO	LOB	BOTTOM										
<b>Kenny Lofton, L</b> OBP: 0.222, SLG: 0.250	1-0 F8		4-1 HR BB		1-3 K	2-3 K	1-1 G4-6-3		4 1 0 0 1 2 2																		
<b>Jeff Blauser, R</b> OBP: 0.375, SLG: 0.714	1-0 G3-1		1-0 HR		0-2 F7	0-3 K		1-2 1B 2B	5 2 2 3 0 1 1																		
<b>10 Chipper Jones, S</b> OBP: 0.500, SLG: 0.250	4-0 BB		4-2 BB		4-1 BB BB	1-0 1B E		2-3 K	2 2 1 0 3 1 1																		
<b>Fred McGriff, L</b> OBP: 0.375, SLG: 0.286	3-2 L8		2-3 K		4-0 BB 1B	0-0 BB E		0-0 2B E	4 3 2 1 1 1 2																		
<b>Javy Lopez, R</b> OBP: 0.600, SLG: 0.667		1-1 F9	0-0 G5-3		4-0 1B BB	4-2 E 1B		0-2 E7 G6-3	3 2 1 1 2 0 1																		
<b>Andruw Jones, R</b> (1, 9)		2-0 F8		3-1 F7	4-1 1B BB	1-0 E3 1B		3-1 G6-3	4 1 0 1 1 0 2																		
<b>Ryan Klesko, L</b> OBP: 0.200, SLG: 0.800		1-1 G3-1		0-1 G4-3	0-1 1B	1-3 2H 3H		1-3 K	2 0 0 0 0 0 0 1 0 1 2 0 0 0 2 0 1 2 0 1 1																		
<b>Greg Colbrunn, R</b> OBP: 1.000, SLG: 1.000					1-3 2H 3H	1-0 1B																					
<b>Danny Bautista, R</b> OBP: 0.500, SLG: 0.500					1-0 1B	2-3 K																					
<b>Tony Graffano, R</b> (1, 4)			0-0 F7	4-2 BB	1-0 G4-3		4-2 G4-6-3 BB		2 0 0 0 2 0 2																		
<b>Tom Glavine, L</b> OBP: 0.667, SLG: 0.667			1-1 BB HR		1-1 G3-1		1-1 1B 1B		3 2 2 0 0 0 1 1 0 0 0 0 1 1 0 0 0 0 0 0 0																		
<b>Mike Cather, R</b> ERA:	(7, 1)																										
<b>Mark Wohlers, R</b> ERA:	(9, 1)																										
<b>Inning Stats</b>	R: 0 E: 0 K: 0 S: 5	H: 0 LOB: 1 BB: 1 P: 14	R: 0 E: 0 K: 0 S: 5	H: 0 LOB: 0 BB: 0 P: 9	R: 3 E: 0 K: 1 S: 11	H: 2 LOB: 2 BB: 2 P: 23	R: 0 E: 0 K: 0 S: 8	H: 0 LOB: 1 BB: 1 P: 16	R: 3 E: 0 K: 2 S: 16	H: 1 LOB: 2 BB: 4 P: 29	R: 0 E: 0 K: 1 S: 7	H: 0 LOB: 0 BB: 1 P: 12	R: 2 E: 1 K: 2 S: 20	H: 3 LOB: 1 BB: 0 P: 27	R: 0 E: 0 K: 2 S: 20	H: 0 LOB: 1 BB: 0 P: 27	1B: 8 2B: 1 3B: 0 HR: 1	SF: 0 SAC: 0 DP: 1 HBP: 0	WP: 0 PB: 0 SB: 1 CS: 0	PA: 43							
<b>PITCHER</b>	IP	WLS	BF	H	R	ER	SO	BB	IBB	HBP	BLK	WP	HR	S	P	ERA	WHIP										
<b>Mike Hampton, L</b> ERA: 11.57	(1, 1)	4.2	L	24	2	6	6	2	8	0	0	0	0	15	20	9.00	4.000										
<b>Mike Maignante, L</b> ERA: 9.0	(5, 1)	1.0		7	4	3	1	2	0	0	0	0	0	4	10	0.00	6.000										
<b>Ramon Garcia, R</b> ERA:	(6, 1)	0.1		3	1	2	0	0	1	0	0	0	0	7	12	0.00	1.000										
<b>Jose Lima, R</b> ERA:	(7, 1)	1.0		3	0	0	0	1	1	0	0	0	0	20	27	18.00	3.000										
<b>Billy Wagner, L</b> ERA: 16.0	(8, 1)	1.0		6	3	2	2	2	0	0	0	0	0	20	27	18.00	3.000										

**Houston Astros @ Atlanta Braves**  
Turner Field, Atlanta, GA  
Wed Oct 01 1997, 3:33 AM EDT  
Att: 49,200 - Sunny - 75 F

**AB 33**  
**R 13**  
**H 10**  
**RBI 10**  
**BB 10**  
**SO 7**  
**LOB 14**





Batter	1	2	3	4	5	6	7	8	9	AB	R	H	RBI	BB	SO	LOB	TOP										
Kenny Lofton, L OBP: 0.214, SLG: 0.231	E3 10 CS		BB 10 1B		G6-3		F8		F7	5	0	1	0	0	0	2	<b>Atlanta Braves @ Houston Astros</b> Astrodome, Houston, TX Fri Oct 03 1997, 4:33 AM EDT Att: 53,688 - Dome										
Keith Lockhart, L Tony Graffanino, R	F7		K		G3-1		K			3	0	0	0	0	1	2											
10 Chipper Jones, S OBP: 0.583, SLG: 0.875	HR		1B		G4-3				FC3-5 BB	4	1	3	1	0	0	0											
Fred McGriff, L OBP: 0.417, SLG: 0.222	L7		1B		K				FC6-4 FC3-5 PB BB	2	1	0	0	2	1	0											
Ryan Klesko, L Danny Bautista, R			G6-4-3		G4-3				FC3-5 FC6-4	3	1	1	0	0	0	3											
Javy Lopez, R OBP: 0.444, SLG: 0.571	K				L6				FC6-4 PB	4	1	1	0	0	1	3											
Michael Tucker, L Andruw Jones, R	K				F7				K	3	0	1	1	0	1	1											
Jeff Blausler, R OBP: 0.417, SLG: 0.600					F8				G1-3	3	0	1	1	1	0	0											
29 John Smoltz, R	K				G5-3		B2		G4-3	4	0	0	0	0	1	3											
<b>Inning Stats</b>	R: 1 E: 1 K: 0 S: 9	H: 1 LOB: 0 BB: 0 P: 15	R: 1 E: 0 K: 3 S: 12	H: 2 LOB: 1 BB: 0 P: 15	R: 0 E: 0 K: 1 S: 10	H: 2 LOB: 2 BB: 1 P: 17	R: 0 E: 0 K: 0 S: 10	H: 0 LOB: 0 BB: 0 P: 15	R: 0 E: 0 K: 1 S: 7	H: 0 LOB: 0 BB: 0 P: 8	R: 0 E: 0 K: 1 S: 6	H: 0 LOB: 0 BB: 0 P: 11	R: 1 E: 0 K: 1 S: 14	H: 2 LOB: 2 BB: 1 P: 24	R: 1 E: 0 K: 1 S: 9	H: 1 LOB: 1 BB: 1 P: 18		R: 0 E: 0 K: 0 S: 7	H: 0 LOB: 0 BB: 0 P: 10	1B: 5 2B: 2 3B: 0 HR: 1	SF: 0 SAC: 0 DP: 1 HBP: 0	WP: 0 PB: 1 SB: 0 CS: 1	PA: 37				
<b>PITCHER</b>	IP	WLS	BF	H	R	ER	SO	BB	IBB	HBP	BLK	WP	HR	S	P	ERA	WHIP										
Shane Reynolds, R ERA: 3.0	6.0	L	23	5	2	2	5	1	0	0	0	0	1	54	81	3.00	1.000										
Russ Springer, R ERA: 5.4	1.0		6	2	1	1	1	1	0	0	0	0	0	14	24	9.00	3.000										
Tom Martin, L ERA:	0.1		3	1	1	0	0	1	0	0	0	0	0	3	7	0.00	6.000										
Ramon Garcia, R ERA:	0.2		2	0	0	0	1	0	0	0	0	0	0	6	11	0.00	0.000										
Mike Magnante, L ERA: 4.5	1.0		3	0	0	0	0	0	0	0	0	0	0	7	10	0.00	0.000										

Batter	1	2	3	4	5	6	7	8	9	AB	R	H	RBI	BB	SO	LOB	BOTTOM										
Craig Biggio, R OBP: 0.154, SLG: 0.083	L9		L7			E5		L4		4	0	0	0	0	0	0	<b>Atlanta Braves @ Houston Astros</b> Astrodome, Houston, TX Fri Oct 03 1997, 4:33 AM EDT Att: 53,688 - Dome										
Derek Bell, R	P3		K			P5		G6-3		4	0	0	0	0	1	1											
5 Jeff Bagwell, R OBP: 0.154, SLG: 0.083					L8		F9		G5-3	4	0	1	0	0	0	1											
Luis Gonzalez, L OBP: 0.333, SLG: 0.333	F8				G4-3				G5-3	4	0	1	0	0	1	1											
Bill Spiers, L			G4-3			K			G6-3	4	0	0	0	0	2	1											
Chuck Carr, S OBP: 0.400, SLG: 1.000			K			K		HR		3	1	1	1	0	2	0											
Ricky Gutierrez, R OBP: 0.300, SLG: 0.125					E4		F9		G6-3	2	0	0	0	1	0	0											
Brad Ausmus, R OBP: 0.400, SLG: 0.600					G6-4-3				K	2	0	0	0	0	1	2											
Bobby Abreu, L OBP: 0.333, SLG: 0.333			K						K	1	0	0	0	0	1	0											
Tony Peña, R									K	0	0	0	0	0	0	0											
Shane Reynolds, R Russ Johnson, R Russ Springer, R Tom Martin, L Ramon Garcia, R Thomas Howard, S Mike Magnante, L									K	1	0	0	0	0	1	0											
<b>Inning Stats</b>	R: 0 E: 0 K: 0 S: 11	H: 1 LOB: 1 BB: 0 P: 13	R: 0 E: 0 K: 2 S: 11	H: 0 LOB: 1 BB: 1 P: 18	R: 0 E: 0 K: 2 S: 8	H: 0 LOB: 0 BB: 0 P: 10	R: 0 E: 0 K: 1 S: 6	H: 0 LOB: 0 BB: 0 P: 10	R: 0 E: 1 K: 1 S: 9	H: 0 LOB: 1 BB: 0 P: 13	R: 1 E: 0 K: 2 S: 10	H: 1 LOB: 0 BB: 0 P: 12	R: 0 E: 0 K: 2 S: 7	H: 0 LOB: 0 BB: 0 P: 8	R: 0 E: 0 K: 0 S: 8	H: 1 LOB: 1 BB: 0 P: 10	1B: 2 2B: 0 3B: 0 HR: 1	SF: 0 SAC: 0 DP: 1 HBP: 0	WP: 0 PB: 0 SB: 0 CS: 0	PA: 32							
<b>PITCHER</b>	IP	WLS	BF	H	R	ER	SO	BB	IBB	HBP	BLK	WP	HR	S	P	ERA	WHIP										
29 John Smoltz, R ERA: 1.0	9.0	W	32	3	1	1	11	1	0	0	0	0	1	76	103	1.00	0.444										





Batter	1	2	3	4	5	6	7	8	9	AB	R	H	RBI	BB	SO	LOB	TOP				
Devon White, S OBP: 0.222, SLG: 0.313	K	K		G2-3		F7			G5-3	5	0	0	0	0	2	2					
Edgar Renteria, R OBP: 0.300, SLG: 0.176	F S 2B	F9		G1-3			1B F9-2 HBP		K	4	1	1	0	0	1	1					
Gary Sheffield, R OBP: 0.667, SLG: 0.833	E 2B		E8 G5-3	F8			1B			3	2	1	0	1	0	0					
Bobby Bonilla, S OBP: 0.389, SLG: 0.467	K		G5-3 2B		K		P8			3	1	0	0	1	2	4					
Jeff Conine, R OBP: 0.313, SLG: 0.333	E3 2B		F9		G6-3		F9-2			4	1	0	0	0	0	6					
Moises Alou, R OBP: 0.222, SLG: 0.333			G5-3		G1-3			P4		4	0	1	4	0	0	1					
Charles Johnson, R OBP: 0.438, SLG: 0.667	K					K		L4		4	0	1	1	0	2	1					
Craig Counsell, L OBP: 0.600, SLG: 0.625								G6-3		3	0	2	0	1	0	0					
Kevin Brown, R Dennis Cook, L Jay Powell, R Darren Daulton, L Robb Nen, R		SH1-4 1B				FC1-6 1B			K	2	0	0	0	0	1	3					
<b>Inning Stats</b>	R: 3 E: 1 K: 3 S: 12	H: 2 LOB: 1 BB: 1 P: 16	R: 0 E: 0 K: 1 S: 6	H: 1 LOB: 1 BB: 0 P: 6	R: 2 E: 1 K: 1 S: 7	H: 1 LOB: 2 BB: 2 P: 15	R: 0 E: 0 K: 0 S: 3	H: 0 LOB: 0 BB: 0 P: 3	R: 0 E: 0 K: 1 S: 5	H: 1 LOB: 1 BB: 0 P: 6	R: 0 E: 0 K: 0 S: 3	H: 1 LOB: 1 BB: 0 P: 4	R: 0 E: 0 K: 0 S: 3	H: 0 LOB: 0 BB: 0 P: 3	R: 0 E: 0 K: 2 S: 7	H: 0 LOB: 0 BB: 0 P: 7	1B: 4 2B: 3 3B: 0 HR: 0	SF: 0 SAC: 1 DP: 1 HBP: 1	WP: 0 PB: 0 SB: 1 CS: 0	PA: 38	
<b>PITCHER</b>	IP WLS BF H R ER SO BB IBB HBP BLK WP HR S P ERA WHIP	IP WLS BF H R ER SO BB IBB HBP BLK WP HR S P ERA WHIP	IP WLS BF H R ER SO BB IBB HBP BLK WP HR S P ERA WHIP	IP WLS BF H R ER SO BB IBB HBP BLK WP HR S P ERA WHIP	IP WLS BF H R ER SO BB IBB HBP BLK WP HR S P ERA WHIP	IP WLS BF H R ER SO BB IBB HBP BLK WP HR S P ERA WHIP	IP WLS BF H R ER SO BB IBB HBP BLK WP HR S P ERA WHIP	IP WLS BF H R ER SO BB IBB HBP BLK WP HR S P ERA WHIP	IP WLS BF H R ER SO BB IBB HBP BLK WP HR S P ERA WHIP	IP WLS BF H R ER SO BB IBB HBP BLK WP HR S P ERA WHIP	IP WLS BF H R ER SO BB IBB HBP BLK WP HR S P ERA WHIP	IP WLS BF H R ER SO BB IBB HBP BLK WP HR S P ERA WHIP	IP WLS BF H R ER SO BB IBB HBP BLK WP HR S P ERA WHIP	IP WLS BF H R ER SO BB IBB HBP BLK WP HR S P ERA WHIP	IP WLS BF H R ER SO BB IBB HBP BLK WP HR S P ERA WHIP	IP WLS BF H R ER SO BB IBB HBP BLK WP HR S P ERA WHIP	IP WLS BF H R ER SO BB IBB HBP BLK WP HR S P ERA WHIP	IP WLS BF H R ER SO BB IBB HBP BLK WP HR S P ERA WHIP	IP WLS BF H R ER SO BB IBB HBP BLK WP HR S P ERA WHIP	IP WLS BF H R ER SO BB IBB HBP BLK WP HR S P ERA WHIP	IP WLS BF H R ER SO BB IBB HBP BLK WP HR S P ERA WHIP

Florida Marlins @ Atlanta Braves  
Turner Field, Atlanta, GA  
Tue Oct 07 1997, 7:05 PM EDT  
Att: 49,244 - Unknown - 76 F

AB 33  
R 5  
H 6  
RBI 5  
BB 3  
SO 9  
LOB 18



Batter	1	2	3	4	5	6	7	8	9	AB	R	H	RBI	BB	SO	LOB	BOTTOM				
Kenny Lofton, L OBP: 0.158, SLG: 0.167	G6-3	G4-3		L3-6			P5		G4-3	5	0	0	0	0	0	2					
Keith Lockhart, L OBP: 0.200, SLG: 0.222	10 G3 1B	F7			G3-1		FC6-4 HBP			3	1	1	0	0	0	1					
10 Chipper Jones, S OBP: 0.500, SLG: 0.917	G3				G3		F7			4	1	1	1	0	0	2					
Fred McGriff, L OBP: 0.375, SLG: 0.231	BB BB 1B				G3		FC6-4			4	0	1	1	0	0	1					
Ryan Klesko, L OBP: 0.333, SLG: 0.909	BB BB				K			P6		3	1	1	1	1	1	0					
Michael Tucker, L OBP: 0.444, SLG: 0.167 Andrew Jones, R							FC4-6 BB		K	0	0	0	0	3	0	0					
Eddie Pérez, R Javy Lopez, R	G5-3				K		F8		G6-3	4	0	0	0	0	1	5					
Jeff Blausler, R OBP: 0.438, SLG: 0.538							FC4-6		G1-3	3	0	1	0	0	0	1					
Greg Maddux, R Tommy Gregg, L Denny Neagle, L Greg Colbrunn, R							G4-3		F8	1	0	0	0	0	1	1					
<b>Inning Stats</b>	R: 1 E: 0 K: 0 S: 5	H: 2 LOB: 3 BB: 2 P: 13	R: 0 E: 0 K: 1 S: 5	H: 0 LOB: 1 BB: 0 P: 6	R: 1 E: 0 K: 2 S: 8	H: 1 LOB: 1 BB: 1 P: 12	R: 0 E: 0 K: 0 S: 3	H: 1 LOB: 0 BB: 0 P: 3	R: 0 E: 0 K: 0 S: 3	H: 1 LOB: 1 BB: 1 P: 8	R: 0 E: 0 K: 0 S: 3	H: 0 LOB: 1 BB: 0 P: 4	R: 0 E: 0 K: 1 S: 5	H: 0 LOB: 0 BB: 0 P: 5	R: 0 E: 0 K: 0 S: 3	H: 0 LOB: 0 BB: 0 P: 3	1B: 2 2B: 2 3B: 0 HR: 2	SF: 0 SAC: 1 DP: 1 HBP: 2	WP: 0 PB: 0 SB: 0 CS: 0	PA: 37	
<b>PITCHER</b>	IP WLS BF H R ER SO BB IBB HBP BLK WP HR S P ERA WHIP	IP WLS BF H R ER SO BB IBB HBP BLK WP HR S P ERA WHIP	IP WLS BF H R ER SO BB IBB HBP BLK WP HR S P ERA WHIP	IP WLS BF H R ER SO BB IBB HBP BLK WP HR S P ERA WHIP	IP WLS BF H R ER SO BB IBB HBP BLK WP HR S P ERA WHIP	IP WLS BF H R ER SO BB IBB HBP BLK WP HR S P ERA WHIP	IP WLS BF H R ER SO BB IBB HBP BLK WP HR S P ERA WHIP	IP WLS BF H R ER SO BB IBB HBP BLK WP HR S P ERA WHIP	IP WLS BF H R ER SO BB IBB HBP BLK WP HR S P ERA WHIP	IP WLS BF H R ER SO BB IBB HBP BLK WP HR S P ERA WHIP	IP WLS BF H R ER SO BB IBB HBP BLK WP HR S P ERA WHIP	IP WLS BF H R ER SO BB IBB HBP BLK WP HR S P ERA WHIP	IP WLS BF H R ER SO BB IBB HBP BLK WP HR S P ERA WHIP	IP WLS BF H R ER SO BB IBB HBP BLK WP HR S P ERA WHIP	IP WLS BF H R ER SO BB IBB HBP BLK WP HR S P ERA WHIP	IP WLS BF H R ER SO BB IBB HBP BLK WP HR S P ERA WHIP	IP WLS BF H R ER SO BB IBB HBP BLK WP HR S P ERA WHIP	IP WLS BF H R ER SO BB IBB HBP BLK WP HR S P ERA WHIP	IP WLS BF H R ER SO BB IBB HBP BLK WP HR S P ERA WHIP	IP WLS BF H R ER SO BB IBB HBP BLK WP HR S P ERA WHIP	IP WLS BF H R ER SO BB IBB HBP BLK WP HR S P ERA WHIP

Florida Marlins @ Atlanta Braves  
Turner Field, Atlanta, GA  
Tue Oct 07 1997, 7:05 PM EDT  
Att: 49,244 - Unknown - 76 F

AB 30  
R 3  
H 5  
RBI 3  
BB 4  
SO 4  
LOB 14





Batter	1	2	3	4	5	6	7	8	9	AB	R	H	RBI	BB	SO	LOB	TOP				
<b>Kurt Abbott, R</b> OBP: 0.333, SLG: 0.417 (1, 4)	G5-3			G6-4-3 1B		G6-4-3 2B		K		4	0	2	0	0	1	1	<b>Florida Marlins @ Atlanta Braves</b> Turner Field, Atlanta, GA Wed Oct 08 1997, 3:33 AM EDT Att: 48,933 - Sunny - 85 F				
<b>Edgar Renteria, R</b> OBP: 0.292, SLG: 0.150 (1, 6)	P8		G6-4-3 1-2			L9		DI BB	3	0	0	0	1	0	2						
<b>Gary Sheffield, R</b> OBP: 0.591, SLG: 0.667 (1, 9)	G5-3			BB			K	L8	3	0	0	0	1	1	1						
<b>Bobby Bonilla, S</b> OBP: 0.318, SLG: 0.368 (1, 5)		K		L4			G1-3	K	4	0	0	0	0	2	2						
<b>Jeff Conine, R</b> OBP: 0.316, SLG: 0.294 Ed Vosberg, L (7, 1)	G6-3				G6-4-3 BB		K	P3	2	0	0	0	1	1	0						
<b>Craig Counsell, L</b> OBP: 0.545, SLG: 0.556 (9, PH)								1-2	1	0	0	0	0	0	1						
<b>Jim Eisenreich, L</b> (1, 7)	G5-3			G6-4-3 1-2				G5-3	3	0	0	0	0	0	1						
<b>Charles Johnson, R</b> Gregg Zaun, S (8, 2)			F7		G6-3			2B BB	2	1	0	0	1	0	0						
<b>Devon White, S</b> OBP: 0.238, SLG: 0.368 (1, 8)			G3			K		1-H 2B	3	0	1	1	0	1	0						
<b>Alex Fernandez, R</b> Al Leiter, L John Cangelosi, S Felix Heredia, L Darren Daulton, L (7, 3)			K			P6		4-2 BB	1	0	0	0	0	1	0						
<b>Inning Stats</b>	R: 0 E: 0 K: 0 S: 7	H: 0 LOB: 0 BB: 0 P: 11	R: 0 E: 0 K: 1 S: 7	H: 0 LOB: 0 BB: 0 P: 9	R: 0 E: 0 K: 1 S: 9	H: 0 LOB: 0 BB: 0 P: 14	R: 0 E: 0 K: 0 S: 5	H: 1 LOB: 1 BB: 1 P: 9	R: 0 E: 0 K: 1 S: 10	H: 0 LOB: 0 BB: 0 P: 10	R: 0 E: 0 K: 2 S: 10	H: 0 LOB: 0 BB: 0 P: 15	R: 1 E: 0 K: 1 S: 22	H: 1 LOB: 1 BB: 2 P: 36	R: 0 E: 0 K: 1 S: 7	H: 0 LOB: 1 BB: 1 P: 13	1B: 1 2B: 2 3B: 0 HR: 0	SF: 0 SAC: 0 DP: 2 HBP: 0	WP: 0 PB: 0 CS: 0	PA: 32	
<b>PITCHER</b>	IP	WLS	BF	H	R	ER	SO	BB	IBB	HBP	BLK	WP	HR	S	P	ERA	WHIP				
<b>Tom Glavine, L</b> ERA: 2.63	(1, 1)	7.2	W	27	3	1	1	5	4	0	0	0	0	71	117	1.17	0.913				
<b>Mike Cather, R</b> ERA:	(8, 1)	0.1		1	0	0	0	1	0	0	0	0	0	3	4	0.00	0.000				
<b>Mark Wohlers, R</b> ERA:	(9, 1)	1.0		4	0	0	0	1	1	0	0	0	0	7	13	0.00	1.000				

Batter	1	2	3	4	5	6	7	8	9	AB	R	H	RBI	BB	SO	LOB	BOTTOM					
<b>Kenny Lofton, L</b> OBP: 0.167, SLG: 0.174 (1, 8)	E2 3B 1B	P5		K		K		K		5	1	1	0	0	3	2	<b>Florida Marlins @ Atlanta Braves</b> Turner Field, Atlanta, GA Wed Oct 08 1997, 3:33 AM EDT Att: 48,933 - Sunny - 85 F					
<b>Keith Lockhart, L</b> OBP: 0.398, SLG: 0.500 Tony Graffanino, R OBP: 0.429, SLG: 0.400 (7, 4)	HR 2H 3B		10 HR 1B	P5			10 1B 2B	K	3	2	2	1	0	0	1							
<b>10 Chipper Jones, S</b> OBP: 0.524, SLG: 1.000 (1, 5)	K		1H HR		1B		BB SF7 1B	FC5-4 1-2	5	2	3	3	0	1	2							
<b>Fred McGriff, L</b> OBP: 0.400, SLG: 0.250 (1, 3)	K		L3		1B		1B BB G5-2-3 BB		3	0	1	0	1	1	1							
<b>Ryan Klesko, L</b> OBP: 0.375, SLG: 1.000 Danny Bautista, R OBP: 0.333, SLG: 0.333 (9, 7)	HR 3H		G4-3		P2		1B BB		3	1	1	2	1	0	2							
<b>Javy Lopez, R</b> OBP: 0.353, SLG: 0.462 (1, 2)	BB		2B		P2		SF7		2	0	1	1	1	0	2							
<b>Michael Tucker, L</b> OBP: 0.354, SLG: 0.125 Andrew Jones, R OBP: 0.222, SLG: 0.125 (6, 9)	L9		P7		P2		3H 1-2 2-3 1B		2	0	0	0	0	0	2							
<b>Jeff Blausler, R</b> OBP: 0.400, SLG: 0.471 (1, 6)		G5-3		SH1-4 1B		F8	G5-2-3		4	0	1	0	0	0	3							
<b>Tom Glavine, L</b> OBP: 0.400, SLG: 0.400 Mike Cather, R (8, 1)		K		SH1-4		K		10 FC5-4 1B	2	0	0	0	0	0	2							
<b>Greg Colbrunn, R</b> OBP: 0.667, SLG: 0.667 Mark Wohlers, R (9, 1)				1-2					1	0	1	0	0	0	0							
<b>Inning Stats</b>	R: 3 E: 1 K: 2 S: 16	H: 3 LOB: 1 BB: 1 P: 26	R: 0 E: 0 K: 1 S: 6	H: 0 LOB: 0 BB: 0 P: 12	R: 2 E: 0 K: 0 S: 13	H: 3 LOB: 1 BB: 0 P: 22	R: 0 E: 0 K: 1 S: 9	H: 1 LOB: 1 BB: 0 P: 13	R: 0 E: 0 K: 2 S: 8	H: 0 LOB: 0 BB: 2 P: 12	R: 2 E: 0 K: 0 S: 14	H: 3 LOB: 2 BB: 2 P: 25	R: 0 E: 0 K: 2 S: 10	H: 1 LOB: 1 BB: 0 P: 13	1B: 8 2B: 2 3B: 1 HR: 2	SF: 1 SAC: 1 DP: 1 HBP: 0	WP: 0 PB: 0 CS: 0	PA: 39				
<b>PITCHER</b>	IP	WLS	BF	H	R	ER	SO	BB	IBB	HBP	BLK	WP	HR	S	P	ERA	WHIP					
<b>Alex Fernandez, R</b> ERA: 6.52	(1, 1)	2.2	L	15	6	5	5	3	1	0	0	0	0	2	33	5	16.88	2.625				
<b>Al Leiter, L</b> ERA: 5.68	(3, 1)	2.1		10	3	0	0	1	0	0	0	0	0	21	33	0.00	1.286					
<b>Felix Heredia, L</b> ERA: 13.5	(6, 1)	1.1		9	3	2	2	2	2	0	0	0	0	21	35	13.50	3.750					
<b>Ed Vosberg, L</b> ERA:	(7, 1)	1.2		5	1	0	0	2	0	0	0	0	0	11	15	0.00	0.600					

AB 27  
R 1  
H 3  
RBI 1  
BB 5  
SO 7  
LOB 8



AB 34  
R 7  
H 13  
RBI 7  
BB 3  
SO 8  
LOB 18





Batter	1	2	3	4	5	6	7	8	9	AB	R	H	RBI	BB	SO	LOB	TOP					
<b>Kenny Lofton, L</b> (1, 8) OBP: 0.179, SLG: 0.185	G6-3			10 SH BB SF7	B5-3		FC3-6			4	1	1	0	0	0	1						
<b>Jeff Blauer, R</b> (1, 6) OBP: 0.417, SLG: 0.450	K			10 SH BB BB		10 BB SF9	K			3	1	1	0	1	2	1						
<b>10 Chipper Jones, S</b> (1, 5) OBP: 0.500, SLG: 0.895	F8			SH BB		1B BB		G1-3		2	0	0	0	1	0	0						
<b>Fred McGriff, L</b> (1, 3) OBP: 0.375, SLG: 0.263		G1-3		SF7		1B BB		K		3	0	1	1	0	1	0						
<b>Javy Lopez, R</b> (1, 2) OBP: 0.286, SLG: 0.375	K			3-H F8		SF9		K		3	0	0	1	0	2	2						
<b>Andruw Jones, R</b> (1, 9) OBP: 0.333, SLG: 0.200	L6			4-2 BB		3-H 1B		F9		2	0	1	0	1	0	0						
<b>Michael Tucker, L</b> (9, PH) OBP: 0.333, SLG: 0.111				1-2 2-3 BB		1-2 1B				1	0	0	0	0	0	0						
<b>Ryan Klesko, L</b> (1, 7) OBP: 0.350, SLG: 0.833				2-2 G6-4-3 1B	P3	G3		L8		4	0	1	0	0	0	5						
<b>Tony Graffanino, R</b> (1, 4) OBP: 0.333, SLG: 0.286				1-0 G6-4-3		F8		F8		2	0	0	0	0	0	1						
<b>Keith Lockhart, L</b> (7, PH) OBP: 0.333, SLG: 0.500				1-2 G6-4-3		F8		FC3-6 1B		2	0	1	0	0	0	0						
<b>29 John Smoltz, R</b> (1, 1)				3-3 K		G3		L7		2	0	0	0	0	1	0						
<b>Tommy Gregg, L</b> (7, PH)										1	0	0	0	0	0	1						
<b>Mike Cather, R</b> (7, 1)										0	0	0	0	0	0	0						
<b>Kerry Ligtenberg, R</b> (8, 1)										0	0	0	0	0	0	0						
<b>Inning Stats</b>	R: 0 E: 0 K: 1 S: 6	H: 0 LOB: 0 BB: 0 P: 12	R: 0 E: 0 K: 1 S: 10	H: 0 LOB: 0 BB: 0 P: 14	R: 0 E: 0 K: 1 S: 7	H: 1 LOB: 0 BB: 2 P: 13	R: 1 E: 1 K: 0 S: 13	H: 1 LOB: 3 BB: 2 P: 26	R: 0 E: 0 K: 1 S: 11	H: 0 LOB: 0 BB: 0 P: 14	R: 1 E: 0 K: 0 S: 10	H: 3 LOB: 2 BB: 1 P: 15	R: 0 E: 0 K: 1 S: 10	H: 1 LOB: 1 BB: 0 P: 14	R: 0 E: 0 K: 2 S: 9	H: 0 LOB: 0 BB: 0 P: 13	R: 0 E: 0 K: 0 S: 8	H: 0 LOB: 0 BB: 0 P: 14	1B: 6 2B: 0 3B: 0 HR: 0	SF: 2 SAC: 1 DP: 1 HBP: 0	WP: 0 PB: 0 SB: 0 CS: 0	PA: 35
<b>PITCHER</b>	IP	WLS	BF	H	R	ER	SO	BB	IBB	HBP	BLK	WP	HR	S	P	ERA	WHIP					
<b>Tony Saunders, L</b> (1, 1) ERA: 3.38	5.1		22	4	2	2	3	3	0	0	0	0	0	50	86	3.38	1.312					
<b>Livan Hernandez, R</b> (6, 1) ERA: 1.59	1.2	W	7	2	0	0	1	0	0	0	0	0	0	17	22	0.00	1.200					
<b>Dennis Cook, L</b> (8, 1) ERA:	1.0		3	0	0	0	2	0	0	0	0	0	0	9	13	0.00	0.000					
<b>Robb Nen, R</b> (9, 1) ERA:	1.0	S	3	0	0	0	0	0	0	0	0	0	0	8	14	0.00	0.000					

Atlanta Braves @ Florida Marlins  
Pro Player Stadium, Miami, FL  
Fri Oct 10 1997, 7:05 PM EDT  
Att: 53,857 - Unknown - 77 F

AB 29  
R 2  
H 6  
RBI 2  
BB 3  
SO 6  
LOB 11



Batter	1	2	3	4	5	6	7	8	9	AB	R	H	RBI	BB	SO	LOB	BOTTOM				
<b>John Cangelosi, S</b> (1, 7)	G6-3			L9-3 BB		L8	L9			3	0	0	0	1	0	0					
<b>Edgar Renteria, R</b> (1, 6) OBP: 0.286, SLG: 0.208	K			L9-3 1-1		2B	F9			4	1	1	0	0	1	1					
<b>Gary Sheffield, R</b> (1, 9) OBP: 0.615, SLG: 0.833	G1-3			HR		2B BB	1B			3	2	2	1	1	0	0					
<b>Bobby Bonilla, S</b> (1, 5) OBP: 0.308, SLG: 0.348				G6-3		F7	1B			4	0	1	0	0	1	2					
<b>Alex Arias, R</b> (8, 5) OBP: 1.000, SLG: 1.000		K				F7	1B			0	0	0	0	0	0	0					
<b>Darren Daulton, L</b> (1, 3) OBP: 0.400, SLG: 0.500	K					G3	F9			3	1	1	1	0	1	0					
<b>Jeff Conine, R</b> (7, 3) OBP: 0.300, SLG: 0.278						2B 2B	F9			1	0	0	0	0	0	2					
<b>Devon White, S</b> (1, 8) OBP: 0.320, SLG: 0.381	G6-3					E 1B BB	2B IBB			2	1	1	0	2	0	0					
<b>Charles Johnson, R</b> (1, 2) OBP: 0.409, SLG: 0.588				K		K	SH1-4 1B			3	0	1	3	0	2	1					
<b>Craig Counsell, L</b> (1, 4) OBP: 0.533, SLG: 0.500				K		E8 1B	F7			3	0	1	0	1	1	1					
<b>Tony Saunders, L</b> (1, 1) ERA: 3.38				K		K	K			2	0	0	0	0	2	2					
<b>Livan Hernandez, R</b> (6, 1) ERA:				K		K	K			1	0	0	0	0	1	2					
<b>Dennis Cook, L</b> (8, 1) ERA:				K		K	K			0	0	0	0	0	0	0					
<b>Moises Alou, R</b> (8, PH) OBP: 0.211, SLG: 0.316				K		K	K			1	0	0	0	0	1	1					
<b>Robb Nen, R</b> (9, 1) ERA:				K		K	K			0	0	0	0	0	0	0					
<b>Inning Stats</b>	R: 0 E: 0 K: 1 S: 9	H: 0 LOB: 0 BB: 0 P: 12	R: 0 E: 0 K: 2 S: 9	H: 0 LOB: 0 BB: 0 P: 17	R: 0 E: 0 K: 3 S: 13	H: 0 LOB: 0 BB: 0 P: 17	R: 1 E: 0 K: 0 S: 12	H: 1 LOB: 1 BB: 1 P: 19	R: 0 E: 1 K: 2 S: 19	H: 1 LOB: 2 BB: 1 P: 29	R: 4 E: 0 K: 1 S: 14	H: 3 LOB: 3 BB: 3 P: 33	R: 0 E: 0 K: 0 S: 7	H: 2 LOB: 2 BB: 0 P: 10	R: 0 E: 0 K: 1 S: 9	H: 1 LOB: 1 BB: 0 P: 17	1B: 4 2B: 4 3B: 0 HR: 1	SF: 0 SAC: 1 DP: 1 HBP: 0	WP: 0 PB: 0 SB: 0 CS: 0	PA: 36	
<b>PITCHER</b>	IP	WLS	BF	H	R	ER	SO	BB	IBB	HBP	BLK	WP	HR	S	P	ERA	WHIP				
<b>29 John Smoltz, R</b> (1, 1) ERA: 3.38	6.0	L	27	5	5	5	9	3	2	0	0	0	0	76	127	7.50	1.333				
<b>Mike Cather, R</b> (7, 1) ERA:	1.0		5	2	0	0	0	0	0	0	0	0	0	7	10	0.00	2.000				
<b>Kerry Ligtenberg, R</b> (8, 1) ERA:	1.0		4	1	0	0	1	0	0	0	0	0	0	9	17	0.00	1.000				

Atlanta Braves @ Florida Marlins  
Pro Player Stadium, Miami, FL  
Fri Oct 10 1997, 7:05 PM EDT  
Att: 53,857 - Unknown - 77 F

AB 30  
R 5  
H 8  
RBI 5  
BB 5  
SO 10  
LOB 12





Batter	1	2	3	4	5	6	7	8	9	AB	R	H	RBI	BB	SO	LOB	TOP						
<b>Kenny Lofton, L</b> OBP: 0.182, SLG: 0.188	G6-3	K		G1-6-3		L8			BB	5	0	1	0	0	1	3							
<b>Jeff Blauer, R</b> OBP: 0.446, SLG: 0.565	1B		K		HR		G5-3		BB	3	2	1	1	2	1	0							
<b>10 Chipper Jones, S</b> OBP: 0.517, SLG: 0.875	1B		1B	2B	1B		F8		F9	5	2	3	0	0	0	2							
<b>Fred McGriff, L</b> OBP: 0.429, SLG: 0.364	1B		1B	BB	2B		K			3	0	2	2	1	1	0							
<b>Javy Lopez, R</b> OBP: 0.240, SLG: 0.300	K		P4		G6-3			K		4	0	0	0	0	2	4							
<b>Andrew Jones, R</b> OBP: 0.375, SLG: 0.286		1B	1B	1B	P6			P8		4	0	2	1	0	0	1							
<b>Danny Bautista, R</b> OBP: 0.286, SLG: 0.286		SH1-3	P4		G5-3			G6-3		4	0	1	0	0	0	3							
<b>Tony Graffanino, R</b> OBP: 0.308, SLG: 0.273		L6		G1-6-3		K			K	4	0	1	0	0	2	2							
<b>Denny Neagle, L</b>	SH1-3		B1			K			G5-3	3	0	0	0	0	1	1							
<b>Inning Stats</b>	R: 1 E: 0 K: 1 S: 8	H: 2 LOB: 1 BB: 1 P: 15	R: 0 E: 0 K: 1 S: 13	H: 2 LOB: 2 BB: 0 P: 21	R: 1 E: 0 K: 1 S: 11	H: 2 LOB: 2 BB: 1 P: 19	R: 0 E: 0 K: 0 S: 7	H: 1 LOB: 0 BB: 0 P: 11	R: 2 E: 0 K: 0 S: 22	H: 3 LOB: 1 BB: 0 P: 37	R: 0 E: 0 K: 1 S: 10	H: 0 LOB: 0 BB: 0 P: 16	R: 0 E: 0 K: 1 S: 7	H: 0 LOB: 0 BB: 0 P: 11	R: 0 E: 0 K: 1 S: 7	H: 0 LOB: 0 BB: 0 P: 10	R: 0 E: 0 K: 1 S: 13	H: 1 LOB: 2 BB: 1 P: 24	1B: 8 2B: 2 3B: 0 HR: 1	SF: 0 SAC: 1 DP: 1 HBP: 0	WP: 0 PB: 0 CS: 0	PA: 39	
<b>PITCHER</b>	IP	WLS	BF	H	R	ER	SO	BB	IBB	HBP	BLK	WP	HR	S	P	ERA	WHIP						
<b>Al Leiter, L</b>	(1, 1)	6.0	L	28	10	4	4	5	2	0	0	0	0	1	71	119	6.00	2.000					
<b>Felix Heredia, L</b>	(7, 1)	2.0		6	0	0	0	2	0	0	0	0	0	0	14	21	0.00	0.000					
<b>Ed Vosberg, L</b>	(9, 1)	1.0		5	1	0	0	1	1	0	0	0	0	0	13	24	0.00	2.000					

Atlanta Braves @ Florida Marlins  
Pro Player Stadium, Miami, FL  
Sat Oct 11 1997, 7:05 PM EDT  
Att: 54,890 - Unknown - 81 F

AB 35  
R 4  
H 11  
RBI 4  
BB 3  
SO 8  
LOB 16



Batter	1	2	3	4	5	6	7	8	9	AB	R	H	RBI	BB	SO	LOB	BOTTOM					
<b>Kurt Abbott, R</b> OBP: 0.313, SLG: 0.375	K			1B		F8		F9		4	0	1	0	0	1	2						
<b>Edgar Renteria, R</b> OBP: 0.281, SLG: 0.214	P4		K		FC4	1B		F9		4	0	1	0	0	1	1						
<b>Gary Sheffield, R</b> OBP: 0.567, SLG: 0.714	F9		P4		FC4			BB		3	0	0	0	1	0	3						
<b>Bobby Bonilla, S</b> OBP: 0.267, SLG: 0.296		G4-3		P4			G4-3		K	4	0	0	0	0	1	2						
<b>Jeff Conine, R</b> OBP: 0.250, SLG: 0.227		G3-1		L7		L7			K	4	0	0	0	0	1	1						
<b>Moises Alou, R</b> OBP: 0.182, SLG: 0.273		F9		F7		F9				3	0	0	0	0	0	0						
<b>Charles Johnson, R</b> OBP: 0.360, SLG: 0.500			K		F9			K		3	0	0	0	0	2	0						
<b>Devon White, S</b> OBP: 0.286, SLG: 0.333			L7			G6-3		L9		3	0	0	0	0	0	0						
<b>Al Leiter, L</b>			K			1B		1B		1	0	0	0	0	1	0						
<b>Alex Arias, R</b> OBP: 1.000, SLG: 1.000										1	0	1	0	0	0	0						
<b>Felix Heredia, L</b>										0	0	0	0	0	0	0						
<b>John Cangelosi, S</b> OBP: 0.286, SLG: 0.167										1	0	1	0	0	0	0						
<b>Ed Vosberg, L</b>										0	0	0	0	0	0	0						
<b>Inning Stats</b>	R: 0 E: 0 K: 1 S: 7	H: 0 LOB: 0 BB: 0 P: 9	R: 0 E: 0 K: 0 S: 8	H: 0 LOB: 0 BB: 0 P: 10	R: 0 E: 0 K: 2 S: 8	H: 0 LOB: 0 BB: 0 P: 13	R: 0 E: 0 K: 1 S: 9	H: 1 LOB: 1 BB: 0 P: 14	R: 0 E: 0 K: 0 S: 6	H: 0 LOB: 0 BB: 0 P: 9	R: 0 E: 0 K: 0 S: 11	H: 2 LOB: 2 BB: 0 P: 15	R: 0 E: 0 K: 0 S: 4	H: 0 LOB: 0 BB: 0 P: 4	R: 0 E: 0 K: 1 S: 10	H: 1 LOB: 1 BB: 0 P: 14	R: 0 E: 0 K: 2 S: 12	H: 0 LOB: 1 BB: 1 P: 19	1B: 4 2B: 0 3B: 0 HR: 0	SF: 0 SAC: 0 DP: 0 HBP: 0	WP: 0 PB: 0 CS: 0	PA: 32
<b>PITCHER</b>	IP	WLS	BF	H	R	ER	SO	BB	IBB	HBP	BLK	WP	HR	S	P	ERA	WHIP					
<b>Denny Neagle, L</b>	(1, 1)	9.0	W	32	4	0	0	7	1	0	0	0	0	75	107	0.00	0.556					

Atlanta Braves @ Florida Marlins  
Pro Player Stadium, Miami, FL  
Sat Oct 11 1997, 7:05 PM EDT  
Att: 54,890 - Unknown - 81 F

AB 31  
R 0  
H 4  
RBI 0  
BB 1  
SO 7  
LOB 9





Batter	1	2	3	4	5	6	7	8	9	AB	R	H	RBI	BB	SO	LOB	TOP	
Kenny Lofton, L (1, 8) OBP: 0.216, SLG: 0.257	0-1 3B		3-3 K		0-1 P6			4-2 CS BB		3	0	1	0	1	1	0		
Keith Lockhart, L (1, 4) OBP: 0.316, SLG: 0.412	4-1 BB		3-2 P5		0-0 G6-3			3-2 CS 1-2	0-2 K	3	0	0	0	1	1	0		
10 Chipper Jones, S (1, 5) OBP: 0.455, SLG: 0.750	2-3 K		0-0 G6-3		2-2 K			1-2 L1		4	0	0	0	0	2	2		
Fred McGriff, L (1, 3) OBP: 0.406, SLG: 0.346	2-3 K		0-1 FC5-4 1B		1-3 K			3-3 K		4	0	1	0	0	3	2		
Ryan Klesko, L (1, 7) OBP: 0.304, SLG: 0.714	2-3 K		0-0 P6		2-3 K					3	0	0	0	0	2	3		
Michael Tucker, L (1, 9) OBP: 0.333, SLG: 0.417		1-0 HR		3-3 K				1-3 K		3	1	1	1	0	2	1		
Andrew Jones, R (7, 9) OBP: 0.375, SLG: 0.286										0	0	0	0	0	0	0		
Eddie Pérez, R (1, 2)		3-1 G5-3		1-1 FC5-4				1-1 P4		3	0	0	0	0	0	1		
Jeff Blauser, R (1, 6) OBP: 0.406, SLG: 0.500		1-1 F8			1-3 K			3-3 K		3	0	0	0	0	2	0		
Greg Maddux, R (1, 1)		3-3 K			3-2 F8			2-3 K		2	0	0	0	0	1	0		
Tommy Gregg, L (8, PH)										1	0	0	0	0	1	0		
Mike Cather, R (8, 1)										0	0	0	0	0	0	0		
<b>Inning Stats</b>	R: 0 H: 1 E: 0 K: 3 S: 13	H: 1 LOB: 2 BB: 1 P: 23	R: 1 H: 1 E: 0 K: 1 S: 8	H: 1 LOB: 0 BB: 0 P: 16	R: 0 H: 0 E: 0 K: 1 S: 10	H: 0 LOB: 1 BB: 0 P: 12	R: 0 H: 0 E: 0 K: 2 S: 7	H: 0 LOB: 0 BB: 0 P: 10	R: 0 H: 0 E: 0 K: 2 S: 8	H: 0 LOB: 0 BB: 0 P: 12	R: 0 H: 0 E: 0 K: 2 S: 15	H: 0 LOB: 0 BB: 1 P: 26	R: 0 H: 0 E: 0 K: 2 S: 10	H: 0 LOB: 0 BB: 0 P: 14	1B: 1 2B: 0 3B: 1 HR: 1	SF: 0 SAC: 0 DP: 0 HBP: 0	WP: 0 PB: 0 CS: 1	PA: 32
<b>PITCHER</b> Livan Hernandez, R (1, 1) ERA: 1.23	IP: 9.0 WLS: W BF: 31 H: 3 R: 1 ER: 1 SO: 15 BB: 2 IBB: 0 HBP: 0 BLK: 0 WP: 0 HR: 1 S: 89 P: 143 ERA: 1.00 WHIP: 0.556															<b>PITCHER</b>		

Atlanta Braves @ Florida Marlins  
Pro Player Stadium, Miami, FL  
Sun Oct 12 1997, 3:33 AM EDT  
Att: 51,982 - Cloudy - 86 F

AB 29  
R 1  
H 3  
RBI 1  
BB 2  
SO 15  
LOB 9



Batter	1	2	3	4	5	6	7	8	9	AB	R	H	RBI	BB	SO	LOB	BOTTOM	
Devon White, S (1, 8) OBP: 0.281, SLG: 0.296	1-2 S 1B HBP		2-3 K			3-3 K		2-0 L8		3	1	0	0	0	2	1		
Edgar Renteria, R (1, 6) OBP: 0.250, SLG: 0.188	0-3 K		3-1 G6-3			1-0 G5-3		3-3 K		4	0	0	0	0	2	2		
Gary Sheffield, R (1, 9) OBP: 0.545, SLG: 0.652	4-1 1B BB			0-2 G6-3		1-3 K				2	0	0	0	1	1	0		
Bobby Bonilla, S (1, 5) OBP: 0.333, SLG: 0.400	1-2 G1-6-3 1B			0-0 1B			1-2 1B 2B			3	1	3	1	0	0	0		
Jeff Conine, R (1, 3) OBP: 0.259, SLG: 0.240	0-2 G1-6-3			0-0 F7			0-0 K G5-3 1B			3	0	1	1	0	0	3		
Moises Alou, R (1, 7) OBP: 0.180, SLG: 0.240		0-3 K		1-1 SAFE K		1-2 G5-3		1-2 K		3	0	0	0	0	2	2		
Charles Johnson, R (1, 2) OBP: 0.321, SLG: 0.435		1-1 G1-3			0-3 K		0-3 SAFE K			3	0	0	0	0	2	1		
Craig Counsell, L (1, 4) OBP: 0.500, SLG: 0.467		2-3 K			0-0 G6-3			2-2 SH3-4 1B		3	0	1	0	0	1	0		
Livan Hernandez, R (1, 1)			0-2 G4-3		0-2 F2			0-1 SAFE SH3-4		2	0	0	0	0	0	0		
<b>Inning Stats</b>	R: 1 H: 1 E: 0 K: 1 S: 12	H: 1 LOB: 1 BB: 1 P: 18	R: 0 H: 0 E: 0 K: 2 S: 8	H: 0 LOB: 0 BB: 0 P: 11	R: 0 H: 0 E: 0 K: 1 S: 10	H: 1 LOB: 1 BB: 0 P: 10	R: 0 H: 0 E: 0 K: 1 S: 8	H: 0 LOB: 0 BB: 0 P: 8	R: 0 H: 2 E: 0 K: 1 S: 10	H: 2 LOB: 0 BB: 0 P: 12	R: 1 H: 1 E: 0 K: 1 S: 9	H: 1 LOB: 1 BB: 0 P: 16	R: 0 H: 1 E: 0 K: 1 S: 9	H: 1 LOB: 1 BB: 0 P: 16	1B: 4 2B: 1 3B: 0 HR: 0	SF: 0 SAC: 1 DP: 1 HBP: 1	WP: 0 PB: 0 CS: 0	PA: 29
<b>PITCHER</b> Greg Maddux, R (1, 1) ERA: 1.23 Mike Cather, R (8, 1) ERA:	IP: 7.0 WLS: L BF: 25 H: 4 R: 2 ER: 2 SO: 9 BB: 1 IBB: 0 HBP: 1 BLK: 0 WP: 0 HR: 0 S: 63 P: 86 ERA: 2.57 WHIP: 0.714															<b>PITCHER</b>		

Atlanta Braves @ Florida Marlins  
Pro Player Stadium, Miami, FL  
Sun Oct 12 1997, 3:33 AM EDT  
Att: 51,982 - Cloudy - 86 F

AB 26  
R 2  
H 5  
RBI 2  
BB 1  
SO 10  
LOB 9





Batter	1	2	3	4	5	6	7	8	9	AB	R	H	RBI	BB	SO	LOB	TOP					
<b>Devon White, S</b> OBP: 0.297, SLG: 0.313										5	2	2	0	0	2	1	<b>Florida Marlins @ Atlanta Braves</b> Turner Field, Atlanta, GA Tue Oct 14 1997, 7:05 PM EDT Att: 50,446 - Unknown - 61 F					
<b>Edgar Renteria, R</b> OBP: 0.317, SLG: 0.229										3	2	2	0	2	1	0						
<b>Gary Sheffield, R</b> OBP: 0.553, SLG: 0.615										3	2	1	0	2	1	1						
<b>Bobby Bonilla, S</b> OBP: 0.342, SLG: 0.400										5	1	2	3	0	0	4						
<b>Alex Arias, R</b> OBP: 1.000, SLG: 1.000										0	0	0	0	0	0	0						
<b>Jeff Conine, R</b> OBP: 0.258, SLG: 0.241										4	0	1	0	0	2	4						
<b>Moises Alou, R</b> OBP: 0.167, SLG: 0.207										4	0	0	1	1	0	4						
<b>Charles Johnson, R</b> OBP: 0.364, SLG: 0.400										2	0	0	1	2	0	1						
<b>Craig Counsell, L</b> OBP: 0.522, SLG: 0.474										4	0	2	2	1	1	3						
<b>Kevin Brown, R</b>										4	0	0	0	0	2	7						
<b>Inning Stats</b>	R: 4 E: 0 K: 1 S: 15	H: 3 LOB: 2 BB: 2 P: 27	R: 0 E: 0 K: 1 S: 10	H: 1 LOB: 0 BB: 0 P: 15	R: 0 E: 0 K: 1 S: 6	H: 0 LOB: 0 BB: 0 P: 7	R: 0 E: 0 K: 0 S: 9	H: 1 LOB: 3 BB: 2 P: 19	R: 0 E: 0 K: 0 S: 8	H: 1 LOB: 2 BB: 1 P: 16	R: 3 E: 0 K: 3 S: 17	H: 4 LOB: 3 BB: 2 P: 35	R: 0 E: 0 K: 0 S: 9	H: 0 LOB: 0 BB: 0 P: 12	R: 0 E: 1 K: 0 S: 6	H: 0 LOB: 0 BB: 0 P: 10	R: 0 E: 0 K: 1 S: 7	H: 0 LOB: 0 BB: 1 P: 15	1B: 10 2B: 1 3B: 0 HR: 0	SF: 0 SAC: 2 DP: 2 HBP: 1	WP: 0 PB: 0 SB: 0 CS: 1	PA: 45
<b>PITCHER</b>	IP WLS BF H R ER SO BB IBB HBP BLK WP HR S P ERA WHIP																					
<b>Tom Glavine, L</b> ERA: 5.12	(1, 1) 5.2 L 35 10 7 7 4 4 3 1 0 0 0 0 62 116 11.12 2.471																					
<b>Mike Cather, R</b> ERA:	(6, 1) 0.1 1 0 0 0 1 0 0 0 0 0 0 0 3 3 0.00 0.000																					
<b>Kerry Ligtenberg, R</b> ERA:	(7, 1) 2.0 6 0 0 0 3 0 0 0 0 0 0 0 15 22 0.00 0.000																					
<b>Alan Embree, L</b> ERA:	(9, 1) 1.0 3 0 0 0 1 1 0 0 0 0 0 0 7 15 0.00 1.000																					

Batter	1	2	3	4	5	6	7	8	9	AB	R	H	RBI	BB	SO	LOB	BOTTOM					
<b>Kenny Lofton, L</b> OBP: 0.214, SLG: 0.250										5	1	1	1	0	2	3	<b>Florida Marlins @ Atlanta Braves</b> Turner Field, Atlanta, GA Tue Oct 14 1997, 7:05 PM EDT Att: 50,446 - Unknown - 61 F					
<b>Keith Lockhart, L</b> OBP: 0.417, SLG: 0.500										5	1	4	2	0	0	0						
<b>10 Chipper Jones, S</b> OBP: 0.421, SLG: 0.656										4	0	0	0	1	0	5						
<b>Fred McGriff, L</b> OBP: 0.389, SLG: 0.333										4	0	1	0	0	1	2						
<b>Ryan Klesko, L</b> OBP: 0.296, SLG: 0.640										4	0	1	1	0	0	0						
<b>Javy Lopez, R</b> OBP: 0.207, SLG: 0.250										4	0	0	0	0	2	2						
<b>Michael Tucker, L</b> OBP: 0.263, SLG: 0.313										4	0	0	0	0	2	0						
<b>Jeff Blausler, R</b> OBP: 0.417, SLG: 0.500										4	2	2	0	0	1	0						
<b>Tom Glavine, L</b> ERA: 5.50, SLG: 0.500	(1, 1) 9.0 W 39 11 4 4 8 1 0 0 0 0 0 0 89 140 4.00 1.333																					
<b>Mike Cather, R</b> ERA:	(6, 1) 0.0 0 0 0 0 0 0 0 0 0 0 0 0 3 3 0.00 0.000																					
<b>Tommy Gregg, L</b> ERA:	(6, PH) 0.0 0 0 0 0 0 0 0 0 0 0 0 0 3 3 0.00 0.000																					
<b>Kerry Ligtenberg, R</b> ERA:	(7, 1) 0.0 0 0 0 0 0 0 0 0 0 0 0 0 3 3 0.00 0.000																					
<b>Alan Embree, L</b> ERA:	(9, 1) 1.0 3 0 0 0 1 1 0 0 0 0 0 0 7 15 0.00 1.000																					
<b>Greg Colbrunn, R</b> ERA: 0.750, SLG: 0.750	(9, PH) 0.0 0 0 0 0 0 0 0 0 0 0 0 0 3 3 0.00 0.000																					
<b>Inning Stats</b>	R: 1 E: 0 K: 0 S: 11	H: 3 LOB: 0 BB: 0 P: 16	R: 2 E: 0 K: 2 S: 18	H: 3 LOB: 2 BB: 1 P: 31	R: 0 E: 0 K: 1 S: 6	H: 0 LOB: 0 BB: 0 P: 9	R: 0 E: 0 K: 1 S: 12	H: 2 LOB: 0 BB: 0 P: 22	R: 0 E: 0 K: 0 S: 4	H: 0 LOB: 0 BB: 0 P: 8	R: 0 E: 0 K: 2 S: 7	H: 0 LOB: 0 BB: 0 P: 13	R: 0 E: 0 K: 1 S: 5	H: 0 LOB: 0 BB: 0 P: 6	R: 0 E: 0 K: 1 S: 7	H: 0 LOB: 0 BB: 0 P: 9	R: 1 E: 0 K: 0 S: 19	H: 3 LOB: 2 BB: 0 P: 26	1B: 11 2B: 0 3B: 0 HR: 0	SF: 0 SAC: 1 DP: 0 HBP: 0	WP: 0 PB: 0 SB: 1 CS: 0	PA: 39
<b>PITCHER</b>	IP WLS BF H R ER SO BB IBB HBP BLK WP HR S P ERA WHIP																					
<b>Kevin Brown, R</b> ERA: 3.27	(1, 1) 9.0 W 39 11 4 4 8 1 0 0 0 0 0 0 89 140 4.00 1.333																					

