Atlanta Braves - 1999

Philadelphia Phillies @ Atlanta Braves

Turner Field, Atlanta, GA

Mon Apr 05 1999, 4:10 PM EDT

Att. 47,522 - Unknown - 80 F

TOP

livebaseballscorecards.com

Batter	1	2	3	4	5	6	7	8	9	AB	R	H	RBI	BB	SO	LOB
Doug Glanville, R (1, 8) OBP: 0.600, SLG: 0.333	1-1 L9-6 SH5-3 1B		2-1 ① L8		1-1 ② F8		4-0 1B IBB		4-1 S 2B BB	3	1	1	0	2	0	0
Marlon Anderson, L (1, 4) OBP: 0.750, SLG: 1.000	0-0 ① SH5-3 1-2		0-0 HR 1B		2-2 ③ G5-3		1-0 1-2 2-H 3-H 1B		2-1 1-H BB 2B	4	1	3	3	0	0	0
Scott Rolen, R (1, 5) OBP: 0.400, SLG: 1.000	0-0 ②③ L9-6 2-3		3-1 1-H HR			0-0 ① G5-3	2-1 ③ P6		4-2 BB BB	4	1	1	2	1	0	3
Rico Brogna, L (1, 3)		2-2 FC6-4 BB 1B HBP	1-2 ② L7			2-2 ② F8		0-1 ① P5	4-0 1-2 2-3 BB	3	1	0	0	1	0	0
Ron Gant, R (1, 7) Jeff Brantley, R (9, 1)		4-0 1-2 FC6-4 BB	1-3 ③ K			2-1 ③ G4-3		2-1 ② G5-3	1-0 ③ F9	4 0	0 0	0 0	0 0	1 0	1 0	3 0
Bobby Abreu, L (1, 9) OBP: 0.250, SLG: 0.250	1-0 ① FC6-4 1B 1-2f 2-3			0-0 ① G1-3			0-1 SH2-4 1B 1B	1-0 ③ F9		4	1	1	0	0	0	2
Mike Lieberthal, R (1, 2) OBP: 0.500, SLG: 0.500	0-0 1-3 3-H 1B			1-0 ② P8			0-0 1-2 SH2-4 1B 1B		0-0 ① G6-3	4	1	2	1	0	0	0
Desi Relaford, S (1, 6)	3-3 ② K			1-1 ③ G4-3			1-1 ① 1-2 2-3 SH2-4		4-0 23 S 23 E BB	2	1	0	0	1	1	2
Curt Schilling, R (1, 1) Kevin Sefcik, R (7, PH) Yorkis Perez, L (7, 1) Wayne Gomes, R (8, 1) 23 Kevin Jordan, R (9, PH) Rob Ducey, L (9, 7)	3-2 ③ G4-3				2-1 ① G6-3		2-2 ② P8		2-2 ② G5-3 1-H	2 1 0 0 1 0	0 0 0 0 0 0	0 0 0 0 0 0	0 0 0 0 0 0	0 0 0 0 0 0	0 0 0 0 0 0	2 2 0 0 0 0

AB 32
R 7
H 8
RBI 6
BB 6
SO 2
LOB 14

Inning Stats										
	R: 0 H: 1 E: 0 LOB: 0 K: 0 BB: 0 S: 4 P: 5	R: 1 H: 1 E: 0 LOB: 2 K: 1 BB: 1 S: 12 P: 25	R: 2 H: 2 E: 0 LOB: 0 K: 1 BB: 0 S: 12 P: 19	R: 0 H: 0 E: 0 LOB: 0 K: 0 BB: 0 S: 4 P: 6	R: 0 H: 0 E: 0 LOB: 0 K: 0 BB: 0 S: 7 P: 12	R: 0 H: 0 E: 0 LOB: 0 K: 0 BB: 0 S: 6 P: 10	R: 2 H: 3 E: 0 LOB: 2 K: 0 BB: 1 S: 11 P: 21	R: 0 H: 0 E: 0 LOB: 0 K: 0 BB: 0 S: 5 P: 8	R: 2 H: 1 E: 1 LOB: 3 K: 0 BB: 4 S: 12 P: 33	1B: 6 SF: 0 2B: 2 SAC: 2 3B: 0 DP: 1 HR: 1 HBP: 1	WP: 0 PA: 41 PB: 0 SB: 2 CS: 0

PITCHER		IP	WLS	BF	H	R	ER	SO	BB	IBB	HBP	BLK	WP	HR	S	P	ERA	WHIP
Tom Glavine, L ERA: 6.75	(1, 1)	6.2	L	29	7	5	5	2	1	1	1	0	0	1	54	94	6.75	1.200
30 Kevin McGlinchy, R ERA:	(7, 1)	0.1		1	0	0	0	0	0	0	0	0	0	0	2	4	0.00	0.000
Mike Cather, R ERA:	(8, 1)	1.0		3	0	0	0	0	0	0	0	0	0	0	5	8	0.00	0.000
Mark Wohlers, R ERA: 27.0	(9, 1)	0.2		7	1	2	2	0	4	0	0	0	0	0	11	31	27.00	7.500
John Rocker, L ERA:	(9, 1)	0.1		1	0	0	0	0	0	0	0	0	0	0	1	2	0.00	0.000

PITCHER	IP	WLS	BF	H	R	ER	SO	BB	IBB	HBP	BLK	WP	HR	S	P	ERA	WHIP

BOTTOM

Philadelphia Phillies @ Atlanta Braves

Turner Field, Atlanta, GA

Mon Apr 05 1999, 4:10 PM EDT
Att. 47,522 - Unknown - 80 F

livebaseballscorecards.com

Batter	1	2	3	4	5	6	7	8	9	AB	R	H	RBI	BB	SO	LOB
Otis Nixon, S (1, 7) OBP: 0.250, SLG: 0.250	F C B X 1-2 G1-3 ①		C C B B X 2-2 L7 ①		B X 1-0 F7 ①		X 0-0 WP 1-3 1B			4	0	1	0	0	0	0
Bret Boone, R (1, 4)	B X 1-0 F9 ②		B C B X 2-1 G6-3 ②		B C B S X 2-2 L9 ②		C B X 1-1 F8 ③ 1-2			4	0	0	0	0	0	2
10 Chipper Jones, S (1, 5)	F C F B B B B 4-2 1B 2B BB		F C B F F C 1-3 K ③		F B S S 1-3 K ③			F B X 1-1 F8 ①		3	1	0	0	1	2	0
Brian Jordan, R (1, 9) OBP: 0.750, SLG: 1.500	C F X 0-2 1-2 2B 1B			X 0-0 HR		X 0-0 G5-3 ①		C F B X 1-2 CS 1B		4	2	3	1	0	0	0
Javy Lopez, R (1, 2) OBP: 0.250, SLG: 0.500	S F F F B F X 1-2 1-H 2-H 2B			B S B X 2-1 G5-3 ①		X 0-0 G1-3 ②		F B B B S S 3-3 1-2 K ② ③		4	0	1	2	0	1	1
Ryan Klesko, L (1, 3) OBP: 0.250, SLG: 0.250	C B F F X 1-2 P6 ③			B S X 1-1 3B 1B		S B S C 1-3 K ③			S B B F X 2-2 P5 ①	4	1	1	0	0	1	1
Andruw Jones, R (1, 8)		F B F C 1-3 K ①		X 0-0 P3 ②			C S F F B X 1-2 G5-3 ①		B X 1-0 G1-3 ②	4	0	0	0	0	1	1
Walt Weiss, S (1, 6) OBP: 0.250, SLG: 0.750		X 0-0 L3 ②		B C C F F B X 2-2 1-H 3B			C F B S 1-3 K ②		C C F B B B X 3-2 P5 ③	4	0	1	1	0	1	0
Tom Glavine, L (1, 1) 30 Kevin McGlinchy, R (7, 1) Gerald Williams, R (7, PH) OBP: 1.000, SLG: 1.000 Mike Cather, R (8, 1) Mark Wohlers, R (9, 1) John Rocker, R (9, 1)		C F B B F F S 2-3 K ③		X 0-0 G4-3 ③			S X 0-1 1B 1B			2 0 1 0 0 0	0 0 0 0 0 0	0 0 1 0 0 0	0 0 0 0 0 0	0 0 0 0 0 0	1 0 0 0 0 0	1 0 0 0 0 0
Inning Stats	R: 2 H: 2 E: 0 LOB: 1 K: 0 BB: 1 S: 20 P: 28	R: 0 H: 0 E: 0 LOB: 0 K: 2 BB: 0 S: 9 P: 12	R: 0 H: 0 E: 0 LOB: 0 K: 1 BB: 0 S: 10 P: 15	R: 2 H: 3 E: 0 LOB: 1 K: 0 BB: 0 S: 12 P: 17	R: 0 H: 0 E: 0 LOB: 0 K: 1 BB: 0 S: 7 P: 11	R: 0 H: 0 E: 0 LOB: 0 K: 1 BB: 0 S: 5 P: 6	R: 0 H: 2 E: 0 LOB: 2 K: 1 BB: 0 S: 13 P: 16	R: 0 H: 1 E: 0 LOB: 0 K: 1 BB: 0 S: 8 P: 13	R: 0 H: 0 E: 0 LOB: 0 K: 0 BB: 0 S: 8 P: 14	1B: 5 SF: 0 2B: 1 SAC: 0 3B: 1 DP: 0 HR: 1 HBP: 0						WP: 1 PA: 35 PB: 0 SB: 0 CS: 1

	AB	34
	R	4
	H	8
	RBI	4
	BB	1
	SO	7
	LOB	6

PITCHER		IP	WLS	BF	H	R	ER	SO	BB	IBB	HBP	BLK	WP	HR	S	P	ERA	WHIP
Curt Schilling, R ERA: 6.0	(1, 1)	6.0	W	24	5	4	4	5	1	0	0	0	0	1	63	89	6.00	1.000
Yorkis Perez, L ERA:	(7, 1)	1.1	H	6	2	0	0	1	0	0	0	0	1	0	15	19	0.00	1.500
Wayne Gomes, R ERA:	(8, 1)	0.2	H	2	1	0	0	1	0	0	0	0	0	0	6	10	0.00	1.500
Jeff Brantley, R ERA:	(9, 1)	1.0	S	3	0	0	0	0	0	0	0	0	0	0	8	14	0.00	0.000

PITCHER	IP	WLS	BF	H	R	ER	SO	BB	IBB	HBP	BLK	WP	HR	S	P	ERA	WHIP

Batter	1	2	3	4	5	6	7	8	9	AB	R	H	RBI	BB	SO	LOB
Doug Glanville, R (1, 8) OBP: 0.500, SLG: 0.286	F B F X 1-2 G6-3	C F S 0-3 K			C S B X 1-2 1B		B B B C X 3-1 F9		C B B B B 4-1 15 1B BB	4	0	1	0	1	1	3
Marlon Anderson, L (1, 4) OBP: 0.500, SLG: 0.750 15 David Doster, R (9, PH) OBP: 1.000, SLG: 1.000	X 0-0 G4-3		B C F X 1-2 F8		B S X 1-1 F9		C B C F B X 2-2 2-H 2B		B X 1-0 1-2 1B	4	0	1	1	0	0	1
										1	0	1	0	0	0	0
Scott Rolen, R (1, 5) OBP: 0.400, SLG: 0.750	C C F F B B F X 2-2 2B		X 0-0 F9		X 0-0 F8		B B F B S F F B 4-2 G6-4-3 BB		B B F X 2-1 P4	4	0	1	0	1	0	3
Rico Brogna, L (1, 3) OBP: 0.300, SLG: 0.125	B B F B F C 3-3 K		F X 0-1 1B		B X 1-0 G3-1		F C X 0-2 1-2f G6-4-3		X 0-0 F7	5	0	1	0	0	1	6
Ron Gant, R (1, 7) OBP: 0.200, SLG: 0.111		B C B C B X 3-2 G5-3	F B F C 1-3 K			B F B S X 2-2 G3-1		X 0-0 1B G1-3 FC4-6 1B	B B B C S C 3-3 K	5	1	1	0	0	2	3
Bobby Abreu, L (1, 9) OBP: 0.375, SLG: 0.375		B X 1-0 1B 1B		C S C 0-3 K		B B X 2-0 1B		B C C B X 2-2 1-2 G1-3		4	1	2	0	0	1	1
Mike Lieberthal, R (1, 2) OBP: 0.625, SLG: 0.625 Gary Bennett, R (8, PR) (8, 2)		B F X 1-1 1-3 1B 1B		X 0-0 1B		B X 1-0 L4		X 0-0 2-3 FC4-6 1B		4	0	3	0	0	0	1
										0	0	0	0	0	0	0
Desi Relaford, S (1, 6) OBP: 0.286, SLG: 0.167		F B F B B X 3-2 1-2 3-H 1B		B X 1-0 F8		F B X 1-1 G3-1		X 0-0 1-2f 3-H FC4-6		4	0	1	2	0	0	3
Chad Ogea, R (1, 1) Mike Grace, R (4, 1) Alex Arias, R (7, PH) OBP: 1.000, SLG: 2.000 Ken Ryan, R (7, 1) 23 Kevin Jordan, R (8, PH) Jim Poole, L (8, 1)		S B S B L 2-3 K		S C X 0-2 F8			B C B B F F X 3-2 2B 2B	X 0-0 F8		2	0	0	0	0	1	3
										0	0	0	0	0	0	0
										1	1	1	0	0	0	0
										0	0	0	0	0	0	0
										1	0	0	0	0	0	1
										0	0	0	0	0	0	0
Inning Stats	R: 0 E: 0 K: 1 S: 13 H: 1 LOB: 1 BB: 0 P: 19	R: 1 E: 0 K: 2 S: 15 H: 3 LOB: 2 BB: 0 P: 25	R: 0 E: 0 K: 1 S: 9 H: 1 LOB: 1 BB: 0 P: 11	R: 0 E: 0 K: 1 S: 8 H: 1 LOB: 1 BB: 0 P: 9	R: 0 E: 0 K: 0 S: 7 H: 1 LOB: 1 BB: 0 P: 10	R: 0 E: 0 K: 0 S: 7 H: 1 LOB: 1 BB: 0 P: 13	R: 1 E: 0 K: 0 S: 17 H: 2 LOB: 1 BB: 1 P: 29	R: 1 E: 0 K: 0 S: 7 H: 2 LOB: 1 BB: 0 P: 9	R: 0 E: 0 K: 1 S: 8 H: 1 LOB: 2 BB: 1 P: 18	1B: 10 2B: 3 3B: 0 HR: 0	SF: 0 SAC: 0 DP: 1 HBP: 0						

PITCHER		IP	WLS	BF	H	R	ER	SO	BB	IBB	HBP	BLK	WP	HR	S	P	ERA	WHIP
Greg Maddux, R ERA: 1.5	(1, 1)	6.0	W	26	8	1	1	5	0	0	0	0	0	0	59	87	1.50	1.333
50 Derrin Ebert, L ERA: 6.0	(7, 1)	3.0	S	15	5	2	2	1	2	0	0	0	0	0	32	56	6.00	2.333

PITCHER	IP	WLS	BF	H	R	ER	SO	BB	IBB	HBP	BLK	WP	HR	S	P	ERA	WHIP

TOP

Philadelphia Phillies @ Atlanta Braves

Turner Field, Atlanta, GA

Tue Apr 06 1999, 7:40 PM EDT

Att. 29,183 - Cloudy - 68 F

livebaseballscorecards.com

AB	39
R	3
H	13
RBI	3
BB	2
SO	6
LOB	25

PA: 41

WP: 0 PB: 0 SB: 0 CS: 0

Batter	1	2	3	4	5	6	7	8	9	AB	R	H	RBI	BB	SO	LOB
Otis Nixon, S (1, 7) OBP: 0.222, SLG: 0.222	P5	FC1-4		G4-3		FC4-6		K		5	0	1	1	0	0	4
50 Derrin Ebert, R (7, 1)										1	0	0	0	0	1	2
Bret Boone, R (1, 4)	10 CS BB	BB		HR BB			F7	FC5-4		3	1	0	0	3	0	4
10 Chipper Jones, S (1, 5) OBP: 0.444, SLG: 0.375	K	G3-1		HR			BB			5	1	3	0	0	1	4
Brian Jordan, R (1, 9) OBP: 0.778, SLG: 1.571		HR BB	CS	HR	F8		BB			3	2	2	3	2	0	1
Ryan Klesko, L (1, 3) OBP: 0.571, SLG: 1.000		HR	BB	WP	L7-6-3		F7			2	2	2	2	1	0	0
Brian Hunter, R (5, 3)										2	0	0	0	0	0	3
Andruw Jones, R (1, 8) OBP: 0.222, SLG: 0.333		WP G3-1 2B	F8	WP 1B		P6	G1-3			5	2	2	0	0	0	3
Eddie Pérez, R (1, 2) OBP: 0.400, SLG: 0.400		K FC1-4 G3-1		WP		F7		P3		5	1	2	0	0	1	1
Walt Weiss, S (1, 6) OBP: 0.286, SLG: 0.500		G3-1	P4	1B		E5		1B		2	1	0	1	1	0	3
Ozzie Guillen, L (5, 6) OBP: 0.500, SLG: 1.000								2B		2	0	1	0	0	0	0
Greg Maddux, R (1, 1) OBP: 0.667, SLG: 1.667		E6 FC1-4		HR		FC4-6		FC5-4		3	1	2	3	0	0	1
Randall Simon, L (6, PH) OBP: 1.000, SLG: 1.000										1	0	1	0	0	0	0
Gerald Williams, R (7, 7) OBP: 1.000, SLG: 1.000				1B						1	0	1	0	0	0	0
Inning Stats	R: 0 E: 0 K: 1 S: 6 H: 0 LOB: 1 BB: 1 P: 12	R: 3 E: 1 K: 1 S: 12 H: 2 LOB: 3 BB: 2 P: 22	R: 0 E: 0 K: 0 S: 10 H: 2 LOB: 2 BB: 1 P: 18	R: 8 E: 0 K: 0 S: 26 H: 8 LOB: 1 BB: 2 P: 46	R: 0 E: 0 K: 0 S: 4 H: 1 LOB: 0 BB: 0 P: 4	R: 0 E: 1 K: 0 S: 9 H: 1 LOB: 2 BB: 0 P: 17	R: 0 E: 0 K: 0 S: 11 H: 1 LOB: 2 BB: 1 P: 21	R: 0 E: 0 K: 1 S: 9 H: 2 LOB: 2 BB: 0 P: 12		1B: 12 2B: 4 3B: 0 HR: 3 SF: 0 SAC: 0 DP: 3 HBP: 0						

PITCHER		IP	WLS	BF	H	R	ER	SO	BB	IBB	HBP	BLK	WP	HR	S	P	ERA	WHIP
Chad Ogea, R	(1, 1)	3.1	L	22	7	7	7	2	5	0	0	0	1	3	39	73	18.90	3.600
ERA: 18.9																		
Mike Grace, R	(4, 1)	2.2		15	7	4	4	0	1	0	0	0	1	0	28	46	13.50	3.000
ERA: 13.5																		
Ken Ryan, R	(7, 1)	1.0		5	1	0	0	0	1	0	0	0	0	0	11	21	0.00	2.000
ERA:																		
Jim Poole, L	(8, 1)	1.0		5	2	0	0	1	0	0	0	0	0	0	9	12	0.00	2.000
ERA:																		

PITCHER	IP	WLS	BF	H	R	ER	SO	BB	IBB	HBP	BLK	WP	HR	S	P	ERA	WHIP

BOTTOM

Philadelphia Phillies @ Atlanta Braves

Turner Field, Atlanta, GA

Tue Apr 06 1999, 7:40 PM EDT
Att. 29,183 - Cloudy - 68 F

livebaseballscorecards.com

AB	40
R	11
H	17
RBI	10
BB	7
SO	3
LOB	26

WP: 2 PA: 47
PB: 0
SB: 1
CS: 2

Batter	1	2	3	4	5	6	7	8	9	AB	R	H	RBI	BB	SO	LOB
Doug Glanville, R (1, 8) OBP: 0.429, SLG: 0.273	F X 0-1 G1-3 1B		X 0-0 ① G4-3		C F F B X 1-2 ③ G5-3			1 SAFE B C 1 F F B 1 S SAFE 2-3 ② K		4	0	1	0	0	1	1
Marlon Anderson, L (1, 4) OBP: 0.333, SLG: 0.500	F B F F X 1-2 ① G1-3 1-2		C X 0-1 ② F8			S X 0-1 ① F8		S X 0-1 ③ G3		4	0	0	0	0	0	2
Scott Rolen, R (1, 5) OBP: 0.357, SLG: 0.583	B C F B S 2-3 ② K		B X 1-0 FC6-4 1B			S B C B C 2-3 ② K			B B C C C 2-3 ① K	4	0	1	0	0	3	1
Rico Brogna, L (1, 3) OBP: 0.214, SLG: 0.083	F C B X 1-2 ③ F8		C B X 1-1 ③ FC6-4 1-2f			F S B B S 2-3 ③ K			B B C S S 2-3 ② K	4	0	0	0	0	2	2
Ron Gant, R (1, 7) OBP: 0.214, SLG: 0.154		B S C F B X 2-2 1B 1B		B B S S B C 3-3 ① K			X 0-0 ① L7		S F F F S 0-3 ③ K	4	0	1	0	0	2	0
Bobby Abreu, L (1, 9) OBP: 0.273, SLG: 0.273		B C 1 B F B 1 X SAFE SAFE 3-2 ① F8		B S S S C 1-3 ② K			B X 1-0 ② F8			3	0	0	0	0	1	1
Mike Lieberthal, R (1, 2) OBP: 0.455, SLG: 0.455		B F F S 1-3 ② K		B S S S X 1-2 ③ F8			F F B S 1-3 ③ K			3	0	0	0	0	2	1
Desi Relaford, S (1, 6) OBP: 0.400, SLG: 0.333		B F X 1-1 1-2 1B			C S B S 1-3 ① K			B C B X 2-1 1B		3	0	2	0	0	1	0
Carlton Loewer, R (1, 1)		S X 0-1 ③ F8			B C B X 2-1 ② F9			X 0-0 ① P6		2	0	0	0	0	0	2
Yorkis Perez, L (7, 1)										0	0	0	0	0	0	0
Rob Ducey, L (8, PH)										1	0	0	0	0	0	1
Ken Ryan, R (8, 1)										0	0	0	0	0	0	0
Inning Stats	R: 0 E: 0 K: 1 S: 12 H: 1 LOB: 1 BB: 0 P: 16	R: 0 E: 0 K: 1 S: 14 H: 2 LOB: 2 BB: 0 P: 21	R: 0 E: 0 K: 0 S: 6 H: 1 LOB: 1 BB: 0 P: 8	R: 0 E: 0 K: 2 S: 9 H: 0 LOB: 0 BB: 0 P: 14	R: 0 E: 0 K: 1 S: 9 H: 0 LOB: 0 BB: 0 P: 13	R: 0 E: 0 K: 2 S: 8 H: 0 LOB: 0 BB: 0 P: 12	R: 0 E: 0 K: 1 S: 5 H: 0 LOB: 0 BB: 0 P: 7	R: 0 E: 0 K: 1 S: 9 H: 1 LOB: 1 BB: 0 P: 13	R: 0 E: 0 K: 3 S: 11 H: 0 LOB: 0 BB: 0 P: 15	1B: 5 2B: 0 3B: 0 HR: 0	SF: 0 SAC: 0 DP: 0 HBP: 0						

PITCHER		IP	WLS	BF	H	R	ER	SO	BB	IBB	HBP	BLK	WP	HR	S	P	ERA	WHIP
29 John Smoltz, R ERA:	(1, 1)	7.0	W	25	4	0	0	8	0	0	0	0	0	0	63	91	0.00	0.571
Rudy Seanez, R ERA:	(8, 1)	1.0		4	1	0	0	1	0	0	0	0	0	0	9	13	0.00	1.000
John Rocker, L ERA:	(9, 1)	1.0		3	0	0	0	3	0	0	0	0	0	0	11	15	0.00	0.000

PITCHER	IP	WLS	BF	H	R	ER	SO	BB	IBB	HBP	BLK	WP	HR	S	P	ERA	WHIP

TOP

Philadelphia Phillies @ Atlanta Braves

Turner Field, Atlanta, GA

Wed Apr 07 1999, 7:40 PM EDT
Att. 32,164 - Cloudy - 68 F

livebaseballscorecards.com

AB	32
R	0
H	5
RBI	0
BB	0
SO	12
LOB	11

WP: 0 PB: 0 SB: 0 CS: 0 PA: 32

Batter	1	2	3	4	5	6	7	8	9	AB	R	H	RBI	BB	SO	LOB
Otis Nixon, S (1, 7) OBP: 0.154, SLG: 0.154	F8		G6-3		G6-3		G5-3			4	0	0	0	0	0	2
Bret Boone, R (1, 4) OBP: 0.357, SLG: 0.182	CS 1B			10 S 10 E 1B		K		F8		4	1	2	0	0	1	0
10 Chipper Jones, S (1, 5) OBP: 0.308, SLG: 0.250	K			E4 FC5-4 1-H		G6-3		K		4	0	0	0	0	2	1
Brian Jordan, R (1, 9) OBP: 0.538, SLG: 1.000	CS 1-2	G4-3		FC5-4 2B 1-2f		G5-3		F7		4	1	0	0	0	0	1
Javy Lopez, R (1, 2) OBP: 0.429, SLG: 0.714		K		FC1-6 2B 1-H			1B FC5-4 1B			3	1	2	1	0	1	0
Ryan Klesko, L (1, 3) OBP: 0.500, SLG: 0.778		F7		FC1-6 2-2			FC5-4 1B 1-3			3	0	1	0	0	0	1
Brian Hunter, R (8, 3)										0	0	0	0	0	0	0
Andruw Jones, R (1, 8) OBP: 0.167, SLG: 0.250			F9	K			FC5-4 1B SF8 1-2f 3-H			3	1	0	1	0	1	2
Walt Weiss, S (1, 6) OBP: 0.400, SLG: 0.556			29 SH1-4 1B		K		SF8 1B 1-3			3	0	2	0	0	1	0
29 John Smoltz, R (1, 1)			SH1-4 1-2		F8		SF8 1-2 3-H			1	0	0	0	0	0	0
Randall Simon, L (7, PH) OBP: 0.500, SLG: 1.000										0	0	0	1	0	0	0
Rudy Seanez, R (8, 1)										0	0	0	0	0	0	0
John Rocker, R (9, 1)										0	0	0	0	0	0	0
Inning Stats	R: 0 E: 0 K: 1 S: 7 H: 1 LOB: 0 BB: 0 P: 12	R: 0 E: 0 K: 1 S: 10 H: 0 LOB: 0 BB: 0 P: 12	R: 0 E: 0 K: 0 S: 8 H: 1 LOB: 1 BB: 0 P: 11	R: 2 E: 1 K: 1 S: 11 H: 2 LOB: 1 BB: 0 P: 19	R: 0 E: 0 K: 1 S: 8 H: 0 LOB: 0 BB: 0 P: 11	R: 0 E: 0 K: 1 S: 5 H: 0 LOB: 0 BB: 0 P: 7	R: 2 E: 0 K: 0 S: 11 H: 3 LOB: 1 BB: 0 P: 15	R: 0 E: 0 K: 1 S: 9 H: 0 LOB: 0 BB: 0 P: 12		1B: 6 2B: 1 3B: 0 HR: 0	SF: 1 SAC: 1 DP: 0 HBP: 0			WP: 0 PB: 0 SB: 1 CS: 1	PA: 32	

PITCHER	IP	WLS	BF	H	R	ER	SO	BB	IBB	HBP	BLK	WP	HR	S	P	ERA	WHIP
Carlton Loewer, R (1, 1) ERA: 4.05	6.2	L	27	7	4	3	5	0	0	0	0	0	0	59	84	4.05	1.050
Yorkis Perez, L (7, 1) ERA:	0.1		1	0	0	0	0	0	0	0	0	0	0	1	3	0.00	0.000
Ken Ryan, R (8, 1) ERA:	1.0		3	0	0	0	1	0	0	0	0	0	0	9	12	0.00	0.000

PITCHER	IP	WLS	BF	H	R	ER	SO	BB	IBB	HBP	BLK	WP	HR	S	P	ERA	WHIP

BOTTOM

Philadelphia Phillies @ Atlanta Braves

Turner Field, Atlanta, GA

Wed Apr 07 1999, 7:40 PM EDT
Att. 32,164 - Cloudy - 68 F

livebaseballscorecards.com

AB	29
R	4
H	7
RBI	3
BB	0
SO	6
LOB	7

Batter	1	2	3	4	5	6	7	8	9	AB	R	H	RBI	BB	SO	LOB
Doug Glanville, R (1, 8) OBP: 0.389, SLG: 0.286	C B X 1-1 G4-3 ①		X 0-0 G4-3 ①		C B B X 2-1 1B ①		B B F S F X 2-2 SF8 ② 2-3 3-H		B X 1-0 SH FC6-2 1-3	3	0	1	1	0	0	0
Marlon Anderson, L (1, 4) OBP: 0.412, SLG: 0.467	B B X 2-0 P6 ②		C B B B C B 4-2 BB		X 0-0 F9 ③		B F F X 1-2 CS 1B 3-H		B B B B 4-0 FC6-2 BB	3	0	1	1	2	0	1
Scott Rolen, R (1, 5) OBP: 0.368, SLG: 0.688	B S B X 2-1 L4 ③		B B B X 3-0 P4 ②			B C X 1-1 HR 1 SAFE 1 SAFE	0-0 CS ③ 1-2	B B C F B B 4-2 E SF7 BB	X 0-0 FC6-2 ① 1-2 2-3 3-Hf	4	2	1	1	1	0	4
Rico Brogna, L (1, 3) OBP: 0.211, SLG: 0.294		B B F B C X 3-2 HR	X 0-0 G4-3 ③			C X 0-1 F8 ①		S X 0-1 F7 ① 1-3	S B S S 1-3 K ②	5	1	1	1	0	1	5
Ron Gant, R (1, 7) OBP: 0.158, SLG: 0.118 Kevin Sefcik, R (9, 7)		X 0-0 P2 ①		C F F B B S 2-3 K ①		B C F B X 2-2 G1-3 ②		B S X 1-1 SF7 ② 3-H	B X 1-0 F7 ③	4 0	0 0	0 0	1 0	0 0	1 0	3 0
Bobby Abreu, L (1, 9) OBP: 0.333, SLG: 0.231		B B B B 4-0 WP BB		X 0-0 F8 ②		C B C S 1-3 K ③		B B F S B F B 4-2 S 1B BB		2	1	0	0	2	1	0
Mike Lieberthal, R (1, 2) OBP: 0.533, SLG: 0.571		C S B B B B 4-2 1-2 BB		F B S S 1-3 K ③			B S S X 1-2 1B SF8 2B	B S B S F B X 3-2 1-H 1B		3	1	2	1	1	1	0
Desi Relaford, S (1, 6) OBP: 0.357, SLG: 0.308		C B B X 2-1 F8 ②			C B B X 2-1 G5-3 ①		F S X 0-2 SF8 SH1-4 1B 2-3 1B	F C S 0-3 K ③		4	1	1	0	0	1	3
Paul Byrd, R (1, 1) Yorkis Perez, L (8, 1) Wayne Gomes, R (8, 1) Jim Poole, L (8, 1) Jeff Brantley, R (8, 1) Alex Arias, R (8, 6) OBP: 1.000, SLG: 2.000		F S B B B B C 3-3 K ③			C B X 1-1 F9 ②		F X 0-1 SH1-4 ① 1-2		B B B B 4-0 SH FC6-2 BB	2 0 0 0 0 0	0 0 0 0 0 0	0 0 0 0 0 0	0 0 0 0 0 1	0 0 0 0 0 0	1 0 0 0 0 0	2 0 0 0 0 0
Inning Stats	R: 0 H: 0 E: 0 LOB: 0 K: 0 BB: 0 S: 5 P: 10	R: 1 H: 1 E: 0 LOB: 2 K: 1 BB: 2 S: 11 P: 27	R: 0 H: 0 E: 0 LOB: 1 K: 0 BB: 1 S: 5 P: 12	R: 0 H: 0 E: 0 LOB: 0 K: 2 BB: 0 S: 8 P: 11	R: 0 H: 1 E: 0 LOB: 1 K: 0 BB: 0 S: 7 P: 12	R: 1 H: 1 E: 0 LOB: 0 K: 1 BB: 0 S: 10 P: 14	R: 2 H: 3 E: 0 LOB: 0 K: 0 BB: 0 S: 15 P: 19	R: 2 H: 1 E: 1 LOB: 1 K: 1 BB: 2 S: 16 P: 28	R: 0 H: 0 E: 1 LOB: 3 K: 1 BB: 2 S: 6 P: 17	1B: 4 SF: 2 2B: 1 SAC: 2 3B: 0 DP: 0 HR: 2 HBP: 0						WP: 1 PA: 42 PB: 0 SB: 1 CS: 1

PITCHER		IP	WLS	BF	H	R	ER	SO	BB	IBB	HBP	BLK	WP	HR	S	P	ERA	WHIP
Kevin Millwood, R ERA: 5.4	(1, 1)	6.2	L	28	5	4	4	4	3	0	0	0	1	2	58	101	5.40	1.200
Mike Cather, R ERA:	(7, 1)	0.1		1	1	0	0	0	0	0	0	0	0	0	3	4	0.00	3.000
30 Kevin McGlinchy, R ERA: 6.75	(8, 1)	1.0		6	1	2	1	1	2	0	0	0	0	0	16	28	9.00	3.000
Mark Wohlers, R ERA: 27.0	(9, 1)	0.0		3	0	0	0	0	2	0	0	0	0	0	1	10	∞	∞
Rudy Seanez, R ERA:	(9, 1)	1.0		3	0	0	0	1	0	0	0	0	0	0	5	7	0.00	0.000

PITCHER	IP	WLS	BF	H	R	ER	SO	BB	IBB	HBP	BLK	WP	HR	S	P	ERA	WHIP

TOP

Philadelphia Phillies @ Atlanta Braves

Turner Field, Atlanta, GA

Thu Apr 08 1999, 7:40 PM EDT

Att. 47,225 - Cloudy - 78 F

livebaseballscorecards.com

AB	30
R	6
H	7
RBI	6
BB	7
SO	6
LOB	18

BOTTOM

Philadelphia Phillies @ Atlanta Braves

Turner Field, Atlanta, GA

Thu Apr 08 1999, 7:40 PM EDT

Att. 47,225 - Cloudy - 78 F

livebaseballscorecards.com

Batter	1	2	3	4	5	6	7	8	9	AB	R	H	RBI	BB	SO	LOB
Otis Nixon, S (1, 7) OBP: 0.111, SLG: 0.111	C X 0-1 G6-3 ①		C B S F S 1-3 K ③			C F B X 1-2 G5-3 ①		X 0-0 G4-3 ①	B S S S 1-3 K ③	5	0	0	0	0	2	1
Bret Boone, R (1, 4) OBP: 0.278, SLG: 0.133	C B X 1-1 G6-3 ②			C B C S 1-3 K ①		B F F X 1-2 G5-3 ②		C B X 1-1 E5 1B 1B E		4	1	0	0	0	1	0
10 Chipper Jones, S (1, 5) OBP: 0.235, SLG: 0.188	B X 1-0 F7 ③			B X 1-0 G3-1 ②		S B B F X 2-2 G3 ③		F X 0-1 F9 ②		4	0	0	0	0	0	1
Brian Jordan, R (1, 9) OBP: 0.588, SLG: 0.923		X 0-0 G5-3 ①		B B B B 4-0 BB			F B H 2-1 2B SF8 HBP	B B C C F X 2-2 E 1B 1B 1-2 1B		2	1	1	0	1	0	0
Javy Lopez, R (1, 2) OBP: 0.455, SLG: 0.727		X 0-0 F9 ②		C F B B B C 3-3 K ③			F X 0-1 SF8 1-3 SF8 2B	X 0-0 E 1B 1-2 2-3 1B		4	1	2	0	0	1	1
Ryan Klesko, L (1, 3) OBP: 0.357, SLG: 0.583		C B F B C 2-3 K ③			B X 1-0 F8 ①		B C B X 2-1 SF8 ① 2-3 3-H	B X 1-0 E4 1-2 2-3 3-H		3	0	0	1	0	1	2
Andruw Jones, R (1, 8) OBP: 0.125, SLG: 0.200			F F X 0-2 G5-3 ①		X 0-0 G5-3 ②		C B S X 1-2 SF8 ② 3-H	F B F S 1-3 K ③		3	0	0	1	0	1	3
Walt Weiss, S (1, 6) OBP: 0.429, SLG: 0.455			B C F B X 2-2 G6-3 ②		B B C B B 4-1 BB		B B B B 4-0 BB		C C B B S 3-3 K ①	2	0	0	0	2	1	0
Kevin Millwood, R (1, 1) OBP: 0.500, SLG: 1.000			X 0-0 2B		B C C X 1-2 L4 ③		X 0-0 G3 ③		C F F X 0-2 P5 ②	2	0	1	0	0	0	1
Mike Cather, R (7, 1)										0	0	0	0	0	0	0
Randall Simon, L (7, PH) OBP: 0.333, SLG: 0.500										1	0	0	0	0	0	1
30 Kevin McGlinchy, R (8, 1)										0	0	0	0	0	0	0
Mark Wohlers, R (9, 1)										0	0	0	0	0	0	0
Rudy Seanez, R (9, 1)										0	0	0	0	0	0	0
Keith Lockhart, L (9, PH)										1	0	0	0	0	0	0
Inning Stats	R: 0 E: 0 K: 0 S: 5 H: 0 LOB: 0 BB: 0 P: 7	R: 0 E: 0 K: 1 S: 5 H: 0 LOB: 0 BB: 0 P: 7	R: 0 E: 0 K: 1 S: 11 H: 1 LOB: 1 BB: 0 P: 14	R: 0 E: 0 K: 2 S: 7 H: 0 LOB: 1 BB: 1 P: 16	R: 0 E: 0 K: 0 S: 6 H: 0 LOB: 1 BB: 1 P: 12	R: 0 E: 0 K: 0 S: 9 H: 0 LOB: 0 BB: 0 P: 13	R: 2 E: 0 K: 0 S: 9 H: 1 LOB: 1 BB: 1 P: 18	R: 1 E: 2 K: 1 S: 14 H: 2 LOB: 3 BB: 0 P: 19	R: 0 E: 0 K: 2 S: 10 H: 0 LOB: 0 BB: 0 P: 14	1B: 2 2B: 2 3B: 0 HR: 0 SF: 2 SAC: 0 DP: 0 HBP: 1						

	AB	31
	R	3
	H	4
	RBI	2
	BB	3
	SO	7
	LOB	10

WP: 0 PB: 0 SB: 0 CS: 0 PA: 37

PITCHER		IP	WLS	BF	H	R	ER	SO	BB	IBB	HBP	BLK	WP	HR	S	P	ERA	WHIP
Paul Byrd, R ERA: 2.45	(1, 1)	7.1	W	29	2	3	2	4	3	0	1	0	0	0	55	91	2.46	0.682
Yorkis Perez, L ERA:	(8, 1)	0.1		1	0	0	0	0	0	0	0	0	0	0	2	2	0.00	0.000
Wayne Gomes, R ERA:	(8, 1)	0.0		2	2	0	0	0	0	0	0	0	0	0	5	7	∞	∞
Jim Poole, L ERA:	(8, 1)	0.0		1	0	0	0	0	0	0	0	0	0	0	1	2	∞	∞
Jeff Brantley, R ERA:	(8, 1)	1.1	S	4	0	0	0	3	0	0	0	0	0	0	13	18	0.00	0.000

PITCHER		IP	WLS	BF	H	R	ER	SO	BB	IBB	HBP	BLK	WP	HR	S	P	ERA	WHIP

Batter	1	2	3	4	5	6	7	8	9	10	AB	R	H	RBI	BB	SO	LOB
Steve Finley, L (1, 8) OBP: 0.200, SLG: 0.400	B C X 1-1 ① G4-3		B B B C X 3-1 ② P4			B X 1-0 ① P5		B B C S B F X 3-2 ① G3		S S S 0-3 ② K	5	0	0	0	0	1	0
Jay Bell, R (1, 4) OBP: 0.300, SLG: 0.389	C B S X 1-2 ② P4		B S B B C S 3-3 ③ K			B B B C X 3-1 ② G5-3		X 0-0 ② F8		S S S 0-3 ③ K	5	0	0	0	0	2	0
John Frascatore, R (10, 1)											0	0	0	0	0	0	0
Matt Williams, R (1, 5) OBP: 0.389, SLG: 0.750	B S B X 2-1 2B			B X 1-0 G6-3		B C B S B X 3-2 1B		X 0-0 ③ G5-3			4	0	2	0	0	0	0
Travis Lee, L (1, 3) OBP: 0.167, SLG: 0.222	C B S B B C 3-3 ③ K			C X 0-1 ② G6-3		B F B 1 SAFE B S X 3-2 ③ F9			C X 0-1 1B G3 1B		4	1	1	0	0	1	2
Bernard Gilkey, R (1, 7) OBP: 0.353, SLG: 0.667		B B B B 4-0 G6-4-3 BB		C B B S S 2-3 ③ K			B C X 1-1 ① F8		F X 0-1 ① G3 1-2		3	0	0	0	1	1	1
(7, 9)											0	0	0	0	0	0	0
Gregg Olson, R (9, 1)											0	0	0	0	0	0	0
Hanley Frias, S (10, 4)																	
Tony Batista, R (1, 6) OBP: 0.176, SLG: 0.188		S X 0-1 ①② G6-4-3 1-2f			C B C S 1-3 ① K		S B F B B F X 3-2 2B		X 0-0 2-H 1B		4	0	2	1	0	1	1
Kelly Stinnett, R (1, 2) OBP: 0.200, SLG: 0.111		B B C C B F B 4-2 BB			C B B S S 2-3 ② K		S C C 0-3 ② K		B C C B B B 4-2 G4-6-3 BB		0	0	0	0	1	0	0
Damian Miller, R (5, PH)											2	0	0	0	1	2	1
(5, 2)																	
LeJon Powell, R (1, 9)		X 0-0 ③ F8			B B B C C B 4-2 BB		S S B C 1-3 ③ K		X 0-0 ②③ G4-6-3 1-2f		2	0	0	0	1	1	2
Armando Reynoso, R (7, 1)											0	0	0	0	0	0	0
Greg Swindell, L (8, 1)											0	0	0	0	0	0	0
Darren Holmes, R (8, 1)											0	0	0	0	0	0	0
David Dellucci, L (9, PH)											1	0	0	0	0	0	2
(9, 9)																	
Omar Daal, L (1, 1)			B C B C F X 2-2 ① G3		F X 0-1 ③ G4-3			X 0-0 HR		S S S 0-3 ① K	2	0	0	0	0	0	1
Luis Gonzalez, L (7, 7) OBP: 0.400, SLG: 1.067											2	1	1	1	0	1	0
Inning Stats	R: 0 E: 0 K: 1 S: 10 H: 1 LOB: 1 BB: 0 P: 17	R: 0 E: 0 K: 0 S: 6 H: 0 LOB: 1 BB: 2 P: 14	R: 0 E: 0 K: 1 S: 9 H: 0 LOB: 0 BB: 0 P: 17	R: 0 E: 0 K: 1 S: 6 H: 0 LOB: 0 BB: 0 P: 9	R: 0 E: 0 K: 2 S: 10 H: 0 LOB: 1 BB: 1 P: 17	R: 0 E: 0 K: 0 S: 9 H: 1 LOB: 1 BB: 0 P: 19	R: 0 E: 0 K: 2 S: 12 H: 1 LOB: 1 BB: 0 P: 17	R: 1 E: 0 K: 0 S: 7 H: 1 LOB: 0 BB: 0 P: 10	R: 1 E: 0 K: 0 S: 8 H: 2 LOB: 1 BB: 1 P: 12	R: 0 E: 0 K: 3 S: 9 H: 0 LOB: 0 BB: 0 P: 9	1B: 3 2B: 2 3B: 0 HR: 1 SF: 0 SAC: 0 DP: 2 HBP: 0						

PITCHER		IP	WLS	BF	H	R	ER	SO	BB	IBB	HBP	BLK	WP	HR	S	P	ERA	WHIP
Odalis Perez, L	(1, 1)	6.0		22	2	0	0	5	3	0	0	0	0	0	50	93	0.00	0.833
ERA:																		
30 Kevin McGlinchy, R	(7, 1)	1.0		4	1	0	0	2	0	0	0	0	0	0	12	17	0.00	1.000
ERA: 3.86																		
Rudy Seanez, R	(8, 1)	1.0		4	1	1	1	0	0	0	0	0	0	1	7	10	9.00	1.000
ERA: 3.0																		
Mike Cather, R	(9, 1)	0.1		4	2	1	1	0	1	0	0	0	0	0	7	11	27.00	9.000
ERA: 5.4																		
50 Derrin Ebert, L	(9, 1)	0.2		1	0	0	0	0	0	0	0	0	0	0	1	1	0.00	0.000
ERA: 4.91																		

PITCHER		IP	WLS	BF	H	R	ER	SO	BB	IBB	HBP	BLK	WP	HR	S	P	ERA	WHIP
John Rocker, L	(10, 1)	1.0	W	3	0	0	0	3	0	0	0	0	0	0	9	9	0.00	0.000
ERA:																		

TOP

Arizona Diamondbacks @ Atlanta Braves

Turner Field, Atlanta, GA

Fri Apr 09 1999, 7:40 PM EDT

Att. 34,939 - Cloudy - 79 F

livebaseballscorecards.com

AB	34
R	2
H	6
RBI	2
BB	4
SO	10
LOB	10

Batter	1	2	3	4	5	6	7	8	9	10	AB	R	H	RBI	BB	SO	LOB
Gerald Williams, R (1, 7) OBP: 0.429, SLG: 0.429	2-2 BLK G2-3 1B		2-1 P3 ①		3-2 L5 ②			1-2 P5 ①	0-2 E6 1-2		5	0	1	0	0	0	1
Bret Boone, R (1, 4) OBP: 0.348, SLG: 0.167	1-1 G2-3 ① 1-2		2-1 1B		4-1 10 CS BB			4-2 BB	2-3 K ③ 2-3		3	0	1	0	2	1	3
10 Chipper Jones, S (1, 5) OBP: 0.227, SLG: 0.190	3-3 K ②		2-0 F8 ②		2-2 CS ③ 1-2	0-0 FC5-4 1B		2-3 K ②		0-0 G4-3 ①	5	0	1	0	0	2	3
Brian Jordan, R (1, 9) OBP: 0.545, SLG: 0.824	4-0 BLK BB		1-0 P5 ③			2-0 FC5-4 FC5-4 ① 1-2f		2-1 F9 ③		0-0 1B 2B	4	1	1	0	1	0	3
Javy Lopez, R (1, 2) OBP: 0.375, SLG: 0.533	1-2 F8 ③ 1-2 2-3			1-0 P4 ①		0-0 FC5-4 ② 1-2f			0-0 G5-3 ①	4-0 1B IBB	4	0	0	0	1	0	3
Andruw Jones, R (1, 8) OBP: 0.190, SLG: 0.211		1-3 K ①		3-3 K ②		3-3 K ③			4-2 1B 1B BB	0-0 1-2 2-H 1B	4	1	1	1	1	3	1
Ryan Klesko, L (1, 3) OBP: 0.389, SLG: 0.563		2-2 G1-3 ②		0-0 E9 1B			1-0 F8 ①		0-0 1B FC1-4 1-3 1B		4	1	2	0	0	0	0
Walt Weiss, S (1, 6) OBP: 0.500, SLG: 0.462		4-2 BB		2-2 E9 ③ 1-H			4-2 G4-6-3 BB		0-0 FC1-4 1B 1-3 3-H		2	0	1	1	2	0	1
Odalis Perez, L (1, 1) 30 Kevin McGlinchy, R (7, 1) Brian Hunter, R (7, PH) Randall Simon, L (8, PH) Rudy Seanez, R (8, 1) Mike Cather, R (8, 1) 50 Derrin Ebert, R (8, 1) Keith Lockhart, L (9, PH) John Rocker, R (10, 1)		1-1 G1-3 ③			0-3 K ①		1-0 F8 ① 2-0 G4-6-3 ② ③ 1-2f		0-2 FC1-4 ② S E 1-2f 3-H		2 0 0 0 0 1 1 0 0 0 0 0 0 0 0 0 0 0 0 0 0 1 0 0 0 0 0 1 0 0 0 0 0 0 0 0 0 0 0 0 0 0 0 0 0 0 0 0 0 1 0 0 1 0 0 1 0 0 0 0 0 0 0						
Inning Stats	R: 0 H: 1 E: 0 LOB: 2 K: 1 BB: 1 S: 11 P: 22	R: 0 H: 0 E: 0 LOB: 1 K: 1 BB: 1 S: 11 P: 19	R: 0 H: 1 E: 0 LOB: 1 K: 0 BB: 0 S: 6 P: 13	R: 0 H: 1 E: 1 LOB: 2 K: 1 BB: 0 S: 9 P: 15	R: 0 H: 0 E: 0 LOB: 0 K: 1 BB: 1 S: 11 P: 20	R: 0 H: 1 E: 0 LOB: 1 K: 1 BB: 0 S: 6 P: 11	R: 0 H: 0 E: 0 LOB: 0 K: 0 BB: 1 S: 4 P: 11	R: 0 H: 0 E: 0 LOB: 1 K: 1 BB: 1 S: 11 P: 20	R: 2 H: 2 E: 1 LOB: 2 K: 1 BB: 1 S: 16 P: 22	R: 1 H: 2 E: 0 LOB: 2 K: 0 BB: 1 S: 3 P: 7	1B: 7 SF: 0 2B: 1 SAC: 0 3B: 0 DP: 1 HR: 0 HBP: 0						

PITCHER		IP	WLS	BF	H	R	ER	SO	BB	IBB	HBP	BLK	WP	HR	S	P	ERA	WHIP
Omar Daal, L ERA:	(1, 1)	6.1		26	4	0	0	5	4	0	0	1	0	0	57	108	0.00	1.263
Armando Reynoso, R ERA: 6.75	(7, 1)	1.0		3	0	0	0	0	1	0	0	0	0	0	7	14	0.00	1.000
Greg Swindell, L ERA:	(8, 1)	0.1	H	1	0	0	0	1	0	0	0	0	0	0	3	5	0.00	0.000
Darren Holmes, R ERA: 3.86	(8, 1)	0.1	H	1	0	0	0	0	0	0	0	0	0	0	2	4	0.00	0.000
Gregg Olson, R ERA: 16.2	(9, 1)	1.0	B	7	2	2	2	1	1	0	0	0	0	0	16	22	18.00	3.000

PITCHER		IP	WLS	BF	H	R	ER	SO	BB	IBB	HBP	BLK	WP	HR	S	P	ERA	WHIP
John Frascatore, R ERA: 6.23	(10, 1)	0.1	L	4	2	1	1	0	0	1	0	0	0	0	3	7	27.00	6.000

BOTTOM

Arizona Diamondbacks @ Atlanta Braves

Turner Field, Atlanta, GA

Fri Apr 09 1999, 7:40 PM EDT
Att. 34,939 - Cloudy - 79 F

livebaseballscorecards.com

AB	35
R	3
H	8
RBI	3
BB	7
SO	7
LOB	18

Arizona Diamondbacks @ Atlanta Braves

Turner Field, Atlanta, GA

Sat Apr 10 1999, 7:10 PM EDT

Att. 44,531 - Cloudy - 70 F

livebaseballscorecards.com

TOP

Batter	1	2	3	4	5	6	7	8	9	AB	R	H	RBI	BB	SO	LOB
Steve Finley, L (1, 8) OBP: 0.160, SLG: 0.320	C B B X 2-1 G4-3 ①		B B C F X 2-2 G1-3 ①		B X 1-0 G4-3 ①	B C X 1-1 F9 ③		C B F X 1-2 G1-3 ②		5	0	0	0	0	0	2
Jay Bell, R (1, 4) OBP: 0.320, SLG: 0.391	C B X 1-1 P3 ②		B X 1-0 G5-3 1B		B X 1-0 L4 ②		B B B C F X 3-2 1B 1B 1B	B B B C F S 3-3 K ③		5	1	2	0	0	1	0
Travis Lee, L (1, 3) OBP: 0.174, SLG: 0.217	B X 1-0 G6-3 ③		B S 1 SAFE B 1 SAFE S X 2-2 G5-3 ② 1-2		X 0-0 G4-3 ③		B X 1-0 SH3-4 1B 1-3 1B 1B		S B X 1-1 F7 ①	5	1	1	0	0	0	1
Matt Williams, R (1, 5) OBP: 0.435, SLG: 0.810		F B B F F B F X 3-2 L6 ①	F B X 1-1 G1-3 ③			B X 1-0 1B 2B	C F X 0-2 1B SH3-4 1-2 F7-6 3-H 1B		B S B B X 3-1 F8 1B 2B	5	2	3	1	0	0	1
Bernard Gilkey, R (1, 9) OBP: 0.429, SLG: 0.833		B B C S F B F X 3-2 HR		B B S B S X 3-2 G1-4-3 1B		C X 0-1 G6-3 ①	B M X 1-1 SH3-4 ① 1-2 2-3		I I I I 4-0 1B IBB	3	1	2	1	1	0	1
Luis Gonzalez, L (1, 7) OBP: 0.400, SLG: 0.889		C B F X 1-2 G6-3 ②		1 SAFE X 0-0 G1-4-3 ① ② 1-2f		B B B B B 4-0 1B 1B BB	I I I I 4-0 1B IBB		C F X 0-2 F8 ② 2-3	3	1	0	0	2	0	3
Tony Batista, R (1, 6) OBP: 0.364, SLG: 0.524		C X 0-1 2B 1B		B F F B X 2-2 HR		F X 0-1 1B 1-3 2-H 1B	B X 1-0 1-2 2-3 3-H 1B		C F B F X 1-2 BB 1-3 3-H 1B	5	2	5	4	0	0	0
Damian Miller, R (1, 2) OBP: 0.455, SLG: 0.556		S B S B X 2-2 1-H 2B		F B X 1-1 2B		B B X 2-0 SH2-3 2-3 3-H 1B	B F F X 1-2 ② ③ F7-6 3-H		B B F F B B 4-2 1-2 BB	4	0	3	2	1	0	3
Randy Johnson, R (1, 1)		C B S F B X 2-2 P9 ③		B B F X 2-1 F8 ③	X 0-0 SH2-3 ② 1-2		B B F X 2-1 G4-3 ①	B X 1-0 P9 ③		4	0	0	0	0	0	5
Inning Stats	R: 0 E: 0 K: 0 S: 5 H: 0 LOB: 0 BB: 0 P: 9	R: 2 E: 0 K: 0 S: 22 H: 3 LOB: 1 BB: 0 P: 33	R: 0 E: 0 K: 0 S: 9 H: 1 LOB: 1 BB: 0 P: 15	R: 1 E: 0 K: 0 S: 11 H: 3 LOB: 1 BB: 0 P: 19	R: 0 E: 0 K: 0 S: 3 H: 0 LOB: 0 BB: 0 P: 5	R: 2 E: 0 K: 0 S: 9 H: 3 LOB: 2 BB: 1 P: 17	R: 2 E: 0 K: 0 S: 13 H: 4 LOB: 2 BB: 1 P: 24	R: 0 E: 0 K: 1 S: 9 H: 0 LOB: 0 BB: 0 P: 15	R: 1 E: 0 K: 0 S: 14 H: 2 LOB: 3 BB: 2 P: 28	1B: 10 2B: 5 3B: 0 HR: 2 SF: 0 SAC: 2 DP: 2 HBP: 0						

	AB	39
	R	8
	H	16
	RBI	8
	BB	4
	SO	1
	LOB	16

WP: 0 PB: 0 SB: 0 CS: 0 PA: 45

PITCHER

PITCHER		IP	WLS	BF	H	R	ER	SO	BB	IBB	HBP	BLK	WP	HR	S	P	ERA	WHIP
Tom Glavine, L ERA: 7.11	(1, 1)	6.0	L	28	10	5	5	0	1	0	0	0	0	2	59	98	7.50	1.833
51 Joe Winkelsas, R ERA: 54.0	(7, 1)	0.1		6	4	2	2	0	0	1	0	0	0	0	10	20	54.00	12.000
50 Derrin Ebert, L ERA: 4.26	(7, 1)	2.2		11	2	1	1	1	1	1	0	0	0	0	26	47	3.38	1.125

Batter	1	2	3	4	5	6	7	8	9	AB	R	H	RBI	BB	SO	LOB
Gerald Williams, R (1, 7) (8, 9) OBP: 0.273, SLG: 0.273	B X 1-0 P4 ①	C C X 0-2 F9 ③			S F B S 1-3 K ③			C C S 0-3 K ①		4	0	0	0	0	2	0
Bret Boone, R (1, 4) OBP: 0.333, SLG: 0.182	B B X 2-0 10 2B 1B 1B		B B B C C F S 3-3 K ①			F B C B S 2-3 K ①		C F X 0-2 G4-3 ②		4	1	1	0	0	2	0
10 Chipper Jones, S (1, 5) OBP: 0.269, SLG: 0.400	B X 1-0 1B 1-3 2B		F S X 0-2 G5-3 ②			C S X 0-2 HR		B X 1-0 G6-3 ③		4	1	2	1	0	0	0
Brian Jordan, R (1, 9) OBP: 0.560, SLG: 0.800 Otis Nixon, S (8, 7) OBP: 0.105, SLG: 0.105	B S F X 1-2 S 2-3 3-H 1B		S B B F C 2-3 K ③			F B B S F X 2-2 G4-6-3 1B			B X 1-0 P4 ①	3 1	0 0	2 0	1 0	0 0	1 0	0 0
Javy Lopez, R (1, 2) OBP: 0.316, SLG: 0.444 50 Derrin Ebert, R (7, 1) Randall Simon, L (9, PH) OBP: 0.200, SLG: 0.250	1 B F 1 B C S SAFE 2-3 K ② 1-2			B B S X 2-1 G3 ①		F X 0-1 G4-6-3 ② ③ 1-2f			X 0-0 G3 ②	3 0 1	0 0 0	0 0 0	0 0 0	0 0 0	1 0 0	3 0 0
Andruw Jones, R (1, 8) OBP: 0.240, SLG: 0.190	C B S B B C 3-3 K ③			S C C 0-3 K ②			B B B B 4-0 G6-3 S BB		B B B B 4-0 BB	2	0	0	0	2	2	2
Brian Hunter, R (1, 3) OBP: 0.167, SLG: 0.667		F X 0-1 HR		S B S S 1-3 K ③			B C B C 1 F B S SAFE 3-3 K ① 1-2		B C S S 1-3 K ③	4	1	1	1	0	3	2
Walt Weiss, S (1, 6) OBP: 0.429, SLG: 0.375		X 0-0 G5-3 ①			C C F S 0-3 K ①		B B C C X 2-2 G6-3 ② 2-3			3	0	0	0	0	1	1
Tom Glavine, L (1, 1) 51 Joe Winkelsas, R (7, 1) Eddie Pérez, R (7, 2) OBP: 0.333, SLG: 0.333		C S S 0-3 K ②			B C S S 1-3 K ②		F S S 0-3 K ③			2 0 1	0 0 0	0 0 0	0 0 0	0 0 0	2 0 1	0 0 1
Inning Stats	R: 1 H: 3 E: 0 LOB: 2 K: 2 BB: 0 S: 12 P: 22	R: 1 H: 1 E: 0 LOB: 0 K: 1 BB: 0 S: 9 P: 9	R: 0 H: 0 E: 0 LOB: 0 K: 2 BB: 0 S: 10 P: 15	R: 0 H: 0 E: 0 LOB: 0 K: 2 BB: 0 S: 8 P: 11	R: 0 H: 0 E: 0 LOB: 0 K: 3 BB: 0 S: 10 P: 12	R: 1 H: 2 E: 0 LOB: 0 K: 1 BB: 0 S: 12 P: 16	R: 0 H: 0 E: 0 LOB: 1 K: 2 BB: 1 S: 10 P: 19	R: 0 H: 0 E: 0 LOB: 0 K: 1 BB: 0 S: 7 P: 8	R: 0 H: 0 E: 0 LOB: 1 K: 1 BB: 1 S: 5 P: 11	1B: 3 SF: 0 2B: 1 SAC: 0 3B: 0 DP: 1 HR: 2 HBP: 0						WP: 0 PA: 34 PB: 0 SB: 2 CS: 0

PITCHER	IP	WLS	BF	H	R	ER	SO	BB	IBB	HBP	BLK	WP	HR	S	P	ERA	WHIP
Randy Johnson, L (1, 1) ERA: 2.81	9.0	W	34	6	3	3	15	2	0	0	0	0	2	83	123	3.00	0.889

PITCHER	IP	WLS	BF	H	R	ER	SO	BB	IBB	HBP	BLK	WP	HR	S	P	ERA	WHIP

BOTTOM

Arizona Diamondbacks @ Atlanta Braves

Turner Field, Atlanta, GA

Sat Apr 10 1999, 7:10 PM EDT

Att. 44,531 - Cloudy - 70 F

livebaseballscorecards.com

AB	32
R	3
H	6
RBI	3
BB	2
SO	15
LOB	9

Batter	1	2	3	4	5	6	7	8	9	AB	R	H	RBI	BB	SO	LOB
Steve Finley, L (1, 8) OBP: 0.207, SLG: 0.321	C B S X 1-2 G4-3		B L X 1-1 ① FC1-6 1-2f			B X 1-0 SH1-4 1B		F B F B B B 4-2 FC4-6 BB		3	0	1	0	1	0	1
Jay Bell, R (1, 4) OBP: 0.286, SLG: 0.346	C S B S 1-3 ② K		B X 1-0 ② F8			1 SAFE X 0-0 ① SH1-4 1-2		F P X 1-1 ① F8		3	0	0	0	0	1	2
Travis Lee, L (1, 3) OBP: 0.185, SLG: 0.333	B C X 1-1 HR		1 SAFE 1 SAFE X 0-0 ③ G3			B X 1-0 ② P5		B X 1-0 ② FC4-6 1B 1-2f		4	1	1	1	0	0	3
Matt Williams, R (1, 5) OBP: 0.444, SLG: 0.750	B B F S B B 4-2 BB			S X 0-1 ① F9		X 0-0 ③ F9		1 SAFE 1 SAFE B F X 1-1 1-2 1B		3	0	1	0	1	0	1
Luis Gonzalez, L (1, 7) OBP: 0.375, SLG: 0.909	C 1 SAFE 1 SAFE B F B X 2-2 ③ G3			B S F B X 2-2 ② G3-4-1			B F B B X 3-1 HR	B B C X 2-1 ③ P6		4	1	1	1	0	0	3
Bernard Gilkey, R (1, 9) OBP: 0.400, SLG: 0.773 Gregg Olson, R (9, 1)		C C B B B S 3-3 ① K		X 0-0 ③ F8			C X 0-1 ① F9		B C X 1-1 G4-3 2B	4 0	0 0	1 0	0 0	0 0	1 0	0 0
Tony Batista, R (1, 6) OBP: 0.308, SLG: 0.440		C X 0-1 ② P8			C C B X 1-2 ① F9		B B C X 2-1 ② F7		B B S F F X 2-2 ① G4-3 2-3	4	0	0	0	0	1	1
Damian Miller, R (1, 2) OBP: 0.400, SLG: 0.462		S B B F F X 2-2 ③ G1-3			F F S 0-3 ② K		S B C F X 1-2 1B		C X 0-1 ② P2	4	0	1	0	0	1	1
Todd Stottlemyre, L (1, 1) OBP: 0.167, SLG: 0.167 David Dellucci, L (9, PH) (9, 9)			C X 0-1 FC1-6 1B		B X 1-0 ③ F7		S B C 1 SAFE F X 1-2 ③ G1-3		S F B T C 1-3 ③ K	3 1	0 0	1 0	0 0	0 0	0 1	1 1
Inning Stats	R: 1 E: 0 K: 1 S: 13 H: 1 LOB: 1 BB: 1 P: 22	R: 0 E: 0 K: 1 S: 9 H: 0 LOB: 0 BB: 0 P: 14	R: 0 E: 0 K: 0 S: 6 H: 1 LOB: 1 BB: 0 P: 8	R: 0 E: 0 K: 0 S: 6 H: 0 LOB: 0 BB: 0 P: 8	R: 0 E: 0 K: 1 S: 7 H: 0 LOB: 0 BB: 0 P: 9	R: 0 E: 0 K: 0 S: 4 H: 1 LOB: 1 BB: 0 P: 6	R: 1 E: 0 K: 0 S: 14 H: 2 LOB: 1 BB: 0 P: 21	R: 0 E: 0 K: 0 S: 10 H: 1 LOB: 2 BB: 1 P: 18	R: 0 E: 0 K: 1 S: 12 H: 1 LOB: 1 BB: 0 P: 16	1B: 4 2B: 1 3B: 0 HR: 2 SF: 0 SAC: 1 DP: 0 HBP: 0						

TOP

Arizona Diamondbacks @ Atlanta Braves

Turner Field, Atlanta, GA

Sun Apr 11 1999, 1:10 PM EDT
Att. 32,454 - Cloudy - 70 F

livebaseballscorecards.com

AB	33
R	2
H	7
RBI	2
BB	2
SO	4
LOB	14

WP: 0 PB: 0 SB: 0 CS: 0 PA: 36

PITCHER		IP	WLS	BF	H	R	ER	SO	BB	IBB	HBP	BLK	WP	HR	S	P	ERA	WHIP
Greg Maddux, R ERA: 1.93	(1, 1)	8.0		32	6	2	2	3	2	0	0	0	0	2	69	106	2.25	1.000
30 Kevin McGlinchy, R ERA: 2.7	(9, 1)	1.0	W	4	1	0	0	1	0	0	0	0	0	0	12	16	0.00	1.000

PITCHER	IP	WLS	BF	H	R	ER	SO	BB	IBB	HBP	BLK	WP	HR	S	P	ERA	WHIP

BOTTOM

Arizona Diamondbacks @ Atlanta Braves

Turner Field, Atlanta, GA

Sun Apr 11 1999, 1:10 PM EDT

Att. 32,454 - Cloudy - 70 F

livebaseballscorecards.com

Batter	1	2	3	4	5	6	7	8	9	AB	R	H	RBI	BB	SO	LOB
Otis Nixon, S (1, 7) OBP: 0.091, SLG: 0.091	B B B C C X 3-2 G6-3 ①		C F B X 1-2 L7 ③			X 0-0 B1-3 ②		B C X 1-1 F7 ③		3	0	0	0	0	0	0
Randall Simon, L (8, PH) OBP: 0.167, SLG: 0.200										1	0	0	0	0	0	1
30 Kevin McGlinchy, R (9, 1)										0	0	0	0	0	0	0
Ozzie Guillen, L (1, 6) OBP: 0.167, SLG: 0.333	C B B X 2-1 F8 ②			B B C X 2-1 F9 ①		C B B S F S 2-3 K ③			C B C X 1-2 E4 BB BB 1B	4	1	0	0	0	1	0
10 Chipper Jones, S (1, 5) OBP: 0.267, SLG: 0.379	B F B C F B X 3-2 G6-3 ③			X 0-0 1B			C B B X 2-1 G4-3 ①		C S B B 1 SAFE X 2-2 F7 ①	4	0	1	0	0	0	1
Brian Jordan, R (1, 9) OBP: 0.517, SLG: 0.696		X 0-0 L7 ①		C 1 SAFE 1 SAFE F B B S 2-3 K ②			F X 0-1 G6-3 ②		B B B C F B 4-2 1-2 1B BB BB	3	1	0	0	1	1	1
Ryan Klesko, L (1, 3) OBP: 0.409, SLG: 0.526		C B B B F X 3-2 FC6-4 1B		X 0-0 G5-3 ③			S B C F X 1-2 G4-3 ③		B F B B S B 4-2 1-2 2-3 1B BB	3	0	1	0	1	0	1
Andruw Jones, R (1, 8) OBP: 0.276, SLG: 0.240		B B C S 1 SAFE 1 SAFE F 1 S SAFE 2-3 K ②			F S X 0-2 G5-3 ①			F X 0-1 1B FC5-4 1B	B B C X 2-1 1-2 2-H 3-H 1B	4	1	2	2	0	1	1
Eddie Pérez, R (1, 2) OBP: 0.250, SLG: 0.250	F C B B X 2-2 FC6-4 ③ 1-2f				C F F B S 1-3 K ②			B C X 1-1 F7 ①		2	0	0	0	0	1	1
Walt Weiss, S (8, PH) OBP: 0.409, SLG: 0.353										1	0	0	0	0	0	1
Gerald Williams, R (9, 7) OBP: 0.273, SLG: 0.273										0	0	0	0	0	0	0
Keith Lockhart, L (1, 4) OBP: 0.200, SLG: 0.200			C X 0-1 G3 ①		C B F B X 2-2 G6-3 ③			X 0-0 1-3 FC5-4 1B		3	0	1	0	0	0	0
Greg Maddux, R (1, 1) OBP: 0.400, SLG: 1.000			B B C C C 2-3 K ②			F S S 0-3 K ①		S C X 0-2 1-2f 3-H FC5-4 ②		2	0	0	0	0	2	0
Javy Lopez, R (8, PH) OBP: 0.300, SLG: 0.421										1	0	0	1	0	0	1
(9, 2)																
Inning Stats	R: 0 E: 0 K: 0 S: 9 H: 0 LOB: 0 BB: 0 P: 17	R: 0 E: 0 K: 1 S: 11 H: 1 LOB: 1 BB: 0 P: 18	R: 0 E: 0 K: 1 S: 8 H: 0 LOB: 0 BB: 0 P: 11	R: 0 E: 0 K: 1 S: 7 H: 1 LOB: 1 BB: 0 P: 11	R: 0 E: 0 K: 1 S: 10 H: 0 LOB: 0 BB: 0 P: 13	R: 0 E: 0 K: 2 S: 8 H: 0 LOB: 0 BB: 0 P: 10	R: 0 E: 0 K: 0 S: 8 H: 0 LOB: 0 BB: 0 P: 11	R: 1 E: 0 K: 0 S: 10 H: 2 LOB: 1 BB: 0 P: 12	R: 2 E: 1 K: 0 S: 12 H: 1 LOB: 2 BB: 2 P: 25	1B: 5 2B: 0 3B: 0 HR: 0 SF: 0 SAC: 0 DP: 0 HBP: 0							

	AB	31
	R	3
	H	5
	RBI	3
	BB	2
	SO	6
	LOB	8

WP: 0 PB: 0 SB: 0 CS: 0 PA: 33

PITCHER		IP	WLS	BF	H	R	ER	SO	BB	IBB	HBP	BLK	WP	HR	S	P	ERA	WHIP
Todd Stottlemyre, R ERA: 1.76	(1, 1)	8.0		28	4	1	1	6	0	0	0	0	0	0	71	103	1.12	0.500
Gregg Olson, R ERA: 18.0	(9, 1)	0.1	L	5	1	2	1	0	2	0	0	0	0	0	12	25	27.00	9.000

PITCHER	IP	WLS	BF	H	R	ER	SO	BB	IBB	HBP	BLK	WP	HR	S	P	ERA	WHIP

Atlanta Braves @ Philadelphia Phillies

Veterans Stadium, Philadelphia, PA

Mon Apr 12 1999, 3:05 PM EDT

Att. 37,582 - Cloudy - 54 F

TOP

livebaseballscorecards.com

Batter	1	2	3	4	5	6	7	8	9	AB	R	H	RBI	BB	SO	LOB
Otis Nixon, S (1, 7) OBP: 0.148, SLG: 0.185	0-1 10 F8 10 S 1B 1B		0-0 1-H 2B 2B	1-1 G3			0-0 F9		0-2 G5-3	5	2	2	1	0	0	1
Bret Boone, R (1, 4) OBP: 0.344, SLG: 0.370	0-0 F7		1-2 2-H 1B 2B		2-0 L9		3-1 1-H HR		1-3 K	5	2	2	3	0	1	1
10 Chipper Jones, S (1, 5) OBP: 0.229, SLG: 0.324	3-2 F8 1-3		1-3 K		0-2 G4-3		0-3 K		0-1 G1-3	5	0	0	0	0	2	3
Brian Jordan, R (1, 9) OBP: 0.545, SLG: 0.692	1-2 3-H 1B		2-2 FC5-4 2-H 1B		0-0 F8			4-2 HR BB		3	1	2	2	1	0	0
Javy Lopez, R (1, 2) OBP: 0.292, SLG: 0.522	0-3 K		1-2 FC5-4 BB 1-2f			2-3 K		2-1 1-H HR		4	1	1	2	0	2	2
Ryan Klesko, L (1, 3) OBP: 0.385, SLG: 0.455		1-1 G5-3	4-1 FC5-4 1-2 BB			2-3 K		2-3 K		3	0	0	0	1	2	0
30 Kevin McGlinchy, R (8, 1)										0	0	0	0	0	0	0
Rudy Seanez, R (8, 1)										0	0	0	0	0	0	0
Andruw Jones, R (1, 8) OBP: 0.242, SLG: 0.207		0-0 F8	2-2 FC5-4 1-2f			0-0 G5-3		1-1 G5-3		4	0	0	0	0	0	2
Walt Weiss, S (1, 6) OBP: 0.346, SLG: 0.286		3-2 G6-3		1-0 G4-3			3-3 K	1-3 K		4	0	0	0	0	2	0
29 John Smoltz, R (1, 1) OBP: 0.333, SLG: 0.333			2-2 2B 1B	3-2 G6-3			1-0 HR 1B		3-3 K	2	1	1	0	0	0	0
Keith Lockhart, L (7, PH) OBP: 0.333, SLG: 0.333										1	1	1	0	0	0	0
Mike Cather, R (7, 1)										0	0	0	0	0	0	0
Brian Hunter, R (8, 3) OBP: 0.143, SLG: 0.571										1	0	0	0	0	1	0

Inning Stats	1	2	3	4	5	6	7	8	9
	R: 1 E: 0 K: 1 S: 13	H: 2 LOB: 1 BB: 0 P: 17	R: 0 E: 0 K: 0 S: 6	H: 0 LOB: 0 BB: 0 P: 10	R: 3 E: 0 K: 1 S: 23	H: 4 LOB: 2 BB: 1 P: 36	R: 0 E: 0 K: 0 S: 7	H: 0 LOB: 0 BB: 0 P: 12	R: 0 E: 0 K: 0 S: 6	H: 0 LOB: 0 BB: 0 P: 8
	R: 0 E: 0 K: 2 S: 7	H: 0 LOB: 0 BB: 0 P: 11	R: 2 E: 0 K: 2 S: 11	H: 2 LOB: 0 BB: 0 P: 18	R: 2 E: 0 K: 2 S: 12	H: 1 LOB: 0 BB: 1 P: 22	R: 0 E: 0 K: 2 S: 11	H: 0 LOB: 1 BB: 0 P: 15		

	AB	37
	R	8
	H	9
	RBI	8
	BB	2
	SO	10
	LOB	9

1B: 5 SF: 0
2B: 2 SAC: 0
3B: 0 DP: 0
HR: 2 HBP: 0

WP: 0 PA: 39
PB: 1
SB: 1
CS: 0

PITCHER		IP	WLS	BF	H	R	ER	SO	BB	IBB	HBP	BLK	WP	HR	S	P	ERA	WHIP
Carlton Loewer, R ERA: 5.54	(1, 1)	6.1		27	7	5	5	5	1	0	0	0	0	0	67	103	7.11	1.263
Yorkis Perez, L ERA: 3.38	(7, 1)	0.2		3	1	1	1	1	0	0	0	0	0	1	6	9	13.50	1.500
Ken Ryan, R ERA: 4.5	(8, 1)	1.0	L	5	1	2	2	2	1	0	0	0	0	1	12	22	18.00	2.000
Wayne Gomes, R ERA:	(9, 1)	1.0		4	0	0	0	2	0	0	0	0	0	0	11	15	0.00	0.000

PITCHER	IP	WLS	BF	H	R	ER	SO	BB	IBB	HBP	BLK	WP	HR	S	P	ERA	WHIP

BOTTOM

Atlanta Braves @ Philadelphia Phillies

Veterans Stadium, Philadelphia, PA

Mon Apr 12 1999, 3:05 PM EDT

Att. 37,582 - Cloudy - 54 F

livebaseballscorecards.com

Batter	1	2	3	4	5	6	7	8	9	AB	R	H	RBI	BB	SO	LOB
Doug Glanville, R (1, 8) OBP: 0.313, SLG: 0.269	C X 0-1 G4-3 ①		C B X 1-1 1B 1B ①		X 0-0 WP G4-3 2B ①		X 0-0 P6 ①		B B C F S 2-3 K ①	5	1	2	0	0	1	0
Marlon Anderson, L (1, 4) OBP: 0.229, SLG: 0.242	F B X 1-1 G4-3 ②		C 1 SAFE F 1 SAFE B X 1-2 F9 ①		L B B B F X 3-2 G4-3 2-H ①		B F L F F X 1-2 P6 ②		B C F X 1-2 G6-3 ②	5	0	0	1	0	0	1
Scott Rolen, R (1, 5) OBP: 0.389, SLG: 0.733	C F X 0-2 L9 ③		C B 1 SAFE 1 SAFE C F F S 1-3 K ②		S S S 0-3 K ②		C F B X 1-2 HR		B B B B 4-0 DI BB	4	1	1	1	1	2	1
Rico Brogna, L (1, 3) OBP: 0.278, SLG: 0.441		S S B F X 1-2 1B BB 3B 1B	C B 1 SAFE C X 1-2 1-2 1B		C B X 1-1 1B		X 0-0 L8 ③		F B C X 1-2 G3 ③ 1-2	5	1	3	0	0	0	1
Ron Gant, R (1, 7) OBP: 0.226, SLG: 0.080		B B B B 4-0 1B 3B 1-2 BB	S S B C 1-3 K ③		C 1 SAFE C B F 1 SAFE X 1-2 P6 ③			B B B B 4-0 1B BB		2	1	0	0	2	1	3
Bobby Abreu, L (1, 9) OBP: 0.290, SLG: 0.276		S X 0-1 3B 1-2 2-3 1B	C F S 0-3 K ①		B C B B S F F X 2-2 F8 ①			F S B B B C 2-3 K ①		4	1	1	0	0	2	1
Mike Lieberthal, R (1, 2) OBP: 0.481, SLG: 0.640		S B B B S F S 2-3 K ①	B F B F B B 4-2 BB		S S B C 1-3 K ②			C 1 SAFE B C B B B X 3-2 FC5-4 1-2 1B		3	0	1	0	1	2	3
Desi Relaford, S (1, 6) OBP: 0.400, SLG: 0.444		F B B F F X 2-2 CS 3B 1-H 2-H 3-H	F B F B B 1 SAFE X 3-2 P4 ②			X 0-0 B1 ③		S S B S 1-3 K ②		3	0	1	3	0	0	1
Yorkis Perez, L (7, 1)										0	0	0	0	0	0	0
Ken Ryan, R (8, 1)										0	0	0	0	0	0	0
23 Kevin Jordan, R (8, PH)										1	0	0	0	0	1	2
Wayne Gomes, R (9, 1)										0	0	0	0	0	0	0
Carlton Loewer, R (1, 1)		B B S M B C 3-3 K ② ③ 3-H	B C C B C 2-3 K ③			B X 1-0 HR		B C B X 2-1 FC5-4 1-2f ③		2	0	0	0	0	2	2
Alex Arias, R (7, 6) OBP: 0.500, SLG: 0.909										2	1	1	1	0	0	2

| | | | | | | | | | |

Atlanta Braves @ Philadelphia Phillies

Veterans Stadium, Philadelphia, PA

Wed Apr 14 1999, 7:05 PM EDT

Att. 16,287 - Unknown - 68 F

TOP

livebaseballscorecards.com

Batter	1	2	3	4	5	6	7	8	9	AB	R	H	RBI	BB	SO	LOB
Otis Nixon, S (1, 7) OBP: 0.219, SLG: 0.200	B B C B B 4-1 10 2B 1B BB	B B C S X 2-2 ① G6-3		B S B B B 4-1 2B BB		X 0-0 10 WP S SF8 1B	C B F X 1-2 ② F8			3	3	1	0	2	0	0
30 Kevin McGlinchy, R (7, 1)										0	0	0	0	0	0	0
Odalis Perez, L (8, 1)										0	0	0	0	0	0	0
Justin Speier, R (9, 1)										0	0	0	0	0	0	0
Bret Boone, R (1, 4) OBP: 0.324, SLG: 0.344	C X 0-1 10 2B BLK 1-2 1B	B C X 1-1 ② P4		C C B F F S 1-3 ① K		C B B C S 2-3 ① K 1-2	B C B B F F X 3-2 G6-3			5	1	1	0	0	2	2
10 Chipper Jones, S (1, 5) OBP: 0.275, SLG: 0.447	S S B B X 2-2 BLK 2B 1-3 2-H 2B	X 0-0 HR		B C X 1-1 ② F7		B B B 4-0 1B 2-3 BB		B C B B X 3-1 ① G3		4	2	2	2	1	0	1
Brian Jordan, R (1, 9) OBP: 0.500, SLG: 0.667	F B B F S 2-3 ① K	B B B C X 3-1 ③ P6		X 0-0 1-H 2B		X 0-0 ② SF8 3-H		B S C F F S 1-3 ② K		4	0	1	2	0	2	2
Javy Lopez, R (1, 2) OBP: 0.345, SLG: 0.630	B B B B C B 4-1 2B 2-3 3-H BB	X 0-0 HR	B B F B F S 3-3 ③ K			F B S F F F X 1-2 1-3 1B		B C T S 1-3 ③ K		4	2	2	1	1	2	1
Eddie Pérez, R (9, 2) OBP: 0.250, SLG: 0.250										0	0	0	0	0	0	0
Ryan Klesko, L (1, 3) OBP: 0.452, SLG: 0.556	S F X 0-2 WP G1-2-3 1-H 3-H 2B	X 0-0 FC6-4 1B	X 0-0 FC6-4 BB CS 1B			F X 0-1 ③ F8			C B C F B X 2-2 FC5-4 1B	5	0	4	2	0	0	2
Brian Hunter, R (9, PR) OBP: 0.143, SLG: 0.571										0	0	0	0	0	0	0
(9, 3)																
Andruw Jones, R (1, 8) OBP: 0.289, SLG: 0.194	C H 1-1 WP HBP	B X 1-0 ① FC6-4 G6-3 1-2f	C B B F B F B 4-2 FC6-4 1-2 BB			B C B B B 4-1 HR BB			B C B C B X 3-2 ① FC5-4 FC3-6 1-2f	2	1	0	0	2	0	2
Walt Weiss, S (1, 6) OBP: 0.323, SLG: 0.240	B I I I 4-0 1-2 2-3 IBB	F X 0-1 ② G6-3 1-2	X 0-0 ① FC6-4 1-2f 2-3			X 0-0 ① F8			C X 0-1 ② FC3-6 1-2f	4	0	0	0	1	0	5
Kevin Millwood, R (1, 1) OBP: 0.200, SLG: 0.400	S X 0-1 ② ③ G1-2-3 3-Hf	B B S C S 2-3 ③ K	C S S 0-3 ② ③ K 3-H			C F B F F X 1-2 1-H HR			X 0-0 ③ F8	3	0	0	0	0	2	6
Gerald Williams, R (7, PH) OBP: 0.308, SLG: 0.538										2	1	1	2	0	0	1
(7, 7)																

	AB	36
	R	10
	H	12
	RBI	9
	BB	7
	SO	8
	LOB	22

Inning Stats	1	2	3	4	5	6	7	8	9
	R: 4 E: 0 K: 1 S: 16	R: 1 E: 0 K: 0 S: 8	R: 1 E: 0 K: 1 S: 8	R: 1 E: 0 K: 2 S: 12	R: 0 E: 0 K: 1 S: 8	R: 1 E: 0 K: 1 S: 13	R: 2 E: 0 K: 0 S: 14	R: 0 E: 0 K: 2 S: 10	R: 0 E: 0 K: 0 S: 10
	H: 3 LOB: 2 BB: 3 P: 33	H: 1 LOB: 0 BB: 0 P: 14	H: 2 LOB: 1 BB: 0 P: 11	H: 1 LOB: 1 BB: 1 P: 21	H: 1 LOB: 1 BB: 1 P: 12	H: 2 LOB: 2 BB: 1 P: 20	H: 1 LOB: 0 BB: 1 P: 23	H: 0 LOB: 0 BB: 0 P: 15	H: 1 LOB: 1 BB: 0 P: 15

	1B: 6	SF: 1
	2B: 3	SAC: 0
	3B: 0	DP: 1
	HR: 3	HBP: 1

	WP: 2	PA: 45
	PB: 0	
	SB: 1	
	CS: 1	

PITCHER		IP	WLS	BF	H	R	ER	SO	BB	IBB	HBP	BLK	WP	HR	S	P	ERA	WHIP
Paul Byrd, R ERA: 7.45	(1, 1)	2.1	L	16	6	6	6	1	2	1	1	1	1	2	27	51	23.14	3.429
Paul Spoljaric, L ERA: 7.71	(3, 1)	2.2		11	2	1	1	4	2	0	0	0	0	0	25	40	3.38	1.500
Mike Grace, R ERA: 7.11	(6, 1)	1.0		6	2	1	1	1	1	0	0	0	1	0	13	20	9.00	3.000
Yorkis Perez, L ERA: 7.36	(7, 1)	1.0		5	1	2	2	0	1	0	0	0	0	1	14	23	18.00	2.000
Wayne Gomes, R ERA:	(8, 1)	1.0		3	0	0	0	2	0	0	0	0	0	0	10	15	0.00	0.000

PITCHER		IP	WLS	BF	H	R	ER	SO	BB	IBB	HBP	BLK	WP	HR	S	P	ERA	WHIP
Ken Ryan, R ERA: 3.6	(9, 1)	1.0		4	1	0	0	0	0	0	0	0	0	0	10	15	0.00	1.000

Batter	1	2	3	4	5	6	7	8	9	AB	R	H	RBI	BB	SO	LOB
Doug Glanville, R (1, 8) OBP: 0.297, SLG: 0.258	C B S B X 2-2 F8 ①			C X 0-1 BB BB 1B 1B	X 0-0 F9 ② 2-3		C B X 1-1 G4-3 ①		C B X 1-1 P3 ①	5	1	1	0	0	0	2
Marlon Anderson, L (1, 4) OBP: 0.250, SLG: 0.243	B C X 1-1 F8 ②			C B B B B 4-1 BB 1B BB 1-2	B F B F B X 3-2 E6 1B 1B 1B 3-H		B F X 1-1 L8 ②		C C F B S 1-3 K ②	4	2	1	1	1	1	1
Scott Rolen, R (1, 5) OBP: 0.390, SLG: 0.714	B X 1-0 F8 ③			B B S C S 2-3 K ①	X 0-0 1B 1B 2-3		B C F B X 2-2 2B		C S F B B F S 2-3 K ③	5	0	2	0	0	2	3
Rico Brogna, L (1, 3) OBP: 0.300, SLG: 0.432		B F B B F S 3-3 K ①		F B B F F B F B B 4-2 1B BB 1-2 2-3	X 0-0 1B 1-2 3-H		B X 1-0 F7 ③			3	0	1	1	1	1	1
Ron Gant, R (1, 7) OBP: 0.200, SLG: 0.069		S B S C 1-3 K ②		C F S 0-3 K ②	B X 1-0 P6 ③			B X 1-0 G5-3 ①		4	0	0	0	0	2	5
Bobby Abreu, L (1, 9) OBP: 0.314, SLG: 0.333		X 0-0 F7 ③		B X 1-0 1-3 2-H 3-H 1B		B F C X 1-2 G4-3 2B		B F S B S 2-3 K ②		4	0	2	2	0	1	0
Mike Lieberthal, R (1, 2) OBP: 0.452, SLG: 0.586		B B X 2-0 F7 ①	B F F F B B X 3-2 G6-3 ③			S X 0-1 G5-3 ①		B F X 1-1 1B		4	0	1	0	0	0	3
Desi Relaford, S (1, 6) OBP: 0.375, SLG: 0.409		B B B C F S 3-3 K ②			F B X 1-1 F9 15 G5-3 E 1B	B C X 1-1 G4-3 ② 2-3		C B F B S 2-3 K ③		4	1	1	0	0	2	2
Paul Byrd, R (1, 1) Paul Spoljaric, R (3, 1) 15 David Doster, R (5, PH) OBP: 0.500, SLG: 0.500 Mike Grace, R (4, 1) Kevin Sefcik, R (6, PH) Yorkis Perez, L (7, 1) Wayne Gomes, R (8, 1) Ken Ryan, R (9, 1) 23 Kevin Jordan, R (9, PH)			B C X 1-1 G4-3 ③		C X 0-1 G5-3 ① 1-2	B F F F C 1-3 K ③			F B B F B B B 4-2 BB	0 0 0 0 0 0 0 1 0 0 0 0 0 0 1 0 0 0 0 0 1 0 0 0 0 0 0 0 1 0 0 0 0 1 1 0 0 0 0 0 0 0 0 0 0 0 0 0 0 0 0 0 0 1 0 0						
Inning Stats	R: 0 E: 0 K: 0 S: 6 H: 0 LOB: 0 BB: 0 P: 10	R: 0 E: 0 K: 2 S: 7 H: 0 LOB: 0 BB: 0 P: 11	R: 0 E: 0 K: 1 S: 6 H: 0 LOB: 0 BB: 0 P: 12	R: 2 E: 0 K: 2 S: 18 H: 2 LOB: 2 BB: 2 P: 32	R: 2 E: 1 K: 0 S: 11 H: 4 LOB: 2 BB: 0 P: 16	R: 0 E: 0 K: 1 S: 11 H: 1 LOB: 1 BB: 0 P: 14	R: 0 E: 0 K: 0 S: 8 H: 1 LOB: 1 BB: 0 P: 13	R: 0 E: 0 K: 2 S: 9 H: 1 LOB: 1 BB: 0 P: 15	R: 0 E: 0 K: 2 S: 14 H: 0 LOB: 1 BB: 1 P: 22	1B: 7 2B: 2 3B: 0 HR: 0 SF: 0 SAC: 0 DP: 0 HBP: 0						

PITCHER		IP	WLS	BF	H	R	ER	SO	BB	IBB	HBP	BLK	WP	HR	S	P	ERA	WHIP
Kevin Millwood, R ERA: 5.68	(1, 1)	6.0	W	27	7	4	4	6	2	0	0	0	0	0	59	95	6.00	1.500
30 Kevin McGlinchy, R ERA: 1.93	(7, 1)	1.0		4	1	0	0	0	0	0	0	0	0	0	8	13	0.00	1.000
Odalis Perez, L ERA:	(8, 1)	1.0		4	1	0	0	2	0	0	0	0	0	0	9	15	0.00	1.000
Justin Speier, R ERA:	(9, 1)	1.0		4	0	0	0	2	1	0	0	0	0	0	14	22	0.00	1.000

PITCHER	IP	WLS	BF	H	R	ER	SO	BB	IBB	HBP	BLK	WP	HR	S	P	ERA	WHIP

BOTTOM

Atlanta Braves @ Philadelphia Phillies

Veterans Stadium, Philadelphia, PA

Wed Apr 14 1999, 7:05 PM EDT

Att. 16,287 - Unknown - 68 F

livebaseballscorecards.com

AB	36
R	4
H	9
RBI	4
BB	3
SO	10
LOB	19

WP: 0 PB: 0 SB: 0 CS: 0 PA: 39

Batter	1	2	3	4	5	6	7	8	9	AB	R	H	RBI	BB	SO	LOB
Otis Nixon, S (1, 7) OBP: 0.270, SLG: 0.242	B B C X 2-1 G4-6-3 1B		B C B F X 2-2 10 G4-6-3 1B		B B B B 4-0 1B S 10 SF7 BB		F X 0-1 ① SF8 3-H		F L S 0-3 ① K	3	1	2	1	1	1	0
Bret Boone, R (1, 4) OBP: 0.333, SLG: 0.351	C X 0-1 ① ② G4-6-3 1-2f		B F B X 2-1 10 G4-6-3 1-2 1B		C X 0-1 FC6-4 1-3 1B		C C X 0-2 ② L8		B B X 2-0 ② G6-3	5	0	2	0	0	0	2
10 Chipper Jones, S (1, 5) OBP: 0.244, SLG: 0.405	S B B F F B X 3-2 ③ L9		X 0-0 ① ② G4-6-3 1-2f 2-3		X 0-0 ② SF7 3-H		B S B B X 3-1 ③ G3		X 0-0 ③ G5-3	4	0	0	1	0	0	3
Brian Jordan, R (1, 9) OBP: 0.500, SLG: 0.735		F B X 1-1 BB E FC3-6 1B	B B X 2-0 ③ F7		B B 1 SAFE F B X 3-1 ③ FC6-4 1-2f			F B B X 2-1 HR		4	2	2	1	0	0	2
Javy Lopez, R (1, 2) OBP: 0.333, SLG: 0.581		B X 1-0 E1 FC3-6 BB 1-2		C X 0-1 ① G6-3		B B X 2-0 ① G6-3		S X 0-1 BB 1B		4	0	1	0	0	0	1
Randall Simon, L (1, 3) OBP: 0.100, SLG: 0.111 Rudy Seanez, R (8, 1) John Rocker, R (9, 1)		C S F X 0-2 ① P5		X 0-0 ② G3		C X 0-1 ② F8		B C X 1-1 ① F7		4 0 0	0 0 0	0 0 0	0 0 0	0 0 0	0 0 0	3 0 0
Andruw Jones, R (1, 8) OBP: 0.333, SLG: 0.188		B S C B B B 4-2 FC3-6 1-2 2-3 BB		B B B 4-0 BB		C B X 1-1 ③ P6		B B B B 4-0 1-2 BB		1	0	0	0	3	0	0
Walt Weiss, S (1, 6) OBP: 0.314, SLG: 0.276		B B X 2-0 ② FC3-6 1-2f 2-3 3-H		1 SAFE X 0-0 ③ F8			B B C B C X 3-2 SH SF8 2B	B F B F C 2-3 ② K		4	1	1	1	0	1	5
Tom Glavine, L (1, 1) Keith Lockhart, L (8, PH) OBP: 0.333, SLG: 0.333 Brian Hunter, R (8, PH) OBP: 0.125, SLG: 0.500 (8, 3)		B B C S B F X 3-2 ③ G6-3			F F C 0-3 ① K		L X 0-1 SH 2-3	S S X 0-2 ③ F9		2 0 1	0 0 0	0 0 0	0 0 0	0 0 0	1 0 0	2 0 2
Inning Stats	R: 0 H: 1 E: 0 LOB: 0 K: 0 BB: 0 S: 8 P: 13	R: 1 H: 1 E: 1 LOB: 2 K: 0 BB: 1 S: 14 P: 25	R: 0 H: 2 E: 0 LOB: 1 K: 0 BB: 0 S: 7 P: 13	R: 0 H: 0 E: 0 LOB: 1 K: 0 BB: 1 S: 4 P: 8	R: 1 H: 1 E: 0 LOB: 1 K: 1 BB: 1 S: 8 P: 15	R: 0 H: 0 E: 0 LOB: 0 K: 0 BB: 0 S: 5 P: 8	R: 1 H: 1 E: 1 LOB: 1 K: 0 BB: 0 S: 12 P: 18	R: 1 H: 2 E: 0 LOB: 2 K: 1 BB: 1 S: 12 P: 21	R: 0 H: 0 E: 0 LOB: 0 K: 1 BB: 0 S: 5 P: 7	1B: 6 SF: 2 2B: 1 SAC: 1 3B: 0 DP: 2 HR: 1 HBP: 0						

Atlanta Braves @ Colorado Rockies

Coors Field, Denver, CO

Sat Apr 17 1999, 1:05 PM MDT

Att. 42,510 - Sunny - 42 F

TOP

livebaseballscorecards.com

AB	32
R	4
H	8
RBI	4
BB	4
SO	3
LOB	20

PITCHER		IP	WLS	BF	H	R	ER	SO	BB	IBB	HBP	BLK	WP	HR	S	P	ERA	WHIP
Darryl Kile, R ERA: 2.61	(1, 1)	7.0		30	6	3	2	1	3	0	0	0	0	0	58	100	2.57	1.286
Jerry Dipoto, R ERA: 3.38	(8, 1)	0.2		5	2	1	1	1	1	0	0	0	0	1	9	18	13.50	4.500
Chuck McElroy, L ERA: 4.91	(8, 1)	1.1	W	4	0	0	0	1	0	0	0	0	0	0	8	10	0.00	0.000

PITCHER	IP	WLS	BF	H	R	ER	SO	BB	IBB	HBP	BLK	WP	HR	S	P	ERA	WHIP

Batter	1	2	3	4	5	6	7	8	9	AB	R	H	RBI	BB	SO	LOB
Darryl Hamilton, L (1, 8) OBP: 0.405, SLG: 0.382	G5-3		L8		K		L7		1B	5	0	1	1	0	1	0
Neifi Perez, S (1, 6) OBP: 0.385, SLG: 0.405	P4		G6-3		1B			F9		4	0	1	0	0	0	0
Larry Walker, L (1, 9) OBP: 0.333, SLG: 0.375	F8		G4-3		1B			G4-3		4	0	1	0	0	0	0
Dante Bichette, R (1, 7) OBP: 0.366, SLG: 0.474		1B 2B		F8	P3			K		4	1	1	0	0	1	2
Vinny Castilla, R (1, 5) OBP: 0.410, SLG: 0.583		3 FC5-4 1B 2-H		G1-3		G6-3			F9	4	0	1	1	0	0	0
17 Todd Helton, L (1, 3) OBP: 0.263, SLG: 0.500		F8		3 1B 2B		3 G3-6 1B			BB 3 1B 1B BB	3	2	2	0	1	0	1
3 Mike Lansing, R (1, 4) OBP: 0.324, SLG: 0.290		FC5-4 BB 1-2f		FC4-6 2-H		1 SAFE G3-6 1-2f			BB 1B 1-2	4	1	2	1	0	0	2
Kirt Manwaring, R (1, 2) OBP: 0.444, SLG: 0.357 Pat Watkins, R (9, PH) OBP: 0.231, SLG: 0.091		BB 1-2		FC4-6 1-2f			K		1B 1B BB 1-2 2-3	2 0	0 1	0 0	0 0	1 1	1 0	1 0
Darryl Kile, R (1, 1) OBP: 0.429, SLG: 0.333 7 Kurt Abbott, R (7, PH) Jerry Dipoto, R (8, 1) Chuck McElroy, L (8, 1) Angel Echevarria, R (9, PH) OBP: 0.273, SLG: 0.200		K	K				K	K	1B 1-2 2-H 3-H	2 1 0 0 1	0 0 0 0 0	0 0 0 0 1	0 0 0 0 2	0 0 0 0 0	2 1 0 0 0	2 0 0 0 0
Inning Stats	R: 0 E: 0 K: 0 S: 8 H: 0 LOB: 0 BB: 0 P: 15	R: 1 E: 0 K: 1 S: 15 H: 2 LOB: 2 BB: 1 P: 27	R: 0 E: 0 K: 0 S: 4 H: 0 LOB: 0 BB: 0 P: 8	R: 1 E: 0 K: 0 S: 7 H: 2 LOB: 1 BB: 0 P: 10	R: 0 E: 0 K: 2 S: 16 H: 2 LOB: 2 BB: 0 P: 24	R: 0 E: 0 K: 0 S: 8 H: 1 LOB: 0 BB: 0 P: 10	R: 0 E: 0 K: 2 S: 10 H: 0 LOB: 0 BB: 0 P: 15	R: 0 E: 0 K: 1 S: 9 H: 0 LOB: 0 BB: 0 P: 9	R: 3 E: 0 K: 0 S: 12 H: 3 LOB: 2 BB: 2 P: 25	1B: 8 2B: 2 3B: 0 HR: 0 SF: 0 SAC: 0 DP: 1 HBP: 0						

PITCHER		IP	WLS	BF	H	R	ER	SO	BB	IBB	HBP	BLK	WP	HR	S	P	ERA	WHIP
Tom Glavine, L ERA: 5.49	(1, 1)	7.0		28	7	2	2	5	1	0	0	0	0	0	68	109	2.57	1.143
Rudy Seanez, R ERA: 1.59	(8, 1)	1.0	H	3	0	0	0	1	0	0	0	0	0	0	9	9	0.00	0.000
John Rocker, L ERA: 10.13	(9, 1)	0.1	L	6	3	3	3	0	2	0	0	0	0	0	12	25	81.00	15.000

PITCHER	IP	WLS	BF	H	R	ER	SO	BB	IBB	HBP	BLK	WP	HR	S	P	ERA	WHIP

BOTTOM

Atlanta Braves @ Colorado Rockies

Coors Field, Denver, CO

Sat Apr 17 1999, 1:05 PM MDT
Att. 42,510 - Sunny - 42 F

livebaseballscorecards.com

AB	34
R	5
H	10
RBI	5
BB	3
SO	6
LOB	8

WP: 0 PA: 37
PB: 0
SB: 0
CS: 0

Atlanta Braves @ Colorado Rockies

Coors Field, Denver, CO

Sun Apr 18 1999, 1:05 PM MDT

Att. 44,285 - Cloudy - 66 F

TOP

livebaseballscorecards.com

Batter	1	2	3	4	5	6	7	8	9	AB	R	H	RBI	BB	SO	LOB
Otis Nixon, S (1, 7) OBP: 0.279, SLG: 0.237	BCCBBB 4-2 G6-4-3 BB	BBX 2-0 P6	CCBBBC 2-3 K		BFX 1-1 G4-3		BX 1-0 F8		1-0 10 BB E 1B 1B	5	1	1	0	1	1	3
Gerald Williams, R (9, PH) OBP: 0.357, SLG: 0.571										1	1	1	1	0	0	0
(9, 7)									2-1 E 10 1B 3-H 1B							
Bret Boone, R (1, 4) OBP: 0.306, SLG: 0.341	CX 0-1 G6-4-3 1-2f		CBBBX 2-1 10 E 2B	CBBBBCX 3-2 L4	CBCS 1-3 K		BBFCC 2-3 K		1-0 E5 1B 10 BB 1B 1-2 1-2 E4 10 1B 1-3	7	2	1	0	0	2	3
10 Chipper Jones, S (1, 5) OBP: 0.308, SLG: 0.511	SCBX 1-2 HR 2B	FFFX 0-2 E3 1B HR 2-H	BX 1-0 HR	CSS 0-3 K				CFBBBB 4-2 G6-4-3 BB	4-0 1B 1-2 2-3 BB 1-0 1-2 3-H 1B	5	4	3	2	2	1	0
Brian Jordan, R (1, 9) OBP: 0.490, SLG: 0.750	BBFBX 3-1 2-H HR	X 0-0 F7	BFBBB 4-1 HR BB			FBBX 2-1 F9		CFBBFX 2-2 G6-4-3 1-2f	1-1 1B 1-2 2-3 3-H 1B 1-3 K	6	3	2	3	1	1	4
Randall Simon, L (1, 3) OBP: 0.400, SLG: 0.667	SBBFBFFFB 4-2 1B S BB	SBX 1-1 1-3 HR 1B	X 0-0 1-H HR			CBBFBB 4-2 FC6-4 BB		BSBBBX 3-1 1B 2B	X 0-0 1-2 2-H 3-H 3B 1B	3	3	3	2	2	0	0
Mike Remlinger, L (8, 1)										0	0	0	0	0	0	0
Ozzie Guillen, L (9, PH) OBP: 0.286, SLG: 0.429										1	1	1	2	0	0	0
(9, 6)																
Andruw Jones, R (1, 8) OBP: 0.396, SLG: 0.421	BCCFBFX 2-2 CS 1-3 1B	FX 0-1 1-H 3-H HR	CBX 1-1 1B 1B	1 SAFE CBX	BCCX 1-1 FC6-4 1-2f 1B			BX 1-0 2-H 1B	BX 1-0 1-H 2-H 1B	6	2	5	6	0	0	1
Eddie Pérez, R (1, 2) OBP: 0.500, SLG: 0.500	S 0-1 CS 1-2	FX 0-1 SH3-4 1B	BCFBX 2-2 G5-3 E 1B	1 SAFE CX 0-1 1-2 1B	1 SAFE BBX 1-0 1-2 1B			BBCFX 2-2 F9	X 0-0 F8 G5-3 1B 3-H 1B	6	1	5	1	0	0	1
Walt Weiss, S (1, 6) OBP: 0.293, SLG: 0.257	CX 0-1 P2	BCFX 1-2 E1 G5-3 1-2	CBFFBS 2-3 K		BFX 1-1 G3				1-1 HR 1B 0-0 G5-3 1-2	6	1	1	0	0	1	7
John Hudek, S (9, 1)										0	0	0	0	0	0	0
Greg Maddux, R (1, 1) OBP: 0.286, SLG: 0.714	CX 0-1 SH3-4 1-2	MFBX 1-2 G5-3 1-2 2-3	FSBBBS 3-3 K				BX 1-0 G3		1-0 1-H HR 3-2 F8 2-3	2	0	0	0	0	1	4
Keith Lockhart, L (7, PH) OBP: 0.286, SLG: 0.286										1	0	0	0	0	0	0
30 Kevin McGlinchy, R (7, 1)										0	0	0	0	0	0	0
Brian Hunter, R (8, 3) OBP: 0.200, SLG: 0.800										2	1	1	2	0	0	1
Inning Stats	R: 2 E: 0 K: 0 S: 20 H: 3 LOB: 1 BB: 2 P: 34	R: 0 E: 0 K: 0 S: 7 H: 1 LOB: 1 BB: 0 P: 9	R: 4 E: 2 K: 1 S: 23 H: 4 LOB: 2 BB: 0 P: 32	R: 3 E: 0 K: 2 S: 17 H: 4 LOB: 2 BB: 1 P: 31	R: 0 E: 0 K: 2 S: 8 H: 0 LOB: 0 BB: 0 P: 10	R: 0 E: 0 K: 0 S: 9 H: 1 LOB: 2 BB: 1 P: 18	R: 0 E: 0 K: 1 S: 5 H: 0 LOB: 0 BB: 0 P: 9	R: 1 E: 0 K: 0 S: 12 H: 2 LOB: 1 BB: 1 P: 24	R: 10 E: 2 K: 1 S: 26 H: 9 LOB: 2 BB: 1 P: 44	1B: 15 2B: 3 3B: 1 HR: 5 SF: 0 SAC: 1 DP: 2 HBP: 0						

	AB	51
	R	20
	H	24
	RBI	19
	BB	6
	SO	7
	LOB	24

WP: 0 PB: 0 SB: 1 CS: 1 PA: 59

PITCHER		IP	WLS	BF	H	R	ER	SO	BB	IBB	HBP	BLK	WP	HR	S	P	ERA	WHIP
Pedro Astacio, R ERA: 6.75	(1, 1)	3.0	L	19	8	6	5	1	2	0	0	0	0	2	50	75	15.00	3.333
Bobby Jones, L ERA: 18.0	(4, 1)	1.0		8	4	3	3	2	1	0	0	0	0	0	17	31	27.00	5.000
Curt Leskanic, R ERA: 2.45	(5, 1)	2.0		8	1	0	0	2	1	0	0	0	0	0	17	28	0.00	1.000
Jerry Dipoto, R ERA: 3.86	(7, 1)	2.0		8	2	1	1	1	1	0	0	0	0	0	17	33	4.50	1.500
Mike DeJean, R ERA: 15.43	(9, 1)	0.0		7	5	7	6	0	1	0	0	0	0	1	8	17	∞	∞

PITCHER		IP	WLS	BF	H	R	ER	SO	BB	IBB	HBP	BLK	WP	HR	S	P	ERA	WHIP
Roberto Ramirez, L ERA: 6.75	(9, 1)	1.0		8	4	3	2	1	0	0	0	0	0	0	18	27	18.00	4.000

Atlanta Braves @ Colorado Rockies

Coors Field, Denver, CO

Sun Apr 18 1999, 1:05 PM MDT

Att. 44,285 - Cloudy - 66 F

livebaseballscorecards.com

BOTTOM

Batter	1	2	3	4	5	6	7	8	9	AB	R	H	RBI	BB	SO	LOB
Darryl Hamilton, L (1, 8) OBP: 0.447, SLG: 0.513	G4-3		1B 1B	G4-3 2B		3B			G3 1-3 1B	5	1	4	0	0	0	0
Neifi Perez, S (1, 6) OBP: 0.341, SLG: 0.357	G4-3		F8	G4-3 2-3		F8			P5	5	0	0	0	0	0	5
Larry Walker, L (1, 9) OBP: 0.286, SLG: 0.308	G3		BB 17 1B 1-3 1B	G1-3			P5		G3 1-2 3-H	5	1	1	1	0	0	2
Dante Bichette, R (1, 7) OBP: 0.370, SLG: 0.488		17 1B 2B	BB 17 1B 1-2 3-H 1B	G5-3			G6-3		K	5	2	2	1	0	1	1
Vinny Castilla, R (1, 5) OBP: 0.419, SLG: 0.590		L8	3 E 17 1B 1-2 2-3 BB	2B			P6			3	0	1	0	1	0	1
17 Todd Helton, L (1, 3) OBP: 0.286, SLG: 0.500		FC6-4 2-H 1B	3 E 1-2 2-H 3-H 1B	K				K	K	4	0	2	3	0	2	1
3 Mike Lansing, R (1, 4) OBP: 0.289, SLG: 0.257	P4		E6 FC4-6 1-2 2-3	G1-3				F9		4	0	0	0	0	0	4
Jeff Reed, L (1, 2) OBP: 0.421, SLG: 0.357	FC6-4 1-2f		FC4-6 1-2f			G6-3		K		4	0	0	0	0	1	4
Pedro Astacio, R (1, 1) OBP: 0.200, SLG: 0.200 Pat Watkins, R (3, PH) OBP: 0.000, SLG: 0.000 Bobby Jones, R (4, 1) Angel Echevarria, R (4, PH) OBP: 0.200, SLG: 0.182 Curt Leskanic, R (5, 1) Lenny Harris, L (6, PH) OBP: 0.111, SLG: 0.111 Jerry Dipoto, R (7, 1) Mike DeJean, R (8, 1) Roberto Ramirez, L (8, 1) 7 Kurt Abbott, R (9, PH)				G6-3	G5-3	F7			G3 1B BB	0 1 0 0 1 0 1 0 0 0 0	0 0 0 0 0 0 0 0 0 0 1	0 0 0 0 0 0 0 0 0 0 0	0 0 0 0 0 0 0 0 0 0 0	0 0 0 0 0 0 0 0 0 0 1	0 0 0 0 0 0 0 0 0 0 0	0 0 0 0 0 0 0 0 0 0 0
Inning Stats	R: 0 E: 0 K: 0 S: 8 H: 0 LOB: 0 BB: 0 P: 11	R: 1 E: 0 K: 0 S: 9 H: 2 LOB: 1 BB: 0 P: 13	R: 3 E: 1 K: 0 S: 25 H: 4 LOB: 3 BB: 1 P: 42	R: 0 E: 0 K: 0 S: 6 H: 1 LOB: 1 BB: 0 P: 6	R: 0 E: 0 K: 1 S: 8 H: 1 LOB: 1 BB: 0 P: 12	R: 0 E: 0 K: 0 S: 6 H: 1 LOB: 1 BB: 0 P: 8	R: 0 E: 0 K: 0 S: 9 H: 0 LOB: 0 BB: 0 P: 14	R: 0 E: 0 K: 2 S: 7 H: 0 LOB: 0 BB: 0 P: 11	R: 1 E: 0 K: 1 S: 13 H: 1 LOB: 1 BB: 1 P: 25	1B: 6 2B: 3 3B: 1 HR: 0 SF: 0 SAC: 0 DP: 0 HBP: 0						

AB	38
R	5
H	10
RBI	5
BB	2
SO	4
LOB	18

WP: 0 PB: 0 SB: 0 CS: 0 PA: 40

PITCHER		IP	WLS	BF	H	R	ER	SO	BB	IBB	HBP	BLK	WP	HR	S	P	ERA	WHIP
Greg Maddux, R ERA: 3.15	(1, 1)	6.0	W	29	9	4	4	1	1	0	0	0	0	0	62	92	6.00	1.667
30 Kevin McGlinchy, R ERA: 1.59	(7, 1)	1.0		3	0	0	0	0	0	0	0	0	0	0	9	14	0.00	0.000
Mike Remlinger, L ERA:	(8, 1)	1.0		3	0	0	0	2	0	0	0	0	0	0	7	11	0.00	0.000
John Hudek, R ERA: 18.0	(9, 1)	1.0		5	1	1	1	1	1	0	0	0	0	0	13	25	9.00	2.000

PITCHER	IP	WLS	BF	H	R	ER	SO	BB	IBB	HBP	BLK	WP	HR	S	P	ERA	WHIP

Batter	1	2	3	4	5	6	7	8	9	AB	R	H	RBI	BB	SO	LOB
Gerald Williams, R (1, 7) OBP: 0.350, SLG: 0.600	F7	FC5 1-2 2-3f 3-H		G5-3		HR 2B	1B 3-H 2B	F8		6	2	2	2	0	0	4
Bret Boone, R (1, 4) OBP: 0.327, SLG: 0.420	K	L4		10 S 2B 1B		HR 2-H	1B 2-H 1B		F9	6	2	3	3	0	1	2
10 Chipper Jones, S (1, 5) OBP: 0.339, SLG: 0.580 Keith Lockhart, L (6, 5) OBP: 0.222, SLG: 0.222	1B		HR	2B 1-2 BB		G5-3	F7		K	3 2	2 0	2 0	1 0	1 0	0 1	0 1
Brian Jordan, R (1, 9) OBP: 0.491, SLG: 0.733	K		G5-3	1-H 2-H 2B		G5-3	1B 1-2		BB	5	0	2	2	1	1	1
Javy Lopez, R (1, 2) OBP: 0.359, SLG: 0.556		1B 29 1B 1B	F8	G4-3		1B	F8		BB 1-2	5	1	2	0	1	0	3
Andruw Jones, R (1, 8) OBP: 0.407, SLG: 0.405		F8	E BLK 1B BB		29 FC6-4 BB	G6-3		FC6-4 1B	G4-3	4	1	1	0	2	0	4
Brian Hunter, R (1, 3) OBP: 0.333, SLG: 0.733		29 1B BB FC5 1-3 1B	SAFE 1-H 1B	F8		3B 1B	P5			5	2	3	1	0	0	2
Walt Weiss, S (1, 6) OBP: 0.304, SLG: 0.308		SAFE FC5 29 1B 1-2 BB	G4-3	F9		1-H 2B 3B	FC6-4 1B 1-2f			4	1	1	1	1	0	3
29 John Smoltz, R (1, 1) OBP: 0.286, SLG: 0.286 Justin Speier, R (7, 1) OBP: 1.000, SLG: 1.000 John Rocker, R (9, 1)		FC5 1-2 2-3 3-H 1B		K	FC6-4 1-2f		K	1-2 1B		4 1 0	0 0 0	1 1 0	1 0 0	0 0 0	2 0 0	2 0 0
Inning Stats	R: 0 E: 0 K: 2 S: 9 H: 1 LOB: 1 BB: 0 P: 17	R: 2 E: 0 K: 0 S: 17 H: 3 LOB: 2 BB: 1 P: 26	R: 2 E: 1 K: 0 S: 11 H: 2 LOB: 1 BB: 1 P: 22	R: 2 E: 0 K: 1 S: 12 H: 2 LOB: 1 BB: 1 P: 18	R: 0 E: 0 K: 0 S: 5 H: 0 LOB: 1 BB: 1 P: 9	R: 2 E: 0 K: 0 S: 12 H: 3 LOB: 1 BB: 0 P: 16	R: 3 E: 0 K: 1 S: 16 H: 5 LOB: 2 BB: 0 P: 24	R: 0 E: 0 K: 0 S: 11 H: 2 LOB: 2 BB: 0 P: 15	R: 0 E: 0 K: 1 S: 11 H: 0 LOB: 2 BB: 2 P: 25	1B: 12 2B: 3 3B: 1 HR: 2 SF: 0 SAC: 0 DP: 0 HBP: 0						

PITCHER	IP	WLS	BF	H	R	ER	SO	BB	IBB	HBP	BLK	WP	HR	S	P	ERA	WHIP
Carlos Perez, L (1, 1) ERA: 8.31	3.2	L	22	8	6	6	3	3	0	0	1	0	1	46	80	14.73	3.000
Robinson Checo, R (4, 1) ERA: 13.5	3.1		19	8	5	5	1	1	0	0	0	0	1	36	52	13.50	2.700
Pedro Borbon, L (8, 1) ERA: 2.0	2.0		10	2	0	0	1	2	0	0	0	0	0	22	40	0.00	2.000

PITCHER	IP	WLS	BF	H	R	ER	SO	BB	IBB	HBP	BLK	WP	HR	S	P	ERA	WHIP

TOP

Atlanta Braves @ Los Angeles Dodgers

Dodger Stadium, Los Angeles, CA

Mon Apr 19 1999, 7:10 PM PDT

Att. 31,454 - Unknown - 72 F

livebaseballscorecards.com

AB	45
R	11
H	18
RBI	11
BB	6
SO	5
LOB	22

PA: 51

WP: 0
PB: 0
SB: 1
CS: 0

BOTTOM

Atlanta Braves @ Los Angeles Dodgers

Dodger Stadium, Los Angeles, CA

Mon Apr 19 1999, 7:10 PM PDT

Att. 31,454 - Unknown - 72 F

livebaseballscorecards.com

Batter	1	2	3	4	5	6	7	8	9	AB	R	H	RBI	BB	SO	LOB
Eric Young Sr., R (1, 4) OBP: 0.397, SLG: 0.396	1-1 22 P4 22 S 1B		G6-3		G5-3			G3		3	0	1	0	0	0	1
Jose Vizcaino, S (8, 4) OBP: 0.190, SLG: 0.238										1	0	0	0	0	0	0
22 Devon White, S (1, 8) OBP: 0.333, SLG: 0.429	2-1 P4 1-3 SAFE		1-2 HBP			1-1 G3		3-3 K		2	0	0	0	0	0	1
Jacob Brumfield, R (8, 8) OBP: 0.200, SLG: 0.200										1	0	0	0	0	1	0
Gary Sheffield, R (1, 7) OBP: 0.377, SLG: 0.615	0-3 K		2-2 F9 SAFE			1-1 G5-3		2-1 HR		3	0	0	0	0	1	2
Dave Hansen, L (8, 3) OBP: 0.800, SLG: 1.750										1	1	1	1	0	0	0
Raul Mondesi, R (1, 9) OBP: 0.394, SLG: 0.623	0-3 K			0-0 F9		1-0 HR		2-1 1B		4	1	2	1	0	1	1
Eric Karros, R (1, 3) OBP: 0.426, SLG: 0.585		4-0 FC6-4 BB		3-2 G4-6-3 1B		1-1 F9		1-1 P4		2	0	1	0	1	0	0
Tripp Cromer, R (8, 7)										1	0	0	0	0	0	1
Todd Hundley, S (1, 2) OBP: 0.267, SLG: 0.400		1-2 P6 SAFE		1-0 G4-6-3 1-2f			0-1 HR		4-2 G4-6-3 1B BB	3	1	1	1	0	0	2
Pedro Borbon, R (8, 1)										0	0	0	0	0	0	0
Paul Lo Duca, R (9, PH)										0	0	0	0	1	0	0
Adrian Beltré, R (1, 5) OBP: 0.424, SLG: 0.574		2-3 K			0-2 2B		2-2 G6-3		2-2 G4-6-3 1-2 1B	4	0	2	0	0	1	1
Mark Grudzielanek, R (1, 6) OBP: 0.273, SLG: 0.294		2-1 FC6-4 1-2f SAFE			0-3 K		2-2 G5-3		1-2 G4-6-3 1-2f 2-3	4	0	0	0	0	1	4
Carlos Perez, L (1, 1)			0-3 K		0-3 K		2-2 G3-1		1-3 K	1	0	0	0	0	1	0
Robinson Checo, R (4, 1)										1	0	0	0	0	1	1
Rick Wilkins, L (7, PH)										2	0	0	0	0	1	1
(8, 2)																

AB	33
R	3
H	8
RBI	3
BB	2
SO	8
LOB	15

Inning Stats	1	2	3	4	5	6	7	8	9
	R: 0 H: 1 E: 0 LOB: 1 K: 2 BB: 0 S: 10 P: 13	R: 0 H: 0 E: 0 LOB: 1 K: 1 BB: 1 S: 10 P: 19	R: 0 H: 0 E: 0 LOB: 1 K: 1 BB: 0 S: 11 P: 15	R: 0 H: 1 E: 0 LOB: 0 K: 0 BB: 0 S: 6 P: 10	R: 0 H: 1 E: 0 LOB: 1 K: 2 BB: 0 S: 12 P: 12	R: 1 H: 1 E: 0 LOB: 0 K: 0 BB: 0 S: 7 P: 11	R: 1 H: 1 E: 0 LOB: 0 K: 0 BB: 0 S: 14 P: 20	R: 1 H: 2 E: 0 LOB: 1 K: 1 BB: 0 S: 11 P: 20	R: 0 H: 1 E: 0 LOB: 1 K: 1 BB: 1 S: 15 P: 23

1B: 4	SF: 0
2B: 1	SAC: 0
3B: 0	DP: 2
HR: 3	HBP: 1

WP: 0	PA: 36
PB: 0	
SB: 1	
CS: 0	

PITCHER		IP	WLS	BF	H	R	ER	SO	BB	IBB	HBP	BLK	WP	HR	S	P	ERA	WHIP
29 John Smoltz, R ERA: 2.37	(1, 1)	6.0	W	23	4	1	1	6	1	0	1	0	0	1	56	80	1.50	0.833
Justin Speier, R ERA: 6.0	(7, 1)	2.0		9	3	2	2	1	0	0	0	0	0	2	25	40	9.00	1.500
John Rocker, L ERA: 7.36	(9, 1)	1.0		4	1	0	0	1	1	0	0	0	0	0	15	23	0.00	2.000

PITCHER	IP	WLS	BF	H	R	ER	SO	BB	IBB	HBP	BLK	WP	HR	S	P	ERA	WHIP

Batter	1	2	3	4	5	6	7	8	9	AB	R	H	RBI	BB	SO	LOB
Otis Nixon, S (1, 7) OBP: 0.319, SLG: 0.231	C B B B B 4-1 E S G6-3 BB	B B B 4-0 1-2 2-3 3-H BB			B B C B C X 3-2 ① G6-3	B C B B S B 4-2 1-2 2-3 3-H FC1-2 BB		C S X 0-2 ② L6		1	1	0	2	3	0	0
Ryan Klesko, L (8, PH) OBP: 0.452, SLG: 0.556										0	0	0	0	0	0	0
Gerald Williams, R (8, PH) OBP: 0.333, SLG: 0.571										1	0	0	0	0	0	1
(8, 7)																
Bret Boone, R (1, 4) OBP: 0.300, SLG: 0.382	B C B B B C F X 3-2 ① G6-3 1-H	C X 0-1 ③ F8			C C B B F X 1-2 ② G6-3	B X 1-0 ② FC1-2 1-2 2-3 3-Hf		F X 0-1 ③ L5		5	0	0	1	0	0	7
10 Chipper Jones, S (1, 5) OBP: 0.344, SLG: 0.556	B C B X 2-1 ② G3-1		X 0-0 ① G3-1		B B B C B 4-1 BB	X 0-0 ③ F8			F S F F B X 1-2 G4-3 G1-3 1B	4	0	1	0	1	0	3
Brian Jordan, R (1, 9) OBP: 0.450, SLG: 0.660	S C B C 1-3 ③ K		S B S B F S 2-3 ② K		B X 1-0 ③ L9		C X 0-1 ① G6-3		F 1 SAFE 1 SAFE X 0-1 ① G1-3 1-2	5	0	0	0	0	2	2
Javy Lopez, R (1, 2) OBP: 0.318, SLG: 0.488		B F B B X 2-1 ① F8	S X 0-1 ③ G5-3			B X 1-0 ① L5	B F S C 1-3 ② K		B B X 2-0 ② G4-3 2-3	5	0	0	0	0	1	1
Randall Simon, L (1, 3) OBP: 0.500, SLG: 0.667		B X 1-0 BB BB BB 1B	B B B C F F B 4-2 G6-3 BB			X 0-0 BB BB BB 1B	B B B B 4-0 FC6-4 BB		C B F F X 1-2 ③ G1	3	2	2	0	2	0	1
Andruw Jones, R (1, 8) OBP: 0.397, SLG: 0.378		S F X 0-2 ② F8		X 0-0 ① G6-3 1-2		B B B B 4-0 1-2 BB BB BB	F X 0-1 ③ FC6-4 1-2f			3	1	0	0	1	0	3
Walt Weiss, S (1, 6) OBP: 0.340, SLG: 0.317	B 1 SAFE B B B 4-0 1-2 BB BB BB			B F B F F X 2-2 ② L3		B B B B 4-0 1-2 2-3 BB BB FC1-2 BB		C B F X 1-2 G4-3 S 1B		2	0	1	0	2	0	1
Kevin Millwood, R (1, 1) OBP: 0.286, SLG: 0.333										1	0	0	0	1	0	1
Mike Remlinger, L (4, 1)										0	0	0	0	0	0	0
Keith Lockhart, L (6, PH) OBP: 0.300, SLG: 0.222										0	0	0	1	1	0	0
30 Kevin McGlinchy, R (6, 1)										0	0	0	0	0	0	0
Ozzie Guillen, L (8, PH) OBP: 0.250, SLG: 0.375										1	0	0	0	0	0	1
Rudy Seanez, R (8, 1)		B C B B B 4-1 BB 1-2 2-3 BB		X 0-0 ③ G4-3		B B F B F B 4-2 FC1-2 BB 1-2 2-3 3-H BB		B F 1 SAFE 1 SAFE B X 2-1 ① G4-3 1-3		0	0	0	0	0	0	0
Inning Stats	R: 1 E: 0 K: 1 S: 10 H: 0 LOB: 0 BB: 1 P: 20	R: 1 E: 0 K: 0 S: 9 H: 1 LOB: 3 BB: 3 P: 24	R: 0 E: 0 K: 1 S: 7 H: 0 LOB: 0 BB: 0 P: 9	R: 0 E: 0 K: 0 S: 9 H: 0 LOB: 1 BB: 1 P: 15	R: 0 E: 0 K: 0 S: 9 H: 0 LOB: 1 BB: 1 P: 18	R: 2 E: 0 K: 0 S: 8 H: 1 LOB: 3 BB: 4 P: 26	R: 0 E: 0 K: 1 S: 7 H: 0 LOB: 1 BB: 1 P: 12	R: 0 E: 0 K: 0 S: 10 H: 1 LOB: 1 BB: 0 P: 13	R: 0 E: 0 K: 0 S: 12 H: 1 LOB: 1 BB: 0 P: 16	1B: 4 2B: 0 3B: 0 HR: 0 SF: 0 SAC: 0 DP: 0 HBP: 0						

TOP

Atlanta Braves @ Los Angeles Dodgers

Dodger Stadium, Los Angeles, CA

Tue Apr 20 1999, 7:10 PM PDT

Att. 37,717 - Unknown - 67 F

livebaseballscorecards.com

AB	31
R	4
H	4
RBI	4
BB	11
SO	3
LOB	21

PITCHER		IP	WLS	BF	H	R	ER	SO	BB	IBB	HBP	BLK	WP	HR	S	P	ERA	WHIP
37 Darren Dreifort, R ERA: 3.63	(1, 1)	5.1	W	27	2	4	4	2	9	0	0	0	0	0	48	103	6.75	2.062
Jamie Arnold, R ERA:	(6, 1)	2.0	H	9	1	0	0	1	2	0	0	0	0	0	16	29	0.00	1.500
Onan Masaoka, L ERA: 3.18	(8, 1)	0.1	H	1	0	0	0	0	0	0	0	0	0	0	3	3	0.00	0.000
Jeff Shaw, R ERA:	(8, 1)	1.1	S	5	1	0	0	0	0	0	0	0	0	0	14	18	0.00	0.750

PITCHER	IP	WLS	BF	H	R	ER	SO	BB	IBB	HBP	BLK	WP	HR	S	P	ERA	WHIP

WP: 0 PB: 0 SB: 2 CS: 0 PA: 42

BOTTOM

Atlanta Braves @ Los Angeles Dodgers

Dodger Stadium, Los Angeles, CA

Tue Apr 20 1999, 7:10 PM PDT

Att. 37,717 - Unknown - 67 F

livebaseballscorecards.com

Batter	1	2	3	4	5	6	7	8	9	AB	R	H	RBI	BB	SO	LOB
Eric Young Sr., R (1, 4) OBP: 0.426, SLG: 0.439	C B X 1-1 CS 1B	F B F X 1-2 ② P3		C B X 2-1 1-3 2-H 3-H 2B		B B B 4-0 CS BB		X 0-0 S 1B		4	0	3	2	1	0	2
Todd Hundley, S (1, 2) OBP: 0.260, SLG: 0.364	B C 1 SAFE B 1 B C B 4-2 ① FC5-4 1-2 BB	C F S 0-3 ③ K		B C X 1-1 ② F9		1 SAFE C X 0-1 ① F9		B 1 SAFE 1 SAFE B F 1 B F F 3-3 S ② K 1-2		4	0	0	0	1	2	6
Gary Sheffield, R (1, 7) OBP: 0.348, SLG: 0.561	B B C X 2-1 ② L8		B B B C F X 3-2 ① P5	S B C B X 2-2 F9		B 1 SAFE F P S B F X 3-2 ② ③ G6-3 1-2		F B X 1-1 ③ L8		5	0	0	0	0	0	5
Raul Mondesi, R (1, 9) OBP: 0.400, SLG: 0.607	C B F X 1-2 ③ FC5-4 1-2f		B C B F F B F F F 3-3 S ② K		B B B B 4-0 G5-3 1B BB		B X 1-0 22 S 1B 1B			3	1	1	0	1	1	1
Eric Karros, R (1, 3) OBP: 0.415, SLG: 0.554		B B C B B 4-1 22 HR BB	S B C B B F X 3-2 ③ F8		1 SAFE B 1 SAFE B C X 2-1 ① G5-3 1-2		1 SAFE C B 1 SAFE S S 1-3 ① K			3	1	0	0	1	1	2
22 Devon White, S (1, 8) OBP: 0.344, SLG: 0.475		B X 1-0 1-H HR		B B B C B 4-1 1B S 2B BB	B S F F C 1-3 ② K		C C F S 0-3 ② K 1-2			3	2	1	2	1	2	2
Adrian Beltré, R (1, 5) OBP: 0.460, SLG: 0.583		B F C F B X 2-2 1B 1B		B B C 1 SAFE B C B 4-2 1B 1-2 2B BB	I I I I 4-0 1B IBB		B B B I 4-0 1B IBB			1	1	1	0	3	0	0
Jose Vizcaino, S (1, 6) OBP: 0.320, SLG: 0.360		B X 1-0 37 SH1-3 1-3 1B		C F F X 0-2 2B 1-2 2-3 1B	F F B B B F F B F X 3-2 1-3 2-H 1B		F F X 0-2 ③ 1-2 2-H 1B			4	0	4	1	0	0	0
Jeff Shaw, R (8, 1)										0	0	0	0	0	0	0
37 Darren Dreifort, R (1, 1)		X 0-0 ① SH1-3 1-2		C B C C S 1-3 ① K	B F B 1 SAFE X 2-1 ③ F7			B B C S F S 2-3 ① K		2	0	0	0	0	1	5
Jamie Arnold, R (6, 1)										0	0	0	0	0	0	0
Onan Masaoka, R (8, 1)										0	0	0	0	0	0	0
Tripp Cromer, R (8, 6)										1	0	0	0	0	1	0
Inning Stats	R: 0 E: 0 K: 0 S: 9 H: 1 LOB: 1 BB: 1 P: 17	R: 2 E: 0 K: 1 S: 14 H: 3 LOB: 2 BB: 1 P: 23	R: 0 E: 0 K: 1 S: 14 H: 0 LOB: 0 BB: 0 P: 23	R: 2 E: 0 K: 1 S: 17 H: 2 LOB: 2 BB: 2 P: 31	R: 1 E: 0 K: 1 S: 14 H: 1 LOB: 2 BB: 2 P: 30	R: 0 E: 0 K: 0 S: 7 H: 0 LOB: 0 BB: 1 P: 13	R: 0 E: 0 K: 2 S: 11 H: 2 LOB: 2 BB: 1 P: 17	R: 0 E: 0 K: 2 S: 11 H: 1 LOB: 1 BB: 0 P: 17		1B: 8 2B: 1 3B: 0 HR: 1	SF: 0 SAC: 1 DP: 0 HBP: 0					

	AB	30
	R	5
	H	10
	RBI	5
	BB	8
	SO	8
	LOB	23

PITCHER		IP	WLS	BF	H	R	ER	SO	BB	IBB	HBP	BLK	WP	HR	S	P	ERA	WHIP
Kevin Millwood, R ERA: 6.75	(1, 1)	3.1	L	19	6	4	4	3	4	0	0	0	0	1	49	86	10.80	3.000
Mike Remlinger, L ERA: 3.38	(4, 1)	1.2		8	1	1	1	1	1	1	0	0	0	0	19	38	5.40	1.200
30 Kevin McGlinchy, R ERA: 1.17	(6, 1)	2.0		8	2	0	0	2	1	1	0	0	0	0	18	30	0.00	1.500
Rudy Seanez, R ERA: 1.35	(8, 1)	1.0		4	1	0	0	2	0	0	0	0	0	0	11	17	0.00	1.000

PITCHER	IP	WLS	BF	H	R	ER	SO	BB	IBB	HBP	BLK	WP	HR	S	P	ERA	WHIP

Batter	1	2	3	4	5	6	7	8	9	10	11	12	AB	R	H	RBI	BB	SO	LOB
Otis Nixon, S (1, 7) OBP: 0.288, SLG: 0.205	G4-3		E6 10 HR 1-2		F8			K		F8		SH 10 1B 2B 1-2 2-3	5	1	0	0	0	1	2
Mike Remlinger, L (10, 1)													0	1	0	0	0	0	0
Bret Boone, R (1, 4) OBP: 0.288, SLG: 0.356	10 G1-3 BB		F7			K		G6-3		CS 1-2	F9	SF8 3-H	4	0	0	1	1	1	2
10 Chipper Jones, S (1, 5) OBP: 0.358, SLG: 0.600	G1-3 1-2		HR 1-H 2-H			G3		G4-3			1B	2B 1B 1-2 2-H	6	2	3	4	0	0	1
Brian Jordan, R (1, 9) OBP: 0.424, SLG: 0.625	K		G5-3			G4-3			F8		P3	HR 1-H 2-H 2B	6	1	1	2	0	1	2
Javy Lopez, R (1, 2) OBP: 0.340, SLG: 0.617		F9	G4-3				BB 1B		HR		F9	HR 2-H	6	2	3	3	0	0	1
Randall Simon, L (1, 3) OBP: 0.458, SLG: 0.579		G4-3	G5-4-3 1B				F9		K			FC4-6 1B F7	4	0	1	0	0	1	1
Brian Hunter, R (12, PH) OBP: 0.353, SLG: 0.706 (12, 3)		K	G5-4-3 1-2f				BB		G6-3				2	0	1	0	0	0	0
Andruw Jones, R (1, 8) OBP: 0.381, SLG: 0.347												FC4-6 1B 1-2f	4	1	0	0	1	1	2
Walt Weiss, S (1, 6) OBP: 0.345, SLG: 0.326			10 HR E 1B		G1-3-1		K			F7		SH 1B SF8 1-2 1B	5	2	2	0	0	1	2
Odalis Perez, L (1, 1) Ozzie Guillen, L (6, PH) Justin Speier, R (6, 1) John Hudek, S (6, 1) Keith Lockhart, L (7, PH) Rudy Seanez, R (7, 1) John Rocker, R (8, 1) 30 Kevin McGlinchy, R (9, 1) Ryan Klesko, L (10, PH) Gerald Williams, R (10, PH)			0-3 K		1-3 K		2-2 F9			0-0 CS 1B		10 S SH 10 1B 1B 1-2 2-H	1 0 0 0 0 1 1 1 0 0 0 0 1 0 0 0 0 0 0 0 0 1 0 0 0 0 0 2 0 0 0 0 0 0 0 0 0 0 0 0 0 0 1 0 1 0 0 0 0 1 1 1 1 0 0 0						
Inning Stats	R: 0 H: 0 E: 0 LOB: 1 K: 1 BB: 1 S: 11 P: 19	R: 0 H: 0 E: 0 LOB: 0 K: 1 BB: 0 S: 6 P: 11	R: 3 H: 2 E: 1 LOB: 0 K: 1 BB: 0 S: 16 P: 25	R: 0 H: 1 E: 0 LOB: 0 K: 0 BB: 0 S: 6 P: 12	R: 0 H: 0 E: 0 LOB: 0 K: 1 BB: 0 S: 7 P: 11	R: 0 H: 0 E: 0 LOB: 0 K: 1 BB: 0 S: 6 P: 10	R: 0 H: 1 E: 0 LOB: 2 K: 1 BB: 1 S: 9 P: 18	R: 0 H: 0 E: 0 LOB: 0 K: 1 BB: 0 S: 8 P: 12	R: 1 H: 1 E: 0 LOB: 0 K: 1 BB: 0 S: 9 P: 12	R: 0 H: 1 E: 0 LOB: 1 K: 0 BB: 0 S: 3 P: 3	R: 0 H: 1 E: 0 LOB: 1 K: 0 BB: 0 S: 4 P: 4	R: 7 H: 6 E: 0 LOB: 0 K: 0 BB: 0 S: 10 P: 10	1B: 9 2B: 1 3B: 0 HR: 3	SF: 1 SAC: 1 DP: 1 HBP: 0	WP: 0 PA: 52 PB: 0 SB: 1 CS: 1					

PITCHER	IP	WLS	BF	H	R	ER	SO	BB	IBB	HBP	BLK	WP	HR	S	P	ERA	WHIP
Kevin Brown, R (1, 1) ERA: 2.25	8.0		30	4	3	0	7	2	0	0	0	0	1	69	118	0.00	0.750
Jeff Shaw, R (9, 1) ERA: 0.79	2.0		7	2	1	1	1	0	0	0	0	0	1	12	15	4.50	1.000
Jeff Kubenka, L (11, 1) ERA: 27.0	1.2	L	11	5	5	5	0	0	0	0	0	0	0	11	11	27.00	3.000
Robinson Checo, R (12, 1) ERA: 17.18	0.1		3	2	2	2	0	0	0	0	0	0	1	3	3	54.00	6.000

PITCHER	IP	WLS	BF	H	R	ER	SO	BB	IBB	HBP	BLK	WP	HR	S	P	ERA	WHIP

TOP

Atlanta Braves @ Los Angeles Dodgers

Dodger Stadium, Los Angeles, CA

Wed Apr 21 1999, 7:35 PM PDT

Att. 31,902 - Unknown - 64 F

livebaseballscorecards.com

AB	47
R	11
H	13
RBI	11
BB	2
SO	8
LOB	16

Atlanta Braves @ Los Angeles Dodgers

Dodger Stadium, Los Angeles, CA

Wed Apr 21 1999, 7:35 PM PDT

Att. 31,902 - Unknown - 64 F

livebaseballscorecards.com

BOTTOM

Batter	1	2	3	4	5	6	7	8	9	10	11	12	AB	R	H	RBI	BB	SO	LOB
Eric Young Sr., R (1, 4) OBP: 0.413, SLG: 0.413	4-1 FC4-6 BB	1-0 FC4-6 S 1-2f		0-1 FC5-4 S 1B 1-2f		1-0 L7		2-1 CS 1B		0-0 G1-6-3 1-2f		0-0 FC6-4 1-2f	6	1	1	0	1	0	5
Jose Vizcaino, S (1, 6) OBP: 0.323, SLG: 0.310	2-0 FC4-6 BB 1B 1-2f	0-2 G6-3 1-2		4-1 1B BB 1-2		4-0 BB		1-2 CS 1-2	0-0 G1-3		0-0 G1-3		4	1	0	0	2	0	2
Gary Sheffield, R (1, 7) OBP: 0.361, SLG: 0.565	4-1 22 BB 1B 1-2 BB		1-1 F8	0-2 1-2 2-H 1B		1-0 F9			1-2 BB 22 SF7 2B		0-0 G1-3		5	1	2	1	1	0	1
Raul Mondesi, R (1, 9) OBP: 0.408, SLG: 0.583	1-0 P4		3-2 S 1B	2-3 K			0-3 K		4-0 22 SF7 BB IBB		4-0 BB		4	0	1	0	2	2	4
Eric Karros, R (1, 3) OBP: 0.423, SLG: 0.533	1-2 22 BB 1-2 2-H 1B		3-3 K 1-2		3-3 K		4-1 22 G3 BB		4-2 22 E 1-2 2-3 BB		0-3 K		4	0	1	1	2	3	2
22 Devon White, S (1, 8) OBP: 0.343, SLG: 0.452	4-1 1-2 2-3 BB		3-1 G4-1		1-2 G1-3		1 SAFE 0-0 G3 1-2		0-0 SF7 1-2 2-3 3-H			4-0 G6-4-3 E BB	3	0	0	1	2	0	2
Adrian Beltré, R (1, 5) OBP: 0.449, SLG: 0.566	1-2 G1-3			3-1 1B 2B		4-0 BB		1-0 P5	0-2 G6-3			0-0 E5 G6-4-3 1-2	5	1	1	0	1	0	7
Paul Lo Duca, R (1, 2)		2-2 G4-3		3-2 F9	0-0 F9			3-0 G4-3		4-0 G1-6-3 BB		0-0 G6-4-3 1-2f 2-3	5	0	0	0	1	0	4
Kevin Brown, R (1, 1) OBP: 0.182, SLG: 0.100						1-1 F8		0-2 G6-3		0-0 P4		4-0 FC6-4 BB	2	0	1	1	1	0	0
Jacob Brumfield, R (8, PH) OBP: 0.182, SLG: 0.182													1	0	0	0	0	0	0
Jeff Shaw, R (9, 1)													0	0	0	0	0	0	0
Mark Grudzielanek, R (10, PH) OBP: 0.298, SLG: 0.288													1	0	0	0	0	0	1
Jeff Kubenka, R (11, 1)													0	0	0	0	0	0	0
Robinson Checo, R (12, 1)													0	0	0	0	0	0	0
Tripp Cromer, R (12, PH)		4-2 FC4-6 BB		3-1 FC5-4 2-H 1B									0	0	0	0	1	0	0
Inning Stats	R: 1 H: 1 E: 0 LOB: 3 K: 0 BB: 3 S: 11 P: 28	R: 0 H: 0 E: 0 LOB: 1 K: 0 BB: 1 S: 11 P: 18	R: 0 H: 1 E: 0 LOB: 1 K: 1 BB: 0 S: 10 P: 20	R: 2 H: 3 E: 0 LOB: 2 K: 1 BB: 1 S: 17 P: 32	R: 0 H: 0 E: 0 LOB: 1 K: 1 BB: 1 S: 7 P: 15	R: 0 H: 0 E: 0 LOB: 1 K: 0 BB: 1 S: 4 P: 11	R: 0 H: 0 E: 0 LOB: 1 K: 1 BB: 1 S: 6 P: 11	R: 0 H: 1 E: 0 LOB: 0 K: 0 BB: 0 S: 8 P: 14	R: 1 H: 1 E: 1 LOB: 2 K: 0 BB: 2 S: 10 P: 19	R: 0 H: 0 E: 0 LOB: 0 K: 0 BB: 1 S: 2 P: 6	R: 0 H: 0 E: 0 LOB: 1 K: 1 BB: 1 S: 5 P: 9	R: 0 H: 0 E: 1 LOB: 2 K: 0 BB: 2 S: 3 P: 11	1B: 5 SF: 1 2B: 2 SAC: 0 3B: 0 DP: 2 HR: 0 HBP: 0					WP: 0 PA: 56 PB: 0 SB: 3 CS: 1		

	AB	40
	R	4
	H	7
	RBI	4
	BB	14
	SO	5
	LOB	28

PITCHER		IP	WLS	BF	H	R	ER	SO	BB	IBB	HBP	BLK	WP	HR	S	P	ERA	WHIP
Odalis Perez, L ERA: 2.45	(1, 1)	4.0		22	5	3	3	2	5	0	0	0	0	0	49	98	6.75	2.500
Justin Speier, R ERA: 4.5	(5, 1)	1.0		4	0	0	0	1	1	0	0	0	0	0	7	15	0.00	1.000
John Hudek, R ERA: 12.0	(6, 1)	1.0		4	0	0	0	0	1	0	0	0	0	0	4	11	0.00	1.000
Rudy Seanez, R ERA: 1.17	(7, 1)	1.0		4	0	0	0	1	1	0	0	0	0	0	6	11	0.00	1.000
John Rocker, L ERA: 7.2	(8, 1)	1.1		6	2	1	1	0	0	1	0	0	0	0	12	23	6.75	1.500
30 Kevin McGlinchy, R ERA: 1.08	(9, 1)	0.2		3	0	0	0	0	1	0	0	0	0	0	6	10	0.00	1.500
Mike Remlinger, L ERA: 1.59	(10, 1)	3.0	W	12	0	0	0	1	4	0	0	0	0	0	10	26	0.00	1.333

Batter	1	2	3	4	5	6	7	8	9	AB	R	H	RBI	BB	SO	LOB
Otis Nixon, S (1, 7) OBP: 0.298, SLG: 0.208	B C B B C F F F 4-2 B S BB		X 0-0 ① B1		B X 1-0 ① G1-3		X 0-0 CS 1B		X 0-0 ③ G6-3	4	0	1	0	1	0	1
Bret Boone, R (1, 4) OBP: 0.300, SLG: 0.365	1 SAFE B C 1 SAFE C B 1 SAFE S 2-3 ① K 1-2		B B F C B X 3-2 10 FC4-6 1B		B C X 1-1 10 1B 1B		B B B C F X 3-2 ②③ F9 1-2			4	0	2	0	0	1	2
10 Chipper Jones, S (1, 5) OBP: 0.366, SLG: 0.587	B B B B 4-0 BB		B X 1-0 ② FC4-6 1-2f		T X 0-1 1-2 1B			X 0-0 ① G5-3		3	0	1	0	1	0	1
Brian Jordan, R (1, 9) OBP: 0.400, SLG: 0.583	C C F B 2 C SAFE 1-3 ② K		1 SAFE B C 1 S B X SAFE 2-2 ③ G5-3		F F S 0-3 ② K			X 0-0 ② P6		4	0	0	0	0	2	5
Javy Lopez, R (1, 2) OBP: 0.352, SLG: 0.627 Justin Speier, R (8, 1) OBP: 1.000, SLG: 1.000	S 2 F B S SAFE 1-3 ③ K			C X 0-1 1B FC6-4 1B	X 0-0 ③ G5-3			C B B X 2-1 2B		4 0	1 0	2 0	0 0	0 0	1 0	4 0
Randall Simon, L (1, 3) OBP: 0.429, SLG: 0.522		B B X 2-0 ① P3		X 0-0 FC6-4 1-3 1B		C B B B X 3-1 ① F8		C S S 0-3 ③ K		4	0	1	0	0	1	1
Andruw Jones, R (1, 8) OBP: 0.358, SLG: 0.321		C C B F F C 1-3 ② K		B F X 1-1 ① FC6-4 FC4-6 1-2f 3-H		C B C S 1-3 ② K			F C X 0-2 ① G3	4	0	0	1	0	2	1
Walt Weiss, S (1, 6) OBP: 0.356, SLG: 0.340		B B C C B X 3-2 1B		B 1 SAFE 1 SAFE X 1-0 ② FC4-6 1-2f		C C B F B C 2-3 ③ K			F B B X 2-1 G3-1 1B	4	0	2	0	0	1	1
Tom Glavine, L (1, 1) Ozzie Guillen, L (7, PH) OBP: 0.200, SLG: 0.300 John Hudek, S (7, 1) Eddie Pérez, R (8, 2) OBP: 0.500, SLG: 0.500 Keith Lockhart, L (9, PH) OBP: 0.250, SLG: 0.182		X 0-0 ③ G4-3		B T B B C X 3-2 ③ G5-3			S C B S 1-3 ① K		X 0-0 ② G3-1 1-2	2 1 0 0 1	0 0 0 0 0	0 0 0 0 0	0 0 0 0 0	0 1 0 0 1	0 0 0 0 0	2 0 0 0 1
Inning Stats	R: 0 H: 0 E: 0 LOB: 2 K: 3 BB: 2 S: 16 P: 28	R: 0 H: 1 E: 0 LOB: 1 K: 1 BB: 0 S: 10 P: 16	R: 0 H: 1 E: 0 LOB: 1 K: 0 BB: 0 S: 8 P: 14	R: 1 H: 2 E: 0 LOB: 1 K: 0 BB: 0 S: 9 P: 14	R: 0 H: 2 E: 0 LOB: 2 K: 1 BB: 0 S: 9 P: 11	R: 0 H: 0 E: 0 LOB: 0 K: 2 BB: 0 S: 9 P: 15	R: 0 H: 1 E: 0 LOB: 0 K: 1 BB: 0 S: 7 P: 11	R: 0 H: 1 E: 0 LOB: 1 K: 1 BB: 0 S: 7 P: 9	R: 0 H: 1 E: 0 LOB: 1 K: 0 BB: 0 S: 7 P: 9	1B: 8 2B: 1 3B: 0 HR: 0	SF: 0 SAC: 0 DP: 0 HBP: 0					

PITCHER	IP	WLS	BF	H	R	ER	SO	BB	IBB	HBP	BLK	WP	HR	S	P	ERA	WHIP
Livan Hernandez, R (1, 1) ERA: 4.21	9.0	W	37	9	1	1	9	2	0	0	0	0	0	82	127	1.00	1.222

PITCHER	IP	WLS	BF	H	R	ER	SO	BB	IBB	HBP	BLK	WP	HR	S	P	ERA	WHIP

TOP

Atlanta Braves @ Florida Marlins

Pro Player Stadium, Miami, FL

Fri Apr 23 1999, 7:05 PM EDT

Att. 21,713 - Unknown - 83 F

livebaseballscorecards.com

AB	35
R	1
H	9
RBI	1
BB	2
SO	9
LOB	19

WP: 0	PA: 37															
PB: 0																
SB: 1																
CS: 1																

Atlanta Braves @ Florida Marlins

Pro Player Stadium, Miami, FL

Fri Apr 23 1999, 7:05 PM EDT
Att. 21,713 - Unknown - 83 F

livebaseballscorecards.com

Batter	1	2	3	4	5	6	7	8	9	AB	R	H	RBI	BB	SO	LOB
Luis Castillo, S (1, 4) OBP: 0.348, SLG: 0.345	3-2 G4-3 ①		0-3 K ①	2-1 F8 ③		0-1 G6-3 ③	2-3 K ③			5	0	0	0	0	2	2
Alex Gonzalez, R (1, 6) OBP: 0.290, SLG: 0.373	4-2 1B BB		1-2 G5-3 1B		1-2 F8 ①		1-1 BB BB 1B 1B	2-1 L7 ①		4	1	2	0	1	0	0
Mark Kotsay, L (1, 9) OBP: 0.317, SLG: 0.345	1-2 FC6 1B 1-3		1-0 G5-3 ② 1-2		1-1 G5-3 ②		B 1 SAFE 4-0 BB 1B BB 1-2	2-3 K ②		4	1	1	0	1	1	1
Derrek Lee, R (1, 3) OBP: 0.299, SLG: 0.390	1-3 K ②		2-1 P3 ③		0-0 2B		4-2 F8 1B 2B BB 1-2 2-3	4-2 BB		3	1	1	0	2	1	3
Todd Dunwoody, L (1, 8) OBP: 0.339, SLG: 0.304	2-1 FC6 ③ 1-2f			0-0 1B 1B 1B	0-1 P7 ③		2-0 2B 1B 1-2 2-H 3-H	2-3 K ③		5	2	2	2	0	1	4
Preston Wilson, R (1, 7) OBP: 0.262, SLG: 0.407		0-1 L8 ①		2-2 P4 ①		1-2 P4 ①	1-0 F8 ① 2-3			4	0	0	0	0	0	3
Kevin Orie, R (1, 5) OBP: 0.321, SLG: 0.373		1-0 F9 ②		1-2 1B SF7 1B 1-2		0-2 F9 ②	3-2 1B 1B 2B 1-H 3-H			4	2	2	2	0	0	0
Mike Redmond, R (1, 2) OBP: 0.348, SLG: 0.381		2-2 1B		0-0 1B 1-3 2-H		1-0 HR 1B	1-0 ② 2-3			4	1	4	1	0	0	0
Livan Hernandez, R (1, 1) OBP: 0.444, SLG: 1.000		0-0 F9 ③		0-2 SF7 ② 3-H		0-0 HR 1-H	2-1 1B 3-H			3	1	2	4	0	0	1
Inning Stats	R: 0 E: 0 K: 1 S: 13 H: 1 LOB: 2 BB: 1 P: 24	R: 0 E: 0 K: 0 S: 8 H: 1 LOB: 1 BB: 0 P: 11	R: 0 E: 0 K: 1 S: 10 H: 1 LOB: 1 BB: 0 P: 14	R: 2 E: 0 K: 0 S: 13 H: 3 LOB: 1 BB: 0 P: 18	R: 0 E: 0 K: 0 S: 8 H: 1 LOB: 1 BB: 0 P: 10	R: 2 E: 0 K: 0 S: 11 H: 2 LOB: 0 BB: 0 P: 13	R: 5 E: 0 K: 1 S: 16 H: 5 LOB: 1 BB: 2 P: 36	R: 0 E: 0 K: 2 S: 10 H: 0 LOB: 1 BB: 1 P: 20		1B: 11 2B: 2 3B: 0 HR: 1	SF: 1 SAC: 0 DP: 0 HBP: 0					

	AB	36
	R	9
	H	14
	RBI	9
	BB	4
	SO	5
	LOB	14

PITCHER		IP	WLS	BF	H	R	ER	SO	BB	IBB	HBP	BLK	WP	HR	S	P	ERA	WHIP
Tom Glavine, L ERA: 5.61	(1, 1)	6.0	L	28	9	4	4	2	1	0	0	0	0	1	63	90	6.00	1.667
John Hudek, R ERA: 20.25	(7, 1)	1.0		9	5	5	5	1	2	0	0	0	0	0	16	36	45.00	7.000
Justin Speier, R ERA: 3.6	(8, 1)	1.0		4	0	0	0	2	1	0	0	0	0	0	10	20	0.00	1.000

PITCHER	IP	WLS	BF	H	R	ER	SO	BB	IBB	HBP	BLK	WP	HR	S	P	ERA	WHIP

WP: 0 PB: 0 SB: 0 CS: 0 PA: 41

Batter	1	2	3	4	5	6	7	8	9	AB	R	H	RBI	BB	SO	LOB
Gerald Williams, R (1, 7) OBP: 0.333, SLG: 0.520	C B S X 1-2 F7 ①	S S C 0-3 K ①		C B X 1-1 SF9 ① 3-H		B F C S 1-3 K ①		B B B C C B 4-2 CS BB		3	0	0	1	1	2	3
Bret Boone, R (1, 4) OBP: 0.293, SLG: 0.397	B B X 2-0 HR	B S B X 2-1 P3 ②		B C F S 1-3 K ②		B F F F X 1-2 L4 ②		1 SAFE 0-0 CS ③ 1-2	B C S B X 2-2 G5-3 ①	5	1	1	1	0	1	3
10 Chipper Jones, S (1, 5) OBP: 0.355, SLG: 0.559	X 0-0 G5-3 ②	S S S 0-3 K ③		X 0-0 1B		B C B F C 2-3 K ③			F X 0-1 G4-3 ②	5	0	1	0	0	2	3
Brian Jordan, R (1, 9) OBP: 0.427, SLG: 0.656	B S X 1-1 HR		B X 1-0 G5-4-3 HBP 1B	X 0-0 F8 ③			B F X 1-1 G6-3 1B 2B		B B B B 4-0 BB	4	2	3	1	1	0	1
Andruw Jones, R (1, 8) OBP: 0.375, SLG: 0.386	B X 1-0 HR		F C H 1-2 G5-4-3 1-2 HBP		B F B X 2-1 S 2B 1B		F B X 1-1 G6-3 ① 2-3		X 0-0 L5 ③	4	2	2	1	0	0	2
Brian Hunter, R (1, 3) OBP: 0.381, SLG: 0.714	S S S 0-3 K ③		S F X 0-2 G5-4-3 ① ② 1-2f 2-3		F B B B S F X 3-2 WP SF8 1-H 2B		X 0-0 G6-4-3 3-H 1B			4	1	2	2	0	1	2
Eddie Pérez, R (1, 2) OBP: 0.444, SLG: 0.444		B B F B F F X 3-2 2B 1B	B C B X 2-1 F9 ③		B C F S 1-3 K2-3 ①		F 1 SAFE F B X 1-2 G6-4-3 ② ③ 1-2f			4	0	1	0	0	1	3
Walt Weiss, S (1, 6) OBP: 0.381, SLG: 0.385		B B X 2-0 1-3 2B		B B B 4-0 3B BB	B C S B B F X 3-2 SF8 ② 2-H			B B B C C X 3-2 1B ①		2	1	2	1	1	0	0
Greg Maddux, R (1, 1) OBP: 0.400, SLG: 0.889 30 Kevin McGlinchy, R (6, 1) Mike Remlinger, L (7, 1) Keith Lockhart, L (8, PH) OBP: 0.231, SLG: 0.167 Rudy Seanez, R (8, 1) John Rocker, R (9, 1)		B B B B 4-0 BB		1 SAFE B 1 SAFE L C X 1-2 1-H SF9 3B	X 0-0 F7 ③			B F B S S 2-3 K ②		2 1 1 1 1 0 0 0 0 0 0 0 0 0 0 0 0 0 0 0 0 1 0 0 0 0 1 0 0 0 0 0 0 0 0 0 0 0 0 0 0 0						
Inning Stats	R: 3 H: 3 E: 0 LOB: 0 K: 1 BB: 0 S: 11 P: 16	R: 0 H: 2 E: 0 LOB: 3 K: 2 BB: 1 S: 13 P: 24	R: 0 H: 1 E: 0 LOB: 1 K: 0 BB: 0 S: 8 P: 12	R: 2 H: 2 E: 0 LOB: 1 K: 1 BB: 1 S: 10 P: 17	R: 2 H: 2 E: 0 LOB: 0 K: 1 BB: 0 S: 14 P: 23	R: 0 H: 0 E: 0 LOB: 0 K: 2 BB: 0 S: 10 P: 14	R: 1 H: 2 E: 0 LOB: 0 K: 0 BB: 0 S: 8 P: 11	R: 0 H: 1 E: 0 LOB: 0 K: 1 BB: 1 S: 8 P: 17	R: 0 H: 0 E: 0 LOB: 1 K: 0 BB: 1 S: 6 P: 12	1B: 6 SF: 2 2B: 3 SAC: 0 3B: 1 DP: 2 HR: 3 HBP: 1						

PITCHER		IP	WLS	BF	H	R	ER	SO	BB	IBB	HBP	BLK	WP	HR	S	P	ERA	WHIP
Jesus Sanchez, L ERA: 7.31	(1, 1)	3.0		18	7	5	5	3	2	0	1	0	0	3	35	60	15.00	3.000
Brian Edmondson, R ERA: 2.65	(4, 1)	2.0	L	9	3	2	2	2	0	0	0	0	1	0	21	32	9.00	1.500
Braden Looper, R ERA: 3.97	(6, 1)	2.1		8	3	1	1	2	0	0	0	0	0	0	21	31	3.86	1.286
Vic Darensbourg, L ERA: 4.5	(8, 1)	0.1		1	0	0	0	1	0	0	0	0	0	0	3	5	0.00	0.000
Antonio Alfonseca, R ERA: 5.19	(8, 1)	1.1		5	0	0	0	0	2	0	0	0	0	0	8	18	0.00	1.500

PITCHER	IP	WLS	BF	H	R	ER	SO	BB	IBB	HBP	BLK	WP	HR	S	P	ERA	WHIP

TOP

Atlanta Braves @ Florida Marlins

Pro Player Stadium, Miami, FL

Sat Apr 24 1999, 7:05 PM EDT

Att. 32,591 - Unknown - 83 F

livebaseballscorecards.com

AB	34
R	8
H	13
RBI	8
BB	4
SO	8
LOB	17

WP: 1	PA: 42		
PB: 0			
SB: 1			
CS: 1			

Atlanta Braves @ Florida Marlins

Pro Player Stadium, Miami, FL

Sat Apr 24 1999, 7:05 PM EDT

Att. 32,591 - Unknown - 83 F

BOTTOM

Batter	1	2	3	4	5	6	7	8	9	AB	R	H	RBI	BB	SO	LOB
Luis Castillo, S (1, 4) OBP: 0.338, SLG: 0.333	1-1 G2-3 E 1B	1-0 ② G3	1-0 ③ G4-3			1-2 ① G5-3		1-2 ③ G4-3		5	1	1	0	0	0	4
Alex Gonzalez, R (1, 6) OBP: 0.299, SLG: 0.391	0-1 ① G2-3 1-2	2-0 1B 2B 2-H 3-H		3-2 ① F9		2-0 1B			1-2 E5 1B	5	2	2	2	0	0	1
Mark Kotsay, L (1, 9) OBP: 0.324, SLG: 0.349	0-0 ② F8	2-2 S 1B 2-H		0-2 G1-6-3 1B		0-2 ② F7			1-3 ① K	5	0	2	1	0	1	3
Derrek Lee, R (1, 3) OBP: 0.278, SLG: 0.359	3-2 E3 2-H	3-3 ③ K 1-2		1-2 ②③ G1-6-3 1-2f		0-1 ③ F8			3-3 ② K	5	0	0	0	0	2	4
Todd Dunwoody, L (1, 8) OBP: 0.333, SLG: 0.300 Bruce Aven, R (9, PH) OBP: 0.400, SLG: 0.714	2-1 ③ G3		1-1 1B G1-3 SF7 1B		1-2 ① L9		2-3 ① K		3-1 BB 1B 2-H	4 1	1 0	1 1	0 1	0 0	1 0	1 0
Preston Wilson, R (1, 7) OBP: 0.273, SLG: 0.431		1-2 1B 3B	2-1 ① G1-3 1-2		2-3 ② K		2-3 ② K		4-0 BB 1-2	4	1	1	0	1	2	1
Kevin Orie, R (1, 5) Antonio Alfonseca, R (8, 1) Tim Hyers, L (9, PH) OBP: 0.313, SLG: 0.357	1-1 SH1-4 E 2B 1B 3-H	0-1 1B 1B 2-3			0-2 E1 1B		1-1 ③ L8		2-3 ③ K	4 0 1	1 0 0	2 0 0	1 0 0	0 0 1	0 0 2	0 0
Jorge Fabregas, L (1, 2) OBP: 0.263, SLG: 0.235	0-0 E1 SH1-4 2B 1-2	1-0 ② SF7 3-H			0-0 1B 1-3			1-1 ① F8		3	1	1	1	0	0	1
Jesus Sanchez, L (1, 1) OBP: 0.500, SLG: 0.333 Brian Edmondson, R (4, 1) OBP: 0.667, SLG: 0.667 Craig Counsell, L (5, PH) OBP: 0.200, SLG: 0.077 Braden Looper, R (6, 1) Vic Darensbourg, L (8, 1) Dave Berg, R (8, 5) OBP: 0.294, SLG: 0.500	0-1 ① SH1-4 1-2 2-3	1-1 1B 1-2			2-0 ③ L8			1-2 ② F9		1 0 1 0 0 1	0 0 0 0 0 0	1 0 0 0 0 0	0 0 0 0 0 0	0 0 0 0 0 0	0 0 2 0 0 0	0 0 0 0 0 0
Inning Stats	R: 1 E: 1 K: 0 S: 10 H: 1 LOB: 1 BB: 0 P: 16	R: 4 E: 1 K: 1 S: 16 H: 4 LOB: 1 BB: 0 P: 26	R: 1 E: 0 K: 0 S: 10 H: 3 LOB: 2 BB: 0 P: 16	R: 0 E: 0 K: 0 S: 9 H: 1 LOB: 0 BB: 0 P: 13	R: 0 E: 1 K: 1 S: 11 H: 1 LOB: 2 BB: 0 P: 16	R: 0 E: 0 K: 0 S: 11 H: 1 LOB: 1 BB: 0 P: 14	R: 0 E: 0 K: 2 S: 8 H: 0 LOB: 0 BB: 0 P: 13	R: 0 E: 0 K: 0 S: 11 H: 0 LOB: 0 BB: 0 P: 14	R: 1 E: 1 K: 3 S: 17 H: 1 LOB: 2 BB: 1 P: 31	1B: 10 2B: 1 3B: 1 HR: 0 SF: 1 SAC: 1 DP: 1 HBP: 0						

livebaseballscorecards.com

AB	40
R	7
H	12
RBI	6
BB	1
SO	7
LOB	19

WP: 0 PA: 43
PB: 0
SB: 1
CS: 0

PITCHER		IP	WLS	BF	H	R	ER	SO	BB	IBB	HBP	BLK	WP	HR	S	P	ERA	WHIP
Greg Maddux, R ERA: 3.24	(1, 1)	5.0	W	27	10	6	2	2	0	0	0	0	0	0	56	87	3.60	2.000
30 Kevin McGlinchy, R ERA: 0.96	(6, 1)	1.0	H	4	1	0	0	0	0	0	0	0	0	0	11	14	0.00	1.000
Mike Remlinger, L ERA: 1.35	(7, 1)	1.0	H	3	0	0	0	2	0	0	0	0	0	0	8	13	0.00	0.000
Rudy Seanez, R ERA: 1.04	(8, 1)	1.0	H	3	0	0	0	0	0	0	0	0	0	0	11	14	0.00	0.000
John Rocker, L ERA: 6.0	(9, 1)	1.0	S	6	1	1	0	3	1	0	0	0	0	0	17	31	0.00	2.000

PITCHER	IP	WLS	BF	H	R	ER	SO	BB	IBB	HBP	BLK	WP	HR	S	P	ERA	WHIP

Batter	1	2	3	4	5	6	7	8	9	AB	R	H	RBI	BB	SO	LOB
Otis Nixon, S (1, 7) OBP: 0.274, SLG: 0.189	P6	L8		K			E6 10 FC6-4 S 2B		E5 CS S	5	1	0	0	0	1	1
Keith Lockhart, L (1, 4) (7, 5) OBP: 0.333, SLG: 0.313	10 FC3-6 1B		P3	1-H 2B			1 SAFE C 1 SAFE BBB 4-2 10 FC6-4 1-2 BB		K 1-2	4	0	2	1	1	1	1
10 Chipper Jones, S (1, 5) OBP: 0.350, SLG: 0.542 Bret Boone, R (7, PR) (7, 4) OBP: 0.303, SLG: 0.397	FC3-6 HR 1-2f		E 1B	K			FC6-4 2B FC6-2 1-2f 2-3		BB 2-3	4	1	1	0	0	1	4
										0	0	0	0	1	0	0
Brian Jordan, R (1, 9) OBP: 0.450, SLG: 0.716	HR 1-H		E5 1-3		G4-6-3 HBP		FC6-2 1-3 3-H 2B		BB 1-2	3	1	2	3	1	0	1
Javy Lopez, R (1, 2) OBP: 0.339, SLG: 0.607	E 2B		P5		P9		FC6-2 FC6-4 2-3 3-H		F8	5	0	1	0	0	0	8
Randall Simon, L (1, 3) OBP: 0.387, SLG: 0.462 Brian Hunter, R (7, PH) (7, 3) OBP: 0.364, SLG: 0.682	E1 2-3		P3		G4-6-3 1-2f		FC6-4 1-2f			3	0	0	0	0	0	4
										1	0	0	0	0	0	2
Andruw Jones, R (1, 8) OBP: 0.382, SLG: 0.410	P3			29 1B 2B		P3		29 CS 1B		4	1	2	0	0	0	2
Ozzie Guillen, L (1, 6) OBP: 0.143, SLG: 0.214		G1-3		F7			K	P6		4	0	0	0	0	1	2
29 John Smoltz, R (1, 1) OBP: 0.273, SLG: 0.273 John Rocker, R (8, 1)		K		2-H 2B 1B			K	1 SAFE 1 SAFE 1 SAFE K 1-2		4	1	1	1	0	3	1
										0	0	0	0	0	0	0
Inning Stats	R: 2 E: 1 K: 0 S: 14 H: 3 LOB: 2 BB: 0 P: 17	R: 0 E: 0 K: 1 S: 8 H: 0 LOB: 0 BB: 0 P: 13	R: 0 E: 1 K: 0 S: 8 H: 1 LOB: 2 BB: 0 P: 14	R: 2 E: 0 K: 2 S: 14 H: 3 LOB: 1 BB: 0 P: 19	R: 0 E: 0 K: 0 S: 4 H: 0 LOB: 0 BB: 0 P: 7	R: 0 E: 0 K: 2 S: 9 H: 0 LOB: 0 BB: 0 P: 14	R: 1 E: 1 K: 0 S: 13 H: 1 LOB: 2 BB: 1 P: 21	R: 0 E: 0 K: 1 S: 7 H: 1 LOB: 0 BB: 0 P: 10	R: 0 E: 1 K: 1 S: 12 H: 0 LOB: 2 BB: 2 P: 23	1B: 4 2B: 4 3B: 0 HR: 1 SF: 0 SAC: 0 DP: 1 HBP: 1							

PITCHER	IP	WLS	BF	H	R	ER	SO	BB	IBB	HBP	BLK	WP	HR	S	P	ERA	WHIP
Brian Meadows, R (1, 1) ERA: 3.42	5.0	L	24	7	4	4	3	0	0	1	0	0	1	48	70	7.20	1.400
Archie Corbin, R (6, 1) ERA: 10.8	1.2		8	1	1	0	2	1	0	0	0	0	0	19	31	0.00	1.200
Kirt Ojala, L (7, 1) ERA: 23.4	1.1		4	1	0	0	1	0	0	0	0	0	0	10	14	0.00	0.750
Matt Mantei, R (9, 1) ERA: 1.42	1.0		5	0	0	0	1	2	0	0	0	0	0	12	23	0.00	2.000

PITCHER	IP	WLS	BF	H	R	ER	SO	BB	IBB	HBP	BLK	WP	HR	S	P	ERA	WHIP

Atlanta Braves @ Florida Marlins

Pro Player Stadium, Miami, FL

Sun Apr 25 1999, 4:05 PM EDT

Att. 28,636 - Sunny - 89 F

TOP

livebaseballscorecards.com

AB	37
R	5
H	9
RBI	5
BB	3
SO	7
LOB	26

WP: 0	PA: 41
PB: 0	
SB: 2	
CS: 2	

Atlanta Braves @ Florida Marlins

Pro Player Stadium, Miami, FL

Sun Apr 25 1999, 4:05 PM EDT

Att. 28,636 - Sunny - 89 F

BOTTOM

Batter	1	2	3	4	5	6	7	8	9	AB	R	H	RBI	BB	SO	LOB
Craig Counsell, L (1, 4) OBP: 0.263, SLG: 0.125	C C B B F F F F X 2-2 ① G4-3		B B B B 4-0 1B BB		C B F X 1-2 L1-3 2-H 1B			C C F B X 1-2 ① L8		3	0	1	1	1	0	1
Alex Gonzalez, R (1, 6) OBP: 0.296, SLG: 0.382	F B F F F F X 1-2 ② F9		B F C 1 SAFE X 1-2 G1-6-3 1-2 1B		C 1 SAFE F X 0-2 ② ③ L1-3 1-2			F B S F B X 2-2 ② L9		4	0	1	0	0	0	2
Mark Kotsay, L (1, 9) OBP: 0.319, SLG: 0.358 Matt Mantei, R (9, 1)	S S B X 1-2 2B		S X 0-1 ② ③ G1-6-3 1-2f			X 0-0 ① B5-3		B X 1-0 ③ G4-3		4 0	0 0	1 0	0 0	0 0	0 0	3 0
Derrek Lee, R (1, 3) OBP: 0.276, SLG: 0.353	S B C S 1-3 ③ K			B F B X 2-1 1B		C B C C 1-3 ② K			B F B X 2-1 ① G5-3	4	0	1	0	0	2	1
Todd Dunwoody, L (1, 8) OBP: 0.314, SLG: 0.281		F F F S 0-3 ① K2-3		C F B F B F S 2-3 ① K		F F B X 1-2 ③ G4-3			B B B C X 2-1 ② P8	4	0	0	0	0	2	1
Tim Hyers, L (1, 7) OBP: 0.300, SLG: 0.294 (9, 9)		B B B B 4-0 BB		1 SAFE X 0-0 ② F9			F F X 0-2 ① G4-3		C C B F B B X 3-2 ③ F8	3	0	0	0	1	0	1
Dave Berg, R (1, 5) OBP: 0.250, SLG: 0.421		B 1 SAFE B C B X 3-1 ② F9		B X 1-0 ③ P9			C F B B S 2-3 ② K			3	0	0	0	0	1	2
Jorge Fabregas, L (1, 2) OBP: 0.244, SLG: 0.216		F B X 1-1 ③ F7			B F S S B S 2-3 ① K		X 0-0 ③ G3			3	0	0	0	0	1	1
Brian Meadows, R (1, 1) OBP: 0.300, SLG: 0.333 Kevin Orie, R (5, PH) OBP: 0.344, SLG: 0.411 Archie Corbin, R (6, 1) Kirt Ojala, L (7, 1) Bruce Aven, R (8, PH) OBP: 0.438, SLG: 0.800 (9, 7)			F C B F B S 2-3 ① K		C B X 1-1 1B 2B			F B B F X 2-2 2B		1 1 0 0 1	0 1 0 0 0	0 1 0 0 1	0 0 0 0 0	0 0 0 0 0	1 0 0 0 0	0 0 0 0 0
Inning Stats	R: 0 E: 0 K: 1 S: 19 H: 1 LOB: 1 BB: 0 P: 24	R: 0 E: 0 K: 1 S: 8 H: 0 LOB: 1 BB: 1 P: 16	R: 0 E: 0 K: 1 S: 9 H: 1 LOB: 1 BB: 1 P: 16	R: 0 E: 0 K: 1 S: 9 H: 1 LOB: 1 BB: 0 P: 14	R: 1 E: 0 K: 1 S: 11 H: 2 LOB: 0 BB: 0 P: 15	R: 0 E: 0 K: 1 S: 7 H: 0 LOB: 0 BB: 0 P: 9	R: 0 E: 0 K: 1 S: 7 H: 0 LOB: 0 BB: 0 P: 9	R: 0 E: 0 K: 0 S: 12 H: 1 LOB: 1 BB: 0 P: 18	R: 0 E: 0 K: 0 S: 8 H: 0 LOB: 0 BB: 0 P: 15	1B: 3 2B: 4 3B: 0 HR: 0	SF: 0 SAC: 0 DP: 2 HBP: 0					

livebaseballscorecards.com

AB	31
R	1
H	6
RBI	1
BB	2
SO	7
LOB	12

PITCHER		IP	WLS	BF	H	R	ER	SO	BB	IBB	HBP	BLK	WP	HR	S	P	ERA	WHIP
29 John Smoltz, R ERA: 2.03	(1, 1)	7.2	W	29	6	1	1	7	2	0	0	0	0	0	81	119	1.17	1.043
John Rocker, L ERA: 4.91	(8, 1)	1.1		4	0	0	0	0	0	0	0	0	0	0	9	17	0.00	0.000

PITCHER	IP	WLS	BF	H	R	ER	SO	BB	IBB	HBP	BLK	WP	HR	S	P	ERA	WHIP

Atlanta Braves @ Florida Marlins

Pro Player Stadium, Miami, FL

Mon Apr 26 1999, 7:05 PM EDT

Att. 15,397 - Cloudy - 83 F

TOP

livebaseballscorecards.com

Batter	1	2	3	4	5	6	7	8	9	AB	R	H	RBI	BB	SO	LOB
Otis Nixon, S (1, 7) OBP: 0.273, SLG: 0.193 Ozzie Guillen, L (8, 5) OBP: 0.143, SLG: 0.214	B C B X 2-1 F9 ①		C L X 0-2 3-H 1B		X 0-0 G3 ③			B B C X 2-1 E1 FC6-2\5-6-2		4 0 1 1 0 0 2 0 0 0 0 0 0 0						
Bret Boone, R (1, 4) OBP: 0.288, SLG: 0.375	B F X 1-1 P8 ②		1 SAFE C S 1 SAFE F D B S 2-3 K ③			B S B B C X 3-2 G6-3 ①		C F B X 1-2 G5-3 ①		4 0 0 0 0 1 2						
Keith Lockhart, L (1, 5) OBP: 0.286, SLG: 0.263 Gerald Williams, R (8, PH) OBP: 0.321, SLG: 0.500 (8, 7)	B F B X 2-1 G4-3 ③			B S F X 1-2 G4-3 ①		F B S X 1-2 G4-3 ②		F S F B F X 1-2 FC6-2-5-6-2 ② 3-H		3 0 0 0 0 0 0 1 0 0 0 0 0 1						
Brian Jordan, R (1, 9) OBP: 0.429, SLG: 0.676		B B F S B X 3-2 G5-3 ①		S B B C F B X 3-2 G6-3 ②		B B B F C C X 2-2 G6-3 ③		S B X 1-1 G5-3 ③		4 0 0 0 0 0 1						
Javy Lopez, R (1, 2) OBP: 0.333, SLG: 0.583		B B F B C X 3-2 G1-3 ②		F B B B X 2-1 F9 ③			X 0-0 G6-3 ①		B X 1-0 SH5-4 1B 1B	4 1 1 0 0 0 0						
Randall Simon, L (1, 3) OBP: 0.441, SLG: 0.552 Brian Hunter, R (7, PR) OBP: 0.364, SLG: 0.682 (7, 3)		X 0-0 CS 1B			F B X 1-1 1B 1B		X 0-0 HR 2B		1 SAFE L 1 SAFE X 0-1 ① SH5-4 1-2	3 0 3 0 0 0 0 0 1 0 0 0 0 0						
Andruw Jones, R (1, 8) OBP: 0.400, SLG: 0.500		B F 1 SAFE S 1-2 ③ CS 1-2	X 0-0 1B 3B		1 SAFE S B 1 SAFE X 1-1 ① F9		B B C X 2-1 2-H HR		B B B I 4-0 1B S IBB	3 3 2 2 1 0 1						
Walt Weiss, S (1, 6) OBP: 0.373, SLG: 0.375			B C E B C 2-3 ① K		1 SAFE X 0-0 ② L7		B C X 1-1 ② G4-3		C B X 1-1 CS S 1-3 2-H 1B	4 0 1 1 0 1 3						
Kevin Millwood, R (1, 1) OBP: 0.300, SLG: 0.333 Mike Remlinger, L (8, 1) 30 Kevin McGlinchy, R (8, 1) Rudy Seanez, R (8, 1)			X 0-0 ② L5		X 0-0 1-2 1B		C S S 0-3 ③ K		B M B S S S 2-3 ② ③ K 1-3 3-H	3 0 1 0 0 1 2 0 0 0 0 0 0 0 0 0 0 0 0 0 0 1 0 0 0 0 1 1						

Inning Stats										1B: 6	SF: 0	WP: 0	PA: 37
1	R: 0 E: 0 K: 0 S: 6	H: 0 LOB: 0 BB: 0 P: 11								2B: 1	SAC: 1	PB: 0	
2	R: 0 E: 0 K: 0 S: 9	H: 1 LOB: 0 BB: 0 P: 16								3B: 1	DP: 0	SB: 2	
3	R: 1 E: 0 K: 2 S: 13	H: 2 LOB: 1 BB: 0 P: 16								HR: 1	HBP: 0	CS: 2	
4	R: 0 E: 0 K: 0 S: 9	H: 0 LOB: 0 BB: 0 P: 15											
5	R: 0 E: 0 K: 0 S: 7	H: 2 LOB: 2 BB: 0 P: 9											
6	R: 0 E: 0 K: 0 S: 9	H: 0 LOB: 0 BB: 0 P: 15											
7	R: 2 E: 0 K: 1 S: 9	H: 2 LOB: 1 BB: 0 P: 12											
8	R: 0 E: 1 K: 0 S: 12	H: 0 LOB: 1 BB: 0 P: 17											
9	R: 2 E: 0 K: 1 S: 8	H: 2 LOB: 0 BB: 1 P: 16											

PITCHER		IP	WLS	BF	H	R	ER	SO	BB	IBB	HBP	BLK	WP	HR	S	P	ERA	WHIP
Dennis Springer, R ERA: 5.18	(1, 1)	7.1		29	7	3	3	3	0	0	0	0	0	1	67	102	3.68	0.955
Vic Darensbourg, L ERA: 4.15	(8, 1)	0.1		1	0	0	0	0	0	0	0	0	0	0	5	6	0.00	0.000
Antonio Alfonseca, R ERA: 5.79	(8, 1)	0.2	L	3	1	1	1	0	0	0	0	0	0	0	5	7	13.50	1.500
Matt Mantei, R ERA: 2.57	(9, 1)	0.2		3	1	1	1	1	0	1	0	0	0	0	5	12	13.50	1.500

PITCHER		IP	WLS	BF	H	R	ER	SO	BB	IBB	HBP	BLK	WP	HR	S	P	ERA	WHIP

AB	34
R	5
H	9
RBI	4
BB	1
SO	4
LOB	13

Atlanta Braves @ Florida Marlins

Pro Player Stadium, Miami, FL

Mon Apr 26 1999, 7:05 PM EDT

Att. 15,397 - Cloudy - 83 F

livebaseballscorecards.com

BOTTOM

Batter	1	2	3	4	5	6	7	8	9	AB	R	H	RBI	BB	SO	LOB
Luis Castillo, S (1, 4) OBP: 0.333, SLG: 0.328	B C B C X 2-2 F7 ①		C C X 0-2 1-2 1B ①		F B B S F X 2-2 G6-3 ②			X 0-0 SH5-4 ① 1-2	C B L B X 2-2 FC5-4 ③ 1-2f	4	0	1	0	0	0	1
Alex Gonzalez, R (1, 6) OBP: 0.293, SLG: 0.366	F L S 0-3 K ②		C X 0-1 F9 ③		S X 0-1 F8 ③			S F B B B F B 4-2 BB BB BB		3	0	0	0	1	1	2
Mark Kotsay, L (1, 9) OBP: 0.316, SLG: 0.343	X 0-0 G3 ③			B B B B 4-0 3B BB		B X 1-0 G5-3 ①		X 0-0 F7 ②		3	1	0	0	1	0	2
Todd Dunwoody, L (1, 8) OBP: 0.315, SLG: 0.313 Derrek Lee, R (8, PH) OBP: 0.286, SLG: 0.353 (9, 3)		B C S S C 1-3 K ①		X 0-0 1-H 1B 3B		S B F S 1-3 K ②		B B B B 4-0 1-2 2-3 BB BB		3 0	1 0	1 0	1 0	0 1	2 0	0 0
Kevin Orie, R (1, 5) OBP: 0.354, SLG: 0.407		C F B F X 1-2 G6-3 ②		B C B X 2-1 3-H 1B		F C S 0-3 K ③		C C B B B B 4-2 1-2 2-3 3-H BB		3	0	1	2	1	1	0
Tim Hyers, L (1, 3) OBP: 0.250, SLG: 0.238 (9, 7) Matt Mantei, R (9, 1)		C S T F F B B X 2-2 P6 ③		1 SAFE X 0-0 P9 ①			F X 0-1 F8 ①	C F X 0-2 G4-3 ③		4 0	0 0	0 0	0 0	0 0	0 0	4 0
Preston Wilson, R (1, 7) OBP: 0.261, SLG: 0.410 Antonio Alfonseca, R (8, 1) Dave Berg, R (9, 7) OBP: 0.238, SLG: 0.400			B F F X 1-2 G6-3 ① S S S 0-3 K ②				C F B S 1-3 K ②		C R C 0-3 K ①	3 0 1	0 0 0	0 0 0	0 0 0	0 0 1	2 0 0	1 0 0
Jorge Fabregas, L (1, 2) OBP: 0.244, SLG: 0.200			B S F B F B B 4-2 1B BB C F B X 1-2 L7 ③				X 0-0 P7 ③		B B B C S X 3-2 G3-1 ②	3	0	0	0	1	0	1
Dennis Springer, R (1, 1) Vic Darensbourg, L (8, 1) Bruce Aven, R (8, 7) OBP: 0.500, SLG: 0.824 (9, 8)			L B B L L 2-3 K ②		F S X 0-2 P3 ①			B F C B X 2-2 BB SH5-4 BB 1B	C B B F F X 2-2 FC5-4 1B	2 0 2	0 0 1	0 0 2	0 0 0	0 0 0	1 0 0	1 0 0
Inning Stats	R: 0 H: 0 E: 0 LOB: 0 K: 1 BB: 0 S: 7 P: 9	R: 0 H: 0 E: 0 LOB: 0 K: 1 BB: 0 S: 13 P: 17	R: 0 H: 1 E: 0 LOB: 2 K: 1 BB: 1 S: 14 P: 21	R: 2 H: 2 E: 0 LOB: 1 K: 1 BB: 1 S: 10 P: 17	R: 0 H: 0 E: 0 LOB: 0 K: 0 BB: 0 S: 9 P: 11	R: 0 H: 0 E: 0 LOB: 0 K: 2 BB: 0 S: 7 P: 9	R: 0 H: 0 E: 0 LOB: 0 K: 1 BB: 0 S: 6 P: 7	R: 1 H: 1 E: 0 LOB: 3 K: 0 BB: 3 S: 13 P: 27	R: 0 H: 1 E: 0 LOB: 1 K: 1 BB: 0 S: 13 P: 20	1B: 4 SF: 0 2B: 0 SAC: 1 3B: 1 DP: 0 HR: 0 HBP: 0						WP: 0 PA: 37 PB: 0 SB: 0 CS: 0	

PITCHER		IP	WLS	BF	H	R	ER	SO	BB	IBB	HBP	BLK	WP	HR	S	P	ERA	WHIP
Kevin Millwood, R ERA: 5.79	(1, 1)	7.1		29	4	3	3	7	3	0	0	0	0	0	73	104	3.68	0.955
Mike Remlinger, L ERA: 1.29	(8, 1)	0.1	H	1	0	0	0	0	0	0	0	0	0	0	1	1	0.00	0.000
30 Kevin McGlinchy, R ERA: 0.96	(8, 1)	0.0	B	2	0	0	0	0	2	0	0	0	0	0	2	10	∞	∞
Rudy Seanez, R ERA: 0.9	(8, 1)	1.1	W	5	1	0	0	1	0	0	0	0	0	0	16	23	0.00	0.750

PITCHER	IP	WLS	BF	H	R	ER	SO	BB	IBB	HBP	BLK	WP	HR	S	P	ERA	WHIP

Pittsburgh Pirates @ Atlanta Braves

Turner Field, Atlanta, GA

Tue Apr 27 1999, 7:40 PM EDT

Att. 26,990 - Overcast - 64 F

TOP

livebaseballscorecards.com

Batter	1	2	3	4	5	6	7	8	9	AB	R	H	RBI	BB	SO	LOB
Adrian Brown, S (1, 8) OBP: 0.267, SLG: 0.154	B B C X 2-1 G5-4-3 1B		B S B B F X 3-2 ② FC6-2 S 3-H			C X 0-1 ① G6-3		B B C F F S 2-3 ② K	S B F X 1-2 1B	5	0	2	0	0	1	1
Pat Meares, R (1, 6) OBP: 0.167, SLG: 0.222	B X 1-0 ① ② G5-4-3 1-2f		B 1 SAFE C B B X 3-1 ③ F8 1-2			X 0-0 ② G1-6-3		S B B B C X 3-2 BB 1B 1B	1 SAFE C X 0-1 ③ F7	5	1	1	0	0	0	3
Brian Giles, L (1, 9) OBP: 0.449, SLG: 0.639	B F B X 2-1 1B			B B F B S F F F X 3-2 HR		B C C B C 2-3 ③ K		1 SAFE C B B B B 4-1 1B 18 1B 1-2 BB		3	2	2	1	1	1	0
Kevin Young, R (1, 3) OBP: 0.380, SLG: 0.464	B 1 SAFE F S B S 2-3 ③ K			F B C C 1-3 ① K			B X 2-0 18 G4-3 SF9 2B	X 0-0 BB 18 1B 1-3 2-H 1B		4	1	2	1	0	2	1
18 Jason Kendall, R (1, 2) OBP: 0.382, SLG: 0.385		C C B X 1-2 ① G3		S S B B X 2-2 ② G4-3			B C X 1-1 ① G4-3 2-3	B X 1-0 BB 1-2 3-H 1B		4	0	1	1	0	0	1
Ed Sprague, R (1, 5) OBP: 0.403, SLG: 0.475		B C C B X 2-2 ② G1-3		X 0-0 ③ F8			F C F X 0-2 ② SF9 3-H	B F B S F B B 4-2 BB 1-2 2-3		2	0	0	1	1	0	0
Freddy Garcia, R (1, 7) OBP: 0.056, SLG: 0.111		B X 1-0 ③ G5-3			C X 0-1 ① G5-3		X 0-0 ③ G5-3	B X 1-0 ③ G4-3		3	0	0	0	0	0	0
Al Martin, L (8, PH) OBP: 0.359, SLG: 0.364										1	0	0	0	0	0	3
Rich Loiselle, R (8, 1)										0	0	0	0	0	0	0
Mike Williams, R (9, 1)										0	0	0	0	0	0	0
Mike Benjamin, R (1, 4) OBP: 0.333, SLG: 0.349			X 0-0 SH1-4 BLK FC6-2 1B		C B B F F B F S 3-3 ② K			B C B B B B 4-1 S 1B BB	C B F S 1-3 ① K	3	1	1	0	1	2	0
Jason Schmidt, R (1, 1) OBP: 0.143, SLG: 0.143			L B L B X 2-2 ① SH1-4 1-3		S X 0-1 ③ G6-3			B C S F T B X 2-2 ① 1-H 1B	B C B X 2-1 ② F8	1	0	0	0	0	0	0
Keith Osik, R (8, PH) OBP: 0.222, SLG: 0.222										1	0	1	1	0	0	0
Turner Ward, S (8, 7) OBP: 0.407, SLG: 0.348										1	0	0	0	0	0	0
Inning Stats	R: 0 E: 0 K: 1 S: 8 H: 2 LOB: 1 BB: 0 P: 15	R: 0 E: 0 K: 0 S: 7 H: 0 LOB: 0 BB: 0 P: 11	R: 0 E: 0 K: 0 S: 9 H: 1 LOB: 1 BB: 0 P: 17	R: 1 E: 0 K: 1 S: 13 H: 1 LOB: 0 BB: 0 P: 19	R: 0 E: 0 K: 1 S: 9 H: 0 LOB: 0 BB: 0 P: 12	R: 0 E: 0 K: 1 S: 6 H: 0 LOB: 0 BB: 0 P: 8	R: 1 E: 0 K: 0 S: 8 H: 1 LOB: 0 BB: 0 P: 11	R: 3 E: 0 K: 1 S: 19 H: 4 LOB: 3 BB: 3 P: 40	R: 0 E: 0 K: 1 S: 10 H: 1 LOB: 1 BB: 0 P: 14	1B: 8 2B: 1 3B: 0 HR: 1	SF: 1 SAC: 1 DP: 1 HBP: 0						

	AB	33
	R	5
	H	10
	RBI	5
	BB	3
	SO	6
	LOB	9

WP: 0 PB: 0 SB: 2 CS: 0 PA: 38

PITCHER		IP	WLS	BF	H	R	ER	SO	BB	IBB	HBP	BLK	WP	HR	S	P	ERA	WHIP
Odalis Perez, L ERA: 3.86	(1, 1)	7.2	L	30	7	5	5	5	2	0	0	1	0	1	73	121	5.87	1.174
Rudy Seanez, R ERA: 0.87	(8, 1)	0.1		4	2	0	0	0	1	0	0	0	0	0	6	12	0.00	9.000
Justin Speier, R ERA: 3.0	(9, 1)	1.0		4	1	0	0	1	0	0	0	0	0	0	10	14	0.00	1.000

PITCHER	IP	WLS	BF	H	R	ER	SO	BB	IBB	HBP	BLK	WP	HR	S	P	ERA	WHIP

Pittsburgh Pirates @ Atlanta Braves

Turner Field, Atlanta, GA

Tue Apr 27 1999, 7:40 PM EDT

Att. 26,990 - Overcast - 64 F

BOTTOM

Batter	1	2	3	4	5	6	7	8	9	AB	R	H	RBI	BB	SO	LOB
Otis Nixon, S (1, 7) OBP: 0.271, SLG: 0.197 Gerald Williams, R (8, 7) OBP: 0.321, SLG: 0.500	C C B T 1-2 ① K		C X 0-1 ② G4-3			X 0-0 10 1B 1B	X 0-0 ③ G3-1			4 0	1 0	1 0	0 0	0 0	1 0	1 0
Bret Boone, R (1, 4) OBP: 0.298, SLG: 0.382	B B X 2-0 ② G6-3		B X 1-0 ③ G6-3			B B 1 SAFE S 1 SAFE C B F X 3-2 F7 10 1B E 1-3 1B		C X 0-1 10 G6-3 1B		4	1	2	0	0	0	0
10 Chipper Jones, S (1, 5) OBP: 0.345, SLG: 0.526	F B C X 1-2 ③ G4-3			S B B F B X 3-2 ① G3		S B X 1-1 E 1-2 F8-2 3-H 1B		X 0-0 ① ② G6-3 1-2f		4	0	1	1	0	0	1
Brian Jordan, R (1, 9) OBP: 0.432, SLG: 0.707		X 0-0 2B		B F X 1-1 WP 3B		B F F X 1-2 ① F7 2-3		B C F X 1-2 ③ G6-3		4	1	2	0	0	0	2
Javy Lopez, R (1, 2) OBP: 0.313, SLG: 0.547		X 0-0 ① G6-3		B B C S X 2-2 ② G5-3 3-H		B X 1-0 E5 1-3 3-H			X 0-0 ① F7	4	0	0	1	0	0	2
Ryan Klesko, L (1, 3) OBP: 0.457, SLG: 0.533 Brian Hunter, R (7, 3) OBP: 0.348, SLG: 0.652		B S B B B 4-1 BB		X 0-0 ③ F7		B B S X 2-1 ② ③ F8-2 3-H			C S B X 1-2 ② G1-3	2 1	0 0	0 0	0 0	1 0	0 0	2 0
Andruw Jones, R (1, 8) OBP: 0.381, SLG: 0.471		B F B S F B F C 3-3 ② K		B F B F X 2-2 ① L9		B B X 2-0 ① P6			S F F S 0-3 ③ K	4	0	0	0	0	2	2
Walt Weiss, S (1, 6) OBP: 0.371, SLG: 0.390		B C X 1-1 ③ G3-1		C B C F F X 1-2 ② F7		B C C B X 2-2 2B				3	0	1	0	0	0	2
Odalis Perez, L (1, 1) Rudy Seanez, R (8, 1) Justin Speier, R (9, 1) OBP: 1.000, SLG: 1.000			S F S 0-3 ① K			F F B X 1-2 ③ G4-3		F S S 0-3 ② K		3 0 0	0 0 0	0 0 0	0 0 0	0 0 0	2 0 0	1 0 0

Inning Stats	1	2	3	4	5	6	7	8	9
	R: 0 H: 0 E: 0 LOB: 0 K: 1 BB: 0 S: 7 P: 11	R: 0 H: 1 E: 0 LOB: 2 K: 1 BB: 1 S: 10 P: 18	R: 0 H: 0 E: 0 LOB: 0 K: 1 BB: 0 S: 6 P: 7	R: 1 H: 1 E: 0 LOB: 0 K: 0 BB: 0 S: 9 P: 15	R: 0 H: 0 E: 0 LOB: 0 K: 0 BB: 0 S: 11 P: 15	R: 2 H: 3 E: 1 LOB: 1 K: 0 BB: 0 S: 13 P: 21	R: 0 H: 1 E: 0 LOB: 1 K: 1 BB: 0 S: 8 P: 12	R: 0 H: 1 E: 0 LOB: 0 K: 0 BB: 0 S: 6 P: 7	R: 0 H: 0 E: 0 LOB: 0 K: 1 BB: 0 S: 8 P: 9

	AB	33
	R	3
	H	7
	RBI	2
	BB	1
	SO	5
	LOB	13

	1B: 4	SF: 0	WP: 1	PA: 34
	2B: 3	SAC: 0	PB: 0	
	3B: 1	DP: 2	SB: 0	
	HR: 0	HBP: 0	CS: 0	

PITCHER		IP	WLS	BF	H	R	ER	SO	BB	IBB	HBP	BLK	WP	HR	S	P	ERA	WHIP
Jason Schmidt, R ERA: 2.86	(1, 1)	7.0	W	28	6	3	3	4	1	0	0	0	1	0	64	99	3.86	1.000
Rich Loiselle, R ERA: 4.7	(8, 1)	1.0	H	3	1	0	0	0	0	0	0	0	0	0	6	7	0.00	1.000
Mike Williams, R ERA: 2.38	(9, 1)	1.0	S	3	0	0	0	1	0	0	0	0	0	0	8	9	0.00	0.000

PITCHER	IP	WLS	BF	H	R	ER	SO	BB	IBB	HBP	BLK	WP	HR	S	P	ERA	WHIP

livebaseballscorecards.com

Batter	1	2	3	4	5	6	7	8	9	AB	R	H	RBI	BB	SO	LOB
Turner Ward, S (1, 8) (8, 7) OBP: 0.375, SLG: 0.296	L8	E3 PB 1B 1-3 3-H		G6-3		P4			G4-3 SH1-3 BB	4	0	0	1	1	0	1
Pat Meares, R (1, 6) OBP: 0.227, SLG: 0.273	K	SAFE PB 1B 1-2 3-H		1B			G4-3		SH1-3 1-2	4	0	2	1	0	1	0
Brian Giles, L (1, 9) OBP: 0.434, SLG: 0.606	1B 1B	G6-3 1-2 2-3		L7			F8		G4-3 2-3	5	0	1	0	0	0	4
Kevin Young, R (1, 3) OBP: 0.393, SLG: 0.458	1B 1-3	18 L3 IBB		F8			BB		F7	3	0	1	0	2	0	2
18 Jason Kendall, R (1, 2) OBP: 0.363, SLG: 0.362	G3	L3 1-2			F7		G4-3 1-2			4	0	0	0	0	0	6
Ed Sprague, R (1, 5) OBP: 0.395, SLG: 0.453		1B 1B BB	F8		F9			F7		3	1	0	0	1	0	0
Freddy Garcia, R (1, 7) OBP: 0.091, SLG: 0.136 Adrian Brown, S (8, 8) OBP: 0.267, SLG: 0.154	1B 1B 1-2 1B	K			K			P6		4 1 1 0 0 2 0 0 0 0 0 0 0 0						
Mike Benjamin, R (1, 4) OBP: 0.345, SLG: 0.362	1B E 1-2 2-H 1B	E6				F8		1B		4	1	2	1	0	0	0
Chris Peters, L (1, 1) OBP: 0.200, SLG: 0.200 Todd Ritchie, R (7, 1) OBP: 0.667, SLG: 0.667 Jason Christiansen, R (8, 1) Mike Williams, R (9, 1)	E 1B 1-3 2-H 1B	K				K		K		3 1 1 1 0 2 1 1 0 0 0 0 1 1 0 0 0 0 0 0 0 0 0 0 0 0 0 0						
Inning Stats	R: 0 E: 0 K: 1 S: 11 H: 2 LOB: 2 BB: 0 P: 16	R: 4 E: 1 K: 0 S: 15 H: 4 LOB: 2 BB: 2 P: 31	R: 0 E: 1 K: 2 S: 10 H: 0 LOB: 1 BB: 0 P: 12	R: 0 E: 0 K: 0 S: 7 H: 1 LOB: 1 BB: 0 P: 9	R: 0 E: 0 K: 1 S: 9 H: 0 LOB: 0 BB: 0 P: 12	R: 0 E: 0 K: 1 S: 5 H: 0 LOB: 0 BB: 0 P: 6	R: 0 E: 0 K: 0 S: 7 H: 0 LOB: 1 BB: 1 P: 12	R: 0 E: 0 K: 1 S: 8 H: 1 LOB: 1 BB: 0 P: 11	R: 0 E: 0 K: 0 S: 5 H: 0 LOB: 1 BB: 1 P: 9	1B: 8 2B: 1 3B: 0 HR: 0	SF: 0 SAC: 1 DP: 1 HBP: 0						

PITCHER	IP	WLS	BF	H	R	ER	SO	BB	IBB	HBP	BLK	WP	HR	S	P	ERA	WHIP
Tom Glavine, L (1, 1) ERA: 5.19	9.0	W	40	8	4	4	6	3	1	0	0	0	0	77	118	4.00	1.222

PITCHER	IP	WLS	BF	H	R	ER	SO	BB	IBB	HBP	BLK	WP	HR	S	P	ERA	WHIP

TOP

Pittsburgh Pirates @ Atlanta Braves

Turner Field, Atlanta, GA

Wed Apr 28 1999, 7:40 PM EDT

Att. 29,615 - Overcast - 60 F

livebaseballscorecards.com

AB	35
R	4
H	8
RBI	4
BB	4
SO	6
LOB	15

1B: 8 SF: 0
2B: 1 SAC: 1
3B: 0 DP: 1
HR: 0 HBP: 0

WP: 0 PA: 40
PB: 1
SB: 1
CS: 0

BOTTOM

Pittsburgh Pirates @ Atlanta Braves

Turner Field, Atlanta, GA

Wed Apr 28 1999, 7:40 PM EDT

Att. 29,615 - Overcast - 60 F

livebaseballscorecards.com

Batter	1	2	3	4	5	6	7	8	9	AB	R	H	RBI	BB	SO	LOB
Gerald Williams, R (1, 7) OBP: 0.303, SLG: 0.452	X 0-0 ① L9		C L F F B X 1-2 ① G1-3		B S F X 1-2 10 BB 1B		F S S 0-3 ① K		F X 0-1 ① FC1-6 1-2f 10 2B 1B	5	1	1	0	0	1	1
Bret Boone, R (1, 4) OBP: 0.303, SLG: 0.383	C C X 0-2 ② G1-3		C B S C 1-3 ② K		C X 0-1 ② L9		B B X 2-0 10 FC4-6 1B		S B X 1-1 1-2 10 2B 1B	5	1	2	0	0	1	1
10 Chipper Jones, S (1, 5) OBP: 0.348, SLG: 0.525 Keith Lockhart, L (9, PR) OBP: 0.286, SLG: 0.263	B B C C F B T X 3-2 ③ G6-3		B F B F S 2-3 ③ K		F B B B B 4-1 1-2 BB		C X 0-1 ② FC4-6 1-2f 1B		B B S B X 3-1 G6-3 1-H 2-H 1B 2B	4 0	0 1	1 0	2 0	1 0	1 0	1 0
Brian Jordan, R (1, 9) OBP: 0.441, SLG: 0.696		C X 0-1 ① G5-3		C F X 0-2 2B SF8 1B	F C B X 1-2 ③ G1-3		B B C X 2-1 1-2 1B		I I I I 4-0 1B G6-3 IBB	4	1	2	0	1	0	2
Javy Lopez, R (1, 2) OBP: 0.306, SLG: 0.515		B B B C B 4-1 E G4-3 BB		B X 1-0 ① F7		C X 0-1 ① G5-3	X 0-0 ③ L6		B S X 1-1 ② G6-3 1-2 2-3	4	1	0	0	1	0	5
Andruw Jones, R (1, 8) OBP: 0.393, SLG: 0.493		B B F C F X 2-2 E5 G4-3 1-3		B C B B X 3-1 1-3 2B		X 0-0 BLK 1B		X 0-0 ① F8	C B X 1-1 2-3 3-H 1B	5	0	3	1	0	0	1
Ryan Klesko, L (1, 3) OBP: 0.410, SLG: 0.485		F X 0-1 ② G4-3 2-3 3-H		S X 0-1 ② SF8 3-H		B S B X 2-1 ② F9		S F B S 1-3 ② K		3	0	0	2	0	1	2
Walt Weiss, S (1, 6) OBP: 0.378, SLG: 0.377		B B B F B 4-1 BB		C B S C 1-3 ③ K		B B B B 4-0 1-2 BB		X 0-0 ③ G5-3		2	0	0	0	2	1	1
Tom Glavine, L (1, 1) Otis Nixon, S (9, PH) OBP: 0.282, SLG: 0.197		F B S 1 S SAFE 1-3 ③ K			B X 1-0 ① F7	C S B B B X 2-2 ③ F7			C B F B F B B 4-2 FC1-6 BB	3 0	0 0	0 0	0 0	0 1	1 0	4 0
Inning Stats	R: 0 E: 0 K: 0 S: 8 H: 0 LOB: 0 BB: 0 P: 11	R: 1 E: 1 K: 1 S: 13 H: 0 LOB: 2 BB: 2 P: 24	R: 0 E: 0 K: 2 S: 11 H: 0 LOB: 0 BB: 0 P: 15	R: 1 E: 0 K: 1 S: 11 H: 2 LOB: 1 BB: 0 P: 16	R: 0 E: 0 K: 0 S: 10 H: 1 LOB: 2 BB: 1 P: 17	R: 0 E: 0 K: 0 S: 8 H: 1 LOB: 2 BB: 1 P: 16	R: 0 E: 0 K: 1 S: 9 H: 2 LOB: 2 BB: 0 P: 13	R: 0 E: 0 K: 1 S: 5 H: 0 LOB: 0 BB: 0 P: 6	R: 3 E: 0 K: 0 S: 13 H: 3 LOB: 3 BB: 2 P: 27	1B: 7 2B: 2 3B: 0 HR: 0	SF: 1 SAC: 0 DP: 0 HBP: 0						

	AB	35
	R	5
	H	9
	RBI	5
	BB	6
	SO	6
	LOB	18

PITCHER		IP	WLS	BF	H	R	ER	SO	BB	IBB	HBP	BLK	WP	HR	S	P	ERA	WHIP
Chris Peters, L ERA: 4.58	(1, 1)	6.0		27	4	2	1	4	4	0	0	1	0	0	61	99	1.50	1.333
Todd Ritchie, R ERA: 1.08	(7, 1)	1.1	H	6	2	0	0	1	0	0	0	0	0	0	10	14	0.00	1.500
Jason Christiansen, L ERA: 4.76	(8, 1)	1.0	L	7	2	3	3	1	1	1	0	0	0	0	13	26	27.00	3.000
Mike Williams, R ERA: 2.31	(9, 1)	0.1		2	1	0	0	0	0	0	0	0	0	0	4	6	0.00	3.000

PITCHER	IP	WLS	BF	H	R	ER	SO	BB	IBB	HBP	BLK	WP	HR	S	P	ERA	WHIP

Pittsburgh Pirates @ Atlanta Braves

Turner Field, Atlanta, GA

Thu Apr 29 1999, 7:40 PM EDT

Att. 32,017 - Overcast - 47 F

TOP

livebaseballscorecards.com

Batter	1	2	3	4	5	6	7	8	9	AB	R	H	RBI	BB	SO	LOB
18 Jason Kendall, R (1, 2) OBP: 0.376, SLG: 0.378	X 0-0 ① G6-3		B C F X 1-2 S 1B 1B		B B C X 2-1 1B		B C S X 1-2 1-3 1B		X 0-0 ② F8	5	1	3	0	0	0	1
Pat Meares, R (1, 6) OBP: 0.259, SLG: 0.296	C C B F B X 2-2 1B		C B X 1-1 1-H 1B		P F S S 1-3 ② K		C C S 0-3 ② K		S F S 0-3 ③ K	5	0	2	1	0	3	4
Brian Giles, L (1, 9) OBP: 0.414, SLG: 0.571	B C F 1 SAFE S 1-3 ② K		C B 1 SAFE B X 2-1 ③ G3		B X 1-0 ③ G1-3		B X 1-0 ③ F7			4	0	0	0	0	1	5
Kevin Young, R (1, 3) OBP: 0.386, SLG: 0.447 Scott Sauerbeck, R (8, 1)	X 0-0 ③ G4-3			B C F X 1-2 FC4-6 1B		X 0-0 ① F8		C S C 0-3 ① K		4 0	0 0	1 0	0 0	0 0	1 0	1 0
Brant Brown, L (1, 8) OBP: 0.306, SLG: 0.479		C C S 0-3 ① K		F 1 SAFE F X 0-2 ① FC4-6 G6-3 1-2f		S B F B B S 3-3 ② K		X 0-0 ② F8		4	0	0	0	0	2	1
Ed Sprague, R (1, 5) OBP: 0.413, SLG: 0.500		C B X 1-1 CS 1B		B X 1-0 ② G6-3 1-2		S B X 1-1 3B		X 0-0 FC6-4 1B		4	0	3	0	0	0	1
Al Martin, L (1, 7) OBP: 0.349, SLG: 0.333		B X 1-0 ② F8		B B I I 4-0 IBB		X 0-0 ③ G3-1		X 0-0 ③ FC6-4 1-2f		3	0	0	0	1	0	3
Warren Morris, L (1, 4) OBP: 0.294, SLG: 0.339		1 SAFE 0-0 ③ CS 1-2	B F B F X 2-2 ① F7	B S F B X 2-2 ③ G1-3			X 0-0 FC1-6 1B		B T S X 1-2 ① G3-1	4	0	1	0	0	0	2
Jose Silva, R (1, 1) Turner Ward, S (7, PH) OBP: 0.364, SLG: 0.286 Jason Phillips, R (7, 1) Freddy Garcia, R (8, 3) OBP: 0.130, SLG: 0.174			X 0-0 ② L3		F C S 0-3 ① K		C X 0-1 ① FC1-6 18 1B 1-2f		B S S S B T X 2-2 1B	2 1 0 1	0 0 0 0	0 0 0 1	0 0 0 0	0 0 0 0	1 0 0 0	0 1 0 0

Inning Stats						
	R: 0 E: 0 K: 1 S: 9	H: 1 LOB: 1 BB: 0 P: 12	R: 0 E: 0 K: 1 S: 6	H: 1 LOB: 0 BB: 0 P: 8	R: 1 E: 0 K: 0 S: 11	H: 2 LOB: 0 BB: 0 P: 17
	R: 0 E: 0 K: 0 S: 10	H: 1 LOB: 2 BB: 1 P: 18	R: 0 E: 0 K: 2 S: 10	H: 1 LOB: 1 BB: 0 P: 13	R: 0 E: 0 K: 1 S: 8	H: 1 LOB: 1 BB: 0 P: 12
	R: 0 E: 0 K: 1 S: 10	H: 2 LOB: 2 BB: 0 P: 12	R: 0 E: 0 K: 1 S: 6	H: 1 LOB: 1 BB: 0 P: 6	R: 0 E: 0 K: 1 S: 11	H: 1 LOB: 1 BB: 0 P: 14

PITCHER		IP	WLS	BF	H	R	ER	SO	BB	IBB	HBP	BLK	WP	HR	S	P	ERA	WHIP	PITCHER	IP	WLS	BF	H	R	ER	SO	BB	IBB	HBP	BLK	WP	HR	S	P	ERA	WHIP
Greg Maddux, R ERA: 2.73	(1, 1)	8.0	W	34	10	1	1	7	0	1	0	0	0	0	70	98	1.12	1.250																	
Mike Remlinger, L ERA: 1.13	(9, 1)	1.0		4	1	0	0	1	0	0	0	0	0	0	11	14	0.00	1.000																	

AB	37	1B: 10	SF: 0
R	1	2B: 0	SAC: 0
H	11	3B: 1	DP: 0
RBI	1	HR: 0	HBP: 0
BB	1		
SO	8		
LOB	19		

WP: 0 PA: 39
PB: 0
SB: 1
CS: 1

Batter	1	2	3	4	5	6	7	8	9	AB	R	H	RBI	BB	SO	LOB
Otis Nixon, S (1, 7) OBP: 0.280, SLG: 0.188	C B B B C X 3-2 G1-3 ①		B F X 1-1 FC5-4 ① 1B 10 FC6-4 1-2f		B 1 SAFE X 1-0 FC 1B BLK 1-2		B B C B B 4-1 PB S 1B BB	X 0-0 F8 ②		3	3	0	0	1	0	2
Gerald Williams, R (8, 7) OBP: 0.294, SLG: 0.438										1	0	0	0	0	0	1
Bret Boone, R (1, 4) OBP: 0.319, SLG: 0.395	C C C 0-3 K ②		F F 1 SAFE X 0-2 10 FC6-4 1-3 1B		C B B F F B X 3-2 1-H 2-H 1B		1 SAFE C B 1 SAFE 1 SAFE B B B X 3-1 FC5 10 BB 1-H 1B	B C T B F C 2-3 K ③		5	0	3	3	0	2	1
10 Chipper Jones, S (1, 5) OBP: 0.344, SLG: 0.506	F B F C 1-3 K ③		F X 0-1 FC6-4 ② 1-2f 3-H		F X 0-1 F8 ②		B B B B 4-0 F9 FC5 HR 1-2 BB			3	0	0	1	1	1	2
Keith Lockhart, L (7, PR) OBP: 0.286, SLG: 0.263										0	1	0	0	0	0	0
(8, 5)																
Brian Jordan, R (1, 9) OBP: 0.423, SLG: 0.663		F B B X 2-1 F7 ①	B X 1-0 G1-3 ③		S B X 1-1 G5-3 ③		B F X 1-1 FC5 HR ① 1-2 2-3f			4	1	0	0	0	0	4
Ryan Klesko, L (1, 3) OBP: 0.395, SLG: 0.459	F F B S 1-3 K ②			B B X 2-0 G4-3 ①		F F B X 1-2 G5-3 2B 1B	B B C B X 3-1 F9 ② 2-3			4	1	1	0	0	1	2
Brian Hunter, R (8, 3) OBP: 0.348, SLG: 0.652										0	0	0	0	0	0	0
Andruw Jones, R (1, 8) OBP: 0.398, SLG: 0.532	B C B F F B X 3-2 1B 1B			C C X 0-2 G6-3 ②		B B X 2-0 G5-3 ① 1-2	B X 1-0 1-H 3-H HR			4	1	2	3	0	0	1
Eddie Pérez, R (1, 2) OBP: 0.409, SLG: 0.409	X 0-0 1-3 1B			C B F C 1-3 K ③		X 0-0 G1-3 ②	C F B F X 1-2 G6-3 ③			4	0	1	0	0	1	2
Walt Weiss, S (1, 6) OBP: 0.385, SLG: 0.391	T X 0-1 P5 ③				B C B F F B F B 4-2 BLK FC 1B BB	B X 1-0 2-H 2B	B F B B X 3-1 F8 ①			3	1	1	1	1	0	2
Greg Maddux, R (1, 1) OBP: 0.385, SLG: 0.750			C B B X 2-1 FC5-4 1B		X 0-0 B5 ①	X 0-0 G4-3 ③		X 0-0 1B		3	0	1	0	0	0	2
Ozzie Guillen, L (8, PH) OBP: 0.200, SLG: 0.267										1	0	1	0	0	0	0
Mike Remlinger, L (9, 1)										0	0	0	0	0	0	0
Inning Stats	R: 0 E: 0 K: 2 S: 9 H: 0 LOB: 0 BB: 0 P: 13	R: 0 E: 0 K: 1 S: 12 H: 2 LOB: 2 BB: 0 P: 18	R: 1 E: 0 K: 0 S: 10 H: 2 LOB: 1 BB: 0 P: 14	R: 0 E: 0 K: 1 S: 7 H: 0 LOB: 0 BB: 0 P: 10	R: 2 E: 0 K: 0 S: 14 H: 1 LOB: 1 BB: 1 P: 23	R: 1 E: 0 K: 0 S: 7 H: 2 LOB: 1 BB: 0 P: 11	R: 4 E: 0 K: 0 S: 12 H: 2 LOB: 1 BB: 2 P: 29	R: 0 E: 0 K: 1 S: 8 H: 1 LOB: 1 BB: 0 P: 13		1B: 8 2B: 1 3B: 0 HR: 1	SF: 0 SAC: 0 DP: 0 HBP: 0					

BOTTOM

Pittsburgh Pirates @ Atlanta Braves

Turner Field, Atlanta, GA

Thu Apr 29 1999, 7:40 PM EDT

Att. 32,017 - Overcast - 47 F

livebaseballscorecards.com

AB	35
R	8
H	10
RBI	8
BB	3
SO	5
LOB	19

PITCHER		IP	WLS	BF	H	R	ER	SO	BB	IBB	HBP	BLK	WP	HR	S	P	ERA	WHIP
Jose Silva, R ERA: 6.0	(1, 1)	6.0	L	27	7	4	4	4	1	0	0	1	0	0	59	89	6.00	1.333
Jason Phillips, R ERA: 11.57	(7, 1)	1.0		7	2	4	4	0	2	0	0	0	0	1	12	29	36.00	4.000
Scott Sauerbeck, L ERA: 1.59	(8, 1)	1.0		4	1	0	0	1	0	0	0	0	0	0	8	13	0.00	1.000

PITCHER	IP	WLS	BF	H	R	ER	SO	BB	IBB	HBP	BLK	WP	HR	S	P	ERA	WHIP

Batter	1	2	3	4	5	6	7	8	9	AB	R	H	RBI	BB	SO	LOB
Mike Cameron, R (1, 8) OBP: 0.375, SLG: 0.526	C C B X 1-2 F9		X 0-0 F9			C B B F X 2-2 G5-3			B F F B S 2-3 K	4	0	0	0	0	1	2
Michael Tucker, L (1, 9) OBP: 0.297, SLG: 0.273	C B X 1-1 L9			B C B X 2-1 F7			X 0-0 G4-3		F X 0-1 G5-4-3 1-2f	4	0	0	0	0	0	1
Dmitri Young, S (1, 7) OBP: 0.250, SLG: 0.236	B C F X 2-2 G4-3			S X 0-1 E6 FC4-6			C F B X 1-2 E4			3	0	0	0	0	0	0
Sean Casey, L (1, 3) OBP: 0.419, SLG: 0.615		B S F X 1-2 G3		X 0-0 FC4-6 PO 1-2f			B B 1 SAFE B C 1 SAFE X 3-1 F7			3	0	0	0	0	0	2
Barry Larkin, R (1, 6) OBP: 0.281, SLG: 0.363		B C B F B X 3-2 L9		B B B 1 SAFE 3-0 PO 1-2	C S B C 1-3 K		X 0-0 G5-3			3	0	0	0	0	1	1
Eddie Taubensee, L (1, 2) OBP: 0.333, SLG: 0.500		B B F C X 2-2 F7			C B B X 2-1 G4-6-3 1B			B C B S X 2-2 L7		3	0	1	0	0	0	0
Mark Lewis, R (1, 5) OBP: 0.375, SLG: 0.516			C B S S 1-3 K		1 SAFE S X 0-1 G4-6-3 1-2f			B C C S 1-3 K		3	0	0	0	0	2	1
Chris Stynes, R (1, 4) OBP: 0.300, SLG: 0.067			B B C C B B 4-2 SH1-3 BB			X 0-0 F8		C B B X 2-1 G6-3		2	0	0	0	1	0	0
Steve Avery, L (1, 1) Scott Williamson, R (8, 1) Jeffrey Hammonds, R (8, 7) OBP: 0.250, SLG: 0.222			1 SAFE F X 0-1 SH1-3 1-2			C F B S 1-3 K			C B X 1-1 E6 G5-4-3	1 0 1	0 0 0	0 0 0	0 0 0	0 0 0	1 0 0	0 0 0
Inning Stats	R: 0 H: 0 E: 0 LOB: 0 K: 0 BB: 0 S: 8 P: 12	R: 0 H: 0 E: 0 LOB: 0 K: 0 BB: 0 S: 9 P: 15	R: 0 H: 0 E: 0 LOB: 0 K: 1 BB: 1 S: 8 P: 13	R: 0 H: 0 E: 1 LOB: 0 K: 0 BB: 0 S: 5 P: 10	R: 0 H: 1 E: 0 LOB: 0 K: 1 BB: 0 S: 7 P: 10	R: 0 H: 0 E: 0 LOB: 0 K: 1 BB: 0 S: 7 P: 10	R: 0 H: 0 E: 1 LOB: 1 K: 0 BB: 0 S: 7 P: 11	R: 0 H: 0 E: 0 LOB: 0 K: 1 BB: 0 S: 8 P: 13	R: 0 H: 0 E: 1 LOB: 0 K: 1 BB: 0 S: 7 P: 10	1B: 1 SF: 0 2B: 0 SAC: 1 3B: 0 DP: 2 HR: 0 HBP: 0						WP: 0 PA: 30 PB: 0 SB: 0 CS: 0

PITCHER	IP	WLS	BF	H	R	ER	SO	BB	IBB	HBP	BLK	WP	HR	S	P	ERA	WHIP
29 John Smoltz, R (1, 1) ERA: 1.51	9.0	W	29	1	0	0	5	1	0	0	0	0	0	66	104	0.00	0.222

PITCHER	IP	WLS	BF	H	R	ER	SO	BB	IBB	HBP	BLK	WP	HR	S	P	ERA	WHIP

TOP

Cincinnati Reds @ Atlanta Braves

Turner Field, Atlanta, GA

Fri Apr 30 1999, 7:40 PM EDT

Att. 36,923 - Overcast - 53 F

livebaseballscorecards.com

AB	27
R	0
H	1
RBI	0
BB	1
SO	5
LOB	7

Cincinnati Reds @ Atlanta Braves

Turner Field, Atlanta, GA

Fri Apr 30 1999, 7:40 PM EDT
Att. 36,923 - Overcast - 53 F

BOTTOM

Batter	1	2	3	4	5	6	7	8	9	AB	R	H	RBI	BB	SO	LOB
Gerald Williams, R (1, 7) OBP: 0.289, SLG: 0.400	B B B C B 4-1 1B 1B BB		X 0-0 ① P6		B L X 1-1 ③ B2-3			L B F S 1-3 ① K		3	1	0	0	1	1	1
Bret Boone, R (1, 4) OBP: 0.327, SLG: 0.393	C 1 SAFE F S 0-3 ① K		C B F B B F B 4-2 G5-3 BB			B C T S 1-3 ① K		F S B B F F X 2-2 FC6-4 2-H 1B		3	0	1	1	1	2	1
Andruw Jones, R (1, 8) OBP: 0.381, SLG: 0.506	1 SAFE 1 SAFE S S T 1 SAFE S 0-3 ② K		S 1 SAFE S X 0-2 ② G5-3 1-2			L C B S 1-3 ② K		C X 0-1 ② FC6-4 S 1-2f 1B		4	1	0	0	0	2	3
Brian Jordan, R (1, 9) OBP: 0.436, SLG: 0.667	F C X 0-2 1B 1-3 1B		X 0-0 ③ G5-3			F F B F X 1-2 1B		S B B F F F X 2-2 1-H 1B		4	0	3	1	0	0	1
Javy Lopez, R (1, 2) OBP: 0.303, SLG: 0.500	B 1 SAFE B C X 2-1 1-2 3-H 1B			B S X 1-1 ① L8		S 1 SAFE S B S 1-3 ③ K		1 SAFE 1 SAFE B B 1 SAFE F 1 SAFE S B 3-3 C ③ K		4	0	1	1	0	2	2
Ryan Klesko, L (1, 3) OBP: 0.370, SLG: 0.425 Brian Hunter, R (8, 3) OBP: 0.348, SLG: 0.652	B B S B S S X 3-2 ③ P2			B B F B X 3-1 ② L8			S S B S 1-3 ① K			3 0	0 0	0 0	0 0	0 0	1 0	2 0
Ozzie Guillen, L (1, 5) OBP: 0.167, SLG: 0.222		X 0-0 ① G3		B B C X 2-1 ③ L1			B F F B X 2-2 ② F9			3	0	0	0	0	0	0
Walt Weiss, S (1, 6) OBP: 0.370, SLG: 0.373		C F B S 1-3 ② K			B B C X 2-1 ① G6-3		X 0-0 ③ F8			3	0	0	0	0	1	0
29 John Smoltz, R (1, 1) OBP: 0.286, SLG: 0.357		B C B X 2-1 ③ G6-3			F B B C B S 3-3 ② K			B X 1-0 PB 1B 2B		3	1	1	0	0	1	0
Inning Stats	R: 1 H: 2 E: 0 LOB: 2 K: 2 BB: 1 S: 16 P: 25	R: 0 H: 0 E: 0 LOB: 0 K: 1 BB: 0 S: 6 P: 9	R: 0 H: 0 E: 0 LOB: 1 K: 0 BB: 1 S: 8 P: 12	R: 0 H: 0 E: 0 LOB: 0 K: 0 BB: 0 S: 6 P: 12	R: 0 H: 0 E: 0 LOB: 0 K: 1 BB: 0 S: 7 P: 13	R: 0 H: 1 E: 0 LOB: 1 K: 3 BB: 0 S: 13 P: 17	R: 0 H: 0 E: 0 LOB: 0 K: 1 BB: 0 S: 7 P: 10	R: 2 H: 3 E: 0 LOB: 1 K: 2 BB: 0 S: 19 P: 28		1B: 5 SF: 0 2B: 1 SAC: 0 3B: 0 DP: 0 HR: 0 HBP: 0						

livebaseballscorecards.com

AB	30
R	3
H	6
RBI	3
BB	2
SO	10
LOB	10

PITCHER		IP	WLS	BF	H	R	ER	SO	BB	IBB	HBP	BLK	WP	HR	S	P	ERA	WHIP
Steve Avery, L ERA: 2.02	(1, 1)	7.0	L	27	4	2	2	8	2	0	0	0	0	0	64	100	2.57	0.857
Scott Williamson, R ERA: 3.95	(8, 1)	1.0		5	2	1	1	2	0	0	0	0	0	0	18	26	9.00	2.000

PITCHER	IP	WLS	BF	H	R	ER	SO	BB	IBB	HBP	BLK	WP	HR	S	P	ERA	WHIP

Cincinnati Reds @ Atlanta Braves

Turner Field, Atlanta, GA

Sat May 01 1999, 7:10 PM EDT

Att. 47,097 - Unknown - 75 F

livebaseballscorecards.com

Batter	1	2	3	4	5	6	7	8	9	AB	R	H	RBI	BB	SO	LOB
Mike Cameron, R (1, 8) OBP: 0.370, SLG: 0.506	C B F X 1-2 P3 ①		C B S B B C 3-3 K ①		B B C F S 2-3 K ③			C B C B B F B 4-2 FC4-6 1-2 BB		3	0	0	0	1	2	0
Michael Tucker, L (1, 9) OBP: 0.268, SLG: 0.243	F X 0-1 P6 ②		F F C 0-3 K ②			S B C B B X 3-2 F8 ①		B X 1-0 FC4-6 1-2f 2-3 ②		4	0	0	0	0	1	2
Greg Vaughn, R (1, 7) OBP: 0.326, SLG: 0.395 Gabe White, L (8, 1)	C S B B B B 4-2 2B BB		S B B C S 2-3 K ③			B S X 1-1 P5 ②		1 SAFE F B S X 1-2 F8 ③		3 0	1 0	0 0	0 0	1 0	1 0	2 0
Sean Casey, L (1, 3) OBP: 0.411, SLG: 0.610	C X 0-1 1-H 2B			B X 1-0 G6-3 ①		X 0-0 G3-1 ③			B B C S C 2-3 K ①	4	0	1	1	0	1	0
Barry Larkin, R (1, 6) OBP: 0.280, SLG: 0.349	B F B C F B B 4-2 BB			B F X 1-1 G6-3 ②			C B F B B X 3-2 F9 ①		C X 0-1 G5-3 ②	3	0	0	0	1	0	0
Eddie Taubensee, L (1, 2) OBP: 0.333, SLG: 0.491 Brian Johnson, R (9, PH) OBP: 0.188, SLG: 0.387	B S B B B X 3-1 P2 ③			B X 1-0 1B			S X 0-1 F9 ②		F B B B B 4-1 BB	3 0	0 0	1 0	0 0	0 1	0 0	2 0
Mark Lewis, R (1, 5) OBP: 0.333, SLG: 0.457		B X 1-0 F9 ①		F 1 SAFE B C S 1-3 K ③			C X 0-1 G6-3 ③		X 0-0 P3 ③	4	0	0	0	0	1	2
Pokey Reese, R (1, 4) OBP: 0.324, SLG: 0.397		B S C B C 2-3 K ②			B F S B F X 2-2 G1-3 ①			X 0-0 P3 ①		3	0	0	0	0	1	0
Pete Harnisch, S (1, 1) OBP: 0.091, SLG: 0.091 Mark Sweeney, L (8, PH) OBP: 0.500, SLG: 1.222 (8, 7)		B F F S 1-3 K ③			S S F B C 1-3 K ②			S B B X 2-1 FC4-6 BB 1B		2 1	0 0	0 1	0 0	0 0	2 0	0 0
Inning Stats	R: 1 H: 1 E: 0 LOB: 2 K: 0 BB: 2 S: 14 P: 26	R: 0 H: 0 E: 0 LOB: 0 K: 2 BB: 0 S: 7 P: 11	R: 0 H: 0 E: 0 LOB: 0 K: 3 BB: 0 S: 9 P: 14	R: 0 H: 1 E: 0 LOB: 1 K: 1 BB: 0 S: 7 P: 11	R: 0 H: 0 E: 0 LOB: 0 K: 2 BB: 0 S: 11 P: 16	R: 0 H: 0 E: 0 LOB: 0 K: 0 BB: 0 S: 6 P: 10	R: 0 H: 0 E: 0 LOB: 0 K: 0 BB: 0 S: 7 P: 10	R: 0 H: 1 E: 0 LOB: 2 K: 0 BB: 1 S: 10 P: 18	R: 0 H: 0 E: 0 LOB: 1 K: 1 BB: 1 S: 7 P: 13	1B: 2 SF: 0 2B: 1 SAC: 0 3B: 0 DP: 0 HR: 0 HBP: 0						

PITCHER		IP	WLS	BF	H	R	ER	SO	BB	IBB	HBP	BLK	WP	HR	S	P	ERA	WHIP
Kevin Millwood, R ERA: 4.7	(1, 1)	7.1	W	28	3	1	1	8	3	0	0	0	0	0	67	110	1.23	0.818
Rudy Seanez, R ERA: 0.82	(8, 1)	0.2	H	2	0	0	0	0	0	0	0	0	0	0	4	6	0.00	0.000
John Rocker, L ERA: 4.32	(9, 1)	1.0		4	0	0	0	1	1	0	0	0	0	0	7	13	0.00	1.000

PITCHER	IP	WLS	BF	H	R	ER	SO	BB	IBB	HBP	BLK	WP	HR	S	P	ERA	WHIP

TOP	
AB	30
R	1
H	3
RBI	1
BB	4
SO	9
LOB	8

WP: 0	PA: 34																	
PB: 0																		
SB: 0																		
CS: 0																		

BOTTOM

Cincinnati Reds @ Atlanta Braves

Turner Field, Atlanta, GA

Sat May 01 1999, 7:10 PM EDT

Att. 47,097 - Unknown - 75 F

Batter	1	2	3	4	5	6	7	8	9	AB	R	H	RBI	BB	SO	LOB
Otis Nixon, S (1, 7) OBP: 0.282, SLG: 0.194	G5-3		E3		B4			K		3	0	1	0	0	0	0
Gerald Williams, R (8, PH) OBP: 0.282, SLG: 0.389 (9, 7)			2-H, 1B							1	0	0	0	0	1	0
Bret Boone, R (1, 4) OBP: 0.324, SLG: 0.419	F8		F7		F8			HR		4	1	1	1	0	0	1
10 Chipper Jones, S (1, 5) OBP: 0.351, SLG: 0.575	F7			HR		G4-3		HR		4	2	2	2	0	0	0
Brian Jordan, R (1, 9) OBP: 0.429, SLG: 0.648		F7		1B		G5-3		K		4	0	1	0	0	1	0
Javy Lopez, R (1, 2) OBP: 0.313, SLG: 0.500		CS, 1B		F7		G4-3		1B		4	0	2	0	0	0	1
Ryan Klesko, L (1, 3) OBP: 0.347, SLG: 0.395		K, 1-2		K			F8	F7		3	0	0	0	0	2	2
Brian Hunter, R (8, 3) OBP: 0.333, SLG: 0.625										1	0	0	0	0	0	1
Andruw Jones, R (1, 8) OBP: 0.390, SLG: 0.548			K	1B			HR			3	1	2	1	0	1	0
Ozzie Guillen, L (1, 6) OBP: 0.190, SLG: 0.238			SH2-4, E, 1B	L7			F9			3	1	1	0	0	0	2
Kevin Millwood, R (1, 1) OBP: 0.250, SLG: 0.273			SH2-4, 1-2		F9		F9			2	0	0	0	0	0	0
Rudy Seanez, R (8, 1)										0	0	0	0	0	0	0
John Rocker, R (9, 1)										0	0	0	0	0	0	0
Inning Stats	R: 0 E: 0 K: 0 S: 6 H: 0 LOB: 0 BB: 0 P: 9	R: 0 E: 0 K: 1 S: 8 H: 1 LOB: 1 BB: 0 P: 14	R: 1 E: 1 K: 1 S: 10 H: 2 LOB: 1 BB: 0 P: 13	R: 1 E: 0 K: 1 S: 12 H: 3 LOB: 2 BB: 0 P: 15	R: 0 E: 0 K: 0 S: 7 H: 0 LOB: 0 BB: 0 P: 10	R: 0 E: 0 K: 0 S: 7 H: 0 LOB: 0 BB: 0 P: 9	R: 1 E: 0 K: 0 S: 9 H: 1 LOB: 0 BB: 0 P: 15	R: 2 E: 0 K: 2 S: 18 H: 3 LOB: 1 BB: 0 P: 23		1B: 6 2B: 1 3B: 0 HR: 4 SF: 0 SAC: 1 DP: 1 HBP: 0						

PITCHER	IP	WLS	BF	H	R	ER	SO	BB	IBB	HBP	BLK	WP	HR	S	P	ERA	WHIP
Pete Harnisch, R (1, 1) ERA: 3.41	7.0	L	27	7	3	2	3	0	0	0	0	0	2	59	85	2.57	1.000
Gabe White, L (8, 1) ERA: 4.85	1.0		6	3	2	2	2	0	0	0	0	0	2	18	23	18.00	3.000

PITCHER	IP	WLS	BF	H	R	ER	SO	BB	IBB	HBP	BLK	WP	HR	S	P	ERA	WHIP

AB	32
R	5
H	10
RBI	4
BB	0
SO	5
LOB	7

WP: 0 PA: 33
PB: 0
SB: 0
CS: 1

livebaseballscorecards.com

Batter	1	2	3	4	5	6	7	8	9	AB	R	H	RBI	BB	SO	LOB
Mike Cameron, R (1, 8) OBP: 0.361, SLG: 0.482	F B B F S 2-3 ① K		C S B F C 1-3 ② K		C B C B F S 2-3 ① K		F B S F F B X 2-2 ① P6		B B B B 4-0 BB	4	0	0	0	1	3	0
Barry Larkin, R (1, 6) OBP: 0.265, SLG: 0.330	B C C B F X 2-2 ② G2-3		B B B C C X 3-2 ③ L8		B C C C F C 1-3 ② K		C C B F X 1-2 ② G4-3		B C X 1-1 ③ F7	5	0	0	0	0	1	1
Hal Morris, L (1, 3) OBP: 0.412, SLG: 0.467	C B C B B B 4-2 FC4-6 BB			B F B B X 3-1 BB E 1B	C C F B X 2-2 1B		C F B S 1-3 ③ K			3	1	2	0	1	1	0
Greg Vaughn, R (1, 7) OBP: 0.323, SLG: 0.380	B X 1-0 ③ FC4-6 1-2f			B F F B B B 4-2 E 1B 1-2 BB	B B F S X 2-2 ③ P3			X 0-0 ① G5-3		3	1	0	0	1	0	2
Jeffrey Hammonds, R (1, 9) OBP: 0.208, SLG: 0.182		C F B S 1-3 ① K		B X 1-0 ① F7		B C F C 1-3 ① K		F F B F S 1-3 ② K		4	0	0	0	0	3	2
Aaron Boone, R (1, 5) OBP: 0.238, SLG: 0.278		B X 1-0 ② F8		C X 0-1 E5 1B 1-2 2-H		X 0-0 ② F7		X 0-0 1B		4	0	1	0	0	0	1
Brian Johnson, R (1, 2) OBP: 0.222, SLG: 0.400		C B X 1-1 E5		B C B X 2-1 1-2 2-H 1B		C B F B X 2-2 2B 1B		B 1 SAFE X 1-0 ③ F9		4	1	2	1	0	0	1
Pokey Reese, R (1, 4) OBP: 0.321, SLG: 0.403		B B X 2-0 ③ P2		B C F F B S 2-3 ② K		B S S X 1-2 1-H 2B			C C F B F S 1-3 ① K	4	0	1	1	0	2	3
Denny Neagle, L (1, 1) Scott Sullivan, R (3, 1) Mark Lewis, R (4, PH) OBP: 0.324, SLG: 0.444 Dennys Reyes, R (4, 1) Mark Sweeney, L (6, PH) OBP: 0.455, SLG: 1.100 Danny Graves, R (6, 1) Sean Casey, L (9, PH) OBP: 0.407, SLG: 0.602			S X 0-1 ① G6-3	B C X 1-1 ③ G5-3	F S B F S 1-3 ③ K				F F F F S 0-3 ② K	1 0 1 0 1 0 1	0 0 0 0 0 0 0	0 0 0 0 0 0 0	0 0 0 0 1 0 0	0 0 0 0 0 0 0	0 0 2 0 1 0 0	0 0 0 0 1 0 0
Inning Stats	R: 0 H: 0 E: 0 LOB: 1 K: 1 BB: 1 S: 10 P: 19	R: 0 H: 0 E: 1 LOB: 1 K: 1 BB: 0 S: 7 P: 12	R: 0 H: 0 E: 0 LOB: 0 K: 1 BB: 0 S: 9 P: 13	R: 2 H: 2 E: 1 LOB: 2 K: 1 BB: 1 S: 16 P: 29	R: 0 H: 1 E: 0 LOB: 1 K: 2 BB: 0 S: 15 P: 22	R: 1 H: 2 E: 0 LOB: 1 K: 2 BB: 0 S: 14 P: 19	R: 0 H: 0 E: 0 LOB: 0 K: 1 BB: 0 S: 12 P: 16	R: 0 H: 1 E: 0 LOB: 1 K: 1 BB: 0 S: 7 P: 9	R: 0 H: 0 E: 0 LOB: 1 K: 2 BB: 1 S: 12 P: 18	1B: 5 SF: 0 2B: 1 SAC: 0 3B: 0 DP: 0 HR: 0 HBP: 0						WP: 0 PA: 38 PB: 0 SB: 0 CS: 0

PITCHER		IP	WLS	BF	H	R	ER	SO	BB	IBB	HBP	BLK	WP	HR	S	P	ERA	WHIP
Odalis Perez, L ERA: 3.7	(1, 1)	5.2	W	26	5	3	2	7	2	0	0	0	0	0	67	109	3.18	1.235
30 Kevin McGlinchy, R ERA: 0.84	(6, 1)	1.1	H	4	0	0	0	2	0	0	0	0	0	0	16	21	0.00	0.000
Rudy Seanez, R ERA: 0.75	(8, 1)	1.0	H	4	1	0	0	1	0	0	0	0	0	0	7	9	0.00	1.000
John Rocker, L ERA: 3.86	(9, 1)	1.0	S	4	0	0	0	2	1	0	0	0	0	0	12	18	0.00	1.000

PITCHER	IP	WLS	BF	H	R	ER	SO	BB	IBB	HBP	BLK	WP	HR	S	P	ERA	WHIP

TOP

Cincinnati Reds @ Atlanta Braves

Turner Field, Atlanta, GA

Sun May 02 1999, 1:10 PM EDT

Att. 42,036 - Unknown - 66 F

livebaseballscorecards.com

AB	35
R	3
H	6
RBI	2
BB	3
SO	12
LOB	13

Cincinnati Reds @ Atlanta Braves

Turner Field, Atlanta, GA

Sun May 02 1999, 1:10 PM EDT

Att. 42,036 - Unknown - 66 F

livebaseballscorecards.com

BOTTOM

Batter	1	2	3	4	5	6	7	8	9	AB	R	H	RBI	BB	SO	LOB
Gerald Williams, R (1, 7) OBP: 0.326, SLG: 0.513	C B S F X 1-2 E 2B	F C B F F S 1-3 ③ K		B B X 2-0 HR			B B S B B 4-1 ① BB			3	2	2	1	1	1	0
Bret Boone, R (1, 4) OBP: 0.330, SLG: 0.423	B F B X 2-1 E8 10 1B 2B 2-H 1B		B B B C F X 3-2 10 1B 2B 1B	B C C C 1-3 ② K			B F B X 2-1 E6 10 G4-6-3			4	2	2	0	0	1	0
10 Chipper Jones, S (1, 5) OBP: 0.356, SLG: 0.571	C F X 0-2 2B SF7 1-2 1B		C S X 0-2 2B 1-3 1B	B B B X 3-0 F8			C 1 SAFE B B X 2-1 ② ③ G4-6-3 1-2f			4	1	2	0	0	0	1
Brian Jordan, R (1, 9) OBP: 0.413, SLG: 0.621	B B X 2-0 ① P4		B S X 1-1 ① F7		S F S 0-3 ① K			F C X 0-2 ① G1-3		4	0	0	0	0	1	4
Javy Lopez, R (1, 2) OBP: 0.321, SLG: 0.525	F F X 0-2 1-3 2-H 2B		1 SAFE B B X 1-0 1-3 3-H 2B		C B B S X 2-2 ② G6-3			F B S F F B X 2-2 ② G5-3		4	0	2	2	0	0	0
Andruw Jones, R (1, 8) OBP: 0.375, SLG: 0.529	X 0-0 ② SF7 3-H		X 0-0 ② P4		F B S S S 1-3 ③ K			B C F B C 2-3 ③ K		3	0	0	1	0	2	2
Brian Hunter, R (1, 3) OBP: 0.333, SLG: 0.577	B S C C 1-3 ③ K		B B B B 4-0 BB			B S S C 1-3 ① K				2	0	0	0	1	2	1
Walt Weiss, S (1, 6) OBP: 0.357, SLG: 0.357		B B F C S 2-3 ① K	F X 0-1 ③ P5			X 0-0 ② G4-3				3	0	0	0	0	1	3
Odalis Perez, L (1, 1) 30 Kevin McGlinchy, R (6, 1) Rudy Seanez, R (8, 1) John Rocker, R (9, 1)		X 0-0 ② F7		X 0-0 ① G4-3		X 0-0 ③ G1-3				2 1 0 0	0 0 0 0	0 0 0 0	0 0 0 0	0 0 0 0	0 0 0 0	0 0 0 0
Inning Stats	R: 3 H: 4 E: 1 LOB: 1 K: 1 BB: 0 S: 17 P: 23	R: 0 H: 0 E: 0 LOB: 0 K: 2 BB: 0 S: 9 P: 12	R: 1 H: 3 E: 0 LOB: 3 K: 0 BB: 1 S: 12 P: 21	R: 1 H: 1 E: 0 LOB: 0 K: 1 BB: 0 S: 6 P: 12	R: 0 H: 0 E: 0 LOB: 0 K: 2 BB: 0 S: 9 P: 12	R: 0 H: 0 E: 0 LOB: 0 K: 1 BB: 1 S: 5 P: 13	R: 0 H: 0 E: 1 LOB: 0 K: 0 BB: 1 S: 5 P: 6	R: 0 H: 0 E: 0 LOB: 0 K: 1 BB: 0 S: 11 P: 15		1B: 4 SF: 1 2B: 3 SAC: 0 3B: 0 DP: 1 HR: 1 HBP: 0						

AB	30
R	5
H	8
RBI	4
BB	2
SO	8
LOB	11

WP: 0 PA: 33
PB: 0
SB: 0
CS: 0

PITCHER		IP	WLS	BF	H	R	ER	SO	BB	IBB	HBP	BLK	WP	HR	S	P	ERA	WHIP
Denny Neagle, L ERA: 5.84	(1, 1)	2.1	L	14	7	4	4	3	0	0	0	0	0	0	35	49	15.43	3.000
Scott Sullivan, R ERA: 2.25	(3, 1)	0.2		3	0	0	0	0	1	0	0	0	0	0	3	7	0.00	1.500
Dennys Reyes, L ERA: 2.19	(4, 1)	2.0		7	1	1	1	3	0	0	0	0	0	1	15	24	4.50	0.500
Danny Graves, R ERA: 4.08	(6, 1)	3.0		9	0	0	0	2	1	0	0	0	0	0	21	34	0.00	0.333

PITCHER		IP	WLS	BF	H	R	ER	SO	BB	IBB	HBP	BLK	WP	HR	S	P	ERA	WHIP

Batter	1	2	3	4	5	6	7	8	9	AB	R	H	RBI	BB	SO	LOB
J.D. Drew, L (1, 8) OBP: 0.365, SLG: 0.508	C C B B F B X 3-2 ① G4-3		F H 1-1 1B 1-2 HBP		B B C F B F C 3-3 ① K		C B F B F X 2-2 1-2 1B		F B F S 1-3 ① K	1	0	0	0	0	0	0
Darren Bragg, L (3, 8) OBP: 0.324, SLG: 0.350										2	0	1	0	0	1	0
Willie McGee, S (9, PH) OBP: 0.395, SLG: 0.324										1	0	0	0	0	1	0
Edgar Renteria, R (1, 6) OBP: 0.313, SLG: 0.315	S B X 1-1 ② G1-3		B F F B X 2-2 ② 1-3 2-H 1B		C B F B B S 3-3 ② K		C B F B S 2-3 ② K		C X 0-1 ② G1-3	5	0	1	1	0	2	2
Mark McGwire, R (1, 3) OBP: 0.406, SLG: 0.500	C B C F F S 1-3 ③ K		B S B B X 3-1 ③ F8		B B B B 4-0 FC6-4 BB		C F C 0-3 ③ K		B X 1-0 ③ P3	4	0	0	0	1	2	3
Eric Davis, R (1, 9) OBP: 0.346, SLG: 0.405		X 0-0 2B		C B X 1-1 ① G6-3	B X 1-0 ③ FC6-4 1-2f			C B C S 1-3 ① K		4	0	1	0	0	1	1
Ray Lankford, L (1, 7) OBP: 0.500, SLG: 1.000	C B X 1-1 ① L6			B X 1-0 1B 2B		X 0-0 ① G4-3		F C X 0-2 HR		4	1	2	1	0	0	1
Placido Polanco, R (8, 4) OBP: 0.383, SLG: 0.404										0	0	0	0	0	0	0
Fernando Tatis, R (1, 5) OBP: 0.406, SLG: 0.639	C B F B F X 2-2 ② F8			B F B F B 4-2 1B BB		B C B S B X 3-2 ② L8		C B S B X 2-2 1B 1B		3	0	1	0	1	0	1
Eli Marrero, R (1, 2) OBP: 0.286, SLG: 0.397	C B B X 2-1 ③ F8			B S F S 1-3 ② K		B C F F B F X 2-2 ③ G1-3		1 SAFE B X 1-0 ② F7		4	0	0	0	0	1	4
Joe McEwing, R (1, 4) (8, 7) OBP: 0.451, SLG: 0.500			B F S B F X 2-2 HBP 1B 1B	S F X 0-2 1-2 2-3 1B			C S B X 1-2 ① F8	C 1 SAFE B 1 SAFE X 1-1 1-3 1B		4	1	3	0	0	0	0
Jose Jimenez, R (1, 1) OBP: 0.154, SLG: 0.154			B 1 SAFE C C L 1-3 ① K	F C S 0-3 ③ K2-3			X 0-0 1B 1B	B C X 1-1 ③ F9		4	0	1	0	0	2	6
Scott Radinsky, L (8, 1)										0	0	0	0	0	0	0
Inning Stats	R: 0 E: 0 K: 1 S: 11 H: 0 LOB: 0 BB: 0 P: 16	R: 0 E: 0 K: 0 S: 9 H: 1 LOB: 1 BB: 0 P: 14	R: 1 E: 0 K: 1 S: 13 H: 2 LOB: 0 BB: 0 P: 22	R: 0 E: 0 K: 2 S: 15 H: 2 LOB: 3 BB: 1 P: 22	R: 0 E: 0 K: 2 S: 7 H: 0 LOB: 1 BB: 1 P: 18	R: 0 E: 0 K: 0 S: 9 H: 0 LOB: 0 BB: 0 P: 14	R: 0 E: 0 K: 2 S: 14 H: 2 LOB: 2 BB: 0 P: 19	R: 1 E: 0 K: 1 S: 14 H: 3 LOB: 2 BB: 0 P: 20	R: 0 E: 0 K: 1 S: 6 H: 0 LOB: 0 BB: 0 P: 8	1B: 7 2B: 2 3B: 0 HR: 1 SF: 0 SAC: 0 DP: 0 HBP: 1						

St. Louis Cardinals @ Atlanta Braves

Turner Field, Atlanta, GA

Mon May 03 1999, 7:40 PM EDT

Att. 37,676 - Cloudy - 77 F

TOP

livebaseballscorecards.com

AB	36
R	2
H	10
RBI	2
BB	2
SO	10
LOB	18

WP: 0 PB: 0 SB: 0 CS: 0 PA: 39

PITCHER		IP	WLS	BF	H	R	ER	SO	BB	IBB	HBP	BLK	WP	HR	S	P	ERA	WHIP
Tom Glavine, L ERA: 4.61	(1, 1)	6.1		28	7	1	1	6	2	0	1	0	0	0	72	117	1.42	1.421
30 Kevin McGlinchy, R ERA: 0.79	(7, 1)	0.2		2	0	0	0	2	0	0	0	0	0	0	6	8	0.00	0.000
Mike Remlinger, L ERA: 2.0	(8, 1)	1.0	W	6	3	1	1	1	0	0	0	0	0	1	14	20	9.00	3.000
John Rocker, L ERA: 3.48	(9, 1)	1.0	S	3	0	0	0	1	0	0	0	0	0	0	6	8	0.00	0.000

PITCHER	IP	WLS	BF	H	R	ER	SO	BB	IBB	HBP	BLK	WP	HR	S	P	ERA	WHIP

BOTTOM

Batter	1	2	3	4	5	6	7	8	9	AB	R	H	RBI	BB	SO	LOB
Otis Nixon, S (1, 7) OBP: 0.284, SLG: 0.200	B B X 2-0 G6-3 ①		C X 0-1 G1-3 ②		C C B F B X 2-2 E6 1B		C F X 0-2 G1-3 ③	S F F S 0-3 K ③		3	0	1	0	0	0	1
Keith Lockhart, L (7, PH) OBP: 0.273, SLG: 0.250										1	0	0	0	0	0	1
Mike Remlinger, L (8, 1)										0	0	0	0	0	0	0
Ozzie Guillen, L (8, PH) OBP: 0.182, SLG: 0.227										1	0	0	0	0	1	3
John Rocker, R (9, 1)										0	0	0	0	0	0	0
Bret Boone, R (1, 4) OBP: 0.327, SLG: 0.426	C B B X 2-1 G5-3 ②		C X 0-1 2-H 2B		C B B B C X 3-2 G5-3 ②			B X 1-0 F8 ①		4	0	1	1	0	0	1
10 Chipper Jones, S (1, 5) OBP: 0.352, SLG: 0.553	B X 1-0 G1-3 ③		B F B S T C 2-3 K ③		F X 0-1 F8 ③			F B B B B 4-1 1B 1B BB		3	1	0	0	1	1	2
Brian Jordan, R (1, 9) OBP: 0.407, SLG: 0.606		B X 1-0 F7 ①		X 0-0 G5-3 ①		B C C X 1-2 G5-3 ①		C X 0-1 1-2 2B 1B		4	1	1	0	0	0	0
Javy Lopez, R (1, 2) OBP: 0.318, SLG: 0.512		B X 1-0 L5 ②		X 0-0 G1-3 ②		C X 0-1 G6-3 ②		X 0-0 2B 1-2 2-H SF9 1B		4	1	1	1	0	0	0
Ryan Klesko, L (1, 3) OBP: 0.365, SLG: 0.435		B B S X 2-1 FC5-4 1B		B B F C B F F X 3-2 2B		F B F B C 2-3 K ③		F S F X 0-2 SF9 1-3 2-H 2B		3	0	2	0	0	1	0
Brian Hunter, R (8, PH) OBP: 0.357, SLG: 0.630										1	0	1	1	0	0	0
(9, 3)																
Andruw Jones, R (1, 8) OBP: 0.389, SLG: 0.528		B C C X 1-2 FC5-4 1-2f ③		I I I 4-0 IBB			X 0-0 G1-3 SH1-4 1B	I I I 4-0 SF9 IBB		2	0	1	0	2	0	1
Walt Weiss, S (1, 6) OBP: 0.356, SLG: 0.352			B B B C B B 4-1 G1-3 2B BB	F X 0-1 F8 ③			L X 0-1 SH1-4 ① 1-2	B X 1-0 SF9 ② 1-2 2-3 3-H		1	1	0	1	1	0	2
Tom Glavine, L (1, 1)			L X 0-1 G1-3 ① 1-2		C X 0-1 G6-3 ①		B F X 1-1 G1-3 ② 2-3	I I I 4-0 IBB		2	0	0	0	0	0	1
30 Kevin McGlinchy, R (7, 1)										0	0	0	0	0	0	0
Randall Simon, L (7, PH) OBP: 0.429, SLG: 0.533										1	0	0	0	0	0	1
Gerald Williams, R (8, 7) OBP: 0.341, SLG: 0.513										0	0	0	0	1	0	0
Inning Stats	R: 0 E: 0 K: 0 S: 4 H: 0 LOB: 0 BB: 0 P: 9	R: 0 E: 0 K: 0 S: 7 H: 1 LOB: 1 BB: 0 P: 12	R: 1 E: 0 K: 1 S: 11 H: 1 LOB: 1 BB: 1 P: 17	R: 0 E: 0 K: 0 S: 9 H: 1 LOB: 2 BB: 1 P: 16	R: 0 E: 1 K: 0 S: 11 H: 1 LOB: 1 BB: 0 P: 16	R: 0 E: 0 K: 1 S: 8 H: 0 LOB: 0 BB: 0 P: 11	R: 0 E: 0 K: 0 S: 8 H: 1 LOB: 1 BB: 0 P: 9	R: 3 E: 0 K: 1 S: 14 H: 3 LOB: 3 BB: 3 P: 28		1B: 5 2B: 3 3B: 0 HR: 0	SF: 1 SAC: 1 DP: 0 HBP: 0						

PITCHER	IP	WLS	BF	H	R	ER	SO	BB	IBB	HBP	BLK	WP	HR	S	P	ERA	WHIP
Jose Jimenez, R (1, 1) ERA: 5.28	7.1	L	32	7	4	4	2	2	1	0	0	0	0	63	100	4.91	1.227
Scott Radinsky, L (8, 1) ERA: 6.75	0.2		5	1	0	0	1	0	2	0	0	0	0	9	18	0.00	1.500

PITCHER	IP	WLS	BF	H	R	ER	SO	BB	IBB	HBP	BLK	WP	HR	S	P	ERA	WHIP

St. Louis Cardinals @ Atlanta Braves

Turner Field, Atlanta, GA

Mon May 03 1999, 7:40 PM EDT
Att. 37,676 - Cloudy - 77 F

livebaseballscorecards.com

AB	30
R	4
H	8
RBI	4
BB	5
SO	3
LOB	13



Batter	1	2	3	4	5	6	7	8	9	AB	R	H	RBI	BB	SO	LOB
Placido Polanco, R (1, 4) OBP: 0.354, SLG: 0.368	L3	K		G1-3	F9			K		5	0	0	0	0	2	4
Edgar Renteria, R (1, 6) OBP: 0.307, SLG: 0.308	G6-3	HR 1-2 2-3 1B		G4-3	P6			G1-3		5	1	1	0	0	0	0
Mark McGwire, R (1, 3) OBP: 0.416, SLG: 0.556	2B	HR 1-H 2-H 3-H		G6-3	P3			1B		5	1	3	4	0	0	0
Eric Davis, R (8, PR) OBP: 0.346, SLG: 0.405 (8, 9)										0	0	0	0	0	0	0
Ray Lankford, L (1, 7) OBP: 0.500, SLG: 0.952	F9	CS HBP			2B E 2B	F7		G5-3		3	1	1	0	0	0	1
Willie McGee, S (6, 7) OBP: 0.386, SLG: 0.316										1	0	0	0	0	0	1
Fernando Tatis, R (1, 5) OBP: 0.419, SLG: 0.690	G4-3 2B 1B	G5-3			E 2-3 2B		HR		K	4	3	3	1	0	0	0
Eli Marrero, R (8, 3) OBP: 0.282, SLG: 0.392 (9, 2)	CS									1	0	0	0	0	1	0
Darren Bragg, L (1, 9) OBP: 0.315, SLG: 0.338 (8, 8)	G4-3 1-2	K			F8		FC5-4 1B		G3-1	5	0	1	0	0	1	3
Alberto Castillo, R (1, 2) OBP: 0.351, SLG: 0.471	1B 1B 2-H 2B	2B 1B			E IBB		FC5-4 1-2f 1B		2B	4	1	3	1	1	0	1
Shawon Dunston, R (9, PR) OBP: 0.373, SLG: 0.479 (9, 3)										0	0	0	0	0	0	0
Joe McEwing, R (1, 8) OBP: 0.469, SLG: 0.523 (8, 5)	1B 1B HR 2-3 1B	1-3 2B			E7 1-3 2-H 3-H 1B				BB	4	1	3	2	1	1	1
Kent Mercker, L (1, 1) OBP: 0.167, SLG: 0.167										1	1	1	1	0	0	0
Manny Aybar, R (2, 1) OBP: 0.167, SLG: 0.167										3	0	0	0	0	1	5
Lance Painter, L (8, 1)										1	0	0	0	0	1	2
Mike Busby, R (9, 1)	1B HR 1-2 3-H 1B	G4-3			K		G4-3		K	0	0	0	0	0	0	0
Inning Stats	R: 0 E: 0 K: 0 S: 5 H: 1 LOB: 1 BB: 0 P: 8	R: 6 E: 0 K: 1 S: 21 H: 6 LOB: 0 BB: 0 P: 33	R: 0 E: 0 K: 1 S: 9 H: 2 LOB: 2 BB: 0 P: 13	R: 0 E: 0 K: 0 S: 5 H: 0 LOB: 0 BB: 0 P: 7	R: 2 E: 1 K: 1 S: 12 H: 3 LOB: 2 BB: 1 P: 18	R: 0 E: 0 K: 0 S: 6 H: 0 LOB: 0 BB: 0 P: 8	R: 1 E: 0 K: 1 S: 10 H: 2 LOB: 1 BB: 0 P: 16	R: 0 E: 0 K: 1 S: 11 H: 1 LOB: 1 BB: 0 P: 19	R: 0 E: 0 K: 2 S: 21 H: 1 LOB: 2 BB: 1 P: 34	1B: 8 2B: 6 3B: 0 HR: 2 SF: 0 SAC: 0 DP: 0 HBP: 1	WP: 0 PB: 0 SB: 0 CS: 1 PA: 46					

PITCHER		IP	WLS	BF	H	R	ER	SO	BB	IBB	HBP	BLK	WP	HR	S	P	ERA	WHIP
Greg Maddux, R ERA: 4.34	(1, 1)	4.1	L	26	12	8	8	2	0	1	1	0	0	1	48	75	16.61	2.769
Justin Speier, R ERA: 3.12	(5, 1)	2.2		10	2	1	1	2	0	0	0	0	0	1	20	28	3.38	0.750
John Hudek, R ERA: 14.29	(8, 1)	1.2		8	2	0	0	2	1	0	0	0	0	0	27	45	0.00	1.800
Mike Remlinger, L ERA: 1.93	(9, 1)	0.1		1	0	0	0	1	0	0	0	0	0	0	5	8	0.00	0.000

PITCHER	IP	WLS	BF	H	R	ER	SO	BB	IBB	HBP	BLK	WP	HR	S	P	ERA	WHIP

St. Louis Cardinals @ Atlanta Braves

Turner Field, Atlanta, GA

Tue May 04 1999, 7:40 PM EDT

Att. 39,161 - Cloudy - 80 F

TOP

livebaseballscorecards.com

AB	42
R	9
H	16
RBI	9
BB	2
SO	7
LOB	18

BOTTOM

Batter	1	2	3	4	5	6	7	8	9	AB	R	H	RBI	BB	SO	LOB
Gerald Williams, R (1, 7) (5, 8) OBP: 0.333, SLG: 0.476	X 0-0 F7 ①		C F X 0-2 P4 ③			C F X 0-2 G6-3 ①		S B B B B 4-1 10 G3 E BB		3	0	0	0	1	0	0
Bret Boone, R (1, 4) OBP: 0.330, SLG: 0.427 Keith Lockhart, L (6, 4) OBP: 0.292, SLG: 0.273	B F F X 1-2 L7 ②			C B B S X 2-2 E9 1B		B X 1-0 10 G3-6-3 1B		C C B F X 1-2 E6 10 G3 1-2		2	0	1	0	0	0	0
										2	0	1	0	0	0	1
10 Chipper Jones, S (1, 5) OBP: 0.349, SLG: 0.536	B B B B 4-0 BB			F X 0-1 G6-3 ①		X 0-0 G3-6-3 ② ③ 1-2f		B F X 1-1 G3 ② 1-2 2-3		3	0	0	0	1	0	4
Brian Jordan, R (1, 9) OBP: 0.402, SLG: 0.588	C C F F F B F 1 B SAFE 3-2 B X P2 ③			C B C X 1-2 F7 ②			F F B S 1-3 K ①	B B B B 4-0 BB		3	0	0	0	1	1	2
Andruw Jones, R (1, 8) OBP: 0.382, SLG: 0.516 Justin Speier, R (5, 1) OBP: 1.000, SLG: 1.000 Randall Simon, L (7, PH) OBP: 0.405, SLG: 0.500		B C B C F F X 2-2 F7 ①		F B B S F X 2-2 F8 ③			F B F X 1-2 E5	B X 1-0 G3-1 ③		2	0	0	0	0	0	1
(8, 3)										0	0	0	0	0	0	0
										2	0	0	0	0	0	3
Eddie Pérez, R (1, 2) OBP: 0.346, SLG: 0.346		B F B C X 2-2 G1-3 ②			F F B X 1-2 F7 ①		B S B S S 2-3 K ②		C X 0-1 G6-3 ①	4	0	0	0	0	1	1
Ryan Klesko, L (1, 3) OBP: 0.364, SLG: 0.429 John Hudek, S (8, 1) Mike Remlinger, L (9, 1) Otis Nixon, S (9, PH) OBP: 0.280, SLG: 0.197		B B X 2-0 G3-1 ③			B X 1-0 1B		S S B S 1-3 K2-3 ③		X 0-0 L6 ②	3	0	1	0	0	1	1
										0	0	0	0	0	0	0
										0	0	0	0	0	0	0
										1	0	0	0	0	0	0
Walt Weiss, S (1, 6) OBP: 0.352, SLG: 0.347 Ozzie Guillen, L (5, PH) OBP: 0.160, SLG: 0.200 (6, 6)			B C X 1-1 F8 ①		X 0-0 F9 ②			X 0-0 G4-3 ①	B B B C C F F X 3-2 G4-3 ③	1	0	0	0	0	0	0
										3	0	0	0	0	0	1
Greg Maddux, R (1, 1) OBP: 0.357, SLG: 0.692 Brian Hunter, R (5, 7) OBP: 0.367, SLG: 0.724			B B X 2-0 G6-3 ②		B X 1-0 L7 ③			C S B X 1-2 HR		1	0	0	0	0	0	0
										2	1	1	1	0	0	1
Inning Stats	R: 0 E: 0 K: 0 S: 11 H: 0 LOB: 1 BB: 1 P: 19	R: 0 E: 0 K: 0 S: 9 H: 0 LOB: 0 BB: 0 P: 15	R: 0 E: 0 K: 0 S: 6 H: 0 LOB: 0 BB: 0 P: 9	R: 0 E: 1 K: 0 S: 12 H: 1 LOB: 1 BB: 0 P: 17	R: 0 E: 0 K: 0 S: 6 H: 1 LOB: 1 BB: 0 P: 9	R: 0 E: 0 K: 0 S: 5 H: 1 LOB: 0 BB: 0 P: 6	R: 0 E: 1 K: 3 S: 12 H: 0 LOB: 1 BB: 0 P: 17	R: 1 E: 1 K: 0 S: 12 H: 1 LOB: 3 BB: 2 P: 24	R: 0 E: 0 K: 0 S: 8 H: 0 LOB: 0 BB: 0 P: 11	1B: 3 2B: 0 3B: 0 HR: 1	SF: 0 SAC: 0 DP: 1 HBP: 0						

PITCHER		IP	WLS	BF	H	R	ER	SO	BB	IBB	HBP	BLK	WP	HR	S	P	ERA	WHIP
Kent Mercker, L ERA: 7.0	(1, 1)	1.0		4	0	0	0	0	1	0	0	0	0	0	11	19	0.00	1.000
Manny Aybar, R ERA: 2.0	(2, 1)	6.0	W	21	3	0	0	3	0	0	0	0	0	0	50	73	0.00	0.500
Lance Painter, L ERA: 3.86	(8, 1)	1.0		7	1	1	1	0	2	0	0	0	0	1	12	24	9.00	3.000
Mike Busby, R ERA: 6.75	(9, 1)	1.0		3	0	0	0	0	0	0	0	0	0	0	8	11	0.00	0.000

PITCHER	IP	WLS	BF	H	R	ER	SO	BB	IBB	HBP	BLK	WP	HR	S	P	ERA	WHIP

St. Louis Cardinals @ Atlanta Braves

Turner Field, Atlanta, GA

Tue May 04 1999, 7:40 PM EDT

Att. 39,161 - Cloudy - 80 F

livebaseballscorecards.com

AB	32
R	1
H	4
RBI	1
BB	3
SO	3
LOB	15

1B: 3	SF: 0	WP: 0	PA: 35
2B: 0	SAC: 0	PB: 0	
3B: 0	DP: 1	SB: 0	
HR: 1	HBP: 0	CS: 0	

Batter	1	2	3	4	5	6	7	8	9	AB	R	H	RBI	BB	SO	LOB
Placido Polanco, R (1, 6) (7, 4) OBP: 0.348, SLG: 0.361	F X 0-1 ① G5-3		C B X 1-1 1B 1B 1-2 1B		B X 1-0 ③ G4-3			C X 0-1 ① G3		4	1	1	0	0	0	0
Willie McGee, S (1, 7) OBP: 0.396, SLG: 0.333	B X 1-0 ② G6-3		B C B C F X 2-2 1B E 1-2 2-3 1B			B B B C C S 3-3 ① K		X 0-0 BB BB 1B		4	1	2	0	0	1	0
Mark McGwire, R (1, 3) OBP: 0.419, SLG: 0.548	X 0-0 ③ F9		X 0-0 E8 1-H 2-H 3-H 1B			X 0-0 ② P3		B S B B F F F B 4-2 BB 1-2 BB		3	0	1	2	1	0	0
Eric Davis, R (1, 9) OBP: 0.353, SLG: 0.395		B C B B B 4-1 CS BB	C T B S 1-3 ③ K			F F S 0-3 ③ K		B B B B 4-0 G6-4-3 1-2 2-3 BB		2	0	0	0	2	2	1
Fernando Tatis, R (1, 5) OBP: 0.407, SLG: 0.667 Shawon Dunston, R (7, 6) OBP: 0.365, SLG: 0.469	B 1 SAFE C S B B B 1 SAFE 1 SAFE C 3-3 ① ② K 1-2			B F B C B F X 3-2 ① F7			B C B C B X 3-2 ① G5-3	B B B F F X 2-2 ② ③ G6-4-3 1-2f		3 1	0 0	0 0	0 0	0 0	1 0	1 3
Darren Bragg, L (1, 8) OBP: 0.325, SLG: 0.338	F B B B X 2-1 ③ G4-3			F B S X 1-2 ② G4-3			C B F B B F B 4-2 1B BB		X 0-0 G6-3 1B	3	0	1	0	1	0	0
Eli Marrero, R (1, 2) OBP: 0.280, SLG: 0.385			C B X 1-1 ① P3	B C B X 2-1 ③ F8			S S F B X 1-2 1-2 1B		X 0-0 ① G6-3 1-2	4	0	1	0	0	0	1
Joe McEwing, R (1, 4) (7, 5) OBP: 0.450, SLG: 0.500			S B F F B S 2-3 ② K		B B C F F F X 2-2 ① G6-3		X 0-0 ② F8		F C F S 0-3 ② K	4	0	0	0	0	2	3
Kent Bottenfield, R (1, 1) OBP: 0.214, SLG: 0.214 Mike Mohler, R (5, 1) Ray Lankford, L (7, PH) OBP: 0.478, SLG: 0.909 Mike Busby, R (7, 1) Juan Acevedo, R (8, 1) J.D. Drew, L (9, PH) OBP: 0.360, SLG: 0.500			B X 1-0 1B 1B 1B 1B		X 0-0 ② G6-3		C B F E B F F B X 3-2 ③ G3-1		B S C S 1-3 ③ K	2 0 1 0 0 1	1 0 0 0 0 0	1 0 0 0 0 1	0 0 0 0 0 1	0 0 0 0 0 1	0 0 2 0 0 1	0 0 0 0 0 1
Inning Stats	R: 0 E: 0 K: 0 S: 4 H: 0 LOB: 0 BB: 0 P: 5	R: 0 E: 0 K: 1 S: 6 H: 0 LOB: 0 BB: 1 P: 15	R: 3 E: 1 K: 2 S: 17 H: 4 LOB: 1 BB: 0 P: 25	R: 0 E: 0 K: 0 S: 9 H: 0 LOB: 0 BB: 0 P: 15	R: 0 E: 0 K: 0 S: 7 H: 0 LOB: 0 BB: 0 P: 10	R: 0 E: 0 K: 2 S: 7 H: 0 LOB: 0 BB: 0 P: 10	R: 0 E: 0 K: 0 S: 17 H: 1 LOB: 2 BB: 1 P: 28	R: 0 E: 0 K: 0 S: 10 H: 1 LOB: 2 BB: 2 P: 20	R: 0 E: 0 K: 2 S: 9 H: 1 LOB: 1 BB: 0 P: 10	1B: 7 2B: 1 3B: 0 HR: 0	SF: 0 SAC: 0 DP: 2 HBP: 0						

PITCHER		IP	WLS	BF	H	R	ER	SO	BB	IBB	HBP	BLK	WP	HR	S	P	ERA	WHIP
29 John Smoltz, R ERA: 1.69	(1, 1)	7.0	W	27	5	3	2	5	2	0	0	0	0	0	67	108	2.57	1.000
30 Kevin McGlinchy, R ERA: 0.73	(8, 1)	1.0		5	1	0	0	0	2	0	0	0	0	0	10	20	0.00	3.000
Rudy Seanez, R ERA: 0.69	(9, 1)	1.0		4	1	0	0	2	0	0	0	0	0	0	9	10	0.00	1.000

PITCHER	IP	WLS	BF	H	R	ER	SO	BB	IBB	HBP	BLK	WP	HR	S	P	ERA	WHIP

St. Louis Cardinals @ Atlanta Braves

Turner Field, Atlanta, GA

Wed May 05 1999, 1:10 PM EDT

Att. 44,350 - Cloudy - 67 F

TOP

livebaseballscorecards.com

AB	32
R	3
H	7
RBI	2
BB	4
SO	7
LOB	12

WP: 0	PA: 36																	
PB: 0																		
SB: 0																		
CS: 1																		

BOTTOM

Batter	1	2	3	4	5	6	7	8	9	AB	R	H	RBI	BB	SO	LOB
Otis Nixon, S (1, 7) OBP: 0.282, SLG: 0.203 Gerald Williams, R (6, PH) OBP: 0.353, SLG: 0.477 (7, 7)	C F X 0-2 CS 1B	F F B B B C 3-3 ③ K		B X 1-0 ② G1 2-3		B C B B B 4-1 1-2 2B BB	C F X 0-2 1-2 2-H 3-H FC6-4 1B	F C X 0-2 ③ FC5-4 1-2f		3 2	0 1	1 1	0 2	0 1	1 0	2 2
Bret Boone, R (1, 4) OBP: 0.333, SLG: 0.463	S 1 SAFE B 1 SAFE 1 SAFE C B F 1 SAFE 3-2 B F X G4-3 1-2		C B B X 2-1 HR	C B B F X 2-2 G5-3		X 0-0 WP HR 1-H 2-H 2B	C C B X 2-2 ② FC6-4 10 BB 1-2f 2-3			5	2	2	3	0	0	4
10 Chipper Jones, S (1, 5) OBP: 0.360, SLG: 0.535	B C X 1-1 1B		F X 0-1 ① G3-1		X 0-0 BB 1B 1B	B B X 2-0 ② G5-3	F B B B C B 4-2 1-2 BB			4	0	2	0	1	0	1
Brian Jordan, R (1, 9) OBP: 0.393, SLG: 0.598	C B 1 SAFE X 1-1 ③ F9		B F F S 1-3 ② K		F 1 SAFE 1 SAFE F B B X 2-2 ① F9	F C B X 1-2 2-H HR	C X 0-1 ③ P4			5	1	1	2	0	1	5
Javy Lopez, R (1, 2) OBP: 0.337, SLG: 0.529 Eddie Pérez, R (8, 2) OBP: 0.333, SLG: 0.333		C B F X 1-2 3B 2B	B B B S S S B 4-2 HR BB		X 0-0 BB 1-2 1B	X 0-0 G6-3 ③		X 0-0 ① F9		3 1	2 0	2 0	0 0	1 0	0 0	0 0
Ryan Klesko, L (1, 3) OBP: 0.373, SLG: 0.481 Brian Hunter, R (8, 3) OBP: 0.355, SLG: 0.700		C B S B X 2-2 ① L3	X 0-0 1-H HR		B B B F B 4-1 G4-6-3 1-2 2-3 BB		B C F X 1-2 ① P4	F C B F X 1-2 E5 2B		3 1	1 1	1 0	2 0	1 0	0 0	1 0
Andruw Jones, R (1, 8) OBP: 0.391, SLG: 0.552		B F B X 2-1 SF9 2-H 3B	B X 1-0 ③ F7		X 0-0 ② ③ G4-6-3 1-2f		X 0-0 BB HBP 1B 1B	F B F F X 1-2 2-H 2B		5	2	3	2	0	0	3
Walt Weiss, S (1, 6) OBP: 0.359, SLG: 0.351 Ozzie Guillen, L (8, 6) OBP: 0.154, SLG: 0.192		F F X 0-2 ② SF9 3-H		B C C X 1-2 G1 29 SH1-4 1B		C B S F X 1-2 ① G5-3	H 1-0 BB 1-2 1B HBP	X 0-0 ② F7		2 1	1 0	1 0	1 0	0 0	0 0	0 1
29 John Smoltz, R (1, 1) OBP: 0.375, SLG: 0.500 Randall Simon, L (7, PH) OBP: 0.421, SLG: 0.500 30 Kevin McGlinchy, R (8, 1) Keith Lockhart, L (8, PH) OBP: 0.320, SLG: 0.273 Rudy Seanez, R (9, 1)		S C B X 1-2 2B		X 0-0 ① SH1-4 1-2		B B B C X 2-1 BB 2B 1B	B B B C B 4-1 FC6-4 1B 1-2 2-3 BB	B S B B B 4-1 FC5-4 BB		2 0 0 0 0	1 0 0 0 0	2 0 0 0 0	0 0 0 0 0	0 1 0 1 0	0 0 0 0 0	0 0 0 0 0
Inning Stats	R: 0 E: 0 K: 0 S: 12 H: 2 LOB: 1 BB: 0 P: 17	R: 2 E: 0 K: 1 S: 17 H: 3 LOB: 1 BB: 0 P: 26	R: 3 E: 0 K: 1 S: 11 H: 2 LOB: 0 BB: 1 P: 19	R: 0 E: 0 K: 0 S: 8 H: 1 LOB: 1 BB: 0 P: 12	R: 0 E: 0 K: 0 S: 7 H: 2 LOB: 2 BB: 1 P: 13	R: 4 E: 0 K: 0 S: 13 H: 3 LOB: 0 BB: 1 P: 23	R: 2 E: 0 K: 0 S: 15 H: 2 LOB: 3 BB: 2 P: 27	R: 1 E: 1 K: 0 S: 14 H: 1 LOB: 2 BB: 1 P: 20		1B: 8 2B: 4 3B: 1 HR: 3 SF: 1 SAC: 1 DP: 1 HBP: 1						

PITCHER		IP	WLS	BF	H	R	ER	SO	BB	IBB	HBP	BLK	WP	HR	S	P	ERA	WHIP
Kent Bottenfield, R ERA: 2.67	(1, 1)	4.1	L	23	10	5	5	2	1	0	0	0	0	2	53	81	10.38	2.538
Mike Mohler, L ERA: 6.92	(5, 1)	1.2		9	3	4	4	0	2	0	0	0	1	1	15	29	21.60	3.000
Mike Busby, R ERA: 7.71	(7, 1)	1.0		8	2	2	2	0	2	0	1	0	0	0	15	27	18.00	4.000
Juan Acevedo, R ERA: 5.68	(8, 1)	1.0		6	1	1	0	0	1	0	0	0	0	0	14	20	0.00	2.000

PITCHER	IP	WLS	BF	H	R	ER	SO	BB	IBB	HBP	BLK	WP	HR	S	P	ERA	WHIP

St. Louis Cardinals @ Atlanta Braves

Turner Field, Atlanta, GA

Wed May 05 1999, 1:10 PM EDT

Att. 44,350 - Cloudy - 67 F

livebaseballscorecards.com

AB	37
R	12
H	16
RBI	12
BB	6
SO	2
LOB	19

Atlanta Braves @ San Diego Padres

Qualcomm Stadium, San Diego, CA

Fri May 07 1999, 10:05 PM EDT

Att. 26,765 - Unknown - 67 F

livebaseballscorecards.com

TOP

Batter	1	2	3	4	5	6	7	8	9	AB	R	H	RBI	BB	SO	LOB
Otis Nixon, S (1, 7) OBP: 0.281, SLG: 0.195	C B F B B B 4-2 1B 1B BB		X 0-0 ① F7		B B B C X 3-1 ② G4-3			B S X 1-1 ② G6-3		3	1	0	0	1	0	2
Gerald Williams, R (8, 7) OBP: 0.353, SLG: 0.477										0	0	0	0	0	0	0
Bret Boone, R (1, 4) OBP: 0.331, SLG: 0.455	B X 1-0 1B E 1-3 1B		C C S 0-3 ② K		S C X 0-2 ③ F7			B B F B F X 3-2 ③ G4-3		4	1	1	0	0	1	2
10 Chipper Jones, S (1, 5) OBP: 0.356, SLG: 0.519	B X 1-0 ① L5		B S S S B S 2-3 ③ K			B B X 2-0 ① G4-3			B B F F B B 4-2 G6-3 WP BB	3	0	0	0	1	1	2
Brian Jordan, R (1, 9) OBP: 0.389, SLG: 0.586	C X 0-1 E FC5-4 1-2 3-H 1B			F B S F F S 1-3 ① K		C B B B X 3-1 ② F7			B F X 1-1 ① P5	4	1	1	1	0	1	1
Ryan Klesko, L (1, 3) OBP: 0.349, SLG: 0.446	X 0-0 E1 FC5-4 1-3 2-H			B C F B X 2-2 ② G4-3		S B B B C S 2-3 ③ K			F S F B B X 2-2 ② G6-3 1-3	4	0	0	0	0	1	2
Andruw Jones, R (1, 8) OBP: 0.378, SLG: 0.530	X 0-0 ② FC5-4 CS 1-2f 3-H			X 0-0 ③ G4-3			C B X 1-1 ① G6-3		S B F F S 1-3 ③ K	4	0	0	1	0	1	2
Eddie Pérez, R (1, 2) OBP: 0.333, SLG: 0.333	B B 2-0 ③ CS 1-2	S S T X 0-2 ① G4-3			X 0-0 SH5-4 1B 1B		B B C S F B X 3-2 ② L6			3	0	1	0	0	0	0
Walt Weiss, S (1, 6) OBP: 0.358, SLG: 0.351		C B B X 2-1 ② G4-3			B F X 1-1 SH5-4 1-2 1B		C B C B F C 2-3 ③ K			3	0	1	0	0	1	0
Kevin Millwood, R (1, 1) OBP: 0.231, SLG: 0.250 Mike Remlinger, L (7, 1) Keith Lockhart, L (8, PH) OBP: 0.308, SLG: 0.261 Rudy Seanez, R (8, 1) John Rocker, R (8, 1) 30 Kevin McGlinchy, R (8, 1)		S S X 0-2 ③ L4			F B X 1-1 ① SH5-4 1-2 2-3			C B X 1-1 ① P6		1 0 1 0 0 0	0 0 0 0 0 0	0 0 0 0 0 0	0 0 0 0 0 0	0 0 0 0 0 0	0 0 0 0 0 0	0 0 0 0 0 0

	AB	30
	R	3
	H	4
	RBI	2
	BB	2
	SO	6
	LOB	11

Inning Stats	1	2	3	4	5	6	7	8	9
	R: 3 E: 1 K: 0 S: 8	R: 0 E: 0 K: 0 S: 9	R: 0 E: 0 K: 2 S: 7	R: 0 E: 0 K: 1 S: 9	R: 0 E: 0 K: 0 S: 10	R: 0 E: 0 K: 1 S: 6	R: 0 E: 0 K: 1 S: 10	R: 0 E: 0 K: 0 S: 7	R: 0 E: 0 K: 1 S: 12
	H: 2 LOB: 0 BB: 1 P: 16	H: 0 LOB: 0 BB: 0 P: 11	H: 0 LOB: 0 BB: 0 P: 9	H: 0 LOB: 0 BB: 0 P: 12	H: 2 LOB: 2 BB: 0 P: 15	H: 0 LOB: 0 BB: 0 P: 13	H: 0 LOB: 0 BB: 0 P: 16	H: 0 LOB: 0 BB: 0 P: 12	H: 0 LOB: 1 BB: 1 P: 20

	1B: 4	SF: 0	WP: 1	PA: 34
	2B: 0	SAC: 1	PB: 0	
	3B: 0	DP: 0	SB: 0	
	HR: 0	HBP: 0	CS: 1	

PITCHER		IP	WLS	BF	H	R	ER	SO	BB	IBB	HBP	BLK	WP	HR	S	P	ERA	WHIP
Matt Clement, R ERA: 4.97	(1, 1)	5.0		20	4	3	1	3	1	0	0	0	0	0	43	63	1.80	1.000
Donne Wall, R ERA: 2.38	(6, 1)	2.0		6	0	0	0	2	0	0	0	0	0	0	16	29	0.00	0.000
Brian Boehringer, R ERA: 3.93	(8, 1)	1.0	W	3	0	0	0	0	0	0	0	0	0	0	7	12	0.00	0.000
Trevor Hoffman, R ERA: 2.45	(9, 1)	1.0	S	4	0	0	0	1	1	0	0	0	1	0	12	20	0.00	1.000

PITCHER		IP	WLS	BF	H	R	ER	SO	BB	IBB	HBP	BLK	WP	HR	S	P	ERA	WHIP

Batter	1	2	3	4	5	6	7	8	9	AB	R	H	RBI	BB	SO	LOB
Quilvio Veras, S (1, 4) OBP: 0.270, SLG: 0.235	C F X 0-2 ① G4-3		C B F C 1-3 ③ K		C C X 0-2 ③ F8			C X 0-1 ① F8		4	0	0	0	0	1	2
Reggie Sanders, R (1, 7) OBP: 0.398, SLG: 0.558	C C B S 1-3 ② K			B B C X 2-1 FC BB FC9-6 1B		B B X 2-0 ① G1-4-3		X 0-0 1B 1-3 2B		4	2	2	0	0	1	0
Tony Gwynn, L (1, 9) OBP: 0.466, SLG: 0.558	B C F X 1-2 ③ G4-3			C F B F X 1-2 ① L6		B C X 1-1 ② F7		X 0-0 1B 1B 2-H 3-H 1B		4	1	1	2	0	0	1
Wally Joyner, L (1, 3) OBP: 0.389, SLG: 0.349		B S B X 2-1 ① F7		1 SAFE B B B C B 4-1 FC9-6 FC 1-2 BB		B C X 1-1 ③ F8		X 0-0 1B 1B 2-3 1B		3	0	1	0	1	0	0
Phil Nevin, R (1, 2) OBP: 0.333, SLG: 0.657		B C X 1-1 ② G5-3		F C X 0-2 FC FC9-6 1-2 2-3			B B F F B X 3-2 1B 2B	C T B F X 1-2 1B 1B 3-H		4	0	2	1	0	0	2
George Arias, R (1, 5) OBP: 0.250, SLG: 0.250		C C S 0-3 ③ K		F B B X 2-1 ② FC9-6 1-2f 2-3 3-H			C X 0-1 ① G1-3	B C B X 2-1 ② 1-2 2-H 1B		4	0	1	1	0	1	3
Ruben Rivera, R (1, 8) OBP: 0.192, SLG: 0.329			B C B B F S 3-3 ① K	B S B F C 2-3 ③ K			S F F X 0-2 G6-3 2-3 1B	C F S 0-3 ③ K		4	0	1	0	0	3	4
Chris Gomez, R (1, 6) OBP: 0.299, SLG: 0.243 John Vander Wal, L (7, PH) OBP: 0.351, SLG: 0.412 Eric Owens, R (7, PH) OBP: 0.267, SLG: 0.279 Brian Boehringer, S (8, 1) Trevor Hoffman, R (9, 1)			C B C X 1-2 SH3 1B		B C C F B C 2-3 ① K		B B X 2-0 ② ③ G6-3 1-2			2 0 1 0 0	0 0 0 0 0	1 0 0 0 0	0 0 0 0 0	0 0 0 0 0	1 0 0 0 0	0 0 2 0 0
Matt Clement, R (1, 1) OBP: 0.167, SLG: 0.167 Dave Magadan, L (5, PH) OBP: 0.329, SLG: 0.292 Donne Wall, R (6, 1) Damian Jackson, R (8, 6) OBP: 0.273, SLG: 0.328			B X 1-0 ② SH3 1-2		B F X 1-1 ② F7			B B B C B 4-1 2B 1B BB		0 1 0 0	0 0 0 1	0 0 0 0	0 0 0 0	0 0 0 1	0 0 0 0	0 0 0 0
Inning Stats	R: 0 E: 0 K: 1 S: 10 H: 0 LOB: 0 BB: 0 P: 12	R: 0 E: 0 K: 1 S: 7 H: 0 LOB: 0 BB: 0 P: 10	R: 0 E: 0 K: 2 S: 10 H: 1 LOB: 1 BB: 0 P: 16	R: 1 E: 0 K: 1 S: 15 H: 1 LOB: 2 BB: 1 P: 26	R: 0 E: 0 K: 1 S: 9 H: 0 LOB: 0 BB: 0 P: 12	R: 0 E: 0 K: 0 S: 5 H: 0 LOB: 0 BB: 0 P: 9	R: 0 E: 0 K: 0 S: 10 H: 2 LOB: 2 BB: 0 P: 15	R: 3 E: 0 K: 1 S: 15 H: 5 LOB: 2 BB: 1 P: 22		1B: 7 2B: 2 3B: 0 HR: 0		SF: 0 SAC: 1 DP: 0 HBP: 0		WP: 0 PB: 0 SB: 0 CS: 0	PA: 34	

PITCHER		IP	WLS	BF	H	R	ER	SO	BB	IBB	HBP	BLK	WP	HR	S	P	ERA	WHIP
Kevin Millwood, R ERA: 4.14	(1, 1)	6.1		25	4	1	1	6	1	0	0	0	0	0	65	97	1.42	0.789
Mike Remlinger, L ERA: 1.8	(7, 1)	0.2	H	1	0	0	0	0	0	0	0	0	0	0	1	3	0.00	0.000
Rudy Seanez, R ERA: 2.03	(8, 1)	0.1	H	3	1	2	2	0	1	0	0	0	0	0	4	8	54.00	6.000
John Rocker, L ERA: 4.35	(8, 1)	0.0	L	3	3	1	1	0	0	0	0	0	0	0	6	7	∞	∞
30 Kevin McGlinchy, R ERA: 0.69	(8, 1)	0.2		2	1	0	0	1	0	0	0	0	0	0	5	7	0.00	1.500

PITCHER	IP	WLS	BF	H	R	ER	SO	BB	IBB	HBP	BLK	WP	HR	S	P	ERA	WHIP

BOTTOM

Atlanta Braves @ San Diego Padres

Qualcomm Stadium, San Diego, CA

Fri May 07 1999, 10:05 PM EDT

Att. 26,765 - Unknown - 67 F

livebaseballscorecards.com

AB	31
R	4
H	9
RBI	4
BB	2
SO	7
LOB	14

Atlanta Braves @ San Diego Padres

Qualcomm Stadium, San Diego, CA

Sat May 08 1999, 10:05 PM EDT

Att. 52,973 - Cloudy - 58 F

TOP

livebaseballscorecards.com

Batter	1	2	3	4	5	6	7	8	9	AB	R	H	RBI	BB	SO	LOB
Otis Nixon, S (1, 7) OBP: 0.284, SLG: 0.195	B B C F F B X 3-2 10 G3 1B G6-3 1B		C X 0-1 ② B1-3	F X 0-1 ③ FC6-4 1-2f			B B F B F B 4-2 10 G4-3 1-2 BB	B B X 2-0 ② L7	B B F X 2-1 ③ G2-3	5	1	1	0	1	0	7
Bret Boone, R (1, 4) OBP: 0.325, SLG: 0.444	1 SAFE B C 1 SAFE C X 1-2 G6-3 10 G3 1B 1-2 1B		C X 0-1 E5		B C X 1-1 ① G5-3		C B S X 1-2 ① P9	C B B B F X 3-2 E6 10 2B 1-2 2-3		5	1	1	0	0	0	5
10 Chipper Jones, S (1, 5) OBP: 0.350, SLG: 0.514	F F B X 1-2 ① G3 1-2 2-3		B X 1-0 ③ G4-3		B S X 1-1 ② G1-3		X 0-0 ② ③ G4-3 1-2f	B B B C X 3-1 1-H 2-H 3-H 2B		5	0	1	3	0	0	5
Brian Jordan, R (1, 9) OBP: 0.389, SLG: 0.570 John Hudek, S (9, 1)	F T F X 0-2 ② G6-3 2-3 3-H			B B B C B 4-1 2B BB	X 0-0 ③ G6-3			3B BB 2-2 ③ G4-3		3 0	2 0	0 0	1 0	2 0	0 0	3 0
Ryan Klesko, L (1, 3) OBP: 0.373, SLG: 0.567 Brian Hunter, R (8, PR) OBP: 0.375, SLG: 0.742 (8, 3)	S F B B B X 2-2 ③ G4-3			B 1 SAFE X 1-0 1B 1-H 1B 2B		X 0-0 HR		B X 1-0 1-H 1B 3B	B C S B F X 3-2 1B SF8 2B	4 1	2 2	3 1	3 0	0 0	0 0	1 0
Andruw Jones, R (1, 8) OBP: 0.379, SLG: 0.524		C S B F F F X 1-2 ① P5		F F T 0-2 ① K		B X 1-0 ① P4		F B F B X 2-2 FC3-6 1B 1B 3-H 1B	B X 1-0 1B 2-3 1B	5	1	2	1	0	1	1
Eddie Pérez, R (1, 2) OBP: 0.343, SLG: 0.343	B B S X 2-1 ② G5-3		F X 0-1 1B 2-3 1B		B B C S S 2-3 ② K		B B C S S 2-3 ② K	X 0-0 FC3-6 1-2 1B	C B F X 1-2 ① P5	5	0	2	0	0	1	2
Walt Weiss, S (1, 6) OBP: 0.340, SLG: 0.333	C X 0-1 ③ G6-3		X 0-0 ② P8		B F B B B F X 3-2 ③ P7			C F B F F X 1-2 ① FC3-6 E 1B 10 2B 1-2f 2-3	B B C X 2-1 ② SF8 3-H	4	1	0	1	0	0	5
Tom Glavine, L (1, 1) OBP: 0.176, SLG: 0.125 Justin Speier, R (8, 1) OBP: 1.000, SLG: 1.000 Gerald Williams, R (9, PH) OBP: 0.365, SLG: 0.489 (9, 9)			X 0-0 ① G6-3	B X 1-0 FC6-4 1-2 3-H 1B			B B B C F F F B 4-2 BB BB	B B X 2-0 E 10 2B 1-2 3-H 1B	B X 1-0 1-2 1B	3 0 1	1 0 0	2 0 1	2 0 0	1 0 0	0 0 0	0 0 0
Inning Stats	R: 1 H: 2 E: 0 LOB: 1 K: 0 BB: 0 S: 17 P: 24	R: 0 H: 0 E: 0 LOB: 0 K: 0 BB: 0 S: 11 P: 14	R: 0 H: 0 E: 1 LOB: 1 K: 0 BB: 0 S: 6 P: 7	R: 2 H: 3 E: 0 LOB: 2 K: 1 BB: 1 S: 11 P: 17	R: 0 H: 0 E: 0 LOB: 0 K: 0 BB: 0 S: 5 P: 7	R: 1 H: 1 E: 0 LOB: 0 K: 1 BB: 0 S: 8 P: 14	R: 0 H: 0 E: 0 LOB: 1 K: 0 BB: 2 S: 10 P: 19	R: 6 H: 5 E: 1 LOB: 2 K: 0 BB: 1 S: 19 P: 39	R: 1 H: 3 E: 0 LOB: 2 K: 0 BB: 0 S: 13 P: 23	1B: 9 SF: 1 2B: 3 SAC: 0 3B: 1 DP: 1 HR: 1 HBP: 0						WP: 0 PA: 46 PB: 0 SB: 0 CS: 0	

	AB	41
	R	11
	H	14
	RBI	11
	BB	4
	SO	2
	LOB	29

PITCHER		IP	WLS	BF	H	R	ER	SO	BB	IBB	HBP	BLK	WP	HR	S	P	ERA	WHIP
Andy Ashby, R ERA: 2.86	(1, 1)	7.0	L	30	6	4	4	2	3	0	0	0	0	1	68	102	5.14	1.286
Carlos Reyes, R ERA: 5.17	(8, 1)	0.1		6	4	6	3	0	1	0	0	0	0	0	10	20	81.00	15.000
Dan Miceli, R ERA: 5.25	(8, 1)	0.2		4	1	0	0	0	0	0	0	0	0	0	9	19	0.00	1.500
Ed Vosberg, L ERA: 5.79	(9, 1)	1.0		6	3	1	1	0	0	0	0	0	0	0	13	23	9.00	3.000

PITCHER		IP	WLS	BF	H	R	ER	SO	BB	IBB	HBP	BLK	WP	HR	S	P	ERA	WHIP

BOTTOM

Atlanta Braves @ San Diego Padres

Qualcomm Stadium, San Diego, CA

Sat May 08 1999, 10:05 PM EDT

Att. 52,973 - Cloudy - 58 F

livebaseballscorecards.com

Batter	1	2	3	4	5	6	7	8	9	AB	R	H	RBI	BB	SO	LOB
Quilvio Veras, S (1, 4) OBP: 0.269, SLG: 0.236	G4-3		G5-3			G6-3		F8 1B		4	0	1	0	0	0	1
Reggie Sanders, R (1, 7) John Vander Wal, L (8, PH) OBP: 0.362, SLG: 0.423 (9, 9)	1B			G4-3 S 1B		L9		1-2 1B		3 1	0 0	2 1	0 0	0 0	0 0	0 0
Tony Gwynn, L (1, 9) OBP: 0.459, SLG: 0.542 Ed Vosberg, L (9, 1)	G6-3			G4-3 1-3		FC6-4 BB		F8 2-3		3 0	0 0	0 0	0 0	1 0	0 0	3 0
Jim Leyritz, R (1, 3) OBP: 0.329, SLG: 0.439		FC6-4 1B		G1-3		FC6-4 1-2f		F9		4	0	1	0	0	0	4
Phil Nevin, R (1, 2) (9, 7) OBP: 0.326, SLG: 0.605		FC6-4 G6-4-3 1-2f		BB			G5-3		K	3	0	0	0	1	1	1
George Arias, R (1, 5) OBP: 0.250, SLG: 0.438		G6-4-3 1-2f		K			HR		L8	4	1	1	1	0	1	3
Ruben Rivera, R (1, 8) Carlos Reyes, S (8, 1) Dan Miceli, R (8, 1) Greg Myers, L (9, 2) OBP: 0.198, SLG: 0.329 OBP: 0.440, SLG: 0.465			SH1-4 1B		F9		F9		1B	3 0 0 1	0 0 0 0	1 0 0 1	0 0 0 0	0 0 0 0	0 0 0 0	0 0 0 0
Damian Jackson, R (1, 6) OBP: 0.261, SLG: 0.311 Dave Magadan, L (9, PH) OBP: 0.325, SLG: 0.288			K		K		F8		G3	3 1	0 0	0 0	0 0	0 0	2 0	1 1
Andy Ashby, R (1, 1) Eric Owens, R (8, 8) OBP: 0.261, SLG: 0.273			SH1-4 1-2		K			F9		1 1	0 0	0 0	0 0	0 0	1 0	0 0

Inning Stats																															
	R: 0	H: 1		R: 0	H: 1		R: 0	H: 1		R: 0	H: 1		R: 0	H: 0		R: 0	H: 0		R: 1	H: 1		R: 0	H: 2		R: 0	H: 1		1B: 7	SF: 0		WP: 0	PA: 35
	E: 0	LOB: 0		E: 0	LOB: 0		E: 0	LOB: 1		E: 0	LOB: 2		E: 0	LOB: 0		K: 0	LOB: 1		E: 0	LOB: 0		E: 0	LOB: 2		E: 0	LOB: 1		2B: 0	SAC: 1		PB: 0	
	K: 0	BB: 0		K: 0	BB: 0		K: 1	BB: 1		K: 2	BB: 0		K: 0	BB: 1		BB: 0			K: 0	BB: 0		K: 0	BB: 0		K: 1	BB: 0		3B: 0	DP: 1		SB: 1	
	S: 6	P: 7		S: 4	P: 5		S: 10	P: 15		S: 11	P: 16		S: 7	P: 13		S: 5	P: 10		S: 6	P: 8		S: 13	P: 20		HR: 1	HBP: 0					CS: 0	

PITCHER		IP	WLS	BF	H	R	ER	SO	BB	IBB	HBP	BLK	WP	HR	S	P	ERA	WHIP
Tom Glavine, L ERA: 4.13	(1, 1)	7.0	W	26	5	1	1	4	2	0	0	0	0	1	56	89	1.29	1.000
Justin Speier, R ERA: 2.79	(8, 1)	1.0		5	2	0	0	0	0	0	0	0	0	0	6	8	0.00	2.000
John Hudek, R ERA: 12.15	(9, 1)	1.0		4	1	0	0	1	0	0	0	0	0	0	13	20	0.00	1.000

PITCHER	IP	WLS	BF	H	R	ER	SO	BB	IBB	HBP	BLK	WP	HR	S	P	ERA	WHIP

AB	32
R	1
H	8
RBI	1
BB	2
SO	5
LOB	14

Batter	1	2	3	4	5	6	7	8	9	AB	R	H	RBI	BB	SO	LOB
Gerald Williams, R (1, 7) OBP: 0.357, SLG: 0.469	C C X 0-2 FC5-4 1B		F B B F X 2-2 ① ② G5-4-3 1-2f			B X 1-0 ① F8		X 0-0 ③ P6		4	0	1	0	0	0	1
Bret Boone, R (1, 4) OBP: 0.323, SLG: 0.446	B 1 SAFE 1 SAFE C S X 1-2 ① FC5-4 10 CS 1-2f		C F F B S 1-3 ③ K			B B F C B X 3-2 10 F8 2B			S B F F B F X 2-2 ① F9	4	0	1	0	0	1	1
10 Chipper Jones, S (1, 5) OBP: 0.346, SLG: 0.500	C B B F 1 SAFE 1 B B 4-2 ② 2B 1-2 BB			C F B F B B C 3-3 ① K		X 0-0 ② F8 2-3			S B B B B C F X 3-2 ② F9	3	0	0	0	1	1	1
Brian Jordan, R (1, 9) OBP: 0.393, SLG: 0.576	C B B F 1 SAFE F F F F 2-2 X 1-3 2B			C F S 0-3 ② K		B X 1-0 ③ G5-3			C C X 0-2 FC6-4 1B	4	0	2	0	0	1	1
Andruw Jones, R (1, 8) OBP: 0.375, SLG: 0.514	S B C C 1-3 ③ K			S X 0-1 1B			S S B B B X 3-2 ① F7		X 0-0 ③ FC6-4 1-2f	4	0	1	0	0	1	3
Ryan Klesko, L (1, 3)		B B F X 2-1 ① P6		X 0-0 ③ P4			C B B C F S 2-3 ② K			3	0	0	0	0	1	1
Eddie Pérez, R (1, 2) OBP: 0.316, SLG: 0.316		X 0-0 ② G6-3			X 0-0 ① L5		B B C F F F S 2-3 ③ K			3	0	0	0	0	1	0
Walt Weiss, S (1, 6) OBP: 0.330, SLG: 0.321		C B B F C 2-3 ③ K			B B C X 2-1 ② G5-3			C X 0-1 ① F8		3	0	0	0	0	1	0
Greg Maddux, R (1, 1) OBP: 0.375, SLG: 0.643 Mike Remlinger, L (7, 1) Brian Hunter, R (8, PH) OBP: 0.364, SLG: 0.719 John Hudek, S (8, 1)			C B H 2-1 G5-4-3 HBP		F B S S 1-3 ③ K2-3			C S B F F B B X 3-2 ② G5-3		1 0 1 0	0 0 0 0	0 0 0 0	0 0 0 0	0 0 0 0	1 0 0 0	0 0 0 0
Inning Stats	R: 0 H: 2 E: 0 LOB: 2 K: 1 BB: 1 S: 18 P: 26	R: 0 H: 0 E: 0 LOB: 0 K: 1 BB: 0 S: 6 P: 10	R: 0 H: 0 E: 0 LOB: 0 K: 1 BB: 0 S: 8 P: 13	R: 0 H: 1 E: 0 LOB: 1 K: 2 BB: 0 S: 10 P: 13	R: 0 H: 0 E: 0 LOB: 0 K: 1 BB: 0 S: 6 P: 9	R: 0 H: 1 E: 0 LOB: 1 K: 0 BB: 0 S: 6 P: 11	R: 0 H: 0 E: 0 LOB: 0 K: 2 BB: 0 S: 13 P: 20	R: 0 H: 0 E: 0 LOB: 0 K: 0 BB: 0 S: 8 P: 11	R: 0 H: 1 E: 0 LOB: 1 K: 0 BB: 0 S: 13 P: 18	1B: 3 SF: 0 2B: 2 SAC: 0 3B: 0 DP: 1 HR: 0 HBP: 1						WP: 0 PA: 32 PB: 0 SB: 0 CS: 1

Atlanta Braves @ San Diego Padres

Qualcomm Stadium, San Diego, CA

Sun May 09 1999, 4:05 PM EDT

Att. 23,711 - Cloudy - 61 F

TOP

livebaseballscorecards.com

AB	30
R	0
H	5
RBI	0
BB	1
SO	8
LOB	8

PITCHER		IP	WLS	BF	H	R	ER	SO	BB	IBB	HBP	BLK	WP	HR	S	P	ERA	WHIP
Sterling Hitchcock, L ERA: 4.17	(1, 1)	8.0	W	28	4	0	0	8	1	0	1	0	0	0	75	113	0.00	0.625
Brian Boehringer, R ERA: 3.72	(9, 1)	1.0		4	1	0	0	0	0	0	0	0	0	0	13	18	0.00	1.000

PITCHER	IP	WLS	BF	H	R	ER	SO	BB	IBB	HBP	BLK	WP	HR	S	P	ERA	WHIP

Atlanta Braves @ San Diego Padres

Qualcomm Stadium, San Diego, CA

Sun May 09 1999, 4:05 PM EDT

Att. 23,711 - Cloudy - 61 F

BOTTOM

livebaseballscorecards.com

Batter	1	2	3	4	5	6	7	8	9	AB	R	H	RBI	BB	SO	LOB
Quilvio Veras, S (1, 4) OBP: 0.287, SLG: 0.258	F X 0-1 G4-3 S 1B		C B S X 1-2 ① L8		C B B F B X 3-2 CS 2-H 3-H 1B		C X 0-1 1B 1B			4	0	3	2	0	0	1
Reggie Sanders, R (1, 8) OBP: 0.410, SLG: 0.566 (7, 7)	C F 1 SAFE P P 1 F B B 4-2 G4-3 1-2 BB		C B S B F F X 2-2 ② ③ G6-4-3 1-2f		B 1-0 ③ CS 1-2	X 0-0 G3 HR 2B	C B X 1-1 ① F9			3	1	1	0	1	0	2
Tony Gwynn, L (1, 9) OBP: 0.444, SLG: 0.523 Eric Owens, R (8, 9) OBP: 0.261, SLG: 0.273	B B S X 2-1 ① G4-3 1-2 2-3			C B X 1-1 ① G4-3		C F 2 X SAFE 0-2 ① G3 2-3	B X 1-0 ② L4			4 0	0 0	0 0	0 0	0 0	0 0	4 0
Wally Joyner, L (1, 3) OBP: 0.393, SLG: 0.348	B X 1-0 ② G1-3			F X 0-1 ② G1-3		B B B I 4-0 HR IBB	X 0-0 1-2 1B			3	1	1	0	1	0	2
John Vander Wal, L (1, 7) OBP: 0.361, SLG: 0.473 Ruben Rivera, R (7, 8) OBP: 0.195, SLG: 0.325	X 0-0 ③ G6-3			X 0-0 ③ G4-3		B B X 2-0 1-H 3-H HR	X 0-0 ③ F9			3 1	1 0	1 0	3 0	0 0	0 0	2 2
Jim Leyritz, R (1, 2) OBP: 0.325, SLG: 0.429		C X 0-1 ① G1-3	C B S B B F X 3-2 ① G4-3		C B X 1-1 1B 1B 1B			B S B F S 2-3 ① K		4	0	1	0	0	1	0
George Arias, R (1, 5) OBP: 0.300, SLG: 0.450		C F X 0-2 ② G5-3			X 0-0 E 1B 1B	X 0-0 1B 1-2 1B		S B F S 1-3 ② K		4	1	2	0	0	1	0
Damian Jackson, R (1, 6) OBP: 0.274, SLG: 0.323		B B X 2-0 ③ G6-3			F B 1 SAFE B F B X 2-2 E6 1-3 1B 1B	X 0-0 ② 1-3 2-H 1B		S S S 0-3 ③ K		4	1	2	0	0	1	0
Sterling Hitchcock, L (1, 1) OBP: 0.250, SLG: 0.182 Brian Boehringer, S (9, 1)			C C X 0-2 G6-4-3 1B		S T F B B S 2-3 ② K	B C B S C 2-3 ③ K				3 0	0 0	1 0	0 0	0 0	2 0	4 0
Inning Stats	R: 0 H: 1 E: 0 LOB: 2 K: 0 BB: 1 S: 11 P: 16	R: 0 H: 0 E: 0 LOB: 0 K: 0 BB: 0 S: 6 P: 8	R: 0 H: 1 E: 0 LOB: 0 K: 0 BB: 0 S: 11 P: 14	R: 0 H: 0 E: 0 LOB: 0 K: 0 BB: 0 S: 5 P: 6	R: 2 H: 3 E: 1 LOB: 0 K: 1 BB: 0 S: 15 P: 26	R: 3 H: 5 E: 0 LOB: 2 K: 1 BB: 1 S: 12 P: 21	R: 0 H: 2 E: 0 LOB: 2 K: 0 BB: 0 S: 7 P: 9	R: 0 H: 0 E: 0 LOB: 0 K: 3 BB: 0 S: 9 P: 12		1B: 10 SF: 0 2B: 1 SAC: 0 3B: 0 DP: 1 HR: 1 HBP: 0				WP: 0 PA: 36 PB: 0 SB: 1 CS: 1		

	AB	33
	R	5
	H	12
	RBI	5
	BB	2
	SO	5
	LOB	17

PITCHER		IP	WLS	BF	H	R	ER	SO	BB	IBB	HBP	BLK	WP	HR	S	P	ERA	WHIP
Greg Maddux, R ERA: 4.57	(1, 1)	6.0	L	27	10	5	4	2	1	1	0	0	0	1	60	91	6.00	1.833
Mike Remlinger, L ERA: 1.64	(7, 1)	1.0		5	2	0	0	0	0	0	0	0	0	0	7	9	0.00	2.000
John Hudek, R ERA: 10.57	(8, 1)	1.0		3	0	0	0	3	0	0	0	0	0	0	9	12	0.00	0.000

PITCHER	IP	WLS	BF	H	R	ER	SO	BB	IBB	HBP	BLK	WP	HR	S	P	ERA	WHIP

Atlanta Braves @ San Francisco Giants

3Com Park at Candlestick Point, San Francisco, CA

Mon May 10 1999, 10:05 PM EDT

Att. 14,694 - Cloudy - 58 F

livebaseballscorecards.com

TOP

Batter	1	2	3	4	5	6	7	8	9	AB	R	H	RBI	BB	SO	LOB
Otis Nixon, S (1, 7) OBP: 0.293, SLG: 0.190	B C F B F F C 2-3 ① K		B C X 1-1 ② B3			B C B B B B 4-1 BB			C B B B B 4-1 BB BB	2	0	0	0	2	1	0
Bret Boone, R (1, 4) OBP: 0.328, SLG: 0.468	C B B X 2-1 HR		B C B C X 2-2 ③ F9			B C F S 1-3 ② K			B B B B 4-0 1-2 BB	3	1	1	1	1	1	1
10 Chipper Jones, S (1, 5) OBP: 0.344, SLG: 0.491	B F B B C X 3-2 1B			X 0-0 ① G4-3		1 SAFE X 0-0 ③ F7			B C F B B S 3-3 ① K	4	0	1	0	0	1	3
Brian Jordan, R (1, 9) OBP: 0.381, SLG: 0.557	F 1 B 1 B S B X SAFE SAFE 3-2 ② L9			B X 1-0 ② P2			B F B X 2-1 ① G4-3		C B F S 1-3 ② K	4	0	0	0	0	1	3
Ryan Klesko, L (1, 3) OBP: 0.338, SLG: 0.507	C C X 0-2 ③ P5			C F B X 1-2 ③ G6-3			B C X 1-1 ② G1-3		S C S 0-3 ③ K	4	0	0	0	0	1	3
Andruw Jones, R (1, 8) OBP: 0.382, SLG: 0.518		F B F F B S 2-3 ① K			C B B B F B X 3-2 G1-6-3 1B		X 0-0 ③ 1B			3	0	2	0	0	1	0
Eddie Pérez, R (1, 2) OBP: 0.293, SLG: 0.293		C F T 0-2 ② K			B F 1 SAFE 1 SAFE B 1 SAFE X 2-1 ① ② G1-6-3 1-2f			B C C X 1-2 ① G6-3		3	0	0	0	0	1	1
Walt Weiss, S (1, 6) OBP: 0.321, SLG: 0.310		C S B F X 1-2 ③ G3-1			B S B B C C 3-3 ③ K			C B X 1-1 ② G3		3	0	0	0	0	1	0
29 John Smoltz, R (1, 1) OBP: 0.333, SLG: 0.444 Keith Lockhart, L (8, PH) OBP: 0.296, SLG: 0.250 30 Kevin McGlinchy, R (8, 1)			C B C X 1-2 ① G6-3			B C X 1-1 ① G4-3		C F X 0-2 ③ F8		2 1 0	0 0 0	0 0 0	0 0 0	0 0 0	0 0 0	0 0 0

Inning Stats																															
	R: 1	H: 2		R: 0	H: 0		R: 0	H: 0		R: 0	H: 0		R: 0	H: 1		R: 0	H: 0		R: 0	H: 1		R: 0	H: 0		R: 0	H: 0		1B: 3	SF: 0		WP: 0	PA: 32
	E: 0	LOB: 1		E: 0	LOB: 0		E: 0	LOB: 0		E: 0	LOB: 0		E: 0	LOB: 1		E: 0	LOB: 1		E: 0	LOB: 0		E: 0	LOB: 2		2B: 0	SAC: 0		PB: 0	
	K: 1	BB: 0		K: 2	BB: 0		K: 0	BB: 0		K: 0	BB: 0		K: 1	BB: 1		K: 0	BB: 0		K: 0	BB: 0		K: 3	BB: 2		3B: 0	DP: 1		SB: 0	
	S: 16	P: 26		S: 11	P: 14		S: 8	P: 12		S: 5	P: 7		S: 8	P: 16		S: 7	P: 13		S: 5	P: 8		S: 8	P: 10		S: 10	P: 22		HR: 1	HBP: 0		CS: 0	

PITCHER		IP	WLS	BF	H	R	ER	SO	BB	IBB	HBP	BLK	WP	HR	S	P	ERA	WHIP
Russ Ortiz, R ERA: 2.49	(1, 1)	8.0	W	28	4	1	1	5	2	0	0	0	0	1	69	111	1.12	0.750
Robb Nen, R ERA: 4.58	(9, 1)	1.0	S	4	0	0	0	3	1	0	0	0	0	0	9	17	0.00	1.000

PITCHER	IP	WLS	BF	H	R	ER	SO	BB	IBB	HBP	BLK	WP	HR	S	P	ERA	WHIP

AB	29
R	1
H	4
RBI	1
BB	3
SO	8
LOB	11

BOTTOM

Batter	1	2	3	4	5	6	7	8	9	AB	R	H	RBI	BB	SO	LOB
Marvin Benard, L (1, 8) OBP: 0.309, SLG: 0.375	X 0-0 1B HR 1B	B L B F S 2-3 ③ K			T X 0-1 E2 SH1-4 FC6-2-5		B B B C B 4-1 CS BB			3	1	1	0	1	1	0
Stan Javier, S (1, 7) OBP: 0.343, SLG: 0.446	F C F 1 SAFE B B B X 3-2 1-3 HR 1B		F F C 0-3 ① K		B X 1-0 ① SH1-4 2-3		P 1-0 ③ CS 1-2	X 0-0 E S 1B 1B		3	2	2	0	0	1	0
Ellis Burks, R (1, 9) OBP: 0.407, SLG: 0.510	F X 0-1 1-H 3-H HR		B B F B F B 4-2 G1-6-3 BB		B B F C B X 3-2 ② FC6-2-5 FC6-4 3-3			B B C 1 SAFE F B S 3-3 ① K 1-3		3	1	1	3	1	1	2
Jeff Kent, R (1, 4) OBP: 0.408, SLG: 0.529	C F S 0-3 ① K		C 1 SAFE B B B F X 2-2 ② ③ G1-6-3 1-2f		S X 0-1 ③ FC6-4 1-2f			B C X 1-1 CS 3-H 1B		4	0	1	1	0	1	2
J.T. Snow, L (1, 3) OBP: 0.399, SLG: 0.397	S S C 0-3 ② K			C C F B X 1-2 1B 1B		S C C 0-3 ① K		B B F F X 2-2 ② ③ F8 1-2		4	0	1	0	0	2	1
Charlie Hayes, R (1, 5) OBP: 0.274, SLG: 0.278	C B B F F B B 4-2 BB			F 1 SAFE X 0-1 ① F9		B C B B F F B 4-2 G4-6-3 BB				1	0	0	0	2	0	1
Brent Mayne, L (1, 2) OBP: 0.398, SLG: 0.361	1 SAFE C B S F C 1-3 ③ K			B X 1-0 1-2 1B		X 0-0 ② ③ G4-6-3 1-2f				3	0	1	0	0	1	2
Rich Aurilia, R (1, 6) OBP: 0.400, SLG: 0.543		C C B B C 2-3 ① K		F B F S 1-3 ② K			F X 0-1 ① F9			3	0	0	0	0	2	2
Russ Ortiz, R (1, 1) OBP: 0.150, SLG: 0.150 Robb Nen, R (9, 1)		C F F X 0-2 ② G1-3		C X 0-1 ③ P3			C X 0-1 ② F9			3 0	0 0	0 0	0 0	0 0	0 0	2 0
Inning Stats	R: 3 H: 3 E: 0 LOB: 1 K: 3 BB: 1 S: 20 P: 28	R: 0 H: 0 E: 0 LOB: 0 K: 2 BB: 0 S: 10 P: 14	R: 0 H: 0 E: 0 LOB: 0 K: 1 BB: 1 S: 8 P: 14	R: 0 H: 2 E: 0 LOB: 2 K: 1 BB: 0 S: 12 P: 15	R: 0 H: 0 E: 1 LOB: 1 K: 0 BB: 0 S: 8 P: 12	R: 0 H: 0 E: 0 LOB: 0 K: 1 BB: 1 S: 7 P: 11	R: 0 H: 0 E: 0 LOB: 0 K: 0 BB: 1 S: 6 P: 10	R: 1 H: 2 E: 1 LOB: 0 K: 1 BB: 0 S: 9 P: 15		1B: 6 SF: 0 2B: 0 SAC: 1 3B: 0 DP: 2 HR: 1 HBP: 0				WP: 0 PA: 33 PB: 0 SB: 1 CS: 2		

PITCHER	IP	WLS	BF	H	R	ER	SO	BB	IBB	HBP	BLK	WP	HR	S	P	ERA	WHIP
29 John Smoltz, R (1, 1) ERA: 1.99	7.0	L	28	5	3	3	8	4	0	0	0	0	1	71	104	3.86	1.286
30 Kevin McGlinchy, R (8, 1) ERA: 1.29	1.0		4	2	1	1	1	0	0	0	0	0	0	9	15	9.00	2.000

PITCHER	IP	WLS	BF	H	R	ER	SO	BB	IBB	HBP	BLK	WP	HR	S	P	ERA	WHIP

Atlanta Braves @ San Francisco Giants

3Com Park at Candlestick Point, San Francisco, CA

Mon May 10 1999, 10:05 PM EDT

Att. 14,694 - Cloudy - 58 F

livebaseballscorecards.com

AB	27
R	4
H	7
RBI	4
BB	4
SO	9
LOB	12

Batter	1	2	3	4	5	6	7	8	9	10	11	12	AB	R	H	RBI	BB	SO	LOB
Gerald Williams, R (1, 7) (5, 9) OBP: 0.371, SLG: 0.453	P8	G1-3		1B			BB		BB		P4		4	1	1	1	2	0	1
Bret Boone, R (1, 4) OBP: 0.338, SLG: 0.477	2B	1B		L4			BB		SH		G1-3		4	2	2	1	1	0	1
10 Chipper Jones, S (1, 5) OBP: 0.343, SLG: 0.484	E6 HR	K	L6	K			1B		G4-6-3			BB 1B	6	2	2	1	0	1	3
Brian Jordan, R (1, 9) OBP: 0.380, SLG: 0.576 Otis Nixon, S (5, 7) OBP: 0.293, SLG: 0.190 Ryan Klesko, L (7, PH) (7, 3) OBP: 0.351, SLG: 0.507	HR	K	K	K	K		SF9		IBB			BB	3 0 0	1 0 0	1 0 0	2 0 1	0 0 2	2 0 0	0 0 0
Andruw Jones, R (1, 8) OBP: 0.380, SLG: 0.534	HR	G6-3	K	K			K		F7			1B	6	1	2	2	0	2	3
Brian Hunter, R (1, 3) (7, 7) OBP: 0.333, SLG: 0.622	K	K2-3	G3-1				K			G6-3		IBB	5	0	0	0	1	3	1
Eddie Pérez, R (1, 2) OBP: 0.277, SLG: 0.261	G4-3	G5-3	G5-3	BB			F9			L8		G6-4-3 1-2f	5	0	0	0	1	0	2
Walt Weiss, S (1, 6) OBP: 0.324, SLG: 0.315		SH1-4 1B		SH5-4 1B			G5-3 1-2		F9	P5			5	2	2	0	0	0	1
Odalis Perez, L (1, 1) Justin Speier, R (4, 1) Ozzie Guillen, L (4, PH) Mike Remlinger, L (4, 1) Rudy Seanez, R (4, 1) Keith Lockhart, L (4, PH) 39 Kevin McGlinchy, R (4, 1) 11 Pascual Matos, R (11, PH) John Rocker, R (11, 1)		SH1-4 1-2		SH5-4 1-2		G3-1		P6			K								
Inning Stats	R: 4 E: 1 K: 1 S: 13 / H: 3 LOB: 0 BB: 0 P: 18	R: 1 E: 0 K: 1 S: 14 / H: 2 LOB: 1 BB: 0 P: 22	R: 0 E: 0 K: 2 S: 9 / H: 0 LOB: 0 BB: 0 P: 14	R: 1 E: 0 K: 0 S: 13 / H: 2 LOB: 1 BB: 0 P: 19	R: 0 E: 0 K: 2 S: 8 / H: 0 LOB: 0 BB: 0 P: 11	R: 0 E: 0 K: 0 S: 13 / H: 0 LOB: 1 BB: 1 P: 20	R: 2 E: 0 K: 2 S: 14 / H: 1 LOB: 1 BB: 2 P: 26	R: 0 E: 0 K: 0 S: 6 / H: 0 LOB: 0 BB: 0 P: 9	R: 0 E: 1 K: 0 S: 9 / H: 0 LOB: 2 BB: 2 P: 19	R: 0 E: 0 K: 0 S: 3 / H: 0 LOB: 0 BB: 0 P: 3	R: 0 E: 0 K: 1 S: 5 / H: 0 LOB: 0 BB: 0 P: 5	R: 1 E: 0 K: 0 S: 3 / H: 2 LOB: 1 BB: 2 P: 11	1B: 7 2B: 1 3B: 0 HR: 2	SF: 1 SAC: 3 DP: 2 HBP: 0					

TOP

Atlanta Braves @ San Francisco Giants

3Com Park at Candlestick Point, San Francisco, CA

Tue May 11 1999, 10:05 PM EDT

Att. 18,917 - Unknown - 59 F

livebaseballscorecards.com

AB	41
R	9
H	10
RBI	8
BB	7
SO	9
LOB	13

WP: 0 PB: 0 SB: 2 CS: 0 PA: 52

PITCHER		IP	WLS	BF	H	R	ER	SO	BB	IBB	HBP	BLK	WP	HR	S	P	ERA	WHIP
Shawn Estes, L ERA: 5.71	(1, 1)	6.0		27	7	6	5	6	1	0	0	0	0	2	70	104	7.50	1.333
Jerry Spradlin, R ERA: 10.61	(7, 1)	0.0		3	1	2	2	0	2	0	0	0	0	0	4	13	∞	∞
Rich Rodriguez, L ERA: 3.0	(7, 1)	0.1	B	1	0	0	0	0	0	0	0	0	0	0	3	5	0.00	0.000
John Johnstone, R ERA: 0.52	(7, 1)	1.2		5	0	0	0	2	0	0	0	0	0	0	13	17	0.00	0.000
Robb Nen, R ERA: 4.34	(9, 1)	1.0		5	0	0	0	0	1	1	0	0	0	0	9	19	0.00	1.000

PITCHER		IP	WLS	BF	H	R	ER	SO	BB	IBB	HBP	BLK	WP	HR	S	P	ERA	WHIP
Felix Rodriguez, R ERA: 4.08	(10, 1)	3.0	L	11	2	1	1	1	1	1	0	0	0	0	11	19	3.00	1.000

Atlanta Braves @ San Francisco Giants

3Com Park at Candlestick Point, San Francisco, CA

Tue May 11 1999, 10:05 PM EDT

Att. 18,917 - Unknown - 59 F

livebaseballscorecards.com

BOTTOM

Batter	1	2	3	4	5	6	7	8	9	10	11	12	AB	R	H	RBI	BB	SO	LOB
Stan Javier, S (1, 7) OBP: 0.349, SLG: 0.433	BB, 1B 1B			FC6-4, SH3 1-2f, 1B		BB, BB BB, BB	F8			K		G5-3	5	3	1	0	2	1	3
F.P. Santangelo, S (1, 8) OBP: 0.397, SLG: 0.255	1B, BB 2B, 1B			SH3 1-2		P9		G4-3		P4			5	1	1	0	0	0	4
Ellis Burks, R (1, 9) OBP: 0.419, SLG: 0.505	1B 2B, BB	P8		1B 2-H		BB, BB 1-2		P2			BB		3	1	1	1	3	0	0
Jeff Kent, R (1, 4) OBP: 0.412, SLG: 0.520	2B 1-2, 2-3, 3-H	K		K		BB 1-2, 2-3		F9			IBB		4	1	1	1	2	2	1
Charlie Hayes, R (1, 5) OBP: 0.274, SLG: 0.270 John Johnstone, R (7, 1) Robb Nen, R (9, 1) Marvin Benard, L (9, PH) OBP: 0.306, SLG: 0.372 Felix Rodriguez, R (10, 1) OBP: 0.500, SLG: 2.000	K	F7			F9	BB 1-2, 2-3, 3-H			G3		B5		3 0 0 1 1	0 0 0 0 0	0 0 0 0 0	1 0 0 0 0	1 0 0 0 0	1 0 0 0 0	3 0 0 0 2
J.T. Snow, L (1, 3) OBP: 0.389, SLG: 0.393	2B 1-H, 2-H, 3-H		L6	K	F8				F9		K		6	1	1	3	0	2	5
Rich Aurilia, R (1, 6) OBP: 0.397, SLG: 0.536	1B, FC4-6 2-H, 2B		G4-3		FC6-4 BB		F9		P8		F7		5	1	1	1	1	0	2
Scott Servais, R (1, 2) OBP: 0.350, SLG: 0.423 Brent Mayne, L (10, PH) OBP: 0.400, SLG: 0.365 (11, 2)	FC4-6 2-3, 1B		F7		FC6-4 1-2f		2B			FC1-6 1B		K	4 2	0 1	2 0	0 0	0 1	1 0	0 0
Shawn Estes, R (1, 1) OBP: 0.462, SLG: 0.500 Wilson Delgado, S (6, PH) Jerry Spradlin, S (7, 1) Rich Rodriguez, L (7, 1) Ramon Martinez, R (7, 5) OBP: 0.327, SLG: 0.422	FC4-6, BLK 1-2f, 3-H			FC6-4 BB		G4-3	F9			FC1-6 1-2f		K	1 1 0 0 3	0 0 0 0 0	0 0 0 0 0	1 0 0 0 0	1 0 0 0 1	0 0 0 0 2	1 0 0 0 2
Inning Stats	R: 6 E: 0 K: 1 S: 25 H: 6 LOB: 2 BB: 2 P: 44	R: 0 E: 0 K: 1 S: 6 H: 0 LOB: 0 BB: 0 P: 11	R: 0 E: 0 K: 0 S: 5 H: 0 LOB: 0 BB: 0 P: 6	R: 1 E: 0 K: 1 S: 9 H: 1 LOB: 1 BB: 1 P: 15	R: 0 E: 0 K: 1 S: 8 H: 0 LOB: 1 BB: 1 P: 16	R: 1 E: 0 K: 0 S: 16 H: 0 LOB: 3 BB: 4 P: 36	R: 0 E: 0 K: 0 S: 6 H: 1 LOB: 1 BB: 0 P: 9	R: 0 E: 0 K: 0 S: 5 H: 0 LOB: 0 BB: 0 P: 10	R: 0 E: 0 K: 0 S: 5 H: 0 LOB: 0 BB: 0 P: 7	R: 0 E: 0 K: 1 S: 6 H: 1 LOB: 1 BB: 0 P: 6	R: 0 E: 0 K: 1 S: 5 H: 0 LOB: 2 BB: 2 P: 13	R: 0 E: 0 K: 2 S: 7 H: 0 LOB: 0 BB: 0 P: 7	1B: 6 2B: 3 3B: 0 HR: 0 SF: 0 SAC: 1 DP: 0 HBP: 0	WP: 0 PB: 1 SB: 0 CS: 0 PA: 55					

PITCHER		IP	WLS	BF	H	R	ER	SO	BB	IBB	HBP	BLK	WP	HR	S	P	ERA	WHIP
Odalis Perez, L ERA: 5.46	(1, 1)	3.2		21	7	7	7	2	3	0	0	1	0	0	42	72	17.18	2.727
Justin Speier, R ERA: 2.45	(4, 1)	1.1		5	0	0	0	2	1	0	0	0	0	0	11	20	0.00	0.750
Mike Remlinger, L ERA: 2.31	(6, 1)	0.2		4	0	1	1	0	2	0	0	0	0	0	8	18	13.50	3.000
Rudy Seanez, R ERA: 1.84	(6, 1)	1.1		7	1	0	0	0	2	0	0	0	0	0	14	27	0.00	2.250
30 Kevin McGlinchy, R ERA: 1.06	(8, 1)	3.0		10	1	0	0	1	0	0	0	0	0	0	16	23	0.00	0.333

PITCHER		IP	WLS	BF	H	R	ER	SO	BB	IBB	HBP	BLK	WP	HR	S	P	ERA	WHIP
John Rocker, L ERA: 3.65	(11, 1)	2.0	W	8	0	0	0	3	1	1	0	0	0	0	12	20	0.00	0.500

AB	44
R	8
H	9
RBI	8
BB	10
SO	8
LOB	24

Atlanta Braves @ San Francisco Giants

3Com Park at Candlestick Point, San Francisco, CA

Wed May 12 1999, 4:05 PM EDT

Att. 18,550 - Sunny - 56 F

TOP

livebaseballscorecards.com

Batter	1	2	3	4	5	6	7	8	9	AB	R	H	RBI	BB	SO	LOB
Otis Nixon, S (1, 7) OBP: 0.308, SLG: 0.195	B S B B B 4-1 BLK WP BB		L X 0-1 ② P6		B F X 1-1 S 1B		B X 1-0 ② G5-3		B B B B 4-0 FC6-4 BB	3	0	1	0	2	0	1
Bret Boone, R (1, 4) OBP: 0.340, SLG: 0.466	B B C B B 4-1 BLK 1-2 BB		B S B B B S F F C 3-3 ③ K		B 1 SAFE C C S 1-3 ③ K 1-2		B B B C B 4-1 10 BB BB		B C X 1-1 ① FC6-4 10 BB 1-2f	3	0	0	0	2	2	2
10 Chipper Jones, S (1, 5) OBP: 0.359, SLG: 0.480	B C S S 1-3 ① K			B B B B 4-0 1B BB		B C B B B 4-1 G3-1 1B FC5-2-5 BB	C S B B B B 4-2 1-2 2-3 BB		B B C B C B 4-2 1-2 BB	1	0	0	0	4	1	2
Brian Jordan, R (1, 9) OBP: 0.374, SLG: 0.562	C F B S 1-3 ② K 1-2 2-3			F B 1 SAFE B C B X 3-2 ① F8		B X 1-0 G3-1 1-2 1B	C B B F F F S 2-3 ③ K		B F C X 1-2 ② P4	5	0	1	0	0	2	8
Ryan Klesko, L (1, 3) OBP: 0.354, SLG: 0.542	B B F F B S 3-3 ③ K			B B X 2-0 1-2 1B		B F F F B B X 3-2 ① G3-1 1-2 2-3		B C B X 2-1 HR	B C B X 2-1 ③ P6	5	1	2	1	0	1	6
Andruw Jones, R (1, 8) OBP: 0.369, SLG: 0.516		F S X 0-2 ① G3		B B S B X 3-1 ② P3		B X 1-0 ② FC5-2-5 3-3		B B B C F X 3-2 ① F7		4	0	0	0	0	0	4
Eddie Pérez, R (1, 2) OBP: 0.294, SLG: 0.300	C F B B X 2-2 G4-6-3 1B		B B C B X 3-1 ③ P9		F B F X 1-2 ③ G1-3			C B X 1-1 2B		4	0	2	0	0	0	4
Ozzie Guillen, L (1, 6) OBP: 0.129, SLG: 0.161	F X 0-1 ② ③ G4-6-3 1-2f				B C B F X 2-2 ① P7		B B F F F X 2-2 ① G4-3	X 0-0 ② F8		4	0	0	0	0	0	2
Kevin Millwood, R (1, 1) OBP: 0.200, SLG: 0.214			B C S F C 1-3 ① K		F S F X 0-2 ② L3		B F S B F X 2-2 10 BB 2B	B B F S S S 2-3 ③ K		2	0	0	0	0	1	0
Walt Weiss, S (7, PH) OBP: 0.330, SLG: 0.333										1	0	1	0	0	0	0
Mike Remlinger, L (7, 1)										0	0	0	0	0	0	0
Keith Lockhart, L (8, PH) OBP: 0.276, SLG: 0.231										1	0	0	0	0	1	1
John Hudek, S (8, 1)										0	0	0	0	0	0	0

Inning Stats	1	2	3	4	5	6	7	8	9
	R: 0 E: 0 K: 3 S: 11	H: 0 LOB: 2 BB: 2 P: 24	R: 0 E: 0 K: 0 S: 8	H: 1 LOB: 0 BB: 0 P: 10	R: 0 E: 0 K: 2 S: 12	H: 0 LOB: 0 BB: 0 P: 16	R: 0 E: 0 K: 0 S: 8	H: 1 LOB: 2 BB: 1 P: 23	R: 0 E: 0 K: 1 S: 12	H: 1 LOB: 1 BB: 0 P: 16	R: 0 E: 0 K: 0 S: 10	H: 1 LOB: 2 BB: 1 P: 20	R: 0 E: 0 K: 1 S: 17	H: 1 LOB: 3 BB: 2 P: 32	R: 1 E: 0 K: 1 S: 11	H: 2 LOB: 1 BB: 0 P: 19	R: 0 E: 0 K: 0 S: 9	H: 0 LOB: 2 BB: 2 P: 21

| | | | | | | | | | |

BOTTOM

Atlanta Braves @ San Francisco Giants

3Com Park at Candlestick Point, San Francisco, CA

Wed May 12 1999, 4:05 PM EDT

Att. 18,550 - Sunny - 56 F

livebaseballscorecards.com

Batter	1	2	3	4	5	6	7	8	9	AB	R	H	RBI	BB	SO	LOB
Marvin Benard, L (1, 8) OBP: 0.310, SLG: 0.368 Robb Nen, R (9, 1)	X 0-0 E, 1B 1B	B B S S F B F B 4-2 BB		B C C F B B X 3-2 FC4-6 FC6-4 ① 1-2f		X 0-0 B3 ②		B X 1-0 G4-3 ③		4 0	1 0	1 0	0 0	1 0	0 0	3 0
Stan Javier, S (1, 7) OBP: 0.336, SLG: 0.416	B 1 SAFE X	1 SAFE B 1 B C T B B F X 3-2 L9 ②		C X 0-1 FC6-4 FC6-4 ② 1-2f 3-H		F F F B X 1-2 G4-3 ③				4	1	0	1	0	0	3
Armando Rios, L (1, 9) OBP: 0.333, SLG: 0.444	F X 0-1 1B 1-2 2-H 1B	S P C F T F B 1 SAFE B 3-3 K ③ S		X 0-0 FC6-4 ③ 1-2f			C X 0-1 F7 ①			4	1	1	1	0	1	2
Jeff Kent, R (1, 4) OBP: 0.401, SLG: 0.504	B S S X 1-2 F8 ① 2-3	C B S B S 2-3 K ①		B F X 1-1 G4-3 ①		B F B X 2-1 L6 ②				4	0	0	0	0	1	2
J.T. Snow, L (1, 3) OBP: 0.392, SLG: 0.397	X 0-0 1B 1-2 3-H 1B	B F B F F F B F X 3-2 1B		S B F B C 2-3 K ②		C B F F B F F F 2-2 P5 ③ X				4	0	2	1	0	1	0
Charlie Hayes, R (1, 5) OBP: 0.273, SLG: 0.269	2 SAFE C C B B B S 3-3 K ② 3-H	F B F 1 SAFE F B X 2-2 F7 ②		X 0-0 1B 1B 1B				B C B B F X 3-2 G3 ①		4	0	1	0	0	1	3
Brent Mayne, L (1, 2) OBP: 0.416, SLG: 0.397	B C X 1-1 1-2 2-H 1B	F C F P F B X 2-2 F8 ③		C B C F F X 1-2 1B 1-2 1B				B F B B F F X 3-2 1B 2B		4	1	3	1	0	0	1
Wilson Delgado, S (1, 6) OBP: 0.500, SLG: 0.750 John Johnstone, R (6, 1) Joe Nathan, R (7, 1) F.P. Santangelo, S (8, PH) OBP: 0.391, SLG: 0.250 (9, 8)	C F X 0-2 G3-1 ③			X 0-0 1B FC6-4 2B	X 0-0 ③ 1-2 2-H 1B			B C B X 2-1 F9 ②		3 0 0 1	1 0 0 0	2 0 0 0	0 0 0 0	0 0 0 0	0 0 0 0	2 0 0 1
Chris Brock, R (1, 1) OBP: 0.176, SLG: 0.125 Rich Aurilia, R (6, 6) OBP: 0.398, SLG: 0.536		C F S 0-3 K ①		X 0-0 FC4-6 2-3 1B		C X 0-1 P6 ①		F C X 0-2 2-H 1B		2 2	0 0	1 1	0 1	0 0	1 0	0 0
Inning Stats	R: 3 H: 4 E: 1 LOB: 2 K: 1 BB: 0 S: 16 P: 22	R: 0 H: 0 E: 0 LOB: 1 K: 2 BB: 1 S: 18 P: 27	R: 0 H: 1 E: 0 LOB: 1 K: 1 BB: 0 S: 19 P: 27	R: 1 H: 2 E: 0 LOB: 1 K: 0 BB: 0 S: 9 P: 12	R: 0 H: 3 E: 0 LOB: 2 K: 1 BB: 0 S: 12 P: 16	R: 0 H: 0 E: 0 LOB: 0 K: 0 BB: 0 S: 8 P: 9	R: 0 H: 0 E: 0 LOB: 0 K: 0 BB: 0 S: 12 P: 16	R: 1 H: 2 E: 0 LOB: 1 K: 0 BB: 0 S: 13 P: 22		1B: 10 SF: 0 2B: 2 SAC: 0 3B: 0 DP: 0 HR: 0 HBP: 0						

	AB	36
	R	5
	H	12
	RBI	5
	BB	1
	SO	5
	LOB	17

WP: 0 PA: 37
PB: 0
SB: 0
CS: 0

PITCHER		IP	WLS	BF	H	R	ER	SO	BB	IBB	HBP	BLK	WP	HR	S	P	ERA	WHIP
Kevin Millwood, R ERA: 3.98	(1, 1)	6.0	L	29	10	4	2	5	1	0	0	0	0	0	82	113	3.00	1.833
Mike Remlinger, L ERA: 2.13	(7, 1)	1.0		3	0	0	0	0	0	0	0	0	0	0	12	16	0.00	0.000
John Hudek, R ERA: 10.38	(8, 1)	1.0		5	2	1	1	0	0	0	0	0	0	0	13	22	9.00	2.000

PITCHER	IP	WLS	BF	H	R	ER	SO	BB	IBB	HBP	BLK	WP	HR	S	P	ERA	WHIP

Atlanta Braves @ Chicago Cubs

Wrigley Field, Chicago, IL

Fri May 14 1999, 2:20 PM CDT

Att. 40,046 - Sunny - 65 F

TOP

livebaseballscorecards.com

Batter	1	2	3	4	5	6	7	8	9	AB	R	H	RBI	BB	SO	LOB
Otis Nixon, S (1, 7) OBP: 0.308, SLG: 0.200	C X 0-1 F9 BLK 1B		B B F X 2-1 ② G3		B X 1-0 ③ G4-3		C B S X 1-2 ③ G4-3			3	0	1	0	0	0	1
Gerald Williams, R (7, PH) OBP: 0.365, SLG: 0.444 (7, 7)										1	0	0	0	0	0	3
Bret Boone, R (1, 4) OBP: 0.338, SLG: 0.459	B B X 2-0 ① F9 1-3		C F X 0-2 ③ F7			B B X 2-0 G4-3 1B		B B C F X 2-2 ① G5-3		4	0	1	0	0	0	1
10 Chipper Jones, S (1, 5) OBP: 0.349, SLG: 0.465	C B B B C X 3-2 ② L5			C B S B F S 2-3 ① K		X 0-0 ① F8		F B B F C 2-3 ② K		4	0	0	0	0	2	2
Brian Jordan, R (1, 9) OBP: 0.377, SLG: 0.556	B B B B 4-0 BB			C F B F X 1-2 ② P9		B F B F B F X 3-2 ② ③ G4-3 1-2f		C X 0-1 1B		3	0	1	0	1	0	1
Javy Lopez, R (1, 2) OBP: 0.333, SLG: 0.516	B X 1-0 ③ P6			X 0-0 1B			C B F F S 1-3 ① K	S B F F S 1-3 ③ K		4	0	1	0	0	2	3
Ryan Klesko, L (1, 3) OBP: 0.349, SLG: 0.526		B B B C F X 3-2 ① L3		B B C X 2-1 ③ P6			X 0-0 BB BB 1B		B X 1-0 ① F9	4	0	1	0	0	0	1
Andruw Jones, R (1, 8) OBP: 0.366, SLG: 0.508		B B F S S 2-3 ② K			B S X 1-1 ① G6-3		C B F S 1-3 ② K		X 0-0 1B	4	0	1	0	0	2	1
Walt Weiss, S (1, 6) OBP: 0.336, SLG: 0.333	C B X 1-1 ③ G4-3				B B C X 2-1 S 1B		B B B C C B 4-1 BB 1-2		F B C X 1-2 ② F7	3	0	1	0	1	0	1
Tom Glavine, L (1, 1) OBP: 0.158, SLG: 0.111			B B C F B F X 3-2 ① G6-3		S S S 0-3 ② K 1-2		B B B C B 4-1 BB 1-2 2-3		X 0-0 ③ G3	2	0	0	0	0	1	1
Justin Speier, R (6, 1) OBP: 1.000, SLG: 1.000										0	0	0	0	0	0	0
Keith Lockhart, L (7, PH) OBP: 0.300, SLG: 0.231										0	0	0	0	1	0	0
Mike Remlinger, L (7, 1)										0	0	0	0	0	0	0
John Hudek, S (8, 1)										0	0	0	0	0	0	0
Ozzie Guillen, L (9, PH) OBP: 0.125, SLG: 0.156										1	0	0	0	0	0	1

	AB	33
	R	0
	H	7
	RBI	0
	BB	3
	SO	7
	LOB	16

Inning Stats	1	2	3	4	5	6	7	8	9	1B: 7	SF: 0	WP: 0	PA: 36
R:	0	0	0	0	0	0	0	0	0	2B: 0	SAC: 0	PB: 0	
E:	0	0	0	1	0	1	0	0	1	3B: 0	DP: 1	SB: 1	
K:	0	1	0	1	1	0	2	2	0	HR: 0	HBP: 0	CS: 0	
S:	7	8	9	11	8	6	13	12	6				
H:	1	0	0	1	1	1	1	1	1				
LOB:	2	0	0	1	1	0	3	1	1				
BB:	1	0	0	0	0	0	2	0	0				
P:	17	14	14	16	12	11	24	17	8				

PITCHER		IP	WLS	BF	H	R	ER	SO	BB	IBB	HBP	BLK	WP	HR	S	P	ERA	WHIP
Jon Lieber, R ERA: 2.95	(1, 1)	9.0	W	36	7	0	0	7	3	0	0	1	0	0	80	133	0.00	1.111

PITCHER	IP	WLS	BF	H	R	ER	SO	BB	IBB	HBP	BLK	WP	HR	S	P	ERA	WHIP

Atlanta Braves @ Chicago Cubs

Wrigley Field, Chicago, IL

Fri May 14 1999, 2:20 PM CDT

Att. 40,046 - Sunny - 65 F

BOTTOM

Batter	1	2	3	4	5	6	7	8	9	AB	R	H	RBI	BB	SO	LOB
Jeff Blauser, R (1, 6) OBP: 0.357, SLG: 0.360	0-0 BB 1B 2B	1-1 F9 ③		3-2 L5 ③		4-0 1B BB 1-2 2-3		1-1 E3 BB 1B BB 1-2 2-3		4	2	1	0	1	0	2
José Hernández, R (1, 8) OBP: 0.388, SLG: 0.486	3-2 F7 ①		1-0 G4-3 ①		3-1 G5-3 ①	1-0 1-2 2-3 3-H 1B		3-2 BB BB SF9 1-2 2-3 3-H 1B		5	1	2	2	0	0	1
Mark Grace, L (1, 3) OBP: 0.454, SLG: 0.513	4-2 BB 1B BB		2-2 HR 1B		0-1 1B	1-2 G3-1 ③		4-2 SF9 BB 1-2 2-3 3-H BB		3	2	2	1	2	0	3
Sammy Sosa, R (1, 9) OBP: 0.359, SLG: 0.556	2-3 K ②		2-1 1-H HR		3-3 K ②		2-3 K ①	4-2 1-2 2-3 3-H BB		4	1	1	3	1	3	3
Gary Gaetti, R (1, 5) OBP: 0.245, SLG: 0.325	4-2 1B 1-2 2-3 BB		0-1 E3		2-1 P5 ③		0-0 F8 ②	1-1 SF9 ② 2-3 3-H		3	0	0	1	1	0	1
Henry Rodriguez, L (1, 7) OBP: 0.365, SLG: 0.468 Curtis Goodwin, L (8, 7) OBP: 0.250, SLG: 0.263	2-2 1-2 2-H 3-H 1B		2-3 K ②			2-2 P8 ① 1-0 G3 ③		0-3 K ③		4 1	0 0	1 0	2 0	0 0	1 1	1 2
Benito Santiago, R (1, 2) OBP: 0.319, SLG: 0.422	1-2 F9 ③		0-1 F9 ③			1-2 L3 ②		0-1 FC1-5 PB 1B		4	0	1	0	0	0	3
Mickey Morandini, L (1, 4) OBP: 0.301, SLG: 0.327		0-2 G5-3 ①		1-0 F8 ①		2-2 BB 1B 1B		4-1 E FC1-5 1-2 1B BB		3	2	1	0	1	0	0
Jon Lieber, L (1, 1) OBP: 0.071, SLG: 0.071		0-1 G4-3 ②		0-3 K ②		1-0 1B BB 1-2 1B		0-0 FC1-5 ① 1B E 1-2 2-3f BB		4	1	1	0	0	1	2
Inning Stats	R: 2 E: 0 K: 1 S: 21 H: 2 LOB: 2 BB: 2 P: 37	R: 0 E: 0 K: 0 S: 7 H: 0 LOB: 0 BB: 0 P: 8	R: 2 E: 1 K: 1 S: 14 H: 2 LOB: 1 BB: 0 P: 21	R: 0 E: 0 K: 1 S: 9 H: 0 LOB: 0 BB: 0 P: 13	R: 0 E: 0 K: 1 S: 10 H: 1 LOB: 1 BB: 0 P: 18	R: 1 E: 0 K: 0 S: 17 H: 3 LOB: 3 BB: 1 P: 29	R: 0 E: 0 K: 1 S: 5 H: 0 LOB: 0 BB: 0 P: 8	R: 4 E: 1 K: 1 S: 21 H: 2 LOB: 2 BB: 3 P: 38		1B: 8 2B: 1 3B: 0 HR: 1 SF: 1 SAC: 0 DP: 0 HBP: 0						

PITCHER		IP	WLS	BF	H	R	ER	SO	BB	IBB	HBP	BLK	WP	HR	S	P	ERA	WHIP
Tom Glavine, L ERA: 4.53	(1, 1)	5.2	L	28	7	5	5	4	3	0	0	0	0	1	73	119	7.94	1.765
Justin Speier, R ERA: 2.38	(6, 1)	0.1		2	1	0	0	0	0	0	0	0	0	0	5	7	0.00	3.000
Mike Remlinger, L ERA: 1.98	(7, 1)	1.0		3	0	0	0	1	0	0	0	0	0	0	5	8	0.00	0.000
John Hudek, R ERA: 11.17	(8, 1)	1.0		9	2	4	2	1	3	0	0	0	0	0	21	38	18.00	5.000

PITCHER	IP	WLS	BF	H	R	ER	SO	BB	IBB	HBP	BLK	WP	HR	S	P	ERA	WHIP

livebaseballscorecards.com

AB	35
R	9
H	10
RBI	9
BB	6
SO	6
LOB	18

WP: 0 PB: 1 SB: 0 CS: 0 PA: 42

Batter	1	2	3	4	5	6	7	8	9	AB	R	H	RBI	BB	SO	LOB
Otis Nixon, S (1, 7) OBP: 0.297, SLG: 0.191	B C X 1-1 ① G6-3		C B B X 2-1 ② G6-3		C B X 1-1 ③ G3-1			B F B F B F F X 3-2 ② L9		4	0	0	0	0	0	2
Bret Boone, R (1, 4) OBP: 0.342, SLG: 0.468	C B C B X 2-2 ② 2B		C B B X 2-1 ③ G6-3			B B X 2-0 ① L9		C X 0-1 1B		4	0	2	0	0	0	0
10 Chipper Jones, S (1, 5) OBP: 0.353, SLG: 0.485	B B F B B B 4-1 S BB			B S B X 2-1 ① P6		X 0-0 HR		B B F F B X 3-2 ③ G3		3	1	1	1	1	0	1
Brian Jordan, R (1, 9) OBP: 0.374, SLG: 0.544	B F B 1 B B SAFE 1-2 4-1 BB			X 0-0 ② F8		B B X 2-0 ② P6			C B X 1-1 ① F8	3	0	0	0	1	0	0
Ryan Klesko, L (1, 3) OBP: 0.333, SLG: 0.500	F C C 0-3 ③ K			F B F F S 1-3 ③ K		X 0-0 ③ G1-3			B S B X 2-1 ② F9	4	0	0	0	0	2	2
Andruw Jones, R (1, 8) OBP: 0.362, SLG: 0.500		C B C F B B S 3-3 ① K			B B B C C X 3-2 ① G6-3		B F F B B C 3-3 ① K		X 0-0 1B	4	0	1	0	0	2	0
Eddie Pérez, R (1, 2) OBP: 0.291, SLG: 0.296		B X 1-0 ② G6-3			C X 0-1 SH1-4 1B 1B		B C B F X 2-2 ② P4		X 0-0 ③ G1-3	4	0	1	0	0	0	1
Walt Weiss, S (1, 6) OBP: 0.336, SLG: 0.333		C B B F B X 3-2 ③ G4-3			B F X 1-1 SH1-4 1-2 1B		C X 0-1 ③ G1-3			3	0	1	0	0	0	0
Greg Maddux, R (1, 1) OBP: 0.353, SLG: 0.600 Keith Lockhart, L (8, PH) OBP: 0.290, SLG: 0.222 Mike Remlinger, L (8, 1)			B C C X 1-2 ① G4-3		B X 1-0 ② SH1-4 1-2 2-3			B C F X 1-2 ① F7		1 1 0	0 0 0	0 0 0	0 0 0	0 0 0	0 0 0	0 0 0
Inning Stats	R: 0 H: 1 E: 0 LOB: 2 K: 1 BB: 2 S: 10 P: 21	R: 0 H: 0 E: 0 LOB: 0 K: 1 BB: 0 S: 8 P: 15	R: 0 H: 0 E: 0 LOB: 0 K: 0 BB: 0 S: 7 P: 12	R: 0 H: 0 E: 0 LOB: 0 K: 1 BB: 0 S: 7 P: 10	R: 0 H: 2 E: 0 LOB: 2 K: 0 BB: 0 S: 10 P: 16	R: 1 H: 1 E: 0 LOB: 0 K: 0 BB: 0 S: 4 P: 8	R: 0 H: 0 E: 0 LOB: 0 K: 1 BB: 0 S: 8 P: 13	R: 0 H: 1 E: 0 LOB: 1 K: 0 BB: 0 S: 13 P: 20	R: 0 H: 1 E: 0 LOB: 1 K: 0 BB: 0 S: 6 P: 9	1B: 4 SF: 0 2B: 1 SAC: 1 3B: 0 DP: 0 HR: 1 HBP: 0						

TOP

Atlanta Braves @ Chicago Cubs

Wrigley Field, Chicago, IL

Sat May 15 1999, 1:20 PM CDT

Att. 40,332 - Overcast - 67 F

livebaseballscorecards.com

AB	31
R	1
H	6
RBI	1
BB	2
SO	4
LOB	6

PITCHER		IP	WLS	BF	H	R	ER	SO	BB	IBB	HBP	BLK	WP	HR	S	P	ERA	WHIP
Steve Trachsel, R ERA: 4.55	(1, 1)	9.0	W	34	6	1	1	4	2	0	0	0	0	1	73	124	1.00	0.889

PITCHER	IP	WLS	BF	H	R	ER	SO	BB	IBB	HBP	BLK	WP	HR	S	P	ERA	WHIP

Batter	1	2	3	4	5	6	7	8	9	AB	R	H	RBI	BB	SO	LOB
Lance Johnson, L (1, 8) OBP: 0.329, SLG: 0.307	C B F C 1-3 ① K	X 0-0 ② SH1-3 3-H		X 0-0 1B	X 0-0 ③ L8			X 0-0 ① F7		4	0	1	1	0	1	3
José Hernández, R (1, 6) OBP: 0.396, SLG: 0.496	S H 1-1 2B HBP	B B C S C 2-3 ③ K		S S B F S 1-3 ② K		X 0-0 1B		B X 1-0 2B		4	1	2	0	0	2	3
Mark Grace, L (1, 3) OBP: 0.438, SLG: 0.492	B B 1 SAFE X 2-0 ② F7		S B X 1-1 ① F8	X 0-0 ③ G1-3		B X 1-0 ① F7		F B B X 2-1 ② L8		5	0	0	0	0	0	6
Sammy Sosa, R (1, 9) OBP: 0.360, SLG: 0.554	C B F X 1-2 1-H HR 2B		B F X 1-1 ② G5-3		X 0-0 ① L8	B F B X 2-1 ② P3		I I I I 4-0 IBB		4	1	1	1	1	0	1
Henry Rodriguez, L (1, 7) OBP: 0.382, SLG: 0.518 Curtis Goodwin, L (8, 7) OBP: 0.250, SLG: 0.263 Jeff Blauser, R (8, PH) OBP: 0.345, SLG: 0.346 Bo Porter, R (9, 7)	X 0-0 2-H HR	B F B C X 2-2 1B			C B B C X 2-2 FC6-4 1B 1B	1 SAFE B X 1-0 ③ F8		S C B S 1-3 ③ K		4 0 1 0	2 0 0 0	3 0 0 0	2 0 0 0	0 0 0 0	0 0 1 0	1 0 2 0
Tyler Houston, L (1, 5) OBP: 0.480, SLG: 0.717	F S B X 1-2 1B	S X 0-1 ③ G3			F C B X 1-2 FC6-4 1-2 1B		S S B S 1-3 ① K2-3			4	0	2	0	0	1	1
Benito Santiago, R (1, 2) OBP: 0.317, SLG: 0.425	1 SAFE C B S F B C 2-3 ③ K			C X 0-1 1B 2B	F C B X 1-2 ② FC6-4 1B 1B 1-2f 2-3		S B S B X 2-2 ② L6			4	0	1	0	0	1	3
Mickey Morandini, L (1, 4) OBP: 0.323, SLG: 0.360		C S B X 1-2 SH1-4 SH1-3 2B		B S B X 2-1 SH1-4 2-3 1B	S F X 0-2 1B 1-2 3-H 1B		X 0-0 1B			4	1	4	1	0	0	0
Steve Trachsel, R (1, 1) OBP: 0.150, SLG: 0.200		C B X 1-1 ① SH1-4 2-3		X 0-0 ① SH1-4 1-2	C X 0-1 1-2 2-3 1B		X 0-0 ③ F7			2	0	1	0	0	0	1
Inning Stats	R: 3 H: 3 E: 0 LOB: 1 K: 2 BB: 0 S: 16 P: 24	R: 1 H: 1 E: 0 LOB: 0 K: 1 BB: 0 S: 9 P: 13	R: 0 H: 1 E: 0 LOB: 1 K: 0 BB: 0 S: 9 P: 13	R: 0 H: 1 E: 0 LOB: 3 K: 1 BB: 0 S: 11 P: 14	R: 1 H: 4 E: 0 LOB: 3 K: 0 BB: 0 S: 16 P: 20	R: 0 H: 1 E: 0 LOB: 1 K: 0 BB: 0 S: 5 P: 9	R: 0 H: 1 E: 0 LOB: 1 K: 1 BB: 0 S: 8 P: 11	R: 0 H: 1 E: 0 LOB: 2 K: 1 BB: 1 S: 7 P: 15		1B: 10 SF: 0 2B: 4 SAC: 3 3B: 0 DP: 0 HR: 1 HBP: 1						

BOTTOM

Atlanta Braves @ Chicago Cubs

Wrigley Field, Chicago, IL

Sat May 15 1999, 1:20 PM CDT

Att. 40,332 - Overcast - 67 F

livebaseballscorecards.com

AB	36
R	5
H	15
RBI	5
BB	1
SO	6
LOB	21

PITCHER		IP	WLS	BF	H	R	ER	SO	BB	IBB	HBP	BLK	WP	HR	S	P	ERA	WHIP
Greg Maddux, R ERA: 4.83	(1, 1)	7.0	L	36	14	5	5	5	0	0	1	0	0	1	74	104	6.43	2.000
Mike Remlinger, L ERA: 1.84	(8, 1)	1.0		5	1	0	0	1	0	1	0	0	0	0	7	15	0.00	1.000

PITCHER	IP	WLS	BF	H	R	ER	SO	BB	IBB	HBP	BLK	WP	HR	S	P	ERA	WHIP

Batter	1	2	3	4	5	6	7	8	9	AB	R	H	RBI	BB	SO	LOB
Walt Weiss, S (1, 6) OBP: 0.341, SLG: 0.333	C S F F B X 1-2 ① F7		B B C B B 4-1 10 G3 BB		B X 1-0 ② SH5-3 1-2		B S X 1-1 ③ L9		C C X 0-2 2B 2-H 1B	3	1	1	1	1	0	1
Bret Boone, R (1, 4) OBP: 0.350, SLG: 0.521	C B C B F X 2-2 HR		C C F 1 SAFE F F X 0-2 ① F8		F S X 0-2 ③ G6-3			B B X 2-0 HR	B B B C X 3-1 1B 2-H 2B	5	2	3	3	0	0	2
10 Chipper Jones, S (1, 5) OBP: 0.348, SLG: 0.474	B F X 1-1 ② F8		F B 1 SAFE B 1 SAFE B X 3-1 ② G3 1-2			C B B B F F X 3-2 ① G3		B X 1-0 HR 1B	C B S B B S 3-3 ② K	5	1	1	0	0	1	2
Brian Jordan, R (1, 9) OBP: 0.375, SLG: 0.560	C X 0-1 ③ F8		X 0-0 ③ G5-3			B F C F S 1-3 ② K		B C X 1-1 1-H HR	F B C X 1-2 2-3 1B	5	1	2	2	0	1	1
Javy Lopez, R (1, 2) OBP: 0.327, SLG: 0.500		X 0-0 ① G6-3		C X 0-1 G5-4-3 1B		F S F B X 1-2 ③ F8		C S B B S 2-3 ① K	S B X 1-1 ③ F9	5	0	1	0	0	1	2
Ryan Klesko, L (1, 3) OBP: 0.330, SLG: 0.482 Rudy Seanez, R (8, 1) John Rocker, R (9, 1)		B S F B S 2-3 ② K		C F F B F X 1-2 ① P4			X 0-0 ① P3	S F B B F B F B 4-2 FC5-4 BB		3 0 0	0 0 0	0 0 0	0 0 0	1 0 0	1 0 0	1 0 0
Andruw Jones, R (1, 8) OBP: 0.366, SLG: 0.530		B F B B X 2-1 WP 1B 2B		B F S X 1-2 ②③ G5-4-3 1-2f			X 0-0 HR	S B S X 1-2 ② FC5-4 CS 1-2f		4	2	2	1	0	0	2
Gerald Williams, R (1, 7) OBP: 0.373, SLG: 0.439		B F S B B X 2-2 2-H 1B			C B F F X 1-2 ① G6-3		B X 1-0 ② G6-3	1 SAFE C 1 SAFE B 1-1 ③ CS 1-2	B B B F B 4-1 S 1B BB	3	1	1	1	1	0	0
29 John Smoltz, R (1, 1) OBP: 0.350, SLG: 0.421 Keith Lockhart, L (7, PH) OBP: 0.281, SLG: 0.214 30 Kevin McGlinchy, R (7, 1) Brian Hunter, R (8, 3) OBP: 0.325, SLG: 0.605		B X 1-0 ③ P9			B B B C B 4-1 SH5-3 BB		B S B S X 2-2 E1		B C F B S 2-3 ① K 1-2	1 1 0 1	0 0 0 0	0 0 0 0	0 0 0 0	1 0 0 1	0 0 0 0	1 0 0 1
Inning Stats	R: 1 H: 1 E: 0 LOB: 0 K: 0 BB: 0 S: 14 P: 18	R: 1 H: 2 E: 0 LOB: 1 K: 1 BB: 0 S: 10 P: 17	R: 0 H: 0 E: 0 LOB: 1 K: 0 BB: 1 S: 10 P: 17	R: 0 H: 1 E: 0 LOB: 0 K: 0 BB: 0 S: 10 P: 12	R: 0 H: 0 E: 0 LOB: 1 K: 0 BB: 1 S: 9 P: 15	R: 0 H: 0 E: 0 LOB: 0 K: 1 BB: 0 S: 12 P: 17	R: 1 H: 1 E: 1 LOB: 1 K: 0 BB: 0 S: 8 P: 12	R: 3 H: 3 E: 0 LOB: 0 K: 1 BB: 1 S: 15 P: 27	R: 2 H: 3 E: 0 LOB: 2 K: 2 BB: 1 S: 17 P: 31	1B: 5 SF: 0 2B: 2 SAC: 1 3B: 0 DP: 1 HR: 4 HBP: 0						WP: 1 PA: 42 PB: 0 SB: 1 CS: 1

PITCHER		IP	WLS	BF	H	R	ER	SO	BB	IBB	HBP	BLK	WP	HR	S	P	ERA	WHIP
Kyle Farnsworth, R ERA: 4.94	(1, 1)	7.0		28	5	3	3	2	2	0	0	0	1	2	73	108	3.86	1.000
Rodney Myers, R ERA: 6.6	(8, 1)	0.0	L	3	3	3	3	0	0	0	0	0	0	2	4	8	∞	∞
Scott Sanders, R ERA: 5.34	(8, 1)	1.0		3	0	0	0	1	1	0	0	0	0	0	11	19	0.00	1.000
Rod Beck, R ERA: 10.54	(9, 1)	0.1		4	2	2	2	1	1	0	0	0	0	0	9	18	54.00	9.000
Terry Adams, R ERA: 10.8	(9, 1)	0.2		3	1	0	0	1	0	0	0	0	0	0	8	13	0.00	1.500

PITCHER	IP	WLS	BF	H	R	ER	SO	BB	IBB	HBP	BLK	WP	HR	S	P	ERA	WHIP

Atlanta Braves @ Chicago Cubs

Wrigley Field, Chicago, IL

Sun May 16 1999, 1:20 PM CDT

Att. 39,915 - Cloudy - 77 F

TOP

livebaseballscorecards.com

AB	36
R	8
H	11
RBI	8
BB	4
SO	5
LOB	13

BOTTOM

Atlanta Braves @ Chicago Cubs

Wrigley Field, Chicago, IL

Sun May 16 1999, 1:20 PM CDT

Att. 39,915 - Cloudy - 77 F

livebaseballscorecards.com

Batter	1	2	3	4	5	6	7	8	9	AB	R	H	RBI	BB	SO	LOB
Lance Johnson, L (1, 8) OBP: 0.333, SLG: 0.315	BBBCB 4-1 F9 S BB		X 0-0 ② 2B		B X 1-0 ③ L8		BBBCX 3-1 ① G4-3			3	0	1	0	1	0	0
Mickey Morandini, L (1, 4) OBP: 0.321, SLG: 0.356	BBBCX 3-1 ① F7 1-2		FFS 0-3 ③ K			CX 0-1 1B 2B 1B	CBX 1-1 ② G6-3			4	1	1	0	0	1	1
Sammy Sosa, R (1, 9) OBP: 0.351, SLG: 0.537	BSBX 2-1 ② F9 2-3			CBBX 2-1 ① F7		BSX 1-1 ① L7	FX 0-1 ③ L8			4	0	0	0	0	0	2
Mark Grace, L (1, 3) OBP: 0.440, SLG: 0.516	BCX 1-1 ③ G4-3			BBX 2-0 HR		X 0-0 1-3 2B 1B		CBBSFFFBF 3-2 ① G3		4	2	2	1	0	0	1
Henry Rodriguez, L (1, 7) OBP: 0.380, SLG: 0.523 Curtis Goodwin, L (8, 7) OBP: 0.238, SLG: 0.250		BBFFFFFBS 3-3 ① K		BFSFX 1-2 ② G3		SBX 1-1 1-H 3-H HR 2B		X 0-0 ② G5-3		3 1	1 0	1 0	2 0	0 0	1 0	0 0
Tyler Houston, L (1, 5) OBP: 0.481, SLG: 0.760 Terry Adams, R (9, 1)	CCBX 1-2 ② G3			X 0-0 1B		CSBFBX 2-2 2-H HR		BFX 1-1 ③ G4-1		4 0	1 0	2 0	2 0	0 0	0 0	0 0
José Hernández, R (1, 6) OBP: 0.391, SLG: 0.487	FBBSX 2-2 E 1B			BB 1 SAFE CCBX 3-2 ③ G6-3		CCS 0-3 ② K			CBSBBFS 3-3 ① K	4	0	1	0	0	2	1
Benito Santiago, R (1, 2) OBP: 0.307, SLG: 0.409	FBS 1 SAFE 1 SAFE 1-3 ③ K 1-2				SBCX 1-2 ① F9	CFBX 1-2 E6 FC6-4			BFFS 1-3 ② K	4	0	0	0	0	2	1
Kyle Farnsworth, R (1, 1) Rodney Myers, R (8, 1) OBP: 1.000, SLG: 1.333 Scott Sanders, R (8, 1) OBP: 0.182, SLG: 0.273 Rod Beck, R (9, 1) Gary Gaetti, R (9, 5) OBP: 0.242, SLG: 0.321			CFX 0-2 ① G1-3		FSS 0-3 ② K	X 0-0 ③ FC6-4 1-2f			BFBX 2-1 ③ P3	3 0 0 0 1	0 0 0 0 0	0 0 0 0 0	0 0 0 0 0	0 0 0 0 0	1 0 0 0 0	1 0 0 0 0
Inning Stats	R: 0 E: 0 K: 0 S: 7 H: 0 LOB: 1 BB: 1 P: 17	R: 0 E: 1 K: 2 S: 15 H: 1 LOB: 1 BB: 0 P: 22	R: 0 E: 0 K: 1 S: 7 H: 1 LOB: 0 BB: 0 P: 7	R: 1 E: 0 K: 0 S: 11 H: 2 LOB: 1 BB: 0 P: 19	R: 0 E: 0 K: 1 S: 7 H: 0 LOB: 0 BB: 0 P: 9	R: 4 E: 1 K: 1 S: 18 H: 4 LOB: 1 BB: 0 P: 23	R: 0 E: 0 K: 0 S: 6 H: 0 LOB: 0 BB: 0 P: 10	R: 0 E: 0 K: 0 S: 11 H: 0 LOB: 0 BB: 0 P: 15	R: 0 E: 0 K: 2 S: 9 H: 0 LOB: 0 BB: 0 P: 15	1B: 4 2B: 2 3B: 0 HR: 2 SF: 0 SAC: 0 DP: 0 HBP: 0						

	AB	35
	R	5
	H	8
	RBI	5
	BB	1
	SO	7
	LOB	7

WP: 0 PA: 36
PB: 0
SB: 1
CS: 0

PITCHER		IP	WLS	BF	H	R	ER	SO	BB	IBB	HBP	BLK	WP	HR	S	P	ERA	WHIP
29 John Smoltz, R ERA: 2.59	(1, 1)	6.0		27	8	5	5	5	1	0	0	0	0	2	65	97	7.50	1.500
30 Kevin McGlinchy, R ERA: 1.0	(7, 1)	1.0	W	3	0	0	0	0	0	0	0	0	0	0	6	10	0.00	0.000
Rudy Seanez, R ERA: 1.72	(8, 1)	1.0	H	3	0	0	0	0	0	0	0	0	0	0	11	15	0.00	0.000
John Rocker, L ERA: 3.38	(9, 1)	1.0	S	3	0	0	0	2	0	0	0	0	0	0	9	15	0.00	0.000

PITCHER	IP	WLS	BF	H	R	ER	SO	BB	IBB	HBP	BLK	WP	HR	S	P	ERA	WHIP

Batter	1	2	3	4	5	6	7	8	9	AB	R	H	RBI	BB	SO	LOB
Al Martin, L (1, 7) OBP: 0.351, SLG: 0.470	B C C X 1-2 ① L8		B B B B 4-0 BB		C X 0-1 ③ F9			X 0-0 ① P5		3	0	0	0	1	0	1
Warren Morris, L (1, 4) OBP: 0.382, SLG: 0.427	C B F B B F S 3-3 ② K		1 SAFE B F B F S 2-3 ② K			C B X 1-1 18 2B 1B		X 0-0 G6-3 1B		4	1	2	0	0	2	1
Brian Giles, L (1, 8) OBP: 0.429, SLG: 0.618	B C B B B 4-1 BB		C 1 SAFE 1 SAFE C P C 1-3 ③ K			X 0-0 ① L9		C F B F X 1-2 ② ③ G6-3 1-2f		3	0	0	0	1	1	3
Kevin Young, R (1, 3) OBP: 0.442, SLG: 0.559	F S B X 1-2 ③ G3-1			B C F F B X 2-2 ① G6-3		B X 1-0 ② F9			S B B F F X 2-2 ① P8	4	0	0	0	0	0	2
18 Jason Kendall, R (1, 2) OBP: 0.447, SLG: 0.493		B C X 1-1 G6-4-3 1B		B C X 1-1 ② F8		1 SAFE B 1 SAFE B B C F F F 3-2 X 1-H 2B			C B B F X 2-2 ② F8	4	0	2	1	0	0	0
Turner Ward, S (1, 9) OBP: 0.295, SLG: 0.208		1 SAFE F C F B B X 2-2 ① G6-4-3 1-2		F X 0-1 ③ P6		X 0-0 ③ L3			B X 1-0 ③ G6-3	4	0	0	0	0	0	2
Ed Sprague, R (1, 5) OBP: 0.397, SLG: 0.482		F B B S S 2-3 ② K			C C X 0-2 SH3-4 1B		B X 1-0 ① F8			3	0	1	0	0	1	1
Abraham Nunez, S (1, 6) OBP: 0.222, SLG: 0.265		S F B B S 2-3 ③ K			C 1 SAFE F X 0-2 ① L8		B C L X 1-2 ② G3			3	0	0	0	0	1	2
Todd Ritchie, R (1, 1) OBP: 0.300, SLG: 0.300 Marc Wilkins, R (8, 1)			C S B X 1-2 ① P9		X 0-0 ② SH3-4 1-2		F C C 0-3 ③ K			2 0	0 0	0 0	0 0	0 0	1 0	0 0
Inning Stats	R: 0 H: 0 E: 0 LOB: 1 K: 1 BB: 1 S: 11 P: 20	R: 0 H: 1 E: 0 LOB: 1 K: 2 BB: 0 S: 12 P: 19	R: 0 H: 0 E: 0 LOB: 1 K: 2 BB: 1 S: 10 P: 17	R: 0 H: 0 E: 0 LOB: 0 K: 0 BB: 0 S: 8 P: 11	R: 0 H: 1 E: 0 LOB: 1 K: 0 BB: 0 S: 9 P: 9	R: 1 H: 2 E: 0 LOB: 1 K: 0 BB: 0 S: 10 P: 15	R: 0 H: 0 E: 0 LOB: 0 K: 1 BB: 0 S: 7 P: 9	R: 0 H: 1 E: 0 LOB: 0 K: 0 BB: 0 S: 6 P: 7	R: 0 H: 0 E: 0 LOB: 0 K: 0 BB: 0 S: 8 P: 13	1B: 4 SF: 0 2B: 1 SAC: 1 3B: 0 DP: 1 HR: 0 HBP: 0						

TOP

Pittsburgh Pirates @ Atlanta Braves

Turner Field, Atlanta, GA

Mon May 17 1999, 7:40 PM EDT

Att. 30,673 - Cloudy - 78 F

livebaseballscorecards.com

AB	30
R	1
H	5
RBI	1
BB	2
SO	6
LOB	12

PITCHER		IP	WLS	BF	H	R	ER	SO	BB	IBB	HBP	BLK	WP	HR	S	P	ERA	WHIP
Kevin Millwood, R ERA: 3.6	(1, 1)	7.0	W	27	4	1	1	6	2	0	0	0	0	0	67	100	1.29	0.857
Rudy Seanez, R ERA: 1.62	(8, 1)	1.0	H	3	1	0	0	0	0	0	0	0	0	0	6	7	0.00	1.000
John Rocker, L ERA: 3.14	(9, 1)	1.0	S	3	0	0	0	0	0	0	0	0	0	0	8	13	0.00	0.000

PITCHER	IP	WLS	BF	H	R	ER	SO	BB	IBB	HBP	BLK	WP	HR	S	P	ERA	WHIP

Batter	1	2	3	4	5	6	7	8	9	AB	R	H	RBI	BB	SO	LOB
Walt Weiss, S (1, 6) OBP: 0.346, SLG: 0.340	C B B F X 2-2 G5-3 ①		C B B B C X 3-2 G3-1 ②			C C B F X 1-2 BB 1B 1B	C X 0-1 FC6-4 1B 2-H 3-H			4	0	2	2	0	0	0
Bret Boone, R (1, 4) OBP: 0.348, SLG: 0.514	C C X 0-2 G1-3 ②		C X 0-1 G1-3 ③			X 0-0 BB 1B 1-2	C 1 SAFE F 1 SAFE X 0-2 FC6-4 ③ 1-2f			4	0	1	0	0	0	1
10 Chipper Jones, S (1, 5) OBP: 0.346, SLG: 0.468	X 0-0 G3 ③			F B S B X 2-2 G6-3 ①		X 0-0 L6 ②		B B X 2-0 CS 1B		4	0	1	0	0	0	2
Brian Jordan, R (1, 9) OBP: 0.378, SLG: 0.552		B B B C T F F B 4-2 FC5-4 BB		X 0-0 G6-3 ②		B B B 4-0 BB 1-2 2-3		F 1 SAFE B B F B 1 B S 3-3 K ①② 1-2		2	0	0	0	2	1	1
Javy Lopez, R (1, 2) OBP: 0.314, SLG: 0.480		C 1 SAFE B X 1-1 FC5-4 1B ① 1-2f		F S F B S 1-3 K ③		S F B F S 1-3 K ③		X 0-0 F9 ③		4	0	0	0	0	2	4
Ryan Klesko, L (1, 3) OBP: 0.330, SLG: 0.477 Brian Hunter, R (9, 3) OBP: 0.325, SLG: 0.605		B F X 1-1 1B 1-2			X 0-0 G4-3 ①		F B B B X 3-1 G3 ①			3 0	0 0	1 0	0 0	0 0	0 0	0 0
Andruw Jones, R (1, 8) OBP: 0.372, SLG: 0.529		B B C X 2-1 P4 ②			B X 1-0 K 1B		B B B B 4-0 1B BB			2	1	1	0	1	0	2
Gerald Williams, R (1, 7) OBP: 0.371, SLG: 0.433		X 0-0 L7 ③			1 SAFE B C C S 1-3 K ②③ 1-2		S S X 0-2 1B 1B 1-3			3	1	1	0	0	1	3
Kevin Millwood, R (1, 1) OBP: 0.176, SLG: 0.188 Randall Simon, L (7, PH) OBP: 0.410, SLG: 0.485 Rudy Seanez, R (8, 1) John Rocker, R (9, 1)			B F B X 2-1 G4-3 ①			B X 1-0 F8 ①	X 0-0 P6 ②			2 1 0 0	0 0 0 0	0 0 0 0	0 0 0 0	0 0 0 0	0 0 0 0	0 2 0 0
Inning Stats	R: 0 E: 0 K: 0 S: 7 H: 0 LOB: 0 BB: 0 P: 9	R: 0 E: 0 K: 0 S: 11 H: 1 LOB: 2 BB: 1 P: 19	R: 0 E: 0 K: 0 S: 7 H: 0 LOB: 0 BB: 0 P: 12	R: 0 E: 0 K: 1 S: 8 H: 0 LOB: 0 BB: 0 P: 11	R: 0 E: 0 K: 1 S: 5 H: 1 LOB: 0 BB: 0 P: 7	R: 0 E: 0 K: 1 S: 11 H: 2 LOB: 3 BB: 1 P: 18	R: 2 E: 0 K: 0 S: 11 H: 2 LOB: 1 BB: 1 P: 18	R: 0 E: 0 K: 1 S: 5 H: 1 LOB: 0 BB: 0 P: 10		1B: 7 2B: 1 3B: 0 HR: 0	SF: 0 SAC: 0 DP: 1 HBP: 0			WP: 0 PB: 0 SB: 0 CS: 1	PA: 32	

PITCHER		IP	WLS	BF	H	R	ER	SO	BB	IBB	HBP	BLK	WP	HR	S	P	ERA	WHIP
Todd Ritchie, R ERA: 3.69	(1, 1)	7.0	L	29	6	2	2	3	3	0	0	0	0	0	60	94	2.57	1.286
Marc Wilkins, R ERA: 1.35	(8, 1)	1.0		3	1	0	0	1	0	0	0	0	0	0	5	10	0.00	1.000

PITCHER	IP	WLS	BF	H	R	ER	SO	BB	IBB	HBP	BLK	WP	HR	S	P	ERA	WHIP

BOTTOM

Pittsburgh Pirates @ Atlanta Braves

Turner Field, Atlanta, GA

Mon May 17 1999, 7:40 PM EDT

Att. 30,673 - Cloudy - 78 F

livebaseballscorecards.com

AB	29
R	2
H	7
RBI	2
BB	3
SO	4
LOB	15

Batter	1	2	3	4	5	6	7	8	9	AB	R	H	RBI	BB	SO	LOB
Mike Benjamin, R (1, 6) OBP: 0.330, SLG: 0.353	G3		K	1B		1B			HR 2B	5	1	3	0	0	1	0
Ed Sprague, R (1, 5) OBP: 0.404, SLG: 0.509	FC3-6 1B		FC5-4 BB	F9		K			2-H HR	4	1	2	2	1	1	5
Brian Giles, L (1, 8) OBP: 0.428, SLG: 0.615	FC3-6		FC5-4 BB	1B 18 G6-4-3 2B		L8			G3	4	1	1	0	1	0	1
Kevin Young, R (1, 3) OBP: 0.435, SLG: 0.547	G5-3		FC5-4 18 S	1B 18 G6-4-3		K			G4-3	5	0	1	0	0	1	3
18 Jason Kendall, R (1, 2) OBP: 0.436, SLG: 0.479		F9	F9	G6-4-3		F9				4	0	0	0	0	0	3
Jose Guillen, R (1, 9) OBP: 0.426, SLG: 0.500		WP 2B 2B		1B 1B 1B	G4-3			K		4	1	2	0	0	1	0
Freddy Garcia, R (1, 7) OBP: 0.250, SLG: 0.333		G4-3 2-H 2B		1B 1B		1B		P8		4	0	3	1	0	0	0
Warren Morris, L (1, 4) OBP: 0.370, SLG: 0.411		G4-3		P6		K		P5		4	0	0	0	0	1	4
Jason Schmidt, R (1, 1) OBP: 0.125, SLG: 0.125		K		K		K			K	3	0	0	0	0	3	4
Brad Clontz, R (6, 1)										0	0	0	0	0	0	0
Chris Peters, L (7, 1) OBP: 0.222, SLG: 0.125										0	0	0	0	0	0	0
Brant Brown, L (9, PH) OBP: 0.287, SLG: 0.420										1	0	0	0	0	1	0
Inning Stats	R: 0 E: 0 K: 0 S: 11 H: 1 LOB: 1 BB: 0 P: 14	R: 1 E: 0 K: 1 S: 13 H: 2 LOB: 1 BB: 0 P: 20	R: 0 E: 0 K: 1 S: 12 H: 0 LOB: 2 BB: 2 P: 26	R: 0 E: 0 K: 1 S: 12 H: 3 LOB: 3 BB: 0 P: 17	R: 1 E: 0 K: 0 S: 11 H: 2 LOB: 0 BB: 0 P: 17	R: 0 E: 0 K: 3 S: 15 H: 2 LOB: 2 BB: 0 P: 18	R: 0 E: 0 K: 1 S: 6 H: 0 LOB: 0 BB: 0 P: 11	R: 0 E: 0 K: 1 S: 9 H: 0 LOB: 0 BB: 0 P: 13	R: 2 E: 0 K: 1 S: 13 H: 2 LOB: 0 BB: 0 P: 18	1B: 7 2B: 4 3B: 0 HR: 1 SF: 0 SAC: 0 DP: 1 HBP: 0	WP: 1 PB: 0 SB: 1 CS: 0 PA: 40					

PITCHER		IP	WLS	BF	H	R	ER	SO	BB	IBB	HBP	BLK	WP	HR	S	P	ERA	WHIP
Odalis Perez, L ERA: 5.18	(1, 1)	5.0	W	24	8	2	2	3	2	0	0	0	1	0	59	94	3.60	2.000
Mike Remlinger, L ERA: 1.72	(6, 1)	1.0	H	5	2	0	0	3	0	0	0	0	0	0	15	18	0.00	2.000
30 Kevin McGlinchy, R ERA: 0.95	(7, 1)	1.0		3	0	0	0	1	0	0	0	0	0	0	6	11	0.00	0.000
Russ Springer, R ERA:	(8, 1)	1.0		3	0	0	0	1	0	0	0	0	0	0	9	13	0.00	0.000
Justin Speier, R ERA: 3.65	(9, 1)	1.0		5	2	2	2	1	0	0	0	0	0	1	13	18	18.00	2.000

PITCHER	IP	WLS	BF	H	R	ER	SO	BB	IBB	HBP	BLK	WP	HR	S	P	ERA	WHIP

TOP

Pittsburgh Pirates @ Atlanta Braves

Turner Field, Atlanta, GA

Tue May 18 1999, 7:40 PM EDT
Att. 30,858 - Overcast - 70 F

livebaseballscorecards.com

AB	38
R	4
H	12
RBI	3
BB	2
SO	9
LOB	20

Batter	1	2	3	4	5	6	7	8	9	AB	R	H	RBI	BB	SO	LOB
Walt Weiss, S (1, 6) OBP: 0.348, SLG: 0.342	C B C X 1-2 P7 ①		B B X 2-0 F8 ①	X 0-0 1-2 1B		B X 1-0 E3 10 BLK 1-2 10 2B		C B F B X 2-2 1B 2B 1B		5	2	2	0	0	0	2
Justin Speier, R (9, 1) OBP: 1.000, SLG: 1.000										0	0	0	0	0	0	0
Bret Boone, R (1, 4) OBP: 0.343, SLG: 0.503	B B X 2-0 G6-3 ②		B B X 2-0 F9 ②	X 0-0 L5 ③		X 0-0 P4 ②		B F B F F B X 3-2 2B 1-2 HR 1B		5	1	1	0	0	0	5
10 Chipper Jones, S (1, 5) OBP: 0.354, SLG: 0.497	X 0-0 G3 ③		C X 0-1 HR		B B B C C B 4-2 CS BB	X 0-0 1-H 2-H 3-H 2B		C S B F C 1-3 ②		4	1	2	3	1	1	2
Brian Jordan, R (1, 9) OBP: 0.385, SLG: 0.558		B X 1-0 2B SF7 1B	B F B S B F B 4-2 E S BB		B F B C B X 3-2 ①② G5-3 1-2	C C B X 2-2 ③ G1-6-3		X 0-0 1-3 2-H HR 2B		4	2	2	1	1	0	2
Javy Lopez, R (1, 2) OBP: 0.336, SLG: 0.533		X 0-0 WP 1-3 G5-3 2B	B C S X 1-2 ③ L3 1-3		B X 1-0 1B		X 0-0 E 1B	B X 1-0 2-H 3-H HR		5	2	4	3	0	0	1
Ryan Klesko, L (1, 3) OBP: 0.327, SLG: 0.506		X 0-0 ① SF7 3-H	B C B B X 3-1 HR		X 0-0 ③ F8		X 0-0 ① F8	B B X 2-0 3B 1B		3	1	1	2	0	0	2
Russ Springer, R (8, 1)										0	0	0	0	0	0	0
Ozzie Guillen, L (8, PH) OBP: 0.152, SLG: 0.182 (9, 6)										1	1	1	0	0	0	0
Andruw Jones, R (1, 8) OBP: 0.379, SLG: 0.540		B S S B F B B 4-2 G5-3 2-3 BB	B C X 1-1 ① G6-3			B B B C B 4-1 1B 10 BLK BB	B X 1-0 E5 G6-4-3 1-2	C B B B C X 3-2 1-H 3B		3	1	1	1	2	0	1
Gerald Williams, R (1, 7) OBP: 0.360, SLG: 0.415		B F F B F F X 2-2 ② G5-3 1-2 3-H	F X 0-1 1B 1B			C B C X 1-2 ① F9	X 0-0 ②③ G6-4-3 1-2f	C C X 0-2 ③ F7		5	0	1	1	0	0	5
Odalis Perez, L (1, 1)		X 0-0 ③	C T B X 1-2 ② P2			B S X 1-1 10 BLK E 1-3 10 2B 1B		B F F S 1-3 ① K		2	0	0	0	0	0	2
Mike Remlinger, L (6, 1)										0	0	0	0	0	0	0
Keith Lockhart, L (6, PH) OBP: 0.303, SLG: 0.241										1	1	1	0	0	0	0
30 Kevin McGlinchy, R (7, 1)										0	0	0	0	0	0	0
Brian Hunter, R (8, 3) OBP: 0.317, SLG: 0.590										1	0	0	0	0	1	0
Inning Stats	R: 0 E: 0 K: 0 S: 5 H: 0 LOB: 0 BB: 0 P: 8	R: 2 E: 0 K: 0 S: 12 H: 2 LOB: 1 BB: 1 P: 19	R: 1 E: 0 K: 0 S: 10 H: 1 LOB: 1 BB: 1 P: 19	R: 1 E: 0 K: 0 S: 11 H: 3 LOB: 2 BB: 0 P: 16	R: 0 E: 0 K: 0 S: 7 H: 1 LOB: 1 BB: 1 P: 15	R: 3 E: 1 K: 0 S: 12 H: 2 LOB: 1 BB: 1 P: 21	R: 0 E: 1 K: 0 S: 4 H: 1 LOB: 1 BB: 0 P: 5	R: 5 E: 0 K: 2 S: 23 H: 6 LOB: 1 BB: 0 P: 36		1B: 9 2B: 3 3B: 1 HR: 3 SF: 1 SAC: 0 DP: 1 HBP: 0					WP: 1 PB: 0 SB: 1 CS: 1 PA: 44	

PITCHER		IP	WLS	BF	H	R	ER	SO	BB	IBB	HBP	BLK	WP	HR	S	P	ERA	WHIP
Jason Schmidt, R ERA: 3.77	(1, 1)	5.2	L	30	9	7	4	0	4	0	0	1	1	2	54	93	6.35	2.294
Brad Clontz, R ERA: 1.23	(6, 1)	0.1		1	0	0	0	0	0	0	0	0	0	0	3	5	0.00	0.000
Chris Peters, L ERA: 7.42	(7, 1)	2.0		13	7	5	5	2	0	0	0	0	0	1	27	41	22.50	3.500

PITCHER	IP	WLS	BF	H	R	ER	SO	BB	IBB	HBP	BLK	WP	HR	S	P	ERA	WHIP

BOTTOM

Pittsburgh Pirates @ Atlanta Braves

Turner Field, Atlanta, GA

Tue May 18 1999, 7:40 PM EDT

Att. 30,858 - Overcast - 70 F

livebaseballscorecards.com

AB	39
R	12
H	16
RBI	11
BB	4
SO	2
LOB	22

Pittsburgh Pirates @ Atlanta Braves

Turner Field, Atlanta, GA

Wed May 19 1999, 1:10 PM EDT

Att. 34,106 - Sunny - 72 F

livebaseballscorecards.com

Batter	1	2	3	4	5	6	7	8	9	AB	R	H	RBI	BB	SO	LOB
Abraham Nunez, S (1, 6) OBP: 0.250, SLG: 0.289 Turner Ward, S (9, PH) OBP: 0.290, SLG: 0.204	B B C F F B X 3-2 ① G3			C F X 0-2 G6-4-3 1B	X 0-0 1-2 2-H 1B		C B B F C 2-3 ③ K		F C F S 0-3 ③ K	4 0 2 1 0 1 0 1 0 0 0 0 1 3						
Mike Benjamin, R (1, 4) OBP: 0.317, SLG: 0.337	B F S X 1-2 ② F9			1 SAFE B F F F B S 2-3 ① K	F B B X 2-1 ③ P3			F B F X 1-2 ① F8		4 0 0 0 0 1 3						
Brian Giles, L (1, 8) OBP: 0.418, SLG: 0.597	C B B F F F F F B X 3-2 ③ P6			B 1 SAFE B B B C X 3-1 ② ③ G6-4-3 1-2f		C C F B B B X 3-2 ① P5		C F C 0-3 ② K		4 0 0 0 0 1 1						
Kevin Young, R (1, 3) OBP: 0.437, SLG: 0.543		B B C B F F C 3-3 ① K			C B B F B F B 4-2 E G6-3 BB	C X 0-1 G4-3 1B		S X 0-1 ③ P4		3 1 1 0 1 1 0						
Ed Sprague, R (1, 5) OBP: 0.407, SLG: 0.504		F B B B B 4-1 G5-4-3 BB			B X 1-0 E8 G6-3 67 1B 1-3 1B	F 1 B S F X 1-2 ② G4-3 1-2			B B X 2-0 E6 FC3-6 1B	3 1 1 0 1 0 1						
Jose Guillen, R (1, 9) OBP: 0.412, SLG: 0.467		1 SAFE B B B X 2-0 ② ③ G5-4-3 1-2f			B B X 2-0 ① F8	B I I I 4-0 IBB			C B F F C 1-3 ① K	3 0 0 0 1 1 4						
Freddy Garcia, R (1, 7) OBP: 0.250, SLG: 0.328			B S B F B X 3-2 ① P4		F F B X 1-2 ② G6-3 2-3 3-H	F B X 1-1 ③ G4-3			X 0-0 FC3-6 1-2 1B	4 0 1 1 0 0 3						
Keith Osik, R (1, 2) OBP: 0.316, SLG: 0.235			X 0-0 ② F8		B C B B B 4-1 67 1B 1B BB		B C X 1-1 ① F8		C B C B X 2-2 ② FC3-6 18 BB 1-2f 2-3	3 1 0 0 1 0 2						
67 Francisco Cordova, R (1, 1) OBP: 0.333, SLG: 0.333 Scott Sauerbeck, R (6, 1) Brant Brown, L (7, PH) OBP: 0.284, SLG: 0.416 Jeff Wallace, L (7, 1) Mike Williams, R (8, 1) 18 Jason Kendall, R (9, PH) OBP: 0.440, SLG: 0.479			C B B B S F F C 2-3 ③ K		X 0-0 1B 1-2 3-H 1B		C B F S 1-3 ② K		B B B C B 4-1 1-2 BB	2 0 1 1 0 1 0 0 0 0 0 0 0 0 1 0 0 0 0 1 0 0 0 0 0 0 0 0 0 0 0 0 0 0 0 0 0 0 0 1 0 0							
Inning Stats	R: 0 H: 0 E: 0 LOB: 0 K: 0 BB: 0 S: 13 P: 20	R: 0 H: 0 E: 0 LOB: 0 K: 1 BB: 1 S: 6 P: 15	R: 0 H: 0 E: 0 LOB: 0 K: 1 BB: 0 S: 9 P: 14	R: 0 H: 1 E: 0 LOB: 0 K: 1 BB: 0 S: 8 P: 13	R: 3 H: 3 E: 1 LOB: 2 K: 0 BB: 2 S: 13 P: 27	R: 0 H: 1 E: 0 LOB: 2 K: 0 BB: 1 S: 12 P: 21	R: 0 H: 0 E: 0 LOB: 0 K: 2 BB: 0 S: 8 P: 12	R: 0 H: 0 E: 0 LOB: 0 K: 1 BB: 0 S: 8 P: 9	R: 0 H: 1 E: 1 LOB: 3 K: 2 BB: 1 S: 14 P: 23	1B: 6 SF: 0 2B: 0 SAC: 0 3B: 0 DP: 2 HR: 0 HBP: 0						

TOP	
AB	32
R	3
H	6
RBI	3
BB	5
SO	8
LOB	17

PITCHER		IP	WLS	BF	H	R	ER	SO	BB	IBB	HBP	BLK	WP	HR	S	P	ERA	WHIP
Tom Glavine, L ERA: 4.45	(1, 1)	7.0	W	28	5	3	3	5	3	1	0	0	0	0	69	122	3.86	1.143
Rudy Seanez, R ERA: 1.53	(8, 1)	1.0		3	0	0	0	1	0	0	0	0	0	0	8	9	0.00	0.000
John Rocker, L ERA: 2.93	(9, 1)	1.0		6	1	0	0	2	1	0	0	0	0	0	14	23	0.00	2.000

PITCHER	IP	WLS	BF	H	R	ER	SO	BB	IBB	HBP	BLK	WP	HR	S	P	ERA	WHIP

Pittsburgh Pirates @ Atlanta Braves

Turner Field, Atlanta, GA

Wed May 19 1999, 1:10 PM EDT

Att. 34,106 - Sunny - 72 F

livebaseballscorecards.com

Batter	1	2	3	4	5	6	7	8	9	AB	R	H	RBI	BB	SO	LOB
Ozzie Guillen, L (1, 6) OBP: 0.189, SLG: 0.222	B C X 1-2 G4-3 ①		X 0-0 P6 ②			B C X 1-1 1B HR 2B	B B C B B 4-1 WP 10 1B 1-3 BB			3	2	1	0	1	0	0
Bret Boone, R (1, 4) OBP: 0.341, SLG: 0.497	B C C X 1-2 P3 ②		B C S 1-3 K ③			B C X 1-1 10 BB HR 2-3 1B	C S F T 0-2 K ② 1-2			4	1	1	0	0	2	2
10 Chipper Jones, S (1, 5) OBP: 0.369, SLG: 0.500	C B B B F B 4-2 FC5-4 BB			B B B 4-0 G6-3 BB		B B B 4-0 HR 1-2 BB	S C B B B X 3-2 FC6-4 2-H 3-H 1B			1	1	1	2	3	0	0
Brian Jordan, R (1, 9) OBP: 0.382, SLG: 0.570	B F 1 SAFE X 1-1 FC5-4 ③ 1-2f			X 0-0 F7 ①		X 0-0 1-H 2-H 3-H HR	B B C 1 SAFE S X 2-2 FC6-4 ③ 1-2f			4	1	1	4	0	0	3
Javy Lopez, R (1, 2) OBP: 0.333, SLG: 0.523		X 0-0 F7 ①		1 SAFE B 1 SAFE B C 1 SAFE X 2-1 G6-3 ② ③ 1-2f		X 0-0 1B		S B S X 1-2 G6-3 ①		4	0	1	0	0	0	1
Ryan Klesko, L (1, 3) OBP: 0.314, SLG: 0.484 John Rocker, R (9, 1)		B F F F B B X 3-2 F7 ②			B B X 2-0 G4-3 ①	B F B F S 2-3 K ②		B B S X 2-1 F9 ②		4 0	0 0	0 0	0 0	0 0	1 0	1 0
Andruw Jones, R (1, 8) OBP: 0.376, SLG: 0.552		F B B B X 3-1 HR			B X 1-0 G5-3 ②	S S B B F S 2-3 K ③		B S B S B X 3-2 G5-3 ③		4	1	1	1	0	1	1
Gerald Williams, R (1, 7) OBP: 0.346, SLG: 0.397		B C B S X 2-2 G6-3 ③			C F X 0-2 F8 ③		B B C S B S 3-3 K ①			3	0	0	0	0	1	0
Tom Glavine, L (1, 1) OBP: 0.143, SLG: 0.100 Otis Nixon, S (7, PH) OBP: 0.304, SLG: 0.191 Rudy Seanez, R (8, 1) Brian Hunter, R (9, 3) OBP: 0.317, SLG: 0.590			C F S 0-3 K ①			X 0-0 G5-3 ①	B B B B 4-0 S 10 1B BB			2 0 0 0	0 1 0 0	0 0 0 0	0 0 0 0	0 1 0 0	1 0 0 0	0 0 0 0
Inning Stats	R: 0 E: 0 K: 0 S: 10 H: 0 LOB: 1 BB: 1 P: 17	R: 1 E: 0 K: 0 S: 9 H: 1 LOB: 0 BB: 0 P: 17	R: 0 E: 0 K: 2 S: 7 H: 0 LOB: 0 BB: 0 P: 8	R: 0 E: 0 K: 0 S: 3 H: 0 LOB: 0 BB: 1 P: 9	R: 0 E: 0 K: 0 S: 5 H: 0 LOB: 0 BB: 0 P: 8	R: 4 E: 0 K: 2 S: 14 H: 4 LOB: 1 BB: 1 P: 24	R: 2 E: 0 K: 2 S: 14 H: 1 LOB: 1 BB: 2 P: 30	R: 0 E: 0 K: 0 S: 8 H: 0 LOB: 0 BB: 0 P: 14		1B: 3 2B: 1 3B: 0 HR: 2	SF: 0 SAC: 0 DP: 1 HBP: 0		WP: 1 PB: 0 SB: 2 CS: 0	PA: 34		

PITCHER		IP	WLS	BF	H	R	ER	SO	BB	IBB	HBP	BLK	WP	HR	S	P	ERA	WHIP
67 Francisco Cordova, R ERA: 8.76	(1, 1)	5.1	L	23	5	5	5	2	3	0	0	0	0	2	41	72	8.44	1.500
Scott Sauerbeck, L ERA: 2.14	(6, 1)	0.2		2	0	0	0	2	0	0	0	0	0	0	7	11	0.00	0.000
Jeff Wallace, L ERA: 1.8	(7, 1)	1.0		6	1	2	2	2	2	0	0	0	1	0	14	30	18.00	3.000
Mike Williams, R ERA: 1.47	(8, 1)	1.0		3	0	0	0	0	0	0	0	0	0	0	8	14	0.00	0.000

PITCHER	IP	WLS	BF	H	R	ER	SO	BB	IBB	HBP	BLK	WP	HR	S	P	ERA	WHIP

AB	29
R	7
H	6
RBI	7
BB	5
SO	6
LOB	8

Batter	1	2	3	4	5	6	7	8	9	10	11	12	AB	R	H	RBI	BB	SO	LOB
Lance Johnson, L (1, 8) OBP: 0.339, SLG: 0.340	0-0 L5		1-1 1B 2B 1B	1-1 G3			3-2 FC4-6 1B		2-1 F9			0-0 SF7 2-3 3-H	5	1	2	1	0	0	2
Mickey Morandini, L (1, 4) OBP: 0.327, SLG: 0.358 Dan Serafini, S (10, 1)	2-2 G1-3		0-1 1-2 2B 1B 1B	0-0 F8			0-1 FC4-6 1-2f			0-3 K		0-3 K	5	1	1	0	0	1	3
													1	0	0	0	0	1	1
Sammy Sosa, R (1, 9) OBP: 0.349, SLG: 0.584	1-2 HR		1-1 F7		2-1 G5-3		3-3 K			0-0 G5-3		0-3 K	6	1	1	1	0	2	4
Mark Grace, L (1, 3) OBP: 0.441, SLG: 0.543	2-0 HR		3-2 1-3 2-H 1B 2B		0-1 F8			0-0 F8		0-3 K			5	2	2	2	0	1	0
Henry Rodriguez, L (1, 7) OBP: 0.400, SLG: 0.574 Bo Porter, R (8, PR) (8, 7) Felix Heredia, L (8, 1) Scott Sanders, R (8, 1) OBP: 0.182, SLG: 0.273 Jeff Blauser, R (10, 4) OBP: 0.400, SLG: 0.345	1-2 G3		0-2 2-H 3-H 1B		3-2 G3-1			4-2 WP BB			0-0 G6-3		3 0	0 0	1 0	2 0	1 0	0 0	0 0
													0 0 1	0 0 0	0 0 0	0 0 0	0 0 0	0 0 0	0 0 0
Tyler Houston, L (1, 5) OBP: 0.424, SLG: 0.639 Gary Gaetti, R (8, PH) OBP: 0.243, SLG: 0.300 (8, 5)	1-1 F7	2-3 K				2-0 F7		2-3 K 1-2			0-0 G6-3		3 2	0 0	0 0	0 0	0 0	1 1	1 1
José Hernández, R (1, 6) OBP: 0.369, SLG: 0.445	2-1 G6-3		1-1 SH1-4 1B 1B			2-3 K		3-3 K			0-3 K		5	0	1	0	0	3	2
Benito Santiago, R (1, 2) OBP: 0.308, SLG: 0.403	1-3 K		0-0 1-2 SH1-4 1B			0-0 G6-3			1-0 F8			0-0 SH SF7 1B	5	1	2	0	0	1	0
Steve Trachsel, R (1, 1) OBP: 0.143, SLG: 0.190 Rodney Myers, R (6, 1) OBP: 0.750, SLG: 1.000 Curtis Goodwin, L (8, 7) OBP: 0.208, SLG: 0.217			3-2 G2-3	0-0 SH1-4 1-2 2-3			2-1 G1-3		2-2 F7			0-0 SH SF7 1-3	1 1 1	0 0 0	0 0 0	0 0 0	0 0 0	0 0 0	0 0 0
Inning Stats	R: 2 E: 0 K: 0 S: 15 H: 2 LOB: 0 BB: 0 P: 21	R: 0 E: 0 K: 1 S: 8 H: 0 LOB: 0 BB: 0 P: 12	R: 3 E: 0 K: 1 S: 20 H: 4 LOB: 1 BB: 0 P: 30	R: 0 E: 0 K: 0 S: 7 H: 2 LOB: 2 BB: 0 P: 9	R: 0 E: 0 K: 0 S: 9 H: 0 LOB: 0 BB: 0 P: 14	R: 0 E: 0 K: 1 S: 5 H: 0 LOB: 0 BB: 0 P: 9	R: 0 E: 0 K: 1 S: 11 H: 1 LOB: 1 BB: 0 P: 19	R: 0 E: 0 K: 2 S: 10 H: 0 LOB: 2 BB: 1 P: 19	R: 0 E: 0 K: 0 S: 6 H: 0 LOB: 0 BB: 0 P: 11	R: 0 E: 0 K: 2 S: 7 H: 0 LOB: 0 BB: 0 P: 7	R: 0 E: 0 K: 1 S: 5 H: 0 LOB: 0 BB: 0 P: 5	R: 1 E: 1 K: 2 S: 9 H: 1 LOB: 1 BB: 0 P: 9	1B: 7 2B: 1 3B: 0 HR: 2	SF: 1 SAC: 2 DP: 0 HBP: 0	WP: 1 PB: 0 SB: 0 CS: 0	PA: 48		

PITCHER		IP	WLS	BF	H	R	ER	SO	BB	IBB	HBP	BLK	WP	HR	S	P	ERA	WHIP
Greg Maddux, R ERA: 5.02	(1, 1)	7.0		30	9	5	5	4	0	0	0	0	0	2	75	114	6.43	1.286
Mike Remlinger, L ERA: 1.62	(8, 1)	1.0		4	0	0	0	2	1	0	0	0	1	0	10	19	0.00	1.000
Russ Springer, R ERA:	(9, 1)	1.0		3	0	0	0	0	0	0	0	0	0	0	6	11	0.00	0.000
John Rocker, L ERA: 2.76	(10, 1)	1.0		3	0	0	0	2	0	0	0	0	0	0	7	7	0.00	0.000
Rudy Seanez, R ERA: 1.45	(11, 1)	1.0		3	0	0	0	1	0	0	0	0	0	0	5	5	0.00	0.000

PITCHER		IP	WLS	BF	H	R	ER	SO	BB	IBB	HBP	BLK	WP	HR	S	P	ERA	WHIP
30 Kevin McGlinchy, R ERA: 0.9	(12, 1)	1.0	L	5	1	1	0	2	0	0	0	0	0	0	9	9	0.00	1.000

Chicago Cubs @ Atlanta Braves

Turner Field, Atlanta, GA

Thu May 20 1999, 7:40 PM EDT

Att. 38,588 - Sunny - 70 F

TOP

livebaseballscorecards.com

AB	44
R	6
H	10
RBI	6
BB	1
SO	11
LOB	14

Batter	1	2	3	4	5	6	7	8	9	10	11	12	AB	R	H	RBI	BB	SO	LOB
Walt Weiss, S (1, 6) OBP: 0.348, SLG: 0.345	C S B F F B B X 3-2 F9 ①		X 0-0 2-H 2B		B F F F F C 2-3 K ③		B C B B B 4-1 G6-4-3 BB	F X 0-1 G6-3 ③			X 0-0 G6-3 ②	5	0	1	1	1	1	1
Bret Boone, R (1, 4) OBP: 0.341, SLG: 0.491	C C B X 1-2 F8 ②		B B C B X 3-1 P3 ②			B F B X 2-1 10 BB 2B 1B	1 SAFE C F X 0-2 G6-4-3 ②③ 1-2f			S S S 0-3 K ①		X 0-0 1B	6	1	2	0	0	1	2
10 Chipper Jones, S (1, 5) OBP: 0.374, SLG: 0.493	B B B C B 4-1 BB		X 0-0 F7 ③			C B B B S F B B 4-2 1-2 2B BB		B X 1-0 G1-3 G6-3 1B		X 0-0 F8 ②		X 0-0 F9 ③	4	1	1	0	2	0	2
Brian Jordan, R (1, 9) OBP: 0.382, SLG: 0.571	B 1 SAFE X 1-0 P3 ③			B B X 2-0 L1 ①		C F B B B X 2-2 1-H 2-H 2B 2B		C B B F X 2-2 G6-3 ① 1-2		X 0-0 1B			5	1	2	2	0	0	2
Ryan Klesko, L (1, 3) OBP: 0.327, SLG: 0.495		B F F F X 1-2 G6-4-3 1B		B B F F B B 4-2 G6-4-3 BB		B B X 2-0 F8-4 2-H 2B		B B X 2-0 G1-3 ② 2-3		X 0-0 G4-3 ③			4	0	2	1	1	0	2
Andruw Jones, R (1, 8) OBP: 0.371, SLG: 0.537		T S F X 0-2 F9 ①		X 0-0 G6-4-3 ②③ 1-2f		B B B B C B 4-1 BB		B C B B C C 3-3 K ③			X 0-0 E4 FC3-6		4	0	0	0	1	1	3
Eddie Pérez, R (1, 2) Keith Lockhart, L (9, PH) OBP: 0.294, SLG: 0.233 John Rocker, R (10, 1) Rudy Seanez, R (11, 1) Ozzie Guillen, L (11, PH) OBP: 0.194, SLG: 0.216 30 Kevin McGlinchy, R (12, 1)	C X 0-1 G6-4-3 ②③ 1-2f		B B B B 4-0 FC6-4 BB	X 0-0 B2 ①			B B B C X 3-1 F9 ①		X 0-0 FC3-6 ① G6-4-3 1-2f		2 0 0 0 1 0 3 1 0 0 0 0 0 0 0 0 0 0 0 0 0 0 0 0 0 0 0 0 1 0 0 0 0 0 1 0 0 0 0 0 0 0							
Gerald Williams, R (1, 7) OBP: 0.349, SLG: 0.438			B B B C S F X 3-2 G4-3 2B 1B		C B F B F X 2-2 FC6-4 ① SH1-3 1-2f	X 0-0 F8-4 ②③ 2-3			B F B B X 3-1 HR		X 0-0 G6-4-3 ②③ 1-2f		5	2	2	1	0	0	4
Greg Maddux, R (1, 1) OBP: 0.333, SLG: 0.563 Otis Nixon, S (7, PH) OBP: 0.301, SLG: 0.189 Mike Remlinger, L (8, 1) Russ Springer, R (9, 1) Javy Lopez, R (9, PH) OBP: 0.328, SLG: 0.514 (10, 2)			L C B 1 SAFE X 1-2 G4-3 ① 1-2		L X 0-1 SH1-3 ② 1-2		B C X 1-1 F9 ①		B S S F F B S 2-3 K ②			X 0-0 F9 ①	1 0 0 0 0 0 0 1 1 0 0 0 0 0 0 0 0 0 0 0 0 0 0 0 0 0 0 0 0 0 0 0 2 0 0 0 0 1 0 0							
Inning Stats	R: 0 H: 0 E: 0 LOB: 1 K: 0 BB: 1 S: 10 P: 19	R: 0 H: 1 E: 0 LOB: 0 K: 0 BB: 0 S: 10 P: 11	R: 1 H: 2 E: 0 LOB: 1 K: 0 BB: 0 S: 11 P: 18	R: 0 H: 0 E: 0 LOB: 0 K: 0 BB: 0 S: 4 P: 10	R: 0 H: 0 E: 0 LOB: 1 K: 1 BB: 1 S: 11 P: 19	R: 3 H: 3 E: 0 LOB: 1 K: 0 BB: 2 S: 12 P: 26	R: 0 H: 0 E: 0 LOB: 0 K: 0 BB: 1 S: 6 P: 11	R: 0 H: 1 E: 0 LOB: 1 K: 1 BB: 0 S: 8 P: 16	R: 1 H: 1 E: 0 LOB: 0 K: 1 BB: 0 S: 11 P: 19	R: 0 H: 1 E: 0 LOB: 1 K: 1 BB: 0 S: 6 P: 6	R: 0 H: 0 E: 1 LOB: 0 K: 0 BB: 0 S: 3 P: 3	R: 0 H: 1 E: 0 LOB: 1 K: 0 BB: 0 S: 4 P: 4	1B: 6 2B: 4 3B: 0 HR: 1	SF: 0 SAC: 1 DP: 5 HBP: 0	WP: 0 PB: 0 SB: 0 CS: 0	PA: 48		

PITCHER		IP	WLS	BF	H	R	ER	SO	BB	IBB	HBP	BLK	WP	HR	S	P	ERA	WHIP
Steve Trachsel, R ERA: 4.77	(1, 1)	5.0		23	6	4	4	1	4	0	0	0	0	0	55	96	7.20	2.000
Rodney Myers, R ERA: 5.4	(6, 1)	2.1	H	8	1	0	0	0	2	0	0	0	0	0	13	25	0.00	1.286
Felix Heredia, L ERA: 3.45	(8, 1)	0.1	H	1	0	0	0	0	0	0	0	0	0	0	1	3	0.00	0.000
Scott Sanders, R ERA: 5.14	(8, 1)	2.0	B	8	2	1	1	3	0	0	0	0	0	1	19	30	4.50	1.000
Dan Serafini, L ERA: 4.85	(10, 1)	2.1	W	8	1	0	0	0	0	0	0	0	0	0	8	8	0.00	0.429

PITCHER	IP	WLS	BF	H	R	ER	SO	BB	IBB	HBP	BLK	WP	HR	S	P	ERA	WHIP

BOTTOM

Chicago Cubs @ Atlanta Braves

Turner Field, Atlanta, GA

Thu May 20 1999, 7:40 PM EDT

Att. 38,588 - Sunny - 70 F

livebaseballscorecards.com

AB	41
R	5
H	10
RBI	5
BB	6
SO	4
LOB	21

Chicago Cubs @ Atlanta Braves

Turner Field, Atlanta, GA

Fri May 21 1999, 7:40 PM EDT

Att. 48,315 - Cloudy - 82 F

TOP

livebaseballscorecards.com

Batter	1	2	3	4	5	6	7	8	9	AB	R	H	RBI	BB	SO	LOB
Lance Johnson, L (1, 8) OBP: 0.341, SLG: 0.342	F B X 1-1 S 1B HR 1B	C C F B B X 2-2 S 1B			B B C X 2-1 ① F8	B B F B F C 3-3 ③ K		C F B B X 2-2 ② G1-3	5	1	2	0	0	1	1
José Hernández, R (1, 6) OBP: 0.366, SLG: 0.440 Terry Adams, R (8, 1) OBP: 0.000, SLG: 0.000	X 0-0 1-2 S HR 1B	B B B C C S 3-3 ③ K 1-2			S X 0-1 ② L9			B F C B X 2-2 ① G6-3	C B C B S 2-3 ③ K	4 1	1 0	1 0	0 0	0 0	1 1	1 0
Mark Grace, L (1, 3) OBP: 0.431, SLG: 0.528	C B F X 1-2 ① P3 1-2 2-3		B B X 2-0 ① G3		B B C X 2-1 ③ P5			C X 0-1 ② F8		4	0	0	0	0	0	2
Sammy Sosa, R (1, 9) OBP: 0.346, SLG: 0.573	I I I 4-0 HR IBB		C F B C F F B S 2-3 ② K			C B S S 1-3 ① K		B B F S X 2-2 ③ F9		3	1	0	0	1	2	0
Gary Gaetti, R (1, 5) OBP: 0.255, SLG: 0.344 Tyler Houston, L (9, PH) (9, 5) OBP: 0.433, SLG: 0.639	B F B X 2-1 1-H 2-H 3-H HR		F X 0-1 ③ F8			S B X 1-1 CS 1B			B B B B 4-0 HR BB	3 0	1 1	2 0	4 0	0 1	0 0	0 0
Henry Rodriguez, L (1, 7) OBP: 0.407, SLG: 0.596 Curtis Goodwin, L (9, 7) OBP: 0.208, SLG: 0.217	B X 1-0 ② P7			B B B C F B 4-2 BB		B F F B S 2-3 ②③ K 1-2			B C B F 1 SAFE B F 1 SAFE X 3-2 1-H HR	3 0	1 0	1 0	2 0	1 0	1 0	1 0
Benito Santiago, R (1, 2) OBP: 0.300, SLG: 0.391	B C B F C 2-3 ③ K			B B F F S 2-3 ① K			B S C B S 2-3 ① K		X 0-0 ① G6-3	4	0	0	0	0	3	1
Mickey Morandini, L (1, 4) OBP: 0.331, SLG: 0.362		B X 1-0 ① F9		B X 1-0 ② F9			C X 0-1 WP 1B		B B X 2-0 HR 1B	4	1	2	0	0	0	1
Kyle Farnsworth, R (1, 1) Manny Alexander, R (7, PH) OBP: 0.370, SLG: 0.458 Ray King, L (7, 1) Scott Sanders, R (7, 1) OBP: 0.182, SLG: 0.273 Jeff Blauser, R (8, 6) OBP: 0.417, SLG: 0.467		B C F F S 1-3 ② K		F C X 0-2 ③ G1-3			B S B S B X 3-2 ② F8 1-2		B B B C X 3-1 1-H HR	2 1 0 0 1	0 0 0 0 1	0 0 0 0 1	0 0 0 0 2	0 0 0 0 0	1 0 0 0 0	1 1 0 0 0

Inning Stats																								
	R: 4	E: 0	K: 1	S: 12	H: 3	LOB: 0	BB: 1	P: 23	R: 0	E: 0	K: 2	S: 12	H: 1	LOB: 1	BB: 0	P: 19	R: 0	E: 0	K: 1	S: 8	H: 0	LOB: 0	BB: 0	P: 12
	R: 0	E: 0	K: 1	S: 9	H: 0	LOB: 1	BB: 1	P: 16	R: 0	E: 0	K: 0	S: 6	H: 0	LOB: 0	BB: 0	P: 10	R: 0	E: 0	K: 2	S: 8	H: 1	LOB: 0	BB: 0	P: 12
	R: 0	E: 0	K: 2	S: 11	H: 1	LOB: 1	BB: 0	P: 19	R: 0	E: 0	K: 0	S: 8	H: 0	LOB: 0	BB: 0	P: 12	R: 4	E: 0	K: 1	S: 14	H: 3	LOB: 0	BB: 1	P: 30

	AB	35
	R	8
	H	9
	RBI	8
	BB	3
	SO	10
	LOB	9

	1B: 6	SF: 0	WP: 1	PA: 38
	2B: 0	SAC: 0	PB: 0	
	3B: 0	DP: 0	SB: 3	
	HR: 3	HBP: 0	CS: 1	

PITCHER		IP	WLS	BF	H	R	ER	SO	BB	IBB	HBP	BLK	WP	HR	S	P	ERA	WHIP
Bruce Chen, L ERA: 6.0	(1, 1)	6.0		24	5	4	4	7	1	1	0	0	0	1	55	92	6.00	1.000
Mike Remlinger, L ERA: 1.45	(7, 1)	2.0		7	1	0	0	2	0	0	0	0	1	0	19	31	0.00	0.500
30 Kevin McGlinchy, R ERA: 2.21	(9, 1)	0.1	L	4	2	3	3	0	1	0	0	0	0	1	6	15	81.00	9.000
Justin Speier, R ERA: 4.15	(9, 1)	0.2		3	1	1	1	1	0	0	0	0	0	1	8	15	13.50	1.500

PITCHER	IP	WLS	BF	H	R	ER	SO	BB	IBB	HBP	BLK	WP	HR	S	P	ERA	WHIP

Chicago Cubs @ Atlanta Braves

Turner Field, Atlanta, GA

Fri May 21 1999, 7:40 PM EDT

Att. 48,315 - Cloudy - 82 F

BOTTOM

Batter	1	2	3	4	5	6	7	8	9	AB	R	H	RBI	BB	SO	LOB
Walt Weiss, S (1, 6) OBP: 0.357, SLG: 0.350	L1-3 1B		10 2B BB	G4-3			10 G5-3 BB 1B		K	4	1	2	0	1	1	1
Bret Boone, R (1, 4) OBP: 0.337, SLG: 0.479	L1-3 1-2		F7		F8		WP 10 G5-3 2B 1-2 BB		K	4	1	0	0	1	1	2
10 Chipper Jones, S (1, 5) OBP: 0.374, SLG: 0.503	HR 2B		G4-3 1-H 2B		G4-3		G5-3 1-2 2-3f		G3	5	1	2	1	0	0	2
Brian Jordan, R (1, 9) OBP: 0.385, SLG: 0.585	2-H HR		G4-3 BB		G4-3		K 2B 2-3			3	1	1	2	1	1	1
Javy Lopez, R (1, 2) OBP: 0.333, SLG: 0.522	K		G4-3 1-2 2-3			FC6-4 1B	1-H 3-H 2B			4	0	2	1	0	1	2
Ryan Klesko, L (1, 3) OBP: 0.325, SLG: 0.480 Otis Nixon, S (8, PR) OBP: 0.301, SLG: 0.189 Brian Hunter, R (9, 3) OBP: 0.317, SLG: 0.590		P5	F8			L9		1B BB		3 0 0	0 0 0	0 0 0	0 0 0	1 0 0	0 0 0	3 0 0
Andruw Jones, R (1, 8) OBP: 0.379, SLG: 0.537		S HBP		G6-3 S BB		FC6-4 S 1-2f		1 SAFE 1 SAFE 1 SAFE G4-6-3 1-2 1B		2	0	1	0	1	0	1
Gerald Williams, R (1, 7) OBP: 0.345, SLG: 0.421		1 SAFE K 1-2		F8		BB 1-2		P3		3	0	0	0	1	1	4
Bruce Chen, L (1, 1) Keith Lockhart, L (6, PH) OBP: 0.286, SLG: 0.226 Mike Remlinger, L (7, 1) Ozzie Guillen, L (8, PH) OBP: 0.179, SLG: 0.211 30 Kevin McGlinchy, R (9, 1) Justin Speier, R (9, 1) OBP: 1.000, SLG: 1.000		K	G6-3 1-3			F7		G4-6-3 1-2f		2 1 0 1 0 0 0	0 0 0 0 0 0 0	0 0 0 0 0 0 0	0 0 0 0 0 0 0	0 0 0 0 0 0 0	1 0 0 0 0 0 0	2 2 0 2 0 0 0
Inning Stats	R: 2 E: 0 K: 1 S: 14 H: 3 LOB: 0 BB: 0 P: 22	R: 0 E: 0 K: 2 S: 12 H: 0 LOB: 1 BB: 0 P: 17	R: 1 E: 0 K: 0 S: 13 H: 1 LOB: 2 BB: 2 P: 26	R: 0 E: 0 K: 0 S: 10 H: 0 LOB: 1 BB: 1 P: 17	R: 0 E: 0 K: 0 S: 7 H: 0 LOB: 0 BB: 0 P: 10	R: 0 E: 0 K: 0 S: 7 H: 1 LOB: 2 BB: 1 P: 16	R: 1 E: 0 K: 1 S: 10 H: 2 LOB: 2 BB: 1 P: 15	R: 0 E: 0 K: 0 S: 9 H: 1 LOB: 2 BB: 1 P: 18	R: 0 E: 0 K: 2 S: 8 H: 0 LOB: 0 BB: 0 P: 10	1B: 4 2B: 4 3B: 0 HR: 1	SF: 0 SAC: 0 DP: 3 HBP: 1			WP: 1 PB: 0 SB: 3 CS: 0	PA: 39		

livebaseballscorecards.com

	AB	32
	R	4
	H	8
	RBI	4
	BB	6
	SO	6
	LOB	22

PITCHER		IP	WLS	BF	H	R	ER	SO	BB	IBB	HBP	BLK	WP	HR	S	P	ERA	WHIP
Kyle Farnsworth, R ERA: 4.85	(1, 1)	6.0		27	5	3	3	3	4	0	1	0	0	1	63	108	4.50	1.500
Ray King, L ERA: 13.5	(7, 1)	0.2	H	3	1	1	1	0	1	0	0	0	0	0	6	10	13.50	3.000
Scott Sanders, R ERA: 5.09	(7, 1)	0.1	B	2	1	0	0	1	0	0	0	0	1	0	4	5	0.00	3.000
Terry Adams, R ERA: 4.32	(8, 1)	2.0	W	7	1	0	0	2	1	0	0	0	0	0	17	28	0.00	1.000

PITCHER	IP	WLS	BF	H	R	ER	SO	BB	IBB	HBP	BLK	WP	HR	S	P	ERA	WHIP

Batter	1	2	3	4	5	6	7	8	9	AB	R	H	RBI	BB	SO	LOB
Lance Johnson, L (1, 8) OBP: 0.345, SLG: 0.359	B C B B X 3-1 F8 ①		F B X 1-1 3B	F X 0-1 F8 ③			C B B F X 2-2 1B G5-3 1B		4	1	2	0	0	0	0
Mickey Morandini, L (1, 4) OBP: 0.329, SLG: 0.359	B X 1-0 G4-3 ②		C B F X 1-2 G3 ③			X 0-0 F7 ①	1 SAFE B 1 SAFE C S B B F F 3-2 X G5-3 1-3 1B		4	0	1	0	0	0	1
Sammy Sosa, R (1, 9) OBP: 0.339, SLG: 0.559	C B C X 1-2 F8 ③			X 0-0 L4 ①		S X 0-1 P8 ②	B X 1-0 P3 ①		4	0	0	0	0	0	2
Mark Grace, L (1, 3) OBP: 0.433, SLG: 0.531		C B F X 1-2 FC6-4-3-5 2B		B C C H 2-2 2B HBP		C X 0-1 G3-1 ③		C 1 SAFE S X 0-2 G5-3 1-2 3-H ②		3	1	1	1	0	0	1
Henry Rodriguez, L (1, 7) OBP: 0.402, SLG: 0.579 Rick Aguilera, R (8, 1)		B B B B 4-0 FC6-4-3-5 BB		F X 0-1 F7 ②			F B B F F S 2-3 K ①	C B S B X 2-2 F8 ③		3 0	0 0	0 0	0 0	1 0	1 0	2 0
Tyler Houston, L (1, 2) OBP: 0.443, SLG: 0.656 Benito Santiago, R (9, PH) OBP: 0.298, SLG: 0.388	C F X 0-2 FC6-4-3-5 S ① ② 1-2 2-3			X 0-0 1-H 2B			B B X 2-0 FC6-4 1B 1B		S B C X 1-2 G5-3 ①	3 1	0 0	2 0	1 0	0 0	0 0	2 0
José Hernández, R (1, 6) OBP: 0.364, SLG: 0.434 (8, 7)	C B S B B F F X 3-2 G6-3 ③ 1-2		F C B F X 1-2 F9 ③				B C 1 SAFE B S 1 SAFE F X 2-2 FC6-4 1-2 1B		C X 0-1 G5-3 ②	4	0	1	0	0	0	2
Gary Gaetti, R (1, 5) OBP: 0.245, SLG: 0.330		C S B B S 2-3 K ①			X 0-0 G3 ①		C X 0-1 FC6-4 ② 1-2f 2-3		B B F B X 3-1 P6 ③	4	0	0	0	0	1	2
Kevin Tapani, R (1, 1) OBP: 0.222, SLG: 0.133 Roosevelt Brown, L (7, PH) Felix Heredia, L (7, 1) Rodney Myers, R (7, 1) OBP: 0.750, SLG: 1.000 Jeff Blauser, R (8, 6) OBP: 0.417, SLG: 0.467		C B B C B C 3-3 K ②			B C X 1-1 G6-3 ②		S B F B X 2-2 P6 ③			2 1 0 0 0	0 0 0 0 0	0 0 0 0 0	0 0 0 0 0	1 0 0 0 0	0 0 0 0 0	0 2 0 0 0

Inning Stats	1	2	3	4	5	6	7	8	9
R	0	0	0	1	0	0	0	1	0
E	0	0	0	0	0	0	0	0	0
K	0	0	2	0	0	0	1	0	0
S	6	11	11	10	5	5	14	15	7
H	0	1	1	1	0	0	2	2	0
LOB	0	1	1	1	0	0	1	1	0
BB	0	1	0	0	0	0	0	0	0
P	11	19	18	13	6	5	22	23	11

PITCHER		IP	WLS	BF	H	R	ER	SO	BB	IBB	HBP	BLK	WP	HR	S	P	ERA	WHIP
Kevin Millwood, R ERA: 3.32	(1, 1)	7.0	W	27	5	1	1	3	1	0	1	0	0	0	62	94	1.29	0.857
Rudy Seanez, R ERA: 1.86	(8, 1)	0.2	H	4	2	1	1	0	0	0	0	0	0	0	12	18	13.50	3.000
John Rocker, L ERA: 2.55	(8, 1)	1.1	S	4	0	0	0	0	0	0	0	0	0	0	10	16	0.00	0.000

PITCHER	IP	WLS	BF	H	R	ER	SO	BB	IBB	HBP	BLK	WP	HR	S	P	ERA	WHIP

TOP

Chicago Cubs @ Atlanta Braves

Turner Field, Atlanta, GA

Sat May 22 1999, 7:10 PM EDT

Att. 49,077 - Cloudy - 78 F

livebaseballscorecards.com

AB	33
R	2
H	7
RBI	2
BB	1
SO	3
LOB	14

1B: 4	SF: 0	WP: 0	PA: 35
2B: 3	SAC: 0	PB: 0	
3B: 1	DP: 1	SB: 1	
HR: 0	HBP: 1	CS: 0	

Chicago Cubs @ Atlanta Braves

Turner Field, Atlanta, GA

Sat May 22 1999, 7:10 PM EDT

Att. 49,077 - Cloudy - 78 F

BOTTOM

Batter	1	2	3	4	5	6	7	8	9	AB	R	H	RBI	BB	SO	LOB
Walt Weiss, S (1, 6) OBP: 0.354, SLG: 0.347	F8		10 2B 1B 1-3 1B	L7			K			4	1	1	0	0	1	0
Bret Boone, R (1, 4) OBP: 0.341, SLG: 0.476	1B BB		10 2B SF9 1-2 3-H 1B		K		G1-3			3	1	1	1	1	1	0
10 Chipper Jones, S (1, 5) OBP: 0.377, SLG: 0.510	F8		3B 1-3 2-H 2B		G6-3		1B			4	1	2	1	0	0	1
Brian Jordan, R (1, 9) OBP: 0.382, SLG: 0.580 Rudy Seanez, R (8, 1) John Rocker, R (8, 1)	1B 1-2		SF9 3-H		G6-3		C SAFE 1 SAFE B X G4-3			3 0 0	0 0 0	1 0 0	1 0 0	0 0 0	0 0 0	1 0 0
Javy Lopez, R (1, 2) OBP: 0.331, SLG: 0.529	G1-3		3B 2-H			F9		P3		4	0	1	1	0	0	2
Ryan Klesko, L (1, 3) OBP: 0.314, SLG: 0.462 Brian Hunter, R (9, 3) OBP: 0.317, SLG: 0.590		K K	K K			E3 S		G1-3		4 0	0 0	0 0	0 0	0 0	2 0	1 0
Andruw Jones, R (1, 8) OBP: 0.376, SLG: 0.526		K	CS IBB			F7		F9		3	0	0	0	1	1	1
Gerald Williams, R (1, 7) OBP: 0.344, SLG: 0.410 (8, 9)		F9	CS 1-2	G5-3		1-2 BB				2	0	0	0	1	0	0
Kevin Millwood, R (1, 1) OBP: 0.200, SLG: 0.211 Otis Nixon, S (8, 7) OBP: 0.301, SLG: 0.189			1B 1B 1B	F8		K				3 0	1 0	1 0	0 0	0 0	1 0	2 0
Inning Stats	R: 0 E: 0 K: 0 S: 11 H: 1 LOB: 2 BB: 1 P: 17	R: 0 E: 0 K: 2 S: 8 H: 0 LOB: 0 BB: 0 P: 13	R: 4 E: 0 K: 1 S: 15 H: 5 LOB: 1 BB: 1 P: 25	R: 0 E: 0 K: 0 S: 6 H: 0 LOB: 0 BB: 0 P: 11	R: 0 E: 0 K: 1 S: 7 H: 0 LOB: 0 BB: 0 P: 10	R: 0 E: 1 K: 1 S: 11 H: 0 LOB: 2 BB: 1 P: 18	R: 0 E: 0 K: 1 S: 11 H: 1 LOB: 1 BB: 0 P: 16	R: 0 E: 0 K: 0 S: 3 H: 0 LOB: 0 BB: 0 P: 5		1B: 5 2B: 1 3B: 1 HR: 0	SF: 1 SAC: 0 DP: 0 HBP: 0					

livebaseballscorecards.com

AB	30
R	4
H	7
RBI	4
BB	3
SO	6
LOB	8

PITCHER		IP	WLS	BF	H	R	ER	SO	BB	IBB	HBP	BLK	WP	HR	S	P	ERA	WHIP
Kevin Tapani, R ERA: 2.31	(1, 1)	6.0	L	27	6	4	4	5	2	1	0	0	0	0	58	94	6.00	1.333
Felix Heredia, L ERA: 3.31	(7, 1)	0.2		3	1	0	0	1	0	0	0	0	0	0	9	13	0.00	1.500
Rodney Myers, R ERA: 5.3	(7, 1)	0.1		1	0	0	0	0	0	0	0	0	0	0	2	3	0.00	0.000
Rick Aguilera, R ERA: 1.21	(8, 1)	1.0		3	0	0	0	0	0	0	0	0	0	0	3	5	0.00	0.000

PITCHER	IP	WLS	BF	H	R	ER	SO	BB	IBB	HBP	BLK	WP	HR	S	P	ERA	WHIP

Batter	1	2	3	4	5	6	7	8	9	AB	R	H	RBI	BB	SO	LOB
Lance Johnson, L (1, 8) OBP: 0.335, SLG: 0.348	F9		G4-3		G4-3		G3		G5-3	5	0	0	0	0	0	1
Jeff Blauser, R (1, 4) OBP: 0.415, SLG: 0.441	G6-3		BB		1B		F9		P4	4	0	1	1	1	0	0
José Hernández, R (1, 6) OBP: 0.361, SLG: 0.450	HR		K		K			F8		4	1	1	1	0	2	2
Sammy Sosa, R (1, 9) OBP: 0.348, SLG: 0.579	HR		K			HR 1B		BB E		3	2	2	1	1	1	1
Gary Gaetti, R (1, 3) OBP: 0.263, SLG: 0.333 Terry Adams, R (8, 1)	1B			FC6-4 BB		F9		E BB		2 0	0 0	1 0	0 0	2 0	0 0	1 0
Henry Rodriguez, L (1, 7) OBP: 0.397, SLG: 0.595 Curtis Goodwin, L (8, 7) OBP: 0.208, SLG: 0.217	G5-3			K		HR		K		4 0	1 0	1 0	2 0	0 0	2 0	4 0
Benito Santiago, R (1, 2) OBP: 0.290, SLG: 0.377		F8		FC6-4 CS		G6-3		E5		4	0	0	0	0	0	3
Manny Alexander, R (1, 5) OBP: 0.355, SLG: 0.407		G6-3		CS	G4-3 SH3-4 1B BB	K2-3		L5		3	1	0	0	1	1	3
Terry Mulholland, R (1, 1) Mark Grace, L (8, 3) OBP: 0.430, SLG: 0.527		K			SH3-4		K2-3		P5	2 1	0 0	0 0	0 0	0 0	2 0	0 0
Inning Stats	R: 2 E: 0 K: 0 S: 12 H: 3 LOB: 1 BB: 0 P: 22	R: 0 E: 0 K: 1 S: 12 H: 0 LOB: 0 BB: 0 P: 16	R: 0 E: 0 K: 2 S: 9 H: 0 LOB: 1 BB: 1 P: 18	R: 0 E: 0 K: 1 S: 8 H: 0 LOB: 0 BB: 1 P: 14	R: 1 E: 0 K: 1 S: 6 H: 1 LOB: 1 BB: 1 P: 13	R: 2 E: 0 K: 1 S: 13 H: 2 LOB: 0 BB: 0 P: 19	R: 0 E: 0 K: 1 S: 8 H: 0 LOB: 0 BB: 0 P: 9	R: 0 E: 1 K: 1 S: 10 H: 0 LOB: 3 BB: 2 P: 20	R: 0 E: 0 K: 0 S: 7 H: 0 LOB: 0 BB: 0 P: 12	1B: 3 2B: 0 3B: 0 HR: 3	SF: 0 SAC: 1 DP: 0 HBP: 0		WP: 0 PB: 0 SB: 0 CS: 1	PA: 39		

PITCHER	IP	WLS	BF	H	R	ER	SO	BB	IBB	HBP	BLK	WP	HR	S	P	ERA	WHIP
Odalis Perez, L (1, 1) ERA: 5.54	6.0	L	26	6	5	5	6	3	0	0	0	0	3	60	102	7.50	1.500
Justin Speier, R (7, 1) ERA: 3.6	2.0		9	0	0	0	2	2	0	0	0	0	0	18	29	0.00	1.000
Russ Springer, R (9, 1) ERA:	1.0		3	0	0	0	0	0	0	0	0	0	0	7	12	0.00	0.000

PITCHER	IP	WLS	BF	H	R	ER	SO	BB	IBB	HBP	BLK	WP	HR	S	P	ERA	WHIP

TOP

Chicago Cubs @ Atlanta Braves

Turner Field, Atlanta, GA

Sun May 23 1999, 1:10 PM EDT
Att. 48,782 - Cloudy - 80 F

livebaseballscorecards.com

AB	32
R	5
H	6
RBI	5
BB	5
SO	8
LOB	15

Batter	1	2	3	4	5	6	7	8	9	AB	R	H	RBI	BB	SO	LOB
Otis Nixon, S (1, 7) OBP: 0.299, SLG: 0.192	G6-3		FC5-4 FC6-4 1-2f			F8		FC4-6 1B 3-H		4	0	1	1	0	0	2
Bret Boone, R (1, 4) OBP: 0.333, SLG: 0.466	G5-3		FC6-4 1-2f			G1-6-3 1-2f		FC4-6 1-2f		4	0	0	0	0	0	3
10 Chipper Jones, S (1, 5) OBP: 0.369, SLG: 0.497	G6-3			K			F9		G3-1	4	0	0	0	0	1	0
Javy Lopez, R (1, 2) OBP: 0.344, SLG: 0.533		1B		P4			E1 FC6-4 1B		FC5-4 BB	3	0	2	0	1	0	0
Andruw Jones, R (1, 8) OBP: 0.368, SLG: 0.513		L7		K			FC6-4 2-2		FC5-4 1-2f	4	0	0	0	0	1	3
Gerald Williams, R (1, 9) OBP: 0.330, SLG: 0.390		F9	K				L6		L8	4	0	0	0	0	1	3
Brian Hunter, R (1, 3) OBP: 0.318, SLG: 0.561		F9	L5					G4-6-3 E 1B BB		2	1	0	0	1	0	1
Ozzie Guillen, L (1, 6) OBP: 0.190, SLG: 0.220			FC5-4 1B		G6-3			E5 G4-6-3 1-2		3	0	1	0	0	0	1
Odalis Perez, L (1, 1) Keith Lockhart, L (6, PH) OBP: 0.306, SLG: 0.250 Justin Speier, R (7, 1) OBP: 1.000, SLG: 1.000 Randall Simon, L (8, PH) OBP: 0.400, SLG: 0.471 Russ Springer, R (9, 1)			FC5-4 FC5-4 1-2f			G1-6-3 1B		G4-6-3 1-2f 2-3		1 1 0 1 0	0 0 0 0 0	0 1 0 0 0	0 0 0 0 0	0 0 0 0 0	0 0 0 0 0	1 0 0 2 0

Inning Stats	1	2	3	4	5	6	7	8	9
	R: 0 E: 0 K: 0 S: 7	H: 0 LOB: 0 BB: 0 P: 14	R: 0 E: 0 K: 0 S: 8	H: 1 LOB: 1 BB: 0 P: 10	R: 0 E: 0 K: 0 S: 8	H: 1 LOB: 1 BB: 0 P: 13	R: 0 E: 0 K: 2 S: 8	H: 0 LOB: 0 BB: 0 P: 12	R: 0 E: 0 K: 1 S: 7	H: 0 LOB: 0 BB: 0 P: 9	R: 0 E: 0 K: 0 S: 7	H: 1 LOB: 0 BB: 0 P: 9	R: 0 E: 1 K: 0 S: 15	H: 1 LOB: 1 BB: 0 P: 19	R: 1 E: 1 K: 0 S: 10	H: 1 LOB: 1 BB: 1 P: 16	R: 0 E: 0 K: 0 S: 10	H: 0 LOB: 1 BB: 1 P: 16

PITCHER		IP	WLS	BF	H	R	ER	SO	BB	IBB	HBP	BLK	WP	HR	S	P	ERA	WHIP
Terry Mulholland, L ERA: 2.89	(1, 1)	7.2	W	28	5	1	0	3	1	0	0	0	0	0	69	101	0.00	0.783
Terry Adams, R ERA: 3.72	(8, 1)	1.1		5	0	0	0	0	1	0	0	0	0	0	11	17	0.00	0.750

PITCHER	IP	WLS	BF	H	R	ER	SO	BB	IBB	HBP	BLK	WP	HR	S	P	ERA	WHIP

BOTTOM

Chicago Cubs @ Atlanta Braves

Turner Field, Atlanta, GA

Sun May 23 1999, 1:10 PM EDT

Att. 48,782 - Cloudy - 80 F

livebaseballscorecards.com

AB	31
R	1
H	5
RBI	1
BB	2
SO	3
LOB	16

1B: 5	SF: 0	WP: 0	PA: 33
2B: 0	SAC: 0	PB: 0	
3B: 0	DP: 2	SB: 0	
HR: 0	HBP: 0	CS: 0	

Batter	1	2	3	4	5	6	7	8	9	AB	R	H	RBI	BB	SO	LOB
Walt Weiss, S (1, 6) OBP: 0.349, SLG: 0.341	C B B B C X 3-2 FC5-4 1B		C X 0-1 ① F9		C F B B B X 3-2 ① L7		B B X 2-0 ② F8 2-3		C C X 0-2 ① F7	5	0	1	0	0	0	1
Bret Boone, R (1, 4) OBP: 0.335, SLG: 0.475	C 1 SAFE S 1 SAFE X 0-2 ① FC5-4 10 G4-3 1-2f 2B		B C B X 2-1 ② L5		B C C X 1-2 ② F7		B X 1-0 3-H 2B		C B C X 1-2 10 HR 2B	5	2	2	1	0	0	1
10 Chipper Jones, S (1, 5) OBP: 0.365, SLG: 0.506	C 1 SAFE S F X 0-2 ② G4-3 1-2		C B X 1-1 ③ F8		B F B F C 2-3 ③ K		X 0-0 ③ F8		F B B B X 3-1 2-H HR	5	1	1	2	0	1	2
Brian Jordan, R (1, 9) OBP: 0.388, SLG: 0.591 Brian Hunter, R (4, PR) OBP: 0.298, SLG: 0.523 (4, 7)	B S S B F X 2-2 2-H 2B			X 0-0 HBP 1B 1B		B X 1-0 ① G6-3		B X 1-0 ① F8	C F S 0-3 ② K	2 3	0 1	2 0	1 0	0 0	0 1	0 0
Javy Lopez, R (1, 2) OBP: 0.353, SLG: 0.532	C B B B F X 2-2 ③ G6-3			C S H 1-2 FC6-4 1B 1-2 HBP		B B F C X 2-2 FC6-4 1B		F B X 1-1 HR 1B	B S X 1-1 ③ G4-3	4	1	2	0	0	0	1
Ryan Klesko, L (1, 3) OBP: 0.328, SLG: 0.509		X 0-0 2B		X 0-0 FC6-4 1-2 2-H 1B		X 0-0 ② F8		B X 1-0 1-H HR		4	1	3	3	0	0	1
Andruw Jones, R (1, 8) OBP: 0.362, SLG: 0.503 Justin Speier, R (6, 1) OBP: 1.000, SLG: 1.000 Keith Lockhart, L (8, PH) OBP: 0.297, SLG: 0.242 30 Kevin McGlinchy, R (8, 1)		C B X 1-1 ① G6-3		B F S S 1-3 ① K		S B S B F X 2-2 ③ FC6-4 1-2f		B S F B S 2-3 ② K		3 0 1 0	0 0 0 0	0 0 0 0	0 0 0 0	0 0 1 0	1 0 0 0	4 0 0 0
Gerald Williams, R (1, 7) OBP: 0.337, SLG: 0.407 (4, 9)		B B S B F X 3-2 ② F8		C C X 0-2 ② FC6-4 1-2f 2-3			X 0-0 F8 2B 2B	B X 1-0 1B		4	1	2	0	0	0	3
Tom Glavine, L (1, 1) OBP: 0.136, SLG: 0.095 Russ Springer, R (3, 1) Randall Simon, L (4, PH) OBP: 0.390, SLG: 0.457 Mike Remlinger, L (4, 1) Otis Nixon, S (6, 8) OBP: 0.294, SLG: 0.188		B F C X 1-2 ③ G4-3		B S F X 1-2 ③ P3			C B X 1-1 ① P3	F B S X 1-2 ③ G1-3		1 0 1 0 2	0 0 0 0 0	0 0 0 0 0	0 0 0 0 0	0 0 0 0 0	0 0 0 0 0	1 0 2 0 2
Inning Stats	R: 1 H: 2 E: 0 LOB: 1 K: 0 BB: 0 S: 17 P: 24	R: 0 H: 1 E: 0 LOB: 1 K: 0 BB: 0 S: 9 P: 14	R: 0 H: 0 E: 0 LOB: 0 K: 0 BB: 0 S: 6 P: 9	R: 1 H: 2 E: 0 LOB: 2 K: 1 BB: 0 S: 13 P: 16	R: 0 H: 0 E: 0 LOB: 0 K: 1 BB: 0 S: 9 P: 15	R: 0 H: 1 E: 0 LOB: 1 K: 0 BB: 0 S: 9 P: 14	R: 1 H: 2 E: 0 LOB: 1 K: 0 BB: 0 S: 6 P: 10	R: 2 H: 3 E: 0 LOB: 1 K: 1 BB: 0 S: 11 P: 18	R: 2 H: 2 E: 0 LOB: 0 K: 1 BB: 0 S: 13 P: 18	1B: 6 2B: 5 3B: 0 HR: 2	SF: 0 SAC: 0 DP: 0 HBP: 1					

PITCHER		IP	WLS	BF	H	R	ER	SO	BB	IBB	HBP	BLK	WP	HR	S	P	ERA	WHIP
Steve Woodard, R ERA: 4.74	(1, 1)	7.0	W	30	8	3	3	2	0	0	1	0	0	0	69	102	3.86	1.143
Horacio Estrada, L ERA: 7.36	(8, 1)	2.0		11	5	4	4	2	0	0	0	0	0	2	24	36	18.00	2.500

PITCHER	IP	WLS	BF	H	R	ER	SO	BB	IBB	HBP	BLK	WP	HR	S	P	ERA	WHIP

TOP

Atlanta Braves @ Milwaukee Brewers

Milwaukee County Stadium, Milwaukee, WI

Mon May 24 1999, 8:05 PM EDT

Att. 14,913 - Cloudy - 54 F

livebaseballscorecards.com

AB	40
R	7
H	13
RBI	7
BB	0
SO	4
LOB	18

1B: 6	SF: 0	WP: 0	PA: 41
2B: 5	SAC: 0	PB: 0	
3B: 0	DP: 0	SB: 0	
HR: 2	HBP: 1	CS: 0	

Batter	1	2	3	4	5	6	7	8	9	AB	R	H	RBI	BB	SO	LOB
Mark Loretta, R (1, 6) OBP: 0.345, SLG: 0.372	2-2 1B 1B 2B	3-2 FC4 1B	4-0 SF9 1B IBB		0-1 ① G1-3		0-0 ② G5-3			4	2	2	0	1	0	0
Brian Banks, S (1, 3) OBP: 0.358, SLG: 0.419	1-0 1B 1B 2-3 1B	2-2 ① FC4 WP 1-2f 1B	2-0 ② SF9 1-2 2-3 3-H		1-2 ② G5-3		0-0 ③ P3			4	2	1	1	0	0	1
Jeromy Burnitz, L (1, 9) OBP: 0.377, SLG: 0.536	1-1 1B 2B 1-2 3-H 1B	3-2 1-H 1B	2-1 1B HBP		4-2 BB			1-3 ① K		3	1	2	2	1	1	0
Jeff Cirillo, R (1, 5) OBP: 0.377, SLG: 0.438	2-3 ① K	1-2 ② F7	0-1 1-2 2-H 3-H 1B		1-2 ③ P4			4-1 E S 1B BB		4	1	1	2	1	1	4
Dave Nilsson, L (1, 2) OBP: 0.390, SLG: 0.598 Bobby Hughes, R (6, PH) OBP: 0.229, SLG: 0.362 (7, 2)	1-0 2B 1-2 2-H 1B	0-3 ③ K	1-0 ③ P5			2-2 ① G5-3		2-3 ② K 1-3		3 2	1 0	1 0	1 0	0 0	1 1	3 1
Marquis Grissom, R (1, 8) OBP: 0.313, SLG: 0.369	0-0 BB 1-H 2-H 2B		3-1 1B 1B 1B	1-1 ① F9		4-2 FC5-4 BB		2-1 3-H 1B		4	1	3	3	1	0	0
Alex Ochoa, R (1, 7) OBP: 0.389, SLG: 0.422	4-2 BB BB		0-1 SH2-4 1B 1-2 SF9 1B	3-2 2B		0-1 ② FC5-4 1-2f		1-2 ③ F9		4	1	2	0	1	0	2
Ronnie Belliard, R (1, 4) OBP: 0.400, SLG: 0.426	4-1 G6-4-3 1-2 2-3 BB		1-1 SF9 SH2-4 1-2 2-H 1B	2-2 ② F8		1-3 ③ K				3	1	1	1	1	1	2
Steve Woodard, L (1, 1) OBP: 0.318, SLG: 0.250 Sean Berry, R (7, PH) OBP: 0.318, SLG: 0.377 Horacio Estrada, L (8, 1)	1-2 ②③ G6-4-3 1-2f		1-1 ① SH2-4 1-2 2-3	2-1 ③ G4-3			0-2 ① G4-3			2 1 0	0 0 0	0 0 0	0 0 0	0 0 0	0 0 0	4 0 0
Inning Stats	R: 4 E: 0 K: 1 S: 17 H: 5 LOB: 2 BB: 2 P: 33	R: 1 E: 0 K: 1 S: 20 H: 2 LOB: 1 BB: 0 P: 29	R: 4 E: 0 K: 0 S: 13 H: 4 LOB: 2 BB: 1 P: 27	R: 0 E: 0 K: 0 S: 10 H: 1 LOB: 1 BB: 0 P: 18	R: 0 E: 0 K: 0 S: 14 H: 0 LOB: 1 BB: 1 P: 20	R: 0 E: 0 K: 1 S: 10 H: 0 LOB: 1 BB: 1 P: 17	R: 0 E: 0 K: 0 S: 6 H: 0 LOB: 0 BB: 0 P: 6	R: 1 E: 0 K: 2 S: 16 H: 1 LOB: 1 BB: 1 P: 26		1B: 10 2B: 3 3B: 0 HR: 0	SF: 1 SAC: 1 DP: 1 HBP: 1					

PITCHER	IP	WLS	BF	H	R	ER	SO	BB	IBB	HBP	BLK	WP	HR	S	P	ERA	WHIP
Tom Glavine, L (1, 1) ERA: 5.54	2.2	L	22	11	9	9	2	2	1	1	0	1	0	49	87	30.38	4.875
Russ Springer, R (3, 1) ERA:	0.1		1	0	0	0	0	0	0	0	0	0	0	1	2	0.00	0.000
Mike Remlinger, L (4, 1) ERA: 1.31	2.0		8	1	0	0	0	1	0	0	0	0	0	24	38	0.00	1.000
Justin Speier, R (6, 1) ERA: 3.18	2.0		7	0	0	0	1	1	0	0	0	0	0	16	23	0.00	0.500
30 Kevin McGlinchy, R (8, 1) ERA: 2.53	1.0		5	1	1	1	2	1	0	0	0	0	0	16	26	9.00	2.000

PITCHER	IP	WLS	BF	H	R	ER	SO	BB	IBB	HBP	BLK	WP	HR	S	P	ERA	WHIP

BOTTOM

Atlanta Braves @ Milwaukee Brewers

Milwaukee County Stadium, Milwaukee, WI

Mon May 24 1999, 8:05 PM EDT

Att. 14,913 - Cloudy - 54 F

livebaseballscorecards.com

AB	34
R	10
H	13
RBI	10
BB	6
SO	5
LOB	17

WP: 1 PA: 43
PB: 0
SB: 1
CS: 0

Batter	1	2	3	4	5	6	7	8	9	AB	R	H	RBI	BB	SO	LOB
Walt Weiss, S (1, 6) OBP: 0.363, SLG: 0.371	C S B X 1-2 G5-3		B C X 1-1 CS 1B		B B C B C B 4-2 1B BB		F B B F B B 4-2 S BB		B F F B B X 3-2 HR	3	1	2	1	2	0	0
Bret Boone, R (1, 4) OBP: 0.347, SLG: 0.489	C C B F X 1-2 10 F9 2B		C B B F F X 2-2 ① 10 G5-4-3 1-2 1B		1 SAFE C 1 SAFE X 0-1 10 FC6-4 1-2 1B		1 SAFE 1 SAFE F B C B F X 2-2 ③ P4 1-2		C X 0-1 10 1B 1B	5	0	4	0	0	0	1
10 Chipper Jones, S (1, 5) OBP: 0.360, SLG: 0.497	B C 2 SAFE X 1-2 ② F9 2-3		C S 1 SAFE B F X 1-2 ② ③ G5-4-3 1-2f		F X 0-1 ③ FC6-4 1-2f			B X 1-0 ① G3	B X 1-0 BB 1-3 1B	5	0	1	0	0	0	4
Brian Jordan, R (1, 9) OBP: 0.383, SLG: 0.577	C C B F F F X 1-2 ③ F8			X 0-0 ① F8	C X 0-1 ① G6-3			B B B X 3-0 ② G4-3	B B B B 4-0 BB 1-2	4	0	0	0	1	0	1
Andruw Jones, R (1, 8) OBP: 0.358, SLG: 0.494		B C C B X 2-2 HR 1B		C X 0-1 ② F9	X 0-0 ② F9			B B X 2-0 ③ F9	F B C X 1-2 ③ G1-3	5	1	1	0	0	0	3
Brian Hunter, R (1, 3) OBP: 0.340, SLG: 0.630 Keith Lockhart, L (9, PH) OBP: 0.316, SLG: 0.353 Randall Simon, L (9, 3) OBP: 0.390, SLG: 0.457		S 1 SAFE F X 0-2 1-H HR		B B S X 2-1 2B	B B B F B 4-1 BB				B B S X 2-1 HR	2 1 0	1 1 0	2 1 0	2 1 0	1 0 0	0 0 0	0 0 0
Eddie Pérez, R (1, 2) OBP: 0.279, SLG: 0.271 Javy Lopez, R (9, PH) OBP: 0.358, SLG: 0.559 (9, 2)		C F X 0-2 ① F9		X 0-0 ③ G6-3		1 SAFE B B C F F X 2-2 ③ G1-3			X 0-0 HR	3 1	0 1	0 1	0 1	0 0	0 0	2 0
Gerald Williams, R (1, 7) OBP: 0.324, SLG: 0.389		B C F X 1-2 ② F8			B F X 1-1 ① L9		B X 1-0 ① F8		X 0-0 E5 CS	4	0	0	0	0	0	0
Greg Maddux, R (1, 1) OBP: 0.286, SLG: 0.474 Rudy Seanez, R (8, 1) Ryan Klesko, L (9, PH) OBP: 0.325, SLG: 0.505 John Rocker, R (9, 1)		B F B B S X 3-2 ③ F9			B F S X 1-2 ② G1-3		B X 1-0 ② P4		1 SAFE C 1 SAFE B F F S 1-3 ① ② K 1-2	3 0 1 0	0 0 0 0	0 0 0 0	0 0 0 0	0 0 0 1	0 0 0 0	0 0 1 0
Inning Stats	R: 0 H: 1 E: 0 LOB: 1 K: 0 BB: 0 S: 16 P: 20	R: 2 H: 2 E: 0 LOB: 0 K: 0 BB: 0 S: 15 P: 21	R: 0 H: 2 E: 0 LOB: 0 K: 0 BB: 0 S: 10 P: 14	R: 0 H: 1 E: 0 LOB: 1 K: 0 BB: 0 S: 6 P: 8	R: 0 H: 1 E: 0 LOB: 2 K: 0 BB: 1 S: 11 P: 17	R: 0 H: 0 E: 0 LOB: 1 K: 0 BB: 1 S: 8 P: 14	R: 0 H: 0 E: 0 LOB: 1 K: 0 BB: 1 S: 8 P: 16	R: 0 H: 0 E: 0 LOB: 0 K: 0 BB: 0 S: 3 P: 9	R: 3 H: 5 E: 1 LOB: 3 K: 1 BB: 1 S: 17 P: 29	1B: 6 SF: 0 2B: 2 SAC: 0 3B: 0 DP: 1 HR: 4 HBP: 0						WP: 0 PA: 41 PB: 0 SB: 1 CS: 2

PITCHER		IP	WLS	BF	H	R	ER	SO	BB	IBB	HBP	BLK	WP	HR	S	P	ERA	WHIP
Jim Abbott, L ERA: 7.86	(1, 1)	6.2		28	7	2	2	0	3	0	0	0	0	1	70	104	2.70	1.500
Eric Plunk, R ERA: 3.32	(7, 1)	1.1		4	0	0	0	0	0	0	0	0	0	0	7	15	0.00	0.000
Bob Wickman, R ERA: 4.24	(9, 1)	0.0	L	3	2	3	3	0	0	0	0	0	0	2	4	6	∞	∞
Mike Myers, L ERA: 9.0	(9, 1)	0.2		2	1	0	0	1	0	0	0	0	0	1	7	11	0.00	1.500
Jim Pittsley, R ERA: 6.85	(9, 1)	0.1		4	2	0	0	0	1	0	0	0	0	0	6	12	0.00	9.000

PITCHER	IP	WLS	BF	H	R	ER	SO	BB	IBB	HBP	BLK	WP	HR	S	P	ERA	WHIP

TOP

Atlanta Braves @ Milwaukee Brewers

Milwaukee County Stadium, Milwaukee, WI

Tue May 25 1999, 8:05 PM EDT
Att. 15,286 - Cloudy - 60 F

livebaseballscorecards.com

AB	37
R	5
H	12
RBI	5
BB	4
SO	1
LOB	12

Atlanta Braves @ Milwaukee Brewers

Milwaukee County Stadium, Milwaukee, WI

Tue May 25 1999, 8:05 PM EDT

Att. 15,286 - Cloudy - 60 F

livebaseballscorecards.com

BOTTOM

Batter	1	2	3	4	5	6	7	8	9	AB	R	H	RBI	BB	SO	LOB
Mark Loretta, R (1, 6) OBP: 0.341, SLG: 0.367	C B B B C F X 3-2 FC3-6 1B	B X 1-0 ③ F9			B B C X 2-1 ② G4-3		C B B B C X 3-2 ② G5-3		C X 0-1 ② L4	5	0	1	0	0	0	1
Brian Banks, S (1, 3) OBP: 0.361, SLG: 0.424	1 SAFE X 0-0 ① FC3-6 1B 1-2f	B B X 2-0 S 2B			B B F B B B 4-1 E BB		S F B B B S 2-3 ③ K		B X 1-0 ③ G1-3	4	0	1	0	1	1	1
Jeremy Burnitz, L (1, 9) OBP: 0.385, SLG: 0.535	B B B S T B 4-2 1B BB	B B B B 4-0 L3 BB			1 SAFE X 0-0 E6 1-3			B F X 1-1 HR 1B		2	1	1	0	2	0	1
Jeff Cirillo, R (1, 5) OBP: 0.374, SLG: 0.434	B B B C X 3-1 1-2 2-3 1B	C C B B F X 2-2 ①② L3 1-2 2-3			F F X 0-2 ③ L7			B B C 1 B X SAFE 3-1 ① F8		4	0	1	0	0	0	5
Dave Nilsson, L (1, 2) OBP: 0.386, SLG: 0.611	C F C 0-3 ② K	B C F S 1-3 ③ K				B F X 1-1 ① F8		1 SAFE B F B S B X 3-2 1-H HR		4	1	1	2	0	2	4
Marquis Grissom, R (1, 8) OBP: 0.311, SLG: 0.366	C C B C 1-3 ③ K			X 0-0 ① G5-3		B B C X 2-1 1B		X 0-0 ② P2		4	0	1	0	0	1	3
Geoff Jenkins, L (1, 7) OBP: 0.370, SLG: 0.591 Eric Plunk, R (7, 1) Alex Ochoa, R (8, PH) OBP: 0.400, SLG: 0.435 Bob Wickman, R (9, 1) Mike Myers, L (9, 1) Jim Pittsley, R (9, 1)		B X 1-0 ① G1-3		B F F B C 2-3 ② K		1 SAFE X 0-0 ② F9		F C B X 1-2 1B		3 0 1 0 0 0	0 0 0 0 0 0	0 0 1 0 0 0	0 0 0 0 0 0	0 0 0 0 0 0	1 0 0 0 0 0	1 0 0 0 0 0
Ronnie Belliard, R (1, 4) OBP: 0.390, SLG: 0.412		C F F X 0-2 SH2-4 1B		S B X 1-1 ③ P4		X 0-0 ③ F9		1 SAFE B B B X 2-0 ③ P3		4	0	1	0	0	0	2
Jim Abbott, L (1, 1) Rich Becker, L (7, 7) OBP: 0.407, SLG: 0.319		X 0-0 ② SH2-4 1-2			F F S 0-3 ① K		F X 0-1 ① G3-1		C B F S 1-3 ① K	1 2	0 0	0 0	0 0	0 0	1 1	0 0
Inning Stats	R: 0 H: 2 E: 1 LOB: 3 K: 2 BB: 1 S: 15 P: 26	R: 0 H: 1 E: 0 LOB: 1 K: 0 BB: 0 S: 7 P: 9	R: 0 H: 1 E: 0 LOB: 1 K: 1 BB: 1 S: 8 P: 17	R: 0 H: 0 E: 0 LOB: 0 K: 1 BB: 0 S: 6 P: 9	R: 0 H: 0 E: 1 LOB: 2 K: 1 BB: 1 S: 10 P: 16	R: 0 H: 1 E: 0 LOB: 1 K: 0 BB: 0 S: 6 P: 9	R: 0 H: 0 E: 0 LOB: 0 K: 1 BB: 0 S: 8 P: 13	R: 2 H: 3 E: 0 LOB: 1 K: 0 BB: 0 S: 12 P: 22	R: 0 H: 0 E: 0 LOB: 0 K: 1 BB: 0 S: 6 P: 8	1B: 6 2B: 2 3B: 0 HR: 1	SF: 0 SAC: 1 DP: 1 HBP: 0						

	AB	34
	R	2
	H	8
	RBI	2
	BB	3
	SO	7
	LOB	18

PITCHER		IP	WLS	BF	H	R	ER	SO	BB	IBB	HBP	BLK	WP	HR	S	P	ERA	WHIP
Greg Maddux, R ERA: 4.48	(1, 1)	7.0		29	5	0	0	6	3	0	0	0	0	0	60	99	0.00	1.143
Rudy Seanez, R ERA: 2.66	(8, 1)	1.0	W	6	3	2	2	0	0	0	0	0	0	1	12	22	18.00	3.000
John Rocker, L ERA: 2.41	(9, 1)	1.0	S	3	0	0	0	1	0	0	0	0	0	0	6	8	0.00	0.000

PITCHER	IP	WLS	BF	H	R	ER	SO	BB	IBB	HBP	BLK	WP	HR	S	P	ERA	WHIP

Batter	1	2	3	4	5	6	7	8	9	10	AB	R	H	RBI	BB	SO	LOB
Walt Weiss, S (1, 6) OBP: 0.370, SLG: 0.382	1-0 2B		1-0 1B		4-1 BLK BB		1-2 ② G3		1-3 ③ K		4	0	2	0	1	1	1
Bret Boone, R (1, 4) OBP: 0.343, SLG: 0.479	2-3 ① K		0-3 ② K		0-0 ① F9		4-1 BB			X 0-0 ① G3	4	0	0	0	1	2	3
10 Chipper Jones, S (1, 5) OBP: 0.361, SLG: 0.509	4-0 BB		X 0-0 ③ G4-3		X 0-0 ② L9		1 SAFE 0-3 ③ K2-3			X 0-0 HR	4	1	1	1	1	1	3
Brian Jordan, R (1, 9) OBP: 0.379, SLG: 0.566	1-3 ② K			2-3 ① K	1 SAFE 2-1 ③ F8 1-2			X 0-0 ① F8		X 0-0 1B 1B	5	0	1	0	0	2	3
Javy Lopez, R (1, 2) OBP: 0.367, SLG: 0.568	3-3 ③ K			X 0-0 2B 2B		2-1 G1-6-3 1B		3-2 ② G5-3		X 0-0 1-3 1B	5	1	3	0	0	1	2
Ryan Klesko, L (1, 3) OBP: 0.331, SLG: 0.513 Rudy Seanez, R (8, 1) Ozzie Guillen, L (10, PH) OBP: 0.186, SLG: 0.214 John Rocker, R (10, 1)		2-2 G5-4-3 1B		2-1 1B 2-H 2B		X 0-0 ① ② G1-6-3 1-2f		C S S F B B F X 2-2 ③ P6		S S S 0-3 ② K	4 0 1 0	1 0 0 0	2 0 0 0	1 0 0 0	0 0 1 0	0 0 2 0	1 0 2 0
Andruw Jones, R (1, 8) OBP: 0.359, SLG: 0.497	1-1 ① ② G5-4-3 1-2f			1-1 C B X 2-H 1B		2-1 2B			C F X 0-2 ① F8	X 0-0 ③ L5	5	0	2	1	0	0	3
Gerald Williams, R (1, 7) OBP: 0.321, SLG: 0.376	C X 0-1 ③ P5			1 SAFE X 0-0 ② P5		B F X 1-1 ③ G3			S B B B C B 4-2 BB		3	0	0	0	1	0	2
Bruce Chen, L (1, 1) Keith Lockhart, L (7, PH) OBP: 0.308, SLG: 0.343 Russ Springer, R (7, 1) Mike Remlinger, L (8, 1) Randall Simon, L (8, 3) OBP: 0.381, SLG: 0.444 Brian Hunter, R (10, 3) OBP: 0.340, SLG: 0.630			B C F F F S 1-3 ① K	B C S F F S 1-3 ③ K			F S B F C 1-3 ① K		1 SAFE 1 SAFE B F F F 1 SAFE X 1-2 ② P6		2 1 0 0 1 0	0 0 0 0 0 0	0 0 0 0 0 0	0 0 0 0 0 0	0 1 0 0 0 0	2 0 0 0 0 0	1 0 0 0 1 0
Inning Stats	R: 0 E: 0 K: 3 S: 11 H: 1 LOB: 2 BB: 1 P: 22	R: 0 E: 0 K: 0 S: 7 H: 1 LOB: 0 BB: 0 P: 10	R: 0 E: 0 K: 2 S: 10 H: 1 LOB: 1 BB: 0 P: 12	R: 2 E: 0 K: 2 S: 13 H: 3 LOB: 1 BB: 0 P: 19	R: 0 E: 0 K: 0 S: 5 H: 0 LOB: 1 BB: 1 P: 11	R: 0 E: 0 K: 0 S: 7 H: 2 LOB: 1 BB: 0 P: 12	R: 0 E: 0 K: 2 S: 11 H: 0 LOB: 1 BB: 1 P: 17	R: 0 E: 0 K: 0 S: 9 H: 0 LOB: 0 BB: 0 P: 14	R: 0 E: 0 K: 1 S: 11 H: 0 LOB: 1 BB: 1 P: 17	R: 1 E: 0 K: 1 S: 8 H: 3 LOB: 2 BB: 0 P: 8	1B: 6 2B: 4 3B: 0 HR: 1	SF: 0 SAC: 0 DP: 2 HBP: 0					

PITCHER		IP	WLS	BF	H	R	ER	SO	BB	IBB	HBP	BLK	WP	HR	S	P	ERA	WHIP
Hideo Nomo, R ERA: 2.3	(1, 1)	7.0		30	8	2	2	9	3	0	0	1	0	0	64	103	2.57	1.571
Al Reyes, R ERA: 3.09	(8, 1)	2.0		7	0	0	0	1	1	0	0	0	0	0	20	31	0.00	0.500
David Weathers, R ERA: 2.87	(10, 1)	1.0	L	6	3	1	1	1	0	0	0	0	0	1	8	8	9.00	3.000

PITCHER	IP	WLS	BF	H	R	ER	SO	BB	IBB	HBP	BLK	WP	HR	S	P	ERA	WHIP

TOP

Atlanta Braves @ Milwaukee Brewers

Milwaukee County Stadium, Milwaukee, WI

Wed May 26 1999, 8:05 PM EDT

Att. 18,460 - Unknown - 61 F

livebaseballscorecards.com

AB	39
R	3
H	11
RBI	3
BB	4
SO	11
LOB	22

PA: 43

WP: 0 PB: 0 SB: 0 CS: 0

Batter	1	2	3	4	5	6	7	8	9	10	AB	R	H	RBI	BB	SO	LOB
Mark Loretta, R (1, 6) OBP: 0.343, SLG: 0.364	C B B F H 3-2 BB SH1-3 HBP	B C B F F F X 2-2 ③ 1-H 1B			B C C X 1-2 ① L3		F B F F B X 2-2 ③ L9		X 0-0 ② P4		4	0	1	1	0	0	2
Brian Banks, S (1, 3) OBP: 0.342, SLG: 0.400	X 0-0 ① SH1-3 1-2	B S B S S F S 2-3 ① K			B S X 1-1 ② P4			F F B B B S 3-3 ① K	B X 1-0 ③ L9		4	0	0	0	0	2	2
Jeromy Burnitz, L (1, 9) OBP: 0.390, SLG: 0.529	B F B B S H 4-2 BB HBP	B S B B C B 4-2 BB			C X 0-1 ③ F9			F S S 0-3 ② K	B B B B 4-0 PB BB		2	0	0	0	2	1	0
Jeff Cirillo, R (1, 5) OBP: 0.375, SLG: 0.426	B B B C F F B 4-2 1-2 2-3 BB	1 SAFE B F 1 SAFE B X 2-1 ② P6		X 0-0 ① F8		B B B B 4-0 1B BB		S S S 0-3 ① K	3	0	0	0	2	1	2		
Dave Nilsson, L (1, 2) OBP: 0.383, SLG: 0.606 Bobby Hughes, R (2, 2) OBP: 0.231, SLG: 0.353	C F X 0-2 ② L3	1 SAFE 1 SAFE B B S S S 1 SAFE F B 3-2 X ③ F8		B X 1-0 ② L7		1 SAFE F B F 1 SAFE B X 2-2 1-2 1B		S S S 0-3 ② K 1-2	1	0	0	0	0	0	3
Marquis Grissom, R (1, 8) OBP: 0.314, SLG: 0.363	B B F C F F F S 2-3 ③ K	F C X 0-2 ① F8		B B F X 2-1 E7 1B		F C S 0-3 ③ K		B B B B 4-0 BB	4	0	1	0	1	2	5		
Alex Ochoa, R (1, 7) OBP: 0.383, SLG: 0.471	C X 0-1 ① P3	B F X 1-1 S 1B		F C X 0-2 ③ G6-3		S B X 1-1 ① F9		X 0-0 ③ G6-3	5	1	1	1	0	0	3		
Ronnie Belliard, R (1, 4) OBP: 0.397, SLG: 0.407	B F X 1-1 S 1B	F B F B F B F F F 3-2 X ② G6-3		B C X 1-1 ① F9		B B B C B 4-1 1B BB		3	1	1	0	1	0	0		
Hideo Nomo, R (1, 1) OBP: 0.200, SLG: 0.200 Rich Becker, L (7, PH) OBP: 0.400, SLG: 0.313 Al Reyes, R (8, 1) Geoff Jenkins, L (9, PH) OBP: 0.375, SLG: 0.595 David Weathers, R (10, 1) OBP: 0.286, SLG: 0.167	F X 0-1 ② B2	B B C F F F X 2-2 ③ G4-3		C F F C F B F B B F F 3-3 S ② K		1 SAFE 1 SAFE C P 1 SAFE B F X 2-2 1-2 1B			2	0	0	0	0	0	1		
									1	0	0	0	0	1	0		
									0	0	0	0	0	0	0		
									1	0	1	0	0	0	0		
									0	0	0	0	0	0	0		
Inning Stats	R: 0 H: 0 E: 0 LOB: 3 K: 1 BB: 1 S: 17 P: 30	R: 1 H: 2 E: 0 LOB: 1 K: 0 BB: 0 S: 11 P: 14	R: 0 H: 0 E: 0 LOB: 1 K: 1 BB: 1 S: 12 P: 23	R: 1 H: 1 E: 0 LOB: 0 K: 0 BB: 0 S: 16 P: 22	R: 0 H: 0 E: 0 LOB: 0 K: 0 BB: 0 S: 7 P: 9	R: 0 H: 1 E: 1 LOB: 1 K: 0 BB: 0 S: 7 P: 10	R: 0 H: 0 E: 0 LOB: 0 K: 1 BB: 0 S: 13 P: 19	R: 0 H: 1 E: 0 LOB: 2 K: 3 BB: 1 S: 12 P: 21	R: 0 H: 1 E: 0 LOB: 2 K: 0 BB: 1 S: 9 P: 16	R: 0 H: 0 E: 0 LOB: 2 K: 2 BB: 2 S: 7 P: 15	1B: 5 SF: 0 2B: 0 SAC: 1 3B: 0 DP: 0 HR: 1 HBP: 2						

PITCHER		IP	WLS	BF	H	R	ER	SO	BB	IBB	HBP	BLK	WP	HR	S	P	ERA	WHIP
Bruce Chen, L ERA: 4.5	(1, 1)	6.0		25	4	2	2	2	2	0	2	0	0	1	70	108	3.00	1.000
Russ Springer, R ERA:	(7, 1)	1.0		3	0	0	0	1	0	0	0	0	0	0	13	19	0.00	0.000
Mike Remlinger, L ERA: 1.27	(8, 1)	0.2		4	1	0	0	2	1	0	0	0	0	0	9	18	0.00	3.000
Rudy Seanez, R ERA: 2.49	(8, 1)	1.1	W	6	1	0	0	1	1	0	0	0	0	0	12	19	0.00	1.500
John Rocker, L ERA: 2.29	(10, 1)	1.0	S	5	0	0	0	2	2	0	0	0	0	0	7	15	0.00	2.000

PITCHER	IP	WLS	BF	H	R	ER	SO	BB	IBB	HBP	BLK	WP	HR	S	P	ERA	WHIP

BOTTOM

Atlanta Braves @ Milwaukee Brewers

Milwaukee County Stadium, Milwaukee, WI

Wed May 26 1999, 8:05 PM EDT
Att. 18,460 - Unknown - 61 F

livebaseballscorecards.com

AB	34
R	2
H	6
RBI	2
BB	6
SO	8
LOB	20

1B: 5 SF: 0
2B: 0 SAC: 1
3B: 0 DP: 0
HR: 1 HBP: 2

WP: 0 PA: 43
PB: 1
SB: 1
CS: 0

Atlanta Braves @ Milwaukee Brewers

Milwaukee County Stadium, Milwaukee, WI

Thu May 27 1999, 1:05 PM EDT

Att. 22,252 - Sunny - 73 F

TOP

livebaseballscorecards.com

Batter	1	2	3	4	5	6	7	8	9	AB	R	H	RBI	BB	SO	LOB
Gerald Williams, R (1, 7) OBP: 0.324, SLG: 0.371	C C B S 1-3 K2-3 ①		B B B B 4-0 10 HR 1B BB		F B F X 1-2 10 BB E 1B	S B B X 2-1 G1-3 ③			F F S 0-3 K ②	4	2	1	0	1	2	0
Bret Boone, R (1, 4) OBP: 0.344, SLG: 0.477	B X 1-0 10 CS 1B		C X 0-1 1-2 10 HR 1B		B C B 1 SAFE F B 1 SAFE F X 3-2 F9 ①		B B X 2-0 F7 ①		C F F B S 1-3 K ③	5	1	2	0	0	1	1
10 Chipper Jones, S (1, 5) OBP: 0.369, SLG: 0.534	B C B F F B S 3-3 1-2 K ② ③		B F X 1-1 1-H 2-H HR		B B B B 4-0 E E 1-2 1B BB		B X 1-0 2B			3	2	2	3	1	1	1
Brian Jordan, R (1, 9) OBP: 0.381, SLG: 0.571		C F B B X 2-2 1B 2B	X 0-0 F9 ②		F 1 SAFE B F X 1-2 1B 1-H 2-H 2B 1B		B B C F B F F C 3-3 K ②			4	2	2	1	0	1	1
Javy Lopez, R (1, 2) OBP: 0.371, SLG: 0.566		F X 0-1 2-H 1B	C F B B X 2-2 1B		B 1 SAFE C 1 SAFE F B X 2-2 P3 ②		B B X 2-0 G6-3 ③			4	0	2	1	0	0	2
Andruw Jones, R (1, 8) OBP: 0.357, SLG: 0.491		B B B C F F X 3-2 F8 ①	B B B X 3-0 P6 ③		X 0-0 1-2 2B 1B			X 0-0 F8 ①		4	1	1	0	0	0	2
Brian Hunter, R (1, 3) OBP: 0.333, SLG: 0.620		B B B C S S 3-3 K ②		C B X 1-1 F8 ①	X 0-0 1-H 2-H 2B ③			B B F B S S 3-3 K ②		4	0	1	2	0	2	1
Ozzie Guillen, L (1, 6) OBP: 0.170, SLG: 0.196		B S X 1-1 F7 ③		C B B F X 2-2 G4-3 ②		B X 1-0 F8 ①		B B X 2-0 G3 ③		4	0	0	0	0	0	1
Kevin Millwood, R (1, 1) OBP: 0.174, SLG: 0.182			X 0-0 G5-3 ①	F F X 0-2 G3-1 ③		F B S F B X 2-2 F9 ②			F S S 0-3 K ①	3	0	0	0	0	0	0
Mike Remlinger, L (6, 1)										0	0	0	0	0	0	0
30 Kevin McGlinchy, R (7, 1)										0	0	0	0	0	0	0
Russ Springer, R (8, 1)										0	0	0	0	0	0	0
Keith Lockhart, L (9, PH) OBP: 0.300, SLG: 0.333										1	0	0	0	0	1	0
Rudy Seanez, R (9, 1)										0	0	0	0	0	0	0
Inning Stats	R: 0 E: 0 K: 2 S: 8 H: 1 LOB: 1 BB: 0 P: 13	R: 1 E: 0 K: 1 S: 14 H: 2 LOB: 1 BB: 0 P: 23	R: 3 E: 0 K: 0 S: 10 H: 3 LOB: 1 BB: 1 P: 20	R: 0 E: 0 K: 0 S: 8 H: 0 LOB: 0 BB: 0 P: 11	R: 4 E: 1 K: 0 S: 15 H: 4 LOB: 1 BB: 1 P: 26	R: 0 E: 0 K: 0 S: 7 H: 0 LOB: 0 BB: 0 P: 12	R: 0 E: 0 K: 1 S: 8 H: 1 LOB: 1 BB: 0 P: 16	R: 0 E: 0 K: 1 S: 5 H: 0 LOB: 0 BB: 0 P: 10	R: 0 E: 0 K: 3 S: 10 H: 0 LOB: 0 BB: 0 P: 11	1B: 7 2B: 4 3B: 0 HR: 1 SF: 0 SAC: 0 DP: 1 HBP: 0						

	AB	36
	R	8
	H	11
	RBI	7
	BB	2
	SO	8
	LOB	9

WP: 0 PB: 0 SB: 0 CS: 1 PA: 38

PITCHER		IP	WLS	BF	H	R	ER	SO	BB	IBB	HBP	BLK	WP	HR	S	P	ERA	WHIP
Scott Karl, L ERA: 5.34	(1, 1)	6.0	L	28	10	8	8	3	2	0	0	0	0	1	62	105	12.00	2.000
Eric Plunk, R ERA: 3.04	(7, 1)	2.0		7	1	0	0	2	0	0	0	0	0	0	13	26	0.00	0.500
David Weathers, R ERA: 2.78	(9, 1)	1.0		3	0	0	0	3	0	0	0	0	0	0	10	11	0.00	0.000

PITCHER		IP	WLS	BF	H	R	ER	SO	BB	IBB	HBP	BLK	WP	HR	S	P	ERA	WHIP

BOTTOM

Atlanta Braves @ Milwaukee Brewers

Milwaukee County Stadium, Milwaukee, WI

Thu May 27 1999, 1:05 PM EDT
Att. 22,252 - Sunny - 73 F

livebaseballscorecards.com

Batter	1	2	3	4	5	6	7	8	9	AB	R	H	RBI	BB	SO	LOB
Fernando Vina, L (1, 4) OBP: 0.361, SLG: 0.357	F F S 0-3 K2-3 ①		X 0-0 B3 ① BB	B F X 1-1 G6-3 ② 1-3 3-H		B M X 1-1 SH5-4 ① 1-2 2-3		X 0-0 SH3 ① 1-2		3	0	0	1	0	1	1
Brian Banks, S (1, 3) OBP: 0.346, SLG: 0.384	C B X 1-1 G3-1 ②		B B B C B 4-1 BB	F B F F B X 2-2 F8 ③		B B F F S 2-3 K ②		B B B C B 4-1 BB		3	0	0	0	2	1	3
Jeromy Burnitz, L (1, 9) OBP: 0.390, SLG: 0.531	S B X 1-1 2B 2B		B S C B F C 2-3 K ②		X 0-0 G4-6-3 1B	X 0-0 P9 ③		F S B F F F B F B 3-3 S K ② ③ 2-3		5	1	2	0	0	2	5
Jeff Cirillo, R (1, 5) OBP: 0.376, SLG: 0.431	C B F F X 1-2 2-H 2B		1 SAFE B C X 1-1 P4 ③		F B F F S 1-3 K ①		C C B X 1-2 F9 ①		C X 0-1 FC1-6 1B	5	0	2	1	0	1	2
Rich Becker, L (1, 8) OBP: 0.381, SLG: 0.294 Marquis Grissom, R (7, PH) OBP: 0.316, SLG: 0.371 (8, 8)	X 0-0 G4-3 ③			X 0-0 G6-3 ①	X 0-0 G4-6-3 ② ③ 1-2f		B S S B F X 2-2 2B 2B		L 1 SAFE B 1 SAFE X 1-1 FC1-6 ① G6-4-3 1-2f	3 2	0 1	0 1	0 1	0 0	0 0	2 1
Geoff Jenkins, L (1, 7) OBP: 0.389, SLG: 0.627 Lou Collier, R (7, PH) OBP: 0.333, SLG: 0.362 (8, 7)		X 0-0 S 1B		F F H 1-2 BB 1B HBP		C S B X 1-2 HR	B X 1-0 2-H 2B		X 0-0 G6-4-3 ② ③ 1-2f	2 2	2 0	2 1	1 1	0 0	0 0	0 1
Bobby Hughes, R (1, 2) OBP: 0.250, SLG: 0.352		B B C X 2-1 P9 ①		B B B C B 4-1 1B E 1-2 BB		B F B F X 2-2 1B 1B 1B	X 0-0 F8 ②			3	2	1	0	1	0	2
Mark Loretta, R (1, 6) OBP: 0.346, SLG: 0.367		1 SAFE B B S X 2-1 F7 ② 1-2		B B X 2-0 E G6-3 1-2 2-H 1B		C X 0-1 SH5-4 1B 1-2 1B	B B X 2-0 P8 ③			4	1	2	1	0	0	2
Scott Karl, L (1, 1) OBP: 0.150, SLG: 0.250 Dave Nilsson, L (6, PH) OBP: 0.383, SLG: 0.606 Alex Ochoa, R (6, PH) OBP: 0.393, SLG: 0.481 Eric Plunk, R (7, 1) Ronnie Belliard, R (8, PH) OBP: 0.406, SLG: 0.418 David Weathers, R (9, 1) OBP: 0.286, SLG: 0.167		B F B B S F S 2-3 K ③		X 0-0 E1 G6-3 1-3 2-H		C X 0-1 SH5-4 1-2 2-H 1B		C C C X 0-2 CS SH3 1B		2 0 1 0 1 0	0 0 0 0 0 0	0 0 1 0 1 0	0 0 1 0 0 0	0 0 0 0 0 0	1 0 0 0 0 0	2 0 0 0 0 0
Inning Stats	R: 1 H: 2 E: 0 LOB: 1 K: 1 BB: 0 S: 12 P: 15	R: 0 H: 1 E: 0 LOB: 1 K: 1 BB: 0 S: 9 P: 15	R: 0 H: 0 E: 0 LOB: 1 K: 1 BB: 1 S: 8 P: 15	R: 3 H: 1 E: 1 LOB: 1 K: 0 BB: 1 S: 12 P: 22	R: 0 H: 1 E: 0 LOB: 0 K: 1 BB: 0 S: 6 P: 7	R: 2 H: 4 E: 0 LOB: 2 K: 1 BB: 0 S: 16 P: 22	R: 1 H: 2 E: 0 LOB: 1 K: 0 BB: 0 S: 9 P: 15	R: 0 H: 1 E: 0 LOB: 2 K: 1 BB: 1 S: 12 P: 19	R: 0 H: 1 E: 0 LOB: 0 K: 0 BB: 0 S: 5 P: 6	1B: 8 2B: 5 3B: 0 HR: 1	SF: 0 SAC: 2 DP: 3 HBP: 1					

	AB	36
	R	7
	H	13
	RBI	6
	BB	3
	SO	6
	LOB	21

PITCHER		IP	WLS	BF	H	R	ER	SO	BB	IBB	HBP	BLK	WP	HR	S	P	ERA	WHIP
Kevin Millwood, R ERA: 3.63	(1, 1)	5.0	W	26	8	6	4	4	2	0	1	0	0	1	55	85	7.20	2.000
Mike Remlinger, L ERA: 1.59	(6, 1)	1.1	H	6	2	1	1	1	0	0	0	0	0	0	14	20	6.75	1.500
30 Kevin McGlinchy, R ERA: 2.42	(7, 1)	1.0	H	6	2	0	0	0	1	0	0	0	0	0	8	15	0.00	3.000
Russ Springer, R ERA:	(8, 1)	0.2	H	1	0	0	0	1	0	0	0	0	0	0	7	10	0.00	0.000
Rudy Seanez, R ERA: 2.38	(9, 1)	1.0	S	3	1	0	0	0	0	0	0	0	0	0	5	6	0.00	1.000

PITCHER	IP	WLS	BF	H	R	ER	SO	BB	IBB	HBP	BLK	WP	HR	S	P	ERA	WHIP

Batter	1	2	3	4	5	6	7	8	9	AB	R	H	RBI	BB	SO	LOB
22 Devon White, S (1, 8) OBP: 0.318, SLG: 0.375	X 0-0 ① G5-3		B B C S F X 2-2 ③ F8			X 0-0 E6		B S S X 1-2 ③ G6-3		4	0	0	0	0	0	2
Eric Young Sr., R (1, 4) OBP: 0.409, SLG: 0.386	C S X 0-2 ② F9			X 0-0 ① P6		X 0-0 ③ G5-3			B B C B C B 4-2 HR BB	3	1	0	0	1	0	1
Gary Sheffield, R (1, 7) OBP: 0.389, SLG: 0.514	X 0-0 ③ G5-3			T X 0-1 ② F9			C X 0-1 ① P5		C X 0-1 ① P2	4	0	0	0	0	0	1
Raul Mondesi, R (1, 9) OBP: 0.367, SLG: 0.624		B X 1-0 ① P5		X 0-0 CS 1B			C B B X 2-1 FC6-4 1B		X 0-0 1-H HR	4	1	3	2	0	0	0
Eric Karros, R (1, 3) OBP: 0.328, SLG: 0.453		B F C X 1-2 ② G6-3		1 SAFE 0-0 ③ CS 1-2	X 0-0 ① G6-3		B S B X 2-1 ② FC6-4 FC4-6 1-2f		C B T S 1-3 ② K	4	0	0	0	0	1	1
Todd Hundley, S (1, 2) OBP: 0.297, SLG: 0.405		B C C B S 2-3 ③ K			X 0-0 ② G5-3		C S B X 1-2 ③ FC4-6 1-2f		S S S 0-3 ③ K	4	0	0	0	0	2	1
Adrián Beltré, R (1, 5) OBP: 0.387, SLG: 0.477			B C B X 2-1 ① F9		X 0-0 ③ G6-3			S S B F X 1-2 ① G3		3	0	0	0	0	0	0
Mark Grudzielanek, R (1, 6) OBP: 0.335, SLG: 0.357			B F B S X 2-2 ② G3-1			X 0-0 L3 1B		C B X 1-1 ② F7		3	0	1	0	0	0	0
37 Darren Dreifort, R (1, 1) OBP: 0.278, SLG: 0.250 Trenidad Hubbard, R (6, PH) OBP: 0.200, SLG: 0.111 Onan Masaoka, R (6, 1) Doug Bochtler, R (7, 1) Dave Hansen, L (8, PH) OBP: 0.568, SLG: 0.794 Mike Maddux, L (8, 1)			S B X 1-1 1B			X 0-0 ① ② L3 1-2		C C X 0-2 2B		1 1 0 0 1 0	0 0 0 0 0 0	1 0 0 0 1 0	0 0 0 0 0 0	0 0 0 0 0 0	0 0 0 0 0 0	0 1 0 0 0 0

Inning Stats																															
	R: 0	H: 0		R: 0	H: 0		R: 0	H: 1		R: 0	H: 1		R: 0	H: 0		R: 0	H: 1		R: 0	H: 1		R: 0	H: 1		R: 2	H: 1		1B: 4	SF: 0		WP: 0	PA: 34
	E: 0	LOB: 0		E: 0	LOB: 0		E: 0	LOB: 1		E: 0	LOB: 0		E: 0	LOB: 0		E: 1	LOB: 1		E: 0	LOB: 1		E: 0	LOB: 0		E: 0	LOB: 1		2B: 2	SAC: 0		PB: 0	
	K: 0	BB: 0		K: 1	BB: 0		K: 0	BB: 0		K: 0	BB: 0		K: 0	BB: 0		K: 0	BB: 0		K: 0	BB: 0		K: 0	BB: 0		K: 2	BB: 1		3B: 0	DP: 1		SB: 0	
	S: 5	P: 5		S: 7	P: 11		S: 12	P: 19		S: 4	P: 4		S: 3	P: 3		S: 4	P: 4		S: 9	P: 14		S: 12	P: 15		S: 11	P: 16		HR: 1	HBP: 0		CS: 1	

PITCHER		IP	WLS	BF	H	R	ER	SO	BB	IBB	HBP	BLK	WP	HR	S	P	ERA	WHIP
Odalis Perez, L ERA: 4.94	(1, 1)	8.1	W	31	6	2	2	1	1	0	0	0	0	1	61	84	2.16	0.840
John Rocker, L ERA: 2.21	(9, 1)	0.2	S	2	0	0	0	2	0	0	0	0	0	0	6	7	0.00	0.000

PITCHER	IP	WLS	BF	H	R	ER	SO	BB	IBB	HBP	BLK	WP	HR	S	P	ERA	WHIP

TOP

Los Angeles Dodgers @ Atlanta Braves

Turner Field, Atlanta, GA

Fri May 28 1999, 7:40 PM EDT
Att. 41,953 - Cloudy - 79 F

livebaseballscorecards.com

AB	32
R	2
H	6
RBI	2
BB	1
SO	3
LOB	7

Los Angeles Dodgers @ Atlanta Braves

Turner Field, Atlanta, GA

Fri May 28 1999, 7:40 PM EDT

Att. 41,953 - Cloudy - 79 F

livebaseballscorecards.com

BOTTOM

Batter	1	2	3	4	5	6	7	8	9	AB	R	H	RBI	BB	SO	LOB
Ozzie Guillen, L (1, 6) OBP: 0.173, SLG: 0.196	C F B X 1-2 F9 ①		B C F B X 2-2 P4 ① X 0-0 G4-3 ③ 2-3			X 0-0 G4-3 ②		B C X 1-1 1B		5	0	1	0	0	0	1
Bret Boone, R (1, 4) OBP: 0.336, SLG: 0.465	B C B C S 2-3 K ②		B C C B B S 3-3 K ②		X 0-0 G6-3 ①	B C B X 2-1 F8 ③		C B X 1-1 F9 ③		5	0	0	0	0	2	1
10 Chipper Jones, S (1, 5) OBP: 0.376, SLG: 0.541	X 0-0 2B		B C B B B 4-1 BB		X 0-0 1B E 1B		B B S C S 2-3 K ①			3	1	2	0	1	1	0
Brian Jordan, R (1, 9) OBP: 0.379, SLG: 0.564	S B X 1-1 L4 ③		1 SAFE B X 1-0 P4 ③		X 0-0 S E 1-3 1B		C C B C 1-3 K ②			4	1	1	0	0	1	2
Javy Lopez, R (1, 2) OBP: 0.381, SLG: 0.565		C S S 0-3 K ①		B B B B 4-0 1B 1B FC6-4 BB	B B B 4-0 E 1-2 BB		S S X 0-2 1B 1B			2	1	1	0	2	1	0
Ryan Klesko, L (1, 3) OBP: 0.338, SLG: 0.513 Brian Hunter, R (7, PH) OBP: 0.345, SLG: 0.627 (8, 3)	C B B B B 4-1 BB BB		X 0-0 FC6-4 1B G6-3 1-2 1B B F X 1-1 E5 1-2 2-H 3-H			B B B X 3-0 FC6-4 1-3 1B				2 1	1 0	1 1	1 0	1 0	0 0	1 0
Andruw Jones, R (1, 8) OBP: 0.355, SLG: 0.486	C B S S 1-3 K ②		X 0-0 FC6-4 1-2 2-3 1B B C S B F S 2-3 K ②			B F C X 1-2 FC6-4 1-2f ③				4	0	1	0	0	2	5
Gerald Williams, R (1, 7) OBP: 0.322, SLG: 0.360	B B B B 4-0 1-2 BB		X 0-0 FC6-4 S G6-3 1-2f 2-3 3-H ① S B X 1-1 F7 ③					F B X 1-1 G1-6-3 ①		3	0	0	1	1	0	4
Odalis Perez, L (1, 1) John Rocker, R (9, 1)	B C X 1-1 G6-3 ③		X 0-0 G6-3 ② 1-2 3-H			F C F C 0-3 K ①		C C B S 1-3 K ②		4 0	0 0	0 0	1 0	0 0	2 0	3 0
Inning Stats	R: 0 E: 0 K: 1 S: 9 H: 1 LOB: 1 BB: 0 P: 13	R: 0 E: 0 K: 2 S: 9 H: 0 LOB: 2 BB: 2 P: 19	R: 0 E: 0 K: 1 S: 8 H: 0 LOB: 1 BB: 1 P: 18	R: 2 E: 0 K: 0 S: 5 H: 2 LOB: 1 BB: 1 P: 9	R: 2 E: 1 K: 1 S: 11 H: 2 LOB: 2 BB: 1 P: 19	R: 0 E: 0 K: 1 S: 7 H: 0 LOB: 0 BB: 0 P: 9	R: 0 E: 0 K: 2 S: 13 H: 2 LOB: 2 BB: 0 P: 20	R: 0 E: 0 K: 1 S: 9 H: 1 LOB: 1 BB: 0 P: 13		1B: 7 2B: 1 3B: 0 HR: 0 SF: 0 SAC: 0 DP: 0 HBP: 0						

AB	33
R	4
H	8
RBI	3
BB	5
SO	9
LOB	17

WP: 0 PB: 0 SB: 2 CS: 0 PA: 38

PITCHER		IP	WLS	BF	H	R	ER	SO	BB	IBB	HBP	BLK	WP	HR	S	P	ERA	WHIP
37 Darren Dreifort, R ERA: 5.02	(1, 1)	5.0	L	26	5	4	3	5	5	0	0	0	0	0	42	78	5.40	2.000
Onan Masaoka, L ERA: 4.42	(6, 1)	1.2		7	2	0	0	3	0	0	0	0	0	0	17	25	0.00	1.200
Doug Bochtler, R ERA: 12.27	(7, 1)	0.1		1	0	0	0	0	0	0	0	0	0	0	3	4	0.00	0.000
Mike Maddux, R ERA: 4.5	(8, 1)	1.0		4	1	0	0	1	0	0	0	0	0	0	9	13	0.00	1.000

PITCHER	IP	WLS	BF	H	R	ER	SO	BB	IBB	HBP	BLK	WP	HR	S	P	ERA	WHIP

Batter	1	2	3	4	5	6	7	8	9	AB	R	H	RBI	BB	SO	LOB
22 Devon White, S (1, 8) OBP: 0.321, SLG: 0.376	C B F F X 1-2 F7 SH1-3 1B		C B B B C F X 3-2 S 1B		B S B X 2-1 ② F9		B B X 2-0 ① F8		B X 1-0 ② P5	5	0	2	0	0	0	3
Eric Young Sr., R (1, 4) OBP: 0.406, SLG: 0.378	B X 1-0 ① SH1-3 1-2		C 1 SAFE B B B B X 3-1 ② F8 1-2		B B F B B 4-1 BB BB BB		B F B F X 2-2 ② F8		X 0-0 ③ L9	3	0	0	0	1	0	2
Gary Sheffield, R (1, 7) OBP: 0.386, SLG: 0.505	C B B B X 3-1 ② F7 2-3		B B S X 2-1 ③ F8		S B F F B F B B 4-2 BB 1-2 2-3 3-H BB		B B X 2-0 ③ G5-3			3	0	0	1	1	0	2
Raul Mondesi, R (1, 9) OBP: 0.369, SLG: 0.625	B C X 1-1 ③ G6-3			X 0-0 ① G6-3	B F F B B B 4-2 1-2 2-3 3-H BB			X 0-0 2B		3	0	1	1	1	0	1
Eric Karros, R (1, 3) OBP: 0.326, SLG: 0.446		C B B B B 4-1 FC5-4 BB		B B C B X 3-1 ② G6-3	B C X 1-1 ③ G6-3			C B S C 1-3 ① K		3	0	0	0	1	1	4
Adrián Beltré, R (1, 5) OBP: 0.384, SLG: 0.472		C X 0-1 ① FC5-4 P2 1-2f		F F X 0-2 ③ G6-3		X 0-0 G4-6-3 1B 1B		F C X 0-2 ② F8		4	0	1	0	0	0	2
Mark Grudzielanek, R (1, 6) OBP: 0.339, SLG: 0.361		F 1 SAFE B X 1-1 ② P2 1-2			B C X 1-1 SH5-4 E BB 1B	X 0-0 G4-6-3 1-2 1B		X 0-0 ③ G4-3		4	1	2	0	0	0	2
Angel Pena, R (1, 2) OBP: 0.250, SLG: 0.214		B B X 2-0 ③ F9			B X 1-0 E3 BB SH5-4 BB 1-2	X 0-0 ① ② G4-6-3 1-2f 2-3			F B F X 1-2 2B	4	1	1	0	0	0	4
Carlos Perez, L (1, 1) OBP: 0.188, SLG: 0.071 Jamie Arnold, R (6, 1) OBP: 0.667, SLG: 0.667 Pedro Borbon, R (7, 1) Alan Mills, R (8, 1) Dave Hansen, L (9, PH) OBP: 0.556, SLG: 0.771 Jeff Shaw, R (9, 1)			F B B X 2-1 ① G3		B X 1-0 ① SH5-4 1-2 2-3	C B B X 2-1 ③			B C B S C 2-3 ① K	2 0 0 0 1 0	0 0 0 0 0 0	0 0 0 0 0 0	0 0 0 0 1 0	0 0 0 0 0 0	0 0 0 0 1 0	1 0 0 0 1 0
Inning Stats	R: 0 E: 0 K: 0 S: 9 H: 1 LOB: 1 BB: 0 P: 15	R: 0 E: 0 K: 0 S: 6 H: 0 LOB: 1 BB: 1 P: 13	R: 0 E: 0 K: 0 S: 10 H: 1 LOB: 1 BB: 0 P: 20	R: 0 E: 0 K: 0 S: 6 H: 0 LOB: 0 BB: 0 P: 9	R: 2 E: 1 K: 0 S: 15 H: 1 LOB: 3 BB: 3 P: 33	R: 0 E: 0 K: 0 S: 5 H: 2 LOB: 1 BB: 0 P: 7	R: 0 E: 0 K: 0 S: 5 H: 0 LOB: 0 BB: 0 P: 11	R: 0 E: 0 K: 1 S: 8 H: 1 LOB: 1 BB: 0 P: 9	R: 0 E: 0 K: 1 S: 8 H: 1 LOB: 1 BB: 0 P: 12	1B: 5 2B: 2 3B: 0 HR: 0 SF: 0 SAC: 2 DP: 1 HBP: 0						WP: 0 PB: 0 SB: 1 CS: 0 PA: 38

PITCHER		IP	WLS	BF	H	R	ER	SO	BB	IBB	HBP	BLK	WP	HR	S	P	ERA	WHIP
Tom Glavine, L ERA: 4.99	(1, 1)	7.0	L	30	5	2	0	0	4	0	0	0	0	0	56	108	0.00	1.286
30 Kevin McGlinchy, R ERA: 2.22	(8, 1)	2.0		8	2	0	0	2	0	0	0	0	0	0	16	21	0.00	1.000

PITCHER	IP	WLS	BF	H	R	ER	SO	BB	IBB	HBP	BLK	WP	HR	S	P	ERA	WHIP

TOP

Los Angeles Dodgers @ Atlanta Braves

Turner Field, Atlanta, GA

Sat May 29 1999, 7:10 PM EDT
Att. 49,258 - Cloudy - 77 F

livebaseballscorecards.com

AB	32
R	2
H	7
RBI	2
BB	4
SO	2
LOB	22

Batter	1	2	3	4	5	6	7	8	9	AB	R	H	RBI	BB	SO	LOB
Gerald Williams, R (1, 7) OBP: 0.319, SLG: 0.350	F X 0-1 F8 ①		B F B B B 4-1 BB		B X 1-0 G5-3 ②③ 1-2 2-3f			C B B X 2-1 F9 ①		3	0	0	0	1	0	2
Bret Boone, R (1, 4) OBP: 0.335, SLG: 0.458	C B F B B X 3-2 P5 ②		C 1 SAFE B X 1-1 F8 ②			C F B H 2-2 FC3-6 10 1B HBP		C B C B X 2-2 F9 ②		3	0	0	0	0	0	1
10 Chipper Jones, S (1, 5) OBP: 0.379, SLG: 0.557	C B S B X 2-2 F9 ③		1 SAFE 1 SAFE B X 1-0 F7 ③			S B X 1-1 FC3-6 1-2 1B		F B B X 2-1 HR		4	1	2	1	0	0	1
Brian Jordan, R (1, 9) OBP: 0.376, SLG: 0.557		X 0-0 F9 BB 1B		C X 0-1 G6-3 ①		B X 1-0 FC3-6 G4-6-3 ① 1-2f 2-3		B X 1-0 L7 ③		4	0	1	0	0	0	2
Javy Lopez, R (1, 2) OBP: 0.377, SLG: 0.553		C 1 SAFE B 1 SAFE 1 SAFE 1 SAFE B F B 4-2 B 1-2 BB		S S C 1-3 K ②		F X 0-1 G4-6-3 ② ③ 1-2f			F B S X 1-2 F9 ①	3	0	0	0	1	1	2
Andruw Jones, R (1, 8) OBP: 0.348, SLG: 0.475		C C S 0-3 K ①		B C B S B S 3-3 K ③			X 0-0 G4-3 ①		X 0-0 F9 ②	4	0	0	0	0	2	2
Brian Hunter, R (1, 3) OBP: 0.351, SLG: 0.615 Ryan Klesko, L (7, PH) OBP: 0.341, SLG: 0.513 (8, 3) Otis Nixon, S (9, PR) OBP: 0.294, SLG: 0.188		B B X 2-0 F9 ② 2-3			C B B H 3-1 FC6 1B HBP		B S X 1-1 P5 ②		X 0-0 1B	1 2 0	0 0 0	0 1 0	0 0 0	0 0 0	0 0 0	2 0 0
Ozzie Guillen, L (1, 6) OBP: 0.196, SLG: 0.204		C F X 0-2 P3 ③			B 1 SAFE F X 1-1 G5-3 FC6 1-2 1B		B B C B C F B 4-2 BB		1 SAFE B X 1-0 G4-3 ③	3	0	1	0	1	0	3
Tom Glavine, L (1, 1) OBP: 0.125, SLG: 0.087 Eddie Pérez, R (7, PH) OBP: 0.274, SLG: 0.267 30 Kevin McGlinchy, R (8, 1)			X 0-0 G3-1 ①		X 0-0 FC6 G5-3 ① 1-2 2-3f		B B B C X 3-1 F8 ③			2 1 0	0 0 0	0 0 0	0 0 0	0 0 0	0 0 0	2 1 0
Inning Stats	R: 0 E: 0 K: 0 S: 9 H: 0 LOB: 0 BB: 0 P: 14	R: 0 E: 0 K: 1 S: 10 H: 1 LOB: 2 BB: 1 P: 16	R: 0 E: 0 K: 0 S: 5 H: 0 LOB: 1 BB: 1 P: 11	R: 0 E: 0 K: 2 S: 8 H: 0 LOB: 0 BB: 0 P: 12	R: 0 E: 0 K: 0 S: 5 H: 1 LOB: 1 BB: 0 P: 10	R: 0 E: 0 K: 0 S: 7 H: 1 LOB: 1 BB: 0 P: 11	R: 0 E: 0 K: 0 S: 8 H: 0 LOB: 1 BB: 1 P: 16	R: 1 E: 0 K: 0 S: 8 H: 1 LOB: 0 BB: 0 P: 15	R: 0 E: 0 K: 0 S: 6 H: 1 LOB: 1 BB: 0 P: 8	1B: 4 2B: 0 3B: 0 HR: 1	SF: 0 SAC: 0 DP: 2 HBP: 2						

PITCHER	IP	WLS	BF	H	R	ER	SO	BB	IBB	HBP	BLK	WP	HR	S	P	ERA	WHIP
Carlos Perez, L (1, 1) ERA: 5.73	5.0	W	21	3	0	0	3	2	0	2	0	0	0	41	70	0.00	1.000
Jamie Arnold, R (6, 1) ERA: 3.66	1.1	H	3	0	0	0	0	0	0	0	0	0	0	4	5	0.00	0.000
Pedro Borbon, L (7, 1) ERA: 1.45	0.2	H	3	0	0	0	0	1	0	0	0	0	0	7	15	0.00	1.500
Alan Mills, R (8, 1) ERA: 2.66	1.0	H	4	1	1	1	0	0	0	0	0	0	1	8	15	9.00	1.000
Jeff Shaw, R (9, 1) ERA: 3.04	1.0	S	4	1	0	0	0	0	0	0	0	0	0	6	8	0.00	1.000

PITCHER	IP	WLS	BF	H	R	ER	SO	BB	IBB	HBP	BLK	WP	HR	S	P	ERA	WHIP

BOTTOM

Los Angeles Dodgers @ Atlanta Braves

Turner Field, Atlanta, GA

Sat May 29 1999, 7:10 PM EDT
Att. 49,258 - Cloudy - 77 F

livebaseballscorecards.com

AB	30
R	1
H	5
RBI	1
BB	3
SO	3
LOB	18

Batter	1	2	3	4	5	6	7	8	9	10	11	AB	R	H	RBI	BB	SO	LOB
22 Devon White, S (1, 8) OBP: 0.315, SLG: 0.387	B C C C 1-3 K ①		1 SAFE S B X 1-1 E3 S 1-2		C F X 0-2 HR		B S C F X 1-2 G4-3 ②		X 0-0 G5-3 ③		S S S 0-3 K ③	6	1	1	1	0	2	4
Eric Young Sr., R (1, 4) OBP: 0.395, SLG: 0.366	X 0-0 G6-3 ②		B X 1-0 F8 ②		C X 0-1 L7 ①		B C C X 1-2 G6-3 ③			X 0-0 F8 ①		5	0	0	0	0	0	2
Gary Sheffield, R (1, 7) OBP: 0.386, SLG: 0.505	B B C X 2-1 F8 ③		B B C X 2-1 F9 1-2 2-3 ③		F F X 0-2 F8 ②			B B C X 2-1 2B		B B B B 4-0 CS BB		4	0	1	0	1	0	2
Raul Mondesi, R (1, 9) OBP: 0.370, SLG: 0.624		F C X 0-2 G3-1 2B		S B F B F X 2-2 S HR 1B	B C B F S 2-3 K ③			B X 1-0 F8 ①		S S S 0-3 K ②		5	1	2	0	0	2	2
Todd Hundley, S (1, 2) OBP: 0.293, SLG: 0.393		C F B B B X 3-2 G3-1 2-3 ①		1 SAFE F B 1 SAFE B 1 SAFE B 2 SAFE B 4-1 HR 1-2 BB		X 0-0 G3-1 ①		B B F S S 2-3 K ②		0-0 CS 1-2 ③	X 0-0 G5-3 ①	4	1	0	0	1	1	2
Eric Karros, R (1, 3) OBP: 0.328, SLG: 0.450		C B C C F B F S 2-3 K2-3 ②		B F B F C 2-3 K ①		X 0-0 1B 1B		F C S 0-3 K ③			X 0-0 E 2B	5	1	2	0	0	3	4
Adrian Beltré, R (1, 5) OBP: 0.395, SLG: 0.494		C F B X 1-2 F9 ③		B 2 SAFE X 1-0 1-H 2-H HR		X 0-0 G6-4-3 1-2 1B			B B B C B 4-1 SH1-3 BB		I I I I 4-0 E IBB	3	1	2	3	2	0	1
Mark Grudzielanek, R (1, 6) OBP: 0.337, SLG: 0.358			X 0-0 S 22 E 1B	B B B C X 3-1 G5-3 ②	B C X 1-1 G6-4-3 1-2f ② ③				1 SAFE X 0-0 SH1-3 1-2 ①		X 0-0 E3 1-3 2-H	4	0	1	0	0	0	3
Kevin Brown, R (1, 1) OBP: 0.103, SLG: 0.037 Alan Mills, R (8, 1) Trenidad Hubbard, R (9, PH) OBP: 0.182, SLG: 0.100 Pedro Borbon, R (9, 1) Tripp Cromer, R (11, PH) OBP: 0.313, SLG: 0.467 Jeff Shaw, R (11, 1)			X 0-0 B5 ①	C X 0-1 G4-3 ③			B C B X 2-1 G1-3 ①		B C B S S 2-3 K ②		S S S 0-3 K ②	3 0 1 0 1 0 0	0 0 0 0 0 0 0	0 0 0 0 0 0 0	0 0 0 0 0 0 0	0 0 0 0 1 1 2	0 0 0 0 0 0 0	1 0 1 0 1 2 0
Inning Stats	R: 0 H: 0 E: 0 LOB: 0 K: 1 BB: 0 S: 6 P: 9	R: 0 H: 1 E: 0 LOB: 1 K: 1 BB: 0 S: 14 P: 20	R: 0 H: 1 E: 1 LOB: 2 K: 0 BB: 0 S: 7 P: 11	R: 3 H: 2 E: 0 LOB: 0 K: 1 BB: 1 S: 13 P: 25	R: 1 H: 1 E: 0 LOB: 0 K: 1 BB: 0 S: 11 P: 13	R: 0 H: 2 E: 0 LOB: 1 K: 0 BB: 0 S: 5 P: 6	R: 0 H: 0 E: 0 LOB: 0 K: 0 BB: 0 S: 9 P: 13	R: 0 H: 1 E: 0 LOB: 1 K: 2 BB: 0 S: 9 P: 14	R: 0 H: 0 E: 0 LOB: 1 K: 1 BB: 1 S: 6 P: 12	R: 0 H: 0 E: 0 LOB: 0 K: 1 BB: 1 S: 4 P: 8	R: 1 H: 1 E: 1 LOB: 2 K: 2 BB: 1 S: 9 P: 13	1B: 4 2B: 3 3B: 0 HR: 2	SF: 0 SAC: 1 DP: 1 HBP: 0			WP: 0 PB: 0 SB: 3 CS: 1	PA: 47	

PITCHER		IP	WLS	BF	H	R	ER	SO	BB	IBB	HBP	BLK	WP	HR	S	P	ERA	WHIP
Greg Maddux, R ERA: 4.54	(1, 1)	7.0		29	7	4	4	4	1	0	0	0	0	2	65	97	5.14	1.143
Russ Springer, R ERA:	(8, 1)	1.0		4	1	0	0	2	0	0	0	0	0	0	9	14	0.00	1.000
John Rocker, L ERA: 2.11	(9, 1)	1.0		4	0	0	0	1	1	0	0	0	0	0	6	12	0.00	1.000
Rudy Seanez, R ERA: 2.28	(10, 1)	1.0		3	0	0	0	1	1	0	0	0	0	0	4	8	0.00	1.000
Mike Remlinger, L ERA: 1.52	(11, 1)	1.0	L	6	1	1	0	2	0	1	0	0	0	0	9	13	0.00	1.000

PITCHER	IP	WLS	BF	H	R	ER	SO	BB	IBB	HBP	BLK	WP	HR	S	P	ERA	WHIP

TOP

Los Angeles Dodgers @ Atlanta Braves

Turner Field, Atlanta, GA

Sun May 30 1999, 1:10 PM EDT

Att. 47,166 - Sunny - 77 F

livebaseballscorecards.com

AB	41
R	5
H	9
RBI	4
BB	4
SO	10
LOB	24

Los Angeles Dodgers @ Atlanta Braves

Turner Field, Atlanta, GA

Sun May 30 1999, 1:10 PM EDT

Att. 47,166 - Sunny - 77 F

livebaseballscorecards.com

Batter	1	2	3	4	5	6	7	8	9	10	11	AB	R	H	RBI	BB	SO	LOB
Otis Nixon, S (1, 7) OBP: 0.293, SLG: 0.183	G3		G1-3		BB			F7	K			3	0	0	0	1	0	0
Gerald Williams, R (9, PH) OBP: 0.317, SLG: 0.346												1	0	0	0	0	1	0
(10, 7)																		
Keith Lockhart, L (1, 4) OBP: 0.311, SLG: 0.325	10 CS BB		G3-1		F8			10 2B 2B 1B		F8		4	1	1	0	1	0	1
10 Chipper Jones, S (1, 5) OBP: 0.379, SLG: 0.556	K 1-2			G4-3 1B BB		F7		1-3 2B 2B		P4		4	1	1	0	1	1	1
Brian Jordan, R (1, 9) OBP: 0.377, SLG: 0.558		P9 1B		G4-3 1-2 1B		G5-3		2-H 3-H 2B		F9		5	1	2	2	0	0	0
Ryan Klesko, L (1, 3) OBP: 0.336, SLG: 0.508		G3-1		G4-3 1-2 2-3		K		2-H 2B			G4-3	5	0	1	1	0	1	2
Andruw Jones, R (1, 8) OBP: 0.349, SLG: 0.470		1B		P5			G5-3	P5			BB	4	0	1	0	1	0	3
Eddie Pérez, R (1, 2) OBP: 0.262, SLG: 0.254		G5-3		K				F8	F8		F9	3	0	0	0	0	1	3
Javy Lopez, R (8, PH) OBP: 0.373, SLG: 0.545												2	0	0	0	0	0	2
(9, 2)																		
Ozzie Guillen, L (1, 6) OBP: 0.197, SLG: 0.203			G3		G1-4-3			1B	G4-3		G4-3	5	0	1	0	0	0	1
Greg Maddux, R (1, 1) OBP: 0.304, SLG: 0.619			HR		L4			G2-3	F8			2	1	1	1	0	0	0
Randall Simon, L (7, PH) OBP: 0.372, SLG: 0.432												1	0	0	0	0	0	1
Russ Springer, R (8, 1)												0	0	0	0	0	0	0
John Rocker, R (9, 1)												0	0	0	0	0	0	0
Bret Boone, R (9, PH) OBP: 0.333, SLG: 0.455												1	0	0	0	0	0	0
Rudy Seanez, R (10, 1)												0	0	0	0	0	0	0
Mike Remlinger, L (11, 1)												0	0	0	0	0	0	0
Inning Stats	R: 0 H: 0 E: 0 LOB: 1 K: 1 BB: 1 S: 8 P: 15	R: 0 H: 1 E: 0 LOB: 1 K: 0 BB: 0 S: 10 P: 14	R: 1 H: 1 E: 0 LOB: 0 K: 0 BB: 0 S: 12 P: 14	R: 0 H: 1 E: 0 LOB: 2 K: 1 BB: 1 S: 12 P: 21	R: 0 H: 0 E: 0 LOB: 1 K: 0 BB: 1 S: 9 P: 15	R: 0 H: 0 E: 0 LOB: 0 K: 1 BB: 0 S: 10 P: 17	R: 0 H: 1 E: 0 LOB: 1 K: 0 BB: 0 S: 6 P: 10	R: 3 H: 4 E: 0 LOB: 1 K: 0 BB: 0 S: 10 P: 12	R: 0 H: 0 E: 0 LOB: 0 K: 1 BB: 0 S: 7 P: 10	R: 0 H: 0 E: 0 LOB: 0 K: 0 BB: 0 S: 3 P: 3	R: 0 H: 0 E: 0 LOB: 1 K: 0 BB: 1 S: 3 P: 7	1B: 4 SF: 0 2B: 4 SAC: 0 3B: 0 DP: 1 HR: 1 HBP: 0						

BOTTOM

AB	40
R	4
H	8
RBI	4
BB	4
SO	4
LOB	14

WP: 0 PA: 44
PB: 0
SB: 0
CS: 1

PITCHER		IP	WLS	BF	H	R	ER	SO	BB	IBB	HBP	BLK	WP	HR	S	P	ERA	WHIP
Kevin Brown, R ERA: 2.62	(1, 1)	7.1		32	8	4	4	3	3	0	0	0	0	1	74	115	4.91	1.500
Alan Mills, R ERA: 2.59	(8, 1)	0.2		2	0	0	0	0	0	0	0	0	0	0	3	3	0.00	0.000
Pedro Borbon, L ERA: 1.31	(9, 1)	2.0	W	6	0	0	0	1	0	0	0	0	0	0	10	13	0.00	0.000
Jeff Shaw, R ERA: 2.92	(11, 1)	1.0	S	4	0	0	0	0	1	0	0	0	0	0	3	7	0.00	1.000

PITCHER	IP	WLS	BF	H	R	ER	SO	BB	IBB	HBP	BLK	WP	HR	S	P	ERA	WHIP

Colorado Rockies @ Atlanta Braves

Turner Field, Atlanta, GA

Mon May 31 1999, 7:40 PM EDT

Att. 34,136 - Cloudy - 70 F

TOP

livebaseballscorecards.com

Batter	1	2	3	4	5	6	7	8	9	AB	R	H	RBI	BB	SO	LOB
Darryl Hamilton, L (1, 8) OBP: 0.353, SLG: 0.387	B C C X 1-2 P5 ①		F X 0-1 G4-3 ①		B B F X 2-1 1B 1B 1B		B C F X 1-2 P6 ③			4	0	1	0	0	0	0
Neifi Perez, S (1, 6) OBP: 0.317, SLG: 0.412	S X 0-1 S 1B		B S S B X 2-1 G4-3 ②		X 0-0 1B 1-2 1B			C B X 1-1 B1-3 ①		4	0	2	0	0	0	0
Larry Walker, L (1, 9) OBP: 0.434, SLG: 0.669	C X 0-1 P6 ②		S B S T C 1-3 K ③		S B B X 2-1 1-2 2-3 1B			F C B B X 2-2 G6-4-3 1B		4	0	2	0	0	1	1
Vinny Castilla, R (1, 5) OBP: 0.356, SLG: 0.497	1 B X SAFE 1-0 P4 ③ 1-2			X 0-0 HR	B B X 2-0 P6 ③			X 0-0 G6-4-3 ② ③ 1-2f		4	1	1	1	0	0	5
17 Todd Helton, L (1, 3) OBP: 0.365, SLG: 0.509		F X 0-1 G6-3 ①		B X 1-0 G6-4-3 1B		B B F B X 3-1 P2 ①			C X 0-1 F7 ①	4	0	1	0	0	0	0
Angel Echevarria, R (1, 7) OBP: 0.277, SLG: 0.442		C B F S 1-3 K ②		X 0-0 G6-4-3 ① ② 1-2f		B F S B X 2-2 F7 ②			C S S 0-3 K ②	4	0	0	0	0	2	1
Lenny Harris, L (1, 4) OBP: 0.288, SLG: 0.302		S X 0-1 BB 1B		S B B B X 3-1 P2 ③		F C S 0-3 K ③			C B X 1-1 P4 ③	3	0	1	0	0	1	0
Chris Sexton, R (9, PH) OBP: 0.340, SLG: 0.317										1	0	0	0	0	0	0
Henry Blanco, R (1, 2) OBP: 0.319, SLG: 0.387		B B B B 4-0 1-2 BB			C B B F B X 3-2 P8 ①		B B F B F B X 3-2 F8 ①			1	0	0	0	1	0	0
Jeff Reed, L (7, PH) OBP: 0.361, SLG: 0.338										1	0	0	0	0	0	0
(7, 2)																
Pedro Astacio, R (1, 1) OBP: 0.214, SLG: 0.185		F S S 0-3 K ③			F X 0-1 G1-3 ②		C F S 0-3 K ②			2	0	0	0	0	1	2
J.R. Phillips, L (7, PH)										1	0	0	0	0	1	0
Jerry Dipoto, R (7, 1)										0	0	0	0	0	0	0

	AB	33
	R	1
	H	8
	RBI	1
	BB	1
	SO	6
	LOB	9

Inning Stats										
	R: 0	H: 1	R: 0	H: 1	R: 0	H: 0	R: 1	H: 2	R: 0	H: 3
	E: 0	LOB: 1	E: 0	LOB: 2	E: 0	LOB: 0	E: 0	LOB: 0	E: 0	LOB: 3
	K: 0	BB: 0	K: 2	BB: 1	K: 1	BB: 0	K: 0	BB: 0	K: 0	BB: 0
	S: 8	P: 10	S: 10	P: 15	S: 8	P: 11	S: 5	P: 9	S: 11	P: 20

Inning Stats										
	R: 0	H: 0	R: 0	H: 0	R: 0	H: 1	R: 0	H: 0	1B: 7	SF: 0
	E: 0	LOB: 0	E: 0	LOB: 0	E: 0	LOB: 0	E: 0	LOB: 0	2B: 0	SAC: 0
	K: 1	BB: 0	K: 1	BB: 0	K: 0	BB: 0	K: 1	BB: 0	3B: 0	DP: 2
	S: 8	P: 13	S: 9	P: 13	S: 6	P: 9	S: 7	P: 8	HR: 1	HBP: 0

Inning Stats		
	WP: 0	PA: 34
	PB: 0	
	SB: 1	
	CS: 0	

PITCHER		IP	WLS	BF	H	R	ER	SO	BB	IBB	HBP	BLK	WP	HR	S	P	ERA	WHIP
Kevin Millwood, R ERA: 3.39	(1, 1)	7.0	W	28	7	1	1	5	1	0	0	0	0	1	59	91	1.29	1.143
Mike Remlinger, L ERA: 1.46	(8, 1)	1.0	H	3	1	0	0	0	0	0	0	0	0	0	6	9	0.00	1.000
John Rocker, L ERA: 2.01	(9, 1)	1.0	S	3	0	0	0	1	0	0	0	0	0	0	7	8	0.00	0.000

PITCHER	IP	WLS	BF	H	R	ER	SO	BB	IBB	HBP	BLK	WP	HR	S	P	ERA	WHIP

Batter	1	2	3	4	5	6	7	8	9	AB	R	H	RBI	BB	SO	LOB
Ozzie Guillen, L (1, 6) OBP: 0.185, SLG: 0.190	F7		G1-4-3		P4		G6-3			4	0	0	0	0	0	0
Bret Boone, R (1, 4) OBP: 0.341, SLG: 0.459	10 1B 1B		10 1B 1B BB		G5-3		10 G6-4-3 1B			3	2	2	0	1	0	0
10 Chipper Jones, S (1, 5) OBP: 0.381, SLG: 0.554	SAFE G5-3 1B 1-3 1B		1B 1-3 1B		G4-3		G6-4-3 1-2f			4	0	2	0	0	0	1
Brian Jordan, R (1, 9) OBP: 0.384, SLG: 0.562	G5-3 1-2 3-H 1B		1-2 3-H 1B			BB 1B 1B		L6		4	1	3	2	0	0	0
Javy Lopez, R (1, 2) OBP: 0.369, SLG: 0.534	G5-3 1-2 2-3		K			1B 1-2 FC1-5 BB		F8		3	0	0	0	1	1	4
Ryan Klesko, L (1, 3) OBP: 0.333, SLG: 0.500 John Rocker, R (9, 1)	G4-3		G6-3			0-0 FC1-5 1-3 2-H 1B		3-2 G1-3		4 0	0 0	1 0	1 0	0 0	0 0	4 0
Andruw Jones, R (1, 8) OBP: 0.344, SLG: 0.463		G5-3		F7		L4				3	0	0	0	0	0	2
Gerald Williams, R (1, 7) OBP: 0.309, SLG: 0.336		K		G5-3		FC1-5 1-2 3-3				3	0	0	0	0	1	2
Kevin Millwood, R (1, 1) OBP: 0.154, SLG: 0.160 Mike Remlinger, L (8, 1) Brian Hunter, R (9, 3) OBP: 0.351, SLG: 0.615		G6-3		K		G1-3				3 0 0	0 0 0	0 0 0	0 0 0	0 0 0	1 0 0	2 0 0
Inning Stats	R: 1 E: 0 K: 0 S: 14 H: 3 LOB: 2 BB: 0 P: 22	R: 0 E: 0 K: 1 S: 7 H: 0 LOB: 0 BB: 0 P: 11	R: 1 E: 0 K: 1 S: 10 H: 2 LOB: 2 BB: 1 P: 16	R: 0 E: 0 K: 1 S: 8 H: 0 LOB: 0 BB: 0 P: 8	R: 0 E: 0 K: 0 S: 4 H: 0 LOB: 0 BB: 0 P: 7	R: 1 E: 0 K: 0 S: 11 H: 2 LOB: 2 BB: 1 P: 18	R: 0 E: 0 K: 0 S: 5 H: 1 LOB: 0 BB: 0 P: 10	R: 0 E: 0 K: 0 S: 6 H: 0 LOB: 0 BB: 0 P: 10		1B: 8 2B: 0 3B: 0 HR: 0	SF: 0 SAC: 0 DP: 1 HBP: 0					

PITCHER	IP	WLS	BF	H	R	ER	SO	BB	IBB	HBP	BLK	WP	HR	S	P	ERA	WHIP
Pedro Astacio, R (1, 1) ERA: 4.7	6.0	L	27	7	3	3	3	2	0	0	0	0	0	54	82	4.50	1.500
Jerry Dipoto, R (7, 1) ERA: 4.55	2.0		6	1	0	0	0	0	0	0	0	0	0	11	20	0.00	0.500

PITCHER	IP	WLS	BF	H	R	ER	SO	BB	IBB	HBP	BLK	WP	HR	S	P	ERA	WHIP

BOTTOM

Colorado Rockies @ Atlanta Braves

Turner Field, Atlanta, GA

Mon May 31 1999, 7:40 PM EDT

Att. 34,136 - Cloudy - 70 F

livebaseballscorecards.com

AB	31
R	3
H	8
RBI	3
BB	2
SO	3
LOB	15

Colorado Rockies @ Atlanta Braves

Turner Field, Atlanta, GA

Tue Jun 01 1999, 7:40 PM EDT

Att. 30,297 - Cloudy - 79 F

livebaseballscorecards.com

TOP

Batter	1	2	3	4	5	6	7	8	9	AB	R	H	RBI	BB	SO	LOB
Darryl Hamilton, L (1, 8) OBP: 0.345, SLG: 0.379	F9		L6			G3-1		K		4	0	0	0	0	1	1
Neifi Perez, S (1, 6) OBP: 0.321, SLG: 0.420	2B		F9			1B		G6-3		4	0	2	0	0	0	1
Larry Walker, L (1, 9) OBP: 0.424, SLG: 0.651	K			G1-3		F8		F7		4	0	0	0	0	1	2
Vinny Castilla, R (1, 5) OBP: 0.354, SLG: 0.492	F8			S 1B		G6-3			G6-3	4	0	1	0	0	0	2
17 Todd Helton, L (1, 3) OBP: 0.357, SLG: 0.497		K		K			K		P7	4	0	0	0	0	3	1
Angel Echevarria, R (1, 7) OBP: 0.294, SLG: 0.435		K		L4 1-2			HR 1B		BB	3	1	1	0	1	1	1
Lenny Harris, L (1, 4) OBP: 0.271, SLG: 0.284		G4-3			E6 L3		F8		P8	4	0	0	0	0	0	2
Jeff Reed, L (1, 2) OBP: 0.372, SLG: 0.408			SH2-4 2B		L3 1-2		1-H HR			3	1	2	2	0	0	1
Bobby Jones, R (1, 1) OBP: 0.250, SLG: 0.143			SH2-4 2-3		K		F8			1	0	0	0	0	1	0
David Lee, R (5, 1)										0	0	0	0	0	0	0
J.R. Phillips, L (7, PH)										1	0	0	0	0	0	0
Curt Leskanic, R (7, 1)										0	0	0	0	0	0	0
Chuck McElroy, L (8, 1)										0	0	0	0	0	0	0
Inning Stats	R: 0 E: 0 K: 1 S: 14 H: 1 LOB: 1 BB: 0 P: 17	R: 0 E: 0 K: 2 S: 10 H: 0 LOB: 0 BB: 0 P: 13	R: 0 E: 0 K: 0 S: 9 H: 1 LOB: 1 BB: 0 P: 12	R: 0 E: 0 K: 1 S: 7 H: 1 LOB: 1 BB: 0 P: 11	R: 0 E: 1 K: 1 S: 6 H: 0 LOB: 0 BB: 0 P: 7	R: 0 E: 0 K: 0 S: 7 H: 1 LOB: 1 BB: 0 P: 9	R: 2 E: 0 K: 1 S: 9 H: 2 LOB: 0 BB: 0 P: 11	R: 0 E: 0 K: 1 S: 5 H: 0 LOB: 0 BB: 0 P: 5	R: 0 E: 0 K: 0 S: 3 H: 0 LOB: 1 BB: 1 P: 7	1B: 3 2B: 3 3B: 0 HR: 1	SF: 0 SAC: 1 DP: 1 HBP: 0						

	AB	32
	R	2
	H	6
	RBI	2
	BB	1
	SO	7
	LOB	11

WP: 0 PB: 0 SB: 1 CS: 0 PA: 34

PITCHER		IP	WLS	BF	H	R	ER	SO	BB	IBB	HBP	BLK	WP	HR	S	P	ERA	WHIP
29 John Smoltz, R ERA: 2.34	(1, 1)	6.0	W	22	4	0	0	5	0	0	0	0	0	0	53	69	0.00	0.667
Russ Springer, R ERA: 2.57	(7, 1)	1.0		5	2	2	2	1	0	0	0	0	0	1	9	11	18.00	2.000
Mike Remlinger, L ERA: 1.4	(8, 1)	1.0	H	3	0	0	0	1	0	0	0	0	0	0	5	5	0.00	0.000
Rudy Seanez, R ERA: 2.19	(9, 1)	1.0		4	0	0	0	0	1	0	0	0	0	0	3	7	0.00	1.000

PITCHER	IP	WLS	BF	H	R	ER	SO	BB	IBB	HBP	BLK	WP	HR	S	P	ERA	WHIP

Batter	1	2	3	4	5	6	7	8	9	AB	R	H	RBI	BB	SO	LOB
Gerald Williams, R (1, 7) OBP: 0.297, SLG: 0.321	F F B X 1-2 P4 ①		S C X 0-2 E6 E 10 1B 2-3	B C X 1-1 F8 ②	C X 0-1 P5 ③		X 0-0 F8 ③			5	1	0	0	0	0	5
Bret Boone, R (1, 4) OBP: 0.342, SLG: 0.452	B B C X 2-1 G6-3 ②		X 0-0 E5 F8 10 1B 1-2 HBP	B C B B B 4-1 10 BB BB		B S X 1-1 F7 ①		B B B B 4-0 F9 10 BB E BB		3	2	0	0	2	0	2
10 Chipper Jones, S (1, 5) OBP: 0.390, SLG: 0.554	B B F B S F B 4-2 S BB		X 0-0 HBP S 1-2 2-H 3-H 1B	B B B C B 4-1 1-2 BB		C C S 0-3 K ②		B C C B B B 4-2 E S 1-2 2B BB		2	1	1	2	3	1	0
Brian Jordan, R (1, 9) OBP: 0.375, SLG: 0.548	B F C S 1-3 K ③ 1-2		X 0-0 F8 ① 2-3	B F B B X 3-2 L7 ③		X 0-0 P9 ③		X 0-0 P3 ①		5	0	0	0	0	1	7
Javy Lopez, R (1, 2) OBP: 0.364, SLG: 0.520		B B C S F B B 4-2 BB	X 0-0 F8 ②		X 0-0 P5 ①		C S S 0-3 K ①	X 0-0 F9 ② 2-3		4	0	0	0	1	1	4
Andruw Jones, R (1, 8) OBP: 0.355, SLG: 0.471		B C B B F X 3-2 F8 ①	B B B B 4-0 HBP 1-2 BB		B B C X 2-1 BB 29 1B 1B		X 0-0 E 2B	B B B B 4-0 2B 1-3 3-H BB		3	2	2	0	2	0	1
Brian Hunter, R (1, 3) OBP: 0.387, SLG: 0.630	C B F B F X 2-2 F7 ②		B H 2-0 1-2 2-3 3-H HBP		B B B C B 4-1 29 1B 1-2 BB		B B B P F F F 2 B B SAFE 5-2 G3 WP 2-H BB	X 0-0 1-3 3-H 2B		2	0	1	2	2	0	1
Ozzie Guillen, L (1, 6) OBP: 0.171, SLG: 0.176	B S X 1-1 G4-3 ③		C B X 1-1 G3-1 ③		B B C X 2-1 F9 ②		B B B S C X 3-2 G3 ② 1-3	S S S 0-3 K ③		5	0	0	0	0	1	9
29 John Smoltz, R (1, 1) OBP: 0.391, SLG: 0.500 Russ Springer, R (7, 1) Ryan Klesko, L (7, PH) OBP: 0.338, SLG: 0.500 Mike Remlinger, L (8, 1) Rudy Seanez, R (9, 1)			B B C F B X 3-2 E 10 1B 2B	F B X 1-1 G5-3 ①	B C B S F X 2-2 1-2 2-H 1B		I I I 4-0 IBB			3 0 0 0 0	1 0 0 0 0	2 0 0 0 0	1 0 0 0 0	0 0 1 0 0	0 0 0 0 0	0 0 0 0 0
Inning Stats	R: 0 H: 0 E: 0 LOB: 1 K: 1 BB: 1 S: 11 P: 19	R: 0 H: 0 E: 0 LOB: 1 K: 0 BB: 1 S: 12 P: 22	R: 3 H: 2 E: 2 LOB: 3 K: 0 BB: 1 S: 12 P: 22	R: 0 H: 0 E: 0 LOB: 2 K: 0 BB: 2 S: 9 P: 22	R: 1 H: 2 E: 0 LOB: 2 K: 0 BB: 1 S: 12 P: 22	R: 0 H: 0 E: 0 LOB: 0 K: 1 BB: 0 S: 6 P: 7	R: 1 H: 1 E: 1 LOB: 2 K: 1 BB: 2 S: 12 P: 23	R: 2 H: 1 E: 0 LOB: 2 K: 1 BB: 3 S: 8 P: 20		1B: 3 SF: 0 2B: 3 SAC: 0 3B: 0 DP: 0 HR: 0 HBP: 1						

PITCHER		IP	WLS	BF	H	R	ER	SO	BB	IBB	HBP	BLK	WP	HR	S	P	ERA	WHIP
Bobby Jones, L ERA: 4.72	(1, 1)	4.2	L	27	4	4	1	1	6	0	1	0	0	0	54	105	1.93	2.143
David Lee, R ERA: 1.59	(5, 1)	1.1		4	0	0	0	1	0	0	0	0	0	0	8	9	0.00	0.000
Curt Leskanic, R ERA: 5.55	(7, 1)	1.0		6	1	1	1	1	1	1	0	0	1	0	12	23	9.00	2.000
Chuck McElroy, L ERA: 7.5	(8, 1)	1.0		7	1	2	2	1	3	0	0	0	0	0	8	20	18.00	4.000

PITCHER	IP	WLS	BF	H	R	ER	SO	BB	IBB	HBP	BLK	WP	HR	S	P	ERA	WHIP

BOTTOM

Colorado Rockies @ Atlanta Braves

Turner Field, Atlanta, GA

Tue Jun 01 1999, 7:40 PM EDT

Att. 30,297 - Cloudy - 79 F

livebaseballscorecards.com

AB	32
R	7
H	6
RBI	5
BB	11
SO	4
LOB	29

Batter	1	2	3	4	5	6	7	8	9	10	11	AB	R	H	RBI	BB	SO	LOB
Neifi Perez, S (1, 6) OBP: 0.318, SLG: 0.414	G4-3			G1-3		K2-3		1B			F8	5	0	1	2	0	1	0
Chris Sexton, R (1, 8) OBP: 0.327, SLG: 0.304 (8, 4)	L4			K			CS 1B	G4-3			K	5	0	1	0	0	2	2
Angel Echevarria, R (1, 3) OBP: 0.278, SLG: 0.408	G6-3			E5			P8		G4-3		HR	3	0	0	0	0	0	1
17 Todd Helton, L (9, PH) OBP: 0.359, SLG: 0.514 (9, 3)							L3		1B		F8	5	0	1	0	0	1	2
Dante Bichette, R (1, 7) OBP: 0.313, SLG: 0.458		G4-3		K								2	1	1	1	0	0	0
Vinny Castilla, R (1, 5) OBP: 0.352, SLG: 0.484		G6-3			G5-3			BB 1B 1B	F8			3	1	0	0	1	0	1
Edgard Clemente, R (1, 9) OBP: 0.200, SLG: 0.200 (8, 8)		K			F7			1B	K			4	1	1	0	0	2	1
Henry Blanco, R (1, 2) OBP: 0.319, SLG: 0.375			P3		G4-3			BB 1B			K	2	0	0	0	1	0	0
Jeff Reed, L (10, PH) OBP: 0.368, SLG: 0.403 (10, 2)												1	0	0	0	0	1	0
Chris Petersen, R (1, 4) OBP: 0.273, SLG: 0.111			K			F8		F7			K	2	0	0	0	0	1	0
Larry Walker, L (8, PH) OBP: 0.419, SLG: 0.643 (8, 9)												2	0	0	0	0	1	3
Mark Brownson, L (1, 1)			K			K		K			K	2	0	0	0	0	2	0
Darryl Hamilton, L (8, PH) OBP: 0.344, SLG: 0.376												1	0	0	0	0	1	3
Mike DeJean, R (8, 1)												0	0	0	0	0	0	0
Dave Veres, R (9, 1)												0	0	0	0	0	0	0
J.R. Phillips, L (10, PH)												1	0	0	0	0	1	0
Jerry Dipoto, R (10, 1)												0	0	0	0	0	0	0
Inning Stats	R: 0 E: 0 K: 0 S: 6 / H: 0 LOB: 0 BB: 0 P: 9	R: 0 E: 0 K: 1 S: 10 / H: 0 LOB: 0 BB: 0 P: 14	R: 0 E: 0 K: 2 S: 7 / H: 0 LOB: 0 BB: 0 P: 7	R: 0 E: 1 K: 2 S: 10 / H: 0 LOB: 1 BB: 0 P: 17	R: 0 E: 0 K: 0 S: 11 / H: 0 LOB: 0 BB: 0 P: 18	R: 0 E: 0 K: 2 S: 12 / H: 0 LOB: 0 BB: 0 P: 17	R: 0 E: 0 K: 0 S: 5 / H: 1 LOB: 0 BB: 0 P: 8	R: 2 E: 0 K: 1 S: 23 / H: 2 LOB: 2 BB: 2 P: 35	R: 0 E: 0 K: 1 S: 7 / H: 1 LOB: 1 BB: 0 P: 7	R: 0 E: 0 K: 3 S: 9 / H: 0 LOB: 0 BB: 0 P: 9	R: 1 E: 0 K: 1 S: 6 / H: 1 LOB: 0 BB: 0 P: 6	1B: 4 2B: 0 3B: 0 HR: 1	SF: 0 SAC: 0 DP: 0 HBP: 0		WP: 0 PB: 0 SB: 0 CS: 1	PA: 40		

PITCHER		IP	WLS	BF	H	R	ER	SO	BB	IBB	HBP	BLK	WP	HR	S	P	ERA	WHIP
Odalis Perez, L ERA: 4.64	(1, 1)	7.0		25	2	2	2	7	2	0	0	0	0	0	73	111	2.57	0.571
John Rocker, L ERA: 1.93	(8, 1)	1.0	B	4	1	0	0	1	0	0	0	0	0	0	11	14	0.00	1.000
30 Kevin McGlinchy, R ERA: 2.05	(9, 1)	2.0		7	1	0	0	4	0	0	0	0	0	0	16	16	0.00	0.500
Russ Springer, R ERA: 3.38	(11, 1)	1.0	L	4	1	1	1	1	0	0	0	0	0	1	6	6	9.00	1.000

PITCHER	IP	WLS	BF	H	R	ER	SO	BB	IBB	HBP	BLK	WP	HR	S	P	ERA	WHIP

TOP

Colorado Rockies @ Atlanta Braves

Turner Field, Atlanta, GA

Wed Jun 02 1999, 7:40 PM EDT

Att. 32,429 - Overcast - 74 F

livebaseballscorecards.com

AB	38
R	3
H	5
RBI	3
BB	2
SO	13
LOB	13

Batter	1	2	3	4	5	6	7	8	9	10	11	AB	R	H	RBI	BB	SO	LOB
Ozzie Guillen, L (1, 6) OBP: 0.173, SLG: 0.178	G4-3		G4-6-3 1-2f			K			SH3-4 1B 1B	G4-3 1-2		5	1	1	0	0	1	3
Bret Boone, R (1, 4) OBP: 0.341, SLG: 0.448	F9			WP 1B		G6-3			SH3-4 1-3		K	4	0	1	0	0	1	0
10 Chipper Jones, S (1, 5) OBP: 0.386, SLG: 0.545	1B			L9			K		G3		K	5	0	1	0	0	2	2
Brian Jordan, R (1, 9) OBP: 0.380, SLG: 0.564	F9			G5-3 1-2			HR		1B 3-H		1B	5	1	3	2	0	0	2
Javy Lopez, R (1, 2) OBP: 0.359, SLG: 0.510		L7		K			E1 CS		G6-3		1B 1-2	5	0	1	0	0	1	2
Ryan Klesko, L (1, 7) OBP: 0.331, SLG: 0.488 Gerald Williams, R (8, 7) OBP: 0.297, SLG: 0.321 30 Kevin McGlinchy, R (9, 1) Keith Lockhart, L (10, PH) OBP: 0.304, SLG: 0.317 Russ Springer, R (11, 1) Brian Hunter, R (11, PH) OBP: 0.381, SLG: 0.618		P5	K2-3				K 1-2			G3	F8	3 0 0 1 0 1	0 0 0 0 0 0	0 0 0 0 0 0	0 0 0 0 0 0	0 0 0 0 0 0	2 0 0 0 0 0	1 0 0 0 0 2
Andruw Jones, R (1, 8) OBP: 0.353, SLG: 0.467		F9	P6				L5			G1-3 S 1B		4	0	1	0	0	0	0
Randall Simon, L (1, 3) OBP: 0.340, SLG: 0.390			G1-3	G4-3			G4-3			G1-3 1-3		4	0	0	0	0	0	1
Odalis Perez, L (1, 1) OBP: 0.059, SLG: 0.059 John Rocker, R (8, 1) Otis Nixon, S (8, 7) OBP: 0.296, SLG: 0.181			G4-6-3 1B			G4-3				DI IBB		2 0 1	0 0 0	1 0 0	0 0 0	0 0 1	0 0 0	0 0 0
Inning Stats	R: 0 H: 1 E: 0 LOB: 1 K: 0 BB: 0 S: 10 P: 19	R: 0 H: 0 E: 0 LOB: 0 K: 0 BB: 0 S: 7 P: 8	R: 0 H: 1 E: 0 LOB: 0 K: 0 BB: 0 S: 8 P: 11	R: 0 H: 1 E: 0 LOB: 1 K: 1 BB: 0 S: 8 P: 12	R: 0 H: 0 E: 0 LOB: 0 K: 1 BB: 0 S: 6 P: 8	R: 0 H: 0 E: 0 LOB: 0 K: 1 BB: 0 S: 8 P: 11	R: 1 H: 1 E: 1 LOB: 0 K: 2 BB: 0 S: 9 P: 12	R: 0 H: 0 E: 0 LOB: 0 K: 0 BB: 0 S: 3 P: 3	R: 1 H: 2 E: 0 LOB: 1 K: 0 BB: 0 S: 15 P: 22	R: 0 H: 1 E: 0 LOB: 2 K: 0 BB: 1 S: 4 P: 8	R: 0 H: 2 E: 0 LOB: 2 K: 2 BB: 0 S: 9 P: 9	1B: 8 SF: 0 2B: 0 SAC: 1 3B: 0 DP: 1 HR: 1 HBP: 0						

PITCHER		IP	WLS	BF	H	R	ER	SO	BB	IBB	HBP	BLK	WP	HR	S	P	ERA	WHIP
Mark Brownson, R ERA: 5.06	(1, 1)	7.0		24	4	1	1	5	0	0	0	0	1	1	56	81	1.29	0.571
Mike DeJean, R ERA: 7.15	(8, 1)	1.0	H	3	0	0	0	0	0	0	0	0	0	0	3	3	0.00	0.000
Dave Veres, R ERA: 4.88	(9, 1)	1.0	B	5	2	1	1	0	0	0	0	0	0	0	15	22	9.00	2.000
Jerry Dipoto, R ERA: 4.25	(10, 1)	2.0	W	10	3	0	0	2	0	1	0	0	0	0	13	17	0.00	1.500

PITCHER	IP	WLS	BF	H	R	ER	SO	BB	IBB	HBP	BLK	WP	HR	S	P	ERA	WHIP

BOTTOM

Colorado Rockies @ Atlanta Braves

Turner Field, Atlanta, GA

Wed Jun 02 1999, 7:40 PM EDT

Att. 32,429 - Overcast - 74 F

livebaseballscorecards.com

AB	40
R	2
H	9
RBI	2
BB	1
SO	7
LOB	13

WP: 1	PA: 42		
PB: 0			
SB: 2			
CS: 1			

Batter	1	2	3	4	5	6	7	8	9	AB	R	H	RBI	BB	SO	LOB
Walt Weiss, S (1, 6) OBP: 0.361, SLG: 0.371	B X 1-0 ① F7		B C F C 1-3 ① K		F X 0-1 ③ P6			B X 1-0 ② G3		4	0	0	0	0	1	1
Bret Boone, R (1, 4) OBP: 0.335, SLG: 0.440	C S X 0-2 ② F8		X 0-0 ② G6-3			C X 0-1 ① G6-3		F C B C 1-3 ③ K		4	0	0	0	0	1	0
10 Chipper Jones, S (1, 5) OBP: 0.384, SLG: 0.537	B B B B 4-0 BB		B B B C C C 3-3 ③ K			B S B S B F X 3-2 ② F8			S S B S 1-3 ① K	3	0	0	0	1	2	0
Brian Jordan, R (1, 9) OBP: 0.373, SLG: 0.553	C F S 0-3 ③ K			F C S 0-3 ① K		S S B S 1-3 ③ K			B C F B C 2-3 ② K	4	0	0	0	0	4	1
Javy Lopez, R (1, 2) OBP: 0.357, SLG: 0.503		X 0-0 FC3-6 BB 1B		B X 1-0 ② P8			B S S S 1-3 ① K		S S B X 1-2 ③ G5-3	4	0	1	0	0	1	0
Ryan Klesko, L (1, 10) OBP: 0.338, SLG: 0.511		B B B C B 4-1 FC3-6 **1-2** BB		S C B B B C 3-3 ③ K			X 0-0 HR			2	1	1	1	1	1	0
Andruw Jones, R (1, 8) OBP: 0.352, SLG: 0.470		S M 2 SAFE F C 0-3 ① K			F F X 0-2 WP 2B		C S X 0-2 ② G1-3			3	0	1	0	0	1	2
Randall Simon, L (1, 3) OBP: 0.320, SLG: 0.364		X 0-0 ② FC3-6 **1-2f** **2-3**			C F B S 1-3 ① K **2-3**		B S S S B C 2-3 ③ K			3	0	0	0	0	2	3
Gerald Williams, R (1, 7) OBP: 0.290, SLG: 0.313		B B S C S S 2-3 ③ K2-3			B C C F B S 2-3 ② K			B S C S 1-3 ① K		3	0	0	0	0	3	3
Inning Stats	R: 0 E: 0 K: 1 S: 7 H: 0 LOB: 1 BB: 1 P: 12	R: 0 E: 0 K: 2 S: 10 H: 1 LOB: 2 BB: 1 P: 16	R: 0 E: 0 K: 2 S: 7 H: 0 LOB: 0 BB: 0 P: 11	R: 0 E: 0 K: 2 S: 7 H: 0 LOB: 0 BB: 0 P: 11	R: 0 E: 0 K: 2 S: 12 H: 1 LOB: 1 BB: 0 P: 15	R: 0 E: 0 K: 1 S: 9 H: 0 LOB: 0 BB: 0 P: 13	R: 1 E: 0 K: 2 S: 10 H: 1 LOB: 0 BB: 0 P: 13	R: 0 E: 0 K: 2 S: 7 H: 0 LOB: 0 BB: 0 P: 10	R: 0 E: 0 K: 2 S: 9 H: 0 LOB: 0 BB: 0 P: 13	1B: 1 2B: 1 3B: 0 HR: 1		SF: 0 SAC: 0 DP: 0 HBP: 0			WP: 1 PB: 0 SB: 0 CS: 0		PA: 32

PITCHER	IP	WLS	BF	H	R	ER	SO	BB	IBB	HBP	BLK	WP	HR	S	P	ERA	WHIP
Pedro Martinez, R (1, 1) ERA: 1.91	9.0	W	32	3	1	1	16	2	0	0	0	1	1	78	114	1.00	0.556

PITCHER	IP	WLS	BF	H	R	ER	SO	BB	IBB	HBP	BLK	WP	HR	S	P	ERA	WHIP

TOP

Atlanta Braves @ Boston Red Sox

Fenway Park, Boston, MA

Fri Jun 04 1999, 7:05 PM EDT

Att. 33,411 - Unknown - 70 F

livebaseballscorecards.com

AB	30
R	1
H	3
RBI	1
BB	2
SO	16
LOB	10

Atlanta Braves @ Boston Red Sox

Fenway Park, Boston, MA

Fri Jun 04 1999, 7:05 PM EDT

Att. 33,411 - Unknown - 70 F

livebaseballscorecards.com

BOTTOM

Batter	1	2	3	4	5	6	7	8	9	AB	R	H	RBI	BB	SO	LOB
Jose Offerman, S (1, 10) OBP: 0.402, SLG: 0.486	C B F B B X 3-2 ① G3	C C S 0-3 ② K		C 1 SAFE 1 SAFE S B 1 SAFE F S 1-3 ① K		C B X 1-1 ③ P3				4	0	0	0	0	2	1
John Valentin, R (1, 5) OBP: 0.322, SLG: 0.396	B B B B 4-0 2B 1B BB	F C X 0-2 1B		B 1 SAFE B X 2-0 ② FC3-6 FC6-4 1-2f			X 0-0 ① G6-3			3	1	1	0	1	0	1
Nomar Garciaparra, R (1, 6) OBP: 0.389, SLG: 0.590	B B C F B F X 3-2 1B 1B 1-3 2B	B B F X 2-1 ③ F8		C B X 1-1 ③ FC6-4 1-2f			B B B X 3-0 ② G1-3			4	1	1	0	0	0	2
Mike Stanley, R (1, 3) OBP: 0.423, SLG: 0.487	B B I I 4-0 1B 1B IBB		C B C S 1-3 ① K		C B S F F X 1-2 ① G5-3		B B X 2-0 ③ G6-3			3	0	0	0	1	1	0
Troy O'Leary, L (1, 7) OBP: 0.342, SLG: 0.488	C C X 0-2 1B 1-2 2-3 3-H 1B		C X 0-1 ② G5-3		X 0-0 ② P7			X 0-0 ① P9		4	0	1	1	0	0	0
Damon Buford, R (1, 8) OBP: 0.328, SLG: 0.431	B F B F X 2-2 1-2 2-3 3-H 1B		X 0-0 1B 2B		B C X 1-1 ③ G4-3			C B B S X 2-2 HR		4	2	3	2	0	0	0
Jeff Frye, R (1, 4) OBP: 0.347, SLG: 0.265	C F C 0-3 ② K		X 0-0 2-H 1B			B C X 1-1 G4-3 S 2B		B C B C X 2-2 ② G4-3		4	1	2	1	0	1	3
Jason Varitek, S (1, 2) OBP: 0.311, SLG: 0.476	B B F B F X 3-2 ③ L8		B F F B F 1 SAFE 1 SAFE F B 3-2 F X ③ F9			C B B F X 2-2 ① G4-3 2-3		B B B C X 3-1 ③ L9		4	0	0	0	0	0	5
Darren Lewis, R (1, 9) OBP: 0.368, SLG: 0.333		X 0-0 ① L9		B L X 1-1 FC3-6 1B		B B C X 2-1 ② L3 3-H				3	0	1	0	0	0	0
Inning Stats	R: 2 E: 0 K: 1 S: 19 H: 3 LOB: 3 BB: 2 P: 38	R: 0 E: 0 K: 1 S: 9 H: 1 LOB: 1 BB: 0 P: 11	R: 1 E: 0 K: 1 S: 13 H: 2 LOB: 1 BB: 0 P: 17	R: 0 E: 0 K: 1 S: 9 H: 1 LOB: 1 BB: 0 P: 14	R: 0 E: 0 K: 0 S: 8 H: 0 LOB: 0 BB: 0 P: 10	R: 1 E: 0 K: 0 S: 9 H: 1 LOB: 0 BB: 0 P: 15	R: 0 E: 0 K: 0 S: 3 H: 0 LOB: 0 BB: 0 P: 8	R: 1 E: 0 K: 0 S: 9 H: 1 LOB: 0 BB: 0 P: 16		1B: 5 2B: 3 3B: 0 HR: 1	SF: 0 SAC: 0 DP: 0 HBP: 0					

PITCHER		IP	WLS	BF	H	R	ER	SO	BB	IBB	HBP	BLK	WP	HR	S	P	ERA	WHIP
Tom Glavine, L ERA: 5.0	(1, 1)	7.0	L	31	8	4	4	4	1	1	0	0	0	0	70	113	5.14	1.286
Justin Speier, R ERA: 3.5	(8, 1)	1.0		4	1	1	1	0	0	0	0	0	0	1	9	16	9.00	1.000

PITCHER	IP	WLS	BF	H	R	ER	SO	BB	IBB	HBP	BLK	WP	HR	S	P	ERA	WHIP

AB	33
R	5
H	9
RBI	4
BB	2
SO	4
LOB	12

WP: 0 PB: 0 SB: 1 CS: 0 PA: 35

Batter	1	2	3	4	5	6	7	8	9	AB	R	H	RBI	BB	SO	LOB
Walt Weiss, S (1, 6) OBP: 0.357, SLG: 0.366	C C X 0-2 E 1B 1B		B F F B S 2-3 ① K		C B C S 1-3 ② K		X 0-0 ① G3-1		B C F X 1-2 ① G1-3	5	1	1	0	0	2	1
Bret Boone, R (1, 4) OBP: 0.344, SLG: 0.440	B 1 SAFE B 1 B B 4-0 1B 1-2 BB		B B S B B 4-1 BB		B B F B X 3-1 10 BB HR 1B		B B B B 4-0 HBP BB		B F X 1-1 ② F8	2	1	1	0	3	0	0
10 Chipper Jones, S (1, 5) OBP: 0.384, SLG: 0.531	C B C B S 2-3 ① K		B C C B C 2-3 ② K		B B B B 4-0 1-2 HR BB		B X 1-0 ② L7		B B C X 2-1 1B 2B 1B	4	2	1	0	1	2	5
Brian Jordan, R (1, 9) OBP: 0.382, SLG: 0.571 Otis Nixon, S (9, PR) OBP: 0.296, SLG: 0.181 (9, 7)	S C X 0-2 G5-4-3 1-3 2-H 1B		S X 0-1 ③ FC5 2-3f		B X 1-0 1-H 2-H HR		1 SAFE C C B H 2-2 1-2 HBP		C B F F F X 1-2 S 1-3 2B 1B	4 0	1 1	3 0	4 0	0 0	0 0	2 0
Javy Lopez, R (1, 10) OBP: 0.352, SLG: 0.500	F 1 SAFE B B F B X 2-2 ②③ G5-4-3 1-2f			F B F B S 2-3 ① K	S B B F B X 3-2 ③ P5		B C C S 1-3 ③ K		B B C C X 2-1 1-H 3-H 2B	5	0	1	2	0	2	4
Ryan Klesko, L (1, 7) OBP: 0.346, SLG: 0.507 Gerald Williams, R (9, 9) OBP: 0.290, SLG: 0.313		X 0-0 ① G6-3		B C B B B 4-1 BB		B X 1-0 E3 G4-3 1B		X 0-0 ① G6-3	I I I I 4-0 IBB	3 0	0 0	1 0	0 0	2 0	0 0	0 0
Andruw Jones, R (1, 8) OBP: 0.345, SLG: 0.458		C B B F F T 2-2 ② K		C B 1 SAFE X 1-1 ② F8		X 0-0 ① G4-3 2-3		C B B X 2-1 ② P7	B C B C B X 3-2 ③ P6	5	0	0	0	0	1	4
Randall Simon, L (1, 3) OBP: 0.315, SLG: 0.375 Brian Hunter, R (8, PR) OBP: 0.381, SLG: 0.618 (8, 3)		C B F F B X 2-2 ③ P5		F B F B X 2-2 ③ G4-3		X 0-0 ② G4-3		F B B X 2-1 2B		4 0	0 0	1 0	0 0	0 0	0 0	2 0
Eddie Pérez, R (1, 2) OBP: 0.246, SLG: 0.239			S B X 1-1 E6 FC5		X 0-0 ① F8	B F B S B X 3-2 ③ G6-3		X 0-0 ③ G3		4	0	0	0	0	0	2
Inning Stats	R: 1 H: 2 E: 1 LOB: 1 K: 1 BB: 1 S: 12 P: 20	R: 0 H: 0 E: 0 LOB: 0 K: 1 BB: 0 S: 9 P: 13	R: 0 H: 0 E: 1 LOB: 2 K: 2 BB: 1 S: 11 P: 20	R: 0 H: 0 E: 0 LOB: 1 K: 1 BB: 1 S: 9 P: 18	R: 3 H: 2 E: 0 LOB: 0 K: 1 BB: 1 S: 11 P: 23	R: 0 H: 1 E: 1 LOB: 1 K: 0 BB: 0 S: 6 P: 10	R: 0 H: 0 E: 0 LOB: 2 K: 1 BB: 1 S: 7 P: 15	R: 0 H: 1 E: 0 LOB: 1 K: 0 BB: 0 S: 6 P: 10	R: 2 H: 3 E: 0 LOB: 2 K: 0 BB: 1 S: 17 P: 31	1B: 6 SF: 0 2B: 2 SAC: 0 3B: 0 DP: 1 HR: 1 HBP: 1						WP: 0 PA: 43 PB: 0 SB: 1 CS: 0	

TOP

Atlanta Braves @ Boston Red Sox

Fenway Park, Boston, MA

Sat Jun 05 1999, 4:05 PM EDT

Att. 32,793 - Sunny - 77 F

livebaseballscorecards.com

AB	36
R	6
H	9
RBI	6
BB	6
SO	7
LOB	20

PITCHER		IP	WLS	BF	H	R	ER	SO	BB	IBB	HBP	BLK	WP	HR	S	P	ERA	WHIP
Brian Rose, R ERA: 2.42	(1, 1)	5.0		23	4	4	4	6	4	0	0	0	0	1	52	94	7.20	1.600
Derek Lowe, R ERA: 3.96	(6, 1)	3.0		13	2	0	0	1	1	0	1	0	0	0	19	35	0.00	1.000
Tom Gordon, R ERA: 3.21	(9, 1)	1.0	L	7	3	2	2	0	0	1	0	0	0	0	17	31	18.00	3.000

PITCHER	IP	WLS	BF	H	R	ER	SO	BB	IBB	HBP	BLK	WP	HR	S	P	ERA	WHIP

Atlanta Braves @ Boston Red Sox

Fenway Park, Boston, MA

Sat Jun 05 1999, 4:05 PM EDT

Att. 32,793 - Sunny - 77 F

BOTTOM

livebaseballscorecards.com

Batter	1	2	3	4	5	6	7	8	9	AB	R	H	RBI	BB	SO	LOB
Jose Offerman, S (1, 4) OBP: 0.403, SLG: 0.486	C X 0-1 CS 1B		B X 1-0 G4-3 ②			F X 0-1 G3-1 ①		C B X 1-1 WP 1B 1B		4	1	2	0	0	0	0
John Valentin, R (1, 5) OBP: 0.325, SLG: 0.403	1 SAFE C B 1 B C X 2-2 G5-3 ①② 1-2		C B B F X 2-2 1B 2B			C C F B X 1-2 2B G3 1B		C 1 SAFE 1 SAFE C B S 1-3 K ①		4	2	2	0	0	1	2
Brian Daubach, L (1, 10) OBP: 0.388, SLG: 0.648 Damon Buford, R (8, PR) OBP: 0.328, SLG: 0.431	B S B X 2-1 G4-3 ③		X 0-0 ③ 2-H 1B			B B C X 2-1 G3 1-3 1B 2B		1 SAFE 1 SAFE B B B X 2-0 G3-1 1-H 1B		4 0	1 0	3 0	2 0	0 0	0 0	0 0
Nomar Garciaparra, R (1, 6) OBP: 0.386, SLG: 0.583		C X 0-1 G3 S 3B 1B		C B C X 1-2 G5-3 ①		C X 0-1 G3 ② 2-3 3-H		C 1 SAFE F P B P X 3-2 G3-1 ② 1-2		4	1	1	1	0	0	2
Troy O'Leary, L (1, 7) OBP: 0.345, SLG: 0.488		F B B X 2-1 G3 ① 1-3		F B X 1-1 G6-4-3 1B		C F B B B X 3-2 3-H 1B		C F B F X 1-2 F9 ③		4	0	2	1	0	0	3
Mike Stanley, R (1, 3) OBP: 0.415, SLG: 0.475		C X 0-1 G5-3 ②		B 1 SAFE C X 1-1 G6-4-3 ②③ 1-2f		B B C F S 2-3 K ③			S F B B S 2-3 K ①	4	0	0	0	0	2	3
Jason Varitek, S (1, 2) OBP: 0.309, SLG: 0.483		C B X 1-1 3-H 3B			B X 1-0 G4-3 ①		B B S C C 2-3 K ①		X 0-0 G3 ②	4	0	1	1	0	1	0
Darren Lewis, R (1, 8) OBP: 0.360, SLG: 0.325		B C B F B C 3-3 K ③			F C X 0-2 G3 ②		X 0-0 G5-3 ②		C B S F S 1-3 K ③	4	0	0	0	0	2	1
Trot Nixon, L (1, 9) OBP: 0.319, SLG: 0.375			C B X 1-1 G3-1 ①		C B X 1-1 P5 ③		X 0-0 F8 ③			3	0	0	0	0	0	0

	AB	35
	R	5
	H	11
	RBI	5
	BB	0
	SO	6
	LOB	11

Inning Stats																		
	R: 0	H: 1	R: 1	H: 2	R: 1	H: 2	R: 0	H: 1	R: 0	H: 0	R: 2	H: 3	R: 0	H: 0	R: 1	H: 2	R: 0	H: 0
	E: 0	LOB: 0	E: 0	LOB: 1	E: 0	LOB: 1	E: 0	LOB: 0	E: 0	LOB: 0	E: 0	LOB: 1	E: 0	LOB: 0	E: 0	LOB: 2	E: 0	LOB: 0
	K: 0	BB: 0	K: 1	BB: 0	K: 0	BB: 0	K: 0	BB: 0	K: 0	BB: 0	K: 1	BB: 0	K: 1	BB: 0	K: 1	BB: 0	K: 2	BB: 0
	S: 7	P: 11	S: 11	P: 17	S: 7	P: 11	S: 7	P: 10	S: 6	P: 8	S: 16	P: 24	S: 5	P: 7	S: 15	P: 21	S: 8	P: 11

	1B: 8	SF: 0	WP: 1	PA: 35
	2B: 2	SAC: 0	PB: 0	
	3B: 1	DP: 1	SB: 1	
	HR: 0	HBP: 0	CS: 1	

PITCHER		IP	WLS	BF	H	R	ER	SO	BB	IBB	HBP	BLK	WP	HR	S	P	ERA	WHIP
Greg Maddux, R ERA: 4.65	(1, 1)	8.0	W	32	11	5	5	4	0	0	0	0	1	0	74	109	5.62	1.375
John Rocker, L ERA: 1.85	(9, 1)	1.0	S	3	0	0	0	2	0	0	0	0	0	0	8	11	0.00	0.000

PITCHER	IP	WLS	BF	H	R	ER	SO	BB	IBB	HBP	BLK	WP	HR	S	P	ERA	WHIP

Atlanta Braves @ Boston Red Sox

Fenway Park, Boston, MA

Sun Jun 06 1999, 1:05 PM EDT

Att. 32,184 - Sunny - 76 F

TOP

livebaseballscorecards.com

Batter	1	2	3	4	5	6	7	8	9	10	AB	R	H	RBI	BB	SO	LOB
Walt Weiss, S (1, 6) OBP: 0.352, SLG: 0.360 Otis Nixon, S (10, PR) OBP: 0.296, SLG: 0.181 Ozzie Guillen, L (10, 6) OBP: 0.173, SLG: 0.178	B C B S C 2-3 K ①		X 0-0 G6-3 ②		C B 1 SAFE X 1-1 G3 ③		X 0-0 F9 ③			X 0-0 SH1-4 1B 1B	5 0 0	0 1 0	1 0 0	0 0 0	0 0 0	1 0 0	3 0 0
Bret Boone, R (1, 4) OBP: 0.339, SLG: 0.432	C B X 1-1 F8 ②		C B C B S 2-3 K ③			F B S C 1-3 K ①		X 0-0 F9 ①		X 0-0 SH1-4 1-2 ①	4	0	0	0	0	2	0
10 Chipper Jones, S (1, 5) OBP: 0.385, SLG: 0.524	B X 1-0 G3-1 ③			C B C B X 2-2 L7 ①		F S B B X 2-2 F7 ②		B B B C B 4-1 BB BB		I I I I 4-0 1B IBB	3	0	0	0	2	0	0
Brian Jordan, R (1, 9) OBP: 0.383, SLG: 0.565		B F B B B F F B 4-2 F9-3 BB		X 0-0 CS 1B		X 0-0 F9 ③		1 SAFE C 1 SAFE F B S 1-3 K ②		X 0-0 F7 ②	4	0	1	0	1	1	3
Javy Lopez, R (1, 2) OBP: 0.359, SLG: 0.497		C B B F 1 SAFE B X 3-2 F9-3 1-2 ① ②		1 SAFE B P X 2-0 F8 1-2 ② ③			B B B C H 4-1 FC6-4 HBP	I 1 SAFE F B P S B 4-2 1-2 BB		X 0-0 1-3 2-H 1B	3	0	1	1	1	0	2
Ryan Klesko, L (1, 7) OBP: 0.348, SLG: 0.504 Gerald Williams, R (7, PH) OBP: 0.284, SLG: 0.305 (7, 7)		B F B C F B B 4-2 1B BB			B X 1-0 L8 ①		S X 0-1 FC6-4 HBP 1-2f FC4-6 ①	C F B X 1-2 F8 ③		X 0-0 L4 ③	1 3	0 1	0 0	0 0	1 0	0 0	0 5
Andruw Jones, R (1, 8) OBP: 0.356, SLG: 0.463		F F X 0-2 FC6 1-3 1B			B B C C F F F B B 4-2 G3-1 1B BB		I I I I 4-0 FC4-6 HBP IBB		B X 1-0 G5-4-3 1B		2	1	2	0	2	0	0
Randall Simon, L (1, 3) OBP: 0.304, SLG: 0.360 Brian Hunter, R (7, PH) OBP: 0.385, SLG: 0.607 (7, 3)		X 0-0 FC6 1-2f ③			C B 1 SAFE F B X 2-2 G3-1 1-2 ②		F H 1-1 FC4-6 1-2 2-3 HBP		1 SAFE F B F X 1-2 G5-4-3 1-2f ① ②		2 1	0 0	0 0	0 0	0 0	0 0	3 1
Keith Lockhart, L (1, 10) OBP: 0.300, SLG: 0.311			B B C X 2-1 L6 ①		C X 0-1 1B 2-H		B C S X 1-2 FC4-6 1-2f 2-3 3-H ②		F B S B X 2-2 P4 ③		4	0	1	2	0	0	2
Inning Stats	R: 0 E: 0 K: 1 S: 6 H: 0 LOB: 0 BB: 0 P: 10	R: 0 E: 0 K: 0 S: 13 H: 1 LOB: 2 BB: 2 P: 24	R: 0 E: 0 K: 1 S: 6 H: 0 LOB: 0 BB: 0 P: 10	R: 0 E: 0 K: 0 S: 6 H: 1 LOB: 0 BB: 0 P: 9	R: 1 E: 0 K: 0 S: 12 H: 1 LOB: 1 BB: 1 P: 20	R: 0 E: 0 K: 1 S: 7 H: 0 LOB: 0 BB: 0 P: 10	R: 1 E: 1 K: 0 S: 8 H: 0 LOB: 2 BB: 1 P: 18	R: 0 E: 0 K: 1 S: 11 H: 0 LOB: 2 BB: 2 P: 20	R: 0 E: 0 K: 0 S: 7 H: 1 LOB: 0 BB: 0 P: 11	R: 1 E: 0 K: 0 S: 5 H: 2 LOB: 2 BB: 1 P: 9	1B: 6 2B: 1 3B: 0 HR: 0	SF: 0 SAC: 1 DP: 2 HBP: 2		WP: 0 PB: 0 SB: 0 CS: 1		PA: 42		

PITCHER		IP	WLS	BF	H	R	ER	SO	BB	IBB	HBP	BLK	WP	HR	S	P	ERA	WHIP
Pat Rapp, R ERA: 5.06	(1, 1)	6.0		23	3	2	2	3	3	0	1	0	0	0	51	88	3.00	1.000
Rheal Cormier, L ERA: 4.85	(7, 1)	1.0		5	0	0	0	0	0	1	1	0	0	0	7	13	0.00	0.000
Mark Portugal, R ERA: 5.27	(8, 1)	2.1	L	11	2	1	1	1	2	1	0	0	0	0	20	37	3.86	1.714
Jim Corsi, R ERA: 4.57	(10, 1)	0.2		3	1	0	0	0	0	0	0	0	0	0	3	3	0.00	1.500

PITCHER	IP	WLS	BF	H	R	ER	SO	BB	IBB	HBP	BLK	WP	HR	S	P	ERA	WHIP

AB	32
R	3
H	6
RBI	3
BB	7
SO	4
LOB	19

Atlanta Braves @ Boston Red Sox

Fenway Park, Boston, MA

Sun Jun 06 1999, 1:05 PM EDT

Att. 32,184 - Sunny - 76 F

livebaseballscorecards.com

BOTTOM

Batter	1	2	3	4	5	6	7	8	9	10	AB	R	H	RBI	BB	SO	LOB
Jose Offerman, S (1, 4) OBP: 0.401, SLG: 0.479	L7			L7		G6-3		IBB			3	0	0	0	1	0	0
John Valentin, R (1, 5) OBP: 0.323, SLG: 0.400	P6			F7			G3 HR 1B	P5			4	1	1	0	0	0	2
Brian Daubach, L (1, 3) OBP: 0.373, SLG: 0.621	L7			L4			L9		F9		4	0	0	0	0	0	1
Nomar Garciaparra, R (1, 6) OBP: 0.379, SLG: 0.571		F8			G6-3		G3 1-2		P5		4	0	0	0	0	0	1
Troy O'Leary, L (1, 7) OBP: 0.352, SLG: 0.505		G3-4-1			S BB		2-H HR		1B		3	1	2	2	1	0	0
Mike Stanley, R (1, 10) OBP: 0.406, SLG: 0.463		G6-3			K 1-2		K		K		4	0	0	0	0	3	2
Jason Varitek, S (1, 2) OBP: 0.310, SLG: 0.477			L9		F9			SH3 BB		K	2	0	0	0	1	0	1
Jeff Frye, R (8, PR) OBP: 0.347, SLG: 0.265											0	0	0	0	0	0	0
Creighton Gubanich, R (9, 2) OBP: 0.375, SLG: 0.462											1	0	0	0	0	1	0
Darren Lewis, R (1, 8) OBP: 0.354, SLG: 0.318			G6-3			L4		SH3 1-2		K	3	0	0	0	0	1	0
Trot Nixon, L (1, 9) OBP: 0.312, SLG: 0.366			F9			G6-3		P4		K	3	0	0	0	0	0	2
Damon Buford, R (10, PH) OBP: 0.325, SLG: 0.427											1	0	0	0	0	1	0
Inning Stats	R: 0 E: 0 K: 0 S: 9	H: 0 LOB: 0 BB: 0 P: 15	R: 0 E: 0 K: 0 S: 4	H: 0 LOB: 0 BB: 0 P: 7	R: 0 E: 0 K: 0 S: 8	H: 0 LOB: 0 BB: 0 P: 13	R: 0 E: 0 K: 0 S: 7	H: 0 LOB: 0 BB: 0 P: 11	R: 0 E: 0 K: 1 S: 10	H: 0 LOB: 1 BB: 1 P: 20	R: 0 E: 0 K: 0 S: 5	H: 0 LOB: 0 BB: 0 P: 5	R: 2 E: 0 K: 1 S: 10	H: 2 LOB: 0 BB: 0 P: 13	R: 0 E: 0 K: 0 S: 6	H: 0 LOB: 2 BB: 2 P: 17	R: 0 E: 0 K: 1 S: 9	H: 1 LOB: 1 BB: 0 P: 13	R: 0 E: 0 K: 3 S: 9	H: 0 LOB: 0 BB: 0 P: 9	1B: 2 2B: 0 3B: 0 HR: 1	SF: 0 SAC: 1 DP: 0 HBP: 0	WP: 0 PB: 0 SB: 1 CS: 0	PA: 36

	AB	32
	R	2
	H	3
	RBI	2
	BB	3
	SO	6
	LOB	9

PITCHER	IP	WLS	BF	H	R	ER	SO	BB	IBB	HBP	BLK	WP	HR	S	P	ERA	WHIP
Kevin Millwood, R (1, 1) ERA: 3.27	8.0		29	2	2	2	2	2	1	0	0	0	1	59	101	2.25	0.500
Rudy Seanez, R (9, 1) ERA: 2.1	1.0	W	4	1	0	0	1	0	0	0	0	0	0	9	13	0.00	1.000
John Rocker, L (10, 1) ERA: 1.78	1.0	S	3	0	0	0	3	0	0	0	0	0	0	9	9	0.00	0.000

PITCHER	IP	WLS	BF	H	R	ER	SO	BB	IBB	HBP	BLK	WP	HR	S	P	ERA	WHIP

Batter	1	2	3	4	5	6	7	8	9	AB	R	H	RBI	BB	SO	LOB
Randy Winn, S (1, 8) OBP: 0.330, SLG: 0.393	B B B C F X 3-2 1B E 1B	B B C X 2-1 E8 2-H 1B		B C B C X 2-2 F7 ③			B B X 2-0 1B 3B		C B X 1-1 L7 ①	5	2	3	1	0	0	1
Dave Martinez, L (1, 9) Julio Santana, R (7, 1) Paul Sorrento, L (9, PH) OBP: 0.352, SLG: 0.417	1 SAFE X 0-0 BB 1-3 E 1B	B 2 B S B S S 3-3 K ②			B X 1-0 F7 ①		B F B C F F B F X 3-2 3-H 1B		F B B S B X 3-2 P4 ②	4 0 1	1 0 0	2 0 0	1 0 0	0 0 0	1 0 0	1 0 1
Jose Canseco, R (1, 7) OBP: 0.364, SLG: 0.654	B S B 1 SAFE B F X 3-2 P2 ①	C X 0-1 F8 ③			B B F X 2-1 HR		S B C B S 2-3 K ②		B B B F B 4-1 BB	4	1	1	1	1	1	4
Fred McGriff, L (1, 3) OBP: 0.421, SLG: 0.629	F B 1 SAFE B B B F B 4-2 E 1-2 BB		B S S C 1-3 K ①		C B B B F X 3-2 G5-4-3 1B		B B B X 3-0 G4-3 ③		C B X 1-1 G4-3 ③	4	0	1	0	1	1	3
John Flaherty, R (1, 2) OBP: 0.299, SLG: 0.444	C C F S 0-3 K ②		F B F S 1-3 K ②		F X 0-1 G5-4-3 ② ③ 1-2f			F B B F B F X 3-2 F9 ①		4	0	0	0	0	2	4
Wade Boggs, L (1, 5) OBP: 0.312, SLG: 0.319	C B B S X 2-2 E2 1-3 2-H 3-H 1B		B X 1-0 1B			C F B B B B 4-2 1B BB		X 0-0 F7 ②		3	0	2	2	1	0	0
Miguel Cairo, R (1, 4) OBP: 0.371, SLG: 0.426	B B C C S 2-3 K ③		S F F X 0-2 F9 ③			F X 0-1 G6-4-3 ① 1-1 1B		B B C X 2-1 1B		4	0	2	0	0	1	3
Aaron Ledesma, R (1, 6) OBP: 0.308, SLG: 0.324 David Lamb, S (4, PH) (4, 6) OBP: 0.268, SLG: 0.255		B C X 1-1 SH1-4 E 1B		C F B B X 2-2 F8 ①		X 0-0 G6-4-3 ② ③ 1-2f		B F F B X 2-2 G1-3 ③		1 3	1 0	1 0	0 0	0 0	0 0	0 2
Dave Eiland, R (1, 1) Rick White, R (4, 1) Terrell Lowery, R (7, PH) (7, 9) OBP: 0.667, SLG: 1.000		B X 1-0 SH1-4 ① 1-2		X 0-0 B1-3 ②			C B S S 1-3 K ①		C B S F X 1-2 2B	1 0 2	0 0 0	0 0 1	0 0 0	0 0 1	0 0 0	0 0 0
Inning Stats	R: 2 E: 1 K: 2 S: 19 H: 3 LOB: 2 BB: 1 P: 33	R: 1 E: 1 K: 1 S: 10 H: 2 LOB: 1 BB: 0 P: 17	R: 0 E: 0 K: 2 S: 11 H: 1 LOB: 1 BB: 0 P: 14	R: 0 E: 0 K: 0 S: 7 H: 0 LOB: 0 BB: 0 P: 11	R: 1 E: 0 K: 0 S: 8 H: 2 LOB: 0 BB: 0 P: 14	R: 0 E: 0 K: 0 S: 5 H: 1 LOB: 0 BB: 1 P: 9	R: 1 E: 0 K: 2 S: 14 H: 2 LOB: 1 BB: 0 P: 25	R: 0 E: 0 K: 0 S: 10 H: 1 LOB: 1 BB: 0 P: 17	R: 0 E: 0 K: 0 S: 12 H: 1 LOB: 2 BB: 1 P: 22	1B: 10 2B: 1 3B: 1 HR: 1	SF: 0 SAC: 1 DP: 2 HBP: 0	WP: 0 PB: 0 SB: 0 CS: 0	PA: 40				

PITCHER		IP	WLS	BF	H	R	ER	SO	BB	IBB	HBP	BLK	WP	HR	S	P	ERA	WHIP
29 John Smoltz, R ERA: 2.66	(1, 1)	6.0	W	26	9	4	4	5	2	0	0	0	0	1	60	98	6.00	1.833
Mike Remlinger, L ERA: 1.69	(7, 1)	1.0	H	5	2	1	1	2	0	0	0	0	0	0	14	25	9.00	2.000
Rudy Seanez, R ERA: 2.03	(8, 1)	1.0	H	4	1	0	0	0	0	0	0	0	0	0	10	17	0.00	1.000
30 Kevin McGlinchy, R ERA: 2.0	(9, 1)	0.2		4	1	0	0	0	1	0	0	0	0	0	10	19	0.00	3.000
John Rocker, L ERA: 1.75	(9, 1)	0.1	S	1	0	0	0	0	0	0	0	0	0	0	2	3	0.00	0.000

PITCHER	IP	WLS	BF	H	R	ER	SO	BB	IBB	HBP	BLK	WP	HR	S	P	ERA	WHIP

TOP

Tampa Bay Devil Rays @ Atlanta Braves

Turner Field, Atlanta, GA

Mon Jun 07 1999, 7:40 PM EDT

Att. 36,731 - Unknown - 85 F

livebaseballscorecards.com

AB	36
R	5
H	13
RBI	5
BB	3
SO	7
LOB	19

BOTTOM

Tampa Bay Devil Rays @ Atlanta Braves

Turner Field, Atlanta, GA

Mon Jun 07 1999, 7:40 PM EDT

Att. 36,731 - Unknown - 85 F

livebaseballscorecards.com

Batter	1	2	3	4	5	6	7	8	9	AB	R	H	RBI	BB	SO	LOB
Ozzie Guillen, L (1, 6) OBP: 0.163, SLG: 0.167	B C C C 1-3 K ①	F X 0-1 G4-3 ③	F B B X 2-1 G3 ③			C X 0-1 G6-3 ③		F C B X 1-2 G4-3 ③		5	0	0	0	0	1	2
Bret Boone, R (1, 4) OBP: 0.337, SLG: 0.429	C B F S 1-3 K ②		C C B F X 1-2 G5-3 ①	X 0-0 E6 10 G5-4-3			B C X 1-1 G1-3 10 S 1B 1B			4	1	1	0	0	1	0
10 Chipper Jones, S (1, 5) OBP: 0.386, SLG: 0.526	F C B B B F B 4-2 BB	X 0-0 2B 2B	B F B X 2-1 G5-4-3 ① ② 1-2f				C X 0-1 F7 ① 1-2			3	1	1	0	1	0	2
Brian Jordan, R (1, 9) OBP: 0.377, SLG: 0.555	B F 1 SAFE 1 SAFE F F F B X 3-2 F7 ③	B C X 1-1 F8 ②	X 0-0 G5-3 ③				B B C F X 2-2 G1-3 ② 2-3			4	0	0	0	0	0	3
Javy Lopez, R (1, 2) OBP: 0.368, SLG: 0.500 Eddie Pérez, R (7, PR) OBP: 0.246, SLG: 0.239 (8, 2)	S X 0-1 L8 ①	B B 2 SAFE B B C B 4-1 2B E BB			B B X 2-0 G6-4-3 1B		B B X 2-0 3-H 1B			3 0	1 0	2 0	1 0	1 0	0 0	0 0
Randall Simon, L (1, 3) OBP: 0.300, SLG: 0.370	X 0-0 L8 ②	B X 1-0 E 1B 1-3 2-H 2B			C 1 SAFE B B B X 2-1 G6-4-3 ① ② 1-2f		B F B B X 3-1 G4-3 ③			4	1	1	1	0	0	2
Andruw Jones, R (1, 8) OBP: 0.354, SLG: 0.474	B F B X 2-1 E5 BLK 29 HR	B X 1-0 E5 S 1B 2-3 3-H			B B B X 3-0 L9 ③			X 0-0 HR		4	3	1	1	0	0	1
Gerald Williams, R (1, 7) OBP: 0.297, SLG: 0.314	B B B S B 4-1 29 HR 1-2 BB	B B C X 2-1 29 1B 1-H 3-H 1B				X 0-0 ① 1B		C B F F B X 2-2 G5-3 ①		3	1	2	2	1	0	0
29 John Smoltz, R (1, 1) OBP: 0.423, SLG: 0.640 Mike Remlinger, L (7, 1) Rudy Seanez, R (8, 1) Keith Lockhart, L (8, PH) OBP: 0.294, SLG: 0.304 30 Kevin McGlinchy, R (9, 1) John Rocker, R (9, 1)	B B C B X 3-1 1-H 2-H HR	F 1 SAFE B F B X 2-2 1-3 1B				B B C X 2-1 G1-3 ②		B X 1-0 G3 ②		3 0 0 1 0 0	1 0 0 0 0 0	2 0 0 0 0 0	3 0 0 0 0 0	0 0 0 0 0 0	0 0 0 0 0 0	0 0 0 0 0 0
Inning Stats	R: 0 E: 0 K: 2 S: 14 H: 0 LOB: 1 BB: 1 P: 22	R: 3 E: 1 K: 0 S: 10 H: 1 LOB: 0 BB: 1 P: 19	R: 4 E: 1 K: 0 S: 17 H: 4 LOB: 2 BB: 1 P: 31	R: 0 E: 1 K: 0 S: 4 H: 0 LOB: 0 BB: 0 P: 6	R: 0 E: 0 K: 0 S: 4 H: 1 LOB: 0 BB: 0 P: 11	R: 0 E: 0 K: 0 S: 5 H: 1 LOB: 0 BB: 0 P: 7	R: 1 E: 0 K: 0 S: 10 H: 2 LOB: 1 BB: 0 P: 18	R: 1 E: 0 K: 0 S: 9 H: 1 LOB: 0 BB: 0 P: 13		1B: 6 2B: 2 3B: 0 HR: 2	SF: 0 SAC: 0 DP: 2 HBP: 0					

	AB	34
	R	9
	H	10
	RBI	8
	BB	3
	SO	2
	LOB	10

WP: 0 PB: 0 SB: 2 CS: 0 PA: 37

PITCHER		IP	WLS	BF	H	R	ER	SO	BB	IBB	HBP	BLK	WP	HR	S	P	ERA	WHIP
Dave Eiland, R ERA: 4.09	(1, 1)	3.0	L	19	5	7	1	2	3	0	0	1	0	1	41	72	3.00	2.667
Rick White, R ERA: 3.96	(4, 1)	3.0		9	2	0	0	0	0	0	0	0	0	0	13	24	0.00	0.667
Julio Santana, R ERA: 9.4	(7, 1)	2.0		9	3	2	2	0	0	0	0	0	0	1	19	31	9.00	1.500

PITCHER	IP	WLS	BF	H	R	ER	SO	BB	IBB	HBP	BLK	WP	HR	S	P	ERA	WHIP

Tampa Bay Devil Rays @ Atlanta Braves

Turner Field, Atlanta, GA

Tue Jun 08 1999, 7:40 PM EDT

Att. 35,709 - Sunny - 88 F

livebaseballscorecards.com

TOP

Batter	1	2	3	4	5	6	7	8	9	AB	R	H	RBI	BB	SO	LOB
Randy Winn, S (1, 8) OBP: 0.321, SLG: 0.382	B C F B F B S 3-3 ① K		C B F B X 2-2 ② G4-3	B S B F X 2-2 ③ FC6-5 2-3f			B F B S X 2-2 ① L7		B F C B F F F X 2-2 ③ G3-1	5	0	0	0	0	1	3
Miguel Cairo, R (1, 4) OBP: 0.367, SLG: 0.421 Scott Aldred, L (7, 1)	B B B C C X 3-2 ② G6-3		X 0-0 1B		B C B X 2-1 ① G6-3		B S X 1-1 ② F8			4 0	0 0	1 0	0 0	0 0	0 0	0 0
Jose Canseco, R (1, 7) OBP: 0.364, SLG: 0.654 Terrell Lowery, R (5, 7) OBP: 0.500, SLG: 0.750	B X 1-0 2B		B C S S 1-3 ③ K		C C B F B C 2-3 ② K		C C B B F S 2-3 ③ K			3 1	0 0	1 0	0 0	0 0	2 1	1 0
Fred McGriff, L (1, 3) OBP: 0.423, SLG: 0.625	B C X 1-1 ③ G6-3			B B C B F F B 4-2 WP BB 2B BB	C S X 0-2 WP 1B			C F B B C 2-3 ① K		3	1	1	0	1	1	1
Herbert Perry, R (1, 5) OBP: 0.436, SLG: 0.508		C B B B X 3-1 ① G4-3		B C C S 1-3 ① K	C B C C X 1-2 ③ G4-3 1-2			B B B C B 4-1 G4-6-3 BB		3	0	0	0	1	1	2
John Flaherty, R (1, 2) OBP: 0.309, SLG: 0.453		X 0-0 1B 1B		B C B S B B 4-2 WP 1-2 2B BB		B X 1-0 G6-3 2B		B F B B C X 3-2 ②③ G4-6-3 1-2f		3	1	2	0	1	0	1
Dave Martinez, L (1, 9) OBP: 0.411, SLG: 0.495		C C X 0-2 L1-3 1-2 1B		B X 1-0 ② F8		C F T 0-2 ① K			X 0-0 ① P5	4	0	1	0	0	1	3
David Lamb, S (1, 6) OBP: 0.267, SLG: 0.273 (7, 4)		S B S X 1-2 ②③ L1-3 1-2		C B B C C X 2-2 FC6-5 1-H 2-H 2B		X 0-0 ② G6-3 2-3			C B B X 2-1 ② F7	4	0	1	2	0	0	3
Wilson Alvarez, L (1, 1) Mike Duvall, R (3, 1) Bryan Rekar, R (4, 1) Kevin Stocker, S (7, 6) OBP: 0.400, SLG: 0.402			C S B S 1-3 ① K	C B B B B 4-1 BB		C S S 0-3 ③ K			C F B F X 1-2 1B	1 0 1 1	0 0 0 0	0 0 0 1	0 0 0 0	0 1 0 0	1 0 1 0	0 0 1 0
Inning Stats	R: 0 H: 1 E: 0 LOB: 1 K: 1 BB: 0 S: 10 P: 18	R: 0 H: 2 E: 0 LOB: 1 K: 0 BB: 0 S: 9 P: 13	R: 0 H: 1 E: 0 LOB: 1 K: 2 BB: 0 S: 10 P: 14	R: 2 H: 1 E: 0 LOB: 2 K: 1 BB: 3 S: 16 P: 34	R: 0 H: 1 E: 0 LOB: 1 K: 1 BB: 0 S: 12 P: 17	R: 0 H: 1 E: 0 LOB: 1 K: 2 BB: 0 S: 8 P: 9	R: 0 H: 0 E: 0 LOB: 0 K: 1 BB: 0 S: 9 P: 14	R: 0 H: 0 E: 0 LOB: 0 K: 1 BB: 1 S: 7 P: 16	R: 0 H: 1 E: 0 LOB: 1 K: 0 BB: 0 S: 13 P: 18							

	AB	33
	R	2
	H	8
	RBI	2
	BB	4
	SO	9
	LOB	15

	1B: 5	SF: 0	WP: 2	PA: 37
	2B: 4	SAC: 0	PB: 0	
	3B: 0	DP: 2	SB: 0	
	HR: 0	HBP: 0	CS: 0	

PITCHER		IP	WLS	BF	H	R	ER	SO	BB	IBB	HBP	BLK	WP	HR	S	P	ERA	WHIP
Odalis Perez, L ERA: 4.48	(1, 1)	6.0	W	27	7	2	2	7	3	0	0	0	2	0	65	105	3.00	1.667
Russ Springer, R ERA: 3.0	(7, 1)	1.0		3	0	0	0	1	0	0	0	0	0	0	9	14	0.00	0.000
Justin Speier, R ERA: 3.15	(8, 1)	2.0		7	1	0	0	1	1	0	0	0	0	0	20	34	0.00	1.000

PITCHER	IP	WLS	BF	H	R	ER	SO	BB	IBB	HBP	BLK	WP	HR	S	P	ERA	WHIP

Tampa Bay Devil Rays @ Atlanta Braves

Turner Field, Atlanta, GA

Tue Jun 08 1999, 7:40 PM EDT
Att. 35,709 - Sunny - 88 F

livebaseballscorecards.com

BOTTOM

Batter	1	2	3	4	5	6	7	8	9	AB	R	H	RBI	BB	SO	LOB
Gerald Williams, R (1, 7) (7, 9) OBP: 0.315, SLG: 0.349	1-2 1B 2B	3-2 1B 10 G4-6-3 2B 2-H 3-H	2-2 FC5-4 1B 1-2		2-0 F9 ③		1-1 1B 2-H			5	2	4	3	0	0	2
Bret Boone, R (1, 4) OBP: 0.339, SLG: 0.429	1-2 F9 10 BB 1B 2-H	0-0 10 G4-6-3 1B 2-3	1-2 FC5-4 ③ 1-2f			2-3 K ①	2-1 F9 ③			5	0	2	1	0	1	3
10 Chipper Jones, S (1, 5) OBP: 0.391, SLG: 0.537 Keith Lockhart, L (9, 5) OBP: 0.294, SLG: 0.304	4-2 BB 1-2	3-1 G4-6-3 ① ② 1-2f 3-H		4-2 G6-4-3 BB		0-1 G4-3 ②		3-2 HR		3 0	1 0	1 0	1 0	2 0	0 0	1 0
Brian Jordan, R (1, 9) OBP: 0.371, SLG: 0.545 Russ Springer, R (7, 1) Justin Speier, R (8, 1) OBP: 0.500, SLG: 0.500	2-3 K ①	1-3 K ③		1-0 G6-4-3 ① ② 1-2f		0-0 L8 ③		2-3 K ①		4 0 1	0 0 0	0 0 0	0 0 0	0 0 1	2 0 1	3 0 0
Javy Lopez, R (1, 2) OBP: 0.368, SLG: 0.500	2-0 F9 ② 2-3		4-1 2B 1B BB	0-1 F8 ③			2-3 K ①	0-0 2B		4	1	1	0	1	1	2
Andruw Jones, R (1, 8) OBP: 0.351, SLG: 0.472	0-2 G2-3 ③		1-0 P3 ①		0-2 F8 ①		1-2 1B 2B	0-0 F7 ②		5	1	1	0	0	0	4
Brian Hunter, R (1, 3) (7, 7) OBP: 0.400, SLG: 0.600		1-1 1B SH 1B	0-3 K ②		0-0 E6 1B 1B		4-1 1B G4-3 BB	1-3 K ③		4	2	2	0	1	2	2
Ozzie Guillen, L (1, 6) OBP: 0.202, SLG: 0.220		3-2 SH 2B 1B 1-2	2-2 1B 2B 1-3		0-0 1B 2-3		1-0 G4-3 1B 1-3 2-H			4	3	4	1	0	0	0
Odalis Perez, L (1, 1) OBP: 0.105, SLG: 0.105 Randall Simon, L (7, 3) OBP: 0.295, SLG: 0.364		1-0 SH 2B 1-3 2-H	0-0 1B 2-H 3-H		1-3 K ②		3-2 G4-3 ② 1-2 3-H			2 1	1 0	1 0	2 1	0 0	1 0	2 1
Inning Stats	R: 1 H: 2 E: 0 LOB: 2 K: 1 BB: 1 S: 21 P: 31	R: 4 H: 4 E: 1 LOB: 0 K: 1 BB: 0 S: 16 P: 28	R: 2 H: 3 E: 0 LOB: 2 K: 1 BB: 1 S: 18 P: 28	R: 0 H: 0 E: 0 LOB: 0 K: 0 BB: 1 S: 5 P: 10	R: 0 H: 2 E: 1 LOB: 2 K: 1 BB: 0 S: 9 P: 12	R: 0 H: 0 E: 0 LOB: 0 K: 1 BB: 0 S: 6 P: 8	R: 3 H: 3 E: 0 LOB: 1 K: 1 BB: 1 S: 15 P: 29	R: 1 H: 2 E: 0 LOB: 1 K: 2 BB: 0 S: 11 P: 17		1B: 10 SF: 0 2B: 5 SAC: 1 3B: 0 DP: 2 HR: 1 HBP: 0						

AB	38
R	11
H	16
RBI	9
BB	4
SO	8
LOB	20

WP: 0 PA: 43
PB: 0
SB: 0
CS: 0

PITCHER		IP	WLS	BF	H	R	ER	SO	BB	IBB	HBP	BLK	WP	HR	S	P	ERA	WHIP
Wilson Alvarez, L ERA: 5.08	(1, 1)	2.2	L	19	9	7	5	3	2	0	0	0	0	0	52	83	16.88	4.125
Mike Duvall, L ERA: 3.27	(3, 1)	0.1		2	0	0	0	0	1	0	0	0	0	0	5	10	0.00	3.000
Bryan Rekar, R ERA: 5.32	(4, 1)	3.1		13	3	2	2	3	1	0	0	0	0	0	25	38	5.40	1.200
Scott Aldred, L ERA: 4.24	(7, 1)	1.2		9	4	2	2	2	0	0	0	0	0	1	19	32	10.80	2.400

PITCHER		IP	WLS	BF	H	R	ER	SO	BB	IBB	HBP	BLK	WP	HR	S	P	ERA	WHIP

Batter	1	2	3	4	5	6	7	8	9	10	11	12	AB	R	H	RBI	BB	SO	LOB
Randy Winn, S (1, 8) OBP: 0.323, SLG: 0.382	2-2 SH5-3 PB 1B 1B	1-0 G6-3			2-2 G3-1		1-0 G4-3			0-0 S 1B			5	1	2	0	0	0	0
Miguel Cairo, R (1, 4) OBP: 0.358, SLG: 0.409 Roberto Hernandez, R (10, 1) Rick White, R (12, 1)	1-1 SH5-3 1-3		0-0 G4-3		3-2 F9			3-3 K		0-0 G6-3 1-2			4 0 0	0 0 0	0 0 0	0 0 0	0 0 0	1 0 0	1 0 0
Herbert Perry, R (1, 5) OBP: 0.434, SLG: 0.500	2-1 1B 3-H 1B		0-1 G6-3			2-2 HR 1B		0-0 F8			0-0 F9		5	1	2	1	0	0	0
Fred McGriff, L (1, 3) OBP: 0.426, SLG: 0.637	1-3 K		3-2 1B			1-1 1-H HR		1-0 P5			4-0 BB		4	1	2	2	1	1	1
John Flaherty, R (1, 2) OBP: 0.306, SLG: 0.446	0-0 BB 1-3 1B		1-0 G6-3			2-1 G4-3			1-0 G6-3		0-0 F7		5	0	1	0	0	0	2
Dave Martinez, L (1, 9) OBP: 0.411, SLG: 0.490	4-2 1-2 BB			2-3 K		3-2 G1-6-3 1B			2-3 K		0-3 K		4	0	1	0	1	3	1
Terrell Lowery, R (1, 7) OBP: 0.222, SLG: 0.333	0-3 K			1-2 G5-3		0-0 G1-6-3 1-2f			2-2 G4-3		0-3 K		5	0	0	0	0	2	4
Kevin Stocker, S (1, 6) OBP: 0.400, SLG: 0.402		1-1 G1-6-4 1B		1-2 G5-3			1-0 G6-3			0-0 F8		0-0 CS 1B	5	0	2	0	0	0	0
Ryan Rupe, R (1, 1) Paul Sorrento, L (7, PH) OBP: 0.349, SLG: 0.413 Norm Charlton, S (7, 1) Esteban Yan, R (9, 1) Jose Canseco, R (10, PH) OBP: 0.362, SLG: 0.651 David Lamb, S (10, 4) OBP: 0.262, SLG: 0.268		0-2 G1-6-4 1-2f		1-2 G1-3				2-2 G6-3		0-3 K		0-0 L8 1-2	2 1 0 0 1 1	0 0 0 0 0 0	0 0 0 0 0 0	0 0 0 0 1 0	0 0 0 0 0 0	1 0 0 0 0 1	1 0 0 0 0 1
Inning Stats	R: 1 H: 3 E: 0 LOB: 3 K: 2 BB: 1 S: 19 P: 29	R: 0 H: 1 E: 0 LOB: 0 K: 0 BB: 0 S: 6 P: 8	R: 0 H: 1 E: 0 LOB: 1 K: 0 BB: 0 S: 10 P: 14	R: 0 H: 0 E: 0 LOB: 0 K: 1 BB: 0 S: 17 P: 21	R: 0 H: 0 E: 0 LOB: 0 K: 0 BB: 0 S: 11 P: 17	R: 2 H: 3 E: 0 LOB: 0 K: 0 BB: 0 S: 14 P: 22	R: 0 H: 0 E: 0 LOB: 0 K: 0 BB: 0 S: 5 P: 9	R: 0 H: 0 E: 0 LOB: 0 K: 1 BB: 0 S: 5 P: 9	R: 0 H: 0 E: 0 LOB: 0 K: 1 BB: 0 S: 7 P: 12	R: 0 H: 1 E: 0 LOB: 1 K: 1 BB: 0 S: 6 P: 6	R: 0 H: 0 E: 0 LOB: 1 K: 1 BB: 1 S: 5 P: 9	R: 0 H: 1 E: 0 LOB: 0 K: 1 BB: 0 S: 5 P: 5	1B: 9 2B: 0 3B: 0 HR: 1	SF: 0 SAC: 1 DP: 2 HBP: 0		WP: 0 PB: 1 SB: 1 CS: 1		PA: 45	

PITCHER	IP	WLS	BF	H	R	ER	SO	BB	IBB	HBP	BLK	WP	HR	S	P	ERA	WHIP
Tom Glavine, L (1, 1) ERA: 4.91	7.0		28	8	3	3	3	1	0	0	0	0	1	82	120	3.86	1.286
Rudy Seanez, R (8, 1) ERA: 1.95	1.0		3	0	0	0	1	0	0	0	0	0	0	5	9	0.00	0.000
John Rocker, L (9, 1) ERA: 1.69	1.0		3	0	0	0	1	0	0	0	0	0	0	7	12	0.00	0.000
Mike Remlinger, L (10, 1) ERA: 1.57	2.0		8	1	0	0	2	1	0	0	0	0	0	11	15	0.00	1.000
30 Kevin McGlinchy, R (12, 1) ERA: 1.93	1.0	W	3	1	0	0	1	0	0	0	0	0	0	5	5	0.00	1.000

PITCHER	IP	WLS	BF	H	R	ER	SO	BB	IBB	HBP	BLK	WP	HR	S	P	ERA	WHIP

TOP

Tampa Bay Devil Rays @ Atlanta Braves

Turner Field, Atlanta, GA

Wed Jun 09 1999, 7:40 PM EDT

Att. 35,160 - Cloudy - 85 F

livebaseballscorecards.com

AB	42
R	3
H	10
RBI	3
BB	2
SO	8
LOB	11

Batter	1	2	3	4	5	6	7	8	9	10	11	12	AB	R	H	RBI	BB	SO	LOB
Ozzie Guillen, L (1, 6) OBP: 0.222, SLG: 0.221	G3	1B			F7		G5-4-3 BB		FC6-4		G1-2-3 IBB		4	0	1	0	2	0	1
Bret Boone, R (1, 4) OBP: 0.331, SLG: 0.418	G6-3	P3			K		G5-4-3			G5-3	G1-2-3		6	0	0	0	0	1	6
10 Chipper Jones, S (1, 5) OBP: 0.397, SLG: 0.543	E S 1B BB	F9			F8			2B		G5-3 1B		1B FC5-2 1B	5	1	3	0	1	0	2
Brian Jordan, R (1, 9) OBP: 0.370, SLG: 0.552	E5 S 1B		F9			HR		G5-3		G5-3		FC5-2 IBB 1B 1B	6	3	2	1	0	0	3
Javy Lopez, R (1, 2) OBP: 0.372, SLG: 0.494	WP WP 1B		G6-3			G6-3				DI BB		1B FC5-2 IBB	4	0	1	2	2	1	1
Ryan Klesko, L (1, 7) OBP: 0.352, SLG: 0.500	WP BB		K			G4-3 1B		G4-3		L9		FC5-2 1B	3	0	1	0	1	1	1
Otis Nixon, S (9, 7) OBP: 0.291, SLG: 0.178													2	0	0	0	0	0	5
Andruw Jones, R (1, 8) OBP: 0.351, SLG: 0.468	K	P4				G4-3		K		G4-3 S G1-2-3 1B		1B	6	0	2	1	0	2	3
Randall Simon, L (1, 3) OBP: 0.292, SLG: 0.373		G3-1				G6-3		P2		2B			4	0	1	0	0	0	1
Mark DeRosa, R (11, PH)													1	0	0	0	0	0	1
30 Kevin McGlinchy, R (12, 1)		1B				K	K		FC6-4		G1-2-3 IBB HBP		0	0	0	0	0	0	0
Tom Glavine, L (1, 1) Gerald Williams, R (7, PH) OBP: 0.333, SLG: 0.385 Rudy Seanez, R (8, 1) John Rocker, R (9, 1) Keith Lockhart, L (9, PH) OBP: 0.000, SLG: 0.000 Mike Remlinger, L (10, 1) Brian Hunter, R (11, PH) OBP: 0.000, SLG: 0.000 Eddie Perez, R (11, PH) OBP: 0.000, SLG: 0.000 (12, 3)													2 1 0 0 1 0 0 0 0 0	0 0 0 0 0 0 0 0 0 0	1 0 0 0 0 0 0 0 0 0	0 0 0 0 0 0 0 0 0 0	0 1 0 0 0 0 0 0 0 0	1 0 0 0 0 0 0 0 0 0	0 0 0 0 0 0 0 0 0 0
Inning Stats	R: 2 H: 1 E: 1 LOB: 2 K: 1 BB: 2 S: 19 P: 38	R: 0 H: 2 E: 0 LOB: 2 K: 0 BB: 0 S: 10 P: 17	R: 0 H: 0 E: 0 LOB: 0 K: 1 BB: 0 S: 9 P: 11	R: 0 H: 0 E: 0 LOB: 0 K: 1 BB: 0 S: 6 P: 8	R: 0 H: 0 E: 0 LOB: 0 K: 1 BB: 0 S: 12 P: 16	R: 1 H: 2 E: 0 LOB: 1 K: 0 BB: 0 S: 12 P: 19	R: 0 H: 0 E: 0 LOB: 0 K: 1 BB: 1 S: 6 P: 14	R: 0 H: 1 E: 0 LOB: 1 K: 1 BB: 0 S: 11 P: 17	R: 0 H: 2 E: 0 LOB: 1 K: 1 BB: 0 S: 8 P: 10	R: 0 H: 1 E: 0 LOB: 2 K: 0 BB: 1 S: 4 P: 8	R: 0 H: 1 E: 0 LOB: 3 K: 0 BB: 1 S: 3 P: 8	R: 1 H: 3 E: 0 LOB: 3 K: 0 BB: 1 S: 4 P: 8	1B: 10 SF: 0 2B: 2 SAC: 0 3B: 0 DP: 2 HR: 1 HBP: 1						

PITCHER		IP	WLS	BF	H	R	ER	SO	BB	IBB	HBP	BLK	WP	HR	S	P	ERA	WHIP
Ryan Rupe, R ERA: 5.01	(1, 1)	6.0		26	5	3	1	4	2	0	0	0	2	1	68	109	1.50	1.167
Norm Charlton, L ERA: 2.25	(7, 1)	2.0		7	1	0	0	2	1	0	0	0	0	0	17	31	0.00	1.000
Esteban Yan, R ERA: 5.45	(9, 1)	1.0		4	2	0	0	1	0	0	0	0	0	0	8	10	0.00	2.000
Roberto Hernandez, R ERA: 4.15	(10, 1)	2.0		10	2	0	0	0	1	1	1	0	0	0	7	16	0.00	1.500
Rick White, R ERA: 4.15	(12, 1)	0.1	L	5	3	1	1	0	0	1	0	0	0	0	4	8	27.00	9.000

PITCHER	IP	WLS	BF	H	R	ER	SO	BB	IBB	HBP	BLK	WP	HR	S	P	ERA	WHIP

BOTTOM

Tampa Bay Devil Rays @ Atlanta Braves

Turner Field, Atlanta, GA

Wed Jun 09 1999, 7:40 PM EDT

Att. 35,160 - Cloudy - 85 F

livebaseballscorecards.com

AB	45
R	4
H	13
RBI	4
BB	6
SO	7
LOB	24

Batter	1	2	3	4	5	6	7	8	9	AB	R	H	RBI	BB	SO	LOB
Brady Anderson, L (1, 8) OBP: 0.425, SLG: 0.512	0-0 FC5-4 1B		1-2 K		2-1 P6	2-1 SF8 2-3 3-H		4-0 IBB		3	0	1	1	1	1	0
Mike Bordick, R (1, 6) OBP: 0.319, SLG: 0.365	0-0 FC5-4 G1-6-3 1-2f		1-1 1B 1B		2-1 F9	0-0 1-2 3-H 1B		0-3 K		5	0	2	1	0	1	3
B.J. Surhoff, L (1, 7) OBP: 0.370, SLG: 0.563	0-1 G1-6-3 1-2f		1-0 F8			2-2 HR 0-1 F9			1-2 WP E WP 1B	5	2	2	1	0	0	4
Jeff Conine, R (1, 9) OBP: 0.359, SLG: 0.482		3-1 G6-3 E 1B	0-0 1-2 1B			1-0 2B 1B	0-1 F9		0-1 E5 WP WP 1-2	5	1	3	0	0	0	1
Will Clark, L (1, 3) OBP: 0.361, SLG: 0.447		1-3 K	3-2 F9			0-2 1B E 2B 1-H	0-0 F7		3-2 G4-3 1-2 2-3	5	1	1	1	0	1	5
Cal Ripken Jr., R (1, 5) OBP: 0.326, SLG: 0.500		0-1 E9 G6-3 1-2		1-0 F8		1-2 1B E FC1-2 2-3 1B	1-0 P2		2-2 G5-3 2-3 3-H	5	0	1	0	0	0	2
Delino DeShields, L (1, 4) OBP: 0.332, SLG: 0.365		2-2 G6-3 1-2 2-3		0-0 G5-3		0-0 E6 FC1-2 1B 1-2 SF8 3-H		2-1 F8	1-3 K	5	1	0	1	0	1	4
Charles Johnson, R (1, 2) OBP: 0.361, SLG: 0.519		4-0 IBB		0-1 G1-3		0-0 SF8 FC1-2 1-2 1B 2-3 1B		0-0 SH1-4 1B		3	1	2	0	1	0	0
Sidney Ponson, R (1, 1)		0-0 G1-3			0-1 G6-3	0-0 FC1-2 1B 1-2 2-3 3-Hf		0-1 SH1-4 1-2		3	0	0	0	0	0	6
Inning Stats	R: 0 H: 1 E: 0 LOB: 0 K: 0 BB: 0 S: 4 P: 4	R: 0 H: 1 E: 1 LOB: 3 K: 1 BB: 1 S: 12 P: 22	R: 0 H: 2 E: 0 LOB: 2 K: 1 BB: 0 S: 14 P: 20	R: 0 H: 0 E: 0 LOB: 0 K: 0 BB: 0 S: 4 P: 5	R: 0 H: 0 E: 0 LOB: 0 K: 0 BB: 0 S: 6 P: 10	R: 5 H: 6 E: 1 LOB: 2 K: 0 BB: 0 S: 18 P: 24	R: 0 H: 0 E: 0 LOB: 0 K: 0 BB: 0 S: 4 P: 5	R: 0 H: 1 E: 0 LOB: 2 K: 1 BB: 1 S: 8 P: 14	R: 1 H: 1 E: 1 LOB: 1 K: 1 BB: 0 S: 15 P: 22	1B: 10 SF: 1 2B: 1 SAC: 1 3B: 0 DP: 1 HR: 1 HBP: 0						

TOP

Baltimore Orioles @ Atlanta Braves

Turner Field, Atlanta, GA

Fri Jun 11 1999, 7:40 PM EDT

Att. 47,428 - Cloudy - 73 F

livebaseballscorecards.com

AB	39
R	6
H	12
RBI	5
BB	2
SO	4
LOB	25

WP: 2 PA: 43
PB: 0
SB: 0
CS: 0

PITCHER		IP	WLS	BF	H	R	ER	SO	BB	IBB	HBP	BLK	WP	HR	S	P	ERA	WHIP
Greg Maddux, R ERA: 4.64	(1, 1)	6.0	L	30	10	5	3	2	0	1	0	0	0	1	58	85	4.50	1.667
Russ Springer, R ERA: 2.7	(7, 1)	1.0		3	0	0	0	0	0	0	0	0	0	0	4	5	0.00	0.000
30 Kevin McGlinchy, R ERA: 1.86	(8, 1)	1.0		5	1	0	0	1	0	1	0	0	0	0	8	14	0.00	1.000
Mike Remlinger, L ERA: 1.52	(9, 1)	1.0		5	1	1	0	1	0	0	0	0	2	0	15	22	0.00	1.000

PITCHER	IP	WLS	BF	H	R	ER	SO	BB	IBB	HBP	BLK	WP	HR	S	P	ERA	WHIP

Baltimore Orioles @ Atlanta Braves

Turner Field, Atlanta, GA

Fri Jun 11 1999, 7:40 PM EDT

Att. 47,428 - Cloudy - 73 F

livebaseballscorecards.com

BOTTOM

Batter	1	2	3	4	5	6	7	8	9	AB	R	H	RBI	BB	SO	LOB
Ozzie Guillen, L (1, 6) OBP: 0.245, SLG: 0.236	C X 0-1 G6-4-3 1B		B B B B 4-0 BB			X 0-0 1B		X 0-0 ② G4-3 2-3		3	0	2	0	1	0	1
Bret Boone, R (1, 4) OBP: 0.326, SLG: 0.411	C B X 1-1 ①② G6-4-3 1-2f		C F B C 1-3 ③ K			S S C 0-3 ② K		X 0-0 ③ G4-3		4	0	0	0	0	2	4
10 Chipper Jones, S (1, 5) OBP: 0.391, SLG: 0.533	C X 0-1 ③ L7			B F F B S 2-3 ① K2-3		B S B F S 2-3 ③ K			B B C C S 2-3 ① K	4	0	0	0	0	3	1
Brian Jordan, R (1, 9) OBP: 0.364, SLG: 0.543		B B F S X 2-2 ① P3		B C F B C 2-3 ② K			B B X 2-0 ① G6-3		X 0-0 ② F9	4	0	0	0	0	1	0
Ryan Klesko, L (1, 7) OBP: 0.344, SLG: 0.486		B X 1-0 ② F8		B B F C B F X 3-2 ③ G4-3			X 0-0 ② G6-3		B F F X 1-2 ③ G1-3	4	0	0	0	0	0	0
Andruw Jones, R (1, 8) OBP: 0.346, SLG: 0.462		X 0-0 ③ G5-3			X 0-0 ① P4		F F X 0-2 ③ P6			3	0	0	0	0	0	0
Randall Simon, L (1, 3) OBP: 0.309, SLG: 0.403			S B X 1-1 F9 SH3 2B		B X 1-0 ② G1-3			F X 0-1 2B 1B		3	2	2	0	0	0	0
Eddie Pérez, R (1, 2) OBP: 0.250, SLG: 0.257			X 0-0 ① F9 2-3		B B F F X 2-2 ③ F8			X 0-0 G4-3 1-H 2B		3	0	1	1	0	0	1
Greg Maddux, R (1, 1) OBP: 0.304, SLG: 0.619			X 0-0 ② SH3 3-H			X 0-0 ① G4-3		X 0-0 ① F7		0	0	0	1	0	0	0
Keith Lockhart, L (6, PH) OBP: 0.302, SLG: 0.313										1	0	0	0	0	0	0
Russ Springer, R (7, 1)										0	0	0	0	0	0	0
30 Kevin McGlinchy, R (8, 1)										0	0	0	0	0	0	0
Javy Lopez, R (8, PH) OBP: 0.371, SLG: 0.492										1	0	0	0	0	0	1
Mike Remlinger, L (9, 1)										0	0	0	0	0	0	0
Inning Stats	R: 0 E: 0 K: 0 S: 6 H: 1 LOB: 0 BB: 0 P: 7	R: 0 E: 0 K: 0 S: 5 H: 0 LOB: 0 BB: 0 P: 8	R: 1 E: 0 K: 1 S: 7 H: 1 LOB: 1 BB: 1 P: 13	R: 0 E: 0 K: 2 S: 10 H: 0 LOB: 0 BB: 0 P: 17	R: 0 E: 0 K: 0 S: 5 H: 0 LOB: 0 BB: 0 P: 8	R: 0 E: 0 K: 2 S: 8 H: 1 LOB: 1 BB: 0 P: 10	R: 0 E: 0 K: 0 S: 5 H: 0 LOB: 0 BB: 0 P: 7	R: 1 E: 0 K: 0 S: 6 H: 2 LOB: 1 BB: 0 P: 6	R: 0 E: 0 K: 1 S: 7 H: 0 LOB: 0 BB: 0 P: 10	1B: 3 2B: 2 3B: 0 HR: 0	SF: 0 SAC: 1 DP: 1 HBP: 0						

	AB	30
	R	2
	H	5
	RBI	2
	BB	1
	SO	6
	LOB	8

WP: 0 PB: 0 SB: 0 CS: 0 PA: 32

PITCHER	IP	WLS	BF	H	R	ER	SO	BB	IBB	HBP	BLK	WP	HR	S	P	ERA	WHIP
Sidney Ponson, R (1, 1) ERA: 3.99	9.0	W	32	5	2	2	6	1	0	0	0	0	0	59	86	2.00	0.667

PITCHER	IP	WLS	BF	H	R	ER	SO	BB	IBB	HBP	BLK	WP	HR	S	P	ERA	WHIP

Batter	1	2	3	4	5	6	7	8	9	AB	R	H	RBI	BB	SO	LOB
Brady Anderson, L (1, 8) OBP: 0.424, SLG: 0.521	B X 1-0 HR	B B B X 3-0 ③ F9		B B C C F F X 2-2 ③ F8			B B F F F B X 3-2 G4-3 ①		F C F B F B B F B 4-2 CS BB	4	1	1	1	1	0	2
Mike Bordick, R (1, 6) OBP: 0.320, SLG: 0.379	C F X 0-2 HR		C F B B B S 3-3 ① K		B S F X 1-2 ① F9		B B B B C X 3-1 ② F8		C 1 SAFE P F X 1-2 ① 2B 1-2 1B	5	1	2	1	0	1	0
B.J. Surhoff, L (1, 7) OBP: 0.375, SLG: 0.567	B B X 2-0 ① F7		C C F C 0-3 ② K		X 0-0 G6-4-3 1B		B B F C X 2-2 1B 1B		X 0-0 1-3 2B	5	0	3	0	0	1	0
Albert Belle, R (1, 9) OBP: 0.383, SLG: 0.410	C B B X 2-1 HR 1B		B X 1-0 ③ G5-3		X 0-0 ② ③ G6-4-3 1-2f		F B B X 2-1 S 1-3 1B		I I I I 4-0 FC6-4 IBB	4	1	2	0	1	0	1
Will Clark, L (1, 3) OBP: 0.354, SLG: 0.465	X 0-0 1-H HR			B B C X 2-1 ① G1		X 0-0 ① F7	S B S S X 1-2 ③ G4-3 1-2		B C B F B X 3-2 ② P5	5	1	1	2	0	0	5
Cal Ripken Jr., R (1, 5) OBP: 0.328, SLG: 0.496	B S B B X 3-1 ② P3			B X 1-0 ② F8		X 0-0 BB 1B		S B X 1-1 1B	B X 1-0 ③ FC6-4 1-2f	5	0	2	0	0	0	3
Delino DeShields, L (1, 4) OBP: 0.335, SLG: 0.364	C B B X 2-1 ③ F7			X 0-0 BB 1B 1B		F B B F F B B 4-2 1-2 BB		B B B C X 3-1 ① F8		3	1	1	0	1	0	1
Charles Johnson, R (1, 2) OBP: 0.359, SLG: 0.509		B B X 2-0 ① F8		1 SAFE C 1 SAFE B C B 1 SAFE 1 SAFE B 4-2 B 1B 1-2 BB		B F X 1-1 ② L8		B S S B S 2-3 ② K		3	0	0	0	1	1	3
Juan Guzman, R (1, 1) OBP: 0.250, SLG: 0.250		C S F S 0-3 ② K		X 0-0 1-2 2-H 1B		C S B S 1-3 ③ K		C S B S 1-3 ③ K		4	0	1	1	0	3	3
Inning Stats	R: 4 H: 4 E: 0 LOB: 0 K: 0 BB: 0 S: 12 P: 22	R: 0 H: 0 E: 0 LOB: 0 K: 1 BB: 0 S: 6 P: 11	R: 0 H: 0 E: 0 LOB: 0 K: 2 BB: 0 S: 8 P: 12	R: 1 H: 2 E: 0 LOB: 2 K: 0 BB: 1 S: 12 P: 21	R: 0 H: 1 E: 0 LOB: 0 K: 0 BB: 0 S: 5 P: 6	R: 0 H: 1 E: 0 LOB: 2 K: 1 BB: 1 S: 10 P: 16	R: 0 H: 2 E: 0 LOB: 2 K: 0 BB: 0 S: 14 P: 25	R: 0 H: 1 E: 0 LOB: 1 K: 2 BB: 0 S: 10 P: 17	R: 0 H: 2 E: 0 LOB: 3 K: 0 BB: 2 S: 14 P: 26	1B: 9 SF: 0 2B: 1 SAC: 0 3B: 0 DP: 1 HR: 3 HBP: 0						

TOP

Baltimore Orioles @ Atlanta Braves

Turner Field, Atlanta, GA

Sat Jun 12 1999, 1:15 PM EDT
Att. 47,923 - Sunny - 75 F

livebaseballscorecards.com

AB	38
R	5
H	13
RBI	5
BB	4
SO	6
LOB	18

WP: 0 PA: 42
PB: 0
SB: 1
CS: 1

PITCHER		IP	WLS	BF	H	R	ER	SO	BB	IBB	HBP	BLK	WP	HR	S	P	ERA	WHIP
Kevin Millwood, R ERA: 3.58	(1, 1)	6.0	L	27	8	5	5	4	2	0	0	0	0	3	53	88	7.50	1.667
Justin Speier, R ERA: 2.86	(7, 1)	2.0		9	3	0	0	2	0	0	0	0	0	0	24	42	0.00	1.500
30 Kevin McGlinchy, R ERA: 1.8	(9, 1)	1.0		6	2	0	0	0	1	1	0	0	0	0	14	26	0.00	3.000

PITCHER	IP	WLS	BF	H	R	ER	SO	BB	IBB	HBP	BLK	WP	HR	S	P	ERA	WHIP

Baltimore Orioles @ Atlanta Braves

Turner Field, Atlanta, GA

Sat Jun 12 1999, 1:15 PM EDT
Att. 47,923 - Sunny - 75 F

BOTTOM

Batter	1	2	3	4	5	6	7	8	9	AB	R	H	RBI	BB	SO	LOB
Ozzie Guillen, L (1, 6) OBP: 0.237, SLG: 0.228	C B X 1-1 ① G3		B C B F X 2-2 ③ FC6-4 1-2f			F B B X 2-1 ③ G4-3			C X 0-1 ① F8	3	0	0	0	0	0	1
Justin Speier, R (7, 1) OBP: 0.500, SLG: 0.500										0	0	0	0	0	0	0
30 Kevin McGlinchy, R (9, 1)										0	0	0	0	0	0	0
Otis Nixon, S (9, PH) OBP: 0.289, SLG: 0.176										1	0	0	0	0	0	0
Keith Lockhart, L (1, 4) OBP: 0.281, SLG: 0.288	X 0-0 ② G5-3			B X 1-0 ① G4-3			B C B F F X 2-2 ① G4-3		C F B X 1-2 ② G4-3	4	0	0	0	0	0	0
10 Chipper Jones, S (1, 5) OBP: 0.393, SLG: 0.531	C B S B S 2-3 ③ K			B C B B F C 3-3 ② K			F B B F F B B 4-2 1B BB		B F X 1-1 1B	3	0	1	0	1	2	0
Brian Jordan, R (1, 9) OBP: 0.362, SLG: 0.538		B F X 1-1 CS 1B		X 0-0 ③ G6-3			C X 0-1 ② P7		X 0-0 ③ F9	4	0	1	0	0	0	2
Javy Lopez, R (1, 2) OBP: 0.370, SLG: 0.489		S 1 B F B S SAFE 2-3 ①② K 1-2			X 0-0 ① G4-3		B S X 1-1 1-2 1B			3	0	1	0	0	1	1
Ryan Klesko, L (1, 7) OBP: 0.343, SLG: 0.483		B S F B X 2-2 ③ 1B			B B X 2-0 ② G6-3		S B X 1-1 ③ G3			3	0	1	0	0	0	2
Andruw Jones, R (1, 8) OBP: 0.350, SLG: 0.462			B B F S F B B 4-2 G1-6-3 BB		B X 1-0 ③ G6-3			F B F F X 1-2 E1 L7-4 1B		2	0	1	0	1	0	0
Randall Simon, L (1, 3) OBP: 0.296, SLG: 0.385			B B X 2-0 ①② G1-6-3 1-2f			B S B S F X 2-2 ① G4-3		S X 0-1 ①② L7-4 2-3		3	0	0	0	0	0	2
Kevin Millwood, R (1, 1) OBP: 0.185, SLG: 0.192			X 0-0 FC6-4 1B			F F X 0-2 ② F7		F B S X 1-2 ③ F7		1	0	1	0	0	0	0
Mark DeRosa, R (6, PH) (7, 6)										2	0	0	0	0	0	0

livebaseballscorecards.com

AB	29
R	0
H	6
RBI	0
BB	2
SO	3
LOB	8

Inning Stats	1	2	3	4	5	6	7	8	9
	R: 0 E: 0 K: 1 S: 6 H: 0 LOB: 0 BB: 0 P: 9	R: 0 E: 0 K: 1 S: 8 H: 2 LOB: 1 BB: 0 P: 13	R: 0 E: 0 K: 0 S: 8 H: 1 LOB: 1 BB: 1 P: 16	R: 0 E: 0 K: 1 S: 5 H: 0 LOB: 0 BB: 0 P: 9	R: 0 E: 0 K: 0 S: 3 H: 0 LOB: 0 BB: 0 P: 6	R: 0 E: 0 K: 0 S: 9 H: 0 LOB: 0 BB: 0 P: 13	R: 0 E: 0 K: 0 S: 13 H: 1 LOB: 2 BB: 1 P: 21	R: 0 E: 1 K: 0 S: 9 H: 1 LOB: 0 BB: 0 P: 11	R: 0 E: 0 K: 0 S: 8 H: 1 LOB: 1 BB: 0 P: 10

1B: 6	SF: 0
2B: 2	SAC: 0
3B: 0	DP: 3
HR: 0	HBP: 0

WP: 0	PA: 31
PB: 0	
SB: 0	
CS: 1	

PITCHER	IP	WLS	BF	H	R	ER	SO	BB	IBB	HBP	BLK	WP	HR	S	P	ERA	WHIP
Juan Guzman, R (1, 1) ERA: 4.54	9.0	W	31	6	0	0	3	2	0	0	0	0	0	69	108	0.00	0.889

PITCHER	IP	WLS	BF	H	R	ER	SO	BB	IBB	HBP	BLK	WP	HR	S	P	ERA	WHIP

Batter	1	2	3	4	5	6	7	8	9	AB	R	H	RBI	BB	SO	LOB
Brady Anderson, L (1, 8) OBP: 0.421, SLG: 0.511	BBBB 4-0 1B BB	B X 1-0 F9 ②		X 0-0 G4-3 ①	CBX 1-1 G4-3 ① 2-3	CBX 1-1 F7 ③	SX 0-1 P6 ③		FBBFX 2-2 1-2 2-H 3-H 1B	6	0	1	2	1	0	3
Mike Bordick, R (1, 6) OBP: 0.319, SLG: 0.377 Jeff Reboulet, R (6, 6) OBP: 0.352, SLG: 0.236	CFBB1BFFX SAFE 2-2 ① 1-2 BB 1B 1B	TBCBX 2-2 G6-3 ③		CBBBS 2-3 K ②	CFC 0-3 K ②		BSSFBC 2-3 K ①	FCFBX 1-2 P3 ①	FBCFFS 1-3 K ②	4 3	1 0	1 0	0 0	0 0	2 2	1 2
B.J. Surhoff, L (1, 7) OBP: 0.380, SLG: 0.573 Rich Amaral, R (6, 7) OBP: 0.352, SLG: 0.361	BBBFB 4-1 1B 2B 1-2 BB		CX 0-1 G4-3 ①	CBBFFFBX 3-2 1B 2B 1B	X 0-0 3-H 2B		BSCSX 1-2 BB 2B 1B	BBBFFFX 3-2 FC6-4 1B	BBSX 2-1 G4-3 ③	3 3	2 1	2 2	1 0	1 0	0 0	0 2
Albert Belle, R (1, 9) OBP: 0.385, SLG: 0.417	CBSX 1-2 2B HR 1-2 2-H 1B		FCX 0-2 2B 2B	SSX 0-2 1-3 2B 1B	X 0-0 G4-3 ③		SCBFBS 2-3 K ②	X 0-0 F8 ②		6	3	3	1	0	1	3
Will Clark, L (1, 3) OBP: 0.376, SLG: 0.544 Jeff Conine, R (6, 3) OBP: 0.360, SLG: 0.479	BX 1-0 HR 1-3 2-H 2B		CBFX 1-2 1B 2-H 1B 2B	FBBBFX 2-2 1-H HR 3-H 2B		BBSCBX 3-2 HR	BBBBB 4-1 2B 1-2 BB BB	BCBX 2-1 FC6-4 ③ 1-2f		4 1	4 1	4 0	5 0	0 1	0 0	0 1
Cal Ripken Jr., R (1, 5) OBP: 0.357, SLG: 0.569	X 0-0 2-H 3-H HR		BBCX 2-1 G3 1B 2-3 1B	CBX 1-1 2-H HR		CBSBX 2-2 HR 1B	X 0-0 BB 35 1B 1-3 2-H 2B		X 0-0 1B 1B 1B 1B	6	5	6	6	0	0	0
Delino DeShields, L (1, 4) OBP: 0.340, SLG: 0.365	CFBX 1-2 ② G4-3		X 0-0 G3 1-2 3-H 1B	X 0-0 ③ G3-1		CCBBBX 2-2 ① F8 BBBB 4-0 BB 35 1B BB			SFX 0-2 1B 1-2 1B 1B	5	2	2	1	1	0	1
Charles Johnson, R (1, 2) OBP: 0.365, SLG: 0.525 Mike Figga, R (8, 2) OBP: 0.286, SLG: 0.167	FFS 0-3 K ③		X 0-0 G3 ② 1-2 2-3		BFFBBBB 4-2 35 2B BB	FBBBFBX 3-2 1-H HR	BBBFFBB 4-2 35 1B 1-2 2-3 3-H BB		CSS 0-3 K ①	3 1	2 0	1 0	3 0	2 0	1 1	2 2
35 Mike Mussina, L (1, 1) OBP: 0.286, SLG: 0.429 Rocky Coppinger, R (8, 1) OBP: 1.000, SLG: 1.000		BFFT 1-2 ① K	X 0-0 ③ G1		FX 0-1 G4-3 1-H 2B 2B	CSBBX 2-2 ② G4-3	CFFBX 1-2 1-2 2-H 3-H 1B		BFX 1-1 1B 1-2 2-3 1B	5 1	1 0	2 1	3 0	0 0	1 0	2 0
Inning Stats	R: 5 E: 0 K: 1 S: 17 H: 4 LOB: 0 BB: 2 P: 30	R: 0 E: 0 K: 1 S: 7 H: 0 LOB: 0 BB: 0 P: 11	R: 2 E: 0 K: 0 S: 13 H: 4 LOB: 0 BB: 0 P: 16	R: 4 E: 0 K: 1 S: 19 H: 4 LOB: 0 BB: 0 P: 27	R: 2 E: 0 K: 1 S: 11 H: 2 LOB: 1 BB: 1 P: 16	R: 3 E: 0 K: 0 S: 17 H: 3 LOB: 0 BB: 0 P: 30	R: 4 E: 0 K: 2 S: 21 H: 3 LOB: 2 BB: 3 P: 39	R: 0 E: 0 K: 0 S: 11 H: 1 LOB: 1 BB: 0 P: 17	R: 2 E: 0 K: 2 S: 19 H: 4 LOB: 2 BB: 0 P: 25	1B: 14 2B: 7 3B: 0 HR: 4 SF: 0 SAC: 0 DP: 0 HBP: 0						

PITCHER		IP	WLS	BF	H	R	ER	SO	BB	IBB	HBP	BLK	WP	HR	S	P	ERA	WHIP
29 John Smoltz, R ERA: 3.47	(1, 1)	2.1	L	15	7	7	7	2	2	0	0	0	0	1	34	54	27.00	3.857
Justin Speier, R ERA: 4.74	(3, 1)	2.2		16	7	6	6	2	1	0	0	0	0	1	33	46	20.25	3.000
30 Kevin McGlinchy, R ERA: 2.61	(6, 1)	1.0		6	3	3	3	0	0	0	0	0	0	2	17	30	27.00	3.000
Russ Springer, R ERA: 5.73	(7, 1)	1.0		9	3	4	4	2	3	0	0	0	0	0	21	39	36.00	6.000
Mike Remlinger, L ERA: 1.47	(8, 1)	1.0		4	1	0	0	0	0	0	0	0	0	0	11	17	0.00	1.000

PITCHER		IP	WLS	BF	H	R	ER	SO	BB	IBB	HBP	BLK	WP	HR	S	P	ERA	WHIP
Rudy Seanez, R ERA: 2.51	(9, 1)	1.0		7	4	2	2	2	0	0	0	0	0	0	19	25	18.00	4.000

TOP

Baltimore Orioles @ Atlanta Braves

Turner Field, Atlanta, GA

Sun Jun 13 1999, 8:05 PM EDT

Att. 45,738 - Cloudy - 83 F

livebaseballscorecards.com

AB	51
R	22
H	25
RBI	22
BB	6
SO	8
LOB	19

WP: 0 PA: 57
PB: 0
SB: 0
CS: 0

Batter	1	2	3	4	5	6	7	8	9	AB	R	H	RBI	BB	SO	LOB
Ozzie Guillen, L (1, 6) OBP: 0.230, SLG: 0.221	F B F X 1-2 F9 ①		C F X 0-2 G1-3 ②		C X 0-1 F8 ③			B B F F B F X 3-2 F7 ①		3	0	0	0	0	0	0
30 Kevin McGlinchy, R (6, 1)										0	0	0	0	0	0	0
Keith Lockhart, L (7, 5) OBP: 0.276, SLG: 0.283										1	0	0	0	0	0	0
Bret Boone, R (1, 4) OBP: 0.328, SLG: 0.407	C F C 0-3 K ②		C C B B B X 3-2 F9 ③			B B F F B B 4-2 2B BB		B B B C B 4-1 FC6-4 BB		2	0	0	0	2	1	0
10 Chipper Jones, S (1, 5) OBP: 0.392, SLG: 0.532	B X 1-0 2B			C C X 0-2 G3-1 ①		X 0-0 P2 ①		B S C C 1-3 K ②		3	0	1	0	0	0	1
Russ Springer, R (7, 1)										0	0	0	0	0	0	0
Mike Remlinger, L (8, 1)										0	0	0	0	0	0	0
Otis Nixon, S (8, PH) OBP: 0.287, SLG: 0.174										1	0	0	0	0	1	1
Rudy Seanez, R (9, 1)										0	0	0	0	0	0	0
Brian Jordan, R (1, 9) OBP: 0.363, SLG: 0.538	B X 1-0 G1-3 ③			B F C X 1-2 2B SF8 1B		B S B F X 2-2 1-3 2B		C C X 0-2 FC6-4 ③ 1-2f		2	1	1	0	0	0	1
Gerald Williams, R (5, 9) OBP: 0.315, SLG: 0.357										2	0	1	0	0	0	1
Javy Lopez, R (1, 2) OBP: 0.371, SLG: 0.495		C B X 1-1 G2-3 ①		F C B F F F X 1-2 1-3 2B		X 0-0 L5 ②			C X 0-1 F7 ①	2	0	1	0	0	0	0
Eddie Pérez, R (6, 2) OBP: 0.243, SLG: 0.250										2	0	0	0	0	0	2
Ryan Klesko, L (1, 7) OBP: 0.347, SLG: 0.486		C X 0-1 G1-3 1B		X 0-0 SF8 ② 3-H		X 0-0 F8 ③			B S S S X 1-2 1B	3	0	2	1	0	0	2
Andruw Jones, R (1, 8) OBP: 0.345, SLG: 0.454		X 0-0 G1-3 ② 1-2		X 0-0 F9 ③			B S S S 1-3 K ①		X 0-0 P4 ②	4	0	0	0	0	1	3
Randall Simon, L (1, 3) OBP: 0.280, SLG: 0.362		S S S 0-3 K ③			X 0-0 G4-3 ①		X 0-0 L3 ②		B F X 1-1 G1 ③	4	0	0	0	0	1	2
29 John Smoltz, R (1, 1) OBP: 0.423, SLG: 0.640			S C C 0-3 K ①		F X 0-1 G4-3 ②		X 0-0 P3 ③			0	0	0	0	0	0	0
Justin Speier, R (3, 1) OBP: 0.333, SLG: 0.333										1	0	0	0	0	1	0
Mark DeRosa, R (5, PH)										2	0	0	0	0	0	0
(6, 6)																
Inning Stats	R: 0 E: 0 K: 1 S: 8 H: 1 LOB: 1 BB: 0 P: 11	R: 0 E: 0 K: 1 S: 8 H: 1 LOB: 1 BB: 0 P: 9	R: 0 E: 0 K: 1 S: 9 H: 0 LOB: 0 BB: 0 P: 12	R: 1 E: 0 K: 0 S: 14 H: 2 LOB: 1 BB: 0 P: 16	R: 0 E: 0 K: 0 S: 5 H: 0 LOB: 0 BB: 0 P: 5	R: 0 E: 0 K: 0 S: 8 H: 1 LOB: 2 BB: 1 P: 14	R: 0 E: 0 K: 1 S: 5 H: 0 LOB: 0 BB: 0 P: 6	R: 0 E: 0 K: 1 S: 11 H: 0 LOB: 1 BB: 1 P: 19	R: 0 E: 0 K: 0 S: 8 H: 1 LOB: 1 BB: 0 P: 10	1B: 3 2B: 3 3B: 0 HR: 0	SF: 1 SAC: 0 DP: 0 HBP: 0						

PITCHER	IP	WLS	BF	H	R	ER	SO	BB	IBB	HBP	BLK	WP	HR	S	P	ERA	WHIP
35 Mike Mussina, R (1, 1) ERA: 3.8	7.0	W	27	5	1	1	4	1	0	0	0	0	0	57	73	1.29	0.857
Rocky Coppinger, R (8, 1) ERA: 9.82	2.0		8	1	0	0	1	1	0	0	0	0	0	19	29	0.00	1.000

PITCHER	IP	WLS	BF	H	R	ER	SO	BB	IBB	HBP	BLK	WP	HR	S	P	ERA	WHIP

BOTTOM

Baltimore Orioles @ Atlanta Braves

Turner Field, Atlanta, GA

Sun Jun 13 1999, 8:05 PM EDT
Att. 45,738 - Cloudy - 83 F

livebaseballscorecards.com

AB	32
R	1
H	6
RBI	1
BB	2
SO	5
LOB	13

PA: 35
WP: 0
PB: 0
SB: 0
CS: 0

Batter	1	2	3	4	5	6	7	8	9	AB	R	H	RBI	BB	SO	LOB
Gerald Williams, R (1, 7) OBP: 0.318, SLG: 0.358	X 0-0 G5-3		C F S 0-3 K		X 0-0 P6		S X 0-1 1B		B B F F X 2-2 1B	5	0	2	0	0	1	1
Bret Boone, R (1, 4) OBP: 0.322, SLG: 0.399	B B B C F C 3-3 K		B C X 1-1 G6-3		B X 1-0 G1-3		B C F C 1-3 K		C F B B F X 2-2 F9	5	0	0	0	0	2	3
10 Chipper Jones, S (1, 5) OBP: 0.392, SLG: 0.530	B F B F X 2-2 FC6-4 1B			S B X 1-1 L9		B X 1-0 2B 1B		C B S B B F X 3-2 F7	B B X 2-0 F9	5	1	2	0	0	0	1
Brian Jordan, R (1, 9) OBP: 0.365, SLG: 0.539	B S B X 2-1 FC6-4 1-2f			B F B X 2-1 G5-3		C F F B X 1-2 G6-3 1-H 2B		C B B F F B B 4-2 2B BB		3	1	1	1	1	0	1
Javy Lopez, R (1, 2) OBP: 0.374, SLG: 0.516		X 0-0 HR		B C B S X 2-2 E4 E		F X 0-1 G5-3		S 1 SAFE X 0-1 1-H 2B		4	2	2	2	0	0	1
Andruw Jones, R (1, 8) OBP: 0.347, SLG: 0.459		F B S S 1-3 K		C X 0-1 E9 1-H 2B		B B B F S X 3-2 G6-3 2-3		C B B C X 2-2 1B		4	0	2	1	0	1	1
Brian Hunter, R (1, 3) OBP: 0.392, SLG: 0.571		S S X 0-2 G5-3		C F S 0-3 K		B F F B B X 3-2 G6-3		B C F B F F F S 2-3 K		3	0	0	0	0	1	2
Randall Simon, L (8, PH) OBP: 0.280, SLG: 0.362										0	0	0	0	0	0	0
Eddie Pérez, R (8, PH) OBP: 0.240, SLG: 0.247										1	0	0	0	0	1	2
John Rocker, R (8, 1)										0	0	0	0	0	0	0
Ozzie Guillen, L (1, 6) OBP: 0.240, SLG: 0.224		X 0-0 G1-3			B B B B 4-0 BB		B B C F X 2-2 G4-6-3 1B	F X 0-1 G3-1		3	0	1	0	1	0	2
Odalis Perez, L (1, 1) OBP: 0.095, SLG: 0.095			B X 1-0 G4-3		X 0-0 B5		X 0-0 G4-6-3 1-2f		C C X 0-2 F9	2	0	0	0	0	0	1
30 Kevin McGlinchy, R (6, 1)										0	0	0	0	0	0	0
Otis Nixon, S (7, PH) OBP: 0.285, SLG: 0.173										1	0	0	0	0	0	1
Mike Remlinger, L (7, 1)										0	0	0	0	0	0	0
Ryan Klesko, L (8, 3) OBP: 0.345, SLG: 0.483										1	0	0	0	0	0	0
Inning Stats	R: 0 E: 0 K: 1 S: 9 H: 1 LOB: 1 BB: 0 P: 16	R: 1 E: 0 K: 1 S: 8 H: 1 LOB: 0 BB: 0 P: 9	R: 0 E: 0 K: 1 S: 6 H: 0 LOB: 0 BB: 0 P: 8	R: 1 E: 2 K: 1 S: 12 H: 1 LOB: 1 BB: 0 P: 17	R: 0 E: 0 K: 0 S: 3 H: 0 LOB: 1 BB: 1 P: 8	R: 1 E: 0 K: 0 S: 13 H: 2 LOB: 1 BB: 0 P: 21	R: 0 E: 0 K: 1 S: 9 H: 2 LOB: 1 BB: 0 P: 12	R: 1 E: 0 K: 1 S: 20 H: 2 LOB: 2 BB: 1 P: 31	R: 0 E: 0 K: 0 S: 11 H: 1 LOB: 1 BB: 0 P: 17	1B: 6 2B: 3 3B: 0 HR: 1	SF: 0 SAC: 0 DP: 1 HBP: 0						

TOP

Atlanta Braves @ Houston Astros

Astrodome, Houston, TX

Mon Jun 14 1999, 8:05 PM EDT

Att. 28,243 - Dome - 72 F

livebaseballscorecards.com

AB	37
R	4
H	10
RBI	4
BB	2
SO	6
LOB	16

PITCHER		IP	WLS	BF	H	R	ER	SO	BB	IBB	HBP	BLK	WP	HR	S	P	ERA	WHIP
Mike Hampton, L ERA: 3.08	(1, 1)	7.0	W	29	7	3	2	5	1	0	0	0	0	1	60	91	2.57	1.143
Jay Powell, R ERA: 4.56	(8, 1)	0.1		4	2	1	1	0	1	0	0	0	0	0	12	21	27.00	9.000
Trever Miller, L ERA: 1.98	(8, 1)	1.2	S	6	1	0	0	1	0	0	0	0	0	0	19	27	0.00	0.600

PITCHER	IP	WLS	BF	H	R	ER	SO	BB	IBB	HBP	BLK	WP	HR	S	P	ERA	WHIP

WP: 0 PB: 0 SB: 0 CS: 0 PA: 39

BOTTOM

Atlanta Braves @ Houston Astros

Astrodome, Houston, TX

Mon Jun 14 1999, 8:05 PM EDT

Att. 28,243 - Dome - 72 F

Batter	1	2	3	4	5	6	7	8	9	AB	R	H	RBI	BB	SO	LOB
Craig Biggio, R (1, 4) OBP: 0.373, SLG: 0.458	1-1 5 PB FC6-4 2B	1-3 K ③		0-0 FC4-2-5 1-3 2-H 2B		2-2 1B 1-3 2B	1-1 G6-3 ②			5	2	3	1	0	1	1
Ricky Gutierrez, R (1, 6) OBP: 0.384, SLG: 0.387	4-2 FC6-4 5 PB SF8 BB		1-1 G1-3 ①	1-1 FC4-2-5 ② 2-3 3-3		2-2 G6-3 ①	2-3 K ③			4	1	0	0	1	1	4
5 Jeff Bagwell, R (1, 3) OBP: 0.471, SLG: 0.700	4-1 FC6-4 1-2 2-3 IBB		2-1 S 1B	0-3 K ③		4-0 1B 1B IBB		2-0 HR		3	2	2	1	2	1	2
Derek Bell, R (1, 9) OBP: 0.305, SLG: 0.382	2-1 FC6-4 CS ① 1-2f 2-3 3-H		4-2 1-2 BB		2-2 G5-3 ①	3-2 1B 1B 1-3 2-H 3-H 1B		1-2 WP 1B 1B		4	2	2	3	1	0	2
Richard Hidalgo, R (1, 7) OBP: 0.329, SLG: 0.520	1-0 SF8 ② 3-H		2-2 P9 ②		4-2 1B BB	2-2 1B 2-3 3-H 1B		2-3 K ①		3	0	1	2	1	1	3
Carl Everett, S (1, 8) OBP: 0.375, SLG: 0.445	0-1 CS ③ 1-2	1-0 G3-1 S G4-3 1B	0-0 F8 ③		1-1 1-2 1B	0-0 1-2 3-H 1B		1-0 WP 1-2 1B		5	1	4	1	0	0	2
Tony Eusebio, R (1, 2) OBP: 0.368, SLG: 0.323		2-2 G3-1 ① 1-3		4-2 1B 2B BB	3-3 K ②	0-3 K ②		1-0 L8 ②		4	1	0	0	1	2	7
Tim Bogar, R (1, 5) OBP: 0.365, SLG: 0.382		4-2 G4-3 S BB		1-1 2B 1-2 FC4-2-5 1B	2-3 K ③	2-3 K ③		4-2 1-3 2-H BB		3	0	1	0	2	2	4
Mike Hampton, R (1, 1) OBP: 0.300, SLG: 0.370 Russ Johnson, R (7, PH) OBP: 0.373, SLG: 0.404 Jay Powell, R (8, 1) Trever Miller, R (8, 1)	1 SAFE	2-2 G4-3 ② 1-3 3-H		1-3 K ①		4-2 2B 1B BB	3-3 K ①	1-3 K ③		2 1 0 1	1 0 0 0	0 0 0 0	1 0 0 0	1 0 0 0	1 1 0 1	3 0 0 2
Inning Stats	R: 2 E: 0 K: 0 S: 10 H: 1 LOB: 0 BB: 2 P: 22	R: 1 E: 0 K: 1 S: 13 H: 1 LOB: 1 BB: 1 P: 22	R: 0 E: 0 K: 0 S: 13 H: 1 LOB: 2 BB: 1 P: 22	R: 1 E: 0 K: 2 S: 13 H: 2 LOB: 2 BB: 1 P: 20	R: 0 E: 0 K: 2 S: 14 H: 1 LOB: 2 BB: 1 P: 26	R: 4 E: 0 K: 2 S: 26 H: 4 LOB: 2 BB: 2 P: 45	R: 0 E: 0 K: 2 S: 8 H: 0 LOB: 0 BB: 0 P: 14	R: 2 E: 0 K: 2 S: 19 H: 3 LOB: 2 BB: 1 P: 31								

| | | | | | | | |

Batter	1	2	3	4	5	6	7	8	9	AB	R	H	RBI	BB	SO	LOB
Ozzie Guillen, L (1, 6) OBP: 0.250, SLG: 0.220	C C F S 0-3 ① K		B B B B 4-0 BB		C T F B B B B X 3-2 ② P5		B B B B 4-0 CS BB			2	0	0	0	2	1	1
Bret Boone, R (1, 4) OBP: 0.325, SLG: 0.399 Keith Lockhart, L (2, 4) OBP: 0.262, SLG: 0.268	H 1-0 10 G4-6-3 HBP		B F X 1-1 ③ G4-3		B X 1-0 E4 2-H		C B C 1-2 ③ CS 1-2	C X 0-1 ① F7		0 3	0 0	0 0	0 0	0 0	0 0	0 2
10 Chipper Jones, S (1, 5) OBP: 0.387, SLG: 0.521	B X 1-0 ② ③ G4-6-3 1-2f			B X 1-0 ① F7	B X 1-0 ③ G4-3			B F B C F F S 2-3 ② K		4	0	0	0	0	1	2
Brian Jordan, R (1, 9) OBP: 0.360, SLG: 0.530		C B F F X 1-2 ① G6-3		S F F B B X 2-2 ② G5-3		X 0-0 ① F9		C S X 0-2 ③ L4		4	0	0	0	0	0	0
Javy Lopez, R (1, 2) OBP: 0.371, SLG: 0.510 Otis Nixon, S (9, PR) OBP: 0.285, SLG: 0.173 Gerald Williams, R (9, 7) OBP: 0.318, SLG: 0.358		S X 0-1 ② G1-3		B S X 1-1 ③ G1-3		C S B S 1-3 ② K			X 0-0 S 1B 1B	4 0 0	0 1 0	1 0 0	0 0 0	0 0 0	1 0 0	0 0 0
Ryan Klesko, L (1, 7) OBP: 0.349, SLG: 0.484 John Rocker, R (9, 1)		B B B F F C 3-3 ③ K			X 0-0 HR 1B	C X 0-1 1B			F S C 0-3 ① K	4 0	1 0	2 0	0 0	0 0	2 0	1 0
Andruw Jones, R (1, 8) OBP: 0.346, SLG: 0.468			B X 1-0 ① G4-3		X 0-0 1-H HR	B S B S F S 2-3 ③ K			B S S F F B F F S 2-3 ② K 1-2	4	1	1	2	0	2	2
Randall Simon, L (1, 3) OBP: 0.295, SLG: 0.389 Brian Hunter, R (7, 3) OBP: 0.400, SLG: 0.578			B C X 1-1 SH2-4 1B		B X 1-0 E 2B	F X 0-1 ① G2-3			X 0-0 2-H 1B	3 1	1 0	2 1	0 1	0 0	0 0	0 0
Tom Glavine, L (1, 1) OBP: 0.143, SLG: 0.111 Eddie Pérez, R (9, PH) OBP: 0.237, SLG: 0.243 (9, 2)			F X 0-1 ② SH2-4 1-2		B B F B X 3-1 ① G5-3		B F B C X 2-2 ② G5-3		F X 0-1 ③ F7	2 1	0 0	0 0	0 0	0 0	0 0	1 1
Inning Stats	R: 0 E: 0 K: 1 S: 5 H: 0 LOB: 0 BB: 0 P: 7	R: 0 E: 0 K: 1 S: 9 H: 0 LOB: 0 BB: 0 P: 13	R: 0 E: 0 K: 0 S: 7 H: 1 LOB: 2 BB: 1 P: 14	R: 0 E: 0 K: 0 S: 7 H: 0 LOB: 0 BB: 0 P: 11	R: 3 E: 1 K: 0 S: 11 H: 3 LOB: 1 BB: 0 P: 20	R: 0 E: 0 K: 2 S: 10 H: 1 LOB: 1 BB: 0 P: 13	R: 0 E: 0 K: 0 S: 7 H: 0 LOB: 0 BB: 1 P: 14	R: 0 E: 0 K: 1 S: 10 H: 0 LOB: 0 BB: 0 P: 12	R: 1 E: 0 K: 2 S: 14 H: 2 LOB: 1 BB: 0 P: 16	1B: 5 2B: 1 3B: 0 HR: 1 SF: 0 SAC: 1 DP: 1 HBP: 1						WP: 0 PB: 0 SB: 1 CS: 1 PA: 37	

TOP

Atlanta Braves @ Houston Astros

Astrodome, Houston, TX

Tue Jun 15 1999, 8:05 PM EDT

Att. 27,941 - Dome - 72 F

livebaseballscorecards.com

AB	32
R	4
H	7
RBI	3
BB	2
SO	7
LOB	10

PITCHER		IP	WLS	BF	H	R	ER	SO	BB	IBB	HBP	BLK	WP	HR	S	P	ERA	WHIP
Chris Holt, R ERA: 4.55	(1, 1)	7.0		28	5	3	2	4	2	0	1	0	0	1	56	92	2.57	1.000
Scott Elarton, R ERA: 2.87	(8, 1)	2.0	L	8	2	1	1	3	0	0	0	0	0	0	24	28	4.50	1.000

PITCHER		IP	WLS	BF	H	R	ER	SO	BB	IBB	HBP	BLK	WP	HR	S	P	ERA	WHIP

Batter	1	2	3	4	5	6	7	8	9	AB	R	H	RBI	BB	SO	LOB
Craig Biggio, R (1, 4) OBP: 0.368, SLG: 0.451	C B F F X 1-2 F7 ①		B B B C S S 3-3 K ③		C X 0-1 G5-3 ③			B B C F X 2-2 E6 G6-3 SH3		4	0	0	0	0	1	0
Ricky Gutierrez, R (1, 6) OBP: 0.382, SLG: 0.385	B X 1-0 G4-3 ②			S F C 0-3 K ①		B X 1-0 L4-6 5 BB 1B		1 SAFE L X 0-1 SH3 1-2 ①		3	0	1	0	0	1	0
5 Jeff Bagwell, R (1, 3) OBP: 0.479, SLG: 0.716	C B B B S X 3-2 1B			B F X 1-1 HR		B B B C B 4-1 BB 1-2 BB		I I I I 4-0 G6-3 IBB		2	1	2	1	2	0	0
Derek Bell, R (1, 9) OBP: 0.305, SLG: 0.380	B X 1-0 G4-3 ③			B C C B F F B X 3-2 2B 1B		F X 0-1 L4-6 2-3 ① ②		F B B X 2-1 G6-3 1-2 2-3 ②		4	1	1	0	0	0	5
Richard Hidalgo, R (1, 7) OBP: 0.332, SLG: 0.522		C B B F S 1-3 K ①		B B S X 2-1 1-H SF7 2B		B B B B 4-0 1-2 BB		B C C F B B X 3-2 G4-3 ③		3	1	1	1	1	1	2
Carl Everett, S (1, 8) OBP: 0.369, SLG: 0.439		F X 0-1 F7 ②		B S X 1-1 3-H SF7 ②		X 0-0 P2 ③			F B C S 1-3 K ①	3	0	0	1	0	1	2
Tony Eusebio, R (1, 2) OBP: 0.365, SLG: 0.321 Glen Barker, S (9, PR) OBP: 0.400, SLG: 0.467		C B B B S C 3-3 K ③		B S C B S 2-3 K ③			B F B F C 2-3 K ①		X 0-0 S 1B	4 0	0 0	1 0	0 0	0 0	3 0	0 0
Tim Bogar, R (1, 5) OBP: 0.356, SLG: 0.371			B B C S X 2-2 G6-3 ①		C B F B F B X 3-2 G6-3 ①		X 0-0 F9 ②		C 1 SAFE B 1 SAFE F S 1-3 K ②	4	0	0	0	0	1	1
Chris Holt, R (1, 1) OBP: 0.222, SLG: 0.125 Alex Diaz, S (7, PH) OBP: 0.255, SLG: 0.333 Scott Elarton, R (8, 1) Russ Johnson, R (9, PH) OBP: 0.367, SLG: 0.396			S S F B S 1-3 K ②		B S X 1-1 G5-1 ②		F B B F S 2-3 K ③		1 SAFE B C B S B X 3-2 1-2 G4-3 ③	2 1 0 1	0 0 0 0	0 0 0 0	0 0 0 0	0 0 0 0	1 1 0 0	0 0 0 1
Inning Stats	R: 0 H: 1 E: 0 LOB: 1 K: 0 BB: 0 S: 9 P: 15	R: 0 H: 0 E: 0 LOB: 0 K: 2 BB: 0 S: 8 P: 12	R: 0 H: 0 E: 0 LOB: 0 K: 2 BB: 0 S: 10 P: 16	R: 3 H: 3 E: 0 LOB: 0 K: 2 BB: 0 S: 17 P: 26	R: 0 H: 0 E: 0 LOB: 0 K: 0 BB: 0 S: 8 P: 12	R: 0 H: 1 E: 0 LOB: 2 K: 0 BB: 2 S: 5 P: 14	R: 0 H: 0 E: 0 LOB: 0 K: 2 BB: 0 S: 7 P: 11	R: 0 H: 0 E: 1 LOB: 2 K: 0 BB: 1 S: 11 P: 22	R: 0 H: 1 E: 0 LOB: 2 K: 2 BB: 0 S: 10 P: 15	1B: 4 SF: 1 2B: 2 SAC: 1 3B: 0 DP: 1 HR: 1 HBP: 0						

PITCHER	IP	WLS	BF	H	R	ER	SO	BB	IBB	HBP	BLK	WP	HR	S	P	ERA	WHIP
Tom Glavine, L (1, 1) ERA: 4.78	8.0	W	32	5	3	3	8	2	1	0	0	0	1	75	128	3.38	0.875
John Rocker, L (9, 1) ERA: 2.2	1.0	S	4	1	0	0	2	0	0	0	0	0	0	10	15	0.00	1.000

PITCHER	IP	WLS	BF	H	R	ER	SO	BB	IBB	HBP	BLK	WP	HR	S	P	ERA	WHIP

BOTTOM

Atlanta Braves @ Houston Astros

Astrodome, Houston, TX

Tue Jun 15 1999, 8:05 PM EDT

Att. 27,941 - Dome - 72 F

livebaseballscorecards.com

AB	31
R	3
H	6
RBI	3
BB	3
SO	10
LOB	11

WP: 0 PA: 36
PB: 0
SB: 1
CS: 0

Atlanta Braves @ Houston Astros

Astrodome, Houston, TX

Wed Jun 16 1999, 8:05 PM EDT

Att. 27,756 - Dome - 72 F

TOP

livebaseballscorecards.com

Batter	1	2	3	4	5	6	7	8	9	AB	R	H	RBI	BB	SO	LOB
Ozzie Guillen, L (1, 6) OBP: 0.265, SLG: 0.248	CS 1B	1B			2B	G4-3		G3		5	1	3	0	0	0	4
Bret Boone, R (1, 4) OBP: 0.323, SLG: 0.399	10 G4-3 1B 2B	F8			P4	F8		K		5	1	1	0	0	1	5
10 Chipper Jones, S (1, 5) OBP: 0.390, SLG: 0.525	G4-3	F8				FC5-4 BB			G6-3 1B	4	0	2	1	1	0	1
Brian Jordan, R (1, 9) OBP: 0.361, SLG: 0.528	BB 1B	G6-3 1B			L8	FC5-4 1B			G6-3	5	0	2	1	0	0	3
Ryan Klesko, L (1, 7) (6, 3) OBP: 0.350, SLG: 0.478	BB	G6-3				G4-3	1B		G6-3	4	0	1	0	1	0	1
Andruw Jones, R (1, 8) OBP: 0.341, SLG: 0.461	F8	K				G4-3	G5-3			4	0	0	0	0	1	4
Brian Hunter, R (1, 3) OBP: 0.397, SLG: 0.567	G5-3	G4-3				1B 1B		G3 SH1-4 1B		3	1	1	0	0	0	0
Gerald Williams, R (6, 7) OBP: 0.322, SLG: 0.363										1	0	1	0	0	0	0
Eddie Pérez, R (1, 2) OBP: 0.241, SLG: 0.247	G6-3	P3				1B 1B		SH1-4		3	0	1	0	0	0	0
Greg Maddux, R (1, 1) OBP: 0.346, SLG: 0.625	1B 1B				K	1B		G3 BB		3	0	2	1	0	1	0
Mike Remlinger, L (7, 1)										0	0	0	0	0	0	0
Keith Lockhart, L (8, PH) OBP: 0.274, SLG: 0.268										0	0	0	0	1	0	0
Rudy Seanez, R (8, 1)										0	0	0	0	0	0	0
John Rocker, R (9, 1)										0	0	0	0	0	0	0
Inning Stats	R: 1 E: 0 K: 0 S: 10 H: 3 LOB: 2 BB: 1 P: 19	R: 0 E: 0 K: 0 S: 6 H: 2 LOB: 2 BB: 0 P: 8	R: 0 E: 0 K: 0 S: 5 H: 1 LOB: 0 BB: 0 P: 9	R: 0 E: 0 K: 1 S: 8 H: 0 LOB: 0 BB: 0 P: 11	R: 1 E: 0 K: 1 S: 9 H: 2 LOB: 1 BB: 0 P: 13	R: 1 E: 0 K: 0 S: 11 H: 3 LOB: 2 BB: 0 P: 13	R: 0 E: 0 K: 0 S: 11 H: 1 LOB: 2 BB: 1 P: 21	R: 0 E: 0 K: 1 S: 9 H: 1 LOB: 2 BB: 1 P: 15	R: 0 E: 0 K: 0 S: 5 H: 1 LOB: 0 BB: 0 P: 8	1B: 11 2B: 3 3B: 0 HR: 0	SF: 0 SAC: 1 DP: 2 HBP: 0					

	AB	37
	R	3
	H	14
	RBI	3
	BB	3
	SO	3
	LOB	18

WP: 0 PB: 0 SB: 0 CS: 1 PA: 41

PITCHER		IP	WLS	BF	H	R	ER	SO	BB	IBB	HBP	BLK	WP	HR	S	P	ERA	WHIP
Sean Bergman, R ERA: 4.29	(1, 1)	6.0	L	28	11	3	3	2	1	0	0	0	0	0	49	73	4.50	2.000
Brian Williams, R ERA: 3.58	(7, 1)	1.1		8	2	0	0	0	2	0	0	0	0	0	14	28	0.00	3.000
Jay Powell, R ERA: 4.44	(8, 1)	0.2		2	0	0	0	1	0	0	0	0	0	0	6	8	0.00	0.000
Trever Miller, L ERA: 1.84	(9, 1)	1.0		3	1	0	0	0	0	0	0	0	0	0	5	8	0.00	1.000

PITCHER	IP	WLS	BF	H	R	ER	SO	BB	IBB	HBP	BLK	WP	HR	S	P	ERA	WHIP

Atlanta Braves @ Houston Astros

Astrodome, Houston, TX

Wed Jun 16 1999, 8:05 PM EDT

Att. 27,756 - Dome - 72 F

livebaseballscorecards.com

BOTTOM

Batter	1	2	3	4	5	6	7	8	9	AB	R	H	RBI	BB	SO	LOB
Craig Biggio, R (1, 4) OBP: 0.369, SLG: 0.449	C B F X 1-2 5 CS BB 1B		C F B S 1-3 ③ K			B S C B S 2-3 ③ K		H 1-0 HBP		3	0	1	0	0	2	0
Bill Spiers, L (1, 5) OBP: 0.355, SLG: 0.424	B C B B B F B 4-2 S 5 CS 1-2 BB			C B F X 1-2 ① G6-3			B X 1-0 G1-3 1B 2B	B X 1-0 ③ F8		3	1	1	0	1	0	1
5 Jeff Bagwell, R (1, 3) OBP: 0.472, SLG: 0.704	C S S 0-3 ① ② K 1-2 2-3			B S X 1-1 ② P7			C B F B F F B S 3-3 ① K		B C B X 2-1 ① L6	4	0	0	0	0	2	3
Derek Bell, R (1, 9) OBP: 0.300, SLG: 0.374	B C B S C 2-3 ③ K 2-3			S F C 0-3 ③ K			B C B X 2-1 ② G1-3 2-3		F B B X 2-1 ② G5-3	4	0	0	0	0	2	2
Carl Everett, S (1, 8) OBP: 0.367, SLG: 0.436		B C B S F X 2-2 ① G4-3			X 0-0 ① P5		C F F B B F X 2-2 S 3-H 1B		C F F S 0-3 ③ K	4	0	1	1	0	1	0
Richard Hidalgo, R (1, 7) OBP: 0.332, SLG: 0.518		C C T F B F S 1-3 ② K			X 0-0 ② L9		C B B C B F B 4-2 1-3 BB			2	0	0	0	1	1	0
Paul Bako, L (1, 2) OBP: 0.420, SLG: 0.500 Tony Eusebio, R (7, PH) (8, 2) OBP: 0.363, SLG: 0.319		C B B B B F F S 3-3 ③ K			C F B X 1-2 ③ G4-3		C B F B B F S 3-3 ③ K			2	0	0	0	0	1	0
										1	0	0	0	0	1	2
Ricky Gutierrez, R (1, 6) OBP: 0.367, SLG: 0.368			B B C B C X 3-2 ① G4-3			X 0-0 ① G4-3		B X 1-0 ① G6-3		3	0	0	0	0	0	0
Sean Bergman, R (1, 1) OBP: 0.120, SLG: 0.360 Alex Diaz, S (6, PH) OBP: 0.250, SLG: 0.326 Brian Williams, R (7, 1) OBP: 0.500, SLG: 0.500 Jay Powell, R (8, 1) Daryle Ward, L (8, PH) OBP: 0.357, SLG: 0.385 Trever Miller, R (9, 1)			S S S 0-3 ② K			C T S 0-3 ② K2-3		B F B F S 2-3 ② K2-3		1	0	0	0	0	1	0
										1	0	0	0	0	1	0
										0	0	0	0	0	0	0
										0	0	0	0	0	0	0
										1	0	0	0	0	1	0
										0	0	0	0	0	0	0
Inning Stats	R: 0 E: 0 K: 2 S: 11 H: 1 LOB: 1 BB: 1 P: 18	R: 0 E: 0 K: 2 S: 14 H: 0 LOB: 0 BB: 0 P: 20	R: 0 E: 0 K: 2 S: 9 H: 0 LOB: 0 BB: 0 P: 13	R: 0 E: 0 K: 1 S: 8 H: 0 LOB: 0 BB: 0 P: 10	R: 0 E: 0 K: 0 S: 5 H: 0 LOB: 0 BB: 0 P: 6	R: 0 E: 0 K: 2 S: 7 H: 0 LOB: 0 BB: 0 P: 9	R: 1 E: 0 K: 2 S: 20 H: 2 LOB: 2 BB: 1 P: 35	R: 0 E: 0 K: 1 S: 5 H: 0 LOB: 1 BB: 0 P: 10	R: 0 E: 0 K: 1 S: 8 H: 0 LOB: 0 BB: 0 P: 12	1B: 2 2B: 2 3B: 0 HR: 0	SF: 0 SAC: 0 DP: 1 HBP: 1						

	AB	29
	R	1
	H	3
	RBI	1
	BB	2
	SO	13
	LOB	8

WP: 0 PB: 0 SB: 3 CS: 2 PA: 32

PITCHER		IP	WLS	BF	H	R	ER	SO	BB	IBB	HBP	BLK	WP	HR	S	P	ERA	WHIP
Greg Maddux, R ERA: 4.4	(1, 1)	6.2	W	24	3	1	1	10	2	0	0	0	0	0	70	104	1.35	0.750
Mike Remlinger, L ERA: 1.41	(7, 1)	0.1	H	1	0	0	0	1	0	0	0	0	0	0	4	7	0.00	0.000
Rudy Seanez, R ERA: 2.43	(8, 1)	1.0	H	4	0	0	0	1	0	0	1	0	0	0	5	10	0.00	0.000
John Rocker, L ERA: 2.12	(9, 1)	1.0	S	3	0	0	0	1	0	0	0	0	0	0	8	12	0.00	0.000

PITCHER	IP	WLS	BF	H	R	ER	SO	BB	IBB	HBP	BLK	WP	HR	S	P	ERA	WHIP

Atlanta Braves @ Houston Astros

Astrodome, Houston, TX

Thu Jun 17 1999, 8:05 PM EDT

Att. 39,477 - Dome - 72 F

livebaseballscorecards.com

Batter	1	2	3	4	5	6	7	8	9	AB	R	H	RBI	BB	SO	LOB
Ozzie Guillen, L (1, 6) OBP: 0.271, SLG: 0.257	F7		G4-3	G3		2B		BB FC5-4		4	0	1	2	1	0	3
Bret Boone, R (1, 4) OBP: 0.320, SLG: 0.399	P4			E 1B 2B	P3	G6-3		FC5-4 1-2f		5	1	1	0	0	0	1
10 Chipper Jones, S (1, 5) OBP: 0.384, SLG: 0.514	G4-3			K	G3-1		K		K	5	0	0	0	0	3	1
Brian Jordan, R (1, 9) OBP: 0.358, SLG: 0.521		F8		E5 1B 2B 2-3	F8		1B		K	5	1	1	0	0	1	1
Javy Lopez, R (1, 2) OBP: 0.381, SLG: 0.533		L4 1B 1B		2B BB 1-2 3-H 1B		HR	G4-6-3 1-2 1B		K	5	2	4	2	0	1	0
Ryan Klesko, L (1, 7) OBP: 0.353, SLG: 0.484 Gerald Williams, R (7, 7) OBP: 0.322, SLG: 0.363		1-2 1B		BB 1-3 2-H 2B		G1-3	G4-6-3 1-2f			4 0	0 0	2 0	1 0	0 0	0 0	2 0
Andruw Jones, R (1, 8) OBP: 0.343, SLG: 0.473	L4 2-3			P2		1B 1B		HR		4	2	2	1	0	0	4
Randall Simon, L (1, 3) OBP: 0.305, SLG: 0.387			P5	BB IBB		1B 2B 1-3		G6-3		3	1	1	0	1	0	0
Kevin Millwood, R (1, 1) OBP: 0.233, SLG: 0.214 Keith Lockhart, L (8, PH) OBP: 0.270, SLG: 0.263 Mike Remlinger, L (8, 1) Russ Springer, R (8, 1) Rudy Seanez, R (9, 1)			G4-3	BB 1-2 2-3 3-H		2B 1-2 3-H 1B		F8		2 1 0 0 0	1 0 0 0 0	1 0 0 0 0	2 0 0 0 0	1 0 0 0 0	0 0 0 0 0	0 0 0 0 0
Inning Stats	R: 0 E: 0 K: 0 S: 4 H: 0 LOB: 0 BB: 0 P: 7	R: 0 E: 0 K: 0 S: 10 H: 2 LOB: 1 BB: 0 P: 13	R: 0 E: 0 K: 0 S: 7 H: 0 LOB: 0 BB: 0 P: 8	R: 3 E: 1 K: 1 S: 18 H: 3 LOB: 3 BB: 2 P: 32	R: 0 E: 0 K: 0 S: 6 H: 0 LOB: 0 BB: 0 P: 10	R: 4 E: 0 K: 0 S: 22 H: 5 LOB: 0 BB: 0 P: 32	R: 0 E: 0 K: 1 S: 10 H: 2 LOB: 1 BB: 0 P: 16	R: 1 E: 0 K: 0 S: 5 H: 1 LOB: 1 BB: 1 P: 13	R: 0 E: 0 K: 3 S: 10 H: 0 LOB: 0 BB: 0 P: 14	1B: 8 2B: 4 3B: 0 HR: 2 SF: 0 SAC: 0 DP: 2 HBP: 0						

PITCHER	IP	WLS	BF	H	R	ER	SO	BB	IBB	HBP	BLK	WP	HR	S	P	ERA	WHIP
Jose Lima, R (1, 1) ERA: 2.96	6.0	L	29	10	7	5	1	1	1	0	0	0	1	67	102	7.50	1.833
Brian Williams, R (7, 1) ERA: 3.45	1.0		4	2	0	0	1	0	0	0	0	0	0	10	16	0.00	2.000
Jeff McCurry, R (8, 1) ERA: 16.2	1.0		5	1	1	1	0	1	0	0	0	0	1	5	13	9.00	2.000
Billy Wagner, L (9, 1) ERA: 2.83	1.0		3	0	0	0	3	0	0	0	0	0	0	10	14	0.00	0.000

PITCHER	IP	WLS	BF	H	R	ER	SO	BB	IBB	HBP	BLK	WP	HR	S	P	ERA	WHIP

AB	38
R	8
H	13
RBI	8
BB	3
SO	5
LOB	12

WP: 0 PA: 41
PB: 0
SB: 0
CS: 0

Batter	1	2	3	4	5	6	7	8	9	AB	R	H	RBI	BB	SO	LOB
Craig Biggio, R (1, 4) OBP: 0.371, SLG: 0.450	B F S 1-3 K ①			B X 1-0 F9 ①			X 0-0 BB 1B FC4-6 1B	S B F F B F F X 2-2 1-2 2-H 1B ②		4	1	2	0	0	1	0
Bill Spiers, L (1, 5) OBP: 0.354, SLG: 0.422 Tim Bogar, R (8, PH) OBP: 0.356, SLG: 0.371 Daryle Ward, L (8, PH) OBP: 0.345, SLG: 0.370 Billy Wagner, L (9, 1)	C X 0-1 L7 ②			X 0-0 P6 ②			B C X 1-1 FC4-6 BB WP 1-2 1B	B B F F F S 2-3 K ③		3 0 1 0	1 0 0 0	1 0 0 0	0 0 0 0	0 0 0 0	0 0 1 0	0 0 2 0
5 Jeff Bagwell, R (1, 3) OBP: 0.469, SLG: 0.694	C S C 0-3 K ③			X 0-0 G5-3 ③			C B B S S 2-3 K ①		C B B B B 4-1 DI 2B BB	3	1	0	0	1	2	2
Derek Bell, R (1, 9) OBP: 0.300, SLG: 0.370		C C S 0-3 K ①			S B S X 1-2 F8 ①		B B B C F B 4-2 FC4-6 1-2 2-3 BB		C B C S 1-3 K 1-2 ①	3	0	0	0	1	2	1
Carl Everett, S (1, 8) OBP: 0.365, SLG: 0.437		F S S 0-3 K ②			F B C F S 1-3 K2-3 ②		B F X 1-1 FC4-6 S 1-2f 2-3 3-H ②		X 0-0 P3 2B 2-H 2B	4	1	1	2	0	2	2
Richard Hidalgo, R (1, 7) OBP: 0.327, SLG: 0.509		C B B F C 2-3 ③			C B C S 1-3 K ③		C S B X 1-2 F7 1-2 3-H ③		X 0-0 P3 2-3 ②	4	0	0	0	0	2	2
Paul Bako, L (1, 2) OBP: 0.411, SLG: 0.475		B C B S F S 2-3 K ①				X 0-0 F7 ①		C C B B F F B X 3-2 G1-3 ①	B C F B B B 4-2 2B BB	3	1	0	0	1	1	0
Ricky Gutierrez, R (1, 6) OBP: 0.373, SLG: 0.389		F B B X 2-1 F8 ②				X 0-0 G6-3 ②		C B X 1-1 BB 1B 1B	B F F B F X 2-2 1-H 3-H 2B	4	0	2	2	0	0	0
Jose Lima, R (1, 1) OBP: 0.235, SLG: 0.188 Alex Diaz, S (6, PH) OBP: 0.245, SLG: 0.319 Brian Williams, R (7, 1) OBP: 0.500, SLG: 0.500 Jeff McCurry, R (8, 1) Glen Barker, S (8, PH) OBP: 0.438, SLG: 0.467 Russ Johnson, R (9, 5) OBP: 0.361, SLG: 0.388		F B B S S 2-3 K ③				F F C 0-3 K ③		S B B B B 4-1 1B 1-2 BB	B B B C C S 3-3 K ③	1 1 0 0 0 1	0 0 0 0 0 0	0 0 0 0 0 1	0 0 0 0 0 1	0 1 0 0 1 0	1 0 0 0 0 1	0 0 0 0 0 1
Inning Stats	R: 0 E: 0 K: 2 S: 8 H: 0 LOB: 0 BB: 0 P: 9	R: 0 E: 0 K: 3 S: 9 H: 0 LOB: 0 BB: 0 P: 11	R: 0 E: 0 K: 2 S: 9 H: 0 LOB: 0 BB: 0 P: 15	R: 0 E: 0 K: 0 S: 3 H: 0 LOB: 0 BB: 0 P: 4	R: 0 E: 0 K: 2 S: 10 H: 0 LOB: 0 BB: 0 P: 13	R: 0 E: 0 K: 1 S: 5 H: 0 LOB: 0 BB: 0 P: 5	R: 2 E: 0 K: 1 S: 13 H: 2 LOB: 1 BB: 1 P: 22	R: 0 E: 0 K: 1 S: 18 H: 2 LOB: 2 BB: 1 P: 30	R: 3 E: 0 K: 2 S: 15 H: 2 LOB: 1 BB: 2 P: 29	1B: 4 2B: 2 3B: 0 HR: 0	SF: 0 SAC: 0 DP: 0 HBP: 0			WP: 1 PB: 0 SB: 1 CS: 0	PA: 36		

PITCHER		IP	WLS	BF	H	R	ER	SO	BB	IBB	HBP	BLK	WP	HR	S	P	ERA	WHIP
Kevin Millwood, R ERA: 3.5	(1, 1)	7.0	W	24	2	2	2	11	1	0	0	0	1	0	57	79	2.57	0.429
Mike Remlinger, L ERA: 1.38	(8, 1)	0.2		4	2	0	0	0	1	0	0	0	0	0	14	24	0.00	4.500
Russ Springer, R ERA: 7.5	(8, 1)	1.0		7	2	3	3	2	2	0	0	0	0	0	16	29	27.00	4.000
Rudy Seanez, R ERA: 2.4	(9, 1)	0.1	S	1	0	0	0	1	0	0	0	0	0	0	3	6	0.00	0.000

PITCHER	IP	WLS	BF	H	R	ER	SO	BB	IBB	HBP	BLK	WP	HR	S	P	ERA	WHIP

Atlanta Braves @ Houston Astros

Astrodome, Houston, TX

Thu Jun 17 1999, 8:05 PM EDT

Att. 39,477 - Dome - 72 F

BOTTOM

livebaseballscorecards.com

AB	32
R	5
H	6
RBI	4
BB	4
SO	14
LOB	10

Atlanta Braves @ Arizona Diamondbacks

Bank One Ballpark, Phoenix, AZ

Fri Jun 18 1999, 10:05 PM EDT

Att. 41,499 - Dome - 72 F

TOP

livebaseballscorecards.com

Batter	1	2	3	4	5	6	7	8	9	AB	R	H	RBI	BB	SO	LOB
Ozzie Guillen, L (1, 6) OBP: 0.290, SLG: 0.281	G4-3		2-H 2B		G6-3	10 1B S 1B		10 1B F8 1B	BB	5	1	3	1	1	0	0
Bret Boone, R (1, 4) OBP: 0.321, SLG: 0.403	G6-3		K2-3		10 3B 3B	B B C 1 SAFE 1 SAFE B C B 10 1B 1-2 BB		F8 1-2	K	5	1	1	0	1	2	4
10 Chipper Jones, S (1, 5) OBP: 0.387, SLG: 0.524	K			F8	1B 3B 3-H	F C B X S 1-3 2-H 1B		2-3 1B		5	1	3	2	0	1	0
Brian Jordan, R (1, 9) OBP: 0.359, SLG: 0.515		F9		F8 S HBP	BB 1B HBP	G6-3 1-2		P5		3	1	0	0	0	0	4
Javy Lopez, R (1, 2) OBP: 0.382, SLG: 0.525		G6-3		1 SAFE 1 SAFE B C B C BB 1-2 BB	B S B 1 SAFE S B F F B 1B 1-2 BB		G6-3	F8		3	0	0	0	2	0	2
Ryan Klesko, L (1, 7) OBP: 0.351, SLG: 0.479 30 Kevin McGlinchy, R (7, 1) Otis Nixon, S (9, PH) OBP: 0.290, SLG: 0.180 John Rocker, R (9, 1)	G4-3			F8 2-3	1-3 2-H 3-H 1B		K		S E 1B	4 0 1 0	0 0 1 0	1 0 1 0	2 0 0 0	0 0 0 0	1 0 0 0	2 0 0 0
Andruw Jones, R (1, 8) OBP: 0.344, SLG: 0.470			K	BB 1-2	F7		BB 1B		K 1-2	4	0	1	0	1	2	3
Randall Simon, L (1, 3) OBP: 0.322, SLG: 0.392			29 SH1 2B 1B	G4-3		G3	1 SAFE B S B 1 SAFE B B BB 1-2 BB		E9 G2 2-H 1B	4	1	2	1	1	0	3
29 John Smoltz, R (1, 1) OBP: 0.393, SLG: 0.593 Keith Lockhart, L (7, PH) OBP: 0.270, SLG: 0.263 Gerald Williams, R (7, PH) OBP: 0.318, SLG: 0.358 (7, 7)			SH1 1-2		G4-3	K	F8		G2 2-3	2 0 2	0 0 0	0 0 0	0 0 0	0 0 0	1 0 0	0 0 3
Inning Stats	R: 0 E: 0 K: 1 S: 10 H: 0 LOB: 0 BB: 0 P: 16	R: 0 E: 0 K: 0 S: 4 H: 0 LOB: 0 BB: 0 P: 5	R: 1 E: 0 K: 2 S: 10 H: 2 LOB: 1 BB: 0 P: 17	R: 0 E: 0 K: 0 S: 9 H: 0 LOB: 3 BB: 2 P: 20	R: 3 E: 0 K: 0 S: 16 H: 3 LOB: 2 BB: 1 P: 26	R: 1 E: 0 K: 1 S: 13 H: 2 LOB: 2 BB: 1 P: 22	R: 0 E: 0 K: 1 S: 10 H: 1 LOB: 2 BB: 1 P: 20	R: 0 E: 0 K: 0 S: 13 H: 2 LOB: 2 BB: 0 P: 20	R: 1 E: 1 K: 2 S: 13 H: 2 LOB: 2 BB: 1 P: 24	1B: 9 2B: 1 3B: 2 HR: 0	SF: 0 SAC: 1 DP: 0 HBP: 2						

	AB	38
	R	6
	H	12
	RBI	6
	BB	6
	SO	7
	LOB	21

PITCHER		IP	WLS	BF	H	R	ER	SO	BB	IBB	HBP	BLK	WP	HR	S	P	ERA	WHIP
Andy Benes, R ERA: 5.5	(1, 1)	5.2	L	30	7	5	5	4	4	0	2	0	0	0	60	102	7.94	1.941
Darren Holmes, R ERA: 2.67	(6, 1)	1.0		5	1	0	0	1	1	0	0	0	0	0	10	20	0.00	2.000
Ed Vosberg, L ERA: 9.0	(7, 1)	0.2		4	2	0	0	0	0	0	0	0	0	0	8	15	0.00	3.000
Vladimir Nunez, R ERA: 1.93	(8, 1)	0.2		2	0	0	0	0	0	0	0	0	0	0	7	9	0.00	0.000
Gregg Olson, R ERA: 4.74	(9, 1)	1.0		6	2	1	1	2	1	0	0	0	0	0	13	24	9.00	3.000

PITCHER	IP	WLS	BF	H	R	ER	SO	BB	IBB	HBP	BLK	WP	HR	S	P	ERA	WHIP

Batter	1	2	3	4	5	6	7	8	9	AB	R	H	RBI	BB	SO	LOB
Tony Womack, L (1, 4) OBP: 0.327, SLG: 0.367	G4-3		G4-3		S 1B			K		4	0	1	0	0	1	0
David Dellucci, L (1, 9) (7, 8) OBP: 0.455, SLG: 0.474	L6		K		F7 1-2			1B BB		3	0	0	0	1	1	1
Luis Gonzalez, L (1, 7) OBP: 0.424, SLG: 0.601	P5		1B		G6-3			K		4	0	1	0	0	1	2
Matt Williams, R (1, 5) OBP: 0.373, SLG: 0.633		BB BB 1B	F7			F9		1-2 1B		4	0	2	0	0	0	1
Travis Lee, L (1, 3) OBP: 0.359, SLG: 0.437		BB 1-2 BB		K		F8		G1-3		3	0	0	0	1	1	2
Gregg Olson, R (9, 1)										0	0	0	0	0	0	0
Steve Finley, L (1, 8) OBP: 0.338, SLG: 0.525	F7			1B		G3			BB K	3	0	1	0	0	0	2
Ed Vosberg, L (7, 1)										0	0	0	0	0	0	0
Vladimir Nunez, R (8, 1)										0	0	0	0	0	0	0
Greg Colbrunn, R (9, 3) OBP: 0.341, SLG: 0.476										1	0	0	0	0	1	0
Kelly Stinnett, R (1, 2) OBP: 0.268, SLG: 0.390	K		F9		K			K		4	0	0	0	0	3	3
Andy Fox, L (1, 6) OBP: 0.377, SLG: 0.448	BB 1-2 2-3		SAFE F9		F9			2B		2	0	0	0	1	0	1
59 Edwin Diaz, R (9, PH) OBP: 1.000, SLG: 2.000			SAFE SAFE							1	0	1	0	0	0	0
Andy Benes, R (1, 1) OBP: 0.167, SLG: 0.091	K				G1-3	G6-3		F9		2	0	0	0	0	1	3
Darren Holmes, R (6, 1)										0	0	0	0	0	0	0
Bernard Gilkey, R (7, 9) OBP: 0.379, SLG: 0.489										2	0	0	0	0	0	1
Inning Stats	R: 0 E: 0 K: 0 S: 9 H: 0 LOB: 0 BB: 0 P: 15	R: 0 E: 0 K: 2 S: 19 H: 1 LOB: 3 BB: 2 P: 32	R: 0 E: 0 K: 1 S: 11 H: 1 LOB: 1 BB: 0 P: 18	R: 0 E: 0 K: 1 S: 10 H: 1 LOB: 1 BB: 0 P: 15	R: 0 E: 0 K: 0 S: 13 H: 1 LOB: 1 BB: 0 P: 19	R: 0 E: 0 K: 0 S: 5 H: 0 LOB: 0 BB: 0 P: 7	R: 0 E: 0 K: 1 S: 9 H: 0 LOB: 0 BB: 0 P: 12	R: 0 E: 0 K: 2 S: 20 H: 1 LOB: 2 BB: 1 P: 26	R: 0 E: 0 K: 2 S: 10 H: 1 LOB: 1 BB: 0 P: 16	1B: 5 2B: 1 3B: 0 HR: 0 SF: 0 SAC: 0 DP: 0 HBP: 0							

PITCHER		IP	WLS	BF	H	R	ER	SO	BB	IBB	HBP	BLK	WP	HR	S	P	ERA	WHIP
29 John Smoltz, R ERA: 3.2	(1, 1)	6.0	W	24	4	0	0	4	2	0	0	0	0	0	67	106	0.00	1.000
30 Kevin McGlinchy, R ERA: 2.91	(7, 1)	2.0		8	1	0	0	3	1	0	0	0	0	0	29	38	0.00	1.000
John Rocker, L ERA: 2.05	(9, 1)	1.0		4	1	0	0	2	0	0	0	0	0	0	10	16	0.00	1.000

PITCHER	IP	WLS	BF	H	R	ER	SO	BB	IBB	HBP	BLK	WP	HR	S	P	ERA	WHIP

BOTTOM

Atlanta Braves @ Arizona Diamondbacks

Bank One Ballpark, Phoenix, AZ

Fri Jun 18 1999, 10:05 PM EDT

Att. 41,499 - Dome - 72 F

livebaseballscorecards.com

AB	33
R	0
H	6
RBI	0
BB	3
SO	9
LOB	16

Atlanta Braves @ Arizona Diamondbacks

Bank One Ballpark, Phoenix, AZ

Sat Jun 19 1999, 10:05 PM EDT

Att. 46,726 - Dome - 72 F

TOP

livebaseballscorecards.com

Batter	1	2	3	4	5	6	7	8	9	AB	R	H	RBI	BB	SO	LOB
Gerald Williams, R (1, 7) OBP: 0.321, SLG: 0.359	B1		BB, 10 1B, 1B		G1-3		1B		FC5-4, 1-2f	5	1	2	0	0	0	1
Bret Boone, R (1, 4) OBP: 0.320, SLG: 0.398	G6-3		1 SAFE, 1 SAFE, 1 SAFE, 10 1B, FC6-4, 1-2, BB		K		F7			3	1	0	0	1	1	1
10 Chipper Jones, S (1, 5) OBP: 0.389, SLG: 0.521	P3		FC6-4, 1-3, 2-H, 1B		E6, FC6-4			BB		3	0	1	1	1	0	0
Brian Jordan, R (1, 9) OBP: 0.354, SLG: 0.508		G5-3	FC6-4, 1-2f, 3-H		FC6-4, 1-2f			1 SAFE, FC3-6, FC5-4, 1-2f		4	0	0	1	0	0	3
Javy Lopez, R (1, 2) OBP: 0.379, SLG: 0.534		HR	1 SAFE, 1 SAFE, 1 SAFE, K			F7		1 SAFE, FC5-4, WP, 1-2f		4	1	1	1	0	1	2
Andruw Jones, R (1, 8) OBP: 0.346, SLG: 0.470		1B		1B		G3		K, 1-2		4	0	2	0	0	1	1
Ryan Klesko, L (1, 3) OBP: 0.349, SLG: 0.473		1 SAFE, 1 SAFE, 1 SAFE, 1 SAFE, K		F9		K2-3			FC6-4, 1B	4	0	1	0	0	2	2
Ozzie Guillen, L (1, 6) OBP: 0.281, SLG: 0.271		G3		L7			F9		FC6-4, FC5-4, 1-2f	4	0	0	0	0	0	3
Odalis Perez, L (1, 1) OBP: 0.087, SLG: 0.087			K	K			P3		P2	2	0	0	0	0	2	1
Justin Speier, R (5, 1) OBP: 0.333, SLG: 0.333										0	0	0	0	0	0	0
Otis Nixon, S (7, PH) OBP: 0.288, SLG: 0.179										1	0	0	0	0	0	0
Russ Springer, R (7, 1)										0	0	0	0	0	0	0
Eddie Pérez, R (9, PH) OBP: 0.238, SLG: 0.244										1	0	0	0	0	0	1
Inning Stats	R: 0 E: 0 K: 0 S: 6 H: 0 LOB: 0 BB: 0 P: 12	R: 1 E: 0 K: 1 S: 9 H: 2 LOB: 1 BB: 0 P: 15	R: 2 E: 0 K: 2 S: 10 H: 2 LOB: 1 BB: 1 P: 18	R: 0 E: 0 K: 1 S: 7 H: 1 LOB: 1 BB: 0 P: 11	R: 0 E: 1 K: 1 S: 10 H: 0 LOB: 1 BB: 0 P: 16	R: 0 E: 0 K: 1 S: 5 H: 0 LOB: 0 BB: 0 P: 8	R: 0 E: 0 K: 0 S: 8 H: 1 LOB: 1 BB: 0 P: 12	R: 0 E: 0 K: 1 S: 10 H: 0 LOB: 1 BB: 1 P: 17	R: 0 E: 0 K: 0 S: 12 H: 1 LOB: 1 BB: 0 P: 14	1B: 6 2B: 0 3B: 0 HR: 1 SF: 0 SAC: 0 DP: 0 HBP: 0	WP: 1 PB: 0 SB: 0 CS: 0 PA: 37					

	AB	35
	R	3
	H	7
	RBI	3
	BB	2
	SO	7
	LOB	15

PITCHER		IP	WLS	BF	H	R	ER	SO	BB	IBB	HBP	BLK	WP	HR	S	P	ERA	WHIP
Omar Daal, L ERA: 3.29	(1, 1)	7.0	W	29	6	3	3	6	1	0	0	0	0	1	55	92	3.86	1.000
Byung-Hyun Kim, R ERA: 3.27	(8, 1)	1.0		4	0	0	0	1	1	0	0	0	1	0	10	17	0.00	1.000
Dan Plesac, L ERA: 7.66	(9, 1)	0.1		2	1	0	0	0	0	0	0	0	0	0	8	10	0.00	3.000
Vladimir Nunez, R ERA: 1.88	(9, 1)	0.2		2	0	0	0	0	0	0	0	0	0	0	4	4	0.00	0.000

PITCHER	IP	WLS	BF	H	R	ER	SO	BB	IBB	HBP	BLK	WP	HR	S	P	ERA	WHIP

Batter	1	2	3	4	5	6	7	8	9	AB	R	H	RBI	BB	SO	LOB
Tony Womack, L (1, 8) (9, 9) OBP: 0.321, SLG: 0.359	P8	G3		G3 2-3	F7		G6-3 1-2 2-3			5	0	0	0	0	0	6
Jay Bell, R (1, 4) OBP: 0.368, SLG: 0.591	HR BB	HR		FC6-4 E S 3-H 1B	G6-3		F7			4	3	2	2	1	0	4
Luis Gonzalez, L (1, 7) OBP: 0.427, SLG: 0.610	SAFE 1-H HR		BB S HBP	FC6-4 1-3 BB		G6-3		K		3	1	1	2	1	1	0
Matt Williams, R (1, 5) OBP: 0.367, SLG: 0.621	F8	F8		FC6-4 FC1-6 1-2f 3-H		F8		G5-3		5	0	0	1	0	0	2
Greg Colbrunn, R (1, 3) OBP: 0.354, SLG: 0.467	F7	SAFE SAFE	BB 1-2 BB	FC1-6 1-2f		1B		S BB		3	0	1	0	1	0	1
Travis Lee, L (8, PH) (9, 3) OBP: 0.361, SLG: 0.437										0	0	0	0	1	0	0
Bernard Gilkey, R (1, 9) OBP: 0.380, SLG: 0.500		SF9 3B	BB 1-2 2-3		E5 1B 1B G4-3	F8		F9 1-2		4	2	1	0	1	0	2
Dan Plesac, L (9, 1)										0	0	0	0	0	0	0
Vladimir Nunez, R (9, 1)										0	0	0	0	0	0	0
Damian Miller, R (1, 2) OBP: 0.333, SLG: 0.465		SF9 3-H	K		G4-3 1B 1-2 1B		G6-3 BB 1B			3	0	2	1	0	1	3
Hanley Frias, S (1, 6) OBP: 0.368, SLG: 0.143		K	G6-3		G4-3 1-2 2-3 1B		F9			4	0	1	0	0	1	4
Byung-Hyun Kim, R (8, 1)										0	0	0	0	0	0	0
Steve Finley, L (9, 8) OBP: 0.338, SLG: 0.525										0	0	0	0	0	0	0
Omar Daal, L (1, 1) OBP: 0.219, SLG: 0.226		1B		E5 BLK 1B 1B	G4-3 1-2 2-3 3-H		SAFE G6-3 1-2 BB			3	1	2	1	0	0	2
Andy Fox, L (7, PH) (8, 6) OBP: 0.382, SLG: 0.448										0	0	0	0	1	0	0
Inning Stats	R: 2 E: 0 K: 0 S: 8 H: 1 LOB: 0 BB: 1 P: 16	R: 1 E: 0 K: 1 S: 12 H: 2 LOB: 1 BB: 0 P: 17	R: 1 E: 0 K: 1 S: 12 H: 1 LOB: 3 BB: 2 P: 24	R: 2 E: 1 K: 0 S: 10 H: 2 LOB: 1 BB: 1 P: 18	R: 1 E: 1 K: 0 S: 13 H: 2 LOB: 2 BB: 0 P: 16	R: 0 E: 0 K: 0 S: 10 H: 1 LOB: 1 BB: 0 P: 15	R: 0 E: 0 K: 0 S: 8 H: 1 LOB: 2 BB: 1 P: 14	R: 0 E: 0 K: 1 S: 8 H: 0 LOB: 1 BB: 1 P: 14		1B: 7 2B: 0 3B: 1 HR: 2		SF: 1 SAC: 0 DP: 0 HBP: 1		WP: 0 PB: 0 SB: 3 CS: 0		PA: 42

PITCHER		IP	WLS	BF	H	R	ER	SO	BB	IBB	HBP	BLK	WP	HR	S	P	ERA	WHIP
Odalis Perez, L ERA: 5.32	(1, 1)	4.0	L	26	8	7	5	2	4	0	1	1	0	2	45	78	11.25	3.000
Justin Speier, R ERA: 4.39	(5, 1)	2.0		7	1	0	0	0	0	0	0	0	0	0	20	28	0.00	0.500
Russ Springer, R ERA: 6.43	(7, 1)	2.0		9	1	0	0	1	2	0	0	0	0	0	16	28	0.00	1.500

PITCHER	IP	WLS	BF	H	R	ER	SO	BB	IBB	HBP	BLK	WP	HR	S	P	ERA	WHIP

BOTTOM

Atlanta Braves @ Arizona Diamondbacks

Bank One Ballpark, Phoenix, AZ

Sat Jun 19 1999, 10:05 PM EDT

Att. 46,726 - Dome - 72 F

livebaseballscorecards.com

AB	34
R	7
H	10
RBI	7
BB	6
SO	3
LOB	24

Atlanta Braves @ Arizona Diamondbacks

Bank One Ballpark, Phoenix, AZ

Sun Jun 20 1999, 8:05 PM EDT

Att. 47,235 - Dome - 72 F

TOP

livebaseballscorecards.com

Batter	1	2	3	4	5	6	7	8	9	AB	R	H	RBI	BB	SO	LOB
Gerald Williams, R (1, 7) OBP: 0.323, SLG: 0.401	X 0-0 HR		C B S B S 2-3 ① K	C F C 0-3 ③ K		L F B S 1-3 ① K		X 0-0 1-H 2-H HR		5	2	2	4	0	3	2
Bret Boone, R (1, 4) OBP: 0.318, SLG: 0.395	C S S 0-3 ① K2-3		C B F B F B X 3-2 10 G5-3 1B 1B		B B C S S 2-3 ① K	B C B X 2-1 ② ③ G4-6-3 1-2f		B C X 1-1 ③ G5-3		5	1	1	0	0	2	1
10 Chipper Jones, S (1, 5) OBP: 0.386, SLG: 0.513	F B S B F B B 4-2 CS E BB		B S C X 1-2 ② G5-3 1-2		T S B F F F B F B 3-2 X ② G6-3		F B C F B S 2-3 ① K		F B S C 1-3 ① K	4	0	0	0	1	2	1
Brian Jordan, R (1, 9) OBP: 0.358, SLG: 0.509	F X 0-1 E4 1-2		F F B F F F X 1-2 HR 2-H 1B		B F X 1-1 HR 1B		C B B X 2-1 FC5-4 1B		C B X 1-1 ② P4	5	2	3	1	0	0	1
Javy Lopez, R (1, 2) OBP: 0.380, SLG: 0.560	C S S 0-3 ② ③ K 2-3		1 SAFE B S F X 1-1 1-H HR		S 1 B X 1-1 1-H HR		1 SAFE F F X 0-1 ② FC5-4 CS 1-2f		F S B S 1-3 ③ K2-3	5	2	2	4	0	2	3
Andruw Jones, R (1, 8) OBP: 0.352, SLG: 0.482		B C C B F F F B B 4-2 BB	B F S F B F X 2-2 ③ G5-3		B F F X 1-2 HR		F B S B 2-2 ③ CS 1-2	B B B B 4-0 BB HR BB		2	2	1	1	2	0	0
Eddie Pérez, R (1, 3) OBP: 0.241, SLG: 0.247		1 SAFE C X 0-1 ① L4		S C F X 0-2 ① G6-3	X 0-0 1B			B C S S 1-3 ① K		3	0	1	0	0	0	1
Randall Simon, L (5, 3) OBP: 0.318, SLG: 0.388										1	0	0	0	0	1	1
Ozzie Guillen, L (1, 6) OBP: 0.280, SLG: 0.270		F C X 0-2 ② F7	F B B S X 2-2 SH5-4 1B	C B B C X 2-2 ③ F9				B C F S 1-3 ② K		4	0	1	0	0	1	3
Tom Glavine, L (1, 1) OBP: 0.167, SLG: 0.138		F C B S 1-3 ③ K		L B X 1-1 ② SH5-4 1-2		X 0-0 G4-6-3 1B		B B B B 4-0 1-2 HR BB		2	0	1	0	0	1	1
Mike Remlinger, L (7, 1)										0	0	0	0	0	0	0
Rudy Seanez, R (7, 1)										0	1	0	0	1	0	0
John Rocker, R (9, 1)										0	0	0	0	0	0	0
Inning Stats	R: 1 E: 1 K: 2 S: 12 H: 1 LOB: 2 BB: 1 P: 16	R: 0 E: 0 K: 1 S: 13 H: 0 LOB: 1 BB: 1 P: 18	R: 3 E: 0 K: 1 S: 23 H: 3 LOB: 0 BB: 0 P: 33	R: 0 E: 0 K: 1 S: 12 H: 1 LOB: 1 BB: 0 P: 15	R: 3 E: 0 K: 1 S: 21 H: 4 LOB: 1 BB: 0 P: 31	R: 0 E: 0 K: 1 S: 6 H: 1 LOB: 0 BB: 0 P: 9	R: 0 E: 0 K: 1 S: 10 H: 1 LOB: 0 BB: 0 P: 16	R: 3 E: 0 K: 2 S: 9 H: 1 LOB: 0 BB: 2 P: 20	R: 0 E: 0 K: 2 S: 8 H: 0 LOB: 0 BB: 0 P: 11	1B: 7 2B: 1 3B: 0 HR: 5	SF: 0 SAC: 1 DP: 2 HBP: 0						

AB	36
R	10
H	12
RBI	10
BB	4
SO	12
LOB	14

WP: 0 PB: 0 SB: 0 CS: 2 PA: 42

PITCHER		IP	WLS	BF	H	R	ER	SO	BB	IBB	HBP	BLK	WP	HR	S	P	ERA	WHIP
Randy Johnson, L ERA: 3.36	(1, 1)	5.0	L	26	9	7	7	6	2	0	0	0	0	4	81	113	12.60	2.200
Ed Vosberg, L ERA: 8.1	(6, 1)	1.0		3	1	0	0	1	0	0	0	0	0	0	6	9	0.00	1.000
Darren Holmes, R ERA: 2.89	(7, 1)	1.0		4	1	1	1	1	1	0	0	0	0	0	10	20	9.00	2.000
Dan Plesac, L ERA: 8.06	(8, 1)	1.0		5	1	2	2	2	1	0	0	0	0	1	9	16	18.00	2.000
Gregg Olson, R ERA: 4.56	(9, 1)	1.0		3	0	0	0	2	0	0	0	0	0	0	8	11	0.00	0.000

PITCHER	IP	WLS	BF	H	R	ER	SO	BB	IBB	HBP	BLK	WP	HR	S	P	ERA	WHIP

BOTTOM

Atlanta Braves @ Arizona Diamondbacks

Bank One Ballpark, Phoenix, AZ

Sun Jun 20 1999, 8:05 PM EDT

Att. 47,235 - Dome - 72 F

livebaseballscorecards.com

Batter	1	2	3	4	5	6	7	8	9	AB	R	H	RBI	BB	SO	LOB
Tony Womack, L (1, 9) OBP: 0.315, SLG: 0.352	C B X 1-1 G1-3 ①	C B B F S 2-3 K ②		C X 0-1 B5 ①		B X 1-0 G1-3 ③		X 0-0 FC4-6 ② 1-2f		5	0	0	0	0	1	2
Jay Bell, R (1, 4) OBP: 0.375, SLG: 0.608	B B C B B 4-1 BB 1B SF8 BB	B S B F F B F X 3-2 S 1B 3-H		X 0-0 2B			B F B S F X 2-2 HR	C S B S 1-3 K2-3 ③		4	2	3	2	1	1	1
Luis Gonzalez, L (1, 7) OBP: 0.427, SLG: 0.605	B B C 1 SAFE C X 2-2 SF8 BB 1-2 1B	C B B X 2-1 F8 ③ 1-2		F B X 1-1 G5-3 ②			B B B C C X 3-2 1B 1B		C X 0-1 G6-3 ①	5	0	2	0	0	0	2
Matt Williams, R (1, 5) OBP: 0.368, SLG: 0.616	B C B S B F F F B 4-2 BB BB 1-2 2-3		B B F X 2-1 FC4-6 1B SF8 1B	B F B F F S 2-3 K ③			1 SAFE B B F 1 SAFE 1 SAFE S F B 3-2 F8 ①		S S S 0-3 K ②	4	1	1	0	1	2	2
Steve Finley, L (1, 8) OBP: 0.339, SLG: 0.525	B X 1-0 SF8 ② 2-3 3-H		X 0-0 FC4-6 1-2 1B		C B F S 1-3 K ①		X 0-0 1B 1-2		S X 0-1 P7 ③	4	0	2	1	0	1	0
Travis Lee, L (1, 3) OBP: 0.359, SLG: 0.432	B C F B B F F F B 4-2 BB 1-2	B F F X 1-2 FC4-6 ① S 1-2f 2-3			X 0-0 G4-3 ②		F B X 1-1 P5 ②			3	0	0	0	1	0	4
Damian Miller, R (1, 2) OBP: 0.325, SLG: 0.456	B F S B F B F X 3-2 G4-3 ③	X 0-0 SF8 ② 3-H			X 0-0 G6-3 ③		S T B B F S 2-3 K ③			3	0	0	1	0	1	5
Andy Fox, L (1, 6) OBP: 0.386, SLG: 0.444		B F F F B X 2-2 E 1B 1B	1 SAFE C B B B I 4-1 IBB 1-2			X 0-0 G3-4-1 ①		B X 1-0 F8 ①		3	1	1	0	1	0	0
Randy Johnson, R (1, 1) OBP: 0.167, SLG: 0.208 Ed Vosberg, L (6, 1) Greg Colbrunn, R (6, PH) OBP: 0.347, SLG: 0.457 Darren Holmes, R (7, 1) Dan Plesac, L (8, 1) David Dellucci, L (8, PH) OBP: 0.483, SLG: 0.483 Gregg Olson, R (9, 1)		L L B X 1-2 FC ① 1-3	C C X 0-2 G4-3 ③			F B B X 2-1 F7 ②		C B X 1-1 FC4-6 1B		2 0 1 0 0 0 1 0	0 0 0 0 0 0 0 0	0 0 0 0 0 0 1 0	0 0 0 0 0 0 0 0	0 0 0 0 0 0 0 0	0 0 0 0 0 0 0 0	3 0 0 0 0 0 0 0
Inning Stats	R: 1 H: 1 E: 0 LOB: 3 K: 0 BB: 3 S: 22 P: 41	R: 1 H: 2 E: 1 LOB: 1 K: 1 BB: 0 S: 16 P: 26	R: 1 H: 2 E: 0 LOB: 2 K: 0 BB: 1 S: 11 P: 18	R: 0 H: 1 E: 0 LOB: 1 K: 1 BB: 0 S: 9 P: 12	R: 0 H: 0 E: 0 LOB: 0 K: 1 BB: 0 S: 5 P: 6	R: 0 H: 0 E: 0 LOB: 0 K: 0 BB: 0 S: 4 P: 7	R: 1 H: 3 E: 0 LOB: 2 K: 1 BB: 0 S: 18 P: 29	R: 0 H: 1 E: 0 LOB: 1 K: 1 BB: 0 S: 7 P: 10	R: 0 H: 0 E: 0 LOB: 0 K: 1 BB: 0 S: 7 P: 7	1B: 8 SF: 2 2B: 1 SAC: 1 3B: 0 DP: 0 HR: 1 HBP: 0						

AB	35
R	4
H	10
RBI	4
BB	4
SO	6
LOB	19

PITCHER		IP	WLS	BF	H	R	ER	SO	BB	IBB	HBP	BLK	WP	HR	S	P	ERA	WHIP
Tom Glavine, L ERA: 4.76	(1, 1)	6.0	W	28	6	3	3	3	3	1	0	0	0	0	67	110	4.50	1.500
Mike Remlinger, L ERA: 1.62	(7, 1)	0.2		5	3	1	1	0	0	0	0	0	0	1	14	23	13.50	4.500
Rudy Seanez, R ERA: 2.3	(7, 1)	1.1	H	5	1	0	0	2	0	0	0	0	0	0	11	16	0.00	0.750
John Rocker, L ERA: 1.99	(9, 1)	1.0		3	0	0	0	1	0	0	0	0	0	0	7	7	0.00	0.000

PITCHER	IP	WLS	BF	H	R	ER	SO	BB	IBB	HBP	BLK	WP	HR	S	P	ERA	WHIP

Montreal Expos @ Atlanta Braves

Turner Field, Atlanta, GA

Tue Jun 22 1999, 7:40 PM EDT

Att. 37,768 - Cloudy - 81 F

TOP

livebaseballscorecards.com

Batter	1	2	3	4	5	6	7	8	9	AB	R	H	RBI	BB	SO	LOB
Manny Martinez, R (1, 8) OBP: 0.272, SLG: 0.391	G1-3	G4-3			1B E 1B 1-2	G5-3			K	5	1	1	0	0	1	5
Orlando Merced, S (1, 7) OBP: 0.365, SLG: 0.449	G6-3		G1-3 1B		P6	CS 1B				4	0	2	0	0	0	2
James Mouton, R (7, PR) OBP: 0.402, SLG: 0.424 (7, 7)										0	0	0	0	0	0	0
Fernando Seguignol, S (1, 3) OBP: 0.500, SLG: 0.333	BB		K		1-2 2-3 1B		1 SAFE 1 SAFE 1 SAFE 1-2 K			3	0	1	0	1	2	2
Vladimir Guerrero, R (1, 9) OBP: 0.367, SLG: 0.518	G6-3		1 SAFE G1-3 1-2		E3 2-H 3-H 1B		G5-3			4	0	1	1	0	0	3
Jose Vidro, S (1, 4) OBP: 0.353, SLG: 0.549		G2-3	P5		F8			G4-3		4	0	0	0	0	0	2
Mike Mordecai, R (8, 4) OBP: 0.330, SLG: 0.462										0	0	0	0	0	0	0
Michael Barrett, R (1, 2) OBP: 0.326, SLG: 0.404		E HBP		CS 1B		E6 2B FC6-2		P4		3	0	1	0	0	0	0
Shane Andrews, R (1, 5) OBP: 0.338, SLG: 0.382		E9 1-3		F8		SH3 1-3 2B		K		4	0	1	0	0	1	2
Orlando Cabrera, R (1, 6) OBP: 0.302, SLG: 0.403		BB		1 SAFE F8 1-2		FC6-2 SH3 3-H			G6-3	3	0	0	0	1	0	3
Mike Thurman, R (1, 1) OBP: 0.059, SLG: 0.059		K		1B 1B 1B 1B		SH3 1-2 2-3			G5-3	2	1	1	0	0	1	3
Guillermo Mota, R (7, 1) OBP: 1.000, SLG: 4.000										0	0	0	0	0	0	0
Steve Kline, S (7, 1)										0	0	0	0	0	0	0
Anthony Telford, R (7, 1)										0	0	0	0	0	0	0
Ugueth Urbina, R (8, 1)										1	0	0	0	0	0	0
Inning Stats	R: 0 E: 0 K: 0 S: 4 H: 0 LOB: 1 BB: 1 P: 11	R: 0 E: 1 K: 1 S: 11 H: 0 LOB: 3 BB: 1 P: 17	R: 0 E: 0 K: 1 S: 12 H: 1 LOB: 1 BB: 0 P: 15	R: 0 E: 0 K: 0 S: 8 H: 1 LOB: 0 BB: 0 P: 11	R: 2 E: 1 K: 0 S: 14 H: 4 LOB: 1 BB: 0 P: 22	R: 0 E: 1 K: 0 S: 7 H: 1 LOB: 2 BB: 0 P: 9	R: 0 E: 0 K: 1 S: 5 H: 1 LOB: 1 BB: 0 P: 9	R: 0 E: 0 K: 1 S: 5 H: 0 LOB: 0 BB: 0 P: 9	R: 0 E: 0 K: 1 S: 8 H: 0 LOB: 0 BB: 0 P: 13	1B: 7 2B: 2 3B: 0 HR: 0 SF: 0 SAC: 1 DP: 1 HBP: 1						

	AB	33
	R	2
	H	8
	RBI	1
	BB	2
	SO	5
	LOB	22

WP: 0 PB: 0 SB: 0 CS: 2 PA: 37

PITCHER	IP	WLS	BF	H	R	ER	SO	BB	IBB	HBP	BLK	WP	HR	S	P	ERA	WHIP
Greg Maddux, R (1, 1) ERA: 4.18	7.0	L	31	8	2	1	3	2	0	1	0	0	0	61	94	1.29	1.429
30 Kevin McGlinchy, R (8, 1) ERA: 2.75	2.0		6	0	0	0	2	0	0	0	0	0	0	13	22	0.00	0.000

PITCHER	IP	WLS	BF	H	R	ER	SO	BB	IBB	HBP	BLK	WP	HR	S	P	ERA	WHIP

Montreal Expos @ Atlanta Braves

Turner Field, Atlanta, GA

Tue Jun 22 1999, 7:40 PM EDT

Att. 37,768 - Cloudy - 81 F

BOTTOM

livebaseballscorecards.com

Batter	1	2	3	4	5	6	7	8	9	AB	R	H	RBI	BB	SO	LOB
Ozzie Guillen, L (1, 6) OBP: 0.270, SLG: 0.260	C B B X 2-1 G6-3 ①		C B B F S 2-3 K ②			C B F F B F X 2-2 F8 ① C C S 0-3 K ②			X 0-0 G4-3 ② 2-3	5	0	0	0	0	2	4
Keith Lockhart, L (1, 4) OBP: 0.273, SLG: 0.267 Brian Hunter, R (7, PH) OBP: 0.392, SLG: 0.559 30 Kevin McGlinchy, R (8, 1) Mark DeRosa, R (9, PH)	F B C B X 2-2 10 S 1B		B F F F B X 2-2 G5-3 ③			F X 0-1 P5 ② C B X 1-1 FC4-6 ③ 1-2f			S B F B B S 3-3 K ③	3 1 0 1	0 0 0 0	1 0 0 0	0 0 0 0	0 0 0 0	0 3 0 1	0 0 0 1
10 Chipper Jones, S (1, 5) OBP: 0.394, SLG: 0.523	C B B B B 4-1 BB 1-2			C B X 1-1 G6-3 2B		B X 1-0 1B 1B		B S B X 2-1 SH1-4 1B		3	0	3	0	1	0	0
Brian Jordan, R (1, 9) OBP: 0.359, SLG: 0.507 Gerald Williams, R (6, 9) OBP: 0.327, SLG: 0.405	C X 0-1 P3 ②			B B H 3-0 G6-3 HBP		C S F B 1 X SAFE 1-2 1-3 1B		F B X 1-1 SH1-4 ① 1-2		1 1	0 0	0 1	0 0	0 0	0 0	2 0
Ryan Klesko, L (1, 7) (8, 3) OBP: 0.352, SLG: 0.471	X 0-0 F7 ③			S B X 1-1 G6-3 ①② 1-2f 2-3			X 0-0 BB 1B 1B	B B B B 4-0 BB		3	1	1	0	1	0	4
Andruw Jones, R (1, 8) OBP: 0.350, SLG: 0.477		C C B B B F F F F 3-2 X G5-3 ①		B B C X 2-1 P6 ③			B B B B 4-0 SH 1B BB 1-2	S F B B X 2-2 P6 ②		3	0	0	0	1	0	3
Randall Simon, L (1, 3) OBP: 0.330, SLG: 0.390 Otis Nixon, S (7, PR) OBP: 0.286, SLG: 0.177 (8, 7)		F C F F F S 0-3 K ②	B B B B 4-0 G5-4-3 BB				B B S B C X 3-2 SH 1B 1-2 2-H	C X 0-1 P6 ③		2 1	0 0	1 0	1 0	1 0	1 0	0 2
Eddie Pérez, R (1, 2) OBP: 0.233, SLG: 0.238		C B S B X 2-2 G4-3 ③	C X 0-1 G5-4-3 ①② 1-2f				X 0-0 SH FC4-6 1-2 2-3		S B B B S F F X 2-2 G6-3 ①	3	0	0	0	0	0	1
Greg Maddux, R (1, 1) OBP: 0.357, SLG: 0.615 Bret Boone, R (7, PH) OBP: 0.319, SLG: 0.399 (8, 4)			F B F F F X 1-2 1B	C C S 0-3 K ③			B X 1-0 F9 ①		F B B S S X 2-2 G4-3 2B	2 2	0 0	1 1	0 0	0 0	1 0	0 3
Inning Stats	R: 0 H: 1 E: 0 LOB: 2 K: 0 BB: 1 S: 10 P: 17	R: 0 H: 0 E: 0 LOB: 0 K: 1 BB: 0 S: 15 P: 20	R: 0 H: 1 E: 0 LOB: 0 K: 1 BB: 0 S: 11 P: 16	R: 0 H: 1 E: 0 LOB: 1 K: 0 BB: 0 S: 6 P: 13	R: 0 H: 0 E: 0 LOB: 0 K: 1 BB: 1 S: 5 P: 9	R: 0 H: 2 E: 0 LOB: 2 K: 0 BB: 0 S: 12 P: 16	R: 1 H: 2 E: 0 LOB: 3 K: 1 BB: 1 S: 11 P: 20	R: 0 H: 1 E: 0 LOB: 2 K: 0 BB: 1 S: 9 P: 18	R: 0 H: 1 E: 0 LOB: 1 K: 1 BB: 0 S: 12 P: 19	1B: 7 2B: 2 3B: 0 HR: 0	SF: 0 SAC: 2 DP: 2 HBP: 1			WP: 0 PB: 0 SB: 1 CS: 0	PA: 38		

	AB	31
	R	1
	H	9
	RBI	1
	BB	4
	SO	5
	LOB	23

PITCHER		IP	WLS	BF	H	R	ER	SO	BB	IBB	HBP	BLK	WP	HR	S	P	ERA	WHIP
Mike Thurman, R ERA: 4.68	(1, 1)	6.0	W	24	6	1	1	3	3	0	1	0	0	0	60	96	1.50	1.500
Guillermo Mota, R ERA: 1.29	(7, 1)	0.1	H	3	1	0	0	0	0	0	0	0	0	0	5	9	0.00	3.000
Steve Kline, L ERA: 5.26	(7, 1)	0.1	H	1	0	0	0	1	0	0	0	0	0	0	3	3	0.00	0.000
Anthony Telford, R ERA: 2.83	(7, 1)	0.2	H	4	1	0	0	0	1	0	0	0	0	0	6	14	0.00	3.000
Ugueth Urbina, R ERA: 4.67	(8, 1)	1.2	S	6	1	0	0	1	0	0	0	0	0	0	17	26	0.00	0.600

PITCHER	IP	WLS	BF	H	R	ER	SO	BB	IBB	HBP	BLK	WP	HR	S	P	ERA	WHIP

Batter	1	2	3	4	5	6	7	8	9	AB	R	H	RBI	BB	SO	LOB
Manny Martinez, R (1, 8) OBP: 0.266, SLG: 0.382	B B C F F B X 3-2 ① F9		F B F F S 1-3 ① K		B F F B F X 2-2 ② G6-3		B S B S B F S 3-3 ③ K			4	0	0	0	0	2	1
Orlando Merced, S (1, 7) OBP: 0.369, SLG: 0.505	C X 0-1 ② F7		B B X 2-0 HR		B F X 1-1 HR			B B F X 2-1 ① F7		4	2	2	2	0	0	0
Fernando Seguignol, S (1, 3) OBP: 0.250, SLG: 0.143	S C B S 1-3 ③ K		F C B B X 2-2 ② G3		B B S C F S 2-3 ③ K			S F S 0-3 ② K		4	0	0	0	0	3	0
Vladimir Guerrero, R (1, 9) OBP: 0.366, SLG: 0.518 James Mouton, R (8, 9) OBP: 0.402, SLG: 0.424		C B X 1-1 ① G6-3	B C S S X 1-2 2B			F S X 0-2 ① G1-3		B X 1-0 ③ G5-3		4 0	0 0	1 0	0 0	0 0	0 0	0 0
Jose Vidro, S (1, 4) OBP: 0.356, SLG: 0.544		B B F F B B 4-2 1B FC6-2 BB	X 0-0 ③ F8			B X 1-0 ② G1-3			B B B B 4-0 2B BB	2	0	0	0	2	0	1
Chris Widger, R (1, 2) OBP: 0.365, SLG: 0.538		B C B F B F X 3-2 FC6-2 1B 1-3 1B		B X 1-0 ① F8		S S F T X 0-2 ③ G5-3			B B F F B S 3-3 ① K	4	1	1	0	0	1	1
Shane Andrews, R (1, 5) OBP: 0.336, SLG: 0.377		F B F F B X 2-2 ② FC6-2 1B 1-2 3-H		B S B S C 2-3 ② K			C B S B B B X 3-2 1B		S S B S S 1-3 ② K	4	0	1	0	0	2	3
Orlando Cabrera, R (1, 6) OBP: 0.305, SLG: 0.409		X 0-0 1-2 2-H 1B	X 0-0 ③ G5-3				B F B B C F F X 3-2 ① F9		X 0-0 1-3 2B	4	0	2	1	0	0	1
Miguel Batista, R (1, 1) OBP: 0.286, SLG: 0.385 Bobby Ayala, R (6, 1) Wilton Guerrero, S (7, PH) OBP: 0.314, SLG: 0.371 J.D. Smart, R (7, 1) Mike Mordecai, R (9, PH) OBP: 0.327, SLG: 0.457		C X 0-1 ③ G5-3			X 0-0 ① G6-3		B B C S F B S 3-3 ② K		C S B B B S 2-3 ③ K	2 0 1 0 1	0 0 0 0 0	0 0 0 0 0	0 0 0 0 0	0 0 1 0 0	0 0 1 0 1	2 0 1 0 2
Inning Stats	R: 0 H: 0 E: 0 LOB: 0 K: 1 BB: 0 S: 9 P: 13	R: 1 H: 2 E: 0 LOB: 2 K: 0 BB: 1 S: 15 P: 25	R: 1 H: 2 E: 0 LOB: 1 K: 1 BB: 0 S: 12 P: 18	R: 0 H: 0 E: 0 LOB: 0 K: 1 BB: 0 S: 5 P: 8	R: 1 H: 1 E: 0 LOB: 0 K: 1 BB: 0 S: 11 P: 16	R: 0 H: 0 E: 0 LOB: 0 K: 0 BB: 0 S: 9 P: 10	R: 0 H: 1 E: 0 LOB: 1 K: 2 BB: 0 S: 16 P: 28	R: 0 H: 0 E: 0 LOB: 0 K: 1 BB: 0 S: 6 P: 9	R: 0 H: 1 E: 0 LOB: 2 K: 3 BB: 1 S: 10 P: 20	1B: 3 2B: 2 3B: 0 HR: 2	SF: 0 SAC: 0 DP: 0 HBP: 0						

PITCHER	IP	WLS	BF	H	R	ER	SO	BB	IBB	HBP	BLK	WP	HR	S	P	ERA	WHIP
Kevin Millwood, R (1, 1) ERA: 3.56	6.0	W	24	5	3	3	4	1	0	0	0	0	2	61	90	4.50	1.000
Mike Remlinger, L (7, 1) ERA: 1.57	1.0	H	4	1	0	0	2	0	0	0	0	0	0	16	28	0.00	1.000
Rudy Seanez, R (8, 1) ERA: 2.23	1.0		4	0	0	0	1	1	0	0	0	0	0	6	13	0.00	1.000
John Rocker, L (9, 1) ERA: 1.93	1.0		4	1	0	0	3	0	0	0	0	0	0	10	16	0.00	1.000

PITCHER	IP	WLS	BF	H	R	ER	SO	BB	IBB	HBP	BLK	WP	HR	S	P	ERA	WHIP

TOP

Montreal Expos @ Atlanta Braves

Turner Field, Atlanta, GA

Wed Jun 23 1999, 7:40 PM EDT

Att. 32,186 - Cloudy - 76 F

livebaseballscorecards.com

AB	34
R	3
H	7
RBI	3
BB	2
SO	10
LOB	12

Batter	1	2	3	4	5	6	7	8	9	AB	R	H	RBI	BB	SO	LOB
Ozzie Guillen, L (1, 6) OBP: 0.268, SLG: 0.265	B C X 1-1 G5-3 ①		F C F X 0-2 F8 ①		B C X 1-1 P6 ①	X 0-0 1-H 2-H 2B ②		X 0-0 G1-3 ②		5	0	1	1	0	0	0
Bret Boone, R (1, 4) OBP: 0.317, SLG: 0.396	B S F B B F F X 3-2 P3 ②		B F B F F X 2-2 G6-3 ②		B X 1-0 S 1B	X 0-0 L4 ③		X 0-0 F8 ③		5	0	1	0	0	0	1
10 Chipper Jones, S (1, 5) OBP: 0.395, SLG: 0.521	C B C C 1-3 K ③		C X 0-1 1B		C B B B X 3-1 F8 ②		B B B C C B 4-2 HR BB			3	1	1	0	1	1	1
Ryan Klesko, L (1, 7) OBP: 0.355, SLG: 0.489 Rudy Seanez, R (8, 1) John Rocker, R (9, 1)		B F B X 2-1 2B FC6-4-5 1B	B B X 2-0 G3 ③		B B X 2-0 F8 ③ 1-2		F F B X 1-2 1-H HR			4 0 0	2 0 0	2 0 0	2 0 0	0 0 0	0 0 0	2 0 0
Andruw Jones, R (1, 8) OBP: 0.356, SLG: 0.485		X 0-0 FC6-4-5 1-3 2B		C C X 0-2 1B FC5-4 1B		B B C C X 2-2 SH3-4 S 1B 1B	X 0-0 G5-3 ①			4	2	3	0	0	0	0
Randall Simon, L (1, 3) OBP: 0.337, SLG: 0.388		F B S T 1-2 K ①		X 0-0 FC5-4 1-3 1B		B B F F F B F F B 4-2 1B SH3-4 1-2 1B BB	F B B B S F X 3-2 P6 ②			3	1	1	0	1	1	2
Eddie Pérez, R (1, 2) OBP: 0.236, SLG: 0.253		F X 0-1 FC6-4-5 1B 2-3 3-H ②		S S X 0-2 P6 ①		X 0-0 SH3-4 ① 1-2 2-3	X 0-0 2B			3	0	1	1	0	0	3
Gerald Williams, R (1, 9) OBP: 0.331, SLG: 0.408		C F F B B B F X 3-2 S 1-3 1B		F X 0-1 FC5-4 ② 1-2f 3-H		B B F F B X 3-2 1B 2B 2-3 3-H 1B	F X 0-1 G1-3 ③			4	1	2	2	0	0	2
Kevin Millwood, R (1, 1) OBP: 0.219, SLG: 0.200 Keith Lockhart, L (6, PH) OBP: 0.284, SLG: 0.279 Mike Remlinger, L (7, 1) Otis Nixon, S (8, 7) OBP: 0.284, SLG: 0.175		B S S S F S 1-3 K ③ 1-2		B X 1-0 L3 ③		B X 1-0 2B 1-2 3-H 1B		X 0-0 F7 ①		2 1 0 1	0 0 0 0	0 1 0 0	0 1 0 0	0 0 0 0	1 0 0 0	3 0 0 0
Inning Stats	R: 0 H: 0 E: 0 LOB: 0 K: 1 BB: 0 S: 10 P: 15	R: 1 H: 3 E: 0 LOB: 2 K: 2 BB: 0 S: 17 P: 24	R: 0 H: 1 E: 0 LOB: 1 K: 0 BB: 0 S: 11 P: 15	R: 1 H: 2 E: 0 LOB: 1 K: 0 BB: 0 S: 10 P: 11	R: 0 H: 1 E: 0 LOB: 1 K: 0 BB: 0 S: 6 P: 13	R: 3 H: 4 E: 0 LOB: 1 K: 0 BB: 1 S: 14 P: 24	R: 2 H: 2 E: 0 LOB: 1 K: 0 BB: 1 S: 13 P: 21	R: 0 H: 0 E: 0 LOB: 0 K: 0 BB: 0 S: 3 P: 3		1B: 9 2B: 3 3B: 0 HR: 1	SF: 0 SAC: 1 DP: 0 HBP: 0					

PITCHER	IP	WLS	BF	H	R	ER	SO	BB	IBB	HBP	BLK	WP	HR	S	P	ERA	WHIP
Miguel Batista, R (1, 1) ERA: 4.11	5.1	L	27	10	5	5	3	1	0	0	0	0	0	66	100	8.44	2.062
Bobby Ayala, R (6, 1) ERA: 3.03	0.2		2	1	0	0	0	0	0	0	0	0	0	2	2	0.00	1.500
J.D. Smart, R (7, 1) ERA: 5.54	2.0		9	2	2	2	0	1	0	0	0	0	1	16	24	9.00	1.500

PITCHER	IP	WLS	BF	H	R	ER	SO	BB	IBB	HBP	BLK	WP	HR	S	P	ERA	WHIP

BOTTOM

Montreal Expos @ Atlanta Braves

Turner Field, Atlanta, GA

Wed Jun 23 1999, 7:40 PM EDT

Att. 32,186 - Cloudy - 76 F

livebaseballscorecards.com

AB	35
R	7
H	13
RBI	7
BB	2
SO	3
LOB	14

Batter	1	2	3	4	5	6	7	8	9	10	11	AB	R	H	RBI	BB	SO	LOB
Manny Martinez, R (1, 8) OBP: 0.270, SLG: 0.393	C C S 0-3 ① K			C X 0-1 S 1B		F B F F S 1-3 ② K		C B F X 1-2 3-H 3B			X 0-0 ① G6-3	5	0	2	1	0	2	0
Ryan McGuire, L (1, 3) OBP: 0.379, SLG: 0.412	C S B B B F F S 3-3 ② K	F B 1 SAFE 1 SAFE F B B B F F 3-3 1 SAFE S ① K 1-2		X 0-0 ③ F8		B X 1-0 ③ F8			X 0-0 S 1B	4	0	0	0	0	2	2
Anthony Telford, R (8, 1)												0	0	0	0	0	0	0
Steve Kline, S (8, 1)												0	0	0	0	0	0	0
Ugueth Urbina, R (8, 1)												0	0	0	0	0	0	0
Wilton Guerrero, S (10, 4) OBP: 0.319, SLG: 0.376												1	0	1	0	0	0	0
Fernando Seguignol, S (1, 9) OBP: 0.154, SLG: 0.083	B X 1-0 ③ G4-3			B B F F B S 3-3 ② K			S C F F B S 1-3 ① K		B S B C F B X 3-2 ① G4-3		S S S 0-3 ② K 1-2	5	0	0	0	0	3	2
(8, 3)																		
Orlando Merced, S (1, 7) OBP: 0.358, SLG: 0.487		C X 0-1 ① G4-3		B F C B F X 2-2 ③ F8			C X 0-1 ② L9		B F X 1-1 ② G3		I I I I 4-0 IBB	4	0	0	0	0	0	1
James Mouton, R (9, 7) OBP: 0.410, SLG: 0.424												0	0	0	0	1	0	0
Jose Vidro, S (1, 4) OBP: 0.354, SLG: 0.543		B C X 1-1 ② G4-3			C B X 1-1 2B		F B B F F X 2-2 ③ G3-1		B F B X 2-1 ③ P5		S S S 0-3 ③ K	4	0	1	0	0	0	0
Mike Mordecai, R (9, 4) OBP: 0.324, SLG: 0.453												1	0	0	0	0	1	2
(10, 5)																		
Chris Widger, R (1, 2) OBP: 0.362, SLG: 0.538		C B F X 1-2 ③ G3-1			F C X 0-2 ① G1-3			C X 0-1 F9 3B 2B		X 0-0 ① P4		4	1	1	0	0	0	1
Shane Andrews, R (1, 5) OBP: 0.326, SLG: 0.364	C S C 0-3 ① K				S S S 0-3 ② K			B X 1-0 ① F9 2-3		X 0-0 ② G1-3		4	0	0	0	0	2	2
Guillermo Mota, R (10, 1) OBP: 1.000, SLG: 4.000												0	0	0	0	0	0	0
Orlando Cabrera, R (1, 6) OBP: 0.304, SLG: 0.406	C X 0-1 ② P4				X 0-0 ③ G4-3			F F B F B X 2-2 ② P5		X 0-0 1B		4	0	1	0	0	0	2
Dustin Hermanson, R (1, 1) OBP: 0.179, SLG: 0.080	C B C B X 2-2 ③ G4-3					B B C F F S 2-3 ① K		F B B B F F B X 3-2 3B 3-H 3B		X 0-0 ③ P2		2	0	0	0	0	1	0
Vladimir Guerrero, R (8, PH) OBP: 0.366, SLG: 0.525												2	1	1	1	0	0	1
(8, 9)																		
Inning Stats	R: 0 H: 0 E: 0 LOB: 0 K: 2 BB: 0 S: 10 P: 14	R: 0 H: 0 E: 0 LOB: 0 K: 0 BB: 0 S: 7 P: 9	R: 0 H: 0 E: 0 LOB: 0 K: 1 BB: 0 S: 8 P: 10	R: 0 H: 1 E: 0 LOB: 1 K: 2 BB: 0 S: 14 P: 22	R: 0 H: 1 E: 0 LOB: 1 K: 1 BB: 0 S: 9 P: 10	R: 0 H: 0 E: 0 LOB: 0 K: 2 BB: 0 S: 9 P: 12	R: 0 H: 0 E: 0 LOB: 0 K: 1 BB: 0 S: 11 P: 14	R: 2 H: 3 E: 0 LOB: 1 K: 0 BB: 0 S: 15 P: 23	R: 0 H: 0 E: 0 LOB: 0 K: 0 BB: 0 S: 8 P: 14	R: 0 H: 1 E: 0 LOB: 1 K: 0 BB: 0 S: 4 P: 4	R: 0 H: 1 E: 0 LOB: 2 K: 2 BB: 1 S: 8 P: 12	1B: 3 SF: 0 2B: 2 SAC: 0 3B: 2 DP: 0 HR: 0 HBP: 0						

PITCHER		IP	WLS	BF	H	R	ER	SO	BB	IBB	HBP	BLK	WP	HR	S	P	ERA	WHIP
29 John Smoltz, R ERA: 3.11	(1, 1)	8.0		29	5	2	2	9	0	0	0	0	0	0	83	114	2.25	0.625
Rudy Seanez, R ERA: 2.16	(9, 1)	1.0		3	0	0	0	0	0	0	0	0	0	0	8	14	0.00	0.000
John Rocker, L ERA: 1.87	(10, 1)	1.0		4	1	0	0	0	0	0	0	0	0	0	4	4	0.00	1.000
30 Kevin McGlinchy, R ERA: 2.68	(11, 1)	1.0	W	5	1	0	0	2	0	1	0	0	0	0	8	12	0.00	1.000

PITCHER	IP	WLS	BF	H	R	ER	SO	BB	IBB	HBP	BLK	WP	HR	S	P	ERA	WHIP

TOP

Montreal Expos @ Atlanta Braves

Turner Field, Atlanta, GA

Thu Jun 24 1999, 1:10 PM EDT

Att. 42,341 - Overcast - 72 F

livebaseballscorecards.com

AB	40
R	2
H	7
RBI	2
BB	1
SO	11
LOB	13

WP: 0 PA: 41
PB: 0
SB: 2
CS: 0

Montreal Expos @ Atlanta Braves

Turner Field, Atlanta, GA

Thu Jun 24 1999, 1:10 PM EDT

Att. 42,341 - Overcast - 72 F

livebaseballscorecards.com

BOTTOM

Batter	1	2	3	4	5	6	7	8	9	10	11	AB	R	H	RBI	BB	SO	LOB
Ozzie Guillen, L (1, 6) OBP: 0.277, SLG: 0.275	F X 0-1 E 1B		F C F F B X 1-2 ① P2		X 0-0 1B 2-3 1B		X 0-0 ③ F7		B X 1-0 ① B1		X 0-0 10 S 1B 1B	6	1	3	0	0	0	2
Bret Boone, R (1, 4) OBP: 0.315, SLG: 0.392 John Rocker, R (10, 1) Brian Hunter, R (11, 3) OBP: 0.388, SLG: 0.551	C X 0-1 ① F8 1-3		C C B X 1-2 ② F8		F B X 1-1 1-2 3-H 1B			X 0-0 ① F8	C X 0-1 ② P3		X 0-0 ① F8	5 0 1	0 0 0	1 0 0	1 0 0	0 0 0	0 0 0	3 0 1
10 Chipper Jones, S (1, 5) OBP: 0.397, SLG: 0.520	X 0-0 ② L5		C X 0-1 2B		S B F B C 2-3 ② K			B B F B F F X 3-2 ② F7	B B I 4-0 1-2 3-H BB IBB		I I I I 4-0 1-2 1B IBB	4	0	1	0	2	1	3
Brian Jordan, R (1, 9) OBP: 0.362, SLG: 0.505	B B X 2-0 ③ F8		X 0-0 ③ F8		C B B B X 2-1 ③ P4			C C B B X 1-2 BB BB 1B	S B B B S B 4-2 1-2 2-3 BB		X 0-0 1-2 2-H 1B	5	0	2	1	1	0	4
Ryan Klesko, L (1, 7) OBP: 0.350, SLG: 0.480 Gerald Williams, R (8, PH) OBP: 0.333, SLG: 0.405 (9, 7)		X 0-0 ① G4-3		X 0-0 ① G4-3		C B X 1-1 ① G3-1		B B C B B 4-1 1-2 BB BB	B C X 1-1 ③ F8			3 1	0 0	0 0	0 1	0 0	0 1	0 3
Andruw Jones, R (1, 8) OBP: 0.360, SLG: 0.483		F H 1-1 2B HBP		S C X 0-2 ② P6		B C G X 1-2 K 1B		B B B F B 4-1 1-2 2-3 BB		X 0-0 ① F7		3	0	1	0	1	0	0
Randall Simon, L (1, 3) OBP: 0.340, SLG: 0.400 Mark DeRosa, R (10, PR) 30 Kevin McGlinchy, R (11, 1)	F 1 SAFE B 1 S B B X 3-2 1-3 2B		X 0-0 ③ P6			1 SAFE F B 1 I F S 2-3 ②③ K 1-2		X 0-0 ③ G3		X 0-0 11 G4-3 1B		5 0 0	0 0 0	2 0 0	0 0 0	0 0 0	1 0 0	4 0 0
Eddie Pérez, R (1, 2) OBP: 0.239, SLG: 0.267 Otis Nixon, S (9, PH) OBP: 0.289, SLG: 0.191 11 Pascual Matos, R (10, 2)	S B S B F F X 2-2 ② P4				B B X 2-0 1B 1B 2B		B X 1-0 ① P3		B F X 1-1 1B 10 PB 2B	X 0-0 ② G4-3 1-2		3 1 1	1 1 0	1 1 0	0 0 0	0 0 0	0 0 0	2 0 1
29 John Smoltz, R (1, 1) OBP: 0.355, SLG: 0.533 Rudy Seanez, R (9, 1) Keith Lockhart, L (9, PH) OBP: 0.290, SLG: 0.286 (10, 4)	C B C B C 2-3 ③ K				C B C C 1-3 ① K		B F B C C 2-3 ② K		B F B X 2-1 BB 10 PB 2-3 1B	S S S 0-3 ③ K		3 0 2	0 0 0	0 0 1	0 0 0	0 0 0	3 0 1	3 0 2
Inning Stats	R: 0 H: 1 E: 1 LOB: 1 K: 0 BB: 0 S: 6 P: 8	R: 0 H: 1 E: 0 LOB: 2 K: 1 BB: 0 S: 13 P: 21	R: 0 H: 1 E: 0 LOB: 1 K: 0 BB: 0 S: 11 P: 13	R: 0 H: 0 E: 0 LOB: 0 K: 0 BB: 0 S: 5 P: 5	R: 1 H: 3 E: 0 LOB: 2 K: 2 BB: 0 S: 12 P: 20	R: 0 H: 1 E: 0 LOB: 0 K: 1 BB: 0 S: 8 P: 12	R: 0 H: 0 E: 0 LOB: 0 K: 1 BB: 0 S: 5 P: 8	R: 0 H: 1 E: 0 LOB: 3 K: 0 BB: 2 S: 11 P: 23	R: 1 H: 2 E: 0 LOB: 3 K: 0 BB: 2 S: 11 P: 24	R: 0 H: 1 E: 0 LOB: 2 K: 1 BB: 0 S: 6 P: 6	R: 1 H: 2 E: 0 LOB: 2 K: 0 BB: 1 S: 3 P: 7	1B: 9 2B: 4 3B: 0 HR: 0	SF: 0 SAC: 0 DP: 0 HBP: 1					

	AB	43
	R	3
	H	13
	RBI	2
	BB	5
	SO	6
	LOB	28

WP: 0 PA: 49
PB: 1
SB: 1
CS: 0

PITCHER		IP	WLS	BF	H	R	ER	SO	BB	IBB	HBP	BLK	WP	HR	S	P	ERA	WHIP
Dustin Hermanson, R ERA: 5.6	(1, 1)	7.0		28	7	1	1	5	0	0	1	0	0	0	60	87	1.29	1.000
Anthony Telford, R ERA: 2.79	(8, 1)	0.2	H	3	1	0	0	0	0	0	0	0	0	0	8	12	0.00	1.500
Steve Kline, L ERA: 5.26	(8, 1)	0.0		1	0	0	0	0	1	0	0	0	0	0	1	5	∞	∞
Ugueth Urbina, R ERA: 4.75	(8, 1)	1.1	B	9	2	1	1	0	2	1	0	0	0	0	13	30	6.75	3.000
Guillermo Mota, R ERA: 1.61	(10, 1)	1.1	L	8	3	1	1	1	0	1	0	0	0	0	9	13	6.75	2.250

PITCHER	IP	WLS	BF	H	R	ER	SO	BB	IBB	HBP	BLK	WP	HR	S	P	ERA	WHIP

Batter	1	2	3	4	5	6	7	8	9	AB	R	H	RBI	BB	SO	LOB
Rickey Henderson, R (1, 7) OBP: 0.428, SLG: 0.464	B B B C C X 3-2 ① L4		C C S 0-3 ① K		B S F F S 1-3 ② K	F F C 0-3 ② K		X 0-0 S BB 2B	B B F B B 4-1 G6-3 S HR BB	5	2	1	0	1	3	4
Edgardo Alfonzo, R (1, 4) OBP: 0.372, SLG: 0.462	B F B X 2-1 ② F8		B B B B 4-0 1-2 BB		X 0-0 ③ G4-3	F B F B C 2-3 ③ K		B S B F B B 4-2 BB S SF9 BB	X 0-0 ② G6-3 1-3 3-H	4	1	0	1	2	1	4
John Olerud, L (1, 3) OBP: 0.444, SLG: 0.539	B X 1-0 1B		C F B B X 2-2 ② F7			B C X 1-1 BB 1B 1B	C X 0-1 BB BB SF7 1B	B C B C S 2-3 ① K 1-2 2-3	F B F X 1-2 HR 3-H	6	2	4	2	0	1	4
Robin Ventura, L (1, 5) OBP: 0.365, SLG: 0.509	C B B F S 2-3 ③ K		B C C B F S 2-3 ③ K			C B B B F B 4-2 1B 1-2 1B BB	C B B C S 2-3 ① K	I I I I 4-0 BB IBB	B X 1-0 G3	4	1	0	0	2	3	4
Benny Agbayani, R (1, 9) OBP: 0.427, SLG: 0.760 Melvin Mora, R (7, PR) (7, 8) Matt Franco, L (8, PH) OBP: 0.356, SLG: 0.446 Brian McRae, S (8, 8) OBP: 0.347, SLG: 0.401		B X 1-0 HR		B C S X 1-2 ① G5-3		C F B F F F B X 2-2 ① 1B 1-2 2-H 1B	C B B S B B 4-2 SF7 BB 1-2 BB	B B B 4-0 BB 1-2 2-3 3-H BB		3 0 0 0	2 0 0 0	2 0 0 0	1 0 1 0	1 0 1 0	0 0 0 0	0 0 0 0
Todd Pratt, R (1, 2) OBP: 0.357, SLG: 0.412		C B C B B S 3-3 ① K		X 0-0 S 1B		C F X 0-2 BB 1B 1B 1-2 2-H 1B	B C F B B B 4-2 SF7 1-2 2-3 BB	B X 1-0 SF9 3-H	② 3-H	3	1	2	2	1	1	0
Roger Cedeno, S (1, 8) OBP: 0.427, SLG: 0.426 (7, 9)		C C X 0-2 ② G4-3		B B F S B S 3-3 ② K 1-2		F F B B B X 2-2 1B BB 1B 1-2 2-H 1B	X 0-0 ② SF7 1-2 2-3 3-H	B F B F B X 2-2 ③ F7		4	0	1	2	0	1	3
Rey Ordonez, R (1, 6) OBP: 0.351, SLG: 0.378		C F S 0-3 ③ K		F F S 0-3 ③ K		B B B C S F B 4-2 1B 1-2 2-3 BB I I I I 4-0 IBB			F X 0-1 G5-3 G6-3 1B	3	1	1	0	2	2	1
Rick Reed, R (1, 1) OBP: 0.292, SLG: 0.261 Turk Wendell, L (7, 1) Bobby Bonilla, S (9, PH) OBP: 0.275, SLG: 0.314 Greg McMichael, R (9, 1)			C F B X 1-2 BB 1B		C S S 0-3 ① K	F F X 0-2 1-2 2-3 3-H 1B	B C F F X 1-2 G6-3		B B F F F B X 3-2 ① G5-3 1-3	4 0 1 0	0 0 0 0	2 0 0 0	1 0 0 0	0 0 0 0	1 0 0 0	3 0 1 0
Inning Stats	R: 0 H: 1 E: 0 LOB: 1 K: 1 BB: 0 S: 9 P: 17	R: 1 H: 1 E: 0 LOB: 0 K: 2 BB: 0 S: 10 P: 14	R: 0 H: 1 E: 0 LOB: 2 K: 2 BB: 1 S: 13 P: 22	R: 0 H: 1 E: 0 LOB: 1 K: 2 BB: 0 S: 10 P: 14	R: 0 H: 0 E: 0 LOB: 0 K: 2 BB: 0 S: 8 P: 9	R: 3 H: 5 E: 0 LOB: 3 K: 2 BB: 2 S: 28 P: 43	R: 1 H: 1 E: 0 LOB: 3 K: 1 BB: 3 S: 14 P: 29	R: 2 H: 1 E: 0 LOB: 2 K: 1 BB: 3 S: 10 P: 27	R: 3 H: 2 E: 0 LOB: 0 K: 0 BB: 1 S: 12 P: 21	1B: 10 SF: 2 2B: 1 SAC: 0 3B: 0 DP: 0 HR: 2 HBP: 0						WP: 0 PA: 49 PB: 0 SB: 4 CS: 0

PITCHER		IP	WLS	BF	H	R	ER	SO	BB	IBB	HBP	BLK	WP	HR	S	P	ERA	WHIP
Odalis Perez, L ERA: 5.42	(1, 1)	5.1	L	25	8	4	4	9	2	0	0	0	0	1	66	101	6.75	1.875
Russ Springer, R ERA: 6.6	(6, 1)	1.0		8	2	1	1	3	3	0	0	0	0	0	21	37	9.00	5.000
30 Kevin McGlinchy, R ERA: 2.63	(7, 1)	0.2		3	0	0	0	0	0	1	0	0	0	0	5	10	0.00	0.000
Justin Speier, R ERA: 5.65	(8, 1)	2.0		13	3	5	5	1	3	1	0	0	0	1	22	48	22.50	3.000

PITCHER	IP	WLS	BF	H	R	ER	SO	BB	IBB	HBP	BLK	WP	HR	S	P	ERA	WHIP

TOP

New York Mets @ Atlanta Braves

Turner Field, Atlanta, GA

Fri Jun 25 1999, 7:40 PM EDT

Att. 48,292 - Cloudy - 84 F

livebaseballscorecards.com

AB	37
R	10
H	13
RBI	10
BB	10
SO	13
LOB	24

New York Mets @ Atlanta Braves

Turner Field, Atlanta, GA

Fri Jun 25 1999, 7:40 PM EDT

Att. 48,292 - Cloudy - 84 F

livebaseballscorecards.com

BOTTOM

Batter	1	2	3	4	5	6	7	8	9	AB	R	H	RBI	BB	SO	LOB
Ozzie Guillen, L (1, 6) OBP: 0.275, SLG: 0.273	P5		P4		G4-3		1B		P3	5	0	1	0	0	0	0
Bret Boone, R (1, 4) OBP: 0.317, SLG: 0.392	10 G4-3 1B		10 1B BB		G4-3		K			3	0	1	0	1	1	1
10 Chipper Jones, S (1, 5) OBP: 0.395, SLG: 0.516	G4-3 1-2		1-2 1B		F9		K			4	0	1	0	0	1	2
Brian Jordan, R (1, 9) OBP: 0.360, SLG: 0.513	L5		K			L7		HR		4	1	1	1	0	1	3
Gerald Williams, R (9, 9) OBP: 0.333, SLG: 0.405										0	0	0	0	0	0	0
Ryan Klesko, L (1, 7) OBP: 0.343, SLG: 0.470		P2		K		L9		P4		4	0	0	0	0	1	0
Andruw Jones, R (1, 8) OBP: 0.362, SLG: 0.485		G4-3		G6-3 2B		4-2 S 1B BB		G1-3		3	1	1	0	1	0	0
Randall Simon, L (1, 3) OBP: 0.356, SLG: 0.415		1B		G6-3 2-3		1-H 1B		1B		4	0	3	1	0	0	1
Eddie Pérez, R (1, 2) OBP: 0.242, SLG: 0.261		K		IBB		F8			G5-3	2	0	0	0	1	1	2
11 Pascual Matos, R (9, 2)										1	0	0	0	0	0	0
Odalis Perez, L (1, 1) OBP: 0.080, SLG: 0.080			K	G3		F8			G3	2	0	0	0	0	1	2
Russ Springer, R (6, 1)										0	0	0	0	0	0	0
30 Kevin McGlinchy, R (7, 1)										0	0	0	0	0	0	0
Otis Nixon, S (7, PH) OBP: 0.287, SLG: 0.190										1	0	0	0	0	0	0
Justin Speier, R (8, 1) OBP: 0.333, SLG: 0.333										0	0	0	0	0	0	0
Keith Lockhart, L (9, PH) OBP: 0.286, SLG: 0.281										1	0	0	0	0	0	0
Inning Stats	R: 0 H: 1 E: 0 LOB: 1 K: 0 BB: 0 S: 6 P: 9	R: 0 H: 1 E: 0 LOB: 1 K: 1 BB: 0 S: 9 P: 15	R: 0 H: 1 E: 0 LOB: 2 K: 2 BB: 1 S: 13 P: 19	R: 0 H: 1 E: 0 LOB: 2 K: 1 BB: 1 S: 9 P: 16	R: 0 H: 0 E: 0 LOB: 0 K: 0 BB: 0 S: 7 P: 11	R: 1 H: 1 E: 0 LOB: 1 K: 0 BB: 1 S: 10 P: 17	R: 0 H: 1 E: 0 LOB: 1 K: 2 BB: 0 S: 9 P: 11	R: 1 H: 2 E: 0 LOB: 1 K: 0 BB: 0 S: 8 P: 11	R: 0 H: 0 E: 0 LOB: 0 K: 0 BB: 0 S: 4 P: 5	1B: 6 SF: 0 2B: 1 SAC: 0 3B: 0 DP: 0 HR: 1 HBP: 0						

	AB	34
	R	2
	H	8
	RBI	2
	BB	3
	SO	6
	LOB	11

WP: 0 PA: 37
PB: 0
SB: 1
CS: 0

PITCHER		IP	WLS	BF	H	R	ER	SO	BB	IBB	HBP	BLK	WP	HR	S	P	ERA	WHIP
Rick Reed, R ERA: 4.96	(1, 1)	6.1	W	28	6	1	1	4	2	1	0	0	0	0	57	90	1.42	1.263
Turk Wendell, R ERA: 3.25	(7, 1)	1.2		6	2	1	1	2	0	0	0	0	0	1	14	19	5.40	1.200
Greg McMichael, R ERA: 3.68	(9, 1)	1.0		3	0	0	0	0	0	0	0	0	0	0	4	5	0.00	0.000

PITCHER	IP	WLS	BF	H	R	ER	SO	BB	IBB	HBP	BLK	WP	HR	S	P	ERA	WHIP

New York Mets @ Atlanta Braves

Turner Field, Atlanta, GA

Sat Jun 26 1999, 7:10 PM EDT

Att. 48,293 - Overcast - 68 F

TOP

livebaseballscorecards.com

Batter	1	2	3	4	5	6	7	8	9	AB	R	H	RBI	BB	SO	LOB
Rickey Henderson, R (1, 7) OBP: 0.434, SLG: 0.474	B B B C C X 3-2 G1-4-3 S 1B		B C F X 1-2 ② G1-3			B F X 1-1 L9 1B 2B	B B C B F B 4-2 BB		C B C X 1-2 ② G5-3 1-2	3	1	2	0	1	0	0
Greg McMichael, R (7, 1)										0	0	0	0	0	0	0
Armando Benitez, R (8, 1)										0	0	0	0	0	0	0
Melvin Mora, R (9, PH)										1	0	0	0	0	0	1
Edgardo Alfonzo, R (1, 4) OBP: 0.370, SLG: 0.455	1 SAFE C F F B C 1-3 ① K		X 0-0 ③ G6-3			C X 0-1 ① L9 2-3	B X 1-0 ③ F9		S B F F B B B 4-2 BB	4	0	0	0	1	1	3
John Olerud, L (1, 3) OBP: 0.440, SLG: 0.532	B C B C C X 2-2 ② G1-4-3 1-3			F B B B C F X 3-2 ① G3		C B C X 1-2 BB 1B 3-H 1B		C F S 0-3 ① K	C C B F B B C 3-3 ③ K	5	0	1	1	0	2	3
31 Mike Piazza, R (1, 2) OBP: 0.370, SLG: 0.594	B B B B 4-0 FC6-4 BB			B B B B 4-0 FC5-4 BB		B F X 1-1 ② F9		F X 0-1 WP 2B 1B		2	1	1	0	2	0	1
Robin Ventura, L (1, 5) OBP: 0.364, SLG: 0.506	B C C B X 2-2 ③ FC6-4 1-2f			B B C X 2-1 ② L7		X 0-0 BB 1-2 1B		B F S S B S 2-3 ② K		4	0	1	0	0	1	4
Benny Agbayani, R (1, 9) OBP: 0.430, SLG: 0.758		C B X 1-1 ① G3		F C X 0-2 ③ FC5-4 1-2f		B C B F F B B 4-2 1-2 2-3 BB		B X 1-0 1-H 2B		3	0	1	1	1	0	1
Brian McRae, S (1, 8) OBP: 0.341, SLG: 0.394		B B F F X 2-2 ② G1-3			F X 0-1 ① L7	C F B X 1-2 ③ G1-3		C X 0-1 ③ G1-3		4	0	0	0	0	0	4
Rey Ordonez, R (1, 6) OBP: 0.349, SLG: 0.376		B X 1-0 ③ G1-3			B B X 2-0 ② G5-3		B B C X 2-1 ① G6-3		X 0-0 DI 1B	4	0	1	0	0	0	0
Octavio Dotel, R (1, 1)			C B B F B S 3-3 ① K		S F C 0-3 ③ K		C F S 0-3 ② K		X 0-0 ① F9	2	0	0	0	0	2	0
Pat Mahomes, R (5, 1) OBP: 0.286, SLG: 0.571										0	0	0	0	0	0	0
Roger Cedeno, S (7, PH) OBP: 0.424, SLG: 0.422										2	0	0	0	0	1	1
Inning Stats	R: 0 E: 0 K: 1 S: 13 H: 1 LOB: 2 BB: 1 P: 25	R: 0 E: 0 K: 0 S: 6 H: 0 LOB: 0 BB: 0 P: 10	R: 0 E: 0 K: 1 S: 7 H: 0 LOB: 0 BB: 0 P: 11	R: 0 E: 0 K: 0 S: 9 H: 0 LOB: 1 BB: 1 P: 18	R: 0 E: 0 K: 1 S: 6 H: 0 LOB: 0 BB: 0 P: 8	R: 1 E: 0 K: 0 S: 16 H: 3 LOB: 3 BB: 1 P: 24	R: 0 E: 0 K: 1 S: 8 H: 0 LOB: 1 BB: 1 P: 15	R: 1 E: 0 K: 2 S: 11 H: 2 LOB: 1 BB: 0 P: 14	R: 0 E: 0 K: 1 S: 12 H: 1 LOB: 2 BB: 1 P: 20	1B: 5 2B: 2 3B: 0 HR: 0 SF: 0 SAC: 0 DP: 0 HBP: 0						

AB	34
R	2
H	7
RBI	2
BB	5
SO	7
LOB	18

WP: 1 PB: 0 SB: 1 CS: 0 PA: 39

PITCHER		IP	WLS	BF	H	R	ER	SO	BB	IBB	HBP	BLK	WP	HR	S	P	ERA	WHIP
Tom Glavine, L ERA: 4.53	(1, 1)	7.0	W	29	4	1	1	4	4	0	0	0	0	0	65	111	1.29	1.143
Rudy Seanez, R ERA: 2.36	(8, 1)	1.0		5	2	1	1	2	0	0	0	0	1	0	11	14	9.00	2.000
John Rocker, L ERA: 1.82	(9, 1)	1.0		5	1	0	0	1	1	0	0	0	0	0	12	20	0.00	2.000

PITCHER	IP	WLS	BF	H	R	ER	SO	BB	IBB	HBP	BLK	WP	HR	S	P	ERA	WHIP

New York Mets @ Atlanta Braves

Turner Field, Atlanta, GA

Sat Jun 26 1999, 7:10 PM EDT

Att. 48,293 - Overcast - 68 F

BOTTOM

Batter	1	2	3	4	5	6	7	8	9	AB	R	H	RBI	BB	SO	LOB
Ozzie Guillen, L (1, 6) OBP: 0.278, SLG: 0.279	F8	F9			1B S 10 2B BB	2B		F9		4	1	1	0	1	0	0
Bret Boone, R (1, 4) OBP: 0.322, SLG: 0.391	S HR BB	BB			10 2B 1B	G1-3		G6-3		3	2	1	0	2	0	1
10 Chipper Jones, S (1, 5) OBP: 0.396, SLG: 0.518	K	F8			WP SF9 2B		S 3B BB			3	2	1	2	1	1	2
Brian Jordan, R (1, 9) OBP: 0.362, SLG: 0.520	HR BB	K			SF9		3B			2	1	1	2	1	1	1
Ryan Klesko, L (1, 7) OBP: 0.346, SLG: 0.484 Rudy Seanez, R (8, 1) John Rocker, R (9, 1)	HR	G4-3			PB BB		K			3 0 0	1 0 0	1 0 0	3 0 0	1 0 0	1 0 0	2 0 0
Andruw Jones, R (1, 8) OBP: 0.360, SLG: 0.485	2B		K	P2			P5			4	0	1	0	0	1	2
Randall Simon, L (1, 3) OBP: 0.361, SLG: 0.412	G3-1		1B	G4-3			IBB			3	0	1	0	1	0	2
Eddie Pérez, R (1, 2) OBP: 0.232, SLG: 0.250		P5		P4		G5-3	F8			4	0	0	0	0	0	3
Tom Glavine, L (1, 1) OBP: 0.152, SLG: 0.125 Gerald Williams, R (8, 7) OBP: 0.331, SLG: 0.403		L6		G4-3		L6		P3		3 1	0 0	0 0	0 0	0 0	0 0	1 0
Inning Stats	R: 3 H: 2 E: 0 LOB: 1 K: 1 BB: 2 S: 19 P: 35	R: 0 H: 0 E: 0 LOB: 0 K: 0 BB: 0 S: 10 P: 17	R: 0 H: 0 E: 0 LOB: 1 K: 1 BB: 1 S: 11 P: 17	R: 0 H: 1 E: 0 LOB: 1 K: 1 BB: 0 S: 9 P: 13	R: 3 H: 2 E: 0 LOB: 1 K: 0 BB: 2 S: 9 P: 29	R: 0 H: 1 E: 0 LOB: 1 K: 0 BB: 0 S: 11 P: 17	R: 1 H: 1 E: 0 LOB: 2 K: 1 BB: 2 S: 10 P: 23	R: 0 H: 0 E: 0 LOB: 0 K: 0 BB: 0 S: 4 P: 7		1B: 2 SF: 1 2B: 3 SAC: 0 3B: 1 DP: 0 HR: 1 HBP: 0						

livebaseballscorecards.com

AB	30
R	7
H	7
RBI	7
BB	7
SO	4
LOB	14

WP: 1 PA: 38
PB: 1
SB: 3
CS: 0

PITCHER		IP	WLS	BF	H	R	ER	SO	BB	IBB	HBP	BLK	WP	HR	S	P	ERA	WHIP
Octavio Dotel, R ERA: 12.46	(1, 1)	4.1	L	23	5	6	6	3	5	0	0	0	1	1	55	102	12.46	2.308
Pat Mahomes, R ERA: 4.15	(5, 1)	1.2		6	1	0	0	0	0	0	0	0	0	0	14	26	0.00	0.600
Greg McMichael, R ERA: 4.32	(7, 1)	1.0		6	1	1	1	1	1	1	0	0	0	0	10	23	9.00	2.000
Armando Benitez, R ERA: 1.37	(8, 1)	1.0		3	0	0	0	0	0	0	0	0	0	0	4	7	0.00	0.000

PITCHER	IP	WLS	BF	H	R	ER	SO	BB	IBB	HBP	BLK	WP	HR	S	P	ERA	WHIP

Batter	1	2	3	4	5	6	7	8	9	AB	R	H	RBI	BB	SO	LOB
Rickey Henderson, R (1, 7) OBP: 0.426, SLG: 0.462	B B B C F C 3-3 ① K			X 0-0 ① L9		X 0-0 ② F7			B B B C C C 3-3 ① K	4	0	0	0	0	2	0
Edgardo Alfonzo, R (1, 4) OBP: 0.368, SLG: 0.452	B C X 1-1 ② F9			C B C B X 2-2 ② F8		C C F B B B X 3-2 ③ G6-3			X 0-0 G3 1B	4	0	1	0	0	0	0
Melvin Mora, R (9, PR)										0	0	0	0	0	0	0
John Olerud, L (1, 3) OBP: 0.438, SLG: 0.526	C X 0-1 ③ G4-3			B S X 1-1 ③ G4-3			C B B B C B 4-2 31 G6-3 BB		B X 1-0 ② G3 1-2	3	0	0	0	1	0	1
31 Mike Piazza, R (1, 2) OBP: 0.368, SLG: 0.586		X 0-0 ① G5-3			B X 1-0 ① F9		C B B X 2-1 ① ② G6-3 1-2f		I I I I 4-0 IBB	3	0	0	0	1	0	1
Robin Ventura, L (1, 5) OBP: 0.359, SLG: 0.498		F B C F T 1-2 ② K			F B S S 1-3 ② K		X 0-0 ③ G1-3		C F B F S 1-3 ③ K	4	0	0	0	0	3	2
Brian McRae, S (1, 8) OBP: 0.345, SLG: 0.394		F S X 0-2 ③ G1-3			B C X 1-1 1B 1B			B C F B B B 4-2 G4-3 SH5-3 BB		2	0	1	0	1	0	0
Roger Cedeno, S (1, 9) OBP: 0.424, SLG: 0.423			B B X 2-0 ① L6		X 0-0 1-2 1B			X 0-0 ① SH5-3 1-2		2	0	1	0	0	0	0
Rey Ordonez, R (1, 6) OBP: 0.346, SLG: 0.372			X 0-0 ② G6-3		B C B X 2-1 ③ G4-3			B C F X 1-2 ② G4-3 2-3		2	0	0	0	0	0	2
Bobby Bonilla, S (8, PH) OBP: 0.273, SLG: 0.311										1	0	0	0	0	0	1
Luis Lopez, S (8, 6) OBP: 0.367, SLG: 0.348										0	0	0	0	0	0	0
Masato Yoshii, R (1, 1) OBP: 0.148, SLG: 0.148			C S S 0-3 ③ K			B C F F C 1-3 ① K		B B S F B S 3-3 ③ K		2	0	0	0	0	2	0
Matt Franco, L (8, PH) OBP: 0.351, SLG: 0.439										1	0	0	0	0	1	1
Dennis Cook, L (8, 1)										0	0	0	0	0	0	0
Inning Stats	R: 0 H: 0 E: 0 LOB: 0 K: 1 BB: 0 S: 7 P: 11	R: 0 H: 0 E: 0 LOB: 0 K: 1 BB: 0 S: 8 P: 9	R: 0 H: 0 E: 0 LOB: 0 K: 1 BB: 0 S: 5 P: 7	R: 0 H: 0 E: 0 LOB: 0 K: 0 BB: 0 S: 6 P: 9	R: 0 H: 2 E: 0 LOB: 2 K: 1 BB: 0 S: 9 P: 14	R: 0 H: 0 E: 0 LOB: 0 K: 1 BB: 0 S: 9 P: 13	R: 0 H: 0 E: 0 LOB: 0 K: 0 BB: 1 S: 5 P: 11	R: 0 H: 0 E: 0 LOB: 1 K: 1 BB: 1 S: 9 P: 17	R: 0 H: 1 E: 0 LOB: 2 K: 2 BB: 1 S: 9 P: 18	1B: 3 SF: 0 2B: 0 SAC: 1 3B: 0 DP: 1 HR: 0 HBP: 0						

PITCHER	IP	WLS	BF	H	R	ER	SO	BB	IBB	HBP	BLK	WP	HR	S	P	ERA	WHIP
Greg Maddux, R (1, 1) ERA: 3.87	8.0	W	27	2	0	0	6	2	0	0	0	0	0	58	91	0.00	0.500
John Rocker, L (9, 1) ERA: 1.77	1.0	S	5	1	0	0	2	0	1	0	0	0	0	9	18	0.00	1.000

PITCHER	IP	WLS	BF	H	R	ER	SO	BB	IBB	HBP	BLK	WP	HR	S	P	ERA	WHIP

TOP

New York Mets @ Atlanta Braves

Turner Field, Atlanta, GA

Sun Jun 27 1999, 1:10 PM EDT

Att. 46,092 - Overcast - 73 F

livebaseballscorecards.com

AB	28
R	0
H	3
RBI	0
BB	3
SO	8
LOB	8

1B: 3	SF: 0	WP: 0	PA: 32
2B: 0	SAC: 1	PB: 0	
3B: 0	DP: 1	SB: 0	
HR: 0	HBP: 0	CS: 0	

Batter	1	2	3	4	5	6	7	8	9	AB	R	H	RBI	BB	SO	LOB
Ozzie Guillen, L (1, 6) OBP: 0.280, SLG: 0.287	F7		2B			G6-3				3	0	1	1	0	0	0
Bret Boone, R (1, 4) OBP: 0.319, SLG: 0.387	K		K			G6-3				3	0	0	0	0	2	1
10 Chipper Jones, S (1, 5) OBP: 0.399, SLG: 0.523	L8			L9-4-3 1B			2B			3	0	2	0	0	0	0
Brian Jordan, R (1, 9) OBP: 0.358, SLG: 0.514		L8		F8			G5-3			3	0	0	0	0	0	2
Ryan Klesko, L (1, 7) OBP: 0.346, SLG: 0.479 Gerald Williams, R (7, PR) OBP: 0.331, SLG: 0.403 (8, 7)		K		L9-4-3			G5-4-3 IBB			2 0	0 0	0 0	0 0	1 0	1 0	1 0
Andruw Jones, R (1, 8) OBP: 0.357, SLG: 0.480		G5-3	K				G5-4-3			3	0	0	0	0	1	2
Randall Simon, L (1, 3) OBP: 0.355, SLG: 0.404 Brian Hunter, R (8, PH) OBP: 0.383, SLG: 0.543 (9, 3)			P6		G4-3			K		2 1	0 0	0 0	0 0	0 0	0 1	0 0
Eddie Pérez, R (1, 2) OBP: 0.235, SLG: 0.253			SH3 2B 1B		F9			G6-3		3	1	1	0	0	0	0
Greg Maddux, R (1, 1) OBP: 0.345, SLG: 0.593 Mark DeRosa, R (8, PH) John Rocker, R (9, 1)			SH3			G5-3		K		1 1 0	0 0 0	0 0 0	0 0 0	0 0 0	0 1 0	0 0 0
Inning Stats	R: 0 E: 0 K: 1 S: 11 H: 0 LOB: 0 BB: 0 P: 16	R: 0 E: 0 K: 1 S: 6 H: 0 LOB: 0 BB: 0 P: 10	R: 1 E: 0 K: 1 S: 12 H: 2 LOB: 1 BB: 0 P: 19	R: 0 E: 0 K: 0 S: 4 H: 1 LOB: 0 BB: 0 P: 8	R: 0 E: 0 K: 1 S: 7 H: 0 LOB: 0 BB: 0 P: 9	R: 0 E: 0 K: 0 S: 5 H: 0 LOB: 0 BB: 0 P: 5	R: 0 E: 0 K: 0 S: 4 H: 1 LOB: 2 BB: 1 P: 10	R: 0 E: 0 K: 2 S: 8 H: 0 LOB: 0 BB: 0 P: 12		1B: 2 2B: 3 3B: 0 HR: 0	SF: 0 SAC: 1 DP: 2 HBP: 0					

PITCHER		IP	WLS	BF	H	R	ER	SO	BB	IBB	HBP	BLK	WP	HR	S	P	ERA	WHIP
Masato Yoshii, R ERA: 4.5	(1, 1)	7.0	L	24	4	1	1	4	0	1	0	0	0	0	49	77	1.29	0.571
Dennis Cook, L ERA: 2.29	(8, 1)	1.0		3	0	0	0	2	0	0	0	0	0	0	8	12	0.00	0.000

PITCHER		IP	WLS	BF	H	R	ER	SO	BB	IBB	HBP	BLK	WP	HR	S	P	ERA	WHIP

BOTTOM

New York Mets @ Atlanta Braves

Turner Field, Atlanta, GA

Sun Jun 27 1999, 1:10 PM EDT

Att. 46,092 - Overcast - 73 F

livebaseballscorecards.com

AB	25
R	1
H	4
RBI	1
BB	1
SO	6
LOB	6

Atlanta Braves @ Montreal Expos

Olympic Stadium, Montreal, QB

Mon Jun 28 1999, 7:05 PM EDT

Att. 7,078 - Dome - 72 F

TOP

livebaseballscorecards.com

Batter	1	2	3	4	5	6	7	8	9	AB	R	H	RBI	BB	SO	LOB
Ozzie Guillen, L (1, 6) OBP: 0.289, SLG: 0.297	1-0 SF9 1B	0-0 2B 1-2 2B 1B		1-2 G4-3 ①		0-0 L6 ①	0-0 1-3 2-H 1B			5	2	3	1	0	0	0
Bret Boone, R (1, 4) OBP: 0.317, SLG: 0.387	SAFE 2-1 SF9 1-3 1B 2B	0-2 F9 ① 2-3		1-2 G4-3 ②		0-0 P6 ②	1-2 G1-3 ③			5	1	1	0	0	0	4
10 Chipper Jones, S (1, 5) OBP: 0.402, SLG: 0.530	4-0 1B HR BB	SAFE 1-3 K ②		1-3 K ③		2-1 2B		1-0 2B		4	1	2	0	1	2	2
Brian Jordan, R (1, 9) OBP: 0.360, SLG: 0.517 Otis Nixon, S (8, PH) OBP: 0.285, SLG: 0.188 (8, 7)	2-2 SF9 ① 2-3 3-H	1-0 2B 1-3 2B 3-H			4-1 S 1B BB	2-2 G6-3 ③		0-1 L3 ①		2 1	2 0	1 0	2 0	1 0	0 0	1 1
Ryan Klesko, L (1, 7) OBP: 0.353, SLG: 0.490 Gerald Williams, R (7, 7) OBP: 0.329, SLG: 0.400 (8, 9)	0-1 HR 1-2 1B 3-H	0-1 2B 2-H 2B 3-H			1-0 G1-3 1B SF8 1-H 1B		1-3 K ① CSBS	0-2 G1-3 ②		4 1	2 0	3 0	4 0	0 0	1 0	0 1
Andruw Jones, R (1, 8) OBP: 0.361, SLG: 0.504	1-1 HR 1-H 2-H	0-3 K ③			1-0 SF8 G1-3 WP 1B 1-2		1-1 HR	1-3 K ③		5	3	3	4	0	2	2
Randall Simon, L (1, 3) OBP: 0.360, SLG: 0.402 Brian Hunter, R (7, PR) OBP: 0.378, SLG: 0.535 (7, 3)	0-0 G5-4-3 1B		0-1 G1-3 ①		0-1 G1-3 ① 1-2 2-3		1-1 1B 1B HBP		2-1 F8 ①	3 1	0 1	1 0	0 0	0 0	0 0	2 0
Eddie Pérez, R (1, 2) OBP: 0.224, SLG: 0.243	1-0 G5-4-3 ②③ 1-2f		1-2 P3 ②		1-0 SF8 ② 2-3 3-H		0-1 L3 ②		1-3 K ②	4	0	0	1	0	1	2
Kevin Millwood, R (1, 1) OBP: 0.229, SLG: 0.212 Mike Remlinger, L (6, 1) Keith Lockhart, L (7, PH) OBP: 0.296, SLG: 0.292 30 Kevin McGlinchy, R (7, 1) Mark DeRosa, R (9, PH) John Hudek, S (9, 1)		0-1 F9 1B 2B 1B	1-1 P4 ③		2-3 K ③ 3-H		1-2 1B 1B 1-2		1-0 G5-3 ③	3 0 1 0 1 0	1 0 0 0 0 0	1 0 1 0 0 0	0 0 0 0 0 0	0 0 0 0 0 0	1 0 0 0 0 0	0 0 0 0 0 0

Inning Stats									
	R: 5 H: 5 E: 0 LOB: 0 K: 0 BB: 1 S: 13 P: 24	R: 3 H: 4 E: 0 LOB: 1 K: 2 BB: 0 S: 15 P: 17	R: 0 H: 0 E: 0 LOB: 0 K: 0 BB: 0 S: 8 P: 10	R: 0 H: 0 E: 0 LOB: 0 K: 1 BB: 0 S: 11 P: 14	R: 3 H: 2 E: 0 LOB: 0 K: 1 BB: 1 S: 10 P: 19	R: 0 H: 1 E: 0 LOB: 1 K: 0 BB: 0 S: 7 P: 11	R: 2 H: 3 E: 0 LOB: 2 K: 1 BB: 0 S: 15 P: 20	R: 0 H: 1 E: 0 LOB: 1 K: 1 BB: 0 S: 9 P: 11	R: 0 H: 0 E: 0 LOB: 0 K: 1 BB: 0 S: 8 P: 12	1B: 9 SF: 2 2B: 5 SAC: 0 3B: 0 DP: 1 HR: 2 HBP: 1	WP: 1 PA: 45 PB: 0 SB: 1 CS: 0

PITCHER		IP	WLS	BF	H	R	ER	SO	BB	IBB	HBP	BLK	WP	HR	S	P	ERA	WHIP
Miguel Batista, R ERA: 4.77	(1, 1)	1.0	L	10	7	7	7	0	1	0	0	0	0	1	16	27	63.00	8.000
Bobby Ayala, R ERA: 3.15	(2, 1)	3.0		11	2	1	1	3	0	0	0	0	0	0	31	38	3.00	0.667
Mel Rojas, R ERA: 18.44	(5, 1)	2.0		10	3	3	3	1	1	0	0	0	1	0	17	30	13.50	2.000
Anthony Telford, R ERA: 3.07	(7, 1)	1.0		7	3	2	2	1	0	0	1	0	0	1	15	20	18.00	3.000
Guillermo Mota, R ERA: 1.52	(8, 1)	1.0		4	1	0	0	1	0	0	0	0	0	0	9	11	0.00	1.000

PITCHER		IP	WLS	BF	H	R	ER	SO	BB	IBB	HBP	BLK	WP	HR	S	P	ERA	WHIP
Steve Kline, L ERA: 4.76	(9, 1)	1.0		3	0	0	0	1	0	0	0	0	0	0	8	12	0.00	0.000

AB	40
R	13
H	16
RBI	12
BB	2
SO	7
LOB	15

Atlanta Braves @ Montreal Expos

Olympic Stadium, Montreal, QB

Mon Jun 28 1999, 7:05 PM EDT

Att. 7,078 - Dome - 72 F

BOTTOM

livebaseballscorecards.com

Batter	1	2	3	4	5	6	7	8	9	AB	R	H	RBI	BB	SO	LOB
Manny Martinez, R (1, 8) OBP: 0.290, SLG: 0.394	BCBFBB 4-2 HBP BB 1B BB	SBCX 1-2 ③ F8		FCFX 0-2 1B 2-3 1B		FBSS 1-3 ① K		CFBBX 2-2 1B		4	1	2	0	1	1	1
Jose Vidro, S (1, 4) OBP: 0.361, SLG: 0.545 Anthony Telford, R (7, 1) Robert Machado, R (8, 2)	BBBBB 4-0 1B HBP 1-2 G3-2-3 BB		X 0-0 2B G5-3 1B	CFFFX 0-2 1-2 3-H 1B		FFS 0-3 ② K		X 0-0 ③ F8		3 0 1	1 0 0	2 0 0	1 0 0	1 0 0	1 0 0	1 0 1
Fernando Seguignol, S (1, 7) OBP: 0.333, SLG: 0.346	CBBBFH 3-2 G3-2-3 1B 1-2 2-3 HBP		FBBX 2-1 1-3 2B	X 0-0 ③ G3		FBSS 1-3 ③ K			BFBPX 3-1 2B	4	0	2	0	0	1	3
Vladimir Guerrero, R (1, 9) OBP: 0.366, SLG: 0.518	X 0-0 G3-2-3 1-2 2-3 3-H 1B		FBSX 1-2 ① G5-3 3-H		BX 1-0 ① L8		BBBBB 4-0 G6-4-3 BB		FBCFBC 2-3 ① K	4	0	1	2	1	1	2
Brad Fullmer, L (1, 3) OBP: 0.274, SLG: 0.419	BBX 2-0 ① ② G3-2-3 1-2 2-3 3-Hf		FBFFBS 2-3 ② K2-3		X 0-0 ① ② E 2B 1B		X 0-0 ① ② G6-4-3 1-2f		CFBBBX 2-2 ② G6-3	5	1	1	0	0	1	6
Chris Widger, R (1, 2) OBP: 0.358, SLG: 0.523 Guillermo Mota, R (8, 1) OBP: 1.000, SLG: 4.000 Steve Kline, S (9, 1) Mike Mordecai, R (9, PH) OBP: 0.313, SLG: 0.434	BFFBFBFB 4-2 BB		FX 0-1 ③ P2		BX 1-0 ② F8		BX 1-0 1B		FCBFC 1-3 ③ K	3 0 0 1	0 0 0 0	1 0 0 0	0 0 0 0	1 0 0 0	0 0 0 1	2 0 0 1
Shane Andrews, R (1, 5) OBP: 0.313, SLG: 0.346	CBBBBFX 3-2 ③ G6-3			CBX 1-1 ① F8	CX 0-1 E5 1-2 2B		CCBFC 1-3 ③ K			4	1	0	0	0	1	5
Orlando Cabrera, R (1, 6) OBP: 0.301, SLG: 0.404		BCFCC 1-3 ① K		BBCX 2-1 E4 1B WP 1B	X 0-0 ③ 1-H 2-H 2B			CBX 1-1 ① F8		4	1	1	2	0	1	0
Miguel Batista, R (1, 1) OBP: 0.286, SLG: 0.385 Bobby Ayala, R (2, 1) Ryan McGuire, L (4, PH) OBP: 0.373, SLG: 0.404 Mel Rojas, R (5, 1) James Mouton, R (6, PH) OBP: 0.417, SLG: 0.433 Wilton Guerrero, S (7, 4) OBP: 0.319, SLG: 0.375		BCSBX 2-2 ② G6-3		BCBX 2-1 ② F8 1-2		SFFBFFX 1-2 1B		CBFS 1-3 ② K		0 1 1 0 1 1	0 0 0 0 0 0	0 0 0 0 1 0	0 0 0 0 0 0	0 0 0 0 0 1	0 0 1 0 0 0	0 1 0 0 0 0
Inning Stats	R: 1 E: 0 K: 0 S: 13 H: 1 LOB: 3 BB: 3 P: 33	R: 0 E: 0 K: 1 S: 9 H: 0 LOB: 0 BB: 0 P: 13	R: 1 E: 0 K: 1 S: 12 H: 2 LOB: 1 BB: 0 P: 17	R: 1 E: 1 K: 0 S: 16 H: 2 LOB: 2 BB: 0 P: 21	R: 2 E: 1 K: 0 S: 6 H: 2 LOB: 1 BB: 0 P: 8	R: 0 E: 0 K: 3 S: 14 H: 1 LOB: 1 BB: 0 P: 17	R: 0 E: 0 K: 1 S: 6 H: 1 LOB: 1 BB: 1 P: 12	R: 0 E: 0 K: 1 S: 9 H: 1 LOB: 1 BB: 0 P: 13	R: 0 E: 0 K: 2 S: 14 H: 1 LOB: 1 BB: 0 P: 21	1B: 8 2B: 3 3B: 0 HR: 0	SF: 0 SAC: 0 DP: 2 HBP: 1					

	AB	37
	R	5
	H	11
	RBI	5
	BB	4
	SO	9
	LOB	23

WP: 1 PA: 42
PB: 0
SB: 0
CS: 0

PITCHER		IP	WLS	BF	H	R	ER	SO	BB	IBB	HBP	BLK	WP	HR	S	P	ERA	WHIP
Kevin Millwood, R ERA: 3.56	(1, 1)	5.0	W	26	7	5	2	2	3	0	1	0	1	0	56	92	3.60	2.000
Mike Remlinger, L ERA: 1.53	(6, 1)	1.0		4	1	0	0	3	0	0	0	0	0	0	14	17	0.00	1.000
30 Kevin McGlinchy, R ERA: 2.5	(7, 1)	2.0		8	2	0	0	2	1	0	0	0	0	0	15	25	0.00	1.500
John Hudek, R ERA: 10.13	(9, 1)	1.0		4	1	0	0	2	0	0	0	0	0	0	14	21	0.00	1.000

PITCHER	IP	WLS	BF	H	R	ER	SO	BB	IBB	HBP	BLK	WP	HR	S	P	ERA	WHIP

Atlanta Braves @ Montreal Expos

Olympic Stadium, Montreal, QB

Tue Jun 29 1999, 7:05 PM EDT

Att. 7,069 - Dome - 72 F

TOP

livebaseballscorecards.com

Batter	1	2	3	4	5	6	7	8	9	AB	R	H	RBI	BB	SO	LOB
Ozzie Guillen, L (1, 6) OBP: 0.298, SLG: 0.313	C F B B X 2-2 FC6-5 2B		B B C B C X 3-2 1B		F C B B F B F X 3-2 ② G3 1-2 2-3		C B X 1-1 2-H 1B		S B S S 1-3 K	5	0	3	1	0	1	2
Bret Boone, R (1, 4) OBP: 0.315, SLG: 0.387	B S S B X 2-2 ① FC6-5 10 G6-4-3 2-3		1 SAFE C F B F B S 2-3 ③ K		B C B F X 2-2 2-H 3-H 2B		B B X 2-0 ③ F9		C B C X 1-2 ③ G5-3	5	0	1	2	0	1	4
10 Chipper Jones, S (1, 5) OBP: 0.397, SLG: 0.522	B B X 2-0 ② ③ G6-4-3 1-2f			B C C F B X 2-2 ① L9	X 0-0 ③ G3-1			S S B B S 2-3 ① K		4	0	0	0	0	1	2
Brian Jordan, R (1, 9) OBP: 0.359, SLG: 0.514		C X 0-1 ① F9		C B F B F F C 2-3 ② K		B F B C S 2-3 ① K		S B F X 1-2 S 1B 1B		4	1	1	0	0	2	0
Ryan Klesko, L (1, 7) OBP: 0.356, SLG: 0.487 Gerald Williams, R (8, PR) OBP: 0.329, SLG: 0.400 (8, 7)		B X 1-0 1B		X 0-0 ③ F8		S B C X 1-2 ② F7		C B B 2 B S F B 2 SAFE 4-2 1B 1-2 BB		3 0	0 0	1 0	0 0	1 0	0 0	0 0
Andruw Jones, R (1, 8) OBP: 0.359, SLG: 0.500		F B B X 2-1 ② F9			X 0-0 ① P6	C X 0-1 ③ F7		B C B B X 3-1 G4-6-3 1-2 2-H 1B		4	0	1	1	0	0	1
Randall Simon, L (1, 3) OBP: 0.364, SLG: 0.400		1 SAFE X 0-0 ③ G6-3			X 0-0 1B 29 1B 1B		B B B 4-0 SH1-4 1B BB	B X 1-0 ② ③ G4-6-3 1-2f		3	2	1	0	1	0	3
Eddie Pérez, R (1, 2) OBP: 0.225, SLG: 0.243			B C F X 1-2 ① F9		1 SAFE C X 0-1 G3 29 1B 1-3 2B 1B		1 SAFE B 1 SAFE C F F F B 1 SAFE 2-3 F F S K		B F X 1-1 ① F7	4	1	1	0	0	1	1
29 John Smoltz, R (1, 1) OBP: 0.364, SLG: 0.531 Mike Remlinger, L (6, 1) Rudy Seanez, R (7, 1) Keith Lockhart, L (9, PH) OBP: 0.292, SLG: 0.288 John Rocker, R (9, 1)			B F C B S 2-3 ② K		1 SAFE X 0-0 G3 1-2 3-H 2B 1B		B L X 1-1 ② SH1-4 1-2		C S B B B S 2-3 ② K	2 0 0 1 0	1 0 0 0 0	1 0 0 0 0	1 0 0 0 0	0 0 0 1 0	1 0 0 0 0	0 0 0 0 0
Inning Stats	R: 0 E: 0 K: 0 S: 7 H: 1 LOB: 0 BB: 0 P: 13	R: 0 E: 0 K: 0 S: 6 H: 1 LOB: 1 BB: 0 P: 9	R: 0 E: 0 K: 2 S: 13 H: 1 LOB: 1 BB: 0 P: 21	R: 0 E: 0 K: 1 S: 10 H: 0 LOB: 0 BB: 0 P: 14	R: 3 E: 0 K: 0 S: 15 H: 4 LOB: 1 BB: 0 P: 20	R: 0 E: 0 K: 1 S: 8 H: 0 LOB: 0 BB: 0 P: 11	R: 1 E: 0 K: 1 S: 12 H: 1 LOB: 1 BB: 1 P: 22	R: 1 E: 0 K: 1 S: 12 H: 2 LOB: 2 BB: 1 P: 23	R: 0 E: 0 K: 2 S: 11 H: 0 LOB: 1 BB: 0 P: 16	1B: 8 2B: 2 3B: 0 HR: 0		SF: 0 SAC: 1 DP: 2 HBP: 0				

	AB	35
	R	5
	H	10
	RBI	5
	BB	2
	SO	8
	LOB	13

WP: 1 PA: 38
PB: 0
SB: 1
CS: 0

PITCHER		IP	WLS	BF	H	R	ER	SO	BB	IBB	HBP	BLK	WP	HR	S	P	ERA	WHIP
Dustin Hermanson, R ERA: 5.57	(1, 1)	7.0		29	8	4	4	5	1	0	0	0	0	0	71	110	5.14	1.286
Anthony Telford, R ERA: 3.2	(8, 1)	1.0		5	2	1	1	1	1	0	0	0	0	0	12	23	9.00	3.000
Ugueth Urbina, R ERA: 4.5	(9, 1)	1.0	W	4	0	0	0	2	0	0	0	0	1	0	11	16	0.00	0.000

PITCHER		IP	WLS	BF	H	R	ER	SO	BB	IBB	HBP	BLK	WP	HR	S	P	ERA	WHIP

Atlanta Braves @ Montreal Expos

Olympic Stadium, Montreal, QB

Tue Jun 29 1999, 7:05 PM EDT

Att. 7,069 - Dome - 72 F

BOTTOM

Batter	1	2	3	4	5	6	7	8	9	AB	R	H	RBI	BB	SO	LOB
Manny Martinez, R (1, 8) OBP: 0.286, SLG: 0.388 Ryan McGuire, L (7, PH) OBP: 0.367, SLG: 0.396 (8, 7)	B C B F F B X 3-2 F9 ①		F B B C X 2-2 F9 ②			C B B S B X 3-2 P4 ① B S B S S 2-3 K ③			C F X 0-2 F7 ①	3 2	0 0	0 0	0 0	0 0	0 1	0 4
Jose Vidro, S (1, 4) OBP: 0.362, SLG: 0.546	C B B X 2-1 1B SF7 2B		X 0-0 G4-3 ③			X 0-0 F8 ②		B F S S 1-3 K ① B C C F F B F X 1-2 2-3 FC4-6 1B	2-2 FC4-6 1B	5	1	2	0	0	1	0
Rondell White, R (1, 7) OBP: 0.378, SLG: 0.531 (8, 8) Ugueth Urbina, R (9, 1) Wilton Guerrero, S (9, PH) OBP: 0.317, SLG: 0.372	C S B X 1-2 2-3 1B			X 0-0 G1 2B		F X 0-1 FC5 1B 1B		F X 0-1 G5-3 ② F F B B X	0-2 FC4-6 HR ② 1-2f 2-3 3-H	4 0 1	0 0 1	3 0 1	0 0 1	0 0 0	0 0 2	0 0 2
Vladimir Guerrero, R (1, 9) OBP: 0.369, SLG: 0.531	S T X 0-2 SF7 ② 3-H			B F S X 1-2 F8 ①		S B F B X 2-2 1-2 1B		B B B B 4-0 BB BB B X	1-0 1-H 3-H HR	3	1	2	4	1	0	1
Fernando Seguignol, S (1, 3) OBP: 0.324, SLG: 0.310	B 1 S T X SAFE 1-2 G4-3 ③			B X 1-0 G1 ② 2-3		X 0-0 FC5 ③ 2-3f		1 SAFE B 1 B C B S B 4-2 1-2 BB		3	0	0	0	1	0	4
Chris Widger, R (1, 2) OBP: 0.351, SLG: 0.511 Robert Machado, R (9, 2)		C S S 0-3 K ①	F C B B C 2-3 K ③				F F B F S 1-3 K ① B F S S S 1-3 K ③			4 0	0 0	0 0	0 0	0 0	4 0	3 0
Orlando Cabrera, R (1, 6) OBP: 0.303, SLG: 0.409		C B S B X 2-2 F9 ②			C X 0-1 L7 ①		F B B C X 2-2 BB 1B		X 0-0 2B 2B	4	1	2	0	0	0	0
Mike Mordecai, R (1, 5) OBP: 0.319, SLG: 0.441		C C F X 0-2 G1-3 ③			C B B X 2-1 G5-3 ②		B B B B 4-0 BB 1-2		B X 1-0 1B FC4-6 2B 2-H	3	1	1	1	1	0	0
Dustin Hermanson, R (1, 1) OBP: 0.167, SLG: 0.074 Shane Andrews, R (7, PH) OBP: 0.313, SLG: 0.346 Orlando Merced, S (7, PH) OBP: 0.367, SLG: 0.517 Anthony Telford, R (8, 1) James Mouton, R (9, 8) OBP: 0.424, SLG: 0.433			C F B S 1-3 K ①		F B C B C 2-3 K ③		B F B X 2-1 F9 ②		S H 1-1 FC4-6 1B HR HBP	2 0 1 0 0	0 0 0 0 1	0 0 0 0 0	0 0 0 0 0	0 0 0 0 0	2 0 0 0 0	0 0 2 0 0
Inning Stats	R: 1 H: 2 E: 0 LOB: 1 K: 0 BB: 0 S: 15 P: 22	R: 0 H: 0 E: 0 LOB: 0 K: 1 BB: 0 S: 10 P: 12	R: 0 H: 0 E: 0 LOB: 0 K: 1 BB: 0 S: 7 P: 10	R: 0 H: 1 E: 0 LOB: 1 K: 1 BB: 0 S: 8 P: 12	R: 0 H: 0 E: 0 LOB: 0 K: 1 BB: 0 S: 7 P: 11	R: 0 H: 2 E: 0 LOB: 2 K: 0 BB: 0 S: 10 P: 15	R: 0 H: 1 E: 0 LOB: 2 K: 2 BB: 1 S: 12 P: 23	R: 0 H: 0 E: 0 LOB: 2 K: 2 BB: 2 S: 11 P: 21	R: 5 H: 4 E: 0 LOB: 0 K: 0 BB: 0 S: 17 P: 22	1B: 5 SF: 1 2B: 4 SAC: 0 3B: 0 DP: 0 HR: 1 HBP: 1						

livebaseballscorecards.com

AB	35
R	6
H	10
RBI	6
BB	3
SO	8
LOB	16

WP: 0 PA: 40
PB: 0
SB: 0
CS: 0

PITCHER		IP	WLS	BF	H	R	ER	SO	BB	IBB	HBP	BLK	WP	HR	S	P	ERA	WHIP
29 John Smoltz, R ERA: 3.03	(1, 1)	5.0		18	3	1	1	4	0	0	0	0	0	0	47	67	1.80	0.600
Mike Remlinger, L ERA: 1.47	(6, 1)	1.1	H	8	3	0	0	1	1	0	0	0	0	0	17	29	0.00	3.000
Rudy Seanez, R ERA: 2.25	(7, 1)	1.2	H	7	0	0	0	3	2	0	0	0	0	0	16	30	0.00	1.200
John Rocker, L ERA: 2.97	(9, 1)	0.2	L	7	4	5	5	0	0	0	1	0	0	1	17	22	67.50	6.000

PITCHER	IP	WLS	BF	H	R	ER	SO	BB	IBB	HBP	BLK	WP	HR	S	P	ERA	WHIP

Atlanta Braves @ Montreal Expos

Olympic Stadium, Montreal, QB

Wed Jun 30 1999, 7:05 PM EDT

Att. 7,273 - Dome - 72 F

TOP

livebaseballscorecards.com

Batter	1	2	3	4	5	6	7	8	9	AB	R	H	RBI	BB	SO	LOB
Ozzie Guillen, L (1, 6) OBP: 0.290, SLG: 0.303	C F F X 0-2 G4-3 ①	X 0-0 G1-3 ③		B C B B C F X 3-2 G6-3 ②		B B 2 SAFE X 2-0 FC4-6 ③ 1-2f			X 0-0 L6 ③	5	0	0	0	0	0	3
Bret Boone, R (1, 4) OBP: 0.318, SLG: 0.389	B X 1-0 10 S 1B 1B	X 0-0 F9 10 G1-3 1B	C S B S 1-3 K ③				X 0-0 G6-3 ①			4	1	2	0	0	1	0
10 Chipper Jones, S (1, 5) OBP: 0.395, SLG: 0.517	S B B B S B 4-2 1B E 1-2 BB	1 SAFE C C B B F X 3-2 G1-3 ① 1-2		X 0-0 G1-6-3 ①			F X 0-1 F7 ②			3	1	0	0	1	0	1
Brian Jordan, R (1, 9) OBP: 0.358, SLG: 0.510	X 0-0 E9 G4-3 1-H 2-H 1B	B F X 1-1 F9 ② 2-3		B C P X 2-1 G6-3 ②			B B F C F X 2-2 G5-3 ③			4	0	1	1	0	0	1
Ryan Klesko, L (1, 7) OBP: 0.351, SLG: 0.480 Gerald Williams, R (8, PH) OBP: 0.328, SLG: 0.397 (8, 7)	F B X 1-1 G4-3 ② 2-3	S S S 0-3 K ③		F B X 1-1 F8 ③				S B B X 2-1 G5-3 ①		3 1	0 0	0 0	0 0	0 0	1 0	2 0
Andruw Jones, R (1, 8) OBP: 0.358, SLG: 0.495	C X 0-1 P5 ③			B B B C F B 4-2 1B HR BB		C C X 0-2 L7 ①		S B B B F X 3-2 F9 ②		3	1	0	0	1	0	1
Randall Simon, L (1, 3) OBP: 0.372, SLG: 0.407 Brian Hunter, R (8, PH) OBP: 0.373, SLG: 0.528 (8, 3)		F F B X 1-2 G1-3 ①		1 SAFE 1 SAFE 1 SAFE X 0-0 HR 1-2 1B		B S B S B X 3-2 1B 1B	F X 0-1 L1-3 ③			3 1	1 0	2 0	0 0	0 0	0 0	0 0
Eddie Pérez, R (1, 2) OBP: 0.226, SLG: 0.270		B X 1-0 G5-3 ②		C 2 SAFE B B B X 2-1 1-H 2-H HR		1 SAFE F B 1 SAFE F F X 1-2 F7 ②			C B F B X 2-2 P4 ①	4	1	1	3	0	0	1
Odalis Perez, L (1, 1) OBP: 0.143, SLG: 0.143 30 Kevin McGlinchy, R (7, 1) Rudy Seanez, R (8, 1) Russ Springer, R (8, 1) Keith Lockhart, L (9, PH) OBP: 0.288, SLG: 0.284		X 0-0 1B		B F F B X 2-2 G1-3 ①		B X 1-0 FC4-6 1-2 1B			F B S X 1-2 G6-3 ②	3 0 0 0 0 1	0 0 0 0 0 0	2 0 0 0 0 0	0 0 0 0 0 0	0 0 0 0 0 0	0 0 0 0 0 0	0 0 0 0 0 0
Inning Stats	R: 2 E: 1 K: 0 S: 13 H: 2 LOB: 1 BB: 1 P: 19	R: 0 E: 0 K: 0 S: 6 H: 1 LOB: 1 BB: 0 P: 8	R: 0 E: 0 K: 1 S: 10 H: 1 LOB: 1 BB: 0 P: 14	R: 3 E: 0 K: 1 S: 15 H: 2 LOB: 0 BB: 1 P: 27	R: 0 E: 0 K: 0 S: 6 H: 0 LOB: 0 BB: 0 P: 8	R: 0 E: 0 K: 0 S: 12 H: 2 LOB: 2 BB: 0 P: 19	R: 0 E: 0 K: 0 S: 7 H: 0 LOB: 0 BB: 0 P: 9	R: 0 E: 0 K: 0 S: 7 H: 0 LOB: 0 BB: 0 P: 12	R: 0 E: 0 K: 0 S: 7 H: 0 LOB: 0 BB: 0 P: 10	1B: 7 2B: 0 3B: 0 HR: 1	SF: 0 SAC: 0 DP: 0 HBP: 0						

AB	35
R	5
H	8
RBI	4
BB	2
SO	2
LOB	9

WP: 0 PB: 0 SB: 1 CS: 0 PA: 37

PITCHER		IP	WLS	BF	H	R	ER	SO	BB	IBB	HBP	BLK	WP	HR	S	P	ERA	WHIP
Carl Pavano, R ERA: 5.48	(1, 1)	6.0		28	8	5	5	2	2	0	0	0	0	1	62	95	7.50	1.667
Miguel Batista, R ERA: 4.72	(7, 1)	1.0		3	0	0	0	0	0	0	0	0	0	0	7	9	0.00	0.000
Steve Kline, L ERA: 4.6	(8, 1)	1.0	W	3	0	0	0	0	0	0	0	0	0	0	7	12	0.00	0.000
Ugueth Urbina, R ERA: 4.38	(9, 1)	1.0	S	3	0	0	0	0	0	0	0	0	0	0	7	10	0.00	0.000

PITCHER	IP	WLS	BF	H	R	ER	SO	BB	IBB	HBP	BLK	WP	HR	S	P	ERA	WHIP

BOTTOM

Atlanta Braves @ Montreal Expos

Olympic Stadium, Montreal, QB

Wed Jun 30 1999, 7:05 PM EDT

Att. 7,273 - Dome - 72 F

Batter	1	2	3	4	5	6	7	8	9	AB	R	H	RBI	BB	SO	LOB
Manny Martinez, R (1, 8) OBP: 0.296, SLG: 0.391 Orlando Merced, S (7, PH) (8, 7) OBP: 0.369, SLG: 0.516 Ryan McGuire, L (9, 7) OBP: 0.367, SLG: 0.396	1-0 1B G6-4-3 1B		4-2 S BB			4-1 S S BB	1-0 F8 ③	1-0 1-2 1B		1 2 0	1 0 0	1 1 0	0 0 0	2 0 0	0 0 0	0 3 0
Jose Vidro, S (1, 4) OBP: 0.363, SLG: 0.543	1 SAFE 2-1 G6-4-3 1-3 1B		1 SAFE 2-0 P3 ③ 1-2			1 SAFE 1 SAFE 2-3 K ① 1-2		2-1 1B 1B 1-2 F9		5	1	2	0	0	1	4
Rondell White, R (1, 7) (8, 8) OBP: 0.375, SLG: 0.526	2-0 G6-4-3 ① ② 1-2f 3-H			1-0 F9 ①		0-3 K ② 2-3		0-2 BB 1B 1-2 2B 1B		4	1	1	0	0	1	2
Vladimir Guerrero, R (1, 9) OBP: 0.371, SLG: 0.541	1-3 K ③			0-1 HR		0-0 G3 ③		1-1 BB 1-2 2-H 2B 1B		4	2	2	2	0	1	1
Chris Widger, R (1, 2) OBP: 0.348, SLG: 0.511		2-2 G5-3 ①		1-0 G1-3 ②			0-0 BB 2B	0-3 K ①		4	0	1	0	0	1	2
Fernando Seguignol, S (1, 3) OBP: 0.316, SLG: 0.281		2-3 K ②		2-3 K ③			2-3 K ①	4-1 2B E 1-2 2-3 BB		3	1	0	0	1	3	1
Orlando Cabrera, R (1, 6) OBP: 0.306, SLG: 0.412		0-2 F9 ③			0-1 L7 ①		4-0 BB BB	2-1 E9 1B 1-H 2-H 3-H 2B		3	1	1	2	1	0	0
Mike Mordecai, R (1, 5) OBP: 0.317, SLG: 0.434			1-2 G1-3 ①		1-3 K ②		3-2 P3 ②	1-2 FC5-4 3-H 1B		4	0	1	1	0	1	2
Carl Pavano, R (1, 1) OBP: 0.097, SLG: 0.067 Miguel Batista, R (7, 1) OBP: 0.286, SLG: 0.385 Shane Andrews, R (7, PH) OBP: 0.318, SLG: 0.346 Steve Kline, S (8, 1) Wilton Guerrero, S (8, PH) OBP: 0.315, SLG: 0.370 Ugueth Urbina, R (9, 1)			1-0 G6-3 ②		2-3 K ③		4-1 1-2 2-3 BB	1-1 FC5-4 1-2f 1B ②		2 0 0 0 1 0	0 0 0 0 0 0	0 0 0 0 0 0	0 0 0 0 0 0	0 0 1 0 0 0	1 0 0 0 0 0	0 0 0 0 1 0
Inning Stats	R: 1 E: 0 K: 1 S: 7 H: 2 LOB: 0 BB: 0 P: 13	R: 0 E: 0 K: 1 S: 9 H: 0 LOB: 0 BB: 0 P: 13	R: 0 E: 0 K: 0 S: 8 H: 0 LOB: 1 BB: 1 P: 16	R: 1 E: 0 K: 1 S: 7 H: 1 LOB: 0 BB: 0 P: 11	R: 0 E: 0 K: 2 S: 8 H: 0 LOB: 0 BB: 0 P: 11	R: 0 E: 0 K: 2 S: 8 H: 0 LOB: 1 BB: 1 P: 14	R: 0 E: 0 K: 1 S: 9 H: 1 LOB: 3 BB: 2 P: 23	R: 5 E: 1 K: 1 S: 26 H: 6 LOB: 2 BB: 1 P: 40		1B: 7 2B: 2 3B: 0 HR: 1	SF: 0 SAC: 0 DP: 1 HBP: 0			WP: 0 PB: 0 SB: 3 CS: 0	PA: 38	

	AB	33
	R	7
	H	10
	RBI	5
	BB	5
	SO	9
	LOB	16

livebaseballscorecards.com

PITCHER		IP	WLS	BF	H	R	ER	SO	BB	IBB	HBP	BLK	WP	HR	S	P	ERA	WHIP
Odalis Perez, L ERA: 5.2	(1, 1)	6.2		27	4	2	2	8	4	0	0	0	0	1	55	99	2.70	1.200
30 Kevin McGlinchy, R ERA: 3.35	(7, 1)	0.2	L	6	3	4	4	1	1	0	0	0	0	0	12	20	54.00	6.000
Rudy Seanez, R ERA: 2.48	(8, 1)	0.1	B	4	3	1	1	0	0	0	0	0	0	0	9	13	27.00	9.000
Russ Springer, R ERA: 6.46	(8, 1)	0.1		1	0	0	0	0	0	0	0	0	0	0	6	9	0.00	0.000

PITCHER	IP	WLS	BF	H	R	ER	SO	BB	IBB	HBP	BLK	WP	HR	S	P	ERA	WHIP

Batter	1	2	3	4	5	6	7	8	9	AB	R	H	RBI	BB	SO	LOB
Walt Weiss, S (1, 6) OBP: 0.350, SLG: 0.357	0-1 F8	2-1 FC4 1-2f		1-0 10 BB 2-3 3-H 1B		1-2 G4-3		0-0 SH1-4 1-2		4	0	1	1	0	0	1
Keith Lockhart, L (1, 4) OBP: 0.295, SLG: 0.282	4-2 10 BB 2B BB		1-0 F8	2-3 K		2-1 10 BB 1B		0-0 G4-3		4	1	1	0	1	1	3
10 Chipper Jones, S (1, 5) OBP: 0.401, SLG: 0.517	4-0 1-2 2B BB		2-0 G3 1B 1B	4-2 1-2 BB		1 SAFE 4-2 FC6 1-2 BB		1-2 F7		2	1	1	0	3	0	1
Brian Jordan, R (1, 9) OBP: 0.358, SLG: 0.512	2-0 P9		3-2 G3 1-2 1B	0-1 G3		0-0 FC6 1-2f			1-1 G6-3 SF8 2B	5	1	2	0	0	0	7
Ryan Klesko, L (1, 7) OBP: 0.354, SLG: 0.483 Gerald Williams, R (9, PH) (9, 7) OBP: 0.326, SLG: 0.395	1-1 1-H 2-H 2B		3-1 G3 1-2 2-3		1-3 K		4-2 CS 1B BB		0-1 G6-3 2-3	3 1	0 0	1 0	2 0	1 0	1 0	2 1
Andruw Jones, R (1, 8) OBP: 0.355, SLG: 0.488	1-1 F7		2-2 F7		0-1 P2		1-1 F9		4-0 SF8 IBB	4	0	0	0	1	0	4
Randall Simon, L (1, 3) OBP: 0.392, SLG: 0.438 Brian Hunter, R (9, PH) (9, 3) OBP: 0.369, SLG: 0.528		0-0 FC1-6 1B		2-1 1B 1B 2B	2-0 1B		0-0 1-2 1B		3-0 SF8 1-2 3-H	4 0	1 0	4 0	0 1	0 0	0 0	0 0
Eddie Pérez, R (1, 2) OBP: 0.225, SLG: 0.267		1 SAFE 1 SAFE 1-2 L7		0-1 1B SH1-4 2-3 1B	0-2 L6	1 SAFE	2-1 L6 2-3		1-0 F7	5	0	1	0	0	0	5
Tom Glavine, L (1, 1) OBP: 0.167, SLG: 0.143		1 SAFE 1-0 FC1-6 FC4 1-2f		0-0 SH1-4 1-2		0-3 K		0-1 SH1-4 1B		3	0	1	0	0	1	1
Inning Stats	R: 2 E: 0 K: 0 S: 10 H: 1 LOB: 1 BB: 2 P: 22	R: 0 E: 0 K: 0 S: 8 H: 1 LOB: 1 BB: 0 P: 12	R: 0 E: 0 K: 0 S: 10 H: 2 LOB: 2 BB: 0 P: 21	R: 1 E: 0 K: 1 S: 14 H: 3 LOB: 3 BB: 1 P: 23	R: 0 E: 0 K: 1 S: 11 H: 1 LOB: 1 BB: 0 P: 14	R: 0 E: 0 K: 1 S: 14 H: 1 LOB: 2 BB: 1 P: 21	R: 0 E: 0 K: 0 S: 9 H: 1 LOB: 1 BB: 1 P: 16	R: 0 E: 0 K: 0 S: 7 H: 1 LOB: 1 BB: 0 P: 8	R: 1 E: 0 K: 0 S: 6 H: 1 LOB: 1 BB: 1 P: 15	1B: 9 2B: 3 3B: 0 HR: 0 SF: 1 SAC: 2 DP: 0 HBP: 0						

PITCHER		IP	WLS	BF	H	R	ER	SO	BB	IBB	HBP	BLK	WP	HR	S	P	ERA	WHIP
Dan Smith, R ERA: 5.54	(1, 1)	3.1	L	19	7	3	3	0	2	0	0	0	0	0	34	64	8.10	2.700
Bobby Ayala, R ERA: 3.02	(4, 1)	1.2		7	1	0	0	2	1	0	0	0	0	0	19	28	0.00	1.200
Miguel Batista, R ERA: 4.67	(6, 1)	1.0		5	1	0	0	1	1	0	0	0	0	0	14	21	0.00	2.000
Guillermo Mota, R ERA: 1.4	(7, 1)	2.0		8	2	0	0	0	1	0	0	0	0	0	16	24	0.00	1.500
Steve Kline, L ERA: 4.8	(9, 1)	0.2		4	1	1	1	0	0	1	0	0	0	0	5	13	13.50	1.500

PITCHER		IP	WLS	BF	H	R	ER	SO	BB	IBB	HBP	BLK	WP	HR	S	P	ERA	WHIP
Mel Rojas, R ERA: 18.0	(9, 1)	0.1		1	0	0	0	0	0	0	0	0	0	0	1	2	0.00	0.000

TOP

Atlanta Braves @ Montreal Expos

Olympic Stadium, Montreal, QB

Thu Jul 01 1999, 1:35 PM EDT

Att. 8,874 - Dome - 72 F

livebaseballscorecards.com

AB	35
R	4
H	12
RBI	4
BB	6
SO	3
LOB	25

PA: 44

WP: 0
PB: 0
SB: 0
CS: 1

Batter	1	2	3	4	5	6	7	8	9	AB	R	H	RBI	BB	SO	LOB
Manny Martinez, R (1, 8) OBP: 0.300, SLG: 0.393	3-2 F8 FC4-6 1B 1B		2-1 1B			1-0 ① F8		2-2 ③ F7		4	1	2	0	0	0	1
Wilton Guerrero, S (1, 4) OBP: 0.322, SLG: 0.376	1-1 FC4-6 1-2 1B		1 SAFE 0-1 ③ F9			0-0 G4-6-3 1-2 1B			0-2 ① F9	3	0	2	0	0	0	1
Guillermo Mota, R (7, 1) OBP: 1.000, SLG: 4.000										0	0	0	0	0	0	0
Steve Kline, S (9, 1)										0	0	0	0	0	0	0
Mel Rojas, R (9, 1)										0	0	0	0	0	0	0
James Mouton, R (9, PH) OBP: 0.419, SLG: 0.426										1	0	0	0	0	0	0
Rondell White, R (1, 7) OBP: 0.370, SLG: 0.517	1-2 ① F8 2-3			1-1 ① G5-3		0-0 ②③ G4-6-3 1-2f			1-0 ② F8	4	0	0	0	0	0	4
Vladimir Guerrero, R (1, 9) OBP: 0.370, SLG: 0.537	1-0 ② FC4-6 CS 1-2f 3-H			3-2 ② P4			1-0 FC6 1B		0-1 ③ F8	4	0	1	1	0	0	1
Shane Andrews, R (1, 5) OBP: 0.312, SLG: 0.338	2-1 ③ CS 1-2	3-2 ① G6-3		1-3 ③ K			0-1 ① F8			3	0	0	0	0	1	1
Orlando Cabrera, R (1, 6) OBP: 0.303, SLG: 0.408		1-0 ② G6-3			2-1 ① G6-3		2-2 ② F7			3	0	0	0	0	0	1
Fernando Seguignol, S (1, 3) OBP: 0.325, SLG: 0.324		3-2 ③ G1-3			2-0 F8-4 2B		1-0 ③ FC6 1-2f			2	0	1	0	0	0	0
Miguel Batista, R (6, 1) OBP: 0.286, SLG: 0.385										0	0	0	0	0	0	0
Jose Vidro, S (7, 4) OBP: 0.361, SLG: 0.540										1	0	0	0	0	0	1
Robert Machado, R (1, 2)			0-1 ① F9		0-0 ②③ F8-4 2-3			1-3 ① K		3	0	0	0	0	1	1
Dan Smith, R (1, 1)			2-2 ② G4-3			2-1 1B 1B		2-1 ② G6-3		1	0	0	0	0	0	0
Bobby Ayala, R (4, 1)										0	0	0	0	0	0	0
Ryan McGuire, L (6, 3) OBP: 0.369, SLG: 0.398										2	0	1	0	0	0	0
Inning Stats	R: 1 H: 2 E: 0 LOB: 0 K: 0 BB: 0 S: 12 P: 20	R: 0 H: 0 E: 0 LOB: 0 K: 0 BB: 0 S: 13 P: 20	R: 0 H: 1 E: 0 LOB: 1 K: 0 BB: 0 S: 9 P: 13	R: 0 H: 0 E: 0 LOB: 0 K: 1 BB: 0 S: 10 P: 15	R: 0 H: 1 E: 0 LOB: 0 K: 0 BB: 0 S: 4 P: 8	R: 0 H: 2 E: 0 LOB: 1 K: 0 BB: 0 S: 5 P: 8	R: 0 H: 1 E: 0 LOB: 1 K: 0 BB: 0 S: 7 P: 11	R: 0 H: 0 E: 0 LOB: 0 K: 1 BB: 0 S: 8 P: 13	R: 0 H: 0 E: 0 LOB: 0 K: 0 BB: 0 S: 6 P: 7	1B: 6 SF: 0 2B: 2 SAC: 0 3B: 0 DP: 2 HR: 0 HBP: 0						

PITCHER	IP	WLS	BF	H	R	ER	SO	BB	IBB	HBP	BLK	WP	HR	S	P	ERA	WHIP
Tom Glavine, L (1, 1) ERA: 4.25	9.0	W	31	7	1	1	2	0	0	0	0	0	0	74	115	1.00	0.778

PITCHER	IP	WLS	BF	H	R	ER	SO	BB	IBB	HBP	BLK	WP	HR	S	P	ERA	WHIP

Atlanta Braves @ Montreal Expos

Olympic Stadium, Montreal, QB

Thu Jul 01 1999, 1:35 PM EDT

Att. 8,874 - Dome - 72 F

BOTTOM

livebaseballscorecards.com

AB	31
R	1
H	7
RBI	1
BB	0
SO	2
LOB	11

Batter	1	2	3	4	5	6	7	8	9	AB	R	H	RBI	BB	SO	LOB
Walt Weiss, S (1, 6) OBP: 0.348, SLG: 0.350	B B C X 2-1 G4-3 ①	F C B B S 2-3 K ③		F B B B 4-1 10 HR BB	B F B C X 2-2 G4-3 ② 2-3 3-H		X 0-0 G5-3 ①		B B B C X 3-1 SF8 ② 3-H	3	1	0	1	1	1	1
Ozzie Guillen, L (7, PH) OBP: 0.287, SLG: 0.301 (7, 6)										1	0	0	1	0	0	0
Bret Boone, R (1, 4) OBP: 0.324, SLG: 0.392	X 0-0 10 HR 2B		C F F S 0-3 K ①	F F B T 1-2 K ①	B C F B B B 4-2 10 BB BB		B H 2-0 HBP		B B B B C B 4-1 BB HR BB	3	2	1	0	2	2	1
10 Chipper Jones, S (1, 5) OBP: 0.408, SLG: 0.541	X 0-0 2-H HR		B B B C B 4-1 S 1B BB	C B F F B X 2-2 1-H HR	B B B B 4-0 1-2 BB		B X 1-0 P2 ②		C F F B F B B B 4-2 1-2 HR BB	2	3	2	4	2	0	0
Keith Lockhart, L (7, PH) OBP: 0.300, SLG: 0.278 (7, 5)										1	1	0	0	1	0	1
Brian Jordan, R (1, 9) OBP: 0.360, SLG: 0.510	B B C F B F X 3-2 G3 ②	1 SAFE B B C B X 2-1 1-H 2B 1B	B B C F B B 4-2 BB	B B X 2-0 F7 ③	C B X 1-1 L3 ③		F F X 0-2 1-H 2-H HR		3	1	1	1	1	0	3
Gerald Williams, R (5, 9) OBP: 0.328, SLG: 0.415										2	1	1	3	0	0	1
Ryan Klesko, L (1, 7) OBP: 0.361, SLG: 0.512	F B B X 2-1 1B 2B	B B F 1 SAFE B X 3-1 1-H HR 2B	F B F C 1-3 K ②	T C F F B B X 2-2 HR	B C X 1-1 G5-3 ①		F X 0-1 3B		4	3	3	2	0	1	1
Otis Nixon, S (6, 7) OBP: 0.288, SLG: 0.210										2	0	1	0	0	0	0
Andruw Jones, R (1, 8) OBP: 0.355, SLG: 0.488	B C B X 2-1 2-H 1B	F X 0-1 F7 ②	X 0-0 G3-1 ③	B S F F X 1-2 G4-3 2B	F F F F B F B 3-2 G6-3 ②		B F B F S 2-3 K ③		6	0	2	1	0	1	3
Randall Simon, L (1, 3) OBP: 0.398, SLG: 0.439	X 0-0 F7 ③	I I I I 4-0 HR IBB	S S X 0-2 WP 1B G4-3 1B	F F X 0-2 G5-3 ①	B B S S S 2-3 K ③				2	2	1	0	1	0	1
Brian Hunter, R (5, 3) OBP: 0.360, SLG: 0.514										2	0	0	0	0	1	1
Eddie Pérez, R (1, 2) OBP: 0.240, SLG: 0.314	F B X 1-1 F9 ①	X 0-0 1-H 2-H HR	B B F C X 2-2 G4-3 WP 1-2 1B	B X 1-0 G4-3 ② 2-3			B B C F C X 2-2 PB SF8 2B		5	2	3	3	0	0	1
Greg Maddux, R (1, 1) OBP: 0.303, SLG: 0.516	S X 0-1 F9 ②	F C X 0-2 F9 ③	S C F B F F S 1-3 K2-3 ① 1-2 2-3	C S X 0-2 G3-1 ③			B B C S S S 2-3 K ① 2-3		4	0	0	0	0	1	3
Russ Springer, R (7, 1)										0	0	0	0	0	0	0
John Hudek, S (8, 1)										1	0	0	0	0	1	1
Inning Stats	R: 3 E: 0 K: 0 S: 13 H: 4 LOB: 1 BB: 0 P: 22	R: 0 E: 0 K: 1 S: 7 H: 0 LOB: 0 BB: 0 P: 10	R: 5 E: 0 K: 1 S: 15 H: 3 LOB: 0 BB: 2 P: 28	R: 2 E: 0 K: 2 S: 15 H: 1 LOB: 1 BB: 2 P: 27	R: 1 E: 0 K: 1 S: 18 H: 2 LOB: 3 BB: 2 P: 33	R: 1 E: 0 K: 0 S: 15 H: 2 LOB: 1 BB: 0 P: 19	R: 0 E: 0 K: 0 S: 4 H: 0 LOB: 1 BB: 0 P: 8	R: 0 E: 0 K: 1 S: 16 H: 0 LOB: 0 BB: 0 P: 22	R: 4 E: 0 K: 2 S: 22 H: 3 LOB: 1 BB: 2 P: 39	1B: 4 2B: 5 3B: 1 HR: 5	SF: 1 SAC: 0 DP: 0 HBP: 1					

TOP

Atlanta Braves @ New York Mets

Shea Stadium, Flushing, NY

Fri Jul 02 1999, 7:40 PM EDT

Att. 51,979 - Cloudy - 87 F

livebaseballscorecards.com

AB	41
R	16
H	15
RBI	16
BB	8
SO	8
LOB	18

WP: 1 PB: 1 SB: 1 CS: 0 PA: 51

PITCHER		IP	WLS	BF	H	R	ER	SO	BB	IBB	HBP	BLK	WP	HR	S	P	ERA	WHIP
Masato Yoshii, R ERA: 5.16	(1, 1)	3.0	L	18	7	8	8	2	1	1	0	0	0	2	35	60	24.00	2.667
Pat Mahomes, R ERA: 4.39	(4, 1)	2.0		13	3	3	3	3	4	0	0	0	1	1	33	60	13.50	3.500
Greg McMichael, R ERA: 6.97	(6, 1)	1.0		5	2	1	1	0	0	0	0	0	0	1	15	19	9.00	2.000
Turk Wendell, R ERA: 3.14	(7, 1)	1.0		4	0	0	0	0	0	0	1	0	0	0	4	8	0.00	0.000
Dennis Cook, L ERA: 2.21	(8, 1)	1.0		3	0	0	0	1	0	0	0	0	0	0	16	22	0.00	0.000
John Franco, L ERA: 3.45	(9, 1)	0.2		5	1	3	3	1	2	0	0	0	0	0	14	29	40.50	4.500
Matt Franco, R ERA: 27.0	(9, 1)	0.1		3	2	1	1	1	0	0	0	0	0	1	8	10	27.00	6.000

BOTTOM

Batter	1	2	3	4	5	6	7	8	9	AB	R	H	RBI	BB	SO	LOB
Rickey Henderson, R (1, 7) OBP: 0.438, SLG: 0.474	B C B F X 2-2 G6-3 ①		C X 0-1 F9 ②			X 0-0 FC6-4 1B		S B S S 1-3 K ③		3	0	1	0	0	0	0
Turk Wendell, L (7, 1)										0	0	0	0	0	0	0
Dennis Cook, L (8, 1)										1	0	0	0	0	1	1
John Franco, L (9, 1)										0	0	0	0	0	0	0
Rick Reed, R (9, 9) OBP: 0.269, SLG: 0.240										0	0	0	0	0	0	0
Roger Cedeno, S (1, 9) OBP: 0.441, SLG: 0.437	C B C C F F B B B 4-2 31 L9 S BB		C X 0-1 G4-3 ③			X 0-0 FC6-4 ① 1-2f G6-4-3			B F F B X 2-2 F8 G4-3 1B	3	0	1	0	1	0	1
(9, 4)																
John Olerud, L (1, 3) OBP: 0.443, SLG: 0.516	B B B B 4-0 1-2 BB			C B X 1-1 E1 31 L4-3		X 0-0 G6-4-3 ② ③ 1-2f			C B F B B F X 3-2 G4-3 ① 1-2	1	0	0	0	1	0	0
Matt Franco, L (6, 5) OBP: 0.329, SLG: 0.405										2	0	0	0	0	0	2
(9, 1)																
31 Mike Piazza, R (1, 2) OBP: 0.365, SLG: 0.567	C X 0-1 L9 ② 2-3			X 0-0 L4-3 ① ② 1-2			C B X 1-1 G6-3 ①		S B F B X 2-2 F8 ② 2-3	2	0	0	0	0	0	3
Todd Pratt, R (7, 2) OBP: 0.377, SLG: 0.424										2	0	0	0	0	0	1
Robin Ventura, L (1, 5) OBP: 0.359, SLG: 0.509	X 0-0 F8 ③			B B X 2-0 G3 ③			C X 0-1 G6-3 ②		C B B S B X 3-2 F8 ③	2	0	0	0	0	0	2
Greg McMichael, R (6, 1)										0	0	0	0	0	0	0
Benny Agbayani, R (7, 7) OBP: 0.423, SLG: 0.694										2	0	0	0	0	0	1
Brian McRae, S (1, 8) OBP: 0.330, SLG: 0.373		C S F B B B X 3-2 F7 ①			B B C B F X 3-2 G4-3 ①		F F B F X 1-2 F8 ③			3	0	0	0	0	0	0
Luis Lopez, S (1, 4) OBP: 0.360, SLG: 0.356		C B F C 1-3 K ②			B X 1-0 G6-3 1B			C X 0-1 F8 ①		3	0	1	0	0	1	0
(9, 5)																
Rey Ordonez, R (1, 6) OBP: 0.340, SLG: 0.369		B C X 1-1 G4-3 ③			B C B X 2-1 G6-3 ② 1-2			X 0-0 E3 G4-3		3	0	0	0	0	0	1
Masato Yoshii, R (1, 1) OBP: 0.148, SLG: 0.148			C B B X 2-1 G4-3 ①		F X 0-1 F9 ③			X 0-0 G4-3 ② 1-2		0	0	0	0	0	0	0
Melvin Mora, R (3, PH)										1	0	0	0	0	0	0
Pat Mahomes, R (4, 1) OBP: 0.286, SLG: 0.571										0	0	0	0	0	0	0
Bobby Bonilla, S (5, PH) OBP: 0.270, SLG: 0.299										2	0	0	0	0	0	2
(6, 3)																
Inning Stats	R: 0 E: 0 K: 0 S: 10 H: 0 LOB: 2 BB: 2 P: 20	R: 0 E: 0 K: 1 S: 9 H: 0 LOB: 0 BB: 0 P: 14	R: 0 E: 0 K: 0 S: 6 H: 0 LOB: 0 BB: 0 P: 8	R: 0 E: 1 K: 0 S: 4 H: 0 LOB: 0 BB: 0 P: 7	R: 0 E: 0 K: 0 S: 8 H: 1 LOB: 1 BB: 0 P: 14	R: 0 E: 0 K: 0 S: 3 H: 1 LOB: 0 BB: 0 P: 3	R: 0 E: 0 K: 0 S: 8 H: 0 LOB: 0 BB: 0 P: 10	R: 0 E: 1 K: 1 S: 7 H: 0 LOB: 1 BB: 0 P: 8	R: 0 E: 0 K: 0 S: 13 H: 1 LOB: 1 BB: 0 P: 23	1B: 3 2B: 1 3B: 0 HR: 0	SF: 0 SAC: 0 DP: 2 HBP: 0						

PITCHER		IP	WLS	BF	H	R	ER	SO	BB	IBB	HBP	BLK	WP	HR	S	P	ERA	WHIP
Greg Maddux, R ERA: 3.66	(1, 1)	6.0	W	21	2	0	0	1	2	0	0	0	0	0	40	66	0.00	0.667
Russ Springer, R ERA: 6.06	(7, 1)	1.0		3	0	0	0	0	0	0	0	0	0	0	8	10	0.00	0.000
John Hudek, R ERA: 8.53	(8, 1)	2.0		8	1	0	0	1	0	0	0	0	0	0	20	31	0.00	0.500

PITCHER	IP	WLS	BF	H	R	ER	SO	BB	IBB	HBP	BLK	WP	HR	S	P	ERA	WHIP

Atlanta Braves @ New York Mets

Shea Stadium, Flushing, NY

Fri Jul 02 1999, 7:40 PM EDT

Att. 51,979 - Cloudy - 87 F

livebaseballscorecards.com

AB	30
R	0
H	3
RBI	0
BB	2
SO	2
LOB	14

WP: 0	PA: 32		
PB: 0			
SB: 1			
CS: 0			

Atlanta Braves @ New York Mets

Shea Stadium, Flushing, NY

Sat Jul 03 1999, 1:15 PM EDT

Att. 43,256 - Cloudy - 85 F

livebaseballscorecards.com

TOP

Batter	1	2	3	4	5	6	7	8	9	AB	R	H	RBI	BB	SO	LOB
Walt Weiss, S (1, 6) OBP: 0.339, SLG: 0.340	F B F S 1-3 ① K		C B B X 2-1 ① L6		B C X 1-1 ① G5-3	B C B B X 3-1 ③ P4			C S B X 1-2 ③ F9	5	0	0	0	0	1	1
Bret Boone, R (1, 4) OBP: 0.323, SLG: 0.388	B F B B C B 4-2 S BB		B F C B X 2-2 ② G5-3		B F F B X 2-2 ② P3		C F S 0-3 ① K			3	0	0	0	1	1	0
10 Chipper Jones, S (1, 5) OBP: 0.406, SLG: 0.540	X 0-0 ② F8		X 0-0 ③ P3		F B X 1-1 HR 2B		S B X 1-1 ② G4-3			4	1	1	0	0	0	1
Brian Jordan, R (1, 9) OBP: 0.362, SLG: 0.520	B X 1-0 ③ F8 1-2			C F B B X 2-2 1B G6-3 1B	B B X 2-0 2-H HR		C B B S C 2-3 ③ K			4	1	2	2	0	1	1
Andruw Jones, R (1, 8) OBP: 0.351, SLG: 0.482		B B C F S 2-3 ① K		1 SAFE F X 0-1 ① G6-3 1-2	C B X 1-1 ③ P5			B C B C F S 2-3 ① K		4	0	0	0	0	2	1
Gerald Williams, R (1, 7) OBP: 0.337, SLG: 0.426		C B F B X 2-2 S 2B		F B B F B B 4-2 1B BB		X 0-0 S 1B 1B		B C B S B X 3-2 ② F9		3	1	2	0	1	0	0
Brian Hunter, R (1, 3) OBP: 0.344, SLG: 0.487		S B B F S 2-3 ② K 2-3		F B B F F F B F S 3-3 ② K	F 1 SAFE F B F 1 SAFE B B F S 3-3 ① K 1-3			F C X 0-2 ③ G5-3		4	0	0	0	0	3	4
Eddie Pérez, R (1, 2) OBP: 0.256, SLG: 0.323		B B I I 4-0 IBB		B B X 2-0 1-2 2-3 1B	B S X 1-1 3-H SH3-4 1B				B B X 2-0 ① F9	3	0	2	1	1	0	0
Kevin Millwood, R (1, 1) OBP: 0.211, SLG: 0.194 John Rocker, R (9, 1)	X 0-0 ③ L4			F X 0-1 ③ G5-3	L X 0-1 ② SH3-4 1-2				S S S 0-3 ② K	3 0	0 0	0 0	0 0	0 0	1 0	5 0
Inning Stats	R: 0 E: 0 K: 1 S: 7 H: 0 LOB: 1 BB: 1 P: 13	R: 0 E: 0 K: 2 S: 10 H: 1 LOB: 2 BB: 1 P: 20	R: 0 E: 0 K: 0 S: 6 H: 0 LOB: 0 BB: 0 P: 10	R: 0 E: 0 K: 1 S: 16 H: 2 LOB: 3 BB: 1 P: 27	R: 2 E: 0 K: 0 S: 10 H: 2 LOB: 0 BB: 0 P: 17	R: 1 E: 0 K: 1 S: 11 H: 2 LOB: 1 BB: 0 P: 18	R: 0 E: 0 K: 2 S: 8 H: 0 LOB: 0 BB: 0 P: 11	R: 0 E: 0 K: 1 S: 10 H: 0 LOB: 0 BB: 0 P: 15	R: 0 E: 0 K: 1 S: 7 H: 0 LOB: 0 BB: 0 P: 10	1B: 4 2B: 2 3B: 0 HR: 1	SF: 0 SAC: 1 DP: 0 HBP: 0					

	AB	33
	R	3
	H	7
	RBI	3
	BB	3
	SO	9
	LOB	13

WP: 0 PB: 0 SB: 4 CS: 0 PA: 37

PITCHER		IP	WLS	BF	H	R	ER	SO	BB	IBB	HBP	BLK	WP	HR	S	P	ERA	WHIP
Al Leiter, L ERA: 5.01	(1, 1)	6.0	L	28	7	3	3	5	2	1	0	0	0	1	60	105	4.50	1.500
Turk Wendell, R ERA: 3.08	(7, 1)	1.0		3	0	0	0	2	0	0	0	0	0	0	8	11	0.00	0.000
Rigo Beltran, L ERA: 3.24	(8, 1)	2.0		6	0	0	0	2	0	0	0	0	0	0	17	25	0.00	0.000

PITCHER	IP	WLS	BF	H	R	ER	SO	BB	IBB	HBP	BLK	WP	HR	S	P	ERA	WHIP

Atlanta Braves @ New York Mets

Shea Stadium, Flushing, NY

Sat Jul 03 1999, 1:15 PM EDT

Att. 43,256 - Cloudy - 85 F

BOTTOM

Batter	1	2	3	4	5	6	7	8	9	AB	R	H	RBI	BB	SO	LOB
Rickey Henderson, R (1, 7) OBP: 0.432, SLG: 0.466	C B C X 1-2 G6-3 ①		B B C F F B X 3-2 F8 ③			B C B X 2-1 P4 ③			C B B B X 3-1 1-3 1B	3	0	0	0	0	0	0
Turk Wendell, L (7, 1)										0	0	0	0	0	0	0
Rigo Beltran, L (8, 1)										0	0	0	0	0	0	0
Matt Franco, L (9, PH) OBP: 0.329, SLG: 0.405										0	0	0	0	0	0	0
Todd Pratt, R (9, PH) OBP: 0.383, SLG: 0.430										1	0	1	0	0	0	0
Edgardo Alfonzo, R (1, 4) OBP: 0.368, SLG: 0.468	X 0-0 F9 ②			C C B B X 2-2 P3 ①			B C B C F S 2-3 K ①		C F B F F F B F X 2-2 F8 ①	4	0	0	0	0	1	2
John Olerud, L (1, 3) OBP: 0.444, SLG: 0.514	B S B B X 3-1 F7 ③			B F B B F F B 4-2 31 G6-4-3 BB			S B X 1-1 1B		B C B C X 2-2 F7 ②	3	0	1	0	1	0	2
31 Mike Piazza, R (1, 2) OBP: 0.359, SLG: 0.557		C B B F X 2-2 F7 ①		F B X 1-1 G6-4-3 ②③ 1-2f			S C F S 0-3 K ②		C F S 0-3 K ③	4	0	0	0	0	2	4
Robin Ventura, L (1, 5) OBP: 0.358, SLG: 0.507		C C S 0-3 K ②			B X 1-0 CS 1B		C B C X 1-2 G4-3 ③			3	0	1	0	0	1	1
Benny Agbayani, R (1, 9) OBP: 0.421, SLG: 0.681		B B S B B 4-1 BB			S B B S C 2-3 ①② K 1-2			B S B B X 3-1 G3-1 ①		2	0	0	0	1	1	1
(7, 7)																
Roger Cedeno, S (1, 8) OBP: 0.436, SLG: 0.431	C 1 SAFE F 1 SAFE B 1 S 1-3 K ③				X 0-0 F7 ③			C C X 0-2 G4-3 ②		3	0	0	0	0	1	1
(7, 9)																
Rey Ordonez, R (1, 6) OBP: 0.336, SLG: 0.364			X 0-0 P4 ①			B C F B B F X 3-2 P9 ①		F X 0-1 F8 ③		3	0	0	0	0	0	0
Al Leiter, L (1, 1) OBP: 0.107, SLG: 0.074			C F B C 1-3 K ②			C F B F X 1-2 F8 ②			B C B F B B 4-2 1B WP BB	1	0	0	0	0	1	0
Brian McRae, S (6, PH) OBP: 0.331, SLG: 0.371										1	0	0	0	1	0	0
(7, 8)																
Inning Stats	R: 0 E: 0 K: 0 S: 6 H: 0 LOB: 0 BB: 0 P: 10	R: 0 E: 0 K: 2 S: 10 H: 0 LOB: 1 BB: 1 P: 17	R: 0 E: 0 K: 1 S: 8 H: 0 LOB: 0 BB: 0 P: 12	R: 0 E: 0 K: 0 S: 8 H: 0 LOB: 0 BB: 1 P: 15	R: 0 E: 0 K: 1 S: 5 H: 1 LOB: 0 BB: 0 P: 8	R: 0 E: 0 K: 0 S: 10 H: 0 LOB: 0 BB: 0 P: 16	R: 0 E: 0 K: 2 S: 13 H: 1 LOB: 1 BB: 0 P: 17	R: 0 E: 0 K: 0 S: 7 H: 0 LOB: 0 BB: 0 P: 10	R: 0 E: 0 K: 1 S: 17 H: 1 LOB: 2 BB: 1 P: 28	1B: 3 2B: 1 3B: 0 HR: 0	SF: 0 SAC: 0 DP: 2 HBP: 0						

	AB	28
	R	0
	H	3
	RBI	0
	BB	3
	SO	7
	LOB	11

WP: 1 PB: 0 SB: 0 CS: 1 PA: 31

livebaseballscorecards.com

PITCHER	IP	WLS	BF	H	R	ER	SO	BB	IBB	HBP	BLK	WP	HR	S	P	ERA	WHIP
Kevin Millwood, R (1, 1) ERA: 3.3	8.0	W	27	2	0	0	6	3	0	0	0	0	0	69	111	0.00	0.625
John Rocker, L (9, 1) ERA: 2.89	1.0	S	4	1	0	0	1	0	0	0	0	1	0	15	22	0.00	1.000

PITCHER	IP	WLS	BF	H	R	ER	SO	BB	IBB	HBP	BLK	WP	HR	S	P	ERA	WHIP

Atlanta Braves @ New York Mets

Shea Stadium, Flushing, NY

Sun Jul 04 1999, 8:05 PM EDT

Att. 32,699 - Unknown - 94 F

TOP

livebaseballscorecards.com

Batter	1	2	3	4	5	6	7	8	9	AB	R	H	RBI	BB	SO	LOB
Walt Weiss, S (1, 6) OBP: 0.330, SLG: 0.329	C F B F X 1-2 ① G4-3	C X 0-1 ③ G3		B F X 1-1 ① F7		B B X 2-0 ③ G1-3		C C B B F X 2-2 ③ P4		5	0	0	0	0	0	2
Bret Boone, R (1, 4) OBP: 0.324, SLG: 0.407	B B X 2-0 HR	C C X 0-2 HR		B C B X 2-1 ② F8			B C B C S 2-3 ① K		B C B C S S 2-3 ① K	5	2	2	2	0	2	0
10 Chipper Jones, S (1, 5) OBP: 0.409, SLG: 0.549	B X 1-0 HR	B B B C B 4-1 1B SF8 BB		F B B C X 2-2 ③ F8			S B F B B X 3-2 WP S 1B		S B F C 1-3 ② K	4	2	2	1	1	1	0
Brian Jordan, R (1, 9) OBP: 0.359, SLG: 0.514	C F B B X 2-2 ② P6	B B X 2-0 1-3 HR 1B			B X 1-0 ① P6		1 SAFE 1 SAFE B F 1 SAFE B F F S 2-3 ② 1-2 K		B S S B S 2-3 ③ K	5	1	1	0	0	2	1
Ryan Klesko, L (1, 7) OBP: 0.363, SLG: 0.510 Brian Hunter, R (7, 3) OBP: 0.344, SLG: 0.487	B S B B B 4-1 FC5-4 BB	B X 1-0 ① SF8 3-H			B F T X 1-2 ② F8		I I I I 4-0 WP IBB			1 0	0 0	0 0	1 0	2 0	0 0	0 0
Andruw Jones, R (1, 8) OBP: 0.350, SLG: 0.477	X 0-0 ③ FC5-4 1-2f	F B F 1 SAFE 1 SAFE F S 1-3 ② K			F B X 1-1 ③ P5		B B B I 4-0 1-2 2-3 IBB			3	0	0	0	1	1	2
Randall Simon, L (1, 3) OBP: 0.405, SLG: 0.479 Gerald Williams, R (7, PH) OBP: 0.335, SLG: 0.423 (7, 7)	X 0-0 29 G4-1 2B	X 0-0 1-H HR				F B F X 1-2 ① F7	X 0-0 ③ P5			3 1	1 0	2 0	2 0	0 0	0 0	0 3
Eddie Pérez, R (1, 2) OBP: 0.263, SLG: 0.323	B B C X 2-1 ① G1-3	C H 1-1 HBP				S F F B F X 1-2 29 SH1-4 1B		B C F S 1-3 ① K		3	0	1	0	0	1	1
29 John Smoltz, R (1, 1) OBP: 0.343, SLG: 0.500 Mike Remlinger, L (7, 1) Otis Nixon, S (8, PH) OBP: 0.286, SLG: 0.208 30 Kevin McGlinchy, R (8, 1)	S F X 0-2 ② G4-1 2-3	C C F B B S 2-3 ③ K				F X 0-1 ② SH1-4 1-2		C B S S 1-3 ② K		2 0 1 0	0 0 0 0	0 0 0 0	0 0 0 0	0 0 0 0	1 0 0 0	2 0 0 0

Inning Stats																								
	R: 2	H: 2	R: 0	H: 1	R: 4	H: 3	R: 0	H: 0	R: 0	H: 0	R: 0	H: 1	R: 0	H: 1	R: 0	H: 0	R: 0	H: 0	1B: 3	SF: 1	WP: 1	PA: 40
	E: 0	LOB: 1	E: 0	LOB: 1	E: 0	LOB: 1	E: 0	LOB: 0	E: 0	LOB: 0	E: 0	LOB: 1	E: 0	LOB: 3	E: 0	LOB: 0	E: 0	LOB: 0	2B: 1	SAC: 1	PB: 0	
	K: 0	BB: 1	K: 0	BB: 0	K: 2	BB: 1	K: 0	BB: 0	K: 0	BB: 0	K: 0	BB: 0	K: 2	BB: 2	K: 2	BB: 0	K: 3	BB: 0	3B: 0	DP: 0	SB: 1	
	S: 11	P: 21	S: 8	P: 10	S: 16	P: 27	S: 7	P: 12	S: 6	P: 9	S: 11	P: 15	S: 11	P: 26	S: 10	P: 14	S: 9	P: 14	HR: 4	HBP: 1	CS: 0	

PITCHER		IP	WLS	BF	H	R	ER	SO	BB	IBB	HBP	BLK	WP	HR	S	P	ERA	WHIP
Orel Hershiser, R ERA: 4.97	(1, 1)	2.2		17	6	6	6	1	2	0	1	0	0	4	31	52	20.25	3.000
Pat Mahomes, R ERA: 4.18	(3, 1)	1.1		4	0	0	0	1	0	0	0	0	0	0	11	18	0.00	0.000
Rigo Beltran, L ERA: 3.0	(5, 1)	2.0		7	1	0	0	0	0	0	0	0	0	0	17	24	0.00	0.500
Greg McMichael, R ERA: 6.55	(7, 1)	0.2		5	1	0	0	2	0	2	0	0	1	0	10	25	0.00	1.500
Dennis Cook, L ERA: 2.13	(7, 1)	1.1	W	4	0	0	0	2	0	0	0	0	0	0	11	15	0.00	0.000

PITCHER		IP	WLS	BF	H	R	ER	SO	BB	IBB	HBP	BLK	WP	HR	S	P	ERA	WHIP
Armando Benitez, R ERA: 1.47	(9, 1)	1.0	S	3	0	0	0	3	0	0	0	0	0	0	9	14	0.00	0.000

AB	33
R	6
H	8
RBI	6
BB	4
SO	9
LOB	11

Atlanta Braves @ New York Mets

Shea Stadium, Flushing, NY

Sun Jul 04 1999, 8:05 PM EDT

Att. 32,699 - Unknown - 94 F

BOTTOM

livebaseballscorecards.com

Batter	1	2	3	4	5	6	7	8	9	AB	R	H	RBI	BB	SO	LOB
Rickey Henderson, R (1, 7) OBP: 0.434, SLG: 0.466	C B B C B F F X 3-2 1B BB 31 1B 1B	B S B B C X 3-2 2B 1B		C B C C 1-3 K ③			B X 1-0 SH1-4 ① 1-2 2-3	C C C 0-3 K ③		4	2	2	0	0	2	3
Edgardo Alfonzo, R (1, 4) OBP: 0.372, SLG: 0.483	B 1 SAFE 1 SAFE B C F B B 4-2 1B 31 1B 1-2 BB	C 1 SAFE X 0-1 1-H 2B			C B B S X 2-2 F8 ①		C B X 1-1 2-H 3-H HR			3	2	2	4	1	0	0
John Olerud, L (1, 3) OBP: 0.444, SLG: 0.514	C X 0-1 SH5-3 31 1B G4-3 1-2 2-3 1B	S F B X 2-2 G4-3 ③			B B X 2-0 G3-1 ②		C B X 1-1 1B			4	1	2	0	0	0	1
31 Mike Piazza, R (1, 2) OBP: 0.358, SLG: 0.552	B X 1-0 G4-3 SH5-3 1-2 2-H 3-H 1B		B F F F X 1-2 G5-3 ①		F F X 0-2 G5-3 ③		B S S F S 1-3 K ②			4	0	1	2	0	1	1
Robin Ventura, L (1, 5) OBP: 0.355, SLG: 0.502	X 0-0 SH5-3 ① 1-2 2-3		B F B F F S 2-3 K ②			F B F S 1-3 K ①	B C B B S F X 3-2 G3 ③			3	0	0	0	0	2	1
Benny Agbayani, R (1, 9) OBP: 0.416, SLG: 0.667	X 0-0 G4-3 ② 2-3 3-H		S B X 1-1 P8 ③			C X 0-1 G4-6-3 1B		B B S S S 2-3 K ①		4	0	1	1	0	1	1
Roger Cedeno, S (1, 8) OBP: 0.435, SLG: 0.429 Dennis Cook, L (7, 1) Matt Franco, L (8, PH) OBP: 0.337, SLG: 0.405 Armando Benitez, R (9, 1)	X 0-0 L6 ③			S X 0-1 CS 1B		X 0-0 G4-6-3 ②③ 1-2f		B B B B 4-0 G5-3 BB		3 0 0 0	0 0 0 0	1 0 0 0	0 0 0 0	0 0 1 0	0 0 0 0	2 0 0 0
Rey Ordonez, R (1, 6) OBP: 0.338, SLG: 0.371		B F B F F X 2-2 G6-3 ①		1 SAFE 1 SAFE B F B C X 2-2 ① 1-2 2B			B X 1-0 SH1-4 BB HR 1B	X 0-0 ② 1-2 G5-3		4	1	2	0	0	0	1
Orel Hershiser, R (1, 1) OBP: 0.152, SLG: 0.161 Pat Mahomes, R (3, 1) OBP: 0.286, SLG: 0.571 Melvin Mora, R (4, PH) Rigo Beltran, L (5, 1) Greg McMichael, R (7, 1) Brian McRae, S (7, 8) OBP: 0.336, SLG: 0.371		B C F F S 1-3 K ②		C F B C 1-3 K ②			F F B B B B 4-2 SH1-4 HR 1-2 BB	B B B I 4-0 IBB		1 0 1 0 0 0	0 0 0 0 0 1	0 0 0 0 0 0	0 0 0 0 0 2	0 0 0 0 0 0	1 0 1 0 0 0	0 0 1 0 0 0
Inning Stats	R: 3 H: 3 E: 0 LOB: 1 K: 0 BB: 1 S: 13 P: 21	R: 1 H: 2 E: 0 LOB: 1 K: 1 BB: 0 S: 15 P: 23	R: 0 H: 0 E: 0 LOB: 0 K: 1 BB: 0 S: 9 P: 13	R: 0 H: 2 E: 0 LOB: 1 K: 2 BB: 0 S: 11 P: 15	R: 0 H: 0 E: 0 LOB: 0 K: 0 BB: 0 S: 7 P: 11	R: 0 H: 1 E: 0 LOB: 0 K: 1 BB: 0 S: 7 P: 8	R: 3 H: 3 E: 0 LOB: 1 K: 1 BB: 1 S: 16 P: 28	R: 0 H: 0 E: 0 LOB: 2 K: 2 BB: 2 S: 7 P: 17		1B: 8 2B: 2 3B: 0 HR: 1	SF: 0 SAC: 2 DP: 1 HBP: 0			WP: 0 PB: 0 SB: 0 CS: 1	PA: 37	

	AB	31
	R	7
	H	11
	RBI	7
	BB	4
	SO	8
	LOB	11

PITCHER		IP	WLS	BF	H	R	ER	SO	BB	IBB	HBP	BLK	WP	HR	S	P	ERA	WHIP
29 John Smoltz, R ERA: 3.49	(1, 1)	6.1	L	29	10	7	7	5	2	0	0	0	0	1	68	104	9.95	1.895
Mike Remlinger, L ERA: 1.45	(7, 1)	0.2		3	1	0	0	1	0	0	0	0	0	0	10	15	0.00	1.500
30 Kevin McGlinchy, R ERA: 3.27	(8, 1)	1.0		5	0	0	0	2	1	1	0	0	0	0	7	17	0.00	1.000

PITCHER	IP	WLS	BF	H	R	ER	SO	BB	IBB	HBP	BLK	WP	HR	S	P	ERA	WHIP

Batter	1	2	3	4	5	6	7	8	9	AB	R	H	RBI	BB	SO	LOB
Luis Castillo, S (1, 4) OBP: 0.350, SLG: 0.332	C C B B B C 3-3 ① K			B F B X 2-1 FC6-4 1B	B F B B S B 4-2 BB		B B X 2-0 ② F8		B X 1-0 BB BB 1-2 1B	4	0	2	0	1	1	0
Dave Berg, R (1, 6) OBP: 0.361, SLG: 0.382	C B B B X 3-1 ② G5-3			X 0-0 ① FC6-4 1-2f 2B	C X 0-1 ③ G6-3		B B C B S F S 3-3 ③ K		S B B B B 4-1 BB 1-2 2-3 BB	4	1	0	0	1	1	2
Bruce Aven, R (1, 7) OBP: 0.380, SLG: 0.518	F B X 1-1 ③ G4-3			C S B F X 1-2 E 2B 1-H		B B C T F S 2-3 ① K		B S B B F X 3-2 ① L8	C F B B B F B 4-2 BB 1-2 2-3 3-H	4	0	1	2	1	1	0
Kevin Millar, R (1, 3) OBP: 0.423, SLG: 0.513 Antonio Alfonseca, R (9, 1)		B B C B C F B 4-2 G6-4-3 BB		C B B X 2-1 E5 G6-3 2-3		C B B B B 4-1 2B BB FC1-3-8-2		C C S 0-3 ② K	B S X 1-1 ③ P7	3 0	0 0	0 0	0 0	2 0	1 0	4 0
Preston Wilson, R (1, 8) OBP: 0.320, SLG: 0.519		C X 0-1 ① ② G6-4-3 1-2f		X 0-0 ② ③ G6-3 1-2f		B X 1-0 WP 2B 1-3		S B X 1-1 1B		4	1	2	0	0	0	3
Danny Bautista, R (1, 9) OBP: 0.277, SLG: 0.391		B C B F B X 3-2 ③ G5-3			X 0-0 HR 1B	C F X 0-2 ② FC1-3-8-2 WP 3-H		S S X 0-2 ③ L7		4	1	1	0	0	0	3
Mike Lowell, R (1, 5) OBP: 0.348, SLG: 0.392			B B B B C B 4-1 G4-6-3 BB	X 0-0 HR 1-H	B B C B B 4-1 BB 1-3 2-H				B S S F X 1-2 ① L7	2	1	1	2	2	0	0
Mike Redmond, R (1, 2) OBP: 0.369, SLG: 0.324 Mark Kotsay, L (9, PR) (9, 3) OBP: 0.302, SLG: 0.387		B C X 1-1 ① ② G4-6-3 1-2f		C B C F X 1-2 ① G5-3	B S S F C 1-3 ③ K				C F X 0-2 FC1-6 1B	4 0	0 0	1 0	0 0	0 0	1 0	3 0
Dennis Springer, R (1, 1) OBP: 0.125, SLG: 0.174 Tim Hyers, L (7, PH) OBP: 0.384, SLG: 0.450 Brian Edmondson, R (7, 1) OBP: 0.400, SLG: 0.600 Jesus Sanchez, L (8, 1) OBP: 0.167, SLG: 0.091 Braden Looper, R (8, 1) Amaury Garcia, R (9, PH) Jorge Fabregas, L (9, 2) OBP: 0.300, SLG: 0.348			X 0-0 ③ G1-3	C S S 0-3 ② K		C S B S 1-3 ① K		S B B B B S X 3-2 ② FC1-6 BB 1B BB 1-2f	2 1 0 0 0 0 1	0 0 0 0 0 0 1	0 0 0 0 0 0 0	0 0 0 0 0 0 0	1 1 0 0 0 0 0	0 0 0 0 0 0 1	0 0 0 0 0 0 0

livebaseballscorecards.com

Florida Marlins @ Atlanta Braves

Turner Field, Atlanta, GA

Mon Jul 05 1999, 7:40 PM EDT

Att. 37,506 - Cloudy - 88 F

TOP

AB	33
R	5
H	8
RBI	4
BB	7
SO	7
LOB	16

Inning Stats	1	2	3	4	5	6	7	8	9
	R: 0 H: 0 E: 0 LOB: 0 K: 1 BB: 0 S: 7 P: 14	R: 0 H: 0 E: 0 LOB: 0 K: 0 BB: 1 S: 8 P: 15	R: 0 H: 0 E: 0 LOB: 0 K: 0 BB: 1 S: 4 P: 9	R: 1 H: 2 E: 1 LOB: 1 K: 0 BB: 0 S: 10 P: 15	R: 2 H: 2 E: 0 LOB: 1 K: 1 BB: 1 S: 13 P: 18	R: 1 H: 1 E: 0 LOB: 2 K: 2 BB: 2 S: 14 P: 26	R: 0 H: 0 E: 0 LOB: 0 K: 2 BB: 0 S: 8 P: 14	R: 0 H: 1 E: 0 LOB: 1 K: 1 BB: 0 S: 11 P: 15	R: 1 H: 2 E: 0 LOB: 3 K: 0 BB: 2 S: 17 P: 31

| | | | |

Florida Marlins @ Atlanta Braves

Turner Field, Atlanta, GA

Mon Jul 05 1999, 7:40 PM EDT

Att. 37,506 - Cloudy - 88 F

livebaseballscorecards.com

BOTTOM

Batter	1	2	3	4	5	6	7	8	9	AB	R	H	RBI	BB	SO	LOB
Ozzie Guillen, L (1, 6) OBP: 0.279, SLG: 0.294	G1-6-3	SF8 (3-H)		F7			G6-3		G4-3	4	0	0	1	0	0	0
Bret Boone, R (1, 4) OBP: 0.328, SLG: 0.419	K	G6-3			10 G3 1B		HR		BB 10 WP 1B	5	3	3	1	0	1	1
10 Chipper Jones, S (1, 5) OBP: 0.411, SLG: 0.550	FC6-4 BB		G3-1 2B		G3 (1-2)		G4-3		1B BB (1-2) IBB	3	0	1	0	2	0	1
Brian Jordan, R (1, 9) OBP: 0.360, SLG: 0.511	FC6-4 (1-2f)		G3-1 (2-3)		CS (2-H) 1B		G6-3		1B (1-2 2-3) BB	4	0	1	1	1	0	2
Ryan Klesko, L (1, 7) OBP: 0.367, SLG: 0.507		2B BB	BB		F7			G6-3	1B (1-2 2-3 3-H)	1	1	0	0	2	0	1
Gerald Williams, R (8, PH) (9, 7) OBP: 0.337, SLG: 0.424										2	0	1	1	0	0	0
Andruw Jones, R (1, 8) OBP: 0.354, SLG: 0.484		1B 2B (1-H)	F9		CS (1-2)	G4-3		G1		4	1	3	1	0	0	2
Randall Simon, L (1, 3) OBP: 0.400, SLG: 0.471		1B SF8 (2-H) 1B	P6			G4-3 (1-2)		G1 (1-2)		4	1	1	1	0	0	4
Eddie Pérez, R (1, 2) OBP: 0.270, SLG: 0.323		SH1-3 (1-3) 1B		L6		G6-3		BB		3	0	1	0	1	0	1
Odalis Perez, L (1, 1) OBP: 0.138, SLG: 0.138		SH1-3 (1-2)		G4-3		F7		G1-3		1	0	0	0	0	0	0
Russ Springer, R (6, 1)										0	0	0	0	0	0	0
Keith Lockhart, L (6, PH) OBP: 0.296, SLG: 0.274										1	0	0	0	0	0	1
Mike Remlinger, L (7, 1)										0	0	0	0	0	0	0
Rudy Seanez, R (8, 1)										0	0	0	0	0	0	0
Brian Hunter, R (8, PH) OBP: 0.341, SLG: 0.481										1	0	0	0	0	0	2
John Rocker, R (9, 1)										0	0	0	0	0	0	0
30 Kevin McGlinchy, R (9, 1)										0	0	0	0	0	0	0

Inning Stats	1	2	3	4	5	6	7	8	9
	R: 0 E: 0 K: 1 S: 7	H: 0 LOB: 1 BB: 1 P: 13	R: 3 E: 0 K: 0 S: 7	H: 3 LOB: 1 BB: 1 P: 13	R: 0 E: 0 K: 0 S: 11	H: 1 LOB: 2 BB: 1 P: 19	R: 0 E: 0 K: 0 S: 7	H: 0 LOB: 0 BB: 0 P: 9	R: 1 E: 0 K: 0 S: 11	H: 2 LOB: 0 BB: 0 P: 16	R: 0 E: 0 K: 0 S: 4	H: 1 LOB: 1 BB: 0 P: 6	R: 1 E: 0 K: 0 S: 4	H: 1 LOB: 0 BB: 0 P: 10	R: 0 E: 0 K: 0 S: 8	H: 1 LOB: 2 BB: 1 P: 15	R: 1 E: 0 K: 0 S: 7	H: 2 LOB: 3 BB: 2 P: 19

1B: 8	SF: 1	WP: 1	PA: 42
2B: 2	SAC: 1	PB: 0	
3B: 0	DP: 0	SB: 0	
HR: 1	HBP: 0	CS: 1	

AB	33
R	6
H	11
RBI	6
BB	6
SO	1
LOB	15

PITCHER		IP	WLS	BF	H	R	ER	SO	BB	IBB	HBP	BLK	WP	HR	S	P	ERA	WHIP
Dennis Springer, R ERA: 4.22	(1, 1)	6.0		27	7	4	4	1	3	0	0	0	0	0	47	76	6.00	1.667
Brian Edmondson, R ERA: 5.55	(7, 1)	1.0		4	1	1	1	0	0	0	0	0	0	1	4	10	9.00	1.000
Jesus Sanchez, L ERA: 5.59	(8, 1)	0.2		4	1	0	0	0	1	0	0	0	0	0	6	13	0.00	3.000
Braden Looper, R ERA: 3.94	(8, 1)	0.1		1	0	0	0	0	0	0	0	0	0	0	2	2	0.00	0.000
Antonio Alfonseca, R ERA: 3.8	(9, 1)	0.1	L	5	2	1	1	0	1	1	0	0	1	0	7	19	27.00	9.000

PITCHER		IP	WLS	BF	H	R	ER	SO	BB	IBB	HBP	BLK	WP	HR	S	P	ERA	WHIP

Batter	1	2	3	4	5	6	7	8	9	AB	R	H	RBI	BB	SO	LOB
Luis Castillo, S (1, 4) OBP: 0.354, SLG: 0.337	X 0-0 G4-6-3 1B		X 0-0 CS 1B	B B C C X 2-2 ② G4-3 2-3		B X 1-0 F9-3 1B		F F S 0-3 ① K		5	0	3	0	0	1	2
Dave Berg, R (1, 6) OBP: 0.362, SLG: 0.383	B F X 1-1 ① ② G4-6-3 1-2f		1 SAFE P B C S B X 3-2 ① 1B 1B BB 1-2 1B	B X 1-0 FC6-4 3-H 1B		X 0-0 ① ② F9-3 1-2		B C C B B S 3-3 ② K 2-3		5	1	2	1	0	1	3
Bruce Aven, R (1, 7) OBP: 0.380, SLG: 0.512	B B X 2-0 ③ G6-3		C X 0-1 BB 1B SF9 1-2 1B	C X 0-1 ③ FC6-4 1-2f		B X 1-0 ③ G6-3		C F B B B F F F B F 4-2 BB		4	1	1	0	1	0	1
Kevin Millar, R (1, 3) OBP: 0.423, SLG: 0.508		C F X 0-2 ① G4-3	C B C X 1-2 BB 1-2 2-3 1B		X 0-0 1B 1B 1B		B C C S 1-3 ① K	F S B S 1-3 ③ K		5	1	2	0	0	2	2
Preston Wilson, R (1, 8) OBP: 0.326, SLG: 0.519		C S B S 1-3 ② K	B B B B 4-0 1-2 2-3 3-H BB		1 SAFE C C B X 1-2 1B 1-3 G1-2-3 1B		X 0-0 1B 1B		C C F F B C 1-3 ① K	4	0	2	1	1	2	0
Danny Bautista, R (1, 9) OBP: 0.271, SLG: 0.426		B C F X 1-2 HR	B F B X 2-1 ② SF9 3-H		B X 1-0 ① G1-3		F B X 1-1 ② P9		C X 0-1 ② G5-3	4	1	1	2	0	0	3
Mike Lowell, R (1, 5) OBP: 0.372, SLG: 0.410		B B F B X 3-1 1B 1B	B C S S 1-3 ③ K		B B I 4-0 1B IBB		P 1 SAFE X 1-0 1-3 1B		B B X 2-0 1B	4	0	3	0	1	1	2
Mike Redmond, R (1, 2) OBP: 0.378, SLG: 0.330		C 1 SAFE X 0-1 1-2 1B		B B B C C F B 4-2 G4-3 SH1-4 1B BB	F X 0-1 1-2 2-3 3-H 1B		C C X 0-2 ③ P9		1 SAFE B C F C 1-3 ③ K	4	1	2	1	1	1	3
Alex Fernandez, R (1, 1) OBP: 0.250, SLG: 0.450 Matt Mantei, R (9, 1)		X 0-0 ③ G4-3		X 0-0 ① SH1-4 1-2	B F B F X 2-2 ② ③ G1-2-3 3-Hf			C B B B C F F X 3-2 PB 2B		3 0	0 0	1 0	0 0	0 0	0 0	5 0
Inning Stats	R: 0 H: 1 E: 0 LOB: 0 K: 0 BB: 0 S: 4 P: 7	R: 1 H: 3 E: 0 LOB: 2 K: 1 BB: 0 S: 14 P: 19	R: 2 H: 4 E: 0 LOB: 2 K: 1 BB: 1 S: 15 P: 25	R: 1 H: 1 E: 0 LOB: 1 K: 0 BB: 1 S: 10 P: 17	R: 1 H: 3 E: 0 LOB: 2 K: 0 BB: 1 S: 10 P: 18	R: 0 H: 1 E: 0 LOB: 0 K: 0 BB: 0 S: 3 P: 5	R: 0 H: 2 E: 0 LOB: 2 K: 1 BB: 0 S: 11 P: 13	R: 0 H: 1 E: 0 LOB: 2 K: 3 BB: 1 S: 20 P: 31	R: 0 H: 1 E: 0 LOB: 1 K: 2 BB: 0 S: 11 P: 15	1B: 15 SF: 1 2B: 2 SAC: 1 3B: 0 DP: 3 HR: 1 HBP: 0						

Florida Marlins @ Atlanta Braves

Turner Field, Atlanta, GA

Tue Jul 06 1999, 7:40 PM EDT

Att. 32,665 - Overcast - 70 F

TOP

livebaseballscorecards.com

AB	38
R	5
H	17
RBI	5
BB	4
SO	8
LOB	21

PITCHER		IP	WLS	BF	H	R	ER	SO	BB	IBB	HBP	BLK	WP	HR	S	P	ERA	WHIP
Tom Glavine, L ERA: 4.38	(1, 1)	7.0	L	35	15	5	5	3	2	1	0	0	0	1	67	104	6.43	2.429
Russ Springer, R ERA: 5.6	(8, 1)	1.0		5	1	0	0	3	1	0	0	0	0	0	20	31	0.00	2.000
John Hudek, R ERA: 7.9	(9, 1)	1.0		4	1	0	0	2	0	0	0	0	0	0	11	15	0.00	1.000

PITCHER	IP	WLS	BF	H	R	ER	SO	BB	IBB	HBP	BLK	WP	HR	S	P	ERA	WHIP

Florida Marlins @ Atlanta Braves

Turner Field, Atlanta, GA

Tue Jul 06 1999, 7:40 PM EDT
Att. 32,665 - Overcast - 70 F

livebaseballscorecards.com

BOTTOM

Batter	1	2	3	4	5	6	7	8	9	AB	R	H	RBI	BB	SO	LOB
Walt Weiss, S (1, 6) OBP: 0.323, SLG: 0.322	C B C B X 2-2 G6-3 ①		B X 1-0 F8 ③			C X 0-1 G4-3 ①		B S F C 1-3 K ③		4	0	0	0	0	1	0
Bret Boone, R (1, 4) OBP: 0.324, SLG: 0.414	C C B B X 2-2 G1-3 ②			B F F B S 2-3 K ①		S B C B B X 3-2 G6-3 ②			C B F X 1-2 G3 ①	4	0	0	0	0	1	0
10 Chipper Jones, S (1, 5) OBP: 0.415, SLG: 0.561	F B B C B F F B 4-2 BB			C B B X 2-1 HR		C X 0-1 G3-1 ③			B C B F B X 3-2 E 1B	3	1	2	1	1	0	0
Brian Jordan, R (1, 9) OBP: 0.359, SLG: 0.511	X 0-0 F8 ③			B X 1-0 2B			X 0-0 G6-3 ①		C X 0-1 F7 ②	4	0	1	0	0	0	2
Ryan Klesko, L (1, 7) OBP: 0.365, SLG: 0.512		B B F C C 2-3 K ①		B C X 1-1 P5 ②			B X 1-0 G5-3 3B		B B C X 2-1 E4 DI 1-3	4	1	1	0	0	1	2
Andruw Jones, R (1, 8) OBP: 0.350, SLG: 0.478		F B B X 2-1 P4 ②		B C S B B C 3-3 K ③			B B F B S X 3-2 G5-3 ② 3-H		B B B C X 3-1 L7 ③ 1-2	4	0	0	1	0	1	3
Randall Simon, L (1, 3) OBP: 0.391, SLG: 0.460		S B C B X 2-2 G1-3 ③			X 0-0 G5-3 ①		B X 1-0 L9 ③			3	0	0	0	0	0	0
Eddie Pérez, R (1, 2) OBP: 0.264, SLG: 0.316			C B F F B S 2-3 K ①		C X 0-1 G4-3 ②			X 0-0 F8 ①		3	0	0	0	0	1	0
Tom Glavine, L (1, 1) OBP: 0.158, SLG: 0.135			X 0-0 L5 ②		C C X 0-2 G2-3 ③			C B C X 1-2 F8 ②		2	0	0	0	0	0	0
Russ Springer, R (8, 1)										0	0	0	0	0	0	0
Keith Lockhart, L (8, PH) OBP: 0.293, SLG: 0.270										1	0	0	0	0	0	0
John Hudek, S (9, 1)										0	0	0	0	0	0	0
Inning Stats	R: 0 E: 0 K: 0 S: 11 H: 0 LOB: 1 BB: 1 P: 19	R: 0 E: 0 K: 1 S: 8 H: 0 LOB: 0 BB: 0 P: 14	R: 0 E: 0 K: 1 S: 6 H: 0 LOB: 0 BB: 0 P: 9	R: 1 E: 0 K: 2 S: 11 H: 2 LOB: 1 BB: 0 P: 20	R: 0 E: 0 K: 0 S: 6 H: 0 LOB: 0 BB: 0 P: 6	R: 0 E: 0 K: 0 S: 7 H: 0 LOB: 0 BB: 0 P: 10	R: 1 E: 0 K: 0 S: 6 H: 1 LOB: 0 BB: 0 P: 11	R: 0 E: 0 K: 1 S: 7 H: 0 LOB: 0 BB: 0 P: 9	R: 0 E: 1 K: 0 S: 12 H: 1 LOB: 2 BB: 0 P: 21							

	AB	32
	R	2
	H	4
	RBI	2
	BB	1
	SO	5
	LOB	7

1B: 1 SF: 0 WP: 0 PA: 33
2B: 1 SAC: 0 PB: 0
3B: 1 DP: 0 SB: 0
HR: 1 HBP: 0 CS: 0

PITCHER		IP	WLS	BF	H	R	ER	SO	BB	IBB	HBP	BLK	WP	HR	S	P	ERA	WHIP
Alex Fernandez, R ERA: 3.31	(1, 1)	8.0	W	28	3	2	2	5	1	0	0	0	0	1	62	98	2.25	0.500
Matt Mantei, R ERA: 2.72	(9, 1)	1.0	S	5	1	0	0	0	0	0	0	0	0	0	12	21	0.00	1.000

PITCHER	IP	WLS	BF	H	R	ER	SO	BB	IBB	HBP	BLK	WP	HR	S	P	ERA	WHIP

Batter	1	2	3	4	5	6	7	8	9	AB	R	H	RBI	BB	SO	LOB
Luis Castillo, S (1, 4) OBP: 0.352, SLG: 0.335	C C C 0-3 ① K		B X 1-0 ③ G4-3			B B C B F F X 3-2 ② L3	C C S 0-3 ③ K			2	0	0	0	0	1	0
Dave Berg, R (3, 4) OBP: 0.357, SLG: 0.376										2	0	0	0	0	1	2
Alex Gonzalez, R (1, 6) OBP: 0.329, SLG: 0.472	C X 0-1 1B			C X 0-1 ① F8		X 0-0 1B		S F X 0-2 ① P9		4	0	2	0	0	0	0
Bruce Aven, R (1, 7) OBP: 0.372, SLG: 0.500	1 SAFE C C T F X 0-2 ② F8			S B F C 1-3 ② K		S X 0-1 ③ G1-3		F F B F S 1-3 ② K		4	0	0	0	0	2	2
Kevin Millar, R (1, 3) OBP: 0.418, SLG: 0.523	B 1 SAFE F 1 SAFE 1 SAFE X 1-1 ③ L8			F S B B F F X 2-2 ③ G6-3			B X 1-0 HR	B B F B F X 3-2 ③ F7		4	1	1	1	0	0	1
Mark Kotsay, L (1, 9) OBP: 0.302, SLG: 0.385		B B F B X 3-1 ① F9			C F S 0-3 ① K		C B X 1-1 F8 S E 1B		B X 1-0 ① F7	4	1	1	0	0	1	0
Preston Wilson, R (1, 8) OBP: 0.325, SLG: 0.527		B B C X 2-1 ② G1-3			X 0-0 HR		B F 1 SAFE B B C X 3-2 ① F8 1-3		C B S S 1-3 ② K	4	1	1	1	0	1	1
Mike Lowell, R (1, 5) OBP: 0.357, SLG: 0.390		C B X 1-1 ③ G6-3			C X 0-1 ② G6-3		B B F F B S 3-3 ② K		B F B X 2-1 ③ F8	4	0	0	0	0	1	1
Jorge Fabregas, L (1, 2) OBP: 0.301, SLG: 0.344			C C F B X 1-2 ① G1		F F B S 1-3 ③ K		F B B F H 3-2 E HBP			2	0	0	0	0	1	0
Ryan Dempster, R (1, 1) OBP: 0.150, SLG: 0.158			F F F C 0-3 ② K			B S X 1-1 ① G4-3	F C B F F X 1-2 E5 1-3 3-H 1B			1	0	0	0	0	1	0
Tim Hyers, L (6, PH) OBP: 0.378, SLG: 0.443										1	0	0	0	0	0	0
Vic Darensbourg, L (6, 1)										0	0	0	0	0	0	0
Danny Bautista, R (7, PH) OBP: 0.282, SLG: 0.435										1	0	1	1	0	0	0
Braden Looper, R (7, 1)										0	0	0	0	0	0	0
Inning Stats	R: 0 E: 0 K: 1 S: 12 H: 1 LOB: 1 BB: 0 P: 13	R: 0 E: 0 K: 0 S: 6 H: 0 LOB: 0 BB: 0 P: 12	R: 0 E: 0 K: 1 S: 9 H: 0 LOB: 0 BB: 0 P: 11	R: 0 E: 0 K: 1 S: 10 H: 0 LOB: 0 BB: 0 P: 13	R: 1 E: 0 K: 2 S: 9 H: 1 LOB: 0 BB: 0 P: 10	R: 0 E: 0 K: 0 S: 9 H: 1 LOB: 1 BB: 0 P: 13	R: 2 E: 1 K: 2 S: 19 H: 3 LOB: 2 BB: 0 P: 31	R: 0 E: 0 K: 1 S: 10 H: 0 LOB: 0 BB: 0 P: 14	R: 0 E: 0 K: 1 S: 6 H: 0 LOB: 0 BB: 0 P: 10	1B: 4 2B: 0 3B: 0 HR: 2	SF: 0 SAC: 0 DP: 0 HBP: 1						

PITCHER	IP	WLS	BF	H	R	ER	SO	BB	IBB	HBP	BLK	WP	HR	S	P	ERA	WHIP
Greg Maddux, R (1, 1) ERA: 3.55	6.0	W	21	3	1	1	5	0	0	0	0	0	1	55	72	1.50	0.500
30 Kevin McGlinchy, R (7, 1) ERA: 3.61	0.2		6	3	2	2	1	0	0	1	0	0	1	16	28	27.00	4.500
Rudy Seanez, R (7, 1) ERA: 2.33	1.1	H	4	0	0	0	2	0	0	0	0	0	0	13	17	0.00	0.000
John Rocker, L (9, 1) ERA: 3.0	1.0		3	0	0	0	1	0	0	0	0	0	0	6	10	0.00	0.000

PITCHER	IP	WLS	BF	H	R	ER	SO	BB	IBB	HBP	BLK	WP	HR	S	P	ERA	WHIP

TOP

Florida Marlins @ Atlanta Braves

Turner Field, Atlanta, GA

Wed Jul 07 1999, 7:40 PM EDT

Att. 35,610 - Cloudy - 81 F

livebaseballscorecards.com

AB	33
R	3
H	6
RBI	3
BB	0
SO	9
LOB	7

WP: 0 PB: 0 SB: 1 CS: 0 PA: 34

Batter	1	2	3	4	5	6	7	8	9	AB	R	H	RBI	BB	SO	LOB
Walt Weiss, S (1, 6) OBP: 0.317, SLG: 0.314	C B F B X 2-2 G3-1 ①	B B X 2-0 F8 ②		B X 1-0 G4-3 ① 2-3		X 0-0 G6-3 ②				4	0	0	0	0	0	2
Bret Boone, R (1, 4) OBP: 0.323, SLG: 0.416	B X 1-0 1B 2B	B C C S 1-3 K2-3 ③		X 0-0 SF8 ② 3-H		B B F X 2-1 G6-3 ③				3	1	1	1	0	1	1
10 Chipper Jones, S (1, 5) OBP: 0.416, SLG: 0.569	B B B C B 4-1 F8 1B 2B BB		S B X 1-1 HR	B B C C S 2-3 K ③			B B F B C F F X 3-2 G4-3 ①			3	2	1	1	1	1	0
Brian Jordan, R (1, 9) OBP: 0.360, SLG: 0.509	B B X 2-0 2B WP 1B 1-2 2-H		C B B F F B B 4-2 1B BB		B X 1-0 P4 ①		B F X 1-1 G4-3 ②			3	1	1	1	1	0	0
Ryan Klesko, L (1, 7) OBP: 0.367, SLG: 0.509 Gerald Williams, R (8, 7) OBP: 0.337, SLG: 0.424	B X 1-0 F8 ② 2-3		1 SAFE B X 1-0 1B 1-2		B C B S B B 4-2 HR BB		C B X 1-1 G4-3 ③			3	1	1	0	1	0	2
										0	0	0	0	0	0	0
Andruw Jones, R (1, 8) OBP: 0.352, SLG: 0.491	F B B X 2-1 WP 2-1 2B 1-3 3-H		X 0-0 P6 ①		C B X 1-1 HR 1-H			C B X 1-1 P2 ①		4	1	2	3	0	0	2
Randall Simon, L (1, 3) OBP: 0.387, SLG: 0.449	S B B B B 4-1 BB 2-3 3-H		C S B S 1-3 K ②		B F X 1-1 G4-3 ②			B F B X 2-1 G4-3 ②		3	0	0	0	1	1	2
Eddie Pérez, R (1, 2) OBP: 0.264, SLG: 0.314	C B 1-1 2-1 ③ 3-H	X 0-0 SH1-4 1B	C X 0-1 G6-3 ③		S F F X 0-2 G1-3 ③			B X 1-0 F9 ③		4	0	1	0	0	0	2
Greg Maddux, R (1, 1) OBP: 0.324, SLG: 0.563		1 SAFE X 0-0 SH1-4 ① 1-2		B C B X 2-1 G4-3 SF8 2B		B B X 2-0 L6 ①				1	1	1	0	0	0	0
Otis Nixon, S (6, PH) OBP: 0.284, SLG: 0.207										1	0	0	0	0	0	0
30 Kevin McGlinchy, R (7, 1)										0	0	0	0	0	0	0
Rudy Seanez, R (7, 1)										0	0	0	0	0	0	0
John Rocker, R (9, 1)										0	0	0	0	0	0	0
Inning Stats	R: 3 E: 0 K: 0 S: 11 H: 3 LOB: 2 BB: 2 P: 28	R: 0 E: 0 K: 1 S: 6 H: 1 LOB: 1 BB: 0 P: 9	R: 1 E: 0 K: 1 S: 12 H: 2 LOB: 2 BB: 1 P: 19	R: 1 E: 0 K: 1 S: 7 H: 1 LOB: 0 BB: 0 P: 12	R: 2 E: 0 K: 0 S: 11 H: 1 LOB: 0 BB: 1 P: 18	R: 0 E: 0 K: 0 S: 4 H: 0 LOB: 0 BB: 0 P: 8	R: 0 E: 0 K: 0 S: 9 H: 0 LOB: 0 BB: 0 P: 14	R: 0 E: 0 K: 0 S: 5 H: 0 LOB: 0 BB: 0 P: 9		1B: 3 2B: 3 3B: 0 HR: 2	SF: 1 SAC: 1 DP: 0 HBP: 0					

PITCHER		IP	WLS	BF	H	R	ER	SO	BB	IBB	HBP	BLK	WP	HR	S	P	ERA	WHIP
Ryan Dempster, R ERA: 5.09	(1, 1)	5.0	L	27	8	7	7	3	4	0	0	0	1	2	47	86	12.60	2.400
Vic Darensbourg, L ERA: 7.62	(6, 1)	1.0		3	0	0	0	0	0	0	0	0	0	0	4	8	0.00	0.000
Braden Looper, R ERA: 3.78	(7, 1)	2.0		6	0	0	0	0	0	0	0	0	0	0	14	23	0.00	0.000

PITCHER	IP	WLS	BF	H	R	ER	SO	BB	IBB	HBP	BLK	WP	HR	S	P	ERA	WHIP

BOTTOM

Florida Marlins @ Atlanta Braves

Turner Field, Atlanta, GA

Wed Jul 07 1999, 7:40 PM EDT
Att. 35,610 - Cloudy - 81 F

livebaseballscorecards.com

AB	29
R	7
H	8
RBI	6
BB	4
SO	3
LOB	11

WP: 1	PA: 35		
PB: 0			
SB: 0			
CS: 0			

Batter	1	2	3	4	5	6	7	8	9	AB	R	H	RBI	BB	SO	LOB
Luis Castillo, S (1, 4) OBP: 0.354, SLG: 0.337	C C X 0-2 ① G6-3		F B F B F F X 2-2 ② SF8 1B 1-2 1B		C X 0-1 2B 1B		F S B B X 2-2 ② G6-3			4	1	2	0	0	0	0
Alex Gonzalez, R (1, 6) OBP: 0.329, SLG: 0.469	B B F B X 3-1 ② L8		F B B X 2-1 1-2 2-3 1B		B T F S 1-3 ② K		B C S S 1-3 ③ K			4	0	1	0	0	2	1
Bruce Aven, R (1, 7) OBP: 0.370, SLG: 0.503	X 0-0 ③ P3		S B B X 2-1 ② SF8 2-3 3-H		B X 1-0 1B 1-H 2B			C B F S 1-3 ① K		3	0	1	2	0	1	0
Kevin Millar, R (1, 3) OBP: 0.413, SLG: 0.515		X 0-0 ① P4	B B X 2-0 ③ F7		B X 1-0 2-3 1B			C X 0-1 ② F9		4	0	1	0	0	0	2
Mark Kotsay, L (1, 9) OBP: 0.301, SLG: 0.383		C F X 0-2 1B		C F C 0-3 ① K	X 0-0 ③ G3			B B F C X 2-2 ③ F7		4	0	1	0	0	1	2
Preston Wilson, R (1, 8) OBP: 0.323, SLG: 0.520		B X 1-0 ② F9		B B C B B 4-1 S BB		F F S 0-3 ① K			C X 0-1 ① B1-3	3	0	0	0	1	1	1
Mike Lowell, R (1, 5) OBP: 0.343, SLG: 0.372		C F P S 1-3 ③ K		C F F B B S 2-3 ② K 1-2		F B B F B F S 3-3 ② K			F F B S 1-3 ② K	4	0	0	0	0	4	2
Jorge Fabregas, L (1, 2) OBP: 0.294, SLG: 0.335			B F X 1-1 ① F7	C F X 0-2 ③ F8		S C S 0-3 ③ K			X 0-0 ③ F9	4	0	0	0	0	1	1
Brian Meadows, R (1, 1) OBP: 0.212, SLG: 0.226 Tim Hyers, L (7, PH) OBP: 0.373, SLG: 0.435 Brian Edmondson, R (7, 1) OBP: 0.400, SLG: 0.600 Vic Darensbourg, L (8, 1)			C C B B X 2-2 1B 1B SF8 1B		C B X 1-1 ① F8		B C X 1-1 ① G4-3			2 1 0 0	1 0 0 0	1 0 0 0	0 0 0 0	0 0 0 0	0 0 0 0	0 0 0 0

TOP

Florida Marlins @ Atlanta Braves

Turner Field, Atlanta, GA

Thu Jul 08 1999, 7:40 PM EDT

Att. 36,606 - Cloudy - 85 F

livebaseballscorecards.com

AB	33
R	2
H	7
RBI	2
BB	1
SO	10
LOB	9

Inning Stats	1	2	3	4	5	6	7	8	9
	R: 0 E: 0 K: 0 S: 6 H: 0 LOB: 0 BB: 0 P: 9	R: 0 E: 0 K: 1 S: 9 H: 1 LOB: 1 BB: 0 P: 10	R: 1 E: 0 K: 0 S: 15 H: 3 LOB: 2 BB: 0 P: 26	R: 0 E: 0 K: 2 S: 11 H: 0 LOB: 1 BB: 1 P: 17	R: 1 E: 0 K: 1 S: 10 H: 3 LOB: 2 BB: 0 P: 14	R: 0 E: 0 K: 3 S: 10 H: 0 LOB: 0 BB: 0 P: 13	R: 0 E: 0 K: 1 S: 8 H: 0 LOB: 0 BB: 0 P: 12	R: 0 E: 0 K: 1 S: 8 H: 0 LOB: 0 BB: 0 P: 11	R: 0 E: 0 K: 1 S: 6 H: 0 LOB: 0 BB: 0 P: 7

	1B: 6	SF: 1	WP: 0	PA: 35
	2B: 1	SAC: 0	PB: 0	
	3B: 0	DP: 0	SB: 1	
	HR: 0	HBP: 0	CS: 0	

PITCHER	IP	WLS	BF	H	R	ER	SO	BB	IBB	HBP	BLK	WP	HR	S	P	ERA	WHIP
Kevin Millwood, R (1, 1) ERA: 3.2	9.0	W	35	7	2	2	10	1	0	0	0	0	0	83	119	2.00	0.889

PITCHER	IP	WLS	BF	H	R	ER	SO	BB	IBB	HBP	BLK	WP	HR	S	P	ERA	WHIP

Florida Marlins @ Atlanta Braves

Turner Field, Atlanta, GA

Thu Jul 08 1999, 7:40 PM EDT

Att. 36,606 - Cloudy - 85 F

livebaseballscorecards.com

Batter	1	2	3	4	5	6	7	8	9	AB	R	H	RBI	BB	SO	LOB
Ozzie Guillen, L (1, 6) OBP: 0.273, SLG: 0.287	X 0-0 ① F8		C C F X 0-2 ② L3		C B X 1-1 ② F8		C X 0-1 ② G6-3			4	0	0	0	0	0	1
Bret Boone, R (1, 4) OBP: 0.322, SLG: 0.414	C C B B X 2-2 10 2B 1B		B B C X 2-2 ③ F8		B B X 2-0 ③ F9		S F B X 1-2 ③ G4-3			4	1	1	0	0	0	1
10 Chipper Jones, S (1, 5) OBP: 0.417, SLG: 0.580	B F S B B X 3-2 G3 1-H 2B			B X 1-0 ① G3		X 0-0 HR		C F B B B S 3-3 ① K		4	1	2	2	0	1	0
Brian Jordan, R (1, 9) OBP: 0.362, SLG: 0.518	F F B X 1-2 ② G3 2-3			B C X 1-1 S HR 1B		S B F B B X 3-2 ① L8		C B X 1-1 HR		4	2	2	1	0	0	1
Ryan Klesko, L (1, 7) OBP: 0.371, SLG: 0.530 Gerald Williams, R (8, PH) OBP: 0.335, SLG: 0.422 (9, 7)	F B F X 1-2 ③ P5			F B B X 2-1 1-H HR		X 0-0 2B		C C B B X 2-2 ② L6		3 1	1 0	2 0	2 0	0 0	0 0	1 0
Andruw Jones, R (1, 8) OBP: 0.348, SLG: 0.484		B X 1-0 ① F9		X 0-0 ② G6-3		X 0-0 ② F9		B B F X 2-1 ③ F8		4	0	0	0	0	0	1
Randall Simon, L (1, 3) OBP: 0.386, SLG: 0.442		X 0-0 ② P5		B B X 2-0 ③ F8		I I I 4-0 FC5-4 IBB				2	0	0	0	1	0	0
Eddie Pérez, R (1, 2) OBP: 0.265, SLG: 0.321		B B C C X 2-1 ③ P3			X 0-0 2B	B X 1-0 ③ FC5-4 1-2f				3	0	1	0	0	0	2
Kevin Millwood, R (1, 1) OBP: 0.195, SLG: 0.179			B C S S 1-3 ① K		X 0-0 ① B5		X 0-0 ① G5-3			3	0	0	0	0	1	1
Inning Stats	R: 1 H: 2 E: 0 LOB: 1 K: 0 BB: 0 S: 13 P: 20	R: 0 H: 0 E: 0 LOB: 0 K: 0 BB: 0 S: 4 P: 7	R: 0 H: 0 E: 0 LOB: 0 K: 1 BB: 0 S: 10 P: 13	R: 2 H: 2 E: 0 LOB: 0 K: 0 BB: 0 S: 7 P: 13	R: 0 H: 1 E: 0 LOB: 1 K: 0 BB: 0 S: 5 P: 8	R: 1 H: 2 E: 0 LOB: 2 K: 0 BB: 1 S: 7 P: 15	R: 0 H: 0 E: 0 LOB: 0 K: 0 BB: 0 S: 6 P: 7	R: 1 H: 1 E: 0 LOB: 0 K: 1 BB: 0 S: 10 P: 18		1B: 2 SF: 0 2B: 3 SAC: 0 3B: 0 DP: 0 HR: 3 HBP: 0					WP: 0 PA: 33 PB: 0 SB: 1 CS: 0	

PITCHER		IP	WLS	BF	H	R	ER	SO	BB	IBB	HBP	BLK	WP	HR	S	P	ERA	WHIP
Brian Meadows, R ERA: 5.59	(1, 1)	6.0	L	26	7	4	4	1	0	1	0	0	0	2	46	76	6.00	1.167
Brian Edmondson, R ERA: 5.58	(7, 1)	1.1		5	1	1	1	1	0	0	0	0	0	1	11	16	6.75	0.750
Vic Darensbourg, L ERA: 7.43	(8, 1)	0.2		2	0	0	0	0	0	0	0	0	0	0	5	9	0.00	0.000

PITCHER	IP	WLS	BF	H	R	ER	SO	BB	IBB	HBP	BLK	WP	HR	S	P	ERA	WHIP

AB	32
R	5
H	8
RBI	5
BB	1
SO	2
LOB	8

Boston Red Sox @ Atlanta Braves

Turner Field, Atlanta, GA

Fri Jul 09 1999, 7:40 PM EDT

Att. 49,636 - Cloudy - 85 F

TOP

livebaseballscorecards.com

Batter	1	2	3	4	5	6	7	8	9	AB	R	H	RBI	BB	SO	LOB
Chad Fonville, S (1, 4)	F B C F B F F X 2-2 ① G6-3		C B B S F B B 4-2 BB		B B B 4-0 S 3B BB		B F F X 1-2 ① FC1-6 1-2f			2	1	0	0	2	0	1
Darren Lewis, R (1, 9) OBP: 0.331, SLG: 0.336	X 0-0 ② B3		B F B C X 2-2 ③ F9		C B F F F B B X 3-2 1-H SF8 3B		B B F S F B S 3-3 ② K			4	1	1	1	0	1	2
Damon Buford, R (1, 8) OBP: 0.315, SLG: 0.382	B F C B B F B 4-2 CS BB			F B B B X 3-1 HR	X 0-0 ① SF8 3-H		B F F F X 2-2 ③ G5-3			2	1	1	2	1	0	1
Mike Stanley, R (1, 3) OBP: 0.397, SLG: 0.490	C F P 1-2 ③ CS 1-2	C C S 0-3 ① K		C B B B F X 3-2 HR	C B C X 1-2 ② G1-2-3			S S B B X 2-2 ① F8		4	1	1	1	0	1	0
Troy O'Leary, L (1, 7) OBP: 0.359, SLG: 0.541		F B B F C 2-3 ② K		B C B X 2-1 F9 2B	B B C X 2-1 ③ F8			F B F B X 2-2 ② G3		4	0	1	0	0	1	0
Lou Merloni, R (1, 6) OBP: 0.330, SLG: 0.341		B C F X 1-2 ③ G6-3		X 0-0 ① F9 2-3		B X 1-0 ① F8		C C S 0-3 ③ K		4	0	0	0	0	1	1
38 Wilton Veras, R (1, 5) OBP: 0.265, SLG: 0.469			B F X 1-1 HR	C F B B S 2-3 ② K		B B F B X 3-1 ② P9			B B F X 2-1 ① G6-3	4	1	1	1	0	1	1
Jason Varitek, S (1, 2) OBP: 0.316, SLG: 0.452			B F F S 1-3 ① K	I I I I 4-0 IBB		C B S F F X 1-2 ③ F8			X 0-0 ② G6-3	3	0	0	0	1	1	0
Bret Saberhagen, R (1, 1)			C S C 0-3 ② K	C F B X 1-2 ③ F8						2	0	0	0	1	1	2
Derek Lowe, R (7, 1)										0	0	0	0	0	0	0
49 Tim Wakefield, R (8, 1)							B B C F B B 4-2 FC1-6 BB		C S F S 0-3 ③ K	1	0	0	0	0	1	0

	AB	30
	R	5
	H	5
	RBI	5
	BB	5
	SO	8
	LOB	8

Inning Stats																								
	R: 0	H: 0	R: 0	H: 0	R: 1	H: 1	R: 2	H: 3	R: 2	H: 1	R: 0	H: 0	R: 0	H: 0	R: 0	H: 0	R: 0	H: 0	1B: 0	SF: 1	WP: 0	PA: 37
	E: 0	LOB: 0	E: 0	LOB: 0	E: 0	LOB: 1	E: 0	LOB: 2	E: 0	LOB: 0	E: 0	LOB: 0	E: 0	LOB: 1	E: 0	LOB: 0	E: 0	LOB: 0	2B: 1	SAC: 0	PB: 0	
	K: 0	BB: 1	K: 2	BB: 0	K: 2	BB: 1	K: 1	BB: 1	K: 0	BB: 1	K: 0	BB: 0	K: 1	BB: 1	K: 1	BB: 0	K: 1	BB: 0	3B: 1	DP: 0	SB: 1	
	S: 13	P: 19	S: 9	P: 12	S: 14	P: 22	S: 14	P: 29	S: 11	P: 21	S: 8	P: 13	S: 13	P: 23	S: 9	P: 13	S: 7	P: 9	HR: 3	HBP: 0	CS: 1	

PITCHER		IP	WLS	BF	H	R	ER	SO	BB	IBB	HBP	BLK	WP	HR	S	P	ERA	WHIP
Bruce Chen, L ERA: 5.63	(1, 1)	4.0	L	19	4	4	4	5	3	1	0	0	0	3	50	86	9.00	1.750
Russ Springer, R ERA: 5.89	(5, 1)	0.2		3	1	1	1	0	0	0	0	0	0	0	9	13	13.50	1.500
Mike Remlinger, L ERA: 1.33	(5, 1)	2.1		8	0	0	0	1	1	0	0	0	0	0	23	40	0.00	0.429
30 Kevin McGlinchy, R ERA: 3.45	(8, 1)	2.0		6	0	0	0	2	0	0	0	0	0	0	16	22	0.00	0.000

PITCHER	IP	WLS	BF	H	R	ER	SO	BB	IBB	HBP	BLK	WP	HR	S	P	ERA	WHIP

Batter	1	2	3	4	5	6	7	8	9	AB	R	H	RBI	BB	SO	LOB
Walt Weiss, S (1, 6) OBP: 0.319, SLG: 0.313	F9	FC4-6 1-2f 2-3			P5	FC5-4 3-H 1B		10 S BB		4	0	1	1	1	0	2
Bret Boone, R (1, 4) OBP: 0.318, SLG: 0.408	G6-3	K			K	FC5-4 10 1B 1-2f		F8		5	0	0	0	0	2	5
10 Chipper Jones, S (1, 5) OBP: 0.419, SLG: 0.590	HR		G6-3			FC5-4 1B	1-2 1B		K 1-2 2-3	5	1	3	1	0	1	2
Brian Jordan, R (1, 9) OBP: 0.360, SLG: 0.515	PO 1B		G1-3			FC5-4 WP 1-2f	G5-3			4	0	1	0	0	0	3
Ryan Klesko, L (1, 7) OBP: 0.369, SLG: 0.529	PO 1-2	1B E 2B	K			K		P4		4	1	1	0	0	2	1
Andruw Jones, R (1, 8) OBP: 0.352, SLG: 0.484		E FC5-4 2-3 1B		F7		BB 1-2		CS BB		2	1	1	0	2	0	0
Randall Simon, L (1, 3) OBP: 0.376, SLG: 0.429		E4 FC5-4 1-3 3-H		F8		G4-3		P9		4	0	0	1	0	0	4
Eddie Pérez, R (1, 2) OBP: 0.267, SLG: 0.329 Otis Nixon, S (9, PH) OBP: 0.282, SLG: 0.205		FC5-4 FC4-6 SH 1-2f 3-H		K			G3 1B 2B	CS 1-2	E1 10 S S	3 1	1 0	1 0	1 0	0 0	1 0	1 0
Bruce Chen, L (1, 1) Russ Springer, R (5, 1) Mike Remlinger, L (5, 1) Ozzie Guillen, L (7, PH) OBP: 0.271, SLG: 0.286 30 Kevin McGlinchy, R (8, 1) Keith Lockhart, L (9, PH) OBP: 0.289, SLG: 0.267		SH FC4-6 1-2			K		G3 2-3		K 1-2	0 0 1 1 0 1	0 0 0 0 0 0	0 0 0 0 0 0	0 0 0 0 0 0	0 0 1 0 0 1	0 0 0 0 0 0	0 0 0 1 0 1
Inning Stats	R: 1 E: 0 K: 0 S: 9 H: 2 LOB: 0 BB: 0 P: 9	R: 2 E: 2 K: 1 S: 13 H: 2 LOB: 2 BB: 0 P: 16	R: 0 E: 0 K: 1 S: 9 H: 0 LOB: 0 BB: 0 P: 14	R: 0 E: 0 K: 1 S: 12 H: 0 LOB: 0 BB: 0 P: 15	R: 0 E: 0 K: 2 S: 8 H: 0 LOB: 0 BB: 0 P: 12	R: 0 E: 0 K: 1 S: 10 H: 1 LOB: 2 BB: 1 P: 18	R: 1 E: 0 K: 0 S: 14 H: 3 LOB: 2 BB: 0 P: 20	R: 0 E: 0 K: 0 S: 5 H: 0 LOB: 0 BB: 1 P: 10	R: 0 E: 1 K: 2 S: 14 H: 0 LOB: 2 BB: 1 P: 27	1B: 5 2B: 2 3B: 0 HR: 1	SF: 0 SAC: 1 DP: 0 HBP: 0			WP: 1 PB: 0 SB: 3 CS: 1	PA: 41	

BOTTOM

Boston Red Sox @ Atlanta Braves

Turner Field, Atlanta, GA

Fri Jul 09 1999, 7:40 PM EDT

Att. 49,636 - Cloudy - 85 F

livebaseballscorecards.com

AB	35
R	4
H	8
RBI	4
BB	3
SO	8
LOB	20

PITCHER		IP	WLS	BF	H	R	ER	SO	BB	IBB	HBP	BLK	WP	HR	S	P	ERA	WHIP
Bret Saberhagen, R ERA: 2.31	(1, 1)	6.1	W	28	7	4	3	6	1	0	0	0	1	1	68	94	4.26	1.263
Derek Lowe, R ERA: 3.04	(7, 1)	0.2	H	3	1	0	0	0	0	0	0	0	0	0	7	10	0.00	1.500
49 Tim Wakefield, R ERA: 4.86	(8, 1)	2.0	S	8	0	0	0	2	2	0	0	0	0	0	19	37	0.00	1.000

PITCHER	IP	WLS	BF	H	R	ER	SO	BB	IBB	HBP	BLK	WP	HR	S	P	ERA	WHIP

Batter	1	2	3	4	5	6	7	8	9	10	11	AB	R	H	RBI	BB	SO	LOB
Jose Offerman, S (1, 4) OBP: 0.354, SLG: 0.407	B C C B B X 3-2 G6-3 ①		C C S 0-3 K ②		B F B C X 2-2 F8 ③			X 0-0 B2 ①		S S S 0-3 K ③		5	0	0	0	0	2	1
Darren Lewis, R (1, 9) OBP: 0.332, SLG: 0.335	C B B C X 2-2 G4-3 ②		B X 1-0 1B			C B B X 2-1 G4-3 ①		B X 1-0 P3 ②			B B B B 4-0 G6-4-3 BB	4	0	1	0	1	0	0
Damon Buford, R (1, 8) OBP: 0.317, SLG: 0.379	B F X 1-2 G5-3 ③		B C F 1 SAFE C 1-3 K ③			B X 1-0 1B		C B B F B F B 4-2 BB			X 0-0 G6-4-3 ① ② 1-2f	4	0	1	0	1	1	2
Mike Stanley, R (1, 3) OBP: 0.394, SLG: 0.496		X 0-0 HR		X 0-0 F9 ①		B F B F F 1 SAFE F C 2-3 K ②		X 0-0 F8 ③			X 0-0 G5-3 ③	5	1	1	1	0	1	2
Troy O'Leary, L (1, 7) OBP: 0.355, SLG: 0.534		F F X 0-2 G1-3 ①		B X 1-0 F8 ②		B 1 SAFE X 1-0 G1-3 ③			B X 1-0 F7 ①			4	0	0	0	0	0	1
Lou Merloni, R (1, 6) OBP: 0.315, SLG: 0.326		X 0-0 G4-3 ②		C X 0-1 G3-1 ③			C C X 0-2 G1-3 ①		B F X 1-1 G5-3 ②			4	0	0	0	0	0	0
38 Wilton Veras, R (1, 5) OBP: 0.316, SLG: 0.500		B B X 2-0 1B			X 0-0 SH1-4 1B		B X 1-0 1B		F B B X 2-1 P8 ③			4	0	3	0	0	0	0
Jason Varitek, S (1, 2) OBP: 0.311, SLG: 0.445		C B F 1 SAFE S 1-3 K ③			1 SAFE X 0-0 F7 ①		B F F F F S 1-3 K ②			S S S 0-3 K ①		4	0	0	0	0	3	3
Mark Portugal, R (1, 1)			C F X 0-2 G2 ①		B F X 1-1 SH1-4 ② 1-2		1 SAFE C B F C 1-3 K ③			S S S 0-3 K ②		1	0	0	0	0	0	0
Brian Daubach, L (7, PH) OBP: 0.365, SLG: 0.580												1	0	0	0	0	1	1
Pat Rapp, R (7, 1)												0	0	0	0	0	0	0
Rheal Cormier, L (8, 1)												0	0	0	0	0	0	0
Rich Garces, R (8, 1)												0	0	0	0	0	0	0
Creighton Gubanich, R (10, PH) OBP: 0.333, SLG: 0.432												1	0	0	0	0	1	0
John Wasdin, R (10, 1)												0	0	0	0	0	0	0
Inning Stats	R: 0 E: 0 K: 0 S: 9 H: 0 LOB: 0 BB: 0 P: 15	R: 1 E: 0 K: 1 S: 9 H: 2 LOB: 1 BB: 0 P: 12	R: 0 E: 0 K: 2 S: 10 H: 1 LOB: 1 BB: 0 P: 12	R: 0 E: 0 K: 0 S: 4 H: 0 LOB: 0 BB: 0 P: 5	R: 0 E: 0 K: 0 S: 7 H: 1 LOB: 1 BB: 0 P: 10	R: 0 E: 0 K: 1 S: 9 H: 1 LOB: 1 BB: 0 P: 15	R: 0 E: 0 K: 2 S: 12 H: 1 LOB: 1 BB: 0 P: 15	R: 0 E: 0 K: 0 S: 6 H: 0 LOB: 1 BB: 1 P: 11	R: 0 E: 0 K: 0 S: 5 H: 0 LOB: 0 BB: 0 P: 9	R: 0 E: 0 K: 3 S: 9 H: 0 LOB: 0 BB: 0 P: 9	R: 0 E: 0 K: 0 S: 2 H: 0 LOB: 0 BB: 1 P: 6	1B: 5 2B: 0 3B: 0 HR: 1	SF: 0 SAC: 1 DP: 1 HBP: 0					

PITCHER		IP	WLS	BF	H	R	ER	SO	BB	IBB	HBP	BLK	WP	HR	S	P	ERA	WHIP
Tom Glavine, L ERA: 4.14	(1, 1)	9.0		34	6	1	1	6	1	0	0	0	0	1	71	104	1.00	0.778
John Rocker, L ERA: 2.93	(10, 1)	1.0		3	0	0	0	3	0	0	0	0	0	0	9	9	0.00	0.000
Rudy Seanez, R ERA: 2.27	(11, 1)	1.0	W	3	0	0	0	0	1	0	0	0	0	0	2	6	0.00	1.000

PITCHER	IP	WLS	BF	H	R	ER	SO	BB	IBB	HBP	BLK	WP	HR	S	P	ERA	WHIP

Boston Red Sox @ Atlanta Braves

Turner Field, Atlanta, GA

Sat Jul 10 1999, 1:15 PM EDT

Att. 47,871 - Cloudy - 84 F

TOP

livebaseballscorecards.com

AB	37
R	1
H	6
RBI	1
BB	2
SO	9
LOB	10

WP: 0 PB: 0 SB: 0 CS: 0 PA: 40

Boston Red Sox @ Atlanta Braves

Turner Field, Atlanta, GA

Sat Jul 10 1999, 1:15 PM EDT
Att. 47,871 - Cloudy - 84 F

livebaseballscorecards.com

BOTTOM

Batter	1	2	3	4	5	6	7	8	9	10	11	AB	R	H	RBI	BB	SO	LOB
Ozzie Guillen, L (1, 6) OBP: 0.275, SLG: 0.285	B C S F S 1-3 ① K		F B 2 SAFE F F F X 1-2 ① G3 2-3		B S F X 1-2 ② G5-3		B S X 1-1 ② 1-H 1B		B B B C B 4-1 BB			4	0	1	0	1	1	1
Keith Lockhart, L (1, 4) OBP: 0.284, SLG: 0.263 John Rocker, R (10, 1) Rudy Seanez, R (11, 1)	X 0-0 ② F7		B X 1-0 ② G4-3		C X 0-1 1B		B C F F S 1-3 ③ K		C B X 1-1 ③ G3			5 0 0	0 0 0	1 0 0	0 0 0	0 0 0	1 0 0	4 0 0
10 Chipper Jones, S. (1, 5) OBP: 0.422, SLG: 0.589	B B B C B 4-1 FC6-4 BB		F F B B X 2-2 ③ G4-3		B F X 1-1 ③ F9			B S B F F B X 3-2 1B		X 0-0 G6-3 1B		4	0	2	0	1	0	2
Brian Jordan, R (1, 9) OBP: 0.356, SLG: 0.507	C B B 1 SAFE X 2-1 ③ FC6-4 1-2f			C B B F X 2-2 ① P9		C F B X 1-2 ① G5-3		C X 0-1 ① F9		S S S 0-3 ① K		5	0	0	0	0	1	3
Ryan Klesko, L (1, 7) OBP: 0.368, SLG: 0.527 Gerald Williams, R (8, PH) OBP: 0.332, SLG: 0.417 (9, 7)		C B B F X 2-2 ① P2		B F B S C 2-3 ② K		B X 1-0 FC6 1B		X 0-0 ② P4		X 0-0 ② ③ G6-3 1-2f		3 2	0 0	1 0	0 0	0 0	1 0	0 2
Andruw Jones, R (1, 8) OBP: 0.356, SLG: 0.494		B C X 1-1 1B		X 0-0 HR		B C C 1 SAFE S 1-3 ② K		X 0-0 ③ G6-3			B B B B 4-0 SH SH BB	4	2	2	1	1	1	2
Randall Simon, L (1, 3) OBP: 0.373, SLG: 0.423 Brian Hunter, R (11, PH) OBP: 0.341, SLG: 0.481	C B F S 1-3 ② K			X 0-0 FC6-4 1B		S 1 SAFE X 0-1 ③ FC6 1-2f			B B S X 2-1 ① G1-3	X 0-0 SH 1-H		4 0	0 0	1 0	0 0	0 0	1 0	2 0
Eddie Pérez, R (1, 2) OBP: 0.260, SLG: 0.320	1 SAFE P 1 SAFE X 1-0 ③ P5			1 SAFE C B X 1-1 ③ FC6-4 1-2f			C X 0-1 ① F8		B B C B C X 3-2 ② L5			4	0	0	0	0	0	2
Tom Glavine, L (1, 1) OBP: 0.171, SLG: 0.175 Bret Boone, R (9, PH) OBP: 0.320, SLG: 0.410 (10, 4)			X 0-0 G3 2B		B C X 1-1 ① G4-3		X 0-0 E6 WP 1B		B X 1-0 E8 1B			3 1	0 0	1 1	0 0	0 0	0 0	0 0
Inning Stats	R: 0 H: 0 E: 0 LOB: 1 K: 1 BB: 1 S: 8 P: 15	R: 0 H: 1 E: 0 LOB: 1 K: 1 BB: 0 S: 10 P: 14	R: 0 H: 1 E: 0 LOB: 1 K: 0 BB: 0 S: 9 P: 13	R: 1 H: 2 E: 0 LOB: 1 K: 1 BB: 0 S: 10 P: 15	R: 0 H: 1 E: 0 LOB: 1 K: 0 BB: 0 S: 9 P: 12	R: 0 H: 1 E: 0 LOB: 1 K: 1 BB: 0 S: 9 P: 12	R: 0 H: 1 E: 1 LOB: 1 K: 1 BB: 0 S: 9 P: 11	R: 0 H: 1 E: 0 LOB: 1 K: 0 BB: 0 S: 8 P: 11	R: 0 H: 1 E: 1 LOB: 2 K: 0 BB: 1 S: 9 P: 20	R: 0 H: 1 E: 0 LOB: 0 K: 1 BB: 0 S: 5 P: 5	R: 1 H: 0 E: 1 LOB: 1 K: 0 BB: 1 S: 1 P: 5						

| | | | | | |

Batter	1	2	3	4	5	6	7	8	9	AB	R	H	RBI	BB	SO	LOB
Darren Lewis, R (1, 8) OBP: 0.334, SLG: 0.337	C X 0-1 1B S G3 1B		X 0-0 ② P8			B X 1-0 ① G1-3		C X 0-1 1-2 1B		4	1	2	0	0	0	1
Jose Offerman, S (1, 4) OBP: 0.351, SLG: 0.402	1 SAFE C F B S 1-3 ① K 1-2		C C B X 1-2 ③ P6			X 0-0 ② G4-3 2-3		B F X 1-1 ③ FC5 2-3f		4	0	0	0	0	1	4
John Valentin, R (1, 5) OBP: 0.312, SLG: 0.398	2 SAFE C B F X 1-2 G3 2-3 1B			B X 1-0 G4-6-3 1B		X 0-0 ③ F9			B B S B B 4-1 BB	3	0	2	0	1	0	1
Brian Daubach, L (1, 3) OBP: 0.357, SLG: 0.567	X 0-0 ② G3 1-2 3-H			F 1 SAFE X 0-1 ①② G4-6-3 1-2f			B F S X 1-2 ① G4-3		X 0-0 ① F8	4	0	0	1	0	0	3
Troy O'Leary, L (1, 7) OBP: 0.354, SLG: 0.529	B C B X 2-1 ③ G4-3			C B F B X 2-2 ③ F8			B B B B 4-0 G6-4-3 BB		B C C X 1-2 ② F8	3	0	0	0	1	0	2
Lou Merloni, R (1, 6) OBP: 0.302, SLG: 0.311		B X 1-0 ① G3			C X 0-1 ① G4-3		C X 0-1 ②③ G6-4-3 1-2f		B C B B F F S 3-3 ③ K	4	0	0	0	0	1	2
Jason Varitek, S (1, 2) OBP: 0.308, SLG: 0.440		B S C F B F B X 3-2 ② G3-1			C S X 0-2 ② G5-3			X 0-0 ① L6		3	0	0	0	0	0	0
Trot Nixon, L (1, 9) OBP: 0.324, SLG: 0.359		B F B F S 2-3 ③ K			B S S B X 2-2 ③ G4-3			C X 0-1 ② G6-3		3	0	0	0	0	1	0
Jin Ho Cho, R (1, 1) Pat Rapp, R (5, 1) 18 Reggie Jefferson, S (6, PH) OBP: 0.341, SLG: 0.452 John Wasdin, R (6, 1) Rheal Cormier, L (7, 1) 38 Wilton Veras, R (8, PH) OBP: 0.333, SLG: 0.514 49 Tim Wakefield, R (8, 1)			C B X 1-1 ① G1-3			X 0-0 G4-3 2B		B B C X 2-1 FC5 1B 1B		1 0 1 0 0 1 0	0 0 0 0 0 0 0	0 0 1 0 0 0 0	0 0 0 0 0 0 0	0 0 0 0 0 0 0	0 0 0 0 0 0 0	0 0 0 0 0 0 0
Inning Stats	R: 1 H: 2 E: 0 LOB: 1 K: 1 BB: 0 S: 11 P: 15	R: 0 H: 0 E: 0 LOB: 0 K: 1 BB: 0 S: 9 P: 15	R: 0 H: 0 E: 0 LOB: 0 K: 0 BB: 0 S: 6 P: 8	R: 0 H: 1 E: 0 LOB: 0 K: 0 BB: 0 S: 6 P: 9	R: 0 H: 0 E: 0 LOB: 0 K: 0 BB: 0 S: 8 P: 10	R: 0 H: 1 E: 0 LOB: 1 K: 0 BB: 0 S: 4 P: 5	R: 0 H: 0 E: 0 LOB: 0 K: 0 BB: 1 S: 5 P: 10	R: 0 H: 2 E: 0 LOB: 2 K: 0 BB: 0 S: 9 P: 12	R: 0 H: 0 E: 0 LOB: 1 K: 1 BB: 1 S: 9 P: 17	1B: 5 SF: 0 2B: 1 SAC: 0 3B: 0 DP: 2 HR: 0 HBP: 0						

PITCHER		IP	WLS	BF	H	R	ER	SO	BB	IBB	HBP	BLK	WP	HR	S	P	ERA	WHIP
Greg Maddux, R ERA: 3.4	(1, 1)	8.0	W	29	6	1	1	2	1	0	0	0	0	0	58	84	1.12	0.875
John Hudek, R ERA: 7.36	(9, 1)	1.0		4	0	0	0	1	1	0	0	0	0	0	9	17	0.00	1.000

PITCHER	IP	WLS	BF	H	R	ER	SO	BB	IBB	HBP	BLK	WP	HR	S	P	ERA	WHIP

TOP

Boston Red Sox @ Atlanta Braves

Turner Field, Atlanta, GA

Sun Jul 11 1999, 1:10 PM EDT

Att. 46,680 - Cloudy - 82 F

livebaseballscorecards.com

AB	31
R	1
H	6
RBI	1
BB	2
SO	3
LOB	13

PA: 33

WP: 0 PB: 0 SB: 1 CS: 0

Boston Red Sox @ Atlanta Braves

Turner Field, Atlanta, GA

Sun Jul 11 1999, 1:10 PM EDT

Att. 46,680 - Cloudy - 82 F

livebaseballscorecards.com

BOTTOM

Batter	1	2	3	4	5	6	7	8	9	AB	R	H	RBI	BB	SO	LOB
Walt Weiss, S (1, 6) OBP: 0.327, SLG: 0.324	B C F B X 2-2 G6-3 10 SF7 2B		B F B C F B X 3-2 1B 10 SF7 1B 3-H		C B B B B 4-1 S 1B BB		C S B S 1-3 ② K			3	3	2	1	1	1	0
Bret Boone, R (1, 4) OBP: 0.319, SLG: 0.408	F B X 1-1 ① G6-3 2-3		X 0-0 ② 1-3 1B		C B B F B S 3-3 ② K 1-2		B C B S B X 3-2 ③ G6-3			4	0	1	0	0	1	2
10 Chipper Jones, S (1, 5) OBP: 0.422, SLG: 0.589	C X 0-1 ② SF7 3-H		X 0-0 ② SF7 3-H		B F B B B 4-1 1B BB			B B B C B 4-1 1B HR BB		0	1	0	2	2	0	0
Brian Jordan, R (1, 9) OBP: 0.357, SLG: 0.507 John Hudek, S (9, 1)	X 0-0 ③ P6		1 SAFE 1 SAFE P B F X 2-1 ③ F9		X 0-0 ② 1-3 2-H 1B			X 0-0 ② 1-2 HR 1B		4 0	1 0	2 0	1 0	0 0	0 0	1 0
Ryan Klesko, L (1, 7) OBP: 0.370, SLG: 0.553		F F B F B B X 3-2 ① P7		B X 1-0 HR	B B C B X 3-1 ③ G4-3			F B F F B X 2-2 1-H 2-H HR		4	2	2	4	0	0	2
Andruw Jones, R (1, 8) OBP: 0.352, SLG: 0.488		S F B B B B X 3-2 ② G5-3		X 0-0 ① F7		C C B S 1-3 ① K		B F B C B X 3-2 ① G5-3		4	0	0	0	0	1	0
Brian Hunter, R (1, 3) OBP: 0.337, SLG: 0.463		B S B B B F S 3-3 ③ K		B F X 1-1 ② F7		S B B F B B 4-2 CS BB		B B B C F S 3-3 ② K		3	0	0	0	1	2	0
Eddie Pérez, R (1, 2) OBP: 0.259, SLG: 0.325			B B F C B F X 3-2 SH5-4 1B 2B	X 0-0 ③ L7		B S F C 1-3 ② ③ K 1-2		X 0-0 ③ L8		4	1	1	0	0	1	1
Greg Maddux, R (1, 1) OBP: 0.306, SLG: 0.529 Gerald Williams, R (9, 9) OBP: 0.332, SLG: 0.417			F X 0-1 ① SH5-4 2-3		F B S S 1-3 ① K		X 0-0 ① F9			2 0	0 0	0 0	0 0	0 0	1 0	0 0
Inning Stats	R: 1 H: 1 E: 0 LOB: 0 K: 0 BB: 0 S: 8 P: 11	R: 0 H: 0 E: 0 LOB: 0 K: 1 BB: 0 S: 10 P: 19	R: 2 H: 3 E: 0 LOB: 1 K: 0 BB: 0 S: 15 P: 22	R: 1 H: 1 E: 0 LOB: 0 K: 0 BB: 0 S: 5 P: 7	R: 1 H: 1 E: 0 LOB: 2 K: 2 BB: 2 S: 11 P: 26	R: 0 H: 0 E: 0 LOB: 0 K: 2 BB: 1 S: 8 P: 14	R: 0 H: 0 E: 0 LOB: 0 K: 1 BB: 0 S: 7 P: 11	R: 3 H: 2 E: 0 LOB: 0 K: 1 BB: 1 S: 13 P: 25		1B: 4 SF: 2 2B: 2 SAC: 1 3B: 0 DP: 0 HR: 2 HBP: 0				WP: 0 PA: 35 PB: 0 SB: 1 CS: 1		

	AB	28
	R	8
	H	8
	RBI	8
	BB	4
	SO	7
	LOB	6

PITCHER		IP	WLS	BF	H	R	ER	SO	BB	IBB	HBP	BLK	WP	HR	S	P	ERA	WHIP
Jin Ho Cho, R ERA: 4.99	(1, 1)	4.0	L	17	5	4	4	1	0	0	0	0	0	1	38	59	9.00	1.250
Pat Rapp, R ERA: 5.17	(5, 1)	1.0		6	1	1	1	2	2	0	0	0	0	0	11	26	9.00	3.000
John Wasdin, R ERA: 3.27	(6, 1)	1.0		3	0	0	0	2	1	0	0	0	0	0	8	14	0.00	1.000
Rheal Cormier, L ERA: 4.24	(7, 1)	1.0		3	0	0	0	1	0	0	0	0	0	0	7	11	0.00	0.000
49 Tim Wakefield, R ERA: 5.14	(8, 1)	1.0		6	2	3	3	1	1	0	0	0	0	1	13	25	27.00	3.000

PITCHER	IP	WLS	BF	H	R	ER	SO	BB	IBB	HBP	BLK	WP	HR	S	P	ERA	WHIP

TOP

Atlanta Braves @ New York Yankees

Yankee Stadium, Bronx, NY

Thu Jul 15 1999, 7:30 PM EDT

Att. 49,087 - Unknown - 83 F

livebaseballscorecards.com

Batter	1	2	3	4	5	6	7	8	9	AB	R	H	RBI	BB	SO	LOB
Walt Weiss, S (1, 6) OBP: 0.323, SLG: 0.316	G3-1	G4-3			10 FC4-6 BB E BB	F8		G5-3	F7	5	1	0	0	1	0	5
Bret Boone, R (1, 4) OBP: 0.323, SLG: 0.408	F9	F9			10 FC4-6 1-2 BB	10 BB 1B 1B		10 CS BB		3	1	1	0	2	0	0
10 Chipper Jones, S (1, 5) OBP: 0.425, SLG: 0.587	2B BB	G6-3			FC4-6 E 1-2f 2-3		WP 1B 1B 1-2 BB	SAFE 2-2 1B 1-2 1B		3	2	1	0	2	0	2
Brian Jordan, R (1, 9) OBP: 0.358, SLG: 0.509	1-H 2B	G6-3			E5 1-2 3-H		WP 1B 1-2 2-H 1B	F8		5	1	2	3	0	0	3
Ryan Klesko, L (1, 7) OBP: 0.366, SLG: 0.545 Gerald Williams, R (7, PH) OBP: 0.328, SLG: 0.412 (7, 7)	G4-3	G4-3		L8			K	K		3 2	0 0	0 0	0 0	0 0	0 2	3 4
Javy Lopez, R (1, 10) OBP: 0.380, SLG: 0.556	FC1-6 HBP 1B	G5-3		F9			G4-3 1-H 2-H 1B		G4-3	5	0	2	2	0	0	2
Andruw Jones, R (1, 8) OBP: 0.353, SLG: 0.488	FC1-6 1-2 HBP	1B 2B			K	G4-3 1-2			P4	4	1	1	0	0	1	1
Randall Simon, L (1, 3) OBP: 0.376, SLG: 0.421 Brian Hunter, R (9, PH) OBP: 0.344, SLG: 0.470 (9, 3)	K	2-H 1B		G2-3	IBB			1B 1B		3 1	0 0	1 1	1 0	1 0	1 0	2 0
Eddie Pérez, R (1, 2) OBP: 0.264, SLG: 0.323	FC1-6 1-2f 2-3			BB	G1-3				1-3 1B	4	0	1	0	1	1	5
Inning Stats	R: 1 E: 0 K: 0 S: 8 H: 1 LOB: 1 BB: 1 P: 16	R: 0 E: 0 K: 1 S: 9 H: 1 LOB: 2 BB: 0 P: 12	R: 0 E: 0 K: 0 S: 6 H: 0 LOB: 0 BB: 0 P: 13	R: 1 E: 0 K: 1 S: 12 H: 2 LOB: 1 BB: 0 P: 20	R: 1 E: 1 K: 0 S: 10 H: 0 LOB: 2 BB: 2 P: 21	R: 0 E: 0 K: 1 S: 12 H: 0 LOB: 1 BB: 1 P: 22	R: 3 E: 0 K: 1 S: 16 H: 3 LOB: 2 BB: 2 P: 33	R: 0 E: 0 K: 1 S: 16 H: 1 LOB: 2 BB: 1 P: 22	R: 0 E: 0 K: 0 S: 12 H: 2 LOB: 2 BB: 0 P: 16	1B: 8 2B: 2 3B: 0 HR: 0 SF: 0 SAC: 0 DP: 0 HBP: 1							

AB	38
R	6
H	10
RBI	6
BB	7
SO	5
LOB	27

WP: 1 PB: 0 SB: 0 CS: 1 PA: 46

PITCHER		IP	WLS	BF	H	R	ER	SO	BB	IBB	HBP	BLK	WP	HR	S	P	ERA	WHIP
Roger Clemens, R ERA: 4.98	(1, 1)	6.0	L	31	6	6	6	3	5	0	1	0	0	0	63	116	9.00	1.833
Mike Stanton, L ERA: 4.55	(7, 1)	0.1		1	0	0	0	1	0	0	0	0	0	0	4	5	0.00	0.000
Jason Grimsley, R ERA: 3.97	(7, 1)	0.2		4	1	0	0	0	0	1	0	0	1	0	6	16	0.00	1.500
Ed Yarnall, L ERA:	(8, 1)	2.0		10	3	0	0	1	1	0	0	0	0	0	28	38	0.00	2.000

PITCHER	IP	WLS	BF	H	R	ER	SO	BB	IBB	HBP	BLK	WP	HR	S	P	ERA	WHIP

Batter	1	2	3	4	5	6	7	8	9	AB	R	H	RBI	BB	SO	LOB
Chuck Knoblauch, R (1, 4) OBP: 0.378, SLG: 0.385	G1-3	P2			G1-3		3B		F7	5	0	1	0	0	0	3
2 Derek Jeter, R (1, 6) OBP: 0.455, SLG: 0.609	1B SF7 1B		G6-3		FC6-4 1B		K			4	1	2	0	0	1	1
Paul O'Neill, L (1, 9) OBP: 0.369, SLG: 0.464	BB 1-3 1B		G6-3		FC6-4 1-2f			G3		4	0	1	0	0	0	1
Bernie Williams, S (1, 8) OBP: 0.421, SLG: 0.500	FC6-4 1-2 BB		BB			K		K		2	0	0	0	2	2	0
Tino Martinez, L (1, 3) OBP: 0.368, SLG: 0.473	SF7 3-H		SAFE K			P6		F7		3	0	0	1	0	1	1
Chili Davis, S (1, 10) OBP: 0.389, SLG: 0.482	FC6-4 1-2f			K		F8			20 WP 1B	4	0	1	0	0	1	2
20 Jorge Posada, S (1, 2) OBP: 0.307, SLG: 0.389		1B		G1-6-3 BB			E8 E 1B		K 1-2	3	1	2	0	1	1	1
Chad Curtis, R (1, 7) OBP: 0.367, SLG: 0.318		SAFE K		G1-6-3 1-2f			F8 2-H		BB	3	0	0	0	1	1	2
Scott Brosius, R (1, 5) OBP: 0.302, SLG: 0.419		SAFE F9 SAFE			G6-3		L3		K	4	0	0	0	0	1	3
Inning Stats	R: 1 E: 0 K: 0 S: 10 H: 2 LOB: 2 BB: 1 P: 17	R: 0 E: 0 K: 1 S: 10 H: 1 LOB: 1 BB: 0 P: 16	R: 0 E: 0 K: 1 S: 9 H: 0 LOB: 1 BB: 1 P: 17	R: 0 E: 0 K: 1 S: 8 H: 0 LOB: 0 BB: 1 P: 15	R: 0 E: 0 K: 0 S: 7 H: 1 LOB: 1 BB: 0 P: 9	R: 0 E: 0 K: 1 S: 9 H: 0 LOB: 0 BB: 0 P: 12	R: 1 E: 2 K: 1 S: 15 H: 2 LOB: 1 BB: 0 P: 26	R: 0 E: 0 K: 1 S: 6 H: 0 LOB: 0 BB: 0 P: 10	R: 0 E: 0 K: 2 S: 15 H: 1 LOB: 2 BB: 1 P: 25	1B: 6 2B: 0 3B: 1 HR: 0 SF: 1 SAC: 0 DP: 1 HBP: 0	WP: 1 PB: 0 SB: 0 CS: 0 PA: 37					

PITCHER	IP	WLS	BF	H	R	ER	SO	BB	IBB	HBP	BLK	WP	HR	S	P	ERA	WHIP
Tom Glavine, L (1, 1) ERA: 4.07	6.2	W	28	6	2	2	4	3	0	0	0	0	0	64	106	2.70	1.350
30 Kevin McGlinchy, R (7, 1) ERA: 3.43	0.1		1	0	0	0	1	0	0	0	0	0	0	4	6	0.00	0.000
Rudy Seanez, R (8, 1) ERA: 2.21	1.0		3	0	0	0	1	0	0	0	0	0	0	6	10	0.00	0.000
John Rocker, L (9, 1) ERA: 2.85	1.0		5	1	0	0	2	1	0	0	0	1	0	15	25	0.00	2.000

PITCHER	IP	WLS	BF	H	R	ER	SO	BB	IBB	HBP	BLK	WP	HR	S	P	ERA	WHIP

BOTTOM

Atlanta Braves @ New York Yankees

Yankee Stadium, Bronx, NY

Thu Jul 15 1999, 7:30 PM EDT
Att. 49,087 - Unknown - 83 F

livebaseballscorecards.com

AB	32
R	2
H	7
RBI	1
BB	4
SO	8
LOB	14

Batter	1	2	3	4	5	6	7	8	9	AB	R	H	RBI	BB	SO	LOB
Walt Weiss, S (1, 6) OBP: 0.315, SLG: 0.307	C F B F B S 2-3 ① K	C B B C X 2-2 ③ L4		C F B X 1-2 ③ G3		X 0-0 ① G5-3 1-2		X 0-0 ③ G4-3		5	0	0	0	0	1	4
Bret Boone, R (1, 4) OBP: 0.319, SLG: 0.402	C C B B C 2-3 ② K	C B B F F X 2-2 ① F8		S B X 1-1 ① F9	C B X 1-1 ② G5-3 2-3			C X 0-1 ① F9		5	0	0	0	0	1	1
10 Chipper Jones, S (1, 5) OBP: 0.429, SLG: 0.595 Otis Nixon, S (9, PR) OBP: 0.282, SLG: 0.205 Keith Lockhart, L (9, 5) OBP: 0.284, SLG: 0.263	B F F X 1-2 ③ F7		F S B B X 2-2 HR	B B B 4-0 2B BB	S F B B B B 4-2 BB			B F B F B F B 4-2 1B 1B BB		2 0 0	2 1 0	1 0 0	1 0 0	3 0 0	0 0 0	0 0 0
Brian Jordan, R (1, 9) OBP: 0.361, SLG: 0.511		F B X 1-1 ① G6-3	F B B B B 4-1 1B BB	C X 0-1 1-H HR 2B	S C 1 SAFE X 0-2 ③ G5-3			X 0-0 1-3 HR 1B		4	2	2	1	1	0	2
Ryan Klesko, L (1, 7) OBP: 0.374, SLG: 0.576 Gerald Williams, R (9, PR) OBP: 0.328, SLG: 0.412 (9, 7)	B C X 1-1 HR	1 SAFE T T F X 0-2 G6-4-3 1-2 1B	B B C X 2-1 3-H HR			F F S 0-3 ① K			B X 1-0 1-3 3-H HR 1B	5 0	2 1	4 0	4 0	0 0	1 0	0 0
Javy Lopez, R (1, 10) OBP: 0.377, SLG: 0.548	F B X 1-1 HBP BB 1B	X 0-0 ② ③ G6-4-3 1-2f	S S F S 0-3 ② K			C B T S 1-3 ② K			X 0-0 ② P4	5	0	1	0	0	2	4
Andruw Jones, R (1, 8) OBP: 0.358, SLG: 0.509	B B B C C B 4-2 HBP 1-2 BB	F B B X 2-1 HR	X 0-0 WP 1B			C X 0-1 ③ P3		B C X 1-1 1-H 3-H HR		4	2	3	4	1	0	0
Randall Simon, L (1, 3) OBP: 0.364, SLG: 0.407	B X 1-0 ② F7	X 0-0 ① G4-3	1 SAFE 1 S S B X 1-2 ③ G3 1-2			B B B C X 3-1 ① G1-3		B F X 1-1 ③ G4-3		5	0	0	0	0	0	4
Eddie Pérez, R (1, 2) OBP: 0.269, SLG: 0.323	C B H 2-1 1-2 2-3 HBP	B C F X 1-2 ② L6		F B F B F X 2-2 G5-3 G5-3 1B		F B X 1-1 ② G5-3			3	0	1	0	0	0	0	
Inning Stats	R: 0 E: 0 K: 2 S: 11 H: 0 LOB: 0 BB: 0 P: 16	R: 1 E: 0 K: 0 S: 13 H: 2 LOB: 3 BB: 1 P: 25	R: 1 E: 0 K: 0 S: 12 H: 2 LOB: 1 BB: 1 P: 20	R: 1 E: 0 K: 0 S: 9 H: 1 LOB: 0 BB: 0 P: 13	R: 3 E: 0 K: 1 S: 14 H: 3 LOB: 1 BB: 1 P: 22	R: 0 E: 0 K: 0 S: 12 H: 1 LOB: 2 BB: 1 P: 19	R: 0 E: 0 K: 2 S: 8 H: 0 LOB: 0 BB: 0 P: 9	R: 0 E: 0 K: 0 S: 5 H: 0 LOB: 0 BB: 0 P: 9	R: 4 E: 0 K: 0 S: 12 H: 3 LOB: 1 BB: 1 P: 19	1B: 6 2B: 1 3B: 0 HR: 5 SF: 0 SAC: 0 DP: 1 HBP: 1						

TOP

Atlanta Braves @ New York Yankees

Yankee Stadium, Bronx, NY

Fri Jul 16 1999, 7:30 PM EDT

Att. 50,469 - Unknown - 92 F

livebaseballscorecards.com

AB	38
R	10
H	12
RBI	10
BB	5
SO	5
LOB	15

WP: 1 PB: 0 SB: 0 CS: 0

PA: 44

PITCHER		IP	WLS	BF	H	R	ER	SO	BB	IBB	HBP	BLK	WP	HR	S	P	ERA	WHIP
Orlando Hernandez, R ERA: 4.24	(1, 1)	4.2		25	8	6	6	3	3	0	1	0	0	4	56	92	11.57	2.357
Ramiro Mendoza, R ERA: 4.56	(5, 1)	3.1		12	1	0	0	2	1	0	0	0	1	0	28	41	0.00	0.600
42 Mariano Rivera, R ERA: 3.22	(9, 1)	1.0	L	7	3	4	4	0	1	0	0	0	0	1	12	19	36.00	4.000

PITCHER	IP	WLS	BF	H	R	ER	SO	BB	IBB	HBP	BLK	WP	HR	S	P	ERA	WHIP

Batter	1	2	3	4	5	6	7	8	9	AB	R	H	RBI	BB	SO	LOB
Chuck Knoblauch, R (1, 4) OBP: 0.378, SLG: 0.383	2-0 2S 2B 1B		0-0 G6-3 ①	4-1 2 1B 1-2 2-3 BB		0-1 F9 ②		1-2 F9 ①		4	1	1	0	1	0	1
2 Derek Jeter, R (1, 6) OBP: 0.459, SLG: 0.620	4-2 2B G6-3 1-2 BB		0-0 L4-6 1B 1B	0-0 1-2 2-3 3-H 1B		0-0 HR		2-3 K ②		4	2	3	2	1	1	1
Paul O'Neill, L (1, 9) OBP: 0.367, SLG: 0.460	1-0 F8 ①		2-0 1-2 1B	1-3 K ②		1-1 G5-3 ③		2-1 F8 ③ 1-2		5	0	1	0	0	1	6
Bernie Williams, S (1, 8) OBP: 0.421, SLG: 0.507	0-0 G6-3 1-3 2-H 2B		2-2 ②③ L4-6 2-3	0-1 F9 ③			2-0 SF8 3B		3-3 K ①	5	1	2	1	0	1	5
Tino Martinez, L (1, 3) OBP: 0.363, SLG: 0.467	1-1 G6-3 ② 2-3 3-H			2-3 K ①	1-2 F8 ①		0-2 SF8 ① 3-H		0-2 F8 ②	4	0	0	2	0	1	1
Chili Davis, S (1, 10) OBP: 0.389, SLG: 0.479	1-0 G4-3 ③			0-0 20 1B 1B 1B 1B	4-2 1B BB		1-0 G5-3 ②		1-0 G1-3 ③	4	1	1	0	1	0	1
Ricky Ledee, L (1, 7) OBP: 0.316, SLG: 0.400		1-0 F7 ①		0-1 20 1B 1-2 1B	0-2 20 G4-6-3 1-2 1B		2-0 20 S 1B			4	1	3	0	0	0	0
20 Jorge Posada, S (1, 2) OBP: 0.306, SLG: 0.386		1-0 L8 ②		0-0 BB 2 1B 1-2 2-3 1B	1-0 G4-6-3 ②③ 1-2f		2-2 F7 ③ 1-2			4	1	1	0	0	0	3
Scott Brosius, R (1, 5) OBP: 0.305, SLG: 0.420		0-2 G1-3 ③		2-2 2 1B BB 1-2 2-H 3-H 1B	0-1 G5-3 ①			1-2 S 1B		4	0	2	2	0	0	0
Inning Stats	R: 2 E: 0 K: 0 S: 9 H: 2 LOB: 1 BB: 1 P: 18	R: 0 E: 0 K: 0 S: 5 H: 0 LOB: 0 BB: 0 P: 7	R: 0 E: 0 K: 0 S: 6 H: 2 LOB: 1 BB: 0 P: 10	R: 3 E: 0 K: 2 S: 17 H: 5 LOB: 3 BB: 1 P: 26	R: 0 E: 0 K: 0 S: 12 H: 1 LOB: 1 BB: 1 P: 18	R: 1 E: 0 K: 0 S: 7 H: 1 LOB: 0 BB: 0 P: 8	R: 1 E: 0 K: 0 S: 9 H: 2 LOB: 1 BB: 0 P: 16	R: 0 E: 0 K: 1 S: 14 H: 1 LOB: 1 BB: 0 P: 19	R: 0 E: 0 K: 1 S: 7 H: 0 LOB: 0 BB: 0 P: 11	1B: 11 2B: 2 3B: 1 HR: 1	SF: 1 SAC: 0 DP: 2 HBP: 0						

PITCHER		IP	WLS	BF	H	R	ER	SO	BB	IBB	HBP	BLK	WP	HR	S	P	ERA	WHIP
Greg Maddux, R ERA: 3.66	(1, 1)	3.1		20	9	5	5	1	2	0	0	0	0	0	32	55	13.50	3.300
Mike Remlinger, L ERA: 1.64	(4, 1)	3.1		14	4	2	2	1	1	0	0	0	0	1	30	43	5.40	1.500
30 Kevin McGlinchy, R ERA: 3.4	(7, 1)	0.1		1	0	0	0	0	0	0	0	0	0	0	3	5	0.00	0.000
Russ Springer, R ERA: 5.59	(8, 1)	1.0	W	4	1	0	0	1	0	0	0	0	0	0	14	19	0.00	1.000
John Rocker, L ERA: 2.79	(9, 1)	1.0	S	3	0	0	0	1	0	0	0	0	0	0	7	11	0.00	0.000

PITCHER	IP	WLS	BF	H	R	ER	SO	BB	IBB	HBP	BLK	WP	HR	S	P	ERA	WHIP

BOTTOM

Atlanta Braves @ New York Yankees

Yankee Stadium, Bronx, NY

Fri Jul 16 1999, 7:30 PM EDT

Att. 50,469 - Unknown - 92 F

livebaseballscorecards.com

AB	38
R	7
H	14
RBI	7
BB	3
SO	4
LOB	18

1B: 11	SF: 1	WP: 0	PA: 42
2B: 2	SAC: 0	PB: 0	
3B: 1	DP: 2	SB: 3	
HR: 1	HBP: 0	CS: 0	

Batter	1	2	3	4	5	6	7	8	9	AB	R	H	RBI	BB	SO	LOB
Gerald Williams, R (1, 7) OBP: 0.333, SLG: 0.439	F X 0-1 ① G5-3			F B C B F X 2-2 BB 2B	B F B X 2-1 2-H 3-H HR	S B F S 1-3 ③ K			S X 0-1 ① G3-1	3	1	2	3	0	0	0
Ryan Klesko, L (6, PH) (6, 7) OBP: 0.371, SLG: 0.571										2	0	0	0	0	1	2
Bret Boone, R (1, 4) OBP: 0.320, SLG: 0.402	B B X 2-0 ② F8			B S S X 1-2 ① L3	C B B F B X 3-2 10 2B FC5-2 1B		B X 1-0 ① G5-3		B B X 2-0 10 FC4-6 1B	5	0	2	0	0	0	1
10 Chipper Jones, S (1, 5) (8, 6) OBP: 0.429, SLG: 0.594	B X 1-0 ③ G6-3			B F B B B 4-1 BB BB	1 SAFE 1 C F X 0-1 FC5-2 1-3 2B		B C B F B X 3-2 ② F8		B X 1-0 ② FC4-6 1-2f	4	0	1	0	1	0	1
Brian Jordan, R (1, 9) OBP: 0.359, SLG: 0.516		C X 0-1 ① G6-3		F F C 0-3 ② K	C B F F B B F X 3-2 ② FC5-2 FC4-6 2-3 3-H		B B F X 2-1 HR		B B F F X 2-2 ③ P3	5	1	1	1	0	1	5
Andruw Jones, R (1, 8) OBP: 0.357, SLG: 0.504		X 0-0 ② F8		B F F F B F F F B 4-2 B 1-2 2-3 BB	B B F B X 3-1 ③ FC4-6 1-2f		X 0-0 ③ F7			3	0	0	0	1	0	2
Javy Lopez, R (1, 10) OBP: 0.370, SLG: 0.538		X 0-0 ③ G3-1		F S S 0-3 ③ K		B S S S B X 2-2 ① G6-3		X 0-0 ① G3		4	0	0	0	0	1	3
Brian Hunter, R (1, 3) OBP: 0.350, SLG: 0.483		X 0-0 ① G4-3			X 0-0 SH5-4 1B HR 1B	B X 1-0 1B 2B		X 0-0 ② G5-3		4	1	2	0	0	0	0
Eddie Pérez, R (1, 2) OBP: 0.287, SLG: 0.340		C X 0-1 G4-6-3 1B			1 SAFE C B S F X 1-2 SH5-4 HR 1-2 1B	B B C X 2-1 2-3 1B		C B F F X 1-2 1B		4	1	4	0	0	0	0
Ozzie Guillen, L (1, 6) OBP: 0.270, SLG: 0.280 Keith Lockhart, L (8, 5) OBP: 0.284, SLG: 0.263		B X 1-0 ② ③ G4-6-3 1-2f			C B X 1-1 ① SH5-4 1-2 2-3	C B F T 1-2 ② K		X 0-0 ③ G1-6-3		3	0	0	0	0	1	4
										0	0	0	0	0	0	0
Inning Stats	R: 0 E: 0 K: 0 S: 4 H: 0 LOB: 0 BB: 0 P: 7	R: 0 E: 0 K: 0 S: 4 H: 0 LOB: 0 BB: 0 P: 4	R: 0 E: 0 K: 0 S: 4 H: 1 LOB: 0 BB: 0 P: 5	R: 0 E: 0 K: 2 S: 20 H: 1 LOB: 3 BB: 2 P: 31	R: 3 E: 0 K: 0 S: 21 H: 5 LOB: 2 BB: 0 P: 34	R: 0 E: 0 K: 2 S: 12 H: 2 LOB: 2 BB: 0 P: 19	R: 1 E: 0 K: 0 S: 7 H: 1 LOB: 0 BB: 0 P: 13	R: 0 E: 0 K: 0 S: 7 H: 1 LOB: 1 BB: 0 P: 8	R: 0 E: 0 K: 0 S: 7 H: 1 LOB: 1 BB: 0 P: 12	1B: 7 2B: 3 3B: 0 HR: 2 SF: 0 SAC: 1 DP: 1 HBP: 0						

TOP

Atlanta Braves @ New York Yankees

Yankee Stadium, Bronx, NY

Sat Jul 17 1999, 1:15 PM EDT

Att. 55,785 - Unknown - 93 F

livebaseballscorecards.com

AB	37
R	4
H	12
RBI	4
BB	2
SO	4
LOB	18

WP: 0 PB: 0 SB: 0 CS: 0 PA: 40

PITCHER		IP	WLS	BF	H	R	ER	SO	BB	IBB	HBP	BLK	WP	HR	S	P	ERA	WHIP
Andy Pettitte, L ERA: 5.55	(1, 1)	5.2	W	27	9	3	3	3	2	0	0	0	0	1	62	96	4.76	1.941
Jason Grimsley, R ERA: 3.88	(6, 1)	3.1	S	13	3	1	1	1	0	0	0	0	0	1	24	37	2.70	0.900

PITCHER	IP	WLS	BF	H	R	ER	SO	BB	IBB	HBP	BLK	WP	HR	S	P	ERA	WHIP

BOTTOM

Atlanta Braves @ New York Yankees

Yankee Stadium, Bronx, NY

Sat Jul 17 1999, 1:15 PM EDT

Att. 55,785 - Unknown - 93 F

Batter	1	2	3	4	5	6	7	8	9	AB	R	H	RBI	BB	SO	LOB
Chuck Knoblauch, R (1, 4) OBP: 0.381, SLG: 0.392	K		HR		BB	BB	F8			3	3	1	2	2	1	1
2 Derek Jeter, R (1, 6) OBP: 0.456, SLG: 0.614	K		P3		WP	K	K			5	1	1	0	0	3	2
Paul O'Neill, L (1, 9) OBP: 0.370, SLG: 0.465	K		G1-3		WP			FC6-4		5	1	3	2	0	1	0
Chili Davis, S (1, 10) OBP: 0.386, SLG: 0.478		L7		F8	1B		K	K		5	1	1	1	0	2	2
Bernie Williams, S (1, 8) OBP: 0.423, SLG: 0.515		G4-3		HR	IBB	IBB		FC6-4		3	3	1	1	2	0	1
Jeff Manto, R (1, 3) OBP: 0.405, SLG: 0.267		BB		K	K	F7		BB		2	0	0	0	1	2	2
Tino Martinez, L (6, PH) OBP: 0.364, SLG: 0.465 (7, 3)										1	0	0	0	1	0	2
Scott Brosius, R (1, 5) OBP: 0.313, SLG: 0.425		G4-3		1B	1B		BB	1B		4	1	3	2	1	0	1
Chad Curtis, R (1, 7) OBP: 0.363, SLG: 0.313			L6	K	K		G3	F8		2	0	0	0	0	1	1
Ricky Ledee, L (5, PH) OBP: 0.316, SLG: 0.397 (6, 7)					1B					3	0	1	1	0	0	3
Joe Girardi, R (1, 2) OBP: 0.236, SLG: 0.288			HR	K	G6-3					4	1	2	1	0	1	2
Inning Stats	R: 0 E: 0 K: 3 S: 9 H: 0 LOB: 0 BB: 0 P: 11	R: 0 E: 0 K: 0 S: 10 H: 0 LOB: 1 BB: 1 P: 18	R: 2 E: 0 K: 0 S: 9 H: 2 LOB: 0 BB: 0 P: 11	R: 1 E: 0 K: 2 S: 18 H: 2 LOB: 1 BB: 0 P: 28	R: 5 E: 0 K: 2 S: 26 H: 5 LOB: 2 BB: 2 P: 43	R: 1 E: 0 K: 2 S: 12 H: 1 LOB: 2 BB: 2 P: 25	R: 1 E: 0 K: 1 S: 18 H: 1 LOB: 1 BB: 1 P: 29	R: 1 E: 0 K: 1 S: 10 H: 2 LOB: 2 BB: 1 P: 17		1B: 9 2B: 2 3B: 0 HR: 2 SF: 0 SAC: 0 DP: 0 HBP: 0						

livebaseballscorecards.com

AB	37
R	11
H	13
RBI	10
BB	7
SO	11
LOB	17

WP: 1 PA: 44
PB: 0
SB: 1
CS: 0

PITCHER		IP	WLS	BF	H	R	ER	SO	BB	IBB	HBP	BLK	WP	HR	S	P	ERA	WHIP
Odalis Perez, L ERA: 5.79	(1, 1)	4.2	L	25	8	8	8	7	2	1	0	0	1	2	66	105	15.43	2.143
Russ Springer, R ERA: 5.66	(5, 1)	1.1		8	2	1	1	2	1	1	0	0	0	0	18	31	6.75	2.250
John Hudek, R ERA: 7.56	(7, 1)	2.0		11	3	2	2	2	2	0	0	0	0	0	28	46	9.00	2.500

PITCHER	IP	WLS	BF	H	R	ER	SO	BB	IBB	HBP	BLK	WP	HR	S	P	ERA	WHIP

Batter	1	2	3	4	5	6	7	8	9	AB	R	H	RBI	BB	SO	LOB
Keith Lockhart, L (1, 10) OBP: 0.293, SLG: 0.286	B C F X 1-2 F7 ①		B X 1-0 F8 ②			C X 0-1 G1-4-3 G5-3 2B		B B B C X 3-1 S 1B E 1B		4	2	2	0	0	0	1
Bret Boone, R (1, 4) OBP: 0.317, SLG: 0.397	B B F X 2-1 G5-3 ②		C B 1 SAFE X 1-1 FC6-4 1-2f ③			B B X 2-0 G1-4-3 2-3 ①		C B F F F 1 SAFE C 1-3 K ①		4	0	0	0	0	1	3
10 Chipper Jones, S (1, 5) OBP: 0.427, SLG: 0.589	B X 1-0 F9 ③			B B X 2-0 G4-3 ①		B C B S B B 4-2 G5-3 BB		B B X 2-0 F7 ②		3	0	0	0	1	0	1
Brian Jordan, R (1, 9) OBP: 0.360, SLG: 0.515		B F B X 2-1 F9 ①		B C X 1-1 1B L5 1B		X 0-0 G5-3 1-2 3-H ②		C X 0-1 S 1-2 E6 1B		4	0	2	1	0	0	1
Ryan Klesko, L (1, 7) OBP: 0.375, SLG: 0.571 Gerald Williams, R (8, PH) OBP: 0.332, SLG: 0.437 (8, 7)		B B B B 4-0 BB BB		1 SAFE B 1 SAFE F F X 1-2 1-3 1B		B S B F X 2-2 F8 ③		C B B X 2-1 E6 1-H 2-H ③		2 1	0 0	1 0	0 0	1 0	0 0	1 1
Andruw Jones, R (1, 8) OBP: 0.359, SLG: 0.501		B B B C C B 4-2 G6-4-3 1-2 BB		C X 0-1 L5 2 3 3-H			C S B B B B 4-2 BB		B B B C C S 3-3 K ①	2	0	0	0	2	1	2
Javy Lopez, R (1, 2) OBP: 0.364, SLG: 0.529		C S S X 0-2 G6-4-3 1-2f 2 3			B B X 2-0 G5-3 ①		B S C S 1-3 K ①		B X 1-0 G1-3 ②	4	0	0	0	0	1	3
Randall Simon, L (1, 3) OBP: 0.361, SLG: 0.403			F X 0-1 FC4-6 1B		S X 0-1 G4-3 ②		B 1 SAFE F 1 SAFE 1 SAFE B S F S 2-3 K ②		X 0-0 G1-3 ③	4	0	1	0	0	1	1
Walt Weiss, S (1, 6) OBP: 0.311, SLG: 0.303			B B X 2-0 FC4-6 FC6-4 1-2f ①		C C F F F X 0-2 F7 ③		F C B 1 SAFE X 1-2 G6-3 ③			3	0	0	0	0	0	2
Inning Stats	R: 0 E: 0 K: 0 S: 6 H: 0 LOB: 0 BB: 0 P: 10	R: 0 E: 0 K: 0 S: 8 H: 0 LOB: 1 BB: 2 P: 18	R: 0 E: 0 K: 0 S: 6 H: 1 LOB: 1 BB: 0 P: 10	R: 0 E: 0 K: 0 S: 9 H: 2 LOB: 1 BB: 0 P: 13	R: 0 E: 0 K: 0 S: 9 H: 0 LOB: 0 BB: 0 P: 11	R: 1 E: 0 K: 0 S: 9 H: 1 LOB: 1 BB: 1 P: 17	R: 0 E: 0 K: 2 S: 12 H: 0 LOB: 1 BB: 1 P: 20	R: 1 E: 1 K: 1 S: 13 H: 2 LOB: 2 BB: 0 P: 21	R: 0 E: 0 K: 1 S: 5 H: 0 LOB: 0 BB: 0 P: 9	1B: 5 2B: 2 3B: 0 HR: 0	SF: 0 SAC: 0 DP: 2 HBP: 0						

PITCHER		IP	WLS	BF	H	R	ER	SO	BB	IBB	HBP	BLK	WP	HR	S	P	ERA	WHIP
Joey Hamilton, R ERA: 7.58	(1, 1)	7.2	W	31	6	2	1	3	4	0	0	0	0	0	70	116	1.17	1.304
Graeme Lloyd, L ERA: 2.91	(8, 1)	0.1	H	1	0	0	0	0	0	0	0	0	0	0	2	4	0.00	0.000
Billy Koch, R ERA: 2.31	(9, 1)	1.0	S	3	0	0	0	1	0	0	0	0	0	0	5	9	0.00	0.000

PITCHER	IP	WLS	BF	H	R	ER	SO	BB	IBB	HBP	BLK	WP	HR	S	P	ERA	WHIP

TOP

Atlanta Braves @ Toronto Blue Jays

SkyDome, Toronto, ON

Sun Jul 18 1999, 1:05 PM EDT
Att. 31,137 - Cloudy - 82 F

livebaseballscorecards.com

AB	31
R	2
H	6
RBI	1
BB	4
SO	4
LOB	16

1B: 5 2B: 2 3B: 0 HR: 0	SF: 0 SAC: 0 DP: 2 HBP: 0	WP: 0 PB: 0 SB: 2 CS: 0	PA: 35

Batter	1	2	3	4	5	6	7	8	9	AB	R	H	RBI	BB	SO	LOB
Shannon Stewart, R (1, 7) OBP: 0.378, SLG: 0.429	C X 0-1 2B		1 SAFE B C B B C B 4-2 ① PO 1-2 BB		C X 0-1 2B 2B		C X 0-1 ① G4-3			3	0	2	0	1	0	0
José Cruz Jr., S (1, 8) OBP: 0.357, SLG: 0.417	B B B C C F F B 4-2 BB		B F 1 SAFE 1 SAFE B B X 3-1 ② F8		B F B B B 4-1 2B BB		B B X 2-0 BB 1B			2	1	1	0	2	0	1
Shawn Green, L (1, 9) OBP: 0.416, SLG: 0.640	B F F F B T 2-2 ① K		1 SAFE 1 SAFE 0-0 ③ PO 1-2	C B X 1-1 2B 2B	F S B B X 2-2 ② 1-H 2-3 2B		B F 1 SAFE 1 SAFE B S 1 SAFE B 1 SAFE 4-2 B 1-2 BB			3	1	2	1	1	1	2
Carlos Delgado, L (1, 3) OBP: 0.358, SLG: 0.510	B F T B F S 2-3 ② K			X 0-0 2B 2-H 2B	B B F F F F B F X 3-2 ③ F8		B B S F B S 3-3 ② K			4	1	1	1	0	2	5
Tony Fernandez, S (1, 10) OBP: 0.460, SLG: 0.507	F F F F F F B B F 3-3 ③ F F B S K			F F B F F B F F B 3-2 F X G3-1 2-H 2B		S C X 0-2 1B FC5-2-5 1B	X 0-0 ③ L6			4	0	2	1	0	1	4
Darrin Fletcher, L (1, 2) OBP: 0.352, SLG: 0.505		B F F S 1-3 ① K		F B C F X 1-2 ① G3-1 2-3		B X 1-0 FC5-2-5 1-3 1B		C B X 1-1 1B		4	0	2	0	0	1	1
Tony Batista, R (1, 6) OBP: 0.323, SLG: 0.462		C B S S 1-3 ② K		B F C B F X 2-2 ② L8		X 0-0 ① FC5-2-5 1-2 3-3		B B F X 2-1 ① P4		4	0	0	0	0	1	4
Willis Otanez, R (1, 5) OBP: 0.276, SLG: 0.362		B X 1-0 ③ F7		F C S 0-3 ③ K		S F F X 0-2 ② F8		C B X 1-1 ② F7		4	0	0	0	0	1	4
Homer Bush, R (1, 4) OBP: 0.322, SLG: 0.353			B B B B 4-0 BB BB		B F B X 2-1 ① F9	C F B X 1-2 ③ G5-3		S X 0-1 ③ F8		3	0	0	0	1	0	3
Inning Stats	R: 0 E: 0 K: 3 S: 24 H: 1 LOB: 2 BB: 1 P: 35	R: 0 E: 0 K: 2 S: 7 H: 0 LOB: 0 BB: 0 P: 10	R: 0 E: 0 K: 0 S: 4 H: 0 LOB: 0 BB: 2 P: 15	R: 2 E: 0 K: 1 S: 22 H: 3 LOB: 1 BB: 0 P: 29	R: 1 E: 0 K: 0 S: 14 H: 2 LOB: 1 BB: 1 P: 25	R: 0 E: 0 K: 0 S: 12 H: 2 LOB: 2 BB: 0 P: 14	R: 0 E: 0 K: 1 S: 9 H: 1 LOB: 2 BB: 1 P: 18	R: 0 E: 0 K: 0 S: 8 H: 1 LOB: 1 BB: 0 P: 12		1B: 4 2B: 6 3B: 0 HR: 0 SF: 0 SAC: 0 DP: 0 HBP: 0				WP: 0 PB: 0 SB: 0 CS: 0 PA: 37		

Atlanta Braves @ Toronto Blue Jays

SkyDome, Toronto, ON

Sun Jul 18 1999, 1:05 PM EDT

Att. 31,137 - Cloudy - 82 F

BOTTOM

livebaseballscorecards.com

AB	31
R	3
H	10
RBI	3
BB	5
SO	7
LOB	24

PITCHER		IP	WLS	BF	H	R	ER	SO	BB	IBB	HBP	BLK	WP	HR	S	P	ERA	WHIP
Kevin Millwood, R ERA: 3.27	(1, 1)	6.0	L	27	8	3	3	6	4	0	0	0	0	0	83	128	4.50	2.000
Mike Remlinger, L ERA: 1.6	(7, 1)	1.0		5	1	0	0	1	1	0	0	0	0	0	9	18	0.00	2.000
Rudy Seanez, R ERA: 2.16	(8, 1)	1.0		4	1	0	0	0	0	0	0	0	0	0	8	12	0.00	1.000

PITCHER	IP	WLS	BF	H	R	ER	SO	BB	IBB	HBP	BLK	WP	HR	S	P	ERA	WHIP

Batter	1	2	3	4	5	6	7	8	9	10	AB	R	H	RBI	BB	SO	LOB
Otis Nixon, S (1, 7) OBP: 0.288, SLG: 0.214	C S B F B X 2-2 CS 1B	X 0-0 1B		B C C S 1-3 ③ K			C C C 0-3 ① K	B L 1 SAFE B B X 3-1 FC5-4 1-2f ①			4	0	2	0	0	2	0
Gerald Williams, R (8, PH) OBP: 0.330, SLG: 0.434 (8, 7)											1	0	0	0	0	0	1
Bret Boone, R (1, 4) OBP: 0.313, SLG: 0.392	1 SAFE B F 1 SAFE C F C 1-3 ① ② K 1-2	1 SAFE B B 1 B C X 3-1 ③ F8			C S X 0-2 ① G1-3		F B B X 2-1 ② G3	1 SAFE 1 SAFE C B F 1 S 1-3 ② K			5	0	0	0	0	2	3
10 Chipper Jones, S (1, 5) OBP: 0.427, SLG: 0.589	S C C 0-3 ③ K	X 0-0 ① F7			C B B F X 2-2 BB 1B		X 0-0 1B 2B	1 SAFE X 0-0 ③ F9			5	1	2	0	0	1	1
Brian Jordan, R (1, 9) OBP: 0.366, SLG: 0.517		B S F X 1-2 1B 2B 1B	B F T X 2-2 BB 1B		B F B B B 4-1 FC4-6 1-2 BB		B B B C B 4-1 1B 1B BB		C X 0-1 ① G6-3		3	2	2	0	2	0	0
Keith Lockhart, L (1, 10) OBP: 0.309, SLG: 0.295	C X 0-1 2B E 1-3 1B	B 1 B B C B 4-1 1-2 BB			B X 1-0 ② F8		C F X 0-2 BB 1B 1-3 2-H 1B		C X 0-1 ② G6-3		4	2	2	1	1	0	2
Andruw Jones, R (1, 8) OBP: 0.359, SLG: 0.501	X 0-0 E7 E 1-H 3-H 2B	S B 1 SAFE C S 1-3 ② K			B X 1-0 ③ FC4-6 1-2f		B C B F B B 4-2 1B 1-2 BB		B C B C B S 3-3 ③ K		4	1	1	1	1	2	4
Javy Lopez, R (1, 2) OBP: 0.361, SLG: 0.522	S B B X 2-1 E5 G3 SH1-3 3-H	B F X 1-1 ③ L6				B C S B B B X 3-2 ① G5-3	C B F F F F X 1-2 1-3 2-H 3-H 1B			X 0-0 ① G6-3	5	1	1	2	0	0	2
Randall Simon, L (1, 3) OBP: 0.355, SLG: 0.395	C X 0-1 ① G3 1-3			B S F B X 2-2 ① P4		B F X 1-1 ② G4-3	B X 1-0 ③ P6			X 0-0 ② F7	3	0	0	0	0	0	1
Brian Hunter, R (7, PH) OBP: 0.343, SLG: 0.472 (7, 3)											2	0	0	0	0	0	2
Walt Weiss, S (1, 6) OBP: 0.310, SLG: 0.298	X 0-0 ② SH1-3 3-H			C F S 0-3 ② K		B C B S B S 3-3 ③ K		C B S B F H 3-2 FC5-4 HBP		X 0-0 ③ G6-3	3	0	0	1	0	2	0
Inning Stats	R: 0 H: 1 E: 0 LOB: 0 K: 2 BB: 0 S: 11 P: 14	R: 4 H: 4 E: 2 LOB: 1 K: 0 BB: 0 S: 14 P: 20	R: 0 H: 1 E: 0 LOB: 2 K: 1 BB: 1 S: 10 P: 18	R: 0 H: 1 E: 0 LOB: 0 K: 2 BB: 0 S: 9 P: 12	R: 0 H: 1 E: 0 LOB: 2 K: 0 BB: 1 S: 9 P: 17	R: 0 H: 0 E: 0 LOB: 0 K: 1 BB: 0 S: 8 P: 15	R: 3 H: 3 E: 0 LOB: 2 K: 1 BB: 2 S: 19 P: 31	R: 0 H: 0 E: 0 LOB: 1 K: 1 BB: 0 S: 9 P: 16	R: 0 H: 0 E: 0 LOB: 0 K: 1 BB: 0 S: 7 P: 10	R: 0 H: 0 E: 0 LOB: 0 K: 0 BB: 0 S: 3 P: 3	1B: 8 2B: 2 3B: 0 HR: 0	SF: 0 SAC: 1 DP: 0 HBP: 1			WP: 0 PB: 0 SB: 0 CS: 1	PA: 45		

PITCHER		IP	WLS	BF	H	R	ER	SO	BB	IBB	HBP	BLK	WP	HR	S	P	ERA	WHIP
Kelvim Escobar, R ERA: 5.98	(1, 1)	6.2		32	9	7	5	7	3	0	0	0	0	0	71	112	6.75	1.800
Paul Quantrill, R ERA: 2.2	(7, 1)	0.0	B	2	1	0	0	0	1	0	0	0	0	0	8	13	∞	∞
Graeme Lloyd, L ERA: 2.82	(7, 1)	1.1		5	0	0	0	1	0	0	1	0	0	0	10	18	0.00	0.000
John Frascatore, R ERA: 3.74	(9, 1)	2.0	W	6	0	0	0	1	0	0	0	0	0	0	10	13	0.00	0.000

PITCHER	IP	WLS	BF	H	R	ER	SO	BB	IBB	HBP	BLK	WP	HR	S	P	ERA	WHIP

TOP

Atlanta Braves @ Toronto Blue Jays

SkyDome, Toronto, ON

Mon Jul 19 1999, 7:05 PM EDT

Att. 31,064 - Overcast - 71 F

livebaseballscorecards.com

AB	39
R	7
H	10
RBI	5
BB	4
SO	9
LOB	16

Atlanta Braves @ Toronto Blue Jays

SkyDome, Toronto, ON

Mon Jul 19 1999, 7:05 PM EDT
Att. 31,064 - Overcast - 71 F

livebaseballscorecards.com

BOTTOM

Batter	1	2	3	4	5	6	7	8	9	10	AB	R	H	RBI	BB	SO	LOB
Shannon Stewart, R (1, 7) OBP: 0.378, SLG: 0.432	B C F B C 2-3 K		F X 0-1 F8 ②	B F F X 1-2 1-3 2-H 2B			C X 0-1 L8 ②		C B C X 1-2 1B WP FC4-2 1B		5	0	2	1	0	1	2
Craig Grebeck, R (1, 4) OBP: 0.470, SLG: 0.460 Homer Bush, R (7, PR) OBP: 0.325, SLG: 0.356 (8, 4)	C B F B X 2-2 P3 ②		F F B B B B 4-2 1-2 2-3 HR BB	B X 1-0 G6-3 ③			B B B B 4-0 E BB		L B X 1-1 1-3 FC4-2 1B		2 1	1 0	0 1	0 0	2 0	0 0	2 0
Shawn Green, L (1, 9) OBP: 0.413, SLG: 0.642	C F S 0-3 K ③		C F B F F F X 1-2 1-H 2-H 3-H HR		C S B F B F B X 3-2 P3 ①		1 SAFE 1 SAFE C 1 SAFE B X 1-1 1-3 G3-1 ③		S B S B B S 2-3 K ①		5	1	1	4	0	2	3
Carlos Delgado, L (1, 3) OBP: 0.358, SLG: 0.525		X 0-0 P2 ①	C B B F B X 3-2 HR		F B S X 1-2 F9 ②			S B B X 2-1 HR	B X 1-0 1-2 3-H FC4-2 ②		5	2	2	2	0	0	2
Tony Fernandez, S (1, 5) OBP: 0.453, SLG: 0.498		S S B X 1-2 G5-3 ②	S X 0-1 P2 ③		F B X 1-1 F7 ③			S C B B F F S 2-3 K ①	B C C B F X 2-2 F7 ③		5	0	0	0	0	1	2
Tony Batista, R (1, 6) OBP: 0.324, SLG: 0.470		S S B S 1-3 K ③		S X 0-1 F8 ①		S C B B B X 2-2 P5 ①		S B B B F B B B 4-2 1B BB		X 0-0 HR	4	1	1	1	1	1	0
José Cruz Jr., S (1, 8) OBP: 0.358, SLG: 0.416			B B B B 4-0 BB S HR BB	B B X 2-0 P6 ②		B F F S 1-3 K ②		1 SAFE X 0-0 1-2 1B			3	1	1	0	1	1	0
Willis Otanez, R (1, 10) OBP: 0.275, SLG: 0.358			B C 1 SAFE 1 SAFE B S 1 SAFE F 1 SAFE 2-3 S K ①	B S X 1-1 BB 2B 1B		X 0-0 G6-3 ③		F S B S 1-3 K ②			4	1	1	0	0	2	3
Mike Matheny, R (1, 2) OBP: 0.263, SLG: 0.295 Willie Greene, L (8, PH) OBP: 0.285, SLG: 0.357 Jacob Brumfield, R (8, PH) OBP: 0.289, SLG: 0.347 Darrin Fletcher, L (9, 2) OBP: 0.352, SLG: 0.505			1 SAFE B C C B F B B 4-2 1-2 BB HR BB	B S S B B B B 4-2 1-2 2B BB			B S X 1-1 L7 ①	X 0-0 F8 ③			1 0 1 0	1 0 0 0	0 0 0 0	0 0 0 0	2 0 0 0	0 0 0 0	0 0 2 0
Inning Stats	R: 0 H: 0 E: 0 LOB: 0 K: 2 BB: 0 S: 9 P: 13	R: 0 H: 0 E: 0 LOB: 0 K: 1 BB: 0 S: 7 P: 9	R: 5 H: 2 E: 0 LOB: 0 K: 1 BB: 3 S: 22 P: 40	R: 1 H: 2 E: 0 LOB: 2 K: 0 BB: 1 S: 11 P: 20	R: 0 H: 0 E: 0 LOB: 0 K: 0 BB: 0 S: 10 P: 15	R: 0 H: 0 E: 0 LOB: 0 K: 1 BB: 0 S: 7 P: 10	R: 0 H: 0 E: 1 LOB: 2 K: 0 BB: 1 S: 6 P: 12	R: 1 H: 2 E: 0 LOB: 2 K: 2 BB: 1 S: 14 P: 23	R: 0 H: 2 E: 0 LOB: 2 K: 1 BB: 0 S: 13 P: 20	R: 1 H: 1 E: 0 LOB: 0 K: 0 BB: 0 S: 1 P: 1	1B: 4 SF: 0 2B: 1 SAC: 0 3B: 0 DP: 0 HR: 4 HBP: 0						

	AB	36
	R	8
	H	9
	RBI	8
	BB	6
	SO	8
	LOB	16

WP: 1 PA: 42
PB: 0
SB: 1
CS: 0

PITCHER		IP	WLS	BF	H	R	ER	SO	BB	IBB	HBP	BLK	WP	HR	S	P	ERA	WHIP
Bruce Chen, L ERA: 6.55	(1, 1)	6.0		26	4	6	6	5	4	0	0	0	0	2	66	107	9.00	1.333
30 Kevin McGlinchy, R ERA: 3.33	(7, 1)	1.0	H	4	0	0	0	0	1	0	0	0	0	0	6	12	0.00	1.000
Rudy Seanez, R ERA: 2.34	(8, 1)	0.2	B	5	2	1	1	2	1	0	0	0	0	1	13	22	13.50	4.500
John Rocker, L ERA: 2.7	(8, 1)	1.1		6	2	0	0	1	0	0	0	0	1	0	14	21	0.00	1.500
John Hudek, R ERA: 8.1	(10, 1)	0.0	L	1	1	1	1	0	0	0	0	0	0	1	1	1	∞	∞

PITCHER	IP	WLS	BF	H	R	ER	SO	BB	IBB	HBP	BLK	WP	HR	S	P	ERA	WHIP

Batter	1	2	3	4	5	6	7	8	9	AB	R	H	RBI	BB	SO	LOB
Otis Nixon, S (1, 7) OBP: 0.291, SLG: 0.215	B B B B 4-0 FC4 BB	F B B F T 2-2 K ②		1 SAFE B X 1-0 1B 1-2 1B		B F X 1-1 G1-3 ②		X 0-0 F7 ③		4	0	1	0	1	1	2
Keith Lockhart, L (1, 10) OBP: 0.304, SLG: 0.290	1 SAFE C F 1 SAFE X 0-2 FC4 ① 10 E 1-2f 2B	X 0-0 F8 ③		B X 1-0 1-3 2-H 1B		B F X 1-1 L8 ③			B F F B B F X 3-2 L4 ①	5	1	1	1	0	0	2
10 Chipper Jones, S (1, 5) OBP: 0.429, SLG: 0.597	X 0-0 E8 1-3 2B 1B		F B X 1-1 G4-3 ①	B C F B X 2-2 P5 ②			C B F B B F X 3-2 HR		H 1-0 1B DI HBP	4	2	2	1	0	0	2
Brian Jordan, R (1, 9) OBP: 0.366, SLG: 0.518	C B X 1-1 2-H 3-H 2B 2B		B S F B B S 3-3 K ②	B X 1-0 F8 ③			S F B X 1-2 G6-3 ①		B C B F X 2-2 DI 1-3 1B	5	1	2	2	0	1	2
Javy Lopez, R (1, 2) OBP: 0.366, SLG: 0.530	C B B X 2-1 F8 2-H 2B		X 0-0 2B 2B		S B B B B 4-1 BB		F B B X 2-1 G6-3 ②		S C B F B X 2-2 P2 ②	4	1	2	1	1	0	2
Andruw Jones, R (1, 8) OBP: 0.357, SLG: 0.500	C X 0-1 F8 ② 2-3		X 0-0 2-H 2B		B F F X 1-2 P5 ①		S B X 1-1 P3 ③		B F F X 1-2 G4-3 ③ 1-2	5	0	1	1	0	0	4
Bret Boone, R (1, 4) OBP: 0.310, SLG: 0.388	S C S 0-3 K2-3 ③		F X 0-1 F9 ③		1 SAFE S F C 0-3 K ②			B B B C X 3-1 G5-3 ①		4	0	0	0	0	2	3
Randall Simon, L (1, 3) OBP: 0.364, SLG: 0.404		B X 1-0 1B		C B C X 1-2 S 1B 1B	C X 0-1 F8 ③			F B B X 2-1 1B		4	0	3	0	0	0	1
Walt Weiss, S (1, 6) OBP: 0.309, SLG: 0.297		X 0-0 F7 ①		F B X 1-1 1-H 1B 1B		C B F B B F F C 3-3 K ①		B X 1-0 F8 ②		4	1	1	0	0	1	2
Inning Stats	R: 3 E: 1 K: 1 S: 13 H: 3 LOB: 1 BB: 1 P: 20	R: 0 E: 0 K: 1 S: 6 H: 1 LOB: 1 BB: 0 P: 9	R: 1 E: 0 K: 1 S: 9 H: 2 LOB: 1 BB: 0 P: 13	R: 1 E: 0 K: 0 S: 11 H: 4 LOB: 2 BB: 0 P: 18	R: 0 E: 0 K: 1 S: 9 H: 0 LOB: 1 BB: 1 P: 14	R: 0 E: 0 K: 1 S: 9 H: 0 LOB: 0 BB: 0 P: 14	R: 1 E: 0 K: 0 S: 11 H: 1 LOB: 0 BB: 0 P: 18	R: 0 E: 0 K: 0 S: 6 H: 1 LOB: 1 BB: 0 P: 12	R: 0 E: 0 K: 0 S: 14 H: 1 LOB: 2 BB: 0 P: 23	1B: 8 2B: 4 3B: 0 HR: 1 SF: 0 SAC: 0 DP: 0 HBP: 1						

TOP

Atlanta Braves @ Toronto Blue Jays

SkyDome, Toronto, ON

Tue Jul 20 1999, 7:05 PM EDT

Att. 28,366 - Unknown - 75 F

livebaseballscorecards.com

AB	39
R	6
H	13
RBI	6
BB	2
SO	5
LOB	20

PITCHER		IP	WLS	BF	H	R	ER	SO	BB	IBB	HBP	BLK	WP	HR	S	P	ERA	WHIP
Chris Carpenter, R ERA: 3.62	(1, 1)	3.1		19	9	5	5	3	1	0	0	0	0	0	34	51	13.50	3.000
32 Roy Halladay, R ERA: 3.53	(4, 1)	3.2	W	14	2	1	1	2	1	0	0	0	0	1	34	55	2.46	0.818
Paul Quantrill, R ERA: 1.96	(8, 1)	2.0		9	2	0	0	0	0	0	1	0	0	0	20	35	0.00	1.000

PITCHER	IP	WLS	BF	H	R	ER	SO	BB	IBB	HBP	BLK	WP	HR	S	P	ERA	WHIP

Batter	1	2	3	4	5	6	7	8	9	AB	R	H	RBI	BB	SO	LOB
Shannon Stewart, R (1, 7) OBP: 0.380, SLG: 0.434	0-1 E FC6-4 2B	2-3 K ②		1-3 K ②		1-0 E5 FC1-6 1B 1B 4-1 BB		1-0 HBP 1B		5	2	2	0	1	2	2
Craig Grebeck, R (1, 10) OBP: 0.463, SLG: 0.448	0-1 E3 FC6-4 2-3	0-0 G6-3 ③		1-0 L1 ③		1-1 FC1-6 1B 1-2 F8		1-1 HBP 1-2		5	0	1	0	0	0	5
Shawn Green, L (1, 9) OBP: 0.412, SLG: 0.645	3-2 FC6-4 BB 1B 1B ① 1-2f 3-H		1-0 P5 ①		1-2 FC5-4 1B	3-2 FC1-6 FC6-4 1B HR ① 1-2f 2-3	1-2 HR	2-1 F7 ③		6	3	2	2	0	0	5
Carlos Delgado, L (1, 3) OBP: 0.361, SLG: 0.524	1-1 1B BB 1B 1-2		2-3 K ②		0-1 FC5-4 2B ① 1-2f	1-0 FC6-4 1B 1-2 3-H	1-0 HBP			4	1	2	1	0	1	1
Tony Fernandez, S (1, 5) OBP: 0.453, SLG: 0.494	4-1 1B BB 1-2 2-3		4-1 BB		2-3 K ② 1 SAFE	2-2 FC6-4 BB HR ② 1-2f 2-3	1-3 K ①			3	1	0	0	2	2	4
Tony Batista, R (1, 6) OBP: 0.329, SLG: 0.474	0-0 FC6-4 1B 1-2 2-3 3-H		3-2 F8 ③		3-2 1B 2B 1-H	4-2 HR BB 1-2	3-3 K ②			4	2	2	2	1	1	2
Darrin Fletcher, L (1, 2) OBP: 0.353, SLG: 0.514	3-2 P4 ②			2-1 G3-1 ①	3-2 1B HBP	0-2 HR 1-H 2-H 3-H	0-3 K ③			4	1	1	4	0	1	4
José Cruz Jr., S (1, 8) OBP: 0.362, SLG: 0.423	0-0 FC6-4 ③ 1-2f			0-0 1B 2B	0-0 1-3 2-H 1B	1-1 S 2B 1B		3-1 G4-3 ①		5	1	3	1	0	0	3
Homer Bush, R (1, 4) OBP: 0.326, SLG: 0.361		0-2 G1-3 ①		3-2 2-3 1B	2-1 L6 ③	1-1 1-H 2B		3-3 K ②		5	0	2	1	0	1	2
Inning Stats	R: 2 E: 1 K: 0 S: 17 H: 3 LOB: 3 BB: 1 P: 28	R: 0 E: 0 K: 1 S: 10 H: 0 LOB: 0 BB: 0 P: 12	R: 0 E: 0 K: 1 S: 8 H: 0 LOB: 1 BB: 1 P: 18	R: 0 E: 0 K: 1 S: 13 H: 2 LOB: 2 BB: 0 P: 20	R: 2 E: 0 K: 1 S: 19 H: 3 LOB: 2 BB: 0 P: 30	R: 6 E: 1 K: 0 S: 26 H: 5 LOB: 2 BB: 2 P: 45	R: 1 E: 0 K: 3 S: 13 H: 1 LOB: 1 BB: 0 P: 19	R: 0 E: 0 K: 1 S: 11 H: 1 LOB: 2 BB: 0 P: 21		1B: 9 2B: 4 3B: 0 HR: 2 SF: 0 SAC: 0 DP: 0 HBP: 3						

PITCHER		IP	WLS	BF	H	R	ER	SO	BB	IBB	HBP	BLK	WP	HR	S	P	ERA	WHIP
Tom Glavine, L ERA: 4.11	(1, 1)	5.1	L	31	10	7	5	4	2	0	1	0	0	0	77	124	8.44	2.250
Mike Remlinger, L ERA: 2.18	(6, 1)	0.1		6	3	3	1	0	2	0	0	0	0	1	14	26	27.00	15.000
Russ Springer, R ERA: 5.73	(6, 1)	1.1		6	1	1	1	3	0	0	1	0	0	1	15	22	6.75	0.750
John Hudek, R ERA: 7.64	(8, 1)	1.0		5	1	0	0	1	0	0	1	0	0	0	11	21	0.00	1.000

PITCHER	IP	WLS	BF	H	R	ER	SO	BB	IBB	HBP	BLK	WP	HR	S	P	ERA	WHIP

BOTTOM

Atlanta Braves @ Toronto Blue Jays

SkyDome, Toronto, ON

Tue Jul 20 1999, 7:05 PM EDT

Att. 28,366 - Unknown - 75 F

livebaseballscorecards.com

AB	41
R	11
H	15
RBI	11
BB	4
SO	8
LOB	28

WP: 0 PB: 0 SB: 1 CS: 0 PA: 48

Batter	1	2	3	4	5	6	7	8	9	AB	R	H	RBI	BB	SO	LOB
Ozzie Guillen, L (1, 6) OBP: 0.270, SLG: 0.280	C I X 1-1 1B		C B C F S 1-3 ① K		B X 1-0 ② P2		B C B X 2-1 ③ G5-3			4	0	1	0	0	1	0
Keith Lockhart, L (1, 4) OBP: 0.311, SLG: 0.320	F X 1 SAFE B 1 SAFE F 1 SAFE B X 2-2 ① F7		B X 1-0 3B		B B B C F F F X 3-2 1B			B B C X 2-1 ① F7		4	0	2	0	0	0	1
10 Chipper Jones, S (1, 5) OBP: 0.430, SLG: 0.594	B C 1 SAFE S B X 2-2 ② F8		B B B B 4-0 G6-4-3 BB		1 SAFE B B B C C X 3-2 ③ L7			S F B F X 1-2 1B		3	0	1	0	1	0	2
Brian Jordan, R (1, 9) OBP: 0.363, SLG: 0.512	1 SAFE B C F X 1-2 ③ F8		1 SAFE X 0-0 ② ③ G6-4-3 1-2f			B S B X 2-1 ① P3		1 SAFE X 0-0 ② F8		4	0	0	0	0	0	4
Ryan Klesko, L (1, 7) OBP: 0.380, SLG: 0.578		X 0-0 2B		B B X 2-0 G5-3 1B		F F B B B X 2-2 1B		B B F C X 2-2 ③ G6-3		4	0	3	0	0	0	1
Andruw Jones, R (1, 8) OBP: 0.354, SLG: 0.494		F B B B B F X 3-2 ① F8		1 SAFE B B B F F X 2-2 ① G5-3 1-2		X 0-0 ② F7			X 0-0 ① G6-3	4	0	0	0	0	0	3
Brian Hunter, R (1, 3) OBP: 0.340, SLG: 0.457		C B B B B 4-1 BB		B F S C 1-3 ② K		1 SAFE B C 1 SAFE C 1 SAFE X 1-2 ③ L7			C X 0-1 ② G5-3	3	0	0	0	1	1	2
Eddie Pérez, R (1, 2) OBP: 0.280, SLG: 0.331		X 0-0 ② P4		C B X 1-1 ③ F9			C X 0-1 ① F7		C X 0-1 ③ G6-3	4	0	0	0	0	0	3
Greg Maddux, R (1, 1) OBP: 0.282, SLG: 0.486		B C C B S 2-3 ③ K			X 0-0 ① G6-3		X 0-0 ② F8			3	0	0	0	0	1	2
Inning Stats	R: 0 H: 1 E: 0 LOB: 1 K: 0 BB: 0 S: 11 P: 17	R: 0 H: 1 E: 0 LOB: 2 K: 1 BB: 1 S: 9 P: 18	R: 0 H: 1 E: 0 LOB: 1 K: 1 BB: 1 S: 6 P: 12	R: 0 H: 1 E: 0 LOB: 1 K: 1 BB: 0 S: 9 P: 15	R: 0 H: 1 E: 0 LOB: 1 K: 0 BB: 0 S: 10 P: 17	R: 0 H: 1 E: 0 LOB: 1 K: 0 BB: 0 S: 9 P: 14	R: 0 H: 0 E: 0 LOB: 0 K: 0 BB: 0 S: 5 P: 7	R: 0 H: 1 E: 0 LOB: 1 K: 0 BB: 0 S: 10 P: 15	R: 0 H: 0 E: 0 LOB: 0 K: 0 BB: 0 S: 5 P: 5	1B: 5 SF: 0 2B: 1 SAC: 0 3B: 1 DP: 1 HR: 0 HBP: 0						WP: 0 PA: 35 PB: 0 SB: 0 CS: 0

TOP

Atlanta Braves @ Florida Marlins

Pro Player Stadium, Miami, FL

Wed Jul 21 1999, 7:05 PM EDT

Att. 15,509 - Unknown - 87 F

livebaseballscorecards.com

AB	33
R	0
H	7
RBI	0
BB	2
SO	3
LOB	18

PITCHER	IP	WLS	BF	H	R	ER	SO	BB	IBB	HBP	BLK	WP	HR	S	P	ERA	WHIP
Dennis Springer, R (1, 1) ERA: 4.0	9.0	W	35	7	0	0	3	2	0	0	0	0	0	74	120	0.00	1.000

PITCHER	IP	WLS	BF	H	R	ER	SO	BB	IBB	HBP	BLK	WP	HR	S	P	ERA	WHIP

Atlanta Braves @ Florida Marlins

Pro Player Stadium, Miami, FL

Wed Jul 21 1999, 7:05 PM EDT

Att. 15,509 - Unknown - 87 F

livebaseballscorecards.com

BOTTOM

Batter	1	2	3	4	5	6	7	8	9	AB	R	H	RBI	BB	SO	LOB
Luis Castillo, S (1, 4) OBP: 0.357, SLG: 0.340	1-1 S 1B	1-0 G1-3			2-3 K		0-1 G1-3			4	0	1	0	0	1	1
Alex Gonzalez, R (1, 6) OBP: 0.313, SLG: 0.441	1 SAFE 1 SAFE 1 SAFE 3-2 F8		0-0 G4-3		1-2 F8			2-2 G4-3		4	0	0	0	0	0	1
Danny Bautista, R (1, 7) OBP: 0.289, SLG: 0.398	1 SAFE 1 SAFE 4-1 1-2 BB		1-0 G6-3			1-1 FC5-4 1B		1-1 F9		3	0	1	0	1	0	0
Kevin Millar, R (1, 3) OBP: 0.402, SLG: 0.497	1-1 F9		0-1 F9			1 SAFE 0-0 FC5-4 1B 1-2f		2-1 1B 1B		4	1	1	0	0	0	3
Mark Kotsay, L (1, 9) OBP: 0.305, SLG: 0.391	3-2 F9			3-2 G4-3		1 SAFE 1-0 1B 1-2		1 SAFE 0-0 FC4-6 1-2 1B		4	0	2	0	0	0	2
Preston Wilson, R (1, 8) OBP: 0.346, SLG: 0.539		2-2 G4-3 1B 2B		1-3 K		1-2 L3 1-2 2-H 1B		3-1 FC4-6 1-2f		4	1	2	1	0	1	2
Mike Lowell, R (1, 5) OBP: 0.348, SLG: 0.390		1-1 G4-3 2-3		1-1 1B		2-1 L3 1-2				3	0	1	0	0	0	3
Mike Redmond, R (1, 2) OBP: 0.376, SLG: 0.326		1-0 SH2-4 1B 3-H		1 SAFE 1 SAFE 2-1 G6-3			0-1 G4-3			3	0	1	1	0	0	1
Dennis Springer, R (1, 1) OBP: 0.148, SLG: 0.192		0-2 SH2-4 1-2			0-2 G1-3		0-3 K			2	0	0	0	0	1	0

	AB	31
	R	2
	H	9
	RBI	2
	BB	1
	SO	3
	LOB	13

Inning Stats	1	2	3	4	5	6	7	8	9
	R: 0 H: 1 E: 0 LOB: 2 K: 0 BB: 1 S: 13 P: 25	R: 1 H: 2 E: 0 LOB: 1 K: 0 BB: 0 S: 10 P: 15	R: 0 H: 0 E: 0 LOB: 0 K: 0 BB: 0 S: 4 P: 5	R: 0 H: 1 E: 0 LOB: 1 K: 1 BB: 0 S: 10 P: 17	R: 0 H: 0 E: 0 LOB: 0 K: 1 BB: 0 S: 10 P: 13	R: 1 H: 3 E: 0 LOB: 1 K: 0 BB: 0 S: 12 P: 17	R: 0 H: 0 E: 0 LOB: 0 K: 1 BB: 0 S: 8 P: 8	R: 0 H: 2 E: 0 LOB: 2 K: 0 BB: 0 S: 10 P: 18	

	1B	8	SF	0	WP	0	PA	33
	2B	2	SAC	1	PB	0		
	3B	0	DP	1	SB	1		
	HR	0	HBP	0	CS	0		

PITCHER		IP	WLS	BF	H	R	ER	SO	BB	IBB	HBP	BLK	WP	HR	S	P	ERA	WHIP
Greg Maddux, R ERA: 3.58	(1, 1)	8.0	L	33	9	2	2	3	1	0	0	0	0	0	77	118	2.25	1.250

PITCHER	IP	WLS	BF	H	R	ER	SO	BB	IBB	HBP	BLK	WP	HR	S	P	ERA	WHIP

Atlanta Braves @ Florida Marlins

Pro Player Stadium, Miami, FL

Thu Jul 22 1999, 7:05 PM EDT

Att. 17,759 - Unknown - 86 F

livebaseballscorecards.com

TOP

Batter	1	2	3	4	5	6	7	8	9	AB	R	H	RBI	BB	SO	LOB
Walt Weiss, S (1, 6) OBP: 0.315, SLG: 0.307	3-2 SF9 3B	4-1 1B BB		0-0 G1-3		0-2 G4-3		4-2 BB		3	1	1	0	2	0	0
Keith Lockhart, L (1, 4) OBP: 0.315, SLG: 0.327	1-1 SF9 3-H	0-0 G3 1-3 1B		2-1 G6-3 1B		1-2 G4-3		1-3 K		4	0	2	1	0	1	1
10 Chipper Jones, S (1, 5) OBP: 0.431, SLG: 0.594 Ozzie Guillen, L (1, 5) OBP: 0.270, SLG: 0.279	1-1 E 1B BB HBP	0-0 G3 1-2		1-1 G6-3 1-2f			0-0 E7 G3 1B	0-0 F7		0 4	1 1	0 1	0 0	0 0	0 0	0 3
Brian Jordan, R (1, 9) OBP: 0.361, SLG: 0.507	4-0 E 1B 1-2 BB	3-2 F9			0-0 G1-3		2-1 G3 2-3		3-1 F9	4	1	0	0	1	0	2
Ryan Klesko, L (1, 7) OBP: 0.382, SLG: 0.577 Mike Remlinger, L (7, 1) Rudy Seanez, R (8, 1) Brian Hunter, R (9, PH) OBP: 0.336, SLG: 0.452 John Rocker, R (9, 1)	0-0 E4 1B 1B 1-2 2-3		2-0 F7		2-2 1B E 1B		1-1 PB S 1B 3-H		1-0 F8	4 0 0 1 0	1 0 0 0 0	2 0 0 0 0	1 0 0 0 0	0 0 0 0 0	0 0 0 0 0	2 0 0 0 0
Javy Lopez, R (1, 2) OBP: 0.370, SLG: 0.529	1-1 E 1B 1-2 2-H 3-H 1B		0-2 2B 1B		1-0 E6 1B 1-2		4-1 1-2 BB		1-0 L7	4	1	2	2	1	0	1
Andruw Jones, R (1, 8) OBP: 0.353, SLG: 0.492	0-1 F9		1-0 P4		1-1 G4-6-3 1-2 2-3 1B		0-3 K 2-3			4	0	1	0	0	1	5
Randall Simon, L (1, 3) OBP: 0.367, SLG: 0.413	1-1 E2 1-3 2-H 1B		1-1 1-H 2B		1-0 G4-6-3 1-2f		2-3 K			4	0	2	2	0	1	5
Odalis Perez, L (1, 1) OBP: 0.133, SLG: 0.133 30 Kevin McGlinchy, R (2, 1) Otis Nixon, S (6, PH) OBP: 0.289, SLG: 0.214 Russ Springer, R (6, 1) Gerald Williams, R (7, 7) OBP: 0.328, SLG: 0.432	0-0 G4-3		2-3 K			1-0 B1-3		0-3 K		1 1 1 0 1	0 0 0 0 0	0 0 0 0 1	0 0 0 0 0	0 1 0 0 1	0 1 0 0 0	2 1 0 0 0
Inning Stats	R: 4 E: 2 K: 0 S: 14 H: 3 LOB: 2 BB: 1 P: 25	R: 0 E: 0 K: 0 S: 6 H: 1 LOB: 1 BB: 1 P: 13	R: 1 E: 0 K: 1 S: 11 H: 2 LOB: 1 BB: 0 P: 17	R: 0 E: 0 K: 0 S: 5 H: 1 LOB: 0 BB: 0 P: 8	R: 0 E: 1 K: 0 S: 8 H: 2 LOB: 2 BB: 0 P: 13	R: 0 E: 0 K: 0 S: 7 H: 0 LOB: 0 BB: 0 P: 9	R: 1 E: 1 K: 2 S: 12 H: 2 LOB: 2 BB: 1 P: 21	R: 0 E: 0 K: 2 S: 9 H: 0 LOB: 1 BB: 1 P: 14	R: 0 E: 0 K: 0 S: 4 H: 0 LOB: 0 BB: 0 P: 9	1B: 9 2B: 1 3B: 1 HR: 0 SF: 1 SAC: 0 DP: 2 HBP: 1						

AB	36
R	6
H	11
RBI	6
BB	4
SO	5
LOB	22

WP: 0 PA: 42
PB: 1
SB: 1
CS: 0

PITCHER		IP	WLS	BF	H	R	ER	SO	BB	IBB	HBP	BLK	WP	HR	S	P	ERA	WHIP
Alex Fernandez, R ERA: 3.01	(1, 1)	6.1	L	33	11	6	3	1	3	0	1	0	0	0	57	98	4.26	2.211
Vladimir Nunez, R ERA: 3.18	(7, 1)	1.2		6	0	0	0	4	1	0	0	0	0	0	15	22	0.00	0.600
Braden Looper, R ERA: 3.57	(9, 1)	1.0		3	0	0	0	0	0	0	0	0	0	0	4	9	0.00	0.000

PITCHER	IP	WLS	BF	H	R	ER	SO	BB	IBB	HBP	BLK	WP	HR	S	P	ERA	WHIP

Batter	1	2	3	4	5	6	7	8	9	AB	R	H	RBI	BB	SO	LOB
Luis Castillo, S (1, 4) OBP: 0.360, SLG: 0.344	2-1 1B S 2B 1B	1-1 1-2 1B			3-2 S 1B		0-3 ①		2-2 ③ G4-3 1-2	5	1	3	0	0	1	1
Alex Gonzalez, R (1, 6) OBP: 0.310, SLG: 0.436	2-3 ① K 1-2	1-2 ② F9			0-1 ① B1 1-2		0-1 ② F9			4	0	0	0	0	1	4
Danny Bautista, R (1, 7) OBP: 0.287, SLG: 0.392	0-1 BB 2B 2-3 1B	3-2 ③ G6-3			0-2 ② K		2-3 ③ K			4	1	1	0	0	2	3
Kevin Millar, R (1, 3) OBP: 0.404, SLG: 0.491	4-0 2B 1-2 SF7 BB		2-1 ① L5		4-1 BB			3-2 ① P7		2	1	0	0	2	0	0
Mark Kotsay, L (1, 9) OBP: 0.304, SLG: 0.393	3-1 1-3 2-H 3-H 2B		1-1 ② F8		0-3 ③ K			1-1 ② F8		4	0	1	2	0	1	2
Preston Wilson, R (1, 8) OBP: 0.345, SLG: 0.541	2-2 ② SF7 3-H		2-2 ③ F9			2-2 2B		1-3 ③ K		3	0	1	1	0	1	0
Mike Lowell, R (1, 5) OBP: 0.345, SLG: 0.380	1-2 ③ G6-3			1-0 ① F7		1-1 ① G1-3			4-2 WP BB	3	0	0	0	1	0	2
Mike Redmond, R (1, 2) OBP: 0.373, SLG: 0.319		4-2 FC6-4 BB		1-1 ② F9		3-2 ② P9			1-3 ① K	3	0	0	0	1	1	2
Alex Fernandez, R (1, 1) OBP: 0.200, SLG: 0.360 Vladimir Nunez, R (7, 1) Braden Looper, R (9, 1) Chris Clapinski, S (9, PH) OBP: 0.500, SLG: 0.500		1-0 ① FC6-4 1B 1-2f		1-0 ③ P8		0-0 ③ P5			1-3 ② K	3 0 0 1	0 0 0 0	0 0 0 0	0 0 0 0	0 0 0 0	0 0 0 1	2 0 0 1
Inning Stats	R: 3 H: 3 E: 0 LOB: 1 K: 1 BB: 1 S: 17 P: 31	R: 0 H: 1 E: 0 LOB: 2 K: 0 BB: 1 S: 12 P: 22	R: 0 H: 0 E: 0 LOB: 0 K: 0 BB: 0 S: 7 P: 12	R: 0 H: 0 E: 0 LOB: 0 K: 0 BB: 0 S: 4 P: 7	R: 0 H: 1 E: 0 LOB: 2 K: 2 BB: 1 S: 12 P: 19	R: 0 H: 1 E: 0 LOB: 1 K: 0 BB: 0 S: 10 P: 16	R: 0 H: 0 E: 0 LOB: 0 K: 2 BB: 0 S: 8 P: 10	R: 0 H: 0 E: 0 LOB: 0 K: 1 BB: 0 S: 8 P: 13	R: 0 H: 0 E: 0 LOB: 1 K: 2 BB: 1 S: 14 P: 22	1B: 4 2B: 2 3B: 0 HR: 0	SF: 1 SAC: 0 DP: 0 HBP: 0					

PITCHER		IP	WLS	BF	H	R	ER	SO	BB	IBB	HBP	BLK	WP	HR	S	P	ERA	WHIP
Odalis Perez, L ERA: 6.0	(1, 1)	1.1		10	4	3	3	1	2	0	0	0	0	0	23	43	20.25	4.500
30 Kevin McGlinchy, R ERA: 3.08	(2, 1)	3.2	W	13	1	0	0	2	1	0	0	0	0	0	29	48	0.00	0.545
Russ Springer, R ERA: 5.48	(6, 1)	1.0	H	4	1	0	0	0	0	0	0	0	0	0	10	16	0.00	1.000
Mike Remlinger, L ERA: 2.14	(7, 1)	1.0	H	3	0	0	0	2	0	0	0	0	0	0	8	10	0.00	0.000
Rudy Seanez, R ERA: 2.28	(8, 1)	1.0	H	3	0	0	0	1	0	0	0	0	0	0	8	13	0.00	0.000

PITCHER		IP	WLS	BF	H	R	ER	SO	BB	IBB	HBP	BLK	WP	HR	S	P	ERA	WHIP
John Rocker, L ERA: 2.64	(9, 1)	1.0	S	4	0	0	0	2	1	0	0	0	1	0	14	22	0.00	1.000

Atlanta Braves @ Florida Marlins

Pro Player Stadium, Miami, FL

Thu Jul 22 1999, 7:05 PM EDT

Att. 17,759 - Unknown - 86 F

BOTTOM

livebaseballscorecards.com

AB	32
R	3
H	6
RBI	3
BB	4
SO	8
LOB	17

1B: 4	SF: 1	WP: 1	PA: 37
2B: 2	SAC: 0	PB: 0	
3B: 0	DP: 0	SB: 2	
HR: 0	HBP: 0	CS: 0	

Batter	1	2	3	4	5	6	7	8	9	AB	R	H	RBI	BB	SO	LOB
Walt Weiss, S (1, 6) OBP: 0.309, SLG: 0.300	F9	K		L4-3 1-2		G3-1			K	5	0	0	0	0	2	2
Keith Lockhart, L (1, 4) OBP: 0.319, SLG: 0.324	1B 1B 1B	F7			P4		WP BB		F7	4	1	1	0	1	0	1
Andruw Jones, R (1, 8) OBP: 0.356, SLG: 0.493	1B 2B 1-2 1B		WP BB 1B		BB 1B 1B		K		K	5	2	3	0	0	2	1
Brian Jordan, R (1, 9) OBP: 0.357, SLG: 0.501	P4		P3		K		K 1-2			4	0	0	0	0	2	5
Ryan Klesko, L (1, 7) OBP: 0.387, SLG: 0.576 Mike Remlinger, L (7, 1) Rudy Seanez, R (7, 1) Russ Springer, R (8, 1)	HBP 2B 1-3 2-H 1B		1 SAFE 1 SAFE 1 SAFE WP 1-2 BB		1B 1-2 BB		P4			2 0 0 0	1 0 0 0	1 0 0 0	1 0 0 0	0 0 0 0	1 0 0 0	1 0 0 0
Javy Lopez, R (1, 2) OBP: 0.372, SLG: 0.527	2B 1-2 HBP		K 1-2 2-3		1B 1-2 2-H			G5-3		3	1	1	1	0	1	2
Randall Simon, L (1, 3) OBP: 0.370, SLG: 0.417 Otis Nixon, S (8, PR) OBP: 0.289, SLG: 0.214 Brian Hunter, R (8, 3) OBP: 0.336, SLG: 0.452	2B 1-H 2-H 3-H	F7		F7				G4-3 BB		3 0 0	0 0 0	1 0 0	3 0 0	1 0 0	0 0 0	4 0 0
Ozzie Guillen, L (1, 5) OBP: 0.274, SLG: 0.289		1B SH3-2-4		2B FC4-5		G3		G4-3 1-2		4	0	2	0	0	0	1
Kevin Millwood, R (1, 1) OBP: 0.186, SLG: 0.171 Gerald Williams, R (7, 7) OBP: 0.327, SLG: 0.429		SH3-2-4 1-2		FC4-5 L4-3 2-3		F8		P7		2 1	0 0	0 0	0 0	0 0	0 0	1 2
Inning Stats	R: 4 E: 0 K: 0 S: 14 H: 4 LOB: 1 BB: 0 P: 18	R: 0 E: 0 K: 1 S: 12 H: 1 LOB: 1 BB: 0 P: 19	R: 0 E: 0 K: 1 S: 13 H: 1 LOB: 2 BB: 1 P: 19	R: 0 E: 0 K: 0 S: 4 H: 1 LOB: 0 BB: 0 P: 5	R: 1 E: 0 K: 1 S: 9 H: 2 LOB: 2 BB: 1 P: 16	R: 0 E: 0 K: 0 S: 7 H: 0 LOB: 0 BB: 0 P: 8	R: 0 E: 0 K: 2 S: 9 H: 0 LOB: 1 BB: 1 P: 14	R: 0 E: 0 K: 0 S: 8 H: 0 LOB: 2 BB: 1 P: 15	R: 0 E: 0 K: 2 S: 8 H: 0 LOB: 0 BB: 0 P: 11							

PITCHER		IP	WLS	BF	H	R	ER	SO	BB	IBB	HBP	BLK	WP	HR	S	P	ERA	WHIP
Curt Schilling, R ERA: 3.24	(1, 1)	5.0		25	9	5	5	3	2	0	1	0	1	0	52	77	9.00	2.200
Amaury Telemaco, R ERA: 2.96	(6, 1)	2.0	W	7	0	0	0	2	1	0	0	0	1	0	16	22	0.00	0.500
Steve Montgomery, R ERA: 3.18	(8, 1)	1.0	H	4	0	0	0	0	1	0	0	0	0	0	8	15	0.00	1.000
Wayne Gomes, R ERA: 3.45	(9, 1)	1.0	S	3	0	0	0	2	0	0	0	0	0	0	8	11	0.00	0.000

PITCHER	IP	WLS	BF	H	R	ER	SO	BB	IBB	HBP	BLK	WP	HR	S	P	ERA	WHIP

TOP

Atlanta Braves @ Philadelphia Phillies

Veterans Stadium, Philadelphia, PA

Fri Jul 23 1999, 5:05 PM EDT

Sunny - 92 F

livebaseballscorecards.com

AB	33
R	5
H	9
RBI	5
BB	4
SO	7
LOB	20

1B: 7 SF: 0
2B: 3 SAC: 1
3B: 0 DP: 1
HR: 0 HBP: 1

WP: 2 PA: 39
PB: 0
SB: 0
CS: 0

BOTTOM

Atlanta Braves @ Philadelphia Phillies

Veterans Stadium, Philadelphia, PA

Fri Jul 23 1999, 5:05 PM EDT

Sunny - 92 F

livebaseballscorecards.com

Batter	1	2	3	4	5	6	7	8	9	AB	R	H	RBI	BB	SO	LOB
Doug Glanville, R (1, 8) OBP: 0.384, SLG: 0.465	C F X 0-2 ① L8		F X 0-1 ② FC5-2 PB 1-2 3-H		S S X 0-2 3-H 1B		C F B B X 2-2 ② P4			4	0	1	1	0	0	4
Rob Ducey, L (1, 7) OBP: 0.397, SLG: 0.505 Ron Gant, R (7, PH) OBP: 0.355, SLG: 0.436 Steve Montgomery, R (8, 1) OBP: 1.000, SLG: 1.000 15 David Doster, R (9, 4) OBP: 0.339, SLG: 0.404	B C C B S 2-3 ② K		C B B B X 3-1 ③ G3 1-2 2-3		F 1 SAFE C 0-3 ③ K		F B B B F B 4-2 23 1B BB BB			3 0 0 0 0	0 1 0 0 0	0 0 0 0 0	0 0 0 0 0	0 1 0 0 0	2 0 0 0 0	3 0 0 0 0
Bobby Abreu, L (1, 9) OBP: 0.413, SLG: 0.549	B C S F B B X 3-2 ③ G3			X 0-0 ① L8		B B S B F F X 3-2 23 S 23 G4-3 2B	B C S B B F B 4-2 23 1B 23 E 1-2 2-3 3-H BB			3	2	1	1	1	0	0
23 Kevin Jordan, R (1, 5) OBP: 0.366, SLG: 0.439		B C C F S 1-3 ① K		X 0-0 WP 2B		C C B B B X 3-2 ① G4-3 2-H	F F F B B F X 2-2 E8 1-H 2-H 3-H 1B			4	0	2	3	0	1	0
Rico Brogna, L (1, 3) OBP: 0.334, SLG: 0.431	C B B X 2-1 ② G6-3			C B F S 1-3 ② K 2-3		S C S 0-3 ② K	I I I 4-0 FC5-4 IBB			3	0	0	0	1	2	1
Bobby Estalella, R (1, 2)	S B C B B X 3-2 ③ G5-3			S S B B F F B B X 3-2 ③ G6-3		S S B B B F S 3-3 ③ K	X 0-0 ③ FC5-4 1-2f			4	0	0	0	0	1	3
Marlon Anderson, L (1, 4) OBP: 0.278, SLG: 0.357 Wayne Gomes, R (9, 1)			C B X 1-1 G4-3 FC5-2 2B		X 0-0 WP 1B 2B		B B B B 4-0 FC5-4 BB F H 1-1 S L9-2 HBP			2 0	1 0	2 0	0 0	1 0	0 0	0 0
Alex Arias, R (1, 6) OBP: 0.388, SLG: 0.431			C F B B X 2-2 ① G4-3 2-3		X 0-0 ① F8		C B X 1-1 ① FC5-4 2B 1-2f BB C 1 SAFE B X 1-1 ① F8			4	1	0	0	0	0	4
Curt Schilling, R (1, 1) OBP: 0.235, SLG: 0.182 Domingo Cedeno, S (5, PH) OBP: 0.328, SLG: 0.417 Amaury Telemaco, R (6, 1) Kevin Sefcik, R (7, PH) OBP: 0.362, SLG: 0.426 (8, 7)			F B 3 SAFE C F F B B B 4-2 PB FC5-2 BB		S B C B B S 3-3 ② K 2-3		F X 0-1 ②③ BB 23 1B 1-3 2B 1 SAFE C B C X 1-2 ②③ L9-2 1-H			0 1 0 2	0 0 0 1	0 0 0 1	0 0 0 1	1 0 0 0	0 1 0 0	0 1 0 1
Inning Stats	R: 0 E: 0 K: 1 S: 10 H: 0 LOB: 0 BB: 0 P: 15	R: 0 E: 0 K: 1 S: 9 H: 0 LOB: 0 BB: 0 P: 15	R: 0 E: 0 K: 0 S: 13 H: 1 LOB: 2 BB: 1 P: 23	R: 0 E: 0 K: 1 S: 10 H: 1 LOB: 1 BB: 0 P: 14	R: 1 E: 0 K: 2 S: 11 H: 2 LOB: 1 BB: 0 P: 14	R: 1 E: 0 K: 2 S: 14 H: 1 LOB: 0 BB: 0 P: 23	R: 4 E: 1 K: 0 S: 18 H: 2 LOB: 2 BB: 4 P: 39	R: 0 E: 0 K: 0 S: 6 H: 0 LOB: 0 BB: 0 P: 9		1B: 2 2B: 6 3B: 0 HR: 0	SF: 0 SAC: 0 DP: 1 HBP: 1			WP: 2 PB: 1 SB: 3 CS: 0	PA: 36	

	AB	R	H	RBI	BB	SO	LOB
AB	**30**						
R	**6**						
H	**7**						
RBI	**5**						
BB	**5**						
SO	**7**						
LOB	**17**						

PITCHER		IP	WLS	BF	H	R	ER	SO	BB	IBB	HBP	BLK	WP	HR	S	P	ERA	WHIP
Kevin Millwood, R ERA: 3.25	(1, 1)	6.0		24	5	2	2	7	1	0	0	0	2	0	67	104	3.00	1.000
Mike Remlinger, L ERA: 2.49	(7, 1)	0.2	H	4	1	2	2	0	1	0	0	0	0	0	7	14	27.00	3.000
Rudy Seanez, R ERA: 2.47	(7, 1)	0.1	L	5	1	2	1	0	2	1	0	0	0	0	11	25	27.00	9.000
Russ Springer, R ERA: 5.25	(8, 1)	1.0		3	0	0	0	0	0	0	1	0	0	0	6	9	0.00	0.000

PITCHER	IP	WLS	BF	H	R	ER	SO	BB	IBB	HBP	BLK	WP	HR	S	P	ERA	WHIP

Batter	1	2	3	4	5	6	7	8	9	AB	R	H	RBI	BB	SO	LOB
Otis Nixon, S (1, 7) OBP: 0.295, SLG: 0.222	B1-3		CS 1B		B1-3			SH FC5-2 1B		4	0	2	0	0	0	0
Bret Boone, R (1, 4) OBP: 0.310, SLG: 0.395	HR		F9			F7		SH FC5-2 WP 1-3		3	2	1	1	0	0	1
Andruw Jones, R (1, 8) OBP: 0.355, SLG: 0.489	BB		P6 1-2			G6-3		FC5-2 WP 2-3 3-H		3	0	0	0	1	0	3
Brian Hunter, R (1, 3) OBP: 0.333, SLG: 0.438	P3			P4		BB		K 1-2 3-H		3	0	0	0	1	1	2
John Rocker, R (8, 1)										0	0	0	0	0	0	0
Gerald Williams, R (1, 9) OBP: 0.325, SLG: 0.431	K			G6-3 2B		P5		P6		4	0	1	0	0	1	3
Eddie Pérez, R (1, 2) OBP: 0.279, SLG: 0.335		K	G6-3 2-3				F8		G6-3 1B 2B	4	1	1	0	0	1	1
Keith Lockhart, L (1, 5) OBP: 0.317, SLG: 0.315		FC6-4 BB	G3				K		G6-3 2-3	3	0	0	0	1	1	2
Ozzie Guillen, L (1, 6) OBP: 0.278, SLG: 0.293		FC6-4 1-2f			F8		1B		G6-4-3 1B 3-H	4	0	2	1	0	0	1
Bruce Chen, L (1, 1)		G6-3			F8		K		G6-4-3 1-2f	3	0	0	0	0	1	2
Randall Simon, L (8, 3) OBP: 0.368, SLG: 0.415										1	0	0	0	0	0	1
Inning Stats	R: 1 E: 0 K: 1 S: 9 H: 1 LOB: 1 BB: 1 P: 15	R: 0 E: 1 K: 1 S: 13 H: 0 LOB: 1 BB: 1 P: 20	R: 0 E: 0 K: 0 S: 7 H: 1 LOB: 0 BB: 0 P: 10	R: 0 E: 0 K: 0 S: 6 H: 1 LOB: 1 BB: 0 P: 13	R: 0 E: 0 K: 0 S: 7 H: 0 LOB: 0 BB: 0 P: 9	R: 0 E: 0 K: 0 S: 7 H: 0 LOB: 1 BB: 1 P: 14	R: 0 E: 0 K: 2 S: 9 H: 1 LOB: 1 BB: 0 P: 12	R: 1 E: 1 K: 1 S: 11 H: 1 LOB: 1 BB: 0 P: 15	R: 1 E: 0 K: 0 S: 8 H: 2 LOB: 0 BB: 0 P: 8	1B: 4 2B: 2 3B: 0 HR: 1 SF: 0 SAC: 1 DP: 1 HBP: 0						

PITCHER		IP	WLS	BF	H	R	ER	SO	BB	IBB	HBP	BLK	WP	HR	S	P	ERA	WHIP
Anthony Shumaker, L ERA: 1.13	(1, 1)	8.0	L	32	5	2	1	5	3	0	0	0	1	1	69	108	1.12	1.000
Jim Poole, L ERA: 3.18	(9, 1)	1.0		4	2	1	1	0	0	0	0	0	0	0	8	8	9.00	2.000

PITCHER	IP	WLS	BF	H	R	ER	SO	BB	IBB	HBP	BLK	WP	HR	S	P	ERA	WHIP

TOP

Atlanta Braves @ Philadelphia Phillies

Veterans Stadium, Philadelphia, PA

Fri Jul 23 1999, 7:35 PM EDT

Att. 32,673 - Unknown - 89 F

livebaseballscorecards.com

AB	32
R	3
H	7
RBI	2
BB	3
SO	5
LOB	16

WP: 1 PB: 0 SB: 0 CS: 1 PA: 36

BOTTOM

Atlanta Braves @ Philadelphia Phillies

Veterans Stadium, Philadelphia, PA

Fri Jul 23 1999, 7:35 PM EDT

Att. 32,673 - Unknown - 89 F

livebaseballscorecards.com

Batter	1	2	3	4	5	6	7	8	9	AB	R	H	RBI	BB	SO	LOB
Doug Glanville, R (1, 8) OBP: 0.386, SLG: 0.465	E5		FC4-6			K		BB		4	1	2	0	0	1	0
Ron Gant, R (1, 7) OBP: 0.353, SLG: 0.432	F7		F7			K		BB		3	0	0	0	1	1	3
Bobby Abreu, L (1, 9) OBP: 0.409, SLG: 0.542	G5-3		FC4-6			K		K		4	0	0	0	0	2	5
23 Kevin Jordan, R (1, 5) OBP: 0.363, SLG: 0.434	P8			G6-3			P4		1B	4	0	1	0	0	0	0
Rico Brogna, L (1, 3) OBP: 0.333, SLG: 0.429		F8		G5-4-3			F7		F7	4	0	1	0	0	0	1
Kevin Sefcik, R (1, 4) OBP: 0.359, SLG: 0.416		G6-4-3		G5-4-3			L9		F8	3	0	0	0	1	0	2
Gary Bennett, R (1, 2) OBP: 0.254, SLG: 0.286		G6-4-3		G4-3				F8	F9	4	0	0	0	0	0	2
Domingo Cedeno, S (1, 6) OBP: 0.314, SLG: 0.397			F8	F9				K		3	0	0	0	0	1	0
Anthony Shumaker, L (1, 1)			BB	K				BB 1B		1	0	0	0	1	1	0
Alex Arias, R (8, PH) OBP: 0.392, SLG: 0.435										1	0	1	0	0	0	0
Jim Poole, L (9, 1)										0	0	0	0	0	0	0
Inning Stats	R: 1 E: 1 K: 0 S: 8 H: 0 LOB: 0 BB: 0 P: 13	R: 0 E: 0 K: 0 S: 6 H: 0 LOB: 0 BB: 1 P: 11	R: 0 E: 0 K: 0 S: 8 H: 1 LOB: 2 BB: 1 P: 14	R: 0 E: 0 K: 0 S: 7 H: 1 LOB: 0 BB: 0 P: 8	R: 0 E: 0 K: 1 S: 9 H: 0 LOB: 0 BB: 0 P: 13	R: 0 E: 0 K: 3 S: 9 H: 0 LOB: 0 BB: 0 P: 14	R: 0 E: 0 K: 0 S: 7 H: 0 LOB: 0 BB: 0 P: 7	R: 0 E: 0 K: 2 S: 21 H: 2 LOB: 3 BB: 1 P: 29	R: 0 E: 0 K: 0 S: 6 H: 1 LOB: 1 BB: 0 P: 8	1B: 5 2B: 0 3B: 0 HR: 0 SF: 0 SAC: 0 DP: 2 HBP: 0	WP: 0 PB: 0 SB: 1 CS: 0 PA: 34					

	AB	31
	R	1
	H	5
	RBI	0
	BB	3
	SO	6
	LOB	13

PITCHER		IP	WLS	BF	H	R	ER	SO	BB	IBB	HBP	BLK	WP	HR	S	P	ERA	WHIP
Bruce Chen, L ERA: 4.85	(1, 1)	7.2	W	28	4	1	0	5	2	0	0	0	0	0	69	99	0.00	0.783
John Rocker, L ERA: 2.56	(8, 1)	1.1	S	6	1	0	0	1	1	0	0	0	0	0	12	18	0.00	1.500

PITCHER	IP	WLS	BF	H	R	ER	SO	BB	IBB	HBP	BLK	WP	HR	S	P	ERA	WHIP

Atlanta Braves @ Philadelphia Phillies

Veterans Stadium, Philadelphia, PA

Sat Jul 24 1999, 7:05 PM EDT

Att. 30,167 - Cloudy - 90 F

TOP

livebaseballscorecards.com

Batter	1	2	3	4	5	6	7	8	9	AB	R	H	RBI	BB	SO	LOB
Walt Weiss, S (1, 6) OBP: 0.312, SLG: 0.300	C B F B F X 2-2 10 BB 1B 1B		C B S B F F B F X 3-2 ① F7		C B B X 2-1 ② G3		B S F B B B 4-2 WP S BB			3	0	1	0	1	0	0
Bret Boone, R (1, 4) OBP: 0.309, SLG: 0.394	B C C X 1-2 10 BB 1-2 1B		C B C X 1-2 ② P4		X 0-0 ③ G4-3		C 1 SAFE B B S F B S 3-3 ③ K 1-3			4	0	1	0	0	1	1
10 Chipper Jones, S (1, 5) OBP: 0.429, SLG: 0.589	B C B B F B 4-2 FC6-4 1-2 2-3 BB		F F C 0-3 ③ K			C B B X 2-1 ① G4-3		B X 1-0 ① G4-3		3	0	0	0	1	1	0
Brian Jordan, R (1, 9) OBP: 0.354, SLG: 0.496	B C F S 1-3 ① K			C S X 0-2 ① G5-3		B C F F C 1-3 ② K		F B B F X 2-2 ② F9		4	0	0	0	0	2	3
Ryan Klesko, L (1, 7) OBP: 0.388, SLG: 0.585 Otis Nixon, S (8, PR) OBP: 0.295, SLG: 0.222 (8, 7)	B B X 2-0 ② P3			B B X 2-0 ② F9		F B X 1-1 HR		C F H 1-2 S HBP		3	1	1	1	0	0	3
										0	0	0	0	0	0	0
Javy Lopez, R (1, 2) OBP: 0.375, SLG: 0.533 Eddie Pérez, R (6, PR) OBP: 0.278, SLG: 0.333 (6, 2)	F B C X 1-2 ③ FC6-4 1-2f			X 0-0 HR 2B		C X 0-1 1B		B X 1-0 ③ P9 1-2		3	1	2	0	0	0	3
										1	0	0	0	0	0	1
Andruw Jones, R (1, 8) OBP: 0.356, SLG: 0.496		B X 1-0 ① F8		F X 0-1 2-H HR		C B B S B F X 3-2 ③ P3			B F B F B B 4-2 G5-4-3 BB	3	1	1	2	1	0	1
Randall Simon, L (1, 3) OBP: 0.360, SLG: 0.405		B X 1-0 ② F7		B B F F X 2-2 ③ P4			X 0-0 ① F8		1 SAFE B T X 1-1 ① ② G5-4-3 1-2f	4	0	0	0	0	0	1
29 John Smoltz, R (1, 1) OBP: 0.324, SLG: 0.472 Mike Remlinger, L (6, 1) Russ Springer, R (6, 1) Keith Lockhart, L (7, PH) OBP: 0.314, SLG: 0.312 Micah Bowie, L (7, 1) Ozzie Guillen, L (9, PH) OBP: 0.277, SLG: 0.291		C C S 0-3 ③ K			C B C F B B C 3-3 ① K		C B B C B X 3-2 ② F8		C B X 1-1 ③ G3	2	0	0	0	0	2	0
										0	0	0	0	0	0	0
										0	0	0	0	0	0	0
										1	0	0	0	0	0	0
										0	0	0	0	0	0	0
										1	0	0	0	0	0	0

	AB	32
	R	3
	H	6
	RBI	3
	BB	3
	SO	6
	LOB	13

Inning Stats	1	2	3	4	5	6	7	8	9
	R: 0 E: 0 K: 1 S: 16	H: 2 LOB: 3 BB: 1 P: 27	R: 0 E: 0 K: 1 S: 5	H: 0 LOB: 0 BB: 0 P: 7	R: 0 E: 0 K: 1 S: 12	H: 0 LOB: 0 BB: 0 P: 16	R: 2 E: 0 K: 0 S: 10	H: 2 LOB: 0 BB: 0 P: 14	R: 0 E: 0 K: 1 S: 7	H: 0 LOB: 0 BB: 0 P: 12	R: 1 E: 0 K: 1 S: 14	H: 2 LOB: 1 BB: 0 P: 21	R: 0 E: 0 K: 1 S: 10	H: 0 LOB: 1 BB: 1 P: 20	R: 0 E: 0 K: 0 S: 7	H: 0 LOB: 2 BB: 0 P: 12	R: 0 E: 0 K: 0 S: 6	H: 0 LOB: 0 BB: 1 P: 12

	1B: 3	SF: 0	WP: 1	PA: 36
	2B: 1	SAC: 0	PB: 0	
	3B: 0	DP: 1	SB: 2	
	HR: 2	HBP: 1	CS: 0	

PITCHER		IP	WLS	BF	H	R	ER	SO	BB	IBB	HBP	BLK	WP	HR	S	P	ERA	WHIP
Chad Ogea, R ERA: 5.22	(1, 1)	6.0		25	6	3	3	5	1	0	0	0	0	2	64	97	4.50	1.167
Steve Montgomery, R ERA: 3.03	(7, 1)	1.2	W	6	0	0	0	1	1	0	0	0	1	0	14	27	0.00	0.600
Jim Poole, L ERA: 3.18	(8, 1)	0.0		1	0	0	0	0	0	0	1	0	0	0	2	3	∞	∞
Wayne Gomes, R ERA: 3.35	(8, 1)	1.1	S	4	0	0	0	0	1	0	0	0	0	0	7	14	0.00	0.750

PITCHER		IP	WLS	BF	H	R	ER	SO	BB	IBB	HBP	BLK	WP	HR	S	P	ERA	WHIP

BOTTOM

Atlanta Braves @ Philadelphia Phillies

Veterans Stadium, Philadelphia, PA

Sat Jul 24 1999, 7:05 PM EDT

Att. 30,167 - Cloudy - 90 F

livebaseballscorecards.com

Batter	1	2	3	4	5	6	7	8	9	AB	R	H	RBI	BB	SO	LOB
Doug Glanville, R (1, 8) OBP: 0.387, SLG: 0.468	C B B X 2-1 G4-3 ①		C B S X 1-2 G5-3 ③			X 0-0 1B 1B 2B	C C X 0-2 1B 1B 1B			4	2	2	0	0	0	0
Ron Gant, R (1, 7) OBP: 0.355, SLG: 0.433	B B B C X 3-1 F9 ②			X 0-0 P4 ①		C F B X 1-2 23 1B 2-3 1B 1B	1 SAFE B F B B F X 3-2 1B 1-3 1B 1B			4	0	2	0	0	0	0
Bobby Abreu, L (1, 9) OBP: 0.415, SLG: 0.547	X 0-0 1B			B B B B 4-0 23 E BB		B B X 2-0 23 1B 1-2 3-H 1B	C S B X 1-2 G4-6-3 1-2 3-H 1B			3	1	3	2	1	0	0
23 Kevin Jordan, R (1, 5) OBP: 0.360, SLG: 0.429	1 SAFE B 1 SAFE C B 1 F SAFE F 1 SAFE X 3-2 B F X F9 ③			1 SAFE C F 1 SAFE F 1 SAFE 1 SAFE X 0-2 E4 G6-4-3 1-3		C B X 1-1 FC3-6 1B 1-2 2-H 1B 1B	C B X 1-1 P4 ①			4	1	1	0	0	0	4
Rico Brogna, L (1, 3) OBP: 0.333, SLG: 0.427		X 0-0 G6-3 ①		F X 0-1 G6-4-3 ② ③ 1-2f		X 0-0 FC3-6 1-2 2-H 1B	F B X 1-1 G4-6-3 ② ③ 1-2f			4	0	1	1	0	0	4
Marlon Anderson, L (1, 4) OBP: 0.278, SLG: 0.359 15 David Doster, R (9, 4) OBP: 0.339, SLG: 0.404		B C C F X 1-2 G4-3 ②			B B X 2-0 2B	X 0-0 FC3-6 ② BB 1B 1-2f 2-3		F F B F F X 1-2 G4-3 ①		4 0	0 0	1 0	0 0	0 0	0 0	2 0
Gary Bennett, R (1, 2) OBP: 0.254, SLG: 0.283		B F F B F X 2-2 G4-3 ③			F F X 0-2 F8 ①	B F B S F 1 SAFE X 2-2 BB 1-2 3-H 1B		B C X 1-1 L9 ②		4	0	1	1	0	0	1
Alex Arias, R (1, 6) OBP: 0.389, SLG: 0.427			C X 0-1 F7 ①		B C 2 SAFE C B X 2-2 F8 ②	C B B C B F B 4-2 1-2 2-3 BB		C B F X 1-2 G4-3 ③		3	0	0	0	1	0	1
Chad Ogea, R (1, 1) OBP: 0.189, SLG: 0.091 Kevin Sefcik, R (6, PH) OBP: 0.357, SLG: 0.413 Steve Montgomery, R (7, 1) OBP: 1.000, SLG: 1.000 Jim Poole, L (8, 1) Wayne Gomes, R (8, 1) Rob Ducey, L (8, 7) OBP: 0.397, SLG: 0.505			C C S 0-3 K ②		S B S X 1-2 L3 ③	F F S 0-3 K ③				2 1 0 0 0 0	0 0 0 0 0 0	0 0 0 0 0 0	0 1 0 0 0 0	0 0 0 0 0 0	1 1 0 0 0 0	1 3 0 0 0 0
Inning Stats	R: 0 E: 0 K: 0 S: 10 H: 1 LOB: 1 BB: 0 P: 18	R: 0 E: 0 K: 0 S: 9 H: 0 LOB: 0 BB: 0 P: 12	R: 0 E: 0 K: 1 S: 8 H: 0 LOB: 0 BB: 0 P: 9	R: 0 E: 1 K: 0 S: 7 H: 0 LOB: 1 BB: 1 P: 11	R: 0 E: 0 K: 0 S: 10 H: 1 LOB: 1 BB: 0 P: 15	R: 3 E: 0 K: 1 S: 19 H: 6 LOB: 3 BB: 1 P: 29	R: 1 E: 0 K: 0 S: 13 H: 3 LOB: 1 BB: 0 P: 19	R: 0 E: 0 K: 0 S: 10 H: 0 LOB: 0 BB: 0 P: 13		1B: 9 2B: 2 3B: 0 HR: 0	SF: 0 SAC: 0 DP: 2 HBP: 0					

	AB	33
	R	4
	H	11
	RBI	4
	BB	2
	SO	2
	LOB	16

PITCHER		IP	WLS	BF	H	R	ER	SO	BB	IBB	HBP	BLK	WP	HR	S	P	ERA	WHIP
29 John Smoltz, R ERA: 3.5	(1, 1)	5.0		21	5	3	3	1	1	0	0	0	0	0	49	73	5.40	1.200
Mike Remlinger, L ERA: 2.64	(6, 1)	0.2	B	5	3	0	0	0	1	0	0	0	0	0	11	18	0.00	6.000
Russ Springer, R ERA: 5.18	(6, 1)	0.1		1	0	0	0	1	0	0	0	0	0	0	3	3	0.00	0.000
Micah Bowie, L ERA: 4.5	(7, 1)	2.0	L	8	3	1	1	0	0	0	0	0	0	0	23	32	4.50	1.500

PITCHER		IP	WLS	BF	H	R	ER	SO	BB	IBB	HBP	BLK	WP	HR	S	P	ERA	WHIP

Batter	1	2	3	4	5	6	7	8	9	10	AB	R	H	RBI	BB	SO	LOB
Ozzie Guillen, L (1, 6) OBP: 0.276, SLG: 0.296	C B F F X 1-2 F7 ①		X 0-0 L6 ①		L X 0-1 SH1-4 ① 1-2		C S X 0-2 PB 1-H 2B		C 1 SAFE X 0-1 P8 ②		4	0	1	1	0	0	1
Bret Boone, R (1, 4) OBP: 0.305, SLG: 0.388 Rudy Seanez, R (9, 1) John Rocker, R (9, 1)	B C X 1-1 P3 ②		L B F X 1-2 G4-3 ②		B B S B F X 3-2 F7 ②		B C S B B X 3-2 G5-3 ②		S B B X 2-1 G5-3 ③		5 0 0	0 0 0	0 0 0	0 0 0	0 0 0	0 0 0	3 0 0
10 Chipper Jones, S (1, 5) OBP: 0.431, SLG: 0.596	B T F B B B 4-1 BB		S B X 1-1 F7 ③		C X 0-1 F7 ③		I I I I 4-0 PB IBB			X 0-0 HR	3	1	1	1	2	0	1
Ryan Klesko, L (1, 7) OBP: 0.386, SLG: 0.591 Otis Nixon, S (7, 7) OBP: 0.293, SLG: 0.221	X 0-0 L3 ③			F X 0-1 HR		C F F X 0-2 G4-3 ①	B B B X 3-0 G1-3 ③ 1-2 2-3			X 0-0 P4 ①	4 1	1 0	1 0	1 0	0 0	0 0	3 0
Andruw Jones, R (1, 8) OBP: 0.361, SLG: 0.507		X 0-0 F7 ①		B B B F X 3-1 1B ①		B B S X 2-1 HR	S B S B X 2-2 G3-6-3 1B			B B B B 4-0 CS BB	4	1	3	1	1	0	0
Randall Simon, L (1, 3) OBP: 0.363, SLG: 0.430 Brian Hunter, R (8, 3) OBP: 0.339, SLG: 0.438		B S C F F B F X 2-2 2B		X 0-0 HR		C F S 0-3 ② K	X 0-0 ①② G3-6-3 1-2f			B B B B 4-0 ② FC5-4 1-2 BB	4 0	1 0	2 0	1 0	0 1	1 0	1 0
Gerald Williams, R (1, 9) OBP: 0.322, SLG: 0.425		C C X 0-2 ② F9		X 0-0 CS 1B		C C S 0-3 ③ K	B B X 2-0 ③ G1-3			X 0-0 ③ FC5-4 1-2f	5	0	1	0	0	1	2
Eddie Pérez, R (1, 2) OBP: 0.283, SLG: 0.333		B B H 3-0 HBP		1 SAFE P X 1-0 ②③ F8 1-2			F X 0-1 2B 1B		F B S S 1-3 ① K		3	1	1	0	0	1	1
Tom Glavine, L (1, 1) OBP: 0.182, SLG: 0.186 Keith Lockhart, L (9, PH) OBP: 0.320, SLG: 0.318 (9, 4)		B S C X 1-2 G6-3 ③			C X 0-1 SH1-4 1B		C C M 0-3 ① K		C S X 0-2 1B		3 1	0 0	1 1	0 0	0 0	1 0	3 0
Inning Stats	R: 0 H: 0 E: 0 LOB: 1 K: 0 BB: 1 S: 8 P: 14	R: 0 H: 1 E: 0 LOB: 2 K: 0 BB: 0 S: 13 P: 19	R: 0 H: 0 E: 0 LOB: 0 K: 0 BB: 0 S: 6 P: 8	R: 2 H: 4 E: 0 LOB: 0 K: 0 BB: 0 S: 8 P: 11	R: 0 H: 1 E: 0 LOB: 1 K: 0 BB: 0 S: 9 P: 12	R: 1 H: 1 E: 0 LOB: 0 K: 2 BB: 0 S: 12 P: 14	R: 1 H: 2 E: 0 LOB: 2 K: 1 BB: 1 S: 12 P: 22	R: 0 H: 1 E: 0 LOB: 0 K: 0 BB: 0 S: 5 P: 9	R: 0 H: 1 E: 0 LOB: 1 K: 1 BB: 0 S: 10 P: 13	R: 1 H: 1 E: 0 LOB: 1 K: 0 BB: 2 S: 3 P: 11	1B: 6 SF: 0 2B: 2 SAC: 1 3B: 0 DP: 1 HR: 4 HBP: 1						

PITCHER		IP	WLS	BF	H	R	ER	SO	BB	IBB	HBP	BLK	WP	HR	S	P	ERA	WHIP
Paul Byrd, R ERA: 4.1	(1, 1)	6.0		25	7	3	3	2	1	0	1	0	0	3	56	78	4.50	1.333
Scott Aldred, L ERA: 5.33	(7, 1)	1.0		6	2	1	1	1	0	1	0	0	0	0	12	22	9.00	2.000
Amaury Telemaco, R ERA: 2.84	(8, 1)	1.0		3	1	0	0	0	0	0	0	0	0	0	5	9	0.00	1.000
Steve Montgomery, R ERA: 3.11	(9, 1)	2.0	L	9	2	1	1	1	2	0	0	0	0	1	13	24	4.50	2.000

PITCHER	IP	WLS	BF	H	R	ER	SO	BB	IBB	HBP	BLK	WP	HR	S	P	ERA	WHIP

TOP

Atlanta Braves @ Philadelphia Phillies

Veterans Stadium, Philadelphia, PA

Sun Jul 25 1999, 1:35 PM EDT

Att. 25,659 - Sunny - 92 F

livebaseballscorecards.com

AB	37
R	5
H	12
RBI	5
BB	4
SO	4
LOB	15

WP: 0	PA: 43		
PB: 1			
SB: 0			
CS: 2			

Batter	1	2	3	4	5	6	7	8	9	10	AB	R	H	RBI	BB	SO	LOB
Doug Glanville, R (1, 8) OBP: 0.384, SLG: 0.464	L9		G4-3			FC1-4 S, 1-2f		2B, 1-2, BB		L7	4	1	0	0	1	0	1
Ron Gant, R (1, 7) OBP: 0.356, SLG: 0.433	P3			G5-3		G1-3, 1-2		1-H, 2-H, 3-H, 2B		BB	4	0	1	3	1	0	1
Bobby Abreu, L (1, 9) OBP: 0.412, SLG: 0.541	K			G6-3			23 G6-4-3, 1B	G4-3		K	5	0	1	0	0	2	2
23 Kevin Jordan, R (1, 5) OBP: 0.364, SLG: 0.438		1B, G4-6-3, 2B		G3-1			G6-4-3, 1-2f		BB, 1B		4	1	2	0	0	0	1
Rico Brogna, L (1, 3) OBP: 0.332, SLG: 0.425		G4-6-3, 2-3, 1B			G4-3		G4-3		L6		4	0	1	0	0	0	1
Mike Lieberthal, R (1, 2) OBP: 0.378, SLG: 0.562		G4-6-3, 1-2f, 3-H			F7			FC5-4, 1B	1 SAFE, 1-2, BB		3	0	1	0	1	0	1
Alex Arias, R (1, 6) OBP: 0.381, SLG: 0.417		G1-4-3			G4-3			FC5-4, FC6-4, 1B, 1-2f, 2B	F9		4	1	0	0	0	0	3
Marlon Anderson, L (1, 4) OBP: 0.278, SLG: 0.358			G6-3			G3		0-0, FC6-4, 1B, 1-2	K		4	0	1	0	0	1	2
Paul Byrd, R (1, 1) OBP: 0.256, SLG: 0.179 Kevin Seitzer, R (6, PH) OBP: 0.361, SLG: 0.417 Scott Aldred, L (7, 1) Amaury Telemaco, R (8, 1) Domingo Cedeno, S (8, PH) OBP: 0.310, SLG: 0.391 Steve Montgomery, R (9, 1) OBP: 1.000, SLG: 1.000 15 David Doster, R (10, PH) OBP: 0.333, SLG: 0.396			K			FC1-4, 1B		FC6-4, BB, 1-2f, 2-3, 2B		F8	1 1 0 0 1 0 1	0 0 0 0 1 0 0	0 1 0 0 1 0 0	0 0 0 0 0 0 0	1 0 0 0 0 0 0	0 0 0 0 0 0 0	0 0 0 0 2 0 0
Inning Stats	R: 0 E: 0 K: 1 S: 9 H: 0 LOB: 0 BB: 0 P: 14	R: 1 E: 0 K: 0 S: 12 H: 2 LOB: 0 BB: 0 P: 19	R: 0 E: 0 K: 1 S: 9 H: 0 LOB: 0 BB: 0 P: 14	R: 0 E: 0 K: 0 S: 4 H: 0 LOB: 0 BB: 0 P: 10	R: 0 E: 0 K: 0 S: 7 H: 0 LOB: 0 BB: 0 P: 11	R: 0 E: 0 K: 0 S: 10 H: 1 LOB: 1 BB: 0 P: 16	R: 0 E: 0 K: 0 S: 7 H: 1 LOB: 0 BB: 0 P: 8	R: 3 E: 0 K: 0 S: 16 H: 3 LOB: 1 BB: 1 P: 26	R: 0 E: 0 K: 1 S: 11 H: 1 LOB: 2 BB: 1 P: 17	R: 0 E: 0 K: 1 S: 5 H: 0 LOB: 1 BB: 1 P: 9	1B: 6 2B: 2 3B: 0 HR: 0 SF: 0 SAC: 0 DP: 2 HBP: 0	WP: 0 PB: 0 SB: 1 CS: 0 PA: 39					

PITCHER		IP	WLS	BF	H	R	ER	SO	BB	IBB	HBP	BLK	WP	HR	S	P	ERA	WHIP
Tom Glavine, L ERA: 4.13	(1, 1)	8.0		30	7	4	4	2	1	0	0	0	0	0	74	118	4.50	1.000
Rudy Seanez, R ERA: 2.44	(9, 1)	0.2		4	1	0	0	0	1	0	0	0	0	0	7	12	0.00	3.000
John Rocker, L ERA: 2.49	(9, 1)	1.1	W	5	0	0	0	2	1	0	0	0	0	0	9	14	0.00	0.750

PITCHER	IP	WLS	BF	H	R	ER	SO	BB	IBB	HBP	BLK	WP	HR	S	P	ERA	WHIP

BOTTOM

Atlanta Braves @ Philadelphia Phillies

Veterans Stadium, Philadelphia, PA

Sun Jul 25 1999, 1:35 PM EDT
Att. 25,659 - Sunny - 92 F

livebaseballscorecards.com

AB	36
R	4
H	8
RBI	3
BB	3
SO	4
LOB	14

Batter	1	2	3	4	5	6	7	8	9	AB	R	H	RBI	BB	SO	LOB
Mark Loretta, R (1, 4) OBP: 0.370, SLG: 0.425	X 0-0 G5-3 1B 1B		B C B F X 2-2 ② F9		B B B C B 4-1 BB			B B X 2-0 1B		3	0	2	0	1	0	0
Rich Becker, L (1, 9) OBP: 0.389, SLG: 0.380	X 0-0 G5-3 1-2 1B		B B C S C 2-3 ③ K		F 2 SAFE X 0-1 ③ F8			B X 1-0 ② P6		4	0	1	0	0	1	3
Jeff Cirillo, R (1, 5) OBP: 0.394, SLG: 0.429 Mike Myers, L (8, 1)	C B X 1-1 ① L9			C X 0-1 ① F8		X 0-0 ① G5-3		C B B F X 2-2 ③ G5-3		4 0	0 0	0 0	0 0	0 0	0 0	3 0
Marquis Grissom, R (1, 8) OBP: 0.346, SLG: 0.410	B F X 1-1 ② G5-3 1-2 2-3			C B B X 2-1 ② G6-3		C X 0-1 ② G1-3			X 0-0 2B 1B	4	1	1	0	0	0	2
Geoff Jenkins, L (1, 7) OBP: 0.382, SLG: 0.574	C F C 0-3 ③ K			B F S X 1-2 FC6-4 1B		B F F X 1-2 ③ G5-3			X 0-0 1-H 2B	4	0	2	1	0	1	2
Sean Berry, R (1, 3) OBP: 0.298, SLG: 0.324		F B C X 1-2 ① G3-1		1 SAFE C 1 SAFE X 0-1 ③ FC6-4 1-2f			B X 1-0 ① G5-3		C S S 0-3 ① K	4	0	0	0	0	1	2
Brian Banks, S (1, 2) OBP: 0.322, SLG: 0.359		C B S S 1-3 ② K			C S X 0-2 ① F8		S B X 1-1 ② P8		C S S 0-3 ② K	4	0	0	0	0	2	1
Jose Valentin, S (1, 6) OBP: 0.383, SLG: 0.504		F C S 0-3 ③ K			F F F B B B F B 4-2 G4-3 BB		F C B B B F X 3-2 ③ L3		X 0-0 ③ F8	3	0	0	0	1	1	1
Scott Karl, L (1, 1) OBP: 0.186, SLG: 0.341 Reggie Harris, R (7, 1) Lou Collier, R (8, PH) OBP: 0.348, SLG: 0.424 (8, 5)			B B F B C S 3-3 ① K2-3		F B X 1-1 ② G4-3 1-2			X 0-0 ① L6		2 0 1	0 0 0	0 0 0	0 0 0	0 0 0	1 0 0	1 0 0
Inning Stats	R: 0 H: 2 E: 0 LOB: 2 K: 1 BB: 0 S: 9 P: 11	R: 0 H: 0 E: 0 LOB: 0 K: 2 BB: 0 S: 9 P: 11	R: 0 H: 0 E: 0 LOB: 0 K: 2 BB: 0 S: 9 P: 16	R: 0 H: 1 E: 0 LOB: 1 K: 0 BB: 0 S: 9 P: 12	R: 0 H: 0 E: 0 LOB: 2 K: 0 BB: 2 S: 12 P: 21	R: 0 H: 0 E: 0 LOB: 0 K: 0 BB: 0 S: 6 P: 7	R: 0 H: 0 E: 0 LOB: 0 K: 0 BB: 0 S: 7 P: 12	R: 0 H: 1 E: 0 LOB: 1 K: 0 BB: 0 S: 6 P: 11	R: 1 H: 2 E: 0 LOB: 1 K: 2 BB: 0 S: 9 P: 9	1B: 5 SF: 0 2B: 1 SAC: 0 3B: 0 DP: 0 HR: 0 HBP: 0						WP: 0 PA: 35 PB: 0 SB: 0 CS: 0

PITCHER	IP	WLS	BF	H	R	ER	SO	BB	IBB	HBP	BLK	WP	HR	S	P	ERA	WHIP
Greg Maddux, R (1, 1) ERA: 3.42	9.0	W	35	6	1	1	7	2	0	0	0	0	0	76	110	1.00	0.889

PITCHER	IP	WLS	BF	H	R	ER	SO	BB	IBB	HBP	BLK	WP	HR	S	P	ERA	WHIP

TOP

Milwaukee Brewers @ Atlanta Braves

Turner Field, Atlanta, GA

Mon Jul 26 1999, 7:40 PM EDT

Att. 38,534 - Unknown - 90 F

livebaseballscorecards.com

AB	33
R	1
H	6
RBI	1
BB	2
SO	7
LOB	15

Milwaukee Brewers @ Atlanta Braves

Turner Field, Atlanta, GA

Mon Jul 26 1999, 7:40 PM EDT

Att. 38,534 - Unknown - 90 F

livebaseballscorecards.com

BOTTOM

Batter	1	2	3	4	5	6	7	8	9	AB	R	H	RBI	BB	SO	LOB
Gerald Williams, R (1, 9) OBP: 0.321, SLG: 0.421	2-2 G4-3		1-0 F7		0-1 FC 1B 1B 2-3	0-0 G6-3				4	1	1	0	0	0	1
Bret Boone, R (1, 4) OBP: 0.307, SLG: 0.390	3-1 10 SF8 10 WP 1B			1-1 10 2B FC6-5-2-5 1B	2-1 FC 1B 2B 1-3 3-H	1-0 F7				4	2	2	1	0	0	2
10 Chipper Jones, S (1, 5) OBP: 0.432, SLG: 0.598	1-2 SF8 1-H			0-0 HBP 2B 1-3	4-0 1B 2B IBB		3-1 P6			2	1	1	1	1	0	0
Andruw Jones, R (1, 8) OBP: 0.360, SLG: 0.504	3-1 L6			2-1 FC6-5-2-5 HBP 3-3	1-1 2B G4-3 1B 1-2 2-3 3-H		2-3 K			4	1	1	1	0	1	2
Brian Hunter, R (1, 3) OBP: 0.345, SLG: 0.444		4-2 G5-4-3 BB		2-1 P4	2-1 G4-3 2B 1-3 2-H 3-H		2-1 P3			3	0	1	2	1	0	2
Ryan Klesko, L (1, 7) OBP: 0.388, SLG: 0.587 Otis Nixon, S (9, 7) OBP: 0.293, SLG: 0.221		1-3 K		3-1 HBP 1-2 2-3	1-1 G4-3 2-3 3-H			4-2 FC5-4 BB		2 0	0 0	0 0	1 0	1 0	1 0	2 0
Eddie Pérez, R (1, 2) OBP: 0.277, SLG: 0.326		1-2 G5-4-3 1-2f		1-1 P8	0-0 L8			0-0 L8		4	0	0	0	0	0	6
Walt Weiss, S (1, 6) OBP: 0.315, SLG: 0.309			1-3 K		0-0 1B SH1-4 FC 1B	1-2 G4-3 2B		1-0 FC5-4 1-2f		4	1	2	0	0	1	1
Greg Maddux, R (1, 1) OBP: 0.262, SLG: 0.450			0-1 G5-3		0-0 SH1-4 1-2	0-0 G4-3 2-3		0-0 P9		3	0	0	0	0	0	2
Inning Stats	R: 1 H: 1 E: 0 LOB: 0 K: 0 BB: 0 S: 12 P: 21	R: 0 H: 0 E: 0 LOB: 0 K: 1 BB: 1 S: 9 P: 15	R: 0 H: 0 E: 0 LOB: 0 K: 1 BB: 0 S: 6 P: 8	R: 0 H: 2 E: 0 LOB: 3 K: 0 BB: 0 S: 10 P: 19	R: 5 H: 4 E: 1 LOB: 1 K: 0 BB: 1 S: 13 P: 23	R: 0 H: 1 E: 0 LOB: 1 K: 0 BB: 0 S: 6 P: 8	R: 0 H: 0 E: 0 LOB: 0 K: 1 BB: 0 S: 7 P: 14	R: 0 H: 0 E: 0 LOB: 1 K: 0 BB: 1 S: 5 P: 10		1B: 5 SF: 1 2B: 3 SAC: 1 3B: 0 DP: 1 HR: 0 HBP: 1						WP: 1 PA: 36 PB: 0 SB: 0 CS: 0

	AB	30
	R	6
	H	8
	RBI	6
	BB	3
	SO	3
	LOB	18

PITCHER		IP	WLS	BF	H	R	ER	SO	BB	IBB	HBP	BLK	WP	HR	S	P	ERA	WHIP
Scott Karl, L ERA: 5.13	(1, 1)	6.0	L	29	8	6	4	2	1	1	1	0	1	0	56	94	6.00	1.500
Reggie Harris, R ERA:	(7, 1)	1.0		3	0	0	0	1	0	0	0	0	0	0	7	14	0.00	0.000
Mike Myers, L ERA: 5.6	(8, 1)	1.0		4	0	0	0	0	1	0	0	0	0	0	5	10	0.00	1.000

PITCHER	IP	WLS	BF	H	R	ER	SO	BB	IBB	HBP	BLK	WP	HR	S	P	ERA	WHIP

Batter	1	2	3	4	5	6	7	8	9	AB	R	H	RBI	BB	SO	LOB
Mark Loretta, R (1, 5) OBP: 0.368, SLG: 0.422	B C F B F F B X 3-2 ① G6-3		X 0-0 ② F8		C F B X 1-2 ② F9			B F S B F X 2-2 ① F7		3	0	0	0	0	0	1
Lou Collier, R (8, PH) OBP: 0.343, SLG: 0.417 (8, 5)										1	0	0	0	0	0	0
Jose Valentin, S (1, 6) OBP: 0.386, SLG: 0.512	F F F X 0-2 E3 1B		B B F B X 3-1 2B		C C X 0-2 ③ F9			C C B B X 2-2 WP 1B		4	1	2	0	0	0	1
Ronnie Belliard, R (1, 4) OBP: 0.404, SLG: 0.449	B C F B 2 SAFE B X 3-2 ② G3		F B F B B C 3-3 ③ K			C F B B B F F F C 2-3 ① K		B S B X 2-1 ② P4		4	0	0	0	0	2	3
Dave Nilsson, L (1, 2) OBP: 0.390, SLG: 0.580	B B B I 4-0 1B 1B IBB			B C F F S 1-3 ① K		F B C S 1-3 ② K		F B B S B F F B 4-2 1-2 BB		2	0	0	0	1	2	0
Brian Banks, S (8, PH) OBP: 0.326, SLG: 0.359 (8, 2)										0	0	0	0	1	0	0
Alex Ochoa, R (1, 9) OBP: 0.425, SLG: 0.564	B X 1-0 ③ 1-H 2-H 1B			B B C S X 2-2 ② L4		X 0-0 2B		B X 1-0 ③ G3		4	0	2	1	0	0	2
Geoff Jenkins, L (1, 7) OBP: 0.380, SLG: 0.580		S F B F F B B X 3-2 ① G4-3		B X 1-0 HR		B C C B X 2-2 ③ F8			B C S F X 1-2 ① G3-1	4	1	1	1	0	0	1
Marquis Grissom, R (1, 8) OBP: 0.343, SLG: 0.406		C S B B S 2-3 ② K		B C C X 1-2 ③ F9			F F F F B X 1-2 ① G4-3		X 0-0 ② P3	4	0	0	0	0	1	0
Sean Berry, R (1, 3) OBP: 0.298, SLG: 0.327		F C B C 1-3 ③ K			B C X 1-1 SH1-4 2B		B C B S F F F B X 3-2 ② F9		B F F B S 2-3 ③ K	4	0	1	0	0	2	0
Hideo Nomo, R (1, 1) OBP: 0.323, SLG: 0.419			C C B S 1-3 ① K		B X 1-0 ① SH1-4 2-3		C B B B C F F X 3-2 ③ G4-3			1	0	0	0	0	1	0
Rich Becker, L (7, PH) OBP: 0.386, SLG: 0.376										1	0	0	0	0	0	0
Eric Plunk, R (7, 1)										0	0	0	0	0	0	0
Mike Myers, L (7, 1)										0	0	0	0	0	0	0
Bob Wickman, R (8, 1)										0	0	0	0	0	0	0
Inning Stats	R: 1 E: 1 K: 0 S: 13 H: 1 LOB: 2 BB: 1 P: 24	R: 0 E: 0 K: 2 S: 11 H: 0 LOB: 0 BB: 0 P: 17	R: 0 E: 0 K: 2 S: 9 H: 1 LOB: 1 BB: 0 P: 16	R: 1 E: 0 K: 1 S: 11 H: 1 LOB: 0 BB: 0 P: 16	R: 0 E: 0 K: 0 S: 9 H: 1 LOB: 1 BB: 0 P: 12	R: 0 E: 0 K: 2 S: 13 H: 1 LOB: 1 BB: 0 P: 18	R: 0 E: 0 K: 0 S: 16 H: 0 LOB: 0 BB: 0 P: 23	R: 0 E: 0 K: 0 S: 14 H: 1 LOB: 2 BB: 1 P: 25	R: 0 E: 0 K: 1 S: 8 H: 0 LOB: 0 BB: 0 P: 11	1B: 2 2B: 3 3B: 0 HR: 1	SF: 0 SAC: 1 DP: 0 HBP: 0						

PITCHER	IP	WLS	BF	H	R	ER	SO	BB	IBB	HBP	BLK	WP	HR	S	P	ERA	WHIP
Kevin Millwood, R (1, 1) ERA: 3.15	7.0	W	27	5	2	1	7	0	1	0	0	0	1	82	126	1.29	0.714
Rudy Seanez, R (8, 1) ERA: 2.38	1.0		5	1	0	0	0	1	0	0	0	1	0	14	25	0.00	2.000
30 Kevin McGlinchy, R (9, 1) ERA: 3.02	1.0		3	0	0	0	1	0	0	0	0	0	0	8	11	0.00	0.000

PITCHER	IP	WLS	BF	H	R	ER	SO	BB	IBB	HBP	BLK	WP	HR	S	P	ERA	WHIP

TOP

Milwaukee Brewers @ Atlanta Braves

Turner Field, Atlanta, GA

Tue Jul 27 1999, 7:40 PM EDT

Att. 38,582 - Unknown - 90 F

livebaseballscorecards.com

AB	32
R	2
H	6
RBI	2
BB	2
SO	8
LOB	8

1B: 2	SF: 0	WP: 1	PA: 35
2B: 3	SAC: 1	PB: 0	
3B: 0	DP: 0	SB: 0	
HR: 1	HBP: 0	CS: 0	

BOTTOM

Milwaukee Brewers @ Atlanta Braves

Turner Field, Atlanta, GA

Tue Jul 27 1999, 7:40 PM EDT
Att. 38,582 - Unknown - 90 F

livebaseballscorecards.com

Batter	1	2	3	4	5	6	7	8	9	AB	R	H	RBI	BB	SO	LOB
Gerald Williams, R (1, 9) OBP: 0.322, SLG: 0.436	F X 0-1 P5 ①		B S X 1-1 10 CS 1B		B B F F X 2-2 G6-3 ①		S B X 1-1 HR	C B B X 2-1 F9 ②		5	1	2	1	0	0	0
Bret Boone, R (1, 4) OBP: 0.306, SLG: 0.395	C B C C B C 2-3 K ②		X 0-0 F8 ②		B X 1-0 HR		C C B B C 2-3 K ①	X 0-0 G1-3 ③		5	1	1	1	0	2	1
10 Chipper Jones, S (1, 5) OBP: 0.430, SLG: 0.594	X 0-0 F7 ③		C B 1 SAFE B 2-1 CS ③ 1-2	C B X 1-1 G4-3 ①	C X 0-1 G3 ②		X 0-0 BB 2B 1B			4	1	1	0	0	0	0
Ryan Klesko, L (1, 7) OBP: 0.386, SLG: 0.586 Rudy Seanez, R (8, 1) 30 Kevin McGlinchy, R (9, 1)		B F B C X 2-2 G4-3 ①		X 0-0 HR 2B	B F B X 2-1 F7 ③		F C C 0-3 K ②			4 0 0	1 0 0	1 0 0	0 0 0	0 0 0	1 0 0	1 0 0
Andruw Jones, R (1, 8) OBP: 0.362, SLG: 0.510		B F F F B X 2-2 P2 ②		B C B X 2-1 2-H HR		B B X 2-0 P4 ①	B F B C F B B 4-2 1-2 2B BB			3	2	1	2	1	0	0
Greg Myers, L (1, 2) OBP: 0.366, SLG: 0.405		X 0-0 2B 1B		B X 1-0 F8 ②		B B B B 4-0 HR BB	B B X 2-0 1-H 2-H 2B			3	3	2	2	1	0	0
Randall Simon, L (1, 3) OBP: 0.373, SLG: 0.463 Brian Hunter, R (7, PH) OBP: 0.350, SLG: 0.460 (8, 3)		B B F B X 3-1 1-H 2B		C X 0-1 1B 1B		X 0-0 1-H HR	B C C X 1-2 1B 2-H 2B			3 1	1 0	3 1	3 1	0 0	0 0	0 0
Walt Weiss, S (1, 6) OBP: 0.318, SLG: 0.312		F B C C 1-3 K ③		X 0-0 1-2 1B		B B X 2-0 F8 ②	X 0-0 2-3 1B ③			4	0	2	0	0	1	1
Kevin Millwood, R (1, 1) OBP: 0.174, SLG: 0.159 Otis Nixon, S (8, 7) OBP: 0.291, SLG: 0.219			B S X 1-1 G1-4-3 ①	B S X 1-1 F7 ③		C X 0-1 G5-3 ③		B X 1-0 F7 ①		3 1	0 0	0 0	0 0	0 0	0 0	2 0
Inning Stats	R: 0 E: 0 K: 1 S: 6 H: 0 LOB: 0 BB: 0 P: 8	R: 1 E: 0 K: 1 S: 13 H: 2 LOB: 1 BB: 0 P: 21	R: 0 E: 0 K: 0 S: 6 H: 1 LOB: 0 BB: 0 P: 10	R: 2 E: 0 K: 0 S: 11 H: 4 LOB: 2 BB: 0 P: 16	R: 1 E: 0 K: 0 S: 8 H: 1 LOB: 0 BB: 0 P: 13	R: 2 E: 0 K: 0 S: 5 H: 1 LOB: 0 BB: 1 P: 13	R: 4 E: 0 K: 2 S: 17 H: 5 LOB: 2 BB: 1 P: 27	R: 0 E: 0 K: 0 S: 4 H: 0 LOB: 0 BB: 0 P: 7		1B: 6 2B: 4 3B: 0 HR: 4	SF: 0 SAC: 0 DP: 0 HBP: 0		WP: 0 PB: 0 SB: 0 CS: 1	PA: 39		

	AB	36
	R	10
	H	14
	RBI	10
	BB	2
	SO	4
	LOB	5

PITCHER		IP	WLS	BF	H	R	ER	SO	BB	IBB	HBP	BLK	WP	HR	S	P	ERA	WHIP
Hideo Nomo, R ERA: 3.97	(1, 1)	6.0	L	27	9	6	6	2	1	0	0	0	0	3	49	81	9.00	1.667
Eric Plunk, R ERA: 3.4	(7, 1)	0.2		5	2	3	3	2	1	0	0	0	0	1	12	19	40.50	4.500
Mike Myers, L ERA: 5.86	(7, 1)	0.1		3	3	1	1	0	0	0	0	0	0	0	5	8	27.00	9.000
Bob Wickman, R ERA: 3.09	(8, 1)	1.0		3	0	0	0	0	0	0	0	0	0	0	4	7	0.00	0.000

PITCHER	IP	WLS	BF	H	R	ER	SO	BB	IBB	HBP	BLK	WP	HR	S	P	ERA	WHIP

Batter	1	2	3	4	5	6	7	8	9	AB	R	H	RBI	BB	SO	LOB
Mark Loretta, R (1, 3) OBP: 0.366, SLG: 0.419	B C C F F B X 2-2 BB 1B 1B 1B	B S B C C X 2-2 ① F9		C X 0-1 ③ G6-3		B C B X 2-1 ③ F9		C F S 0-3 ② K		5	1	1	0	0	1	0
Ronnie Belliard, R (1, 4) OBP: 0.401, SLG: 0.444	F F F F S 0-3 ① K	C C T F X 0-2 ② F7			F B F B F F X 2-2 ① F8		C S F F B B X 2-2 BB 1B 1B 1B	X 0-0 ③ G6-3		5	1	1	0	0	1	1
Jeff Cirillo, R (1, 5) OBP: 0.399, SLG: 0.440	B F X 1-1 1B BB 1-2 FC4-6 1B	B B X 2-0 HR			B B C B B 4-1 1B 1B BB		B S B B F X 3-2 BB 1-2 1B 1B		B C B F X 2-2 ① F9	4	4	3	1	1	0	0
Alex Ochoa, R (1, 9) OBP: 0.436, SLG: 0.566	B F B B B 4-1 FC4-6 1B 1-2 2-3 2B BB	S X 0-1 ③ G4-3			F S X 0-2 1B 1-2 1B		B B S C B F B 4-2 1B 1-2 2-3 BB		X 0-0 G6-3 E 1B	3	2	2	0	2	0	0
Marquis Grissom, R (1, 8) OBP: 0.344, SLG: 0.406	B F S F B F F X 2-2 FC4-6 1-2 2-3 3-H 1B		C B B B X 3-1 ① P3		B F X 1-1 1-2 2-H 1B		C C B S 1-3 ① K		B X 1-0 ② G6-3 1-2	5	0	2	2	0	1	4
Geoff Jenkins, L (1, 7) OBP: 0.384, SLG: 0.588	C B B B S F F F X 2-2 ② FC4-6 1-2f 2-3 3-H 2B		F X 0-1 FC6-4 1B		F F S 0-3 ② K		B F F X 1-2 1-2 2-H 3-H 1B		C B B X 2-1 E6 2-H 3B	5	2	3	4	0	1	4
Jose Valentin, S (1, 6) OBP: 0.380, SLG: 0.508	F S F B F X 1-2 1-H 3-H 2B		C X 0-1 ② FC6-4 CS 1-2f		X 0-0 ③ F7		C F C 0-3 ② K		X 0-0 ③ F8	5	0	1	2	0	1	5
Brian Banks, S (1, 2) OBP: 0.324, SLG: 0.351	B C B B I 4-1 IBB		0-0 ③ CS 1-2	B X 1-0 ① P5		B B X 2-0 ① G3-1	X 0-0 ③ F8			3	0	0	0	1	0	2
Bill Pulsipher, L (1, 1) OBP: 0.100, SLG: 0.100 Mike Myers, L (7, 1) Sean Berry, R (8, PH) OBP: 0.256, SLG: 0.326 David Weathers, R (8, 1) OBP: 0.286, SLG: 0.167 52 Rafael Roque, L (8, 1) OBP: 0.188, SLG: 0.071 Bob Wickman, R (9, 1)	C B S S S 1-3 ③ K			S B S S 1-3 ② K		F S F S 0-3 ② K		C F B S 1-3 ① K		3 0 1 0 0 0	0 0 0 0 0 0	0 0 0 0 0 0	0 0 0 0 0 0	0 0 0 0 0 0	3 0 1 0 0 0	2 0 0 0 0 0
Inning Stats	R: 4 H: 4 E: 0 LOB: 2 K: 2 BB: 2 S: 34 P: 51	R: 1 H: 1 E: 0 LOB: 0 K: 0 BB: 0 S: 11 P: 15	R: 0 H: 1 E: 0 LOB: 0 K: 0 BB: 0 S: 6 P: 9	R: 0 H: 0 E: 0 LOB: 0 K: 1 BB: 0 S: 6 P: 8	R: 1 H: 2 E: 0 LOB: 2 K: 1 BB: 1 S: 15 P: 22	R: 0 H: 0 E: 0 LOB: 0 K: 1 BB: 0 S: 7 P: 11	R: 2 H: 3 E: 0 LOB: 2 K: 2 BB: 1 S: 21 P: 32	R: 0 H: 0 E: 0 LOB: 0 K: 2 BB: 0 S: 7 P: 8	R: 2 H: 2 E: 1 LOB: 0 K: 0 BB: 0 S: 8 P: 13	1B: 10 SF: 0 2B: 1 SAC: 0 3B: 1 DP: 0 HR: 1 HBP: 0						

TOP

Milwaukee Brewers @ Atlanta Braves

Turner Field, Atlanta, GA

Wed Jul 28 1999, 7:40 PM EDT

Att. 39,432 - Cloudy - 92 F

livebaseballscorecards.com

AB	39
R	10
H	13
RBI	9
BB	4
SO	9
LOB	18

PITCHER		IP	WLS	BF	H	R	ER	SO	BB	IBB	HBP	BLK	WP	HR	S	P	ERA	WHIP
Bruce Chen, L ERA: 5.82	(1, 1)	4.1	L	23	8	6	6	3	2	1	0	0	0	1	68	101	12.46	2.308
Russ Springer, R ERA: 4.85	(5, 1)	1.2		5	0	0	0	2	0	0	0	0	0	0	11	15	0.00	0.000
Micah Bowie, L ERA: 9.0	(7, 1)	1.0		7	3	2	2	2	1	0	0	0	0	0	21	32	18.00	4.000
Mike Remlinger, L ERA: 2.59	(8, 1)	1.0		3	0	0	0	2	0	0	0	0	0	0	7	8	0.00	0.000
30 Kevin McGlinchy, R ERA: 3.14	(9, 1)	1.0		5	2	2	1	0	0	0	0	0	0	0	8	13	9.00	2.000

PITCHER	IP	WLS	BF	H	R	ER	SO	BB	IBB	HBP	BLK	WP	HR	S	P	ERA	WHIP

Batter	1	2	3	4	5	6	7	8	9	AB	R	H	RBI	BB	SO	LOB
Gerald Williams, R (1, 9) OBP: 0.321, SLG: 0.437	K2-3		G5-3			G6-3		G1-3, 10 1B, 2B		4	1	1	0	0	1	0
Bret Boone, R (1, 4) OBP: 0.306, SLG: 0.393	K			10 1B, SF7-2-5, 1B		G1-3		G1-3, 2-3		4	1	1	0	0	1	1
10 Chipper Jones, S (1, 5) OBP: 0.435, SLG: 0.607	1B			S, 1-3, 1B			HR	1B, 3-H		4	1	4	2	0	0	0
Andruw Jones, R (1, 8) OBP: 0.361, SLG: 0.508	G4-3			G5-3, 1-2			K	1B, 1-2		4	0	1	0	0	1	3
Brian Hunter, R (1, 3) OBP: 0.339, SLG: 0.447		F7		SF7-2-5, 2-3, 3-H			G5-3	P4		3	0	0	1	0	0	2
Ryan Klesko, L (1, 7) OBP: 0.381, SLG: 0.577		G3	G6-3				E4, 1B, 1B	P6		4	1	0	0	0	0	2
Eddie Pérez, R (1, 2) OBP: 0.281, SLG: 0.326		G6-3			G5-4-3, BB		1B, 1-2, 1B		K	3	0	1	0	1	1	0
Walt Weiss, S (1, 6) OBP: 0.317, SLG: 0.311			K		G5-4-3, 1-2f		1B, 1-2, 2-H		G4-3	4	0	1	1	0	1	1
Bruce Chen, L (1, 1) Russ Springer, R (5, 1) Otis Nixon, S (6, PH) OBP: 0.289, SLG: 0.217 Micah Bowie, L (7, 1) Randall Simon, L (7, PH) OBP: 0.371, SLG: 0.460 Mike Remlinger, L (8, 1) 30 Kevin McGlinchy, R (9, 1) Keith Lockhart, L (9, PH) OBP: 0.317, SLG: 0.315			K			G6-3	G4-3		P5	1 0 1 0 1 0 0 1	0 0 0 0 0 0 0 0	0 0 0 0 0 0 0 0	0 0 0 0 0 0 0 0	1 0 0 0 0 0 0 0	0 0 0 0 0 0 0 0	0 0 0 0 2 0 0 0
Inning Stats	R: 0 E: 0 K: 2 S: 8 H: 1 LOB: 1 BB: 0 P: 13	R: 0 E: 0 K: 0 S: 6 H: 0 LOB: 0 BB: 0 P: 10	R: 0 E: 0 K: 2 S: 8 H: 0 LOB: 0 BB: 0 P: 13	R: 1 E: 0 K: 0 S: 9 H: 2 LOB: 0 BB: 0 P: 16	R: 0 E: 0 K: 0 S: 6 H: 0 LOB: 0 BB: 1 P: 13	R: 0 E: 0 K: 0 S: 5 H: 0 LOB: 0 BB: 0 P: 8	R: 2 E: 1 K: 1 S: 12 H: 3 LOB: 2 BB: 0 P: 22	R: 1 E: 0 K: 0 S: 13 H: 3 LOB: 2 BB: 0 P: 18	R: 0 E: 0 K: 1 S: 11 H: 0 LOB: 0 BB: 0 P: 14	1B: 7 2B: 2 3B: 0 HR: 1 SF: 1 SAC: 0 DP: 2 HBP: 0	WP: 0 PB: 0 SB: 1 CS: 0 PA: 36					

PITCHER		IP	WLS	BF	H	R	ER	SO	BB	IBB	HBP	BLK	WP	HR	S	P	ERA	WHIP
Bill Pulsipher, L ERA: 4.31	(1, 1)	6.2	W	25	5	3	2	5	1	0	0	0	0	1	51	88	2.70	0.900
Mike Myers, L ERA: 5.79	(7, 1)	0.1		2	1	0	0	0	0	0	0	0	0	0	3	7	0.00	3.000
David Weathers, R ERA: 3.92	(8, 1)	0.2		5	3	1	1	0	0	0	0	0	0	0	10	14	13.50	4.500
52 Rafael Roque, L ERA: 5.4	(8, 1)	0.1	H	1	0	0	0	0	0	0	0	0	0	0	3	4	0.00	0.000
Bob Wickman, R ERA: 3.02	(9, 1)	1.0		3	0	0	0	1	0	0	0	0	0	0	11	14	0.00	0.000

PITCHER	IP	WLS	BF	H	R	ER	SO	BB	IBB	HBP	BLK	WP	HR	S	P	ERA	WHIP

BOTTOM

Milwaukee Brewers @ Atlanta Braves

Turner Field, Atlanta, GA

Wed Jul 28 1999, 7:40 PM EDT

Att. 39,432 - Cloudy - 92 F

livebaseballscorecards.com

AB	34
R	4
H	9
RBI	4
BB	1
SO	6
LOB	11

Philadelphia Phillies @ Atlanta Braves

Turner Field, Atlanta, GA

Fri Jul 30 1999, 7:40 PM EDT

Att. 48,605 - Unknown - 92 F

TOP

livebaseballscorecards.com

Batter	1	2	3	4	5	6	7	8	9	AB	R	H	RBI	BB	SO	LOB
Doug Glanville, R (1, 8) OBP: 0.381, SLG: 0.465	C X 0-1 ① G5-3	B C X 1-1 ③ F9			C B F B F F F X 2-2 ① G5-3		C F S 0-3 ② K		B C F B F B F X 3-2 ① F8	5	0	0	0	0	1	0
Ron Gant, R (1, 7) OBP: 0.349, SLG: 0.421	B C X 1-1 ② G5-3		S C B X 1-2 ① P5		C B B S F S 2-3 ② K		F B C B X 2-2 1B		C B B B F X 3-2 ② F7	5	0	1	0	0	1	0
Bobby Abreu, L (1, 9) OBP: 0.430, SLG: 0.572	B X 1-0 2B		C C F B X 1-2 SF8 3B		B B C F X 2-2 S 1B		C S C 0-3 ③ K		B F F B B B B 4-2 BB HR BB	4	2	3	0	1	1	1
Scott Rolen, R (1, 5) OBP: 0.356, SLG: 0.546 Steve Montgomery, R (9, 1) OBP: 1.000, SLG: 1.000	S F X 0-2 ③ P5		S C B B B X 3-2 ② SF8 3-H		C B B B F F S 2-3 ③ K 1-2			B C B X 2-1 HR	C B S B B B B 4-2 HR 1-2 BB	3	2	1	2	1	1	2
										0	0	0	0	0	0	0
Rico Brogna, L (1, 3) OBP: 0.334, SLG: 0.435		F B F F B X 2-2 2B 1B	X 0-0 ③ G1-3			B X 1-0 FC4-6 1B		C F B F X 1-2 ① G3-1	X 0-0 HR 1-H 2-H	5	2	3	3	0	0	0
Mike Lieberthal, R (1, 2) OBP: 0.384, SLG: 0.589		X 0-0 HR 1-H 2B		F B B F F S 2-3 ① K		F 1 SAFE F S 0-3 ① K		X 0-0 HR	B B B B 4-0 15 1B BB	4	2	2	2	1	2	1
Marlon Anderson, L (1, 4) OBP: 0.288, SLG: 0.372 15 David Doster, R (8, 4) OBP: 0.348, SLG: 0.411	F B B 2 SAFE X 2-1 HR 2-H		B C C B B X 3-2 ② G1-3			B 1 SAFE C S F C 1-3 ② K		B B B C S X 3-2 ② G5-3	C X 0-1 1-2 1B	4	1	1	2	0	1	1
										1	0	1	0	0	0	0
Alex Arias, R (1, 6) OBP: 0.382, SLG: 0.418		C X 0-1 ① F8	H 1-0 HBP			B C 1 SAFE C B F X 2-2 ③ FC4-6 1-2f		B C B F B B 4-2 BB	C X 0-1 ③ F8	3	0	0	0	1	0	3
Paul Byrd, R (1, 1) OBP: 0.239, SLG: 0.167 Rob Ducey, L (8, PH) OBP: 0.374, SLG: 0.468 Scott Aldred, L (8, 1) 23 Kevin Jordan, R (9, 5) OBP: 0.379, SLG: 0.468		C X 0-1 ② G6-3		B C F F B F X 2-2 ③ F7			F B X 1-1 ① F9	B F B F 1 SAFE X 2-2 ③ F9		3	0	0	0	0	0	1
										1	0	0	0	0	0	1
										0	0	0	0	0	0	0
										0	0	0	0	0	0	0
Inning Stats	R: 0 H: 1 E: 0 LOB: 1 K: 0 BB: 0 S: 8 P: 10	R: 3 H: 3 E: 0 LOB: 0 K: 0 BB: 0 S: 13 P: 18	R: 1 H: 1 E: 0 LOB: 0 K: 0 BB: 0 S: 11 P: 16	R: 0 H: 0 E: 0 LOB: 1 K: 1 BB: 0 S: 12 P: 20	R: 0 H: 1 E: 0 LOB: 1 K: 2 BB: 0 S: 18 P: 26	R: 0 H: 1 E: 0 LOB: 1 K: 2 BB: 0 S: 12 P: 16	R: 0 H: 1 E: 0 LOB: 1 K: 2 BB: 0 S: 11 P: 14	R: 2 H: 2 E: 0 LOB: 2 K: 0 BB: 1 S: 15 P: 27	R: 3 H: 2 E: 0 LOB: 2 K: 0 BB: 3 S: 17 P: 35	1B: 5 SF: 1 2B: 2 SAC: 0 3B: 1 DP: 0 HR: 4 HBP: 1						
										WP: 0 PA: 44 PB: 0 SB: 1 CS: 0						

	AB	38
	R	9
	H	12
	RBI	9
	BB	4
	SO	7
	LOB	10

PITCHER		IP	WLS	BF	H	R	ER	SO	BB	IBB	HBP	BLK	WP	HR	S	P	ERA	WHIP
29 John Smoltz, R ERA: 3.72	(1, 1)	3.2	L	17	5	4	4	1	0	0	1	0	0	1	39	57	9.82	1.364
Russ Springer, R ERA: 4.61	(4, 1)	1.1		5	1	0	0	2	0	0	0	0	0	0	23	33	0.00	0.750
Mike Remlinger, L ERA: 2.81	(6, 1)	2.2		13	4	2	2	4	1	0	0	0	0	2	35	52	6.75	1.875
30 Kevin McGlinchy, R ERA: 3.12	(8, 1)	0.1		1	0	0	0	0	0	0	0	0	0	0	3	5	0.00	0.000
Micah Bowie, L ERA: 13.5	(9, 1)	1.0		8	2	3	3	0	3	0	0	0	0	1	17	35	27.00	5.000

PITCHER	IP	WLS	BF	H	R	ER	SO	BB	IBB	HBP	BLK	WP	HR	S	P	ERA	WHIP

BOTTOM

Philadelphia Phillies @ Atlanta Braves

Turner Field, Atlanta, GA

Fri Jul 30 1999, 7:40 PM EDT

Att. 48,605 - Unknown - 92 F

livebaseballscorecards.com

Batter	1	2	3	4	5	6	7	8	9	AB	R	H	RBI	BB	SO	LOB
Walt Weiss, S (1, 6) OBP: 0.316, SLG: 0.307	B C F B B F F B 4-2 CS BB		B C X 1-1 G4-3 ③			C B X 1-1 G4-3 ①		B X 1-0 F8 ③		3	0	0	0	1	0	1
Bret Boone, R (1, 4) OBP: 0.307, SLG: 0.401	S B B C S 2-3 ①② K 1-2			F B B S F X 2-2 G5-3 ①		B B B C B 4-1 10 G4-3 BB			B B F C B X 3-2 HR	3	1	1	1	1	1	1
10 Chipper Jones, S (1, 5) OBP: 0.434, SLG: 0.602	F B B B B 4-1 BB			B X 1-0 G5-3 ②		B B C X 2-1 G4-3 ②③ 1-2f			B X 1-0 G5-3 ①	3	0	0	0	1	0	1
Brian Jordan, R (1, 9) OBP: 0.353, SLG: 0.496	B C X 1-1 F7 ③			X 0-0 1B 2B			C F X 0-2 G1-3 ①		B B B C X 3-1 F9 ②	4	1	1	0	0	0	1
Ryan Klesko, L (1, 7) OBP: 0.379, SLG: 0.572		X 0-0 G3-1 ①		B B X 2-0 2-H 1B			C B X 1-1 P2 ②		B F F B C 2-3 ③ K	4	0	1	1	0	1	0
Andruw Jones, R (1, 8) OBP: 0.358, SLG: 0.504		C C F F X 0-2 F7 ②		B B F S X 2-2 F8 ③			C F X 0-2 G6-3 ③			3	0	0	0	0	0	1
Randall Simon, L (1, 3) OBP: 0.372, SLG: 0.461 Brian Hunter, R (8, PH) OBP: 0.336, SLG: 0.442 (9, 3)		F F B X 1-2 G3 ③			F X 0-1 FC6-4 1B			C B F S 1-3 ① K		2 1	0 0	1 0	0 0	0 0	0 1	0 0
Eddie Pérez, R (1, 2) OBP: 0.285, SLG: 0.326 Greg Myers, L (4, 2) OBP: 0.361, SLG: 0.398			H 1-0 29 G6-4-3 HBP		C X 0-1 ① FC6-4 L3 1-2f			B B X 2-0 ② P5		0 2	0 0	0 0	0 0	0 0	0 0	0 1
29 John Smoltz, R (1, 1) OBP: 0.316, SLG: 0.459 Russ Springer, R (4, 1) Ozzie Guillen, L (5, PH) OBP: 0.275, SLG: 0.294 Mike Remlinger, L (6, 1) 30 Kevin McGlinchy, R (8, 1) Gerald Williams, R (8, PH) OBP: 0.324, SLG: 0.440 Micah Bowie, L (9, 1)			F C X 0-2 ①② G6-4-3 1-2f		C X 0-1 ②③ L3 1-2			F B X 1-1 1B		1 0 1 0 0 1 0	0 0 0 0 0 0 0	0 0 0 0 0 1 0	0 0 0 0 0 0 0	0 0 0 0 0 0 0	0 0 0 0 0 0 0	1 0 1 0 0 0 0
Inning Stats	R: 0 H: 0 E: 0 LOB: 1 K: 1 BB: 2 S: 10 P: 21	R: 0 H: 0 E: 0 LOB: 0 K: 0 BB: 0 S: 9 P: 10	R: 0 H: 0 E: 0 LOB: 0 K: 0 BB: 0 S: 5 P: 7	R: 1 H: 2 E: 0 LOB: 1 K: 0 BB: 0 S: 10 P: 17	R: 0 H: 1 E: 0 LOB: 0 K: 0 BB: 0 S: 6 P: 6	R: 0 H: 0 E: 0 LOB: 0 K: 0 BB: 1 S: 5 P: 12	R: 0 H: 0 E: 0 LOB: 0 K: 0 BB: 0 S: 8 P: 9	R: 0 H: 1 E: 0 LOB: 1 K: 1 BB: 0 S: 7 P: 12	R: 1 H: 1 E: 0 LOB: 0 K: 1 BB: 0 S: 9 P: 18	1B: 3 2B: 4 3B: 0 HR: 1	SF: 0 SAC: 0 DP: 4 HBP: 1						

	AB	28
	R	2
	H	5
	RBI	2
	BB	3
	SO	3
	LOB	8

PITCHER		IP	WLS	BF	H	R	ER	SO	BB	IBB	HBP	BLK	WP	HR	S	P	ERA	WHIP
Paul Byrd, R ERA: 3.97	(1, 1)	7.0	W	24	3	1	1	1	3	0	1	0	0	0	53	82	1.29	0.857
Scott Aldred, L ERA: 4.6	(8, 1)	1.0		4	1	0	0	1	0	0	0	0	0	0	7	12	0.00	1.000
Steve Montgomery, R ERA: 3.18	(9, 1)	1.0		4	1	1	1	1	0	0	0	0	0	1	9	18	9.00	1.000

PITCHER	IP	WLS	BF	H	R	ER	SO	BB	IBB	HBP	BLK	WP	HR	S	P	ERA	WHIP

Philadelphia Phillies @ Atlanta Braves

Turner Field, Atlanta, GA

Sat Jul 31 1999, 7:10 PM EDT

Att. 50,203 - Cloudy - 94 F

TOP

livebaseballscorecards.com

Batter	1	2	3	4	5	6	7	8	9	AB	R	H	RBI	BB	SO	LOB
Doug Glanville, R (1, 8) OBP: 0.379, SLG: 0.461	G4-3	F9			G4-3	G1-3		BB		4	1	0	0	1	0	4
Ron Gant, R (1, 7) OBP: 0.353, SLG: 0.422	K		F8		1B		G6-3	BB		4	1	2	0	1	1	0
Bobby Abreu, L (1, 9) OBP: 0.427, SLG: 0.566	G1-3		G1-3		K		G6-3	BB		4	0	0	1	1	1	2
Scott Rolen, R (1, 5) OBP: 0.362, SLG: 0.546		P5	1B		1-3 1B		2B	BB		2	1	1	1	3	0	0
Rico Brogna, L (1, 3) OBP: 0.335, SLG: 0.437		G4-3	1-3 1B		G4-3		1-H 2-H 2B	L5-3		5	0	2	2	0	0	5
Mike Lieberthal, R (1, 2) OBP: 0.384, SLG: 0.589		3B 1B	F9			1B 2B	K		G6-3	5	1	2	0	0	1	3
Marlon Anderson, L (1, 4) OBP: 0.288, SLG: 0.377		1-H 1B 3B		G4-3		K	G1-3		K	4	1	1	1	0	1	2
Alex Arias, R (1, 6) OBP: 0.387, SLG: 0.416		1B BB		G6-3		2-3 1B		K	BB	3	0	1	0	2	1	0
Robert Person, R (1, 1) OBP: 0.118, SLG: 0.118 Scott Aldred, L (4, 1) Kevin Sefcik, R (6, PH) OBP: 0.355, SLG: 0.398 Jim Poole, L (6, 1) Steve Schrenk, R (7, 1) 23 Kevin Jordan, R (7, 4) OBP: 0.380, SLG: 0.469 Domingo Cedeno, S (9, PH) OBP: 0.306, SLG: 0.385		1-3 3-H 1B		G1-3		F9		1B BB BB 1B		2 0 1 0 0 2 1	0 0 0 0 0 1 0	1 0 0 0 0 1 0	1 0 0 0 0 1 0	0 0 0 0 0 1 1	0 0 2 0 0 1 0	0 0 0 0 0 1 0
Inning Stats	R: 0 E: 0 K: 1 S: 8 H: 0 LOB: 0 BB: 0 P: 10	R: 2 E: 0 K: 0 S: 13 H: 3 LOB: 2 BB: 1 P: 23	R: 0 E: 0 K: 0 S: 12 H: 1 LOB: 2 BB: 1 P: 20	R: 0 E: 0 K: 0 S: 4 H: 0 LOB: 0 BB: 0 P: 5	R: 0 E: 0 K: 1 S: 19 H: 2 LOB: 2 BB: 0 P: 29	R: 0 E: 0 K: 1 S: 15 H: 2 LOB: 2 BB: 0 P: 25	R: 2 E: 0 K: 1 S: 15 H: 1 LOB: 1 BB: 2 P: 28	R: 2 E: 0 K: 1 S: 20 H: 2 LOB: 2 BB: 3 P: 33	R: 0 E: 0 K: 2 S: 9 H: 0 LOB: 1 BB: 1 P: 17	1B: 8 2B: 3 3B: 1 HR: 0 SF: 0 SAC: 0 DP: 1 HBP: 0						

	AB	37
	R	6
	H	11
	RBI	6
	BB	8
	SO	7
	LOB	19

WP: 0 PA: 45
PB: 0
SB: 0
CS: 0

PITCHER		IP	WLS	BF	H	R	ER	SO	BB	IBB	HBP	BLK	WP	HR	S	P	ERA	WHIP
Tom Glavine, L ERA: 4.19	(1, 1)	6.1	W	32	9	4	4	3	4	0	0	0	0	0	79	129	5.68	2.053
Rudy Seanez, R ERA: 2.72	(7, 1)	1.0	H	6	2	2	2	2	1	0	0	0	0	0	20	29	18.00	3.000
John Rocker, L ERA: 2.4	(8, 1)	1.2	S	7	0	0	0	2	3	0	0	0	0	0	16	32	0.00	1.800

PITCHER	IP	WLS	BF	H	R	ER	SO	BB	IBB	HBP	BLK	WP	HR	S	P	ERA	WHIP

BOTTOM

Philadelphia Phillies @ Atlanta Braves

Turner Field, Atlanta, GA

Sat Jul 31 1999, 7:10 PM EDT

Att. 50,203 - Cloudy - 94 F

livebaseballscorecards.com

Batter	1	2	3	4	5	6	7	8	9	AB	R	H	RBI	BB	SO	LOB
Ozzie Guillen, L (1, 6) OBP: 0.274, SLG: 0.297 John Rocker, R (8, 1)	F7	P4		SF 10 G3 2B		G6-3	FC3-6			5 0	1 0	1 0	0 0	0 0	0 0	4 0
Keith Lockhart, L (1, 4) OBP: 0.307, SLG: 0.307 Rudy Seanez, R (7, 1) Walt Weiss, S (8, 6) OBP: 0.318, SLG: 0.314	G3	F9		SF 10 G3 1B		G1-3		K 2B		3 0 1	1 0 0	0 0 1	1 0 0	0 0 0	0 0 0	1 0 0
10 Chipper Jones, S (1, 5) OBP: 0.435, SLG: 0.602	1B 2B		3B BB	G3			HR BB	K		3	3	1	1	2	1	2
Brian Jordan, R (1, 9) OBP: 0.356, SLG: 0.505	1B		P3	1B			HR	P5		5	1	3	4	0	0	2
Ryan Klesko, L (1, 7) OBP: 0.380, SLG: 0.567 Gerald Williams, R (9, 7) OBP: 0.324, SLG: 0.440	BB		P4	1 SAFE K			G4-3 1B	F8		4 0	0 0	1 0	0 0	1 0	1 0	3 0
Andruw Jones, R (1, 8) OBP: 0.359, SLG: 0.509	L7		3B		G3-1		G4-3 1B			4	0	2	1	0	0	2
Greg Myers, L (1, 2) OBP: 0.358, SLG: 0.416		HR	K		P6		G4-3			4	1	1	1	0	1	3
Randall Simon, L (1, 3) OBP: 0.380, SLG: 0.464		SH1-4 1B		1B	G5-3		FC3-6 IBB			3	0	2	0	1	0	0
Tom Glavine, L (1, 1) OBP: 0.196, SLG: 0.182 Bret Boone, R (7, 4) OBP: 0.307, SLG: 0.399		SH1-4		2B SF BB		G3	P2			1 1	1 0	0 0	0 0	1 0	0 0	0 3
Inning Stats	R: 1 E: 0 K: 0 S: 20 H: 2 LOB: 2 BB: 1 P: 32	R: 1 E: 0 K: 0 S: 14 H: 2 LOB: 1 BB: 0 P: 20	R: 1 E: 0 K: 1 S: 6 H: 1 LOB: 1 BB: 1 P: 16	R: 3 E: 1 K: 1 S: 13 H: 3 LOB: 1 BB: 1 P: 19	R: 0 E: 0 K: 0 S: 6 H: 0 LOB: 0 BB: 0 P: 8	R: 0 E: 0 K: 0 S: 6 H: 0 LOB: 0 BB: 0 P: 9	R: 2 E: 0 K: 0 S: 11 H: 3 LOB: 3 BB: 2 P: 24	R: 0 E: 0 K: 1 S: 9 H: 1 LOB: 1 BB: 0 P: 16		1B: 6 2B: 3 3B: 1 HR: 2	SF: 1 SAC: 1 DP: 0 HBP: 0						WP: 0 PB: 0 SB: 0 CS: 0	PA: 41

	AB	34
	R	8
	H	12
	RBI	8
	BB	5
	SO	3
	LOB	20

PITCHER		IP	WLS	BF	H	R	ER	SO	BB	IBB	HBP	BLK	WP	HR	S	P	ERA	WHIP
Robert Person, R ERA: 5.19	(1, 1)	3.2	L	22	8	6	4	1	3	0	0	0	0	1	50	82	9.82	3.000
Scott Aldred, L ERA: 4.4	(4, 1)	1.1		4	0	0	0	1	0	0	0	0	0	0	9	13	0.00	0.000
Jim Poole, L ERA: 4.45	(6, 1)	1.0		6	2	2	2	0	1	0	0	0	0	1	10	18	18.00	3.000
Steve Schrenk, R ERA: 1.56	(7, 1)	2.0		9	2	0	0	1	0	1	0	0	0	0	16	31	0.00	1.000

PITCHER	IP	WLS	BF	H	R	ER	SO	BB	IBB	HBP	BLK	WP	HR	S	P	ERA	WHIP

Batter	1	2	3	4	5	6	7	8	9	AB	R	H	RBI	BB	SO	LOB
Doug Glanville, R (1, 8) OBP: 0.378, SLG: 0.459	C X 0-1 S 1B 1B	S F C 0-3 ② K			B X 1-0 ① G6-3			B B C F C 2-3 ① K		4	1	1	0	0	2	0
Ron Gant, R (1, 7) OBP: 0.352, SLG: 0.418	1 SAFE C B C 1 B 1 B B SAFE 4-2 1B 2B 1-2 BB	B C B F C 2-3 ③ K			X 0-0 ② G5-3			B X 1-0 ② F8		3	1	0	0	1	1	0
Bobby Abreu, L (1, 9) OBP: 0.428, SLG: 0.571	C F X 0-2 2B G4-3 1B 1-3 2-H		C S B C 1-3 ① K		C F B F B S 2-3 ③ K			B B B C X 3-1 3B		4	1	2	1	0	2	0
Scott Rolen, R (1, 5) OBP: 0.364, SLG: 0.550 Amaury Telemaco, R (6, 1) Rob Ducey, L (8, PH) OBP: 0.371, SLG: 0.464 Wayne Gomes, R (8, 1)	B X 1-0 G4-3 23 1B 2B 1-3 3-H		S X 0-1 S 1B			X 0-0 ① F8		S B B B X 3-1 ③ L8		3 0 1 0	1 0 0 0	2 0 0 0	1 0 0 0	0 0 0 0	0 0 0 0	0 0 1 0
Rico Brogna, L (1, 3) OBP: 0.332, SLG: 0.433	B S X 1-1 ① G4-3 2-3 3-H		S F S 0-3 ② K			B C X 1-1 ② G1-3			B F X 1-1 ① F8	4	0	0	1	0	1	2
Mike Lieberthal, R (1, 2) OBP: 0.380, SLG: 0.582	C F B B B X 3-2 ② P2		1 SAFE B B B X 2-0 ③ F8 1-2			C B X 1-1 ③ G5-3			B F X 1-1 ② F9	4	0	0	0	0	0	2
23 Kevin Jordan, R (1, 4) OBP: 0.389, SLG: 0.476 (6, 5)	C B X 1-1 3-H 1B			B X 1-0 G5-4-3 1B			C X 0-1 ① F7		S X 0-1 1B	4	0	3	1	0	0	0
Alex Arias, R (1, 6) OBP: 0.380, SLG: 0.408	B X 1-0 ③ G1-3			B X 1-0 ① ② G5-4-3 1-2f			C F F B F F X 1-2 ② L7		B C X 1-1 ③ G1-3	4	0	0	0	0	0	3
Randy Wolf, L (1, 1) OBP: 0.250, SLG: 0.200 Steve Schrenk, R (4, 1) Kevin Sefcik, R (6, 4) OBP: 0.353, SLG: 0.396		C F F B X 1-2 ① G3-1		B C S X 1-2 ③ L6			X 0-0 ③ L1			2 0 1	0 0 0	0 0 0	0 0 0	0 0 0	0 0 0	0 0 0
Inning Stats	R: 4 E: 0 K: 0 S: 16 H: 4 LOB: 1 BB: 1 P: 27	R: 0 E: 0 K: 2 S: 10 H: 0 LOB: 0 BB: 0 P: 13	R: 0 E: 0 K: 2 S: 9 H: 1 LOB: 1 BB: 0 P: 12	R: 0 E: 0 K: 0 S: 5 H: 1 LOB: 0 BB: 0 P: 8	R: 0 E: 0 K: 1 S: 6 H: 0 LOB: 0 BB: 0 P: 9	R: 0 E: 0 K: 0 S: 5 H: 0 LOB: 0 BB: 0 P: 7	R: 0 E: 0 K: 0 S: 9 H: 0 LOB: 0 BB: 0 P: 10	R: 0 E: 0 K: 1 S: 8 H: 1 LOB: 1 BB: 0 P: 17	R: 0 E: 0 K: 0 S: 8 H: 1 LOB: 1 BB: 0 P: 11	1B: 6 2B: 1 3B: 1 HR: 0 SF: 0 SAC: 0 DP: 1 HBP: 0						WP: 0 PB: 0 SB: 2 CS: 0 PA: 35	

PITCHER		IP	WLS	BF	H	R	ER	SO	BB	IBB	HBP	BLK	WP	HR	S	P	ERA	WHIP
Greg Maddux, R ERA: 3.5	(1, 1)	7.0	W	27	6	4	4	5	1	0	0	0	0	0	60	86	5.14	1.000
30 Kevin McGlinchy, R ERA: 3.06	(8, 1)	1.0		4	1	0	0	1	0	0	0	0	0	0	8	17	0.00	1.000
Russ Springer, R ERA: 4.45	(9, 1)	1.0		4	1	0	0	0	0	0	0	0	0	0	8	11	0.00	1.000

PITCHER	IP	WLS	BF	H	R	ER	SO	BB	IBB	HBP	BLK	WP	HR	S	P	ERA	WHIP

TOP

Philadelphia Phillies @ Atlanta Braves

Turner Field, Atlanta, GA

Sun Aug 01 1999, 1:10 PM EDT
Att. 37,521 - Cloudy - 96 F

livebaseballscorecards.com

AB	34
R	4
H	8
RBI	4
BB	1
SO	6
LOB	8

BOTTOM

Philadelphia Phillies @ Atlanta Braves

Turner Field, Atlanta, GA

Sun Aug 01 1999, 1:10 PM EDT
Att. 37,521 - Cloudy - 96 F

livebaseballscorecards.com

Batter	1	2	3	4	5	6	7	8	9	AB	R	H	RBI	BB	SO	LOB
Gerald Williams, R (1, 7) OBP: 0.330, SLG: 0.456	B B B X 3-0 ① F8		C B C X 1-2 2B 1B	X 0-0 1-H 2-H 3-H HR		B S B S X 2-2 ② G6-3		B F B B B 4-1 BB 3-H BB		4	2	2	4	1	0	0
Bret Boone, R (1, 4) OBP: 0.310, SLG: 0.405	B C B X 2-1 10 HR 2B		X 0-0 10 G2-3 1-H SF7 2B	C B C B F B X 3-2 ② G6-3		B C S F B B S 3-3 ③ K		B B B B 4-0 1-2 BB		4	2	2	1	1	1	0
10 Chipper Jones, S (1, 5) OBP: 0.435, SLG: 0.615	B X 1-0 2-H HR		X 0-0 ① G2-3 2-3	B B X 2-0 HR			F F B X 1-2 ① G6-3	X 0-0 ③ G4-3		5	2	2	3	0	0	3
Brian Jordan, R (1, 9) OBP: 0.355, SLG: 0.503	C B B B B 4-1 BB		B X 1-0 ② SF7 3-H	F S B B X 2-2 ③ P2			F B F X 1-2 ② G3-1			2	0	0	1	1	0	0
Andruw Jones, R (1, 8) OBP: 0.358, SLG: 0.514	B B C S B 1 SAFE 1 SAFE X 3-2 ② F7		F X 0-1 ③ G6-3		X 0-0 HR		C F F X 0-2 ③ P2			4	1	1	1	0	0	1
Brian Hunter, R (1, 3) OBP: 0.341, SLG: 0.439	B B X 2-0 ③ G1-3			C F X 0-2 SH 1B HR 1B	C S S 0-3 ① K			B S B S B B 4-2 G3 1B G3 BB		3	2	1	0	1	1	1
Eddie Pérez, R (1, 2) OBP: 0.289, SLG: 0.330		C F S 0-3 ① K		B C X 1-1 SH 1-2 HR 1B	C X 0-1 ② L5			X 0-0 G3 G3 1-2 WP 1B		4	2	2	0	0	1	0
Walt Weiss, S (1, 6) OBP: 0.313, SLG: 0.309		C S S F B T B B C 3-3 ② K		B B X 2-0 ① F7	B S X 1-1 ③ G4-3			X 0-0 ① G3 1-2 2-3		4	0	0	0	0	1	4
Greg Maddux, R (1, 1) OBP: 0.250, SLG: 0.429 30 Kevin McGlinchy, R (8, 1) Keith Lockhart, L (8, PH) OBP: 0.305, SLG: 0.304 Russ Springer, R (9, 1)		C C B B B X 2-2 ③ G5-3		B S X 1-1 SH 1-2 2-3 HR		X 0-0 ① F8		B X 1-0 ② G3 2-3 3-H		2 0 1 0	1 0 0 0	0 0 0 0	0 0 1 0	0 0 0 0	0 0 0 0	0 0 1 0
Inning Stats	R: 2 E: 0 K: 0 S: 9 H: 2 LOB: 1 BB: 1 P: 24	R: 0 E: 0 K: 2 S: 11 H: 0 LOB: 0 BB: 0 P: 16	R: 2 E: 0 K: 0 S: 8 H: 2 LOB: 0 BB: 0 P: 10	R: 5 E: 1 K: 0 S: 17 H: 4 LOB: 0 BB: 0 P: 28	R: 1 E: 0 K: 1 S: 8 H: 1 LOB: 0 BB: 0 P: 9	R: 0 E: 0 K: 1 S: 8 H: 0 LOB: 0 BB: 0 P: 13	R: 0 E: 0 K: 0 S: 10 H: 0 LOB: 0 BB: 0 P: 12	R: 2 E: 0 K: 0 S: 7 H: 1 LOB: 2 BB: 3 P: 20		1B: 4 2B: 2 3B: 0 HR: 4	SF: 1 SAC: 1 DP: 0 HBP: 0			WP: 1 PB: 0 SB: 0 CS: 0	PA: 39		

	AB	33
	R	12
	H	10
	RBI	11
	BB	4
	SO	4
	LOB	10

PITCHER		IP	WLS	BF	H	R	ER	SO	BB	IBB	HBP	BLK	WP	HR	S	P	ERA	WHIP
Randy Wolf, L ERA: 5.28	(1, 1)	3.1	L	19	7	8	7	2	1	0	0	0	0	2	37	63	18.90	2.400
Steve Schrenk, R ERA: 2.37	(4, 1)	1.2		7	2	2	2	1	0	0	0	0	0	2	16	24	10.80	1.200
Amaury Telemaco, R ERA: 2.67	(6, 1)	2.0		6	0	0	0	1	0	0	0	0	0	0	18	25	0.00	0.000
Wayne Gomes, R ERA: 3.59	(8, 1)	1.0		7	1	2	2	0	3	0	0	0	1	0	7	20	18.00	4.000

PITCHER		IP	WLS	BF	H	R	ER	SO	BB	IBB	HBP	BLK	WP	HR	S	P	ERA	WHIP

Batter	1	2	3	4	5	6	7	8	9	AB	R	H	RBI	BB	SO	LOB
Walt Weiss, S (1, 6) OBP: 0.309, SLG: 0.304	C B X 1-1 G4-3		1 SAFE F X 0-1 G4-3 1-2		S B X 1-1 G3			C C B X 1-2 G3		4	0	0	0	0	0	1
Bret Boone, R (1, 4) OBP: 0.312, SLG: 0.409	B F B B F F X 3-2 10 FC6-4 1B		B B B C X 3-1 2-H 2B			B B F X 2-1 L7		B C C X 1-2 P5		4	0	2	1	0	0	0
10 Chipper Jones, S (1, 5) OBP: 0.433, SLG: 0.612	X 0-0 FC6-4 1-2f		X 0-0 F7			C B B B X 3-1 F8		X 0-0 1B		4	0	1	0	0	0	2
Brian Jordan, R (1, 9) OBP: 0.354, SLG: 0.500	C 1 SAFE B X 1-1 G5-3			X 0-0 G5-3		X 0-0 1B		F F B S 1-3 K		4	0	1	0	0	1	2
Ryan Klesko, L (1, 7) OBP: 0.378, SLG: 0.561		S S F B X 1-2 G4-3		B C F F F F B F B 4-2 B G1-3 BB		1 SAFE 1 SAFE B F 1 B F X 2-2 G4-3			S B F S 1-3 K	3	0	0	0	1	1	1
Andruw Jones, R (1, 8) OBP: 0.355, SLG: 0.509		B X 1-0 F9		B 1 SAFE X 1-0 G1-3 1-2			X 0-0 L5		B S F B B S 3-3 K	4	0	0	0	0	1	1
Randall Simon, L (1, 3) OBP: 0.373, SLG: 0.454		C B X 1-1 P6		B B C C F F S 2-3 K			B B X 2-0 G6-3		X 0-0 G6-3	4	0	0	0	0	1	1
Eddie Pérez, R (1, 2) OBP: 0.295, SLG: 0.328			B S F F B B F F F 4-2 B G4-3 2B BB		F S F F B B B X 3-2 G6-3		B B C B F B 4-2 FC4-6 BB			1	1	0	0	2	0	0
Kevin Millwood, R (1, 1) OBP: 0.163, SLG: 0.149 Terry Mulholland, R (8, 1) OBP: 0.094, SLG: 0.094			L L S 0-3 K		F B B C S 2-3 K		1 SAFE C 1 B F X 1-2 FC4-6 1-2f			3	0	0	0	0	2	2
										0	0	0	0	0	0	0
Inning Stats	R: 0 E: 0 K: 0 S: 9 H: 1 LOB: 1 BB: 0 P: 14	R: 0 E: 0 K: 0 S: 7 H: 0 LOB: 0 BB: 0 P: 10	R: 1 E: 0 K: 1 S: 14 H: 1 LOB: 1 BB: 1 P: 21	R: 0 E: 0 K: 1 S: 13 H: 0 LOB: 1 BB: 1 P: 20	R: 0 E: 0 K: 1 S: 10 H: 0 LOB: 0 BB: 0 P: 16	R: 0 E: 0 K: 0 S: 8 H: 1 LOB: 1 BB: 0 P: 15	R: 0 E: 0 K: 0 S: 7 H: 0 LOB: 1 BB: 1 P: 14	R: 0 E: 0 K: 1 S: 10 H: 1 LOB: 1 BB: 0 P: 13	R: 0 E: 0 K: 2 S: 7 H: 0 LOB: 0 BB: 0 P: 11	1B: 3 2B: 1 3B: 0 HR: 0		SF: 0 SAC: 0 DP: 0 HBP: 0				

TOP

Atlanta Braves @ Pittsburgh Pirates

Three Rivers Stadium, Pittsburgh, PA

Tue Aug 03 1999, 7:05 PM EDT

Att. 17,154 - Unknown - 82 F

livebaseballscorecards.com

AB	31
R	1
H	4
RBI	1
BB	3
SO	6
LOB	10

WP: 0 PB: 0 SB: 0 CS: 0 PA: 34

PITCHER		IP	WLS	BF	H	R	ER	SO	BB	IBB	HBP	BLK	WP	HR	S	P	ERA	WHIP
Kris Benson, R ERA: 4.54	(1, 1)	8.0	W	31	4	1	1	4	3	0	0	0	0	0	78	123	1.12	0.875
Mike Williams, R ERA: 2.4	(9, 1)	1.0		3	0	0	0	2	0	0	0	0	0	0	7	11	0.00	0.000

PITCHER		IP	WLS	BF	H	R	ER	SO	BB	IBB	HBP	BLK	WP	HR	S	P	ERA	WHIP

Atlanta Braves @ Pittsburgh Pirates

Three Rivers Stadium, Pittsburgh, PA

Tue Aug 03 1999, 7:05 PM EDT

Att. 17,154 - Unknown - 82 F

livebaseballscorecards.com

BOTTOM

Batter	1	2	3	4	5	6	7	8	9	AB	R	H	RBI	BB	SO	LOB
Al Martin, L (1, 7) OBP: 0.341, SLG: 0.546	C B C B F S 2-3 K ①			B X 1-0 F8 ①		B F X 1-1 HR		B C 1 SAFE F T 1-2 K ②		4	1	1	1	0	2	1
Abraham Nunez, S (1, 6) OBP: 0.295, SLG: 0.253	B B C T B F F X 3-2 L4 ②			F C C 0-3 K ②		X 0-0 B3 ③		B X 1-0 1-2 HR 1B		4	1	1	0	0	1	0
Brian Giles, L (1, 8) OBP: 0.413, SLG: 0.591	B S X 1-1 L7 ③			B C B B F X 3-2 F8 ③			B X 1-0 HR	X 0-0 1-H 2-H HR		4	2	2	4	0	0	0
Kevin Young, R (1, 3) OBP: 0.402, SLG: 0.540		B X 1-0 G6-3 ①			B X 1-0 HR		C B X 1-1 G5-3 ①	C F F F X 0-2 G4-3 ③		4	1	1	1	0	0	0
Ed Sprague, R (1, 5) OBP: 0.382, SLG: 0.517		B S S F B X 2-2 G6-3 ②			B B X 2-0 P3 ①		B F S C 1-3 K ②			3	0	0	0	0	1	0
Warren Morris, L (1, 4) OBP: 0.374, SLG: 0.444		F B C B F F X 2-2 F8 ③			X 0-0 G3 ②		B B X 2-0 HR			3	1	1	1	0	0	0
Brant Brown, L (1, 9) OBP: 0.296, SLG: 0.452			F S B B B F F T 2-2 K ①		B F C X 1-2 F8 ③		F C S 0-3 K ③			3	0	0	0	0	2	0
Adrian Brown, S (8, 9) OBP: 0.348, SLG: 0.342										0	0	0	0	0	0	0
Joe Oliver, R (1, 2) OBP: 0.306, SLG: 0.303			B X 1-0 F9 ②			B F B F B X 3-2 P4 ①		B F S B F F X 2-2 F7 ①		3	0	0	0	0	0	0
Kris Benson, R (1, 1) OBP: 0.186, SLG: 0.195			C B B B X 2-1 F9 ③			B C F B S 2-3 K ②		B B X 2-0 1B HR 1B		2	0	0	0	0	1	0
John Wehner, R (8, PH) OBP: 0.364, SLG: 0.524										1	1	1	0	0	0	0
Mike Williams, R (9, 1)										0	0	0	0	0	0	0
Inning Stats	R: 0 E: 0 K: 1 S: 11 H: 0 LOB: 0 BB: 0 P: 17	R: 0 E: 0 K: 0 S: 9 H: 0 LOB: 0 BB: 0 P: 14	R: 0 E: 0 K: 1 S: 8 H: 0 LOB: 0 BB: 0 P: 13	R: 0 E: 0 K: 1 S: 7 H: 0 LOB: 0 BB: 0 P: 11	R: 1 E: 0 K: 0 S: 6 H: 1 LOB: 0 BB: 0 P: 10	R: 1 E: 0 K: 1 S: 9 H: 1 LOB: 0 BB: 0 P: 15	R: 2 E: 0 K: 2 S: 10 H: 2 LOB: 0 BB: 0 P: 15	R: 3 E: 0 K: 1 S: 15 H: 3 LOB: 0 BB: 0 P: 21		1B: 2 2B: 0 3B: 0 HR: 5	SF: 0 SAC: 0 DP: 0 HBP: 0						

	AB	31
	R	7
	H	7
	RBI	7
	BB	0
	SO	7
	LOB	1

PITCHER		IP	WLS	BF	H	R	ER	SO	BB	IBB	HBP	BLK	WP	HR	S	P	ERA	WHIP
Kevin Millwood, R ERA: 3.25	(1, 1)	7.0	L	25	4	4	4	6	0	0	0	0	0	4	60	95	5.14	0.571
Terry Mulholland, L ERA: 5.35	(8, 1)	1.0		6	3	3	3	1	0	0	0	0	0	1	15	21	27.00	3.000

PITCHER		IP	WLS	BF	H	R	ER	SO	BB	IBB	HBP	BLK	WP	HR	S	P	ERA	WHIP

WP: 0 PB: 0 SB: 0 CS: 0 PA: 31

Atlanta Braves @ Pittsburgh Pirates

Three Rivers Stadium, Pittsburgh, PA

Wed Aug 04 1999, 7:05 PM EDT

Att. 17,625 - Unknown - 82 F

TOP

livebaseballscorecards.com

Batter	1	2	3	4	5	6	7	8	9	AB	R	H	RBI	BB	SO	LOB
José Hernández, R (1, 6) OBP: 0.353, SLG: 0.445	B B C S S 2-3 ① K		C B S C 1-3 ③ K		C B P F X 2-2 ②③ G6-4-3 1-2f			X 0-0 ②③ G4-6-3 1-2f		4	0	0	0	0	2	2
Bret Boone, R (1, 4) OBP: 0.309, SLG: 0.405	C B S X 1-2 ② G6-3			B C S X 1-2 ① L6		X 0-0 ① F9			C B X 1-1 ① G6-3	4	0	0	0	0	0	0
10 Chipper Jones, S (1, 5) OBP: 0.432, SLG: 0.607	B F B B B 4-1 PO BB			C X 0-1 ② F8		C B F B B F C 3-3 ② K			C F S 0-3 ② K	3	0	0	0	1	2	0
Brian Jordan, R (1, 9) OBP: 0.353, SLG: 0.500	C 1 SAFE 0-1 ③ PO 1-2	C B X 1-1 ① G4-3		X 0-0 E 2B		C B C F F B F X 2-2 ③ F9			B X 1-0 ③ F8	4	1	1	0	0	0	0
Ryan Klesko, L (1, 7) OBP: 0.378, SLG: 0.559		B C X 1-1 ② F7		F C B B B X 2-2 E3 2-H 1B			X 0-0 ① G1-3			3	0	1	0	0	0	0
Andruw Jones, R (1, 8) OBP: 0.355, SLG: 0.506		B B B B 4-0 BB		B C B F B X 3-2 ③ L8			F B F X 1-2 ② G5-3			2	0	0	0	1	0	1
Greg Myers, L (1, 2) OBP: 0.357, SLG: 0.436		X 0-0 ③ F8			B X 1-0 HR		C X 0-1 ③ G3			3	1	1	1	0	0	1
Randall Simon, L (1, 3) OBP: 0.372, SLG: 0.452			X 0-0 ① G4-3		X 0-0 G6-4-3 1B			B C X 1-1 ① G6-3		3	0	1	0	0	0	0
29 John Smoltz, R (1, 1) OBP: 0.300, SLG: 0.436 Keith Lockhart, L (8, PH) OBP: 0.310, SLG: 0.310 Gerald Williams, R (8, PR) OBP: 0.330, SLG: 0.456 Rudy Seanez, R (8, 1)			C B B C B T 3-2 ② K	L L B L 1-3 ① K				C B F F X 1-2 G4-6-3 1B		2 1 0 0	0 0 0 0	0 1 0 0	0 0 0 0	0 0 0 0	2 0 0 0	1 0 0 0
Inning Stats	R: 0 E: 0 K: 1 S: 8 H: 0 LOB: 0 BB: 1 P: 15	R: 0 E: 0 K: 0 S: 5 H: 0 LOB: 1 BB: 1 P: 11	R: 0 E: 0 K: 2 S: 7 H: 0 LOB: 0 BB: 0 P: 11	R: 1 E: 1 K: 0 S: 12 H: 2 LOB: 1 BB: 0 P: 18	R: 1 E: 0 K: 1 S: 9 H: 2 LOB: 0 BB: 0 P: 12	R: 0 E: 0 K: 1 S: 11 H: 0 LOB: 0 BB: 0 P: 16	R: 0 E: 0 K: 0 S: 6 H: 0 LOB: 0 BB: 0 P: 7	R: 0 E: 0 K: 0 S: 7 H: 1 LOB: 1 BB: 0 P: 9	R: 0 E: 0 K: 1 S: 6 H: 0 LOB: 0 BB: 0 P: 8	1B: 3 2B: 1 3B: 0 HR: 1 SF: 0 SAC: 0 DP: 2 HBP: 0						

	AB	29
	R	2
	H	5
	RBI	1
	BB	2
	SO	6
	LOB	5

WP: 0 PB: 0 SB: 0 CS: 0 PA: 32

PITCHER		IP	WLS	BF	H	R	ER	SO	BB	IBB	HBP	BLK	WP	HR	S	P	ERA	WHIP
Todd Ritchie, R ERA: 3.74	(1, 1)	8.0	W	28	5	2	1	5	2	0	0	0	0	1	65	99	1.12	0.875
Mike Williams, R ERA: 2.34	(9, 1)	1.0	S	3	0	0	0	1	0	0	0	0	0	0	6	8	0.00	0.000

PITCHER		IP	WLS	BF	H	R	ER	SO	BB	IBB	HBP	BLK	WP	HR	S	P	ERA	WHIP

Batter	1	2	3	4	5	6	7	8	9	AB	R	H	RBI	BB	SO	LOB
Al Martin, L (1, 7) OBP: 0.340, SLG: 0.542	X 0-0 FC3-6 S SF9 1B		X 0-0 E4 SH3 1-3 SF8		C S S 0-3 ③ K			S S B B X 2-2 ③ F7		4	2	1	0	0	1	1
Abraham Nunez, S (1, 6) OBP: 0.304, SLG: 0.258	B B B B 4-0 FC3-6 1-2 BB		X 0-0 ① SH3 2-3 3-H			F X 0-1 G4-6-3 1B				1	0	1	1	1	0	0
Brian Giles, L (1, 8) OBP: 0.410, SLG: 0.588	B C X 1-1 ① FC3-6 1-2f 2-3		F B B X 2-1 ② SF8 3-H			C 1 SAFE X 0-1 ①② G4-6-3 1-2f				2	0	0	1	0	0	3
Kevin Young, R (1, 3) OBP: 0.402, SLG: 0.542	B 1 SAFE X 1-0 ② SF9 3-H		B S X 1-1 ③ 2B			B B F B F F F S 3-3 ③ K				2	0	1	1	0	1	0
Ed Sprague, R (1, 5) OBP: 0.379, SLG: 0.513	T B 1 SAFE B 1 SAFE C S 2-3 ③ K			X 0-0 ① L4			C B C F X 1-2 ① G5-3			3	0	0	0	0	1	1
Warren Morris, L (1, 4) OBP: 0.373, SLG: 0.443		C B F S 1-3 ① K		B X 1-0 G4-6-3 1B			B X 1-0 ② F7			3	0	1	0	0	1	0
Brant Brown, L (1, 9) OBP: 0.293, SLG: 0.446 Adrian Brown, S (8, 9) OBP: 0.348, SLG: 0.342		C C X 0-2 ② G4-3		1 SAFE X 0-0 ②③ G4-6-3 1-2f			X 0-0 ③ G4-3			3 0	0 0	0 0	0 0	0 0	0 0	1 0
Joe Oliver, R (1, 2) OBP: 0.282, SLG: 0.278		X 0-0 ③ F9			B T B S C 2-3 ① K			F F X 0-2 ① G5-3		3	0	0	0	0	1	0
Todd Ritchie, R (1, 1) OBP: 0.211, SLG: 0.216 Dale Sveum, S (8, PH) OBP: 0.214, SLG: 0.167 Mike Williams, R (9, 1)			X 0-0 E SH3 1B		C S B S 1-3 ② K			C S X 0-2 ② G4-3		2 1 0	1 0 0	1 0 0	0 0 0	0 0 0	1 0 0	0 0 0
Inning Stats	R: 1 H: 1 E: 0 LOB: 1 K: 1 BB: 1 S: 7 P: 15	R: 0 H: 0 E: 0 LOB: 0 K: 1 BB: 0 S: 7 P: 8	R: 2 H: 2 E: 1 LOB: 1 K: 0 BB: 0 S: 7 P: 10	R: 0 H: 1 E: 0 LOB: 0 K: 0 BB: 0 S: 3 P: 4	R: 0 H: 0 E: 0 LOB: 0 K: 3 BB: 0 S: 9 P: 12	R: 0 H: 1 E: 0 LOB: 0 K: 1 BB: 0 S: 9 P: 12	R: 0 H: 0 E: 0 LOB: 0 K: 0 BB: 0 S: 6 P: 8	R: 0 H: 0 E: 0 LOB: 0 K: 0 BB: 0 S: 9 P: 11		1B: 4 SF: 2 2B: 1 SAC: 1 3B: 0 DP: 2 HR: 0 HBP: 0						

PITCHER		IP	WLS	BF	H	R	ER	SO	BB	IBB	HBP	BLK	WP	HR	S	P	ERA	WHIP
29 John Smoltz, R ERA: 3.57	(1, 1)	7.0	L	25	5	3	1	6	1	0	0	0	0	0	48	69	1.29	0.857
Rudy Seanez, R ERA: 2.66	(8, 1)	1.0		3	0	0	0	0	0	0	0	0	0	0	9	11	0.00	0.000

PITCHER	IP	WLS	BF	H	R	ER	SO	BB	IBB	HBP	BLK	WP	HR	S	P	ERA	WHIP

BOTTOM

Atlanta Braves @ Pittsburgh Pirates

Three Rivers Stadium, Pittsburgh, PA

Wed Aug 04 1999, 7:05 PM EDT

Att. 17,625 - Unknown - 82 F

livebaseballscorecards.com

AB	24
R	3
H	5
RBI	3
BB	1
SO	6
LOB	6

Atlanta Braves @ Pittsburgh Pirates

Three Rivers Stadium, Pittsburgh, PA

Thu Aug 05 1999, 7:05 PM EDT

Att. 19,078 - Unknown - 82 F

TOP

livebaseballscorecards.com

Batter	1	2	3	4	5	6	7	8	9	AB	R	H	RBI	BB	SO	LOB
Gerald Williams, R (1, 7) OBP: 0.332, SLG: 0.452	C S B B S 2-3 ① K			C B X 1-1 10 BB S FC4-6 1B		C B B B C B 4-2 S BB	1 SAFE B S 1 SAFE B F 1 SAFE B C 3-3 ③ K		L F X 0-2 ① F8	4	1	1	0	1	2	2
Bret Boone, R (1, 4) OBP: 0.308, SLG: 0.402	B C B X 2-1 ② F9			C 1 SAFE B C X 1-2 ① F8		X 0-0 ① F8		B X 1-0 ① G6-3	B X 1-0 1-2 1B	5	0	1	0	0	0	2
10 Chipper Jones, S (1, 5) OBP: 0.432, SLG: 0.602	X 0-0 ③ F9			B C B 1 SAFE B B 4-1 FC4-6 1-2 BB		C P B 1 SAFE C S 2-3 ② K		B F B C B F F B 4-2 G6-3 1B 2B BB	B X 1-0 ② F7	3	1	0	0	2	1	3
Brian Jordan, R (1, 9) OBP: 0.351, SLG: 0.496		B C S X 1-2 ① F9		S S F B X 1-2 ② FC4-6 S 1-2f 2-H		B 1 SAFE B C S X 2-2 ③ G5-3 1-2		F 1 SAFE X 0-1 G6-3 1-2 2B 1B	X 0-0 ③ F9	5	1	1	1	0	0	4
Andruw Jones, R (1, 8) OBP: 0.354, SLG: 0.506		B F X 1-1 ② F7		1 SAFE C F S 0-3 ③ K 1-2			X 0-0 1B 1B 2B	X 0-0 ② G6-3 1-2 2-3		4	1	1	0	0	1	3
José Hernández, R (1, 6) OBP: 0.357, SLG: 0.447		B B C X 2-1 ③ G5-3			F B F X 1-2 G5-4-3 1B		C S B B B F F X 3-2 1B SF7 2-3 1B	B F B B B 4-1 2B BB		3	2	2	0	1	0	0
Brian Hunter, R (1, 3) OBP: 0.341, SLG: 0.436			F B S S 1-3 ① K	X 0-0 ① ② G5-4-3 1-2f			S S B B X 2-2 1-3 3-H 1B	B C B B F X 3-2 1-H 2-H 3-H 2B		3	0	1	1	0	1	1
Mike Remlinger, L (7, 1)										0	0	0	0	0	0	0
Keith Lockhart, L (8, PH) OBP: 0.315, SLG: 0.325										1	0	1	3	0	0	0
Randall Simon, L (8, 3) OBP: 0.372, SLG: 0.452										0	0	0	0	0	0	0
Eddie Pérez, R (1, 2) OBP: 0.297, SLG: 0.326			F X 0-1 ② P5		B B B C B 4-1 BB		B F X 1-1 ① SF7 3-H	C X 0-1 ③ F7		1	0	0	0	1	0	0
Ryan Klesko, L (7, PH) OBP: 0.375, SLG: 0.557										1	0	0	1	0	0	1
(7, 3)																
Rudy Seanez, R (8, 1)										0	0	0	0	0	0	0
John Rocker, R (9, 1)										0	0	0	0	0	0	0
Tom Glavine, L (1, 1) OBP: 0.188, SLG: 0.174			C S S 0-3 ③ K		F C S 0-3 ③ K		S F S 0-3 ② K		B C B B X 3-1 1B 1B	2	0	0	0	0	2	1
Greg Myers, L (7, PH) OBP: 0.359, SLG: 0.437										2	0	1	0	0	1	1
(7, 2)																

	AB	34
	R	6
	H	9
	RBI	6
	BB	5
	SO	8
	LOB	18

Inning Stats	1	2	3	4	5	6	7	8	9	1B: 7	SF: 1	WP: 0	PA: 40
R:	0	0	0	1	0	0	2	3	0	2B: 2	SAC: 0	PB: 0	
E:	0	0	0	0	0	0	0	0	0	3B: 0	DP: 1	SB: 3	
K:	1	0	2	1	1	1	2	0	0	HR: 0	HBP: 0	CS: 0	
S:	6	7	8	13	8	10	17	14	8				
H:	0	0	0	1	1	0	3	2	2				
LOB:	0	0	0	1	1	1	1	1	2				
BB:	0	0	0	1	1	1	0	2	0				
P:	10	11	9	20	13	17	26	26	13				

PITCHER		IP	WLS	BF	H	R	ER	SO	BB	IBB	HBP	BLK	WP	HR	S	P	ERA	WHIP
Pete Schourek, L ERA: 5.08	(1, 1)	6.0		25	5	3	3	6	3	0	0	0	0	0	61	94	4.50	1.333
Greg Hansell, R ERA: 4.63	(7, 1)	2.0	L	10	2	3	3	2	2	0	0	0	0	0	22	38	13.50	2.000
Marc Wilkins, R ERA: 4.97	(9, 1)	1.0		5	2	0	0	0	0	0	0	0	0	0	8	13	0.00	2.000

PITCHER		IP	WLS	BF	H	R	ER	SO	BB	IBB	HBP	BLK	WP	HR	S	P	ERA	WHIP

BOTTOM

Atlanta Braves @ Pittsburgh Pirates

Three Rivers Stadium, Pittsburgh, PA

Thu Aug 05 1999, 7:05 PM EDT

Att. 19,078 - Unknown - 82 F

Batter	1	2	3	4	5	6	7	8	9	AB	R	H	RBI	BB	SO	LOB
Adrian Brown, S (1, 8) OBP: 0.357, SLG: 0.341	3-2 FC6-4 1B 2B 1B		2-1 G6-3 ①		4-1 G4-3 1B BB		4-2 BB		3-3 K ②	3	1	1	0	2	1	1
Abraham Nunez, S (1, 6) OBP: 0.306, SLG: 0.263	1-1 FC6-4 1-2 1B		2-3 K ②		1 SAFE 1-1 G4-3 1-2 3-H 1B		1 SAFE 0-0 B1 ①		B C S S 1-3 K ③	5	0	2	1	0	2	2
John Wehner, R (1, 9) OBP: 0.308, SLG: 0.440	3-2 FC6-4 ① 2B 1-2f 2-3		0-3 K ③		0-0 G4-3 ② 1-2 2-3		S B F F 1 SAFE 1-3 K ②			4	0	0	0	0	2	5
Kevin Young, R (1, 3) OBP: 0.400, SLG: 0.542	0-1 1-3 3-H 2B			2-2 L4 ①	2-3 K ③		S 1 SAFE B B X 2-1 F7 ③			4	0	1	1	0	1	3
Ed Sprague, R (1, 5) OBP: 0.376, SLG: 0.507	1-3 K ②			B X 1-0 F8 ②	X 0-0 G5-3 ①			B X 1-0 P4 ①		4	0	0	0	0	1	2
Dale Sveum, S (1, 4) OBP: 0.235, SLG: 0.267 Warren Morris, L (7, 4) OBP: 0.372, SLG: 0.442	1-3 K ③			F B X 1-1 2B	B S F B S 2-3 K ②			X 0-0 G3 ②		3 1	0 0	1 0	0 0	0 0	2 0	2 0
Freddy Garcia, R (1, 7) OBP: 0.250, SLG: 0.414		F B X 1-1 P3 ①	F S F F B B B C 3-3 K ③		B X 1-0 HR			S B F S 1-3 K ③		4	1	1	1	0	2	1
Joe Oliver, R (1, 2) OBP: 0.326, SLG: 0.316		C X 0-1 G4-3 ②			C S X 0-2 SH5-4 1B 2B	B B S F F F B B 4-2 BB			B B C B B 4-1 BB	2	1	1	0	2	0	0
Pete Schourek, L (1, 1) Greg Hansell, R (7, 1) Marc Wilkins, R (9, 1) Al Martin, L (9, PH) OBP: 0.339, SLG: 0.541		B S S S B S 2-3 K ③			B S X 1-1 SH5-4 ① 2-3	F B S X 1-2 F7 ③			C B B F S 2-3 K ①	2 0 0 1	0 0 0 0	0 0 0 0	0 0 0 0	1 0 0 1	1 0 0 1	1 0 0 1
Inning Stats	R: 1 E: 0 K: 2 S: 17 H: 3 LOB: 2 BB: 0 P: 26	R: 0 E: 0 K: 1 S: 7 H: 0 LOB: 0 BB: 0 P: 10	R: 0 E: 0 K: 2 S: 11 H: 0 LOB: 0 BB: 0 P: 15	R: 0 E: 0 K: 1 S: 12 H: 1 LOB: 1 BB: 0 P: 19	R: 1 E: 0 K: 1 S: 13 H: 2 LOB: 2 BB: 1 P: 20	R: 1 E: 0 K: 1 S: 12 H: 1 LOB: 1 BB: 1 P: 20	R: 0 E: 0 K: 1 S: 10 H: 0 LOB: 1 BB: 1 P: 17	R: 0 E: 0 K: 1 S: 5 H: 0 LOB: 0 BB: 0 P: 7	R: 0 E: 0 K: 3 S: 11 H: 0 LOB: 1 BB: 1 P: 21	1B: 3 2B: 3 3B: 0 HR: 1 SF: 0 SAC: 1 DP: 0 HBP: 0							

livebaseballscorecards.com

AB	33
R	3
H	7
RBI	3
BB	4
SO	13
LOB	18

WP: 0 PB: 0 SB: 0 CS: 0 PA: 38

PITCHER		IP	WLS	BF	H	R	ER	SO	BB	IBB	HBP	BLK	WP	HR	S	P	ERA	WHIP
Tom Glavine, L ERA: 4.2	(1, 1)	6.0		27	7	3	3	8	2	0	0	0	0	1	72	110	4.50	1.500
Mike Remlinger, L ERA: 2.75	(7, 1)	1.0	W	4	0	0	0	1	1	0	0	0	0	0	10	17	0.00	1.000
Rudy Seanez, R ERA: 2.61	(8, 1)	1.0	H	3	0	0	0	1	0	0	0	0	0	0	5	7	0.00	0.000
John Rocker, L ERA: 2.36	(9, 1)	1.0	S	4	0	0	0	3	1	0	0	0	0	0	11	21	0.00	1.000

PITCHER	IP	WLS	BF	H	R	ER	SO	BB	IBB	HBP	BLK	WP	HR	S	P	ERA	WHIP

Batter	1	2	3	4	5	6	7	8	9	AB	R	H	RBI	BB	SO	LOB
Marvin Benard, L (1, 9) OBP: 0.361, SLG: 0.479	C X 0-1 ① F8		B B B C X 3-1 2-H 2B		B C F F X 1-2 ③ F8		S B B F F F C 2-3 ③ K		X 0-0 1B 2-3 1B	5	0	2	1	0	1	4
Ramon Martinez, R (1, 4) OBP: 0.301, SLG: 0.382	C B F X 1-2 ② F8		B F C F B X 2-2 ③ G6-3			C F X 0-2 ① G6-3		B F X 1-1 ① G5-3	C X 0-1 1-3 3-H 1B	5	0	1	1	0	0	1
Barry Bonds, L (1, 7) OBP: 0.395, SLG: 0.567 Charlie Hayes, R (7, 7) OBP: 0.282, SLG: 0.280	C F B B B X 3-2 ③ G3-1			F S X 0-2 ① F8		F B F B B B 4-2 G6-3 BB		B F X 1-1 ② G4-3	C B C B B X 3-2 ③ G6-3	2 2	0 0	0 0	0 0	1 0	0 0	0 2
J.T. Snow, L (1, 3) OBP: 0.373, SLG: 0.448		X 0-0 G1-6-3 1B		B F X 1-1 ② G4-3		1 SAFE B B B 1 SAFE F B S X 3-2 ② G6-3 1-2		C B B C B X 3-2 E8		4	0	1	0	0	0	1
Rich Aurilia, R (1, 6) OBP: 0.345, SLG: 0.446		C B F X 1-2 ① ② G1-6-3 1-2f		B C X 1-1 ③ G6-3		B B X 2-0 ③ F8		X 0-0 ③ F8		4	0	0	0	0	0	3
Bill Mueller, S (1, 5) OBP: 0.389, SLG: 0.343		B F F X 1-2 ③ G3			X 0-0 1B 1B		B F X 1-1 1B 1B		B C B F F X 2-2 ① F7	4	0	2	0	0	0	0
F.P. Santangelo, S (1, 8) OBP: 0.426, SLG: 0.385			X 0-0 ① G6-3		B 1 SAFE F B S F S 2-3 ① K		F F B X 1-2 ① F7		B B B X 3-0 HR	4	1	1	1	0	1	2
Brent Mayne, L (1, 2) OBP: 0.373, SLG: 0.426			B B C S F F X 2-2 SH3-4 2B 1B		C 1 SAFE 1 SAFE B X 1-1 SH1-4 1-3 1B		B 1 SAFE X 1-0 1-3 1B		B X 1-0 1B 1B 2B	4	2	4	0	0	0	0
Shawn Estes, R (1, 1) OBP: 0.231, SLG: 0.250 Edwards Guzman, L (7, PH) Jerry Spradlin, S (7, 1) Scott Servais, R (9, PH) OBP: 0.323, SLG: 0.397			B F X 1-1 ② SH3-4 1-2		B F B X 2-1 ② SH1-4 1-2		C F B C 1-3 ② K		F F F C 0-3 ② K	0 1 0 1	0 0 0 0	0 0 0 0	0 0 0 0	0 0 0 1	0 1 0 1	0 2 0 1
Inning Stats	R: 0 E: 0 K: 0 S: 8 H: 0 LOB: 0 BB: 0 P: 12	R: 0 E: 0 K: 0 S: 7 H: 1 LOB: 0 BB: 0 P: 9	R: 1 E: 0 K: 0 S: 14 H: 2 LOB: 0 BB: 0 P: 22	R: 0 E: 0 K: 0 S: 7 H: 0 LOB: 0 BB: 0 P: 9	R: 0 E: 0 K: 1 S: 13 H: 2 LOB: 2 BB: 0 P: 19	R: 0 E: 0 K: 0 S: 9 H: 0 LOB: 1 BB: 1 P: 18	R: 0 E: 0 K: 2 S: 14 H: 2 LOB: 2 BB: 0 P: 20	R: 0 E: 1 K: 0 S: 8 H: 0 LOB: 1 BB: 0 P: 13	R: 2 E: 0 K: 1 S: 16 H: 4 LOB: 2 BB: 0 P: 25	1B: 8 2B: 2 3B: 0 HR: 1 SF: 0 SAC: 2 DP: 1 HBP: 0						

PITCHER		IP	WLS	BF	H	R	ER	SO	BB	IBB	HBP	BLK	WP	HR	S	P	ERA	WHIP
Greg Maddux, R ERA: 3.41	(1, 1)	6.2	W	27	7	1	1	2	1	0	0	0	0	0	67	102	1.35	1.200
Mike Remlinger, L ERA: 2.68	(7, 1)	1.1	H	5	0	0	0	1	0	0	0	0	0	0	13	20	0.00	0.000
30 Kevin McGlinchy, R ERA: 3.33	(9, 1)	1.0		7	4	2	2	1	0	0	0	0	0	1	16	25	18.00	4.000

PITCHER	IP	WLS	BF	H	R	ER	SO	BB	IBB	HBP	BLK	WP	HR	S	P	ERA	WHIP

TOP

San Francisco Giants @ Atlanta Braves

Turner Field, Atlanta, GA

Fri Aug 06 1999, 7:40 PM EDT

Att. 49,321 - Unknown - 90 F

livebaseballscorecards.com

AB	36
R	3
H	11
RBI	3
BB	1
SO	4
LOB	16

BOTTOM

Batter	1	2	3	4	5	6	7	8	9	AB	R	H	RBI	BB	SO	LOB
Gerald Williams, R (1, 7) OBP: 0.338, SLG: 0.469	X 0-0 10 BB HBP 2B 1B	X 0-0 ① F9		B B X 2-0 ① F8		B X 1-0 CS 3-H 1B		S B B B X 3-1 1-H HR		5	2	3	3	0	0	0
Bret Boone, R (1, 4) OBP: 0.307, SLG: 0.399	F F B B H 2-2 10 BB 1-2 2B HBP	B C C C 1-3 ② K		X 0-0 ② L4		1 SAFE B C F S 1-3 ② ③ K2-3 1-2		B X 1-0 ③ G5-3		4	1	0	0	0	2	1
10 Chipper Jones, S (1, 5) OBP: 0.434, SLG: 0.602	B B B B 4-0 1-2 2-3 2B BB	X 0-0 FC4-6 1B		C S B F C 1-3 ③ K			B B B C B 4-1 S BB			2	1	1	0	2	1	0
Brian Jordan, R (1, 9) OBP: 0.350, SLG: 0.496	X 0-0 F8 1-H 2-H 3-H 2B	C 1 SAFE B B F T X 2-2 ③ FC4-6 1-2f			B B S X 2-1 ① G4-3		X 0-0 ① P4			4	1	1	3	0	0	2
Andruw Jones, R (1, 8) OBP: 0.351, SLG: 0.501	C B C B X 2-2 ① F8 2-3		C X 0-1 ① G5-3		B F B S F B X 3-2 ② G6-3		1 SAFE B X 1-0 ② P6 1-2			4	0	0	0	0	0	2
José Hernández, R (1, 6) OBP: 0.358, SLG: 0.450	B B B X 3-0 1B FC3-2/5 3-H 2B	C C B B F C 2-3 ② K			C B B X 2-1 1B		B X 1-0 ③ F9			4	0	2	1	0	1	1
Brian Hunter, R (1, 3) OBP: 0.353, SLG: 0.438	F B B S X 2-2 FC3-2-5 2-3 1B		B B B C B 4-1 1B BB		X 0-0 ③ F7			B B F S B B 4-2 G5-4-3 BB		2	0	1	0	2	0	1
Eddie Pérez, R (1, 2) OBP: 0.301, SLG: 0.335	X 0-0 ② FC3-2-5 1-2 3-H		X 0-0 1-2 1B			C B S X 1-2 SH5-4 1B 2B		B F B X 2-1 ① ② G5-4-3 1-2f		4	1	2	0	0	0	3
Greg Maddux, R (1, 1) OBP: 0.239, SLG: 0.409 Mike Remlinger, L (7, 1) Keith Lockhart, L (8, PH) OBP: 0.321, SLG: 0.325 30 Kevin McGlinchy, R (9, 1)	F S C 0-3 ③ K		X 0-0 ③ G4-3			B C X 1-1 ① SH5-4 2-3		C F B B B F T F T B 4-2 HR BB		2 0 0 0	0 0 1 0	0 0 0 0	0 0 1 0	1 0 0 0	4 0 0 0	4 0 0 0
Inning Stats	R: 4 E: 0 K: 1 S: 15 H: 4 LOB: 2 BB: 1 P: 28	R: 0 E: 0 K: 1 S: 9 H: 1 LOB: 1 BB: 0 P: 12	R: 0 E: 0 K: 1 S: 9 H: 1 LOB: 2 BB: 1 P: 15	R: 0 E: 0 K: 1 S: 6 H: 0 LOB: 0 BB: 0 P: 9	R: 0 E: 0 K: 0 S: 9 H: 1 LOB: 1 BB: 0 P: 16	R: 1 E: 0 K: 1 S: 9 H: 2 LOB: 0 BB: 0 P: 13	R: 0 E: 0 K: 0 S: 4 H: 0 LOB: 1 BB: 1 P: 10	R: 2 E: 0 K: 0 S: 12 H: 1 LOB: 0 BB: 2 P: 26		1B: 6 2B: 3 3B: 0 HR: 1	SF: 0 SAC: 1 DP: 1 HBP: 1			WP: 0 PB: 0 SB: 1 CS: 1	PA: 38	

PITCHER		IP	WLS	BF	H	R	ER	SO	BB	IBB	HBP	BLK	WP	HR	S	P	ERA	WHIP
Shawn Estes, L ERA: 4.96	(1, 1)	6.0	L	29	9	5	5	5	2	0	1	0	0	0	57	93	7.50	1.833
Jerry Spradlin, R ERA: 4.85	(7, 1)	2.0		9	1	2	2	0	3	0	0	0	0	1	16	36	9.00	2.000

PITCHER	IP	WLS	BF	H	R	ER	SO	BB	IBB	HBP	BLK	WP	HR	S	P	ERA	WHIP

San Francisco Giants @ Atlanta Braves

Turner Field, Atlanta, GA

Fri Aug 06 1999, 7:40 PM EDT
Att. 49,321 - Unknown - 90 F

livebaseballscorecards.com

AB	31
R	7
H	10
RBI	7
BB	5
SO	5
LOB	14

Batter	1	2	3	4	5	6	7	8	9	AB	R	H	RBI	BB	SO	LOB
Marvin Benard, L (1, 8) OBP: 0.359, SLG: 0.475	B X 1-0 1B 1B 1B	C F S 0-3 ② K		C F B X 1-2 ③ F7		F X 0-1 ③ G4-3			F B B X 2-1 ② P4	5	1	1	0	0	1	1
F.P. Santangelo, S (1, 7) OBP: 0.429, SLG: 0.388	1 SAFE F X 0-1 WP 1-3 E 1B	B C B F S 2-3 ③ K			B B B 4-0 FC5 1B BB		C F B S 1-3 ① K		B C F B X 2-2 BB 1B	4	1	2	0	1	2	0
Charlie Hayes, R (1, 3) OBP: 0.288, SLG: 0.298	F F B B B X 3-2 E2 CS 1B 1-H 3-H 1B		B B S X 2-1 HR		B 1 SAFE F B F F F B X 3-2 ① P5		B C X 1-1 ② F8		B B B B 4-0 1-2 BB	4	1	2	2	1	0	1
Ellis Burks, R (1, 9) OBP: 0.399, SLG: 0.566	B C X 1-1 1B 1-2 1B 1B		B F X 1-1 ① G1-3		F B X 1-1 1-2 1B		X 0-0 ③ F8		C B S F S 1-3 ③ K	5	1	2	0	0	1	2
Bill Mueller, S (1, 5) OBP: 0.390, SLG: 0.343	X 0-0 ① B1		B F X 1-1 FC5-4 1B		C X 0-1 ② F9			B F B B B 4-1 1B BB		3	0	1	0	1	0	4
Rich Aurilia, R (1, 6) OBP: 0.344, SLG: 0.444	B F B S F F X 2-2 ② 1B 1-2 2-3 1B		F B B X 2-1 ② FC5-4 1-2f		C B X 1-1 ③ FC5 2-3f			S S B F B F S 2-3 ① K		4	0	1	0	0	1	4
Ramon Martinez, R (1, 4) OBP: 0.310, SLG: 0.388	C B X 1-1 1-3 2-H 1B	C B X 1-1 ③ F8			B B B C C S 3-3 ① K			F B B S X 2-2 ② 1-3 1B		4	0	2	1	0	1	1
Scott Servais, R (1, 2) OBP: 0.321, SLG: 0.390	B F B X 2-1 ③ G4-3			B F X 1-1 ① F7	S B B B B B 4-1 SH2-4 BB			B X 1-0 ③ G4-3		3	0	0	0	1	0	3
Russ Ortiz, R (1, 1) OBP: 0.224, SLG: 0.313 Julian Tavarez, L (5, 1) OBP: 0.200, SLG: 0.200 Rich Rodriguez, L (5, 1) OBP: 1.000, SLG: 1.000 Felix Rodriguez, R (8, 1) OBP: 0.429, SLG: 1.000 J.T. Snow, L (9, PH) OBP: 0.372, SLG: 0.447		B B C B F X 3-2 ① G6-3		B B C F X 2-2 ② G4-3		F X 0-1 ② SH2-4 1-2			B X 1-0 ① F7	2 0 0 0 0 1	0 0 0 0 0 0	0 0 0 0 0 0	0 0 0 0 0 0	0 0 0 0 0 0	0 0 0 0 0 0	0 0 0 0 0 0
Inning Stats	R: 3 H: 6 E: 1 LOB: 2 K: 0 BB: 0 S: 19 P: 29	R: 0 H: 0 E: 0 LOB: 0 K: 2 BB: 0 S: 9 P: 14	R: 1 H: 2 E: 0 LOB: 1 K: 0 BB: 0 S: 10 P: 17	R: 0 H: 0 E: 0 LOB: 0 K: 0 BB: 0 S: 8 P: 12	R: 0 H: 1 E: 0 LOB: 2 K: 0 BB: 1 S: 11 P: 20	R: 0 H: 0 E: 0 LOB: 0 K: 1 BB: 1 S: 8 P: 15	R: 0 H: 0 E: 0 LOB: 0 K: 1 BB: 0 S: 6 P: 8	R: 0 H: 1 E: 0 LOB: 1 K: 1 BB: 1 S: 10 P: 19	R: 0 H: 1 E: 0 LOB: 2 K: 1 BB: 1 S: 10 P: 20	1B: 10 SF: 0 2B: 0 SAC: 1 3B: 0 DP: 0 HR: 1 HBP: 0						

PITCHER		IP	WLS	BF	H	R	ER	SO	BB	IBB	HBP	BLK	WP	HR	S	P	ERA	WHIP
Terry Mulholland, L ERA: 5.23	(1, 1)	6.0	W	28	9	4	2	3	2	0	0	0	1	1	65	107	3.00	1.833
Russ Springer, R ERA: 4.15	(7, 1)	2.0		7	1	0	0	2	1	0	0	0	0	0	16	27	0.00	1.000
Bruce Chen, L ERA: 5.66	(9, 1)	1.0		5	1	0	0	1	1	0	0	0	0	0	10	20	0.00	2.000

PITCHER	IP	WLS	BF	H	R	ER	SO	BB	IBB	HBP	BLK	WP	HR	S	P	ERA	WHIP

TOP

San Francisco Giants @ Atlanta Braves

Turner Field, Atlanta, GA

Sat Aug 07 1999, 1:15 PM EDT

Att. 47,798 - Sunny - 91 F

livebaseballscorecards.com

AB	35
R	4
H	11
RBI	3
BB	4
SO	6
LOB	16

WP: 1	PA: 40			
PB: 0				
SB: 0				
CS: 1				

BOTTOM

San Francisco Giants @ Atlanta Braves

Turner Field, Atlanta, GA

Sat Aug 07 1999, 1:15 PM EDT
Att. 47,798 - Sunny - 91 F

livebaseballscorecards.com

Batter	1	2	3	4	5	6	7	8	9	AB	R	H	RBI	BB	SO	LOB
Gerald Williams, R (1, 7) (7, 9) OBP: 0.342, SLG: 0.489	K	1B		2B	G6-3	HR	F7			6	1	3	5	0	1	4
Keith Lockhart, L (1, 4) OBP: 0.321, SLG: 0.325 Bret Boone, R (1, 4) OBP: 0.308, SLG: 0.401	P5	F9		SH3	BB 10 1B BB 1B	10 G6-3 HR 2B		G1-3		0 5	0 2	0 2	0 1	0 0	0 0	0 1
10 Chipper Jones, S (1, 5) OBP: 0.432, SLG: 0.596 Ozzie Guillen, L (8, 5) OBP: 0.272, SLG: 0.295	K		K	P8	BB BB 1B	G6-3		F7		5 1	0 0	1 0	1 0	0 0	2 0	2 0
Brian Jordan, R (1, 9) OBP: 0.355, SLG: 0.505 Russ Springer, R (7, 1) 11 Pascual Matos, R (8, PH) (9, 2)	2B HBP	2B 1B	P6	BB	G4-3 1B 2B	HR		G6-3		3 0 1	3 0 0	2 0 0	2 0 0	1 0 0	0 0 0	1 0 0
Ryan Klesko, L (1, 3) (7, 7) OBP: 0.382, SLG: 0.565	G4-3 1B 2B	BB 2B			1B WP 2B BB 1-2 2-3 3-H BB	K				3	2	2	3	2	1	0
Andruw Jones, R (1, 8) OBP: 0.354, SLG: 0.500	G4-3	BB			1B F7		E HBP			3	0	1	0	1	0	4
Greg Myers, L (1, 2) OBP: 0.366, SLG: 0.449 Bruce Chen, L (9, 1)	SH3-4 E 1B 1B	K			1B 2B	1B HR 1B	F8			5 0	3 0	3 0	2 0	0 0	1 0	3 0
Walt Weiss, S (1, 6) OBP: 0.310, SLG: 0.303	E6 SH3-4 1B				G6-3 1B	F7	F9			4	2	1	1	1	0	3
Terry Mulholland, R (1, 1) OBP: 0.118, SLG: 0.091 José Hernández, R (6, PH) (7, 3) OBP: 0.359, SLG: 0.451	SH3-4	K			1B G6-3 10 1B BB	HR 1B	E5			1 2	1 1	0 1	0 0	1 0	1 0	3 1
Inning Stats	R: 0 H: 0 E: 0 LOB: 0 K: 2 BB: 0 S: 8 P: 14	R: 4 H: 3 E: 1 LOB: 1 K: 0 BB: 0 S: 16 P: 22	R: 1 H: 2 E: 0 LOB: 3 K: 3 BB: 2 S: 18 P: 34	R: 0 H: 1 E: 0 LOB: 1 K: 0 BB: 0 S: 7 P: 14	R: 5 H: 5 E: 0 LOB: 3 K: 0 BB: 4 S: 28 P: 51	R: 5 H: 5 E: 0 LOB: 0 K: 1 BB: 0 S: 17 P: 24	R: 0 H: 0 E: 1 LOB: 2 K: 0 BB: 0 S: 10 P: 15	R: 0 H: 0 E: 0 LOB: 0 K: 0 BB: 0 S: 9 P: 12		1B: 9 SF: 0 2B: 5 SAC: 2 3B: 0 DP: 0 HR: 2 HBP: 2						WP: 1 PA: 49 PB: 0 SB: 0 CS: 0	

PITCHER		IP	WLS	BF	H	R	ER	SO	BB	IBB	HBP	BLK	WP	HR	S	P	ERA	WHIP
Russ Ortiz, R ERA: 3.9	(1, 1)	4.1	L	27	9	9	7	5	4	0	1	0	1	0	65	112	14.54	3.000
Julian Tavarez, R ERA: 6.65	(5, 1)	0.1		4	2	0	0	0	1	0	0	0	0	0	11	17	0.00	9.000
Rich Rodriguez, L ERA: 4.97	(5, 1)	2.1		15	5	6	6	1	1	0	1	0	0	2	28	45	23.14	2.571
Felix Rodriguez, R ERA: 3.88	(8, 1)	1.0		3	0	0	0	0	0	0	0	0	0	0	9	12	0.00	0.000

PITCHER	IP	WLS	BF	H	R	ER	SO	BB	IBB	HBP	BLK	WP	HR	S	P	ERA	WHIP

Batter	1	2	3	4	5	6	7	8	9	AB	R	H	RBI	BB	SO	LOB
Marvin Benard, L (1, 8) OBP: 0.357, SLG: 0.471	B B C C S 2-3 ① K		C F B X 1-2 ① G3	X 0-0 BB 2-H 3-H 1B		C C F S 0-3 ② K			F C B F B B X 3-2 ② L6	5	0	1	2	0	2	0
Bill Mueller, S (1, 5) OBP: 0.391, SLG: 0.339	C C B F X 1-2 ② G3-1		F F C 0-3 ② K	B B B 4-0 1-2 BB		B B X 2-0 ③ G6-3			C B B B B 4-1 BB	3	0	0	0	2	1	0
J.T. Snow, L (1, 3) OBP: 0.368, SLG: 0.441	C C X 0-2 ③ F8		B F B S S 2-3 ③ K	B X 1-0 ③ G3			X 0-0 ① F9		B C F S 1-3 ③ K	5	0	0	0	0	2	3
Barry Bonds, L (1, 7) OBP: 0.397, SLG: 0.568		B X 1-0 E 2B		F B B B B 4-1 HR BB	F F B S 1-3 ① K		C C B X 1-2 ② G4-3			3	2	1	0	1	1	0
Ellis Burks, R (1, 9) OBP: 0.400, SLG: 0.576		C B X 1-1 ① F9		X 0-0 1-H HR	C B X 1-1 1B 1B		B X 1-0 ③ G6-3			4	1	2	2	0	0	1
Brent Mayne, L (1, 2) OBP: 0.375, SLG: 0.427	B 2 SAFE F F X 1-2 E3 2-H 1B			B C X 1-1 ① G6-3	1 SAFE F B X 1-1 1-3 1B			B B F C X 2-2 ① G1-3		4	0	2	1	0	0	0
Rich Aurilia, R (1, 6) OBP: 0.343, SLG: 0.442	C B S C 1-3 ② K			X 0-0 SH3-4 1B 1B	B S X 1-1 ② P3			B B X 2-0 ② L4		4	1	1	0	0	1	3
Ramon Martinez, R (1, 4) OBP: 0.319, SLG: 0.386	B B F B B 4-1 BB			C B 1 SAFE F B X 3-2 SH3-4 1-2 1B 1B	B X 1-0 ③ P3			F F C 0-3 ③ K		3	1	1	0	1	1	2
Kirk Rueter, L (1, 1) OBP: 0.195, SLG: 0.205 John Johnstone, R (7, 1) Stan Javier, S (9, PH) OBP: 0.330, SLG: 0.360 Robb Nen, R (9, 1)		F S B S 1-3 ③ K2-3		X 0-0 ② SH3-4 1-2 2-3		F C F S 0-3 ① K			B B C T F F X 2-2 ① G6-3	2 0 0 1 0	0 0 0 0 0	0 0 0 0 0	0 0 0 0 0	0 0 0 0 0	2 0 0 0 0	2 0 0 0 0
Inning Stats	R: 0 E: 0 K: 1 S: 10 H: 0 LOB: 0 BB: 0 P: 13	R: 1 E: 1 K: 2 S: 13 H: 2 LOB: 2 BB: 1 P: 22	R: 0 E: 0 K: 2 S: 9 H: 0 LOB: 0 BB: 0 P: 12	R: 4 E: 0 K: 0 S: 11 H: 4 LOB: 2 BB: 2 P: 24	R: 0 E: 0 K: 1 S: 10 H: 2 LOB: 2 BB: 0 P: 15	R: 0 E: 0 K: 2 S: 9 H: 0 LOB: 0 BB: 0 P: 11	R: 0 E: 0 K: 0 S: 5 H: 0 LOB: 0 BB: 0 P: 7	R: 0 E: 0 K: 1 S: 7 H: 0 LOB: 0 BB: 0 P: 11	R: 0 E: 0 K: 1 S: 13 H: 0 LOB: 1 BB: 1 P: 23	1B: 6 2B: 1 3B: 0 HR: 1 SF: 0 SAC: 1 DP: 0 HBP: 0						

PITCHER		IP	WLS	BF	H	R	ER	SO	BB	IBB	HBP	BLK	WP	HR	S	P	ERA	WHIP
Kevin Millwood, R ERA: 3.4	(1, 1)	7.0	L	32	8	5	5	8	3	0	0	0	0	1	67	104	6.43	1.571
30 Kevin McGlinchy, R ERA: 3.27	(8, 1)	1.0		3	0	0	0	1	0	0	0	0	0	0	7	11	0.00	0.000
Mike Remlinger, L ERA: 2.63	(9, 1)	1.0		4	0	0	0	1	1	0	0	0	0	0	13	23	0.00	1.000

PITCHER	IP	WLS	BF	H	R	ER	SO	BB	IBB	HBP	BLK	WP	HR	S	P	ERA	WHIP

TOP

San Francisco Giants @ Atlanta Braves

Turner Field, Atlanta, GA

Sun Aug 08 1999, 1:10 PM EDT
Att. 38,026 - Overcast - 90 F

livebaseballscorecards.com

AB	34
R	5
H	8
RBI	5
BB	4
SO	10
LOB	11

WP: 0	PA: 39
PB: 0	
SB: 0	
CS: 0	

BOTTOM

Batter	1	2	3	4	5	6	7	8	9	AB	R	H	RBI	BB	SO	LOB
Gerald Williams, R (1, 7) OBP: 0.340, SLG: 0.484	F8		FC1-5 1-2 1B		F8		G4-6-3 1-2f			4	0	1	0	0	0	1
Bret Boone, R (1, 4) OBP: 0.307, SLG: 0.402	1B 2B		FC1-5 1-2 2-3f		F8		P6			4	1	1	0	0	0	2
10 Chipper Jones, S (1, 5) OBP: 0.432, SLG: 0.601	P4		L6			1B 2B		G4-3 2B		4	1	2	0	0	0	3
Brian Jordan, R (1, 9) OBP: 0.354, SLG: 0.502	2-H 1B		F7			P4		F7		4	0	1	1	0	0	4
Andruw Jones, R (1, 8) OBP: 0.351, SLG: 0.495	F7			F8		G5-3		G4-3 2-3		4	0	0	0	0	0	3
José Hernández, R (1, 6) OBP: 0.360, SLG: 0.450		G5-3		BB		2-H 1B		G4-3		3	0	1	1	1	0	1
Brian Hunter, R (1, 3) OBP: 0.360, SLG: 0.439 Ozzie Guillen, L (9, PH) OBP: 0.271, SLG: 0.294		11 G6-4-3 1B		F7		11 FC6-4 1-2 BB			G1-3	2 1	0 0	1 0	0 0	1 0	0 0	1 0
11 Pascual Matos, R (1, 2) Greg Myers, L (9, 2) OBP: 0.364, SLG: 0.446	G6-4-3 1-2f			P2		FC6-4 1-2f			G4-3	3 1	0 0	0 0	0 0	0 0	0 0	4 0
Kevin Millwood, R (1, 1) OBP: 0.176, SLG: 0.163 Walt Weiss, S (7, PH) OBP: 0.313, SLG: 0.303 30 Kevin McGlinchy, R (8, 1) Mike Remlinger, L (9, 1) Keith Lockhart, L (9, PH) OBP: 0.318, SLG: 0.322			FC1-5 1B		K		G4-6-3 BB		K	2 0 0 0 1	0 0 0 0 0	1 0 0 0 0	0 0 0 0 0	1 1 0 0 1	0 0 0 0 0	0 0 0 0 0
Inning Stats	R: 1 H: 2 E: 0 LOB: 1 K: 0 BB: 0 S: 9 P: 14	R: 0 H: 1 E: 0 LOB: 0 K: 0 BB: 0 S: 7 P: 12	R: 0 H: 2 E: 0 LOB: 2 K: 0 BB: 0 S: 7 P: 10	R: 0 H: 0 E: 0 LOB: 1 K: 0 BB: 1 S: 6 P: 15	R: 0 H: 0 E: 0 LOB: 0 K: 1 BB: 0 S: 7 P: 13	R: 1 H: 2 E: 0 LOB: 2 K: 0 BB: 1 S: 11 P: 22	R: 0 H: 0 E: 0 LOB: 0 K: 0 BB: 1 S: 7 P: 12	R: 0 H: 1 E: 0 LOB: 1 K: 0 BB: 0 S: 11 P: 17	R: 0 H: 0 E: 0 LOB: 0 K: 1 BB: 0 S: 8 P: 11	1B: 5 SF: 0 2B: 3 SAC: 0 3B: 0 DP: 2 HR: 0 HBP: 0						

PITCHER	IP	WLS	BF	H	R	ER	SO	BB	IBB	HBP	BLK	WP	HR	S	P	ERA	WHIP
Kirk Rueter, L (1, 1) ERA: 5.12	6.0	W	26	7	2	2	1	2	0	0	0	0	0	47	86	3.00	1.500
John Johnstone, R (7, 1) ERA: 1.47	2.0	H	7	1	0	0	0	1	0	0	0	0	0	18	29	0.00	1.000
Robb Nen, R (9, 1) ERA: 4.13	1.0	S	3	0	0	0	1	0	0	0	0	0	0	8	11	0.00	0.000

PITCHER	IP	WLS	BF	H	R	ER	SO	BB	IBB	HBP	BLK	WP	HR	S	P	ERA	WHIP

San Francisco Giants @ Atlanta Braves

Turner Field, Atlanta, GA

Sun Aug 08 1999, 1:10 PM EDT
Att. 38,026 - Overcast - 90 F

livebaseballscorecards.com

AB	33
R	2
H	8
RBI	2
BB	3
SO	2
LOB	19

Houston Astros @ Atlanta Braves

Turner Field, Atlanta, GA

Mon Aug 09 1999, 7:40 PM EDT

Att. 40,072 - Unknown - 91 F

TOP

livebaseballscorecards.com

Batter	1	2	3	4	5	6	7	8	9	AB	R	H	RBI	BB	SO	LOB
Craig Biggio, R (1, 4) OBP: 0.397, SLG: 0.478	C B C B X 2-2 F8 ①		S X 0-1 1B 1B 1B		B F B C S 2-3 K ①		X 0-0 1B 1B		C F F B X 1-2 F8 ①	5	1	2	0	0	1	0
Bill Spiers, L (1, 7) OBP: 0.361, SLG: 0.395	C X 0-1 1B 1B		X 0-0 F8 ①		C B B C X 2-2 F9 ②		1 SAFE B X 1-0 G4-3 1-3 1B		C B X 1-1 DI 1B	5	0	3	0	0	0	1
5 Jeff Bagwell, R (1, 3) OBP: 0.447, SLG: 0.627	B 1 SAFE B X 2-0 L7 ②		B F 1 SAFE B B F X 2-2 F8 ②		X 0-0 2B		F F S 0-3 K ①		S B S S X 1-2 F7 ②	5	0	1	0	0	1	5
Derek Bell, R (1, 9) OBP: 0.315, SLG: 0.363	S F B F B F X 2-2 1-2 1B		C 1 SAFE C P X 1-2 1B 1-2 1B		C C B F X 1-2 G5-3 ③		X 0-0 G4-3 ②③ 1-2f		B S F B X 2-2 F9 ③ 1-2	5	0	2	0	0	0	4
Carl Everett, S (1, 8) OBP: 0.390, SLG: 0.545	X 0-0 G4-3 ③		C X 0-1 1-2 2-H 1B			X 0-0 G4-3 G1-3 1B 1B		C S B X 1-2 F9 SF8 2B		4	2	3	1	0	0	2
Russ Johnson, R (1, 5) OBP: 0.359, SLG: 0.459		B C C X 1-2 P4 ①	B B C X 2-1 F9 ③			1 SAFE 1 SAFE F B B F X 2-2 G1-3 ① 1-2		B X 1-0 F9 ① 2-3		4	0	0	0	0	0	4
Paul Bako, L (1, 2) OBP: 0.355, SLG: 0.395		B B X 2-0 P5 ②		X 0-0 G4-3 ①		B B X 2-0 G4-3 ② 2-3		S B X 1-1 SF8 ② 3-H		3	0	0	1	0	0	1
Tim Bogar, R (1, 6) OBP: 0.340, SLG: 0.363		T F X 0-2 1B		X 0-0 G4-3 ②		S C X 0-2 3-H 1B		X 0-0 1B		4	0	3	1	0	0	0
Chris Holt, R (1, 1) OBP: 0.114, SLG: 0.061		B C F S 1-3 K ③		C C C 0-3 K ③		X 0-0 G6-3 ③		1 SAFE S T S 0-3 K ③		3	0	0	0	0	2	2
Doug Henry, R (7, 1)										1	0	0	0	0	1	1
Brian Williams, R (8, 1) OBP: 0.500, SLG: 0.500										0	0	0	0	0	0	0
Inning Stats	R: 0 E: 0 K: 0 S: 12 H: 2 LOB: 2 BB: 0 P: 18	R: 0 E: 0 K: 1 S: 10 H: 1 LOB: 1 BB: 0 P: 14	R: 1 E: 0 K: 0 S: 14 H: 3 LOB: 2 BB: 0 P: 18	R: 0 E: 0 K: 1 S: 5 H: 0 LOB: 0 BB: 0 P: 5	R: 0 E: 0 K: 1 S: 11 H: 1 LOB: 1 BB: 0 P: 16	R: 1 E: 0 K: 0 S: 9 H: 2 LOB: 1 BB: 0 P: 13	R: 0 E: 0 K: 1 S: 6 H: 2 LOB: 1 BB: 0 P: 7	R: 1 E: 0 K: 1 S: 10 H: 2 LOB: 1 BB: 0 P: 13	R: 0 E: 0 K: 0 S: 12 H: 1 LOB: 1 BB: 0 P: 17	1B: 12 2B: 2 3B: 0 HR: 0 SF: 1 SAC: 0 DP: 1 HBP: 0						

	AB	39
	R	3
	H	14
	RBI	3
	BB	0
	SO	5
	LOB	20

WP: 0 PB: 0 SB: 0 CS: 0 PA: 40

PITCHER		IP	WLS	BF	H	R	ER	SO	BB	IBB	HBP	BLK	WP	HR	S	P	ERA	WHIP
29 John Smoltz, R ERA: 3.51	(1, 1)	7.0		31	11	2	2	4	0	0	0	0	0	0	67	91	2.57	1.571
Rudy Seanez, R ERA: 2.74	(8, 1)	1.0	W	5	2	1	1	1	0	0	0	0	0	0	10	13	9.00	2.000
John Rocker, L ERA: 2.31	(9, 1)	1.0	S	4	1	0	0	0	0	0	0	0	0	0	12	17	0.00	1.000

PITCHER	IP	WLS	BF	H	R	ER	SO	BB	IBB	HBP	BLK	WP	HR	S	P	ERA	WHIP

BOTTOM

Houston Astros @ Atlanta Braves

Turner Field, Atlanta, GA

Mon Aug 09 1999, 7:40 PM EDT

Att. 40,072 - Unknown - 91 F

Batter	1	2	3	4	5	6	7	8	9	AB	R	H	RBI	BB	SO	LOB
Gerald Williams, R (1, 7) OBP: 0.341, SLG: 0.485	C S F B X 1-2 L3 1B		C C X 0-2 FC6-4 1B		C S B C 1-3 ① K		X 0-0 ② SF8 2-3 3-H	B C B B S F S 3-3 ③ K		4	0	2	1	0	2	1
Keith Lockhart, L (1, 4) OBP: 0.324, SLG: 0.322	1 SAFE X 0-0 ① ② L3 1-2		B B X 2-0 ① FC6-4 10 BB 1B 1-2f		X 0-0 10 G4-6-3 1B		B B B B 4-0 10 1B BB			3	1	1	0	1	0	2
10 Chipper Jones, S (1, 5) OBP: 0.435, SLG: 0.603	B B F B X 3-1 2B		B B B F B 4-1 FC5 1B 1-2 BB		X 0-0 ② ③ G4-6-3 1-2f		X 0-0 1-2 3-H 1B			3	0	2	1	1	0	1
Brian Jordan, R (1, 9) OBP: 0.351, SLG: 0.498	F C B S 1-3 ③ K		B S B S S 2-3 ② K			B B X 2-0 ① G6-3	F B B B X 3-1 ③ F8			4	0	0	0	0	2	5
Ryan Klesko, L (1, 3) OBP: 0.383, SLG: 0.567 John Rocker, R (9, 1)		C X 0-1 ① P6	X 0-0 1-2 2-H 1B			C B F B F B X 3-2 ② F9		C B X 1-1 S 11 1B 2B		4 0	1 0	2 0	1 0	0 0	0 0	0 0
Andruw Jones, R (1, 8) OBP: 0.352, SLG: 0.493		B B B C B 4-1 G5-3 BB	X 0-0 ③ FC5 2-3f			B B B C F F B X 3-2 ③ G6-3		B B B C F B 4-2 S 11 1B BB		2	1	0	0	2	0	2
Greg Myers, L (1, 2) OBP: 0.370, SLG: 0.447 Walt Weiss, S (7, PR) OBP: 0.312, SLG: 0.302 (8, 6)		B B B B B 4-0 G5-3 1-2 BB	X 0-0 ① F7				X 0-0 SH5-4 1B SF8 1B	L L F B B B S 3-3 ① K 1-2 2-3		2 1	0 1	1 1	0 0	1 0	0 1	0 2
José Hernández, R (1, 6) OBP: 0.360, SLG: 0.449 11 Pascual Matos, R (8, 2) OBP: 0.125, SLG: 0.125		F B F X 1-2 ② G5-3 1-2 2-3	C B X 1-1 ② G4-3				B F B S X 2-2 SF8 SH5-4 10 1-2 1B 1B	F B X 1-1 2-H 3-H 1B		3 1	1 0	1 1	0 2	0 0	0 0	2 0
29 John Smoltz, R (1, 1) OBP: 0.286, SLG: 0.415 Ozzie Guillen, L (7, PH) OBP: 0.271, SLG: 0.294 Rudy Seanez, R (8, 1) Brian Hunter, R (8, PH) OBP: 0.358, SLG: 0.435 (9, 3)		F S S 0-3 ③ K	X 0-0 ③ F9				X 0-0 ① SH5-4 1-2 2-3	B C X 1-1 ② G6-3		2 0 0 1	0 0 0 0	0 0 0 0	0 0 0 0	1 0 0 0	2 0 0 0	2 0 0 1
Inning Stats	R: 0 H: 2 E: 0 LOB: 1 K: 1 BB: 0 S: 10 P: 15	R: 0 H: 0 E: 0 LOB: 2 K: 1 BB: 2 S: 9 P: 18	R: 1 H: 2 E: 0 LOB: 2 K: 1 BB: 1 S: 10 P: 18	R: 0 H: 0 E: 0 LOB: 0 K: 0 BB: 0 S: 4 P: 5	R: 0 H: 1 E: 0 LOB: 0 K: 1 BB: 0 S: 5 P: 6	R: 0 H: 0 E: 0 LOB: 0 K: 0 BB: 0 S: 9 P: 17	R: 2 H: 3 E: 0 LOB: 2 K: 0 BB: 1 S: 9 P: 18	R: 2 H: 2 E: 0 LOB: 1 K: 2 BB: 1 S: 16 P: 29		1B: 8 SF: 1 2B: 3 SAC: 1 3B: 0 DP: 2 HR: 0 HBP: 0						

livebaseballscorecards.com

AB	30
R	5
H	10
RBI	5
BB	5
SO	6
LOB	18

PITCHER		IP	WLS	BF	H	R	ER	SO	BB	IBB	HBP	BLK	WP	HR	S	P	ERA	WHIP
Chris Holt, R ERA: 4.38	(1, 1)	6.2		30	8	3	3	4	4	0	0	0	0	0	54	92	4.05	1.800
Doug Henry, R ERA: 5.64	(7, 1)	0.2	L	5	2	2	2	1	1	0	0	0	0	0	12	24	27.00	4.500
Brian Williams, R ERA: 4.43	(8, 1)	0.2		2	0	0	0	1	0	0	0	0	0	0	6	10	0.00	0.000

PITCHER	IP	WLS	BF	H	R	ER	SO	BB	IBB	HBP	BLK	WP	HR	S	P	ERA	WHIP

Batter	1	2	3	4	5	6	7	8	9	AB	R	H	RBI	BB	SO	LOB
Craig Biggio, R (1, 4) OBP: 0.397, SLG: 0.477	B B B B 4-0 G4-6-3 BB		X 0-0 ② SF8 3-H		B X 1-0 E6 5 BB 1B SF8 1-2 2-3		B F B X 2-1 1B 1B		S F B X 1-2 ② F8	3	1	1	1	1	0	2
Ricky Gutierrez, R (1, 6) OBP: 0.344, SLG: 0.386	C F X 0-2 ① ② G4-6-3 1-2f		B S F S 1-3 ③ K		C B F B B X 3-2 5 BB 1B 1-2 2-3 3-H		X 0-0 1-2 1B		F C B X 1-2 ③ G1-3	5	0	2	1	0	1	1
5 Jeff Bagwell, R (1, 3) OBP: 0.449, SLG: 0.627	B B F B B 4-1 BB			B B X 2-0 1B	B B B B 4-0 BB 1-2 2-3 3-H		B C F S 1-3 ② K			2	0	1	1	2	1	2
Derek Bell, R (1, 9) OBP: 0.313, SLG: 0.360	1 SAFE C B B F B X 3-2 ③ G4-3			X 0-0 ① F9	C F B X 1-2 ② SF8 3-H		B F B S B F X 3-2 ③ G6-3			3	0	0	1	0	0	4
Carl Everett, S (1, 8) OBP: 0.386, SLG: 0.539		F B B S X 2-2 ① F9		C B F B F F X 2-2 ② F7	C S B B B C 3-3 ③ K			F S S X 1-2 ① G6-3		4	0	0	0	0	1	3
Matt Mieske, R (1, 7) OBP: 0.391, SLG: 0.618		C B B F F X 1-2 ② F9		B B X 2-0 ③ L4		B S F F B X 2-2 ① G6-3		B S F F F X 1-2 1B		4	0	1	0	0	0	1
Russ Johnson, R (1, 5) OBP: 0.356, SLG: 0.451		X 0-0 ③ G1-3			B F X 1-1 E 1B 1B 1B	F B B X 2-1 ② G1-3		B X 1-0 ② F8		4	1	1	0	0	0	1
Randy Knorr, R (1, 2) OBP: 0.214, SLG: 0.222		B B F X 2-1 SH3-4 SF8 2B			X 0-0 1B 5 E BB 1B 1-2	B B C F B X 3-2 ③ G4-3		B B C S S 2-3 ③ K		4	2	2	0	0	1	1
Shane Reynolds, R (1, 1) OBP: 0.208, SLG: 0.222 Jay Powell, R (8, 1) Tim Bogar, R (9, PH) OBP: 0.339, SLG: 0.362			X 0-0 ① SH3-4 2-3		F F T 0-2 ① K		S B S S 1-3 ① K		C B C F X 1-2 ① G5-3	2 0 1	0 0 0	0 0 0	0 0 0	0 0 0	2 0 0	2 0 0
Inning Stats	R: 0 H: 0 E: 0 LOB: 1 K: 0 BB: 2 S: 7 P: 18	R: 0 H: 0 E: 0 LOB: 0 K: 0 BB: 0 S: 9 P: 12	R: 1 H: 1 E: 0 LOB: 0 K: 1 BB: 0 S: 7 P: 10	R: 0 H: 1 E: 0 LOB: 1 K: 0 BB: 0 S: 8 P: 14	R: 3 H: 3 E: 1 LOB: 2 K: 2 BB: 1 S: 16 P: 29	R: 0 H: 0 E: 0 LOB: 0 K: 0 BB: 0 S: 9 P: 16	R: 0 H: 2 E: 0 LOB: 2 K: 2 BB: 0 S: 13 P: 20	R: 0 H: 1 E: 0 LOB: 1 K: 1 BB: 0 S: 11 P: 16	R: 0 H: 0 E: 0 LOB: 0 K: 0 BB: 0 S: 10 P: 13	1B: 7 SF: 2 2B: 1 SAC: 1 3B: 0 DP: 1 HR: 0 HBP: 0						WP: 0 PA: 38 PB: 0 SB: 0 CS: 0

TOP

Houston Astros @ Atlanta Braves

Turner Field, Atlanta, GA

Tue Aug 10 1999, 7:40 PM EDT

Att. 38,303 - Cloudy - 87 F

livebaseballscorecards.com

AB	32
R	4
H	8
RBI	4
BB	3
SO	6
LOB	17

PITCHER		IP	WLS	BF	H	R	ER	SO	BB	IBB	HBP	BLK	WP	HR	S	P	ERA	WHIP
Tom Glavine, L ERA: 4.14	(1, 1)	7.0	W	31	7	4	2	5	3	0	0	0	0	0	69	119	2.57	1.429
Mike Remlinger, L ERA: 2.59	(8, 1)	1.0	H	4	1	0	0	1	0	0	0	0	0	0	11	16	0.00	1.000
John Rocker, L ERA: 2.26	(9, 1)	1.0	S	3	0	0	0	0	0	0	0	0	0	0	10	13	0.00	0.000

PITCHER	IP	WLS	BF	H	R	ER	SO	BB	IBB	HBP	BLK	WP	HR	S	P	ERA	WHIP

Houston Astros @ Atlanta Braves

Turner Field, Atlanta, GA

Tue Aug 10 1999, 7:40 PM EDT

Att. 38,303 - Cloudy - 87 F

BOTTOM

livebaseballscorecards.com

Batter	1	2	3	4	5	6	7	8	9	AB	R	H	RBI	BB	SO	LOB
Gerald Williams, R (1, 7) OBP: 0.340, SLG: 0.481	C B B F X 2-2 HR 1B	C T T T S 0-3 ③ K2-3			B S X 1-1 ① G6-3		X 0-0 ① FC1-6 1-2f 2B			4	2	1	0	0	1	2
Bret Boone, R (1, 4) OBP: 0.309, SLG: 0.412	B X 1-0 1-H HR		S B B X 2-1 ① L9		B B B C S S 3-3 ② K		B 1 SAFE C X 1-1 10 F9 1-H 3-H 2B			4	1	2	4	0	1	0
10 Chipper Jones, S (1, 5) OBP: 0.435, SLG: 0.609	X 0-0 HR		B B B C C B 4-2 1B BB		C B B B C F X 3-2 ③ F8		B B X 2-0 ② F9 2-3			3	1	1	1	1	0	1
Brian Jordan, R (1, 9) OBP: 0.350, SLG: 0.495	B C F B S 2-3 ① K		X 0-0 1-2 1B			B C X 1-1 ① G6-3	B B X 2-0 ③ F9			4	0	1	0	0	1	1
Ryan Klesko, L (1, 3) OBP: 0.385, SLG: 0.577 Brian Hunter, R (9, 3) OBP: 0.358, SLG: 0.435	X 0-0 1B		B B B X 3-0 ② F7			X 0-0 HR		X 0-0 ① G5-3		4 0	1 0	2 0	1 0	0 0	0 0	2 0
Andruw Jones, R (1, 8) OBP: 0.349, SLG: 0.488	C F C 0-3 ② K		B S F S 1-3 ③ K			B F X 1-1 ② F7		S S B S 1-3 ② K		4	0	0	0	0	3	3
Greg Myers, L (1, 2) OBP: 0.367, SLG: 0.438	X 0-0 ③ G1-3			B C F X 1-2 ① G4-3		B S X 1-1 ③ P6		B C B S B B 4-2 1B BB		3	0	0	0	1	0	1
José Hernández, R (1, 6) OBP: 0.358, SLG: 0.445 Walt Weiss, S (8, 6) OBP: 0.314, SLG: 0.305		B S C F X 1-2 ① G1-3		C S B F S 1-3 ② K			X 0-0 SH S 2B E6	X 0-0 1-2 1B		3 1	1 0	0 1	0 0	0 0	1 0	0 0
Tom Glavine, L (1, 1) OBP: 0.180, SLG: 0.167 Ozzie Guillen, L (7, PH) OBP: 0.271, SLG: 0.294 Mike Remlinger, L (8, 1) Keith Lockhart, L (8, PH) OBP: 0.321, SLG: 0.320 John Rocker, R (9, 1)		B X 1-0 ② G3		X 0-0 ③ G1-3			1 SAFE C X 0-1 1-3 SH FC1-6	F F X 0-2 ③ L4		2 0 0 0 1 0	0 0 0 0 0 0	0 0 0 0 0 0	0 0 0 0 0 0	0 0 0 0 0 0	0 0 0 0 2 0	0 0 0 0 0 0
Inning Stats	R: 3 H: 4 E: 0 LOB: 1 K: 2 BB: 0 S: 13 P: 18	R: 0 H: 0 E: 0 LOB: 0 K: 1 BB: 0 S: 10 P: 12	R: 0 H: 1 E: 0 LOB: 2 K: 1 BB: 1 S: 9 P: 19	R: 0 H: 0 E: 0 LOB: 0 K: 1 BB: 0 S: 8 P: 10	R: 0 H: 0 E: 0 LOB: 0 K: 1 BB: 0 S: 9 P: 16	R: 1 H: 1 E: 0 LOB: 0 K: 0 BB: 0 S: 7 P: 10	R: 2 H: 1 E: 2 LOB: 1 K: 0 BB: 0 S: 8 P: 13	R: 0 H: 1 E: 0 LOB: 2 K: 1 BB: 1 S: 10 P: 15		1B: 4 SF: 0 2B: 1 SAC: 1 3B: 0 DP: 0 HR: 3 HBP: 0						

	AB	33
	R	6
	H	8
	RBI	6
	BB	2
	SO	7
	LOB	12

WP: 0 PA: 36
PB: 0
SB: 1
CS: 0

PITCHER		IP	WLS	BF	H	R	ER	SO	BB	IBB	HBP	BLK	WP	HR	S	P	ERA	WHIP
Shane Reynolds, R ERA: 3.57	(1, 1)	7.0	L	31	7	6	4	6	1	0	0	0	0	3	64	98	5.14	1.143
Jay Powell, R ERA: 3.61	(8, 1)	1.0		5	1	0	0	1	1	0	0	0	0	0	10	15	0.00	2.000

PITCHER	IP	WLS	BF	H	R	ER	SO	BB	IBB	HBP	BLK	WP	HR	S	P	ERA	WHIP

Batter	1	2	3	4	5	6	7	8	9	AB	R	H	RBI	BB	SO	LOB
Craig Biggio, R (1, 4) OBP: 0.397, SLG: 0.480	0-0 G4-3 5 SF8 2B		0-1 FC4-6 1B		2-2 ① G6-3	1-0 ② SF8 3-H		0-3 ③ K		4	1	2	1	0	1	1
Bill Spiers, L (1, 5) OBP: 0.359, SLG: 0.389	0-0 ① G4-3 2-3		1-2 ① FC4-6 5 HR 1-2f		4-2 5 1B SF7 BB	0-2 ③ F7			2-3 ① K	4	2	0	0	1	1	3
5 Jeff Bagwell, R (1, 3) OBP: 0.448, SLG: 0.633	3-2 ② SF8 3-H		0-0 1-H HR		0-0 S 1-3 1B		0-0 ① F8		1-0 ② F8	4	1	2	3	0	0	0
Carl Everett, S (1, 8) OBP: 0.389, SLG: 0.540	2-2 CS 1B		0-0 G6-3 1B		2-1 ② SF7 3-H		4-0 E S CS BB		1-3 ③ K	3	0	2	1	1	1	0
Derek Bell, R (1, 9) OBP: 0.314, SLG: 0.359	1-2 ③ CS 1-2	0-0 ① G5-3	0-2 ② ③ G6-3 1-2f		4-1 1-2 BB		4-2 1-3 BB			2	0	0	0	2	0	1
Daryle Ward, L (1, 7) OBP: 0.317, SLG: 0.464 Matt Mieske, R (7, PH) OBP: 0.387, SLG: 0.612 (7, 7)		1-0 FC5-4 1B 1B		0-0 ① G4-3	0-1 ③ L3		3-2 ② ③ F9 3-H			3 1	0 0	1 0	0 0	0 0	0 0	2 2
Paul Bako, L (1, 2) OBP: 0.360, SLG: 0.407 Glen Barker, S (8, PH) OBP: 0.378, SLG: 0.375 Randy Knorr, R (8, 2) OBP: 0.214, SLG: 0.222	0-0 FC5-4 1-2 1B		0-0 G6-3 2B		1-3 ① K		1-2 ① F9			3 1 0	0 0 0	2 0 0	0 0 0	0 0 0	1 0 0	0 0 0
Ricky Gutierrez, R (1, 6) OBP: 0.348, SLG: 0.385	1-1 ② FC5-4 1-2f 2-3		0-0 ② G6-3 2-3		0-1 1B SF8 1B		4-1 BB			3	1	1	0	1	0	3
Jose Lima, R (1, 1) OBP: 0.145, SLG: 0.113 Russ Johnson, R (6, PH) OBP: 0.361, SLG: 0.456 Brian Williams, R (6, 1) OBP: 0.500, SLG: 0.500 Tim Bogar, R (8, PH) OBP: 0.338, SLG: 0.360 Billy Wagner, L (8, 1)	1-0 ③ G1		0-3 ③ K		0-1 1-3 1B		0-0 ② F9			2 1 0 1 0	0 0 0 0 0	0 1 0 0 0	0 0 0 0 0	1 0 0 0 0	3 0 0 1 0	
Inning Stats	R: 1 H: 2 E: 0 LOB: 0 K: 0 BB: 0 S: 12 P: 17	R: 0 H: 2 E: 0 LOB: 2 K: 0 BB: 0 S: 6 P: 9	R: 2 H: 3 E: 0 LOB: 0 K: 0 BB: 0 S: 10 P: 11	R: 0 H: 1 E: 0 LOB: 1 K: 1 BB: 0 S: 6 P: 6	R: 1 H: 1 E: 0 LOB: 2 K: 0 BB: 2 S: 11 P: 23	R: 1 H: 2 E: 0 LOB: 1 K: 1 BB: 0 S: 11 P: 13	R: 0 H: 0 E: 0 LOB: 1 K: 0 BB: 2 S: 6 P: 17	R: 0 H: 0 E: 0 LOB: 1 K: 1 BB: 1 S: 11 P: 16	R: 0 H: 0 E: 0 LOB: 0 K: 2 BB: 0 S: 7 P: 11	1B: 8 SF: 3 2B: 2 SAC: 0 3B: 0 DP: 1 HR: 1 HBP: 0				WP: 0 PA: 41 PB: 1 SB: 2 CS: 2		

PITCHER		IP	WLS	BF	H	R	ER	SO	BB	IBB	HBP	BLK	WP	HR	S	P	ERA	WHIP
Greg Maddux, R ERA: 3.57	(1, 1)	5.1	W	27	11	5	5	2	2	0	0	0	0	1	52	74	8.44	2.438
Russ Springer, R ERA: 4.06	(6, 1)	0.2	H	2	0	0	0	0	0	0	0	0	0	0	4	5	0.00	0.000
Mike Remlinger, L ERA: 2.57	(7, 1)	0.1	H	3	0	0	0	0	2	0	0	0	0	0	3	11	0.00	6.000
30 Kevin McGlinchy, R ERA: 3.23	(7, 1)	0.2	H	1	0	0	0	0	0	0	0	0	0	0	3	6	0.00	0.000
Terry Mulholland, L ERA: 5.19	(8, 1)	1.0	H	4	0	0	0	1	1	0	0	0	0	0	11	16	0.00	1.000

PITCHER		IP	WLS	BF	H	R	ER	SO	BB	IBB	HBP	BLK	WP	HR	S	P	ERA	WHIP
John Rocker, L ERA: 2.22	(9, 1)	1.0	S	3	0	0	0	2	0	0	0	0	0	0	7	11	0.00	0.000

TOP

Houston Astros @ Atlanta Braves

Turner Field, Atlanta, GA

Wed Aug 11 1999, 7:40 PM EDT

Att. 39,578 - Unknown - 75 F

livebaseballscorecards.com

AB	32
R	5
H	11
RBI	5
BB	5
SO	5
LOB	16

Houston Astros @ Atlanta Braves

Turner Field, Atlanta, GA

Wed Aug 11 1999, 7:40 PM EDT

Att. 39,578 - Unknown - 75 F

livebaseballscorecards.com

BOTTOM

Batter	1	2	3	4	5	6	7	8	9	AB	R	H	RBI	BB	SO	LOB
Gerald Williams, R (1, 7) OBP: 0.337, SLG: 0.479	C X 0-1 ① F8	B C X 1-1 ② G4-3 2-3		C B B S F F B S 3-3 ② K		C C F B F F X 1-2 ② G5-3		F C F B X 1-2 S 10 PB 2B 2-H		5	1	1	1	0	1	1
Bret Boone, R (1, 4) OBP: 0.312, SLG: 0.422	X 0-0 10 G3 1B 2B	C B B X 2-1 3-H HR		C S X 0-2 ③ G6-3		C X 0-1 ③ F7		B B F S B F B 4-2 10 PB 2-3 BB		4	2	2	2	1	0	0
10 Chipper Jones, S (1, 5) OBP: 0.435, SLG: 0.616	B X 1-0 ② G3 2-3	F B B X 2-1 HR			B C X 1-1 2B 2B		C S B C 1-3 ① K	F B F F C 1-3 ③ K 1-2 3-H		5	2	2	1	0	2	2
Brian Jordan, R (1, 9) OBP: 0.354, SLG: 0.496	S B F X 1-2 BB 3-H 1B	B X 1-0 1B			F F F X 0-2 ① P4		B B B F B 4-1 FC6-4 BB			3	0	2	1	1	0	1
Ryan Klesko, L (1, 3) OBP: 0.386, SLG: 0.578 Terry Mulholland, R (8, 1) OBP: 0.118, SLG: 0.091 Walt Weiss, S (9, 6) OBP: 0.314, SLG: 0.305	B B B B 4-0 1-2 BB	B F X 1-1 ③ F8			X 0-0 E 2-H 2B		X 0-0 ② F7			3 0 0	0 0 0	1 0 0	1 0 0	1 0 0	0 0 0	2 0 0
Andruw Jones, R (1, 8) OBP: 0.346, SLG: 0.484	C X 0-1 ③ P2	X 0-0 ① B1-3			F F X 0-2 ② F7		1 SAFE X 0-0 ③ FC6-4 1-2f			4	0	0	0	0	0	4
José Hernández, R (1, 6) OBP: 0.359, SLG: 0.452 John Rocker, R (9, 1)		B X 1-0 HR C C B S 1-3 ② K			C B X 1-1 E5 2-3			B B B C F F B 4-2 S G5-3 2B BB		3 0	2 0	1 0	1 0	1 0	1 0	1 0
Eddie Pérez, R (1, 2) OBP: 0.300, SLG: 0.333		F X 0-1 G4-3 SH3-4 HR 1B B C X 1-1 ③ L6			F F S 0-3 ③ K			B C C X 1-2 ① G5-3 1-2		4	1	1	0	0	1	3
Greg Maddux, R (1, 1) OBP: 0.234, SLG: 0.400 Russ Springer, R (6, 1) Ozzie Guillen, L (6, PH) OBP: 0.270, SLG: 0.292 Mike Remlinger, L (7, 1) 30 Kevin McGlinchy, R (7, 1) Brian Hunter, R (8, 3) OBP: 0.355, SLG: 0.431		B X 1-0 ① SH3-4 1-2		F S X 0-2 ① G6-3		B B C X 2-1 ① L5		B X 1-0 ② P2		1 0 1 0 0 0 1	0 0 0 0 0 0 0	0 0 0 0 0 0 0	0 0 0 0 0 0 0	0 0 0 0 0 0 0	0 0 0 0 0 0 0	0 0 0 0 0 0 1
Inning Stats	R: 1 E: 0 K: 0 S: 9 H: 2 LOB: 2 BB: 1 P: 15	R: 4 E: 0 K: 0 S: 13 H: 5 LOB: 1 BB: 0 P: 22	R: 0 E: 0 K: 1 S: 6 H: 0 LOB: 0 BB: 0 P: 8	R: 0 E: 0 K: 1 S: 11 H: 0 LOB: 0 BB: 0 P: 14	R: 1 E: 1 K: 1 S: 15 H: 2 LOB: 2 BB: 0 P: 17	R: 0 E: 0 K: 0 S: 10 H: 0 LOB: 0 BB: 0 P: 13	R: 0 E: 0 K: 1 S: 6 H: 0 LOB: 1 BB: 1 P: 11	R: 2 E: 0 K: 1 S: 18 H: 1 LOB: 1 BB: 2 P: 30		1B: 3 2B: 4 3B: 0 HR: 3 SF: 0 SAC: 1 DP: 0 HBP: 0						

	AB	34
	R	8
	H	10
	RBI	7
	BB	4
	SO	5
	LOB	15

WP: 0 PB: 1 SB: 2 CS: 0 PA: 39

PITCHER		IP	WLS	BF	H	R	ER	SO	BB	IBB	HBP	BLK	WP	HR	S	P	ERA	WHIP
Jose Lima, R ERA: 3.62	(1, 1)	5.0	L	26	9	6	6	3	1	0	0	0	0	3	54	76	10.80	2.000
Brian Williams, R ERA: 4.24	(6, 1)	2.0		7	0	0	0	1	1	0	0	0	0	0	16	24	0.00	0.500
Billy Wagner, L ERA: 2.28	(8, 1)	1.0		6	1	2	1	1	2	0	0	0	0	0	18	30	9.00	3.000

PITCHER	IP	WLS	BF	H	R	ER	SO	BB	IBB	HBP	BLK	WP	HR	S	P	ERA	WHIP

Batter	1	2	3	4	5	6	7	8	9	AB	R	H	RBI	BB	SO	LOB
Gerald Williams, R (1, 7) OBP: 0.338, SLG: 0.477	B F C X 1-2 10 CS 1B		B C C X 1-2 E1 10 G3-1	F X 0-1 2-H 3-H 2B 1B		C S S 0-3 ③ K		C B X 1-1 ② P4		5	1	2	2	0	1	0
Bret Boone, R (1, 4) OBP: 0.315, SLG: 0.424	X 0-0 ① F8		B B C X 2-1 ① P6	B F B B X 3-1 10 G3 1-H 2B			B B B 4-0 10 WP 10 HR BB	B F B B B 4-1 BB		3	1	1	1	2	0	2
10 Chipper Jones, S (1, 5) OBP: 0.435, SLG: 0.628	1 SAFE B X 1-0 ② 1-2 HR		B B B X 3-0 ② G3-1 2-3	S B B X 3-1 ② G3 2-3			B B X 2-0 1-H HR	C B F C 1-3 ③ K		5	2	2	3	0	1	3
Brian Jordan, R (1, 9) OBP: 0.358, SLG: 0.498	F C F X 0-2 1B 1B		H 1-0 HBP	B C X 1-1 G5-3			X 0-0 1B 1B		B B B B 4-0 G1-6-3 BB	3	0	2	0	1	0	1
Ryan Klesko, L (1, 3) OBP: 0.386, SLG: 0.575 Brian Hunter, R (7, PH) OBP: 0.350, SLG: 0.424 (7, 3)	1 SAFE 1 SAFE B B X 2-0 1-2 1B		1 SAFE S S B B F 1 SAFE 1 SAFE X 2-2 ③ P2		S B B S S 2-3 ① K		X 0-0 ① F7		X 0-0 ① ② G1-6-3 1-2f	3 2	0 0	1 0	0 0	0 0	1 0	2 2
Andruw Jones, R (1, 8) OBP: 0.345, SLG: 0.480	B F F X 1-2 ③ P1			S B B F X 2-2 S 1B 1B	F B B S S 2-3 ② K		C F B S 1-3 ② K		C B F B S 2-3 ③ K	5	1	1	0	0	3	3
Greg Myers, L (1, 2) OBP: 0.370, SLG: 0.439		B X 1-0 ① G5-3	C B B B X 3-1 SH5-4 1-H 1B 1B	X 0-0 ③ G4-3			1 SAFE 1 SAFE C F F 1 SAFE F X 0-2 1-2 1B			4	1	2	1	0	0	0
José Hernández, R (1, 6) OBP: 0.358, SLG: 0.450 Walt Weiss, S (7, 6) OBP: 0.314, SLG: 0.305		C B S B B X 2-2 ② L9	B X 1-0 SH5-4 1-2 1B 1B			C B F B C 2-3 ① K	X 0-0 ③ P3			4 0	1 0	1 0	0 0	0 0	1 0	2 0
Kevin Millwood, R (1, 1) OBP: 0.167, SLG: 0.154 Rudy Seanez, R (9, 1)		F X 0-1 ③ F9	X 0-0 ① SH5-4 1-2 2-3			F X 0-1 ② G6-3		X 0-0 ① G3-1		3 0	0 0	0 0	0 0	0 0	0 0	0 0
Inning Stats	R: 1 H: 4 E: 0 LOB: 2 K: 0 BB: 0 S: 13 P: 18	R: 0 H: 0 E: 0 LOB: 0 K: 0 BB: 0 S: 6 P: 9	R: 0 H: 0 E: 1 LOB: 2 K: 0 BB: 0 S: 9 P: 18	R: 4 H: 5 E: 0 LOB: 1 K: 0 BB: 0 S: 15 P: 28	R: 0 H: 0 E: 0 LOB: 0 K: 2 BB: 0 S: 7 P: 11	R: 0 H: 0 E: 0 LOB: 0 K: 2 BB: 0 S: 8 P: 10	R: 2 H: 3 E: 0 LOB: 2 K: 1 BB: 1 S: 12 P: 19	R: 0 H: 0 E: 0 LOB: 1 K: 1 BB: 1 S: 7 P: 13	R: 0 H: 0 E: 0 LOB: 0 K: 1 BB: 1 S: 4 P: 10	1B: 9 SF: 0 2B: 1 SAC: 1 3B: 0 DP: 1 HR: 2 HBP: 1						

PITCHER		IP	WLS	BF	H	R	ER	SO	BB	IBB	HBP	BLK	WP	HR	S	P	ERA	WHIP
37 Darren Dreifort, R ERA: 5.65	(1, 1)	6.0	L	31	11	7	7	4	1	0	1	0	1	2	60	102	10.50	2.000
Onan Masaoka, L ERA: 3.61	(7, 1)	1.0		4	1	0	0	1	0	0	0	0	0	0	10	11	0.00	1.000
Jamie Arnold, R ERA: 4.94	(8, 1)	2.0		7	0	0	0	2	2	0	0	0	0	0	11	23	0.00	1.000

PITCHER	IP	WLS	BF	H	R	ER	SO	BB	IBB	HBP	BLK	WP	HR	S	P	ERA	WHIP

TOP

Atlanta Braves @ Los Angeles Dodgers

Dodger Stadium, Los Angeles, CA

Fri Aug 13 1999, 7:10 PM PDT

Att. 40,363 - Unknown - 73 F

livebaseballscorecards.com

AB	37
R	7
H	12
RBI	7
BB	3
SO	7
LOB	15

WP: 2 PA: 42
PB: 0
SB: 1
CS: 1

BOTTOM

Atlanta Braves @ Los Angeles Dodgers

Dodger Stadium, Los Angeles, CA

Fri Aug 13 1999, 7:10 PM PDT

Att. 40,363 - Unknown - 73 F

livebaseballscorecards.com

Batter	1	2	3	4	5	6	7	8	9	AB	R	H	RBI	BB	SO	LOB
Eric Young Sr., R (1, 4) OBP: 0.354, SLG: 0.338	BBBCX 3-1 S 1B		BBBCB 4-1 E SF7 BB		BBCBCFB 4-2 BB 1B BB		CX 0-1 ③ L9			2	1	1	0	2	0	0
Mark Grudzielanek, R (1, 6) OBP: 0.358, SLG: 0.397	1 SAFE X 0-0 ① F8		B 1 SAFE CC 1 SAFE X 1-1 ① SF7 1-H		C 1 SAFE BS 1 SAFE BX 2-2 BB 1-2 1B			CFFFBS 1-3 ① K		3	0	1	1	0	1	1
Gary Sheffield, R (1, 7) OBP: 0.411, SLG: 0.498	B 1 SAFE FFS 1-3 ② K 1-2		BCFX 1-2 ② G5-3		2 SAFE BBCBB 4-1 FC6-4 1-2 2-3 BB			CFX 0-2 ② L8		3	0	0	0	1	1	1
Eric Karros, R (1, 3) OBP: 0.357, SLG: 0.565	BBBB 4-0 BB		CX 0-1 ③ G6-3		CCX 0-2 ③ FC6-4 1-2f			BFBFBS 3-3 ③ K		3	0	0	0	1	1	3
22 Devon White, S (1, 8) OBP: 0.356, SLG: 0.424	CX 0-1 ③ F7			BBX 2-0 ① G4-3		X 0-0 ① L4			CBSX 1-2 ① G4-3	4	0	0	0	0	0	2
Raul Mondesi, R (1, 9) OBP: 0.328, SLG: 0.473		BFFFS 1-3 ① K		BBX 2-0 ② F8		X 0-0 ② G5-3			SCBX 1-2 1B FC6-4 1B	4	1	1	0	0	1	0
Todd Hundley, S (1, 2) OBP: 0.291, SLG: 0.449		BCBFC 2-3 ② K		SBX 1-1 ③ F9		CBFBS 2-3 ③ K			X 0-0 FC6-4 1-3 1B	4	0	1	0	0	2	0
Adrián Beltré, R (1, 5) OBP: 0.356, SLG: 0.442		BCBBX 3-1 HR			X 0-0 ① G1-3		BFCBFBS 3-3 ① K		SFBBX 1-2 ② FC6-4 1-2f 3-H	4	1	1	2	0	1	1
37 Darren Dreifort, R (1, 1) OBP: 0.240, SLG: 0.298 Onan Masaoka, R (7, 1) Todd Hollandsworth, L (7, PH) OBP: 0.358, SLG: 0.491 Jamie Arnold, R (8, 1) OBP: 0.200, SLG: 0.200 Dave Hansen, L (9, PH) OBP: 0.431, SLG: 0.440		FCFS 0-3 ③ K			BSFC 1-3 ② K		BCFX 1-2 ② P6		BBCBFX 3-2 ③ G3-1	2 0 1 0 1	0 0 0 0 0	0 0 0 0 0	0 0 0 0 0	0 0 0 0 0	2 0 0 0 0	0 0 0 0 1
Inning Stats	R: 0 E: 0 K: 1 S: 8 H: 1 LOB: 2 BB: 1 P: 16	R: 1 E: 0 K: 3 S: 12 H: 1 LOB: 0 BB: 0 P: 18	R: 1 E: 1 K: 0 S: 8 H: 0 LOB: 0 BB: 1 P: 14	R: 0 E: 0 K: 0 S: 4 H: 0 LOB: 0 BB: 0 P: 9	R: 0 E: 0 K: 1 S: 14 H: 1 LOB: 3 BB: 2 P: 25	R: 0 E: 0 K: 1 S: 5 H: 0 LOB: 0 BB: 0 P: 7	R: 0 E: 0 K: 1 S: 9 H: 0 LOB: 0 BB: 0 P: 13	R: 0 E: 0 K: 2 S: 11 H: 0 LOB: 0 BB: 0 P: 15	R: 1 E: 0 K: 0 S: 13 H: 2 LOB: 1 BB: 0 P: 19	1B: 4 2B: 0 3B: 0 HR: 1	SF: 1 SAC: 0 DP: 0 HBP: 0						

	AB	31
	R	3
	H	5
	RBI	3
	BB	4
	SO	9
	LOB	9

WP: 0 PB: 0 SB: 1 CS: 0 PA: 36

PITCHER		IP	WLS	BF	H	R	ER	SO	BB	IBB	HBP	BLK	WP	HR	S	P	ERA	WHIP
Kevin Millwood, R ERA: 3.28	(1, 1)	8.0	W	31	3	2	1	9	4	0	0	0	0	1	71	117	1.12	0.875
Rudy Seanez, R ERA: 2.86	(9, 1)	1.0		5	2	1	1	0	0	0	0	0	0	0	13	19	9.00	2.000

PITCHER	IP	WLS	BF	H	R	ER	SO	BB	IBB	HBP	BLK	WP	HR	S	P	ERA	WHIP

Batter	1	2	3	4	5	6	7	8	9	AB	R	H	RBI	BB	SO	LOB
Gerald Williams, R (1, 7) OBP: 0.332, SLG: 0.467	G5-3	K			K	F8		FC5-4 1-2f		5	0	0	0	0	2	3
Keith Lockhart, L (1, 4) OBP: 0.326, SLG: 0.320	F9 10 BB 1B		L1		G6-3			HBP		3	0	1	0	0	0	0
10 Chipper Jones, S (1, 5) OBP: 0.437, SLG: 0.631	SAFE S BB 1-2		S G6-3 1B		2B			P5		3	0	2	0	1	0	1
Brian Jordan, R (1, 9) OBP: 0.355, SLG: 0.493	F9 2-3		G6-3 1-2		F8			P4		4	0	0	0	0	0	5
Ryan Klesko, L (1, 3) OBP: 0.384, SLG: 0.570	SAFE K 1-2		S BB 2-3			G1-3		G5-3		3	0	0	0	1	1	3
Andruw Jones, R (1, 8) OBP: 0.346, SLG: 0.487		G5-3 1B	SAFE P3 1-2			G5-3			HR	4	1	2	1	0	0	2
Greg Myers, L (1, 2) OBP: 0.364, SLG: 0.431	G5-3 1-2			F8		F9			K	3	0	0	0	0	0	1
Eddie Pérez, R (9, PH) OBP: 0.299, SLG: 0.332										1	0	0	0	0	1	0
Walt Weiss, S (1, 6) OBP: 0.310, SLG: 0.300	P3			K			G4-3		E5 FC5-4	4	0	0	0	0	1	1
29 John Smoltz, R (1, 1) OBP: 0.286, SLG: 0.405	BB			K			F7		K	1	0	0	0	1	1	0
30 Kevin McGlinchy, R (5, 1)										0	0	0	0	0	0	0
Terry Mulholland, R (5, 1) OBP: 0.118, SLG: 0.091										0	0	0	0	0	0	0
Ozzie Guillen, L (7, PH) OBP: 0.269, SLG: 0.291										1	0	0	0	0	0	0
Russ Springer, R (7, 1)										0	0	0	0	0	0	0
Bruce Chen, L (7, 1)										0	0	0	0	0	0	0
Howard Battle, R (9, PH)										1	0	0	0	0	1	1
Inning Stats	R: 0 E: 0 K: 1 S: 15 H: 1 LOB: 2 BB: 1 P: 27	R: 0 E: 0 K: 1 S: 14 H: 1 LOB: 2 BB: 1 P: 24	R: 0 E: 0 K: 0 S: 8 H: 1 LOB: 2 BB: 1 P: 17	R: 0 E: 0 K: 2 S: 7 H: 0 LOB: 0 BB: 0 P: 11	R: 0 E: 0 K: 1 S: 11 H: 1 LOB: 1 BB: 0 P: 17	R: 0 E: 0 K: 0 S: 6 H: 0 LOB: 0 BB: 0 P: 9	R: 0 E: 0 K: 0 S: 6 H: 0 LOB: 0 BB: 0 P: 8	R: 0 E: 0 K: 0 S: 9 H: 0 LOB: 1 BB: 0 P: 16	R: 1 E: 1 K: 2 S: 13 H: 1 LOB: 1 BB: 0 P: 20	1B: 3 2B: 1 3B: 0 HR: 1	SF: 0 SAC: 0 DP: 0 HBP: 1					

TOP

Atlanta Braves @ Los Angeles Dodgers

Dodger Stadium, Los Angeles, CA

Sat Aug 14 1999, 7:10 PM PDT

Att. 53,533 - Unknown - 74 F

livebaseballscorecards.com

AB	33
R	1
H	5
RBI	1
BB	3
SO	7
LOB	17

WP: 0 PB: 0 SB: 3 CS: 0 PA: 37

PITCHER		IP	WLS	BF	H	R	ER	SO	BB	IBB	HBP	BLK	WP	HR	S	P	ERA	WHIP
Kevin Brown, R ERA: 3.14	(1, 1)	7.0	W	28	4	0	0	5	3	0	0	0	0	0	67	113	0.00	1.000
Alan Mills, R ERA: 3.74	(8, 1)	1.0		4	0	0	0	0	0	0	1	0	0	0	9	16	0.00	0.000
Pedro Borbon, L ERA: 2.7	(9, 1)	1.0		5	1	1	1	2	0	0	0	0	0	1	13	20	9.00	1.000

PITCHER	IP	WLS	BF	H	R	ER	SO	BB	IBB	HBP	BLK	WP	HR	S	P	ERA	WHIP

BOTTOM

Atlanta Braves @ Los Angeles Dodgers

Dodger Stadium, Los Angeles, CA

Sat Aug 14 1999, 7:10 PM PDT

Att. 53,533 - Unknown - 74 F

livebaseballscorecards.com

Batter	1	2	3	4	5	6	7	8	9	AB	R	H	RBI	BB	SO	LOB
Mark Grudzielanek, R (1, 6) OBP: 0.362, SLG: 0.401	B B C X 2-1 G6-3 ①		C C F F B C 1-3 K ①		X 0-0 FC6-4 1B	B X 1-0 2B		B C B S F B F F B 4-2 1-2 HR BB		4	1	2	0	1	1	0
Todd Hollandsworth, L (1, 8) OBP: 0.353, SLG: 0.500	C S X 0-2 G4-3 ②		F S B B X 1-2 P5 ②		B S X 1-1 FC6-4 1B 1-2f 1B ①	B F B F X 2-2 G1-3 ③		B S X 1-1 1-H 2-H HR		5	2	1	3	0	0	2
Gary Sheffield, R (1, 7) OBP: 0.413, SLG: 0.501 Pedro Borbon, R (9, 1)	X 0-0 BB 1B		C F B F F X 1-2 F8 ③		B F X 1-1 1B 1B 1-3 FC1-2 1B		B F B C B X 3-2 1B 2B	B B B C C F X 3-2 G6-3 ①		5 0	1 0	3 0	0 0	0 0	0 0	0 0
Eric Karros, R (1, 3) OBP: 0.360, SLG: 0.567	B B 1 SAFE B C B 4-1 1-2 BB			B X 1-0 FC6-5 2B	F C X 0-2 FC1-2 1B 1-2 3-H 1B		B B X 2-0 F8 ①	B B F S X 2-2 F9 ②		4	0	2	1	1	0	1
Raul Mondesi, R (1, 9) OBP: 0.329, SLG: 0.471	X 0-0 P7 ③			B C X 1-1 FC6-5 1B FC6-4 2-3 ①	B F X 1-1 FC1-2 1-2 2-3 1B		S B F B F B B 4-2 S 1B 1B BB	B B C B X 3-1 L5 ③		4	2	1	0	1	0	3
Todd Hundley, S (1, 2) OBP: 0.297, SLG: 0.451		C B F B B B 4-2 FC5-4 BB		F 1 SAFE B 1 SAFE 1 SAFE 1 SAFE S 1 SAFE P 2-2 F X FC6-4 1-3 1B	C X 0-1 FC1-2 ② 1-2 2-3 3-Hf		B S F B F F X 2-2 1B S 1-2 2-H 1B			3	0	2	1	1	0	3
Adrian Beltré, R (1, 5) OBP: 0.355, SLG: 0.440		B C F X 1-2 FC5-4 ① 1-2f		B B X 2-0 FC6-4 S 1B ② 1-2f 3-H	S C S 0-3 K ③		B C C X 1-2 G6-4-3 1-3 2-H 1B			4	1	1	2	0	1	5
Craig Counsell, L (1, 4) OBP: 0.265, SLG: 0.255 Eric Young Sr., R (7, PH) OBP: 0.353, SLG: 0.336 Alan Mills, R (8, 1) Trenidad Hubbard, R (9, 7) OBP: 0.382, SLG: 0.374		1 SAFE B 1 SAFE X 1-0 F8 ②		C 1 SAFE 1 SAFE F P P F F B 3-2 X FC4-6 1-H 1B		B B S B X 3-1 G3 ①	F B 1 SAFE X 1-1 G6-4-3 ② ③ 1-2f			3 1 0 0	0 0 0 0	1 0 0 0	1 0 0 0	0 0 0 0	0 0 0 0	1 2 0 0
Kevin Brown, R (1, 1) OBP: 0.115, SLG: 0.085 Jose Vizcaino, S (8, 4) OBP: 0.281, SLG: 0.277		C C X 0-2 L3 ③		C B X 1-1 FC4-6 ③ 1-2f		B S F S 1-3 K ②		X 0-0 BB HR 1B		3 1	0 1	0 1	0 0	1 0	2 0	0 0
Inning Stats	R: 0 E: 0 K: 0 S: 8 H: 1 LOB: 2 BB: 1 P: 14	R: 0 E: 0 K: 0 S: 9 H: 0 LOB: 1 BB: 1 P: 15	R: 0 E: 0 K: 1 S: 13 H: 0 LOB: 0 BB: 0 P: 16	R: 2 E: 0 K: 0 S: 18 H: 3 LOB: 1 BB: 0 P: 25	R: 1 E: 0 K: 1 S: 15 H: 4 LOB: 3 BB: 0 P: 18	R: 0 E: 0 K: 1 S: 9 H: 1 LOB: 1 BB: 0 P: 16	R: 2 E: 0 K: 0 S: 17 H: 3 LOB: 1 BB: 1 P: 30	R: 3 E: 0 K: 0 S: 17 H: 2 LOB: 0 BB: 1 P: 30		1B: 10 2B: 3 3B: 0 HR: 1	SF: 0 SAC: 0 DP: 1 HBP: 0					

	AB	37
	R	8
	H	14
	RBI	8
	BB	4
	SO	3
	LOB	19

PITCHER		IP	WLS	BF	H	R	ER	SO	BB	IBB	HBP	BLK	WP	HR	S	P	ERA	WHIP
29 John Smoltz, R ERA: 3.6	(1, 1)	4.1	L	21	6	3	3	1	2	0	0	0	0	0	53	77	6.23	1.846
30 Kevin McGlinchy, R ERA: 3.23	(5, 1)	0.0		2	2	0	0	0	0	0	0	0	0	0	5	6	∞	∞
Terry Mulholland, L ERA: 5.11	(5, 1)	1.2		6	1	0	0	2	0	0	0	0	0	0	14	21	0.00	0.600
Russ Springer, R ERA: 4.6	(7, 1)	0.1		5	3	2	2	0	1	0	0	0	0	0	15	27	54.00	12.000
Bruce Chen, L ERA: 6.14	(7, 1)	1.2		7	2	3	3	0	1	0	0	0	0	1	19	33	16.20	1.800

PITCHER	IP	WLS	BF	H	R	ER	SO	BB	IBB	HBP	BLK	WP	HR	S	P	ERA	WHIP

Batter	1	2	3	4	5	6	7	8	9	10	11	AB	R	H	RBI	BB	SO	LOB
Gerald Williams, R (1, 7) OBP: 0.330, SLG: 0.466	F9		P6		K			BB 2B 10 F9	F8			5	1	1	0	0	1	1
Bret Boone, R (1, 4) OBP: 0.316, SLG: 0.422	G4-3		E7 2-H 1B			BB 10 G6-3		L3		F8		4	0	1	1	1	0	1
10 Chipper Jones, S (1, 5) OBP: 0.433, SLG: 0.623	G4-3		G4-3			G6-3 1-2f		F9 2-3		F7		5	0	0	0	0	0	3
Brian Jordan, R (1, 9) OBP: 0.360, SLG: 0.509		1B G6-4-3		HR		HR		BB BB BB		G6-3		4	2	3	2	1	0	0
Ryan Klesko, L (1, 3) OBP: 0.386, SLG: 0.574 Brian Hunter, R (8, PH) OBP: 0.359, SLG: 0.424 (8, 3)	1 SAFE F 1 SAFE S B 1 SAFE 1 SAFE X	1B 1-2 G6-4-3		G6-3		2B		BB 1-2			1B BB 1B	3 0	0 1	2 0	0 0	0 2	0 0	0 0
Andruw Jones, R (1, 8) OBP: 0.347, SLG: 0.485	G6-4-3 1-2f 2-3			P4		G6-3		BB 1-2 2-3 3-H			1B 1-2 FC4-2	4	0	1	1	1	0	3
José Hernández, R (1, 6) OBP: 0.356, SLG: 0.447 Walt Weiss, S (11, 6) OBP: 0.310, SLG: 0.300	F8			K	F8		K				FC4-2 1-3 2-H 1B	5 0	0 0	1 0	1 0	0 0	2 0	4 0
Eddie Pérez, R (1, 2) OBP: 0.299, SLG: 0.332 Ozzie Guillen, L (9, PH) OBP: 0.268, SLG: 0.290 Greg Myers, L (9, 2) OBP: 0.362, SLG: 0.429			G6-3 E 1B		F7		G6-3		G4-3		FC4-2 G1-6-3 2-3 3-H	3 1 1	1 0 0	1 0 0	0 0 0	0 0 0	0 0 0	0 0 2
Tom Glavine, L (1, 1) OBP: 0.170, SLG: 0.157 Rudy Seanez, R (8, 1) Keith Lockhart, L (9, PH) OBP: 0.304, SLG: 0.317 Mike Remlinger, L (9, 1) Howard Battle, R (11, PH) John Rocker, R (11, 1)			G6-3 1-2		G4-3		G5-3		G6-3		G1-6-3 1-2f	3 0 1 0 1 0	0 0 0 0 0 0	0 0 0 0 0 0	0 0 0 0 0 0	0 0 0 0 0 0	1 0 0 0 2 0	
Inning Stats	R: 0 E: 0 K: 0 S: 3 H: 0 LOB: 0 BB: 0 P: 7	R: 0 E: 0 K: 0 S: 13 H: 2 LOB: 1 BB: 0 P: 18	R: 1 E: 1 K: 0 S: 11 H: 2 LOB: 1 BB: 0 P: 15	R: 1 E: 0 K: 1 S: 8 H: 1 LOB: 0 BB: 0 P: 8	R: 0 E: 0 K: 1 S: 6 H: 0 LOB: 0 BB: 0 P: 9	R: 1 E: 0 K: 0 S: 10 H: 2 LOB: 1 BB: 1 P: 20	R: 0 E: 0 K: 0 S: 7 H: 0 LOB: 0 BB: 0 P: 11	R: 1 E: 0 K: 1 S: 12 H: 1 LOB: 3 BB: 3 P: 30	R: 0 E: 0 K: 0 S: 7 H: 0 LOB: 0 BB: 0 P: 11	R: 0 E: 0 K: 0 S: 3 H: 0 LOB: 0 BB: 0 P: 3	R: 1 E: 0 K: 0 S: 4 H: 2 LOB: 1 BB: 1 P: 8	1B: 6 2B: 2 3B: 0 HR: 2 SF: 0 SAC: 0 DP: 3 HBP: 0	WP: 0 PB: 0 SB: 0 CS: 0 PA: 45					

PITCHER		IP	WLS	BF	H	R	ER	SO	BB	IBB	HBP	BLK	WP	HR	S	P	ERA	WHIP
Ismael Valdez, R ERA: 3.48	(1, 1)	7.0		27	7	3	3	2	1	0	0	0	0	2	58	88	3.86	1.143
Mike Maddux, R ERA: 2.79	(8, 1)	0.2	H	4	1	1	1	0	1	0	0	0	0	0	7	15	13.50	3.000
Pedro Borbon, L ERA: 2.7	(8, 1)	0.0		1	0	0	0	0	1	0	0	0	0	0	1	5	∞	∞
Alan Mills, R ERA: 3.71	(8, 1)	0.1	B	2	0	0	0	1	1	0	0	0	0	0	4	10	0.00	3.000
Jeff Shaw, R ERA: 3.4	(9, 1)	2.0		6	0	0	0	0	0	0	0	0	0	0	10	14	0.00	0.000

PITCHER		IP	WLS	BF	H	R	ER	SO	BB	IBB	HBP	BLK	WP	HR	S	P	ERA	WHIP
Jamie Arnold, R ERA: 5.01	(11, 1)	1.0	L	5	2	1	1	0	1	0	0	0	0	0	4	8	9.00	3.000

TOP

Atlanta Braves @ Los Angeles Dodgers

Dodger Stadium, Los Angeles, CA

Sun Aug 15 1999, 5:05 PM PDT

Att. 41,606 - Unknown - 73 F

livebaseballscorecards.com

AB	40
R	5
H	10
RBI	5
BB	5
SO	3
LOB	17

Atlanta Braves @ Los Angeles Dodgers

Dodger Stadium, Los Angeles, CA

Sun Aug 15 1999, 5:05 PM PDT

Att. 41,606 - Unknown - 73 F

livebaseballscorecards.com

Batter	1	2	3	4	5	6	7	8	9	10	11	AB	R	H	RBI	BB	SO	LOB
Eric Young Sr., R (1, 4) OBP: 0.353, SLG: 0.336	C X 0-1 1B 1B 1B	B B C B X 3-2 S 2-3 1B 1B		X 0-0 ③ F7		B B C F S 2-3 ② K		X 0-0 ② ③ F7-2 3-H		X 0-0 ② FC4-6 CS 1-2f		6	2	2	0	0	1	4
Jamie Arnold, R (11, 1) OBP: 0.200, SLG: 0.200												0	0	0	0	0	0	0
Mark Grudzielanek, R (1, 6) OBP: 0.364, SLG: 0.403	B F X 1-1 1B 1-2 1B	B B C F X 2-2 BB 1-H 3-H 1B			B B X 2-0 1B 22 BB 1B	B X 1-0 ③ G4-3			B B C F X 2-2 ① G6-3		X 0-0 ① F8	6	1	3	1	0	0	0
Gary Sheffield, R (1, 7) OBP: 0.415, SLG: 0.501	B F X 1-1 ① F8	B C B C F B B 4-2 1-2 BB			B B F 1 SAFE X 2-1 22 BB 1B 1-2 FC5-2 1B		F B B X 2-1 ① G6-3		C X 0-1 22 BB G1-3 1B		X 0-0 ② G4-3	4	0	2	0	1	0	2
Todd Hollandsworth, L (9, PR) (10, 7) OBP: 0.351, SLG: 0.497												1	0	0	0	0	0	0
Eric Karros, R (1, 3) OBP: 0.357, SLG: 0.561	C F F B F B C 2-3 ② K	B C C F S 1-3 ③ K			X 0-0 FC5-2 22 BB 1-2 2-3 1B		C F X 0-2 ② F8		C X 0-1 ② G1-3 1-2		X 0-0 ③ P4	6	0	1	0	0	2	5
Raul Mondesi, R (1, 9) OBP: 0.329, SLG: 0.469	B C B X 2-1 1-2 2-H 1B		B B F F F B S 3-3 ① K		F B B B C C 2-3 ① K	B X 1-0 G5-3			I I I I 4-0 22 BB IBB			4	0	1	1	1	2	3
22 Devon White, S (1, 8) OBP: 0.360, SLG: 0.424	C B C C C 1-3 ③ K		S B B B S X 3-2 ② G6-3		B B B B 4-0 FC5-2 1-2 2-3 3-H BB			B F B B X 3-1 1B SH2-4 F7-2 1B	B B B B 4-0 1-2 2-3 BB			3	0	1	1	2	1	2
Adrian Beltré, R (1, 5) OBP: 0.352, SLG: 0.435		X 0-0 ① F9	C X 0-1 ③ F8		B B X 2-0 ② FC5-2 1-2 2-3 3-Hf			B C X 1-1 ① SH2-4 1-2	B B C S B C 3-3 ③ K			4	0	0	0	0	1	6
Paul Lo Duca, R (1, 2) OBP: 0.295, SLG: 0.235		B B X 2-0 1B SH5-4 S 1B		X 0-0 ① F8	B C X 1-1 ③ G4-3			B F X 1-1 BB 2-3 1B		X 0-0 ① G3		5	1	2	0	0	0	3
Ismael Valdez, R (1, 1) OBP: 0.063, SLG: 0.043		X 0-0 ② SH5-4 1-2		S B F C 1-3 ② K		S F X 0-2 ① G3		C B B F F F B F B 4-2 1-2 BB		B B B B 4-0 FC4-6 BB		2	0	0	0	0	1	0
Mike Maddux, L (8, 1)												0	0	0	0	0	0	0
Pedro Borbon, R (8, 1)												0	0	0	0	0	0	0
Alan Mills, R (8, 1)												0	0	0	0	0	0	0
Trenidad Hubbard, R (8, PH) OBP: 0.388, SLG: 0.374												0	0	0	0	1	0	0
Jeff Shaw, R (9, 1)												0	0	0	0	0	0	0
Jose Vizcaino, S (10, PH) OBP: 0.284, SLG: 0.277												0	0	0	0	1	0	0
(11, 4)																		
Inning Stats	R: 1 E: 0 K: 2 S: 16 H: 3 LOB: 2 BB: 0 P: 23	R: 2 E: 0 K: 1 S: 16 H: 3 LOB: 2 BB: 1 P: 28	R: 0 E: 0 K: 1 S: 8 H: 0 LOB: 0 BB: 0 P: 14	R: 0 E: 0 K: 1 S: 5 H: 0 LOB: 0 BB: 0 P: 6	R: 1 E: 0 K: 1 S: 10 H: 3 LOB: 3 BB: 1 P: 23	R: 0 E: 0 K: 1 S: 7 H: 0 LOB: 0 BB: 0 P: 10	R: 0 E: 0 K: 0 S: 6 H: 0 LOB: 0 BB: 0 P: 9	R: 0 E: 0 K: 0 S: 12 H: 2 LOB: 2 BB: 1 P: 21	R: 0 E: 0 K: 1 S: 10 H: 1 LOB: 3 BB: 2 P: 23	R: 0 E: 0 K: 0 S: 2 H: 0 LOB: 0 BB: 1 P: 6	R: 0 E: 0 K: 0 S: 3 H: 0 LOB: 0 BB: 0 P: 3						

PITCHER		IP	WLS	BF	H	R	ER	SO	BB	IBB	HBP	BLK	WP	HR	S	P	ERA	WHIP
Tom Glavine, L ERA: 4.17	(1, 1)	7.1		36	11	4	4	7	3	0	0	0	0	0	79	133	4.91	1.909
Rudy Seanez, R ERA: 2.82	(8, 1)	0.2		1	0	0	0	0	0	0	0	0	0	0	1	1	0.00	0.000
Mike Remlinger, L ERA: 2.48	(9, 1)	2.0	W	9	1	0	0	1	2	1	0	0	0	0	12	29	0.00	1.500
John Rocker, L ERA: 2.18	(11, 1)	1.0	S	3	0	0	0	0	0	0	0	0	0	0	3	3	0.00	0.000

PITCHER	IP	WLS	BF	H	R	ER	SO	BB	IBB	HBP	BLK	WP	HR	S	P	ERA	WHIP

BOTTOM			
AB	41	1B: 12	SF: 0
R	4	2B: 1	SAC: 2
H	12	3B: 0	DP: 1
RBI	3	HR: 0	HBP: 0
BB	6	WP: 0	PA: 50
SO	8	PB: 0	
LOB	25	SB: 2	
		CS: 1	

Atlanta Braves @ Colorado Rockies

Coors Field, Denver, CO

Mon Aug 16 1999, 7:05 PM MDT

Att. 47,519 - Cloudy - 81 F

TOP

livebaseballscorecards.com

Batter	1	2	3	4	5	6	7	8	9	AB	R	H	RBI	BB	SO	LOB
Gerald Williams, R (1, 7) OBP: 0.333, SLG: 0.482	L8	F8	G5-3			2B	1B		HR	6	2	3	1	0	0	0
Bret Boone, R (1, 4) OBP: 0.316, SLG: 0.423	K	1B 10 BB 1B		F9		G2-3	CS 1-2	F9 HR 2B	K	6	1	2	0	0	2	1
10 Chipper Jones, S (1, 5) OBP: 0.436, SLG: 0.622	1B 1B BB	1B 1-2 BB		G3-1		S 2-H 1B			FC6-4 1B	4	1	2	1	2	1	1
Brian Jordan, R (1, 9) OBP: 0.362, SLG: 0.511	WP 1B 1-3 1B	1-2 2-3 1B		2B		F9		F9 2-3	FC6-4 1-2f	6	1	3	0	0	0	3
Andruw Jones, R (1, 8) OBP: 0.347, SLG: 0.483	WP 1-2 1B 3-H 1B	F7		G4-3		F8 1-2		HR BB		4	2	1	1	1	0	5
José Hernández, R (1, 6) OBP: 0.357, SLG: 0.454	HR 1-H 2-H 1B		F8		K		K	SAFE HR 1-H 3-H		5	2	2	5	0	2	0
Rudy Seanez, R (8, 1)										0	0	0	0	0	0	0
30 Kevin McGlinchy, R (9, 1)										0	0	0	0	0	0	0
Brian Hunter, R (1, 3) OBP: 0.381, SLG: 0.475	HR 2-H HR		HR BB		BB		HR BB	3B		2	3	2	2	3	0	0
Eddie Pérez, R (1, 2) OBP: 0.301, SLG: 0.363	L7		HR 1-H HR		K		HR 1-H HR	G5-3		5	2	2	4	0	1	2
Greg Maddux, R (1, 1) OBP: 0.220, SLG: 0.375		G5-3	G5-3		L8		K		L7	3	0	0	0	0	0	1
Ryan Klesko, L (7, PH) OBP: 0.385, SLG: 0.572										1	0	0	0	0	1	0
Russ Springer, R (7, 1)										0	0	0	0	0	0	0
Walt Weiss, S (8, 6) OBP: 0.309, SLG: 0.298										1	0	0	0	0	0	0
Inning Stats	R: 5 H: 4 E: 0 LOB: 0 K: 1 BB: 1 S: 30 P: 48	R: 0 H: 2 E: 0 LOB: 3 K: 0 BB: 1 S: 8 P: 16	R: 2 H: 1 E: 0 LOB: 0 K: 0 BB: 1 S: 11 P: 20	R: 0 H: 1 E: 0 LOB: 1 K: 0 BB: 0 S: 10 P: 15	R: 0 H: 0 E: 0 LOB: 1 K: 2 BB: 1 S: 8 P: 16	R: 1 H: 2 E: 0 LOB: 1 K: 0 BB: 0 S: 12 P: 22	R: 2 H: 2 E: 0 LOB: 0 K: 2 BB: 1 S: 12 P: 22	R: 3 H: 3 E: 0 LOB: 1 K: 1 BB: 1 S: 16 P: 30	R: 1 H: 2 E: 0 LOB: 1 K: 1 BB: 0 S: 14 P: 20	1B: 8 SF: 0 2B: 3 SAC: 0 3B: 1 DP: 0 HR: 5 HBP: 0						

AB	43
R	14
H	17
RBI	14
BB	6
SO	7
LOB	13

WP: 1 PA: 50
PB: 0
SB: 1
CS: 1

PITCHER		IP	WLS	BF	H	R	ER	SO	BB	IBB	HBP	BLK	WP	HR	S	P	ERA	WHIP
Bobby Jones, L ERA: 6.34	(1, 1)	3.0	L	19	7	7	7	1	3	0	0	0	1	2	49	84	21.00	3.333
Curt Leskanic, R ERA: 4.68	(4, 1)	3.0		13	3	1	1	2	1	0	0	0	0	0	30	53	3.00	1.333
Jerry Dipoto, R ERA: 5.01	(7, 1)	1.0		5	2	2	2	2	1	0	0	0	0	1	12	22	18.00	3.000
Mike Porzio, L ERA: 10.8	(8, 1)	2.0		12	5	4	4	2	1	0	0	0	0	2	30	50	18.00	3.000

PITCHER	IP	WLS	BF	H	R	ER	SO	BB	IBB	HBP	BLK	WP	HR	S	P	ERA	WHIP

BOTTOM

Atlanta Braves @ Colorado Rockies

Coors Field, Denver, CO

Mon Aug 16 1999, 7:05 PM MDT

Att. 47,519 - Cloudy - 81 F

livebaseballscorecards.com

Batter	1	2	3	4	5	6	7	8	9	AB	R	H	RBI	BB	SO	LOB
Neifi Perez, S (1, 6) OBP: 0.319, SLG: 0.407	G3		1B		E6 G6-3 1B	1B		P3		5	1	2	0	0	0	2
Terry Shumpert, R (1, 4) (8, 8) OBP: 0.406, SLG: 0.570	K		1B		G6-3	K		SF8		4	0	1	1	0	2	3
Larry Walker, L (1, 9) OBP: 0.442, SLG: 0.676	1B		P6		HR	P7		G1-3		5	1	2	1	0	0	5
Dante Bichette, R (1, 7) OBP: 0.346, SLG: 0.553	K		G5-3		HR		BB		G5-3	4	1	1	2	1	1	3
Vinny Castilla, R (1, 5) OBP: 0.338, SLG: 0.493		G4-3		G6-4-3 1B	G1-3		1B		1B	5	1	3	0	0	0	0
17 Todd Helton, L (1, 3) OBP: 0.377, SLG: 0.541		K		G6-4-3 1B	1B		K		F7	5	0	2	0	0	2	2
Edgard Clemente, R (1, 8) OBP: 0.263, SLG: 0.571 Mike Porzio, L (8, 1) Angel Echevarria, R (9, PH) OBP: 0.355, SLG: 0.526		L8		G6-4-3	G4-3		P3		1B	4 0 1	0 0 0	0 0 1	0 0 0	0 0 0	0 0 0	3 0 0
Henry Blanco, R (1, 2) OBP: 0.344, SLG: 0.442			HR	1B		K		SF8	K	5	2	3	1	0	2	2
Bobby Jones, R (1, 1) OBP: 0.200, SLG: 0.185 Lenny Harris, L (3, PH) OBP: 0.285, SLG: 0.303 Curt Leskanic, R (4, 1) OBP: 0.500, SLG: 1.250 Jeff Barry, S (6, PH) OBP: 0.343, SLG: 0.446 Jerry Dipoto, R (7, 1) 7 Kurt Abbott, R (8, 4) OBP: 0.307, SLG: 0.443			G4-3	K2-3		1B		SF8 2B		0 1 1 1 0 1	0 0 0 0 0 0	0 0 0 0 0 0	0 0 0 0 0 0	0 0 0 0 0 0	0 0 1 0 0 0	0 0 1 0 0 0
Inning Stats	R: 0 E: 0 K: 2 S: 11 H: 1 LOB: 1 BB: 0 P: 13	R: 0 E: 0 K: 1 S: 8 H: 0 LOB: 0 BB: 0 P: 11	R: 1 E: 0 K: 0 S: 9 H: 3 LOB: 2 BB: 0 P: 13	R: 1 E: 0 K: 1 S: 15 H: 3 LOB: 1 BB: 0 P: 19	R: 3 E: 1 K: 0 S: 14 H: 3 LOB: 1 BB: 0 P: 19	R: 0 E: 0 K: 2 S: 11 H: 2 LOB: 2 BB: 0 P: 16	R: 0 E: 0 K: 1 S: 8 H: 1 LOB: 1 BB: 1 P: 15	R: 1 E: 0 K: 0 S: 8 H: 2 LOB: 1 BB: 0 P: 9	R: 0 E: 0 K: 1 S: 17 H: 2 LOB: 2 BB: 0 P: 23	1B: 14 2B: 1 3B: 0 HR: 2	SF: 1 SAC: 0 DP: 1 HBP: 0						

AB	42
R	6
H	17
RBI	5
BB	1
SO	8
LOB	21

WP: 0 PB: 0 SB: 1 CS: 0 PA: 44

PITCHER		IP	WLS	BF	H	R	ER	SO	BB	IBB	HBP	BLK	WP	HR	S	P	ERA	WHIP
Greg Maddux, R ERA: 3.66	(1, 1)	6.0	W	30	12	5	4	6	0	0	0	0	0	2	68	91	6.00	2.000
Russ Springer, R ERA: 4.45	(7, 1)	1.0		4	1	0	0	1	1	0	0	0	0	0	8	15	0.00	2.000
Rudy Seanez, R ERA: 2.94	(8, 1)	1.0		5	2	1	1	0	0	0	0	0	0	0	8	9	9.00	2.000
30 Kevin McGlinchy, R ERA: 3.18	(9, 1)	1.0		5	2	0	0	1	0	0	0	0	0	0	17	23	0.00	2.000

PITCHER	IP	WLS	BF	H	R	ER	SO	BB	IBB	HBP	BLK	WP	HR	S	P	ERA	WHIP

Atlanta Braves @ Colorado Rockies

Coors Field, Denver, CO

Tue Aug 17 1999, 7:05 PM MDT

Att. 47,904 - Cloudy - 73 F

TOP

livebaseballscorecards.com

Batter	1	2	3	4	5	6	7	8	9	AB	R	H	RBI	BB	SO	LOB
Gerald Williams, R (1, 7) OBP: 0.331, SLG: 0.475	C B B B C X 3-2 F8 ① S S B F S 1-3 K ③	B B C B C F S 3-3 K ③	C F H 1-2 CS HBP	B C B X 2-1 G1-3 ①	4	0	0	0	0	2	3
Bret Boone, R (1, 4) OBP: 0.317, SLG: 0.425	C B B F F B F F X 3-2 10 G4-3 10 WP 1B	B C S X 1-2 G6-3 ①	B F C F X 1-2 10 1B FC6-4 2B	B 1-0 CS ③ 1-2	F B C X 1-2 F8 ①	B F X 1-1 G4-3 ②	5	1	2	0	0	0	0
10 Chipper Jones, S (1, 5) OBP: 0.439, SLG: 0.622	B F X 1-1 G4-3 ② 1-3	B C B F B B 4-2 FC6-4 1B BB	F X 0-1 FC6-4 2-3 1B	C S F X 0-2 1B	B B B B 4-0 BB	3	0	2	0	2	0	1
Brian Jordan, R (1, 9) OBP: 0.362, SLG: 0.509	S B B S B F F B 4-2 BB	X 0-0 FC6-4 1-2 1B	B F 1 SAFE B X 2-1 FC6-4 ① G1-3 1-2f 3-H	B X 1-0 F8 ②	B S F B B X 3-2 G4-3 ③	4	0	1	1	1	0	3
Ryan Klesko, L (1, 3) OBP: 0.381, SLG: 0.565	1 SAFE 1 SAFE F B B F B F C 3-3 K ③	F B B B T X 2-2 FC6-4 ② FC5-4 1-2f 2-3	C B B B B X 3-1 G1-3 ② 1-2	B B F B F S 3-3 K ③	4	0	0	0	0	2	6
Andruw Jones, R (1, 8) OBP: 0.346, SLG: 0.481	B F X 1-1 CS 1B	X 0-0 FC5-4 ③ 1-2f	B B F X 2-1 G6-3 ③	X 0-0 F8 ①	4	0	1	0	0	0	3
José Hernández, R (1, 6) OBP: 0.360, SLG: 0.464	B B C B X 3-1 SH3-4 1B ① 1-2 1B	X 0-0 G6-3 ①	S B X 1-1 HR	C B B F B B 4-2 E BB	3	1	2	1	1	0	0
Eddie Pérez, R (1, 2) OBP: 0.305, SLG: 0.365 Walt Weiss, S (8, PR) OBP: 0.309, SLG: 0.298 Mike Remlinger, L (8, 1)	X 0-0 SH3-4 1-2 1B	B C F B X 2-2 G4-3 ②	F F F B X 0-2 G2-6-4 1B	X 0-0 E1 G4-6-3 1-3	4	0	2	0	0	0	1
					0	0	0	0	0	0	0
					0	0	0	0	0	0	0
Terry Mulholland, R (1, 1) OBP: 0.139, SLG: 0.088 Keith Lockhart, L (8, PH) OBP: 0.322, SLG: 0.315 Greg Myers, L (8, 2) OBP: 0.362, SLG: 0.429	X 0-0 SH3-4 ② 1-2 2-3	B B B 4-0 BB	F B B B X 3-1 G2-6-4 ①② 1-2f	B F X 1-1 G4-6-3 ②③ 1-2f	1	0	0	0	1	0	1
					1	0	0	0	0	0	2
					0	0	0	0	0	0	0
Inning Stats	R: 0 E: 0 K: 1 S: 19 H: 1 LOB: 2 BB: 1 P: 33	R: 0 E: 0 K: 1 S: 10 H: 3 LOB: 2 BB: 0 P: 15	R: 0 E: 0 K: 0 S: 10 H: 1 LOB: 2 BB: 1 P: 17	R: 0 E: 0 K: 1 S: 8 H: 0 LOB: 1 BB: 1 P: 17	R: 1 E: 0 K: 0 S: 12 H: 2 LOB: 1 BB: 0 P: 20	R: 1 E: 0 K: 0 S: 10 H: 2 LOB: 0 BB: 0 P: 16	R: 0 E: 0 K: 1 S: 11 H: 1 LOB: 1 BB: 0 P: 16	R: 0 E: 1 K: 0 S: 6 H: 0 LOB: 2 BB: 1 P: 11	R: 0 E: 0 K: 0 S: 7 H: 0 LOB: 1 BB: 1 P: 17	1B: 8 2B: 1 3B: 0 HR: 1 SF: 0 SAC: 1 DP: 2 HBP: 1						

	AB	33
	R	2
	H	10
	RBI	2
	BB	5
	SO	4
	LOB	20

WP: 1 PB: 0 SB: 0 CS: 2 PA: 41

PITCHER	IP	WLS	BF	H	R	ER	SO	BB	IBB	HBP	BLK	WP	HR	S	P	ERA	WHIP
Jamey Wright, R (1, 1) ERA: 5.4	5.0		24	7	1	1	3	3	0	0	0	1	0	59	102	1.80	2.000
David Lee, R (6, 1) ERA: 4.37	1.2	W	7	3	1	1	0	0	0	1	0	0	1	18	26	5.40	1.800
Rigo Beltran, L (7, 1) ERA: 3.45	0.1	H	1	0	0	0	1	0	0	0	0	0	0	3	6	0.00	0.000
Jerry Dipoto, R (8, 1) ERA: 4.98	0.1	H	3	0	0	0	0	1	0	0	0	0	0	4	8	0.00	3.000
Dave Veres, R (8, 1) ERA: 4.45	1.2	S	5	0	0	0	0	1	0	0	0	0	0	9	20	0.00	0.600

PITCHER	IP	WLS	BF	H	R	ER	SO	BB	IBB	HBP	BLK	WP	HR	S	P	ERA	WHIP

Batter	1	2	3	4	5	6	7	8	9	AB	R	H	RBI	BB	SO	LOB
Neifi Perez, S (1, 6) OBP: 0.323, SLG: 0.416	B C F X 1-2 G1-3 ①		X 0-0 E8 2-H 1B			X 0-0 HR		C B X 1-1 7 L6-3 1B		4	1	3	2	0	0	0
7 Kurt Abbott, R (1, 4) OBP: 0.306, SLG: 0.444	F S S 0-3 K ②		C B F B C 2-3 K ③			B X 1-0 G3 SF7 2B		S F B X 1-2 ① ② L6-3 1-2		4	1	1	0	0	2	2
Larry Walker, L (1, 9) OBP: 0.438, SLG: 0.668	F F B X 1-2 F7 ③			C B S F B X 2-2 G4-3 ①		X 0-0 G3 2-3 ①		F B X 1-1 G4-3 ③		4	0	0	0	0	0	1
Dante Bichette, R (1, 7) OBP: 0.344, SLG: 0.550		C F F X 0-2 P7 ①		C X 0-1 L5 ②		X 0-0 SF7 3-H ②				2	0	0	1	0	0	0
Vinny Castilla, R (1, 5) OBP: 0.338, SLG: 0.492		B C F F X 1-2 G5-3 ②		F X 0-1 1B		B B C X 2-1 G5-3 ③				3	0	1	0	0	0	0
Angel Echevarria, R (1, 3) OBP: 0.348, SLG: 0.514		C X 0-1 L8 ③		F B F S 1-3 K ③			C B X 1-1 F8 ①			3	0	0	0	0	1	1
17 Todd Helton, L (8, 3) OBP: 0.377, SLG: 0.541										0	0	0	0	0	0	0
Edgard Clemente, R (1, 8) OBP: 0.300, SLG: 0.627			X 0-0 E 2B		X 0-0 G6-4-3 1B		B X 1-0 2B			3	1	3	0	0	0	0
Henry Blanco, R (1, 2) OBP: 0.339, SLG: 0.436			C F X 0-2 G1-3 ①		B F 1 B X SAFE 2-1 G6-4-3 ① ② 1-2f		X 0-0 F8 ②			3	0	0	0	0	0	3
Jamey Wright, R (1, 1) OBP: 0.083, SLG: 0.167		F S S 0-3 K ②			C F X 0-2 F8 ③		F F B X 1-2 F7 ③			1	0	0	0	0	1	1
Jeff Barry, S (5, PH) OBP: 0.340, SLG: 0.441										1	0	0	0	0	0	0
David Lee, R (6, 1) OBP: 0.200, SLG: 0.200										0	0	0	0	0	0	0
Rigo Beltran, L (7, 1)										0	0	0	0	0	0	0
Terry Shumpert, R (7, PH) OBP: 0.404, SLG: 0.566										1	0	0	0	0	0	1
Jerry Dipoto, R (8, 1)										0	0	0	0	0	0	0
Dave Veres, R (8, 1)										0	0	0	0	0	0	0
Inning Stats	R: 0 E: 0 K: 1 S: 9 H: 0 LOB: 0 BB: 0 P: 11	R: 0 E: 0 K: 0 S: 10 H: 0 LOB: 0 BB: 0 P: 11	R: 1 E: 1 K: 2 S: 11 H: 2 LOB: 1 BB: 0 P: 13	R: 0 E: 0 K: 1 S: 11 H: 1 LOB: 1 BB: 0 P: 14	R: 0 E: 0 K: 0 S: 6 H: 1 LOB: 0 BB: 0 P: 8	R: 2 E: 0 K: 0 S: 6 H: 2 LOB: 0 BB: 0 P: 9	R: 0 E: 0 K: 0 S: 7 H: 1 LOB: 1 BB: 0 P: 10	R: 0 E: 0 K: 0 S: 7 H: 1 LOB: 0 BB: 0 P: 10		1B: 4 2B: 4 3B: 0 HR: 1 SF: 1 SAC: 0 DP: 2 HBP: 0						

PITCHER		IP	WLS	BF	H	R	ER	SO	BB	IBB	HBP	BLK	WP	HR	S	P	ERA	WHIP
Terry Mulholland, L ERA: 5.04	(1, 1)	7.0	L	27	7	3	3	4	0	0	0	0	0	1	60	76	3.86	1.000
Mike Remlinger, L ERA: 2.44	(8, 1)	1.0		3	1	0	0	0	0	0	0	0	0	0	7	10	0.00	1.000

PITCHER	IP	WLS	BF	H	R	ER	SO	BB	IBB	HBP	BLK	WP	HR	S	P	ERA	WHIP

BOTTOM

Atlanta Braves @ Colorado Rockies

Coors Field, Denver, CO

Tue Aug 17 1999, 7:05 PM MDT

Att. 47,904 - Cloudy - 73 F

livebaseballscorecards.com

AB	29
R	3
H	8
RBI	3
BB	0
SO	4
LOB	9

WP: 0 PA: 30
PB: 0
SB: 0
CS: 0

Batter	1	2	3	4	5	6	7	8	9	AB	R	H	RBI	BB	SO	LOB
Gerald Williams, R (1, 7) OBP: 0.325, SLG: 0.466	B X 1-0 ① F7		B B F S X 2-2 ③ G1-3		B B B X 3-0 ② G5-3 2-3		B C S B X 2-2 ③ F7		B F F B S 2-3 ③ K	5	0	0	0	0	1	4
Bret Boone, R (1, 4) OBP: 0.314, SLG: 0.421	B X 1-0 ② P3			B F X 1-1 ① P3	F B B B C X 3-2 ③ L9			C B S C 1-3 ① K		4	0	0	0	0	1	1
10 Chipper Jones, S (1, 5) OBP: 0.438, SLG: 0.621	F F F B B B X 3-2 ③ G6-3			B B F B F S 3-3 ② K		B F B C B S 3-3 ① K		F B B T B X 3-2 P4-6 2B		4	0	1	0	0	2	0
Brian Jordan, R (1, 9) OBP: 0.361, SLG: 0.507		X 0-0 ① L5		C F B B B X 3-2 S 1B 1B		X 0-0 ② G5-3		B B X 2-0 ②③ P4-6 2-2f		4	1	1	0	0	0	1
Andruw Jones, R (1, 8) OBP: 0.351, SLG: 0.485		B X 1-0 S 1B		B C F F B 1 SAFE X 2-2 1B 1B 1-H		B F F B X 2-2 1B 1B			C B B S F B B 4-2 BB S BB	3	0	3	1	1	0	0
José Hernández, R (1, 6) OBP: 0.362, SLG: 0.464		C B B F 1 SAFE F 1 SAFE S 2-3 ② K		S X 0-1 1-3 1B		C 1 SAFE 1 SAFE X 0-1 1-2 1B			B C F S 1-3 ① K 1-2	4	0	2	0	0	2	2
Brian Hunter, R (1, 3) OBP: 0.373, SLG: 0.463		B F B B 1 SAFE C S 3-3 ③ K 1-2		S B B X 2-1 ③ P6		S X 0-1 ③ L4			L I I 4-0 BB IBB	3	0	0	0	0	1	5
Ryan Klesko, L (9, PH) OBP: 0.383, SLG: 0.565 (9, 3)										0	0	0	0	1	0	0
Eddie Pérez, R (1, 2) OBP: 0.304, SLG: 0.368			B X 1-0 ① G6-3		C F X 0-2 G5-3 2B		C B X 1-1 ① F8		S F S 0-3 ② K	4	0	1	0	0	1	2
Kevin Millwood, R (1, 1) OBP: 0.158, SLG: 0.145			X 0-0 ② G6-3		L F S 0-3 ① K		S B S S 1-3 ② K		B B C F T B F F B 4-2 1-2 2-3 BB	3	0	0	0	0	2	1
Keith Lockhart, L (9, PH) OBP: 0.326, SLG: 0.315										0	0	0	0	1	0	0
John Rocker, R (9, 1)										0	0	0	0	0	0	0
Inning Stats	R: 0 E: 0 K: 0 S: 6 H: 0 LOB: 0 BB: 0 P: 11	R: 0 E: 0 K: 2 S: 9 H: 1 LOB: 1 BB: 0 P: 15	R: 0 E: 0 K: 0 S: 5 H: 0 LOB: 0 BB: 0 P: 8	R: 1 E: 0 K: 1 S: 16 H: 3 LOB: 2 BB: 0 P: 27	R: 0 E: 0 K: 1 S: 10 H: 1 LOB: 1 BB: 0 P: 16	R: 0 E: 0 K: 1 S: 11 H: 2 LOB: 2 BB: 0 P: 16	R: 0 E: 0 K: 1 S: 8 H: 0 LOB: 0 BB: 0 P: 12	R: 0 E: 0 K: 1 S: 7 H: 1 LOB: 0 BB: 0 P: 13	R: 0 E: 0 K: 3 S: 16 H: 0 LOB: 3 BB: 3 P: 31	1B: 6 2B: 3 3B: 0 HR: 0 SF: 0 SAC: 0 DP: 1 HBP: 0						

PITCHER		IP	WLS	BF	H	R	ER	SO	BB	IBB	HBP	BLK	WP	HR	S	P	ERA	WHIP
Brian Bohanon, L ERA: 6.44	(1, 1)	8.0		31	8	1	1	7	0	0	0	0	0	0	72	118	1.12	1.000
Dave Veres, R ERA: 4.37	(9, 1)	1.0	W	6	0	0	0	3	2	1	0	0	0	0	16	31	0.00	2.000

PITCHER	IP	WLS	BF	H	R	ER	SO	BB	IBB	HBP	BLK	WP	HR	S	P	ERA	WHIP

TOP

Atlanta Braves @ Colorado Rockies

Coors Field, Denver, CO

Wed Aug 18 1999, 1:05 PM MDT

Att. 46,553 - Sunny - 79 F

livebaseballscorecards.com

AB	34
R	1
H	8
RBI	1
BB	3
SO	10
LOB	16

1B: 6	SF: 0	WP: 0	PA: 37
2B: 3	SAC: 0	PB: 0	
3B: 0	DP: 1	SB: 3	
HR: 0	HBP: 0	CS: 0	

Batter	1	2	3	4	5	6	7	8	9	AB	R	H	RBI	BB	SO	LOB
Neifi Perez, S (1, 6) OBP: 0.322, SLG: 0.413	C F F X 0-2 ① F9		B F M X 1-2 ① G3			C F S 0-3 ① K			F B F B B B 4-2 BB HR BB	3	1	0	0	1	1	0
17 Todd Helton, L (1, 3) OBP: 0.375, SLG: 0.537 Terry Shumpert, R (9, PH) OBP: 0.407, SLG: 0.566	B F F B F X 2-2 ② G4-3		B C B S X 2-2 ② P2			C C B B S 2-3 ② K			1 SAFE B B B B 4-0 1-2 HR BB	3	0	0	0	0	1	0
										0	1	0	0	1	0	0
Larry Walker, L (1, 9) OBP: 0.438, SLG: 0.683	F X 0-1 HR		F X 0-1 ③ F9			C B F F B B C 3-3 ③ K			B C C F F X 1-2 1-H 2-H HR	4	2	2	4	0	1	0
Dante Bichette, R (1, 7) OBP: 0.342, SLG: 0.547	C B B B F F X 3-2 ③ P5			B F B B F F X 3-2 ① G6-3			B X 1-0 ① P4			3	0	0	0	0	0	0
Vinny Castilla, R (1, 5) OBP: 0.336, SLG: 0.489		C F B S 1-3 ① K2-3		C B F B X 2-2 ② G4-3			B S S S F B F S 2-3 ② K			3	0	0	0	0	2	0
Lenny Harris, L (1, 4) OBP: 0.286, SLG: 0.304		X 0-0 BB 1B		B F B C X 2-2 ③ L7			F C S 0-3 ③ K			3	0	1	0	0	1	0
Edgard Clemente, R (1, 8) OBP: 0.286, SLG: 0.597		B F B B B X 3-1 ② P6			X 0-0 ① F8			F F X 0-2 ① G6-3		3	0	0	0	0	0	1
Kirt Manwaring, R (1, 2) OBP: 0.381, SLG: 0.395		B 1 SAFE B B B 4-0 1-2 BB			B F X 1-1 ② F8			F B S X 1-2 ② G4-3		2	0	0	0	1	0	0
Brian Bohanon, L (1, 1) OBP: 0.172, SLG: 0.145 Jeff Barry, S (8, PH) OBP: 0.336, SLG: 0.436 Dave Veres, R (9, 1)		F F C 0-3 ③ K			B C C X 1-2 ③ G5-3			S F B X 1-2 ③ G6-3		2	0	0	0	0	1	2
										1	0	0	0	0	0	0
										0	0	0	0	0	0	0
Inning Stats	R: 1 E: 0 K: 0 S: 14 H: 1 LOB: 0 BB: 0 P: 19	R: 0 E: 0 K: 2 S: 9 H: 1 LOB: 2 BB: 1 P: 17	R: 0 E: 0 K: 0 S: 8 H: 0 LOB: 0 BB: 0 P: 11	R: 0 E: 0 K: 0 S: 10 H: 0 LOB: 0 BB: 0 P: 17	R: 0 E: 0 K: 0 S: 6 H: 0 LOB: 0 BB: 0 P: 8	R: 0 E: 0 K: 3 S: 10 H: 0 LOB: 0 BB: 0 P: 15	R: 0 E: 0 K: 2 S: 9 H: 0 LOB: 0 BB: 0 P: 12	R: 0 E: 0 K: 0 S: 9 H: 0 LOB: 0 BB: 0 P: 11	R: 3 E: 0 K: 0 S: 7 H: 1 LOB: 0 BB: 2 P: 16	1B: 1 2B: 0 3B: 0 HR: 2	SF: 0 SAC: 0 DP: 0 HBP: 0					

PITCHER		IP	WLS	BF	H	R	ER	SO	BB	IBB	HBP	BLK	WP	HR	S	P	ERA	WHIP
Kevin Millwood, R ERA: 3.18	(1, 1)	8.0		27	2	1	1	7	1	0	0	0	0	1	75	110	1.12	0.375
John Rocker, L ERA: 2.68	(9, 1)	0.0	L	3	1	3	3	0	2	0	0	0	0	1	7	16	∞	∞

PITCHER	IP	WLS	BF	H	R	ER	SO	BB	IBB	HBP	BLK	WP	HR	S	P	ERA	WHIP

BOTTOM

Atlanta Braves @ Colorado Rockies

Coors Field, Denver, CO

Wed Aug 18 1999, 1:05 PM MDT
Att. 46,553 - Sunny - 79 F

livebaseballscorecards.com

AB	27
R	4
H	3
RBI	4
BB	3
SO	7
LOB	3

COLORADO ROCKIES

1B: 1 2B: 0 3B: 0 HR: 2	SF: 0 SAC: 0 DP: 0 HBP: 0	WP: 0 PB: 0 SB: 0 CS: 0	PA: 30

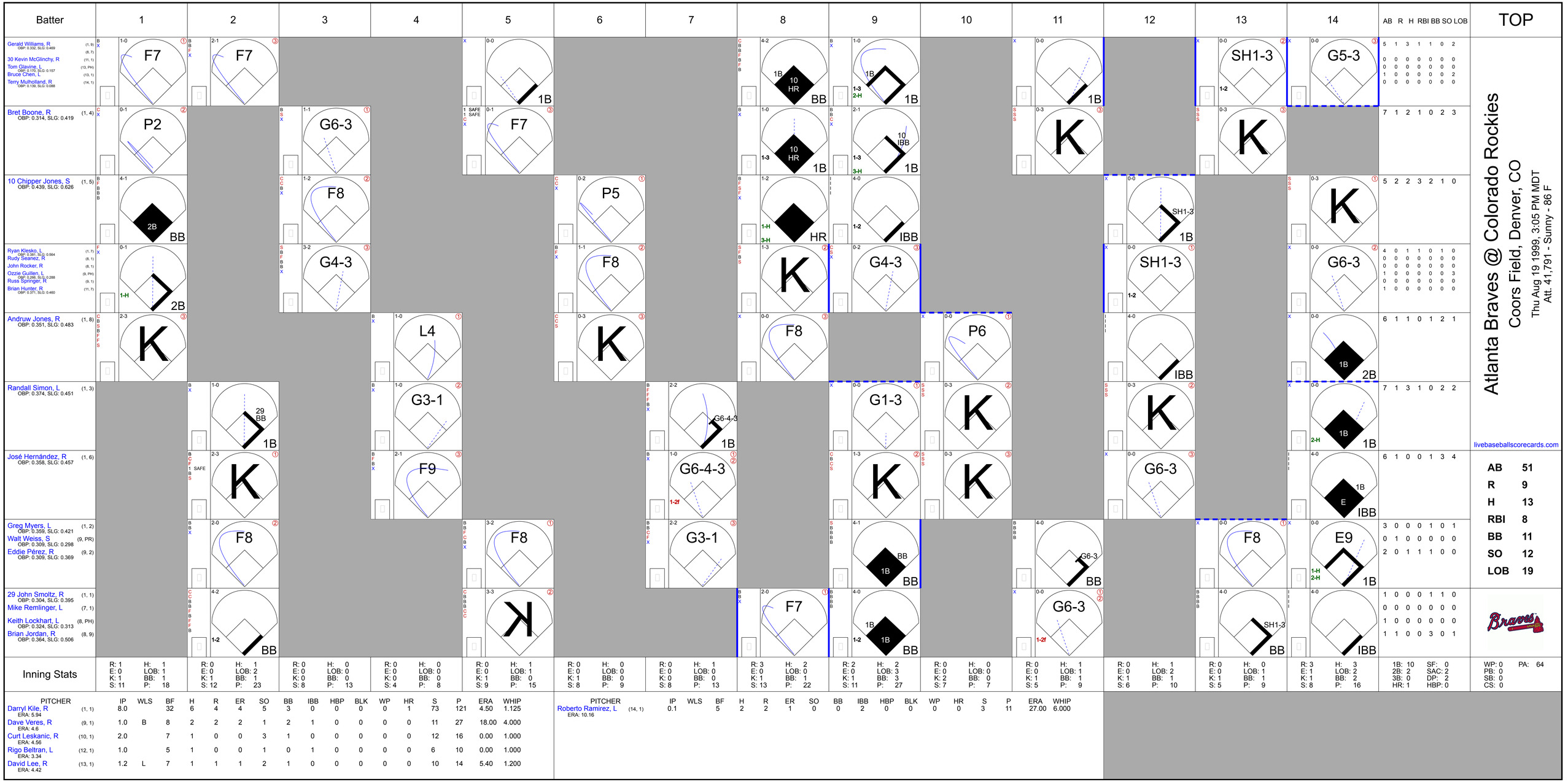
Batter
1
2
3
4
5
6
7
8
9
10
11
12
13
14
AB R H RBI BB SO LOB
TOP
Gerald Williams, R (1, 9) OBP: 0.332, SLG: 0.469
30 Kevin McGlinchy, R (8, 7) (11, 1)
Tom Glavine, L (13, PH) OBP: 0.170, SLG: 0.157
Bruce Chen, L (13, 1)
Terry Mulholland, R (14, 1) OBP: 0.139, SLG: 0.088
F7
F7
1B
1B
1B
SH1-3
G5-3
5 1 3 1 1 0 2
0 0 0 0 0 0 0 0
0 0 0 0 0 0 0 0
1 0 0 0 0 0 0 2
0 0 0 0 0 0 0 0
Bret Boone, R (1, 4) OBP: 0.314, SLG: 0.419
P2
G6-3
F7
10 HR
1B
10 HR
1B
10 IBB
1B
K
K
7 1 2 1 0 2 3
10 Chipper Jones, S (1, 5) OBP: 0.439, SLG: 0.626
2B
BB
F8
P5
HR
IBB
SH1-3
1B
K
5 2 2 3 2 1 0
Ryan Klesko, L (1, 7) OBP: 0.381, SLG: 0.564
Rudy Seanez, R (8, 1)
John Rocker, R (8, 1)
Ozzie Guillen, L (9, PH) OBP: 0.286, SLG: 0.288
Russ Springer, R (9, 1)
Brian Hunter, R (11, 7) OBP: 0.071, SLG: 0.460
1-H
2B
G4-3
F8
K
G4-3
SH1-3
1B
G6-3
4 0 1 1 0 1 0
0 0 0 0 0 0 0
0 0 0 0 0 0 3
1 0 0 0 0 0 0
1 0 0 0 0 0 0
Andruw Jones, R (1, 8) OBP: 0.351, SLG: 0.483
K
L4
K
F8
P6
IBB
1B
2B
6 1 1 0 1 2 1
Randall Simon, L (1, 3) OBP: 0.374, SLG: 0.451
29 BB
1B
G3-1
G6-4-3
1B
G1-3
K
K
K
1B
1B
7 1 3 1 0 2 2
José Hernández, R (1, 6) OBP: 0.358, SLG: 0.457
SAFE
K
F9
G6-4-3
1-2f
K
K
G6-3
1B
E
IBB
6 1 0 0 1 3 4
Greg Myers, L (1, 2) OBP: 0.359, SLG: 0.421
Walt Weiss, S (9, PR) OBP: 0.309, SLG: 0.298
Eddie Pérez, R (9, 2) OBP: 0.309, SLG: 0.369
F8
F8
G3-1
BB
1B
BB
F8
E9
1-H
2-H
1B
3 0 0 0 1 0 1
0 1 0 0 0 0 0
2 0 1 1 1 0 0
29 John Smoltz, R (1, 1) OBP: 0.304, SLG: 0.395
Mike Remlinger, L (7, 1)
Keith Lockhart, L (8, PH) OBP: 0.324, SLG: 0.313
Brian Jordan, R (8, 9) OBP: 0.364, SLG: 0.506
1-2
BB
K
F7
1B
1B
BB
G6-3
1-2f
SH1-3
BB
1 0 0 0 1 1 0
0 0 0 0 0 0 0
1 0 0 0 0 0 0
1 1 0 0 3 0 1
Inning Stats
R: 1 H: 1 E: 0 LOB: 1 K: 1 BB: 1 S: 11 P: 18
R: 0 H: 1 E: 0 LOB: 2 K: 1 BB: 1 S: 12 P: 23
R: 0 H: 0 E: 0 LOB: 0 K: 0 BB: 0 S: 8 P: 13
R: 0 H: 0 E: 0 LOB: 0 K: 0 BB: 0 S: 4 P: 8
R: 0 H: 1 E: 0 LOB: 0 K: 1 BB: 0 S: 9 P: 15
R: 0 H: 0 E: 0 LOB: 0 K: 1 BB: 0 S: 8 P: 9
R: 0 H: 1 E: 0 LOB: 0 K: 0 BB: 0 S: 8 P: 13
R: 3 H: 2 E: 0 LOB: 3 K: 1 BB: 1 S: 13 P: 22
R: 2 H: 2 E: 0 LOB: 3 K: 1 BB: 3 S: 11 P: 27
R: 0 H: 0 E: 0 LOB: 0 K: 2 BB: 0 S: 7 P: 7
R: 0 H: 1 E: 0 LOB: 1 K: 1 BB: 1 S: 5 P: 9
R: 0 H: 1 E: 0 LOB: 2 K: 1 BB: 1 S: 6 P: 10
R: 0 H: 0 E: 0 LOB: 1 K: 1 BB: 1 S: 5 P: 9
R: 3 H: 3 E: 1 LOB: 2 K: 1 BB: 2 S: 8 P: 16
1B: 10 SF: 0 2B: 2 SAC: 2 3B: 0 DP: 2 HR: 1 HBP: 0
WP: 0 PA: 64 PB: 0 SB: 0 CS: 0
Atlanta Braves @ Colorado Rockies
Coors Field, Denver, CO
Thu Aug 19 1999, 3:05 PM MDT
Att. 41,791 - Sunny - 86 F
livebaseballscorecards.com
AB 51
R 9
H 13
RBI 8
BB 11
SO 12
LOB 19
PITCHER IP WLS BF H R ER SO BB IBB HBP BLK WP HR S P ERA WHIP
Darryl Kile, R (1, 1) ERA: 5.94 8.0 32 6 4 4 5 3 0 0 0 0 1 73 121 4.50 1.125
Dave Veres, R (9, 1) ERA: 4.6 1.0 B 8 2 2 2 1 2 1 0 0 0 0 11 27 18.00 4.000
Curt Leskanic, R (10, 1) ERA: 4.56 2.0 7 1 0 0 3 1 0 0 0 0 0 12 16 0.00 1.000
Rigo Beltran, L (12, 1) ERA: 3.34 1.0 5 1 0 0 1 0 1 0 0 0 0 6 10 0.00 1.000
David Lee, R (13, 1) ERA: 4.42 1.2 L 7 1 1 1 2 1 0 0 0 0 0 10 14 5.40 1.200
PITCHER IP WLS BF H R ER SO BB IBB HBP BLK WP HR S P ERA WHIP
Roberto Ramirez, L (14, 1) ERA: 10.16 0.1 5 2 2 1 0 0 2 0 0 0 0 0 3 11 27.00 6.000

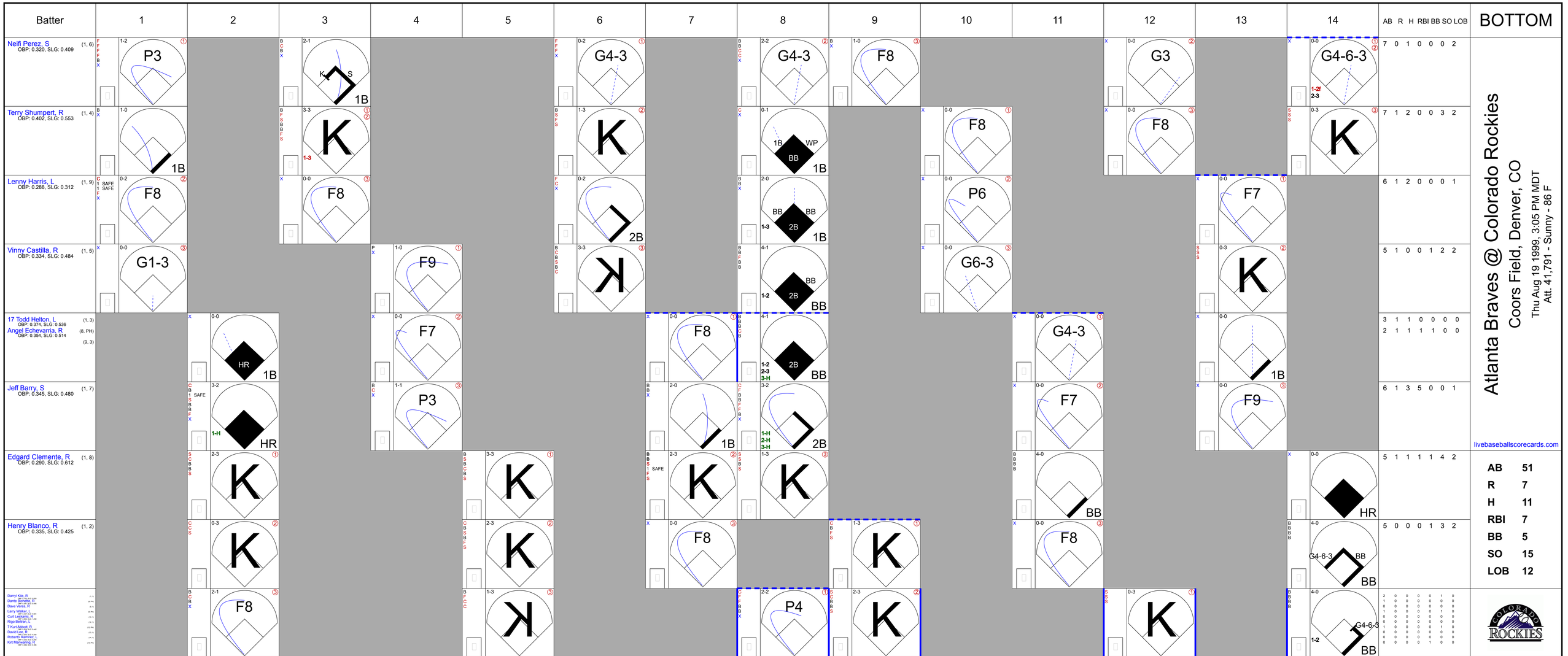
Batter
1
2
3
4
5
6
7
8
9
10
11
12
13
14
AB R H RBI BB SO LOB
BOTTOM
Neifi Perez, S (1, 6) OBP: 0.320, SLG: 0.409
P3
G4-3
G4-3
F8
G3
G4-6-3
1-2f
2-3
7 0 1 0 0 0 2
Terry Shumpert, R (1, 4) OBP: 0.402, SLG: 0.553
1B
K
1-3
K
1B
WP
BB
1B
F8
F8
K
7 1 2 0 0 3 2
Lenny Harris, L (1, 9) OBP: 0.288, SLG: 0.312
1 SAFE
1 SAFE
F8
F8
2B
BB
BB
2B
1B
P6
F7
6 1 2 0 0 0 1
Vinny Castilla, R (1, 5) OBP: 0.334, SLG: 0.484
G1-3
F9
K
BB
2B
BB
G6-3
K
5 1 0 0 1 2 2
17 Todd Helton, L (1, 3) OBP: 0.374, SLG: 0.536
Angel Echevarria, R (8, PH) (9, 3) OBP: 0.354, SLG: 0.514
HR
1B
F7
F8
2B
BB
G4-3
1B
3 1 1 0 0 0 0
2 1 1 1 1 0 0
Jeff Barry, S (1, 7) OBP: 0.345, SLG: 0.480
1-H
HR
P3
1B
1-H
2-H
3-H
2B
F7
F9
6 1 3 5 0 0 1
Edgard Clemente, R (1, 8) OBP: 0.290, SLG: 0.612
K
K
K
K
BB
HR
5 1 1 1 1 4 2
Henry Blanco, R (1, 2) OBP: 0.335, SLG: 0.425
K
K
K
F8
F8
G4-6-3
BB
BB
5 0 0 0 1 3 2
F8
P4
K
K
G4-6-3
1-2
BB
livebaseballscorecards.com
Atlanta Braves @ Colorado Rockies
Coors Field, Denver, CO
Thu Aug 19 1999, 3:05 PM MDT
Att. 41,791 - Sunny - 86 F
AB 51
R 7
H 11
RBI 7
BB 5
SO 15
LOB 12
Inning Stats
R: 0 H: 1
E: 0 LOB: 1
K: 0 BB: 0
S: 10 P: 12
R: 2 H: 2
E: 0 LOB: 0
K: 2 BB: 0
S: 13 P: 20
R: 0 H: 1
E: 0 LOB: 0
K: 1 BB: 0
S: 7 P: 12
R: 0 H: 0
E: 0 LOB: 0
K: 0 BB: 0
S: 5 P: 6
R: 0 H: 0
E: 0 LOB: 0
K: 3 BB: 0
S: 10 P: 16
R: 0 H: 1
E: 0 LOB: 1
K: 2 BB: 0
S: 13 P: 17
R: 0 H: 1
E: 0 LOB: 1
K: 1 BB: 0
S: 6 P: 10
R: 4 H: 3
E: 0 LOB: 1
K: 1 BB: 2
S: 20 P: 38
R: 0 H: 0
E: 0 LOB: 0
K: 2 BB: 0
S: 7 P: 11
R: 0 H: 0
E: 0 LOB: 0
K: 0 BB: 0
S: 3 P: 3
R: 0 H: 0
E: 0 LOB: 1
K: 0 BB: 1
S: 3 P: 7
R: 0 H: 0
E: 0 LOB: 0
K: 1 BB: 0
S: 5 P: 5
R: 0 H: 1
E: 0 LOB: 1
K: 1 BB: 0
S: 6 P: 6
R: 1 H: 1
E: 0 LOB: 1
K: 1 BB: 2
S: 5 P: 13
1B: 7 SF: 0
2B: 2 SAC: 0
3B: 0 DP: 1
HR: 2 HBP: 0
WP: 1 PA: 56
PB: 0
SB: 1
CS: 0
PITCHER IP WLS BF H R ER SO BB IBB HBP BLK WP HR S P ERA WHIP
29 John Smoltz, R (1, 1) ERA: 3.58 6.0 22 5 2 2 8 0 0 0 0 0 1 58 83 3.00 0.833
Mike Remlinger, L (7, 1) ERA: 2.4 1.0 4 1 0 0 1 0 0 0 0 0 0 6 10 0.00 1.000
Rudy Seanez, R (8, 1) ERA: 3.42 0.2 H 5 2 3 3 0 1 0 0 0 1 0 11 21 40.50 4.500
John Rocker, L (8, 1) ERA: 2.83 0.1 B 3 1 1 1 1 1 0 0 0 0 0 9 17 27.00 6.000
Russ Springer, R (9, 1) ERA: 4.19 2.0 6 0 0 0 2 0 0 0 0 0 0 10 14 0.00 0.000
PITCHER IP WLS BF H R ER SO BB IBB HBP BLK WP HR S P ERA WHIP
30 Kevin McGlinchy, R (11, 1) ERA: 3.07 2.0 7 0 0 0 1 1 0 0 0 0 0 8 12 0.00 0.500
Bruce Chen, L (13, 1) ERA: 6.21 1.0 W 7 2 1 1 2 0 0 0 0 1 7 15 9.00 4.000
Terry Mulholland, L (14, 1) ERA: 5.01 1.0 S 2 0 0 0 1 0 0 0 0 0 0 4 4 0.00 0.000

San Diego Padres @ Atlanta Braves

Turner Field, Atlanta, GA

Fri Aug 20 1999, 7:40 PM EDT

Att. 48,201 - Unknown - 80 F

TOP

livebaseballscorecards.com

Batter	1	2	3	4	5	6	7	8	9	10	11	AB	R	H	RBI	BB	SO	LOB
Eric Owens, R (1, 8) OBP: 0.336, SLG: 0.416 (8, 7)	C F F B F X 1-2 F8 1B 1B		C F F F F F X 0-2 ① G5-3 1-2		F X 0-1 ② G6-3		B C B B C X 3-2 ③ G6-3			S S S 0-3 ② K		5	0	1	0	0	1	2
Tony Gwynn, L (1, 9) OBP: 0.377, SLG: 0.458	C B B X 2-1 ① F7		B X 1-0 ② G6-3 2-3		F B B X 2-1 ③ G4-3			F F X 0-2 BB 1B		S S S 0-3 ③ K		4	0	1	0	0	0	2
Ruben Rivera, R (8, PR) (8, 8) OBP: 0.300, SLG: 0.446												1	0	0	0	0	1	0
Reggie Sanders, R (1, 7) OBP: 0.393, SLG: 0.536 (8, 9)	1 SAFE B F B X 2-1 1-2 1B		B B B C B 4-1 HR BB			F F X 0-2 FC3-6 1B		B B F 1 SAFE B F B 4-2 1-2 G6-4-3 BB			X 0-0 ① F9	3	1	2	0	2	0	0
Phil Nevin, R (1, 5) OBP: 0.359, SLG: 0.571	C C F F B B X 2-2 ② F8 2-3		S S B B B X 2-2 1-H 3-H HR			F B C X 1-2 ① FC3-6 1-2f		S C S 0-3 ① K			S S S 0-3 ② K	5	1	1	3	0	2	5
Wiki Gonzalez, R (1, 2) OBP: 0.267, SLG: 0.357	B F C S 1-3 ③ K2-3		C F B B X 2-2 ③ G6-3			1 SAFE X 0-0 ② F9		X 0-0 ② ③ G6-4-3 1-2f			X 0-0 E4	5	0	0	0	0	1	5
Wally Joyner, L (1, 3) OBP: 0.354, SLG: 0.317 Carlos Reyes, S (11, 1)		F F X 0-2 ① G6-3		C B X 1-1 ① G4-3		B 1 SAFE C F B S 2-3 ③ K			X 0-0 ① G3-1		X 0-0 ③ F7	5	0	0	0	0	1	2
												0	0	0	0	0	0	0
Damian Jackson, R (1, 4) OBP: 0.322, SLG: 0.365 (9, 6)	C F S 0-3 ② K		B C B B S X 3-2 G4-6-3 1B				F B C B B B 4-2 SH1-4 BB		B C C B X 2-2 ② P6			3	0	1	0	1	1	0
Chris Gomez, R (1, 6) OBP: 0.320, SLG: 0.281 Dave Magadan, L (11, 3) OBP: 0.370, SLG: 0.362	B C X 1-1 ③ G6-3		X 0-0 ② ③ G4-6-3 1-2f				1 SAFE F F B B 1 SAFE B 1 SAFE 1 SAFE X 3-2 ① P9		C X 0-1 ③ L8			4	0	0	0	0	0	2
												0	0	0	0	0	0	0
Matt Clement, R (1, 1) OBP: 0.146, SLG: 0.079 Dan Miceli, R (8, 1) David Newhan, L (9, 4) OBP: 0.130, SLG: 0.174 Trevor Hoffman, R (9, 1) OBP: 0.500, SLG: 1.000			B C B B B 4-1 G6-3 G5-3 HR BB		B C S S 1-3 ① K		C X 0-1 ② SH1-4 1-2			X 0-0 ① B2		1	1	0	0	1	1	0
												0	0	0	0	0	0	0
												1	0	0	0	0	0	0
												0	0	0	0	0	0	0
Inning Stats	R: 0 E: 0 K: 1 S: 17 H: 2 LOB: 2 BB: 0 P: 25	R: 0 E: 0 K: 1 S: 9 H: 0 LOB: 0 BB: 0 P: 10	R: 3 E: 0 K: 0 S: 16 H: 1 LOB: 0 BB: 2 P: 29	R: 0 E: 0 K: 0 S: 6 H: 1 LOB: 0 BB: 0 P: 10	R: 0 E: 0 K: 1 S: 7 H: 0 LOB: 0 BB: 0 P: 10	R: 0 E: 0 K: 1 S: 10 H: 1 LOB: 1 BB: 0 P: 13	R: 0 E: 0 K: 0 S: 10 H: 0 LOB: 1 BB: 1 P: 20	R: 0 E: 0 K: 1 S: 9 H: 1 LOB: 2 BB: 1 P: 13	R: 0 E: 0 K: 0 S: 6 H: 0 LOB: 0 BB: 0 P: 8	R: 0 E: 0 K: 2 S: 7 H: 0 LOB: 0 BB: 0 P: 7	R: 0 E: 1 K: 1 S: 6 H: 0 LOB: 1 BB: 0 P: 6	1B: 5 2B: 0 3B: 0 HR: 1	SF: 0 SAC: 1 DP: 2 HBP: 0					

PITCHER	IP	WLS	BF	H	R	ER	SO	BB	IBB	HBP	BLK	WP	HR	S	P	ERA	WHIP
Tom Glavine, L (1, 1) ERA: 4.14	8.0		32	6	3	3	5	4	0	0	0	0	1	84	130	3.38	1.250
Rudy Seanez, R (9, 1) ERA: 3.35	1.0		3	0	0	0	0	0	0	0	0	0	0	6	8	0.00	0.000
Mike Remlinger, L (10, 1) ERA: 2.32	2.0	W	7	0	0	0	3	0	0	0	0	0	0	13	13	0.00	0.000

PITCHER	IP	WLS	BF	H	R	ER	SO	BB	IBB	HBP	BLK	WP	HR	S	P	ERA	WHIP

AB	37
R	3
H	6
RBI	3
BB	4
SO	8
LOB	18

WP: 0 PA: 42
PB: 0
SB: 0
CS: 0

Batter	1	2	3	4	5	6	7	8	9	10	11	AB	R	H	RBI	BB	SO	LOB
Gerald Williams, R (1, 7) OBP: 0.330, SLG: 0.462	P3		G5-3			B1-3		E FC6-4 HBP 1-2	FC6-2 1-2 2-3 3-Hf			4	1	0	0	0	0	3
Bret Boone, R (1, 4) OBP: 0.315, SLG: 0.421	10 L8-4 2B			G6-4-3 1B		P4		E5 FC6-4 1-3 2-H	P5			5	0	2	0	0	0	4
10 Chipper Jones, S (1, 5) OBP: 0.439, SLG: 0.624	L8-4 2-2			K		2B		FC6-4 IBB		K		4	0	1	0	1	2	2
Brian Jordan, R (1, 9) OBP: 0.361, SLG: 0.500		G6-3		G6-4-3 1-2f		K		FC6-4 1-2f 2-3 3-H		F8		5	0	0	1	0	1	4
Ryan Klesko, L (1, 3) OBP: 0.379, SLG: 0.558		1B	F9				G3-1	F7		G5-3		5	0	1	0	0	0	2
Andruw Jones, R (1, 8) OBP: 0.353, SLG: 0.485		K	1B FC5-4 BB				P7		BB SH FC6-2 1B	E8 FC4 2B		4	2	2	0	1	1	1
José Hernández, R (1, 6) OBP: 0.357, SLG: 0.455		G6-3	FC5-4 1-3 1B				K		SH FC6-2 BB 1-2	G5-3		4	0	1	0	0	1	2
Eddie Pérez, R (1, 2) OBP: 0.309, SLG: 0.366			G5-3		FC5-4 1-2f 3-H			HBP E BB	FC6-2 1-2 2-3 BB	FC4 IBB		2	0	0	1	1	0	1
Walt Weiss, S (8, PR) OBP: 0.309, SLG: 0.298												0	1	0	0	0	0	0
Greg Myers, L (9, 2) OBP: 0.366, SLG: 0.421			G4-3		G5-3			K	K	FC4 1-2 3-H		0	0	0	0	0	2	0
Tom Glavine, L (1, 1) OBP: 0.164, SLG: 0.151												2	0	0	0	0	0	1
Keith Lockhart, L (8, PH) OBP: 0.322, SLG: 0.310												1	0	0	0	0	0	0
Rudy Seanez, R (9, 1)												0	0	0	0	0	0	0
Randall Simon, L (9, PH) OBP: 0.372, SLG: 0.449												1	0	0	0	0	1	3
Mike Remlinger, L (10, 1)												0	0	0	0	0	0	0
Ozzie Guillen, L (11, PH) OBP: 0.265, SLG: 0.287												1	0	0	1	0	0	1
Inning Stats	R: 0 H: 1 E: 0 LOB: 0 K: 0 BB: 0 S: 6 P: 10	R: 0 H: 1 E: 0 LOB: 1 K: 1 BB: 0 S: 10 P: 13	R: 0 H: 0 E: 0 LOB: 0 K: 0 BB: 0 S: 9 P: 14	R: 0 H: 1 E: 0 LOB: 0 K: 1 BB: 0 S: 10 P: 14	R: 1 H: 1 E: 0 LOB: 1 K: 0 BB: 1 S: 8 P: 20	R: 0 H: 1 E: 0 LOB: 1 K: 1 BB: 0 S: 10 P: 15	R: 0 H: 0 E: 0 LOB: 0 K: 1 BB: 0 S: 6 P: 8	R: 2 H: 0 E: 1 LOB: 2 K: 1 BB: 2 S: 13 P: 26	R: 0 H: 1 E: 1 LOB: 3 K: 1 BB: 1 S: 10 P: 17	R: 0 H: 0 E: 0 LOB: 0 K: 1 BB: 0 S: 5 P: 5	R: 1 H: 1 E: 1 LOB: 2 K: 0 BB: 1 S: 3 P: 7	1B: 4 SF: 0 2B: 4 SAC: 1 3B: 0 DP: 2 HR: 0 HBP: 1						WP: 0 PA: 45 PB: 0 SB: 0 CS: 0

PITCHER		IP	WLS	BF	H	R	ER	SO	BB	IBB	HBP	BLK	WP	HR	S	P	ERA	WHIP
Matt Clement, R ERA: 4.77	(1, 1)	7.0		26	5	2	1	4	2	0	0	0	0	0	60	99	1.29	1.000
Dan Miceli, R ERA: 4.25	(8, 1)	1.0	B	9	1	1	0	1	1	1	1	0	0	0	15	29	0.00	2.000
Trevor Hoffman, R ERA: 2.5	(9, 1)	2.0		6	0	0	0	2	0	0	0	0	0	0	12	14	0.00	0.000
Carlos Reyes, R ERA: 3.21	(11, 1)	0.1	L	4	1	1	0	0	0	1	0	0	0	0	3	7	0.00	3.000

PITCHER	IP	WLS	BF	H	R	ER	SO	BB	IBB	HBP	BLK	WP	HR	S	P	ERA	WHIP

BOTTOM

San Diego Padres @ Atlanta Braves

Turner Field, Atlanta, GA

Fri Aug 20 1999, 7:40 PM EDT

Att. 48,201 - Unknown - 80 F

livebaseballscorecards.com

AB	38
R	4
H	7
RBI	3
BB	5
SO	7
LOB	25

Batter	1	2	3	4	5	6	7	8	9	AB	R	H	RBI	BB	SO	LOB
Eric Owens, R (1, 8) OBP: 0.332, SLG: 0.412	X 0-0 ① G1-3		C F S 0-3 ② K		X 0-0 ② L7			C B S F F X 1-2 ① G4-3		4	0	0	0	0	1	1
Tony Gwynn, L (1, 9) OBP: 0.379, SLG: 0.462	C B B X 2-1 ② G3-1		F F X 0-2 1-H E 2B		B F X 1-1 1B			C S B X 1-2 ② G4-3		4	1	2	1	0	0	0
Reggie Sanders, R (1, 7) OBP: 0.394, SLG: 0.535	X 0-0 1B		X 0-0 E8 1B 2-H 1B		B B C 1 SAFE C F B S 3-3 ③ K			C B F B S 2-3 ③ K		4	0	2	0	0	2	1
Phil Nevin, R (1, 5) OBP: 0.361, SLG: 0.570	1 SAFE S 1 SAFE P B 1 SAFE F S 2-3 ③ K		B 1 SAFE X 1-0 1-3 1B			X 0-0 G3-6 1B			C C C 0-3 ① K	4	0	2	0	0	2	1
John Vander Wal, L (1, 3) OBP: 0.372, SLG: 0.447 Wiki Gonzalez, R (9, PH) OBP: 0.250, SLG: 0.333		C B X 1-1 ① G4-3	C B S F B X 2-2 ③ G1-3			F F X 0-2 ① ② G3-6 1-2f			S S S B C 1-3 ② K	3 1	0 0	0 0	0 0	0 0	0 1	3 0
Ben Davis, S (1, 2) OBP: 0.309, SLG: 0.382		B F S B S 2-3 ② K		F F B C 1-3 ① K		B X 1-0 ③ G4-3			C B C F B S 2-3 ③ K2-3	4	0	0	0	0	3	0
David Newhan, L (1, 4) OBP: 0.115, SLG: 0.154		B C C C 1-3 ③ K		S B S S 1-3 ② K			B F F F B F F S 2-3 ① K			3	0	0	0	0	3	0
Damian Jackson, R (1, 6) OBP: 0.322, SLG: 0.365			C C F B B X 2-2 CS 1B	C B B F F B F X 3-2 P6			B X 1-0 ② F8			3	0	1	0	0	0	0
Andy Ashby, R (1, 1) OBP: 0.196, SLG: 0.204 Matt Whisenant, R (8, 1)			1 SAFE P 1 SAFE C B X 2-1 ① 1-2 2B 1B		C C F X 0-2 ① P1		B C S B S 2-3 ③ K			3 0	1 0	1 0	0 0	0 0	1 0	0 0
Inning Stats	R: 0 E: 0 K: 1 S: 8 H: 1 LOB: 1 BB: 0 P: 11	R: 0 E: 0 K: 2 S: 8 H: 0 LOB: 0 BB: 0 P: 12	R: 2 E: 1 K: 1 S: 19 H: 5 LOB: 2 BB: 0 P: 25	R: 0 E: 0 K: 2 S: 11 H: 0 LOB: 0 BB: 0 P: 16	R: 0 E: 0 K: 1 S: 11 H: 1 LOB: 0 BB: 0 P: 15	R: 0 E: 0 K: 0 S: 5 H: 1 LOB: 0 BB: 0 P: 6	R: 0 E: 0 K: 2 S: 10 H: 0 LOB: 0 BB: 0 P: 15	R: 0 E: 0 K: 1 S: 11 H: 0 LOB: 0 BB: 0 P: 15	R: 0 E: 0 K: 3 S: 11 H: 0 LOB: 0 BB: 0 P: 14	1B: 7 2B: 1 3B: 0 HR: 0	SF: 0 SAC: 0 DP: 1 HBP: 0						

TOP

San Diego Padres @ Atlanta Braves

Turner Field, Atlanta, GA

Sat Aug 21 1999, 4:05 PM EDT

Att. 48,362 - Sunny - 90 F

livebaseballscorecards.com

AB	33
R	2
H	8
RBI	1
BB	0
SO	13
LOB	6

WP: 0 PB: 0 SB: 0 CS: 1 PA: 33

PITCHER		IP	WLS	BF	H	R	ER	SO	BB	IBB	HBP	BLK	WP	HR	S	P	ERA	WHIP
Greg Maddux, R ERA: 3.61	(1, 1)	7.0	W	27	8	2	2	9	0	0	0	0	0	0	72	100	2.57	1.143
Russ Springer, R ERA: 4.08	(8, 1)	1.0	H	3	0	0	0	1	0	0	0	0	0	0	11	15	0.00	0.000
John Rocker, L ERA: 2.78	(9, 1)	1.0		3	0	0	0	3	0	0	0	0	0	0	11	14	0.00	0.000

PITCHER		IP	WLS	BF	H	R	ER	SO	BB	IBB	HBP	BLK	WP	HR	S	P	ERA	WHIP

BOTTOM

San Diego Padres @ Atlanta Braves

Turner Field, Atlanta, GA

Sat Aug 21 1999, 4:05 PM EDT
Att. 48,362 - Sunny - 90 F

livebaseballscorecards.com

Batter	1	2	3	4	5	6	7	8	9	AB	R	H	RBI	BB	SO	LOB
Gerald Williams, R (1, 7) OBP: 0.329, SLG: 0.459	FBBSC 2-3 ① K		FFFX 0-2 2B 1B 1-3 2-H 1B		BBBCX 3-1 ① G1-3		SBBBX 3-1 ③ G6-3			4	1	1	1	0	1	0
Bret Boone, R (1, 4) OBP: 0.316, SLG: 0.423	BBX 2-0 ② G5-3		BC1SAFEPFX 2-2 1B E 1-3 3-H 2B		CX 0-1 ② G5-3			BBBCFB 4-2 10 2B 1B BB		3	2	1	1	1	0	0
10 Chipper Jones, S (1, 5) OBP: 0.441, SLG: 0.627	BX 1-0 ③ F7		BBI 4-0 1B E IBB		X 0-0 1B			X 0-0 1B 1-3 1B 2B		3	1	2	0	1	0	0
Brian Jordan, R (1, 9) OBP: 0.364, SLG: 0.502		FBBBFX 3-2 G4-6-3 1B	BX 1-0 ② E6 1-3 2-H 3-H 1B		1SAFEX 0-0 ③ P5			X 0-0 1B 2-3 3-H 1B		4	0	3	2	0	0	1
Ryan Klesko, L (1, 3) OBP: 0.376, SLG: 0.553 Brian Hunter, R (8, PH) OBP: 0.368, SLG: 0.456 (9, 3)		B1SAFBX 2-0 ①② G4-6-3 1-2f	X 0-0 ③ G3			BCX 1-1 ① G6-3		FFB1BC SAFE 2-3 ① K		3 1	0 0	0 0	0 0	0 0	0 1	2 2
Andruw Jones, R (1, 8) OBP: 0.352, SLG: 0.483		BFCS 1-3 ③ K		BFCBBS 3-3 ① K		X 0-0 ② G5-3		B1SAFEFCF1SAFEX 1-2 1-2 3-H 1B		4	0	1	1	0	2	0
José Hernández, R (1, 6) OBP: 0.354, SLG: 0.450 John Rocker, R (9, 1)			CBBFC 2-3 ① K	CFC 0-3 ② K		FBBX 2-1 ③ G4-3		BX 1-0 ② L4		4 0	0 0	0 0	0 0	0 0	2 0	2 0
Eddie Pérez, R (1, 2) OBP: 0.312, SLG: 0.365			CBH 2-1 1B 1B HBP	SFBX 1-2 1B			FFS 0-3 K G1-4-3	SBCFFBX 2-2 ③ L7		3	1	1	0	0	1	2
Greg Maddux, R (1, 1) OBP: 0.231, SLG: 0.380 Ozzie Guillen, L (7, PH) OBP: 0.264, SLG: 0.286 Russ Springer, R (8, 1) Walt Weiss, S (9, 6) OBP: 0.309, SLG: 0.298			X 0-0 1B 1-2 2B 1B	FFX 0-2 ③ G1-3			FX 0-1 ①② G1-4-3 1-2f			2 1 0 0	1 0 0 0	1 0 0 0	0 0 0 0	0 0 0 0	0 0 0 0	1 1 0 0
Inning Stats	R: 0 E: 0 K: 1 S: 5 H: 0 LOB: 0 BB: 0 P: 10	R: 0 E: 0 K: 1 S: 7 H: 1 LOB: 0 BB: 0 P: 13	R: 4 E: 1 K: 1 S: 15 H: 4 LOB: 1 BB: 1 P: 25	R: 0 E: 0 K: 2 S: 12 H: 1 LOB: 1 BB: 0 P: 16	R: 0 E: 0 K: 0 S: 6 H: 1 LOB: 1 BB: 0 P: 9	R: 0 E: 0 K: 0 S: 5 H: 0 LOB: 0 BB: 0 P: 8	R: 0 E: 0 K: 1 S: 7 H: 0 LOB: 0 BB: 0 P: 10	R: 2 E: 0 K: 1 S: 17 H: 3 LOB: 2 BB: 1 P: 27		1B: 8 2B: 2 3B: 0 HR: 0	SF: 0 SAC: 0 DP: 2 HBP: 1						

	AB	32
	R	6
	H	10
	RBI	5
	BB	2
	SO	7
	LOB	11

WP: 1 PA: 35
PB: 0
SB: 0
CS: 0

PITCHER		IP	WLS	BF	H	R	ER	SO	BB	IBB	HBP	BLK	WP	HR	S	P	ERA	WHIP
Andy Ashby, R ERA: 3.73	(1, 1)	7.0	L	31	9	6	5	6	1	1	1	0	1	0	61	99	6.43	1.429
Matt Whisenant, L ERA: 6.2	(8, 1)	1.0		4	1	0	0	1	0	0	0	0	0	0	13	19	0.00	1.000

PITCHER	IP	WLS	BF	H	R	ER	SO	BB	IBB	HBP	BLK	WP	HR	S	P	ERA	WHIP

Batter	1	2	3	4	5	6	7	8	9	AB	R	H	RBI	BB	SO	LOB
Eric Owens, R (1, 3) OBP: 0.329, SLG: 0.407	C C X 0-2 ① G5-3		B X 1-0 ② G6-3 2-3			X 0-0 ① F7	C X 0-1 ③ FC5 2-3f			4	0	0	0	0	0	3
Donne Wall, R (7, 1)										0	0	0	0	0	0	0
Matt Whisenant, R (8, 1)										0	0	0	0	0	0	0
Ed Giovanola, L (9, 4) OBP: 0.297, SLG: 0.236										0	0	0	0	0	0	0
Tony Gwynn, L (1, 9) OBP: 0.377, SLG: 0.459	C B C F X 1-2 ② F7		F B X 1-1 FC6-4 3-H 1B			X 0-0 ② F8		C F C 0-3 ① K		4	0	1	1	0	1	0
Reggie Sanders, R (1, 7) OBP: 0.393, SLG: 0.535	X 0-0 ③ G6-3		C B F X 1-2 ③ FC6-4 1-2f			X 0-0 2B 2B		B B X 2-0 ② L4		4	1	1	0	0	0	1
Phil Nevin, R (1, 5) OBP: 0.363, SLG: 0.573		C B F X 1-2 ① F8		X 0-0 G5-4-3 1B		C X 0-1 2-H 2B		C B F F X 1-2 ③ G6-3		4	0	2	1	0	0	0
Wiki Gonzalez, R (1, 2) OBP: 0.250, SLG: 0.316		C B F F X 1-2 1B		C F B X 1-2 ① ② G5-4-3 1-2f		X 0-0 ③ G6-3			F B S B F B S 3-3 ① K	4	0	1	0	0	1	2
Ruben Rivera, R (1, 8) OBP: 0.296, SLG: 0.440		B X 1-0 ② F8		C C X 0-2 ③ G6-3			B S F S 1-3 ① K		X 0-0 ② F7	4	0	0	0	0	1	1
Damian Jackson, R (1, 4) OBP: 0.318, SLG: 0.360		B F F S 1-3 ③ K			B B C B X 3-1 ① F8		C B F B B F X 3-2 E5 FC5		C F B B B C 3-3 ③ K	4	0	0	0	0	2	1
Dan Miceli, R (9, 1)										0	0	0	0	0	0	0
Chris Gomez, R (1, 6) OBP: 0.326, SLG: 0.284			X 0-0 G6-3 SH1-4 1B 1B		C X 0-1 ② F8		B B B C B 4-1 BB			2	1	1	0	1	0	0
Sterling Hitchcock, L (1, 1) OBP: 0.122, SLG: 0.065			B X 1-0 ① SH1-4 1-2		C B B C S 2-3 ③ K		C C F C 0-3 ② K			1	0	0	0	0	1	0
Dave Magadan, L (7, PH) OBP: 0.369, SLG: 0.360										1	0	0	0	0	1	2
(7, 3)																

Inning Stats	1	2	3	4	5	6	7	8	9
	R: 0 E: 0 K: 0 S: 8	H: 0 LOB: 0 BB: 0 P: 9	R: 0 E: 0 K: 1 S: 11	H: 1 LOB: 1 BB: 0 P: 15	R: 1 E: 0 K: 0 S: 8	H: 2 LOB: 1 BB: 0 P: 12	R: 0 E: 0 K: 0 S: 7	H: 1 LOB: 0 BB: 0 P: 8	R: 0 E: 0 K: 1 S: 7	H: 0 LOB: 0 BB: 0 P: 12	R: 1 E: 0 K: 0 S: 6	H: 2 LOB: 1 BB: 0 P: 6	R: 0 E: 1 K: 2 S: 14	H: 0 LOB: 2 BB: 1 P: 22	R: 0 E: 0 K: 1 S: 8	H: 0 LOB: 0 BB: 0 P: 11	R: 0 E: 0 K: 2 S: 8	H: 0 LOB: 0 BB: 0 P: 14

	1B: 4	SF: 0	WP: 0	PA: 34
	2B: 2	SAC: 1	PB: 0	
	3B: 0	DP: 1	SB: 0	
	HR: 0	HBP: 0	CS: 0	

PITCHER		IP	WLS	BF	H	R	ER	SO	BB	IBB	HBP	BLK	WP	HR	S	P	ERA	WHIP
Terry Mulholland, L ERA: 4.84	(1, 1)	8.0		31	6	2	2	5	1	0	0	0	0	0	69	95	2.25	0.875
John Rocker, L ERA: 2.73	(9, 1)	1.0	W	3	0	0	0	2	0	0	0	0	0	0	8	14	0.00	0.000

PITCHER	IP	WLS	BF	H	R	ER	SO	BB	IBB	HBP	BLK	WP	HR	S	P	ERA	WHIP

TOP

San Diego Padres @ Atlanta Braves

Turner Field, Atlanta, GA

Sun Aug 22 1999, 1:10 PM EDT

Att. 33,847 - Sunny - 85 F

livebaseballscorecards.com

AB	32
R	2
H	6
RBI	2
BB	1
SO	7
LOB	10

San Diego Padres @ Atlanta Braves

Turner Field, Atlanta, GA

Sun Aug 22 1999, 1:10 PM EDT

Att. 33,847 - Sunny - 85 F

livebaseballscorecards.com

BOTTOM

Batter	1	2	3	4	5	6	7	8	9	AB	R	H	RBI	BB	SO	LOB
Gerald Williams, R (1, 7) OBP: 0.330, SLG: 0.456	F C X 0-2 10 FC6-4 1B		B F X 1-1 ② B2		C B F F F B S 2-3 ① K		B C F X 1-2 ② G3-1		B B B B 4-0 SH1-4 1B BB	4	1	1	0	1	1	1
Bret Boone, R (1, 4) OBP: 0.317, SLG: 0.426	B B B C S X 3-2 ① F8		B B X 2-0 1-3 2B		C F B X 1-2 ② F8		B B C B X 3-1 1B		1 SAFE F X 0-1 ① SH1-4 1-2	4	0	2	0	0	0	1
10 Chipper Jones, S (1, 5) OBP: 0.441, SLG: 0.624	1 SAFE X 0-0 ② FC6-4 1-2f		S B C S 1-3 ③ K2-3		B B X 2-0 S 1B		C X 0-1 ③ G3		I I I I 4-0 1B IBB	4	0	1	0	1	1	4
Brian Jordan, R (1, 9) OBP: 0.366, SLG: 0.502	X 0-0 ③ G1-3			S C H 1-2 BB 1B SF8 HBP	B B X 2-0 ③ F8 1-2			C B C X 1-2 FC5-6 BB 1B	C B B X 2-1 1-2 2-H 1B	4	1	2	1	0	0	2
Andruw Jones, R (1, 8) OBP: 0.353, SLG: 0.484		B C B B X 3-1 ① G6-3		F F F B F 1 SAFE S 1-3 ① K		X 0-0 G5-3 WP 2B		B C B B B 4-1 G1-3 FC5-6 1-2 BB		3	1	1	0	1	1	1
José Hernández, R (1, 6) OBP: 0.353, SLG: 0.448		C B F S 1-3 ② K		B X 1-0 SF8 BB 1-2 1B		F F X 0-2 ① G5-3 2-3		X 0-0 ① FC5-6 G1-3 1-2 2-3f		4	0	1	0	0	1	3
Brian Hunter, R (1, 3) OBP: 0.368, SLG: 0.449 Randall Simon, L (8, PH) OBP: 0.370, SLG: 0.447 (9, 3)		B B B F F S 3-3 ③ K		F B S B B B 4-2 1-2 2-3 BB		F F B S B B B F S 3-3 ② K 3-H		C C B X 1-2 ② G1-3 1-2 2-3		2 0 0 0 1 2 0 1 0 0 0 0 0 2						
Eddie Pérez, R (1, 2) OBP: 0.311, SLG: 0.362			B X 1-0 ① F9	S B X 1-1 ② SF8 2-3 3-H		C B F S 1-3 ③ K		I I I 4-0 IBB		2	0	0	1	1	1	0
Terry Mulholland, R (1, 1) OBP: 0.154, SLG: 0.108 Walt Weiss, S (8, PH) OBP: 0.308, SLG: 0.297 John Rocker, R (9, 1)			C B X 1-1 2B 1B	B F B C C 2-3 K			X 0-0 ① G4-3	X 0-0 ③ G5-3		3 0 1 0 0 1 2 1 0 0 0 0 0 3 0 0 0 0 0 0 0						

Inning Stats	1	2	3	4	5	6	7	8	9
	R: 0 H: 1 E: 0 LOB: 1 K: 0 BB: 0 S: 8 P: 11	R: 0 H: 0 E: 0 LOB: 0 K: 2 BB: 0 S: 8 P: 15	R: 0 H: 2 E: 0 LOB: 2 K: 1 BB: 0 S: 9 P: 15	R: 1 H: 1 E: 0 LOB: 2 K: 2 BB: 1 S: 15 P: 25	R: 0 H: 1 E: 0 LOB: 1 K: 1 BB: 0 S: 10 P: 17	R: 1 H: 1 E: 0 LOB: 0 K: 2 BB: 0 S: 11 P: 15	R: 0 H: 1 E: 0 LOB: 1 K: 0 BB: 0 S: 8 P: 12	R: 0 H: 1 E: 0 LOB: 3 K: 0 BB: 2 S: 9 P: 19	R: 1 H: 1 E: 0 LOB: 2 K: 0 BB: 2 S: 4 P: 14

	AB	R	H	RBI	BB	SO	LOB
AB	32						
R	3						
H	9						
RBI	2						
BB	5						
SO	8						
LOB	19						

1B: 7 SF: 1
2B: 2 SAC: 1
3B: 0 DP: 0
HR: 0 HBP: 1

WP: 1 PA: 40
PB: 0
SB: 1
CS: 0

PITCHER		IP	WLS	BF	H	R	ER	SO	BB	IBB	HBP	BLK	WP	HR	S	P	ERA	WHIP
Sterling Hitchcock, L ERA: 4.27	(1, 1)	6.0		26	6	2	2	8	1	0	1	0	1	0	61	98	3.00	1.167
Donne Wall, R ERA: 2.91	(7, 1)	1.1		7	2	0	0	0	1	0	0	0	0	0	13	22	0.00	2.250
Matt Whisenant, L ERA: 6.1	(8, 1)	0.2		3	0	0	0	0	0	1	0	0	0	0	4	9	0.00	0.000
Dan Miceli, R ERA: 4.39	(9, 1)	0.1	L	4	1	1	1	0	1	1	0	0	0	0	4	14	27.00	6.000

PITCHER	IP	WLS	BF	H	R	ER	SO	BB	IBB	HBP	BLK	WP	HR	S	P	ERA	WHIP

Batter	1	2	3	4	5	6	7	8	9	AB	R	H	RBI	BB	SO	LOB
Mike Cameron, R (1, 8) OBP: 0.357, SLG: 0.476	F B B B X 3-1 ① F8		C C F B X 1-2 ② G6-3			F B X 1-1 ① L6		B B B C X 3-1 ③ P4		4	0	0	0	0	0	0
Michael Tucker, L (1, 9) OBP: 0.347, SLG: 0.444 Jeffrey Hammonds, R (9, PH) OBP: 0.302, SLG: 0.451	S B B B F B 4-2 2B BB		S B S S 1-3 ③ K			B X 1-0 HR			B B S F F F S 2-3 ① K	2 1	2 0	1 0	1 0	1 0	1 1	0 0
Greg Vaughn, R (1, 7) OBP: 0.338, SLG: 0.484	1 SAFE B B B X 3-0 G4-3 1-H 2B			X 0-0 ① G4-3		B F X 1-1 ② L6			F B X 1-1 G3 1B	4	0	2	1	0	0	0
Sean Casey, L (1, 3) OBP: 0.396, SLG: 0.548	B B C X 2-1 ② G4-3 2-3			C F F B F B X 2-2 ② G4-3		X 0-0 ③ G6-3			X 0-0 ② G3 1-2	4	0	0	0	0	0	2
Barry Larkin, R (1, 6) OBP: 0.400, SLG: 0.440	B X 1-0 ③ F8			C B X 1-1 1B			B X 1-0 ① G4-3		B B B B 4-0 FC4-6 BB	3	0	1	0	1	0	1
Eddie Taubensee, L (1, 2) OBP: 0.344, SLG: 0.480 Brian Johnson, R (9, PH) OBP: 0.311, SLG: 0.439		S B B B X 2-1 ① G4-3		F 1 SAFE B B F C 1-3 ③ K			C B B B F F S 2-3 ② K		X 0-0 ③ FC4-6 1-2f	3 1	0 0	0 0	0 0	0 0	2 0	1 2
Aaron Boone, R (1, 5) OBP: 0.344, SLG: 0.450		X 0-0 ② G6-3			X 0-0 ① F7		C X 0-1 ③ G6-3			3	0	0	0	0	0	0
Pokey Reese, R (1, 4) OBP: 0.314, SLG: 0.421		B X 1-0 ③ G5-3			B C X 1-1 ② F8			C B B F S 2-3 ① K		3	0	0	0	0	1	0
Brett Tomko, R (1, 1) OBP: 0.238, SLG: 0.231 Gabe White, L (7, 1) Stan Belinda, R (7, 1) OBP: 0.333, SLG: 0.333 Mark Lewis, R (8, PH) OBP: 0.288, SLG: 0.446 Dennys Reyes, R (8, 1)			B C F X 1-2 ① G4-3		F S F B S 1-3 ③ K			C C B F B C 2-3 ② K		2 0 0 1 0	0 0 0 0 0	0 0 0 0 0	0 0 0 0 0	0 0 0 1 0	1 0 0 0 0	0 0 0 0 0
Inning Stats	R: 1 H: 1 E: 0 LOB: 1 K: 0 BB: 1 S: 8 P: 21	R: 0 H: 0 E: 0 LOB: 0 K: 0 BB: 0 S: 4 P: 7	R: 0 H: 0 E: 0 LOB: 0 K: 1 BB: 0 S: 10 P: 13	R: 0 H: 1 E: 0 LOB: 1 K: 1 BB: 0 S: 11 P: 15	R: 0 H: 0 E: 0 LOB: 0 K: 1 BB: 0 S: 7 P: 9	R: 1 H: 1 E: 0 LOB: 0 K: 0 BB: 0 S: 6 P: 9	R: 0 H: 0 E: 0 LOB: 0 K: 1 BB: 0 S: 7 P: 10	R: 0 H: 0 E: 0 LOB: 0 K: 2 BB: 0 S: 9 P: 16	R: 0 H: 1 E: 0 LOB: 2 K: 1 BB: 1 S: 9 P: 16	1B: 2 SF: 0 2B: 1 SAC: 0 3B: 0 DP: 0 HR: 1 HBP: 0						

PITCHER		IP	WLS	BF	H	R	ER	SO	BB	IBB	HBP	BLK	WP	HR	S	P	ERA	WHIP
Kevin Millwood, R ERA: 3.16	(1, 1)	7.0	W	25	3	2	2	4	1	0	0	0	0	1	53	84	2.57	0.571
Mike Remlinger, L ERA: 2.26	(8, 1)	1.2		7	1	0	0	3	1	0	0	0	0	0	17	31	0.00	1.200
Russ Springer, R ERA: 4.04	(9, 1)	0.1	S	1	0	0	0	0	0	0	0	0	0	0	1	1	0.00	0.000

PITCHER	IP	WLS	BF	H	R	ER	SO	BB	IBB	HBP	BLK	WP	HR	S	P	ERA	WHIP

TOP

Cincinnati Reds @ Atlanta Braves

Turner Field, Atlanta, GA

Mon Aug 23 1999, 7:40 PM EDT

Att. 31,016 - Overcast - 80 F

livebaseballscorecards.com

AB	31
R	2
H	4
RBI	2
BB	2
SO	7
LOB	6

PA: 33

WP: 0 PB: 0 SB: 0 CS: 0

Cincinnati Reds @ Atlanta Braves

Turner Field, Atlanta, GA

Mon Aug 23 1999, 7:40 PM EDT

Att. 31,016 - Overcast - 80 F

BOTTOM

Batter	1	2	3	4	5	6	7	8	9	AB	R	H	RBI	BB	SO	LOB
Gerald Williams, R (1, 7) OBP: 0.325, SLG: 0.448	C S F F F B F X 1-2 G4-3 ①	B F X 1-1 F7 ③		B C F F B X 2-2 F9 ②		F X 0-1 G4-3 ③		S B F X 1-2 L8 ③		5	0	0	0	0	0	3
Bret Boone, R (1, 4) OBP: 0.319, SLG: 0.428	X 0-0 10 S 10 HR 1B	C B X 1-1 E6 10 2B		B B F B X 3-1 G1-3 ③			C X 0-1 10 S SF7 2B			4	3	2	0	0	0	0
10 Chipper Jones, S (1, 5) OBP: 0.443, SLG: 0.633	B B B C X 3-1 1-H HR	X 0-0 ① 2-H 1B 2B	X 0-0 ① L9				B F B 2 B P SAFE 4-1 S S WP 2-3 BB			3	3	2	3	1	0	0
Brian Jordan, R (1, 9) OBP: 0.365, SLG: 0.500	B B C B B 4-1 BB	S S B F F S 1-3 ① K	C F B S 1-3 ② K				S B F F 1 SAFE B 1 SAFE B X 3-2 ① SF7 1-2 3-H			2	0	0	1	1	2	1
Ryan Klesko, L (1, 3) OBP: 0.375, SLG: 0.549 Brian Hunter, R (7, PH) OBP: 0.365, SLG: 0.445 (8, 3)	F X 0-1 ② P4	S B F B B F B 4-2 FC4-6 1B BB	X 0-0 ③ P5				B C S S 1-3 ② K			2 1	0 0	0 0	0 0	1 0	0 1	1 1
Andruw Jones, R (1, 8) OBP: 0.354, SLG: 0.483	1 SAFE 1 SAFE B C B F B X 3-2 ③ G5-3	X 0-0 ① 1-2 2-H FC4-6 1B				B B C B C X 3-2 ① L8	B C B C B 4-2 2-H S BB			3	0	1	1	1	0	1
José Hernández, R (1, 6) OBP: 0.352, SLG: 0.445 Mike Remlinger, L (8, 1) Russ Springer, R (9, 1)		B B F C B F B 4-2 S BB	X 0-0 ② FC4-6 S 1-2f 2-3			F F F B S 1-3 ② K	C F B B F B S 3-3 ③ K 1-2			3 0 0	0 0 0	0 0 0	0 0 0	1 0 0	2 0 0	3 0 0
Greg Myers, L (1, 2) OBP: 0.364, SLG: 0.413		C C B 1 SAFE F 1 SAFE C 1-3 ① K	S B S B F S 2-3 ③ K 1-2			B B B B 4-0 2B BB		S B S B C 2-3 ① K		3	0	0	0	1	3	3
Kevin Millwood, R (1, 1) OBP: 0.167, SLG: 0.172 Walt Weiss, S (8, 6) OBP: 0.307, SLG: 0.296		F B C S 1-3 ② K2-3 1-2		B C S B S 2-3 ① K		B C C F F X 1-2 1-3 2B		X 0-0 ② G1-3		3 1	0 0	1 0	0 0	0 0	2 0	1 0
Inning Stats	R: 2 E: 0 K: 0 S: 17 H: 2 LOB: 1 BB: 1 P: 28	R: 0 E: 0 K: 2 S: 12 H: 0 LOB: 1 BB: 1 P: 19	R: 2 E: 1 K: 2 S: 17 H: 2 LOB: 2 BB: 1 P: 25	R: 0 E: 0 K: 1 S: 9 H: 0 LOB: 0 BB: 0 P: 16	R: 0 E: 0 K: 1 S: 5 H: 0 LOB: 0 BB: 0 P: 6	R: 0 E: 0 K: 1 S: 15 H: 1 LOB: 2 BB: 1 P: 24	R: 2 E: 0 K: 2 S: 17 H: 1 LOB: 1 BB: 2 P: 31	R: 0 E: 0 K: 1 S: 7 H: 0 LOB: 0 BB: 0 P: 10		1B: 2 2B: 3 3B: 0 HR: 1	SF: 1 SAC: 0 DP: 0 HBP: 0			WP: 1 PB: 0 SB: 7 CS: 0	PA: 37	

livebaseballscorecards.com

AB	30
R	6
H	6
RBI	5
BB	6
SO	10
LOB	14

PITCHER		IP	WLS	BF	H	R	ER	SO	BB	IBB	HBP	BLK	WP	HR	S	P	ERA	WHIP
Brett Tomko, R ERA: 5.03	(1, 1)	6.1	L	31	6	6	5	7	5	0	0	0	0	1	83	132	7.11	1.737
Gabe White, L ERA: 4.25	(7, 1)	0.1		1	0	0	0	1	0	0	0	0	0	0	3	4	0.00	0.000
Stan Belinda, R ERA: 4.94	(7, 1)	0.1		2	0	0	0	1	1	0	0	0	1	0	6	13	0.00	3.000
Dennys Reyes, L ERA: 2.81	(8, 1)	1.0		3	0	0	0	1	0	0	0	0	0	0	7	10	0.00	0.000

PITCHER	IP	WLS	BF	H	R	ER	SO	BB	IBB	HBP	BLK	WP	HR	S	P	ERA	WHIP

Batter	1	2	3	4	5	6	7	8	9	AB	R	H	RBI	BB	SO	LOB
Mike Cameron, R (1, 8) OBP: 0.355, SLG: 0.471	C F B B F B X 3-2 ① G5-3		B C S B S 2-3 ① K	B X 1-0 ③ G4-3			B F S X 1-2 ② F7		4	0	0	0	0	1	1
Dmitri Young, S (1, 9) OBP: 0.351, SLG: 0.508	C X 0-1 ② G1-3		B B X 2-0 ② G4-3			B C X 1-1 ① G4-3		B F F B S 2-3 ③ K		4	0	0	0	0	1	0
Greg Vaughn, R (1, 7) OBP: 0.335, SLG: 0.479	C S S 0-3 ③ K		X 0-0 ③ G5-3			F B X 1-1 ② F8			X 0-0 ① G4-3	4	0	0	0	0	1	0
Sean Casey, L (1, 3) OBP: 0.394, SLG: 0.544		X 0-0 ① G4-3	C B B S X 2-2 ① G6-3			B F F H 2-2 HBP			C S F B B F X 2-2 ② F8	3	0	0	0	0	0	0
Barry Larkin, R (1, 6) OBP: 0.400, SLG: 0.439		C X 0-1 E HR 1B	X 0-0 ② G4-3			C C C 0-3 ③ K			B B B B 4-0 DI 1B BB	3	2	1	0	1	1	1
Eddie Taubensee, L (1, 2) OBP: 0.341, SLG: 0.475 Jeffrey Hammonds, R (9, PH) OBP: 0.305, SLG: 0.454		B X 1-0 E6 HR 1-2	X 0-0 ③ F7				X 0-0 ① G4-3		B X 1-0 1-H 1B	3 1	1 0	0 1	0 1	0 0	0 0	1 0
Aaron Boone, R (1, 5) OBP: 0.346, SLG: 0.459		B B S B X 3-1 1-H 2-H HR			C S B X 1-2 ① G6-3		C X 0-1 CS 1B		C S S 0-3 ③ K	4	1	2	3	0	1	1
Pokey Reese, R (1, 4) OBP: 0.315, SLG: 0.420		B C B X 2-1 ② P2			B B C X 2-1 SH2-4 1B		C B C B F B F S 3-3 ②③ K 1-2			3	0	1	0	0	1	1
Pete Harnisch, S (1, 1) OBP: 0.157, SLG: 0.294 Scott Sullivan, R (6, 1) Hal Morris, L (8, PH) OBP: 0.339, SLG: 0.354 Danny Graves, R (8, 1)		X 0-0 ③ P8			X 0-0 ② SH2-4 1-2			B B C S B X 3-2 ① G4-3		1 0 1 0	0 0 0 0	0 0 0 0	0 0 0 0	0 0 0 0	0 0 0 0	0 0 0 0
Inning Stats	R: 0 H: 0 E: 0 LOB: 0 K: 1 BB: 0 S: 9 P: 12	R: 3 H: 2 E: 1 LOB: 0 K: 0 BB: 0 S: 9 P: 15	R: 0 H: 0 E: 0 LOB: 0 K: 1 BB: 0 S: 5 P: 9	R: 0 H: 0 E: 0 LOB: 0 K: 0 BB: 0 S: 5 P: 7	R: 0 H: 1 E: 0 LOB: 1 K: 0 BB: 0 S: 7 P: 11	R: 0 H: 0 E: 0 LOB: 1 K: 1 BB: 0 S: 9 P: 13	R: 0 H: 1 E: 0 LOB: 1 K: 1 BB: 0 S: 8 P: 11	R: 0 H: 0 E: 0 LOB: 0 K: 1 BB: 0 S: 9 P: 15	R: 1 H: 1 E: 0 LOB: 1 K: 1 BB: 1 S: 10 P: 17	1B: 4 SF: 0 2B: 1 SAC: 1 3B: 0 DP: 1 HR: 1 HBP: 1						

TOP

Cincinnati Reds @ Atlanta Braves

Turner Field, Atlanta, GA

Tue Aug 24 1999, 7:40 PM EDT

Att. 38,049 - Overcast - 76 F

livebaseballscorecards.com

AB	31
R	4
H	5
RBI	4
BB	1
SO	6
LOB	5

PITCHER		IP	WLS	BF	H	R	ER	SO	BB	IBB	HBP	BLK	WP	HR	S	P	ERA	WHIP
29 John Smoltz, R ERA: 3.5	(1, 1)	8.0	W	29	4	3	2	5	0	0	1	0	0	1	61	93	2.25	0.500
John Rocker, L ERA: 2.84	(9, 1)	1.0	S	5	1	1	1	1	1	0	0	0	0	0	10	17	9.00	2.000

PITCHER		IP	WLS	BF	H	R	ER	SO	BB	IBB	HBP	BLK	WP	HR	S	P	ERA	WHIP

Cincinnati Reds @ Atlanta Braves

Turner Field, Atlanta, GA

Tue Aug 24 1999, 7:40 PM EDT

Att. 38,049 - Overcast - 76 F

BOTTOM

Batter	1	2	3	4	5	6	7	8	9	AB	R	H	RBI	BB	SO	LOB
Gerald Williams, R (1, 7) OBP: 0.327, SLG: 0.452	F9 10 1B 2B	FC6-4 1B			P4		G5-3			4	1	2	0	0	0	0
Bret Boone, R (1, 4) OBP: 0.316, SLG: 0.425	F9 2-3	FC6-4 1-2f			K2-3		F8			4	0	0	0	0	1	2
10 Chipper Jones, S (1, 5) OBP: 0.445, SLG: 0.633	1B 1B 3-H 1B		F7			BB 1B	FC5-4 BB			3	2	2	1	1	0	0
Brian Jordan, R (1, 9) OBP: 0.364, SLG: 0.497	F8		K			1B 1-2 1B BB	FC5-4 1-2f			3	1	0	0	1	1	2
Ryan Klesko, L (1, 3) OBP: 0.377, SLG: 0.549	1B 1B 1-3 1B		G1-3			1B 1-2 2B 1B		G5-3		4	1	2	1	0	0	0
Brian Hunter, R (9, 3) OBP: 0.365, SLG: 0.445										0	0	0	0	0	0	0
Andruw Jones, R (1, 8) OBP: 0.355, SLG: 0.483	1B 1-2 3-H 1B			G3		2B 1-2 3-H 1B		P4		4	1	2	2	0	0	0
José Hernández, R (1, 6) OBP: 0.353, SLG: 0.448	1B 1-2 2-H			F9		G4-3 29 CS 1-H 2-H 2B		G4-3		4	0	2	2	0	0	0
John Rocker, R (9, 1)										0	0	0	0	0	0	0
Eddie Pérez, R (1, 2) OBP: 0.307, SLG: 0.357		K		G6-3		G4-3 2-3				3	0	0	0	0	1	1
29 John Smoltz, R (1, 1) OBP: 0.286, SLG: 0.370		K			K 3-H	K				3	0	0	0	0	3	1
Walt Weiss, S (9, 6) OBP: 0.307, SLG: 0.296										0	0	0	0	0	0	0
Inning Stats	R: 2 E: 0 K: 0 S: 14 / H: 5 LOB: 2 BB: 0 P: 18	R: 0 E: 0 K: 2 S: 12 / H: 1 LOB: 1 BB: 0 P: 14	R: 0 E: 0 K: 1 S: 7 / H: 0 LOB: 0 BB: 0 P: 11	R: 0 E: 0 K: 0 S: 3 / H: 0 LOB: 0 BB: 0 P: 3	R: 0 E: 0 K: 2 S: 7 / H: 0 LOB: 0 BB: 0 P: 8	R: 4 E: 0 K: 1 S: 12 / H: 4 LOB: 0 BB: 1 P: 22	R: 0 E: 0 K: 0 S: 9 / H: 0 LOB: 1 BB: 1 P: 17	R: 0 E: 0 K: 0 S: 5 / H: 0 LOB: 0 BB: 0 P: 6		1B: 8 2B: 2 3B: 0 HR: 0 / SF: 0 SAC: 0 DP: 0 HBP: 0						

livebaseballscorecards.com

AB	32
R	6
H	10
RBI	6
BB	2
SO	6
LOB	6

WP: 0 PB: 0 SB: 0 CS: 1 PA: 34

PITCHER		IP	WLS	BF	H	R	ER	SO	BB	IBB	HBP	BLK	WP	HR	S	P	ERA	WHIP
Pete Harnisch, R ERA: 3.47	(1, 1)	5.0	L	25	10	6	6	5	1	0	0	0	0	0	51	69	10.80	2.200
Scott Sullivan, R ERA: 2.73	(6, 1)	2.0		6	0	0	0	1	1	0	0	0	0	0	13	24	0.00	0.500
Danny Graves, R ERA: 3.19	(8, 1)	1.0		3	0	0	0	0	0	0	0	0	0	0	5	6	0.00	0.000

PITCHER	IP	WLS	BF	H	R	ER	SO	BB	IBB	HBP	BLK	WP	HR	S	P	ERA	WHIP

Batter	1	2	3	4	5	6	7	8	9	AB	R	H	RBI	BB	SO	LOB
Mike Cameron, R (1, 8) OBP: 0.356, SLG: 0.478	B F B F X 2-2 HR		C B X 1-1 ② P4			C B X 1-1 FC4-6 1B	F B B C C 2-3 ③ K			4	1	2	1	0	1	1
Jeffrey Hammonds, R (1, 9) (8, 7) OBP: 0.300, SLG: 0.444	B S X 1-1 ① F8		F F B B F X 2-2 ③ F9			X 0-0 ① FC4-6 1B 1-2f SF8		X 0-0 ① F7		4	1	0	0	0	0	1
Greg Vaughn, R (1, 7) OBP: 0.337, SLG: 0.479 Michael Tucker, L (8, 9) OBP: 0.347, SLG: 0.444	S F B B S 2-3 ② K			X 0-0 ① F8		X 0-0 E 1-3 1B		B F B C F X 2-2 G6-4-3 1B		4 0	0 0	2 0	0 0	0 0	1 0	0 0
Dmitri Young, S (1, 3) OBP: 0.350, SLG: 0.506	B F B X 2-1 1B			X 0-0 ② F9		X 0-0 ② SF8 1-2 3-H		F S B X 1-2 ②③ G6-4-3 1-2f		3	0	1	1	0	0	1
Barry Larkin, R (1, 6) OBP: 0.399, SLG: 0.436	C C X 0-2 ③ F8			C C B F B F B X 3-2 ③ G6-3		B B B I 4-0 IBB			C B F B X 2-2 ① P5	3	0	0	0	1	0	1
Aaron Boone, R (1, 5) OBP: 0.345, SLG: 0.457		B B X 2-0 ① G5-3			X 0-0 1B	C F X 0-2 ③ L8			B B C F S 2-3 ② K	4	0	1	0	0	1	2
Pokey Reese, R (1, 4) OBP: 0.314, SLG: 0.419		B C B B F X 3-2 ② F9			X 0-0 ① F8		C C B F B F X 2-2 ① L8		X 0-0 DI 1B	4	0	1	0	0	0	1
Brian Johnson, R (1, 2) OBP: 0.300, SLG: 0.422		B C C F B X 2-2 ③ L1			B F C B X 2-2 ② F8		B X 1-0 ② G6-3		C B C S 1-3 ③ K 1-2	4	0	0	0	0	1	2
Denny Neagle, L (1, 1) OBP: 0.158, SLG: 0.211 Scott Sullivan, R (6, 1) Chris Stynes, R (7, PH) OBP: 0.283, SLG: 0.264 Stan Belinda, R (7, 1) OBP: 0.333, SLG: 0.333			C B X 1-1 ① G4-3		C C B F B B C 3-3 ③ K		B X 1-0 1B			2 0 1 0	0 0 0 0	0 0 1 0	0 0 0 0	0 0 0 0	1 0 0 0	1 0 0 0
Inning Stats	R: 1 H: 2 E: 0 LOB: 1 K: 1 BB: 0 S: 13 P: 20	R: 0 H: 0 E: 0 LOB: 0 K: 0 BB: 0 S: 8 P: 15	R: 0 H: 0 E: 0 LOB: 0 K: 0 BB: 0 S: 8 P: 12	R: 0 H: 0 E: 0 LOB: 0 K: 0 BB: 0 S: 7 P: 10	R: 0 H: 1 E: 0 LOB: 1 K: 1 BB: 0 S: 9 P: 14	R: 1 H: 2 E: 1 LOB: 2 K: 0 BB: 1 S: 8 P: 13	R: 0 H: 1 E: 0 LOB: 1 K: 1 BB: 0 S: 10 P: 16	R: 0 H: 1 E: 0 LOB: 0 K: 0 BB: 0 S: 8 P: 11	R: 0 H: 1 E: 0 LOB: 1 K: 2 BB: 0 S: 10 P: 15	1B: 7 SF: 1 2B: 0 SAC: 0 3B: 0 DP: 1 HR: 1 HBP: 0						WP: 0 PA: 35 PB: 0 SB: 0 CS: 0

TOP

Cincinnati Reds @ Atlanta Braves

Turner Field, Atlanta, GA

Wed Aug 25 1999, 1:10 PM EDT

Att. 30,822 - Overcast - 75 F

livebaseballscorecards.com

AB	33
R	2
H	8
RBI	2
BB	1
SO	5
LOB	10

PITCHER		IP	WLS	BF	H	R	ER	SO	BB	IBB	HBP	BLK	WP	HR	S	P	ERA	WHIP
Tom Glavine, L ERA: 4.08	(1, 1)	7.0	W	28	6	2	2	3	0	1	0	0	0	1	63	100	2.57	0.857
Mike Remlinger, L ERA: 2.23	(8, 1)	1.0	H	3	1	0	0	0	0	0	0	0	0	0	8	11	0.00	1.000
John Rocker, L ERA: 2.79	(9, 1)	1.0	S	4	1	0	0	2	0	0	0	0	0	0	10	15	0.00	1.000

PITCHER	IP	WLS	BF	H	R	ER	SO	BB	IBB	HBP	BLK	WP	HR	S	P	ERA	WHIP

Cincinnati Reds @ Atlanta Braves

Turner Field, Atlanta, GA

Wed Aug 25 1999, 1:10 PM EDT

Att. 30,822 - Overcast - 75 F

BOTTOM

Batter	1	2	3	4	5	6	7	8	9	AB	R	H	RBI	BB	SO	LOB
Gerald Williams, R (1, 7) OBP: 0.326, SLG: 0.453	1-0 1B HR 2B	3-2 F9 ③			2-2 F9 ②		1-2 G5-3 ① 1-3			4	1	1	0	0	0	1
Bret Boone, R (1, 4) OBP: 0.316, SLG: 0.423	0-0 G1-3 HR 2-3 1B		1-2 F9 ①		1-1 F8 ③		1-1 P3 ②			4	1	1	0	0	0	1
10 Chipper Jones, S (1, 5) OBP: 0.444, SLG: 0.629	2-2 P6 ①		0-0 F9 ②			0-1 P6 ①	4-0 IBB			3	0	0	0	1	0	2
Brian Jordan, R (1, 9) OBP: 0.363, SLG: 0.494	1-0 G1-3 ② 1-2		0-2 G6-3 ③			4-1 2B SF8 BB	0-0 F8 ③			3	1	0	0	1	0	4
Andruw Jones, R (1, 8) OBP: 0.358, SLG: 0.494	2-2 2-H 3-H HR			2-1 G5-3 ①		0-2 SF8 1-3 1B 2B		1-0 G5-3 1B		4	2	3	3	0	0	0
José Hernández, R (1, 6) OBP: 0.353, SLG: 0.446 John Rocker, R (9, 1)	4-1 BB			1-1 G6-3 ②		1-1 SF8 ② 2-3 3-H		0-1 G5-3 ① 1-2		2 0	0 0	0 0	1 0	1 0	0 0	1 0
Brian Hunter, R (1, 3) OBP: 0.369, SLG: 0.443	0-1 P4 ③			1-0 1B		4-0 1B BB		1-1 L7 ②		3	0	1	0	1	0	2
Eddie Pérez, R (1, 2) OBP: 0.306, SLG: 0.355		1-2 G6-3 ①		0-0 F9 ③		0-0 ③ 1-3 3-H 1B		3-0 G4-3 ③		4	0	1	1	0	0	2
Tom Glavine, L (1, 1) OBP: 0.158, SLG: 0.145 Ozzie Guillen, L (7, PH) OBP: 0.267, SLG: 0.286 Mike Remlinger, L (8, 1) Walt Weiss, S (9, 6) OBP: 0.307, SLG: 0.296		1-2 L7 ②			0-3 K ①		4-2 G5-3 WP BB			2 0 0 0	0 0 0 0	0 0 0 0	0 0 0 0	1 0 0 0	0 0 0 0	0 0 0 0
Inning Stats	R: 3 H: 3 E: 0 LOB: 1 K: 0 BB: 1 S: 12 P: 22	R: 0 H: 0 E: 0 LOB: 0 K: 0 BB: 0 S: 11 P: 16	R: 0 H: 0 E: 0 LOB: 0 K: 0 BB: 0 S: 7 P: 8	R: 0 H: 1 E: 0 LOB: 1 K: 0 BB: 0 S: 6 P: 10	R: 0 H: 0 E: 0 LOB: 0 K: 1 BB: 0 S: 8 P: 11	R: 2 H: 2 E: 0 LOB: 2 K: 0 BB: 2 S: 9 P: 18	R: 0 H: 0 E: 0 LOB: 2 K: 0 BB: 2 S: 8 P: 18	R: 0 H: 1 E: 0 LOB: 1 K: 0 BB: 0 S: 6 P: 11		1B: 4 SF: 1 2B: 2 SAC: 0 3B: 0 DP: 0 HR: 1 HBP: 0						

livebaseballscorecards.com

AB	29
R	5
H	7
RBI	5
BB	5
SO	1
LOB	13

WP: 1 PA: 35
PB: 0
SB: 0
CS: 0

PITCHER		IP	WLS	BF	H	R	ER	SO	BB	IBB	HBP	BLK	WP	HR	S	P	ERA	WHIP
Denny Neagle, L ERA: 5.97	(1, 1)	5.1	L	23	5	5	5	1	2	0	0	0	0	1	50	77	8.44	1.312
Scott Sullivan, R ERA: 2.71	(6, 1)	0.2		3	1	0	0	0	1	0	0	0	0	0	3	8	0.00	3.000
Stan Belinda, R ERA: 4.6	(7, 1)	2.0		9	1	0	0	0	1	1	0	0	1	0	14	29	0.00	1.000

PITCHER	IP	WLS	BF	H	R	ER	SO	BB	IBB	HBP	BLK	WP	HR	S	P	ERA	WHIP

Batter	1	2	3	4	5	6	7	8	9	AB	R	H	RBI	BB	SO	LOB
Gerald Williams, R (1, 9) OBP: 0.327, SLG: 0.450	B B B B 4-0 F8 S 10 G4-3 BB		C C B B B X 3-2 ② P7		C C B X 1-2 ② P7		C S C 0-3 ③ K		S B X 1-1 1B 2-3 1B	4	1	1	0	1	1	0
Bret Boone, R (1, 4) OBP: 0.317, SLG: 0.423	C B B X 2-1 ① F8 1-3		B C X 1-1 BB 10 S 1B		C C B B B X 2-2 ③ F8			F C B B B X 2-2 ① P3	B C F X 1-2 1-2 3-H 1B	5	0	2	1	0	0	1
10 Chipper Jones, S (1, 5) OBP: 0.444, SLG: 0.626	C X 0-1 ② G4-3 3-H		B B B C F B 4-2 BB 1-2 BB			C B X 1-1 ① P6		F S B B B X 2-2 FC4-6 1B	F B X 1-1 ③ G4-3	4	0	1	1	1	0	2
Ryan Klesko, L (1, 7) OBP: 0.378, SLG: 0.545	C B B F B B 4-2 BB		B B F B B 4-1 1-2 2-3 BB			B B X 2-0 ② P5		B X 1-0 ② FC4-6 1-2f 1B		2	0	0	0	2	0	1
Andruw Jones, R (1, 8) OBP: 0.359, SLG: 0.493	S B C X 1-2 ③ P5		B X 1-0 ③ P4			B C B C B B 4-2 1B BB		B S X 1-1 1-2 1B		3	0	1	0	1	0	4
Randall Simon, L (1, 3)		F B B X 2-1 ① G6-3		S C X 0-2 CS 1B		B 1 X SAFE 1-0 1-2 1B		X 0-0 ③ G3		4	0	2	0	0	0	2
José Hernández, R (1, 6) OBP: 0.350, SLG: 0.442		C C B B S 1-3 ② K	F B B B F F 1 F S SAFE 2-3 ① ② K 1-2			B F X 1-1 ③ G4-3			F B B B F F B X 3-2 ① F9	4	0	0	0	0	2	3
Greg Myers, L (1, 2) OBP: 0.361, SLG: 0.409 Brian Jordan, R (9, PR) OBP: 0.363, SLG: 0.494 Eddie Pérez, R (9, 2) OBP: 0.306, SLG: 0.355		X 0-0 ③ F8	B C B X 2-1 ③ F7				B X 1-0 ① F9		S B F X 1-2 1B G3 1B 1B	4 0 0	0 1 0	1 0 0	0 0 0	0 0 0	0 0 0	0 0 0
Terry Mulholland, R (1, 1) OBP: 0.146, SLG: 0.103 Ozzie Guillen, L (7, PH) OBP: 0.266, SLG: 0.284 Mike Remlinger, L (7, 1) Russ Springer, R (8, 1) Keith Lockhart, L (9, PH) OBP: 0.320, SLG: 0.308 John Rocker, R (9, 1)			B C C F X 1-2 ① B3-1		B C X 1-1 ① G4-3		X 0-0 ② F7		F X 0-1 ② G3 1-2	2 1 0 0 1 0	0 0 0 0 0 0	0 0 0 0 0 0	0 0 0 0 0 0	0 0 0 0 0 0	0 0 0 0 1 0	0 0 0 0 1 0
Inning Stats	R: 1 E: 0 K: 0 S: 9 H: 0 LOB: 1 BB: 2 P: 20	R: 0 E: 0 K: 1 S: 6 H: 0 LOB: 0 BB: 0 P: 9	R: 0 E: 0 K: 0 S: 13 H: 1 LOB: 3 BB: 2 P: 27	R: 0 E: 0 K: 1 S: 10 H: 1 LOB: 0 BB: 0 P: 14	R: 0 E: 0 K: 0 S: 8 H: 0 LOB: 0 BB: 0 P: 12	R: 0 E: 0 K: 0 S: 8 H: 1 LOB: 2 BB: 1 P: 17	R: 0 E: 0 K: 1 S: 5 H: 0 LOB: 0 BB: 0 P: 6	R: 0 E: 0 K: 0 S: 10 H: 2 LOB: 2 BB: 0 P: 16	R: 1 E: 0 K: 0 S: 16 H: 3 LOB: 2 BB: 0 P: 23	1B: 8 2B: 1 3B: 0 HR: 0	SF: 0 SAC: 0 DP: 1 HBP: 0						

PITCHER		IP	WLS	BF	H	R	ER	SO	BB	IBB	HBP	BLK	WP	HR	S	P	ERA	WHIP
Garrett Stephenson, R ERA: 2.7	(1, 1)	8.0		33	5	1	1	3	5	0	0	0	0	0	69	121	1.12	1.250
Juan Acevedo, R ERA: 5.98	(9, 1)	1.0	L	6	3	1	1	0	0	0	0	0	0	0	16	23	9.00	3.000

PITCHER	IP	WLS	BF	H	R	ER	SO	BB	IBB	HBP	BLK	WP	HR	S	P	ERA	WHIP

TOP

Atlanta Braves @ St. Louis Cardinals

Busch Stadium, St. Louis, MO

Fri Aug 27 1999, 7:10 PM CDT

Att. 46,723 - Unknown - 89 F

livebaseballscorecards.com

AB	34
R	2
H	8
RBI	2
BB	5
SO	3
LOB	14

Batter	1	2	3	4	5	6	7	8	9	AB	R	H	RBI	BB	SO	LOB
Edgar Renteria, R (1, 6) OBP: 0.334, SLG: 0.385	C F X 0-2 1B 1B		B X 1-0 1B G3 1B 1B	C B B B X 3-1 1B			B X 1-0 ② G4-3			4	1	3	0	0	0	0
J.D. Drew, L (1, 8) OBP: 0.363, SLG: 0.475	1 SAFE X 0-0 1-2 1B		B X 1-0 ① G3 1-2	C B F F B B S 3-3 ③ K			L B B C B F S 3-3 ③ K			4	0	1	0	0	2	2
Mark McGwire, R (1, 3) OBP: 0.428, SLG: 0.704	B S F B C 2-3 ① K		B X 1-0 1B 1B FC5-2 2-3 1B		B B C C S 3-3 ① K			B F B F F B S 3-3 ① K		4	0	1	0	0	3	2
Fernando Tatis, R (1, 5) OBP: 0.403, SLG: 0.541	B C B F S 2-3 ② K		B X 1-0 FC5-2 1B 1-2 3-H 1B		C C S 0-3 ② K			B B C X 2-1 ② G5-3		4	0	1	1	0	2	2
Ray Lankford, L (1, 7) OBP: 0.373, SLG: 0.520 Juan Acevedo, R (9, 1) OBP: 0.053, SLG: 0.053	B C B C X 2-2 ③ F7		S F B F B B X 3-2 FC5-2 1-2 2-3 1B		F X 0-1 ③ G3			S B B S S 1-3 ③ K		4 0	0 0	1 0	0 0	0 0	1 0	2 0
Craig Paquette, R (1, 9) OBP: 0.292, SLG: 0.563		B F B C B X 3-2 ① G5-3	S B F X 1-2 ② FC5-2 1-2 2-3 3-Hf			B B B C X 3-1 ① F8			C B F S 1-3 ① K	4	0	0	0	0	1	3
Joe McEwing, R (1, 4) OBP: 0.335, SLG: 0.402	C X 0-1 2B	C S X 0-2 ③ F9				L F F X 0-2 ② F8			B B C S F B F S 3-3 ② K	4	0	1	0	0	1	3
Eli Marrero, R (1, 2) OBP: 0.234, SLG: 0.302 Thomas Howard, S (9, PH) OBP: 0.340, SLG: 0.380	F F S 0-3 ② K	B X 1-0 ① P8				C X 0-1 ③ G4-3			C B S S S 1-3 ③ K	3 1	0 0	0 0	0 0	0 0	1 1	1 0
Garrett Stephenson, R (1, 1) Willie McGee, S (9, 7) OBP: 0.300, SLG: 0.288	X 0-0 ③ G1-3	S F F F B B B S 3-3 ② K					F B B C C 2-3 ① K			3 0	0 0	0 0	0 0	0 0	2 0	1 0
Inning Stats	R: 0 H: 2 E: 0 LOB: 2 K: 2 BB: 0 S: 13 P: 19	R: 0 H: 1 E: 0 LOB: 1 K: 1 BB: 0 S: 9 P: 12	R: 1 H: 4 E: 0 LOB: 3 K: 0 BB: 0 S: 14 P: 22	R: 0 H: 1 E: 0 LOB: 1 K: 2 BB: 0 S: 12 P: 22	R: 0 H: 0 E: 0 LOB: 0 K: 2 BB: 0 S: 8 P: 11	R: 0 H: 0 E: 0 LOB: 0 K: 0 BB: 0 S: 8 P: 11	R: 0 H: 0 E: 0 LOB: 0 K: 2 BB: 0 S: 8 P: 14	R: 0 H: 0 E: 0 LOB: 0 K: 2 BB: 0 S: 9 P: 15	R: 0 H: 0 E: 0 LOB: 0 K: 3 BB: 0 S: 11 P: 16	1B: 7 2B: 1 3B: 0 HR: 0	SF: 0 SAC: 0 DP: 0 HBP: 0			WP: 0 PB: 0 SB: 0 CS: 0	PA: 35		

PITCHER		IP	WLS	BF	H	R	ER	SO	BB	IBB	HBP	BLK	WP	HR	S	P	ERA	WHIP
Terry Mulholland, L ERA: 4.7	(1, 1)	6.0		26	8	1	1	7	0	0	0	0	0	0	64	97	1.50	1.333
Mike Remlinger, L ERA: 2.19	(7, 1)	1.0		3	0	0	0	2	0	0	0	0	0	0	8	14	0.00	0.000
Russ Springer, R ERA: 3.93	(8, 1)	1.0	W	3	0	0	0	2	0	0	0	0	0	0	9	15	0.00	0.000
John Rocker, L ERA: 2.75	(9, 1)	1.0	S	3	0	0	0	3	0	0	0	0	0	0	11	16	0.00	0.000

PITCHER	IP	WLS	BF	H	R	ER	SO	BB	IBB	HBP	BLK	WP	HR	S	P	ERA	WHIP

BOTTOM

Atlanta Braves @ St. Louis Cardinals

Busch Stadium, St. Louis, MO

Fri Aug 27 1999, 7:10 PM CDT

Att. 46,723 - Unknown - 89 F

livebaseballscorecards.com

AB	35
R	1
H	8
RBI	1
BB	0
SO	14
LOB	16

Batter	1	2	3	4	5	6	7	8	9	10	11	12	13	AB	R	H	RBI	BB	SO	LOB
Gerald Williams, R (1, 9) OBP: 0.328, SLG: 0.449	1-3 K		2-0 E S 1B			0-2 F7		1-0 G5-4-3 1-2f			0-0 SH1-4 2-3		0-0 E 10 E S 1B 3-H	5	1	2	1	0	1	1
Bret Boone, R (1, 4) OBP: 0.315, SLG: 0.419	2-0 CS HBP		1 SAFE 1 SAFE 1-3 K 1-3			1-2 L4			1-1 G5-3		0-3 K		0-3 K 1-3	5	0	0	0	0	3	5
10 Chipper Jones, S (1, 5) OBP: 0.441, SLG: 0.619	2-1 P6			0-0 G6-3			3-3 K		3-2 F8		4-0 IBB		0-0 E3 PB 1B 3-H	5	1	0	0	1	1	2
Andruw Jones, R (1, 8) OBP: 0.357, SLG: 0.488	0-1 CS 1-2	0-3 K		2-2 F7			3-2 G5-3		2-2 F8		0-0 F7		4-0 1B BB 2-3	5	0	0	0	1	1	3
José Hernández, R (1, 6) OBP: 0.351, SLG: 0.447 John Rocker, R (13, 1)		3-2 2B		1-1 G6-3			0-0 2B			0-0 G4-3		0-0 P3	0-0 1-2 1B 3-H	6 0	0 0	3 0	1 0	0 0	0 0	0 0
Brian Hunter, R (1, 3) OBP: 0.366, SLG: 0.433 Randall Simon, L (12, PH) OBP: 0.369, SLG: 0.443 (12, 3)	0-2 F8		0-0 L7		2-1 P2		4-1 BB			0-0 F7		0-0 F9	0-0 F8	3 2	0 0	0 0	0 0	1 0	0 2	1 2
Ryan Klesko, L (1, 7) OBP: 0.376, SLG: 0.539	1-0 F8				2-1 P2		2-3 K			4-0 BB		0-3 K		4	0	0	0	1	2	3
Eddie Pérez, R (1, 2) OBP: 0.304, SLG: 0.356 Ozzie Guillen, L (13, PR) OBP: 0.266, SLG: 0.284 Greg Myers, L (13, 2) OBP: 0.361, SLG: 0.409		0-2 G6-3			2-2 F8			1-0 G4-3		0-0 L8			0-0 SH3-4 1B 2B	5 0 0	0 1 0	1 0 0	0 0 0	0 0 0	0 0 0	1 0 0
Kevin Millwood, R (1, 1) OBP: 0.175, SLG: 0.180 Keith Lockhart, L (11, PH) OBP: 0.318, SLG: 0.305 Brian Jordan, R (11, PR) OBP: 0.330, SLG: 0.494 Mike Remlinger, L (11, 1) Walt Weiss, S (13, PH) OBP: 0.307, SLG: 0.296 (13, 6)		0-3 K				0-0 G4-3		0-0 G5-4-3 1B			0-0 E9 SH1-4		0-0 SH3-4 2-3	3 1 0 0 0	0 0 0 0 0	1 0 0 0 0	0 0 0 0 0	1 0 0 0 0	0 0 0 0 0	0 0 0 0 0
Inning Stats	R: 0 H: 0 E: 0 LOB: 0 K: 1 BB: 0 S: 6 P: 11	R: 0 H: 1 E: 0 LOB: 1 K: 1 BB: 0 S: 10 P: 14	R: 0 H: 1 E: 0 LOB: 1 K: 2 BB: 0 S: 11 P: 14	R: 0 H: 0 E: 0 LOB: 0 K: 0 BB: 0 S: 6 P: 9	R: 0 H: 0 E: 0 LOB: 0 K: 0 BB: 0 S: 6 P: 10	R: 0 H: 0 E: 0 LOB: 0 K: 0 BB: 0 S: 7 P: 8	R: 0 H: 1 E: 0 LOB: 2 K: 2 BB: 1 S: 15 P: 27	R: 0 H: 1 E: 0 LOB: 0 K: 0 BB: 0 S: 3 P: 5	R: 0 H: 0 E: 0 LOB: 0 K: 0 BB: 0 S: 9 P: 15	R: 0 H: 0 E: 0 LOB: 1 K: 0 BB: 1 S: 3 P: 7	R: 0 H: 0 E: 1 LOB: 3 K: 1 BB: 1 S: 6 P: 10	R: 0 H: 0 E: 0 LOB: 0 K: 1 BB: 0 S: 5 P: 5	R: 3 H: 3 E: 1 LOB: 2 K: 1 BB: 1 S: 9 P: 13	1B: 4 SF: 0 2B: 3 SAC: 2 3B: 0 DP: 1 HR: 0 HBP: 1				WP: 0 PA: 52 PB: 1 SB: 2 CS: 1		

PITCHER		IP	WLS	BF	H	R	ER	SO	BB	IBB	HBP	BLK	WP	HR	S	P	ERA	WHIP
Darren Oliver, L ERA: 4.27	(1, 1)	9.0		31	4	0	0	6	1	0	1	0	0	0	73	113	0.00	0.556
Rick Croushore, R ERA: 3.78	(10, 1)	2.0		9	0	0	0	1	1	1	0	0	0	0	9	17	0.00	0.500
Manny Aybar, R ERA: 4.53	(12, 1)	0.1		1	0	0	0	0	0	0	0	0	0	0	1	1	0.00	0.000
Lance Painter, L ERA: 4.91	(12, 1)	1.0	L	4	1	2	1	1	0	0	0	0	0	0	6	6	9.00	1.000
Ricky Bottalico, R ERA: 4.43	(13, 1)	0.1		5	2	1	0	1	1	0	0	0	0	0	6	10	0.00	9.000

PITCHER		IP	WLS	BF	H	R	ER	SO	BB	IBB	HBP	BLK	WP	HR	S	P	ERA	WHIP
Mike Mohler, L ERA: 5.06	(13, 1)	0.1		1	0	0	0	0	0	0	0	0	0	0	1	1	0.00	0.000

TOP

Atlanta Braves @ St. Louis Cardinals

Busch Stadium, St. Louis, MO

Sat Aug 28 1999, 12:15 PM CDT

Att. 48,068 - Sunny - 90 F

livebaseballscorecards.com

AB	44
R	3
H	7
RBI	2
BB	4
SO	9
LOB	18

Atlanta Braves @ St. Louis Cardinals

Busch Stadium, St. Louis, MO

Sat Aug 28 1999, 12:15 PM CDT

Att. 48,068 - Sunny - 90 F

livebaseballscorecards.com

BOTTOM

Batter	1	2	3	4	5	6	7	8	9	10	11	12	13	AB	R	H	RBI	BB	SO	LOB
Edgar Renteria, R (1, 6) OBP: 0.332, SLG: 0.383	F9			G5-3		S 1B			FC1-6 1-2f		FC1-4-6 1-2f		FC6-4 1-2f	6	0	1	0	0	0	5
J.D. Drew, L (1, 8) OBP: 0.360, SLG: 0.468	F8			BB		1-2			F8			L7		4	0	0	0	1	1	2
Mark McGwire, R (1, 3) OBP: 0.424, SLG: 0.696	P5						K		F8			G6-3		5	0	0	0	0	2	2
Ray Lankford, L (1, 7) OBP: 0.368, SLG: 0.513		K		F8			F7			K		K		5	0	0	0	0	3	1
Willie McGee, S (1, 9) OBP: 0.294, SLG: 0.281		G4-3			K		K			K			K	5	0	0	0	0	4	0
Fernando Tatis, R (1, 5) OBP: 0.401, SLG: 0.537		L9			G1-3	F8				L9			1B DI 1B	5	0	1	0	0	0	0
Alberto Castillo, R (1, 2) OBP: 0.342, SLG: 0.369		G4-3			F9	F7					G5-3		1B 1-2 BB	4	0	0	0	1	0	0
Adam Kennedy, L (1, 4) OBP: 0.320, SLG: 0.478		G4-3				G6-3		G3			HBP		P4	4	0	0	0	0	0	2
Darren Oliver, R (1, 1) OBP: 0.667, SLG: 0.667		K				G4-3			FC1-6 1B		P8		FC6-4 1B 1-2 2-3							
Craig Paquette, R (0, PH) OBP: 0.000, SLG: 0.000																				
Rick Croushore, R (0, 1) OBP: 1.000, SLG: 0.000																				
Joe Mcllvaine, R (0, PH) OBP: 0.000, SLG: 0.000																				
Manny Aybar, R (0, 1) OBP: 0.000, SLG: 0.000																				
Lance Painter, L (0, 1) OBP: 0.000, SLG: 0.000																				
Ricky Bottalico, L (0, 1) OBP: 0.000, SLG: 0.000																				
Mike Mohler, R (0, 1) OBP: 0.000, SLG: 0.000																				
Thomas Howard, S (0, PH) OBP: 0.000, SLG: 0.000																				
David Howard, S (0, PH) OBP: 0.000, SLG: 0.000																				
Inning Stats	R: 0 E: 0 K: 0 S: 4 H: 0 LOB: 0 BB: 0 P: 5	R: 0 E: 0 K: 1 S: 10 H: 0 LOB: 0 BB: 0 P: 14	R: 0 E: 0 K: 1 S: 9 H: 0 LOB: 0 BB: 0 P: 14	R: 0 E: 0 K: 1 S: 12 H: 0 LOB: 1 BB: 1 P: 18	R: 0 E: 0 K: 1 S: 8 H: 0 LOB: 0 BB: 0 P: 8	R: 0 E: 0 K: 1 S: 11 H: 1 LOB: 1 BB: 0 P: 15	R: 0 E: 0 K: 2 S: 7 H: 0 LOB: 0 BB: 0 P: 12	R: 0 E: 0 K: 0 S: 8 H: 0 LOB: 0 BB: 0 P: 11	R: 0 E: 0 K: 0 S: 6 H: 1 LOB: 1 BB: 0 P: 9	R: 0 E: 0 K: 2 S: 7 H: 0 LOB: 0 BB: 0 P: 7	R: 0 E: 0 K: 0 S: 3 H: 0 LOB: 1 BB: 0 P: 4	R: 0 E: 0 K: 1 S: 5 H: 0 LOB: 0 BB: 0 P: 5	R: 0 E: 0 K: 1 S: 7 H: 2 LOB: 3 BB: 1 P: 11	1B: 4 2B: 0 3B: 0 HR: 0	SF: 0 SAC: 0 DP: 0 HBP: 1	WP: 0 PB: 0 SB: 1 CS: 0	PA: 46			

PITCHER		IP	WLS	BF	H	R	ER	SO	BB	IBB	HBP	BLK	WP	HR	S	P	ERA	WHIP
Kevin Millwood, R	(1, 1)	10.0		33	2	0	0	9	1	0	0	0	0	0	82	113	0.00	0.300
ERA: 2.98																		
Mike Remlinger, L	(11, 1)	2.0	W	7	0	0	0	1	0	0	1	0	0	0	8	9	0.00	0.000
ERA: 2.13																		
John Rocker, L	(13, 1)	1.0	S	6	2	0	0	1	1	0	0	0	0	0	7	11	0.00	3.000
ERA: 2.7																		

AB	43
R	0
H	4
RBI	0
BB	2
SO	11
LOB	13

Atlanta Braves @ St. Louis Cardinals

Busch Stadium, St. Louis, MO

Sun Aug 29 1999, 7:05 PM CDT

Att. 45,559 - Cloudy - 84 F

TOP

livebaseballscorecards.com

Batter	1	2	3	4	5	6	7	8	9	10	11	12	AB	R	H	RBI	BB	SO	LOB
Gerald Williams, R (1, 9) OBP: 0.322, SLG: 0.441	F F C 0-3 K ①		B X 1-0 P2 ①	C B X 1-1 FC5-4 ③ 1-2f		B F C F B X 2-2 FC6 ③ 1-2f			C F F F X 0-2 P3 ①		S S S 0-3 K ③		6	0	0	0	0	2	6
Bret Boone, R (1, 4) OBP: 0.313, SLG: 0.416	X 0-0 P4 ②		B B X 2-0 F8 ②		C B B B B X 3-1 FC4 1B		C B X 1-1 F9 ①		F C S 0-3 K ②			X 0-0 G5-3 ①	6	0	1	0	0	1	0
10 Chipper Jones, S (1, 5) OBP: 0.441, SLG: 0.623	B B B C C B 4-2 BB	X 0-0 F9 ③			S C C 0-3 K ①		X 0-0 BLK 1B 1B		X 0-0 P5 ③			X 0-0 HR	5	2	2	1	1	1	1
Andruw Jones, R (1, 8) OBP: 0.355, SLG: 0.484	1 SAFE B B X 2-0 F8 ③			B X 1-0 G6-3 2B 1B	C X 0-1 P3 ②		B F C S 1-3 K ② 1-2			X 0-0 F9 ①		X 0-0 G6-3 ②	6	1	1	0	0	1	3
José Hernández, R (1, 7) OBP: 0.349, SLG: 0.443		B B C S S 2-3 K ①		B F B F 1 B X SAFE 3-2 G6-3 ① 1-3	B X 1-0 FC4 ③ 1-2f		B B C B X 3-1 2-H 1B			X 0-0 F8 ②		X 0-0 F9 ③	6	0	1	1	0	1	2
Brian Hunter, R (1, 3) OBP: 0.363, SLG: 0.428 Ryan Klesko, L (10, PH) OBP: 0.375, SLG: 0.537 (10, 3)	X 0-0 BB 1B		F X 0-1 P4 ②			B X 1-0 F8 ①	B C X 1-1 L3 ③			S S S 0-3 K ③			4 1	0 0	1 0	0 0	0 0	0 1	2 0
Eddie Pérez, R (1, 2) OBP: 0.306, SLG: 0.354 Ozzie Guillen, L (11, PR) OBP: 0.266, SLG: 0.284 Greg Myers, L (11, 2) OBP: 0.361, SLG: 0.409		B B S F F X 2-2 F9 ②		B F B B B 4-1 2B BB		B F B F B F B F X 3-2 G6-3 ②		S X 0-1 G5-3 ①			X 0-0 WP SH2-4 1B		4 0 0	1 0 0	1 0 0	0 0 0	1 0 0	0 0 0	1 0 0
Walt Weiss, S (1, 6) OBP: 0.313, SLG: 0.302		B B B C B 4-1 1-2 BB		B B B B F C X 3-2 1-H 3-H 2B		B B B C F B B 4-2 29 1B BB		B C X 1-1 G6-3 ②			X 0-0 SH2-4 ① 1-2		2	0	1	2	2	0	0
29 John Smoltz, R (1, 1) OBP: 0.302, SLG: 0.367 Russ Springer, R (9, 1) Mike Remlinger, L (10, 1) Brian Jordan, R (11, PH) OBP: 0.363, SLG: 0.493 30 Kevin McGlinchy, R (11, 1)		X 0-0 G4-3 ③		C B C B B B 4-2 FC5-4 BB		C B B B B F X 3-2 FC6 1-3 1B		C B S B S 2-3 K ③			S S S 0-3 K ② 2-3		3 0 0 1 0	0 0 0 0 0	1 0 0 0 0	0 0 0 0 0	1 0 0 1 0	1 0 0 2 0	2 0 0 2 0
Inning Stats	R: 0 E: 0 K: 1 S: 7 H: 0 LOB: 1 BB: 1 P: 13	R: 0 E: 0 K: 1 S: 10 H: 1 LOB: 2 BB: 1 P: 18	R: 0 E: 0 K: 0 S: 3 H: 0 LOB: 0 BB: 0 P: 6	R: 2 E: 0 K: 0 S: 14 H: 2 LOB: 2 BB: 2 P: 30	R: 0 E: 0 K: 1 S: 8 H: 1 LOB: 1 BB: 0 P: 12	R: 0 E: 0 K: 0 S: 16 H: 1 LOB: 2 BB: 1 P: 29	R: 1 E: 0 K: 1 S: 10 H: 2 LOB: 1 BB: 0 P: 16	R: 0 E: 0 K: 1 S: 7 H: 0 LOB: 0 BB: 0 P: 10	R: 0 E: 0 K: 1 S: 9 H: 0 LOB: 0 BB: 0 P: 9	R: 0 E: 0 K: 1 S: 5 H: 0 LOB: 0 BB: 0 P: 5	R: 0 E: 0 K: 2 S: 8 H: 1 LOB: 2 BB: 0 P: 8	R: 1 E: 0 K: 0 S: 4 H: 1 LOB: 0 BB: 0 P: 4	1B: 7 2B: 1 3B: 0 HR: 1	SF: 0 SAC: 1 DP: 0 HBP: 0					

PITCHER		IP	WLS	BF	H	R	ER	SO	BB	IBB	HBP	BLK	WP	HR	S	P	ERA	WHIP
Rick Ankiel, L ERA: 4.09	(1, 1)	6.0		28	5	2	2	3	5	0	0	0	0	0	58	108	3.00	1.667
Manny Aybar, R ERA: 4.53	(7, 1)	2.0		8	2	1	1	2	0	0	0	1	0	0	17	26	4.50	1.000
Heathcliff Slocumb, R ERA: 5.23	(9, 1)	1.2		5	0	0	0	1	0	0	0	0	0	0	11	11	0.00	0.000
Lance Painter, L ERA: 4.78	(10, 1)	1.1		5	1	0	0	3	0	0	0	0	1	0	11	11	0.00	0.750
Juan Acevedo, R ERA: 6.01	(12, 1)	1.0	L	4	1	1	1	0	0	0	0	0	0	1	4	4	9.00	1.000

PITCHER	IP	WLS	BF	H	R	ER	SO	BB	IBB	HBP	BLK	WP	HR	S	P	ERA	WHIP

AB	44
R	4
H	9
RBI	4
BB	5
SO	9
LOB	19

WP: 1 PB: 0 SB: 0 CS: 0 PA: 50

Batter	1	2	3	4	5	6	7	8	9	10	11	12	AB	R	H	RBI	BB	SO	LOB
Edgar Renteria, R (1, 6) OBP: 0.331, SLG: 0.383	F9		P2		G5-3		2B		G4-3		K 3-H		5	0	1	0	0	0	0
Lance Painter, L (10, 1)													1	0	0	0	0	1	2
Juan Acevedo, R (12, 1) OBP: 0.053, SLG: 0.053													0	0	0	0	0	0	0
J.D. Drew, L (1, 8) OBP: 0.353, SLG: 0.458	F7		F7		F9		G6-3			G6-3		K	6	0	0	0	0	1	1
Mark McGwire, R (1, 3) OBP: 0.423, SLG: 0.689	G6-3			1B BB 1B BB	F8			K		1B IBB		F9	4	1	0	0	2	1	0
Ray Lankford, L (1, 7) OBP: 0.370, SLG: 0.513		1B BB		1B 1B 1-2 SF8 BB	F8	K		FC4-6 2B		L8		F7	4	1	1	0	2	0	1
Fernando Tatis, R (1, 5) OBP: 0.404, SLG: 0.539		1-2 1B		SF8 1B 1-2 2-3 1B		K		FC4-6 IBB		1-2 1B			4	0	3	0	1	1	0
Craig Paquette, R (1, 9) OBP: 0.289, SLG: 0.547	K		K		K	K		FC4-6 1-2f 2-3		G5-3			3	0	0	0	0	3	5
Manny Aybar, R (7, 1) OBP: 0.083, SLG: 0.083													0	0	0	0	0	0	0
Thomas Howard, S (8, PH) OBP: 0.342, SLG: 0.382													1	0	0	0	0	0	2
Eli Marrero, R (8, PR) OBP: 0.233, SLG: 0.301													1	0	0	0	0	0	2
(9, 2)																			
Alberto Castillo, R (1, 2) OBP: 0.342, SLG: 0.369	K		K	1-2 2-3 3-H 1B	G1-3			K			SH1-4 CS 2B		3	0	1	1	0	1	2
Willie McGee, S (8, PH) OBP: 0.293, SLG: 0.280													1	0	0	0	0	1	2
Heathcliff Slocumb, R (9, 1)													0	0	0	0	0	0	0
David Howard, S (10, 6) OBP: 0.293, SLG: 0.270													1	0	1	0	0	0	0
Adam Kennedy, L (1, 4) OBP: 0.276, SLG: 0.423	G3-1			2-3 3-H SF8			F7		F7		SH1-4 2-3		3	0	0	1	0	0	2
Rick Ankiel, L (1, 1)			G4-3	G3			HR		F9		BB		2	0	0	0	0	0	2
Joe McEwing, R (7, 9) OBP: 0.337, SLG: 0.408													2	1	1	1	0	0	0
Inning Stats	R: 0 H: 0 E: 0 LOB: 0 K: 0 BB: 0 S: 4 P: 4	R: 0 H: 1 E: 0 LOB: 2 K: 2 BB: 1 S: 16 P: 24	R: 0 H: 0 E: 0 LOB: 0 K: 0 BB: 0 S: 5 P: 6	R: 2 H: 2 E: 0 LOB: 2 K: 1 BB: 2 S: 15 P: 24	R: 0 H: 0 E: 0 LOB: 0 K: 0 BB: 0 S: 6 P: 9	R: 0 H: 0 E: 0 LOB: 0 K: 2 BB: 0 S: 9 P: 15	R: 1 H: 2 E: 0 LOB: 1 K: 0 BB: 0 S: 9 P: 11	R: 0 H: 1 E: 0 LOB: 2 K: 2 BB: 1 S: 11 P: 19	R: 0 H: 0 E: 0 LOB: 0 K: 0 BB: 0 S: 7 P: 8	R: 0 H: 1 E: 0 LOB: 2 K: 0 BB: 1 S: 4 P: 8	R: 0 H: 1 E: 0 LOB: 1 K: 1 BB: 1 S: 5 P: 9	R: 0 H: 0 E: 0 LOB: 0 K: 1 BB: 0 S: 5 P: 5	1B: 4 SF: 1 2B: 3 SAC: 1 3B: 0 DP: 0 HR: 1 HBP: 0						

PITCHER	IP	WLS	BF	H	R	ER	SO	BB	IBB	HBP	BLK	WP	HR	S	P	ERA	WHIP
29 John Smoltz, R (1, 1) ERA: 3.49	8.0		34	6	3	3	7	3	1	0	0	0	1	75	112	3.38	1.125
Russ Springer, R (9, 1) ERA: 3.82	1.0		3	0	0	0	0	0	0	0	0	0	0	7	8	0.00	0.000
Mike Remlinger, L (10, 1) ERA: 2.1	1.0		5	1	0	0	0	0	1	0	0	0	0	4	8	0.00	1.000
30 Kevin McGlinchy, R (11, 1) ERA: 2.97	2.0	W	7	1	0	0	2	1	0	0	0	0	0	10	14	0.00	1.000

PITCHER	IP	WLS	BF	H	R	ER	SO	BB	IBB	HBP	BLK	WP	HR	S	P	ERA	WHIP

BOTTOM

Atlanta Braves @ St. Louis Cardinals

Busch Stadium, St. Louis, MO

Sun Aug 29 1999, 7:05 PM CDT

Att. 45,559 - Cloudy - 84 F

livebaseballscorecards.com

AB	41
R	3
H	8
RBI	3
BB	6
SO	9
LOB	21

Atlanta Braves @ Cincinnati Reds

Cinergy Field, Cincinnati, OH

Mon Aug 30 1999, 7:05 PM EDT

Att. 24,619 - Unknown - 76 F

TOP

livebaseballscorecards.com

Batter	1	2	3	4	5	6	7	8	9	AB	R	H	RBI	BB	SO	LOB
Gerald Williams, R (1, 7) OBP: 0.319, SLG: 0.435	B B S C X 2-2 F7 ①		L F F B X 1-2 P6 ①		X 0-0 L6 ②		X 0-0 F8 ③			4	0	0	0	0	0	2
David Cortes, R (7, 1)										0	0	0	0	0	0	0
Bret Boone, R (1, 4) OBP: 0.311, SLG: 0.413	B X 1-0 F8 ②		F C F F B X 1-2 G6-3 ② 1-2		B B C C X 2-2 F7 ③			F B X 1-1 F8 ①		4	0	0	0	0	0	1
10 Chipper Jones, S (1, 5) OBP: 0.440, SLG: 0.619	B F B B F B 4-2 BB		F X 0-1 P3 ③			B F F X 1-2 P3 ①		B F F B C 2-3 K ②		3	0	0	0	1	1	1
Brian Jordan, R (1, 9) OBP: 0.365, SLG: 0.497	1 SAFE S F 1 S SAFE 0-3 K ③			B T F B X 2-2 HR 1B		B B X 2-0 2B		B C X 1-1 1B		4	1	3	0	0	1	1
Andruw Jones, R (1, 8) OBP: 0.356, SLG: 0.489		S B X 1-1 G5-3 ①		X 0-0 1-H HR		B C B B B 4-1 G6-4-3 BB		F B B B X 3-1 P4 ③		3	1	1	2	1	0	1
Brian Hunter, R (1, 3) OBP: 0.355, SLG: 0.415 (7, 7)		B X 1-0 P6 ②		F B X 1-1 L7 ①		B F F F F B B X 3-2 G6-4-3 ②③ 1-2f			C X 0-1 P4 ①	4	0	0	0	0	0	2
Eddie Pérez, R (1, 2) OBP: 0.305, SLG: 0.357		B B F X 2-1 G4-3 ③		X 0-0 F9 ②			B B C X 2-1 2B		B C X 1-1 G6-3 ②	4	0	1	0	0	0	0
Walt Weiss, S (1, 6) OBP: 0.312, SLG: 0.313			C C B B B X 2-2 HR	B S B B X 3-1 F8 ③			B F C B S 2-3 K ①		B F X 1-1 F9 ③	4	1	1	1	0	1	1
Tom Glavine, L (1, 1) OBP: 0.172, SLG: 0.145		C B C E B F B B 4-2 WP BB			B C X 1-1 P5 ①		B F C B C 2-3 K ②			0	0	0	0	1	0	0
Ozzie Guillen, L (5, PH) OBP: 0.265, SLG: 0.283										1	0	0	0	0	0	0
Bruce Chen, L (5, 1)										0	0	0	0	0	0	0
José Hernández, R (7, PH) OBP: 0.348, SLG: 0.442										1	0	0	0	0	1	1
Randall Simon, L (7, 3) OBP: 0.369, SLG: 0.443										0	0	0	0	0	0	0
Inning Stats	R: 0 E: 0 K: 1 S: 9 H: 0 LOB: 1 BB: 1 P: 16	R: 0 E: 0 K: 0 S: 5 H: 0 LOB: 0 BB: 0 P: 9	R: 1 E: 0 K: 0 S: 18 H: 1 LOB: 1 BB: 1 P: 26	R: 2 E: 0 K: 0 S: 9 H: 2 LOB: 0 BB: 0 P: 15	R: 0 E: 0 K: 0 S: 6 H: 0 LOB: 0 BB: 0 P: 9	R: 0 E: 0 K: 0 S: 10 H: 1 LOB: 1 BB: 1 P: 20	R: 0 E: 0 K: 2 S: 9 H: 1 LOB: 1 BB: 0 P: 15	R: 0 E: 0 K: 1 S: 9 H: 1 LOB: 1 BB: 0 P: 16	R: 0 E: 0 K: 0 S: 6 H: 0 LOB: 0 BB: 0 P: 8	1B: 2 2B: 2 3B: 0 HR: 2 SF: 0 SAC: 0 DP: 1 HBP: 0						

	AB	32
	R	3
	H	6
	RBI	3
	BB	3
	SO	4
	LOB	10

PITCHER		IP	WLS	BF	H	R	ER	SO	BB	IBB	HBP	BLK	WP	HR	S	P	ERA	WHIP
Denny Neagle, L ERA: 5.75	(1, 1)	7.0	W	28	5	3	3	3	3	0	0	0	1	2	66	110	3.86	1.143
Scott Sullivan, R ERA: 2.7	(8, 1)	1.0		4	1	0	0	1	0	0	0	0	0	0	9	16	0.00	1.000
Gabe White, L ERA: 4.09	(9, 1)	1.0		3	0	0	0	0	0	0	0	0	0	0	6	8	0.00	0.000

PITCHER		IP	WLS	BF	H	R	ER	SO	BB	IBB	HBP	BLK	WP	HR	S	P	ERA	WHIP

Batter	1	2	3	4	5	6	7	8	9	AB	R	H	RBI	BB	SO	LOB
Pokey Reese, R (1, 4) OBP: 0.321, SLG: 0.420	B C F B F B F B 4-2 G3-1 S 1B BB	S C F B C 1-3 ② K		C B B X 2-1 ① G6-3	B F B X 2-1 ② P3		B X 1-0 ③ L5			4	1	0	0	1	1	2
Barry Larkin, R (1, 6) OBP: 0.394, SLG: 0.430	1 SAFE F C X 0-2 ① G3-1 1-3	B X 1-0 S 3-H 1B		B B B C X 3-1 HR 1B	C B B B C S 3-3 ③ K			C B B F B X 3-2 ① L9		5	1	2	1	0	1	1
Sean Casey, L (1, 3) OBP: 0.398, SLG: 0.552	B B C X 2-1 ② G4-3	B 1 SAFE B C 1 B C X 3-2 ③ F8 1-2		B F 1 SAFE B F 1 SAFE X 2-2 1-H HR		C X 0-1 ① G6-3		X 0-0 BB 2B 1B		5	2	2	2	0	0	2
Greg Vaughn, R (1, 7) OBP: 0.340, SLG: 0.481 Gabe White, L (9, 1)	F B X 1-1 3-H 1B		X 0-0 CS 1B	B B S B F B 4-2 BB		F B B B F S 3-3 ② K		T B F B F B F S 3-3 ② K		4 0	0 0	2 0	1 0	1 0	2 0	1 0
Dmitri Young, S (1, 9) OBP: 0.340, SLG: 0.480 Michael Tucker, L (7, 9) OBP: 0.343, SLG: 0.438	B B B S F F F F S 3-3 ③ K		1 SAFE B S B B X 2-1 ① F8 BB 1-2 1B	1 SAFE B C X 1-1 ② F9		B B B X 3-0 ③ G5-3		C C B F B F B 4-2 1-2 2B BB		4 0	0 1	1 0	0 0	0 1	1 0	2 0
Aaron Boone, R (1, 5) OBP: 0.349, SLG: 0.455		B B B C F F B 4-2 HR BB	B B B 4-0 BB 1-2 BB	X 0-0 ③ P3			X 0-0 ① P6	C S X 0-2 1-H 2-H 2B		3	1	1	2	2	0	1
Jeffrey Hammonds, R (1, 8) OBP: 0.324, SLG: 0.485		F B 1 SAFE X 1-1 1-H HR	B X 1-0 ② F8 2-3		B C B B C B 4-2 HR BB		B B B B 4-0 E 1B BB	C B B F B F S 3-3 ③ K		3	3	1	2	2	1	3
Jason LaRue, R (1, 2) OBP: 0.299, SLG: 0.390		B B F F F X 2-2 SH5-4 1B 2B	B B B 4-0 FC6-4 1-2 BB	1 SAFE X 0-0 1-H HR			B 1 SAFE B X 2-0 WP 1-H 1B			3	2	3	3	1	0	0
Denny Neagle, L (1, 1) OBP: 0.143, SLG: 0.190 Mark Lewis, R (7, PH) OBP: 0.285, SLG: 0.440 Scott Sullivan, R (8, 1) Chris Stynes, R (9, 7) OBP: 0.283, SLG: 0.264		B 2 SAFE X 1-0 ① SH5-4 2-3	F S B X 1-2 ③ FC6-4 1-2f	B F F B F F S 2-3 ① K			B B X 2-0 ② F8 1-2			2 1 0 0	0 0 0 0	0 0 0 0	0 0 0 0	0 0 0 0	1 0 0 0	3 1 0 0
Inning Stats	R: 1 H: 1 E: 0 LOB: 1 K: 1 BB: 1 S: 16 P: 26	R: 3 H: 3 E: 0 LOB: 1 K: 1 BB: 1 S: 18 P: 31	R: 0 H: 2 E: 0 LOB: 3 K: 0 BB: 2 S: 7 P: 19	R: 2 H: 2 E: 0 LOB: 1 K: 0 BB: 1 S: 12 P: 24	R: 2 H: 1 E: 0 LOB: 0 K: 2 BB: 1 S: 13 P: 24	R: 0 H: 0 E: 0 LOB: 0 K: 1 BB: 0 S: 6 P: 12	R: 1 H: 1 E: 1 LOB: 1 K: 0 BB: 1 S: 4 P: 13	R: 2 H: 2 E: 0 LOB: 1 K: 2 BB: 1 S: 20 P: 33		1B: 7 SF: 0 2B: 2 SAC: 1 3B: 0 DP: 0 HR: 3 HBP: 0						

PITCHER		IP	WLS	BF	H	R	ER	SO	BB	IBB	HBP	BLK	WP	HR	S	P	ERA	WHIP
Tom Glavine, L ERA: 4.27	(1, 1)	4.0	L	24	8	6	6	2	5	0	0	0	0	2	53	100	13.50	3.250
Bruce Chen, L ERA: 6.35	(5, 1)	2.0		8	1	2	2	3	1	0	0	0	0	1	19	36	9.00	1.000
David Cortes, R ERA: 9.0	(7, 1)	2.0		11	3	3	2	2	2	0	0	0	1	0	24	46	9.00	2.500

PITCHER		IP	WLS	BF	H	R	ER	SO	BB	IBB	HBP	BLK	WP	HR	S	P	ERA	WHIP

BOTTOM

Atlanta Braves @ Cincinnati Reds

Cinergy Field, Cincinnati, OH

Mon Aug 30 1999, 7:05 PM EDT

Att. 24,619 - Unknown - 76 F

livebaseballscorecards.com

AB	34
R	11
H	12
RBI	11
BB	8
SO	7
LOB	16

WP: 1 PA: 43
PB: 0
SB: 2
CS: 1

Batter	1	2	3	4	5	6	7	8	9	AB	R	H	RBI	BB	SO	LOB
Gerald Williams, R (1, 7) OBP: 0.323, SLG: 0.434	B X 1-0 10 WP 10 S 10 1B 1B		B C X 1-1 ② L9	C B S F X 1-2 ③ G6-3			B F B S B B 4-2 S 1B BB	B B S S B F F B 4-2 FC5-4 BB		3	2	1	0	2	0	0
Bret Boone, R (1, 4) OBP: 0.312, SLG: 0.412 Russ Springer, R (8, 1) Randall Simon, L (9, 3) OBP: 0.369, SLG: 0.443	C 1 SAFE B 1 SAFE X 1-1 ① F9		X 0-0 10 S 1B 1B		C S C 0-3 ① K		1 SAFE 1 SAFE C B C X 1-2 10 HR 1-H 1B	B F X 1-1 ③ FC5-4 1-2f		5 0 0	2 0 0	2 0 0	1 0 0	0 0 0	1 0 0	2 0 0
10 Chipper Jones, S (1, 5) OBP: 0.441, SLG: 0.624	1 SAFE B B C B F X 3-2 1-H 1B		B C B I 4-1 1B 1-2 IBB	B B F X 2-1 ② F8			B B X 2-0 1-H HR		B B F X 2-1 ① L9	4	1	2	3	1	0	0
Brian Jordan, R (1, 9) OBP: 0.364, SLG: 0.494	C S X 0-2 ② P3		F B 2 SAFE C B X 2-2 1-2 2-H 1B	B B X 2-0 ③ G5-3			X 0-0 ① G1-3		B C X 1-1 ② G4-3	5	0	1	1	0	0	1
Ryan Klesko, L (1, 3) OBP: 0.373, SLG: 0.537 Brian Hunter, R (7, 3) OBP: 0.353, SLG: 0.413 30 Kevin McGlinchy, R (9, 1)	C B B B X 3-1 ③ F9		C X 0-1 ③ P4			F B B X 2-1 E9 2B 2B	S B F S 1-3 ② K		B B C F B F F F F 3-2 X G5-3	4 1 0	1 0 0	1 0 0	0 0 0	0 0 0	1 0 0	3 0 0
Andruw Jones, R (1, 8) OBP: 0.359, SLG: 0.494		F S B B X 2-2 ① G6-3	X 0-0 G6-3 HR 2B	F B B F X 2-2 1B CS 3-H 2B			B F B B B 4-1 BB			3	1	2	1	1	0	0
José Hernández, R (1, 6) OBP: 0.348, SLG: 0.440 Walt Weiss, S (7, 6) OBP: 0.312, SLG: 0.313	B S S S B B S 3-3 ② K		S F X 0-2 ① G6-3 2-3	C B B F B X 3-2 2-3 1B			B C B S F S 2-3 ③ K			4 0	0 0	1 0	0 0	0 0	2 0	2 0
Eddie Pérez, R (1, 2) OBP: 0.305, SLG: 0.367	C F B B B X 2-2 ③ G6-3		B X 1-0 HR 3-H	C S B B B C 2-3 ①② K 3-H				X 0-0 ① G5-3		4	1	1	2	0	1	2
Greg Maddux, R (1, 1) OBP: 0.218, SLG: 0.358 Keith Lockhart, L (8, PH) OBP: 0.315, SLG: 0.303 (8, 4)			S F B S 1-3 ① K2-3	B F X 1-1 ② G4-3		S S S 0-3 ③ K2-3		C S B S 1-3 ② K		3 1	0 0	0 0	0 0	0 0	2 1	1 0
Inning Stats	R: 1 H: 2 E: 0 LOB: 1 K: 0 BB: 0 S: 11 P: 19	R: 0 H: 0 E: 0 LOB: 0 K: 1 BB: 0 S: 9 P: 16	R: 1 H: 2 E: 0 LOB: 2 K: 1 BB: 1 S: 12 P: 20	R: 2 H: 2 E: 0 LOB: 0 K: 0 BB: 0 S: 11 P: 14	R: 0 H: 0 E: 0 LOB: 0 K: 1 BB: 0 S: 6 P: 10	R: 1 H: 3 E: 1 LOB: 1 K: 2 BB: 0 S: 14 P: 23	R: 3 H: 2 E: 0 LOB: 1 K: 2 BB: 2 S: 15 P: 29	R: 0 H: 0 E: 0 LOB: 1 K: 1 BB: 1 S: 10 P: 16	R: 0 H: 0 E: 0 LOB: 0 K: 0 BB: 0 S: 11 P: 17	1B: 6 SF: 0 2B: 3 SAC: 0 3B: 0 DP: 0 HR: 2 HBP: 0					WP: 1 PA: 41 PB: 0 SB: 3 CS: 1	

TOP

Atlanta Braves @ Cincinati Reds

Cinergy Field, Cincinati, OH

Tue Aug 31 1999, 7:05 PM EDT

Att. 25,238 - Unknown - 82 F

livebaseballscorecards.com

AB	37
R	8
H	11
RBI	8
BB	4
SO	8
LOB	11

PITCHER		IP	WLS	BF	H	R	ER	SO	BB	IBB	HBP	BLK	WP	HR	S	P	ERA	WHIP
Juan Guzman, R ERA: 3.97	(1, 1)	5.0	L	25	9	5	5	3	0	1	0	0	1	1	57	94	9.00	1.800
Stan Belinda, R ERA: 5.17	(6, 1)	2.0		9	2	3	3	4	2	0	0	0	0	1	21	37	13.50	2.000
Brett Tomko, R ERA: 5.12	(8, 1)	2.0		7	0	0	0	1	1	0	0	0	0	0	21	33	0.00	0.500

PITCHER	IP	WLS	BF	H	R	ER	SO	BB	IBB	HBP	BLK	WP	HR	S	P	ERA	WHIP

Batter	1	2	3	4	5	6	7	8	9	AB	R	H	RBI	BB	SO	LOB
Pokey Reese, R (1, 4) OBP: 0.319, SLG: 0.417	C C B F F B S 2-3 K ①		C X 0-1 G1-6-3 ①		B X 1-0 G5-3 ③			C B F B X 2-2 HR 1B	C B F F B X 2-2 G1-3 ③	3	0	0	0	0	1	0
Chris Stynes, R (8, 4) OBP: 0.287, SLG: 0.270										2	1	1	0	0	0	1
Barry Larkin, R (1, 6) OBP: 0.391, SLG: 0.427	F B X 1-1 L6 ②		C S S X 1-2 L9 ②			B S X 1-1 G6-3 ①		B X 1-0 1-H HR		3	0	0	0	0	0	0
Mark Lewis, R (8, 5) OBP: 0.289, SLG: 0.464										1	1	1	2	0	0	0
Sean Casey, L (1, 3) OBP: 0.403, SLG: 0.561	B X 1-0 2B		B C X 1-1 3B			F F B X 1-2 2B 1B		F B B B B 4-1 G3 BB		3	0	3	0	1	0	0
Greg Vaughn, R (1, 7) OBP: 0.340, SLG: 0.482	X 0-0 G4-3 ③		F B F B B X 3-2 F7 ③			B X 1-0 1-3 2B		S B B F X 2-2 L3 ①		3	0	1	0	0	0	2
Dmitri Young, S (8, 7) OBP: 0.339, SLG: 0.478										1	0	0	0	0	0	1
Michael Tucker, L (1, 9) OBP: 0.339, SLG: 0.431		B S C B X 2-2 G3-1 ①		C B X 1-1 G3-1 ①		B B C F B C 3-3 K ②		X 0-0 G3 ② 1-2		4	0	0	0	0	1	3
Aaron Boone, R (1, 5) OBP: 0.345, SLG: 0.450		B B X 2-0 F8 ②		X 0-0 P4 ②		B X 1-0 G5-3 ③		C B F X 1-2 F9 ③		4	0	0	0	0	0	3
(8, 6)																
Jeffrey Hammonds, R (1, 8) OBP: 0.327, SLG: 0.485	F X 0-1 1B 1B		B B C B X 3-1 G5-3 ③			B B B C C X 3-2 G5-3 ①		X 0-0 1B		4	0	2	0	0	0	0
Jason LaRue, R (1, 2) OBP: 0.296, SLG: 0.381	B 1 SAFE 1 SAFE 1 SAFE P 1 SAFE X 2-0 1-2 1B				C T C 0-3 K ①	X 0-0 G5-3 ②		C S B B F B S 3-3 K ①		4	0	1	0	0	2	1
Juan Guzman, R (1, 1) OBP: 0.136, SLG: 0.136	B F X 1-1 G1-3 ③				F B S X 1-2 F8 ②	B X 1-0 G5-3 ③		S F B S 1-3 K ②		2	0	0	0	0	0	2
Stan Belinda, R (6, 1) OBP: 0.333, SLG: 0.333										0	0	0	0	0	0	0
Brian Johnson, R (7, PH) OBP: 0.297, SLG: 0.417										1	0	0	0	0	0	0
Brett Tomko, R (8, 1) OBP: 0.244, SLG: 0.238										0	0	0	0	0	0	0
Eddie Taubensee, L (9, PH) OBP: 0.338, SLG: 0.470										1	0	0	0	0	1	1
Inning Stats	R: 0 E: 0 K: 1 S: 9 H: 1 LOB: 1 BB: 0 P: 13	R: 0 E: 0 K: 0 S: 10 H: 2 LOB: 2 BB: 0 P: 16	R: 0 E: 0 K: 0 S: 10 H: 1 LOB: 1 BB: 0 P: 15	R: 0 E: 0 K: 0 S: 5 H: 0 LOB: 0 BB: 0 P: 9	R: 0 E: 0 K: 1 S: 7 H: 0 LOB: 0 BB: 0 P: 9	R: 0 E: 0 K: 1 S: 10 H: 2 LOB: 2 BB: 0 P: 17	R: 0 E: 0 K: 0 S: 5 H: 0 LOB: 0 BB: 0 P: 9	R: 2 E: 0 K: 0 S: 12 H: 2 LOB: 1 BB: 1 P: 22	R: 0 E: 0 K: 2 S: 12 H: 1 LOB: 1 BB: 0 P: 18	1B: 5 2B: 2 3B: 1 HR: 1 SF: 0 SAC: 0 DP: 0 HBP: 0						

PITCHER		IP	WLS	BF	H	R	ER	SO	BB	IBB	HBP	BLK	WP	HR	S	P	ERA	WHIP
Greg Maddux, R	(1, 1)	7.0	W	27	6	0	0	3	0	0	0	0	0	0	56	88	0.00	0.857
ERA: 3.48																		
Russ Springer, R	(8, 1)	1.0		6	2	2	2	0	1	0	0	0	0	1	12	22	18.00	3.000
ERA: 4.19																		
30 Kevin McGlinchy, R	(9, 1)	1.0		4	1	0	0	2	0	0	0	0	0	0	12	18	0.00	1.000
ERA: 2.92																		

PITCHER	IP	WLS	BF	H	R	ER	SO	BB	IBB	HBP	BLK	WP	HR	S	P	ERA	WHIP

BOTTOM

Atlanta Braves @ Cincinnati Reds

Cinergy Field, Cincinnati, OH

Tue Aug 31 1999, 7:05 PM EDT

Att. 25,238 - Unknown - 82 F

livebaseballscorecards.com

AB	36
R	2
H	9
RBI	2
BB	1
SO	5
LOB	14

Atlanta Braves @ Cincinnati Reds

Cinergy Field, Cincinnati, OH

Wed Sep 01 1999, 7:05 PM EDT

Att. 23,977 - Unknown - 84 F

TOP

livebaseballscorecards.com

Batter	1	2	3	4	5	6	7	8	9	AB	R	H	RBI	BB	SO	LOB
Gerald Williams, R (1, 7) OBP: 0.321, SLG: 0.429	C B B B B 4-1 K 1B BB		C F X 0-2 ② F7		B F F B F S 2-3 ② K	X 0-0 ③ L5			S F F B S 1-3 ① K	4	0	0	0	1	2	1
Bret Boone, R (1, 4) OBP: 0.316, SLG: 0.423	1 SAFE C C F 1 X SAFE 0-2 1-2 1B		B S B B X 2-1 1-H HR		B C B B B 4-1 10 CS BB	C X 0-1 ① G5-3			B X 1-0 F9 WP 2B	4	2	3	2	1	0	0
10 Chipper Jones, S (1, 5) OBP: 0.443, SLG: 0.625	X 0-0 ① B2		F C F X 0-2 ③ G3		1 SAFE 0-0 ③ CS 1-2	B B F X 2-1 2B 2B	B F X 1-1 1B 1B		I I I I 4-0 WP S IBB	4	1	2	0	1	0	2
Brian Jordan, R (1, 9) OBP: 0.362, SLG: 0.493	B B C 2 F SAFE 1 SAFE T 2-2 ② ③ K 2-3			B B X 2-0 ① G5-3		X 0-0 1B 2-H 2B	F B S B X 2-2 ② P4		C B B B S X 3-2 ② F9 2-3	5	1	1	1	0	1	5
Andruw Jones, R (1, 8) OBP: 0.363, SLG: 0.495		C B X 1-1 ① G4-3		B B F B B 4-1 S BB		B F B F B B X 3-2 1B HR 2-H 1B	X 0-0 1-2 1B		B B I I 4-0 WP 1-2 IBB	3	1	2	1	2	0	0
José Hernández, R (1, 6) OBP: 0.347, SLG: 0.439		C B F B B T 3-2 ② K		1 SAFE 1 SAFE B 1 SAFE 1 SAFE B 1 SAFE X 2-0 ② F8		B 1 SAFE F X 2-1 1-2 HR 1B	F B B X 2-1 ③ F8		B C F B B B F B 4-2 1-2 2-3 3-H BB	4	1	1	0	0	1	3
Walt Weiss, S (7, 6) OBP: 0.312, SLG: 0.313										0	0	0	0	0	0	0
Ryan Klesko, L (9, PH) OBP: 0.375, SLG: 0.537										0	0	0	0	1	0	0
Ozzie Guillen, L (9, 6) OBP: 0.265, SLG: 0.283										0	0	0	0	0	0	0
Brian Hunter, R (1, 3) OBP: 0.354, SLG: 0.429		F C X 0-2 ③ G6-3		B 1 SAFE 1 SAFE F 1 SAFE B B B 4-1 1-2 BB		B X 1-0 1-H 2-H HR		B X 1-0 ① G5-3	F B B B F F F F S 3-3 ③ K	4	1	1	3	1	1	3
Eddie Pérez, R (1, 2) OBP: 0.304, SLG: 0.369			B B B C L X 3-2 FC2-5 2B	X 0-0 ③ F8		B C X 1-1 ① G5-3		B F X 1-1 ② G3		4	0	1	0	0	0	2
Terry Mulholland, R (1, 1) OBP: 0.136, SLG: 0.095		L X 0-1 ① FC2-5 HR 2-3			F B X 1-1 ① G4-3	B B B C S T X 3-2 ② G4-3		C B C S 1-3 ③ K2-3		3	1	0	0	0	0	1
30 Kevin McGlinchy, R (7, 1)										0	0	0	0	0	0	0
Mike Remlinger, L (7, 1)										1	0	0	0	0	1	0
John Rocker, R (8, 1)										0	0	0	0	0	0	0
Inning Stats	R: 0 E: 0 K: 1 S: 9 H: 1 LOB: 1 BB: 1 P: 15	R: 0 E: 0 K: 1 S: 8 H: 0 LOB: 0 BB: 0 P: 12	R: 2 E: 0 K: 0 S: 14 H: 2 LOB: 0 BB: 0 P: 19	R: 0 E: 0 K: 0 S: 5 H: 0 LOB: 2 BB: 2 P: 17	R: 0 E: 0 K: 1 S: 7 H: 0 LOB: 0 BB: 1 P: 14	R: 5 E: 0 K: 0 S: 16 H: 5 LOB: 0 BB: 0 P: 28	R: 0 E: 0 K: 0 S: 10 H: 2 LOB: 2 BB: 0 P: 15	R: 0 E: 0 K: 1 S: 6 H: 0 LOB: 0 BB: 0 P: 9	R: 1 E: 0 K: 2 S: 17 H: 1 LOB: 3 BB: 3 P: 37	1B: 5 2B: 4 3B: 0 HR: 2	SF: 0 SAC: 0 DP: 0 HBP: 0					

	AB	36
	R	8
	H	11
	RBI	7
	BB	7
	SO	6
	LOB	17

WP: 1 PB: 0 SB: 2 CS: 1 PA: 44

PITCHER		IP	WLS	BF	H	R	ER	SO	BB	IBB	HBP	BLK	WP	HR	S	P	ERA	WHIP
Ron Villone, L ERA: 4.07	(1, 1)	5.0	L	23	6	5	5	3	4	0	0	0	0	1	49	88	9.00	2.000
Scott Sullivan, R ERA: 2.83	(6, 1)	2.0		10	4	2	2	0	0	0	0	0	0	1	20	32	9.00	2.000
Danny Graves, R ERA: 3.09	(8, 1)	1.0		3	0	0	0	1	0	0	0	0	0	0	6	9	0.00	0.000
Scott Williamson, R ERA: 1.94	(9, 1)	1.0		7	1	1	1	2	1	2	0	0	1	0	17	37	9.00	2.000

PITCHER	IP	WLS	BF	H	R	ER	SO	BB	IBB	HBP	BLK	WP	HR	S	P	ERA	WHIP

Atlanta Braves @ Cincinnati Reds

Cinergy Field, Cincinnati, OH

Wed Sep 01 1999, 7:05 PM EDT

Att. 23,977 - Unknown - 84 F

BOTTOM

livebaseballscorecards.com

Batter	1	2	3	4	5	6	7	8	9	AB	R	H	RBI	BB	SO	LOB
Pokey Reese, R (1, 4) OBP: 0.322, SLG: 0.417	BCBX 2-1 1B 1B 1B		BBBB 4-0 BB BB		CFS 0-3 ② K		FBBBB 4-1 G4-6-3 1B 1-2 2-3 3-H BB	SX 0-1 ③ G6-3		3	1	1	1	2	1	1
Barry Larkin, R (1, 6) OBP: 0.392, SLG: 0.427	1 SAFE CX 0-1 G6-4-3 1B 1-2 1B		CX 0-1 ② F9		CX 0-1 ③ G4-3		CSX 0-2 G4-6-3 1-2 2-3 3-H 1B		CBX 1-1 ① P4	5	0	2	1	0	0	1
Sean Casey, L (1, 3) OBP: 0.406, SLG: 0.568	BFBBX 3-1 G6-4-3 1-2 2-H 1B		B 1 SAFE BBBB 4-0 1-2 BB			BBBCCB 4-2 BB	BX 1-0 ①② G4-6-3 1-2f 2-3 3-H		CX 0-1 HR	3	1	2	2	2	0	2
Greg Vaughn, R (1, 7) OBP: 0.337, SLG: 0.477	BBBX 3-0 ①② G6-4-3 1-2f 2-3		CBFBC 2-3 ③ K			CX 0-1 ① F8	FSBS 1-3 ③ K		CBBBSC 3-3 ② K	5	0	0	0	0	3	6
Dmitri Young, S (1, 9) OBP: 0.337, SLG: 0.473	CFX 0-2 ③ G3			X 0-0 G6-4-3 1B		FBX 1-1 ② F9		BCX 1-1 ① G6-3	X 0-0 ③ G6-3	5	0	1	0	0	0	2
Aaron Boone, R (1, 5) OBP: 0.344, SLG: 0.456		CSS 0-3 ① K		X 0-0 ①② G6-4-3 1-2f		BX 1-0 ③ P9		CBSFFX 1-2 HR		4	1	1	1	0	1	2
Jeffrey Hammonds, R (1, 8) OBP: 0.339, SLG: 0.493		SBCFFX 1-2 G6-4-3 1B		SBFFBBB 4-2 BB			X 0-0 1B BB 1B	X 0-0 WP 2B 1B		3	2	3	0	1	0	0
Jason LaRue, R (1, 2) OBP: 0.293, SLG: 0.373		S 1 SAFE BSX 1-2 ②③ G6-4-3 1-2f		X 0-0 ③ G5-3			BFBX 2-1 BB 1B 1-2 1B	SFBBFS 2-3 ② K 1-2		4	1	1	0	0	1	3
Ron Villone, L (1, 1) OBP: 0.121, SLG: 0.094 Scott Sullivan, R (6, 1) Mark Lewis, R (7, PH) OBP: 0.289, SLG: 0.464 Mark Sweeney, L (7, PH) OBP: 0.500, SLG: 0.867 Danny Graves, R (8, 1) Brian Johnson, R (8, PH) OBP: 0.304, SLG: 0.433 Kerry Robinson, L (8, PR) Scott Williamson, R (9, 1)			CCS 0-3 ① K		SBBFX 2-2 ① G4-3		X 0-0 1B BB 1-2 2-3 G4-6-3 1B	FX 0-1 2-H 2B		2 0 0 1 0 1 0 1 0	0 0 0 1 0 0 0 0 0	0 0 0 1 0 1 0 1 0	0 0 0 1 0 0 0 0 0	0 0 0 0 0 0 0 0 0	1 0 0 0 0 0 0 0 0	0 0 0 0 0 0 0 0 0
Inning Stats	R: 1 E: 0 K: 0 S: 10 H: 3 LOB: 1 BB: 0 P: 18	R: 0 E: 0 K: 1 S: 11 H: 1 LOB: 0 BB: 0 P: 13	R: 0 E: 0 K: 2 S: 8 H: 0 LOB: 2 BB: 2 P: 18	R: 0 E: 0 K: 0 S: 6 H: 1 LOB: 1 BB: 1 P: 10	R: 0 E: 0 K: 1 S: 8 H: 0 LOB: 0 BB: 0 P: 10	R: 0 E: 0 K: 0 S: 7 H: 0 LOB: 1 BB: 1 P: 13	R: 3 E: 0 K: 1 S: 12 H: 4 LOB: 1 BB: 1 P: 20	R: 2 E: 0 K: 1 S: 17 H: 3 LOB: 1 BB: 0 P: 21	R: 1 E: 0 K: 1 S: 8 H: 1 LOB: 0 BB: 0 P: 12	1B: 10 2B: 1 3B: 0 HR: 2	SF: 0 SAC: 0 DP: 4 HBP: 0			WP: 1 PB: 0 SB: 0 CS: 0	PA: 41		

	AB	36
	R	7
	H	13
	RBI	6
	BB	5
	SO	7
	LOB	17

PITCHER		IP	WLS	BF	H	R	ER	SO	BB	IBB	HBP	BLK	WP	HR	S	P	ERA	WHIP
Terry Mulholland, L ERA: 4.69	(1, 1)	6.0	W	26	7	3	3	4	4	0	0	0	0	0	53	87	4.50	1.833
30 Kevin McGlinchy, R ERA: 3.06	(7, 1)	0.0		3	2	0	0	0	1	0	0	0	0	0	5	9	∞	∞
Mike Remlinger, L ERA: 2.3	(7, 1)	1.2	H	6	2	3	3	2	0	0	0	0	1	1	17	23	16.20	1.200
John Rocker, L ERA: 2.79	(8, 1)	1.1	S	6	2	1	1	1	0	0	0	0	0	1	12	16	6.75	1.500

PITCHER		IP	WLS	BF	H	R	ER	SO	BB	IBB	HBP	BLK	WP	HR	S	P	ERA	WHIP

Batter	1	2	3	4	5	6	7	8	9	AB	R	H	RBI	BB	SO	LOB
Tony Womack, L (1, 9) OBP: 0.334, SLG: 0.366	C B S S 1-3 ① K			C F X 0-2 E4 S 1B		B B C B F X 3-2 ③ G6-3		F X 0-1 ② P7		4	0	0	0	0	1	3
Jay Bell, R (1, 4) OBP: 0.359, SLG: 0.540	C S X 0-2 ② F8			B C 1 SAFE X 1-1 L3 1B 1-2			F B B F B C 3-3 ① K	C F S 0-3 ③ K		4	0	1	0	0	2	3
Luis Gonzalez, L (1, 7) OBP: 0.408, SLG: 0.568	B B S F F S 2-3 ③ K			F F B F B F X 2-2 ① ② L3 1-2			X 0-0 ② L7		B B B B 4-0 1B 1B 1B BB	3	1	0	0	1	1	2
Matt Williams, R (1, 5) OBP: 0.341, SLG: 0.537		B S S F S 1-3 ① K		B S C F S 1-3 ③ K 2-3			S C S 0-3 ③ K		C X 0-1 ① F9	4	0	0	0	0	3	2
Steve Finley, L (1, 8) OBP: 0.331, SLG: 0.489		C F B B X 2-2 ② F7			X 0-0 ① F7			B B C F X 2-2 1B G3 1B	C F B B X 2-2 1B 1B 1-2 1B	4	2	2	0	0	0	0
Erubiel Durazo, L (1, 3) OBP: 0.376, SLG: 0.512 Greg Colbrunn, R (9, PH) OBP: 0.412, SLG: 0.505		B C F S 1-3 ③ K			F S S 0-3 ② K			F B F F B X 2-2 ① G3 1-2	F X 0-1 1B 1-2 2-3	3 1	0 0	0 1	0 0	0 0	2 0	1 0
Damian Miller, R (1, 2) OBP: 0.295, SLG: 0.398			C B X 1-1 ① G6-3		X 0-0 ③ F8			C B X 1-1 1B 1B 2-3	B C B X 2-1 1B 1-2 2-H 3-H	4	0	2	2	0	0	0
Hanley Frias, S (1, 6) OBP: 0.330, SLG: 0.250			B B C S B F X 3-2 ② P8			C X 0-1 ① L8		B X 1-0 1B 1-2 3-H	F F B B B F S 2-3 ② K	4	0	1	1	0	1	2
Armando Reynoso, R (1, 1) OBP: 0.156, SLG: 0.200 Erik Sabel, R (4, 1) Darren Holmes, R (5, 1) Rob Ryan, L (6, PH) OBP: 0.286, SLG: 0.550 Brian Anderson, R (6, 1) OBP: 0.200, SLG: 0.345 Lenny Harris, L (8, PH) OBP: 0.321, SLG: 0.370 Bobby Chouinard, R (8, 1) Bernard Gilkey, R (9, PH) OBP: 0.376, SLG: 0.494			X 0-0 ③ P6			F C B C 1-3 ② K		B X 1-0 1-2 2-3 1B	B B C B X 3-1 ③ G5-3	1 0 0 1 0 1 0 1 1	0 0 0 0 0 0 0 0 0	0 0 0 0 0 0 0 1 0	0 0 0 0 0 0 0 0 0	0 0 0 0 1 0 0 0 0	0 0 0 0 0 0 0 0 0	0 0 0 0 0 0 0 0 2
Inning Stats	R: 0 E: 0 K: 2 S: 10 H: 0 LOB: 0 BB: 0 P: 13	R: 0 E: 0 K: 2 S: 10 H: 0 LOB: 0 BB: 0 P: 14	R: 0 E: 0 K: 0 S: 7 H: 0 LOB: 0 BB: 0 P: 11	R: 0 E: 1 K: 1 S: 15 H: 1 LOB: 1 BB: 0 P: 19	R: 0 E: 0 K: 1 S: 5 H: 0 LOB: 0 BB: 0 P: 5	R: 0 E: 0 K: 1 S: 8 H: 0 LOB: 0 BB: 0 P: 12	R: 0 E: 0 K: 2 S: 7 H: 0 LOB: 0 BB: 0 P: 10	R: 1 E: 0 K: 1 S: 16 H: 4 LOB: 3 BB: 0 P: 23	R: 2 E: 0 K: 1 S: 15 H: 3 LOB: 2 BB: 1 P: 28	1B: 8 2B: 1 3B: 0 HR: 0	SF: 0 SAC: 0 DP: 1 HBP: 0						

TOP

Arizona Diamondbacks @ Atlanta Braves

Turner Field, Atlanta, GA

Fri Sep 03 1999, 7:40 PM EDT
Att. 38,389 - Cloudy - 82 F

livebaseballscorecards.com

AB	35
R	3
H	8
RBI	3
BB	1
SO	11
LOB	15

PITCHER		IP	WLS	BF	H	R	ER	SO	BB	IBB	HBP	BLK	WP	HR	S	P	ERA	WHIP
Kevin Millwood, R ERA: 2.91	(1, 1)	8.0	W	29	5	1	1	10	0	0	0	0	0	0	78	107	1.12	0.625
Bruce Chen, L ERA: 6.75	(9, 1)	0.1		3	1	2	2	0	1	0	0	0	0	0	5	11	54.00	6.000
30 Kevin McGlinchy, R ERA: 3.03	(9, 1)	0.2		4	2	0	0	1	0	0	0	0	0	0	10	17	0.00	3.000

PITCHER	IP	WLS	BF	H	R	ER	SO	BB	IBB	HBP	BLK	WP	HR	S	P	ERA	WHIP

BOTTOM

Arizona Diamondbacks @ Atlanta Braves

Turner Field, Atlanta, GA

Fri Sep 03 1999, 7:40 PM EDT

Att. 38,389 - Cloudy - 82 F

livebaseballscorecards.com

Batter	1	2	3	4	5	6	7	8	9	AB	R	H	RBI	BB	SO	LOB
Gerald Williams, R (1, 7) OBP: 0.325, SLG: 0.429	C C F B F X 1-2 F8 ①		F X 0-1 SH3 1B 1-2	B C B F X 2-2 10 1B 1B 2-H 1B	B B B C B 4-1 FC6-4 BB 1-2 2-3			X 0-0 G6-3 ①		4	1	2	1	1	0	0
Bret Boone, R (1, 4) OBP: 0.316, SLG: 0.421	X 0-0 F9 ②		X 0-0 SH3 ① 1-2 2-3	1 SAFE X 0-0 10 1B 1B 1-2	X 0-0 FC6-4 ② 1-2f 2-3 3-H			C C S 0-3 K ②		4	0	1	1	0	1	2
10 Chipper Jones, S (1, 5) OBP: 0.442, SLG: 0.622	B B B B 4-0 2B BB		B C X 1-1 L6 ② 2-3 K ③	X 0-0 1-2 2-H 1B B B F S C 1-0 F9 ③	X 0-0 F8 ③	B B X 2-0 L9 ①		F B C B F X 2-2 F7 ③		4	0	1	1	1	0	4
Brian Jordan, R (1, 9) OBP: 0.362, SLG: 0.493	B C X 1-1 1-3 2B									4	0	1	0	0	1	4
Ryan Klesko, L (1, 3) OBP: 0.376, SLG: 0.544 Brian Hunter, R (9, 3) OBP: 0.354, SLG: 0.429	C B F X 1-2 P6 ③			B X 1-0 HR	B B B F B 4-1 WP HBP 1B BB	B C X 1-1 G4-3 ②				3 0	2 0	1 0	1 0	1 0	0 0	2 0
Andruw Jones, R (1, 8) OBP: 0.364, SLG: 0.500		C B B X 2-1 F8 ①		B B B C C X 3-2 HR	C F B H 2-2 WP 1-2 1B HBP	B X 1-0 F8 ③				3	2	1	1	0	0	0
Greg Myers, L (1, 2) OBP: 0.359, SLG: 0.402		C B X 1-1 F8 ②		B B C B B 4-1 SH3-4 1B BB	C B S C 1-3 K ①		X 0-0 F7 ①			3	1	0	0	1	1	2
José Hernández, R (1, 6) OBP: 0.346, SLG: 0.436 Walt Weiss, S (8, 6) OBP: 0.312, SLG: 0.313		C B F X 1-2 F9 ③		C 1 SAFE B S X 1-2 P6 ①	C B B I I 4-1 BB 1B FC6-4 1-2 2-3 IBB		B B X 2-0 F8 ②			3 0	1 0	0 0	0 0	1 0	0 0	1 0
Kevin Millwood, R (1, 1) OBP: 0.197, SLG: 0.203 Bruce Chen, L (9, 1) 30 Kevin McGlinchy, R (9, 1)			B B C X 2-1 SH3 1B 1B	X 0-0 SH3-4 ② 1-2	S X 0-1 FC6-4 BB 1-2 2-H 3-H 1B		S S F S 0-3 K ③			3 0 0	0 0 0	2 0 0	2 0 0	0 0 0	1 0 0	0 0 0
Inning Stats	R: 0 E: 0 K: 0 S: 11 H: 1 LOB: 2 BB: 1 P: 18	R: 0 E: 0 K: 0 S: 7 H: 0 LOB: 0 BB: 0 P: 11	R: 0 E: 0 K: 1 S: 10 H: 2 LOB: 2 BB: 0 P: 15	R: 4 E: 0 K: 0 S: 15 H: 5 LOB: 2 BB: 1 P: 27	R: 3 E: 0 K: 1 S: 12 H: 1 LOB: 2 BB: 3 P: 27	R: 0 E: 0 K: 0 S: 4 H: 0 LOB: 0 BB: 0 P: 8	R: 0 E: 0 K: 1 S: 6 H: 0 LOB: 0 BB: 0 P: 8	R: 0 E: 0 K: 1 S: 8 H: 0 LOB: 0 BB: 0 P: 10		1B: 6 2B: 1 3B: 0 HR: 2	SF: 0 SAC: 2 DP: 0 HBP: 1					

	AB	31
	R	7
	H	9
	RBI	7
	BB	5
	SO	4
	LOB	15

WP: 1 PB: 0 SB: 0 CS: 0 PA: 39

PITCHER		IP	WLS	BF	H	R	ER	SO	BB	IBB	HBP	BLK	WP	HR	S	P	ERA	WHIP
Armando Reynoso, R ERA: 3.89	(1, 1)	3.2	L	21	8	4	4	1	2	0	0	0	0	2	42	69	9.82	2.727
Erik Sabel, R ERA: 3.24	(4, 1)	0.2		7	1	3	3	1	2	1	1	0	1	0	11	27	40.50	4.500
Darren Holmes, R ERA: 3.35	(5, 1)	0.2		2	0	0	0	0	0	0	0	0	0	0	2	2	0.00	0.000
Brian Anderson, L ERA: 5.27	(6, 1)	2.0		6	0	0	0	1	0	0	0	0	0	0	10	16	0.00	0.000
Bobby Chouinard, R ERA: 2.1	(8, 1)	1.0		3	0	0	0	1	0	0	0	0	0	0	8	10	0.00	0.000

PITCHER	IP	WLS	BF	H	R	ER	SO	BB	IBB	HBP	BLK	WP	HR	S	P	ERA	WHIP

Batter	1	2	3	4	5	6	7	8	9	AB	R	H	RBI	BB	SO	LOB
Tony Womack, L (1, 9) OBP: 0.335, SLG: 0.366	B F B F F F B X 3-2 G4-3 1B		X 0-0 ② F8		C X 0-1 ③ F8		F C B B B X 2-2 1B 1B		C B B X 2-1 ②③ G6-4-3 1-2f	5	0	2	0	0	0	3
Jay Bell, R (1, 4) OBP: 0.360, SLG: 0.540	1 SAFE 1 SAFE B B C B C 1 S 2-3 ① K		B B B C C X 3-2 2-H 1B			X 0-0 ① F9	B 1 X SAFE 1-0 1-2 1B			4	0	2	1	0	1	1
Luis Gonzalez, L (1, 7) OBP: 0.407, SLG: 0.568	1 SAFE B B X 2-0 ② G4-3 1-2		C B C X 1-2 ③ L6			X 0-0 2B 2B	C F B B B X 2-2 ③ F8			4	1	1	0	0	0	4
Matt Williams, R (1, 5) OBP: 0.338, SLG: 0.533	S S B B S 2-3 ③ K			X 0-0 ① G6-3		C B S B F S 2-3 ② K		X 0-0 ① G4-3		4	0	0	0	0	2	2
Steve Finley, L (1, 8) OBP: 0.330, SLG: 0.489		B F B B X 3-1 ① P6		C F F F C 0-3 ② K		C X 0-1 2-H HR 2B		C B B X 2-1 ② G3		4	1	1	1	0	1	0
Erubiel Durazo, L (1, 3) OBP: 0.381, SLG: 0.578		C C X 0-2 ② G4-3		S B B X 2-1 HR		F B X 1-1 2-H HR		B C B S B X 3-2 ③ L6		4	2	2	3	0	0	0
Kelly Stinnett, R (1, 2) OBP: 0.287, SLG: 0.420		F C S 0-3 ③ K		C F X 0-2 ③ F9		C S B S 1-3 ③ K			X 0-0 ① G5-3	4	0	0	0	0	2	0
Hanley Frias, S (1, 6) OBP: 0.337, SLG: 0.253			C B X 1-1 SH3 1B 1B		C X 0-1 ① G4-3		X 0-0 ① G6-3		C F B B B B F F B 4-2 1B BB	3	1	1	0	1	0	0
Andy Benes, R (1, 1) OBP: 0.216, SLG: 0.213 Rob Ryan, L (7, PH) OBP: 0.273, SLG: 0.524 Greg Swindell, L (7, 1) Greg Colbrunn, R (9, PH) OBP: 0.417, SLG: 0.510 Matt Mantei, R (9, 1)			C B 1 SAFE X 1-1 ① SH3 1-2		S B S F B X 2-2 ② P6		F C C 0-3 ② K		X 0-0 G6-4-3 1-2 1B	1 1 0 1 0	0 0 0 0 0	0 0 0 1 0	0 0 0 0 0	0 1 0 0 0	0 0 0 0 0	0 0 0 0 0
Inning Stats	R: 0 H: 1 E: 0 LOB: 1 K: 2 BB: 0 S: 12 P: 21	R: 0 H: 0 E: 0 LOB: 0 K: 1 BB: 0 S: 8 P: 11	R: 1 H: 2 E: 0 LOB: 1 K: 0 BB: 0 S: 11 P: 17	R: 1 H: 1 E: 0 LOB: 0 K: 1 BB: 0 S: 11 P: 13	R: 0 H: 0 E: 0 LOB: 0 K: 0 BB: 0 S: 8 P: 10	R: 3 H: 3 E: 0 LOB: 0 K: 2 BB: 0 S: 13 P: 17	R: 0 H: 2 E: 0 LOB: 2 K: 1 BB: 0 S: 12 P: 17	R: 0 H: 0 E: 0 LOB: 0 K: 0 BB: 0 S: 6 P: 11	R: 0 H: 1 E: 0 LOB: 1 K: 0 BB: 1 S: 8 P: 14	1B: 6 2B: 2 3B: 0 HR: 2	SF: 0 SAC: 1 DP: 1 HBP: 0						

PITCHER	IP	WLS	BF	H	R	ER	SO	BB	IBB	HBP	BLK	WP	HR	S	P	ERA	WHIP
29 John Smoltz, R (1, 1) ERA: 3.6	8.0	L	33	9	5	5	7	0	0	0	0	0	2	81	117	5.62	1.125
Mike Remlinger, L (9, 1) ERA: 2.27	1.0		4	1	0	0	0	1	0	0	0	0	0	8	14	0.00	2.000

PITCHER	IP	WLS	BF	H	R	ER	SO	BB	IBB	HBP	BLK	WP	HR	S	P	ERA	WHIP

TOP

Arizona Diamondbacks @ Atlanta Braves

Turner Field, Atlanta, GA

Sat Sep 04 1999, 7:10 PM EDT

Att. 48,730 - Unknown - 82 F

livebaseballscorecards.com

AB	35
R	5
H	10
RBI	5
BB	1
SO	7
LOB	10

1B: 6	SF: 0	WP: 0	PA: 37
2B: 2	SAC: 1	PB: 0	
3B: 0	DP: 1	SB: 0	
HR: 2	HBP: 0	CS: 0	

BOTTOM

Arizona Diamondbacks @ Atlanta Braves

Turner Field, Atlanta, GA

Sat Sep 04 1999, 7:10 PM EDT
Att. 48,730 - Unknown - 82 F

livebaseballscorecards.com

Batter	1	2	3	4	5	6	7	8	9	AB	R	H	RBI	BB	SO	LOB
Walt Weiss, S (1, 6) OBP: 0.311, SLG: 0.309	C B X 1-1 F7 ①	B S T F H 2-2 1-2 HBP ②		B X 1-0 G3 ② 2-3			C B S X 1-2 E6 10 G6-4-3			3	0	0	0	0	0	1
Keith Lockhart, L (1, 4) OBP: 0.309, SLG: 0.296 Bret Boone, R (7, PH) OBP: 0.315, SLG: 0.421 (8, 4)	B C C B F X 2-2 G4-3 ② S X 0-1 G1-3 ③			X 0-0 G3-1 ③			B C 1 SAFE B B F S 3-3 K ①			3 1	0 0	0 0	0 0	0 0	0 1	3 1
10 Chipper Jones, S (1, 5) OBP: 0.441, SLG: 0.618	B B B S C B 4-2 S HR BB	C C B B X 2-2 G4-3 ①		S B S X 1-2 P4 ①			C X 0-1 G6-4-3 ② ③ 1-2f			3	1	0	0	1	0	1
Brian Jordan, R (1, 9) OBP: 0.361, SLG: 0.490	1 SAFE B B B B 4-0 1-2 HR BB	X 0-0 G5-3 ②		B X 1-0 L9 ②				C C X 0-2 G6-3 ①		3	1	0	0	1	0	0
Ryan Klesko, L (1, 7) OBP: 0.378, SLG: 0.552	X 0-0 1-H 2-H HR	C B F X 1-2 FC5-4 1B		B X 1-0 F9 ③				F F B S 1-3 K ②		4	1	2	3	0	1	0
Andruw Jones, R (1, 8) OBP: 0.361, SLG: 0.496	B C F B S 2-3 K ③	B 1 SAFE X 1-0 FC5-4 ③ 1-2f				B B B C C C 3-3 K ①		B X 1-0 P3 ③		4	0	0	0	0	2	1
Randall Simon, L (1, 3) OBP: 0.372, SLG: 0.459		X 0-0 G6-3 ①		C B B X 2-1 HR		F X 0-1 E2 G6-3 1B			C F C 0-3 K ①	4	1	2	1	0	1	0
Eddie Pérez, R (1, 2) OBP: 0.303, SLG: 0.372		C X 0-1 G4-3 ②		B B C F F X 2-2 G3 2B		C B X 1-1 G6-3 ② 2-3			S B F F C 1-3 K ②	4	0	1	0	0	1	1
29 John Smoltz, R (1, 1) OBP: 0.304, SLG: 0.353 Mike Remlinger, L (9, 1) Greg Myers, L (9, PH) OBP: 0.357, SLG: 0.400		B C B B S F B 4-2 HBP BB		B C F F B B F F F 3-3 F S K ①		C B B C F C X 2-2 G6-3 ③			B F F S 1-3 K ③	2 0 1	0 0 0	0 0 0	0 0 0	1 0 1	1 0 0	2 0 0
Inning Stats	R: 3 H: 1 E: 0 LOB: 0 K: 1 BB: 2 S: 12 P: 25	R: 0 H: 0 E: 0 LOB: 2 K: 0 BB: 1 S: 11 P: 17	R: 0 H: 1 E: 0 LOB: 1 K: 0 BB: 0 S: 8 P: 12	R: 1 H: 2 E: 0 LOB: 1 K: 1 BB: 0 S: 16 P: 24	R: 0 H: 0 E: 0 LOB: 0 K: 0 BB: 0 S: 5 P: 8	R: 0 H: 1 E: 1 LOB: 1 K: 1 BB: 0 S: 11 P: 17	R: 0 H: 0 E: 1 LOB: 0 K: 1 BB: 0 S: 8 P: 12	R: 0 H: 0 E: 0 LOB: 0 K: 1 BB: 0 S: 7 P: 9	R: 0 H: 0 E: 0 LOB: 0 K: 3 BB: 0 S: 10 P: 12	1B: 2 SF: 0 2B: 1 SAC: 0 3B: 0 DP: 1 HR: 2 HBP: 1						

	AB	32
	R	4
	H	5
	RBI	4
	BB	3
	SO	8
	LOB	10

PITCHER		IP	WLS	BF	H	R	ER	SO	BB	IBB	HBP	BLK	WP	HR	S	P	ERA	WHIP
Andy Benes, R ERA: 4.95	(1, 1)	6.0	W	27	5	4	4	3	3	0	1	0	0	2	63	103	6.00	1.333
Greg Swindell, L ERA: 2.32	(7, 1)	2.0	H	6	0	0	0	2	0	0	0	0	0	0	15	21	0.00	0.000
Matt Mantei, R ERA: 2.56	(9, 1)	1.0	S	3	0	0	0	3	0	0	0	0	0	0	10	12	0.00	0.000

PITCHER	IP	WLS	BF	H	R	ER	SO	BB	IBB	HBP	BLK	WP	HR	S	P	ERA	WHIP

Arizona Diamondbacks @ Atlanta Braves

Turner Field, Atlanta, GA

Sun Sep 05 1999, 1:10 PM EDT

Att. 44,549 - Sunny - 87 F

TOP

livebaseballscorecards.com

Batter	1	2	3	4	5	6	7	8	9	AB	R	H	RBI	BB	SO	LOB
Tony Womack, L (1, 6) (9, 9) OBP: 0.335, SLG: 0.365	C F B X 1-2 F7 ①		C B F F B X 2-2 G1-3 ③		B F B F B B 4-2 S 1B BB		B X 1-0 F7 ①		X 0-0 S 1-H 1B 1B	4	2	1	1	1	0	1
Jay Bell, R (1, 4) OBP: 0.362, SLG: 0.538	B C B B F S 3-3 K ②			B B B B 4-0 1B HR BB	B B C F F F X 2-2 G4-6-3 1-H 1B		B C B B F X 3-2 G6-3 ②		I I I I 4-0 S 1B IBB	3	2	1	1	2	1	0
Luis Gonzalez, L (1, 7) OBP: 0.407, SLG: 0.566	C F F F X 0-2 G4-3 ③			B B X 2-0 1-2 HR 1B	F 1 B C X SAFE 1-2 G4-6-3 1-2f ① ②		C X 0-1 F7 ③		B C B S X 2-2 1-H 2-H 1B	5	1	2	2	0	0	1
Matt Williams, R (1, 5) OBP: 0.341, SLG: 0.539		S F B S 1-3 K ①		B X 1-0 1-H 2-H HR	B X 1-0 1B			S C B B B X 3-2 G4-6-3 1B	C F F P X 1-2 P4 ③	5	1	3	3	0	1	1
Greg Colbrunn, R (1, 3) OBP: 0.407, SLG: 0.495		B B B F X 3-1 G4-3 ②		B B X 2-0 F8 ①	C X 0-1 F7 ③			C C X 0-2 1-2f G4-6-3 ① ②		3	0	0	0	0	0	1
Erubiel Durazo, L (8, PH) (8, 3) OBP: 0.377, SLG: 0.571										1	0	0	0	0	0	1
Bernard Gilkey, R (1, 9) OBP: 0.369, SLG: 0.483		X 0-0 P3 ③		B C S B F B X 3-2 F8 ②		B C S 1-3 K ①		C F B X 1-2 F8 ③		4	0	0	0	0	1	0
Hanley Frias, S (9, 6) OBP: 0.337, SLG: 0.253										0	0	0	0	0	0	0
Steve Finley, L (1, 8) OBP: 0.330, SLG: 0.489			C C X 0-2 G1-3 ①	B X 1-0 2B		C X 0-1 G4-3 ②			S B X 1-1 F8 ①	4	0	1	0	0	0	0
Damian Miller, R (1, 2) OBP: 0.302, SLG: 0.404			S X 0-1 SH2-4 1B	I I I 4-0 IBB		C B F X 1-2 2B			C X 0-1 G5-3 ②	3	0	2	0	1	0	0
Randy Johnson, R (1, 1) OBP: 0.107, SLG: 0.143			X 0-0 1-2 SH2-4 ②	F S F X 0-2 P4 ③		B S F B S 2-3 K ③			F B F S 1-3 K 1B 1B	2	0	0	0	0	1	3
Gregg Olson, R (8, 1)										0	0	0	0	0	0	0
Kelly Stinnett, R (9, PH) OBP: 0.286, SLG: 0.418										1	0	0	0	0	1	0
LeJon Powell, R (9, PR) OBP: 0.273, SLG: 0.350										0	1	0	0	0	0	0
Matt Mantei, R (9, 1)										0	0	0	0	0	0	0

	AB	35
	R	7
	H	10
	RBI	7
	BB	4
	SO	5
	LOB	8

Inning Stats										
	R: 0 E: 0 K: 1 S: 11	H: 0 LOB: 0 BB: 0 P: 15	R: 0 E: 0 K: 1 S: 6	H: 0 LOB: 0 BB: 0 P: 10	R: 0 E: 0 K: 0 S: 10	H: 1 LOB: 1 BB: 0 P: 12	R: 3 E: 0 K: 0 S: 12	H: 3 LOB: 2 BB: 2 P: 29	R: 1 E: 0 K: 0 S: 13	H: 2 LOB: 1 BB: 1 P: 21
	R: 0 E: 0 K: 2 S: 11	H: 1 LOB: 1 BB: 0 P: 15	R: 0 E: 0 K: 0 S: 6	H: 0 LOB: 0 BB: 0 P: 10	R: 0 E: 0 K: 0 S: 9	H: 1 LOB: 0 BB: 0 P: 13	R: 3 E: 1 K: 1 S: 16	H: 2 LOB: 1 BB: 1 P: 24	1B: 7 2B: 2 3B: 0 HR: 1	SF: 0 SAC: 1 DP: 2 HBP: 0
	WP: 0 PB: 0 SB: 3 CS: 0	PA: 40								

PITCHER		IP	WLS	BF	H	R	ER	SO	BB	IBB	HBP	BLK	WP	HR	S	P	ERA	WHIP
Tom Glavine, L ERA: 4.3	(1, 1)	7.0		30	7	4	4	4	2	1	0	0	0	1	69	112	5.14	1.286
Russ Springer, R ERA: 4.19	(8, 1)	0.0		1	1	0	0	0	0	0	0	0	0	0	3	6	∞	∞
Mike Remlinger, L ERA: 2.24	(8, 1)	1.0	H	2	0	0	0	0	0	0	0	0	0	0	6	7	0.00	0.000
John Rocker, L ERA: 2.74	(9, 1)	1.0	L	7	2	3	0	1	0	1	0	0	0	0	16	24	0.00	2.000

PITCHER	IP	WLS	BF	H	R	ER	SO	BB	IBB	HBP	BLK	WP	HR	S	P	ERA	WHIP

Arizona Diamondbacks @ Atlanta Braves

Turner Field, Atlanta, GA

Sun Sep 05 1999, 1:10 PM EDT

Att. 44,549 - Sunny - 87 F

livebaseballscorecards.com

BOTTOM

Batter	1	2	3	4	5	6	7	8	9	AB	R	H	RBI	BB	SO	LOB
Gerald Williams, R (1, 7) OBP: 0.327, SLG: 0.436	B F S B X 2-2 G5-3 ①		C S S 0-3 K ③			X 0-0 S G6-3 2B	F X 0-1 1-H 3-H 2B			4	1	2	2	0	1	0
Bret Boone, R (1, 4) OBP: 0.313, SLG: 0.417	F X 0-1 G5-3 ②			B S B F S 2-3 K ①		C F B F F F B X 2-2 G6-3 ① 2-H	X 0-0 G1-3 ③			4	0	0	1	0	1	2
10 Chipper Jones, S (1, 5) OBP: 0.443, SLG: 0.631	X 0-0 HR			C B B F B B 4-2 S S BB		C X 0-1 HR		B X 1-0 F9 ①		3	2	2	2	1	0	0
Brian Jordan, R (1, 9) OBP: 0.358, SLG: 0.486	B C B C X 2-2 G5-3 ③			B F 1 SAFE B S B S 3-3 K ② 1-2		S X 0-1 L9 ②		C B X 1-1 F9 ②		4	0	0	0	0	1	1
Andruw Jones, R (1, 8) OBP: 0.359, SLG: 0.492		B S C B S 2-3 K ①		C B C F F F F F B F 2-3 S K ③ 2-3		S C F S 0-3 K ③		B C X 1-1 P5 ③		4	0	0	0	0	3	1
José Hernández, R (1, 6) OBP: 0.344, SLG: 0.433 Walt Weiss, S (9, 6) OBP: 0.310, SLG: 0.308		C X 0-1 L8 ②			C B F S 1-3 K ①		B C S S 1-3 K ①		C F F B S 1-3 K ①	3 1	0 0	0 0	0 0	0 0	2 1	0 0
Brian Hunter, R (1, 3) OBP: 0.359, SLG: 0.433 Otis Nixon, S (7, PR) OBP: 0.289, SLG: 0.217 Randall Simon, L (8, 3) OBP: 0.370, SLG: 0.457		F B S F F S 1-3 K ③			B S S B X 2-2 1B		B C C X 1-2 1B 2B 1B		C S S 0-3 K2-3 ②	3 0 1	0 1 0	2 0 0	0 0 0	0 0 0	1 0 1	0 0 0
Eddie Pérez, R (1, 2) OBP: 0.300, SLG: 0.367 Keith Lockhart, L (9, PH) OBP: 0.307, SLG: 0.294			B C C S 1-3 K ①		S S B B F 1 SAFE S 2-3 K ②		B F F 1 SAFE F F S 1-3 K ②		B C B B F S 3-3 K ③	3 1	0 0	0 0	0 0	0 0	3 1	2 0
Tom Glavine, L (1, 1) OBP: 0.167, SLG: 0.140 Howard Battle, R (7, PH) OBP: 0.333, SLG: 0.333 Russ Springer, R (8, 1) Mike Remlinger, L (8, 1) John Rocker, R (9, 1)			S F C 0-3 K ②		S X 0-1 G5-3 ③		B X 1-0 1-3 2B 1B			2 1 0 0 0	0 1 0 0 0	0 1 0 0 0	0 0 0 0 0	0 0 0 0 0	1 0 0 0 0	1 0 0 0 0
Inning Stats	R: 1 H: 1 E: 0 LOB: 0 K: 0 BB: 0 S: 9 P: 13	R: 0 H: 0 E: 0 LOB: 0 K: 2 BB: 0 S: 10 P: 13	R: 0 H: 0 E: 0 LOB: 0 K: 3 BB: 0 S: 9 P: 10	R: 0 H: 0 E: 0 LOB: 1 K: 3 BB: 1 S: 16 P: 27	R: 0 H: 1 E: 0 LOB: 1 K: 2 BB: 0 S: 12 P: 17	R: 2 H: 2 E: 0 LOB: 0 K: 1 BB: 0 S: 15 P: 17	R: 2 H: 3 E: 0 LOB: 2 K: 2 BB: 0 S: 15 P: 19	R: 0 H: 0 E: 0 LOB: 0 K: 0 BB: 0 S: 5 P: 8	R: 0 H: 0 E: 0 LOB: 0 K: 3 BB: 0 S: 10 P: 14	1B: 3 SF: 0 2B: 2 SAC: 0 3B: 0 DP: 0 HR: 2 HBP: 0						WP: 0 PA: 35 PB: 0 SB: 3 CS: 0

PITCHER		IP	WLS	BF	H	R	ER	SO	BB	IBB	HBP	BLK	WP	HR	S	P	ERA	WHIP
Randy Johnson, L ERA: 2.58	(1, 1)	7.0		29	7	5	5	13	1	0	0	0	0	2	86	116	6.43	1.143
Gregg Olson, R ERA: 3.44	(8, 1)	1.0	W	3	0	0	0	0	0	0	0	0	0	0	5	8	0.00	0.000
Matt Mantei, R ERA: 2.51	(9, 1)	1.0	S	3	0	0	0	3	0	0	0	0	0	0	10	14	0.00	0.000

PITCHER	IP	WLS	BF	H	R	ER	SO	BB	IBB	HBP	BLK	WP	HR	S	P	ERA	WHIP

AB	34
R	5
H	7
RBI	5
BB	1
SO	16
LOB	7

Batter	1	2	3	4	5	6	7	8	9	AB	R	H	RBI	BB	SO	LOB
Edgar Renteria, R (1, 6) OBP: 0.334, SLG: 0.389	X 0-0 ① L6		B B X 2-0 ① G6-3			C B X 1-1 ① G5-3			C F B X 1-2 ① G4-3	4	0	0	0	0	0	0
J.D. Drew, L (1, 8) OBP: 0.347, SLG: 0.436	C X 0-1 S 1B		X 0-0 ② P5			B C F B X 2-2 ② G3-1			B C S F B X 2-2 ② G3-1	4	0	1	0	0	0	0
Mark McGwire, R (1, 3) OBP: 0.420, SLG: 0.678	1 SAFE X 0-0 ② P3		C X 0-1 ③ G5-3			S C B B B C 2-3 ③ K			X 0-0 ③ G5-3	4	0	0	0	0	1	1
Ray Lankford, L (1, 7) OBP: 0.394, SLG: 0.525	B F S C 1-3 ③ K 1-2			S C B B B F F S 3-3 ① K			B S S B C 2-3 ① K			3	0	0	0	0	3	1
Craig Paquette, R (1, 5) OBP: 0.333, SLG: 0.552		F B B C S 2-3 ① K		C X 0-1 ② G1-3			F F C 0-3 ② K			3	0	0	0	0	2	0
Adam Kennedy, L (1, 4) OBP: 0.322, SLG: 0.491		X 0-0 1B SF9 1B		B S X 1-1 ③ G4-3			B X 1-0 ③ G3			3	1	1	0	0	0	0
Alberto Castillo, R (1, 2) OBP: 0.333, SLG: 0.364		P 1 SAFE 1 SAFE B X 2-0 1-3 1B			C B X 1-1 ① G3-1			C B X 1-1 ① G5-3		3	0	1	0	0	0	0
Joe McEwing, R (1, 9) OBP: 0.333, SLG: 0.407		C C X 0-2 ② SF9 3-H			C F F F F X 0-2 ② G6-3			B B C F B F X 3-2 ② G4-3		2	0	0	1	0	0	0
Garrett Stephenson, R (1, 1) Thomas Howard, S (8, PH) OBP: 0.323, SLG: 0.359 Manny Aybar, R (8, 1) OBP: 0.083, SLG: 0.083		S F B B B X 3-2 ③ G1-3			C F B C 1-3 ③ K			F X 0-1 ③ G3-1		2 1 0	0 0 0	0 0 0	0 0 0	0 0 0	1 0 0	1 0 0
Inning Stats	R: 0 E: 0 K: 1 S: 7 H: 1 LOB: 1 BB: 0 P: 8	R: 1 E: 0 K: 1 S: 12 H: 2 LOB: 1 BB: 0 P: 18	R: 0 E: 0 K: 0 S: 4 H: 0 LOB: 0 BB: 0 P: 6	R: 0 E: 0 K: 1 S: 9 H: 0 LOB: 0 BB: 0 P: 13	R: 0 E: 0 K: 1 S: 11 H: 0 LOB: 0 BB: 0 P: 13	R: 0 E: 0 K: 1 S: 8 H: 0 LOB: 0 BB: 0 P: 13	R: 0 E: 0 K: 2 S: 7 H: 0 LOB: 0 BB: 0 P: 10	R: 0 E: 0 K: 0 S: 8 H: 0 LOB: 0 BB: 0 P: 12	R: 0 E: 0 K: 0 S: 8 H: 0 LOB: 0 BB: 0 P: 11	1B: 3 2B: 0 3B: 0 HR: 0		SF: 1 SAC: 0 DP: 0 HBP: 0			WP: 0 PB: 0 SB: 1 CS: 0	PA: 30

PITCHER		IP	WLS	BF	H	R	ER	SO	BB	IBB	HBP	BLK	WP	HR	S	P	ERA	WHIP
Greg Maddux, R ERA: 3.36	(1, 1)	9.0	W	30	3	1	1	7	0	0	0	0	0	0	74	104	1.00	0.333

PITCHER	IP	WLS	BF	H	R	ER	SO	BB	IBB	HBP	BLK	WP	HR	S	P	ERA	WHIP

TOP

St. Louis Cardinals @ Atlanta Braves

Turner Field, Atlanta, GA

Mon Sep 06 1999, 7:40 PM EDT

Att. 41,678 - Unknown - 93 F

livebaseballscorecards.com

AB	29
R	1
H	3
RBI	1
BB	0
SO	7
LOB	3

Batter	1	2	3	4	5	6	7	8	9	AB	R	H	RBI	BB	SO	LOB
Gerald Williams, R (1, 7) OBP: 0.327, SLG: 0.444	F X 0-1 HR		F X 0-1 SH5-3 1-2 ①		C C F B X 1-2 G5-3 ②		B B X 2-0 L6 ①			3	1	1	1	0	0	0
Bret Boone, R (1, 4) OBP: 0.313, SLG: 0.416	B B X 2-0 G6-3 ①		B C C B B F X 3-2 F9 2-3 ②		F C B X 1-2 1B		C C B B B X 3-2 G6-3 ②			4	0	1	0	0	0	1
10 Chipper Jones, S (1, 5) OBP: 0.444, SLG: 0.636	X 0-0 G4-3 ②		B F X 1-1 FC5-4 3-H 1B ③		X 0-0 P6 ③		B C B X 2-1 HR			4	1	2	2	0	0	1
Brian Jordan, R (1, 9) OBP: 0.356, SLG: 0.482	B F B C C 2-3 K ③		B C 1 SAFE X 1-1 FC5-4 1-2f ③			B X 1-0 G3-1 ①	F X 0-1 G5-3 ③			4	0	0	0	0	1	1
Ryan Klesko, L (1, 3) OBP: 0.376, SLG: 0.549 Brian Hunter, R (9, 3) OBP: 0.359, SLG: 0.433		C X 0-1 F9 ①		B C S X 1-2 F8 ①		C C X 0-2 1B SF9 1B		C B B S X 2-2 F9 ①		4 0	1 0	1 0	0 0	0 0	0 0	0 0
Andruw Jones, R (1, 8) OBP: 0.360, SLG: 0.494		F X 0-1 FC1-5-4 2B		C B X 1-1 F8 ②		C C B B B X 3-2 SF9 S 1-3 1B		F B X 1-1 P5 ②		4	0	2	0	0	0	0
José Hernández, R (1, 6) OBP: 0.345, SLG: 0.432 Walt Weiss, S (9, 6) OBP: 0.310, SLG: 0.308		B C X 1-1 FC1-5-4 2-2 ②		B B C F B X 3-2 FC5-4 1B		B B I 4-0 SF9 1-2 IBB		F C B B B S 3-3 K ③		3 0	0 0	1 0	0 0	1 0	1 0	1 0
Eddie Pérez, R (1, 2) OBP: 0.296, SLG: 0.364		C F P 1 SAFE X 1-2 G5-3 ③		B X 1-0 FC5-4 1-2f ③		B F X 1-1 SF9 1-2 2-3 3-H ②				2	0	0	1	0	0	2
Greg Maddux, R (1, 1) OBP: 0.224, SLG: 0.357			S X 0-1 F9 10 1B SH5-3 1B		F S X 0-2 G4-3 ①		S B F F C 1-3 K ③			3	1	1	0	0	1	2
Inning Stats	R: 1 E: 0 K: 1 S: 7 H: 1 LOB: 0 BB: 0 P: 11	R: 0 E: 0 K: 0 S: 10 H: 1 LOB: 1 BB: 0 P: 11	R: 1 E: 0 K: 0 S: 12 H: 2 LOB: 1 BB: 0 P: 17	R: 0 E: 0 K: 0 S: 9 H: 1 LOB: 1 BB: 0 P: 15	R: 0 E: 0 K: 0 S: 11 H: 1 LOB: 1 BB: 0 P: 13	R: 1 E: 0 K: 1 S: 13 H: 2 LOB: 2 BB: 1 P: 23	R: 1 E: 0 K: 0 S: 8 H: 1 LOB: 0 BB: 0 P: 15	R: 0 E: 0 K: 1 S: 8 H: 0 LOB: 0 BB: 0 P: 14		1B: 6 2B: 1 3B: 0 HR: 2	SF: 1 SAC: 1 DP: 0 HBP: 0			WP: 0 PB: 0 SB: 1 CS: 0	PA: 34	

PITCHER	IP	WLS	BF	H	R	ER	SO	BB	IBB	HBP	BLK	WP	HR	S	P	ERA	WHIP
Garrett Stephenson, R (1, 1) ERA: 2.86	7.0	L	31	9	4	4	2	0	1	0	0	0	2	70	105	5.14	1.286
Manny Aybar, R (8, 1) ERA: 4.61	1.0		3	0	0	0	1	0	0	0	0	0	0	8	14	0.00	0.000

PITCHER	IP	WLS	BF	H	R	ER	SO	BB	IBB	HBP	BLK	WP	HR	S	P	ERA	WHIP

BOTTOM

St. Louis Cardinals @ Atlanta Braves

Turner Field, Atlanta, GA

Mon Sep 06 1999, 7:40 PM EDT

Att. 41,678 - Unknown - 93 F

livebaseballscorecards.com

AB	31
R	4
H	9
RBI	4
BB	1
SO	3
LOB	8

Batter	1	2	3	4	5	6	7	8	9	AB	R	H	RBI	BB	SO	LOB
Placido Polanco, R (1, 4) OBP: 0.328, SLG: 0.354	B B C X 2-1 HR	X 0-0 ③ FC4-6 1-2f			C C X 0-2 1B			B B B C X 3-1 ② G6-3		4	1	2	1	0	0	2
J.D. Drew, L (1, 8) OBP: 0.343, SLG: 0.430	X 0-0 ① G3		X 0-0 ① F7		X 0-0 ③ B1-3			F C F S 0-3 ③ K		4	0	0	0	0	1	1
Mark McGwire, R (1, 3) OBP: 0.417, SLG: 0.672	X 0-0 ② G6-3		F X 0-1 ② F7			B C C B S 2-3 ① K			B C F B F C 2-3 ① K	4	0	0	0	0	2	0
Ray Lankford, L (1, 7) OBP: 0.393, SLG: 0.522	S S S 0-3 ③ K		B X 1-0 ③ L7			B F C B B X 3-2 ② L8			X 0-0 S 1B	4	0	1	0	0	1	0
Craig Paquette, R (1, 5) OBP: 0.330, SLG: 0.541		B S S S X 1-2 ① G6-3		B B C X 2-1 FC5-4 1B		C C X 0-2 ③ F9			B S S S F C 1-3 ② K	4	0	1	0	0	1	1
Joe McEwing, R (1, 9) OBP: 0.332, SLG: 0.407		C B F X 1-2 FC6-4 1B 2B		1 SAFE 1 SAFE B C X 1-1 ① FC5-4 G1-3 1-2f			B C B B F F F F 3-3 ① S K		C 1 SAFE B B B S S 2-3 ③ K 1-2	4	1	1	0	0	2	2
Alberto Castillo, R (1, 2) OBP: 0.333, SLG: 0.361		B B B B 4-0 FC6-4 BB		B 1 SAFE C C X 1-2 ②③ G1-3 1-2			B F B X 2-1 ② F9			2	0	0	0	1	0	1
Luis Ordaz, R (1, 6) OBP: 0.222, SLG: 0.125		X 0-0 ② FC6-4 1B 1-2f 2-3			C B X 1-1 ① G3-1		B C F X 1-2 ③ G3			3	0	0	0	0	0	2
Darren Oliver, R (1, 1) OBP: 0.290, SLG: 0.318		C X 0-1 FC4-6 1-2 3-H 1B			B F B S F S 2-3 ② K			B B B C C X 3-2 ① F9		3	0	1	1	0	1	0
Inning Stats	R: 1 E: 0 K: 1 S: 7 H: 1 LOB: 0 BB: 0 P: 9	R: 1 E: 0 K: 0 S: 10 H: 2 LOB: 2 BB: 1 P: 16	R: 0 E: 0 K: 0 S: 4 H: 0 LOB: 0 BB: 0 P: 5	R: 0 E: 0 K: 0 S: 7 H: 1 LOB: 0 BB: 0 P: 11	R: 0 E: 0 K: 1 S: 10 H: 1 LOB: 1 BB: 0 P: 13	R: 0 E: 0 K: 1 S: 9 H: 0 LOB: 0 BB: 0 P: 14	R: 0 E: 0 K: 1 S: 12 H: 0 LOB: 0 BB: 0 P: 18	R: 0 E: 0 K: 1 S: 9 H: 0 LOB: 0 BB: 0 P: 15	R: 0 E: 0 K: 3 S: 12 H: 1 LOB: 1 BB: 0 P: 17	1B: 4 2B: 1 3B: 0 HR: 1 SF: 0 SAC: 0 DP: 0 HBP: 0						

TOP

St. Louis Cardinals @ Atlanta Braves

Turner Field, Atlanta, GA

Tue Sep 07 1999, 7:40 PM EDT
Att. 35,095 - Unknown - 86 F

livebaseballscorecards.com

AB	32
R	2
H	6
RBI	2
BB	1
SO	8
LOB	9

PITCHER		IP	WLS	BF	H	R	ER	SO	BB	IBB	HBP	BLK	WP	HR	S	P	ERA	WHIP
Terry Mulholland, L ERA: 4.6	(1, 1)	7.0		26	5	2	2	4	1	0	0	0	0	1	59	86	2.57	0.857
Mike Remlinger, L ERA: 2.18	(8, 1)	2.0	W	7	1	0	0	4	0	0	0	0	0	0	21	32	0.00	0.500

PITCHER	IP	WLS	BF	H	R	ER	SO	BB	IBB	HBP	BLK	WP	HR	S	P	ERA	WHIP

Batter	1	2	3	4	5	6	7	8	9	AB	R	H	RBI	BB	SO	LOB
Gerald Williams, R (1, 7) OBP: 0.327, SLG: 0.443	X 0-0 G6-3 WP 10 SF9 1B		F B B F F B X 3-2 G4-3 ①		X 0-0 SH1-3 ① 1-2			B F B B C X 3-2 G5-3 ①		3	1	1	0	0	0	0
Bret Boone, R (1, 4) OBP: 0.312, SLG: 0.417	B B F F B X 3-2 G6-3 ① 1-3		C X 0-1 10 F9-4-2 2B		C B C X 1-2 F9 ②			X 0-0 F9 ②		4	0	1	0	0	0	2
10 Chipper Jones, S (1, 5) OBP: 0.441, SLG: 0.632	S B B B F X 3-2 SF9 ② 3-H		X 0-0 F9-4-2 ② ③ 2-H		X 0-0 P3 ③			B X 1-0 G5-3 ③		3	0	0	1	0	0	2
Brian Jordan, R (1, 9) OBP: 0.355, SLG: 0.480	F S B S 1-3 K ③			C X 0-1 E BB E 1B		B C B F S 2-3 K ①			C F S 0-3 K ①	4	1	1	0	0	3	0
Andruw Jones, R (1, 8) OBP: 0.361, SLG: 0.495		X 0-0 G5-3 ①		1 SAFE B S 1 SAFE B B B 4-1 E 1-2 BB		X 0-0 L3-6 2B			B B B X 3-0 G5-3 ②	3	0	1	0	1	0	0
José Hernández, R (1, 6) OBP: 0.344, SLG: 0.430 Otis Nixon, S (9, PR) OBP: 0.289, SLG: 0.217		C B B X 2-1 G5-3 ②		F F F X 0-2 E6 G6-4-3 1-3 2-H		F F F B B X 2-2 L3-6 ② ③ 2-3			B F X 1-1 S 1B 1B 1B	4 0	0 1	1 0	0 0	0 0	0 0	2 0
Brian Hunter, R (1, 3) OBP: 0.362, SLG: 0.431		B F B B B 4-1 1B BB		X 0-0 P4 ①			F B B B X 3-1 F9 ①		B F 1 SAFE X 1-1 1B BB 1-2 1B	3	0	1	0	1	0	2
Eddie Pérez, R (1, 2) OBP: 0.299, SLG: 0.364		X 0-0 1-2 1B		X 0-0 G6-4-3 ② ③ 1-2f			C F X 0-2 P3 ②		B B B B 4-0 1B 1-2 2-3 BB	3	0	1	0	1	0	2
Terry Mulholland, R (1, 1) OBP: 0.152, SLG: 0.114 Walt Weiss, S (7, PH) OBP: 0.309, SLG: 0.307 Mike Remlinger, L (8, 1) Howard Battle, R (9, PH) OBP: 0.500, SLG: 0.500		S B X 1-1 G4-3 ③			C F B X 1-2 SH1-3 1B		C F C 0-3 K ③		X 0-0 1-2 2-3 3-H 1B	2 1 0 1	0 0 0 0	1 0 0 1	0 0 0 1	0 1 0 0	0 0 0 0	2 0 0 0
Inning Stats	R: 1 E: 0 K: 1 S: 10 H: 1 LOB: 0 BB: 0 P: 17	R: 0 E: 0 K: 0 S: 7 H: 1 LOB: 2 BB: 1 P: 14	R: 0 E: 0 K: 0 S: 7 H: 1 LOB: 0 BB: 0 P: 10	R: 1 E: 1 K: 0 S: 9 H: 1 LOB: 1 BB: 1 P: 13	R: 0 E: 0 K: 0 S: 8 H: 1 LOB: 1 BB: 0 P: 10	R: 0 E: 0 K: 1 S: 8 H: 1 LOB: 0 BB: 0 P: 12	R: 0 E: 0 K: 1 S: 8 H: 0 LOB: 0 BB: 0 P: 11	R: 0 E: 0 K: 0 S: 5 H: 0 LOB: 0 BB: 0 P: 9	R: 1 E: 0 K: 1 S: 9 H: 3 LOB: 3 BB: 1 P: 18	1B: 7 2B: 4 3B: 0 HR: 0	SF: 1 SAC: 1 DP: 3 HBP: 0						

PITCHER	IP	WLS	BF	H	R	ER	SO	BB	IBB	HBP	BLK	WP	HR	S	P	ERA	WHIP
Darren Oliver, L (1, 1) ERA: 4.17	8.2	L	36	9	3	2	4	3	0	0	0	1	0	71	114	2.08	1.385

PITCHER	IP	WLS	BF	H	R	ER	SO	BB	IBB	HBP	BLK	WP	HR	S	P	ERA	WHIP

BOTTOM

St. Louis Cardinals @ Atlanta Braves

Turner Field, Atlanta, GA

Tue Sep 07 1999, 7:40 PM EDT

Att. 35,095 - Unknown - 86 F

AB	31
R	3
H	9
RBI	2
BB	3
SO	4
LOB	12

livebaseballscorecards.com

Batter	1	2	3	4	5	6	7	8	9	AB	R	H	RBI	BB	SO	LOB
Edgar Renteria, R (1, 6) OBP: 0.335, SLG: 0.397	C X 0-1 HR		C B X 1-1 ① F8		B X 1-0 2B 2B		F X 0-1 ② G6-3		S F S 0-3 ② K	5	2	2	1	0	1	1
J.D. Drew, L (1, 8) OBP: 0.341, SLG: 0.430	F C B B X 2-2 ① F9		F B C B S 2-3 ② K		C B B B X 3-1 2-H 2B		B B X 2-0 ③ F8		S S B C 1-3 ③ 2-3	5	0	1	1	0	2	1
Mark McGwire, R (1, 3) OBP: 0.416, SLG: 0.669	B F S T X 1-2 ② F9		B X 1-0 1B		C B S F B X 2-2 ② G6-3			B S F S 1-3 ① K		4	0	1	0	0	1	1
Ray Lankford, L (1, 7) OBP: 0.389, SLG: 0.517	S B F B S 2-3 ③ K		F B B S S 2-3 ③ K		B C B F S 2-3 ③ K			F X 0-1 E4 HR		4	1	0	0	0	3	2
Thomas Howard, S (1, 9) OBP: 0.321, SLG: 0.356		B B X 2-0 2B 1B		F B C X 1-2 G4-3 ①		C X 0-1 ① L3		S B 1 SAFE B X 2-1 ② F8		4	0	1	0	0	0	1
Craig Paquette, R (1, 5) OBP: 0.336, SLG: 0.575		C F S 0-3 ① K		X 0-0 ② F7		B S C B B X 3-2 2B		B S 1 SAFE X 1-1 1-H HR		4	1	2	2	0	1	1
Marcus Jensen, S (1, 2) OBP: 0.250, SLG: 0.286		B 1 SAFE B X 2-0 1-3 2B		B B B B 4-0 BB		S C F B S 1-3 ② K		C B C B S 2-3 ③ K		3	0	1	0	1	2	1
Adam Kennedy, L (1, 4) OBP: 0.306, SLG: 0.466 Placido Polanco, R (9, PH) OBP: 0.332, SLG: 0.357	F C B B F F X 2-2 ② F7		X 0-0 ③ F8		C F X 0-2 ③ G4-3				F B X 1-1 DI SH1-4 1B	3 1	0 0	0 1	0 0	0 0	0 0	4 0
Rick Ankiel, L (1, 1) Willie McGee, S (7, PH) OBP: 0.300, SLG: 0.285 Heathcliff Slocumb, R (7, 1) Joe McEwing, R (9, PH) OBP: 0.332, SLG: 0.407	X 0-0 ③ F8		X 0-0 ① G4-3		S B C S 1-3 ① K		1 SAFE F X 0-1 ① SH1-4 1-2		2 1 0 0	0 0 0 0	0 0 0 0	0 0 0 0	0 0 0 0	0 1 0 0	2 0 0 0

Inning Stats	1	2	3	4	5	6	7	8	9
	R: 1 E: 0 K: 1 S: 12	R: 0 E: 0 K: 1 S: 11	R: 0 E: 0 K: 2 S: 9	R: 0 E: 0 K: 0 S: 5	R: 1 E: 0 K: 1 S: 11	R: 0 E: 0 K: 1 S: 12	R: 0 E: 0 K: 1 S: 6	R: 2 E: 1 K: 2 S: 12	R: 0 E: 0 K: 2 S: 10
	H: 1 LOB: 0 BB: 0 P: 17	H: 2 LOB: 2 BB: 0 P: 17	H: 1 LOB: 1 BB: 0 P: 15	H: 0 LOB: 1 BB: 1 P: 10	H: 2 LOB: 1 BB: 0 P: 19	H: 1 LOB: 1 BB: 0 P: 16	H: 0 LOB: 0 BB: 0 P: 9	H: 1 LOB: 0 BB: 0 P: 18	H: 1 LOB: 1 BB: 0 P: 12

1B: 3 SF: 0
2B: 4 SAC: 1
3B: 0 DP: 0
HR: 2 HBP: 0

WP: 0 PA: 38
PB: 0
SB: 0
CS: 0

PITCHER		IP	WLS	BF	H	R	ER	SO	BB	IBB	HBP	BLK	WP	HR	S	P	ERA	WHIP
Kevin Millwood, R ERA: 2.91	(1, 1)	6.0	W	26	7	2	2	6	1	0	0	0	0	1	60	94	3.00	1.333
Russ Springer, R ERA: 3.98	(7, 1)	2.0	H	8	1	2	0	3	0	0	0	0	0	1	18	27	0.00	0.500
John Rocker, L ERA: 2.7	(9, 1)	1.0	S	4	1	0	0	2	0	0	0	0	0	0	10	12	0.00	1.000

PITCHER	IP	WLS	BF	H	R	ER	SO	BB	IBB	HBP	BLK	WP	HR	S	P	ERA	WHIP

TOP

St. Louis Cardinals @ Atlanta Braves

Turner Field, Atlanta, GA

Wed Sep 08 1999, 7:40 PM EDT
Att. 36,454 - Overcast - 75 F

livebaseballscorecards.com

AB	36
R	4
H	9
RBI	4
BB	1
SO	11
LOB	14

BOTTOM

St. Louis Cardinals @ Atlanta Braves

Turner Field, Atlanta, GA

Wed Sep 08 1999, 7:40 PM EDT

Att. 36,454 - Overcast - 75 F

Batter	1	2	3	4	5	6	7	8	9	AB	R	H	RBI	BB	SO	LOB
Gerald Williams, R (1, 7) OBP: 0.329, SLG: 0.450	B X 1-0 F8 ①		B F C S 1-3 K ②		S B F F B X 2-2 3B	B X 1-0 1B ③ 1-3 2-H 3-H				4	0	2	2	0	1	0
Bret Boone, R (1, 4) OBP: 0.310, SLG: 0.414	C X 0-1 G4-3 ②		B B S X 2-1 G6-3 ③		B F C S 1-3 K ②		X 0-0 G5-3 ①			4	0	0	0	0	1	1
10 Chipper Jones, S (1, 5) OBP: 0.441, SLG: 0.637	S X 0-1 1B 1B			S C F X 0-2 HR	B S X 1-1 G6-3 ③		C B X 1-1 G3-1 ②			4	1	2	1	0	0	1
Brian Jordan, R (1, 9) OBP: 0.356, SLG: 0.479	S S B F B F F B X 3-2 1-3 1B			B B B B 4-0 WP 2B BB		C F B S 1-3 K ①	F B B F S 2-3 K ③			3	1	1	0	1	2	0
Andruw Jones, R (1, 8) OBP: 0.360, SLG: 0.492	X 0-0 F9 ③			C C S 0-3 K ①		B B B F F B 4-2 BB BB BB BB		F F S 0-3 K ①		3	1	0	0	1	2	3
José Hernández, R (1, 6) OBP: 0.344, SLG: 0.428 John Rocker, R (9, 1)		B B F X 2-1 G5-3 ①		B B F F B F S 3-3 K ② 1-2		B B B C B 4-1 BB BB 1B BB 1-2		B F F B X 2-2 L6 ②		3 0	1 0	0 0	0 0	1 0	1 0	1 0
Brian Hunter, R (1, 3) OBP: 0.370, SLG: 0.442		B S F B X 2-2 G5-3 ②		B C X 1-1 2-H 2B		B B C B B 4-1 BB 1B BB 1-2 2-3		F S X 0-2 1B		3	1	2	1	1	0	0
Eddie Pérez, R (1, 2) OBP: 0.295, SLG: 0.358		C X 0-1 G4-3 ③		S F S 0-3 K ③		C F F F S 0-3 K ②		F B X 1-1 G1-3 ③		4	0	0	0	0	2	5
Kevin Millwood, R (1, 1) OBP: 0.191, SLG: 0.197 Howard Battle, R (6, PH) OBP: 0.600, SLG: 0.500 Russ Springer, R (7, 1) Walt Weiss, S (9, 6) OBP: 0.309, SLG: 0.307			C S S 0-3 K ①		F F S 0-3 K ①	B B B C B 4-1 1B BB 1-2 2-3 3-H				2 0 0 0	0 0 0 0	0 0 0 0	0 1 0 0	0 1 0 0	2 0 0 0	0 0 0 0
Inning Stats	R: 0 H: 2 E: 0 LOB: 2 K: 0 BB: 0 S: 12 P: 16	R: 0 H: 0 E: 0 LOB: 0 K: 0 BB: 0 S: 7 P: 11	R: 0 H: 0 E: 0 LOB: 0 K: 2 BB: 0 S: 8 P: 11	R: 2 H: 2 E: 0 LOB: 1 K: 3 BB: 1 S: 15 P: 23	R: 0 H: 1 E: 0 LOB: 1 K: 2 BB: 0 S: 12 P: 16	R: 3 H: 1 E: 0 LOB: 2 K: 2 BB: 4 S: 14 P: 32	R: 0 H: 0 E: 0 LOB: 0 K: 1 BB: 0 S: 6 P: 9	R: 0 H: 1 E: 0 LOB: 1 K: 1 BB: 0 S: 11 P: 14		1B: 4 SF: 0 2B: 1 SAC: 0 3B: 1 DP: 0 HR: 1 HBP: 0					WP: 1 PA: 35 PB: 0 SB: 0 CS: 0	

livebaseballscorecards.com

	AB	30
	R	5
	H	7
	RBI	5
	BB	5
	SO	11
	LOB	11

PITCHER		IP	WLS	BF	H	R	ER	SO	BB	IBB	HBP	BLK	WP	HR	S	P	ERA	WHIP
Rick Ankiel, L ERA: 4.3	(1, 1)	6.0	L	28	6	5	5	9	5	0	0	0	1	1	68	109	7.50	1.833
Heathcliff Slocumb, R ERA: 4.88	(7, 1)	2.0		7	1	0	0	2	0	0	0	0	0	0	17	23	0.00	0.500

PITCHER	IP	WLS	BF	H	R	ER	SO	BB	IBB	HBP	BLK	WP	HR	S	P	ERA	WHIP

Atlanta Braves @ San Francisco Giants

3Com Park at Candlestick Point, San Francisco, CA

Fri Sep 10 1999, 10:35 PM EDT

Att. 23,150 - Cloudy - 63 F

TOP

livebaseballscorecards.com

Batter	1	2	3	4	5	6	7	8	9	AB	R	H	RBI	BB	SO	LOB
Gerald Williams, R (1, 7) OBP: 0.332, SLG: 0.459	G5-3 10 1B 1B		1-2 SH3-4 10 1B BB		HR		K		P7	4	1	2	1	1	1	2
Bret Boone, R (1, 4) OBP: 0.310, SLG: 0.414	F9		SH3-4 1-2 2-3		G3-1		F8 1-2		2-H 2B	4	0	1	1	0	0	2
10 Chipper Jones, S (1, 5) OBP: 0.444, SLG: 0.637	1-2 1B		2-H 3-H 1B		G4-3			S WP BB	IBB	3	1	2	1	2	0	0
Brian Jordan, R (1, 9) OBP: 0.353, SLG: 0.475	G5-3 2-3f		G1-3		P3			1 SAFE P7	F7	5	0	0	0	0	0	6
Ryan Klesko, L (1, 3) OBP: 0.377, SLG: 0.547 Russ Springer, R (8, 1) Walt Weiss, S (9, 6) OBP: 0.309, SLG: 0.307		S 1B		FC6-4 BB		G5-3		F7 1-2		3 0 0	0 0 0	1 0 0	0 0 0	1 0 0	0 0 0	1 0 0
Andruw Jones, R (1, 8) OBP: 0.363, SLG: 0.494	1 SAFE	K 1-2		FC6-4 1-2 BB		PO 2B		WP BB		2	0	1	0	2	1	1
Greg Myers, L (1, 2) OBP: 0.350, SLG: 0.391	K		F7		K			G1-3 1-3 2-H		4	0	0	0	0	2	5
José Hernández, R (1, 6) OBP: 0.343, SLG: 0.426 John Rocker, R (9, 1)	G6-3		FC6-4 29 FC6-4 1-2f 2-3		PO 2-3	G5-3			SH5-4 2B 1B	4 0	1 0	1 0	0 0	0 0	0 0	3 0
29 John Smoltz, R (1, 1) OBP: 0.310, SLG: 0.358 Sean Bergman, R (6, 1) OBP: 0.107, SLG: 0.321 Keith Lockhart, L (7, PH) OBP: 0.312, SLG: 0.299 Otis Nixon, S (7, PR) OBP: 0.289, SLG: 0.217 Mike Remlinger, L (7, 1) Brian Hunter, R (8, 3) OBP: 0.370, SLG: 0.442			SH3-4 WP 10 1B 1B	FC6-4 1-2f			S 1B		1 SAFE SH5-4 1-2	2 0 1 0 0 0	1 0 0 0 0 0	1 0 1 0 0 0	0 0 0 0 0 0	0 0 0 0 0 0	0 0 0 0 0 0	2 0 0 0 0 0

Inning Stats	1	2	3	4	5	6	7	8	9
	R: 0 E: 0 K: 0 S: 8	H: 2 LOB: 1 BB: 0 P: 14	R: 0 E: 0 K: 2 S: 12	H: 1 LOB: 1 BB: 0 P: 17	R: 1 E: 0 K: 0 S: 6	H: 2 LOB: 1 BB: 1 P: 12	R: 0 E: 0 K: 0 S: 8	H: 0 LOB: 2 BB: 2 P: 19	R: 1 E: 0 K: 0 S: 9	H: 1 LOB: 0 BB: 0 P: 14	R: 0 E: 0 K: 1 S: 8	H: 1 LOB: 0 BB: 0 P: 10	R: 0 E: 0 K: 1 S: 15	H: 1 LOB: 2 BB: 0 P: 21	R: 1 E: 0 K: 0 S: 13	H: 0 LOB: 1 BB: 2 P: 26	R: 1 E: 0 K: 0 S: 11	H: 2 LOB: 2 BB: 1 P: 21

AB	32
R	4
H	10
RBI	3
BB	6
SO	4
LOB	22

		1B	SF	WP	PA
		7	0	3	41
		2B	SAC	PB	
		2	2	0	
		3B	DP	SB	
		0	1	3	
		HR	HBP	CS	
		1	0	0	

PITCHER		IP	WLS	BF	H	R	ER	SO	BB	IBB	HBP	BLK	WP	HR	S	P	ERA	WHIP
Russ Ortiz, R ERA: 3.74	(1, 1)	8.0	L	34	8	3	3	4	5	0	0	0	2	1	79	133	3.38	1.625
Jerry Spradlin, R ERA: 5.09	(9, 1)	1.0		6	2	1	1	0	0	1	0	0	0	0	11	21	9.00	2.000

PITCHER		IP	WLS	BF	H	R	ER	SO	BB	IBB	HBP	BLK	WP	HR	S	P	ERA	WHIP

BOTTOM

Atlanta Braves @ San Francisco Giants

3Com Park at Candlestick Point, San Francisco, CA

Fri Sep 10 1999, 10:35 PM EDT

Att. 23,150 - Cloudy - 63 F

livebaseballscorecards.com

Batter	1	2	3	4	5	6	7	8	9	AB	R	H	RBI	BB	SO	LOB
Marvin Benard, L (1, 8) OBP: 0.359, SLG: 0.462	C B X 1-1 CS 1B 1B	B S X 1-1 ③ FC6-4 1-2f			L B B F X 2-2 ① F9		C B B F C 2-3 ① K		B R C X 1-2 ② G1-3	4	0	1	0	0	1	2
Ramon Martinez, R (9, PH) OBP: 0.336, SLG: 0.435										1	0	0	0	0	0	0
Bill Mueller, S (1, 5) OBP: 0.401, SLG: 0.360	1 SAFE B B 1 SAFE X 2-0 1-2 2B 1B	C B X 1-1 ① G5-3			C F C 0-3 ② K		B B F F S 2-3 ② K		B C F B S 2-3 ③ K	5	1	1	0	0	3	0
Barry Bonds, L (1, 7) OBP: 0.408, SLG: 0.636	B B F F F B S 3-3 ① ② K 2-3	B B X 2-0 ② L4			C B B B B 4-1 BB		F B B C B X 3-2 2B			3	0	1	0	1	1	2
Jeff Kent, R (1, 4) OBP: 0.381, SLG: 0.527	C B X 1-1 1-H 2B	F B C B X 2-2 ③ G6-3			B 1 SAFE B F X 2-1 ③ G5-3		B F F C 1-3 ③ K			4	0	1	1	0	1	2
Ellis Burks, R (1, 9) OBP: 0.396, SLG: 0.584	F C S 0-3 ③ K	X 0-0 G4-6-3 1B				B B C B B B 4-1 1B E BB		C B X 1-1 G5-3		3	1	1	0	1	1	1
J.T. Snow, L (1, 3) OBP: 0.370, SLG: 0.442		F B C S 1-3 ① K		C B 1 SAFE F F F B X 2-2 ① ② G4-6-3 1-2f		C 1 SAFE X 0-1 FC4-6 1-2 1B		F B B S B F B 4-2 BB		3	0	1	0	1	1	1
Rich Aurilia, R (1, 6) OBP: 0.328, SLG: 0.420		C F C 0-3 ② K		C B X 1-1 WP 1B		C B B X 2-1 ① FC4-6 1-2f 2-H		B S X 1-1 ② P3		4	0	1	0	0	1	2
Brent Mayne, L (1, 2) OBP: 0.390, SLG: 0.428		B B X 2-0 BB 1B		B B I I 4-0 FC6-4 1-2 IBB		B X 1-0 ② F7		1 SAFE C B B S F 1 SAFE X 2-2 ③ F9		3	0	1	0	1	0	2
Russ Ortiz, R (1, 1) OBP: 0.219, SLG: 0.274		B B B 4-0 FC6-4 1-2 BB		C B C B X 2-2 ③ FC6-4 1-2f		X 0-0 ③ G6-3			B C B C C 2-3 ① K	2	0	0	0	1	0	3
Jerry Spradlin, S (9, 1)										0	0	0	0	0	0	0
F.P. Santangelo, S (9, PH) OBP: 0.423, SLG: 0.413										1	0	0	0	0	1	0

Inning Stats	R: 1	H: 3	E: 0	LOB: 1	K: 2	BB: 0	S: 12	P: 19	R: 0	H: 1	E: 0	LOB: 2	K: 2	BB: 1	S: 9	P: 17	R: 0	H: 0	E: 0	LOB: 0	K: 0	BB: 0	S: 6	P: 11	R: 0	H: 2	E: 0	LOB: 2	K: 0	BB: 1	S: 11	P: 20
	R: 0	H: 0	E: 0	LOB: 1	K: 1	BB: 1	S: 9	P: 17	R: 1	H: 1	E: 1	LOB: 1	K: 0	BB: 1	S: 7	P: 14	R: 0	H: 1	E: 0	LOB: 1	K: 3	BB: 0	S: 12	P: 20	R: 0	H: 0	E: 0	LOB: 1	K: 0	BB: 1	S: 12	P: 20
	R: 0	H: 0	E: 0	LOB: 0	K: 2	BB: 1	S: 9	P: 14																						

	AB	33
	R	2
	H	8
	RBI	1
	BB	5
	SO	10
	LOB	15

	1B: 6	SF: 0	WP: 1	PA: 38
	2B: 3	SAC: 0	PB: 0	
	3B: 0	DP: 2	SB: 0	
	HR: 0	HBP: 0	CS: 1	

PITCHER		IP	WLS	BF	H	R	ER	SO	BB	IBB	HBP	BLK	WP	HR	S	P	ERA	WHIP
29 John Smoltz, R ERA: 3.55	(1, 1)	5.0		22	6	1	1	5	2	1	0	0	1	0	47	84	1.80	1.600
Sean Bergman, R ERA: 5.4	(6, 1)	1.0	B	5	1	1	1	0	1	0	0	0	0	0	7	14	9.00	2.000
Mike Remlinger, L ERA: 2.15	(7, 1)	1.0	W	4	1	0	0	3	0	0	0	0	0	0	12	20	0.00	1.000
Russ Springer, R ERA: 3.89	(8, 1)	1.0	H	4	0	0	0	0	1	0	0	0	0	0	12	20	0.00	1.000
John Rocker, L ERA: 2.66	(9, 1)	1.0	S	3	0	0	0	2	0	0	0	0	0	0	9	14	0.00	0.000

PITCHER	IP	WLS	BF	H	R	ER	SO	BB	IBB	HBP	BLK	WP	HR	S	P	ERA	WHIP

Batter	1	2	3	4	5	6	7	8	9	AB	R	H	RBI	BB	SO	LOB
Gerald Williams, R (1, 7) OBP: 0.334, SLG: 0.461	B C B B F F C 3-3 ① K		C B B F X 2-2 ③ G1-3			X 0-0 F7 10 G1-5-2-3 2B		B F B B B 4-1 10 FC4 BB		3	0	1	0	1	1	0
Bret Boone, R (1, 4) OBP: 0.308, SLG: 0.411	F B B X 2-1 ② F7			C T B B B X 3-2 ① G4-3		B X 1-0 ① F7 2-3		B B X 2-0 ② F9		4	0	0	0	0	0	2
10 Chipper Jones, S (1, 5) OBP: 0.441, SLG: 0.632	X 0-0 ③ G5-3			B B C X 2-1 ② F9		B B X 2-0 ②③ G1-5-2-3 3-Hf		F X 0-1 ③ FC4 1-2f		4	0	0	0	0	0	2
Brian Jordan, R (1, 9) OBP: 0.354, SLG: 0.475		C B B T F F B F X 3-2 G6-4-3 1B		X 0-0 BB 1B			B X 1-0 ① G6-3		S B F F C 1-3 ① K	4	0	2	0	0	1	0
Andruw Jones, R (1, 8) OBP: 0.363, SLG: 0.492		B X 1-0 ①② G6-4-3 1-2f		B 1 SAFE 1 SAFE B B B 4-0 BB 1-2			F X 0-1 ② F8		B B B B 4-0 S 1B BB	2	1	0	0	2	0	1
José Hernández, R (1, 6) OBP: 0.344, SLG: 0.427		B B C F X 2-2 1B		B C B X 2-1 ③ F9			B B F B X 3-1 2B 1B		B C S B F S 2-3 ② K 1-2	4	1	2	0	0	1	3
Brian Hunter, R (1, 3) OBP: 0.370, SLG: 0.447 Ryan Klesko, L (9, PH) OBP: 0.379, SLG: 0.548 Otis Nixon, S (9, PR) OBP: 0.289, SLG: 0.217		B 1 SAFE B S C 1 SAFE B X 3-2 ③ F8			F B B C X 2-2 ① G6-3		F B B S X 2-2 1-H 2B		B X 1-0 S 2-H 1B	3 1 0	0 0 0	1 1 0	1 1 0	0 0 0	0 0 0	1 0 0
Eddie Pérez, R (1, 2) OBP: 0.292, SLG: 0.354 Keith Lockhart, L (9, PH) OBP: 0.316, SLG: 0.299			B C F F C 1-3 ① K		C B B F X 2-2 ② F8		B F X 1-1 ③ G4-3		1 SAFE B F B B B 4-1 BB 1-2	3 0	0 0	0 0	0 0	0 1	1 0	1 0
Tom Glavine, L (1, 1) OBP: 0.161, SLG: 0.136 Howard Battle, R (8, PH) OBP: 0.500, SLG: 0.400 30 Kevin McGlinchy, R (8, 1) Randall Simon, L (9, PH) OBP: 0.368, SLG: 0.455			F S B C 1-3 ② K		B C F F B X 2-2 ③ G6-3			C B X 1-1 ① F9	F C S 0-3 ③ K2-3	2 1 0 1	0 0 0 0	0 0 0 0	0 0 0 0	1 0 0 0	0 0 0 1	0 0 0 2
Inning Stats	R: 0 E: 0 K: 1 S: 7 H: 0 LOB: 0 BB: 0 P: 12	R: 0 E: 0 K: 0 S: 12 H: 2 LOB: 1 BB: 0 P: 21	R: 0 E: 0 K: 2 S: 10 H: 0 LOB: 0 BB: 0 P: 14	R: 0 E: 0 K: 0 S: 8 H: 1 LOB: 2 BB: 1 P: 19	R: 0 E: 0 K: 0 S: 10 H: 0 LOB: 0 BB: 0 P: 16	R: 0 E: 0 K: 0 S: 3 H: 1 LOB: 0 BB: 0 P: 6	R: 1 E: 0 K: 0 S: 10 H: 2 LOB: 1 BB: 0 P: 17	R: 0 E: 0 K: 0 S: 6 H: 0 LOB: 1 BB: 1 P: 13	R: 1 E: 0 K: 3 S: 13 H: 1 LOB: 2 BB: 2 P: 25	1B: 5 2B: 3 3B: 0 HR: 0 SF: 0 SAC: 0 DP: 2 HBP: 0						

PITCHER		IP	WLS	BF	H	R	ER	SO	BB	IBB	HBP	BLK	WP	HR	S	P	ERA	WHIP
Kirk Rueter, L ERA: 5.0	(1, 1)	8.0	W	30	6	1	1	3	2	0	0	0	0	0	66	118	1.12	1.000
Robb Nen, R ERA: 3.76	(9, 1)	1.0	S	6	1	1	1	3	2	0	0	0	0	0	13	25	9.00	3.000

PITCHER	IP	WLS	BF	H	R	ER	SO	BB	IBB	HBP	BLK	WP	HR	S	P	ERA	WHIP

TOP

Atlanta Braves @ San Francisco Giants

3Com Park at Candlestick Point, San Francisco, CA

Sat Sep 11 1999, 4:05 PM EDT

Att. 35,981 - Unknown - 66 F

livebaseballscorecards.com

AB	32
R	2
H	7
RBI	2
BB	4
SO	6
LOB	12

1B: 5	SF: 0	WP: 0	PA: 36
2B: 3	SAC: 0	PB: 0	
3B: 0	DP: 2	SB: 2	
HR: 0	HBP: 0	CS: 0	

Batter	1	2	3	4	5	6	7	8	9	AB	R	H	RBI	BB	SO	LOB
F.P. Santangelo, S (1, 8) OBP: 0.418, SLG: 0.408	B C C B B C 3-3 K ①		B B B C C X 3-2 G4-3 ② 2-3 3-H		B F X 1-1 G6-3 ①		C S S 0-3 K			3	0	0	1	0	1	1
Marvin Benard, L (6, 8) OBP: 0.358, SLG: 0.461										1	0	0	0	0	1	0
Bill Mueller, S (1, 5) OBP: 0.398, SLG: 0.355	B B B C X 3-1 G6-3 ②		X 0-0 G4-3 ③		C C X 0-2 G4-3 ②		1 SAFE X 0-0 G1-3 ③			4	0	0	0	0	0	2
Barry Bonds, L (1, 7) OBP: 0.409, SLG: 0.637	B X 1-0 G3 ③			F X 0-1 1B 1B 2B	B B F X 2-1 1B			C B B F F S 2-3 K ①		4	1	2	0	0	1	0
Jeff Kent, R (1, 4) OBP: 0.380, SLG: 0.524		B B B C F X 3-2 FC5-4 1B		B F B C B S 3-3 K ①	B 1 SAFE X 1-0 L1 ③			B C B X 2-1 P3 ②		4	0	1	0	0	1	2
Ellis Burks, R (1, 9) OBP: 0.395, SLG: 0.579		B C B X 2-1 FC5-4 ① G4-3 1-2f		C B B B B 4-1 1B 1B BB	X 0-0 G6-3 ①			B B X 2-0 G6-3 ③		3	0	0	0	1	0	1
Robb Nen, R (9, 1)										0	0	0	0	0	0	0
J.T. Snow, L (1, 3) OBP: 0.370, SLG: 0.441		B 1 SAFE C B F B 1 SAFE F X 3-2 G4-3 ② ③ 1-2f		C C B F X 2-2 1B 1B 1-2 2-3 1B	X 0-0 G6-3 ②					3	1	1	0	0	0	1
Rich Aurilia, R (1, 6) OBP: 0.330, SLG: 0.421			X 0-0 G4-3 1B G4-3 1B	X 0-0 1B 1-2 2-H 3-H 1B		B B C F X 2-2 G1-3 ③				3	1	2	1	0	0	0
Scott Servais, R (1, 2) OBP: 0.333, SLG: 0.404			B X 1-0 G4-3 G4-3 1-2 1B	B B X 2-0 1-3 2-H 1B			B S S B S 2-3 K ①			3	0	2	1	0	1	0
Kirk Rueter, L (1, 1) OBP: 0.185, SLG: 0.196			C B F B X 2-2 G4-3 ① 1-2 2-3	C B X 1-1 G1-3 ③			X 0-0 G4-3 ②			3	0	0	0	0	0	4
Armando Rios, L (9, 9) OBP: 0.405, SLG: 0.495										0	0	0	0	0	0	0
Inning Stats	R: 0 E: 0 K: 1 S: 6 H: 0 LOB: 0 BB: 0 P: 13	R: 0 E: 0 K: 0 S: 9 H: 1 LOB: 0 BB: 0 P: 17	R: 1 E: 0 K: 0 S: 9 H: 2 LOB: 1 BB: 0 P: 15	R: 2 E: 0 K: 1 S: 14 H: 4 LOB: 2 BB: 1 P: 26	R: 0 E: 0 K: 0 S: 8 H: 1 LOB: 1 BB: 0 P: 12	R: 0 E: 0 K: 0 S: 5 H: 0 LOB: 0 BB: 0 P: 7	R: 0 E: 0 K: 2 S: 8 H: 0 LOB: 1 BB: 0 P: 10	R: 0 E: 0 K: 1 S: 7 H: 0 LOB: 0 BB: 0 P: 13		1B: 7 2B: 1 3B: 0 HR: 0 SF: 0 SAC: 0 DP: 1 HBP: 0						

PITCHER	IP	WLS	BF	H	R	ER	SO	BB	IBB	HBP	BLK	WP	HR	S	P	ERA	WHIP
Tom Glavine, L (1, 1) ERA: 4.29	7.0	L	29	8	3	3	4	1	0	0	0	1	0	59	100	3.86	1.286
30 Kevin McGlinchy, R (8, 1) ERA: 2.98	1.0		3	0	0	0	1	0	0	0	0	0	0	7	13	0.00	0.000

PITCHER	IP	WLS	BF	H	R	ER	SO	BB	IBB	HBP	BLK	WP	HR	S	P	ERA	WHIP

BOTTOM

Atlanta Braves @ San Francisco Giants

3Com Park at Candlestick Point, San Francisco, CA

Sat Sep 11 1999, 4:05 PM EDT

Att. 35,981 - Unknown - 66 F

livebaseballscorecards.com

AB	31
R	3
H	8
RBI	3
BB	1
SO	5
LOB	11

Atlanta Braves @ San Francisco Giants

3Com Park at Candlestick Point, San Francisco, CA

Sun Sep 12 1999, 4:05 PM EDT

Att. 44,402 - Sunny - 66 F

TOP

livebaseballscorecards.com

Batter	1	2	3	4	5	6	7	8	9	AB	R	H	RBI	BB	SO	LOB
Gerald Williams, R (1, 7) OBP: 0.335, SLG: 0.466	X 0-0 1B 2B		C B F T 1-2 ① K			B X 1-0 HR 2B	C C C 0-3 ② K		C F X 0-2 G5-3	5	2	2	0	0	2	4
Bret Boone, R (1, 4) OBP: 0.307, SLG: 0.416	L B S S 1-3 ① K		B C X 1-1 E5 10 G6-4-3			B C B X 2-1 2-H HR	F C F F X 0-2 ③ F9			4	1	1	2	0	1	3
10 Chipper Jones, S (1, 5) OBP: 0.441, SLG: 0.636	B B B B 4-0 1B BB		X 0-0 ② ③ G6-4-3 1-2f			B C B F X 2-2 HR		B F B B X 3-1 ① G4-3		3	1	1	1	1	0	1
Brian Jordan, R (1, 9) OBP: 0.353, SLG: 0.473	S C X 0-2 1-2 2-H 1B			B C B B F X 3-2 ① P9		B X 1-0 ① G5-3		C C B X 1-2 ② L4		4	0	1	1	0	0	0
Ryan Klesko, L (1, 3) OBP: 0.378, SLG: 0.543	B C C X 1-2 ② P2			X 0-0 ② G4-3		B B B B 4-0 G6-4-3 BB		B X 1-0 ③ F8		3	0	0	0	1	0	2
Andruw Jones, R (1, 8) OBP: 0.363, SLG: 0.491	B B B C C C 3-3 ③ K			F B B F F B X 3-2 CS 1B		C X 0-1 ② ③ G6-4-3 1-2f			S X 0-1 ① P6	4	0	1	0	0	1	3
José Hernández, R (1, 6) OBP: 0.344, SLG: 0.425		B F C X 1-2 ① F8		B 1 SAFE C 1-1 ③ CS 1-2	C C B X 1-2 ① G6-3		C F B X 1-2 BB 1B		C C X 0-2 ② G5-3	4	0	1	0	0	0	0
Eddie Pérez, R (1, 2) OBP: 0.290, SLG: 0.352 Keith Lockhart, L (7, PH) OBP: 0.321, SLG: 0.299 Greg Myers, L (7, 2) OBP: 0.353, SLG: 0.394		C X 0-1 ② G5-3			B B C S B X 3-2 ② G5-3		F B F B B F B 4-2 1-2 BB		C B B C C B X 3-2 1B 1B	2 0 1	0 0 0	0 0 1	0 0 0	0 1 0	0 0 0	0 0 0
Greg Maddux, R (1, 1) OBP: 0.217, SLG: 0.345 Bruce Chen, L (6, 1) Randall Simon, L (7, PH) OBP: 0.368, SLG: 0.455 Howard Battle, R (7, PH) OBP: 0.429, SLG: 0.333 30 Kevin McGlinchy, R (7, 1) 50 Derrin Ebert, R (8, 1) David Cortes, R (8, 1) Ozzie Guillen, L (9, PH) OBP: 0.268, SLG: 0.286		F S B C 1-3 ③ K			T B X 1-1 ③ F8		C F F S 0-3 ① K		X 0-0 1-2 1B	2 0 0 0 1 0 0 0 0 1	0 0 0 0 0 0 0 0 0 0	0 0 0 0 0 0 0 0 0 1	0 0 0 0 0 0 0 0 0 0	1 0 0 0 1 0 0 0 0 0	0 0 0 0 2 0 0 0 0 0	0 0 0 0 2 0 0 0 0 0
Inning Stats	R: 1 H: 2 E: 0 LOB: 2 K: 2 BB: 1 S: 13 P: 22	R: 0 H: 0 E: 0 LOB: 0 K: 1 BB: 0 S: 8 P: 10	R: 0 H: 0 E: 1 LOB: 0 K: 1 BB: 0 S: 6 P: 8	R: 0 H: 1 E: 0 LOB: 0 K: 0 BB: 0 S: 9 P: 16	R: 0 H: 0 E: 0 LOB: 0 K: 0 BB: 0 S: 8 P: 13	R: 3 H: 3 E: 0 LOB: 0 K: 0 BB: 1 S: 9 P: 19	R: 0 H: 1 E: 0 LOB: 2 K: 2 BB: 1 S: 18 P: 23	R: 0 H: 0 E: 0 LOB: 0 K: 0 BB: 0 S: 6 P: 11	R: 0 H: 2 E: 0 LOB: 2 K: 0 BB: 0 S: 12 P: 15	1B: 5 2B: 2 3B: 0 HR: 2	SF: 0 SAC: 0 DP: 2 HBP: 0					

	AB	34
	R	4
	H	9
	RBI	4
	BB	3
	SO	6
	LOB	15

WP: 0 PA: 38
PB: 0
SB: 0
CS: 1

PITCHER		IP	WLS	BF	H	R	ER	SO	BB	IBB	HBP	BLK	WP	HR	S	P	ERA	WHIP
Joe Nathan, R ERA: 4.09	(1, 1)	5.1	W	23	6	4	4	4	2	0	0	0	0	2	51	86	6.75	1.500
Jerry Spradlin, R ERA: 5.03	(6, 1)	0.2	H	3	1	0	0	0	1	0	0	0	0	0	8	13	0.00	3.000
Rich Rodriguez, L ERA: 5.02	(7, 1)	0.1	H	1	0	0	0	1	0	0	0	0	0	0	4	4	0.00	0.000
Mark Gardner, R ERA: 6.32	(7, 1)	1.2	H	5	0	0	0	1	0	0	0	0	0	0	14	19	0.00	0.000
Robb Nen, R ERA: 3.71	(9, 1)	1.0		5	2	0	0	0	0	0	0	0	0	0	12	15	0.00	2.000

PITCHER	IP	WLS	BF	H	R	ER	SO	BB	IBB	HBP	BLK	WP	HR	S	P	ERA	WHIP

Atlanta Braves @ San Francisco Giants

3Com Park at Candlestick Point, San Francisco, CA

Sun Sep 12 1999, 4:05 PM EDT

Att. 44,402 - Sunny - 66 F

livebaseballscorecards.com

BOTTOM

Batter	1	2	3	4	5	6	7	8	9	AB	R	H	RBI	BB	SO	LOB
Marvin Benard, L (1, 8) OBP: 0.359, SLG: 0.458	B X 1-0 ① G3	X 0-0 ③ G4-3		I I I I 4-0 IBB	B F B B I 4-1 IBB		S X 0-1 ② F8			3	0	0	0	2	0	4
Ramon Martinez, R (1, 4) OBP: 0.324, SLG: 0.419	C X 0-1 ② G5-3		B B S X 2-1 ① G5-3	B C B X 2-1 ③ P5	X 0-0 ③ F9		S F B B X 2-2 ③ P4 1-2			5	0	0	0	0	0	6
Barry Bonds, L (1, 7) OBP: 0.409, SLG: 0.643	C B X 1-1 ③ F7		B X 1-0 ② G4-3		F F F B B F X 2-2 ① 1B	B B X 2-0 ① F8		X 0-0 HR		5	1	2	1	0	0	0
J.T. Snow, L (1, 3) OBP: 0.372, SLG: 0.442		C B X 1-1 SH2-4 BB 1B 1B	S B F F C C 1-3 ③ K		B X 1-0 1B 1B 1B	C B B F B B 4-2 BB		B F X 1-1 ① F9		4	2	2	0	1	1	0
Armando Rios, L (1, 9) OBP: 0.421, SLG: 0.500	B B B C 1 SAFE B 4-1 1B SH2-4 1-2 BB			B C F B B X 2-2 1B E 1B	X 0-0 1B 2B 1-2 1B	X 0-0 ② F8		B B F B B 4-1 BB		3	2	2	0	2	0	1
Bill Mueller, S (1, 5) OBP: 0.399, SLG: 0.357		X 0-0 ① SH2-4 1-2 2-3		X 0-0 E8 1-H 1B	C S B F X 1-2 2B 1B 1-3 2-H 1B	B 1 SAFE B F X 2-1 ③ P4		X 0-0 ② F9		4	1	2	1	0	0	2
Rich Aurilia, R (1, 6) OBP: 0.330, SLG: 0.429		F X 0-1 ② L6		B X 1-0 ① P6	F 1 SAFE X 0-1 1B 1-3 3-H 2B		B C F X 1-2 HR	1 SAFE C X 0-1 ③ F9		5	2	2	2	0	0	4
Doug Mirabelli, R (1, 2) OBP: 0.333, SLG: 0.381		I I I I 4-0 1B IBB		B B F L B B 4-2 SH5-4 BB	C F B X 1-2 SH1 2-H 3-H 1B		F F F F S 0-3 ① K			2	0	1	2	2	1	0
Joe Nathan, R (1, 1) OBP: 0.217, SLG: 0.227 Jerry Spradlin, S (6, 1) Rich Rodriguez, L (7, 1) OBP: 1.000, SLG: 1.000 Mark Gardner, R (7, 1) OBP: 0.167, SLG: 0.179 Robb Nen, R (9, 1)		B B C X 2-1 1-2 2-3 3-H 1B		B L X 1-1 ② SH5-4 1-2	X 0-0 ② SH1 1-2		X 0-0 WP 1B			1 0 0 1 0	0 0 0 0 0	1 0 0 1 0	1 0 0 0 0	0 0 0 0 0	0 0 0 0 0	0 0 0 0 0
Inning Stats	R: 0 E: 0 K: 0 S: 5 H: 0 LOB: 0 BB: 0 P: 7	R: 1 E: 0 K: 0 S: 9 H: 2 LOB: 3 BB: 2 P: 20	R: 0 E: 0 K: 1 S: 8 H: 0 LOB: 0 BB: 0 P: 12	R: 1 E: 1 K: 0 S: 11 H: 2 LOB: 3 BB: 2 P: 25	R: 4 E: 0 K: 0 S: 19 H: 6 LOB: 2 BB: 1 P: 28	R: 0 E: 0 K: 0 S: 6 H: 0 LOB: 1 BB: 1 P: 14	R: 1 E: 0 K: 1 S: 14 H: 2 LOB: 1 BB: 0 P: 17	R: 1 E: 0 K: 0 S: 7 H: 1 LOB: 1 BB: 1 P: 12		1B: 10 2B: 1 3B: 0 HR: 2 SF: 0 SAC: 3 DP: 0 HBP: 0					

	AB	33
	R	8
	H	13
	RBI	7
	BB	7
	SO	2
	LOB	17

WP: 1 PA: 43
PB: 0
SB: 0
CS: 0

PITCHER		IP	WLS	BF	H	R	ER	SO	BB	IBB	HBP	BLK	WP	HR	S	P	ERA	WHIP
Greg Maddux, R ERA: 3.5	(1, 1)	5.0	L	29	10	6	5	1	2	3	0	0	0	0	52	92	9.00	2.400
Bruce Chen, L ERA: 6.59	(6, 1)	1.0		4	0	0	0	0	1	0	0	0	0	0	6	14	0.00	1.000
30 Kevin McGlinchy, R ERA: 3.08	(7, 1)	1.0		5	2	1	1	1	0	0	0	0	1	1	14	17	9.00	2.000
50 Derrin Ebert, L ERA: 5.14	(8, 1)	0.2		4	1	1	1	0	1	0	0	0	0	1	5	10	13.50	3.000
David Cortes, R ERA: 7.71	(8, 1)	0.1		1	0	0	0	0	0	0	0	0	0	0	2	2	0.00	0.000

PITCHER	IP	WLS	BF	H	R	ER	SO	BB	IBB	HBP	BLK	WP	HR	S	P	ERA	WHIP

Atlanta Braves @ San Diego Padres

Qualcomm Stadium, San Diego, CA

Mon Sep 13 1999, 10:05 PM EDT

Att. 15,718 - Unknown - 73 F

TOP

livebaseballscorecards.com

Batter	1	2	3	4	5	6	7	8	9	AB	R	H	RBI	BB	SO	LOB
Gerald Williams, R (1, 7) OBP: 0.337, SLG: 0.466	P4		G5-3			1B			FC6-4 1B	4	0	2	0	0	0	0
Bret Boone, R (1, 4) OBP: 0.305, SLG: 0.413	G6-3			G1-3		K			FC6-4	4	0	0	0	0	1	3
10 Chipper Jones, S (1, 5) OBP: 0.439, SLG: 0.631	G4-3			F8			F8		K	4	0	0	0	0	1	2
Brian Jordan, R (1, 9) OBP: 0.353, SLG: 0.471		L8		P4			CS BB		F8	3	0	0	0	1	0	2
Ryan Klesko, L (1, 3) OBP: 0.380, SLG: 0.547		G4-3 2B			G6-4-3 1B		K			3	0	2	0	0	1	1
Andruw Jones, R (1, 8) OBP: 0.361, SLG: 0.488		G4-3			G6-4-3			G1-3		3	0	0	0	0	0	2
Greg Myers, L (1, 2) OBP: 0.348, SLG: 0.388		G4-3			G3			K		3	0	0	0	0	1	1
José Hernández, R (1, 6) OBP: 0.342, SLG: 0.423			F8			K		P4		3	0	0	0	0	1	0
Terry Mulholland, R (1, 1) OBP: 0.149, SLG: 0.111			K		G5-3				FC6-4 1B BB	1	0	0	0	0	1	0
Jorge Fabregas, L (6, PH) OBP: 0.288, SLG: 0.308										1	0	0	0	0	0	0
Sean Bergman, R (6, 1) OBP: 0.107, SLG: 0.321										0	0	0	0	0	0	0
Russ Springer, R (8, 1)										0	0	0	0	0	0	0
Keith Lockhart, L (9, PH) OBP: 0.325, SLG: 0.299										0	0	0	0	1	0	0

Inning Stats	1	2	3	4	5	6	7	8	9
	R: 0 E: 0 K: 0 S: 8	H: 0 LOB: 0 BB: 0 P: 11	R: 0 E: 0 K: 0 S: 11	H: 1 LOB: 1 BB: 0 P: 13	R: 0 E: 0 K: 1 S: 9	H: 0 LOB: 0 BB: 0 P: 12	R: 0 E: 0 K: 0 S: 4	H: 0 LOB: 0 BB: 0 P: 7	R: 0 E: 0 K: 0 S: 7	H: 1 LOB: 0 BB: 0 P: 12	R: 0 E: 0 K: 2 S: 12	H: 1 LOB: 1 BB: 0 P: 16	R: 0 E: 0 K: 1 S: 7	H: 0 LOB: 1 BB: 1 P: 14	R: 0 E: 0 K: 1 S: 7	H: 0 LOB: 0 BB: 0 P: 11	R: 0 E: 0 K: 1 S: 10	H: 1 LOB: 2 BB: 1 P: 16

1B: 3 SF: 0
2B: 2 SAC: 0
3B: 0 DP: 2
HR: 0 HBP: 0

WP: 0 PA: 31
PB: 0
SB: 0
CS: 1

AB	29
R	0
H	4
RBI	0
BB	2
SO	6
LOB	11

PITCHER	IP	WLS	BF	H	R	ER	SO	BB	IBB	HBP	BLK	WP	HR	S	P	ERA	WHIP
Woody Williams, R (1, 1) ERA: 4.6	8.0	W	28	4	0	0	5	2	0	0	0	0	0	70	106	0.00	0.750
Trevor Hoffman, R (9, 1) ERA: 2.29	1.0	S	3	0	0	0	1	0	0	0	0	0	0	5	6	0.00	0.000

PITCHER	IP	WLS	BF	H	R	ER	SO	BB	IBB	HBP	BLK	WP	HR	S	P	ERA	WHIP

BOTTOM

Atlanta Braves @ San Diego Padres

Qualcomm Stadium, San Diego, CA

Mon Sep 13 1999, 10:05 PM EDT
Att. 15,718 - Unknown - 73 F

livebaseballscorecards.com

Batter	1	2	3	4	5	6	7	8	9	AB	R	H	RBI	BB	SO	LOB
Quilvio Veras, S (1, 4) OBP: 0.365, SLG: 0.371	C X 0-1 G4-6-3 1B	B X 1-0 ③ FC5 2-3f		C F B F F B F S 2-3 ③ K		B B F X 2-1 ② F8				4	0	1	0	0	1	3
Tony Gwynn, L (1, 9) OBP: 0.372, SLG: 0.466	C F 1 SAFE X 0-2 ① ② G4-6-3 1-2f		B C F X 1-2 ① G4-3		B B C B X 3-1 2B 1B	F X 0-1 ③ F8				4	0	1	0	0	0	2
Reggie Sanders, R (1, 7) OBP: 0.388, SLG: 0.536	B C S S 1-3 ③ K2-3		C X 0-1 ② B3		B F B F X 2-2 1-3 2B		B S C S 1-3 ① K2-3			4	0	1	0	0	2	0
Phil Nevin, R (1, 5) OBP: 0.356, SLG: 0.568		F B F F X 1-2 ① G5-3	B B B B 4-0 1B 1B BB		B F X 1-1 ① G5-3		F X 0-1 ② G6-3			3	1	0	0	1	0	2
Eric Owens, R (1, 3) OBP: 0.339, SLG: 0.407 Wally Joyner, L (8, 3) OBP: 0.354, SLG: 0.319	C C X 0-2 1B 1B 1B	C X 0-1 1B 1-2 1B	I I I 4-0 IBB		C F F B S 1-3 ③ K				3 1 2 0 1 1 0 0 0 0 0 0 0 0							
Wiki Gonzalez, R (1, 2) OBP: 0.321, SLG: 0.392	F F 1 SAFE X 0-2 1B 1-3 1B 1B	B B X 2-0 1-2 2-H 1B	X 0-0 ② P6			C S X 0-2 1B				4	1	3	1	0	0	3
Ruben Rivera, R (1, 8) OBP: 0.294, SLG: 0.384	C F X 0-2 ② L6	B C B B X 3-1 ③ F8			S B B B F X 3-2 ③ F8			B B X 2-0 ① F8		4	0	0	0	0	0	8
Chris Gomez, R (1, 6) OBP: 0.343, SLG: 0.308	C B C X 1-2 FC5 1B 1-3 3-H 1B			X 0-0 ① F9		B F F F B C 2-3 ① K		1 SAFE C X 0-1 ② F9		4	0	1	1	0	1	1
Woody Williams, R (1, 1) OBP: 0.206, SLG: 0.231 Trevor Hoffman, R (9, 1) OBP: 0.333, SLG: 0.667	1 SAFE B F C X 1-2 1-2 3-H 1B			C C X 0-2 ② G5-3		F B B X 2-1 1B		C B S F B F C 2-3 ③ K		4	0	2	1	0	1	1
										0	0	0	0	0	0	0
Inning Stats	R: 0 E: 0 K: 1 S: 8 H: 1 LOB: 0 BB: 0 P: 9	R: 2 E: 0 K: 0 S: 20 H: 4 LOB: 2 BB: 0 P: 24	R: 1 E: 0 K: 0 S: 10 H: 2 LOB: 2 BB: 1 P: 20	R: 0 E: 0 K: 1 S: 10 H: 0 LOB: 0 BB: 0 P: 12	R: 0 E: 0 K: 0 S: 11 H: 2 LOB: 3 BB: 1 P: 24	R: 0 E: 0 K: 1 S: 10 H: 1 LOB: 1 BB: 0 P: 16	R: 0 E: 0 K: 2 S: 9 H: 0 LOB: 0 BB: 0 P: 11	R: 0 E: 0 K: 1 S: 11 H: 1 LOB: 1 BB: 0 P: 15		1B: 10 2B: 1 3B: 0 HR: 0 SF: 0 SAC: 0 DP: 1 HBP: 0						

	AB	34
	R	3
	H	11
	RBI	3
	BB	2
	SO	6
	LOB	20

WP: 0 PB: 0 SB: 0 CS: 0 PA: 36

PITCHER		IP	WLS	BF	H	R	ER	SO	BB	IBB	HBP	BLK	WP	HR	S	P	ERA	WHIP
Terry Mulholland, L ERA: 4.62	(1, 1)	5.0	L	25	9	3	3	2	1	1	0	0	0	0	59	89	5.40	2.000
Sean Bergman, R ERA: 5.29	(6, 1)	2.0		7	1	0	0	3	0	0	0	0	0	0	19	27	0.00	0.500
Russ Springer, R ERA: 3.8	(8, 1)	1.0		4	1	0	0	1	0	0	0	0	0	0	11	15	0.00	1.000

PITCHER	IP	WLS	BF	H	R	ER	SO	BB	IBB	HBP	BLK	WP	HR	S	P	ERA	WHIP

Batter	1	2	3	4	5	6	7	8	9	AB	R	H	RBI	BB	SO	LOB
Gerald Williams, R (1, 7) (6, 9) OBP: 0.335, SLG: 0.461	C B C H 2-2 10 BB 1B HBP		B F X 1-1 ① F7	C B S F F B S 2-3 ③ K		X 0-0 E1 10 BB 1B SF7	B F F B S 2-3 ③ K			4	2	0	0	0	2	0
Keith Lockhart, L (1, 4) OBP: 0.327, SLG: 0.303	C 1 F S SAFE 0-3 ① K		C S T 0-2 ② K		X 0-0 FC5-4 10 BB 2B 1B	X 0-0 10 BB 1-2 1B		B S F X 1-2 ① L9		5	1	2	0	0	2	1
10 Chipper Jones, S (1, 5) OBP: 0.442, SLG: 0.634 Howard Battle, R (6, PR) (6, 5) OBP: 0.375, SLG: 0.286	B 1 B C 1 B B SAFE SAFE 4-1 1B 1-2 BB		S B B X 2-1 1B 2B		B B B B 4-0 FC5-4 1-2 BB	B B B 4-0 1-2 2-3 BB		B B X 2-0 ② F8		1	1	1	0	3	0	0
										1	0	0	0	0	0	0
Brian Jordan, R (1, 9) OBP: 0.352, SLG: 0.470 Otis Nixon, S (6, 7) (9, 8) OBP: 0.288, SLG: 0.216	F F S 0-3 ② K		B S B B C F X 3-2 FC4-6 2-H 1B		B F X 1-1 ① FC5-4 1-2f 2-3 2B	X 0-0 ② SF7 3-H		X 0-0 ③ G4-3		3	1	1	2	0	1	4
										1	0	0	0	0	0	0
Ryan Klesko, L (1, 3) OBP: 0.381, SLG: 0.549 Randall Simon, L (7, 3) OBP: 0.367, SLG: 0.452	X 0-0 1-3 2-H 1B		F F 1 SAFE F B X 1-2 ③ FC4-6 1-2f		C X 0-1 1-H G5-3 3-H 2B	X 0-0 ③ G6-3			S B X 1-1 ① G3	4	0	2	3	0	0	3
										1	0	0	0	0	0	0
Andruw Jones, R (1, 8) OBP: 0.360, SLG: 0.488 Ozzie Guillen, L (9, PH) OBP: 0.271, SLG: 0.294 Everett Stull, R (9, 1) David Cortes, R (9, 1)	C F S 0-3 ③ K			B X 1-0 ① L8	B B C F X 2-2 ② ③ G5-3 2-H		B F X 1-1 2B 2B		X 0-0 2B	4	1	1	0	0	1	3
										1	0	1	0	0	0	0
										0	0	0	0	0	0	0
										0	0	0	0	0	0	0
José Hernández, R (1, 6) OBP: 0.342, SLG: 0.428 Walt Weiss, S (6, 6) OBP: 0.310, SLG: 0.312		B C X 1-1 ① F9	C C B F C 1-3 ② K			X 0-0 HR	X 0-0 1B 2-H G6-4-3 2B		C S S 0-3 ② K	3	1	1	1	0	1	0
										2	1	1	1	0	1	1
Eddie Pérez, R (1, 2) OBP: 0.296, SLG: 0.369 Jorge Fabregas, L (7, 2) OBP: 0.287, SLG: 0.307		X 0-0 ② F9	B B C X 2-1 HR 1B			S X 0-1 HR	S F X 0-2 G6-4-3 2-3 1B		S X 0-1 ③ F9	4	2	3	1	0	0	0
										1	0	0	0	0	0	1
Kevin Millwood, R (1, 1) OBP: 0.194, SLG: 0.243 Bruce Chen, L (8, 1) Brian Hunter, R (9, 7) OBP: 0.370, SLG: 0.447		C C B S 1-3 ③ K	X 0-0 1-H HR			F S F S 0-3 ① K	X 0-0 ① ② G6-4-3 1-2f 3-H			4	1	1	2	0	2	1
										0	0	0	0	0	0	0
										0	0	0	0	0	0	0
Inning Stats	R: 1 H: 1 E: 0 LOB: 2 K: 3 BB: 1 S: 13 P: 19	R: 0 H: 0 E: 0 LOB: 0 K: 1 BB: 0 S: 6 P: 8	R: 1 H: 2 E: 0 LOB: 1 K: 1 BB: 0 S: 15 P: 22	R: 2 H: 2 E: 0 LOB: 0 K: 2 BB: 0 S: 13 P: 19	R: 2 H: 2 E: 0 LOB: 1 K: 0 BB: 1 S: 8 P: 15	R: 3 H: 3 E: 1 LOB: 2 K: 1 BB: 1 S: 11 P: 15	R: 2 H: 3 E: 0 LOB: 0 K: 1 BB: 0 S: 10 P: 13	R: 0 H: 0 E: 0 LOB: 0 K: 0 BB: 0 S: 5 P: 8	R: 0 H: 1 E: 0 LOB: 1 K: 1 BB: 0 S: 8 P: 9	1B: 6 SF: 1 2B: 5 SAC: 0 3B: 0 DP: 1 HR: 3 HBP: 1						

Atlanta Braves @ San Diego Padres

Qualcomm Stadium, San Diego, CA

Tue Sep 14 1999, 10:05 PM EDT

Att. 18,068 - Unknown - 70 F

TOP

livebaseballscorecards.com

AB	39
R	11
H	14
RBI	10
BB	3
SO	10
LOB	14

WP: 0 PA: 44
PB: 0
SB: 0
CS: 0

PITCHER		IP	WLS	BF	H	R	ER	SO	BB	IBB	HBP	BLK	WP	HR	S	P	ERA	WHIP
Buddy Carlyle, R ERA: 6.33	(1, 1)	5.0	L	24	7	6	6	7	2	0	1	0	0	1	55	83	10.80	1.800
Carlos Almanzar, R ERA: 7.01	(6, 1)	0.1		5	3	3	2	1	0	0	0	0	0	2	9	9	54.00	9.000
Heath Murray, L ERA: 5.6	(6, 1)	0.2		3	0	0	0	0	1	0	0	0	0	0	2	6	0.00	1.500
Matt Whiteside, R ERA: 22.95	(7, 1)	1.0		5	3	2	2	1	0	0	0	0	0	0	10	13	18.00	3.000
Domingo Guzman, R ERA: 10.13	(8, 1)	1.0		3	0	0	0	0	0	0	0	0	0	0	5	8	0.00	0.000

PITCHER		IP	WLS	BF	H	R	ER	SO	BB	IBB	HBP	BLK	WP	HR	S	P	ERA	WHIP
Dan Miceli, R ERA: 4.12	(9, 1)	1.0		4	1	0	0	1	0	0	0	0	0	0	8	9	0.00	1.000

BOTTOM

Atlanta Braves @ San Diego Padres

Qualcomm Stadium, San Diego, CA

Tue Sep 14 1999, 10:05 PM EDT

Att. 18,068 - Unknown - 70 F

livebaseballscorecards.com

Batter	1	2	3	4	5	6	7	8	9	AB	R	H	RBI	BB	SO	LOB
Quilvio Veras, S (1, 4) OBP: 0.365, SLG: 0.370	B F B F X 2-2 G4-3 1B		B C X 1-1 ② L7		B C C B F B C 3-3 ③ K	B C C S 1-3 ③ K		S S B X 1-2 E6 1B 1-2 2-3		3	0	1	0	0	1	0
David Newhan, L (7, 4) OBP: 0.133, SLG: 0.267										2	0	0	0	0	1	4
Tony Gwynn, L (1, 9) OBP: 0.372, SLG: 0.465	B 1 SAFE X 1-0 ① G4-3 1-2		X 0-0 ③ F8			B B C X 2-1 1B		S B S S 1-3 ① K	B S X 1-1 1-2 2-H 3-H 1B	3	0	1	0	0	0	1
Gary Matthews, S (6, PR) OBP: 0.462, SLG: 0.222 (7, 9)										2	0	1	2	0	1	0
Reggie Sanders, R (1, 8) OBP: 0.385, SLG: 0.532	2 SAFE C X 0-1 ② G6-3			F X 0-1 ① G6-3		C F B 1 SAFE S 1-3 ① K		C B F B B S 2-3 ② K	B X 1-0 ③ F7	3	0	0	0	0	1	2
Ruben Rivera, R (7, 8) OBP: 0.293, SLG: 0.382										2	0	0	0	0	1	2
Phil Nevin, R (1, 5) OBP: 0.353, SLG: 0.563	B C B B X 3-1 ③ F9			B C C F C 1-3 ② K		B F B F B S 3-3 ② K		S B S B X 2-2 ③ F9		3	0	0	0	0	2	2
Matt Whiteside, R (7, 1)										0	0	0	0	0	0	0
Domingo Guzman, R (8, 1)										0	0	0	0	0	0	0
Wiki Gonzalez, R (8, PH) OBP: 0.315, SLG: 0.385										1	0	0	0	0	0	0
Dan Miceli, R (9, 1)										0	0	0	0	0	0	0
John Vander Wal, L (1, 7) OBP: 0.373, SLG: 0.435		B C X 1-1 ① F7		C B B B B 4-1 1B BB		S B B F B S 3-3 ③ K			F B B B B 4-1 BB SF7 1B	2	1	0	0	2	1	1
Wally Joyner, L (1, 3) OBP: 0.355, SLG: 0.322		X 0-0 ② L9		B X 1-0 1-2 1B			B B C B X 3-1 ① F8		B C B C F B X 3-2 E BB 1B 1-2 1B	4	1	2	0	0	0	0
Ben Davis, S (1, 2) OBP: 0.313, SLG: 0.370	C C C 0-3 ③			C F S 0-3 ③			C B S B F B B 4-2 1B BB		B B S F F X 2-2 ① P3	3	0	0	0	1	2	4
Chris Gomez, R (1, 6) OBP: 0.345, SLG: 0.324			B X 1-0 HR		B B C F C 2-3 ①		S C B B S 2-3 ②		C B B B B B 4-1 E 1B 1-2 2-3 BB	2	1	1	1	0	1	0
Damian Jackson, R (7, 6) OBP: 0.328, SLG: 0.358										1	1	0	0	1	1	1
Buddy Carlyle, L (1, 1) OBP: 0.333, SLG: 0.200			C F F C 0-3 ① K		S B C B B S 3-3 ② K		B X 1-0 1-2 1B		C B X 1-1 ② SF7 3-H	1	0	0	0	0	1	0
Mike Darr, L (5, PH) OBP: 0.282, SLG: 0.286										1	0	0	0	0	1	0
Carlos Almanzar, R (6, 1)										0	0	0	0	0	0	0
Heath Murray, L (6, 1) OBP: 0.231, SLG: 0.167										0	0	0	0	0	0	0
Dave Magadan, L (7, 5) OBP: 0.373, SLG: 0.355										1	0	1	1	0	0	0
Inning Stats	R: 0 E: 0 K: 0 S: 8 H: 1 LOB: 1 BB: 0 P: 14	R: 0 E: 0 K: 1 S: 6 H: 0 LOB: 0 BB: 0 P: 7	R: 1 E: 0 K: 1 S: 8 H: 1 LOB: 0 BB: 0 P: 10	R: 0 E: 0 K: 2 S: 11 H: 1 LOB: 2 BB: 1 P: 17	R: 0 E: 0 K: 3 S: 10 H: 0 LOB: 0 BB: 0 P: 18	R: 0 E: 0 K: 3 S: 11 H: 1 LOB: 1 BB: 0 P: 20	R: 0 E: 0 K: 2 S: 12 H: 1 LOB: 2 BB: 1 P: 23	R: 0 E: 0 K: 2 S: 10 H: 0 LOB: 0 BB: 0 P: 15	R: 3 E: 1 K: 0 S: 18 H: 2 LOB: 2 BB: 2 P: 35	1B: 6 2B: 0 3B: 0 HR: 1 SF: 1 SAC: 0 DP: 0 HBP: 0						

	AB	34
	R	4
	H	7
	RBI	4
	BB	4
	SO	14
	LOB	17

WP: 0 PB: 0 SB: 0 CS: 0 PA: 39

PITCHER		IP	WLS	BF	H	R	ER	SO	BB	IBB	HBP	BLK	WP	HR	S	P	ERA	WHIP
Kevin Millwood, R ERA: 2.85	(1, 1)	7.0	W	28	5	1	1	12	2	0	0	0	0	1	66	109	1.29	1.000
Bruce Chen, L ERA: 6.43	(8, 1)	1.0		3	0	0	0	2	0	0	0	0	0	0	10	15	0.00	0.000
Everett Stull, R ERA: 13.5	(9, 1)	0.2		7	2	3	1	0	2	0	0	0	0	0	17	33	13.50	6.000
David Cortes, R ERA: 6.75	(9, 1)	0.1		1	0	0	0	0	0	0	0	0	0	0	1	2	0.00	0.000

PITCHER	IP	WLS	BF	H	R	ER	SO	BB	IBB	HBP	BLK	WP	HR	S	P	ERA	WHIP

Atlanta Braves @ San Diego Padres

Qualcomm Stadium, San Diego, CA

Wed Sep 15 1999, 10:35 PM EDT

Att. 18,177 - Unknown - 64 F

TOP

livebaseballscorecards.com

Batter	1	2	3	4	5	6	7	8	9	AB	R	H	RBI	BB	SO	LOB
Gerald Williams, R (1, 7) OBP: 0.334, SLG: 0.459	P3		G5-3			G6-3, WP 1-2 1B		K		4	0	1	0	0	1	1
Bret Boone, R (1, 4) OBP: 0.303, SLG: 0.410	G1-3			K		G6-3 1-3 2-H			L8	4	0	0	1	0	1	1
10 Chipper Jones, S (1, 5) OBP: 0.443, SLG: 0.632	FC5-4 BB			G6-4-3 1B		K			G6-3	3	0	1	0	1	1	1
Brian Jordan, R (1, 9) OBP: 0.349, SLG: 0.466	FC5-4 1-2f			G6-4-3 1-2f			K		K	4	0	0	0	0	2	2
Ryan Klesko, L (1, 3) OBP: 0.381, SLG: 0.548		L6			P4		1B 1B			3	0	1	0	0	0	0
Andruw Jones, R (1, 8) OBP: 0.362, SLG: 0.488		P4			G6-4-3 BB		G6-4-3 1-2 1B			2	0	1	0	1	0	0
José Hernández, R (1, 6) OBP: 0.340, SLG: 0.426		K			G6-4-3 1-2f		G6-4-3 1-2f			3	0	0	0	0	1	3
Eddie Pérez, R (1, 2) OBP: 0.300, SLG: 0.367 Otis Nixon, S (8, PR) OBP: 0.288, SLG: 0.216 Greg Myers, L (8, 2) OBP: 0.348, SLG: 0.388			P6			WP, 1B G6-3 HBP		G4-6-3 BB		1 0 0	1 0 0	0 0 0	0 0 0	1 0 0	0 0 0	0 0 0
29 John Smoltz, R (1, 1) OBP: 0.300, SLG: 0.345 Keith Lockhart, L (8, PH) OBP: 0.325, SLG: 0.301 Mike Remlinger, L (8, 1)			K			K		1 SAFE G4-6-3 1-2f		2 1 0	0 0 0	0 0 0	0 0 0	0 0 0	2 0 0	1 1 0
Inning Stats	R: 0 E: 0 K: 0 S: 7 H: 0 LOB: 1 BB: 1 P: 12	R: 0 E: 0 K: 1 S: 8 H: 0 LOB: 0 BB: 0 P: 12	R: 0 E: 0 K: 1 S: 8 H: 0 LOB: 0 BB: 0 P: 13	R: 0 E: 0 K: 1 S: 5 H: 1 LOB: 0 BB: 0 P: 10	R: 0 E: 0 K: 0 S: 2 H: 0 LOB: 0 BB: 1 P: 8	R: 1 E: 0 K: 2 S: 10 H: 1 LOB: 1 BB: 0 P: 17	R: 0 E: 0 K: 1 S: 7 H: 2 LOB: 1 BB: 0 P: 12	R: 0 E: 0 K: 1 S: 6 H: 0 LOB: 1 BB: 1 P: 13	R: 0 E: 0 K: 1 S: 7 H: 0 LOB: 0 BB: 0 P: 9	1B: 4 2B: 0 3B: 0 HR: 0 SF: 0 SAC: 0 DP: 4 HBP: 1						

	AB	27
	R	1
	H	4
	RBI	1
	BB	3
	SO	8
	LOB	10

WP: 1 PB: 0 SB: 0 CS: 0 PA: 31

PITCHER		IP	WLS	BF	H	R	ER	SO	BB	IBB	HBP	BLK	WP	HR	S	P	ERA	WHIP
Matt Clement, R ERA: 4.62	(1, 1)	7.0	W	26	4	1	1	6	3	0	1	0	1	0	47	88	1.29	1.000
Donne Wall, R ERA: 2.95	(8, 1)	1.0	H	2	0	0	0	1	0	0	0	0	0	0	6	9	0.00	0.000
Trevor Hoffman, R ERA: 2.25	(9, 1)	1.0	S	3	0	0	0	1	0	0	0	0	0	0	7	9	0.00	0.000

PITCHER	IP	WLS	BF	H	R	ER	SO	BB	IBB	HBP	BLK	WP	HR	S	P	ERA	WHIP

BOTTOM

Atlanta Braves @ San Diego Padres

Qualcomm Stadium, San Diego, CA

Wed Sep 15 1999, 10:35 PM EDT

Att. 18,177 - Unknown - 64 F

livebaseballscorecards.com

Batter	1	2	3	4	5	6	7	8	9	AB	R	H	RBI	BB	SO	LOB
Quilvio Veras, S (1, 4) OBP: 0.364, SLG: 0.369	1-0 G1-3 2B 1B	2-1 G6-3		0-1 G4-3			0-0 B4-3			4	1	1	0	0	0	2
Eric Owens, R (1, 8) (7, 7) OBP: 0.336, SLG: 0.403	2-1 G1-3 1-2		1-2 G6-3		0-0 G4-3		1-2 G4-3			4	0	0	0	0	0	1
Tony Gwynn, L (1, 9) OBP: 0.373, SLG: 0.471	2-0 2-H 2B		2-1 S 2B		0-1 G4-3			0-0 F8		4	0	2	1	0	0	0
Phil Nevin, R (1, 5) OBP: 0.354, SLG: 0.559	4-2 BB		4-0 G6-4-3 BB		2-1 G1-3			0-0 F9		2	0	0	0	2	0	0
John Vander Wal, L (1, 7) OBP: 0.369, SLG: 0.429 Ruben Rivera, R (7, 8) OBP: 0.294, SLG: 0.382	1-3 K		2-1 G6-4-3 1-2f 2-3			2-1 G1-3		4-2 HR BB		3 0	0 1	0 0	0 0	0 1	1 0	4 0
Wally Joyner, L (1, 3) OBP: 0.357, SLG: 0.334	2-3 K			0-0 G5-3 1B 1B		3-2 F8		2-2 1-H HR		4	1	2	2	0	1	2
Ben Davis, S (1, 2) OBP: 0.323, SLG: 0.393		0-0 HR		0-0 G5-3 1-2 1B		3-1 1B		2-2 1B		4	1	4	1	0	0	0
Chris Gomez, R (1, 6) OBP: 0.339, SLG: 0.318		0-0 P3		3-1 G5-3 1-2 2-3		3-2 G4-3		0-1 G4-3		4	0	0	0	0	0	4
Matt Clement, R (1, 1) OBP: 0.154, SLG: 0.083 Donne Wall, R (8, 1) Trevor Hoffman, R (9, 1) OBP: 0.333, SLG: 0.667		0-3 K		1-3 K			0-3 K			3 0 0	0 0 0	0 0 0	0 0 0	0 0 0	3 0 0	2 0 0
Inning Stats	R: 1 H: 2 E: 0 LOB: 2 K: 2 BB: 1 S: 12 P: 24	R: 1 H: 1 E: 0 LOB: 0 K: 1 BB: 0 S: 7 P: 9	R: 0 H: 1 E: 0 LOB: 1 K: 0 BB: 1 S: 7 P: 16	R: 0 H: 2 E: 0 LOB: 2 K: 1 BB: 0 S: 9 P: 13	R: 0 H: 0 E: 0 LOB: 0 K: 0 BB: 0 S: 5 P: 7	R: 0 H: 1 E: 0 LOB: 1 K: 0 BB: 0 S: 11 P: 22	R: 0 H: 0 E: 0 LOB: 0 K: 1 BB: 0 S: 7 P: 8	R: 2 H: 2 E: 0 LOB: 1 K: 0 BB: 1 S: 13 P: 21		1B: 5 SF: 0 2B: 2 SAC: 0 3B: 0 DP: 1 HR: 2 HBP: 0						WP: 0 PA: 35 PB: 0 SB: 1 CS: 0

	AB	32
	R	4
	H	9
	RBI	4
	BB	3
	SO	5
	LOB	15

PITCHER		IP	WLS	BF	H	R	ER	SO	BB	IBB	HBP	BLK	WP	HR	S	P	ERA	WHIP
29 John Smoltz, R ERA: 3.51	(1, 1)	7.0	L	29	7	2	2	5	2	0	0	0	0	1	58	99	2.57	1.286
Mike Remlinger, L ERA: 2.36	(8, 1)	1.0		6	2	2	2	0	1	0	0	0	0	1	13	21	18.00	3.000

PITCHER	IP	WLS	BF	H	R	ER	SO	BB	IBB	HBP	BLK	WP	HR	S	P	ERA	WHIP

Batter	1	2	3	4	5	6	7	8	9	10	AB	R	H	RBI	BB	SO	LOB
Rondell White, R (1, 8) (7, 7) (9, 8) OBP: 0.363, SLG: 0.516	B F X 1-1 SH3-4 2B	X 0-0 2-H 1B		B B X 2-0 ① P4			F C X 0-2 CS 1B		X 0-0 ① F7		5	0	3	1	0	0	0
Wilton Guerrero, S (1, 7) OBP: 0.327, SLG: 0.407 Manny Martinez, R (7, 8) OBP: 0.286, SLG: 0.349 Jose Vidro, S (9, PH) OBP: 0.356, SLG: 0.503 Peter Bergeron, L (9, 7) OBP: 0.419, SLG: 0.320	X 0-0 ① SH3-4 2-3	C 1 SAFE X 0-1 ③ F8		F F S 0-3 ② K			1 SAFE 1 SAFE F 1 SAFE X 0-1 ① B1		B B C F S 2-3 ② K		3 0 1 0	0 0 0 0	0 0 0 0	0 0 0 0	0 0 0 0	1 0 0 0	2 0 0 0
Michael Barrett, R (1, 5) OBP: 0.348, SLG: 0.445	B F X 1-1 ② P5		F X 0-1 BB E 1B	X 0-0 ③ F8			1 SAFE C B S X 1-2 1-2 ② 1B		X 0-0 HR		5	2	3	1	0	0	1
Vladimir Guerrero, R (1, 9) OBP: 0.371, SLG: 0.591	B B B I 4-0 IBB		B B F B B 4-1 E 1-2 1B BB		B F B F X 2-2 CS 1B		B B S 1 SAFE F X 2-2 ③ G4-3		S F B S S 1-3 ③ K		3	0	1	0	2	1	1
Chris Widger, R (1, 2) OBP: 0.327, SLG: 0.457	B B X 2-0 ③ G5-3		B B F B X 3-1 ① E7 1-H 2-H 1B 1B		B B B C S S 3-3 ① ② K 1-2			C X 0-1 E 1B	S S S 0-3 ① K		5	1	2	1	0	2	3
Fernando Seguignol, S (1, 3) OBP: 0.318, SLG: 0.405		B B F B X 3-1 HR	B B B I 4-0 1B IBB		X 0-0 ③ G4-3			S F C 0-3 ① K	X 0-0 E1 G6-3		4	1	1	1	1	1	1
Trace Coquillette, R (1, 4) OBP: 0.286, SLG: 0.200 Brad Fullmer, L (8, PH) OBP: 0.333, SLG: 0.490 James Mouton, R (8, PH) OBP: 0.351, SLG: 0.362 Anthony Telford, R (8, 1) Orlando Merced, S (10, PH) OBP: 0.359, SLG: 0.467 Steve Kline, S (10, 1)	F F X 0-2 ① G5-3		F F X 0-2 1-2 2-H 1B			F X 0-1 ① F8		S B F S 1-3 ② K	X 0-0 ② ③ G6-3 1-2f		3 0 1 0 1 0	0 0 0 0 0 0	1 0 0 0 0 0	1 0 0 0 0 0	0 0 1 0 0 0	0 0 1 0 0 0	0 0 1 0 1 0
Mike Mordecai, R (1, 6) OBP: 0.295, SLG: 0.353	F B B B F X 3-2 1B 2B		F C F C 0-3 ② K			X 0-0 ② L7		C X 0-1 E1 1-2			4	1	1	0	0	1	3
Mike Thurman, R (1, 1) OBP: 0.071, SLG: 0.025 Miguel Batista, R (4, 1) OBP: 0.242, SLG: 0.323 Dan Smith, R (6, 1) OBP: 0.185, SLG: 0.083 Scott Strickland, R (7, 1) Geoff Blum, S (8, PH) OBP: 0.348, SLG: 0.547 (8, 4)	S S S 0-3 ② K		C F C 0-3 ③ K			S C B B F F C 2-3 ③ K		C B X 1-1 ③ P6			2 0 0 0 1	0 0 0 0 0	0 0 0 0 0	0 0 0 0 0	2 1 0 0 0	3 0 0 0 2	
Inning Stats	R: 0 H: 1 E: 0 LOB: 2 K: 0 BB: 1 S: 6 P: 14	R: 2 H: 3 E: 0 LOB: 1 K: 1 BB: 0 S: 14 P: 20	R: 2 H: 3 E: 1 LOB: 2 K: 2 BB: 2 S: 15 P: 26	R: 0 H: 0 E: 0 LOB: 0 K: 1 BB: 0 S: 5 P: 7	R: 0 H: 1 E: 0 LOB: 0 K: 1 BB: 0 S: 7 P: 12	R: 0 H: 0 E: 0 LOB: 0 K: 1 BB: 0 S: 8 P: 10	R: 0 H: 2 E: 0 LOB: 1 K: 0 BB: 0 S: 11 P: 14	R: 0 H: 1 E: 1 LOB: 2 K: 2 BB: 0 S: 12 P: 14	R: 1 H: 1 E: 0 LOB: 0 K: 2 BB: 0 S: 8 P: 11	R: 0 H: 0 E: 1 LOB: 0 K: 1 BB: 0 S: 5 P: 5	1B: 8 2B: 2 3B: 0 HR: 2	SF: 0 SAC: 1 DP: 1 HBP: 0	WP: 0 PB: 0 SB: 0 CS: 2	PA: 43				

PITCHER		IP	WLS	BF	H	R	ER	SO	BB	IBB	HBP	BLK	WP	HR	S	P	ERA	WHIP
Tom Glavine, L ERA: 4.35	(1, 1)	5.0		24	8	4	4	5	1	2	0	0	0	1	47	79	7.20	1.800
30 Kevin McGlinchy, R ERA: 2.98	(6, 1)	2.0		7	2	0	0	1	0	0	0	0	0	0	19	24	0.00	1.000
Sean Bergman, R ERA: 5.28	(8, 1)	0.1	H	2	1	0	0	1	0	0	0	0	0	0	5	5	0.00	3.000
Terry Mulholland, L ERA: 4.6	(8, 1)	0.2	H	3	0	0	0	1	0	0	0	0	0	0	7	9	0.00	0.000
John Rocker, L ERA: 2.76	(9, 1)	1.0	B	4	1	1	1	2	0	0	0	0	0	1	8	11	9.00	1.000

PITCHER		IP	WLS	BF	H	R	ER	SO	BB	IBB	HBP	BLK	WP	HR	S	P	ERA	WHIP
Mike Remlinger, L ERA: 2.33	(10, 1)	1.0	W	3	0	0	0	1	0	0	0	0	0	0	5	5	0.00	0.000

TOP

Montreal Expos @ Atlanta Braves

Turner Field, Atlanta, GA

Fri Sep 17 1999, 7:40 PM EDT
Att. 39,512 - Unknown - 77 F

livebaseballscorecards.com

AB	39
R	5
H	12
RBI	5
BB	3
SO	11
LOB	18

Batter	1	2	3	4	5	6	7	8	9	10	AB	R	H	RBI	BB	SO	LOB
Gerald Williams, R (1, 7) OBP: 0.337, SLG: 0.458	C B F F F H 2-2 G4-6-3 HBP			B F B B F X 3-2 S S 1B		B B B C B 4-1 E 10 SF8 BB	C B B C X 2-2 ② G5-3 3-H		C B S F C 1-3 ③ K		3	1	1	1	1	1	2
Bret Boone, R (1, 4) OBP: 0.302, SLG: 0.413	1 SAFE X 0-0 ① ② G4-6-3 1-2f			B S X 1-1 ① G5-3 1-2		C 1 SAFE B X 1-1 E5 10 SF8 SF9 1-3	S B B F X 2-2 HR			S S S 0-3 ① K2-3	5	2	1	1	0	1	3
10 Chipper Jones, S (1, 5) OBP: 0.441, SLG: 0.635	B S B C F S 2-3 ③ K			B X 1-0 ② P2		B F B B B X 3-1 ① SF8 2-3 3-H	B X 1-0 ③ F8			X 0-0 HR	4	1	1	2	0	1	3
Brian Jordan, R (1, 9) OBP: 0.347, SLG: 0.464		C S F B X 1-2 ① G6-3		C B X 1-1 ③ G4-3 2-3		F B X 1-1 ② SF9 3-H		F X 0-1 ① F9			3	0	0	1	0	0	1
Ryan Klesko, L (1, 3) OBP: 0.379, SLG: 0.543 Brian Hunter, R (9, 3) OBP: 0.370, SLG: 0.447		B B B C X 3-1 ② G4-3		B F X 1-1 ① F9		B F B B 4-1 FC4-6 BB		S B C F X 1-2 ② G3-1			3 0	0 0	0 0	0 0	1 0	0 0	0 0
Andruw Jones, R (1, 8) OBP: 0.361, SLG: 0.485		B C X 1-1 ③ G5-3		B B F B F B 4-2 S S BB		B X 1-0 ③ FC4-6 1-2f		C C B X 1-2 ③ F8			3	0	0	0	1	0	1
Greg Myers, L (1, 2) OBP: 0.353, SLG: 0.386 Walt Weiss, S (7, PR) OBP: 0.309, SLG: 0.311 (8, 6)			B F B C B X 3-2 ① G4-3	1 SAFE B B 2 SAFE B B 4-0 1-2 BB			C B B B C B 4-2 FC5-4 BB		C B X 1-1 ① G1		1 1	0 0	0 0	0 0	2 0	0 0	0 0
José Hernández, R (1, 6) OBP: 0.338, SLG: 0.423 Eddie Pérez, R (8, 2) OBP: 0.299, SLG: 0.366			S B C B X 2-2 ② G5-3	B B C S B F F S 3-3 ② K 2-3			B B C X 2-1 ① FC5-4 1-2f E		C B X 1-1 ② F9		3 1	1 0	0 0	0 0	0 0	1 0	3 0
Tom Glavine, L (1, 1) (SP, 4 PB, 5-0, 3.10) Keith Lockhart, L (5, PH) (PH, 1 RBI, 0-0, 1.93) 30 Kevin McGlinchy, R (6, 1) Randall Simon, L (7, PH) (1B, 1 RBI, 0-0, 3.86) Otis Nixon, S (7, PR) (PR, 1 R, 0-0, 0.00) Sean Bergman, R (6, 1) (SP, 6 IP, 1-0, 2.84) Terry Mulholland, R (6, 1) (SP, 5 IP, 1 ER, 1-0, 7.71) John Rocker, R (8, 1) Ozzie Guillen, L (9, PH) (1B, 1 RBI, 0-0, 3.60) Mike Remlinger, L (10, 1)			B B C X 2-1 ③ G6-3	F B C B B X 3-2 ③ G3-1			B C F X 1-2 E9 1-H G5-3 2B		X 0-0 2B		1 0 0 1 0 0 0 0 0 0 1 0	0 0 0 0 1 0 0 0 0 0 0 0	0 0 0 1 0 0 0 0 0 0 0 0	0 0 0 0 0 0 0 0 0 0 0 0	0 2 0 0 0 0 0 0 0 0 0 0	0 0 0 0 0 0 0 0 0 0 0 0	0 0 0 0 0 0 0 0 0 0 0 0
Inning Stats	R: 0 H: 0 E: 0 LOB: 0 K: 1 BB: 0 S: 10 P: 14	R: 0 H: 0 E: 0 LOB: 0 K: 0 BB: 0 S: 8 P: 13	R: 0 H: 0 E: 0 LOB: 0 K: 0 BB: 0 S: 8 P: 15	R: 0 H: 1 E: 0 LOB: 1 K: 0 BB: 0 S: 8 P: 14	R: 0 H: 0 E: 0 LOB: 2 K: 1 BB: 2 S: 12 P: 27	R: 2 H: 0 E: 1 LOB: 1 K: 0 BB: 2 S: 9 P: 23	R: 3 H: 2 E: 1 LOB: 2 K: 0 BB: 1 S: 14 P: 26	R: 0 H: 0 E: 0 LOB: 0 K: 0 BB: 0 S: 9 P: 11	R: 0 H: 1 E: 0 LOB: 1 K: 1 BB: 0 S: 9 P: 12	R: 1 H: 1 E: 0 LOB: 0 K: 1 BB: 0 S: 4 P: 4	1B: 1 SF: 2 2B: 2 SAC: 0 3B: 0 DP: 1 HR: 2 HBP: 1						

PITCHER		IP	WLS	BF	H	R	ER	SO	BB	IBB	HBP	BLK	WP	HR	S	P	ERA	WHIP
Mike Thurman, R ERA: 4.05	(1, 1)	3.0		10	1	0	0	1	0	0	1	0	0	0	29	48	0.00	0.333
Miguel Batista, R ERA: 5.18	(4, 1)	2.2		13	0	2	0	1	4	0	0	0	0	0	25	56	0.00	1.500
Dan Smith, R ERA: 6.02	(6, 1)	1.0	B	6	2	3	3	0	1	0	0	0	0	1	14	26	27.00	3.000
Scott Strickland, R ERA: 8.64	(7, 1)	0.1		1	0	0	0	0	0	0	0	0	0	0	1	2	0.00	0.000
Anthony Telford, R ERA: 3.65	(8, 1)	2.0		7	1	0	0	1	0	0	0	0	0	0	18	23	0.00	0.500

PITCHER		IP	WLS	BF	H	R	ER	SO	BB	IBB	HBP	BLK	WP	HR	S	P	ERA	WHIP
Steve Kline, L ERA: 3.53	(10, 1)	0.1	L	2	1	1	1	1	0	0	0	0	0	1	4	4	27.00	3.000

BOTTOM

Montreal Expos @ Atlanta Braves

Turner Field, Atlanta, GA

Fri Sep 17 1999, 7:40 PM EDT
Att. 39,512 - Unknown - 77 F

livebaseballscorecards.com

AB	31
R	6
H	5
RBI	6
BB	5
SO	4
LOB	15

WP: 0 PA: 39
PB: 0
SB: 4
CS: 0

Batter	1	2	3	4	5	6	7	8	9	AB	R	H	RBI	BB	SO	LOB
Rondell White, R (1, 8) (7, 7) OBP: 0.359, SLG: 0.510	C C B F S 1-3 ① K		F C F B X 1-2 ② G2-3		B X 1-0 ② G6-3		B X 1-0 ① G6-3		C C C 0-3 ③ K	5	0	0	0	0	2	0
Peter Bergeron, L (1, 7) OBP: 0.400, SLG: 0.310 Manny Martinez, R (7, 8) OBP: 0.286, SLG: 0.349	C B F C 1-3 ② K		B B F C C 2-3 ③ K		X 0-0 E 1B 1B		X 0-0 ② G6-3			4 0	1 0	1 0	0 0	0 0	2 0	0 0
Jose Vidro, S (1, 4) OBP: 0.359, SLG: 0.508	S X 0-1 2B			C X 0-1 E4 E G6-3 1B	1 SAFE X 0-0 E1 1B 1-2 2B		C C X 0-2 1B 1B			4	2	3	0	0	0	1
Vladimir Guerrero, R (1, 9) OBP: 0.374, SLG: 0.591	B B B I 4-0 IBB			C S S 0-3 ① K	X 0-0 1-2 2-H 2B 1B		B B B X 3-0 ③ 1-3 1B			3	1	2	1	1	1	1
Brad Fullmer, L (1, 3) OBP: 0.332, SLG: 0.490 Ryan McGuire, L (8, 3) OBP: 0.348, SLG: 0.348	S B X 1-1 ③ L9			B X 1-0 E4 G6-3 2-3	B B X 2-0 1-H 2-H 2B			F F B C 1-3 ① K		4 0	0 0	1 0	2 0	0 0	1 0	3 0
Michael Barrett, R (1, 5) OBP: 0.347, SLG: 0.443 Mike Mordecai, R (8, PR) (8, 5) OBP: 0.295, SLG: 0.353		C X 0-1 ① G1-3		1 SAFE X 0-0 ② G6-3 1-2 3-H	B X 1-0 ③ G4-3			F F F B X 1-2 CS 1B		4 0	0 0	1 0	1 0	0 0	0 0	2 0
Chris Widger, R (1, 2) OBP: 0.326, SLG: 0.453		C B B X 2-1 ② G5-3		H 1-0 HBP		C B X 1-1 ① G5-3		C B 1 SAFE F F B B X 3-2 ② ③ G5-3 1-2		3	0	0	0	0	0	1
Geoff Blum, S (1, 6) OBP: 0.336, SLG: 0.525		C C X 0-2 ③ G1-3		X 0-0 ③ P6		B S S C 1-3 ② K			X 0-0 ① F8	4	0	0	0	0	1	2
Dustin Hermanson, R (1, 1) OBP: 0.098, SLG: 0.052 Fernando Seguignol, S (9, PH) OBP: 0.314, SLG: 0.400 Ugueth Urbina, R (9, 1)			F F B S 1-3 ① K		X 0-0 ① G5-3	S B X 1-1 ③ G4-3			X 0-0 ② P5	3 1 0	0 0 0	0 0 0	0 0 0	0 0 0	1 0 0	0 0 0
Inning Stats	R: 0 E: 0 K: 2 S: 11 H: 1 LOB: 2 BB: 1 P: 18	R: 0 E: 0 K: 0 S: 7 H: 0 LOB: 0 BB: 0 P: 9	R: 0 E: 0 K: 2 S: 10 H: 0 LOB: 0 BB: 0 P: 14	R: 1 E: 2 K: 1 S: 8 H: 1 LOB: 2 BB: 0 P: 10	R: 3 E: 1 K: 0 S: 7 H: 3 LOB: 1 BB: 0 P: 11	R: 0 E: 0 K: 1 S: 7 H: 0 LOB: 0 BB: 0 P: 10	R: 0 E: 0 K: 0 S: 6 H: 2 LOB: 2 BB: 0 P: 10	R: 0 E: 0 K: 1 S: 11 H: 1 LOB: 1 BB: 0 P: 16	R: 0 E: 0 K: 1 S: 5 H: 0 LOB: 0 BB: 0 P: 5	1B: 6 2B: 2 3B: 0 HR: 0	SF: 0 SAC: 0 DP: 0 HBP: 1					

PITCHER	IP	WLS	BF	H	R	ER	SO	BB	IBB	HBP	BLK	WP	HR	S	P	ERA	WHIP
Greg Maddux, R (1, 1) ERA: 3.35	9.0	L	37	8	4	0	8	0	1	1	0	0	0	72	103	0.00	0.889

PITCHER	IP	WLS	BF	H	R	ER	SO	BB	IBB	HBP	BLK	WP	HR	S	P	ERA	WHIP

TOP

Montreal Expos @ Atlanta Braves

Turner Field, Atlanta, GA

Sat Sep 18 1999, 7:10 PM EDT

Att. 47,576 - Cloudy - 75 F

livebaseballscorecards.com

AB	35
R	4
H	8
RBI	4
BB	1
SO	8
LOB	10

1B: 6	SF: 0	WP: 0	PA: 37
2B: 2	SAC: 0	PB: 0	
3B: 0	DP: 0	SB: 0	
HR: 0	HBP: 1	CS: 1	

Batter	1	2	3	4	5	6	7	8	9	AB	R	H	RBI	BB	SO	LOB
Gerald Williams, R (1, 7) OBP: 0.338, SLG: 0.457	B B F F X 2-2 ① G6-3		X 0-0 CS 1B	X 0-0 1B 2-3 1B		B B X 2-0 ③ G3			F X 0-1 ② F8	5	0	2	0	0	0	1
Bret Boone, R (1, 4) OBP: 0.305, SLG: 0.419	B B B B 4-0 10 10 G3-1 S BB		1 SAFE B B F 1 SAFE B X 3-1 ① 1-2 HR	B X 1-0 10 G4-6-3 1-2 3-H 1B			C C B S 1-3 ① K		C S S 0-3 ③ K	4	1	2	2	1	2	0
10 Chipper Jones, S (1, 5) OBP: 0.441, SLG: 0.633	C B B X 2-1 ② G3-1 1-3		C B B F B B 4-2 2B BB	F B F X 1-2 ② ③ G4-6-3 1-2f			B X 1-0 FC6 1B			3	1	1	0	1	0	3
Brian Jordan, R (1, 9) OBP: 0.345, SLG: 0.460	B C S F F X 1-2 ③ F9	1 SAFE B B 1 SAFE S F B X 3-2 ② F9			S B B S X 2-2 ① G3-1		1 SAFE F 1 SAFE 1 SAFE S B C 1-3 ② K			4	0	0	0	0	1	3
Ryan Klesko, L (1, 3) OBP: 0.378, SLG: 0.543		B F X 1-1 ① G5-3	X 0-0 1B 1-H 2B		B F C C 1-3 ② K		F X 0-1 ③ FC6 1-2f			4	0	1	1	0	1	1
Andruw Jones, R (1, 8) OBP: 0.360, SLG: 0.484		F B X 1-1 ② F8	F B X 1-1 2-3 1B		X 0-0 ③ L6			C B X 1-1 ① F8		4	0	1	0	0	0	0
José Hernández, R (1, 6) OBP: 0.337, SLG: 0.421		C X 0-1 1B 1B	B B B S C S 3-3 ③ K			X 0-0 ① F8		C S F X 0-2 ② F9		4	0	1	0	0	1	2
Eddie Pérez, R (1, 2) OBP: 0.305, SLG: 0.371		F X 0-1 1-2 1B		B B X 2-0 1B SH1-4 1B 1B		C X 0-1 SH2-4 1B		F X 0-1 ③ G6-3		4	1	3	0	0	0	0
Greg Maddux, R (1, 1) OBP: 0.213, SLG: 0.339 Keith Lockhart, L (9, PH) OBP: 0.321, SLG: 0.297		C F S 0-3 ③ K	X 0-0 ① SH1-4 1-2			X 0-0 ② SH2-4 1-2			B S X 1-1 ① P8	1 1	0 0	0 0	0 0	0 0	1 0	2 0
Inning Stats	R: 0 H: 0 E: 0 LOB: 1 K: 0 BB: 1 S: 10 P: 19	R: 0 H: 2 E: 0 LOB: 2 K: 1 BB: 0 S: 11 P: 13	R: 2 H: 4 E: 0 LOB: 2 K: 1 BB: 1 S: 14 P: 28	R: 1 H: 3 E: 0 LOB: 1 K: 0 BB: 0 S: 7 P: 11	R: 0 H: 0 E: 0 LOB: 0 K: 1 BB: 0 S: 7 P: 10	R: 0 H: 1 E: 0 LOB: 1 K: 0 BB: 0 S: 5 P: 7	R: 0 H: 1 E: 0 LOB: 1 K: 2 BB: 0 S: 9 P: 12	R: 0 H: 0 E: 0 LOB: 0 K: 0 BB: 0 S: 8 P: 9	R: 0 H: 0 E: 0 LOB: 0 K: 1 BB: 0 S: 7 P: 8	1B: 9 2B: 1 3B: 0 HR: 1	SF: 0 SAC: 2 DP: 1 HBP: 0			WP: 0 PB: 0 SB: 1 CS: 1	PA: 38		

PITCHER		IP	WLS	BF	H	R	ER	SO	BB	IBB	HBP	BLK	WP	HR	S	P	ERA	WHIP
Dustin Hermanson, R ERA: 4.33	(1, 1)	8.0	W	35	11	3	3	5	2	0	0	0	0	1	71	109	3.38	1.625
Ugueth Urbina, R ERA: 3.99	(9, 1)	1.0	S	3	0	0	0	1	0	0	0	0	0	0	7	8	0.00	0.000

PITCHER	IP	WLS	BF	H	R	ER	SO	BB	IBB	HBP	BLK	WP	HR	S	P	ERA	WHIP

Montreal Expos @ Atlanta Braves

Turner Field, Atlanta, GA

Sat Sep 18 1999, 7:10 PM EDT

Att. 47,576 - Cloudy - 75 F

BOTTOM

livebaseballscorecards.com

AB	34
R	3
H	11
RBI	3
BB	2
SO	6
LOB	12

Montreal Expos @ Atlanta Braves

Turner Field, Atlanta, GA

Sun Sep 19 1999, 1:10 PM EDT

Att. 41,817 - Cloudy - 80 F

livebaseballscorecards.com

Batter	1	2	3	4	5	6	7	8	9	AB	R	H	RBI	BB	SO	LOB
Rondell White, R (1, 8) OBP: 0.358, SLG: 0.508	B B C B F X 3-2 ① F8		B F X 1-1 ③ F8		F F B B X 2-2 1B 1B		C B X 1-1 E6 FC6-4 1-2			4	0	1	0	0	0	2
Wilton Guerrero, S (1, 7) OBP: 0.326, SLG: 0.405	B F F F B X 2-2 ② G4-3			F B B S S 2-3 ① K	B 1 SAFE X 1-0 1-2 1B		B F X 1-1 ③ FC6-4 1-2f			4	0	1	0	0	1	2
Jose Vidro, S (1, 4) OBP: 0.358, SLG: 0.505	S C S 0-3 ③ K			C B X 1-1 CS 1B	B C C X 1-2 ③ F8			B B C C X 2-2 ① G3		4	0	1	0	0	1	2
Vladimir Guerrero, R (1, 9) OBP: 0.373, SLG: 0.588 Steve Kline, S (8, 1)		B S S S 1-3 ① K		F B S F 1 SAFE F B B B 4-2 ② 1B 1-2 BB		X 0-0 ① P8		S F F S 0-3 ② K		3 0	0 0	0 0	0 0	1 0	2 0	0 0
Brad Fullmer, L (1, 3) OBP: 0.331, SLG: 0.487		F X 0-1 ② P5		C X 0-1 FC6-4 1-2 1B		F C B X 1-2 ② P4		C F X 0-2 ③ G1		4	0	1	0	0	0	0
Michael Barrett, R (1, 2) OBP: 0.344, SLG: 0.438		B C X 1-1 ③ G4-3		S B X 1-1 ③ FC6-4 1-2f		X 0-0 ③ G5-3			C X 0-1 ① G4-3	4	0	0	0	0	0	2
Geoff Blum, S (1, 6) OBP: 0.333, SLG: 0.544			B B B C X 3-1 ① G3		X 0-0 HR		B X 1-0 ① F8		C S B S 1-3 ② K	4	1	1	1	0	1	0
Mike Mordecai, R (1, 5) OBP: 0.294, SLG: 0.351			C C F F S 0-3 ② K		C B X 1-1 ① P4		X 0-0 E 1B		X 0-0 ③ G1-3	4	0	1	0	0	1	0
Ted Lilly, L (1, 1) OBP: 0.333, SLG: 0.333 Guillermo Mota, R (6, 1) OBP: 1.000, SLG: 4.000 Fernando Seguignol, S (7, PH) OBP: 0.310, SLG: 0.395 Scott Strickland, R (7, 1) Ryan McGuire, L (8, 9) OBP: 0.348, SLG: 0.348			F X 0-1 1B		X 0-0 ② G4-3		C X 0-1 ② P6			2 0 1 0 0	0 0 0 0 0	1 0 0 0 0	0 0 0 0 0	0 0 0 0 0	0 0 0 0 0	0 0 1 0 0
Inning Stats	R: 0 E: 0 K: 1 S: 10 H: 0 LOB: 0 BB: 0 P: 15	R: 0 E: 0 K: 1 S: 7 H: 0 LOB: 0 BB: 0 P: 9	R: 0 E: 0 K: 1 S: 11 H: 1 LOB: 1 BB: 0 P: 15	R: 0 E: 0 K: 1 S: 13 H: 2 LOB: 2 BB: 1 P: 21	R: 1 E: 0 K: 0 S: 11 H: 3 LOB: 2 BB: 0 P: 16	R: 0 E: 0 K: 0 S: 5 H: 0 LOB: 0 BB: 0 P: 6	R: 0 E: 1 K: 0 S: 8 H: 1 LOB: 2 BB: 0 P: 11	R: 0 E: 0 K: 1 S: 10 H: 0 LOB: 0 BB: 0 P: 12	R: 0 E: 0 K: 1 S: 6 H: 0 LOB: 0 BB: 0 P: 7	1B: 6 2B: 0 3B: 0 HR: 1	SF: 0 SAC: 0 DP: 0 HBP: 0					

TOP	
AB	34
R	1
H	7
RBI	1
BB	1
SO	6
LOB	9

WP: 0 PB: 0 SB: 0 CS: 1 PA: 35

PITCHER		IP	WLS	BF	H	R	ER	SO	BB	IBB	HBP	BLK	WP	HR	S	P	ERA	WHIP
Kevin Millwood, R ERA: 2.78	(1, 1)	9.0	W	35	7	1	1	6	1	0	0	0	0	1	81	112	1.00	0.889

PITCHER		IP	WLS	BF	H	R	ER	SO	BB	IBB	HBP	BLK	WP	HR	S	P	ERA	WHIP

Montreal Expos @ Atlanta Braves

Turner Field, Atlanta, GA

Sun Sep 19 1999, 1:10 PM EDT

Att. 41,817 - Cloudy - 80 F

livebaseballscorecards.com

BOTTOM

Batter	1	2	3	4	5	6	7	8	9	AB	R	H	RBI	BB	SO	LOB
Gerald Williams, R (1, 9) OBP: 0.337, SLG: 0.455	F F B B X 2-2 ① G5-3		X 0-0 ③ P4		B C F B F B X 3-2 ③ F9		B F B S X 2-2 10 E 1B 1B			4	1	1	0	0	0	0
Bret Boone, R (1, 4) OBP: 0.306, SLG: 0.420	B S F F F B F S 2-3 ② K			B C X 1-1 S 2B 1B		F X 0-1 ① F9	F X 0-1 10 E 1-2 1B			4	1	2	0	0	1	0
10 Chipper Jones, S (1, 5) OBP: 0.440, SLG: 0.630	F C B B C 2-3 ③ K			B S F S 1-3 ① K		S B X 1-1 ② F9	B 1 SAFE B B B 4-0 S 1-3 2-H BB			3	0	0	0	1	2	1
Andruw Jones, R (1, 8) OBP: 0.360, SLG: 0.481		F F S 0-3 ① K		1 SAFE X 0-0 ② P2		C H 1-1 2B HBP	C B B F B S 3-3 ② K 1-2			3	1	0	0	0	2	3
José Hernández, R (1, 6) OBP: 0.338, SLG: 0.426 Walt Weiss, S (8, 6) OBP: 0.309, SLG: 0.311		X 0-0 ② F9		B S B X 2-1 1-H 2B 2B		B X 1-0 BB 1-H 2B	C B B B F F F S 3-3 ③ K			4 0	1 0	2 0	2 0	0 0	1 0	2 0
Brian Hunter, R (1, 3) OBP: 0.372, SLG: 0.451		B X 1-0 ③ F9		B F F F B X 3-2 2-H 2B		B F B B B 4-1 BB BB		X 0-0 ① G5-3		3	0	1	1	1	0	0
Freddy Garcia, R (1, 7) OBP: 0.255, SLG: 0.432 Otis Nixon, S (6, 7) OBP: 0.290, SLG: 0.214			X 0-0 HR	B B S S S 2-3 ③ K		B F B F B B 4-2 1-2 2-3 BB		X 0-0 ② L8		2 1	1 0	1 0	1 0	0 1	1 0	1 0
Eddie Pérez, R (1, 2) OBP: 0.301, SLG: 0.366			X 0-0 ① P3		C B F B X 2-2 ① F9	B X 1-0 ③ L4		X 0-0 ③ G6-3		4	0	0	0	0	0	3
Kevin Millwood, R (1, 1) OBP: 0.187, SLG: 0.233			S S S 0-3 ② K		B S S S 1-3 ② K		X 0-0 ① G6-3			3	0	0	0	0	2	0
Inning Stats	R: 0 H: 0 E: 0 LOB: 0 K: 2 BB: 0 S: 12 P: 18	R: 0 H: 0 E: 0 LOB: 0 K: 1 BB: 0 S: 5 P: 6	R: 1 H: 1 E: 0 LOB: 0 K: 1 BB: 0 S: 6 P: 6	R: 2 H: 3 E: 0 LOB: 1 K: 2 BB: 0 S: 15 P: 24	R: 0 H: 0 E: 0 LOB: 0 K: 1 BB: 0 S: 10 P: 16	R: 1 H: 1 E: 0 LOB: 3 K: 0 BB: 2 S: 10 P: 22	R: 1 H: 2 E: 1 LOB: 2 K: 2 BB: 1 S: 14 P: 26	R: 0 H: 0 E: 0 LOB: 0 K: 0 BB: 0 S: 3 P: 3		1B: 3 SF: 0 2B: 3 SAC: 0 3B: 0 DP: 0 HR: 1 HBP: 1						

	AB	31
	R	5
	H	7
	RBI	4
	BB	3
	SO	9
	LOB	10

WP: 0 PA: 35
PB: 0
SB: 2
CS: 0

PITCHER		IP	WLS	BF	H	R	ER	SO	BB	IBB	HBP	BLK	WP	HR	S	P	ERA	WHIP
Ted Lilly, L ERA: 11.57	(1, 1)	5.2	L	24	5	4	4	7	1	0	1	0	0	1	55	84	6.35	1.059
Guillermo Mota, R ERA: 3.14	(6, 1)	0.1		2	0	0	0	0	1	0	0	0	0	0	3	8	0.00	3.000
Scott Strickland, R ERA: 7.71	(7, 1)	1.0		6	2	1	0	2	1	0	0	0	0	0	14	26	0.00	3.000
Steve Kline, L ERA: 3.48	(8, 1)	1.0		3	0	0	0	0	0	0	0	0	0	0	3	3	0.00	0.000

PITCHER	IP	WLS	BF	H	R	ER	SO	BB	IBB	HBP	BLK	WP	HR	S	P	ERA	WHIP

Batter	1	2	3	4	5	6	7	8	9	AB	R	H	RBI	BB	SO	LOB
Rickey Henderson, R (1, 7) OBP: 0.442, SLG: 0.482	C F S 0-3 ① K		1 SAFE C X 0-1 FC4-6 1B 1-2 1B		C S B B F X 1-2 2B		C B B F F B F S 3-3 ③ K			4	0	2	0	0	2	2
Edgardo Alfonzo, R (1, 4) OBP: 0.389, SLG: 0.510	B C B B F B B 4-2 G6-4-3 BB		C B S B F F F X 2-2 FC4-6 1-2 2-H 1B		B B C B F S 3-3 ③ K			X 0-0 ① F9		3	0	1	1	1	1	1
John Olerud, L (1, 3) OBP: 0.438, SLG: 0.471	C B X 1-1 ②③ G6-4-3 1-2f		B F X 1-1 ② FC4-6 31 FC6-4 1-2f 2-3			B C F X 1-2 ① G1-3		B X 1-0 ② G4-3		4	0	0	0	0	0	3
31 Mike Piazza, R (1, 2) OBP: 0.367, SLG: 0.584		B B C X 2-1 ① F8	B X 1-0 ③ FC6-4 1-2f			B F X 1-1 L4-3 1B		C B F S 1-3 ③ K		4	0	1	0	0	1	2
Robin Ventura, L (1, 5) OBP: 0.381, SLG: 0.539		B B B C F B 4-2 G1-3 BB		F B B S X 2-2 ① G4-3		F B S F X 1-2 ②③ L4-3 1-2			B F B F C 2-3 ① K	3	0	0	0	1	1	1
Darryl Hamilton, L (1, 8) OBP: 0.382, SLG: 0.428 Shawon Dunston, R (9, PH) OBP: 0.336, SLG: 0.453		B B B C X 3-1 ② G1-3 1-2		B C F F B F S 2-3 ② K			B C C B X 2-2 ① L8		S F S 0-3 ② K	3 1	0 0	0 0	0 0	0 0	1 1	1 0
Roger Cedeno, S (1, 9) OBP: 0.403, SLG: 0.418 Benny Agbayani, R (9, PH) OBP: 0.363, SLG: 0.540		C F F F X 0-2 ③ P5		B F B X 2-1 ③ G1-3			B B B B 4-0 2B BB		C F C 0-3 ③ K	2 1	0 0	0 0	0 0	1 0	0 1	1 0
Rey Ordonez, R (1, 6) OBP: 0.308, SLG: 0.312			B C B C X 2-2 1B 1B 1B		X 0-0 ① F9		1 SAFE 1 SAFE C 1 SAFE 1 SAFE F 1 SAFE P C 1-3 ② K			3	1	1	0	0	1	1
Rick Reed, R (1, 1) OBP: 0.244, SLG: 0.275 Bobby Bonilla, S (7, PH) OBP: 0.279, SLG: 0.313 Shane Halter, R (7, PR) Turk Wendell, L (7, 1) Dennis Cook, L (8, 1) Pat Mahomes, R (8, 1) OBP: 0.313, SLG: 0.500 John Franco, L (8, 1)			C C L 0-3 ① K		C X 0-1 ② L7		P 1 SAFE 1 SAFE C B 1 SAFE X 2-1 1-3 2B			2 1 0 0 0 0 0	0 0 0 0 0 0 0	0 1 0 0 0 0 0	0 0 0 0 0 0 0	1 0 0 0 0 0 0	1 0 0 0 0 0 0	1 0 0 0 0 0 0

TOP

New York Mets @ Atlanta Braves

Turner Field, Atlanta, GA

Tue Sep 21 1999, 7:40 PM EDT

Att. 43,948 - Overcast - 60 F

livebaseballscorecards.com

	AB	31
	R	1
	H	6
	RBI	1
	BB	3
	SO	10
	LOB	13

Inning Stats	1	2	3	4	5	6	7	8	9
	R: 0 E: 0 K: 1 S: 7	H: 0 LOB: 0 BB: 1 P: 12	R: 0 E: 0 K: 0 S: 11	H: 0 LOB: 1 BB: 1 P: 20	R: 1 E: 0 K: 1 S: 17	H: 3 LOB: 2 BB: 0 P: 23	R: 0 E: 0 K: 1 S: 10	H: 0 LOB: 0 BB: 0 P: 16	R: 0 E: 0 K: 1 S: 10	H: 1 LOB: 0 BB: 0 P: 14	R: 0 E: 0 K: 0 S: 9	H: 1 LOB: 0 BB: 0 P: 12	R: 0 E: 0 K: 2 S: 15	H: 1 LOB: 2 BB: 1 P: 25	R: 0 E: 0 K: 1 S: 5	H: 0 LOB: 0 BB: 0 P: 7	R: 0 E: 0 K: 3 S: 9	H: 0 LOB: 0 BB: 0 P: 11

| | | |

New York Mets @ Atlanta Braves

Turner Field, Atlanta, GA

Tue Sep 21 1999, 7:40 PM EDT

Att. 43,948 - Overcast - 60 F

BOTTOM

Batter	1	2	3	4	5	6	7	8	9	AB	R	H	RBI	BB	SO	LOB
Gerald Williams, R (1, 9) (9, 7) OBP: 0.334, SLG: 0.450	G1-3		L1		F9		L8			4	0	0	0	0	0	2
Bret Boone, R (1, 4) OBP: 0.304, SLG: 0.417	P9		K		F9			F7		4	0	0	0	0	1	1
10 Chipper Jones, S (1, 5) OBP: 0.440, SLG: 0.640	HR		L1			G1-3		HR		4	2	2	2	0	0	0
Ryan Klesko, L (1, 7) OBP: 0.378, SLG: 0.544 Brian Jordan, R (8, PH) OBP: 0.346, SLG: 0.460 (9, 9)	K			F7		WP 2B		G4-3 S BB		3 0	0 0	1 0	0 0	0 1	1 0	0 0
Randall Simon, L (1, 3) OBP: 0.365, SLG: 0.453 Brian Hunter, R (8, PH) OBP: 0.371, SLG: 0.448 (9, 3)		K		F8		K		G4-3 1-3		3 1	0 0	0 0	0 0	0 0	2 0	1 1
Andruw Jones, R (1, 8) OBP: 0.361, SLG: 0.480		K		1B		F9 2-3		IBB		3	0	1	0	1	1	1
Greg Myers, L (1, 2) OBP: 0.352, SLG: 0.385 Eddie Pérez, R (8, PH) OBP: 0.300, SLG: 0.365 (9, 2)	1B 1B		F8				K	G5-3 1-2		3 1	0 0	1 0	0 0	0 0	1 0	1 2
José Hernández, R (1, 6) OBP: 0.340, SLG: 0.428 Otis Nixon, S (7, PR) OBP: 0.290, SLG: 0.214 Mike Remlinger, L (8, 1) John Rocker, R (9, 1)	1-2 1B				G1-3		S 1B			3 0 0 0	0 0 0 0	2 0 0 0	0 0 0 0	0 0 0 0	0 0 0 0	0 0 0 0
29 John Smoltz, R (1, 1) OBP: 0.306, SLG: 0.351 Keith Lockhart, L (7, PH) OBP: 0.319, SLG: 0.295 Walt Weiss, S (8, 6) OBP: 0.309, SLG: 0.311		K			1B		P5			2 1 0	0 0 0	1 0 0	0 0 0	0 0 0	1 0 0	2 1 0
Inning Stats	R: 1 E: 0 K: 1 S: 10 H: 1 LOB: 0 BB: 0 P: 16	R: 0 E: 0 K: 3 S: 17 H: 2 LOB: 2 BB: 0 P: 25	R: 0 E: 0 K: 1 S: 9 H: 0 LOB: 0 BB: 0 P: 13	R: 0 E: 0 K: 0 S: 10 H: 1 LOB: 1 BB: 0 P: 15	R: 0 E: 0 K: 0 S: 8 H: 1 LOB: 1 BB: 0 P: 12	R: 0 E: 0 K: 1 S: 16 H: 1 LOB: 1 BB: 0 P: 26	R: 0 E: 0 K: 1 S: 12 H: 1 LOB: 2 BB: 0 P: 16	R: 1 E: 0 K: 0 S: 9 H: 1 LOB: 2 BB: 2 P: 21		1B: 5 2B: 1 3B: 0 HR: 2 SF: 0 SAC: 0 DP: 0 HBP: 0						

livebaseballscorecards.com

AB	32	
R	2	
H	8	
RBI	2	
BB	2	
SO	7	
LOB	12	

WP: 1 PB: 0 SB: 3 CS: 0 PA: 34

PITCHER		IP	WLS	BF	H	R	ER	SO	BB	IBB	HBP	BLK	WP	HR	S	P	ERA	WHIP
Rick Reed, R ERA: 4.89	(1, 1)	6.0		24	6	1	1	6	0	0	0	0	1	1	70	107	1.50	1.000
Turk Wendell, R ERA: 3.2	(7, 1)	1.1		5	1	0	0	1	0	0	0	0	0	0	14	18	0.00	0.750
Dennis Cook, L ERA: 3.75	(8, 1)	0.0	L	1	1	1	1	0	0	0	0	0	0	1	2	3	∞	∞
Pat Mahomes, R ERA: 3.51	(8, 1)	0.0		1	0	0	0	0	1	0	0	0	0	0	0	4	∞	∞
John Franco, L ERA: 3.22	(8, 1)	0.2		3	0	0	0	0	0	1	0	0	0	0	5	12	0.00	0.000

PITCHER	IP	WLS	BF	H	R	ER	SO	BB	IBB	HBP	BLK	WP	HR	S	P	ERA	WHIP

Batter	1	2	3	4	5	6	7	8	9	AB	R	H	RBI	BB	SO	LOB
Rickey Henderson, R (1, 7) OBP: 0.439, SLG: 0.477	C B X 1-2 G3-1 ①		C F B X 1-2 G4-3 ② 1-2		B B X 2-0 L5 ①		B X 1-0 F9 ② 2-3		B B B B 4-0 FC5-4 BB	4	0	0	0	1	0	2
Edgardo Alfonzo, R (1, 4) OBP: 0.388, SLG: 0.507	C B F B X 2-2 F7 ②		B B C X 2-1 F9 ③		B B B C C F X 3-2 F9 ②		B B B I 4-0 IBB		C B B C X 2-2 FC5-4 ① G6-4-3 1-2f	4	0	0	0	1	0	2
John Olerud, L (1, 3) OBP: 0.436, SLG: 0.468	F B X 1-1 F7 ③			X 0-0 31 HR 1B	B B F X 2-1 F8 ③		B X 1-0 F7 ③		C S B X 1-2 G6-4-3 ②③ 1-2f	5	1	1	0	0	0	3
31 Mike Piazza, R (1, 2) OBP: 0.368, SLG: 0.589		B B B C X 3-1 L9 ①		C B F B F X 2-2 1-H HR		C X 0-1 F9 ①		B B B C F X 3-2 SH1-4 1B 1B		4	1	2	2	0	0	0
Robin Ventura, L (1, 5) OBP: 0.382, SLG: 0.538		F B S X 1-2 G4-3 ②		C F S 0-3 K ①		B B B C F B 4-2 FC6-4 BB		S X 0-1 SH1-4 1-2 1B		3	0	1	0	1	1	0
Benny Agbayani, R (1, 9) OBP: 0.366, SLG: 0.541 Melvin Mora, R (8, PH) OBP: 0.250, SLG: 0.143 (8, 8)		B F B X 2-1 1B		C B X 1-1 G4-3 1B		1 SAFE C S B S 1-3 K ②		B F L X 2-2 SH1-4 ① 1-2 2-3		3 0	0 0	2 0	0 0	0 0	1 0	1 0
Darryl Hamilton, L (1, 8) OBP: 0.379, SLG: 0.426 Shawon Dunston, R (8, PH) OBP: 0.336, SLG: 0.453 Matt Franco, L (8, PH) OBP: 0.359, SLG: 0.375 Jay Payton, R (8, PR) OBP: 0.500, SLG: 0.600 Roger Cedeno, S (8, 9) OBP: 0.403, SLG: 0.418		C B B X 2-1 G6-3 ③		B X 1-0 G4-3 ② 1-2		B B F F X 2-2 FC6-4 ③ 1-2f		B B B B I 4-0 IBB		3 0 0 0 0	0 0 0 0 0	0 0 0 0 0	0 0 0 0 0	0 0 1 0 0	0 0 0 0 0	3 0 0 0 0
Rey Ordonez, R (1, 6) OBP: 0.310, SLG: 0.313 Bobby Bonilla, S (8, PH) OBP: 0.277, SLG: 0.310 Luis Lopez, S (8, 6) OBP: 0.308, SLG: 0.308			C X 0-1 G4-3 ①	B B I I 4-0 IBB			X 0-0 F9 SH1-4 1B	B F F S 1-3 K ②		2 1 0	0 0 0	1 0 0	0 0 0	1 0 0	0 1 0	0 3 0
Orel Hershiser, R (1, 1) OBP: 0.159, SLG: 0.167 Todd Pratt, R (8, PH) OBP: 0.371, SLG: 0.388 Octavio Dotel, R (8, 1) OBP: 0.276, SLG: 0.125 John Franco, L (8, 1)			B C S X 1-2 G4-3 1B	S C F B S 1-3 K ③			L X 0-1 SH1-4 ① 1-2	B B X 2-0 G4-3 ③		2 1 0 0	0 0 0 0	1 0 0 0	0 0 0 0	1 0 0 0	2 3 0 0	2 3 0 0
Inning Stats	R: 0 H: 0 E: 0 LOB: 0 K: 0 BB: 0 S: 8 P: 12	R: 0 H: 1 E: 0 LOB: 1 K: 0 BB: 0 S: 9 P: 17	R: 0 H: 1 E: 0 LOB: 1 K: 0 BB: 0 S: 10 P: 14	R: 2 H: 3 E: 0 LOB: 2 K: 2 BB: 1 S: 15 P: 24	R: 0 H: 0 E: 0 LOB: 0 K: 0 BB: 0 S: 7 P: 14	R: 0 H: 0 E: 0 LOB: 1 K: 1 BB: 1 S: 10 P: 17	R: 0 H: 1 E: 0 LOB: 2 K: 0 BB: 1 S: 5 P: 11	R: 0 H: 2 E: 0 LOB: 3 K: 1 BB: 1 S: 12 P: 24	R: 0 H: 0 E: 0 LOB: 0 K: 0 BB: 1 S: 6 P: 13	1B: 7 SF: 0 2B: 0 SAC: 2 3B: 0 DP: 1 HR: 1 HBP: 0						

TOP

New York Mets @ Atlanta Braves

Turner Field, Atlanta, GA

Wed Sep 22 1999, 7:40 PM EDT

Att. 47,520 - Unknown - 60 F

livebaseballscorecards.com

AB	32
R	2
H	8
RBI	2
BB	5
SO	4
LOB	19

WP: 0 PA: 39
PB: 0
SB: 0
CS: 0

PITCHER		IP	WLS	BF	H	R	ER	SO	BB	IBB	HBP	BLK	WP	HR	S	P	ERA	WHIP
Tom Glavine, L ERA: 4.3	(1, 1)	7.0	W	32	8	2	2	3	1	2	0	0	0	1	69	117	2.57	1.286
Mike Remlinger, L ERA: 2.29	(8, 1)	0.1	H	1	0	0	0	0	0	0	0	0	0	0	3	5	0.00	0.000
Russ Springer, R ERA: 3.8	(8, 1)	0.0		1	0	0	0	0	0	1	0	0	0	0	0	4	∞	∞
Terry Mulholland, L ERA: 4.58	(8, 1)	0.2	H	2	0	0	0	1	0	0	0	0	0	0	4	7	0.00	0.000
John Rocker, L ERA: 2.67	(9, 1)	1.0	S	3	0	0	0	0	1	0	0	0	0	0	6	13	0.00	1.000

PITCHER	IP	WLS	BF	H	R	ER	SO	BB	IBB	HBP	BLK	WP	HR	S	P	ERA	WHIP

New York Mets @ Atlanta Braves

Turner Field, Atlanta, GA

Wed Sep 22 1999, 7:40 PM EDT

Att. 47,520 - Unknown - 60 F

BOTTOM

Batter	1	2	3	4	5	6	7	8	9	AB	R	H	RBI	BB	SO	LOB
Gerald Williams, R (1, 7) OBP: 0.333, SLG: 0.446	F F F X 0-2 ① F8		C S B B X 2-2 ① F8			B C H 2-1 HBP	F C 2 B S SAFE 1-3 ③ K			3	0	0	0	0	1	2
Bret Boone, R (1, 4) OBP: 0.305, SLG: 0.418	B B X 2-0 10 HR 2B		B C B B X 3-1 ② G6-3			B 1 SAFE B B C X 3-1 ① F8		B B B C B 4-1 SH2-4 10 BB 1B BB		3	2	1	0	1	0	1
10 Chipper Jones, S (1, 5) OBP: 0.441, SLG: 0.644	F X 0-1 2-H HR		C B X 1-1 ③ G3-1			B B X 2-0 ② F7		B C B B B 4-1 SH2-4 1-2 1B BB		3	2	1	2	1	0	1
Ryan Klesko, L (1, 3) OBP: 0.378, SLG: 0.541 Brian Hunter, R (8, PH) OBP: 0.371, SLG: 0.448 (9, 3)	B B B B 4-0 BB			F X 0-1 ① P6		X 0-0 ③ G1-3		B B X 2-0 ① SH2-4 1-2 2-3		2 0	0 0	0 0	0 0	1 0	0 0	1 0
Brian Jordan, R (1, 9) OBP: 0.345, SLG: 0.459	C F B F B X 2-2 ② P3			S X 0-1 ② G6-3			X 0-0 ① G3	B S X 1-1 2-H 3-H 1B		4	0	1	2	0	0	1
Andruw Jones, R (1, 8) OBP: 0.360, SLG: 0.478	X 0-0 ③ P6			C B S X 1-2 ③ G1-3			X 0-0 1B SF8 1B	B 1 SAFE X 1-0 ② F9		4	1	1	0	0	0	2
Eddie Pérez, R (1, 2) OBP: 0.303, SLG: 0.367		X 0-0 ① G5-3			C X 0-1 CS 1B		1 SAFE 1 SAFE 1 SAFE 1 SAFE B X 1-0 1-3 BB 1B	1 SAFE X 0-0 ③ F8		4	0	2	0	0	0	1
Walt Weiss, S (1, 6) OBP: 0.307, SLG: 0.308 Keith Lockhart, L (7, PH) OBP: 0.317, SLG: 0.295 José Hernández, R (8, 6) OBP: 0.340, SLG: 0.428		C X 0-1 ② P4			F F B B B F B F F F 3-3 S ① ② K 1-2		X 0-0 ② SF8 3-H			2 0 0	0 0 0	0 0 0	0 1 0	0 0 0	1 0 0	1 0 0
Tom Glavine, L (1, 1) OBP: 0.167, SLG: 0.129 Mike Remlinger, L (8, 1) Russ Springer, R (8, 1) Terry Mulholland, R (8, 1) OBP: 0.149, SLG: 0.111 John Rocker, R (9, 1)		X 0-0 ③ G4-3			B C S B S 2-3 ③ K		B F F F B F B B 4-2 1-2 BB			2 0 0 0 0	0 0 0 0 0	0 0 0 0 0	0 0 0 0 0	1 0 0 0 0	1 0 0 0 0	0 0 0 0 0
Inning Stats	R: 2 H: 2 E: 0 LOB: 1 K: 0 BB: 1 S: 12 P: 20	R: 0 H: 0 E: 0 LOB: 0 K: 0 BB: 0 S: 4 P: 4	R: 0 H: 0 E: 0 LOB: 0 K: 0 BB: 0 S: 7 P: 13	R: 0 H: 0 E: 0 LOB: 0 K: 0 BB: 0 S: 7 P: 8	R: 0 H: 1 E: 0 LOB: 0 K: 2 BB: 0 S: 12 P: 17	R: 0 H: 0 E: 0 LOB: 1 K: 0 BB: 0 S: 5 P: 12	R: 1 H: 2 E: 0 LOB: 2 K: 1 BB: 1 S: 11 P: 17	R: 2 H: 1 E: 0 LOB: 1 K: 0 BB: 2 S: 7 P: 19		1B: 4 SF: 1 2B: 2 SAC: 1 3B: 0 DP: 1 HR: 1 HBP: 1						

livebaseballscorecards.com

AB	27
R	5
H	6
RBI	5
BB	4
SO	3
LOB	10

WP: 0 PB: 0 SB: 0 CS: 1 PA: 34

PITCHER		IP	WLS	BF	H	R	ER	SO	BB	IBB	HBP	BLK	WP	HR	S	P	ERA	WHIP
Orel Hershiser, R ERA: 4.47	(1, 1)	7.0	L	28	5	3	3	3	2	0	1	0	0	1	58	91	3.86	1.000
Octavio Dotel, R ERA: 5.49	(8, 1)	0.0		2	0	2	2	0	2	0	0	0	0	0	2	10	∞	∞
John Franco, L ERA: 3.13	(8, 1)	1.0		4	1	0	0	0	0	0	0	0	0	0	5	9	0.00	1.000

PITCHER	IP	WLS	BF	H	R	ER	SO	BB	IBB	HBP	BLK	WP	HR	S	P	ERA	WHIP

Batter	1	2	3	4	5	6	7	8	9	AB	R	H	RBI	BB	SO	LOB
Rickey Henderson, R (1, 7) OBP: 0.441, SLG: 0.480	B F B X 2-1 F9 G6-3 2B	B C C B B F F F F 3-2 X FC1-2 ② 1-2 2-3 3-Hf			B B B B 4-0 2B BB		C S B B B S 3-3 K ②		C B B C F F S 2-3 K ②	2	1	1	0	1	0	3
Benny Agbayani, R (5, 7) OBP: 0.364, SLG: 0.537										2	0	0	0	0	2	2
Edgardo Alfonzo, R (1, 4) OBP: 0.386, SLG: 0.506	B C F B X 2-2 F9 ① 2-3	C X 0-1 P4 ③			C 1 SAFE 1 SAFE X 0-1 ② 1-H 2B		F B F B B X 3-2 F8 ③		B C S S F F F B X 2-2 F7 ③ 1-2 2-3	5	0	1	0	0	0	6
John Olerud, L (1, 3) OBP: 0.433, SLG: 0.465	B C F F X 1-2 G6-3 ② 3-H		X 0-0 G3 ①		B C X 1-1 F8 ③			B B C C F F X 2-2 G4-3 ①		4	0	0	1	0	0	1
31 Mike Piazza, R (1, 2) OBP: 0.367, SLG: 0.593	C B X 1-1 P2 ③		F S B B B X 3-2 G4-3 ②			X 0-0 HR		B C S X 1-2 G3-1 ②		4	1	1	1	0	0	0
Robin Ventura, L (1, 5) OBP: 0.381, SLG: 0.536		C B X 1-1 1B E 1B 1B	C C B F S 1-3 K ③			X 0-0 L8 ①		B B C F B X 3-2 E5		4	1	1	0	0	1	0
Darryl Hamilton, L (1, 8) OBP: 0.378, SLG: 0.424		1 SAFE B C X 1-1 E4 1B 1B 1-2 FC1-2		C B S C 1-3 K ①		X 0-0 FC6-4 1B		C S S 0-3 K ③		4	0	1	0	0	2	2
Roger Cedeno, S (1, 9) OBP: 0.402, SLG: 0.417		F X 0-1 FC1-2 1B 1-2 2-3 1B	X 0-0 G4-3 ②			1 SAFE C B 1 SAFE C S 1-3 K ②			C C F B X 1-2 F8 ①	3	0	1	0	0	1	1
Shawon Dunston, R (9, PH) OBP: 0.335, SLG: 0.451										1	0	0	0	0	0	0
Rey Ordonez, R (1, 6) OBP: 0.312, SLG: 0.313		X 0-0 FC1-2 1-2 2-3 3-H 1B	X 0-0 F9 ③			X 0-0 FC6-4 ③ 1-2f			B B B B 4-0 WP BB BB	3	0	1	1	1	0	1
Al Leiter, L (1, 1) OBP: 0.113, SLG: 0.118	F S S 0-3 K ①				B B C C F S 2-3 K ①		X 0-0 G4-3 ①		B B B B 4-0 WP 1-2 BB	2	0	0	0	0	2	3
Pat Mahomes, R (6, 1) OBP: 0.313, SLG: 0.500										0	0	0	0	0	0	0
Matt Franco, L (7, PH) OBP: 0.357, SLG: 0.372										1	0	0	0	0	0	0
Turk Wendell, L (7, 1)										0	0	0	0	0	0	0
Billy Taylor, R (8, 1)										0	0	0	0	0	0	0
Melvin Mora, R (9, PH) OBP: 0.273, SLG: 0.143										0	0	0	0	1	0	0

TOP

New York Mets @ Atlanta Braves

Turner Field, Atlanta, GA

Thu Sep 23 1999, 1:10 PM EDT

Att. 49,228 - Sunny - 74 F

livebaseballscorecards.com

AB	35
R	3
H	7
RBI	3
BB	3
SO	8
LOB	19

Inning Stats	1	2	3	4	5	6	7	8	9	1B: 4	SF: 0	WP: 1	PA: 38
	R: 1 E: 0 K: 0 S: 11 H: 1 LOB: 0 BB: 0 P: 17	R: 1 E: 1 K: 1 S: 20 H: 3 LOB: 3 BB: 0 P: 25	R: 0 E: 0 K: 1 S: 8 H: 0 LOB: 0 BB: 0 P: 12	R: 0 E: 0 K: 1 S: 5 H: 0 LOB: 0 BB: 0 P: 6	R: 0 E: 0 K: 1 S: 8 H: 1 LOB: 1 BB: 1 P: 15	R: 1 E: 0 K: 1 S: 7 H: 2 LOB: 1 BB: 0 P: 8	R: 0 E: 0 K: 1 S: 7 H: 0 LOB: 0 BB: 0 P: 13	R: 0 E: 1 K: 1 S: 14 H: 0 LOB: 1 BB: 0 P: 20	R: 0 E: 0 K: 1 S: 14 H: 0 LOB: 2 BB: 2 P: 27	2B: 2 3B: 0 HR: 1	SAC: 0 DP: 0 HBP: 0	PB: 0 SB: 0 CS: 0	

PITCHER		IP	WLS	BF	H	R	ER	SO	BB	IBB	HBP	BLK	WP	HR	S	P	ERA	WHIP
Greg Maddux, R ERA: 3.33	(1, 1)	7.0	W	29	7	3	2	6	1	0	0	0	0	1	66	96	2.57	1.143
Mike Remlinger, L ERA: 2.26	(8, 1)	1.0	H	4	0	0	0	1	0	0	0	0	0	0	14	20	0.00	0.000
John Rocker, L ERA: 2.63	(9, 1)	1.0	S	5	0	0	0	1	2	0	0	0	1	0	14	27	0.00	2.000

PITCHER	IP	WLS	BF	H	R	ER	SO	BB	IBB	HBP	BLK	WP	HR	S	P	ERA	WHIP

New York Mets @ Atlanta Braves

Turner Field, Atlanta, GA

Thu Sep 23 1999, 1:10 PM EDT

Att. 49,228 - Sunny - 74 F

BOTTOM

Batter	1	2	3	4	5	6	7	8	9	AB	R	H	RBI	BB	SO	LOB
Gerald Williams, R (1, 7) OBP: 0.334, SLG: 0.448	C B B X 2-1 SH1-3 1B 2B		F F B B S 2-3 ① K		B X 1-0 1B S 10 HR 1B	B B X 2-0 ③ G5-3		1 SAFE B 1 SAFE X 1-0 ② P5		5	2	2	0	0	1	2
Bret Boone, R (1, 4) OBP: 0.308, SLG: 0.421	B B F X 2-1 ① SH1-3 2-3		B C B B B 4-1 10 CS BB		1 SAFE C S X 0-2 10 HR 1-3 1B		B F S X 1-2 F8 E 2B	B B X 2-0 ③ F7 1-2		3	2	2	0	1	0	2
10 Chipper Jones, S (1, 5) OBP: 0.442, SLG: 0.649	I I I I 4-0 1B 1B IBB		C 1 SAFE B B F B 1 SAFE S 3-3 ②③ K 1-2		1 SAFE B X 1-0 1-H 3-H HR		B I I I 4-0 E IBB			2	1	1	3	2	1	1
Andruw Jones, R (1, 8) OBP: 0.362, SLG: 0.482	X 0-0 1B 1-2 3-H 1B			C X 0-1 CS 2B	C F X 0-2 1B E 1B		S B B X 2-1 ① F8 2-3			4	1	3	1	0	0	2
Brian Jordan, R (1, 9) OBP: 0.346, SLG: 0.459	X 0-0 G5-3 1-2 2-3 1B			F X 0-1 ① P3	1 SAFE 1 SAFE 1 SAFE X 0-0 E 1-2 1B		X 0-0 E1 CS 1-3 3-H			4	0	2	0	0	0	2
Brian Hunter, R (1, 3) OBP: 0.368, SLG: 0.443	B B X 2-0 ②③ G5-3 1-2f			B S B B B S F F X 3-2 ② 1B 2-3 1B	B S S S F B X 2-2 ② P3 1-3 2-H		1 SAFE B F C F X 1-2 ②③ G6-3 1-2			4	0	1	0	0	0	6
José Hernández, R (1, 6) OBP: 0.340, SLG: 0.427 Walt Weiss, S (8, 6) OBP: 0.309, SLG: 0.315		B C S C 1-3 ① K		X 0-0 FC6-4 1-3 1B	X 0-0 ③ G5-3			X 0-0 SH1-3 2B		3 1	0 0	1 1	0 0	0 0	1 0	1 0
Eddie Pérez, R (1, 2) OBP: 0.300, SLG: 0.363		F E B X 1-2 ② F8		C X 0-1 ③ FC6-4 1-2f		S B C S 1-3 ① K		B C X 1-1 ① SH1-3 2-3		3	0	0	0	0	1	2
Greg Maddux, R (1, 1) OBP: 0.203, SLG: 0.323 Mike Remlinger, L (8, 1) Ryan Klesko, L (8, PH) OBP: 0.379, SLG: 0.541 Otis Nixon, S (8, PR) OBP: 0.290, SLG: 0.214 John Rocker, R (9, 1)		C B B F S 1-3 ③ K			B C C B C 2-3 ① K	C B B C 1-3 ② K		I I I I 4-0 S IBB		3 0 0 0 0 0	0 0 0 0 0 0	0 0 0 0 0 0	0 0 0 0 0 0	3 0 1 0 0 0	0 0 0 0 0 0	0 0 0 0 0 0
Inning Stats	R: 1 E: 0 K: 0 S: 7 H: 3 LOB: 2 BB: 1 P: 17	R: 0 E: 0 K: 2 S: 10 H: 0 LOB: 0 BB: 0 P: 13	R: 0 E: 0 K: 2 S: 7 H: 0 LOB: 1 BB: 1 P: 16	R: 0 E: 0 K: 0 S: 12 H: 3 LOB: 2 BB: 0 P: 15	R: 4 E: 1 K: 1 S: 17 H: 5 LOB: 1 BB: 0 P: 23	R: 0 E: 0 K: 2 S: 7 H: 0 LOB: 0 BB: 0 P: 11	R: 1 E: 1 K: 0 S: 10 H: 1 LOB: 1 BB: 1 P: 18	R: 0 E: 0 K: 0 S: 5 H: 1 LOB: 3 BB: 1 P: 13		1B: 8 2B: 5 3B: 0 HR: 1 SF: 0 SAC: 2 DP: 2 HBP: 0						

livebaseballscorecards.com

AB	32
R	6
H	13
RBI	4
BB	4
SO	7
LOB	18

WP: 0 PB: 0 SB: 2 CS: 3 PA: 38

PITCHER		IP	WLS	BF	H	R	ER	SO	BB	IBB	HBP	BLK	WP	HR	S	P	ERA	WHIP
Al Leiter, L ERA: 4.48	(1, 1)	5.0	L	25	11	5	4	5	1	1	0	0	0	1	53	84	7.20	2.400
Pat Mahomes, R ERA: 3.45	(6, 1)	1.0		3	0	0	0	2	0	0	0	0	0	0	7	11	0.00	0.000
Turk Wendell, R ERA: 3.16	(7, 1)	1.0		5	1	1	0	0	0	1	0	0	0	0	10	18	0.00	1.000
Billy Taylor, R ERA: 5.07	(8, 1)	1.0		5	1	0	0	0	0	1	0	0	0	0	5	13	0.00	1.000

PITCHER	IP	WLS	BF	H	R	ER	SO	BB	IBB	HBP	BLK	WP	HR	S	P	ERA	WHIP

Batter	1	2	3	4	5	6	7	8	9	10	AB	R	H	RBI	BB	SO	LOB
Gerald Williams, R (1, 7) OBP: 0.333, SLG: 0.453	G6-3		HR		F7			F9 1-3		B3-4 1-2f	5	1	1	1	0	0	2
Bret Boone, R (1, 4) OBP: 0.311, SLG: 0.422	FC1-6 10 BB 1B		10 2B 1B		K			10 FC6-4 BB		HR	3	1	2	0	1	1	0
George Lombard, L (8, PR)											0	0	0	0	0	0	0
Ozzie Guillen, L (8, 4) OBP: 0.277, SLG: 0.318											1	1	1	1	0	0	0
10 Chipper Jones, S (1, 5) OBP: 0.444, SLG: 0.649	FC1-6 1-2 BB		1-H 2B			FC6-4 BB		1-2f FC6-4 1B 3-H		G5-3	3	0	1	2	2	0	2
Andruw Jones, R (1, 8) OBP: 0.362, SLG: 0.481	FC1-6 1-2f 2-3		L7			1-2f FC6-4 CS		1-2 1B			4	0	1	0	0	0	4
Brian Jordan, R (1, 9) OBP: 0.344, SLG: 0.456	F8		G1-3			1-2 K		L9			4	0	0	0	0	1	6
José Hernández, R (1, 6) OBP: 0.339, SLG: 0.426		K		P3			1B 1B		K		4	0	1	0	0	2	0
Mike Remlinger, L (10, 1)											0	0	0	0	0	0	0
Brian Hunter, R (1, 3) OBP: 0.368, SLG: 0.441		K		G6-3			L8-4 1-3 1B		K		3	0	1	0	0	1	0
Ryan Klesko, L (9, PH) OBP: 0.378, SLG: 0.539											1	0	0	0	0	1	0
(9, 3)																	
Eddie Pérez, R (1, 2) OBP: 0.297, SLG: 0.359		L6		G5-3			L8-4 1-2		K		3	0	0	0	0	0	1
Greg Myers, L (9, PH) OBP: 0.351, SLG: 0.383											1	0	0	0	0	1	0
(9, 2)																	
Kevin Millwood, R (1, 1) OBP: 0.182, SLG: 0.227			K		K			F9 S 10 FC6-4 1B		E4 B3-4	2	0	0	0	0	2	0
Keith Lockhart, L (8, PH) OBP: 0.321, SLG: 0.299											1	0	1	0	0	0	0
Otis Nixon, S (8, PR) OBP: 0.290, SLG: 0.214											0	1	0	0	0	0	0
Russ Springer, R (8, 1)											0	0	0	0	0	0	0
Sean Bergman, R (9, 1) OBP: 0.107, SLG: 0.321											0	0	0	0	0	0	0
Randall Simon, L (10, PH) OBP: 0.363, SLG: 0.451											1	0	0	0	0	0	0
Walt Weiss, S (10, PR) OBP: 0.309, SLG: 0.315											0	0	0	0	0	0	0
(10, 6)																	
Inning Stats	R: 0 E: 0 K: 0 S: 10 H: 1 LOB: 2 BB: 1 P: 17	R: 0 E: 0 K: 2 S: 9 H: 0 LOB: 0 BB: 0 P: 12	R: 2 E: 0 K: 1 S: 14 H: 3 LOB: 1 BB: 0 P: 17	R: 0 E: 0 K: 0 S: 4 H: 0 LOB: 0 BB: 0 P: 4	R: 0 E: 0 K: 2 S: 11 H: 0 LOB: 0 BB: 0 P: 17	R: 0 E: 0 K: 1 S: 12 H: 0 LOB: 1 BB: 1 P: 19	R: 0 E: 0 K: 0 S: 5 H: 2 LOB: 0 BB: 0 P: 6	R: 1 E: 0 K: 0 S: 10 H: 2 LOB: 2 BB: 1 P: 21	R: 0 E: 0 K: 3 S: 12 H: 0 LOB: 0 BB: 0 P: 18	R: 1 E: 1 K: 0 S: 4 H: 1 LOB: 1 BB: 0 P: 4	1B: 6 2B: 4 3B: 0 HR: 2	SF: 0 SAC: 0 DP: 3 HBP: 0					

PITCHER		IP	WLS	BF	H	R	ER	SO	BB	IBB	HBP	BLK	WP	HR	S	P	ERA	WHIP
Ted Lilly, L ERA: 8.2	(1, 1)	7.0		26	6	2	2	6	2	0	0	0	0	1	65	92	2.57	1.143
Anthony Telford, R ERA: 3.82	(8, 1)	0.1	H	3	1	1	1	0	1	0	0	0	0	0	6	13	27.00	6.000
Steve Kline, L ERA: 3.82	(8, 1)	0.1	B	1	0	0	0	0	0	0	0	0	0	0	1	2	0.00	0.000
Scott Strickland, R ERA: 5.84	(8, 1)	0.1		2	1	0	0	0	0	0	0	0	0	0	3	6	0.00	3.000
Ugueth Urbina, R ERA: 3.82	(9, 1)	1.0		3	0	0	0	3	0	0	0	0	0	0	12	18	0.00	0.000

PITCHER		IP	WLS	BF	H	R	ER	SO	BB	IBB	HBP	BLK	WP	HR	S	P	ERA	WHIP
Guillermo Mota, R ERA: 3.06	(10, 1)	1.0	L	4	1	1	1	0	0	0	0	0	0	1	4	4	9.00	1.000

TOP

Atlanta Braves @ Montreal Expos

Olympic Stadium, Montreal, QB

Fri Sep 24 1999, 7:05 PM EDT
Att. 8,969 - Dome - 72 F

livebaseballscorecards.com

AB	36
R	4
H	9
RBI	4
BB	3
SO	9
LOB	15

WP: 0 PA: 39
PB: 0
SB: 1
CS: 1

Batter	1	2	3	4	5	6	7	8	9	10	AB	R	H	RBI	BB	SO	LOB
Rondell White, R (1, 8) (9, 7) OBP: 0.359, SLG: 0.511	B F B B F S 3-3 K ①		B C X 1-1 1B		B B F X 2-1 2-H 3-H HR			1 SAFE C F B B X 2-2 P3 ①		X 0-0 G6-3 ③	5	1	2	3	0	1	1
Orlando Merced, S (1, 7) OBP: 0.349, SLG: 0.455 Manny Martinez, R (8, PR) (9, 8) OBP: 0.282, SLG: 0.346	B C F B X 2-2 G3 ②		B B F F 1 SAFE C 2-3 K ③		S X 0-1 G1-3 ③			1 SAFE B B F X 2-2 FC1-6 ② 1-2f			4 0	0 0	0 0	0 0	0 0	1 0	2 0
Jose Vidro, S (1, 4) OBP: 0.350, SLG: 0.490	F F B S 1-3 K ③			F S C 0-3 K ①		X 0-0 P1 ①		1 SAFE 1 SAFE B P 1 SAFE F P F X 3-2 F7 ③			4	0	0	0	0	2	1
Vladimir Guerrero, R (1, 9) OBP: 0.371, SLG: 0.583		S X 0-1 G5-3 ①		C X 0-1 CS 1B		B S S F B S 2-3 K ②			B S B X 2-1 SH1-4 1B		4	0	2	0	0	1	0
Brad Fullmer, L (1, 3) OBP: 0.327, SLG: 0.477 Wilton Guerrero, S (9, PH) OBP: 0.323, SLG: 0.400 Ryan McGuire, L (10, 3) OBP: 0.346, SLG: 0.346		C F H 1-2 HBP		F F X 0-2 F7 ②		B F C B F X 2-2 G3-1 ③			1 SAFE 1 SAFE X 0-0 SH1-4 ① 1-2		2 0 0	0 0 0	0 0 0	0 0 0	0 0 0	0 0 0	1 0 0
Geoff Blum, S (1, 6) OBP: 0.328, SLG: 0.518 Scott Strickland, R (8, 1) Ugueth Urbina, R (9, 1) Peter Bergeron, L (9, PH) OBP: 0.389, SLG: 0.300 Guillermo Mota, R (10, 1) OBP: 1.000, SLG: 4.000	1 SAFE C B B X 2-1 L7 ②			1 SAFE B B F B C 3-2 CS ③ 1-2	B X 1-0 E5 SH5-4 BB HR		B C S S 1-3 K2-3 ①		B B C B X 3-1 F7 ②		3 0 0 1 0	1 0 0 0 0	0 0 0 0 0	0 0 0 0 0	0 0 0 0 0	1 0 0 0 0	1 0 0 1 0
Chris Widger, R (1, 2) OBP: 0.324, SLG: 0.447	C B C X 1-2 G1-3 ③				C F B S 1-3 K ①		B B X 2-0 G6-3 ②		F B F F F B F S 2-3 K ③		4	0	0	0	0	2	3
Mike Mordecai, R (1, 5) (8, 6) OBP: 0.294, SLG: 0.355			S S X 0-2 P9 ①		C B B B F F B 4-2 SH5-4 HR 1-2 BB		B B F X 2-1 L9 ③			X 0-0 L6 ①	3	1	0	0	1	0	0
Ted Lilly, L (1, 1) OBP: 0.250, SLG: 0.250 Anthony Telford, R (8, 1) Steve Kline, S (8, 1) Michael Barrett, R (8, 5) OBP: 0.346, SLG: 0.433			X 0-0 P4 ②		X 0-0 SH5-4 ② 1-2 2-3			C S B F B F F F 4-2 B F F B FC1-6 BB		X 0-0 G6-3 ②	1 0 0 1	0 0 0 0	0 0 0 0	0 0 0 1	0 0 0 0	0 0 0 0	0 0 0 0
Inning Stats	R: 0 E: 0 K: 2 S: 9 H: 0 LOB: 0 BB: 0 P: 15	R: 0 E: 0 K: 0 S: 9 H: 0 LOB: 1 BB: 0 P: 13	R: 0 E: 0 K: 1 S: 9 H: 1 LOB: 1 BB: 0 P: 12	R: 0 E: 0 K: 1 S: 10 H: 1 LOB: 0 BB: 0 P: 13	R: 3 E: 1 K: 1 S: 12 H: 1 LOB: 0 BB: 1 P: 20	R: 0 E: 0 K: 1 S: 9 H: 0 LOB: 0 BB: 0 P: 13	R: 0 E: 0 K: 1 S: 6 H: 0 LOB: 0 BB: 0 P: 11	R: 0 E: 0 K: 0 S: 20 H: 0 LOB: 1 BB: 1 P: 29	R: 0 E: 0 K: 1 S: 11 H: 1 LOB: 1 BB: 0 P: 18	R: 0 E: 0 K: 0 S: 3 H: 0 LOB: 0 BB: 0 P: 3	1B: 3 2B: 0 3B: 0 HR: 1	SF: 0 SAC: 2 DP: 0 HBP: 1					

PITCHER		IP	WLS	BF	H	R	ER	SO	BB	IBB	HBP	BLK	WP	HR	S	P	ERA	WHIP
Kevin Millwood, R ERA: 2.69	(1, 1)	7.0		26	3	3	0	7	1	0	1	0	0	1	64	97	0.00	0.571
Russ Springer, R ERA: 3.71	(8, 1)	1.0		4	0	0	0	0	1	0	0	0	0	0	20	29	0.00	1.000
Sean Bergman, R ERA: 5.23	(9, 1)	1.0	W	4	1	0	0	1	0	0	0	0	0	0	11	18	0.00	1.000
Mike Remlinger, L ERA: 2.23	(10, 1)	1.0	S	3	0	0	0	0	0	0	0	0	0	0	3	3	0.00	0.000

PITCHER	IP	WLS	BF	H	R	ER	SO	BB	IBB	HBP	BLK	WP	HR	S	P	ERA	WHIP

BOTTOM

Atlanta Braves @ Montreal Expos

Olympic Stadium, Montreal, QB

Fri Sep 24 1999, 7:05 PM EDT
Att. 8,969 - Dome - 72 F

livebaseballscorecards.com

AB	32
R	3
H	4
RBI	3
BB	2
SO	8
LOB	10

WP: 0	PB: 0	SB: 0	CS: 1	PA:	38	

Atlanta Braves @ Montreal Expos

Olympic Stadium, Montreal, QB

Sat Sep 25 1999, 7:05 PM EDT

Att. 11,584 - Dome - 72 F

TOP

livebaseballscorecards.com

Batter	1	2	3	4	5	6	7	8	9	AB	R	H	RBI	BB	SO	LOB
Gerald Williams, R (1, 7) OBP: 0.331, SLG: 0.450	0-1 F9		0-0 F9		2-1 FC5-4 1B	0-0 FC6-4 1-2f		0-0 P3		5	0	1	0	0	0	4
Bret Boone, R (1, 4) OBP: 0.308, SLG: 0.419	2-0 P6		0-2 G1-3		1-2 FC5-4 10 FC5-4 1-2f		1-1 G1-3		0-0 F9	5	0	0	0	0	0	1
10 Chipper Jones, S (1, 5) OBP: 0.442, SLG: 0.645	3-2 1B		0-3 K		2-2 FC5-4 1-2f		3-1 P6		0-0 L1-3	5	0	1	0	0	1	1
Ryan Klesko, L (1, 3) OBP: 0.379, SLG: 0.537 Brian Hunter, R (9, PH) OBP: 0.366, SLG: 0.439 (9, 3)	1-1 G4-3			4-1 1B 1B BB		2-2 G5-3	4-1 BB		3-1 F9	2 1	1 0	0 0	0 0	0 0	2 0	1 0
Brian Jordan, R (1, 9) OBP: 0.345, SLG: 0.456		2-0 E3 S E		0-0 G4-6-3 1B 1-2 CS 1B		2-2 2B 1B	2-3 K			4	2	2	0	0	1	1
Andruw Jones, R (1, 8) OBP: 0.364, SLG: 0.484		2-2 E8 1-H SF7 1B		0-0 G4-6-3 1-2 2-H 1B		2-2 1B 1-3 2B		1-2 G6-3		4	2	3	2	0	0	0
Greg Myers, L (1, 2) OBP: 0.353, SLG: 0.384 George Lombard, L (8, PR) Russ Springer, R (8, 1) John Rocker, R (9, 1)		2-1 SF7 3-H		2-0 G4-6-3 1-2f 2-3		4-0 1B IBB		2-0 S 1B		2 0 0 0	0 0 0 0	1 0 0 0	1 0 0 0	1 0 0 0	0 0 0 0	2 0 0 0
Ozzie Guillen, L (1, 6) OBP: 0.285, SLG: 0.320		1-0 F7		4-0 IBB		1-0 FC6-4 1-2 2-H 3-H 1B		4-2 1-2 BB		2	0	1	2	2	0	0
Terry Mulholland, R (1, 1) OBP: 0.140, SLG: 0.104 Keith Lockhart, L (8, PH) OBP: 0.321, SLG: 0.299 Howard Battle, R (8, PH) OBP: 0.333, SLG: 0.250 Eddie Pérez, R (8, 2) OBP: 0.297, SLG: 0.359		0-1 G4-3		1-2 CS 3-H	2-3 K	0-1 B3		0-1 F7		3 0 1 0	0 0 0 0	0 0 0 0	0 0 0 0	0 0 0 0	1 0 0 0	2 0 2 0

	AB	34
	R	5
	H	9
	RBI	5
	BB	5
	SO	3
	LOB	14

Inning Stats	1	2	3	4	5	6	7	8	9
	R: 0 E: 0 K: 0 S: 9	H: 1 LOB: 1 BB: 0 P: 15	R: 2 E: 2 K: 0 S: 10	H: 1 LOB: 0 BB: 0 P: 17	R: 0 E: 0 K: 1 S: 7	H: 0 LOB: 0 BB: 0 P: 7	R: 1 E: 0 K: 0 S: 7	H: 2 LOB: 1 BB: 2 P: 18	R: 0 E: 0 K: 1 S: 12	H: 1 LOB: 1 BB: 0 P: 19	R: 2 E: 0 K: 0 S: 15	H: 3 LOB: 2 BB: 1 P: 26	R: 0 E: 0 K: 1 S: 8	H: 0 LOB: 1 BB: 1 P: 18	R: 0 E: 0 K: 0 S: 9	H: 1 LOB: 2 BB: 1 P: 16	R: 0 E: 0 K: 0 S: 4	H: 0 LOB: 0 BB: 0 P: 7

	1B: 8	SF: 1	WP: 0	PA: 41
	2B: 1	SAC: 0	PB: 0	
	3B: 0	DP: 1	SB: 2	
	HR: 0	HBP: 0	CS: 1	

PITCHER		IP	WLS	BF	H	R	ER	SO	BB	IBB	HBP	BLK	WP	HR	S	P	ERA	WHIP
Javier Vazquez, R ERA: 5.05	(1, 1)	6.0	L	28	8	5	3	2	1	2	0	0	0	0	60	102	4.50	1.500
Scott Strickland, R ERA: 5.27	(7, 1)	1.1		7	1	0	0	1	2	0	0	0	0	0	14	31	0.00	2.250
Steve Kline, L ERA: 3.72	(8, 1)	1.2		5	0	0	0	0	0	0	0	0	0	0	7	10	0.00	0.000

PITCHER		IP	WLS	BF	H	R	ER	SO	BB	IBB	HBP	BLK	WP	HR	S	P	ERA	WHIP

Atlanta Braves @ Montreal Expos

Olympic Stadium, Montreal, QB

Sat Sep 25 1999, 7:05 PM EDT

Att. 11,584 - Dome - 72 F

livebaseballscorecards.com

BOTTOM

Batter	1	2	3	4	5	6	7	8	9	AB	R	H	RBI	BB	SO	LOB
Rondell White, R (1, 8) OBP: 0.359, SLG: 0.515	HR	L4		IBB			L5		G5-3	4	1	1	1	1	0	2
Wilton Guerrero, S (1, 7) OBP: 0.324, SLG: 0.400	E 1B	FC4-6 1-2f		1-2 2-3			G5-3		G5-3	5	1	2	0	0	0	2
Fernando Seguignol, S (1, 3) OBP: 0.306, SLG: 0.402	K	SAFE P6		G1-3			K			4	0	1	0	0	1	5
Vladimir Guerrero, R (1, 9) OBP: 0.370, SLG: 0.581	E 1-2 1B	P4			G6-3		K			4	1	1	0	0	1	1
Michael Barrett, R (1, 5) OBP: 0.343, SLG: 0.429	F9	G6-3			P4			P4		4	0	0	0	0	0	2
Chris Widger, R (1, 2) OBP: 0.323, SLG: 0.444	E6 1B 1-3 2-H	G5-3			1B			K		4	0	1	0	0	1	1
Trace Coquillette, R (1, 4) OBP: 0.342, SLG: 0.324	1-2 1B 3-H			FC5 2B		F9		F8		4	0	2	1	0	0	0
Geoff Blum, S (1, 6) OBP: 0.326, SLG: 0.517	F8			FC5 1B SH1-4 2-3		P8			2B	4	0	1	0	0	0	3
Javier Vazquez, R (1, 1) OBP: 0.333, SLG: 0.333		FC4-6 1B		SH1-4 1-2		B1-3			K	1	0	1	0	0	0	0
James Mouton, R (6, PH) OBP: 0.350, SLG: 0.370										1	0	0	0	0	0	0
Scott Strickland, R (7, 1)										0	0	0	0	0	0	0
Steve Kline, S (8, 1)										0	0	0	0	0	0	0
Jose Vidro, S (9, PH) OBP: 0.350, SLG: 0.489										1	0	0	0	0	1	1
Inning Stats	R: 3 E: 1 K: 1 S: 19 H: 4 LOB: 2 BB: 0 P: 23	R: 0 E: 0 K: 0 S: 10 H: 1 LOB: 1 BB: 0 P: 12	R: 0 E: 0 K: 0 S: 9 H: 0 LOB: 0 BB: 0 P: 12	R: 0 E: 0 K: 0 S: 7 H: 2 LOB: 3 BB: 1 P: 13	R: 0 E: 0 K: 0 S: 6 H: 1 LOB: 1 BB: 0 P: 12	R: 0 E: 0 K: 0 S: 5 H: 0 LOB: 0 BB: 0 P: 6	R: 0 E: 0 K: 1 S: 12 H: 1 LOB: 1 BB: 0 P: 16	R: 0 E: 0 K: 1 S: 12 H: 0 LOB: 0 BB: 0 P: 17	R: 0 E: 0 K: 1 S: 11 H: 1 LOB: 1 BB: 0 P: 12	1B: 7 2B: 2 3B: 0 HR: 1	SF: 0 SAC: 1 DP: 0 HBP: 0						

AB	36
R	3
H	10
RBI	2
BB	1
SO	4
LOB	17

WP: 0 PB: 0 SB: 0 CS: 0 PA: 38

PITCHER		IP	WLS	BF	H	R	ER	SO	BB	IBB	HBP	BLK	WP	HR	S	P	ERA	WHIP
Terry Mulholland, L ERA: 4.45	(1, 1)	7.0	W	31	9	3	1	2	0	1	0	0	0	1	68	94	1.29	1.286
Russ Springer, R ERA: 3.63	(8, 1)	1.0	H	3	0	0	0	1	0	0	0	0	0	0	12	17	0.00	0.000
John Rocker, L ERA: 2.6	(9, 1)	1.0	S	4	1	0	0	1	0	0	0	0	0	0	11	12	0.00	1.000

PITCHER	IP	WLS	BF	H	R	ER	SO	BB	IBB	HBP	BLK	WP	HR	S	P	ERA	WHIP

Atlanta Braves @ Montreal Expos

Olympic Stadium, Montreal, QB

Sun Sep 26 1999, 1:35 PM EDT

Att. 12,582 - Dome - 72 F

TOP

livebaseballscorecards.com

Batter	1	2	3	4	5	6	7	8	9	AB	R	H	RBI	BB	SO	LOB
Gerald Williams, R (1, 7) (8, 9) OBP: 0.336, SLG: 0.460	F C F B X 1-2 CS 1B	B B C C X 2-2 ① F9		X 0-0 1-2 1B		C S B B F B X 3-2 1-H 2-H HR		B B B 4-0 BB 1B 2-3 BB		4	1	3	3	1	0	0
Keith Lockhart, L (1, 4) OBP: 0.324, SLG: 0.303	1 SAFE C B X 1-1 ① 1B 10 BB 1B 1-2 1B	X 0-0 ② L9		B F B B X 3-1 ② ③ L4-6 2-3		F F X 0-2 ③ F9		B B X 2-0 BB 1-2 3-H 1B		5	1	2	1	0	0	2
10 Chipper Jones, S (1, 5) OBP: 0.441, SLG: 0.641 Howard Battle, R (8, PH) (8, 5) OBP: 0.400, SLG: 0.250	B C B B S B 4-2 1B 1-2 1B BB	F F B B X 2-2 ③ G3			C F C 0-3 ① K		F C B X 1-2 ① G4-3	B B F B F F F F B 4-2 1-2 2-3 BB		3	1	0	0	1	1	0
										0	0	0	0	1	0	0
Ryan Klesko, L (1, 3) OBP: 0.379, SLG: 0.535	B B X 2-0 BB 1B 1-2 2B 2-3 1B		B X 1-0 FC6-4 1B		F X 0-1 ② L8		B B C X 2-1 ② F8	F B B F F C 2-3 ③ K		5	1	2	0	0	1	3
Brian Jordan, R (1, 9) OBP: 0.344, SLG: 0.455 Otis Nixon, S (8, 7) OBP: 0.288, SLG: 0.213	B B X 2-0 BB 1-2 2-H 3-H 2B 1B		X 0-0 ① F8		C B X 1-1 ③ F9		B B X 2-0 ③ G6-3	C X 0-1 ① P7		4	1	1	2	0	0	1
										1	0	0	0	0	0	0
Andruw Jones, R (1, 8) OBP: 0.363, SLG: 0.481	S B F B B F 2 B SAFE 4-2 1-2 2-3 2B BB		S X 0-1 ② FC6-4 1-2f			C X 0-1 ① L8		B X 1-0 ① G1-3	X 0-0 ② F8	4	1	0	0	1	0	1
Eddie Pérez, R (1, 2) OBP: 0.299, SLG: 0.375 Jorge Fabregas, L (8, 2) OBP: 0.286, SLG: 0.305	B S X 1-1 1-H 2-H 3-H 2B		1 SAFE F X 0-1 ③ G5-3			X 0-0 ② F7		C B S B F B X 3-2 HR	C B B B X 3-1 ③ P7	4	1	2	4	0	0	1
										1	0	0	0	0	0	0
Walt Weiss, S (1, 6) OBP: 0.309, SLG: 0.314	F C B F B F F B C 3-3 ② K			B F B X 2-1 ① F7		C B B B X 3-1 29 HBP HR 1B		B B X 2-0 ② F9		4	1	1	0	0	1	1
29 John Smoltz, R (1, 1) OBP: 0.333, SLG: 0.383 Bruce Chen, L (9, 1)	S B C C 1-3 ③ K			C B S F F X 1-2 L4-6 1B 1B		S B H 2-1 1-2 HR HBP		X 0-0 PB 1B 2B		3	2	2	0	0	1	1
										0	0	0	0	0	0	0
Inning Stats	R: 5 E: 0 K: 2 S: 24 H: 5 LOB: 1 BB: 2 P: 43	R: 0 E: 0 K: 0 S: 7 H: 0 LOB: 0 BB: 0 P: 11	R: 0 E: 0 K: 0 S: 6 H: 1 LOB: 1 BB: 0 P: 7	R: 0 E: 0 K: 0 S: 10 H: 2 LOB: 1 BB: 0 P: 16	R: 0 E: 0 K: 1 S: 7 H: 0 LOB: 0 BB: 0 P: 8	R: 3 E: 0 K: 0 S: 13 H: 2 LOB: 0 BB: 0 P: 21	R: 0 E: 0 K: 0 S: 6 H: 0 LOB: 0 BB: 0 P: 11	R: 2 E: 0 K: 1 S: 16 H: 3 LOB: 3 BB: 2 P: 34	R: 0 E: 0 K: 0 S: 5 H: 0 LOB: 0 BB: 0 P: 8	1B: 9 2B: 3 3B: 0 HR: 2 SF: 0 SAC: 0 DP: 1 HBP: 1						

	AB	38
	R	10
	H	13
	RBI	10
	BB	4
	SO	4
	LOB	10

WP: 0 PB: 1 SB: 0 CS: 1 PA: 43

PITCHER		IP	WLS	BF	H	R	ER	SO	BB	IBB	HBP	BLK	WP	HR	S	P	ERA	WHIP
Jeremy Powell, R ERA: 4.75	(1, 1)	5.2	L	28	10	8	8	3	2	0	1	0	0	1	64	103	12.71	2.118
Mike Johnson, R ERA: 11.37	(6, 1)	2.0		11	3	2	2	0	2	0	0	0	0	1	21	42	9.00	2.500
Guillermo Mota, R ERA: 2.98	(8, 1)	1.1		4	0	0	0	1	0	0	0	0	0	0	9	14	0.00	0.000

PITCHER	IP	WLS	BF	H	R	ER	SO	BB	IBB	HBP	BLK	WP	HR	S	P	ERA	WHIP

Atlanta Braves @ Montreal Expos

Olympic Stadium, Montreal, QB

Sun Sep 26 1999, 1:35 PM EDT

Att. 12,582 - Dome - 72 F

BOTTOM

Batter	1	2	3	4	5	6	7	8	9	AB	R	H	RBI	BB	SO	LOB
Rondell White, R (1, 8) OBP: 0.359, SLG: 0.514	B C X 1-1 G4-6-3 1B		X 0-0 F9 ③		C X 0-1 L9 ③			S B C S 1-3 K ①		3	0	1	0	0	0	2
Ryan McGuire, L (7, 7) OBP: 0.344, SLG: 0.343										1	0	0	0	0	1	0
Peter Bergeron, L (1, 7) OBP: 0.375, SLG: 0.273	X 0-0 F8 ①			C B C C X 1-2 F8 ①		B B F B B B 4-1 G4-6-3 BB		B B C F X 2-2 F8 ②		3	0	0	0	1	0	1
(7, 8)																
Jose Vidro, S (1, 4) OBP: 0.348, SLG: 0.486	B F X 1-1 G4-6-3 ② ③ 1-2f			X 0-0 F7 ②		B C X 1-1 G4-6-3 ① ② 1-2f		F B X 1-1 G1-3 ③		3	0	0	0	0	0	2
Wilton Guerrero, S (7, 4) OBP: 0.323, SLG: 0.399										1	0	0	0	0	0	0
Vladimir Guerrero, R (1, 9) OBP: 0.371, SLG: 0.583		X 0-0 G5-3 ①		S X 0-1 2B		X 0-0 1B			S B S S 1-3 K ①	3	0	2	0	0	0	0
Fernando Seguignol, S (7, 9) OBP: 0.303, SLG: 0.398										1	0	0	0	0	1	0
Brad Fullmer, L (1, 3) OBP: 0.323, SLG: 0.471		B X 1-0 G4-3 ②		F F S 0-3 K ③		F F B B B X 2-2 L3 ③			B S C X 1-2 P5 ②	4	0	0	0	0	1	2
Michael Barrett, R (1, 2) OBP: 0.343, SLG: 0.430		B C C X 1-2 2B			C C X 0-2 F9 ①		C F X 0-2 F8 ①		B S C S 1-3 K ③	3	0	1	0	0	0	0
Robert Machado, R (8, 2) OBP: 0.261, SLG: 0.238										1	0	0	0	0	1	0
Trace Coquillette, R (1, 5) OBP: 0.341, SLG: 0.306		C X 0-1 G5-3 ③			B C B B F B 4-2 FC1-5 1B BB		F X 0-1 G4-3 ②			2	0	0	0	1	0	1
Geoff Blum, S (1, 6) OBP: 0.333, SLG: 0.521			C F F X 0-2 G6-3 ①		C 1 SAFE B F 1 SAFE F F B X 2-2 FC1-5 1-2 1B		F F X 0-2 PB 1B			3	0	2	0	0	0	0
Jeremy Powell, R (1, 1) OBP: 0.200, SLG: 0.111			C C X 0-2 G4-3 ②		C X 0-1 FC1-5 ② 1-2 2-3f		F B B F S 2-3 K ③ 1-2			2	0	0	0	0	0	2
Mike Johnson, L (6, 1) OBP: 0.250, SLG: 0.250										1	0	0	0	0	1	1
Guillermo Mota, R (8, 1) OBP: 1.000, SLG: 4.000										0	0	0	0	0	0	0
Inning Stats	R: 0 H: 1 E: 0 LOB: 0 K: 0 BB: 0 S: 5 P: 7	R: 0 H: 1 E: 0 LOB: 1 K: 0 BB: 0 S: 7 P: 9	R: 0 H: 0 E: 0 LOB: 0 K: 0 BB: 0 S: 8 P: 8	R: 0 H: 1 E: 0 LOB: 1 K: 1 BB: 0 S: 9 P: 10	R: 0 H: 1 E: 0 LOB: 2 K: 0 BB: 1 S: 14 P: 20	R: 0 H: 1 E: 0 LOB: 1 K: 0 BB: 1 S: 7 P: 14	R: 0 H: 1 E: 0 LOB: 1 K: 1 BB: 0 S: 11 P: 13	R: 0 H: 0 E: 0 LOB: 0 K: 1 BB: 0 S: 8 P: 12	R: 0 H: 0 E: 0 LOB: 0 K: 2 BB: 0 S: 9 P: 12	1B: 4 SF: 0 2B: 2 SAC: 0 3B: 0 DP: 2 HR: 0 HBP: 0						

livebaseballscorecards.com

AB	31
R	0
H	6
RBI	0
BB	2
SO	5
LOB	11

WP: 0 PB: 1 SB: 0 CS: 0 PA: 33

PITCHER		IP	WLS	BF	H	R	ER	SO	BB	IBB	HBP	BLK	WP	HR	S	P	ERA	WHIP
29 John Smoltz, R ERA: 3.26	(1, 1)	8.0	W	30	6	0	0	3	2	0	0	0	0	0	69	93	0.00	1.000
Bruce Chen, L ERA: 6.28	(9, 1)	1.0	H	3	0	0	0	2	0	0	0	0	0	0	9	12	0.00	0.000

PITCHER	IP	WLS	BF	H	R	ER	SO	BB	IBB	HBP	BLK	WP	HR	S	P	ERA	WHIP

Batter	1	2	3	4	5	6	7	8	9	AB	R	H	RBI	BB	SO	LOB
Gerald Williams, R (1, 7) OBP: 0.336, SLG: 0.456	2-1 1B 10 1B HBP F9			3-3 ① K		3-3 ③ K		4-0 1-2 2-3 BB	3-2 ② G3-1 1-2	4	1	0	0	1	2	5
Bret Boone, R (1, 4) OBP: 0.309, SLG: 0.417	SAFE 2-1 10 1B 1-3 1B 1B	2-2 ① G1-3		4-0 10 G4-6-3 BB			0-0 ① G6-3	2-0 ② P3	0-3 ③ K	5	1	1	0	1	1	4
10 Chipper Jones, S (1, 5) OBP: 0.440, SLG: 0.639	3-2 1B 1-3 SF7 3-H 1B	3-3 ② K		1-2 ②③ G4-6-3 1-2f			0-2 S 1B	0-1 ③ P5		5	1	2	1	0	1	4
Ryan Klesko, L (1, 3) OBP: 0.381, SLG: 0.533 Brian Hunter, R (7, 3) OBP: 0.369, SLG: 0.439	1-0 1B 1B 1-3 WP 3-H 1B	1-1 ③ P3			2-1 ① G3-1		4-0 1-2 IBB		4-1 3B BB	3	1	1	1	1	0	0
										0	1	0	0	1	0	0
Brian Jordan, R (1, 9) OBP: 0.345, SLG: 0.464	0-0 ① SF7 3-H		0-0 HR		0-0 ② F8		0-0 ② P2		0-0 1-H 3B	4	2	2	3	0	0	2
Andruw Jones, R (1, 8) OBP: 0.363, SLG: 0.479	2-0 WP 1B 1-2 1B		1-2 ① G5-3		0-1 ③ G5-3		1-3 ③ K		1-0 3B HBP	4	1	1	0	0	1	2
Greg Myers, L (1, 2) OBP: 0.359, SLG: 0.383	3-0 WP 1-2 2-3 1B		4-0 2B BB			4-1 FC3-6 BB		1-0 ① L8	SAFE SAFE 1-3 ① K	3	0	1	0	2	1	2
José Hernández, R (1, 6) OBP: 0.339, SLG: 0.427 Walt Weiss, S (8, PH) OBP: 0.313, SLG: 0.326	3-3 ② K 1-2 2-3 3-H		1-2 ② 1-H 2B			1-2 ① FC3-6 SH5-4 1-2f		3-1 BB 1B	SAFE 2-2 1-H 1B 3-H 3B	3	0	1	0	0	1	3
(8, 6)										2	1	2	2	0	0	0
Tom Glavine, L (1, 1) OBP: 0.176, SLG: 0.127 Howard Battle, R (8, PH) OBP: 0.455, SLG: 0.333 Mike Remlinger, L (8, 1) Keith Lockhart, L (9, PH) OBP: 0.328, SLG: 0.307 Sean Bergman, R (9, 1) OBP: 0.107, SLG: 0.321	4-2 BB		1-2 ③ G6-3		0-0 ② SH5-4 1-2			0-0 BB 1-2 1B	3-2 G3-1 3-H 1B	1	0	0	0	1	0	1
										1	0	1	0	0	0	0
										0	0	0	0	0	0	0
										1	0	1	1	0	0	0
										0	0	0	0	0	0	0
Inning Stats	R: 4 E: 0 K: 1 S: 18 H: 5 LOB: 3 BB: 1 P: 38	R: 0 E: 0 K: 1 S: 9 H: 0 LOB: 0 BB: 0 P: 15	R: 1 E: 0 K: 0 S: 12 H: 2 LOB: 1 BB: 1 P: 19	R: 0 E: 0 K: 1 S: 9 H: 0 LOB: 0 BB: 1 P: 17	R: 0 E: 0 K: 0 S: 5 H: 0 LOB: 0 BB: 0 P: 7	R: 0 E: 0 K: 1 S: 8 H: 0 LOB: 1 BB: 1 P: 16	R: 0 E: 0 K: 1 S: 9 H: 1 LOB: 2 BB: 1 P: 14	R: 0 E: 0 K: 0 S: 7 H: 2 LOB: 3 BB: 1 P: 17	R: 4 E: 0 K: 2 S: 19 H: 3 LOB: 1 BB: 1 P: 33	1B: 9 2B: 1 3B: 2 HR: 1	SF: 1 SAC: 1 DP: 1 HBP: 2						

TOP

Atlanta Braves @ New York Mets

Shea Stadium, Flushing, NY

Tue Sep 28 1999, 7:10 PM EDT

Att. 43,888 - Overcast - 71 F

livebaseballscorecards.com

AB	36
R	9
H	13
RBI	8
BB	7
SO	7
LOB	23

WP: 1 PB: 0 SB: 1 CS: 0 PA: 47

PITCHER		IP	WLS	BF	H	R	ER	SO	BB	IBB	HBP	BLK	WP	HR	S	P	ERA	WHIP
Orel Hershiser, R ERA: 4.66	(1, 1)	0.1	L	7	5	4	4	0	0	0	1	0	0	0	10	23	108.00	15.000
Octavio Dotel, R ERA: 5.34	(1, 1)	2.2		11	2	1	1	2	2	0	0	0	1	1	29	49	3.38	1.500
Bobby Jones, R ERA: 5.61	(4, 1)	2.0		6	0	0	0	1	1	0	0	0	0	0	14	24	0.00	0.500
Chuck McElroy, L ERA: 5.5	(6, 1)	0.2		3	0	0	0	0	1	0	0	0	0	0	5	10	0.00	1.500
Billy Taylor, R ERA: 4.95	(6, 1)	1.1		6	1	0	0	2	0	1	0	0	0	0	12	20	0.00	0.750

PITCHER		IP	WLS	BF	H	R	ER	SO	BB	IBB	HBP	BLK	WP	HR	S	P	ERA	WHIP
Dennis Cook, L ERA: 3.88	(8, 1)	0.1		4	2	0	0	0	1	0	0	0	0	0	4	12	0.00	9.000
Pat Mahomes, R ERA: 3.88	(8, 1)	1.0		8	3	4	4	1	1	0	1	0	0	0	16	29	36.00	4.000
Jeff Tam, R ERA: 5.4	(9, 1)	0.2		2	0	0	0	1	0	0	0	0	0	0	6	9	0.00	0.000

Atlanta Braves @ New York Mets

Shea Stadium, Flushing, NY

Tue Sep 28 1999, 7:10 PM EDT

Att. 43,888 - Overcast - 71 F

BOTTOM

Batter	1	2	3	4	5	6	7	8	9	AB	R	H	RBI	BB	SO	LOB
Rickey Henderson, R (1, 7) OBP: 0.435, SLG: 0.473	E4		1B		F9			1B 31 G5-3 2B	G6-3 1-2 2-3 3-H	5	1	2	1	0	0	2
Shawon Dunston, R (1, 8) OBP: 0.336, SLG: 0.452	1-2 1B		F7			G3-1 31 G4-3 2B		2-3 31 G5-3 1B	G1-3	5	1	3	0	0	0	3
John Olerud, L (1, 3) OBP: 0.432, SLG: 0.468	K		31 FC1-4 1-2 1B			G3-1 2-3		F7		4	0	1	0	0	1	5
31 Mike Piazza, R (1, 2) OBP: 0.362, SLG: 0.581	F7		FC1-4 1-2f			G4-3 3-H		G5-3 1-2 3-H		4	0	0	2	0	0	5
Edgardo Alfonzo, R (1, 4) OBP: 0.383, SLG: 0.498	K			F8		G4-3		F9		4	0	0	0	0	1	3
Robin Ventura, L (1, 5) OBP: 0.380, SLG: 0.532		P5		P1			G1-6-3 1B		BB 1B G6-3 BB	3	1	1	0	1	0	0
Benny Agbayani, R (1, 9) OBP: 0.358, SLG: 0.527		G6-3		F9			G1-6-3 1-2f		F7	3	0	0	0	0	0	1
Darryl Hamilton, L (9, PH) OBP: 0.379, SLG: 0.420										1	0	0	0	0	0	1
Rey Ordonez, R (1, 6) OBP: 0.314, SLG: 0.313		G4-3			K		1B		G6-3 BB 1-2 1B	4	0	2	0	0	1	0
Orel Hershiser, R (1, 1) OBP: 0.188, SLG: 0.167			F9		G3		K		G6-3 1-2 2-3 BB	0	0	0	0	0	0	0
Octavio Dotel, R (1, 1) OBP: 0.375, SLG: 0.125										0	0	0	0	0	0	0
Jay Payton, R (3, PH) OBP: 0.429, SLG: 0.500										1	0	0	0	0	0	0
Bobby Jones, R (4, 1) OBP: 0.000, SLG: 0.000										0	0	0	0	0	0	0
Melvin Mora, SS (5, PH) OBP: 0.250, SLG: 0.138										1	0	0	0	0	0	0
Chuck McElroy, L (6, 1)										0	0	0	0	0	0	0
Billy Taylor, R (6, 1)										0	0	0	0	0	0	0
Jorge Toca, R (7, PH) OBP: 0.375, SLG: 0.333										1	0	0	0	0	1	1
Dennis Cook, L (8, 1)										0	0	0	0	0	0	0
Pat Mahomes, R (8, 1) OBP: 0.375, SLG: 0.500										0	0	0	0	0	0	0
Jeff Tam, R (8, 1)										0	0	0	0	0	0	0
Matt Franco, L (9, PH) OBP: 0.400, SLG: 0.368										0	0	0	0	1	0	0
Inning Stats	R: 0 E: 1 K: 2 S: 15 H: 1 LOB: 2 BB: 0 P: 23	R: 0 E: 0 K: 0 S: 5 H: 0 LOB: 0 BB: 0 P: 8	R: 0 E: 0 K: 0 S: 10 H: 2 LOB: 2 BB: 0 P: 13	R: 0 E: 0 K: 0 S: 7 H: 0 LOB: 0 BB: 0 P: 13	R: 0 E: 0 K: 1 S: 7 H: 0 LOB: 0 BB: 0 P: 11	R: 1 E: 0 K: 0 S: 7 H: 1 LOB: 0 BB: 0 P: 8	R: 0 E: 0 K: 1 S: 9 H: 2 LOB: 1 BB: 0 P: 12	R: 1 E: 0 K: 0 S: 12 H: 2 LOB: 1 BB: 0 P: 20	R: 1 E: 0 K: 0 S: 9 H: 1 LOB: 2 BB: 2 P: 21	1B: 7 2B: 2 3B: 0 HR: 0	SF: 0 SAC: 0 DP: 1 HBP: 0						

livebaseballscorecards.com

AB	36
R	3
H	9
RBI	3
BB	2
SO	4
LOB	21

WP: 0 PA: 38
PB: 0
SB: 0
CS: 0

PITCHER		IP	WLS	BF	H	R	ER	SO	BB	IBB	HBP	BLK	WP	HR	S	P	ERA	WHIP
Tom Glavine, L ERA: 4.21	(1, 1)	7.0	W	27	6	1	1	4	0	0	0	0	0	0	60	88	1.29	0.857
Mike Remlinger, L ERA: 2.31	(8, 1)	1.0		5	2	1	1	0	0	0	0	0	0	0	12	20	9.00	2.000
Sean Bergman, R ERA: 5.26	(9, 1)	1.0		6	1	1	1	0	2	0	0	0	0	0	9	21	9.00	3.000

PITCHER	IP	WLS	BF	H	R	ER	SO	BB	IBB	HBP	BLK	WP	HR	S	P	ERA	WHIP

Batter	1	2	3	4	5	6	7	8	9	AB	R	H	RBI	BB	SO	LOB
Gerald Williams, R (1, 7) OBP: 0.336, SLG: 0.452 (6, 9)	B F X 1-1 ① F7		B B B C B 4-1 10 BB 1B 1B BB		B X 1-0 ① F7		B B X 2-0 ② ③ G6-4-3 1-2f			3	1	0	0	1	0	1
Bret Boone, R (1, 4) OBP: 0.308, SLG: 0.416	B F B B X 3-1 ② G5-3		1 SAFE B C 1 SAFE X 1-1 10 BB 1-2 1B 1B		B B C X 2-1 ② G6-3			B C X 1-1 ① G1-3		4	1	1	0	0	0	0
10 Chipper Jones, S (1, 5) OBP: 0.440, SLG: 0.637 Walt Weiss, S (6, 6) OBP: 0.312, SLG: 0.325	C B B F B F S 3-3 ③ K		B B B C C S F B 4-2 1B 1-2 2-3 BB		F B X 2-1 ③ F7			B S X 1-1 ② G6-3		2 1	0 0	0 0	0 0	1 0	1 0	0 0
Brian Jordan, R (1, 9) OBP: 0.346, SLG: 0.467 Otis Nixon, S (6, 8) OBP: 0.287, SLG: 0.211		F S X 0-2 G5-3 2B	B F X 1-1 1-2 2-H 3-H 1B			B S B X 2-1 ① L6		B F B B F F X 3-2 F9		3 1	0 0	2 0	2 0	0 0	0 0	0 0
Andruw Jones, R (1, 8) OBP: 0.363, SLG: 0.480 George Lombard, L (6, 7)		S S X 0-2 ① G5-3	C F B C 1-3 ③ K			F F B B B F X 2-2 G6-3 2B			F S B B S 1-3 ① K	3 1	0 0	1 0	0 0	0 0	1 1	3 0
José Hernández, R (1, 6) OBP: 0.339, SLG: 0.425 Bruce Chen, L (6, 1) David Cortes, R (8, 1) Greg Myers, L (9, PH) OBP: 0.357, SLG: 0.381		B X 1-0 ② G5-3 2-3		C B B B F B B 4-2 G6-3 BB		B X 1-0 ② G6-3 2-3			S C B F B B S 3-3 ② K	2 0 0 1	0 0 0 0	0 0 0 0	0 0 0 0	1 0 0 0	0 0 0 1	2 0 0 0
Brian Hunter, R (1, 3) OBP: 0.364, SLG: 0.431 Randall Simon, L (9, PH) OBP: 0.362, SLG: 0.449		B B S B S S 3-3 ③ K		X 0-0 ① F7		X 0-0 ③ G5-3			B F B B B F S 3-3 ③ K	3 1	0 0	0 0	0 0	0 0	1 1	3 0
Eddie Pérez, R (1, 2) OBP: 0.300, SLG: 0.374 Jorge Fabregas, L (7, PR) OBP: 0.286, SLG: 0.305 (7, 2)			B B X 2-0 ① G6-3	B 1 SAFE C B 1 SAFE X 2-1 ② G6-3 1-2			C F B X 1-2 G6-4-3 1B			3 0	0 0	1 0	0 0	0 0	0 0	1 0
Greg Maddux, R (1, 1) OBP: 0.197, SLG: 0.313 30 Kevin McGlinchy, R (4, 1) Howard Battle, R (6, 5) OBP: 0.417, SLG: 0.300			F B X 1-1 ② G5-3	X 0-0 ③ P2			B B C F X 2-2 ① F8			2 0 1	0 0 0	0 0 0	0 0 0	0 0 0	0 0 0	1 0 1
Inning Stats	R: 0 H: 0 E: 0 LOB: 0 K: 1 BB: 0 S: 8 P: 15	R: 0 H: 1 E: 0 LOB: 1 K: 1 BB: 0 S: 10 P: 14	R: 2 H: 2 E: 0 LOB: 2 K: 1 BB: 2 S: 14 P: 28	R: 0 H: 0 E: 0 LOB: 1 K: 0 BB: 1 S: 6 P: 12	R: 0 H: 0 E: 0 LOB: 0 K: 0 BB: 0 S: 5 P: 10	R: 0 H: 1 E: 0 LOB: 1 K: 0 BB: 0 S: 8 P: 13	R: 0 H: 1 E: 0 LOB: 1 K: 0 BB: 0 S: 7 P: 12	R: 0 H: 0 E: 0 LOB: 0 K: 0 BB: 0 S: 8 P: 13	R: 0 H: 0 E: 0 LOB: 0 K: 3 BB: 0 S: 10 P: 17	1B: 3 SF: 0 2B: 2 SAC: 0 3B: 0 DP: 1 HR: 0 HBP: 0						WP: 0 PA: 34 PB: 0 SB: 0 CS: 0

PITCHER		IP	WLS	BF	H	R	ER	SO	BB	IBB	HBP	BLK	WP	HR	S	P	ERA	WHIP
Al Leiter, L ERA: 4.41	(1, 1)	7.0	W	28	5	2	2	3	3	0	0	0	0	0	58	104	2.57	1.143
John Franco, L ERA: 2.9	(8, 1)	1.0		3	0	0	0	0	0	0	0	0	0	0	8	13	0.00	0.000
Armando Benitez, R ERA: 1.93	(9, 1)	1.0		3	0	0	0	3	0	0	0	0	0	0	10	17	0.00	0.000

PITCHER	IP	WLS	BF	H	R	ER	SO	BB	IBB	HBP	BLK	WP	HR	S	P	ERA	WHIP

Atlanta Braves @ New York Mets

Shea Stadium, Flushing, NY

Wed Sep 29 1999, 7:35 PM EDT

Att. 43,922 - Unknown - 70 F

TOP

livebaseballscorecards.com

AB	31
R	2
H	5
RBI	2
BB	3
SO	6
LOB	12

Batter	1	2	3	4	5	6	7	8	9	AB	R	H	RBI	BB	SO	LOB
Rickey Henderson, R (1, 7) OBP: 0.435, SLG: 0.475	C B X 1-1 G4-3 ①	C B C C 1-3 K ③		B F X 1-1 HR 1B 1-2 2-H 3-H	B B C B X 3-1 F9 ②		X 0-0 1-3 2B			5	1	2	2	0	1	2
John Franco, L (8, 1)										0	0	0	0	0	0	0
Armando Benitez, R (9, 1)										0	0	0	0	0	0	0
Edgardo Alfonzo, R (1, 4) OBP: 0.382, SLG: 0.496	C B B B F X 3-2 E6 G4-1 31 1B S	C F B F B X 2-2 F9 ①	C B F F F X 1-2 HR 1B 1-2 2-3	S S B X 1-2 G6-3 ③		B B F B S X 3-2 SF7 ② 3-H				4	2	1	1	0	0	0
John Olerud, L (1, 3) OBP: 0.432, SLG: 0.471	C S X 0-2 G4-1 ② 1-3	B X 1-0 G4-3 ②	C X 0-1 HR 1-H 2-H 3-H		C C B B B F B 4-2 BB BB	B F B S X 2-2 G3 ③				4	1	1	4	1	0	2
31 Mike Piazza, R (1, 2) OBP: 0.363, SLG: 0.581	B X 1-0 1B 3-H	B X 1-0 E5	B S C X 1-2 1B 1B		C C S 0-3 K ①			B B B B 4-0 FC4-6 WP BB		4	0	2	1	0	1	1
Matt Franco, L (8, PH) OBP: 0.367, SLG: 0.369										0	0	0	0	1	0	0
Todd Pratt, R (9, 2) OBP: 0.369, SLG: 0.386										0	0	0	0	0	0	0
Robin Ventura, L (1, 5) OBP: 0.377, SLG: 0.527	X 0-0 F8 ③	F C X 0-2 F7 ③	X 0-0 F7 ①		X 0-0 P4 ②			C B X 1-1 P4 ① 1-2		5	0	0	0	0	0	5
Darryl Hamilton, L (1, 8) OBP: 0.383, SLG: 0.422	C B F X 1-2 G3 ①	B X 1-0 1B 1B 1B C S X 1-1 1-2 1B		B C B B B 4-1 1-2 BB			B B C B B 4-1 FC4-6 BB			3	1	2	0	2	0	0
Roger Cedeno, S (1, 9) OBP: 0.397, SLG: 0.411	C F S 0-3 K ②	B A SAFE X 1-1 1B 1B 1B 1-2 C B F X 1-3 K ②		B S F S 1-3 K ③			X 0-0 FC4-6 ② 1-2f 2-3			5	1	1	0	0	3	6
Rey Ordonez, R (1, 6) OBP: 0.315, SLG: 0.314	C X 0-1 1B 1B	X 0-0 1B 1B 1B 1-2 2-3 B B B X 3-2 G4-3 ③				C F S 0-3 K ①	X 0-0 G1-3 ③			5	1	2	0	0	1	4
Al Leiter, L (1, 1) OBP: 0.143, SLG: 0.148	C X 0-1 1-2 1B	X 0-0 1B 1B HR 1B 1-2 2-3 3-H	B C S B S 2-3 K ①			B C B F B B 4-2 2B SF7 BB				3	1	2	1	0	1	0
Benny Agbayani, R (7, PH) OBP: 0.360, SLG: 0.527										0	1	0	0	1	0	0
Melvin Mora, R (8, 7) OBP: 0.265, SLG: 0.138										0	0	0	0	0	0	0
Inning Stats	R: 1 E: 1 K: 0 S: 10 H: 1 LOB: 1 BB: 0 P: 15	R: 0 E: 0 K: 2 S: 13 H: 2 LOB: 2 BB: 0 P: 15	R: 0 E: 1 K: 0 S: 9 H: 0 LOB: 1 BB: 0 P: 13	R: 7 E: 0 K: 1 S: 27 H: 9 LOB: 2 BB: 0 P: 37	R: 0 E: 0 K: 1 S: 8 H: 0 LOB: 0 BB: 0 P: 14	R: 0 E: 0 K: 2 S: 11 H: 0 LOB: 2 BB: 2 P: 20	R: 1 E: 0 K: 1 S: 12 H: 1 LOB: 1 BB: 1 P: 21	R: 0 E: 0 K: 0 S: 5 H: 0 LOB: 2 BB: 2 P: 14		1B: 11 2B: 1 3B: 0 HR: 1	SF: 1 SAC: 0 DP: 0 HBP: 0					

PITCHER	IP	WLS	BF	H	R	ER	SO	BB	IBB	HBP	BLK	WP	HR	S	P	ERA	WHIP
Greg Maddux, R (1, 1) ERA: 3.57	3.0	L	22	11	8	7	2	0	0	0	0	0	1	49	65	21.00	3.667
30 Kevin McGlinchy, R (4, 1) ERA: 2.9	2.0		7	1	0	0	2	0	0	0	0	0	0	18	29	0.00	0.500
Bruce Chen, L (6, 1) ERA: 6.2	2.0		10	1	1	1	3	3	0	0	0	0	0	23	41	4.50	2.000
David Cortes, R (8, 1) ERA: 4.91	1.0		5	0	0	0	0	2	0	0	0	1	0	5	14	0.00	2.000

PITCHER	IP	WLS	BF	H	R	ER	SO	BB	IBB	HBP	BLK	WP	HR	S	P	ERA	WHIP

BOTTOM

Atlanta Braves @ New York Mets

Shea Stadium, Flushing, NY

Wed Sep 29 1999, 7:35 PM EDT

Att. 43,922 - Unknown - 70 F

livebaseballscorecards.com

AB	38
R	9
H	13
RBI	9
BB	5
SO	7
LOB	20

WP: 1 PA: 44
PB: 0
SB: 1
CS: 0

Batter	1	2	3	4	5	6	7	8	9	10	11	AB	R	H	RBI	BB	SO	LOB
Gerald Williams, R (1, 7) OBP: 0.334, SLG: 0.457	L6		P2		HR		G4-3		F8			5	1	1	1	0	0	2
Keith Lockhart, L (1, 4) Otis Nixon, S (8, PR) OBP: 0.297, SLG: 0.211 Mike Remlinger, L (8, 1) John Rocker, R (9, 1) Greg Myers, L (10, PH) OBP: 0.306, SLG: 0.379 Russ Springer, R (10, 1) Terry Mulholland, R (10, 1) OBP: 0.140, SLG: 0.104	F9			G4-3	F8			10 S 10 1B 1B		K		4 0 0 0 1 0 0	0 1 0 0 0 0 0	1 0 0 0 0 0 0	0 0 0 0 0 0 0	0 0 0 0 0 1 0	0 0 0 0 0 0 0	0 0 0 0 0 0 0
10 Chipper Jones, S (1, 5) OBP: 0.440, SLG: 0.634	BB			L4		F7		1B FC5-2 1-H		K		4	0	1	1	1	1	0
Ryan Klesko, L (1, 3) OBP: 0.380, SLG: 0.534 Brian Hunter, R (8, PH) OBP: 0.365, SLG: 0.432 (8, 3)	L4			1B 2B		P6		FC5-2 BB 2-3		G5-3		3 2	1 0	1 1	1 0	0 0	0 0	1 0
Brian Jordan, R (1, 9) OBP: 0.348, SLG: 0.469		F9		1B BB		L9		FC5-2 1-2			SF8 3B	3	1	1	0	2	0	0
Andruw Jones, R (1, 8) OBP: 0.365, SLG: 0.482		K		FC6 1-3 2-H 1B			SH1-3 2B	FC5-2 1-2 2-3 3-H			S SF8 IBB	4	0	2	1	1	1	3
Ozzie Guillen, L (1, 6) OBP: 0.280, SLG: 0.316		G6-3		FC6 1-2f			SH1-3 2-3	F8			SF8 1-2 3-H	3	0	0	1	0	0	4
Eddie Pérez, R (1, 2) OBP: 0.298, SLG: 0.369			G4-3		G6-3		IBB		G4-3		F9	4	0	0	0	1	0	1
Kevin Millwood, R (1, 1) OBP: 0.175, SLG: 0.218 Bret Boone, R (8, 4) OBP: 0.307, SLG: 0.414			G5-3		K		K		K 2-3			3 2	0 0	0 0	0 0	0 0	2 2	2 1
Inning Stats	R: 0 E: 0 K: 0 S: 8 H: 0 LOB: 1 BB: 1 P: 14	R: 0 E: 0 K: 1 S: 5 H: 0 LOB: 0 BB: 0 P: 6	R: 0 E: 0 K: 0 S: 7 H: 0 LOB: 0 BB: 0 P: 11	R: 1 E: 0 K: 0 S: 9 H: 2 LOB: 2 BB: 1 P: 17	R: 1 E: 0 K: 1 S: 9 H: 1 LOB: 0 BB: 0 P: 11	R: 0 E: 0 K: 0 S: 5 H: 0 LOB: 0 BB: 0 P: 6	R: 0 E: 0 K: 1 S: 15 H: 1 LOB: 2 BB: 1 P: 24	R: 1 E: 0 K: 0 S: 12 H: 3 LOB: 2 BB: 1 P: 25	R: 0 E: 0 K: 1 S: 8 H: 0 LOB: 0 BB: 0 P: 11	R: 0 E: 0 K: 2 S: 7 H: 0 LOB: 0 BB: 0 P: 7	R: 1 E: 0 K: 1 S: 6 H: 1 LOB: 1 BB: 1 P: 10	1B: 4 2B: 2 3B: 1 HR: 1 SF: 1 SAC: 1 DP: 1 HBP: 0	WP: 0 PB: 0 SB: 2 CS: 0 PA: 45					

PITCHER		IP	WLS	BF	H	R	ER	SO	BB	IBB	HBP	BLK	WP	HR	S	P	ERA	WHIP
Masato Yoshii, R ERA: 4.4	(1, 1)	6.2		27	4	2	2	3	2	1	0	0	0	1	50	80	2.70	0.900
Turk Wendell, R ERA: 3.16	(7, 1)	0.1		2	1	1	1	0	0	0	0	0	0	0	10	12	27.00	3.000
John Franco, L ERA: 2.9	(8, 1)	0.0		3	2	0	0	0	1	0	0	0	0	0	5	13	∞	∞
Pat Mahomes, R ERA: 3.82	(8, 1)	1.0		2	0	0	0	0	0	0	0	0	0	0	5	9	0.00	0.000
Armando Benitez, R ERA: 1.88	(9, 1)	2.0		6	0	0	0	3	0	0	0	0	0	0	15	18	0.00	0.000

PITCHER		IP	WLS	BF	H	R	ER	SO	BB	IBB	HBP	BLK	WP	HR	S	P	ERA	WHIP
Octavio Dotel, R ERA: 5.38	(11, 1)	1.0	L	5	1	1	1	1	0	1	0	0	0	0	6	10	9.00	1.000

TOP

Atlanta Braves @ New York Mets

Shea Stadium, Flushing, NY

Thu Sep 30 1999, 7:10 PM EDT

Att. 48,364 - Unknown - 66 F

livebaseballscorecards.com

AB	38
R	4
H	8
RBI	4
BB	5
SO	7
LOB	14

Atlanta Braves @ New York Mets

Shea Stadium, Flushing, NY

Thu Sep 30 1999, 7:10 PM EDT

Att. 48,364 - Unknown - 66 F

livebaseballscorecards.com

Batter	1	2	3	4	5	6	7	8	9	10	11	AB	R	H	RBI	BB	SO	LOB
Rickey Henderson, R (1, 7) OBP: 0.431, SLG: 0.470	SCFC 0-3 ① K		FCBBBFFFS 3-3 ③ K			CX 0-1 ① F9		BCFBFFBX 3-2 ② F8		X 0-0 ③ G4-3		4	0	0	0	0	2	1
Armando Benitez, R (9, 1)												0	0	0	0	0	0	0
Matt Franco, L (10, PH) OBP: 0.367, SLG: 0.369												0	0	0	0	0	0	0
Jay Payton, R (10, PH) OBP: 0.375, SLG: 0.429												1	0	0	0	0	0	1
Octavio Dotel, R (11, 1) OBP: 0.276, SLG: 0.125												0	0	0	0	0	0	0
Edgardo Alfonzo, R (1, 4) OBP: 0.381, SLG: 0.498	CX 0-1 ② F9			BSFFBBX 3-2 ① P5		BX 1-0 ② F8		BBCX 2-1 HR			SSS 0-3 ① K	5	1	1	1	0	1	0
John Olerud, L (1, 3) OBP: 0.429, SLG: 0.467	CCFFX 0-2 ③ F7			BSX 1-1 ② G3		BCBCBFX 3-2 ③ F7		CBX 1-1 ③ G4-3			X 0-0 ② G6-3	5	0	0	0	0	0	0
31 Mike Piazza, R (1, 2) OBP: 0.363, SLG: 0.577		BCX 1-1 ① F9		BFX 1-1 ③ G5-3			BBBB 4-0 G6-3 1B BB		SSBBBFS 2-3 ① K		BBBBB 4-0 BB	3	1	0	0	2	1	0
Shane Halter, R (11, PR)												0	0	0	0	0	0	0
Robin Ventura, L (1, 5) OBP: 0.375, SLG: 0.526		FCFS 0-3 ② K			BX 1-0 1B G4-3-6-3 2B		BX 1-0 ① G6-3 1-2		BBFBFS 2-3 ② K		X 0-0 ③ F7	5	1	1	0	0	2	2
Darryl Hamilton, L (1, 8) OBP: 0.384, SLG: 0.422		FBBBSS 3-3 ③ K			CFFBX 1-2 2-3 1B G4-3-6-3		CFX 0-2 2-H 1B S		CBSFC 1-3 ③ K			4	0	2	1	0	2	0
Roger Cedeno, S (1, 9) OBP: 0.397, SLG: 0.413		FBBFBX 3-2 2B			CX 0-1 ① ② G4-3-6-3 1-2f 3-H		1 SAFE FFX 0-2 ② F8			SSS 0-3 ① K		3	0	1	0	0	0	2
Shawon Dunston, R (9, 9) OBP: 0.335, SLG: 0.450												1	0	0	0	0	1	0
Rey Ordonez, R (1, 6) OBP: 0.314, SLG: 0.314		X 0-0 ① L7			SFBFBX 2-2 1B		C 1 SAFE BX 1-1 ③ P3 1-2			X 0-0 ② F8		4	0	1	0	0	0	2
Masato Yoshii, R (1, 1) OBP: 0.164, SLG: 0.164			CFS 0-3 ② K		X 0-0 ③ B1-3			SSBFFS 1-3 ① K		BBBBB 4-0 BB		2	0	0	0	1	2	
Turk Wendell, L (7, 1)												0	0	0	0	0	0	
John Franco, L (8, 1)												0	0	0	0	0	0	
Melvin Mora, R (8, 9) OBP: 0.266, SLG: 0.138												0	0	0	0	0	0	
Pat Mahomes, R (8, 1) OBP: 0.313, SLG: 0.500												0	0	0	0	0	0	
Benny Agbayani, R (8, PH) OBP: 0.361, SLG: 0.525												1	0	0	0	1	1	0
(9, 7)																		
Inning Stats	R: 0 E: 0 K: 1 S: 11 H: 0 LOB: 0 BB: 0 P: 11	R: 0 E: 0 K: 2 S: 9 H: 0 LOB: 0 BB: 0 P: 13	R: 0 E: 0 K: 2 S: 13 H: 1 LOB: 1 BB: 0 P: 19	R: 0 E: 0 K: 0 S: 8 H: 0 LOB: 0 BB: 0 P: 13	R: 1 E: 0 K: 0 S: 13 H: 3 LOB: 1 BB: 0 P: 17	R: 0 E: 0 K: 0 S: 7 H: 0 LOB: 0 BB: 0 P: 11	R: 1 E: 0 K: 0 S: 9 H: 1 LOB: 1 BB: 1 P: 15	R: 1 E: 0 K: 1 S: 13 H: 1 LOB: 0 BB: 0 P: 20	R: 0 E: 0 K: 3 S: 11 H: 0 LOB: 0 BB: 0 P: 16	R: 0 E: 0 K: 1 S: 5 H: 0 LOB: 1 BB: 1 P: 9	R: 0 E: 0 K: 1 S: 5 H: 0 LOB: 1 BB: 1 P: 9	1B: 3 2B: 2 3B: 0 HR: 1	SF: 0 SAC: 0 DP: 1 HBP: 0					

AB	38
R	3
H	6
RBI	2
BB	3
SO	11
LOB	10

WP: 0 PB: 0 SB: 1 CS: 0 PA: 41

PITCHER		IP	WLS	BF	H	R	ER	SO	BB	IBB	HBP	BLK	WP	HR	S	P	ERA	WHIP
Kevin Millwood, R ERA: 2.68	(1, 1)	7.0		26	5	2	2	5	1	0	0	0	0	0	70	99	2.57	0.857
Mike Remlinger, L ERA: 2.4	(8, 1)	1.0	B	4	1	1	1	1	0	0	0	0	0	1	13	20	9.00	1.000
John Rocker, L ERA: 2.56	(9, 1)	1.0		3	0	0	0	3	0	0	0	0	0	0	11	16	0.00	0.000
Russ Springer, R ERA: 3.57	(10, 1)	0.2		3	0	0	0	1	1	0	0	0	0	0	4	8	0.00	1.500
Terry Mulholland, L ERA: 4.41	(10, 1)	1.1	W	5	0	0	0	1	1	0	0	0	0	0	6	10	0.00	0.750

PITCHER	IP	WLS	BF	H	R	ER	SO	BB	IBB	HBP	BLK	WP	HR	S	P	ERA	WHIP

Batter	1	2	3	4	5	6	7	8	9	AB	R	H	RBI	BB	SO	LOB
Dave Berg, R (1, 4) OBP: 0.356, SLG: 0.391	C X 0-1 CS 1B		C X 0-1 1B 2B		S B C B B S 3-3 ② K			F B C B S 2-3 ① K		4	1	2	0	0	2	1
Alex Gonzalez, R (1, 6) OBP: 0.310, SLG: 0.433	1 SAFE 1 SAFE B S B C F B S 3-3 ① ② K 1-2		B B B B 4-0 1B BB		B C F B X 2-2 ③ F8			B B B C F B 4-2 BB		2	0	0	0	2	1	2
Cliff Floyd, L (1, 7) OBP: 0.373, SLG: 0.502	S X 0-1 ③ F9		B B S X 2-1 G6-4-3 1-3 2-H 1B			X 0-0 ① F9		C S S 0-3 ② K		4	0	1	1	0	1	1
Kevin Millar, R (1, 3) OBP: 0.363, SLG: 0.434		C B S S 1-3 ① K	C X 0-1 ② ③ G6-4-3 1-2f			B B C S S 2-3 ② K		S B X 1-1 ③ P3		4	0	0	0	0	2	3
Preston Wilson, R (1, 8) OBP: 0.354, SLG: 0.509		B C F S 1-3 ② K		B C B S 2-3 ① K		F F H 1-2 HBP			C B B B B 4-1 1B BB	2	0	0	0	1	2	0
Mark Kotsay, L (1, 9) OBP: 0.306, SLG: 0.402 Bruce Aven, R (9, PH) OBP: 0.372, SLG: 0.448		B X 1-0 E 1B		C F B B F F S 2-3 ② K		X 0-0 ③ F9			C S S 0-3 ① K	3 1	0 0	1 0	0 0	0 0	1 1	1 1
Kevin Orie, R (1, 5) OBP: 0.325, SLG: 0.399		C B B B X 3-1 E6 1-2		C B B C C 2-3 ③ K			F S C 0-3 ① K		C S S 0-3 ② K	4	0	0	0	0	3	2
Ramon Castro, R (1, 2) OBP: 0.276, SLG: 0.323 Julio Ramirez, R (9, PR) OBP: 0.200, SLG: 0.211		B X 1-0 ③ F7			C B X 1-1 SH2-4 2B		C B S T B X 2-2 ② G6-3		C B B S S X 2-2 1-3 1B	4 0	0 0	2 0	0 0	0 0	0 0	2 0
Brian Meadows, R (1, 1) OBP: 0.173, SLG: 0.200 John Roskos, R (7, PH) OBP: 0.250, SLG: 0.364 Hector Almonte, R (7, 1) Mike Lowell, R (9, PH) OBP: 0.322, SLG: 0.427			F C C 0-3 ① K		L X 0-1 ① SH2-4 2-3		C S T S 0-3 ③ K		B B C S F X 2-2 ③ F8	1 1 0 1	0 0 0 0	0 0 0 0	0 0 0 0	0 0 0 0	1 1 0 0	0 0 0 2

Florida Marlins @ Atlanta Braves

Turner Field, Atlanta, GA

Fri Oct 01 1999, 7:40 PM EDT

Att. 38,413 - Unknown - 63 F

TOP

livebaseballscorecards.com

AB	31
R	1
H	6
RBI	1
BB	3
SO	15
LOB	15

Inning Stats	1	2	3	4	5	6	7	8	9
	R: 0 E: 0 K: 1 S: 8	H: 1 LOB: 0 BB: 0 P: 11	R: 0 E: 1 K: 2 S: 10	H: 1 LOB: 2 BB: 0 P: 17	R: 1 E: 0 K: 1 S: 9	H: 2 LOB: 1 BB: 1 P: 15	R: 0 E: 0 K: 3 S: 12	H: 0 LOB: 0 BB: 0 P: 18	R: 0 E: 0 K: 1 S: 10	H: 1 LOB: 1 BB: 0 P: 16	R: 0 E: 0 K: 1 S: 7	H: 0 LOB: 1 BB: 0 P: 10	R: 0 E: 0 K: 2 S: 11	H: 0 LOB: 0 BB: 0 P: 13	R: 0 E: 0 K: 2 S: 10	H: 0 LOB: 1 BB: 1 P: 17	R: 0 E: 0 K: 2 S: 14	H: 1 LOB: 2 BB: 1 P: 22

1B: 4	SF: 0	WP: 0	PA: 36
2B: 3	SAC: 1	PB: 0	
3B: 0	DP: 2	SB: 0	
HR: 0	HBP: 1	CS: 1	

PITCHER		IP	WLS	BF	H	R	ER	SO	BB	IBB	HBP	BLK	WP	HR	S	P	ERA	WHIP
29 John Smoltz, R ERA: 3.19	(1, 1)	7.0	W	27	5	1	1	11	1	0	1	0	0	0	67	100	1.29	0.857
Russ Springer, R ERA: 3.5	(8, 1)	1.0	H	4	0	0	0	2	1	0	0	0	0	0	10	17	0.00	1.000
John Rocker, L ERA: 2.52	(9, 1)	1.0	S	5	1	0	0	2	1	0	0	0	0	0	14	22	0.00	2.000

PITCHER	IP	WLS	BF	H	R	ER	SO	BB	IBB	HBP	BLK	WP	HR	S	P	ERA	WHIP

Florida Marlins @ Atlanta Braves

Turner Field, Atlanta, GA

Fri Oct 01 1999, 7:40 PM EDT

Att. 38,413 - Unknown - 63 F

BOTTOM

Batter	1	2	3	4	5	6	7	8	9	AB	R	H	RBI	BB	SO	LOB
Otis Nixon, S (1, 7) OBP: 0.299, SLG: 0.222	4-2 F8 S 10 1B BB		0-0 10 CS BB 1B		0-0 SH1-3 1-2		1-1 G5-4-3 1B			2	1	2	0	1	0	0
Bret Boone, R (1, 4) OBP: 0.309, SLG: 0.414	3-2 F8 1-3		4-0 1-2 BB		1-1 E8 2-H 1B		2-0 G5-4-3 1-2f			3	0	1	0	1	0	2
10 Chipper Jones, S (1, 5) OBP: 0.441, SLG: 0.634 Howard Battle, R (8, 5) OBP: 0.462, SLG: 0.364	1-2 G4-6-3 3-H 1B		0-1 CS 2-3	1-0 G4-3	4-0 IBB			1-2 BB 1B		2 1	0 0	1 1	1 0	1 0	0 0	0 0
Ryan Klesko, L (1, 3) OBP: 0.379, SLG: 0.539 Brian Hunter, R (9, 3) OBP: 0.365, SLG: 0.432	1-1 G4-6-3 1-2f			0-0 HR	2-1 F7			0-0 F7		4 0	1 0	1 0	1 0	0 0	0 0	4 0
Brian Jordan, R (1, 9) OBP: 0.347, SLG: 0.467 George Lombard, L (8, PH) (9, 9)		1-1 L6		1-1 E6 1B G3	0-0 G6-3			4-2 G1-6-3 1-2 BB		3 0	1 0	0 0	0 0	0 1	0 0	2 0
Andruw Jones, R (1, 8) OBP: 0.364, SLG: 0.480		1-2 G5-3		1-0 G3 1-3 1B		2-1 F9		1-0 G1-6-3 1-2f		4	0	1	0	0	0	2
Greg Myers, L (1, 2) OBP: 0.351, SLG: 0.374		1-2 G1-3		1-1 G3 2-3 3-H		0-0 F7				3	0	0	1	0	0	1
Walt Weiss, S (1, 6) OBP: 0.309, SLG: 0.321			3-1 P4	0-0 F8		2-3 K				3	0	0	0	0	1	1
29 John Smoltz, R (1, 1) OBP: 0.338, SLG: 0.387 Ozzie Guillen, L (7, PH) OBP: 0.279, SLG: 0.314 Russ Springer, R (8, 1) John Rocker, R (9, 1)			2-2 G4-3		3-2 SH1-3 E 1B		0-1 G6-3			2 1 0 0	1 0 0 0	1 0 0 0	0 0 0 0	0 0 0 0	0 0 0 0	0 0 0 0
Inning Stats	R: 1 E: 0 K: 0 S: 10 H: 1 LOB: 0 BB: 1 P: 19	R: 0 E: 0 K: 0 S: 9 H: 0 LOB: 0 BB: 0 P: 12	R: 0 E: 0 K: 0 S: 7 H: 1 LOB: 1 BB: 1 P: 16	R: 2 E: 1 K: 0 S: 8 H: 2 LOB: 1 BB: 0 P: 12	R: 1 E: 1 K: 0 S: 13 H: 2 LOB: 2 BB: 1 P: 23	R: 0 E: 0 K: 1 S: 6 H: 0 LOB: 0 BB: 0 P: 10	R: 0 E: 0 K: 0 S: 6 H: 1 LOB: 0 BB: 0 P: 8	R: 0 E: 0 K: 0 S: 9 H: 1 LOB: 1 BB: 1 P: 15		1B: 7 2B: 0 3B: 0 HR: 1	SF: 0 SAC: 1 DP: 3 HBP: 0					

livebaseballscorecards.com

AB	28
R	4
H	8
RBI	3
BB	4
SO	1
LOB	12

WP: 0 PB: 0 SB: 1 CS: 1 PA: 34

PITCHER		IP	WLS	BF	H	R	ER	SO	BB	IBB	HBP	BLK	WP	HR	S	P	ERA	WHIP
Brian Meadows, R ERA: 5.6	(1, 1)	6.0	L	26	6	4	3	1	2	1	0	0	0	1	53	92	4.50	1.333
Hector Almonte, R ERA: 4.2	(7, 1)	2.0		7	2	0	0	0	1	0	0	0	0	0	15	23	0.00	1.500

PITCHER	IP	WLS	BF	H	R	ER	SO	BB	IBB	HBP	BLK	WP	HR	S	P	ERA	WHIP

Batter	1	2	3	4	5	6	7	8	9	10	AB	R	H	RBI	BB	SO	LOB
Dave Berg, R (1, 4) OBP: 0.352, SLG: 0.385	B S M B B X 3-2 ① F9	F X 0-1 ③ L8	C C C 0-3 ③ K	B X 1-0 ③ P3							4	0	0	0	0	1	0
Alex Gonzalez, R (1, 6) OBP: 0.308, SLG: 0.430	F S B S 1-3 ② K	C F S 0-3 ① K	C B B B F F S 3-3 ① K							S S S 0-3 ① K	4	0	0	0	0	4	0
Cliff Floyd, L (1, 7) OBP: 0.375, SLG: 0.514 Antonio Alfonseca, R (10, 1)	B X 1-0 1B	S S B B F F X 2-2 ② F7					B C S S 1-3 ② K			X 0-0 HR	4 0	1 0	2 0	1 0	0 0	1 0	0 0
Preston Wilson, R (1, 8) OBP: 0.352, SLG: 0.505 (10, 7)	B B B C S S 3-3 ③ K	F C S 0-3 ③ K					B F C F S 1-3 ③ K			S S S 0-3 ② K	4	0	0	0	0	4	1
Bruce Aven, R (1, 9) OBP: 0.370, SLG: 0.445 Mark Kotsay, L (8, 9) OBP: 0.305, SLG: 0.402		X 0-0 ① L7	B X 1-0 ① G5-3					B F F F F C 1-3 ① K		X 0-0 ③ P5	3 1	0 0	0 0	0 0	0 0	1 0	0 0
Mike Lowell, R (1, 5) OBP: 0.320, SLG: 0.423		B B B C F X 3-2 ② P4	X 0-0 ② F8					C X 0-1 ② G5-3			3	0	0	0	0	0	0
Derrek Lee, R (1, 3) OBP: 0.266, SLG: 0.330		B B F F X 2-2 ③ L6	B C C B C 2-3 ③ K					S B B B X 3-1 ③ G5-3			3	0	0	0	0	1	0
Mike Redmond, R (1, 2) OBP: 0.382, SLG: 0.353			B F C B X 2-2 ① L8			C B F F X 1-2 ① G6-3			C F B B F S 2-3 ① K		3	0	0	0	0	1	0
Ryan Dempster, R (1, 1) OBP: 0.120, SLG: 0.122 Kevin Orie, R (9, PH) OBP: 0.323, SLG: 0.397 Braden Looper, R (9, 1) Julio Ramirez, R (10, 8) OBP: 0.200, SLG: 0.211			C B X 1-1 ② G1-3			S M B X 1-2 ② F8			B X 1-0 ② F7		2 1 0 0	0 0 0 0	0 0 0 0	0 0 0 0	0 0 0 0	0 0 0 0	0 0 0 0
Inning Stats	R: 0 E: 0 K: 2 S: 10 H: 1 LOB: 1 BB: 0 P: 18	R: 0 E: 0 K: 0 S: 7 H: 0 LOB: 0 BB: 0 P: 12	R: 0 E: 0 K: 0 S: 7 H: 0 LOB: 0 BB: 0 P: 10	R: 0 E: 0 K: 2 S: 11 H: 0 LOB: 0 BB: 0 P: 13	R: 0 E: 0 K: 1 S: 5 H: 0 LOB: 0 BB: 0 P: 8	R: 0 E: 0 K: 1 S: 10 H: 0 LOB: 0 BB: 0 P: 12	R: 0 E: 0 K: 3 S: 11 H: 0 LOB: 0 BB: 0 P: 16	R: 0 E: 0 K: 1 S: 9 H: 0 LOB: 0 BB: 0 P: 13	R: 0 E: 0 K: 1 S: 6 H: 0 LOB: 0 BB: 0 P: 10	R: 1 E: 0 K: 2 S: 8 H: 1 LOB: 0 BB: 0 P: 8	1B: 1 2B: 0 3B: 0 HR: 1	SF: 0 SAC: 0 DP: 0 HBP: 0					

PITCHER	IP	WLS	BF	H	R	ER	SO	BB	IBB	HBP	BLK	WP	HR	S	P	ERA	WHIP
Bruce Chen, L (1, 1) ERA: 5.47	6.0		19	1	0	0	6	0	0	0	0	0	0	50	73	0.00	0.167
30 Kevin McGlinchy, R (7, 1) ERA: 2.82	2.0		6	0	0	0	4	0	0	0	0	0	0	20	29	0.00	0.000
Sean Bergman, R (9, 1) ERA: 5.21	1.0		3	0	0	0	1	0	0	0	0	0	0	6	10	0.00	0.000
50 Derrin Ebert, L (10, 1) ERA: 5.63	1.0	L	4	1	1	1	2	0	0	0	0	0	1	8	8	9.00	1.000

PITCHER	IP	WLS	BF	H	R	ER	SO	BB	IBB	HBP	BLK	WP	HR	S	P	ERA	WHIP

TOP

Florida Marlins @ Atlanta Braves

Turner Field, Atlanta, GA

Sat Oct 02 1999, 1:15 PM EDT

Att. 45,394 - Sunny - 71 F

livebaseballscorecards.com

AB	32
R	1
H	2
RBI	1
BB	0
SO	13
LOB	1

WP: 0 PB: 0 SB: 0 CS: 0 PA: 32

Batter	1	2	3	4	5	6	7	8	9	10	AB	R	H	RBI	BB	SO	LOB
Gerald Williams, R (1, 7) OBP: 0.333, SLG: 0.453 (5, 9)	B F B X 2-1 F7 ①		L L S 0-3 K ②			X 0-0 G4-3 ①		C B B X 2-1 1B		X 0-0 F7 ③ 1-2	5	0	1	0	0	1	1
Bret Boone, R (1, 4) OBP: 0.309, SLG: 0.414 Keith Lockhart, L (4, 4) OBP: 0.328, SLG: 0.308	X 0-0 10 1B 1B		B B F X 2-1 F8 ③			C X 0-1 1B		B X 1-0 G4-3 ③			2 2	0 0	1 1	0 0	0 0	0 0	0 1
10 Chipper Jones, S (1, 5) OBP: 0.441, SLG: 0.633 Howard Battle, R (5, 5) OBP: 0.400, SLG: 0.308	B B X 2-0 1-2 1B			X 0-0 P4 ①		S B C B F X 2-2 L6 ②			X 0-0 G4-3 ①		2 2	0 0	1 0	0 0	0 0	0 0	0 1
Ryan Klesko, L (1, 3) OBP: 0.377, SLG: 0.535 (6, 7) 30 Kevin McGlinchy, R (7, 1) Sean Bergman, R (9, 1) OBP: 0.107, SLG: 0.321 Ozzie Guillen, L (9, PH) OBP: 0.282, SLG: 0.317 Randall Simon, L (10, 3) OBP: 0.362, SLG: 0.449	X 0-0 L7 ②			B F B F S 2-3 K ②		B B X 2-0 G4-3 ③			C X 0-1 1B		3 0 0 1 0	0 0 0 0 0	0 0 0 1 0	0 0 0 0 0	0 0 0 0 0	1 0 0 0 0	3 0 0 0 0
Brian Jordan, R (1, 9) OBP: 0.346, SLG: 0.465 Otis Nixon, S (5, 7) OBP: 0.302, SLG: 0.221 (6, 8)	C B B S C 2-3 K ③			F B F S 1-3 K ③			B B C B B 4-1 CS BB		C G B 1 SAFE B S 2-3 K ②		2 1	0 0	0 0	0 1	0 1	2 1	2 1
Andruw Jones, R (1, 8) OBP: 0.364, SLG: 0.481 Brian Hunter, R (6, 3) OBP: 0.362, SLG: 0.427 50 Derrin Ebert, R (10, 1)		F F S 0-3 K ①			B B S C X 2-2 1B		1 SAFE B F B B X 3-1 F8 ①		B B F F X 3-2 P4 ③		2 2 0	0 0 0	1 0 0	0 0 0	0 0 0	1 0 0	0 2 0
José Hernández, R (1, 6) OBP: 0.337, SLG: 0.423 Walt Weiss, S (8, 6) OBP: 0.311, SLG: 0.321	B F S X 1-2 G1-3 ②				1 SAFE X 0-0 L9 ①		C B B F B X 3-2 F9 ② ③ 1-2			B B B B 4-0 G1-6-3 BB	3 0	0 0	0 0	0 0	0 1	0 0	2 0
Jorge Fabregas, L (1, 2) OBP: 0.281, SLG: 0.300	C B S B B X 3-2 F8 ③				1 SAFE C X 0-1 F8 ②			B X 1-0 G1-3 ①		X 0-0 ① G1-6-3 ② 1-2f	4	0	0	0	0	0	2
Bruce Chen, L (1, 1) George Lombard, L (7, 7) OBP: 0.500, SLG: 0.333			C B X 1-1 F8 ①		C F C 0-3 ③			B C F B S 2-3 K ②		X 0-0 S 1B	2 2	0 0	0 1	0 0	0 0	1 1	1 0
Inning Stats	R: 0 E: 0 K: 1 S: 8 H: 2 LOB: 2 BB: 0 P: 14	R: 0 E: 0 K: 1 S: 9 H: 0 LOB: 0 BB: 0 P: 13	R: 0 E: 0 K: 1 S: 7 H: 0 LOB: 0 BB: 0 P: 10	R: 0 E: 0 K: 2 S: 7 H: 0 LOB: 0 BB: 0 P: 10	R: 0 E: 0 K: 1 S: 9 H: 1 LOB: 1 BB: 0 P: 11	R: 0 E: 0 K: 0 S: 8 H: 1 LOB: 1 BB: 0 P: 12	R: 0 E: 0 K: 0 S: 6 H: 0 LOB: 0 BB: 1 P: 16	R: 0 E: 0 K: 1 S: 7 H: 1 LOB: 1 BB: 0 P: 13	R: 0 E: 0 K: 1 S: 9 H: 1 LOB: 1 BB: 0 P: 14	R: 0 E: 0 K: 0 S: 3 H: 1 LOB: 1 BB: 1 P: 7	1B: 7 2B: 0 3B: 0 HR: 0 SF: 0 SAC: 0 DP: 1 HBP: 0						WP: 0 PB: 0 SB: 1 CS: 1 PA: 37

PITCHER		IP	WLS	BF	H	R	ER	SO	BB	IBB	HBP	BLK	WP	HR	S	P	ERA	WHIP
Ryan Dempster, R ERA: 4.71	(1, 1)	8.0		29	5	0	0	7	1	0	0	0	0	0	61	99	0.00	0.750
Braden Looper, R ERA: 3.8	(9, 1)	1.0	W	4	1	0	0	1	0	0	0	0	0	0	9	14	0.00	1.000
Antonio Alfonseca, R ERA: 3.24	(10, 1)	1.0	S	4	1	0	0	0	1	0	0	0	0	0	3	7	0.00	2.000

PITCHER	IP	WLS	BF	H	R	ER	SO	BB	IBB	HBP	BLK	WP	HR	S	P	ERA	WHIP

BOTTOM

Florida Marlins @ Atlanta Braves

Turner Field, Atlanta, GA

Sat Oct 02 1999, 1:15 PM EDT

Att. 45,394 - Sunny - 71 F

livebaseballscorecards.com

AB	35
R	0
H	7
RBI	0
BB	2
SO	8
LOB	16

Batter	1	2	3	4	5	6	7	8	9	AB	R	H	RBI	BB	SO	LOB
Dave Berg, R (1, 4) OBP: 0.348, SLG: 0.382 Amaury Garcia, R (5, 4) OBP: 0.333, SLG: 0.583	B B F C C 2-3 ① K		B B S F B F F S 3-3 ② K		F F S 0-3 ③ K			B F B S S 2-3 ③ K		3 0 0 0 0 3 1 1 0 0 0 0 1 0						
Alex Gonzalez, R (1, 6) OBP: 0.308, SLG: 0.430 Chris Clapinski, S (6, PH) OBP: 0.348, SLG: 0.321 (6, 6)	B C X 1-1 1B 1B		B F X 1-1 ③ P4			B C F S 1-3 ① K			X 0-0 ① P4	2 0 1 0 0 0 0 2 0 0 0 0 1 0						
Cliff Floyd, L (1, 7) OBP: 0.379, SLG: 0.518 Bruce Aven, R (4, 7) OBP: 0.370, SLG: 0.444	B S X 1-1 1-3 1B			X 0-0 G6-4-3 1B		B C S B X 2-2 ② F8			B B B B 4-0 G3-1 BB	2 0 2 0 0 0 0 1 0 0 0 1 0 0						
Preston Wilson, R (1, 8) OBP: 0.350, SLG: 0.502 (4, 9) Mike Redmond, R (9, PH) OBP: 0.381, SLG: 0.351	B C B B X 3-1 ② G1-3			S B X 1-1 ① ② G6-4-3 1-2f		S S B S 1-3 ③ K			C S F X 0-2 ② G3-1 1-2	3 0 0 0 0 1 3 1 0 0 0 0 0 1						
Mark Kotsay, L (1, 9) OBP: 0.306, SLG: 0.402 Julio Ramirez, R (4, 8) OBP: 0.182, SLG: 0.190	C B C B B X 3-2 ③ G1-3			X 0-0 1B			B B F C X 2-2 ① F7		C S C 0-3 ③ K	2 0 1 0 0 0 2 2 0 0 0 0 1 1						
Mike Lowell, R (1, 5) OBP: 0.317, SLG: 0.419		F F B C 1-3 ① K		X 0-0 ③ F8			X 0-0 ② G6-3			3 0 0 0 0 1 1						
Derrek Lee, R (1, 3) OBP: 0.263, SLG: 0.326		B F B S B C 3-3 ② K			B X 1-0 ① F9		C S X 0-2 ③ F9			3 0 0 0 0 1 0						
Ramon Castro, R (1, 2) OBP: 0.282, SLG: 0.328 John Roskos, R (5, 2) OBP: 0.231, SLG: 0.333		C C B F C 1-3 ③ K			F X 0-1 1B			C X 0-1 ① G4-3		2 0 1 0 0 1 0 1 0 0 0 0 0 0						
Dennis Springer, R (1, 1) OBP: 0.118, SLG: 0.140 38 Reid Cornelius, R (3, 1) OBP: 0.200, SLG: 0.200 Kevin Millar, R (5, PH) OBP: 0.362, SLG: 0.433 Michael Tejera, L (5, 1) Vic Darensbourg, L (7, 1) Kevin Orie, R (8, PH) OBP: 0.322, SLG: 0.396 Brent Billingsley, L (8, 1)		C B X 1-1 ① F9			F X 0-1 ② F7			F B X 1-1 ② G5-3		1 0 0 0 0 0 0 0 0 0 0 0 0 0 1 0 0 0 0 0 1 0 0 0 0 0 0 0 0 0 0 0 0 0 0 1 0 0 0 0 0 0 0 0 0 0 0 0 0						
Inning Stats	R: 0 H: 2 E: 0 LOB: 2 K: 1 BB: 0 S: 12 P: 22	R: 0 H: 0 E: 0 LOB: 0 K: 3 BB: 0 S: 10 P: 15	R: 0 H: 0 E: 0 LOB: 0 K: 1 BB: 0 S: 9 P: 14	R: 0 H: 2 E: 0 LOB: 1 K: 0 BB: 0 S: 5 P: 6	R: 0 H: 1 E: 0 LOB: 1 K: 1 BB: 0 S: 8 P: 9	R: 0 H: 0 E: 0 LOB: 0 K: 2 BB: 0 S: 9 P: 13	R: 0 H: 0 E: 0 LOB: 0 K: 0 BB: 0 S: 7 P: 9	R: 0 H: 0 E: 0 LOB: 0 K: 1 BB: 0 S: 7 P: 10	R: 0 H: 0 E: 0 LOB: 1 K: 1 BB: 1 S: 8 P: 12	1B: 5 SF: 0 2B: 0 SAC: 0 3B: 0 DP: 1 HR: 0 HBP: 0						

TOP

Florida Marlins @ Atlanta Braves

Turner Field, Atlanta, GA

Sun Oct 03 1999, 1:10 PM EDT

Att. 40,570 - Sunny - 80 F

livebaseballscorecards.com

AB	31
R	0
H	5
RBI	0
BB	1
SO	10
LOB	10

WP: 0 PA: 32
PB: 0
SB: 0
CS: 0

PITCHER		IP	WLS	BF	H	R	ER	SO	BB	IBB	HBP	BLK	WP	HR	S	P	ERA	WHIP
Tom Glavine, L ERA: 4.12	(1, 1)	5.0	W	19	5	0	0	6	0	0	0	0	0	0	44	66	0.00	1.000
Russ Springer, R ERA: 3.42	(6, 1)	1.0		3	0	0	0	2	0	0	0	0	0	0	9	13	0.00	0.000
Terry Mulholland, L ERA: 4.39	(7, 1)	1.0		3	0	0	0	0	0	0	0	0	0	0	7	9	0.00	0.000
Mike Remlinger, L ERA: 2.37	(8, 1)	1.0		3	0	0	0	1	0	0	0	0	0	0	7	10	0.00	0.000
John Rocker, L ERA: 2.49	(9, 1)	1.0		4	0	0	0	1	1	0	0	0	0	0	8	12	0.00	1.000

PITCHER	IP	WLS	BF	H	R	ER	SO	BB	IBB	HBP	BLK	WP	HR	S	P	ERA	WHIP

Batter	1	2	3	4	5	6	7	8	9	AB	R	H	RBI	BB	SO	LOB
Gerald Williams, R (1, 9) OBP: 0.335, SLG: 0.457	B X 1-0 FC3-6 1B	X 0-0 ② P6	B C X 1-1 1B 1-3 3-H 2B		B C F B B X 3-2 ③ P8		B B C X 2-1 ① L6	B S B X 2-1 BB 1B G4-6-3 1-2 2-3 1B		3	1	2	1	0	0	2
George Lombard, L (4, 9) OBP: 0.429, SLG: 0.333										3	1	1	0	0	0	1
Otis Nixon, S (1, 7) OBP: 0.309, SLG: 0.232	B C X 1-1 ① FC3-6 1-2f	B X 1-0 ③ P3	X 0-0 ② L6			X 0-0 BB HR 1B	B S S B X 2-2 E9 2-H 1B	B B F X 2-1 G4-6-3 BB 1-2 2-3 3-H 1B		6	2	3	1	0	0	5
(3, 8)																
Bret Boone, R (1, 4) OBP: 0.310, SLG: 0.416	B B C C X 2-2 ② F8		X 1-0 1B 2B X 0-0 2-H 3-H 1B			C F B B B B 4-2 1-2 HR BB	C S S 0-3 ② K	B B C B B 4-1 G4-6-3 1-2 2-3 3-H BB		2	1	1	0	0	0	1
Keith Lockhart, L (3, PH) OBP: 0.337, SLG: 0.311										2	1	1	3	2	1	1
(4, 4)																
Ryan Klesko, L (1, 3) OBP: 0.376, SLG: 0.532	X 0-0 ③ P2		X 0-1 G3 BB 2-H 2B 1B			F B F S 1-3 ① K	B B B B 4-0 1B 1B BB	B X 1-0 ① ② G4-6-3 1-2f 2-3 3-H		4	1	1	1	0	1	4
Terry Mulholland, R (7, 1) OBP: 0.140, SLG: 0.104										0	0	0	0	0	0	0
Freddy Garcia, R (7, PH) OBP: 0.291, SLG: 0.432										0	0	0	0	1	0	0
Mike Remlinger, L (8, 1)										0	0	0	0	0	0	0
Jorge Fabregas, L (8, PH) OBP: 0.280, SLG: 0.299			B B B F S 3-2 ③ G1-3							1	0	0	0	0	0	2
(9, 3)																
Andruw Jones, R (1, 8) OBP: 0.365, SLG: 0.483		B C B B C X 3-2 2B 2B	B B B F B 4-1 G3 1-2 2B BB	F X 0-1 ① F7		C F S 0-3 ② K	F B X 1-1 1B 1-2 2-H 1B	B B B C B 4-1 BB		1	1	1	0	0	0	0
Brian Hunter, R (3, 7) OBP: 0.367, SLG: 0.425										3	1	1	1	2	1	2
Ozzie Guillen, L (1, 5) OBP: 0.284, SLG: 0.323	X 0-0 G6-3 1B 2-H 2B	X 0-0 ① G3 1-2 2-3	X 0-0 ② F7			B S F B X 2-2 1-H 2-H HR	B B B C X 3-1 1-2 2-3 1B	B B B C F S 3-3 ③ K		2	1	1	1	0	0	2
Howard Battle, R (4, 5) OBP: 0.421, SLG: 0.529										4	1	2	3	0	1	2
Eddie Pérez, R (1, 2) OBP: 0.299, SLG: 0.372	X 0-0 ① G6-3 2-3	X 0-0 1B 1B 2-H 3-H 2B	C B F C 1-3 ③ K			B C F X 1-2 ③ G4-3	X 0-0 ③ P6			3	1	1	2	0	1	1
Greg Myers, L (5, 2) OBP: 0.348, SLG: 0.370										2	0	0	0	0	0	3
Walt Weiss, S (1, 6) OBP: 0.315, SLG: 0.323	B B B B 4-0 1B BB	F C B F X 1-2 E 1B 2-3 2B 1B			C X 0-1 ① G5-3		X 0-0 2B 2B	B C B F X 2-2 1B BB 1B 1B		2	1	1	0	1	0	0
Russ Springer, R (6, 1)										0	0	0	0	0	0	0
Randall Simon, L (7, 3) OBP: 0.367, SLG: 0.459										2	2	2	0	0	0	0
John Rocker, R (9, 1)										0	0	0	0	0	0	0
Tom Glavine, L (1, 1) OBP: 0.200, SLG: 0.154	B C X 1-1 1-3 3-H 1B	X 0-0 E7 2B 1-3 3-H 1B			C F B S 1-3 ② K		B S S F B X 2-2 E 2-H 2B	B F B B S B 4-2 1B 1B 1-2 BB BB		2	1	2	2	0	0	0
José Hernández, R (5, PH) OBP: 0.339, SLG: 0.425										2	2	1	1	1	1	0
(6, 6)																
Inning Stats	R: 0 H: 1 E: 0 LOB: 1 K: 0 BB: 0 S: 7 P: 11	R: 2 H: 3 E: 0 LOB: 2 K: 0 BB: 1 S: 9 P: 18	R: 7 H: 7 E: 1 LOB: 1 K: 0 BB: 1 S: 18 P: 28	R: 0 H: 0 E: 0 LOB: 0 K: 1 BB: 0 S: 6 P: 7	R: 0 H: 0 E: 0 LOB: 0 K: 1 BB: 0 S: 8 P: 12	R: 3 H: 2 E: 0 LOB: 0 K: 2 BB: 1 S: 15 P: 23	R: 3 H: 5 E: 1 LOB: 3 K: 1 BB: 1 S: 18 P: 32	R: 3 H: 3 E: 0 LOB: 2 K: 1 BB: 3 S: 15 P: 37		1B: 13 SF: 0 2B: 7 SAC: 0 3B: 0 DP: 1 HR: 1 HBP: 0						

PITCHER	IP	WLS	BF	H	R	ER	SO	BB	IBB	HBP	BLK	WP	HR	S	P	ERA	WHIP
Dennis Springer, R (1, 1) ERA: 4.86	2.1	L	17	8	7	7	0	2	0	0	0	0	0	26	45	27.00	4.286
38 Reid Cornelius, R (3, 1) ERA: 3.26	1.2		8	3	2	2	1	0	0	0	0	0	0	14	19	10.80	1.800
Michael Tejera, L (5, 1) ERA: 11.37	2.2		15	5	6	6	4	2	0	0	0	0	1	36	58	20.25	2.625
Vic Darensbourg, L (7, 1) ERA: 8.83	0.1		3	2	0	0	0	0	0	0	0	0	0	5	9	0.00	6.000
Brent Billingsley, L (8, 1) ERA: 16.43	1.0		8	3	3	3	1	3	0	0	0	0	0	15	37	27.00	6.000

PITCHER	IP	WLS	BF	H	R	ER	SO	BB	IBB	HBP	BLK	WP	HR	S	P	ERA	WHIP

BOTTOM

Florida Marlins @ Atlanta Braves

Turner Field, Atlanta, GA

Sun Oct 03 1999, 1:10 PM EDT

Att. 40,570 - Sunny - 80 F

livebaseballscorecards.com

AB	44
R	18
H	21
RBI	16
BB	7
SO	6
LOB	26

WP: 0 PA: 51
PB: 0
SB: 0
CS: 0

Houston Astros @ Atlanta Braves

Turner Field, Atlanta, GA

Tue Oct 05 1999, 4:00 PM EDT

Att. 39,119 - Sunny - 71 F

TOP

livebaseballscorecards.com

Batter	1	2	3	4	5	6	7	8	9	AB	R	H	RBI	BB	SO	LOB
Craig Biggio, R (1, 4) OBP: 0.200, SLG: 0.200	F9		K		G6-3	1-3 1B			K	5	0	1	0	0	2	1
Bill Spiers, L (1, 9) (6, 7) Stan Javier, S (9, PH) (9, 7) OBP: 1.000, SLG: 1.000	G3		S 1B		5 1B		K		5 IBB HR 1-3 1B	4 1	0 1	2 1	0 0	0 0	1 0	0 0
5 Jeff Bagwell, R (1, 3) OBP: 0.400, SLG: 0.250	K		F8		1-3 1B		F8		HR 1-2 IBB	4	1	1	0	1	1	1
Carl Everett, S (1, 8) (6, 9) OBP: 0.400, SLG: 0.333		BB 1B 1B	K 1-2		G4-6-3 IBB		L9		SF8 3-H	3	1	1	1	1	1	1
Ken Caminiti, S (1, 5) OBP: 0.800, SLG: 1.500		BB 1B CS 1-2 BB		G4-3 G4-3 1B	G4-6-3 1-2f			SH1-4 1B	1-H 2-H HR	4	1	3	3	1	0	3
Daryle Ward, L (1, 7) OBP: 0.333, SLG: 1.333 Glen Barker, S (6, 8)		K	G4-3 1-2			HR		SH1-4 1-2	G1-3	3 1	1 0	1 0	1 0	0 0	1 0	3 0
Tony Eusebio, R (1, 2) OBP: 0.500, SLG: 0.500		BB 1-2 2-H 1B	G4-3 2-3			G6-4-3 1B		F8		4	0	2	1	0	0	2
Ricky Gutierrez, R (1, 6)		BB 1-2 2-3	IBB			G6-4-3 1-2f		K		2	0	0	0	2	1	2
Shane Reynolds, R (1, 1) OBP: 0.333, SLG: 0.333 Trever Miller, R (7, 1) Doug Henry, R (7, 1) Matt Mieske, R (9, PH) Billy Wagner, L (9, 1)		G6-3 3-H	G1-3			1B 1B			BB 1B SF8	3 0 0 0 0	0 0 0 1 0	1 0 0 0 0	0 0 0 0 0	0 0 0 1 0	0 0 0 0 0	5 0 0 0 0

	AB	34
	R	6
	H	13
	RBI	6
	BB	6
	SO	7
	LOB	18

Inning Stats	1	2	3	4	5	6	7	8	9	1B: 11	SF: 1	WP: 0	PA: 42
	R: 0 E: 0 K: 1 S: 5 H: 0 LOB: 0 BB: 0 P: 5	R: 1 E: 0 K: 1 S: 6 H: 2 LOB: 2 BB: 2 P: 14	R: 0 E: 0 K: 2 S: 8 H: 1 LOB: 1 BB: 0 P: 8	R: 0 E: 0 K: 0 S: 4 H: 1 LOB: 2 BB: 1 P: 8	R: 0 E: 0 K: 0 S: 4 H: 2 LOB: 2 BB: 1 P: 8	R: 1 E: 0 K: 0 S: 5 H: 4 LOB: 2 BB: 0 P: 5	R: 0 E: 0 K: 1 S: 5 H: 0 LOB: 0 BB: 0 P: 5	R: 0 E: 0 K: 1 S: 6 H: 1 LOB: 1 BB: 0 P: 6	R: 4 E: 0 K: 1 S: 7 H: 2 LOB: 0 BB: 2 P: 15	2B: 0 3B: 0 HR: 2	SAC: 1 DP: 2 HBP: 0	PB: 0 SB: 1 CS: 1	

PITCHER	IP	WLS	BF	H	R	ER	SO	BB	IBB	HBP	BLK	WP	HR	S	P	ERA	WHIP
Greg Maddux, R (1, 1) ERA: 2.57	7.0	L	31	10	2	2	5	2	2	0	0	0	1	37	53	2.57	1.714
Mike Remlinger, L (8, 1) ERA: 18.0	2.0		11	3	4	4	2	1	1	0	0	0	1	13	21	18.00	2.000

PITCHER	IP	WLS	BF	H	R	ER	SO	BB	IBB	HBP	BLK	WP	HR	S	P	ERA	WHIP

Houston Astros @ Atlanta Braves

Turner Field, Atlanta, GA

Tue Oct 05 1999, 4:00 PM EDT

Att. 39,119 - Sunny - 71 F

BOTTOM

Batter	1	2	3	4	5	6	7	8	9	AB	R	H	RBI	BB	SO	LOB
Gerald Williams, R (1, 7) OBP: 0.500, SLG: 0.500	G6-4-3 1B		G6-3		10 BB 1B 2-H		G6-3			4	0	2	1	0	0	1
Bret Boone, R (1, 4) OBP: 0.250, SLG: 0.250	G6-4-3 1-2f			G3	10 BB 1-2 1B		G5-3			4	0	1	0	0	0	1
10 Chipper Jones, S (1, 5)	F7			1B BB B B B	1-2 2-3 BB B B B			G4-3		2	0	0	0	2	0	0
Ryan Klesko, L (1, 3)		G4-3		F7 S S S	K			F2		4	0	0	0	0	1	4
Brian Jordan, R (1, 9) OBP: 0.500, SLG: 0.500		G4-3		1-3 1B		G4-3 1B		F9		4	0	2	0	0	0	0
Andruw Jones, R (1, 8)		G5-3		P4		F7			G6-3	4	0	0	0	0	0	3
Eddie Pérez, R (1, 2) OBP: 0.250, SLG: 0.250			FC6-4 1B		G5-3	G4-3 1-2			F9	4	0	1	0	0	0	1
José Hernández, R (1, 6) OBP: 0.250, SLG: 0.250			FC6-4 SH3-4 1-2f		S 1B 1B	L7			K S S S	4	1	1	0	0	1	2
Greg Maddux, R (1, 1)			SH3-4 1-2		G6-3 1-2		G4-3			1	0	0	0	0	0	1
Keith Lockhart, L (7, PH)										0	0	0	0	0	0	0
Howard Battle, R (7, PH)										1	0	0	0	0	0	0
Mike Remlinger, L (8, 1)										0	0	0	0	0	0	0
Inning Stats	R: 0 E: 0 K: 0 S: 3 H: 1 LOB: 0 BB: 0 P: 3	R: 0 E: 0 K: 0 S: 3 H: 0 LOB: 0 BB: 0 P: 3	R: 0 E: 0 K: 0 S: 4 H: 1 LOB: 1 BB: 0 P: 4	R: 0 E: 0 K: 0 S: 4 H: 1 LOB: 2 BB: 1 P: 8	R: 1 E: 0 K: 1 S: 8 H: 3 LOB: 3 BB: 1 P: 12	R: 0 E: 0 K: 0 S: 4 H: 1 LOB: 1 BB: 0 P: 4	R: 0 E: 0 K: 0 S: 3 H: 0 LOB: 0 BB: 0 P: 3	R: 0 E: 0 K: 0 S: 3 H: 0 LOB: 0 BB: 0 P: 3	R: 0 E: 0 K: 1 S: 5 H: 0 LOB: 0 BB: 0 P: 5	1B: 7 2B: 0 3B: 0 HR: 0	SF: 0 SAC: 1 DP: 1 HBP: 0						

livebaseballscorecards.com

AB	32
R	1
H	7
RBI	1
BB	2
SO	2
LOB	13

WP: 0 PB: 0 SB: 1 CS: 0 PA: 35

PITCHER		IP	WLS	BF	H	R	ER	SO	BB	IBB	HBP	BLK	WP	HR	S	P	ERA	WHIP
Shane Reynolds, R ERA: 1.5	(1, 1)	6.0	W	26	7	1	1	1	2	0	0	0	0	0	26	34	1.50	1.500
Trever Miller, L ERA:	(7, 1)	0.1	H	1	0	0	0	0	0	0	0	0	0	0	1	1	0.00	0.000
Doug Henry, R ERA:	(7, 1)	1.2	H	5	0	0	0	0	0	0	0	0	0	0	5	5	0.00	0.000
Billy Wagner, L ERA:	(9, 1)	1.0		3	0	0	0	1	0	0	0	0	0	0	5	5	0.00	0.000

PITCHER	IP	WLS	BF	H	R	ER	SO	BB	IBB	HBP	BLK	WP	HR	S	P	ERA	WHIP

Batter	1	2	3	4	5	6	7	8	9	AB	R	H	RBI	BB	SO	LOB
Craig Biggio, R (1, 4) OBP: 0.111, SLG: 0.111	F4		G1-3			G5-3			G3-1	4	0	0	0	0	0	0
Stan Javier, S (1, 9) OBP: 0.200, SLG: 0.200	F7			L7			B1-3		L4	4	0	0	0	0	0	0
5 Jeff Bagwell, R (1, 3) OBP: 0.250, SLG: 0.143	F7			K			E5 FC4-6			3	0	0	0	0	1	0
Carl Everett, S (1, 8) OBP: 0.250, SLG: 0.167		K		K			FC4-6 1-2f			3	0	0	0	0	2	1
Ken Caminiti, S (1, 5) OBP: 0.625, SLG: 1.429		HR			G1-3		G4-3			3	1	1	1	0	0	1
Daryle Ward, L (1, 7) OBP: 0.167, SLG: 0.667		P6			G6-3			K		3	0	0	0	0	1	0
Tony Eusebio, R (1, 2) OBP: 0.286, SLG: 0.286		G6-3			K			P9		3	0	0	0	0	1	0
Ricky Gutierrez, R (1, 6)			G1-3			K		K		3	0	0	0	0	2	0
Jose Lima, R (1, 1)			K			F9			G4-3	2	0	0	0	0	1	0
Scott Elarton, R (7, 1)										0	0	0	0	0	0	0
Jay Powell, R (8, 1)										0	0	0	0	0	0	0
Bill Spiers, L (9, PH) OBP: 0.400, SLG: 0.400										1	0	0	0	0	0	0
Inning Stats	R: 0 E: 0 K: 0 S: 3 H: 0 LOB: 0 BB: 0 P: 3	R: 1 E: 0 K: 1 S: 6 H: 1 LOB: 0 BB: 0 P: 6	R: 0 E: 0 K: 1 S: 5 H: 0 LOB: 0 BB: 0 P: 5	R: 0 E: 0 K: 2 S: 7 H: 0 LOB: 0 BB: 0 P: 7	R: 0 E: 0 K: 1 S: 5 H: 0 LOB: 0 BB: 0 P: 5	R: 0 E: 0 K: 1 S: 5 H: 0 LOB: 0 BB: 0 P: 5	R: 0 E: 1 K: 0 S: 4 H: 0 LOB: 1 BB: 0 P: 4	R: 0 E: 0 K: 2 S: 7 H: 0 LOB: 0 BB: 0 P: 7	R: 0 E: 0 K: 0 S: 3 H: 0 LOB: 0 BB: 0 P: 3	1B: 0 2B: 0 3B: 0 HR: 1	SF: 0 SAC: 0 DP: 0 HBP: 0						

TOP

Houston Astros @ Atlanta Braves

Turner Field, Atlanta, GA

Wed Oct 06 1999, 4:00 PM EDT

Att. 41,913 - Cloudy - 70 F

livebaseballscorecards.com

AB	29
R	1
H	1
RBI	1
BB	0
SO	8
LOB	2

WP: 0 PB: 0 SB: 0 CS: 0 PA: 29

PITCHER		IP	WLS	BF	H	R	ER	SO	BB	IBB	HBP	BLK	WP	HR	S	P	ERA	WHIP
Kevin Millwood, R ERA: 1.0	(1, 1)	9.0	W	29	1	1	1	8	0	0	0	0	0	1	45	45	1.00	0.111

PITCHER	IP	WLS	BF	H	R	ER	SO	BB	IBB	HBP	BLK	WP	HR	S	P	ERA	WHIP

Batter	1	2	3	4	5	6	7	8	9	AB	R	H	RBI	BB	SO	LOB
Gerald Williams, R (1, 7) OBP: 0.333, SLG: 0.333	10 G3 10 S 1B 1B		K	FC4-6 1B 1-2f		F8	G5-3			5	1	1	0	0	1	1
Bret Boone, R (1, 4) OBP: 0.375, SLG: 0.500	K		F9		1-3 1B		E7 SF8 2B			4	1	2	0	0	1	1
10 Chipper Jones, S (1, 5) OBP: 0.500, SLG: 0.200	G3 1-3			FC5-4 1B	G3		SF8 1B IBB			3	1	1	0	1	0	3
Brian Jordan, R (1, 9) OBP: 0.375, SLG: 0.429	3-H 1B			FC5-4 1B 1-2f		G1-3	SF8 1-2 3-H			3	0	1	2	0	0	1
Ryan Klesko, L (1, 3) Brian Hunter, R (8, 3) OBP: 0.375, SLG: 0.375	F7			FC6-4 1-3 1B		2B SF8 1B	WP 1B 2-H 1B			4 0	2 0	3 0	1 0	0 0	0 0	1 0
Andruw Jones, R (1, 8) OBP: 0.250, SLG: 0.375		G6-3		P6		1-3 2B	B B 1-H 1B			4	0	2	1	0	0	2
Eddie Pérez, R (1, 2) OBP: 0.125, SLG: 0.143		G6-3		FC6-4 1-2f		SF8 3-H	G6-3			3	0	0	1	0	0	3
José Hernández, R (1, 6) Walt Weiss, S (8, 6) OBP: 0.286, SLG: 0.167		F8			P8	IBB		G3-1		2 1	0 0	0 0	0 0	1 0	0 0	0 0
Kevin Millwood, R (1, 1) OBP: 0.250, SLG: 0.250			K		FC4-6 1B	K		K		4	0	1	0	0	3	2
Inning Stats	R: 1 H: 2 E: 0 LOB: 1 K: 1 BB: 0 S: 7 P: 7	R: 0 H: 0 E: 0 LOB: 0 K: 0 BB: 0 S: 3 P: 3	R: 0 H: 0 E: 0 LOB: 0 K: 2 BB: 0 S: 7 P: 7	R: 0 H: 2 E: 0 LOB: 2 K: 0 BB: 0 S: 5 P: 5	R: 0 H: 2 E: 0 LOB: 2 K: 0 BB: 0 S: 5 P: 5	R: 1 H: 2 E: 0 LOB: 2 K: 1 BB: 1 S: 7 P: 11	R: 3 H: 3 E: 1 LOB: 1 K: 0 BB: 1 S: 6 P: 12	R: 0 H: 0 E: 0 LOB: 0 K: 1 BB: 0 S: 5 P: 5		1B: 9 SF: 2 2B: 2 SAC: 0 3B: 0 DP: 0 HR: 0 HBP: 0				WP: 2 PA: 37 PB: 0 SB: 1 CS: 0		

PITCHER		IP	WLS	BF	H	R	ER	SO	BB	IBB	HBP	BLK	WP	HR	S	P	ERA	WHIP
Jose Lima, R ERA: 5.4	(1, 1)	6.2	L	31	9	4	4	4	0	2	0	0	0	0	37	45	5.40	1.350
Scott Elarton, R ERA: 27.0	(7, 1)	0.1		3	2	1	1	0	0	0	0	0	1	0	3	5	27.00	6.000
Jay Powell, R ERA:	(8, 1)	1.0		3	0	0	0	1	0	0	0	0	0	0	5	5	0.00	0.000

PITCHER	IP	WLS	BF	H	R	ER	SO	BB	IBB	HBP	BLK	WP	HR	S	P	ERA	WHIP

BOTTOM

Houston Astros @ Atlanta Braves

Turner Field, Atlanta, GA

Wed Oct 06 1999, 4:00 PM EDT

Att. 41,913 - Cloudy - 70 F

livebaseballscorecards.com

AB	33
R	5
H	11
RBI	5
BB	2
SO	5
LOB	14

Batter	1	2	3	4	5	6	7	8	9	10	11	12	AB	R	H	RBI	BB	SO	LOB
Gerald Williams, R (1, 7) OBP: 0.357, SLG: 0.357	K		K			F3		1B		E S 1B		10 G5-3 2B 1B	5	0	2	0	0	2	0
Otis Nixon, S (10, PR) OBP: 1.000, SLG: 1.000 (10, 7)				K		HR 10 WP 1B		K		K 1-3		1-2 2B 10 G5-3 1B	6	2	3	0	0	3	2
10 Chipper Jones, S (1, 5) OBP: 0.500, SLG: 0.222	G4-6-3 1-2f			FC6-4 1B		HR 1-2 BB		K		IBB		G5-3 1-2 2-3	4	1	1	0	2	1	4
Brian Jordan, R (1, 9) OBP: 0.500, SLG: 0.833		G5-3		FC6-4 1-2f		HR 1-H 2-H		1B 1-2		BB 1-2		2B 2-H 3-H	5	1	3	5	1	0	1
Andruw Jones, R (1, 8) OBP: 0.286, SLG: 0.308		E6 1B		F9		K		K		F7		IBB	5	0	1	0	1	2	6
Brian Hunter, R (1, 3) Keith Lockhart, L (9, PH) Russ Springer, R (9, 1) John Rocker, R (10, 1) Ozzie Guillen, L (12, PH) Kevin Millwood, R (12, 1) OBP: 0.250, SLG: 0.250		K			G6-3		K		K		BB G3-6-4	F7	3 1 0 0 1 0	0 0 0 0 0 0	0 0 0 0 0 0	0 0 0 0 0 0	2 1 0 1 0 0	1 0 0 0 0 2	0 0 0 0 0 0
Eddie Pérez, R (1, 2) OBP: 0.154, SLG: 0.167	G5-3				G5-3		FC6-4 1B		K		G3-6-4 1-2f		5	0	1	0	0	1	2
José Hernández, R (1, 6) OBP: 0.200, SLG: 0.111 Terry Mulholland, R (7, 1) Greg Maddux, R (7, 1) Mike Remlinger, L (7, 1) Ryan Klesko, L (9, PH) OBP: 0.300, SLG: 0.300 (9, 3)			K		K		FC6-4 FC6-4 1-2f		K		K		3 0 0 0 0 2	0 0 0 0 0 0	0 0 0 0 0 0	0 0 0 0 0 0	0 0 0 0 0 2	2 0 0 0 0 0	1 0 0 0 0 0
Tom Glavine, L (1, 1) Walt Weiss, S (7, PH) (7, 6)			K			G1-3	FC6-4 1-2f			F8		K	2 3	0 0	0 0	0 0	1 1	0 1	0 1
Inning Stats	R: 0 E: 0 K: 1 S: 5 H: 1 LOB: 0 BB: 0 P: 5	R: 0 E: 1 K: 1 S: 6 H: 1 LOB: 1 BB: 0 P: 6	R: 0 E: 0 K: 3 S: 9 H: 0 LOB: 0 BB: 0 P: 9	R: 0 E: 0 K: 1 S: 6 H: 1 LOB: 1 BB: 0 P: 6	R: 0 E: 0 K: 1 S: 5 H: 0 LOB: 0 BB: 0 P: 5	R: 3 E: 0 K: 1 S: 7 H: 2 LOB: 0 BB: 1 P: 11	R: 0 E: 0 K: 1 S: 6 H: 1 LOB: 1 BB: 0 P: 6	R: 0 E: 0 K: 3 S: 11 H: 2 LOB: 2 BB: 0 P: 11	R: 0 E: 0 K: 3 S: 9 H: 0 LOB: 0 BB: 0 P: 9	R: 0 E: 0 K: 1 S: 6 H: 1 LOB: 3 BB: 2 P: 14	R: 0 E: 0 K: 1 S: 4 H: 0 LOB: 0 BB: 1 P: 8	R: 2 E: 0 K: 1 S: 8 H: 3 LOB: 2 BB: 1 P: 12	1B: 10 2B: 1 3B: 0 HR: 1	SF: 0 SAC: 0 DP: 2 HBP: 0	WP: 1 PB: 0 SB: 1 CS: 0	PA: 51			

PITCHER		IP	WLS	BF	H	R	ER	SO	BB	IBB	HBP	BLK	WP	HR	S	P	ERA	WHIP
Mike Hampton, L ERA: 3.86	(1, 1)	7.0		27	6	3	3	9	1	0	0	0	1	1	44	48	3.86	1.000
Jose Cabrera, R ERA:	(8, 1)	2.0		8	2	0	0	6	0	0	0	0	0	0	20	20	0.00	1.000
Doug Henry, R ERA:	(10, 1)	2.0		9	1	0	0	2	2	1	0	0	0	0	10	22	0.00	1.500
Jay Powell, R ERA: 9.0	(12, 1)	1.0	L	7	3	2	2	1	0	1	0	0	0	0	8	12	18.00	3.000

PITCHER	IP	WLS	BF	H	R	ER	SO	BB	IBB	HBP	BLK	WP	HR	S	P	ERA	WHIP

TOP

Atlanta Braves @ Houston Astros

Astrodome, Houston, TX

Fri Oct 08 1999, 4:00 PM EDT

Att. 48,625 - Dome - 72 F

livebaseballscorecards.com

AB	46
R	5
H	12
RBI	5
BB	5
SO	18
LOB	20

Atlanta Braves @ Houston Astros

Astrodome, Houston, TX

Fri Oct 08 1999, 4:00 PM EDT

Att. 48,625 - Dome - 72 F

livebaseballscorecards.com

BOTTOM

Batter	1	2	3	4	5	6	7	8	9	10	11	12	AB	R	H	RBI	BB	SO	LOB
Craig Biggio, R (1, 4) OBP: 0.200, SLG: 0.143	G4-3 1B	K			L4		1B 2-3 BB		F9		L4		5	1	1	0	1	1	0
Derek Bell, R (1, 9) OBP: 0.333, SLG: 0.333 Bill Spiers, L (7, PH) OBP: 0.429, SLG: 0.429 (8, 7) Doug Henry, R (10, 1) Tim Bogar, R (11, PH) Jay Powell, R (12, 1)	G4-3 1-2	G4-3			5 BB 1B		5 IBB 1B 1-3 3-H		G6-3		BB		3 2 0 0 0	0 0 0 0 0	1 1 0 0 0	0 0 0 0 0	0 0 0 1 0	0 0 0 0 0	1 0 0 0 0
5 Jeff Bagwell, R (1, 3) OBP: 0.429, SLG: 0.111	BB 1B BB HBP	K			G4-6-3 1-2 BB		IBB 1-2			1B 1B FC3-2 BB	F9		2	1	0	0	3	1	1
Ken Caminiti, S (1, 5) OBP: 0.571, SLG: 1.000	BB BB 1-2 2-H 1B	G4-6-3 1B			G4-6-3 1-2f		K			FC3-2 1B FC6-2 1-2 1B		F5	6	0	3	1	0	1	5
Matt Mieske, R (1, 7) Jose Cabrera, R (8, 1) Stan Javier, S (10, 7) OBP: 0.286, SLG: 0.286	F8	G4-6-3 1-2f			G5-3		P8			FC6-2 FC3-2 1-2 2-3 1B		L4	4 0 2	0 0 0	0 0 1	0 0 0	0 0 0	0 0 0	6 0 0
Carl Everett, S (1, 8) OBP: 0.286, SLG: 0.182 (8, 9)	BB 1-2 2-3 BB	1B			K		K			FC3-2 FC6-2 1-2 2-3 3-Hf		K	5	0	1	0	1	3	3
Tony Eusebio, R (1, 2) OBP: 0.250, SLG: 0.182	1-2 2-3 3-H BB	K			F9		G6-3		G4-3	FC6-2 1-2 2-3 3-Hf			4	0	0	1	1	1	4
Ricky Gutierrez, R (1, 6)	L9	K			K		G6-3		G4-3	K			5	0	0	0	0	2	7
Mike Hampton, R (1, 1) Russ Johnson, R (7, PH) OBP: 1.000, SLG: 2.000 Glen Barker, S (7, PR) (8, 8)	K			G6-3			S 1B 2B		K		K		2 1 2	0 0 1	0 1 0	0 0 0	0 0 0	1 0 2	1 0 0
Inning Stats	R: 2 E: 0 K: 0 S: 5 / H: 2 LOB: 3 BB: 2 P: 14	R: 0 E: 0 K: 2 S: 7 / H: 0 LOB: 0 BB: 0 P: 7	R: 0 E: 0 K: 1 S: 5 / H: 1 LOB: 0 BB: 0 P: 5	R: 0 E: 0 K: 2 S: 8 / H: 1 LOB: 1 BB: 0 P: 8	R: 0 E: 0 K: 0 S: 3 / H: 1 LOB: 1 BB: 1 P: 7	R: 0 E: 0 K: 1 S: 5 / H: 0 LOB: 0 BB: 0 P: 5	R: 1 E: 0 K: 1 S: 7 / H: 2 LOB: 3 BB: 2 P: 15	R: 0 E: 0 K: 1 S: 5 / H: 0 LOB: 0 BB: 0 P: 5	R: 0 E: 0 K: 1 S: 5 / H: 0 LOB: 0 BB: 0 P: 5	R: 0 E: 0 K: 1 S: 7 / H: 2 LOB: 3 BB: 1 P: 11	R: 0 E: 0 K: 1 S: 5 / H: 0 LOB: 1 BB: 1 P: 9	R: 0 E: 0 K: 1 S: 5 / H: 0 LOB: 0 BB: 0 P: 5	1B: 8 2B: 1 3B: 0 HR: 0		SF: 0 SAC: 0 DP: 2 HBP: 1		WP: 0 PB: 0 SB: 1 CS: 0	PA: 51	

PITCHER		IP	WLS	BF	H	R	ER	SO	BB	IBB	HBP	BLK	WP	HR	S	P	ERA	WHIP
Tom Glavine, L ERA: 3.0	(1, 1)	6.0		25	5	2	2	6	3	0	1	0	0	0	33	46	3.00	1.333
Terry Mulholland, L ERA: 27.0	(7, 1)	0.1	H	2	1	1	1	0	0	0	0	0	0	0	2	2	27.00	3.000
Greg Maddux, R ERA: 2.57	(7, 1)	0.0		1	0	0	0	0	1	0	0	0	0	0	0	4	∞	∞
Mike Remlinger, L ERA: 9.82	(7, 1)	1.2	B	7	1	0	0	2	0	1	0	0	0	0	10	14	0.00	0.600
Russ Springer, R ERA:	(9, 1)	1.0		6	2	0	0	1	1	0	0	0	0	0	7	11	0.00	3.000

PITCHER		IP	WLS	BF	H	R	ER	SO	BB	IBB	HBP	BLK	WP	HR	S	P	ERA	WHIP
John Rocker, L ERA:	(10, 1)	2.0	W	7	0	0	0	2	1	0	0	0	0	0	10	14	0.00	0.500
Kevin Millwood, R ERA: 0.9	(12, 1)	1.0	S	3	0	0	0	1	0	0	0	0	0	0	5	5	0.00	0.000

AB	43
R	3
H	9
RBI	3
BB	7
SO	12
LOB	28

Batter	1	2	3	4	5	6	7	8	9	AB	R	H	RBI	BB	SO	LOB
Gerald Williams, R (1, 7) OBP: 0.389, SLG: 0.444	F9 10 SF8 2B		SH1-4 2-3		F7	FC1-6 2-H 3-H 1B		P5		4	1	2	2	0	0	1
Bret Boone, R (1, 4) OBP: 0.474, SLG: 0.526	F9 2-3		S 3-H 1B		1-2 1B	FC1-6 10 1B 1-2f		10 WP 1B		5	0	3	1	0	0	2
John Rocker, R (8, 1)										0	0	0	0	0	0	0
10 Chipper Jones, S (1, 5) OBP: 0.421, SLG: 0.231	SF8 3-H		P6		G4-3	1-3 1B		K 1-2		4	0	1	1	0	1	4
Brian Jordan, R (1, 9) OBP: 0.474, SLG: 0.706	CS 1B		K 1-2			1B E 1B K			G6-3	5	1	2	0	0	2	3
Ryan Klesko, L (1, 3) OBP: 0.385, SLG: 0.333	CS 1-2	BB 1B		K		E 1-3 1B 1B	BB		K	2	1	1	0	1	1	0
Brian Hunter, R (6, 3)										1	0	0	0	1	1	0
Andruw Jones, R (1, 8) OBP: 0.263, SLG: 0.278		K		G6-3		E7 1-3 3-H 1B	P4		P4	5	1	1	1	0	1	2
Eddie Pérez, R (1, 2) OBP: 0.235, SLG: 0.250		G4-6-3 1-3 1B		K		29 SH5-4 2-H 3-H 1B 1B	K			4	1	2	2	0	2	1
José Hernández, R (1, 6) OBP: 0.167, SLG: 0.091		G4-6-3 1-2f			G6-3	29 SH5-4 1-2 1B 1B	K			2	0	0	0	0	0	2
Walt Weiss, S (5, 6) OBP: 0.167, SLG: 0.167										2	1	1	0	0	1	1
29 John Smoltz, R (1, 1) OBP: 0.667, SLG: 1.000			SH1-4 1B 2B		1B 1B	SH5-4 1-2 2-3		K		3	1	2	0	0	1	0
Terry Mulholland, R (8, 1)										0	0	0	0	0	0	0
30 Kevin McGlinchy, R (8, 1)										0	0	0	0	0	0	0
Keith Lockhart, L (8, 4)										0	0	0	0	0	0	0

TOP

Atlanta Braves @ Houston Astros

Astrodome, Houston, TX

Sat Oct 09 1999, 1:00 PM EDT

Att. 48,553 - Dome - 72 F

livebaseballscorecards.com

AB	37
R	7
H	15
RBI	7
BB	2
SO	10
LOB	16

Inning Stats	1	2	3	4	5	6	7	8	9
	R: 1 E: 0 K: 0 S: 4	H: 2 LOB: 0 BB: 0 P: 4	R: 0 E: 0 K: 1 S: 5	H: 1 LOB: 1 BB: 1 P: 9	R: 1 E: 0 K: 1 S: 7	H: 2 LOB: 2 BB: 0 P: 7	R: 0 E: 0 K: 2 S: 7	H: 0 LOB: 0 BB: 0 P: 7	R: 0 E: 0 K: 0 S: 5	H: 2 LOB: 2 BB: 0 P: 5	R: 5 E: 1 K: 1 S: 12	H: 7 LOB: 2 BB: 0 P: 12	R: 0 E: 0 K: 2 S: 7	H: 0 LOB: 1 BB: 1 P: 11	R: 0 E: 0 K: 2 S: 8	H: 1 LOB: 1 BB: 0 P: 8	R: 0 E: 0 K: 1 S: 5	H: 0 LOB: 0 BB: 0 P: 5

| | | | | | | | | | |

BOTTOM

Atlanta Braves @ Houston Astros

Astrodome, Houston, TX

Sat Oct 09 1999, 1:00 PM EDT

Att. 48,553 - Dome - 72 F

livebaseballscorecards.com

Batter	1	2	3	4	5	6	7	8	9	AB	R	H	RBI	BB	SO	LOB
Craig Biggio, R (1, 4) OBP: 0.150, SLG: 0.105	P4	E6 2-3			K		FC6-4 FC6-4 1-2f	K		5	0	0	0	0	2	3
Stan Javier, S (1, 9) OBP: 0.333, SLG: 0.273	FC3-6 5 BB 1B	G5-3			K		FC6-4 1-2f		BB 5 WP	4	0	1	0	1	1	3
5 Jeff Bagwell, R (1, 3) OBP: 0.421, SLG: 0.154	FC3-6 1-2 BB		F9		F9			HBP HR 1B	K 1-2	4	1	1	0	1	1	1
Carl Everett, S (1, 8) OBP: 0.263, SLG: 0.133	FC3-6 S 1-2f 2-3		K			F9		1-2 HR HBP	K	4	1	0	0	0	2	3
Ken Caminiti, S (1, 5) OBP: 0.526, SLG: 1.000	BB 1-2		L8			F8		1-H 2-H HR	F8	4	1	1	3	1	0	1
Bill Spiers, L (1, 7) OBP: 0.273, SLG: 0.273	G4-3			F8		F9		F8		4	0	0	0	0	0	3
Tony Eusebio, R (1, 2) OBP: 0.313, SLG: 0.467		G4-3		G5-3			HR	2B 1B		4	2	2	1	0	0	0
Tim Bogar, R (1, 6) OBP: 0.800, SLG: 1.000		E SH1-4 1B		1B			F8	G3 1-H 2B		4	0	3	1	0	0	0
Shane Reynolds, R (1, 1) OBP: 0.250, SLG: 0.250		SH1-4 1-2		F7			FC6-4 BB	G3 2-3		1	0	0	0	0	0	1
Chris Holt, R (6, 1)										0	0	0	0	0	0	0
Scott Elarton, R (6, 1)										0	0	0	0	0	0	0
Russ Johnson, R (7, PH) OBP: 1.000, SLG: 2.000										0	0	0	1	0	0	0
Trever Miller, R (8, 1)										0	0	0	0	0	0	0
Derek Bell, R (8, PH) OBP: 0.333, SLG: 0.333										0	0	0	0	0	0	0
Daryle Ward, L (8, PH) OBP: 0.143, SLG: 0.571										1	0	0	0	0	0	1
Jay Powell, R (9, 1)										0	0	0	0	0	0	0
Inning Stats	R: 0 E: 0 K: 0 S: 4 H: 1 LOB: 3 BB: 2 P: 12	R: 0 E: 1 K: 0 S: 5 H: 1 LOB: 2 BB: 0 P: 5	R: 0 E: 0 K: 1 S: 5 H: 0 LOB: 0 BB: 0 P: 5	R: 0 E: 0 K: 0 S: 4 H: 1 LOB: 1 BB: 0 P: 4	R: 0 E: 0 K: 2 S: 7 H: 0 LOB: 0 BB: 0 P: 7	R: 0 E: 0 K: 0 S: 3 H: 0 LOB: 0 BB: 0 P: 3	R: 1 E: 0 K: 0 S: 4 H: 1 LOB: 1 BB: 1 P: 8	R: 4 E: 0 K: 1 S: 9 H: 4 LOB: 1 BB: 0 P: 10	R: 0 E: 0 K: 2 S: 7 H: 0 LOB: 1 BB: 1 P: 11	1B: 5 2B: 1 3B: 0 HR: 2 SF: 0 SAC: 1 DP: 0 HBP: 1	WP: 1 PB: 0 SB: 1 CS: 0 PA: 41					

	AB	35
	R	5
	H	8
	RBI	5
	BB	4
	SO	6
	LOB	16

PITCHER		IP	WLS	BF	H	R	ER	SO	BB	IBB	HBP	BLK	WP	HR	S	P	ERA	WHIP
29 John Smoltz, R ERA: 5.14	(1, 1)	7.0	W	32	6	4	4	3	3	0	1	0	0	2	34	47	5.14	1.286
Terry Mulholland, L ERA: 27.0	(8, 1)	0.1	H	3	2	1	1	0	0	0	0	0	0	0	3	3	27.00	6.000
30 Kevin McGlinchy, R ERA:	(8, 1)	0.1	H	1	0	0	0	0	0	0	0	0	0	0	1	1	0.00	0.000
John Rocker, L ERA:	(8, 1)	1.1	S	5	0	0	0	3	1	0	0	0	1	0	10	14	0.00	0.750

PITCHER		IP	WLS	BF	H	R	ER	SO	BB	IBB	HBP	BLK	WP	HR	S	P	ERA	WHIP

Batter	1	2	3	4	5	6	7	8	9	AB	R	H	RBI	BB	SO	LOB
Rickey Henderson, R (1, 7) OBP: 0.409, SLG: 0.316	G5-3			K		G5-3		G1-3		4	0	0	0	0	1	1
Edgardo Alfonzo, R (1, 4) OBP: 0.391, SLG: 0.900	L7			1B 31 G5-3 2B		2B		G4-3		4	1	2	0	0	0	1
John Olerud, L (1, 3) OBP: 0.478, SLG: 0.550	G1-3			31 G5-3 1B		F8		K		4	0	1	0	0	1	2
31 Mike Piazza, R (1, 2) OBP: 0.154, SLG: 0.154		G5-3		G5-3		G6-3			G4-3	4	0	0	1	0	0	2
Robin Ventura, L (1, 5) OBP: 0.364, SLG: 0.294		F7		BB			P5		K	3	0	0	0	1	1	0
Darryl Hamilton, L (1, 8) OBP: 0.231, SLG: 0.091 Shawon Dunston, R (9, PH) OBP: 0.143, SLG: 0.143		K		G1-3			F8		E5 WP 1B	3 1	0 1	0 0	0 0	0 0	1 0	2 0
Roger Cedeno, S (1, 9) OBP: 0.417, SLG: 0.500 Todd Pratt, R (9, PH) OBP: 0.364, SLG: 0.556			E7 CS 2B		G1-3		1B		1-H 1B	3 1	0 0	2 1	0 1	0 0	0 0	0 0
Rey Ordonez, R (1, 6) OBP: 0.222, SLG: 0.278			G2-3		G3		L1		G5-3	4	0	0	0	0	0	3
Masato Yoshii, R (1, 1) Pat Mahomes, R (5, 1) Dennis Cook, L (7, 1) Matt Franco, L (8, PH) Melvin Mora, R (8, PH) Turk Wendell, L (8, 1)			G1-3 3-H		G4-3			G4-3 G1-3 BB		2 0 0 0 0 0	0 0 0 0 0 0	0 0 0 0 1 0	0 0 0 0 0 0	0 0 0 0 0 0	0 0 0 0 0 0	1 0 0 0 0 0

Inning Stats									
	R: 0 E: 0 K: 0 S: 3	H: 0 LOB: 0 BB: 0 P: 3	R: 0 E: 0 K: 1 S: 5	H: 0 LOB: 0 BB: 0 P: 5	R: 0 E: 1 K: 0 S: 3	H: 1 LOB: 0 BB: 0 P: 3	R: 1 E: 0 K: 1 S: 7	H: 2 LOB: 2 BB: 1 P: 11	R: 0 E: 0 K: 0 S: 3	H: 0 LOB: 0 BB: 0 P: 3
	R: 0 E: 0 K: 0 S: 4	H: 1 LOB: 1 BB: 0 P: 4	R: 0 E: 0 K: 0 S: 4	H: 1 LOB: 1 BB: 0 P: 4	R: 0 E: 0 K: 1 S: 5	H: 0 LOB: 1 BB: 1 P: 9	R: 1 E: 1 K: 1 S: 7	H: 1 LOB: 1 BB: 0 P: 8		

| | | | | | | | | |

New York Mets @ Atlanta Braves

Turner Field, Atlanta, GA

Tue Oct 12 1999, 8:00 PM EDT

Att. 44,172 - Cloudy - 63 F

livebaseballscorecards.com

BOTTOM

Batter	1	2	3	4	5	6	7	8	9	AB	R	H	RBI	BB	SO	LOB
Gerald Williams, R (1, 7) OBP: 0.391, SLG: 0.435	0-0 S 1B 1B	0-0 F8 ③			0-0 E7 3-H 1B		0-0 G6-3 ① S S S	0-3 K 1-2 ③		5	1	2	1	0	1	2
Bret Boone, R (1, 4) OBP: 0.435, SLG: 0.478	0-0 F9 10 BB 1-H 1B		0-0 G6-3 ①		0-0 L9 ②		0-0 G5-3 ②			4	0	1	1	0	0	1
10 Chipper Jones, S (1, 5) OBP: 0.478, SLG: 0.214	B B B B 4-0 1-2 BB		0-0 G1-3 ②		4-0 IBB		B B B 4-0 S BB			1	0	0	0	3	0	0
Brian Jordan, R (1, 9) OBP: 0.435, SLG: 0.600	0-0 F9 ①		0-0 P4 ③		0-0 F8 ③		4-0 1-2 IBB			3	0	0	0	1	0	4
Ryan Klesko, L (1, 3) OBP: 0.313, SLG: 0.267 Howard Battle, R (7, PH) Mike Remlinger, L (8, 1) John Rocker, R (8, 1)	0-0 F9 ② 2-3			0-0 F7 ①		0-0 E3 S S S 2-1-4-6-3	0-3 K ③			3 1 0 0	0 0 0 0	0 0 0 0	0 0 0 0	0 1 0 0	0 2 0 0	2 2 0 0
Andruw Jones, R (1, 8) OBP: 0.261, SLG: 0.238	0-0 G5-3 ③			0-0 G1-3 ②		0-0 G1-4-6-3 ① ② 1-2f	B B B B 4-0 SH1 1B BB			3	1	0	0	1	0	3
Eddie Pérez, R (1, 2) OBP: 0.300, SLG: 0.526		0-0 2B		0-0 F7 ③		0-0 HR	0-0 SH1 1-2 ①			3	1	2	1	0	0	0
Walt Weiss, S (1, 6) OBP: 0.400, SLG: 0.500		S S S 0-3 K ①			0-0 SH1-4 E 2B	0-0 1B	0-0 S 2-H 1B			4	1	3	1	0	1	1
Greg Maddux, R (1, 1) Brian Hunter, R (8, 3)		0-0 F3 ②			0-0 SH1-4 ① S S S 2-3	0-3 K ③		S S S 0-3 K ②		2 1	0 0	0 0	0 0	0 0	1 1	2 1
Inning Stats	R: 1 E: 0 K: 0 S: 5 H: 2 LOB: 2 BB: 1 P: 9	R: 0 E: 0 K: 1 S: 6 H: 1 LOB: 1 BB: 0 P: 6	R: 0 E: 0 K: 0 S: 3 H: 0 LOB: 0 BB: 0 P: 3	R: 0 E: 0 K: 0 S: 3 H: 0 LOB: 0 BB: 0 P: 3	R: 1 E: 1 K: 0 S: 5 H: 2 LOB: 2 BB: 1 P: 9	R: 1 E: 1 K: 1 S: 7 H: 2 LOB: 1 BB: 0 P: 7	R: 0 E: 0 K: 1 S: 5 H: 0 LOB: 2 BB: 2 P: 13	R: 1 E: 0 K: 2 S: 8 H: 1 LOB: 1 BB: 1 P: 12		1B: 5 2B: 2 3B: 0 HR: 1	SF: 0 SAC: 2 DP: 1 HBP: 0			WP: 0 PB: 0 SB: 3 CS: 0	PA: 37		

	AB	30
	R	4
	H	8
	RBI	4
	BB	5
	SO	5
	LOB	18

PITCHER		IP	WLS	BF	H	R	ER	SO	BB	IBB	HBP	BLK	WP	HR	S	P	ERA	WHIP
Masato Yoshii, R ERA: 5.4	(1, 1)	4.2	L	21	5	2	2	1	1	1	0	0	0	0	21	29	3.86	1.286
Pat Mahomes, R ERA: 6.0	(5, 1)	1.1		6	2	1	1	1	0	0	0	0	0	1	8	8	6.75	1.500
Dennis Cook, L ERA:	(7, 1)	1.0		5	0	0	0	1	1	1	0	0	0	0	5	13	0.00	1.000
Turk Wendell, R ERA: 3.0	(8, 1)	1.0		5	1	1	1	2	1	0	0	0	0	0	8	12	9.00	2.000

PITCHER	IP	WLS	BF	H	R	ER	SO	BB	IBB	HBP	BLK	WP	HR	S	P	ERA	WHIP

New York Mets @ Atlanta Braves

Turner Field, Atlanta, GA

Wed Oct 13 1999, 4:00 PM EDT

Att. 44,624 - Cloudy - 62 F

TOP

livebaseballscorecards.com

Batter	1	2	3	4	5	6	7	8	9	AB	R	H	RBI	BB	SO	LOB
Rickey Henderson, R (1, 7) OBP: 0.375, SLG: 0.286	G1-3	G4-1			HR			E5		2	0	0	0	0	0	2
Melvin Mora, R (2, 7) OBP: 0.600, SLG: 1.333								2B		2	2	1	1	0	0	0
Edgardo Alfonzo, R (1, 4) OBP: 0.407, SLG: 0.875	1B		P6		G4-3			1-H 2B		4	0	2	1	0	0	0
John Olerud, L (1, 3) OBP: 0.407, SLG: 0.458	F8		G3			F9		SSS K		4	0	0	0	0	1	2
31 Mike Piazza, R (1, 2) OBP: 0.176, SLG: 0.125	F8		F7			F8		IBB		3	0	0	0	1	0	1
Robin Ventura, L (1, 5) OBP: 0.346, SLG: 0.250		BBBB 1B BB		SSS K		F9	SSS K	SSS K		3	1	0	0	1	2	2
Darryl Hamilton, L (1, 8) OBP: 0.250, SLG: 0.143		1B 1-2 1B		G3-1					F6	3	0	1	0	0	1	0
Shawon Dunston, R (9, PH) OBP: 0.125, SLG: 0.125										1	0	0	0	0	0	0
Roger Cedeno, S (1, 9) OBP: 0.375, SLG: 0.429		SH1-3 1-3 2-H 1B		K			L9		G6-3	4	0	1	1	0	1	0
Rey Ordonez, R (1, 6) OBP: 0.190, SLG: 0.238		B3			F9		F9		SSS K	3	0	0	0	0	0	2
Bobby Bonilla, S (9, PH)										1	0	0	0	0	1	0
Kenny Rogers, L (1, 1)		SH1-3 1-2			SSS K			L3		1	0	0	0	0	1	0
Turk Wendell, L (6, 1)										0	0	0	0	0	0	0
Matt Franco, L (8, PH)										1	0	0	0	0	0	0
Armando Benitez, R (8, 1)										0	0	0	0	0	0	0
Inning Stats	R: 0 E: 0 K: 0 S: 4 H: 1 LOB: 1 BB: 0 P: 4	R: 1 E: 0 K: 0 S: 5 H: 2 LOB: 2 BB: 1 P: 9	R: 0 E: 0 K: 0 S: 3 H: 0 LOB: 0 BB: 0 P: 3	R: 0 E: 0 K: 2 S: 7 H: 0 LOB: 0 BB: 0 P: 7	R: 1 E: 0 K: 1 S: 6 H: 1 LOB: 0 BB: 0 P: 6	R: 0 E: 0 K: 0 S: 3 H: 0 LOB: 0 BB: 0 P: 3	R: 0 E: 0 K: 1 S: 5 H: 0 LOB: 0 BB: 0 P: 5	R: 1 E: 1 K: 2 S: 9 H: 1 LOB: 2 BB: 1 P: 13	R: 0 E: 0 K: 1 S: 5 H: 0 LOB: 0 BB: 0 P: 5	1B: 3 2B: 1 3B: 0 HR: 1	SF: 0 SAC: 1 DP: 0 HBP: 0						

	AB	32
	R	3
	H	5
	RBI	3
	BB	2
	SO	7
	LOB	9

WP: 0 PB: 0 SB: 0 CS: 0 PA: 35

PITCHER	IP	WLS	BF	H	R	ER	SO	BB	IBB	HBP	BLK	WP	HR	S	P	ERA	WHIP
Kevin Millwood, R (1, 1) ERA: 1.56	7.1	W	29	5	3	2	4	1	0	0	0	0	1	36	40	2.46	0.818
John Rocker, L (8, 1) ERA:	0.2	H	3	0	0	0	2	0	1	0	0	0	0	6	10	0.00	0.000
29 John Smoltz, R (9, 1) ERA: 4.5	1.0	S	3	0	0	0	1	0	0	0	0	0	0	5	5	0.00	0.000

PITCHER	IP	WLS	BF	H	R	ER	SO	BB	IBB	HBP	BLK	WP	HR	S	P	ERA	WHIP

Batter	1	2	3	4	5	6	7	8	9	AB	R	H	RBI	BB	SO	LOB
Gerald Williams, R (1, 7) OBP: 0.370, SLG: 0.407	CS 1B		G6-4-3 1-2f		G1-6-4-3 1-2f		G3			4	0	1	0	0	0	2
Bret Boone, R (1, 4) OBP: 0.407, SLG: 0.444	G6-3 1-2		1B			G6-3	K			4	0	1	0	0	1	1
10 Chipper Jones, S (1, 5) OBP: 0.481, SLG: 0.188	F8		K			HR BB	BB			2	1	0	0	2	1	1
Brian Jordan, R (1, 9) OBP: 0.407, SLG: 0.667		G6-3		G5-3		HR 1-H	L5			4	1	1	2	0	0	1
Andruw Jones, R (1, 8) OBP: 0.333, SLG: 0.320		CS 1B		1B		HR		F7		4	1	3	0	0	0	0
Eddie Pérez, R (1, 2) OBP: 0.333, SLG: 0.652		BB 1-2 1B		F9		HR 1-H		K		4	1	2	2	0	1	1
Brian Hunter, R (1, 3)		BB 1-2		G4-3		F8		K		3	0	0	0	1	1	1
Walt Weiss, S (1, 6) OBP: 0.385, SLG: 0.462		G1-3			1B	E4				3	0	1	0	0	0	2
Kevin Millwood, R (1, 1) OBP: 0.286, SLG: 0.167			BB		B3	G6-3				2	0	0	0	1	0	2
John Rocker, R (8, 1)										0	0	0	0	0	0	0
29 John Smoltz, R (9, 1) OBP: 0.667, SLG: 1.000										0	0	0	0	0	0	0
Inning Stats	R: 0 E: 0 K: 0 S: 3 H: 1 LOB: 0 BB: 0 P: 3	R: 0 E: 0 K: 0 S: 4 H: 2 LOB: 2 BB: 1 P: 8	R: 0 E: 0 K: 1 S: 5 H: 1 LOB: 1 BB: 1 P: 9	R: 0 E: 0 K: 0 S: 4 H: 1 LOB: 1 BB: 0 P: 4	R: 0 E: 0 K: 0 S: 3 H: 1 LOB: 0 BB: 0 P: 3	R: 4 E: 1 K: 0 S: 7 H: 3 LOB: 1 BB: 1 P: 11	R: 0 E: 0 K: 1 S: 5 H: 0 LOB: 1 BB: 1 P: 9	R: 0 E: 0 K: 2 S: 7 H: 0 LOB: 0 BB: 0 P: 7		1B: 7 2B: 0 3B: 0 HR: 2 SF: 0 SAC: 0 DP: 2 HBP: 0						

BOTTOM

New York Mets @ Atlanta Braves

Turner Field, Atlanta, GA

Wed Oct 13 1999, 4:00 PM EDT

Att. 44,624 - Cloudy - 62 F

livebaseballscorecards.com

AB	30
R	4
H	9
RBI	4
BB	4
SO	4
LOB	11

PITCHER		IP	WLS	BF	H	R	ER	SO	BB	IBB	HBP	BLK	WP	HR	S	P	ERA	WHIP
Kenny Rogers, L ERA: 7.45	(1, 1)	5.1	L	24	9	4	4	1	3	0	0	0	0	2	23	35	6.75	2.250
Turk Wendell, R ERA: 1.93	(6, 1)	1.2		7	0	0	0	1	1	0	0	0	0	0	8	12	0.00	0.600
Armando Benitez, R ERA:	(8, 1)	1.0		3	0	0	0	2	0	0	0	0	0	0	7	7	0.00	0.000

PITCHER	IP	WLS	BF	H	R	ER	SO	BB	IBB	HBP	BLK	WP	HR	S	P	ERA	WHIP

Batter	1	2	3	4	5	6	7	8	9	AB	R	H	RBI	BB	SO	LOB
Gerald Williams, R (1, 7) OBP: 0.355, SLG: 0.367	BBBB 4-0 S E BB		x 0-0 G6-3 ②			x 0-0 G4-3 ①		x 0-0 F8 ②		3	1	0	0	1	0	1
Bret Boone, R (1, 4) OBP: 0.355, SLG: 0.387	x 0-0 E1 E S 1-2 F8-2		x 0-0 G6-3 ③			x 0-0 G6-3 ②		SSS 0-3 K ③		4	0	0	0	0	1	2
10 Chipper Jones, S (1, 5) OBP: 0.452, SLG: 0.200	x 0-0 P4 ①			x 0-0 1B ①		SSS 0-3 K ③			SSS 0-3 K ①	4	0	1	0	0	2	2
Brian Jordan, R (1, 9) OBP: 0.355, SLG: 0.571	x 0-0 F8-2 ② ③ 1-H 2-H			x 0-0 G6-3 ②			x 0-0 F7 ①		SSS 0-3 K ②	4	0	0	0	0	1	1
Andruw Jones, R (1, 8) OBP: 0.323, SLG: 0.286		SSS 0-3 K L5-4 1B		x 0-0 F7 ③			BBBB 4-0 BB		x 0-0 F8 ③	3	0	0	0	1	1	0
Eddie Pérez, R (1, 2) OBP: 0.370, SLG: 0.654		x 0-0 1-2 1B ①			x 0-0 1B ①		SSS 0-3 K ②			3	0	2	0	0	1	1
Brian Hunter, R (1, 3)		x 0-0 L5-4 ① ② 2-3			BBBB 4-0 FC4-6 BB		x 0-0 L6 ③			2	0	0	0	1	0	3
Walt Weiss, S (1, 6) OBP: 0.375, SLG: 0.400		SSS 0-3 K ③			x 0-0 FC4-6 ② 1-2f			BBBB 4-0 SH1-4 BB		2	0	0	0	1	1	2
Tom Glavine, L (1, 1)			x 0-0 G1-3 ①		SSS 0-3 K ③			x 0-0 SH1-4 ① 1-2		2	0	0	0	0	1	1
Mike Remlinger, L (8, 1)										0	0	0	0	0	0	0
John Rocker, R (9, 1)										0	0	0	0	0	0	0
Inning Stats	R: 1 E: 1 K: 0 S: 3 H: 0 LOB: 0 BB: 1 P: 7	R: 0 E: 0 K: 2 S: 8 H: 1 LOB: 1 BB: 0 P: 8	R: 0 E: 0 K: 0 S: 3 H: 0 LOB: 0 BB: 0 P: 3	R: 0 E: 0 K: 0 S: 3 H: 1 LOB: 0 BB: 0 P: 3	R: 0 E: 0 K: 1 S: 5 H: 1 LOB: 1 BB: 1 P: 9	R: 0 E: 0 K: 1 S: 5 H: 0 LOB: 0 BB: 0 P: 5	R: 0 E: 0 K: 1 S: 5 H: 0 LOB: 1 BB: 1 P: 9	R: 0 E: 0 K: 1 S: 5 H: 0 LOB: 1 BB: 1 P: 9	R: 0 E: 0 K: 2 S: 7 H: 0 LOB: 0 BB: 0 P: 7	1B: 3 2B: 2 3B: 0 HR: 0	SF: 0 SAC: 1 DP: 2 HBP: 0						

TOP

Atlanta Braves @ New York Mets

Shea Stadium, Flushing, NY

Fri Oct 15 1999, 8:00 PM EDT

Att. 55,911 - Unknown - 56 F

livebaseballscorecards.com

AB	27
R	1
H	3
RBI	0
BB	4
SO	8
LOB	13

WP: 1 PB: 0 SB: 3 CS: 0 PA: 32

PITCHER		IP	WLS	BF	H	R	ER	SO	BB	IBB	HBP	BLK	WP	HR	S	P	ERA	WHIP
Al Leiter, L ERA: 1.84	(1, 1)	7.0	L	25	3	1	0	5	3	0	0	0	1	0	32	44	0.00	0.857
John Franco, L ERA:	(8, 1)	0.1		2	0	0	0	0	1	0	0	0	0	0	1	5	0.00	3.000
Armando Benitez, R ERA:	(8, 1)	1.2		5	0	0	0	3	0	0	0	0	0	0	11	11	0.00	0.000

PITCHER	IP	WLS	BF	H	R	ER	SO	BB	IBB	HBP	BLK	WP	HR	S	P	ERA	WHIP

BOTTOM

Atlanta Braves @ New York Mets

Shea Stadium, Flushing, NY

Fri Oct 15 1999, 8:00 PM EDT

Att. 55,911 - Unknown - 56 F

Batter	1	2	3	4	5	6	7	8	9	AB	R	H	RBI	BB	SO	LOB
Rickey Henderson, R (1, 7) OBP: 0.357, SLG: 0.280	K		G6-4-3 1B		F9		F9			4	0	1	0	0	1	1
John Olerud, L (1, 3) OBP: 0.419, SLG: 0.444	BB		G6-4-3 1-2f		1B		CS 1-2	L4		3	0	1	0	1	0	1
Edgardo Alfonzo, R (1, 4) OBP: 0.355, SLG: 0.750	K		K		F9			K		4	0	0	0	0	3	2
31 Mike Piazza, R (1, 2) OBP: 0.238, SLG: 0.200	G4-3			1B 1B		1B		F9		4	0	2	0	0	0	1
Benny Agbayani, R (1, 9) OBP: 0.214, SLG: 0.286		G6-3		K		F8			E6 FC6	4	0	0	0	0	1	2
Robin Ventura, L (1, 5) OBP: 0.310, SLG: 0.217		G1-3		K		L6			K	3	0	0	0	0	1	2
Todd Pratt, R (9, PH) OBP: 0.333, SLG: 0.500										1	0	0	0	0	1	1
Melvin Mora, R (1, 8) OBP: 0.556, SLG: 0.857		1B 1B		1-3 1B		F8			F8	4	0	2	0	0	0	2
Rey Ordonez, R (1, 6) OBP: 0.200, SLG: 0.240		1-3 1B		G3			K		FC6 1-2f	4	0	1	0	0	1	3
Al Leiter, L (1, 1)		K			G4-3					2	0	0	0	0	1	2
Shawon Dunston, R (7, PH) OBP: 0.111, SLG: 0.111										1	0	0	0	0	1	0
John Franco, L (8, 1)										0	0	0	0	0	0	0
Armando Benitez, R (8, 1)							K CS			0	0	0	0	0	0	0
Inning Stats	R: 0 E: 0 K: 2 S: 7 H: 0 LOB: 1 BB: 1 P: 11	R: 0 E: 0 K: 1 S: 7 H: 2 LOB: 2 BB: 0 P: 7	R: 0 E: 0 K: 1 S: 5 H: 1 LOB: 0 BB: 0 P: 5	R: 0 E: 0 K: 2 S: 9 H: 2 LOB: 2 BB: 0 P: 9	R: 0 E: 0 K: 0 S: 4 H: 1 LOB: 1 BB: 0 P: 4	R: 0 E: 0 K: 0 S: 4 H: 1 LOB: 1 BB: 0 P: 4	R: 0 E: 0 K: 2 S: 7 H: 0 LOB: 0 BB: 0 P: 7	R: 0 E: 0 K: 1 S: 5 H: 0 LOB: 0 BB: 0 P: 5	R: 0 E: 1 K: 1 S: 6 H: 0 LOB: 1 BB: 0 P: 6	1B: 7 2B: 0 3B: 0 HR: 0	SF: 0 SAC: 0 DP: 1 HBP: 0						

livebaseballscorecards.com

AB	34
R	0
H	7
RBI	0
BB	1
SO	10
LOB	17

WP: 1 PB: 0 SB: 0 CS: 1 PA: 36

PITCHER		IP	WLS	BF	H	R	ER	SO	BB	IBB	HBP	BLK	WP	HR	S	P	ERA	WHIP
Tom Glavine, L ERA: 1.38	(1, 1)	7.0	W	28	7	0	0	8	1	0	0	0	1	0	43	47	0.00	1.143
Mike Remlinger, L ERA: 6.75	(8, 1)	1.0	H	3	0	0	0	1	0	0	0	0	0	0	5	5	0.00	0.000
John Rocker, L ERA:	(9, 1)	1.0	S	4	0	0	0	1	0	0	0	0	0	0	6	6	0.00	0.000

PITCHER	IP	WLS	BF	H	R	ER	SO	BB	IBB	HBP	BLK	WP	HR	S	P	ERA	WHIP

Batter	1	2	3	4	5	6	7	8	9	AB	R	H	RBI	BB	SO	LOB
Gerald Williams, R (1, 7) OBP: 0.314, SLG: 0.324	F9			F8			G5-3		F9	4	0	0	0	0	0	0
Bret Boone, R (1, 4) Keith Lockhart, L (9, PH)	K			10 CS 1B			G6-3		K	3 1	0 0	1 0	0 0	0 0	1 1	0 0
10 Chipper Jones, S (1, 5) OBP: 0.412, SLG: 0.174	G4-3			K 1-2			K			3	0	0	0	0	2	1
Brian Jordan, R (1, 9) OBP: 0.353, SLG: 0.645		L5			F9			HR		3	1	1	1	0	0	0
Ryan Klesko, L (1, 3) Brian Hunter, R (8, 3)		K			G4-3			HR		3 0	1 0	1 0	1 0	0 0	1 0	0 0
Andruw Jones, R (1, 8) OBP: 0.294, SLG: 0.258		F2			G5-3			F9		3	0	0	0	0	0	0
Eddie Pérez, R (1, 2) OBP: 0.333, SLG: 0.586			G6-3			G5-3		G5-3		3	0	0	0	0	0	0
Walt Weiss, S (1, 6) John Rocker, R (8, 1)			K			P4		G4-3		3 0	0 0	0 0	0 0	0 0	1 0	0 0
29 John Smoltz, R (1, 1) OBP: 0.400, SLG: 0.600 Mike Remlinger, L (8, 1) Ozzie Guillen, L (8, 6)			G6-3			F9			F9	2 0 1	0 0 0	0 0 0	0 0 0	0 0 0	0 0 0	0 0 0
Inning Stats	R: 0 E: 0 K: 1 S: 5 H: 0 LOB: 0 BB: 0 P: 5	R: 0 E: 0 K: 1 S: 5 H: 0 LOB: 0 BB: 0 P: 5	R: 0 E: 0 K: 1 S: 5 H: 0 LOB: 0 BB: 0 P: 5	R: 0 E: 0 K: 1 S: 5 H: 1 LOB: 0 BB: 0 P: 5	R: 0 E: 0 K: 0 S: 3 H: 0 LOB: 0 BB: 0 P: 3	R: 0 E: 0 K: 0 S: 3 H: 0 LOB: 0 BB: 0 P: 3	R: 0 E: 0 K: 1 S: 5 H: 0 LOB: 0 BB: 0 P: 5	R: 2 E: 0 K: 0 S: 5 H: 2 LOB: 0 BB: 0 P: 5	R: 0 E: 0 K: 1 S: 5 H: 0 LOB: 0 BB: 0 P: 5	1B: 1 2B: 0 3B: 0 HR: 2 SF: 0 SAC: 0 DP: 0 HBP: 0						

TOP

Atlanta Braves @ New York Mets

Shea Stadium, Flushing, NY

Sat Oct 16 1999, 8:00 PM EDT

Att. 55,872 - Unknown - 66 F

livebaseballscorecards.com

AB	29
R	2
H	3
RBI	2
BB	0
SO	6
LOB	1

WP: 0 PB: 0 SB: 0 CS: 1 PA: 29

PITCHER		IP	WLS	BF	H	R	ER	SO	BB	IBB	HBP	BLK	WP	HR	S	P	ERA	WHIP
Rick Reed, R ERA: 2.77	(1, 1)	7.0		23	3	2	2	5	0	0	0	0	0	2	33	33	2.57	0.429
Turk Wendell, R ERA: 1.59	(8, 1)	1.0	W	3	0	0	0	0	0	0	0	0	0	0	3	3	0.00	0.000
Armando Benitez, R ERA:	(9, 1)	1.0	S	3	0	0	0	1	0	0	0	0	0	0	5	5	0.00	0.000

PITCHER	IP	WLS	BF	H	R	ER	SO	BB	IBB	HBP	BLK	WP	HR	S	P	ERA	WHIP

Atlanta Braves @ New York Mets

Shea Stadium, Flushing, NY

Sat Oct 16 1999, 8:00 PM EDT
Att. 55,872 - Unknown - 66 F

livebaseballscorecards.com

Batter	1	2	3	4	5	6	7	8	9	AB	R	H	RBI	BB	SO	LOB
Rickey Henderson, R (1, 7) OBP: 0.323, SLG: 0.250	F7		K			P3		BB		3	0	0	0	0	1	1
Melvin Mora, R (8, 7) OBP: 0.600, SLG: 0.857										0	1	0	0	1	0	0
John Olerud, L (1, 3) OBP: 0.429, SLG: 0.548	G6-3			F7		HR		1B		4	1	2	3	0	0	0
Edgardo Alfonzo, R (1, 4) OBP: 0.314, SLG: 0.656	F8			K		K		K		4	0	0	0	0	3	1
31 Mike Piazza, R (1, 2) OBP: 0.208, SLG: 0.174		F7		K			K			3	0	0	0	0	2	0
Robin Ventura, L (1, 5) OBP: 0.281, SLG: 0.192		P5			G4-3		G3-1			3	0	0	0	0	0	0
Darryl Hamilton, L (1, 8) OBP: 0.211, SLG: 0.118		K			K		F7			3	0	0	0	0	2	0
Roger Cedeno, S (1, 9) OBP: 0.474, SLG: 0.529			G3 1B		1B			S S 1B 1B		3	1	3	0	0	0	0
Rey Ordonez, R (1, 6) OBP: 0.179, SLG: 0.214			G3 1-2		F9			B3		3	0	0	0	0	0	3
Rick Reed, R (1, 1)			G6-3			P4		K		2	0	0	0	0	0	1
Turk Wendell, L (8, 1)										0	0	0	0	0	0	0
Matt Franco, L (8, PH)										0	0	0	0	0	0	0
Benny Agbayani, R (8, PH) OBP: 0.200, SLG: 0.267										1	0	0	0	0	1	1
Armando Benitez, R (9, 1)										0	0	0	0	0	0	0

Inning Stats	1	2	3	4	5	6	7	8	9	
	R: 0 H: 0 E: 0 LOB: 0 K: 0 BB: 0 S: 3 P: 3	R: 0 H: 0 E: 0 LOB: 0 K: 1 BB: 0 S: 5 P: 5	R: 0 H: 1 E: 0 LOB: 1 K: 1 BB: 0 S: 6 P: 6	R: 0 H: 0 E: 0 LOB: 0 K: 2 BB: 0 S: 7 P: 7	R: 0 H: 1 E: 0 LOB: 1 K: 1 BB: 0 S: 6 P: 6	R: 1 H: 1 E: 0 LOB: 0 K: 1 BB: 0 S: 6 P: 6	R: 0 H: 0 E: 0 LOB: 0 K: 1 BB: 0 S: 5 P: 5	R: 2 H: 2 E: 0 LOB: 1 K: 2 BB: 1 S: 9 P: 13		1B: 4 SF: 0 2B: 0 SAC: 0 3B: 0 DP: 0 HR: 1 HBP: 0

WP: 0 PA: 30
PB: 0
SB: 3
CS: 0

PITCHER		IP	WLS	BF	H	R	ER	SO	BB	IBB	HBP	BLK	WP	HR	S	P	ERA	WHIP
29 John Smoltz, R ERA: 3.52	(1, 1)	7.1		26	4	2	2	7	0	0	0	0	0	1	40	40	2.46	0.545
Mike Remlinger, L ERA: 7.94	(8, 1)	0.1	L	2	0	0	0	1	1	0	0	0	0	0	3	7	0.00	3.000
John Rocker, L ERA:	(8, 1)	0.1	B	2	1	1	1	1	0	0	0	0	0	0	4	4	27.00	3.000

PITCHER	IP	WLS	BF	H	R	ER	SO	BB	IBB	HBP	BLK	WP	HR	S	P	ERA	WHIP

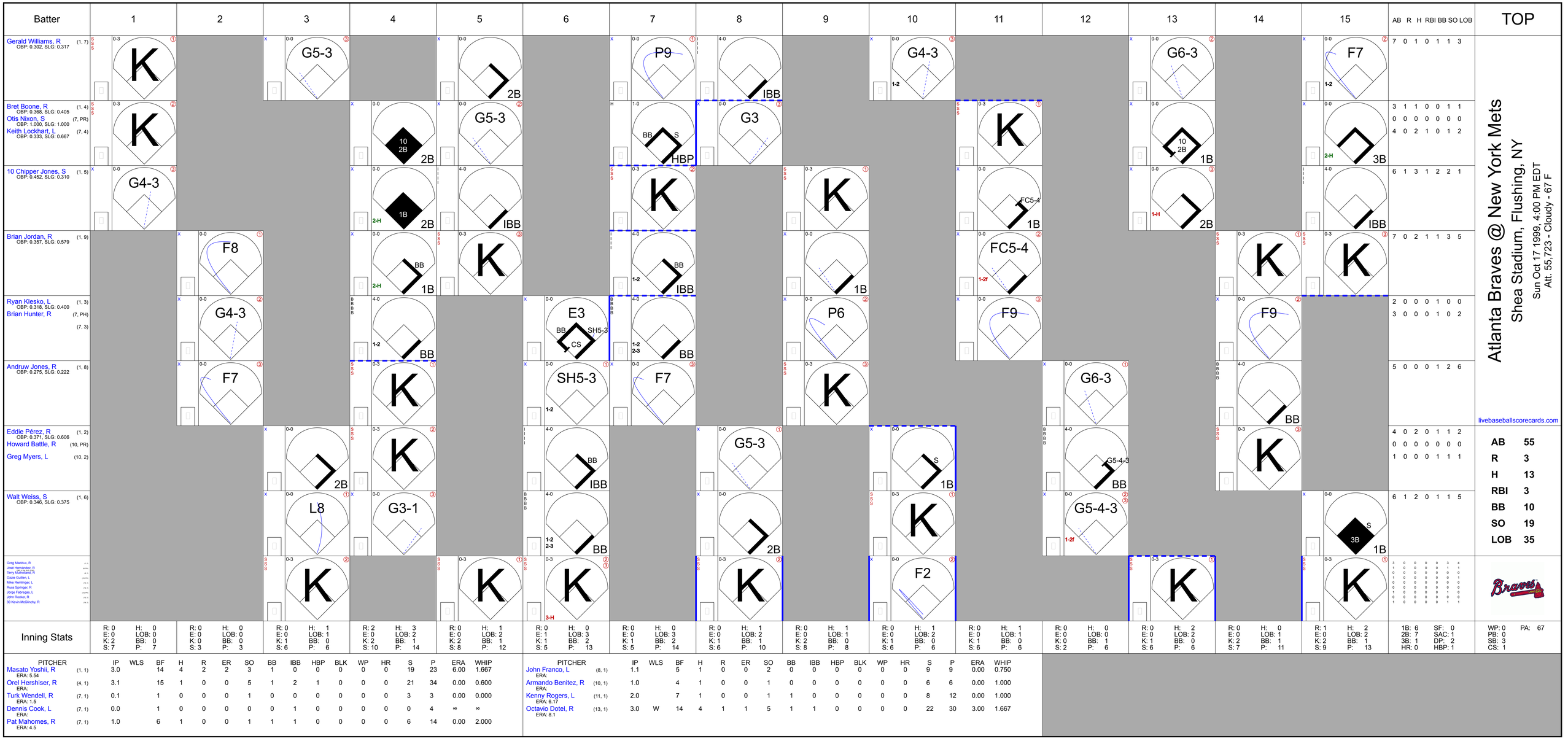
Batter
1
2
3
4
5
6
7
8
9
10
11
12
13
14
15
AB R H RBI BB SO LOB
TOP
Gerald Williams, R (1, 7)
OBP: 0.302, SLG: 0.317
7 0 1 0 1 1 3
Bret Boone, R (1, 4)
OBP: 0.368, SLG: 0.405
Otis Nixon, S (7, PR)
OBP: 1.000, SLG: 1.000
Keith Lockhart, L (7, 4)
OBP: 0.333, SLG: 0.667
3 1 1 0 0 1 1
0 0 0 0 0 0 0
4 0 2 1 0 1 2
10 Chipper Jones, S (1, 5)
OBP: 0.452, SLG: 0.310
6 1 3 1 2 2 1
Brian Jordan, R (1, 9)
OBP: 0.357, SLG: 0.579
7 0 2 1 1 3 5
Ryan Klesko, L (1, 3)
OBP: 0.318, SLG: 0.400
Brian Hunter, R (7, PH)
(7, 3)
2 0 0 0 1 0 0
3 0 0 0 1 0 2
Andruw Jones, R (1, 8)
OBP: 0.275, SLG: 0.222
5 0 0 0 1 2 6
Eddie Pérez, R (1, 2)
OBP: 0.371, SLG: 0.606
Howard Battle, R (10, PR)
Greg Myers, L (10, 2)
4 0 2 0 1 1 2
0 0 0 0 0 0 0
1 0 0 0 1 1 1
Walt Weiss, S (1, 6)
OBP: 0.346, SLG: 0.375
6 1 2 0 1 1 5
Atlanta Braves @ New York Mets
Shea Stadium, Flushing, NY
Sun Oct 17 1999, 4:00 PM EDT
Att. 55,723 - Cloudy - 67 F
livebaseballscorecards.com
AB 55
R 3
H 13
RBI 3
BB 10
SO 19
LOB 35
Inning Stats
PITCHER IP WLS BF H R ER SO BB IBB HBP BLK WP HR S P ERA WHIP
Masato Yoshii, R (1, 1) ERA: 5.54 3.0 14 4 2 2 3 1 0 0 0 0 0 0 19 23 6.00 1.667
Orel Hershiser, R (4, 1) ERA: 3.1 15 1 0 0 5 1 2 1 0 0 0 0 21 34 0.00 0.600
Turk Wendell, R (7, 1) ERA: 1.5 0.1 1 0 0 0 1 0 0 0 0 0 0 3 3 0.00 0.000
Dennis Cook, L (7, 1) ERA: 0.0 1 0 0 0 0 0 1 0 0 0 0 0 0 4 ∞ ∞
Pat Mahomes, R (7, 1) ERA: 4.5 1.0 6 1 0 0 1 1 1 0 0 0 0 6 14 0.00 2.000
PITCHER IP WLS BF H R ER SO BB IBB HBP BLK WP HR S P ERA WHIP
John Franco, L (8, 1) ERA: 1.1 5 1 0 0 2 0 0 0 0 0 0 9 9 0.00 0.750
Armando Benitez, R (10, 1) ERA: 1.0 4 1 0 0 1 0 0 0 0 0 0 0 6 6 0.00 1.000
Kenny Rogers, L (11, 1) ERA: 6.17 2.0 7 1 0 0 1 1 0 0 0 0 0 0 8 12 0.00 1.000
Octavio Dotel, R (13, 1) ERA: 8.1 3.0 W 14 4 1 1 5 1 1 0 0 0 0 0 22 30 3.00 1.667
1B: 6 SF: 0
2B: 7 SAC: 1
3B: 1 DP: 2
HR: 0 HBP: 1
WP: 0 PA: 67
PB: 0
SB: 3
CS: 1

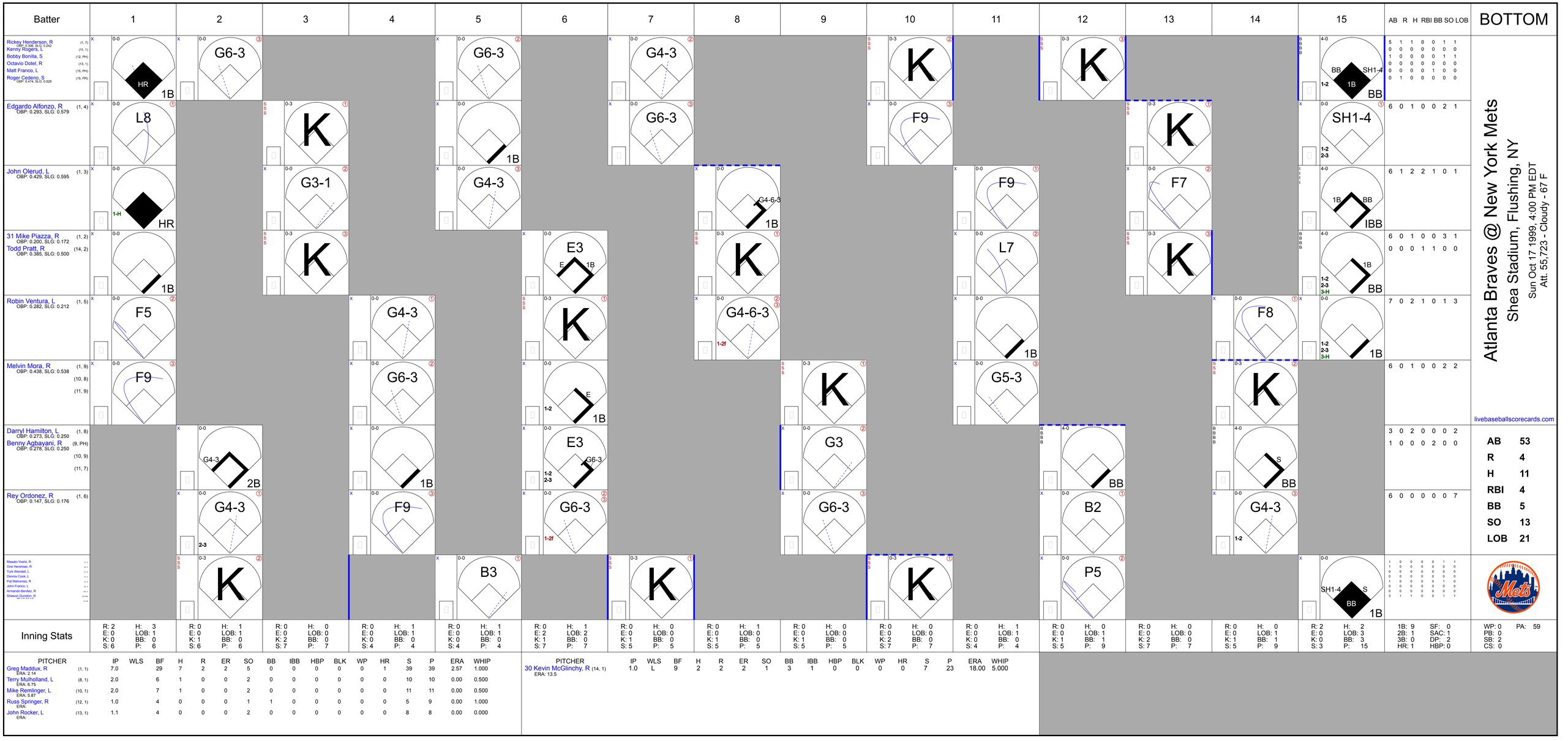
Batter
1
2
3
4
5
6
7
8
9
10
11
12
13
14
15
AB R H RBI BB SO LOB
BOTTOM
Rickey Henderson, R (1, 7) OBP: 0.306, SLG: 0.242
Kenny Rogers, L (11, 1)
Bobby Bonilla, S (12, PH)
Octavio Dotel, R (13, 1)
Matt Franco, L (15, PH)
Roger Cedeno, S (15, PR) OBP: 0.474, SLG: 0.529
Edgardo Alfonzo, R (1, 4) OBP: 0.293, SLG: 0.579
John Olerud, L (1, 3) OBP: 0.429, SLG: 0.595
31 Mike Piazza, R (1, 2) OBP: 0.200, SLG: 0.172
Todd Pratt, R (14, 2) OBP: 0.385, SLG: 0.500
Robin Ventura, L (1, 5) OBP: 0.282, SLG: 0.212
Melvin Mora, R (1, 9) (10, 8) (11, 9) OBP: 0.438, SLG: 0.538
Darryl Hamilton, L (1, 8) OBP: 0.273, SLG: 0.250
Benny Agbayani, R (9, PH) (10, 9) (11, 7) OBP: 0.278, SLG: 0.250
Rey Ordonez, R (1, 6) OBP: 0.147, SLG: 0.176
Masato Yoshii, R
Orel Hershiser, R
Turk Wendel, L
Dennis Cook, L
Pat Mahomes, R
John Franco, L
Armando Benitez, R
Shawon Dunston, R
Atlanta Braves @ New York Mets
Shea Stadium, Flushing, NY
Sun Oct 17 1999, 4:00 PM EDT
Att. 55,723 - Cloudy - 67 F
livebaseballscorecards.com
AB 53
R 4
H 11
RBI 4
BB 5
SO 13
LOB 21
Inning Stats
PITCHER IP WLS BF H R ER SO BB IBB HBP BLK WP HR S P ERA WHIP
Greg Maddux, R (1, 1) ERA: 2.14 7.0 29 7 2 2 5 0 0 0 0 0 1 39 39 2.57 1.000
Terry Mulholland, L (8, 1) ERA: 6.75 2.0 6 1 0 0 2 0 0 0 0 0 0 10 10 0.00 0.500
Mike Remlinger, L (10, 1) ERA: 5.87 2.0 7 1 0 0 2 0 0 0 0 0 0 11 11 0.00 0.500
Russ Springer, R (12, 1) ERA: 1.0 4 0 0 0 1 1 0 0 0 0 0 0 5 9 0.00 1.000
John Rocker, L (13, 1) ERA: 1.1 4 0 0 0 2 0 0 0 0 0 0 0 8 8 0.00 0.000
PITCHER IP WLS BF H R ER SO BB IBB HBP BLK WP HR S P ERA WHIP
30 Kevin McGlinchy, R (14, 1) ERA: 13.5 1.0 L 9 2 2 2 1 3 1 0 0 0 0 0 7 23 18.00 5.000
1B: 9 SF: 0
2B: 1 SAC: 1
3B: 0 DP: 2
HR: 1 HBP: 0
WP: 0 PA: 59
PB: 0
SB: 2
CS: 0

Batter	1	2	3	4	5	6	7	8	9	10	11	AB	R	H	RBI	BB	SO	LOB
Rickey Henderson, R (1, 7) OBP: 0.317, SLG: 0.289	1B		G5-3		K		F9 1B 2B 2-H	FC6-4 S 1-2f		SF8 1-2 3-H		5	1	2	1	0	1	3
John Franco, L (8, 1)												0	0	0	0	0	0	0
Todd Pratt, R (9, 2) OBP: 0.357, SLG: 0.500												0	0	0	1	0	0	0
Edgardo Alfonzo, R (1, 4) OBP: 0.298, SLG: 0.558	L9		F8			1B 31 SF7 2B	F9 2-3	BBBB 4-0 1-2 BB		SSS K 2-3		5	1	1	0	1	1	3
John Olerud, L (1, 3) OBP: 0.417, SLG: 0.558	F8			SSS K		2B 1B 1B 2-3	31 HR 1B 3-H	F7			F8	6	2	2	1	0	1	3
31 Mike Piazza, R (1, 2) OBP: 0.200, SLG: 0.273	SSS K			G3-1		SF7 3-H	HR 1-H		F5		F3	4	1	1	3	0	1	1
Armando Benitez, R (9, 1)												0	0	0	0	0	0	0
Shawon Dunston, R (11, PH) OBP: 0.154, SLG: 0.154												1	0	0	0	0	0	0
Kenny Rogers, L (11, 1)												0	0	0	0	0	0	0
Robin Ventura, L (1, 5) OBP: 0.267, SLG: 0.231		P3		F8		1B 2B 1-3	F9		P6		G4-3	6	1	1	0	0	0	0
Darryl Hamilton, L (1, 8) OBP: 0.333, SLG: 0.320		G3 1B			1B 1B	L6 BB 1B 2-H 3-H	G3		L7			5	0	3	2	0	0	0
Roger Cedeno, S (1, 9) OBP: 0.429, SLG: 0.474		G3 1-2			F8	BBBB 4-0 1-2 BB	SH1 1B 1B			BBBB 4-0 1B CS SF8 BB		2	0	0	0	0	0	2
Benny Agbayani, R (6, PH) OBP: 0.381, SLG: 0.294												1	2	1	0	2	0	0
(6, 9)																		
(8, 7)																		
Rey Ordonez, R (1, 6) OBP: 0.132, SLG: 0.158	G4-3				SSS K	L6 2-3		SH1 1-2		B3		4	0	0	0	0	1	5
Al Leiter, L (1, 1)			SSS K				2B 2B	FC6-4 1B 2-H		S SF8 1-3		0	0	0	0	0	0	0
Pat Mahomes, R (1, 1)												1	0	0	0	0	1	0
Bobby Bonilla, S (4, PH) OBP: 0.333, SLG: 0.250												1	0	1	0	0	0	0
Turk Wendell, L (6, 1)												0	0	0	0	0	0	0
Dennis Cook, L (8, 1)												0	0	0	0	0	0	0
Matt Franco, L (7, PH) OBP: 0.750, SLG: 1.000												0	0	0	0	0	0	0
Orel Hershiser, R (7, 1)												1	1	0	0	0	0	0
Melvin Mora, R (8, PH) OBP: 0.500, SLG: 0.500												0	0	0	0	0	0	0
(8, 9)												0	0	0	0	0	0	0
												2	0	2	1	0	0	0
Inning Stats	R: 0 E: 0 K: 1 S: 6 H: 1 LOB: 1 BB: 0 P: 6	R: 0 E: 0 K: 0 S: 4 H: 1 LOB: 1 BB: 0 P: 4	R: 0 E: 0 K: 1 S: 5 H: 0 LOB: 0 BB: 0 P: 5	R: 0 E: 0 K: 1 S: 5 H: 0 LOB: 0 BB: 0 P: 5	R: 0 E: 0 K: 2 S: 9 H: 2 LOB: 2 BB: 0 P: 9	R: 3 E: 0 K: 0 S: 6 H: 4 LOB: 1 BB: 1 P: 10	R: 4 E: 0 K: 0 S: 7 H: 4 LOB: 0 BB: 0 P: 7	R: 1 E: 0 K: 0 S: 5 H: 2 LOB: 2 BB: 1 P: 9	R: 0 E: 0 K: 0 S: 3 H: 0 LOB: 0 BB: 0 P: 3	R: 1 E: 0 K: 1 S: 6 H: 1 LOB: 1 BB: 1 P: 10	R: 0 E: 0 K: 0 S: 3 H: 0 LOB: 0 BB: 0 P: 3	1B: 10 2B: 5 3B: 0 HR: 1	SF: 2 SAC: 1 DP: 1 HBP: 0	WP: 0 PB: 0 SB: 2 CS: 1	PA: 50			

PITCHER		IP	WLS	BF	H	R	ER	SO	BB	IBB	HBP	BLK	WP	HR	S	P	ERA	WHIP
Kevin Millwood, R ERA: 2.38	(1, 1)	5.1		24	8	3	3	5	0	0	0	0	0	0	34	34	5.06	1.500
Terry Mulholland, L ERA: 5.4	(6, 1)	0.2	H	2	0	0	0	0	1	0	0	0	0	0	1	5	0.00	1.500
29 John Smoltz, R ERA: 5.74	(7, 1)	0.1		5	4	4	4	0	0	0	0	0	0	1	5	5	108.00	12.000
Mike Remlinger, L ERA: 5.79	(7, 1)	1.2		8	2	1	1	0	1	0	0	0	0	0	7	11	5.40	1.800
John Rocker, L ERA:	(9, 1)	2.0		8	1	1	0	1	1	0	0	0	0	0	9	13	0.00	1.000

PITCHER		IP	WLS	BF	H	R	ER	SO	BB	IBB	HBP	BLK	WP	HR	S	P	ERA	WHIP
Russ Springer, R ERA:	(11, 1)	1.0	W	3	0	0	0	0	0	0	0	0	0	0	3	3	0.00	0.000

TOP

New York Mets @ Atlanta Braves

Turner Field, Atlanta, GA

Tue Oct 19 1999, 8:12 PM EDT

Att. 52,335 - Cloudy - 64 F

livebaseballscorecards.com

AB	44
R	9
H	15
RBI	9
BB	3
SO	6
LOB	17

Batter	1	2	3	4	5	6	7	8	9	10	11	AB	R	H	RBI	BB	SO	LOB
Gerald Williams, R (1, 7) OBP: 0.306, SLG: 0.326	H 1-0 10 S BB HBP	x 0-0 ② F3			x 0-0 ① F9	x 0-0 ③ P6			x 0-0 ① G5-3		x 0-0 SH3 BB 2B	5	2	1	0	0	0	2
Bret Boone, R (1, 4) OBP: 0.349, SLG: 0.366	B B B B 4-0 10 E 10 S 1-2 1B BB	S S S 0-3 ③ K			S S S 0-3 ② K		x 0-0 ① G4-3		S S S 0-3 ② K		x 0-0 ① SH3 2-3	4	1	0	0	1	3	0
10 Chipper Jones, S (1, 5) OBP: 0.479, SLG: 0.313	H 1-0 FC 1B 1B 1-3 2-H HBP		x 0-0 S G6-3 1B		x 0-0 ③ F7		x 0-0 ② G4-3		B B B B 4-0 S BB		I I I I 4-0 BB IBB	3	1	1	0	2	0	0
Brian Jordan, R (1, 9) OBP: 0.375, SLG: 0.548	x 0-0 FC 1B 1-2 3-H 1B		x 0-0 ① G6-3 1-2			H 1-0 SH3-4 1B FC3-2 HBP	x 0-0 ③ F9		S S S 0-3 ③ K 1-2		I I I I 4-0 BB 1-2 IBB	4	1	1	1	1	1	2
Andruw Jones, R (1, 8) OBP: 0.304, SLG: 0.244	x 0-0 FC 1B SF8 1-2 2-3		x 0-0 ② G4-3 2-3			x 0-0 FC3-2 SH3-4 1B 1-2 1B		x 0-0 ① G6-3		x 0-0 BB 1B 1B	B B B B 4-0 1-2 2-3 3-H BB	5	3	2	1	1	0	3
Eddie Pérez, R (1, 2) OBP: 0.395, SLG: 0.611 Otis Nixon, S (8, PR) OBP: 1.000, SLG: 1.000 Greg Myers, L (9, 2)	x 0-0 G4-6-3 1-3 2-H 3-H 1B		x 0-0 ③ G6-3			x 0-0 ① SH3-4 1-2 2-3		x 0-0 E S 1B 1B		x 0-0 ① F7		3 0 1	0 1 0	2 0 0	2 0 0	0 0 0	0 0 1	1 0 1
Brian Hunter, R (1, 3) OBP: 0.333, SLG: 0.071 Ryan Klesko, L (10, PH) OBP: 0.348, SLG: 0.400 (11, 3)	x 0-0 ① SF8 3-H			B B B B 4-0 G6-3 S L1-5 BB		I I I I 4-0 FC3-2 1B IBB	x 0-0 SH1-4 1-H 1B			B B B B 4-0 1B 1-2 BB		1 0	1 0	1 0	2 0	0 1	0 0	0 0
Walt Weiss, S (1, 6) OBP: 0.310, SLG: 0.333 Ozzie Guillen, L (10, PH) OBP: 0.250, SLG: 0.250 (11, 6)	x 0-0 ② ③ G4-6-3 1-2f			x 0-0 ① G6-3 1-3		x 0-0 ② FC3-2 1B 1-2 2-3 3-Hf	x 0-0 ② SH1-4 1-2			x 0-0 ② 1-3 2-H 1B		3 1	0 0	0 1	0 1	0 0	0 0	5 0
Kevin Millwood, R (1, 1) ERA: 0.00, SLG: 0.000 Terry Mulholland, R (8, 1) Keith Lockhart, L (8, PH) ERA: 1.000, SLG: 1.000 José Hernández, R (8, PH) ERA: 0.00, SLG: 0.000 Jay John Smoltz, R (7, 1) ERA: 0.00, SLG: 0.000 Mike Remlinger, L (7, 1) Howard Battle, R (8, PH) John Rocker, R (8, 1) Jorge Fabregas, L (10, PH) Russ Springer, R (11, 1)		x 0-0 ① F9				x 0-0 ② ③ L1-5 3-H						2 0 0 0 1 0 0 0 1 0	0 0 0 0 0 0 0 0 0 0	0 0 0 0 1 0 0 0 0 0	0 0 0 0 2 0 0 0 1 0	0 0 0 0 0 0 0 0 0 0	0 0 0 0 0 0 0 0 0 0	1 0 0 0 0 0 0 0 2 0
Inning Stats	R: 5 H: 2 E: 0 LOB: 0 K: 0 BB: 1 S: 5 P: 11	R: 0 H: 0 E: 0 LOB: 0 K: 1 BB: 0 S: 5 P: 5	R: 0 H: 1 E: 0 LOB: 1 K: 0 BB: 0 S: 4 P: 4	R: 0 H: 0 E: 0 LOB: 0 K: 0 BB: 1 S: 2 P: 6	R: 0 H: 0 E: 0 LOB: 0 K: 1 BB: 0 S: 5 P: 5	R: 2 H: 2 E: 0 LOB: 2 K: 0 BB: 1 S: 5 P: 10	R: 0 H: 0 E: 0 LOB: 0 K: 0 BB: 0 S: 3 P: 3	R: 1 H: 2 E: 0 LOB: 2 K: 1 BB: 0 S: 7 P: 7	R: 0 H: 0 E: 0 LOB: 1 K: 2 BB: 1 S: 7 P: 11	R: 1 H: 2 E: 0 LOB: 1 K: 0 BB: 1 S: 4 P: 8	R: 1 H: 1 E: 0 LOB: 3 K: 0 BB: 3 S: 2 P: 14	1B: 9 2B: 2 3B: 0 HR: 0	SF: 1 SAC: 3 DP: 2 HBP: 3			WP: 0 PB: 0 SB: 7 CS: 0	PA: 50	

PITCHER		IP	WLS	BF	H	R	ER	SO	BB	IBB	HBP	BLK	WP	HR	S	P	ERA	WHIP
Al Leiter, L ERA: 4.91	(1, 1)	0.0		6	2	5	5	0	1	0	2	0	0	0	3	9	∞	∞
Pat Mahomes, R ERA: 2.25	(1, 1)	4.0		12	1	0	0	1	1	0	0	0	0	0	13	17	0.00	0.500
Turk Wendell, R ERA: 3.52	(5, 1)	1.2		8	1	2	2	1	0	1	1	0	0	0	8	13	10.80	0.600
Dennis Cook, L ERA:	(6, 1)	0.1		2	1	0	0	0	0	0	0	0	0	0	2	2	0.00	3.000
Orel Hershiser, R ERA:	(7, 1)	1.0		3	0	0	0	0	0	0	0	0	0	0	3	3	0.00	0.000

PITCHER		IP	WLS	BF	H	R	ER	SO	BB	IBB	HBP	BLK	WP	HR	S	P	ERA	WHIP
John Franco, L ERA: 1.42	(8, 1)	1.0	B	5	2	1	1	1	0	0	0	0	0	0	7	7	9.00	2.000
Armando Benitez, R ERA: 1.0	(9, 1)	2.0		9	2	1	1	2	2	0	0	0	0	0	11	19	4.50	2.000
Kenny Rogers, L ERA: 6.75	(11, 1)	0.1	L	5	1	1	1	0	1	2	0	0	0	0	2	14	27.00	6.000

BOTTOM

New York Mets @ Atlanta Braves

Turner Field, Atlanta, GA

Tue Oct 19 1999, 8:12 PM EDT

Att. 52,335 - Cloudy - 64 F

livebaseballscorecards.com

AB	35
R	10
H	10
RBI	9
BB	8
SO	5
LOB	18

Batter	1	2	3	4	5	6	7	8	9	AB	R	H	RBI	BB	SO	LOB
Chuck Knoblauch, R (1, 4) OBP: 0.316, SLG: 0.265	F9		F8			G5-3		SH 2 1B; E; 1-2 2-3	G4-3	4	1	0	0	0	0	1
2 Derek Jeter, R (1, 6) OBP: 0.475, SLG: 0.600	S 1B		G4-3			K		E BB 1B; 1-2 2-3 3-H	CS BB	4	1	2	1	1	1	1
Paul O'Neill, L (1, 9) OBP: 0.314, SLG: 0.273	F7			K		G1		E3 BB 1B; 1-3 2-H 3-H	CS; 1-2	4	0	1	2	0	1	1
Bernie Williams, S (1, 8) OBP: 0.385, SLG: 0.515	K; 1-2			L3			S BB	BB IBB		2	0	0	0	2	1	1
Tino Martinez, L (1, 3) OBP: 0.333, SLG: 0.333		20 G4-6-3 BB		F7			K; 1-2	K		3	0	0	0	1	2	4
20 Jorge Posada, S (1, 2) OBP: 0.158, SLG: 0.333		G4-6-3; 1-2f			G4-3		P6	K		4	0	0	0	0	1	5
Ricky Ledee, L (1, 7) OBP: 0.292, SLG: 0.455		F7			P6		K	BB; 1-2 2-3 3-H		3	0	0	0	0	1	1
Jim Leyritz, R (8, PH)										0	0	0	1	1	0	0
Jeff Nelson, R (8, 1)										0	0	0	0	0	0	0
Mike Stanton, L (8, 1)										0	0	0	0	0	0	0
42 Mariano Rivera, R (8, 1)										0	0	0	0	0	0	0
Scott Brosius, R (1, 5) OBP: 0.273, SLG: 0.531			SH5-4 1B		1B			SH 2 1B BB; 1B K		4	1	3	0	0	1	3
Orlando Hernandez, R (1, 1)										1	0	0	0	0	0	1
Darryl Strawberry, L (8, PH) OBP: 0.467, SLG: 0.833			SH5-4; 1-2		G4-3			2 1B SH; E; 1-2 BB	F9	0	0	0	0	1	0	0
Chad Curtis, R (8, PR) (8, 7)										1	1	0	0	0	0	0
Inning Stats	R: 0 E: 0 K: 1 S: 6 H: 1 LOB: 1 BB: 0 P: 6	R: 0 E: 0 K: 0 S: 2 H: 0 LOB: 0 BB: 1 P: 6	R: 0 E: 0 K: 0 S: 4 H: 1 LOB: 1 BB: 0 P: 4	R: 0 E: 0 K: 1 S: 5 H: 0 LOB: 0 BB: 0 P: 5	R: 0 E: 0 K: 0 S: 4 H: 1 LOB: 1 BB: 0 P: 4	R: 0 E: 0 K: 1 S: 5 H: 0 LOB: 0 BB: 0 P: 5	R: 0 E: 0 K: 2 S: 7 H: 0 LOB: 1 BB: 1 P: 11	R: 4 E: 2 K: 3 S: 13 H: 3 LOB: 3 BB: 3 P: 25	R: 0 E: 0 K: 0 S: 2 H: 0 LOB: 0 BB: 1 P: 6	1B: 6 2B: 0 3B: 0 HR: 0	SF: 0 SAC: 2 DP: 1 HBP: 0						

TOP

New York Yankees @ Atlanta Braves

Turner Field, Atlanta, GA

Sat Oct 23 1999, 8:05 PM EDT

Att. 51,342 - Unknown - 49 F

livebaseballscorecards.com

AB	30
R	4
H	6
RBI	4
BB	6
SO	8
LOB	18

WP: 0 PB: 0 SB: 2 CS: 1 PA: 39

PITCHER		IP	WLS	BF	H	R	ER	SO	BB	IBB	HBP	BLK	WP	HR	S	P	ERA	WHIP
Greg Maddux, R ERA: 2.25	(1, 1)	7.0	L	29	5	4	2	5	3	0	0	0	0	0	36	48	2.57	1.143
John Rocker, L ERA:	(8, 1)	1.0		6	1	0	0	3	1	1	0	0	0	0	10	18	0.00	2.000
Mike Remlinger, L ERA: 5.23	(9, 1)	1.0		3	0	0	0	0	1	0	0	0	0	0	2	6	0.00	1.000

PITCHER	IP	WLS	BF	H	R	ER	SO	BB	IBB	HBP	BLK	WP	HR	S	P	ERA	WHIP

BOTTOM

Batter	1	2	3	4	5	6	7	8	9	AB	R	H	RBI	BB	SO	LOB
Gerald Williams, R (1, 7) OBP: 0.283, SLG: 0.300	SSS 0-3 K ①		SSS 0-3 K ③			x 0-0 G1 ②			x 0-0 G4-3 ①	4	0	0	0	0	2	0
Bret Boone, R (1, 4) OBP: 0.340, SLG: 0.356	SSS 0-3 K ②			SSS 0-3 K ①		x 0-0 G6-3 ③			x 0-0 10 BB 1B	4	0	1	0	0	2	0
10 Chipper Jones, S (1, 5) OBP: 0.500, SLG: 0.412	SSS 0-3 K ③			x 0-0 HR			BBBB 4-0 CS BB		BBBB 4-0 1-2 BB	2	1	1	1	2	1	0
Brian Jordan, R (1, 9) OBP: 0.346, SLG: 0.500		x 0-0 F9 ①		x 0-0 F9 ②			x 0-0 P6 ①		SSS 0-3 K ②	4	0	0	0	0	1	3
Ryan Klesko, L (1, 3) OBP: 0.308, SLG: 0.348 Brian Hunter, R (8, 3) OBP: 0.333, SLG: 0.071 Greg Myers, L (9, PH)		x 0-0 F9 ②		x 0-0 G1-3 ③			x 0-0 P5 ②		x 0-0 F5 ③	3 0 1	0 0 0	0 0 0	0 0 0	0 0 0	0 0 0	1 0 2
Andruw Jones, R (1, 8) OBP: 0.306, SLG: 0.233		BBBB 4-0 BB			x 0-0 L5 ①		0-0 CS ③ 1-2	SSS 0-3 K ①		2	0	0	0	1	1	0
Eddie Pérez, R (1, 2) OBP: 0.390, SLG: 0.579		SSS 0-3 K ③			SSS 0-3 K ②			BBBB 4-0 BB		2	0	0	0	1	2	1
Walt Weiss, S (1, 6) OBP: 0.290, SLG: 0.310 Ozzie Guillen, L (8, PH) OBP: 0.250, SLG: 0.250 José Hernández, R (8, PH) OBP: 0.200, SLG: 0.143 (9, 6)			SSS 0-3 K ①		x 0-0 G3-1 ③			SSS 0-3 K ②		2 0 1	0 0 0	0 0 0	0 0 0	0 0 0	1 0 1	0 0 1
Greg Maddux, R (1, 1) John Rocker, R (8, 1) Howard Battle, R (8, PH) Keith Lockhart, L (8, PH) OBP: 0.286, SLG: 0.571 Mike Remlinger, L (9, 1)			SSS 0-3 K ②			SSS 0-3 K ①		x 0-0 G3 ③		2 0 0 1 0	0 0 0 0 0	0 0 0 0 0	0 0 0 0 0	2 0 0 0 0	0 0 0 1 0	0 0 0 1 0
Inning Stats	R: 0 E: 0 K: 3 S: 9 H: 0 LOB: 0 BB: 0 P: 9	R: 0 E: 0 K: 1 S: 5 H: 0 LOB: 1 BB: 1 P: 9	R: 0 E: 0 K: 3 S: 9 H: 0 LOB: 0 BB: 0 P: 9	R: 1 E: 0 K: 1 S: 6 H: 1 LOB: 0 BB: 0 P: 6	R: 0 E: 0 K: 1 S: 5 H: 0 LOB: 0 BB: 0 P: 5	R: 0 E: 0 K: 0 S: 5 H: 0 LOB: 0 BB: 0 P: 5	R: 0 E: 0 K: 0 S: 2 H: 0 LOB: 0 BB: 1 P: 6	R: 0 E: 0 K: 2 S: 7 H: 0 LOB: 1 BB: 1 P: 11	R: 0 E: 0 K: 1 S: 6 H: 1 LOB: 2 BB: 1 P: 10	1B: 1 2B: 0 3B: 0 HR: 1	SF: 0 SAC: 0 DP: 0 HBP: 0			WP: 0 PB: 0 SB: 0 CS: 1	PA: 33		

PITCHER		IP	WLS	BF	H	R	ER	SO	BB	IBB	HBP	BLK	WP	HR	S	P	ERA	WHIP
Orlando Hernandez, R ERA: 1.2	(1, 1)	7.0	W	23	1	1	1	10	2	0	0	0	0	1	41	49	1.29	0.429
Jeff Nelson, R ERA:	(8, 1)	0.1	H	2	0	0	0	1	1	0	0	0	0	0	3	7	0.00	3.000
Mike Stanton, L ERA:	(8, 1)	0.1	H	1	0	0	0	1	0	0	0	0	0	0	3	3	0.00	0.000
42 Mariano Rivera, R ERA:	(8, 1)	1.1	S	6	1	0	0	1	1	0	0	0	0	0	7	11	0.00	1.500

PITCHER	IP	WLS	BF	H	R	ER	SO	BB	IBB	HBP	BLK	WP	HR	S	P	ERA	WHIP

New York Yankees @ Atlanta Braves

Turner Field, Atlanta, GA

Sat Oct 23 1999, 8:05 PM EDT

Att. 51,342 - Unknown - 49 F

livebaseballscorecards.com

AB	28
R	1
H	2
RBI	1
BB	4
SO	13
LOB	9

Batter	1	2	3	4	5	6	7	8	9	AB	R	H	RBI	BB	SO	LOB
Chuck Knoblauch, R (1, 4) OBP: 0.349, SLG: 0.289	0-0 2 1B 1B 1B	4-0 S BB	0-3 ③ K		0-0 2 FC4-6 3-H 1B			0-0 ① F3		4	1	2	1	1	1	2
2 Derek Jeter, R (1, 6) OBP: 0.467, SLG: 0.600	0-0 G6-3 1B 1-2 1B 1B	0-3 ② K		x 0-0 F8 FC6-4 2B	x 0-0 ③ FC4-6 1-2f			x 0-0 ② G3		5	2	2	0	0	1	2
Paul O'Neill, L (1, 9) OBP: 0.325, SLG: 0.270	0-0 G6-3 1-2 2-H 1B	x 0-0 ③ G5-3 1-2		x 0-0 ① F8 2-3		x 0-0 ① F7		B B B B 4-0 1B BB		4	0	1	1	1	0	2
Bernie Williams, S (1, 8) OBP: 0.432, SLG: 0.541	0-0 ① ② G6-3 1-2f 2-3		x 0-0 1B 2B 1B	4-0 FC6-4 IBB		x 0-0 FC1-6 1B		x 0-0 1-2 1B		4	1	3	0	1	0	2
Tino Martinez, L (1, 3) OBP: 0.341, SLG: 0.342	0-0 BB 1B 3-H 1B		x 0-0 2B 1-2 E 1B	x 0-0 ② FC6-4 1-2f 3-H		x 0-0 ② FC1-6 1-2f		S S S 0-3 ③ K		5	2	2	2	0	1	4
Ricky Ledee, L (1, 7) OBP: 0.345, SLG: 0.500	B B B B 4-0 1B 1-2 BB		x 0-0 E 1-3 2-H 2B	S S S 0-3 ③ K		S S S 0-3 ③ K			x 0-0 G5-3 1B	4	0	2	1	1	2	2
Scott Brosius, R (1, 5) OBP: 0.289, SLG: 0.541	0-0 1-2 2-H 1B	S S S 0-3 ① K		x 0-0 SH1 1B 2B	x 0-0 ① F8	x 0-0 ② F8		S S S 0-3 ① K		5	1	2	1	0	2	3
Joe Girardi, R (1, 2) OBP: 0.111, SLG: 0.111	S S S 0-3 ③ K		x 0-0 ② G6-3	x 0-0 ① SH1 2-3		x 0-0 ② F8		x 0-0 ② G5-3 1-2		4	0	0	0	0	1	5
David Cone, L (1, 1) Ramiro Mendoza, R (8, 1) Jeff Nelson, R (9, 1)		x 0-0 ① G3	x 0-0 E6 2-3 3-H	x 0-0 ② P6		x 0-0 ③ L8		x 0-0 ③ G4-3		4 1 0	0 0 0	0 0 0	0 0 0	0 0 0	0 0 0	2 1 0
Inning Stats	R: 3 H: 5 E: 0 LOB: 2 K: 1 BB: 1 S: 9 P: 13	R: 0 H: 0 E: 0 LOB: 1 K: 1 BB: 1 S: 5 P: 9	R: 2 H: 3 E: 1 LOB: 2 K: 2 BB: 0 S: 11 P: 11	R: 1 H: 1 E: 0 LOB: 1 K: 1 BB: 1 S: 6 P: 10	R: 1 H: 2 E: 0 LOB: 1 K: 0 BB: 0 S: 5 P: 5	R: 0 H: 1 E: 0 LOB: 1 K: 1 BB: 0 S: 6 P: 6	R: 0 H: 0 E: 0 LOB: 0 K: 0 BB: 0 S: 3 P: 3	R: 0 H: 1 E: 0 LOB: 2 K: 1 BB: 1 S: 6 P: 10	R: 0 H: 1 E: 0 LOB: 1 K: 1 BB: 0 S: 6 P: 6	1B: 11 SF: 0 2B: 3 SAC: 1 3B: 0 DP: 1 HR: 0 HBP: 0						

PITCHER		IP	WLS	BF	H	R	ER	SO	BB	IBB	HBP	BLK	WP	HR	S	P	ERA	WHIP
Kevin Millwood, R ERA: 3.65	(1, 1)	2.0	L	15	8	5	4	2	2	0	0	0	0	0	17	25	18.00	5.000
Terry Mulholland, L ERA: 5.68	(3, 1)	3.0		14	3	2	2	3	0	1	0	0	0	0	19	23	6.00	1.000
Russ Springer, R ERA:	(6, 1)	2.0		7	1	0	0	1	0	0	0	0	0	0	9	9	0.00	0.500
30 Kevin McGlinchy, R ERA: 5.4	(8, 1)	2.0		9	2	0	0	2	1	0	0	0	0	0	12	16	0.00	1.500

PITCHER	IP	WLS	BF	H	R	ER	SO	BB	IBB	HBP	BLK	WP	HR	S	P	ERA	WHIP

TOP

New York Yankees @ Atlanta Braves

Turner Field, Atlanta, GA

Sun Oct 24 1999, 8:05 PM EDT

Att. 51,226 - Cloudy - 54 F

livebaseballscorecards.com

AB	40
R	7
H	14
RBI	6
BB	4
SO	8
LOB	25

1B: 11	SF: 0	WP: 0
2B: 3	SAC: 1	PB: 0
3B: 0	DP: 1	SB: 1
HR: 0	HBP: 0	CS: 0

PA: 45

New York Yankees @ Atlanta Braves

Turner Field, Atlanta, GA

Sun Oct 24 1999, 8:05 PM EDT

Att. 51,226 - Cloudy - 54 F

livebaseballscorecards.com

BOTTOM

Batter	1	2	3	4	5	6	7	8	9	AB	R	H	RBI	BB	SO	LOB
Gerald Williams, R (1, 7) OBP: 0.263, SLG: 0.278	G6-3		F9			K		G4-6-3 1-2f		4	0	0	0	0	1	2
Ozzie Guillen, L (1, 6) OBP: 0.125, SLG: 0.125	E1 10 G4-3		G6-3 1-2f			L4		G1-3		4	0	0	0	0	0	1
10 Chipper Jones, S (1, 5) OBP: 0.500, SLG: 0.405	G4-3 2-3			BB		P5			G5-3 1B 1B	3	1	1	0	1	0	1
Brian Jordan, R (1, 9) OBP: 0.339, SLG: 0.469	F7			F9			F8 BB BB		G5-3 1-2	3	0	0	0	1	0	3
Ryan Klesko, L (1, 3) OBP: 0.267, SLG: 0.296		G3-1		K			P4		F9	4	0	0	0	0	1	3
Keith Lockhart, L (1, 4) OBP: 0.364, SLG: 0.444		P5		G4-3			1-2 BB		1B 2B BB	2	1	0	0	2	0	1
Greg Myers, L (1, 2) OBP: 0.500, SLG: 0.333		BB		G5-4-3 1B			F8 2-3		2B 1-2 2-H 1B	3	0	2	1	1	0	2
Andruw Jones, R (1, 8) OBP: 0.288, SLG: 0.217 30 Kevin McGlinchy, R (8, 1) Bret Boone, R (9, PH) OBP: 0.354, SLG: 0.391		P6		G5-4-3 1-2f			K		2B 1-3 2-H 2B	3 0 1	0 0 0	0 0 1	0 0 1	0 0 0	1 0 0	4 0 0
Kevin Millwood, R (1, 1) OBP: 0.222, SLG: 0.125 Terry Mulholland, R (3, 1) Jorge Fabregas, L (5, PH) Russ Springer, R (6, 1) Otis Nixon, S (8, 8) OBP: 0.667, SLG: 0.667			BB	G6-3 BB		K		G4-6-3 1B	G6-3	0 0 1 0 2	0 0 0 0 0	0 0 0 0 1	0 0 0 0 0	0 1 0 0 0	0 0 1 0 0	0 0 0 0 2
Inning Stats	R: 0 E: 1 K: 0 S: 4 H: 0 LOB: 1 BB: 0 P: 4	R: 0 E: 0 K: 0 S: 3 H: 0 LOB: 1 BB: 1 P: 7	R: 0 E: 0 K: 0 S: 2 H: 0 LOB: 0 BB: 1 P: 6	R: 0 E: 0 K: 1 S: 5 H: 0 LOB: 1 BB: 1 P: 9	R: 0 E: 0 K: 1 S: 5 H: 1 LOB: 0 BB: 0 P: 5	R: 0 E: 0 K: 1 S: 5 H: 0 LOB: 0 BB: 0 P: 5	R: 0 E: 0 K: 1 S: 5 H: 0 LOB: 2 BB: 2 P: 13	R: 0 E: 0 K: 0 S: 3 H: 1 LOB: 0 BB: 0 P: 3	R: 2 E: 0 K: 0 S: 6 H: 3 LOB: 2 BB: 1 P: 10	1B: 4 2B: 1 3B: 0 HR: 0 SF: 0 SAC: 0 DP: 3 HBP: 0						

	AB	30
	R	2
	H	5
	RBI	2
	BB	6
	SO	4
	LOB	19

WP: 0 PB: 0 SB: 0 CS: 0 PA: 36

PITCHER		IP	WLS	BF	H	R	ER	SO	BB	IBB	HBP	BLK	WP	HR	S	P	ERA	WHIP
David Cone, R ERA: 1.29	(1, 1)	7.0	W	26	1	0	0	4	5	0	0	0	0	0	29	49	0.00	0.857
Ramiro Mendoza, R ERA: 4.5	(8, 1)	1.2		8	3	2	2	0	1	0	0	0	0	0	7	11	10.80	2.400
Jeff Nelson, R ERA:	(9, 1)	0.1		2	1	0	0	0	0	0	0	0	0	0	2	2	0.00	3.000

PITCHER	IP	WLS	BF	H	R	ER	SO	BB	IBB	HBP	BLK	WP	HR	S	P	ERA	WHIP

Batter	1	2	3	4	5	6	7	8	9	10	AB	R	H	RBI	BB	SO	LOB
Gerald Williams, R (1, 7) OBP: 0.274, SLG: 0.322	0-0 2B 10 G5-3 1B	0-0 ③ G1-3		0-0 2B 3B	0-0 ③ F7			0-0 ③ F7			5	2	2	0	0	0	3
Bret Boone, R (1, 4) OBP: 0.396, SLG: 0.490	0-0 G1-3 1-3 2B	0-0 10 G6-3 1B 2B	0-0 10 CS 3-H 2B	0-0 ① F8			0-0 10 CS 1B				5	1	4	1	0	0	0
Otis Nixon, S (9, PR) OBP: 0.667, SLG: 0.667											0	0	0	0	0	0	0
Keith Lockhart, L (9, 4) OBP: 0.364, SLG: 0.444											0	0	0	0	0	0	0
10 Chipper Jones, S (1, 5) OBP: 0.492, SLG: 0.390	0-0 ① G5-3 3-H	0-0 ① G6-3 2-3	0-0 ② BB 2-3 1B	B B B 4-0 G6-3 BB			S S S 0-3 ① ② K 1-2				4	0	1	1	1	1	3
Brian Jordan, R (1, 9) OBP: 0.361, SLG: 0.462	B B B B 4-0 G1-3 BB	0-0 1B 2B 3-H 1B	B B B 4-0 1-2 BB	0-0 ② ③ G6-3 1-2f			0-0 ③ G6-3				3	1	1	1	2	0	2
Andruw Jones, R (1, 8) OBP: 0.281, SLG: 0.216	0-0 ② G1-3 1-2 2-3	0-0 1-2 2B 1B	0-0 ③ P4		0-0 ① P5				0-0 ① G4-3		5	1	1	0	0	0	4
José Hernández, R (1, 10) OBP: 0.211, SLG: 0.222	0-0 ③ G6-3	0-0 S 1-H 2-H 2B	0-0 ① F9		S S S 0-3 ② K				S S S 0-3 ② K		4	0	1	2	0	1	2
Ozzie Guillen, L (10, PH) OBP: 0.111, SLG: 0.111											1	0	0	0	0	1	0
Eddie Pérez, R (1, 2) OBP: 0.378, SLG: 0.548	S S S 0-3 ① K	0-0 ② L7	0-0 FC5-4 1B		0-0 G1-3				0-0 1B		4	0	1	0	0	1	1
Ryan Klesko, L (10, PH) OBP: 0.290, SLG: 0.321											1	0	1	0	0	0	0
(10, 3)																	
Brian Hunter, R (1, 3) OBP: 0.320, SLG: 0.111	0-0 G4-3 WP 1B	0-0 ③ F9 2-3	0-0 ② FC5-4 1B 1-2f				S S S 0-3 ① K		0-0 ③ G3		4	0	1	0	0	1	2
Greg Myers, L (10, PH) OBP: 0.444, SLG: 0.286											1	0	0	0	0	0	1
(10, 2)																	
Walt Weiss, S (1, 6) OBP: 0.286, SLG: 0.303	B X 1-0 ② G4-3 1-3			x 0-0 ① G1-3	0-0 1-2 1B			x 0-0 ② F7			4	0	1	0	0	0	1
Inning Stats	R: 1 E: 0 K: 0 S: 5 H: 2 LOB: 2 BB: 1 P: 9	R: 0 E: 0 K: 1 S: 6 H: 1 LOB: 1 BB: 0 P: 7	R: 3 E: 0 K: 0 S: 7 H: 4 LOB: 1 BB: 0 P: 7	R: 1 E: 0 K: 0 S: 5 H: 3 LOB: 2 BB: 1 P: 9	R: 0 E: 0 K: 0 S: 5 H: 2 LOB: 2 BB: 0 P: 5	R: 0 E: 0 K: 0 S: 2 H: 0 LOB: 0 BB: 1 P: 6	R: 0 E: 0 K: 1 S: 5 H: 0 LOB: 0 BB: 0 P: 5	R: 0 E: 0 K: 1 S: 5 H: 0 LOB: 0 BB: 0 P: 5	R: 0 E: 0 K: 1 S: 5 H: 1 LOB: 1 BB: 0 P: 5	R: 0 E: 0 K: 1 S: 6 H: 1 LOB: 1 BB: 0 P: 6	1B: 9 2B: 4 3B: 1 HR: 0 SF: 0 SAC: 0 DP: 1 HBP: 0						

PITCHER		IP	WLS	BF	H	R	ER	SO	BB	IBB	HBP	BLK	WP	HR	S	P	ERA	WHIP
Andy Pettitte, L	(1, 1)	3.2		21	10	5	5	1	1	0	0	0	1	0	22	27	12.27	3.000
ERA: 3.93																		
Jason Grimsley, R	(4, 1)	2.1		10	2	0	0	0	2	0	0	0	0	0	8	16	0.00	1.714
ERA:																		
Jeff Nelson, R	(7, 1)	2.0		6	0	0	0	2	0	0	0	0	0	0	10	10	0.00	0.000
ERA:																		
42 Mariano Rivera, R	(9, 1)	2.0	W	7	2	0	0	2	0	0	0	0	0	0	11	11	0.00	1.000
ERA:																		

PITCHER	IP	WLS	BF	H	R	ER	SO	BB	IBB	HBP	BLK	WP	HR	S	P	ERA	WHIP

TOP

Atlanta Braves @ New York Yankees

Yankee Stadium, Bronx, NY

Tue Oct 26 1999, 8:20 PM EDT
Att. 56,794 - Unknown - 62 F

livebaseballscorecards.com

AB	41
R	5
H	14
RBI	5
BB	3
SO	5
LOB	19

WP: 1 PB: 0 SB: 1 CS: 2 PA: 44

Batter	1	2	3	4	5	6	7	8	9	10	AB	R	H	RBI	BB	SO	LOB
Chuck Knoblauch, R (1, 4) OBP: 0.362, SLG: 0.405	E9 2 F9 1B		2B		G1-3			1-H HR			4	2	2	2	0	0	1
2 Derek Jeter, R (1, 6) OBP: 0.449, SLG: 0.568	F9 2-3		K			F7		G3-6-4 1B			4	0	1	0	0	1	2
Paul O'Neill, L (1, 9) OBP: 0.318, SLG: 0.268	L3 1B 3-H			G2		G2-3		G3-6-4 1-2f			4	0	1	1	0	0	1
Bernie Williams, S (1, 8) OBP: 0.396, SLG: 0.488	L3 1-2			G4-3		F9		F8			4	0	0	0	0	0	1
Chili Davis, S (1, 10) OBP: 0.238, SLG: 0.111		G6-3		F9			K		K		4	0	0	0	0	2	0
Tino Martinez, L (1, 3) OBP: 0.333, SLG: 0.405		F8			G4-3		HR		F5		4	1	1	1	0	0	0
Scott Brosius, R (1, 5) OBP: 0.262, SLG: 0.488		F8			K		F8		P6		4	0	0	0	0	1	0
Chad Curtis, R (1, 7) OBP: 0.143, SLG: 0.571			F7		HR		G6-3			HR	4	2	2	2	0	0	0
Joe Girardi, R (1, 2) OBP: 0.190, SLG: 0.190			F9		1B			HR 1B			3	1	2	0	0	0	0
Inning Stats	R: 1 H: 1 E: 1 LOB: 0 K: 0 BB: 0 S: 4 P: 4	R: 0 H: 0 E: 0 LOB: 0 K: 0 BB: 0 S: 3 P: 3	R: 0 H: 1 E: 0 LOB: 1 K: 1 BB: 0 S: 6 P: 6	R: 0 H: 0 E: 0 LOB: 0 K: 0 BB: 0 S: 3 P: 3	R: 1 H: 2 E: 0 LOB: 1 K: 1 BB: 0 S: 7 P: 7	R: 0 H: 0 E: 0 LOB: 0 K: 0 BB: 0 S: 3 P: 3	R: 1 H: 1 E: 0 LOB: 0 K: 1 BB: 0 S: 6 P: 6	R: 2 H: 3 E: 0 LOB: 0 K: 0 BB: 0 S: 5 P: 5	R: 0 H: 0 E: 0 LOB: 0 K: 1 BB: 0 S: 5 P: 5	R: 1 H: 1 E: 0 LOB: 0 K: 0 BB: 0 S: 1 P: 1	1B: 4 SF: 0 2B: 2 SAC: 0 3B: 0 DP: 2 HR: 4 HBP: 0						WP: 0 PA: 35 PB: 0 SB: 0 CS: 0

PITCHER		IP	WLS	BF	H	R	ER	SO	BB	IBB	HBP	BLK	WP	HR	S	P	ERA	WHIP
Tom Glavine, L ERA: 2.7	(1, 1)	7.0		28	7	5	4	3	0	0	0	0	0	3	34	34	5.14	1.000
John Rocker, L ERA:	(8, 1)	2.0		6	1	0	0	1	0	0	0	0	0	0	8	8	0.00	0.500
Mike Remlinger, L ERA: 6.1	(10, 1)	0.0	L	1	1	1	1	0	0	0	0	0	0	1	1	1	∞	∞

PITCHER	IP	WLS	BF	H	R	ER	SO	BB	IBB	HBP	BLK	WP	HR	S	P	ERA	WHIP

BOTTOM

Atlanta Braves @ New York Yankees

Yankee Stadium, Bronx, NY

Tue Oct 26 1999, 8:20 PM EDT
Att. 56,794 - Unknown - 62 F

livebaseballscorecards.com

AB	35
R	6
H	9
RBI	6
BB	0
SO	4
LOB	5

Batter	1	2	3	4	5	6	7	8	9	AB	R	H	RBI	BB	SO	LOB
Gerald Williams, R (1, 7) OBP: 0.273, SLG: 0.317	S S S 0-3 ① K		x 0-0 ③ P4			x 0-0 ② G6-3		x 0-0 1B 1-2 1B		4	0	1	0	0	1	0
Bret Boone, R (1, 4) OBP: 0.404, SLG: 0.481	x 0-0 ② G6-3			S S S 0-3 ① K		B B B B 4-0 BB		x 0-0 1-3 2-H 1B		3	0	1	1	1	1	0
10 Chipper Jones, S (1, 5) OBP: 0.462, SLG: 0.356	x 0-0 ③ G6-3			x 0-0 ② G1-3		x 0-0 ③ G5-3		x 0-0 ③ G4-3		4	0	0	0	0	0	3
Brian Jordan, R (1, 9) OBP: 0.354, SLG: 0.436		x 0-0 ① G4-3		B B B B 4-0 BB			S S S 0-3 ① K		x 0-0 ① G1-3	3	0	0	0	1	1	0
Ryan Klesko, L (1, 3) OBP: 0.286, SLG: 0.313		x 0-0 FC5-4 1B		x 0-0 ③ G3			x 0-0 ② G4-3		x 0-0 ② P4	4	0	1	0	0	0	1
Keith Lockhart, L (1, 10) OBP: 0.333, SLG: 0.385		x 0-0 ② FC5-4 FC6-4 1-2f			x 0-0 G5-4-3 1B		x 0-0 ③ P5		x 0-0 ③ F7	4	0	1	0	0	0	1
Eddie Pérez, R (1, 2) OBP: 0.362, SLG: 0.523		x 0-0 ③ FC6-4 1-2f			x 0-0 ① ② G5-4-3 1-2f			x 0-0 ① G1-3		2	0	0	0	0	0	2
Greg Myers, L (8, PH) (8, 2) OBP: 0.400, SLG: 0.250										1	0	0	0	0	0	0
Andruw Jones, R (1, 8) OBP: 0.267, SLG: 0.204			x 0-0 ① G6-3		S S S 0-3 ③ K			x 0-0 ② G6-3		3	0	0	0	0	1	0
Walt Weiss, S (1, 6) OBP: 0.289, SLG: 0.306			x 0-0 ② G3			x 0-0 ① G1-3		x 0-0 1B 1B 1B		3	1	1	0	0	0	0
Inning Stats	R: 0 E: 0 K: 1 S: 5 H: 0 LOB: 0 BB: 0 P: 5	R: 0 E: 0 K: 0 S: 4 H: 1 LOB: 1 BB: 0 P: 4	R: 0 E: 0 K: 0 S: 3 H: 0 LOB: 0 BB: 0 P: 3	R: 0 E: 0 K: 1 S: 5 H: 0 LOB: 1 BB: 1 P: 9	R: 0 E: 0 K: 1 S: 5 H: 1 LOB: 0 BB: 0 P: 5	R: 0 E: 0 K: 0 S: 3 H: 0 LOB: 1 BB: 1 P: 7	R: 0 E: 0 K: 1 S: 5 H: 0 LOB: 0 BB: 0 P: 5	R: 1 E: 0 K: 0 S: 6 H: 3 LOB: 2 BB: 0 P: 6	R: 0 E: 0 K: 0 S: 3 H: 0 LOB: 0 BB: 0 P: 3	1B: 5 2B: 0 3B: 0 HR: 0	SF: 0 SAC: 0 DP: 1 HBP: 0						

TOP

Atlanta Braves @ New York Yankees

Yankee Stadium, Bronx, NY

Wed Oct 27 1999, 8:20 PM EDT

Att. 56,752 - Cloudy - 52 F

livebaseballscorecards.com

AB	31
R	1
H	5
RBI	1
BB	2
SO	4
LOB	7

WP: 0 PB: 0 SB: 0 CS: 0 PA: 33

PITCHER		IP	WLS	BF	H	R	ER	SO	BB	IBB	HBP	BLK	WP	HR	S	P	ERA	WHIP
Roger Clemens, R ERA: 3.24	(1, 1)	7.2	W	28	4	1	1	4	2	0	0	0	0	0	34	42	1.17	0.783
Jeff Nelson, R ERA:	(8, 1)	0.0		1	1	0	0	0	0	0	0	0	0	0	1	1	∞	∞
42 Mariano Rivera, R ERA:	(8, 1)	1.1	S	4	0	0	0	0	0	0	0	0	0	0	4	4	0.00	0.000

PITCHER	IP	WLS	BF	H	R	ER	SO	BB	IBB	HBP	BLK	WP	HR	S	P	ERA	WHIP

BOTTOM

Atlanta Braves @ New York Yankees

Yankee Stadium, Bronx, NY

Wed Oct 27 1999, 8:20 PM EDT
Att. 56,752 - Cloudy - 52 F

livebaseballscorecards.com

Batter	1	2	3	4	5	6	7	8	9	AB	R	H	RBI	BB	SO	LOB
Chuck Knoblauch, R (1, 4) OBP: 0.353, SLG: 0.391 Luis Sojo, R (8, 4) OBP: 0.600, SLG: 1.333	K		2 1B 1B	F9			K			4 0	1 0	1 0	0 0	0 0	2 0	1 0
2 Derek Jeter, R (1, 6) OBP: 0.434, SLG: 0.542	G3		S 1B 1-3	G5-3			FC6-4 S 1-2f			4	1	1	0	0	0	1
Paul O'Neill, L (1, 9) OBP: 0.313, SLG: 0.250	BB		K		G4-3		F8 1-2			3	0	0	0	1	1	3
Bernie Williams, S (1, 8) OBP: 0.385, SLG: 0.455	G4-3		1B 20 1B 1-2 IBB		K			P4		3	1	0	0	1	1	1
Tino Martinez, L (1, 3) OBP: 0.346, SLG: 0.400		BB 1B	20 1B 1-3 2-H 3-H		K			F2		3	0	1	2	1	1	0
Darryl Strawberry, L (1, 10) OBP: 0.444, SLG: 0.733 Jim Leyritz, R (8, PH) OBP: 0.600, SLG: 1.333		1-2 1B	K			K		HR		3 1	0 1	1 1	0 1	0 0	2 0	2 0
20 Jorge Posada, S (1, 2) OBP: 0.217, SLG: 0.409		K	1-3 1B 3-H			K		2B		4	0	2	1	0	2	2
Ricky Ledee, L (1, 7) OBP: 0.313, SLG: 0.448 Chad Curtis, R (8, PH) OBP: 0.133, SLG: 0.533 (9, 7)		K	P6			G3		F3		3 1	0 0	0 0	0 0	0 0	1 0	4 1
Scott Brosius, R (1, 5) OBP: 0.267, SLG: 0.477		K	F9				2 FC6-4 1B			3	0	1	0	0	1	2

	AB	32
	R	4
	H	8
	RBI	4
	BB	3
	SO	11
	LOB	17

Inning Stats										
	R: 0	H: 0	R: 0	H: 1	R: 3	H: 4	R: 0	H: 0	R: 0	H: 0
	E: 0	LOB: 1	E: 0	LOB: 2	E: 0	LOB: 2	E: 0	LOB: 0	E: 0	LOB: 0
	K: 1	BB: 1	K: 3	BB: 1	K: 2	BB: 1	K: 0	BB: 0	K: 2	BB: 0
	S: 5	P: 9	S: 10	P: 14	S: 11	P: 15	S: 3	P: 3	S: 7	P: 7

Inning Stats										
	R: 0	H: 0	R: 0	H: 1	R: 1	H: 2	1B: 6	SF: 0	WP: 0	PA: 35
	E: 0	LOB: 0	E: 0	LOB: 1	E: 0	LOB: 1	2B: 1	SAC: 0	PB: 0	
	K: 2	BB: 0	K: 1	BB: 0	K: 0	BB: 0	3B: 0	DP: 0	SB: 2	
	S: 7	P: 7	S: 6	P: 6	S: 5	P: 5	HR: 1	HBP: 0	CS: 0	

PITCHER		IP	WLS	BF	H	R	ER	SO	BB	IBB	HBP	BLK	WP	HR	S	P	ERA	WHIP
29 John Smoltz, R ERA: 5.16	(1, 1)	7.0	L	30	6	3	3	11	2	1	0	0	0	0	49	61	3.86	1.143
Terry Mulholland, L ERA: 6.43	(8, 1)	0.2		4	2	1	1	0	0	0	0	0	0	1	4	4	13.50	3.000
Russ Springer, R ERA:	(8, 1)	0.1		1	0	0	0	0	0	0	0	0	0	0	1	1	0.00	0.000

PITCHER	IP	WLS	BF	H	R	ER	SO	BB	IBB	HBP	BLK	WP	HR	S	P	ERA	WHIP