

# Atlanta Braves - 1999





Batter	1	2	3	4	5	6	7	8	9	AB	R	H	RBI	BB	SO	LOB	TOP					
Doug Glanville, R (1, 8) OBP: 0.500, SLG: 0.286	1-2 G6-3	0-3 K			1-2 1B		3-1 F9		4-1 15 1B BB	4	0	1	0	1	1	3	Philadelphia Phillies @ Atlanta Braves Turner Field, Atlanta, GA Tue Apr 06 1999, 7:40 PM EDT Att: 29,183 - Cloudy - 68 F					
Marlon Anderson, L (1, 4) 15 David Doster, R (9, PH) OBP: 1.000, SLG: 1.000	0-0 G4-3		1-2 F8		1-1 F9		2-2 2B		1-0 1B	4	0	1	1	0	0	1						
Scott Rolen, R (1, 5) OBP: 0.400, SLG: 0.750	2-2 2B		0-0 F9		0-0 F8		4-2 G6-4-3 BB		2-1 P4	4	0	1	0	1	0	3						
Rico Brogna, L (1, 3) OBP: 0.300, SLG: 0.125	3-3 K		0-1 1B		1-0 G3-1		0-2 G6-4-3 1-2		0-0 F7	5	0	1	0	0	1	6						
Ron Gant, R (1, 7) OBP: 0.200, SLG: 0.111		3-2 G5-3	1-3 K			2-2 G3-1		0-0 1B G1-3 FC4-6 1B	3-3 K	5	1	1	0	0	2	3						
Bobby Abreu, L (1, 9) OBP: 0.375, SLG: 0.375	1-0 1B			0-3 K		2-0 1B		2-2 G1-3 1-2		4	1	2	0	0	1	1						
Mike Lieberthal, R (8, PR) Gary Bennett, R (8, 2)	1-1 1B			0-0 1B		1-0 L4		0-0 FC4-6 1B		4	0	3	0	0	0	1						
Desi Relaford, S (1, 6) OBP: 0.286, SLG: 0.167	3-2 1B		1-0 F8		1-0 F8		1-1 G3-1		0-0 FC4-6 1-2 3-H	4	0	1	2	0	0	3						
Chad Ogea, R (4, 1) Mike Grace, R (7, PH) Alex Arias, R (7, 1) Ken Ryan, R (8, PH) 23 Kevin Jordan, R (8, 1) Jim Poole, L (8, 1)	2-3 K		0-2 F8		0-2 F8		3-2 2B		0-0 F8	2	0	0	0	0	0	1						
Inning Stats	R: 0 E: 0 K: 1 S: 13	H: 1 LOB: 1 BB: 0 P: 19	R: 1 E: 0 K: 2 S: 15	H: 3 LOB: 2 BB: 0 P: 25	R: 0 E: 0 K: 1 S: 9	H: 1 LOB: 1 BB: 0 P: 11	R: 0 E: 0 K: 1 S: 8	H: 1 LOB: 1 BB: 0 P: 9	R: 0 E: 0 K: 0 S: 7	H: 1 LOB: 1 BB: 0 P: 10	R: 0 E: 0 K: 0 S: 7	H: 1 LOB: 1 BB: 0 P: 13	R: 1 E: 0 K: 0 S: 17	H: 2 LOB: 1 BB: 1 P: 29	R: 1 E: 0 K: 0 S: 7	H: 2 LOB: 1 BB: 0 P: 9		R: 0 E: 0 K: 1 S: 8	H: 1 LOB: 2 BB: 1 P: 18	1B: 10 2B: 3 3B: 0 HR: 0	SF: 0 SAC: 0 DP: 1 HBP: 0	WP: 0 PB: 0 SB: 0 CS: 0
PITCHER	IP	WLS	BF	H	R	ER	SO	BB	IBB	HBP	BLK	WP	HR	S	P	ERA	WHIP					
Greg Maddux, R (1, 1) ERA: 1.5	6.0	W	26	8	1	1	5	0	0	0	0	0	0	59	87	1.50	1.333					
50 Derrin Ebert, L (7, 1) ERA: 6.0	3.0	S	15	5	2	2	1	2	0	0	0	0	0	32	56	6.00	2.333					

AB	39
R	3
H	13
RBI	3
BB	2
SO	6
LOB	25



Batter	1	2	3	4	5	6	7	8	9	AB	R	H	RBI	BB	SO	LOB	BOTTOM				
Otis Nixon, S (1, 7) 50 Derrin Ebert, R (7, 1)	0-1 P5	1-0 FC1-4		0-1 G4-3		2-1 FC4-6		0-3 K		5	0	1	1	0	0	4	Philadelphia Phillies @ Atlanta Braves Turner Field, Atlanta, GA Tue Apr 06 1999, 7:40 PM EDT Att: 29,183 - Cloudy - 68 F				
Bret Boone, R (1, 4)	4-1 10 CS BB	4-0 1B		4-0 1B		1-2 F7		0-0 FC5-4		3	1	0	0	3	0	4					
10 Chipper Jones, S (1, 5)	2-3 K	0-0 G3-1		0-0 HR		0-1 1B		0-1 1B		5	1	3	0	0	1	4					
Brian Jordan, R (1, 9) OBP: 0.778, SLG: 1.571	4-1 HR BB	0-1 CS		3-1 HR		0-0 F8		4-1 BB		3	2	2	3	2	0	1					
Ryan Klesko, L (1, 3) Brian Hunter, R (5, 3)	0-0 1H HR	4-2 1B		2-1 1B		0-0 L7-6-3		3-2 F7		2	2	2	2	1	0	0					
Andruw Jones, R (1, 8) OBP: 0.222, SLG: 0.333	1-2 WP G3-1 2B	1-1 F8		3-1 WP 1B		1-1 P6		2-0 G1-3		5	2	2	0	0	0	3					
Eddie Pérez, R (1, 2) OBP: 0.400, SLG: 0.400	0-3 K FC1-4 G3-1 2-3	0-1 1B		0-0 WP 1B		2-1 F7		0-0 P3		5	1	2	0	0	1	1					
Walt Weiss, S (1, 6) Ozzie Guillen, L (5, 6)	0-0 G3-1	3-1 P4		4-2 1B 1B BB		0-0 E5		1-0 1B		2	1	0	1	1	0	3					
Greg Maddux, R (1, 1) Randal Simon, L (6, PH) Gerald Williams, R (7, 7)	0-0 E6			1-2 2-3 3-H		3-1 FC4-6 1B		2-2 FC5-4		3	1	2	3	0	0	1					
Inning Stats	R: 0 E: 0 K: 1 S: 6	H: 0 LOB: 1 BB: 1 P: 12	R: 3 E: 1 K: 1 S: 12	H: 2 LOB: 2 BB: 2 P: 22	R: 0 E: 0 K: 0 S: 10	H: 2 LOB: 2 BB: 1 P: 18	R: 8 E: 0 K: 0 S: 26	H: 8 LOB: 1 BB: 2 P: 46	R: 0 E: 0 K: 0 S: 4	H: 1 LOB: 0 BB: 0 P: 4	R: 0 E: 0 K: 0 S: 9	H: 1 LOB: 2 BB: 0 P: 17	R: 0 E: 0 K: 0 S: 11	H: 1 LOB: 2 BB: 1 P: 21	R: 0 E: 0 K: 1 S: 9	H: 2 LOB: 2 BB: 0 P: 12		1B: 12 2B: 4 3B: 0 HR: 3	SF: 0 SAC: 0 DP: 3 HBP: 0	WP: 2 PB: 0 SB: 1 CS: 2	PA: 47
PITCHER	IP	WLS	BF	H	R	ER	SO	BB	IBB	HBP	BLK	WP	HR	S	P	ERA	WHIP				
Chad Ogea, R (1, 1) ERA: 18.9	3.1	L	22	7	7	7	2	5	0	0	0	1	0	28	46	13.50	3.000				
Mike Grace, R (4, 1) ERA: 13.5	2.2		15	7	4	4	0	1	0	0	0	0	0	11	21	0.00	2.000				
Ken Ryan, R (7, 1) ERA:	1.0		5	1	0	0	0	1	0	0	0	0	0	9	12	0.00	2.000				
Jim Poole, L (8, 1) ERA:	1.0		5	2	0	0	1	0	0	0	0	0	0	9	12	0.00	2.000				

AB	40
R	11
H	17
RBI	10
BB	7
SO	3
LOB	26





Batter	1	2	3	4	5	6	7	8	9	AB	R	H	RBI	BB	SO	LOB	TOP			
Doug Glanville, R OBP: 0.429, SLG: 0.273										4	0	1	0	0	1	1	Philadelphia Phillies @ Atlanta Braves Turner Field, Atlanta, GA Wed Apr 07 1999, 7:40 PM EDT Att: 32,164 - Cloudy - 68 F			
Marlon Anderson, L OBP: 0.333, SLG: 0.500										4	0	0	0	0	2					
Scott Rolen, R OBP: 0.357, SLG: 0.583										4	0	1	0	0	3	1				
Rico Brogna, L OBP: 0.214, SLG: 0.083										4	0	0	0	0	2	2				
Ron Gant, R OBP: 0.214, SLG: 0.154										4	0	1	0	0	2	0				
Bobby Abreu, L OBP: 0.273, SLG: 0.273										3	0	0	0	0	1	1				
Mike Lieberthal, R OBP: 0.455, SLG: 0.455										3	0	0	0	0	2	1				
Desi Relaford, S OBP: 0.400, SLG: 0.333										3	0	2	0	0	1	0				
Carlton Loewer, R										2	0	0	0	0	0	2				
Yorkis Perez, L										0	0	0	0	0	0	0				
Rob Ducey, L (8, PH)										1	0	0	0	0	0	1				
Ken Ryan, R										0	0	0	0	0	0	0				
<b>Inning Stats</b>	R: 0 H: 1 E: 0 K: 1 S: 12	H: 1 LOB: 1 BB: 0 P: 16	R: 0 H: 2 E: 0 K: 1 S: 14	H: 2 LOB: 2 BB: 0 P: 21	R: 0 H: 1 E: 0 K: 2 S: 6	H: 1 LOB: 1 BB: 0 P: 8	R: 0 H: 0 E: 0 K: 2 S: 9	H: 0 LOB: 0 BB: 0 P: 14	R: 0 H: 0 E: 0 K: 1 S: 9	H: 0 LOB: 0 BB: 0 P: 13	R: 0 H: 0 E: 0 K: 1 S: 5	H: 0 LOB: 0 BB: 0 P: 7	R: 0 H: 1 E: 0 K: 1 S: 9	H: 1 LOB: 1 BB: 0 P: 13	R: 0 H: 0 E: 0 K: 3 S: 11	H: 0 LOB: 0 BB: 0 P: 15	1B: 5 2B: 0 3B: 0 HR: 0	SF: 0 SAC: 0 DP: 0 HBP: 0	WP: 0 PB: 0 SB: 0 CS: 0	PA: 32
<b>PITCHER</b>	IP WLS BF H R ER SO BB IBB HBP BLK WP HR S P ERA WHIP																			
29 John Smoltz, R ERA	(1, 1)	7.0 W 25 4 0 0 8 0 0 0 0 0 0 0 63 91 0.00 0.571																		
Rudy Seanez, R ERA	(8, 1)	1.0 4 1 0 0 1 0 0 0 0 0 0 0 9 13 0.00 1.000																		
John Rocker, L ERA	(9, 1)	1.0 3 0 0 0 3 0 0 0 0 0 0 0 11 15 0.00 0.000																		

Batter	1	2	3	4	5	6	7	8	9	AB	R	H	RBI	BB	SO	LOB	BOTTOM	
Otis Nixon, S OBP: 0.154, SLG: 0.154										4	0	0	0	0	2		Philadelphia Phillies @ Atlanta Braves Turner Field, Atlanta, GA Wed Apr 07 1999, 7:40 PM EDT Att: 32,164 - Cloudy - 68 F	
Bret Boone, R OBP: 0.357, SLG: 0.182										4	1	2	0	0	1	0		
10 Chipper Jones, S OBP: 0.308, SLG: 0.250										4	0	0	0	0	2	1		
Brian Jordan, R OBP: 0.538, SLG: 1.000										4	1	0	0	0	0	1		
Javy Lopez, R OBP: 0.429, SLG: 0.714										3	1	2	1	0	1	0		
Ryan Klesko, L OBP: 0.500, SLG: 0.778										3	0	1	0	0	0	1		
Brian Hunter, R										0	0	0	0	0	0	0		
Andruw Jones, R OBP: 0.167, SLG: 0.250										3	1	0	1	0	1	2		
Walt Weiss, S OBP: 0.400, SLG: 0.556										3	0	2	0	0	1	0		
29 John Smoltz, R										1	0	0	0	0	0	0		
Randall Simon, L OBP: 0.500, SLG: 1.000										0	0	0	1	0	0	0		
Rudy Seanez, R										0	0	0	0	0	0	0		
John Rocker, R										0	0	0	0	0	0	0		
<b>Inning Stats</b>	R: 0 H: 1 E: 0 K: 1 S: 7	H: 0 LOB: 0 BB: 0 P: 12	R: 0 H: 0 E: 0 K: 1 S: 10	H: 0 LOB: 0 BB: 0 P: 12	R: 0 H: 1 E: 0 K: 0 S: 8	H: 1 LOB: 1 BB: 0 P: 11	R: 2 H: 2 E: 1 K: 1 S: 11	H: 2 LOB: 1 BB: 0 P: 19	R: 0 H: 0 E: 0 K: 1 S: 5	H: 0 LOB: 0 BB: 0 P: 7	R: 2 H: 3 E: 0 K: 0 S: 11	H: 3 LOB: 1 BB: 0 P: 15	R: 0 H: 0 E: 0 K: 1 S: 9	H: 0 LOB: 0 BB: 0 P: 12	1B: 6 2B: 1 3B: 0 HR: 0	SF: 1 SAC: 1 DP: 0 HBP: 0	WP: 0 PB: 0 SB: 1 CS: 1	PA: 32
<b>PITCHER</b>	IP WLS BF H R ER SO BB IBB HBP BLK WP HR S P ERA WHIP																	
Carlton Loewer, R ERA: 4.05	(1, 1)	6.2 L 27 7 4 3 5 0 0 0 0 0 0 0 1 3 4.05 1.050																
Yorkis Perez, L ERA	(7, 1)	0.1 1 0 0 0 0 0 0 0 0 0 0 0 1 3 0.00 0.000																
Ken Ryan, R ERA	(8, 1)	1.0 3 0 0 0 1 0 0 0 0 0 0 0 9 12 0.00 0.000																











Batter	1	2	3	4	5	6	7	8	9	AB	R	H	RBI	BB	SO	LOB	TOP																			
Steve Finley, L (1.8) OBP: 0.160, SLG: 0.320	G4-3		G1-3		G4-3	F9		G1-3		5	0	0	0	0	0	2	<b>Arizona Diamondbacks @ Atlanta Braves</b> Turner Field, Atlanta, GA Sat Apr 10 1999, 7:10 PM EDT Att: 44,531 - Cloudy - 70 F																			
Jay Bell, R (1.4) OBP: 0.320, SLG: 0.391	P3		G5-3 1B		L4		1B 1B	K		5	1	2	0	0	1	0																				
Travis Lee, L (1.3) OBP: 0.174, SLG: 0.217	G6-3		G5-3		G4-3		SH3-4 1B 1B		F7	5	1	1	0	0	0	1																				
Matt Williams, R (1.5) OBP: 0.435, SLG: 0.810		L6	G1-3			1B 2B	1B SH3-4 1B		F8 1B 2B	5	2	3	1	0	0	1																				
Bernard Gilkey, R (1.9) OBP: 0.429, SLG: 0.833		HR			G1-4-3 1B		G6-3 SH3-4		1B IBB	3	1	2	1	1	0	1																				
Luis Gonzalez, L (1.7) OBP: 0.400, SLG: 0.889	G6-3		G1-4-3		G1-4-3	1B BB	1B IBB		F8	3	1	0	0	2	0	3																				
Tony Batista, R (1.6) OBP: 0.364, SLG: 0.524		2B 1B			HR	1B 1B	1B 1B		BB 1B	5	2	5	4	0	0	0																				
Damian Miller, R (1.2) OBP: 0.455, SLG: 0.556		2B			2B	SH2-3 1B	F7-6			4	0	3	2	1	0	3																				
Randy Johnson, R (1.1) OBP: 0.364, SLG: 0.524	P9		F8		F8	SH2-3		G4-3	P9	4	0	0	0	0	0	5																				
<b>Inning Stats</b>	R: 0 E: 0 K: 0 S: 5	H: 0 LOB: 0 BB: 0 P: 9	R: 2 E: 0 K: 0 S: 22	H: 3 LOB: 1 BB: 0 P: 33	R: 0 E: 0 K: 0 S: 9	H: 1 LOB: 1 BB: 0 P: 15	R: 1 E: 0 K: 0 S: 11	H: 3 LOB: 1 BB: 0 P: 19	R: 0 E: 0 K: 0 S: 3	H: 0 LOB: 0 BB: 0 P: 5	R: 2 E: 0 K: 0 S: 9	H: 3 LOB: 2 BB: 1 P: 17	R: 2 E: 0 K: 0 S: 13	H: 4 LOB: 2 BB: 1 P: 24	R: 0 E: 0 K: 1 S: 9	H: 0 LOB: 0 BB: 0 P: 15	R: 1 E: 0 K: 0 S: 14	H: 2 LOB: 3 BB: 2 P: 28	1B: 10 2B: 5 3B: 0 HR: 2	SF: 0 SAC: 2 DP: 2 HBP: 0	WP: 0 PB: 0 SB: 0 CS: 0	PA: 45														
<b>PITCHER</b>	IP	WLS	BF	H	R	ER	SO	BB	IBB	HBP	BLK	WP	HR	S	P	ERA	WHIP	<b>PITCHER</b>		IP	WLS	BF	H	R	ER	SO	BB	IBB	HBP	BLK	WP	HR	S	P	ERA	WHIP
Tom Glavine, L (1.1) ERA: 7.11	6.0	L	28	10	5	5	0	1	0	0	0	0	2	59	98	7.50	1.833			6.0	L	28	10	5	5	0	1	0	0	0	2	59	98	7.50	1.833	
51 Joe Winkelsas, R (7.1) ERA: 54.0	0.1		6	4	2	2	0	0	1	0	0	0	0	10	20	54.00	12.000			0.1		6	4	2	2	0	0	1	0	0	0	10	20	54.00	12.000	
50 Derrin Ebert, L (7.1) ERA: 4.26	2.2		11	2	1	1	1	1	1	0	0	0	0	26	47	3.38	1.125			2.2		11	2	1	1	1	1	1	0	0	0	26	47	3.38	1.125	

Batter	1	2	3	4	5	6	7	8	9	AB	R	H	RBI	BB	SO	LOB	BOTTOM																			
Gerald Williams, R (1.7) OBP: 0.273, SLG: 0.273	P4	F9			K			K		4	0	0	0	0	2	0	<b>Arizona Diamondbacks @ Atlanta Braves</b> Turner Field, Atlanta, GA Sat Apr 10 1999, 7:10 PM EDT Att: 44,531 - Cloudy - 70 F																			
Bret Boone, R (1.4) OBP: 0.333, SLG: 0.182	10 2B 1B		K		K		K	G4-3		4	1	1	0	0	2	0																				
10 Chipper Jones, S (1.5) OBP: 0.269, SLG: 0.400	1B 2B		G5-3			HR		G6-3		4	1	2	1	0	0	0																				
Brian Jordan, R (1.9) OBP: 0.560, SLG: 0.800	1B		K			G4-6-3 1B			P4	3	0	2	1	0	1	0																				
Otis Nixon, S (8.7) OBP: 0.105, SLG: 0.105	1B									1	0	0	0	0	0	0																				
Javy Lopez, R (1.2) OBP: 0.316, SLG: 0.444	K				G3				G3	3	0	0	0	0	1	3																				
50 Derrin Ebert, R (7.1) OBP: 0.105, SLG: 0.105	K									0	0	0	0	0	0	0																				
Randall Simon, L (9. PH) OBP: 0.200, SLG: 0.250	K									1	0	0	0	0	0	0																				
Andruw Jones, R (1.8) OBP: 0.240, SLG: 0.190	K				K		G6-3 BB		BB	2	0	0	0	2	2	2																				
Brian Hunter, R (1.3) OBP: 0.167, SLG: 0.667		HR			K		K		K	4	1	1	1	0	3	2																				
Walt Weiss, S (1.6) OBP: 0.429, SLG: 0.375		G5-3			K		G6-3			3	0	0	0	0	1	1																				
Tom Glavine, L (1.1) ERA: 7.11					K					2	0	0	0	0	2	0																				
51 Joe Winkelsas, R (7.1) ERA: 54.0					K					0	0	0	0	0	0	0																				
Eddie Pérez, R (7.2) OBP: 0.333, SLG: 0.333					K					1	0	0	0	0	1	1																				
<b>Inning Stats</b>	R: 1 E: 0 K: 2 S: 12	H: 3 LOB: 2 BB: 0 P: 22	R: 1 E: 0 K: 1 S: 9	H: 1 LOB: 0 BB: 0 P: 9	R: 0 E: 0 K: 2 S: 10	H: 0 LOB: 0 BB: 0 P: 15	R: 0 E: 0 K: 2 S: 8	H: 0 LOB: 0 BB: 0 P: 11	R: 0 E: 0 K: 3 S: 10	H: 0 LOB: 0 BB: 0 P: 12	R: 1 E: 0 K: 1 S: 12	H: 2 LOB: 0 BB: 0 P: 16	R: 0 E: 0 K: 2 S: 10	H: 0 LOB: 1 BB: 1 P: 19	R: 0 E: 0 K: 1 S: 7	H: 0 LOB: 0 BB: 0 P: 8		R: 0 E: 0 K: 1 S: 5	H: 0 LOB: 1 BB: 1 P: 11	1B: 3 2B: 1 3B: 0 HR: 2	SF: 0 SAC: 0 DP: 1 HBP: 0	WP: 0 PB: 0 SB: 0 CS: 0	PA: 34													
<b>PITCHER</b>	IP	WLS	BF	H	R	ER	SO	BB	IBB	HBP	BLK	WP	HR	S	P	ERA		WHIP	<b>PITCHER</b>		IP	WLS	BF	H	R	ER	SO	BB	IBB	HBP	BLK	WP	HR	S	P	ERA
Randy Johnson, L (1.1) ERA: 2.81	9.0	W	34	6	3	3	15	2	0	0	0	0	2	83	123	3.00	0.889			9.0	W	34	6	3	3	15	2	0	0	0	0	2	83	123	3.00	0.889





Batter	1	2	3	4	5	6	7	8	9	AB	R	H	RBI	BB	SO	LOB	TOP								
Steve Finley, L (1, 8) OBP: 0.207, SLG: 0.321	G4-3		FC1-6			SH1-4 1B		FC4-6 BB		3	0	1	0	1	0	1	Arizona Diamondbacks @ Atlanta Braves Turner Field, Atlanta, GA Sun Apr 11 1999, 1:10 PM EDT Att: 32,454 - Cloudy - 70 F								
Jay Bell, R (1, 4) OBP: 0.286, SLG: 0.346	K		F8			SH1-4		F8		3	0	0	0	0	1	2									
Travis Lee, L (1, 3) OBP: 0.185, SLG: 0.333	HR		G3			P5		FC4-6 1B		4	1	1	1	0	0	3									
Matt Williams, R (1, 5) OBP: 0.444, SLG: 0.750	BB				F9	F9		1B		3	0	1	0	1	0	1									
Luis Gonzalez, L (1, 7) OBP: 0.375, SLG: 0.909	G3		G3-4-1				HR	P6		4	1	1	1	0	0	3									
Bernard Gilkey, R (1, 9) OBP: 0.400, SLG: 0.773 Gregg Olson, R (9, 1)	K		F8			F9		G4-3 2B		4	0	1	0	0	0	1		0							
Tony Batista, R (1, 6) OBP: 0.308, SLG: 0.440	P8				F9	F7		G4-3		4	0	0	0	0	0	1		AB 33							
Damian Miller, R (1, 2) OBP: 0.400, SLG: 0.462	G1-3				K	K		P2		4	0	1	0	0	1	1		R 2							
Todd Stottlemyre, L (1, 1) OBP: 0.167, SLG: 0.167 David Dellucci, L (9, 9)					F7	F7		G1-3		3	0	1	0	0	0	1		H 7							
										1	0	0	0	0	1	1		RBI 2							
<b>Inning Stats</b>	R: 1 E: 0 K: 1 S: 13	H: 1 LOB: 1 BB: 1 P: 22	R: 0 E: 0 K: 1 S: 9	H: 0 LOB: 0 BB: 0 P: 14	R: 0 E: 0 K: 0 S: 6	H: 1 LOB: 1 BB: 0 P: 8	R: 0 E: 0 K: 0 S: 6	H: 0 LOB: 0 BB: 0 P: 8	R: 0 E: 0 K: 1 S: 7	H: 0 LOB: 0 BB: 0 P: 9	R: 0 E: 0 K: 0 S: 4	H: 1 LOB: 1 BB: 0 P: 6	R: 1 E: 0 K: 0 S: 14	H: 2 LOB: 1 BB: 0 P: 21	R: 0 E: 0 K: 0 S: 10	H: 1 LOB: 2 BB: 1 P: 18	R: 0 E: 0 K: 1 S: 12	H: 1 LOB: 1 BB: 0 P: 16	1B: 4 2B: 1 3B: 0 HR: 2	SF: 0 SAC: 1 DP: 0 HBP: 0	WP: 0 PB: 0 SB: 0 CS: 0	PA: 36			
<b>PITCHER</b>	IP WLS BF H R ER SO BB IBB HBP BLK WP HR S P ERA WHIP																								
Greg Maddux, R (1, 1) ERA: 1.93	8.0	32	6	2	2	3	2	0	0	0	0	0	0	0	2	69	106	2.25	1.000						
30 Kevin McGlinchy, R (9, 1) ERA: 2.7	1.0	W 4	1	0	0	1	0	0	0	0	0	0	0	0	0	12	16	0.00	1.000						

Batter	1	2	3	4	5	6	7	8	9	AB	R	H	RBI	BB	SO	LOB	BOTTOM							
Otis Nixon, S (1, 7) OBP: 0.091, SLG: 0.091 Randall Simon, L (8, PH) 30 Kevin McGlinchy, R (9, 1)	G6-3		L7			B1-3		F7		3	0	0	0	0	0	0	Arizona Diamondbacks @ Atlanta Braves Turner Field, Atlanta, GA Sun Apr 11 1999, 1:10 PM EDT Att: 32,454 - Cloudy - 70 F							
Ozzie Guillen, L (1, 6) OBP: 0.167, SLG: 0.333	F8				F9	K		E4 BB 1B		4	1	0	0	0	1	0								
10 Chipper Jones, S (1, 5) OBP: 0.267, SLG: 0.379	G6-3				1B			F7		4	0	1	0	0	0	1								
Brian Jordan, R (1, 9) OBP: 0.517, SLG: 0.696	L7				K			G6-3		3	1	0	0	1	1	1								
Ryan Klesko, L (1, 3) OBP: 0.409, SLG: 0.526	FC6-4 1B				G5-3			G4-3		3	0	1	0	1	0	1								
Andruw Jones, R (1, 8) OBP: 0.276, SLG: 0.240	K				G5-3			1B FC5-4 1B		4	1	2	2	0	1	1								
Eddie Pérez, R (1, 2) OBP: 0.250, SLG: 0.250 Walt Weiss, S (8, PH) Gerald Williams, R (9, 7) OBP: 0.273, SLG: 0.273	FC6-4				K			F7		2	0	0	0	0	1	1								
Keith Lockhart, L (1, 4) OBP: 0.200, SLG: 0.200					G3			FC5-4 1B		3	0	1	0	0	0	0								
Greg Maddux, R (1, 1) OBP: 0.400, SLG: 1.000 Javy Lopez, R (8, PH) OBP: 0.300, SLG: 0.421					K			FC5-4		2	0	0	0	0	2	0								
								1-2 3H		1	0	0	1	0	0	1								
<b>Inning Stats</b>	R: 0 E: 0 K: 0 S: 9	H: 0 LOB: 0 BB: 0 P: 17	R: 0 E: 0 K: 1 S: 11	H: 1 LOB: 1 BB: 0 P: 18	R: 0 E: 0 K: 1 S: 8	H: 0 LOB: 0 BB: 0 P: 11	R: 0 E: 0 K: 1 S: 7	H: 1 LOB: 1 BB: 0 P: 11	R: 0 E: 0 K: 2 S: 8	H: 0 LOB: 0 BB: 0 P: 10	R: 0 E: 0 K: 0 S: 8	H: 0 LOB: 0 BB: 0 P: 11	R: 1 E: 0 K: 0 S: 10	H: 2 LOB: 1 BB: 0 P: 12	R: 2 E: 1 K: 0 S: 12	H: 1 LOB: 2 BB: 2 P: 25	1B: 5 2B: 0 3B: 0 HR: 0	SF: 0 SAC: 0 DP: 0 HBP: 0	WP: 0 PB: 0 SB: 0 CS: 0	PA: 33				
<b>PITCHER</b>	IP WLS BF H R ER SO BB IBB HBP BLK WP HR S P ERA WHIP																							
Todd Stottlemyre, R (1, 1) ERA: 1.78	8.0	28	4	1	1	6	0	0	0	0	0	0	0	0	71	103	1.12	0.500						
Gregg Olson, R (9, 1) ERA: 18.0	0.1	L 5	1	2	1	0	2	0	0	0	0	0	0	0	12	25	27.00	9.000						

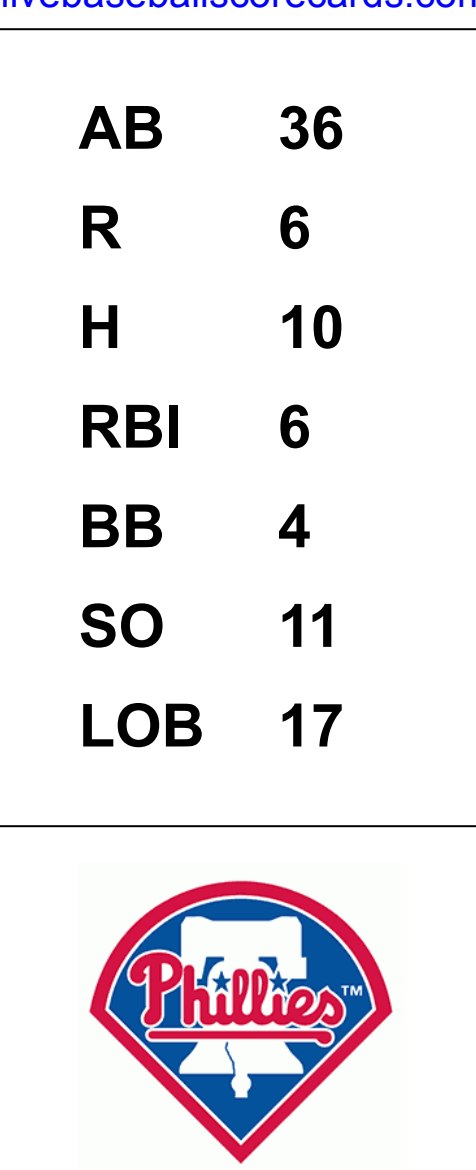




Batter	1	2	3	4	5	6	7	8	9	AB	R	H	RBI	BB	SO	LOB	TOP					
<b>Otis Nixon, S</b> <small>OBP: 0.148, SLG: 0.185</small>										5	2	1	0	0	1		<b>Atlanta Braves @ Philadelphia Phillies</b> Veterans Stadium, Philadelphia, PA Mon Apr 12 1999, 3:05 PM EDT Att: 37,582 - Cloudy - 54 F					
<b>Bret Boone, R</b> <small>OBP: 0.344, SLG: 0.370</small>										5	2	3	0	1	1							
<b>10 Chipper Jones, S</b> <small>OBP: 0.229, SLG: 0.324</small>										5	0	0	0	0	2	3						
<b>Brian Jordan, R</b> <small>OBP: 0.545, SLG: 0.692</small>										3	1	2	2	1	0	0						
<b>Javy Lopez, R</b> <small>OBP: 0.292, SLG: 0.522</small>										4	1	1	2	0	2	2						
<b>Ryan Klesko, L</b> <small>OBP: 0.385, SLG: 0.455</small> <b>30 Kevin McGlinchy, R</b> <small>OBP: 0.242, SLG: 0.207</small> <b>Rudy Seanez, R</b> <small>OBP: 0.143, SLG: 0.571</small>										3	0	0	0	1	2	0						
										0	0	0	0	0	0	0						
										4	0	0	0	0	0	2						
<b>Walt Weiss, S</b> <small>OBP: 0.346, SLG: 0.286</small>										4	0	0	0	0	2	0						
<b>29 John Smoltz, R</b> <small>OBP: 0.333, SLG: 0.333</small> <b>Keith Lockhart, L</b> <small>OBP: 0.333, SLG: 0.333</small> <b>Mike Cather, R</b> <small>OBP: 0.143, SLG: 0.571</small>										2	1	1	0	0	0	0						
										1	1	1	0	0	0	0						
										0	0	0	0	0	0	0						
										1	0	0	0	1	0							
<b>Inning Stats</b>	R: 1 E: 0 K: 1 S: 13	H: 2 LOB: 1 BB: 0 P: 17	R: 0 E: 0 K: 0 S: 6	H: 0 LOB: 0 BB: 0 P: 10	R: 3 E: 0 K: 1 S: 23	H: 4 LOB: 2 BB: 1 P: 36	R: 0 E: 0 K: 0 S: 7	H: 0 LOB: 0 BB: 0 P: 12	R: 0 E: 0 K: 0 S: 6	H: 0 LOB: 0 BB: 0 P: 8	R: 0 E: 0 K: 2 S: 7	H: 0 LOB: 0 BB: 0 P: 11	R: 2 E: 0 K: 2 S: 11	H: 2 LOB: 0 BB: 0 P: 18	R: 2 E: 0 K: 2 S: 12	H: 1 LOB: 0 BB: 1 P: 22	R: 0 E: 0 K: 2 S: 11	H: 0 LOB: 1 BB: 0 P: 15	1B: 5 2B: 2 3B: 0 HR: 2	SF: 0 SAC: 0 DP: 0 HBP: 0	WP: 0 PB: 1 SB: 1 CS: 0	PA: 39
<b>PITCHER</b>	IP	WLS	BF	H	R	ER	SO	BB	IBB	HBP	BLK	WP	HR	S	P	ERA	WHIP					
<b>Carlton Loewer, R</b>	(1, 1)	6.1	27	7	5	5	5	1	0	0	0	0	0	67	103	7.11	1.263					
<b>Yorkis Perez, L</b>	(7, 1)	0.2	3	1	1	1	1	0	0	0	0	0	1	6	9	13.50	1.500					
<b>Ken Ryan, R</b>	(8, 1)	1.0	L	5	1	2	2	1	0	0	0	0	1	12	22	18.00	2.000					
<b>Wayne Gomes, R</b>	(9, 1)	1.0		4	0	0	0	2	0	0	0	0	0	11	15	0.00	0.000					

Batter	1	2	3	4	5	6	7	8	9	AB	R	H	RBI	BB	SO	LOB	BOTTOM					
<b>Doug Glanville, R</b> <small>OBP: 0.313, SLG: 0.269</small>										5	1	2	0	0	1	0	<b>Atlanta Braves @ Philadelphia Phillies</b> Veterans Stadium, Philadelphia, PA Mon Apr 12 1999, 3:05 PM EDT Att: 37,582 - Cloudy - 54 F					
<b>Marlon Anderson, L</b> <small>OBP: 0.225, SLG: 0.242</small>										5	0	0	1	0	0	1						
<b>Scott Rolen, R</b> <small>OBP: 0.389, SLG: 0.733</small>										4	1	1	1	1	2	1						
<b>Rico Brogna, L</b> <small>OBP: 0.278, SLG: 0.441</small>										5	1	3	0	0	0	1						
<b>Ron Gant, R</b> <small>OBP: 0.226, SLG: 0.080</small>										2	1	0	0	2	1	3						
<b>Bobby Abreu, L</b> <small>OBP: 0.280, SLG: 0.276</small>										4	1	1	0	0	2	1						
<b>Mike Lieberthal, R</b> <small>OBP: 0.481, SLG: 0.640</small>										3	0	1	0	1	2	3						
<b>Desi Relaford, S</b> <small>OBP: 0.400, SLG: 0.444</small> <b>Yorkis Perez, L</b> <small>OBP: 0.143, SLG: 0.571</small> <b>Ken Ryan, R</b> <small>OBP: 0.143, SLG: 0.571</small> <b>23 Kevin Jordan, R</b> <small>OBP: 0.290, SLG: 0.276</small> <b>Wayne Gomes, R</b> <small>OBP: 0.143, SLG: 0.571</small>										3	0	1	3	0	0	1						
										0	0	0	0	0	0	0						
										1	0	0	0	0	1	2						
										2	0	0	0	0	2	2						
										2	1	1	1	0	0	2						
<b>Inning Stats</b>	R: 0 E: 0 K: 0 S: 7	H: 0 LOB: 0 BB: 0 P: 8	R: 3 E: 0 K: 2 S: 16	H: 3 LOB: 0 BB: 1 P: 28	R: 0 E: 0 K: 2 S: 16	H: 2 LOB: 2 BB: 0 P: 21	R: 0 E: 0 K: 2 S: 11	H: 0 LOB: 1 BB: 1 P: 20	R: 1 E: 0 K: 1 S: 13	H: 2 LOB: 1 BB: 0 P: 18	R: 0 E: 0 K: 1 S: 9	H: 0 LOB: 0 BB: 0 P: 12	R: 2 E: 0 K: 0 S: 11	H: 2 LOB: 0 BB: 0 P: 14	R: 0 E: 0 K: 2 S: 11	H: 1 LOB: 2 BB: 1 P: 23	R: 0 E: 0 K: 1 S: 9	H: 0 LOB: 1 BB: 1 P: 17	1B: 6 2B: 1 3B: 1 HR: 2	SF: 0 SAC: 0 DP: 0 HBP: 0	WP: 1 PB: 0 SB: 0 CS: 1	PA: 40
<b>PITCHER</b>	IP	WLS	BF	H	R	ER	SO	BB	IBB	HBP	BLK	WP	HR	S	P	ERA	WHIP					
<b>29 John Smoltz, R</b>	(1, 1)	6.0	26	7	4	4	8	2	0	0	0	0	0	72	107	6.00	1.500					
<b>Mike Cather, R</b>	(7, 1)	1.0	W	5	2	2	0	0	0	0	0	0	2	11	14	18.00	2.000					
<b>30 Kevin McGlinchy, R</b>	(8, 1)	0.1		3	1	0	0	1	1	0	0	0	0	6	15	0.00	6.000					
<b>Rudy Seanez, R</b>	(8, 1)	1.2	S	6	0	0	0	2	1	0	0	0	0	14	25	0.00	0.600					

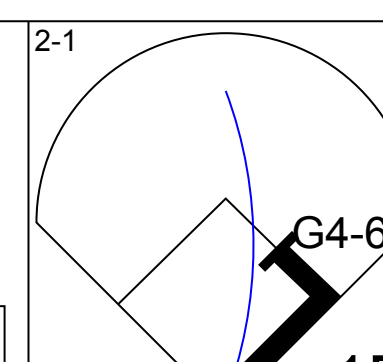
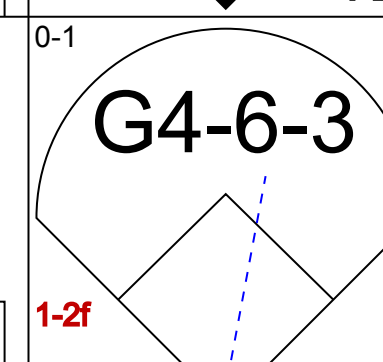
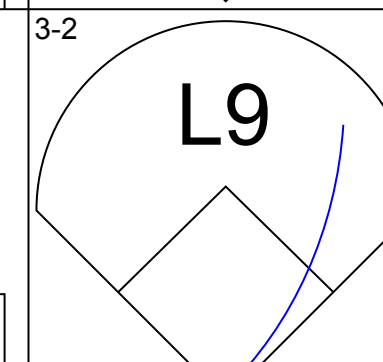






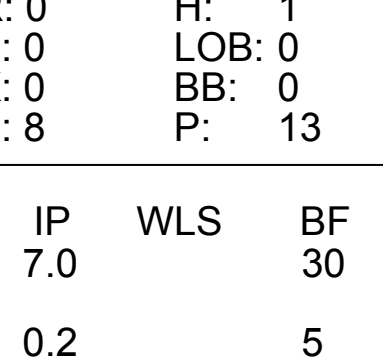

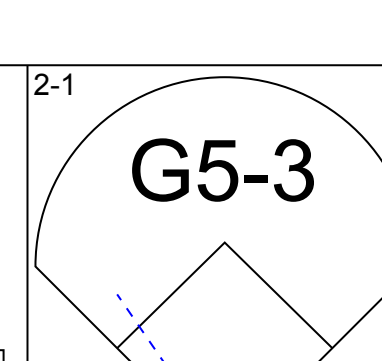
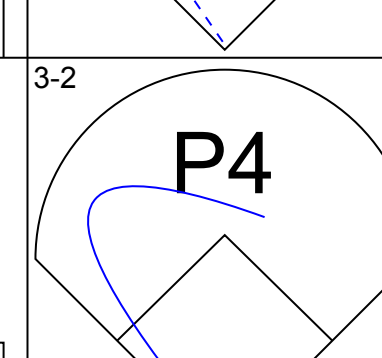
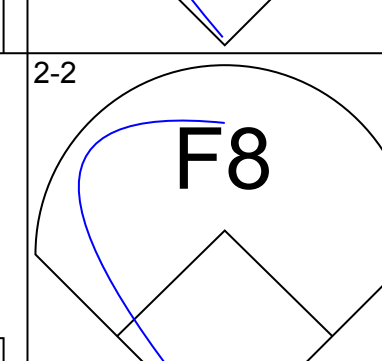
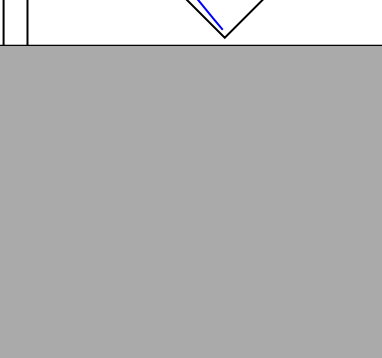





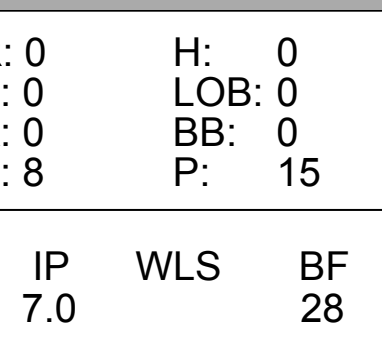
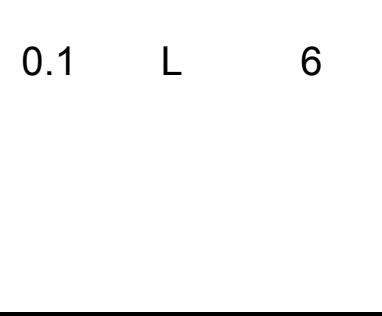
AB	37
R	8
H	9
RBI	8
BB	2
SO	10
LOB	9

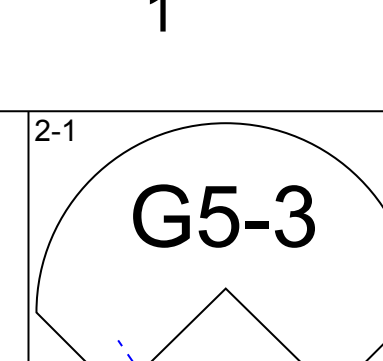
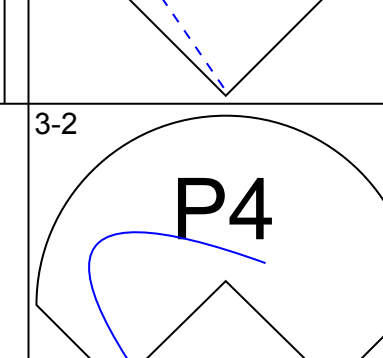
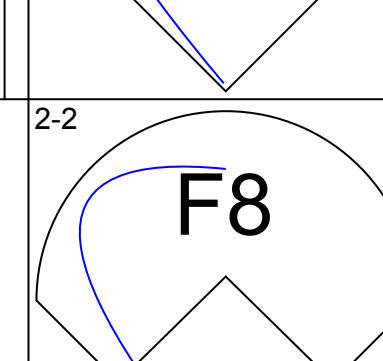
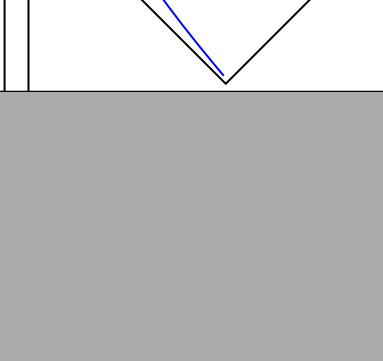





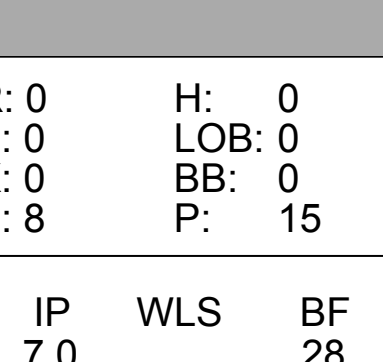
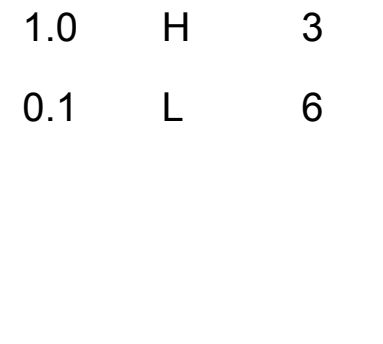








Batter	1	2	3	4	5	6	7	8	9	AB	R	H	RBI	BB	SO	LOB	TOP
<b>Otis Nixon, S</b> <small>OBP: 0.270, SLG: 0.242</small> 										3	1	2	1	1	1	0	<b>Atlanta Braves @ Colorado Rockies</b> Coors Field, Denver, CO Sat Apr 17 1999, 1:05 PM MDT Att: 42,510 - Sunny - 42 F
<b>Bret Boone, R</b> <small>OBP: 0.333, SLG: 0.351</small> 										5	0	2	0	0	0	2	
<b>10 Chipper Jones, S</b> <small>OBP: 0.244, SLG: 0.495</small> 										4	0	0	1	0	0	3	
<b>Brian Jordan, R</b> <small>OBP: 0.500, SLG: 0.735</small> 										4	2	2	1	0	0	2	
<b>Javy Lopez, R</b> <small>OBP: 0.333, SLG: 0.581</small> 										4	0	1	0	0	0	1	
<b>Randall Simon, L</b> <small>OBP: 0.100, SLG: 0.111</small> <b>Rudy Seanez, R</b> <small>OBP: 0.100, SLG: 0.111</small> <b>John Rocker, R</b> <small>OBP: 0.100, SLG: 0.111</small> 										4	0	0	0	0	0	3	
<b>Andruw Jones, R</b> <small>OBP: 0.333, SLG: 0.188</small> 										1	0	0	0	3	0	0	
<b>Walt Weiss, S</b> <small>OBP: 0.314, SLG: 0.276</small> 										4	1	1	1	0	1	5	
<b>Tom Glavine, L</b> <small>OBP: 0.125, SLG: 0.500</small> <b>Keith Lockhart, L</b> <small>OBP: 0.333, SLG: 0.333</small> <b>Brian Hunter, R</b> <small>OBP: 0.125, SLG: 0.500</small> 										2	0	0	0	0	1	2	
<b>Inning Stats</b> <small>R: 0, H: 1, E: 0, LOB: 0, K: 0, BB: 0, S: 8</small>	<small>R: 1, H: 1, E: 1, LOB: 2, K: 0, BB: 1, S: 14</small>	<small>R: 0, H: 2, E: 0, LOB: 1, K: 0, BB: 0, S: 7</small>	<small>R: 0, H: 0, E: 0, LOB: 1, K: 0, BB: 1, S: 4</small>	<small>R: 1, H: 1, E: 0, LOB: 1, K: 1, BB: 0, S: 8</small>	<small>R: 0, H: 0, E: 0, LOB: 0, K: 0, BB: 0, S: 5</small>	<small>R: 1, H: 1, E: 1, LOB: 1, K: 0, BB: 0, S: 12</small>	<small>R: 1, H: 2, E: 0, LOB: 2, K: 1, BB: 0, S: 12</small>	<small>R: 0, H: 0, E: 0, LOB: 0, K: 0, BB: 0, S: 5</small>	<small>R: 0, H: 0, E: 0, LOB: 0, K: 0, BB: 0, S: 5</small>	<small>1B: 6, SF: 2, 2B: 1, SAC: 1, 3B: 0, DP: 2, HR: 1, HBP: 0</small>	<small>WP: 0, PA: 39, PB: 0, SB: 1, CS: 0</small>						
<b>PITCHER</b> <b>Darryl Kile, R</b> <small>ERA: 2.61</small> <b>Jerry Dipoto, R</b> <small>ERA: 3.38</small> <b>Chuck McElroy, L</b> <small>ERA: 4.91</small>	<small>IP: 7.0, WLS: 30, BF: 6, R: 3, ER: 2, SO: 1, BB: 3, IBB: 0, HBP: 0, BLK: 0, WP: 0, HR: 0, S: 58, P: 100, ERA: 2.57, WHIP: 1.286</small>	<small>IP: 0.2, WLS: 5, BF: 2, R: 1, ER: 1, SO: 1, BB: 1, IBB: 0, HBP: 0, BLK: 0, WP: 1, HR: 9, S: 18, P: 13.50, ERA: 4.500</small>	<small>IP: 1.1, WLS: 4, BF: 0, R: 0, ER: 0, SO: 1, BB: 0, IBB: 0, HBP: 0, BLK: 0, WP: 0, HR: 8, S: 10, P: 0.00, ERA: 0.000</small>	<b>PITCHER</b> <small>IP: 7.0, WLS: 30, BF: 6, R: 3, ER: 2, SO: 1, BB: 3, IBB: 0, HBP: 0, BLK: 0, WP: 0, HR: 0, S: 58, P: 100, ERA: 2.57, WHIP: 1.286</small>	<small>IP: 0.2, WLS: 5, BF: 2, R: 1, ER: 1, SO: 1, BB: 1, IBB: 0, HBP: 0, BLK: 0, WP: 1, HR: 9, S: 18, P: 13.50, ERA: 4.500</small>	<small>IP: 1.1, WLS: 4, BF: 0, R: 0, ER: 0, SO: 1, BB: 0, IBB: 0, HBP: 0, BLK: 0, WP: 0, HR: 8, S: 10, P: 0.00, ERA: 0.000</small>	<small>IP: 7.0, WLS: 30, BF: 6, R: 3, ER: 2, SO: 1, BB: 3, IBB: 0, HBP: 0, BLK: 0, WP: 0, HR: 0, S: 58, P: 100, ERA: 2.57, WHIP: 1.286</small>	<small>IP: 0.2, WLS: 5, BF: 2, R: 1, ER: 1, SO: 1, BB: 1, IBB: 0, HBP: 0, BLK: 0, WP: 1, HR: 9, S: 18, P: 13.50, ERA: 4.500</small>	<small>IP: 1.1, WLS: 4, BF: 0, R: 0, ER: 0, SO: 1, BB: 0, IBB: 0, HBP: 0, BLK: 0, WP: 0, HR: 8, S: 10, P: 0.00, ERA: 0.000</small>	<small>IP: 7.0, WLS: 30, BF: 6, R: 3, ER: 2, SO: 1, BB: 3, IBB: 0, HBP: 0, BLK: 0, WP: 0, HR: 0, S: 58, P: 100, ERA: 2.57, WHIP: 1.286</small>	<small>IP: 0.2, WLS: 5, BF: 2, R: 1, ER: 1, SO: 1, BB: 1, IBB: 0, HBP: 0, BLK: 0, WP: 1, HR: 9, S: 18, P: 13.50, ERA: 4.500</small>	<small>IP: 1.1, WLS: 4, BF: 0, R: 0, ER: 0, SO: 1, BB: 0, IBB: 0, HBP: 0, BLK: 0, WP: 0, HR: 8, S: 10, P: 0.00, ERA: 0.000</small>					

Batter	1	2	3	4	5	6	7	8	9	AB	R	H	RBI	BB	SO	LOB	BOTTOM
<b>Darryl Hamilton, L</b> <small>OBP: 0.405, SLG: 0.382</small> 										5	0	1	1	0	1	0	<b>Atlanta Braves @ Colorado Rockies</b> Coors Field, Denver, CO Sat Apr 17 1999, 1:05 PM MDT Att: 42,510 - Sunny - 42 F
<b>Neftali Perez, S</b> <small>OBP: 0.385, SLG: 0.405</small> 										4	0	1	0	0	0	0	
<b>Larry Walker, L</b> <small>OBP: 0.333, SLG: 0.375</small> 										4	0	1	0	0	0	0	
<b>Dante Bichette, R</b> <small>OBP: 0.366, SLG: 0.474</small> 										4	1	1	0	0	1	2	
<b>Vinny Castilla, R</b> <small>OBP: 0.410, SLG: 0.583</small> 										4	0	1	1	0	0	0	
<b>17 Todd Helton, L</b> <small>OBP: 0.283, SLG: 0.500</small> 										3	2	2	0	1	0	1	
<b>3 Mike Lansing, R</b> <small>OBP: 0.324, SLG: 0.290</small> 										4	1	2	1	0	0	2	
<b>Kirt Manwaring, R</b> <small>OBP: 0.444, SLG: 0.357</small> <b>Pat Watkins, R</b> <small>OBP: 0.231, SLG: 0.091</small> 										2	0	0	0	1	1	1	
<b>Darryl Kile, R</b> <small>OBP: 0.429, SLG: 0.333</small> <b>7 Kurt Abbott, R</b> <small>OBP: 0.429, SLG: 0.333</small> <b>Jerry Dipoto, R</b> <small>OBP: 0.429, SLG: 0.333</small> <b>Chuck McElroy, L</b> <small>OBP: 0.429, SLG: 0.333</small> <b>Angel Echevarria, R</b> <small>OBP: 0.273, SLG: 0.200</small> 										1	0	0	0	1	0	0	
<b>Inning Stats</b> <small>R: 0, H: 0, E: 0, LOB: 0, K: 0, BB: 0, S: 8</small>	<small>R: 1, H: 2, E: 0, LOB: 2, K: 1, BB: 1, S: 15</small>	<small>R: 0, H: 0, E: 0, LOB: 0, K: 0, BB: 0, S: 4</small>	<small>R: 0, H: 0, E: 0, LOB: 0, K: 0, BB: 0, S: 7</small>	<small>R: 1, H: 2, E: 0, LOB: 1, K: 0, BB: 0, S: 10</small>	<small>R: 0, H: 2, E: 0, LOB: 2, K: 2, BB: 0, S: 16</small>	<small>R: 0, H: 1, E: 0, LOB: 0, K: 0, BB: 0, S: 8</small>	<small>R: 0, H: 0, E: 0, LOB: 0, K: 2, BB: 0, S: 10</small>	<small>R: 0, H: 0, E: 0, LOB: 0, K: 1, BB: 0, S: 9</small>	<small>R: 3, H: 3, E: 0, LOB: 2, K: 0, BB: 2, S: 12</small>	<small>1B: 8, SF: 0, 2B: 2, SAC: 0, 3B: 0, DP: 1, HR: 0, HBP: 0</small>	<small>WP: 0, PA: 37, PB: 0, SB: 0, CS: 0</small>						
<b>PITCHER</b> <b>Tom Glavine, L</b> <small>ERA: 5.49</small> <b>Rudy Seanez, R</b> <small>ERA: 1.59</small> <b>John Rocker, L</b> <small>ERA: 10.13</small>	<small>IP: 7.0, WLS: 28, BF: 7, R: 2, ER: 2, SO: 1, BB: 1, IBB: 0, HBP: 0, BLK: 0, WP: 0, HR: 0, S: 68, P: 109, ERA: 2.57, WHIP: 1.143</small>	<small>IP: 1.0, WLS: 3, BF: 0, R: 0, ER: 0, SO: 1, BB: 0, IBB: 0, HBP: 0, BLK: 0, WP: 0, HR: 9, S: 9, P: 0.00, ERA: 0.000</small>	<small>IP: 0.1, WLS: 6, BF: 3, R: 3, ER: 3, SO: 0, BB: 2, IBB: 0, HBP: 0, BLK: 0, WP: 0, HR: 12, S: 25, P: 81.00, ERA: 15.000</small>	<b>PITCHER</b> <small>IP: 7.0, WLS: 28, BF: 7, R: 2, ER: 2, SO: 1, BB: 1, IBB: 0, HBP: 0, BLK: 0, WP: 0, HR: 0, S: 68, P: 109, ERA: 2.57, WHIP: 1.143</small>	<small>IP: 1.0, WLS: 3, BF: 0, R: 0, ER: 0, SO: 1, BB: 0, IBB: 0, HBP: 0, BLK: 0, WP: 0, HR: 9, S: 9, P: 0.00, ERA: 0.000</small>	<small>IP: 0.1, WLS: 6, BF: 3, R: 3, ER: 3, SO: 0, BB: 2, IBB: 0, HBP: 0, BLK: 0, WP: 0, HR: 12, S: 25, P: 81.00, ERA: 15.000</small>	<small>IP: 7.0, WLS: 28, BF: 7, R: 2, ER: 2, SO: 1, BB: 1, IBB: 0, HBP: 0, BLK: 0, WP: 0, HR: 0, S: 68, P: 109, ERA: 2.57, WHIP: 1.143</small>	<small>IP: 1.0, WLS: 3, BF: 0, R: 0, ER: 0, SO: 1, BB: 0, IBB: 0, HBP: 0, BLK: 0, WP: 0, HR: 9, S: 9, P: 0.00, ERA: 0.000</small>	<small>IP: 0.1, WLS: 6, BF: 3, R: 3, ER: 3, SO: 0, BB: 2, IBB: 0, HBP: 0, BLK: 0, WP: 0, HR: 12, S: 25, P: 81.00, ERA: 15.000</small>	<small>IP: 7.0, WLS: 28, BF: 7, R: 2, ER: 2, SO: 1, BB: 1, IBB: 0, HBP: 0, BLK: 0, WP: 0, HR: 0, S: 68, P: 109, ERA: 2.57, WHIP: 1.143</small>	<small>IP: 1.0, WLS: 3, BF: 0, R: 0, ER: 0, SO: 1, BB: 0, IBB: 0, HBP: 0, BLK: 0, WP: 0, HR: 9, S: 9, P: 0.00, ERA: 0.000</small>						



Batter	1	2	3	4	5	6	7	8	9	AB	R	H	RBI	BB	SO	LOB	TOP				
<b>Otis Nixon, S</b> (1, 7) OBP: 0.279, SLG: 0.237 <b>Gerald Williams, R</b> (9, PH) OBP: 0.357, SLG: 0.571	G6-4-3 BB	P6	K		G4-3		F8		E5 E4	5	1	1	0	1	1	3					
<b>Bret Boone, R</b> (1, 4) OBP: 0.306, SLG: 0.341	G6-4-3 1-2f		10 E 2B	L4	K		K			7	2	1	0	0	2	3					
<b>10 Chipper Jones, S</b> (1, 5) OBP: 0.308, SLG: 0.511	HR 2B		E3 1B 2H	HR	K			G6-4-3 BB		5	4	3	2	2	1	0					
<b>Brian Jordan, R</b> (1, 9) OBP: 0.490, SLG: 0.750	HR 2H		F7	HR		F9		G6-4-3 1-2f	K	6	3	2	3	1	1	4					
<b>Randall Simon, L</b> (1, 3) OBP: 0.400, SLG: 0.667 <b>Mike Remlinger, L</b> (8, 1)	1B S BB		HR 1B	HR	HR	FC6-4 BB		1B 2B	3B 1B	3	3	3	2	2	0	0					
<b>Ozzie Guillen, L</b> (9, PH) OBP: 0.286, SLG: 0.429	CS 1B		HR 1B	HR	1B	FC6-4 1B		1B	1B 3B	6	2	5	6	0	0	1					
<b>Andruw Jones, R</b> (1, 8) OBP: 0.396, SLG: 0.421	CS 1B		HR 1B	HR	1B	FC6-4 1B		1B	1B 3B	6	1	5	1	0	0	1					
<b>Eddie Pérez, R</b> (1, 2) OBP: 0.500, SLG: 0.500	CS 1-2	SH3-4 1B	G5-3 E 1B	1-2	1B	1-2	1B	F9	F8 G5-3 1B	6	1	1	0	0	0	1	AB 51 R 20 H 24 RBI 19 BB 6 SO 7 LOB 24				
<b>Walt Weiss, S</b> (1, 6) OBP: 0.293, SLG: 0.257 <b>John Hudek, S</b> (9, 1)		P2	E1 G5-3	K	K	G3			HR 1B G5-3	6	1	1	0	0	1	7					
<b>Greg Maddux, R</b> (1, 1) OBP: 0.286, SLG: 0.714 <b>Keith Lockhart, L</b> (7, PH) OBP: 0.286, SLG: 0.286 <b>30 Kevin McGlinchy, R</b> (7, 1)		SH3-4	G5-3	K	K	G3			HR 1B F8	2	0	0	0	0	1	4					
<b>Brian Hunter, R</b> (8, 3) OBP: 0.200, SLG: 0.800		1-2	1-2 2-3							2	1	1	2	0	0	1					
<b>Inning Stats</b>	R: 2 E: 0 K: 0 S: 20	H: 3 LOB: 1 BB: 2 P: 34	R: 0 E: 0 K: 0 S: 7	H: 1 LOB: 1 BB: 0 P: 9	R: 4 E: 2 K: 1 S: 23	H: 4 LOB: 2 BB: 0 P: 32	R: 3 E: 0 K: 2 S: 17	H: 4 LOB: 2 BB: 1 P: 31	R: 0 E: 0 K: 0 S: 8	H: 0 LOB: 0 BB: 0 P: 10	R: 0 E: 0 K: 1 S: 9	H: 1 LOB: 2 BB: 1 P: 18	R: 0 E: 0 K: 1 S: 5	H: 0 LOB: 0 BB: 0 P: 9	R: 1 E: 0 K: 0 S: 12	H: 2 LOB: 1 BB: 1 P: 24	R: 10 E: 2 K: 1 S: 26	H: 9 LOB: 2 BB: 1 P: 44	1B: 15 2B: 3 3B: 1 HR: 5	SF: 0 SAC: 1 DP: 2 HBP: 0	WP: 0 PA: 59 PB: 0 SB: 1 CS: 1
<b>PITCHER</b>	IP WLS BF H R ER SO	IP WLS BF H R ER SO	IP WLS BF H R ER SO	IP WLS BF H R ER SO	IP WLS BF H R ER SO	IP WLS BF H R ER SO	IP WLS BF H R ER SO	IP WLS BF H R ER SO	IP WLS BF H R ER SO	IP WLS BF H R ER SO	IP WLS BF H R ER SO	IP WLS BF H R ER SO	IP WLS BF H R ER SO	IP WLS BF H R ER SO	IP WLS BF H R ER SO	IP WLS BF H R ER SO	ERA WHIP	ERA WHIP			
<b>Pedro Astacio, R</b> (1, 1) ERA: 6.75 <b>Bobby Jones, L</b> (4, 1) ERA: 18.0 <b>Curt Leskanic, R</b> (5, 1) ERA: 2.45 <b>Jerry Dipoto, R</b> (7, 1) ERA: 3.86 <b>Mike DeJean, R</b> (9, 1) ERA: 15.42	3.0 L 19 8 6 5 1	1.0 8 4 3 3 2 1	2.0 8 1 0 0 2 1	2.0 8 2 1 1 1	0.0 7 5 7 6 0 1	1.0 8 4 3 2 1	15.00 3.333	27.00 5.000	0.00 1.000	4.50 1.500	∞ ∞	1.0 8 4 3 2 1	18.00 4.000								

Atlanta Braves @ Colorado Rockies  
 Coors Field, Denver, CO  
 Sun Apr 18 1999, 1:05 PM MDT  
 Att: 44,285 - Cloudy - 66 F

AB 51  
 R 20  
 H 24  
 RBI 19  
 BB 6  
 SO 7  
 LOB 24



Batter	1	2	3	4	5	6	7	8	9	AB	R	H	RBI	BB	SO	LOB	BOTTOM	
<b>Darryl Hamilton, L</b> (1, 8) OBP: 0.447, SLG: 0.513	G4-3		1B 1B	G4-3 2B		G3 3B			G3 1B	5	1	4	0	0	0	0		
<b>Neftali Pérez, S</b> (1, 6) OBP: 0.341, SLG: 0.357	G4-3		F8	G4-3		F8			P5	5	0	0	0	0	0	5		
<b>Larry Walker, L</b> (1, 9) OBP: 0.286, SLG: 0.308	G3		BB 17 1B 1B	G1-3		P5			G3	5	1	1	1	0	0	2		
<b>Dante Bichette, R</b> (1, 7) OBP: 0.370, SLG: 0.488		17 1B 2B	17 1B 1B		G5-3	G6-3			K	5	2	2	1	0	1	1		
<b>Vinny Castilla, R</b> (1, 5) OBP: 0.419, SLG: 0.590	L8		3 E 17 1B BB			P6				3	0	1	0	1	0	1		
<b>17 Todd Helton, L</b> (1, 3) OBP: 0.286, SLG: 0.500	FC6-4 2H 1B		3 E 1B	K					K	4	0	2	3	0	2	1		
<b>3 Mike Lansing, R</b> (1, 4) OBP: 0.289, SLG: 0.257	P4		E6 FC4-6	G1-3					F9	4	0	0	0	0	0	4		
<b>Jeff Reed, L</b> (1, 2) OBP: 0.421, SLG: 0.357	FC6-4 1-2f		FC4-6		G6-3				K	4	0	0	0	0	1	4		
<b>Pedro Astacio, R</b> (1, 1) ERA: 6.75 <b>Bobby Jones, L</b> (4, 1) ERA: 18.0 <b>Curt Leskanic, R</b> (5, 1) ERA: 2.45 <b>Jerry Dipoto, R</b> (7, 1) ERA: 3.86 <b>Mike DeJean, R</b> (9, 1) ERA: 15.42	6.0 W 29 9 4 4 1	1.0 3 0 0 0 0 0	1.0 3 0 0 0 2 0	1.0 3 0 0 0 1 1	1.0 3 0 0 0 0 1	1.0 3 0 0 0 0 0	1.0 3 0 0 0 0 0	6.00 1.667	0.00 0.000	0.00 0.000	9.00 2.000	1.0 3 0 0 0 0 0	0.00 0.000					
<b>PITCHER</b>	IP WLS BF H R ER SO	IP WLS BF H R ER SO	IP WLS BF H R ER SO	IP WLS BF H R ER SO	IP WLS BF H R ER SO	IP WLS BF H R ER SO	IP WLS BF H R ER SO	IP WLS BF H R ER SO	IP WLS BF H R ER SO	IP WLS BF H R ER SO	IP WLS BF H R ER SO	IP WLS BF H R ER SO	IP WLS BF H R ER SO	IP WLS BF H R ER SO	IP WLS BF H R ER SO	IP WLS BF H R ER SO	ERA WHIP	ERA WHIP
<b>Greg Maddux, R</b> (1, 1) ERA: 3.15 <b>30 Kevin McGlinchy, R</b> (7, 1) ERA: 1.59 <b>Mike Remlinger, L</b> (8, 1) ERA: 18.0 <b>John Hudek, R</b> (9, 1) ERA: 18.0	3.15 9 4 4 1	1.0 3 0 0 0 0 0	1.0 3 0 0 0 2 0	1.0 3 0 0 0 1 1	1.0 3 0 0 0 0 1	1.0 3 0 0 0 0 0	1.0 3 0 0 0 0 0	3.15 1.667	0.00 0.000	0.00 0.000	9.00 2.000	1.0 3 0 0 0 0 0	0.00 0.000					

Atlanta Braves @ Colorado Rockies  
 Coors Field, Denver, CO  
 Sun Apr 18 1999, 1:05 PM MDT  
 Att: 44,285 - Cloudy - 66 F

AB 38  
 R 5  
 H 10  
 RBI 5  
 BB 2  
 SO 4  
 LOB 18





Batter	1	2	3	4	5	6	7	8	9	AB	R	H	RBI	BB	SO	LOB	TOP					
<b>Gerald Williams, R</b> OBP: 0.350, SLG: 0.600 (1, 7)	F7	FC5		G5-3		HR	1B	F8		6	2	2	2	0	0	4	<b>Atlanta Braves @ Los Angeles Dodgers</b> Dodger Stadium, Los Angeles, CA Mon Apr 19 1999, 7:10 PM PDT Att: 31,454 - Unknown - 72 F  <b>livebaseballscores.com</b>					
<b>Bret Boone, R</b> OBP: 0.327, SLG: 0.420 (1, 4)	K	L4		10 S 2B		HR	1B	F9		6	2	3	3	0	1	2						
<b>10 Chipper Jones, S</b> OBP: 0.339, SLG: 0.580 <b>Keith Lockhart, L</b> OBP: 0.222, SLG: 0.222 (6, 5)	1B			HR		2B	BB	K		3	2	2	1	1	0	0						
<b>Brian Jordan, R</b> OBP: 0.491, SLG: 0.733 (1, 9)	K			G5-3		1-H 2-H	2B	BB		5	0	2	2	1	1	1						
<b>Javy Lopez, R</b> OBP: 0.359, SLG: 0.556 (1, 2)		1B 29 1B		F8		G4-3		F8		5	1	2	0	1	0	3						
<b>Andruw Jones, R</b> OBP: 0.407, SLG: 0.405 (1, 8)	F8			E BLK 1B		G6-3		G4-3		4	1	1	0	2	0	4						
<b>Brian Hunter, R</b> OBP: 0.333, SLG: 0.733 (1, 3)		29 1B FC5		1-H 1B		F8		P5		5	2	3	1	0	0	2						
<b>Walt Weiss, S</b> OBP: 0.304, SLG: 0.308 (1, 6)		FC5 29 1B		G4-3		F9		FC6-4 1B		4	1	1	1	1	0	3						
<b>29 John Smoltz, R</b> OBP: 0.286, SLG: 0.286 <b>Justin Speier, R</b> OBP: 1.000, SLG: 1.000 <b>John Rocker, R</b> (9, 1)		FC5		1-2 2-3 3-H 1B		K		FC6-4 1B		4	0	1	1	0	2	2						
<b>Inning Stats</b>	R: 0 E: 0 K: 2 S: 9	H: 1 LOB: 1 BB: 0 P: 17	R: 2 E: 0 K: 0 S: 17	H: 3 LOB: 2 BB: 1 P: 26	R: 2 E: 1 K: 0 S: 11	H: 2 LOB: 1 BB: 1 P: 22	R: 2 E: 0 K: 1 S: 12	H: 2 LOB: 1 BB: 1 P: 18	R: 0 E: 0 K: 0 S: 5	H: 0 LOB: 1 BB: 1 P: 9	R: 2 E: 0 K: 0 S: 12	H: 3 LOB: 1 BB: 0 P: 16	R: 3 E: 0 K: 1 S: 16	H: 5 LOB: 2 BB: 0 P: 24	R: 0 E: 0 K: 0 S: 11	H: 2 LOB: 2 BB: 2 P: 15	R: 0 E: 0 K: 1 S: 11	H: 0 LOB: 2 BB: 2 P: 25	1B: 12 2B: 3 3B: 1 HR: 2	SF: 0 SAC: 0 DP: 0 HBP: 0	WP: 0 PB: 0 SB: 1 CS: 0	PA: 51
<b>PITCHER</b>	IP	WLS	BF	H	R	ER	SO	BB	IBB	HBP	BLK	WP	HR	S	P	ERA	WHIP					
<b>Carlos Perez, L</b> ERA: 8.31 <b>Robinson Checo, R</b> ERA: 13.5 <b>Pedro Borbon, L</b> ERA: 2.0	(1, 1) (4, 1) (8, 1)	3.2 3.1 2.0	L 19 10	22 8 2	6 5 0	6 5 0	3 1 1	3 1 2	0 0 0	0 0 0	1 0 0	0 0 0	0 1 0	46 36 22	80 52 40	14.73 13.50 0.00	3.000 2.700 2.000					

Batter	1	2	3	4	5	6	7	8	9	AB	R	H	RBI	BB	SO	LOB	BOTTOM					
<b>Eric Young Sr., R</b> OBP: 0.397, SLG: 0.396 <b>Jose Vizcaino, S</b> OBP: 0.190, SLG: 0.238 (8, 4)	22 P4 22 S			G6-3		G5-3		G3		3	0	1	0	0	0	1	<b>Atlanta Braves @ Los Angeles Dodgers</b> Dodger Stadium, Los Angeles, CA Mon Apr 19 1999, 7:10 PM PDT Att: 31,454 - Unknown - 72 F  <b>livebaseballscores.com</b>					
<b>22 Devon White, S</b> OBP: 0.333, SLG: 0.429 <b>Jacob Brumfield, R</b> OBP: 0.200, SLG: 0.200 (8, 8)	P4			HBP		G3		K		2	0	0	0	0	0	1						
<b>Gary Sheffield, R</b> OBP: 0.377, SLG: 0.615 <b>Dave Hansen, L</b> OBP: 0.800, SLG: 1.750 (8, 3)	K			F9		G5-3		HR		3	0	0	0	0	1	2						
<b>Raul Mondesi, R</b> OBP: 0.394, SLG: 0.623 (1, 9)	K			F9		HR		1B		4	1	2	1	0	1	1						
<b>Eric Karros, R</b> OBP: 0.426, SLG: 0.585 <b>Tripp Cromer, R</b> (8, 7)		FC6-4 BB		G4-6-3 1B		F9		P4		2	0	1	0	1	0	0						
<b>Todd Hundley, S</b> OBP: 0.267, SLG: 0.400 <b>Pedro Borbon, R</b> (8, 1) <b>Paul Lo Duca, R</b> (9, PH)		P6		G4-6-3		HR		G4-6-3 1B		3	1	1	1	0	0	2						
<b>Adrian Beltré, R</b> OBP: 0.424, SLG: 0.574 (1, 5)	K			1-2 2B		G6-3		G4-6-3 1B		4	0	2	0	0	1	1						
<b>Mark Grudzielanek, R</b> OBP: 0.273, SLG: 0.294 (1, 6)	FC6-4			K		G5-3		G4-6-3		4	0	0	0	0	1	4						
<b>Carlos Perez, L</b> <b>Robinson Checo, R</b> <b>Rick Wilkins, L</b> (7, PH) (8, 2)				K		G3-1		K		1	0	0	0	0	1	0						
<b>Inning Stats</b>	R: 0 E: 0 K: 2 S: 10	H: 1 LOB: 1 BB: 0 P: 13	R: 0 E: 0 K: 1 S: 10	H: 0 LOB: 1 BB: 1 P: 19	R: 0 E: 0 K: 1 S: 11	H: 0 LOB: 0 BB: 0 P: 15	R: 0 E: 0 K: 0 S: 6	H: 1 LOB: 0 BB: 0 P: 10	R: 0 E: 0 K: 2 S: 12	H: 1 LOB: 1 BB: 0 P: 12	R: 1 E: 0 K: 0 S: 7	H: 1 LOB: 0 BB: 0 P: 11	R: 1 E: 0 K: 0 S: 14	H: 1 LOB: 0 BB: 0 P: 20	R: 1 E: 0 K: 1 S: 11	H: 2 LOB: 1 BB: 0 P: 20	R: 0 E: 0 K: 1 S: 15	H: 1 LOB: 1 BB: 1 P: 23	1B: 4 2B: 1 3B: 0 HR: 3	SF: 0 SAC: 0 DP: 2 HBP: 1	WP: 0 PB: 0 SB: 1 CS: 0	PA: 36
<b>PITCHER</b>	IP	WLS	BF	H	R	ER	SO	BB	IBB	HBP	BLK	WP	HR	S	P	ERA	WHIP					
<b>29 John Smoltz, R</b> ERA: 2.37 <b>Justin Speier, R</b> ERA: 6.0 <b>John Rocker, L</b> ERA: 7.36	(1, 1) (7, 1) (9, 1)	6.0 2.0 1.0	W 9 4	23 3 1	1 2 0	1 2 0	6 1 1	0 0 1	0 0 0	0 0 0	0 0 0	0 0 0	0 2 0	56 25 15	80 40 23	1.50 9.00 0.00	0.833 1.500 2.000					

AB 45  
R 11  
H 18  
RBI 11  
BB 6  
SO 5  
LOB 22

AB 33  
R 3  
H 8  
RBI 3  
SO 8  
LOB 15





Batter	1	2	3	4	5	6	7	8	9	AB	R	H	RBI	BB	SO	LOB	TOP
<b>Otis Nixon, S</b> (1, 7) OBP: 0.319, SLG: 0.231 <b>Ryan Kiesko, L</b> (8, PH) OBP: 0.452, SLG: 0.556 <b>Gerald Williams, R</b> (8, PH) OBP: 0.333, SLG: 0.571 (8, 7)										1	1	0	2	3	0	0	<b>Atlanta Braves @ Los Angeles Dodgers</b> Dodger Stadium, Los Angeles, CA Tue Apr 20 1999, 7:10 PM PDT Att: 37,717 - Unknown - 67 F
<b>Bret Boone, R</b> (1, 4) OBP: 0.300, SLG: 0.382										5	0	0	1	0	0	7	
<b>10 Chipper Jones, S</b> (1, 5) OBP: 0.344, SLG: 0.556										4	0	1	0	1	0	3	
<b>Brian Jordan, R</b> (1, 9) OBP: 0.450, SLG: 0.660										5	0	0	0	0	2	2	
<b>Javy Lopez, R</b> (1, 2) OBP: 0.318, SLG: 0.488										5	0	0	0	0	1	1	
<b>Randall Simon, L</b> (1, 3) OBP: 0.500, SLG: 0.667										3	2	2	0	2	0	1	
<b>Andruw Jones, R</b> (1, 8) OBP: 0.397, SLG: 0.378										3	1	0	0	1	0	3	
<b>Walt Weiss, S</b> (1, 6) OBP: 0.340, SLG: 0.317										2	0	1	0	2	0	1	
<b>Kevin Millwood, R</b> (1, 1) OBP: 0.286, SLG: 0.333 <b>Mike Remlinger, L</b> (4, 1) OBP: 0.300, SLG: 0.222 <b>30 Kevin McGlinchy, R</b> (8, 1) OBP: 0.320, SLG: 0.375 <b>Ozzie Guillen, L</b> (8, PH) OBP: 0.320, SLG: 0.375 <b>Rudy Seanez, R</b> (8, 1)										1	0	0	0	1	0	1	
<b>Inning Stats</b>	R: 1 H: 0 E: 0 LOB: 0 K: 1 BB: 1 S: 10 P: 20	R: 1 H: 1 E: 0 LOB: 3 K: 0 BB: 3 S: 9 P: 24	R: 0 H: 0 E: 0 LOB: 0 K: 1 BB: 0 S: 7 P: 9	R: 0 H: 0 E: 0 LOB: 1 K: 0 BB: 1 S: 9 P: 15	R: 0 H: 0 E: 0 LOB: 1 K: 0 BB: 1 S: 9 P: 18	R: 2 H: 1 E: 0 LOB: 3 K: 0 BB: 4 S: 8 P: 26	R: 0 H: 0 E: 0 LOB: 1 K: 1 BB: 1 S: 7 P: 12	R: 0 H: 1 E: 0 LOB: 1 K: 0 BB: 0 S: 10 P: 13	R: 0 H: 1 E: 0 LOB: 1 K: 0 BB: 0 S: 12 P: 16	1B: 4 SF: 0 2B: 0 SAC: 0 3B: 0 DP: 0 HR: 0 HBP: 0	WP: 0 PA: 42 PB: 0 SB: 2 CS: 0						
<b>PITCHER</b>	IP WLS BF H R ER SO BB IBB HBP BLK WP HR S P ERA WHIP											<b>PITCHER</b>	IP WLS BF H R ER SO BB IBB HBP BLK WP HR S P ERA WHIP				
<b>37 Darren Dreifort, R</b> (1, 1) ERA: 3.63 <b>Jamie Arnold, L</b> (8, 1) ERA: <b>Onan Masaoka, L</b> (8, 1) ERA: 3.18 <b>Jeff Shaw, R</b> (8, 1) ERA:	5.1 W 27 2 4 4 2 9 0 0 0 0 0 0 48 103 6.75 2.062	2.0 H 9 1 0 0 1 2 0 0 0 0 0 0 16 29 0.00 1.500	0.1 H 1 0 0 0 0 0 0 0 0 0 0 0 3 3 0.00 0.000	1.1 S 5 1 0 0 0 0 0 0 0 0 0 0 14 18 0.00 0.750													

Batter	1	2	3	4	5	6	7	8	9	AB	R	H	RBI	BB	SO	LOB	BOTTOM
<b>Eric Young Sr., R</b> (1, 4) OBP: 0.426, SLG: 0.439										4	0	3	2	1	0	2	<b>Atlanta Braves @ Los Angeles Dodgers</b> Dodger Stadium, Los Angeles, CA Tue Apr 20 1999, 7:10 PM PDT Att: 37,717 - Unknown - 67 F
<b>Todd Hundley, S</b> (1, 2) OBP: 0.280, SLG: 0.364										4	0	0	0	1	2	6	
<b>Gary Sheffield, R</b> (1, 7) OBP: 0.348, SLG: 0.561										5	0	0	0	0	0	5	
<b>Raul Mondesi, R</b> (1, 9) OBP: 0.400, SLG: 0.607										3	1	1	0	1	1	1	
<b>Eric Karros, R</b> (1, 3) OBP: 0.415, SLG: 0.554										3	1	0	0	1	1	2	
<b>22 Devon White, S</b> (1, 8) OBP: 0.344, SLG: 0.475										3	2	1	2	1	2	2	
<b>Adrian Beltré, R</b> (1, 5) OBP: 0.460, SLG: 0.583										1	1	1	0	3	0	0	
<b>Jose Vizcaino, S</b> (1, 6) OBP: 0.320, SLG: 0.360 <b>Jeff Shaw, R</b> (8, 1)										4	0	4	1	0	0	0	
<b>37 Darren Dreifort, R</b> (1, 1) ERA: 6.75 <b>Mike Remlinger, L</b> (4, 1) ERA: 3.38 <b>30 Kevin McGlinchy, R</b> (8, 1) ERA: 1.17 <b>Rudy Seanez, R</b> (8, 1) ERA: 1.35										2	0	0	0	0	1	5	
<b>Inning Stats</b>	R: 0 H: 1 E: 0 LOB: 1 K: 0 BB: 1 S: 9 P: 17	R: 2 H: 3 E: 0 LOB: 2 K: 1 BB: 1 S: 14 P: 23	R: 0 H: 0 E: 0 LOB: 0 K: 1 BB: 0 S: 14 P: 23	R: 2 H: 2 E: 0 LOB: 2 K: 1 BB: 2 S: 17 P: 31	R: 1 H: 1 E: 0 LOB: 2 K: 1 BB: 2 S: 14 P: 30	R: 0 H: 0 E: 0 LOB: 0 K: 0 BB: 1 S: 7 P: 13	R: 0 H: 2 E: 0 LOB: 2 K: 2 BB: 1 S: 11 P: 17	R: 0 H: 1 E: 0 LOB: 1 K: 2 BB: 0 S: 11 P: 17	1B: 8 SF: 0 2B: 1 SAC: 1 3B: 0 DP: 0 HR: 1 HBP: 0	WP: 0 PA: 39 PB: 0 SB: 3 CS: 2							
<b>PITCHER</b>	IP WLS BF H R ER SO BB IBB HBP BLK WP HR S P ERA WHIP											<b>PITCHER</b>	IP WLS BF H R ER SO BB IBB HBP BLK WP HR S P ERA WHIP				
<b>Kevin Millwood, R</b> (1, 1) ERA: 6.75 <b>Mike Remlinger, L</b> (4, 1) ERA: 3.38 <b>30 Kevin McGlinchy, R</b> (8, 1) ERA: 1.17 <b>Rudy Seanez, R</b> (8, 1) ERA: 1.35	3.1 L 19 1 1 1 1 1 1 0 0 0 0 0 19 38 5.40 1.200	2.0 8 2 0 0 2 1 1 0 0 0 0 0 18 30 0.00 1.500	1.0 4 1 0 0 2 0 0 0 0 0 0 0 11 17 0.00 1.000														

**AB 31**  
**R 4**  
**H 4**  
**RBI 4**  
**BB 11**  
**SO 3**  
**LOB 21**

**AB 30**  
**R 5**  
**H 10**  
**RBI 5**  
**BB 8**  
**SO 8**  
**LOB 23**



Batter	1	2	3	4	5	6	7	8	9	10	11	12	AB	R	H	RBI	BB	SO	LOB	TOP						
Olis Nixon, S Mike Remlinger, L	G4-3		E6 10 HR		F8			K		F8		SH 10 1B 2B	5	1	0	0	0	1	2	0	1	0	0	0	0	0
Bret Boone, R OBP: 0.288, SLG: 0.356	10 G1-3 BB		F7			K		G6-3		CS	F9	SF8	4	0	0	1	1	1	2							
10 Chipper Jones, S OBP: 0.358, SLG: 0.600	G1-3					G3		G4-3					6	2	3	4	0	0	1							
Brian Jordan, R OBP: 0.424, SLG: 0.625	K		G5-3			G4-3				F8	P3	1B HR 2B	6	1	1	2	0	1	2							
Javy Lopez, R OBP: 0.340, SLG: 0.617		F9		G4-3							F9		6	2	3	3	0	0	1							
Randall Simon, L OBP: 0.456, SLG: 0.579		G4-3						F9					4	0	1	0	0	1	1							
Brian Hunter, R OBP: 0.353, SLG: 0.706				G5-4-3 1B						K			2	0	1	0	0	0	0							
Andrew Jones, R OBP: 0.381, SLG: 0.347					G5-4-3 1-2					G6-3			4	1	0	0	1	1	2							
Walt Weiss, S OBP: 0.345, SLG: 0.326						G1-3-1 10 HR 1B							5	2	2	0	0	1	2							
Odis Perez, L Justin Speier, R John Rocker, L Rudy Seanez, R Kevin Brown, R Mark Grudzielanski, R Jeff Kubenka, R Robinson Chico, R Tripp Cromer, R													1	0	0	0	0	0	1	1						
<b>Inning Stats</b>	R: 0 E: 0 K: 11	H: 0 LOB: 1 BB: 1 P: 19	R: 0 E: 0 K: 5	H: 0 LOB: 0 BB: 11	R: 3 E: 1 K: 16	H: 2 LOB: 0 BB: 25	R: 0 E: 0 K: 6	H: 1 LOB: 0 BB: 12	R: 0 E: 0 K: 7	H: 0 LOB: 0 BB: 11	R: 0 E: 0 K: 9	H: 1 LOB: 2 BB: 18	R: 0 E: 0 K: 8	H: 0 LOB: 0 BB: 12	R: 1 E: 0 K: 11	H: 1 LOB: 0 BB: 12	R: 0 E: 0 K: 3	H: 1 LOB: 1 BB: 3	R: 0 E: 0 K: 4	H: 1 LOB: 1 BB: 4	R: 7 E: 0 K: 10	H: 6 LOB: 0 BB: 10	1B: 9 2B: 1 3B: 0 HR: 3	SF: 1 SAC: 1 DP: 1 HBP: 0	WP: 0 PB: 0 SB: 1 CS: 1	PA: 52
<b>PITCHER</b>	IP WLS BF H R ER SO BB IBB HBP BLK WP HR S P ERA WHIP	IP WLS BF H R ER SO BB IBB HBP BLK WP HR S P ERA WHIP	IP WLS BF H R ER SO BB IBB HBP BLK WP HR S P ERA WHIP	IP WLS BF H R ER SO BB IBB HBP BLK WP HR S P ERA WHIP	IP WLS BF H R ER SO BB IBB HBP BLK WP HR S P ERA WHIP	IP WLS BF H R ER SO BB IBB HBP BLK WP HR S P ERA WHIP	IP WLS BF H R ER SO BB IBB HBP BLK WP HR S P ERA WHIP	IP WLS BF H R ER SO BB IBB HBP BLK WP HR S P ERA WHIP	IP WLS BF H R ER SO BB IBB HBP BLK WP HR S P ERA WHIP	IP WLS BF H R ER SO BB IBB HBP BLK WP HR S P ERA WHIP	IP WLS BF H R ER SO BB IBB HBP BLK WP HR S P ERA WHIP	IP WLS BF H R ER SO BB IBB HBP BLK WP HR S P ERA WHIP	IP WLS BF H R ER SO BB IBB HBP BLK WP HR S P ERA WHIP	IP WLS BF H R ER SO BB IBB HBP BLK WP HR S P ERA WHIP	IP WLS BF H R ER SO BB IBB HBP BLK WP HR S P ERA WHIP	IP WLS BF H R ER SO BB IBB HBP BLK WP HR S P ERA WHIP	IP WLS BF H R ER SO BB IBB HBP BLK WP HR S P ERA WHIP	IP WLS BF H R ER SO BB IBB HBP BLK WP HR S P ERA WHIP	IP WLS BF H R ER SO BB IBB HBP BLK WP HR S P ERA WHIP	IP WLS BF H R ER SO BB IBB HBP BLK WP HR S P ERA WHIP	IP WLS BF H R ER SO BB IBB HBP BLK WP HR S P ERA WHIP	IP WLS BF H R ER SO BB IBB HBP BLK WP HR S P ERA WHIP	IP WLS BF H R ER SO BB IBB HBP BLK WP HR S P ERA WHIP	IP WLS BF H R ER SO BB IBB HBP BLK WP HR S P ERA WHIP	IP WLS BF H R ER SO BB IBB HBP BLK WP HR S P ERA WHIP	IP WLS BF H R ER SO BB IBB HBP BLK WP HR S P ERA WHIP

Atlanta Braves @ Los Angeles Dodgers  
Dodger Stadium, Los Angeles, CA  
Wed Apr 21 1999, 7:35 PM PDT  
Att. 31,902 - Unknown - 64 F

AB 47  
R 11  
H 13  
RBI 11  
BB 2  
SO 8  
LOB 16



Batter	1	2	3	4	5	6	7	8	9	10	11	12	AB	R	H	RBI	BB	SO	LOB	BOTTOM						
Eric Young Sr., R OBP: 0.413, SLG: 0.413	FC4-6 BB	FC4-6 S		FC5-4 1B		L7				G1-6-3		FC6-4	6	1	1	0	1	0	5							
Jose Vizcaino, S OBP: 0.323, SLG: 0.310	FC4-6 1B	G6-3						CS 1B		G1-3		G1-3	4	1	0	0	2	0	2							
Gary Sheffield, R OBP: 0.361, SLG: 0.565	22 BB 1B											G1-3	5	1	2	1	1	0	1							
Raul Mondesi, R OBP: 0.406, SLG: 0.583	P4												4	0	1	0	2	2	4							
Eric Karros, R OBP: 0.423, SLG: 0.533	22 BB 1B												4	0	1	1	2	3	2							
22 Devon White, S OBP: 0.343, SLG: 0.452													3	0	0	1	2	0	2							
Adrian Beltré, R OBP: 0.449, SLG: 0.566	G1-3												5	1	1	0	1	0	7							
Paul Lo Duca, R		G4-3											5	0	0	0	1	0	4							
Kevin Brown, R Justin Speier, R John Rocker, L Rudy Seanez, R Mark Grudzielanski, R Jeff Kubenka, R Robinson Chico, R Tripp Cromer, R													2	0	1	1	1	0	0							
<b>Inning Stats</b>	R: 1 E: 0 K: 11	H: 1 LOB: 3 BB: 3 P: 28	R: 0 E: 0 K: 11	H: 0 LOB: 1 BB: 18	R: 0 E: 0 K: 10	H: 1 LOB: 1 BB: 20	R: 0 E: 0 K: 17	H: 3 LOB: 2 BB: 32	R: 0 E: 0 K: 7	H: 0 LOB: 1 BB: 15	R: 0 E: 0 K: 4	H: 0 LOB: 0 BB: 14	R: 1 E: 1 K: 10	H: 1 LOB: 2 BB: 19	R: 0 E: 0 K: 2	H: 0 LOB: 0 BB: 6	R: 0 E: 0 K: 5	H: 0 LOB: 1 BB: 9	R: 0 E: 1 K: 3	H: 0 LOB: 2 BB: 11	1B: 5 2B: 2 3B: 0 HR: 0	SF: 1 SAC: 0 DP: 2 HBP: 0	WP: 0 PB: 0 SB: 3 CS: 1	PA: 56		
<b>PITCHER</b>	IP WLS BF H R ER SO BB IBB HBP BLK WP HR S P ERA WHIP	IP WLS BF H R ER SO BB IBB HBP BLK WP HR S P ERA WHIP	IP WLS BF H R ER SO BB IBB HBP BLK WP HR S P ERA WHIP	IP WLS BF H R ER SO BB IBB HBP BLK WP HR S P ERA WHIP	IP WLS BF H R ER SO BB IBB HBP BLK WP HR S P ERA WHIP	IP WLS BF H R ER SO BB IBB HBP BLK WP HR S P ERA WHIP	IP WLS BF H R ER SO BB IBB HBP BLK WP HR S P ERA WHIP	IP WLS BF H R ER SO BB IBB HBP BLK WP HR S P ERA WHIP	IP WLS BF H R ER SO BB IBB HBP BLK WP HR S P ERA WHIP	IP WLS BF H R ER SO BB IBB HBP BLK WP HR S P ERA WHIP	IP WLS BF H R ER SO BB IBB HBP BLK WP HR S P ERA WHIP	IP WLS BF H R ER SO BB IBB HBP BLK WP HR S P ERA WHIP	IP WLS BF H R ER SO BB IBB HBP BLK WP HR S P ERA WHIP	IP WLS BF H R ER SO BB IBB HBP BLK WP HR S P ERA WHIP	IP WLS BF H R ER SO BB IBB HBP BLK WP HR S P ERA WHIP	IP WLS BF H R ER SO BB IBB HBP BLK WP HR S P ERA WHIP	IP WLS BF H R ER SO BB IBB HBP BLK WP HR S P ERA WHIP	IP WLS BF H R ER SO BB IBB HBP BLK WP HR S P ERA WHIP	IP WLS BF H R ER SO BB IBB HBP BLK WP HR S P ERA WHIP	IP WLS BF H R ER SO BB IBB HBP BLK WP HR S P ERA WHIP	IP WLS BF H R ER SO BB IBB HBP BLK WP HR S P ERA WHIP	IP WLS BF H R ER SO BB IBB HBP BLK WP HR S P ERA WHIP	IP WLS BF H R ER SO BB IBB HBP BLK WP HR S P ERA WHIP	IP WLS BF H R ER SO BB IBB HBP BLK WP HR S P ERA WHIP	IP WLS BF H R ER SO BB IBB HBP BLK WP HR S P ERA WHIP	IP WLS BF H R ER SO BB IBB HBP BLK WP HR S P ERA WHIP

Atlanta Braves @ Los Angeles Dodgers  
Dodger Stadium, Los Angeles, CA  
Wed Apr 21 1999, 7:35 PM PDT  
Att. 31,902 - Unknown - 64 F

AB 40  
R 4  
H 7  
RBI 4  
BB 14  
SO 5  
LOB 28









Batter	1	2	3	4	5	6	7	8	9	AB	R	H	RBI	BB	SO	LOB	TOP										
Gerald Williams, R OBP: 0.333, SLG: 0.520	1-2 F7	0-3 K		1-1 SF9		1-3 K		4-2 CS BB		3	0	0	1	1	2	3											
Bret Boone, R OBP: 0.293, SLG: 0.397	2-0 HR	2-1 P3		1-3 K		1-2 L4		0-0 CS	2-2 G5-3	5	1	1	1	0	1	3											
10 Chipper Jones, S OBP: 0.355, SLG: 0.559	0-0 G5-3	0-3 K		0-0 1B		2-3 K			0-1 G4-3	5	0	1	0	0	2	3											
Brian Jordan, R OBP: 0.427, SLG: 0.656	1-1 HR		1-0 G5-4-3 HBP 1B	0-0 F8				1-1 G6-3 1B 2B	4-0 BB	4	2	3	1	1	0	1											
Andrew Jones, R OBP: 0.375, SLG: 0.386	1-0 HR		1-2 G5-4-3 HBP 1B	2-1 S 2B 1B				1-1 G6-3	0-0 L5	4	2	2	1	0	0	2											
Brian Hunter, R OBP: 0.381, SLG: 0.714	0-3 K		0-2 G5-4-3	3-2 WP 1H SF8 2B				0-0 G6-4-3 1B		4	1	2	2	0	1	2											
Eddie Pérez, R OBP: 0.444, SLG: 0.444		3-2 2B 1B	2-1 F9	1-3 K2-3				1-2 G6-4-3		4	0	1	0	0	1	3											
Walt Weiss, S OBP: 0.381, SLG: 0.385		2-0 1-3 2B		4-0 3B BB	3-2 SF8			3-2 1B		2	1	2	1	1	0	0											
Greg Maddux, R 30 Kevin McGlinchy, R Mike Remlinger, L Keith Lockhart, L Rudy Seanez, R John Rocker, R		4-0 BB		1-2 1H SF9 3B	0-0 F7			2-3 K		2	1	1	1	1	0	0											
<b>Inning Stats</b>	R: 3 E: 0 K: 1 S: 11	H: 3 LOB: 0 BB: 0 P: 16	R: 0 E: 0 K: 2 S: 13	H: 2 LOB: 3 BB: 1 P: 24	R: 0 E: 0 K: 0 S: 8	H: 1 LOB: 1 BB: 0 P: 12	R: 2 E: 0 K: 1 S: 10	H: 2 LOB: 1 BB: 1 P: 17	R: 2 E: 0 K: 1 S: 14	H: 2 LOB: 0 BB: 0 P: 23	R: 0 E: 0 K: 2 S: 10	H: 0 LOB: 0 BB: 0 P: 14	R: 1 E: 0 K: 0 S: 8	H: 2 LOB: 0 BB: 0 P: 11	R: 0 E: 0 K: 1 S: 8	H: 1 LOB: 0 BB: 1 P: 17	R: 0 E: 0 K: 0 S: 6	H: 0 LOB: 1 BB: 1 P: 12	1B: 6 2B: 3 3B: 1 HR: 3	SF: 2 SAC: 0 DP: 2 HBP: 1	WP: 1 PB: 0 SB: 1 CS: 1	PA: 42					
<b>PITCHER</b>	IP	WLS	BF	H	R	ER	SO	BB	IBB	HBP	BLK	WP	HR	S	P	ERA	WHIP										
Jesus Sanchez, L ERA: 7.31	3.0		18	7	5	5	3	2	0	1	0	0	3	35	60	15.00	3.000										
Brian Edmondson, R ERA: 2.65	2.0	L	9	3	2	2	2	0	0	0	0	1	0	21	32	9.00	1.500										
Braden Looper, R ERA: 3.97	2.1		8	3	1	1	2	0	0	0	0	0	0	21	31	3.86	1.286										
Vic Darenbourg, L ERA: 4.5	0.1		1	0	0	0	1	0	0	0	0	0	0	3	5	0.00	0.000										
Antonio Alfonseca, R ERA: 5.19	1.1		5	0	0	0	0	2	0	0	0	0	0	8	18	0.00	1.500										

Atlanta Braves @ Florida Marlins  
Pro Player Stadium, Miami, FL  
Sat Apr 24 1999, 7:05 PM EDT  
Att: 32,591 - Unknown - 83 F

AB 34  
R 8  
H 13  
RBI 8  
BB 4  
SO 8  
LOB 17



Batter	1	2	3	4	5	6	7	8	9	AB	R	H	RBI	BB	SO	LOB	BOTTOM										
Luis Castillo, S OBP: 0.338, SLG: 0.333	1-1 G2-3 E 1B	1-0 G3	1-0 G4-3			1-2 G5-3		1-2 G4-3		5	1	1	0	0	0	4											
Alex Gonzalez, R OBP: 0.299, SLG: 0.391	0-1 G2-3	2-0 1B 2B		3-2 F9		2-0 1B			1-2 E5 1B	5	2	2	2	0	0	1											
Mark Kotsay, L OBP: 0.324, SLG: 0.349	0-0 F8	2-2 S 1B		0-2 G1-6-3 1B		0-2 F7			1-3 K	5	0	2	1	0	1	3											
Derrek Lee, R OBP: 0.278, SLG: 0.359	3-2 E3	3-3 K		1-2 G1-6-3		0-1 F8			3-3 K	5	0	0	0	0	2	4											
Todd Dunwoody, L OBP: 0.333, SLG: 0.300	2-1 G3		1-1 1B SF7 1B		1-2 L9				3-1 BB 1B	4	1	1	0	0	1	1											
Bruce Aven, R OBP: 0.400, SLG: 0.714									2H 1B	1	0	1	1	0	0	0											
Preston Wilson, R OBP: 0.273, SLG: 0.431		1-2 1B 3B	2-1 G1-3		2-3 K		2-3 K		4-0 BB	4	1	1	0	1	2	1											
Kevin Orie, R OBP: 0.333, SLG: 0.392		1-1 SH1-4 E 2B 1B	0-1 1B		0-2 E1 1B		1-1 L8		2-3 K	4	1	2	1	0	0	0											
Antonio Alfonseca, R										0	0	0	0	0	0	0											
Tim Hyers, L OBP: 0.313, SLG: 0.357		3H 1B	2-3 1B							1	0	0	0	0	1	2											
Jorge Fabregas, L OBP: 0.263, SLG: 0.235		0-0 E1 SH1-4 2B	1-0 SF7		0-0 1B		1-3 1B		1-1 F8	3	1	1	1	0	0	1											
Jesus Sanchez, L Bret Boone, R Craig Counsell, R Braden Looper, R Vic Darenbourg, L Dave Berg, R		0-1 SH1-4	1-1 1B		2-0 L8				1-2 F9	1	0	1	0	0	0	0											
<b>Inning Stats</b>	R: 1 E: 1 K: 0 S: 10	H: 1 LOB: 1 BB: 0 P: 16	R: 4 E: 1 K: 1 S: 16	H: 4 LOB: 1 BB: 0 P: 26	R: 1 E: 0 K: 0 S: 10	H: 3 LOB: 2 BB: 0 P: 16	R: 0 E: 0 K: 0 S: 9	H: 1 LOB: 0 BB: 0 P: 13	R: 0 E: 0 K: 1 S: 11	H: 1 LOB: 2 BB: 0 P: 16	R: 0 E: 0 K: 2 S: 8	H: 0 LOB: 0 BB: 0 P: 13	R: 0 E: 0 K: 0 S: 11	H: 0 LOB: 0 BB: 0 P: 14	R: 1 E: 1 K: 3 S: 17	H: 1 LOB: 2 BB: 1 P: 31	1B: 10 2B: 1 3B: 1 HR: 0	SF: 1 SAC: 1 DP: 1 HBP: 0	WP: 0 PB: 0 SB: 1 CS: 0	PA: 43							
<b>PITCHER</b>	IP	WLS	BF	H	R	ER	SO	BB	IBB	HBP	BLK	WP	HR	S	P	ERA	WHIP										
Greg Maddux, R ERA: 3.24	5.0		27	10	6	2	2	0	0	0	0	0	0	11	14	0.00	1.000										
30 Kevin McGlinchy, R ERA: 0.96	1.0	H	4	1	0	0	0	0	0	0	0	0	0	8	13	0.00	0.000										
Mike Remlinger, L ERA: 1.35	1.0	H	3	0	0	0	2	0	0	0	0	0	0	11	14	0.00	0.000										
Rudy Seanez, R ERA: 1.04	1.0	H	3	0	0	0	0	0	0	0	0	0	0	11	14	0.00	0.000										
John Rocker, L ERA: 6.0	1.0	S	6	1	1	0	3	1	0	0	0	0	0	17	31	0.00	2.000										

Atlanta Braves @ Florida Marlins  
Pro Player Stadium, Miami, FL  
Sat Apr 24 1999, 7:05 PM EDT  
Att: 32,591 - Unknown - 83 F

AB 40  
R 7  
H 12  
RBI 6  
BB 1  
SO 7  
LOB 19





Batter	1	2	3	4	5	6	7	8	9	AB	R	H	RBI	BB	SO	LOB	TOP
<b>Otis Nixon, S</b> <small>OBP: 0.274, SLG: 0.189</small> (1, 7)										5	1	0	0	0	1	1	
<b>Keith Lockhart, L</b> <small>OBP: 0.333, SLG: 0.313</small> (1, 4) (7, 5)										4	0	2	1	1	1	1	
<b>10 Chipper Jones, S</b> <small>OBP: 0.350, SLG: 0.542</small> <b>Bret Boone, R</b> <small>OBP: 0.303, SLG: 0.397</small> (7, PR) (7, 4)										4	1	1	0	0	1	4	
<b>Brian Jordan, R</b> <small>OBP: 0.450, SLG: 0.716</small> (1, 9)										3	1	2	3	1	0	1	
<b>Javy Lopez, R</b> <small>OBP: 0.339, SLG: 0.607</small> (1, 2)										5	0	1	0	0	0	8	
<b>Randall Simon, L</b> <small>OBP: 0.387, SLG: 0.462</small> <b>Brian Hunter, R</b> <small>OBP: 0.364, SLG: 0.682</small> (7, PH) (7, 3)										3	0	0	0	0	0	4	
<b>Andruw Jones, R</b> <small>OBP: 0.382, SLG: 0.410</small> (1, 8)										4	1	2	0	0	0	2	
<b>Ozzie Guillen, L</b> <small>OBP: 0.143, SLG: 0.214</small> (1, 6)										4	0	0	0	0	1	2	
<b>29 John Smoltz, R</b> <small>OBP: 0.273, SLG: 0.273</small> <b>John Rocker, R</b> (8, 1)										4	1	1	1	0	3	1	
<b>Inning Stats</b>	R: 2 H: 3 E: 1 LOB: 2 K: 0 BB: 0 S: 14 P: 17	R: 0 H: 0 E: 0 LOB: 0 K: 1 BB: 0 S: 8 P: 13	R: 0 H: 1 E: 1 LOB: 2 K: 0 BB: 0 S: 8 P: 14	R: 2 H: 3 E: 0 LOB: 1 K: 2 BB: 0 S: 14 P: 19	R: 0 H: 0 E: 0 LOB: 0 K: 0 BB: 0 S: 4 P: 7	R: 0 H: 0 E: 0 LOB: 0 K: 2 BB: 0 S: 9 P: 14	R: 1 H: 1 E: 1 LOB: 2 K: 0 BB: 1 S: 13 P: 21	R: 0 H: 1 E: 0 LOB: 0 K: 1 BB: 2 S: 7 P: 10	R: 0 H: 0 E: 1 LOB: 2 K: 1 BB: 2 S: 12 P: 23	1B: 4 SF: 0 2B: 4 SAC: 0 3B: 0 DP: 1 HR: 1 HBP: 1	WP: 0 PA: 41 SB: 0 CS: 2						
<b>PITCHER</b>	IP WLS BF H R ER SO BB IBB HBP BLK WP HR S P ERA WHIP <b>Brian Meadows, R</b> (1, 1) 5.0 L 24 7 4 4 3 0 0 0 1 0 0 1 48 70 7.20 1.400 <b>Archie Corbin, R</b> (6, 1) 1.2 8 1 1 0 2 1 0 0 0 0 0 0 19 31 0.00 1.200 <b>Kirt Ojala, L</b> (7, 1) 1.1 4 1 0 0 1 0 0 0 0 0 0 0 10 14 0.00 0.750 <b>Matt Mantei, R</b> (9, 1) 1.0 5 0 0 0 1 2 0 0 0 0 0 0 12 23 0.00 2.000	<b>PITCHER</b>	IP WLS BF H R ER SO BB IBB HBP BLK WP HR S P ERA WHIP <b>Brian Meadows, R</b> (1, 1) 5.0 L 24 7 4 4 3 0 0 0 1 0 0 1 48 70 7.20 1.400 <b>Archie Corbin, R</b> (6, 1) 1.2 8 1 1 0 2 1 0 0 0 0 0 0 19 31 0.00 1.200 <b>Kirt Ojala, L</b> (7, 1) 1.1 4 1 0 0 1 0 0 0 0 0 0 0 10 14 0.00 0.750 <b>Matt Mantei, R</b> (9, 1) 1.0 5 0 0 0 1 2 0 0 0 0 0 0 12 23 0.00 2.000														
Batter	1	2	3	4	5	6	7	8	9	AB	R	H	RBI	BB	SO	LOB	BOTTOM
<b>Craig Counsell, L</b> <small>OBP: 0.263, SLG: 0.125</small> (1, 4)										3	0	1	1	1	0	1	
<b>Alex Gonzalez, R</b> <small>OBP: 0.296, SLG: 0.382</small> (1, 6)										4	0	1	0	0	0	2	
<b>Mark Kotsay, L</b> <small>OBP: 0.319, SLG: 0.358</small> <b>Matt Mantei, R</b> (9, 1)										4	0	1	0	0	0	3	
<b>Derrek Lee, R</b> <small>OBP: 0.276, SLG: 0.353</small> (1, 3)										4	0	1	0	0	2	1	
<b>Todd Dunwoody, L</b> <small>OBP: 0.314, SLG: 0.281</small> (1, 8)										4	0	0	0	0	2	1	
<b>Tim Lincecum, L</b> <small>OBP: 0.300, SLG: 0.294</small> (1, 7) (9, 9)										3	0	0	0	1	0	1	
<b>Dave Berg, R</b> <small>OBP: 0.250, SLG: 0.421</small> (1, 5)										3	0	0	0	0	1	2	
<b>Jorge Fabregas, L</b> <small>OBP: 0.244, SLG: 0.216</small> (1, 2)										3	0	0	0	0	1	1	
<b>Brian Meadows, R</b> <small>OBP: 0.306, SLG: 0.333</small> <b>Kevin Orie, R</b> <small>OBP: 0.344, SLG: 0.411</small> <b>Archie Corbin, R</b> <small>OBP: 0.288, SLG: 0.358</small> <b>Kirt Ojala, L</b> <small>OBP: 0.288, SLG: 0.358</small> <b>Bruce Aven, R</b> <small>OBP: 0.438, SLG: 0.800</small> (1, 1) (5, PH) (6, 1) (7, 1) (8, PH) (9, 7)										1	0	0	0	0	1	0	
<b>Inning Stats</b>	R: 0 H: 1 E: 0 LOB: 1 K: 1 BB: 0 S: 19 P: 24	R: 0 H: 0 E: 0 LOB: 1 K: 1 BB: 1 S: 8 P: 16	R: 0 H: 1 E: 0 LOB: 1 K: 1 BB: 1 S: 9 P: 16	R: 0 H: 1 E: 0 LOB: 1 K: 1 BB: 0 S: 9 P: 14	R: 1 H: 2 E: 0 LOB: 0 K: 1 BB: 0 S: 11 P: 15	R: 0 H: 0 E: 0 LOB: 0 K: 1 BB: 0 S: 7 P: 9	R: 0 H: 0 E: 0 LOB: 0 K: 1 BB: 0 S: 7 P: 9	R: 0 H: 1 E: 0 LOB: 1 K: 0 BB: 0 S: 12 P: 18	R: 0 H: 0 E: 0 LOB: 0 K: 0 BB: 0 S: 8 P: 15	1B: 3 SF: 0 2B: 4 SAC: 0 3B: 0 DP: 2 HR: 0 HBP: 0	WP: 0 PA: 33 SB: 0 CS: 0						
<b>PITCHER</b>	IP WLS BF H R ER SO BB IBB HBP BLK WP HR S P ERA WHIP <b>29 John Smoltz, R</b> (1, 1) 7.2 W 29 6 1 1 7 2 0 0 0 0 0 0 81 119 1.17 1.043 <b>John Rocker, L</b> (8, 1) 1.1 4 0 0 0 0 0 0 0 0 0 0 9 17 0.00 0.000	<b>PITCHER</b>	IP WLS BF H R ER SO BB IBB HBP BLK WP HR S P ERA WHIP <b>29 John Smoltz, R</b> (1, 1) 7.2 W 29 6 1 1 7 2 0 0 0 0 0 0 81 119 1.17 1.043 <b>John Rocker, L</b> (8, 1) 1.1 4 0 0 0 0 0 0 0 0 0 0 9 17 0.00 0.000														

Atlanta Braves @ Florida Marlins  
 Pro Player Stadium, Miami, FL  
 Sun Apr 25 1999, 4:05 PM EDT  
 Att: 28,636 - Sunny - 89 F

AB 37  
 R 5  
 H 9  
 RBI 5  
 BB 3  
 SO 7  
 LOB 26



Atlanta Braves @ Florida Marlins  
 Pro Player Stadium, Miami, FL  
 Sun Apr 25 1999, 4:05 PM EDT  
 Att: 28,636 - Sunny - 89 F

AB 31  
 R 1  
 H 6  
 RBI 1  
 BB 2  
 SO 7  
 LOB 12





Batter	1	2	3	4	5	6	7	8	9	AB	R	H	RBI	BB	SO	LOB	TOP					
<b>Otis Nixon, S</b> (1, 7) <small>OBP: 0.273, SLG: 0.193</small> <b>Ozzie Guillen, L</b> (8, 5) <small>OBP: 0.143, SLG: 0.214</small>	F9		1B		G3			E1		4	0	1	1	0	0	2						
<b>Bret Boone, R</b> (1, 4) <small>OBP: 0.288, SLG: 0.375</small>	P8		K			G6-3		G5-3		4	0	0	0	0	1	2						
<b>Keith Lockhart, L</b> (1, 5) <small>OBP: 0.289, SLG: 0.263</small> <b>Gerald Williams, R</b> (8, PH) <small>OBP: 0.321, SLG: 0.500</small>	G4-3				G4-3		G4-3	FC6-2-5-6-2		3	0	0	0	0	0	0						
<b>Brian Jordan, R</b> (1, 9) <small>OBP: 0.429, SLG: 0.676</small>		G5-3			G6-3		G6-3	G5-3		4	0	0	0	0	0	1						
<b>Javy Lopez, R</b> (1, 2) <small>OBP: 0.333, SLG: 0.583</small>	G1-3				F9			G6-3		4	1	1	0	0	0	0						
<b>Randall Simon, L</b> (1, 3) <small>OBP: 0.441, SLG: 0.552</small> <b>Brian Hunter, R</b> (7, PR) <small>OBP: 0.364, SLG: 0.682</small>					1B			HR		3	0	3	0	0	0	0						
<b>Andruw Jones, R</b> (1, 8) <small>OBP: 0.400, SLG: 0.500</small>	CS		1B		F9			HR		3	3	2	2	1	0	1						
<b>Walt Weiss, S</b> (1, 6) <small>OBP: 0.373, SLG: 0.375</small>			K		L7			G4-3		4	0	1	1	0	1	3						
<b>Kevin Millwood, R</b> (1, 1) <small>OBP: 0.300, SLG: 0.333</small> <b>Mike Remlinger, L</b> (8, 1) <small>ERA: 5.79</small> <b>30 Kevin McGlinchy, R</b> (8, 1) <small>ERA: 5.79</small> <b>Rudy Seanez, R</b> (8, 1) <small>ERA: 2.57</small>			L5					K		3	0	1	0	0	1	2						
<b>Inning Stats</b>	R: 0 E: 0 K: 0 S: 6	H: 0 LOB: 0 BB: 0 P: 11	R: 0 E: 0 K: 0 S: 9	H: 1 LOB: 0 BB: 0 P: 16	R: 1 E: 0 K: 2 S: 13	H: 2 LOB: 1 BB: 0 P: 16	R: 0 E: 0 K: 0 S: 9	H: 0 LOB: 0 BB: 0 P: 15	R: 0 E: 0 K: 0 S: 7	H: 2 LOB: 2 BB: 0 P: 9	R: 0 E: 0 K: 0 S: 9	H: 0 LOB: 0 BB: 0 P: 15	R: 2 E: 0 K: 1 S: 9	H: 2 LOB: 1 BB: 0 P: 12	R: 0 E: 1 K: 0 S: 12	H: 0 LOB: 1 BB: 0 P: 17	R: 2 E: 0 K: 1 S: 8	H: 2 LOB: 0 BB: 1 P: 16	1B: 6 2B: 1 3B: 1 HR: 1	SF: 0 SAC: 1 DP: 0 HBP: 0	WP: 0 PB: 0 CS: 2	PA: 37
<b>PITCHER</b>	IP WLS BF H R ER SO BB IBB HBP BLK WP HR S P ERA WHIP																					
Dennis Springer, R (1, 1) ERA: 5.18	7.1 29 7 3 3 3 0 0 0 0 0 0 1 67 102 3.68 0.955																					
Vic Darenbourg, L (8, 1) ERA: 4.15	0.2 L 3 1 1 1 0 0 0 0 0 0 0 5 7 13.50 1.500																					
Antonio Alfonseca, R (8, 1) ERA: 5.79	0.2 3 1 1 1 1 0 1 0 0 0 0 5 12 13.50 1.500																					
Matt Mantei, R (9, 1) ERA: 2.57																						

Atlanta Braves @ Florida Marlins  
Pro Player Stadium, Miami, FL  
Mon Apr 26 1999, 7:05 PM EDT  
Att: 15,397 - Cloudy - 83 F

AB 34  
R 5  
H 9  
RBI 4  
BB 1  
SO 4  
LOB 13



Batter	1	2	3	4	5	6	7	8	9	AB	R	H	RBI	BB	SO	LOB	BOTTOM			
<b>Luis Castillo, S</b> (1, 4) <small>OBP: 0.333, SLG: 0.328</small>	F7		1B		G6-3			SH5-4	FC5-4	4	0	1	0	0	0	1				
<b>Alex Gonzalez, R</b> (1, 6) <small>OBP: 0.293, SLG: 0.366</small>	K		F9		F8			BB	BB	3	0	0	0	1	1	2				
<b>Mark Kotsay, L</b> (1, 9) <small>OBP: 0.316, SLG: 0.343</small>	G3				3B			F7		3	1	0	0	1	0	2				
<b>Todd Dunwoody, L</b> (1, 8) <small>OBP: 0.315, SLG: 0.313</small> <b>Derrek Lee, R</b> (8, PH) <small>OBP: 0.296, SLG: 0.353</small>		K			1B			K	BB	3	1	1	1	0	2	0				
<b>Kevin Orte, R</b> (1, 5) <small>OBP: 0.354, SLG: 0.407</small>	G6-3				1B			K	BB	3	0	1	2	1	1	0				
<b>Tim Hyers, L</b> (1, 3) <small>OBP: 0.250, SLG: 0.238</small> <b>Matt Mantei, R</b> (9, 1) <small>ERA: 0.96</small>	P6				P9			F8	G4-3	4	0	0	0	0	0	4				
<b>Preston Wilson, R</b> (1, 7) <small>OBP: 0.291, SLG: 0.410</small> <b>Antonio Alfonseca, R</b> (8, 1) <small>ERA: 5.79</small> <b>Dave Berg, R</b> (9, 7) <small>OBP: 0.238, SLG: 0.400</small>			G6-3		K			K		3	0	0	0	0	2	1				
<b>Jorge Fabregas, L</b> (1, 2) <small>OBP: 0.244, SLG: 0.200</small>			1B		L7			P7	G3-1	3	0	0	0	1	0	1				
<b>Dennis Springer, R</b> (1, 1) <small>ERA: 5.79</small> <b>Vic Darenbourg, L</b> (8, 1) <small>ERA: 4.15</small> <b>Bruce Aven, R</b> (8, 7) <small>OBP: 0.500, SLG: 0.824</small>			K					BB	SH5-4	2	1	2	0	0	0	0				
<b>Inning Stats</b>	R: 0 E: 0 K: 1 S: 7	H: 0 LOB: 0 BB: 0 P: 9	R: 0 E: 0 K: 1 S: 13	H: 0 LOB: 0 BB: 0 P: 17	R: 0 E: 0 K: 1 S: 14	H: 1 LOB: 2 BB: 1 P: 21	R: 2 E: 0 K: 1 S: 10	H: 2 LOB: 1 BB: 1 P: 17	R: 0 E: 0 K: 2 S: 7	H: 0 LOB: 0 BB: 0 P: 9	R: 0 E: 0 K: 1 S: 6	H: 0 LOB: 0 BB: 0 P: 7	R: 1 E: 0 K: 0 S: 13	H: 1 LOB: 3 BB: 3 P: 27	R: 0 E: 0 K: 1 S: 13	H: 1 LOB: 1 BB: 0 P: 20	1B: 4 2B: 0 3B: 1 HR: 0	SF: 0 SAC: 1 DP: 0 HBP: 0	WP: 0 PB: 0 CS: 0	PA: 37
<b>PITCHER</b>	IP WLS BF H R ER SO BB IBB HBP BLK WP HR S P ERA WHIP																			
Kevin Millwood, R (1, 1) ERA: 5.79	0.1 H 1 0 0 0 0 0 0 0 0 0 0 1 1 0.00 0.000																			
Mike Remlinger, L (8, 1) ERA: 1.29	0.0 B 2 0 0 0 0 2 0 0 0 0 0 2 10 ∞ ∞																			
30 Kevin McGlinchy, R (8, 1) ERA: 0.96	1.1 W 5 1 0 0 1 0 0 0 0 0 0 0 16 23 0.00 0.750																			
Rudy Seanez, R (8, 1) ERA: 0.9																				

Atlanta Braves @ Florida Marlins  
Pro Player Stadium, Miami, FL  
Mon Apr 26 1999, 7:05 PM EDT  
Att: 15,397 - Cloudy - 83 F

AB 31  
R 3  
H 5  
RBI 3  
BB 5  
SO 8  
LOB 12






Batter	1	2	3	4	5	6	7	8	9	AB	R	H	RBI	BB	SO	LOB	TOP						
Adrian Brown, S (1.8) OBP: 0.267, SLG: 0.154	2-1 G5-4-3 1B		3-2 FC6-2			0-1 G6-3		2-3 K	1-2 1B	5	0	2	0	0	1	1							
Pat Meares, R (1.6) OBP: 0.167, SLG: 0.222	1-0 G5-4-3 1-2		3-1 F8			0-0 G1-6-3		3-2 1B	0-1 F7	5	1	1	0	0	0	3							
Brian Giles, L (1.9) OBP: 0.449, SLG: 0.639	2-1 1B			3-2 HR		2-3 K		1 SAFE 1B	4-1 1B	3	2	2	1	1	1	0							
Kevin Young, R (1.3) OBP: 0.380, SLG: 0.464	2-3 K			1-3 K			2-0 18 G4-3 SF9 2B	0-0 18 1B	0-1 1B	4	1	2	1	0	2	1							
1B Jason Kendall, R (1.2) OBP: 0.382, SLG: 0.385		1-2 G3		2-2 G4-3		1-1 G4-3		1-0 1B		4	0	1	1	0	0	1							
Ed Sprague, R (1.5) OBP: 0.403, SLG: 0.475		2-2 G1-3		0-0 F8		0-2 SF9		3-H 1B	4-2 1B	2	0	0	1	1	0	0							
Freddy Garcia, R (1.7) Al Martin, L (8, PH) Rich Loiselle, R (8, 1) Mike Williams, R (9, 1)	1-0 G5-3				0-1 G5-3		0-0 G5-3	1-0 G4-3		3	0	0	0	0	0	0							
Mike Benjamin, R (1.4) OBP: 0.333, SLG: 0.349			0-0 SH1-4 FC6-2 1B		3-3 K		4-1 1B	1-3 K		3	1	1	0	1	2	0							
Jason Schmidt, R (1, 1) Keith Osik, R (8, PH) Turner Ward, S (8, 7)			2-2 SH1-4		0-1 G6-3		2-2 1B	2-1 F8		1	0	0	0	0	0	0							
<b>Inning Stats</b>	R: 0 E: 0 K: 1 S: 8	H: 2 LOB: 1 BB: 0 P: 15	R: 0 E: 0 K: 0 S: 7	H: 0 LOB: 0 BB: 0 P: 11	R: 0 E: 0 K: 0 S: 9	H: 1 LOB: 1 BB: 0 P: 17	R: 1 E: 0 K: 1 S: 13	H: 1 LOB: 0 BB: 0 P: 19	R: 0 E: 0 K: 1 S: 9	H: 0 LOB: 0 BB: 0 P: 12	R: 0 E: 0 K: 1 S: 6	H: 0 LOB: 0 BB: 0 P: 8	R: 1 E: 0 K: 0 S: 8	H: 1 LOB: 0 BB: 0 P: 11	R: 3 E: 0 K: 1 S: 19	H: 4 LOB: 3 BB: 3 P: 40	R: 0 E: 0 K: 1 S: 10	H: 1 LOB: 1 BB: 0 P: 14	1B: 8 2B: 1 3B: 0 HR: 1	SF: 1 SAC: 1 DP: 1 HBP: 0	WP: 0 SB: 0 CS: 0	PA: 38	
<b>PITCHER</b>	IP WLS BF H R ER SO BB IBB HBP BLK WP HR S P ERA WHIP	7.2 L 30 7 5 5 5 2 0 0 0 1 0 1 73 121 5.87 1.174	0.1 H 4 2 0 0 0 1 0 0 0 0 0 0 6 12 0.00 9.000	1.0 S 4 1 0 0 1 0 0 0 0 0 0 0 10 14 0.00 1.000																			

Pittsburgh Pirates @ Atlanta Braves  
Turner Field, Atlanta, GA  
Tue Apr 27 1999, 7:40 PM EDT  
Att: 26,990 - Overcast - 64 F


AB 33  
R 5  
H 10  
RBI 5  
BB 3  
SO 6  
LOB 9



Batter	1	2	3	4	5	6	7	8	9	AB	R	H	RBI	BB	SO	LOB	BOTTOM					
Otis Nixon, S (1.7) Gerald Williams, R (8, 7)	1-2 K		0-1 G4-3			0-0 1B	0-0 G3-1			4	1	1	0	0	1	1						
Bret Boone, R (1.4) OBP: 0.298, SLG: 0.382	2-0 G6-3		1-0 G6-3			3-2 1B		0-1 10 G6-3		4	1	2	0	0	0	0						
10 Chipper Jones, S (1.5) OBP: 0.345, SLG: 0.526	1-2 G4-3			3-2 G3		1-1 1B		0-0 G6-3		4	0	1	1	0	0	1						
Brian Jordan, R (1.9) OBP: 0.432, SLG: 0.707		0-0 2B		1-1 3B		1-2 F7		1-2 G6-3		4	1	2	0	0	0	2						
Javy Lopez, R (1.2) OBP: 0.313, SLG: 0.547		0-0 G6-3		2-2 G5-3		1-0 E5		0-0 F7		4	0	0	1	0	0	2						
Ryan Klesko, L (1.3) Brian Hunter, R (7, 3)		4-1 BB		3-H F7		1-3 F8-2		1-2 G1-3		2	0	0	0	1	0	2						
Andruw Jones, R (1.8) OBP: 0.381, SLG: 0.471		3-3 K			2-2 L9		2-0 P6		0-3 K	4	0	0	0	0	2	2						
Walt Weiss, S (1.6) OBP: 0.371, SLG: 0.390		1-1 G3-1			1-2 F7		2-2 2B			3	0	1	0	0	0	2						
Odalis Perez, L (1, 1) Rudy Seanez, R (8, 1) Justin Speier, R (9, 1)			0-3 K		1-2 G4-3		0-3 K			3	0	0	0	0	2	1						
<b>Inning Stats</b>	R: 0 E: 0 K: 1 S: 7	H: 0 LOB: 0 BB: 0 P: 11	R: 0 E: 0 K: 1 S: 10	H: 1 LOB: 1 BB: 1 P: 18	R: 0 E: 0 K: 1 S: 6	H: 0 LOB: 0 BB: 0 P: 7	R: 1 E: 0 K: 0 S: 9	H: 1 LOB: 0 BB: 0 P: 15	R: 0 E: 0 K: 0 S: 11	H: 0 LOB: 0 BB: 0 P: 15	R: 2 E: 1 K: 0 S: 13	H: 3 LOB: 1 BB: 0 P: 21	R: 0 E: 0 K: 1 S: 8	H: 1 LOB: 1 BB: 0 P: 12	R: 0 E: 0 K: 0 S: 6	H: 1 LOB: 0 BB: 0 P: 7	R: 0 E: 0 K: 1 S: 8	H: 0 LOB: 0 BB: 0 P: 9	1B: 4 2B: 3 3B: 1 HR: 0	SF: 0 SAC: 0 DP: 2 HBP: 0	WP: 1 SB: 0 CS: 0	PA: 34
<b>PITCHER</b>	IP WLS BF H R ER SO BB IBB HBP BLK WP HR S P ERA WHIP	7.0 W 28 6 3 3 4 1 0 0 0 1 0 0 64 99 3.86 1.000	1.0 H 3 1 0 0 0 0 0 0 0 0 0 0 6 7 0.00 1.000	1.0 S 3 0 0 0 1 0 0 0 0 0 0 0 8 9 0.00 0.000																		

Pittsburgh Pirates @ Atlanta Braves  
Turner Field, Atlanta, GA  
Tue Apr 27 1999, 7:40 PM EDT  
Att: 26,990 - Overcast - 64 F

AB 33  
R 3  
H 7  
RBI 2  
BB 1  
SO 5  
LOB 13





Batter	1	2	3	4	5	6	7	8	9	AB	R	H	RBI	BB	SO	LOB	TOP			
<b>Turner Ward, S</b> OBP: 0.375, SLG: 0.296 (1, 8)	L8	E3		G6-3		P4			G4-3 SH1-3 BB	4	0	0	1	1	0	1	<b>Pittsburgh Pirates @ Atlanta Braves</b> Turner Field, Atlanta, GA Wed Apr 28 1999, 7:40 PM EDT Att: 29,615 - Overcast - 60 F			
<b>Pat Meares, R</b> OBP: 0.227, SLG: 0.273 (1, 6)	K						G4-3		SH1-3	4	0	2	1	0	1	0				
<b>Brian Giles, L</b> OBP: 0.434, SLG: 0.606 (1, 9)	1B	G6-3		L7			F8		G4-3	5	0	1	0	0	0	4				
<b>Kevin Young, R</b> OBP: 0.393, SLG: 0.458 (1, 3)						F8			F7	3	0	1	0	2	0	2				
<b>1B Jason Kendall, R</b> OBP: 0.363, SLG: 0.362 (1, 2)	G3	L3			F7				G4-3	4	0	0	0	0	0	6				
<b>Ed Sprague, R</b> OBP: 0.395, SLG: 0.453 (1, 5)					F8				F7	3	1	0	0	1	0	0				
<b>Freddy Garcia, R</b> OBP: 0.349, SLG: 0.136 <b>Adrian Brown, S</b> OBP: 0.267, SLG: 0.154 (8, 8)						K			P6	4	1	1	0	0	2	0				
<b>Mike Benjamin, R</b> OBP: 0.345, SLG: 0.362 (1, 4)										0	0	0	0	0	0	0				
<b>Chris Peters, L</b> OBP: 0.200, SLG: 0.200 <b>Todd Ritchie, R</b> OBP: 0.697, SLG: 0.667 <b>Jason Christiansen, R</b> <b>Mike Williams, R</b> (8, 1) (9, 1)										4	1	2	1	0	0	0				
<b>Inning Stats</b>	R: 0 E: 0 K: 1 S: 11	H: 2 LOB: 2 BB: 0 P: 16	R: 4 E: 1 K: 0 S: 15	H: 4 LOB: 2 BB: 2 P: 31	R: 0 E: 1 K: 2 S: 10	H: 0 LOB: 1 BB: 0 P: 12	R: 0 E: 0 K: 0 S: 7	H: 1 LOB: 1 BB: 0 P: 9	R: 0 E: 0 K: 1 S: 9	H: 0 LOB: 0 BB: 0 P: 12	R: 0 E: 0 K: 0 S: 5	H: 0 LOB: 0 BB: 1 P: 6	R: 0 E: 0 K: 1 S: 8	H: 1 LOB: 1 BB: 0 P: 11	R: 0 E: 0 K: 0 S: 5	H: 0 LOB: 1 BB: 1 P: 9		1B: 8 2B: 1 3B: 0 HR: 0	SF: 0 SAC: 1 DP: 1 HBP: 0	WP: 0 PB: 1 CS: 0
<b>PITCHER</b> <b>Tom Glavine, L</b> ERA: 5.19 (1, 1)	IP: 9.0 WLS: W BF: 40 H: 8 R: 4 ER: 4 SO: 6 BB: 3 IBB: 1 HBP: 0 BLK: 0 WP: 0 HR: 0 S: 77 P: 118 ERA: 4.00 WHIP: 1.222																			

AB	35
R	4
H	8
RBI	4
BB	4
SO	6
LOB	15



Batter	1	2	3	4	5	6	7	8	9	AB	R	H	RBI	BB	SO	LOB	BOTTOM					
<b>Gerald Williams, R</b> OBP: 0.303, SLG: 0.452 (1, 7)	L9		G1-3						FC1-6 1B	5	1	1	0	0	1	1	<b>Pittsburgh Pirates @ Atlanta Braves</b> Turner Field, Atlanta, GA Wed Apr 28 1999, 7:40 PM EDT Att: 29,615 - Overcast - 60 F					
<b>Bret Boone, R</b> OBP: 0.303, SLG: 0.383 (1, 4)	G1-3				L9				10 2B	5	1	2	0	0	1	1						
<b>10 Chipper Jones, S</b> OBP: 0.349, SLG: 0.525 <b>Keith Lockhart, L</b> OBP: 0.286, SLG: 0.263 (9, PR)	G6-3								10 2B	4	0	1	2	1	1	1						
<b>Brian Jordan, R</b> OBP: 0.441, SLG: 0.696 (1, 9)									1B	0	1	0	0	0	0	0						
<b>Javy Lopez, R</b> OBP: 0.306, SLG: 0.515 (1, 2)									1B	4	1	2	0	1	0	2						
<b>Javy Lopez, R</b> OBP: 0.306, SLG: 0.515 (1, 2)									1B	4	1	0	0	1	0	5						
<b>Andruw Jones, R</b> OBP: 0.393, SLG: 0.493 (1, 8)									1B	4	1	0	0	1	0	5						
<b>Ryan Klesko, L</b> OBP: 0.410, SLG: 0.485 (1, 3)									1B	5	0	3	1	0	0	1						
<b>Walt Weiss, S</b> OBP: 0.378, SLG: 0.377 (1, 6)									1B	2	0	0	0	2	1	1						
<b>Tom Glavine, L</b> <b>Otis Nixon, S</b> OBP: 0.282, SLG: 0.197 (9, PH)									1B	3	0	0	2	0	1	2						
<b>Inning Stats</b>	R: 0 E: 0 K: 0 S: 8	H: 0 LOB: 0 BB: 0 P: 11	R: 1 E: 1 K: 1 S: 13	H: 0 LOB: 2 BB: 2 P: 24	R: 0 E: 0 K: 2 S: 11	H: 0 LOB: 0 BB: 0 P: 15	R: 1 E: 0 K: 1 S: 11	H: 2 LOB: 1 BB: 0 P: 16	R: 0 E: 0 K: 0 S: 10	H: 1 LOB: 2 BB: 1 P: 17	R: 0 E: 0 K: 0 S: 8	H: 1 LOB: 2 BB: 1 P: 16	R: 0 E: 0 K: 1 S: 9	H: 2 LOB: 2 BB: 0 P: 13	R: 0 E: 0 K: 1 S: 5	H: 0 LOB: 0 BB: 0 P: 6	R: 3 E: 0 K: 0 S: 13	H: 3 LOB: 3 BB: 2 P: 27	1B: 7 2B: 2 3B: 0 HR: 0	SF: 1 SAC: 0 DP: 0 HBP: 0	WP: 0 PB: 0 CS: 0	PA: 42
<b>PITCHER</b> <b>Chris Peters, L</b> ERA: 4.58 <b>Todd Ritchie, R</b> ERA: 1.08 <b>Jason Christiansen, L</b> ERA: 4.76 <b>Mike Williams, R</b> ERA: 2.31 (1, 1) (7, 1) (8, 1) (9, 1)	IP: 11.1 WLS: H BF: 6 L: 7 2: 2 R: 2 ER: 0 SO: 1 BB: 0 IBB: 0 HBP: 0 BLK: 0 WP: 0 HR: 0 S: 61 P: 99 ERA: 0.00 WHIP: 1.500																					





Batter	1	2	3	4	5	6	7	8	9	AB	R	H	RBI	BB	SO	LOB	TOP			
18 Jason Kendall, R OBP: 0.376, SLG: 0.378	G6-3		1B						F8	5	1	3	0	0	0	1	<b>Pittsburgh Pirates @ Atlanta Braves</b> Turner Field, Atlanta, GA Thu Apr 29 1999, 7:40 PM EDT Att: 32,017 - Overcast - 47 F			
Pat Meares, R OBP: 0.259, SLG: 0.296	1B		1B				K		K	5	0	2	1	0	3	4				
Brian Giles, L OBP: 0.414, SLG: 0.571	K		G3				G1-3		F7	4	0	0	0	0	1	5				
Kevin Young, R OBP: 0.386, SLG: 0.447 Scott Sauerbeck, R	G4-3						FC4-6 1B		F8	4	0	1	0	0	1	1				
Brant Brown, L OBP: 0.306, SLG: 0.479		K					FC4-6 G6-3 1-2		F8	4	0	0	0	0	2	1				
Ed Sprague, R OBP: 0.413, SLG: 0.500							G6-3			4	0	3	0	0	0	1				
Al Martin, L OBP: 0.349, SLG: 0.333									G3-1	3	0	0	0	1	0	3				
Warren Morris, L OBP: 0.294, SLG: 0.339									G3-1	4	0	1	0	0	0	2				
Jose Silva, R										2	0	0	0	0	1	0				
Turner Ward, S OBP: 0.364, SLG: 0.286 Jason Phillips, R Freddy Garcia, R OBP: 0.130, SLG: 0.174										1	0	0	0	0	0	1				
<b>Inning Stats</b>	R: 0 E: 0 K: 1 S: 9	H: 1 LOB: 1 BB: 0 P: 12	R: 0 E: 0 K: 1 S: 6	H: 1 LOB: 0 BB: 8	R: 1 E: 0 K: 0 S: 11	H: 2 LOB: 1 BB: 0 P: 17	R: 0 E: 0 K: 0 S: 10	H: 1 LOB: 2 BB: 1 P: 18	R: 0 E: 0 K: 1 S: 10	H: 1 LOB: 1 BB: 0 P: 13	R: 0 E: 0 K: 1 S: 8	H: 2 LOB: 1 BB: 0 P: 12	R: 0 E: 0 K: 1 S: 6	H: 1 LOB: 1 BB: 0 P: 6	R: 0 E: 0 K: 1 S: 11	H: 1 LOB: 1 BB: 0 P: 14	1B: 10 2B: 0 3B: 1 HR: 0	SF: 0 SAC: 0 DP: 0 HBP: 0	WP: 0 PB: 0 SB: 1 CS: 1	PA: 39
<b>PITCHER</b>	IP	WLS	BF	H	R	ER	SO	BB	IBB	HBP	BLK	WP	HR	S	P	ERA	WHIP			
Greg Maddux, R ERA: 2.73	8.0	W	34	10	1	1	7	0	1	0	0	0	0	70	98	1.12	1.250			
Mike Remlinger, L ERA: 1.13	1.0		4	1	0	0	1	0	0	0	0	0	0	11	14	0.00	1.000			

Batter	1	2	3	4	5	6	7	8	9	AB	R	H	RBI	BB	SO	LOB	BOTTOM			
Otis Nixon, S OBP: 0.280, SLG: 0.188 Gerald Williams, R OBP: 0.294, SLG: 0.438	G1-3		FC5-4 1B 10 FC6-4				FC		F8	3	3	0	0	1	0	2	<b>Pittsburgh Pirates @ Atlanta Braves</b> Turner Field, Atlanta, GA Thu Apr 29 1999, 7:40 PM EDT Att: 32,017 - Overcast - 47 F			
Bret Boone, R OBP: 0.319, SLG: 0.395	K		10 FC6-4 1B						K	5	0	3	3	0	2	1				
10 Chipper Jones, S OBP: 0.344, SLG: 0.506 Keith Lockhart, L OBP: 0.286, SLG: 0.263	K		FC6-4				F8			3	0	0	1	1	1	2				
Brian Jordan, R OBP: 0.423, SLG: 0.663			1-2 3-H G1-3				G5-3		FC5 HR BB	4	1	0	0	0	0	4				
Ryan Klesko, L OBP: 0.395, SLG: 0.459 Brian Hunter, R OBP: 0.348, SLG: 0.652										4	1	1	0	0	1	2				
Andruw Jones, R OBP: 0.398, SLG: 0.532										0	0	0	0	0	0	0				
Eddie Pérez, R OBP: 0.409, SLG: 0.409										4	1	2	3	0	0	1				
Walt Weiss, S OBP: 0.385, SLG: 0.391										4	0	1	0	0	1	2				
Greg Maddux, R OBP: 0.385, SLG: 0.750 Ozzie Guillen, L OBP: 0.200, SLG: 0.267 Mike Remlinger, L ERA: 1.59										3	1	1	1	1	0	2				
<b>Inning Stats</b>	R: 0 E: 0 K: 2 S: 9	H: 0 LOB: 0 BB: 0 P: 13	R: 0 E: 0 K: 1 S: 12	H: 2 LOB: 2 BB: 0 P: 18	R: 1 E: 0 K: 0 S: 10	H: 2 LOB: 1 BB: 0 P: 14	R: 0 E: 0 K: 1 S: 7	H: 0 LOB: 0 BB: 0 P: 10	R: 2 E: 0 K: 0 S: 14	H: 1 LOB: 1 BB: 1 P: 23	R: 1 E: 0 K: 0 S: 7	H: 2 LOB: 1 BB: 0 P: 11	R: 4 E: 0 K: 0 S: 12	H: 2 LOB: 1 BB: 2 P: 29	R: 0 E: 0 K: 1 S: 8	H: 1 LOB: 1 BB: 0 P: 13		1B: 8 2B: 1 3B: 0 HR: 1	SF: 0 SAC: 0 DP: 0 HBP: 0	WP: 0 PB: 1 SB: 1 CS: 0
<b>PITCHER</b>	IP	WLS	BF	H	R	ER	SO	BB	IBB	HBP	BLK	WP	HR	S	P	ERA	WHIP			
Jose Silva, R ERA: 6.0	6.0	L	27	7	4	4	4	1	0	0	1	0	0	59	89	6.00	1.333			
Jason Phillips, R ERA: 11.57	1.0		7	2	4	4	0	2	0	0	0	0	1	12	29	36.00	4.000			
Scott Sauerbeck, L ERA: 1.59	1.0		4	1	0	0	1	0	0	0	0	0	0	8	13	0.00	1.000			

AB 37  
R 1  
H 11  
RBI 1  
BB 1  
SO 8  
LOB 19



AB 35  
R 8  
H 10  
RBI 8  
BB 3  
SO 5  
LOB 19





Batter	1	2	3	4	5	6	7	8	9	AB	R	H	RBI	BB	SO	LOB	TOP		
Mike Cameron, R OBP: 0.375, SLG: 0.526 (1, 8)	F9		F9			G5-3			K	4	0	0	0	0	1	2			
Michael Tucker, L OBP: 0.297, SLG: 0.273 (1, 9)	L9			F7			G4-3		G5-4-3	4	0	0	0	0	0	1			
Dmitri Young, S OBP: 0.250, SLG: 0.236 (1, 7)	G4-3			E6			E4			3	0	0	0	0	0	0			
Sean Casey, L OBP: 0.419, SLG: 0.615 (1, 3)		G3		FC4-6			F7			3	0	0	0	0	0	2			
Barry Larkin, R OBP: 0.281, SLG: 0.363 (1, 6)	L9			PO		K			G5-3	3	0	0	0	0	1	1			
Eddie Taubensee, L OBP: 0.333, SLG: 0.500 (1, 2)	F7					G4-6-3			L7	3	0	1	0	0	0	0			
Mark Lewis, R OBP: 0.375, SLG: 0.516 (1, 5)						G4-6-3			K	3	0	0	0	0	2	1			
Chris Stynes, R OBP: 0.300, SLG: 0.067 (1, 4)				SH1-3					G6-3	2	0	0	0	1	0	0			
Steve Avery, L OBP: 0.250, SLG: 0.222 (8, 7)				SH1-3					E6	1	0	0	0	0	1	0			
Jeffrey Hammonds, R OBP: 0.250, SLG: 0.222 (8, 7)										0	0	0	0	0	0	0			
Inning Stats	R: 0 E: 0 K: 0 S: 8	H: 0 LOB: 0 BB: 0 P: 12	R: 0 E: 0 K: 0 S: 9	H: 0 LOB: 0 BB: 0 P: 15	R: 0 E: 0 K: 1 S: 8	H: 0 LOB: 1 BB: 1 P: 13	R: 0 E: 1 K: 0 S: 5	H: 0 LOB: 0 BB: 0 P: 10	R: 0 E: 0 K: 1 S: 7	H: 1 LOB: 0 BB: 0 P: 10	R: 0 E: 0 K: 0 S: 7	H: 0 LOB: 1 BB: 0 P: 11	R: 0 E: 0 K: 1 S: 8	H: 0 LOB: 0 BB: 0 P: 13	R: 0 E: 1 K: 1 S: 7	H: 0 LOB: 0 BB: 0 P: 10	1B: 1 2B: 0 3B: 0 HR: 0	SF: 0 SAC: 1 DP: 2 HBP: 0	WP: 0 PA: 30 CS: 0
PITCHER 29 John Smoltz, R ERA: 1.51 (1, 1)	IP: 9.0 WLS: W BF: 29 H: 1 R: 0 ER: 0 SO: 5 BB: 1 IBB: 0 HBP: 0 BLK: 0 WP: 0 HR: 0 S: 66 P: 104 ERA: 0.00 WHIP: 0.222																		

Cincinnati Reds @ Atlanta Braves  
Turner Field, Atlanta, GA  
Fri Apr 30 1999, 7:40 PM EDT  
Att: 36,923 - Overcast - 53 F

AB 27  
R 0  
H 1  
RBI 0  
BB 1  
SO 5  
LOB 7



Batter	1	2	3	4	5	6	7	8	9	AB	R	H	RBI	BB	SO	LOB	BOTTOM
Gerald Williams, R OBP: 0.289, SLG: 0.400 (1, 7)	1B		P6		B2-3			K		3	1	0	0	1	1	1	
Bret Boone, R OBP: 0.327, SLG: 0.393 (1, 4)	K		G5-3			K		FC6-4		3	0	1	1	1	2	1	
Andruw Jones, R OBP: 0.381, SLG: 0.506 (1, 8)	K		G5-3			K		FC6-4		4	1	0	0	0	2	3	
Brian Jordan, R OBP: 0.436, SLG: 0.667 (1, 9)	1B		G5-3			1B		1B		4	0	3	1	0	0	1	
Javy Lopez, R OBP: 0.303, SLG: 0.500 (1, 2)	1B			L8		K		K		4	0	1	1	0	2	2	
Ryan Klesko, L OBP: 0.370, SLG: 0.425 Brian Hunter, R OBP: 0.348, SLG: 0.652 (1, 3)	P2			L8				K		3	0	0	0	0	1	2	
Ozzie Guillen, L OBP: 0.167, SLG: 0.222 (1, 5)		G3		L1				F9		3	0	0	0	0	0	0	
Walt Weiss, S OBP: 0.370, SLG: 0.373 (1, 6)		K				G6-3		F8		3	0	0	0	0	1	0	
29 John Smoltz, R OBP: 0.286, SLG: 0.357 (1, 1)		G6-3				K		PB		3	1	1	0	0	1	0	
Inning Stats	R: 1 E: 0 K: 2 S: 16	H: 2 LOB: 2 BB: 1 P: 25	R: 0 E: 0 K: 1 S: 6	H: 0 LOB: 0 BB: 0 P: 9	R: 0 E: 0 K: 0 S: 8	H: 0 LOB: 1 BB: 1 P: 12	R: 0 E: 0 K: 0 S: 6	H: 0 LOB: 0 BB: 0 P: 12	R: 0 E: 0 K: 3 S: 13	H: 1 LOB: 1 BB: 0 P: 17	R: 0 E: 0 K: 1 S: 7	H: 0 LOB: 0 BB: 0 P: 10	R: 2 E: 0 K: 2 S: 19	H: 3 LOB: 1 BB: 0 P: 28	1B: 5 2B: 1 3B: 0 HR: 0	SF: 0 SAC: 0 DP: 0 HBP: 0	WP: 0 PA: 32 CS: 0
PITCHER Steve Avery, L ERA: 2.05 Scott Williamson, R ERA: 3.95 (1, 1)	IP: 7.0 WLS: L BF: 27 H: 4 R: 2 ER: 2 SO: 8 BB: 2 IBB: 0 HBP: 0 BLK: 0 WP: 0 HR: 0 S: 64 P: 100 ERA: 2.57 WHIP: 0.857																

Cincinnati Reds @ Atlanta Braves  
Turner Field, Atlanta, GA  
Fri Apr 30 1999, 7:40 PM EDT  
Att: 36,923 - Overcast - 53 F

AB 30  
R 3  
H 6  
RBI 3  
BB 2  
SO 10  
LOB 10





Batter	1	2	3	4	5	6	7	8	9	AB	R	H	RBI	BB	SO	LOB	TOP										
Mike Cameron, R OBP: 0.370, SLG: 0.506 (1, 8)	P3		K		K			FC4-6 BB		3	0	0	0	1	2	0	Cincinnati Reds @ Atlanta Braves Turner Field, Atlanta, GA Sat May 01 1999, 7:10 PM EDT Att: 47,097 - Unknown - 75 F										
Michael Tucker, L OBP: 0.288, SLG: 0.243 (1, 9)	P6		K			F8		FC4-6		4	0	0	0	0	1	2											
Greg Vaughn, R OBP: 0.326, SLG: 0.395 Gabe White, L (8, 1)	2B BB		K			P5		F8		3	1	0	0	1	1	2											
Sean Casey, L OBP: 0.411, SLG: 0.610 (1, 3)	1H 2B			G6-3		G3-1			K	4	0	1	1	0	1	0											
Barry Larkin, R OBP: 0.280, SLG: 0.349 (1, 6)	2B BB			G6-3		F9		G5-3		3	0	0	0	1	0	0											
Eddie Taubensee, L OBP: 0.333, SLG: 0.491 Brian Johnson, R OBP: 0.188, SLG: 0.387 (1, 2) (9, PH)	P2			1B		F9			BB	3	0	1	0	0	0	2											
Mark Lewis, R OBP: 0.333, SLG: 0.457 (1, 5)		F9		K		G6-3			P3	4	0	0	0	0	1	2											
Pokey Reese, R OBP: 0.324, SLG: 0.397 (1, 4)		K			G1-3			P3		3	0	0	0	0	1	0											
Pete Harnisch, S OBP: 0.091, SLG: 0.091 Mark Sweeney, L OBP: 0.500, SLG: 1.222 (8, PH) (8, 7)	K				K			FC4-6 BB 1B		2	0	0	0	0	2	0											
<b>Inning Stats</b>	R: 1 E: 0 K: 0 S: 14	H: 1 LOB: 2 BB: 2 P: 26	R: 0 E: 0 K: 2 S: 7	H: 0 LOB: 0 BB: 0 P: 11	R: 0 E: 0 K: 3 S: 9	H: 0 LOB: 0 BB: 0 P: 14	R: 0 E: 0 K: 1 S: 7	H: 1 LOB: 1 BB: 0 P: 11	R: 0 E: 0 K: 2 S: 11	H: 0 LOB: 0 BB: 0 P: 16	R: 0 E: 0 K: 0 S: 6	H: 0 LOB: 0 BB: 0 P: 10	R: 0 E: 0 K: 0 S: 7	H: 0 LOB: 0 BB: 0 P: 10	R: 0 E: 0 K: 0 S: 10	H: 1 LOB: 2 BB: 1 P: 18	R: 0 E: 0 K: 1 S: 7	H: 0 LOB: 1 BB: 1 P: 13	1B: 2 2B: 1 3B: 0 HR: 0	SF: 0 SAC: 0 DP: 0 HBP: 0	WP: 0 PB: 0 SB: 0 CS: 0	PA: 34					
<b>PITCHER</b>	IP	WLS	BF	H	R	ER	SO	BB	IBB	HBP	BLK	WP	HR	S	P	ERA	WHIP										
Kevin Millwood, R ERA: 4.7 (1, 1)	7.1	W	28	3	1	1	8	3	0	0	0	0	0	67	110	1.23	0.818										
Rudy Seanez, R ERA: 0.92 (8, 1)	0.2	H	2	0	0	0	0	0	0	0	0	0	0	4	6	0.00	0.000										
John Rocker, L ERA: 4.32 (9, 1)	1.0		4	0	0	0	1	1	0	0	0	0	0	7	13	0.00	1.000										

AB	30
R	1
H	3
RBI	1
BB	4
SO	9
LOB	8



Batter	1	2	3	4	5	6	7	8	9	AB	R	H	RBI	BB	SO	LOB	BOTTOM										
Otis Nixon, S OBP: 0.282, SLG: 0.194 Gerald Williams, R OBP: 0.282, SLG: 0.389 (1, 7) (8, PH) (9, 7)	G5-3		E3		B4			K		3	0	1	0	0	0	0	Cincinnati Reds @ Atlanta Braves Turner Field, Atlanta, GA Sat May 01 1999, 7:10 PM EDT Att: 47,097 - Unknown - 75 F										
Bret Boone, R OBP: 0.324, SLG: 0.419 (1, 4)	F8		2H 1B		F8			HR		4	1	1	1	0	0	1											
10 Chipper Jones, S OBP: 0.351, SLG: 0.575 (1, 5)	F7			HR		G4-3		HR		4	2	2	2	0	0	0											
Brian Jordan, R OBP: 0.429, SLG: 0.648 (1, 9)	F7			1B		G5-3		K		4	0	1	0	0	1	0											
Javy Lopez, R OBP: 0.313, SLG: 0.500 (1, 2)	CS 1B			F7		G4-3				4	0	2	0	0	0	1											
Ryan Klesko, L OBP: 0.347, SLG: 0.395 Brian Hunter, R OBP: 0.333, SLG: 0.625 (1, 3) (8, 3)	K			1B		G4-3		1B		3	0	0	0	0	2	2											
Andruw Jones, R OBP: 0.390, SLG: 0.548 (1, 8)			K					F7		1	0	0	0	0	0	1											
Ozzie Guillen, L OBP: 0.190, SLG: 0.238 (1, 6)			SH2-4 E 1B		L7			F9		3	1	1	0	0	0	2											
Kevin Millwood, R OBP: 0.250, SLG: 0.273 Rudy Seanez, R John Rocker, R (1, 1) (8, 1) (9, 1)	SH2-4 1-2				F9			F9		2	0	0	0	0	0	0											
<b>Inning Stats</b>	R: 0 E: 0 K: 0 S: 6	H: 0 LOB: 0 BB: 0 P: 9	R: 0 E: 0 K: 1 S: 8	H: 1 LOB: 1 BB: 0 P: 14	R: 1 E: 1 K: 1 S: 10	H: 2 LOB: 1 BB: 0 P: 13	R: 1 E: 0 K: 1 S: 12	H: 3 LOB: 2 BB: 0 P: 15	R: 0 E: 0 K: 0 S: 7	H: 0 LOB: 0 BB: 0 P: 10	R: 0 E: 0 K: 0 S: 7	H: 0 LOB: 0 BB: 0 P: 9	R: 1 E: 0 K: 0 S: 9	H: 1 LOB: 0 BB: 0 P: 15	R: 2 E: 0 K: 2 S: 18	H: 3 LOB: 1 BB: 0 P: 23	1B: 6 2B: 1 3B: 0 HR: 4	SF: 0 SAC: 1 DP: 1 HBP: 0	WP: 0 PB: 0 SB: 0 CS: 1	PA: 33							
<b>PITCHER</b>	IP	WLS	BF	H	R	ER	SO	BB	IBB	HBP	BLK	WP	HR	S	P	ERA	WHIP										
Pete Harnisch, R ERA: 3.41 Gabe White, L ERA: 4.85 (1, 1) (8, 1)	7.0	L	27	7	3	2	3	0	0	0	0	0	2	59	85	2.57	1.000										
	1.0		6	3	2	2	2	0	0	0	0	0	2	18	23	18.00	3.000										





Batter	1	2	3	4	5	6	7	8	9	AB	R	H	RBI	BB	SO	LOB	TOP					
Mike Cameron, R OBP: 0.361, SLG: 0.482 (1, 8)										4	0	0	0	1	3	0	<b>Cincinnati Reds @ Atlanta Braves</b> Turner Field, Atlanta, GA Sun May 02 1999, 1:10 PM EDT Att: 42,036 - Unknown - 66 F					
Barry Larkin, R OBP: 0.265, SLG: 0.330 (1, 6)										5	0	0	0	0	1	1						
Hal Morris, L OBP: 0.412, SLG: 0.467 (1, 3)										3	1	2	0	1	1	0						
Greg Vaughn, R OBP: 0.323, SLG: 0.380 (1, 7)										3	1	0	0	1	0	2						
Jeffrey Hammonds, R OBP: 0.208, SLG: 0.182 (1, 9)										4	0	0	0	0	3	2						
Aaron Boone, R OBP: 0.238, SLG: 0.278 (1, 5)										4	0	1	0	0	0	1						
Brian Johnson, R OBP: 0.222, SLG: 0.400 (1, 2)										4	1	2	1	0	0	1						
Pokey Reese, R OBP: 0.321, SLG: 0.403 (1, 4)										4	0	1	1	0	2	3						
Denny Neagle, L Scott Sullivan, R Mark Lewis, R Dennys Reyes, L Mark Sweeney, L Danny Graves, R Sean Casey, L										1	0	0	0	0	0	0						
<b>Inning Stats</b>	R: 0 E: 0 K: 1 S: 10	H: 0 LOB: 1 BB: 1 P: 19	R: 0 E: 1 K: 1 S: 7	H: 0 LOB: 1 BB: 0 P: 12	R: 0 E: 0 K: 1 S: 9	H: 0 LOB: 0 BB: 0 P: 13	R: 2 E: 1 K: 1 S: 16	H: 2 LOB: 2 BB: 1 P: 29	R: 0 E: 0 K: 2 S: 15	H: 1 LOB: 1 BB: 0 P: 22	R: 1 E: 0 K: 2 S: 14	H: 2 LOB: 1 BB: 0 P: 19	R: 0 E: 0 K: 1 S: 12	H: 0 LOB: 0 BB: 0 P: 16	R: 0 E: 0 K: 1 S: 7	H: 1 LOB: 1 BB: 0 P: 9		R: 0 E: 0 K: 2 S: 12	H: 0 LOB: 1 BB: 1 P: 18	1B: 5 2B: 1 3B: 0 HR: 0	SF: 0 SAC: 0 DP: 0 HBP: 0	WP: 0 PB: 0 SB: 0 CS: 0
<b>PITCHER</b>	IP WLS BF H R ER SO BB IBB HBP BLK WP HR S P ERA WHIP																					
Odalis Perez, L ERA: 3.7	5.2 W 26 5 3 2 7 2 0 0 0 0 0 0 67 109 3.18 1.235																					
30 Kevin McGlinchy, R ERA: 0.84	1.1 H 4 0 0 0 2 0 0 0 0 0 0 0 16 21 0.00 0.000																					
Rudy Seanez, R ERA: 0.75	1.0 H 4 1 0 0 1 0 0 0 0 0 0 0 7 9 0.00 1.000																					
John Rocker, L ERA: 3.86	1.0 S 4 0 0 0 2 1 0 0 0 0 0 0 12 18 0.00 1.000																					

Batter	1	2	3	4	5	6	7	8	9	AB	R	H	RBI	BB	SO	LOB	BOTTOM			
Gerald Williams, R OBP: 0.326, SLG: 0.513 (1, 7)										3	2	2	1	1	1	0	<b>Cincinnati Reds @ Atlanta Braves</b> Turner Field, Atlanta, GA Sun May 02 1999, 1:10 PM EDT Att: 42,036 - Unknown - 66 F			
Bret Boone, R OBP: 0.330, SLG: 0.423 (1, 4)										4	2	2	0	0	1	0				
10 Chipper Jones, S OBP: 0.356, SLG: 0.571 (1, 5)										4	1	2	0	0	0	1				
Brian Jordan, R OBP: 0.413, SLG: 0.621 (1, 9)										4	0	0	0	0	1	4				
Javy Lopez, R OBP: 0.321, SLG: 0.525 (1, 2)										4	0	2	2	0	0	0				
Andruw Jones, R OBP: 0.375, SLG: 0.529 (1, 8)										3	0	0	1	0	2	2				
Brian Hunter, R OBP: 0.333, SLG: 0.577 (1, 3)										2	0	0	0	1	2	1				
Walt Weiss, S OBP: 0.357, SLG: 0.357 (1, 6)										3	0	0	0	0	1	3				
Odalis Perez, L 30 Kevin McGlinchy, R Rudy Seanez, R John Rocker, R										2	0	0	0	0	0	0				
<b>Inning Stats</b>	R: 3 E: 1 K: 1 S: 17	H: 4 LOB: 1 BB: 0 P: 23	R: 0 E: 0 K: 2 S: 9	H: 0 LOB: 0 BB: 0 P: 12	R: 1 E: 0 K: 0 S: 12	H: 3 LOB: 3 BB: 1 P: 21	R: 1 E: 0 K: 1 S: 6	H: 1 LOB: 0 BB: 0 P: 12	R: 0 E: 0 K: 2 S: 9	H: 0 LOB: 0 BB: 0 P: 12	R: 0 E: 0 K: 1 S: 5	H: 0 LOB: 0 BB: 0 P: 6	R: 0 E: 1 K: 0 S: 5	H: 0 LOB: 0 BB: 1 P: 13	R: 0 E: 0 K: 1 S: 11	H: 0 LOB: 0 BB: 0 P: 15		1B: 4 2B: 3 3B: 0 HR: 1	SF: 1 SAC: 0 DP: 1 HBP: 0	WP: 0 PB: 0 SB: 0 CS: 0
<b>PITCHER</b>	IP WLS BF H R ER SO BB IBB HBP BLK WP HR S P ERA WHIP																			
Denny Neagle, L ERA: 5.84	2.1 L 14 7 4 4 3 0 0 0 0 0 0 0 35 49 15.43 3.000																			
Scott Sullivan, R ERA: 2.25	0.2 3 0 0 0 0 1 0 0 0 0 0 0 3 7 0.00 1.500																			
Dennys Reyes, L ERA: 2.19	2.0 7 1 1 1 3 0 0 0 0 0 0 1 15 24 4.50 0.500																			
Danny Graves, R ERA: 4.08	3.0 9 0 0 0 2 1 0 0 0 0 0 0 21 34 0.00 0.333																			

AB 35  
R 3  
H 6  
RBI 2  
BB 3  
SO 12  
LOB 13



AB 30  
R 5  
H 8  
RBI 4  
BB 2  
SO 8  
LOB 11









Batter	1	2	3	4	5	6	7	8	9	AB	R	H	RBI	BB	SO	LOB	TOP										
Plácido Polanco, R OBP: 0.354, SLG: 0.368 (1, 4)	L3	K		G1-3	F9			K		5	0	0	0	0	2	4											
Edgar Rentería, R OBP: 0.307, SLG: 0.308 (1, 6)	G6-3	HR		G4-3			P6	G1-3		5	1	1	0	0	0	0											
Mark McGwire, R OBP: 0.416, SLG: 0.556 Eric Davis, R OBP: 0.346, SLG: 0.405 (8, PR) (8, 9)		2B		G6-3			P3			5	1	3	4	0	0	0											
Ray Lankford, L OBP: 0.500, SLG: 0.952 Willie McGee, S OBP: 0.396, SLG: 0.316 (1, 7) (6, 7)	F9	HR			2B		F7	G5-3		3	1	1	0	0	0	1											
Fernando Tatis, R OBP: 0.419, SLG: 0.690 Eli Marrero, R OBP: 0.282, SLG: 0.392 (1, 5) (8, 3) (9, 2)				G5-3				K		4	3	3	1	0	0	0											
Darren Bragg, L OBP: 0.315, SLG: 0.338 (1, 9) (8, 8)	G4-3			K	F8			G3-1		5	0	1	0	0	1	3											
Alberto Castillo, R OBP: 0.351, SLG: 0.471 Shawon Dunston, R OBP: 0.373, SLG: 0.479 (1, 2) (9, PR) (9, 3)		1B			E		FC5-4	2B		4	1	3	1	1	0	1											
Joe McEwing, R OBP: 0.469, SLG: 0.523 (1, 8) (8, 5)		1B			E7		K			4	1	3	2	1	1	1											
Kent Mercker, L OBP: 0.167, SLG: 0.167 Manny Aybar, R OBP: 0.167, SLG: 0.167 Lance Painter, L OBP: 0.167, SLG: 0.167 Mike Busby, R OBP: 0.167, SLG: 0.167 (1, 1) (2, 1) (8, 1) (9, 1)		HR		G4-3			G4-3	K		1	1	1	1	0	0	0											
<b>Inning Stats</b>	R: 0 E: 0 K: 0 S: 5	H: 1 LOB: 1 BB: 0 P: 8	R: 6 E: 0 K: 1 S: 21	H: 6 LOB: 0 BB: 0 P: 33	R: 0 E: 0 K: 1 S: 9	H: 2 LOB: 2 BB: 0 P: 13	R: 0 E: 0 K: 0 S: 5	H: 0 LOB: 0 BB: 0 P: 7	R: 2 E: 1 K: 1 S: 12	H: 3 LOB: 2 BB: 1 P: 18	R: 0 E: 0 K: 0 S: 6	H: 0 LOB: 0 BB: 0 P: 8	R: 1 E: 0 K: 1 S: 10	H: 2 LOB: 1 BB: 0 P: 16	R: 0 E: 0 K: 1 S: 11	H: 1 LOB: 1 BB: 0 P: 19	R: 0 E: 0 K: 2 S: 21	H: 1 LOB: 2 BB: 1 P: 34	1B: 8 2B: 6 3B: 0 HR: 2	SF: 0 SAC: 0 DP: 0 HBP: 1	WP: 0 PB: 0 SB: 0 CS: 1	PA: 46					
<b>PITCHER</b>	IP	WLS	BF	H	R	ER	SO	BB	IBB	HBP	BLK	WP	HR	S	P	ERA	WHIP										
Greg Maddux, R ERA: 4.34 (1, 1)	4.1	L	26	12	8	8	2	0	1	1	0	0	1	20	75	16.61	2.769										
Justin Speier, R ERA: 3.12 (5, 1)	2.2		10	2	1	1	2	0	0	0	0	0	1	28	28	3.38	0.750										
John Hudek, R ERA: 14.29 (8, 1)	1.2		8	2	0	0	2	1	0	0	0	0	0	27	45	0.00	1.800										
Mike Remlinger, L ERA: 1.93 (9, 1)	0.1		1	0	0	0	1	0	0	0	0	0	0	5	8	0.00	0.000										

St. Louis Cardinals @ Atlanta Braves  
Turner Field, Atlanta, GA  
Tue May 04 1999, 7:40 PM EDT  
Att: 39,161 - Cloudy - 80 F

AB 42  
R 9  
H 16  
RBI 9  
BB 2  
SO 7  
LOB 18



Batter	1	2	3	4	5	6	7	8	9	AB	R	H	RBI	BB	SO	LOB	BOTTOM										
Gerald Williams, R OBP: 0.333, SLG: 0.476 (1, 7) (5, 8)	F7		P4			G6-3				3	0	0	0	1	0	0											
Bret Boone, R OBP: 0.330, SLG: 0.427 Keith Lockhart, L OBP: 0.292, SLG: 0.273 (1, 4) (6, 4)	L7			E9				E6		2	0	1	0	0	0	0											
10 Chipper Jones, S OBP: 0.349, SLG: 0.536 (1, 5)				G6-3		G3-6-3		G3		3	0	0	0	1	0	4											
Brian Jordan, R OBP: 0.402, SLG: 0.588 (1, 9)	P2			F7						3	0	0	0	1	1	2											
Andrew Jones, R OBP: 0.382, SLG: 0.516 Justin Speier, R OBP: 1.000, SLG: 1.000 Randall Simon, L OBP: 0.405, SLG: 0.500 (1, 8) (5, 1) (7, PH) (8, 3)		F7		F8				G3-1		2	0	0	0	0	0	1											
Eddie Pérez, R OBP: 0.346, SLG: 0.346 (1, 2)		G1-3				F7		G6-3		4	0	0	0	0	1	1											
Ryan Klesko, L OBP: 0.354, SLG: 0.429 John Hudek, S OBP: 0.354, SLG: 0.429 Mike Remlinger, L OBP: 0.354, SLG: 0.429 Otis Nixon, S OBP: 0.280, SLG: 0.197 (1, 3) (8, 1) (9, 1) (9, PH)		G3-1						L6		3	0	1	0	0	1	1											
Walt Weiss, S OBP: 0.352, SLG: 0.347 Ozzie Guillen, L OBP: 0.160, SLG: 0.200 (1, 6) (5, PH) (6, 6)				F8		F9		G4-3	G4-3	1	0	0	0	0	0	0											
Greg Maddux, R OBP: 0.357, SLG: 0.692 Brian Hunter, R OBP: 0.367, SLG: 0.724 (1, 1) (5, 7)				G6-3		L7				2	1	1	1	0	0	1											
<b>Inning Stats</b>	R: 0 E: 0 K: 0 S: 11	H: 0 LOB: 1 BB: 1 P: 19	R: 0 E: 0 K: 0 S: 9	H: 0 LOB: 0 BB: 0 P: 15	R: 0 E: 0 K: 0 S: 6	H: 0 LOB: 0 BB: 0 P: 9	R: 0 E: 1 K: 0 S: 12	H: 1 LOB: 1 BB: 0 P: 17	R: 0 E: 0 K: 0 S: 5	H: 1 LOB: 0 BB: 0 P: 6	R: 0 E: 0 K: 3 S: 12	H: 0 LOB: 1 BB: 0 P: 17	R: 1 E: 1 K: 0 S: 12	H: 1 LOB: 3 BB: 2 P: 24	R: 0 E: 0 K: 0 S: 8	H: 0 LOB: 0 BB: 0 P: 11	1B: 3 2B: 0 3B: 0 HR: 1	SF: 0 SAC: 0 DP: 1 HBP: 0	WP: 0 PB: 0 SB: 0 CS: 0	PA: 35							
<b>PITCHER</b>	IP	WLS	BF	H	R	ER	SO	BB	IBB	HBP	BLK	WP	HR	S	P	ERA	WHIP										
Kent Mercker, L ERA: 7.0 (1, 1)	1.0			0	0	0	0	1	0	0	0	0	0	11	19	0.00	1.000										
Manny Aybar, R ERA: 2.0 (2, 1)	6.0	W	21	3	0	0	3	0	0	0	0	0	0	50	73	0.00	0.500										
Lance Painter, L ERA: 3.86 (8, 1)	1.0		7	1	1	1	0	2	0	0	0	0	1	12	24	9.00	3.000										
Mike Busby, R ERA: 6.75 (9, 1)	1.0		3	0	0	0	0	0	0	0	0	0	0	8	11	0.00	0.000										

St. Louis Cardinals @ Atlanta Braves  
Turner Field, Atlanta, GA  
Tue May 04 1999, 7:40 PM EDT  
Att: 39,161 - Cloudy - 80 F

AB 32  
R 1  
H 4  
RBI 1  
BB 3  
SO 3  
LOB 15





Batter	1	2	3	4	5	6	7	8	9	AB	R	H	RBI	BB	SO	LOB	TOP					
Plácido Polanco, R OBP: 0.348, SLG: 0.361 (1, 6) (7, 4)	G5-3		1-1 1B 1-2 1B 1B		1-0 G4-3			0-1 G3		4	1	1	0	0	0	0	<b>St. Louis Cardinals @ Atlanta Braves</b> Turner Field, Atlanta, GA Wed May 05 1999, 1:10 PM EDT Att: 44,350 - Cloudy - 67 F					
Willie McGee, S OBP: 0.396, SLG: 0.333 (1, 7) (7, 7)	G6-3		2-2 1B 1-2 2-3 E 1B			3-3 K		0-0 BB BB 1B		4	1	2	0	0	1	0						
Mark McGwire, R OBP: 0.419, SLG: 0.548 (1, 3) (7, 5)	F9		0-0 E8 1-2 1B 1-3 1-3 1-3			0-0 P3		4-2 BB 1-2 BB		3	0	1	2	1	0	0						
Eric Davis, R OBP: 0.353, SLG: 0.395 (1, 9)		4-1 CS BB				0-3 K		4-0 BB 1-2 2-3 BB		2	0	0	0	2	2	1						
Fernando Tatis, R OBP: 0.407, SLG: 0.667 Shawon Dunston, R OBP: 0.365, SLG: 0.469 (1, 5) (7, 6)	K	3-3 SAFE SAFE SAFE SAFE SAFE SAFE		3-2 F7			3-2 G5-3	2-2 G6-4-3 1-2		3	0	0	0	0	1	1						
Darren Bragg, L OBP: 0.325, SLG: 0.338 (1, 8)	G4-3			1-2 G4-3			4-2 1B BB	0-0 G6-3 1B		3	0	1	0	1	0	0						
Eli Marrero, R OBP: 0.280, SLG: 0.385 (1, 2)			1-1 P3	2-1 F8			1-2 1-2 1B	0-0 G6-3		4	0	1	0	0	0	1						
Joe McEwing, R OBP: 0.450, SLG: 0.500 (1, 4) (7, 5)			2-3 K		2-2 G6-3		0-0 F8	0-3 K		4	0	0	0	0	2	3						
Kent Bottenfield, R OBP: 0.214, SLG: 0.214 Mike Mohler, R OBP: 0.279, SLG: 0.300 Ray Lankford, L OBP: 0.279, SLG: 0.300 Mike Busby, R OBP: 0.279, SLG: 0.300 Juan Acevedo, R OBP: 0.279, SLG: 0.300 J.D. Drew, L OBP: 0.279, SLG: 0.300 (1, 1) (5, 1) (7, PH) (7, 1) (8, 1) (9, PH)			1-0 1B 1B 1B		0-0 G6-3		3-2 G3-1	1-3 K		2	1	1	0	0	0	0						
<b>Inning Stats</b>	R: 0 E: 0 K: 0 S: 4	H: 0 LOB: 0 BB: 0 P: 5	R: 0 E: 0 K: 1 S: 6	H: 0 LOB: 0 BB: 1 P: 15	R: 3 E: 1 K: 2 S: 17	H: 4 LOB: 1 BB: 0 P: 25	R: 0 E: 0 K: 0 S: 9	H: 0 LOB: 0 BB: 0 P: 15	R: 0 E: 0 K: 0 S: 7	H: 0 LOB: 0 BB: 0 P: 10	R: 0 E: 0 K: 0 S: 17	H: 1 LOB: 2 BB: 1 P: 28	R: 0 E: 0 K: 0 S: 10	H: 1 LOB: 2 BB: 2 P: 20	R: 0 E: 0 K: 2 S: 9	H: 1 LOB: 1 BB: 0 P: 10		1B: 7 2B: 1 3B: 0 HR: 0	SF: 0 SAC: 0 DP: 2 HBP: 0	WP: 0 PB: 0 SB: 0 CS: 1	PA: 36	
<b>PITCHER</b>	IP WLS BF H R ER SO BB IBB HBP BLK WP HR S P ERA WHIP	IP WLS BF H R ER SO BB IBB HBP BLK WP HR S P ERA WHIP	IP WLS BF H R ER SO BB IBB HBP BLK WP HR S P ERA WHIP	IP WLS BF H R ER SO BB IBB HBP BLK WP HR S P ERA WHIP	IP WLS BF H R ER SO BB IBB HBP BLK WP HR S P ERA WHIP	IP WLS BF H R ER SO BB IBB HBP BLK WP HR S P ERA WHIP	IP WLS BF H R ER SO BB IBB HBP BLK WP HR S P ERA WHIP	IP WLS BF H R ER SO BB IBB HBP BLK WP HR S P ERA WHIP	IP WLS BF H R ER SO BB IBB HBP BLK WP HR S P ERA WHIP	IP WLS BF H R ER SO BB IBB HBP BLK WP HR S P ERA WHIP	IP WLS BF H R ER SO BB IBB HBP BLK WP HR S P ERA WHIP	IP WLS BF H R ER SO BB IBB HBP BLK WP HR S P ERA WHIP	IP WLS BF H R ER SO BB IBB HBP BLK WP HR S P ERA WHIP	IP WLS BF H R ER SO BB IBB HBP BLK WP HR S P ERA WHIP	IP WLS BF H R ER SO BB IBB HBP BLK WP HR S P ERA WHIP	IP WLS BF H R ER SO BB IBB HBP BLK WP HR S P ERA WHIP	IP WLS BF H R ER SO BB IBB HBP BLK WP HR S P ERA WHIP	IP WLS BF H R ER SO BB IBB HBP BLK WP HR S P ERA WHIP	IP WLS BF H R ER SO BB IBB HBP BLK WP HR S P ERA WHIP	IP WLS BF H R ER SO BB IBB HBP BLK WP HR S P ERA WHIP	IP WLS BF H R ER SO BB IBB HBP BLK WP HR S P ERA WHIP	IP WLS BF H R ER SO BB IBB HBP BLK WP HR S P ERA WHIP

AB	32
R	3
H	7
RBI	2
BB	4
SO	7
LOB	12



Batter	1	2	3	4	5	6	7	8	9	AB	R	H	RBI	BB	SO	LOB	BOTTOM					
Otis Nixon, S OBP: 0.282, SLG: 0.203 Gerald Williams, R OBP: 0.353, SLG: 0.477 (1, 7) (6, PH) (7, 7)	CS 1B			1-0 G1		4-1 2B BB	0-2 FC6-4 1B	0-2 FC5-4		3	0	1	0	0	1	2	<b>St. Louis Cardinals @ Atlanta Braves</b> Turner Field, Atlanta, GA Wed May 05 1999, 1:10 PM EDT Att: 44,350 - Cloudy - 67 F					
Bret Boone, R OBP: 0.333, SLG: 0.463 (1, 4) (7, 7)	G4-3		2-1 HR	2-2 G5-3		0-0 WP HR 2B	2-2 FC6-4 10 BB			5	2	2	3	0	0	4						
10 Chipper Jones, S OBP: 0.360, SLG: 0.535 (1, 5)	1B		0-1 G3-1		0-0 BB 1B	2-0 G5-3	4-2 BB			4	0	2	0	1	0	1						
Brian Jordan, R OBP: 0.393, SLG: 0.598 (1, 9)	F9		1-3 K		2-2 F9	1-2 HR	0-1 P4			5	1	1	2	0	1	5						
Javy Lopez, R OBP: 0.337, SLG: 0.529 Eddie Pérez, R OBP: 0.333, SLG: 0.333 (1, 2) (8, 2)		1-2 3B 2B	4-2 HR BB		1-2 BB 1B	0-0 G6-3		0-0 F9		3	2	2	0	1	0	0						
Ryan Klesko, L OBP: 0.373, SLG: 0.481 Brian Hunter, R OBP: 0.355, SLG: 0.700 (1, 3) (8, 3)		2-2 L3	0-0 HR		4-1 G4-6-3 BB	1-2 P4	1-2 E5 2B			3	1	1	2	1	0	1						
Andruw Jones, R OBP: 0.391, SLG: 0.552 (1, 8)		2-1 SF9 3B	1-0 F7		0-0 G4-6-3	0-0 BB HBP 1B	1-2 2B			5	2	3	2	0	0	3						
Walt Weiss, S OBP: 0.359, SLG: 0.351 Ozzie Guillen, L OBP: 0.154, SLG: 0.192 (1, 6) (8, 6)	SF9		0-2 G1 SH1-4 1B		1-2 G5-3	1-0 BB HBP 1B	0-0 F7			2	1	1	1	0	0	0						
29 John Smoltz, R OBP: 0.375, SLG: 0.500 Randall Simon, L OBP: 0.421, SLG: 0.500 30 Kevin McGlinchy, R OBP: 0.421, SLG: 0.500 Keith Lockhart, L OBP: 0.320, SLG: 0.273 Rudy Seanez, R (1, 1) (7, PH) (8, 1) (9, 1)		3-1 1-2 2B	0-0 SH1-4		0-0 SH1-4	2-1 BB	4-1 FC6-4 1B	4-1 FC5-4		2	1	2	0	0	0	0						
<b>Inning Stats</b>	R: 0 E: 0 K: 0 S: 12	H: 2 LOB: 1 BB: 0 P: 17	R: 2 E: 0 K: 1 S: 17	H: 3 LOB: 1 BB: 0 P: 26	R: 3 E: 0 K: 1 S: 11	H: 2 LOB: 0 BB: 1 P: 19	R: 0 E: 0 K: 0 S: 8	H: 1 LOB: 1 BB: 0 P: 12	R: 0 E: 0 K: 0 S: 7	H: 2 LOB: 2 BB: 1 P: 13	R: 4 E: 0 K: 0 S: 13	H: 3 LOB: 3 BB: 1 P: 23	R: 2 E: 0 K: 0 S: 15	H: 2 LOB: 3 BB: 2 P: 27	R: 1 E: 1 K: 0 S: 14	H: 1 LOB: 2 BB: 1 P: 20		1B: 8 2B: 4 3B: 1 HR: 3	SF: 1 SAC: 1 DP: 1 HBP: 1	WP: 1 PB: 0 SB: 0 CS: 1	PA: 46	
<b>PITCHER</b>	IP WLS BF H R ER SO BB IBB HBP BLK WP HR S P ERA WHIP	IP WLS BF H R ER SO BB IBB HBP BLK WP HR S P ERA WHIP	IP WLS BF H R ER SO BB IBB HBP BLK WP HR S P ERA WHIP	IP WLS BF H R ER SO BB IBB HBP BLK WP HR S P ERA WHIP	IP WLS BF H R ER SO BB IBB HBP BLK WP HR S P ERA WHIP	IP WLS BF H R ER SO BB IBB HBP BLK WP HR S P ERA WHIP	IP WLS BF H R ER SO BB IBB HBP BLK WP HR S P ERA WHIP	IP WLS BF H R ER SO BB IBB HBP BLK WP HR S P ERA WHIP	IP WLS BF H R ER SO BB IBB HBP BLK WP HR S P ERA WHIP	IP WLS BF H R ER SO BB IBB HBP BLK WP HR S P ERA WHIP	IP WLS BF H R ER SO BB IBB HBP BLK WP HR S P ERA WHIP	IP WLS BF H R ER SO BB IBB HBP BLK WP HR S P ERA WHIP	IP WLS BF H R ER SO BB IBB HBP BLK WP HR S P ERA WHIP	IP WLS BF H R ER SO BB IBB HBP BLK WP HR S P ERA WHIP	IP WLS BF H R ER SO BB IBB HBP BLK WP HR S P ERA WHIP	IP WLS BF H R ER SO BB IBB HBP BLK WP HR S P ERA WHIP	IP WLS BF H R ER SO BB IBB HBP BLK WP HR S P ERA WHIP	IP WLS BF H R ER SO BB IBB HBP BLK WP HR S P ERA WHIP	IP WLS BF H R ER SO BB IBB HBP BLK WP HR S P ERA WHIP	IP WLS BF H R ER SO BB IBB HBP BLK WP HR S P ERA WHIP	IP WLS BF H R ER SO BB IBB HBP BLK WP HR S P ERA WHIP	IP WLS BF H R ER SO BB IBB HBP BLK WP HR S P ERA WHIP





Batter	1	2	3	4	5	6	7	8	9	AB	R	H	RBI	BB	SO	LOB	TOP																
<b>Otis Nixon, S</b> (1, 7) <small>OBP: 0.281, SLG: 0.195</small> <b>Gerald Williams, R</b> (8, 7) <small>OBP: 0.353, SLG: 0.477</small>	 1B BB		 F7		 G4-3			 G6-3		3	1	0	0	1	0	2	<b>Atlanta Braves @ San Diego Padres</b> Qualcomm Stadium, San Diego, CA Fri May 07 1999, 10:05 PM EDT Att: 26,765 - Unknown - 67 F																
<b>Bret Boone, R</b> (1, 4) <small>OBP: 0.331, SLG: 0.455</small>	 1B E		 K		 F7			 G4-3		4	1	1	0	0	1	2																	
<b>10 Chipper Jones, S</b> (1, 5) <small>OBP: 0.356, SLG: 0.519</small>	 L5		 K			 G4-3			 G6-3 WP BB	3	0	0	0	1	1	2																	
<b>Brian Jordan, R</b> (1, 9) <small>OBP: 0.389, SLG: 0.586</small>	 FC5-4 1B E		 K		 F7			 P5	4	1	1	1	0	1	1																		
<b>Ryan Klesko, L</b> (1, 3) <small>OBP: 0.349, SLG: 0.446</small>	 E1 FC5-4		 G4-3		 G4-3			 G6-3	4	0	0	0	0	1	2																		
<b>Andruw Jones, R</b> (1, 8) <small>OBP: 0.378, SLG: 0.530</small>	 FC5-4 CS		 G4-3			 G6-3			 K	4	0	0	1	0	1	2																	
<b>Eddie Pérez, R</b> (1, 2) <small>OBP: 0.333, SLG: 0.333</small>	 CS	 G4-3		 SH5-4 1B		 L6				3	0	1	0	0	0	0																	
<b>Walt Weiss, S</b> (1, 6) <small>OBP: 0.358, SLG: 0.351</small>		 G4-3		 SH5-4 1B		 K				3	0	1	0	0	1	0																	
<b>Kevin Millwood, R</b> (1, 1) <small>OBP: 0.331, SLG: 0.250</small> <b>Mike Remlinger, L</b> (7, 1) <small>OBP: 0.328, SLG: 0.281</small> <b>Keith Lockhart, L</b> (8, 1) <small>OBP: 0.328, SLG: 0.281</small> <b>Rudy Seanez, R</b> (8, 1) <small>OBP: 0.328, SLG: 0.281</small> <b>John Rocker, R</b> (8, 1) <small>OBP: 0.328, SLG: 0.281</small> <b>30 Kevin McGlinchy, R</b> (8, 1) <small>OBP: 0.328, SLG: 0.281</small>	 L4		 SH5-4		 SH5-4 1B			 P6		1	0	0	0	0	0	0																	
<b>Inning Stats</b>	R: 3 H: 2 E: 1 K: 0 S: 8	H: 2 LOB: 0 BB: 1 P: 16	R: 0 H: 0 E: 0 K: 0 S: 9	H: 0 LOB: 0 BB: 0 P: 11	R: 0 H: 0 E: 0 K: 2 S: 7	H: 0 LOB: 0 BB: 0 P: 9	R: 0 H: 0 E: 0 K: 1 S: 9	H: 2 LOB: 2 BB: 0 P: 12	R: 0 H: 0 E: 0 K: 1 S: 6	H: 0 LOB: 0 BB: 0 P: 13	R: 0 H: 0 E: 0 K: 1 S: 10	H: 0 LOB: 0 BB: 0 P: 16	R: 0 H: 0 E: 0 K: 1 S: 7	H: 0 LOB: 1 BB: 1 P: 20	R: 0 H: 0 E: 0 K: 1 S: 12	H: 0 LOB: 1 BB: 1 P: 20		1B: 4 2B: 0 3B: 0 HR: 0	SF: 0 SAC: 1 DP: 0 HBP: 0	WP: 1 PA: 34 PB: 0 SB: 0 CS: 1													
<b>PITCHER</b>	IP WLS BF H R ER SO BB IBB HBP BLK WP HR S P ERA WHIP																IP WLS BF H R ER SO BB IBB HBP BLK WP HR S P ERA WHIP																
<b>Matt Clement, R</b> (1, 1) <small>ERA: 4.97</small> <b>Donne Wall, R</b> (8, 1) <small>ERA: 2.38</small> <b>Brian Boehringer, R</b> (8, 1) <small>ERA: 3.93</small> <b>Trevor Hoffman, R</b> (9, 1) <small>ERA: 2.45</small>	5.0 2.0 1.0 1.0	20 6 W 3 S 4	4 0 0 0	3 0 0 0	1 0 0 1	3 2 0 1	1 0 0 0	0 0 0 0	0 0 0 1	0 0 0 0	0 0 0 0	0 0 0 0	0 0 0 0	0 0 0 0	0 0 0 0	0 0 0 0	1.80 0.00 0.00 0.00	1.000 0.000 0.000 1.000															
Batter	1	2	3	4	5	6	7	8	9	AB	R	H	RBI	BB	SO	LOB	BOTTOM																
<b>QuiVio Veras, S</b> (1, 4) <small>OBP: 0.270, SLG: 0.235</small>	 G4-3		 K		 F8			 F8		4	0	0	0	0	1	2	<b>Atlanta Braves @ San Diego Padres</b> Qualcomm Stadium, San Diego, CA Fri May 07 1999, 10:05 PM EDT Att: 26,765 - Unknown - 67 F																
<b>Reggie Sanders, R</b> (1, 7) <small>OBP: 0.398, SLG: 0.558</small>	 K		 FC BB FC9-6 1B		 G1-4-3			 1B 2B	4	2	2	0	0	1	0																		
<b>Tony Gwynn, L</b> (1, 9) <small>OBP: 0.466, SLG: 0.558</small>	 G4-3		 L6		 F7			 1B 1B	4	1	1	2	0	0	1																		
<b>Wally Joyner, L</b> (1, 3) <small>OBP: 0.389, SLG: 0.349</small>		 F7	 FC9-6 FC BB	 FC9-6 BB		 F8		 1B 1B	3	0	1	0	1	0	0																		
<b>Phil Nevin, R</b> (1, 2) <small>OBP: 0.333, SLG: 0.657</small>	 G5-3		 FC FC9-6	 FC9-6		 1B 2B		 1B 1B	4	0	2	1	0	0	2																		
<b>George Arias, R</b> (1, 5) <small>OBP: 0.250, SLG: 0.250</small>	 K		 FC9-6	 1B 2B		 G1-3		 1B 1B	4	0	1	1	0	1	3																		
<b>Ruben Rivera, R</b> (1, 8) <small>OBP: 0.192, SLG: 0.329</small>			 K	 K		 G6-3 1B		 K	4	0	1	0	0	3	4																		
<b>Chris Gomez, R</b> (1, 6) <small>OBP: 0.299, SLG: 0.243</small> <b>John Vander Wal, L</b> (7, PH) <small>OBP: 0.351, SLG: 0.412</small> <b>Eric Owens, R</b> (7, PH) <small>OBP: 0.297, SLG: 0.279</small> <b>Brian Boehringer, S</b> (8, 1) <small>OBP: 0.328, SLG: 0.281</small> <b>Trevor Hoffman, R</b> (9, 1) <small>OBP: 0.328, SLG: 0.281</small>	 SH3 1B		 K		 K			 G6-3	2	0	1	0	0	1	0																		
<b>Matt Clement, R</b> (1, 1) <small>OBP: 0.167, SLG: 0.167</small> <b>Dave Magadan, L</b> (5, PH) <small>OBP: 0.329, SLG: 0.292</small> <b>Donne Wall, R</b> (6, 1) <small>OBP: 0.328, SLG: 0.281</small> <b>Damian Jackson, R</b> (8, 6) <small>OBP: 0.273, SLG: 0.328</small>	 SH3		 SH3 1B		 F7			 2B 1B BB	0	0	0	0	0	0	0																		
<b>Inning Stats</b>	R: 0 H: 0 E: 0 K: 1 S: 10	H: 0 LOB: 0 BB: 0 P: 12	R: 0 H: 0 E: 0 K: 1 S: 7	H: 0 LOB: 0 BB: 0 P: 10	R: 0 H: 1 E: 0 K: 2 S: 10	H: 1 LOB: 1 BB: 0 P: 16	R: 1 H: 1 E: 0 K: 1 S: 15	H: 1 LOB: 2 BB: 1 P: 26	R: 0 H: 0 E: 0 K: 0 S: 5	H: 0 LOB: 0 BB: 0 P: 9	R: 0 H: 2 E: 0 K: 0 S: 10	H: 2 LOB: 2 BB: 0 P: 15	R: 3 H: 5 E: 0 K: 1 S: 15	H: 5 LOB: 2 BB: 1 P: 22	1B: 7 2B: 2 3B: 0 HR: 0	SF: 0 SAC: 1 DP: 0 HBP: 0		WP: 0 PA: 34 PB: 0 SB: 0 CS: 0															
<b>PITCHER</b>	IP WLS BF H R ER SO BB IBB HBP BLK WP HR S P ERA WHIP																IP WLS BF H R ER SO BB IBB HBP BLK WP HR S P ERA WHIP																
<b>Kevin Millwood, R</b> (1, 1) <small>ERA: 4.14</small> <b>Mike Remlinger, L</b> (7, 1) <small>ERA: 1.5</small> <b>Rudy Seanez, R</b> (8, 1) <small>ERA: 2.03</small> <b>John Rocker, L</b> (8, 1) <small>ERA: 4.35</small> <b>30 Kevin McGlinchy, R</b> (8, 1) <small>ERA: 0.69</small>	6.1 0.2 0.1 0.0 0.2	25 H 1 H 3 L 3	4 0 2 3	1 0 2 3	0 0 0 0	0 0 0 0	0 0 0 0	0 0 0 0	0 0 0 0	0 0 0 0	0 0 0 0	0 0 0 0	0 0 0 0	0 0 0 0	0 0 0 0	0 0 0 0	1.42 0.00 54.00 ∞	0.789 0.000 6.000 ∞															



Batter	1	2	3	4	5	6	7	8	9	AB	R	H	RBI	BB	SO	LOB	TOP		
<b>Otis Nixon, S</b> (1, 7) <small>OBP: 0.284, SLG: 0.195</small>										5	1	1	0	1	0	7			
<b>Bret Boone, R</b> (1, 4) <small>OBP: 0.325, SLG: 0.444</small>										5	1	1	0	0	0	5			
<b>10 Chipper Jones, S</b> (1, 5) <small>OBP: 0.350, SLG: 0.514</small>										5	0	1	3	0	0	5			
<b>Brian Jordan, R</b> (1, 9) <b>John Hudek, S</b> (9, 1)										3	2	0	1	2	0	3			
<b>Ryan Klesko, L</b> (1, 3) <b>Brian Hunter, R</b> (8, PR) <small>OBP: 0.373, SLG: 0.567</small> <small>OBP: 0.375, SLG: 0.742</small>										4	2	3	3	0	0	1			
<b>Andruw Jones, R</b> (1, 8) <small>OBP: 0.379, SLG: 0.524</small>										5	1	2	1	0	1	1			
<b>Eddie Pérez, R</b> (1, 2) <small>OBP: 0.343, SLG: 0.343</small>										5	0	2	0	0	1	2			
<b>Walt Weiss, S</b> (1, 6) <small>OBP: 0.340, SLG: 0.333</small>										4	1	0	1	0	0	5			
<b>Tom Glavine, L</b> (1, 1) <b>Justin Speier, R</b> (8, 1) <b>Gerald Williams, R</b> (9, PH)										3	1	2	2	1	0	0			
<b>Inning Stats</b>	R: 1 H: 2 E: 0 K: 0 S: 17	H: 2 LOB: 1 BB: 0 P: 24	R: 0 H: 0 E: 0 K: 0 S: 11	H: 0 LOB: 0 BB: 0 P: 14	R: 0 H: 0 E: 1 K: 0 S: 6	H: 0 LOB: 1 BB: 0 P: 7	R: 2 H: 3 E: 0 K: 1 S: 11	H: 3 LOB: 2 BB: 1 P: 17	R: 0 H: 0 E: 0 K: 0 S: 5	H: 1 LOB: 0 BB: 0 P: 14	R: 0 H: 0 E: 0 K: 0 S: 10	H: 0 LOB: 1 BB: 2 P: 19	R: 6 H: 5 E: 1 K: 0 S: 19	H: 5 LOB: 2 BB: 1 P: 39	R: 1 H: 3 E: 0 K: 0 S: 13	H: 3 LOB: 2 BB: 0 P: 23	1B: 9 2B: 3 3B: 1 HR: 1	SF: 1 SAC: 0 DP: 1 HBP: 0	WP: 0 PA: 46 PB: 0 SB: 0 CS: 0
<b>PITCHER</b>	IP: 7.0 WLS: L BF: 30 H: 6 R: 4 ER: 4 SO: 2 BB: 3 IBB: 0 HBP: 0 BLK: 0 WP: 0 HR: 1 S: 68 P: 102 ERA: 5.14 WHIP: 1.286	IP: 0.1 WLS: 6 BF: 4 H: 4 R: 6 ER: 3 SO: 0 BB: 1 IBB: 0 HBP: 0 BLK: 0 WP: 0 HR: 0 S: 10 P: 20 ERA: 81.00 WHIP: 15.000	IP: 0.2 WLS: 4 BF: 1 H: 0 R: 0 ER: 0 SO: 0 BB: 0 IBB: 0 HBP: 0 BLK: 0 WP: 0 HR: 0 S: 9 P: 19 ERA: 0.00 WHIP: 1.500	IP: 1.0 WLS: 6 BF: 3 H: 1 R: 1 ER: 1 SO: 0 BB: 0 IBB: 0 HBP: 0 BLK: 0 WP: 0 HR: 0 S: 13 P: 23 ERA: 9.00 WHIP: 3.000	<b>PITCHER</b>	IP: 7.0 WLS: L BF: 30 H: 6 R: 4 ER: 4 SO: 2 BB: 3 IBB: 0 HBP: 0 BLK: 0 WP: 0 HR: 1 S: 68 P: 102 ERA: 5.14 WHIP: 1.286	IP: 0.1 WLS: 6 BF: 4 H: 4 R: 6 ER: 3 SO: 0 BB: 1 IBB: 0 HBP: 0 BLK: 0 WP: 0 HR: 0 S: 10 P: 20 ERA: 81.00 WHIP: 15.000	IP: 0.2 WLS: 4 BF: 1 H: 0 R: 0 ER: 0 SO: 0 BB: 0 IBB: 0 HBP: 0 BLK: 0 WP: 0 HR: 0 S: 9 P: 19 ERA: 0.00 WHIP: 1.500	IP: 1.0 WLS: 6 BF: 3 H: 1 R: 1 ER: 1 SO: 0 BB: 0 IBB: 0 HBP: 0 BLK: 0 WP: 0 HR: 0 S: 13 P: 23 ERA: 9.00 WHIP: 3.000										

Atlanta Braves @ San Diego Padres  
 Qualcomm Stadium, San Diego, CA

AB 41  
 R 11  
 H 14  
 RBI 11  
 BB 4  
 SO 2  
 LOB 29



WP: 0 PA: 46  
 PB: 0  
 SB: 0  
 CS: 0

Batter	1	2	3	4	5	6	7	8	9	AB	R	H	RBI	BB	SO	LOB	BOTTOM		
<b>Quilvio Veras, S</b> (1, 4) <small>OBP: 0.269, SLG: 0.236</small>										4	0	1	0	0	0	1			
<b>Reggie Sanders, R</b> (1, 7) <b>John Vander Wal, L</b> (8, PH)										3	0	2	0	0	0	0			
<b>Tony Gwynn, L</b> (1, 9) <b>Ed Vosberg, L</b> (9, 1)										3	0	0	0	1	0	3			
<b>Jim Leyritz, R</b> (1, 3) <small>OBP: 0.329, SLG: 0.439</small>										4	0	1	0	0	0	4			
<b>Phil Nevin, R</b> (1, 2) <small>OBP: 0.326, SLG: 0.605</small>										3	0	0	0	1	1	1			
<b>George Arias, R</b> (1, 5) <small>OBP: 0.250, SLG: 0.438</small>										4	1	1	1	0	1	3			
<b>Ruben Rivera, R</b> (1, 8) <b>Carlos Reyes, S</b> (8, 1) <b>Dan Miceli, R</b> (8, 1) <b>Greg Myers, L</b> (9, 2)										3	0	1	0	0	0	0			
<b>Damian Jackson, R</b> (1, 6) <b>Dave Magadan, L</b> (9, PH)										3	0	0	0	0	2	1			
<b>Andy Ashby, R</b> (1, 1) <b>Eric Owens, R</b> (8, 8)										1	0	0	0	0	1	0			
<b>Inning Stats</b>	R: 0 H: 1 E: 0 K: 0 S: 6	H: 1 LOB: 0 BB: 0 P: 5	R: 0 H: 1 E: 0 K: 1 S: 10	H: 1 LOB: 1 BB: 0 P: 15	R: 0 H: 1 E: 0 K: 1 S: 13	H: 1 LOB: 2 BB: 1 P: 23	R: 0 H: 0 E: 0 K: 2 S: 11	H: 0 LOB: 0 BB: 0 P: 16	R: 0 H: 0 E: 0 K: 0 S: 7	H: 1 LOB: 1 BB: 1 P: 13	R: 1 H: 1 E: 0 K: 0 S: 5	H: 1 LOB: 0 BB: 0 P: 10	R: 0 H: 2 E: 0 K: 0 S: 6	H: 2 LOB: 2 BB: 0 P: 8	R: 0 H: 1 E: 0 K: 1 S: 13	H: 1 LOB: 0 BB: 0 P: 20	1B: 7 2B: 0 3B: 0 HR: 1	SF: 0 SAC: 1 DP: 1 HBP: 0	WP: 0 PA: 35 PB: 0 SB: 1 CS: 0
<b>PITCHER</b>	IP: 7.0 WLS: W BF: 26 H: 5 R: 1 ER: 1 SO: 4 BB: 2 IBB: 0 HBP: 0 BLK: 0 WP: 0 HR: 1 S: 56 P: 89 ERA: 1.29 WHIP: 1.000	IP: 1.0 WLS: 5 BF: 2 H: 0 R: 0 ER: 0 SO: 0 BB: 0 IBB: 0 HBP: 0 BLK: 0 WP: 0 HR: 0 S: 6 P: 8 ERA: 0.00 WHIP: 2.000	IP: 1.0 WLS: 4 BF: 1 H: 0 R: 0 ER: 0 SO: 1 BB: 0 IBB: 0 HBP: 0 BLK: 0 WP: 0 HR: 0 S: 13 P: 20 ERA: 0.00 WHIP: 1.000	<b>PITCHER</b>	IP: 7.0 WLS: W BF: 26 H: 5 R: 1 ER: 1 SO: 4 BB: 2 IBB: 0 HBP: 0 BLK: 0 WP: 0 HR: 1 S: 56 P: 89 ERA: 1.29 WHIP: 1.000	IP: 1.0 WLS: 5 BF: 2 H: 0 R: 0 ER: 0 SO: 0 BB: 0 IBB: 0 HBP: 0 BLK: 0 WP: 0 HR: 0 S: 6 P: 8 ERA: 0.00 WHIP: 2.000	IP: 1.0 WLS: 4 BF: 1 H: 0 R: 0 ER: 0 SO: 1 BB: 0 IBB: 0 HBP: 0 BLK: 0 WP: 0 HR: 0 S: 13 P: 20 ERA: 0.00 WHIP: 1.000	<b>PITCHER</b>	IP: 7.0 WLS: W BF: 26 H: 5 R: 1 ER: 1 SO: 4 BB: 2 IBB: 0 HBP: 0 BLK: 0 WP: 0 HR: 1 S: 56 P: 89 ERA: 1.29 WHIP: 1.000										

Atlanta Braves @ San Diego Padres  
 Qualcomm Stadium, San Diego, CA

AB 32  
 R 1  
 H 8  
 RBI 1  
 BB 2  
 SO 5  
 LOB 14



WP: 0 PA: 35  
 PB: 0  
 SB: 1  
 CS: 0







Batter	1	2	3	4	5	6	7	8	9	AB	R	H	RBI	BB	SO	LOB	TOP					
<b>Otis Nixon, S</b> (1, 7) <small>OBP: 0.293, SLG: 0.190</small>										2	0	0	0	2	1	0	<b>Atlanta Braves @ San Francisco Giants</b> 3Com Park at Candlestick Point, San Francisco, CA Mon May 10 1999, 10:05 PM EDT Att: 14,694 - Cloudy - 58 F					
<b>Bret Boone, R</b> (1, 4) <small>OBP: 0.328, SLG: 0.468</small>										3	1	1	1	1	1							
<b>10 Chipper Jones, S</b> (1, 5) <small>OBP: 0.344, SLG: 0.491</small>										4	0	1	0	0	1	3						
<b>Brian Jordan, R</b> (1, 9) <small>OBP: 0.381, SLG: 0.557</small>										4	0	0	0	0	1	3						
<b>Ryan Klesko, L</b> (1, 3) <small>OBP: 0.338, SLG: 0.507</small>										4	0	0	0	0	1	3						
<b>Andruw Jones, R</b> (1, 8) <small>OBP: 0.382, SLG: 0.518</small>										3	0	2	0	0	1	0						
<b>Eddie Pérez, R</b> (1, 2) <small>OBP: 0.293, SLG: 0.293</small>									3	0	0	0	0	1	1							
<b>Walt Weiss, S</b> (1, 6) <small>OBP: 0.321, SLG: 0.310</small>									3	0	0	0	0	1	0							
<b>29 John Smoltz, R</b> (1, 1) <small>OBP: 0.333, SLG: 0.444</small> <b>Keith Lockhart, L</b> (8, PH) <small>OBP: 0.296, SLG: 0.250</small> <b>30 Kevin McGlinchy, R</b> (8, 1)										2	0	0	0	0	0	0						
<b>Inning Stats</b>	R: 1 E: 0 K: 1 S: 16	H: 2 LOB: 1 BB: 0 P: 26	R: 0 E: 0 K: 2 S: 11	H: 0 LOB: 0 BB: 0 P: 14	R: 0 E: 0 K: 0 S: 8	H: 0 LOB: 0 BB: 0 P: 12	R: 0 E: 0 K: 0 S: 5	H: 0 LOB: 0 BB: 0 P: 7	R: 0 E: 0 K: 1 S: 8	H: 1 LOB: 1 BB: 0 P: 16	R: 0 E: 0 K: 0 S: 7	H: 0 LOB: 1 BB: 1 P: 13	R: 0 E: 0 K: 0 S: 5	H: 1 LOB: 1 BB: 0 P: 8	R: 0 E: 0 K: 0 S: 8	H: 0 LOB: 0 BB: 2 P: 10	R: 0 E: 0 K: 3 S: 10	H: 0 LOB: 2 BB: 2 P: 22	1B: 3 2B: 0 3B: 0 HR: 1	SF: 0 SAC: 0 DP: 1 HBP: 0	WP: 0 PB: 0 SB: 0 CS: 0	PA: 32
<b>PITCHER</b>	IP WLS BF H R ER SO BB IBB HBP BLK WP HR S P ERA WHIP																					
<b>Russ Ortiz, R</b> (1, 1) <small>ERA: 2.49</small> <b>Robb Nen, R</b> (9, 1) <small>ERA: 4.58</small>	8.0 W 28 4 1 1 5 2 0 0 0 0 0 1 69 111 1.12 0.750																					

Batter	1	2	3	4	5	6	7	8	9	AB	R	H	RBI	BB	SO	LOB	BOTTOM			
<b>Marvin Benard, L</b> (1, 8) <small>OBP: 0.309, SLG: 0.375</small>										3	1	1	0	1	1	0	<b>Atlanta Braves @ San Francisco Giants</b> 3Com Park at Candlestick Point, San Francisco, CA Mon May 10 1999, 10:05 PM EDT Att: 14,694 - Cloudy - 58 F			
<b>Stan Javier, S</b> (1, 7) <small>OBP: 0.343, SLG: 0.446</small>										3	2	2	0	0	1	0				
<b>Ellis Burks, R</b> (1, 9) <small>OBP: 0.407, SLG: 0.510</small>										3	1	1	3	1	1	2				
<b>Jeff Kent, R</b> (1, 4) <small>OBP: 0.408, SLG: 0.529</small>										4	0	1	1	0	1	2				
<b>J.T. Snow, L</b> (1, 3) <small>OBP: 0.399, SLG: 0.397</small>										4	0	1	0	0	2	1				
<b>Charlie Hayes, R</b> (1, 5) <small>OBP: 0.274, SLG: 0.278</small>										1	0	0	0	2	0	1				
<b>Brent Mayne, L</b> (1, 2) <small>OBP: 0.398, SLG: 0.361</small>										3	0	1	0	0	1	2				
<b>Rich Aurilia, R</b> (1, 6) <small>OBP: 0.400, SLG: 0.543</small>										3	0	0	0	0	2	2				
<b>Russ Ortiz, R</b> (1, 1) <small>OBP: 0.150, SLG: 0.150</small> <b>Robb Nen, R</b> (9, 1)										3	0	0	0	0	0	2				
<b>Inning Stats</b>	R: 3 E: 0 K: 3 S: 20	H: 3 LOB: 1 BB: 1 P: 28	R: 0 E: 0 K: 2 S: 10	H: 0 LOB: 0 BB: 0 P: 14	R: 0 E: 0 K: 1 S: 8	H: 0 LOB: 0 BB: 1 P: 14	R: 0 E: 0 K: 1 S: 12	H: 2 LOB: 0 BB: 0 P: 15	R: 0 E: 0 K: 0 S: 8	H: 0 LOB: 1 BB: 0 P: 12	R: 0 E: 0 K: 1 S: 7	H: 0 LOB: 0 BB: 1 P: 11	R: 0 E: 0 K: 0 S: 6	H: 0 LOB: 0 BB: 1 P: 10	R: 1 E: 1 K: 1 S: 9	H: 2 LOB: 0 BB: 0 P: 15	1B: 6 2B: 0 3B: 0 HR: 1	SF: 0 SAC: 1 DP: 2 HBP: 0	WP: 0 PB: 0 SB: 1 CS: 2	PA: 33
<b>PITCHER</b>	IP WLS BF H R ER SO BB IBB HBP BLK WP HR S P ERA WHIP																			
<b>29 John Smoltz, R</b> (1, 1) <small>ERA: 1.99</small> <b>30 Kevin McGlinchy, R</b> (8, 1) <small>ERA: 1.29</small>	7.0 L 28 5 3 3 8 4 0 0 0 0 0 0 71 104 3.86 1.286																			



Batter	1	2	3	4	5	6	7	8	9	10	11	12	AB	R	H	RBI	BB	SO	LOB	TOP		
Gerald Williams, R OBP: 0.371, SLG: 0.453 (5, 9)	0-0 P8	1-0 G1-3		2-2 1B			4-0 BB 1B		4-1 SH BB		0-0 P4		4 1 1 1 2 0 1									
Bret Boone, R OBP: 0.338, SLG: 0.477 (1, 4)	1-1 10 E	1-1 1B		0-1 L4			4-2 10 1B SF9		0-1 SH		0-0 G1-3		4 2 2 1 1 0 1									
10 Chipper Jones, S OBP: 0.343, SLG: 0.484 (1, 5)	0-1 E6 HR	1-3 1B			1-1 L6		1-1 1B		1-2 G4-6-3			0-0 1B	6 2 2 1 0 1 3									
Brian Jordan, R OBP: 0.380, SLG: 0.576 (5, 7)	3-1 HR		2-3 K		1-3 K		2-2 SF9		4-0 IBB			4-0 1B	3 1 1 2 0 2 0									
Olis Nixon, S OBP: 0.283, SLG: 0.190 (7, PH)					1-3 K							1-2 BB	0 0 0 0 0 0 0									
Ryan Klesko, L OBP: 0.351, SLG: 0.507 (7, 3)	2-H HR						3-H 1-3 1B		1-2 F7			1-3 2-H 1B	0 0 0 1 2 0 0									
Andrew Jones, R OBP: 0.380, SLG: 0.534 (1, 8)	1-1 HR		1-2 G6-3		1-3 K							0-0 1B	6 1 2 2 0 2 3									
Brian Hunter, R OBP: 0.353, SLG: 0.622 (7, 7)	0-3 K		2-3 K2-3			1-1 G3-1	1-3 K					4-0 1B	5 0 0 0 1 3 1									
Eddie Pérez, R OBP: 0.277, SLG: 0.281 (1, 2)	0-0 G4-3			3-2 G5-3		4-2 G5-3 BB		1-1 F9				0-0 G6-4-3	5 0 0 0 1 0 2									
Walt Weiss, S OBP: 0.324, SLG: 0.315 (1, 6)		3-2 SH1-4 1B		0-1 SH5-4 1B		2-2 G5-3		2-2 F9				0-0 P5	5 2 2 0 0 0 1									
Odis Perez, L Justin Speier, R Mike Remlinger, L Rudy Seanez, R 30 Kevin McGlinchy, R 11 Pascual Matos, R 49a-Rivera, R	2-2 SH1-4		1-0 SH5-4		0-2 G3-1		0-0 P6				0-3 K		0 0 0 0 0 0 0									
<b>Inning Stats</b>	R: 4 E: 1 K: 13	H: 3 LOB: 0 BB: 0 P: 18	R: 1 E: 0 K: 14	H: 2 LOB: 1 BB: 0 P: 22	R: 0 E: 0 K: 9	H: 0 LOB: 0 BB: 0 P: 14	R: 0 E: 0 K: 8	H: 0 LOB: 0 BB: 1 P: 11	R: 0 E: 0 K: 13	H: 0 LOB: 1 BB: 2 P: 20	R: 0 E: 0 K: 6	H: 0 LOB: 0 BB: 0 P: 9	R: 0 E: 1 K: 9	H: 0 LOB: 2 BB: 2 P: 19	R: 0 E: 0 K: 5	H: 0 LOB: 0 BB: 0 P: 5	R: 1 E: 0 K: 3	H: 2 LOB: 1 BB: 2 P: 11	1B: 7 2B: 1 3B: 0 HR: 2	SF: 1 SAC: 3 DP: 2 HBP: 0	WP: 0 PB: 0 SB: 2 CS: 0	PA: 52
<b>PITCHER</b>	IP 6.0	WLS 6.0	BF 27	H 7	R 6	ER 5	SO 6	BB 1	IBB 0	HBP 0	BLK 0	WP 0	HR 0	S 14	P 104	ERA 7.50	WHIP 1.333					
Shawn Estes, L ERA: 5.71	(1, 1)																					
Jerry Spradlin, R ERA: 10.61	(7, 1)	0.0	3	1	2	2	0	2	0	0	0	0	0	4	13	∞	∞					
Rich Rodriguez, L ERA: 3.0	(7, 1)	0.1	B	1	0	0	0	0	0	0	0	0	0	3	5	0.00	0.000					
John Johnstone, R ERA: 0.52	(7, 1)	1.2	5	0	0	0	2	0	0	0	0	0	0	13	17	0.00	0.000					
Robb Nen, R ERA: 4.34	(9, 1)	1.0	5	0	0	0	0	1	1	0	0	0	0	9	19	0.00	1.000					

Atlanta Braves @ San Francisco Giants  
3Com Park at Candlestick Point, San Francisco, CA  
Tue May 11 1999, 10:05 PM EDT  
Att. 18,917 - Unknown - 59 F

AB 41  
R 9  
H 10  
RBI 8  
BB 7  
SO 9  
LOB 13

*Braves*

Batter	1	2	3	4	5	6	7	8	9	10	11	12	AB	R	H	RBI	BB	SO	LOB	BOTTOM				
Stan Javier, S OBP: 0.349, SLG: 0.433 (1, 7)	0-0 1B			1-2 FC6-4 SH3 1B		4-2 BB BB	0-0 F8			0-3 K		0-0 G5-3	5 3 1 0 2 1 3											
F.P. Santangelo, S OBP: 0.397, SLG: 0.255 (1, 8)	0-0 1B			0-0 SH3		0-1 P9		2-1 G4-3		0-0 P4			5 1 1 0 0 0 4											
Ellis Burks, R OBP: 0.419, SLG: 0.505 (1, 9)	4-2 2B BB	2-0 P8		0-0 1B		4-1 BB BB		2-1 P2			4-0 BB		3 1 1 1 3 0 0											
Jeff Kent, R OBP: 0.412, SLG: 0.520 (1, 4)	2-1 2B 1B	2-3 K		1-3 K		4-2 BB BB		1-0 F9			4-0 IBB		4 1 1 1 2 2 1											
Charlie Hayes, R OBP: 0.274, SLG: 0.270 (7, 1)	1-3 K	1-1 F7			3-1 F9	4-2 BB BB			0-0 G3		0-0 B5		3 0 0 1 1 1 3											
John Johnstone, R Robb Nen, R	(9, 1)												0 0 0 0 0 0 0											
Marvin Benard, L OBP: 0.306, SLG: 0.372 (10, 1)	1-2 2-3 3-H					1-2 2-3 BB							1 0 0 0 0 0 0											
Felix Rodriguez, R OBP: 0.500, SLG: 2.000 (1, 3)	1-2 2B				0-0 L6	1-3 K		2-0 F8		2-0 F9		0-3 K	6 1 1 3 0 2 5											
J.T. Snow, L OBP: 0.389, SLG: 0.393 (1, 6)	1-2 2B					4-2 FC6-4 BB		2-0 F9		0-2 P8		0-0 F7	5 1 1 1 1 0 2											
Rich Aurilia, R OBP: 0.397, SLG: 0.536 (1, 6)	2-H FC4-6 2B																							
Scott Servais, R OBP: 0.350, SLG: 0.423 (1, 2)	1-0 FC4-6																							
Brent Mayne, L OBP: 0.400, SLG: 0.365 (10, 2)	2-3 1B					1-2 FC6-4																		
Shawn Estes, R OBP: 0.462, SLG: 0.500 (6, PH)	2-1 FC4-6																							
Wilson Delgado, S ERA: 2.31	(6, PH)																							
Jerry Spradlin, S Rich Rodriguez, L	(7, 1)																							
Ramon Martinez, R OBP: 0.327, SLG: 0.422 (8, 1)	1-2 3-H																							
<b>Inning Stats</b>	R: 6 E: 0 K: 25	H: 6 LOB: 2 BB: 4 P: 44	R: 0 E: 0 K: 16	H: 0 LOB: 0 BB: 0 P: 11	R: 0 E: 0 K: 9	H: 0 LOB: 0 BB: 0 P: 6	R: 1 E: 0 K: 16	H: 1 LOB: 1 BB: 1 P: 15	R: 0 E: 0 K: 8	H: 0 LOB: 0 BB: 1 P: 16	R: 0 E: 0 K: 16	H: 0 LOB: 0 BB: 0 P: 36	R: 0 E: 0 K: 5	H: 1 LOB: 1 BB: 0 P: 10	R: 0 E: 0 K: 5	H: 0 LOB: 0 BB: 0 P: 7	R: 0 E: 0 K: 7	H: 0 LOB: 2 BB: 0 P: 13	R: 0 E: 0 K: 7	H: 0 LOB: 0 BB: 0 P: 7	1B: 6 2B: 3 3B: 0 HR: 0	SF: 0 SAC: 1 DP: 0 HBP: 0	WP: 0 PB: 1 SB: 0 CS: 0	PA: 55
<b>PITCHER</b>	IP 3.2	WLS 3.2	BF 21	H 7	R 7	ER 7	SO 2	BB 3	IBB 0	HBP 0	BLK 1	WP 0	HR 0	S 14	P 104	ERA 17.18	WHIP 2.727							
Odis Perez, L ERA: 5.46	(1, 1)																							
Justin Speier, R ERA: 2.45	(4, 1)	1.1	5	0	0	2	1	0	0	0	0	0	11	20	0.00	0.750								
Mike Remlinger, L ERA: 2.31	(6, 1)	0.2	4	0	1	1	0	2	0	0	0	0	8	18	13.50	3.000								
Rudy Seanez, R ERA: 1.84	(6, 1)	1.1	7	1	0	0	0	2	0	0	0	0	14	27	0.00	2.250								
30 Kevin McGlinchy, R ERA: 1.06	(8, 1)	3.0	10	1	0	0	1	0	0	0	0	0	16	23	0.00	0.333								

Atlanta Braves @ San Francisco Giants  
3Com Park at Candlestick Point, San Francisco, CA  
Tue May 11 1999, 10:05 PM EDT  
Att. 18,917 - Unknown - 59 F

AB 44  
R 8  
H 9  
RBI 8  
BB 10  
SO 8  
LOB 24

*GIANTS*



Batter	1	2	3	4	5	6	7	8	9	AB	R	H	RBI	BB	SO	LOB	TOP
<b>Otis Nixon, S</b> <small>OBP: 0.308, SLG: 0.195</small> 																	3 0 1 0 2 0 1
<b>Bret Boone, R</b> <small>OBP: 0.340, SLG: 0.466</small> 																	3 0 0 0 2 2 2
<b>10 Chipper Jones, S</b> <small>OBP: 0.359, SLG: 0.480</small> 																	1 0 0 0 4 1 2
<b>Brian Jordan, R</b> <small>OBP: 0.374, SLG: 0.562</small> 																	5 0 1 0 0 2 8
<b>Ryan Klesko, L</b> <small>OBP: 0.354, SLG: 0.542</small> 																	5 1 2 1 0 1 6
<b>Andruw Jones, R</b> <small>OBP: 0.365, SLG: 0.516</small> 																	4 0 0 0 0 0 4
<b>Eddie Pérez, R</b> <small>OBP: 0.294, SLG: 0.300</small> 																	4 0 2 0 0 0 4
<b>Ozzie Guillen, L</b> <small>OBP: 0.129, SLG: 0.161</small> 																	4 0 0 0 0 0 2
<b>Kevin Millwood, R</b> <small>OBP: 0.200, SLG: 0.214</small> <b>Walt Weiss, S</b> <small>OBP: 0.330, SLG: 0.333</small> <b>Mike Remlinger, L</b> <small>OBP: 0.276, SLG: 0.231</small> <b>Keith Lockhart, L</b> <small>OBP: 0.276, SLG: 0.231</small> <b>John Hudek, S</b> <small>OBP: 0.276, SLG: 0.231</small> 																	2 0 0 0 0 1 0
<b>Inning Stats</b> <small>R: 0 H: 0 E: 0 LOB: 2 K: 3 S: 11</small>	<small>R: 0 H: 1 E: 0 LOB: 0 K: 0 S: 8</small>	<small>R: 0 H: 0 E: 0 LOB: 0 K: 2 S: 12</small>	<small>R: 0 H: 0 E: 0 LOB: 0 K: 2 S: 16</small>	<small>R: 0 H: 1 E: 0 LOB: 2 K: 0 S: 8</small>	<small>R: 0 H: 1 E: 0 LOB: 1 K: 1 S: 12</small>	<small>R: 0 H: 1 E: 0 LOB: 2 K: 0 S: 10</small>	<small>R: 0 H: 1 E: 0 LOB: 3 K: 1 S: 17</small>	<small>R: 1 H: 2 E: 0 LOB: 1 K: 0 S: 11</small>	<small>R: 0 H: 0 E: 0 LOB: 2 K: 0 S: 9</small>	<small>1B: 4 2B: 2 3B: 0 HR: 1</small>	<small>SF: 0 SAC: 0 DP: 1 HBP: 0</small>	<small>WP: 1 PA: 41</small>					
<b>PITCHER</b> <b>Chris Brock, R</b> <small>ERA: 3.74</small> <b>John Johnstone, R</b> <small>ERA: 0.5</small> <b>Joe Nathan, R</b> <small>ERA: 2.52</small> <b>Robb Nen, R</b> <small>ERA: 4.12</small>	<small>IP: 5.1 WLS: W BF: 23 H: 4 R: 0 ER: 0 SO: 6 BB: 4 IBB: 0 HBP: 0 BLK: 1 WP: 1 HR: 0 S: 57 P: 103 ERA: 0.00 WHIP: 1.500</small>																

Atlanta Braves @ San Francisco Giants  
3Com Park at Candlestick Point, San Francisco, CA  
Wed May 12 1999, 4:05 PM EDT  
Att: 18,550 - Sunny - 56 F

AB	33
R	1
H	7
RBI	1
BB	8
SO	8
LOB	30



Batter	1	2	3	4	5	6	7	8	9	AB	R	H	RBI	BB	SO	LOB	BOTTOM
<b>Marvin Benard, L</b> <small>OBP: 0.310, SLG: 0.368</small> <b>Robb Nen, R</b> 																	4 1 1 0 1 0 3
<b>Stan Javier, S</b> <small>OBP: 0.336, SLG: 0.416</small> 																	4 1 0 1 0 0 3
<b>Armando Rios, L</b> <small>OBP: 0.333, SLG: 0.444</small> 																	4 1 1 1 0 1 2
<b>Jeff Kent, R</b> <small>OBP: 0.401, SLG: 0.504</small> 																	4 0 0 0 0 1 2
<b>J.T. Snow, L</b> <small>OBP: 0.392, SLG: 0.397</small> 																	4 0 2 1 0 1 0
<b>Charlie Hayes, R</b> <small>OBP: 0.273, SLG: 0.269</small> 																	4 0 1 0 0 1 3
<b>Brent Mayne, L</b> <small>OBP: 0.416, SLG: 0.397</small> 																	4 1 3 1 0 0 1
<b>Wilson Delgado, S</b> <small>OBP: 0.500, SLG: 0.750</small> <b>John Johnstone, R</b> <small>OBP: 0.391, SLG: 0.250</small> <b>F.P. Santangelo, S</b> <small>OBP: 0.391, SLG: 0.250</small> 																	3 1 2 0 0 0 2
<b>Chris Brock, R</b> <small>OBP: 0.176, SLG: 0.125</small> <b>Rich Aurilia, R</b> <small>OBP: 0.398, SLG: 0.536</small> 																	2 0 1 0 0 1 0
<b>Inning Stats</b> <small>R: 3 H: 4 E: 1 LOB: 2 K: 1 S: 16</small>	<small>R: 0 H: 0 E: 0 LOB: 1 K: 2 S: 18</small>	<small>R: 0 H: 1 E: 0 LOB: 1 K: 1 S: 19</small>	<small>R: 1 H: 2 E: 0 LOB: 1 K: 0 S: 9</small>	<small>R: 0 H: 3 E: 0 LOB: 2 K: 1 S: 12</small>	<small>R: 0 H: 0 E: 0 LOB: 0 K: 0 S: 8</small>	<small>R: 0 H: 0 E: 0 LOB: 0 K: 0 S: 12</small>	<small>R: 1 H: 2 E: 0 LOB: 1 K: 0 S: 13</small>	<small>1B: 10 2B: 2 3B: 0 HR: 0</small>	<small>SF: 0 SAC: 0 DP: 0 HBP: 0</small>	<small>WP: 0 PA: 37</small>							
<b>PITCHER</b> <b>Kevin Millwood, R</b> <small>ERA: 3.98</small> <b>Mike Remlinger, L</b> <small>ERA: 2.13</small> <b>John Hudek, R</b> <small>ERA: 10.38</small>	<small>IP: 6.0 WLS: L BF: 29 H: 10 R: 4 ER: 2 SO: 5 BB: 1 IBB: 0 HBP: 0 BLK: 0 WP: 0 HR: 0 S: 82 P: 113 ERA: 3.00 WHIP: 1.833</small>																

Atlanta Braves @ San Francisco Giants  
3Com Park at Candlestick Point, San Francisco, CA  
Wed May 12 1999, 4:05 PM EDT  
Att: 18,550 - Sunny - 56 F

AB	36
R	5
H	12
RBI	5
BB	1
SO	5
LOB	17





Batter	1	2	3	4	5	6	7	8	9	AB	R	H	RBI	BB	SO	LOB	TOP
<b>Otis Nixon, S</b> (1, 7) <small>OBP: 0.308, SLG: 0.200</small> <b>Gerald Williams, R</b> (7, PH) <small>OBP: 0.365, SLG: 0.444</small> (7, 7)										3	0	1	0	0	0	1	
<b>Bret Boone, R</b> (1, 4) <small>OBP: 0.338, SLG: 0.459</small>										4	0	1	0	0	0	1	
<b>10 Chipper Jones, S</b> (1, 5) <small>OBP: 0.349, SLG: 0.465</small>										4	0	0	0	0	2	2	
<b>Brian Jordan, R</b> (1, 9) <small>OBP: 0.377, SLG: 0.556</small>										3	0	1	0	1	0	1	
<b>Javy Lopez, R</b> (1, 2) <small>OBP: 0.333, SLG: 0.516</small>										4	0	1	0	0	2	3	
<b>Ryan Klesko, L</b> (1, 3) <small>OBP: 0.349, SLG: 0.526</small>										4	0	1	0	0	0	1	
<b>Andrew Jones, R</b> (1, 8) <small>OBP: 0.366, SLG: 0.508</small>										4	0	1	0	0	2	1	
<b>Walt Weiss, S</b> (1, 6) <small>OBP: 0.336, SLG: 0.333</small>										3	0	1	0	1	0	1	
<b>Tom Glavine, L</b> (1, 1) <small>OBP: 0.128, SLG: 0.111</small> <b>Justin Speier, R</b> (6, 1) <small>OBP: 1.000, SLG: 1.000</small> <b>Keith Lockhart, L</b> (7, PH) <small>OBP: 0.300, SLG: 0.231</small> <b>Mike Remlinger, L</b> (7, 1) <small>OBP: 0.125, SLG: 0.150</small> <b>John Hudek, S</b> (8, 1) <b>Ozzie Guillen, L</b> (8, PH)										2	0	0	0	0	1	1	
<b>Inning Stats</b>	R: 0 H: 1 E: 0 K: 0 S: 7	H: 1 LOB: 2 BB: 1 P: 17	R: 0 H: 0 E: 0 K: 1 S: 8	H: 0 LOB: 0 BB: 0 P: 14	R: 0 H: 0 E: 0 K: 0 S: 9	H: 1 LOB: 1 BB: 0 P: 16	R: 0 H: 1 E: 0 K: 1 S: 8	H: 1 LOB: 0 BB: 0 P: 12	R: 0 H: 1 E: 0 K: 2 S: 13	H: 1 LOB: 3 BB: 2 P: 24	R: 0 H: 1 E: 0 K: 0 S: 12	H: 1 LOB: 1 BB: 0 P: 17	R: 0 H: 1 E: 0 K: 0 S: 6	H: 1 LOB: 1 BB: 0 P: 8	1B: 7 2B: 0 3B: 0 HR: 0	SF: 0 SAC: 0 DP: 1 HBP: 0	WP: 0 PA: 36 PB: 0 SB: 1 CS: 0
<b>PITCHER</b>	IP WLS BF H R ER SO BB IBB HBP BLK WP HR S P ERA WHIP																
<b>Jon Lieber, R</b> (1, 1) <small>ERA: 2.95</small>	9.0 W 36 7 0 0 7 3 0 0 1 0 0 80 133 0.00 1.111																

Atlanta Braves @ Chicago Cubs  
 Wrigley Field, Chicago, IL  
 Fri May 14 1999, 2:20 PM CDT  
 Att: 40,046 - Sunny - 65 F

AB 33  
 R 0  
 H 7  
 RBI 0  
 BB 3  
 SO 7  
 LOB 16



Batter	1	2	3	4	5	6	7	8	9	AB	R	H	RBI	BB	SO	LOB	BOTTOM
<b>Jeff Blauser, R</b> (1, 6) <small>OBP: 0.357, SLG: 0.360</small>										4	2	1	0	1	0	2	
<b>José Hernández, R</b> (1, 8) <small>OBP: 0.385, SLG: 0.486</small>										5	1	2	2	0	0	1	
<b>Mark Grace, L</b> (1, 3) <small>OBP: 0.454, SLG: 0.513</small>										3	2	2	1	2	0	3	
<b>Sammy Sosa, R</b> (1, 9) <small>OBP: 0.359, SLG: 0.556</small>										4	1	1	3	1	3	3	
<b>Gary Gaetti, R</b> (1, 5) <small>OBP: 0.245, SLG: 0.325</small>										3	0	0	1	1	0	1	
<b>Henry Rodriguez, L</b> (1, 7) <small>OBP: 0.385, SLG: 0.468</small> <b>Curtis Goodwin, L</b> (8, 7) <small>OBP: 0.250, SLG: 0.263</small>										4	0	1	2	0	1	1	
<b>Benito Santiago, R</b> (1, 2) <small>OBP: 0.319, SLG: 0.422</small>									4	0	1	0	0	0	3		
<b>Mickey Morandini, L</b> (1, 4) <small>OBP: 0.301, SLG: 0.327</small>										3	2	1	0	1	0	0	
<b>Jon Lieber, L</b> (1, 1) <small>OBP: 0.071, SLG: 0.071</small>										4	1	1	0	0	1	2	
<b>Inning Stats</b>	R: 2 H: 2 E: 0 K: 1 S: 21	H: 2 LOB: 2 BB: 2 P: 37	R: 0 H: 0 E: 0 K: 0 S: 7	H: 0 LOB: 0 BB: 0 P: 8	R: 2 H: 2 E: 1 K: 1 S: 14	H: 2 LOB: 1 BB: 0 P: 21	R: 0 H: 0 E: 0 K: 1 S: 9	H: 0 LOB: 0 BB: 0 P: 13	R: 0 H: 1 E: 0 K: 1 S: 10	H: 3 LOB: 3 BB: 1 P: 29	R: 0 H: 0 E: 0 K: 1 S: 5	H: 0 LOB: 0 BB: 0 P: 8	R: 4 H: 2 E: 1 K: 1 S: 21	H: 2 LOB: 2 BB: 3 P: 38	1B: 8 2B: 1 3B: 0 HR: 1	SF: 1 SAC: 0 DP: 0 HBP: 0	WP: 0 PA: 42 PB: 1 SB: 0 CS: 0
<b>PITCHER</b>	IP WLS BF H R ER SO BB IBB HBP BLK WP HR S P ERA WHIP																
<b>Tom Glavine, L</b> (1, 1) <small>ERA: 4.53</small> <b>Justin Speier, R</b> (6, 1) <small>ERA: 2.39</small> <b>Mike Remlinger, L</b> (7, 1) <small>ERA: 1.98</small> <b>John Hudek, R</b> (8, 1) <small>ERA: 11.17</small>	5.2 L 28 7 5 5 4 0 0 0 0 0 0 5 7 7.94 1.765																

Atlanta Braves @ Chicago Cubs  
 Wrigley Field, Chicago, IL  
 Fri May 14 1999, 2:20 PM CDT  
 Att: 40,046 - Sunny - 65 F

AB 35  
 R 9  
 H 10  
 RBI 9  
 BB 6  
 SO 6  
 LOB 18









Batter	1	2	3	4	5	6	7	8	9	AB	R	H	RBI	BB	SO	LOB	TOP								
Walt Weiss, S OBP: 0.341, SLG: 0.333	F7		10 G3 BB		SH5-3		L9		2B 1B	3	1	1	1	1	0	1									
Bret Boone, R OBP: 0.350, SLG: 0.521	HR		F8		G6-3			HR	1B 2B	5	2	3	3	0	0	2									
10 Chipper Jones, S OBP: 0.348, SLG: 0.474	F8		G3			G3		HR	1B K	5	1	1	0	0	1	2									
Brian Jordan, R OBP: 0.375, SLG: 0.560	F8		G5-3			K		1B HR	1B K	5	1	2	2	0	1	1									
Javy Lopez, R OBP: 0.327, SLG: 0.500		G6-3		G5-4-3 1B		F8		K	F9	5	0	1	0	0	1	2									
Ryan Klecko, L OBP: 0.330, SLG: 0.482		K		P4			P3			3	0	0	0	1	1	1									
Rudy Seanez, R John Rocker, R										0	0	0	0	0	0	0									
Andrew Jones, R OBP: 0.366, SLG: 0.530		WP 1B 2B		G5-4-3 1-2			HR	FC5-4 BB		4	2	2	1	0	0	2									
Gerald Williams, R OBP: 0.373, SLG: 0.439		2H 1B		G6-3		G6-3	G6-3	CS	S 1B BB	3	1	1	1	1	0	0									
29 John Smoltz, R OBP: 0.350, SLG: 0.421							E1		K	1	0	0	0	1	0	1									
Keith Lockhart, L OBP: 0.281, SLG: 0.214										1	0	0	0	0	0	0									
30 Kevin McGlinchy, R OBP: 0.281, SLG: 0.214										0	0	0	0	0	0	0									
Brian Hunter, R OBP: 0.325, SLG: 0.605										1	0	0	0	0	1	1									
<b>Inning Stats</b>	R: 1 E: 0 K: 0 S: 14	H: 1 LOB: 0 BB: 0 P: 18	R: 1 E: 0 K: 1 S: 10	H: 2 LOB: 1 BB: 0 P: 17	R: 0 E: 0 K: 0 S: 10	H: 0 LOB: 1 BB: 1 P: 17	R: 0 E: 0 K: 0 S: 10	H: 1 LOB: 0 BB: 0 P: 12	R: 0 E: 0 K: 1 S: 9	H: 0 LOB: 1 BB: 1 P: 15	R: 0 E: 0 K: 1 S: 12	H: 0 LOB: 0 BB: 0 P: 17	R: 1 E: 1 K: 0 S: 8	H: 1 LOB: 1 BB: 0 P: 12	R: 3 E: 0 K: 1 S: 15	H: 3 LOB: 0 BB: 1 P: 27	R: 2 E: 0 K: 2 S: 17	H: 3 LOB: 2 BB: 1 P: 31	1B: 5 2B: 2 3B: 0 HR: 4	SF: 0 SAC: 1 DP: 1 HBP: 0	WP: 1 PB: 0 SB: 1 CS: 1	PA: 42			
<b>PITCHER</b>	IP	WLS	BF	H	R	ER	SO	BB	IBB	HBP	BLK	WP	HR	S	P	ERA	WHIP								
Kyle Farnsworth, R ERA: 4.94	7.0		28	5	3	3	2	2	0	0	0	1	2	73	108	3.86	1.000								
Rodney Myers, R ERA: 5.5	0.0	L	3	3	3	3	0	0	0	0	0	0	2	4	8	∞	∞								
Scott Sanders, R ERA: 5.34	1.0		3	0	0	0	1	1	0	0	0	0	0	11	19	0.00	1.000								
Rod Beck, R ERA: 10.54	0.1		4	2	2	2	1	1	0	0	0	0	0	9	18	54.00	9.000								
Terry Adams, R ERA: 10.9	0.2		3	1	0	0	1	0	0	0	0	0	0	8	13	0.00	1.500								

Atlanta Braves @ Chicago Cubs  
Wrigley Field, Chicago, IL  
Sun May 16 1999, 1:20 PM CDT  
Att: 39,915 - Cloudy - 77 F

AB 36  
R 8  
H 11  
RBI 8  
BB 4  
SO 5  
LOB 13




Batter	1	2	3	4	5	6	7	8	9	AB	R	H	RBI	BB	SO	LOB	BOTTOM								
Lance Johnson, L OBP: 0.333, SLG: 0.315	F9 S BB		G4-3 2B		L8		G4-3			3	0	1	0	1	0	0									
Mickey Morandini, L OBP: 0.321, SLG: 0.356	F7		K			1B 2B	G6-3			4	1	1	0	0	1	1									
Sammy Sosa, R OBP: 0.351, SLG: 0.537	F9			F7		L7	L8			4	0	0	0	0	0	2									
Mark Grace, L OBP: 0.440, SLG: 0.516	G4-3			HR		2B 1B	G3			4	2	2	1	0	0	1									
Henry Rodriguez, L OBP: 0.380, SLG: 0.523		K		G3		1B HR	G5-3			3	1	1	2	0	1	0									
Curtis Goodwin, L OBP: 0.238, SLG: 0.250						1H HR 2B				1	0	0	0	0	0	0									
Tyler Houston, L OBP: 0.481, SLG: 0.760		G3				2H HR	G4-1			4	1	2	2	0	0	0									
Terry Adams, R										0	0	0	0	0	0	0									
José Hernández, R OBP: 0.391, SLG: 0.487		E 1B		G6-3		K			K	4	0	1	0	0	2	1									
Benito Santiago, R OBP: 0.307, SLG: 0.409		K				F9 E6 FC6-4			K	4	0	0	0	0	2	1									
Kyle Farnsworth, R										3	0	0	0	0	1	1									
Rodney Myers, R ERA: 2.59										0	0	0	0	0	0	0									
Scott Sanders, R ERA: 1.0										0	0	0	0	0	0	0									
Rod Beck, R										0	0	0	0	0	0	0									
Gary Gaetti, R OBP: 0.242, SLG: 0.321										1	0	0	0	0	0	0									
<b>Inning Stats</b>	R: 0 E: 0 K: 0 S: 7	H: 0 LOB: 1 BB: 1 P: 17	R: 0 E: 1 K: 2 S: 15	H: 1 LOB: 0 BB: 0 P: 22	R: 0 E: 0 K: 1 S: 7	H: 1 LOB: 0 BB: 0 P: 7	R: 1 E: 0 K: 0 S: 11	H: 2 LOB: 1 BB: 0 P: 19	R: 0 E: 0 K: 1 S: 7	H: 0 LOB: 0 BB: 0 P: 9	R: 4 E: 1 K: 1 S: 18	H: 4 LOB: 1 BB: 0 P: 23	R: 0 E: 0 K: 0 S: 6	H: 0 LOB: 0 BB: 0 P: 10	R: 0 E: 0 K: 0 S: 11	H: 0 LOB: 0 BB: 0 P: 15	R: 0 E: 0 K: 2 S: 9	H: 0 LOB: 0 BB: 0 P: 15	1B: 4 2B: 2 3B: 0 HR: 2	SF: 0 SAC: 0 DP: 0 HBP: 0	WP: 0 PB: 0 SB: 1 CS: 0	PA: 36			
<b>PITCHER</b>	IP	WLS	BF	H	R	ER	SO	BB	IBB	HBP	BLK	WP	HR	S	P	ERA	WHIP								
29 John Smoltz, R ERA: 2.59	6.0		27	8	5	5	5	1	0	0	0	0	2	65	97	7.50	1.500								
30 Kevin McGlinchy, R ERA: 1.0	1.0	W	3	0	0	0	0	0	0	0	0	0	0	6	10	0.00	0.000								
Rudy Seanez, R ERA: 1.72	1.0	H	3	0	0	0	0	0	0	0	0	0	0	11	15	0.00	0.000								
John Rocker, L ERA: 3.38	1.0	S	3	0	0	0	2	0	0	0	0	0	0	9	15	0.00	0.000								

Atlanta Braves @ Chicago Cubs  
Wrigley Field, Chicago, IL  
Sun May 16 1999, 1:20 PM CDT  
Att: 39,915 - Cloudy - 77 F

AB 35  
R 5  
H 8  
RBI 5  
BB 1  
SO 7  
LOB 7





Batter	1	2	3	4	5	6	7	8	9	AB	R	H	RBI	BB	SO	LOB	TOP										
Al Martin, L OBP: 0.351, SLG: 0.470 (1, 7)	L8		BB		F9			P5		3	0	0	0	1	0	1	<b>Pittsburgh Pirates @ Atlanta Braves</b> Turner Field, Atlanta, GA Mon May 17 1999, 7:40 PM EDT Att: 30,673 - Cloudy - 78 F										
Warren Morris, L OBP: 0.382, SLG: 0.427 (1, 4)	K		K			1B		1B		4	1	2	0	0	2	1											
Brian Giles, L OBP: 0.429, SLG: 0.618 (1, 8)	BB		K			L9		G6-3		3	0	0	0	1	1	3											
Kevin Young, R OBP: 0.442, SLG: 0.559 (1, 3)	G3-1				G6-3		F9		P8	4	0	0	0	0	0	2											
1B Jason Kendall, R OBP: 0.447, SLG: 0.493 (1, 2)		G6-4-3		F8		2B		F8		4	0	2	1	0	0	0											
Turner Ward, S OBP: 0.295, SLG: 0.208 (1, 9)	G6-4-3			P6		L3		G6-3		4	0	0	0	0	0	2											
Ed Sprague, R OBP: 0.397, SLG: 0.482 (1, 5)	K				SH3-4		F8			3	0	1	0	0	1	1											
Abraham Nunez, S OBP: 0.222, SLG: 0.265 (1, 6)	K				L8		G3			3	0	0	0	0	1	2											
Todd Ritchie, R OBP: 0.300, SLG: 0.300 (1, 1)			P9		SH3-4		K			2	0	0	0	0	1	0											
Marc Wilkins, R (8, 1)										0	0	0	0	0	0	0											
<b>Inning Stats</b>	R: 0 E: 0 K: 1 S: 11	H: 0 LOB: 1 BB: 1 P: 20	R: 0 E: 0 K: 2 S: 12	H: 1 LOB: 1 BB: 0 P: 19	R: 0 E: 0 K: 2 S: 10	H: 0 LOB: 1 BB: 1 P: 17	R: 0 E: 0 K: 0 S: 8	H: 0 LOB: 0 BB: 0 P: 11	R: 0 E: 0 K: 0 S: 9	H: 1 LOB: 1 BB: 0 P: 9	R: 1 E: 0 K: 0 S: 10	H: 2 LOB: 1 BB: 0 P: 15	R: 0 E: 0 K: 1 S: 7	H: 0 LOB: 0 BB: 0 P: 9	R: 0 E: 0 K: 0 S: 6	H: 1 LOB: 0 BB: 0 P: 7		R: 0 E: 0 K: 0 S: 8	H: 0 LOB: 0 BB: 0 P: 13	1B: 4 2B: 1 3B: 0 HR: 0	SF: 0 SAC: 1 DP: 1 HBP: 0	WP: 0 SB: 0 CS: 0	PA: 33				
<b>PITCHER</b>	IP	WLS	BF	H	R	ER	SO	BB	IBB	HBP	BLK	WP	HR	S	P	ERA	WHIP										
Kevin Millwood, R ERA: 3.6 (1, 1)	7.0	W	27	4	1	1	6	2	0	0	0	0	0	67	100	1.29	0.857										
Rudy Seanez, R ERA: 1.52 (8, 1)	1.0	H	3	1	0	0	0	0	0	0	0	0	0	6	7	0.00	1.000										
John Rocker, L ERA: 3.14 (9, 1)	1.0	S	3	0	0	0	0	0	0	0	0	0	0	8	13	0.00	0.000										

Batter	1	2	3	4	5	6	7	8	9	AB	R	H	RBI	BB	SO	LOB	BOTTOM										
Walt Weiss, S OBP: 0.346, SLG: 0.340 (1, 6)	G5-3		G3-1			BB	1B	FC6-4		4	0	2	2	0	0	0	<b>Pittsburgh Pirates @ Atlanta Braves</b> Turner Field, Atlanta, GA Mon May 17 1999, 7:40 PM EDT Att: 30,673 - Cloudy - 78 F										
Bret Boone, R OBP: 0.348, SLG: 0.514 (1, 4)	G1-3		G1-3			BB	1B	FC6-4		4	0	1	0	0	0	1											
10 Chipper Jones, S OBP: 0.346, SLG: 0.468 (1, 5)	G3				G6-3		L6		CS	4	0	1	0	0	0	2											
Brian Jordan, R OBP: 0.378, SLG: 0.552 (1, 9)		FC5-4		G6-3		BB	BB	K		2	0	0	0	2	1	1											
Javy Lopez, R OBP: 0.314, SLG: 0.480 (1, 2)	FC5-4			K		K		F9		4	0	0	0	0	2	4											
Ryan Klesko, L OBP: 0.330, SLG: 0.477 (1, 3)					G4-3		G3			3	0	1	0	0	0	0											
Brian Hunter, R OBP: 0.325, SLG: 0.605 (9, 3)										0	0	0	0	0	0	0											
Andruw Jones, R OBP: 0.372, SLG: 0.529 (1, 8)		P4				BB	1B	BB		2	1	1	0	1	0	2											
Gerald Williams, R OBP: 0.371, SLG: 0.433 (1, 7)		L7						BB		3	1	1	0	0	1	3											
Kevin Millwood, R OBP: 0.176, SLG: 0.188 (1, 1)					G4-3					2	0	0	0	0	0	0											
Randall Simon, L OBP: 0.410, SLG: 0.485 (7, PH)										1	0	0	0	0	0	2											
Rudy Seanez, R (8, 1)										0	0	0	0	0	0	0											
John Rocker, R (9, 1)										0	0	0	0	0	0	0											
<b>Inning Stats</b>	R: 0 E: 0 K: 0 S: 7	H: 0 LOB: 0 BB: 0 P: 9	R: 0 E: 0 K: 0 S: 11	H: 1 LOB: 2 BB: 1 P: 19	R: 0 E: 0 K: 0 S: 7	H: 0 LOB: 0 BB: 0 P: 12	R: 0 E: 0 K: 1 S: 8	H: 0 LOB: 0 BB: 0 P: 11	R: 0 E: 0 K: 1 S: 5	H: 1 LOB: 0 BB: 0 P: 7	R: 0 E: 0 K: 1 S: 11	H: 2 LOB: 3 BB: 1 P: 18	R: 2 E: 0 K: 0 S: 11	H: 2 LOB: 1 BB: 1 P: 18	R: 0 E: 0 K: 1 S: 5	H: 1 LOB: 0 BB: 0 P: 10	1B: 7 2B: 1 3B: 0 HR: 0	SF: 0 SAC: 0 DP: 1 HBP: 0	WP: 0 SB: 0 CS: 1	PA: 32							
<b>PITCHER</b>	IP	WLS	BF	H	R	ER	SO	BB	IBB	HBP	BLK	WP	HR	S	P	ERA	WHIP										
Todd Ritchie, R ERA: 3.69 (1, 1)	7.0	L	29	6	2	2	3	3	0	0	0	0	0	60	94	2.57	1.286										
Marc Wilkins, R ERA: 1.35 (8, 1)	1.0		3	1	0	0	1	0	0	0	0	0	0	5	10	0.00	1.000										






Batter	1	2	3	4	5	6	7	8	9	AB	R	H	RBI	BB	SO	LOB	TOP										
Mike Benjamin, R (1,6) OBP: 0.330, SLG: 0.353	1-2 G3		1-3 K	1-0 1B		1-2 1B		3-2 HR	5	1	3	0	0	1	0												
Ed Sprague, R (1,5) OBP: 0.494, SLG: 0.509	0-2 FC3-6 1B		4-0 FC5-4 BB	2-0 F9		0-3 K		0-0 HR	4	1	2	2	1	1	5												
Brian Giles, L (1,8) OBP: 0.428, SLG: 0.615	2-2 FC3-6 1-2		4-2 FC5-4 BB		0-1 1B 18 G6-4-3 2B		0-0 L8	0-1 G3	4	1	1	0	1	0	1												
Kevin Young, R (1,3) OBP: 0.435, SLG: 0.547	0-1 G5-3		2-1 FC5-4 18 S 2-1 1-2 2-3		2-2 18 G6-4-3 1B		3-3 K	2-2 G4-3	5	0	1	0	0	1	3												
1B Jason Kendall, R (1,2) OBP: 0.436, SLG: 0.479		0-2 F9	3-2 F9		2-1 G6-4-3 1B		2-1 F9		4	0	0	0	0	0	3												
Jose Guillen, R (1,9) OBP: 0.426, SLG: 0.500		2-0 WP 2B		1-2 1B 1B		2-2 G4-3		1-3 K	4	1	2	0	0	1	0												
Freddy Garcia, R (1,7) OBP: 0.250, SLG: 0.333		2-1 G4-3 2H 2B		0-1 1B		1-1 1B		1-1 P8	4	0	3	1	0	0	0												
Warren Morris, L (1,4) OBP: 0.370, SLG: 0.411		1-2 G4-3		1-1 P6		1-3 K		2-2 P5	4	0	0	0	0	1	4												
Jason Schmidt, R (1,1) OBP: 0.125, SLG: 0.125		2-3 K		0-3 K		0-3 K		0-3 K	3	0	0	0	0	0	3	4											
Brad Clontz, R (6,1)									0	0	0	0	0	0	0	0											
Chris Peters, L (7,1) OBP: 0.222, SLG: 0.125									0	0	0	0	0	0	0	0											
Brant Brown, L (9, PH) OBP: 0.287, SLG: 0.420									1	0	0	0	0	1	0	1											
<b>Inning Stats</b>	R: 0 E: 0 K: 0 S: 11	H: 1 LOB: 1 BB: 0 P: 14	R: 1 E: 0 K: 1 S: 13	H: 2 LOB: 1 BB: 0 P: 20	R: 0 E: 0 K: 1 S: 12	H: 0 LOB: 2 BB: 2 P: 26	R: 0 E: 0 K: 1 S: 12	H: 3 LOB: 3 BB: 0 P: 17	R: 1 E: 0 K: 0 S: 11	H: 2 LOB: 0 BB: 0 P: 17	R: 0 E: 0 K: 3 S: 15	H: 2 LOB: 2 BB: 0 P: 18	R: 0 E: 0 K: 1 S: 6	H: 0 LOB: 0 BB: 0 P: 11	R: 0 E: 0 K: 1 S: 9	H: 0 LOB: 0 BB: 0 P: 13	R: 2 E: 0 K: 1 S: 13	H: 2 LOB: 0 BB: 0 P: 18	1B: 7 2B: 4 3B: 0 HR: 1	SF: 0 SAC: 0 DP: 1 HBP: 0	WP: 1 PB: 0 SB: 1 CS: 0	PA: 40					
<b>PITCHER</b>	IP	WLS	BF	H	R	ER	SO	BB	IBB	HBP	BLK	WP	HR	S	P	ERA	WHIP										
Odalis Perez, L (1,1) ERA: 5.18	5.0	W	24	8	2	2	3	2	0	0	0	1	0	59	94	3.60	2.000										
Mike Remlinger, L (6,1) ERA: 1.72	1.0	H	5	2	0	0	3	0	0	0	0	0	0	15	18	0.00	2.000										
30 Kevin McGlinchy, R (7,1) ERA: 0.95	1.0		3	0	0	0	1	0	0	0	0	0	0	6	11	0.00	0.000										
Russ Springer, R (8,1) ERA	1.0		3	0	0	0	1	0	0	0	0	0	0	9	13	0.00	0.000										
Justin Speier, R (9,1) ERA: 3.65	1.0		5	2	2	2	1	0	0	0	0	0	1	13	18	18.00	2.000										

Pittsburgh Pirates @ Atlanta Braves  
Turner Field, Atlanta, GA  
Tue May 18, 1999, 7:40 PM EDT  
Att: 30,858 - Overcast - 70 F


AB 38  
R 4  
H 12  
RBI 3  
BB 2  
SO 9  
LOB 20



Batter	1	2	3	4	5	6	7	8	9	AB	R	H	RBI	BB	SO	LOB	BOTTOM										
Walt Weiss, S (1,6) OBP: 0.348, SLG: 0.342	1-2 P7		2-0 F8	0-0 1B		1-0 E3 10 BLK 10 2B		2-2 1B 2B	5	2	2	0	0	0	2												
Justin Speier, R (9,1) OBP: 1.000, SLG: 1.000									0	0	0	0	0	0	0												
Bret Boone, R (1,4) OBP: 0.343, SLG: 0.503	2-0 G6-3		2-0 F9	0-0 L5		0-0 P4		3-2 2B HR 1B	5	1	1	0	0	0	5												
10 Chipper Jones, S (1,5) OBP: 0.354, SLG: 0.497	0-0 G3		0-1 HR		4-2 CS BB	0-0 1H 2H 3H 2-2 2B		1-3 K	4	1	2	3	1	1	2												
Brian Jordan, R (1,9) OBP: 0.385, SLG: 0.558		1-0 2B SF7 1B	4-2 E S BB		3-2 G5-3	0-0 G1-6-3		0-0 HR 2B	4	2	2	1	1	0	2												
Javy Lopez, R (1,2) OBP: 0.336, SLG: 0.533		0-0 WP G5-3 2B	1-2 L3		1-0 1B			1-0 E 1B	5	2	4	3	0	0	1												
Ryan Klesko, L (1,3) OBP: 0.327, SLG: 0.506		0-0 SF7		3-1 HR		0-0 F8		2-0 HR	3	1	1	2	0	0	2												
Russ Springer, R (8,1)									0	0	0	0	0	0	0												
Ozzie Guillen, L (8, PH) OBP: 0.152, SLG: 0.182									1	1	1	0	0	0	0												
Andruw Jones, R (1,8) OBP: 0.379, SLG: 0.540		4-2 G5-3 BB		1-1 G6-3		4-1 1B 10 BLK BB		3-2 E5 G6-4-3	3	1	1	1	2	0	1												
Gerald Williams, R (1,7) OBP: 0.360, SLG: 0.415		2-2 G5-3		0-1 1B 1B		1-2 F9		0-0 G6-4-3	5	0	1	1	0	0	5												
Odalis Perez, L (1,1)									2	0	0	0	0	0	2												
Mike Remlinger, L (6,1)									0	0	0	0	0	0	0												
Keith Lockhart, L (6, PH) OBP: 0.303, SLG: 0.241									1	1	1	0	0	0	0												
30 Kevin McGlinchy, R (7,1)									0	0	0	0	0	0	0												
Brian Hunter, R (8,3) OBP: 0.317, SLG: 0.590									1	0	0	0	0	1	0												
<b>Inning Stats</b>	R: 0 E: 0 K: 0 S: 5	H: 0 LOB: 0 BB: 0 P: 8	R: 2 E: 0 K: 0 S: 12	H: 2 LOB: 1 BB: 1 P: 19	R: 1 E: 0 K: 0 S: 10	H: 1 LOB: 1 BB: 1 P: 19	R: 1 E: 0 K: 0 S: 11	H: 3 LOB: 2 BB: 0 P: 16	R: 0 E: 0 K: 0 S: 7	H: 1 LOB: 1 BB: 1 P: 15	R: 3 E: 1 K: 0 S: 12	H: 2 LOB: 1 BB: 1 P: 21	R: 0 E: 1 K: 0 S: 4	H: 1 LOB: 1 BB: 0 P: 5	R: 5 E: 0 K: 2 S: 23	H: 6 LOB: 1 BB: 0 P: 36	1B: 9 2B: 3 3B: 1 HR: 3	SF: 1 SAC: 0 DP: 1 HBP: 0	WP: 1 PB: 0 SB: 1 CS: 1	PA: 44							
<b>PITCHER</b>	IP	WLS	BF	H	R	ER	SO	BB	IBB	HBP	BLK	WP	HR	S	P	ERA	WHIP										
Jason Schmidt, R (1,1) ERA: 3.77	0.1	L	1	0	0	0	0	0	0	0	0	0	0	3	5	0.00	0.000										
Brad Clontz, R (6,1) ERA: 1.23	2.0		13	7	5	5	2	0	0	0	0	0	1	27	41	22.50	3.500										
Chris Peters, L (7,1) ERA: 7.42																											

Pittsburgh Pirates @ Atlanta Braves  
Turner Field, Atlanta, GA  
Tue May 18, 1999, 7:40 PM EDT  
Att: 30,858 - Overcast - 70 F

AB 39  
R 12  
H 16  
RBI 11  
BB 4  
SO 2  
LOB 22





Batter	1	2	3	4	5	6	7	8	9	AB	R	H	RBI	BB	SO	LOB	TOP					
Abraham Nunez, S (1, 6) OBP: 0.250, SLG: 0.289 Turner Ward, S (9, PH) OBP: 0.290, SLG: 0.204	G3			G6-4-3 1B	0-0 1-2 2-H 1B		K		K	4	0	2	1	0	1	0	Pittsburgh Pirates @ Atlanta Braves Turner Field, Atlanta, GA Wed May 19 1999, 1:10 PM EDT Att: 34,106 - Sunny - 72 F					
Mike Benjamin, R (1, 4) OBP: 0.317, SLG: 0.337	F9			K	P3			F8		4	0	0	0	0	1	3						
Brian Giles, L (1, 8) OBP: 0.418, SLG: 0.597	P6			G6-4-3 1-2				K		4	0	0	0	0	1	1						
Kevin Young, R (1, 3) OBP: 0.437, SLG: 0.543								P4		3	1	1	0	1	1	0						
Ed Sprague, R (1, 5) OBP: 0.407, SLG: 0.504										3	1	1	0	1	0	1						
Jose Guillen, R (1, 9) OBP: 0.412, SLG: 0.467	G5-4-3 1-2									3	0	0	0	1	1	4						
Freddy Garcia, R (1, 7) OBP: 0.250, SLG: 0.328										4	0	1	1	0	0	3						
Keith Osik, R (1, 2) OBP: 0.316, SLG: 0.235										3	1	0	0	1	0	2						
67 Francisco Cordova, R (1, 1) OBP: 0.333, SLG: 0.333 Scott Sauerbeck, R (6, PH) OBP: 0.226, SLG: 0.416 Brant Brown, L (7, PH) OBP: 0.226, SLG: 0.416 Jeff Wallace, L (7, 1) OBP: 0.226, SLG: 0.416 Mike Williams, R (8, 1) OBP: 0.226, SLG: 0.416 18 Jason Kendall, R (8, PH) OBP: 0.226, SLG: 0.416										2	0	1	1	0	1	0						
Inning Stats	R: 0 E: 0 K: 0 S: 13	H: 0 LOB: 0 BB: 0 P: 20	R: 0 E: 0 K: 1 S: 6	H: 0 LOB: 0 BB: 1 P: 15	R: 0 E: 0 K: 1 S: 9	H: 0 LOB: 0 BB: 0 P: 14	R: 0 E: 0 K: 1 S: 8	H: 1 LOB: 0 BB: 0 P: 13	R: 3 E: 1 K: 0 S: 13	H: 3 LOB: 2 BB: 2 P: 27	R: 0 E: 0 K: 2 S: 12	H: 1 LOB: 0 BB: 0 P: 21	R: 0 E: 0 K: 2 S: 8	H: 0 LOB: 0 BB: 0 P: 12	R: 0 E: 0 K: 2 S: 8	H: 0 LOB: 0 BB: 0 P: 9		R: 0 E: 1 K: 2 S: 14	H: 1 LOB: 3 BB: 1 P: 23	1B: 6 2B: 0 3B: 0 HR: 0	SF: 0 SAC: 0 DP: 2 HBP: 0	WP: 0 PB: 0 CS: 0
PITCHER	IP	WLS	BF	H	R	ER	SO	BB	IBB	HBP	BLK	WP	HR	S	P	ERA	WHIP					
Tom Glavine, L (1, 1) ERA: 4.45	7.0	W	28	5	3	3	5	3	1	0	0	0	0	69	122	3.86	1.143					
Rudy Seanez, R (8, 1) ERA: 1.53	1.0		3	0	0	0	1	0	0	0	0	0	0	8	9	0.00	0.000					
John Rocker, L (9, 1) ERA: 2.93	1.0		6	1	0	0	2	1	0	0	0	0	0	14	23	0.00	2.000					

AB	32
R	3
H	6
RBI	3
BB	5
SO	8
LOB	17



Batter	1	2	3	4	5	6	7	8	9	AB	R	H	RBI	BB	SO	LOB	BOTTOM					
Ozzie Guillen, L (1, 6) OBP: 0.189, SLG: 0.222	G4-3		P6			1-1 1B HR	4-1 10 1B WP BB			3	2	1	0	1	0	0	Pittsburgh Pirates @ Atlanta Braves Turner Field, Atlanta, GA Wed May 19 1999, 1:10 PM EDT Att: 34,106 - Sunny - 72 F					
Bret Boone, R (1, 4) OBP: 0.341, SLG: 0.497	P3		K			1-1 10 BB HR	0-2 K			4	1	1	0	0	2	2						
10 Chipper Jones, S (1, 5) OBP: 0.369, SLG: 0.500						4-0 G6-3 BB	3-2 FC6-4 1B			1	1	1	2	3	0	0						
Brian Jordan, R (1, 9) OBP: 0.382, SLG: 0.570	FC5-4 1-2					0-0 F7	0-0 FC6-4			4	1	1	4	0	0	3						
Javy Lopez, R (1, 2) OBP: 0.333, SLG: 0.523						1-1 SAFE G6-3 1-2	0-0 1B			4	0	1	0	0	0	1						
Ryan Klesko, L (1, 3) OBP: 0.314, SLG: 0.484 John Rocker, R (9, 1)						2-0 G4-3	2-3 K			4	0	0	0	0	1	1						
Andruw Jones, R (1, 8) OBP: 0.376, SLG: 0.552						1-0 G5-3	2-3 K			4	1	1	1	0	1	1						
Gerald Williams, R (1, 7) OBP: 0.346, SLG: 0.397						0-2 F8	3-3 K			3	0	0	0	0	1	0						
Tom Glavine, L (1, 1) OBP: 0.143, SLG: 0.100 Otis Nixon, S (7, PH) OBP: 0.304, SLG: 0.191 Rudy Seanez, R (8, 1) OBP: 0.317, SLG: 0.590						0-0 G5-3	4-0 10 1B BB			2	0	0	0	0	1	0						
Inning Stats	R: 0 E: 0 K: 0 S: 10	H: 0 LOB: 1 BB: 1 P: 17	R: 1 E: 0 K: 0 S: 9	H: 1 LOB: 0 BB: 0 P: 17	R: 0 E: 0 K: 2 S: 7	H: 0 LOB: 0 BB: 0 P: 8	R: 0 E: 0 K: 0 S: 3	H: 0 LOB: 0 BB: 1 P: 9	R: 0 E: 0 K: 0 S: 5	H: 0 LOB: 0 BB: 0 P: 8	R: 4 E: 0 K: 2 S: 14	H: 4 LOB: 1 BB: 1 P: 24	R: 2 E: 0 K: 2 S: 14	H: 1 LOB: 1 BB: 2 P: 30	R: 0 E: 0 K: 0 S: 8	H: 0 LOB: 0 BB: 0 P: 14		R: 0 E: 0 K: 0 S: 8	H: 0 LOB: 0 BB: 0 P: 14	1B: 3 2B: 1 3B: 0 HR: 2	SF: 0 SAC: 0 DP: 1 HBP: 0	WP: 1 PB: 0 CS: 0
PITCHER	IP	WLS	BF	H	R	ER	SO	BB	IBB	HBP	BLK	WP	HR	S	P	ERA	WHIP					
67 Francisco Cordova, R (1, 1) ERA: 8.76	0.2		2	0	0	0	2	0	0	0	0	0	0	7	11	0.00	0.000					
Jeff Wallace, L (7, 1) ERA: 1.8	1.0		6	1	2	2	2	2	0	0	0	1	0	14	30	18.00	3.000					
Mike Williams, R (8, 1) ERA: 1.47	1.0		3	0	0	0	0	0	0	0	0	0	0	8	14	0.00	0.000					





Batter	1	2	3	4	5	6	7	8	9	10	11	12	AB	R	H	RBI	BB	SO	LOB	TOP				
Lance Johnson, L OBP: 0.329, SLG: 0.340 (1.8)	L5		1B 2B	G3			FC4-6 1B		F9			SF7	5	1	2	1	0	0	2					
Mickey Morandini, L OBP: 0.327, SLG: 0.358 Dan Serafini, S (10.1)	G1-3		2B 1B	F8			FC4-6			K		K	5	1	1	0	0	1	3					
Sammy Sosa, R OBP: 0.349, SLG: 0.584 (1.9)	HR		F7		G5-3					G5-3		K	6	1	1	1	0	2	4					
Mark Grace, L OBP: 0.441, SLG: 0.543 (1.3)	HR		1B 2B		F8				F8			K	5	2	2	2	0	1	0					
Henry Rodriguez, L Bo Porter, C (8.7) (8.7) (8.7)	G3		1B		G3-1				WP BB			G6-3	3	0	1	2	1	0	0					
Felix Heredia, L Scott Sanders, R Jeff Blashaw, C (8.1) (8.1) (10.4)			1B									G6-3	3	0	0	0	0	0	0					
Tyler Houston, L Gary Gaetti, R (8.7) (8.5)		F7	K			F7			K			G6-3	3	0	0	0	0	1	1					
José Hernández, R OBP: 0.369, SLG: 0.445 (1.6)	G6-3			SH1-4 1B		K			K			K	5	0	1	0	0	3	2					
Benito Santiago, R OBP: 0.308, SLG: 0.403 (1.2)	K			SH1-4 1B		G6-3				F8		SH SF7 1B	5	1	2	0	0	1	0					
Steve Trachsel, R Rodney Myers, R Curtis Goodwin, L (1.1) (6.1) (8.7)		G2-3	SH1-4			G1-3			F7			SH SF7	1	0	0	0	0	0	0					
<b>Inning Stats</b>	R: 2 E: 0 K: 0 S: 15	H: 2 LOB: 0 BB: 21	R: 0 E: 0 K: 1 S: 8	H: 0 LOB: 0 BB: 12	R: 3 E: 0 K: 1 S: 20	H: 4 LOB: 1 BB: 30	R: 0 E: 0 K: 0 S: 7	H: 2 LOB: 2 BB: 9	R: 0 E: 0 K: 0 S: 9	H: 0 LOB: 0 BB: 14	R: 0 E: 0 K: 1 S: 5	H: 1 LOB: 1 BB: 19	R: 0 E: 0 K: 2 S: 6	H: 0 LOB: 0 BB: 11	R: 0 E: 0 K: 2 S: 7	H: 0 LOB: 0 BB: 7	R: 0 E: 0 K: 1 S: 5	H: 0 LOB: 0 BB: 5	R: 1 E: 1 K: 2 S: 9	H: 1 LOB: 1 BB: 9	1B: 7 2B: 1 3B: 0 HR: 2	SF: 1 SAC: 2 DP: 0 HBP: 0	WP: 1 PB: 0 SB: 0 CS: 0	PA: 48
<b>PITCHER</b>	IP WLS BF H R ER SO BB IBB HBP BLK WP HR S P ERA WHIP	Greg Maddux, R ERA: 3.02 Mike Remlinger, L ERA: 1.62 Russ Springer, R ERA: 1.45 John Rocker, L ERA: 2.78 Rudy Seanez, R ERA: 1.45	30 Kevin McGlinchy, R ERA: 0.9	IP WLS BF H R ER SO BB IBB HBP BLK WP HR S P ERA WHIP	Greg Maddux, R ERA: 3.02 Mike Remlinger, L ERA: 1.62 Russ Springer, R ERA: 1.45 John Rocker, L ERA: 2.78 Rudy Seanez, R ERA: 1.45																			

Chicago Cubs @ Atlanta Braves  
Turner Field, Atlanta, GA  
Thu May 20 1999, 7:40 PM EDT  
Att. 38,588 - Sunny - 70 F

AB 44  
R 6  
H 10  
RBI 6  
BB 1  
SO 11  
LOB 14



Batter	1	2	3	4	5	6	7	8	9	10	11	12	AB	R	H	RBI	BB	SO	LOB	BOTTOM						
Walt Weiss, S OBP: 0.348, SLG: 0.345 (1.6)	F9		2B		K		G6-4-3 BB		G6-3			G6-3	5	0	1	1	1	1	1							
Bret Boone, R OBP: 0.341, SLG: 0.491 (1.4)	F8		P3		10 BB 2B		G6-4-3			K			6	1	2	0	0	1	2							
10 Chipper Jones, S OBP: 0.374, SLG: 0.493 (1.5)	BB		F7		2B BB		G1-3 G6-3 1B			F8		F9	4	1	1	0	2	0	2							
Brian Jordan, R OBP: 0.382, SLG: 0.571 (1.9)	P3			L1		2B 2B		G6-3					5	1	2	2	0	0	2							
Ryan Klesko, L OBP: 0.327, SLG: 0.495 (1.3)		G6-4-3 1B		G6-4-3 BB		F8-4 2B		G1-3		G4-3			4	0	2	1	1	0	2							
Andrew Jones, R OBP: 0.371, SLG: 0.537 (1.8)	F9		G6-4-3		G6-4-3				K			E4 FC3-6	4	0	0	0	1	1	3							
Eddie Pérez, R Keith Lockhart, L John Rocker, R Rudy Seanez, R Ozzie Guillen, L 30 Kevin McGlinchy, R (1.2) (8.7) (8.1) (11.4) (11.9) (12.1)	G6-4-3					FC6-4 BB		B2		F9		FC3-6 G6-4-3	2	0	0	0	1	0	3							
Gerald Williams, R OBP: 0.349, SLG: 0.438 (1.7)		G4-3 1B		FC6-4 SH1-3		F8-4						G6-4-3	5	2	2	1	0	0	4							
Greg Maddux, R Chris Wick, L Mike Remlinger, L Russ Springer, R Javy Lopez, R (1.1) (7.9) (8.1) (8.1) (10.2)	G4-3		SH1-3					F9				F9	1	0	0	0	0	0	1							
<b>Inning Stats</b>	R: 0 E: 0 K: 0 S: 10	H: 0 LOB: 1 BB: 1 P: 19	R: 0 E: 0 K: 0 S: 10	H: 1 LOB: 0 BB: 11	R: 1 E: 0 K: 0 S: 11	H: 2 LOB: 1 BB: 18	R: 0 E: 0 K: 0 S: 4	H: 0 LOB: 0 BB: 1 P: 10	R: 0 E: 0 K: 1 S: 11	H: 3 LOB: 1 BB: 1 P: 19	R: 0 E: 0 K: 0 S: 6	H: 0 LOB: 0 BB: 1 P: 11	R: 0 E: 0 K: 1 S: 8	H: 1 LOB: 0 BB: 0 P: 16	R: 1 E: 0 K: 1 S: 11	H: 1 LOB: 0 BB: 19	R: 0 E: 0 K: 1 S: 6	H: 1 LOB: 1 BB: 6	R: 0 E: 1 K: 0 S: 3	H: 0 LOB: 0 BB: 3	R: 0 E: 0 K: 0 S: 4	H: 1 LOB: 1 BB: 4	1B: 6 2B: 4 3B: 0 HR: 1	SF: 0 SAC: 1 DP: 5 HBP: 0	WP: 0 PB: 0 SB: 0 CS: 0	PA: 48
<b>PITCHER</b>	IP WLS BF H R ER SO BB IBB HBP BLK WP HR S P ERA WHIP	Steve Trachsel, R ERA: 4.77 Rodney Myers, R ERA: 5.4 Felix Heredia, L ERA: 3.45 Scott Sanders, R ERA: 5.14 Dan Serafini, L ERA: 4.85	Steve Trachsel, R ERA: 4.77 Rodney Myers, R ERA: 5.4 Felix Heredia, L ERA: 3.45 Scott Sanders, R ERA: 5.14 Dan Serafini, L ERA: 4.85																							

Chicago Cubs @ Atlanta Braves  
Turner Field, Atlanta, GA  
Thu May 20 1999, 7:40 PM EDT  
Att. 38,588 - Sunny - 70 F

AB 41  
R 5  
H 10  
RBI 5  
BB 6  
SO 4  
LOB 21





Batter	1	2	3	4	5	6	7	8	9	AB	R	H	RBI	BB	SO	LOB	TOP										
Lance Johnson, L (1, 8) OBP: 0.341, SLG: 0.342	1-1 S 1B HR	2-2 S 1B			2-1 F8		3-3 K		2-2 G1-3	5	1	2	0	0	1	1											
José Hernández, R (1, 6) OBP: 0.386, SLG: 0.440 Terry Adams, R (8, 1)	0-0 S 1B HR	3-3 K			0-1 L9			2-2 G6-3	2-3 K	4	1	1	0	0	1	1											
Mark Grace, L (1, 3) OBP: 0.431, SLG: 0.528	1-2 P3				2-1 P5			0-1 F8		4	0	0	0	0	0	2											
Sammy Sosa, R (1, 9) OBP: 0.346, SLG: 0.573	4-0 HR				1-3 K			2-2 F9		3	1	0	0	1	2	0											
Gary Gaetti, R (1, 5) OBP: 0.255, SLG: 0.344 Tyler Houston, L (9, PH) OBP: 0.433, SLG: 0.639	2-1 HR				0-1 F8		1-1 CS 1B		4-0 HR	3	1	2	4	0	0	0											
Henry Rodriguez, L (1, 7) OBP: 0.407, SLG: 0.596 Curtis Goodwin, L (9, 7) OBP: 0.208, SLG: 0.217	1-0 P7				4-2 BB		2-3 K		3-2 HR	3	1	1	2	1	1	1											
Benito Santiago, R (1, 2) OBP: 0.300, SLG: 0.391	2-3 K				2-3 K				0-0 G6-3	4	0	0	0	0	3	1											
Mickey Morandini, L (1, 4) OBP: 0.331, SLG: 0.362		1-0 F9			1-0 F9		0-1 WP 1B		2-0 HR	4	1	2	0	0	0	1											
Kyle Farnsworth, R (1, 1) Manny Alexander, R (7, PH) OBP: 0.370, SLG: 0.458 Ray King, L (7, 1) Scott Sanders, R (7, 1) OBP: 0.182, SLG: 0.273 Jeff Blausler, R (8, 6) OBP: 0.417, SLG: 0.467		1-3 K			0-2 G1-3		3-2 F8		3-1 HR	2	0	0	0	0	1	1											
<b>Inning Stats</b>	R: 4 E: 0 K: 1 S: 12	H: 3 LOB: 0 BB: 1 P: 23	R: 0 E: 0 K: 2 S: 12	H: 1 LOB: 1 BB: 0 P: 19	R: 0 E: 0 K: 1 S: 8	H: 0 LOB: 0 BB: 0 P: 12	R: 0 E: 0 K: 1 S: 9	H: 0 LOB: 1 BB: 1 P: 16	R: 0 E: 0 K: 0 S: 6	H: 1 LOB: 0 BB: 0 P: 12	R: 0 E: 0 K: 2 S: 11	H: 1 LOB: 1 BB: 0 P: 19	R: 0 E: 0 K: 0 S: 8	H: 0 LOB: 0 BB: 0 P: 12	R: 4 E: 0 K: 1 S: 14	H: 3 LOB: 0 BB: 1 P: 30	1B: 6 2B: 0 3B: 0 HR: 3	SF: 0 SAC: 0 DP: 0 HBP: 0	WP: 1 PB: 0 SB: 3 CS: 1	PA: 38							
<b>PITCHER</b>	IP	WLS	BF	H	R	ER	SO	BB	IBB	HBP	BLK	WP	HR	S	P	ERA	WHIP										
Bruce Chen, L (1, 1) ERA: 6.0	6.0		24	5	4	4	7	1	1	0	0	0	1	55	92	6.00	1.000										
Mike Remlinger, L (7, 1) ERA: 1.45	2.0	H	7	1	0	0	2	0	0	0	0	1	0	19	31	0.00	0.500										
30 Kevin McGlinchy, R (9, 1) ERA: 2.21	0.1	L	4	2	3	3	0	1	0	0	0	0	1	6	15	81.00	9.000										
Justin Speier, R (9, 1) ERA: 4.15	0.2		3	1	1	1	1	0	0	0	0	0	1	8	15	13.50	1.500										

Chicago Cubs @ Atlanta Braves  
Turner Field, Atlanta, GA  
Fri May 21 1999, 7:40 PM EDT  
Att: 48,315 - Cloudy - 82 F

AB	35
R	8
H	9
RBI	8
BB	3
SO	10
LOB	9



Batter	1	2	3	4	5	6	7	8	9	AB	R	H	RBI	BB	SO	LOB	BOTTOM										
Walt Weiss, S (1, 6) OBP: 0.357, SLG: 0.350	1-1 L1-3 1B		4-2 10 2B BB	0-2 G4-3			0-1 10 G5-3 BB		0-3 K	4	1	2	0	1	1	1											
Bret Boone, R (1, 4) OBP: 0.337, SLG: 0.479	1-2 L1-3		1-1 F7		2-1 F8		4-2 WP 10 G5-3 BB		2-3 K	4	1	0	0	1	1	2											
10 Chipper Jones, S (1, 5) OBP: 0.374, SLG: 0.593	2-2 HR		0-0 G4-3 1H		1-1 G4-3		0-1 G5-3		0-0 G3	5	1	2	1	0	0	2											
Brian Jordan, R (1, 9) OBP: 0.385, SLG: 0.585	2-2 HR		4-2 G4-3 BB		0-2 G4-3		1-3 K		2-3 2B	3	1	1	2	1	1	1											
Javy Lopez, R (1, 2) OBP: 0.333, SLG: 0.522	2-3 K		2-2 G4-3		3-1 FC6-4 1B		0-0 1H 2B			4	0	2	1	0	1	2											
Ryan Klesko, L (1, 3) OBP: 0.325, SLG: 0.480 Otis Nixon, S (8, FR) OBP: 0.301, SLG: 0.189 Brian Hunter, R (9, 3) OBP: 0.317, SLG: 0.590		1-2 P5	2-1 F8		0-0 L9		4-2 1B			3	0	0	0	1	0	3											
Andruw Jones, R (1, 8) OBP: 0.379, SLG: 0.537		3-2 HBP		4-2 G6-3 S BB		2-0 FC6-4 1-2		3-1 G4-6-3 1B		2	0	1	0	1	0	1											
Gerald Williams, R (1, 7) OBP: 0.345, SLG: 0.421		2-3 K		0-0 F8		4-1 1-2 BB		1-2 P3		3	0	0	0	1	1	4											
Bruce Chen, L (1, 1) Keith Lockhart, L (6, PH) OBP: 0.296, SLG: 0.226 Mike Remlinger, L (7, 1) Ozzie Guillen, L (8, PH) OBP: 0.179, SLG: 0.271 30 Kevin McGlinchy, R (9, 1) Justin Speier, R (9, 1) OBP: 1.000, SLG: 1.000		0-3 K		3-2 G6-3		0-1 F7		1-1 G4-6-3		2	0	0	0	0	1	2											
<b>Inning Stats</b>	R: 2 E: 0 K: 1 S: 14	H: 3 LOB: 0 BB: 0 P: 22	R: 0 E: 0 K: 2 S: 12	H: 0 LOB: 1 BB: 0 P: 17	R: 1 E: 0 K: 0 S: 13	H: 1 LOB: 2 BB: 2 P: 26	R: 0 E: 0 K: 0 S: 10	H: 0 LOB: 1 BB: 1 P: 17	R: 0 E: 0 K: 0 S: 7	H: 1 LOB: 2 BB: 1 P: 16	R: 1 E: 0 K: 1 S: 10	H: 2 LOB: 1 BB: 1 P: 15	R: 0 E: 0 K: 0 S: 9	H: 1 LOB: 2 BB: 1 P: 18	R: 0 E: 0 K: 2 S: 8	H: 0 LOB: 0 BB: 0 P: 10	1B: 4 2B: 4 3B: 0 HR: 1	SF: 0 SAC: 0 DP: 3 HBP: 1	WP: 1 PB: 0 SB: 3 CS: 0	PA: 39							
<b>PITCHER</b>	IP	WLS	BF	H	R	ER	SO	BB	IBB	HBP	BLK	WP	HR	S	P	ERA	WHIP										
Kyle Farnsworth, R (1, 1) ERA: 4.85	6.0		27	5	3	3	3	4	0	1	0	0	0	63	108	4.50	1.500										
Ray King, L (7, 1) ERA: 13.5	0.2	H	3	1	1	1	0	1	0	0	0	0	0	6	10	13.50	3.000										
Scott Sanders, R (7, 1) ERA: 5.09	0.1	B	2	1	0	0	1	0	0	0	0	1	0	4	5	0.00	3.000										
Terry Adams, R (8, 1) ERA: 4.32	2.0	W	7	1	0	0	2	1	0	0	0	0	0	17	28	0.00	1.000										

Chicago Cubs @ Atlanta Braves  
Turner Field, Atlanta, GA  
Fri May 21 1999, 7:40 PM EDT  
Att: 48,315 - Cloudy - 82 F

AB	32
R	4
H	8
RBI	4
BB	6
SO	6
LOB	22






Batter	1	2	3	4	5	6	7	8	9	AB	R	H	RBI	BB	SO	LOB	TOP		
Lance Johnson, L OBP: 0.345, SLG: 0.359	F8		F8		F8			G5-3		4	1	2	0	0	0	0			
Mickey Morandini, L OBP: 0.329, SLG: 0.359	G4-3		G3			F7		G5-3		4	0	1	0	0	0	1			
Sammy Sosa, R OBP: 0.339, SLG: 0.559	F8			L4		P8		P3		4	0	0	0	0	0	2			
Mark Grace, L OBP: 0.433, SLG: 0.531		2B		2B		G3-1		G5-3		3	1	1	1	0	0	1			
Henry Rodriguez, L OBP: 0.402, SLG: 0.579 Rick Aguilera, R		BB		F7			K	F8		3	0	0	0	1	1	2			
Tyler Houston, L OBP: 0.443, SLG: 0.656 Benito Santiago, R OBP: 0.298, SLG: 0.388		FC6-4-3-5		2B			FC6-4		G5-3	3	0	2	1	0	0	2			
José Hernández, R OBP: 0.364, SLG: 0.434		G6-3		F9			FC6-4		G5-3	4	0	1	0	0	0	2			
Gary Gaetti, R OBP: 0.245, SLG: 0.330			K		G3		FC6-4		P6	4	0	0	0	0	1	2			
Kevin Tapani, R OBP: 0.222, SLG: 0.133 Roosevelt Brown, L OBP: 0.298, SLG: 0.388			K		G6-3		P6			2	0	0	0	0	1	0			
Felix Heredia, L OBP: 0.298, SLG: 0.388 Rodney Myers, R OBP: 0.750, SLG: 1.000 Jeff Blauser, R OBP: 0.417, SLG: 0.467										1	0	0	0	0	0	0			
<b>Inning Stats</b>	R: 0 E: 0 K: 0 S: 6	H: 0 LOB: 0 BB: 0 P: 11	R: 0 E: 0 K: 0 S: 11	H: 1 LOB: 1 BB: 1 P: 19	R: 0 E: 0 K: 2 S: 11	H: 1 LOB: 1 BB: 0 P: 18	R: 1 E: 0 K: 0 S: 10	H: 1 LOB: 1 BB: 0 P: 13	R: 0 E: 0 K: 0 S: 5	H: 0 LOB: 0 BB: 0 P: 6	R: 0 E: 0 K: 1 S: 14	H: 2 LOB: 2 BB: 0 P: 22	R: 1 E: 0 K: 0 S: 15	H: 2 LOB: 1 BB: 0 P: 23	R: 0 E: 0 K: 0 S: 7	H: 0 LOB: 0 BB: 0 P: 11	1B: 4 2B: 3 3B: 1 HR: 0	SF: 0 SAC: 0 DP: 1 HBP: 1	WP: 0 PA: 35 PB: 0 SB: 1 CS: 0
<b>PITCHER</b>	IP WLS BF H R ER SO BB IBB HBP BLK WP HR S P ERA WHIP																		
Kevin Millwood, R ERA: 3.32	7.0 W 27 5 1 1 3 1 0 1 0 0 0 62 94 1.29 0.857																		
Rudy Seanez, R ERA: 1.99	0.2 H 4 2 1 1 0 0 0 0 0 0 0 12 18 13.50 3.000																		
John Rocker, L ERA: 2.55	1.1 S 4 0 0 0 0 0 0 0 0 0 0 10 16 0.00 0.000																		

Chicago Cubs @ Atlanta Braves  
Turner Field, Atlanta, GA  
Sat May 22 1999, 7:10 PM EDT  
Att: 49,077 - Cloudy - 78 F


AB 33  
R 2  
H 7  
RBI 2  
BB 1  
SO 3  
LOB 14



Batter	1	2	3	4	5	6	7	8	9	AB	R	H	RBI	BB	SO	LOB	BOTTOM		
Walt Weiss, S OBP: 0.354, SLG: 0.347	F8		1B	L7			K			4	1	1	0	0	1	0			
Bret Boone, R OBP: 0.341, SLG: 0.476	1B		10 2B		K		G1-3			3	1	1	1	1	1	0			
10 Chipper Jones, S OBP: 0.377, SLG: 0.510	F8		10 2B		G6-3		G6-3			4	1	2	1	0	0	1			
Brian Jordan, R OBP: 0.382, SLG: 0.580 Rudy Seanez, R OBP: 0.317, SLG: 0.590	BB		SF9		G6-3		G4-3			3	0	1	1	0	0	1			
John Rocker, R	1B		3B		G6-3					0	0	0	0	0	0	0			
Javy Lopez, R OBP: 0.331, SLG: 0.529	G1-3		3B			F9		P3		4	0	1	1	0	0	2			
Ryan Klesko, L OBP: 0.314, SLG: 0.462 Brian Hunter, R OBP: 0.317, SLG: 0.590		K	K			E3		G1-3		4	0	0	0	0	2	1			
Andruw Jones, R OBP: 0.376, SLG: 0.526		K	CS			F7		F9		3	0	0	0	1	1	1			
Gerald Williams, R OBP: 0.344, SLG: 0.410		F9	CS		G5-3					2	0	0	0	1	0	0			
Kevin Millwood, R OBP: 0.200, SLG: 0.211 Otis Nixon, S OBP: 0.301, SLG: 0.189			1B		F8		K			3	1	1	0	0	1	2			
<b>Inning Stats</b>	R: 0 E: 0 K: 0 S: 11	H: 1 LOB: 2 BB: 1 P: 17	R: 0 E: 0 K: 2 S: 8	H: 0 LOB: 0 BB: 0 P: 13	R: 4 E: 0 K: 1 S: 15	H: 5 LOB: 1 BB: 1 P: 25	R: 0 E: 0 K: 0 S: 6	H: 0 LOB: 0 BB: 0 P: 11	R: 0 E: 1 K: 1 S: 11	H: 0 LOB: 2 BB: 1 P: 18	R: 0 E: 0 K: 1 S: 11	H: 1 LOB: 1 BB: 0 P: 16	R: 0 E: 0 K: 0 S: 3	H: 0 LOB: 0 BB: 0 P: 5	R: 0 E: 0 K: 0 S: 7	H: 0 LOB: 0 BB: 0 P: 11	1B: 5 2B: 1 3B: 1 HR: 0	SF: 1 SAC: 0 DP: 0 HBP: 0	WP: 0 PA: 35 PB: 0 SB: 1 CS: 1
<b>PITCHER</b>	IP WLS BF H R ER SO BB IBB HBP BLK WP HR S P ERA WHIP																		
Kevin Tapani, R ERA: 2.31	6.0 L 27 6 4 4 5 2 1 0 0 0 0 9 13 0.00 1.333																		
Felix Heredia, L ERA: 3.31	0.2 3 1 0 0 1 0 0 0 0 0 0 9 13 0.00 1.500																		
Rodney Myers, R ERA: 5.3	0.1 1 0 0 0 0 0 0 0 0 0 0 2 3 0.00 0.000																		
Rick Aguilera, R ERA: 1.21	1.0 3 0 0 0 0 0 0 0 0 0 0 3 5 0.00 0.000																		

Chicago Cubs @ Atlanta Braves  
Turner Field, Atlanta, GA  
Sat May 22 1999, 7:10 PM EDT  
Att: 49,077 - Cloudy - 78 F

AB 30  
R 4  
H 7  
RBI 4  
BB 3  
SO 6  
LOB 8





Batter	1	2	3	4	5	6	7	8	9	AB	R	H	RBI	BB	SO	LOB	TOP									
Lance Johnson, L OBP: 0.335, SLG: 0.348	F9		G4-3		G4-3		G3		G5-3	5	0	0	0	0	0	1	<b>Chicago Cubs @ Atlanta Braves</b> Turner Field, Atlanta, GA Sun May 23 1999, 1:10 PM EDT Att: 48,782 - Cloudy - 80 F									
Jeff Blauer, R OBP: 0.415, SLG: 0.441	G6-3						F9		P4	4	0	1	1	1	0	0										
José Hernández, R OBP: 0.361, SLG: 0.450									F8	4	1	1	1	0	2	2										
Sammy Sosa, R OBP: 0.348, SLG: 0.579										3	2	2	1	1	1	1										
Gary Gaetti, R OBP: 0.263, SLG: 0.333 Terry Adams, R (8, 1)										2	0	1	0	2	0	1										
Henry Rodríguez, L OBP: 0.397, SLG: 0.595 Curtis Goodwin, L OBP: 0.208, SLG: 0.217										0	0	0	0	0	0	0										
Benito Santiago, R OBP: 0.290, SLG: 0.377										4	0	0	0	0	0	3										
Manny Alexander, R OBP: 0.355, SLG: 0.407										3	1	0	0	1	1	3										
Terry Mulholland, R Mark Grace, L OBP: 0.430, SLG: 0.527										2	0	0	0	0	2	0										
										1	0	0	0	0	0	0										
<b>Inning Stats</b>	R: 2 E: 0 K: 0 S: 12	H: 3 LOB: 1 BB: 0 P: 22	R: 0 E: 0 K: 1 S: 12	H: 0 LOB: 0 BB: 0 P: 16	R: 0 E: 0 K: 2 S: 9	H: 0 LOB: 1 BB: 1 P: 18	R: 0 E: 0 K: 1 S: 8	H: 0 LOB: 0 BB: 1 P: 14	R: 1 E: 0 K: 1 S: 6	H: 1 LOB: 1 BB: 1 P: 13	R: 2 E: 0 K: 1 S: 13	H: 2 LOB: 0 BB: 0 P: 19	R: 0 E: 0 K: 1 S: 8	H: 0 LOB: 0 BB: 0 P: 9	R: 0 E: 1 K: 1 S: 10	H: 0 LOB: 3 BB: 2 P: 20	R: 0 E: 0 K: 0 S: 7	H: 0 LOB: 0 BB: 0 P: 12	1B: 3 2B: 0 3B: 0 HR: 3	SF: 0 SAC: 1 DP: 0 HBP: 0	WP: 0 PB: 0 SB: 0 CS: 1	PA: 39				
<b>PITCHER</b>	IP	WLS	BF	H	R	ER	SO	BB	IBB	HBP	BLK	WP	HR	S	P	ERA	WHIP									
Odalis Pérez, L ERA: 5.54	(1, 1)	6.0	L	26	6	5	5	6	3	0	0	0	0	3	60	102	7.50	1.500								
Justin Speier, R ERA: 3.5	(7, 1)	2.0		9	0	0	0	2	2	0	0	0	0	0	18	29	0.00	1.000								
Russ Springer, R ERA:	(9, 1)	1.0		3	0	0	0	0	0	0	0	0	0	0	7	12	0.00	0.000								

Batter	1	2	3	4	5	6	7	8	9	AB	R	H	RBI	BB	SO	LOB	BOTTOM									
Otis Nixon, S OBP: 0.299, SLG: 0.192	G6-3		FC5-4							4	0	1	1	0	0	2	<b>Chicago Cubs @ Atlanta Braves</b> Turner Field, Atlanta, GA Sun May 23 1999, 1:10 PM EDT Att: 48,782 - Cloudy - 80 F									
Bret Boone, R OBP: 0.333, SLG: 0.466	G5-3									4	0	0	0	0	0	3										
10 Chipper Jones, S OBP: 0.369, SLG: 0.497	G6-3									4	0	0	0	0	1	0										
Javy López, R OBP: 0.344, SLG: 0.533										3	0	2	0	1	0	0										
Andruw Jones, R OBP: 0.368, SLG: 0.513										4	0	0	0	0	1	3										
Gerald Williams, R OBP: 0.330, SLG: 0.390										4	0	0	0	0	1	3										
Brian Hunter, R OBP: 0.318, SLG: 0.561										2	1	0	0	1	0	1										
Ozzie Guillen, L OBP: 0.190, SLG: 0.220										3	0	1	0	0	0	1										
Odalis Pérez, L Keith Lockhart, L OBP: 0.306, SLG: 0.250 Justin Speier, R OBP: 1.000, SLG: 1.000 Randall Simon, L OBP: 0.400, SLG: 0.471 Russ Springer, R (9, 1)										1	0	0	0	0	0	1										
										1	0	1	0	0	0	0										
										0	0	0	0	0	0	0										
										0	0	0	0	0	0	2										
										0	0	0	0	0	0	0										
<b>Inning Stats</b>	R: 0 E: 0 K: 0 S: 7	H: 0 LOB: 0 BB: 0 P: 14	R: 0 E: 0 K: 0 S: 8	H: 1 LOB: 1 BB: 0 P: 10	R: 0 E: 0 K: 2 S: 8	H: 0 LOB: 0 BB: 0 P: 12	R: 0 E: 0 K: 1 S: 7	H: 0 LOB: 0 BB: 0 P: 9	R: 0 E: 1 K: 0 S: 15	H: 1 LOB: 1 BB: 0 P: 19	R: 1 E: 1 K: 0 S: 10	H: 1 LOB: 1 BB: 1 P: 16	R: 0 E: 0 K: 0 S: 10	H: 0 LOB: 1 BB: 1 P: 16	1B: 5 2B: 0 3B: 0 HR: 0	SF: 0 SAC: 0 DP: 2 HBP: 0	WP: 0 PB: 0 SB: 0 CS: 0	PA: 33								
<b>PITCHER</b>	IP	WLS	BF	H	R	ER	SO	BB	IBB	HBP	BLK	WP	HR	S	P	ERA	WHIP									
Terry Mulholland, L ERA: 2.89	(1, 1)	7.2	W	28	5	1	0	3	1	0	0	0	0	0	69	101	0.00	0.783								
Terry Adams, R ERA: 3.72	(8, 1)	1.1		5	0	0	0	0	1	0	0	0	0	0	11	17	0.00	0.750								





Batter	1	2	3	4	5	6	7	8	9	AB	R	H	RBI	BB	SO	LOB	TOP				
Walt Weiss, S (1,6) OBP: 0.349, SLG: 0.341	3-2 FC5-4 1B		0-1 F9		3-2 L7		2-0 F8		0-2 F7	5	0	1	0	0	0	1	<b>Atlanta Braves @ Milwaukee Brewers</b> Milwaukee County Stadium, Milwaukee, WI Mon May 24 1999, 8:05 PM EDT Att: 14,913 - Cloudy - 54 F				
Bret Boone, R (1,4) OBP: 0.335, SLG: 0.475	0-2 FC5-4 10 G4-3 2B		2-1 L5		1-2 F7		1-0 2B		1-2 10 HR 2B	5	2	2	1	0	0	1					
10 Chipper Jones, S (1,5) OBP: 0.365, SLG: 0.506	0-2 G4-3		1-1 F8		2-3 K		0-0 F8		3-1 HR	5	1	1	2	0	1	2					
Brian Jordan, R (1,9) OBP: 0.388, SLG: 0.591	2-2 2B			0-0 HBP 1B		1-0 G6-3		1-0 F8	0-3 K	2	0	2	1	0	0	0					
Brian Hunter, R (4, PR) OBP: 0.296, SLG: 0.523	2-2 2B			1-2 HBP 1B		2-2 FC6-4 1B		1-1 HR 1B	1-1 G4-3	4	1	2	0	0	0	1					
Javy Lopez, R (1,2) OBP: 0.353, SLG: 0.532	2-2 G6-3			0-0 FC6-4 HBP 1B		0-0 F8		1-0 HR 1B		4	1	3	3	0	0	1					
Ryan Klesko, L (1,3)		0-0 2B		1-2 FC6-4 1B		2-2 FC6-4		2-3 K		3	0	0	0	0	1	4					
Andrew Jones, R (1,8) OBP: 0.362, SLG: 0.503		1-1 G6-3		1-3 K		1-2 FC6-4		1-2 K		0	0	0	0	0	0	0					
Justin Speier, R (6, PH) OBP: 1.000, SLG: 1.000				0-2 FC6-4				0-0 F8		4	1	2	0	0	0	3					
Keith Lockhart, L (8, PH) OBP: 0.297, SLG: 0.242				1-2 FC6-4 2B				1-1 P3		1	0	0	0	0	0	1					
30 Kevin McGlinchy, R (8, 1)				1-2 P3				1-2 G1-3		0	0	0	0	0	0	0					
Gerald Williams, R (1,7) OBP: 0.337, SLG: 0.407										1	0	0	0	0	0	2					
Tom Glavine, L (1,1) OBP: 0.136, SLG: 0.095										2	0	0	0	0	0	2					
Russ Springer, R (3,1)										0	0	0	0	0	0	0					
Randall Simon, L (4, PH) OBP: 0.390, SLG: 0.457										0	0	0	0	0	0	0					
Mike Remlinger, L (4,1)										0	0	0	0	0	0	0					
Otis Nixon, S (6,8) OBP: 0.294, SLG: 0.188										2	0	0	0	0	0	2					
<b>Inning Stats</b>	R: 1 E: 0 K: 0 S: 17	H: 2 LOB: 1 BB: 0 P: 24	R: 0 E: 0 K: 0 S: 9	H: 1 LOB: 1 BB: 0 P: 14	R: 0 E: 0 K: 0 S: 6	H: 0 LOB: 0 BB: 0 P: 9	R: 1 E: 0 K: 1 S: 13	H: 2 LOB: 2 BB: 0 P: 16	R: 0 E: 0 K: 0 S: 9	H: 1 LOB: 1 BB: 0 P: 14	R: 1 E: 0 K: 0 S: 6	H: 2 LOB: 1 BB: 0 P: 10	R: 2 E: 0 K: 1 S: 11	H: 3 LOB: 1 BB: 0 P: 18	R: 2 E: 0 K: 1 S: 13	H: 2 LOB: 0 BB: 0 P: 18	1B: 6 2B: 5 3B: 0 HR: 2	SF: 0 SAC: 0 DP: 0 HBP: 1	WP: 0 PB: 0 CS: 0	PA: 41	
<b>PITCHER</b>	IP WLS BF H R ER SO BB IBB HBP BLK WP HR S P ERA WHIP	7.0 W 30 8 3 3 2 0 0 0 1 0 0 0 69 102 3.86 1.143	2.0 11 5 4 4 2 0 0 0 0 0 0 2 24 36 18.00 2.500																		

livebaseballscores.com



Batter	1	2	3	4	5	6	7	8	9	AB	R	H	RBI	BB	SO	LOB	BOTTOM			
Mark Loretta, R (1,6) OBP: 0.345, SLG: 0.372	2-2 1B 2B	3-2 FC4 1B	4-0 SF9 1B		0-1 G1-3		0-0 G5-3			4	2	2	0	1	0	0	<b>Atlanta Braves @ Milwaukee Brewers</b> Milwaukee County Stadium, Milwaukee, WI Mon May 24 1999, 8:05 PM EDT Att: 14,913 - Cloudy - 54 F			
Brian Banks, S (1,3) OBP: 0.358, SLG: 0.419	1-0 1B	2-2 FC4 1B	2-0 SF9 1B		1-2 G5-3		0-0 P3			4	2	1	1	0	0	1				
Jeromy Burnitz, L (1,9) OBP: 0.377, SLG: 0.536	1-1 1B	3-2 1B	1-2 HBP		4-2 BB			1-3 K		3	1	2	2	1	1	0				
Jeff Cirillo, R (1,5) OBP: 0.377, SLG: 0.438	2-3 K	1-2 F7	0-1 1B		1-2 P4			4-1 BB		4	1	1	2	1	1	4				
Dave Nilsson, L (1,2) OBP: 0.390, SLG: 0.598	1-0 1B	0-3 K	1-0 P5		2-2 G5-3			2-3 K		3	1	1	1	0	1	3				
Bobby Hughes, R (6, PH) OBP: 0.229, SLG: 0.362	1-2 2B							1-3 K		2	0	0	0	0	1	1				
Marquis Grissom, R (1,8) OBP: 0.313, SLG: 0.369	0-0 BB		3-1 1B		1-1 F9		4-2 FC5-4 BB	2-1 1B		4	1	3	3	1	0	0				
Alex Ochoa, R (1,7) OBP: 0.389, SLG: 0.422	4-2 BB		0-1 SH2-4 1B		3-2 2B		0-1 FC5-4	1-2 F9		4	1	2	0	1	0	2				
Ronnie Belliard, R (1,4) OBP: 0.400, SLG: 0.426	4-1 BB		1-1 SF9 1B		2-2 F8		1-3 K			3	1	1	1	1	1	2				
Steve Woodard, L (1,1) OBP: 0.318, SLG: 0.250	1-2 G6-4-3		1-1 SH2-4 1B		2-1 G4-3			0-2 G4-3		2	0	0	0	0	0	4				
Sean Berry, R (7, PH) OBP: 0.378, SLG: 0.377										1	0	0	0	0	0	0				
Horacio Estrada, L (8,1) OBP: 0.294, SLG: 0.188										0	0	0	0	0	0	0				
<b>Inning Stats</b>	R: 4 E: 0 K: 1 S: 17	H: 5 LOB: 2 BB: 2 P: 33	R: 1 E: 0 K: 1 S: 20	H: 2 LOB: 1 BB: 0 P: 29	R: 4 E: 0 K: 0 S: 13	H: 4 LOB: 2 BB: 1 P: 27	R: 0 E: 0 K: 0 S: 10	H: 1 LOB: 1 BB: 0 P: 18	R: 0 E: 0 K: 0 S: 14	H: 0 LOB: 1 BB: 1 P: 20	R: 0 E: 0 K: 1 S: 10	H: 0 LOB: 0 BB: 0 P: 6	R: 1 E: 0 K: 2 S: 16	H: 1 LOB: 1 BB: 1 P: 26	R: 1 E: 0 K: 2 S: 16	H: 1 LOB: 1 BB: 1 P: 26	1B: 10 2B: 3 3B: 0 HR: 0	SF: 1 SAC: 1 DP: 1 HBP: 1	WP: 1 PB: 0 SB: 1 CS: 0	PA: 43
<b>PITCHER</b>	IP WLS BF H R ER SO BB IBB HBP BLK WP HR S P ERA WHIP	2.2 L 22 11 9 2 0 0 0 0 0 0 0 0 1 2 0.00 0.000	0.1 1 0 0 0 0 0 0 0 0 0 0 0 0 1 2 0.00 1.000	2.0 7 0 0 0 0 1 1 0 0 0 0 0 16 23 0.00 0.500	2.0 7 0 0 0 1 1 0 0 0 0 0 0 16 23 0.00 0.500	1.0 5 1 1 1 2 1 0 0 0 0 0 0 16 26 9.00 2.000														

livebaseballscores.com





Batter	1	2	3	4	5	6	7	8	9	AB	R	H	RBI	BB	SO	LOB	TOP										
Walt Weiss, S OBP: 0.363, SLG: 0.371	G5-3		1B		1B		BB		HR	3	1	2	1	2	0	0	<b>Atlanta Braves @ Milwaukee Brewers</b> Milwaukee County Stadium, Milwaukee, WI Tue May 25 1999, 8:05 PM EDT Att: 15,286 - Cloudy - 60 F										
Bret Boone, R OBP: 0.347, SLG: 0.489	2B		1B		1B		P4		1B	5	0	4	0	0	0	1											
10 Chipper Jones, S OBP: 0.360, SLG: 0.497	F9		G5-4-3		FC6-4			G3	1B	5	0	1	0	0	0	4											
Brian Jordan, R OBP: 0.383, SLG: 0.577	F8			F8		G6-3		G4-3	1B	4	0	0	0	1	0	1											
Andruw Jones, R OBP: 0.358, SLG: 0.494		HR		F9		F9		F9	G1-3	5	1	1	0	0	0	3											
Brian Hunter, R OBP: 0.340, SLG: 0.630										2	1	2	2	1	0	0											
Keith Lockhart, L OBP: 0.316, SLG: 0.353										1	1	1	1	0	0	0											
Randall Simon, L OBP: 0.390, SLG: 0.457										0	0	0	0	0	0	0											
Eddie Pérez, R OBP: 0.279, SLG: 0.271										3	0	0	0	0	0	2											
Javy Lopez, R OBP: 0.358, SLG: 0.559										1	1	1	1	0	0	0											
Gerald Williams, R OBP: 0.324, SLG: 0.389										4	0	0	0	0	0	0											
Greg Maddux, R OBP: 0.286, SLG: 0.474										3	0	0	0	0	0	0											
Rudy Seanez, R OBP: 0.325, SLG: 0.505										0	0	0	0	0	0	0											
John Rocker, R										1	0	0	0	0	1	1											
John Rocker, R										0	0	0	0	0	0	0											
<b>Inning Stats</b>	R: 0 E: 0 K: 0 S: 16	H: 1 LOB: 1 BB: 0 P: 20	R: 2 E: 0 K: 0 S: 15	H: 2 LOB: 0 BB: 0 P: 21	R: 0 E: 0 K: 0 S: 10	H: 2 LOB: 0 BB: 0 P: 14	R: 0 E: 0 K: 0 S: 6	H: 1 LOB: 1 BB: 0 P: 8	R: 0 E: 0 K: 0 S: 11	H: 0 LOB: 2 BB: 1 P: 17	R: 0 E: 0 K: 0 S: 8	H: 0 LOB: 1 BB: 1 P: 14	R: 0 E: 0 K: 0 S: 8	H: 0 LOB: 0 BB: 1 P: 16	R: 0 E: 0 K: 0 S: 3	H: 0 LOB: 0 BB: 0 P: 9	R: 3 E: 1 K: 1 S: 17	H: 5 LOB: 3 BB: 1 P: 29	1B: 6 2B: 2 3B: 0 HR: 4	SF: 0 SAC: 0 DP: 1 HBP: 0	WP: 0 PB: 0 SB: 1 CS: 2	PA: 41					
<b>PITCHER</b>	IP	WLS	BF	H	R	ER	SO	BB	IBB	HBP	BLK	WP	HR	S	P	ERA	WHIP										
Jim Abbott, L ERA: 7.86	6.2		28	7	2	2	0	3	0	0	0	0	1	70	104	2.70	1.500										
Eric Plunk, R ERA: 3.32	1.1	4	0	0	0	0	0	0	0	0	0	0	0	7	15	0.00	0.000										
Bob Wickman, R ERA: 4.24	0.0	L	3	2	3	3	0	0	0	0	0	0	2	4	6	∞	∞										
Mike Myers, L ERA: 9.0	0.2	2	1	0	0	1	0	0	0	0	0	0	1	7	11	0.00	1.500										
Jim Pittsley, R ERA: 6.65	0.1	4	2	0	0	0	0	1	0	0	0	0	0	6	12	0.00	9.000										

AB	37
R	5
H	12
RBI	5
BB	4
SO	1
LOB	12



Batter	1	2	3	4	5	6	7	8	9	AB	R	H	RBI	BB	SO	LOB	BOTTOM										
Mark Loretta, R OBP: 0.341, SLG: 0.367	1B				G4-3		G5-3		L4	5	0	1	0	0	0	1	<b>Atlanta Braves @ Milwaukee Brewers</b> Milwaukee County Stadium, Milwaukee, WI Tue May 25 1999, 8:05 PM EDT Att: 15,286 - Cloudy - 60 F										
Brian Banks, S OBP: 0.361, SLG: 0.424	FC3-6		S		E		K		G1-3	4	0	1	0	1	1	1											
Jeremy Burnitz, L OBP: 0.385, SLG: 0.535	BB		L3		E6				HR	2	1	1	0	2	0	1											
Jeff Cirillo, R OBP: 0.374, SLG: 0.434	1B		L3		L7				F8	4	0	1	0	0	0	5											
Dave Nilsson, L OBP: 0.386, SLG: 0.611	K		K		F8				HR	4	1	1	2	0	2	4											
Marquis Grissom, R OBP: 0.311, SLG: 0.366	K				G5-3		1B		P2	4	0	1	0	0	1	3											
Geoff Jenkins, L OBP: 0.276, SLG: 0.291					K					3	0	0	0	0	1	1											
Alex Ochoa, R OBP: 0.405					K					1	0	0	0	0	0	0											
Bob Wickman, R					K					0	0	0	0	0	0	0											
Mike Myers, L					K					0	0	0	0	0	0	0											
Jim Pittsley, R					K					0	0	0	0	0	0	0											
Ronnie Belliard, R OBP: 0.390, SLG: 0.412					P4		F9		P3	4	0	1	0	0	0	2											
Jim Abbott, L										1	0	0	0	0	1	0											
Rich Becker, L OBP: 0.407, SLG: 0.319					K				K	2	0	0	0	0	1	0											
<b>Inning Stats</b>	R: 0 E: 1 K: 2 S: 15	H: 2 LOB: 3 BB: 1 P: 26	R: 0 E: 0 K: 0 S: 7	H: 1 LOB: 0 BB: 0 P: 9	R: 0 E: 0 K: 1 S: 8	H: 1 LOB: 1 BB: 1 P: 17	R: 0 E: 0 K: 1 S: 6	H: 0 LOB: 0 BB: 0 P: 9	R: 0 E: 1 K: 0 S: 10	H: 0 LOB: 2 BB: 1 P: 16	R: 0 E: 0 K: 0 S: 6	H: 1 LOB: 1 BB: 0 P: 9	R: 0 E: 0 K: 1 S: 8	H: 0 LOB: 0 BB: 0 P: 13	R: 2 E: 0 K: 0 S: 12	H: 3 LOB: 1 BB: 0 P: 22	R: 0 E: 0 K: 1 S: 6	H: 0 LOB: 0 BB: 0 P: 8	1B: 6 2B: 2 3B: 0 HR: 1	SF: 0 SAC: 1 DP: 1 HBP: 0	WP: 0 PB: 0 SB: 1 CS: 0	PA: 38					
<b>PITCHER</b>	IP	WLS	BF	H	R	ER	SO	BB	IBB	HBP	BLK	WP	HR	S	P	ERA	WHIP										
Greg Maddux, R ERA: 4.48	7.0		29	5	0	0	6	3	0	0	0	0	0	60	99	0.00	1.143										
Rudy Seanez, R ERA: 2.66	1.0	W	6	3	2	2	0	0	0	0	0	0	1	12	22	18.00	3.000										
John Rocker, L ERA: 2.41	1.0	S	3	0	0	0	1	0	0	0	0	0	0	6	8	0.00	0.000										













Batter	1	2	3	4	5	6	7	8	9	AB	R	H	RBI	BB	SO	LOB	TOP										
22 Devon White, S (1,8) OBP: 0.318, SLG: 0.375	G5-3		F8			E6		G6-3		4	0	0	0	0	0	2	<b>Los Angeles Dodgers @ Atlanta Braves</b> Turner Field, Atlanta, GA Fri May 28 1999, 7:40 PM EDT Att: 41,953 - Cloudy - 79 F										
Eric Young Sr., R (1,4) OBP: 0.409, SLG: 0.386	F9			P6		G5-3			HR	3	1	0	0	1	0												
Gary Sheffield, R (1,7) OBP: 0.389, SLG: 0.514	G5-3			F9			P5		P2	4	0	0	0	0	1												
Raul Mondesi, R (1,9)		P5			CS			FC6-4		4	1	3	2	0	0												
Eric Karros, R (1,3)	G6-3			CS		G6-3		FC6-4		4	0	0	0	0	1												
Todd Hundley, S (1,2)	K					G5-3		FC4-6		4	0	0	0	0	2	1											
Adrián Beltré, R (1,5) OBP: 0.387, SLG: 0.477			F9			G6-3				3	0	0	0	0	0												
Mark Grudzielanek, R (1,6) OBP: 0.335, SLG: 0.357			G3-1					F7		3	0	1	0	0	0												
37 Darren Dreifort, R (5, PH) Trenford Hundley, R (6, PH) Onan Masaoka, R (6, 1) Doug Bochtler, R (7, 1) Dave Hansen, L (8, PH) Mike Maddux, L (8, 1)						L3				1	0	1	0	0	0												
<b>Inning Stats</b>	R: 0 E: 0 K: 0 S: 5	H: 0 LOB: 0 BB: 0 P: 5	R: 0 E: 0 K: 1 S: 7	H: 0 LOB: 0 BB: 0 P: 11	R: 0 E: 0 K: 0 S: 12	H: 1 LOB: 1 BB: 0 P: 19	R: 0 E: 0 K: 0 S: 4	H: 1 LOB: 0 BB: 0 P: 4	R: 0 E: 1 K: 0 S: 3	H: 0 LOB: 0 BB: 0 P: 3	R: 0 E: 1 K: 0 S: 4	H: 1 LOB: 1 BB: 0 P: 4	R: 0 E: 0 K: 0 S: 9	H: 1 LOB: 1 BB: 0 P: 14	R: 0 E: 0 K: 0 S: 12	H: 1 LOB: 0 BB: 0 P: 15	R: 2 E: 0 K: 2 S: 11	H: 1 LOB: 0 BB: 1 P: 16	1B: 4 2B: 2 3B: 0 HR: 1	SF: 0 SAC: 0 DP: 1 HBP: 0	WP: 0 PB: 0 SB: 0 CS: 1	PA: 34					
<b>PITCHER</b>	IP	WLS	BF	H	R	ER	SO	BB	IBB	HBP	BLK	WP	HR	S	P	ERA	WHIP										
Odalis Perez, L (1, 1) ERA: 4.94	8.1	W	31	6	2	2	1	1	0	0	0	0	1	61	84	2.16	0.840										
John Rocker, L (9, 1) ERA: 2.21	0.2	S	2	0	0	0	2	0	0	0	0	0	0	6	7	0.00	0.000										

AB	32
R	2
H	6
RBI	2
BB	1
SO	3
LOB	7



Batter	1	2	3	4	5	6	7	8	9	AB	R	H	RBI	BB	SO	LOB	BOTTOM										
Ozzie Guillen, L (1,6) OBP: 0.173, SLG: 0.196	F9		P4	G4-3		G4-3				5	0	1	0	0	0	1	<b>Los Angeles Dodgers @ Atlanta Braves</b> Turner Field, Atlanta, GA Fri May 28 1999, 7:40 PM EDT Att: 41,953 - Cloudy - 79 F										
Bret Boone, R (1,4) OBP: 0.336, SLG: 0.465	K		K			G6-3		F8		5	0	0	0	0	2	1											
10 Chipper Jones, S (1,5) OBP: 0.376, SLG: 0.541										3	1	2	0	1	1	0											
Brian Jordan, R (1,9) OBP: 0.379, SLG: 0.564	L4		P4							4	1	1	0	0	1	2											
Javy Lopez, R (1,2) OBP: 0.381, SLG: 0.565		K								2	1	1	0	2	1	0											
Ryan Klesko, L (1,3) OBP: 0.338, SLG: 0.513										2	1	1	1	1	0	1											
Brian Hunter, R (7, PH) OBP: 0.345, SLG: 0.627										1	0	1	0	0	0	0											
Andruw Jones, R (1,8) OBP: 0.355, SLG: 0.486		K								4	0	1	0	0	2	5											
Gerald Williams, R (1,7) OBP: 0.322, SLG: 0.360										3	0	0	1	1	0	4											
Odalis Perez, L (1, 1) John Rocker, R (9, 1)	G6-3									4	0	0	1	0	2	3											
<b>Inning Stats</b>	R: 0 E: 0 K: 1 S: 9	H: 1 LOB: 1 BB: 0 P: 13	R: 0 E: 0 K: 2 S: 9	H: 0 LOB: 2 BB: 2 P: 19	R: 0 E: 0 K: 1 S: 8	H: 0 LOB: 1 BB: 1 P: 18	R: 2 E: 0 K: 0 S: 5	H: 2 LOB: 0 BB: 1 P: 9	R: 2 E: 0 K: 1 S: 11	H: 2 LOB: 2 BB: 1 P: 19	R: 0 E: 0 K: 1 S: 7	H: 0 LOB: 0 BB: 0 P: 9	R: 0 E: 0 K: 2 S: 13	H: 2 LOB: 2 BB: 0 P: 20	R: 0 E: 0 K: 1 S: 9	H: 1 LOB: 1 BB: 0 P: 13	1B: 7 2B: 1 3B: 0 HR: 0	SF: 0 SAC: 0 DP: 0 HBP: 0	WP: 0 PB: 0 SB: 2 CS: 0	PA: 38							
<b>PITCHER</b>	IP	WLS	BF	H	R	ER	SO	BB	IBB	HBP	BLK	WP	HR	S	P	ERA	WHIP										
37 Darren Dreifort, R (1, 1) ERA: 5.02	5.0	L	26	5	4	3	5	5	0	0	0	0	0	17	25	0.00	1.200										
Onan Masaoka, L (6, 1) ERA: 4.42	1.2		7	2	0	0	3	0	0	0	0	0	0	3	4	0.00	0.000										
Doug Bochtler, R (7, 1) ERA: 12.27	0.1		1	0	0	0	0	0	0	0	0	0	0	3	4	0.00	0.000										
Mike Maddux, R (8, 1) ERA: 4.5	1.0		4	1	0	0	1	0	0	0	0	0	0	9	13	0.00	1.000										



AB	33
R	4
H	8
RBI	3
BB	5
SO	9
LOB	17



Batter	1	2	3	4	5	6	7	8	9	AB	R	H	RBI	BB	SO	LOB	TOP			
22 Devon White, S OBP: 0.321, SLG: 0.376	1-2 F7 SH1-3 1B		3-2 S 1B			2-1 F9		2-0 F8	1-0 P5	5	0	2	0	0	0	3	<b>Los Angeles Dodgers @ Atlanta Braves</b> Turner Field, Atlanta, GA Sat May 29 1999, 7:10 PM EDT Att: 49,258 - Cloudy - 77 F			
Eric Young Sr., R OBP: 0.406, SLG: 0.378	1-0 SH1-3		3-1 F8		4-1 BB BB		2-2 F8	0-0 L9		3	0	0	0	1	0	2				
Gary Sheffield, R OBP: 0.386, SLG: 0.505	3-1 F7		2-1 F8		4-2 BB		2-0 G5-3			3	0	0	1	1	0	2				
Raul Mondesi, R OBP: 0.369, SLG: 0.625	1-1 G6-3			0-0 G6-3		1-2 2-3 3-H 4-2 BB		0-0 2B		3	0	1	1	1	0	1				
Eric Karros, R OBP: 0.326, SLG: 0.446		4-1 FC5-4 BB		3-1 G6-3		3-1 G6-3		1-3 K		3	0	0	0	1	1	4				
Adrián Beltré, R OBP: 0.384, SLG: 0.472		0-1 FC5-4 P2		0-2 G6-3		0-0 G4-6-3 1B		0-2 F8		4	0	1	0	0	0	2				
Mark Grudzielanek, R OBP: 0.339, SLG: 0.361		1-1 P2			1-1 SH5-4 BB		0-0 G4-6-3 1B		0-0 G4-3	4	1	2	0	0	0	2				
Angel Pena, R OBP: 0.250, SLG: 0.214		2-0 F9			1-0 E3 BB SH5-4 BB		0-0 G4-6-3		1-2 2B	4	1	1	0	0	0	4				
Carlos Perez, L OBP: 0.136, SLG: 0.071			2-1 G3		1-0 SH5-4		2-1 B1-3		2-3 K	2	0	0	0	0	0	1				
James Aronson, R OBP: 0.067, SLG: 0.067					1-2 2-3					0	0	0	0	0	0	0				
Pedro Borbon, R OBP: 0.087, SLG: 0.087										0	0	0	0	0	0	0				
Alan Mills, R OBP: 0.087, SLG: 0.087										0	0	0	0	0	0	0				
Dave Hansen, L OBP: 0.099, SLG: 0.071										1	0	0	0	0	1	1				
Jeff Shaw, R OBP: 0.099, SLG: 0.071										0	0	0	0	0	0	0				
<b>Inning Stats</b>	R: 0 E: 0 K: 0 S: 9	H: 1 LOB: 1 BB: 0 P: 15	R: 0 E: 0 K: 0 S: 6	H: 0 LOB: 1 BB: 1 P: 13	R: 0 E: 0 K: 0 S: 10	H: 1 LOB: 1 BB: 0 P: 20	R: 0 E: 0 K: 0 S: 6	H: 0 LOB: 0 BB: 0 P: 9	R: 2 E: 1 K: 0 S: 15	H: 1 LOB: 3 BB: 3 P: 33	R: 0 E: 0 K: 0 S: 5	H: 2 LOB: 1 BB: 0 P: 7	R: 0 E: 0 K: 0 S: 8	H: 1 LOB: 1 BB: 0 P: 9	R: 0 E: 0 K: 1 S: 8	H: 1 LOB: 1 BB: 0 P: 12	1B: 5 2B: 2 3B: 0 HR: 0	SF: 0 SAC: 2 DP: 1 HBP: 0	WP: 0 PB: 0 SB: 1 CS: 0	PA: 38
<b>PITCHER</b>	IP WLS BF H R ER SO	IP WLS BF H R ER SO	IP WLS BF H R ER SO	IP WLS BF H R ER SO	IP WLS BF H R ER SO	IP WLS BF H R ER SO	IP WLS BF H R ER SO	IP WLS BF H R ER SO	IP WLS BF H R ER SO	IP WLS BF H R ER SO	IP WLS BF H R ER SO	IP WLS BF H R ER SO	IP WLS BF H R ER SO	IP WLS BF H R ER SO	IP WLS BF H R ER SO	IP WLS BF H R ER SO	ERA WHIP	ERA WHIP	ERA WHIP	
Tom Glavine, L ERA: 4.99	7.0	L	30	5	2	0	0	4	0	0	0	0	0	0	0	0	0	0.00	1.286	
30 Kevin McGlinchy, R ERA: 2.22	2.0		8	2	0	0	2	0	0	0	0	0	0	0	0	0	0	0.00	1.000	



Batter	1	2	3	4	5	6	7	8	9	AB	R	H	RBI	BB	SO	LOB	BOTTOM		
Gerald Williams, R OBP: 0.319, SLG: 0.350	0-1 F8		4-1 BB		1-0 G5-3			2-1 F9		3	0	0	0	1	0	2	<b>Los Angeles Dodgers @ Atlanta Braves</b> Turner Field, Atlanta, GA Sat May 29 1999, 7:10 PM EDT Att: 49,258 - Cloudy - 77 F		
Bret Boone, R OBP: 0.335, SLG: 0.458	3-2 P5		1-1 F8		2-2 FC3-6 10 1B HBP		2-2 F9			3	0	0	0	0	0	1			
10 Chipper Jones, S OBP: 0.379, SLG: 0.557	2-2 F9		1-0 F7		1-1 FC3-6 1B		2-1 F9		2-1 HR	4	1	2	1	0	0	1			
Brian Jordan, R OBP: 0.376, SLG: 0.557		0-0 F9 BB 1B		0-1 G6-3		1-0 FC3-6 G4-6-3		1-0 L7		4	0	1	0	0	0	2			
Javy Lopez, R OBP: 0.377, SLG: 0.553		4-2 BI SAFE SAFE SAFE 1-2 BB		1-3 K		0-1 G4-6-3		1-2 F9		3	0	0	0	1	1	2			
Andruw Jones, R OBP: 0.348, SLG: 0.475		0-3 K		3-3 K				0-0 G4-3		4	0	0	0	0	2	2			
Brian Hunter, R OBP: 0.351, SLG: 0.615		2-0 F9			3-1 FC6 1B		1-1 P5		0-0 1B	1	0	0	0	0	0	2			
Ryan Klesko, L OBP: 0.341, SLG: 0.513										2	0	1	0	0	0	0			
Otis Nixon, S OBP: 0.294, SLG: 0.188		2-3 HBP								0	0	0	0	0	0	0			
Ozzie Guillen, L OBP: 0.196, SLG: 0.204		0-2 P3			1-1 G5-3 FC6 1B		4-2 BB		1-0 G4-3	3	0	1	0	1	0	3			
Tom Glavine, L OBP: 0.125, SLG: 0.087					0-0 G3-1		0-0 FC6 G5-3			2	0	0	0	0	0	2			
Eddie Pérez, R OBP: 0.274, SLG: 0.267										1	0	0	0	0	0	1			
30 Kevin McGlinchy, R ERA: 2.22										0	0	0	0	0	0	0			
<b>Inning Stats</b>	R: 0 E: 0 K: 0 S: 9	H: 0 LOB: 0 BB: 0 P: 14	R: 0 E: 0 K: 1 S: 10	H: 1 LOB: 2 BB: 1 P: 16	R: 0 E: 0 K: 2 S: 8	H: 0 LOB: 0 BB: 0 P: 12	R: 0 E: 0 K: 0 S: 7	H: 1 LOB: 1 BB: 0 P: 11	R: 0 E: 0 K: 0 S: 8	H: 0 LOB: 1 BB: 1 P: 16	R: 1 E: 0 K: 0 S: 8	H: 1 LOB: 0 BB: 0 P: 15	R: 0 E: 0 K: 0 S: 6	H: 1 LOB: 1 BB: 0 P: 8	1B: 4 2B: 0 3B: 0 HR: 1	SF: 0 SAC: 0 DP: 2 HBP: 2	WP: 0 PB: 0 SB: 0 CS: 0	PA: 35	
<b>PITCHER</b>	IP WLS BF H R ER SO	IP WLS BF H R ER SO	IP WLS BF H R ER SO	IP WLS BF H R ER SO	IP WLS BF H R ER SO	IP WLS BF H R ER SO	IP WLS BF H R ER SO	IP WLS BF H R ER SO	IP WLS BF H R ER SO	IP WLS BF H R ER SO	IP WLS BF H R ER SO	IP WLS BF H R ER SO	IP WLS BF H R ER SO	IP WLS BF H R ER SO	IP WLS BF H R ER SO	IP WLS BF H R ER SO	ERA WHIP	ERA WHIP	ERA WHIP
Carlos Perez, L ERA: 5.73	1.1	H	3	0	0	0	0	0	0	4	5	0.00	0.000						
Jamie Arnold, R ERA: 3.66	0.2	H	3	0	0	0	0	1	0	7	15	0.00	1.500						
Pedro Borbon, L ERA: 1.45	1.0	H	4	1	1	1	0	0	0	0	1	8	15	9.00	1.000				
Alan Mills, R ERA: 2.66	1.0	S	4	1	0	0	0	0	0	6	8	0.00	1.000						
Jeff Shaw, R ERA: 3.04																			









Batter	1	2	3	4	5	6	7	8	9	AB	R	H	RBI	BB	SO	LOB	TOP										
Darryl Hamilton, L (1, 8) OBP: 0.353, SLG: 0.387	P5		G4-3				P6			4	0	1	0	0	0	0	<b>Colorado Rockies @ Atlanta Braves</b> Turner Field, Atlanta, GA Mon May 31 1999, 7:40 PM EDT Att: 34,136 - Cloudy - 70 F										
Neft Perez, S (1, 6) OBP: 0.317, SLG: 0.412	1B		G4-3					B1-3	4	0	2	0	0	0	0												
Larry Walker, L (1, 9) OBP: 0.434, SLG: 0.669	P6		K					G6-4-3	4	0	2	0	0	1	1												
Vinny Castilla, R (1, 5) OBP: 0.356, SLG: 0.497	P4			HR				G6-4-3	4	1	1	1	0	0	5												
17 Todd Helton, L (1, 3) OBP: 0.365, SLG: 0.509		G6-3								4	0	1	0	0	0												
Angel Echevarria, R (1, 7) OBP: 0.277, SLG: 0.442		K								4	0	0	0	0	2												
Lenny Harris, L (1, 4) OBP: 0.288, SLG: 0.302 Chris Sexton, R (0, PH) OBP: 0.340, SLG: 0.317										3	0	1	0	0	1												
Henry Blanco, R (1, 2) OBP: 0.319, SLG: 0.387 Jeff Reed, L (7, PH) OBP: 0.361, SLG: 0.338										1	0	0	0	1	0												
Pedro Astacio, R (1, 1) OBP: 0.214, SLG: 0.185 J.R. Phillips, L (7, PH) Jerry Dipoto, R (7, 1)										2	0	0	0	0	1												
<b>Inning Stats</b>	R: 0 E: 0 K: 0 S: 8	H: 1 LOB: 1 BB: 0 P: 10	R: 0 E: 0 K: 2 S: 10	H: 1 LOB: 2 BB: 1 P: 15	R: 0 E: 0 K: 1 S: 8	H: 0 LOB: 0 BB: 0 P: 11	R: 1 E: 0 K: 0 S: 5	H: 2 LOB: 0 BB: 0 P: 9	R: 0 E: 0 K: 1 S: 11	H: 3 LOB: 3 BB: 0 P: 20	R: 0 E: 0 K: 1 S: 8	H: 0 LOB: 0 BB: 0 P: 13	R: 0 E: 0 K: 1 S: 9	H: 0 LOB: 0 BB: 0 P: 13	R: 0 E: 0 K: 1 S: 6	H: 1 LOB: 0 BB: 0 P: 9		R: 0 E: 0 K: 1 S: 7	H: 0 LOB: 0 BB: 0 P: 8	1B: 7 2B: 0 3B: 0 HR: 1	SF: 0 SAC: 0 DP: 2 HBP: 0	WP: 0 PB: 0 SB: 1 CS: 0	PA: 34				
<b>PITCHER</b>	IP	WLS	BF	H	R	ER	SO	BB	IBB	HBP	BLK	WP	HR	S	P	ERA	WHIP										
Kevin Millwood, R (1, 1) ERA: 3.39	7.0	W	28	7	1	1	5	1	0	0	0	0	1	59	91	1.29	1.143										
Mike Remlinger, L (8, 1) ERA: 1.46	1.0	H	3	1	0	0	0	0	0	0	0	0	0	6	9	0.00	1.000										
John Rocker, L (9, 1) ERA: 2.01	1.0	S	3	0	0	0	1	0	0	0	0	0	0	7	8	0.00	0.000										

Batter	1	2	3	4	5	6	7	8	9	AB	R	H	RBI	BB	SO	LOB	BOTTOM										
Ozzie Guillen, L (1, 6) OBP: 0.185, SLG: 0.190	F7		G1-4-3							4	0	0	0	0	0	0	<b>Colorado Rockies @ Atlanta Braves</b> Turner Field, Atlanta, GA Mon May 31 1999, 7:40 PM EDT Att: 34,136 - Cloudy - 70 F										
Bret Boone, R (1, 4) OBP: 0.341, SLG: 0.459	1B		1B							3	2	2	0	1	0												
10 Chipper Jones, S (1, 5) OBP: 0.381, SLG: 0.554	1B		1B							4	0	2	0	0	0												
Brian Jordan, R (1, 9) OBP: 0.384, SLG: 0.562	1B		1B							4	1	3	2	0	0												
Javy Lopez, R (1, 2) OBP: 0.369, SLG: 0.534	G5-3		K							3	0	0	0	1	1												
Ryan Klesko, L (1, 3) OBP: 0.333, SLG: 0.500 John Rocker, R (9, 1)	G4-3		G6-3							4	0	1	1	0	0												
Andruw Jones, R (1, 8) OBP: 0.344, SLG: 0.463		G5-3								3	0	0	0	0	2												
Gerald Williams, R (1, 7) OBP: 0.309, SLG: 0.336		K								3	0	0	0	0	1												
Kevin Millwood, R (1, 1) OBP: 0.154, SLG: 0.160 Mike Remlinger, L (8, 1)		G6-3								3	0	0	0	0	1												
Brian Hunter, R (9, 3) OBP: 0.351, SLG: 0.615										0	0	0	0	0	0												
<b>Inning Stats</b>	R: 1 E: 0 K: 0 S: 14	H: 3 LOB: 2 BB: 0 P: 22	R: 0 E: 0 K: 1 S: 7	H: 0 LOB: 0 BB: 0 P: 11	R: 1 E: 0 K: 1 S: 10	H: 2 LOB: 2 BB: 1 P: 16	R: 0 E: 0 K: 1 S: 8	H: 0 LOB: 0 BB: 0 P: 8	R: 0 E: 0 K: 0 S: 4	H: 0 LOB: 0 BB: 0 P: 7	R: 1 E: 0 K: 0 S: 11	H: 2 LOB: 2 BB: 1 P: 18	R: 0 E: 0 K: 0 S: 5	H: 1 LOB: 0 BB: 0 P: 10	R: 0 E: 0 K: 0 S: 6	H: 0 LOB: 0 BB: 0 P: 10	1B: 8 2B: 0 3B: 0 HR: 0	SF: 0 SAC: 0 DP: 1 HBP: 0	WP: 0 PB: 0 SB: 0 CS: 0	PA: 33							
<b>PITCHER</b>	IP	WLS	BF	H	R	ER	SO	BB	IBB	HBP	BLK	WP	HR	S	P	ERA	WHIP										
Pedro Astacio, R (1, 1) ERA: 4.7	6.0	L	27	7	3	3	3	2	0	0	0	0	0	54	82	4.50	1.500										
Jerry Dipoto, R (7, 1) ERA: 4.55	2.0		6	1	0	0	0	0	0	0	0	0	0	11	20	0.00	0.500										

AB	33
R	1
H	8
RBI	1
BB	1
SO	6
LOB	9

AB	31
R	3
H	8
RBI	3
BB	2
SO	3
LOB	15





Batter	1	2	3	4	5	6	7	8	9	AB	R	H	RBI	BB	SO	LOB	TOP		
Darryl Hamilton, L (1, 8) OBP: 0.345, SLG: 0.379	1-2 F9		2-2 L6			1-2 G3-1		0-3 K		4	0	0	0	0	1	1			
Neft Perez, S (1, 6) OBP: 0.321, SLG: 0.420	1-2 2B		0-0 F9			1-1 1B		0-0 G6-3		4	0	2	0	0	0	1			
Larry Walker, L (1, 9) OBP: 0.424, SLG: 0.651	1-3 K			0-1 G1-3		0-0 F8		0-0 F7		4	0	0	0	0	1	2			
Vinny Castilla, R (1, 5) OBP: 0.354, SLG: 0.492	0-0 F8			0-0 1B		0-0 G6-3			0-0 G6-3	4	0	1	0	0	0	2			
17 Todd Helton, L (1, 3) OBP: 0.357, SLG: 0.497		2-3 K		3-3 K			0-3 K		0-0 P7	4	0	0	0	0	3	1			
Angel Echevarria, R (1, 7) OBP: 0.284, SLG: 0.435		1-3 K		1-0 L4			0-0 HR		4-0 BB	3	1	1	0	1	1	1			
Lenny Harris, L (1, 4) OBP: 0.271, SLG: 0.284		0-0 G4-3			1-1 E6		0-0 F8		0-0 P8	4	0	0	0	0	0	2			
Jeff Reed, L (1, 2) OBP: 0.372, SLG: 0.408			1-0 SH2-4		0-0 L3		2-2 HR			3	1	2	2	0	0	1			
Bobby Jones, R (1, 1) OBP: 0.250, SLG: 0.143			0-0 SH2-4		0-3 K		0-0 F8			1	0	0	0	0	1	0			
David Lee, R (5, 1)										0	0	0	0	0	0	0			
J.R. Phillips, L (7, PH)										1	0	0	0	0	0	0			
Curt Leskanic, R (7, 1)										0	0	0	0	0	0	0			
Chuck McElroy, L (8, 1)										0	0	0	0	0	0	0			
<b>Inning Stats</b>	R: 0 E: 0 K: 1 S: 14	H: 1 LOB: 1 BB: 0 P: 17	R: 0 E: 0 K: 2 S: 10	H: 0 LOB: 0 BB: 0 P: 13	R: 0 E: 0 K: 0 S: 9	H: 1 LOB: 1 BB: 0 P: 12	R: 0 E: 0 K: 1 S: 7	H: 0 LOB: 0 BB: 0 P: 7	R: 0 E: 0 K: 0 S: 6	H: 1 LOB: 1 BB: 0 P: 9	R: 2 E: 0 K: 1 S: 9	H: 2 LOB: 0 BB: 0 P: 11	R: 0 E: 0 K: 1 S: 5	H: 0 LOB: 1 BB: 1 P: 7	R: 0 E: 0 K: 0 S: 3	H: 0 LOB: 1 BB: 1 P: 7	1B: 3 2B: 3 3B: 0 HR: 1	SF: 0 SAC: 1 DP: 1 HBP: 0	WP: 0 PA: 34 PB: 0 SB: 1 CS: 0
<b>PITCHER</b>	IP WLS BF H R ER SO BB IBB HBP BLK WP HR S P ERA WHIP																		
29 John Smoltz, R (1, 1) ERA: 2.34	6.0 W 22 4 0 0 5 0 0 0 0 0 0 0 53 69 0.00 0.667																		
Russ Springer, R (7, 1) ERA: 2.57	1.0 5 2 2 2 1 0 0 0 0 0 0 1 9 11 18.00 2.000																		
Mike Remlinger, L (8, 1) ERA: 1.4	1.0 H 3 0 0 0 1 0 0 0 0 0 0 0 5 5 0.00 0.000																		
Rudy Seanez, R (9, 1) ERA: 2.19	1.0 4 0 0 0 0 1 0 0 0 0 0 0 3 7 0.00 1.000																		

Colorado Rockies @ Atlanta Braves  
Turner Field, Atlanta, GA  
Tue Jun 01 1999, 7:40 PM EDT  
Att: 30,297 - Cloudy - 79 F

AB 32  
R 2  
H 6  
RBI 2  
BB 1  
SO 7  
LOB 11



Batter	1	2	3	4	5	6	7	8	9	AB	R	H	RBI	BB	SO	LOB	BOTTOM		
Gerald Williams, R (1, 7) OBP: 0.297, SLG: 0.321	1-2 P4		0-2 E6	1-1 F8	0-1 P5		0-0 F8			5	1	0	0	0	0	5			
Bret Boone, R (1, 4) OBP: 0.342, SLG: 0.452	2-1 G6-3		0-0 E5	4-1 BB		1-1 F7		4-0 BB		3	2	0	0	2	0	2			
10 Chipper Jones, S (1, 5) OBP: 0.390, SLG: 0.554	4-2 BB		0-0 HBP	4-1 BB		0-3 K		4-2 BB		2	1	1	2	3	1	0			
Brian Jordan, R (1, 9) OBP: 0.375, SLG: 0.548	1-3 K		0-0 F8	3-2 L7		0-0 P9		0-0 P3		5	0	0	0	0	1	7			
Javy Lopez, R (1, 2) OBP: 0.364, SLG: 0.520		4-2 BB	0-0 F8		0-0 P5		0-3 K	0-0 F9		4	0	0	0	1	1	4			
Andruw Jones, R (1, 8) OBP: 0.355, SLG: 0.471		3-2 F8	4-0 HBP	1-2 BB	2-1 BB	0-0 E	0-0 2B	4-0 2B		3	2	2	0	2	0	1			
Brian Hunter, R (1, 3) OBP: 0.387, SLG: 0.630		2-2 F7	2-0 HBP	4-1 BB	4-1 BB	5-2 G3	0-0 WP	0-0 2B		2	0	1	2	2	0	1			
Ozzie Guillen, L (1, 6) OBP: 0.171, SLG: 0.176	1-1 G4-3		1-1 G3-1		2-1 F9		3-2 G3	0-3 K		5	0	0	0	0	1	9			
29 John Smoltz, R (1, 1) OBP: 0.391, SLG: 0.500			3-2 E	1-1 G5-3	2-2 1B		4-0 IBB			3	1	2	1	0	0	0			
Russ Springer, R (7, 1) ERA: 1.59										0	0	0	0	0	0	0			
Ryan Klesko, L (7, PH) OBP: 0.338, SLG: 0.500										0	0	0	0	1	0	0			
Mike Remlinger, L (8, 1)										0	0	0	0	0	0	0			
Rudy Seanez, R (9, 1)										0	0	0	0	0	0	0			
<b>Inning Stats</b>	R: 0 E: 0 K: 1 S: 11	H: 0 LOB: 1 BB: 1 P: 19	R: 0 E: 0 K: 0 S: 12	H: 0 LOB: 1 BB: 1 P: 22	R: 3 E: 2 K: 0 S: 12	H: 2 LOB: 3 BB: 1 P: 22	R: 0 E: 0 K: 0 S: 9	H: 0 LOB: 2 BB: 2 P: 22	R: 1 E: 0 K: 1 S: 12	H: 2 LOB: 2 BB: 1 P: 22	R: 0 E: 0 K: 1 S: 6	H: 0 LOB: 0 BB: 0 P: 7	R: 1 E: 1 K: 1 S: 12	H: 1 LOB: 2 BB: 2 P: 23	R: 2 E: 0 K: 1 S: 8	H: 1 LOB: 2 BB: 3 P: 20	1B: 3 2B: 3 3B: 0 HR: 0	SF: 0 SAC: 0 DP: 0 HBP: 1	WP: 1 PA: 44 PB: 0 SB: 3 CS: 0
<b>PITCHER</b>	IP WLS BF H R ER SO BB IBB HBP BLK WP HR S P ERA WHIP																		
Bobby Jones, L (1, 1) ERA: 4.72	4.2 L 27 4 4 1 1 0 0 0 0 0 0 0 54 105 1.93 2.143																		
David Lee, R (5, 1) ERA: 1.59	1.1 4 0 0 0 1 0 0 0 0 0 0 0 8 9 0.00 0.000																		
Curt Leskanic, R (7, 1) ERA: 5.55	1.0 6 1 1 1 1 1 1 0 0 1 0 12 23 9.00 2.000																		
Chuck McElroy, L (8, 1) ERA: 7.5	1.0 7 1 2 2 1 3 0 0 0 0 0 0 8 20 18.00 4.000																		

Colorado Rockies @ Atlanta Braves  
Turner Field, Atlanta, GA  
Tue Jun 01 1999, 7:40 PM EDT  
Att: 30,297 - Cloudy - 79 F

AB 32  
R 7  
H 6  
RBI 5  
BB 11  
SO 4  
LOB 29






Batter	1	2	3	4	5	6	7	8	9	10	11	AB	R	H	RBI	BB	SO	LOB	TOP	
Neifi Perez, S OBP: 0.318, SLG: 0.414	G4-3			G1-3		K2-3		1B			F8	5	0	1	2	0	1	0		
Chris Sexton, R OBP: 0.327, SLG: 0.304	L4			K				G4-3			K	5	0	1	0	0	2	2		
Angel Echevarria, R OBP: 0.278, SLG: 0.408 17 Todd Helton, L OBP: 0.359, SLG: 0.514	G6-3			E5				P8		G4-3			3	0	0	0	0	0	1	
Dante Bichette, R OBP: 0.313, SLG: 0.458	G4-3			K				L3			F8	5	0	1	0	0	1	2		
Vinny Castilla, R OBP: 0.352, SLG: 0.484	G6-3					G5-3							3	1	0	0	1	0	1	
Edgard Clemente, R OBP: 0.200, SLG: 0.200	K					F7							4	1	1	0	0	2	1	
Henry Blanco, R OBP: 0.319, SLG: 0.375 Jeff Reed, L OBP: 0.368, SLG: 0.403				P3		G4-3							2	0	0	0	1	0	0	
Chris Petersen, R OBP: 0.273, SLG: 0.111 Larry Walker, L OBP: 0.419, SLG: 0.643				K				F8					2	0	0	0	0	1	0	
Mark Brownson, L OBP: 0.273, SLG: 0.111 Darryl Hamilton, L OBP: 0.273, SLG: 0.111 Mike DeJean, R OBP: 0.273, SLG: 0.111 Dave Veres, R OBP: 0.273, SLG: 0.111 J.R. Phillips, L OBP: 0.273, SLG: 0.111 Jerry Dipoto, R OBP: 0.273, SLG: 0.111				K				K					2	0	0	0	0	2	0	
<b>Inning Stats</b>	R: 0 E: 0 K: 0 S: 6	H: 0 LOB: 0 BB: 0 P: 9	R: 0 E: 0 K: 1 S: 10	H: 0 LOB: 0 BB: 0 P: 14	R: 0 E: 0 K: 2 S: 7	H: 0 LOB: 0 BB: 0 P: 7	R: 0 E: 1 K: 2 S: 10	H: 0 LOB: 1 BB: 0 P: 17	R: 0 E: 0 K: 0 S: 12	H: 1 LOB: 0 BB: 0 P: 8	R: 2 E: 0 K: 1 S: 23	H: 2 LOB: 2 BB: 2 P: 35	R: 0 E: 0 K: 3 S: 9	H: 0 LOB: 0 BB: 0 P: 9	R: 1 E: 0 K: 1 S: 6	H: 1 LOB: 0 BB: 0 P: 6	1B: 4 2B: 0 3B: 0 HR: 1	SF: 0 SAC: 0 DP: 0 HBP: 0	WP: 0 PB: 0 SB: 0 CS: 1	PA: 40
<b>PITCHER</b>	IP 7.0	WLS 25	BF 25	H 2	R 2	ER 2	SO 7	BB 2	IBB 0	HBP 0	BLK 0	WP 0	HR 0	S 73	P 111	ERA 2.57	WHIP 0.571			
Odalis Perez, L ERA: 4.64	(1, 1)																			
John Rocker, L ERA: 1.93	(8, 1)	1.0	B	4	1	0	0	1	0	0	0	0	0	0	11	14	0.00	1.000		
30 Kevin McGlinchy, R ERA: 2.05	(9, 1)	2.0		7	1	0	0	4	0	0	0	0	0	0	16	16	0.00	0.500		
Russ Springer, R ERA: 3.38	(11, 1)	1.0	L	4	1	1	1	1	0	0	0	0	0	1	6	6	9.00	1.000		

**Colorado Rockies @ Atlanta Braves**  
Turner Field, Atlanta, GA  
Wed Jun 02 1999, 7:40 PM EDT  
Alt. 32,429 - Overcast - 74 F

livebaseballscorecards.com

AB 38  
R 3  
H 5  
RBI 3  
BB 2  
SO 13  
LOB 13




Batter	1	2	3	4	5	6	7	8	9	10	11	AB	R	H	RBI	BB	SO	LOB	BOTTOM					
Ozzie Guillen, L OBP: 0.173, SLG: 0.178	G4-3		G4-6-3			K					G4-3	5	1	1	0	0	1	3						
Bret Boone, R OBP: 0.341, SLG: 0.448	F9			WP 1B		G6-3							4	0	1	0	0	1	0					
10 Chipper Jones, S OBP: 0.386, SLG: 0.545				L9				K			G3	5	0	1	0	0	2	2						
Brian Jordan, R OBP: 0.380, SLG: 0.564	F9			G5-3				HR					5	1	3	2	0	0	2					
Javy Lopez, R OBP: 0.359, SLG: 0.510				L7				E1			G6-3	5	0	1	0	0	1	2						
Ryan Klesko, L OBP: 0.331, SLG: 0.488 Cedric Williams, R OBP: 0.277, SLG: 0.332 30 Kevin McGlinchy, R OBP: 0.419, SLG: 0.643 Keith Lockhart, L OBP: 0.344, SLG: 0.517 Russ Springer, R OBP: 0.359, SLG: 0.514 Brian Hunter, R OBP: 0.321, SLG: 0.518				P5		K2-3							3	0	0	0	0	2	1					
Andruw Jones, R OBP: 0.353, SLG: 0.467	F9					P6							4	0	1	0	0	0	0					
Randall Simon, L OBP: 0.340, SLG: 0.390				G1-3				G4-3			G1-3	4	0	0	0	0	0	1						
Odalis Perez, L OBP: 0.059, SLG: 0.059 John Rocker, R OBP: 0.236, SLG: 0.181						G4-3							2	0	1	0	0	0	0					
Otis Nixon, S OBP: 0.236, SLG: 0.181								G4-3					0	0	0	0	0	0	0					
													1	0	0	0	1	0	0					
<b>Inning Stats</b>	R: 0 E: 0 K: 0 S: 10	H: 1 LOB: 1 BB: 0 P: 19	R: 0 E: 0 K: 0 S: 7	H: 0 LOB: 0 BB: 0 P: 8	R: 0 E: 0 K: 0 S: 8	H: 1 LOB: 0 BB: 0 P: 11	R: 0 E: 0 K: 1 S: 8	H: 1 LOB: 1 BB: 0 P: 12	R: 0 E: 0 K: 1 S: 8	H: 0 LOB: 0 BB: 0 P: 11	R: 1 E: 1 K: 2 S: 9	H: 1 LOB: 0 BB: 0 P: 12	R: 0 E: 0 K: 0 S: 3	H: 0 LOB: 0 BB: 0 P: 3	R: 1 E: 0 K: 0 S: 15	H: 2 LOB: 2 BB: 0 P: 22	R: 0 E: 0 K: 0 S: 4	H: 1 LOB: 2 BB: 1 P: 8	R: 0 E: 0 K: 2 S: 9	H: 2 LOB: 2 BB: 0 P: 9	1B: 8 2B: 0 3B: 0 HR: 1	SF: 0 SAC: 1 DP: 1 HBP: 0	WP: 1 PB: 0 SB: 2 CS: 1	PA: 42
<b>PITCHER</b>	IP 7.0	WLS 3	BF 24	H 4	R 1	ER 1	SO 5	BB 0	IBB 0	HBP 0	BLK 0	WP 1	HR 1	S 56	P 81	ERA 1.29	WHIP 0.571							
Mark Brownson, R ERA: 5.06	(1, 1)																							
Mike DeJean, R ERA: 7.15	(8, 1)	1.0	H	3	0	0	0	0	0	0	0	0	0	3	3	0.00	0.000							
Dave Veres, R ERA: 4.88	(9, 1)	1.0	B	5	2	1	1	0	0	0	0	0	0	15	22	9.00	2.000							
Jerry Dipoto, R ERA: 4.25	(10, 1)	2.0	W	10	3	0	0	2	0	1	0	0	0	13	17	0.00	1.500							

**Colorado Rockies @ Atlanta Braves**  
Turner Field, Atlanta, GA  
Wed Jun 02 1999, 7:40 PM EDT  
Alt. 32,429 - Overcast - 74 F

livebaseballscorecards.com

AB 40  
R 2  
H 9  
RBI 2  
BB 1  
SO 7  
LOB 13





Batter	1	2	3	4	5	6	7	8	9	AB	R	H	RBI	BB	SO	LOB	TOP			
Walt Weiss, S OBP: 0.361, SLG: 0.371	F7		K		P6			G3		4	0	0	0	0	1	1	<b>Atlanta Braves @ Boston Red Sox</b> Fenway Park, Boston, MA Fri Jun 04 1999, 7:05 PM EDT Att: 33,411 - Unknown - 70 F			
Bret Boone, R OBP: 0.335, SLG: 0.440	F8		G6-3			G6-3		K		4	0	0	0	0	1	0				
10 Chipper Jones, S OBP: 0.384, SLG: 0.537	BB		K			F8			K	3	0	0	0	1	2	0				
Brian Jordan, R OBP: 0.373, SLG: 0.553	K			K		K			K	4	0	0	0	0	4	1				
Javy Lopez, R OBP: 0.357, SLG: 0.503		FC3-6 BB 1B		P8			K		G5-3	4	0	1	0	0	1	0				
Ryan Klesko, L OBP: 0.336, SLG: 0.511		FC3-6 BB		K			HR			2	1	1	1	1	1	0				
Andruw Jones, R OBP: 0.352, SLG: 0.470		K			WP 2B		G1-3			3	0	1	0	0	1	2				
Randall Simon, L OBP: 0.320, SLG: 0.364		FC3-6			K		K			3	0	0	0	0	2	3				
Gerald Williams, R OBP: 0.290, SLG: 0.313		K2-3			K			K		3	0	0	0	0	3	3				
<b>Inning Stats</b>	R: 0 E: 0 K: 1 S: 7	H: 0 LOB: 1 BB: 1 P: 12	R: 0 E: 0 K: 2 S: 10	H: 1 LOB: 2 BB: 1 P: 16	R: 0 E: 0 K: 2 S: 7	H: 0 LOB: 0 BB: 0 P: 11	R: 0 E: 0 K: 2 S: 7	H: 0 LOB: 0 BB: 0 P: 11	R: 0 E: 0 K: 1 S: 12	H: 1 LOB: 1 BB: 0 P: 15	R: 1 E: 0 K: 2 S: 10	H: 1 LOB: 0 BB: 0 P: 13	R: 0 E: 0 K: 2 S: 7	H: 0 LOB: 0 BB: 0 P: 10	R: 0 E: 0 K: 2 S: 9	H: 0 LOB: 0 BB: 0 P: 13	1B: 1 2B: 1 3B: 0 HR: 1	SF: 0 SAC: 0 DP: 0 HBP: 0	WP: 1 PB: 0 CS: 0	PA: 32
<b>PITCHER</b> Pedro Martinez, R ERA: 1.91	IP: 9.0 WLS: W BF: 32 H: 3 R: 1 ER: 1 SO: 16 BB: 2 IBB: 0 HBP: 0 BLK: 0 WP: 1 HR: 1 S: 78 P: 114 ERA: 1.00 WHIP: 0.556															<b>PITCHER</b>				

Batter	1	2	3	4	5	6	7	8	9	AB	R	H	RBI	BB	SO	LOB	BOTTOM			
Jose Offerman, S OBP: 0.402, SLG: 0.486	G3		K		K			P3		4	0	0	0	0	2	1	<b>Atlanta Braves @ Boston Red Sox</b> Fenway Park, Boston, MA Fri Jun 04 1999, 7:05 PM EDT Att: 33,411 - Unknown - 70 F			
John Valentin, R OBP: 0.322, SLG: 0.396	2B 1B BB			FC3-6 FC6-4		G6-3				3	1	1	0	1	0	1				
Nomar Garciaparra, R OBP: 0.399, SLG: 0.590	1B 1B 2B		F8		FC6-4		G1-3			4	1	1	0	0	0	2				
Mike Stanley, R OBP: 0.423, SLG: 0.487	1B 1B IBB		K			G5-3		G6-3		3	0	0	0	1	1	0				
Troy O'Leary, L OBP: 0.342, SLG: 0.488	1B		G5-3			P7		P9		4	0	1	1	0	0	0				
Damon Buford, R OBP: 0.328, SLG: 0.431	1B			1B 2B		G4-3		HR		4	2	3	2	0	0	0				
Jeff Frye, R OBP: 0.347, SLG: 0.265	K					G4-3 S 2B		G4-3		4	1	2	1	0	1	3				
Jason Varitek, S OBP: 0.311, SLG: 0.476	L8					G4-3		L9		4	0	0	0	0	0	5				
Darren Lewis, R OBP: 0.368, SLG: 0.333		L9			FC3-6 1B		L3			3	0	1	0	0	0	0				
<b>Inning Stats</b>	R: 2 E: 0 K: 1 S: 19	H: 3 LOB: 3 BB: 2 P: 38	R: 0 E: 0 K: 1 S: 9	H: 1 LOB: 0 BB: 0 P: 11	R: 1 E: 0 K: 1 S: 13	H: 2 LOB: 1 BB: 0 P: 17	R: 0 E: 0 K: 1 S: 9	H: 1 LOB: 1 BB: 0 P: 14	R: 0 E: 0 K: 0 S: 8	H: 0 LOB: 0 BB: 0 P: 10	R: 1 E: 0 K: 0 S: 9	H: 1 LOB: 0 BB: 0 P: 15	R: 0 E: 0 K: 0 S: 3	H: 0 LOB: 0 BB: 0 P: 8	R: 1 E: 0 K: 0 S: 9	H: 1 LOB: 0 BB: 0 P: 16	1B: 5 2B: 3 3B: 0 HR: 1	SF: 0 SAC: 0 DP: 0 HBP: 0	WP: 0 PB: 0 CS: 0	PA: 35
<b>PITCHER</b> Tom Glavine, L ERA: 5.0 Justin Speier, R ERA: 3.5	IP: 7.0 WLS: L BF: 31 H: 8 R: 4 ER: 4 SO: 4 BB: 1 IBB: 0 HBP: 0 BLK: 0 WP: 0 HR: 0 S: 70 P: 113 ERA: 5.14 WHIP: 1.286															<b>PITCHER</b>				

AB	30
R	1
H	3
RBI	1
BB	2
SO	16
LOB	10



AB	33
R	5
H	9
RBI	4
BB	2
SO	4
LOB	12





Batter	1	2	3	4	5	6	7	8	9	AB R H RBI BB SO LOB	TOP																									
Walt Weiss, S (1, 6) OBP: 0.357, SLG: 0.366	0-2 1B E		2-3 K		1-3 K		0-0 G3-1		1-2 G1-3	5 1 1 0 0 2 1	<b>Atlanta Braves @ Boston Red Sox</b> Fenway Park, Boston, MA Sat Jun 05 1999, 4:05 PM EDT Att: 32,793 - Sunny - 77 F																									
Bret Boone, R (1, 4) OBP: 0.344, SLG: 0.440	4-0 1B BB		4-1 BB		3-1 10 BB HR		4-0 HBP BB		1-1 F8	2 1 1 0 3 0 0																										
10 Chipper Jones, S (1, 5) OBP: 0.384, SLG: 0.531	2-3 K		2-3 K		4-0 HR BB		1-0 L7		2-1 1B 2B	4 2 1 0 1 2 5																										
Brian Jordan, R (1, 9) OBP: 0.382, SLG: 0.571	0-2 1B		0-1 FC5		1-0 HR BB		2-2 HBP		1-2 2B S	4 1 3 4 0 0 2																										
Otis Nixon, S (9, PR) OBP: 0.236, SLG: 0.181	2-2 1B		2-3 2-3f		1-0 HR		1-2 HBP		1-3 2B 1B	0 1 0 0 0 0 0																										
Javy Lopez, R (1, 10) OBP: 0.352, SLG: 0.500	2-2 G5-4-3				3-2 P5		1-3 K		2-1 2B	5 0 1 2 0 2 4																										
Ryan Klesko, L (1, 7) OBP: 0.346, SLG: 0.507		0-0 G6-3		4-1 BB		1-0 E3 G4-3 1B		0-0 G6-3	4-0 IBB	3 0 1 0 2 0 0																										
Gerald Williams, R (9, 9) OBP: 0.290, SLG: 0.313										0 0 0 0 0 0 0																										
Andruw Jones, R (1, 8) OBP: 0.345, SLG: 0.458		2-2 K		1-1 F8		0-0 G4-3		2-1 P7	3-2 P6	5 0 0 0 0 1 4																										
Randall Simon, L (1, 3) OBP: 0.315, SLG: 0.375		2-2 P5		2-2 G4-3		0-0 G4-3		2-1 2B		4 0 1 0 0 0 2																										
Brian Hunter, R (8, PR) OBP: 0.351, SLG: 0.618										0 0 0 0 0 0 0																										
Eddie Pérez, R (1, 2) OBP: 0.246, SLG: 0.239			1-1 E6 FC5		0-0 F8		3-2 G6-3		0-0 G3	4 0 0 0 0 0 2																										
<b>Inning Stats</b>	R: 1 E: 1 K: 1 S: 12	H: 2 LOB: 1 BB: 1 P: 20	R: 0 E: 0 K: 1 S: 9	H: 0 LOB: 0 BB: 0 P: 13	R: 0 E: 0 K: 2 S: 11	H: 0 LOB: 1 BB: 1 P: 18	R: 3 E: 0 K: 1 S: 11	H: 2 LOB: 0 BB: 1 P: 23	R: 0 E: 1 K: 0 S: 6	H: 1 LOB: 1 BB: 0 P: 10	R: 0 E: 0 K: 1 S: 7	H: 0 LOB: 2 BB: 1 P: 15	R: 0 E: 0 K: 0 S: 6	H: 1 LOB: 1 BB: 0 P: 10	R: 2 E: 0 K: 0 S: 17	H: 3 LOB: 2 BB: 1 P: 31	1B: 6 2B: 2 3B: 0 HR: 1	SF: 0 SAC: 0 DP: 1 HBP: 1	WP: 0 PB: 0 SB: 1 CS: 0	PA: 43																
<b>PITCHER</b>	IP WLS BF H R ER SO BB IBB HBP BLK WP HR S P ERA WHIP																																			
Brian Rose, R (1, 1) ERA: 2.42	5.0	23	4	4	4	6	4	0	0	0	0	0	1	52	94	7.20	1.600																			
Derek Lowe, R (6, 1) ERA: 3.95	3.0	13	2	0	0	1	1	0	1	0	0	0	0	19	35	0.00	1.000																			
Tom Gordon, R (9, 1) ERA: 3.21	1.0	L	7	3	2	2	0	0	1	0	0	0	0	17	31	18.00	3.000																			

AB	36
R	6
H	9
RBI	6
BB	6
SO	7
LOB	20



Batter	1	2	3	4	5	6	7	8	9	AB R H RBI BB SO LOB	BOTTOM																								
Jose Offerman, S (1, 4) OBP: 0.403, SLG: 0.486	0-1 CS 1B		1-0 G4-3			0-1 G3-1		1-1 WP 1B		4 1 2 0 0 0 0	<b>Atlanta Braves @ Boston Red Sox</b> Fenway Park, Boston, MA Sat Jun 05 1999, 4:05 PM EDT Att: 32,793 - Sunny - 77 F																								
John Valentin, R (1, 5) OBP: 0.325, SLG: 0.403	2-2 G5-3		2-2 1B 2B		1-2 2B G3 1B		1-3 K		1-3 K	4 2 2 0 0 1 2																									
Brian Daubach, L (1, 10) OBP: 0.388, SLG: 0.648	2-1 G4-3		0-0 2H 1B		2-1 G3 1B 2B		2-0 G3-1 1B		2-0 G3-1 1B	4 1 3 2 0 0 0																									
Damon Buford, R (8, PR) OBP: 0.328, SLG: 0.431										0 0 0 0 0 0 0																									
Nomar Garciaparra, R (1, 6) OBP: 0.386, SLG: 0.583		0-1 G3 S 3B 1B		1-2 G5-3		0-1 G3		3-2 G3-1	1-2 G3-1	4 1 1 1 1 0 0 2																									
Troy O'Leary, L (1, 7) OBP: 0.345, SLG: 0.488		2-1 G3		1-1 G6-4-3 1B		3-2 G3 1B		1-2 F9		4 0 2 1 0 0 3																									
Mike Stanley, R (1, 3) OBP: 0.415, SLG: 0.475		0-1 G5-3		1-1 G6-4-3		2-3 K			2-3 K	4 0 0 0 0 2 3																									
Jason Varitek, S (1, 2) OBP: 0.309, SLG: 0.483		1-1 3H 3B			1-0 G4-3		2-3 K		0-0 G3	4 0 1 1 0 1 0																									
Darren Lewis, R (1, 8) OBP: 0.360, SLG: 0.325		3-3 K			0-2 G3		0-0 G5-3		1-3 K	4 0 0 0 0 2 1																									
Trot Nixon, L (1, 9) OBP: 0.319, SLG: 0.375			1-1 G3-1		1-1 P5		0-0 F8			3 0 0 0 0 0 0																									
<b>Inning Stats</b>	R: 0 E: 0 K: 0 S: 7	H: 1 LOB: 0 BB: 0 P: 11	R: 1 E: 0 K: 1 S: 11	H: 2 LOB: 1 BB: 0 P: 17	R: 1 E: 0 K: 0 S: 7	H: 2 LOB: 1 BB: 0 P: 11	R: 0 E: 0 K: 0 S: 6	H: 0 LOB: 0 BB: 0 P: 8	R: 2 E: 0 K: 1 S: 16	H: 3 LOB: 1 BB: 0 P: 24	R: 0 E: 0 K: 1 S: 5	H: 0 LOB: 0 BB: 0 P: 7	R: 1 E: 0 K: 1 S: 15	H: 2 LOB: 2 BB: 0 P: 21	R: 0 E: 0 K: 2 S: 8	H: 0 LOB: 0 BB: 0 P: 11	1B: 8 2B: 2 3B: 1 HR: 0	SF: 0 SAC: 0 DP: 1 HBP: 0	WP: 1 PB: 0 SB: 1 CS: 1	PA: 35															
<b>PITCHER</b>	IP WLS BF H R ER SO BB IBB HBP BLK WP HR S P ERA WHIP																																		
Greg Maddux, R (1, 1) ERA: 4.65	8.0	32	11	5	5	4	0	0	0	0	0	1	74	109	5.62	1.375																			
John Rocker, L (9, 1) ERA: 1.85	1.0	S	3	0	0	0	2	0	0	0	0	0	8	11	0.00	0.000																			

AB	35
R	5
H	11
RBI	5
BB	0
SO	6
LOB	11









Batter	1	2	3	4	5	6	7	8	9	AB	R	H	RBI	BB	SO	LOB	TOP					
<b>Randy Winn, S</b> OBP: 0.330, SLG: 0.393 (1, 8)	3-2 1B E	2-1 E8 2H 1B		2-2 F7			2-0 1B 3B		1-1 L7	5	2	3	1	0	0	1						
<b>Dave Martinez, L</b> OBP: 0.414, SLG: 0.500 (1, 9)	0-0 SAFE 1B	3-3 SAFE K			1-0 F7		3-2 1B		3-2 P4	4	1	2	1	0	1	1						
<b>Julio Santana, R</b> (7, 1)										0	0	0	0	0	0	0						
<b>Paul Sorrento, L</b> OBP: 0.352, SLG: 0.417 (9, PH)	1-3 E 1B						3H 2-3 1B			1	0	0	0	0	0	1						
<b>Jose Canseco, R</b> OBP: 0.364, SLG: 0.654 (1, 7)	3-2 SAFE P2	0-1 F8			2-1 HR				4-1 BB	4	1	1	1	1	1	4						
<b>Fred McGriff, L</b> OBP: 0.421, SLG: 0.629 (1, 3)	4-2 SAFE E 1-2 BB				3-2 G5-4-3 1B		3-0 G4-3		1-1 G4-3	4	0	1	0	1	1	3						
<b>John Flaherty, R</b> OBP: 0.299, SLG: 0.444 (1, 2)	0-3 K				0-1 G5-4-3				3-2 F9	4	0	0	0	0	2	4						
<b>Wade Boggs, L</b> OBP: 0.312, SLG: 0.319 (1, 5)	2-2 E2 1-3 2H 3H 1B				1-0 1B		4-2 1B BB		0-0 F7	3	0	2	2	1	0	0						
<b>Miguel Cairo, R</b> OBP: 0.371, SLG: 0.426 (1, 4)	2-3 K				0-2 F9		0-1 G6-4-3 1B		2-1 1B	4	0	2	0	0	1	3						
<b>Aaron Ledesma, R</b> OBP: 0.308, SLG: 0.324 (4, PH)					2-2 F8		0-0 G6-4-3		2-2 G1-3	1	1	1	0	0	0	0						
<b>David Lamb, S</b> OBP: 0.298, SLG: 0.255 (4, 6)		1-1 SH1-4 E 1B					1-2 1B			3	0	0	0	0	0	2						
<b>Dave Eiland, R</b> (1, 1)		1-0 SH1-4			0-0 B1-3				1-2 2B	1	0	0	0	0	0	0						
<b>Rick White, R</b> (4, 1)										0	0	0	0	0	0	0						
<b>Terrell Lowery, R</b> OBP: 0.667, SLG: 1.000 (7, 9)		1-2								2	0	1	0	0	1	0						
<b>Inning Stats</b>	R: 2 E: 1 K: 2 S: 19	H: 3 LOB: 2 BB: 1 P: 33	R: 1 E: 1 K: 1 S: 10	H: 2 LOB: 1 BB: 0 P: 17	R: 0 E: 0 K: 2 S: 11	H: 1 LOB: 0 BB: 0 P: 14	R: 0 E: 0 K: 0 S: 7	H: 0 LOB: 0 BB: 0 P: 11	R: 1 E: 0 K: 0 S: 8	H: 2 LOB: 0 BB: 0 P: 14	R: 0 E: 0 K: 0 S: 5	H: 1 LOB: 0 BB: 1 P: 9	R: 1 E: 0 K: 2 S: 14	H: 2 LOB: 1 BB: 0 P: 25	R: 0 E: 0 K: 0 S: 10	H: 1 LOB: 1 BB: 0 P: 17	R: 0 E: 0 K: 0 S: 12	H: 1 LOB: 2 BB: 1 P: 22	1B: 10 2B: 1 3B: 1 HR: 1	SF: 0 SAC: 1 DP: 2 HBP: 0	WP: 0 PB: 0 CS: 0	PA: 40
<b>PITCHER</b>	IP	WLS	BF	H	R	ER	SO	BB	IBB	HBP	BLK	WP	HR	S	P	ERA	WHIP					
<b>29 John Smoltz, R</b> ERA: 2.66	6.0	W	26	9	4	4	5	2	0	0	0	0	1	60	98	6.00	1.833					
<b>Mike Remlinger, L</b> ERA: 1.59	1.0	H	5	2	1	1	2	0	0	0	0	0	0	14	25	9.00	2.000					
<b>Rudy Seanez, R</b> ERA: 2.03	1.0	H	4	1	0	0	0	0	0	0	0	0	0	17	17	0.00	1.000					
<b>30 Kevin McGlinchy, R</b> ERA: 2.0	0.2		4	1	0	0	0	1	0	0	0	0	0	10	19	0.00	3.000					
<b>John Rocker, L</b> ERA: 1.75	0.1	S	1	0	0	0	0	0	0	0	0	0	0	2	3	0.00	0.000					

Tampa Bay Devil Rays @ Atlanta Braves  
Turner Field, Atlanta, GA  
Mon Jun 07 1999, 7:40 PM EDT  
Att: 36,731 - Unknown - 85 F

AB 36  
R 5  
H 13  
RBI 5  
BB 3  
SO 7  
LOB 19



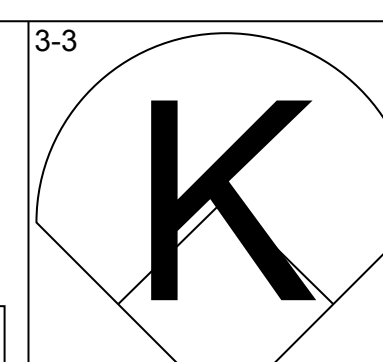
Batter	1	2	3	4	5	6	7	8	9	AB	R	H	RBI	BB	SO	LOB	BOTTOM					
<b>Ozzie Guillen, L</b> OBP: 0.163, SLG: 0.167 (1, 6)	1-3 K	0-1 G4-3	2-1 G3			0-1 G6-3		1-2 G4-3		5	0	0	0	0	1	2						
<b>Bret Boone, R</b> OBP: 0.337, SLG: 0.429 (1, 4)	1-3 K		1-2 G5-3	0-0 E6 G5-4-3			1-1 G1-3 10 S 1B			4	1	1	0	0	1	0						
<b>10 Chipper Jones, S</b> OBP: 0.386, SLG: 0.526 (1, 5)	4-2 BB		0-0 2B	2-1 G5-4-3			0-1 F7		1-2	3	1	1	0	1	0	2						
<b>Brian Jordan, R</b> OBP: 0.377, SLG: 0.555 (1, 9)	3-2 SAFE F7		1-1 F8	0-0 G5-3			2-2 G1-3		2-3	4	0	0	0	0	0	3						
<b>Javy Lopez, R</b> OBP: 0.368, SLG: 0.500 (7, PR)		0-1 L8	4-1 2B E BB		2-0 G6-4-3 1B		2-0 1B		3H 3-1 1B	3	1	2	1	1	0	0						
<b>Eddie Pérez, R</b> OBP: 0.246, SLG: 0.239 (8, 2)										0	0	0	0	0	0	0						
<b>Randall Simon, L</b> OBP: 0.300, SLG: 0.370 (1, 3)		0-0 L8	1-0 E 1B 2B		2-1 G6-4-3		3-1 G4-3			4	1	1	1	0	0	2						
<b>Andruw Jones, R</b> OBP: 0.354, SLG: 0.474 (1, 8)		2-1 E5 29 BLK HR	1-0 E5 1B		3-0 L9				0-0 HR	4	3	1	1	0	0	1						
<b>Gerald Williams, R</b> OBP: 0.297, SLG: 0.314 (1, 7)		4-1 29 HR BB	2-1 29 1B						2-2 G5-3	3	1	2	2	1	0	0						
<b>29 John Smoltz, R</b> OBP: 0.423, SLG: 0.640 (7, 1)		3-1 SAFE BB							1-0 G3	3	1	2	3	0	0	0						
<b>Mike Remlinger, L</b> (7, 1)										0	0	0	0	0	0	0						
<b>Rudy Seanez, R</b> (8, 1)										0	0	0	0	0	0	0						
<b>Keith Lockhart, L</b> OBP: 0.363, SLG: 0.394 (8, PH)										1	0	0	0	0	0	0						
<b>30 Kevin McGlinchy, R</b> (9, 1)										0	0	0	0	0	0	0						
<b>John Rocker, R</b> (9, 1)										0	0	0	0	0	0	0						
<b>Inning Stats</b>	R: 0 E: 0 K: 2 S: 14	H: 0 LOB: 1 BB: 1 P: 22	R: 3 E: 1 K: 0 S: 10	H: 1 LOB: 0 BB: 1 P: 19	R: 4 E: 1 K: 0 S: 17	H: 4 LOB: 2 BB: 1 P: 31	R: 0 E: 1 K: 0 S: 4	H: 0 LOB: 0 BB: 0 P: 6	R: 0 E: 0 K: 0 S: 4	H: 1 LOB: 0 BB: 0 P: 11	R: 0 E: 0 K: 0 S: 5	H: 1 LOB: 0 BB: 0 P: 7	R: 1 E: 0 K: 0 S: 10	H: 2 LOB: 1 BB: 0 P: 18	R: 1 E: 0 K: 0 S: 9	H: 1 LOB: 0 BB: 0 P: 13	1B: 6 2B: 2 3B: 0 HR: 2	SF: 0 SAC: 0 DP: 2 HBP: 0	WP: 0 PB: 0 CS: 0	PA: 37		
<b>PITCHER</b>	IP	WLS	BF	H	R	ER	SO	BB	IBB	HBP	BLK	WP	HR	S	P	ERA	WHIP					
<b>Dave Eiland, R</b> ERA: 4.09	3.0	L	19	5	7	1	2	3	0	0	1	0	1	41	72	3.00	2.667					
<b>Rick White, R</b> ERA: 3.96	3.0		9	2	0	0	0	0	0	0	0	0	0	13	24	0.00	0.667					
<b>Julio Santana, R</b> ERA: 9.4	2.0		9	3	2	2	0	0	0	0	0	0	1	19	31	9.00	1.500					

Tampa Bay Devil Rays @ Atlanta Braves  
Turner Field, Atlanta, GA  
Mon Jun 07 1999, 7:40 PM EDT  
Att: 36,731 - Unknown - 85 F

AB 34  
R 9  
H 10  
RBI 8  
BB 3  
SO 2  
LOB 10





Batter	1	2	3	4	5	6	7	8	9	AB	R	H	RBI	BB	SO	LOB	TOP			
Randy Winn, S OBP: 0.321, SLG: 0.382			G4-3	FC6-5			L7		G3-1	5	0	0	0	0	1	3				
Miguel Cairo, R Scott Aldred, L	G6-3				G6-3		F8			4	0	1	0	0	0	0				
Jose Canseco, R Terrell Lowery, R			K		K		K			3	0	1	0	0	2	1				
Fred McGriff, L	G6-3			WP 2B BB	WP 1B				K	3	1	1	0	1	1	1				
Herbert Perry, R		G4-3		K	G4-3			G4-6-3 BB		3	0	0	0	1	1	2				
John Flaherty, R	1B	1B		WP 2B BB		G6-3 2B		G4-6-3 1-2f		3	1	2	0	1	0	1				
Dave Martinez, L	1B		F8		K				P5	4	0	1	0	0	1	3	AB 33			
David Lamb, S	L1-3		L1-3	FC6-5 1-H 2-H	G6-3				F7	4	0	1	2	0	0	3	R 2			
Wilson Alvarez, L Mike Duvall, R Bryan Rekar, R Kevin Stocker, S			K		K					1	0	0	0	0	1	0	H 8			
										0	0	0	0	0	1	0	RBI 2			
										1	0	1	0	0	0	0	BB 4			
										1	0	1	0	0	0	0	SO 9			
										1	0	1	0	0	0	0	LOB 15			
<b>Inning Stats</b>	R: 0 E: 0 K: 1 S: 10	H: 1 LOB: 1 BB: 0 P: 18	R: 0 E: 0 K: 0 S: 9	H: 2 LOB: 1 BB: 0 P: 13	R: 0 E: 0 K: 2 S: 10	H: 1 LOB: 1 BB: 0 P: 14	R: 2 E: 0 K: 1 S: 16	H: 1 LOB: 2 BB: 3 P: 34	R: 0 E: 0 K: 2 S: 8	H: 1 LOB: 1 BB: 0 P: 9	R: 0 E: 0 K: 1 S: 9	H: 0 LOB: 0 BB: 0 P: 14	R: 0 E: 0 K: 1 S: 7	H: 0 LOB: 0 BB: 1 P: 16	R: 0 E: 0 K: 0 S: 13	H: 1 LOB: 1 BB: 0 P: 18	1B: 5 2B: 4 3B: 0 HR: 0	SF: 0 SAC: 0 DP: 2 HBP: 0	WP: 2 PB: 0 SB: 0 CS: 0	PA: 37
<b>PITCHER</b>	IP WLS BF H R ER SO BB IBB HBP BLK WP HR S P ERA WHIP																			
Odalis Perez, L ERA: 4.48	(1, 1) 6.0 W 27 7 2 2 7 3 0 0 0 0 2 0 65 105 3.00 1.667																			
Russ Springer, R ERA: 3.0	(7, 1) 1.0 3 0 0 0 1 0 0 0 0 0 0 9 14 0.00 0.000																			
Justin Speier, R ERA: 3.15	(8, 1) 2.0 7 1 0 0 1 1 0 0 0 0 0 20 34 0.00 1.000																			

Tampa Bay Devil Rays @ Atlanta Braves  
Turner Field, Atlanta, GA  
Tue Jun 08 1999, 7:40 PM EDT  
Att: 35,709 - Sunny - 88 F

AB 33  
R 2  
H 8  
RBI 2  
BB 4  
SO 9  
LOB 15



Batter	1	2	3	4	5	6	7	8	9	AB	R	H	RBI	BB	SO	LOB	BOTTOM			
Gerald Williams, R OBP: 0.315, SLG: 0.349	1B 2B	1B 10 G4-6-3 2B	FC5-4 1B		F9		1B			5	2	4	3	0	0	2				
Bret Boone, R OBP: 0.338, SLG: 0.429	F9 10 BB 2H	10 G4-6-3 1B	FC5-4 1-2f		K		F9			5	0	2	1	0	1	3				
10 Chipper Jones, S Keith Lockhart, L	BB	G4-6-3 1-2f 3-H		G6-4-3 BB		G4-3		HR		3	1	1	1	2	0	1				
Brian Jordan, R Russ Springer, R Justin Speier, R	K	K		G6-4-3 1-2f		L8		K		4	0	0	0	0	2	3				
Javy Lopez, R OBP: 0.368, SLG: 0.500	F9 2-3		2B 1B BB		F8		K		2B	4	1	1	0	1	1	2				
Andruw Jones, R OBP: 0.351, SLG: 0.472	G2-3		P3		F8		1B 2B		F7	5	1	1	0	0	0	4				
Brian Hunter, R OBP: 0.400, SLG: 0.600		1B SH 1B	K		E6 1B 1B		1B G4-3 BB		K	4	2	2	0	1	2	2	AB 38			
Ozzie Guillen, L OBP: 0.202, SLG: 0.220		SH 2B 1B	1B 2B		1B		G4-3 1B 1B			4	3	4	1	0	0	0	R 11			
Odalis Perez, L Randall Simon, L	SH 2B		1B 2B		K		G4-3			2	1	1	2	0	1	2	H 16			
										1	0	0	1	0	0	1	RBI 9			
										1	0	1	0	0	0	1	BB 4			
										2	1	1	2	0	1	2	SO 8			
										1	0	0	1	0	0	1	LOB 20			
<b>Inning Stats</b>	R: 1 E: 0 K: 1 S: 21	H: 2 LOB: 2 BB: 1 P: 31	R: 4 E: 1 K: 1 S: 16	H: 4 LOB: 0 BB: 0 P: 28	R: 2 E: 0 K: 1 S: 18	H: 3 LOB: 2 BB: 1 P: 28	R: 0 E: 0 K: 0 S: 5	H: 0 LOB: 0 BB: 1 P: 10	R: 0 E: 1 K: 1 S: 9	H: 2 LOB: 2 BB: 0 P: 12	R: 0 E: 0 K: 1 S: 6	H: 0 LOB: 0 BB: 0 P: 8	R: 3 E: 0 K: 1 S: 15	H: 3 LOB: 1 BB: 1 P: 29	R: 1 E: 0 K: 2 S: 11	H: 2 LOB: 1 BB: 0 P: 17	1B: 10 2B: 5 3B: 0 HR: 1	SF: 0 SAC: 1 DP: 2 HBP: 0	WP: 0 PB: 0 SB: 0 CS: 0	PA: 43
<b>PITCHER</b>	IP WLS BF H R ER SO BB IBB HBP BLK WP HR S P ERA WHIP																			
Wilson Alvarez, L ERA: 5.08	(1, 1) 2.2 L 19 9 7 5 3 2 0 0 0 0 0 5 10 0.00 3.000																			
Mike Duvall, L ERA: 3.37	(3, 1) 0.1 2 0 0 0 0 1 0 0 0 0 0 5 10 0.00 3.000																			
Bryan Rekar, R ERA: 5.32	(4, 1) 3.1 13 3 2 2 3 1 0 0 0 0 0 25 38 5.40 1.200																			
Scott Aldred, L ERA: 4.24	(7, 1) 1.2 9 4 2 2 2 0 0 0 0 0 1 19 32 10.80 2.400																			

Tampa Bay Devil Rays @ Atlanta Braves  
Turner Field, Atlanta, GA  
Tue Jun 08 1999, 7:40 PM EDT  
Att: 35,709 - Sunny - 88 F

AB 38  
R 11  
H 16  
RBI 9  
BB 4  
SO 8  
LOB 20









Batter	1	2	3	4	5	6	7	8	9	AB	R	H	RBI	BB	SO	LOB	TOP										
<b>Brady Anderson, L</b> (1, 8) OBP: 0.425, SLG: 0.512	0-0 FC5-4 1B		1-2 K		2-1 P6	2-1 SF8		4-0 IBB		3	0	1	1	1	1	0	<b>Baltimore Orioles @ Atlanta Braves</b> Turner Field, Atlanta, GA Fri Jun 11 1999, 7:40 PM EDT Att: 47,428 - Cloudy - 73 F										
<b>Mike Bordick, R</b> (1, 6) OBP: 0.319, SLG: 0.365	0-0 FC5-4 G1-6-3		1-1 1B		2-1 F9	0-0 1B		0-3 K		5	0	2	1	0	1	3											
<b>B.J. Surhoff, L</b> (1, 7) OBP: 0.370, SLG: 0.563	0-1 G1-6-3		1-0 F8			HR			1-2 WP E WP 1B	5	2	2	1	0	0	4											
<b>Jeff Conine, R</b> (1, 9) OBP: 0.359, SLG: 0.482		3-1 G6-3 E 1B	0-0 1B		1-0 2B 1B	0-1 F9		0-1 E5 WP WP 1B	5	1	3	0	0	0	1												
<b>Will Clark, L</b> (1, 3) OBP: 0.361, SLG: 0.447		1-3 K	3-2 F9		0-2 1B E 2B	0-0 F7		3-2 G4-3	5	1	1	1	0	1	5												
<b>Cal Ripken Jr., R</b> (1, 5) OBP: 0.326, SLG: 0.500		0-1 E9 G6-3		1-0 F8	1-2 1B E FC1-2 1B	1-0 P2		2-2 G5-3	5	0	1	0	0	0	2												
<b>Delino DeShields, L</b> (1, 4) OBP: 0.332, SLG: 0.365		2-2 G6-3		0-0 G5-3	0-0 E6 FC1-2 1B SF8		2-1 F8	1-3 K	5	1	0	1	0	1	4												
<b>Charles Johnson, R</b> (1, 2) OBP: 0.361, SLG: 0.519		4-0 IBB		0-1 G1-3	0-0 SF8 FC1-2 1B 1B		0-0 SH1-4 1B		3	1	2	0	1	0	0												
<b>Sidney Ponson, R</b> (1, 1) OBP: 0.391, SLG: 0.533		0-0 G1-3			0-1 G6-3 FC1-2 1B		0-1 SH1-4		3	0	0	0	0	0	6												
<b>Inning Stats</b>	R: 0 E: 0 K: 0 S: 4	H: 1 LOB: 0 BB: 0 P: 4	R: 0 E: 1 K: 1 S: 12	H: 1 LOB: 3 BB: 1 P: 22	R: 0 E: 0 K: 1 S: 14	H: 2 LOB: 2 BB: 0 P: 20	R: 0 E: 0 K: 0 S: 4	H: 0 LOB: 0 BB: 0 P: 5	R: 0 E: 0 K: 0 S: 6	H: 0 LOB: 0 BB: 0 P: 10	R: 0 E: 0 K: 0 S: 18	H: 6 LOB: 2 BB: 0 P: 24	R: 0 E: 0 K: 0 S: 4	H: 0 LOB: 0 BB: 0 P: 5	R: 0 E: 0 K: 1 S: 8	H: 1 LOB: 2 BB: 1 P: 14		R: 1 E: 1 K: 1 S: 15	H: 1 LOB: 1 BB: 0 P: 22	1B: 10 2B: 1 3B: 0 HR: 1	SF: 1 SAC: 1 DP: 1 HBP: 0	WP: 2 PA: 43 PB: 0 SB: 0 CS: 0					
<b>PITCHER</b>	IP	WLS	BF	H	R	ER	SO	BB	IBB	HBP	BLK	WP	HR	S	P	ERA	WHIP										
<b>Greg Maddux, R</b> (1, 1) ERA: 4.64	6.0	L	30	10	5	3	2	0	1	0	0	0	1	58	85	4.50	1.667										
<b>Russ Springer, R</b> (7, 1) ERA: 2.7	1.0		3	0	0	0	0	0	0	0	0	0	0	4	5	0.00	0.000										
<b>30 Kevin McGlinchy, R</b> (8, 1) ERA: 1.86	1.0		5	1	0	0	1	0	1	0	0	0	0	8	14	0.00	1.000										
<b>Mike Remlinger, L</b> (9, 1) ERA: 1.52	1.0		5	1	1	0	1	0	0	0	0	2	0	15	22	0.00	1.000										

Batter	1	2	3	4	5	6	7	8	9	AB	R	H	RBI	BB	SO	LOB	BOTTOM										
<b>Ozzie Guillen, L</b> (1, 6) OBP: 0.245, SLG: 0.236	0-1 G6-4-3 1B		4-0 BB			0-0 1B		0-0 G4-3		3	0	2	0	1	0	1	<b>Baltimore Orioles @ Atlanta Braves</b> Turner Field, Atlanta, GA Fri Jun 11 1999, 7:40 PM EDT Att: 47,428 - Cloudy - 73 F										
<b>Bret Boone, R</b> (1, 4) OBP: 0.326, SLG: 0.411	1-1 G6-4-3		1-3 K			0-3 K		0-0 G4-3		4	0	0	0	0	2	4											
<b>10 Chipper Jones, S</b> (1, 5) OBP: 0.391, SLG: 0.533	0-1 L7			2-3 K2-3		2-3 K			2-3 K	4	0	0	0	0	3	1											
<b>Brian Jordan, R</b> (1, 9) OBP: 0.364, SLG: 0.543		2-2 P3		2-3 K		2-0 G6-3		0-0 F9		4	0	0	0	0	1	0											
<b>Ryan Klesko, L</b> (1, 7) OBP: 0.344, SLG: 0.486		1-0 F8		3-2 G4-3		0-0 G6-3		1-2 G1-3		4	0	0	0	0	0	0											
<b>Andruw Jones, R</b> (1, 8) OBP: 0.346, SLG: 0.462		0-0 G5-3			0-0 P4		0-2 P6			3	0	0	0	0	0	0											
<b>Randall Simon, L</b> (1, 3) OBP: 0.309, SLG: 0.403			1-1 F9 SH3 2B		1-0 G1-3			0-1 2B 1B		3	2	2	0	0	0	0											
<b>Eddie Pérez, R</b> (1, 2) OBP: 0.250, SLG: 0.257			0-0 F9		2-2 F8			0-0 G4-3 1B		3	0	1	1	0	0	1											
<b>Greg Maddux, R</b> (1, 1) ERA: 4.64			0-0 SH3			0-0 G4-3		0-0 F7		0	0	0	1	0	0	0											
<b>Inning Stats</b>	R: 0 E: 0 K: 0 S: 6	H: 1 LOB: 0 BB: 0 P: 7	R: 0 E: 0 K: 0 S: 5	H: 0 LOB: 0 BB: 0 P: 8	R: 0 E: 0 K: 2 S: 10	H: 0 LOB: 0 BB: 0 P: 17	R: 0 E: 0 K: 2 S: 5	H: 1 LOB: 1 BB: 0 P: 10	R: 0 E: 0 K: 0 S: 5	H: 0 LOB: 0 BB: 0 P: 7	R: 1 E: 0 K: 0 S: 6	H: 2 LOB: 1 BB: 0 P: 6	R: 0 E: 0 K: 1 S: 7	H: 0 LOB: 0 BB: 0 P: 10	1B: 3 2B: 2 3B: 0 HR: 0	SF: 0 SAC: 1 DP: 1 HBP: 0		WP: 0 PA: 32 PB: 0 SB: 0 CS: 0									
<b>PITCHER</b>	IP	WLS	BF	H	R	ER	SO	BB	IBB	HBP	BLK	WP	HR	S	P	ERA	WHIP										
<b>Sidney Ponson, R</b> (1, 1) ERA: 3.99	9.0	W	32	5	2	2	6	1	0	0	0	0	0	59	86	2.00	0.667										

AB	39
R	6
H	12
RBI	5
BB	2
SO	4
LOB	25



AB	30
R	2
H	5
RBI	2
BB	1
SO	6
LOB	8





Batter	1	2	3	4	5	6	7	8	9	AB	R	H	RBI	BB	SO	LOB	TOP										
<b>Brady Anderson, L</b> (1, 8) OBP: 0.424, SLG: 0.521										4	1	1	1	1	0	2	<b>Baltimore Orioles @ Atlanta Braves</b> Turner Field, Atlanta, GA Sat Jun 12 1999, 1:15 PM EDT Att: 47,923 - Sunny - 75 F										
<b>Mike Bordick, R</b> (1, 6) OBP: 0.320, SLG: 0.379										5	1	2	1	0	1	0											
<b>B.J. Surhoff, L</b> (1, 7) OBP: 0.375, SLG: 0.567										5	0	3	0	0	1	0											
<b>Albert Belle, R</b> (1, 9) OBP: 0.383, SLG: 0.410										4	1	2	0	1	0	1											
<b>Will Clark, L</b> (1, 3) OBP: 0.354, SLG: 0.465										5	1	1	2	0	0	5											
<b>Cal Ripken Jr., R</b> (1, 5) OBP: 0.328, SLG: 0.496										5	0	2	0	0	0	3											
<b>Delino DeShields, L</b> (1, 4) OBP: 0.335, SLG: 0.364										3	1	1	0	1	0	1											
<b>Charles Johnson, R</b> (1, 2) OBP: 0.359, SLG: 0.509										3	0	0	0	1	1	3											
<b>Juan Guzman, R</b> (1, 1) OBP: 0.250, SLG: 0.250										4	0	1	1	0	3	3											
<b>Inning Stats</b>	R: 4 E: 0 K: 0 S: 12	H: 4 LOB: 0 BB: 0 P: 22	R: 0 E: 0 K: 1 S: 6	H: 0 LOB: 0 BB: 0 P: 11	R: 0 E: 0 K: 2 S: 8	H: 0 LOB: 0 BB: 0 P: 12	R: 1 E: 0 K: 0 S: 12	H: 2 LOB: 2 BB: 1 P: 21	R: 0 E: 0 K: 1 S: 10	H: 1 LOB: 2 BB: 1 P: 16	R: 0 E: 0 K: 0 S: 14	H: 2 LOB: 2 BB: 0 P: 25	R: 0 E: 0 K: 2 S: 10	H: 1 LOB: 1 BB: 0 P: 17	R: 0 E: 0 K: 0 S: 14	H: 2 LOB: 3 BB: 2 P: 26	1B: 9 2B: 1 3B: 0 HR: 3	SF: 0 SAC: 0 DP: 1 HBP: 0	WP: 0 PB: 0 SB: 1 CS: 1	PA: 42							
<b>PITCHER</b>	IP	WLS	BF	H	R	ER	SO	BB	IBB	HBP	BLK	WP	HR	S	P	ERA	WHIP										
<b>Kevin Millwood, R</b> (1, 1) ERA: 3.58	6.0	L	27	8	5	5	4	2	0	0	0	0	3	53	88	7.50	1.667										
<b>Justin Speier, R</b> (7, 1) ERA: 2.99	2.0		9	3	0	0	2	0	0	0	0	0	0	24	42	0.00	1.500										
<b>30 Kevin McGlinchy, R</b> (9, 1) ERA: 1.8	1.0		6	2	0	0	0	1	1	0	0	0	0	14	26	0.00	3.000										

AB	38
R	5
H	13
RBI	5
BB	4
SO	6
LOB	18



Batter	1	2	3	4	5	6	7	8	9	AB	R	H	RBI	BB	SO	LOB	BOTTOM										
<b>Ozzie Guillen, L</b> (1, 6) OBP: 0.237, SLG: 0.228										3	0	0	0	0	0	1	<b>Baltimore Orioles @ Atlanta Braves</b> Turner Field, Atlanta, GA Sat Jun 12 1999, 1:15 PM EDT Att: 47,923 - Sunny - 75 F										
<b>Justin Speier, R</b> (7, 1) OBP: 0.500, SLG: 0.500										0	0	0	0	0	0	0											
<b>30 Kevin McGlinchy, R</b> (9, 1)										0	0	0	0	0	0	0											
<b>Otis Nixon, S</b> (9, PH) OBP: 0.289, SLG: 0.176										1	0	0	0	0	0	0											
<b>Keith Lockhart, L</b> (1, 4) OBP: 0.281, SLG: 0.288										4	0	0	0	0	0	0											
<b>10 Chipper Jones, S</b> (1, 5) OBP: 0.393, SLG: 0.531										3	0	1	0	1	2	0											
<b>Brian Jordan, R</b> (1, 9) OBP: 0.362, SLG: 0.538										4	0	1	0	0	0	2											
<b>Javy Lopez, R</b> (1, 2) OBP: 0.370, SLG: 0.489										3	0	1	0	0	1	1											
<b>Ryan Klesko, L</b> (1, 7) OBP: 0.343, SLG: 0.483										3	0	1	0	0	0	2											
<b>Andruw Jones, R</b> (1, 8) OBP: 0.350, SLG: 0.462										2	0	1	0	1	0	0											
<b>Randall Simon, L</b> (1, 3) OBP: 0.296, SLG: 0.385										3	0	0	0	0	0	2											
<b>Kevin Millwood, R</b> (1, 1) OBP: 0.185, SLG: 0.192										1	0	1	0	0	0	0											
<b>Mark DeRosa, R</b> (6, PH) (7, 6)										2	0	0	0	0	0	0											
<b>Inning Stats</b>	R: 0 E: 0 K: 1 S: 6	H: 0 LOB: 0 BB: 0 P: 9	R: 0 E: 0 K: 1 S: 8	H: 2 LOB: 1 BB: 0 P: 13	R: 0 E: 0 K: 0 S: 8	H: 1 LOB: 1 BB: 1 P: 16	R: 0 E: 0 K: 1 S: 5	H: 0 LOB: 0 BB: 0 P: 9	R: 0 E: 0 K: 0 S: 3	H: 0 LOB: 0 BB: 0 P: 6	R: 0 E: 0 K: 0 S: 9	H: 0 LOB: 2 BB: 0 P: 13	R: 0 E: 0 K: 0 S: 13	H: 1 LOB: 2 BB: 1 P: 21	R: 0 E: 1 K: 0 S: 9	H: 1 LOB: 0 BB: 0 P: 11	R: 0 E: 0 K: 0 S: 8	H: 1 LOB: 1 BB: 0 P: 10	1B: 6 2B: 2 3B: 0 HR: 0	SF: 0 SAC: 0 DP: 3 HBP: 0	WP: 0 PB: 0 SB: 0 CS: 1	PA: 31					
<b>PITCHER</b>	IP	WLS	BF	H	R	ER	SO	BB	IBB	HBP	BLK	WP	HR	S	P	ERA	WHIP										
<b>Juan Guzman, R</b> (1, 1) ERA: 4.54	9.0	W	31	6	0	0	3	2	0	0	0	0	0	69	108	0.00	0.889										

AB	29
R	0
H	6
RBI	0
BB	2
SO	3
LOB	8





Batter	1	2	3	4	5	6	7	8	9	AB	R	H	RBI	BB	SO	LOB	TOP				
<b>Brady Anderson, L</b> OBP: 0.421, SLG: 0.511	4-0 1B BB	1-0 F9		0-0 G4-3	1-1 G4-3	1-1 F7	0-1 P6		2-2 1B	6	0	1	2	1	0	3					
<b>Mike Bordick, R</b> OBP: 0.319, SLG: 0.377 <b>Jeff Reboulet, R</b> OBP: 0.352, SLG: 0.236	2-2 1B BB	2-2 G6-3		2-3 K	0-3 K				1-2 K	4	1	1	0	0	2	1					
<b>B.J. Surhoff, L</b> OBP: 0.376, SLG: 0.544 <b>Rich Amaral, R</b> OBP: 0.352, SLG: 0.361	4-1 1B BB			3-2 1B BB	0-0 2B				3-2 FC6-4 1B	3	2	2	1	1	0	0					
<b>Albert Belle, R</b> OBP: 0.385, SLG: 0.417	1-2 2B HR			0-2 2B	0-2 2B				0-0 F8	6	3	3	1	0	1	3					
<b>Will Clark, L</b> OBP: 0.360, SLG: 0.544 <b>Jeff Conine, R</b> OBP: 0.360, SLG: 0.479	1-0 HR			2-2 1B 2B	2-2 HR				2-1 FC6-4	4	4	4	5	0	0	0					
<b>Cal Ripken Jr., R</b> OBP: 0.357, SLG: 0.569	0-0 HR			2-1 G3 1B	1-1 HR				0-0 1B 1B	6	5	6	6	0	0	0					
<b>Delino DeShields, L</b> OBP: 0.340, SLG: 0.365	1-2 G4-3			0-0 G3 1B	0-0 G3-1				0-2 1B 1B	5	2	2	1	1	0	1					
<b>Charles Johnson, R</b> OBP: 0.365, SLG: 0.525 <b>Mike Figga, R</b> OBP: 0.286, SLG: 0.167	0-3 K			0-0 G3					0-3 K	3	2	1	3	2	1	2					
<b>35 Mike Mussina, L</b> OBP: 0.286, SLG: 0.429 <b>Rocky Coppinger, R</b> OBP: 1.000, SLG: 1.000				1-2 2-3 HR	0-0 G1				1-1 1B	5	1	2	3	0	1	2					
<b>Inning Stats</b>	R: 5 E: 0 K: 1 S: 17	H: 4 LOB: 0 BB: 2 P: 30	R: 0 E: 0 K: 1 S: 7	H: 0 LOB: 0 BB: 0 P: 11	R: 2 E: 0 K: 0 S: 13	H: 4 LOB: 2 BB: 0 P: 16	R: 4 E: 0 K: 1 S: 19	H: 4 LOB: 0 BB: 0 P: 27	R: 2 E: 0 K: 0 S: 11	H: 2 LOB: 1 BB: 1 P: 16	R: 3 E: 0 K: 0 S: 17	H: 3 LOB: 0 BB: 0 P: 30	R: 4 E: 0 K: 2 S: 21	H: 3 LOB: 2 BB: 3 P: 39	R: 0 E: 0 K: 0 S: 11	H: 1 LOB: 1 BB: 0 P: 17	R: 2 E: 0 K: 2 S: 19	H: 4 LOB: 2 BB: 0 P: 25	1B: 14 2B: 7 3B: 0 HR: 4	SF: 0 SAC: 0 DP: 0 HBP: 0	WP: 0 PA: 57 PB: 0 SB: 0 CS: 0
<b>PITCHER</b>	IP WLS BF H R ER SO BB IBB HBP BLK WP HR S P ERA WHIP	2.1 L 15 7 7 7 2 2 0 0 0 0 1 34 54 27.00 3.857	2.2 R 16 7 6 6 2 1 0 0 0 0 2 33 46 20.25 3.000	1.0 R 6 3 3 3 0 0 0 0 0 0 1 17 30 27.00 3.000	1.0 R 9 3 4 4 2 3 0 0 0 0 0 21 39 36.00 6.000	1.0 R 4 1 0 0 0 0 0 0 0 0 0 11 17 0.00 1.000	<b>PITCHER</b>	IP WLS BF H R ER SO BB IBB HBP BLK WP HR S P ERA WHIP	1.0 R 7 4 2 2 2 0 0 0 0 0 0 19 25 18.00 4.000	2.9 L 15 7 7 7 2 2 0 0 0 0 1 33 46 20.25 3.000	1.0 R 6 3 3 3 0 0 0 0 0 0 1 17 30 27.00 3.000	1.0 R 9 3 4 4 2 3 0 0 0 0 0 21 39 36.00 6.000	1.0 R 4 1 0 0 0 0 0 0 0 0 0 11 17 0.00 1.000								

**Baltimore Orioles @ Atlanta Braves**  
Turner Field, Atlanta, GA  
Sun Jun 13 1999, 8:05 PM EDT  
Att: 45,738 - Cloudy - 83 F

AB 51  
R 22  
H 25  
RBI 22  
BB 6  
SO 8  
LOB 19



Batter	1	2	3	4	5	6	7	8	9	AB	R	H	RBI	BB	SO	LOB	BOTTOM				
<b>Ozzie Guillen, L</b> OBP: 0.230, SLG: 0.221 <b>30 Kevin McGlinchy, R</b>	1-2 F9			0-2 G1-3					3-2 F7	3	0	0	0	0	0	0					
<b>Keith Lockhart, L</b> OBP: 0.276, SLG: 0.283										0	0	0	0	0	0	0					
<b>Bret Boone, R</b> OBP: 0.328, SLG: 0.407	0-3 K			3-2 F9					4-1 FC6-4 BB	2	0	0	0	2	1	0					
<b>10 Chipper Jones, S</b> OBP: 0.392, SLG: 0.532 <b>Russ Springer, R</b> <b>Mike Remlinger, L</b>	1-0 2B			0-2 G3-1					1-3 K	3	0	1	0	0	0	1					
<b>Otis Nixon, S</b> OBP: 0.287, SLG: 0.174 <b>Rudy Seanez, R</b>										0	0	0	0	0	0	0					
<b>Brian Jordan, R</b> OBP: 0.363, SLG: 0.538 <b>Gerald Williams, R</b> OBP: 0.315, SLG: 0.357	1-0 G1-3			1-2 2B SF8 1B					0-2 FC6-4	2	1	1	0	0	0	1					
<b>Javy Lopez, R</b> OBP: 0.371, SLG: 0.495 <b>Eddie Pérez, R</b> OBP: 0.243, SLG: 0.250				1-2 2B					0-1 F7	2	0	1	0	0	0	0					
<b>Ryan Klesko, L</b> OBP: 0.347, SLG: 0.486				0-1 G1-3 1B					1-2 1B	3	0	2	1	0	0	2					
<b>Andruw Jones, R</b> OBP: 0.346, SLG: 0.454				0-0 G1-3					0-0 P4	4	0	0	0	0	1	3					
<b>Randall Simon, L</b> OBP: 0.280, SLG: 0.362				0-3 K					1-1 G1	4	0	0	0	0	1	2					
<b>29 John Smoltz, R</b> OBP: 0.423, SLG: 0.640 <b>Justin Speier, R</b> OBP: 0.333, SLG: 0.333 <b>Mark DeRosa, R</b>									0-1 G4-3	0	0	0	0	0	0	0					
<b>Inning Stats</b>	R: 0 E: 0 K: 1 S: 8	H: 1 LOB: 1 BB: 0 P: 11	R: 0 E: 0 K: 1 S: 8	H: 1 LOB: 0 BB: 0 P: 9	R: 0 E: 0 K: 1 S: 9	H: 0 LOB: 0 BB: 0 P: 12	R: 1 E: 0 K: 0 S: 14	H: 2 LOB: 1 BB: 0 P: 16	R: 0 E: 0 K: 0 S: 5	H: 0 LOB: 0 BB: 0 P: 5	R: 0 E: 0 K: 0 S: 8	H: 1 LOB: 2 BB: 1 P: 14	R: 0 E: 0 K: 1 S: 5	H: 0 LOB: 0 BB: 0 P: 6	R: 0 E: 0 K: 1 S: 11	H: 0 LOB: 1 BB: 1 P: 19	R: 0 E: 0 K: 0 S: 8	H: 1 LOB: 1 BB: 0 P: 10	1B: 3 2B: 3 3B: 0 HR: 0	SF: 1 SAC: 0 DP: 0 HBP: 0	WP: 0 PA: 35 PB: 0 SB: 0 CS: 0
<b>PITCHER</b>	IP WLS BF H R ER SO BB IBB HBP BLK WP HR S P ERA WHIP	7.0 W 27 5 1 1 4 1 0 0 0 0 0 57 73 1.29 0.857	2.0 L 8 1 0 0 1 1 0 0 0 0 0 19 29 0.00 1.000					<b>PITCHER</b>	IP WLS BF H R ER SO BB IBB HBP BLK WP HR S P ERA WHIP	1.0 R 7 4 2 2 2 0 0 0 0 0 19 25 18.00 4.000	2.9 L 15 7 7 7 2 2 0 0 0 0 1 33 46 20.25 3.000	1.0 R 6 3 3 3 0 0 0 0 0 0 1 17 30 27.00 3.000	1.0 R 9 3 4 4 2 3 0 0 0 0 0 21 39 36.00 6.000	1.0 R 4 1 0 0 0 0 0 0 0 0 0 11 17 0.00 1.000							

**Baltimore Orioles @ Atlanta Braves**  
Turner Field, Atlanta, GA  
Sun Jun 13 1999, 8:05 PM EDT  
Att: 45,738 - Cloudy - 83 F

AB 32  
R 1  
H 6  
RBI 1  
BB 2  
SO 5  
LOB 13









Batter	1	2	3	4	5	6	7	8	9	AB	R	H	RBI	BB	SO	LOB	TOP		
<b>Ozzie Guillen, L</b> OBP: 0.250, SLG: 0.220 (1, 6)										2	0	0	0	2	1	1	<b>Atlanta Braves @ Houston Astros</b> Astrodome, Houston, TX Tue Jun 15 1999, 8:05 PM EDT Att: 27,941 - Dome - 72 F		
<b>Bret Boone, R</b> OBP: 0.325, SLG: 0.399 (1, 4)										0	0	0	0	0	0	0			
<b>Keith Lockhart, L</b> OBP: 0.262, SLG: 0.268 (2, 4)										3	0	0	0	0	0	2			
<b>10 Chipper Jones, S</b> OBP: 0.387, SLG: 0.521 (1, 5)										4	0	0	0	0	1	2			
<b>Brian Jordan, R</b> OBP: 0.360, SLG: 0.530 (1, 9)										4	0	0	0	0	0	0			
<b>Javy Lopez, R</b> OBP: 0.371, SLG: 0.510 (1, 2)										4	0	1	0	0	1	0			
<b>Otis Nixon, S</b> OBP: 0.285, SLG: 0.173 (9, PR)										0	1	0	0	0	0	0			
<b>Gerald Williams, R</b> OBP: 0.318, SLG: 0.358 (9, 7)										0	0	0	0	0	0	0			
<b>Ryan Klesko, L</b> OBP: 0.349, SLG: 0.484 (1, 7)										4	1	2	0	0	2	1			
<b>John Rocker, R</b> (9, 1)										0	0	0	0	0	0	0			
<b>Andruw Jones, R</b> OBP: 0.346, SLG: 0.468 (1, 8)										4	1	1	2	0	2	2			
<b>Randall Simon, L</b> OBP: 0.295, SLG: 0.389 (1, 3)										3	1	2	0	0	0	0			
<b>Brian Hunter, R</b> OBP: 0.400, SLG: 0.578 (7, 3)										1	0	1	1	0	0	0			
<b>Tom Glavine, L</b> OBP: 0.143, SLG: 0.111 (1, 1)										2	0	0	0	0	0	1			
<b>Eddie Pérez, R</b> OBP: 0.237, SLG: 0.243 (9, PH)										1	0	0	0	0	0	1			
<b>Eddie Pérez, R</b> OBP: 0.237, SLG: 0.243 (9, 2)										1	0	0	0	0	0	1			
<b>Inning Stats</b>	R: 0 E: 0 K: 1 S: 5	H: 0 LOB: 0 BB: 7	R: 0 E: 0 K: 1 S: 9	H: 0 LOB: 0 BB: 13	R: 0 E: 0 K: 0 S: 7	H: 1 LOB: 2 BB: 14	R: 0 E: 0 K: 0 S: 7	H: 0 LOB: 0 BB: 11	R: 3 E: 1 K: 0 S: 11	H: 3 LOB: 1 BB: 0 P: 20	R: 0 E: 0 K: 2 S: 10	H: 1 LOB: 0 BB: 0 P: 13	R: 0 E: 0 K: 0 S: 7	H: 0 LOB: 0 BB: 14	R: 1 E: 0 K: 2 S: 14	H: 2 LOB: 1 BB: 0 P: 16	1B: 5 2B: 1 3B: 0 HR: 1	SF: 0 SAC: 1 DP: 1 HBP: 1	WP: 0 PA: 37 PB: 0 SB: 1 CS: 1
<b>PITCHER</b>	IP	WLS	BF	H	R	ER	SO	BB	IBB	HBP	BLK	WP	HR	S	P	ERA	WHIP		
<b>Chris Holt, R</b> ERA: 4.55 (1, 1)	7.0		28	5	3	2	4	2	0	1	0	0	1	56	92	2.57	1.000		
<b>Scott Elarton, R</b> ERA: 2.87 (8, 1)	2.0	L	8	2	1	1	3	0	0	0	0	0	0	24	28	4.50	1.000		

Batter	1	2	3	4	5	6	7	8	9	AB	R	H	RBI	BB	SO	LOB	BOTTOM				
<b>Craig Biggio, R</b> OBP: 0.368, SLG: 0.451 (1, 4)										4	0	0	0	0	1	0	<b>Atlanta Braves @ Houston Astros</b> Astrodome, Houston, TX Tue Jun 15 1999, 8:05 PM EDT Att: 27,941 - Dome - 72 F				
<b>Ricky Gutierrez, R</b> OBP: 0.382, SLG: 0.385 (1, 6)										3	0	1	0	0	1	0					
<b>5 Jeff Bagwell, R</b> OBP: 0.479, SLG: 0.716 (1, 3)										2	1	2	1	2	0	0					
<b>Derek Bell, R</b> OBP: 0.305, SLG: 0.380 (1, 9)										4	1	1	0	0	0	5					
<b>Richard Hidalgo, R</b> OBP: 0.332, SLG: 0.522 (1, 7)										3	1	1	1	1	1	2					
<b>Carl Everett, S</b> OBP: 0.369, SLG: 0.439 (1, 8)										3	0	0	1	0	1	2					
<b>Tony Eusebio, R</b> OBP: 0.365, SLG: 0.321 (1, 2)										4	0	1	0	0	3	0					
<b>Glen Barker, S</b> OBP: 0.400, SLG: 0.467 (9, PR)										0	0	0	0	0	0	0					
<b>Tim Bogar, R</b> OBP: 0.356, SLG: 0.371 (1, 5)										4	0	0	0	0	1	1					
<b>Chris Holt, R</b> OBP: 0.222, SLG: 0.125 (1, 1)										2	0	0	0	0	1	0					
<b>Alex Diaz, S</b> OBP: 0.255, SLG: 0.333 (7, PH)										1	0	0	0	0	1	0					
<b>Scott Elarton, R</b> (8, 1)										0	0	0	0	0	0	0					
<b>Russ Johnson, R</b> OBP: 0.367, SLG: 0.396 (9, PH)										1	0	0	0	0	0	1					
<b>Inning Stats</b>	R: 0 E: 0 K: 0 S: 9	H: 1 LOB: 1 BB: 0 P: 15	R: 0 E: 0 K: 2 S: 8	H: 0 LOB: 0 BB: 0 P: 12	R: 0 E: 0 K: 2 S: 10	H: 0 LOB: 0 BB: 0 P: 16	R: 3 E: 0 K: 2 S: 17	H: 3 LOB: 0 BB: 0 P: 26	R: 0 E: 0 K: 0 S: 8	H: 0 LOB: 0 BB: 0 P: 12	R: 0 E: 0 K: 0 S: 5	H: 1 LOB: 2 BB: 2 P: 14	R: 0 E: 0 K: 2 S: 7	H: 0 LOB: 0 BB: 0 P: 11	R: 0 E: 1 K: 0 S: 11	H: 0 LOB: 2 BB: 1 P: 22	R: 0 E: 0 K: 2 S: 10	H: 1 LOB: 2 BB: 0 P: 15	1B: 4 2B: 2 3B: 0 HR: 1	SF: 1 SAC: 1 DP: 1 HBP: 0	WP: 0 PA: 36 PB: 0 SB: 1 CS: 0
<b>PITCHER</b>	IP	WLS	BF	H	R	ER	SO	BB	IBB	HBP	BLK	WP	HR	S	P	ERA	WHIP				
<b>Tom Glavine, L</b> ERA: 4.78 (1, 1)	8.0		32	5	3	3	8	2	0	0	0	0	0	75	128	3.38	0.875				
<b>John Rocker, L</b> ERA: 2.2 (9, 1)	1.0	S	4	1	0	0	2	0	0	0	0	0	0	10	15	0.00	1.000				













Batter	1	2	3	4	5	6	7	8	9	AB	R	H	RBI	BB	SO	LOB	TOP							
Ozzie Guillen, L (1,6) OBP: 0.290, SLG: 0.281	G4-3		2B		G6-3	1B		1B		5	1	3	1	1	0	0								
Bret Boone, R (1,4) OBP: 0.321, SLG: 0.403	G6-3		2B		3B	BB		F8		5	1	1	0	1	2	4								
10 Chipper Jones, S (1,5) OBP: 0.387, SLG: 0.524	K				1B	3B		1B		5	1	3	2	0	1	0								
Brian Jordan, R (1,9) OBP: 0.359, SLG: 0.515		F9			HBP	HBP		G6-3		3	1	0	0	0	0	4								
Javy Lopez, R (1,2) OBP: 0.382, SLG: 0.525	G6-3				BB	BB		F8		3	0	0	0	2	0	2								
Ryan Klesko, L (1,7) OBP: 0.351, SLG: 0.479 30 Kevin McGlinchy, R (7,1) Otis Nixon, S (9,PH) John Rocker, R (9,1)	G4-3				F8	1B		K		4	0	1	2	0	1	2								
Andruw Jones, R (1,8) OBP: 0.344, SLG: 0.470			K		BB			1B		4	0	1	0	1	2	3								
Randall Simon, L (1,3) OBP: 0.322, SLG: 0.392			2B		G4-3			G3		4	1	2	1	1	0	3								
29 John Smoltz, R (1,1) OBP: 0.393, SLG: 0.593 Keith Lockhart, L (7,PH) Gerald Williams, R (7,PH)			SH1		G4-3			K		2	0	0	0	0	1	0								
								F8		2	0	0	0	0	0	3								
<b>Inning Stats</b>	R: 0 E: 0 K: 1 S: 10	H: 0 LOB: 0 BB: 0 P: 16	R: 0 E: 0 K: 0 S: 4	H: 0 LOB: 0 BB: 0 P: 5	R: 1 E: 0 K: 2 S: 10	H: 2 LOB: 1 BB: 0 P: 17	R: 0 E: 0 K: 0 S: 9	H: 0 LOB: 3 BB: 2 P: 20	R: 3 E: 0 K: 0 S: 16	H: 3 LOB: 2 BB: 1 P: 26	R: 1 E: 0 K: 1 S: 13	H: 2 LOB: 2 BB: 1 P: 22	R: 0 E: 0 K: 1 S: 10	H: 1 LOB: 2 BB: 1 P: 20	R: 0 E: 0 K: 0 S: 13	H: 2 LOB: 2 BB: 0 P: 20	R: 1 E: 1 K: 2 S: 13	H: 2 LOB: 2 BB: 1 P: 24	1B: 9 2B: 1 3B: 2 HR: 0	SF: 0 SAC: 1 DP: 0 HBP: 2	WP: 0 PB: 0 SB: 4 CS: 4	PA: 47		
<b>PITCHER</b>	IP	WLS	BF	H	R	ER	SO	BB	IBB	HBP	BLK	WP	HR	S	P	ERA	WHIP							
Andy Benes, R (1,1) ERA: 5.5	5.2	L	30	7	5	5	4	4	0	2	0	0	0	60	102	7.94	1.941							
Darren Holmes, R (6,1) ERA: 2.67	1.0	5	1	0	0	1	1	1	0	0	0	0	0	10	20	0.00	2.000							
Ed Vosberg, L (7,1) ERA: 9.0	0.2	4	2	0	0	0	0	0	0	0	0	0	0	8	15	0.00	3.000							
Vladimir Nunez, R (8,1) ERA: 1.93	0.2	2	0	0	0	0	0	0	0	0	0	0	0	7	9	0.00	0.000							
Gregg Olson, R (9,1) ERA: 4.74	1.0	6	2	1	1	2	1	0	0	0	0	0	0	13	24	9.00	3.000							

Atlanta Braves @ Arizona Diamondbacks  
Bank One Ballpark, Phoenix, AZ  
Fri Jun 18 1999, 10:05 PM EDT  
Att: 41,499 - Dome - 72 F

AB	38
R	6
H	12
RBI	6
BB	6
SO	7
LOB	21



Batter	1	2	3	4	5	6	7	8	9	AB	R	H	RBI	BB	SO	LOB	BOTTOM							
Tony Womack, L (1,4) OBP: 0.327, SLG: 0.367	G4-3		G4-3		S			K		4	0	1	0	0	1	0								
David Dellucci, L (1,9) OBP: 0.455, SLG: 0.474	L6		K		F7			1B		3	0	0	0	1	1	1								
Luis Gonzalez, L (1,7) OBP: 0.424, SLG: 0.601	P5		1B		G6-3			K		4	0	1	0	0	1	2								
Matt Williams, R (1,5) OBP: 0.373, SLG: 0.633		BB			F7			F9		4	0	2	0	0	0	1								
Travis Lee, L (1,3) OBP: 0.359, SLG: 0.437 Gregg Olson, R (9,1)		BB			K			F8		3	0	0	0	1	1	2								
Steve Finley, L (1,8) OBP: 0.338, SLG: 0.525 Ed Vosberg, L (7,1)		F7			1B			G3		3	0	1	0	0	0	2								
Vladimir Nunez, R (8,1) Greg Colbrunn, R (9,3)										0	0	0	0	0	0	0								
Kelly Stinnett, R (1,2) OBP: 0.268, SLG: 0.390		K			F9			K		4	0	0	0	0	3	3								
Andy Fox, L (1,6) OBP: 0.377, SLG: 0.448 59 Edwin Diaz, R (9,PH)					F9			F9		2	0	0	0	1	0	1								
Andy Benes, R (1,1) OBP: 0.167, SLG: 0.091 Darren Holmes, R (6,1)										1	0	1	0	0	0	0								
Bernard Gilkey, R (7,9) OBP: 0.379, SLG: 0.489		K			G1-3			G6-3		2	0	0	0	0	1	3								
										2	0	0	0	0	0	1								
<b>Inning Stats</b>	R: 0 E: 0 K: 0 S: 9	H: 0 LOB: 0 BB: 0 P: 15	R: 0 E: 0 K: 2 S: 19	H: 1 LOB: 3 BB: 2 P: 32	R: 0 E: 0 K: 1 S: 11	H: 1 LOB: 1 BB: 0 P: 18	R: 0 E: 0 K: 1 S: 10	H: 1 LOB: 1 BB: 0 P: 15	R: 0 E: 0 K: 0 S: 13	H: 0 LOB: 0 BB: 0 P: 19	R: 0 E: 0 K: 0 S: 5	H: 0 LOB: 0 BB: 0 P: 7	R: 0 E: 0 K: 1 S: 9	H: 0 LOB: 0 BB: 0 P: 12	R: 0 E: 0 K: 2 S: 20	H: 1 LOB: 2 BB: 1 P: 26	R: 0 E: 0 K: 2 S: 10	H: 1 LOB: 1 BB: 0 P: 16	1B: 5 2B: 1 3B: 0 HR: 0	SF: 0 SAC: 0 DP: 0 HBP: 0	WP: 0 PB: 0 SB: 1 CS: 0	PA: 36		
<b>PITCHER</b>	IP	WLS	BF	H	R	ER	SO	BB	IBB	HBP	BLK	WP	HR	S	P	ERA	WHIP							
29 John Smoltz, R (1,1) ERA: 3.2	6.0	W	24	4	0	0	4	2	0	0	0	0	0	67	106	0.00	1.000							
30 Kevin McGlinchy, R (7,1) ERA: 2.91	2.0	8	1	0	0	3	1	0	0	0	0	0	0	29	38	0.00	1.000							
John Rocker, L (9,1) ERA: 2.05	1.0	4	1	0	0	2	0	0	0	0	0	0	0	10	16	0.00	1.000							

Atlanta Braves @ Arizona Diamondbacks  
Bank One Ballpark, Phoenix, AZ  
Fri Jun 18 1999, 10:05 PM EDT  
Att: 41,499 - Dome - 72 F

AB	33
R	0
H	6
RBI	0
BB	3
SO	9
LOB	16





Batter	1	2	3	4	5	6	7	8	9	AB	R	H	RBI	BB	SO	LOB	TOP										
Gerald Williams, R (1, 7) OBP: 0.321, SLG: 0.359	B1		BB 10 1B		G1-3		1B		FC5-4	5	1	2	0	0	0	1											
Bret Boone, R (1, 4) OBP: 0.320, SLG: 0.398	G6-3		BB 10 1B FC6-4		K		F7			3	1	0	0	1	1	1											
10 Chipper Jones, S (1, 5) OBP: 0.389, SLG: 0.521	P3		FC6-4 1-3 2-H		E6				FC3-6 BB	3	0	1	1	1	0	0											
Brian Jordan, R (1, 9) OBP: 0.354, SLG: 0.508		G5-3	FC6-4 1-2 3-H		FC6-4				FC3-6 FC5-4	4	0	0	1	0	0	3											
Javy Lopez, R (1, 2) OBP: 0.379, SLG: 0.534		HR	K				F7		FC5-4 WP	4	1	1	1	0	1	2											
Andruw Jones, R (1, 8) OBP: 0.346, SLG: 0.470							G3		K	4	0	2	0	0	1	1											
Ryan Klesko, L (1, 3) OBP: 0.349, SLG: 0.473																											
Ozzie Guillen, L (1, 6) OBP: 0.281, SLG: 0.271																											
Odalis Perez, L (1, 1) OBP: 0.087, SLG: 0.087																											
Justin Speier, R (5, 1) OBP: 0.333, SLG: 0.333																											
Otis Nixon, S (7, PH) OBP: 0.288, SLG: 0.179																											
Russ Springer, R (7, 1) OBP: 0.238, SLG: 0.244																											
Eddie Pérez, R (9, PH) OBP: 0.238, SLG: 0.244																											
<b>Inning Stats</b>	R: 0 E: 0 K: 0 S: 6	H: 0 LOB: 0 BB: 0 P: 12	R: 1 E: 0 K: 1 S: 9	H: 2 LOB: 1 BB: 0 P: 15	R: 2 E: 0 K: 2 S: 10	H: 2 LOB: 1 BB: 1 P: 18	R: 0 E: 0 K: 1 S: 7	H: 1 LOB: 1 BB: 0 P: 11	R: 0 E: 0 K: 1 S: 10	H: 0 LOB: 0 BB: 0 P: 16	R: 0 E: 0 K: 0 S: 5	H: 1 LOB: 1 BB: 0 P: 12	R: 0 E: 0 K: 1 S: 10	H: 0 LOB: 1 BB: 1 P: 17	R: 0 E: 0 K: 0 S: 12	H: 1 LOB: 1 BB: 0 P: 14	1B: 6 2B: 0 3B: 0 HR: 1	SF: 0 SAC: 0 DP: 0 HBP: 0	WP: 1 PA: 37 PB: 0 SB: 0 CS: 0								
<b>PITCHER</b>	IP	WLS	BF	H	R	ER	SO	BB	IBB	HBP	BLK	WP	HR	S	P	ERA	WHIP										
Omar Daal, L (1, 1) ERA: 3.29	7.0	W	29	6	3	3	6	1	0	0	0	0	1	55	92	3.86	1.000										
Byung-Hyun Kim, R (8, 1) ERA: 3.27	1.0	4	0	0	0	1	1	0	0	0	0	1	0	10	17	0.00	1.000										
Dan Plesac, L (9, 1) ERA: 7.66	0.1	2	1	0	0	0	0	0	0	0	0	0	0	8	10	0.00	3.000										
Vladimir Nunez, R (9, 1) ERA: 1.88	0.2	2	0	0	0	0	0	0	0	0	0	0	0	4	4	0.00	0.000										

Atlanta Braves @ Arizona Diamondbacks  
Bank One Ballpark, Phoenix, AZ  
Sat Jun 19 1999, 10:05 PM EDT  
Att: 46,726 - Dome - 72 F

AB 35  
R 3  
H 7  
RBI 3  
BB 2  
SO 7  
LOB 15



Batter	1	2	3	4	5	6	7	8	9	AB	R	H	RBI	BB	SO	LOB	BOTTOM										
Tony Womack, L (1, 8) OBP: 0.321, SLG: 0.359	P8	G3		G3	F7		G6-3			5	0	0	0	0	0	6											
Jay Bell, R (1, 4) OBP: 0.368, SLG: 0.591	HR		HR	FC6-4 1B	G6-3		F7			4	3	2	2	1	0	4											
Luis Gonzalez, L (1, 7) OBP: 0.427, SLG: 0.610	HR		BB S HBP	FC6-4 BB		G6-3		K		3	1	1	2	1	1	0											
Matt Williams, R (1, 5) OBP: 0.367, SLG: 0.621	F8		F8	FC6-4 FC1-6		F8		G5-3		5	0	0	1	0	0	2											
Greg Colbrunn, R (1, 3) OBP: 0.354, SLG: 0.467	F7		BB	FC1-6						3	0	1	0	1	0	1											
Travis Lee, L (8, PH) OBP: 0.361, SLG: 0.437			BB					S		0	0	0	0	1	0	0											
Bernard Gilkey, R (1, 9) OBP: 0.380, SLG: 0.500										4	2	1	0	1	0	2											
Dan Plesac, L (9, 1) OBP: 0.380, SLG: 0.500										0	0	0	0	0	0	0											
Vladimir Nunez, R (9, 1) OBP: 0.380, SLG: 0.500										0	0	0	0	0	0	0											
Damian Miller, R (1, 2) OBP: 0.333, SLG: 0.465	SF9		K							3	0	2	1	0	1	3											
Hanley Frias, S (1, 6) OBP: 0.368, SLG: 0.143										4	0	1	0	0	1	4											
Byung-Hyun Kim, R (8, 1) OBP: 0.338, SLG: 0.525										0	0	0	0	0	0	0											
Steve Finley, L (9, 8) OBP: 0.338, SLG: 0.525										0	0	0	0	0	0	0											
Omar Daal, L (1, 1) OBP: 0.219, SLG: 0.226										3	1	2	1	0	0	2											
Andy Fox, L (7, PH) OBP: 0.382, SLG: 0.448										0	0	0	0	1	0	0											
<b>Inning Stats</b>	R: 2 E: 0 K: 0 S: 8	H: 1 LOB: 0 BB: 1 P: 16	R: 1 E: 0 K: 1 S: 12	H: 2 LOB: 1 BB: 0 P: 17	R: 1 E: 0 K: 1 S: 12	H: 1 LOB: 3 BB: 2 P: 24	R: 2 E: 1 K: 0 S: 10	H: 2 LOB: 1 BB: 1 P: 18	R: 1 E: 1 K: 0 S: 13	H: 2 LOB: 2 BB: 0 P: 16	R: 0 E: 0 K: 0 S: 10	H: 1 LOB: 1 BB: 0 P: 15	R: 0 E: 0 K: 0 S: 8	H: 1 LOB: 2 BB: 1 P: 14	R: 0 E: 0 K: 1 S: 8	H: 0 LOB: 1 BB: 1 P: 14	1B: 7 2B: 0 3B: 1 HR: 2	SF: 1 SAC: 0 DP: 0 HBP: 1	WP: 0 PA: 42 PB: 0 SB: 3 CS: 0								
<b>PITCHER</b>	IP	WLS	BF	H	R	ER	SO	BB	IBB	HBP	BLK	WP	HR	S	P	ERA	WHIP										
Odalis Perez, L (1, 1) ERA: 5.32	4.0	L	26	8	7	5	2	4	0	0	1	1	0	20	28	11.25	3.000										
Justin Speier, R (5, 1) ERA: 4.39	2.0	7	1	0	0	0	0	0	0	0	0	0	0	20	28	0.00	0.500										
Russ Springer, R (7, 1) ERA: 6.43	2.0	9	1	0	0	1	2	2	0	0	0	0	0	16	28	0.00	1.500										

Atlanta Braves @ Arizona Diamondbacks  
Bank One Ballpark, Phoenix, AZ  
Sat Jun 19 1999, 10:05 PM EDT  
Att: 46,726 - Dome - 72 F

AB 34  
R 7  
H 10  
RBI 7  
BB 6  
SO 3  
LOB 24













Batter	1	2	3	4	5	6	7	8	9	AB	R	H	RBI	BB	SO	LOB	TOP					
Manny Martinez, R OBP: 0.266, SLG: 0.382 (1, 8)	F9		K		G6-3		K			4	0	0	0	0	2	1	<b>Montreal Expos @ Atlanta Braves</b> Turner Field, Atlanta, GA Wed Jun 23 1999, 7:40 PM EDT Att: 32,186 - Cloudy - 76 F					
Orlando Merced, S OBP: 0.369, SLG: 0.595 (1, 7)	F7		HR		HR			F7		4	2	2	2	0	0	0						
Fernando Seguinol, S OBP: 0.250, SLG: 0.143 (1, 3)	K		G3		K			K		4	0	0	0	0	3	0						
Vladimir Guerrero, R OBP: 0.356, SLG: 0.518 James Mouton, R OBP: 0.402, SLG: 0.424 (8, 9)		G6-3				G1-3		G5-3		4	0	1	0	0	0	0						
Jose Vidro, S OBP: 0.356, SLG: 0.544 (1, 4)									G1-3	2	0	0	0	2	0	1						
Chris Widger, R OBP: 0.385, SLG: 0.538 (1, 2)																						
Chris Widger, R OBP: 0.385, SLG: 0.538 (1, 2)																						
Shane Andrews, R OBP: 0.336, SLG: 0.377 (1, 5)																						
Orlando Cabrera, R OBP: 0.305, SLG: 0.409 (1, 6)																						
Miguel Batista, R OBP: 0.286, SLG: 0.385 Bobby Ayala, R (6, 1)																						
Wilton Guerrero, S OBP: 0.314, SLG: 0.371 J.D. Smart, R (7, 1)																						
Mike Mordecai, R OBP: 0.327, SLG: 0.457 (9, PH)																						
<b>Inning Stats</b>	R: 0 E: 0 K: 1 S: 9	H: 0 LOB: 0 BB: 0 P: 13	R: 1 E: 0 K: 0 S: 15	H: 2 LOB: 2 BB: 1 P: 25	R: 1 E: 0 K: 1 S: 12	H: 2 LOB: 1 BB: 0 P: 18	R: 0 E: 0 K: 1 S: 5	H: 0 LOB: 0 BB: 0 P: 8	R: 1 E: 0 K: 1 S: 11	H: 1 LOB: 0 BB: 0 P: 16	R: 0 E: 0 K: 0 S: 9	H: 0 LOB: 0 BB: 0 P: 10	R: 0 E: 0 K: 2 S: 16	H: 1 LOB: 1 BB: 0 P: 28	R: 0 E: 0 K: 1 S: 6	H: 0 LOB: 0 BB: 0 P: 9	R: 0 E: 0 K: 3 S: 10	H: 1 LOB: 2 BB: 1 P: 20	1B: 3 2B: 2 3B: 0 HR: 2	SF: 0 SAC: 0 DP: 0 HBP: 0	WP: 0 PB: 0 SB: 0 CS: 0	PA: 36
<b>PITCHER</b>	IP WLS BF H R ER SO BB IBB HBP BLK WP HR S P ERA WHIP																					
Kevin Millwood, R ERA: 3.56 (1, 1)	6.0 W 24 5 3 3 4 1 0 0 0 0 0 2 61 90 4.50 1.000																					
Mike Remlinger, L ERA: 1.57 (7, 1)	1.0 H 4 1 0 0 2 0 0 0 0 0 0 0 6 28 0.00 1.000																					
Rudy Seanez, R ERA: 2.23 (8, 1)	1.0 4 0 0 0 1 1 0 0 0 0 0 0 6 13 0.00 1.000																					
John Rocker, L ERA: 1.93 (9, 1)	1.0 4 1 0 0 3 0 0 0 0 0 0 0 10 16 0.00 1.000																					

AB	34
R	3
H	7
RBI	3
BB	2
SO	10
LOB	12



Batter	1	2	3	4	5	6	7	8	9	AB	R	H	RBI	BB	SO	LOB	BOTTOM			
Ozzie Guillen, L OBP: 0.268, SLG: 0.265 (1, 6)	G5-3		F8		P6			G1-3		5	0	1	1	0	0	0	<b>Montreal Expos @ Atlanta Braves</b> Turner Field, Atlanta, GA Wed Jun 23 1999, 7:40 PM EDT Att: 32,186 - Cloudy - 76 F			
Bret Boone, R OBP: 0.317, SLG: 0.396 (1, 4)	P3		G6-3					F8		5	0	1	0	0	1	1				
10 Chipper Jones, S OBP: 0.395, SLG: 0.521 (1, 5)	K									3	1	1	0	1	1	1				
Ryan Klesko, L OBP: 0.355, SLG: 0.489 Rudy Seanez, R (8, 1)																				
John Rocker, R (9, 1)																				
Andrew Jones, R OBP: 0.356, SLG: 0.485 (1, 8)																				
Randall Simon, L OBP: 0.337, SLG: 0.388 (1, 3)																				
Eddie Pérez, R OBP: 0.236, SLG: 0.253 (1, 2)																				
Gerald Williams, R OBP: 0.331, SLG: 0.408 (1, 9)																				
Kevin Millwood, R OBP: 0.219, SLG: 0.200 Keith Lockhart, L OBP: 0.294, SLG: 0.279 Mike Remlinger, L (7, 1)																				
Otis Nixon, S OBP: 0.284, SLG: 0.175 (8, 7)																				
<b>Inning Stats</b>	R: 0 E: 0 K: 1 S: 10	H: 0 LOB: 0 BB: 0 P: 15	R: 1 E: 0 K: 2 S: 17	H: 3 LOB: 2 BB: 0 P: 24	R: 0 E: 0 K: 0 S: 11	H: 1 LOB: 1 BB: 0 P: 15	R: 1 E: 0 K: 0 S: 10	H: 2 LOB: 1 BB: 0 P: 11	R: 0 E: 0 K: 0 S: 6	H: 1 LOB: 1 BB: 0 P: 13	R: 3 E: 0 K: 0 S: 14	H: 4 LOB: 1 BB: 1 P: 24	R: 2 E: 0 K: 0 S: 13	H: 2 LOB: 1 BB: 1 P: 21	R: 0 E: 0 K: 0 S: 3	H: 0 LOB: 0 BB: 0 P: 3	1B: 9 2B: 3 3B: 0 HR: 1	SF: 0 SAC: 1 DP: 0 HBP: 0	WP: 0 PB: 0 SB: 3 CS: 0	PA: 38
<b>PITCHER</b>	IP WLS BF H R ER SO BB IBB HBP BLK WP HR S P ERA WHIP																			
Miguel Batista, R ERA: 4.11 (1, 1)	1.0 L 27 10 5 5 3 1 0 0 0 0 0 0 2 2 8.44 2.062																			
Bobby Ayala, R ERA: 3.03 (6, 1)	0.2 2 1 0 0 0 0 0 0 0 0 0 0 2 2 0.00 1.500																			
J.D. Smart, R ERA: 5.54 (7, 1)	2.0 9 2 2 2 0 1 0 0 0 0 0 1 16 24 9.00 1.500																			





Batter	1	2	3	4	5	6	7	8	9	10	11	AB	R	H	RBI	BB	SO	LOB	TOP					
Manny Martinez, R OBP: 0.270, SLG: 0.393												5	0	2	1	0	2	0						
Ryan McGuire, L Anthony Telford, R Steve Kline, S Ugueth Urbina, R												4	0	0	0	0	0	2	2					
Wilton Guerrero, S OBP: 0.319, SLG: 0.376												5	0	0	0	0	3	2						
Fernando Seguinol, S OBP: 0.154, SLG: 0.083												4	0	0	0	0	0	1						
Orlando Merced, S James Mouton, R												4	0	0	0	0	0	1						
Jose Vidro, S Mike Mordecai, R												4	0	1	0	0	0	0						
Chris Widger, R OBP: 0.352, SLG: 0.538												4	1	1	0	0	0	1						
Shane Andrews, R Guillermo Mota, R												4	0	0	0	0	2	2						
Orlando Cabrera, R OBP: 0.304, SLG: 0.406												4	0	1	0	0	0	2						
Dustin Hermanson, R Vladimir Guerrero, R												2	0	0	0	0	1	0						
<b>Inning Stats</b>	R: 0 E: 0 K: 2 S: 10	H: 0 LOB: 0 BB: 0 P: 14	R: 0 E: 0 K: 0 S: 7	H: 0 LOB: 0 BB: 0 P: 9	R: 0 E: 0 K: 1 S: 8	H: 0 LOB: 0 BB: 0 P: 10	R: 0 E: 0 K: 2 S: 14	H: 1 LOB: 1 BB: 0 P: 22	R: 0 E: 0 K: 1 S: 9	H: 1 LOB: 1 BB: 0 P: 10	R: 0 E: 0 K: 2 S: 9	H: 0 LOB: 0 BB: 0 P: 12	R: 2 E: 0 K: 0 S: 15	H: 3 LOB: 1 BB: 0 P: 23	R: 0 E: 0 K: 0 S: 8	H: 0 LOB: 0 BB: 0 P: 14	R: 0 E: 0 K: 0 S: 4	H: 1 LOB: 1 BB: 0 P: 4	R: 0 E: 0 K: 2 S: 8	H: 1 LOB: 2 BB: 1 P: 12	1B: 3 2B: 2 3B: 2 HR: 0	SF: 0 SAC: 0 DP: 0 HBP: 0	WP: 0 PB: 0 SB: 2 CS: 0	PA: 41
<b>PITCHER</b>	IP WLS BF H R ER SO BB IBB HBP BLK WP HR S P ERA WHIP	29 John Smoltz, R ERA: 3.11	1.0 3 0 0 0 0 0 0 0 0 0 0 0 8 14 0.00 0.000	9.1 1.0 4 1 0 0 0 0 0 0 0 0 0 4 4 0.00 1.000	10.1 1.0 4 1 0 0 0 0 0 0 0 0 0 4 4 0.00 1.000	11.1 1.0 5 1 0 0 2 0 1 0 0 0 0 8 12 0.00 1.000	<b>PITCHER</b>															IP WLS BF H R ER SO BB IBB HBP BLK WP HR S P ERA WHIP		

**Montreal Expos @ Atlanta Braves**  
Turner Field, Atlanta, GA  
Thu Jun 24 1999, 1:10 PM EDT  
Alt. 42,341 - Overcast - 72 F

AB 40  
R 2  
H 7  
RBI 2  
BB 1  
SO 11  
LOB 13



Batter	1	2	3	4	5	6	7	8	9	10	11	AB	R	H	RBI	BB	SO	LOB	BOTTOM							
Ozzie Guillen, L OBP: 0.277, SLG: 0.275												6	1	3	0	0	0	2								
Bret Boone, R John Rocker, R												5	0	1	1	0	0	3								
Brian Hunter, R OBP: 0.389, SLG: 0.551												1	0	0	0	0	0	1								
10 Chipper Jones, S OBP: 0.397, SLG: 0.520												4	0	1	0	2	1	3								
Brian Jordan, R OBP: 0.362, SLG: 0.505												5	0	2	1	1	0	4								
Ryan Klesko, L Gerald Williams, R												3	0	0	0	0	0	0								
Andrew Jones, R OBP: 0.360, SLG: 0.483												3	0	1	0	1	0	0								
Randall Simon, L Mark DeRosa, R												5	0	2	0	0	1	4								
30 Kevin McGlinchy, R (11.1)												0	0	0	0	0	0	0								
Eddie Pérez, R Oltis Nixon, S												3	1	1	0	0	0	2								
11 Pascual Matos, R (10.2)												1	1	1	0	0	0	0								
29 John Smoltz, R Rudy Seanez, R												3	0	0	0	0	3	3								
Keith Lockhart, L OBP: 0.230, SLG: 0.286												2	0	1	0	0	1	2								
<b>Inning Stats</b>	R: 0 E: 1 K: 0 S: 6	H: 1 LOB: 1 BB: 0 P: 8	R: 0 E: 0 K: 1 S: 13	H: 1 LOB: 2 BB: 0 P: 21	R: 0 E: 0 K: 0 S: 11	H: 1 LOB: 1 BB: 0 P: 13	R: 0 E: 0 K: 0 S: 5	H: 0 LOB: 0 BB: 0 P: 5	R: 1 E: 0 K: 2 S: 12	H: 3 LOB: 2 BB: 0 P: 20	R: 0 E: 0 K: 1 S: 8	H: 0 LOB: 0 BB: 0 P: 12	R: 0 E: 0 K: 1 S: 5	H: 0 LOB: 0 BB: 0 P: 8	R: 0 E: 0 K: 0 S: 11	H: 1 LOB: 3 BB: 2 P: 23	R: 1 E: 0 K: 0 S: 11	H: 2 LOB: 3 BB: 2 P: 24	R: 0 E: 0 K: 1 S: 6	H: 1 LOB: 2 BB: 0 P: 6	R: 1 E: 0 K: 0 S: 3	H: 2 LOB: 2 BB: 1 P: 7	1B: 9 2B: 4 3B: 0 HR: 0	SF: 0 SAC: 0 DP: 0 HBP: 1	WP: 0 PB: 1 SB: 1 CS: 0	PA: 49
<b>PITCHER</b>	IP WLS BF H R ER SO BB IBB HBP BLK WP HR S P ERA WHIP	Dustin Hermanson, R ERA: 5.6	0.2 H 3 1 0 0 0 0 0 0 0 0 0 8 12 1.29 1.500	8.1 0.0 1 0 0 0 0 1 0 0 0 0 0 1 5 =	9.1 1.1 B 9 2 1 1 0 0 0 0 0 0 13 30 6.75 3.000	10.1 1.1 L 8 3 1 1 1 0 1 0 0 0 0 9 13 6.75 2.250	<b>PITCHER</b>															IP WLS BF H R ER SO BB IBB HBP BLK WP HR S P ERA WHIP				

**Montreal Expos @ Atlanta Braves**  
Turner Field, Atlanta, GA  
Thu Jun 24 1999, 1:10 PM EDT  
Alt. 42,341 - Overcast - 72 F

AB 43  
R 3  
H 13  
RBI 2  
BB 5  
SO 6  
LOB 28













Batter	1	2	3	4	5	6	7	8	9	AB	R	H	RBI	BB	SO	LOB	TOP				
Rickey Henderson, R OBP: 0.426, SLG: 0.462 (1, 7)										4	0	0	0	0	2	0	<b>New York Mets @ Atlanta Braves</b> Turner Field, Atlanta, GA Sun Jun 27 1999, 1:10 PM EDT Att. 46,092 - Overcast - 73 F				
Edgardo Alfonzo, R OBP: 0.368, SLG: 0.452 Melvin Mora, R (9, FR)										4	0	1	0	0	0	0					
John Olerud, L OBP: 0.438, SLG: 0.526 (1, 3)										3	0	0	0	1	0	1					
31 Mike Piazza, R OBP: 0.368, SLG: 0.586 (1, 2)										3	0	0	0	1	0	1					
Robin Ventura, L OBP: 0.359, SLG: 0.498 (1, 5)										4	0	0	0	0	3	2					
Brian McRae, S OBP: 0.345, SLG: 0.394 (1, 8)										2	0	1	0	1	0	0					
Roger Cedeno, S OBP: 0.424, SLG: 0.423 (1, 9)										2	0	1	0	0	0	0					
Rey Ordenez, R OBP: 0.346, SLG: 0.372 Bobby Bonilla, S OBP: 0.273, SLG: 0.311 Luis Lopez, S OBP: 0.367, SLG: 0.348 (8, PH)										2	0	0	0	0	0	2					
Masato Yoshii, R OBP: 0.148, SLG: 0.148 Matt Franco, L OBP: 0.351, SLG: 0.439 Dennis Cook, L (8, 1)										2	0	0	0	0	2	0					
<b>Inning Stats</b>	R: 0 E: 0 K: 1 S: 7	H: 0 LOB: 0 BB: 0 P: 11	R: 0 E: 0 K: 1 S: 8	H: 0 LOB: 0 BB: 0 P: 9	R: 0 E: 0 K: 1 S: 5	H: 0 LOB: 0 BB: 0 P: 7	R: 0 E: 0 K: 0 S: 6	H: 0 LOB: 0 BB: 0 P: 9	R: 0 E: 0 K: 1 S: 9	H: 2 LOB: 2 BB: 0 P: 14	R: 0 E: 0 K: 0 S: 5	H: 0 LOB: 0 BB: 1 P: 11	R: 0 E: 0 K: 1 S: 9	H: 0 LOB: 1 BB: 1 P: 17	R: 0 E: 0 K: 2 S: 9	H: 1 LOB: 2 BB: 1 P: 18		1B: 3 2B: 0 3B: 0 HR: 0	SF: 0 SAC: 1 DP: 1 HBP: 0	WP: 0 PB: 0 CS: 0	PA: 32
<b>PITCHER</b>	IP WLS BF H R ER SO BB IBB HBP BLK WP HR S P ERA WHIP	IP WLS BF H R ER SO BB IBB HBP BLK WP HR S P ERA WHIP	IP WLS BF H R ER SO BB IBB HBP BLK WP HR S P ERA WHIP	IP WLS BF H R ER SO BB IBB HBP BLK WP HR S P ERA WHIP	IP WLS BF H R ER SO BB IBB HBP BLK WP HR S P ERA WHIP	IP WLS BF H R ER SO BB IBB HBP BLK WP HR S P ERA WHIP	IP WLS BF H R ER SO BB IBB HBP BLK WP HR S P ERA WHIP	IP WLS BF H R ER SO BB IBB HBP BLK WP HR S P ERA WHIP	IP WLS BF H R ER SO BB IBB HBP BLK WP HR S P ERA WHIP	IP WLS BF H R ER SO BB IBB HBP BLK WP HR S P ERA WHIP	IP WLS BF H R ER SO BB IBB HBP BLK WP HR S P ERA WHIP	IP WLS BF H R ER SO BB IBB HBP BLK WP HR S P ERA WHIP	IP WLS BF H R ER SO BB IBB HBP BLK WP HR S P ERA WHIP	IP WLS BF H R ER SO BB IBB HBP BLK WP HR S P ERA WHIP	IP WLS BF H R ER SO BB IBB HBP BLK WP HR S P ERA WHIP	IP WLS BF H R ER SO BB IBB HBP BLK WP HR S P ERA WHIP	IP WLS BF H R ER SO BB IBB HBP BLK WP HR S P ERA WHIP	IP WLS BF H R ER SO BB IBB HBP BLK WP HR S P ERA WHIP	IP WLS BF H R ER SO BB IBB HBP BLK WP HR S P ERA WHIP	IP WLS BF H R ER SO BB IBB HBP BLK WP HR S P ERA WHIP	IP WLS BF H R ER SO BB IBB HBP BLK WP HR S P ERA WHIP

AB	28
R	0
H	3
RBI	0
BB	3
SO	8
LOB	8



Batter	1	2	3	4	5	6	7	8	9	AB	R	H	RBI	BB	SO	LOB	BOTTOM				
Ozzie Guillen, L OBP: 0.280, SLG: 0.287 (1, 6)										3	0	1	1	0	0	0	<b>New York Mets @ Atlanta Braves</b> Turner Field, Atlanta, GA Sun Jun 27 1999, 1:10 PM EDT Att. 46,092 - Overcast - 73 F				
Bret Boone, R OBP: 0.318, SLG: 0.387 (1, 4)										3	0	0	0	0	2	1					
10 Chipper Jones, S OBP: 0.399, SLG: 0.523 (1, 5)										3	0	2	0	0	0	0					
Brian Jordan, R OBP: 0.358, SLG: 0.514 (1, 9)										3	0	0	0	0	0	2					
Ryan Klesko, L OBP: 0.346, SLG: 0.479 Gerald Williams, R OBP: 0.331, SLG: 0.403 (7, PR)										2	0	0	0	1	1	1					
Andruw Jones, R OBP: 0.357, SLG: 0.480 (1, 8)										3	0	0	0	0	1	2					
Randall Simon, L OBP: 0.355, SLG: 0.404 Brian Hunter, R OBP: 0.383, SLG: 0.543 (8, PH)										2	0	0	0	0	0	0					
Eddie Pérez, R OBP: 0.235, SLG: 0.253 (1, 2)										3	1	1	0	0	0	0					
Greg Maddux, R OBP: 0.345, SLG: 0.593 Mark DeRosa, R OBP: 0.383, SLG: 0.543 John Rocker, R (9, 1)										1	0	0	0	0	0	0					
<b>Inning Stats</b>	R: 0 E: 0 K: 1 S: 11	H: 0 LOB: 0 BB: 0 P: 16	R: 0 E: 0 K: 1 S: 6	H: 0 LOB: 0 BB: 0 P: 10	R: 1 E: 0 K: 1 S: 12	H: 2 LOB: 1 BB: 0 P: 19	R: 0 E: 0 K: 0 S: 4	H: 1 LOB: 0 BB: 0 P: 8	R: 0 E: 0 K: 1 S: 7	H: 0 LOB: 0 BB: 0 P: 9	R: 0 E: 0 K: 0 S: 5	H: 0 LOB: 0 BB: 0 P: 5	R: 0 E: 0 K: 0 S: 4	H: 1 LOB: 2 BB: 1 P: 10	R: 0 E: 0 K: 2 S: 8	H: 0 LOB: 0 BB: 0 P: 12		1B: 2 2B: 3 3B: 0 HR: 0	SF: 0 SAC: 1 DP: 2 HBP: 0	WP: 0 PB: 0 CS: 0	PA: 27
<b>PITCHER</b>	IP WLS BF H R ER SO BB IBB HBP BLK WP HR S P ERA WHIP	IP WLS BF H R ER SO BB IBB HBP BLK WP HR S P ERA WHIP	IP WLS BF H R ER SO BB IBB HBP BLK WP HR S P ERA WHIP	IP WLS BF H R ER SO BB IBB HBP BLK WP HR S P ERA WHIP	IP WLS BF H R ER SO BB IBB HBP BLK WP HR S P ERA WHIP	IP WLS BF H R ER SO BB IBB HBP BLK WP HR S P ERA WHIP	IP WLS BF H R ER SO BB IBB HBP BLK WP HR S P ERA WHIP	IP WLS BF H R ER SO BB IBB HBP BLK WP HR S P ERA WHIP	IP WLS BF H R ER SO BB IBB HBP BLK WP HR S P ERA WHIP	IP WLS BF H R ER SO BB IBB HBP BLK WP HR S P ERA WHIP	IP WLS BF H R ER SO BB IBB HBP BLK WP HR S P ERA WHIP	IP WLS BF H R ER SO BB IBB HBP BLK WP HR S P ERA WHIP	IP WLS BF H R ER SO BB IBB HBP BLK WP HR S P ERA WHIP	IP WLS BF H R ER SO BB IBB HBP BLK WP HR S P ERA WHIP	IP WLS BF H R ER SO BB IBB HBP BLK WP HR S P ERA WHIP	IP WLS BF H R ER SO BB IBB HBP BLK WP HR S P ERA WHIP	IP WLS BF H R ER SO BB IBB HBP BLK WP HR S P ERA WHIP	IP WLS BF H R ER SO BB IBB HBP BLK WP HR S P ERA WHIP	IP WLS BF H R ER SO BB IBB HBP BLK WP HR S P ERA WHIP	IP WLS BF H R ER SO BB IBB HBP BLK WP HR S P ERA WHIP	IP WLS BF H R ER SO BB IBB HBP BLK WP HR S P ERA WHIP

AB	25
R	1
H	4
RBI	1
BB	1
SO	6
LOB	6









Batter	1	2	3	4	5	6	7	8	9	AB	R	H	RBI	BB	SO	LOB	TOP									
<b>Ozzie Guillen, L</b> OBP: 0.298, SLG: 0.313 (1, 6)	2-2 FC6-5 2B		3-2 1B		3-2 G3		1-1 2H 1B		1-3 K	5	0	3	1	0	1	2										
<b>Bret Boone, R</b> OBP: 0.315, SLG: 0.387 (1, 4)	2-2 FC6-5 10 G6-4-3		2-3 K		2-2 2B		2-0 F9		1-2 G5-3	5	0	1	2	0	1	4										
<b>10 Chipper Jones, S</b> OBP: 0.397, SLG: 0.522 (1, 5)	2-0 G6-4-3			2-2 L9	0-0 G3-1			2-3 K		4	0	0	0	0	1	2										
<b>Brian Jordan, R</b> OBP: 0.359, SLG: 0.514 (1, 9)		0-1 F9		2-3 K		2-3 K		1-2 1B		4	1	1	0	0	2	0										
<b>Ryan Klesko, L</b> OBP: 0.356, SLG: 0.487 <b>Gerald Williams, R</b> OBP: 0.329, SLG: 0.400 (8, PR) (8, 7)		1-0 1B		0-0 F8		1-2 F7		4-2 1B		3	0	1	0	1	0	0										
<b>Andruw Jones, R</b> OBP: 0.355, SLG: 0.500 (1, 8)		2-1 F9			0-0 P6	0-1 F7		3-1 1B		4	0	1	1	0	0	1										
<b>Randall Simon, L</b> OBP: 0.364, SLG: 0.400 (1, 3)		0-0 G6-3			0-0 1B		4-0 SH1-4	1-0 G4-6-3		3	2	1	0	1	0	3										
<b>Eddie Pérez, R</b> OBP: 0.225, SLG: 0.243 (1, 2)			1-2 F9		0-1 G3		2-3 K		1-1 F7	4	1	1	0	0	1	1										
<b>29 John Smoltz, R</b> OBP: 0.364, SLG: 0.531 <b>Mike Remlinger, L</b> (6, 1) <b>Rudy Seanez, R</b> (7, 1) <b>Keith Lockhart, L</b> OBP: 0.292, SLG: 0.288 (9, PH) <b>John Rocker, R</b> (9, 1)			2-3 K		0-0 G3		1-1 SH1-4		2-3 K	2	1	1	1	0	1	0										
<b>Inning Stats</b>	R: 0 E: 0 K: 0 S: 7	H: 1 LOB: 0 BB: 0 P: 13	R: 0 E: 0 K: 0 S: 6	H: 1 LOB: 1 BB: 0 P: 9	R: 0 E: 0 K: 2 S: 13	H: 1 LOB: 1 BB: 0 P: 21	R: 0 E: 0 K: 1 S: 10	H: 0 LOB: 0 BB: 0 P: 14	R: 3 E: 0 K: 0 S: 15	H: 4 LOB: 1 BB: 0 P: 20	R: 0 E: 0 K: 1 S: 8	H: 0 LOB: 1 BB: 0 P: 11	R: 1 E: 0 K: 1 S: 12	H: 1 LOB: 1 BB: 1 P: 22	R: 1 E: 0 K: 1 S: 12	H: 2 LOB: 2 BB: 1 P: 23	R: 0 E: 0 K: 2 S: 11	H: 0 LOB: 1 BB: 0 P: 16	1B: 8 2B: 2 3B: 0 HR: 0	SF: 0 SAC: 1 DP: 2 HBP: 0	WP: 1 PB: 0 SB: 1 CS: 0	PA: 38				
<b>PITCHER</b>	IP	WLS	BF	H	R	ER	SO	BB	IBB	HBP	BLK	WP	HR	S	P	ERA	WHIP									
<b>Dustin Hermanson, R</b> ERA: 5.97 <b>Anthony Telford, R</b> ERA: 3.2 <b>Ugueth Urbina, R</b> ERA: 4.5	(1, 1)		7.0	29	8	4	4	5	1	0	0	0	0	0	71	110	5.14	1.286								

Atlanta Braves @ Montreal Expos  
Olympic Stadium, Montreal, QB  
Tue Jun 29 1999, 7:05 PM EDT  
Att: 7,069 - Dome - 72 F

AB 35  
R 5  
H 10  
RBI 5  
BB 2  
SO 8  
LOB 13



Batter	1	2	3	4	5	6	7	8	9	AB	R	H	RBI	BB	SO	LOB	BOTTOM								
<b>Manny Martinez, R</b> OBP: 0.286, SLG: 0.388 <b>Ryan McGuire, L</b> OBP: 0.367, SLG: 0.396 (7, PH) (8, 7)	3-2 F9		2-2 F9			3-2 P4			0-2 F7	3	0	0	0	0	0	0									
<b>Jose Vidro, S</b> OBP: 0.362, SLG: 0.546 (1, 4)	2-1 1B		0-0 G4-3			0-0 F8		1-3 K	2-2 FC4-6	5	1	2	0	0	1	0									
<b>Rondell White, R</b> OBP: 0.378, SLG: 0.531 (1, 7) <b>Ugueth Urbina, R</b> (9, 1) <b>Wilton Guerrero, S</b> OBP: 0.317, SLG: 0.372 (9, PH) <b>Vladimir Guerrero, R</b> OBP: 0.369, SLG: 0.531 (1, 9)	1-2 1B			0-0 G1	1-2 F8	0-1 FC5		0-1 G5-3	0-2 FC4-6	4	0	3	0	0	0	0									
<b>Fernando Seguignol, S</b> OBP: 0.324, SLG: 0.310 (1, 3)	1-2 G4-3			1-0 G1	2-3 FC5			4-2 BB		3	0	0	0	1	0	4									
<b>Chris Widger, R</b> OBP: 0.351, SLG: 0.511 <b>Robert Machado, R</b> (9, 2)		0-3 K		2-3 K			1-3 K	1-3 K		4	0	0	0	0	4	3									
<b>Orlando Cabrera, R</b> OBP: 0.303, SLG: 0.409 (1, 6)		2-2 F9			0-1 L7				0-0 2B	4	1	2	0	0	0	0									
<b>Mike Mordecai, R</b> OBP: 0.319, SLG: 0.441 (1, 5)		0-2 G1-3			2-1 G5-3				1-0 1B	3	1	1	1	1	0	0									
<b>Dustin Hermanson, R</b> OBP: 0.167, SLG: 0.074 <b>Shane Andrews, R</b> OBP: 0.313, SLG: 0.346 <b>Orlando Merced, S</b> OBP: 0.357, SLG: 0.517 <b>Anthony Telford, R</b> (8, 1) <b>James Mouton, R</b> OBP: 0.424, SLG: 0.433 (9, 8)			1-3 K		2-3 K				1-1 FC4-6	2	0	0	0	0	2	0									
<b>Inning Stats</b>	R: 1 E: 0 K: 0 S: 15	H: 2 LOB: 1 BB: 0 P: 22	R: 0 E: 0 K: 1 S: 10	H: 0 LOB: 0 BB: 0 P: 12	R: 0 E: 0 K: 1 S: 7	H: 0 LOB: 0 BB: 0 P: 10	R: 0 E: 0 K: 1 S: 8	H: 1 LOB: 1 BB: 0 P: 12	R: 0 E: 0 K: 1 S: 7	H: 0 LOB: 0 BB: 0 P: 11	R: 0 E: 0 K: 2 S: 12	H: 2 LOB: 2 BB: 0 P: 15	R: 0 E: 0 K: 2 S: 11	H: 0 LOB: 2 BB: 2 P: 21	R: 5 E: 0 K: 0 S: 17	H: 4 LOB: 0 BB: 0 P: 22	1B: 5 2B: 4 3B: 0 HR: 1	SF: 1 SAC: 0 DP: 0 HBP: 1	WP: 0 PB: 0 SB: 0 CS: 0	PA: 40					
<b>PITCHER</b>	IP	WLS	BF	H	R	ER	SO	BB	IBB	HBP	BLK	WP	HR	S	P	ERA	WHIP								
<b>29 John Smoltz, R</b> ERA: 3.03 <b>Mike Remlinger, L</b> ERA: 1.47 <b>Rudy Seanez, R</b> ERA: 2.25 <b>John Rocker, L</b> ERA: 2.97	(1, 1)		5.0	18	3	1	1	4	0	0	0	0	0	17	29	0.00	3.000								

Atlanta Braves @ Montreal Expos  
Olympic Stadium, Montreal, QB  
Tue Jun 29 1999, 7:05 PM EDT  
Att: 7,069 - Dome - 72 F

AB 35  
R 6  
H 10  
RBI 6  
BB 3  
SO 8  
LOB 16





Batter	1	2	3	4	5	6	7	8	9	AB	R	H	RBI	BB	SO	LOB	TOP					
Ozzie Guillen, L OBP: 0.290, SLG: 0.303	G4-3	G1-3		G6-3		FC4-6			L6	5	0	0	0	0	0	3						
Bret Boone, R OBP: 0.318, SLG: 0.389	1B			K			G6-3			4	1	2	0	0	1	0						
10 Chipper Jones, S OBP: 0.395, SLG: 0.517	1B			G1-3			F7			3	1	0	0	1	0	1						
Brian Jordan, R OBP: 0.358, SLG: 0.510	E9			F9			G6-3			4	0	1	1	0	0	1						
Ryan Klesko, L OBP: 0.391, SLG: 0.480	G4-3			K			F8			3	0	0	0	0	1	2						
Gerald Williams, R OBP: 0.328, SLG: 0.397									G5-3	1	0	0	0	0	0	0						
Andruw Jones, R OBP: 0.358, SLG: 0.495	P5					L7			F9	3	1	0	0	1	0	1						
Randall Simon, L OBP: 0.407									L1-3	3	1	2	0	0	0	0						
Brian Hunter, R OBP: 0.373, SLG: 0.528	G1-3			HR						1	0	0	0	0	0	0						
Eddie Pérez, R OBP: 0.226, SLG: 0.270	G5-3			HR			F7			4	1	1	3	0	0	1						
Odalis Perez, L OBP: 0.143, SLG: 0.143									P4	3	0	2	0	0	0	0						
30 Kevin McGlinchy, R				G1-3					G6-3	0	0	0	0	0	0	0						
Rudy Seanez, R										0	0	0	0	0	0	0						
Russ Springer, R										0	0	0	0	0	0	0						
Keith Lockhart, L OBP: 0.288, SLG: 0.284										1	0	0	0	0	0	0						
<b>Inning Stats</b>	R: 2 E: 1 K: 0 S: 13	H: 2 LOB: 1 BB: 1 P: 19	R: 0 E: 0 K: 0 S: 6	H: 1 LOB: 1 BB: 0 P: 8	R: 0 E: 0 K: 1 S: 10	H: 1 LOB: 0 BB: 1 P: 14	R: 3 E: 0 K: 1 S: 15	H: 2 LOB: 0 BB: 1 P: 27	R: 0 E: 0 K: 0 S: 6	H: 0 LOB: 0 BB: 0 P: 8	R: 0 E: 0 K: 0 S: 12	H: 2 LOB: 2 BB: 0 P: 19	R: 0 E: 0 K: 0 S: 7	H: 0 LOB: 0 BB: 0 P: 9	R: 0 E: 0 K: 0 S: 7	H: 0 LOB: 0 BB: 0 P: 12	R: 0 E: 0 K: 0 S: 7	H: 0 LOB: 0 BB: 0 P: 10	1B: 7 2B: 0 3B: 0 HR: 1	SF: 0 SAC: 0 DP: 0 HBP: 0	WP: 0 PB: 0 SB: 1 CS: 0	PA: 37
<b>PITCHER</b>	IP WLS BF H R ER SO BB IBB HBP BLK WP HR S P ERA WHIP																					
Carl Pavano, R ERA: 5.48	6.0	28	8	5	5	2	2	0	0	0	0	0	0	0	0	0	7	9	7.50	1.667		
Miguel Batista, R ERA: 4.72	1.0	3	0	0	0	0	0	0	0	0	0	0	0	0	0	0	7	12	0.00	0.000		
Steve Kline, L ERA: 4.6	1.0	W	3	0	0	0	0	0	0	0	0	0	0	0	0	0	7	10	0.00	0.000		
Ugueth Urbina, R ERA: 4.38	1.0	S	3	0	0	0	0	0	0	0	0	0	0	0	0	0	7	10	0.00	0.000		

Atlanta Braves @ Montreal Expos  
Olympic Stadium, Montreal, QB  
Wed Jun 30 1999, 7:05 PM EDT  
Att. 7,273 - Dome - 72 F

AB 35  
R 5  
H 8  
RBI 4  
BB 2  
SO 2  
LOB 9



Batter	1	2	3	4	5	6	7	8	9	AB	R	H	RBI	BB	SO	LOB	BOTTOM				
Manny Martinez, R OBP: 0.296, SLG: 0.391	1B					S				1	1	1	0	2	0	0					
Orlando Merced, S OBP: 0.369, SLG: 0.516										2	0	1	0	0	0	3					
Ryan McGuire, L OBP: 0.367, SLG: 0.396	G6-4-3									0	0	0	0	0	0	0					
Jose Vidro, S OBP: 0.363, SLG: 0.543	G6-4-3			P3						5	1	2	0	0	1	4					
Rondell White, R OBP: 0.375, SLG: 0.526	G6-4-3									4	1	1	0	0	1	2					
Vladimir Guerrero, R OBP: 0.371, SLG: 0.541	K									4	2	2	2	0	1	1					
Chris Widger, R OBP: 0.348, SLG: 0.511				G5-3						4	0	1	0	0	1	2					
Fernando Seguignol, S OBP: 0.316, SLG: 0.281										3	1	0	0	1	3	1					
Orlando Cabrera, R OBP: 0.306, SLG: 0.412										3	1	1	2	1	0	0					
Mike Mordecai, R OBP: 0.317, SLG: 0.434										4	0	1	1	0	1	2					
Carl Pavano, R ERA: 5.2	6.2	27	4	2	2	8	4	0	0	0	0	0	0	0	0	1	0	55	99	54.00	6.000
Miguel Batista, R ERA: 3.35	0.2	L	6	3	4	4	1	0	0	0	0	0	0	0	0	0	9	13	27.00	9.000	
Steve Kline, S ERA: 2.48	0.1	B	4	3	1	1	0	0	0	0	0	0	0	0	0	0	6	9	0.00	0.000	
Wilton Guerrero, S ERA: 6.46	0.1		0	0	0	0	0	0	0	0	0	0	0	0	0	0	0	6	9	0.00	0.000
<b>Inning Stats</b>	R: 1 E: 0 K: 1 S: 7	H: 2 LOB: 0 BB: 0 P: 13	R: 0 E: 0 K: 1 S: 9	H: 0 LOB: 0 BB: 0 P: 13	R: 0 E: 0 K: 0 S: 8	H: 0 LOB: 1 BB: 1 P: 16	R: 1 E: 0 K: 1 S: 7	H: 1 LOB: 0 BB: 0 P: 11	R: 0 E: 0 K: 2 S: 8	H: 0 LOB: 0 BB: 0 P: 11	R: 0 E: 0 K: 2 S: 8	H: 0 LOB: 1 BB: 1 P: 14	R: 0 E: 0 K: 1 S: 9	H: 1 LOB: 3 BB: 2 P: 23	R: 5 E: 1 K: 1 S: 26	H: 6 LOB: 2 BB: 1 P: 40	1B: 7 2B: 2 3B: 0 HR: 1	SF: 0 SAC: 0 DP: 1 HBP: 0	WP: 0 PB: 0 SB: 3 CS: 0	PA: 38	
<b>PITCHER</b>	IP WLS BF H R ER SO BB IBB HBP BLK WP HR S P ERA WHIP																				
Odalis Perez, L ERA: 5.2	0.2	L	6	3	4	4	1	0	0	0	0	0	0	0	0	0	9	13	27.00	9.000	
30 Kevin McGlinchy, R ERA: 3.35	0.1	B	4	3	1	1	0	0	0	0	0	0	0	0	0	0	6	9	0.00	0.000	
Rudy Seanez, R ERA: 2.48	0.1		0	0	0	0	0	0	0	0	0	0	0	0	0	0	0	6	9	0.00	0.000
Russ Springer, R ERA: 6.46	0.1		0	0	0	0	0	0	0	0	0	0	0	0	0	0	0	6	9	0.00	0.000

Atlanta Braves @ Montreal Expos  
Olympic Stadium, Montreal, QB  
Wed Jun 30 1999, 7:05 PM EDT  
Att. 7,273 - Dome - 72 F

AB 33  
R 7  
H 10  
RBI 5  
BB 5  
SO 9  
LOB 16





Batter	1	2	3	4	5	6	7	8	9	AB	R	H	RBI	BB	SO	LOB	TOP			
Walt Weiss, S OBP: 0.350, SLG: 0.357	F8	FC4		10 BB 1B		G4-3		SH1-4		4	0	1	1	0	0	1	<b>Atlanta Braves @ Montreal Expos</b> Olympic Stadium, Montreal, QB Thu Jul 01 1999, 1:35 PM EDT Att: 8,874 - Dome - 72 F			
Keith Lockhart, L OBP: 0.295, SLG: 0.282	10 BB 2B BB		F8	K		10 BB 1B		G4-3		4	1	1	0	1	1	3				
10 Chipper Jones, S OBP: 0.401, SLG: 0.517	2B BB		G3	1B		1B		F7		2	1	1	0	3	0	1				
Brian Jordan, R OBP: 0.358, SLG: 0.512	P9		G3	1B		FC6			G6-3 SF8 2B	5	1	2	0	0	0	7				
Ryan Klesko, L OBP: 0.394, SLG: 0.483 Gerald Williams, R OBP: 0.326, SLG: 0.395	1-H 2-H 2B		G3		K		CS 1B BB	G6-3		3	0	1	2	1	1	2				
Andruw Jones, R OBP: 0.355, SLG: 0.488	F7		F7		P2		F9		SF8 IBB	4	0	0	0	1	0	4				
Randall Simon, L OBP: 0.392, SLG: 0.438 Brian Hunter, R OBP: 0.369, SLG: 0.528		FC1-6 1B		1B 2B		1B		SF8		4	1	4	0	0	0	0				
Eddie Pérez, R OBP: 0.225, SLG: 0.267	L7		1B SH1-4		L6		L6		F7	5	0	1	0	0	0	5				
Tom Glavine, L OBP: 0.167, SLG: 0.143	FC1-6 FC4		SH1-4			K		SH1-4 1B		3	0	1	0	0	1	1				
<b>Inning Stats</b>	R: 2 E: 0 K: 0 S: 10	H: 1 LOB: 1 BB: 2 P: 22	R: 0 E: 0 K: 0 S: 8	H: 1 LOB: 1 BB: 0 P: 12	R: 0 E: 0 K: 0 S: 10	H: 2 LOB: 3 BB: 0 P: 21	R: 1 E: 0 K: 1 S: 14	H: 3 LOB: 3 BB: 1 P: 23	R: 0 E: 0 K: 1 S: 11	H: 1 LOB: 1 BB: 0 P: 14	R: 0 E: 0 K: 0 S: 14	H: 1 LOB: 1 BB: 1 P: 21	R: 0 E: 0 K: 0 S: 7	H: 1 LOB: 1 BB: 0 P: 8	R: 1 E: 0 K: 0 S: 6	H: 1 LOB: 1 BB: 1 P: 15		1B: 9 2B: 3 3B: 0 HR: 0	SF: 1 SAC: 2 DP: 0 HBP: 0	WP: 0 PB: 0 SB: 0 CS: 1
<b>PITCHER</b>	IP WLS BF H R ER SO BB IBB HBP BLK WP HR S P ERA WHIP	IP WLS BF H R ER SO BB IBB HBP BLK WP HR S P ERA WHIP	<b>PITCHER</b> Mel Rojas, R ERA: 18.0																	

AB	35
R	4
H	12
RBI	4
BB	6
SO	3
LOB	25



Batter	1	2	3	4	5	6	7	8	9	AB	R	H	RBI	BB	SO	LOB	BOTTOM					
Manny Martinez, R OBP: 0.300, SLG: 0.393	F8 FC4-6 1B					F8		F7		4	1	2	0	0	0	1	<b>Atlanta Braves @ Montreal Expos</b> Olympic Stadium, Montreal, QB Thu Jul 01 1999, 1:35 PM EDT Att: 8,874 - Dome - 72 F					
Wilton Guerrero, S OBP: 0.322, SLG: 0.376 Guillermo Mota, R OBP: 1.000, SLG: 4.000 Steve Kline, S	1B		F9			G4-6-3 1B			F9	3	0	2	0	0	0	1						
Mel Rojas, R	FC4-6 1B									0	0	0	0	0	0	0						
James Mouton, R OBP: 0.419, SLG: 0.426										1	0	0	0	0	0	0						
Rondell White, R OBP: 0.370, SLG: 0.517	F8		G5-3			G4-6-3		F8		4	0	0	0	0	0	4						
Vladimir Guerrero, R OBP: 0.370, SLG: 0.537	FC4-6 CS		P4				FC6 1B		F8	4	0	1	1	0	0	1						
Shane Andrews, R OBP: 0.312, SLG: 0.338	CS	G6-3		K			F8			3	0	0	0	0	1	1						
Orlando Cabrera, R OBP: 0.303, SLG: 0.408		G6-3			G6-3		F7			3	0	0	0	0	0	1						
Fernando Segúgnol, S OBP: 0.325, SLG: 0.324 Miguel Batista, R OBP: 0.296, SLG: 0.385 Jose Vidro, S OBP: 0.361, SLG: 0.540		G1-3		F8-4 2B			FC6			2	0	1	0	0	0	0						
Robert Machado, R			F9		F8-4					3	0	0	0	0	1	1						
Dan Smith, R Bobby Ayala, R Ryan McGuire, L OBP: 0.369, SLG: 0.398			G4-3			1B 1B		G6-3		1	0	0	0	0	0	0						
										2	0	1	0	0	0	0						
<b>Inning Stats</b>	R: 1 E: 0 K: 0 S: 12	H: 2 LOB: 0 BB: 0 P: 20	R: 0 E: 0 K: 0 S: 13	H: 0 LOB: 0 BB: 0 P: 20	R: 0 E: 0 K: 0 S: 9	H: 1 LOB: 1 BB: 0 P: 13	R: 0 E: 0 K: 1 S: 10	H: 0 LOB: 0 BB: 0 P: 15	R: 0 E: 0 K: 0 S: 4	H: 1 LOB: 0 BB: 0 P: 8	R: 0 E: 0 K: 0 S: 5	H: 2 LOB: 1 BB: 0 P: 8	R: 0 E: 0 K: 0 S: 7	H: 1 LOB: 1 BB: 0 P: 11	R: 0 E: 0 K: 1 S: 8	H: 0 LOB: 0 BB: 0 P: 13	R: 0 E: 0 K: 0 S: 6	H: 0 LOB: 0 BB: 0 P: 7	1B: 6 2B: 2 3B: 0 HR: 0	SF: 0 SAC: 0 DP: 2 HBP: 0	WP: 0 PB: 0 SB: 0 CS: 1	PA: 32
<b>PITCHER</b>	IP WLS BF H R ER SO BB IBB HBP BLK WP HR S P ERA WHIP	IP WLS BF H R ER SO BB IBB HBP BLK WP HR S P ERA WHIP	<b>PITCHER</b> Tom Glavine, L ERA: 4.25																			





Batter	1	2	3	4	5	6	7	8	9	AB	R	H	RBI	BB	SO	LOB	TOP	
Walt Weiss, S OBP: 0.348, SLG: 0.350 Ozzie Guillen, L OBP: 0.287, SLG: 0.301	G4-3	K		10 HR	G4-3		G5-3		SF8	3	1	0	1	1	1	1		
Bret Boone, R OBP: 0.324, SLG: 0.392	10 HR		K	K	10 BB				HR	3	2	1	0	2	2	1		
10 Chipper Jones, S OBP: 0.408, SLG: 0.541 Keith Lockhart, L OBP: 0.300, SLG: 0.278	HR		1B	HR			P2		HR	2	3	2	4	2	0	0		
Brian Jordan, R OBP: 0.360, SLG: 0.510 Gerald Williams, R OBP: 0.326, SLG: 0.415	G3		2B		F7		L3		HR	3	1	1	1	1	0	3		
Ryan Klesko, L OBP: 0.361, SLG: 0.512 Otis Nixon, S OBP: 0.288, SLG: 0.210	1B		HR	2B			HR		G5-3	4	3	3	2	0	1	1		
Andruw Jones, R OBP: 0.355, SLG: 0.488	1B		F7	G3-1		G4-3		G6-3	K	6	0	2	1	0	1	3		
Randall Simon, L OBP: 0.398, SLG: 0.439 Brian Hunter, R OBP: 0.360, SLG: 0.514	F7		HR	IBB		WP	G4-3		K	2	2	1	0	1	0	1		
Eddie Pérez, R OBP: 0.240, SLG: 0.314		F9			G4-3		G4-3		SB	5	2	3	3	0	0	1		
Greg Maddux, R OBP: 0.303, SLG: 0.516 Russ Springer, R OBP: 0.355, SLG: 0.415 John Hudek, S OBP: 0.270, SLG: 0.299	F9		F9		K2-3		G3-1		K	4	0	0	0	0	1	3		
<b>Inning Stats</b>	R: 3 H: 4 E: 0 K: 0 S: 13	H: 0 R: 0 ER: 0 LOB: 0 P: 10	R: 5 H: 3 E: 0 K: 1 S: 15	H: 3 R: 0 ER: 0 LOB: 0 P: 28	R: 2 H: 1 E: 0 K: 2 S: 15	H: 1 R: 0 ER: 0 LOB: 1 P: 27	R: 1 H: 2 E: 0 K: 0 S: 18	H: 2 R: 0 ER: 0 LOB: 3 P: 33	R: 0 H: 0 E: 0 K: 0 S: 4	H: 0 R: 0 ER: 0 LOB: 0 P: 22	R: 4 H: 3 E: 0 K: 2 S: 22	H: 3 R: 2 ER: 1 LOB: 2 P: 39	1B: 4 2B: 5 3B: 1 HR: 5	SF: 1 SAC: 0 DP: 0 HBP: 1	WP: 1 PB: 1 SB: 1 CS: 0	PA: 51		
<b>PITCHER</b>	IP WLS BF H R ER SO BB IBB HBP BLK WP HR S P ERA WHIP	IP WLS BF H R ER SO BB IBB HBP BLK WP HR S P ERA WHIP	IP WLS BF H R ER SO BB IBB HBP BLK WP HR S P ERA WHIP	IP WLS BF H R ER SO BB IBB HBP BLK WP HR S P ERA WHIP	IP WLS BF H R ER SO BB IBB HBP BLK WP HR S P ERA WHIP	IP WLS BF H R ER SO BB IBB HBP BLK WP HR S P ERA WHIP	IP WLS BF H R ER SO BB IBB HBP BLK WP HR S P ERA WHIP	IP WLS BF H R ER SO BB IBB HBP BLK WP HR S P ERA WHIP	IP WLS BF H R ER SO BB IBB HBP BLK WP HR S P ERA WHIP	IP WLS BF H R ER SO BB IBB HBP BLK WP HR S P ERA WHIP	IP WLS BF H R ER SO BB IBB HBP BLK WP HR S P ERA WHIP	IP WLS BF H R ER SO BB IBB HBP BLK WP HR S P ERA WHIP	IP WLS BF H R ER SO BB IBB HBP BLK WP HR S P ERA WHIP	IP WLS BF H R ER SO BB IBB HBP BLK WP HR S P ERA WHIP	IP WLS BF H R ER SO BB IBB HBP BLK WP HR S P ERA WHIP	IP WLS BF H R ER SO BB IBB HBP BLK WP HR S P ERA WHIP	IP WLS BF H R ER SO BB IBB HBP BLK WP HR S P ERA WHIP	IP WLS BF H R ER SO BB IBB HBP BLK WP HR S P ERA WHIP

Atlanta Braves @ New York Mets  
Shea Stadium, Flushing, NY  
Fri Jul 02 1999, 7:40 PM EDT  
Att: 51,979 - Cloudy - 87 F

AB 41  
R 16  
H 15  
RBI 16  
BB 8  
SO 8  
LOB 18



Batter	1	2	3	4	5	6	7	8	9	AB	R	H	RBI	BB	SO	LOB	BOTTOM	
Rickey Henderson, R OBP: 0.438, SLG: 0.474 Turk Wendell, L OBP: 0.288, SLG: 0.210 Dennis Cook, L OBP: 0.360, SLG: 0.514 John Franco, L OBP: 0.329, SLG: 0.405 Rick Reed, R OBP: 0.289, SLG: 0.240	G6-3		F9			FC6-4		K		3	0	1	0	0	0	0		
Roger Cedeno, S OBP: 0.441, SLG: 0.437	31 L9		G4-3			FC6-4			F8	3	0	1	0	1	0	1		
John Olerud, L OBP: 0.443, SLG: 0.516 Matt Franco, L OBP: 0.329, SLG: 0.405				E1		G6-4-3			G4-3	1	0	0	0	1	0	0		
31 Mike Piazza, R OBP: 0.365, SLG: 0.567 Todd Pratt, R OBP: 0.377, SLG: 0.424	L9			L4-3					F8	2	0	0	0	0	0	3		
Robin Ventura, L OBP: 0.359, SLG: 0.509 Greg McMichael, R OBP: 0.423, SLG: 0.694 Benny Agbayani, R OBP: 0.423, SLG: 0.694	F8			G3					F8	2	0	0	0	0	0	2		
Brian McRae, S OBP: 0.330, SLG: 0.373		F7							F8	3	0	0	0	0	0	0		
Luis Lopez, S OBP: 0.360, SLG: 0.356		K							F8	3	0	1	0	0	1	0		
Rey Ordóñez, R OBP: 0.340, SLG: 0.369		G4-3							E3	3	0	0	0	0	0	1		
Masato Yoshii, R OBP: 0.148, SLG: 0.148 Melvin Mora, R OBP: 0.286, SLG: 0.571 Bobby Bonilla, S OBP: 0.270, SLG: 0.299			G4-3						G4-3	0	0	0	0	0	0	0		
<b>Inning Stats</b>	R: 0 H: 0 E: 0 K: 0 S: 10	H: 0 R: 0 ER: 0 LOB: 0 P: 14	R: 0 H: 0 E: 0 K: 0 S: 6	H: 0 R: 0 ER: 0 LOB: 0 P: 8	R: 0 H: 0 E: 1 K: 0 S: 4	H: 0 R: 0 ER: 0 LOB: 0 P: 7	R: 0 H: 1 E: 0 K: 0 S: 3	H: 1 R: 0 ER: 0 LOB: 0 P: 3	R: 0 H: 0 E: 0 K: 0 S: 8	H: 0 R: 0 ER: 0 LOB: 0 P: 10	R: 0 H: 0 E: 1 K: 1 S: 7	H: 0 R: 0 ER: 1 LOB: 1 P: 8	1B: 3 2B: 1 3B: 0 HR: 0	SF: 0 SAC: 0 DP: 2 HBP: 0	WP: 0 PB: 0 SB: 1 CS: 0	PA: 32		
<b>PITCHER</b>	IP WLS BF H R ER SO BB IBB HBP BLK WP HR S P ERA WHIP	IP WLS BF H R ER SO BB IBB HBP BLK WP HR S P ERA WHIP	IP WLS BF H R ER SO BB IBB HBP BLK WP HR S P ERA WHIP	IP WLS BF H R ER SO BB IBB HBP BLK WP HR S P ERA WHIP	IP WLS BF H R ER SO BB IBB HBP BLK WP HR S P ERA WHIP	IP WLS BF H R ER SO BB IBB HBP BLK WP HR S P ERA WHIP	IP WLS BF H R ER SO BB IBB HBP BLK WP HR S P ERA WHIP	IP WLS BF H R ER SO BB IBB HBP BLK WP HR S P ERA WHIP	IP WLS BF H R ER SO BB IBB HBP BLK WP HR S P ERA WHIP	IP WLS BF H R ER SO BB IBB HBP BLK WP HR S P ERA WHIP	IP WLS BF H R ER SO BB IBB HBP BLK WP HR S P ERA WHIP	IP WLS BF H R ER SO BB IBB HBP BLK WP HR S P ERA WHIP	IP WLS BF H R ER SO BB IBB HBP BLK WP HR S P ERA WHIP	IP WLS BF H R ER SO BB IBB HBP BLK WP HR S P ERA WHIP	IP WLS BF H R ER SO BB IBB HBP BLK WP HR S P ERA WHIP	IP WLS BF H R ER SO BB IBB HBP BLK WP HR S P ERA WHIP	IP WLS BF H R ER SO BB IBB HBP BLK WP HR S P ERA WHIP	IP WLS BF H R ER SO BB IBB HBP BLK WP HR S P ERA WHIP

Atlanta Braves @ New York Mets  
Shea Stadium, Flushing, NY  
Fri Jul 02 1999, 7:40 PM EDT  
Att: 51,979 - Cloudy - 87 F

AB 30  
R 0  
H 3  
RBI 0  
BB 2  
SO 2  
LOB 14





Batter	1	2	3	4	5	6	7	8	9	AB	R	H	RBI	BB	SO	LOB	TOP					
Walt Weiss, S OBP: 0.339, SLG: 0.340	1-3 K		2-1 L6		1-1 G5-3	3-1 P4			1-2 F9	5	0	0	0	0	1	1						
Bret Boone, R OBP: 0.323, SLG: 0.388	4-2 S BB		2-2 G5-3		2-2 P3					3	0	0	0	1	1	0						
10 Chipper Jones, S OBP: 0.406, SLG: 0.540	0-0 F8		0-0 P3		1-1 HR					4	1	1	0	0	0	1						
Brian Jordan, R OBP: 0.362, SLG: 0.520	1-0 F8			2-2 1B G6-3 1B	2-0 HR					4	1	2	2	0	1	1						
Andruw Jones, R OBP: 0.351, SLG: 0.482		2-3 K		1 SAFE G6-3	1-1 P5				2-3 K	4	0	0	0	0	2	1						
Gerald Williams, R OBP: 0.337, SLG: 0.426		2-2 S 2B		4-2 1B BB		0-0 S 1B			3-2 F9	3	1	2	0	1	0	0						
Brian Hunter, R OBP: 0.344, SLG: 0.487		2-3 K		3-3 K		3-3 SAFE K			0-2 G5-3	4	0	0	0	0	3	4						
Eddie Pérez, R OBP: 0.256, SLG: 0.323		4-0 IBB		2-0 1-2 2-3 1B		1-1 SH3-4 1B			2-0 F9	3	0	2	1	1	0	0						
Kevin Millwood, R OBP: 0.211, SLG: 0.194		0-0 L4		0-1 G5-3		0-1 SH3-4			0-3 K	3	0	0	0	0	1	5						
John Rocker, R (9, 1)										0	0	0	0	0	0	0						
<b>Inning Stats</b>	R: 0 E: 0 K: 1 S: 7	H: 0 LOB: 1 BB: 1 P: 13	R: 0 E: 0 K: 2 S: 10	H: 1 LOB: 2 BB: 1 P: 20	R: 0 E: 0 K: 0 S: 6	H: 0 LOB: 0 BB: 0 P: 10	R: 0 E: 0 K: 1 S: 16	H: 2 LOB: 3 BB: 1 P: 27	R: 2 E: 0 K: 0 S: 10	H: 2 LOB: 0 BB: 0 P: 17	R: 1 E: 0 K: 1 S: 11	H: 2 LOB: 1 BB: 0 P: 18	R: 0 E: 0 K: 2 S: 8	H: 0 LOB: 0 BB: 0 P: 11	R: 0 E: 0 K: 1 S: 10	H: 0 LOB: 0 BB: 0 P: 15	R: 0 E: 0 K: 1 S: 7	H: 0 LOB: 0 BB: 0 P: 10	1B: 4 2B: 2 3B: 0 HR: 1	SF: 0 SAC: 1 DP: 0 HBP: 0	WP: 0 PB: 0 CS: 0	PA: 37
<b>PITCHER</b>	IP	WLS	BF	H	R	ER	SO	BB	IBB	HBP	BLK	WP	HR	S	P	ERA	WHIP					
Al Leiter, L ERA: 5.01	6.0	L	28	7	3	3	5	2	1	0	0	0	1	60	105	4.50	1.500					
Turk Wendell, R ERA: 3.09	1.0		3	0	0	0	2	0	0	0	0	0	0	8	11	0.00	0.000					
Rigo Beltran, L ERA: 3.24	2.0		6	0	0	0	2	0	0	0	0	0	0	17	25	0.00	0.000					

Atlanta Braves @ New York Mets  
Shea Stadium, Flushing, NY  
Sat Jul 03 1999, 1:15 PM EDT  
Att: 43,256 - Cloudy - 85 F

AB 33  
R 3  
H 7  
RBI 3  
BB 3  
SO 9  
LOB 13



Batter	1	2	3	4	5	6	7	8	9	AB	R	H	RBI	BB	SO	LOB	BOTTOM					
Rickey Henderson, R OBP: 0.432, SLG: 0.466	1-2 G6-3		3-2 F8			2-1 P4			3-1 1B	3	0	0	0	0	0	0						
Turk Wendell, L (7, 1)										0	0	0	0	0	0	0						
Rigo Beltran, L (8, 1)										0	0	0	0	0	0	0						
Matt Franco, L OBP: 0.329, SLG: 0.405										0	0	0	0	0	0	0						
Todd Pratt, R OBP: 0.353, SLG: 0.430										1	0	1	0	0	0	0						
Edgardo Alfonzo, R OBP: 0.368, SLG: 0.468	0-0 F9			2-2 P3			2-3 K		2-2 F8	4	0	0	0	0	1	2						
John Olerud, L OBP: 0.444, SLG: 0.514	3-1 F7			4-2 31 G6-4-3 BB			1-1 1B		2-2 F7	3	0	1	0	1	0	2						
31 Mike Piazza, R OBP: 0.359, SLG: 0.557		2-2 F7		1-1 G6-4-3			0-3 K		0-3 K	4	0	0	0	0	2	4						
Robin Ventura, L OBP: 0.358, SLG: 0.507		0-3 K			1-0 CS 1B		1-2 G4-3			3	0	1	0	0	1	1						
Benny Agbayani, R OBP: 0.421, SLG: 0.681		4-1 BB			2-3 K			3-1 G3-1		2	0	0	0	1	1	1						
Roger Cedeno, S OBP: 0.436, SLG: 0.431		1-3 SAFE SAFE SAFE SAFE SAFE			0-0 F7			0-2 G4-3		3	0	0	0	0	1	1						
Rey Ordóñez, R OBP: 0.336, SLG: 0.364					0-0 P4				0-1 F8	3	0	0	0	0	0	0						
Al Leiter, L OBP: 0.107, SLG: 0.074					1-3 K				4-2 1B WP BB	1	0	0	0	0	1	0						
Brian McRae, S OBP: 0.331, SLG: 0.371										1	0	0	0	1	0	0						
<b>Inning Stats</b>	R: 0 E: 0 K: 0 S: 6	H: 0 LOB: 0 BB: 0 P: 10	R: 0 E: 0 K: 2 S: 10	H: 0 LOB: 1 BB: 1 P: 17	R: 0 E: 0 K: 1 S: 8	H: 0 LOB: 0 BB: 0 P: 12	R: 0 E: 0 K: 0 S: 8	H: 0 LOB: 1 BB: 1 P: 15	R: 0 E: 0 K: 1 S: 5	H: 1 LOB: 0 BB: 0 P: 8	R: 0 E: 0 K: 0 S: 10	H: 0 LOB: 0 BB: 0 P: 16	R: 0 E: 0 K: 2 S: 13	H: 1 LOB: 1 BB: 0 P: 17	R: 0 E: 0 K: 0 S: 7	H: 0 LOB: 0 BB: 0 P: 10	R: 0 E: 0 K: 1 S: 17	H: 1 LOB: 2 BB: 1 P: 28	1B: 3 2B: 1 3B: 0 HR: 0	SF: 0 SAC: 0 DP: 2 HBP: 0	WP: 1 PB: 0 CS: 1	PA: 31
<b>PITCHER</b>	IP	WLS	BF	H	R	ER	SO	BB	IBB	HBP	BLK	WP	HR	S	P	ERA	WHIP					
Kevin Millwood, R ERA: 3.3	8.0	W	27	2	0	0	6	3	0	0	0	1	0	69	111	0.00	0.625					
John Rocker, L ERA: 2.89	1.0	S	4	1	0	0	1	0	0	0	0	1	0	15	22	0.00	1.000					

Atlanta Braves @ New York Mets  
Shea Stadium, Flushing, NY  
Sat Jul 03 1999, 1:15 PM EDT  
Att: 43,256 - Cloudy - 85 F

AB 28  
R 0  
H 3  
RBI 0  
BB 3  
SO 7  
LOB 11













Batter	1	2	3	4	5	6	7	8	9	AB	R	H	RBI	BB	SO	LOB	TOP								
Luis Castillo, S OBP: 0.354, SLG: 0.337 (1, 4)										5	0	3	0	0	1	2									
Dave Berg, R OBP: 0.362, SLG: 0.383 (1, 6)										5	1	2	1	0	1	3									
Bruce Aven, R OBP: 0.380, SLG: 0.512 (1, 7)										4	1	1	0	1	0	1									
Kevin Millar, R OBP: 0.423, SLG: 0.508 (1, 3)										5	1	2	0	0	2	2									
Preston Wilson, R OBP: 0.326, SLG: 0.519 (1, 8)										4	0	2	1	1	2	0									
Danny Bautista, R OBP: 0.271, SLG: 0.426 (1, 9)										4	1	1	2	0	0	3									
Mike Lowell, R OBP: 0.372, SLG: 0.410 (1, 5)										4	0	3	0	1	1	2									
Mike Redmond, R OBP: 0.378, SLG: 0.330 (1, 2)										4	1	2	1	1	1	3									
Alex Fernandez, R OBP: 0.250, SLG: 0.450 Matt Mantei, R (9, 1)										3	0	1	0	0	0	5									
										0	0	0	0	0	0	0									
<b>Inning Stats</b>	R: 0 E: 0 K: 0 S: 4	H: 1 LOB: 0 BB: 0 P: 7	R: 1 E: 0 K: 1 S: 14	H: 3 LOB: 2 BB: 0 P: 19	R: 2 E: 0 K: 1 S: 15	H: 4 LOB: 2 BB: 1 P: 25	R: 1 E: 0 K: 0 S: 10	H: 1 LOB: 1 BB: 1 P: 17	R: 1 E: 0 K: 0 S: 10	H: 3 LOB: 2 BB: 1 P: 18	R: 0 E: 0 K: 0 S: 3	H: 1 LOB: 0 BB: 0 P: 5	R: 0 E: 0 K: 1 S: 11	H: 2 LOB: 2 BB: 0 P: 13	R: 0 E: 0 K: 3 S: 20	H: 1 LOB: 2 BB: 1 P: 31	R: 0 E: 0 K: 2 S: 11	H: 1 LOB: 1 BB: 0 P: 15	1B: 15 2B: 2 3B: 0 HR: 1	SF: 1 SAC: 1 DP: 3 HBP: 0	WP: 0 PB: 1 SB: 0 CS: 1	PA: 44			
<b>PITCHER</b>	IP WLS BF H R ER SO BB IBB HBP BLK WP HR S P ERA WHIP	IP WLS BF H R ER SO BB IBB HBP BLK WP HR S P ERA WHIP	IP WLS BF H R ER SO BB IBB HBP BLK WP HR S P ERA WHIP	IP WLS BF H R ER SO BB IBB HBP BLK WP HR S P ERA WHIP	IP WLS BF H R ER SO BB IBB HBP BLK WP HR S P ERA WHIP	IP WLS BF H R ER SO BB IBB HBP BLK WP HR S P ERA WHIP	IP WLS BF H R ER SO BB IBB HBP BLK WP HR S P ERA WHIP	IP WLS BF H R ER SO BB IBB HBP BLK WP HR S P ERA WHIP	IP WLS BF H R ER SO BB IBB HBP BLK WP HR S P ERA WHIP	IP WLS BF H R ER SO BB IBB HBP BLK WP HR S P ERA WHIP	IP WLS BF H R ER SO BB IBB HBP BLK WP HR S P ERA WHIP	IP WLS BF H R ER SO BB IBB HBP BLK WP HR S P ERA WHIP	IP WLS BF H R ER SO BB IBB HBP BLK WP HR S P ERA WHIP	IP WLS BF H R ER SO BB IBB HBP BLK WP HR S P ERA WHIP	IP WLS BF H R ER SO BB IBB HBP BLK WP HR S P ERA WHIP	IP WLS BF H R ER SO BB IBB HBP BLK WP HR S P ERA WHIP	IP WLS BF H R ER SO BB IBB HBP BLK WP HR S P ERA WHIP	IP WLS BF H R ER SO BB IBB HBP BLK WP HR S P ERA WHIP	IP WLS BF H R ER SO BB IBB HBP BLK WP HR S P ERA WHIP	IP WLS BF H R ER SO BB IBB HBP BLK WP HR S P ERA WHIP	IP WLS BF H R ER SO BB IBB HBP BLK WP HR S P ERA WHIP	IP WLS BF H R ER SO BB IBB HBP BLK WP HR S P ERA WHIP	IP WLS BF H R ER SO BB IBB HBP BLK WP HR S P ERA WHIP	IP WLS BF H R ER SO BB IBB HBP BLK WP HR S P ERA WHIP	IP WLS BF H R ER SO BB IBB HBP BLK WP HR S P ERA WHIP

Florida Marlins @ Atlanta Braves  
Turner Field, Atlanta, GA  
Tue Jul 06 1999, 7:40 PM EDT  
Att: 32,665 - Overcast - 70 F

AB 38  
R 5  
H 17  
RBI 5  
BB 4  
SO 8  
LOB 21



Batter	1	2	3	4	5	6	7	8	9	AB	R	H	RBI	BB	SO	LOB	BOTTOM								
Walt Weiss, S OBP: 0.323, SLG: 0.322 (1, 6)										4	0	0	0	0	1	0									
Bret Boone, R OBP: 0.324, SLG: 0.414 (1, 4)										4	0	0	0	0	1	0									
10 Chipper Jones, S OBP: 0.415, SLG: 0.561 (1, 5)										3	1	2	1	1	0	0									
Brian Jordan, R OBP: 0.359, SLG: 0.511 (1, 9)										4	0	1	0	0	0	2									
Ryan Klesko, L OBP: 0.365, SLG: 0.512 (1, 7)										4	1	1	0	0	1	2									
Andruw Jones, R OBP: 0.350, SLG: 0.478 (1, 8)										4	0	0	1	0	1	3									
Randall Simon, L OBP: 0.391, SLG: 0.460 (1, 3)										3	0	0	0	0	0	0									
Eddie Pérez, R OBP: 0.264, SLG: 0.316 (1, 2)										3	0	0	0	0	1	0									
Tom Glavine, L OBP: 0.158, SLG: 0.135 Russ Springer, R (8, 1)										2	0	0	0	0	0	0									
Keith Lockhart, L OBP: 0.293, SLG: 0.270 John Hudek, S (9, 1)										1	0	0	0	0	0	0									
										0	0	0	0	0	0	0									
<b>Inning Stats</b>	R: 0 E: 0 K: 0 S: 11	H: 0 LOB: 1 BB: 1 P: 19	R: 0 E: 0 K: 1 S: 8	H: 0 LOB: 0 BB: 0 P: 14	R: 0 E: 0 K: 1 S: 6	H: 0 LOB: 0 BB: 0 P: 9	R: 1 E: 0 K: 2 S: 11	H: 2 LOB: 1 BB: 0 P: 20	R: 0 E: 0 K: 0 S: 6	H: 0 LOB: 0 BB: 0 P: 6	R: 0 E: 0 K: 0 S: 7	H: 0 LOB: 0 BB: 0 P: 10	R: 1 E: 0 K: 0 S: 6	H: 1 LOB: 0 BB: 0 P: 11	R: 0 E: 0 K: 1 S: 7	H: 0 LOB: 0 BB: 0 P: 9	R: 0 E: 1 K: 0 S: 12	H: 1 LOB: 2 BB: 0 P: 21	1B: 1 2B: 1 3B: 1 HR: 1	SF: 0 SAC: 0 DP: 0 HBP: 0	WP: 0 PB: 0 SB: 0 CS: 0	PA: 33			
<b>PITCHER</b>	IP WLS BF H R ER SO BB IBB HBP BLK WP HR S P ERA WHIP	IP WLS BF H R ER SO BB IBB HBP BLK WP HR S P ERA WHIP	IP WLS BF H R ER SO BB IBB HBP BLK WP HR S P ERA WHIP	IP WLS BF H R ER SO BB IBB HBP BLK WP HR S P ERA WHIP	IP WLS BF H R ER SO BB IBB HBP BLK WP HR S P ERA WHIP	IP WLS BF H R ER SO BB IBB HBP BLK WP HR S P ERA WHIP	IP WLS BF H R ER SO BB IBB HBP BLK WP HR S P ERA WHIP	IP WLS BF H R ER SO BB IBB HBP BLK WP HR S P ERA WHIP	IP WLS BF H R ER SO BB IBB HBP BLK WP HR S P ERA WHIP	IP WLS BF H R ER SO BB IBB HBP BLK WP HR S P ERA WHIP	IP WLS BF H R ER SO BB IBB HBP BLK WP HR S P ERA WHIP	IP WLS BF H R ER SO BB IBB HBP BLK WP HR S P ERA WHIP	IP WLS BF H R ER SO BB IBB HBP BLK WP HR S P ERA WHIP	IP WLS BF H R ER SO BB IBB HBP BLK WP HR S P ERA WHIP	IP WLS BF H R ER SO BB IBB HBP BLK WP HR S P ERA WHIP	IP WLS BF H R ER SO BB IBB HBP BLK WP HR S P ERA WHIP	IP WLS BF H R ER SO BB IBB HBP BLK WP HR S P ERA WHIP	IP WLS BF H R ER SO BB IBB HBP BLK WP HR S P ERA WHIP	IP WLS BF H R ER SO BB IBB HBP BLK WP HR S P ERA WHIP	IP WLS BF H R ER SO BB IBB HBP BLK WP HR S P ERA WHIP	IP WLS BF H R ER SO BB IBB HBP BLK WP HR S P ERA WHIP	IP WLS BF H R ER SO BB IBB HBP BLK WP HR S P ERA WHIP	IP WLS BF H R ER SO BB IBB HBP BLK WP HR S P ERA WHIP	IP WLS BF H R ER SO BB IBB HBP BLK WP HR S P ERA WHIP	IP WLS BF H R ER SO BB IBB HBP BLK WP HR S P ERA WHIP

Florida Marlins @ Atlanta Braves  
Turner Field, Atlanta, GA  
Tue Jul 06 1999, 7:40 PM EDT  
Att: 32,665 - Overcast - 70 F

AB 32  
R 2  
H 4  
RBI 2  
BB 1  
SO 5  
LOB 7





Batter	1	2	3	4	5	6	7	8	9	AB	R	H	RBI	BB	SO	LOB	TOP										
Luis Castillo, S OBP: 0.352, SLG: 0.335 Dave Berg, R OBP: 0.357, SLG: 0.376	0-3 K		1-0 G4-3			3-2 L3	0-3 K			2	0	0	0	0	1	0											
Alex Gonzalez, R OBP: 0.329, SLG: 0.472	0-1 1B					0-0 1B		0-2 P9		4	0	2	0	0	0	0											
Bruce Aven, R OBP: 0.372, SLG: 0.500	0-2 F8			1-3 K		0-1 G1-3		1-3 K		4	0	0	0	0	2	2											
Kevin Millar, R OBP: 0.418, SLG: 0.523	1-1 L8			2-2 G6-3			1-0 HR	3-2 F7		4	1	1	1	0	0	1											
Mark Kotsay, L OBP: 0.302, SLG: 0.385		3-1 F9			0-3 K		1-1 F8 S 1B		1-0 F7	4	1	1	0	0	1	0											
Preston Wilson, R OBP: 0.325, SLG: 0.527		2-1 G1-3			0-0 HR		3-2 F8		1-3 K	4	1	1	1	0	1	1											
Mike Lowell, R OBP: 0.357, SLG: 0.390		1-1 G6-3			0-1 G6-3		3-3 K		2-1 F8	4	0	0	0	0	1	1											
Jorge Fabregas, L OBP: 0.301, SLG: 0.344			1-2 G1		1-3 K		3-2 E HBP			2	0	0	0	0	1	0											
Ryan Dempster, R OBP: 0.150, SLG: 0.158 Tim Hyers, L OBP: 0.373, SLG: 0.443 Vic Darenbourg, L OBP: 0.337, SLG: 0.424 Danny Bautista, R OBP: 0.282, SLG: 0.435 Braden Looper, R OBP: 0.357, SLG: 0.376			0-3 K		1-1 G4-3		1-2 E5 1B			1	0	0	0	0	1	0											
<b>Inning Stats</b>	R: 0 E: 0 K: 1 S: 12	H: 1 LOB: 1 BB: 0 P: 13	R: 0 E: 0 K: 0 S: 6	H: 0 LOB: 0 BB: 0 P: 12	R: 0 E: 0 K: 1 S: 9	H: 0 LOB: 0 BB: 0 P: 11	R: 0 E: 0 K: 1 S: 10	H: 0 LOB: 0 BB: 0 P: 13	R: 1 E: 0 K: 2 S: 9	H: 1 LOB: 0 BB: 0 P: 10	R: 0 E: 0 K: 0 S: 9	H: 1 LOB: 1 BB: 0 P: 13	R: 2 E: 1 K: 2 S: 19	H: 3 LOB: 2 BB: 0 P: 31	R: 0 E: 0 K: 1 S: 10	H: 0 LOB: 0 BB: 0 P: 14	R: 0 E: 0 K: 1 S: 6	H: 0 LOB: 0 BB: 0 P: 10	1B: 4 2B: 0 3B: 0 HR: 2	SF: 0 SAC: 0 DP: 0 HBP: 1	WP: 0 PB: 0 SB: 1 CS: 0	PA: 34					
<b>PITCHER</b>	IP	WLS	BF	H	R	ER	SO	BB	IBB	HBP	BLK	WP	HR	S	P	ERA	WHIP										
Greg Maddux, R ERA: 3.55 30 Kevin McGlinchy, R ERA: 3.61 Rudy Seanez, R ERA: 2.33 John Rocker, L ERA: 3.0	6.0	W	21	3	1	1	5	0	0	0	0	0	1	55	72	1.50	0.500										
	0.2		6	3	2	2	1	0	0	1	0	0	0	16	28	27.00	4.500										
	1.1	H	4	0	0	0	2	0	0	0	0	0	0	13	17	0.00	0.000										
	1.0		3	0	0	0	1	0	0	0	0	0	0	6	10	0.00	0.000										

Florida Marlins @ Atlanta Braves  
Turner Field, Atlanta, GA  
Wed Jul 07 1999, 7:40 PM EDT  
Att: 35,610 - Cloudy - 81 F

AB 33  
R 3  
H 6  
RBI 3  
BB 0  
SO 9  
LOB 7



Batter	1	2	3	4	5	6	7	8	9	AB	R	H	RBI	BB	SO	LOB	BOTTOM										
Walt Weiss, S OBP: 0.317, SLG: 0.314	2-2 G3-1	2-0 F8		1-0 G4-3		0-0 G6-3				4	0	0	0	0	0	2											
Bret Boone, R OBP: 0.323, SLG: 0.416	1-0 1B	1-3 K2-3		2-3 SF8		0-0 G6-3				3	1	1	1	0	1	1											
10 Chipper Jones, S OBP: 0.416, SLG: 0.569	4-1 F8 1B 2B BB		1-1 HR				3-2 G4-3			3	2	1	1	1	1	0											
Brian Jordan, R OBP: 0.360, SLG: 0.509	2-0 2B WP 1B		4-2 1B BB		1-0 P4		1-1 G4-3			3	1	1	1	1	0	0											
Ryan Klesko, L OBP: 0.367, SLG: 0.509 Gerald Williams, R OBP: 0.337, SLG: 0.424	1-0 F8		1-0 1B		4-2 HR BB		1-1 G4-3			3	1	1	0	1	0	2											
Andruw Jones, R OBP: 0.352, SLG: 0.491	2-3 WP 2-1 2B		1-2 1B		1-1 HR BB			1-1 P2		4	1	2	3	0	0	2											
Randall Simon, L OBP: 0.387, SLG: 0.449	2-3 3H BB		1-3 K		1-1 G4-3			2-1 G4-3		3	0	0	0	1	1	2											
Eddie Pérez, R OBP: 0.264, SLG: 0.314	2-1 3H	0-0 SH1-4 1B	0-1 G6-3		0-2 G1-3			1-0 F9		4	0	1	0	0	0	2											
Greg Maddux, R OBP: 0.324, SLG: 0.563 Otis Nixon, S OBP: 0.294, SLG: 0.207 30 Kevin McGlinchy, R Rudy Seanez, R John Rocker, R		1-2 SH1-4		2-1 G4-3 SF8 2B		2-0 L6				1	1	1	0	0	0	0											
<b>Inning Stats</b>	R: 3 E: 0 K: 0 S: 11	H: 3 LOB: 2 BB: 2 P: 28	R: 0 E: 0 K: 1 S: 6	H: 1 LOB: 1 BB: 0 P: 9	R: 1 E: 0 K: 1 S: 12	H: 2 LOB: 2 BB: 1 P: 19	R: 1 E: 0 K: 1 S: 7	H: 1 LOB: 0 BB: 0 P: 12	R: 2 E: 0 K: 0 S: 11	H: 1 LOB: 0 BB: 1 P: 18	R: 0 E: 0 K: 0 S: 4	H: 0 LOB: 0 BB: 0 P: 8	R: 0 E: 0 K: 0 S: 9	H: 0 LOB: 0 BB: 0 P: 14	R: 0 E: 0 K: 0 S: 5	H: 0 LOB: 0 BB: 0 P: 9	1B: 3 2B: 3 3B: 0 HR: 2	SF: 1 SAC: 1 DP: 0 HBP: 0	WP: 1 PB: 0 SB: 0 CS: 0	PA: 35							
<b>PITCHER</b>	IP	WLS	BF	H	R	ER	SO	BB	IBB	HBP	BLK	WP	HR	S	P	ERA	WHIP										
Ryan Dempster, R ERA: 5.09 Vic Darenbourg, L ERA: 7.92 Braden Looper, R ERA: 3.78	5.0	L	27	8	7	7	3	4	0	0	0	0	0	4	8	0.00	0.000										
	1.0		3	0	0	0	0	0	0	0	0	0	0	4	8	0.00	0.000										
	2.0		6	0	0	0	0	0	0	0	0	0	0	14	23	0.00	0.000										

Florida Marlins @ Atlanta Braves  
Turner Field, Atlanta, GA  
Wed Jul 07 1999, 7:40 PM EDT  
Att: 35,610 - Cloudy - 81 F

AB 29  
R 7  
H 8  
RBI 6  
BB 4  
SO 3  
LOB 11







Batter	1	2	3	4	5	6	7	8	9	AB	R	H	RBI	BB	SO	LOB	TOP					
Luis Castillo, S (1,4) OBP: 0.354, SLG: 0.337	G6-3		SF8 1B				G6-3			4	1	2	0	0	0	0	<b>Florida Marlins @ Atlanta Braves</b> Turner Field, Atlanta, GA Thu Jul 08 1999, 7:40 PM EDT Att: 36,606 - Cloudy - 85 F					
Alex Gonzalez, R (1,6) OBP: 0.329, SLG: 0.469	L8		1B				K			4	0	1	0	0	2	1						
Bruce Aven, R (1,7) OBP: 0.370, SLG: 0.503	P3		SF8							3	0	1	2	0	1	0						
Kevin Millar, R (1,3)		P4	F7							4	0	1	0	0	0	2						
Mark Kotsay, L (1,9) OBP: 0.301, SLG: 0.383										4	0	1	0	0	1	2						
Preston Wilson, R (1,8) OBP: 0.323, SLG: 0.520										3	0	0	0	1	1	1						
Mike Lowell, R (1,5) OBP: 0.343, SLG: 0.372										4	0	0	0	0	4	2						
Jorge Fabregas, L (1,2) OBP: 0.294, SLG: 0.335										4	0	0	0	0	1	1						
Brian Meadows, R (1,1) OBP: 0.212, SLG: 0.226										2	1	1	0	0	0	0						
Tim Hyers, L (7, PH) OBP: 0.373, SLG: 0.435										1	0	0	0	0	0	0						
Brian Edmondson, R (7,1) OBP: 0.400, SLG: 0.600										0	0	0	0	0	0	0						
Vic Darenbourg, L (8,1) OBP: 0.400, SLG: 0.600										0	0	0	0	0	0	0						
<b>Inning Stats</b>	R: 0 E: 0 K: 0 S: 6	H: 0 LOB: 0 BB: 0 P: 9	R: 0 E: 0 K: 1 S: 9	H: 1 LOB: 1 BB: 0 P: 10	R: 1 E: 0 K: 0 S: 15	H: 3 LOB: 2 BB: 0 P: 26	R: 0 E: 0 K: 2 S: 11	H: 0 LOB: 1 BB: 1 P: 17	R: 1 E: 0 K: 1 S: 10	H: 3 LOB: 2 BB: 0 P: 14	R: 0 E: 0 K: 3 S: 10	H: 0 LOB: 0 BB: 0 P: 13	R: 0 E: 0 K: 1 S: 8	H: 0 LOB: 0 BB: 0 P: 12	R: 0 E: 0 K: 1 S: 8	H: 0 LOB: 0 BB: 0 P: 11	R: 0 E: 0 K: 1 S: 6	H: 0 LOB: 0 BB: 0 P: 7	1B: 6 2B: 1 3B: 0 HR: 0	SF: 1 SAC: 0 DP: 0 HBP: 0	WP: 0 PB: 0 SB: 1 CS: 0	PA: 35
<b>PITCHER</b> Kevin Millwood, R (1,1) ERA: 3.2	IP: 9.0 WLS: W BF: 35 H: 7 R: 2 ER: 2 SO: 10 BB: 1 IBB: 0 HBP: 0 BLK: 0 WP: 0 HR: 0 S: 83 P: 119 ERA: 2.00 WHIP: 0.889											<b>PITCHER</b>	IP: 9.0 WLS: W BF: 35 H: 7 R: 2 ER: 2 SO: 10 BB: 1 IBB: 0 HBP: 0 BLK: 0 WP: 0 HR: 0 S: 83 P: 119 ERA: 2.00 WHIP: 0.889									

Batter	1	2	3	4	5	6	7	8	9	AB	R	H	RBI	BB	SO	LOB	BOTTOM			
Ozzie Guillen, L (1,6) OBP: 0.273, SLG: 0.287	F8		L3							4	0	0	0	0	0	1	<b>Florida Marlins @ Atlanta Braves</b> Turner Field, Atlanta, GA Thu Jul 08 1999, 7:40 PM EDT Att: 36,606 - Cloudy - 85 F			
Bret Boone, R (1,4) OBP: 0.322, SLG: 0.414			F8							4	1	1	0	0	0	1				
10 Chipper Jones, S (1,5) OBP: 0.417, SLG: 0.580										4	1	2	2	0	1	0				
Brian Jordan, R (1,9) OBP: 0.362, SLG: 0.518										4	2	2	1	0	0	1				
Ryan Klesko, L (1,7) OBP: 0.371, SLG: 0.530										3	1	2	2	0	0	1				
Gerald Williams, R (8, PH) OBP: 0.335, SLG: 0.422										1	0	0	0	0	0	0				
Andruw Jones, R (1,8) OBP: 0.348, SLG: 0.484										4	0	0	0	0	0	1				
Randall Simon, L (1,3) OBP: 0.386, SLG: 0.442										2	0	0	0	1	0	0				
Eddie Pérez, R (1,2) OBP: 0.265, SLG: 0.321										3	0	1	0	0	0	2				
Kevin Millwood, R (1,1) OBP: 0.195, SLG: 0.179										3	0	0	0	0	1	1				
<b>Inning Stats</b>	R: 1 E: 0 K: 0 S: 13	H: 2 LOB: 1 BB: 0 P: 20	R: 0 E: 0 K: 0 S: 4	H: 0 LOB: 0 BB: 0 P: 7	R: 0 E: 0 K: 1 S: 10	H: 0 LOB: 0 BB: 0 P: 13	R: 2 E: 0 K: 0 S: 7	H: 2 LOB: 0 BB: 0 P: 13	R: 0 E: 0 K: 0 S: 5	H: 1 LOB: 1 BB: 0 P: 8	R: 1 E: 0 K: 0 S: 7	H: 2 LOB: 2 BB: 1 P: 15	R: 0 E: 0 K: 0 S: 6	H: 0 LOB: 0 BB: 0 P: 7	R: 1 E: 0 K: 1 S: 10	H: 1 LOB: 0 BB: 0 P: 18	1B: 2 2B: 3 3B: 0 HR: 3	SF: 0 SAC: 0 DP: 0 HBP: 0	WP: 0 PB: 0 SB: 1 CS: 0	PA: 33
<b>PITCHER</b> Brian Meadows, R (1,1) ERA: 5.59	IP: 6.0 WLS: L BF: 26 H: 7 R: 4 ER: 4 SO: 1 BB: 0 IBB: 0 HBP: 0 BLK: 0 WP: 0 HR: 2 S: 46 P: 76 ERA: 6.00 WHIP: 1.167											<b>PITCHER</b>	IP: 6.0 WLS: L BF: 26 H: 7 R: 4 ER: 4 SO: 1 BB: 0 IBB: 0 HBP: 0 BLK: 0 WP: 0 HR: 2 S: 46 P: 76 ERA: 6.00 WHIP: 1.167							
Brian Edmondson, R (7,1) ERA: 5.59	1.1 5 1 1 1 1 0 0 0 0 0 0 1 11 16 6.75 0.750																			
Vic Darenbourg, L (8,1) ERA: 7.43	0.2 2 0 0 0 0 0 0 0 0 0 0 0 5 9 0.00 0.000																			



Batter	1	2	3	4	5	6	7	8	9	AB	R	H	RBI	BB	SO	LOB	TOP					
Chad Fonville, S (1,4)	G6-3		BB		S 3B BB		FC1-6			2	1	0	0	2	0	1	<b>Boston Red Sox @ Atlanta Braves</b> Turner Field, Atlanta, GA Fri Jul 09 1999, 7:40 PM EDT Att: 49,636 - Cloudy - 85 F					
Darren Lewis, R (1,9) OBP: 0.331, SLG: 0.336	B3		F9		1-H SF8 3B		K			4	1	1	1	0	1	2						
Damon Buford, R (1,8) OBP: 0.315, SLG: 0.382				HR	SF8		G5-3			2	1	1	2	1	0	1						
Mike Stanley, R (1,3) OBP: 0.397, SLG: 0.490	CS	K		HR	G1-2-3		F8			4	1	1	1	0	1	0						
Troy O'Leary, L (1,7) OBP: 0.359, SLG: 0.541		K		F9 2B	F8		G3			4	0	1	0	0	1	0						
Lou Merloni, R (1,6) OBP: 0.330, SLG: 0.341	G6-3			F9		F8		K		4	0	0	0	0	1	1						
38 Wilton Veras, R (1,5) OBP: 0.265, SLG: 0.469			HR	K		P9		G6-3		4	1	1	1	0	1	1						
Jason Varitek, S (1,2) OBP: 0.316, SLG: 0.452			K			F8		G6-3		3	0	0	0	1	1	0						
Bret Saberhagen, R (1,1)			K					K		2	0	0	0	1	1	2						
Derek Lowe, R (7,1)										0	0	0	0	0	0	0						
49 Tim Wakefield, R (8,1)							FC1-6 BB		K	1	0	0	0	0	1	0						
<b>Inning Stats</b>	R: 0 E: 0 K: 0 S: 13	H: 0 LOB: 0 BB: 1 P: 19	R: 0 E: 0 K: 2 S: 9	H: 0 LOB: 0 BB: 0 P: 12	R: 1 E: 0 K: 2 S: 14	H: 1 LOB: 1 BB: 1 P: 22	R: 2 E: 0 K: 1 S: 14	H: 3 LOB: 2 BB: 1 P: 29	R: 2 E: 0 K: 0 S: 11	H: 0 LOB: 0 BB: 0 P: 21	R: 0 E: 0 K: 0 S: 8	H: 0 LOB: 0 BB: 0 P: 13	R: 0 E: 0 K: 1 S: 13	H: 0 LOB: 0 BB: 0 P: 23	R: 0 E: 0 K: 1 S: 9	H: 0 LOB: 0 BB: 0 P: 13	R: 0 E: 0 K: 1 S: 7	H: 0 LOB: 0 BB: 0 P: 9	1B: 0 2B: 1 3B: 1 HR: 3	SF: 1 SAC: 0 DP: 0 HBP: 0	WP: 0 PB: 0 SB: 1 CS: 1	PA: 37
<b>PITCHER</b>	IP WLS BF H R ER SO BB IBB HBP BLK WP HR S P ERA WHIP																					
Bruce Chen, L (1,1) ERA: 5.63	4.0 L 19 4 4 4 5 3 1 0 0 0 0 3 50 86 9.00 1.750																					
Russ Springer, R (5,1) ERA: 5.89	0.2 3 1 1 1 0 0 0 0 0 0 0 9 13 13.50 1.500																					
Mike Remlinger, L (5,1) ERA: 1.33	2.1 8 0 0 0 1 1 0 0 0 0 0 23 40 0.00 0.429																					
30 Kevin McGlinchy, R (8,1) ERA: 3.45	2.0 6 0 0 0 2 0 0 0 0 0 0 16 22 0.00 0.000																					


Batter	1	2	3	4	5	6	7	8	9	AB	R	H	RBI	BB	SO	LOB	BOTTOM					
Walt Weiss, S (1,6) OBP: 0.319, SLG: 0.313	F9	FC4-6			P5		FC5-4 1B		10 S BB	4	0	1	1	1	0	2	<b>Boston Red Sox @ Atlanta Braves</b> Turner Field, Atlanta, GA Fri Jul 09 1999, 7:40 PM EDT Att: 49,636 - Cloudy - 85 F					
Bret Boone, R (1,4) OBP: 0.318, SLG: 0.408	G6-3	K			K		FC5-4 10 1B		F8	5	0	0	0	0	2	5						
10 Chipper Jones, S (1,5) OBP: 0.419, SLG: 0.590					G6-3		FC5-4 1B		K	5	1	3	1	0	1	2						
Brian Jordan, R (1,9) OBP: 0.360, SLG: 0.515					G1-3		FC5-4 WP		G5-3	4	0	1	0	0	0	3						
Ryan Klesko, L (1,7) OBP: 0.369, SLG: 0.529	PO	1B E 2B			K		K		P4	4	1	1	0	0	2	1						
Andruw Jones, R (1,8) OBP: 0.352, SLG: 0.484					F7				CS BB	2	1	1	0	2	0	0						
Randall Simon, L (1,3) OBP: 0.376, SLG: 0.429		E4 FC5-4			F8		G4-3		P9	4	0	0	1	0	0	4						
Eddie Pérez, R (1,2) OBP: 0.267, SLG: 0.329		FC5-4 FC4-6 SH			K				G3 1B 2B	3	1	1	1	0	1	1						
Otis Nixon, S (9,PH) OBP: 0.282, SLG: 0.205									CS E1 10 S	1	0	0	0	0	0	0						
Bruce Chen, L (1,1) Russ Springer, R (5,1) Mike Remlinger, L (5,1) Ozzie Guillen, L (7,PH) 30 Kevin McGlinchy, R (8,1) Keith Lockhart, L (9,PH)		SH FC4-6			K				K	0	0	0	0	0	0	0						
<b>Inning Stats</b>	R: 1 E: 0 K: 0 S: 9	H: 2 LOB: 0 BB: 0 P: 9	R: 2 E: 2 K: 1 S: 13	H: 2 LOB: 2 BB: 0 P: 16	R: 0 E: 0 K: 1 S: 9	H: 0 LOB: 0 BB: 0 P: 14	R: 0 E: 0 K: 1 S: 12	H: 0 LOB: 0 BB: 0 P: 15	R: 0 E: 0 K: 2 S: 8	H: 0 LOB: 0 BB: 0 P: 12	R: 0 E: 0 K: 1 S: 10	H: 1 LOB: 2 BB: 1 P: 18	R: 1 E: 0 K: 0 S: 14	H: 3 LOB: 2 BB: 0 P: 20	R: 0 E: 0 K: 0 S: 5	H: 0 LOB: 0 BB: 1 P: 10	R: 0 E: 1 K: 2 S: 14	H: 0 LOB: 2 BB: 1 P: 27	1B: 5 2B: 2 3B: 0 HR: 1	SF: 0 SAC: 1 DP: 0 HBP: 0	WP: 1 PB: 0 SB: 3 CS: 1	PA: 41
<b>PITCHER</b>	IP WLS BF H R ER SO BB IBB HBP BLK WP HR S P ERA WHIP																					
Bret Saberhagen, R (1,1) ERA: 2.31	6.1 W 28 7 4 3 6 1 0 0 0 0 0 7 68 94 4.26 1.263																					
Derek Lowe, R (7,1) ERA: 3.04	0.2 H 3 1 0 0 0 0 0 0 0 0 0 7 10 0.00 1.500																					
49 Tim Wakefield, R (8,1) ERA: 4.86	2.0 S 8 0 0 0 2 2 0 0 0 0 0 0 19 37 0.00 1.000																					



Batter	1	2	3	4	5	6	7	8	9	10	11	AB	R	H	RBI	BB	SO	LOB	TOP	
Jose Offerman, S OBP: 0.354, SLG: 0.407 (1, 4)	G6-3 3-2		K 0-3		F8 2-2			B2 0-0		K 0-3		5	0	0	0	0	2	1		
Darren Lewis, R OBP: 0.332, SLG: 0.335 (1, 9)	G4-3 2-2					G4-3 2-1		P3 1-0			G6-4-3 BB 4-0	4	0	1	0	1	0	0		
Damon Buford, R OBP: 0.317, SLG: 0.379 (1, 8)	G5-3 1-2				1B 1-3						G6-4-3 BB 0-0	4	0	1	0	1	1	2		
Mike Stanley, R OBP: 0.394, SLG: 0.496 (1, 3)		HR 0-0				F9 0-0						5	1	1	1	0	1	2		
Troy O'Leary, L OBP: 0.355, SLG: 0.534 (1, 7)	G1-3 0-2					F8 1-0		G1-3 1-0				4	0	0	0	0	0	1		
Lou Merton, R OBP: 0.315, SLG: 0.326 (1, 6)	G4-3 0-0					G3-1 0-1						4	0	0	0	0	0	0		
38 Wilton Veras, R OBP: 0.316, SLG: 0.500 (1, 5)												4	0	3	0	0	0	0		
Jason Varitek, S OBP: 0.311, SLG: 0.445 (1, 2)												4	0	0	0	0	3	3		
Mark Portugal, R OBP: 0.311, SLG: 0.445 (1, 1)												1	0	0	0	0	0	0		
Brian Clavino, L OBP: 0.275, SLG: 0.285 (1, 6)	K 1-3											4	0	1	0	1	1	1		
Keith Lockhart, L OBP: 0.294, SLG: 0.283 (1, 4)	F7 0-0											5	0	1	0	0	1	4		
John Rocker, R OBP: 0.293 (10, 1)												0	0	0	0	0	0	0		
Rudy Seanez, R OBP: 0.227 (11, 1)												0	0	0	0	0	0	0		
10 Chipper Jones, S OBP: 0.422, SLG: 0.589 (1, 5)	FC6-4 BB 4-1											4	0	2	0	1	0	2		
Brian Jordan, R OBP: 0.356, SLG: 0.507 (1, 9)	FC6-4 1-2											5	0	0	0	0	1	3		
Ryan Klesko, L OBP: 0.368, SLG: 0.527 (8, PH)	P2 2-2											3	0	1	0	0	1	0		
Gerald Williams, R OBP: 0.332, SLG: 0.417 (9, 7)												2	0	0	0	0	0	2		
Andrew Jones, R OBP: 0.356, SLG: 0.494 (1, 8)												4	2	2	1	1	1	2		
Randall Simon, L OBP: 0.373, SLG: 0.423 (1, 3)												4	0	1	0	0	1	2		
Brian Hunter, R OBP: 0.341, SLG: 0.481 (11, PH)	K 1-1											0	0	0	0	0	0	0		
Eddie Pérez, R OBP: 0.260, SLG: 0.320 (1, 2)												4	0	0	0	0	0	2		
Tom Glavine, L OBP: 0.171, SLG: 0.175 (1, 1)												3	0	1	0	0	0	0		
Bret Boone, R OBP: 0.320, SLG: 0.410 (10, 4)												1	0	1	0	0	0	0		
<b>Inning Stats</b>	R: 0 E: 0 K: 1 S: 8	H: 0 LOB: 1 BB: 1 P: 15	R: 0 E: 0 K: 1 S: 10	H: 1 LOB: 1 BB: 0 P: 14	R: 0 E: 0 K: 0 S: 9	H: 1 LOB: 1 BB: 0 P: 13	R: 0 E: 0 K: 0 S: 9	H: 1 LOB: 1 BB: 0 P: 12	R: 0 E: 0 K: 0 S: 8	H: 1 LOB: 1 BB: 0 P: 11	R: 0 E: 0 K: 0 S: 9	H: 1 LOB: 2 BB: 1 P: 20	R: 0 E: 0 K: 1 S: 5	H: 0 LOB: 0 BB: 0 P: 5	R: 1 E: 1 K: 0 S: 1	H: 0 LOB: 1 BB: 1 P: 5	1B: 8 2B: 1 3B: 0 HR: 1	SF: 0 SAC: 1 DP: 1 HBP: 0	WP: 1 PB: 0 SB: 0 CS: 0	PA: 43
<b>PITCHER</b>	IP: 6.0 WLS: 1.1 BF: 25 ERA: 5.09	WLS: 6 BF: 2 ERA: 5.12	WLS: 0 BF: 0 ERA: 4.95	WLS: 0 BF: 0 ERA: 4.95	WLS: 0 BF: 0 ERA: 4.95	WLS: 0 BF: 0 ERA: 4.95	WLS: 0 BF: 0 ERA: 4.95	WLS: 0 BF: 0 ERA: 4.95	WLS: 0 BF: 0 ERA: 4.95	WLS: 0 BF: 0 ERA: 4.95	WLS: 0 BF: 0 ERA: 4.95	WLS: 0 BF: 0 ERA: 4.95	WLS: 0 BF: 0 ERA: 4.95	WLS: 0 BF: 0 ERA: 4.95	WLS: 0 BF: 0 ERA: 4.95	WLS: 0 BF: 0 ERA: 4.95	WLS: 0 BF: 0 ERA: 4.95	WLS: 0 BF: 0 ERA: 4.95	WLS: 0 BF: 0 ERA: 4.95	WLS: 0 BF: 0 ERA: 4.95

**Boston Red Sox @ Atlanta Braves**  
Turner Field, Atlanta, GA  
Sat Jul 10 1999, 1:15 PM EDT  
Att: 47,871 - Cloudy - 84 F

AB 37  
R 1  
H 6  
RBI 1  
BB 2  
SO 9  
LOB 10



Batter	1	2	3	4	5	6	7	8	9	10	11	AB	R	H	RBI	BB	SO	LOB	BOTTOM	
Ozzie Guillen, L OBP: 0.275, SLG: 0.285 (1, 6)	K 1-3											4	0	1	0	1	1	1		
Keith Lockhart, L OBP: 0.294, SLG: 0.283 (1, 4)	F7 0-0											5	0	1	0	0	1	4		
John Rocker, R OBP: 0.293 (10, 1)												0	0	0	0	0	0	0		
Rudy Seanez, R OBP: 0.227 (11, 1)												0	0	0	0	0	0	0		
10 Chipper Jones, S OBP: 0.422, SLG: 0.589 (1, 5)	FC6-4 BB 4-1											4	0	2	0	1	0	2		
Brian Jordan, R OBP: 0.356, SLG: 0.507 (1, 9)	FC6-4 1-2											5	0	0	0	0	1	3		
Ryan Klesko, L OBP: 0.368, SLG: 0.527 (8, PH)	P2 2-2											3	0	1	0	0	1	0		
Gerald Williams, R OBP: 0.332, SLG: 0.417 (9, 7)												2	0	0	0	0	0	2		
Andrew Jones, R OBP: 0.356, SLG: 0.494 (1, 8)												4	2	2	1	1	1	2		
Randall Simon, L OBP: 0.373, SLG: 0.423 (1, 3)												4	0	1	0	0	1	2		
Brian Hunter, R OBP: 0.341, SLG: 0.481 (11, PH)	K 1-1											0	0	0	0	0	0	0		
Eddie Pérez, R OBP: 0.260, SLG: 0.320 (1, 2)												4	0	0	0	0	0	2		
Tom Glavine, L OBP: 0.171, SLG: 0.175 (1, 1)												3	0	1	0	0	0	0		
Bret Boone, R OBP: 0.320, SLG: 0.410 (10, 4)												1	0	1	0	0	0	0		
<b>Inning Stats</b>	R: 0 E: 0 K: 1 S: 8	H: 0 LOB: 1 BB: 1 P: 15	R: 0 E: 0 K: 1 S: 10	H: 1 LOB: 1 BB: 0 P: 14	R: 0 E: 0 K: 0 S: 9	H: 1 LOB: 1 BB: 0 P: 13	R: 0 E: 0 K: 0 S: 9	H: 1 LOB: 1 BB: 0 P: 12	R: 0 E: 0 K: 0 S: 8	H: 1 LOB: 1 BB: 0 P: 11	R: 0 E: 0 K: 0 S: 9	H: 1 LOB: 2 BB: 1 P: 20	R: 0 E: 0 K: 1 S: 5	H: 0 LOB: 0 BB: 0 P: 5	R: 1 E: 1 K: 0 S: 1	H: 0 LOB: 1 BB: 1 P: 5	1B: 8 2B: 1 3B: 0 HR: 1	SF: 0 SAC: 1 DP: 1 HBP: 0	WP: 1 PB: 0 SB: 0 CS: 0	PA: 43
<b>PITCHER</b>	IP: 6.0 WLS: 1.1 BF: 25 ERA: 5.09	WLS: 6 BF: 2 ERA: 5.12	WLS: 0 BF: 0 ERA: 4.95	WLS: 0 BF: 0 ERA: 4.95	WLS: 0 BF: 0 ERA: 4.95	WLS: 0 BF: 0 ERA: 4.95	WLS: 0 BF: 0 ERA: 4.95	WLS: 0 BF: 0 ERA: 4.95	WLS: 0 BF: 0 ERA: 4.95	WLS: 0 BF: 0 ERA: 4.95	WLS: 0 BF: 0 ERA: 4.95	WLS: 0 BF: 0 ERA: 4.95	WLS: 0 BF: 0 ERA: 4.95	WLS: 0 BF: 0 ERA: 4.95	WLS: 0 BF: 0 ERA: 4.95	WLS: 0 BF: 0 ERA: 4.95	WLS: 0 BF: 0 ERA: 4.95	WLS: 0 BF: 0 ERA: 4.95	WLS: 0 BF: 0 ERA: 4.95	

**Boston Red Sox @ Atlanta Braves**  
Turner Field, Atlanta, GA  
Sat Jul 10 1999, 1:15 PM EDT  
Att: 47,871 - Cloudy - 84 F

AB 39  
R 2  
H 10  
RBI 1  
BB 3  
SO 6  
LOB 18






Batter	1	2	3	4	5	6	7	8	9	AB	R	H	RBI	BB	SO	LOB	TOP					
<b>Darren Lewis, R</b> OBP: 0.334, SLG: 0.337 (1, 8)										4	1	2	0	0	0	1	<b>Boston Red Sox @ Atlanta Braves</b> Turner Field, Atlanta, GA Sun Jul 11 1999, 1:10 PM EDT Att: 46,680 - Cloudy - 82 F					
<b>Jose Offerman, S</b> OBP: 0.351, SLG: 0.402 (1, 4)										4	0	0	0	0	1	4						
<b>John Valentin, R</b> OBP: 0.312, SLG: 0.398 (1, 5)										3	0	2	0	1	0	1						
<b>Brian Daubach, L</b> OBP: 0.357, SLG: 0.567 (1, 3)										4	0	0	1	0	0	3						
<b>Troy O'Leary, L</b> OBP: 0.354, SLG: 0.529 (1, 7)										3	0	0	0	1	0	2						
<b>Lou Merloni, R</b> OBP: 0.302, SLG: 0.311 (1, 6)										4	0	0	0	0	1	2						
<b>Jason Varitek, S</b> OBP: 0.308, SLG: 0.440 (1, 2)										3	0	0	0	0	0	0						
<b>Trot Nixon, L</b> OBP: 0.324, SLG: 0.359 (1, 9)										3	0	0	0	0	1	0						
<b>Jin Ho Cho, R</b> Pat Rapp, R 18 Reggie Jefferson, S John Wasdin, R Rheal Cormier, L 38 Wilton Veras, R 49 Tim Wakefield, R (1, 1) (5, 1) (6, PH) (6, 1) (7, 1) (8, PH) (8, 1)										1	0	0	0	0	0	0						
<b>Inning Stats</b>	R: 1 E: 0 K: 1 S: 11	H: 2 LOB: 1 BB: 0 P: 15	R: 0 E: 0 K: 1 S: 9	H: 0 LOB: 0 BB: 0 P: 15	R: 0 E: 0 K: 0 S: 6	H: 0 LOB: 0 BB: 0 P: 8	R: 0 E: 0 K: 0 S: 6	H: 1 LOB: 0 BB: 0 P: 9	R: 0 E: 0 K: 0 S: 8	H: 0 LOB: 0 BB: 0 P: 10	R: 0 E: 0 K: 0 S: 4	H: 1 LOB: 1 BB: 0 P: 5	R: 0 E: 0 K: 0 S: 5	H: 0 LOB: 0 BB: 1 P: 10	R: 0 E: 0 K: 0 S: 9	H: 2 LOB: 2 BB: 1 P: 12		R: 0 E: 0 K: 1 S: 9	H: 0 LOB: 1 BB: 1 P: 17	1B: 5 2B: 1 3B: 0 HR: 0	SF: 0 SAC: 0 DP: 2 HBP: 0	WP: 0 PB: 0 SB: 1 CS: 0
<b>PITCHER</b>	IP WLS BF H R ER SO BB IBB HBP BLK WP HR S P ERA WHIP																					
<b>Greg Maddux, R</b> ERA: 3.4 <b>John Hudek, R</b> ERA: 7.36 (1, 1) (9, 1)	8.0 W 29 6 1 1 2 1 0 0 0 0 0 0 58 84 1.12 0.875																					

Batter	1	2	3	4	5	6	7	8	9	AB	R	H	RBI	BB	SO	LOB	BOTTOM			
<b>Walt Weiss, S</b> OBP: 0.327, SLG: 0.324 (1, 6)										3	3	2	1	1	1	0	<b>Boston Red Sox @ Atlanta Braves</b> Turner Field, Atlanta, GA Sun Jul 11 1999, 1:10 PM EDT Att: 46,680 - Cloudy - 82 F			
<b>Bret Boone, R</b> OBP: 0.318, SLG: 0.408 (1, 4)										4	0	1	0	0	1	2				
<b>10 Chipper Jones, S</b> OBP: 0.422, SLG: 0.589 (1, 5)										0	1	0	2	2	0	0				
<b>Brian Jordan, R</b> OBP: 0.357, SLG: 0.507 <b>John Hudek, S</b> (1, 9) (9, 1)										4	1	2	1	0	0	1				
<b>Ryan Klesko, L</b> OBP: 0.370, SLG: 0.553 (1, 7)										4	2	2	4	0	0	2				
<b>Andruw Jones, R</b> OBP: 0.352, SLG: 0.488 (1, 8)										4	0	0	0	0	1	0				
<b>Brian Hunter, R</b> OBP: 0.337, SLG: 0.463 (1, 3)										3	0	0	0	1	2	0				
<b>Eddie Pérez, R</b> OBP: 0.259, SLG: 0.325 (1, 2)										4	1	1	0	0	1	1				
<b>Greg Maddux, R</b> OBP: 0.306, SLG: 0.529 <b>Gerald Williams, R</b> OBP: 0.332, SLG: 0.417 (1, 1) (9, 9)										2	0	0	0	0	1	0				
<b>Inning Stats</b>	R: 1 E: 0 K: 0 S: 8	H: 1 LOB: 0 BB: 0 P: 11	R: 0 E: 0 K: 1 S: 10	H: 0 LOB: 0 BB: 0 P: 19	R: 2 E: 0 K: 0 S: 15	H: 3 LOB: 1 BB: 0 P: 22	R: 1 E: 0 K: 0 S: 5	H: 1 LOB: 0 BB: 0 P: 7	R: 1 E: 0 K: 2 S: 11	H: 1 LOB: 2 BB: 2 P: 26	R: 0 E: 0 K: 2 S: 8	H: 0 LOB: 0 BB: 1 P: 14	R: 0 E: 0 K: 1 S: 7	H: 0 LOB: 0 BB: 0 P: 11	R: 3 E: 0 K: 1 S: 13	H: 2 LOB: 0 BB: 1 P: 25		1B: 4 2B: 2 3B: 0 HR: 2	SF: 2 SAC: 1 DP: 0 HBP: 0	WP: 0 PB: 0 SB: 1 CS: 1
<b>PITCHER</b>	IP WLS BF H R ER SO BB IBB HBP BLK WP HR S P ERA WHIP																			
<b>Jin Ho Cho, R</b> ERA: 4.99 <b>Pat Rapp, R</b> ERA: 5.17 <b>John Wasdin, R</b> ERA: 3.27 <b>Rheal Cormier, L</b> ERA: 4.24 <b>49 Tim Wakefield, R</b> ERA: 5.14 (1, 1) (5, 1) (6, 1) (7, 1) (8, 1)	4.0 L 17 5 4 4 1 2 2 0 0 0 0 0 0 11 26 9.00 3.000																			

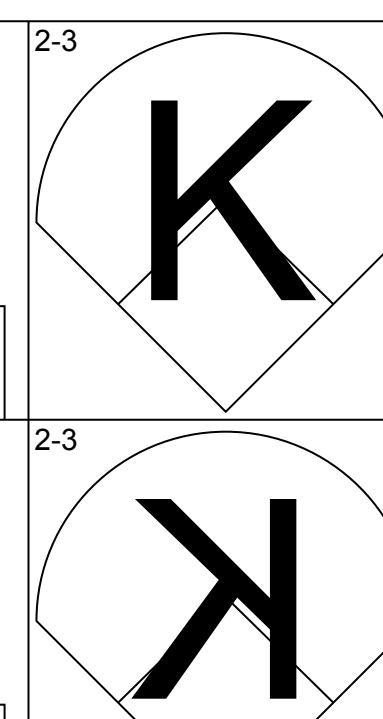
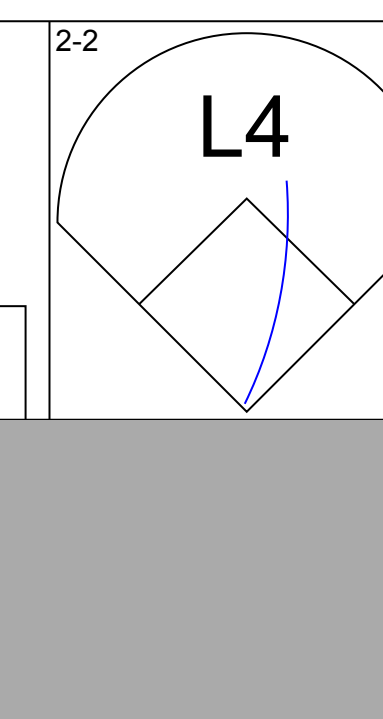
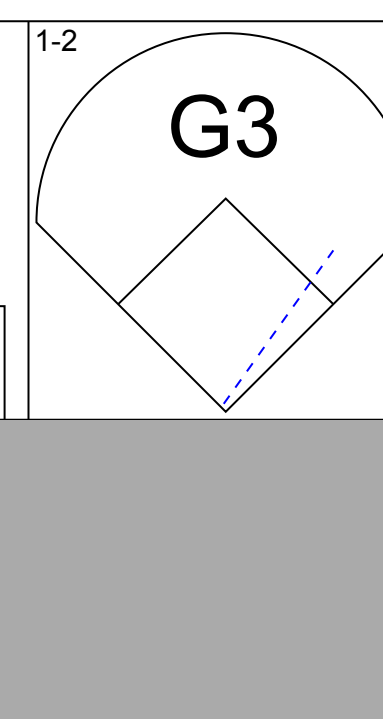
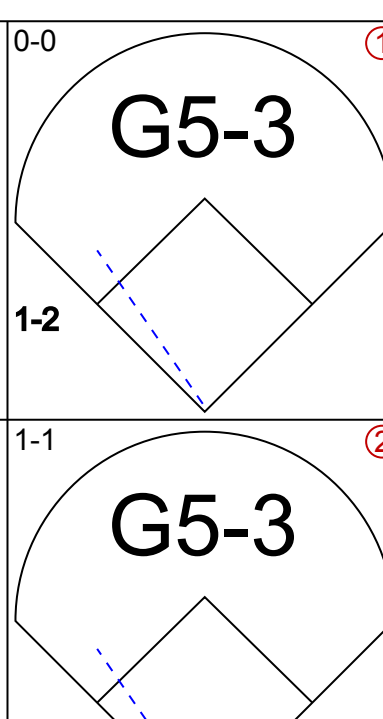
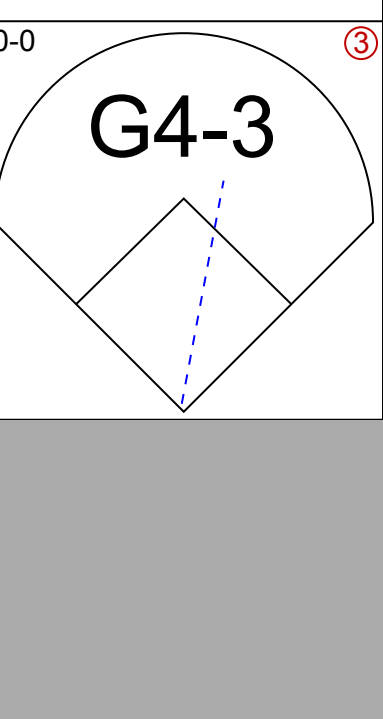
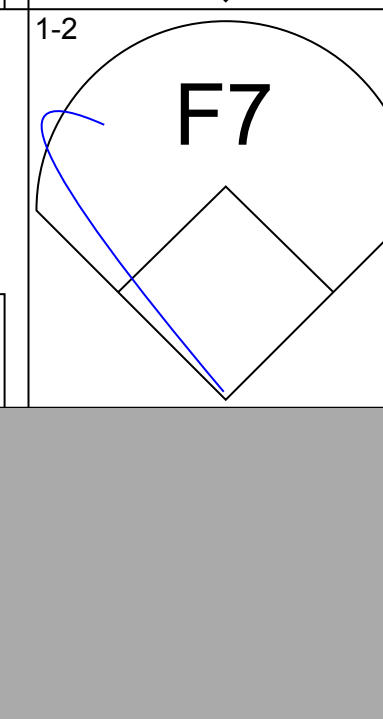
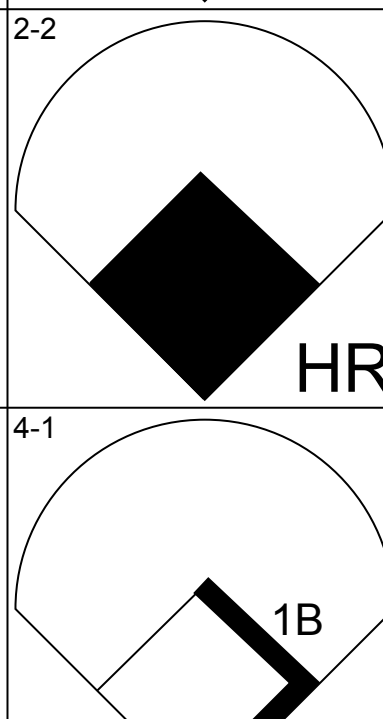
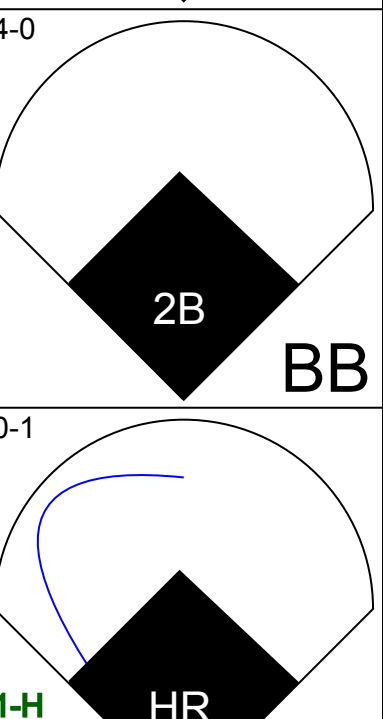
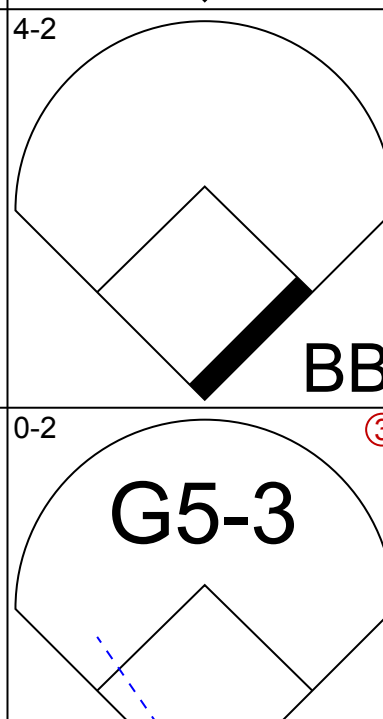
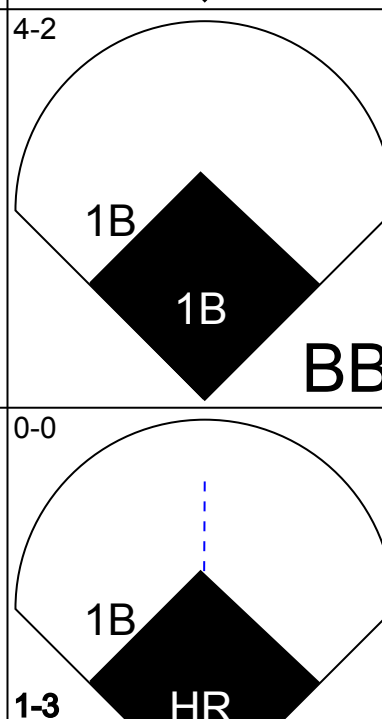

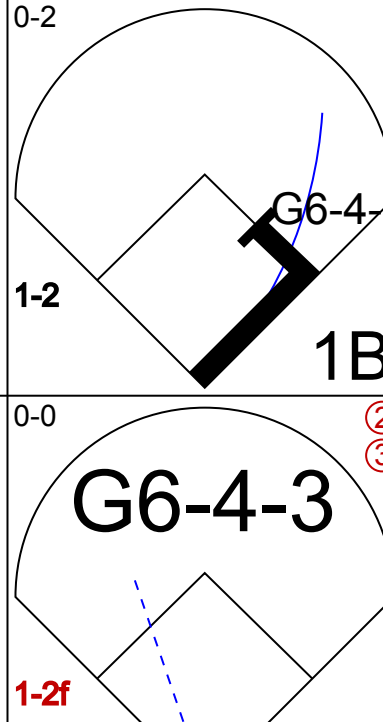
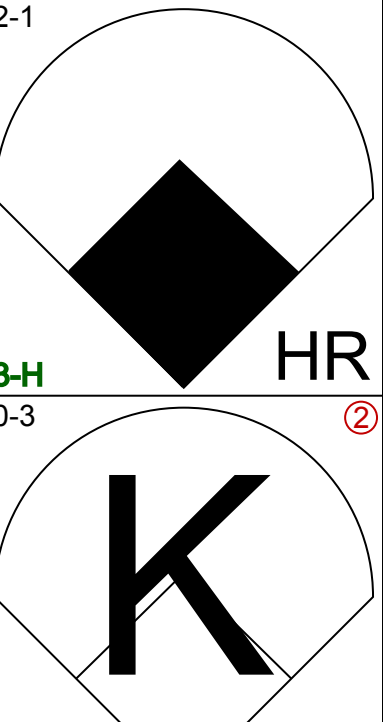

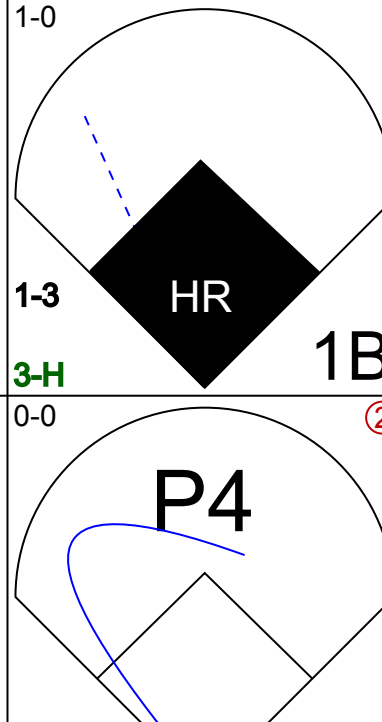
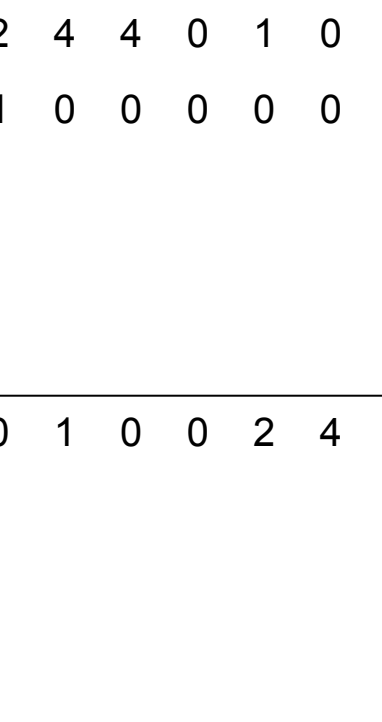
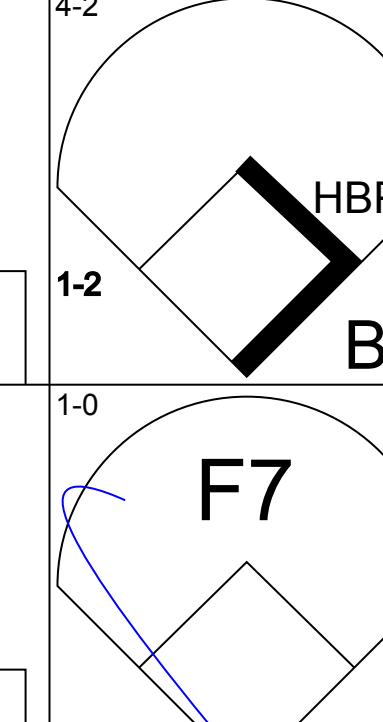
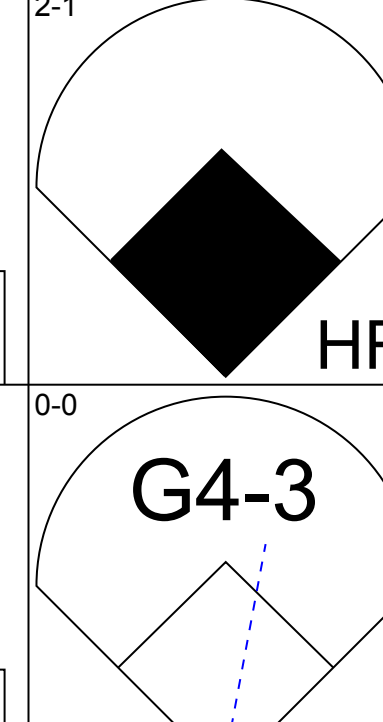


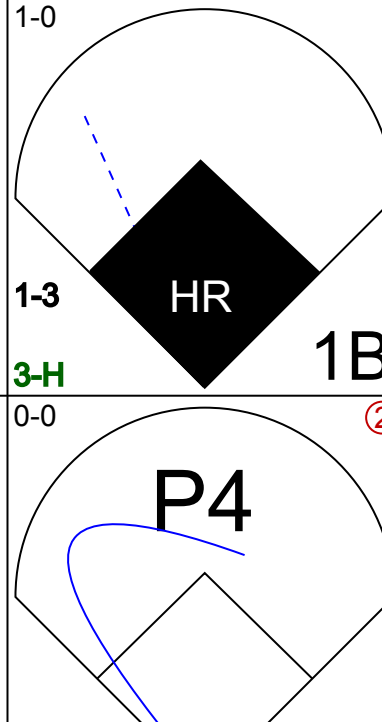
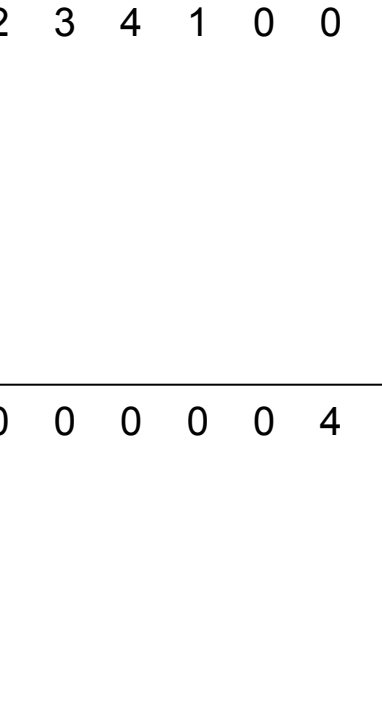
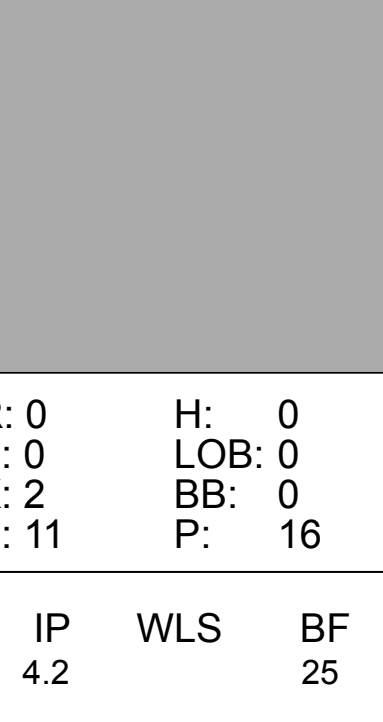
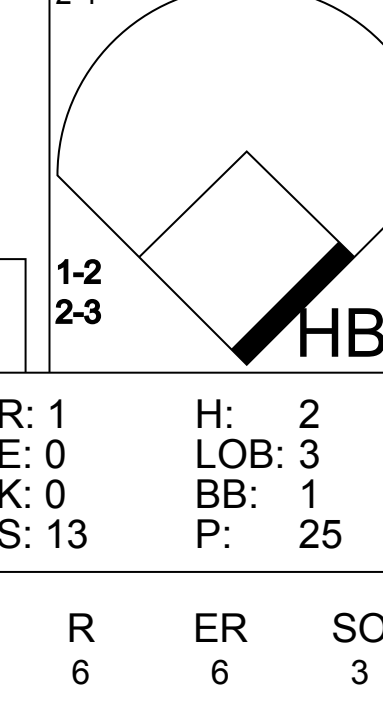
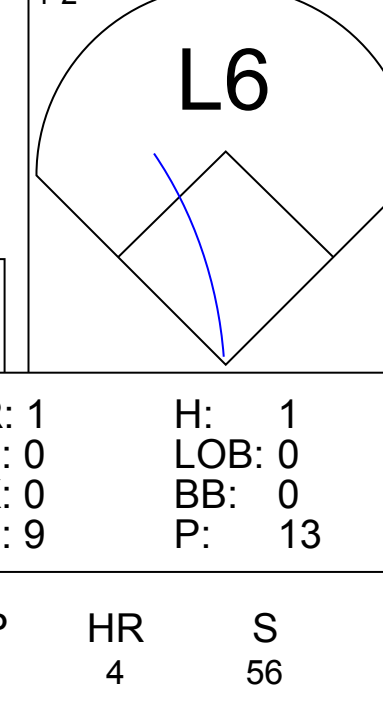


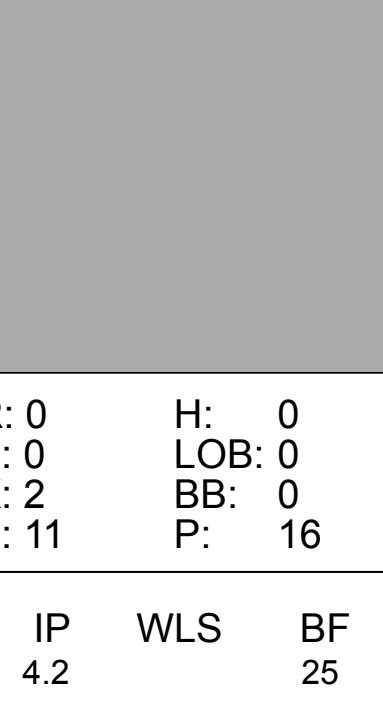
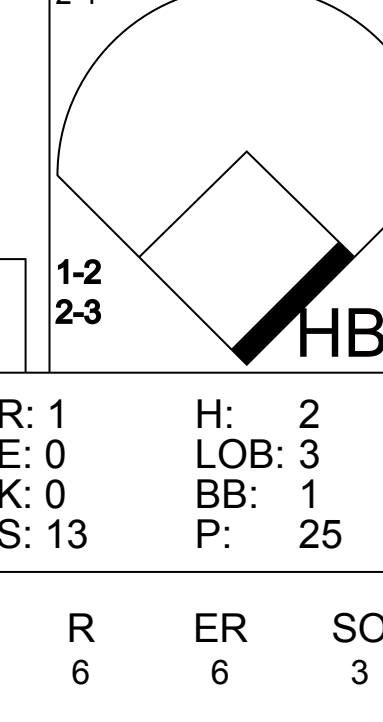

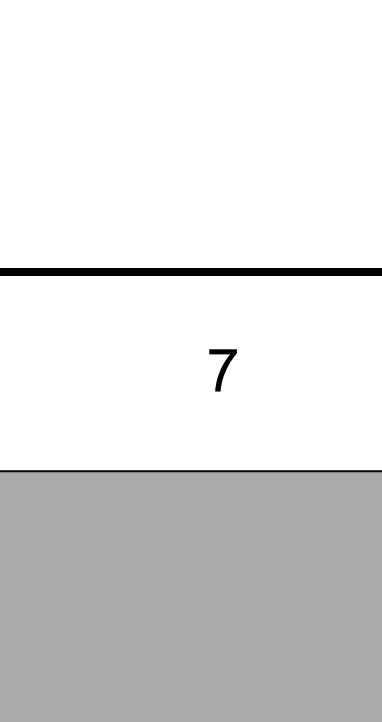
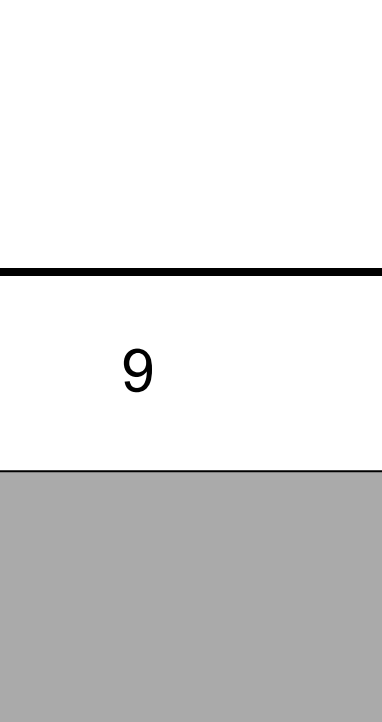


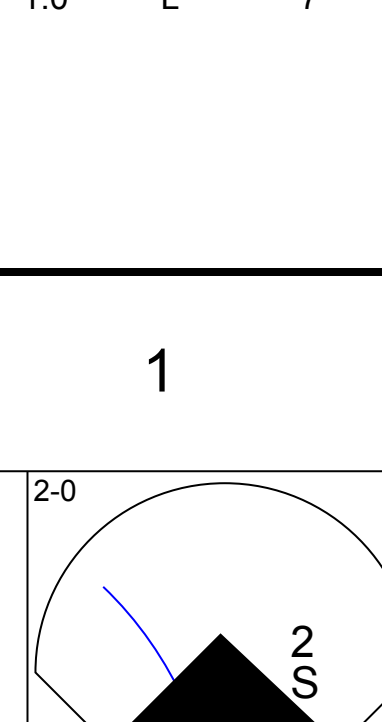


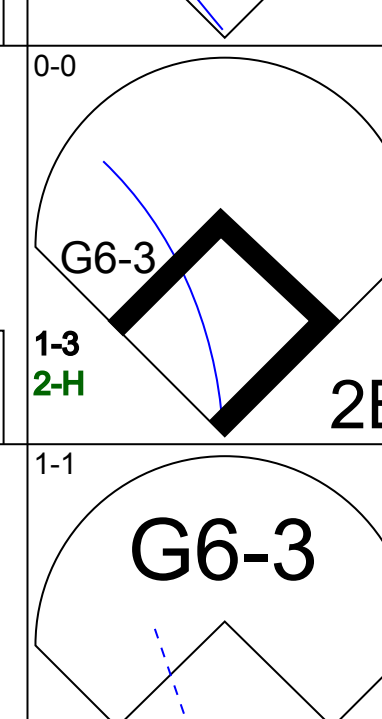
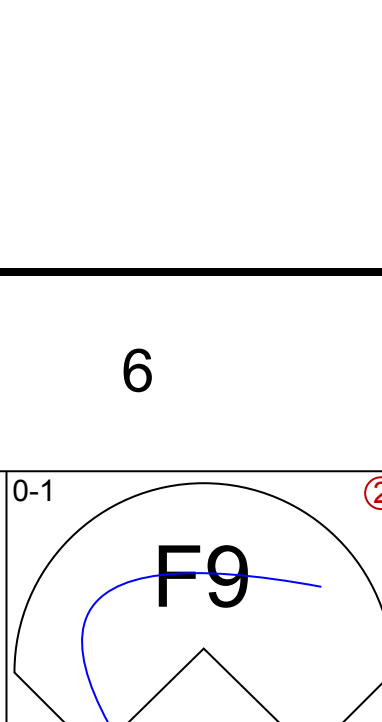
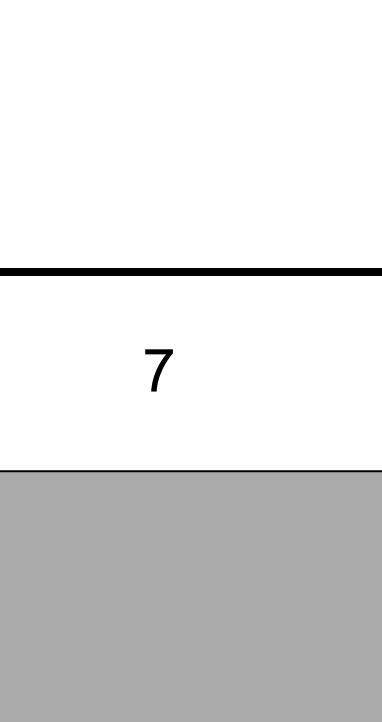

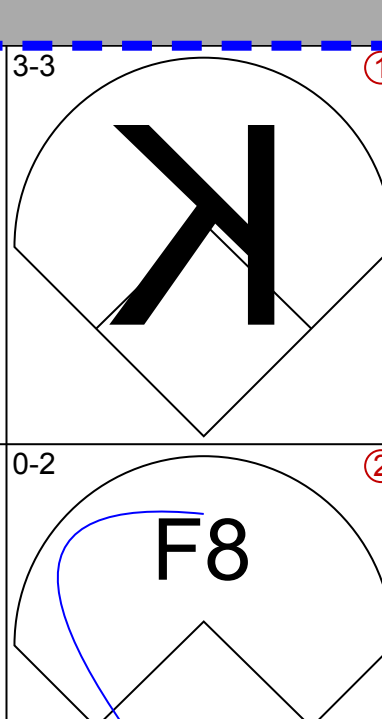
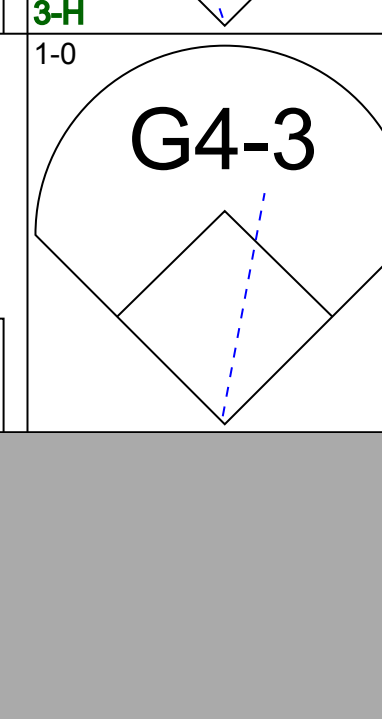
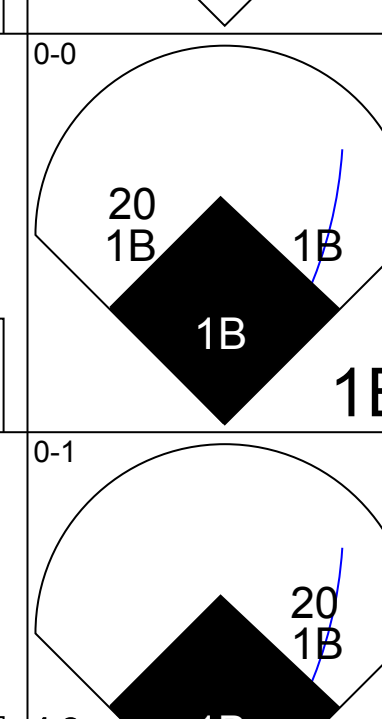



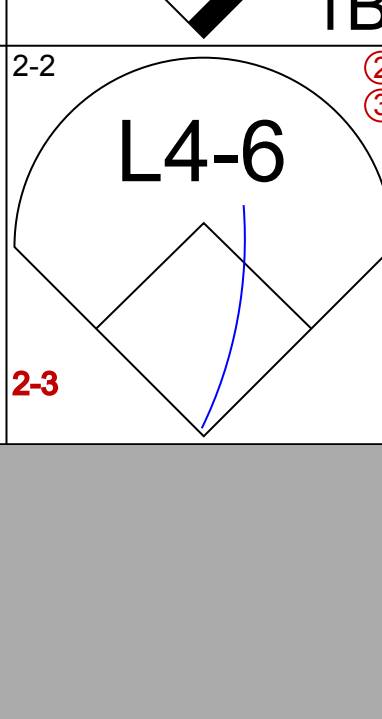

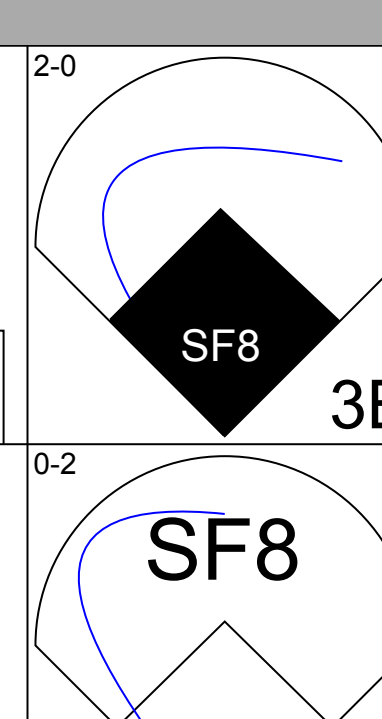



Batter	1	2	3	4	5	6	7	8	9	AB	R	H	RBI	BB	SO	LOB	TOP										
Walt Weiss, S OBP: 0.323, SLG: 0.316	G3-1	G4-3				F8		G5-3	F7	5	1	0	0	1	0	5	<p>Atlanta Braves @ New York Yankees</p> <p>Yankee Stadium, Bronx, NY</p> <p>Thu Jul 15 1999, 7:30 PM EDT</p> <p>Att: 49,087 - Unknown - 83 F</p>										
Bret Boone, R OBP: 0.323, SLG: 0.408	F9		F9							3	1	1	0	2	0	0											
10 Chipper Jones, S OBP: 0.425, SLG: 0.587	2B		G6-3			FC4-6				3	2	1	0	2	0	2											
Brian Jordan, R OBP: 0.358, SLG: 0.509	1-H		G6-3			E5				5	1	2	3	0	0	3											
Ryan Klesko, L OBP: 0.366, SLG: 0.545	G4-3					L8				3	0	0	0	0	0	3											
Gerald Williams, R OBP: 0.328, SLG: 0.412										2	0	0	0	0	2	4											
Javy Lopez, R OBP: 0.380, SLG: 0.556										5	0	2	2	0	0	2											
Andruw Jones, R OBP: 0.353, SLG: 0.488										4	1	1	0	0	1	1											
Randall Simon, L OBP: 0.376, SLG: 0.421										3	0	1	1	1	1	2											
Brian Hunter, R OBP: 0.340, SLG: 0.470										1	0	1	0	0	0	0											
Eddie Pérez, R OBP: 0.284, SLG: 0.323										4	0	1	0	1	1	5											
<b>Inning Stats</b>	R: 1 E: 0 K: 0 S: 8	H: 1 LOB: 1 BB: 1 P: 16	R: 0 E: 0 K: 1 S: 9	H: 1 LOB: 2 BB: 0 P: 12	R: 0 E: 0 K: 1 S: 6	H: 0 LOB: 0 BB: 0 P: 13	R: 1 E: 0 K: 1 S: 12	H: 2 LOB: 1 BB: 0 P: 20	R: 1 E: 1 K: 0 S: 10	H: 0 LOB: 2 BB: 2 P: 21	R: 0 E: 0 K: 1 S: 12	H: 0 LOB: 1 BB: 1 P: 22	R: 3 E: 0 K: 1 S: 16	H: 3 LOB: 2 BB: 2 P: 33	R: 0 E: 0 K: 0 S: 16	H: 1 LOB: 2 BB: 1 P: 22	R: 0 E: 0 K: 0 S: 12	H: 2 LOB: 2 BB: 0 P: 16	1B: 8 2B: 2 3B: 0 HR: 0	SF: 0 SAC: 0 DP: 0 HBP: 1	WP: 1 PB: 0 CS: 1	PA: 46					
<b>PITCHER</b>	IP	WLS	BF	H	R	ER	SO	BB	IBB	HBP	BLK	WP	HR	S	P	ERA	WHIP										
Roger Clemens, R ERA: 4.98	6.0	L	31	6	6	6	3	5	0	1	0	0	0	63	116	9.00	1.833										
Mike Stanton, L ERA: 4.55	0.1		1	0	0	0	1	0	0	0	0	0	0	4	5	0.00	0.000										
Jason Grimsley, R ERA: 3.97	0.2		4	1	0	0	0	0	1	0	0	1	0	6	16	0.00	1.500										
Ed Yamall, L ERA:	2.0		10	3	0	0	1	1	0	0	0	0	0	28	38	0.00	2.000										

Batter	1	2	3	4	5	6	7	8	9	AB	R	H	RBI	BB	SO	LOB	BOTTOM										
Chuck Knoblauch, R OBP: 0.378, SLG: 0.385	G1-3	P2							F7	5	0	1	0	0	0	3	<p>Atlanta Braves @ New York Yankees</p> <p>Yankee Stadium, Bronx, NY</p> <p>Thu Jul 15 1999, 7:30 PM EDT</p> <p>Att: 49,087 - Unknown - 83 F</p>										
2 Derek Jeter, R OBP: 0.455, SLG: 0.609	1B		G6-3							4	1	2	0	0	1	1											
Paul O'Neill, L OBP: 0.369, SLG: 0.464	1B		G6-3							4	0	1	0	0	0	1											
Bernie Williams, S OBP: 0.421, SLG: 0.500	1B									2	0	0	0	2	2	0											
Tino Martinez, L OBP: 0.368, SLG: 0.473	SF7									3	0	0	1	0	1	1											
Chili Davis, S OBP: 0.389, SLG: 0.482	FC6-4									4	0	1	0	0	1	2											
20 Jorge Posada, S OBP: 0.307, SLG: 0.389										3	1	2	0	1	1	1											
Chad Curtis, R OBP: 0.367, SLG: 0.318										3	0	0	0	1	1	2											
Scott Brosius, R OBP: 0.302, SLG: 0.419										4	0	0	0	0	1	3											
<b>Inning Stats</b>	R: 1 E: 0 K: 0 S: 10	H: 2 LOB: 2 BB: 1 P: 17	R: 0 E: 0 K: 1 S: 10	H: 1 LOB: 0 BB: 0 P: 16	R: 0 E: 0 K: 1 S: 9	H: 0 LOB: 1 BB: 1 P: 17	R: 0 E: 0 K: 1 S: 8	H: 0 LOB: 0 BB: 1 P: 15	R: 0 E: 0 K: 0 S: 7	H: 1 LOB: 1 BB: 0 P: 9	R: 0 E: 0 K: 1 S: 9	H: 0 LOB: 0 BB: 0 P: 12	R: 1 E: 2 K: 1 S: 15	H: 2 LOB: 1 BB: 0 P: 26	R: 0 E: 0 K: 1 S: 6	H: 0 LOB: 0 BB: 0 P: 10		R: 0 E: 0 K: 2 S: 15	H: 1 LOB: 2 BB: 1 P: 25	1B: 6 2B: 0 3B: 1 HR: 0	SF: 1 SAC: 0 DP: 1 HBP: 0	WP: 1 PB: 0 CS: 0	PA: 37				
<b>PITCHER</b>	IP	WLS	BF	H	R	ER	SO	BB	IBB	HBP	BLK	WP	HR	S	P	ERA	WHIP										
Tom Glavine, L ERA: 4.07	6.2	W	28	6	2	2	4	3	0	0	0	0	0	64	106	2.70	1.350										
30 Kevin McGlinchy, R ERA: 3.43	0.1		1	0	0	0	1	0	0	0	0	0	0	4	6	0.00	0.000										
Rudy Seanez, R ERA: 2.21	1.0		3	0	0	0	1	0	0	0	0	0	0	6	10	0.00	0.000										
John Rocker, L ERA: 2.85	1.0		5	1	0	0	2	1	0	0	0	1	0	15	25	0.00	2.000										





Batter	1	2	3	4	5	6	7	8	9	AB	R	H	RBI	BB	SO	LOB	TOP																					
Walt Weiss, S OBP: 0.315, SLG: 0.307										5	0	0	0	0	1	4																						
Bret Boone, R OBP: 0.319, SLG: 0.402										5	0	0	0	0	1	1																						
10 Chipper Jones, S OBP: 0.429, SLG: 0.595 Otis Nixon, S OBP: 0.282, SLG: 0.205 Keith Lockhart, L OBP: 0.284, SLG: 0.263										2	2	1	1	3	0	0																						
Brian Jordan, R OBP: 0.361, SLG: 0.511										4	2	2	1	1	0	2																						
Ryan Klesko, L OBP: 0.374, SLG: 0.576 Gerald Williams, R OBP: 0.328, SLG: 0.412										5	2	4	4	0	1	0																						
Javy Lopez, R OBP: 0.377, SLG: 0.548										5	0	1	0	0	2	4																						
Andruw Jones, R OBP: 0.358, SLG: 0.509										4	2	3	4	1	0	0																						
Randall Simon, L OBP: 0.364, SLG: 0.407										5	0	0	0	0	0	4																						
Eddie Pérez, R OBP: 0.269, SLG: 0.323										3	0	1	0	0	0	0																						
<b>Inning Stats</b>	R: 0 E: 0 K: 2 S: 11	H: 0 LOB: 0 BB: 0 P: 16	R: 1 E: 0 K: 0 S: 13	H: 2 LOB: 3 BB: 1 P: 25	R: 1 E: 0 K: 0 S: 12	H: 2 LOB: 1 BB: 1 P: 20	R: 1 E: 0 K: 0 S: 9	H: 1 LOB: 0 BB: 0 P: 13	R: 3 E: 0 K: 1 S: 14	H: 3 LOB: 1 BB: 1 P: 22	R: 0 E: 0 K: 0 S: 12	H: 1 LOB: 2 BB: 1 P: 19	R: 0 E: 0 K: 0 S: 8	H: 0 LOB: 0 BB: 0 P: 9	R: 0 E: 0 K: 0 S: 5	H: 0 LOB: 1 BB: 0 P: 9	R: 4 E: 0 K: 0 S: 12	H: 3 LOB: 1 BB: 1 P: 19	1B: 6 2B: 1 3B: 0 HR: 5	SF: 0 SAC: 0 DP: 1 HBP: 1	WP: 1 PA: 44 PB: 0 SB: 0 CS: 0																	
<b>PITCHER</b>	IP	WLS	BF	H	R	ER	SO	BB	IBB	HBP	BLK	WP	HR	S	P	ERA	WHIP	<b>PITCHER</b>				IP	WLS	BF	H	R	ER	SO	BB	IBB	HBP	BLK	WP	HR	S	P	ERA	WHIP
Orlando Hernandez, R ERA: 4.24	(1, 1)	4.2		25	8	6	6	3	3	0	1	0	0	4	56	92	11.57	2.357																				
Ramiro Mendoza, R ERA: 4.56	(5, 1)	3.1		12	1	0	0	2	1	0	0	0	1	0	28	41	0.00	0.600																				
42 Mariano Rivera, R ERA: 3.22	(9, 1)	1.0	L	7	3	4	4	0	1	0	0	0	0	1	12	19	36.00	4.000																				

Atlanta Braves @ New York Yankees  
Yankee Stadium, Bronx, NY

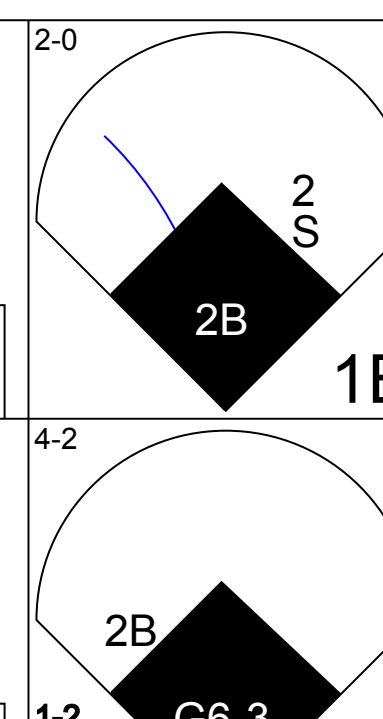
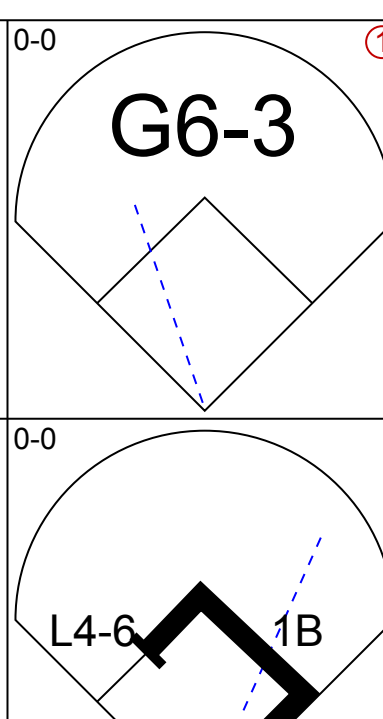
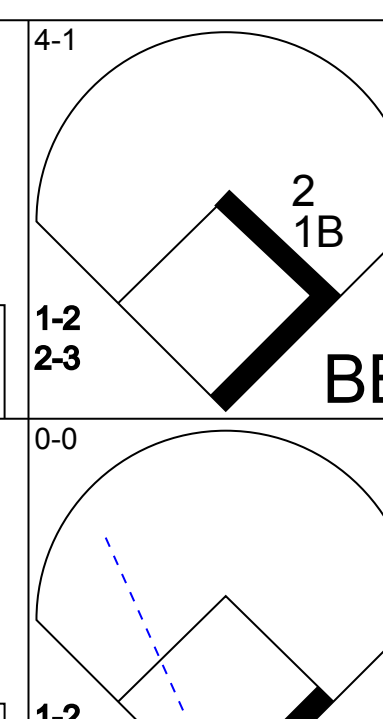
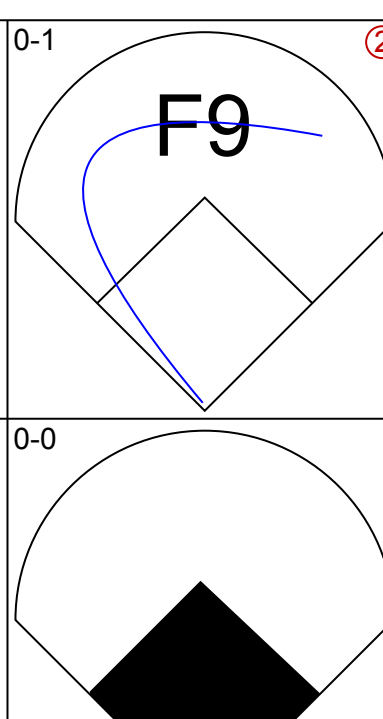
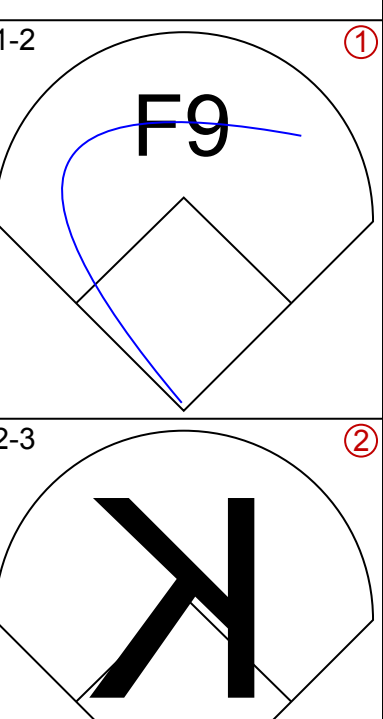
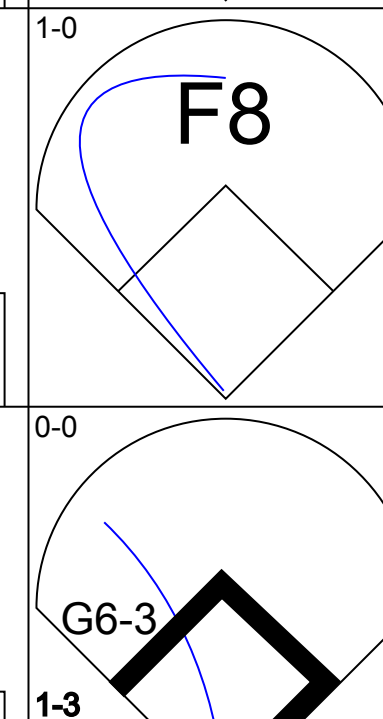
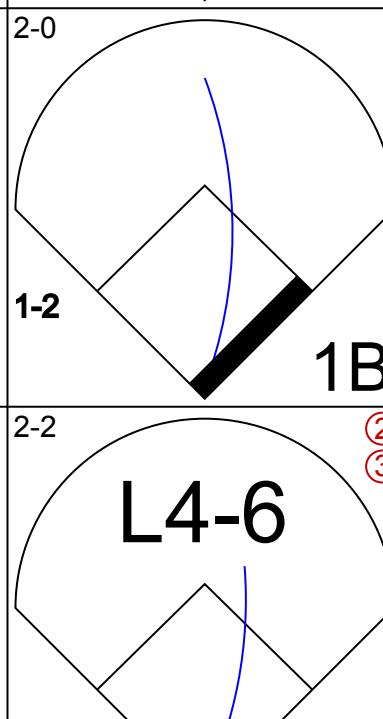
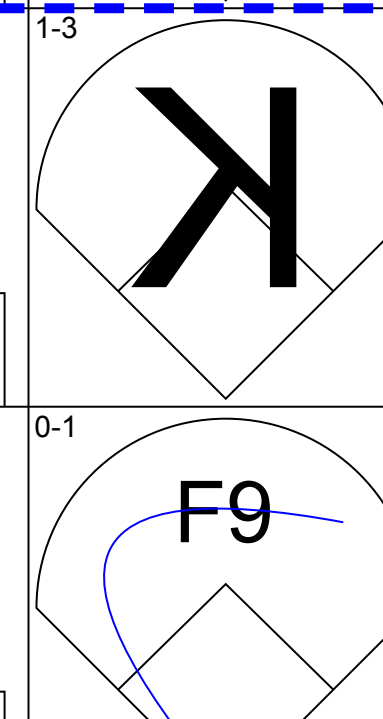
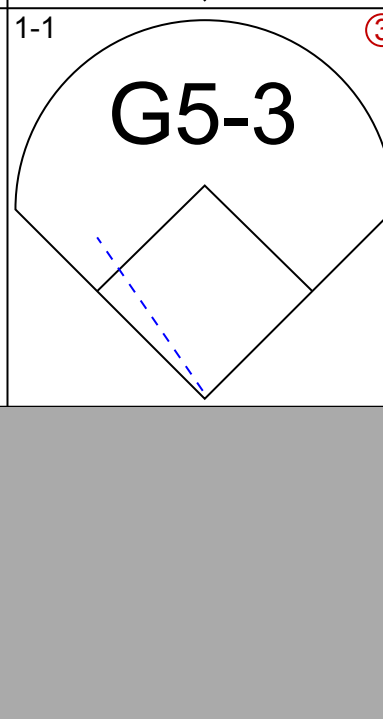
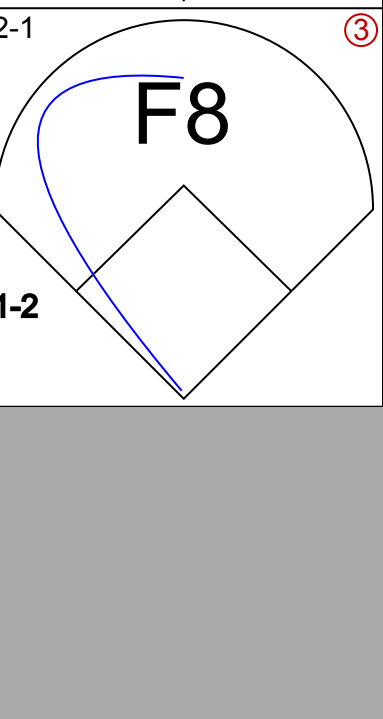
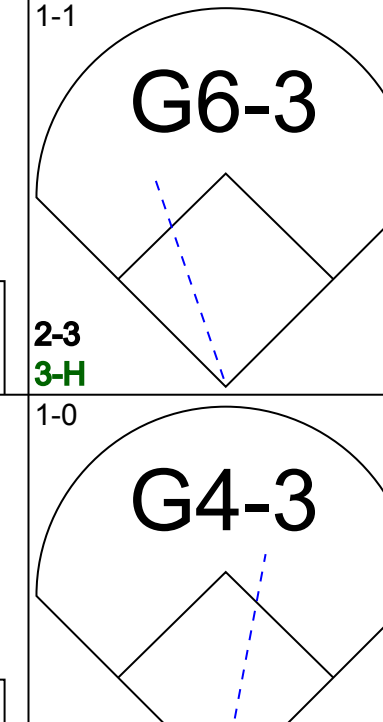

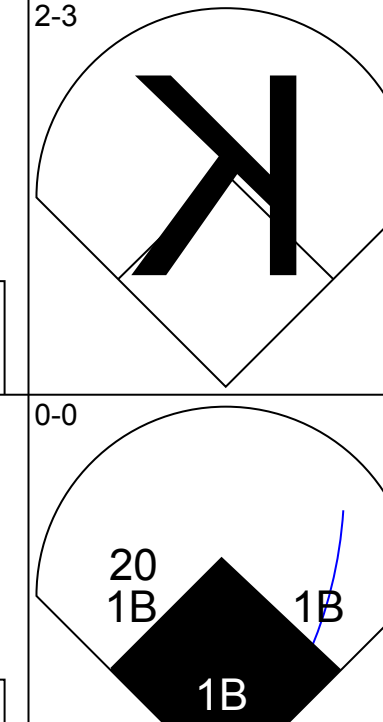




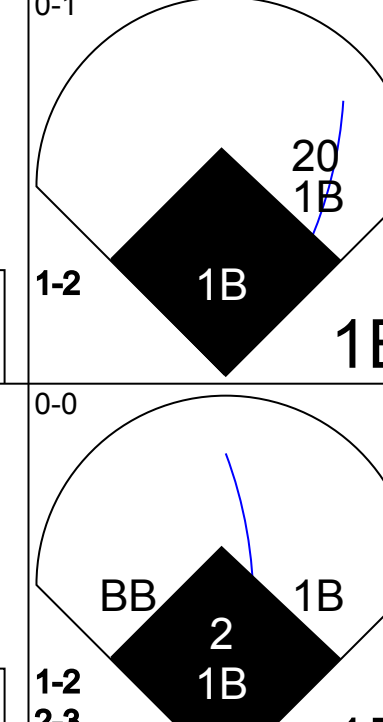

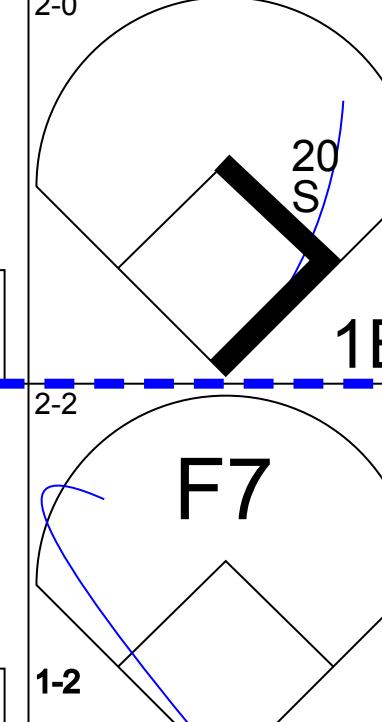


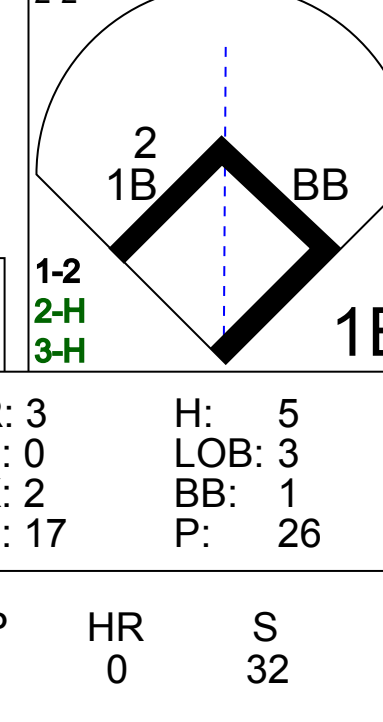
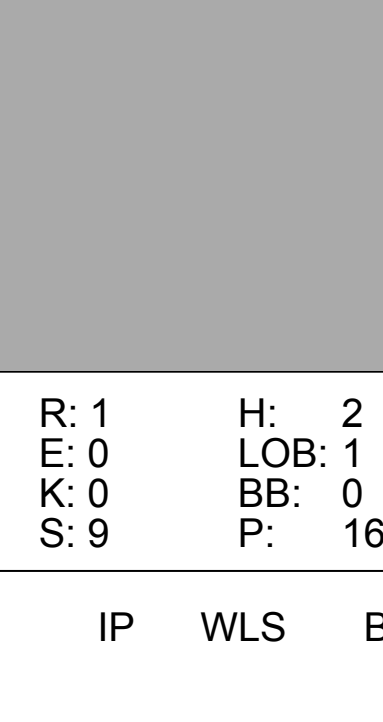
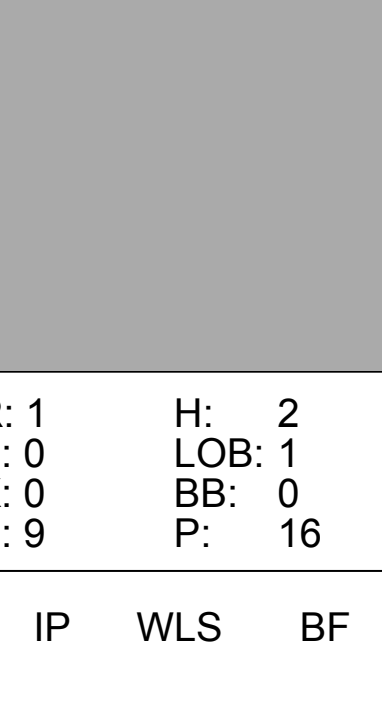
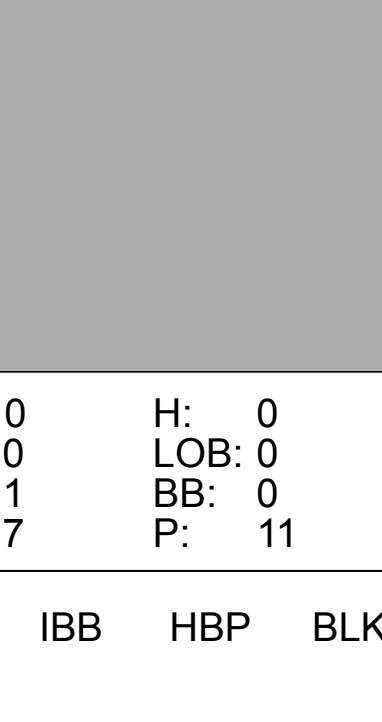










AB 38  
R 10  
H 12  
RBI 10  
BB 5  
SO 5  
LOB 15




Atlanta Braves @ New York Yankees  
Yankee Stadium, Bronx, NY

AB 38  
R 7  
H 14  
RBI 7  
BB 3  
SO 4  
LOB 18



Batter	1	2	3	4	5	6	7	8	9	AB	R	H	RBI	BB	SO	LOB	BOTTOM																						
Chuck Knoblauch, R OBP: 0.378, SLG: 0.383										4	1	1	0	1	0	1																							
2 Derek Jeter, R OBP: 0.459, SLG: 0.620										4	2	3	2	1	1	1																							
Paul O'Neill, L OBP: 0.367, SLG: 0.460										5	0	1	0	0	1	6																							
Bernie Williams, S OBP: 0.421, SLG: 0.507										5	1	2	1	0	1	5																							
Tino Martinez, L OBP: 0.363, SLG: 0.467										4	0	0	2	0	1	1																							
Chili Davis, S OBP: 0.389, SLG: 0.479										4	1	1	0	1	0	1																							
Ricky Ledee, L OBP: 0.316, SLG: 0.490										4	1	3	0	0	0	0																							
20 Jorge Posada, S OBP: 0.306, SLG: 0.386										4	1	1	0	0	0	3																							
Scott Brosius, R OBP: 0.305, SLG: 0.420										4	0	2	2	0	0	0																							
<b>Inning Stats</b>	R: 2 E: 0 K: 0 S: 9	H: 2 LOB: 1 BB: 1 P: 18	R: 0 E: 0 K: 0 S: 5	H: 0 LOB: 0 BB: 0 P: 7	R: 0 E: 0 K: 0 S: 6	H: 2 LOB: 0 BB: 0 P: 10	R: 3 E: 0 K: 2 S: 17	H: 5 LOB: 3 BB: 1 P: 26	R: 0 E: 0 K: 0 S: 12	H: 1 LOB: 1 BB: 1 P: 18	R: 1 E: 0 K: 0 S: 7	H: 1 LOB: 0 BB: 0 P: 8	R: 1 E: 0 K: 0 S: 9	H: 2 LOB: 1 BB: 0 P: 16	R: 0 E: 0 K: 1 S: 14	H: 1 LOB: 1 BB: 0 P: 19	R: 0 E: 0 K: 1 S: 7	H: 0 LOB: 0 BB: 0 P: 11	1B: 11 2B: 2 3B: 1 HR: 1	SF: 1 SAC: 0 DP: 2 HBP: 0	WP: 0 PA: 42 PB: 0 SB: 3 CS: 0																		
<b>PITCHER</b>	IP	WLS	BF	H	R	ER	SO	BB	IBB	HBP	BLK	WP	HR	S	P	ERA	WHIP	<b>PITCHER</b>				IP	WLS	BF	H	R	ER	SO	BB	IBB	HBP	BLK	WP	HR	S	P	ERA	WHIP	
Greg Maddux, R ERA: 3.66	(1, 1)	3.1		20	4	2	2	1	1	0	0	0	0	1	30	43	5.40	1.500																					
Mike Remlinger, L ERA: 1.64	(4, 1)	3.1		14	4	2	2	1	1	0	0	0	0	1	30	43	5.40	1.500																					
30 Kevin McGlinchy, R ERA: 3.4	(7, 1)	0.1		1	0	0	0	0	0	0	0	0	0	0	3	5	0.00	0.000																					
Russ Springer, R ERA: 5.59	(8, 1)	1.0	W	4	1	0	0	1	0	0	0	0	0	0	14	19	0.00	1.000																					
John Rocker, L ERA: 2.79	(9, 1)	1.0	S	3	0	0	0	1	0	0	0	0	0	0	7	11	0.00	0.000																					

Fri Jul 16 1999, 7:30 PM EDT  
Att: 50,469 - Unknown - 92 F













Batter	1	2	3	4	5	6	7	8	9	10	AB	R	H	RBI	BB	SO	LOB	TOP							
<b>Otis Nixon, S</b> (1, 7) OBP: 0.288, SLG: 0.214 <b>Gerald Williams, R</b> (8, PH) OBP: 0.330, SLG: 0.434 (8, 7)	2-2 CS 1B	0-0 1B		1-3 K			0-3 K	3-1 FC5-4			4	0	2	0	0	2	0								
<b>Bret Boone, R</b> (1, 4) OBP: 0.313, SLG: 0.392	1-3 SAFE 1-2 K	3-1 SAFE F8			0-2 G1-3		2-1 G3	1-3 SAFE K			5	0	0	0	0	2	3								
<b>10 Chipper Jones, S</b> (1, 5) OBP: 0.427, SLG: 0.589	0-3 K			0-0 F7		2-2 BB 1B	0-0 1B 2B	0-0 SAFE F9			5	1	2	0	0	1	1								
<b>Brian Jordan, R</b> (1, 9) OBP: 0.366, SLG: 0.517		1-2 1B 2B 1B	2-2 BB 1B	4-1 FC4-6 BB		4-1 1B BB		0-1 G6-3			3	2	2	0	2	0	0								
<b>Keith Lockhart, L</b> (1, 10) OBP: 0.309, SLG: 0.295	0-1 2B E 1-3 1B	4-1 SAFE BB	1-2 BB	1-0 F8		0-2 1-3 2-H 1B		0-1 G6-3			4	2	2	1	1	0	2								
<b>Andruw Jones, R</b> (1, 8) OBP: 0.359, SLG: 0.501	0-0 E7 E 1-H 3-H 2B	1-3 BB	1-3 K	1-0 FC4-6		1-2 1B BB		3-3 K			4	1	1	1	1	2	4								
<b>Javy Lopez, R</b> (1, 2) OBP: 0.361, SLG: 0.522	2-1 E5 G3 SH1-3	1-1 L6				3-2 G5-3	1-2 1-3 2-H 3-H 1B			0-0 G6-3	5	1	1	2	0	0	2								
<b>Randall Simon, L</b> (1, 3) OBP: 0.355, SLG: 0.395 <b>Brian Hunter, R</b> (7, PH) OBP: 0.343, SLG: 0.472 (7, 3)	0-1 G3		2-2 P4			1-1 G4-3	1-0 P6			0-0 F7	3	0	0	0	0	0	1								
<b>Walt Weiss, S</b> (1, 6) OBP: 0.310, SLG: 0.298	0-0 SH1-3		0-3 K			3-3 K		3-2 FC5-4 HBP		0-0 G6-3	3	0	0	1	0	2	0								
<b>Inning Stats</b>	R: 0 E: 0 K: 2 S: 11	H: 1 LOB: 0 BB: 0 P: 14	R: 4 E: 2 K: 1 S: 14	H: 4 LOB: 1 BB: 0 P: 20	R: 0 E: 0 K: 1 S: 10	H: 1 LOB: 2 BB: 1 P: 18	R: 0 E: 0 K: 2 S: 9	H: 0 LOB: 0 BB: 0 P: 12	R: 0 E: 0 K: 0 S: 9	H: 1 LOB: 2 BB: 1 P: 17	R: 0 E: 0 K: 1 S: 8	H: 0 LOB: 0 BB: 0 P: 15	R: 3 E: 0 K: 1 S: 19	H: 3 LOB: 2 BB: 0 P: 31	R: 0 E: 0 K: 1 S: 9	H: 0 LOB: 1 BB: 0 P: 16	R: 0 E: 0 K: 1 S: 7	H: 0 LOB: 0 BB: 0 P: 10	R: 0 E: 0 K: 0 S: 3	H: 0 LOB: 0 BB: 0 P: 3	1B: 8 2B: 2 3B: 0 HR: 0	SF: 0 SAC: 1 DP: 0 HBP: 1	WP: 0 PB: 0 SB: 0 CS: 1	PA: 45	
<b>PITCHER</b>	IP	WLS	BF	H	R	ER	SO	BB	IBB	HBP	BLK	WP	HR	S	P	ERA	WHIP								
<b>Kelvin Escobar, R</b> (1, 1) ERA: 5.98 <b>Paul Quantrill, R</b> (7, 1) ERA: 2.2 <b>Graeme Lloyd, L</b> (7, 1) ERA: 2.82 <b>John Frascatore, R</b> (9, 1) ERA: 3.74	6.2	B	32	9	7	5	7	3	0	0	0	0	0	8	13	∞	∞								
	0.0	B	2	1	0	0	0	1	0	0	0	0	0	8	13	∞	∞								
	1.1	5	0	0	0	1	0	0	1	0	0	0	0	10	18	0.00	0.000								
	2.0	W	6	0	0	0	1	0	0	0	0	0	0	10	13	0.00	0.000								

Atlanta Braves @ Toronto Blue Jays  
 SkyDome, Toronto, ON  
 Mon Jul 19 1999, 7:05 PM EDT  
 Att: 31,064 - Overcast - 71 F

AB 39  
 R 7  
 H 10  
 RBI 5  
 BB 4  
 SO 9  
 LOB 16



Batter	1	2	3	4	5	6	7	8	9	10	AB	R	H	RBI	BB	SO	LOB	BOTTOM							
<b>Shannon Stewart, R</b> (1, 7) OBP: 0.378, SLG: 0.432	2-3 K		0-1 F8	1-2 2B			0-1 L8		1-2 1B WP FC4-2 1B		5	0	2	1	0	1	2								
<b>Craig Grebeck, R</b> (1, 4) OBP: 0.470, SLG: 0.480 <b>Homer Bush, R</b> (7, PR) OBP: 0.325, SLG: 0.356 (8, 4)	2-2 P3		4-2 HR BB	1-0 G6-3			4-0 E BB		1-1 FC4-2 1B		2	1	0	0	2	0	2								
<b>Shawn Green, L</b> (1, 9) OBP: 0.413, SLG: 0.642	0-3 K		1-2 HR			3-2 P3	1-1 SAFE SAFE SAFE G3-1		2-3 K		5	1	1	4	0	2	3								
<b>Carlos Delgado, L</b> (1, 3) OBP: 0.358, SLG: 0.525		0-0 P2	3-2 HR			1-2 F9		2-1 HR	1-0 FC4-2		5	2	2	2	0	0	2								
<b>Tony Fernandez, S</b> (1, 5) OBP: 0.453, SLG: 0.498	1-2 G5-3	0-1 P2				1-1 F7		2-3 K	1-2 F7		5	0	0	0	0	1	2								
<b>Tony Batista, R</b> (1, 6) OBP: 0.324, SLG: 0.470	1-3 K		0-1 F8			2-2 P5		4-2 1B BB		0-0 HR	4	1	1	1	1	1	0								
<b>José Cruz Jr., S</b> (1, 8) OBP: 0.358, SLG: 0.416			4-0 BB HR BB	2-0 P6		1-3 K		1-2 1B			3	1	1	0	1	1	0								
<b>Willis Otanez, R</b> (1, 10) OBP: 0.275, SLG: 0.358			2-3 K	1-1 BB 2B 1B		0-0 G6-3		1-3 K			4	1	1	0	0	2	3								
<b>Mike Matheny, R</b> (1, 2) OBP: 0.263, SLG: 0.295 <b>Willie Greene, L</b> (8, PH) OBP: 0.265, SLG: 0.357 <b>Jacob Brumfield, R</b> (8, PH) OBP: 0.289, SLG: 0.347 <b>Darin Fletcher, L</b> (9, 2) OBP: 0.352, SLG: 0.505	1-2 HR BB	4-2 BB BB	4-2 2B BB	1-2 BB		1-1 L7		0-0 F8			1	1	0	0	2	0	0								
<b>Inning Stats</b>	R: 0 E: 0 K: 2 S: 9	H: 0 LOB: 0 BB: 0 P: 13	R: 0 E: 0 K: 1 S: 7	H: 0 LOB: 0 BB: 0 P: 9	R: 5 E: 0 K: 1 S: 22	H: 2 LOB: 3 BB: 3 P: 40	R: 1 E: 0 K: 0 S: 11	H: 2 LOB: 2 BB: 0 P: 20	R: 0 E: 0 K: 0 S: 10	H: 0 LOB: 0 BB: 0 P: 15	R: 0 E: 1 K: 0 S: 6	H: 0 LOB: 2 BB: 1 P: 12	R: 1 E: 0 K: 2 S: 14	H: 2 LOB: 2 BB: 1 P: 23	R: 0 E: 0 K: 1 S: 13	H: 2 LOB: 2 BB: 0 P: 20	R: 1 E: 0 K: 0 S: 1	H: 1 LOB: 0 BB: 0 P: 1	1B: 4 2B: 1 3B: 0 HR: 4	SF: 0 SAC: 0 DP: 0 HBP: 0	WP: 1 PB: 0 SB: 1 CS: 0	PA: 42			
<b>PITCHER</b>	IP	WLS	BF	H	R	ER	SO	BB	IBB	HBP	BLK	WP	HR	S	P	ERA	WHIP								
<b>Bruce Chen, L</b> (1, 1) ERA: 6.55 <b>30 Kevin McGlinchy, R</b> (7, 1) ERA: 3.33 <b>Rudy Seanez, R</b> (8, 1) ERA: 2.34 <b>John Rocker, L</b> (8, 1) ERA: 2.7 <b>John Hudek, R</b> (10, 1) ERA: 8.1	6.0	H	4	0	0	0	0	4	0	0	0	0	0	6	12	9.00	1.333								
	1.0	H	4	0	0	0	0	1	0	0	0	0	0	6	12	0.00	1.000								
	0.2	B	5	2	1	1	2	1	0	0	0	0	1	13	22	13.50	4.500								
	1.1	6	2	0	0	1	0	0	0	0	0	1	0	14	21	0.00	1.500								
	0.0	L	1	1	1	1	0	0	0	0	0	0	1	1	1	∞	∞								

Atlanta Braves @ Toronto Blue Jays  
 SkyDome, Toronto, ON  
 Mon Jul 19 1999, 7:05 PM EDT  
 Att: 31,064 - Overcast - 71 F

AB 36  
 R 8  
 H 9  
 RBI 8  
 BB 6  
 SO 8  
 LOB 16





Batter	1	2	3	4	5	6	7	8	9	AB	R	H	RBI	BB	SO	LOB	TOP	
<b>Otis Nixon, S</b> <small>OBP: 0.291, SLG: 0.215</small> 										4	0	1	0	1	1	2		
<b>Keith Lockhart, L</b> <small>OBP: 0.304, SLG: 0.290</small> 										5	1	1	1	0	0	2		
<b>10 Chipper Jones, S</b> <small>OBP: 0.429, SLG: 0.597</small> 										4	2	2	1	0	0	2		
<b>Brian Jordan, R</b> <small>OBP: 0.366, SLG: 0.518</small> 										5	1	2	2	0	1	2		
<b>Javy Lopez, R</b> <small>OBP: 0.366, SLG: 0.530</small> 										4	1	2	1	1	0	2		
<b>Andruw Jones, R</b> <small>OBP: 0.357, SLG: 0.500</small> 										5	0	1	1	0	0	4		
<b>Bret Boone, R</b> <small>OBP: 0.310, SLG: 0.388</small> 										4	0	0	0	0	2	3		
<b>Randall Simon, L</b> <small>OBP: 0.364, SLG: 0.404</small> 										4	0	3	0	0	0	1		
<b>Walt Weiss, S</b> <small>OBP: 0.309, SLG: 0.297</small> 										4	1	1	0	0	1	2		
<b>Inning Stats</b> <small>R: 3 H: 3 E: 1 LOB: 1 K: 1 S: 13</small>	<small>R: 0 H: 1 E: 0 LOB: 1 K: 1 S: 6</small>	<small>R: 1 H: 2 E: 0 LOB: 1 K: 1 S: 9</small>	<small>R: 1 H: 4 E: 0 LOB: 2 K: 1 S: 11</small>	<small>R: 0 H: 0 E: 0 LOB: 1 K: 1 S: 9</small>	<small>R: 0 H: 0 E: 0 LOB: 0 K: 1 S: 9</small>	<small>R: 1 H: 1 E: 0 LOB: 0 K: 0 S: 11</small>	<small>R: 0 H: 1 E: 0 LOB: 2 K: 0 S: 14</small>	<small>R: 0 H: 1 E: 0 LOB: 2 K: 0 S: 14</small>	<small>R: 0 H: 1 E: 0 LOB: 2 K: 0 S: 14</small>	<small>1B: 8 SF: 0 2B: 4 SAC: 0 3B: 0 DP: 0 HR: 1 HBP: 1</small>	<small>WP: 0 PA: 42 FB: 0 SB: 1 CS: 0</small>							
<b>PITCHER</b> <b>Chris Carpenter, R</b> <small>ERA: 3.62</small>	<small>IP: 3.1 WLS: 19 BF: 9 H: 5 R: 5 ER: 3 SO: 1</small>	<small>IP: 3.2 WLS: 14 BF: 2 H: 1 R: 1 ER: 1 SO: 1</small>	<small>IP: 2.0 WLS: 9 BF: 2 H: 0 R: 0 ER: 0 SO: 0</small>	<small>IP: 3.1 WLS: 14 BF: 0 H: 1 R: 1 ER: 0 SO: 0</small>	<small>IP: 3.2 WLS: 14 BF: 0 H: 1 R: 1 ER: 0 SO: 0</small>	<small>IP: 3.1 WLS: 14 BF: 0 H: 1 R: 1 ER: 0 SO: 0</small>	<small>IP: 3.1 WLS: 14 BF: 0 H: 1 R: 1 ER: 0 SO: 0</small>	<small>IP: 3.1 WLS: 14 BF: 0 H: 1 R: 1 ER: 0 SO: 0</small>	<small>IP: 3.1 WLS: 14 BF: 0 H: 1 R: 1 ER: 0 SO: 0</small>	<small>IP: 3.1 WLS: 14 BF: 0 H: 1 R: 1 ER: 0 SO: 0</small>	<small>IP: 3.1 WLS: 14 BF: 0 H: 1 R: 1 ER: 0 SO: 0</small>	<small>IP: 3.1 WLS: 14 BF: 0 H: 1 R: 1 ER: 0 SO: 0</small>	<small>IP: 3.1 WLS: 14 BF: 0 H: 1 R: 1 ER: 0 SO: 0</small>	<small>IP: 3.1 WLS: 14 BF: 0 H: 1 R: 1 ER: 0 SO: 0</small>	<small>IP: 3.1 WLS: 14 BF: 0 H: 1 R: 1 ER: 0 SO: 0</small>	<small>IP: 3.1 WLS: 14 BF: 0 H: 1 R: 1 ER: 0 SO: 0</small>	<small>IP: 3.1 WLS: 14 BF: 0 H: 1 R: 1 ER: 0 SO: 0</small>	<small>IP: 3.1 WLS: 14 BF: 0 H: 1 R: 1 ER: 0 SO: 0</small>
<b>32 Roy Halladay, R</b> <small>ERA: 3.53</small>	<small>IP: 2.0 WLS: 9 BF: 2 H: 0 R: 0 ER: 0 SO: 0</small>	<small>IP: 2.0 WLS: 9 BF: 2 H: 0 R: 0 ER: 0 SO: 0</small>	<small>IP: 2.0 WLS: 9 BF: 2 H: 0 R: 0 ER: 0 SO: 0</small>	<small>IP: 2.0 WLS: 9 BF: 2 H: 0 R: 0 ER: 0 SO: 0</small>	<small>IP: 2.0 WLS: 9 BF: 2 H: 0 R: 0 ER: 0 SO: 0</small>	<small>IP: 2.0 WLS: 9 BF: 2 H: 0 R: 0 ER: 0 SO: 0</small>	<small>IP: 2.0 WLS: 9 BF: 2 H: 0 R: 0 ER: 0 SO: 0</small>	<small>IP: 2.0 WLS: 9 BF: 2 H: 0 R: 0 ER: 0 SO: 0</small>	<small>IP: 2.0 WLS: 9 BF: 2 H: 0 R: 0 ER: 0 SO: 0</small>	<small>IP: 2.0 WLS: 9 BF: 2 H: 0 R: 0 ER: 0 SO: 0</small>	<small>IP: 2.0 WLS: 9 BF: 2 H: 0 R: 0 ER: 0 SO: 0</small>	<small>IP: 2.0 WLS: 9 BF: 2 H: 0 R: 0 ER: 0 SO: 0</small>	<small>IP: 2.0 WLS: 9 BF: 2 H: 0 R: 0 ER: 0 SO: 0</small>	<small>IP: 2.0 WLS: 9 BF: 2 H: 0 R: 0 ER: 0 SO: 0</small>	<small>IP: 2.0 WLS: 9 BF: 2 H: 0 R: 0 ER: 0 SO: 0</small>	<small>IP: 2.0 WLS: 9 BF: 2 H: 0 R: 0 ER: 0 SO: 0</small>	<small>IP: 2.0 WLS: 9 BF: 2 H: 0 R: 0 ER: 0 SO: 0</small>	
<b>Paul Quantrill, R</b> <small>ERA: 1.96</small>	<small>IP: 0.0 WLS: 0 BF: 0 H: 0 R: 0 ER: 0 SO: 0</small>	<small>IP: 0.0 WLS: 0 BF: 0 H: 0 R: 0 ER: 0 SO: 0</small>	<small>IP: 0.0 WLS: 0 BF: 0 H: 0 R: 0 ER: 0 SO: 0</small>	<small>IP: 0.0 WLS: 0 BF: 0 H: 0 R: 0 ER: 0 SO: 0</small>	<small>IP: 0.0 WLS: 0 BF: 0 H: 0 R: 0 ER: 0 SO: 0</small>	<small>IP: 0.0 WLS: 0 BF: 0 H: 0 R: 0 ER: 0 SO: 0</small>	<small>IP: 0.0 WLS: 0 BF: 0 H: 0 R: 0 ER: 0 SO: 0</small>	<small>IP: 0.0 WLS: 0 BF: 0 H: 0 R: 0 ER: 0 SO: 0</small>	<small>IP: 0.0 WLS: 0 BF: 0 H: 0 R: 0 ER: 0 SO: 0</small>	<small>IP: 0.0 WLS: 0 BF: 0 H: 0 R: 0 ER: 0 SO: 0</small>	<small>IP: 0.0 WLS: 0 BF: 0 H: 0 R: 0 ER: 0 SO: 0</small>	<small>IP: 0.0 WLS: 0 BF: 0 H: 0 R: 0 ER: 0 SO: 0</small>	<small>IP: 0.0 WLS: 0 BF: 0 H: 0 R: 0 ER: 0 SO: 0</small>	<small>IP: 0.0 WLS: 0 BF: 0 H: 0 R: 0 ER: 0 SO: 0</small>	<small>IP: 0.0 WLS: 0 BF: 0 H: 0 R: 0 ER: 0 SO: 0</small>	<small>IP: 0.0 WLS: 0 BF: 0 H: 0 R: 0 ER: 0 SO: 0</small>	<small>IP: 0.0 WLS: 0 BF: 0 H: 0 R: 0 ER: 0 SO: 0</small>	

Atlanta Braves @ Toronto Blue Jays  
SkyDome, Toronto, ON  
Tue Jul 20 1999, 7:05 PM EDT  
Att: 28,366 - Unknown - 75 F

AB 39  
R 6  
H 13  
RBI 6  
BB 2  
SO 5  
LOB 20



Batter	1	2	3	4	5	6	7	8	9	AB	R	H	RBI	BB	SO	LOB	BOTTOM
<b>Shannon Stewart, R</b> <small>OBP: 0.380, SLG: 0.434</small> 										5	2	2	0	1	2	2	
<b>Craig Grebeck, R</b> <small>OBP: 0.463, SLG: 0.448</small> 										5	0	1	0	0	0	5	
<b>Shawn Green, L</b> <small>OBP: 0.412, SLG: 0.645</small> 										6	3	2	2	0	0	5	
<b>Carlos Delgado, L</b> <small>OBP: 0.361, SLG: 0.524</small> 										4	1	2	1	0	1	1	
<b>Tony Fernandez, S</b> <small>OBP: 0.453, SLG: 0.494</small> 										3	1	0	0	2	2	4	
<b>Tony Batista, R</b> <small>OBP: 0.329, SLG: 0.474</small> 										4	2	2	2	1	1	2	
<b>Darrin Fletcher, L</b> <small>OBP: 0.353, SLG: 0.514</small> 										4	1	1	4	0	1	4	
<b>José Cruz Jr., S</b> <small>OBP: 0.362, SLG: 0.423</small> 										5	1	3	1	0	0	3	
<b>Homer Bush, R</b> <small>OBP: 0.326, SLG: 0.361</small> 										5	0	2	1	0	1	2	
<b>Inning Stats</b> <small>R: 2 H: 3 E: 1 LOB: 3 K: 0 S: 17</small>	<small>R: 0 H: 0 E: 0 LOB: 0 K: 1 S: 10</small>	<small>R: 0 H: 0 E: 0 LOB: 1 K: 1 S: 8</small>	<small>R: 0 H: 2 E: 0 LOB: 2 K: 1 S: 13</small>	<small>R: 2 H: 3 E: 0 LOB: 2 K: 1 S: 19</small>	<small>R: 6 H: 5 E: 1 LOB: 2 K: 0 S: 26</small>	<small>R: 1 H: 1 E: 0 LOB: 1 K: 3 S: 13</small>	<small>R: 0 H: 1 E: 0 LOB: 2 K: 1 S: 11</small>	<small>1B: 9 SF: 0 2B: 4 SAC: 0 3B: 0 DP: 0 HR: 2 HBP: 3</small>	<small>WP: 0 PA: 48 FB: 0 SB: 1 CS: 0</small>								
<b>PITCHER</b> <b>Tom Glavine, L</b> <small>ERA: 4.11</small>	<small>IP: 5.1 WLS: 31 BF: 10 H: 7 R: 5 ER: 4 SO: 10</small>	<small>IP: 0.1 WLS: 6 BF: 3 H: 3 R: 1 ER: 1 SO: 0</small>	<small>IP: 1.1 WLS: 6 BF: 1 H: 1 R: 1 ER: 1 SO: 3</small>	<small>IP: 1.0 WLS: 5 BF: 1 H: 0 R: 0 ER: 0 SO: 0</small>	<small>IP: 1.1 WLS: 14 BF: 0 H: 1 R: 1 ER: 0 SO: 0</small>	<small>IP: 1.1 WLS: 14 BF: 0 H: 1 R: 1 ER: 0 SO: 0</small>	<small>IP: 1.1 WLS: 14 BF: 0 H: 1 R: 1 ER: 0 SO: 0</small>	<small>IP: 1.1 WLS: 14 BF: 0 H: 1 R: 1 ER: 0 SO: 0</small>	<small>IP: 1.1 WLS: 14 BF: 0 H: 1 R: 1 ER: 0 SO: 0</small>	<small>IP: 1.1 WLS: 14 BF: 0 H: 1 R: 1 ER: 0 SO: 0</small>	<small>IP: 1.1 WLS: 14 BF: 0 H: 1 R: 1 ER: 0 SO: 0</small>	<small>IP: 1.1 WLS: 14 BF: 0 H: 1 R: 1 ER: 0 SO: 0</small>	<small>IP: 1.1 WLS: 14 BF: 0 H: 1 R: 1 ER: 0 SO: 0</small>	<small>IP: 1.1 WLS: 14 BF: 0 H: 1 R: 1 ER: 0 SO: 0</small>	<small>IP: 1.1 WLS: 14 BF: 0 H: 1 R: 1 ER: 0 SO: 0</small>	<small>IP: 1.1 WLS: 14 BF: 0 H: 1 R: 1 ER: 0 SO: 0</small>	
<b>Mike Remlinger, L</b> <small>ERA: 2.19</small>	<small>IP: 0.1 WLS: 6 BF: 3 H: 3 R: 1 ER: 1 SO: 0</small>	<small>IP: 0.1 WLS: 6 BF: 3 H: 3 R: 1 ER: 1 SO: 0</small>	<small>IP: 0.1 WLS: 6 BF: 3 H: 3 R: 1 ER: 1 SO: 0</small>	<small>IP: 0.1 WLS: 6 BF: 3 H: 3 R: 1 ER: 1 SO: 0</small>	<small>IP: 0.1 WLS: 6 BF: 3 H: 3 R: 1 ER: 1 SO: 0</small>	<small>IP: 0.1 WLS: 6 BF: 3 H: 3 R: 1 ER: 1 SO: 0</small>	<small>IP: 0.1 WLS: 6 BF: 3 H: 3 R: 1 ER: 1 SO: 0</small>	<small>IP: 0.1 WLS: 6 BF: 3 H: 3 R: 1 ER: 1 SO: 0</small>	<small>IP: 0.1 WLS: 6 BF: 3 H: 3 R: 1 ER: 1 SO: 0</small>	<small>IP: 0.1 WLS: 6 BF: 3 H: 3 R: 1 ER: 1 SO: 0</small>	<small>IP: 0.1 WLS: 6 BF: 3 H: 3 R: 1 ER: 1 SO: 0</small>	<small>IP: 0.1 WLS: 6 BF: 3 H: 3 R: 1 ER: 1 SO: 0</small>	<small>IP: 0.1 WLS: 6 BF: 3 H: 3 R: 1 ER: 1 SO: 0</small>	<small>IP: 0.1 WLS: 6 BF: 3 H: 3 R: 1 ER: 1 SO: 0</small>	<small>IP: 0.1 WLS: 6 BF: 3 H: 3 R: 1 ER: 1 SO: 0</small>	<small>IP: 0.1 WLS: 6 BF: 3 H: 3 R: 1 ER: 1 SO: 0</small>	
<b>Russ Springer, R</b> <small>ERA: 5.73</small>	<small>IP: 1.1 WLS: 6 BF: 1 H: 1 R: 1 ER: 1 SO: 3</small>	<small>IP: 1.1 WLS: 6 BF: 1 H: 1 R: 1 ER: 1 SO: 3</small>	<small>IP: 1.1 WLS: 6 BF: 1 H: 1 R: 1 ER: 1 SO: 3</small>	<small>IP: 1.1 WLS: 6 BF: 1 H: 1 R: 1 ER: 1 SO: 3</small>	<small>IP: 1.1 WLS: 6 BF: 1 H: 1 R: 1 ER: 1 SO: 3</small>	<small>IP: 1.1 WLS: 6 BF: 1 H: 1 R: 1 ER: 1 SO: 3</small>	<small>IP: 1.1 WLS: 6 BF: 1 H: 1 R: 1 ER: 1 SO: 3</small>	<small>IP: 1.1 WLS: 6 BF: 1 H: 1 R: 1 ER: 1 SO: 3</small>	<small>IP: 1.1 WLS: 6 BF: 1 H: 1 R: 1 ER: 1 SO: 3</small>	<small>IP: 1.1 WLS: 6 BF: 1 H: 1 R: 1 ER: 1 SO: 3</small>	<small>IP: 1.1 WLS: 6 BF: 1 H: 1 R: 1 ER: 1 SO: 3</small>	<small>IP: 1.1 WLS: 6 BF: 1 H: 1 R: 1 ER: 1 SO: 3</small>	<small>IP: 1.1 WLS: 6 BF: 1 H: 1 R: 1 ER: 1 SO: 3</small>	<small>IP: 1.1 WLS: 6 BF: 1 H: 1 R: 1 ER: 1 SO: 3</small>	<small>IP: 1.1 WLS: 6 BF: 1 H: 1 R: 1 ER: 1 SO: 3</small>	<small>IP: 1.1 WLS: 6 BF: 1 H: 1 R: 1 ER: 1 SO: 3</small>	
<b>John Hudek, R</b> <small>ERA: 7.64</small>	<small>IP: 1.0 WLS: 5 BF: 1 H: 0 R: 0 ER: 0 SO: 1</small>	<small>IP: 1.0 WLS: 5 BF: 1 H: 0 R: 0 ER: 0 SO: 1</small>	<small>IP: 1.0 WLS: 5 BF: 1 H: 0 R: 0 ER: 0 SO: 1</small>	<small>IP: 1.0 WLS: 5 BF: 1 H: 0 R: 0 ER: 0 SO: 1</small>	<small>IP: 1.0 WLS: 5 BF: 1 H: 0 R: 0 ER: 0 SO: 1</small>	<small>IP: 1.0 WLS: 5 BF: 1 H: 0 R: 0 ER: 0 SO: 1</small>	<small>IP: 1.0 WLS: 5 BF: 1 H: 0 R: 0 ER: 0 SO: 1</small>	<small>IP: 1.0 WLS: 5 BF: 1 H: 0 R: 0 ER: 0 SO: 1</small>	<small>IP: 1.0 WLS: 5 BF: 1 H: 0 R: 0 ER: 0 SO: 1</small>	<small>IP: 1.0 WLS: 5 BF: 1 H: 0 R: 0 ER: 0 SO: 1</small>	<small>IP: 1.0 WLS: 5 BF: 1 H: 0 R: 0 ER: 0 SO: 1</small>	<small>IP: 1.0 WLS: 5 BF: 1 H: 0 R: 0 ER: 0 SO: 1</small>	<small>IP: 1.0 WLS: 5 BF: 1 H: 0 R: 0 ER: 0 SO: 1</small>	<small>IP: 1.0 WLS: 5 BF: 1 H: 0 R: 0 ER: 0 SO: 1</small>	<small>IP: 1.0 WLS: 5 BF: 1 H: 0 R: 0 ER: 0 SO: 1</small>	<small>IP: 1.0 WLS: 5 BF: 1 H: 0 R: 0 ER: 0 SO: 1</small>	

Atlanta Braves @ Toronto Blue Jays  
SkyDome, Toronto, ON  
Tue Jul 20 1999, 7:05 PM EDT  
Att: 28,366 - Unknown - 75 F

AB 41  
R 11  
H 15  
RBI 11  
BB 4  
SO 8  
LOB 28





Batter	1	2	3	4	5	6	7	8	9	AB	R	H	RBI	BB	SO	LOB	TOP					
<b>Ozzie Guillen, L</b> OBP: 0.270, SLG: 0.280	1-1 1B		1-3 K		1-0 P2		2-1 G5-3			4	0	1	0	0	1	0						
<b>Keith Lockhart, L</b> OBP: 0.311, SLG: 0.320	2-2 F7		1-0 3B		3-2 1B			2-1 F7		4	0	2	0	0	0	1						
<b>10 Chipper Jones, S</b> OBP: 0.430, SLG: 0.594	2-2 F8		4-0 G6-4-3 BB		3-2 L7			1-2 1B		3	0	1	0	1	0	2						
<b>Brian Jordan, R</b> OBP: 0.363, SLG: 0.512	1-2 F8		0-0 G6-4-3			2-1 P3		0-0 F8		4	0	0	0	0	0	4						
<b>Ryan Klesko, L</b> OBP: 0.380, SLG: 0.578		0-0 2B		2-0 G5-3 1B		2-2 1B		2-2 G6-3		4	0	3	0	0	0	1						
<b>Andruw Jones, R</b> OBP: 0.354, SLG: 0.494		3-2 F8		2-2 G5-3		0-0 F7			0-0 G6-3	4	0	0	0	0	0	3						
<b>Brian Hunter, R</b> OBP: 0.340, SLG: 0.457		4-1 BB		1-3 K		1-2 L7		0-1 G5-3		3	0	0	0	1	1	2						
<b>Eddie Pérez, R</b> OBP: 0.280, SLG: 0.331		0-0 P4		1-1 F9			0-1 F7		0-1 G6-3	4	0	0	0	0	0	3						
<b>Greg Maddux, R</b> OBP: 0.282, SLG: 0.486		2-3 K			0-0 G6-3			0-0 F8		3	0	0	0	0	1	2						
<b>Inning Stats</b>	R: 0 E: 0 K: 0 S: 11	H: 1 LOB: 1 BB: 0 P: 17	R: 0 E: 0 K: 1 S: 9	H: 1 LOB: 2 BB: 1 P: 18	R: 0 E: 0 K: 1 S: 6	H: 1 LOB: 1 BB: 1 P: 12	R: 0 E: 0 K: 1 S: 9	H: 1 LOB: 1 BB: 0 P: 15	R: 0 E: 0 K: 0 S: 10	H: 1 LOB: 1 BB: 0 P: 17	R: 0 E: 0 K: 0 S: 9	H: 0 LOB: 0 BB: 0 P: 14	R: 0 E: 0 K: 0 S: 5	H: 0 LOB: 0 BB: 0 P: 7	R: 0 E: 0 K: 0 S: 10	H: 1 LOB: 1 BB: 0 P: 15	R: 0 E: 0 K: 0 S: 5	H: 0 LOB: 0 BB: 0 P: 5	1B: 5 2B: 1 3B: 1 HR: 0	SF: 0 SAC: 0 DP: 1 HBP: 0	WP: 0 PB: 0 SB: 0 CS: 0	PA: 35
<b>PITCHER</b> <b>Dennis Springer, R</b> ERA: 4.0	IP: 9.0 WLS: W BF: 35 H: 7 R: 0 ER: 0 SO: 3 BB: 2 IBB: 0 HBP: 0 BLK: 0 WP: 0 HR: 0 S: 74 P: 120 ERA: 0.00 WHIP: 1.000															<b>PITCHER</b>						

Atlanta Braves @ Florida Marlins  
Pro Player Stadium, Miami, FL  
Wed Jul 21 1999, 7:05 PM EDT  
Att: 15,509 - Unknown - 87 F

AB 33  
R 0  
H 7  
RBI 0  
BB 2  
SO 3  
LOB 18



Batter	1	2	3	4	5	6	7	8	9	AB	R	H	RBI	BB	SO	LOB	BOTTOM			
<b>Luis Castillo, S</b> OBP: 0.357, SLG: 0.340	1-1 S 1B		1-0 G1-3		2-3 K		0-1 G1-3			4	0	1	0	0	1	1				
<b>Alex Gonzalez, R</b> OBP: 0.313, SLG: 0.441	3-2 F8		0-0 G4-3		1-2 F8			2-2 G4-3		4	0	0	0	0	0	1				
<b>Danny Bautista, R</b> OBP: 0.289, SLG: 0.398	4-1 1-2 BB		1-0 G6-3			1-1 FC5-4 1B		1-1 F9		3	0	1	0	1	0	0				
<b>Kevin Millar, R</b> OBP: 0.402, SLG: 0.497	1-1 F9		0-1 F9			0-0 FC5-4 1B		2-1 1B		4	1	1	0	0	0	3				
<b>Mark Kotsay, L</b> OBP: 0.305, SLG: 0.391	3-2 F9			3-2 G4-3		1-0 1B		0-0 1B		4	0	2	0	0	0	2				
<b>Preston Wilson, R</b> OBP: 0.346, SLG: 0.539		2-2 G4-3 1B		1-3 K		1-2 1B		1-2 FC4-6 1B		4	1	2	1	0	1	2				
<b>Mike Lowell, R</b> OBP: 0.348, SLG: 0.390		1-1 G4-3		1-1 1B		2-1 L3			2-1 L3	3	0	1	0	0	0	3				
<b>Mike Redmond, R</b> OBP: 0.376, SLG: 0.326		1-0 SH2-4 1B		2-1 G6-3			0-1 G4-3			3	0	1	1	0	0	1				
<b>Dennis Springer, R</b> OBP: 0.148, SLG: 0.192		3-H 0-2 SH2-4		0-2 G1-3			0-3 K			2	0	0	0	0	1	0				
<b>Inning Stats</b>	R: 0 E: 0 K: 0 S: 13	H: 1 LOB: 2 BB: 1 P: 25	R: 1 E: 0 K: 0 S: 10	H: 2 LOB: 1 BB: 0 P: 15	R: 0 E: 0 K: 0 S: 4	H: 0 LOB: 0 BB: 0 P: 5	R: 0 E: 0 K: 1 S: 10	H: 1 LOB: 1 BB: 0 P: 17	R: 0 E: 0 K: 1 S: 10	H: 0 LOB: 0 BB: 0 P: 13	R: 1 E: 0 K: 0 S: 12	H: 3 LOB: 1 BB: 0 P: 17	R: 0 E: 0 K: 1 S: 8	H: 0 LOB: 0 BB: 0 P: 8	R: 0 E: 0 K: 0 S: 10	H: 2 LOB: 2 BB: 0 P: 18	1B: 8 2B: 2 3B: 0 HR: 0	SF: 0 SAC: 1 DP: 1 HBP: 0	WP: 0 PB: 0 SB: 1 CS: 0	PA: 33
<b>PITCHER</b> <b>Greg Maddux, R</b> ERA: 3.58	IP: 8.0 WLS: L BF: 33 H: 9 R: 2 ER: 2 SO: 3 BB: 1 IBB: 0 HBP: 0 BLK: 0 WP: 0 HR: 0 S: 77 P: 118 ERA: 2.25 WHIP: 1.250															<b>PITCHER</b>				

Atlanta Braves @ Florida Marlins  
Pro Player Stadium, Miami, FL  
Wed Jul 21 1999, 7:05 PM EDT  
Att: 15,509 - Unknown - 87 F

AB 31  
R 2  
H 9  
RBI 2  
BB 1  
SO 3  
LOB 13





Batter	1	2	3	4	5	6	7	8	9	AB	R	H	RBI	BB	SO	LOB	TOP			
Walt Weiss, S OBP: 0.315, SLG: 0.307	3-2 SF9 3B	4-1 1B BB		0-0 G1-3		0-2 G4-3		4-2 BB		3	1	1	0	2	0	0				
Keith Lockhart, L OBP: 0.315, SLG: 0.327	1-1 SF9	0-0 G3 1B		2-1 G6-3 1B		1-2 G4-3		1-3 K		4	0	2	1	0	1	1				
10 Chipper Jones, S Ozzie Guillen, L OBP: 0.270, SLG: 0.279	1-1 E BB 1B HBP	0-0 G3		1-1 G6-3			0-0 E7 G3 1B	0-0 F7		0	1	0	0	0	0	0				
Brian Jordan, R OBP: 0.361, SLG: 0.507	4-0 E 1B BB	3-2 F9			0-0 G1-3		2-1 G3		3-1 F9	4	1	0	0	1	0	2				
Ryan Klesko, L Mike Remlinger, L Rudy Seanez, R Brian Hunter, R John Rocker, R	0-0 E4 1B		2-0 F7		2-2 1B E 1B		1-1 PB S 1B		1-0 F8	4	1	2	1	0	0	2				
Javy Lopez, R OBP: 0.370, SLG: 0.529	1-1 E 1B		0-2 2B 1B		1-0 E6 1B		4-1 3-H BB		1-0 L7	4	1	2	2	1	0	1				
Andruw Jones, R OBP: 0.353, SLG: 0.492	0-1 F9		1-0 P4		1-1 G4-6-3 1B		0-3 K			4	0	1	0	0	1	5				
Randall Simon, L OBP: 0.367, SLG: 0.413	1-1 E2 1B		1-1 2B		1-0 G4-6-3		2-3 K			4	0	2	2	0	1	5				
Odalis Perez, L 30 Kevin McGlinchy, R Otis Nixon, S Russ Springer, R Gerald Williams, R OBP: 0.328, SLG: 0.432	0-0 G4-3		2-3 K			1-0 B1-3		0-3 K		1	0	0	0	0	0	2				
<b>Inning Stats</b>	R: 4 E: 2 K: 0 S: 14	H: 3 LOB: 2 BB: 1 P: 25	R: 0 E: 0 K: 0 S: 6	H: 1 LOB: 1 BB: 1 P: 13	R: 1 E: 0 K: 1 S: 11	H: 2 LOB: 1 BB: 0 P: 17	R: 0 E: 0 K: 0 S: 5	H: 1 LOB: 0 BB: 0 P: 8	R: 0 E: 0 K: 0 S: 7	H: 0 LOB: 0 BB: 0 P: 9	R: 1 E: 1 K: 2 S: 12	H: 2 LOB: 2 BB: 1 P: 21	R: 0 E: 0 K: 2 S: 9	H: 0 LOB: 1 BB: 1 P: 14	R: 0 E: 0 K: 0 S: 4	H: 0 LOB: 0 BB: 0 P: 9	1B: 9 2B: 1 3B: 1 HR: 0	SF: 1 SAC: 0 DP: 2 HBP: 1	WP: 0 PB: 1 SB: 1 CS: 0	PA: 42
<b>PITCHER</b>	IP WLS BF H R ER SO BB IBB HBP BLK WP HR S P ERA WHIP	IP WLS BF H R ER SO BB IBB HBP BLK WP HR S P ERA WHIP																		
Alex Fernandez, R ERA: 3.01	6.1 L 33 11 6 3 1 3 0 0 0 0 0 0 57 98 4.26 2.211	1.2 6 0 0 0 4 1 0 0 0 0 0 0 15 22 0.00 0.600	1.0 3 0 0 0 0 0 0 0 0 0 0 0 4 9 0.00 0.000																	
Vladimir Nunez, R ERA: 3.18																				
Braden Looper, R ERA: 3.57																				
<b>Batter</b>	<b>1</b>	<b>2</b>	<b>3</b>	<b>4</b>	<b>5</b>	<b>6</b>	<b>7</b>	<b>8</b>	<b>9</b>	<b>AB</b>	<b>R</b>	<b>H</b>	<b>RBI</b>	<b>BB</b>	<b>SO</b>	<b>LOB</b>	<b>BOTTOM</b>			
Luis Castillo, S OBP: 0.360, SLG: 0.344	2-1 1B 2B 1B	1-1 1B		3-2 S 1B			0-3 K		2-2 G4-3 1-2	5	1	3	0	0	1	1				
Alex Gonzalez, R OBP: 0.310, SLG: 0.436	2-3 K	1-2 F9		0-1 B1			0-1 F9			4	0	0	0	0	1	4				
Danny Bautista, R OBP: 0.287, SLG: 0.392	0-1 BB 2B 1B	3-2 G6-3		0-2 K			2-3 K			4	1	1	0	0	2	3				
Kevin Millar, R OBP: 0.404, SLG: 0.491	4-0 2B SF7 BB		2-1 L5		4-1 BB		3-2 P7			2	1	0	0	2	0	0				
Mark Kotsay, L OBP: 0.304, SLG: 0.393	3-1 2B		1-1 F8		0-3 K		1-1 F8			4	0	1	2	0	1	2				
Preston Wilson, R OBP: 0.345, SLG: 0.541	2-2 SF7		2-2 F9			2-2 2B		1-3 K		3	0	1	1	0	1	0				
Mike Lowell, R OBP: 0.345, SLG: 0.380	3-H G6-3			1-0 F7			1-1 G1-3		4-2 WP BB	3	0	0	0	1	0	2				
Mike Redmond, R OBP: 0.373, SLG: 0.319		4-2 FC6-4 BB		1-1 F9			3-2 P9		1-3 K	3	0	0	0	1	1	2				
Alex Fernandez, R Vladimir Nunez, R Braden Looper, R Chris Clapinski, S OBP: 0.500, SLG: 0.500	1-0 FC6-4 1B		1-0 P8			0-0 P5		1-3 K		3	0	0	0	0	0	2				
<b>Inning Stats</b>	R: 3 E: 0 K: 1 S: 17	H: 3 LOB: 1 BB: 1 P: 31	R: 0 E: 0 K: 0 S: 12	H: 1 LOB: 2 BB: 1 P: 22	R: 0 E: 0 K: 0 S: 7	H: 0 LOB: 0 BB: 0 P: 12	R: 0 E: 0 K: 0 S: 4	H: 0 LOB: 0 BB: 0 P: 7	R: 0 E: 0 K: 2 S: 10	H: 1 LOB: 1 BB: 0 P: 16	R: 0 E: 0 K: 2 S: 8	H: 0 LOB: 0 BB: 0 P: 10	R: 0 E: 0 K: 1 S: 8	H: 0 LOB: 0 BB: 0 P: 13	R: 0 E: 0 K: 2 S: 14	H: 0 LOB: 1 BB: 1 P: 22	1B: 4 2B: 2 3B: 0 HR: 0	SF: 1 SAC: 0 DP: 0 HBP: 0	WP: 1 PB: 0 SB: 2 CS: 0	PA: 37
<b>PITCHER</b>	IP WLS BF H R ER SO BB IBB HBP BLK WP HR S P ERA WHIP	IP WLS BF H R ER SO BB IBB HBP BLK WP HR S P ERA WHIP																		
John Rocker, L ERA: 2.64	1.0 S 4 0 0 0 2 1 0 0 0 0 0 14 22 0.00 1.000																			
Odalis Perez, L ERA: 6.0	3.2 W 13 1 0 0 2 1 0 0 0 0 0 29 48 0.00 0.545																			
Russ Springer, R ERA: 5.48	1.0 H 4 1 0 0 0 0 0 0 0 0 0 10 16 0.00 1.000																			
Mike Remlinger, L ERA: 2.14	1.0 H 3 0 0 0 2 0 0 0 0 0 0 8 10 0.00 0.000																			
Rudy Seanez, R ERA: 2.28	1.0 H 3 0 0 0 1 0 0 0 0 0 0 8 13 0.00 0.000																			

Atlanta Braves @ Florida Marlins  
Pro Player Stadium, Miami, FL  
Thu Jul 22 1999, 7:05 PM EDT  
Att: 17,759 - Unknown - 86 F

AB 36  
R 6  
H 11  
RBI 6  
BB 4  
SO 5  
LOB 22



Atlanta Braves @ Florida Marlins  
Pro Player Stadium, Miami, FL  
Thu Jul 22 1999, 7:05 PM EDT  
Att: 17,759 - Unknown - 86 F

AB 32  
R 3  
H 6  
RBI 3  
BB 4  
SO 8  
LOB 17





Batter	1	2	3	4	5	6	7	8	9	AB	R	H	RBI	BB	SO	LOB	TOP					
Walt Weiss, S OBP: 0.309, SLG: 0.300	F9	K	L4-3			G3-1			K	5	0	0	0	0	2	2	<b>Atlanta Braves @ Philadelphia Phillies</b> Veterans Stadium, Philadelphia, PA Fri Jul 23 1999, 5:05 PM EDT Sunny - 92 F					
Keith Lockhart, L OBP: 0.319, SLG: 0.324	1B	F7			P4		WP		F7	4	1	1	0	1	0	1						
Andruw Jones, R OBP: 0.356, SLG: 0.493	1B				1B				K	5	2	3	0	0	2	1						
Brian Jordan, R OBP: 0.357, SLG: 0.501	P4				P3				K	4	0	0	0	0	2	5						
Ryan Klesko, L OBP: 0.387, SLG: 0.576										2	1	1	1	2	0	1						
Mike Remlinger, L										0	0	0	0	0	0	0						
Rudy Seanez, R	HBP									0	0	0	0	0	0	0						
Russ Springer, R	2B									0	0	0	0	0	0	0						
Javy Lopez, R OBP: 0.372, SLG: 0.527	2B								G5-3	3	1	1	1	0	1	2						
Randall Simon, L OBP: 0.370, SLG: 0.417										3	0	1	3	1	0	4						
Otis Nixon, S OBP: 0.289, SLG: 0.214			F7							0	0	0	0	0	0	0						
Brian Hunter, R OBP: 0.336, SLG: 0.452	2B								G4-3	0	0	0	0	0	0	0						
Ozzie Guillen, L OBP: 0.274, SLG: 0.289									G4-3	4	0	2	0	0	0	1						
Kevin Millwood, R OBP: 0.186, SLG: 0.171										2	0	0	0	0	0	1						
Gerald Williams, R OBP: 0.327, SLG: 0.429	SH3-2-4								P7	1	0	0	0	0	0	2						
<b>Inning Stats</b>	R: 4 E: 0 K: 0 S: 14	H: 4 LOB: 1 BB: 0 P: 18	R: 0 E: 0 K: 1 S: 12	H: 1 LOB: 1 BB: 0 P: 19	R: 0 E: 0 K: 1 S: 13	H: 1 LOB: 0 BB: 1 P: 19	R: 0 E: 0 K: 0 S: 4	H: 0 LOB: 0 BB: 0 P: 5	R: 1 E: 0 K: 1 S: 9	H: 2 LOB: 2 BB: 1 P: 16	R: 0 E: 0 K: 2 S: 7	H: 0 LOB: 0 BB: 0 P: 8	R: 0 E: 0 K: 2 S: 9	H: 0 LOB: 1 BB: 1 P: 14	R: 0 E: 0 K: 0 S: 8	H: 0 LOB: 2 BB: 1 P: 15	R: 0 E: 0 K: 2 S: 8	H: 0 LOB: 0 BB: 0 P: 11	1B: 7 2B: 3 3B: 0 HR: 0	SF: 0 SAC: 1 DP: 1 HBP: 1	WP: 2 PB: 0 SB: 0 CS: 0	PA: 39
<b>PITCHER</b>	IP WLS BF H R ER SO BB IBB HBP BLK WP HR S P ERA WHIP																					
Curt Schilling, R ERA: 3.24	(1, 1) 5.0 25 9 5 5 3 2 0 1 0 1 0 52 77 9.00 2.200																					
Amaury Telemaco, R ERA: 2.96	(6, 1) 2.0 W 7 0 0 0 2 1 0 0 0 1 0 16 22 0.00 0.500																					
Steve Montgomery, R ERA: 3.18	(8, 1) 1.0 H 4 0 0 0 0 1 0 0 0 0 0 8 15 0.00 1.000																					
Wayne Gomes, R ERA: 3.45	(9, 1) 1.0 S 3 0 0 0 0 2 0 0 0 0 0 8 11 0.00 0.000																					

Batter	1	2	3	4	5	6	7	8	9	AB	R	H	RBI	BB	SO	LOB	BOTTOM					
Doug Glanville, R OBP: 0.384, SLG: 0.465	L8		FC5-2				P4			4	0	1	1	0	0	4	<b>Atlanta Braves @ Philadelphia Phillies</b> Veterans Stadium, Philadelphia, PA Fri Jul 23 1999, 5:05 PM EDT Sunny - 92 F					
Rob Ducey, L OBP: 0.397, SLG: 0.505						1B				3	0	0	0	0	2	3						
Ron Gant, R OBP: 0.350, SLG: 0.436	K		G3							0	1	0	0	1	0	0						
Steve Montgomery, R OBP: 1.000, SLG: 1.000										0	0	0	0	0	0	0						
15 David Doster, R OBP: 0.339, SLG: 0.404										0	0	0	0	0	0	0						
Bobby Abreu, L OBP: 0.413, SLG: 0.549	G3									3	2	1	1	1	0	0						
23 Kevin Jordan, R OBP: 0.366, SLG: 0.439										4	0	2	3	0	1	0						
Rico Brogna, L OBP: 0.334, SLG: 0.431										3	0	0	0	1	2	1						
Bobby Estalella, R										4	0	0	0	0	1	3						
Marlon Anderson, L OBP: 0.278, SLG: 0.357										2	1	2	0	1	0	0						
Wayne Gomes, R										0	0	0	0	0	0	0						
Alex Arias, R OBP: 0.388, SLG: 0.431										4	1	0	0	0	0	4						
Curt Schilling, R OBP: 0.235, SLG: 0.182										0	0	0	0	1	0	0						
Domingo Cedeno, S OBP: 0.328, SLG: 0.417										1	0	0	0	0	1	1						
Amaury Telemaco, R										0	0	0	0	0	0	0						
Kevin Seick, R OBP: 0.362, SLG: 0.426										2	1	1	0	0	0	1						
<b>Inning Stats</b>	R: 0 E: 0 K: 1 S: 10	H: 0 LOB: 0 BB: 0 P: 15	R: 0 E: 0 K: 1 S: 9	H: 0 LOB: 0 BB: 0 P: 15	R: 0 E: 0 K: 0 S: 13	H: 1 LOB: 2 BB: 1 P: 23	R: 0 E: 0 K: 1 S: 10	H: 1 LOB: 1 BB: 0 P: 14	R: 1 E: 0 K: 2 S: 11	H: 2 LOB: 1 BB: 0 P: 14	R: 1 E: 0 K: 2 S: 14	H: 1 LOB: 0 BB: 0 P: 23	R: 4 E: 1 K: 0 S: 18	H: 2 LOB: 2 BB: 4 P: 39	R: 0 E: 0 K: 0 S: 6	H: 0 LOB: 0 BB: 0 P: 9	R: 0 E: 0 K: 0 S: 6	H: 0 LOB: 0 BB: 0 P: 9	1B: 2 2B: 6 3B: 0 HR: 0	SF: 0 SAC: 0 DP: 1 HBP: 1	WP: 2 PB: 1 SB: 3 CS: 0	PA: 36
<b>PITCHER</b>	IP WLS BF H R ER SO BB IBB HBP BLK WP HR S P ERA WHIP																					
Kevin Millwood, R ERA: 3.25	(1, 1) 6.0 24 5 2 2 7 1 0 0 0 0 0 7 14 27.00 3.000																					
Mike Remlinger, L ERA: 2.49	(7, 1) 0.2 H 4 1 2 2 0 1 0 0 0 0 0 7 14 27.00 3.000																					
Rudy Seanez, R ERA: 2.47	(7, 1) 0.1 L 5 1 2 1 0 2 1 0 0 0 0 0 11 25 27.00 9.000																					
Russ Springer, R ERA: 5.25	(8, 1) 1.0 3 0 0 0 0 0 0 1 0 0 0 6 9 0.00 0.000																					

AB	33
R	5
H	9
RBI	5
BB	4
SO	7
LOB	20





Batter	1	2	3	4	5	6	7	8	9	AB	R	H	RBI	BB	SO	LOB	TOP				
<b>Otis Nixon, S</b> <small>OBP: 0.295, SLG: 0.222</small> 	0-1 <b>B1-3</b> 		0-0 		1-1 <b>B1-3</b> 			0-1 		4	0	2	0	0	0	0	<b>Atlanta Braves @ Philadelphia Phillies</b> Veterans Stadium, Philadelphia, PA Fri Jul 23 1999, 7:35 PM EDT Att: 32,673 - Unknown - 89 F <a href="http://livebaseballscorecards.com">livebaseballscorecards.com</a>				
<b>Bret Boone, R</b> <small>OBP: 0.310, SLG: 0.395</small> 	0-0 		2-2 <b>F9</b> 			2-0 <b>F7</b> 		1-1 	3 2 1 1 0 0 1												
<b>Andruw Jones, R</b> <small>OBP: 0.355, SLG: 0.489</small> 	4-1 		1-2 <b>P6</b> 			1-2 <b>G6-3</b> 		1-1 	3 0 0 0 1 0 3												
<b>Brian Hunter, R</b> <small>OBP: 0.333, SLG: 0.438</small> <b>John Rocker, R</b> <small>(8, 1)</small> 	0-0 <b>P3</b> 			3-1 <b>P4</b> 			4-1 	1-1 	3 0 0 0 1 1 2 0 0 0 0 0 0												
<b>Gerald Williams, R</b> <small>OBP: 0.325, SLG: 0.431</small> 	2-3 <b>K</b> 			1-0 		0-1 <b>P5</b> 		1-1 	4 0 1 0 0 1 3												
<b>Eddie Pérez, R</b> <small>OBP: 0.279, SLG: 0.335</small> 		1-3 <b>K</b> 		2-1 <b>G6-3</b> 			0-1 <b>F8</b> 	0-0 	4 1 1 0 0 1 1												
<b>Keith Lockhart, L</b> <small>OBP: 0.317, SLG: 0.315</small> 		4-2 		1-0 <b>G3</b> 			1-3 <b>K</b> 	0-2 	3 0 0 0 1 1 2												
<b>Ozzie Guillen, L</b> <small>OBP: 0.278, SLG: 0.293</small> 	0-1 <b>FC6-4</b> 				1-2 <b>F8</b> 		1-0 	0-0 	4 0 2 1 0 0 1												
<b>Bruce Chen, L</b> <small>(1, 1)</small> <b>Randall Simon, L</b> <small>(8, 3)</small> 	2-1 <b>G6-3</b> 			0-1 <b>F8</b> 			1-3 <b>K</b> 	0-1 	3 0 0 0 0 1 2 1 0 0 0 0 1												
<b>Inning Stats</b>	R: 1 H: 1 E: 0 K: 1 S: 9	H: 1 LOB: 1 BB: 1 P: 15	R: 0 H: 0 E: 1 K: 1 S: 13	H: 0 LOB: 1 BB: 1 P: 20	R: 0 H: 1 E: 0 K: 0 S: 7	H: 1 LOB: 0 BB: 0 P: 10	R: 0 H: 1 E: 0 K: 0 S: 6	H: 1 LOB: 1 BB: 0 P: 13	R: 0 H: 0 E: 0 K: 0 S: 7	H: 0 LOB: 0 BB: 0 P: 9	R: 0 H: 0 E: 0 K: 2 S: 7	H: 0 LOB: 0 BB: 1 P: 14	R: 0 H: 1 E: 0 K: 2 S: 9	H: 1 LOB: 1 BB: 0 P: 12	R: 1 H: 1 E: 1 K: 1 S: 11	H: 1 LOB: 1 BB: 0 P: 15	R: 1 H: 2 E: 0 K: 0 S: 8	H: 2 LOB: 0 BB: 0 P: 8	1B: 4 2B: 2 3B: 0 HR: 1	SF: 0 SAC: 1 DP: 1 HBP: 0	WP: 1 PA: 36 FB: 0 SB: 0 CS: 1
<b>PITCHER</b>	<b>Anthony Shumaker, L</b> <small>ERA: 1.13</small> <b>Jim Poole, L</b> <small>ERA: 3.18</small>	IP: 8.0 WLS: L BF: 32 H: 5 R: 2 ER: 1 SO: 5 BB: 3 IBB: 0 HBP: 0 BLK: 0 WP: 1 HR: 1 S: 69 P: 108 ERA: 1.12 WHIP: 1.000	<b>PITCHER</b>	IP: 1.0 WLS: S BF: 4 H: 2 R: 1 ER: 1 SO: 0 BB: 0 IBB: 0 HBP: 0 BLK: 0 WP: 0 HR: 0 S: 8 P: 8 ERA: 9.00 WHIP: 2.000																	

Batter	1	2	3	4	5	6	7	8	9	AB	R	H	RBI	BB	SO	LOB	BOTTOM
<b>Doug Glanville, R</b> <small>OBP: 0.386, SLG: 0.465</small> 	1-1 <b>E5</b> 		2-2 			2-3 <b>K</b> 		1-2 		4	1	2	0	0	1	0	<b>Atlanta Braves @ Philadelphia Phillies</b> Veterans Stadium, Philadelphia, PA Fri Jul 23 1999, 7:35 PM EDT Att: 32,673 - Unknown - 89 F <a href="http://livebaseballscorecards.com">livebaseballscorecards.com</a>
<b>Ron Gant, R</b> <small>OBP: 0.353, SLG: 0.432</small> 	3-2 <b>F7</b> 		0-2 <b>F7</b> 			2-3 <b>K</b> 		4-2 	3 0 0 0 1 1 3								
<b>Bobby Abreu, L</b> <small>OBP: 0.409, SLG: 0.542</small> 	0-1 <b>G5-3</b> 		0-0 <b>FC4-6</b> 			1-3 <b>K</b> 		0-3 	4 0 0 0 0 2 5								
<b>23 Kevin Jordan, R</b> <small>OBP: 0.363, SLG: 0.434</small> 	1-0 <b>P8</b> 			1-2 <b>G6-3</b> 			0-2 <b>P4</b> 	1-1 	4 0 1 0 0 0 0								
<b>Rico Brogna, L</b> <small>OBP: 0.333, SLG: 0.429</small> 		1-0 <b>F8</b> 		0-2 		0-0 <b>F7</b> 		0-1 <b>F7</b> 	4 0 1 0 0 0 1								
<b>Kevin Sevcik, R</b> <small>OBP: 0.359, SLG: 0.416</small> 	4-1 		0-0 <b>G5-4-3</b> 			0-2 <b>L9</b> 		0-0 <b>F8</b> 	3 0 0 0 1 0 2								
<b>Gary Bennett, R</b> <small>OBP: 0.254, SLG: 0.286</small> 	0-2 <b>G6-4-3</b> 			1-2 <b>G4-3</b> 			0-2 <b>F8</b> 	1-0 <b>F9</b> 	4 0 0 0 0 0 2								
<b>Domingo Cedeno, S</b> <small>OBP: 0.314, SLG: 0.397</small> 			0-0 <b>F8</b> 		2-2 <b>F9</b> 		1-3 <b>K</b> 		3 0 0 0 0 1 0								
<b>Anthony Shumaker, L</b> <small>(1, 1)</small> <b>Alex Arias, R</b> <small>(8, PH)</small> <b>Jim Poole, L</b> <small>(9, 1)</small> 	4-0 			1-3 <b>K</b> 			2-2 	1-0 	1 0 0 0 1 1 0 0 0 0 0								
<b>Inning Stats</b>	R: 1 H: 0 E: 1 K: 0 S: 8	H: 0 LOB: 0 BB: 1 P: 11	R: 0 H: 1 E: 0 K: 0 S: 8	H: 1 LOB: 2 BB: 1 P: 14	R: 0 H: 1 E: 0 K: 0 S: 7	H: 0 LOB: 0 BB: 0 P: 8	R: 0 H: 0 E: 0 K: 3 S: 9	H: 0 LOB: 0 BB: 0 P: 14	R: 0 H: 0 E: 0 K: 0 S: 7	H: 0 LOB: 0 BB: 0 P: 7	R: 0 H: 2 E: 0 K: 2 S: 21	H: 2 LOB: 3 BB: 1 P: 29	R: 0 H: 1 E: 0 K: 0 S: 6	H: 1 LOB: 1 BB: 0 P: 8	1B: 5 2B: 0 3B: 0 HR: 0	SF: 0 SAC: 0 DP: 2 HBP: 0	WP: 0 PA: 34 FB: 0 SB: 1 CS: 0
<b>PITCHER</b>	<b>Bruce Chen, L</b> <small>ERA: 4.85</small> <b>John Rocker, L</b> <small>ERA: 2.56</small>	IP: 7.2 WLS: W BF: 28 H: 4 R: 1 ER: 0 SO: 5 BB: 4 IBB: 1 HBP: 0 BLK: 0 WP: 0 HR: 0 S: 69 P: 99 ERA: 0.00 WHIP: 0.783	<b>PITCHER</b>	IP: 1.1 WLS: S BF: 6 H: 1 R: 0 ER: 0 SO: 1 BB: 1 IBB: 0 HBP: 0 BLK: 0 WP: 0 HR: 0 S: 12 P: 18 ERA: 0.00 WHIP: 1.500													



Batter	1	2	3	4	5	6	7	8	9	AB	R	H	RBI	BB	SO	LOB	TOP				
Walt Weiss, S OBP: 0.312, SLG: 0.300 (1, 6)										3	0	1	0	1	0	0	Atlanta Braves @ Philadelphia Phillies Veterans Stadium, Philadelphia, PA Sat Jul 24 1999, 7:05 PM EDT Att: 30,167 - Cloudy - 90 F				
Bret Boone, R OBP: 0.309, SLG: 0.394 (1, 4)										4	0	1	0	0	1	1					
10 Chipper Jones, S OBP: 0.429, SLG: 0.589 (1, 5)										3	0	0	0	1	1	0					
Brian Jordan, R OBP: 0.354, SLG: 0.496 (1, 9)										4	0	0	0	0	2	3					
Ryan Klesko, L OBP: 0.388, SLG: 0.585 Otis Nixon, S OBP: 0.295, SLG: 0.222 (8, PR) (8, 7)										3	1	1	1	0	0	3					
Javy Lopez, R OBP: 0.375, SLG: 0.533 Eddie Pérez, R OBP: 0.278, SLG: 0.333 (6, PR) (6, 2)										3	1	2	0	0	0	3					
Andruw Jones, R OBP: 0.356, SLG: 0.496 (1, 8)										3	1	1	2	1	0	1					
Randall Simon, L OBP: 0.360, SLG: 0.405 (1, 3)										4	0	0	0	0	0	1					
29 John Smoltz, R ERA: 5.22 Mike Remlinger, L ERA: 3.03 Russ Springer, R ERA: 5.18 Keith Lockhart, L ERA: 3.15 Micah Bowie, L ERA: 2.77, SLG: 0.293 (6, PH) (7, PH) (7, 1) (8, PH)											2	0	0	0	0	2					
<b>Inning Stats</b>	R: 0 E: 0 K: 1 S: 16	H: 2 LOB: 3 BB: 1 P: 27	R: 0 E: 0 K: 1 S: 5	H: 0 LOB: 0 BB: 0 P: 7	R: 0 E: 0 K: 1 S: 12	H: 0 LOB: 0 BB: 0 P: 16	R: 2 E: 0 K: 0 S: 10	H: 2 LOB: 0 BB: 0 P: 14	R: 0 E: 0 K: 1 S: 7	H: 0 LOB: 0 BB: 0 P: 12	R: 1 E: 0 K: 1 S: 14	H: 2 LOB: 1 BB: 1 P: 21	R: 0 E: 0 K: 1 S: 10	H: 0 LOB: 1 BB: 1 P: 20	R: 0 E: 0 K: 0 S: 7	H: 0 LOB: 2 BB: 0 P: 12			1B: 3 2B: 1 3B: 0 HR: 2	SF: 0 SAC: 0 DP: 1 HBP: 1	WP: 1 PB: 0 SB: 2 CS: 0
<b>PITCHER</b>	IP	WLS	BF	H	R	ER	SO	BB	IBB	HBP	BLK	WP	HR	S	P	ERA	WHIP				
Chad Ogea, R ERA: 5.22	(1, 1)	6.0	25	6	3	3	5	1	0	0	0	0	2	64	97	4.50	1.167				
Steve Montgomery, R ERA: 3.03	(7, 1)	1.2	W	6	0	0	1	1	0	0	0	1	0	14	27	0.00	0.600				
Jim Poole, L ERA: 3.15	(8, 1)	0.0		1	0	0	0	0	0	1	0	0	0	2	3	∞	∞				
Wayne Gomes, R ERA: 3.35	(8, 1)	1.1	S	4	0	0	0	1	0	0	0	0	0	7	14	0.00	0.750				

Batter	1	2	3	4	5	6	7	8	9	AB	R	H	RBI	BB	SO	LOB	BOTTOM				
Doug Glanville, R OBP: 0.387, SLG: 0.468 (1, 8)										4	2	2	0	0	0	0	Atlanta Braves @ Philadelphia Phillies Veterans Stadium, Philadelphia, PA Sat Jul 24 1999, 7:05 PM EDT Att: 30,167 - Cloudy - 90 F				
Ron Gant, R OBP: 0.355, SLG: 0.433 (1, 7)										4	0	2	0	0	0	0					
Bobby Abreu, L OBP: 0.415, SLG: 0.547 (1, 9)										3	1	3	2	1	0	0					
23 Kevin Jordan, R OBP: 0.360, SLG: 0.429 (1, 5)										4	1	1	0	0	0	4					
Rico Brogna, L OBP: 0.333, SLG: 0.427 (1, 3)										4	0	1	1	0	0	4					
Marlon Anderson, L OBP: 0.276, SLG: 0.359 15 David Doster, R OBP: 0.339, SLG: 0.404 (9, 4)										4	0	1	0	0	0	2					
Gary Bennett, R OBP: 0.254, SLG: 0.283 (1, 2)										4	0	1	1	0	0	1					
Alex Arias, R OBP: 0.389, SLG: 0.427 (1, 6)										3	0	0	0	1	0	1					
Chad Ogea, R ERA: 5.22 Kevin Smoltz, R ERA: 2.64 Steve Montgomery, R ERA: 3.03 Jim Poole, L ERA: 3.15 Wayne Gomes, R ERA: 3.35 Rob Ducey, L ERA: 3.97, SLG: 0.505 (6, PH) (7, 1) (8, 1) (8, 7)										2	0	0	0	0	1	1					
<b>Inning Stats</b>	R: 0 E: 0 K: 0 S: 10	H: 1 LOB: 1 BB: 0 P: 18	R: 0 E: 0 K: 0 S: 9	H: 0 LOB: 0 BB: 0 P: 12	R: 0 E: 1 K: 0 S: 8	H: 0 LOB: 1 BB: 1 P: 11	R: 0 E: 0 K: 0 S: 7	H: 0 LOB: 1 BB: 1 P: 15	R: 3 E: 0 K: 1 S: 19	H: 6 LOB: 3 BB: 1 P: 29	R: 1 E: 0 K: 0 S: 13	H: 3 LOB: 1 BB: 0 P: 19	R: 0 E: 0 K: 0 S: 10	H: 0 LOB: 0 BB: 0 P: 13	1B: 9 2B: 2 3B: 0 HR: 0	SF: 0 SAC: 0 DP: 2 HBP: 0			WP: 0 PB: 0 SB: 0 CS: 0	PA: 35	
<b>PITCHER</b>	IP	WLS	BF	H	R	ER	SO	BB	IBB	HBP	BLK	WP	HR	S	P	ERA	WHIP				
29 John Smoltz, R ERA: 3.5	(1, 1)	5.0		5	3	3	1	1	0	0	0	0	0	11	18	0.00	6.000				
Mike Remlinger, L ERA: 2.64	(6, 1)	0.2	B	5	3	0	0	1	0	0	0	0	0	3	3	0.00	0.000				
Russ Springer, R ERA: 5.18	(6, 1)	0.1		1	0	0	1	0	0	0	0	0	0	3	3	0.00	0.000				
Micah Bowie, L ERA: 4.5	(7, 1)	2.0	L	8	3	1	1	0	0	0	0	0	0	23	32	4.50	1.500				







Batter	1	2	3	4	5	6	7	8	9	AB	R	H	RBI	BB	SO	LOB	TOP					
Mark Loretta, R (1,4) OBP: 0.370, SLG: 0.425	G5-3 1B		F9					2-0 1B		3	0	2	0	1	0	0	<b>Milwaukee Brewers @ Atlanta Braves</b> Turner Field, Atlanta, GA Mon Jul 26 1999, 7:40 PM EDT Att: 38,534 - Unknown - 90 F					
Rich Becker, L (1,9) OBP: 0.385, SLG: 0.380	G5-3 1B		K				0-1 F8	1-0 P6		4	0	1	0	0	1	3						
Jeff Cirillo, R (1,5) OBP: 0.384, SLG: 0.429 Mike Myers, L (8,1)	L9			0-1 F8		0-0 G5-3		2-2 G5-3		4	0	0	0	0	0	3						
Marquis Grissom, R (1,8) OBP: 0.346, SLG: 0.410	G5-3			2-1 G6-3		0-1 G1-3			0-0 2B 1B	4	1	1	0	0	0	2						
Geoff Jenkins, L (1,7)	K			1-2 FC6-4 1B		1-2 G5-3			0-0 1B	4	0	2	1	0	1	2						
Sean Berry, R (1,3)		1-2 G3-1		0-1 FC6-4 1B			1-0 G5-3		0-3 K	4	0	0	0	0	1	2						
Brian Banks, S (1,2)		1-3 K			0-2 F8		1-1 P8		0-3 K	4	0	0	0	0	2	1						
Jose Valentin, S (1,6)		0-3 K			4-2 G4-3 BB		3-2 L3		0-0 F8	3	0	0	0	1	1	1						
Scott Karl, L (1,1) OBP: 0.186, SLG: 0.341 Reggie Harris, R (7,1) Lou Collier, R (8,PH) OBP: 0.348, SLG: 0.424			3-3 K2-3		1-1 G4-3			0-0 L6		2	0	0	0	0	1	1						
<b>Inning Stats</b>	R: 0 E: 0 K: 1 S: 9	H: 2 LOB: 2 BB: 0 P: 11	R: 0 E: 0 K: 2 S: 9	H: 0 LOB: 0 BB: 0 P: 11	R: 0 E: 0 K: 2 S: 9	H: 0 LOB: 0 BB: 0 P: 16	R: 0 E: 0 K: 0 S: 9	H: 1 LOB: 1 BB: 0 P: 12	R: 0 E: 0 K: 0 S: 12	H: 0 LOB: 2 BB: 2 P: 21	R: 0 E: 0 K: 0 S: 6	H: 0 LOB: 0 BB: 0 P: 7	R: 0 E: 0 K: 0 S: 7	H: 0 LOB: 0 BB: 0 P: 12	R: 0 E: 0 K: 0 S: 6	H: 1 LOB: 1 BB: 0 P: 11		R: 1 E: 0 K: 2 S: 9	H: 2 LOB: 1 BB: 0 P: 9	1B: 5 2B: 1 3B: 0 HR: 0	SF: 0 SAC: 0 DP: 0 HBP: 0	WP: 0 PB: 0 CS: 0
<b>PITCHER</b> Greg Maddux, R (1,1) ERA: 3.42	IP: 9.0 WLS: W BF: 35 H: 6 R: 1 ER: 1 SO: 7 BB: 2 IBB: 0 HBP: 0 BLK: 0 WP: 0 HR: 0 S: 76 P: 110 ERA: 1.00 WHIP: 0.889															<b>PITCHER</b>						

Batter	1	2	3	4	5	6	7	8	9	AB	R	H	RBI	BB	SO	LOB	BOTTOM					
Gerald Williams, R (1,9) OBP: 0.321, SLG: 0.421	G4-3		F7			0-1 FC 1B		0-0 G6-3		4	1	1	0	0	0	1	<b>Milwaukee Brewers @ Atlanta Braves</b> Turner Field, Atlanta, GA Mon Jul 26 1999, 7:40 PM EDT Att: 38,534 - Unknown - 90 F					
Bret Boone, R (1,4) OBP: 0.307, SLG: 0.390	10 SF8 1B			1-1 10 2B FC6-5-5 1B	2-1 FC 1B 2B	1-0 F7				4	2	2	1	0	0	2						
10 Chipper Jones, S (1,5) OBP: 0.432, SLG: 0.598	SF8 1-H			0-0 HBP 1-3 2B	0-0 1B IBB		3-1 P6			2	1	1	1	1	0	0						
Andruw Jones, R (1,8) OBP: 0.360, SLG: 0.504	L6			2-1 FC6-5-2-5 HBP 2B	1-1 2B G4-3 1B		2-3 K			4	1	1	1	0	1	2						
Brian Hunter, R (1,3) OBP: 0.345, SLG: 0.444		4-2 G5-4-3 BB		2-1 P4	2-1 G4-3 2B		2-1 P3			3	0	1	2	1	0	2						
Ryan Klesko, L (1,7) OBP: 0.388, SLG: 0.587 Otis Nixon, S (9,7)		1-3 K		3-1 HBP	3-1 G4-3		4-2 FC5-4 BB			2	0	0	1	1	1	2						
Eddie Pérez, R (1,2) OBP: 0.277, SLG: 0.326	G5-4-3			1-2 2-3 HBP	2-3 3-H L8		0-0 L8			4	0	0	0	0	0	6						
Walt Weiss, S (1,6) OBP: 0.315, SLG: 0.309			1-3 K		0-0 1B FC SH1-4 1B	1-2 G4-3 2B		1-0 FC5-4		4	1	2	0	0	1	1						
Greg Maddux, R (1,1) OBP: 0.262, SLG: 0.450			0-1 G5-3		0-0 SH1-4	0-0 G4-3		0-0 P9		3	0	0	0	0	0	2						
<b>Inning Stats</b>	R: 1 E: 0 K: 0 S: 12	H: 1 LOB: 0 BB: 0 P: 21	R: 0 E: 0 K: 1 S: 9	H: 0 LOB: 1 BB: 1 P: 15	R: 0 E: 0 K: 1 S: 6	H: 0 LOB: 0 BB: 0 P: 8	R: 0 E: 0 K: 0 S: 10	H: 2 LOB: 3 BB: 0 P: 19	R: 5 E: 1 K: 0 S: 13	H: 4 LOB: 1 BB: 1 P: 23	R: 0 E: 0 K: 0 S: 6	H: 1 LOB: 1 BB: 0 P: 8	R: 0 E: 0 K: 1 S: 7	H: 0 LOB: 0 BB: 0 P: 14	R: 0 E: 0 K: 0 S: 5	H: 0 LOB: 1 BB: 1 P: 10		R: 0 E: 0 K: 0 S: 5	H: 0 LOB: 1 BB: 1 P: 10	1B: 5 2B: 3 3B: 0 HR: 0	SF: 1 SAC: 1 DP: 1 HBP: 1	WP: 1 PB: 0 CS: 0
<b>PITCHER</b> Scott Karl, L (1,1) ERA: 5.13 Reggie Harris, R (7,1) Mike Myers, L (8,1) ERA: 5.6	IP: 6.0 WLS: L BF: 29 H: 8 R: 6 ER: 4 SO: 2 BB: 1 IBB: 0 HBP: 0 BLK: 0 WP: 0 HR: 0 S: 56 P: 94 ERA: 6.00 WHIP: 1.500															<b>PITCHER</b>						





Batter	1	2	3	4	5	6	7	8	9	AB	R	H	RBI	BB	SO	LOB	TOP										
Mark Loretta, R (1, 5) OBP: 0.368, SLG: 0.422 Lou Collier, R (8, PH) OBP: 0.343, SLG: 0.417	G6-3		F8		F9			F7		3	0	0	0	0	0	1											
Jose Valentin, S (1, 6) OBP: 0.386, SLG: 0.512	E3 1B		F9		F9			WP 1B		4	1	2	0	0	0	1											
Ronnie Belliard, R (1, 4) OBP: 0.404, SLG: 0.449	G3		K					P4		4	0	0	0	0	2	3											
Dave Nilsson, L (1, 2) OBP: 0.390, SLG: 0.580 Brian Banks, S (8, PH) OBP: 0.326, SLG: 0.359	1B 1B IBB				K			4-2 BB		2	0	0	0	1	2	0											
Alex Ochoa, R (1, 9) OBP: 0.425, SLG: 0.564	1-0 1B				L4			1-0 G3		4	0	2	1	0	0	2											
Geoff Jenkins, L (1, 7) OBP: 0.380, SLG: 0.580			G4-3		HR					4	1	1	1	0	0	1											
Marquis Grissom, R (1, 8) OBP: 0.343, SLG: 0.406			K		F9			G4-3		4	0	0	0	0	1	0											
Sean Berry, R (1, 3) OBP: 0.298, SLG: 0.327			K					F9		4	0	1	0	0	2	0											
Hideo Nomo, R (1, 1) OBP: 0.323, SLG: 0.419 Rich Becker, L (7, PH) OBP: 0.386, SLG: 0.376 Eric Plunk, R (7, 1) Mike Myers, L (7, 1) Bob Wickman, R (8, 1)			K		SH1-4 2B			G4-3		1	0	0	0	0	1	0											
					SH1-4					1	0	0	0	0	0	0											
					2-3					0	0	0	0	0	0	0											
										0	0	0	0	0	0	0											
<b>Inning Stats</b>	R: 1 E: 1 K: 0 S: 13	H: 1 LOB: 2 BB: 1 P: 24	R: 0 E: 0 K: 2 S: 11	H: 0 LOB: 0 BB: 0 P: 17	R: 0 E: 0 K: 2 S: 9	H: 1 LOB: 1 BB: 0 P: 16	R: 1 E: 0 K: 1 S: 11	H: 1 LOB: 0 BB: 0 P: 16	R: 0 E: 0 K: 2 S: 13	H: 1 LOB: 1 BB: 0 P: 18	R: 0 E: 0 K: 0 S: 16	H: 0 LOB: 0 BB: 0 P: 23	R: 0 E: 0 K: 1 S: 14	H: 1 LOB: 2 BB: 1 P: 25	R: 0 E: 0 K: 1 S: 8	H: 0 LOB: 0 BB: 0 P: 11	1B: 2 2B: 3 3B: 0 HR: 1	SF: 0 SAC: 1 DP: 0 HBP: 0	WP: 1 PB: 0 SB: 0 CS: 0	PA: 35							
<b>PITCHER</b>	IP	WLS	BF	H	R	ER	SO	BB	IBB	HBP	BLK	WP	HR	S	P	ERA	WHIP										
Kevin Millwood, R (1, 1) ERA: 3.15	7.0	W	27	5	2	1	7	0	1	0	0	0	1	82	126	1.29	0.714										
Rudy Seanez, R (8, 1) ERA: 2.39	1.0		5	1	0	0	0	1	0	0	0	1	0	14	25	0.00	2.000										
30 Kevin McGlinchy, R (9, 1) ERA: 3.02	1.0		3	0	0	0	1	0	0	0	0	0	0	8	11	0.00	0.000										

Milwaukee Brewers @ Atlanta Braves  
Turner Field, Atlanta, GA  
Tue Jul 27 1999, 7:40 PM EDT  
Att: 38,582 - Unknown - 90 F

AB 32  
R 2  
H 6  
RBI 2  
BB 2  
SO 8  
LOB 8



Batter	1	2	3	4	5	6	7	8	9	AB	R	H	RBI	BB	SO	LOB	BOTTOM										
Gerald Williams, R (1, 9) OBP: 0.322, SLG: 0.436	P5		10 CS 1B		G6-3			F9		5	1	2	1	0	0	0											
Bret Boone, R (1, 4) OBP: 0.306, SLG: 0.395	K		F8		HR			G1-3		5	1	1	1	0	2	1											
10 Chipper Jones, S (1, 5) OBP: 0.430, SLG: 0.594	F7		CS		G4-3			BB 2B 1B		4	1	1	0	0	0	0											
Ryan Klesko, L (1, 7) OBP: 0.386, SLG: 0.586 Rudy Seanez, R (8, 1) 30 Kevin McGlinchy, R (9, 1)			G4-3		HR 2B			F7		4	1	1	0	0	1	1											
Andrew Jones, R (1, 8) OBP: 0.362, SLG: 0.510			P2		HR			2B BB		3	2	1	2	1	0	0											
Greg Myers, L (1, 2) OBP: 0.386, SLG: 0.405			2B 1B		F8			HR BB		3	3	2	2	1	0	0											
Randall Simon, L (1, 3) OBP: 0.373, SLG: 0.463 Brian Hunter, R (7, PH) OBP: 0.350, SLG: 0.460			1B 2B		1B			1B 2B		3	1	3	3	0	0	0											
Walt Weiss, S (1, 6) OBP: 0.318, SLG: 0.312			1B		1B			HR BB		4	0	2	0	0	1	1											
Kevin Millwood, R (1, 1) OBP: 0.174, SLG: 0.159 Otis Nixon, S (8, 7) OBP: 0.291, SLG: 0.219			G1-4-3		F7			F7		3	0	0	0	0	2	0											
										1	0	0	0	0	0	0											
<b>Inning Stats</b>	R: 0 E: 0 K: 1 S: 6	H: 0 LOB: 0 BB: 0 P: 8	R: 1 E: 0 K: 1 S: 13	H: 2 LOB: 1 BB: 0 P: 21	R: 0 E: 0 K: 0 S: 6	H: 1 LOB: 0 BB: 0 P: 10	R: 2 E: 0 K: 0 S: 11	H: 4 LOB: 2 BB: 0 P: 16	R: 1 E: 0 K: 0 S: 8	H: 1 LOB: 0 BB: 0 P: 13	R: 2 E: 0 K: 2 S: 5	H: 1 LOB: 1 BB: 1 P: 13	R: 4 E: 0 K: 2 S: 17	H: 5 LOB: 2 BB: 1 P: 27	R: 0 E: 0 K: 0 S: 4	H: 0 LOB: 0 BB: 0 P: 7	1B: 6 2B: 4 3B: 0 HR: 4	SF: 0 SAC: 0 DP: 0 HBP: 0	WP: 0 PB: 0 SB: 0 CS: 1	PA: 39							
<b>PITCHER</b>	IP	WLS	BF	H	R	ER	SO	BB	IBB	HBP	BLK	WP	HR	S	P	ERA	WHIP										
Hideo Nomo, R (1, 1) ERA: 3.97	6.0	L	27	9	6	6	2	1	0	0	0	0	1	12	19	40.50	4.500										
Eric Plunk, R (7, 1) ERA: 3.5	0.2		5	2	3	3	2	1	0	0	0	0	0	5	8	27.00	9.000										
Mike Myers, L (7, 1) ERA: 5.86	0.1		3	3	1	1	0	0	0	0	0	0	0	5	8	27.00	9.000										
Bob Wickman, R (8, 1) ERA: 3.09	1.0		3	0	0	0	0	0	0	0	0	0	0	4	7	0.00	0.000										

Milwaukee Brewers @ Atlanta Braves  
Turner Field, Atlanta, GA  
Tue Jul 27 1999, 7:40 PM EDT  
Att: 38,582 - Unknown - 90 F

AB 36  
R 10  
H 14  
RBI 10  
BB 2  
SO 4  
LOB 5





Batter	1	2	3	4	5	6	7	8	9	AB	R	H	RBI	BB	SO	LOB	TOP			
<b>Mark Loretta, R</b> OBP: 0.366, SLG: 0.419	2-2 BB 1B 1B	2-2 F9		0-1 G6-3		2-1 F9		0-3 K		5	1	1	0	0	1	0				
<b>Ronnie Belliard, R</b> OBP: 0.401, SLG: 0.444	0-3 K	0-2 F7			2-2 F8		2-2 BB 1B 1B	0-0 G6-3		5	1	1	0	0	1	1				
<b>Jeff Cirillo, R</b> OBP: 0.399, SLG: 0.440	1-1 1B BB 1-2 FC4-6 1B	2-0 HR			4-1 1B BB		3-2 1B 1B		2-2 F9	4	4	3	1	1	0	0				
<b>Alex Ochoa, R</b> OBP: 0.436, SLG: 0.566	4-1 FC4-6 1B 1-2 2B BB	0-1 G4-3			0-2 1B		4-2 1B BB		0-0 G6-3 E	3	2	2	0	2	0	0				
<b>Marquis Grissom, R</b> OBP: 0.344, SLG: 0.406	2-2 FC4-6 1-2 2B 2-3 3H 1B		3-1 P3		1-1 1B		1-3 K		1-0 G6-3	5	0	2	2	0	1	4				
<b>Geoff Jenkins, L</b> OBP: 0.384, SLG: 0.588	2-2 FC4-6 2B		0-1 FC6-4 1B		1-2 2H 3H 1B		1-2 K		2-1 E6	5	2	3	4	0	1	4				
<b>Jose Valentin, S</b> OBP: 0.380, SLG: 0.508	1-2 1H 2-3 3H 2B		0-1 FC6-4 CS		0-0 F7		0-3 K		0-0 F8	5	0	1	2	0	1	5				
<b>Brian Banks, S</b> OBP: 0.324, SLG: 0.351	4-1 IBB		0-0 CS	1-0 P5		2-0 G3-1	0-0 F8			3	0	0	0	1	0	2				
<b>Bill Pulsipher, L</b> ERA: 5.10, SLG: 0.100	1-3 K			1-3 K					1-3 K	3	0	0	0	0	3	2				
<b>Inning Stats</b>	R: 4 E: 0 K: 2 S: 34	H: 4 LOB: 2 BB: 2 P: 51	R: 1 E: 0 K: 0 S: 11	H: 1 LOB: 0 BB: 0 P: 15	R: 0 E: 0 K: 0 S: 6	H: 1 LOB: 0 BB: 0 P: 9	R: 0 E: 0 K: 1 S: 6	H: 0 LOB: 0 BB: 0 P: 8	R: 1 E: 0 K: 1 S: 15	H: 2 LOB: 2 BB: 1 P: 22	R: 2 E: 0 K: 2 S: 21	H: 3 LOB: 2 BB: 1 P: 32	R: 0 E: 0 K: 2 S: 7	H: 0 LOB: 0 BB: 0 P: 8	R: 2 E: 1 K: 0 S: 8	H: 2 LOB: 0 BB: 0 P: 13	1B: 10 2B: 1 3B: 1 HR: 1	SF: 0 SAC: 0 DP: 0 HBP: 0	WP: 0 PB: 0 CS: 1	PA: 44
<b>PITCHER</b>	IP WLS BF H R ER SO BB IBB HBP BLK WP HR S P ERA WHIP																			
<b>Bruce Chen, L</b> ERA: 5.82	4.1 L 23 8 6 6 3 2 1 0 0 0 0 1 68 101 12.46 2.308																			
<b>Russ Springer, R</b> ERA: 4.85	1.2 5 0 0 0 2 0 0 0 0 0 0 0 11 15 0.00 0.000																			
<b>Micah Bowie, L</b> ERA: 9.0	1.0 7 3 2 2 2 1 0 0 0 0 0 0 21 32 18.00 4.000																			
<b>Mike Remlinger, L</b> ERA: 2.59	1.0 3 0 0 0 2 0 0 0 0 0 0 0 7 8 0.00 0.000																			
<b>30 Kevin McGlinchy, R</b> ERA: 3.14	1.0 5 2 2 1 0 0 0 0 0 0 0 0 8 13 9.00 2.000																			

Milwaukee Brewers @ Atlanta Braves  
Turner Field, Atlanta, GA  
Wed Jul 28 1999, 7:40 PM EDT  
Att: 39,432 - Cloudy - 92 F

AB 39  
R 10  
H 13  
RBI 9  
BB 4  
SO 9  
LOB 18



Batter	1	2	3	4	5	6	7	8	9	AB	R	H	RBI	BB	SO	LOB	BOTTOM					
<b>Gerald Williams, R</b> OBP: 0.321, SLG: 0.437	1-3 K2-3		0-0 G5-3			1-0 G6-3		0-0 G1-3 10 1B 2B		4	1	1	0	0	1	0						
<b>Bret Boone, R</b> OBP: 0.306, SLG: 0.393	2-2 K			3-1 10 1B SF7-5 1B		2-2 G1-3		1-0 G1-3		4	1	1	0	0	1	1						
<b>10 Chipper Jones, S</b> OBP: 0.435, SLG: 0.607	2-0 1B			2-2 SF7-5 1-3 1B		0-0 HR		1-0 1B		4	1	4	2	0	0	0						
<b>Andruw Jones, R</b> OBP: 0.361, SLG: 0.508	0-0 G4-3			2-2 G5-3		2-3 K		0-2 1B		4	0	1	0	0	1	3						
<b>Brian Hunter, R</b> OBP: 0.339, SLG: 0.447		3-2 F7		0-0 SF7-2-5		2-0 G5-3		2-2 P4		3	0	0	1	0	0	2						
<b>Ryan Klesko, L</b> OBP: 0.381, SLG: 0.577		1-1 G3			3-2 G6-3		0-0 E4 1B	1-2 P6		4	1	0	0	0	0	2						
<b>Eddie Pérez, R</b> OBP: 0.281, SLG: 0.326		0-0 G6-3			4-1 G5-4-3 BB		2-1 1B 1B		1-3 K	3	0	1	0	1	1	0						
<b>Walt Weiss, S</b> OBP: 0.317, SLG: 0.311			3-3 K		0-1 G5-4-3		2-0 1-2 2H 1B		2-1 G4-3	4	0	1	1	0	1	1						
<b>Bruce Chen, L</b> ERA: 4.31	6.2 W 25 5 3 3 2 5 1 0 0 0 0 0 51 88 2.70 0.900																					
<b>Mike Myers, L</b> ERA: 5.79	0.1 2 1 0 0 0 0 0 0 0 0 0 0 3 7 0.00 3.000																					
<b>David Weathers, R</b> ERA: 3.92	0.2 5 3 1 1 0 0 0 0 0 0 0 0 10 14 13.50 4.500																					
<b>52 Rafael Roque, L</b> ERA: 5.4	0.1 H 1 0 0 0 0 0 0 0 0 0 0 0 3 4 0.00 0.000																					
<b>Bob Wickman, R</b> ERA: 3.02	1.0 3 0 0 0 1 0 0 0 0 0 0 0 11 14 0.00 0.000																					
<b>Inning Stats</b>	R: 0 E: 0 K: 2 S: 8	H: 1 LOB: 1 BB: 0 P: 13	R: 0 E: 0 K: 0 S: 6	H: 0 LOB: 0 BB: 0 P: 10	R: 0 E: 0 K: 2 S: 8	H: 0 LOB: 0 BB: 0 P: 13	R: 1 E: 0 K: 0 S: 9	H: 2 LOB: 0 BB: 0 P: 16	R: 0 E: 0 K: 0 S: 6	H: 0 LOB: 0 BB: 1 P: 13	R: 0 E: 0 K: 0 S: 5	H: 0 LOB: 0 BB: 0 P: 8	R: 2 E: 1 K: 1 S: 12	H: 3 LOB: 2 BB: 0 P: 22	R: 1 E: 0 K: 0 S: 13	H: 3 LOB: 2 BB: 0 P: 18	R: 0 E: 0 K: 1 S: 11	H: 0 LOB: 0 BB: 0 P: 14	1B: 7 2B: 2 3B: 0 HR: 1	SF: 1 SAC: 0 DP: 2 HBP: 0	WP: 0 PB: 0 CS: 0	PA: 36
<b>PITCHER</b>	IP WLS BF H R ER SO BB IBB HBP BLK WP HR S P ERA WHIP																					
<b>Bill Pulsipher, L</b> ERA: 4.31	6.2 W 25 5 3 3 2 5 1 0 0 0 0 0 51 88 2.70 0.900																					
<b>Mike Myers, L</b> ERA: 5.79	0.1 2 1 0 0 0 0 0 0 0 0 0 0 3 7 0.00 3.000																					
<b>David Weathers, R</b> ERA: 3.92	0.2 5 3 1 1 0 0 0 0 0 0 0 0 10 14 13.50 4.500																					
<b>52 Rafael Roque, L</b> ERA: 5.4	0.1 H 1 0 0 0 0 0 0 0 0 0 0 0 3 4 0.00 0.000																					
<b>Bob Wickman, R</b> ERA: 3.02	1.0 3 0 0 0 1 0 0 0 0 0 0 0 11 14 0.00 0.000																					

Milwaukee Brewers @ Atlanta Braves  
Turner Field, Atlanta, GA  
Wed Jul 28 1999, 7:40 PM EDT  
Att: 39,432 - Cloudy - 92 F

AB 34  
R 4  
H 9  
RBI 4  
BB 1  
SO 6  
LOB 11





Batter	1	2	3	4	5	6	7	8	9	AB	R	H	RBI	BB	SO	LOB	TOP				
Doug Glanville, R (1, 8) OBP: 0.381, SLG: 0.465	0-1 G5-3	1-1 F9			2-2 G5-3		0-3 K		3-2 F8	5	0	0	0	0	1	0	Philadelphia Phillies @ Atlanta Braves Turner Field, Atlanta, GA Fri Jul 30 1999, 7:40 PM EDT Att: 48,605 - Unknown - 92 F				
Ron Gant, R (1, 7) OBP: 0.349, SLG: 0.421	1-1 G5-3		1-2 P5		2-3 K		2-2 1B		3-2 F7	5	0	1	0	0	1	0					
Bobby Abreu, L (1, 9) OBP: 0.430, SLG: 0.572	1-0 2B		1-2 SF8		2-2 1B		0-3 K		4-2 HR	4	2	3	0	1	1	1					
Scott Rolen, R (1, 5) OBP: 0.350, SLG: 0.546 Steve Montgomery, R (9, 1) OBP: 1.000, SLG: 1.000	0-2 P5		3-2 SF8		2-3 K				2-1 HR	3	2	1	2	1	1	2					
Rico Brogna, L (1, 3) OBP: 0.334, SLG: 0.435		2-2 2B	0-0 G1-3			1-0 FC4-6			1-2 HR	5	2	3	3	0	0	0					
Mike Lieberthal, R (1, 2) OBP: 0.384, SLG: 0.589		0-0 HR		2-3 K		0-3 K			4-0 15 1B	4	2	2	2	1	2	1					
Marlon Anderson, L (1, 4) 15 David Doster, R (8, 4) OBP: 0.348, SLG: 0.411		2-1 HR		3-2 G1-3		1-3 K			3-2 G5-3	4	1	1	2	0	1	1					
Alex Arias, R (1, 6) OBP: 0.382, SLG: 0.418		0-1 F8		1-0 HBP		2-2 FC4-6			4-2 F8	3	0	0	0	1	0	3					
Paul Byrd, R (1, 1) OBP: 0.239, SLG: 0.167 Rob Ducey, L (8, PH) OBP: 0.374, SLG: 0.468 Scott Aldred, L (8, 1) 23 Kevin Jordan, R (9, 5) OBP: 0.379, SLG: 0.468		0-1 G6-3		2-2 F7			1-1 F9		2-2 F9	3	0	0	0	0	0	1					
Inning Stats	R: 0 E: 0 K: 0 S: 8	H: 1 LOB: 1 BB: 0 P: 10	R: 3 E: 0 K: 0 S: 13	H: 3 LOB: 0 BB: 0 P: 18	R: 1 E: 0 K: 0 S: 11	H: 1 LOB: 0 BB: 0 P: 16	R: 0 E: 0 K: 1 S: 12	H: 0 LOB: 1 BB: 0 P: 20	R: 0 E: 0 K: 2 S: 18	H: 1 LOB: 1 BB: 0 P: 16	R: 0 E: 0 K: 2 S: 11	H: 1 LOB: 1 BB: 0 P: 14	R: 2 E: 0 K: 0 S: 15	H: 2 LOB: 1 BB: 1 P: 27	R: 3 E: 0 K: 0 S: 17	H: 2 LOB: 2 BB: 3 P: 35		1B: 5 2B: 2 3B: 1 HR: 4	SF: 1 SAC: 0 DP: 0 HBP: 1	WP: 0 PB: 0 SB: 1 CS: 0	PA: 44
PITCHER	IP	WLS	BF	H	R	ER	SO	BB	IBB	HBP	BLK	WP	HR	S	P	ERA	WHIP				
29 John Smoltz, R (1, 1) ERA: 3.72	3.2	L	17	5	4	4	1	0	0	1	0	0	1	39	57	9.82	1.364				
Russ Springer, R (4, 1) ERA: 4.51	1.1		5	1	0	0	2	0	0	0	0	0	0	23	33	0.00	0.750				
Mike Remlinger, L (6, 1) ERA: 2.81	2.2		13	4	2	2	4	1	0	0	0	0	2	35	52	6.75	1.875				
30 Kevin McGlinchy, R (8, 1) ERA: 3.12	0.1		1	0	0	0	0	0	0	0	0	0	0	3	5	0.00	0.000				
Micah Bowie, L (9, 1) ERA: 13.5	1.0		8	2	3	3	0	3	0	0	0	0	1	17	35	27.00	5.000				

AB	38
R	9
H	12
RBI	9
BB	4
SO	7
LOB	10



Batter	1	2	3	4	5	6	7	8	9	AB	R	H	RBI	BB	SO	LOB	BOTTOM					
Walt Weiss, S (1, 6) OBP: 0.316, SLG: 0.307	4-2 CS		1-1 G4-3			1-1 G4-3		1-0 F8		3	0	0	0	1	0	1	Philadelphia Phillies @ Atlanta Braves Turner Field, Atlanta, GA Fri Jul 30 1999, 7:40 PM EDT Att: 48,605 - Unknown - 92 F					
Bret Boone, R (1, 4) OBP: 0.307, SLG: 0.401	2-3 K			2-2 G5-3		4-1 10 G4-3			3-2 HR	3	1	1	1	1	1	1						
10 Chipper Jones, S (1, 5) OBP: 0.434, SLG: 0.602	4-1 BB			1-0 G5-3		2-1 G4-3			1-0 G5-3	3	0	0	0	1	0	1						
Brian Jordan, R (1, 9) OBP: 0.353, SLG: 0.496	1-1 F7			0-0 1B			0-2 G1-3		3-1 F9	4	1	1	0	0	0	1						
Ryan Klesko, L (1, 7) OBP: 0.379, SLG: 0.572		0-0 G3-1		2-0 2H		1-1 P2			2-3 K	4	0	1	1	0	1	0						
Andruw Jones, R (1, 8) OBP: 0.358, SLG: 0.504		0-2 F7		2-2 F8			0-2 G6-3			3	0	0	0	0	0	1						
Randall Simon, L (1, 3) ERA: 3.97 Brian Hunter, R (8, PH) OBP: 0.336, SLG: 0.442 (9, 3)		1-2 G3			0-1 FC6-4			1-3 K		2	0	1	0	0	0	0						
Eddie Pérez, R (1, 2) OBP: 0.285, SLG: 0.326 Greg Myers, L (4, 2) OBP: 0.361, SLG: 0.398			1-0 29 G6-4-3		0-1 FC6-4			2-0 P5		0	0	0	0	0	0	0						
29 John Smoltz, R (1, 1) ERA: 3.72 Russ Springer, R (4, 1) ERA: 4.51 Ozzie Guillen, L (5, PH) OBP: 0.374, SLG: 0.294 Mike Remlinger, L (6, 1) ERA: 2.81 30 Kevin McGlinchy, R (8, 1) ERA: 3.12 Gerald Williams, R (8, PH) OBP: 0.328, SLG: 0.440 Micah Bowie, L (9, 1) ERA: 13.5			0-2 G6-4-3		0-1 L3			1-1 1B		1	0	0	0	0	0	1						
Inning Stats	R: 0 E: 0 K: 1 S: 10	H: 0 LOB: 1 BB: 2 P: 21	R: 0 E: 0 K: 0 S: 9	H: 0 LOB: 0 BB: 0 P: 10	R: 0 E: 0 K: 0 S: 5	H: 0 LOB: 0 BB: 0 P: 7	R: 1 E: 0 K: 0 S: 10	H: 2 LOB: 1 BB: 0 P: 17	R: 0 E: 0 K: 0 S: 6	H: 1 LOB: 0 BB: 0 P: 6	R: 0 E: 0 K: 0 S: 5	H: 0 LOB: 0 BB: 1 P: 12	R: 0 E: 0 K: 0 S: 8	H: 0 LOB: 0 BB: 0 P: 9	R: 0 E: 0 K: 1 S: 7	H: 1 LOB: 1 BB: 0 P: 12		R: 1 E: 0 K: 1 S: 9	H: 1 LOB: 0 BB: 0 P: 18	1B: 3 2B: 4 3B: 0 HR: 1	SF: 0 SAC: 0 DP: 4 HBP: 1	WP: 0 PB: 0 SB: 0 CS: 1
PITCHER	IP	WLS	BF	H	R	ER	SO	BB	IBB	HBP	BLK	WP	HR	S	P	ERA	WHIP					
Paul Byrd, R (1, 1) ERA: 3.97	7.0	W	24	3	1	1	1	3	0	1	0	0	0	53	82	1.29	0.857					
Scott Aldred, L (8, 1) ERA: 4.6	1.0		4	1	0	0	1	0	0	0	0	0	0	7	12	0.00	1.000					
Steve Montgomery, R (9, 1) ERA: 3.16	1.0		4	1	1	1	1	0	0	0	0	0	1	9	18	9.00	1.000					

AB	28
R	2
H	5
RBI	2
BB	3
SO	3
LOB	8









Batter	1	2	3	4	5	6	7	8	9	AB	R	H	RBI	BB	SO	LOB	TOP				
Doug Glanville, R OBP: 0.378, SLG: 0.459	0-1 1B	0-3 K			1-0 G6-3			2-3 K		4	1	1	0	0	2	0	<b>Philadelphia Phillies @ Atlanta Braves</b> Turner Field, Atlanta, GA Sun Aug 01 1999, 1:10 PM EDT Att: 37,521 - Cloudy - 96 F				
Ron Cant, R OBP: 0.352, SLG: 0.418	4-2 1B	2-3 K			0-0 G5-3			1-0 F8		3	1	0	0	1	1	0					
Bobby Abreu, L OBP: 0.428, SLG: 0.571	0-2 2B		1-3 K		2-3 K			3-1 3B		4	1	2	1	0	2	0					
Scott Rolen, R OBP: 0.364, SLG: 0.550	1-0 1B		0-1 K		0-0 F8			3-1 L8		3	1	2	1	0	0	0					
Amaury Telemaco, R OBP: 0.371, SLG: 0.464	4-3 2B		1-3 K		1-1 G1-3			1-1 F8		0	0	0	0	0	0	0					
Rob Ducey, L OBP: 0.371, SLG: 0.464	1-3 2B		1-1 K		1-1 G5-3			1-1 F9		1	0	0	0	0	0	1					
Wayne Gomes, R OBP: 0.332, SLG: 0.433	1-1 G4-3		0-3 K		1-1 G1-3			0-1 F7		0	0	0	1	0	1	2					
Rico Brogna, L OBP: 0.332, SLG: 0.433	2-3 2B		1-1 K		1-1 G5-3			0-1 F7		4	0	3	1	0	0	0					
Mike Lieberthal, R OBP: 0.380, SLG: 0.582	3-2 P2		2-0 F8		1-2 L7			1-1 G1-3		4	0	0	0	0	0	2					
23 Kevin Jordan, R OBP: 0.389, SLG: 0.476	1-1 1B		1-0 K		1-2 L6			0-1 L1		2	0	0	0	0	0	0					
Alex Arias, R OBP: 0.380, SLG: 0.408	1-0 G1-3		1-0 K		1-2 L1					0	0	0	0	0	0	0					
Randy Wolf, L OBP: 0.250, SLG: 0.200		1-2 G3-1		1-2 L6						1	0	0	0	0	0	0					
Steve Schrenk, R OBP: 0.353, SLG: 0.396										0	0	0	0	0	0	0					
Inning Stats	R: 4 E: 0 K: 0 S: 16	H: 4 LOB: 1 BB: 1 P: 27	R: 0 E: 0 K: 2 S: 10	H: 0 LOB: 0 BB: 0 P: 13	R: 0 E: 0 K: 2 S: 9	H: 1 LOB: 1 BB: 0 P: 12	R: 0 E: 0 K: 0 S: 5	H: 1 LOB: 0 BB: 0 P: 8	R: 0 E: 0 K: 1 S: 6	H: 0 LOB: 0 BB: 0 P: 9	R: 0 E: 0 K: 0 S: 9	H: 0 LOB: 0 BB: 0 P: 10	R: 0 E: 0 K: 1 S: 8	H: 1 LOB: 1 BB: 0 P: 17	R: 0 E: 0 K: 0 S: 8	H: 1 LOB: 1 BB: 0 P: 11	1B: 6 2B: 1 3B: 1 HR: 0	SF: 0 SAC: 0 DP: 1 HBP: 0	WP: 0 PB: 0 SB: 2 CS: 0	PA: 35	
PITCHER	IP	WLS	BF	H	R	ER	SO	BB	IBB	HBP	BLK	WP	HR	S	P	ERA	WHIP				
Greg Maddux, R ERA: 3.5	7.0	W	27	6	4	4	5	1	0	0	0	0	0	60	86	5.14	1.000				
30 Kevin McGlinchy, R ERA: 3.06	1.0		4	1	0	0	1	0	0	0	0	0	0	8	17	0.00	1.000				
Russ Springer, R ERA: 4.45	1.0		4	1	0	0	0	0	0	0	0	0	0	8	11	0.00	1.000				

AB	34
R	4
H	8
RBI	4
BB	1
SO	6
LOB	8



Batter	1	2	3	4	5	6	7	8	9	AB	R	H	RBI	BB	SO	LOB	BOTTOM				
Gerald Williams, R OBP: 0.330, SLG: 0.456	3-0 F8		1-2 2B	0-0 1B	2-2 G6-3			4-1 BB		4	2	2	4	1	0	0	<b>Philadelphia Phillies @ Atlanta Braves</b> Turner Field, Atlanta, GA Sun Aug 01 1999, 1:10 PM EDT Att: 37,521 - Cloudy - 96 F				
Bret Boone, R OBP: 0.310, SLG: 0.405	2-1 10 HR		0-0 10 G2-3	3-2 2B	3-3 K			4-0 BB		4	2	2	1	1	1	0					
10 Chipper Jones, S OBP: 0.435, SLG: 0.615	1-0 2B		0-0 G2-3	2-0 HR	1-2 G6-3			0-0 G4-3		5	2	2	3	0	0	3					
Brian Jordan, R OBP: 0.355, SLG: 0.503	4-1 HR		1-0 SF7	2-2 P2	1-2 G3-1					2	0	0	1	1	0	0					
Andrew Jones, R OBP: 0.358, SLG: 0.514	3-2 F7		0-1 G6-3		0-0 HR			0-2 P2		4	1	1	1	0	0	1					
Brian Hunter, R OBP: 0.341, SLG: 0.439	2-0 G1-3		0-2 SH	0-3 K	4-2 G3					3	2	1	0	1	1	1					
Eddie Pérez, R OBP: 0.289, SLG: 0.330		0-3 K	1-1 SH	0-1 L5	0-0 G3			1-2 WP		4	2	2	0	0	1	0					
Walt Weiss, S OBP: 0.313, SLG: 0.309		3-3 K	2-0 F7	1-1 G4-3	0-0 G3			1-2 2B		4	0	0	0	0	1	4					
Greg Maddux, R OBP: 0.250, SLG: 0.429		2-2 G5-3	1-1 SH	0-0 F8	1-0 G3			1-0 G3		2	1	0	0	0	0	0					
30 Kevin McGlinchy, R OBP: 0.305, SLG: 0.304			1-2 2B	1-2 HR				2-3 3H		0	0	0	0	0	0	0					
Keith Lockhart, L OBP: 0.305, SLG: 0.304										1	0	0	1	0	0	1					
Russ Springer, R ERA: 3.59										0	0	0	0	0	0	0					
Inning Stats	R: 2 E: 0 K: 0 S: 9	H: 2 LOB: 1 BB: 1 P: 24	R: 0 E: 0 K: 2 S: 11	H: 0 LOB: 0 BB: 0 P: 16	R: 2 E: 0 K: 0 S: 8	H: 2 LOB: 0 BB: 0 P: 10	R: 5 E: 1 K: 0 S: 17	H: 4 LOB: 0 BB: 0 P: 28	R: 1 E: 0 K: 1 S: 8	H: 1 LOB: 0 BB: 0 P: 9	R: 0 E: 0 K: 1 S: 8	H: 0 LOB: 0 BB: 0 P: 13	R: 0 E: 0 K: 0 S: 10	H: 0 LOB: 0 BB: 0 P: 12	R: 2 E: 0 K: 0 S: 7	H: 1 LOB: 2 BB: 3 P: 20	1B: 4 2B: 2 3B: 0 HR: 4	SF: 1 SAC: 1 DP: 0 HBP: 0	WP: 1 PB: 0 SB: 0 CS: 0	PA: 39	
PITCHER	IP	WLS	BF	H	R	ER	SO	BB	IBB	HBP	BLK	WP	HR	S	P	ERA	WHIP				
Randy Wolf, L ERA: 5.28	3.1	L	19	7	8	7	2	1	0	0	0	0	2	37	63	18.90	2.400				
Steve Schrenk, R ERA: 2.37	1.2		7	2	2	2	1	0	0	0	0	0	2	16	24	10.80	1.200				
Amaury Telemaco, R ERA: 2.67	2.0		6	0	0	0	1	0	0	0	0	0	0	18	25	0.00	0.000				
Wayne Gomes, R ERA: 3.59	1.0		7	1	2	2	0	3	0	0	0	1	0	7	20	18.00	4.000				

AB	33
R	12
H	10
RBI	11
BB	4
SO	4
LOB	10









Batter	1	2	3	4	5	6	7	8	9	AB	R	H	RBI	BB	SO	LOB	TOP									
José Hernández, R OBP: 0.353, SLG: 0.445	(1, 6) K		(1, 3) K		(2, 2) G6-4-3			(2, 3) G4-6-3		4	0	0	0	0	2	2										
Bret Boone, R OBP: 0.309, SLG: 0.405	(1, 4) G6-3			(1, 2) L6		(0, 0) F9		(1, 1) G6-3		4	0	0	0	0	0	0										
10 Chipper Jones, S OBP: 0.432, SLG: 0.607	(1, 5) PO BB			(2, 2) F8		(2, 2) K		(2, 2) K		3	0	0	0	1	2	0										
Brian Jordan, R OBP: 0.353, SLG: 0.500	(1, 9) PO	(1, 1) G4-3		(0, 0) E 2B		(2, 2) F9		(1, 0) F8		4	1	1	0	0	0	0										
Ryan Klesko, L OBP: 0.378, SLG: 0.559	(1, 7)	(1, 1) F7		(2, 2) E3 2H 1B		(0, 0) G1-3				3	0	1	0	0	0	0										
Andruw Jones, R OBP: 0.355, SLG: 0.506	(1, 8)	(4, 0) BB		(3, 2) L8		(1, 2) G5-3				2	0	0	0	1	0	1										
Greg Myers, L OBP: 0.357, SLG: 0.436	(1, 2)	(0, 0) F8			(1, 0) HR		(0, 1) G3			3	1	1	1	0	0	1										
Randall Simon, L OBP: 0.372, SLG: 0.452	(1, 3)		(0, 0) G4-3		(0, 0) G6-4-3 1B		(1, 1) G6-3			3	0	1	0	0	0	0										
29 John Smoltz, R OBP: 0.300, SLG: 0.436	(1, 1)		(3, 2) K		(1, 3) K		(1, 2) G4-6-3 1B			2	0	0	0	0	2	1										
Keith Lockhart, L OBP: 0.310, SLG: 0.310	(8, PH)									1	0	1	0	0	0	0										
Gerald Williams, R OBP: 0.330, SLG: 0.456	(8, PR)									0	0	0	0	0	0	0										
Rudy Seanez, R OBP: 0.355, SLG: 0.456	(8, 1)									0	0	0	0	0	0	0										
<b>Inning Stats</b>	R: 0 E: 0 K: 1 S: 8	H: 0 LOB: 0 BB: 1 P: 15	R: 0 E: 0 K: 0 S: 5	H: 0 LOB: 1 BB: 1 P: 11	R: 0 E: 0 K: 2 S: 7	H: 0 LOB: 0 BB: 0 P: 11	R: 1 E: 1 K: 0 S: 12	H: 2 LOB: 1 BB: 0 P: 18	R: 1 E: 0 K: 1 S: 9	H: 2 LOB: 0 BB: 0 P: 12	R: 0 E: 0 K: 0 S: 11	H: 0 LOB: 0 BB: 0 P: 16	R: 0 E: 0 K: 0 S: 6	H: 0 LOB: 0 BB: 0 P: 7	R: 0 E: 0 K: 0 S: 7	H: 1 LOB: 1 BB: 0 P: 9	R: 0 E: 0 K: 1 S: 6	H: 0 LOB: 0 BB: 0 P: 8	1B: 3 2B: 1 3B: 0 HR: 1	SF: 0 SAC: 0 DP: 2 HBP: 0	WP: 0 PB: 0 SB: 0 CS: 0	PA: 32				
<b>PITCHER</b>	IP	WLS	BF	H	R	ER	SO	BB	IBB	HBP	BLK	WP	HR	S	P	ERA	WHIP									
Todd Ritchie, R ERA: 3.74	(1, 1)	8.0	W	28	5	2	1	5	2	0	0	0	0	1	65	99	1.12	0.875								
Mike Williams, R ERA: 2.34	(9, 1)	1.0	S	3	0	0	0	1	0	0	0	0	0	6	8	0.00	0.000									

Atlanta Braves @ Pittsburgh Pirates  
Three Rivers Stadium, Pittsburgh, PA  
Wed Aug 04 1999, 7:05 PM EDT  
Att: 17,625 - Unknown - 82 F

AB 29  
R 2  
H 5  
RBI 1  
BB 2  
SO 6  
LOB 5



Batter	1	2	3	4	5	6	7	8	9	AB	R	H	RBI	BB	SO	LOB	BOTTOM									
Al Martin, L OBP: 0.340, SLG: 0.542	(1, 7) FC3-6 SF9 1B		(0, 0) E4 SH3 SF8		(0, 3) K			(2, 2) F7		4	2	1	0	0	1	1										
Abraham Nunez, S OBP: 0.304, SLG: 0.258	(1, 6) FC3-6 BB		(0, 0) SH3		(0, 1) G4-6-3 1B					1	0	1	1	1	0	0										
Brian Giles, L OBP: 0.410, SLG: 0.588	(1, 8) FC3-6		(2, 3) SH3 SF8		(0, 1) G4-6-3		(1, 2) G5-3			2	0	0	1	0	0	3										
Kevin Young, R OBP: 0.402, SLG: 0.542	(1, 3) SF9		(3, H) SF8 2B		(3, 3) K					2	0	1	1	0	1	0										
Ed Sprague, R OBP: 0.379, SLG: 0.513	(1, 5) K		(0, 0) L4		(1, 2) G5-3					3	0	0	0	0	1	1										
Warren Morris, L OBP: 0.373, SLG: 0.443	(1, 4)	(1, 3) K		(1, 0) G4-6-3 1B		(1, 0) F7				3	0	1	0	0	1	0										
Brant Brown, L OBP: 0.293, SLG: 0.446	(1, 9)	(0, 2) G4-3		(0, 0) G4-6-3		(0, 0) G4-3				3	0	0	0	0	0	1										
Adrian Brown, S OBP: 0.348, SLG: 0.342	(8, 9)									0	0	0	0	0	0	0										
Joe Oliver, R OBP: 0.282, SLG: 0.278	(1, 2)	(0, 0) F9		(2, 3) K		(0, 2) G5-3				3	0	0	0	0	1	0										
Todd Ritchie, R ERA: 3.57	(1, 1)	7.0	L	25	5	3	1	6	1	0	0	0	0	0	0	0										
Dale Sveum, S OBP: 0.214, SLG: 0.167	(8, PH)									1	0	0	0	0	0	0										
Mike Williams, R ERA: 2.66	(9, 1)	1.0	S	3	0	0	0	0	0	0	0	0	0	0	0	0										
<b>Inning Stats</b>	R: 1 E: 0 K: 1 S: 7	H: 1 LOB: 1 BB: 1 P: 15	R: 0 E: 0 K: 1 S: 7	H: 0 LOB: 0 BB: 0 P: 8	R: 2 E: 1 K: 0 S: 7	H: 2 LOB: 1 BB: 0 P: 10	R: 0 E: 0 K: 0 S: 3	H: 1 LOB: 0 BB: 0 P: 4	R: 0 E: 0 K: 3 S: 9	H: 0 LOB: 0 BB: 0 P: 12	R: 0 E: 0 K: 1 S: 9	H: 1 LOB: 0 BB: 0 P: 12	R: 0 E: 0 K: 0 S: 6	H: 0 LOB: 0 BB: 0 P: 8	R: 0 E: 0 K: 0 S: 9	H: 0 LOB: 0 BB: 0 P: 11	R: 0 E: 0 K: 0 S: 9	H: 0 LOB: 0 BB: 0 P: 11	1B: 4 2B: 1 3B: 0 HR: 0	SF: 2 SAC: 1 DP: 2 HBP: 0	WP: 0 PB: 0 SB: 1 CS: 0	PA: 28				
<b>PITCHER</b>	IP	WLS	BF	H	R	ER	SO	BB	IBB	HBP	BLK	WP	HR	S	P	ERA	WHIP									
29 John Smoltz, R ERA: 3.57	(1, 1)	7.0	L	25	5	3	1	6	1	0	0	0	0	0	0	0										
Rudy Seanez, R ERA: 2.66	(8, 1)	1.0	S	3	0	0	0	0	0	0	0	0	0	9	11	0.00	0.000									

Atlanta Braves @ Pittsburgh Pirates  
Three Rivers Stadium, Pittsburgh, PA  
Wed Aug 04 1999, 7:05 PM EDT  
Att: 17,625 - Unknown - 82 F

AB 24  
R 3  
H 5  
RBI 3  
BB 1  
SO 6  
LOB 6









Batter	1	2	3	4	5	6	7	8	9	AB	R	H	RBI	BB	SO	LOB	TOP				
Marvin Benard, L (1, 9) OBP: 0.361, SLG: 0.479	0-1 F8		3-1 2B		1-2 F8		2-3 K		0-0 1B	5	0	2	1	0	1	4					
Ramon Martinez, R (1, 4) OBP: 0.301, SLG: 0.382	1-2 F8		2-2 G6-3			0-2 G6-3		1-1 G5-3	0-1 1B	5	0	1	1	0	0	1					
Barry Bonds, L (1, 7) OBP: 0.395, SLG: 0.567	3-2 G3-1			0-2 F8		4-2 G6-3		1-1 G4-3	1-3 3-H 3-2 G6-3	2	0	0	0	1	0	0					
Charlie Hayes, R (7, 7) OBP: 0.282, SLG: 0.280										2	0	0	0	0	0	2					
J.T. Snow, L (1, 3) OBP: 0.373, SLG: 0.448		0-0 G1-6-3 1B		1-1 G4-3		3-2 G6-3		3-2 E8		4	0	1	0	0	0	1					
Rich Aurilia, R (1, 6) OBP: 0.345, SLG: 0.446		1-2 G1-6-3		1-1 G6-3		2-0 F8		0-0 F8		4	0	0	0	0	0	3					
Bill Mueller, S (1, 5) OBP: 0.389, SLG: 0.343		1-2 G3			0-0 1B		1-1 1B		2-2 F7	4	0	2	0	0	0	0					
F.P. Santangelo, S (1, 8) OBP: 0.426, SLG: 0.385			0-0 G6-3		2-3 K		1-2 F7		3-0 HR	4	1	1	1	0	1	2					
Brent Mayne, L (1, 2) OBP: 0.373, SLG: 0.426			2-2 SH3-4 2B 1B		1-1 SH1-4		1-0 1B		1-0 1B 2B	4	2	4	0	0	0	0					
Shawn Estes, R (1, 1) OBP: 0.231, SLG: 0.250			1-1 SH3-4		2-1 SH1-4		1-3 1B		0-3 K	0	0	0	0	0	0	0					
Edwards Guzman, L (7, PH)										1	0	0	0	0	1	2					
Jerry Spradlin, S (7, PH)										0	0	0	0	0	0	0					
Scott Servais, R (9, PH) OBP: 0.323, SLG: 0.397			1-2		1-2					1	0	0	0	0	1	1					
<b>Inning Stats</b>	R: 0 E: 0 K: 0 S: 8	H: 0 LOB: 0 BB: 0 P: 12	R: 0 E: 0 K: 0 S: 7	H: 1 LOB: 0 BB: 0 P: 9	R: 1 E: 0 K: 0 S: 14	H: 2 LOB: 1 BB: 0 P: 22	R: 0 E: 0 K: 0 S: 7	H: 0 LOB: 0 BB: 0 P: 9	R: 0 E: 0 K: 1 S: 13	H: 2 LOB: 2 BB: 0 P: 19	R: 0 E: 0 K: 0 S: 9	H: 0 LOB: 1 BB: 1 P: 18	R: 0 E: 0 K: 2 S: 14	H: 2 LOB: 2 BB: 0 P: 20	R: 0 E: 1 K: 0 S: 8	H: 0 LOB: 1 BB: 0 P: 13	R: 2 E: 0 K: 1 S: 16	H: 4 LOB: 2 BB: 0 P: 25	1B: 8 2B: 2 3B: 0 HR: 1	SF: 0 SAC: 2 DP: 1 HBP: 0	WP: 0 PA: 39 PB: 0 SB: 0 CS: 0
<b>PITCHER</b>	IP WLS BF H R ER SO BB IBB HBP BLK WP HR S P ERA WHIP																				
Greg Maddux, R (1, 1) ERA: 3.41	6.2 W 27 7 1 1 2 1 0 0 0 0 0 67 102 1.35 1.200																				
Mike Remlinger, L (7, 1) ERA: 2.59	1.1 H 5 0 0 0 1 0 0 0 0 0 0 13 20 0.00 0.000																				
30 Kevin McGlinchy, R (9, 1) ERA: 3.33	1.0 7 4 2 2 1 0 0 0 0 0 0 1 16 25 18.00 4.000																				

San Francisco Giants @ Atlanta Braves  
Turner Field, Atlanta, GA  
Fri Aug 06 1999, 7:40 PM EDT  
Att: 49,321 - Unknown - 90 F

AB 36  
R 3  
H 11  
RBI 3  
BB 1  
SO 4  
LOB 16



Batter	1	2	3	4	5	6	7	8	9	AB	R	H	RBI	BB	SO	LOB	BOTTOM			
Gerald Williams, R (1, 7) OBP: 0.338, SLG: 0.469	0-0 10 BB 2B 1B		0-0 F9		2-0 F8		1-0 CS 1B		3-1 HR	5	2	3	3	0	0	0				
Bret Boone, R (1, 4) OBP: 0.307, SLG: 0.399	2-2 10 BB 2B HBP		1-3 K		0-0 L4		1-3 K2-3		1-0 G5-3	4	1	0	0	0	2	1				
10 Chipper Jones, S (1, 5) OBP: 0.434, SLG: 0.602	4-0 2B BB		0-0 FC4-6 1B		1-3 K		4-1 S BB			2	1	1	0	2	1	0				
Brian Jordan, R (1, 9) OBP: 0.350, SLG: 0.496	0-0 F8 2B		2-2 FC4-6		2-1 G4-3		0-0 P4			4	1	1	3	0	0	2				
Andrew Jones, R (1, 8) OBP: 0.351, SLG: 0.501	2-2 F8		0-1 G5-3		3-2 G6-3		1-0 P6			4	0	0	0	0	0	2				
José Hernández, R (1, 6) OBP: 0.358, SLG: 0.450	3-0 1B		2-3 K		2-1 1B		1-0 F9			4	0	2	1	0	1	1				
Brian Hunter, R (1, 3) OBP: 0.353, SLG: 0.438	3-H FC3-2-5 1B		4-1 1B BB		0-0 F7		4-2 G5-4-3 BB			2	0	1	0	2	0	1				
Eddie Pérez, R (1, 2) OBP: 0.301, SLG: 0.335	0-0 FC3-2-5		0-0 1B		1-2 1B		1-2 SH5-4 1B 2B		2-1 G5-4-3	4	1	2	0	0	0	3				
Greg Maddux, R (1, 1) OBP: 0.239, SLG: 0.409	0-3 K		0-0 G4-3		1-1 SH5-4		4-2 HR BB			2	0	0	0	0	1	4				
Mike Remlinger, L (7, 1)										0	0	0	0	0	0	0				
Keith Lockhart, L (6, PH) OBP: 0.321, SLG: 0.325										0	1	0	0	1	0	0				
30 Kevin McGlinchy, R (9, 1)										0	0	0	0	0	0	0				
<b>Inning Stats</b>	R: 4 E: 0 K: 1 S: 15	H: 4 LOB: 2 BB: 1 P: 28	R: 0 E: 0 K: 1 S: 9	H: 1 LOB: 0 BB: 0 P: 12	R: 0 E: 0 K: 1 S: 9	H: 1 LOB: 2 BB: 1 P: 15	R: 0 E: 0 K: 1 S: 6	H: 0 LOB: 0 BB: 0 P: 9	R: 0 E: 0 K: 0 S: 9	H: 1 LOB: 1 BB: 0 P: 16	R: 1 E: 0 K: 1 S: 9	H: 2 LOB: 0 BB: 0 P: 13	R: 0 E: 0 K: 0 S: 4	H: 0 LOB: 1 BB: 1 P: 10	R: 2 E: 0 K: 0 S: 12	H: 1 LOB: 0 BB: 2 P: 26	1B: 6 2B: 3 3B: 0 HR: 1	SF: 0 SAC: 1 DP: 1 HBP: 1	WP: 0 PA: 38 PB: 0 SB: 1 CS: 1	
<b>PITCHER</b>	IP WLS BF H R ER SO BB IBB HBP BLK WP HR S P ERA WHIP																			
Shawn Estes, L (1, 1) ERA: 4.96	6.0 L 29 9 5 5 5 2 0 0 0 0 0 57 93 7.50 1.833																			
Jerry Spradlin, R (7, 1) ERA: 4.85	2.0 9 1 2 2 0 3 0 0 0 0 0 1 16 36 9.00 2.000																			

San Francisco Giants @ Atlanta Braves  
Turner Field, Atlanta, GA  
Fri Aug 06 1999, 7:40 PM EDT  
Att: 49,321 - Unknown - 90 F

AB 31  
R 7  
H 10  
RBI 7  
BB 5  
SO 5  
LOB 14





Batter	1	2	3	4	5	6	7	8	9	AB	R	H	RBI	BB	SO	LOB	TOP				
Marvin Benard, L (1, 8) OBP: 0.359, SLG: 0.475	1-0 1B 1B	0-3 K		1-2 F7		0-1 G4-3			2-1 P4	5	1	1	0	0	1	1	San Francisco Giants @ Atlanta Braves Turner Field, Atlanta, GA Sat Aug 07 1999, 1:15 PM EDT Att: 47,798 - Sunny - 91 F				
F.P. Santangelo, S (1, 7) OBP: 0.425, SLG: 0.388	0-1 WP E	2-3 K			4-0 FC5 1B BB		1-3 K		2-2 BB 1B	4	1	2	0	1	2	0					
Charlie Hayes, R (1, 3) OBP: 0.288, SLG: 0.298	3-2 CS 1B 1B			2-1 HR		3-2 P5		1-1 F8	4-0 BB 1B	4	1	2	2	1	0	1					
Ellis Burks, R (1, 9) OBP: 0.399, SLG: 0.566	1-1 1B 1B		1-1 G1-3		1-1 1B		0-0 F8		1-3 K	5	1	2	0	0	1	2					
Bill Mueller, S (1, 5) OBP: 0.390, SLG: 0.343	0-0 B1		1-1 FC5-4 1B		0-1 F9			4-1 1B BB		3	0	1	0	1	0	4					
Rich Aurilia, R (1, 6) OBP: 0.344, SLG: 0.444	2-2 1B 1B		2-1 FC5-4 1-2f		1-1 FC5 2-3f			2-3 K		4	0	1	0	0	1	4					
Ramon Martinez, R (1, 4) OBP: 0.310, SLG: 0.388	1-1 1B		1-1 F8			3-3 K		2-2 1B		4	0	2	1	0	1	1					
Scott Servais, R (1, 2) OBP: 0.321, SLG: 0.390	2-1 G4-3		1-1 F7			4-1 SH2-4 BB		1-0 G4-3		3	0	0	0	1	0	3					
Russ Ortiz, R (1, 1) OBP: 0.224, SLG: 0.313		3-2 G6-3		2-2 G4-3		0-1 SH2-4		1-0 F7		2	0	0	0	0	0	0					
Julian Tavarez, L (5, 1) OBP: 0.200, SLG: 0.200										0	0	0	0	0	0	0					
Rich Rodriguez, L (5, 1) OBP: 1.000, SLG: 1.000										0	0	0	0	0	0	0					
Felix Rodriguez, R (8, 1) OBP: 0.429, SLG: 1.000										0	0	0	0	0	0	0					
J.T. Snow, L (9, PH) OBP: 0.372, SLG: 0.447										1	0	0	0	0	0	0					
<b>Inning Stats</b>	R: 3 E: 1 K: 0 S: 19	H: 6 LOB: 2 BB: 0 P: 29	R: 0 E: 0 K: 2 S: 9	H: 0 LOB: 0 BB: 0 P: 14	R: 1 E: 0 K: 0 S: 10	H: 2 LOB: 1 BB: 0 P: 17	R: 0 E: 0 K: 0 S: 8	H: 0 LOB: 0 BB: 0 P: 12	R: 0 E: 0 K: 1 S: 11	H: 1 LOB: 2 BB: 1 P: 20	R: 0 E: 0 K: 1 S: 6	H: 0 LOB: 0 BB: 0 P: 8	R: 0 E: 0 K: 1 S: 10	H: 1 LOB: 1 BB: 1 P: 19	R: 0 E: 0 K: 1 S: 10	H: 1 LOB: 2 BB: 1 P: 20	1B: 10 2B: 0 3B: 0 HR: 1	SF: 0 SAC: 1 DP: 0 HBP: 0	WP: 1 PB: 0 SB: 0 CS: 1	PA: 40	
<b>PITCHER</b>	IP WLS BF H R ER SO BB IBB HBP BLK WP HR S P ERA WHIP	IP WLS BF H R ER SO BB IBB HBP BLK WP HR S P ERA WHIP	IP WLS BF H R ER SO BB IBB HBP BLK WP HR S P ERA WHIP	IP WLS BF H R ER SO BB IBB HBP BLK WP HR S P ERA WHIP	IP WLS BF H R ER SO BB IBB HBP BLK WP HR S P ERA WHIP	IP WLS BF H R ER SO BB IBB HBP BLK WP HR S P ERA WHIP	IP WLS BF H R ER SO BB IBB HBP BLK WP HR S P ERA WHIP	IP WLS BF H R ER SO BB IBB HBP BLK WP HR S P ERA WHIP	IP WLS BF H R ER SO BB IBB HBP BLK WP HR S P ERA WHIP	IP WLS BF H R ER SO BB IBB HBP BLK WP HR S P ERA WHIP	IP WLS BF H R ER SO BB IBB HBP BLK WP HR S P ERA WHIP	IP WLS BF H R ER SO BB IBB HBP BLK WP HR S P ERA WHIP	IP WLS BF H R ER SO BB IBB HBP BLK WP HR S P ERA WHIP	IP WLS BF H R ER SO BB IBB HBP BLK WP HR S P ERA WHIP	IP WLS BF H R ER SO BB IBB HBP BLK WP HR S P ERA WHIP	IP WLS BF H R ER SO BB IBB HBP BLK WP HR S P ERA WHIP	IP WLS BF H R ER SO BB IBB HBP BLK WP HR S P ERA WHIP	IP WLS BF H R ER SO BB IBB HBP BLK WP HR S P ERA WHIP	IP WLS BF H R ER SO BB IBB HBP BLK WP HR S P ERA WHIP	IP WLS BF H R ER SO BB IBB HBP BLK WP HR S P ERA WHIP	IP WLS BF H R ER SO BB IBB HBP BLK WP HR S P ERA WHIP

AB	35
R	4
H	11
RBI	3
BB	4
SO	6
LOB	16



Batter	1	2	3	4	5	6	7	8	9	AB	R	H	RBI	BB	SO	LOB	BOTTOM				
Gerald Williams, R (1, 7) OBP: 0.342, SLG: 0.489	2-3 K			2-1 SH3 2B	0-1 G6-3	0-1 HR	1-2 F7			6	1	3	5	0	1	4	San Francisco Giants @ Atlanta Braves Turner Field, Atlanta, GA Sat Aug 07 1999, 1:15 PM EDT Att: 47,798 - Sunny - 91 F				
Keith Lockhart, L (1, 4) OBP: 0.321, SLG: 0.325	1-0 P5	0-1 F9		0-0 SH3	2-1 BB 1B	3-2 G6-3 HR		3-2 G1-3		0	0	0	0	0	0	0					
Bret Boone, R (1, 4) OBP: 0.308, SLG: 0.401				2-3 P8	0-0 BB 1B	0-1 G6-3 2B		0-0 F7		5	2	2	1	0	0	1					
10 Chipper Jones, S (1, 5) OBP: 0.432, SLG: 0.596				2-0 P8	1-2 BB 1B	2-3 G6-3		0-0 F7		5	0	1	1	0	2	2					
Ozzie Guillen, L (8, 5) OBP: 0.272, SLG: 0.295				2-3 P8	1-2 BB 1B	2-3 G6-3		0-0 F7		1	0	0	0	0	0	0					
Brian Jordan, R (1, 9) OBP: 0.355, SLG: 0.505		2-2 HBP	1-0 2B	3-2 P6	4-2 BB	1-1 HR		0-0 G6-3		3	3	2	2	1	0	1					
Russ Springer, R (7, 1) OBP: 0.366, SLG: 0.449			1-1 2B	1-1 BB	1-2 BB	2-3 HR		0-0 G6-3		0	0	0	0	0	0	0					
11 Pascual Matos, R (8, PH) OBP: 0.382, SLG: 0.565			0-1 G4-3 1B	1-1 BB	0-1 BB	2-3 K		0-0 G6-3		1	0	0	0	0	0	0					
Ryan Klesko, L (1, 3) OBP: 0.354, SLG: 0.500		1-0 G4-3	4-0 BB		1-1 BB	1-0 HBP				3	0	1	0	1	0	4					
Andruw Jones, R (1, 8) OBP: 0.354, SLG: 0.500		2-3 G4-3			0-0 F7					3	0	1	0	1	0	4					
Greg Myers, L (1, 2) OBP: 0.366, SLG: 0.449		2-2 SH3-4 1B	1-3 K		0-0 1B	0-0 HR		1-0 F8		5	3	3	2	0	1	3					
Bruce Chen, L (9, 1) OBP: 0.359, SLG: 0.451					1-1 1B	1-1 HR				0	0	0	0	0	0	0					
Walt Weiss, S (1, 6) OBP: 0.310, SLG: 0.303		0-0 E6 1B	4-2 BB		1-2 G6-3 1B	0-1 F7		0-0 F9		4	2	1	1	1	0	3					
Terry Mulholland, R (1, 1) OBP: 0.118, SLG: 0.091		1-1 SH3-4	2-3 K		4-2 1B	1-1 HR		2-2 E5		1	1	0	0	1	1	3					
José Hernández, R (6, PH) OBP: 0.359, SLG: 0.451					1-2 BB	1-2 HR				2	1	1	0	0	0	1					
<b>Inning Stats</b>	R: 0 E: 0 K: 2 S: 8	H: 0 LOB: 0 BB: 0 P: 14	R: 4 E: 1 K: 0 S: 16	H: 3 LOB: 1 BB: 0 P: 22	R: 1 E: 0 K: 3 S: 18	H: 2 LOB: 3 BB: 2 P: 34	R: 0 E: 0 K: 0 S: 7	H: 1 LOB: 1 BB: 0 P: 14	R: 5 E: 0 K: 0 S: 28	H: 5 LOB: 3 BB: 4 P: 51	R: 5 E: 0 K: 1 S: 17	H: 5 LOB: 0 BB: 0 P: 24	R: 0 E: 1 K: 0 S: 10	H: 0 LOB: 2 BB: 0 P: 15	R: 0 E: 0 K: 0 S: 9	H: 0 LOB: 0 BB: 0 P: 12	1B: 9 2B: 5 3B: 0 HR: 2	SF: 0 SAC: 2 DP: 0 HBP: 2	WP: 1 PB: 0 SB: 0 CS: 0	PA: 49	
<b>PITCHER</b>	IP WLS BF H R ER SO BB IBB HBP BLK WP HR S P ERA WHIP	IP WLS BF H R ER SO BB IBB HBP BLK WP HR S P ERA WHIP	IP WLS BF H R ER SO BB IBB HBP BLK WP HR S P ERA WHIP	IP WLS BF H R ER SO BB IBB HBP BLK WP HR S P ERA WHIP	IP WLS BF H R ER SO BB IBB HBP BLK WP HR S P ERA WHIP	IP WLS BF H R ER SO BB IBB HBP BLK WP HR S P ERA WHIP	IP WLS BF H R ER SO BB IBB HBP BLK WP HR S P ERA WHIP	IP WLS BF H R ER SO BB IBB HBP BLK WP HR S P ERA WHIP	IP WLS BF H R ER SO BB IBB HBP BLK WP HR S P ERA WHIP	IP WLS BF H R ER SO BB IBB HBP BLK WP HR S P ERA WHIP	IP WLS BF H R ER SO BB IBB HBP BLK WP HR S P ERA WHIP	IP WLS BF H R ER SO BB IBB HBP BLK WP HR S P ERA WHIP	IP WLS BF H R ER SO BB IBB HBP BLK WP HR S P ERA WHIP	IP WLS BF H R ER SO BB IBB HBP BLK WP HR S P ERA WHIP	IP WLS BF H R ER SO BB IBB HBP BLK WP HR S P ERA WHIP	IP WLS BF H R ER SO BB IBB HBP BLK WP HR S P ERA WHIP	IP WLS BF H R ER SO BB IBB HBP BLK WP HR S P ERA WHIP	IP WLS BF H R ER SO BB IBB HBP BLK WP HR S P ERA WHIP	IP WLS BF H R ER SO BB IBB HBP BLK WP HR S P ERA WHIP	IP WLS BF H R ER SO BB IBB HBP BLK WP HR S P ERA WHIP	IP WLS BF H R ER SO BB IBB HBP BLK WP HR S P ERA WHIP



AB	39
R	15
H	16
RBI	15
BB	6
SO	6
LOB	22



Batter	1	2	3	4	5	6	7	8	9	AB	R	H	RBI	BB	SO	LOB	TOP				
Marvin Benard, L (1, 8) OBP: 0.397, SLG: 0.471										5	0	1	2	0	2	0	San Francisco Giants @ Atlanta Braves Turner Field, Atlanta, GA Sun Aug 08 1999, 1:10 PM EDT Att: 38,026 - Overcast - 90 F				
Bill Mueller, S (1, 5) OBP: 0.391, SLG: 0.339										3	0	0	0	2	1	0					
J.T. Snow, L (1, 3) OBP: 0.368, SLG: 0.441										5	0	0	0	0	2	3					
Barry Bonds, L (1, 7) OBP: 0.397, SLG: 0.568										3	2	1	0	1	1	0					
Ellis Burks, R (1, 9) OBP: 0.400, SLG: 0.576										4	1	2	2	0	0	1					
Brent Mayne, L (1, 2) OBP: 0.375, SLG: 0.427										4	0	2	1	0	0	0					
Rich Aurilia, R (1, 6) OBP: 0.343, SLG: 0.442										4	1	1	0	0	1	3					
Ramon Martinez, R (1, 4) OBP: 0.319, SLG: 0.386										3	1	1	0	1	1	2					
Kirk Rueter, L (1, 1) OBP: 0.195, SLG: 0.205										2	0	0	0	0	2	2					
John Johnstone, R (7, 1)										0	0	0	0	0	0	0					
Stan Javier, S (9, PH) OBP: 0.330, SLG: 0.360										1	0	0	0	0	0	0					
Robb Nen, R (9, 1)										0	0	0	0	0	0	0					
<b>Inning Stats</b>	R: 0 E: 0 K: 1 S: 10	H: 0 LOB: 0 BB: 0 P: 13	R: 1 E: 1 K: 2 S: 13	H: 2 LOB: 2 BB: 1 P: 22	R: 0 E: 0 K: 2 S: 9	H: 0 LOB: 0 BB: 0 P: 12	R: 4 E: 0 K: 0 S: 11	H: 4 LOB: 2 BB: 2 P: 24	R: 0 E: 0 K: 1 S: 10	H: 2 LOB: 2 BB: 0 P: 15	R: 0 E: 0 K: 0 S: 5	H: 0 LOB: 0 BB: 0 P: 7	R: 0 E: 0 K: 1 S: 7	H: 0 LOB: 0 BB: 0 P: 11	R: 0 E: 0 K: 1 S: 13	H: 0 LOB: 1 BB: 1 P: 23	1B: 6 2B: 1 3B: 0 HR: 1	SF: 0 SAC: 1 DP: 0 HBP: 0	WP: 0 PB: 0 SB: 0 CS: 0	PA: 39	
<b>PITCHER</b>	IP	WLS	BF	H	R	ER	SO	BB	IBB	HBP	BLK	WP	HR	S	P	ERA	WHIP				
Kevin Millwood, R (1, 1) ERA: 3.4	7.0	L	32	8	5	5	8	3	0	0	0	0	1	67	104	6.43	1.571				
30 Kevin McGlinchy, R (8, 1) ERA: 3.27	1.0		3	0	0	0	1	0	0	0	0	0	0	7	11	0.00	0.000				
Mike Remlinger, L (9, 1) ERA: 2.63	1.0		4	0	0	0	1	1	0	0	0	0	0	13	23	0.00	1.000				

Batter	1	2	3	4	5	6	7	8	9	AB	R	H	RBI	BB	SO	LOB	BOTTOM					
Gerald Williams, R (1, 7) OBP: 0.340, SLG: 0.484										4	0	1	0	0	0	1	San Francisco Giants @ Atlanta Braves Turner Field, Atlanta, GA Sun Aug 08 1999, 1:10 PM EDT Att: 38,026 - Overcast - 90 F					
Bret Boone, R (1, 4) OBP: 0.307, SLG: 0.402										4	1	1	0	0	0	2						
10 Chipper Jones, S (1, 5) OBP: 0.432, SLG: 0.601										4	1	2	0	0	0	3						
Brian Jordan, R (1, 9) OBP: 0.354, SLG: 0.502										4	0	1	1	0	0	4						
Andruw Jones, R (1, 8) OBP: 0.351, SLG: 0.495										4	0	0	0	0	0	3						
José Hernández, R (1, 6) OBP: 0.380, SLG: 0.450										3	0	1	1	1	0	1						
Brian Hunter, R (1, 3) OBP: 0.360, SLG: 0.439										2	0	1	0	1	0	1						
Ozzie Guillen, L (9, PH) OBP: 0.271, SLG: 0.294										1	0	0	0	0	0	0						
11 Pascual Matos, R (1, 2) OBP: 0.364, SLG: 0.446										3	0	0	0	0	0	4						
Kevin Millwood, R (1, 1) OBP: 0.176, SLG: 0.163										2	0	1	0	0	1	0						
Walt Weiss, S (7, PH) OBP: 0.313, SLG: 0.303										0	0	0	0	1	0	0						
30 Kevin McGlinchy, R (8, 1)										0	0	0	0	0	0	0						
Mike Remlinger, L (9, 1)										0	0	0	0	0	0	0						
Keith Lockhart, L (9, PH) OBP: 0.318, SLG: 0.322										1	0	0	0	0	1	0						
<b>Inning Stats</b>	R: 1 E: 0 K: 0 S: 9	H: 2 LOB: 1 BB: 0 P: 14	R: 0 E: 0 K: 0 S: 7	H: 1 LOB: 0 BB: 0 P: 12	R: 0 E: 0 K: 0 S: 7	H: 2 LOB: 2 BB: 0 P: 10	R: 0 E: 0 K: 0 S: 6	H: 0 LOB: 1 BB: 1 P: 15	R: 0 E: 0 K: 1 S: 7	H: 0 LOB: 0 BB: 0 P: 13	R: 1 E: 0 K: 0 S: 11	H: 2 LOB: 2 BB: 1 P: 22	R: 0 E: 0 K: 0 S: 7	H: 0 LOB: 0 BB: 1 P: 12	R: 0 E: 0 K: 0 S: 11	H: 1 LOB: 1 BB: 0 P: 17	R: 0 E: 0 K: 1 S: 8	H: 0 LOB: 0 BB: 0 P: 11	1B: 5 2B: 3 3B: 0 HR: 0	SF: 0 SAC: 0 DP: 2 HBP: 0	WP: 0 PB: 0 SB: 0 CS: 0	PA: 36
<b>PITCHER</b>	IP	WLS	BF	H	R	ER	SO	BB	IBB	HBP	BLK	WP	HR	S	P	ERA	WHIP					
Kirk Rueter, L (1, 1) ERA: 5.12	6.0		26	7	2	2	1	2	0	0	0	0	0	47	86	3.00	1.500					
John Johnstone, R (7, 1) ERA: 1.47	2.0	H	7	1	0	0	0	1	0	0	0	0	0	18	29	0.00	1.000					
Robb Nen, R (9, 1) ERA: 4.13	1.0	S	3	0	0	0	1	0	0	0	0	0	0	8	11	0.00	0.000					

AB 34  
R 5  
H 8  
RBI 5  
BB 4  
SO 10  
LOB 11



AB 33  
R 2  
H 8  
RBI 2  
BB 3  
SO 2  
LOB 19





Batter	1	2	3	4	5	6	7	8	9	AB	R	H	RBI	BB	SO	LOB	TOP										
<b>Craig Biggio, R</b> OBP: 0.397, SLG: 0.478 (1,4)	F8		1B		K		1B		F8	5	1	2	0	0	1	0	<b>Houston Astros @ Atlanta Braves</b> Turner Field, Atlanta, GA Mon Aug 09 1999, 7:40 PM EDT Att: 40,072 - Unknown - 91 F										
<b>Bill Spillers, L</b> OBP: 0.361, SLG: 0.395 (1,7)	1B		F8		F9		G4-3		DI	5	0	3	0	0	0	1											
<b>5 Jeff Bagwell, R</b> OBP: 0.447, SLG: 0.627 (1,3)	L7		F8		2B		K		F7	5	0	1	0	0	1	5											
<b>Derek Bell, R</b> OBP: 0.315, SLG: 0.363 (1,9)	1B		1B		G5-3		G4-3		F9	5	0	2	0	0	0	4											
<b>Carl Everett, S</b> OBP: 0.390, SLG: 0.545 (1,8)	G4-3		1B						F9	4	2	3	1	0	0	2											
<b>Russ Johnson, R</b> OBP: 0.359, SLG: 0.459 (1,5)		P4	F9						F9	4	0	0	0	0	0	4											
<b>Paul Bako, L</b> OBP: 0.355, SLG: 0.395 (1,2)		P5			G4-3		G4-3		SF8	3	0	0	1	0	0	1											
<b>Tim Bogar, R</b> OBP: 0.340, SLG: 0.363 (1,6)			1B		G4-3		1B		1B	4	0	3	1	0	0	0											
<b>Chris Holt, R</b> OBP: 0.114, SLG: 0.061 (1,1)										3	0	0	0	0	2	2											
<b>Doug Henry, R</b> OBP: 0.500, SLG: 0.500 (7,1)			K							1	0	0	0	0	1	1											
<b>Brian Williams, R</b> OBP: 0.500, SLG: 0.500 (8,1)										0	0	0	0	0	0	0											
<b>Inning Stats</b>	R: 0 E: 0 K: 0 S: 12	H: 2 LOB: 2 BB: 0 P: 18	R: 0 E: 0 K: 1 S: 10	H: 1 LOB: 1 BB: 0 P: 14	R: 1 E: 0 K: 0 S: 14	H: 3 LOB: 2 BB: 0 P: 18	R: 0 E: 0 K: 1 S: 5	H: 0 LOB: 0 BB: 0 P: 5	R: 0 E: 0 K: 1 S: 11	H: 1 LOB: 1 BB: 0 P: 16	R: 1 E: 0 K: 0 S: 9	H: 2 LOB: 1 BB: 0 P: 13	R: 0 E: 0 K: 1 S: 6	H: 2 LOB: 1 BB: 0 P: 7	R: 1 E: 0 K: 1 S: 10	H: 2 LOB: 1 BB: 0 P: 13	R: 0 E: 0 K: 0 S: 12	H: 1 LOB: 1 BB: 0 P: 17	1B: 12 2B: 2 3B: 0 HR: 0	SF: 1 SAC: 0 DP: 1 HBP: 0	WP: 0 PB: 0 SB: 0 CS: 0	PA: 40					
<b>PITCHER</b>	IP	WLS	BF	H	R	ER	SO	BB	IBB	HBP	BLK	WP	HR	S	P	ERA	WHIP										
<b>29 John Smoltz, R</b> ERA: 3.51 (1,1)	7.0		31	11	2	2	4	0	0	0	0	0	0	67	91	2.57	1.571										
<b>Rudy Seanez, R</b> ERA: 2.74 (8,1)	1.0	W	5	2	1	1	1	0	0	0	0	0	0	10	13	9.00	2.000										
<b>John Rocker, L</b> ERA: 2.31 (9,1)	1.0	S	4	1	0	0	0	0	0	0	0	0	0	12	17	0.00	1.000										

Batter	1	2	3	4	5	6	7	8	9	AB	R	H	RBI	BB	SO	LOB	BOTTOM										
<b>Gerald Williams, R</b> OBP: 0.341, SLG: 0.485 (1,7)	L3		FC6-4		K		SF8		K	4	0	2	1	0	2	1	<b>Houston Astros @ Atlanta Braves</b> Turner Field, Atlanta, GA Mon Aug 09 1999, 7:40 PM EDT Att: 40,072 - Unknown - 91 F										
<b>Keith Lockhart, L</b> OBP: 0.324, SLG: 0.322 (1,4)	L3		FC6-4		10		10		BB	3	1	1	0	1	0	2											
<b>10 Chipper Jones, S</b> OBP: 0.435, SLG: 0.693 (1,5)	2B		FC5		G4-6-3		BB		BB	3	0	2	1	1	0	1											
<b>Brian Jordan, R</b> OBP: 0.351, SLG: 0.498 (1,9)	K		K		G4-6-3		1B		1B	4	0	0	0	0	2	5											
<b>Ryan Klesko, L</b> OBP: 0.383, SLG: 0.567 (1,3)		P6	1B						S	4	1	2	1	0	0	0											
<b>John Rocker, R</b> OBP: 0.271, SLG: 0.294 (9,1)			1B						11	0	0	0	0	0	0	0											
<b>Andruw Jones, R</b> OBP: 0.352, SLG: 0.493 (1,8)		G5-3	FC5		G6-3		G6-3		S	2	1	0	0	2	0	2											
<b>Greg Myers, L</b> OBP: 0.270, SLG: 0.447 (1,2)									11	2	0	1	0	1	0	0											
<b>Walt Weiss, S</b> OBP: 0.312, SLG: 0.302 (7, PR) (8,6)		G5-3	BB		F7		SF8		K	1	1	0	0	0	1	2											
<b>José Hernández, R</b> OBP: 0.360, SLG: 0.449 (1,6)									11	3	1	1	0	0	0	2											
<b>11 Pascual Matos, R</b> OBP: 0.125, SLG: 0.125 (8,2)		G5-3	BB		G4-3		SF8		10	1	0	1	2	0	0	0											
<b>29 John Smoltz, R</b> OBP: 0.286, SLG: 0.415 (1,1)									10	2	0	0	0	0	1	2											
<b>Ozzie Guillen, L</b> OBP: 0.271, SLG: 0.294 (7, PH) (8,1)									10	0	0	0	0	0	0	0											
<b>Rudy Seanez, R</b> OBP: 0.358, SLG: 0.435 (8, PH) (9,3)									10	0	0	0	0	0	0	1											
<b>Inning Stats</b>	R: 0 E: 0 K: 1 S: 10	H: 2 LOB: 1 BB: 0 P: 15	R: 0 E: 0 K: 1 S: 9	H: 0 LOB: 2 BB: 2 P: 18	R: 1 E: 0 K: 1 S: 10	H: 2 LOB: 2 BB: 1 P: 18	R: 0 E: 0 K: 0 S: 4	H: 0 LOB: 0 BB: 0 P: 5	R: 0 E: 0 K: 0 S: 9	H: 0 LOB: 0 BB: 0 P: 17	R: 2 E: 0 K: 0 S: 9	H: 3 LOB: 2 BB: 1 P: 18	R: 2 E: 0 K: 2 S: 16	H: 2 LOB: 1 BB: 1 P: 29	R: 0 E: 0 K: 0 S: 12	H: 1 LOB: 1 BB: 0 P: 17	1B: 8 2B: 3 3B: 0 HR: 0	SF: 1 SAC: 1 DP: 2 HBP: 0	WP: 0 PB: 0 SB: 2 CS: 0	PA: 37							
<b>PITCHER</b>	IP	WLS	BF	H	R	ER	SO	BB	IBB	HBP	BLK	WP	HR	S	P	ERA	WHIP										
<b>Chris Holt, R</b> ERA: 4.38 (1,1)	6.2		30	8	3	3	4	4	0	0	0	0	0	12	24	27.00	4.500										
<b>Doug Henry, R</b> ERA: 5.64 (7,1)	0.2	L	5	2	2	2	1	1	0	0	0	0	0	6	10	0.00	0.000										
<b>Brian Williams, R</b> ERA: 4.43 (8,1)	0.2		2	0	0	0	1	0	0	0	0	0	0	6	10	0.00	0.000										

AB	39
R	3
H	14
RBI	3
BB	0
SO	5
LOB	20





Batter	1	2	3	4	5	6	7	8	9	AB	R	H	RBI	BB	SO	LOB	TOP								
<b>Craig Biggio, R</b> OBP: 0.397, SLG: 0.477 (1,4)										3	1	1	1	1	0	2	<b>Houston Astros @ Atlanta Braves</b> Turner Field, Atlanta, GA Tue Aug 10 1999, 7:40 PM EDT Att: 38,303 - Cloudy - 87 F								
<b>Ricky Gutierrez, R</b> OBP: 0.344, SLG: 0.386 (1,6)										5	0	2	1	0	1	1									
<b>5 Jeff Bagwell, R</b> OBP: 0.449, SLG: 0.627 (1,3)										2	0	1	1	2	1	2									
<b>Derek Bell, R</b> OBP: 0.313, SLG: 0.360 (1,9)										3	0	0	1	0	0	4									
<b>Carl Everett, S</b> OBP: 0.386, SLG: 0.539 (1,8)										4	0	0	0	0	1	3									
<b>Matt Mieske, R</b> OBP: 0.391, SLG: 0.618 (1,7)										4	0	1	0	0	0	1									
<b>Russ Johnson, R</b> OBP: 0.356, SLG: 0.451 (1,5)										4	1	1	0	0	0	1									
<b>Randy Knorr, R</b> OBP: 0.214, SLG: 0.222 (1,2)										4	2	2	0	0	1	1									
<b>Shane Reynolds, R</b> OBP: 0.208, SLG: 0.222 (1,1)										2	0	0	0	0	2	2									
<b>Jay Powell, R</b> OBP: 0.339, SLG: 0.362 (9, PH)										0	0	0	0	0	0	0									
<b>Inning Stats</b>	R: 0 E: 0 K: 0 S: 7	H: 0 LOB: 1 BB: 2 P: 18	R: 0 E: 0 K: 0 S: 9	H: 0 LOB: 0 BB: 0 P: 12	R: 1 E: 0 K: 1 S: 7	H: 1 LOB: 0 BB: 0 P: 10	R: 0 E: 0 K: 0 S: 8	H: 1 LOB: 1 BB: 0 P: 14	R: 3 E: 1 K: 2 S: 16	H: 3 LOB: 2 BB: 1 P: 29	R: 0 E: 0 K: 0 S: 9	H: 0 LOB: 0 BB: 0 P: 16	R: 0 E: 0 K: 2 S: 13	H: 2 LOB: 2 BB: 0 P: 20	R: 0 E: 0 K: 1 S: 11	H: 1 LOB: 1 BB: 0 P: 16	R: 0 E: 0 K: 0 S: 10	H: 0 LOB: 0 BB: 0 P: 13	1B: 7 2B: 1 3B: 0 HR: 0	SF: 2 SAC: 1 DP: 1 HBP: 0	WP: 0 PB: 0 SB: 0 CS: 0	PA: 38			
<b>PITCHER</b>	IP	WLS	BF	H	R	ER	SO	BB	IBB	HBP	BLK	WP	HR	S	P	ERA	WHIP								
<b>Tom Glavine, L</b> ERA: 4.14 (1,1)	7.0	W	31	7	4	2	5	3	0	0	0	0	0	69	119	2.57	1.429								
<b>Mike Remlinger, L</b> ERA: 2.59 (8,1)	1.0	H	4	1	0	0	1	0	0	0	0	0	0	11	16	0.00	1.000								
<b>John Rocker, L</b> ERA: 2.26 (9,1)	1.0	S	3	0	0	0	0	0	0	0	0	0	0	10	13	0.00	0.000								

AB	32
R	4
H	8
RBI	4
BB	3
SO	6
LOB	17



Batter	1	2	3	4	5	6	7	8	9	AB	R	H	RBI	BB	SO	LOB	BOTTOM								
<b>Gerald Williams, R</b> OBP: 0.340, SLG: 0.481 (1,7)										4	2	1	0	0	1	2	<b>Houston Astros @ Atlanta Braves</b> Turner Field, Atlanta, GA Tue Aug 10 1999, 7:40 PM EDT Att: 38,303 - Cloudy - 87 F								
<b>Bret Boone, R</b> OBP: 0.309, SLG: 0.412 (1,4)										4	1	2	4	0	1	0									
<b>10 Chipper Jones, S</b> OBP: 0.435, SLG: 0.609 (1,5)										3	1	1	1	1	0	1									
<b>Brian Jordan, R</b> OBP: 0.350, SLG: 0.495 (1,9)										4	0	1	0	0	1	1									
<b>Ryan Klesko, L</b> OBP: 0.385, SLG: 0.577 (1,3)										4	1	2	1	0	0	2									
<b>Brian Hunter, R</b> OBP: 0.358, SLG: 0.435 (9,3)										0	0	0	0	0	0	0									
<b>Andruw Jones, R</b> OBP: 0.348, SLG: 0.488 (1,8)										4	0	0	0	0	3	3									
<b>Greg Myers, L</b> OBP: 0.367, SLG: 0.438 (1,2)										3	0	0	0	1	0	1									
<b>José Hernández, R</b> OBP: 0.358, SLG: 0.445 (1,6)										3	1	0	0	0	1	0									
<b>Watt Weiss, S</b> OBP: 0.314, SLG: 0.305 (8,6)										1	0	1	0	0	0	0									
<b>Tom Glavine, L</b> OBP: 0.180, SLG: 0.167 (1,1)										2	0	0	0	0	0	0									
<b>Ozzie Guillen, L</b> OBP: 0.271, SLG: 0.294 (7, PH)										0	0	0	0	0	0	0									
<b>Mike Remlinger, L</b> OBP: 0.321, SLG: 0.320 (8, PH)										0	0	0	0	0	0	2									
<b>Keith Lockhart, L</b> OBP: 0.321, SLG: 0.320 (8, PH)										0	0	0	0	0	0	0									
<b>John Rocker, R</b> OBP: 0.321, SLG: 0.320 (9,1)										0	0	0	0	0	0	0									
<b>Inning Stats</b>	R: 3 E: 0 K: 2 S: 13	H: 4 LOB: 1 BB: 0 P: 18	R: 0 E: 0 K: 1 S: 10	H: 0 LOB: 0 BB: 0 P: 12	R: 0 E: 0 K: 1 S: 9	H: 1 LOB: 2 BB: 1 P: 19	R: 0 E: 0 K: 1 S: 8	H: 0 LOB: 0 BB: 0 P: 10	R: 0 E: 0 K: 1 S: 9	H: 0 LOB: 0 BB: 0 P: 16	R: 1 E: 0 K: 0 S: 7	H: 1 LOB: 0 BB: 0 P: 10	R: 2 E: 2 K: 0 S: 8	H: 1 LOB: 1 BB: 0 P: 13	R: 0 E: 0 K: 1 S: 10	H: 1 LOB: 2 BB: 1 P: 15	1B: 4 2B: 1 3B: 0 HR: 3	SF: 0 SAC: 1 DP: 0 HBP: 0	WP: 0 PB: 0 SB: 1 CS: 0	PA: 36					
<b>PITCHER</b>	IP	WLS	BF	H	R	ER	SO	BB	IBB	HBP	BLK	WP	HR	S	P	ERA	WHIP								
<b>Shane Reynolds, R</b> ERA: 3.57 (1,1)	7.0	L	31	7	4	4	6	1	0	0	0	0	0	10	15	0.00	2.000								
<b>Jay Powell, R</b> ERA: 3.61 (8,1)	1.0		5	1	0	0	1	1	0	0	0	0	0	10	15	0.00	2.000								





Batter	1	2	3	4	5	6	7	8	9	AB	R	H	RBI	BB	SO	LOB	TOP			
<b>Craig Biggio, R</b> OBP: 0.397, SLG: 0.480 (1, 4)										4	1	2	1	0	1	1	<b>Houston Astros @ Atlanta Braves</b> Turner Field, Atlanta, GA Wed Aug 11 1999, 7:40 PM EDT Att: 39,578 - Unknown - 75 F			
<b>Bill Spillers, L</b> OBP: 0.359, SLG: 0.389 (1, 5)										4	2	0	0	1	1	3				
<b>5 Jeff Bagwell, R</b> OBP: 0.448, SLG: 0.633 (1, 3)											4	1	2	3	0	0				
<b>Carl Everett, S</b> OBP: 0.389, SLG: 0.540 (1, 8)											3	0	2	1	1	0				
<b>Derek Bell, R</b> OBP: 0.314, SLG: 0.359 (1, 9)											2	0	0	0	2	0				
<b>Darvle Ward, L</b> OBP: 0.317, SLG: 0.464 (7, PH)											3	0	1	0	0	0				
<b>Matt Mieske, R</b> OBP: 0.387, SLG: 0.612 (7, 7)											1	0	0	0	0	2				
<b>Paul Bako, L</b> OBP: 0.360, SLG: 0.407 (8, PH)										3	0	2	0	0	1	0				
<b>Glen Barker, S</b> OBP: 0.378, SLG: 0.375 (8, 2)										1	0	0	0	0	0	0				
<b>Randy Knorr, R</b> OBP: 0.214, SLG: 0.222 (8, 2)										0	0	0	0	0	0	0				
<b>Ricky Gutierrez, R</b> OBP: 0.348, SLG: 0.385 (1, 6)										3	1	1	0	1	0	3				
<b>Jose Lima, R</b> OBP: 0.145, SLG: 0.113 (6, PH)										2	0	0	0	0	1	3				
<b>Russ Johnson, R</b> OBP: 0.361, SLG: 0.456 (6, PH)										1	0	1	0	0	0	0				
<b>Brian Williams, R</b> OBP: 0.500, SLG: 0.500 (8, PH)										0	0	0	0	0	0	0				
<b>Tim Bogar, R</b> OBP: 0.338, SLG: 0.360 (8, 1)										1	0	0	0	0	0	1				
<b>Billy Wagner, L</b> (8, 1)										0	0	0	0	0	0	0				
<b>Inning Stats</b>	R: 1 E: 0 K: 0 S: 12	H: 2 LOB: 0 BB: 0 P: 17	R: 0 E: 0 K: 0 S: 6	H: 2 LOB: 0 BB: 0 P: 9	R: 2 E: 0 K: 0 S: 10	H: 3 LOB: 0 BB: 0 P: 11	R: 0 E: 0 K: 1 S: 6	H: 1 LOB: 2 BB: 2 P: 6	R: 1 E: 0 K: 1 S: 11	H: 1 LOB: 2 BB: 2 P: 23	R: 0 E: 0 K: 0 S: 6	H: 0 LOB: 1 BB: 2 P: 17	R: 0 E: 0 K: 1 S: 11	H: 0 LOB: 1 BB: 1 P: 16	R: 0 E: 0 K: 2 S: 7	H: 0 LOB: 0 BB: 0 P: 11	1B: 8 2B: 2 3B: 0 HR: 1	SF: 3 SAC: 0 DP: 1 HBP: 0	WP: 0 PB: 1 SB: 2 CS: 2	PA: 41
<b>PITCHER</b>	IP WLS BF H R ER SO BB IBB HBP BLK WP HR S P ERA WHIP											IP WLS BF H R ER SO BB IBB HBP BLK WP HR S P ERA WHIP								
<b>Greg Maddux, R</b> ERA: 3.57	(1, 1) 5.1 W 27 11 5 5 2 2 0 0 0 0 0 1 52 74 8.44 2.438											<b>John Rocker, L</b> ERA: 2.22	(9, 1) 1.0 S 3 0 0 0 2 0 0 0 0 0 0 0 7 11 0.00 0.000							
<b>Russ Springer, R</b> ERA: 4.08	(6, 1) 0.2 H 2 0 0 0 0 0 0 0 0 0 0 0 4 5 0.00 0.000																			
<b>Mike Remlinger, L</b> ERA: 2.57	(7, 1) 0.1 H 3 0 0 0 0 0 2 0 0 0 0 0 3 11 0.00 6.000																			
<b>30 Kevin McGlinchy, R</b> ERA: 3.23	(7, 1) 0.2 H 1 0 0 0 0 0 0 0 0 0 0 0 3 6 0.00 0.000																			
<b>Terry Mulholland, L</b> ERA: 5.19	(8, 1) 1.0 H 4 0 0 0 0 1 1 0 0 0 0 0 0 11 16 0.00 1.000																			

AB	32
R	5
H	11
RBI	5
BB	5
SO	5
LOB	16



Batter	1	2	3	4	5	6	7	8	9	AB	R	H	RBI	BB	SO	LOB	BOTTOM			
<b>Gerald Williams, R</b> OBP: 0.337, SLG: 0.479 (1, 7)										5	1	1	1	0	1	1	<b>Houston Astros @ Atlanta Braves</b> Turner Field, Atlanta, GA Wed Aug 11 1999, 7:40 PM EDT Att: 39,578 - Unknown - 75 F			
<b>Bret Boone, R</b> OBP: 0.312, SLG: 0.422 (1, 4)										4	2	2	2	1	0	0				
<b>10 Chipper Jones, S</b> OBP: 0.435, SLG: 0.616 (1, 5)										5	2	2	1	0	2	2				
<b>Brian Jordan, R</b> OBP: 0.354, SLG: 0.496 (1, 9)										3	0	2	1	1	0	1				
<b>Ryan Klesko, L</b> OBP: 0.386, SLG: 0.578 (8, 1)										3	0	1	1	1	0	2				
<b>Terry Mulholland, R</b> OBP: 0.118, SLG: 0.091 (9, 6)										0	0	0	0	0	0	0				
<b>Walt Weiss, S</b> OBP: 0.314, SLG: 0.305 (9, 6)										0	0	0	0	0	0	0				
<b>Andruw Jones, R</b> OBP: 0.346, SLG: 0.484 (1, 8)										4	0	0	0	0	0	4				
<b>José Hernández, R</b> OBP: 0.359, SLG: 0.452 (9, 1)										3	2	1	1	1	1	1				
<b>Eddie Pérez, R</b> OBP: 0.300, SLG: 0.333 (1, 2)										4	1	1	0	0	1	3				
<b>Greg Maddux, R</b> ERA: 3.57	(1, 1) 5.0 L 26 9 6 6 3 2 1 0 0 0 0 0 3 54 76 10.80 2.000																			
<b>Russ Springer, R</b> ERA: 4.24	(6, 1) 2.0 7 0 0 0 1 1 0 0 0 0 0 0 16 24 0.00 0.500																			
<b>Ozzie Guillen, L</b> ERA: 2.22	(7, 1) 0.2 H 1 0 0 0 0 0 0 0 0 0 0 0 3 6 0.00 0.000																			
<b>Mike Remlinger, L</b> ERA: 2.57	(7, 1) 0.1 H 3 0 0 0 0 0 2 0 0 0 0 0 3 11 0.00 6.000																			
<b>30 Kevin McGlinchy, R</b> ERA: 3.23	(7, 1) 0.2 H 1 0 0 0 0 0 0 0 0 0 0 0 3 6 0.00 0.000																			
<b>Brian Hunter, R</b> OBP: 0.355, SLG: 0.431 (8, 3)	(8, 3) 1.0 H 4 0 0 0 0 1 1 0 0 0 0 0 0 11 16 0.00 1.000																			
<b>Inning Stats</b>	R: 1 E: 0 K: 0 S: 9	H: 2 LOB: 2 BB: 1 P: 15	R: 4 E: 0 K: 0 S: 13	H: 5 LOB: 1 BB: 0 P: 22	R: 0 E: 0 K: 1 S: 6	H: 0 LOB: 0 BB: 0 P: 8	R: 0 E: 0 K: 1 S: 11	H: 0 LOB: 0 BB: 0 P: 14	R: 1 E: 1 K: 1 S: 15	H: 2 LOB: 2 BB: 0 P: 17	R: 0 E: 0 K: 0 S: 10	H: 0 LOB: 1 BB: 1 P: 11	R: 0 E: 0 K: 1 S: 6	H: 0 LOB: 1 BB: 2 P: 30	R: 2 E: 0 K: 1 S: 18	H: 1 LOB: 1 BB: 2 P: 30	1B: 3 2B: 4 3B: 0 HR: 3	SF: 0 SAC: 1 DP: 0 HBP: 0	WP: 0 PB: 1 SB: 2 CS: 0	PA: 39
<b>PITCHER</b>	IP WLS BF H R ER SO BB IBB HBP BLK WP HR S P ERA WHIP											IP WLS BF H R ER SO BB IBB HBP BLK WP HR S P ERA WHIP								
<b>Jose Lima, R</b> ERA: 3.62	(1, 1) 5.0 L 26 9 6 6 3 2 1 0 0 0 0 0 3 54 76 10.80 2.000																			
<b>Brian Williams, R</b> ERA: 4.24	(6, 1) 2.0 7 0 0 0 1 1 0 0 0 0 0 0 16 24 0.00 0.500																			
<b>Billy Wagner, L</b> ERA: 2.28	(8, 1) 1.0 6 1 2 1 1 2 0 0 0 0 0 0 0 18 30 9.00 3.000																			









Batter	1	2	3	4	5	6	7	8	9	AB	R	H	RBI	BB	SO	LOB	TOP		
<b>Gerald Williams, R</b> (1, 7) OBP: 0.332, SLG: 0.467	G5-3	K			K		F8		FC5-4	5	0	0	0	0	2	3	<b>Atlanta Braves @ Los Angeles Dodgers</b> Dodger Stadium, Los Angeles, CA Sat Aug 14 1999, 7:10 PM PDT Att: 53,533 - Unknown - 74 F		
<b>Keith Lockhart, L</b> (1, 4) OBP: 0.326, SLG: 0.320	F9 10 BB 1B		L1		G6-3			HBP		3	0	1	0	0	0	0			
<b>10 Chipper Jones, S</b> (1, 5) OBP: 0.437, SLG: 0.631	S BB		S G6-3 1B		2B			P5		3	0	2	0	1	0	1			
<b>Brian Jordan, R</b> (1, 9) OBP: 0.355, SLG: 0.493	F9 2-3		G6-3 1-2		F8			P4		4	0	0	0	0	0	5			
<b>Ryan Klesko, L</b> (1, 3) OBP: 0.384, SLG: 0.570	K 1-2		S BB		G1-3			G5-3		3	0	0	0	1	1	3			
<b>Andruw Jones, R</b> (1, 8) OBP: 0.346, SLG: 0.487		G5-3 1B		P3 1-2		G5-3			HR	4	1	2	1	0	0	2			
<b>Greg Myers, L</b> (1, 2) OBP: 0.364, SLG: 0.431		G5-3 1-2		F8 1-0		F9			K	3	0	0	0	0	1				
<b>Eddie Pérez, R</b> (9, PH) OBP: 0.299, SLG: 0.332									K	1	0	0	0	0	1	0			
<b>Walt Weiss, S</b> (1, 6) OBP: 0.310, SLG: 0.300		P3 1-0		K 1-3				G4-3	E5 FC5-4	4	0	0	0	0	1	1			
<b>29 John Smoltz, R</b> (1, 1) OBP: 0.295, SLG: 0.402										1	0	0	0	1	1	0			
<b>30 Kevin McGlinchy, R</b> (5, 1) OBP: 0.146, SLG: 0.091										0	0	0	0	0	0	0			
<b>Terry Mulholland, R</b> (5, 1) OBP: 0.116, SLG: 0.059										0	0	0	0	0	0	0			
<b>Ozzie Guillen, L</b> (7, PH) OBP: 0.116, SLG: 0.059										1	0	0	0	0	0	0			
<b>Russ Springer, R</b> (7, 1) OBP: 0.116, SLG: 0.059										0	0	0	0	0	0	0			
<b>Bruce Chen, L</b> (7, 1) OBP: 0.116, SLG: 0.059										0	0	0	0	0	0	0			
<b>Howard Battie, R</b> (9, PH) OBP: 0.116, SLG: 0.059										1	0	0	0	0	1	1			
<b>Inning Stats</b>	R: 0 E: 0 K: 1 S: 15	H: 1 LOB: 2 BB: 1 P: 27	R: 0 E: 0 K: 1 S: 14	H: 1 LOB: 2 BB: 1 P: 24	R: 0 E: 0 K: 0 S: 8	H: 0 LOB: 0 BB: 0 P: 11	R: 0 E: 0 K: 2 S: 7	H: 0 LOB: 0 BB: 0 P: 11	R: 0 E: 0 K: 0 S: 6	H: 0 LOB: 0 BB: 0 P: 9	R: 0 E: 0 K: 0 S: 6	H: 0 LOB: 0 BB: 0 P: 8	R: 0 E: 0 K: 0 S: 9	H: 0 LOB: 1 BB: 0 P: 16	R: 1 E: 1 K: 2 S: 13	H: 1 LOB: 1 BB: 0 P: 20	1B: 3 2B: 1 3B: 0 HR: 1	SF: 0 SAC: 0 DP: 0 HBP: 1	WP: 0 PA: 37 PB: 0 SB: 3 CS: 0
<b>PITCHER</b>	IP	WLS	BF	H	R	ER	SO	BB	IBB	HBP	BLK	WP	HR	S	P	ERA	WHIP		
<b>Kevin Brown, R</b> (1, 1) ERA: 3.14	7.0	W	28	4	0	0	5	3	0	0	0	0	0	67	113	0.00	1.000		
<b>Alan Mills, R</b> (8, 1) ERA: 3.14	1.0		4	0	0	0	0	0	0	1	0	0	0	9	16	0.00	0.000		
<b>Pedro Borbon, L</b> (9, 1) ERA: 2.7	1.0		5	1	1	1	2	0	0	0	0	0	1	13	20	9.00	1.000		

Batter	1	2	3	4	5	6	7	8	9	AB	R	H	RBI	BB	SO	LOB	BOTTOM		
<b>Mark Grudzielanek, R</b> (1, 6) OBP: 0.362, SLG: 0.401	G6-3		K		FC6-4 1B			HR BB		4	1	2	0	1	1	0	<b>Atlanta Braves @ Los Angeles Dodgers</b> Dodger Stadium, Los Angeles, CA Sat Aug 14 1999, 7:10 PM PDT Att: 53,533 - Unknown - 74 F		
<b>Todd Hollandsworth, L</b> (1, 8) OBP: 0.353, SLG: 0.500	G4-3		P5		FC6-4 1B 1-2 1B		G1-3	HR		5	2	1	3	0	0	2			
<b>Gary Sheffield, R</b> (1, 7) OBP: 0.413, SLG: 0.501			F8		1B 1B FC1-2 1B			G6-3		5	1	3	0	0	0	0			
<b>Pedro Borbon, R</b> (9, 1) OBP: 0.355, SLG: 0.471	BB 1B				1B 1B FC1-2 1B			1B 2B		0	0	0	0	0	0	0			
<b>Eric Karros, R</b> (1, 3) OBP: 0.360, SLG: 0.567					FC6-5 2B		F8	F9		4	0	2	1	1	0	1			
<b>Raul Mondesi, R</b> (1, 9) OBP: 0.329, SLG: 0.471	P7				FC6-5 1B FC6-4 2-3		FC1-2 1B	L5		4	2	1	0	1	0	3			
<b>Todd Hundley, S</b> (1, 2) OBP: 0.297, SLG: 0.451					FC6-4 1B		FC1-2 1B	1B S 1B		3	0	2	1	1	0	3			
<b>Adrian Beltré, R</b> (1, 5) OBP: 0.355, SLG: 0.440		FC5-4 1-2 1-2			FC6-4 1B S 1-2 1B		K	G6-4-3 1B		4	1	1	2	0	1	5			
<b>Craig Counsell, L</b> (1, 4) OBP: 0.265, SLG: 0.255					FC4-6 1B			G3		3	0	1	1	0	0	1			
<b>Eric Young Sr., R</b> (7, PH) OBP: 0.353, SLG: 0.336					FC4-6 1B			G6-4-3		1	0	0	0	0	0	2			
<b>Alan Mills, R</b> (8, 1) OBP: 0.353, SLG: 0.336					FC4-6 1B					0	0	0	0	0	0	0			
<b>Trenidad Hubbard, R</b> (9, 7) OBP: 0.382, SLG: 0.374					FC4-6 1B					0	0	0	0	0	0	0			
<b>Kevin Brown, R</b> (1, 1) OBP: 0.115, SLG: 0.085					FC4-6 1-2					3	0	0	0	0	1	2			
<b>Jose Vizcaino, S</b> (8, 4) OBP: 0.281, SLG: 0.277										1	1	1	0	0	0	0			
<b>Inning Stats</b>	R: 0 E: 0 K: 0 S: 8	H: 1 LOB: 2 BB: 1 P: 14	R: 0 E: 0 K: 0 S: 9	H: 0 LOB: 1 BB: 1 P: 15	R: 0 E: 0 K: 1 S: 13	H: 0 LOB: 0 BB: 0 P: 16	R: 2 E: 0 K: 0 S: 18	H: 3 LOB: 1 BB: 0 P: 25	R: 1 E: 0 K: 1 S: 15	H: 4 LOB: 3 BB: 0 P: 18	R: 0 E: 0 K: 1 S: 9	H: 1 LOB: 1 BB: 0 P: 16	R: 2 E: 0 K: 0 S: 17	H: 3 LOB: 1 BB: 1 P: 30	R: 3 E: 0 K: 0 S: 17	H: 2 LOB: 0 BB: 1 P: 30	1B: 10 2B: 3 3B: 0 HR: 1	SF: 0 SAC: 0 DP: 1 HBP: 0	WP: 0 PA: 41 PB: 0 SB: 3 CS: 0
<b>PITCHER</b>	IP	WLS	BF	H	R	ER	SO	BB	IBB	HBP	BLK	WP	HR	S	P	ERA	WHIP		
<b>29 John Smoltz, R</b> (1, 1) ERA: 3.8	4.1	L	21	6	3	3	1	2	0	0	0	0	0	5	6	-	-		
<b>30 Kevin McGlinchy, R</b> (5, 1) ERA: 3.23	0.0		2	2	0	0	0	0	0	0	0	0	0	5	6	-	-		
<b>Terry Mulholland, L</b> (5, 1) ERA: 5.11	1.2		6	1	0	0	2	0	0	0	0	0	0	14	21	0.00	0.600		
<b>Russ Springer, R</b> (7, 1) ERA: 4.6	0.1		5	3	2	0	0	1	0	0	0	0	0	15	27	54.00	12.000		
<b>Bruce Chen, L</b> (7, 1) ERA: 6.14	1.2		7	2	3	3	0	1	0	0	0	0	1	19	33	16.20	1.800		















Batter	1	2	3	4	5	6	7	8	9	AB	R	H	RBI	BB	SO	LOB	TOP				
Gerald Williams, R (1, 7) OBP: 0.325, SLG: 0.466	F7		G1-3		G5-3		F7		K	5	0	0	0	0	1	4					
Bret Boone, R (1, 4) OBP: 0.314, SLG: 0.421	P3			P3	L9				K	4	0	0	0	0	1	1					
10 Chipper Jones, S (1, 5) OBP: 0.438, SLG: 0.621	G6-3			K		K		P4-6 2B		4	0	1	0	0	2	0					
Brian Jordan, R (1, 9) OBP: 0.361, SLG: 0.507		L5		1B		G5-3		P4-6 2B		4	1	1	0	0	0	1					
Andruw Jones, R (1, 8) OBP: 0.351, SLG: 0.485		1B		1B		1B			BB S BB	3	0	3	1	1	0	0					
José Hernández, R (1, 6) OBP: 0.382, SLG: 0.464		K		K		K		K		4	0	2	0	0	2	2					
Brian Hunter, R (1, 3) Ryan Klesko, L (9, PH) OBP: 0.383, SLG: 0.565		K		P6		L4		BB IBB		3	0	0	0	0	1	5					
Eddie Pérez, R (1, 2) OBP: 0.304, SLG: 0.368			G6-3		G5-3 2B		F8		K	4	0	1	0	0	1	2					
Kevin Millwood, R (1, 1) OBP: 0.158, SLG: 0.145 Keith Lockhart, L (9, PH) John Rocker, R (9, 1) OBP: 0.326, SLG: 0.315		G6-3		G6-3		K		K		3	0	0	0	0	2	1					
										0	0	0	0	1	0	0					
										0	0	0	0	0	0	0					
										1-2 2-3 BB											
<b>Inning Stats</b>	R: 0 E: 0 K: 0 S: 6	H: 0 LOB: 0 BB: 0 P: 11	R: 0 E: 0 K: 2 S: 9	H: 1 LOB: 1 BB: 0 P: 15	R: 0 E: 0 K: 0 S: 5	H: 0 LOB: 0 BB: 0 P: 8	R: 1 E: 0 K: 1 S: 16	H: 3 LOB: 2 BB: 0 P: 27	R: 0 E: 0 K: 1 S: 10	H: 1 LOB: 1 BB: 0 P: 16	R: 0 E: 0 K: 1 S: 11	H: 2 LOB: 0 BB: 0 P: 16	R: 0 E: 0 K: 1 S: 8	H: 0 LOB: 0 BB: 0 P: 12	R: 0 E: 0 K: 1 S: 7	H: 1 LOB: 0 BB: 0 P: 13	R: 0 E: 0 K: 3 S: 16	H: 0 LOB: 3 BB: 3 P: 31	1B: 6 2B: 3 3B: 0 HR: 0	SF: 0 SAC: 0 DP: 1 HBP: 0	WP: 0 PA: 37 PB: 0 SB: 3 CS: 0
<b>PITCHER</b>	IP	WLS	BF	H	R	ER	SO	BB	IBB	HBP	BLK	WP	HR	S	P	ERA	WHIP				
Brian Bohanon, L (1, 1) ERA: 6.44	8.0		31	8	1	1	7	0	0	0	0	0	0	72	118	1.12	1.000				
Dave Veres, R (9, 1) ERA: 4.37	1.0	W	6	0	0	0	3	2	1	0	0	0	0	16	31	0.00	2.000				

Atlanta Braves @ Colorado Rockies  
Coors Field, Denver, CO  
Wed Aug 18 1999, 1:05 PM MDT  
Att: 46,563 - Sunny - 79 F

AB 34  
R 1  
H 8  
RBI 1  
BB 3  
SO 10  
LOB 16



Batter	1	2	3	4	5	6	7	8	9	AB	R	H	RBI	BB	SO	LOB	BOTTOM				
Neftali Pérez, S (1, 6) OBP: 0.322, SLG: 0.413	F9		G3			K			BB HR BB	3	1	0	0	1	1	0					
17 Todd Helton, L (1, 3) Terry Shumpert, R (9, PH) OBP: 0.375, SLG: 0.537	G4-3		P2			K			BB HR BB	3	0	0	0	0	1	0					
Larry Walker, L (1, 9) OBP: 0.438, SLG: 0.683	HR		F9			K			HR	4	2	2	4	0	1	0					
Dante Bichette, R (1, 7) OBP: 0.342, SLG: 0.547	P5		G6-3			P4				3	0	0	0	0	0	0					
Vinny Castilla, R (1, 5) OBP: 0.336, SLG: 0.489		K2-3		G4-3		K				3	0	0	0	0	2	0					
Lenny Harris, L (1, 4) OBP: 0.286, SLG: 0.304		BB 1B		L7		K				3	0	1	0	0	1	0					
Edgard Clemente, R (1, 8) OBP: 0.286, SLG: 0.597		P6			F8			G6-3		3	0	0	0	0	0	1					
Kirt Manwaring, R (1, 2) OBP: 0.381, SLG: 0.395		BB		F8		G4-3		G4-3		2	0	0	0	1	0	0					
Brian Bohanon, L (1, 1) Jeff Barry, S (8, PH) Dave Veres, R (9, 1) OBP: 0.172, SLG: 0.145		K		G5-3		G6-3		G6-3		2	0	0	0	0	1	2					
										1	0	0	0	0	0	0					
										0	0	0	0	0	0	0					
<b>Inning Stats</b>	R: 1 E: 0 K: 0 S: 14	H: 1 LOB: 2 BB: 1 P: 19	R: 0 E: 0 K: 2 S: 9	H: 1 LOB: 1 BB: 1 P: 17	R: 0 E: 0 K: 0 S: 8	H: 0 LOB: 0 BB: 0 P: 11	R: 0 E: 0 K: 0 S: 10	H: 0 LOB: 0 BB: 0 P: 17	R: 0 E: 0 K: 3 S: 10	H: 0 LOB: 0 BB: 0 P: 15	R: 0 E: 0 K: 2 S: 9	H: 0 LOB: 0 BB: 0 P: 12	R: 0 E: 0 K: 0 S: 9	H: 0 LOB: 0 BB: 0 P: 11	R: 3 E: 0 K: 0 S: 7	H: 1 LOB: 0 BB: 2 P: 16	1B: 1 2B: 0 3B: 0 HR: 2	SF: 0 SAC: 0 DP: 0 HBP: 0	WP: 0 PA: 30 PB: 0 SB: 0 CS: 0		
<b>PITCHER</b>	IP	WLS	BF	H	R	ER	SO	BB	IBB	HBP	BLK	WP	HR	S	P	ERA	WHIP				
Kevin Millwood, R (1, 1) ERA: 3.18	8.0		27	1	1	1	7	1	0	0	0	0	1	75	110	1.12	0.375				
John Rocker, L (9, 1) ERA: 2.69	0.0	L	3	1	3	3	0	2	0	0	0	0	1	7	16	∞	∞				

Atlanta Braves @ Colorado Rockies  
Coors Field, Denver, CO  
Wed Aug 18 1999, 1:05 PM MDT  
Att: 46,563 - Sunny - 79 F

AB 27  
R 4  
H 3  
RBI 4  
BB 3  
SO 7  
LOB 3









Batter	1	2	3	4	5	6	7	8	9	10	11	AB	R	H	RBI	BB	SO	LOB	TOP			
Eric Owens, R OBP: 0.336, SLG: 0.416 (1, 8)	1-2 F8 1B 1B		0-2 G5-3		0-1 G6-3		3-2 G6-3		0-3 K			5	0	1	0	0	1	2				
Tony Gwynn, L OBP: 0.377, SLG: 0.458 Ruben Rivera, R OBP: 0.300, SLG: 0.446 (8, PR)	2-1 F7		1-0 G6-3		2-1 G4-3		0-2 BB 1B		0-3 K			4	0	1	0	0	0	2				
Reggie Sanders, R OBP: 0.393, SLG: 0.536 (1, 7)	1 SAFE 1B 1B	2-1 1B	4-1 HR BB		0-2 FC3-6 1B		4-2 BB 1B		0-0 E4		0-0 F9	3	1	2	0	2	0	0				
Phil Nevin, R OBP: 0.369, SLG: 0.571 (1, 5)	2-2 F8		2-2 HR HR		1-2 FC3-6		0-3 K		0-3 K		0-3 K	5	1	1	3	0	2	5				
Wiki Gonzalez, R OBP: 0.287, SLG: 0.357 (1, 2)	1-3 K2-3		1-3 G6-3		0-0 F9		0-0 G6-4-3		0-0 E4		0-0 F7	5	0	0	0	0	1	5				
Wally Joyner, L OBP: 0.354, SLG: 0.317 Carlos Reyes, S (11, 1)		0-2 G6-3		1-1 G4-3		2-3 K		0-0 G3-1		0-0 F7		5	0	0	0	0	1	2				
Damian Jackson, R OBP: 0.322, SLG: 0.365 (1, 4)		0-3 K		3-2 G4-6-3 1B		4-2 SH1-4 BB		2-2 P6				3	0	1	0	1	1	0				
Chris Gomez, R OBP: 0.320, SLG: 0.281 Dave Macadan, L OBP: 0.370, SLG: 0.362 (11, 3)		1-1 G6-3		0-0 G4-6-3		3-2 P9		0-1 L8				4	0	0	0	0	0	2				
Matt Clement, R OBP: 0.079 Dan Miceli, R (8, 1)			4-1 G6-3 G5-3 HR BB		1-3 K		0-1 SH1-4		0-0 B2			1	1	0	0	1	1	0				
David Newhan, L OBP: 0.130, SLG: 0.174 Trevor Hoffman, R OBP: 0.500, SLG: 1.000 (9, 1)												1	0	0	0	0	0	0				
<b>Inning Stats</b>	R: 0 E: 0 K: 1 S: 17	H: 2 LOB: 2 BB: 0 P: 25	R: 0 E: 0 K: 1 S: 9	H: 0 LOB: 0 BB: 0 P: 10	R: 3 E: 0 K: 0 S: 16	H: 1 LOB: 0 BB: 2 P: 29	R: 0 E: 0 K: 0 S: 6	H: 1 LOB: 1 BB: 0 P: 10	R: 0 E: 0 K: 1 S: 10	H: 0 LOB: 1 BB: 1 P: 20	R: 0 E: 0 K: 1 S: 9	H: 1 LOB: 2 BB: 1 P: 13	R: 0 E: 0 K: 0 S: 6	H: 0 LOB: 0 BB: 0 P: 8	R: 0 E: 0 K: 2 S: 7	H: 0 LOB: 1 BB: 0 P: 7	R: 0 E: 1 K: 1 S: 6	H: 0 LOB: 1 BB: 0 P: 6	1B: 5 2B: 0 3B: 0 HR: 1	SF: 0 SAC: 1 DP: 2 HBP: 0	WP: 0 PB: 0 SB: 0 CS: 0	PA: 42
<b>PITCHER</b>	IP ERA WLS BF H R ER SO BB IBB HBP BLK WP HR S P ERA WHIP	8.0 4.14 1.0 3 0 0 0 0 0 0 0 0 0 0 6 8 0.00 1.250	2.0 2.32 W 7 0 0 0 3 0 0 0 0 0 0 0 13 13 0.00 0.000																			

San Diego Padres @ Atlanta Braves  
Turner Field, Atlanta, GA  
Fri Aug 20 1999, 7:40 PM EDT  
Att. 48,201 - Unknown - 80 F

AB 37  
R 3  
H 6  
RBI 3  
BB 4  
SO 8  
LOB 18



Batter	1	2	3	4	5	6	7	8	9	10	11	AB	R	H	RBI	BB	SO	LOB	BOTTOM			
Gerald Williams, R OBP: 0.330, SLG: 0.462 (1, 7)	2-2 P3		2-2 G5-3		0-0 B1-3		2-2 FC6-2					4	1	0	0	0	0	3				
Bret Boone, R OBP: 0.315, SLG: 0.421 (1, 4)	0-0 L8-4 2B		1-2 G6-4-3 1B		3-1 P4		0-2 E5 FC6-4		1-2 2-3 3-H 2-0 P5			5	0	2	0	0	0	4				
10 Chipper Jones, S OBP: 0.439, SLG: 0.624 (1, 5)	2-1 L8-4		2-3 K		2-2 2B		4-0 FC6-4 IBB		0-3 K			4	0	1	0	1	2	2				
Brian Jordan, R OBP: 0.361, SLG: 0.500 (1, 9)		0-1 G6-3		1-2 G6-4-3		0-3 K		1-2 FC6-4		0-0 F8		5	0	0	1	0	1	4				
Ryan Klesko, L OBP: 0.379, SLG: 0.558 (1, 3)		1-0 1B		3-1 F9		0-0 G3-1		0-0 F7		0-0 G5-3		5	0	1	0	0	0	2				
Andrew Jones, R OBP: 0.353, SLG: 0.485 (1, 8)		1-3 K		4-1 1B FC5-4 BB		0-1 P7		1-1 BB SH FC6-2 1B		0-0 E8 FC4 2B		4	2	2	0	1	1	1				
José Hernández, R OBP: 0.357, SLG: 0.455 (1, 6)		1-2 G6-3		3-1 FC5-4 1B		2-3 K		0-0 SH FC6-2 BB		0-0 G5-3		4	0	1	0	0	1	2				
Eddie Pérez, R OBP: 0.309, SLG: 0.366 Walt Weiss, S OBP: 0.309, SLG: 0.298 Greg Myers, L OBP: 0.366, SLG: 0.421 (1, 2)			0-2 G5-3		1-0 FC5-4		4-1 HBP E BB		4-0 FC6-2 BB		4-0 FC4 IBB	2	0	0	1	1	0	1				
Tom Glavine, L OBP: 0.344, SLG: 0.151 Keith Lockhart, L OBP: 0.222, SLG: 0.310 Randy Seanez, R OBP: 0.302, SLG: 0.449 Mike Remlinger, L OBP: 0.265, SLG: 0.287 (11, 1)			3-2 G4-3		1-1 G5-3		2-3 K		0-3 K		0-0 FC4	2	0	0	0	0	0	1				
<b>Inning Stats</b>	R: 0 E: 0 K: 0 S: 6	H: 1 LOB: 0 BB: 0 P: 10	R: 0 E: 0 K: 1 S: 10	H: 1 LOB: 1 BB: 0 P: 13	R: 0 E: 0 K: 0 S: 9	H: 0 LOB: 0 BB: 0 P: 14	R: 0 E: 0 K: 1 S: 10	H: 1 LOB: 1 BB: 0 P: 15	R: 0 E: 0 K: 1 S: 6	H: 0 LOB: 0 BB: 0 P: 8	R: 2 E: 1 K: 1 S: 13	H: 0 LOB: 2 BB: 2 P: 26	R: 0 E: 1 K: 1 S: 10	H: 1 LOB: 3 BB: 1 P: 17	R: 0 E: 0 K: 1 S: 5	H: 0 LOB: 0 BB: 0 P: 5	R: 1 E: 1 K: 0 S: 3	H: 1 LOB: 2 BB: 1 P: 7	1B: 4 2B: 4 3B: 0 HR: 0	SF: 0 SAC: 1 DP: 2 HBP: 1	WP: 0 PB: 0 SB: 0 CS: 0	PA: 45
<b>PITCHER</b>	IP ERA WLS BF H R ER SO BB IBB HBP BLK WP HR S P ERA WHIP	7.0 4.77 1.0 9 1 1 0 4 1 1 1 0 0 0 15 29 0.00 2.000	2.0 4.25 L 4 1 1 0 0 0 1 0 0 0 0 0 3 7 0.00 3.000																			

San Diego Padres @ Atlanta Braves  
Turner Field, Atlanta, GA  
Fri Aug 20 1999, 7:40 PM EDT  
Att. 48,201 - Unknown - 80 F

AB 38  
R 4  
H 7  
RBI 3  
BB 5  
SO 7  
LOB 25





Batter	1	2	3	4	5	6	7	8	9	AB	R	H	RBI	BB	SO	LOB	TOP				
Eric Owens, R OBP: 0.332, SLG: 0.412 (1, 8)	G1-3		K		L7			G4-3		4	0	0	0	0	1	1	<b>San Diego Padres @ Atlanta Braves</b> Turner Field, Atlanta, GA Sat Aug 21 1999, 4:05 PM EDT Att: 48,362 - Sunny - 90 F				
Tony Gwynn, L OBP: 0.379, SLG: 0.462 (1, 9)	G3-1		E 2B		1B			G4-3		4	1	2	1	0	0	0					
Reggie Sanders, R OBP: 0.394, SLG: 0.535 (1, 7)	1B		E8 1B 2H		K			K		4	0	2	0	0	2	1					
Phil Nevin, R OBP: 0.361, SLG: 0.570 (1, 5)	K		1-3 1B		G3-6 1B			K		4	0	2	0	0	2	1					
John Vander Wal, L OBP: 0.372, SLG: 0.447 (9, PH) Wiki Gonzalez, R OBP: 0.250, SLG: 0.333	G4-3		G1-3		G3-6			K		3	0	0	0	0	0	3					
Ben Davis, S OBP: 0.309, SLG: 0.382 (1, 2)	K				G4-3			K2-3		4	0	0	0	0	3	0					
David Newhan, L OBP: 0.115, SLG: 0.154 (1, 4)	K									3	0	0	0	0	3	0					
Damian Jackson, R OBP: 0.322, SLG: 0.365 (1, 6)			CS 1B		P6			F8		3	0	1	0	0	0	0					
Andy Ashby, R OBP: 0.196, SLG: 0.204 (8, 1) Matt Whisenant, R	2B 1B		1-2 1B		P1			K		3	1	1	0	0	1	0					
<b>Inning Stats</b>	R: 0 E: 0 K: 1 S: 8	H: 1 LOB: 1 BB: 0 P: 11	R: 0 E: 0 K: 2 S: 8	H: 0 LOB: 0 BB: 0 P: 12	R: 2 E: 1 K: 1 S: 19	H: 5 LOB: 2 BB: 0 P: 25	R: 0 E: 0 K: 2 S: 11	H: 0 LOB: 0 BB: 0 P: 16	R: 0 E: 0 K: 1 S: 11	H: 1 LOB: 1 BB: 0 P: 15	R: 0 E: 0 K: 0 S: 5	H: 0 LOB: 0 BB: 0 P: 6	R: 0 E: 0 K: 1 S: 10	H: 0 LOB: 0 BB: 0 P: 15	R: 0 E: 0 K: 3 S: 11	H: 0 LOB: 0 BB: 0 P: 14	1B: 7 2B: 1 3B: 0 HR: 0	SF: 0 SAC: 0 DP: 1 HBP: 0	WP: 0 PB: 0 SB: 0 CS: 1	PA: 33	
<b>PITCHER</b>	IP	WLS	BF	H	R	ER	SO	BB	IBB	HBP	BLK	WP	HR	S	P	ERA	WHIP				
Greg Maddux, R ERA: 3.61 (1, 1)	7.0	W	27	8	2	2	9	0	0	0	0	0	0	72	100	2.57	1.143				
Russ Springer, R ERA: 4.09 (8, 1)	1.0	H	3	0	0	0	1	0	0	0	0	0	0	11	15	0.00	0.000				
John Rocker, L ERA: 2.78 (9, 1)	1.0		3	0	0	0	3	0	0	0	0	0	0	11	14	0.00	0.000				

Batter	1	2	3	4	5	6	7	8	9	AB	R	H	RBI	BB	SO	LOB	BOTTOM				
Gerald Williams, R OBP: 0.329, SLG: 0.459 (1, 7)	K		2B 1B 1B		G1-3			G6-3		4	1	1	1	0	1	0	<b>San Diego Padres @ Atlanta Braves</b> Turner Field, Atlanta, GA Sat Aug 21 1999, 4:05 PM EDT Att: 48,362 - Sunny - 90 F				
Bret Boone, R OBP: 0.316, SLG: 0.423 (1, 4)	G5-3		1B E 2B		G5-3			10 2B 1B BB		3	2	1	1	1	0	0					
10 Chipper Jones, S OBP: 0.441, SLG: 0.627 (1, 5)	F7		1B E IBB		1B			1B 2B		3	1	2	0	1	0	0					
Brian Jordan, R OBP: 0.364, SLG: 0.502 (1, 9)			E6 1B		P5			1B 1B		4	0	3	2	0	0	1					
Ryan Klesko, L OBP: 0.376, SLG: 0.553 (1, 3) Brian Hunter, R OBP: 0.368, SLG: 0.456 (8, PH)	G4-6-3		G3		G6-3			K		3	0	0	0	0	0	2					
Andruw Jones, R OBP: 0.352, SLG: 0.483 (1, 8)	K				G5-3			1B		1	0	0	0	0	1	2					
José Hernández, R OBP: 0.354, SLG: 0.450 (9, 1) John Rocker, R			K K		G4-3			L4		4	0	0	0	0	2	2					
Eddie Pérez, R OBP: 0.312, SLG: 0.365 (1, 2)			1B 1B HBP		1B			L7		3	1	1	0	0	1	2					
Greg Maddux, R OBP: 0.231, SLG: 0.380 (1, 1) Ozzie Guillen, L OBP: 0.284, SLG: 0.286 (7, PH) Russ Springer, R Walt Weiss, S OBP: 0.309, SLG: 0.298 (9, 6)	1B 2B 1B		1B 2B 1B		G1-3			G1-4-3		2	1	1	0	0	0	1					
<b>Inning Stats</b>	R: 0 E: 0 K: 1 S: 5	H: 0 LOB: 0 BB: 0 P: 10	R: 0 E: 0 K: 1 S: 7	H: 1 LOB: 0 BB: 0 P: 13	R: 4 E: 1 K: 1 S: 15	H: 4 LOB: 1 BB: 1 P: 25	R: 0 E: 0 K: 2 S: 12	H: 1 LOB: 1 BB: 0 P: 16	R: 0 E: 0 K: 0 S: 6	H: 1 LOB: 1 BB: 0 P: 9	R: 0 E: 0 K: 0 S: 5	H: 0 LOB: 0 BB: 0 P: 8	R: 0 E: 0 K: 1 S: 7	H: 0 LOB: 0 BB: 0 P: 10	R: 2 E: 0 K: 1 S: 17	H: 3 LOB: 2 BB: 1 P: 27	1B: 8 2B: 2 3B: 0 HR: 0	SF: 0 SAC: 0 DP: 2 HBP: 1	WP: 1 PB: 0 SB: 0 CS: 0	PA: 35	
<b>PITCHER</b>	IP	WLS	BF	H	R	ER	SO	BB	IBB	HBP	BLK	WP	HR	S	P	ERA	WHIP				
Andy Ashby, R ERA: 3.73 (1, 1)	7.0	L	31	9	6	5	6	1	0	0	0	0	0	61	99	6.43	1.429				
Matt Whisenant, L ERA: 6.2 (8, 1)	1.0		4	1	0	0	1	0	0	0	0	0	0	13	19	0.00	1.000				





Batter	1	2	3	4	5	6	7	8	9	AB	R	H	RBI	BB	SO	LOB	TOP										
Eric Owens, R OBP: 0.329, SLG: 0.407 Donne Wall, R (7, 1)	G5-3		G6-3			F7	FC5			4	0	0	0	0	0	3	<b>San Diego Padres @ Atlanta Braves</b> Turner Field, Atlanta, GA Sun Aug 22 1999, 1:10 PM EDT Att: 33,847 - Sunny - 85 F										
Matt Whisenant, R (8, 1) Ed Giovanola, L OBP: 0.297, SLG: 0.236 (9, 4)										0	0	0	0	0	0	0											
Tony Gwynn, L OBP: 0.377, SLG: 0.459 (1, 9)	F7					F8				4	0	1	1	0	1	0											
Reggie Sanders, R OBP: 0.393, SLG: 0.535 (1, 7)	G6-3		FC6-4							4	1	1	0	0	0	1											
Phil Nevin, R OBP: 0.363, SLG: 0.573 (1, 5)										4	0	2	1	0	0	0											
Wiki Gonzalez, R OBP: 0.250, SLG: 0.316 (1, 2)										4	0	1	0	0	1	2											
Ruben Rivera, R OBP: 0.296, SLG: 0.440 (1, 8)										4	0	0	0	0	1	1											
Damian Jackson, R Dan Miceli, R (9, 1)										4	0	0	0	0	2	1											
Chris Gomez, R OBP: 0.326, SLG: 0.284 (1, 6)										2	1	1	0	1	0	0											
Sterling Hitchcock, L OBP: 0.122, SLG: 0.065 Dave Magadan, L OBP: 0.369, SLG: 0.360 (7, PH) (7, 3)										1	0	0	0	0	1	0											
										1	0	0	0	0	1	2											
<b>Inning Stats</b>	R: 0 E: 0 K: 0 S: 8	H: 0 LOB: 0 BB: 0 P: 9	R: 0 E: 0 K: 1 S: 11	H: 1 LOB: 1 BB: 0 P: 15	R: 1 E: 0 K: 0 S: 8	H: 2 LOB: 1 BB: 0 P: 12	R: 0 E: 0 K: 0 S: 7	H: 1 LOB: 0 BB: 0 P: 8	R: 0 E: 0 K: 1 S: 7	H: 0 LOB: 0 BB: 0 P: 12	R: 1 E: 0 K: 0 S: 6	H: 2 LOB: 1 BB: 0 P: 6	R: 0 E: 1 K: 2 S: 14	H: 0 LOB: 2 BB: 1 P: 22	R: 0 E: 0 K: 2 S: 8	H: 0 LOB: 0 BB: 0 P: 11	R: 0 E: 0 K: 2 S: 8	H: 0 LOB: 0 BB: 0 P: 14	1B: 4 2B: 2 3B: 0 HR: 0	SF: 0 SAC: 1 DP: 1 HBP: 0	WP: 0 PB: 0 SB: 0 CS: 0	PA: 34					
<b>PITCHER</b>	IP	WLS	BF	H	R	ER	SO	BB	IBB	HBP	BLK	WP	HR	S	P	ERA	WHIP										
Terry Mulholland, L ERA: 4.84 John Rocker, L ERA: 2.73	(1, 1) (9, 1)	8.0 W	31 3	6 0	2 0	2 0	5 2	1 0	0 0	0 0	0 0	0 0	0 0	69 8	95 14	2.25 0.00	0.875 0.000										

Batter	1	2	3	4	5	6	7	8	9	AB	R	H	RBI	BB	SO	LOB	BOTTOM										
Gerald Williams, R OBP: 0.330, SLG: 0.456 (1, 7)			B2							4	1	1	0	1	1	1	<b>San Diego Padres @ Atlanta Braves</b> Turner Field, Atlanta, GA Sun Aug 22 1999, 1:10 PM EDT Att: 33,847 - Sunny - 85 F										
Bret Boone, R OBP: 0.317, SLG: 0.426 (1, 4)	F8									4	0	2	0	0	0	1											
10 Chipper Jones, S OBP: 0.441, SLG: 0.624 (1, 5)	FC6-4		K2-3							4	0	1	0	1	1	4											
Brian Jordan, R OBP: 0.366, SLG: 0.502 (1, 9)	G1-3									4	1	2	1	0	0	2											
Andrew Jones, R OBP: 0.353, SLG: 0.484 (1, 8)										3	1	1	0	1	1	1											
José Hernández, R OBP: 0.353, SLG: 0.448 (1, 6)										4	0	1	0	0	1	3											
Brian Hunter, R OBP: 0.368, SLG: 0.449 Randall Simon, L OBP: 0.370, SLG: 0.447 (6, PH) (9, 3)										2	0	0	0	1	2	0											
Eddie Pérez, R OBP: 0.311, SLG: 0.362 (1, 2)										2	0	0	1	1	1	0											
Terry Mulholland, R OBP: 0.154, SLG: 0.108 Walt Weiss, S OBP: 0.336, SLG: 0.297 John Rocker, R (9, 1)										3	0	1	0	0	1	2											
										1	0	0	0	0	0	3											
										0	0	0	0	0	0	0											
<b>Inning Stats</b>	R: 0 E: 0 K: 0 S: 8	H: 1 LOB: 1 BB: 0 P: 11	R: 0 E: 0 K: 2 S: 8	H: 0 LOB: 0 BB: 0 P: 15	R: 0 E: 0 K: 1 S: 9	H: 2 LOB: 2 BB: 0 P: 15	R: 1 E: 0 K: 2 S: 15	H: 1 LOB: 2 BB: 1 P: 25	R: 0 E: 0 K: 1 S: 10	H: 1 LOB: 1 BB: 0 P: 17	R: 1 E: 0 K: 2 S: 11	H: 1 LOB: 1 BB: 0 P: 15	R: 0 E: 0 K: 0 S: 8	H: 1 LOB: 1 BB: 0 P: 12	R: 0 E: 0 K: 0 S: 9	H: 1 LOB: 3 BB: 2 P: 19	R: 1 E: 0 K: 0 S: 4	H: 1 LOB: 2 BB: 2 P: 14	1B: 7 2B: 2 3B: 0 HR: 0	SF: 1 SAC: 1 DP: 0 HBP: 1	WP: 1 PB: 0 SB: 1 CS: 0	PA: 40					
<b>PITCHER</b>	IP	WLS	BF	H	R	ER	SO	BB	IBB	HBP	BLK	WP	HR	S	P	ERA	WHIP										
Sterling Hitchcock, L ERA: 4.27 Donne Wall, R ERA: 2.91 Matt Whisenant, L ERA: 6.1 Dan Miceli, R ERA: 4.39	(1, 1) (7, 1) (8, 1) (9, 1)	6.0 1.1 0.2 0.1	26 7 3 L	6 2 0 1	2 0 0 1	2 0 0 1	8 0 0 0	8 1 0 1	8 0 1 1	8 0 0 0	8 0 0 0	8 0 0 0	8 0 0 0	8 0 0 0	8 0 0 0	8 0 0 0	8 0 0 0	8 0 0 0	8 0 0 0	8 0 0 0	8 0 0 0	8 0 0 0	8 0 0 0	8 0 0 0			





Batter	1	2	3	4	5	6	7	8	9	AB	R	H	RBI	BB	SO	LOB	TOP										
Mike Cameron, R (1, 8) OBP: 0.357, SLG: 0.476	F8		G6-3			L6		P4		4	0	0	0	0	0	0	<b>Cincinnati Reds @ Atlanta Braves</b> Turner Field, Atlanta, GA Mon Aug 23 1999, 7:40 PM EDT Att: 31,016 - Overcast - 80 F										
Michael Tucker, L (1, 9) OBP: 0.347, SLG: 0.444 Jeffrey Hammonds, R (9, PH) OBP: 0.302, SLG: 0.451	2B		K			HR		K		2	2	1	1	1	1	0											
Greg Vaughn, R (1, 7) OBP: 0.338, SLG: 0.484	G4-3				G4-3	L6		G3		4	0	2	1	0	0	0											
Sean Casey, L (1, 3) OBP: 0.396, SLG: 0.548	G4-3				G4-3	G6-3		G3		4	0	0	0	0	0	2											
Barry Larkin, R (1, 6) OBP: 0.400, SLG: 0.440	F8				G4-3	L6		FC4-6		3	0	1	0	1	0	1											
Eddie Taubensee, L (1, 2) OBP: 0.344, SLG: 0.480 Brian Johnson, R (9, PH) OBP: 0.311, SLG: 0.439	G4-3				K	K		FC4-6		3	0	0	0	0	2	1											
Aaron Boone, R (1, 5) OBP: 0.344, SLG: 0.450	G6-3				F7	G6-3				3	0	0	0	0	0	0											
Pokey Reese, R (1, 4) OBP: 0.314, SLG: 0.421	G5-3				F8			K		3	0	0	0	0	1	0											
Brett Tomko, R (1, 1) OBP: 0.238, SLG: 0.231 Gabe White, L (7, 1) OBP: 0.333, SLG: 0.333 Stan Belinda, R (7, 1) OBP: 0.333, SLG: 0.333 Mark Lewis, R (8, PH) OBP: 0.288, SLG: 0.446 Dennys Reyes, R (8, 1)	G4-3				K	K		K		2	0	0	0	0	1	0											
<b>Inning Stats</b>	R: 1 E: 0 K: 0 S: 8	H: 1 LOB: 1 BB: 1 P: 21	R: 0 E: 0 K: 0 S: 4	H: 0 LOB: 0 BB: 0 P: 7	R: 0 E: 0 K: 1 S: 10	H: 0 LOB: 0 BB: 0 P: 13	R: 0 E: 0 K: 1 S: 11	H: 1 LOB: 1 BB: 0 P: 15	R: 0 E: 0 K: 1 S: 7	H: 0 LOB: 0 BB: 0 P: 9	R: 0 E: 0 K: 1 S: 6	H: 1 LOB: 0 BB: 0 P: 9	R: 0 E: 0 K: 1 S: 7	H: 0 LOB: 0 BB: 0 P: 10	R: 0 E: 0 K: 2 S: 9	H: 0 LOB: 0 BB: 1 P: 16		R: 0 E: 0 K: 1 S: 9	H: 1 LOB: 2 BB: 1 P: 16	1B: 2 2B: 1 3B: 0 HR: 1	SF: 0 SAC: 0 DP: 0 HBP: 0	WP: 0 PB: 0 SB: 0 CS: 0	PA: 33				
<b>PITCHER</b>	IP	WLS	BF	H	R	ER	SO	BB	IBB	HBP	BLK	WP	HR	S	P	ERA	WHIP										
Kevin Millwood, R (1, 1) ERA: 3.16	7.0	W	25	3	2	2	4	1	0	0	0	0	1	53	84	2.57	0.571										
Mike Remlinger, L (8, 1) ERA: 2.29	1.2		7	1	0	0	3	1	0	0	0	0	0	17	31	0.00	1.200										
Russ Springer, R (9, 1) ERA: 4.04	0.1	S	1	0	0	0	0	0	0	0	0	0	0	1	1	0.00	0.000										

AB	31
R	2
H	4
RBI	2
BB	2
SO	7
LOB	6



Batter	1	2	3	4	5	6	7	8	9	AB	R	H	RBI	BB	SO	LOB	BOTTOM										
Gerald Williams, R (1, 7) OBP: 0.325, SLG: 0.448	G4-3		F7		F9	G4-3		L8		5	0	0	0	0	0	3	<b>Cincinnati Reds @ Atlanta Braves</b> Turner Field, Atlanta, GA Mon Aug 23 1999, 7:40 PM EDT Att: 31,016 - Overcast - 80 F										
Bret Boone, R (1, 4) OBP: 0.318, SLG: 0.428	10 HR		E6		G1-3			10 SF7		4	3	2	0	0	0	0											
10 Chipper Jones, S (1, 5) OBP: 0.443, SLG: 0.633	1B				L9			WP		3	3	2	3	1	0	0											
Brian Jordan, R (1, 9) OBP: 0.365, SLG: 0.500	HR		K		K			SF7		2	0	0	1	1	2	1											
Ryan Klesko, L (1, 3) OBP: 0.375, SLG: 0.549 Brian Hunter, R (7, PH) OBP: 0.365, SLG: 0.445	P4		FC4-6		P5			K		2	0	0	0	1	0	1											
Andruw Jones, R (1, 8) OBP: 0.354, SLG: 0.483	G5-3				L8			S		3	0	1	1	1	0	1											
José Hernández, R (1, 6) OBP: 0.352, SLG: 0.445 Mike Remlinger, L (8, 1) Russ Springer, R (9, 1)	BB		FC4-6		K			K		3	0	0	0	1	2	3											
Greg Myers, L (1, 2) OBP: 0.364, SLG: 0.413	K		K		2B			K		3	0	0	0	1	3	3											
Kevin Millwood, R (1, 1) OBP: 0.167, SLG: 0.172 Walt Weiss, S (8, 6) OBP: 0.307, SLG: 0.296	K2-3				K			G1-3		3	0	1	0	0	2	1											
<b>Inning Stats</b>	R: 2 E: 0 K: 0 S: 17	H: 2 LOB: 1 BB: 1 P: 28	R: 0 E: 0 K: 2 S: 12	H: 0 LOB: 1 BB: 1 P: 19	R: 2 E: 1 K: 2 S: 17	H: 2 LOB: 2 BB: 1 P: 25	R: 0 E: 0 K: 1 S: 9	H: 0 LOB: 0 BB: 0 P: 16	R: 0 E: 0 K: 1 S: 15	H: 1 LOB: 2 BB: 1 P: 24	R: 2 E: 0 K: 2 S: 17	H: 1 LOB: 1 BB: 2 P: 31	R: 0 E: 0 K: 1 S: 7	H: 0 LOB: 0 BB: 0 P: 10	1B: 2 2B: 3 3B: 0 HR: 1	SF: 1 SAC: 0 DP: 0 HBP: 0		WP: 1 PB: 0 SB: 7 CS: 0	PA: 37								
<b>PITCHER</b>	IP	WLS	BF	H	R	ER	SO	BB	IBB	HBP	BLK	WP	HR	S	P	ERA	WHIP										
Brett Tomko, R (1, 1) ERA: 5.03	6.1	L	31	6	6	5	7	5	0	0	0	0	0	3	4	0.00	1.737										
Gabe White, L (7, 1) ERA: 4.25	0.1		1	0	0	0	1	0	0	0	0	0	0	3	4	0.00	0.000										
Stan Belinda, R (7, 1) ERA: 4.94	0.1		2	0	0	0	1	1	0	0	0	1	0	6	13	0.00	3.000										
Dennys Reyes, L (8, 1) ERA: 2.81	1.0		3	0	0	0	1	0	0	0	0	0	0	7	10	0.00	0.000										

AB	30
R	6
H	6
RBI	5
BB	6
SO	10
LOB	14





Batter	1	2	3	4	5	6	7	8	9	AB	R	H	RBI	BB	SO	LOB	TOP																			
Mike Cameron, R (1, 8) OBP: 0.355, SLG: 0.471	G5-3		K					F7		4	0	0	0	0	1	1	Cincinnati Reds @ Atlanta Braves Turner Field, Atlanta, GA Tue Aug 24 1999, 7:40 PM EDT Att: 38,049 - Overcast - 76 F																			
Dmitri Young, S (1, 9) OBP: 0.351, SLG: 0.508	G1-3		G4-3				G4-3	K		4	0	0	0	0	1	0																				
Greg Vaughn, R (1, 7) OBP: 0.335, SLG: 0.479	K		G5-3				F8		G4-3	4	0	0	0	0	1	0																				
Sean Casey, L (1, 3) OBP: 0.394, SLG: 0.544		G4-3			G6-3			F8		3	0	0	0	0	0	0																				
Barry Larkin, R (1, 6) OBP: 0.400, SLG: 0.439		HR			G4-3		HBP		K	3	2	1	0	1	1	1																				
Eddie Taubensee, L (1, 2) Jeffrey Hammonds, R (9, PH) OBP: 0.305, SLG: 0.454		E6			F7			G4-3		3	1	0	0	0	0	1																				
Aaron Boone, R (1, 5) OBP: 0.346, SLG: 0.459		HR				G6-3				1	0	1	1	0	0	0																				
Pokey Reese, R (1, 4) OBP: 0.315, SLG: 0.420		P2								3	0	1	0	0	1	1																				
Pete Harnisch, S (1, 1) Scott Sullivan, R (6, 1) Hal Morris, L (8, PH) Danny Graves, R (8, 1) OBP: 0.339, SLG: 0.354		P8								1	0	0	0	0	0	0																				
Inning Stats	R: 0 E: 0 K: 1 S: 9	H: 0 LOB: 0 BB: 0 P: 12	R: 3 E: 1 K: 0 S: 9	H: 2 LOB: 0 BB: 0 P: 15	R: 0 E: 0 K: 1 S: 5	H: 0 LOB: 0 BB: 0 P: 9	R: 0 E: 0 K: 0 S: 5	H: 0 LOB: 0 BB: 0 P: 7	R: 0 E: 0 K: 0 S: 7	H: 1 LOB: 1 BB: 0 P: 11	R: 0 E: 0 K: 1 S: 9	H: 0 LOB: 1 BB: 0 P: 13	R: 0 E: 0 K: 1 S: 8	H: 1 LOB: 1 BB: 0 P: 11	R: 0 E: 0 K: 1 S: 9	H: 0 LOB: 0 BB: 0 P: 15		R: 1 E: 0 K: 1 S: 10	H: 1 LOB: 1 BB: 1 P: 17	1B: 4 2B: 1 3B: 0 HR: 1	SF: 0 SAC: 1 DP: 1 HBP: 1	WP: 0 PB: 0 SB: 0 CS: 1	PA: 34													
PITCHER	IP	WLS	BF	H	R	ER	SO	BB	IBB	HBP	BLK	WP	HR	S	P	ERA	WHIP	PITCHER		IP	WLS	BF	H	R	ER	SO	BB	IBB	HBP	BLK	WP	HR	S	P	ERA	WHIP
29 John Smoltz, R (1, 1) ERA: 3.5	8.0	W	29	4	3	2	5	0	0	1	0	0	1	61	93	2.25	0.500																			
John Rocker, L (9, 1) ERA: 2.84	1.0	S	5	1	1	1	1	1	0	0	0	0	0	10	17	9.00	2.000																			

AB	31
R	4
H	5
RBI	4
BB	1
SO	6
LOB	5



Batter	1	2	3	4	5	6	7	8	9	AB	R	H	RBI	BB	SO	LOB	BOTTOM																			
Gerald Williams, R (1, 7) OBP: 0.327, SLG: 0.452	F9	FC6-4						G5-3		4	1	2	0	0	0	0	Cincinnati Reds @ Atlanta Braves Turner Field, Atlanta, GA Tue Aug 24 1999, 7:40 PM EDT Att: 38,049 - Overcast - 76 F																			
Bret Boone, R (1, 4) OBP: 0.316, SLG: 0.425	F9	FC6-4					K2-3	F8		4	0	0	0	0	1	2																				
10 Chipper Jones, S (1, 5) OBP: 0.445, SLG: 0.633	1B				F7					3	2	2	1	1	0	0																				
Brian Jordan, R (1, 9) OBP: 0.364, SLG: 0.497	F8				K					3	1	0	0	1	1	2																				
Ryan Klesko, L (1, 3) Brian Hunter, R (9, 3) OBP: 0.377, SLG: 0.549	1B				G1-3					4	1	2	1	0	0	0																				
Andruw Jones, R (1, 8) OBP: 0.355, SLG: 0.483	1B				G3					4	1	2	2	0	0	0																				
José Hernández, R (1, 6) John Rocker, R (9, 1) OBP: 0.353, SLG: 0.448	1B				F9					4	0	2	2	0	0	0																				
Eddie Pérez, R (1, 2) OBP: 0.307, SLG: 0.357					G6-3					3	0	0	0	0	1	1																				
29 John Smoltz, R (1, 1) Walt Weiss, S (9, 6) OBP: 0.286, SLG: 0.370										3	0	0	0	0	3	1																				
Inning Stats	R: 2 E: 0 K: 0 S: 14	H: 5 LOB: 2 BB: 0 P: 18	R: 0 E: 0 K: 2 S: 12	H: 1 LOB: 1 BB: 0 P: 14	R: 0 E: 0 K: 1 S: 7	H: 0 LOB: 0 BB: 0 P: 11	R: 0 E: 0 K: 0 S: 3	H: 0 LOB: 0 BB: 0 P: 3	R: 0 E: 0 K: 2 S: 7	H: 0 LOB: 0 BB: 0 P: 8	R: 4 E: 0 K: 1 S: 12	H: 4 LOB: 1 BB: 1 P: 22	R: 0 E: 0 K: 0 S: 9	H: 0 LOB: 1 BB: 1 P: 17	R: 0 E: 0 K: 0 S: 5	H: 0 LOB: 0 BB: 0 P: 6		1B: 8 2B: 2 3B: 0 HR: 0	SF: 0 SAC: 0 DP: 0 HBP: 0	WP: 0 PB: 0 SB: 0 CS: 1	PA: 34															
PITCHER	IP	WLS	BF	H	R	ER	SO	BB	IBB	HBP	BLK	WP	HR	S	P	ERA	WHIP	PITCHER		IP	WLS	BF	H	R	ER	SO	BB	IBB	HBP	BLK	WP	HR	S	P	ERA	WHIP
Pete Harnisch, R (1, 1) ERA: 3.47	5.0	L	25	10	6	6	5	1	0	0	0	0	0	51	69	10.80	2.200																			
Scott Sullivan, R (6, 1) ERA: 2.73	2.0		6	0	0	0	1	1	0	0	0	0	0	13	24	0.00	0.500																			
Danny Graves, R (8, 1) ERA: 3.19	1.0		3	0	0	0	0	0	0	0	0	0	0	5	6	0.00	0.000																			





Batter	1	2	3	4	5	6	7	8	9	AB	R	H	RBI	BB	SO	LOB	TOP					
Mike Cameron, R OBP: 0.356, SLG: 0.478	2-2 HR		1-1 P4			1-1 FC4-6 1B	2-3 K			4	1	2	1	0	1	1	<p>Cincinnati Reds @ Atlanta Braves</p> <p>Turner Field, Atlanta, GA</p> <p>Wed Aug 25 1999, 1:10 PM EDT</p> <p>Att: 30,822 - Overcast - 75 F</p>					
Jeffrey Hammonds, R OBP: 0.300, SLG: 0.444	1-1 F8		2-2 F9			0-0 FC4-6 1B SF8		0-0 F7		4	1	0	0	0	0	1						
Greg Vaughn, R OBP: 0.337, SLG: 0.479	2-3 K				0-0 F8	0-0 E 1B		2-2 G6-4-3 1B		4	0	2	0	0	1	0						
Michael Tucker, L OBP: 0.347, SLG: 0.444						1-3 1B				0	0	0	0	0	0	0						
Dmitri Young, S OBP: 0.350, SLG: 0.506	2-1 1B				0-0 F9	0-0 SF8		1-2 G6-4-3 1B		3	0	1	1	0	0	1						
Barry Larkin, R OBP: 0.399, SLG: 0.436	0-2 F8				3-2 G6-3	4-0 IBB			2-2 P5	3	0	0	0	1	0	1						
Aaron Boone, R OBP: 0.345, SLG: 0.457		2-0 G5-3				0-0 1B			2-3 K	4	0	1	0	0	1	2						
Pokey Reese, R OBP: 0.314, SLG: 0.419		3-2 F9				0-0 F8			0-0 L8	4	0	1	0	0	0	1						
Brian Johnson, R OBP: 0.300, SLG: 0.422		2-2 L1				2-2 F8			1-3 K	4	0	0	0	0	1	2						
Denny Neagle, L OBP: 0.158, SLG: 0.211			1-1 G4-3			3-3 K			1-2 K	2	0	0	0	0	1	1						
Scott Sullivan, R OBP: 0.283, SLG: 0.264										0	0	0	0	0	0	0						
Chris Stynes, R OBP: 0.333, SLG: 0.333										1	0	1	0	0	0	0						
Stan Belinda, R OBP: 0.333, SLG: 0.333										0	0	0	0	0	0	0						
<b>Inning Stats</b>	R: 1 E: 0 K: 1 S: 13	H: 2 LOB: 1 BB: 0 P: 20	R: 0 E: 0 K: 0 S: 8	H: 0 LOB: 0 BB: 0 P: 15	R: 0 E: 0 K: 0 S: 8	H: 0 LOB: 0 BB: 0 P: 12	R: 0 E: 0 K: 0 S: 7	H: 0 LOB: 0 BB: 0 P: 10	R: 0 E: 0 K: 1 S: 9	H: 1 LOB: 1 BB: 0 P: 14	R: 1 E: 1 K: 0 S: 8	H: 2 LOB: 2 BB: 1 P: 13	R: 0 E: 0 K: 1 S: 10	H: 1 LOB: 0 BB: 0 P: 16	R: 0 E: 0 K: 2 S: 8	H: 1 LOB: 1 BB: 0 P: 15	1B: 7 2B: 0 3B: 0 HR: 1	SF: 1 SAC: 0 DP: 1 HBP: 0	WP: 0 PB: 0 SB: 0 CS: 0	PA: 35		
<b>PITCHER</b>	IP WLS BF H R ER SO BB IBB HBP BLK WP HR S P ERA WHIP	IP WLS BF H R ER SO BB IBB HBP BLK WP HR S P ERA WHIP	IP WLS BF H R ER SO BB IBB HBP BLK WP HR S P ERA WHIP	IP WLS BF H R ER SO BB IBB HBP BLK WP HR S P ERA WHIP	IP WLS BF H R ER SO BB IBB HBP BLK WP HR S P ERA WHIP	IP WLS BF H R ER SO BB IBB HBP BLK WP HR S P ERA WHIP	IP WLS BF H R ER SO BB IBB HBP BLK WP HR S P ERA WHIP	IP WLS BF H R ER SO BB IBB HBP BLK WP HR S P ERA WHIP	IP WLS BF H R ER SO BB IBB HBP BLK WP HR S P ERA WHIP	IP WLS BF H R ER SO BB IBB HBP BLK WP HR S P ERA WHIP	IP WLS BF H R ER SO BB IBB HBP BLK WP HR S P ERA WHIP	IP WLS BF H R ER SO BB IBB HBP BLK WP HR S P ERA WHIP	IP WLS BF H R ER SO BB IBB HBP BLK WP HR S P ERA WHIP	IP WLS BF H R ER SO BB IBB HBP BLK WP HR S P ERA WHIP	IP WLS BF H R ER SO BB IBB HBP BLK WP HR S P ERA WHIP	IP WLS BF H R ER SO BB IBB HBP BLK WP HR S P ERA WHIP	IP WLS BF H R ER SO BB IBB HBP BLK WP HR S P ERA WHIP	IP WLS BF H R ER SO BB IBB HBP BLK WP HR S P ERA WHIP	IP WLS BF H R ER SO BB IBB HBP BLK WP HR S P ERA WHIP	IP WLS BF H R ER SO BB IBB HBP BLK WP HR S P ERA WHIP	IP WLS BF H R ER SO BB IBB HBP BLK WP HR S P ERA WHIP	IP WLS BF H R ER SO BB IBB HBP BLK WP HR S P ERA WHIP

AB	33
R	2
H	8
RBI	2
BB	1
SO	5
LOB	10



Batter	1	2	3	4	5	6	7	8	9	AB	R	H	RBI	BB	SO	LOB	BOTTOM					
Gerald Williams, R OBP: 0.326, SLG: 0.453	1-0 1B HR									4	1	1	0	0	0	1	<p>Cincinnati Reds @ Atlanta Braves</p> <p>Turner Field, Atlanta, GA</p> <p>Wed Aug 25 1999, 1:10 PM EDT</p> <p>Att: 30,822 - Overcast - 75 F</p>					
Bret Boone, R OBP: 0.316, SLG: 0.423	0-0 G1-3 HR									4	1	1	0	0	0	1						
10 Chipper Jones, S OBP: 0.444, SLG: 0.629	2-2 P6									3	0	0	0	1	0	2						
Brian Jordan, R OBP: 0.363, SLG: 0.494	1-0 G1-3									3	1	0	0	1	0	4						
Andrew Jones, R OBP: 0.358, SLG: 0.494	2-2 2H 3H HR									4	2	3	3	0	0	0						
José Hernández, R OBP: 0.353, SLG: 0.446	4-1 BB									2	0	0	1	1	0	1						
John Rocker, R										0	0	0	0	0	0	0						
Brian Hunter, R OBP: 0.369, SLG: 0.443	0-1 P4									3	0	1	0	1	0	2						
Eddie Pérez, R OBP: 0.306, SLG: 0.355										4	0	1	1	0	0	2						
Tom Glavine, L OBP: 0.158, SLG: 0.145										2	0	0	0	0	1	0						
Ozzie Guillen, L OBP: 0.287, SLG: 0.286										0	0	0	0	0	0	0						
Mike Remlinger, L										0	0	0	0	0	0	0						
Walt Weiss, S OBP: 0.307, SLG: 0.296										0	0	0	0	0	0	0						
<b>Inning Stats</b>	R: 3 E: 0 K: 0 S: 12	H: 3 LOB: 1 BB: 1 P: 22	R: 0 E: 0 K: 0 S: 11	H: 0 LOB: 0 BB: 0 P: 16	R: 0 E: 0 K: 0 S: 7	H: 0 LOB: 0 BB: 0 P: 8	R: 0 E: 0 K: 0 S: 6	H: 1 LOB: 1 BB: 0 P: 10	R: 0 E: 0 K: 1 S: 8	H: 0 LOB: 0 BB: 0 P: 11	R: 2 E: 0 K: 0 S: 9	H: 2 LOB: 2 BB: 2 P: 18	R: 0 E: 0 K: 0 S: 8	H: 0 LOB: 2 BB: 2 P: 18	R: 0 E: 0 K: 0 S: 6	H: 1 LOB: 1 BB: 0 P: 11	1B: 4 2B: 2 3B: 0 HR: 1	SF: 1 SAC: 0 DP: 0 HBP: 0	WP: 1 PB: 0 SB: 0 CS: 0	PA: 35		
<b>PITCHER</b>	IP WLS BF H R ER SO BB IBB HBP BLK WP HR S P ERA WHIP	IP WLS BF H R ER SO BB IBB HBP BLK WP HR S P ERA WHIP	IP WLS BF H R ER SO BB IBB HBP BLK WP HR S P ERA WHIP	IP WLS BF H R ER SO BB IBB HBP BLK WP HR S P ERA WHIP	IP WLS BF H R ER SO BB IBB HBP BLK WP HR S P ERA WHIP	IP WLS BF H R ER SO BB IBB HBP BLK WP HR S P ERA WHIP	IP WLS BF H R ER SO BB IBB HBP BLK WP HR S P ERA WHIP	IP WLS BF H R ER SO BB IBB HBP BLK WP HR S P ERA WHIP	IP WLS BF H R ER SO BB IBB HBP BLK WP HR S P ERA WHIP	IP WLS BF H R ER SO BB IBB HBP BLK WP HR S P ERA WHIP	IP WLS BF H R ER SO BB IBB HBP BLK WP HR S P ERA WHIP	IP WLS BF H R ER SO BB IBB HBP BLK WP HR S P ERA WHIP	IP WLS BF H R ER SO BB IBB HBP BLK WP HR S P ERA WHIP	IP WLS BF H R ER SO BB IBB HBP BLK WP HR S P ERA WHIP	IP WLS BF H R ER SO BB IBB HBP BLK WP HR S P ERA WHIP	IP WLS BF H R ER SO BB IBB HBP BLK WP HR S P ERA WHIP	IP WLS BF H R ER SO BB IBB HBP BLK WP HR S P ERA WHIP	IP WLS BF H R ER SO BB IBB HBP BLK WP HR S P ERA WHIP	IP WLS BF H R ER SO BB IBB HBP BLK WP HR S P ERA WHIP	IP WLS BF H R ER SO BB IBB HBP BLK WP HR S P ERA WHIP	IP WLS BF H R ER SO BB IBB HBP BLK WP HR S P ERA WHIP	IP WLS BF H R ER SO BB IBB HBP BLK WP HR S P ERA WHIP

AB	29
R	5
H	7
RBI	5
BB	5
SO	1
LOB	13





Batter	1	2	3	4	5	6	7	8	9	AB	R	H	RBI	BB	SO	LOB	TOP								
Gerald Williams, R OBP: 0.327, SLG: 0.450	4-0 F8 10 G4-3 BB		3-2 P7		1-2 P7		0-3 K		1-1 1B	4	1	1	0	1	1	0									
Bret Boone, R OBP: 0.317, SLG: 0.423	2-1 F8		1-1 BB 10 S		2-2 F8			2-2 P3	1-2 1B	5	0	2	1	0	0	1									
10 Chipper Jones, S OBP: 0.444, SLG: 0.626	0-1 G4-3		4-2 BB		1-1 P6			2-2 FC4-6 1B	1-1 G4-3	4	0	1	1	1	0	2									
Ryan Klesko, L OBP: 0.378, SLG: 0.545	4-2 BB		4-1 BB		2-0 P5			1-0 FC4-6 1B		2	0	0	0	2	0	1									
Andruw Jones, R OBP: 0.359, SLG: 0.493	1-2 P5		1-2 BB		4-2 1B BB			1-1 1B	1-2 1B	3	0	1	0	1	0	4									
Randall Simon, L OBP: 0.373, SLG: 0.448		2-1 G6-3		0-2 CS 1B		1-0 1B		0-0 G3		4	0	2	0	0	0	2									
José Hernández, R OBP: 0.350, SLG: 0.442		1-3 K		2-3 SAFE K		1-1 G4-3		3-2 F9		4	0	0	0	0	2	3									
Greg Myers, L OBP: 0.361, SLG: 0.409		0-0 F8		2-1 F7			1-0 F9	1-2 1B G3 1B		4	0	1	0	0	0	0									
Brian Jordan, R OBP: 0.363, SLG: 0.494										0	1	0	0	0	0	0									
Eddie Pérez, R OBP: 0.306, SLG: 0.355										0	0	0	0	0	0	0									
Terry Mulholland, R ERA: 4.7			1-2 B3-1		1-1 G4-3		0-0 F7	0-1 G3		2	0	0	0	0	0	0									
Ozzie Guillen, R ERA: 2.7										1	0	0	0	0	0	0									
Mike Remlinger, L ERA: 2.19										0	0	0	0	0	0	0									
Russ Springer, R ERA: 3.93										0	0	0	0	0	0	0									
Keith Lockhart, L ERA: 2.88										1	0	0	0	0	1	0									
John Rocker, R ERA: 2.75										0	0	0	0	0	0	0									
<b>Inning Stats</b>	R: 1 E: 0 K: 0 S: 9	H: 0 LOB: 1 BB: 2 P: 20	R: 0 E: 0 K: 1 S: 6	H: 0 LOB: 0 BB: 0 P: 9	R: 0 E: 0 K: 1 S: 13	H: 1 LOB: 3 BB: 2 P: 27	R: 0 E: 0 K: 1 S: 10	H: 1 LOB: 0 BB: 0 P: 14	R: 0 E: 0 K: 0 S: 8	H: 0 LOB: 0 BB: 0 P: 12	R: 0 E: 0 K: 0 S: 8	H: 1 LOB: 2 BB: 1 P: 17	R: 0 E: 0 K: 1 S: 5	H: 0 LOB: 0 BB: 0 P: 6	R: 0 E: 0 K: 0 S: 10	H: 2 LOB: 2 BB: 0 P: 16	R: 1 E: 0 K: 0 S: 16	H: 3 LOB: 2 BB: 0 P: 23	1B: 8 2B: 1 3B: 0 HR: 0	SF: 0 SAC: 0 DP: 1 HBP: 0	WP: 0 PB: 0 SB: 2 CS: 1	PA: 39			
<b>PITCHER</b>	IP WLS BF H R ER SO BB IBB HBP BLK WP HR S P ERA WHIP	IP WLS BF H R ER SO BB IBB HBP BLK WP HR S P ERA WHIP	IP WLS BF H R ER SO BB IBB HBP BLK WP HR S P ERA WHIP	IP WLS BF H R ER SO BB IBB HBP BLK WP HR S P ERA WHIP	IP WLS BF H R ER SO BB IBB HBP BLK WP HR S P ERA WHIP	IP WLS BF H R ER SO BB IBB HBP BLK WP HR S P ERA WHIP	IP WLS BF H R ER SO BB IBB HBP BLK WP HR S P ERA WHIP	IP WLS BF H R ER SO BB IBB HBP BLK WP HR S P ERA WHIP	IP WLS BF H R ER SO BB IBB HBP BLK WP HR S P ERA WHIP	IP WLS BF H R ER SO BB IBB HBP BLK WP HR S P ERA WHIP	IP WLS BF H R ER SO BB IBB HBP BLK WP HR S P ERA WHIP	IP WLS BF H R ER SO BB IBB HBP BLK WP HR S P ERA WHIP	IP WLS BF H R ER SO BB IBB HBP BLK WP HR S P ERA WHIP	IP WLS BF H R ER SO BB IBB HBP BLK WP HR S P ERA WHIP	IP WLS BF H R ER SO BB IBB HBP BLK WP HR S P ERA WHIP	IP WLS BF H R ER SO BB IBB HBP BLK WP HR S P ERA WHIP	IP WLS BF H R ER SO BB IBB HBP BLK WP HR S P ERA WHIP	IP WLS BF H R ER SO BB IBB HBP BLK WP HR S P ERA WHIP	IP WLS BF H R ER SO BB IBB HBP BLK WP HR S P ERA WHIP	IP WLS BF H R ER SO BB IBB HBP BLK WP HR S P ERA WHIP	IP WLS BF H R ER SO BB IBB HBP BLK WP HR S P ERA WHIP	IP WLS BF H R ER SO BB IBB HBP BLK WP HR S P ERA WHIP	IP WLS BF H R ER SO BB IBB HBP BLK WP HR S P ERA WHIP	IP WLS BF H R ER SO BB IBB HBP BLK WP HR S P ERA WHIP	IP WLS BF H R ER SO BB IBB HBP BLK WP HR S P ERA WHIP

Atlanta Braves @ St. Louis Cardinals  
Busch Stadium, St. Louis, MO

AB 34  
R 2  
H 8  
RBI 2  
BB 5  
SO 3  
LOB 14



WP: 0 PA: 39  
PB: 0  
SB: 2  
CS: 1

Batter	1	2	3	4	5	6	7	8	9	AB	R	H	RBI	BB	SO	LOB	BOTTOM									
Edgar Renteria, R OBP: 0.334, SLG: 0.385	0-2 1B		1-0 1B G3 1B	3-1 1B			1-0 G4-3			4	1	3	0	0	0	0										
J.D. Drew, L OBP: 0.363, SLG: 0.475	0-0 1B		1-0 G3	3-3 K			3-3 K			4	0	1	0	0	2	2										
Mark McGwire, R OBP: 0.428, SLG: 0.704	2-3 K		1-0 1B FC5-2 1B		3-3 K			3-3 K		4	0	1	0	0	3	2										
Fernando Tatis, R OBP: 0.403, SLG: 0.541	2-3 K		1-0 FC5-2 1B		0-3 K			2-1 G5-3		4	0	1	1	0	2	2										
Ray Lankford, L OBP: 0.373, SLG: 0.520	2-2 F7		1-2 3-H 1B		0-1 G3			1-3 K		4	0	1	0	0	1	2										
Juan Acevedo, R OBP: 0.053, SLG: 0.053			1-2 2-3 1B							0	0	0	0	0	0	0										
Craig Paquette, R OBP: 0.292, SLG: 0.563		3-2 G5-3	1-2 FC5-2			3-1 F8			1-3 K	4	0	0	0	0	1	3										
Joe McEwing, R OBP: 0.335, SLG: 0.402		0-1 2B	0-2 F9			0-2 F8			3-3 K	4	0	1	0	0	1	3										
Eli Marrero, R OBP: 0.234, SLG: 0.302		0-3 K			1-0 P8				1-3 K	3	0	0	0	0	1	1										
Thomas Howard, S OBP: 0.340, SLG: 0.380										1	0	0	0	0	1	0										
Garrett Stephenson, R ERA: 4.7		0-0 G1-3			3-3 K					3	0	0	0	0	2	1										
Willie McGee, S OBP: 0.300, SLG: 0.288										0	0	0	0	0	0	0										
<b>Inning Stats</b>	R: 0 E: 0 K: 2 S: 13	H: 2 LOB: 2 BB: 0 P: 19	R: 0 E: 0 K: 1 S: 9	H: 1 LOB: 1 BB: 0 P: 12	R: 1 E: 0 K: 0 S: 14	H: 4 LOB: 3 BB: 0 P: 22	R: 0 E: 0 K: 2 S: 12	H: 1 LOB: 1 BB: 0 P: 22	R: 0 E: 0 K: 2 S: 8	H: 0 LOB: 0 BB: 0 P: 11	R: 0 E: 0 K: 0 S: 8	H: 0 LOB: 0 BB: 0 P: 11	R: 0 E: 0 K: 2 S: 8	H: 0 LOB: 0 BB: 0 P: 14	R: 0 E: 0 K: 2 S: 9	H: 0 LOB: 0 BB: 0 P: 15	R: 0 E: 0 K: 3 S: 11	H: 0 LOB: 0 BB: 0 P: 16	1B: 7 2B: 1 3B: 0 HR: 0	SF: 0 SAC: 0 DP: 0 HBP: 0	WP: 0 PB: 0 SB: 0 CS: 0	PA: 35				
<b>PITCHER</b>	IP WLS BF H R ER SO BB IBB HBP BLK WP HR S P ERA WHIP	IP WLS BF H R ER SO BB IBB HBP BLK WP HR S P ERA WHIP	IP WLS BF H R ER SO BB IBB HBP BLK WP HR S P ERA WHIP	IP WLS BF H R ER SO BB IBB HBP BLK WP HR S P ERA WHIP	IP WLS BF H R ER SO BB IBB HBP BLK WP HR S P ERA WHIP	IP WLS BF H R ER SO BB IBB HBP BLK WP HR S P ERA WHIP	IP WLS BF H R ER SO BB IBB HBP BLK WP HR S P ERA WHIP	IP WLS BF H R ER SO BB IBB HBP BLK WP HR S P ERA WHIP	IP WLS BF H R ER SO BB IBB HBP BLK WP HR S P ERA WHIP	IP WLS BF H R ER SO BB IBB HBP BLK WP HR S P ERA WHIP	IP WLS BF H R ER SO BB IBB HBP BLK WP HR S P ERA WHIP	IP WLS BF H R ER SO BB IBB HBP BLK WP HR S P ERA WHIP	IP WLS BF H R ER SO BB IBB HBP BLK WP HR S P ERA WHIP	IP WLS BF H R ER SO BB IBB HBP BLK WP HR S P ERA WHIP	IP WLS BF H R ER SO BB IBB HBP BLK WP HR S P ERA WHIP	IP WLS BF H R ER SO BB IBB HBP BLK WP HR S P ERA WHIP	IP WLS BF H R ER SO BB IBB HBP BLK WP HR S P ERA WHIP	IP WLS BF H R ER SO BB IBB HBP BLK WP HR S P ERA WHIP	IP WLS BF H R ER SO BB IBB HBP BLK WP HR S P ERA WHIP	IP WLS BF H R ER SO BB IBB HBP BLK WP HR S P ERA WHIP	IP WLS BF H R ER SO BB IBB HBP BLK WP HR S P ERA WHIP	IP WLS BF H R ER SO BB IBB HBP BLK WP HR S P ERA WHIP	IP WLS BF H R ER SO BB IBB HBP BLK WP HR S P ERA WHIP	IP WLS BF H R ER SO BB IBB HBP BLK WP HR S P ERA WHIP	IP WLS BF H R ER SO BB IBB HBP BLK WP HR S P ERA WHIP	IP WLS BF H R ER SO BB IBB HBP BLK WP HR S P ERA WHIP

Atlanta Braves @ St. Louis Cardinals  
Busch Stadium, St. Louis, MO

AB 35  
R 1  
H 8  
RBI 1  
BB 0  
SO 14  
LOB 16



WP: 0 PA: 35  
PB: 0  
SB: 0  
CS: 0



Batter	1	2	3	4	5	6	7	8	9	10	11	12	13	AB	R	H	RBI	BB	SO	LOB	TOP			
Gerald Williams, R OBP: 0.328, SLG: 0.449														5	1	2	1	0	1	1				
Bret Boone, R OBP: 0.315, SLG: 0.419														5	0	0	0	0	3	5				
10 Chipper Jones, S OBP: 0.441, SLG: 0.619														5	1	0	0	1	1	2				
Andrew Jones, R OBP: 0.357, SLG: 0.488														5	0	0	0	1	1	3				
José Hernández, R OBP: 0.361, SLG: 0.447														6	0	3	1	0	0	0				
John Rocker, R (13, 1)														0	0	0	0	0	0	0				
Brian Hunter, R OBP: 0.366, SLG: 0.433														3	0	0	0	1	0	1				
Randall Simon, L OBP: 0.369, SLG: 0.443														2	0	0	0	0	0	2				
Ryan Klesko, L OBP: 0.376, SLG: 0.539														4	0	0	0	1	2	3				
Eddie Pérez, R OBP: 0.304, SLG: 0.356														5	0	1	0	0	0	1				
Ozzie Guillen, L OBP: 0.296, SLG: 0.284														0	1	0	0	0	0	0				
Greg Myers, L OBP: 0.361, SLG: 0.409														0	0	0	0	0	0	0				
Kevin Millwood, R OBP: 0.175, SLG: 0.160														3	0	1	0	0	1	0				
Keith Lockhart, L OBP: 0.152, SLG: 0.205														1	0	0	0	0	0	0				
Brian Jordan, R OBP: 0.152, SLG: 0.205														0	0	0	0	0	0	0				
Mike Reminger, L OBP: 0.297, SLG: 0.296														0	0	0	0	0	0	0				
Walt Weiss, S OBP: 0.297, SLG: 0.296														0	0	0	0	0	0	0				
<b>Inning Stats</b>	R: 0 E: 0 K: 1 S: 6	H: 0 LOB: 0 BB: 0 P: 11	R: 0 E: 0 K: 1 S: 10	H: 1 LOB: 1 BB: 0 P: 14	R: 0 E: 0 K: 2 S: 11	H: 1 LOB: 1 BB: 0 P: 14	R: 0 E: 0 K: 0 S: 6	H: 0 LOB: 0 BB: 0 P: 9	R: 0 E: 0 K: 0 S: 7	H: 1 LOB: 2 BB: 1 P: 27	R: 0 E: 0 K: 0 S: 3	H: 1 LOB: 0 BB: 0 P: 5	R: 0 E: 0 K: 1 S: 6	H: 0 LOB: 3 BB: 1 P: 10	R: 0 E: 0 K: 1 S: 5	H: 0 LOB: 0 BB: 0 P: 5	R: 0 E: 0 K: 1 S: 9	H: 3 LOB: 2 BB: 1 P: 13	1B: 4 2B: 3 3B: 0 HR: 0	SF: 0 SAC: 2 DP: 1 HBP: 1	W/P: 0 PB: 1 SB: 2 CS: 1	PA: 52		
<b>PITCHER</b>	IP: 9.0 WLS: 31 BF: 4	H: 4 R: 0 ER: 0 SO: 6	H: 0 R: 0 ER: 0 SO: 6	H: 1 R: 0 ER: 0 SO: 6	H: 0 R: 0 ER: 0 SO: 6	H: 0 R: 0 ER: 0 SO: 6	H: 0 R: 0 ER: 0 SO: 6	H: 0 R: 0 ER: 0 SO: 6	H: 1 R: 0 ER: 0 SO: 6	H: 0 R: 0 ER: 0 SO: 6	H: 0 R: 0 ER: 0 SO: 6	H: 0 R: 0 ER: 0 SO: 6	H: 0 R: 0 ER: 0 SO: 6	H: 0 R: 0 ER: 0 SO: 6	H: 0 R: 0 ER: 0 SO: 6	H: 0 R: 0 ER: 0 SO: 6	H: 0 R: 0 ER: 0 SO: 6	H: 3 R: 0 ER: 0 SO: 6	H: 0 R: 0 ER: 0 SO: 6	H: 0 R: 0 ER: 0 SO: 6	H: 0 R: 0 ER: 0 SO: 6	H: 0 R: 0 ER: 0 SO: 6	H: 0 R: 0 ER: 0 SO: 6	
Darren Oliver, L ERA: 4.27	9.0	31	4	0	6	1	0	1	0	0	0	0	0	0	0	0	0	0	0	0	0	0	0	0
Rick Crouch, R ERA: 3.78	2.0	9	0	0	0	1	1	0	0	0	0	0	0	0	0	0	0	0	0	0	0	0	0	0
Manny Aybar, R ERA: 4.53	0.1	1	0	0	0	0	0	0	0	0	0	0	0	0	0	0	0	0	0	0	0	0	0	0
Lance Painter, L ERA: 4.91	1.0	L: 4	1	2	1	0	0	0	0	0	0	0	0	0	0	0	0	0	0	0	0	0	0	0
Ricky Bottalico, R ERA: 4.43	0.1	5	2	1	0	1	0	0	0	0	0	0	0	0	0	0	0	0	0	0	0	0	0	0

Atlanta Braves @ St. Louis Cardinals  
Busch Stadium, St. Louis, MO  
Sat Aug 28 1999, 12:15 PM CDT  
Att: 48,068 - Sunny - 90 F

AB 44  
R 3  
H 7  
RBI 2  
BB 4  
SO 9  
LOB 18



Batter	1	2	3	4	5	6	7	8	9	10	11	12	13	AB	R	H	RBI	BB	SO	LOB	BOTTOM			
Edgar Renteria, R OBP: 0.332, SLG: 0.383														6	0	1	0	0	0	5				
J.D. Drew, L OBP: 0.366, SLG: 0.468														4	0	0	0	1	1	2				
Mark McGwire, R OBP: 0.424, SLG: 0.696														5	0	0	0	0	2	2				
Ray Lankford, L OBP: 0.368, SLG: 0.513														5	0	0	0	0	3	1				
Willie McGee, S OBP: 0.294, SLG: 0.281														5	0	0	0	0	4	0				
Fernando Tatis, R OBP: 0.401, SLG: 0.537														5	0	1	0	0	0	0				
Alberto Castillo, R OBP: 0.342, SLG: 0.369														4	0	0	0	1	0	0				
Adam Kennedy, L OBP: 0.320, SLG: 0.478														4	0	0	0	0	0	2				
Darrell Olien, L ERA: 2.98	10.0	33	2	0	9	1	0	0	0	0	0	0	0	2	0	0	0	0	0	0	0	0	0	0
Mike Reminger, L ERA: 2.13	2.0	W: 7	0	0	0	0	0	0	0	0	0	0	0	0	0	0	0	0	0	0	0	0	0	0
John Rocker, L ERA: 2.7	1.0	S: 6	2	0	0	1	1	0	0	0	0	0	0	0	0	0	0	0	0	0	0	0	0	0
<b>Inning Stats</b>	R: 0 E: 0 K: 0 S: 4	H: 0 LOB: 0 BB: 0 P: 5	R: 0 E: 0 K: 1 S: 10	H: 0 LOB: 0 BB: 0 P: 14	R: 0 E: 0 K: 1 S: 9	H: 0 LOB: 1 BB: 1 P: 18	R: 0 E: 0 K: 1 S: 11	H: 1 LOB: 1 BB: 0 P: 15	R: 0 E: 0 K: 2 S: 7	H: 0 LOB: 0 BB: 0 P: 12	R: 0 E: 0 K: 0 S: 8	H: 0 LOB: 0 BB: 0 P: 11	R: 0 E: 0 K: 2 S: 7	H: 0 LOB: 0 BB: 0 P: 7	R: 0 E: 0 K: 0 S: 3	H: 0 LOB: 1 BB: 0 P: 4	R: 0 E: 0 K: 1 S: 5	H: 0 LOB: 0 BB: 0 P: 5	R: 0 E: 0 K: 1 S: 7	H: 2 LOB: 3 BB: 1 P: 11	1B: 4 2B: 0 3B: 0 HR: 0	SF: 0 SAC: 0 DP: 0 HBP: 1	W/P: 0 PB: 0 SB: 1 CS: 0	PA: 46
<b>PITCHER</b>	IP: 10.0 WLS: 33 BF: 2	H: 2 R: 0 ER: 0 SO: 9	H: 0 R: 0 ER: 0 SO: 9	H: 0 R: 0 ER: 0 SO: 9	H: 0 R: 0 ER: 0 SO: 9	H: 0 R: 0 ER: 0 SO: 9	H: 0 R: 0 ER: 0 SO: 9	H: 0 R: 0 ER: 0 SO: 9	H: 0 R: 0 ER: 0 SO: 9	H: 0 R: 0 ER: 0 SO: 9	H: 0 R: 0 ER: 0 SO: 9	H: 0 R: 0 ER: 0 SO: 9	H: 0 R: 0 ER: 0 SO: 9	H: 0 R: 0 ER: 0 SO: 9	H: 0 R: 0 ER: 0 SO: 9	H: 0 R: 0 ER: 0 SO: 9	H: 0 R: 0 ER: 0 SO: 9	H: 0 R: 0 ER: 0 SO: 9	H: 0 R: 0 ER: 0 SO: 9	H: 0 R: 0 ER: 0 SO: 9	H: 0 R: 0 ER: 0 SO: 9	H: 0 R: 0 ER: 0 SO: 9	H: 0 R: 0 ER: 0 SO: 9	H: 0 R: 0 ER: 0 SO: 9

Atlanta Braves @ St. Louis Cardinals  
Busch Stadium, St. Louis, MO  
Sat Aug 28 1999, 12:15 PM CDT  
Att: 48,068 - Sunny - 90 F

AB 43  
R 0  
H 4  
RBI 0  
BB 2  
SO 11  
LOB 13





Batter	1	2	3	4	5	6	7	8	9	10	11	12	AB	R	H	RBI	BB	SO	LOB	TOP				
Gerald Williams, R (1.9) OBP: 0.322, SLG: 0.441			P2	FC5-4		FC6			P3		K		6	0	0	0	0	2	6					
Bret Boone, R (1.4) OBP: 0.313, SLG: 0.416	P4		F8					F9	K			G5-3	6	0	1	0	0	1	0					
10 Chipper Jones, S (1.5) OBP: 0.441, SLG: 0.623			F9						P5				5	2	2	1	1	1	1					
Andruw Jones, R (1.8) OBP: 0.355, SLG: 0.484	F8																							
José Hernández, R (1.7) OBP: 0.349, SLG: 0.443			K																					
Brian Hunter, R (1.3) OBP: 0.363, SLG: 0.428																								
Ryan Klesko, L (10, PH) OBP: 0.375, SLG: 0.537																								
Eddie Pérez, R (1.2) OBP: 0.306, SLG: 0.354																								
Ozzie Guillen, L (11, PR) OBP: 0.286, SLG: 0.284																								
Greg Myers, L (11, 2) OBP: 0.361, SLG: 0.409																								
Walt Weiss, S (1.6) OBP: 0.313, SLG: 0.302																								
29 John Smoltz, R (1.1) OBP: 0.302, SLG: 0.367																								
Russ Springer, R (9, 1)																								
Mike Remlinger, L (10, 1)																								
Brian Jordan, R (11, PH) OBP: 0.363, SLG: 0.493																								
30 Kevin McElinchy, R (11, 1)																								
<b>Inning Stats</b>	R: 0 E: 0 K: 1 S: 7	H: 0 LOB: 1 BB: 1 P: 13	R: 0 E: 0 K: 1 S: 10	H: 1 LOB: 2 BB: 1 P: 18	R: 0 E: 0 K: 0 S: 3	H: 0 LOB: 0 BB: 0 P: 6	R: 2 E: 0 K: 0 S: 14	H: 2 LOB: 2 BB: 1 P: 30	R: 0 E: 0 K: 0 S: 8	H: 1 LOB: 1 BB: 0 P: 12	R: 1 E: 0 K: 1 S: 10	H: 2 LOB: 1 BB: 0 P: 16	R: 0 E: 0 K: 1 S: 9	H: 0 LOB: 0 BB: 0 P: 10	R: 0 E: 0 K: 1 S: 9	H: 0 LOB: 0 BB: 0 P: 5	R: 0 E: 0 K: 2 S: 8	H: 1 LOB: 2 BB: 0 P: 8	R: 1 E: 0 K: 0 S: 4	H: 1 LOB: 0 BB: 0 P: 4	1B: 7 2B: 1 3B: 0 HR: 1	SF: 0 SAC: 1 DP: 0 HBP: 0	WP: 1 PB: 0 SB: 0 CS: 0	PA: 50
<b>PITCHER</b>	IP WLS BF H R ER SO BB IBB HBP BLK WP HR S P ERA WHIP																							
Rick Ankiel, L (1.1) ERA: 4.99	6.0 28 5 2 2 3 5 0 0 0 0 0 0 0 0 3.00 1.667																							
Manny Aybar, R (7, 1) ERA: 4.53	2.0 8 2 1 1 2 0 0 0 1 0 0 0 17 26 4.50 1.000																							
Heathcliff Stocumb, R (9, 1) ERA: 5.23	1.2 5 0 0 0 1 0 0 0 0 0 0 0 11 11 0.00 0.000																							
Lance Painter, L (10, 1) ERA: 4.78	1.1 5 1 0 0 3 0 0 0 0 1 0 0 11 11 0.00 0.750																							
Juan Acevedo, R (12, 1) ERA: 6.01	1.0 L 4 1 1 1 0 0 0 0 0 0 0 1 4 4 9.00 1.000																							

**Atlanta Braves @ St. Louis Cardinals**  
 Busch Stadium, St. Louis, MO  
 Sun Aug 29 1999, 7:05 PM CDT  
 Alt. 45,569 - Cloudy - 84 F

AB 44  
 R 4  
 H 9  
 RBI 4  
 BB 5  
 SO 9  
 LOB 19

Batter	1	2	3	4	5	6	7	8	9	10	11	12	AB	R	H	RBI	BB	SO	LOB	BOTTOM								
Edgar Renteria, R (1.6) OBP: 0.331, SLG: 0.383	F9		P2		G5-3				G4-3		K		5	0	1	0	0	0	0									
Lance Painter, L (10, 1)													1	0	0	0	0	1	2									
Juan Acevedo, R (12, 1) OBP: 0.053, SLG: 0.053													0	0	0	0	0	0	0									
J.D. Drew, L (1.8) OBP: 0.353, SLG: 0.458	F7		F7		F9			G6-3		G6-3		K	6	0	0	0	0	1	1									
Mark McGwire, R (1.3) OBP: 0.423, SLG: 0.689	G6-3												4	1	0	0	2	1	0									
Ray Lankford, L (1.7) OBP: 0.370, SLG: 0.513													4	1	1	0	2	0	1									
Fernando Tatis, R (1.5) OBP: 0.404, SLG: 0.539													4	0	3	0	1	1	0									
Craig Paquette, R (1.9) OBP: 0.289, SLG: 0.547													3	0	0	0	0	3	5									
Manny Aybar, R (7, 1) OBP: 0.083, SLG: 0.083													0	0	0	0	0	0	0									
Thomas Howard, S (8, PH) OBP: 0.342, SLG: 0.382													1	0	0	0	0	0	2									
Eli Marrero, R (8, PR) OBP: 0.233, SLG: 0.301													1	0	0	0	0	0	2									
Alberto Castillo, R (1.2) OBP: 0.342, SLG: 0.369													3	0	1	1	0	1	2									
Willie McGee, S (8, PH) OBP: 0.283, SLG: 0.280													1	0	0	0	0	0	0									
Heathcliff Stocumb, R (9, 1) OBP: 0.293, SLG: 0.270													1	0	1	0	0	0	0									
Adam Kennedy, L (1.4) OBP: 0.276, SLG: 0.423													3	0	0	1	0	0	2									
Rick Ankiel, L (1.1) OBP: 0.337, SLG: 0.408													2	0	0	0	0	0	2									
Joe McEwing, R (7, 9)													2	1	1	1	1	0	0									
<b>Inning Stats</b>	R: 0 E: 0 K: 0 S: 4	H: 0 LOB: 0 BB: 0 P: 4	R: 0 E: 0 K: 2 S: 16	H: 1 LOB: 2 BB: 1 P: 24	R: 0 E: 0 K: 0 S: 5	H: 0 LOB: 0 BB: 0 P: 6	R: 2 E: 0 K: 1 S: 15	H: 2 LOB: 2 BB: 2 P: 24	R: 0 E: 0 K: 0 S: 6	H: 0 LOB: 0 BB: 0 P: 9	R: 0 E: 0 K: 2 S: 9	H: 0 LOB: 0 BB: 0 P: 15	R: 1 E: 0 K: 0 S: 11	H: 2 LOB: 1 BB: 0 P: 11	R: 0 E: 0 K: 2 S: 11	H: 1 LOB: 2 BB: 1 P: 19	R: 0 E: 0 K: 0 S: 7	H: 0 LOB: 0 BB: 0 P: 8	R: 0 E: 0 K: 1 S: 4	H: 1 LOB: 2 BB: 1 P: 8	R: 0 E: 0 K: 1 S: 5	H: 1 LOB: 1 BB: 0 P: 9	R: 0 E: 0 K: 1 S: 5	H: 0 LOB: 0 BB: 0 P: 6	1B: 4 2B: 3 3B: 0 HR: 1	SF: 1 SAC: 1 DP: 0 HBP: 0	WP: 0 PB: 0 SB: 0 CS: 1	PA: 49
<b>PITCHER</b>	IP WLS BF H R ER SO BB IBB HBP BLK WP HR S P ERA WHIP																											
29 John Smoltz, R (1.1) ERA: 3.49	8.0 34 6 3 3 7 3 1 0 0 0 0 0 75 112 3.38 1.125																											
Russ Springer, R (9, 1) ERA: 3.82	1.0 3 0 0 0 0 0 0 0 0 0 0 0 7 8 0.00 0.000																											
Mike Remlinger, L (10, 1) ERA: 2.1	1.0 5 1 0 0 0 0 0 1 0 0 0 0 4 8 0.00 1.000																											
30 Kevin McElinchy, R (11, 1) ERA: 2.97	2.0 W 7 1 0 0 2 1 0 0 0 0 0 0 10 14 0.00 1.000																											

**Atlanta Braves @ St. Louis Cardinals**  
 Busch Stadium, St. Louis, MO  
 Sun Aug 29 1999, 7:05 PM CDT  
 Alt. 45,569 - Cloudy - 84 F

AB 41  
 R 3  
 H 8  
 RBI 3  
 BB 6  
 SO 9  
 LOB 21



Batter	1	2	3	4	5	6	7	8	9	AB	R	H	RBI	BB	SO	LOB	TOP		
Gerald Williams, R (1, 7) OBP: 0.319, SLG: 0.435 David Cortes, R (7, 1)	2-2 F7		1-2 P6		0-0 L6		0-0 F8			4	0	0	0	0	0	2			
Bret Boone, R (1, 4) OBP: 0.311, SLG: 0.413	1-0 F8		1-2 G6-3		2-2 F7			1-1 F8		4	0	0	0	0	0	1			
10 Chipper Jones, S (1, 5) OBP: 0.440, SLG: 0.619	4-2 BB		0-1 P3			1-2 P3		2-3 K		3	0	0	0	1	1				
Brian Jordan, R (1, 9) OBP: 0.365, SLG: 0.497	0-3 K			2-2 HR		2-0		1-1		4	1	3	0	0	1	1			
Andruw Jones, R (1, 8) OBP: 0.356, SLG: 0.489		1-1 G5-3		0-0 HR		4-1		3-1 P4		3	1	1	2	1	0	1			
Brian Hunter, R (1, 3) OBP: 0.355, SLG: 0.415 (7, 7)	1-0 P6			1-1 HR		3-2		0-1 P4		4	0	0	0	0	0	2			
Eddie Pérez, R (1, 2) OBP: 0.305, SLG: 0.357	2-1 G4-3			0-0 F9			2-1			4	0	1	0	0	0	0			
Walt Weiss, S (1, 6) OBP: 0.312, SLG: 0.313			2-2 HR	3-1 F8			2-1			4	1	1	1	0	1	1			
Tom Glavine, L (1, 1) OBP: 0.172, SLG: 0.145 (5, PH) Ozzie Guillen, L (5, PH) OBP: 0.285, SLG: 0.283 Bruce Chen, L (5, 1) José Hernández, R (7, PH) OBP: 0.348, SLG: 0.442 Randall Simon, L (7, 3) OBP: 0.369, SLG: 0.443			4-2 WP		1-1 P5		2-3 K			0	0	0	0	1	0	0			
<b>Inning Stats</b>	R: 0 E: 0 K: 1 S: 9	H: 0 LOB: 1 BB: 1 P: 16	R: 0 E: 0 K: 0 S: 5	H: 0 LOB: 0 BB: 0 P: 9	R: 1 E: 0 K: 0 S: 18	H: 1 LOB: 1 BB: 1 P: 26	R: 2 E: 0 K: 0 S: 9	H: 2 LOB: 0 BB: 0 P: 15	R: 0 E: 0 K: 0 S: 10	H: 1 LOB: 1 BB: 1 P: 20	R: 0 E: 0 K: 2 S: 9	H: 1 LOB: 1 BB: 0 P: 15	R: 0 E: 0 K: 1 S: 9	H: 1 LOB: 0 BB: 0 P: 8	R: 0 E: 0 K: 0 S: 6	H: 0 LOB: 0 BB: 0 P: 8	1B: 2 2B: 2 3B: 0 HR: 2	SF: 0 SAC: 0 DP: 1 HBP: 0	WP: 1 PA: 35 PB: 0 SB: 0 CS: 0
<b>PITCHER</b>	IP WLS BF H R ER SO BB IBB HBP BLK WP HR S P ERA WHIP																		
Denny Neagle, L (1, 1) ERA: 5.75	7.0 W 28 5 3 3 3 3 0 0 0 0 1 2 66 110 3.86 1.143																		
Scott Sullivan, R (8, 1) ERA: 2.7	1.0 4 1 0 0 1 0 0 0 0 0 0 9 16 0.00 1.000																		
Gabe White, L (9, 1) ERA: 4.09	1.0 3 0 0 0 0 0 0 0 0 0 0 6 8 0.00 0.000																		

Atlanta Braves @ Cincinnati Reds  
Cinergy Field, Cincinnati, OH  
Mon Aug 30 1999, 7:05 PM EDT  
Att: 24,619 - Unknown - 76 F

AB 32  
R 3  
H 6  
RBI 3  
BB 3  
SO 4  
LOB 10



Batter	1	2	3	4	5	6	7	8	9	AB	R	H	RBI	BB	SO	LOB	BOTTOM		
Pokey Reese, R (1, 4) OBP: 0.321, SLG: 0.420	4-2 G3-1 1B			2-1 G6-3	2-1 P3		1-0 L5			4	1	0	0	1	1	2			
Barry Larkin, R (1, 6) OBP: 0.394, SLG: 0.430	0-2 G3-1			3-1 HR	3-3 K			3-2 L9		5	1	2	1	0	1	1			
Sean Casey, L (1, 3) OBP: 0.398, SLG: 0.552	2-1 G4-3			2-2 HR		0-1 G6-3		0-0 BB		5	2	2	2	0	0	2			
Greg Vaughn, R (1, 7) OBP: 0.340, SLG: 0.481 Gabe White, L (9, 1)	1-1			4-2 HR		3-3 K		3-3 K		4	0	2	1	1	2	1			
Dmitri Young, S (1, 9) OBP: 0.340, SLG: 0.480 Michael Tucker, L (7, 9) OBP: 0.343, SLG: 0.438	3-3 K			2-1 BB	1-1 F9		3-0 G5-3		4-2 BB	4	0	1	0	0	1	2			
Aaron Boone, R (1, 5) OBP: 0.348, SLG: 0.455		4-2 HR		4-0 BB	0-0 P3			0-2 BB		3	1	1	2	2	0	1			
Jeffrey Hammonds, R (1, 8) OBP: 0.324, SLG: 0.485		1-1 HR		1-0 F8		4-2 HR		3-3 K		3	3	1	2	2	1	3			
Jason LaRue, R (1, 2) OBP: 0.299, SLG: 0.390		2-2 SH5-4 1B		4-0 FC6-4		0-0 HR		2-0 WP		3	2	3	3	1	0	0			
Denny Neagle, L (1, 1) OBP: 0.143, SLG: 0.190 Mark Lewis, R (7, PH) OBP: 0.285, SLG: 0.440 Scott Sullivan, R (8, 1) Chris Stynes, R (9, 7) OBP: 0.283, SLG: 0.264		1-0 SH5-4		1-2 FC6-4		2-3 K		2-0 F8		2	0	0	0	0	1	3			
<b>Inning Stats</b>	R: 1 E: 0 K: 1 S: 16	H: 1 LOB: 1 BB: 1 P: 26	R: 3 E: 0 K: 1 S: 18	H: 3 LOB: 1 BB: 1 P: 31	R: 0 E: 0 K: 0 S: 7	H: 2 LOB: 3 BB: 2 P: 19	R: 2 E: 0 K: 0 S: 12	H: 2 LOB: 1 BB: 1 P: 24	R: 2 E: 0 K: 2 S: 13	H: 1 LOB: 0 BB: 1 P: 24	R: 0 E: 0 K: 1 S: 6	H: 0 LOB: 0 BB: 0 P: 12	R: 1 E: 1 K: 0 S: 4	H: 1 LOB: 1 BB: 1 P: 13	R: 2 E: 0 K: 2 S: 20	H: 2 LOB: 1 BB: 1 P: 33	1B: 7 2B: 2 3B: 0 HR: 3	SF: 0 SAC: 1 DP: 0 HBP: 0	WP: 1 PA: 43 PB: 0 SB: 2 CS: 1
<b>PITCHER</b>	IP WLS BF H R ER SO BB IBB HBP BLK WP HR S P ERA WHIP																		
Tom Glavine, L (1, 1) ERA: 4.27	4.0 L 24 8 6 6 2 5 0 0 0 0 0 2 53 100 13.50 3.250																		
Bruce Chen, L (5, 1) ERA: 6.35	2.0 8 1 2 2 3 1 0 0 0 0 1 19 36 9.00 1.000																		
David Cortes, R (7, 1) ERA: 9.0	2.0 11 3 3 2 2 2 0 0 0 0 1 0 24 46 9.00 2.500																		

Atlanta Braves @ Cincinnati Reds  
Cinergy Field, Cincinnati, OH  
Mon Aug 30 1999, 7:05 PM EDT  
Att: 24,619 - Unknown - 76 F

AB 34  
R 11  
H 12  
RBI 11  
BB 8  
SO 7  
LOB 16





Batter	1	2	3	4	5	6	7	8	9	AB	R	H	RBI	BB	SO	LOB	TOP					
Gerald Williams, R (1, 7)										3	2	1	0	2	0	0						
Bret Boone, R (1, 4) Russ Springer, R (8, 1)										5	2	2	1	0	1	2						
Randall Simon, L (9, 3)										0	0	0	0	0	0	0						
10 Chipper Jones, S (1, 5)										4	1	2	3	1	0	0						
Brian Jordan, R (1, 9)										5	0	1	1	0	0	1						
Ryan Klesko, L (1, 3) Brian Hunter, R (7, 3) 30 Kevin McElhinney, R (9, 1)										4	1	1	0	0	1	3						
Andruw Jones, R (1, 8)										3	1	2	1	1	0	0						
José Hernández, R (1, 6) Walt Weiss, S (7, 6)										4	0	1	0	0	2	2						
Eddie Pérez, R (1, 2)										4	1	1	2	0	1	2						
Greg Maddux, R (1, 1) Keith Lockhart, L (8, PH)										3	0	0	0	0	2	1						
<b>Inning Stats</b>	R: 1 E: 0 K: 0 S: 11	H: 2 LOB: 1 BB: 0 P: 19	R: 0 E: 0 K: 1 S: 9	H: 0 LOB: 0 BB: 0 P: 16	R: 1 E: 0 K: 1 S: 12	H: 2 LOB: 2 BB: 1 P: 20	R: 2 E: 0 K: 0 S: 11	H: 2 LOB: 0 BB: 0 P: 14	R: 0 E: 0 K: 1 S: 6	H: 0 LOB: 0 BB: 0 P: 10	R: 1 E: 1 K: 2 S: 14	H: 3 LOB: 1 BB: 0 P: 23	R: 3 E: 0 K: 2 S: 15	H: 2 LOB: 1 BB: 2 P: 29	R: 0 E: 0 K: 1 S: 10	H: 0 LOB: 1 BB: 1 P: 16	R: 0 E: 0 K: 0 S: 11	H: 0 LOB: 0 BB: 0 P: 17	1B: 6 2B: 3 3B: 0 HR: 2	SF: 0 SAC: 0 DP: 0 HBP: 0	WP: 1 PB: 0 SB: 3 CS: 1	PA: 41
<b>PITCHER</b>	IP WLS BF H R ER SO BB IBB HBP BLK WP HR S P ERA WHIP																					
Juan Guzman, R (1, 1)	5.0 L 25 9 5 5 3 0 0 1 0 0 0 1 1 57 94 9.00 1.800																					
Stan Belinda, R (6, 1)	2.0 9 2 3 3 4 2 0 0 0 0 0 1 21 37 13.50 2.000																					
Brett Tomko, R (8, 1)	2.0 7 0 0 0 1 1 0 0 0 0 0 0 21 33 0.00 0.500																					

Atlanta Braves @ Cincinnati Reds  
Cinergy Field, Cincinnati, OH  
Tue Aug 31 1999, 7:05 PM EDT  
Att: 25,238 - Unknown - 82 F

AB 37  
R 8  
H 11  
RBI 8  
BB 4  
SO 8  
LOB 11



Batter	1	2	3	4	5	6	7	8	9	AB	R	H	RBI	BB	SO	LOB	BOTTOM					
Pokey Reese, R (1, 4) Chris Stynes, R (8, 4)										3	0	0	0	0	1	0						
Barry Larkin, R (1, 6) Mark Lewis, R (8, 5)										3	0	0	0	0	0	0						
Sean Casey, L (1, 3)										3	0	3	0	1	0	0						
Greg Vaughn, R (1, 7) Dmitri Young, S (8, 7)										3	0	1	0	0	0	2						
Michael Tucker, L (1, 9)										4	0	0	0	0	1	3						
Aaron Boone, R (1, 5)										4	0	0	0	0	0	3						
Jeffrey Hammonds, R (1, 8)										4	0	2	0	0	0	0						
Jason LaRue, R (1, 2)										4	0	1	0	0	2	1						
Juan Guzman, R (1, 1) Stan Belinda, R (6, 1) Brian Johnson, R (7, PH) Brett Tomko, R (8, 1) Eddie Taubensee, L (9, PH)										2	0	0	0	0	0	2						
<b>Inning Stats</b>	R: 0 E: 0 K: 1 S: 9	H: 1 LOB: 1 BB: 0 P: 13	R: 0 E: 0 K: 0 S: 10	H: 2 LOB: 2 BB: 0 P: 16	R: 0 E: 0 K: 0 S: 10	H: 1 LOB: 1 BB: 0 P: 15	R: 0 E: 0 K: 0 S: 5	H: 0 LOB: 0 BB: 0 P: 9	R: 0 E: 0 K: 1 S: 7	H: 0 LOB: 0 BB: 0 P: 9	R: 0 E: 0 K: 1 S: 10	H: 2 LOB: 2 BB: 0 P: 17	R: 0 E: 0 K: 0 S: 5	H: 0 LOB: 0 BB: 0 P: 9	R: 2 E: 0 K: 0 S: 12	H: 2 LOB: 1 BB: 1 P: 22	R: 0 E: 0 K: 2 S: 12	H: 1 LOB: 1 BB: 0 P: 18	1B: 5 2B: 2 3B: 1 HR: 1	SF: 0 SAC: 0 DP: 0 HBP: 0	WP: 0 PB: 0 SB: 0 CS: 0	PA: 37
<b>PITCHER</b>	IP WLS BF H R ER SO BB IBB HBP BLK WP HR S P ERA WHIP																					
Greg Maddux, R (1, 1)	7.0 W 27 6 0 0 0 3 0 0 0 0 0 0 1 56 88 0.00 0.857																					
Russ Springer, R (8, 1)	1.0 6 2 2 2 0 1 0 0 0 0 0 1 12 22 18.00 3.000																					
30 Kevin McElhinney, R (9, 1)	1.0 4 1 0 0 2 0 0 0 0 0 0 0 12 18 0.00 1.000																					

Atlanta Braves @ Cincinnati Reds  
Cinergy Field, Cincinnati, OH  
Tue Aug 31 1999, 7:05 PM EDT  
Att: 25,238 - Unknown - 82 F

AB 36  
R 2  
H 9  
RBI 2  
BB 1  
SO 5  
LOB 14









Batter	1	2	3	4	5	6	7	8	9	AB	R	H	RBI	BB	SO	LOB	TOP
Tony Womack, L (1, 9) OBP: 0.334, SLG: 0.366	K			E4		G6-3		P7		4	0	0	0	0	1	3	Arizona Diamondbacks @ Atlanta Braves Turner Field, Atlanta, GA Fri Sep 03 1999, 7:40 PM EDT Att: 38,389 - Cloudy - 82 F
Jay Bell, R (1, 4) OBP: 0.359, SLG: 0.540	F8			1B			K	K		4	0	1	0	0	2	3	
Luis Gonzalez, L (1, 7) OBP: 0.408, SLG: 0.568	K			L3			L7		3	1	0	0	0	1	1	2	
Matt Williams, R (1, 5) OBP: 0.341, SLG: 0.537		K		K			K		4	0	0	0	0	0	3	2	
Steve Finley, L (1, 8) OBP: 0.331, SLG: 0.489		F7					F7		4	2	2	0	0	0	0	0	
Erubiel Durazo, L (1, 3) OBP: 0.376, SLG: 0.512							K		3	0	0	0	0	0	2	1	
Greg Colbrunn, R (9, PH) OBP: 0.412, SLG: 0.505	K						K		1	0	1	0	0	0	0	0	
Damian Miller, R (1, 2) OBP: 0.295, SLG: 0.398				G6-3			F8		4	0	2	2	0	0	0	0	
Hanley Frias, S (1, 6) OBP: 0.330, SLG: 0.250				P8			L8		4	0	1	1	0	1	2		
Armando Reynoso, R (1, 1) ERA: 2.91				P6			K		1	0	0	0	0	0	0	0	
Erik Sabel, R (4, 1) ERA: 3.24									0	0	0	0	0	0	0	0	
Darren Holmes, R (5, 1) ERA: 3.35									0	0	0	0	0	0	0	0	
Rob Ryan, L (6, PH) ERA: 5.27									1	0	0	0	0	0	0	0	
Brian Anderson, L (8, 1) ERA: 2.1									0	0	0	0	0	0	0	0	
Lenny Harris, L (8, PH) ERA: 2.1									0	0	0	0	0	0	0	0	
Bobby Chouinard, R (8, 1) ERA: 2.1									0	0	0	0	0	0	0	0	
Bernard Gilkey, R (9, PH) ERA: 2.1									1	0	0	0	0	0	0	2	
<b>Inning Stats</b>	R: 0 H: 0 E: 0 K: 2 S: 10	H: 0 LOB: 0 BB: 0 P: 13	R: 0 H: 0 E: 0 K: 2 S: 10	H: 0 LOB: 0 BB: 0 P: 14	R: 0 H: 0 E: 0 K: 0 S: 7	H: 1 LOB: 1 BB: 0 P: 11	R: 0 H: 1 E: 0 K: 1 S: 15	H: 0 LOB: 0 BB: 0 P: 5	R: 0 H: 0 E: 0 K: 1 S: 8	H: 0 LOB: 0 BB: 0 P: 10	R: 1 H: 4 E: 0 K: 1 S: 16	H: 3 LOB: 2 BB: 1 P: 28	R: 2 H: 3 E: 0 K: 1 S: 15	H: 3 LOB: 2 BB: 1 P: 28	1B: 8 2B: 1 3B: 0 HR: 0	SF: 0 SAC: 0 DP: 1 HBP: 0	WP: 0 PA: 36 PB: 0 SB: 1 CS: 0
<b>PITCHER</b>	IP WLS BF H R ER SO BB IBB HBP BLK WP HR S P ERA WHIP	Kevin Millwood, R (1, 1) 8.0 W 29 5 1 1 10 0 0 0 0 0 0 78 107 1.12 0.625 Bruce Chen, L (9, 1) 0.1 3 1 2 2 0 1 0 0 0 0 0 5 11 54.00 6.000 30 Kevin McGlinchy, R (9, 1) 0.2 4 2 0 0 0 1 0 0 0 0 0 10 17 0.00 3.000															

Batter	1	2	3	4	5	6	7	8	9	AB	R	H	RBI	BB	SO	LOB	BOTTOM		
Gerald Williams, R (1, 7) OBP: 0.325, SLG: 0.429	F8			SH3				G6-3		4	1	2	1	1	0	0	Arizona Diamondbacks @ Atlanta Braves Turner Field, Atlanta, GA Fri Sep 03 1999, 7:40 PM EDT Att: 38,389 - Cloudy - 82 F		
Bret Boone, R (1, 4) OBP: 0.316, SLG: 0.421	F9			1B			FC6-4		4	0	1	1	0	1	2				
10 Chipper Jones, S (1, 5) OBP: 0.442, SLG: 0.622	2B			L6			F8		4	0	1	1	1	0	4				
Brian Jordan, R (1, 9) OBP: 0.362, SLG: 0.493	2B			K			F9		4	0	1	0	0	1	4				
Ryan Klesko, L (1, 3) OBP: 0.376, SLG: 0.544	P6								3	2	1	1	1	0	2				
Brian Hunter, R (9, 3) OBP: 0.354, SLG: 0.429				HR			WP		0	0	0	0	0	0	0				
Andruw Jones, R (1, 8) OBP: 0.364, SLG: 0.500				HR			WP		3	2	1	1	0	0	0				
Greg Myers, L (1, 2) OBP: 0.359, SLG: 0.402				HR			1B		3	1	0	0	1	1	2				
José Hernández, R (1, 6) OBP: 0.346, SLG: 0.436				SH3-4			K		3	1	0	0	1	0	1				
Watt Weiss, S (8, 6) OBP: 0.312, SLG: 0.313				1B			FC6-4		0	0	0	0	0	0	0				
Kevin Millwood, R (1, 1) OBP: 0.197, SLG: 0.203				SH3			FC6-4		3	0	2	2	0	1	0				
Bruce Chen, L (9, 1) ERA: 2.1				1B			SH3-4		0	0	0	0	0	0	0				
30 Kevin McGlinchy, R (9, 1) ERA: 2.1							FC6-4		0	0	0	0	0	0	0				
<b>Inning Stats</b>	R: 0 H: 1 E: 0 K: 0 S: 11	H: 0 LOB: 2 BB: 1 P: 18	R: 0 H: 0 E: 0 K: 0 S: 7	H: 0 LOB: 0 BB: 0 P: 11	R: 0 H: 2 E: 0 K: 1 S: 10	H: 2 LOB: 2 BB: 0 P: 15	R: 4 H: 5 E: 0 K: 0 S: 15	H: 5 LOB: 2 BB: 1 P: 27	R: 3 H: 1 E: 0 K: 1 S: 12	H: 1 LOB: 2 BB: 3 P: 27	R: 0 H: 0 E: 0 K: 0 S: 4	H: 0 LOB: 0 BB: 0 P: 8	R: 0 H: 0 E: 0 K: 1 S: 6	H: 0 LOB: 0 BB: 0 P: 8	R: 0 H: 0 E: 0 K: 1 S: 8	H: 0 LOB: 0 BB: 0 P: 10	1B: 6 2B: 1 3B: 0 HR: 2	SF: 0 SAC: 2 DP: 0 HBP: 1	WP: 1 PA: 39 PB: 0 SB: 0 CS: 0
<b>PITCHER</b>	IP WLS BF H R ER SO BB IBB HBP BLK WP HR S P ERA WHIP	Armando Reynoso, R (1, 1) 3.2 L 21 8 4 4 1 2 1 1 0 0 1 0 11 27 40.50 4.500 Erik Sabel, R (4, 1) 0.2 7 1 3 3 1 2 1 1 0 0 1 0 11 27 40.50 4.500 Darren Holmes, R (5, 1) 0.2 2 0 0 0 0 0 0 0 0 0 0 2 2 0.00 0.000 Brian Anderson, L (6, 1) 2.0 6 0 0 0 0 1 0 0 0 0 0 0 16 0.00 0.000 Bobby Chouinard, R (8, 1) 1.0 3 0 0 0 0 1 0 0 0 0 0 8 10 0.00 0.000																	







Batter	1	2	3	4	5	6	7	8	9	AB	R	H	RBI	BB	SO	LOB	TOP								
Tony Womack, L (1,6) OBP: 0.335, SLG: 0.365	F7		G1-3				F7		F7	4	2	1	1	1	0	1									
Jay Bell, R (1,4) OBP: 0.362, SLG: 0.538	K			HR			G6-3		G6-3	3	2	1	1	2	1	0									
Luis Gonzalez, L (1,7) OBP: 0.407, SLG: 0.566	G4-3			HR			G4-6-3		F7	5	1	2	2	0	0	1									
Matt Williams, R (1,5) OBP: 0.341, SLG: 0.539		K		HR				G4-6-3	P4	5	1	3	3	0	1	1									
Greg Colbrunn, R (1,3) OBP: 0.407, SLG: 0.495		G4-3								3	0	0	0	0	0	1									
Erubiel Durazo, L (8,PH) OBP: 0.377, SLG: 0.571				F8					G4-6-3	1	0	0	0	0	0	1									
Bernard Gilkey, R (1,9) OBP: 0.369, SLG: 0.483				F8						4	0	0	0	0	1	0									
Hanley Frias, S (9,6) OBP: 0.337, SLG: 0.253		P3							F8	0	0	0	0	0	0	0									
Steve Finley, L (1,8) OBP: 0.330, SLG: 0.489			G1-3						G4-3	4	0	1	0	0	0	0									
Damian Miller, R (1,2) OBP: 0.302, SLG: 0.404				SH2-4					G5-3	3	0	2	0	1	0	0									
Randy Johnson, R (1,1) OBP: 0.107, SLG: 0.143										2	0	0	0	0	1	3									
Gregg Olson, R (8,1)				SH2-4					K	0	0	0	0	0	0	0									
Kelly Stinnett, R (9,PH) OBP: 0.286, SLG: 0.418										1	0	0	0	0	1	0									
LeJon Powell, R (9,PR) OBP: 0.273, SLG: 0.350										0	1	0	0	0	0	0									
Matt Mantei, R (9,1)										0	0	0	0	0	0	0									
<b>Inning Stats</b>	R: 0 E: 0 K: 1 S: 11	H: 0 LOB: 0 BB: 0 P: 15	R: 0 E: 0 K: 1 S: 6	H: 0 LOB: 0 BB: 0 P: 10	R: 0 E: 0 K: 0 S: 10	H: 1 LOB: 1 BB: 0 P: 12	R: 3 E: 0 K: 0 S: 12	H: 3 LOB: 2 BB: 2 P: 29	R: 1 E: 0 K: 0 S: 13	H: 2 LOB: 1 BB: 1 P: 21	R: 0 E: 0 K: 2 S: 11	H: 1 LOB: 1 BB: 0 P: 15	R: 0 E: 0 K: 0 S: 6	H: 0 LOB: 0 BB: 0 P: 10	R: 0 E: 0 K: 0 S: 9	H: 1 LOB: 0 BB: 0 P: 13	R: 3 E: 1 K: 1 S: 16	H: 2 LOB: 1 BB: 1 P: 24	1B: 7 2B: 2 3B: 0 HR: 1	SF: 0 SAC: 1 DP: 2 HBP: 0	WP: 0 PB: 0 SB: 3 CS: 0	PA: 40			
<b>PITCHER</b>	IP	WLS	BF	H	R	ER	SO	BB	IBB	HBP	BLK	WP	HR	S	P	ERA	WHIP								
Tom Glavine, L (1,1) ERA: 4.3	7.0		30	7	4	4	4	2	1	0	0	0	1	69	112	5.14	1.286								
Russ Springer, R (8,1) ERA: 4.19	0.0	1	1	0	0	0	0	0	0	0	0	0	0	3	6	∞	∞								
Mike Remlinger, L (8,1) ERA: 2.24	1.0	H	2	0	0	0	0	0	0	0	0	0	0	6	7	0.00	0.000								
John Rocker, L (9,1) ERA: 2.74	1.0	L	7	2	3	0	1	0	1	0	0	0	0	16	24	0.00	2.000								

Arizona Diamondbacks @ Atlanta Braves  
Turner Field, Atlanta, GA  
Sun Sep 05 1999, 1:10 PM EDT  
Att. 44,549 - Sunny - 87 F

AB 35  
R 7  
H 10  
RBI 7  
BB 4  
SO 5  
LOB 8



Batter	1	2	3	4	5	6	7	8	9	AB	R	H	RBI	BB	SO	LOB	BOTTOM								
Gerald Williams, R (1,7) OBP: 0.327, SLG: 0.436	G5-3		K							4	1	2	2	0	1	0									
Bret Boone, R (1,4) OBP: 0.313, SLG: 0.417	G5-3			K						4	0	0	1	0	1	2									
10 Chipper Jones, S (1,5) OBP: 0.443, SLG: 0.631				HR						3	2	2	2	1	0	0									
Brian Jordan, R (1,9) OBP: 0.358, SLG: 0.486	G5-3			K						4	0	0	0	0	1	1									
Andruw Jones, R (1,8) OBP: 0.359, SLG: 0.492			K							4	0	0	0	0	3	1									
José Hernández, R (1,6) OBP: 0.344, SLG: 0.433										3	0	0	0	0	2	0									
Walt Weiss, S (9,6) OBP: 0.310, SLG: 0.308			L8							1	0	0	0	0	1	0									
Brian Hunter, R (1,3) OBP: 0.359, SLG: 0.433										3	0	2	0	0	1	0									
Otis Nixon, S (7,PR) OBP: 0.289, SLG: 0.217										0	1	0	0	0	0	0									
Randall Simon, L (8,3) OBP: 0.370, SLG: 0.457										1	0	0	0	0	1	0									
Eddie Pérez, R (1,2) OBP: 0.300, SLG: 0.367										3	0	0	0	0	3	2									
Keith Lockhart, L (9,PH) OBP: 0.307, SLG: 0.294										1	0	0	0	0	1	0									
Tom Glavine, L (1,1) OBP: 0.167, SLG: 0.140										2	0	0	0	0	1	1									
Howard Battle, R (7,PH) OBP: 0.333, SLG: 0.333										1	1	1	0	0	0	0									
Russ Springer, R (8,1)										0	0	0	0	0	0	0									
Mike Remlinger, L (8,1)										0	0	0	0	0	0	0									
John Rocker, R (9,1)										0	0	0	0	0	0	0									
<b>Inning Stats</b>	R: 1 E: 0 K: 0 S: 9	H: 1 LOB: 0 BB: 0 P: 13	R: 0 E: 0 K: 2 S: 10	H: 0 LOB: 0 BB: 0 P: 13	R: 0 E: 0 K: 3 S: 9	H: 0 LOB: 0 BB: 0 P: 10	R: 0 E: 0 K: 3 S: 16	H: 0 LOB: 1 BB: 1 P: 27	R: 0 E: 0 K: 2 S: 12	H: 1 LOB: 1 BB: 0 P: 17	R: 2 E: 0 K: 1 S: 15	H: 2 LOB: 0 BB: 0 P: 17	R: 2 E: 0 K: 2 S: 15	H: 3 LOB: 2 BB: 0 P: 19	R: 0 E: 0 K: 0 S: 5	H: 0 LOB: 0 BB: 0 P: 8	R: 0 E: 0 K: 3 S: 10	H: 0 LOB: 0 BB: 0 P: 14	1B: 3 2B: 2 3B: 0 HR: 2	SF: 0 SAC: 0 DP: 0 HBP: 0	WP: 0 PB: 0 SB: 3 CS: 0	PA: 35			
<b>PITCHER</b>	IP	WLS	BF	H	R	ER	SO	BB	IBB	HBP	BLK	WP	HR	S	P	ERA	WHIP								
Randy Johnson, L (1,1) ERA: 2.58	7.0		29	7	5	5	13	1	0	0	0	0	0	2	86	6.43	1.143								
Gregg Olson, R (8,1) ERA: 3.44	1.0	W	3	0	0	0	0	0	0	0	0	0	0	5	8	0.00	0.000								
Matt Mantei, R (9,1) ERA: 2.51	1.0	S	3	0	0	0	3	0	0	0	0	0	0	10	14	0.00	0.000								

Arizona Diamondbacks @ Atlanta Braves  
Turner Field, Atlanta, GA  
Sun Sep 05 1999, 1:10 PM EDT  
Att. 44,549 - Sunny - 87 F

AB 34  
R 5  
H 7  
RBI 5  
BB 1  
SO 16  
LOB 7





Batter	1	2	3	4	5	6	7	8	9	AB	R	H	RBI	BB	SO	LOB	TOP			
<b>Edgar Renteria, R</b> (1, 6) OBP: 0.334, SLG: 0.389	L6		G6-3			G5-3			G4-3	4	0	0	0	0	0	0	<b>St. Louis Cardinals @ Atlanta Braves</b> Turner Field, Atlanta, GA Mon Sep 06 1999, 7:40 PM EDT Att: 41,678 - Unknown - 93 F			
<b>J.D. Drew, L</b> (1, 8) OBP: 0.347, SLG: 0.436	1B		P5			G3-1			G3-1	4	0	1	0	0	0	0				
<b>Mark McGwire, R</b> (1, 3) OBP: 0.420, SLG: 0.678	P3		G5-3			K			G5-3	4	0	0	0	0	1	1				
<b>Ray Lankford, L</b> (1, 7) OBP: 0.394, SLG: 0.525	K					K				3	0	0	0	0	3	1				
<b>Craig Paquette, R</b> (1, 5) OBP: 0.333, SLG: 0.552		K				G1-3			K	3	0	0	0	0	2	0				
<b>Adam Kennedy, L</b> (1, 4) OBP: 0.322, SLG: 0.491	1B SF9		G4-3			G3				3	1	1	0	0	0	0				
<b>Alberto Castillo, R</b> (1, 2) OBP: 0.333, SLG: 0.364						G3-1			G5-3	3	0	1	0	0	0	0				
<b>Joe McEwing, R</b> (1, 9) OBP: 0.333, SLG: 0.407		SF9				G6-3			G4-3	2	0	0	1	0	0	0				
<b>Garrett Stephenson, R</b> (1, 1) (8, PH)									G3-1	2	0	0	0	0	1	1				
<b>Thomas Howard, S</b> (8, PH) OBP: 0.353, SLG: 0.359										1	0	0	0	0	0	0				
<b>Manny Aybar, R</b> (8, 1) OBP: 0.083, SLG: 0.083										0	0	0	0	0	0	0				
<b>Inning Stats</b>	R: 0 E: 0 K: 1 S: 7	H: 1 LOB: 1 BB: 0 P: 8	R: 1 E: 0 K: 1 S: 12	H: 2 LOB: 1 BB: 0 P: 18	R: 0 E: 0 K: 0 S: 4	H: 0 LOB: 0 BB: 0 P: 6	R: 0 E: 0 K: 1 S: 9	H: 0 LOB: 0 BB: 0 P: 13	R: 0 E: 0 K: 1 S: 11	H: 0 LOB: 0 BB: 0 P: 13	R: 0 E: 0 K: 2 S: 8	H: 0 LOB: 0 BB: 0 P: 10	R: 0 E: 0 K: 0 S: 8	H: 0 LOB: 0 BB: 0 P: 12	R: 0 E: 0 K: 0 S: 8	H: 0 LOB: 0 BB: 0 P: 11	1B: 3 2B: 0 3B: 0 HR: 0	SF: 1 SAC: 0 DP: 0 HBP: 0	WP: 0 PB: 0 SB: 1 CS: 0	PA: 30
<b>PITCHER</b> <b>Greg Maddux, R</b> (1, 1) ERA: 3.36	IP: 9.0 WLS: W BF: 30 H: 3 R: 1 ER: 1 SO: 7 BB: 0 IBB: 0 HBP: 0 BLK: 0 WP: 0 HR: 0 S: 74 P: 104 ERA: 1.00 WHIP: 0.333															<b>PITCHER</b>				

Batter	1	2	3	4	5	6	7	8	9	AB	R	H	RBI	BB	SO	LOB	BOTTOM			
<b>Gerald Williams, R</b> (1, 7) OBP: 0.327, SLG: 0.444	HR		SH5-3			G5-3			L6	3	1	1	1	0	0	0	<b>St. Louis Cardinals @ Atlanta Braves</b> Turner Field, Atlanta, GA Mon Sep 06 1999, 7:40 PM EDT Att: 41,678 - Unknown - 93 F			
<b>Bret Boone, R</b> (1, 4) OBP: 0.313, SLG: 0.416	G6-3		F9			G6-3			G6-3	4	0	1	0	0	0	1				
<b>10 Chipper Jones, S</b> (1, 5) OBP: 0.444, SLG: 0.636	G4-3		FC5-4 1B			P6			HR	4	1	2	2	0	0	1				
<b>Brian Jordan, R</b> (1, 9) OBP: 0.356, SLG: 0.482	K		FC5-4 1B			G3-1			G5-3	4	0	0	0	0	1	1				
<b>Ryan Klesko, L</b> (1, 3) OBP: 0.376, SLG: 0.549		F9				F8			F9	4	1	1	0	0	0	0				
<b>Brian Hunter, R</b> (9, 3) OBP: 0.359, SLG: 0.433						1B SF9 1B				0	0	0	0	0	0	0				
<b>Andruw Jones, R</b> (1, 8) OBP: 0.360, SLG: 0.494		F8 2B				F8			P5	4	0	2	0	0	0	0				
<b>José Hernández, R</b> (1, 6) OBP: 0.345, SLG: 0.432		FC1-5-4 2-2				FC5-4 1B			K	3	0	1	0	1	1	1				
<b>Watt Weiss, S</b> (9, 6) OBP: 0.310, SLG: 0.308										0	0	0	0	0	0	0				
<b>Eddie Pérez, R</b> (1, 2) OBP: 0.296, SLG: 0.364		G5-3				FC5-4			SF9	2	0	0	1	0	0	2				
<b>Greg Maddux, R</b> (1, 1) OBP: 0.224, SLG: 0.357			F9 10 1B			G4-3			K	3	1	1	0	0	1	2				
<b>Inning Stats</b>	R: 1 E: 0 K: 1 S: 7	H: 1 LOB: 0 BB: 0 P: 11	R: 0 E: 0 K: 0 S: 10	H: 1 LOB: 1 BB: 0 P: 11	R: 1 E: 0 K: 0 S: 12	H: 2 LOB: 1 BB: 0 P: 17	R: 0 E: 0 K: 0 S: 9	H: 1 LOB: 1 BB: 0 P: 15	R: 0 E: 0 K: 0 S: 11	H: 1 LOB: 1 BB: 0 P: 13	R: 1 E: 0 K: 1 S: 13	H: 2 LOB: 2 BB: 1 P: 23	R: 1 E: 0 K: 0 S: 8	H: 1 LOB: 0 BB: 0 P: 15	R: 0 E: 0 K: 1 S: 8	H: 0 LOB: 0 BB: 0 P: 14	1B: 6 2B: 1 3B: 0 HR: 2	SF: 1 SAC: 1 DP: 0 HBP: 0	WP: 0 PB: 0 SB: 1 CS: 0	PA: 34
<b>PITCHER</b> <b>Garrett Stephenson, R</b> (1, 1) ERA: 2.86	IP: 7.0 WLS: L BF: 31 H: 9 R: 4 ER: 4 SO: 2 BB: 0 IBB: 0 HBP: 0 BLK: 0 WP: 0 HR: 2 S: 27 P: 105 ERA: 5.14 WHIP: 1.286															<b>PITCHER</b>				

AB	29
R	1
H	3
RBI	1
BB	0
SO	7
LOB	3

AB	31
R	4
H	9
RBI	4
BB	1
SO	3
LOB	8

WP	0
PB	0
SB	1
CS	0



Batter	1	2	3	4	5	6	7	8	9	AB	R	H	RBI	BB	SO	LOB	TOP										
<b>Placido Polanco, R</b> OBP: 0.328, SLG: 0.354 (1, 4)	2-1 HR	0-0 FC4-6			0-2 1B			3-1 G6-3		4	1	2	1	0	0	2	<b>St. Louis Cardinals @ Atlanta Braves</b> Turner Field, Atlanta, GA Tue Sep 07 1999, 7:40 PM EDT Att: 35,095 - Unknown - 86 F										
<b>J.D. Drew, L</b> OBP: 0.343, SLG: 0.430 (1, 8)	0-0 G3		0-0 F7		0-0 B1-3			0-3 K		4	0	0	0	0	1	1											
<b>Mark McGwire, R</b> OBP: 0.417, SLG: 0.672 (1, 3)	0-0 G6-3		0-1 F7			2-3 K			2-3 K	4	0	0	0	0	2	0											
<b>Ray Lankford, L</b> OBP: 0.393, SLG: 0.522 (1, 7)	0-3 K		1-0 L7			3-2 L8			0-0 1B	4	0	1	0	0	1	0											
<b>Craig Paquette, R</b> OBP: 0.330, SLG: 0.541 (1, 5)		1-2 G6-3		2-1 FC5-4 1B		0-2 F9			1-3 K	4	0	1	0	0	1	1											
<b>Joe McEwing, R</b> OBP: 0.332, SLG: 0.407 (1, 9)		1-2 FC6-4 1B		1-1 FC5-4 G1-3 1-2			3-3 K		2-3 K	4	1	1	0	0	2	2											
<b>Alberto Castillo, R</b> OBP: 0.333, SLG: 0.361 (1, 2)		4-0 FC6-4 BB		1-2 G1-3		2-1 F9				2	0	0	0	1	0	1											
<b>Luis Ordez, R</b> OBP: 0.222, SLG: 0.125 (1, 6)		0-0 FC6-4 1B		1-1 G3-1		1-2 G3				3	0	0	0	0	0	2											
<b>Darren Oliver, R</b> OBP: 0.290, SLG: 0.318 (1, 1)		0-1 FC4-6 1B		2-3 K		3-2 F9				3	0	1	1	0	1	0											
<b>Inning Stats</b>	R: 1 E: 0 K: 1 S: 7	H: 1 LOB: 0 BB: 0 P: 9	R: 1 E: 0 K: 0 S: 10	H: 2 LOB: 2 BB: 1 P: 16	R: 0 E: 0 K: 0 S: 4	H: 0 LOB: 0 BB: 0 P: 5	R: 0 E: 0 K: 0 S: 7	H: 1 LOB: 0 BB: 0 P: 11	R: 0 E: 0 K: 1 S: 10	H: 1 LOB: 1 BB: 0 P: 13	R: 0 E: 0 K: 1 S: 9	H: 0 LOB: 0 BB: 0 P: 14	R: 0 E: 0 K: 1 S: 12	H: 0 LOB: 0 BB: 0 P: 18	R: 0 E: 0 K: 1 S: 9	H: 0 LOB: 0 BB: 0 P: 15	R: 0 E: 0 K: 3 S: 12	H: 1 LOB: 1 BB: 0 P: 17	1B: 4 2B: 1 3B: 0 HR: 1	SF: 0 SAC: 0 DP: 0 HBP: 0	WP: 0 PB: 0 SB: 1 CS: 0	PA: 33					
<b>PITCHER</b>	IP	WLS	BF	H	R	ER	SO	BB	IBB	HBP	BLK	WP	HR	S	P	ERA	WHIP										
<b>Terry Mulholland, L</b> ERA: 4.6 (1, 1)	7.0		26	5	2	2	4	1	0	0	0	0	1	59	86	2.57	0.857										
<b>Mike Remlinger, L</b> ERA: 2.18 (8, 1)	2.0	W	7	1	0	0	4	0	0	0	0	0	0	21	32	0.00	0.500										

Batter	1	2	3	4	5	6	7	8	9	AB	R	H	RBI	BB	SO	LOB	BOTTOM										
<b>Gerald Williams, R</b> OBP: 0.327, SLG: 0.443 (1, 7)	0-0 G6-3 WP 10 SF9 1B		3-2 G4-3		0-0 SH1-3			3-2 G5-3		3	1	1	0	0	0	0	<b>St. Louis Cardinals @ Atlanta Braves</b> Turner Field, Atlanta, GA Tue Sep 07 1999, 7:40 PM EDT Att: 35,095 - Unknown - 86 F										
<b>Bret Boone, R</b> OBP: 0.312, SLG: 0.417 (1, 4)	3-2 G6-3		0-1 10 F9-4-2 2B		1-2 F9			0-0 F9		4	0	1	0	0	0	2											
<b>10 Chipper Jones, S</b> OBP: 0.441, SLG: 0.632 (1, 5)	3-2 SF9		0-0 F9-4-2		0-0 P3			1-0 G5-3		3	0	0	1	0	0	2											
<b>Brian Jordan, R</b> OBP: 0.355, SLG: 0.480 (1, 9)	1-3 K		0-1 E BB E 1B		2-3 K			0-3 K		4	1	1	0	0	3	0											
<b>Andrew Jones, R</b> OBP: 0.361, SLG: 0.495 (1, 8)		0-0 G5-3		4-1 E BB 1B		0-0 L3-6 2B			3-0 G5-3	3	0	1	0	1	0	0											
<b>José Hernández, R</b> OBP: 0.344, SLG: 0.430 (1, 6)		2-1 G5-3		0-2 E6 G6-4-3		2-2 L3-6			1-1 S 1B	4	0	1	0	0	0	2											
<b>Otis Nixon, S</b> OBP: 0.289, SLG: 0.217 (8, FR)			1-3 2H						1-1 S 1B	0	1	0	0	0	0	0											
<b>Brian Hunter, R</b> OBP: 0.362, SLG: 0.431 (1, 3)	4-1 1B BB		0-0 P4		0-0 P4		3-1 F9		1-1 1B BB 1B	3	0	1	0	1	0	2											
<b>Eddie Pérez, R</b> OBP: 0.299, SLG: 0.364 (1, 2)	0-0 1B		0-0 G6-4-3		0-0 G6-4-3		0-2 P3		4-0 1B BB	3	0	1	0	1	0	2											
<b>Terry Mulholland, R</b> OBP: 0.152, SLG: 0.114 (1, 1)	1-1 G4-3		1-2 1B		1-2 SH1-3 1B		0-3 K		0-0 1B	2	0	1	0	0	0	2											
<b>Walt Weiss, S</b> OBP: 0.330, SLG: 0.307 (7, PH)									1-2 2-3 3H	1	0	0	0	0	1	0											
<b>Mike Remlinger, L</b> OBP: 0.500, SLG: 0.500 (8, PH)										0	0	0	0	0	0	0											
<b>Howard Battle, R</b> OBP: 0.500, SLG: 0.500 (8, PH)										1	0	1	1	0	0	0											
<b>Inning Stats</b>	R: 1 E: 0 K: 1 S: 10	H: 1 LOB: 0 BB: 0 P: 17	R: 0 E: 0 K: 0 S: 7	H: 1 LOB: 2 BB: 1 P: 14	R: 0 E: 0 K: 0 S: 7	H: 1 LOB: 0 BB: 0 P: 10	R: 1 E: 1 K: 0 S: 9	H: 1 LOB: 1 BB: 1 P: 13	R: 0 E: 0 K: 0 S: 8	H: 1 LOB: 1 BB: 0 P: 10	R: 0 E: 0 K: 1 S: 8	H: 1 LOB: 0 BB: 0 P: 12	R: 0 E: 0 K: 1 S: 8	H: 0 LOB: 0 BB: 0 P: 11	R: 0 E: 0 K: 0 S: 5	H: 0 LOB: 0 BB: 0 P: 9	R: 1 E: 0 K: 1 S: 9	H: 3 LOB: 3 BB: 1 P: 18	1B: 7 2B: 4 3B: 0 HR: 0	SF: 1 SAC: 1 DP: 3 HBP: 0	WP: 1 PB: 0 SB: 1 CS: 0	PA: 36					
<b>PITCHER</b>	IP	WLS	BF	H	R	ER	SO	BB	IBB	HBP	BLK	WP	HR	S	P	ERA	WHIP										
<b>Darren Oliver, L</b> ERA: 4.17 (1, 1)	8.2	L	36	9	3	2	4	3	0	0	0	1	0	71	114	2.08	1.385										



Batter	1	2	3	4	5	6	7	8	9	AB	R	H	RBI	BB	SO	LOB	TOP				
<b>Edgar Renteria, R</b> (1, 6) OBP: 0.335, SLG: 0.397	0-1 HR		1-1 F8		1-0 2B		0-1 G6-3		0-3 K	5	2	2	1	0	1	1	<b>St. Louis Cardinals @ Atlanta Braves</b> Turner Field, Atlanta, GA Wed Sep 08 1999, 7:40 PM EDT Att: 36,454 - Overcast - 75 F				
<b>J.D. Drew, L</b> (1, 8) OBP: 0.341, SLG: 0.430	2-2 F9		2-3 K		3-1 2B		2-0 F8		1-3 K	5	0	1	1	0	2	1					
<b>Mark McGwire, R</b> (1, 3) OBP: 0.416, SLG: 0.669	1-2 F9		1-0 1B		2-2 G6-3				1-3 K	4	0	1	0	0	1	1					
<b>Ray Lankford, L</b> (1, 7) OBP: 0.389, SLG: 0.517	2-3 K		2-3 K		2-3 K				0-1 E4 HR	4	1	0	0	0	3	2					
<b>Thomas Howard, S</b> (1, 9) OBP: 0.321, SLG: 0.356		2-0 2B 1B		1-2 G4-3		0-1 L3		2-1 F8	4	0	1	0	0	0	1						
<b>Craig Paquette, R</b> (1, 5) OBP: 0.336, SLG: 0.575	0-3 K		0-0 F7		3-2 2B		1-1 HR		4	1	2	2	0	1	1						
<b>Marcus Jensen, S</b> (1, 2) OBP: 0.250, SLG: 0.286	2-0 2B		4-0 BB		1-3 K		2-3 K		3	0	1	0	1	2	1						
<b>Adam Kennedy, L</b> (1, 4) OBP: 0.306, SLG: 0.466	2-2 F7		0-0 F8		0-2 G4-3				3	0	0	0	0	0	4						
<b>Placido Polanco, R</b> (9, PH) OBP: 0.332, SLG: 0.557									1-1 SH1-4 1B	1	0	1	0	0	0	0					
<b>Rick Ankiel, L</b> (1, 1) OBP: 0.332, SLG: 0.407	0-0 F8				0-0 G4-3		1-3 K		0-1 SH1-4	2	0	0	0	0	0	2					
<b>Wille McGee, S</b> (7, PH) OBP: 0.300, SLG: 0.285									1-2	1	0	0	0	0	1	0					
<b>Heathcliff Slocumb, R</b> (7, 1) OBP: 0.332, SLG: 0.407										0	0	0	0	0	0	0					
<b>Joe McEwing, R</b> (9, PH) OBP: 0.332, SLG: 0.407										0	0	0	0	0	0	0					
<b>Inning Stats</b>	R: 1 E: 0 K: 1 S: 12	H: 1 LOB: 0 BB: 0 P: 17	R: 0 E: 0 K: 1 S: 11	H: 2 LOB: 2 BB: 0 P: 17	R: 0 E: 0 K: 2 S: 9	H: 1 LOB: 1 BB: 0 P: 15	R: 0 E: 0 K: 0 S: 5	H: 0 LOB: 1 BB: 1 P: 10	R: 1 E: 0 K: 1 S: 11	H: 2 LOB: 1 BB: 0 P: 19	R: 0 E: 0 K: 1 S: 12	H: 0 LOB: 0 BB: 0 P: 9	R: 2 E: 1 K: 2 S: 12	H: 1 LOB: 0 BB: 0 P: 18	R: 0 E: 0 K: 2 S: 10	H: 1 LOB: 1 BB: 0 P: 12	1B: 3 2B: 4 3B: 0 HR: 2	SF: 0 SAC: 1 DP: 0 HBP: 0	WP: 0 PB: 0 SB: 0 CS: 0	PA: 38	
<b>PITCHER</b>	IP	WLS	BF	H	R	ER	SO	BB	IBB	HBP	BLK	WP	HR	S	P	ERA	WHIP				
<b>Kevin Millwood, R</b> (1, 1) ERA: 2.91	6.0	W	26	7	2	2	6	1	0	0	0	0	1	60	94	3.00	1.333				
<b>Russ Springer, R</b> (7, 1) ERA: 3.99	2.0	H	8	1	2	0	3	0	0	0	0	0	1	18	27	0.00	0.500				
<b>John Rocker, L</b> (9, 1) ERA: 2.7	1.0	S	4	1	0	0	2	0	0	0	0	0	0	10	12	0.00	1.000				

livebaseballscores.com

AB 36  
R 4  
H 9  
RBI 4  
BB 1  
SO 11  
LOB 14



Batter	1	2	3	4	5	6	7	8	9	AB	R	H	RBI	BB	SO	LOB	BOTTOM				
<b>Gerald Williams, R</b> (1, 7) OBP: 0.329, SLG: 0.450	1-0 F8		1-3 K		2-2 3B		1-0 1B			4	0	2	2	0	1	0	<b>St. Louis Cardinals @ Atlanta Braves</b> Turner Field, Atlanta, GA Wed Sep 08 1999, 7:40 PM EDT Att: 36,454 - Overcast - 75 F				
<b>Bret Boone, R</b> (1, 4) OBP: 0.310, SLG: 0.414	0-1 G4-3		2-1 G6-3		1-3 K		0-0 G5-3			4	0	0	0	0	1	1					
<b>10 Chipper Jones, S</b> (1, 5) OBP: 0.441, SLG: 0.637	0-1 1B				0-2 HR		1-1 G6-3		1-1 G3-1	4	1	2	1	0	0	1					
<b>Brian Jordan, R</b> (1, 9) OBP: 0.356, SLG: 0.479	3-2 1B				4-0 WP 2B BB		1-3 K		2-3 K	3	1	1	0	1	2	0					
<b>Andruw Jones, R</b> (1, 8) OBP: 0.360, SLG: 0.492	0-0 F9				0-3 K		4-2 BB BB BB		0-3 K	3	1	0	0	1	2	3					
<b>José Hernández, R</b> (1, 6) OBP: 0.344, SLG: 0.428		2-1 G5-3		3-3 K		4-1 BB BB		2-2 L6	3	1	0	0	1	1	1						
<b>John Rocker, R</b> (9, 1) ERA: 4.88					1-2 1B BB		1-2 1B BB			0	0	0	0	0	0	0					
<b>Brian Hunter, R</b> (1, 3) OBP: 0.370, SLG: 0.442	2-2 G5-3		1-1 2B		1-1 2B		4-1 1B BB		0-2 1B	3	1	2	1	1	0	0					
<b>Eddie Pérez, R</b> (1, 2) OBP: 0.295, SLG: 0.358	0-1 G4-3		0-3 K		0-3 K		0-3 K		1-1 G1-3	4	0	0	0	0	2	5					
<b>Kevin Millwood, R</b> (1, 1) OBP: 0.191, SLG: 0.197			0-3 K		0-3 K		4-1 1B BB			2	0	0	0	0	2	0					
<b>Howard Battle, R</b> (6, PH) OBP: 0.600, SLG: 0.500										0	0	0	1	1	0	0					
<b>Russ Springer, R</b> (7, 1) ERA: 4.88										0	0	0	0	0	0	0					
<b>Walt Weiss, S</b> (9, 6) OBP: 0.309, SLG: 0.307										0	0	0	0	0	0	0					
<b>Inning Stats</b>	R: 0 E: 0 K: 0 S: 12	H: 2 LOB: 2 BB: 0 P: 16	R: 0 E: 0 K: 0 S: 7	H: 0 LOB: 0 BB: 0 P: 11	R: 0 E: 0 K: 2 S: 8	H: 0 LOB: 0 BB: 0 P: 11	R: 2 E: 0 K: 3 S: 15	H: 2 LOB: 1 BB: 1 P: 23	R: 0 E: 0 K: 2 S: 12	H: 1 LOB: 1 BB: 0 P: 16	R: 3 E: 0 K: 2 S: 14	H: 1 LOB: 2 BB: 4 P: 32	R: 0 E: 0 K: 1 S: 6	H: 0 LOB: 0 BB: 0 P: 9	R: 0 E: 0 K: 1 S: 11	H: 1 LOB: 1 BB: 0 P: 14	1B: 4 2B: 1 3B: 1 HR: 1	SF: 0 SAC: 0 DP: 0 HBP: 0	WP: 1 PB: 0 SB: 0 CS: 0	PA: 35	
<b>PITCHER</b>	IP	WLS	BF	H	R	ER	SO	BB	IBB	HBP	BLK	WP	HR	S	P	ERA	WHIP				
<b>Rick Ankiel, L</b> (1, 1) ERA: 4.3	6.0	L	28	6	5	5	9	5	0	0	0	0	0	68	109	7.50	1.833				
<b>Heathcliff Slocumb, R</b> (7, 1) ERA: 4.88	2.0		7	1	0	0	2	0	0	0	0	0	0	17	23	0.00	0.500				

livebaseballscores.com

AB 30  
R 5  
H 7  
RBI 5  
BB 5  
SO 11  
LOB 11









Batter	1	2	3	4	5	6	7	8	9	AB	R	H	RBI	BB	SO	LOB	TOP					
<b>Gerald Williams, R</b> (1, 7) OBP: 0.334, SLG: 0.461										3	0	1	0	1	1	0	<b>Atlanta Braves @ San Francisco Giants</b> 3Com Park at Candlestick Point, San Francisco, CA Sat Sep 11 1999, 4:05 PM EDT Att: 35,981 - Unknown - 66 F <a href="http://livebaseballscorecards.com">livebaseballscorecards.com</a>					
<b>Bret Boone, R</b> (1, 4) OBP: 0.308, SLG: 0.411										4	0	0	0	0	0	2						
<b>10 Chipper Jones, S</b> (1, 5) OBP: 0.441, SLG: 0.632										4	0	0	0	0	0	2						
<b>Brian Jordan, R</b> (1, 9) OBP: 0.354, SLG: 0.475										4	0	2	0	0	1	0						
<b>Andruw Jones, R</b> (1, 8) OBP: 0.363, SLG: 0.492										2	1	0	0	2	0	1						
<b>José Hernández, R</b> (1, 6) OBP: 0.344, SLG: 0.427										4	1	2	0	0	1	3						
<b>Brian Hunter, R</b> (1, 3) OBP: 0.370, SLG: 0.447										3	0	1	1	0	0	1						
<b>Ryan Klesko, L</b> (9, PH) OBP: 0.379, SLG: 0.548										1	0	1	1	0	0	0						
<b>Otis Nixon, S</b> (9, PR) OBP: 0.289, SLG: 0.217										0	0	0	0	0	0	0						
<b>Eddie Pérez, R</b> (1, 2) OBP: 0.292, SLG: 0.354										3	0	0	0	0	1	1						
<b>Keith Lockhart, L</b> (9, PH) OBP: 0.316, SLG: 0.299										0	0	0	0	1	0	0						
<b>Tom Glavine, L</b> (1, 1) OBP: 0.161, SLG: 0.136										2	0	0	0	0	1	0						
<b>Howard Battle, R</b> (8, PH) OBP: 0.500, SLG: 0.400										1	0	0	0	0	0	0						
<b>30 Kevin McGlinchy, R</b> (8, 1)										0	0	0	0	0	0	0						
<b>Randall Simon, L</b> (9, PH) OBP: 0.368, SLG: 0.455										1	0	0	0	0	1	2						
<b>Inning Stats</b>	R: 0 E: 0 K: 1 S: 7	H: 0 LOB: 0 BB: 0 P: 12	R: 0 E: 0 K: 0 S: 12	H: 2 LOB: 1 BB: 0 P: 21	R: 0 E: 0 K: 2 S: 10	H: 0 LOB: 0 BB: 0 P: 14	R: 0 E: 0 K: 0 S: 8	H: 1 LOB: 2 BB: 1 P: 19	R: 0 E: 0 K: 0 S: 10	H: 0 LOB: 0 BB: 0 P: 16	R: 0 E: 0 K: 0 S: 3	H: 1 LOB: 0 BB: 0 P: 6	R: 1 E: 0 K: 0 S: 10	H: 2 LOB: 1 BB: 0 P: 17	R: 0 E: 0 K: 0 S: 6	H: 0 LOB: 1 BB: 1 P: 13	R: 1 E: 0 K: 3 S: 13	H: 1 LOB: 2 BB: 2 P: 25	1B: 5 2B: 3 3B: 0 HR: 0	SF: 0 SAC: 0 DP: 2 HBP: 0	WP: 0 PB: 0 SB: 2 CS: 0	PA: 36
<b>PITCHER</b>	IP	WLS	BF	H	R	ER	SO	BB	IBB	HBP	BLK	WP	HR	S	P	ERA	WHIP					
<b>Kirk Rueter, L</b> (1, 1) ERA: 5.0	8.0	W	30	6	1	1	3	2	0	0	0	0	0	66	118	1.12	1.000					
<b>Robb Nen, R</b> (9, 1) ERA: 3.75	1.0	S	6	1	1	1	3	2	0	0	0	0	0	13	25	9.00	3.000					

Batter	1	2	3	4	5	6	7	8	9	AB	R	H	RBI	BB	SO	LOB	BOTTOM				
<b>F.P. Santangelo, S</b> (1, 8) OBP: 0.418, SLG: 0.408										3	0	0	1	0	1	1	<b>Atlanta Braves @ San Francisco Giants</b> 3Com Park at Candlestick Point, San Francisco, CA Sat Sep 11 1999, 4:05 PM EDT Att: 35,981 - Unknown - 66 F <a href="http://livebaseballscorecards.com">livebaseballscorecards.com</a>				
<b>Marvin Benard, L</b> (6, 8) OBP: 0.358, SLG: 0.461										4	0	0	0	0	0	2					
<b>Bill Mueller, S</b> (1, 5) OBP: 0.398, SLG: 0.355										4	1	2	0	0	1	0					
<b>Barry Bonds, L</b> (1, 7) OBP: 0.409, SLG: 0.637										4	1	2	0	0	1	0					
<b>Jeff Kent, R</b> (1, 4) OBP: 0.380, SLG: 0.524										4	0	1	0	0	1	2					
<b>Ellis Burks, R</b> (1, 9) OBP: 0.395, SLG: 0.579										3	0	0	0	1	0	1					
<b>Robb Nen, R</b> (9, 1)										0	0	0	0	0	0	0					
<b>J.T. Snow, L</b> (1, 3) OBP: 0.370, SLG: 0.441										3	1	1	0	0	0	1					
<b>Rich Aurilia, R</b> (1, 6) OBP: 0.330, SLG: 0.421										3	1	2	1	0	0	0					
<b>Scott Servais, R</b> (1, 2) OBP: 0.333, SLG: 0.404										3	0	2	1	0	1	0					
<b>Kirk Rueter, L</b> (1, 1) OBP: 0.185, SLG: 0.196										3	0	0	0	0	0	4					
<b>Armando Rios, L</b> (9, 9) OBP: 0.405, SLG: 0.495										0	0	0	0	0	0	0					
<b>Inning Stats</b>	R: 0 E: 0 K: 1 S: 6	H: 0 LOB: 0 BB: 0 P: 13	R: 0 E: 0 K: 0 S: 9	H: 1 LOB: 0 BB: 0 P: 17	R: 1 E: 0 K: 0 S: 9	H: 2 LOB: 1 BB: 0 P: 15	R: 2 E: 0 K: 1 S: 14	H: 4 LOB: 2 BB: 1 P: 26	R: 0 E: 0 K: 0 S: 8	H: 1 LOB: 1 BB: 0 P: 12	R: 0 E: 0 K: 0 S: 5	H: 0 LOB: 0 BB: 0 P: 7	R: 0 E: 0 K: 2 S: 8	H: 0 LOB: 1 BB: 0 P: 10	R: 0 E: 0 K: 1 S: 7	H: 0 LOB: 0 BB: 0 P: 13	1B: 7 2B: 1 3B: 0 HR: 0	SF: 0 SAC: 0 DP: 1 HBP: 0	WP: 1 PB: 0 SB: 0 CS: 0	PA: 32	
<b>PITCHER</b>	IP	WLS	BF	H	R	ER	SO	BB	IBB	HBP	BLK	WP	HR	S	P	ERA	WHIP				
<b>Tom Glavine, L</b> (1, 1) ERA: 4.29	7.0	L	29	8	3	3	4	1	0	0	0	0	0	59	100	3.86	1.286				
<b>30 Kevin McGlinchy, R</b> (8, 1) ERA: 2.99	1.0		3	0	0	0	1	0	0	0	0	0	0	7	13	0.00	0.000				



Batter	1	2	3	4	5	6	7	8	9	AB	R	H	RBI	BB	SO	LOB	TOP					
Gerald Williams, R OBP: 0.335, SLG: 0.466										5	2	2	0	0	2	4	Atlanta Braves @ San Francisco Giants 3Com Park at Candlestick Point, San Francisco, CA Sun Sep 12 1999, 4:05 PM EDT Att: 44,402 - Sunny - 66 F					
Bret Boone, R OBP: 0.307, SLG: 0.416										4	1	1	2	0	1	3						
10 Chipper Jones, S OBP: 0.441, SLG: 0.636										3	1	1	1	1	0	1						
Brian Jordan, R OBP: 0.353, SLG: 0.473										4	0	1	1	0	0	0						
Ryan Klesko, L OBP: 0.378, SLG: 0.543										3	0	0	0	1	0	2						
Andruw Jones, R OBP: 0.363, SLG: 0.491										4	0	1	0	0	1	3						
José Hernández, R OBP: 0.344, SLG: 0.425										4	0	1	0	0	0	0						
Eddie Pérez, R OBP: 0.290, SLG: 0.352										2	0	0	0	0	0	0						
Keith Lockhart, L OBP: 0.321, SLG: 0.299										0	0	0	0	1	0	0						
Greg Myers, L OBP: 0.353, SLG: 0.394										1	0	1	0	0	0	0						
Greg Maddux, R OBP: 0.217, SLG: 0.345										2	0	0	0	0	0	1						
Bruce Chen, L OBP: 0.366, SLG: 0.455										0	0	0	0	0	0	0						
Randall Simon, L OBP: 0.346, SLG: 0.455										0	0	0	0	0	0	0						
Howard Batcher, R OBP: 0.346, SLG: 0.455										0	0	0	0	0	0	0						
30 Kevin McGlinchy, R OBP: 0.346, SLG: 0.455										0	0	0	0	0	0	0						
50 Derrin Ebert, R OBP: 0.346, SLG: 0.455										0	0	0	0	0	0	0						
David Cortes, R OBP: 0.346, SLG: 0.455										0	0	0	0	0	0	0						
Ozzie Guillen, L OBP: 0.268, SLG: 0.296										1	0	1	0	0	0	0						
<b>Inning Stats</b>	R: 1 E: 0 K: 2 S: 13	H: 2 LOB: 2 BB: 1 P: 22	R: 0 E: 0 K: 1 S: 8	H: 0 LOB: 0 BB: 0 P: 10	R: 0 E: 1 K: 1 S: 6	H: 0 LOB: 0 BB: 0 P: 8	R: 0 E: 0 K: 0 S: 9	H: 1 LOB: 1 BB: 0 P: 16	R: 0 E: 0 K: 0 S: 8	H: 0 LOB: 0 BB: 0 P: 13	R: 3 E: 0 K: 0 S: 9	H: 3 LOB: 0 BB: 1 P: 19	R: 0 E: 0 K: 2 S: 18	H: 1 LOB: 2 BB: 1 P: 23	R: 0 E: 0 K: 0 S: 6	H: 0 LOB: 0 BB: 0 P: 11	R: 0 E: 0 K: 0 S: 12	H: 2 LOB: 2 BB: 0 P: 15	1B: 5 2B: 2 3B: 0 HR: 2	SF: 0 SAC: 0 DP: 2 HBP: 0	WP: 0 PB: 0 SB: 0 CS: 1	PA: 38
<b>PITCHER</b>	IP WLS BF H R ER SO BB IBB HBP BLK WP HR S P ERA WHIP																					
Joe Nathan, R ERA: 4.09	(1, 1) 5.1 W 23 6 4 4 4 2 0 0 0 0 0 2 51 86 6.75 1.500																					
Jerry Spradlin, R ERA: 5.03	(6, 1) 0.2 H 3 1 0 0 0 1 0 0 0 0 0 0 8 13 0.00 3.000																					
Rich Rodriguez, L ERA: 5.02	(7, 1) 0.1 H 1 0 0 0 1 0 0 0 0 0 0 0 4 4 0.00 0.000																					
Mark Gardner, R ERA: 6.32	(7, 1) 1.2 H 5 0 0 0 1 0 0 0 0 0 0 0 14 19 0.00 0.000																					
Robb Nen, R ERA: 3.71	(9, 1) 1.0 5 2 0 0 0 0 0 0 0 0 0 0 12 15 0.00 2.000																					
Batter	1	2	3	4	5	6	7	8	9	AB	R	H	RBI	BB	SO	LOB	BOTTOM					
Marvin Benard, L OBP: 0.359, SLG: 0.458										3	0	0	0	2	0	4	Atlanta Braves @ San Francisco Giants 3Com Park at Candlestick Point, San Francisco, CA Sun Sep 12 1999, 4:05 PM EDT Att: 44,402 - Sunny - 66 F					
Ramon Martínez, R OBP: 0.324, SLG: 0.419										5	0	0	0	0	0	6						
Barry Bonds, L OBP: 0.409, SLG: 0.643										5	1	2	1	0	0	0						
J.T. Snow, L OBP: 0.372, SLG: 0.442										4	2	2	0	1	1	0						
Armando Rios, L OBP: 0.421, SLG: 0.500										3	2	2	0	2	0	1						
Bill Mueller, S OBP: 0.399, SLG: 0.357										4	1	2	1	0	0	2						
Rich Aurilia, R OBP: 0.330, SLG: 0.429										5	2	2	2	0	0	4						
Doug Mirabeli, R OBP: 0.333, SLG: 0.381										2	0	1	2	2	1	0						
Joe Nathan, R OBP: 0.217, SLG: 0.227	(1, 1) 5.0 L 29 10 6 5 1 2 2 3 0 0 0 0 0 6 92 9.00 2.400																					
Jerry Spradlin, S ERA: 5.09	(6, 1) 1.0 4 0 0 0 0 1 0 0 0 0 0 0 6 14 0.00 1.000																					
Rich Rodriguez, L OBP: 1.000, SLG: 1.000	(7, 1) 1.0 5 2 1 1 1 0 0 0 0 0 1 1 14 17 9.00 2.000																					
Mark Gardner, R OBP: 0.167, SLG: 0.179	(7, 1) 0.2 4 1 1 1 0 1 0 0 0 0 0 1 5 10 13.50 3.000																					
Robb Nen, R ERA: 7.71	(8, 1) 0.1 1 0 0 0 0 0 0 0 0 0 0 0 2 2 0.00 0.000																					
<b>Inning Stats</b>	R: 0 E: 0 K: 0 S: 5	H: 0 LOB: 0 BB: 0 P: 7	R: 1 E: 0 K: 1 S: 8	H: 2 LOB: 3 BB: 2 P: 20	R: 0 E: 0 K: 1 S: 8	H: 0 LOB: 0 BB: 0 P: 12	R: 1 E: 1 K: 0 S: 11	H: 2 LOB: 3 BB: 2 P: 25	R: 4 E: 0 K: 0 S: 19	H: 6 LOB: 2 BB: 1 P: 28	R: 0 E: 0 K: 0 S: 6	H: 0 LOB: 1 BB: 1 P: 14	R: 1 E: 0 K: 1 S: 14	H: 2 LOB: 1 BB: 0 P: 17	R: 1 E: 0 K: 0 S: 7	H: 1 LOB: 1 BB: 1 P: 12	1B: 10 2B: 1 3B: 0 HR: 2	SF: 0 SAC: 3 DP: 0 HBP: 0	WP: 1 PB: 0 SB: 0 CS: 0	PA: 43		
<b>PITCHER</b>	IP WLS BF H R ER SO BB IBB HBP BLK WP HR S P ERA WHIP																					
Greg Maddux, R ERA: 3.5	(1, 1) 5.0 L 29 10 6 5 1 2 2 3 0 0 0 0 0 6 92 9.00 2.400																					
Bruce Chen, L ERA: 6.59	(6, 1) 1.0 4 0 0 0 0 1 0 0 0 0 0 0 6 14 0.00 1.000																					
30 Kevin McGlinchy, R ERA: 3.08	(7, 1) 1.0 5 2 1 1 1 0 0 0 0 0 1 1 14 17 9.00 2.000																					
50 Derrin Ebert, L ERA: 5.14	(8, 1) 0.2 4 1 1 1 0 1 0 0 0 0 0 1 5 10 13.50 3.000																					
David Cortes, R ERA: 7.71	(8, 1) 0.1 1 0 0 0 0 0 0 0 0 0 0 0 2 2 0.00 0.000																					




Batter	1	2	3	4	5	6	7	8	9	AB	R	H	RBI	BB	SO	LOB	TOP					
Gerald Williams, R (1.7) OBP: 0.337, SLG: 0.466										4	0	2	0	0	0	0	<p>Atlanta Braves @ San Diego Padres Qualcomm Stadium, San Diego, CA</p> <p>Mon Sep 13 1999, 10:05 PM EDT Att: 15,718 - Unknown - 73 F</p> <p>livebaseballscorecards.com</p> <p>AB 29 R 0 H 4 RBI 0 BB 2 SO 6 LOB 11</p>					
Bret Boone, R (1.4) OBP: 0.305, SLG: 0.413										4	0	0	0	0	1	3						
10 Chipper Jones, S (1.5) OBP: 0.439, SLG: 0.631										4	0	0	0	0	1	2						
Brian Jordan, R (1.9) OBP: 0.353, SLG: 0.471										3	0	0	0	1	0	2						
Ryan Klesko, L (1.3) OBP: 0.380, SLG: 0.547										3	0	2	0	0	1	1						
Andruw Jones, R (1.8) OBP: 0.361, SLG: 0.488										3	0	0	0	0	0	2						
Greg Myers, L (1.2) OBP: 0.348, SLG: 0.388										3	0	0	0	0	1	1						
José Hernández, R (1.6) OBP: 0.342, SLG: 0.423										3	0	0	0	0	1	0						
Terry Mulholland, R (1.1) OBP: 0.149, SLG: 0.111										1	0	0	0	0	1	0						
Jorge Fabregas, L (6. PH) OBP: 0.256, SLG: 0.308										1	0	0	0	0	0	0						
Sean Bergman, R (6.1) OBP: 0.167, SLG: 0.321										0	0	0	0	0	0	0						
Russ Springer, R (8.1) OBP: 0.361, SLG: 0.631										0	0	0	0	0	0	0						
Keith Lockhart, L (9. PH) OBP: 0.299										0	0	0	0	1	0	0						
<b>Inning Stats</b>	R: 0 E: 0 K: 0 S: 8	H: 0 LOB: 0 BB: 0 P: 11	R: 0 E: 0 K: 0 S: 11	H: 1 LOB: 1 BB: 0 P: 13	R: 0 E: 0 K: 1 S: 9	H: 0 LOB: 0 BB: 0 P: 12	R: 0 E: 0 K: 0 S: 4	H: 0 LOB: 0 BB: 0 P: 7	R: 0 E: 0 K: 0 S: 7	H: 1 LOB: 0 BB: 0 P: 12	R: 0 E: 0 K: 1 S: 12	H: 1 LOB: 1 BB: 0 P: 16	R: 0 E: 0 K: 1 S: 7	H: 0 LOB: 1 BB: 1 P: 14	R: 0 E: 0 K: 1 S: 7	H: 0 LOB: 0 BB: 0 P: 11	R: 0 E: 0 K: 1 S: 10	H: 1 LOB: 2 BB: 1 P: 16	1B: 3 2B: 2 3B: 0 HR: 0	SF: 0 SAC: 0 DP: 2 HBP: 0	WP: 0 PB: 0 SB: 0 CS: 1	PA: 31
<b>PITCHER</b>	IP WLS BF H R ER SO BB IBB HBP BLK WP HR S P ERA WHIP																					
Woody Williams, R (1.1) ERA: 4.6	8.0 W 28 4 0 0 5 2 0 0 0 0 0 0 70 106 0.00 0.750																					
Trevor Hoffman, R (9.1) ERA: 2.29	1.0 S 3 0 0 0 1 0 0 0 0 0 0 0 5 6 0.00 0.000																					


Batter	1	2	3	4	5	6	7	8	9	AB	R	H	RBI	BB	SO	LOB	BOTTOM			
QuiVio Veras, S (1.4) OBP: 0.365, SLG: 0.371										4	0	1	0	0	1	3	<p>Atlanta Braves @ San Diego Padres Qualcomm Stadium, San Diego, CA</p> <p>Mon Sep 13 1999, 10:05 PM EDT Att: 15,718 - Unknown - 73 F</p> <p>livebaseballscorecards.com</p> <p>AB 34 R 3 H 11 RBI 3 BB 2 SO 6 LOB 20</p>			
Tony Gwynn, L (1.9) OBP: 0.372, SLG: 0.466										4	0	1	0	0	0	2				
Reggie Sanders, R (1.7) OBP: 0.388, SLG: 0.536										4	0	1	0	0	2	0				
Phil Nevin, R (1.5) OBP: 0.356, SLG: 0.568										3	1	0	0	1	0	2				
Eric Owens, R (1.3) OBP: 0.339, SLG: 0.407										3	1	2	0	1	1	0				
Wally Joyner, L (8.3) OBP: 0.354, SLG: 0.319										0	0	0	0	0	0	0				
Wiki Gonzalez, R (1.2) OBP: 0.321, SLG: 0.392										4	1	3	1	0	0	3				
Ruben Rivera, R (1.8) OBP: 0.294, SLG: 0.384										4	0	0	0	0	0	8				
Chris Gomez, R (1.6) OBP: 0.343, SLG: 0.308										4	0	1	1	0	1	1				
Woody Williams, R (1.1) ERA: 4.6										4	0	2	1	0	1	1				
Trevor Hoffman, R (9.1) OBP: 0.333, SLG: 0.667										0	0	0	0	0	0	0				
<b>Inning Stats</b>	R: 0 E: 0 K: 1 S: 8	H: 1 LOB: 0 BB: 0 P: 9	R: 2 E: 0 K: 0 S: 20	H: 4 LOB: 2 BB: 0 P: 24	R: 1 E: 0 K: 0 S: 10	H: 2 LOB: 1 BB: 1 P: 20	R: 0 E: 0 K: 1 S: 10	H: 0 LOB: 0 BB: 0 P: 12	R: 0 E: 0 K: 1 S: 11	H: 2 LOB: 3 BB: 1 P: 24	R: 0 E: 0 K: 1 S: 10	H: 1 LOB: 0 BB: 0 P: 16	R: 0 E: 0 K: 2 S: 9	H: 0 LOB: 0 BB: 0 P: 11	R: 0 E: 0 K: 1 S: 11	H: 1 LOB: 1 BB: 0 P: 15	1B: 10 2B: 1 3B: 0 HR: 0	SF: 0 SAC: 0 DP: 1 HBP: 0	WP: 0 PB: 0 SB: 0 CS: 0	PA: 36
<b>PITCHER</b>	IP WLS BF H R ER SO BB IBB HBP BLK WP HR S P ERA WHIP																			
Terry Mulholland, L (1.1) ERA: 4.6	5.0 L 25 9 3 3 2 1 1 0 0 0 0 0 19 27 0.00 0.500																			
Sean Bergman, R (6.1) ERA: 5.29	2.0 7 1 0 0 3 0 0 0 0 0 0 0 11 15 0.00 1.000																			
Russ Springer, R (8.1) ERA: 3.8	1.0 4 1 0 0 1 0 0 0 0 0 0 0 11 15 0.00 1.000																			







Batter	1	2	3	4	5	6	7	8	9	AB	R	H	RBI	BB	SO	LOB	TOP					
Gerald Williams, R (1,7) OBP: 0.334, SLG: 0.459	P3		G5-3			G6-3 WP 1-2 1B		K		4	0	1	0	0	1	1	<p>Atlanta Braves @ San Diego Padres Qualcomm Stadium, San Diego, CA</p> <p>Wed Sep 15 1999, 10:35 PM EDT Att: 18,177 - Unknown - 64 F</p> <p>livebaseballscores.com</p> <p>AB 27 R 1 H 4 RBI 1 BB 3 SO 8 LOB 10</p> 					
Bret Boone, R (1,4) OBP: 0.303, SLG: 0.410	G1-3			K		G6-3 1-3 2-H		L8		4	0	0	1	0	1	1						
10 Chipper Jones, S (1,5) OBP: 0.443, SLG: 0.632	FC5-4 BB			G6-4-3 1B		K		G6-3		3	0	1	0	1	1	1						
Brian Jordan, R (1,9) OBP: 0.349, SLG: 0.466	FC5-4 1-2			G6-4-3 1-2		K		K		4	0	0	0	0	2	2						
Ryan Klesko, L (1,3)		L6			P4					3	0	1	0	0	0	0						
Andruw Jones, R (1,8) OBP: 0.362, SLG: 0.488		P4			G6-4-3 BB					2	0	1	0	1	0	0						
José Hernández, R (1,6) OBP: 0.340, SLG: 0.426				K	G6-4-3 1-2					3	0	0	0	0	1	3						
Eddie Pérez, R (1,2) OBP: 0.300, SLG: 0.367 (8, PR)			P6							1	1	0	0	1	0	0						
Otis Nixon, S (8, PR) OBP: 0.288, SLG: 0.216						WP G6-3 HBP				0	0	0	0	0	0	0						
Greg Myers, L (8, 2) OBP: 0.348, SLG: 0.388								G4-6-3 BB		0	0	0	0	0	0	0						
29 John Smoltz, R (1,1) OBP: 0.300, SLG: 0.345								G4-6-3 1-2		2	0	0	0	0	2	1						
Keith Lockhart, L (8, PH) OBP: 0.325, SLG: 0.301										1	0	0	0	0	0	1						
Mike Remlinger, L (8, 1)										0	0	0	0	0	0	0						
<b>Inning Stats</b>	R: 0 E: 0 K: 0 S: 7	H: 0 LOB: 1 BB: 1 P: 12	R: 0 E: 0 K: 1 S: 8	H: 0 LOB: 0 BB: 0 P: 12	R: 0 E: 0 K: 1 S: 8	H: 0 LOB: 0 BB: 0 P: 13	R: 0 E: 0 K: 1 S: 5	H: 1 LOB: 0 BB: 0 P: 10	R: 0 E: 0 K: 0 S: 2	H: 0 LOB: 0 BB: 1 P: 8	R: 1 E: 0 K: 2 S: 10	H: 1 LOB: 1 BB: 0 P: 17	R: 0 E: 0 K: 1 S: 7	H: 2 LOB: 1 BB: 0 P: 12	R: 0 E: 0 K: 1 S: 6	H: 0 LOB: 1 BB: 1 P: 13	R: 0 E: 0 K: 1 S: 7	H: 0 LOB: 0 BB: 0 P: 9	1B: 4 2B: 0 3B: 0 HR: 0	SF: 0 SAC: 0 DP: 4 HBP: 1	WP: 1 PB: 0 SB: 0 CS: 0	PA: 31
<b>PITCHER</b>	IP WLS BF H R ER SO BB IBB HBP BLK WP HR S P ERA WHIP																					
Matt Clement, R (1,1) ERA: 4.62	7.0 W 26 4 1 1 6 3 0 1 0 1 0 0 47 88 1.29 1.000																					
Donne Wall, R (8, 1) ERA: 2.95	1.0 H 2 0 0 0 1 0 0 0 0 0 0 0 6 9 0.00 0.000																					
Trevor Hoffman, R (9, 1) ERA: 2.25	1.0 S 3 0 0 0 1 0 0 0 0 0 0 0 7 9 0.00 0.000																					

Batter	1	2	3	4	5	6	7	8	9	AB	R	H	RBI	BB	SO	LOB	BOTTOM					
QuiVio Veras, S (1,4) OBP: 0.364, SLG: 0.369	G1-3 2B 1B	G6-3		G4-3				B4-3		4	1	1	0	0	0	2	<p>Atlanta Braves @ San Diego Padres Qualcomm Stadium, San Diego, CA</p> <p>Wed Sep 15 1999, 10:35 PM EDT Att: 18,177 - Unknown - 64 F</p> <p>livebaseballscores.com</p> <p>AB 32 R 4 H 9 RBI 4 BB 3 SO 5 LOB 15</p> 					
Eric Owens, R (1,8) OBP: 0.336, SLG: 0.403 (7, 7)	G1-3 1-2		G6-3		G4-3		G4-3			4	0	0	0	0	0	1						
Tony Gwynn, L (1,9) OBP: 0.373, SLG: 0.471	2-H 2B		2-1 S 2B		G4-3			F8		4	0	2	1	0	0	0						
Phil Nevin, R (1,5) OBP: 0.354, SLG: 0.559	4-2 BB		4-0 G6-4-3 BB		G1-3			F9		2	0	0	0	2	0	0						
John Vander Wal, L (1,7) OBP: 0.369, SLG: 0.429	1-3 K		2-1 G6-4-3							3	0	0	0	0	1	4						
Ruben Rivera, R (7, 8) OBP: 0.294, SLG: 0.382			1-2 2-3			G1-3		HR BB		0	1	0	0	1	0	0						
Wally Joyner, L (1,3) OBP: 0.357, SLG: 0.334	2-3 K			0-0 G5-3 1B		F8		HR 1-H		4	1	2	2	0	1	2						
Ben Davis, S (1,2) OBP: 0.323, SLG: 0.393		0-0 HR		0-0 G5-3 1B						4	1	4	1	0	0	0						
Chris Gomez, R (1,6) OBP: 0.339, SLG: 0.318		0-0 P3		3-1 G5-3		G4-3		G4-3		4	0	0	0	0	0	4						
Matt Clement, R (1,1) OBP: 0.154, SLG: 0.083		0-3 K		1-3 K						3	0	0	0	0	3	2						
Donne Wall, R (8, 1)										0	0	0	0	0	0	0						
Trevor Hoffman, R (9, 1) OBP: 0.333, SLG: 0.667										0	0	0	0	0	0	0						
<b>Inning Stats</b>	R: 1 E: 0 K: 2 S: 12	H: 2 LOB: 2 BB: 1 P: 24	R: 1 E: 0 K: 1 S: 7	H: 1 LOB: 0 BB: 0 P: 9	R: 0 E: 0 K: 0 S: 7	H: 1 LOB: 1 BB: 1 P: 16	R: 0 E: 0 K: 1 S: 9	H: 2 LOB: 2 BB: 0 P: 13	R: 0 E: 0 K: 0 S: 5	H: 0 LOB: 0 BB: 0 P: 7	R: 0 E: 0 K: 0 S: 11	H: 1 LOB: 1 BB: 0 P: 22	R: 0 E: 0 K: 1 S: 7	H: 0 LOB: 0 BB: 0 P: 8	R: 2 E: 0 K: 0 S: 13	H: 2 LOB: 1 BB: 1 P: 21	R: 0 E: 0 K: 0 S: 13	H: 0 LOB: 0 BB: 1 P: 21	1B: 5 2B: 2 3B: 0 HR: 2	SF: 0 SAC: 0 DP: 1 HBP: 0	WP: 0 PB: 0 SB: 1 CS: 0	PA: 35
<b>PITCHER</b>	IP WLS BF H R ER SO BB IBB HBP BLK WP HR S P ERA WHIP																					
29 John Smoltz, R (1,1) ERA: 3.51	7.0 L 29 7 2 2 2 5 2 0 0 0 0 0 1 58 2.57 1.286																					
Mike Remlinger, L (8, 1) ERA: 2.36	1.0 6 2 2 2 0 1 0 0 0 0 0 1 13 21 18.00 3.000																					







Batter	1	2	3	4	5	6	7	8	9	AB	R	H	RBI	BB	SO	LOB	TOP				
Rondell White, R OBP: 0.359, SLG: 0.510 (1, 8)	1-3 K		1-2 G2-3		1-0 G6-3		1-0 G6-3		0-3 K	5	0	0	0	0	2	0					
Peter Bergeron, L OBP: 0.490, SLG: 0.310 Manny Martinez, R OBP: 0.286, SLG: 0.349 (1, 7) (7, 8)	1-3 K		2-3 K		0-0 1B		0-0 G6-3			4	1	1	0	0	2	0					
Jose Vidro, S OBP: 0.359, SLG: 0.508 (1, 4)	0-1 2B			0-1 E4 1B	0-0 E1 1B		0-2 1B			4	2	3	0	0	0	1					
Vladimir Guerrero, R OBP: 0.374, SLG: 0.591 (1, 9)	4-0 IBB			0-3 K	0-0 2B		3-0 1B			3	1	2	1	1	1	1					
Brad Fullmer, L OBP: 0.347, SLG: 0.490 Ryan McGuire, L OBP: 0.348, SLG: 0.348 (1, 3) (8, 3)	1-1 L9			1-0 E4 G6-3	2-0 2B		1-3 K			4	0	1	2	0	1	3					
Michael Barrett, R OBP: 0.347, SLG: 0.443 Mike Mordecai, R OBP: 0.295, SLG: 0.353 (1, 5) (8, 5)		0-1 G1-3		0-0 G6-3	1-0 G4-3			1-2 CS 1B		4	0	1	1	0	0	2					
Chris Widger, R OBP: 0.326, SLG: 0.453 (1, 2)		2-1 G5-3		1-2 3-H 1-0 HBP		1-1 G5-3		3-2 G5-3		3	0	0	0	0	0	1					
Geoff Blum, S OBP: 0.336, SLG: 0.525 (1, 6)		0-2 G1-3		0-0 P6		1-3 K		0-0 F8		4	0	0	0	0	1	2					
Dustin Hermanson, R OBP: 0.098, SLG: 0.052 Fernando Segundo, S OBP: 0.314, SLG: 0.460 Ugueth Urbina, R (1, 1) (8, PH) (9, 1)			1-3 K		0-0 G5-3	1-1 G4-3		0-0 P5		3	0	0	0	0	1	0					
<b>Inning Stats</b>	R: 0 H: 1 E: 0 K: 2 S: 11	H: 1 LOB: 2 BB: 1 P: 18	R: 0 H: 0 E: 0 K: 0 S: 7	H: 0 LOB: 0 BB: 0 P: 9	R: 0 H: 0 E: 0 K: 2 S: 10	H: 0 LOB: 0 BB: 0 P: 14	R: 1 H: 1 E: 2 K: 1 S: 8	H: 2 LOB: 2 BB: 0 P: 10	R: 3 H: 3 E: 1 K: 0 S: 7	H: 3 LOB: 1 BB: 0 P: 11	R: 0 H: 0 E: 0 K: 1 S: 6	H: 2 LOB: 2 BB: 0 P: 10	R: 0 H: 1 E: 0 K: 1 S: 11	H: 1 LOB: 1 BB: 0 P: 16	R: 0 H: 0 E: 0 K: 1 S: 5	H: 0 LOB: 0 BB: 5 P: 5	1B: 6 2B: 2 3B: 0 HR: 0	SF: 0 SAC: 0 DP: 0 HBP: 1	WP: 0 PB: 0 SB: 0 CS: 1	PA: 37	
<b>PITCHER</b> Greg Maddux, R ERA: 3.35 (1, 1)	IP 9.0	WLS L	BF 37	H 8	R 4	ER 0	SO 8	BB 0	IBB 1	HBP 1	BLK 0	WP 0	HR 0	S 72	P 103	ERA 0.00	WHIP 0.889				

Montreal Expos @ Atlanta Braves  
Turner Field, Atlanta, GA  
Sat Sep 18 1999, 7:10 PM EDT  
Att: 47,576 - Cloudy - 75 F

AB 35  
R 4  
H 8  
RBI 4  
BB 1  
SO 8  
LOB 10



Batter	1	2	3	4	5	6	7	8	9	AB	R	H	RBI	BB	SO	LOB	BOTTOM				
Gerald Williams, R OBP: 0.338, SLG: 0.457 (1, 7)	2-2 G6-3		0-0 CS 1B	0-0 1B		2-0 G3			0-1 F8	5	0	2	0	0	0	1					
Bret Boone, R OBP: 0.305, SLG: 0.419 (1, 4)	4-0 G3-1 10 S BB		1-2 HR	1-0 G4-6-3 10 1B			1-3 K		0-3 K	4	1	2	2	1	2	0					
10 Chipper Jones, S OBP: 0.441, SLG: 0.633 (1, 5)	2-1 G3-1		4-2 2B BB	1-2 G4-6-3		1-0 FC6 1B				3	1	1	0	1	0	3					
Brian Jordan, R OBP: 0.345, SLG: 0.460 (1, 9)	1-2 F9		1-2 F9		2-2 G3-1		1-3 K			4	0	0	0	0	1	3					
Ryan Klesko, L OBP: 0.378, SLG: 0.543 (1, 3)		1-1 G5-3	0-0 1B 2B	1-3 K		0-1 FC6				4	0	1	1	0	1	1					
Andruw Jones, R OBP: 0.360, SLG: 0.484 (1, 8)		1-1 F8	1-1 1B	0-0 L6			1-1 F8			4	0	1	0	0	0	0					
José Hernández, R OBP: 0.337, SLG: 0.421 (1, 6)		0-1 1B	3-3 K		0-0 F8		0-2 F9			4	0	1	0	0	1	2					
Eddie Pérez, R OBP: 0.305, SLG: 0.371 (1, 2)		0-1 1B		2-0 1B SH1-4 1B		0-1 SH2-4 1B		0-1 G6-3		4	1	3	0	0	0	0					
Greg Maddux, R OBP: 0.213, SLG: 0.339 Keith Lockhart, L OBP: 0.321, SLG: 0.297 (1, 1) (8, PH)		0-3 K		0-0 SH1-4		0-0 SH2-4		1-1 P8		1	0	0	0	0	1	2					
<b>Inning Stats</b>	R: 0 H: 0 E: 0 K: 0 S: 10	H: 2 LOB: 2 BB: 0 P: 13	R: 2 H: 4 E: 0 K: 1 S: 14	H: 4 LOB: 2 BB: 1 P: 28	R: 1 H: 3 E: 0 K: 0 S: 7	H: 3 LOB: 1 BB: 0 P: 11	R: 0 H: 0 E: 0 K: 1 S: 5	H: 1 LOB: 1 BB: 0 P: 7	R: 0 H: 1 E: 0 K: 2 S: 9	H: 1 LOB: 1 BB: 0 P: 12	R: 0 H: 0 E: 0 K: 0 S: 8	H: 0 LOB: 0 BB: 0 P: 9	R: 0 H: 0 E: 0 K: 1 S: 7	H: 0 LOB: 0 BB: 0 P: 8	1B: 9 2B: 1 3B: 0 HR: 1	SF: 0 SAC: 2 DP: 1 HBP: 0	WP: 0 PB: 0 SB: 0 CS: 1	PA: 38			
<b>PITCHER</b> Dustin Hermanson, R ERA: 4.33 Ugueth Urbina, R ERA: 3.99 (1, 1) (8, 1)	IP 8.0	WLS W	BF 35	H 11	R 3	ER 3	SO 5	BB 2	IBB 0	HBP 0	BLK 0	WP 0	HR 1	S 71	P 109	ERA 3.38	WHIP 1.625				

Montreal Expos @ Atlanta Braves  
Turner Field, Atlanta, GA  
Sat Sep 18 1999, 7:10 PM EDT  
Att: 47,576 - Cloudy - 75 F

AB 34  
R 3  
H 11  
RBI 3  
BB 2  
SO 6  
LOB 12





Batter	1	2	3	4	5	6	7	8	9	AB	R	H	RBI	BB	SO	LOB	TOP					
Rondell White, R OBP: 0.358, SLG: 0.508 (1, 8)	F8		F8				E6			4	0	1	0	0	0	2	<b>Montreal Expos @ Atlanta Braves</b> Turner Field, Atlanta, GA Sun Sep 19 1999, 1:10 PM EDT Att: 41,817 - Cloudy - 80 F					
Wilton Guerrero, S OBP: 0.326, SLG: 0.405 (1, 7)	G4-3			K			FC6-4			4	0	1	0	0	1	2						
Jose Vidro, S OBP: 0.358, SLG: 0.505 (1, 4)	K							G3		4	0	1	0	0	1	2						
Vladimir Guerrero, R OBP: 0.373, SLG: 0.588 Steve Kline, S (8, 1)		K								3	0	0	0	1	2	0						
Brad Fullmer, L OBP: 0.331, SLG: 0.487 (1, 3)										0	0	0	0	0	0	0						
Michael Barrett, R OBP: 0.344, SLG: 0.438 (1, 2)										4	0	1	0	0	0	0						
Geoff Blum, S OBP: 0.333, SLG: 0.544 (1, 6)										4	0	0	0	0	0	2						
Mike Mordecai, R OBP: 0.294, SLG: 0.351 (1, 5)										4	1	1	1	0	1	0						
Ted Lilly, L OBP: 0.333, SLG: 0.333 Guillermo Mota, R OBP: 1.000, SLG: 4.000 Fernando Segundo, S OBP: 0.310, SLG: 0.385 Scott Strickland, R (7, 1) Ryan McGuire, L OBP: 0.348, SLG: 0.348 (8, 9)										2	0	1	0	0	0	0						
<b>Inning Stats</b>	R: 0 E: 0 K: 1 S: 10	H: 0 LOB: 0 BB: 0 P: 15	R: 0 E: 0 K: 1 S: 7	H: 0 LOB: 0 BB: 0 P: 9	R: 0 E: 0 K: 1 S: 11	H: 1 LOB: 1 BB: 0 P: 15	R: 0 E: 0 K: 1 S: 13	H: 2 LOB: 2 BB: 1 P: 21	R: 1 E: 0 K: 0 S: 5	H: 3 LOB: 2 BB: 0 P: 16	R: 0 E: 0 K: 0 S: 5	H: 0 LOB: 0 BB: 0 P: 6	R: 0 E: 1 K: 0 S: 8	H: 1 LOB: 2 BB: 0 P: 11	R: 0 E: 0 K: 1 S: 10	H: 0 LOB: 0 BB: 0 P: 12		R: 0 E: 0 K: 1 S: 6	H: 0 LOB: 0 BB: 0 P: 7	1B: 6 2B: 0 3B: 0 HR: 1	SF: 0 SAC: 0 DP: 0 HBP: 0	WP: 0 PB: 0 SB: 0 CS: 1
<b>PITCHER</b> Kevin Millwood, R ERA: 2.78 (1, 1)	IP: 9.0 WLS: W BF: 35 H: 7 R: 1 ER: 1 SO: 6 BB: 1 IBB: 0 HBP: 0 BLK: 0 WP: 0 HR: 1 S: 81 P: 112 ERA: 1.00 WHIP: 0.889																					

Batter	1	2	3	4	5	6	7	8	9	AB	R	H	RBI	BB	SO	LOB	BOTTOM			
Gerald Williams, R OBP: 0.337, SLG: 0.455 (1, 9)	G5-3									4	1	1	0	0	0	0	<b>Montreal Expos @ Atlanta Braves</b> Turner Field, Atlanta, GA Sun Sep 19 1999, 1:10 PM EDT Att: 41,817 - Cloudy - 80 F			
Bret Boone, R OBP: 0.306, SLG: 0.420 (1, 4)	K									4	1	2	0	0	1	0				
10 Chipper Jones, S OBP: 0.440, SLG: 0.630 (1, 5)	K									3	0	0	0	1	2	1				
Andruw Jones, R OBP: 0.360, SLG: 0.481 (1, 8)										3	1	0	0	0	2	3				
José Hernández, R OBP: 0.338, SLG: 0.426 Walt Weiss, S OBP: 0.309, SLG: 0.311 (8, 6)										4	1	2	2	0	1	2				
Brian Hunter, R OBP: 0.372, SLG: 0.451 (1, 3)										0	0	0	0	0	0	0				
Freddy García, R OBP: 0.255, SLG: 0.432 Otis Nixon, S OBP: 0.290, SLG: 0.214 (6, 7)										3	0	1	1	1	0	0				
Eddie Pérez, R OBP: 0.301, SLG: 0.366 (1, 2)										2	1	1	1	0	1	1				
Kevin Millwood, R OBP: 0.187, SLG: 0.233 (1, 1)										1	0	0	0	1	0	0				
<b>Inning Stats</b>	R: 0 E: 0 K: 2 S: 12	H: 0 LOB: 0 BB: 0 P: 18	R: 0 E: 0 K: 1 S: 5	H: 0 LOB: 0 BB: 0 P: 6	R: 1 E: 0 K: 1 S: 6	H: 1 LOB: 0 BB: 0 P: 6	R: 2 E: 0 K: 2 S: 15	H: 3 LOB: 1 BB: 0 P: 24	R: 0 E: 0 K: 0 S: 10	H: 0 LOB: 3 BB: 2 P: 16	R: 1 E: 0 K: 0 S: 10	H: 1 LOB: 3 BB: 2 P: 22	R: 1 E: 1 K: 2 S: 14	H: 2 LOB: 2 BB: 1 P: 26	R: 0 E: 0 K: 0 S: 3	H: 0 LOB: 0 BB: 0 P: 3		1B: 3 2B: 3 3B: 0 HR: 1	SF: 0 SAC: 0 DP: 0 HBP: 1	WP: 0 PB: 0 SB: 2 CS: 0
<b>PITCHER</b> Ted Lilly, L ERA: 11.57 Guillermo Mota, R ERA: 3.14 Scott Strickland, R ERA: 7.71 Steve Kline, L ERA: 3.48 (8, 1)	IP: 5.2 WLS: L BF: 24 H: 5 R: 4 ER: 4 SO: 7 BB: 1 IBB: 0 HBP: 0 BLK: 0 WP: 0 HR: 0 S: 55 P: 84 ERA: 6.35 WHIP: 1.059																			

AB	34
R	1
H	7
RBI	1
BB	1
SO	6
LOB	9









Batter	1	2	3	4	5	6	7	8	9	AB	R	H	RBI	BB	SO	LOB	TOP			
Rickey Henderson, R OBP: 0.439, SLG: 0.477 (1, 7)	G3-1		G4-3		L5		F9		FC5-4 BB	4	0	0	0	1	0	2				
Edgardo Alfonzo, R OBP: 0.386, SLG: 0.507 (1, 4)	F7		F9		F9		IBB		FC5-4 G6-4-3	4	0	0	0	1	0	2				
John Olerud, L OBP: 0.436, SLG: 0.468 (1, 3)	F7			31 HR 1B	F8		F7		G6-4-3	5	1	1	0	0	0	3				
31 Mike Piazza, R OBP: 0.368, SLG: 0.589 (1, 2)		L9		HR		F9			SH1-4 1B	4	1	2	2	0	0	0				
Robin Ventura, L OBP: 0.382, SLG: 0.538 (1, 5)	G4-3		G4-3	K		FC6-4 BB			SH1-4 1B	3	0	1	0	1	1	0				
Benny Agbayani, R OBP: 0.396, SLG: 0.541 (8, PH)									SH1-4	3	0	2	0	0	0	1				
Melvin Mora, R OBP: 0.250, SLG: 0.143 (8, 8)						K				0	0	0	0	0	0	0				
Darryl Hamilton, L OBP: 0.379, SLG: 0.426 (8, PH)										3	0	0	0	0	0	3				
Shawon Dunston, R OBP: 0.336, SLG: 0.453 (8, PH)										0	0	0	0	0	0	0				
Matt Franco, L OBP: 0.359, SLG: 0.375 (8, PH)										0	0	0	0	1	0	0				
Jay Payton, R OBP: 0.500, SLG: 0.600 (8, PR)										0	0	0	0	0	0	0				
Roger Cedeno, S OBP: 0.403, SLG: 0.418 (8, 9)										0	0	0	0	0	0	0				
Rey Ordóñez, R OBP: 0.310, SLG: 0.313 (8, PH)										2	0	1	0	1	0	0				
Bobby Bonilla, S OBP: 0.277, SLG: 0.310 (8, PH)										1	0	0	0	0	1	3				
Luis Lopez, S OBP: 0.308, SLG: 0.308 (8, 6)										0	0	0	0	0	0	0				
Orel Hershiser, R OBP: 0.159, SLG: 0.167 (8, PH)										2	0	1	0	0	1	2				
Todd Pratt, R OBP: 0.371, SLG: 0.388 (8, PH)										1	0	0	0	0	0	3				
Octavio Dotel, R OBP: 0.276, SLG: 0.125 (8, 1)										0	0	0	0	0	0	0				
John Franco, L (8, 1)										0	0	0	0	0	0	0				
<b>Inning Stats</b>	R: 0 E: 0 K: 0 S: 8	H: 0 LOB: 0 BB: 0 P: 12	R: 0 E: 0 K: 0 S: 9	H: 1 LOB: 1 BB: 0 P: 17	R: 0 E: 0 K: 0 S: 10	H: 1 LOB: 1 BB: 0 P: 14	R: 2 E: 0 K: 2 S: 15	H: 3 LOB: 2 BB: 1 P: 24	R: 0 E: 0 K: 1 S: 10	H: 0 LOB: 0 BB: 1 P: 17	R: 0 E: 0 K: 1 S: 10	H: 1 LOB: 2 BB: 1 P: 11	R: 0 E: 0 K: 1 S: 12	H: 2 LOB: 3 BB: 1 P: 24	R: 0 E: 0 K: 0 S: 6	H: 0 LOB: 0 BB: 1 P: 13	1B: 7 2B: 0 3B: 0 HR: 1	SF: 0 SAC: 2 DP: 1 HBP: 0	WP: 0 PB: 0 SB: 0 CS: 0	PA: 39
<b>PITCHER</b>	IP WLS BF H R ER SO BB IBB HBP BLK WP HR S P ERA WHIP	IP WLS BF H R ER SO BB IBB HBP BLK WP HR S P ERA WHIP	IP WLS BF H R ER SO BB IBB HBP BLK WP HR S P ERA WHIP	IP WLS BF H R ER SO BB IBB HBP BLK WP HR S P ERA WHIP	IP WLS BF H R ER SO BB IBB HBP BLK WP HR S P ERA WHIP	IP WLS BF H R ER SO BB IBB HBP BLK WP HR S P ERA WHIP	IP WLS BF H R ER SO BB IBB HBP BLK WP HR S P ERA WHIP	IP WLS BF H R ER SO BB IBB HBP BLK WP HR S P ERA WHIP	IP WLS BF H R ER SO BB IBB HBP BLK WP HR S P ERA WHIP	IP WLS BF H R ER SO BB IBB HBP BLK WP HR S P ERA WHIP	IP WLS BF H R ER SO BB IBB HBP BLK WP HR S P ERA WHIP	IP WLS BF H R ER SO BB IBB HBP BLK WP HR S P ERA WHIP	IP WLS BF H R ER SO BB IBB HBP BLK WP HR S P ERA WHIP	IP WLS BF H R ER SO BB IBB HBP BLK WP HR S P ERA WHIP	IP WLS BF H R ER SO BB IBB HBP BLK WP HR S P ERA WHIP	IP WLS BF H R ER SO BB IBB HBP BLK WP HR S P ERA WHIP	IP WLS BF H R ER SO BB IBB HBP BLK WP HR S P ERA WHIP	IP WLS BF H R ER SO BB IBB HBP BLK WP HR S P ERA WHIP	IP WLS BF H R ER SO BB IBB HBP BLK WP HR S P ERA WHIP	IP WLS BF H R ER SO BB IBB HBP BLK WP HR S P ERA WHIP

New York Mets @ Atlanta Braves  
Turner Field, Atlanta, GA  
Wed Sep 22 1999, 7:40 PM EDT  
Att: 47,520 - Unknown - 60 F

AB	32
R	2
H	8
RBI	2
BB	5
SO	4
LOB	19



Batter	1	2	3	4	5	6	7	8	9	AB	R	H	RBI	BB	SO	LOB	BOTTOM			
Gerald Williams, R OBP: 0.333, SLG: 0.446 (1, 7)	F8		F8			HBP	K			3	0	0	0	0	1	2				
Bret Boone, R OBP: 0.305, SLG: 0.418 (1, 4)	10 HR 2B		G6-3			F8			SH2-4 10 BB BB	3	2	1	0	1	0	1				
10 Chipper Jones, S OBP: 0.441, SLG: 0.644 (1, 5)	2H HR		G3-1			F7			SH2-4 BB	3	2	1	2	1	0	1				
Ryan Klesko, L OBP: 0.378, SLG: 0.541 (8, PH)						G1-3			SH2-4	2	0	0	0	1	0	1				
Brian Hunter, R OBP: 0.371, SLG: 0.448 (9, 3)										0	0	0	0	0	0	0				
Brian Jordan, R OBP: 0.345, SLG: 0.459 (1, 9)	P3					G3				4	0	1	2	0	0	1				
Andruw Jones, R OBP: 0.360, SLG: 0.478 (1, 8)	P6					G1-3				4	1	1	0	0	0	2				
Eddie Pérez, R OBP: 0.303, SLG: 0.367 (1, 2)			G5-3						F8	4	0	2	0	0	0	1				
Walt Weiss, S OBP: 0.307, SLG: 0.308 (7, PH)										2	0	0	0	0	1	1				
Keith Lockhart, L OBP: 0.317, SLG: 0.295 (8, 6)										0	0	0	1	0	0	0				
José Hernández, R OBP: 0.340, SLG: 0.428 (8, 6)										0	0	0	0	0	0	0				
Tom Glavine, L OBP: 0.167, SLG: 0.129 (8, 1)										2	0	0	0	0	1	0				
Mike Reminger, L (8, 1)										0	0	0	0	0	0	0				
Russ Springer, R (8, 1)										0	0	0	0	0	0	0				
Terry Mulholland, R OBP: 0.149, SLG: 0.111 (9, 1)										0	0	0	0	0	0	0				
John Rocker, R (9, 1)										0	0	0	0	0	0	0				
<b>Inning Stats</b>	R: 2 E: 0 K: 0 S: 12	H: 2 LOB: 1 BB: 1 P: 20	R: 0 E: 0 K: 0 S: 4	H: 0 LOB: 0 BB: 0 P: 4	R: 0 E: 0 K: 0 S: 7	H: 0 LOB: 0 BB: 0 P: 13	R: 0 E: 0 K: 0 S: 7	H: 0 LOB: 0 BB: 0 P: 8	R: 0 E: 0 K: 0 S: 12	H: 0 LOB: 1 BB: 0 P: 17	R: 0 E: 0 K: 0 S: 5	H: 0 LOB: 0 BB: 0 P: 12	R: 1 E: 0 K: 1 S: 11	H: 2 LOB: 2 BB: 1 P: 17	R: 2 E: 0 K: 0 S: 7	H: 1 LOB: 1 BB: 2 P: 19	1B: 4 2B: 2 3B: 0 HR: 1	SF: 1 SAC: 1 DP: 1 HBP: 1	WP: 0 PB: 0 SB: 0 CS: 1	PA: 34
<b>PITCHER</b>	IP WLS BF H R ER SO BB IBB HBP BLK WP HR S P ERA WHIP	IP WLS BF H R ER SO BB IBB HBP BLK WP HR S P ERA WHIP	IP WLS BF H R ER SO BB IBB HBP BLK WP HR S P ERA WHIP	IP WLS BF H R ER SO BB IBB HBP BLK WP HR S P ERA WHIP	IP WLS BF H R ER SO BB IBB HBP BLK WP HR S P ERA WHIP	IP WLS BF H R ER SO BB IBB HBP BLK WP HR S P ERA WHIP	IP WLS BF H R ER SO BB IBB HBP BLK WP HR S P ERA WHIP	IP WLS BF H R ER SO BB IBB HBP BLK WP HR S P ERA WHIP	IP WLS BF H R ER SO BB IBB HBP BLK WP HR S P ERA WHIP	IP WLS BF H R ER SO BB IBB HBP BLK WP HR S P ERA WHIP	IP WLS BF H R ER SO BB IBB HBP BLK WP HR S P ERA WHIP	IP WLS BF H R ER SO BB IBB HBP BLK WP HR S P ERA WHIP	IP WLS BF H R ER SO BB IBB HBP BLK WP HR S P ERA WHIP	IP WLS BF H R ER SO BB IBB HBP BLK WP HR S P ERA WHIP	IP WLS BF H R ER SO BB IBB HBP BLK WP HR S P ERA WHIP	IP WLS BF H R ER SO BB IBB HBP BLK WP HR S P ERA WHIP	IP WLS BF H R ER SO BB IBB HBP BLK WP HR S P ERA WHIP	IP WLS BF H R ER SO BB IBB HBP BLK WP HR S P ERA WHIP	IP WLS BF H R ER SO BB IBB HBP BLK WP HR S P ERA WHIP	IP WLS BF H R ER SO BB IBB HBP BLK WP HR S P ERA WHIP

New York Mets @ Atlanta Braves  
Turner Field, Atlanta, GA  
Wed Sep 22 1999, 7:40 PM EDT  
Att: 47,520 - Unknown - 60 F

AB	27
R	5
H	6
RBI	5
BB	4
SO	3
LOB	10





















Batter	1	2	3	4	5	6	7	8	9	AB	R	H	RBI	BB	SO	LOB	TOP				
Gerald Williams, R (1, 7) OBP: 0.336, SLG: 0.456	HBP	F9		K		K			G3-1	4	1	0	0	1	2	5	<b>Atlanta Braves @ New York Mets</b> Shea Stadium, Flushing, NY Tue Sep 28 1999, 7:10 PM EDT Att. 43,888 - Overcast - 71 F				
Bret Boone, R (1, 4) OBP: 0.309, SLG: 0.417	SAFE 10 1B 1-3	G1-3		BB			G6-3	P3	K	5	1	1	0	1	1	4					
10 Chipper Jones, S (1, 5) OBP: 0.440, SLG: 0.639	1B SF7 1-3	K		G4-6-3			S 1B	P5		5	1	2	1	0	1	4					
Ryan Klesko, L (1, 3) OBP: 0.381, SLG: 0.533	1B WP 1-3	P3			G3-1				3B	3	1	1	1	1	0	0					
Brian Hunter, R (7, 3) OBP: 0.309, SLG: 0.439	1B WP 1-3						1-2	IBB	3B	0	1	0	0	1	0	0					
Brian Jordan, R (1, 9) OBP: 0.345, SLG: 0.464	SF7			HR				P2	3B	4	2	3	0	0	2						
Andruw Jones, R (1, 8) OBP: 0.363, SLG: 0.479	WP 1B 1-2	G5-3		G5-3				K	3B	4	1	1	0	0	1	2					
Greg Myers, L (1, 2) OBP: 0.359, SLG: 0.383	WP 1B 1-2			2B				L8	K	3	0	1	0	2	1	2					
José Hernández, R (1, 6) OBP: 0.339, SLG: 0.427	K			2B				SAFE BB 1B	K	3	0	1	0	0	1	3					
Walt Weiss, S (8, PH) OBP: 0.313, SLG: 0.326	K			2B				SAFE BB 1B	1B 3B	2	1	2	2	0	0	0					
Tom Glavine, L (1, 1) OBP: 0.176, SLG: 0.127				G6-3					G3-1	1	0	0	0	1	0	1					
Howard Battle, R (8, PH) OBP: 0.455, SLG: 0.333										0	0	1	0	0	0	0					
Mike Remlinger, L (8, 1)										0	0	1	0	0	0	0					
Keith Lockhart, L (8, PH) OBP: 0.328, SLG: 0.307										1	0	1	1	0	0	0					
Sean Bergman, R (8, 1) OBP: 0.107, SLG: 0.321	BB									0	0	0	0	0	0	0					
<b>Inning Stats</b>	R: 4 E: 0 K: 1 S: 18	H: 5 LOB: 3 BB: 1 P: 38	R: 0 E: 0 K: 1 S: 9	H: 0 LOB: 0 BB: 0 P: 15	R: 1 E: 0 K: 0 S: 12	H: 2 LOB: 1 BB: 1 P: 19	R: 0 E: 0 K: 1 S: 9	H: 0 LOB: 0 BB: 1 P: 17	R: 0 E: 0 K: 0 S: 5	H: 0 LOB: 0 BB: 0 P: 7	R: 0 E: 0 K: 1 S: 8	H: 1 LOB: 2 BB: 1 P: 16	R: 0 E: 0 K: 1 S: 9	H: 2 LOB: 3 BB: 1 P: 17	R: 0 E: 0 K: 0 S: 7	H: 3 LOB: 1 BB: 1 P: 33	1B: 9 2B: 1 3B: 2 HR: 1	SF: 1 SAC: 1 DP: 1 HBP: 2	WP: 1 PB: 0 SB: 1 CS: 0	PA: 47	
<b>PITCHER</b>	IP WLS BF H R ER SO BB IBB HBP BLK WP HR S P ERA WHIP	IP WLS BF H R ER SO BB IBB HBP BLK WP HR S P ERA WHIP	IP WLS BF H R ER SO BB IBB HBP BLK WP HR S P ERA WHIP	IP WLS BF H R ER SO BB IBB HBP BLK WP HR S P ERA WHIP	IP WLS BF H R ER SO BB IBB HBP BLK WP HR S P ERA WHIP	IP WLS BF H R ER SO BB IBB HBP BLK WP HR S P ERA WHIP	IP WLS BF H R ER SO BB IBB HBP BLK WP HR S P ERA WHIP	IP WLS BF H R ER SO BB IBB HBP BLK WP HR S P ERA WHIP	IP WLS BF H R ER SO BB IBB HBP BLK WP HR S P ERA WHIP	IP WLS BF H R ER SO BB IBB HBP BLK WP HR S P ERA WHIP	IP WLS BF H R ER SO BB IBB HBP BLK WP HR S P ERA WHIP	IP WLS BF H R ER SO BB IBB HBP BLK WP HR S P ERA WHIP	IP WLS BF H R ER SO BB IBB HBP BLK WP HR S P ERA WHIP	IP WLS BF H R ER SO BB IBB HBP BLK WP HR S P ERA WHIP	IP WLS BF H R ER SO BB IBB HBP BLK WP HR S P ERA WHIP	IP WLS BF H R ER SO BB IBB HBP BLK WP HR S P ERA WHIP	IP WLS BF H R ER SO BB IBB HBP BLK WP HR S P ERA WHIP	IP WLS BF H R ER SO BB IBB HBP BLK WP HR S P ERA WHIP	IP WLS BF H R ER SO BB IBB HBP BLK WP HR S P ERA WHIP	IP WLS BF H R ER SO BB IBB HBP BLK WP HR S P ERA WHIP	IP WLS BF H R ER SO BB IBB HBP BLK WP HR S P ERA WHIP
Orel Hershiser, R (1, 1) ERA: 4.66	0.1	L	7	5	4	4	0	0	0	0	0	10	23	108.00	15.000						
Octavio Dotel, R (1, 1) ERA: 5.34	2.2	11	2	1	1	2	2	0	0	0	0	1	1	29	49	3.38	1.500				
Bobby Jones, R (4, 1) ERA: 5.61	2.0	6	0	0	0	1	1	0	0	0	0	0	0	14	24	0.00	0.500				
Chuck McLeroy, L (6, 1) ERA: 5.5	0.2	3	0	0	0	0	1	0	0	0	0	0	5	10	0.00	1.500					
Billy Taylor, R (6, 1) ERA: 4.95	1.1	6	1	0	0	2	0	1	0	0	0	0	0	12	20	0.00	0.750				
<b>PITCHER</b>	IP WLS BF H R ER SO BB IBB HBP BLK WP HR S P ERA WHIP	IP WLS BF H R ER SO BB IBB HBP BLK WP HR S P ERA WHIP	IP WLS BF H R ER SO BB IBB HBP BLK WP HR S P ERA WHIP	IP WLS BF H R ER SO BB IBB HBP BLK WP HR S P ERA WHIP	IP WLS BF H R ER SO BB IBB HBP BLK WP HR S P ERA WHIP	IP WLS BF H R ER SO BB IBB HBP BLK WP HR S P ERA WHIP	IP WLS BF H R ER SO BB IBB HBP BLK WP HR S P ERA WHIP	IP WLS BF H R ER SO BB IBB HBP BLK WP HR S P ERA WHIP	IP WLS BF H R ER SO BB IBB HBP BLK WP HR S P ERA WHIP	IP WLS BF H R ER SO BB IBB HBP BLK WP HR S P ERA WHIP	IP WLS BF H R ER SO BB IBB HBP BLK WP HR S P ERA WHIP	IP WLS BF H R ER SO BB IBB HBP BLK WP HR S P ERA WHIP	IP WLS BF H R ER SO BB IBB HBP BLK WP HR S P ERA WHIP	IP WLS BF H R ER SO BB IBB HBP BLK WP HR S P ERA WHIP	IP WLS BF H R ER SO BB IBB HBP BLK WP HR S P ERA WHIP	IP WLS BF H R ER SO BB IBB HBP BLK WP HR S P ERA WHIP	IP WLS BF H R ER SO BB IBB HBP BLK WP HR S P ERA WHIP	IP WLS BF H R ER SO BB IBB HBP BLK WP HR S P ERA WHIP	IP WLS BF H R ER SO BB IBB HBP BLK WP HR S P ERA WHIP	IP WLS BF H R ER SO BB IBB HBP BLK WP HR S P ERA WHIP	IP WLS BF H R ER SO BB IBB HBP BLK WP HR S P ERA WHIP
Dennis Cook, L (8, 1) ERA: 3.88	0.1	4	2	0	0	0	1	0	0	0	0	4	12	0.00	9.000						
Pat Mahomes, R (8, 1) ERA: 3.88	1.0	8	3	4	4	1	1	0	1	0	0	0	16	29	36.00	4.000					
Jeff Tam, R (8, 1) ERA: 5.4	0.2	2	0	0	0	1	0	0	0	0	0	0	6	9	0.00	0.000					
<b>PITCHER</b>	IP WLS BF H R ER SO BB IBB HBP BLK WP HR S P ERA WHIP	IP WLS BF H R ER SO BB IBB HBP BLK WP HR S P ERA WHIP	IP WLS BF H R ER SO BB IBB HBP BLK WP HR S P ERA WHIP	IP WLS BF H R ER SO BB IBB HBP BLK WP HR S P ERA WHIP	IP WLS BF H R ER SO BB IBB HBP BLK WP HR S P ERA WHIP	IP WLS BF H R ER SO BB IBB HBP BLK WP HR S P ERA WHIP	IP WLS BF H R ER SO BB IBB HBP BLK WP HR S P ERA WHIP	IP WLS BF H R ER SO BB IBB HBP BLK WP HR S P ERA WHIP	IP WLS BF H R ER SO BB IBB HBP BLK WP HR S P ERA WHIP	IP WLS BF H R ER SO BB IBB HBP BLK WP HR S P ERA WHIP	IP WLS BF H R ER SO BB IBB HBP BLK WP HR S P ERA WHIP	IP WLS BF H R ER SO BB IBB HBP BLK WP HR S P ERA WHIP	IP WLS BF H R ER SO BB IBB HBP BLK WP HR S P ERA WHIP	IP WLS BF H R ER SO BB IBB HBP BLK WP HR S P ERA WHIP	IP WLS BF H R ER SO BB IBB HBP BLK WP HR S P ERA WHIP	IP WLS BF H R ER SO BB IBB HBP BLK WP HR S P ERA WHIP	IP WLS BF H R ER SO BB IBB HBP BLK WP HR S P ERA WHIP	IP WLS BF H R ER SO BB IBB HBP BLK WP HR S P ERA WHIP	IP WLS BF H R ER SO BB IBB HBP BLK WP HR S P ERA WHIP	IP WLS BF H R ER SO BB IBB HBP BLK WP HR S P ERA WHIP	IP WLS BF H R ER SO BB IBB HBP BLK WP HR S P ERA WHIP
Rickey Henderson, R (1, 7) OBP: 0.435, SLG: 0.473	E4 1B			1B		F9			G6-3	5	1	2	1	0	0	2	<b>Atlanta Braves @ New York Mets</b> Shea Stadium, Flushing, NY Tue Sep 28 1999, 7:10 PM EDT Att. 43,888 - Overcast - 71 F				
Shawon Dunston, R (1, 8) OBP: 0.336, SLG: 0.452	1B			F7			G3-1 G4-3	31 G5-3	G1-3	5	1	3	0	0	0	3					
John Olerud, L (1, 3) OBP: 0.432, SLG: 0.468	K			31 C1-4 1B			G3-1	F7		4	0	1	0	0	1	5					
31 Mike Piazza, R (1, 2) OBP: 0.362, SLG: 0.581	F7			FC1-4			G4-3	G5-3		4	0	0	2	0	0	5					
Edgardo Alfonzo, R (1, 4) OBP: 0.383, SLG: 0.498	K			F8			G4-3	F9		4	0	0	0	0	1	3					
Robin Ventura, L (1, 5) OBP: 0.380, SLG: 0.532		P5		P1				G1-6-3	BB 1B G6-3	3	1	1	0	1	0	0					
Benny Agbavani, R (1, 9) OBP: 0.358, SLG: 0.527		G6-3		F9				G1-6-3	F7	3	0	0	0	0	0	1					
Darryl Hamilton, L (8, PH) OBP: 0.379, SLG: 0.420								1-2		1	0	0	0	0	0	1					
Rey Ordóñez, R (1, 6) OBP: 0.314, SLG: 0.313		G4-3		K				1B	G6-3 BB 1B	4	0	2	0	0	1	0					
Orel Hershiser, R (1, 1) ERA: 4.66	0.1	L	7	5	4	4	0	0	0	0	0	10	23	108.00	15.000						
Octavio Dotel, R (1, 1) ERA: 5.34	2.2	11	2	1	1	2	2	0	0	0	0	1	1	29	49	3.38	1.500				
Bobby Jones, R (4, 1) ERA: 5.61	2.0	6	0	0	0	1	1	0	0	0	0	0	0	14	24	0.00	0.500				
Chuck McLeroy, L (6, 1) ERA: 5.5	0.2	3	0	0	0	0	1	0	0	0	0	0	5	10	0.00	1.500					
Billy Taylor, R (6, 1) ERA: 4.95	1.1	6	1	0	0	2	0	1	0	0	0	0	0	12	20	0.00	0.750				
<b>PITCHER</b>	IP WLS BF H R ER SO BB IBB HBP BLK WP HR S P ERA WHIP	IP WLS BF H R ER SO BB IBB HBP BLK WP HR S P ERA WHIP	IP WLS BF H R ER SO BB IBB HBP BLK WP HR S P ERA WHIP	IP WLS BF H R ER SO BB IBB HBP BLK WP HR S P ERA WHIP	IP WLS BF H R ER SO BB IBB HBP BLK WP HR S P ERA WHIP	IP WLS BF H R ER SO BB IBB HBP BLK WP HR S P ERA WHIP	IP WLS BF H R ER SO BB IBB HBP BLK WP HR S P ERA WHIP	IP WLS BF H R ER SO BB IBB HBP BLK WP HR S P ERA WHIP	IP WLS BF H R ER SO BB IBB HBP BLK WP HR S P ERA WHIP	IP WLS BF H R ER SO BB IBB HBP BLK WP HR S P ERA WHIP	IP WLS BF H R ER SO BB IBB HBP BLK WP HR S P ERA WHIP	IP WLS BF H R ER SO BB IBB HBP BLK WP HR S P ERA WHIP	IP WLS BF H R ER SO BB IBB HBP BLK WP HR S P ERA WHIP	IP WLS BF H R ER SO BB IBB HBP BLK WP HR S P ERA WHIP	IP WLS BF H R ER SO BB IBB HBP BLK WP HR S P ERA WHIP	IP WLS BF H R ER SO BB IBB HBP BLK WP HR S P ERA WHIP	IP WLS BF H R ER SO BB IBB HBP BLK WP HR S P ERA WHIP	IP WLS BF H R ER SO BB IBB HBP BLK WP HR S P ERA WHIP	IP WLS BF H R ER SO BB IBB HBP BLK WP HR S P ERA WHIP	IP WLS BF H R ER SO BB IBB HBP BLK WP HR S P ERA WHIP	IP WLS BF H R ER SO BB IBB HBP BLK WP HR S P ERA WHIP
Dennis Cook, L (8, 1) ERA: 3.88	0.1	4	2	0	0	0	1	0	0	0	0	4	12	0.00	9.000						
Pat Mahomes, R (8, 1) ERA: 3.88	1.0	8	3	4	4	1	1	0	1	0	0	0	16	29	36.00	4.000					
Jeff Tam, R (8, 1) ERA: 5.4	0.2	2	0	0	0	1	0	0	0	0	0	0	6	9	0.00	0.000					
<b>PITCHER</b>	IP WLS BF H R ER SO BB IBB HBP BLK WP HR S P ERA WHIP	IP WLS BF H R ER SO BB IBB HBP BLK WP HR S P ERA WHIP	IP WLS BF H R ER SO BB IBB HBP BLK WP HR S P ERA WHIP																		











Batter	1	2	3	4	5	6	7	8	9	AB	R	H	RBI	BB	SO	LOB	TOP								
Dave Berg, R OBP: 0.356, SLG: 0.391	0-1 CS 1B		0-1 1B 2B		3-3 K			2-3 K		4	1	2	0	0	2	1	<b>Florida Marlins @ Atlanta Braves</b> Turner Field, Atlanta, GA Fri Oct 01 1999, 7:40 PM EDT Att: 38,413 - Unknown - 63 F								
Alex Gonzalez, R OBP: 0.310, SLG: 0.433	3-3 K 1-2		4-0 1B BB		2-2 F8			4-2 BB		2	0	0	0	2	1	2									
Cliff Floyd, L OBP: 0.373, SLG: 0.502	0-1 F9		2-1 G6-4-3 1-3 2-H 1B		0-0 F9			0-3 K		4	0	1	1	0	1	1									
Kevin Millar, R OBP: 0.363, SLG: 0.434		1-3 K	0-1 G6-4-3 1-2		2-3 K			1-1 P3		4	0	0	0	0	2	3									
Preston Wilson, R OBP: 0.354, SLG: 0.509		1-3 K		2-3 K			1-2 HBP		4-1 1B BB	2	0	0	0	1	2	0									
Mark Kotsay, L OBP: 0.305, SLG: 0.402		1-0 E 1B		2-3 K			0-0 F9		0-3 K	3	0	1	0	0	1	1									
Bruce Aven, R OBP: 0.372, SLG: 0.448										1	0	0	0	0	1	1									
Kevin Orte, R OBP: 0.325, SLG: 0.399		3-1 E6 1-2		2-3 K				0-3 K		4	0	0	0	0	3	2									
Ramon Castro, R OBP: 0.276, SLG: 0.323		1-0 F7			1-1 SH2-4 2B			2-2 G6-3		4	0	2	0	0	0	2									
Julio Ramirez, R OBP: 0.200, SLG: 0.211									1-3 1B	0	0	0	0	0	0	0									
Brian Meadows, R OBP: 0.173, SLG: 0.200			0-3 K		0-1 SH2-4 2-3			0-3 K		1	0	0	0	0	1	0									
John Roskos, R OBP: 0.250, SLG: 0.364									2-2 F8	1	0	0	0	0	1	0									
Hector Almonte, R OBP: 0.322, SLG: 0.427										1	0	0	0	0	0	0									
Mike Lowell, R OBP: 0.322, SLG: 0.427										1	0	0	0	0	0	2									
<b>Inning Stats</b>	R: 0 E: 0 K: 1 S: 8	H: 1 LOB: 0 BB: 0 P: 11	R: 0 E: 1 K: 2 S: 10	H: 1 LOB: 2 BB: 0 P: 17	R: 1 E: 0 K: 1 S: 9	H: 2 LOB: 1 BB: 1 P: 15	R: 0 E: 0 K: 3 S: 12	H: 0 LOB: 0 BB: 0 P: 18	R: 0 E: 0 K: 1 S: 10	H: 1 LOB: 1 BB: 0 P: 16	R: 0 E: 0 K: 1 S: 7	H: 0 LOB: 1 BB: 0 P: 10	R: 0 E: 0 K: 2 S: 11	H: 0 LOB: 0 BB: 0 P: 13	R: 0 E: 0 K: 2 S: 10	H: 0 LOB: 1 BB: 1 P: 17	R: 0 E: 0 K: 2 S: 14	H: 1 LOB: 2 BB: 1 P: 22	1B: 4 2B: 3 3B: 0 HR: 0	SF: 0 SAC: 1 DP: 2 HBP: 1	WP: 0 PB: 0 SB: 0 CS: 1	PA: 36			
<b>PITCHER</b>	IP	WLS	BF	H	R	ER	SO	BB	IBB	HBP	BLK	WP	HR	S	P	ERA	WHIP								
29 John Smoltz, R ERA: 3.19	7.0	W	27	5	1	1	11	1	0	1	0	0	0	67	100	1.29	0.857								
Russ Springer, R ERA: 3.5	1.0	H	4	0	0	0	2	1	0	0	0	0	0	10	17	0.00	1.000								
John Rocker, L ERA: 2.52	1.0	S	5	1	0	0	2	1	0	0	0	0	0	14	22	0.00	2.000								

Batter	1	2	3	4	5	6	7	8	9	AB	R	H	RBI	BB	SO	LOB	BOTTOM								
Otis Nixon, S OBP: 0.299, SLG: 0.222	4-2 F8 10 1B BB		0-0 10 CS BB 1B		0-0 SH1-3 1-2			1-1 G5-4-3 1B		2	1	2	0	1	0	0	<b>Florida Marlins @ Atlanta Braves</b> Turner Field, Atlanta, GA Fri Oct 01 1999, 7:40 PM EDT Att: 38,413 - Unknown - 63 F								
Bret Boone, R OBP: 0.309, SLG: 0.414	3-2 F8 1-3		4-0 1B BB		1-1 E8 2-H 1B			2-0 G5-4-3 1-2		3	0	1	0	1	0	2									
10 Chipper Jones, S OBP: 0.441, SLG: 0.634			0-1 CS	1-0 G4-3	4-0 1B			1-2 BB 1B		2	0	1	1	1	0	0									
Howard Battle, R OBP: 0.462, SLG: 0.364										1	0	1	0	0	0	0									
Ryan Klesko, L OBP: 0.379, SLG: 0.539										4	1	1	1	0	0	4									
Brian Hunter, R OBP: 0.305, SLG: 0.432										0	0	0	0	0	0	0									
Brian Jordan, R OBP: 0.347, SLG: 0.467										3	1	0	0	0	0	2									
George Lombard, L OBP: 0.364, SLG: 0.480										0	0	0	0	1	0	0									
Andruw Jones, R OBP: 0.364, SLG: 0.480										4	0	1	0	0	0	2									
Greg Myers, L OBP: 0.351, SLG: 0.374										3	0	0	1	0	0	1									
Walt Weiss, S OBP: 0.309, SLG: 0.321										3	0	0	0	0	1	1									
29 John Smoltz, R OBP: 0.338, SLG: 0.387										2	1	1	0	0	0	0									
Ozzie Guillen, L OBP: 0.279, SLG: 0.314										1	0	0	0	0	0	0									
Russ Springer, R OBP: 0.364, SLG: 0.480										0	0	0	0	0	0	0									
John Rocker, R OBP: 0.364, SLG: 0.480										0	0	0	0	0	0	0									
<b>Inning Stats</b>	R: 1 E: 0 K: 0 S: 10	H: 1 LOB: 0 BB: 1 P: 19	R: 0 E: 0 K: 0 S: 9	H: 0 LOB: 0 BB: 0 P: 12	R: 0 E: 0 K: 0 S: 7	H: 1 LOB: 1 BB: 1 P: 16	R: 2 E: 1 K: 0 S: 8	H: 2 LOB: 1 BB: 0 P: 12	R: 1 E: 1 K: 0 S: 13	H: 2 LOB: 2 BB: 1 P: 23	R: 0 E: 0 K: 1 S: 6	H: 0 LOB: 0 BB: 0 P: 10	R: 0 E: 0 K: 0 S: 6	H: 1 LOB: 0 BB: 0 P: 8	R: 0 E: 0 K: 0 S: 9	H: 1 LOB: 1 BB: 1 P: 15	1B: 7 2B: 0 3B: 0 HR: 1	SF: 0 SAC: 1 DP: 3 HBP: 0	WP: 0 PB: 0 SB: 1 CS: 1	PA: 34					
<b>PITCHER</b>	IP	WLS	BF	H	R	ER	SO	BB	IBB	HBP	BLK	WP	HR	S	P	ERA	WHIP								
Brian Meadows, R ERA: 5.6	6.0	L	26	6	4	3	1	2	0	0	0	0	0	53	92	4.50	1.333								
Hector Almonte, R ERA: 4.2	2.0		7	2	0	0	0	1	0	0	0	0	0	15	23	0.00	1.500								

AB	31
R	1
H	6
RBI	1
BB	3
SO	15
LOB	15



AB	28
R	4
H	8
RBI	3
BB	4
SO	1
LOB	12





Batter	1	2	3	4	5	6	7	8	9	10	AB	R	H	RBI	BB	SO	LOB	TOP			
Dave Berg, R OBP: 0.352, SLG: 0.385 (1,4)	F9		L8			K			P3		4	0	0	0	0	1	0				
Alex Gonzalez, R OBP: 0.308, SLG: 0.430 (1,6)	K			K			K			K	4	0	0	0	0	4	0				
Cliff Floyd, L OBP: 0.375, SLG: 0.514 Antonio Alfonseca, R (10,1)			F7				K			◆	4	1	2	1	0	1	0				
Preston Wilson, R OBP: 0.352, SLG: 0.505 (10,7)	K			K			K			K	4	0	0	0	0	4	1				
Bruce Aven, R OBP: 0.370, SLG: 0.445 Mark Kotsay, L OBP: 0.305, SLG: 0.402 (8,9)		L7			G5-3			K		P5	3	0	0	0	0	1	0				
Mike Lowell, R OBP: 0.320, SLG: 0.423 (1,5)		P4			F8			G5-3			3	0	0	0	0	0	0				
Derrek Lee, R OBP: 0.266, SLG: 0.330 (1,3)		L6			K			G5-3			3	0	0	0	0	1	0				
Mike Redmond, R OBP: 0.382, SLG: 0.353 (1,2)			L8			G6-3			K		3	0	0	0	0	1	0				
Ryan Dempster, R OBP: 0.120, SLG: 0.122 Kevin Orte, R OBP: 0.323, SLG: 0.397 Braden Looper, R (9,1) Julio Ramirez, R OBP: 0.200, SLG: 0.211 (10,8)			G1-3			F8			F7		2	0	0	0	0	0	0				
<b>Inning Stats</b>	R: 0 E: 0 K: 2 S: 10	H: 1 LOB: 1 BB: 0 P: 18	R: 0 E: 0 K: 0 S: 7	H: 0 LOB: 0 BB: 0 P: 12	R: 0 E: 0 K: 0 S: 7	H: 0 LOB: 0 BB: 0 P: 10	R: 0 E: 0 K: 2 S: 11	H: 0 LOB: 0 BB: 0 P: 13	R: 0 E: 0 K: 1 S: 5	H: 0 LOB: 0 BB: 0 P: 8	R: 0 E: 0 K: 3 S: 11	H: 0 LOB: 0 BB: 0 P: 16	R: 0 E: 0 K: 1 S: 9	H: 0 LOB: 0 BB: 0 P: 13	R: 0 E: 0 K: 1 S: 6	H: 0 LOB: 0 BB: 0 P: 10	R: 1 E: 0 K: 2 S: 8	H: 1 LOB: 0 BB: 0 P: 8	1B: 1 2B: 0 3B: 0 HR: 1	SF: 0 SAC: 0 DP: 0 HBP: 0	WP: 0 PA: 32
<b>PITCHER</b>	IP	WLS	BF	H	R	ER	SO	BB	IBB	HBP	BLK	WP	HR	S	P	ERA	WHIP				
Bruce Chen, L ERA: 5.47 30 Kevin McGlinchy, R ERA: 2.82 Sean Bergman, R ERA: 5.21 50 Derrin Ebert, L ERA: 5.63	6.0		19	1	0	0	6	0	0	0	0	0	0	50	73	0.00	0.167				

Florida Marlins @ Atlanta Braves  
Turner Field, Atlanta, GA  
Sat Oct 02 1999, 1:15 PM EDT  
Att. 45,394 - Sunny - 71 F

AB	32
R	1
H	2
RBI	1
BB	0
SO	13
LOB	1

WP: 0	PA: 32
PB: 0	
SB: 0	
CS: 0	

Batter	1	2	3	4	5	6	7	8	9	10	AB	R	H	RBI	BB	SO	LOB	BOTTOM			
Gerald Williams, R OBP: 0.333, SLG: 0.453 (5,9)	F7		K			G4-3				F7	5	0	1	0	0	1	1				
Bret Boone, R OBP: 0.309, SLG: 0.414 Keith Lockhart, L OBP: 0.328, SLG: 0.308 (4,4)	1B		F8				1B				2	0	1	0	0	0	0				
10 Chipper Jones, S OBP: 0.441, SLG: 0.633 Howard Battle, R OBP: 0.400, SLG: 0.308 (5,5)	1B			P4		L6			G4-3		2	0	1	0	0	0	1				
Ryan Klesko, L OBP: 0.377, SLG: 0.535 (8,7) 30 Kevin McGlinchy, R ERA: 2.82 Sean Bergman, R ERA: 5.21 Ozzie Guillen, L OBP: 0.392, SLG: 0.317 Randy Simon, L OBP: 0.302, SLG: 0.449 (10,3)	L7			K		G4-3				1B	3	0	0	0	0	1	3				
Brian Jordan, R OBP: 0.246, SLG: 0.465 Otis Nixon, S OBP: 0.302, SLG: 0.221 (6,8)	K			K			CS	BB		K	2	0	0	0	0	2	2				
Andruw Jones, R OBP: 0.364, SLG: 0.481 Brian Hunter, R OBP: 0.362, SLG: 0.427 50 Derrin Ebert, R (10,1)		K					F8			P4	2	0	1	0	0	1	0				
José Hernández, R OBP: 0.337, SLG: 0.423 Walt Weiss, S OBP: 0.311, SLG: 0.321 (8,6)		G1-3					F9			G1-6-3	3	0	0	0	0	0	2				
Jorge Fabregas, L OBP: 0.281, SLG: 0.300 (1,2)		F8								G1-6-3	4	0	0	0	0	0	2				
Bruce Chen, L (1,1) George Lombard, L OBP: 0.500, SLG: 0.333 (7,7)			F8							1B	2	0	0	0	0	1	1				
<b>Inning Stats</b>	R: 0 E: 0 K: 1 S: 8	H: 2 LOB: 2 BB: 0 P: 14	R: 0 E: 0 K: 1 S: 9	H: 0 LOB: 0 BB: 0 P: 13	R: 0 E: 0 K: 1 S: 7	H: 0 LOB: 0 BB: 0 P: 10	R: 0 E: 0 K: 2 S: 7	H: 0 LOB: 0 BB: 0 P: 10	R: 0 E: 0 K: 1 S: 9	H: 1 LOB: 1 BB: 0 P: 11	R: 0 E: 0 K: 0 S: 6	H: 0 LOB: 0 BB: 1 P: 16	R: 0 E: 0 K: 1 S: 7	H: 1 LOB: 1 BB: 0 P: 13	R: 0 E: 0 K: 1 S: 9	H: 1 LOB: 1 BB: 0 P: 14	R: 0 E: 0 K: 0 S: 3	H: 1 LOB: 1 BB: 1 P: 7	1B: 7 2B: 0 3B: 0 HR: 0	SF: 0 SAC: 0 DP: 1 HBP: 0	WP: 0 PA: 37
<b>PITCHER</b>	IP	WLS	BF	H	R	ER	SO	BB	IBB	HBP	BLK	WP	HR	S	P	ERA	WHIP				
Ryan Dempster, R ERA: 4.71 Braden Looper, R ERA: 3.8 Antonio Alfonseca, R ERA: 3.24	8.0		4	1	0	0	7	1	0	0	0	0	0	61	99	0.00	0.750				

Florida Marlins @ Atlanta Braves  
Turner Field, Atlanta, GA  
Sat Oct 02 1999, 1:15 PM EDT  
Att. 45,394 - Sunny - 71 F

AB	35
R	0
H	7
RBI	0
BB	2
SO	8
LOB	16

WP: 0	PA: 37
PB: 0	
SB: 1	
CS: 1	



Batter	1	2	3	4	5	6	7	8	9	AB	R	H	RBI	BB	SO	LOB	TOP										
Dave Berg, R OBP: 0.348, SLG: 0.382 Amaury Garcia, R OBP: 0.333, SLG: 0.583										3	0	0	0	0	3	1											
Alex Gonzalez, R OBP: 0.308, SLG: 0.430 Chris Clapinski, S OBP: 0.348, SLG: 0.321										2	0	1	0	0	0	0											
Cliff Floyd, L OBP: 0.379, SLG: 0.518 Bruce Aven, R OBP: 0.370, SLG: 0.444										2	0	2	0	0	0	0											
Preston Wilson, R OBP: 0.350, SLG: 0.502 Mike Redmond, R OBP: 0.381, SLG: 0.351										3	0	0	0	0	1	3											
Mark Kotsay, L OBP: 0.306, SLG: 0.402 Julio Ramirez, R OBP: 0.182, SLG: 0.190										2	0	1	0	0	0	2											
Mike Lowell, R OBP: 0.317, SLG: 0.419										3	0	0	0	0	1												
Derrek Lee, R OBP: 0.283, SLG: 0.326										3	0	0	0	0	1	0											
Ramon Castro, R OBP: 0.282, SLG: 0.328 John Roskos, R OBP: 0.231, SLG: 0.333										2	0	1	0	0	1	0											
Dennis Springer, R ERA: 4.12 38 Reid Cornelius, R ERA: 3.26 Kevin Millar, R ERA: 3.52 Michael Tejera, L ERA: 4.29 Vic Darenbourg, L ERA: 8.83 Kevin Orie, R ERA: 16.43 Brent Billingsley, L ERA: 16.43										1	0	0	0	0	0	0											
<b>Inning Stats</b>	R: 0 E: 0 K: 1 S: 12	H: 2 LOB: 2 BB: 0 P: 22	R: 0 E: 0 K: 3 S: 10	H: 0 LOB: 0 BB: 1 P: 15	R: 0 E: 0 K: 1 S: 9	H: 0 LOB: 0 BB: 0 P: 14	R: 0 E: 0 K: 0 S: 5	H: 2 LOB: 1 BB: 0 P: 6	R: 0 E: 0 K: 1 S: 8	H: 1 LOB: 1 BB: 0 P: 9	R: 0 E: 0 K: 2 S: 9	H: 0 LOB: 0 BB: 0 P: 13	R: 0 E: 0 K: 0 S: 7	H: 0 LOB: 0 BB: 0 P: 9	R: 0 E: 0 K: 1 S: 7	H: 0 LOB: 1 BB: 1 P: 10	R: 0 E: 0 K: 1 S: 8	H: 0 LOB: 1 BB: 1 P: 12	1B: 5 2B: 0 3B: 0 HR: 0	SF: 0 SAC: 0 DP: 1 HBP: 0	WP: 0 PB: 0 SB: 0 CS: 0	PA: 32					
<b>PITCHER</b>	IP	WLS	BF	H	R	ER	SO	BB	IBB	HBP	BLK	WP	HR	S	P	ERA	WHIP										
Tom Glavine, L ERA: 4.12	5.0	W	19	5	0	0	6	0	0	0	0	0	0	44	66	0.00	1.000										
Russ Springer, R ERA: 3.42	1.0		3	0	0	0	2	0	0	0	0	0	0	9	13	0.00	0.000										
Terry Mulholland, L ERA: 4.29	1.0		3	0	0	0	0	0	0	0	0	0	0	7	9	0.00	0.000										
Mike Remlinger, L ERA: 2.37	1.0		3	0	0	0	1	0	0	0	0	0	0	7	10	0.00	0.000										
John Rocker, L ERA: 2.49	1.0		4	0	0	0	1	1	0	0	0	0	0	8	12	0.00	1.000										

Florida Marlins @ Atlanta Braves  
Turner Field, Atlanta, GA  
Sun Oct 03 1999, 1:10 PM EDT  
Att: 40,570 - Sunny - 80 F

AB 31  
R 0  
H 5  
RBI 0  
BB 1  
SO 10  
LOB 10



Batter	1	2	3	4	5	6	7	8	9	AB	R	H	RBI	BB	SO	LOB	BOTTOM										
Gerald Williams, R OBP: 0.335, SLG: 0.457 George Lombard, L OBP: 0.429, SLG: 0.333										3	1	2	1	0	0	2											
Otis Nixon, S OBP: 0.309, SLG: 0.232										6	2	3	1	0	0	5											
Bret Boone, R OBP: 0.310, SLG: 0.416 Keith Lockhart, L OBP: 0.337, SLG: 0.311										2	1	1	0	0	0	1											
Ryan Klecko, L ERA: 4.88 Terry Mulholland, R ERA: 4.29 Freddie Garcia, R ERA: 3.52 Mike Remlinger, L ERA: 2.37 Jorge Fajardo, L ERA: 16.43										4	1	1	1	0	1	4											
Andruw Jones, R OBP: 0.365, SLG: 0.483 Brian Hunter, R OBP: 0.367, SLG: 0.425										1	1	1	0	0	0	0											
Ozzie Guillen, L OBP: 0.284, SLG: 0.323 Howard Battle, R OBP: 0.421, SLG: 0.529										2	1	1	1	0	0	2											
Eddie Pérez, R OBP: 0.299, SLG: 0.372 Greg Myers, L OBP: 0.348, SLG: 0.370										3	1	1	2	0	1	1											
Walt Weiss, S OBP: 0.315, SLG: 0.323 Russ Springer, R ERA: 11.37 Randall Simon, L OBP: 0.367, SLG: 0.459 John Rocker, R ERA: 8.83										2	1	1	0	1	0	0											
Tom Glavine, L OBP: 0.200, SLG: 0.154 José Hernández, R OBP: 0.339, SLG: 0.425										2	1	2	2	0	0	0											
<b>Inning Stats</b>	R: 0 E: 0 K: 0 S: 7	H: 1 LOB: 1 BB: 0 P: 11	R: 2 E: 0 K: 0 S: 9	H: 3 LOB: 2 BB: 1 P: 18	R: 7 E: 1 K: 0 S: 18	H: 7 LOB: 1 BB: 1 P: 28	R: 0 E: 0 K: 1 S: 6	H: 0 LOB: 0 BB: 0 P: 7	R: 0 E: 0 K: 1 S: 8	H: 0 LOB: 0 BB: 0 P: 12	R: 3 E: 0 K: 2 S: 15	H: 2 LOB: 0 BB: 1 P: 23	R: 3 E: 1 K: 1 S: 18	H: 5 LOB: 3 BB: 1 P: 32	R: 3 E: 0 K: 1 S: 15	H: 3 LOB: 2 BB: 3 P: 37	1B: 13 2B: 7 3B: 0 HR: 1	SF: 0 SAC: 0 DP: 1 HBP: 0	WP: 0 PB: 0 SB: 0 CS: 0	PA: 51							
<b>PITCHER</b>	IP	WLS	BF	H	R	ER	SO	BB	IBB	HBP	BLK	WP	HR	S	P	ERA	WHIP										
Dennis Springer, R ERA: 4.88	2.1	L	17	8	3	2	1	2	0	0	0	0	0	26	45	27.00	4.286										
38 Reid Cornelius, R ERA: 3.26	1.2		8	3	2	2	1	0	0	0	0	0	0	14	19	10.80	1.800										
Michael Tejera, L ERA: 11.37	2.2		15	5	6	6	4	2	0	0	0	0	1	36	58	20.25	2.625										
Vic Darenbourg, L ERA: 8.83	0.1		3	2	0	0	0	0	0	0	0	0	0	5	9	0.00	6.000										
Brent Billingsley, L ERA: 16.43	1.0		8	3	3	3	1	3	0	0	0	0	0	15	37	27.00	6.000										

Florida Marlins @ Atlanta Braves  
Turner Field, Atlanta, GA  
Sun Oct 03 1999, 1:10 PM EDT  
Att: 40,570 - Sunny - 80 F

AB 44  
R 18  
H 21  
RBI 16  
BB 7  
SO 6  
LOB 26





Batter	1	2	3	4	5	6	7	8	9	AB	R	H	RBI	BB	SO	LOB	TOP			
<b>Craig Biggio, R</b> OBP: 0.200, SLG: 0.200 (1, 4)										5	0	1	0	0	2	1	<b>Houston Astros @ Atlanta Braves</b> Turner Field, Atlanta, GA Tue Oct 05 1999, 4:00 PM EDT Att: 39,119 - Sunny - 71 F			
<b>Bill Spillers, L</b> OBP: 0.500, SLG: 0.500 (1, 9) (6, 7)										4	0	2	0	0	1	0				
<b>Stan Javier, S</b> OBP: 1.000, SLG: 1.000 (9, PH) (9, 7)										1	1	1	0	0	0	0				
<b>5 Jeff Bagwell, R</b> OBP: 0.400, SLG: 0.250 (1, 3)										4	1	1	0	1	1	1				
<b>Carl Everett, S</b> OBP: 0.400, SLG: 0.333 (1, 8) (6, 9)										3	1	1	1	1	1	1				
<b>Ken Caminiti, S</b> OBP: 0.800, SLG: 1.500 (1, 5)										4	1	3	3	1	0	3				
<b>Danyle Ward, L</b> OBP: 0.333, SLG: 1.333 Glen Barker, S (1, 7) (6, 8)										3	1	1	1	0	1	3				
<b>Tony Eusebio, R</b> OBP: 0.500, SLG: 0.500 (1, 2)										4	0	2	1	0	0	2				
<b>Ricky Gutierrez, R</b> (1, 6)										2	0	0	0	2	1	2				
<b>Shane Reynolds, R</b> OBP: 0.333, SLG: 0.333 Trevor Miller, R (1, 1) (7, 1)										3	0	1	0	0	0	5				
<b>Doug Henry, R</b> Matt Mieske, R Billy Wagner, L (7, 1) (9, PH) (9, 1)										0	0	0	0	0	0	0				
<b>Inning Stats</b>	R: 0 E: 0 K: 1 S: 5	H: 0 LOB: 0 BB: 5	R: 1 E: 0 K: 1 S: 6	H: 2 LOB: 2 BB: 14	R: 0 E: 0 K: 2 S: 8	H: 1 LOB: 1 BB: 0 P: 8	R: 0 E: 0 K: 0 S: 4	H: 1 LOB: 2 BB: 1 P: 8	R: 0 E: 0 K: 0 S: 5	H: 4 LOB: 2 BB: 0 P: 5	R: 0 E: 0 K: 1 S: 5	H: 0 LOB: 0 BB: 0 P: 5	R: 0 E: 0 K: 1 S: 6	H: 1 LOB: 1 BB: 2 P: 6	R: 4 E: 0 K: 1 S: 7	H: 2 LOB: 0 BB: 2 P: 15	1B: 11 2B: 0 3B: 0 HR: 2	SF: 1 SAC: 1 DP: 2 HBP: 0	WP: 0 PB: 0 SB: 1 CS: 1	PA: 42
<b>PITCHER</b>	IP WLS BF H R ER SO BB IBB HBP BLK WP HR S P ERA WHIP																			
<b>Greg Maddux, R</b> ERA: 2.57	(1, 1)	7.0 L 31 10 2 2 5 2 2 0 0 0 1 37 53 2.57 1.714																		
<b>Mike Remlinger, L</b> ERA: 18.0	(8, 1)	2.0 11 3 4 4 2 1 1 0 0 0 1 13 21 18.00 2.000																		

AB	34
R	6
H	13
RBI	6
BB	6
SO	7
LOB	18



Batter	1	2	3	4	5	6	7	8	9	AB	R	H	RBI	BB	SO	LOB	BOTTOM			
<b>Gerald Williams, R</b> OBP: 0.500, SLG: 0.500 (1, 7)										4	0	2	1	0	0	1	<b>Houston Astros @ Atlanta Braves</b> Turner Field, Atlanta, GA Tue Oct 05 1999, 4:00 PM EDT Att: 39,119 - Sunny - 71 F			
<b>Bret Boone, R</b> OBP: 0.250, SLG: 0.250 (1, 4)										4	0	1	0	0	0	1				
<b>10 Chipper Jones, S</b> (1, 5)										2	0	0	0	2	0	0				
<b>Ryan Klesko, L</b> (1, 3)										4	0	0	0	0	1	4				
<b>Brian Jordan, R</b> OBP: 0.500, SLG: 0.500 (1, 9)										4	0	2	0	0	0	0				
<b>Andruw Jones, R</b> (1, 8)										4	0	0	0	0	0	3				
<b>Eddie Pérez, R</b> OBP: 0.250, SLG: 0.250 (1, 2)										4	0	1	0	0	0	1				
<b>José Hernández, R</b> OBP: 0.250, SLG: 0.250 (1, 6)										4	1	1	0	0	1	2				
<b>Greg Maddux, R</b> Keith Lockhart, L Howard Battle, R Mike Remlinger, L (1, 1) (7, PH) (7, PH) (8, 1)										1	0	0	0	0	0	1				
<b>Inning Stats</b>	R: 0 E: 0 K: 0 S: 3	H: 1 LOB: 0 BB: 0 P: 3	R: 0 E: 0 K: 0 S: 3	H: 0 LOB: 0 BB: 0 P: 3	R: 0 E: 0 K: 0 S: 4	H: 1 LOB: 1 BB: 0 P: 4	R: 0 E: 0 K: 0 S: 4	H: 1 LOB: 2 BB: 1 P: 8	R: 1 E: 0 K: 1 S: 8	H: 3 LOB: 3 BB: 1 P: 12	R: 0 E: 0 K: 0 S: 4	H: 1 LOB: 1 BB: 0 P: 4	R: 0 E: 0 K: 0 S: 3	H: 0 LOB: 0 BB: 0 P: 3	R: 0 E: 0 K: 1 S: 5	H: 0 LOB: 0 BB: 0 P: 5		1B: 7 2B: 0 3B: 0 HR: 0	SF: 0 SAC: 1 DP: 1 HBP: 0	WP: 0 PB: 0 SB: 1 CS: 0
<b>PITCHER</b>	IP WLS BF H R ER SO BB IBB HBP BLK WP HR S P ERA WHIP																			
<b>Shane Reynolds, R</b> ERA: 1.5	(1, 1)	6.0 W 26 7 1 1 1 0 0 0 0 0 0 1 1 1.50 0.000																		
<b>Trevor Miller, L</b> ERA:	(7, 1)	0.1 H 1 0 0 0 0 0 0 0 0 0 0 1 1 0.00 0.000																		
<b>Doug Henry, R</b> ERA:	(7, 1)	1.2 H 5 0 0 0 0 0 0 0 0 0 0 5 5 0.00 0.000																		
<b>Billy Wagner, L</b> ERA:	(9, 1)	1.0 3 0 0 0 0 1 0 0 0 0 0 0 5 5 0.00 0.000																		





Batter	1	2	3	4	5	6	7	8	9	AB	R	H	RBI	BB	SO	LOB	TOP										
<b>Craig Biggio, R</b> OBP: 0.111, SLG: 0.111 (1,4)										4	0	0	0	0	0	0											
<b>Stan Javier, S</b> OBP: 0.200, SLG: 0.200 (1,9)										4	0	0	0	0	0	0											
<b>5 Jeff Bagwell, R</b> OBP: 0.250, SLG: 0.143 (1,3)										3	0	0	0	0	1	0											
<b>Carl Everett, S</b> OBP: 0.250, SLG: 0.167 (1,8)										3	0	0	0	0	2	1											
<b>Ken Caminiti, S</b> OBP: 0.625, SLG: 1.429 (1,5)										3	1	1	1	0	0	1											
<b>Darby Ward, L</b> OBP: 0.167, SLG: 0.667 (1,7)										3	0	0	0	0	1	0											
<b>Tony Eusebio, R</b> OBP: 0.286, SLG: 0.286 (1,2)										3	0	0	0	0	1	0											
<b>Ricky Gutierrez, R</b> (1,6)										3	0	0	0	0	2	0											
<b>Jose Lima, R</b> OBP: 0.400, SLG: 0.400 (1,1)										2	0	0	0	0	1	0											
<b>Scott Elarton, R</b> (7,1)										0	0	0	0	0	0	0											
<b>Jay Powell, R</b> (8,1)										0	0	0	0	0	0	0											
<b>Bill Spiers, L</b> (9, PH)										1	0	0	0	0	0	0											
<b>Inning Stats</b>	R: 0 E: 0 K: 0 S: 3	H: 0 LOB: 0 BB: 0 P: 3	R: 1 E: 0 K: 1 S: 6	H: 1 LOB: 0 BB: 0 P: 6	R: 0 E: 0 K: 1 S: 5	H: 0 LOB: 0 BB: 0 P: 5	R: 0 E: 0 K: 2 S: 7	H: 0 LOB: 0 BB: 0 P: 7	R: 0 E: 0 K: 1 S: 5	H: 0 LOB: 0 BB: 0 P: 5	R: 0 E: 1 K: 0 S: 4	H: 0 LOB: 1 BB: 0 P: 4	R: 0 E: 0 K: 2 S: 7	H: 0 LOB: 0 BB: 0 P: 7	R: 0 E: 0 K: 0 S: 3	H: 0 LOB: 0 BB: 0 P: 3	1B: 0 2B: 0 3B: 0 HR: 1	SF: 0 SAC: 0 DP: 0 HBP: 0	WP: 0 PB: 0 SB: 0 CS: 0	PA: 29							
<b>PITCHER</b>	IP	WLS	BF	H	R	ER	SO	BB	IBB	HBP	BLK	WP	HR	S	P	ERA	WHIP										
<b>Kevin Millwood, R</b> ERA: 1.0 (1,1)	9.0	W	29	1	1	1	8	0	0	0	0	0	1	45	45	1.00	0.111										

Houston Astros @ Atlanta Braves  
Turner Field, Atlanta, GA  
Wed Oct 06 1999, 4:00 PM EDT  
Att: 41,913 - Cloudy - 70 F

AB	29
R	1
H	1
RBI	1
BB	0
SO	8
LOB	2



Batter	1	2	3	4	5	6	7	8	9	AB	R	H	RBI	BB	SO	LOB	BOTTOM										
<b>Gerald Williams, R</b> OBP: 0.333, SLG: 0.333 (1,7)										5	1	1	0	0	1	1											
<b>Bret Boone, R</b> OBP: 0.375, SLG: 0.500 (1,4)										4	1	2	0	0	1	1											
<b>10 Chipper Jones, S</b> OBP: 0.500, SLG: 0.200 (1,5)										3	1	1	0	1	0	3											
<b>Brian Jordan, R</b> OBP: 0.375, SLG: 0.429 (1,9)										3	0	1	2	0	0	1											
<b>Ryan Klesko, L</b> OBP: 0.375, SLG: 0.375 (1,3)										4	2	3	1	0	0	1											
<b>Brian Hunter, R</b> (8,3)										0	0	0	0	0	0	0											
<b>Andruw Jones, R</b> OBP: 0.250, SLG: 0.375 (1,8)										4	0	2	1	0	0	2											
<b>Eddie Pérez, R</b> OBP: 0.125, SLG: 0.143 (1,2)										3	0	0	1	0	0	3											
<b>José Hernández, R</b> OBP: 0.286, SLG: 0.167 (1,6)										2	0	0	0	1	0	0											
<b>Watt Weiss, S</b> (8,6)										1	0	0	0	0	0	0											
<b>Kevin Millwood, R</b> OBP: 0.250, SLG: 0.250 (1,1)										4	0	1	0	0	3	2											
<b>Inning Stats</b>	R: 1 E: 0 K: 1 S: 7	H: 2 LOB: 1 BB: 0 P: 7	R: 0 E: 0 K: 0 S: 3	H: 0 LOB: 0 BB: 0 P: 3	R: 0 E: 0 K: 2 S: 7	H: 0 LOB: 0 BB: 0 P: 7	R: 0 E: 0 K: 0 S: 5	H: 2 LOB: 2 BB: 0 P: 5	R: 0 E: 0 K: 0 S: 5	H: 2 LOB: 2 BB: 0 P: 5	R: 1 E: 0 K: 1 S: 7	H: 2 LOB: 1 BB: 1 P: 11	R: 3 E: 1 K: 0 S: 6	H: 3 LOB: 1 BB: 1 P: 12	R: 0 E: 0 K: 1 S: 5	H: 0 LOB: 0 BB: 0 P: 5	1B: 9 2B: 2 3B: 0 HR: 0	SF: 2 SAC: 0 DP: 0 HBP: 0	WP: 2 PB: 0 SB: 1 CS: 0	PA: 37							
<b>PITCHER</b>	IP	WLS	BF	H	R	ER	SO	BB	IBB	HBP	BLK	WP	HR	S	P	ERA	WHIP										
<b>Jose Lima, R</b> ERA: 5.4 (1,1)	6.2	L	31	9	4	4	4	0	0	0	0	0	0	37	45	5.40	1.350										
<b>Scott Elarton, R</b> ERA: 27.0 (7,1)	0.1		3	2	1	1	0	0	0	0	0	1	0	3	5	27.00	6.000										
<b>Jay Powell, R</b> ERA: (8,1)	1.0		3	0	0	0	1	0	0	0	0	0	0	5	5	0.00	0.000										

Houston Astros @ Atlanta Braves  
Turner Field, Atlanta, GA  
Wed Oct 06 1999, 4:00 PM EDT  
Att: 41,913 - Cloudy - 70 F

AB	33
R	5
H	11
RBI	5
BB	2
SO	5
LOB	14





Batter	1	2	3	4	5	6	7	8	9	10	11	12	AB	R	H	RBI	BB	SO	LOB	TOP								
Gerald Williams, R (1.7) Olis Nixon, S (10, PR) OBP: 1.000, SLG: 1.000	K		K			F3		1B		1B		10 G5-3 2B	5	0	2	0	0	2	0	1	1	1	0	0	0	0		
Bret Boone, R (1.4) OBP: 0.429, SLG: 0.500	10 G4-6-3 1B			K		10 WP HR		K		K		10 G5-3 2B	6	2	3	0	0	3	2									
10 Chipper Jones, S (1.5) OBP: 0.500, SLG: 0.222	G4-6-3					FC6-4 1B		K		K		G5-3	4	1	1	0	2	1	4									
Brian Jordan, R (1.9) OBP: 0.500, SLG: 0.833		G5-3		FC6-4 1B		HR		1B		IBB		2B	5	1	3	5	1	0	1									
Andrew Jones, R (1.8) OBP: 0.286, SLG: 0.308	E6 1B			F9		K		K		F7		IBB	5	0	1	0	1	2	6									
Brian Hunter, R (1.3) Keith Lockhart, L (9, PH) Russ Springer, R (10, PR) John Rocker, R (10, PR) Ozzie Guillen, L (12, PH) Kevin Millwood, R (12, PR)	K					G6-3		K		K		G3-6-4 BB	3	0	0	0	0	2	1									
Eddie Pérez, R (1.2) OBP: 0.154, SLG: 0.167	G5-3					G5-3		FC6-4 1B		K		G3-6-4	5	0	1	0	0	1	2									
José Hernández, R (1.4) Terry Mulholland, R (7, PH) Greg Maddux, R (7, PH) Mike Remlinger, L (9, PH) Ryan Klesko, L (9, PH)	K			K		K		FC6-4 FC6-4		K		K	3	0	0	0	0	2	1									
Tom Glavine, L (1.1) Walt Weiss, S (7, PH)	K			K		G1-3		FC6-4		F8		K	2	0	0	0	0	1	0									
<b>Inning Stats</b>	R: 0 E: 0 K: 1 S: 5	H: 1 LOB: 0 BB: 0 P: 5	R: 0 E: 1 K: 1 S: 6	H: 1 LOB: 1 BB: 0 P: 6	R: 0 E: 0 K: 3 S: 9	H: 0 LOB: 0 BB: 0 P: 9	R: 0 E: 0 K: 1 S: 6	H: 1 LOB: 1 BB: 0 P: 6	R: 0 E: 0 K: 1 S: 5	H: 0 LOB: 0 BB: 0 P: 5	R: 3 E: 0 K: 1 S: 7	H: 2 LOB: 0 BB: 1 P: 11	R: 0 E: 0 K: 3 S: 9	H: 0 LOB: 0 BB: 0 P: 9	R: 0 E: 0 K: 1 S: 5	H: 0 LOB: 0 BB: 0 P: 5	R: 0 E: 0 K: 1 S: 6	H: 2 LOB: 2 BB: 0 P: 11	R: 0 E: 0 K: 3 S: 9	H: 0 LOB: 0 BB: 0 P: 9	R: 0 E: 0 K: 1 S: 4	H: 0 LOB: 0 BB: 1 P: 8	R: 2 E: 0 K: 1 S: 8	H: 3 LOB: 2 BB: 1 P: 12	1B: 10 2B: 1 3B: 0 HR: 1	SF: 0 SAC: 0 DP: 2 HBP: 0	WP: 1 PA: 51	
<b>PITCHER</b>	IP WLS BF H R ER SO BB IBB HBP BLK WP HR S P ERA WHIP	Mike Hampton, L (1.1) ERA: 3.86	Jose Cabrera, R (8, 1) ERA: 2.0	Doug Henry, R (10, 1) ERA: 2.0	Jay Powell, R (12, 1) ERA: 9.0	<b>PITCHER</b>	IP WLS BF H R ER SO BB IBB HBP BLK WP HR S P ERA WHIP	John Rocker, L (10, 1) ERA: 0.9	Kevin Millwood, R (12, 1) ERA: 0.9																			

Atlanta Braves @ Houston Astros  
Astrodome, Houston, TX  
Fri Oct 08 1999, 4:00 PM EDT  
Att. 48,625 - Dome - 72 F

AB 46  
R 5  
H 12  
RBI 5  
BB 5  
SO 18  
LOB 20



Batter	1	2	3	4	5	6	7	8	9	10	11	12	AB	R	H	RBI	BB	SO	LOB	BOTTOM							
Craig Biggio, R (1.4) OBP: 0.200, SLG: 0.143	G4-3 1B	K			L4		1B	BB		F9		L4	5	1	1	0	1	1	0								
Derek Bell, R (11, 9) Bill Spillers, L (7, PH) Doug Henry, R (10, 1) Tom Boggs, R (11, PH) Jay Powell, R (12, 1)	G4-3	G4-3			5 BB 1B		5 IBB 1B			G6-3		BB	3	0	1	0	0	0	1								
5 Jeff Bagwell, R (1.3) OBP: 0.429, SLG: 0.111	BB 1B HBP		K		G4-6-3 BB		1-2 IBB			1B FC3-2 BB		F9	2	1	0	0	3	1	1								
Ken Caminiti, S (1.5) OBP: 0.571, SLG: 1.000	BB BB 1B			G4-6-3 1B	G4-6-3		K			FC3-2 1B FC6-2 1B		F5	6	0	3	1	0	1	5								
Matt Mieske, R (1.7) Jose Cabrera, R (8, 1) Stan Javier, S (10, 7) OBP: 0.286, SLG: 0.286	F8			G4-6-3		G5-3	P8			FC6-2 FC3-2 1B		L4	4	0	0	0	0	0	6								
Carl Everett, S (1.8) OBP: 0.286, SLG: 0.182	BB BB					K		K		FC3-2 FC6-2		K	5	0	1	0	1	3	3								
Tony Eusebio, R (1.2) OBP: 0.250, SLG: 0.182	BB BB					F9		G4-3		FC6-2			4	0	0	1	1	1	4								
Ricky Gutierrez, R (1.6)	L9					K		G6-3		G4-3		K	5	0	0	0	0	2	7								
Mike Hampton, R (1.1) Russ Johnson, R (7, PH) Glen Barker, S (7, PR)	K				G6-3			S 1B 2B		K		K	2	0	0	0	0	1	1								
<b>Inning Stats</b>	R: 2 E: 0 K: 0 S: 5	H: 2 LOB: 3 BB: 2 P: 14	R: 0 E: 0 K: 2 S: 7	H: 0 LOB: 0 BB: 0 P: 7	R: 0 E: 0 K: 1 S: 5	H: 1 LOB: 0 BB: 0 P: 5	R: 0 E: 0 K: 2 S: 8	H: 1 LOB: 1 BB: 0 P: 8	R: 0 E: 0 K: 0 S: 3	H: 0 LOB: 1 BB: 1 P: 7	R: 1 E: 0 K: 1 S: 7	H: 2 LOB: 3 BB: 2 P: 15	R: 0 E: 0 K: 1 S: 5	H: 0 LOB: 0 BB: 0 P: 5	R: 0 E: 0 K: 1 S: 5	H: 0 LOB: 0 BB: 0 P: 9	R: 0 E: 0 K: 1 S: 5	H: 0 LOB: 1 BB: 1 P: 9	R: 0 E: 0 K: 1 S: 5	H: 0 LOB: 0 BB: 0 P: 6	1B: 8 2B: 1 3B: 0 HR: 0	SF: 0 SAC: 0 DP: 2 HBP: 1	WP: 0 PA: 51				
<b>PITCHER</b>	IP WLS BF H R ER SO BB IBB HBP BLK WP HR S P ERA WHIP	Tom Glavine, L (1.1) ERA: 3.0	Terry Mulholland, L (7, 1) ERA: 27.0	Greg Maddux, R (7, 1) ERA: 2.57	Mike Remlinger, L (7, 1) ERA: 8.2	Russ Springer, R (8, 1) ERA: 1.0	<b>PITCHER</b>	IP WLS BF H R ER SO BB IBB HBP BLK WP HR S P ERA WHIP	John Rocker, L (10, 1) ERA: 0.9	Kevin Millwood, R (12, 1) ERA: 0.9																	

Atlanta Braves @ Houston Astros  
Astrodome, Houston, TX  
Fri Oct 08 1999, 4:00 PM EDT  
Att. 48,625 - Dome - 72 F

AB 43  
R 3  
H 9  
RBI 3  
BB 7  
SO 12  
LOB 28





Batter	1	2	3	4	5	6	7	8	9	AB	R	H	RBI	BB	SO	LOB	TOP								
Gerald Williams, R OBP: 0.389, SLG: 0.444 (1, 7)			SH1-4		F7	FC1-6		P5		4	1	2	2	0	0	1	Atlanta Braves @ Houston Astros Astrodome, Houston, TX Sat Oct 09 1999, 1:00 PM EDT Att: 48,563 - Dome - 72 F								
Bret Boone, R OBP: 0.474, SLG: 0.526 John Rocker, R (8, 1)						FC1-6				5	0	3	1	0	0	2									
10 Chipper Jones, S OBP: 0.421, SLG: 0.231 (1, 5)			P6		G4-3			K		4	0	1	1	0	1	4									
Brian Jordan, R OBP: 0.474, SLG: 0.706 (1, 9)			K						G6-3	5	1	2	0	0	2	3									
Ryan Klesko, L OBP: 0.385, SLG: 0.333 Brian Hunter, R (6, 3)		1B		K		E		K		2	1	1	0	1	1	0									
Andruw Jones, R OBP: 0.283, SLG: 0.278 (1, 8)		K		G6-3		E7		P4		5	1	1	1	0	1	2									
Eddie Pérez, R OBP: 0.235, SLG: 0.250 (1, 2)				K						4	1	2	2	0	2	1									
José Hernández, R OBP: 0.167, SLG: 0.091 Walt Weiss, S OBP: 0.167, SLG: 0.167 (5, 6)		G4-6-3			G6-3			K		2	0	0	0	0	0	2									
29 John Smoltz, R OBP: 0.667, SLG: 1.000 Terry Mulholland, R (8, 1)										2	1	1	0	0	1	1									
30 Kevin McGlinchy, R Keith Lockhart, L (8, 4)			SH1-4			SH5-4		K		3	1	2	0	0	1	0									
<b>Inning Stats</b>	R: 1 E: 0 K: 0 S: 4	H: 2 LOB: 0 BB: 4 P: 4	R: 0 E: 0 K: 1 S: 5	H: 1 LOB: 1 BB: 1 P: 9	R: 1 E: 0 K: 1 S: 7	H: 2 LOB: 1 BB: 0 P: 7	R: 0 E: 0 K: 2 S: 7	H: 0 LOB: 0 BB: 0 P: 7	R: 0 E: 0 K: 0 S: 5	H: 2 LOB: 2 BB: 0 P: 5	R: 5 E: 1 K: 1 S: 12	H: 7 LOB: 2 BB: 0 P: 12	R: 0 E: 0 K: 2 S: 7	H: 0 LOB: 1 BB: 0 P: 11	R: 0 E: 0 K: 2 S: 8	H: 1 LOB: 1 BB: 0 P: 8	R: 0 E: 0 K: 1 S: 5	H: 0 LOB: 0 BB: 0 P: 5	1B: 13 2B: 2 3B: 0 HR: 0	SF: 1 SAC: 2 DP: 1 HBP: 0	WP: 1 PB: 0 SB: 1 CS: 1	PA: 43			
<b>PITCHER</b>	IP WLS BF H R ER SO BB IBB HBP BLK WP HR S P ERA WHIP	5.0 L 23 9 4 4 4 1 0 0 0 0 0 30 34 7.20 2.000	0.0 3 3 1 1 0 0 0 0 0 0 0 0 3 3 ∞ ∞	2.0 9 2 2 2 3 1 0 0 0 0 0 0 14 8 9.00 1.500	1.0 4 1 0 0 2 0 0 0 0 1 0 8 8 0.00 1.000	1.0 3 0 0 0 1 0 0 0 0 0 0 5 5 0.00 0.000																			

Batter	1	2	3	4	5	6	7	8	9	AB	R	H	RBI	BB	SO	LOB	BOTTOM						
Craig Biggio, R OBP: 0.150, SLG: 0.105 (1, 4)		E6			K		FC6-4	K		5	0	0	0	0	2	3	Atlanta Braves @ Houston Astros Astrodome, Houston, TX Sat Oct 09 1999, 1:00 PM EDT Att: 48,563 - Dome - 72 F						
Stan Javier, S OBP: 0.333, SLG: 0.273 (1, 9)		G5-3			K		FC6-4			4	0	1	0	1	1	3							
5 Jeff Bagwell, R OBP: 0.421, SLG: 0.154 (1, 3)			F9		F9			HBP	K	4	1	1	0	1	1	1							
Carl Everett, S OBP: 0.263, SLG: 0.133 (1, 8)			K		F9			HR	K	4	1	0	0	0	2	3							
Ken Caminiti, S OBP: 0.526, SLG: 1.000 (1, 5)			L8		F8			HR	F8	4	1	1	3	1	0	1							
Bill Spiers, L OBP: 0.273, SLG: 0.273 (1, 7)				F8		F9		F8		4	0	0	0	0	0	3							
Tony Eusebio, R OBP: 0.313, SLG: 0.467 (1, 2)		G4-3		G5-3				HR	2B	4	2	2	1	0	0	0							
Tim Lincecum, R OBP: 0.800, SLG: 1.000 (1, 6)			E	SH1-4			F8	G3	2B	4	0	3	1	0	0	0							
Shane Reynolds, R OBP: 0.299, SLG: 0.250 Chris Holt, R OBP: 0.146, SLG: 0.200 Scott Elarton, R OBP: 0.333, SLG: 0.333 Russ Johnson, R OBP: 0.146, SLG: 0.200 Trever Miller, R OBP: 0.146, SLG: 0.200 Derek Bell, R OBP: 0.146, SLG: 0.200 Danyle Ward, R OBP: 0.146, SLG: 0.200 Jay Powell, R OBP: 0.146, SLG: 0.200 (1, 1) (8, 1) (8, 1) (7, PH) (8, PH) (8, PH) (8, PH) (8, PH) (8, PH)			SH1-4		F7			FC6-4	G3	1	0	0	0	0	0	1							
<b>Inning Stats</b>	R: 0 E: 0 K: 0 S: 4	H: 1 LOB: 3 BB: 2 P: 12	R: 0 E: 1 K: 0 S: 5	H: 1 LOB: 2 BB: 0 P: 5	R: 0 E: 0 K: 1 S: 5	H: 0 LOB: 0 BB: 0 P: 5	R: 0 E: 0 K: 0 S: 4	H: 1 LOB: 1 BB: 0 P: 4	R: 0 E: 0 K: 2 S: 7	H: 0 LOB: 0 BB: 0 P: 7	R: 0 E: 0 K: 0 S: 3	H: 0 LOB: 0 BB: 0 P: 3	R: 1 E: 0 K: 0 S: 4	H: 1 LOB: 1 BB: 1 P: 8	R: 4 E: 0 K: 1 S: 9	H: 4 LOB: 1 BB: 0 P: 10		R: 0 E: 0 K: 2 S: 7	H: 0 LOB: 1 BB: 1 P: 11	1B: 5 2B: 1 3B: 0 HR: 2	SF: 0 SAC: 1 DP: 0 HBP: 1	WP: 1 PB: 0 SB: 1 CS: 0	PA: 41
<b>PITCHER</b>	IP WLS BF H R ER SO BB IBB HBP BLK WP HR S P ERA WHIP	7.0 W 32 6 4 4 3 3 0 0 0 0 0 2 34 47 5.14 1.286	0.1 H 3 2 1 1 0 0 0 0 0 0 0 3 3 27.00 6.000	0.1 H 1 0 0 0 0 0 0 0 0 0 1 1 0.00 0.000	1.1 S 5 0 0 0 3 1 0 0 0 1 0 10 14 0.00 0.750																		





Batter	1	2	3	4	5	6	7	8	9	AB	R	H	RBI	BB	SO	LOB	TOP								
Rickey Henderson, R OBP: 0.409, SLG: 0.316	G5-3			K		G5-3		G1-3		4	0	0	0	0	1	1	New York Mets @ Atlanta Braves Turner Field, Atlanta, GA Tue Oct 12 1999, 8:00 PM EDT Att: 44,172 - Cloudy - 63 F								
Eduardo Alfonzo, R OBP: 0.391, SLG: 0.900	L7			1B 31 G5-3				G4-3		4	1	2	0	0	0	1									
John Olerud, L OBP: 0.478, SLG: 0.550	G1-3			31 G5-3		F8		K		4	0	1	0	0	1	2									
31 Mike Piazza, R OBP: 0.154, SLG: 0.154		G5-3		G5-3		G6-3			G4-3	4	0	0	1	0	0	2									
Robin Ventura, L OBP: 0.364, SLG: 0.294	F7			BB			P5	K		3	0	0	0	1	1	0									
Darryl Hamilton, L OBP: 0.231, SLG: 0.091 Shawon Dunston, R (9, PH) OBP: 0.143, SLG: 0.143	K			G1-3			F8	E5 WP 1B		3	0	0	0	0	1	2									
Roger Cedeno, S OBP: 0.417, SLG: 0.500 Todd Pratt, R (9, PH) OBP: 0.364, SLG: 0.556			E7 CS 2B		G1-3					3	0	2	0	0	0	0									
Rey Ordenez, R OBP: 0.222, SLG: 0.278			G2-3		G3		L1	G5-3		1	0	1	1	0	0	0									
Masato Yoshii, R Pat Mahomes, R Dennis Cook, L Matt Franco, L Melvin Mora, R Turk Wendell, L	G1-3			G1-3		G4-3		G4-3 G1-3 BB		2	0	0	0	0	0	1									
<b>Inning Stats</b>	R: 0 E: 0 K: 0 S: 3	H: 0 LOB: 0 BB: 0 P: 3	R: 0 E: 0 K: 1 S: 5	H: 0 LOB: 0 BB: 0 P: 5	R: 0 E: 1 K: 0 S: 3	H: 1 LOB: 0 BB: 0 P: 3	R: 1 E: 0 K: 1 S: 7	H: 2 LOB: 2 BB: 1 P: 11	R: 0 E: 0 K: 0 S: 3	H: 0 LOB: 0 BB: 0 P: 3	R: 0 E: 0 K: 0 S: 4	H: 1 LOB: 1 BB: 0 P: 4	R: 0 E: 0 K: 0 S: 4	H: 1 LOB: 1 BB: 0 P: 4	R: 0 E: 0 K: 1 S: 5	H: 0 LOB: 1 BB: 1 P: 9		R: 1 E: 1 K: 1 S: 7	H: 1 LOB: 1 BB: 0 P: 8	1B: 3 2B: 3 3B: 0 HR: 0	SF: 0 SAC: 0 DP: 0 HBP: 0	WP: 1 PB: 0 SB: 0 CS: 1	PA: 35		
<b>PITCHER</b>	IP	WLS	BF	H	R	ER	SO	BB	IBB	HBP	BLK	WP	HR	S	P	ERA	WHIP								
Greg Maddux, R ERA: 1.93	7.0	W	26	5	1	1	2	1	0	0	0	0	0	29	33	1.29	0.857								
Mike Remlinger, L ERA: 8.31	0.2	H	3	0	0	0	0	1	0	0	0	0	0	2	6	0.00	1.500								
John Rocker, L ERA:	1.1	S	6	1	1	0	2	0	0	0	0	1	0	10	11	0.00	0.750								

Batter	1	2	3	4	5	6	7	8	9	AB	R	H	RBI	BB	SO	LOB	BOTTOM								
Gerald Williams, R OBP: 0.391, SLG: 0.435	S 1B	F8			E7 1B		G6-3	K		5	1	2	1	0	1	2	New York Mets @ Atlanta Braves Turner Field, Atlanta, GA Tue Oct 12 1999, 8:00 PM EDT Att: 44,172 - Cloudy - 63 F								
Bret Boone, R OBP: 0.435, SLG: 0.478	F9 10 BB 1B		G6-3		L9		G5-3			4	0	1	1	0	0	1									
10 Chipper Jones, S OBP: 0.478, SLG: 0.214			G1-3					S BB		1	0	0	0	3	0	0									
Brian Jordan, R OBP: 0.435, SLG: 0.600	F9		P4		F8			IBB		3	0	0	0	1	0	4									
Ryan Klesko, L OBP: 0.313, SLG: 0.267 Howard Battle, R (7, PH)	F9			F7		E3		K		3	0	0	0	0	0	2									
Mike Remlinger, L John Rocker, R	2-3									1	0	0	0	0	1	2									
Andruw Jones, R OBP: 0.261, SLG: 0.238	G5-3			G1-3		G1-4-6-3				3	1	0	0	1	0	3									
Eddie Pérez, R OBP: 0.300, SLG: 0.526				F7				SH1 1B BB		3	1	2	1	0	0	0									
Walt Weiss, S OBP: 0.400, SLG: 0.500		K			SH1-4 E 2B			S 1B		4	1	3	1	0	1	1									
Greg Maddux, R Brian Hunter, R		F3			SH1-4			K		2	0	0	0	0	1	2									
<b>Inning Stats</b>	R: 1 E: 0 K: 0 S: 5	H: 2 LOB: 2 BB: 1 P: 9	R: 0 E: 0 K: 1 S: 6	H: 1 LOB: 1 BB: 0 P: 6	R: 0 E: 0 K: 0 S: 3	H: 0 LOB: 0 BB: 0 P: 3	R: 0 E: 0 K: 0 S: 3	H: 0 LOB: 0 BB: 0 P: 3	R: 1 E: 1 K: 0 S: 5	H: 2 LOB: 2 BB: 1 P: 9	R: 1 E: 1 K: 1 S: 7	H: 2 LOB: 1 BB: 0 P: 7	R: 0 E: 0 K: 1 S: 5	H: 0 LOB: 2 BB: 2 P: 13	R: 1 E: 0 K: 2 S: 8	H: 1 LOB: 1 BB: 1 P: 12	R: 1 E: 0 K: 2 S: 8	H: 1 LOB: 1 BB: 1 P: 12	1B: 5 2B: 2 3B: 0 HR: 1	SF: 0 SAC: 2 DP: 1 HBP: 0	WP: 0 PB: 0 SB: 0 CS: 0	PA: 37			
<b>PITCHER</b>	IP	WLS	BF	H	R	ER	SO	BB	IBB	HBP	BLK	WP	HR	S	P	ERA	WHIP								
Masato Yoshii, R ERA: 5.4	4.2	L	21	5	2	2	1	0	0	0	0	0	1	8	8	6.75	1.500								
Pat Mahomes, R ERA: 6.0	1.1		6	2	1	1	1	0	0	0	0	0	0	5	13	0.00	1.000								
Dennis Cook, L ERA:	1.0		5	0	0	0	1	1	1	0	0	0	0	8	12	9.00	2.000								






Batter	1	2	3	4	5	6	7	8	9	AB	R	H	RBI	BB	SO	LOB	TOP																					
Rickey Henderson, R OBP: 0.375, SLG: 0.286 Melvin Mora, R OBP: 0.600, SLG: 1.333	G1-3	G4-1			HR			E5 2B		2	0	0	0	0	0	2	New York Mets @ Atlanta Braves Turner Field, Atlanta, GA Wed Oct 13 1999, 4:00 PM EDT Att: 44,624 - Cloudy - 62 F																					
Eduardo Alfonzo, R OBP: 0.407, SLG: 0.875	1B		P6		G4-3			1-H 2B		4	0	2	1	0	0	0																						
John Olerud, L OBP: 0.407, SLG: 0.458	F8		G3			F9		K		4	0	0	0	0	1	2																						
31 Mike Piazza, R OBP: 0.176, SLG: 0.125	F8		F7			F8		IBB		3	0	0	0	1	0	1																						
Robin Ventura, L OBP: 0.346, SLG: 0.250		1B BB			K		F9	K		3	1	0	0	1	2	2																						
Darryl Hamilton, L OBP: 0.250, SLG: 0.143 Shawon Dunston, R OBP: 0.125, SLG: 0.125		1B 1-2			G3-1		K		F6	3	0	1	0	0	1	0																						
Roger Cedeno, S OBP: 0.375, SLG: 0.429		1B			K		L9	G6-3		4	0	1	1	0	1	0																						
Rey Ordóñez, R OBP: 0.190, SLG: 0.238 Bobby Bonilla, S (9, PH)		B3			F9		F9	K		3	0	0	0	0	0	2																						
Kenny Rogers, L (1, 1)		SH1-3			K			L3		1	0	0	0	0	1	0																						
Turk Wendell, L (6, 1) Matt Franco, L (8, PH) Armando Benitez, R (8, 1)		1-2								0	0	0	0	0	0	0																						
<b>Inning Stats</b>	R: 0 E: 0 K: 0 S: 4	H: 1 LOB: 1 BB: 0 P: 4	R: 1 E: 0 K: 0 S: 5	H: 2 LOB: 2 BB: 1 P: 9	R: 0 E: 0 K: 0 S: 3	H: 0 LOB: 0 BB: 0 P: 3	R: 0 E: 0 K: 2 S: 7	H: 0 LOB: 0 BB: 0 P: 7	R: 1 E: 0 K: 1 S: 6	H: 1 LOB: 0 BB: 0 P: 6	R: 0 E: 0 K: 0 S: 3	H: 0 LOB: 0 BB: 0 P: 3	R: 0 E: 0 K: 1 S: 5	H: 0 LOB: 0 BB: 0 P: 5	R: 1 E: 1 K: 2 S: 9	H: 1 LOB: 2 BB: 1 P: 13	R: 0 E: 0 K: 1 S: 5	H: 0 LOB: 0 BB: 0 P: 5	1B: 3 2B: 1 3B: 0 HR: 1	SF: 0 SAC: 1 DP: 0 HBP: 0	WP: 0 PB: 0 CS: 0	PA: 35																
<b>PITCHER</b>	IP	WLS	BF	H	R	ER	SO	BB	IBB	HBP	BLK	WP	HR	S	P	ERA	WHIP	<b>PITCHER</b>				IP	WLS	BF	H	R	ER	SO	BB	IBB	HBP	BLK	WP	HR	S	P	ERA	WHIP
Kevin Millwood, R ERA: 1.56	7.1	W	29	5	3	2	4	1	0	0	0	0	1	36	40	2.46	0.818																					
John Rocker, L ERA:	0.2	H	3	0	0	0	2	0	1	0	0	0	0	6	10	0.00	0.000																					
29 John Smoltz, R ERA: 4.5	1.0	S	3	0	0	0	1	0	0	0	0	0	0	5	5	0.00	0.000																					

AB	32
R	3
H	5
RBI	3
BB	2
SO	7
LOB	9



Batter	1	2	3	4	5	6	7	8	9	AB	R	H	RBI	BB	SO	LOB	BOTTOM																					
Gerald Williams, R OBP: 0.370, SLG: 0.407	CS 1B		G6-4-3		G1-6-4-3		G3			4	0	1	0	0	0	2	New York Mets @ Atlanta Braves Turner Field, Atlanta, GA Wed Oct 13 1999, 4:00 PM EDT Att: 44,624 - Cloudy - 62 F																					
Bret Boone, R OBP: 0.407, SLG: 0.444	G6-3		1-2		1-2	G6-3	K			4	0	1	0	0	1	1																						
10 Chipper Jones, S OBP: 0.481, SLG: 0.188	F8		K			HR BB	BB			2	1	0	0	2	1	1																						
Brian Jordan, R OBP: 0.407, SLG: 0.667	G6-3				G5-3	HR BB	L5			4	1	1	2	0	0	1																						
Andruw Jones, R OBP: 0.333, SLG: 0.320	CS 1B				1B	HR 1B		F7		4	1	3	0	0	0	0																						
Eddie Pérez, R OBP: 0.333, SLG: 0.652	BB 1B				F9	HR 1B	K			4	1	2	2	0	1	1																						
Brian Hunter, R (1, 3)	1-2 BB		G4-3			F8	K			3	0	0	0	1	1	1																						
Walt Weiss, S OBP: 0.385, SLG: 0.462	G1-3				1B	E4				3	0	1	0	0	0	2																						
Kevin Millwood, R OBP: 0.286, SLG: 0.167 John Rocker, R (8, 1)			G6-4-3 BB		B3	G6-3				2	0	0	0	1	0	2																						
29 John Smoltz, R OBP: 0.667, SLG: 1.000										0	0	0	0	0	0	0																						
<b>Inning Stats</b>	R: 0 E: 0 K: 0 S: 3	H: 1 LOB: 0 BB: 0 P: 3	R: 0 E: 0 K: 0 S: 4	H: 2 LOB: 2 BB: 1 P: 8	R: 0 E: 0 K: 1 S: 5	H: 1 LOB: 1 BB: 1 P: 9	R: 0 E: 0 K: 0 S: 4	H: 1 LOB: 1 BB: 0 P: 4	R: 0 E: 0 K: 0 S: 3	H: 1 LOB: 0 BB: 0 P: 3	R: 4 E: 1 K: 0 S: 7	H: 3 LOB: 1 BB: 1 P: 11	R: 0 E: 0 K: 1 S: 5	H: 0 LOB: 1 BB: 1 P: 9	R: 0 E: 0 K: 2 S: 7	H: 0 LOB: 0 BB: 0 P: 7	R: 0 E: 0 K: 2 S: 7	H: 0 LOB: 0 BB: 0 P: 7	1B: 7 2B: 0 3B: 0 HR: 2	SF: 0 SAC: 0 DP: 2 HBP: 0	WP: 0 PB: 0 CS: 2	PA: 34																
<b>PITCHER</b>	IP	WLS	BF	H	R	ER	SO	BB	IBB	HBP	BLK	WP	HR	S	P	ERA	WHIP	<b>PITCHER</b>				IP	WLS	BF	H	R	ER	SO	BB	IBB	HBP	BLK	WP	HR	S	P	ERA	WHIP
Kenny Rogers, L ERA: 7.45	5.1	L	24	9	4	4	4	3	0	0	0	0	2	23	35	6.75	2.250																					
Turk Wendell, R ERA: 1.53	1.2		7	0	0	0	1	1	0	0	0	0	0	8	12	0.00	0.600																					
Armando Benitez, R ERA:	1.0		3	0	0	0	2	0	0	0	0	0	0	7	7	0.00	0.000																					






Batter	1	2	3	4	5	6	7	8	9	AB	R	H	RBI	BB	SO	LOB	TOP				
Gerald Williams, R OBP: 0.355, SLG: 0.367			G6-3			G4-3		F8		3	1	0	0	1	0	1					
Bret Boone, R OBP: 0.355, SLG: 0.387	E1 F8-2		G6-3			G6-3		K		4	0	0	0	0	1	2					
10 Chipper Jones, S OBP: 0.452, SLG: 0.200	P4					K			K	4	0	1	0	0	2	2					
Brian Jordan, R OBP: 0.355, SLG: 0.571	F8-2					G6-3			K	4	0	0	0	0	1	1					
Andruw Jones, R OBP: 0.323, SLG: 0.286		K L5-4 1B				F7			F8	3	0	0	0	1	1	0					
Eddie Pérez, R OBP: 0.370, SLG: 0.654										3	0	2	0	0	1	1					
Brian Hunter, R										2	0	0	0	1	0	3					
Walt Weiss, S OBP: 0.375, SLG: 0.400										2	0	0	0	1	1	2					
Tom Glavine, L										2	0	0	0	0	1	1					
Mike Remlinger, L										0	0	0	0	0	0	0					
John Rocker, R										0	0	0	0	0	0	0					
<b>Inning Stats</b>	R: 1 E: 1 K: 0 S: 3	H: 0 LOB: 0 BB: 1 P: 7	R: 0 E: 0 K: 2 S: 8	H: 1 LOB: 1 BB: 0 P: 8	R: 0 E: 0 K: 0 S: 3	H: 0 LOB: 0 BB: 0 P: 3	R: 0 E: 0 K: 0 S: 3	H: 1 LOB: 0 BB: 0 P: 3	R: 0 E: 0 K: 1 S: 5	H: 0 LOB: 0 BB: 0 P: 5	R: 0 E: 0 K: 1 S: 5	H: 0 LOB: 1 BB: 1 P: 9	R: 0 E: 0 K: 1 S: 5	H: 0 LOB: 1 BB: 1 P: 9	R: 0 E: 0 K: 2 S: 7	H: 0 LOB: 0 BB: 0 P: 7	1B: 3 2B: 2 3B: 0 HR: 0	SF: 0 SAC: 1 DP: 2 HBP: 0	WP: 1 PB: 0 CS: 0	PA: 32	
<b>PITCHER</b>	IP	WLS	BF	H	R	ER	SO	BB	IBB	HBP	BLK	WP	HR	S	P	ERA	WHIP				
Al Leiter, L ERA: 1.84	7.0	L	25	3	1	0	5	3	0	0	0	1	0	32	44	0.00	0.857				
John Franco, L ERA:	0.1		2	0	0	0	0	1	0	0	0	0	0	1	5	0.00	3.000				
Armando Benitez, R ERA:	1.2		5	0	0	0	3	0	0	0	0	0	0	11	11	0.00	0.000				

Atlanta Braves @ New York Mets  
Shea Stadium, Flushing, NY  
Fri Oct 15 1999, 8:00 PM EDT  
Att: 55,911 - Unknown - 56 F


AB 27  
R 1  
H 3  
RBI 0  
BB 4  
SO 8  
LOB 13



Batter	1	2	3	4	5	6	7	8	9	AB	R	H	RBI	BB	SO	LOB	BOTTOM					
Rickey Henderson, R OBP: 0.357, SLG: 0.280	K									4	0	1	0	0	1	1						
John Olerud, L OBP: 0.419, SLG: 0.444										3	0	1	0	1	0	1						
Edgardo Alfonzo, R OBP: 0.355, SLG: 0.750	K									4	0	0	0	0	3	2						
31 Mike Piazza, R OBP: 0.238, SLG: 0.200	G4-3									4	0	2	0	0	0	1						
Benny Agbayani, R OBP: 0.214, SLG: 0.286										4	0	0	0	0	1	2						
Robin Ventura, L OBP: 0.310, SLG: 0.217										3	0	0	0	0	1	2						
Todd Pratt, R OBP: 0.333, SLG: 0.500										1	0	0	0	0	1	1						
Melvin Mora, R OBP: 0.556, SLG: 0.857										4	0	2	0	0	0	2						
Rey Ordóñez, R OBP: 0.200, SLG: 0.240										4	0	1	0	0	1	3						
Al Leiter, L										2	0	0	0	0	1	2						
Shawon Dunston, R OBP: 0.111, SLG: 0.111										1	0	0	0	0	1	0						
John Franco, L ERA: 6.75										0	0	0	0	0	0	0						
Armando Benitez, R										0	0	0	0	0	0	0						
<b>Inning Stats</b>	R: 0 E: 0 K: 2 S: 7	H: 2 LOB: 2 BB: 0 P: 11	R: 0 E: 0 K: 1 S: 7	H: 2 LOB: 2 BB: 0 P: 7	R: 0 E: 0 K: 1 S: 5	H: 1 LOB: 0 BB: 0 P: 5	R: 0 E: 0 K: 2 S: 9	H: 2 LOB: 2 BB: 0 P: 9	R: 0 E: 0 K: 0 S: 4	H: 1 LOB: 1 BB: 0 P: 4	R: 0 E: 0 K: 0 S: 4	H: 1 LOB: 0 BB: 0 P: 4	R: 0 E: 0 K: 2 S: 7	H: 0 LOB: 0 BB: 0 P: 7	R: 0 E: 0 K: 1 S: 5	H: 0 LOB: 0 BB: 0 P: 5	R: 0 E: 1 K: 1 S: 6	H: 0 LOB: 1 BB: 0 P: 6	1B: 7 2B: 0 3B: 0 HR: 0	SF: 0 SAC: 0 DP: 1 HBP: 0	WP: 1 PB: 0 CS: 1	PA: 36
<b>PITCHER</b>	IP	WLS	BF	H	R	ER	SO	BB	IBB	HBP	BLK	WP	HR	S	P	ERA	WHIP					
Tom Glavine, L ERA: 1.38	7.0	W	28	7	0	0	8	1	0	0	0	1	0	43	47	0.00	1.143					
Mike Remlinger, L ERA: 6.75	1.0	H	3	0	0	0	1	0	0	0	0	0	0	5	5	0.00	0.000					
John Rocker, L ERA:	1.0	S	4	0	0	0	1	0	0	0	0	0	0	6	6	0.00	0.000					

Atlanta Braves @ New York Mets  
Shea Stadium, Flushing, NY  
Fri Oct 15 1999, 8:00 PM EDT  
Att: 55,911 - Unknown - 56 F

AB 34  
R 0  
H 7  
RBI 0  
BB 1  
SO 10  
LOB 17





Batter	1	2	3	4	5	6	7	8	9	AB	R	H	RBI	BB	SO	LOB	TOP										
Gerald Williams, R OBP: 0.314, SLG: 0.324 (1, 7)	F9			F8			G5-3		F9	4	0	0	0	0	0	0	<b>Atlanta Braves @ New York Mets</b> Shea Stadium, Flushing, NY Sat Oct 16 1999, 8:00 PM EDT Att: 55,872 - Unknown - 66 F										
Bret Boone, R OBP: 0.353, SLG: 0.382 Keith Lockhart, L (9, PH)	K			10 CS 1B			G6-3		K	3	0	1	0	0	1	0											
10 Chipper Jones, S OBP: 0.412, SLG: 0.174 (1, 5)	G4-3			K			K		K	3	0	0	0	0	2	1											
Brian Jordan, R OBP: 0.353, SLG: 0.645 (1, 9)		L5				F9			HR	3	1	1	1	0	0	0											
Ryan Klesko, L OBP: 0.316, SLG: 0.444 Brian Hunter, R (8, 3)	K					G4-3			HR	3	1	1	1	0	1	0											
Andruw Jones, R OBP: 0.294, SLG: 0.258 (1, 8)	F2					G5-3			HR	0	0	0	0	0	0	0											
Eddie Pérez, R OBP: 0.333, SLG: 0.586 (1, 2)									F9	3	0	0	0	0	0	0											
Walt Weiss, S OBP: 0.316, SLG: 0.333 John Rocker, R (8, 1)									G4-3	3	0	0	0	0	1	0											
29 John Smoltz, R OBP: 0.400, SLG: 0.600 Mike Remlinger, L (8, 1) Ozzie Guillen, L (8, 6)									F9	2	0	0	0	0	0	0											
									F9	0	0	0	0	0	0	0											
									F9	1	0	0	0	0	0	0											
<b>Inning Stats</b>	R: 0 E: 0 S: 5	H: 0 LOB: 0 BB: 0 P: 5	R: 0 E: 0 S: 5	H: 0 LOB: 0 BB: 0 P: 5	R: 0 E: 0 S: 5	H: 0 LOB: 0 BB: 0 P: 5	R: 0 E: 0 S: 5	H: 1 LOB: 0 BB: 0 P: 5	R: 0 E: 0 S: 3	H: 0 LOB: 0 BB: 0 P: 3	R: 0 E: 0 S: 5	H: 0 LOB: 0 BB: 0 P: 5	R: 2 E: 0 S: 5	H: 2 LOB: 0 BB: 0 P: 5	R: 0 E: 0 S: 5	H: 0 LOB: 0 BB: 0 P: 5	1B: 1 2B: 0 3B: 0 HR: 2	SF: 0 SAC: 0 DP: 0 HBP: 0	WP: 0 PB: 0 CS: 1	PA: 29							
<b>PITCHER</b>	IP	WLS	BF	H	R	ER	SO	BB	IBB	HBP	BLK	WP	HR	S	P	ERA	WHIP										
Rick Reed, R ERA: 2.77 Turk Wendell, R ERA: 1.59 Armando Benitez, R ERA:	7.0		23	3	2	2	5	0	0	0	0	0	2	33	33	2.57	0.429										
	1.0	W	3	0	0	0	0	0	0	0	0	0	0	3	3	0.00	0.000										
	1.0	S	3	0	0	0	1	0	0	0	0	0	0	5	5	0.00	0.000										
<b>Batter</b>	<b>1</b>	<b>2</b>	<b>3</b>	<b>4</b>	<b>5</b>	<b>6</b>	<b>7</b>	<b>8</b>	<b>9</b>	<b>AB</b>	<b>R</b>	<b>H</b>	<b>RBI</b>	<b>BB</b>	<b>SO</b>	<b>LOB</b>	<b>BOTTOM</b>										
Rickey Henderson, R OBP: 0.323, SLG: 0.250 Melvin Mora, R OBP: 0.600, SLG: 0.857 (1, 7)	F7		K							3	0	0	0	0	1	1	<b>Atlanta Braves @ New York Mets</b> Shea Stadium, Flushing, NY Sat Oct 16 1999, 8:00 PM EDT Att: 55,872 - Unknown - 66 F										
John Olerud, L OBP: 0.429, SLG: 0.548 (1, 3)	G6-3									4	1	2	3	0	0	0											
Edgardo Alfonzo, R OBP: 0.314, SLG: 0.656 (1, 4)	F8									4	0	0	0	0	3	1											
31 Mike Piazza, R OBP: 0.208, SLG: 0.174 (1, 2)										3	0	0	0	0	2	0											
Robin Ventura, L OBP: 0.281, SLG: 0.192 (1, 5)	P5									3	0	0	0	0	0	0											
Darryl Hamilton, L OBP: 0.211, SLG: 0.118 (1, 8)	K									3	0	0	0	0	2	0											
Roger Cedeno, S OBP: 0.474, SLG: 0.529 (1, 9)										3	1	3	0	0	0	0											
Rey Ordóñez, R OBP: 0.179, SLG: 0.214 (1, 6)										3	0	0	0	0	0	3											
Rick Reed, R Turk Wendell, L Matt Franco, L Benny Agbayani, R Armando Benitez, R (1, 1) (8, 1) (8, PH) (8, PH) (9, 1)										2	0	0	0	0	0	1											
										0	0	0	0	0	0	0											
										0	0	0	0	0	0	0											
										1	0	0	0	0	1	1											
										0	0	0	0	0	0	0											
<b>Inning Stats</b>	R: 0 E: 0 S: 3	H: 0 LOB: 0 BB: 0 P: 3	R: 0 E: 0 S: 5	H: 0 LOB: 0 BB: 0 P: 5	R: 0 E: 0 S: 6	H: 1 LOB: 1 BB: 0 P: 6	R: 0 E: 0 S: 7	H: 0 LOB: 0 BB: 0 P: 7	R: 0 E: 0 S: 6	H: 1 LOB: 0 BB: 0 P: 6	R: 1 E: 0 S: 6	H: 1 LOB: 0 BB: 0 P: 6	R: 0 E: 0 S: 5	H: 0 LOB: 0 BB: 0 P: 5	R: 2 E: 0 S: 9	H: 2 LOB: 1 BB: 1 P: 13	1B: 4 2B: 0 3B: 0 HR: 1	SF: 0 SAC: 0 DP: 0 HBP: 0	WP: 0 PB: 0 CS: 0	PA: 30							
<b>PITCHER</b>	IP	WLS	BF	H	R	ER	SO	BB	IBB	HBP	BLK	WP	HR	S	P	ERA	WHIP										
29 John Smoltz, R ERA: 3.52 Mike Remlinger, L ERA: 7.54 John Rocker, L ERA:	7.1		26	4	2	2	7	0	0	0	0	0	1	40	40	2.46	0.545										
	0.1	L	2	0	0	0	1	1	0	0	0	0	0	3	7	0.00	3.000										
	0.1	B	2	1	1	1	1	0	0	0	0	0	0	4	4	27.00	3.000										

AB	29
R	2
H	3
RBI	2
BB	0
SO	6
LOB	1

AB	29
R	3
H	5
RBI	3
BB	1
SO	9
LOB	7













Batter	1	2	3	4	5	6	7	8	9	AB	R	H	RBI	BB	SO	LOB	TOP					
Chuck Knoblauch, R (1,4) OBP: 0.316, SLG: 0.265	F9		F8			G5-3		SH 2 1B E	G4-3	4	1	0	0	0	0	1	New York Yankees @ Atlanta Braves Turner Field, Atlanta, GA Sat Oct 23 1999, 8:05 PM EDT Att: 51,342 - Unknown - 49 F					
2 Derek Jeter, R (1,6) OBP: 0.475, SLG: 0.600			G4-3			K		F BB 1B	CS BB	4	1	2	1	1	1	1						
Paul O'Neill, L (1,9) OBP: 0.314, SLG: 0.273	F7			K		G1		E3 BB 1B	CS	4	0	1	2	0	1	1						
Bernie Williams, S (1,8) OBP: 0.385, SLG: 0.515	K			L3				S BB 1B	BB IBB	2	0	0	0	2	1	1						
Tino Martinez, L (1,3) OBP: 0.333, SLG: 0.333				F7				S BB	K	3	0	0	0	1	2	4						
20 Jorge Posada, S (1,2) OBP: 0.158, SLG: 0.333				G4-6-3		G4-3			K	4	0	0	0	0	1	5						
Ricky Ledee, L (1,7) OBP: 0.292, SLG: 0.455				F7		P6			K	3	0	0	0	0	1	1						
Jim Leyritz, R (8, PH)						P6				0	0	0	1	1	0	0						
Jeff Nelson, R (8, 1)										0	0	0	0	0	0	0						
Mike Stanton, L (8, 1)										0	0	0	0	0	0	0						
42 Mariano Rivera, R (8, 1)										0	0	0	0	0	0	0						
Scott Brosius, R (1,5) OBP: 0.273, SLG: 0.531				SH5-4 1B						4	1	3	0	0	1	3						
Orlando Hernandez, R (1, 1)																						
Darryl Strawberry, L (8, PH) OBP: 0.497, SLG: 0.833				SH5-4						1	0	0	0	0	0	1						
Chad Curtis, R (8, 7)						G4-3				0	0	0	0	1	0	0						
										1	1	0	0	0	0	0						
<b>Inning Stats</b>	R: 0 E: 0 K: 1 S: 6	H: 1 LOB: 1 P: 6	R: 0 E: 0 K: 0 S: 2	H: 0 LOB: 0 BB: 1 P: 6	R: 0 E: 0 K: 0 S: 4	H: 1 LOB: 1 BB: 0 P: 4	R: 0 E: 0 K: 1 S: 5	H: 0 LOB: 0 BB: 0 P: 5	R: 0 E: 0 K: 0 S: 4	H: 1 LOB: 1 BB: 0 P: 4	R: 0 E: 0 K: 1 S: 5	H: 0 LOB: 0 BB: 0 P: 5	R: 0 E: 0 K: 2 S: 7	H: 0 LOB: 1 BB: 1 P: 11	R: 4 E: 2 K: 3 S: 13	H: 3 LOB: 3 BB: 3 P: 25	R: 0 E: 0 K: 0 S: 2	H: 0 LOB: 0 BB: 1 P: 6	1B: 6 2B: 0 3B: 0 HR: 0	SF: 0 SAC: 2 DP: 1 HBP: 0	WP: 0 SB: 0 CS: 1	PA: 39
<b>PITCHER</b>	IP WLS BF H R ER SO BB IBB HBP BLK WP HR S P ERA WHIP																					
Greg Maddux, R (1, 1) ERA: 2.25	7.0 L 29 5 4 2 5 3 0 0 0 0 0 0 36 48 2.57 1.143																					
John Rocker, L (8, 1) ERA:	1.0 6 1 0 0 3 1 1 0 0 0 0 10 18 0.00 2.000																					
Mike Remlinger, L (9, 1) ERA: 5.23	1.0 3 0 0 0 0 1 0 0 0 0 0 2 6 0.00 1.000																					

Batter	1	2	3	4	5	6	7	8	9	AB	R	H	RBI	BB	SO	LOB	BOTTOM			
Gerald Williams, R (1,7) OBP: 0.283, SLG: 0.300	K		K			G1			G4-3	4	0	0	0	0	2	0	New York Yankees @ Atlanta Braves Turner Field, Atlanta, GA Sat Oct 23 1999, 8:05 PM EDT Att: 51,342 - Unknown - 49 F			
Bret Boone, R (1,4) OBP: 0.340, SLG: 0.356	K			K		G6-3			10 BB 1B	4	0	1	0	0	2	0				
10 Chipper Jones, S (1,5) OBP: 0.500, SLG: 0.412	K									2	1	1	1	2	1	0				
Brian Jordan, R (1,9) OBP: 0.346, SLG: 0.500										4	0	0	0	0	1	3				
Ryan Klesko, L (1, 3) OBP: 0.308, SLG: 0.348										3	0	0	0	0	0	1				
Brian Hunter, R (8, 3) OBP: 0.333, SLG: 0.071										0	0	0	0	0	0	0				
Greg Myers, L (9, PH)										1	0	0	0	0	0	2				
Andruw Jones, R (1, 8) OBP: 0.306, SLG: 0.233										2	0	0	0	1	1	0				
Eddie Pérez, R (1,2) OBP: 0.390, SLG: 0.579										2	0	0	0	1	2	1				
Walt Weiss, S (1,6) OBP: 0.290, SLG: 0.310										2	0	0	0	0	1	0				
Ozzie Guillen, L (8, PH) OBP: 0.250, SLG: 0.250										0	0	0	0	0	0	0				
José Hernández, R (8, PH) OBP: 0.200, SLG: 0.143										1	0	0	0	0	1	1				
Greg Maddux, R (1, 1)										2	0	0	0	0	2	0				
John Rocker, R (8, 1)										0	0	0	0	0	0	0				
Howard Battle, R (8, PH)										0	0	0	0	0	0	0				
Keith Lockhart, L (8, PH) OBP: 0.288, SLG: 0.571										1	0	0	0	0	1	1				
Mike Remlinger, L (9, 1)										0	0	0	0	0	0	0				
<b>Inning Stats</b>	R: 0 E: 0 K: 3 S: 9	H: 0 LOB: 0 BB: 0 P: 9	R: 0 E: 0 K: 1 S: 5	H: 0 LOB: 1 BB: 1 P: 9	R: 0 E: 0 K: 3 S: 9	H: 0 LOB: 0 BB: 0 P: 9	R: 1 E: 0 K: 1 S: 6	H: 1 LOB: 0 BB: 0 P: 6	R: 0 E: 0 K: 1 S: 5	H: 0 LOB: 0 BB: 0 P: 5	R: 0 E: 0 K: 1 S: 5	H: 0 LOB: 0 BB: 0 P: 5	R: 0 E: 0 K: 2 S: 7	H: 0 LOB: 1 BB: 1 P: 11	R: 0 E: 0 K: 1 S: 6	H: 1 LOB: 2 BB: 1 P: 10	1B: 1 2B: 0 3B: 0 HR: 1	SF: 0 SAC: 0 DP: 0 HBP: 0	WP: 0 SB: 0 CS: 1	PA: 33
<b>PITCHER</b>	IP WLS BF H R ER SO BB IBB HBP BLK WP HR S P ERA WHIP																			
Orlando Hernandez, R (1, 1) ERA: 1.2	7.0 W 23 1 1 1 10 2 0 0 0 0 0 41 49 1.29 0.429																			
Jeff Nelson, R (8, 1) ERA:	0.1 H 2 0 0 0 1 1 0 0 0 0 0 3 7 0.00 3.000																			
Mike Stanton, L (8, 1) ERA:	0.1 H 1 0 0 0 1 0 0 0 0 0 0 3 3 0.00 0.000																			
42 Mariano Rivera, R (8, 1) ERA:	1.1 S 6 1 0 0 1 1 0 0 0 0 0 7 11 0.00 1.500																			






Batter	1	2	3	4	5	6	7	8	9	AB	R	H	RBI	BB	SO	LOB	TOP			
Chuck Knoblauch, R (1.4) OBP: 0.349, SLG: 0.289										4	1	2	1	1	1	2	<b>New York Yankees @ Atlanta Braves</b> Turner Field, Atlanta, GA Sun Oct 24 1999, 8:05 PM EDT Att: 51,226 - Cloudy - 54 F			
2 Derek Jeter, R (1.6) OBP: 0.467, SLG: 0.600										5	2	2	0	0	1	2				
Paul O'Neill, L (1.9) OBP: 0.325, SLG: 0.270										4	0	1	1	1	0	2				
Bernie Williams, S (1.8) OBP: 0.432, SLG: 0.541										4	1	3	0	1	0	2				
Tino Martinez, L (1.3) OBP: 0.341, SLG: 0.342										5	2	2	2	0	1	4				
Ricky Ledee, L (1.7) OBP: 0.345, SLG: 0.500										4	0	2	1	1	2	2				
Scott Brosius, R (1.5) OBP: 0.289, SLG: 0.541										5	1	2	1	0	2	3				
Joe Girardi, R (1.2) OBP: 0.111, SLG: 0.111										4	0	0	0	0	1	5				
David Cone, L (1.1)										4	0	0	0	0	0	2				
Ramiro Mendoza, R (8.1)										1	0	0	0	0	0	1				
Jeff Nelson, R (9.1)										0	0	0	0	0	0	0				
<b>Inning Stats</b>	R: 3 E: 0 K: 1 S: 9	H: 5 LOB: 2 BB: 1 P: 13	R: 0 E: 0 K: 1 S: 5	H: 0 LOB: 1 BB: 1 P: 9	R: 2 E: 1 K: 2 S: 11	H: 3 LOB: 2 BB: 0 P: 11	R: 1 E: 0 K: 1 S: 6	H: 1 LOB: 1 BB: 1 P: 10	R: 1 E: 0 K: 0 S: 5	H: 2 LOB: 1 BB: 0 P: 5	R: 0 E: 0 K: 0 S: 6	H: 1 LOB: 0 BB: 0 P: 3	R: 0 E: 0 K: 1 S: 6	H: 1 LOB: 2 BB: 0 P: 10	R: 0 E: 0 K: 1 S: 6	H: 1 LOB: 1 BB: 0 P: 6	1B: 11 2B: 3 3B: 0 HR: 0	SF: 0 SAC: 1 DP: 1 HBP: 0	WP: 0 PB: 0 CS: 1	PA: 45
<b>PITCHER</b>	IP WLS BF H R ER SO BB IBB HBP BLK WP HR S P ERA WHIP	IP WLS BF H R ER SO BB IBB HBP BLK WP HR S P ERA WHIP	IP WLS BF H R ER SO BB IBB HBP BLK WP HR S P ERA WHIP	IP WLS BF H R ER SO BB IBB HBP BLK WP HR S P ERA WHIP	IP WLS BF H R ER SO BB IBB HBP BLK WP HR S P ERA WHIP	IP WLS BF H R ER SO BB IBB HBP BLK WP HR S P ERA WHIP	IP WLS BF H R ER SO BB IBB HBP BLK WP HR S P ERA WHIP	IP WLS BF H R ER SO BB IBB HBP BLK WP HR S P ERA WHIP	IP WLS BF H R ER SO BB IBB HBP BLK WP HR S P ERA WHIP	IP WLS BF H R ER SO BB IBB HBP BLK WP HR S P ERA WHIP	IP WLS BF H R ER SO BB IBB HBP BLK WP HR S P ERA WHIP	IP WLS BF H R ER SO BB IBB HBP BLK WP HR S P ERA WHIP	IP WLS BF H R ER SO BB IBB HBP BLK WP HR S P ERA WHIP	IP WLS BF H R ER SO BB IBB HBP BLK WP HR S P ERA WHIP	IP WLS BF H R ER SO BB IBB HBP BLK WP HR S P ERA WHIP	IP WLS BF H R ER SO BB IBB HBP BLK WP HR S P ERA WHIP	IP WLS BF H R ER SO BB IBB HBP BLK WP HR S P ERA WHIP	IP WLS BF H R ER SO BB IBB HBP BLK WP HR S P ERA WHIP	IP WLS BF H R ER SO BB IBB HBP BLK WP HR S P ERA WHIP	IP WLS BF H R ER SO BB IBB HBP BLK WP HR S P ERA WHIP
Kevin Millwood, R (1.1) ERA: 3.65	2.0	L	15	8	5	4	2	2	0	0	0	0	0	0	17	25	18.00	5.000		
Terry Mulholland, L (3.1) ERA: 5.68	3.0	14	3	2	2	3	0	1	0	0	0	0	0	19	23	6.00	1.000			
Russ Springer, R (6.1) ERA:	2.0	7	1	0	0	1	0	0	0	0	0	0	0	9	9	0.00	0.500			
30 Kevin McGlinchy, R (8.1) ERA: 5.4	2.0	9	2	0	0	2	1	0	0	0	0	0	0	12	16	0.00	1.500			

AB	40
R	7
H	14
RBI	6
BB	4
SO	8
LOB	25



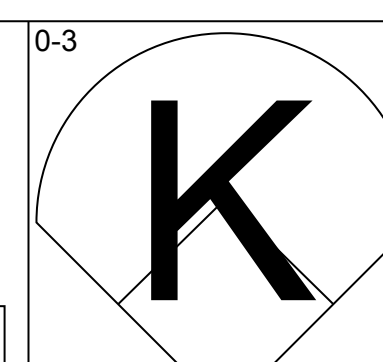
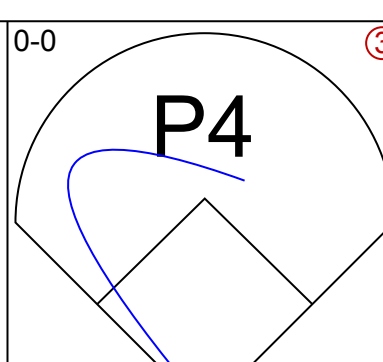
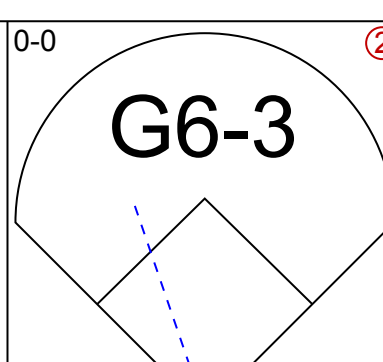
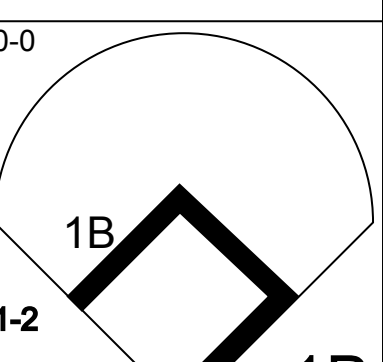
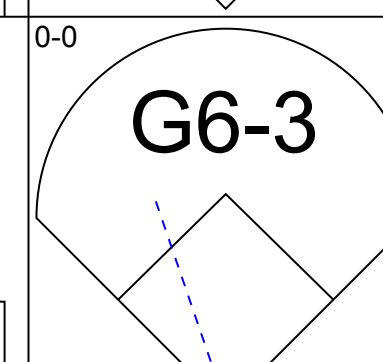
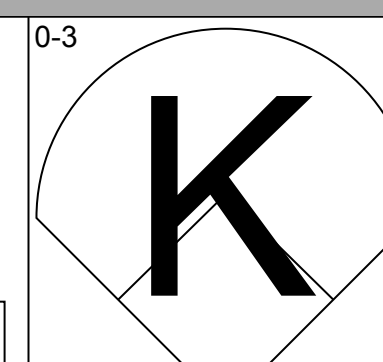
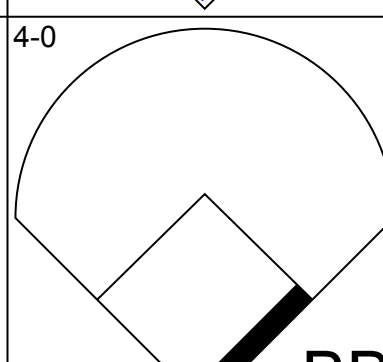
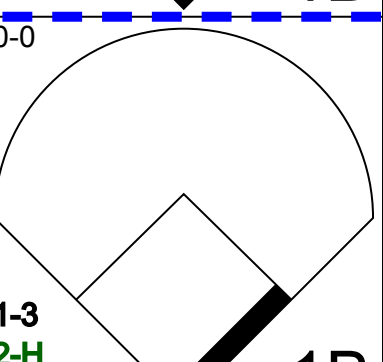
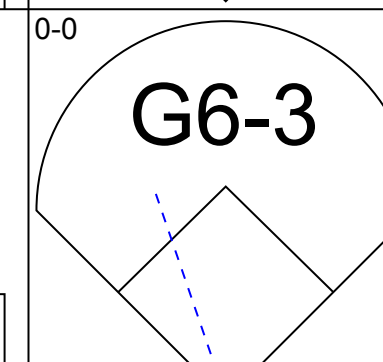
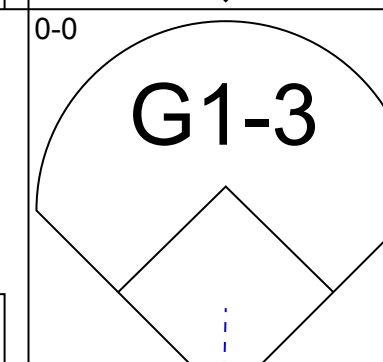
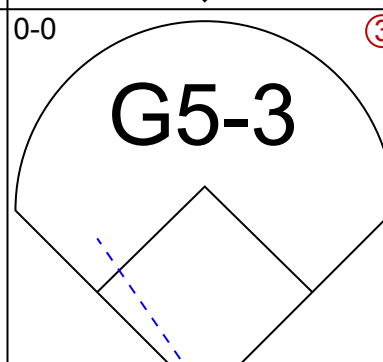
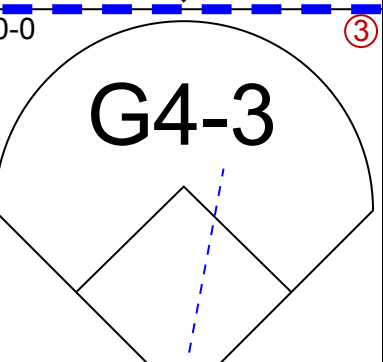
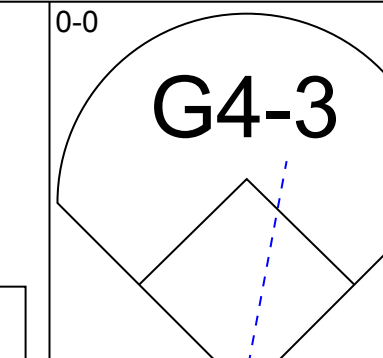
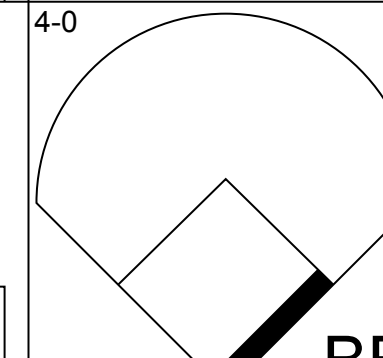
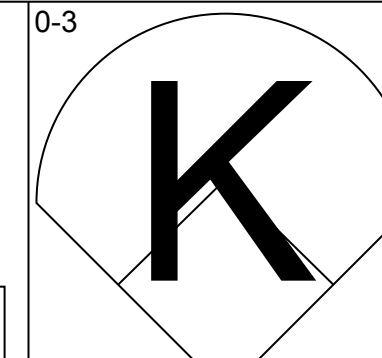
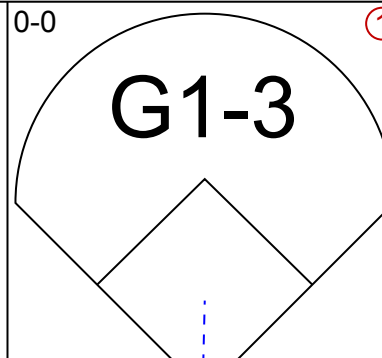
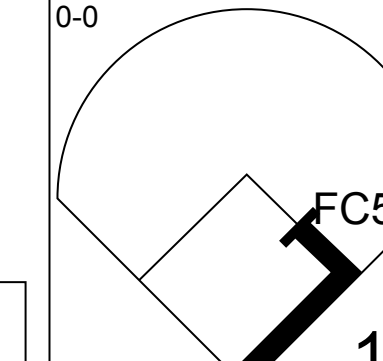
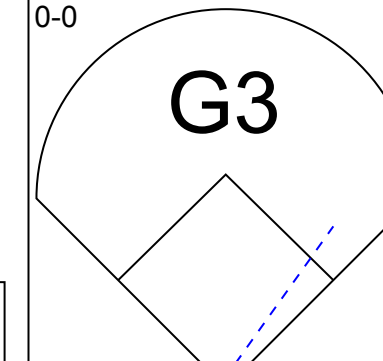
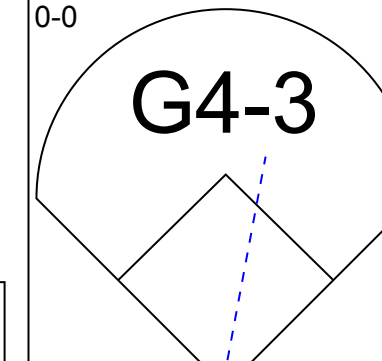
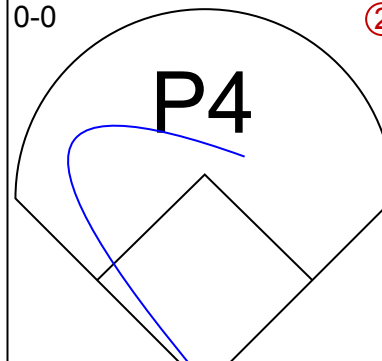
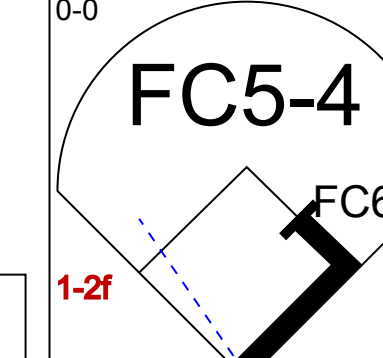
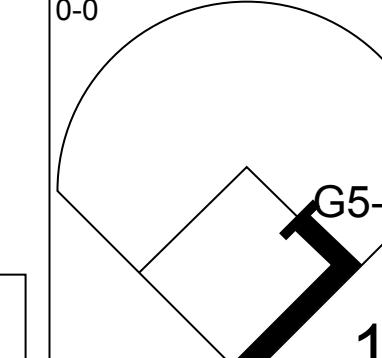
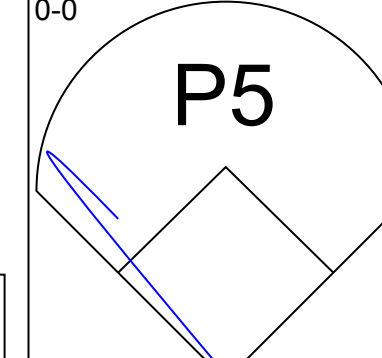
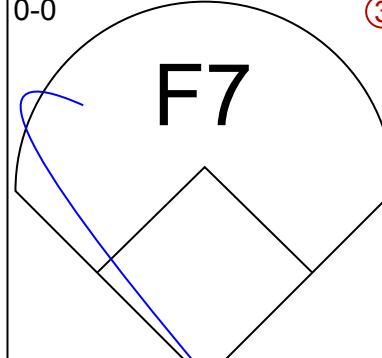
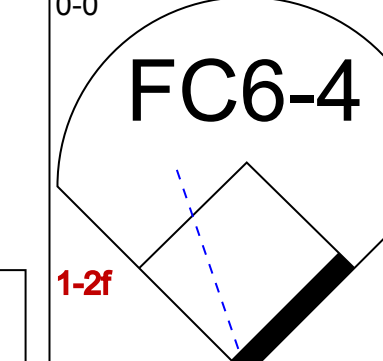
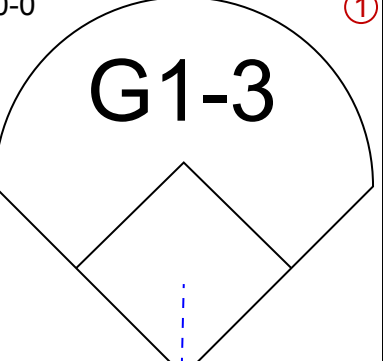
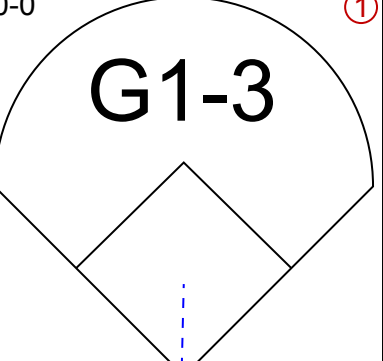
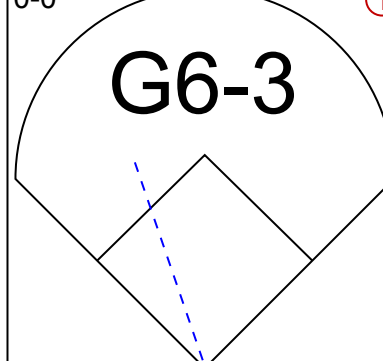
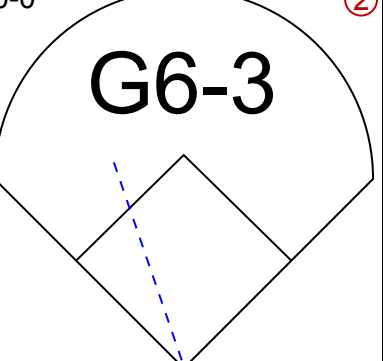
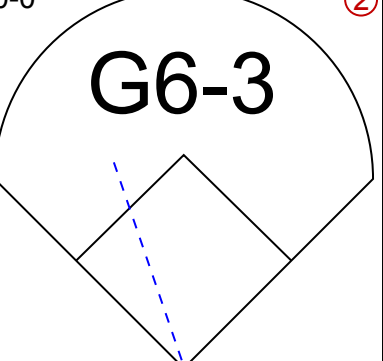
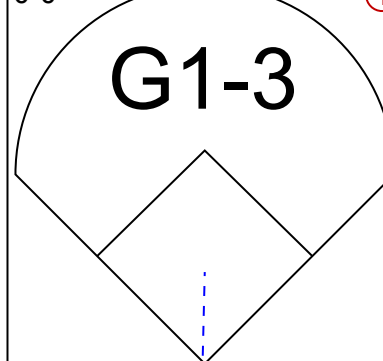
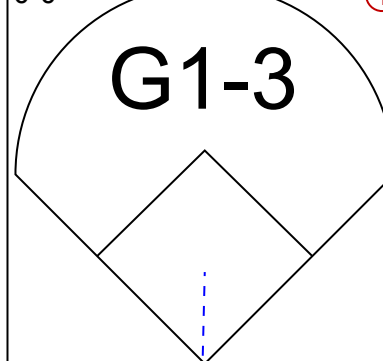
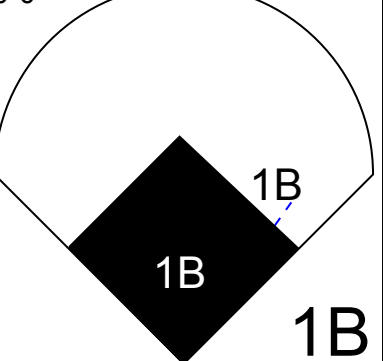
Batter	1	2	3	4	5	6	7	8	9	AB	R	H	RBI	BB	SO	LOB	BOTTOM			
Gerald Williams, R (1.7) OBP: 0.263, SLG: 0.278										4	0	0	0	0	1	2	<b>New York Yankees @ Atlanta Braves</b> Turner Field, Atlanta, GA Sun Oct 24 1999, 8:05 PM EDT Att: 51,226 - Cloudy - 54 F			
Ozzie Guillen, L (1.6) OBP: 0.125, SLG: 0.125										4	0	0	0	0	0	1				
10 Chipper Jones, S (1.5) OBP: 0.500, SLG: 0.405										3	1	1	0	1	0	1				
Brian Jordan, R (1.9) OBP: 0.339, SLG: 0.469										3	0	0	0	1	0	3				
Ryan Klesko, L (1.3) OBP: 0.267, SLG: 0.296										4	0	0	0	0	1	3				
Keith Lockhart, L (1.4) OBP: 0.364, SLG: 0.444										2	1	0	0	2	0	1				
Greg Myers, L (1.2) OBP: 0.500, SLG: 0.333										3	0	2	1	1	0	2				
Andruw Jones, R (1.8) OBP: 0.288, SLG: 0.217										3	0	0	0	0	1	4				
30 Kevin McGlinchy, R (8.1) ERA: 4.5										0	0	0	0	0	0	0				
Bret Boone, R (9. PH) OBP: 0.354, SLG: 0.391										1	0	1	1	0	0	0				
Kevin Millwood, R (1.1) OBP: 0.222, SLG: 0.125										0	0	0	0	0	0	0				
Terry Mulholland, R (3.1) ERA: 4.5										0	0	0	0	1	0	0				
Jorge Fabregas, L (5. PH) ERA: 4.5										1	0	0	0	0	1	0				
Russ Springer, R (6.1) ERA: 4.5										0	0	0	0	0	0	0				
Otis Nixon, S (8.8) OBP: 0.687, SLG: 0.667										2	0	1	0	0	0	2				
<b>Inning Stats</b>	R: 0 E: 1 K: 0 S: 4	H: 0 LOB: 0 BB: 0 P: 4	R: 0 E: 0 K: 0 S: 3	H: 0 LOB: 1 BB: 1 P: 7	R: 0 E: 0 K: 0 S: 2	H: 0 LOB: 0 BB: 1 P: 6	R: 0 E: 0 K: 1 S: 5	H: 0 LOB: 0 BB: 1 P: 9	R: 0 E: 0 K: 1 S: 5	H: 1 LOB: 0 BB: 0 P: 5	R: 0 E: 0 K: 1 S: 5	H: 0 LOB: 0 BB: 2 P: 13	R: 0 E: 0 K: 0 S: 3	H: 1 LOB: 0 BB: 0 P: 3	R: 2 E: 0 K: 0 S: 6	H: 3 LOB: 2 BB: 1 P: 10	1B: 4 2B: 1 3B: 0 HR: 0	SF: 0 SAC: 0 DP: 3 HBP: 0	WP: 0 PB: 0 CS: 0	PA: 36
<b>PITCHER</b>	IP WLS BF H R ER SO BB IBB HBP BLK WP HR S P ERA WHIP	IP WLS BF H R ER SO BB IBB HBP BLK WP HR S P ERA WHIP	IP WLS BF H R ER SO BB IBB HBP BLK WP HR S P ERA WHIP	IP WLS BF H R ER SO BB IBB HBP BLK WP HR S P ERA WHIP	IP WLS BF H R ER SO BB IBB HBP BLK WP HR S P ERA WHIP	IP WLS BF H R ER SO BB IBB HBP BLK WP HR S P ERA WHIP	IP WLS BF H R ER SO BB IBB HBP BLK WP HR S P ERA WHIP	IP WLS BF H R ER SO BB IBB HBP BLK WP HR S P ERA WHIP	IP WLS BF H R ER SO BB IBB HBP BLK WP HR S P ERA WHIP	IP WLS BF H R ER SO BB IBB HBP BLK WP HR S P ERA WHIP	IP WLS BF H R ER SO BB IBB HBP BLK WP HR S P ERA WHIP	IP WLS BF H R ER SO BB IBB HBP BLK WP HR S P ERA WHIP	IP WLS BF H R ER SO BB IBB HBP BLK WP HR S P ERA WHIP	IP WLS BF H R ER SO BB IBB HBP BLK WP HR S P ERA WHIP	IP WLS BF H R ER SO BB IBB HBP BLK WP HR S P ERA WHIP	IP WLS BF H R ER SO BB IBB HBP BLK WP HR S P ERA WHIP	IP WLS BF H R ER SO BB IBB HBP BLK WP HR S P ERA WHIP	IP WLS BF H R ER SO BB IBB HBP BLK WP HR S P ERA WHIP	IP WLS BF H R ER SO BB IBB HBP BLK WP HR S P ERA WHIP	IP WLS BF H R ER SO BB IBB HBP BLK WP HR S P ERA WHIP
David Cone, R (1.1) ERA: 1.29	7.0	W	26	1	0	0	4	5	0	0	0	0	0	0	29	49	0.00	0.857		
Ramiro Mendoza, R (8.1) ERA: 4.5	1.2	8	3	2	2	0	1	0	0	0	0	0	0	7	11	10.80	2.400			
Jeff Nelson, R (9.1) ERA:	0.1	2	1	0	0	0	0	0	0	0	0	0	0	2	2	0.00	3.000			

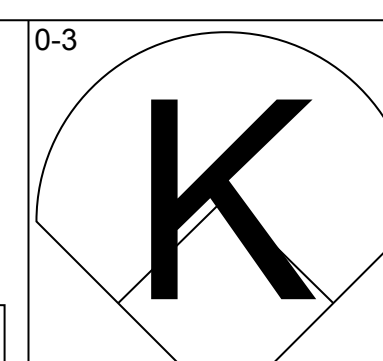
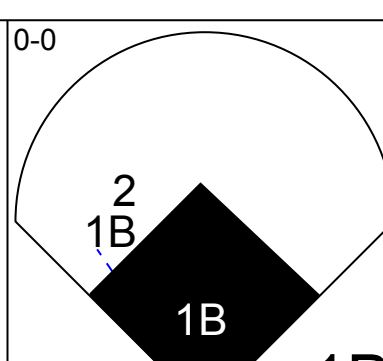
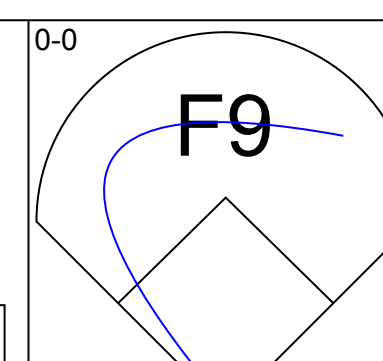
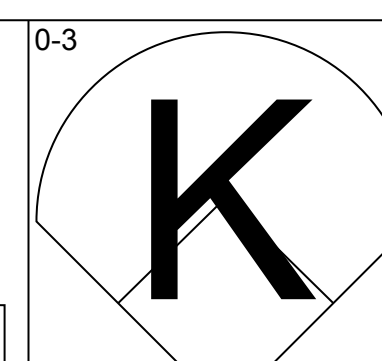
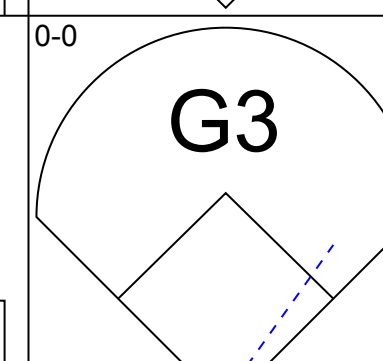
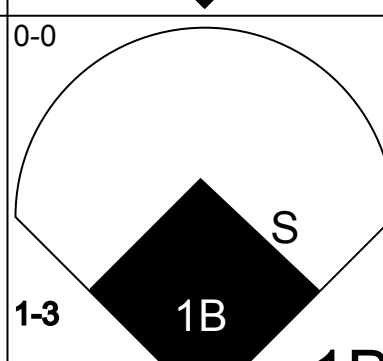
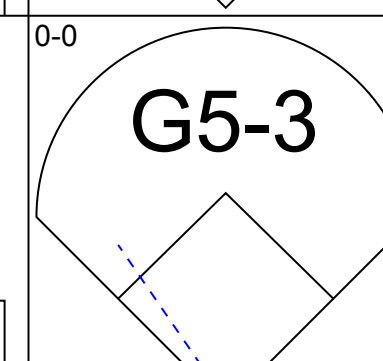
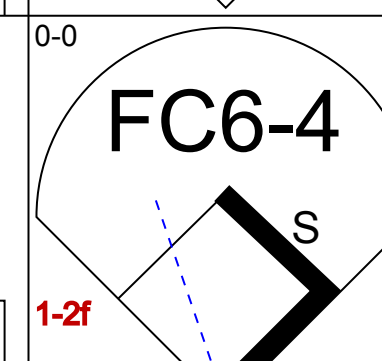
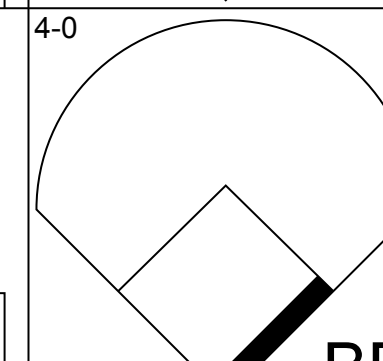
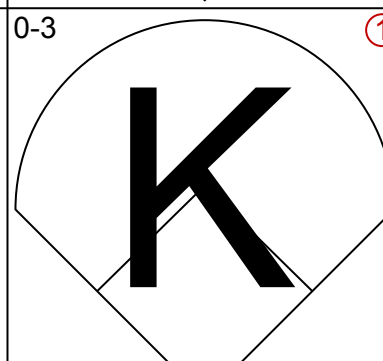
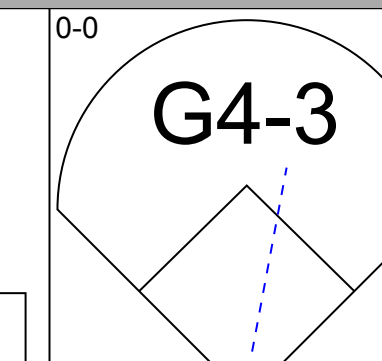
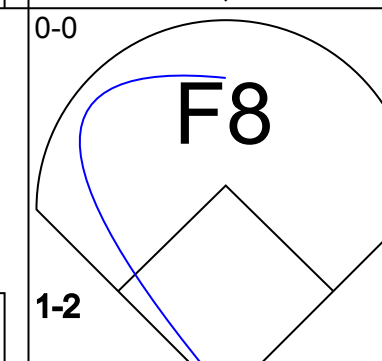
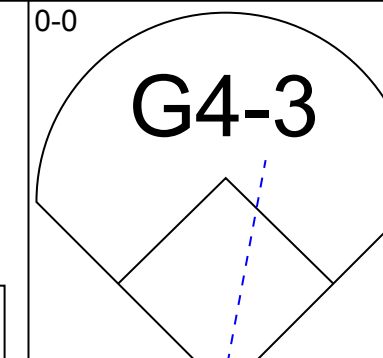
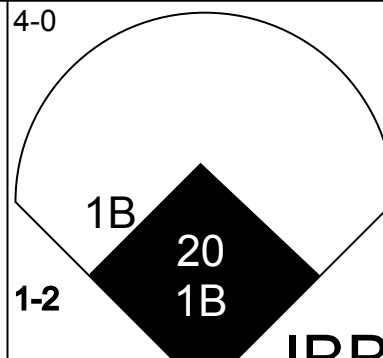
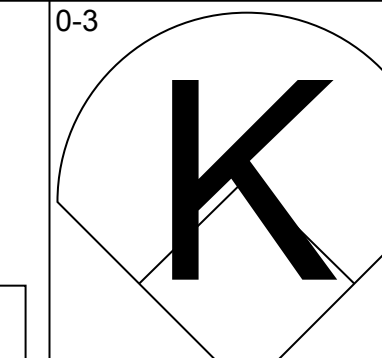
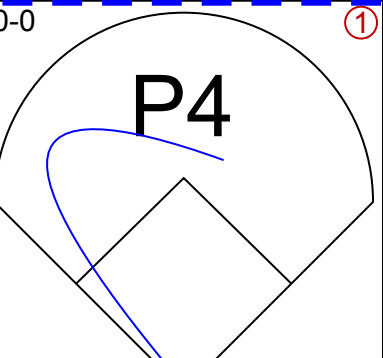
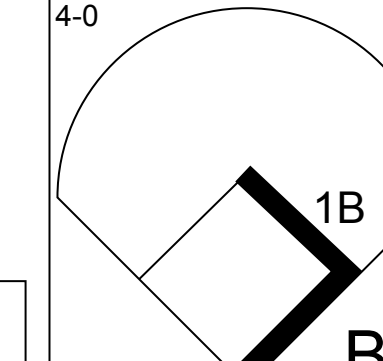
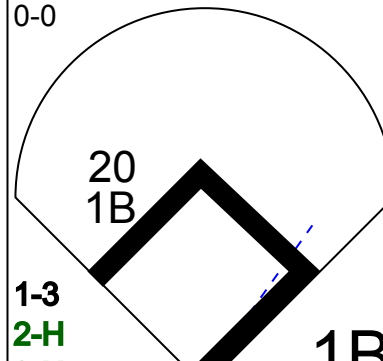
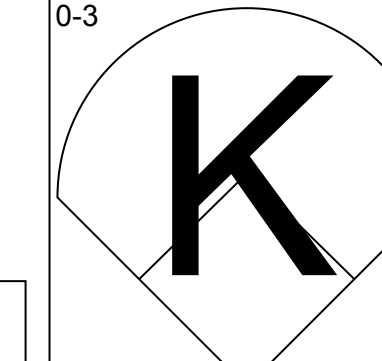
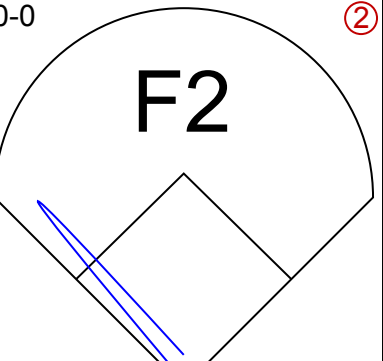
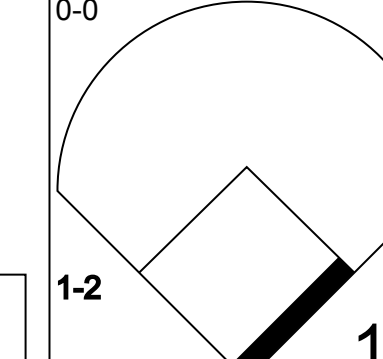
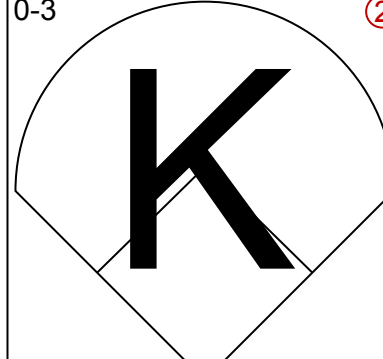
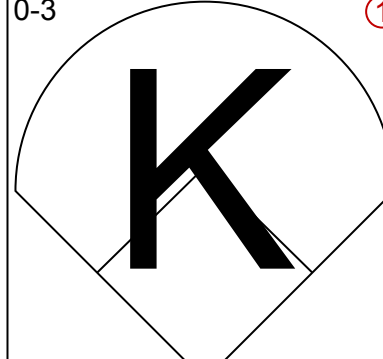
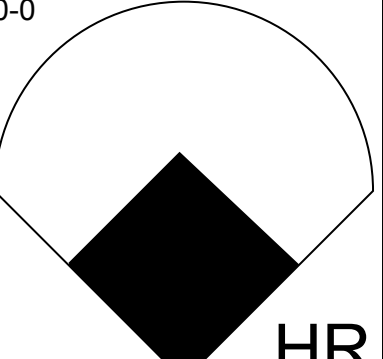
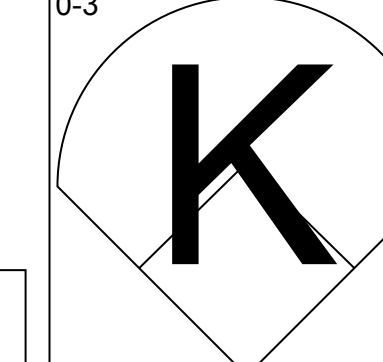
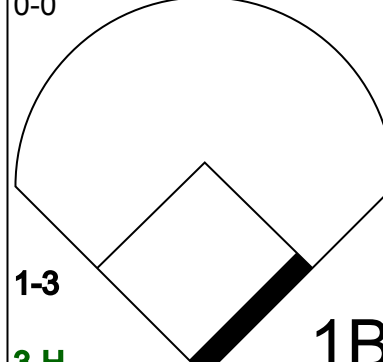
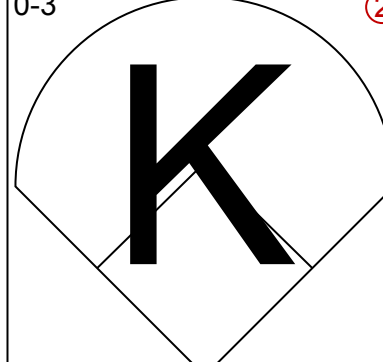
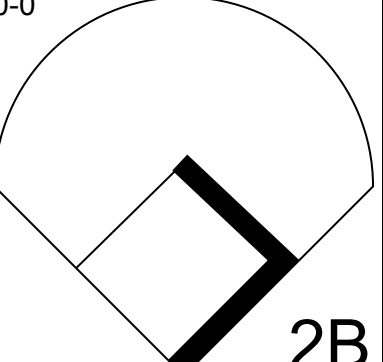
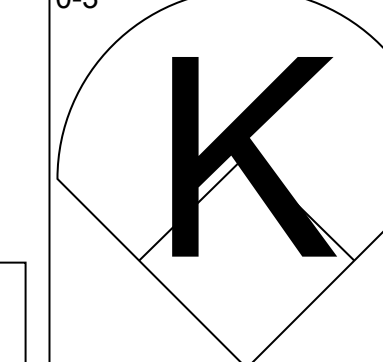
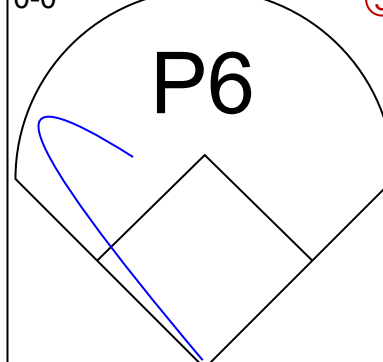
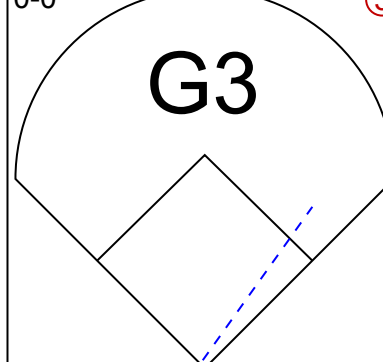
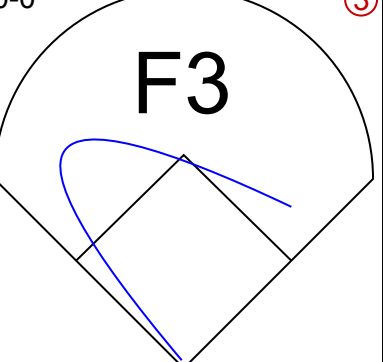
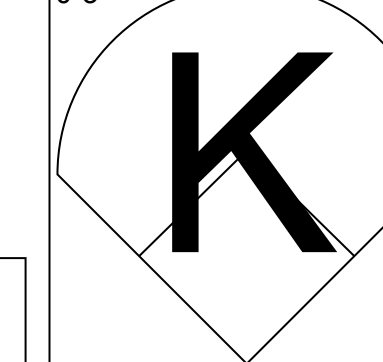
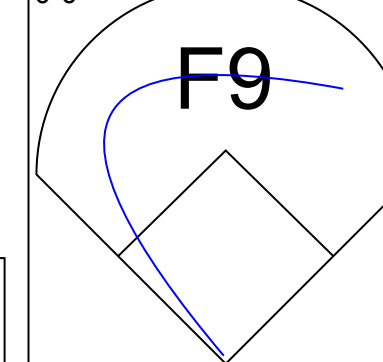
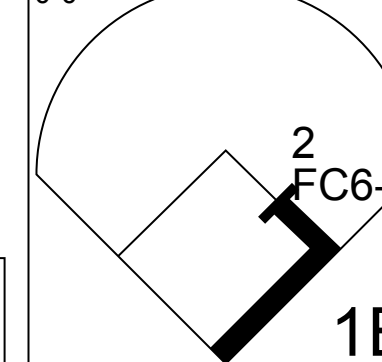








Batter	1	2	3	4	5	6	7	8	9	AB	R	H	RBI	BB	SO	LOB	TOP			
Gerald Williams, R (1, 7) OBP: 0.273, SLG: 0.317										4	0	1	0	0	1	0	<b>Atlanta Braves @ New York Yankees</b> Yankee Stadium, Bronx, NY Wed Oct 27 1999, 8:20 PM EDT Att: 56,752 - Cloudy - 52 F			
Bret Boone, R (1, 4) OBP: 0.404, SLG: 0.481										3	0	1	1	1	1	0				
10 Chipper Jones, S (1, 5) OBP: 0.462, SLG: 0.356										4	0	0	0	0	0	3				
Brian Jordan, R (1, 9) OBP: 0.354, SLG: 0.436											3	0	0	0	1	1		0		
Ryan Klesko, L (1, 3) OBP: 0.286, SLG: 0.313											4	0	1	0	0	0		1		
Keith Lockhart, L (1, 10) OBP: 0.333, SLG: 0.385											4	0	1	0	0	0		1		
Eddie Pérez, R (1, 2) Greg Myers, L (8, PH) OBP: 0.400, SLG: 0.250										2	0	0	0	0	0	2		<b>AB 31</b> <b>R 1</b> <b>H 5</b> <b>RBI 1</b> <b>BB 2</b> <b>SO 4</b> <b>LOB 7</b>		
Andruw Jones, R (1, 8) OBP: 0.267, SLG: 0.204										3	0	0	0	0	1	0				
Walt Weiss, S (1, 6) OBP: 0.289, SLG: 0.306										3	1	1	0	0	0	0				
<b>Inning Stats</b>	R: 0 E: 0 K: 1 S: 5	H: 0 LOB: 0 BB: 0 P: 5	R: 0 E: 0 K: 0 S: 4	H: 1 LOB: 1 BB: 0 P: 4	R: 0 E: 0 K: 0 S: 3	H: 0 LOB: 0 BB: 0 P: 3	R: 0 E: 0 K: 1 S: 5	H: 0 LOB: 1 BB: 1 P: 9	R: 0 E: 0 K: 0 S: 3	H: 0 LOB: 1 BB: 1 P: 7	R: 0 E: 0 K: 1 S: 5	H: 0 LOB: 0 BB: 0 P: 5	R: 1 E: 0 K: 0 S: 6	H: 3 LOB: 2 BB: 0 P: 6	R: 0 E: 0 K: 0 S: 3	H: 0 LOB: 0 BB: 0 P: 3			1B: 5 2B: 0 3B: 0 HR: 0	SF: 0 SAC: 0 DP: 1 HBP: 0
<b>PITCHER</b>	IP WLS BF H R ER SO BB IBB HBP BLK WP HR S P ERA WHIP																			
Roger Clemens, R (1, 1) ERA: 3.24	7.2 W 28 4 1 1 4 2 0 0 0 0 0 0 34 42 1.17 0.783																			
Jeff Nelson, R (8, 1) ERA:	0.0 1 1 0 0 0 0 0 0 0 0 0 0 1 1 ∞ ∞																			
42 Mariano Rivera, R (8, 1) ERA:	1.1 S 4 0 0 0 0 0 0 0 0 0 0 0 4 4 0.00 0.000																			

Batter	1	2	3	4	5	6	7	8	9	AB	R	H	RBI	BB	SO	LOB	BOTTOM			
Chuck Knoblauch, R (1, 4) Luis Sojo, R (8, 4) OBP: 0.353, SLG: 0.391										4	1	1	0	0	2	1	<b>Atlanta Braves @ New York Yankees</b> Yankee Stadium, Bronx, NY Wed Oct 27 1999, 8:20 PM EDT Att: 56,752 - Cloudy - 52 F			
2 Derek Jeter, R (1, 6) OBP: 0.434, SLG: 0.542										4	1	1	0	0	0	1				
Paul O'Neill, L (1, 9) OBP: 0.313, SLG: 0.250										3	0	0	0	1	1	3				
Bernie Williams, S (1, 8) OBP: 0.385, SLG: 0.455										3	1	0	0	1	1	1				
Tino Martinez, L (1, 3) OBP: 0.346, SLG: 0.400										3	0	1	2	1	1	0				
Daryl Strawberry, L (1, 10) Jim Levritz, R (8, PH) OBP: 0.444, SLG: 0.733										3	0	1	0	0	2	2		<b>AB 32</b> <b>R 4</b> <b>H 8</b> <b>RBI 4</b> <b>BB 3</b> <b>SO 11</b> <b>LOB 17</b>		
20 Jorge Posada, S (1, 2) OBP: 0.217, SLG: 0.409										4	0	2	1	0	2	2				
Ricky Ledee, L (1, 7) Chad Curtis, R (8, PH) OBP: 0.313, SLG: 0.448										3	0	0	0	0	1	4				
Scott Brosius, R (1, 5) OBP: 0.267, SLG: 0.477										3	0	1	0	0	1	2				
<b>Inning Stats</b>	R: 0 E: 0 K: 1 S: 5	H: 0 LOB: 1 BB: 1 P: 9	R: 0 E: 0 K: 3 S: 10	H: 1 LOB: 2 BB: 1 P: 14	R: 3 E: 0 K: 2 S: 11	H: 4 LOB: 2 BB: 1 P: 15	R: 0 E: 0 K: 0 S: 3	H: 0 LOB: 0 BB: 0 P: 3	R: 0 E: 0 K: 2 S: 7	H: 0 LOB: 0 BB: 0 P: 7	R: 0 E: 0 K: 2 S: 7	H: 0 LOB: 0 BB: 0 P: 7	R: 0 E: 0 K: 1 S: 6	H: 1 LOB: 1 BB: 0 P: 6	R: 1 E: 0 K: 0 S: 5	H: 2 LOB: 1 BB: 0 P: 5		1B: 6 2B: 1 3B: 0 HR: 1	SF: 0 SAC: 0 DP: 0 HBP: 0	WP: 0 PB: 0 SB: 0 CS: 0
<b>PITCHER</b>	IP WLS BF H R ER SO BB IBB HBP BLK WP HR S P ERA WHIP																			
29 John Smoltz, R (1, 1) ERA: 5.16	7.0 L 30 6 3 3 11 2 1 0 0 0 0 0 1 4 4 13.50 3.000																			
Terry Mulholland, L (8, 1) ERA: 6.43	0.2 4 2 1 1 0 0 0 0 0 0 0 0 1 4 4 0.00 0.000																			
Russ Springer, R (8, 1) ERA:	0.1 1 0 0 0 0 0 0 0 0 0 0 0 1 1 0.00 0.000																			