

Atlanta Braves - 2001

Batter	1	2	3	4	5	6	7	8	9	10	AB	R	H	RBI	BB	SO	LOB	TOP		
Benny Agbayani, R (1, 7) OBP: 1.000, SLG: 1.000	4-2 CS BB		4-1 CS BB			0-0 G4-3		4-2 HR BB		0-1 HR 1B	1	0	0	3	0	0				
Tsuyoshi Shinjo, R (8, PR) OBP: 1.000, SLG: 1.000																				
Edgardo Alfonzo, R (1, 4) SAFE OBP: 0.200, SLG: 0.400	0-1 31 HR 2B		3-3 K			2-0 P4		1-1 F8		1-1 F9	5	1	1	0	0	1	3			
Robin Ventura, L (1, 5) OBP: 0.400, SLG: 1.600	1-3 K		0-0 G4-3			0-0 G4-3		0-0 HR		0-0 HR	5	2	2	4	0	1	1			
31 Mike Piazza, R (1, 2) OBP: 0.200, SLG: 0.800	1-0 HR					2-1 L7		2-1 F8		0-3 K	5	1	1	2	0	2	1			
Todd Zeile, R (1, 3) OBP: 0.500, SLG: 0.333	4-0 BB					2-2 L7		3-2 G3-1 BB 1B		2-3 K	3	0	1	0	1	1	1			
Jay Payton, R (1, 8) OBP: 0.500, SLG: 0.333	3-1 F7					0-0 L9		4-1 G3-1 BB		0-2 FC1-6 1B	3	0	1	0	1	0	1			
Darryl Hamilton, L (1, 9)						0-2 F7		0-0 G3-1		0-0 FC1-6 G6-4-3	3	0	0	0	0	2	2			
Timo Perez, L (7, 9)								1-2 2-3		1-2 G6-4-3	1	0	0	0	0	0	1			
Rey Ordonez, R (1, 6)								4-0 IBB		1-0 G6-4-3	3	0	0	0	1	0	1			
Al Leiter, L John Franco, L Turk Wendell, L Dennis Cook, L Lenny Harris, L Armando Benitez, R	1-2 F5					0-0 G4-3		0-1 G4-3		3-2 G6-3	3	0	0	0	0	0	3			
Inning Stats	R: 2 E: 0 K: 1 S: 11	H: 2 LOB: 1 BB: 2 P: 24	R: 0 E: 0 K: 0 S: 7	H: 0 LOB: 0 BB: 0 P: 10	R: 0 E: 0 K: 1 S: 5	H: 0 LOB: 0 BB: 1 P: 12	R: 0 E: 0 K: 0 S: 6	H: 0 LOB: 0 BB: 0 P: 10	R: 0 E: 0 K: 0 S: 5	H: 1 LOB: 3 BB: 2 P: 24	R: 2 E: 0 K: 2 S: 13	H: 1 LOB: 1 BB: 1 P: 20	R: 0 E: 0 K: 0 S: 5	H: 1 LOB: 0 BB: 0 P: 6	R: 2 E: 0 K: 1 S: 11	H: 2 LOB: 0 BB: 0 P: 15	1B: 3 2B: 2 3B: 0 HR: 3	SF: 0 SAC: 0 DP: 2 HBP: 0	WP: 0 PA: 40	
PITCHER	IP WLS BF H R ER SO BB IBB HBP BLK WP HR S P ERA WHIP	7.1 29 3 4 4 2 5 1 0 0 0 0 1 53 101 4.91 1.091	1.2 6 2 0 0 2 0 0 0 0 0 0 1 13 16 0.00 1.200	1.0 L 5 2 2 2 1 0 0 0 0 0 1 11 15 18.00 2.000																

New York Mets @ Atlanta Braves
Turner Field, Atlanta, GA
Tue Apr 03 2001, 3:05 PM EDT
Att: 42,117 - Overcast - 57 F

AB	34
R	6
H	7
RBI	6
BB	6
SO	5
LOB	14



Batter	1	2	3	4	5	6	7	8	9	10	AB	R	H	RBI	BB	SO	LOB	BOTTOM				
Rafael Furcal, S (1, 6) OBP: 0.455, SLG: 1.000	0-1 1B 1B		3-2 G6-3			3-2 G6-3		2-1 FC3-6 1B 2B		1-1 F8	5	2	2	1	0	0	0					
Quilvio Veras, S (1, 4) OBP: 0.182, SLG: 0.200	0-1 L5		1-2 P4			1-3 K		2-2 FC3-6 HBP		1-0 G4-3	4	0	0	0	0	1	1					
Andrew Jones, R (1, 8) OBP: 0.400, SLG: 0.667	0-0 G5-3 1B		1-1 G4-3			2-3 K		2-0 P6		0-0 G3	5	0	1	0	0	1	2					
10 Chipper Jones, S (1, 5) OBP: 0.444, SLG: 0.375	1-1 1B					2-1 S 1B		3-0 G5-3		1-0 FC3-6 1B	4	0	2	1	0	0	2					
Brian Jordan, R (1, 9) OBP: 0.333, SLG: 0.444	0-0 G5-3					2-2 F9		2-0 F8		1-0 1B	4	0	1	1	0	0	3					
Javy Lopez, R (1, 2) OBP: 0.444, SLG: 1.000						1-1 G5-3		2-1 HR		1-2 P3	4	1	1	1	0	1	3					
B.J. Surhoff, L (1, 7) OBP: 0.111, SLG: 0.222						3-2 F8		2-3 K		2-2 G4-3	4	0	1	0	0	1	1					
Wes Helms, R John Rocker, R 11 Kurt Abbott, R Kerry Ligtenberg, R								2-1 P4		3-3 K	3	0	0	0	0	2	1					
Tom Glavine, L Dave Martinez, L								3-3 K		0-2 L7	2	0	0	0	0	0	1					
Inning Stats	R: 1 E: 0 K: 0 S: 8	H: 3 LOB: 1 BB: 0 P: 9	R: 0 E: 0 K: 2 S: 13	H: 1 LOB: 1 BB: 0 P: 18	R: 0 E: 0 K: 0 S: 8	H: 0 LOB: 0 BB: 0 P: 13	R: 0 E: 0 K: 0 S: 11	H: 1 LOB: 1 BB: 0 P: 19	R: 0 E: 0 K: 1 S: 14	H: 0 LOB: 0 BB: 0 P: 23	R: 1 E: 0 K: 1 S: 9	H: 1 LOB: 0 BB: 0 P: 17	R: 2 E: 0 K: 0 S: 12	H: 3 LOB: 2 BB: 0 P: 21	R: 0 E: 0 K: 1 S: 9	H: 0 LOB: 0 BB: 0 P: 14	R: 0 E: 0 K: 0 S: 4	H: 0 LOB: 0 BB: 0 P: 6	1B: 6 2B: 2 3B: 0 HR: 1	SF: 0 SAC: 0 DP: 1 HBP: 1	WP: 0 PA: 39	
PITCHER	IP WLS BF H R ER SO BB IBB HBP BLK WP HR S P ERA WHIP	7.0 26 3 2 2 2 6 0 0 0 0 0 0 1 70 2.57 0.857	0.0 3 2 2 0 0 0 0 0 1 0 0 0 0 5 9 ∞ ∞	1.0 B 4 1 0 0 0 0 0 0 0 0 0 0 7 12 0.00 1.000	1.0 W 3 0 0 0 1 0 0 0 0 0 0 0 9 14 0.00 0.000	1.0 S 3 0 0 0 0 0 0 0 0 0 0 0 4 6 0.00 0.000																

New York Mets @ Atlanta Braves
Turner Field, Atlanta, GA
Tue Apr 03 2001, 3:05 PM EDT
Att: 42,117 - Overcast - 57 F

AB	38
R	4
H	9
RBI	4
BB	0
SO	7
LOB	14




Batter	1	2	3	4	5	6	7	8	9	AB	R	H	RBI	BB	SO	LOB	TOP					
Timo Perez, L (1, 9) OBP: 0.250, SLG: 0.250										3	1	1	0	0	1	1	New York Mets @ Atlanta Braves Turner Field, Atlanta, GA Wed Apr 04 2001, 7:05 PM EDT Att: 27,924 - Overcast - 60 F					
Benny Agbayani, R (8, PH) OBP: 0.800, SLG: 0.500										1	0	1	0	0	0	0						
Desi Relaford, S (8, PR) (8, 1)										0	0	0	0	0	0	0						
Donne Wall, R (8, 1) (8, 1)										0	0	0	0	0	0	0						
Turk Wendell, L (9, 1) (9, 1)										0	0	0	0	0	0	0						
Edgardo Alfonzo, R (1, 4) OBP: 0.222, SLG: 0.250										3	0	0	0	1	0	1						
Robin Ventura, L (1, 5) OBP: 0.333, SLG: 1.000										3	0	0	0	1	0	1						
Joe McEwing, R (9, PR) (9, 5)										0	1	0	0	0	0	0						
31 Mike Piazza, R (1, 2) OBP: 0.222, SLG: 0.556										4	0	1	0	0	1	1						
Todd Zeile, R (1, 3) OBP: 0.500, SLG: 0.333										3	0	1	0	1	0	1						
Jay Payton, R (1, 8) OBP: 0.375, SLG: 0.286										4	0	1	1	0	0	1						
Darryl Hamilton, L (1, 7) OBP: 0.167, SLG: 0.167										3	0	1	0	0	1	1						
Todd Pratt, R (9, PH) (9, 7)										1	0	0	0	0	0	0						
Lenny Harris, L (9, 7) (9, 7)										0	0	0	0	0	0	0						
Rey Ordonez, R (1, 6) (1, 6)										3	0	0	0	0	0	1						
Kevin Appier, R (1, 1) (1, 1)										2	0	0	0	0	0	1						
Dennis Cook, L (7, 1) (7, 1)										0	0	0	0	0	0	0						
Tsuyoshi Shinjo, R (8, PH) OBP: 0.500, SLG: 0.500										1	0	0	0	0	0	0						
Inning Stats	R: 0 E: 0 K: 1 S: 11	H: 0 LOB: 0 BB: 0 P: 14	R: 0 E: 0 K: 0 S: 6	H: 0 LOB: 0 BB: 0 P: 10	R: 0 E: 0 K: 0 S: 9	H: 1 LOB: 1 BB: 0 P: 12	R: 0 E: 1 K: 0 S: 10	H: 0 LOB: 1 BB: 0 P: 15	R: 0 E: 0 K: 1 S: 10	H: 0 LOB: 0 BB: 0 P: 17	R: 1 E: 1 K: 0 S: 12	H: 2 LOB: 2 BB: 1 P: 22	R: 0 E: 0 K: 0 S: 6	H: 1 LOB: 1 BB: 0 P: 7	R: 0 E: 0 K: 0 S: 10	H: 1 LOB: 1 BB: 0 P: 17	R: 1 E: 0 K: 1 S: 13	H: 1 LOB: 1 BB: 2 P: 22	1B: 6 2B: 0 3B: 0 HR: 0	SF: 0 SAC: 0 DP: 1 HBP: 0	WP: 0 PB: 0 CS: 0	PA: 34
PITCHER	IP	WLS	BF	H	R	ER	SO	BB	IBB	HBP	BLK	WP	HR	S	P	ERA	WHIP					
Kevin Millwood, R (1, 1) ERA: 1.5	6.0		22	3	1	1	2	1	0	0	0	0	0	58	90	1.50	0.667					
Marc Valdes, R (7, 1) ERA:	1.0	H	3	1	0	0	0	0	0	0	0	0	0	6	7	0.00	1.000					
Mike Remlinger, L (8, 1) ERA:	1.0	H	4	1	0	0	0	0	0	0	0	0	0	10	17	0.00	1.000					
John Rocker, L (9, 1) ERA: 6.75	1.0	W	5	1	1	1	1	2	0	0	0	0	0	13	22	9.00	3.000					

AB	31
R	2
H	6
RBI	1
BB	3
SO	3
LOB	10



Batter	1	2	3	4	5	6	7	8	9	AB	R	H	RBI	BB	SO	LOB	BOTTOM					
Rafael Furcal, S (1, 6) OBP: 0.400, SLG: 0.750										4	1	1	0	0	1	0	New York Mets @ Atlanta Braves Turner Field, Atlanta, GA Wed Apr 04 2001, 7:05 PM EDT Att: 27,924 - Overcast - 60 F					
Quilvio Veras, S (1, 4) OBP: 0.200, SLG: 0.154										3	0	0	0	0	1	2						
Andruw Jones, R (1, 8) OBP: 0.357, SLG: 0.500										3	0	0	0	1	0	1						
10 Chipper Jones, S (1, 5) OBP: 0.385, SLG: 0.333										4	0	1	2	0	2	1						
B.J. Surhoff, L (1, 7) OBP: 0.154, SLG: 0.308										4	0	1	0	0	0	2						
Brian Jordan, R (1, 9) OBP: 0.308, SLG: 0.333										3	1	0	0	1	0	1						
Javy Lopez, R (1, 2) OBP: 0.385, SLG: 0.769										4	0	1	0	0	0	2						
Rico Brogna, L (1, 3) OBP: 0.556, SLG: 0.750										4	0	2	0	0	0	1						
Kevin Millwood, R (1, 1) ERA: 3.0										2	1	0	0	0	2	1						
Dennis Cook, L (7, 1) ERA:										1	0	0	0	0	0	0						
Donne Wall, R (8, 1) ERA: 9.0										0	0	0	0	0	0	0						
Turk Wendell, R (9, 1) ERA:										1	0	0	1	0	0	1						
Inning Stats	R: 0 E: 0 K: 1 S: 5	H: 0 LOB: 0 BB: 0 P: 8	R: 0 E: 0 K: 1 S: 12	H: 1 LOB: 1 BB: 0 P: 20	R: 2 E: 0 K: 1 S: 13	H: 2 LOB: 2 BB: 1 P: 23	R: 0 E: 0 K: 1 S: 13	H: 1 LOB: 1 BB: 0 P: 19	R: 0 E: 0 K: 0 S: 8	H: 0 LOB: 0 BB: 0 P: 16	R: 0 E: 0 K: 0 S: 7	H: 1 LOB: 1 BB: 0 P: 13	R: 0 E: 0 K: 1 S: 8	H: 0 LOB: 0 BB: 0 P: 14	R: 0 E: 0 K: 1 S: 8	H: 0 LOB: 0 BB: 0 P: 11	R: 0 E: 0 K: 0 S: 12	H: 1 LOB: 2 BB: 1 P: 19	1B: 4 2B: 2 3B: 0 HR: 0	SF: 0 SAC: 0 DP: 0 HBP: 1	WP: 1 PB: 0 CS: 0	PA: 36
PITCHER	IP	WLS	BF	H	R	ER	SO	BB	IBB	HBP	BLK	WP	HR	S	P	ERA	WHIP					
Kevin Appier, R (1, 1) ERA: 3.0	6.0		26	5	2	2	4	1	0	1	0	0	0	58	99	3.00	1.000					
Dennis Cook, L (7, 1) ERA:	1.0	L	3	0	0	0	1	0	0	0	0	0	0	8	14	0.00	0.000					
Donne Wall, R (8, 1) ERA: 9.0	1.0	L	4	0	1	1	1	1	0	0	0	0	0	9	16	9.00	1.000					
Turk Wendell, R (9, 1) ERA:	0.1		3	1	0	0	0	0	0	0	0	0	0	11	14	0.00	3.000					



Batter	1	2	3	4	5	6	7	8	9	AB	R	H	RBI	BB	SO	LOB	TOP					
Benny Agbayani, R OBP: 0.667, SLG: 0.400 Timo Perez, L OBP: 0.250, SLG: 0.250	G6-3	SH1-4		F8 S BB		1B 31 1B		P6		3	1	1	0	1	0	0						
Edgardo Alfonso, R OBP: 0.214, SLG: 0.231		FC1		F8		P4		F9		5	0	1	0	0	0	5						
Robin Ventura, L OBP: 0.357, SLG: 0.750				F7				K		4	0	1	1	1	2	2						
31 Mike Piazza, R OBP: 0.214, SLG: 0.429	G5-3	FC5-4		K					F7	5	0	1	1	0	1	5						
Todd Zeile, R OBP: 0.462, SLG: 0.400		1B 1B	G4-3		G5-3	G3			2B G4-3 BB	4	2	1	0	1	0	2						
Jay Payton, R OBP: 0.462, SLG: 0.500		1B 1B		FC5-4 1B		G3-1		F8	G4-3 1B 2B	5	1	3	0	0	0	0						
Tsuyoshi Shinjo, R OBP: 0.429, SLG: 0.333		1B 1B		FC5-4 E		F8			G4-3	4	2	1	1	1	0	2						
Rey Ordenez, R OBP: 0.250, SLG: 0.182		SH1-4 FC1 1B		E9 1B		G5-3		F9	F8	5	0	2	2	0	0	2						
Rick Reed, R OBP: 0.500, SLG: 0.500		BB SH1-4 1B		K						4	1	2	2	0	2	2						
Inning Stats	R: 0 E: 0 K: 1 S: 11	H: 1 LOB: 1 BB: 0 P: 15	R: 3 E: 0 K: 0 S: 19	H: 5 LOB: 3 BB: 1 P: 34	R: 1 E: 2 K: 1 S: 13	H: 2 LOB: 1 BB: 0 P: 17	R: 0 E: 0 K: 1 S: 10	H: 0 LOB: 1 BB: 1 P: 20	R: 0 E: 0 K: 0 S: 8	H: 0 LOB: 0 BB: 0 P: 11	R: 2 E: 0 K: 0 S: 12	H: 4 LOB: 2 BB: 0 P: 18	R: 0 E: 0 K: 1 S: 7	H: 0 LOB: 1 BB: 1 P: 12	R: 0 E: 0 K: 1 S: 6	H: 0 LOB: 0 BB: 0 P: 10	R: 1 E: 0 K: 0 S: 13	H: 1 LOB: 1 BB: 1 P: 21	1B: 11 2B: 2 3B: 0 HR: 0	SF: 0 SAC: 1 DP: 0 HBP: 0	WP: 0 PB: 0 CS: 0	PA: 44
PITCHER	IP	WLS	BF	H	R	ER	SO	BB	IBB	HBP	BLK	WP	HR	S	P	ERA	WHIP					
Odalis Perez, L ERA: 6.75	4.0	L	22	8	4	3	3	2	0	0	0	0	0	53	86	6.75	2.500					
Joe Slusarski, R ERA: 9.0	2.0	10	4	2	2	0	0	0	0	0	0	0	0	20	29	9.00	2.000					
Chris Seelbach, R ERA: 9.0	2.0	7	0	0	0	2	1	0	0	0	0	0	0	13	22	0.00	0.500					
Jason Marquis, R ERA: 9.0	1.0	5	1	1	1	0	1	0	0	0	0	0	0	13	21	9.00	2.000					

New York Mets @ Atlanta Braves
Turner Field, Atlanta, GA
Thu Apr 05 2001, 7:35 PM EDT
Att: 34,219 - Overcast - 58 F

AB 39
R 7
H 13
RBI 7
BB 4
SO 5
LOB 20



Batter	1	2	3	4	5	6	7	8	9	AB	R	H	RBI	BB	SO	LOB	BOTTOM					
Rafael Furcal, S OBP: 0.316, SLG: 0.563	K		K			G3			G6-3	4	0	0	0	0	2	2						
Quiuvio Veras, S OBP: 0.158, SLG: 0.118	G1-3			G4-3		G4-3			K	4	0	0	1	0	1	0						
Andruw Jones, R OBP: 0.333, SLG: 0.500	G4-3			10 G3 2B		G1-3			G1-3	4	0	1	0	0	0	0						
10 Chipper Jones, S OBP: 0.313, SLG: 0.267		G4-3		G3			G4-3			3	0	0	0	0	0	1						
B.J. Surhoff, L OBP: 0.125, SLG: 0.250		G1-3		G5-3			F7			3	0	0	0	0	0	1						
Brian Jordan, R OBP: 0.250, SLG: 0.267		G5-3			F2		F9			3	0	0	0	0	0	0						
Javy Lopez, R OBP: 0.313, SLG: 0.625			F8		F8			L9		3	0	0	0	0	0	0						
Rico Brogna, L OBP: 0.500, SLG: 0.636				FC1-6 1B		G1-3		F8		3	0	1	0	0	0	0						
Odalis Perez, L Joe Slusarski, R Keith Lockhart, L Chris Seelbach, R Dave Martinez, L Jason Marquis, L				FC1-6 1B			G3 G4-3 2B		G3	1	0	0	0	0	0	0						
Inning Stats	R: 0 E: 0 K: 1 S: 12	H: 0 LOB: 0 BB: 0 P: 15	R: 0 E: 0 K: 0 S: 8	H: 0 LOB: 0 BB: 0 P: 11	R: 0 E: 0 K: 1 S: 7	H: 1 LOB: 1 BB: 0 P: 9	R: 0 E: 0 K: 0 S: 6	H: 1 LOB: 1 BB: 0 P: 8	R: 0 E: 0 K: 0 S: 7	H: 0 LOB: 0 BB: 0 P: 10	R: 1 E: 0 K: 0 S: 8	H: 1 LOB: 0 BB: 0 P: 12	R: 0 E: 0 K: 0 S: 8	H: 0 LOB: 0 BB: 0 P: 10	R: 0 E: 0 K: 0 S: 7	H: 0 LOB: 0 BB: 0 P: 11	R: 0 E: 0 K: 1 S: 8	H: 0 LOB: 0 BB: 0 P: 10	1B: 1 2B: 2 3B: 0 HR: 0	SF: 0 SAC: 0 DP: 0 HBP: 0	WP: 0 PB: 0 CS: 0	PA: 30
PITCHER	IP	WLS	BF	H	R	ER	SO	BB	IBB	HBP	BLK	WP	HR	S	P	ERA	WHIP					
Rick Reed, R ERA: 1.0	9.0	W	30	3	1	1	3	0	0	0	0	0	0	71	96	1.00	0.333					

New York Mets @ Atlanta Braves
Turner Field, Atlanta, GA
Thu Apr 05 2001, 7:35 PM EDT
Att: 34,219 - Overcast - 58 F

AB 30
R 1
H 3
RBI 1
BB 0
SO 3
LOB 5



Batter	1	2	3	4	5	6	7	8	9	AB	R	H	RBI	BB	SO	LOB	TOP					
Rafael Furcal, S OBP: 0.250, SLG: 0.429 (1, 6)	F8		G4-3		FC6-4		G4-3		F8	5	0	0	0	0	0	1						
Dave Martinez, L OBP: 0.556, SLG: 0.625 (1, 9)	BB		F7			FC6-4 1B	10 HR 1B		1B 10 SF8-4-6 2B	4	2	3	0	1	0	0						
Andruw Jones, R OBP: 0.348, SLG: 0.476 (1, 8)	P4		G6-3			FC6-4 10 BB 1B	10 HR 1B		10 HR 1B	5	2	2	0	0	0	2						
10 Chipper Jones, S OBP: 0.333, SLG: 0.444 (1, 5)	F8			G4-3		1B 1B	1B HR		SF8-4-6 1B	3	2	1	4	1	0	1						
B.J. Surhoff, L OBP: 0.150, SLG: 0.250 (1, 7)		F7		F8		1B	F7			4	1	1	1	0	0	0						
Rico Brogna, L OBP: 0.500, SLG: 0.571 (1, 3)		1B 1B		K		1B	F7			3	0	1	0	1	1	0						
Keith Lockhart, L ERA: 2.900 Mike Remlinger, L (8, 1) 11 Kurt Abbott, R (8, 1) Kerry Ligtenberg, R (8, 1) Marc Valdes, R (8, 1) John Rocker, R (8, 1)		1B				F7	K		F8	3	0	1	0	0	1	3	AB 36					
Paul Bako, L (1, 2)		F5				K	FC6-4 1B		G3	2	0	0	0	0	1	2	R 7					
Javy Lopez, R OBP: 0.333, SLG: 0.611 (6, PH) (6, 2)						1B	FC6-4 1B			2	0	1	2	0	0	0	H 11					
Greg Maddux, R OBP: 0.500, SLG: 0.500 Quilvio Veras, S OBP: 0.143, SLG: 0.105 (6, PH) (6, 4)		K				FC6-4 1B	FC6-4		K	2	0	1	0	0	1	2	RBI 7					
										2	0	0	0	0	1	2	BB 3					
										2	0	0	0	0	1	2	SO 5					
																	LOB 13					
Inning Stats	R: 0 E: 0 K: 0 S: 10	H: 0 LOB: 1 BB: 1 P: 17	R: 0 E: 0 K: 1 S: 11	H: 2 LOB: 2 BB: 0 P: 13	R: 0 E: 0 K: 0 S: 7	H: 0 LOB: 0 BB: 0 P: 9	R: 0 E: 0 K: 1 S: 6	H: 0 LOB: 0 BB: 0 P: 12	R: 0 E: 0 K: 1 S: 10	H: 1 LOB: 1 BB: 0 P: 15	R: 3 E: 0 K: 1 S: 19	H: 3 LOB: 2 BB: 2 P: 35	R: 3 E: 0 K: 0 S: 17	H: 3 LOB: 0 BB: 0 P: 26	R: 0 E: 0 K: 1 S: 11	H: 0 LOB: 0 BB: 0 P: 15	R: 1 E: 0 K: 0 S: 5	H: 2 LOB: 0 BB: 0 P: 7	1B: 9 2B: 2 3B: 0 HR: 1	SF: 1 SAC: 0 DP: 1 HBP: 0	WP: 0 PB: 0 SB: 0 CS: 0	PA: 40
PITCHER	IP WLS BF H R ER SO BB IBB HBP BLK WP HR S P ERA WHIP																					
Jason Grilli, R ERA: 4.76 (1, 1)	5.2 L 26 6 3 3 4 3 0 0 0 0 0 0 61 97 4.76 1.588																					
Braden Loper, R ERA: 13.5 (8, 1)	1.1 7 3 3 3 0 0 0 0 0 0 1 19 30 20.25 2.250																					
Armando Almanza, L ERA: (8, 1)	1.0 3 0 0 0 1 0 0 0 0 0 0 0 11 15 0.00 0.000																					
Vic Darensbourg, L ERA: 2.25 (9, 1)	1.0 4 2 1 1 0 0 0 0 0 0 0 0 5 7 9.00 2.000																					

Atlanta Braves @ Florida Marlins
Pro Player Stadium, Miami, FL
Fri Apr 06 2001, 7:05 PM EDT
Att: 15,857 - Cloudy - 75 F

AB 36
R 7
H 11
RBI 7
BB 3
SO 5
LOB 13



Batter	1	2	3	4	5	6	7	8	9	AB	R	H	RBI	BB	SO	LOB	BOTTOM					
Luis Castillo, S OBP: 0.364, SLG: 0.400 (1, 4)	K		L8			1B 1B BB		BB S HR BB	FC6-4	3	2	0	0	2	1	1						
Eric Owens, R OBP: 0.400, SLG: 0.667 (1, 9)	G5-3			P4		1B	1B	BB BB		3	1	1	0	1	0	0						
Cliff Floyd, L OBP: 0.421, SLG: 0.667 (1, 7)	G1-3			P4		G5-4-3 1B		HR BB		3	1	1	1	1	0	0						
Preston Wilson, R OBP: 0.389, SLG: 0.563 (1, 8)		K		F9		K		K		4	0	0	0	0	3	5						
Mike Lowell, R OBP: 0.333, SLG: 0.563 (1, 5)		K		F8		G5-4-3		HR		4	1	1	4	0	1	2						
Charles Johnson, R OBP: 0.167, SLG: 0.222 (1, 2)		FC6-4 1B		L8		K		F8		4	0	1	0	0	1	0						
Derrek Lee, R OBP: 0.333, SLG: 0.357 (1, 3)		FC6-4				2B 1B		F7		4	0	1	0	0	0	1	AB 33					
Alex Gonzalez, R OBP: 0.389, SLG: 0.333 (1, 6)			F8			2B		K		4	0	2	0	0	1	0	R 5					
Jason Grilli, R Braden Loper, R Armando Almanza, L Kevin Millar, R Vic Darensbourg, L Lyle Mouton, R			G1-3			G6-3		F9		2	0	0	0	0	0	2	H 7					
								FC5-4 1B		4	0	2	0	0	1	0	RBI 5					
										4	0	0	0	0	0	0	BB 4					
										4	0	2	0	0	1	0	SO 7					
										1	0	0	0	0	0	1	LOB 12					
Inning Stats	R: 0 E: 0 K: 1 S: 6	H: 1 LOB: 1 BB: 0 P: 9	R: 0 E: 0 K: 2 S: 11	H: 1 LOB: 0 BB: 0 P: 16	R: 0 E: 0 K: 0 S: 10	H: 0 LOB: 0 BB: 0 P: 13	R: 0 E: 0 K: 0 S: 6	H: 0 LOB: 0 BB: 0 P: 8	R: 0 E: 0 K: 0 S: 11	H: 2 LOB: 2 BB: 0 P: 12	R: 1 E: 0 K: 1 S: 11	H: 2 LOB: 1 BB: 1 P: 16	R: 0 E: 0 K: 2 S: 10	H: 0 LOB: 0 BB: 0 P: 15	R: 4 E: 0 K: 1 S: 11	H: 1 LOB: 3 BB: 3 P: 25	R: 0 E: 0 K: 0 S: 9	H: 1 LOB: 1 BB: 0 P: 11	1B: 5 2B: 1 3B: 0 HR: 1	SF: 0 SAC: 0 DP: 1 HBP: 0	WP: 0 PB: 0 SB: 1 CS: 0	PA: 37
PITCHER	IP WLS BF H R ER SO BB IBB HBP BLK WP HR S P ERA WHIP																					
Greg Maddux, R ERA: 1.8 (1, 1)	5.0 W 18 3 0 0 3 1 0 0 0 0 0 0 44 58 0.00 0.600																					
Mike Remlinger, L ERA: 1.8 (8, 1)	2.0 H 8 2 1 1 3 1 0 0 0 0 0 0 21 31 4.50 1.500																					
Kerry Ligtenberg, R ERA: 19.29 (8, 1)	0.1 4 0 3 3 0 3 0 0 0 0 0 0 4 16 81.00 9.000																					
Marc Valdes, R ERA: 4.5 (8, 1)	0.2 H 3 1 1 1 1 0 0 0 0 0 0 1 7 9 13.50 1.500																					
John Rocker, L ERA: 4.81 (9, 1)	1.0 S 4 1 0 0 0 0 0 0 0 0 0 0 9 11 0.00 1.000																					

Atlanta Braves @ Florida Marlins
Pro Player Stadium, Miami, FL
Fri Apr 06 2001, 7:05 PM EDT
Att: 15,857 - Cloudy - 75 F

AB 33
R 5
H 7
RBI 5
BB 4
SO 7
LOB 12



Batter	1	2	3	4	5	6	7	8	9	AB	R	H	RBI	BB	SO	LOB	TOP										
Rafael Furcal, S OBP: 0.296, SLG: 0.478 11 Kurt Abbott, R OBP: 0.200, SLG: 0.200	2-1 G6-3 2B		4-1 BB BB		0-0 F7		3-2 G4-3 1B		1-3 K	2	0	1	0	1	0	1											
Quilvio Veras, S OBP: 0.160, SLG: 0.091	2-3 K		4-2 BB		2-0 F8		0-2 G4-3 1-2f			3	0	0	0	1	1	3											
Andruw Jones, R OBP: 0.296, SLG: 0.400	2-0 G6-3 2-3		0-2 G1-2-3 3-Hf		0-2 E6 10 BB 1-2		3-3 K			4	0	0	0	0	1	5											
10 Chipper Jones, S OBP: 0.360, SLG: 0.400	1-2 F8			3-2 F7		4-1 BB 1-2 2-3		4-0 G1-4-3 BB		2	0	0	0	2	0	1											
Dave Martinez, L OBP: 0.385, SLG: 0.417		0-0 G4-3		3-2 P6		2-1 G3		2-2 G1-4-3 1-2f		4	0	0	0	0	0	4											
Brian Jordan, R OBP: 0.250, SLG: 0.222	2-1 G1-3		4-1 1B BB		2-3 K		2-2 L3			3	0	0	0	1	1	0											
Javy Lopez, R OBP: 0.318, SLG: 0.545	0-2 G5-3		2-0 1B		2-0 F9		2-2 F7			4	0	1	0	0	0	0											
Rico Brogna, L OBP: 0.526, SLG: 0.588 Chris Seelbach, R OBP: 0.429, SLG: 0.500 Jason Marquis, L OBP: 0.200, SLG: 0.200 Paul Bako, L OBP: 0.200, SLG: 0.200			1-2 BB SH3-4 G1-2-3 1B		0-1 1B		1-0 P6			3	0	2	0	0	1	2											
John Burkett, R OBP: 1.000, SLG: 1.000 Keith Lockhart, L OBP: 0.429, SLG: 0.500 Joe Slusarski, R OBP: 0.200, SLG: 0.200 Wes Helms, R OBP: 0.200, SLG: 0.200			2-1 SH3-4 1-2		4-2 10 BB E BB		1-3 K		1-1 1B	0	0	0	0	0	0	0											
Inning Stats	R: 0 E: 0 K: 1 S: 9	H: 1 LOB: 1 BB: 0 P: 16	R: 0 E: 0 K: 0 S: 6	H: 0 LOB: 0 BB: 0 P: 8	R: 0 E: 0 K: 0 S: 11	H: 1 LOB: 2 BB: 2 P: 22	R: 0 E: 0 K: 1 S: 12	H: 1 LOB: 2 BB: 1 P: 24	R: 0 E: 1 K: 2 S: 12	H: 0 LOB: 3 BB: 2 P: 24	R: 0 E: 0 K: 2 S: 9	H: 1 LOB: 1 BB: 0 P: 14	R: 0 E: 0 K: 1 S: 11	H: 1 LOB: 0 BB: 1 P: 17	R: 0 E: 0 K: 0 S: 6	H: 0 LOB: 0 BB: 1 P: 14	R: 0 E: 0 K: 1 S: 9	H: 1 LOB: 1 BB: 0 P: 14	1B: 5 2B: 1 3B: 0 HR: 0	SF: 0 SAC: 1 DP: 3 HBP: 0	WP: 0 PB: 0 CS: 0	PA: 37					
PITCHER	IP	WLS	BF	H	R	ER	SO	BB	IBB	HBP	BLK	WP	HR	S	P	ERA	WHIP										
Ryan Dempster, R ERA: 2.45	6.0	W	27	4	0	0	4	5	0	0	0	0	0	59	108	0.00	1.500										
Ricky Bones, R ERA: 4.5	2.0		6	1	0	0	1	1	0	0	0	0	0	17	31	0.00	1.000										
Vladimir Nunez, R ERA: 4.5	1.0		4	1	0	0	1	0	0	0	0	0	0	9	14	0.00	1.000										

Atlanta Braves @ Florida Marlins
Pro Player Stadium, Miami, FL
Sat Apr 07 2001, 7:05 PM EDT
Att: 27,224 - Sunny - 80 F

AB 30
R 0
H 6
RBI 0
BB 6
SO 6
LOB 18



Batter	1	2	3	4	5	6	7	8	9	AB	R	H	RBI	BB	SO	LOB	BOTTOM										
Luis Castillo, S OBP: 0.296, SLG: 0.320	1-0 F7		2-1 G4-3		2-0 F7		0-1 G4-3		1-3 K	5	0	0	0	0	1	1											
Eric Owens, R OBP: 0.458, SLG: 0.650 Lyle Mouton, R OBP: 0.200, SLG: 0.200	2-2 F8		4-1 1B 2B BB		2-1 FC3-6 1B		4-1 S 1B BB		3-2 F9	2	2	1	0	2	0	0											
Cliff Floyd, L OBP: 0.478, SLG: 0.667 Ricky Bones, R OBP: 0.200, SLG: 0.200 Kevin Millar, R OBP: 0.200, SLG: 0.200 Vladimir Nunez, R OBP: 0.200, SLG: 0.200	4-1 1B BB		0-1 2B 1B		2-0 FC3-6 1B 1-2f		2-0 2B 1B		1-0 G6-3	3	3	2	1	1	0	1											
Preston Wilson, R OBP: 0.478, SLG: 0.650	0-0 1B 1B		2-1 2B 1B		1-0 1B		1-2 F8		4-0 FC6-4 BB	4	2	3	1	1	0	1											
Mike Lowell, R OBP: 0.348, SLG: 0.500	1-0 1B		1-3 2B IBB		0-3 K		2-2 P3		1-2 FC6-4	4	0	1	2	1	1	4											
Charles Johnson, R OBP: 0.227, SLG: 0.364	0-3 K		3-2 2B		2-3 K		0-0 K		1-2 FC6-4	4	0	2	3	0	2	1											
Derrek Lee, R OBP: 0.364, SLG: 0.353		2-0 F9		4-0 IBB		0-0 S 2B 1B		3-3 K		3	1	1	0	1	1	1											
Alex Gonzalez, R OBP: 0.364, SLG: 0.368		3-2 F5		2-0 F8		3-2 2B		3-3 K		4	0	1	1	0	1	3											
Ryan Dempster, R Andy Fox, L	1-2 G5-3		1-3 K		3-3 K		3-1 L6			3	0	0	0	0	2	4											
Inning Stats	R: 2 E: 0 K: 1 S: 10	H: 2 LOB: 1 BB: 1 P: 18	R: 0 E: 0 K: 0 S: 7	H: 0 LOB: 0 BB: 0 P: 13	R: 3 E: 0 K: 1 S: 14	H: 3 LOB: 3 BB: 3 P: 36	R: 0 E: 0 K: 1 S: 8	H: 2 LOB: 2 BB: 0 P: 15	R: 1 E: 0 K: 2 S: 12	H: 2 LOB: 1 BB: 0 P: 20	R: 2 E: 0 K: 1 S: 13	H: 2 LOB: 1 BB: 1 P: 25	R: 0 E: 0 K: 2 S: 8	H: 0 LOB: 0 BB: 0 P: 15	R: 0 E: 0 K: 0 S: 11	H: 0 LOB: 1 BB: 1 P: 20	1B: 7 2B: 4 3B: 0 HR: 0	SF: 0 SAC: 0 DP: 0 HBP: 0	WP: 0 PB: 0 CS: 0	PA: 41							
PITCHER	IP	WLS	BF	H	R	ER	SO	BB	IBB	HBP	BLK	WP	HR	S	P	ERA	WHIP										
John Burkett, R ERA: 8.38	4.0	L	23	7	5	5	3	2	0	0	0	0	0	39	82	11.25	2.250										
Joe Slusarski, R ERA: 9.0	1.0		5	2	1	1	2	0	0	0	0	0	0	12	20	9.00	2.000										
Chris Seelbach, R ERA: 4.5	2.0		9	2	2	2	3	1	0	0	0	0	0	21	40	9.00	1.500										
Jason Marquis, R ERA: 4.5	1.0		4	0	0	0	0	1	0	0	0	0	0	11	20	0.00	1.000										

Atlanta Braves @ Florida Marlins
Pro Player Stadium, Miami, FL
Sat Apr 07 2001, 7:05 PM EDT
Att: 27,224 - Sunny - 80 F

AB 35
R 8
H 11
RBI 8
BB 6
SO 8
LOB 16



Batter	1	2	3	4	5	6	7	8	9	AB	R	H	RBI	BB	SO	LOB	TOP							
Rafael Furcal, S OBP: 0.250, SLG: 0.375	G4-3		G2-3			S	K		K	5	0	1	0	0	2	1								
Quilvio Veras, S OBP: 0.152, SLG: 0.100	G4-3				10 G4-6-3	L4		G6-3		4	0	1	0	0	0	1								
10 Chipper Jones, S OBP: 0.303, SLG: 0.296	F7				G4-6-3			F9		3	0	0	0	1	0	1								
Brian Jordan, R OBP: 0.259, SLG: 0.360		L8			G6-3		F7			4	0	1	0	0	0	2								
B.J. Surhoff, L OBP: 0.167, SLG: 0.375		HR				P4	P6		G4-3	4	1	1	1	0	0	3								
Andruw Jones, R OBP: 0.286, SLG: 0.364						F7			K	4	1	2	0	0	1	0								
Javy Lopez, R OBP: 0.379, SLG: 0.630									K	3	1	1	1	0	0	2								
Rico Brogna, L OBP: 0.500, SLG: 0.652			P5						K	3	1	1	2	1	1	0								
Kevin Millwood, R Jason Marquis, L Dave Martinez, L Joe Slusarski, R Keith Lockhart, L										2	0	0	0	0	2	2								
Inning Stats	R: 0 H: 0 E: 0 S: 7	H: 0 LOB: 0 BB: 0 P: 11	R: 1 H: 2 E: 0 S: 8	H: 2 LOB: 0 BB: 0 P: 14	R: 0 H: 0 E: 0 S: 6	H: 0 LOB: 0 BB: 0 P: 8	R: 0 H: 1 E: 0 S: 8	H: 1 LOB: 0 BB: 0 P: 12	R: 0 H: 0 E: 0 S: 12	H: 0 LOB: 2 BB: 1 P: 23	R: 0 H: 1 E: 0 S: 11	H: 1 LOB: 2 BB: 1 P: 19	R: 2 H: 2 E: 0 S: 12	H: 2 LOB: 0 BB: 0 P: 18	R: 0 H: 1 E: 0 S: 11	H: 1 LOB: 1 BB: 0 P: 15	R: 1 H: 1 E: 0 S: 14	H: 1 LOB: 1 BB: 1 P: 23	1B: 5 2B: 0 3B: 0 HR: 3	SF: 0 SAC: 0 DP: 2 HBP: 1	WP: 0 PB: 0 SB: 1 CS: 0	PA: 37		
PITCHER	IP	WLS	BF	H	R	ER	SO	BB	IBB	HBP	BLK	WP	HR	S	P	ERA	WHIP							
Kevin Appier, R ERA: 3.46	7.0	W	28	6	3	3	3	2	0	1	0	0	2	64	105	3.86	1.143							
John Franco, L ERA: 6.0	1.0		4	1	0	0	0	0	0	0	0	0	0	11	15	0.00	1.000							
Armando Benitez, R ERA: 3.0	1.0		5	1	1	1	3	1	0	0	0	0	1	14	23	9.00	2.000							

Atlanta Braves @ New York Mets
Shea Stadium, Flushing, NY
Mon Apr 09 2001, 1:10 PM EDT
Att: 53,640 - Sunny - 66 F

AB	33
R	4
H	8
RBI	4
BB	3
SO	6
LOB	12



Batter	1	2	3	4	5	6	7	8	9	AB	R	H	RBI	BB	SO	LOB	BOTTOM							
Darryl Hamilton, L OBP: 0.200, SLG: 0.118	G6-3		K			1B		G3-1		4	1	1	0	1	1	0								
Edgardo Alfonzo, R OBP: 0.138, SLG: 0.143	F9		F7			1B		K		4	1	1	1	0	1	1								
Robin Ventura, L OBP: 0.448, SLG: 0.625	31 BLK		L4			1B		31 HR		3	2	2	1	1	0	0								
31 Mike Piazza, R OBP: 0.407, SLG: 0.840	F9					1B		31 HR		4	2	3	5	0	0	1								
Todd Zeile, R OBP: 0.241, SLG: 0.160			S			L7		K		3	1	0	0	1	2	1								
Jay Payton, R OBP: 0.353, SLG: 0.375			F9			F8		G3-1		4	0	0	0	0	0	2								
Tsuyoshi Shinjo, R OBP: 0.400, SLG: 0.579			P4			F8		HR		4	1	1	1	0	0	2								
Rey Ordonez, R OBP: 0.333, SLG: 0.348						1B		G1-3		4	1	2	1	0	1	0								
Kevin Appier, R John Franco, L Jorge Toca, R Armando Benitez, R						1B		K		3	0	0	0	0	2	2								
Inning Stats	R: 0 H: 1 E: 0 S: 13	H: 1 LOB: 1 BB: 0 P: 22	R: 1 H: 1 E: 0 S: 13	H: 1 LOB: 1 BB: 1 P: 24	R: 0 H: 0 E: 0 S: 7	H: 0 LOB: 0 BB: 0 P: 11	R: 0 H: 1 E: 0 S: 8	H: 1 LOB: 1 BB: 0 P: 10	R: 5 H: 5 E: 0 S: 23	H: 5 LOB: 0 BB: 0 P: 33	R: 1 H: 1 E: 0 S: 14	H: 1 LOB: 1 BB: 1 P: 23	R: 2 H: 1 E: 0 S: 6	H: 1 LOB: 0 BB: 1 P: 13	R: 0 H: 0 E: 0 S: 9	H: 0 LOB: 0 BB: 0 P: 13	1B: 6 2B: 1 3B: 0 HR: 3	SF: 0 SAC: 0 DP: 0 HBP: 0	WP: 0 PB: 0 SB: 1 CS: 0	PA: 37				
PITCHER	IP	WLS	BF	H	R	ER	SO	BB	IBB	HBP	BLK	WP	HR	S	P	ERA	WHIP							
Kevin Millwood, R ERA: 5.73	5.0	L	24	8	6	6	3	1	0	0	1	0	1	64	100	10.80	1.800							
Jason Marquis, R ERA: 6.0	1.0		5	1	1	1	2	1	0	0	0	0	1	14	23	9.00	2.000							
Joe Slusarski, R ERA: 9.0	2.0		8	1	2	2	2	1	0	0	0	0	1	15	26	9.00	1.000							

Atlanta Braves @ New York Mets
Shea Stadium, Flushing, NY
Mon Apr 09 2001, 1:10 PM EDT
Att: 53,640 - Sunny - 66 F

AB	34
R	9
H	10
RBI	9
BB	3
SO	7
LOB	9



Batter	1	2	3	4	5	6	7	8	9	AB	R	H	RBI	BB	SO	LOB	TOP			
Rafael Furcal, S OBP: 0.250, SLG: 0.389 (1, 6)	F7		2-0 2B			0-3 K		0-0 G6-3		4	0	1	1	0	1	1				
Andruw Jones, R OBP: 0.256, SLG: 0.324 (1, 8)	G3-1		0-0 G1-3			3-2 F9			2-0 G6-3	4	0	0	0	0	0	1				
10 Chipper Jones, S OBP: 0.297, SLG: 0.387 (1, 5)	G4-3			1-0 G3			2-1 HR		0-3 K	4	1	1	1	0	1	0				
Brian Jordan, R OBP: 0.226, SLG: 0.310 (1, 9)		1-1 F9		0-0 G5-3			1-0 F8		2-2 F9	4	0	0	0	0	0	0				
B.J. Surhoff, L OBP: 0.148, SLG: 0.333 (1, 7)		3-2 F5		0-2 P3			0-1 P5			3	0	0	0	0	0	0				
Rico Brogna, L OBP: 0.483, SLG: 0.615 (1, 3)		3-2 F9			0-1 P6		0-1 1B			3	0	1	0	0	0	0				
Quilvio Veras, S OBP: 0.139, SLG: 0.091 (1, 4)			1-0 F7		1-1 L7		3-2 F5			3	0	0	0	0	0	1				
Paul Bako, L (1, 2)			1-3 K SH1-4 2B		0-1 G1-3			0-0 G3		3	1	0	0	0	1	0				
Greg Maddux, R OBP: 0.333, SLG: 0.333 (8, PH)			0-0 SH1-4			1-3 K		0-0 G6-3 1B		1	0	0	0	0	1	0				
Keith Lockhart, L OBP: 0.600, SLG: 0.625 (8, PH)										1	0	1	0	0	0	0				
Mike Remlinger, L (8, 1)										0	0	0	0	0	0	0				
John Rocker, R (9, 1)										0	0	0	0	0	0	0				
Inning Stats	R: 0 H: 0 E: 0 K: 0 S: 9	H: 0 LOB: 0 BB: 0 P: 9	R: 0 H: 0 E: 0 K: 0 S: 10	H: 0 LOB: 0 BB: 0 P: 17	R: 1 H: 1 E: 0 K: 1 S: 8	H: 1 LOB: 1 BB: 0 P: 12	R: 0 H: 0 E: 0 K: 0 S: 5	H: 0 LOB: 0 BB: 0 P: 6	R: 0 H: 0 E: 0 K: 2 S: 6	H: 0 LOB: 0 BB: 0 P: 7	R: 1 H: 2 E: 0 K: 0 S: 10	H: 2 LOB: 1 BB: 0 P: 16	R: 0 H: 1 E: 0 K: 1 S: 3	H: 1 LOB: 0 BB: 0 P: 3	R: 0 H: 0 E: 0 K: 1 S: 9	H: 0 LOB: 0 BB: 0 P: 13	1B: 2 2B: 1 3B: 0 HR: 1	SF: 0 SAC: 1 DP: 1 HBP: 0	WP: 1 PB: 0 CS: 0	PA: 31
PITCHER Rick Reed, R ERA: 1.5 (1, 1)	IP: 9.0 WLS: L BF: 31	H: 4 R: 2 ER: 2 SO: 4	BB: 0 IBB: 0 HBP: 0 BLK: 0	WP: 1 HR: 1 S: 69 P: 96	ERA: 2.00 WHIP: 0.444															

Atlanta Braves @ New York Mets
Shea Stadium, Flushing, NY
Wed Apr 11 2001, 7:10 PM EDT
Att: 36,048 - Cloudy - 51 F

AB 30
R 2
H 4
RBI 2
BB 0
SO 4
LOB 3





Batter	1	2	3	4	5	6	7	8	9	AB	R	H	RBI	BB	SO	LOB	BOTTOM			
Darryl Hamilton, L OBP: 0.174, SLG: 0.100 (9, PH)	K		K			0-0 P6			0-0 P3	3	0	0	0	0	2	0				
Jorge Toca, R (9, PH)										1	0	0	0	0	0	0				
Edgardo Alfonzo, R OBP: 0.125, SLG: 0.129 (1, 4)	G4-3			1-2 G1-3			0-0 F9			3	0	0	0	0	0	0				
Robin Ventura, L OBP: 0.406, SLG: 0.556 (1, 5)	K			1-3 K			1-2 G3-1			3	0	0	0	0	2	0				
31 Mike Piazza, R OBP: 0.367, SLG: 0.750 (1, 2)		1-3 K		1-1 F8			2-2 G5-3			3	0	0	0	0	1	0				
Todd Zeile, R OBP: 0.250, SLG: 0.179 (1, 3)		2-2 G4-3 1B			0-1 G6-3			2-1 G4-3		3	0	1	0	0	0	0				
Jay Payton, R OBP: 0.300, SLG: 0.316 (1, 8)		1-0 G4-3			1-2 G6-3			0-0 F9		3	0	0	0	0	0	1				
Tsuyoshi Shinjo, R OBP: 0.348, SLG: 0.500 (1, 9)		0-1 G5-3			0-1 L1			2-2 F3		3	0	0	0	0	0	1				
Rey Ordonez, R OBP: 0.308, SLG: 0.320 (9, PH)			0-3 K			0-0 G5-3			2-2 F9	2	0	0	0	0	1	0				
Joe McEwing, R OBP: 0.500, SLG: 0.600 (9, PH)										1	0	0	0	0	0	0				
Rick Reed, R OBP: 0.333, SLG: 0.333 (9, PH)			0-0 G6-3			0-2 G5-3			2-3 K	2	0	0	0	0	0	0				
Inning Stats	R: 0 H: 0 E: 0 K: 2 S: 8	H: 1 LOB: 0 BB: 0 P: 13	R: 0 H: 1 E: 0 K: 1 S: 12	H: 1 LOB: 0 BB: 0 P: 16	R: 0 H: 0 E: 0 K: 2 S: 7	H: 0 LOB: 0 BB: 0 P: 8	R: 0 H: 0 E: 0 K: 1 S: 8	H: 0 LOB: 0 BB: 0 P: 11	R: 0 H: 0 E: 0 K: 0 S: 6	H: 0 LOB: 0 BB: 0 P: 6	R: 0 H: 0 E: 0 K: 0 S: 8	H: 0 LOB: 0 BB: 0 P: 11	R: 0 H: 0 E: 0 K: 0 S: 6	H: 0 LOB: 0 BB: 0 P: 10	R: 0 H: 0 E: 0 K: 1 S: 9	H: 0 LOB: 0 BB: 0 P: 13	1B: 1 2B: 0 3B: 0 HR: 0	SF: 0 SAC: 0 DP: 0 HBP: 0	WP: 0 PB: 0 CS: 0	PA: 28
PITCHER Greg Maddux, R ERA: 1.5 (8, 1)	IP: 1.0 WLS: H BF: 3	H: 0 R: 0 ER: 0 SO: 0	BB: 0 IBB: 0 HBP: 0 BLK: 0	WP: 0 HR: 0 S: 6 P: 10	ERA: 0.00 WHIP: 0.000															
Mike Remlinger, L ERA: 1.5 (9, 1)	IP: 1.0 WLS: S BF: 3	H: 0 R: 0 ER: 0 SO: 1	BB: 0 IBB: 0 HBP: 0 BLK: 0	WP: 0 HR: 0 S: 9 P: 13	ERA: 0.00 WHIP: 0.000															

Atlanta Braves @ New York Mets
Shea Stadium, Flushing, NY
Wed Apr 11 2001, 7:10 PM EDT
Att: 36,048 - Cloudy - 51 F

AB 28
R 0
H 1
RBI 0
BB 0
SO 7
LOB 2



Batter	1	2	3	4	5	6	7	8	9	10	AB	R	H	RBI	BB	SO	LOB	TOP		
Rafael Furcal, S OBP: 0.244, SLG: 0.366 (1, 6)	F9		K		G5-3		K			10 WP S 1B	5	0	1	0	0	2	2	<p>Atlanta Braves @ New York Mets Shea Stadium, Flushing, NY Thu Apr 12 2001, 7:10 PM EDT Att: 27,694 - Cloudy - 55 F</p> <p>livebaseballscorecards.com</p> <p>AB 36 R 0 H 6 RBI 0 BB 3 SO 7 LOB 26</p> 		
Andrew Jones, R OBP: 0.273, SLG: 0.333 (1, 8)	F8 10 BB 1B		G6-3			10 G5-3 1B		F9		G5-3	5	0	2	0	0	0	1			
10 Chipper Jones, S OBP: 0.333, SLG: 0.382 (1, 5)	HBP BB		G5-3			G5-3		FC6-4 1B		FC6-4 IBB	3	0	1	0	2	0	1			
Brian Jordan, R OBP: 0.222, SLG: 0.273 (1, 9)	F8			L6				K		F9	4	0	0	0	1	1	5			
Javy Lopez, R OBP: 0.353, SLG: 0.548 (1, 2)				G5-3				FC6-4 1-2f		FC6-4	4	0	0	0	0	1	5			
Wes Helms, R OBP: 0.091, SLG: 0.091 Quilvio Veras, S OBP: 0.162, SLG: 0.118 (9, PH) (9, 4)	F9			L7						G6-4-3 HBP 1B	3	0	0	0	0	0	5			
B.J. Surhoff, L OBP: 0.161, SLG: 0.300 (1, 7)		G3-1			E6 11 G5-3			K		G6-4-3 HBP	3	0	0	0	0	1	0			
11 Kurt Abbott, R OBP: 0.250, SLG: 0.250 Rico Brogna, L OBP: 0.467, SLG: 0.593 (9, PH) (9, 3)	F7				G5-3					K	3	0	1	0	0	0	1			
John Burkett, R OBP: 0.400, SLG: 0.250 Mike Remlinger, L OBP: 0.313, SLG: 0.333 Odalis Perez, L OBP: 0.162, SLG: 0.118 Kerry Ligtenberg, R OBP: 0.273, SLG: 0.333 (8, 1) (9, 1) (10, 1)	K				F8			F3		G6-4-3 1-2f 2-3	0	0	0	0	0	0	2			
Inning Stats	R: 0 E: 0 K: 0 S: 12	H: 1 LOB: 3 BB: 1 P: 25	R: 0 E: 0 K: 1 S: 6	H: 0 LOB: 0 BB: 0 P: 6	R: 0 E: 0 K: 1 S: 9	H: 0 LOB: 0 BB: 0 P: 11	R: 0 E: 1 K: 0 S: 8	H: 0 LOB: 1 BB: 0 P: 15	R: 0 E: 0 K: 2 S: 11	H: 1 LOB: 2 BB: 1 P: 18	R: 0 E: 0 K: 1 S: 11	H: 1 LOB: 1 BB: 0 P: 14	R: 0 E: 0 K: 1 S: 8	H: 1 LOB: 1 BB: 0 P: 15	R: 0 E: 0 K: 1 S: 6	H: 1 LOB: 2 BB: 1 P: 15	1B: 6 2B: 0 3B: 0 HR: 0		SF: 0 SAC: 0 DP: 1 HBP: 2	WP: 1 PB: 0 SB: 1 CS: 0
PITCHER	IP 7.0	WLS 0	BF 28	H 3	R 0	ER 0	SO 5	BB 2	IBB 0	HBP 1	BLK 0	WP 0	HR 0	S 69	P 101	ERA 0.00	WHIP 0.714			
Glendon Rusch, L ERA: 4.5 (1, 1)	1.0	4	1	0	0	1	0	0	0	0	0	0	0	10	15	0.00	1.000			
John Franco, L ERA: 4.5 (8, 1)	2.0	W	9	2	0	0	1	0	1	1	0	1	0	14	26	0.00	1.000			
Armando Benitez, R ERA: 1.8 (9, 1)																				

Batter	1	2	3	4	5	6	7	8	9	10	AB	R	H	RBI	BB	SO	LOB	BOTTOM		
Darryl Hamilton, L OBP: 0.192, SLG: 0.217 Jorge Toca, R OBP: 0.217, SLG: 0.217 Armando Benitez, R OBP: 0.217, SLG: 0.217 (1, 7) (8, PH) (9, 1)	K					F8		K			3	0	1	0	0	1	0	<p>Atlanta Braves @ New York Mets Shea Stadium, Flushing, NY Thu Apr 12 2001, 7:10 PM EDT Att: 27,694 - Cloudy - 55 F</p> <p>livebaseballscorecards.com</p> <p>AB 32 R 1 H 6 RBI 1 BB 2 SO 8 LOB 11</p> 		
Jay Payton, R OBP: 0.250, SLG: 0.261 (1, 8)	G4-3		G6-3			F8		K			4	0	0	0	0	1	1			
Robin Ventura, L OBP: 0.417, SLG: 0.548 (1, 5)	G4-3					FC5-4 1B				F9	4	0	2	0	0	0	0			
31 Mike Piazza, R OBP: 0.302, SLG: 0.742 Desi Relaford, S OBP: 0.302, SLG: 0.742 Todd Pratt, R OBP: 0.302, SLG: 0.742 (1, 2) (9, PR) (10, 2)	G6-3 FC3-2 2B					F3		G5-3		CS BB	3	0	1	0	1	0	2			
Edgardo Alfonzo, R OBP: 0.111, SLG: 0.114 (1, 4)	G6-3					F9		G4-3		K	4	0	0	0	0	1	3			
Todd Zeile, R OBP: 0.278, SLG: 0.226 (1, 3)	FC3-2					FC5-4 1-2f		G4-3 2B		SH2-4 1B BB	3	1	1	0	1	0	2			
Tsuyoshi Shinjo, R OBP: 0.308, SLG: 0.440 (1, 9)	G1-3					K		G4-3		SH2-4	3	0	0	0	0	1	2			
Rey Ordenez, R OBP: 0.300, SLG: 0.310 (1, 6)						G6-3		G4-3			4	0	1	1	0	1	1			
Glendon Rusch, L ERA: 4.5 (1, 1)						G4-3		K			2	0	0	0	0	1	0			
John Franco, L ERA: 4.5 (8, 1)						K					0	0	0	0	0	0	0			
Joe McEwing, R OBP: 0.429, SLG: 0.500 (8, PH) (9, 7)						K					1	0	0	0	0	1	0			
Inning Stats	R: 0 E: 0 K: 1 S: 8	H: 0 LOB: 0 BB: 0 P: 12	R: 0 E: 0 K: 0 S: 8	H: 1 LOB: 1 BB: 0 P: 13	R: 0 E: 0 K: 1 S: 8	H: 1 LOB: 1 BB: 0 P: 14	R: 0 E: 0 K: 0 S: 4	H: 1 LOB: 1 BB: 0 P: 8	R: 0 E: 0 K: 2 S: 8	H: 1 LOB: 1 BB: 0 P: 11	R: 0 E: 0 K: 3 S: 12	H: 0 LOB: 0 BB: 0 P: 18	R: 0 E: 0 K: 1 S: 8	H: 0 LOB: 1 BB: 0 P: 17	R: 1 E: 0 K: 0 S: 2	H: 1 LOB: 1 BB: 1 P: 6	1B: 3 2B: 2 3B: 1 HR: 0	SF: 0 SAC: 1 DP: 0 HBP: 0	WP: 0 PB: 0 SB: 0 CS: 1	PA: 35
PITCHER	IP 7.0	WLS 0	BF 26	H 5	R 0	ER 0	SO 4	BB 0	IBB 0	HBP 0	BLK 0	WP 0	HR 0	S 54	P 84	ERA 0.00	WHIP 0.714			
John Burkett, R ERA: 4.86 (8, 1)	1.0	3	0	0	0	3	0	0	0	0	0	0	0	12	18	0.00	0.000			
Mike Remlinger, L ERA: 1.29 (9, 1)	1.0	3	0	0	0	1	1	0	0	0	0	0	0	8	17	0.00	1.000			
Odalis Perez, L ERA: 5.4 (10, 1)	0.1	L	3	1	1	1	0	1	0	0	0	0	0	2	6	27.00	6.000			

Batter	1	2	3	4	5	6	7	8	9	AB	R	H	RBI	BB	SO	LOB	TOP								
Doug Glanville, R OBP: 0.302, SLG: 0.512 (1, 8)	F7		K				P4			3	0	0	0	1	1	3									
11 Jimmy Rollins, S OBP: 0.286, SLG: 0.194 (1, 6)	G6-4-3 BB			FC6-4 1B		F8		F3		3	0	1	0	1	0	2									
Bobby Abreu, L OBP: 0.381, SLG: 0.611 (1, 9)	G6-4-3 1-2			FC6-4 CS 1-2		G4-3		K		4	0	0	0	0	1	4									
Scott Rolen, R OBP: 0.293, SLG: 0.441 (1, 5)		K		L8			F9	L8		4	0	0	0	0	1	1									
Mike Lieberthal, R OBP: 0.410, SLG: 0.438 (1, 2)		K			G4-6-3 1B		1B 1B		L7	4	1	2	0	0	1	0									
Travis Lee, L OBP: 0.421, SLG: 0.355 (1, 3)	F7			G4-6-3 1-2		G4-6-3	K	F7		4	0	0	0	0	1	2									
Pat Burrell, R OBP: 0.316, SLG: 0.265 (1, 7)				G4-6-3 BB		K	1B 1-3	G4-3		3	1	1	0	1	1	0									
Marlon Anderson, L OBP: 0.267, SLG: 0.192 (1, 4)			G4-6-3 1-2		G4-3		1B 1B			3	0	1	1	0	0	1									
Randy Wolf, L (1, 1)										0	0	0	0	1	0	0									
23 Kevin Jordan, R (6, PH)										0	0	0	0	1	0	0									
Eddie Oropesa, L (6, 1)										0	0	0	0	0	0	0									
Jason Michaels, R (7, PH)										1	0	1	1	0	0	0									
Wayne Gomes, R (7, 1)										0	0	0	0	0	0	0									
Rheal Cormier, L (8, 1)										0	0	0	0	0	0	0									
Inning Stats	R: 0 E: 0 K: 0 S: 6	H: 0 LOB: 0 BB: 1 P: 14	R: 0 E: 0 K: 2 S: 9	H: 0 LOB: 0 BB: 0 P: 13	R: 0 E: 0 K: 1 S: 12	H: 0 LOB: 1 BB: 2 P: 22	R: 0 E: 0 K: 0 S: 6	H: 1 LOB: 0 BB: 0 P: 12	R: 0 E: 0 K: 1 S: 7	H: 1 LOB: 0 BB: 0 P: 13	R: 0 E: 0 K: 0 S: 12	H: 0 LOB: 2 BB: 2 P: 28	R: 2 E: 0 K: 1 S: 14	H: 4 LOB: 2 BB: 0 P: 21	R: 0 E: 0 K: 0 S: 7	H: 0 LOB: 0 BB: 0 P: 13	R: 0 E: 0 K: 0 S: 6	H: 0 LOB: 0 BB: 0 P: 10	1B: 6 2B: 0 3B: 0 HR: 0	SF: 0 SAC: 0 DP: 3 HBP: 0	WP: 0 PB: 0 SB: 0 CS: 1	PA: 34			
PITCHER	IP WLS BF H R ER SO BB IBB HBP BLK WP HR S P ERA WHIP	IP WLS BF H R ER SO BB IBB HBP BLK WP HR S P ERA WHIP	IP WLS BF H R ER SO BB IBB HBP BLK WP HR S P ERA WHIP	IP WLS BF H R ER SO BB IBB HBP BLK WP HR S P ERA WHIP	IP WLS BF H R ER SO BB IBB HBP BLK WP HR S P ERA WHIP	IP WLS BF H R ER SO BB IBB HBP BLK WP HR S P ERA WHIP	IP WLS BF H R ER SO BB IBB HBP BLK WP HR S P ERA WHIP	IP WLS BF H R ER SO BB IBB HBP BLK WP HR S P ERA WHIP	IP WLS BF H R ER SO BB IBB HBP BLK WP HR S P ERA WHIP	IP WLS BF H R ER SO BB IBB HBP BLK WP HR S P ERA WHIP	IP WLS BF H R ER SO BB IBB HBP BLK WP HR S P ERA WHIP	IP WLS BF H R ER SO BB IBB HBP BLK WP HR S P ERA WHIP	IP WLS BF H R ER SO BB IBB HBP BLK WP HR S P ERA WHIP	IP WLS BF H R ER SO BB IBB HBP BLK WP HR S P ERA WHIP	IP WLS BF H R ER SO BB IBB HBP BLK WP HR S P ERA WHIP	IP WLS BF H R ER SO BB IBB HBP BLK WP HR S P ERA WHIP	IP WLS BF H R ER SO BB IBB HBP BLK WP HR S P ERA WHIP	IP WLS BF H R ER SO BB IBB HBP BLK WP HR S P ERA WHIP	IP WLS BF H R ER SO BB IBB HBP BLK WP HR S P ERA WHIP	IP WLS BF H R ER SO BB IBB HBP BLK WP HR S P ERA WHIP	IP WLS BF H R ER SO BB IBB HBP BLK WP HR S P ERA WHIP	IP WLS BF H R ER SO BB IBB HBP BLK WP HR S P ERA WHIP	IP WLS BF H R ER SO BB IBB HBP BLK WP HR S P ERA WHIP	IP WLS BF H R ER SO BB IBB HBP BLK WP HR S P ERA WHIP	IP WLS BF H R ER SO BB IBB HBP BLK WP HR S P ERA WHIP

Philadelphia Phillies @ Atlanta Braves
Turner Field, Atlanta, GA
Fri Apr 13 2001, 7:35 PM EDT
Att: 31,017 - Cloudy - 73 F

AB 29
R 2
H 6
RBI 2
BB 5
SO 6
LOB 13



Batter	1	2	3	4	5	6	7	8	9	AB	R	H	RBI	BB	SO	LOB	BOTTOM								
Rafael Furcal, S OBP: 0.280, SLG: 0.400 (1, 6)	10 BB E BB 1B	SF9		E4 1B				L8		4	1	3	1	0	0	1									
QuiVio Veras, S OBP: 0.190, SLG: 0.154 (1, 4)	F7			F8 1B			K			5	0	2	0	0	1	3									
Andruw Jones, R OBP: 0.271, SLG: 0.311 (1, 8)	E4 BB 10 BB 1-2			FC5-4 1-2				G5-3		3	0	0	0	1	0	2									
10 Chipper Jones, S OBP: 0.370, SLG: 0.389 (1, 5)					F8					2	0	1	0	2	0	2									
Brian Jordan, R OBP: 0.225, SLG: 0.270 (1, 9)	L3			FC6-4 G5-4-3 1-2				F8		4	0	1	0	0	0	5									
Javy Lopez, R OBP: 0.368, SLG: 0.529 (1, 2)				G5-4-3 1-2 2-3 3-H						3	0	1	1	1	1	2									
B.J. Surhoff, L OBP: 0.171, SLG: 0.294 (1, 7)	K				FC6-4 1-2			G3		4	1	1	0	0	1	6									
Wes Helms, R OBP: 0.214, SLG: 0.500 (1, 3)										3	2	2	2	0	0	1									
Rico Brogna, L OBP: 0.452, SLG: 0.571 (8, 3)		SH5-4 SF9 2B						F8		1	0	0	0	0	0	0									
Tom Glavine, L (1, 1)										2	0	0	0	0	1	0									
Mike Remlinger, L (7, 1)		SH5-4								0	0	0	0	0	0	0									
11 Kurt Abbott, R OBP: 0.222, SLG: 0.222 (6, PH)										1	0	0	0	0	0	0									
John Rocker, R (9, 1)										0	0	0	0	0	0	0									
Inning Stats	R: 1 E: 1 K: 1 S: 11	H: 1 LOB: 3 BB: 2 P: 26	R: 1 E: 0 K: 0 S: 14	H: 2 LOB: 1 BB: 0 P: 20	R: 0 E: 0 K: 0 S: 6	H: 1 LOB: 0 BB: 0 P: 10	R: 2 E: 1 K: 1 S: 16	H: 3 LOB: 2 BB: 1 P: 28	R: 0 E: 0 K: 1 S: 8	H: 1 LOB: 1 BB: 0 P: 12	R: 0 E: 0 K: 1 S: 8	H: 1 LOB: 1 BB: 0 P: 13	R: 0 E: 0 K: 0 S: 10	H: 1 LOB: 2 BB: 1 P: 17	R: 0 E: 1 K: 0 S: 4	H: 1 LOB: 2 BB: 0 P: 9	1B: 9 2B: 2 3B: 0 HR: 1	SF: 1 SAC: 1 DP: 2 HBP: 0	WP: 0 PB: 0 SB: 1 CS: 1	PA: 38					
PITCHER	IP WLS BF H R ER SO BB IBB HBP BLK WP HR S P ERA WHIP	IP WLS BF H R ER SO BB IBB HBP BLK WP HR S P ERA WHIP	IP WLS BF H R ER SO BB IBB HBP BLK WP HR S P ERA WHIP	IP WLS BF H R ER SO BB IBB HBP BLK WP HR S P ERA WHIP	IP WLS BF H R ER SO BB IBB HBP BLK WP HR S P ERA WHIP	IP WLS BF H R ER SO BB IBB HBP BLK WP HR S P ERA WHIP	IP WLS BF H R ER SO BB IBB HBP BLK WP HR S P ERA WHIP	IP WLS BF H R ER SO BB IBB HBP BLK WP HR S P ERA WHIP	IP WLS BF H R ER SO BB IBB HBP BLK WP HR S P ERA WHIP	IP WLS BF H R ER SO BB IBB HBP BLK WP HR S P ERA WHIP	IP WLS BF H R ER SO BB IBB HBP BLK WP HR S P ERA WHIP	IP WLS BF H R ER SO BB IBB HBP BLK WP HR S P ERA WHIP	IP WLS BF H R ER SO BB IBB HBP BLK WP HR S P ERA WHIP	IP WLS BF H R ER SO BB IBB HBP BLK WP HR S P ERA WHIP	IP WLS BF H R ER SO BB IBB HBP BLK WP HR S P ERA WHIP	IP WLS BF H R ER SO BB IBB HBP BLK WP HR S P ERA WHIP	IP WLS BF H R ER SO BB IBB HBP BLK WP HR S P ERA WHIP	IP WLS BF H R ER SO BB IBB HBP BLK WP HR S P ERA WHIP	IP WLS BF H R ER SO BB IBB HBP BLK WP HR S P ERA WHIP	IP WLS BF H R ER SO BB IBB HBP BLK WP HR S P ERA WHIP	IP WLS BF H R ER SO BB IBB HBP BLK WP HR S P ERA WHIP	IP WLS BF H R ER SO BB IBB HBP BLK WP HR S P ERA WHIP	IP WLS BF H R ER SO BB IBB HBP BLK WP HR S P ERA WHIP	IP WLS BF H R ER SO BB IBB HBP BLK WP HR S P ERA WHIP	IP WLS BF H R ER SO BB IBB HBP BLK WP HR S P ERA WHIP

Philadelphia Phillies @ Atlanta Braves
Turner Field, Atlanta, GA
Fri Apr 13 2001, 7:35 PM EDT
Att: 31,017 - Cloudy - 73 F

AB 32
R 4
H 11
RBI 4
BB 4
SO 4
LOB 22



Batter	1	2	3	4	5	6	7	8	9	AB	R	H	RBI	BB	SO	LOB	TOP			
Doug Glanville, R (1, 8) OBP: 0.298, SLG: 0.489	0-1 G4-3	1-2 F7			2-2 F8		0-1 1B			4	0	1	0	0	0	1				
11 Jimmy Rollins, S (1, 6) OBP: 0.283, SLG: 0.200	0-0 S 1B	0-1 F7			1-1 G1-3		1-0 F8			4	1	1	0	0	0	2				
Bobby Abreu, L (1, 9) OBP: 0.391, SLG: 0.590	4-1 1B		3-3 K		2-2 1B		3-3 K			3	0	1	0	1	2	1				
Scott Rolen, R (1, 5) OBP: 0.289, SLG: 0.421	0-0 BB		3-1 G6-3		1-1 G6-3			2-2 F7		4	0	1	1	0	0	1				
Mike Lieberthal, R (1, 2) OBP: 0.395, SLG: 0.400	1-1 P4		2-2 F9			1-0 G5-3		4-2 G4-6-3 BB		3	0	0	0	1	0	2				
Travis Lee, L (1, 3) OBP: 0.429, SLG: 0.333	4-2 BB			4-2 FC4-6 BB		2-2 L3		1-1 G4-6-3		2	0	0	0	2	0	1				
Pat Burrell, R (1, 7) OBP: 0.310, SLG: 0.342	1-3 K			1-3 K		1-0 HR			1-1 F7	4	1	1	1	0	2	4				
Marlon Anderson, L (1, 4) OBP: 0.265, SLG: 0.200		0-0 SH3-4 1B		0-0 FC4-6		1-3 K			0-0 G1-3	4	0	1	0	0	1	1				
Omar Daal, L (1, 1) OBP: 0.250, SLG: 0.250		0-1 SH3-4		0-0 F9			2-1 F8		3-1 G6-3	1	0	0	0	0	0	1				
David Newhan, L (7, PH) OBP: 0.375, SLG: 0.500										1	0	0	0	0	0	0				
Wayne Gomes, R (7, 1)										0	0	0	0	0	0	0				
23 Kevin Jordan, R (9, PH) OBP: 0.500, SLG: 0.400										1	0	0	0	0	0	0				
Jose Mesa, R (9, 1)										0	0	0	0	0	0	0				
Inning Stats	R: 1 E: 0 K: 1 S: 15	H: 2 LOB: 3 BB: 2 P: 25	R: 0 E: 0 K: 0 S: 8	H: 1 LOB: 1 BB: 0 P: 9	R: 0 E: 0 K: 1 S: 9	H: 0 LOB: 0 BB: 0 P: 17	R: 0 E: 0 K: 1 S: 8	H: 0 LOB: 1 BB: 1 P: 13	R: 0 E: 0 K: 0 S: 10	H: 1 LOB: 0 BB: 0 P: 16	R: 0 E: 0 K: 1 S: 9	H: 1 LOB: 0 BB: 0 P: 14	R: 0 E: 0 K: 0 S: 9	H: 0 LOB: 0 BB: 1 P: 16	R: 0 E: 0 K: 0 S: 5	H: 0 LOB: 0 BB: 0 P: 9	1B: 5 2B: 0 3B: 0 HR: 1	SF: 0 SAC: 1 DP: 1 HBP: 0	WP: 0 PB: 0 SB: 1 CS: 0	PA: 36
PITCHER	IP WLS BF H R ER SO BB IBB HBP BLK WP HR S P ERA WHIP																			
Kevin Millwood, R (1, 1) ERA: 4.5	7.0 L 30 6 2 2 5 3 0 0 0 0 0 1 67 107 2.57 1.286																			
Jason Marquis, R (8, 1) ERA: 3.6	2.0 6 0 0 0 0 1 0 0 0 0 0 0 14 25 0.00 0.500																			

Philadelphia Phillies @ Atlanta Braves
Turner Field, Atlanta, GA
Sat Apr 14 2001, 7:05 PM EDT
Att: 35,979 - Overcast - 70 F

AB 31
R 2
H 6
RBI 2
BB 4
SO 5
LOB 14



Batter	1	2	3	4	5	6	7	8	9	AB	R	H	RBI	BB	SO	LOB	BOTTOM			
Rafael Furcal, S (1, 6) OBP: 0.273, SLG: 0.380	0-0 F9		2-1 1B	1-0 G3			2-2 F7		2-2 G6-3	5	0	1	0	0	0	3				
Wes Helms, R (1, 3) OBP: 0.222, SLG: 0.556	1-0 3B		0-0 F8		0-1 F7		2-2 G6-3			4	0	1	0	0	0	1				
Andruw Jones, R (1, 8) OBP: 0.269, SLG: 0.306	0-1 L5		1-2 L4		2-1 E 10 BB 1B		0-0 G6-3			4	0	1	0	0	0	2				
10 Chipper Jones, S (1, 5) OBP: 0.380, SLG: 0.368	4-0 BB		3-3 K		4-0 E BB			1-0 F7		2	0	0	0	2	1	1				
Brian Jordan, R (1, 9) OBP: 0.227, SLG: 0.268	2-0 F8			2-1 2B 1B	3-1 E5		1-2 2-3 G4-6-3		2-2 F9	4	1	1	0	0	0	4				
Javy Lopez, R (1, 2) OBP: 0.357, SLG: 0.500		1-0 E5 FC1-4		1-3 K	0-0 G4-6-3		1-2 2-3		3-0 1B	4	0	1	0	0	1	4				
B.J. Surhoff, L (1, 7) OBP: 0.205, SLG: 0.342		2-2 P4		2-1 1B 1-H 2B		1-1 F8			0-0 SH1-4 1B	4	0	2	1	0	0	1				
Keith Lockhart, L (1, 4) OBP: 0.538, SLG: 0.545		1-2 FC1-4		0-1 1B		2-2 F7			2-0 SH1-4	3	0	1	0	0	0	1				
Kevin Millwood, R (1, 1) ERA: 4.41		0-3 K		0-3 K		0-2 G1-3			2-3 K	3	0	0	0	0	2	3				
Jason Marquis, L (8, 1) ERA: 3.6										0	0	0	0	0	0	0				
Rico Brogna, L (9, PH) OBP: 0.438, SLG: 0.552										1	0	0	0	0	1	1				
Inning Stats	R: 0 E: 0 K: 0 S: 5	H: 1 LOB: 2 BB: 1 P: 12	R: 0 E: 1 K: 1 S: 10	H: 0 LOB: 1 BB: 0 P: 14	R: 0 E: 0 K: 1 S: 11	H: 1 LOB: 2 BB: 0 P: 17	R: 1 E: 0 K: 2 S: 13	H: 3 LOB: 2 BB: 0 P: 19	R: 0 E: 0 K: 0 S: 7	H: 0 LOB: 0 BB: 0 P: 11	R: 0 E: 0 K: 0 S: 8	H: 0 LOB: 0 BB: 0 P: 12	R: 0 E: 0 K: 0 S: 5	H: 1 LOB: 1 BB: 0 P: 11	R: 0 E: 0 K: 1 S: 10	H: 1 LOB: 1 BB: 0 P: 16	1B: 6 2B: 1 3B: 1 HR: 0	SF: 0 SAC: 1 DP: 1 HBP: 0	WP: 0 PB: 0 SB: 0 CS: 0	PA: 37
PITCHER	IP WLS BF H R ER SO BB IBB HBP BLK WP HR S P ERA WHIP																			
Omar Daal, L (1, 1) ERA: 4.41	6.0 W 27 6 1 1 4 2 0 0 0 0 0 0 54 89 1.50 1.333																			
Wayne Gomes, R (7, 1) ERA: 3.6	2.0 H 6 1 0 0 0 0 0 0 0 0 0 0 13 23 0.00 0.500																			
Jose Mesa, R (9, 1) ERA: 1.5	1.0 S 4 1 0 0 1 0 0 0 0 0 0 0 10 16 0.00 1.000																			

Philadelphia Phillies @ Atlanta Braves
Turner Field, Atlanta, GA
Sat Apr 14 2001, 7:05 PM EDT
Att: 35,979 - Overcast - 70 F

AB 34
R 1
H 8
RBI 1
BB 2
SO 5
LOB 21



Batter	1	2	3	4	5	6	7	8	9	AB	R	H	RBI	BB	SO	LOB	TOP										
Doug Glanville, R (1, 8) OBP: 0.275, SLG: 0.449	F8		F9		K			F3		4	0	0	0	0	1	1	Philadelphia Phillies @ Atlanta Braves Turner Field, Atlanta, GA Sun Apr 15 2001, 1:05 PM EDT Att: 24,472 - Overcast - 62 F										
23 Kevin Jordan, R (1, 4) OBP: 0.400, SLG: 0.333	BB 1B		G3			G3-1		F9		4	0	1	0	0	0	0											
Bobby Abreu, L (1, 9) OBP: 0.400, SLG: 0.571	G4-6-3 BB			G6-3		G3			1B	3	0	1	0	1	0	0											
Scott Rolen, R (1, 5) OBP: 0.286, SLG: 0.405	G4-6-3			K			1B	K		4	0	1	0	0	2	3											
Mike Lieberthal, R (1, 2) OBP: 0.383, SLG: 0.368		G6-3				K			G6-3	3	0	0	0	1	1	1											
Pat Burrell, R (1, 7) OBP: 0.283, SLG: 0.310		F9		F9					G3-1	4	0	0	0	0	0	1											
Travis Lee, L (1, 3) OBP: 0.435, SLG: 0.351					L4		G3			4	0	2	0	0	0	0											
Tomas Perez, S (1, 6) OBP: 0.333, SLG: 0.333		G4-3			G6-3				K	4	0	1	0	0	1	2											
Robert Person, R (1, 1) OBP: 0.286, SLG: 0.333										2	0	0	0	1	1	1											
Ricky Bottalico, L (8, 1) OBP: 0.286, SLG: 0.333				K				F8		0	0	0	0	0	0	0											
Inning Stats	R: 0 H: 1 E: 0 K: 0 S: 9	H: 1 LOB: 1 BB: 1 P: 16	R: 0 H: 1 E: 0 K: 0 S: 8	H: 1 LOB: 1 BB: 0 P: 12	R: 0 H: 0 E: 0 K: 1 S: 6	H: 0 LOB: 0 BB: 0 P: 6	R: 0 H: 0 E: 0 K: 1 S: 9	H: 0 LOB: 1 BB: 1 P: 21	R: 0 H: 0 E: 0 K: 1 S: 8	H: 0 LOB: 1 BB: 1 P: 14	R: 0 H: 1 E: 0 K: 0 S: 10	H: 1 LOB: 1 BB: 0 P: 16	R: 0 H: 1 E: 0 K: 0 S: 8	H: 1 LOB: 1 BB: 0 P: 13	R: 0 H: 1 E: 0 K: 1 S: 19	H: 1 LOB: 1 BB: 0 P: 26	R: 0 H: 1 E: 0 K: 1 S: 14	H: 1 LOB: 1 BB: 0 P: 19	1B: 6 2B: 0 3B: 0 HR: 0	SF: 0 SAC: 0 DP: 1 HBP: 0	WP: 0 PB: 0 SB: 0 CS: 0	PA: 35					
PITCHER	IP	WLS	BF	H	R	ER	SO	BB	IBB	HBP	BLK	WP	HR	S	P	ERA	WHIP	PITCHER									
Odalis Perez, L (1, 1) ERA: 2.25	7.0	W	27	4	0	0	4	3	0	0	0	0	0	58	98	0.00	1.000										
Mike Remlinger, L (8, 1) ERA: 0.99	1.0	H	4	1	0	0	1	0	0	0	0	0	0	19	26	0.00	1.000										
John Rocker, L (9, 1) ERA: 2.7	1.0	S	4	1	0	0	1	0	0	0	0	0	0	14	19	0.00	1.000										

Batter	1	2	3	4	5	6	7	8	9	AB	R	H	RBI	BB	SO	LOB	BOTTOM										
Rafael Furcal, S (1, 6) OBP: 0.271, SLG: 0.389	F7		K			K				4	0	1	1	0	2	0	Philadelphia Phillies @ Atlanta Braves Turner Field, Atlanta, GA Sun Apr 15 2001, 1:05 PM EDT Att: 24,472 - Overcast - 62 F										
Rico Brogna, L (1, 3) OBP: 0.389, SLG: 0.485	G3				K	K		F9		4	0	0	0	0	2	1											
B.J. Surhoff, L (1, 7) OBP: 0.190, SLG: 0.317	F8			F5			K			3	0	0	0	0	1	0											
10 Chipper Jones, S (1, 5) OBP: 0.377, SLG: 0.366		F8		F7					CS 1B	3	0	1	0	0	0	0											
Brian Jordan, R (1, 9) OBP: 0.234, SLG: 0.341		HR			K		K			3	1	1	1	0	2	1											
Andruw Jones, R (1, 8) OBP: 0.291, SLG: 0.385		G5-3							HR	3	1	2	1	0	0	0											
Javy Lopez, R (1, 2) OBP: 0.333, SLG: 0.463		G1-3			P5			G6-3		3	0	0	0	0	0	1											
Keith Lockhart, L (1, 4) OBP: 0.438, SLG: 0.429			F2		F9			F3		3	0	0	0	0	0	1											
Odalis Perez, L (1, 1) ERA: 2.25										2	0	0	0	0	0	0											
Mike Remlinger, L (8, 1) ERA: 0.99										0	0	0	0	0	0	0											
Dave Martinez, L (8, PH) OBP: 0.353, SLG: 0.333										0	1	0	0	1	0	0											
John Rocker, R (9, 1) ERA: 2.7										0	0	0	0	0	0	0											
Inning Stats	R: 0 H: 0 E: 0 K: 0 S: 10	H: 1 LOB: 0 BB: 0 P: 15	R: 1 H: 1 E: 0 K: 0 S: 7	H: 1 LOB: 0 BB: 0 P: 14	R: 0 H: 0 E: 0 K: 1 S: 8	H: 0 LOB: 0 BB: 0 P: 11	R: 0 H: 0 E: 0 K: 1 S: 5	H: 0 LOB: 0 BB: 0 P: 8	R: 0 H: 1 E: 0 K: 2 S: 14	H: 1 LOB: 1 BB: 0 P: 19	R: 0 H: 1 E: 0 K: 2 S: 8	H: 1 LOB: 1 BB: 0 P: 14	R: 2 H: 2 E: 0 K: 0 S: 20	H: 2 LOB: 1 BB: 1 P: 32	1B: 2 2B: 2 3B: 0 HR: 2	SF: 0 SAC: 0 DP: 1 HBP: 0	WP: 0 PB: 0 SB: 0 CS: 1	PA: 29									
PITCHER	IP	WLS	BF	H	R	ER	SO	BB	IBB	HBP	BLK	WP	HR	S	P	ERA	WHIP	PITCHER									
Robert Person, R (1, 1) ERA: 3.26	7.2	L	27	4	3	3	7	1	0	0	0	0	0	74	119	3.52	0.652										
Ricky Bottalico, R (8, 1) ERA: 2.7	0.1		2	1	0	0	0	0	0	0	0	0	0	5	8	0.00	3.000										

Batter	1	2	3	4	5	6	7	8	9	AB	R	H	RBI	BB	SO	LOB	TOP								
Luis Castillo, S OBP: 0.305, SLG: 0.320	3-1 P6 1B		1-1 FC6-4			1-3 K		2-2 G4-3		4	0	1	0	0	1	1									
Eric Owens, R OBP: 0.346, SLG: 0.447	1-2 P6 1-2			0-3 K		0-0 G5-3		1-2 1B WP	1B	4	1	1	0	0	1	1									
Cliff Floyd, L OBP: 0.472, SLG: 0.682	0-0 G1-3			1-2 G3		0-0 2B		3-1 PB WP 1-3 G1-3 1B	1B	4	1	2	0	0	0	0									
Preston Wilson, R OBP: 0.377, SLG: 0.520		0-0 G6-3		1-1 PB 1B		3-2 G5-3		2-3 K	1-3 K	4	1	1	0	0	1	2									
Mike Lowell, R OBP: 0.318, SLG: 0.525	1-2 F7			3-1 1B		0-0 G5-3		0-0 G1-3	3-H G1-3	4	0	1	2	0	0	0									
Charles Johnson, R OBP: 0.302, SLG: 0.550	3-1 F8			1-2 L7		2-3 K		3-H 4-1 BB	BB	3	0	0	0	1	1	1									
Derrek Lee, R OBP: 0.275, SLG: 0.356			1-1 G4-3		2-2 G6-3		0-0 F9	0-3 K	0-3 K	4	0	0	0	0	1	1									
Alex Gonzalez, R OBP: 0.452, SLG: 0.457			1-0 FC6-4 1B		0-0 F7			0-3 K		3	0	1	0	0	1	0									
Brad Penny, R (8, PH)			1-3 K		0-3 K			0-1 L1		2	0	0	0	0	2	1									
Ryan McGuire, L Dan Miceli, R										1	0	0	0	0	0	0									
										0	0	0	0	0	0	0									
										0	0	0	0	0	0	0									
Inning Stats	R: 0 E: 0 K: 0 S: 7	H: 1 LOB: 0 BB: 0 P: 11	R: 0 E: 0 K: 0 S: 6	H: 0 LOB: 0 BB: 0 P: 10	R: 0 E: 0 K: 1 S: 8	H: 1 LOB: 1 BB: 0 P: 12	R: 1 E: 0 K: 1 S: 17	H: 2 LOB: 1 BB: 0 P: 21	R: 0 E: 0 K: 1 S: 7	H: 0 LOB: 0 BB: 0 P: 9	R: 0 E: 0 K: 1 S: 8	H: 1 LOB: 1 BB: 0 P: 12	R: 0 E: 0 K: 1 S: 6	H: 0 LOB: 0 BB: 0 P: 8	R: 0 E: 0 K: 1 S: 8	H: 0 LOB: 0 BB: 0 P: 10	R: 2 E: 0 K: 2 S: 14	H: 2 LOB: 1 BB: 1 P: 24	1B: 6 2B: 2 3B: 0 HR: 0	SF: 0 SAC: 0 DP: 1 HBP: 0	WP: 1 PB: 2 CS: 0	PA: 34			
PITCHER	IP WLS BF H R ER SO BB IBB HBP BLK WP HR S P ERA WHIP	8.0 28 5 1 0 6 0 0 0 0 0 0 0 67 93 0.00 0.625	1.0 W 6 2 2 1 2 1 0 0 0 1 0 14 24 9.00 3.000																						

Florida Marlins @ Atlanta Braves
Turner Field, Atlanta, GA
Mon Apr 16 2001, 7:35 PM EDT
Att: 24,015 - Sunny - 67 F

AB 33
R 3
H 7
RBI 2
BB 1
SO 8
LOB 7



Batter	1	2	3	4	5	6	7	8	9	AB	R	H	RBI	BB	SO	LOB	BOTTOM								
Rafael Furcal, S OBP: 0.254, SLG: 0.362	0-2 L7	0-0 G6-3		1-1 G4-3			1-1 G3		1-1 SH5-4	4	0	0	0	0	0	3									
Dave Martinez, L OBP: 0.364, SLG: 0.368	2-1 1B 2B		1-1 L6		0-1 F7		0-3 K		4-1 1B BB	4	1	1	0	1	1	0									
Rico Brogna, L OBP: 0.439, SLG: 0.541	0-0 10 PB 1B		1-1 G4-3		4-2 BB		1-1 E9 10 1B 2B		1-1 1-2 2-H 1B	4	1	3	2	1	0	0									
10 Chipper Jones, S OBP: 0.386, SLG: 0.378	2-0 G6-3		0-1 1B		3-2 F7		1-2 1B			4	0	2	1	0	0	2									
Brian Jordan, R OBP: 0.235, SLG: 0.333	0-0 G5-3		1-0 1B		1-2 F8		0-0 L9			4	0	1	0	0	0	3									
Andruw Jones, R OBP: 0.305, SLG: 0.446		1-1 SH1-4 G4-3 1B		0-0 G5-3		0-1 HR		2-3 K		4	1	2	1	0	1	2									
Keith Lockhart, L OBP: 0.450, SLG: 0.375		0-0 G4-3		4-1 SH3-4 BB		0-0 G4-3		4-2 B2-6-4 BB		2	0	0	0	2	0	1									
Paul Bako, L		4-1 SH1-4 BB		1-3 K		1-0 G4-3		2-0 B2-6-4		3	0	0	0	1	1	2									
Greg Maddux, R OBP: 0.250, SLG: 0.250		0-0 SH1-4		0-0 SH3-4		1-2 G4-3		4-2 SH5-4 1B BB		1	0	0	0	0	0	0									
John Rocker, R B.J. Surhoff, L										0	0	0	0	0	0	0									
										0	1	0	0	1	0	0									
Inning Stats	R: 1 E: 0 K: 0 S: 8	H: 2 LOB: 1 BB: 0 P: 12	R: 0 E: 0 K: 0 S: 6	H: 1 LOB: 2 BB: 1 P: 11	R: 0 E: 0 K: 1 S: 8	H: 2 LOB: 2 BB: 0 P: 11	R: 0 E: 0 K: 1 S: 8	H: 0 LOB: 1 BB: 1 P: 14	R: 0 E: 0 K: 0 S: 11	H: 0 LOB: 1 BB: 1 P: 19	R: 1 E: 0 K: 0 S: 7	H: 1 LOB: 0 BB: 0 P: 9	R: 1 E: 1 K: 1 S: 11	H: 2 LOB: 1 BB: 0 P: 14	R: 0 E: 0 K: 1 S: 7	H: 0 LOB: 0 BB: 1 P: 15	R: 1 E: 0 K: 0 S: 7	H: 1 LOB: 2 BB: 2 P: 17	1B: 6 2B: 2 3B: 0 HR: 1	SF: 0 SAC: 3 DP: 1 HBP: 0	WP: 0 PB: 1 CS: 0	PA: 39			
PITCHER	IP WLS BF H R ER SO BB IBB HBP BLK WP HR S P ERA WHIP	7.0 32 8 3 3 2 2 3 0 0 0 0 0 7 15 0.00 1.000	1.0 L 4 1 1 1 0 2 0 0 0 0 0 7 17 27.00 9.000																						

Florida Marlins @ Atlanta Braves
Turner Field, Atlanta, GA
Mon Apr 16 2001, 7:35 PM EDT
Att: 24,015 - Sunny - 67 F

AB 30
R 4
H 9
RBI 4
BB 6
SO 3
LOB 13



Batter	1	2	3	4	5	6	7	8	9	AB	R	H	RBI	BB	SO	LOB	TOP				
Luis Castillo, S OBP: 0.317, SLG: 0.321	1-3 K		3-3 K					4-2 E BB		3	0	1	0	1	2	0	Florida Marlins @ Atlanta Braves Turner Field, Atlanta, GA Tue Apr 17 2001, 7:35 PM EDT Att: 27,522 - Cloudy - 49 F				
Eric Owens, R OBP: 0.357, SLG: 0.451	3-2 1B 1B		0-2 G4-3					2-3 K		4	1	2	0	0	1	1					
Cliff Floyd, L OBP: 0.456, SLG: 0.646	0-0 PB 1B SF8		2-3 K					1-1 F8		4	1	1	0	0	1	3					
Preston Wilson, R OBP: 0.368, SLG: 0.500	1-2 PB 1B			2-3 K				2-3 K		4	0	1	1	0	3	3					
Mike Lowell, R OBP: 0.292, SLG: 0.488	3-2 SF8			1-1 F4				1-1 G5-3		3	0	0	1	0	1	2					
Charles Johnson, R OBP: 0.319, SLG: 0.614	3-3 K			1-3 K				1-0 1B		4	1	2	1	0	2	1					
Derrek Lee, R OBP: 0.253, SLG: 0.327		2-3 K			1-0 F8			2-0 L9		4	0	0	0	0	1	1					
Antonio Alfonseca, R ERA: 4.18								0-2 F9		0	0	0	0	0	0	0					
Alex Gonzalez, R OBP: 0.413, SLG: 0.410		1-3 K			1-2 F9			0-0 G5-3		4	0	0	0	0	1	1					
Vladimir Nunez, R Armando Almanza, L Braden Looper, R Ryan McGuire, L	1-0 F8				1-1 G6-3			1-3 K		3	0	0	0	0	1	0					
Inning Stats	R: 2 E: 0 K: 2 S: 19	H: 3 LOB: 1 BB: 0 P: 30	R: 0 E: 0 K: 2 S: 7	H: 0 LOB: 0 BB: 0 P: 11	R: 0 E: 0 K: 2 S: 9	H: 0 LOB: 0 BB: 0 P: 14	R: 0 E: 0 K: 2 S: 8	H: 0 LOB: 0 BB: 0 P: 12	R: 0 E: 0 K: 2 S: 6	H: 2 LOB: 2 BB: 0 P: 9	R: 1 E: 0 K: 1 S: 10	H: 1 LOB: 0 BB: 0 P: 14	R: 0 E: 1 K: 2 S: 12	H: 0 LOB: 1 BB: 1 P: 21	R: 0 E: 0 K: 0 S: 5	H: 1 LOB: 1 BB: 0 P: 9	1B: 6 2B: 0 3B: 0 HR: 1	SF: 1 2B: 0 3B: 0 HBP: 0	WP: 0 PB: 1 CS: 0	PA: 35	
PITCHER	IP	WLS	BF	H	R	ER	SO	BB	IBB	HBP	BLK	WP	HR	S	P	ERA	WHIP				
John Burkett, R	7.0	L	27	6	3	2	11	0	0	0	0	0	1	72	110	2.57	0.857				
Jason Marquis, R	1.0		4	0	0	0	2	1	0	0	0	0	0	12	21	0.00	1.000				
Marc Valdes, R	1.0		4	1	0	0	0	0	0	0	0	0	0	5	9	0.00	1.000				

Batter	1	2	3	4	5	6	7	8	9	AB	R	H	RBI	BB	SO	LOB	BOTTOM					
Rafael Furcal, S OBP: 0.254, SLG: 0.344	1-3 K	0-1 P6			3-2 G3-1			4-2 CS WP BB		3	0	0	0	1	1	1	Florida Marlins @ Atlanta Braves Turner Field, Atlanta, GA Tue Apr 17 2001, 7:35 PM EDT Att: 27,522 - Cloudy - 49 F					
B.J. Surhoff, L OBP: 0.234, SLG: 0.302	4-1 10 HR BB			0-0 G5-3				4-0 10 FC6-4 CS BB		2	1	0	0	2	1	0						
Rico Brogna, L OBP: 0.422, SLG: 0.500	0-1 F8			1-0 G1-4-3				4-0 10 FC6-4 BB		3	0	0	0	1	0	1						
10 Chipper Jones, S OBP: 0.393, SLG: 0.438	1-0 1H HR			4-1 BB				2-2 FC6-4 FC4		3	1	1	2	1	1	2						
Marc Valdes, R								1-2 2-3 BB		0	0	0	0	0	0	0						
Brian Jordan, R OBP: 0.236, SLG: 0.327	2-1 1B			0-1 F7				3-1 FC4		4	0	1	0	0	0	3						
Andruw Jones, R OBP: 0.302, SLG: 0.450	2-3 K			1-2 G5-3				1-2 BLK 2B		4	0	1	0	0	2	1						
Javy Lopez, R OBP: 0.327, SLG: 0.432				2-0 G6-3				0-1 L8		3	0	0	0	1	0	1						
Marcus Giles, R				4-1 G5-4-3 BB				2-2 G6-3		3	0	0	0	1	0	1						
Keith Lockhart, L OBP: 0.455, SLG: 0.389				3-2 F9				1-1 P6		2	0	0	0	0	0	1						
John Burkett, R OBP: 0.429, SLG: 0.333								2-3 P6		2	0	1	0	0	0	1						
Dave Martinez, L OBP: 0.348, SLG: 0.350								1-2 P6		2	0	1	0	0	1	0						
Jason Marquis, L										0	0	0	0	0	0	0						
Wes Helms, R OBP: 0.211, SLG: 0.526								1-2 1B		1	0	0	0	0	0	1						
Inning Stats	R: 2 E: 0 K: 2 S: 16	H: 2 LOB: 1 BB: 1 P: 26	R: 0 E: 0 K: 0 S: 5	H: 1 LOB: 1 BB: 1 P: 10	R: 0 E: 0 K: 0 S: 5	H: 0 LOB: 1 BB: 1 P: 10	R: 0 E: 0 K: 0 S: 7	H: 0 LOB: 0 BB: 0 P: 13	R: 0 E: 0 K: 2 S: 10	H: 0 LOB: 0 BB: 0 P: 14	R: 0 E: 0 K: 1 S: 7	H: 1 LOB: 1 BB: 0 P: 11	R: 0 E: 0 K: 0 S: 11	H: 1 LOB: 1 BB: 0 P: 15	R: 0 E: 0 K: 0 S: 7	H: 0 LOB: 2 BB: 3 P: 24	R: 0 E: 0 K: 1 S: 11	H: 1 LOB: 1 BB: 0 P: 16	1B: 3 2B: 1 3B: 0 HR: 1	SF: 0 2B: 1 3B: 0 HBP: 0	WP: 2 PB: 0 CS: 2	PA: 36
PITCHER	IP	WLS	BF	H	R	ER	SO	BB	IBB	HBP	BLK	WP	HR	S	P	ERA	WHIP					
Vladimir Nunez, R	7.0	W	28	4	2	2	5	4	0	1	0	0	0	8	105	0.00	6.000					
Armando Almanza, L	0.1	H	2	0	0	0	0	2	0	0	0	0	0	5	10	0.00	0.000					
Braden Looper, R	0.2	H	2	0	0	0	0	0	0	0	0	0	0	11	16	0.00	1.000					
Antonio Alfonseca, R	1.0	S	4	1	0	0	1	0	0	0	0	1	0	11	16	0.00	1.000					

AB	33
R	3
H	7
RBI	3
BB	1
SO	13
LOB	12



Batter	1	2	3	4	5	6	7	8	9	AB	R	H	RBI	BB	SO	LOB	TOP		
Eric Owens, R OBP: 0.350, SLG: 0.426 (1, 9)	F9		F9			F9		F9		3	0	0	0	1	0	0	Florida Marlins @ Atlanta Braves Turner Field, Atlanta, GA Wed Apr 18 2001, 1:05 PM EDT Att: 30,233 - Sunny - 51 F		
Dave Berg, R OBP: 0.105, SLG: 0.421 (1, 4)	F8		L7			K		K		4	0	0	0	0	2	1			
Cliff Floyd, L OBP: 0.443, SLG: 0.608 (1, 7)	S			G4-3				K		3	0	0	0	1	1	0			
Preston Wilson, R OBP: 0.361, SLG: 0.474 (1, 8)				K				F8		3	0	0	0	1	2	0			
Mike Lowell, R OBP: 0.288, SLG: 0.468 (1, 5)	G6-3			G1-3				E		4	0	1	0	0	0	2			
Derrek Lee, R OBP: 0.259, SLG: 0.327 (1, 3)			G4-3			K		E6		3	0	1	0	0	1	0			
Mike Redmond, R OBP: 0.455, SLG: 0.667 (1, 2)			G4-6-3		G6-3			1B		2	0	1	0	1	0	0			
Alex Gonzalez, R OBP: 0.388, SLG: 0.381 (1, 6)			G4-6-3		F8			F8		3	0	0	0	0	0	4			
Ryan Dempster, R OBP: 0.100, SLG: 0.100 (8, PH)						K				2	0	0	0	0	2	0			
Kevin Millar, R OBP: 0.388, SLG: 0.381 (8, 1)										1	0	0	0	0	1	0			
Vic Darenbourg, L OBP: 0.388, SLG: 0.381 (8, 1)										0	0	0	0	0	0	0			
Ricky Bones, R OBP: 0.388, SLG: 0.381 (8, 1)										0	0	0	0	0	0	0			
Inning Stats	R: 0 H: 0 E: 0 K: 0 S: 14	H: 0 LOB: 2 BB: 2 P: 26	R: 0 H: 1 E: 0 K: 0 S: 8	H: 1 LOB: 0 BB: 0 P: 12	R: 0 H: 0 E: 0 K: 1 S: 8	H: 0 LOB: 0 BB: 0 P: 10	R: 0 H: 0 E: 0 K: 1 S: 7	H: 0 LOB: 0 BB: 0 P: 10	R: 0 H: 2 E: 1 K: 2 S: 18	H: 2 LOB: 3 BB: 1 P: 30	R: 0 H: 0 E: 0 K: 1 S: 7	H: 0 LOB: 0 BB: 0 P: 10	R: 0 H: 0 E: 0 K: 1 S: 7	H: 0 LOB: 0 BB: 0 P: 10	1B: 3 2B: 0 3B: 0 HR: 0	SF: 0 SAC: 0 DP: 1 HBP: 0	WP: 0 PB: 0 CS: 1	PA: 32	
PITCHER	IP	WLS	BF	H	R	ER	SO	BB	IBB	HBP	BLK	WP	HR	S	P	ERA	WHIP		
Tom Glavine, L ERA: 3.46 (1, 1)	7.0	W	26	3	0	0	6	3	1	0	0	0	0	67	107	0.00	0.857		
Mike Remlinger, L ERA: 0.87 (8, 1)	1.0	H	3	0	0	0	2	0	0	0	0	0	0	8	12	0.00	0.000		
John Rocker, L ERA: 3.12 (9, 1)	1.0	S	3	0	0	0	1	0	0	0	0	0	0	7	10	0.00	0.000		

Batter	1	2	3	4	5	6	7	8	9	AB	R	H	RBI	BB	SO	LOB	BOTTOM		
Rafael Furcal, S OBP: 0.254, SLG: 0.328 (1, 6)	1B	G4-3			B1-3		K			3	0	0	0	1	1	2	Florida Marlins @ Atlanta Braves Turner Field, Atlanta, GA Wed Apr 18 2001, 1:05 PM EDT Att: 30,233 - Sunny - 51 F		
B.J. Surhoff, L OBP: 0.235, SLG: 0.283 (1, 7)	1B		F9		G3		K			3	1	0	0	1	1	1			
Rico Brogna, L OBP: 0.429, SLG: 0.500 (1, 3)	1B		HBP		K			F7		4	0	2	0	0	1	0			
10 Chipper Jones, S OBP: 0.369, SLG: 0.404 (8, PR)	FC3-2		F8			G3		E4		4	0	0	0	0	0	4			
Wes Helms, R OBP: 0.211, SLG: 0.526 (9, 5)	FC3-2							2B		0	0	0	0	0	0	0			
Brian Jordan, R OBP: 0.254, SLG: 0.345 (1, 9)	FC6-4		HBP			F8				3	0	1	1	0	0	2			
Andruw Jones, R OBP: 0.313, SLG: 0.444 (1, 8)	F3		K			1B		IBB		3	0	1	0	1	1	4			
Javy Lopez, R OBP: 0.302, SLG: 0.396 (1, 2)		G6-3			K		F5			4	0	0	0	0	2	4			
Keith Lockhart, L OBP: 0.462, SLG: 0.381 (1, 4)	SH1-4		F2				SH5-4			3	0	1	0	1	0	3			
Tom Glavine, L ERA: 2.45 (1, 1)	IP	WLS	BF	H	R	ER	SO	BB	IBB	HBP	BLK	WP	HR	S	P	ERA	WHIP		
Mike Remlinger, L ERA: 8.44 (8, 1)	0.1	L	29	4	1	1	6	3	0	1	0	0	0	3	4	0.00	1.000		
Vic Darenbourg, L ERA: 8.44 (8, 1)	0.1		2	0	0	0	0	0	0	0	0	0	0	3	4	0.00	0.000		
Ricky Bones, R ERA: 6.75 (8, 1)	0.2		4	1	0	0	1	0	1	0	0	0	0	6	14	0.00	1.500		
Inning Stats	R: 1 H: 1 E: 0 K: 0 S: 12	H: 1 LOB: 2 BB: 2 P: 22	R: 0 H: 1 E: 0 K: 0 S: 13	H: 1 LOB: 1 BB: 0 P: 18	R: 0 H: 1 E: 0 K: 1 S: 8	H: 1 LOB: 2 BB: 0 P: 12	R: 0 H: 0 E: 0 K: 2 S: 8	H: 0 LOB: 0 BB: 0 P: 10	R: 0 H: 1 E: 0 K: 0 S: 9	H: 1 LOB: 1 BB: 1 P: 14	R: 0 H: 0 E: 0 K: 2 S: 18	H: 0 LOB: 1 BB: 1 P: 28	R: 0 H: 1 E: 1 K: 1 S: 9	H: 1 LOB: 3 BB: 1 P: 18	1B: 4 2B: 1 3B: 0 HR: 0	SF: 0 SAC: 2 DP: 0 HBP: 1	WP: 0 PB: 0 CS: 0	PA: 35	

Batter	1	2	3	4	5	6	7	8	9	AB	R	H	RBI	BB	SO	LOB	TOP																					
Rafael Furcal, S OBP: 0.237, SLG: 0.304 (1, 6)	F9		K				F8		G4-3								5 0 0 0 0 1 1																					
Andruw Jones, R OBP: 0.338, SLG: 0.500 (1, 8)	HR		1B				F9										3 2 2 1 1 0 1																					
10 Chipper Jones, S OBP: 0.391, SLG: 0.446 (1, 5)	L7		1B						1B								4 1 3 1 0 0 0																					
Brian Jordan, R OBP: 0.254, SLG: 0.339 (1, 9)	F8		FC6-4				L8		1B								4 0 1 0 0 0 3																					
Javy Lopez, R OBP: 0.316, SLG: 0.392 (1, 2)									F5								3 0 1 0 1 1 2																					
Wes Helms, R OBP: 0.174, SLG: 0.455 (1, 3)	P4						K		SF8								3 0 0 1 0 1 3																					
B.J. Surhoff, L OBP: 0.218, SLG: 0.260 (1, 7)	L9						K		F7								4 0 0 0 0 1 4																					
Quilvio Veras, S OBP: 0.174, SLG: 0.140 (1, 4)	F8						G5-3		G6-3								4 0 0 0 0 0 1																					
Kevin Millwood, R Dave Martinez, L Odalis Perez, L Marc Valdes, R Jose Cabrera, R Keith Lockhart, L OBP: 0.444, SLG: 0.364 (1, 1)			G4-3				K		G4-3								2 0 0 0 0 1 0 1 0 1 0 1 0 0 0 0 0 0																					
Inning Stats	R: 1 E: 0 K: 0 S: 9	H: 1 LOB: 0 BB: 0 P: 13	R: 0 E: 0 K: 0 S: 8	H: 0 LOB: 1 BB: 1 P: 17	R: 0 E: 0 K: 1 S: 8	H: 2 LOB: 2 BB: 0 P: 12	R: 0 E: 0 K: 1 S: 6	H: 0 LOB: 0 BB: 0 P: 11	R: 0 E: 0 K: 1 S: 10	H: 0 LOB: 2 BB: 1 P: 17	R: 0 E: 0 K: 2 S: 13	H: 2 LOB: 2 BB: 1 P: 24	R: 0 E: 0 K: 0 S: 10	H: 1 LOB: 1 BB: 0 P: 17	R: 0 E: 0 K: 0 S: 12	H: 2 LOB: 1 BB: 0 P: 20	R: 0 E: 0 K: 0 S: 10	H: 0 LOB: 0 BB: 0 P: 14	1B: 5 2B: 2 3B: 0 HR: 1	SF: 1 SAC: 0 DP: 0 HBP: 0	WP: 0 PA: 37 PB: 0 SB: 0 CS: 0																	
PITCHER	IP	WLS	BF	H	R	ER	SO	BB	IBB	HBP	BLK	WP	HR	S	P	ERA	WHIP	PITCHER				IP	WLS	BF	H	R	ER	SO	BB	IBB	HBP	BLK	WP	HR	S	P	ERA	WHIP
Omar Daal, L ERA: 4.03 (1, 1)	6.0		25	5	2	2	5	2	0	0	0	0	1	54	94	3.00	1.167																					
Wayne Gomes, R ERA: 0.92 (7, 1)	1.0	W	4	1	0	0	0	0	0	0	0	0	0	10	17	0.00	1.000																					
Ricky Bottalico, R ERA: 0.93 (8, 1)	2.0		8	2	1	1	0	0	0	0	0	0	0	22	34	4.50	1.000																					

Atlanta Braves @ Philadelphia Phillies
Veterans Stadium, Philadelphia, PA
Fri Apr 20 2001, 7:05 PM EDT
Att: 16,245 - Cloudy - 65 F

AB 34
R 3
H 8
RBI 3
BB 2
SO 5
LOB 15



Batter	1	2	3	4	5	6	7	8	9	AB	R	H	RBI	BB	SO	LOB	BOTTOM																					
Doug Glanville, R OBP: 0.284, SLG: 0.406 (1, 8)	G5-3		1B				F8		L6								4 0 0 0 1 0 2																					
11 Jimmy Rollins, S OBP: 0.354, SLG: 0.310 (1, 6)	G4-3		1B						F8								5 1 3 0 0 0 0																					
Scott Rolen, R OBP: 0.353, SLG: 0.382 (1, 5)	BB		1B				G6-3		1B								3 0 2 0 2 0 1																					
Bobby Abreu, L OBP: 0.348, SLG: 0.483 (1, 9)	G4-3		K						F8								5 2 1 0 0 1 7																					
Mike Lieberthal, R OBP: 0.365, SLG: 0.346 (1, 2)	P4		FC5-4				F8		K								5 1 1 1 0 1 5																					
Travis Lee, L OBP: 0.391, SLG: 0.275 (1, 3)	G4-3						F8		1B								3 2 1 0 1 0 0																					
Pat Burrell, R OBP: 0.344, SLG: 0.431 (1, 7)	1B						K		G4-3								4 0 2 2 0 1 2																					
Marlon Anderson, L OBP: 0.292, SLG: 0.214 (1, 4)	F7						F9		23 HR								3 1 0 0 1 0 3																					
Omar Daal, L OBP: 0.167, SLG: 0.167 (1, 1)			F7														2 0 0 0 0 0 0																					
Rob Ducey, L OBP: 0.429, SLG: 0.571 (6, PH)							G4-3										1 0 1 1 0 0 0																					
Wayne Gomes, R ERA: 5.79 (7, 1)																	0 0 0 0 0 0 0																					
23 Kevin Jordan, R OBP: 0.471, SLG: 0.600 (7, PH)																	1 1 1 4 0 0 0																					
Ricky Bottalico, L (8, 1)																	0 0 0 0 0 0 0																					
Inning Stats	R: 0 E: 0 K: 0 S: 9	H: 0 LOB: 1 BB: 1 P: 17	R: 0 E: 0 K: 0 S: 12	H: 1 LOB: 0 BB: 0 P: 17	R: 0 E: 0 K: 1 S: 14	H: 2 LOB: 3 BB: 1 P: 24	R: 0 E: 0 K: 1 S: 6	H: 0 LOB: 0 BB: 0 P: 9	R: 0 E: 0 K: 0 S: 8	H: 1 LOB: 1 BB: 0 P: 12	R: 2 E: 0 K: 0 S: 10	H: 4 LOB: 2 BB: 0 P: 16	R: 6 E: 0 K: 0 S: 19	H: 3 LOB: 0 BB: 3 P: 41	R: 0 E: 0 K: 1 S: 8	H: 1 LOB: 1 BB: 0 P: 14	1B: 9 2B: 2 3B: 0 HR: 1	SF: 0 SAC: 0 DP: 0 HBP: 0	WP: 0 PA: 41 PB: 0 SB: 0 CS: 0																			
PITCHER	IP	WLS	BF	H	R	ER	SO	BB	IBB	HBP	BLK	WP	HR	S	P	ERA	WHIP	PITCHER				IP	WLS	BF	H	R	ER	SO	BB	IBB	HBP	BLK	WP	HR	S	P	ERA	WHIP
Kevin Millwood, R ERA: 4.13 (1, 1)	6.0		28	8	2	2	2	2	0	0	0	0	0	13	26	108.00	12.000																					
Odalis Perez, L ERA: 5.11 (7, 1)	0.1	L	5	2	4	4	0	2	0	0	0	0	0	6	15	27.00	1.500																					
Marc Valdes, R ERA: 5.79 (7, 1)	0.2		4	1	2	2	0	0	1	0	0	0	1	6	15	27.00	1.500																					
Jose Cabrera, R ERA: (8, 1)	1.0		4	1	0	0	1	0	0	0	0	0	0	8	14	0.00	1.000																					

Atlanta Braves @ Philadelphia Phillies
Veterans Stadium, Philadelphia, PA
Fri Apr 20 2001, 7:05 PM EDT
Att: 16,245 - Cloudy - 65 F

AB 36
R 8
H 12
RBI 8
BB 5
SO 3
LOB 20



Batter	1	2	3	4	5	6	7	8	9	AB	R	H	RBI	BB	SO	LOB	TOP										
Rafael Furcal, S (1,6) OBP: 0.247, SLG: 0.333	G6-3		2-1 1B 2B			2-2 G4-3		3-3 K		4	0	1	0	0	1	1	Atlanta Braves @ Philadelphia Phillies Veterans Stadium, Philadelphia, PA Sun Apr 22 2001, 1:35 PM EDT Att: 26,756 - Sunny - 85 F										
B.J. Surhoff, L (1,7) OBP: 0.270, SLG: 0.286	F9		1-0 2H 1B			3-3 K		1-1 10 FC3-6 BB WP 1B	4	1	2	0	0	1	0												
Andruw Jones, R (1,8) OBP: 0.363, SLG: 0.486	F9			3-2 G5-3		1-2 G5-3		4-0 10 FC3-6 BB 1-2 BB	3	0	0	0	1	0	0												
10 Chipper Jones, S (1,5) OBP: 0.410, SLG: 0.469 Marcus Giles, R (9, PR)		0-0 1B		4-0 G3 BB		0-0 G4-6-3 1B		0-0 FC3-6 BB 1-2 BB 1B	3	0	2	0	1	0	2												
Rico Brogna, L (1,3) OBP: 0.411, SLG: 0.449	F7		2-1 G3		0-1 G4-6-3 1B		4-2 1B BB	3	0	0	0	1	0	3													
Javy Lopez, R (1,2) OBP: 0.302, SLG: 0.368	F9		0-2 G1-3		2-0 L7		2-1 F8	4	0	0	0	0	0	4													
Dave Martinez, L (1,9) OBP: 0.345, SLG: 0.385	F8			0-0 L6		2-0 G3-1		1-1 1-2 BB 3H 1B	4	0	1	1	0	0	1												
Quilvio Veras, S (1,4) OBP: 0.200, SLG: 0.160			0-3 K		1-1 G4-3		4-1 BB	3	0	0	0	1	2	2													
John Burkett, R (1,1) OBP: 0.333, SLG: 0.250 Keith Lockhart, L (8, PH) Kerry Ligtenberg, R (8, 1)			0-1 G5-3		2-3 K		0-1 F7	2	0	0	0	0	1	0													
Inning Stats	R: 0 E: 0 K: 0 S: 10	H: 0 LOB: 0 BB: 0 P: 16	R: 0 E: 0 K: 0 S: 5	H: 1 LOB: 1 BB: 0 P: 6	R: 0 E: 0 K: 1 S: 8	H: 2 LOB: 2 BB: 0 P: 11	R: 0 E: 0 K: 0 S: 9	H: 0 LOB: 1 BB: 1 P: 18	R: 0 E: 0 K: 1 S: 7	H: 0 LOB: 0 BB: 0 P: 10	R: 0 E: 0 K: 0 S: 11	H: 0 LOB: 0 BB: 0 P: 17	R: 0 E: 0 K: 0 S: 4	H: 1 LOB: 0 BB: 0 P: 6	R: 0 E: 0 K: 1 S: 9	H: 0 LOB: 1 BB: 1 P: 18		R: 2 E: 0 K: 1 S: 15	H: 2 LOB: 2 BB: 2 P: 28	1B: 5 2B: 1 3B: 0 HR: 0	SF: 0 SAC: 0 DP: 1 HBP: 0	WP: 1 PB: 0 SB: 0 CS: 0	PA: 35				
PITCHER	IP	WLS	BF	H	R	ER	SO	BB	IBB	HBP	BLK	WP	HR	S	P	ERA	WHIP										
Amaury Telemaco, R (1,1) ERA: 2.91	8.0	W	28	4	0	0	4	2	0	0	0	0	0	63	102	0.00	0.750										
Jose Mesa, R (9,1) ERA: 4.32	0.1	H	4	1	2	2	0	2	0	0	0	0	0	8	17	54.00	9.000										
Wayne Gomes, R (9,1) ERA: 0.73	0.2	S	3	1	0	0	1	0	0	0	0	1	0	7	11	0.00	1.500										

AB	31
R	2
H	6
RBI	1
BB	4
SO	5
LOB	14



Batter	1	2	3	4	5	6	7	8	9	AB	R	H	RBI	BB	SO	LOB	BOTTOM										
Doug Glanville, R (1,8) OBP: 0.293, SLG: 0.458	G1-3		0-0 E6 11 CS		0-2 HR			1-3 K		4	1	1	2	0	1	0	Atlanta Braves @ Philadelphia Phillies Veterans Stadium, Philadelphia, PA Sun Apr 22 2001, 1:35 PM EDT Att: 26,756 - Sunny - 85 F										
11 Jimmy Rollins, S (1,6) OBP: 0.342, SLG: 0.303	2B 1B		0-3 K		1-3 K		2-1 P5		4	1	1	0	0	2	1												
Scott Rolen, R (1,5) OBP: 0.320, SLG: 0.339	F9			2-0 L5		2-1 L7		3	0	0	0	0	0	1													
Bobby Abreu, L (1,9) OBP: 0.355, SLG: 0.500	1H 2B			4-1 BB		0-1 G4-3		2	0	1	1	1	0	0													
Mike Lieberthal, R (1,2) OBP: 0.329, SLG: 0.305	F3			1-3 K		0-3 K		3	0	0	0	0	2	2													
Travis Lee, L (1,3) OBP: 0.380, SLG: 0.316	F9			2-1 G4-3			4-1 G1-6-3 BB	2	0	0	0	1	0	1													
Pat Burrell, R (1,7) OBP: 0.329, SLG: 0.397	G5-3				1-3 K		2-2 G1-6-3 1-2	3	0	0	0	0	1	1													
Marlon Anderson, L (1,4) OBP: 0.302, SLG: 0.255	G3				1-1 FC1-6 1B		1-0 G6-3	3	0	1	0	0	0	0													
Amaury Telemaco, R (1,1) OBP: 0.333, SLG: 0.200 Rob Ducey, L (8, PH) Jose Mesa, R (9,1) Wayne Gomes, R (9,1)			2-3 K		0-0 FC1-6 HR		3-2 G4-3	2	1	0	0	0	1	1													
Inning Stats	R: 1 E: 0 K: 0 S: 11	H: 2 LOB: 1 BB: 0 P: 16	R: 0 E: 0 K: 0 S: 3	H: 0 LOB: 0 BB: 0 P: 5	R: 0 E: 1 K: 2 S: 7	H: 0 LOB: 1 BB: 0 P: 9	R: 0 E: 0 K: 1 S: 9	H: 0 LOB: 1 BB: 1 P: 16	R: 2 E: 0 K: 2 S: 14	H: 2 LOB: 0 BB: 0 P: 17	R: 0 E: 0 K: 1 S: 7	H: 0 LOB: 0 BB: 0 P: 9	R: 0 E: 0 K: 0 S: 5	H: 0 LOB: 0 BB: 1 P: 12	R: 0 E: 0 K: 1 S: 8	H: 0 LOB: 0 BB: 0 P: 14		1B: 2 2B: 2 3B: 0 HR: 1	SF: 0 SAC: 0 DP: 2 HBP: 0	WP: 0 PB: 0 SB: 0 CS: 1	PA: 29						
PITCHER	IP	WLS	BF	H	R	ER	SO	BB	IBB	HBP	BLK	WP	HR	S	P	ERA	WHIP										
John Burkett, R (1,1) ERA: 4.11	7.0	L	26	4	3	3	6	2	0	0	0	0	0	56	84	3.86	0.857										
Kerry Ligtenberg, R (8,1) ERA: 11.57	1.0		3	0	0	0	1	0	0	0	0	0	0	8	14	0.00	0.000										



Batter	1	2	3	4	5	6	7	8	9	AB	R	H	RBI	BB	SO	LOB	TOP				
Rafael Furcal, S OBP: 0.290, SLG: 0.344	P6		HR		FC3-6		10 BB	10 HR		4	3	3	1	1	0	0	Atlanta Braves @ Houston Astros Enron Field, Houston, TX Wed Apr 25 2001, 8:05 PM EDT Att: 31,223 - Sunny - 77 F				
Andruw Jones, R OBP: 0.379, SLG: 0.506	F7		HR		K		F8	SF8		4	1	1	3	0	1	2					
10 Chipper Jones, S OBP: 0.430, SLG: 0.592	G3		G1-3		FC3-6		1B	HR		2	2	1	3	3	0	0					
B.J. Surhoff, L OBP: 0.282, SLG: 0.265 Jose Cabrera, R OBP: 0.379, SLG: 0.506 Jason Marquis, L OBP: 0.379, SLG: 0.506		K	G1-3		FC3-6		FC4-6	P6		5	0	1	1	0	1	3					
Brian Jordan, R OBP: 0.247, SLG: 0.342	P4		2B		L7		L4			5	0	2	1	0	0	4					
Javy Lopez, R OBP: 0.312, SLG: 0.371		1B	P3				FC6-4			5	1	2	0	0	0	4					
Rico Brogna, L OBP: 0.377, SLG: 0.393 Wes Helms, R OBP: 0.214, SLG: 0.593	F7				K		FC4-6	K		4	0	0	0	0	2	2					
Quilvio Veras, S OBP: 0.235, SLG: 0.167			SH3-4		P6		F8	BB		4	2	1	0	1	1	1					
Kevin Millwood, R OBP: 0.235, SLG: 0.167			1B				F9	SF8		2	0	0	0	0	1	1					
Mike Remlinger, L OBP: 0.394, SLG: 0.393 Dave Martinez, L OBP: 0.394, SLG: 0.393			SH3-4		K			BB		1	1	0	0	1	0	0					
Inning Stats	R: 0 E: 0 K: 0 S: 6	H: 0 LOB: 0 BB: 0 P: 9	R: 0 E: 0 K: 1 S: 8	H: 1 LOB: 1 BB: 0 P: 11	R: 4 E: 0 K: 0 S: 14	H: 4 LOB: 1 BB: 1 P: 26	R: 0 E: 0 K: 2 S: 9	H: 0 LOB: 0 BB: 0 P: 13	R: 0 E: 0 K: 1 S: 10	H: 1 LOB: 2 BB: 1 P: 19	R: 1 E: 0 K: 0 S: 12	H: 2 LOB: 2 BB: 1 P: 17	R: 4 E: 0 K: 1 S: 17	H: 1 LOB: 3 BB: 3 P: 36	R: 2 E: 0 K: 1 S: 14	H: 2 LOB: 0 BB: 0 P: 24	1B: 8 2B: 1 3B: 0 HR: 3	SF: 1 SAC: 1 DP: 0 HBP: 0	WP: 1 PB: 0 SB: 2 CS: 0	PA: 45	
PITCHER	IP	WLS	BF	H	R	ER	SO	BB	IBB	HBP	BLK	WP	HR	S	P	ERA	WHIP				
Scott Elarton, R ERA: 5.28	6.0	L	27	7	4	4	4	2	0	0	0	1	1	56	92	6.00	1.500				
Jay Powell, R ERA: 5.25	1.0		6	2	1	1	0	1	0	0	0	0	0	12	17	9.00	3.000				
Michael Jackson, R ERA: 5.14	0.2		6	1	4	4	1	3	0	0	0	0	1	13	29	54.00	6.000				
Nelson Cruz, R ERA: 3.48	0.1		1	0	0	0	0	0	0	0	0	0	0	4	7	0.00	0.000				
Billy Wagner, L ERA: 2.0	1.0		5	2	2	2	1	0	0	0	0	0	1	14	24	18.00	2.000				

Batter	1	2	3	4	5	6	7	8	9	AB	R	H	RBI	BB	SO	LOB	BOTTOM					
Julio Lugo, R OBP: 0.370, SLG: 0.530	K		1B		F8			K		4	0	1	0	0	2	0	Atlanta Braves @ Houston Astros Enron Field, Houston, TX Wed Apr 25 2001, 8:05 PM EDT Att: 31,223 - Sunny - 77 F					
Craig Biggio, R OBP: 0.435, SLG: 0.440		1B	P4				G5-3	17 FC4		4	0	2	0	0	0	1						
5 Jeff Bagwell, R OBP: 0.429, SLG: 0.622	K				K		HR	17 FC4		3	1	1	1	1	2	1						
17 Lance Berkman, S OBP: 0.449, SLG: 0.595	K2-3		G6-3		G6-3		F7	FC4		4	0	0	0	0	1	3						
Moises Alou, R OBP: 0.481, SLG: 0.800		L6-3	1B		HR		G6-3			4	1	2	0	0	0	0						
Richard Hidalgo, R OBP: 0.352, SLG: 0.595	F9				HR		F8	1B		3	1	1	2	1	0	1						
Brad Ausmus, R OBP: 0.254, SLG: 0.219	L6-3				F9		K			4	0	0	0	0	1	2						
Chris Truby, R OBP: 0.342, SLG: 0.582			K				F9			4	0	1	0	0	1	0						
Scott Elarton, R ERA: 4.15 Jay Powell, R ERA: 1.39 Michael Jackson, R ERA: 1.39 Nelson Cruz, R ERA: 1.39 Orlando Merced, S ERA: 1.39 Billy Wagner, L ERA: 1.39 Danyale Ward, L ERA: 1.39			F8		K			K		2	0	0	0	0	1	0						
Inning Stats	R: 0 E: 0 K: 3 S: 11	H: 1 LOB: 1 BB: 0 P: 14	R: 0 E: 0 K: 0 S: 3	H: 1 LOB: 0 BB: 0 P: 5	R: 0 E: 0 K: 1 S: 8	H: 1 LOB: 1 BB: 0 P: 13	R: 2 E: 0 K: 1 S: 11	H: 2 LOB: 0 BB: 0 P: 19	R: 0 E: 0 K: 1 S: 7	H: 0 LOB: 0 BB: 0 P: 10	R: 1 E: 0 K: 0 S: 8	H: 1 LOB: 0 BB: 0 P: 11	R: 0 E: 0 K: 1 S: 12	H: 0 LOB: 0 BB: 0 P: 13	R: 0 E: 0 K: 2 S: 10	H: 1 LOB: 2 BB: 1 P: 17		R: 0 E: 0 K: 0 S: 7	H: 1 LOB: 2 BB: 1 P: 19	1B: 4 2B: 3 3B: 0 HR: 2	SF: 0 SAC: 0 DP: 1 HBP: 0	WP: 0 PB: 0 SB: 0 CS: 0
PITCHER	IP	WLS	BF	H	R	ER	SO	BB	IBB	HBP	BLK	WP	HR	S	P	ERA	WHIP					
Kevin Millwood, R ERA: 4.15	6.1	W	24	6	3	3	6	6	3	3	6	2	52	76	4.26	0.947						
Mike Remlinger, L ERA: 1.39	0.2		2	0	0	0	1	0	0	0	0	0	8	9	0.00	0.000						
Jose Cabrera, R ERA: 1.39	1.0		5	1	0	0	2	1	0	0	0	0	10	17	0.00	2.000						
Jason Marquis, R ERA: 2.25	1.0		5	1	0	0	0	1	0	0	0	0	7	19	0.00	2.000						



Batter	1	2	3	4	5	6	7	8	9	AB	R	H	RBI	BB	SO	LOB	TOP																					
Rafael Furcal, S OBP: 0.291, SLG: 0.340	G6-3	SF8		G4-3		G3		F7		4	0	0	1	0	0	0																						
Andruw Jones, R OBP: 0.381, SLG: 0.533	F8			G6-3			G6-3		L4	5	1	1	2	0	0	0																						
10 Chipper Jones, S OBP: 0.447, SLG: 0.643 Wes Helms, R OBP: 0.207, SLG: 0.571	E	HR							HR	5	3	5	1	0	0	0																						
B.J. Surhoff, L OBP: 0.276, SLG: 0.293	E9						F7		F9	5	1	1	2	0	0	2																						
Brian Jordan, R OBP: 0.267, SLG: 0.365							F7		F9	5	0	2	0	0	0	1																						
Javy Lopez, R OBP: 0.305, SLG: 0.360	F9						F7			4	1	1	0	0	0	3																						
Rico Brogna, L OBP: 0.368, SLG: 0.373							F8			4	1	1	0	0	1	1																						
Quilvio Veras, S OBP: 0.250, SLG: 0.235										4	2	3	2	0	0	0																						
John Burkett, R OBP: 0.250, SLG: 0.182										3	0	0	0	0	1	1																						
Inning Stats	R: 1 E: 1 K: 0 S: 10	H: 2 LOB: 2 BB: 0 P: 19	R: 5 E: 0 K: 0 S: 18	H: 6 LOB: 1 BB: 0 P: 28	R: 0 E: 0 K: 1 S: 5	H: 1 LOB: 0 BB: 0 P: 7	R: 0 E: 0 K: 0 S: 9	H: 1 LOB: 1 BB: 0 P: 15	R: 0 E: 0 K: 0 S: 4	H: 0 LOB: 0 BB: 0 P: 5	R: 0 E: 0 K: 1 S: 9	H: 0 LOB: 0 BB: 0 P: 16	R: 0 E: 0 K: 0 S: 8	H: 1 LOB: 1 BB: 0 P: 11	R: 2 E: 0 K: 0 S: 10	H: 2 LOB: 0 BB: 0 P: 16	R: 1 E: 0 K: 0 S: 11	H: 1 LOB: 0 BB: 0 P: 15	1B: 8 2B: 2 3B: 0 HR: 4	SF: 1 SAC: 1 DP: 1 HBP: 0	WP: 0 PB: 0 SB: 0 CS: 0	PA: 41																
PITCHER	IP	WLS	BF	H	R	ER	SO	BB	IBB	HBP	BLK	WP	HR	S	P	ERA	WHIP	PITCHER				IP	WLS	BF	H	R	ER	SO	BB	IBB	HBP	BLK	WP	HR	S	P	ERA	WHIP
Armando Reynoso, R ERA: 6.91	6.0	L	28	10	6	5	2	0	0	0	0	0	2	55	90	7.50	1.667																					
Erik Sabel, R ERA: 9.0	2.0		9	3	2	2	0	0	0	0	0	0	1	18	27	9.00	1.500																					
Russ Springer, R ERA: 6.52	1.0		4	1	1	1	0	0	0	0	0	0	1	11	15	9.00	1.000																					

Atlanta Braves @ Arizona Diamondbacks
Bank One Ballpark, Phoenix, AZ
Fri Apr 27 2001, 10:05 PM EDT
Att: 32,663 - Sunny - 90 F

AB 39
R 9
H 14
RBI 8
BB 0
SO 2
LOB 8



Batter	1	2	3	4	5	6	7	8	9	AB	R	H	RBI	BB	SO	LOB	BOTTOM																					
Steve Finley, L OBP: 0.267, SLG: 0.237	K		G3			G4-3		K		4	0	0	0	0	2	3																						
Craig Counsell, L OBP: 0.351, SLG: 0.400	G1-3					G4-3			G4-3	4	0	0	0	0	0	1																						
Luis Gonzalez, L OBP: 0.426, SLG: 0.812	K2-3					F7			G4-3	4	0	0	0	0	1	0																						
Matt Williams, R OBP: 0.298, SLG: 0.442						F7				4	0	1	0	0	1	0																						
Erubiel Durazo, L OBP: 0.423, SLG: 0.920										2	0	0	0	1	0	1																						
Greg Colbrunn, R OBP: 0.333, SLG: 0.348										3	0	0	0	0	0	2																						
David Dellucci, L OBP: 0.500, SLG: 0.786										2	0	1	0	0	0	0																						
Rod Barajas, R OBP: 0.320, SLG: 0.652										3	0	0	0	0	0	2																						
Armando Reynoso, R OBP: 0.143, SLG: 0.286 Danny Bautista, R OBP: 0.289, SLG: 0.346 Erik Sabel, R OBP: 0.413, SLG: 0.821 Russ Springer, R OBP: 0.413, SLG: 0.821										0	0	0	0	0	0	0																						
Inning Stats	R: 0 E: 0 K: 2 S: 8	H: 0 LOB: 0 BB: 0 P: 12	R: 0 E: 0 K: 0 S: 6	H: 0 LOB: 0 BB: 0 P: 7	R: 0 E: 0 K: 0 S: 8	H: 0 LOB: 1 BB: 0 P: 13	R: 0 E: 0 K: 0 S: 6	H: 0 LOB: 0 BB: 0 P: 11	R: 0 E: 0 K: 0 S: 5	H: 0 LOB: 0 BB: 1 P: 9	R: 0 E: 0 K: 0 S: 12	H: 1 LOB: 1 BB: 0 P: 16	R: 0 E: 0 K: 0 S: 7	H: 1 LOB: 1 BB: 0 P: 10	R: 0 E: 0 K: 2 S: 10	H: 1 LOB: 1 BB: 0 P: 15	R: 0 E: 0 K: 1 S: 6	H: 0 LOB: 0 BB: 0 P: 10	1B: 2 2B: 1 3B: 0 HR: 0	SF: 0 SAC: 1 DP: 1 HBP: 1	WP: 0 PB: 0 SB: 0 CS: 0	PA: 31																
PITCHER	IP	WLS	BF	H	R	ER	SO	BB	IBB	HBP	BLK	WP	HR	S	P	ERA	WHIP	PITCHER				IP	WLS	BF	H	R	ER	SO	BB	IBB	HBP	BLK	WP	HR	S	P	ERA	WHIP
John Burkett, R ERA: 3.18	9.0	W	31	3	0	0	5	1	0	1	0	0	0	68	103	0.00	0.444																					

Atlanta Braves @ Arizona Diamondbacks
Bank One Ballpark, Phoenix, AZ
Fri Apr 27 2001, 10:05 PM EDT
Att: 32,663 - Sunny - 90 F

AB 28
R 0
H 3
RBI 0
BB 1
SO 5
LOB 10



Batter	1	2	3	4	5	6	7	8	9	AB	R	H	RBI	BB	SO	LOB	TOP										
Rafael Furcal, S OBP: 0.298, SLG: 0.356 (1, 6)										4	0	2	0	0	1	0	Atlanta Braves @ Arizona Diamondbacks Bank One Ballpark, Phoenix, AZ Sat Apr 28, 2001, 10:05 PM EDT Att: 45,264 - Sunny - 90 F										
Andruw Jones, R OBP: 0.376, SLG: 0.552 (1, 8)										4	1	1	1	0	1	2											
10 Chipper Jones, S OBP: 0.449, SLG: 0.632 (1, 5)										3	1	1	0	1	1	1											
Brian Jordan, R OBP: 0.277, SLG: 0.375 John Rocker, R (8, 1)										3	0	1	1	1	1	1											
Javy Lopez, R OBP: 0.291, SLG: 0.342 (1, 2)										4	0	0	0	0	2	3											
Wes Helms, R OBP: 0.188, SLG: 0.516 Rico Brogna, L OBP: 0.364, SLG: 0.368 (7, 3)										3	0	0	0	0	3	0											
Quilvio Veras, S OBP: 0.283, SLG: 0.306 (1, 4)										4	1	2	1	0	0	0											
B.J. Surhoff, L OBP: 0.264, SLG: 0.278 (1, 7)										4	0	0	0	0	2	1											
Tom Glavine, L (1, 1)										3	0	0	0	0	2	0											
Mike Remlinger, L (8, 1)										0	0	0	0	0	0	0											
Dave Martinez, L OBP: 0.382, SLG: 0.379 (8, 9)										0	0	0	0	0	0	0											
Inning Stats	R: 0 E: 0 K: 1 S: 13	H: 1 LOB: 2 BB: 1 P: 24	R: 0 E: 0 K: 1 S: 7	H: 0 LOB: 0 BB: 0 P: 11	R: 2 E: 0 K: 3 S: 20	H: 3 LOB: 1 BB: 0 P: 27	R: 0 E: 0 K: 2 S: 9	H: 0 LOB: 0 BB: 0 P: 17	R: 0 E: 0 K: 2 S: 7	H: 1 LOB: 0 BB: 0 P: 8	R: 1 E: 0 K: 1 S: 6	H: 1 LOB: 0 BB: 0 P: 8	R: 0 E: 0 K: 0 S: 8	H: 0 LOB: 1 BB: 0 P: 13	R: 0 E: 0 K: 1 S: 8	H: 1 LOB: 1 BB: 0 P: 11	1B: 2 2B: 3 3B: 0 HR: 2	SF: 0 SAC: 0 DP: 0 HBP: 0	WP: 0 PB: 0 SB: 0 CS: 1	PA: 35							
PITCHER	IP	WLS	BF	H	R	ER	SO	BB	IBB	HBP	BLK	WP	HR	S	P	ERA	WHIP										
Randy Johnson, L ERA: 4.03 (1, 1)	8.0	L	31	6	3	3	12	2	0	0	0	0	2	84	130	3.38	1.000										
Greg Swindell, L ERA: 2.79 (9, 1)	1.0		4	1	0	0	1	0	0	0	0	0	0	8	11	0.00	1.000										

Batter	1	2	3	4	5	6	7	8	9	AB	R	H	RBI	BB	SO	LOB	BOTTOM										
Steve Finley, L OBP: 0.278, SLG: 0.275 (1, 8)										4	1	2	0	0	1	0	Atlanta Braves @ Arizona Diamondbacks Bank One Ballpark, Phoenix, AZ Sat Apr 28, 2001, 10:05 PM EDT Att: 45,264 - Sunny - 90 F										
Jay Bell, R OBP: 0.453, SLG: 0.563 (1, 4)										4	0	1	1	0	0	1											
Luis Gonzalez, L OBP: 0.419, SLG: 0.784 (1, 7)										3	0	0	0	1	0	2											
Matt Williams, R OBP: 0.296, SLG: 0.433 (1, 5)										4	0	1	0	0	0	2											
Mark Grace, L OBP: 0.366, SLG: 0.380 (1, 3)										2	0	0	0	2	0	1											
Reggie Sanders, R OBP: 0.403, SLG: 0.783 (1, 9)										4	0	1	0	0	3	4											
Craig Counsell, L OBP: 0.350, SLG: 0.394 Erubiel Durazo, L OBP: 0.407, SLG: 0.885 (8, PH)										3	0	1	0	0	1	0											
Damian Miller, R OBP: 0.290, SLG: 0.328 (1, 2)										3	0	0	0	0	0	2											
Randy Johnson, R OBP: 0.188, SLG: 0.133 Greg Colbrunn, R OBP: 0.321, SLG: 0.333 Greg Swindell, L (8, PH)										2	0	0	0	0	1	0											
										1	0	0	0	0	1	0											
										0	0	0	0	0	0	0											
Inning Stats	R: 0 E: 0 K: 0 S: 6	H: 0 LOB: 0 BB: 0 P: 9	R: 0 E: 0 K: 0 S: 5	H: 1 LOB: 1 BB: 0 P: 10	R: 0 E: 0 K: 2 S: 10	H: 0 LOB: 0 BB: 0 P: 13	R: 1 E: 0 K: 1 S: 13	H: 2 LOB: 2 BB: 2 P: 25	R: 0 E: 0 K: 0 S: 5	H: 0 LOB: 0 BB: 0 P: 10	R: 0 E: 0 K: 1 S: 6	H: 0 LOB: 0 BB: 0 P: 8	R: 0 E: 1 K: 1 S: 10	H: 2 LOB: 2 BB: 0 P: 20	R: 0 E: 1 K: 1 S: 11	H: 1 LOB: 1 BB: 0 P: 15	R: 0 E: 0 K: 2 S: 10	H: 0 LOB: 1 BB: 1 P: 18	1B: 4 2B: 2 3B: 0 HR: 0	SF: 0 SAC: 0 DP: 2 HBP: 0	WP: 0 PB: 0 SB: 0 CS: 0	PA: 34					
PITCHER	IP	WLS	BF	H	R	ER	SO	BB	IBB	HBP	BLK	WP	HR	S	P	ERA	WHIP										
Tom Glavine, L ERA: 3.49 (1, 1)	7.0	W	26	5	1	1	5	2	0	0	0	0	0	55	95	1.29	1.000										
Mike Remlinger, L ERA: 1.94 (8, 1)	0.1	H	3	1	0	0	1	0	0	0	0	0	0	10	14	0.00	3.000										
John Rocker, L ERA: 3.97 (8, 1)	1.2	S	5	0	0	0	2	1	0	0	0	0	0	11	19	0.00	0.600										

livebaseballscores.com



livebaseballscores.com



Batter	1	2	3	4	5	6	7	8	9	AB	R	H	RBI	BB	SO	LOB	TOP		
Rafael Furcal, S OBP: 0.286, SLG: 0.340 (1, 6)	1-1 G4-3	0-2 G1-3			1-3 K		0-0 G4-3		1-1 G6-4-3	5	0	0	0	0	1	4			
Andruw Jones, R OBP: 0.363, SLG: 0.530 (1, 8)	2-2 G5-3		1-1 G5-3		2-0 G6-3			1-3 K		4	0	0	0	0	1	0			
10 Chipper Jones, S OBP: 0.459, SLG: 0.633 (1, 5)	4-1 3B		2-2 HR		0-0 1B			1-3 K		3	2	2	0	1	1	0			
Brian Jordan, R OBP: 0.286, SLG: 0.435 (1, 9)	1-1 1-H		1-1 HR		1-2 G5-3			2-3 K		4	1	2	3	0	1	1			
Dave Martinez, L OBP: 0.395, SLG: 0.375 (1, 7)	0-1 F7		4-0 CS		0-0 F9			2-0 BB		3	1	1	0	1	0	1			
Javy Lopez, R OBP: 0.276, SLG: 0.325 (1, 2)		0-0 G6-3	0-2 F9		0-1 F8			1-0 F8		4	0	0	0	0	0	2			
Quilvio Veras, S OBP: 0.274, SLG: 0.297 (1, 4)	4-2 1B		1-1 CS		2-3 K			1-1 BB		2	1	0	0	1	1	0			
Wes Helms, R OBP: 0.222, SLG: 0.500 (1, 3)	0-0 1B		1-2 G6-3		1-3 K			4-0 1B		3	0	1	0	1	1	0			
Odalis Perez, L Jason Marquis, L Marcus Giles, R Jose Cabrera, R Kerry Ligtenberg, R Damian Moss, R B.J. Surhoff, SLG: 0.288 (1, 1)	1-3 K		2-1 P5		3-2 F8			0-0 1B		2	0	0	0	0	0	1			
Inning Stats	R: 1 E: 0 K: 0 S: 10	H: 1 LOB: 1 BB: 1 P: 18	R: 0 E: 0 K: 1 S: 10	H: 1 LOB: 2 BB: 1 P: 15	R: 2 E: 0 K: 0 S: 11	H: 2 LOB: 0 BB: 1 P: 20	R: 0 E: 0 K: 1 S: 9	H: 0 LOB: 0 BB: 0 P: 14	R: 0 E: 0 K: 1 S: 8	H: 1 LOB: 1 BB: 0 P: 12	R: 0 E: 0 K: 1 S: 9	H: 0 LOB: 0 BB: 0 P: 13	R: 0 E: 0 K: 3 S: 9	H: 0 LOB: 0 BB: 0 P: 13	R: 2 E: 0 K: 0 S: 6	H: 2 LOB: 1 BB: 1 P: 15	1B: 5 2B: 0 3B: 1 HR: 1	SF: 0 SAC: 0 DP: 1 HBP: 1	WP: 0 PA: 38 PB: 0 SB: 1 CS: 0
PITCHER	IP WLS BF H R ER SO	IP WLS BF H R ER SO	IP WLS BF H R ER SO	IP WLS BF H R ER SO	IP WLS BF H R ER SO	IP WLS BF H R ER SO	IP WLS BF H R ER SO	IP WLS BF H R ER SO	IP WLS BF H R ER SO	IP WLS BF H R ER SO	IP WLS BF H R ER SO	IP WLS BF H R ER SO	IP WLS BF H R ER SO	IP WLS BF H R ER SO	IP WLS BF H R ER SO	IP WLS BF H R ER SO	ERA WHIP	ERA WHIP	
Miguel Batista, R ERA: 4.58 (1, 1)	4.0 W 4	18 L 4	4 1	3 0	3 0	2 0	3 0	0 0	0 0	0 0	0 0	0 0	0 0	0 0	0 0	0 0	6.75 1.750		
Erik Sabel, R ERA: 5.0 (5, 1)	1.0 W 4	4 1	0 0	0 0	1 0	0 0	0 0	0 0	0 0	0 0	0 0	0 0	0 0	0 0	0 0	0.00 1.000			
Greg Swindell, L ERA: 2.45 (6, 1)	1.1 H 4	0 0	0 0	1 1	0 0	0 0	0 0	0 0	0 0	0 0	0 0	0 0	0 0	0 0	0 0	0.00 0.000			
Russ Springer, R ERA: 6.1 (7, 1)	0.2 H 2	0 0	0 0	0 0	0 0	0 0	0 0	0 0	0 0	0 0	0 0	0 0	0 0	0 0	0 0	0.00 0.000			
Byung-Hyun Kim, R ERA: 5.54 (8, 1)	1.1 H 7	1 2	2 2	3 3	1 0	1 0	0 0	0 0	0 0	12 24	13.50 1.500								

Atlanta Braves @ Arizona Diamondbacks
Bank One Ballpark, Phoenix, AZ
Sun Apr 29 2001, 8:05 PM EDT
Att: 34,356 - Dome - 72 F

AB 32
R 5
H 7
RBI 5
BB 4
SO 7
LOB 10



Batter	1	2	3	4	5	6	7	8	9	AB	R	H	RBI	BB	SO	LOB	BOTTOM	
Steve Finley, L OBP: 0.284, SLG: 0.282 (1, 8)	0-1 1B		2-2 HR		3-1 G3		3-1 P6		1-1 F8	5	1	2	0	0	0	3		
Jay Bell, R OBP: 0.456, SLG: 0.595 (1, 4)	1-1 F9		3-1 HR		2-2 G5-3		4-2 3B			3	2	1	2	1	0	1		
Luis Gonzalez, L OBP: 0.422, SLG: 0.804 (1, 7)	2-2 F8		2-2 1B		3-3 K		1-0 1-H			4	1	2	1	0	1	1		
Matt Williams, R OBP: 0.294, SLG: 0.426 (1, 5)	0-0 F8		1-0 1B		0-3 K		0-0 F7			4	0	1	1	0	1	2		
Mark Grace, L OBP: 0.372, SLG: 0.427 (1, 3)		0-0 E9	1-2 L1		2-1 HR		3-2 G5-3			4	1	2	1	0	0	1		
Reggie Sanders, R OBP: 0.408, SLG: 0.781 (1, 9)		3-2 F9-5		0-0 SH1-4		3-1 G4-3		1-0 S		4	2	2	0	0	0	1		
Craig Counsell, L OBP: 0.349, SLG: 0.371 (1, 6)	0-1 G3		1-1 SH1-4		0-1 G4-3		4-1 G4-3		1-2 BB	2	0	0	0	1	0	0		
Damian Miller, R OBP: 0.288, SLG: 0.311 (1, 2)			0-1 P4		4-2 BB		0-3 K		0-0 E1	3	0	0	0	1	1	1		
Miguel Batista, R Erubiel Durazo, L Erik Sabel, R Greg Swindell, L Russ Springer, R Danny Bautista, R Byung-Hyun Kim, R Troy Brohawn, L (1, 1)	2-2 G4-3		2-2 SF8		2-2 L9		1-2 G4-3			1	0	0	0	0	0	0		
Inning Stats	R: 0 E: 0 K: 0 S: 9	H: 1 LOB: 0 BB: 0 P: 12	R: 0 E: 1 K: 0 S: 7	H: 1 LOB: 0 BB: 0 P: 10	R: 3 E: 0 K: 0 S: 20	H: 4 LOB: 1 BB: 0 P: 31	R: 1 E: 0 K: 1 S: 9	H: 1 LOB: 0 BB: 1 P: 14	R: 1 E: 0 K: 0 S: 10	H: 1 LOB: 1 BB: 1 P: 20	R: 1 E: 1 K: 0 S: 11	H: 1 LOB: 2 BB: 1 P: 21	1B: 5 2B: 3 3B: 1 HR: 2	SF: 1 SAC: 1 DP: 1 HBP: 0	WP: 0 PA: 37 PB: 0 SB: 1 CS: 0			
PITCHER	IP WLS BF H R ER SO	IP WLS BF H R ER SO	IP WLS BF H R ER SO	IP WLS BF H R ER SO	IP WLS BF H R ER SO	IP WLS BF H R ER SO	IP WLS BF H R ER SO	IP WLS BF H R ER SO	IP WLS BF H R ER SO	IP WLS BF H R ER SO	IP WLS BF H R ER SO	IP WLS BF H R ER SO	IP WLS BF H R ER SO	IP WLS BF H R ER SO	IP WLS BF H R ER SO	IP WLS BF H R ER SO	ERA WHIP	ERA WHIP
Odalis Perez, L ERA: 9.68 (1, 1)	3.1 L 17	7 4	4 4	0 0	0 0	0 0	0 0	0 0	0 0	0 0	0 0	0 0	0 0	0 0	0 0	0 0	10.80 2.400	
Jason Marquis, R ERA: 2.53 (4, 1)	2.2 9	1 1	1 1	3 3	0 0	0 0	0 0	0 0	0 0	0 0	0 0	0 0	0 0	0 0	0 0	0 0	3.38 0.375	
Jose Cabrera, R ERA: 2.25 (7, 1)	1.0 5	1 1	1 1	0 0	1 0	0 0	0 0	0 0	0 0	0 0	0 0	0 0	0 0	0 0	0 0	0 0	9.00 2.000	
Kerry Ligtenberg, R ERA: 7.36 (8, 1)	0.2 5	1 1	0 0	0 0	1 0	0 0	0 0	0 0	0 0	0 0	0 0	0 0	0 0	0 0	0 0	0 0	0.00 3.000	
Damian Moss, L ERA: 9.0 (8, 1)	0.1 1	0 0	0 0	0 0	0 0	0 0	0 0	0 0	0 0	0 0	0 0	0 0	0 0	0 0	0 0	0 0	0.00 0.000	

Atlanta Braves @ Arizona Diamondbacks
Bank One Ballpark, Phoenix, AZ
Sun Apr 29 2001, 8:05 PM EDT
Att: 34,356 - Dome - 72 F

AB 32
R 7
H 10
RBI 6
BB 3
SO 3
LOB 12

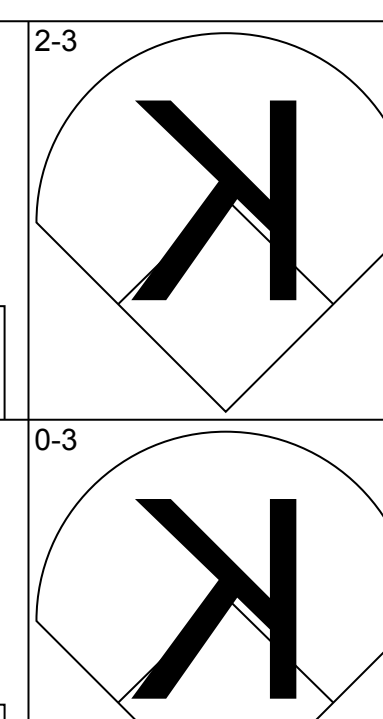
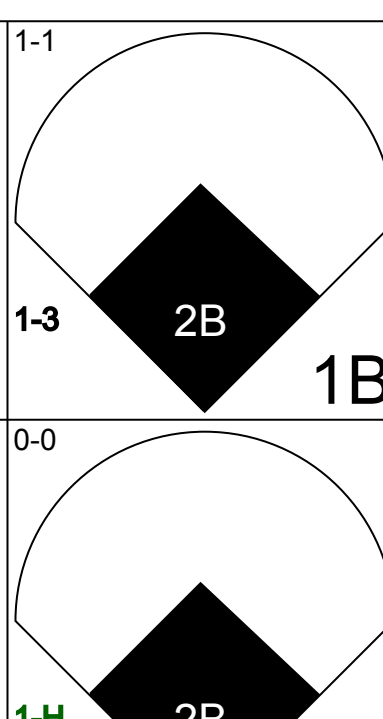
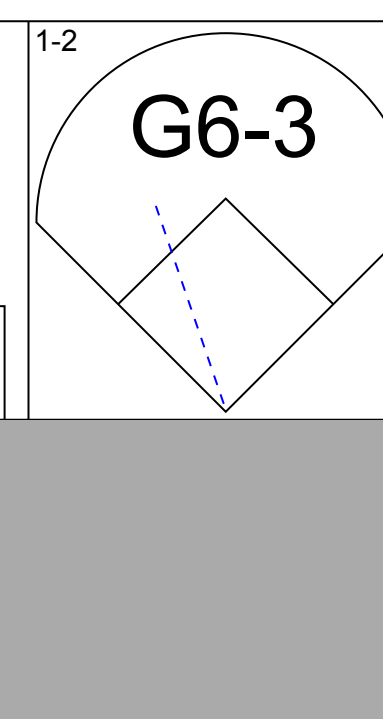
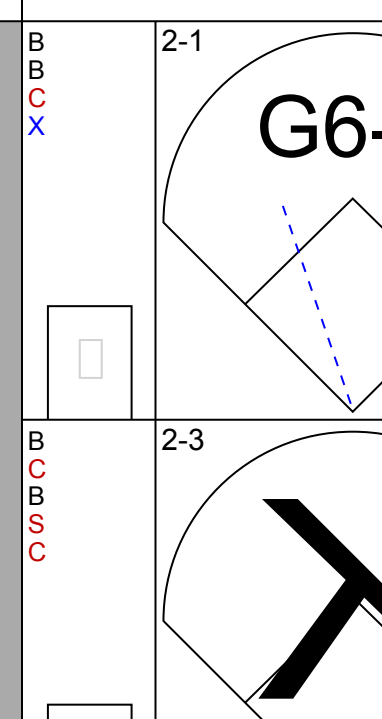
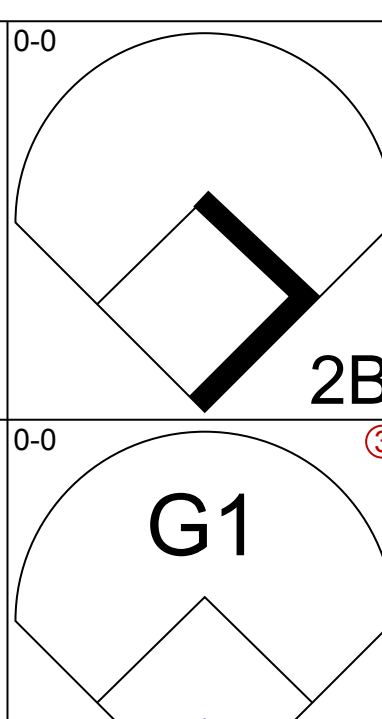
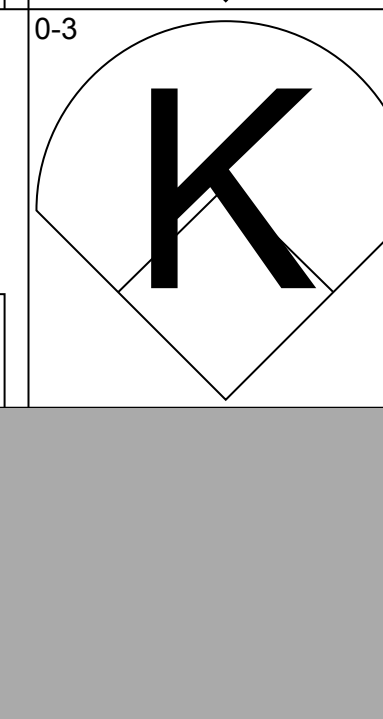
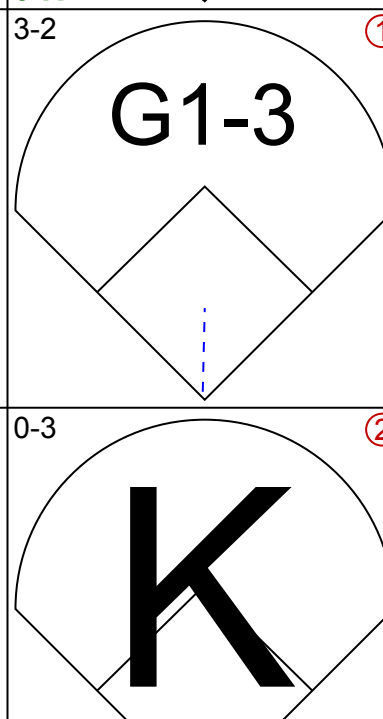
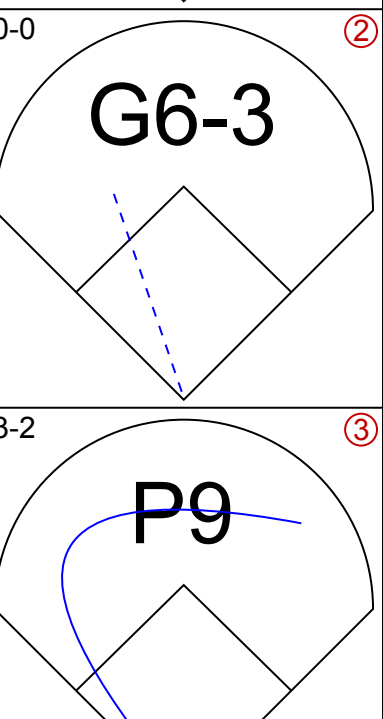



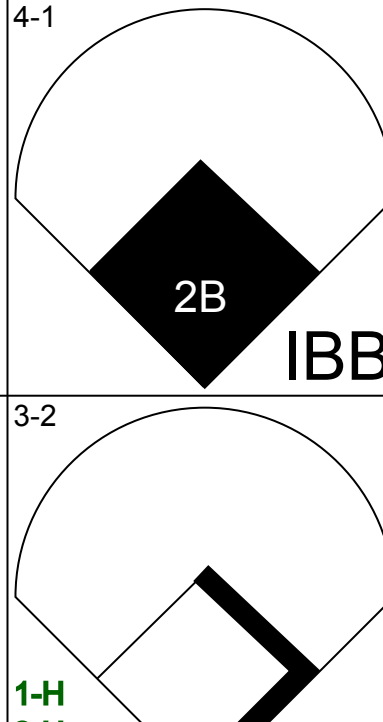

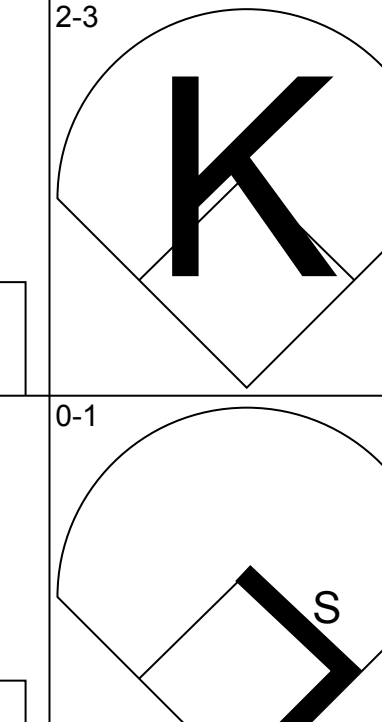
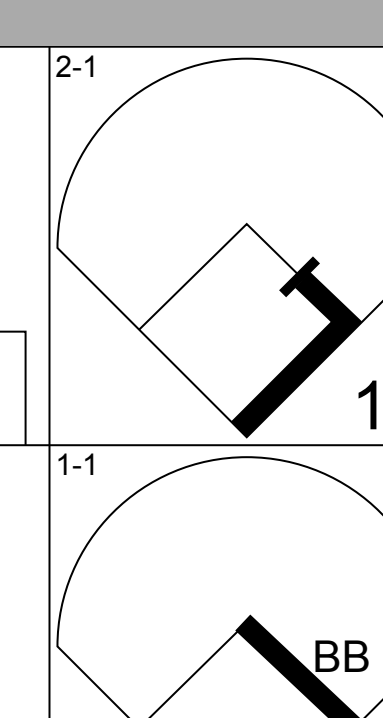
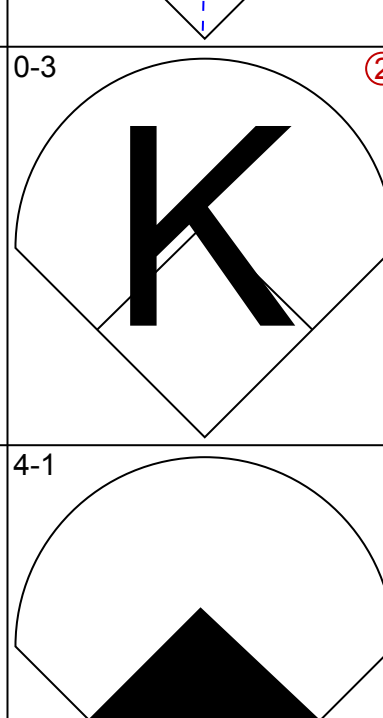
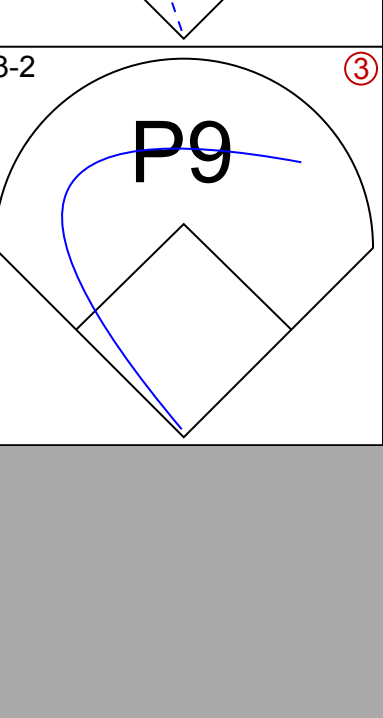
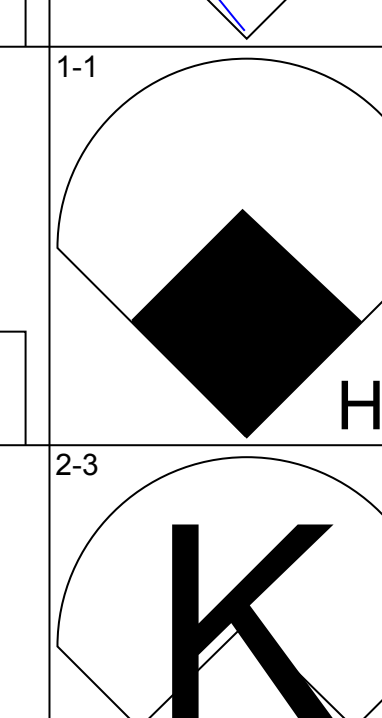
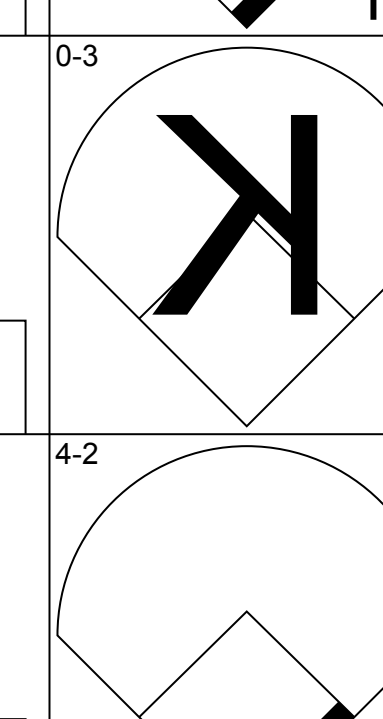
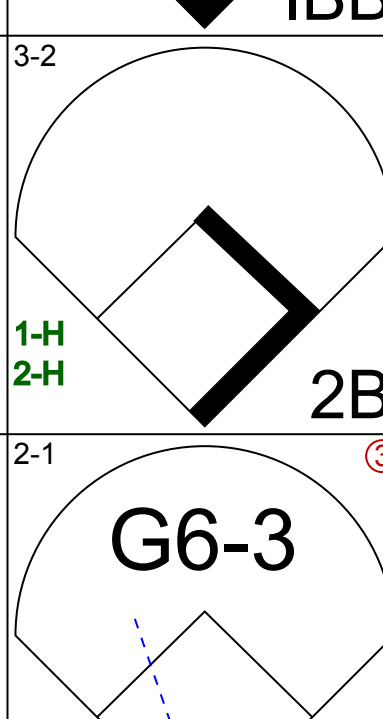
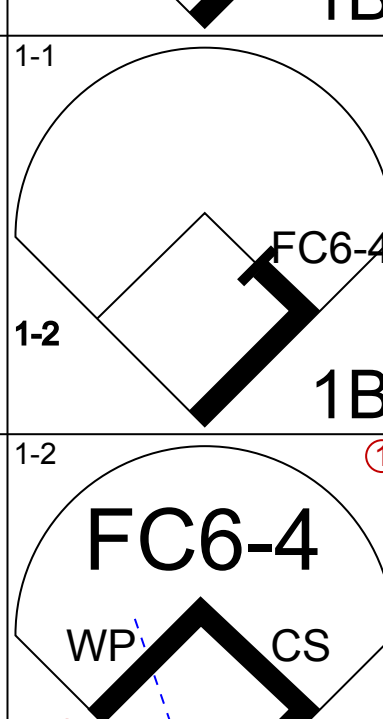
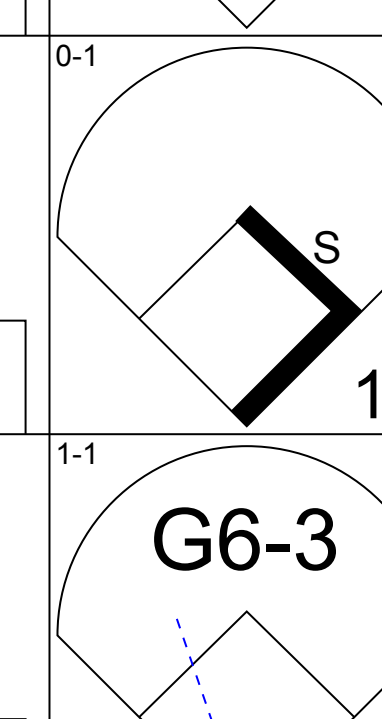

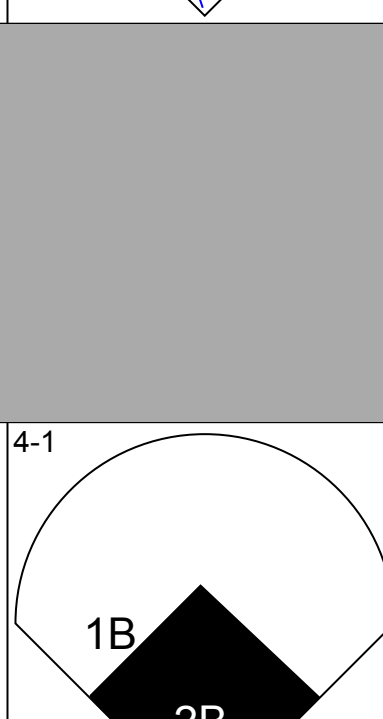
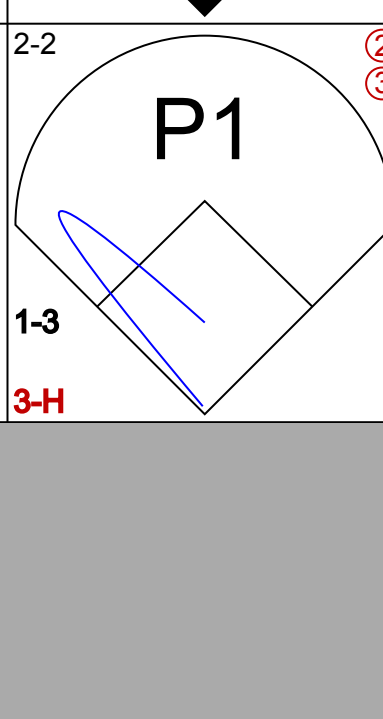

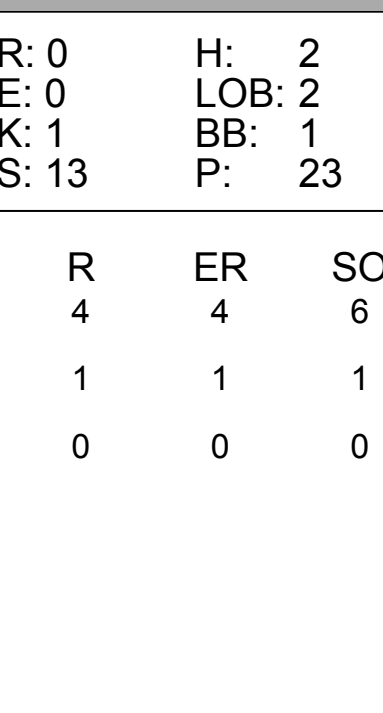
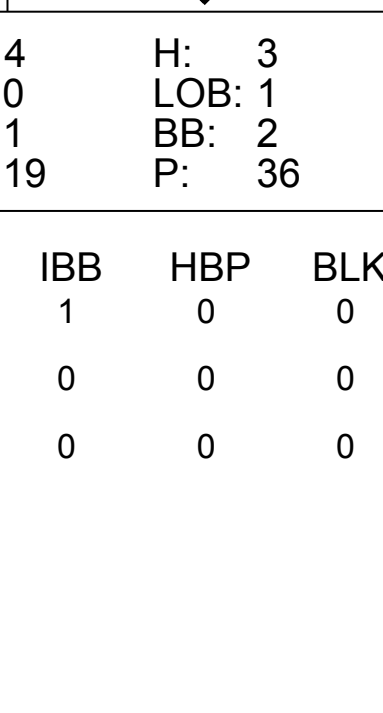
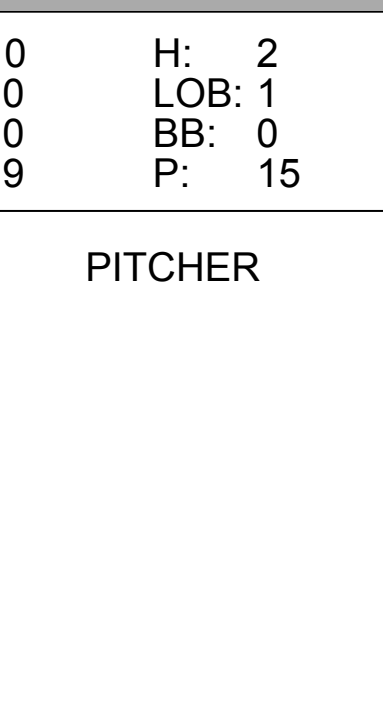
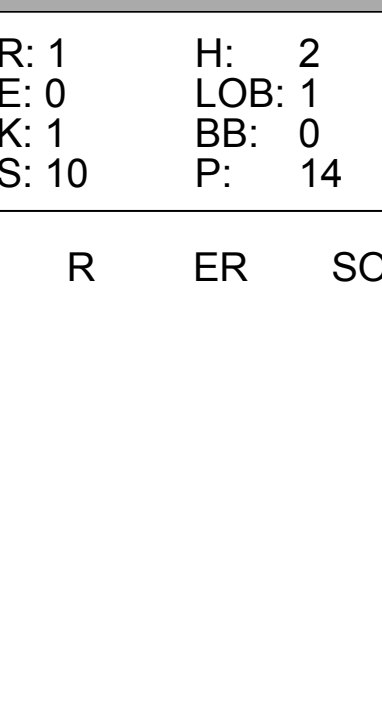
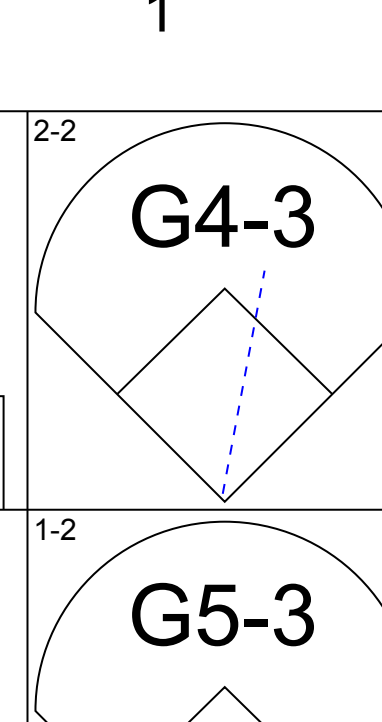
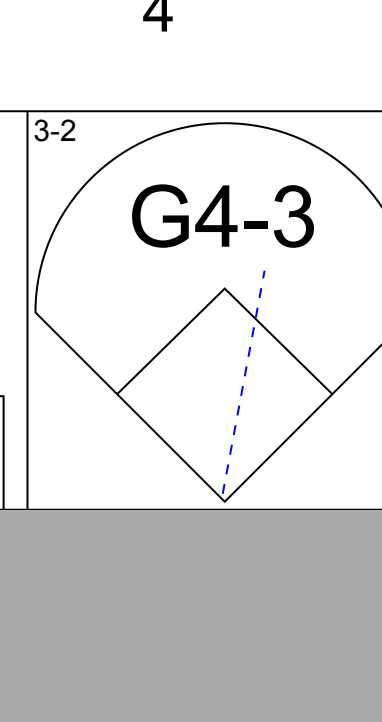

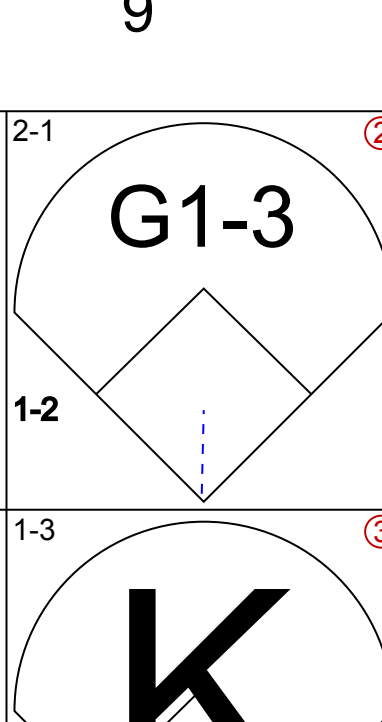
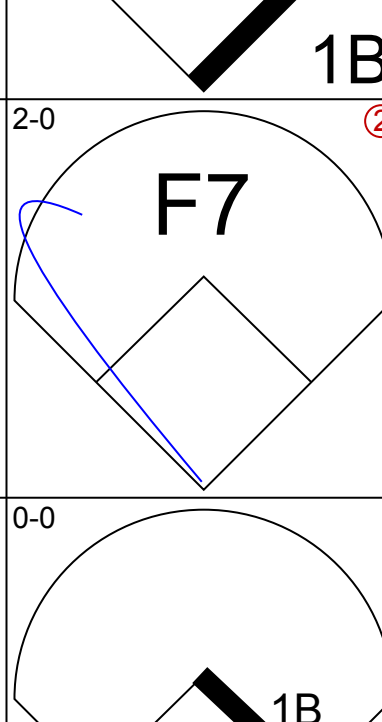






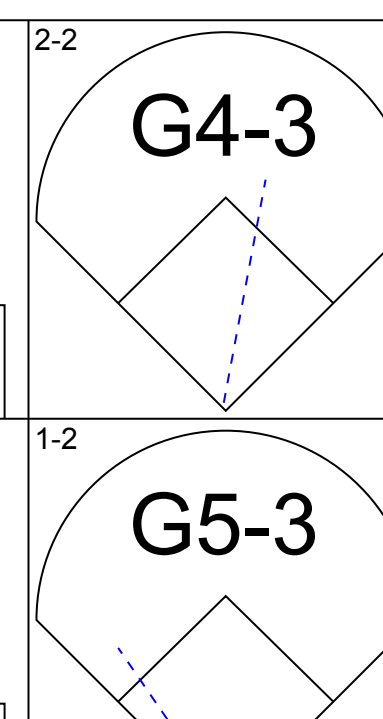
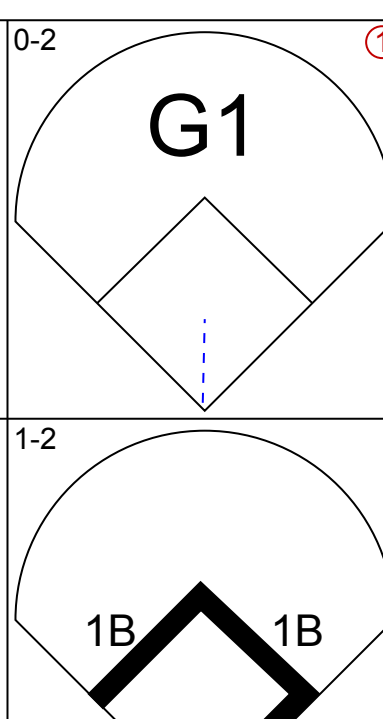
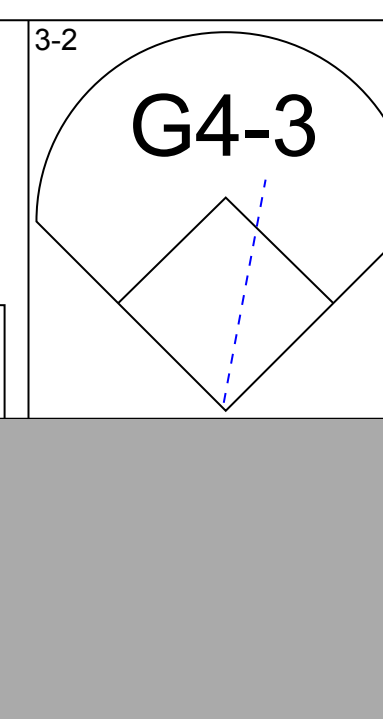
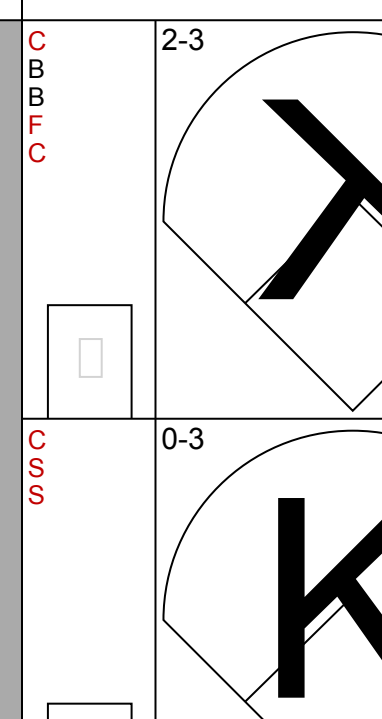
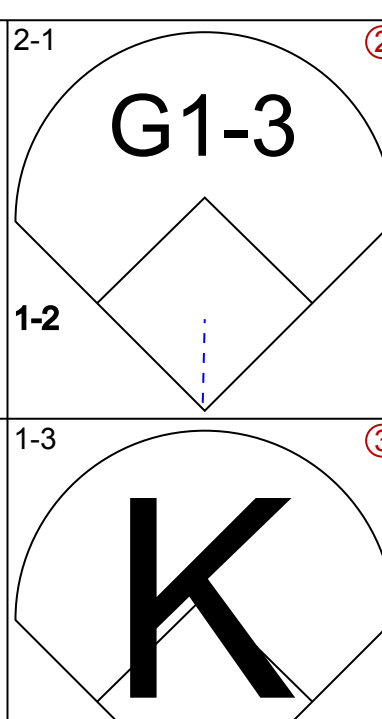
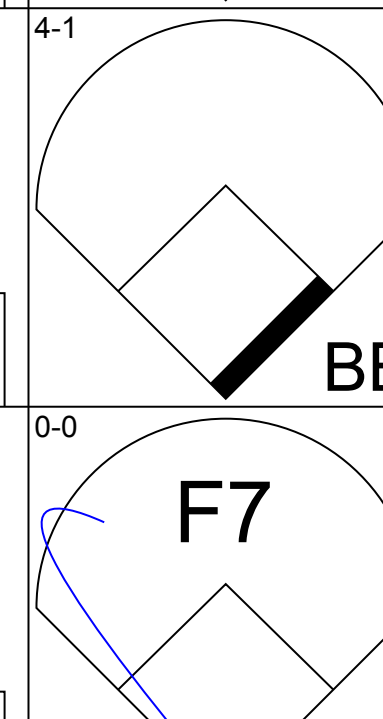
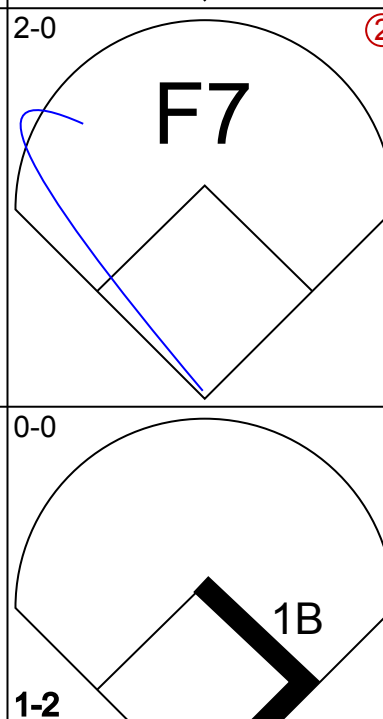

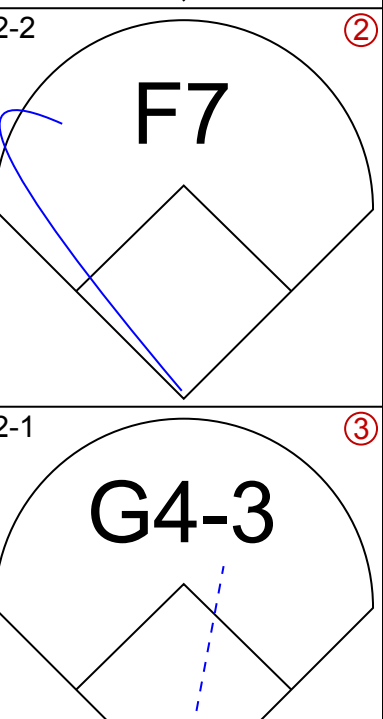


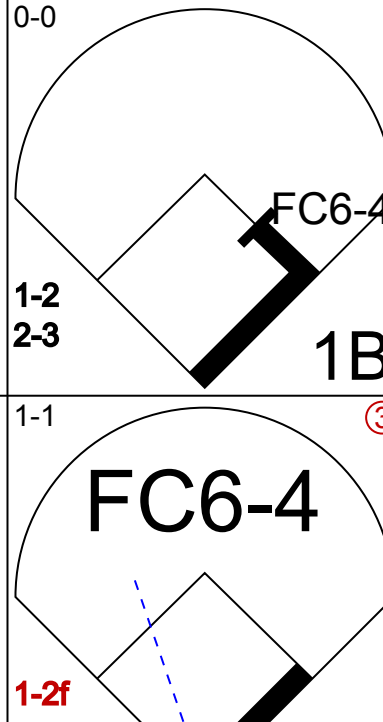

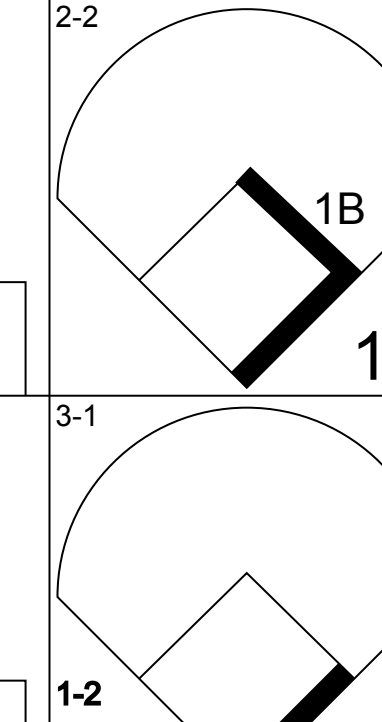


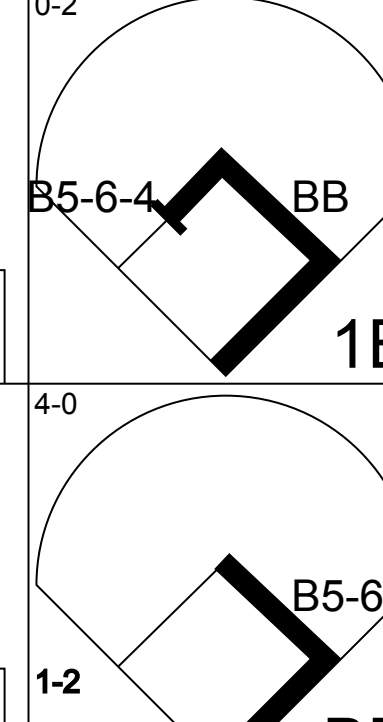

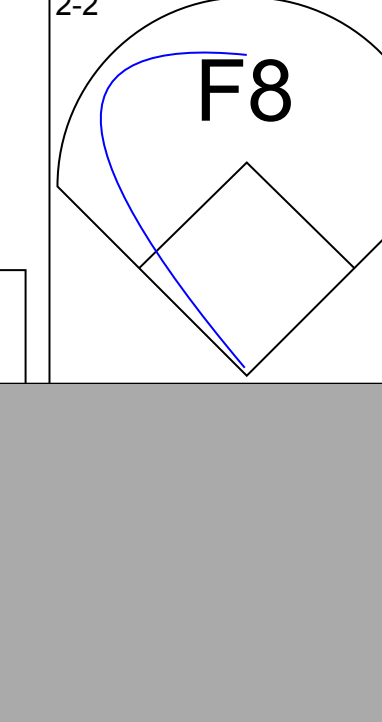
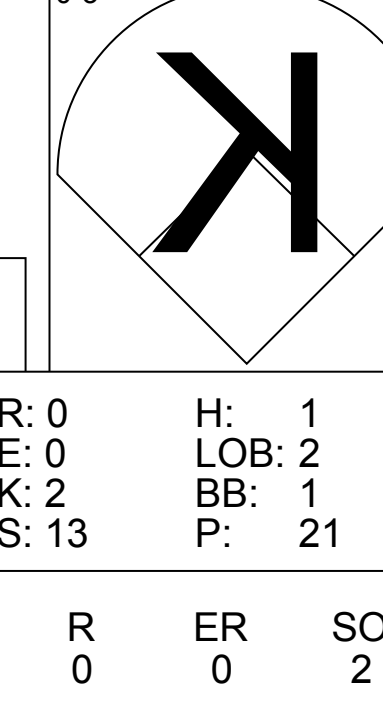
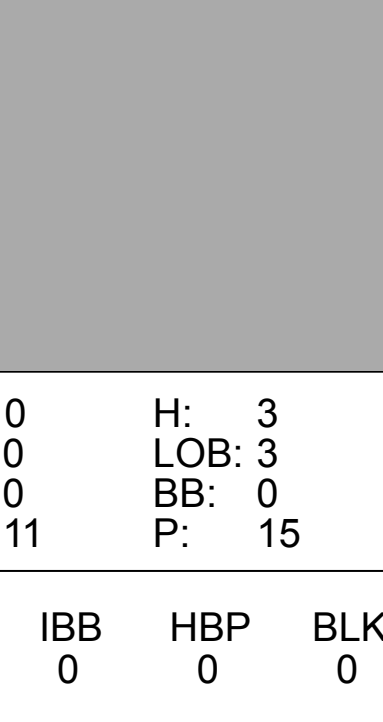
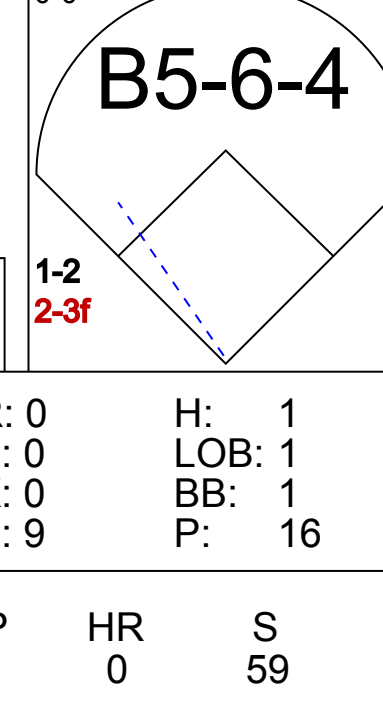







Batter	1	2	3	4	5	6	7	8	9	AB	R	H	RBI	BB	SO	LOB	TOP								
Ronnie Belliard, R (1, 4) OBP: 0.340, SLG: 0.407	4-2 WP BB		1-3 K		0-2 F8		1-3 K		0-0 F8	4	0	0	0	1	2	2	Milwaukee Brewers @ Atlanta Braves Turner Field, Atlanta, GA Tue May 01 2001, 7:35 PM EDT Att: 24,922 - Cloudy - 76 F								
Tyler Houston, L (1, 5) OBP: 0.357, SLG: 0.567	2-2 F8		0-0 2B		1-0 HR		2-3 K			4	1	2	1	0	1	1									
Geoff Jenkins, L (1, 7) OBP: 0.433, SLG: 0.692	2-2		4-0		0-0			1-3 K		2	0	2	0	1	0	0									
Devon White, S (7, 7) OBP: 0.538, SLG: 0.727	1-2 1B									1	0	0	0	0	1	0									
Richie Sexson, R (1, 3) OBP: 0.304, SLG: 0.411	0-3 K		0-0 IBB		3-1 F8			0-0 L8		3	0	0	1	0	1	3									
Jeremy Burnitz, L (1, 9) OBP: 0.420, SLG: 0.654	0-3 K			4-2 L8-6 BB	2-0 L1			1-1 HR		3	1	1	1	1	1	3									
Jeffrey Hammonds, R (1, 8) OBP: 0.323, SLG: 0.373		2-0 G6-3		0-1 L8-6		3-2 L6		0-1 F8		4	0	0	0	0	0	1									
José Hernández, R (1, 6) OBP: 0.300, SLG: 0.558		3-1 G6-3		1-0 HR		3-2 G5-3		2-3 K		4	1	1	0	0	1	0									
Raul Casanova, S (1, 2) OBP: 0.267, SLG: 0.320		2-0 F8		1-0 HR		1-1 G1-4-3		1-0 BB		4	1	2	2	0	0	0									
Jimmy Haynes, R (1, 1) OBP: 0.250, SLG: 0.250			0-2 2B	2-3 K		2-1 F7		4-2 SAFE		3	1	1	0	0	1	0									
Chad Fox, R (7, 1)								1-2 BB		0	0	0	0	0	0	0									
David Weathers, R (8, 1)										0	0	0	0	0	0	0									
Tony Fernandez, S (9, PH) OBP: 0.356, SLG: 0.293										0	0	0	0	1	0	0									
Curt Leskanic, R (9, 1)										0	0	0	0	0	0	0									
Inning Stats	R: 0 E: 0 K: 2 S: 15	H: 1 LOB: 2 BB: 1 P: 23	R: 0 E: 0 K: 0 S: 4	H: 0 LOB: 0 BB: 0 P: 11	R: 1 E: 0 K: 1 S: 8	H: 2 LOB: 1 BB: 1 P: 13	R: 2 E: 0 K: 1 S: 12	H: 2 LOB: 0 BB: 1 P: 20	R: 1 E: 0 K: 0 S: 10	H: 2 LOB: 1 BB: 0 P: 16	R: 0 E: 0 K: 0 S: 9	H: 0 LOB: 0 BB: 0 P: 16	R: 0 E: 0 K: 2 S: 8	H: 0 LOB: 0 BB: 0 P: 13	R: 1 E: 0 K: 1 S: 8	H: 1 LOB: 0 BB: 1 P: 10	R: 0 E: 0 K: 1 S: 9	H: 1 LOB: 1 BB: 1 P: 16	1B: 5 2B: 3 3B: 0 HR: 3	SF: 1 SAC: 0 DP: 2 HBP: 0	WP: 1 PB: 0 CS: 0	PA: 37			
PITCHER	IP	WLS	BF	H	R	ER	SO	BB	IBB	HBP	BLK	WP	HR	S	P	ERA	WHIP								
Kevin Millwood, R (1, 1) ERA: 4.46	6.0	L	26	7	4	4	4	2	1	0	0	1	2	58	99	6.00	1.500								
Damian Moss, L (7, 1) ERA: 4.5	1.0		3	0	0	0	2	0	0	0	0	0	0	8	13	0.00	0.000								
Mike Remlinger, L (8, 1) ERA: 2.3	1.0		4	1	1	1	1	0	0	0	0	0	1	8	10	9.00	1.000								
Jose Cabrera, R (9, 1) ERA: 1.8	1.0		4	1	0	0	1	1	0	0	0	0	0	9	16	0.00	2.000								


Batter	1	2	3	4	5	6	7	8	9	AB	R	H	RBI	BB	SO	LOB	BOTTOM								
Rafael Furcal, S (1, 6) OBP: 0.285, SLG: 0.336	1-1 G3			2-3 K		0-0 1B		1-0 G5-3		4	0	1	0	0	1	0	Milwaukee Brewers @ Atlanta Braves Turner Field, Atlanta, GA Tue May 01 2001, 7:35 PM EDT Att: 24,922 - Cloudy - 76 F								
Andruw Jones, R (1, 8) OBP: 0.350, SLG: 0.510	3-2 G1-4-3			0-0 F9		2-1 F3		1-0 F8		4	0	0	0	0	0	1									
10 Chipper Jones, S (1, 5) OBP: 0.452, SLG: 0.649	0-2 F8			3-2 P4			2-1 HR	3-2 G6-3		4	1	1	1	0	0	0									
B.J. Surhoff, L (1, 7) OBP: 0.271, SLG: 0.286		0-1 G6-3		0-0 G4-3		1-2 HR		2-3 K		4	1	1	0	0	1	0									
Brian Jordan, R (1, 9) OBP: 0.284, SLG: 0.427		0-2 G5-3		0-0 L5		1-0 F9		0-2 1B		4	0	1	0	0	0	1									
Javy Lopez, R (1, 2) OBP: 0.287, SLG: 0.391		0-3 K		1-1 3B		2-2 HR		0-3 K		4	1	2	2	0	2	1									
Rico Brogna, L (1, 3) OBP: 0.346, SLG: 0.347			0-0 F7		1-3 K		2-3 K	2-2 G4-3		4	0	0	0	0	2	2									
Keith Lockhart, L (1, 4) OBP: 0.382, SLG: 0.345			0-1 G3		0-2 G4-3		1-0 2B			3	0	1	0	0	0	0									
Kevin Millwood, R (1, 1) ERA: 5.94			0-1 F9		0-2 G3		0-0 P6			1	0	0	0	0	0	0									
Marcus Giles, R (6, PH)										0	0	0	0	0	0	0									
Damian Moss, R (7, 1)										0	0	0	0	0	0	0									
Dave Martinez, L (7, PH) OBP: 0.385, SLG: 0.354										0	0	0	0	0	0	1									
Mike Remlinger, L (8, 1)										0	0	0	0	0	0	0									
Jose Cabrera, R (9, 1)										0	0	0	0	0	0	0									
Inning Stats	R: 0 E: 0 K: 0 S: 9	H: 0 LOB: 0 BB: 0 P: 13	R: 0 E: 0 K: 1 S: 9	H: 0 LOB: 0 BB: 0 P: 9	R: 0 E: 0 K: 0 S: 5	H: 0 LOB: 0 BB: 0 P: 5	R: 0 E: 0 K: 1 S: 7	H: 0 LOB: 0 BB: 0 P: 12	R: 0 E: 0 K: 0 S: 8	H: 1 LOB: 1 BB: 0 P: 10	R: 0 E: 0 K: 0 S: 9	H: 1 LOB: 1 BB: 0 P: 11	R: 3 E: 0 K: 1 S: 17	H: 4 LOB: 1 BB: 0 P: 26	R: 0 E: 0 K: 0 S: 5	H: 0 LOB: 0 BB: 0 P: 10	R: 0 E: 0 K: 2 S: 15	H: 1 LOB: 1 BB: 0 P: 19	1B: 3 2B: 1 3B: 1 HR: 2	SF: 0 SAC: 0 DP: 0 HBP: 0	WP: 0 PB: 0 CS: 0	PA: 34			
PITCHER	IP	WLS	BF	H	R	ER	SO	BB	IBB	HBP	BLK	WP	HR	S	P	ERA	WHIP								
Jimmy Haynes, R (1, 1) ERA: 5.94	6.1	W	24	5	3	3	3	0	0	0	0	0	0	5	8	0.00	1.500								
Chad Fox, R (7, 1)	0.2	H	3	1	0	0	1	0	0	0	0	0	0	5	8	0.00	1.500								
David Weathers, R (8, 1) ERA: 1.2	1.0	H	3	0	0	0	0	0	0	0	0	0	0	5	10	0.00	0.000								
Curt Leskanic, R (9, 1) ERA: 6.39	1.0	S	4	1	0	0	2	0	0	0	0	0	0	15	19	0.00	1.000								

Batter	1	2	3	4	5	6	7	8	9	AB	R	H	RBI	BB	SO	LOB	TOP					
Ronnie Belliard, R (1, 4) OBP: 0.336, SLG: 0.394	4-1 CS BB			2-2 G6-3		0-0 G4-3			3-2 G5-3	3	0	0	0	1	0	0	Milwaukee Brewers @ Atlanta Braves Turner Field, Atlanta, GA Wed May 02 2001, 7:05 PM EDT Att: 24,802 - Cloudy - 77 F					
Tyler Houston, L (1, 5) OBP: 0.336, SLG: 0.535	1-0 G4-3			2-3 K		0-3 K			2-3 K	4	0	0	0	0	3	1						
Devon White, S (1, 7) OBP: 0.517, SLG: 0.720	2-2 G6-3			0-0 2B			2-3 K			3	0	1	0	0	1	0						
Richie Sexson, R (1, 3)		1-3 K		1-2 G6-3			2-3 K			3	0	0	0	0	2	1						
Jeremy Burnitz, L (1, 9)		0-3 K			0-3 K		1-3 K			3	0	0	0	0	3	0						
Jeffrey Hammonds, R (1, 8) OBP: 0.313, SLG: 0.360		3-1 G6-3			0-1 G6-3			2-3 K		3	0	0	0	0	1	0						
José Hernández, R (1, 6) OBP: 0.301, SLG: 0.551			0-0 F8		1-2 1B			0-3 K		3	0	1	0	0	1	0						
Henry Blanco, R (1, 2) OBP: 0.309, SLG: 0.288			0-3 K		0-2 G3			0-0 P3		3	0	0	0	0	1	1						
Paul Rigdon, R (1, 1) OBP: 0.200, SLG: 0.200			2-3 K			1-1 G1-3			1-3 K	2	0	0	0	0	1	0						
Ray King, L (8, 1) Tony Fernandez, S (9, PH) OBP: 0.348, SLG: 0.286										0	0	0	0	0	0	0						
Inning Stats	R: 0 H: 0 E: 0 K: 0 S: 5	H: 0 LOB: 0 BB: 1 P: 12	R: 0 H: 0 E: 0 K: 2 S: 8	H: 0 LOB: 0 BB: 0 P: 12	R: 0 H: 0 E: 0 K: 2 S: 8	H: 0 LOB: 0 BB: 0 P: 10	R: 0 H: 1 E: 0 K: 1 S: 10	H: 1 LOB: 1 BB: 0 P: 15	R: 0 H: 1 E: 0 K: 1 S: 12	H: 1 LOB: 1 BB: 0 P: 13	R: 0 H: 0 E: 0 K: 1 S: 6	H: 0 LOB: 0 BB: 0 P: 7	R: 0 H: 0 E: 0 K: 3 S: 9	H: 0 LOB: 0 BB: 0 P: 14	R: 0 H: 0 E: 0 K: 2 S: 9	H: 0 LOB: 0 BB: 0 P: 11	R: 0 H: 0 E: 0 K: 2 S: 9	H: 0 LOB: 0 BB: 0 P: 15	1B: 1 2B: 1 3B: 0 HR: 0	SF: 0 SAC: 0 DP: 0 HBP: 0	WP: 0 PB: 0 CS: 1	PA: 29
PITCHER Greg Maddux, R (1, 1) ERA: 1.94	IP: 9.0 WLS: W BF: 29 H: 2 R: 0 ER: 0 SO: 14 BB: 1 IBB: 0 HBP: 0 BLK: 0 WP: 0 HR: 0 S: 76 P: 109 ERA: 0.00 WHIP: 0.333															PITCHER						

Batter	1	2	3	4	5	6	7	8	9	AB	R	H	RBI	BB	SO	LOB	BOTTOM					
Rafael Furcal, S (1, 6) OBP: 0.283, SLG: 0.327	2-2 G3-1		1-0 G4-6-3			1-1 P6			4-0 G2-3 BB	3	0	0	0	1	0	3	Milwaukee Brewers @ Atlanta Braves Turner Field, Atlanta, GA Wed May 02 2001, 7:05 PM EDT Att: 24,802 - Cloudy - 77 F					
Andruw Jones, R (1, 8) OBP: 0.347, SLG: 0.500	1-2 G5-3			3-2 CS 1B		1-3 K		0-2 G2-3	4	0	1	0	0	1	1							
10 Chipper Jones, S (1, 5) OBP: 0.445, SLG: 0.629	3-0 G3			3-2 F9		1-0 G3-1		4-0 FC6-4 IBB	3	0	0	0	1	0	1							
B.J. Surhoff, L (1, 7) OBP: 0.280, SLG: 0.322		3-1 HR		4-2 1-2 BB		2-1 G6-3		0-0 FC6-4	3	1	1	1	1	0	2							
Brian Jordan, R (1, 9) OBP: 0.286, SLG: 0.424		0-1 G1-3		0-0 F3			1-0 1B			3	0	1	0	0	0	1						
Rico Brogna, L (1, 3) OBP: 0.333, SLG: 0.333		2-3 K			0-0 F8		1-3 K			3	0	0	0	0	2	1						
Keith Lockhart, L (1, 4) OBP: 0.378, SLG: 0.344		0-0 G6-3			0-1 SH1-4 1B		2-3 K			3	0	1	0	0	1	1						
Paul Bako, L (1, 2) OBP: 0.167, SLG: 0.063			1-3 K		4-2 SH1-4 BB		2-3 K			2	0	0	0	1	2	1						
Greg Maddux, R (1, 1) OBP: 0.250, SLG: 0.250			1-0 G4-6-3 1B		0-0 SH1-4			0-0 F8	2	0	1	0	0	0	0	0						
Inning Stats	R: 0 H: 0 E: 0 K: 0 S: 9	H: 0 LOB: 0 BB: 0 P: 15	R: 1 H: 1 E: 0 K: 1 S: 9	H: 1 LOB: 0 BB: 0 P: 14	R: 0 H: 1 E: 0 K: 1 S: 5	H: 1 LOB: 0 BB: 0 P: 8	R: 0 H: 1 E: 0 K: 0 S: 11	H: 1 LOB: 1 BB: 1 P: 20	R: 0 H: 1 E: 0 K: 0 S: 9	H: 1 LOB: 2 BB: 1 P: 14	R: 0 H: 0 E: 0 K: 1 S: 6	H: 0 LOB: 0 BB: 0 P: 10	R: 0 H: 1 E: 0 K: 3 S: 11	H: 1 LOB: 1 BB: 0 P: 17	R: 0 H: 0 E: 0 K: 0 S: 5	H: 0 LOB: 2 BB: 2 P: 13		R: 0 H: 0 E: 0 K: 0 S: 5	H: 0 LOB: 0 BB: 0 P: 13	1B: 4 2B: 0 3B: 0 HR: 1	SF: 0 SAC: 1 DP: 1 HBP: 0	WP: 0 PB: 0 CS: 1
PITCHER Paul Rigdon, R (1, 1) ERA: 3.32 Ray King, L (8, 1) ERA: 5.4	IP: 7.2 WLS: L BF: 29 H: 5 R: 1 ER: 1 SO: 6 BB: 3 IBB: 0 HBP: 0 BLK: 0 WP: 0 HR: 1 S: 64 P: 106 ERA: 1.17 WHIP: 1.043															PITCHER						

Batter	1	2	3	4	5	6	7	8	9	AB	R	H	RBI	BB	SO	LOB	TOP											
Ronnie Belliard, R OBP: 0.339, SLG: 0.404 (1, 4)										5	1	2	0	0	1	0	Milwaukee Brewers @ Atlanta Braves Turner Field, Atlanta, GA Thu May 03 2001, 7:35 PM EDT Att: 26,411 - Sunny - 78 F											
Tyler Houston, L OBP: 0.329, SLG: 0.526 (1, 5)										5	1	1	2	0	2	1												
Devon White, S OBP: 0.455, SLG: 0.621 (1, 7)										4	0	0	0	0	1	1												
Richie Sexson, R OBP: 0.303, SLG: 0.433 (1, 3)										4	1	2	1	0	1	1												
Jeremy Burnitz, L OBP: 0.421, SLG: 0.632 (1, 9)										3	1	2	0	1	1	0												
Jeffrey Hammonds, R OBP: 0.330, SLG: 0.389 (1, 8)										4	0	3	2	0	1	1												
José Hernández, R OBP: 0.299, SLG: 0.533 (1, 6)										3	0	0	0	1	0	4												
Henry Blanco, R OBP: 0.292, SLG: 0.270 (1, 2)										4	0	0	0	0	0	4												
15 Ben Sheets, R Tony Fernandez, S Chad Fox, R David Weathers, R Angel Echevarria, R Mike DeJean, R (1, 1)										1	1	0	0	1	0	0												
Inning Stats	R: 0 E: 0 K: 3 S: 9	H: 0 LOB: 0 BB: 0 P: 11	R: 0 E: 0 K: 1 S: 13	H: 2 LOB: 2 BB: 1 P: 23	R: 4 E: 0 K: 1 S: 19	H: 3 LOB: 1 BB: 2 P: 36	R: 0 E: 0 K: 0 S: 6	H: 0 LOB: 0 BB: 0 P: 9	R: 0 E: 0 K: 0 S: 5	H: 2 LOB: 1 BB: 0 P: 15	R: 0 E: 0 K: 1 S: 6	H: 0 LOB: 0 BB: 0 P: 10	R: 1 E: 0 K: 1 S: 10	H: 2 LOB: 1 BB: 0 P: 14	R: 0 E: 0 K: 0 S: 5	H: 1 LOB: 1 BB: 0 P: 6			1B: 6 2B: 3 3B: 0 HR: 1	SF: 0 SAC: 0 DP: 0 HBP: 0	WP: 1 PB: 0 SB: 1 CS: 2	PA: 38						
PITCHER	IP	WLS	BF	H	R	ER	SO	BB	IBB	HBP	BLK	WP	HR	S	P	ERA		WHIP										
John Burkett, R ERA: 3.47 (1, 1)	7.0	L	29	7	4	4	6	2	1	0	0	1	0	67	112	5.14		1.286										
Kerry Ligtenberg, R ERA: 7.56 (8, 1)	1.0		5	2	1	1	1	0	0	0	0	0	1	10	14	9.00		2.000										
Matt Whiteside, R ERA: 27.0 (9, 1)	1.0		4	1	0	0	0	0	0	0	0	0	0	5	6	0.00		1.000										

Batter	1	2	3	4	5	6	7	8	9	AB	R	H	RBI	BB	SO	LOB	BOTTOM											
Rafael Furcal, S OBP: 0.273, SLG: 0.314 (1, 6)										5	0	0	0	0	1	2	Milwaukee Brewers @ Atlanta Braves Turner Field, Atlanta, GA Thu May 03 2001, 7:35 PM EDT Att: 26,411 - Sunny - 78 F											
Andruw Jones, R OBP: 0.341, SLG: 0.487 (1, 8)										5	0	1	0	0	2	1												
10 Chipper Jones, S OBP: 0.439, SLG: 0.610 (1, 5)										3	0	0	0	1	1	1												
B.J. Surhoff, L OBP: 0.279, SLG: 0.319 (1, 7)										4	0	1	0	0	0	1												
Brian Jordan, R OBP: 0.312, SLG: 0.441 (1, 9)										3	0	3	0	1	0	0												
Rico Brogna, L OBP: 0.341, SLG: 0.333 (1, 3)										3	0	1	0	1	0	4												
Marcus Giles, R OBP: 0.250, SLG: 0.250 (1, 4)										4	0	2	0	0	0	4												
Paul Bako, L OBP: 0.182, SLG: 0.053 (1, 2)										3	0	0	0	1	1	3												
John Burkett, R OBP: 0.214, SLG: 0.154 Keith Lockhart, L Kerry Ligtenberg, R Matt Whiteside, R Dave Martinez, L (1, 1)										2	0	0	0	0	1	4												
Inning Stats	R: 0 E: 0 K: 0 S: 8	H: 0 LOB: 1 BB: 1 P: 15	R: 0 E: 0 K: 2 S: 13	H: 1 LOB: 2 BB: 1 P: 21	R: 0 E: 0 K: 0 S: 11	H: 3 LOB: 3 BB: 0 P: 15	R: 0 E: 0 K: 0 S: 9	H: 1 LOB: 1 BB: 1 P: 16	R: 0 E: 0 K: 0 S: 7	H: 0 LOB: 0 BB: 0 P: 11	R: 0 E: 0 K: 0 S: 11	H: 1 LOB: 1 BB: 1 P: 22	R: 0 E: 0 K: 2 S: 10	H: 0 LOB: 0 BB: 0 P: 13	R: 0 E: 0 K: 1 S: 16	H: 2 LOB: 2 BB: 0 P: 27			R: 0 E: 0 K: 1 S: 11	H: 1 LOB: 1 BB: 0 P: 18	1B: 9 2B: 0 3B: 0 HR: 0	SF: 0 SAC: 0 DP: 2 HBP: 0	WP: 0 PB: 0 SB: 0 CS: 0	PA: 38				
PITCHER	IP	WLS	BF	H	R	ER	SO	BB	IBB	HBP	BLK	WP	HR	S	P	ERA		WHIP										
15 Ben Sheets, R ERA: 3.7 (7, 1)	6.0	W	26	6	0	0	2	4	0	0	0	0	0	22	34	0.00		1.667										
Chad Fox, R ERA: 1.17 (8, 1)	1.2		7	2	0	0	3	0	0	0	0	0	0	4	6	0.00		0.000										
David Weathers, R ERA: 1.17 (9, 1)	0.1		1	0	0	0	0	0	0	0	0	0	0	4	6	0.00		0.000										
Mike DeJean, R ERA: 3.72 (9, 1)	1.0		4	1	0	0	1	0	0	0	0	0	0	11	18	0.00		1.000										

Batter	1	2	3	4	5	6	7	8	9	AB	R	H	RBI	BB	SO	LOB	TOP					
Fernando Vina, L (1.4) OBP: 0.350, SLG: 0.364	1-2 P4		1-2 F9		1-0 L6		2-2 15 BB 5 SF8 1B	3-2 F8		5	1	1	0	0	0	0						
Placido Polanco, R (1.5) OBP: 0.429, SLG: 0.400	1-0		0-0 WP 5 BB 1B		1-0 G1-3		2-2 5 SF8 15 BB 1B		0-0 L6	5	1	3	0	0	0	0						
15 Jim Edmonds, L (1.8) OBP: 0.457, SLG: 0.688	0-1 F7		2-3 K			0-0 5 G5-3 2B 1B	4-1 1B BB		4-2 F9 5 F9 5 BB	3	2	1	0	2	1	2						
5 Albert Pujols, R (1.3) OBP: 0.427, SLG: 0.689	3-1 F8		4-2 WP BB			3-2 G5-3	1-1 SF8		4-0 1 SAFE IBB	2	0	0	1	2	0	2						
J.D. Drew, L (1.9) OBP: 0.418, SLG: 0.662		4-2 F9 1B BB	2-1 G4-3			0-0 FC6-4 2H 2B	4-1 1B BB		1-2 F9	3	0	1	1	2	0	4						
Edgar Renteria, R (1.6) OBP: 0.280, SLG: 0.333		1-0 1B		0-0 G6-3		4-1 FC6-4 BB	0-1 1B		0-2 F8	4	0	2	2	1	0	2						
Ray Lankford, L (1.7) OBP: 0.393, SLG: 0.590		0-3 K		2-3 K		2-1 F7	0-0 F8			4	0	0	0	0	2	6	AB 34					
Gene Stechschulte, R (7.1) OBP: 1.000, SLG: 4.000										0	0	0	0	0	0	0	R 4					
Kerry Robinson, L (8.7) OBP: 0.558, SLG: 0.571										0	0	0	0	0	0	0	H 8					
Eli Marrero, R (1.2) OBP: 0.341, SLG: 0.537	1-0 F9		1-0 G6-3		0-0 FC6-4			0-1 P6		4	0	0	0	0	0	4	RBI 4					
Dustin Hermanson, R (1.1) OBP: 0.231, SLG: 0.250		2-3 K			1-2 F7			3-2 G6-3		2	0	0	0	0	1	2	BB 7					
Craig Paquette, R (7.7) OBP: 0.279, SLG: 0.463										2	0	0	0	0	0	0	SO 4					
Dave Veres, R (8.1) OBP: 0.250, SLG: 0.250										0	0	0	0	0	0	0	LOB 22					
Dave Veres, R (8.1) OBP: 0.250, SLG: 0.250																						
Inning Stats	R: 0 E: 0 K: 0 S: 8	H: 1 LOB: 1 BB: 0 P: 13	R: 0 E: 0 K: 2 S: 10	H: 1 LOB: 2 BB: 1 P: 18	R: 0 E: 0 K: 1 S: 11	H: 1 LOB: 2 BB: 1 P: 20	R: 0 E: 0 K: 1 S: 5	H: 0 LOB: 0 BB: 0 P: 8	R: 0 E: 0 K: 0 S: 3	H: 0 LOB: 0 BB: 0 P: 6	R: 1 E: 0 K: 0 S: 9	H: 2 LOB: 2 BB: 1 P: 18	R: 3 E: 0 K: 0 S: 14	H: 3 LOB: 2 BB: 2 P: 28	R: 0 E: 0 K: 0 S: 8	H: 0 LOB: 0 BB: 0 P: 14	R: 0 E: 1 K: 0 S: 14	H: 0 LOB: 2 BB: 2 P: 23	1B: 7 2B: 1 3B: 0 HR: 0	SF: 1 SAC: 0 DP: 0 HBP: 0	WP: 1 PB: 0 SB: 0 CS: 0	PA: 42
PITCHER	IP WLS BF H R ER SO BB IBB HBP BLK WP HR S P ERA WHIP																					
Tom Glavine, L (1.1) ERA: 3.77	6.2 L 33 8 4 4 4 4 5 0 0 0 0 1 0 59 110 5.40 1.950																					
Mike Remlinger, L (7.1) ERA: 2.25	0.1 1 0 0 0 0 0 0 0 0 0 0 0 0 1 1 0.00 0.000																					
Jose Cabrera, R (8.1) ERA: 1.5	1.0 3 0 0 0 0 0 0 0 0 0 0 0 0 8 14 0.00 0.000																					
John Rocker, L (9.1) ERA: 3.85	1.0 5 0 0 0 0 0 1 1 0 0 0 0 0 14 23 0.00 1.000																					
Batter	1	2	3	4	5	6	7	8	9	AB	R	H	RBI	BB	SO	LOB	BOTTOM					
Rafael Furcal, S (1.6) OBP: 0.272, SLG: 0.311	1-2 S 1B		0-0 F8		0-0 F7		1-1 G4-3			4	1	1	1	0	0	2						
Andruw Jones, R (1.8) OBP: 0.338, SLG: 0.479	1-1 2B 1B		2-3 K			2-2 F7	3-2 G5-3			4	0	1	1	0	1	1						
10 Chipper Jones, S (1.5) OBP: 0.425, SLG: 0.587	1-3 K		0-0 G4-3			3-0 G3		1-2 G5-3		4	0	0	0	0	1	1						
B.J. Surhoff, L (1.7) OBP: 0.278, SLG: 0.326	2-0 F9			2-1 L4		1-0 2B		0-0 F8		4	0	1	0	0	0	1						
Brian Jordan, R (1.9) OBP: 0.319, SLG: 0.448	0-1			0-0 F8		4-1 2B		0-1 G6-3		3	0	1	0	1	0	0						
John Rocker, R (9.1) ERA: 3.85	1-3 2B					BB				0	0	0	0	0	0	0						
Rico Brogna, L (1.3) OBP: 0.326, SLG: 0.317	3-2 F8			2-2 F8		1-2 G6-3			2-3 K	4	0	0	0	0	1	4						
Javy Lopez, R (1.2) OBP: 0.286, SLG: 0.385		1-0 P4			2-0 G5-3			0-0 G5-3		4	0	1	0	0	0	0						
Marcus Giles, R (9. PR) OBP: 0.250, SLG: 0.250										0	0	0	0	0	0	0	AB 34					
Keith Lockhart, L (1.4) OBP: 0.357, SLG: 0.324	2-2 F5				1-3 K2-3			1-1 WP 1B G4-3 1B		4	1	1	0	0	1	1	R 2					
Tom Glavine, L (1.1) ERA: 5.24		0-0 G6-3				4-2		1-2 G4-3 WP 1B		1	0	0	0	1	0	0	H 7					
Mike Remlinger, L (7.1) ERA: 3.14										0	0	0	0	0	0	0	RBI 2					
Dave Martinez, L (7. PH) OBP: 0.415, SLG: 0.400										1	0	1	0	0	0	0	BB 2					
Jose Cabrera, R (8.1) OBP: 0.319, SLG: 0.448										0	0	0	0	0	0	0	SO 5					
Bernard Gilkey, R (9.9) ERA: 2.45										1	0	0	0	0	1	1	LOB 11					
Inning Stats	R: 1 E: 0 K: 1 S: 14	H: 3 LOB: 2 BB: 0 P: 22	R: 0 E: 0 K: 0 S: 5	H: 0 LOB: 0 BB: 0 P: 8	R: 0 E: 0 K: 1 S: 5	H: 0 LOB: 0 BB: 0 P: 7	R: 0 E: 0 K: 0 S: 7	H: 0 LOB: 0 BB: 0 P: 11	R: 0 E: 0 K: 1 S: 10	H: 0 LOB: 1 BB: 1 P: 17	R: 0 E: 0 K: 0 S: 9	H: 1 LOB: 2 BB: 1 P: 20	R: 1 E: 0 K: 0 S: 12	H: 2 LOB: 1 BB: 0 P: 18	R: 0 E: 0 K: 0 S: 6	H: 0 LOB: 0 BB: 0 P: 7	R: 0 E: 0 K: 2 S: 9	H: 1 LOB: 1 BB: 0 P: 16	1B: 5 2B: 2 3B: 0 HR: 0	SF: 0 SAC: 0 DP: 0 HBP: 0	WP: 1 PB: 0 SB: 1 CS: 0	PA: 36
PITCHER	IP WLS BF H R ER SO BB IBB HBP BLK WP HR S P ERA WHIP																					
Dustin Hermanson, R (1.1) ERA: 5.24	6.0 W 24 4 1 1 1 3 2 0 0 0 0 1 0 50 85 1.50 1.000																					
Gene Stechschulte, R (7.1) ERA: 3.14	1.0 H 5 2 1 1 0 0 0 0 0 0 0 0 1 12 18 9.00 2.000																					
Dave Veres, R (8.1) ERA: 2.45	2.0 S 7 1 0 0 0 2 0 0 0 0 0 0 0 15 23 0.00 0.500																					

St. Louis Cardinals @ Atlanta Braves
Turner Field, Atlanta, GA
Fri May 04 2001, 7:35 PM EDT
Att: 40,981 - Sunny - 80 F

AB 34
R 4
H 8
RBI 4
BB 7
SO 4
LOB 22



St. Louis Cardinals @ Atlanta Braves
Turner Field, Atlanta, GA
Fri May 04 2001, 7:35 PM EDT
Att: 40,981 - Sunny - 80 F

AB 34
R 2
H 7
RBI 2
BB 2
SO 5
LOB 11



Batter	1	2	3	4	5	6	7	8	9	AB	R	H	RBI	BB	SO	LOB	TOP										
Fernando Vina, L (1.4) OBP: 0.344, SLG: 0.357	1-2 FC4-6 1B	1-1 F8		3-2 P4		1-2 G6-3			1-2 G1-3	5	0	1	0	0	0	1											
Placido Polanco, R (1.5) OBP: 0.404, SLG: 0.375	0-0 FC4-6 1B 1-2 1B	2-3 K		3-2 P6			2-3 K		2-3 K	5	1	0	0	0	0	3	1										
Bobby Bonilla, S (1.3) Kerry Robinson, L (9, PR) OBP: 0.556, SLG: 0.571	3-1 5 1B 1-3 1B	4-0 5 1B BB			2-0 G6-3		1-3 K		2-0 5 FC5-4 1B	4	1	2	0	1	1	0											
5 Albert Pujols, R (1.7) OBP: 0.426, SLG: 0.676	0-0 1B 1-3 2B 1B 3-H	2-2 1B 1-2 1B			1-2 G6-3		2-2 G5-3		1-2 FC5-4 1B 1-2	5	1	2	1	0	0	1											
Craig Paquette, R (1.9) OBP: 0.283, SLG: 0.455 15 Jim Edmonds, L (8, PH) OBP: 0.453, SLG: 0.679	0-1 2B 1-2 3-H 1B	3-2 L6			2-3 K			3-2 P6		3	1	1	1	0	1	2											
Edgar Renteria, R (1.6) OBP: 0.275, SLG: 0.330	1-3 K		1-2 F8			1-6 SH3-4 BB WP 1B		3-2 G6-3		4	1	1	0	0	1	2											
J.D. Drew, L (1.8) OBP: 0.431, SLG: 0.671	2-1 1-H 2-H 2B		0-0 P3		4-1 WP SH3-4 BB 1-2 BB			4-1 1B BB		2	0	1	2	2	0	0											
Mike Matheny, R (1.2) OBP: 0.313, SLG: 0.361	4-2 BB		1-1 F9		1-2 SH3-4 1-2 2-3			3-1 1B		2	0	1	0	1	0	0											
Rick Ankiel, L Jason Karmuth, R Larry Spill, L Mike Timlin, R Steve Kline, S Ray Lender, R El Mercedino, S Mike James, R Mike Matthews, L	1-3 K		0-3 K		3-3 K			0-3 K		2	0	0	0	0	0	2											
Inning Stats	R: 4 E: 0 K: 2 S: 19	H: 5 LOB: 2 BB: 1 P: 31	R: 0 E: 0 K: 1 S: 13	H: 1 LOB: 2 BB: 1 P: 25	R: 0 E: 0 K: 0 S: 6	H: 0 LOB: 0 BB: 0 P: 8	R: 0 E: 0 K: 1 S: 10	H: 0 LOB: 0 BB: 0 P: 16	R: 0 E: 0 K: 1 S: 7	H: 0 LOB: 0 BB: 0 P: 12	R: 1 E: 0 K: 1 S: 14	H: 1 LOB: 1 BB: 1 P: 24	R: 0 E: 0 K: 2 S: 12	H: 0 LOB: 0 BB: 0 P: 17	R: 0 E: 0 K: 1 S: 14	H: 1 LOB: 2 BB: 1 P: 27	R: 0 E: 0 K: 1 S: 13	H: 1 LOB: 1 BB: 0 P: 19	1B: 8 2B: 1 3B: 0 HR: 0	SF: 0 SAC: 1 DP: 0 HBP: 0	WP: 1 PB: 0 SB: 0 CS: 0	PA: 40					
PITCHER	IP	WLS	BF	H	R	ER	SO	BB	IBB	HBP	BLK	WP	HR	S	P	ERA	WHIP										
Odalis Perez, L (1.1) ERA: 8.37	5.0		23	6	4	4	5	2	0	0	0	0	0	55	92	7.20	1.600										
Mike Remlinger, L (6.1) ERA: 2.5	2.0	W	8	1	1	1	3	1	0	0	0	1	0	26	41	4.50	1.000										
Jose Cabrera, R (8.1) ERA: 1.35	0.2	H	4	1	0	0	0	1	0	0	0	0	0	11	24	0.00	3.000										
John Rocker, L (8.1) ERA: 3.29	1.1	S	5	1	0	0	2	0	0	0	0	0	0	16	22	0.00	0.750										

St. Louis Cardinals @ Atlanta Braves
Turner Field, Atlanta, GA
Sat May 05 2001, 7:05 PM EDT
Att: 48,543 - Cloudy - 80 F

AB	35
R	5
H	9
RBI	4
BB	4
SO	10
LOB	13



Batter	1	2	3	4	5	6	7	8	9	AB	R	H	RBI	BB	SO	LOB	BOTTOM										
Rafael Furcal, S (1.6) OBP: 0.284, SLG: 0.346	2-2 HR	2-2 G5-3		3-2 2B 1B		1-3 K	0-0 1B 2-H			5	2	3	1	0	1	1											
Andruw Jones, R (1.8) OBP: 0.333, SLG: 0.475	1-3 K		1-0 L7	0-0 1-H 2B		2-3 K		1-2 F9		5	0	1	1	0	2	0											
10 Chipper Jones, S (1.5) OBP: 0.439, SLG: 0.613	4-0 1B BB		4-2 G5-3 BB	4-0 BB		1-1 HR		1-2 G3-1		2	1	1	1	3	0	0											
Brian Jordan, R (1.9) OBP: 0.331, SLG: 0.473	2-1 1B		3-2 G5-3	2-2 F8		1-2 2B		1-2 2B		5	0	3	0	0	0	3											
Javy Lopez, R (1.2) OBP: 0.291, SLG: 0.379	1-3 K		2-3 K		1-1 BB 1B	0-1 G5-3		1-0 HBP		4	0	1	0	0	2	4											
Wes Helms, R (1.3) OBP: 0.250, SLG: 0.514 Rico Brogna, L (8.3) OBP: 0.323, SLG: 0.313	0-3 K		4-1 HR BB	0-0 F9		1-2 E 2B		3-3 K		3	2	1	0	1	1	3											
Bernard Gilkey, R (1.7) OBP: 0.600, SLG: 1.250		1-1 WP 1B		2-1 1-H HR	4-1 BB	0-2 F8				3	1	2	2	1	0	1											
Quilvio Veras, S (1.4) OBP: 0.261, SLG: 0.282		2-3 K	3-3 K	2-1 F7		3-3 K				4	0	0	0	0	3	4											
Odalis Perez, L (1.1) Keith Lockhart, L (5, PH) OBP: 0.349, SLG: 0.316 Mike Remlinger, L (6.1) B.J. Surhoff, L (7, PH) OBP: 0.286, SLG: 0.333 Jose Cabrera, R (8.1) John Rocker, R (8.1)		1-1 G1-3	2-1 F9	2-0 F3		2-2 E8 1B 1B 2-H				2	0	0	0	0	0	1											
Inning Stats	R: 1 E: 0 K: 3 S: 17	H: 2 LOB: 1 BB: 1 P: 27	R: 0 E: 0 K: 1 S: 11	H: 1 LOB: 0 BB: 0 P: 17	R: 0 E: 0 K: 1 S: 11	H: 0 LOB: 1 BB: 1 P: 21	R: 3 E: 0 K: 1 S: 18	H: 3 LOB: 2 BB: 2 P: 38	R: 0 E: 0 K: 0 S: 7	H: 1 LOB: 2 BB: 1 P: 16	R: 1 E: 0 K: 2 S: 14	H: 2 LOB: 1 BB: 0 P: 19	R: 1 E: 1 K: 1 S: 15	H: 3 LOB: 2 BB: 0 P: 21	R: 0 E: 0 K: 1 S: 14	H: 1 LOB: 2 BB: 0 P: 21	1B: 6 2B: 4 3B: 0 HR: 3	SF: 0 SAC: 0 DP: 0 HBP: 1	WP: 1 PB: 0 SB: 0 CS: 0	PA: 42							
PITCHER	IP	WLS	BF	H	R	ER	SO	BB	IBB	HBP	BLK	WP	HR	S	P	ERA	WHIP										
Rick Ankiel, L (1.1) ERA: 6.86	3.2		19	5	4	4	6	3	0	0	0	0	0	12	27	9.82	2.182										
Jason Karmuth, R (4.1) ERA: 1.5	1.1		8	2	0	0	0	2	0	0	0	0	0	12	27	0.00	3.000										
Mike Timlin, R (6.1) ERA: 3.0	1.2	L	8	3	2	2	3	0	0	0	0	0	1	25	34	10.80	1.800										
Steve Kline, L (7.1) ERA: 1.72	0.1		2	2	0	0	0	0	0	0	0	0	0	4	6	0.00	6.000										
Mike James, R (8.1) ERA: 5.79	0.2		4	1	0	0	0	0	0	1	0	0	0	10	14	0.00	1.500										

St. Louis Cardinals @ Atlanta Braves
Turner Field, Atlanta, GA
Sat May 05 2001, 7:05 PM EDT
Att: 48,543 - Cloudy - 80 F


AB	36
R	6
H	13
RBI	6
BB	5
SO	10
LOB	21



Batter	1	2	3	4	5	6	7	8	9	AB	R	H	RBI	BB	SO	LOB	TOP					
Fernando Vina, L (1,4) OBP: 0.354, SLG: 0.361	4-0 L8-3 BB		1-1 F7		0-1 E WP 1B		1-1 BB 1B	0-1 G3-1		4	0	2	0	1	0	2						
Craig Paquette, R (1,3) OBP: 0.285, SLG: 0.426	3-2 L8-3		0-0 P4		3-2 E6 G5-4-3		4-1 BB 1B		0-0 G4-3 15 BB 2B 1B	3	0	0	0	0	0	2						
Bobby Bonilla, S (7,PH) OBP: 0.358, SLG: 0.435	1-2				1-3		1-2 2-3 BB			1	1	1	0	1	0	0						
15 Jim Edmonds, L (1,8) OBP: 0.460, SLG: 0.663	4-2 5 HR BB		4-1 BB 5 BB BB		2-3 K		3-2 F7		4-1 2B 5 G4-3 BB 1B	2	1	0	0	3	1	5						
5 Albert Pujols, R (1,5) OBP: 0.425, SLG: 0.694	1-1 HR		4-2 BB BB		2-1 G5-4-3		0-2 SF7		1-2 G4-3	3	1	1	3	1	0	4						
J.D. Drew, L (1,9) OBP: 0.425, SLG: 0.646	2-3 K		4-1 BB BB				3-2 F9		0-2 BB 2B	3	0	0	0	1	1	2						
Gene Stechschulte, R (7,1) OBP: 1.000, SLG: 4.000										0	0	0	0	0	0	0						
Mike Matthews, L (8,1) OBP: 0.411, SLG: 0.395			1-2 2-3 BB						2-3 3-H 2B	0	0	0	0	0	0	0						
Placido Polanco, R (8,PH)										1	0	1	1	0	0	0						
Edgar Renteria, R (1,6) OBP: 0.275, SLG: 0.353		1-0 HR	1-3 K				1-3 K		1-1 P4 L4	5	1	1	1	0	2	6						
Ray Lankford, L (1,7) OBP: 0.354, SLG: 0.566		0-1 G4-3		0-0 G3			1-1 F8		1-0 BB 1B K	5	0	1	0	0	1	3						
Mike Matheny, R (1,2) OBP: 0.310, SLG: 0.347		2-0 F3		2-1 F9			3-1 G4-3		4-2 BB BB	3	0	0	0	1	0	1						
Darryl Kile, R (1,1) OBP: 0.222, SLG: 0.235		0-1 F7		1-3 K					0-0 F5	2	0	0	0	0	1	0						
Kerry Robinson, L (7,PH) OBP: 0.545, SLG: 0.500									BB 5 SF7 BB	1	1	0	0	1	0	2						
Inning Stats	R: 2 E: 0 K: 1 S: 12	H: 1 LOB: 0 BB: 2 P: 26	R: 1 E: 0 K: 0 S: 6	H: 1 LOB: 0 BB: 0 P: 9	R: 0 E: 0 K: 1 S: 11	H: 0 LOB: 0 BB: 3 P: 25	R: 0 E: 0 K: 1 S: 6	H: 0 LOB: 0 BB: 0 P: 9	R: 0 E: 1 K: 1 S: 10	H: 1 LOB: 1 BB: 0 P: 18	R: 0 E: 0 K: 0 S: 14	H: 1 LOB: 2 BB: 2 P: 29	R: 0 E: 0 K: 0 S: 10	H: 1 LOB: 2 BB: 1 P: 16	R: 1 E: 0 K: 1 S: 14	H: 2 LOB: 2 BB: 1 P: 24	1B: 4 2B: 2 3B: 0 HR: 2	SF: 1 SAC: 0 DP: 2 HBP: 0	WP: 1 PB: 0 SB: 0 CS: 0	PA: 43		
PITCHER	IP WLS BF H R ER SO BB IBB HBP BLK WP HR S P ERA WHIP	IP WLS BF H R ER SO BB IBB HBP BLK WP HR S P ERA WHIP	IP WLS BF H R ER SO BB IBB HBP BLK WP HR S P ERA WHIP	IP WLS BF H R ER SO BB IBB HBP BLK WP HR S P ERA WHIP	IP WLS BF H R ER SO BB IBB HBP BLK WP HR S P ERA WHIP	IP WLS BF H R ER SO BB IBB HBP BLK WP HR S P ERA WHIP	IP WLS BF H R ER SO BB IBB HBP BLK WP HR S P ERA WHIP	IP WLS BF H R ER SO BB IBB HBP BLK WP HR S P ERA WHIP	IP WLS BF H R ER SO BB IBB HBP BLK WP HR S P ERA WHIP	IP WLS BF H R ER SO BB IBB HBP BLK WP HR S P ERA WHIP	IP WLS BF H R ER SO BB IBB HBP BLK WP HR S P ERA WHIP	IP WLS BF H R ER SO BB IBB HBP BLK WP HR S P ERA WHIP	IP WLS BF H R ER SO BB IBB HBP BLK WP HR S P ERA WHIP	IP WLS BF H R ER SO BB IBB HBP BLK WP HR S P ERA WHIP	IP WLS BF H R ER SO BB IBB HBP BLK WP HR S P ERA WHIP	IP WLS BF H R ER SO BB IBB HBP BLK WP HR S P ERA WHIP	IP WLS BF H R ER SO BB IBB HBP BLK WP HR S P ERA WHIP	IP WLS BF H R ER SO BB IBB HBP BLK WP HR S P ERA WHIP	IP WLS BF H R ER SO BB IBB HBP BLK WP HR S P ERA WHIP	IP WLS BF H R ER SO BB IBB HBP BLK WP HR S P ERA WHIP	IP WLS BF H R ER SO BB IBB HBP BLK WP HR S P ERA WHIP	IP WLS BF H R ER SO BB IBB HBP BLK WP HR S P ERA WHIP
Kevin Millwood, R (1,1) ERA: 4.93	2.0	9	2	3	3	1	2	0	0	0	0	0	0	0	0	0	13.50	2.000				
Damian Moss, L (3,1) ERA: 1.5	3.0	14	1	0	0	3	3	0	0	0	1	0	31	58	0.00	1.333						
Jason Marquis, R (6,1) ERA: 3.09	1.0	H	6	1	1	1	2	0	0	0	0	0	10	24	9.00	3.000						
Jose Cabrera, R (7,1) ERA: 1.17	1.0	W	3	0	0	0	0	0	0	0	0	0	11	17	0.00	0.000						
Matt Whiteside, R (8,1) ERA: 15.43	1.0	H	5	1	0	0	1	0	0	0	0	0	10	16	0.00	2.000						

St. Louis Cardinals @ Atlanta Braves
Turner Field, Atlanta, GA
Sun May 06 2001, 1:05 PM EDT
Att: 44,144 - Cloudy - 82 F


AB 33
R 5
H 7
RBI 5
BB 9
SO 6
LOB 27



Batter	1	2	3	4	5	6	7	8	9	AB	R	H	RBI	BB	SO	LOB	BOTTOM				
Rafael Furcal, S (1,6) OBP: 0.288, SLG: 0.356	0-2 FC4-5 2B		0-1 L6	0-0 FC6		1-2 F9		3-2 10 BB 1B		5	0	2	0	0	0	3					
Andruw Jones, R (1,8) OBP: 0.329, SLG: 0.460	2-2 FC4-5 10 G3-6 2-3		4-1 10 HR BB		0-3 K		3-1 10 BB E	1-0 F8		4	2	0	0	1	1	2					
10 Chipper Jones, S (1,5) OBP: 0.453, SLG: 0.676	2-1 G3-6-1 1-2		0-1 HR		1-2 HR		2-0 1B FC6-2 1B	2-1 1B	1-3 1B	5	2	4	3	0	0	1					
Brian Jordan, R (1,9) OBP: 0.325, SLG: 0.461		1-3 K	2-1 1B		1-0 G5-3		0-1 E6 FC6-2 1B 2B	2-3 K		5	1	1	1	0	2	3					
B.J. Surhoff, L (1,7) OBP: 0.286, SLG: 0.333		3-2 1B 1B	1-1 L8		0-1 G3-1		0-0 FC6-2 2B 1B	0-0 G3		3	0	1	0	0	0	1					
Javy Lopez, R (1,2) OBP: 0.299, SLG: 0.384		1-0 1B 2B 1B	2-3 K				1-1 2B FC6-2 2B			4	1	2	0	0	1	4					
Wes Helms, R (1,3) OBP: 0.295, SLG: 0.585		3-2 2B 1B		2-3 K			3-2 2B 1B			4	0	3	2	0	1	0					
Quilvio Veras, S (1,4) OBP: 0.272, SLG: 0.296		0-1 F9		4-2 FC6 BB			3-3 K	1-3 K		3	0	1	1	1	2	4					
Matt Whiteside, R (8,1)										0	0	0	0	0	0	0					
John Rocker, R (9,1)										0	0	0	0	0	0	0					
Kevin Millwood, R (1,1) ERA: 3.91	6.0	28	4	4	7	2	0	0	0	0	0	0	0	0	0	0	6.00	2.000			
Dave Martinez, L (2,PH) OBP: 0.205, SLG: 0.389	1.0	L	8	3	3	0	1	0	0	0	0	0	0	0	0	0	0.00	3.000			
Damian Moss, R (3,1) ERA: 2.93	1.0		5	2	0	0	1	0	0	0	0	0	0	0	0	0	0.00	2.000			
Jason Marquis, L (8,1)																					
Bernard Gilkey, R (8,7) OBP: 0.428, SLG: 0.833																					
Jose Cabrera, R (7,1) OBP: 0.545, SLG: 0.500																					
Keith Lockhart, L (7,PH) OBP: 0.306, SLG: 0.325																					
Inning Stats	R: 0 E: 0 K: 0 S: 8	H: 1 LOB: 0 BB: 0 P: 12	R: 1 E: 0 K: 1 S: 17	H: 4 LOB: 2 BB: 0 P: 26	R: 2 E: 0 K: 1 S: 12	H: 2 LOB: 1 BB: 1 P: 21	R: 0 E: 0 K: 2 S: 15	H: 0 LOB: 1 BB: 1 P: 22	R: 1 E: 0 K: 1 S: 9	H: 1 LOB: 0 BB: 0 P: 11	R: 0 E: 0 K: 2 S: 18	H: 2 LOB: 2 BB: 0 P: 29	R: 3 E: 2 K: 1 S: 17	H: 3 LOB: 3 BB: 0 P: 28	R: 0 E: 0 K: 1 S: 12	H: 2 LOB: 2 BB: 0 P: 20	1B: 9 2B: 4 3B: 0 HR: 2	SF: 0 SAC: 0 DP: 1 HBP: 0	WP: 0 PB: 0 SB: 0 CS: 0	PA: 41	
PITCHER	IP WLS BF H R ER SO BB IBB HBP BLK WP HR S P ERA WHIP	IP WLS BF H R ER SO BB IBB HBP BLK WP HR S P ERA WHIP	IP WLS BF H R ER SO BB IBB HBP BLK WP HR S P ERA WHIP	IP WLS BF H R ER SO BB IBB HBP BLK WP HR S P ERA WHIP	IP WLS BF H R ER SO BB IBB HBP BLK WP HR S P ERA WHIP	IP WLS BF H R ER SO BB IBB HBP BLK WP HR S P ERA WHIP	IP WLS BF H R ER SO BB IBB HBP BLK WP HR S P ERA WHIP	IP WLS BF H R ER SO BB IBB HBP BLK WP HR S P ERA WHIP	IP WLS BF H R ER SO BB IBB HBP BLK WP HR S P ERA WHIP	IP WLS BF H R ER SO BB IBB HBP BLK WP HR S P ERA WHIP	IP WLS BF H R ER SO BB IBB HBP BLK WP HR S P ERA WHIP	IP WLS BF H R ER SO BB IBB HBP BLK WP HR S P ERA WHIP	IP WLS BF H R ER SO BB IBB HBP BLK WP HR S P ERA WHIP	IP WLS BF H R ER SO BB IBB HBP BLK WP HR S P ERA WHIP	IP WLS BF H R ER SO BB IBB HBP BLK WP HR S P ERA WHIP	IP WLS BF H R ER SO BB IBB HBP BLK WP HR S P ERA WHIP	IP WLS BF H R ER SO BB IBB HBP BLK WP HR S P ERA WHIP	IP WLS BF H R ER SO BB IBB HBP BLK WP HR S P ERA WHIP	IP WLS BF H R ER SO BB IBB HBP BLK WP HR S P ERA WHIP	IP WLS BF H R ER SO BB IBB HBP BLK WP HR S P ERA WHIP	IP WLS BF H R ER SO BB IBB HBP BLK WP HR S P ERA WHIP
Darryl Kile, R (1,1) ERA: 3.91	1.0	L	8	3	3	0	1	0	0	0	0	0	0	0	0	0	0.00	3.000			
Gene Stechschulte, R (7,1) ERA: 2.93	1.0		5	2	0	0	1	0	0	0	0	0	0	0	0	0	0.00	2.000			
Mike Matthews, L (8,1)																					

St. Louis Cardinals @ Atlanta Braves
Turner Field, Atlanta, GA
Sun May 06 2001, 1:05 PM EDT
Att: 44,144 - Cloudy - 82 F

AB 39
R 7
H 15
RBI 7
BB 2
SO 9
LOB 27



Batter	1	2	3	4	5	6	7	8	9	AB	R	H	RBI	BB	SO	LOB	TOP																
Rafael Furcal, S OBP: 0.270, SLG: 0.326	P6	G4-3		F8		B1		SH1-3		4	0	0	0	0	0	1	<p>Atlanta Braves @ San Diego Padres Qualcomm Stadium, San Diego, CA</p> <p>Thu May 10 2001, 5:05 PM EDT Att: 20,056 - Sunny - 66 F</p>																
Andruw Jones, R OBP: 0.346, SLG: 0.467	10 BB	2B		2B		10 BB		BB		2	1	2	1	3	0																		
10 Chipper Jones, S OBP: 0.440, SLG: 0.631 Jose Cabrera, R	1B	1B		K		FC6-4		K		3	1	1	1	2	2	3																	
B.J. Surhoff, L OBP: 0.306, SLG: 0.355 Mike Remlinger, L	1B	K				FC6-4		1B		4	1	2	0	0	1	4																	
Wes Helms, R OBP: 0.264, SLG: 0.490 Keith Lockhart, L OBP: 0.356, SLG: 0.325	BB	1B		1B		1B		1B		0	0	0	0	1	0	0																	
Javy Lopez, R OBP: 0.284, SLG: 0.364	K			G5-3		L9		G5-3		5	0	0	0	0	2	4																	
Dave Martinez, L OBP: 0.429, SLG: 0.405	1B	BB		K		1B		G6-4-3		4	1	3	0	1	1	0																	
Rico Brogna, L OBP: 0.316, SLG: 0.307	E9	1B		K		F8		G6-4-3		5	0	1	2	0	2	5																	
Quilvio Veras, S OBP: 0.267, SLG: 0.319	G6-3			F8		F6		K		5	1	1	0	0	1	5																	
Tom Glavine, L Bernard Gilkey, R OBP: 0.444, SLG: 0.750		K		SH1-4		SH1-4		G5-3		2	0	0	0	0	1	0																	
Inning Stats	R: 4 E: 1 K: 1 S: 19	H: 4 LOB: 1 BB: 1 P: 30	R: 0 E: 0 K: 2 S: 10	H: 0 LOB: 2 BB: 2 P: 24	R: 0 E: 0 K: 2 S: 9	H: 0 LOB: 0 BB: 0 P: 11	R: 1 E: 0 K: 1 S: 10	H: 2 LOB: 1 BB: 0 P: 14	R: 0 E: 0 K: 0 S: 11	H: 0 LOB: 2 BB: 0 P: 18	R: 0 E: 0 K: 0 S: 3	H: 1 LOB: 0 BB: 0 P: 5	R: 0 E: 0 K: 2 S: 12	H: 1 LOB: 2 BB: 1 P: 21	R: 0 E: 0 K: 2 S: 13	H: 1 LOB: 2 BB: 1 P: 24	1B: 9 2B: 2 3B: 0 HR: 0	SF: 0 SAC: 2 DP: 1 HBP: 0	WP: 0 PB: 0 SB: 0 CS: 0	PA: 44													
PITCHER	IP WLS BF H R ER SO BB IBB HBP BLK WP HR S P ERA WHIP																																
Adam Eaton, R ERA: 6.05	5.0	26	8	5	4	6	3	0	0	0	0	0	0	59	97	7.20	2.200																
Rodney Myers, R ERA: 4.32	1.0	5	0	0	0	0	2	0	0	0	0	0	0	9	19	0.00	2.000																
Jay Witasick, R ERA: 1.29	1.2	7	2	0	0	1	1	0	0	0	0	0	0	12	22	0.00	1.800																
Trevor Hoffman, R ERA: 3.21	1.1	6	1	0	0	3	1	0	0	0	0	0	0	16	28	0.00	1.500																

Batter	1	2	3	4	5	6	7	8	9	AB	R	H	RBI	BB	SO	LOB	BOTTOM																	
Rickey Henderson, R OBP: 0.424, SLG: 0.493	F3		K			HR		F9		3	1	0	0	1	1	0	<p>Atlanta Braves @ San Diego Padres Qualcomm Stadium, San Diego, CA</p> <p>Thu May 10 2001, 5:05 PM EDT Att: 20,056 - Sunny - 66 F</p>																	
Mike Colangelo, R OBP: 0.394, SLG: 0.667	F7				G1-3	HR		BB		3	1	1	2	0	0	0																		
Dave Magadan, L OBP: 0.386, SLG: 0.368	G3				G6-3	HR		2B		4	1	2	0	0	0	0																		
Bubba Trammell, R OBP: 0.382, SLG: 0.531		HR			1B	HR		BB		2	2	2	1	2	0	0																		
Wiki Gonzalez, R OBP: 0.286, SLG: 0.500 Jay Witasick, R Trevor Hoffman, R	G5-3				G5-3	HR		FC3-5		3	1	1	3	0	0	1																		
Alex Arias, R OBP: 0.319, SLG: 0.289	G6-3				G5-3	HR		FC3-5		0	0	0	0	0	0	0																		
Damian Jackson, R OBP: 0.333, SLG: 0.366	K				G3-6-3	HR		FC5		1	0	0	0	0	0	2																		
Donaldo Mendez, R OBP: 0.243, SLG: 0.261 Rodney Myers, R Ben Davis, S OBP: 0.462, SLG: 0.518				P4		F7		K		2	0	0	0	0	0	0																		
Adam Eaton, R OBP: 0.267, SLG: 0.286 Santiago Perez, S OBP: 0.375, SLG: 0.250				K		K		K		1	0	0	0	0	1	0																		
Inning Stats	R: 0 E: 0 K: 0 S: 6	H: 0 LOB: 0 BB: 0 P: 8	R: 1 E: 0 K: 1 S: 9	H: 1 LOB: 0 BB: 0 P: 13	R: 0 E: 0 K: 2 S: 9	H: 0 LOB: 0 BB: 0 P: 13	R: 0 E: 0 K: 0 S: 8	H: 1 LOB: 1 BB: 0 P: 12	R: 0 E: 0 K: 0 S: 9	H: 0 LOB: 0 BB: 1 P: 18	R: 5 E: 0 K: 2 S: 21	H: 3 LOB: 0 BB: 2 P: 36	R: 0 E: 0 K: 2 S: 10	H: 0 LOB: 0 BB: 0 P: 19	R: 0 E: 0 K: 0 S: 11	H: 1 LOB: 2 BB: 1 P: 20		1B: 2 2B: 1 3B: 0 HR: 3	SF: 0 SAC: 0 DP: 1 HBP: 1	WP: 0 PB: 0 SB: 0 CS: 0	PA: 33													
PITCHER	IP WLS BF H R ER SO BB IBB HBP BLK WP HR S P ERA WHIP																																	
Tom Glavine, L ERA: 4.26	5.1	22	4	5	5	4	3	0	0	0	0	0	0	1	15	25	5.40	0.600																
Mike Remlinger, L ERA: 2.51	1.2	6	1	1	1	3	0	0	0	0	0	0	0	1	15	25	5.40	0.600																
Jose Cabrera, R ERA: 1.04	1.0	5	1	0	0	0	1	0	1	0	0	0	0	11	20	0.00	2.000																	

Batter	1	2	3	4	5	6	7	8	9	AB	R	H	RBI	BB	SO	LOB	TOP										
Rafael Furcal, S OBP: 0.269, SLG: 0.329 (1, 6)	G3			G6-3		F8			G5-3	4	0	0	0	0	0	1	Atlanta Braves @ Los Angeles Dodgers Dodger Stadium, Los Angeles, CA Sat May 12 2001, 7:10 PM PDT Att: 53,006 - Overcast - 64 F										
Andruw Jones, R OBP: 0.340, SLG: 0.451 (1, 8)	G3-6-3 1B			K		K			G1-3	4	0	1	0	0	2	1											
10 Chipper Jones, S OBP: 0.434, SLG: 0.612 (1, 5)	G3-6-3 1-2			K					P6	3	0	0	0	1	1	1											
Brian Jordan, R OBP: 0.309, SLG: 0.431 (1, 9)									G5-3 BB	3	0	1	0	0	1	1											
Bernard Gilkey, R OBP: 0.333, SLG: 0.545 (1, 7)									G5-3 1-2	3	0	0	0	0	1	2											
Mike Remlinger, L (7, 1)									P6	0	0	0	0	0	0	0											
Jose Cabrera, R (8, 1)										0	0	0	0	0	0	0											
Matt Whiteside, R (9, 1)										0	0	0	0	0	0	0											
Javy Lopez, R OBP: 0.276, SLG: 0.351 (1, 2)	G4-3								K	3	0	0	0	0	2	2											
Rico Brogna, L OBP: 0.314, SLG: 0.305 (1, 3)									G4-3	3	0	0	0	0	2	1											
Keith Lockhart, L OBP: 0.333, SLG: 0.302 (1, 4)									G4-3	3	0	0	0	0	0	0											
Jason Marquis, L OBP: 0.500, SLG: 0.500 (1, 1)										2	0	1	0	0	0	0											
B.J. Surhoff, L OBP: 0.302, SLG: 0.357 (7, 7)									F8	1	0	0	0	0	0	0											
Inning Stats	R: 0 E: 0 K: 0 S: 7	H: 1 LOB: 0 BB: 0 P: 9	R: 0 E: 0 K: 2 S: 10	H: 0 LOB: 0 BB: 0 P: 15	R: 0 E: 0 K: 1 S: 7	H: 0 LOB: 0 BB: 0 P: 9	R: 0 E: 0 K: 2 S: 8	H: 0 LOB: 0 BB: 0 P: 11	R: 0 E: 0 K: 1 S: 9	H: 1 LOB: 1 BB: 0 P: 11	R: 0 E: 0 K: 1 S: 11	H: 0 LOB: 1 BB: 1 P: 17	R: 0 E: 0 K: 0 S: 8	H: 0 LOB: 0 BB: 0 P: 12	R: 0 E: 0 K: 0 S: 5	H: 0 LOB: 0 BB: 0 P: 6	1B: 3 2B: 0 3B: 0 HR: 0	SF: 0 SAC: 0 DP: 1 HBP: 0	WP: 0 PB: 0 SB: 0 CS: 0	PA: 30							
PITCHER	IP	WLS	BF	H	R	ER	SO	BB	IBB	HBP	BLK	WP	HR	S	P	ERA	WHIP										
Kevin Brown, R ERA: 1.09 (1, 1)	8.0		27	3	0	0	9	1	0	0	0	0	0	66	95	0.00	0.500										
Jeff Shaw, R ERA: 2.84 (9, 1)	1.0	W	3	0	0	0	0	0	0	0	0	0	0	5	6	0.00	0.000										

AB	29
R	0
H	3
RBI	0
BB	1
SO	9
LOB	9



Batter	1	2	3	4	5	6	7	8	9	AB	R	H	RBI	BB	SO	LOB	BOTTOM										
Tom Goodwin, L OBP: 0.263, SLG: 0.295 (1, 8)	G1-3									3	0	0	0	1	1	0	Atlanta Braves @ Los Angeles Dodgers Dodger Stadium, Los Angeles, CA Sat May 12 2001, 7:10 PM PDT Att: 53,006 - Overcast - 64 F										
Mark Czudzielanek, R OBP: 0.360, SLG: 0.520 (1, 4)	K									4	0	1	0	0	1	0											
Gary Sheffield, R OBP: 0.458, SLG: 0.661 (1, 7)										4	1	2	1	0	0	2											
Shawn Green, L OBP: 0.329, SLG: 0.493 (1, 9)	FC1-6-4 1-2									3	0	0	0	0	1	1											
Eric Karros, R OBP: 0.302, SLG: 0.409 (1, 3)										3	0	0	0	0	2	0											
Adrian Beltré, R OBP: 0.333, SLG: 0.333 (1, 5)										3	0	1	0	0	1	0											
Chad Kreuter, S OBP: 0.294, SLG: 0.254 (1, 2)										3	0	1	0	0	0	0											
Alex Cora, L OBP: 0.250, SLG: 0.313 (1, 6)										2	0	0	0	0	0	0											
Jeff Reboulet, R OBP: 0.411, SLG: 0.467 (7, PH) (8, 6)										1	0	0	0	0	1	2											
Kevin Brown, R OBP: 0.158, SLG: 0.278 (1, PH) (8, PH) (9, 1)										2	0	0	0	0	0	0											
Dave Hansen, L OBP: 0.395, SLG: 0.323 (8, PH) (9, 1)										1	0	0	0	0	0	0											
Inning Stats	R: 0 E: 0 K: 1 S: 10	H: 1 LOB: 1 BB: 0 P: 17	R: 0 E: 0 K: 2 S: 10	H: 0 LOB: 0 BB: 0 P: 15	R: 0 E: 0 K: 1 S: 9	H: 0 LOB: 0 BB: 0 P: 14	R: 0 E: 0 K: 0 S: 8	H: 0 LOB: 0 BB: 0 P: 11	R: 0 E: 0 K: 1 S: 8	H: 0 LOB: 0 BB: 0 P: 9	R: 0 E: 0 K: 0 S: 10	H: 1 LOB: 2 BB: 1 P: 16	R: 0 E: 0 K: 2 S: 18	H: 2 LOB: 2 BB: 0 P: 29	R: 0 E: 0 K: 0 S: 11	H: 0 LOB: 0 BB: 0 P: 17	R: 1 E: 0 K: 0 S: 2	H: 1 LOB: 0 BB: 0 P: 2	1B: 4 2B: 0 3B: 0 HR: 1	SF: 0 SAC: 0 DP: 0 HBP: 0	WP: 0 PB: 0 SB: 0 CS: 0	PA: 30					
PITCHER	IP	WLS	BF	H	R	ER	SO	BB	IBB	HBP	BLK	WP	HR	S	P	ERA	WHIP										
Jason Marquis, R ERA: 2.04 (1, 1)	6.0		21	2	0	0	5	1	0	0	0	0	0	55	82	0.00	0.500										
Mike Remlinger, L ERA: 2.49 (7, 1)	1.0		5	2	0	0	2	0	0	0	0	0	0	18	29	0.00	2.000										
Jose Cabrera, R ERA: 0.9 (8, 1)	1.0		3	0	0	0	0	0	0	0	0	0	0	11	17	0.00	0.000										
Matt Whiteside, R ERA: 16.2 (9, 1)	0.0	L	1	1	1	1	0	0	0	0	0	0	1	2	2	∞	∞										

AB	29
R	1
H	5
RBI	1
BB	1
SO	7
LOB	5



Batter	1	2	3	4	5	6	7	8	9	AB	R	H	RBI	BB	SO	LOB	TOP				
Rafael Furcal, S OBP: 0.263, SLG: 0.321	(1, 6) K		(1, 2) F9		(1, 2) G5-3			(2, 1) G4-3		4	0	0	0	0	1	0	Atlanta Braves @ Los Angeles Dodgers Dodger Stadium, Los Angeles, CA Sun May 13 2001, 1:10 PM PDT Att: 37,152 - Cloudy - 66 F				
Andruw Jones, R OBP: 0.331, SLG: 0.439	(1, 8) G6-3		(2, 3) K			(1, 1) G6-3		(3, 1) F7		4	0	0	0	0	1	0					
10 Chipper Jones, S OBP: 0.429, SLG: 0.598	(1, 5) G3		(3, 3) K						(1, 1) G4-3	3	0	0	0	1	1	0					
Brian Jordan, R OBP: 0.308, SLG: 0.448		(2, 2) HR			(1, 1) F3				(2, 2) G4-3	4	1	1	1	0	0	1					
B.J. Surhoff, L OBP: 0.301, SLG: 0.353	(1, 7) F7				(2, 0) 1B				(3, 1) G3-1	4	0	1	0	0	0	1					
Keith Lockhart, L OBP: 0.333, SLG: 0.289	(1, 4) 1B BB				(2, 2) F7					2	0	0	0	1	1	1					
Wes Helms, R OBP: 0.268, SLG: 0.481	(1, 3) 1B				(3, 0) F7			(2, 2) L4		3	0	1	0	0	0	1					
Paul Bako, L OBP: 0.214, SLG: 0.208	(1, 2) P5					(1, 2) G3-1		(3, 2) F7		3	0	0	0	0	0	2					
Greg Maddux, R OBP: 0.188, SLG: 0.188	(1, 1) F8					(2, 1) G5-3		(1, 1) G4-3		2	0	0	0	0	0	2					
Dave Martinez, L OBP: 0.450, SLG: 0.395	(8, PH)									1	0	0	0	0	0	0					
Kerry Ligtenberg, R OBP: 0.289, SLG: 0.395	(8, 1)									0	0	0	0	0	0	0					
Inning Stats	R: 0 H: 0 E: 0 K: 1 S: 9	H: 0 LOB: 0 BB: 0 P: 13	R: 1 H: 2 E: 0 K: 0 S: 17	H: 2 LOB: 2 BB: 1 P: 31	R: 0 H: 0 E: 0 K: 2 S: 10	H: 0 LOB: 0 BB: 0 P: 12	R: 0 H: 1 E: 0 K: 0 S: 5	H: 1 LOB: 1 BB: 0 P: 7	R: 0 H: 0 E: 0 K: 0 S: 8	H: 0 LOB: 1 BB: 0 P: 15	R: 0 H: 0 E: 0 K: 1 S: 9	H: 0 LOB: 0 BB: 0 P: 13	R: 0 H: 0 E: 0 K: 0 S: 7	H: 0 LOB: 0 BB: 0 P: 11	R: 0 H: 0 E: 0 K: 0 S: 11	H: 0 LOB: 0 BB: 0 P: 14	1B: 2 2B: 0 3B: 0 HR: 1	SF: 0 SAC: 0 DP: 0 HBP: 0	WP: 0 PB: 0 SB: 0 CS: 0	PA: 32	
PITCHER	IP	WLS	BF	H	R	ER	SO	BB	IBB	HBP	BLK	WP	HR	S	P	ERA	WHIP				
Luke Prokopec, R ERA: 3.93	(1, 1) 7.0	W	26	3	1	1	4	2	0	0	0	0	1	66	101	1.29	0.714				
Mike Fetters, R ERA: 2.25	(8, 1) 1.0	H	3	0	0	0	0	0	0	0	0	0	0	7	11	0.00	0.000				
Jeff Shaw, R ERA: 2.7	(9, 1) 1.0	S	3	0	0	0	0	0	0	0	0	0	0	11	14	0.00	0.000				

AB	30
R	1
H	3
RBI	1
BB	2
SO	4
LOB	8




Batter	1	2	3	4	5	6	7	8	9	AB	R	H	RBI	BB	SO	LOB	BOTTOM				
Marquis Grissom, R OBP: 0.250, SLG: 0.500	(1, 8) L8	(3, 1) G5-3		(3, 1) FC5-4			(1, 1) G5-3			4	0	0	0	0	0	1	Atlanta Braves @ Los Angeles Dodgers Dodger Stadium, Los Angeles, CA Sun May 13 2001, 1:10 PM PDT Att: 37,152 - Cloudy - 66 F				
Mark Czuzdzianek, R OBP: 0.364, SLG: 0.519	(1, 4) 2B 1B		(1, 1) S 1B		(1, 1) F9		(2, 1) K			4	1	2	0	0	1	0					
Gary Sheffield, R OBP: 0.459, SLG: 0.664	(1, 7) 1B 2B		(3, 3) K		(0, 0) 1B		(1, 1) F5			4	1	2	0	0	1	1					
Shawn Green, L OBP: 0.340, SLG: 0.493	(1, 9) 1B SF8 IBB		(4, 0) 1B IBB		(0, 1) G4-6-3 1B		(2, 1) F8			2	1	1	0	2	0	0					
Eric Karros, R OBP: 0.301, SLG: 0.405	(1, 3) 1B		(2, 2) K		(1, 1) G4-6-3		(1, 2) F5			4	0	1	2	0	1	4					
Adrián Beltré, R OBP: 0.143, SLG: 0.167	(1, 5) SF8		(2, 2) G5-3			(0, 2) G5-3		(2, 2) L8		3	0	0	1	0	0	2					
Chad Kreuter, S OBP: 0.310, SLG: 0.262	(1, 2) K			(4, 1) FC2-6 BB			(0, 0) 1B			2	0	1	0	1	1	1					
Alex Cora, L OBP: 0.243, SLG: 0.303		(0, 0) G4-3		(0, 3) K			(0, 1) F8			3	0	0	0	0	1	2					
Luke Prokopec, L ERA: 2.63	(1, 1) 7.0	L	30	7	3	3	7	1	2	0	0	64	92	3.86	1.143						
Mike Fetters, R ERA: 2.83	(8, 1) 1.0		3	0	0	0	0	0	0	0	0	0	0	0	0	0					
Jeff Shaw, R ERA: 7.84	(9, 1) 1.0		3	0	0	0	0	0	0	0	0	8	13	0.00	0.000						
Inning Stats	R: 3 H: 3 E: 0 K: 1 S: 18	H: 3 LOB: 1 BB: 1 P: 26	R: 0 H: 0 E: 0 K: 1 S: 6	H: 0 LOB: 0 BB: 0 P: 6	R: 0 H: 1 E: 0 K: 2 S: 11	H: 1 LOB: 2 BB: 1 P: 21	R: 0 H: 0 E: 0 K: 1 S: 7	H: 0 LOB: 1 BB: 1 P: 12	R: 0 H: 2 E: 0 K: 0 S: 7	H: 2 LOB: 1 BB: 0 P: 9	R: 0 H: 1 E: 0 K: 1 S: 9	H: 1 LOB: 0 BB: 0 P: 10	R: 0 H: 0 E: 0 K: 1 S: 6	H: 0 LOB: 0 BB: 0 P: 8	R: 0 H: 0 E: 0 K: 0 S: 8	H: 0 LOB: 0 BB: 0 P: 13	1B: 6 2B: 1 3B: 0 HR: 0	SF: 1 SAC: 0 DP: 1 HBP: 0	WP: 0 PB: 0 SB: 1 CS: 0	PA: 33	
PITCHER	IP	WLS	BF	H	R	ER	SO	BB	IBB	HBP	BLK	WP	HR	S	P	ERA	WHIP				
Greg Maddux, R ERA: 2.63	(1, 1) 7.0	L	30	7	3	3	7	1	2	0	0	0	0	64	92	3.86	1.143				
Kerry Ligtenberg, R ERA: 7.84	(8, 1) 1.0		3	0	0	0	0	0	0	0	0	0	0	8	13	0.00	0.000				



Batter	1	2	3	4	5	6	7	8	9	AB	R	H	RBI	BB	SO	LOB	TOP		
Juan Pierre, L OBP: 0.369, SLG: 0.345	1-2 17 1B	2-1 G1-3 1B		1-2 F8		3-2 17 HR		0-0 E1 1B		5	4	3	0	0	0	0			
Neft Perez, S OBP: 0.384, SLG: 0.538	0-2 G1-3	2-1 G6-3		1-2 G4-3		0-0 F7		2-2 1B		5	0	1	1	0	0	3			
17 Todd Helton, L OBP: 0.481, SLG: 0.752	0-0 HR	4-2 G1-3 1B			2-2 FC4-6 1B	1-2 1B		2-0 G4-3		4	3	3	3	1	0	1			
Jeff Cirillo, R OBP: 0.336, SLG: 0.568	1-2 1B	2-2 G1-3			0-1 FC4-6 1B	1-2 G6-3			1-1	5	1	2	2	0	0	3			
Todd Walker, L OBP: 0.363, SLG: 0.527	0-2 HBP 1B	3-2 CS 1B			2-1 WP 1B		0-2 F7		1-2 F8	5	0	3	2	0	0	1			
Ron Gant, R OBP: 0.340, SLG: 0.494	1-2 G6-3	1-2 CS	1-2 G5-3		4-0 IBB		3-3 K		1-2 F8	4	0	0	0	1	1	2			
Brent Mayne, L OBP: 0.396, SLG: 0.383	4-1 HBP BB		0-0 G4-3		2-3 K		0-0 G6-3		2-2 G3	4	0	0	0	1	1	4			
Mark Little, R OBP: 0.367, SLG: 0.511	1-1 HBP		1-3 K		2-3 K			2-1 G6-3		3	0	0	0	0	2	3			
Denny Neagle, L OBP: 0.182, SLG: 0.190	1-3 K			3-2 F7		1-1 G6-3		0-3 K		3	0	0	0	0	1	3			
Gabe White, L (7, 1)										1	0	0	0	0	1	0			
Jose Jimenez, R (9, 1)										0	0	0	0	0	0	0			
Inning Stats	R: 3 E: 0 K: 1 S: 21	H: 4 LOB: 3 BB: 1 P: 30	R: 2 E: 0 K: 0 S: 16	H: 2 LOB: 0 BB: 1 P: 30	R: 0 E: 0 K: 1 S: 8	H: 0 LOB: 0 BB: 0 P: 10	R: 0 E: 0 K: 0 S: 18	H: 0 LOB: 0 BB: 0 P: 23	R: 0 E: 0 K: 2 S: 18	H: 2 LOB: 3 BB: 1 P: 30	R: 0 E: 0 K: 1 S: 15	H: 0 LOB: 0 BB: 0 P: 11	R: 1 E: 2 K: 1 S: 10	H: 1 LOB: 1 BB: 0 P: 16	R: 0 E: 0 K: 0 S: 11	H: 1 LOB: 1 BB: 0 P: 16	1B: 9 2B: 1 3B: 0 HR: 2	SF: 0 SAC: 0 DP: 0 HBP: 1	WP: 1 PA: 44
PITCHER	IP WLS BF H R ER SO BB IBB HBP BLK WP HR S P ERA WHIP	IP WLS BF H R ER SO BB IBB HBP BLK WP HR S P ERA WHIP	IP WLS BF H R ER SO BB IBB HBP BLK WP HR S P ERA WHIP	IP WLS BF H R ER SO BB IBB HBP BLK WP HR S P ERA WHIP	IP WLS BF H R ER SO BB IBB HBP BLK WP HR S P ERA WHIP	IP WLS BF H R ER SO BB IBB HBP BLK WP HR S P ERA WHIP	IP WLS BF H R ER SO BB IBB HBP BLK WP HR S P ERA WHIP	IP WLS BF H R ER SO BB IBB HBP BLK WP HR S P ERA WHIP	IP WLS BF H R ER SO BB IBB HBP BLK WP HR S P ERA WHIP	IP WLS BF H R ER SO BB IBB HBP BLK WP HR S P ERA WHIP	IP WLS BF H R ER SO BB IBB HBP BLK WP HR S P ERA WHIP	IP WLS BF H R ER SO BB IBB HBP BLK WP HR S P ERA WHIP	IP WLS BF H R ER SO BB IBB HBP BLK WP HR S P ERA WHIP	IP WLS BF H R ER SO BB IBB HBP BLK WP HR S P ERA WHIP	IP WLS BF H R ER SO BB IBB HBP BLK WP HR S P ERA WHIP	IP WLS BF H R ER SO BB IBB HBP BLK WP HR S P ERA WHIP	IP WLS BF H R ER SO BB IBB HBP BLK WP HR S P ERA WHIP	IP WLS BF H R ER SO BB IBB HBP BLK WP HR S P ERA WHIP	

Colorado Rockies @ Atlanta Braves
Turner Field, Atlanta, GA
Thu May 17 2001, 7:35 PM EDT
Att: 31,221 - Overcast - 86 F


AB 39
R 8
H 12
RBI 8
BB 3
SO 6
LOB 20

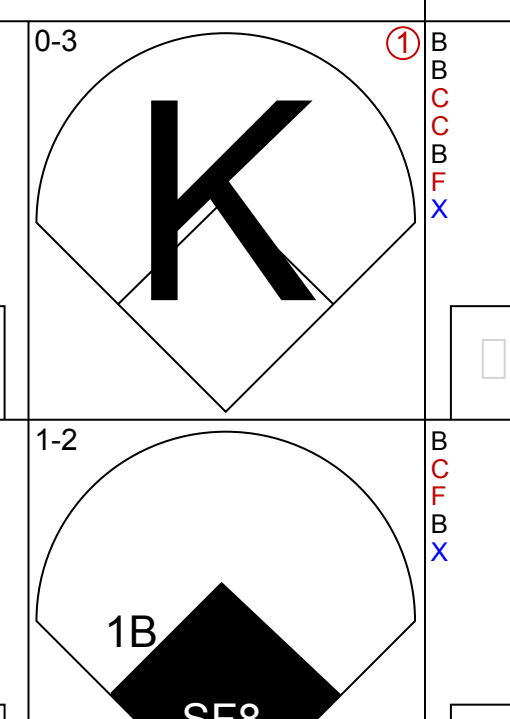
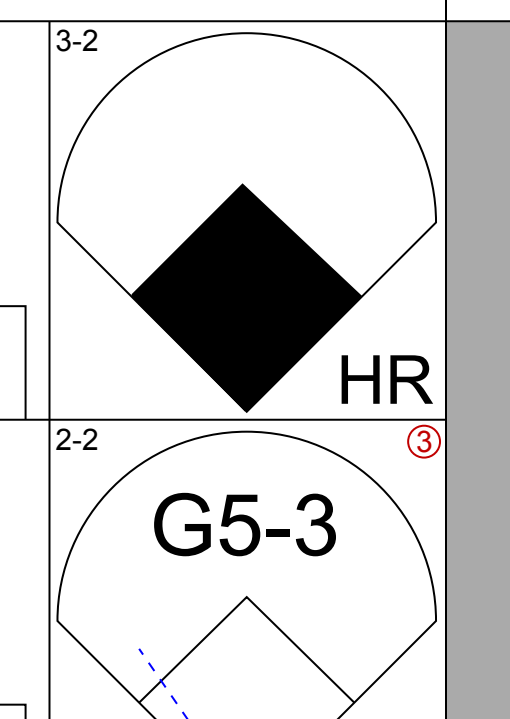
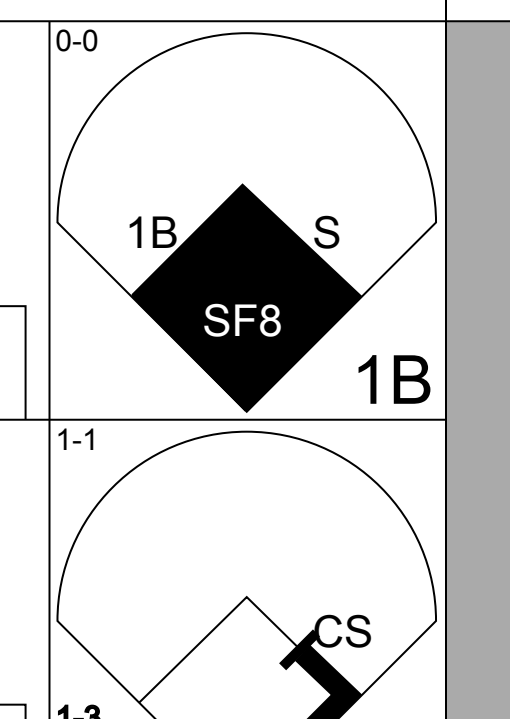
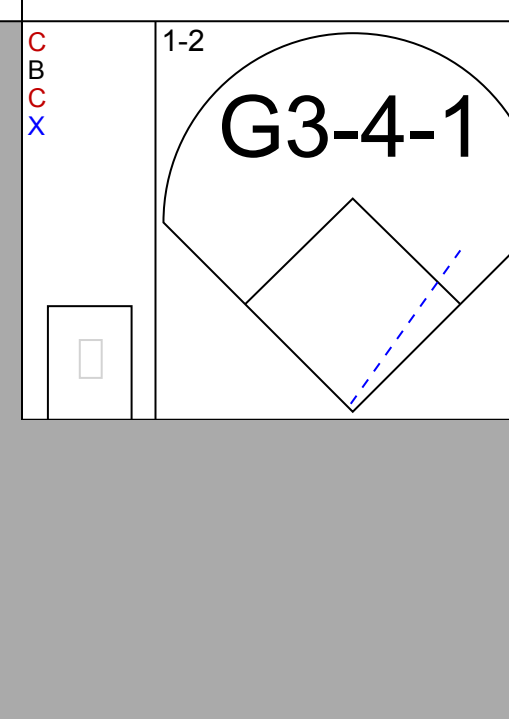
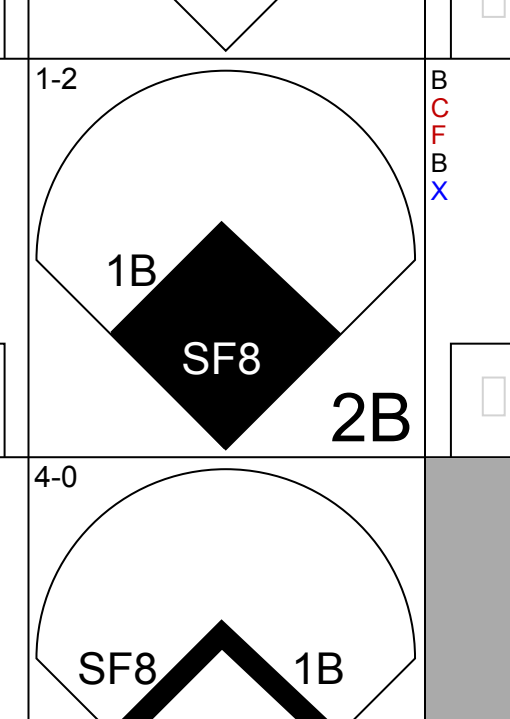
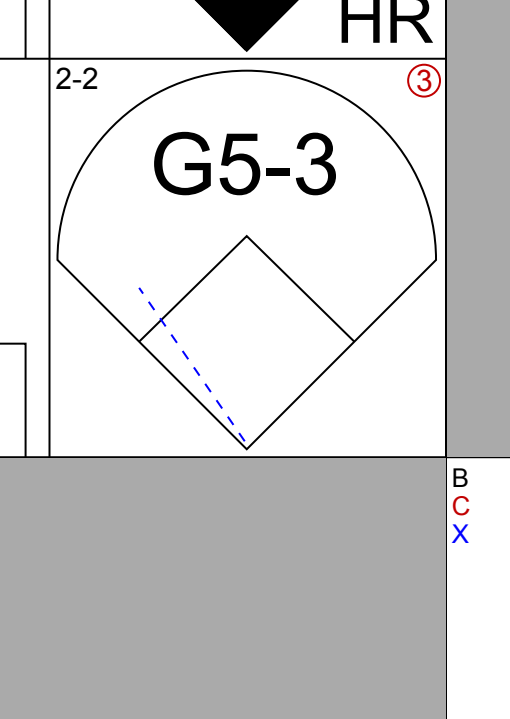
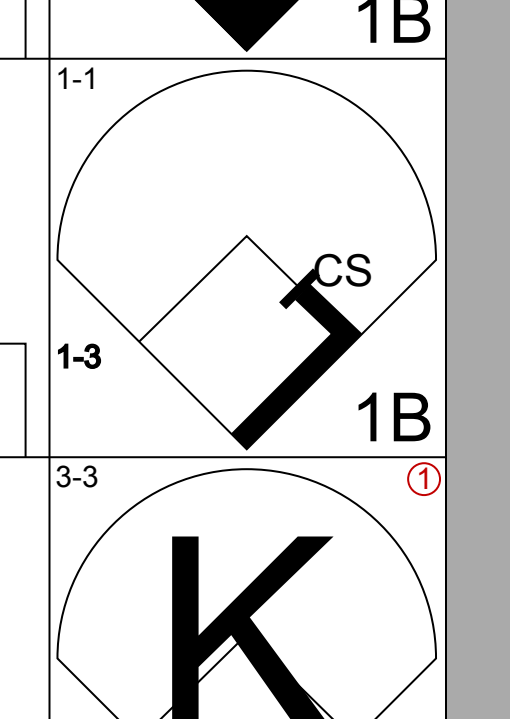
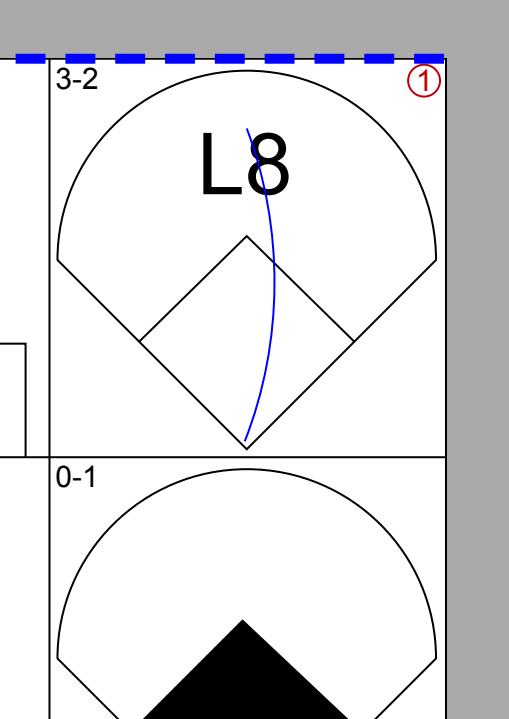
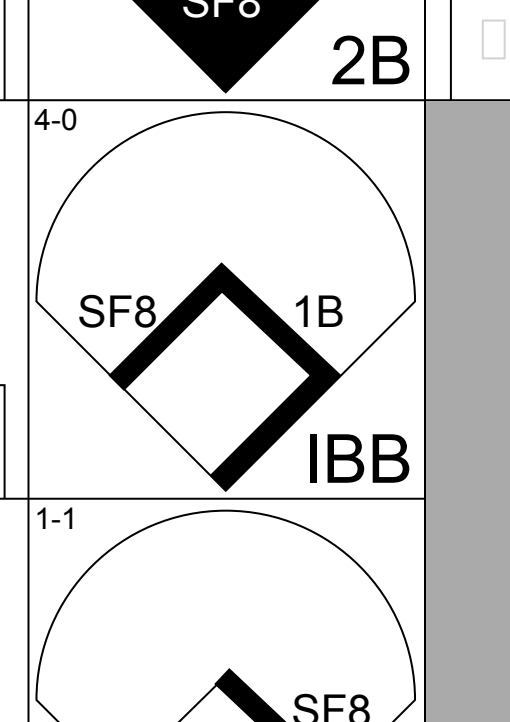
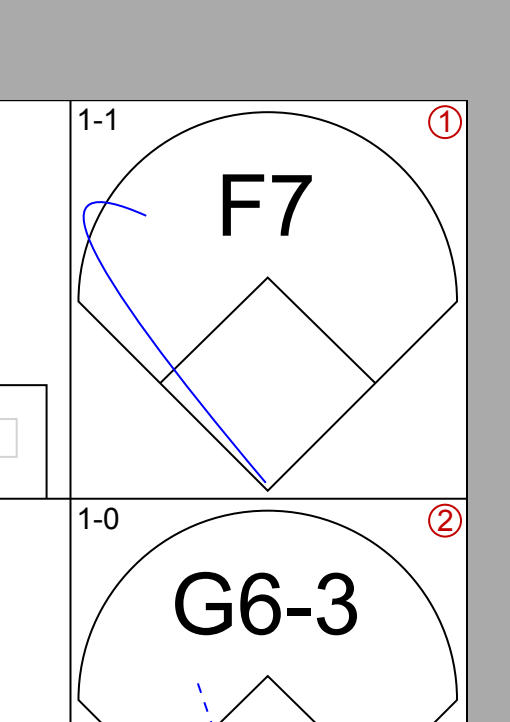
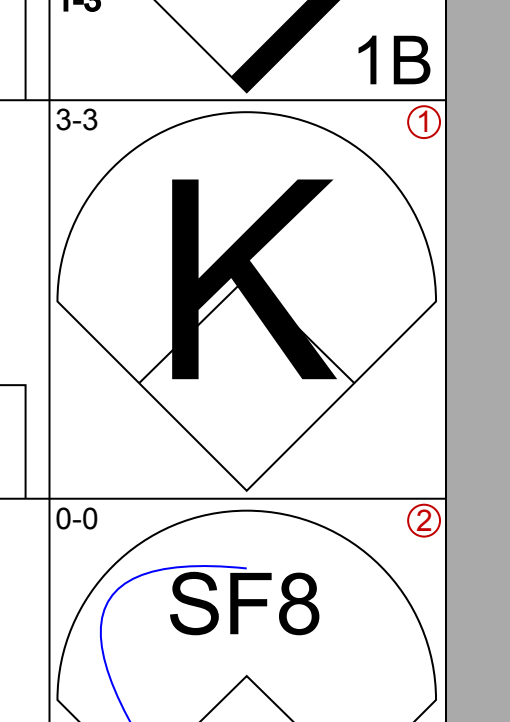
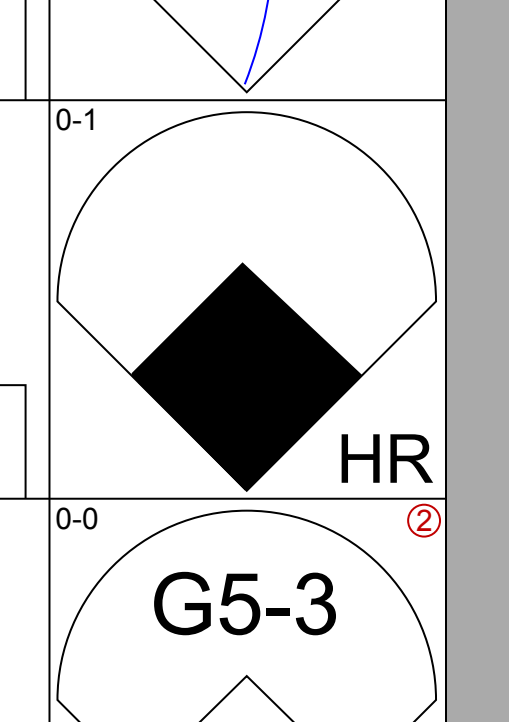
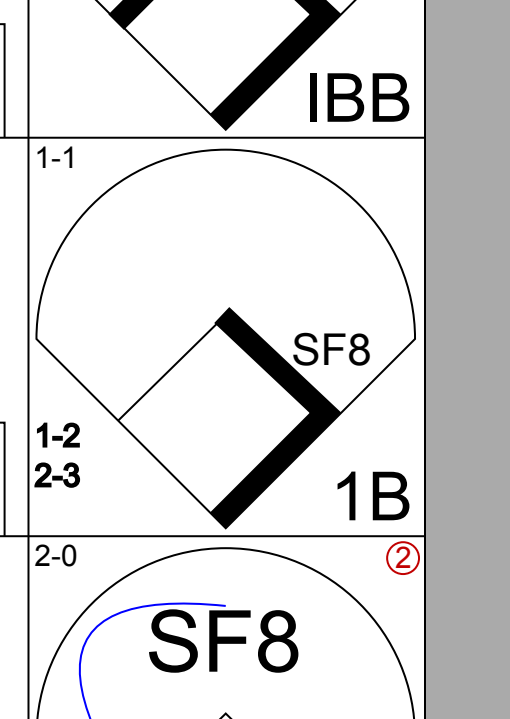
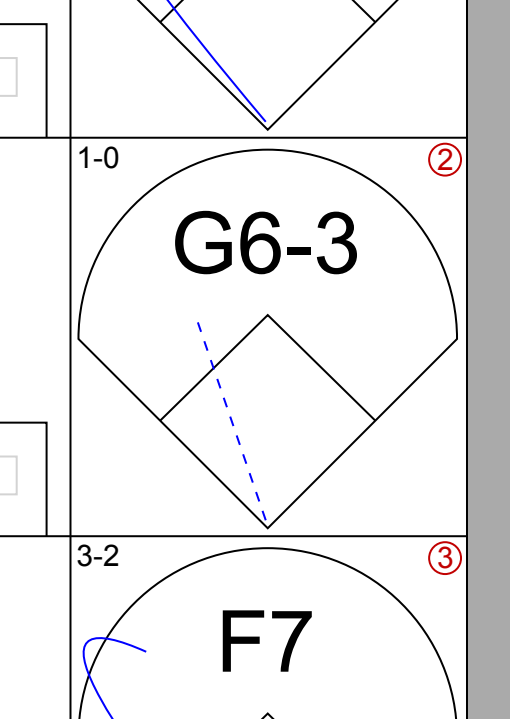
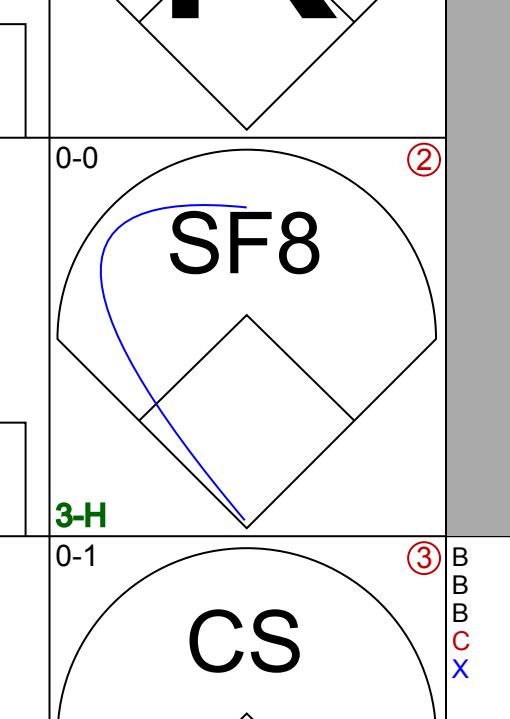
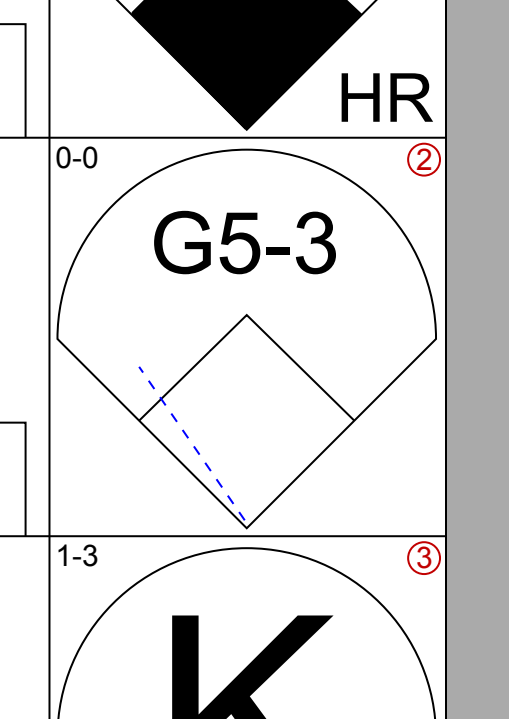
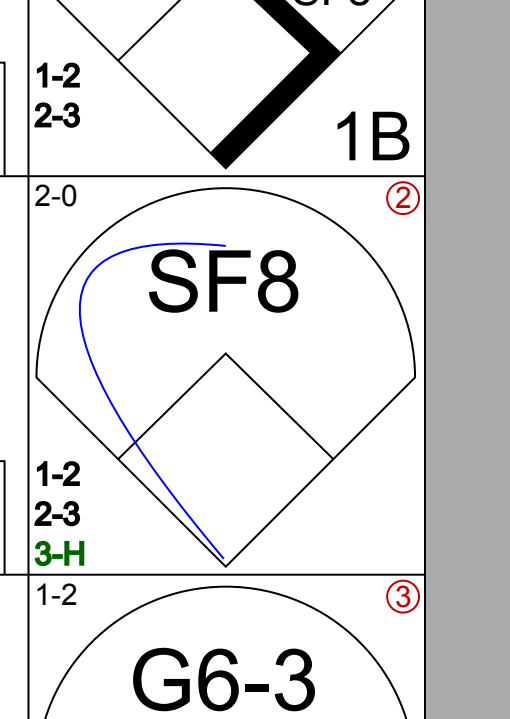
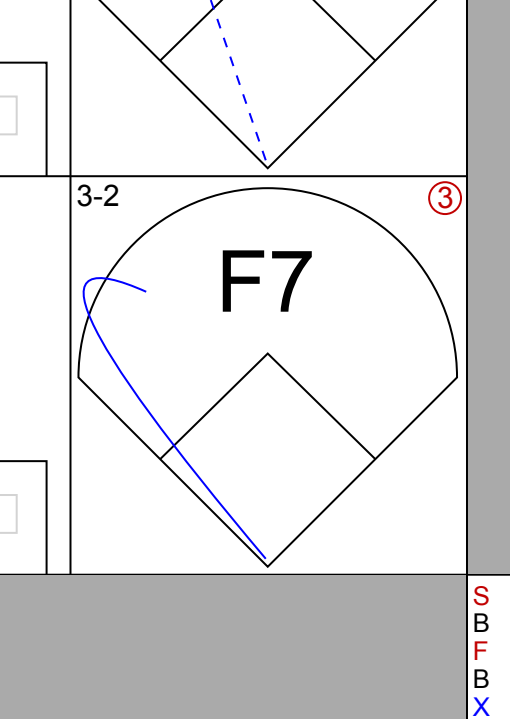
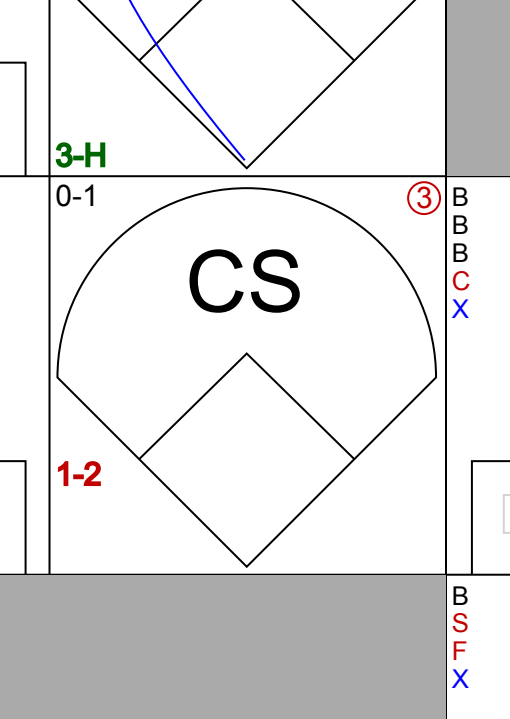
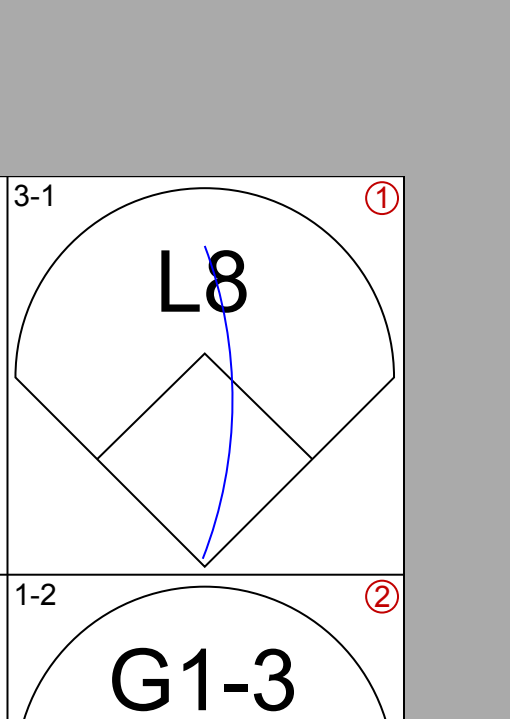
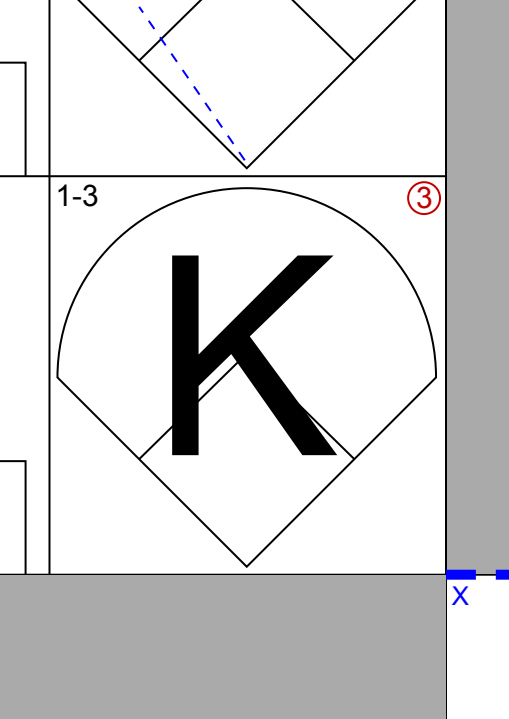
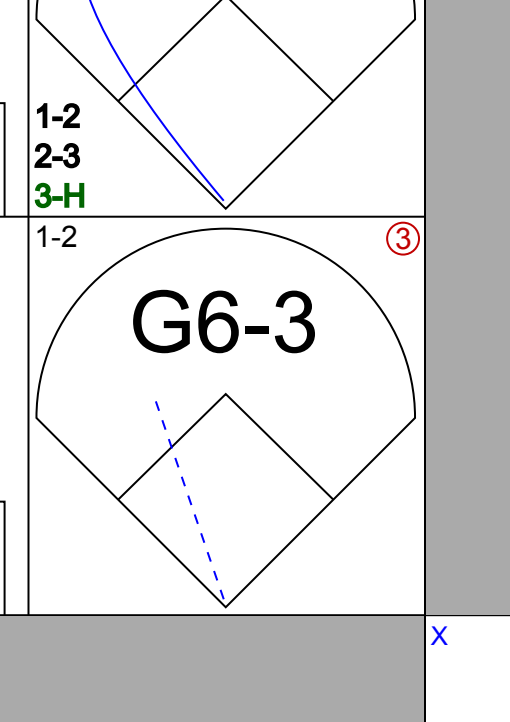
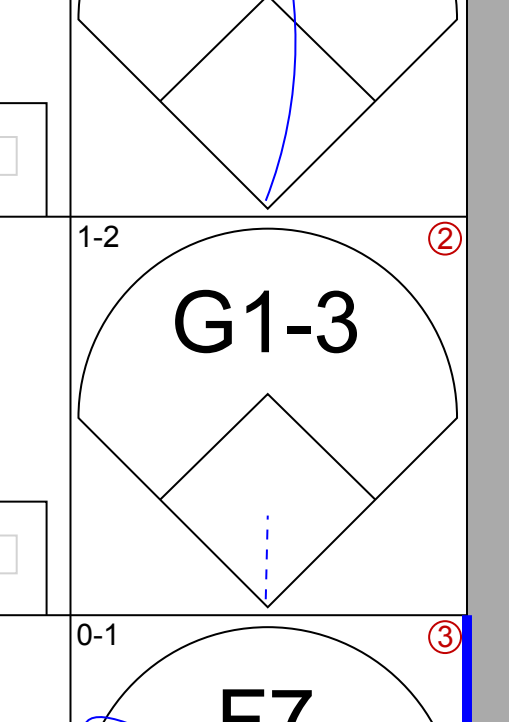
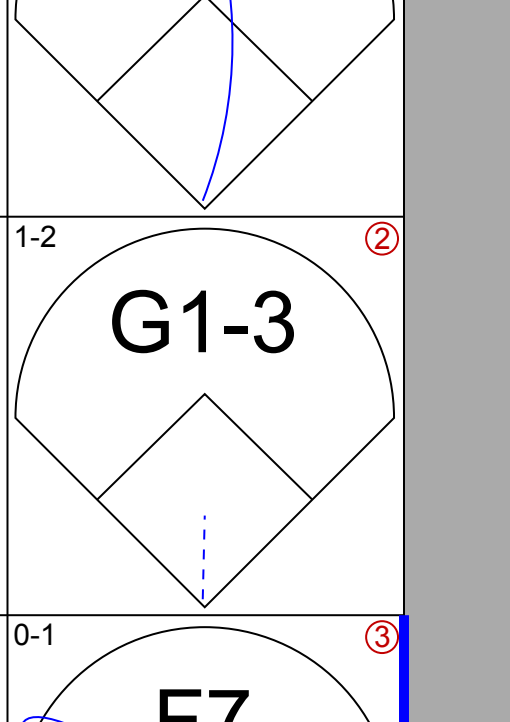
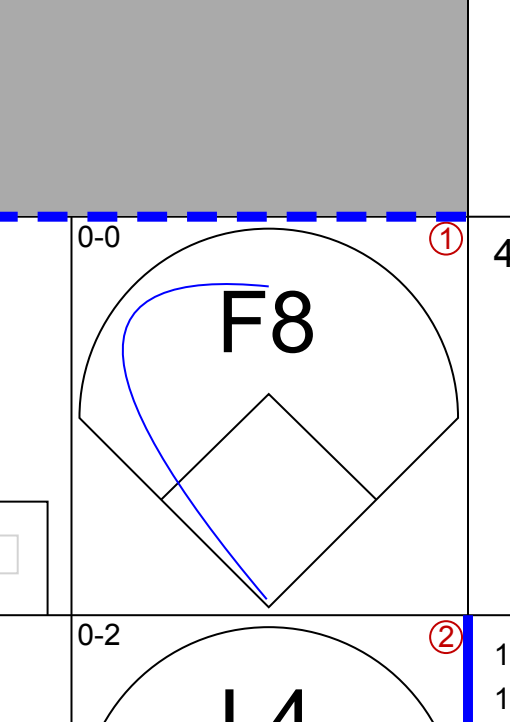
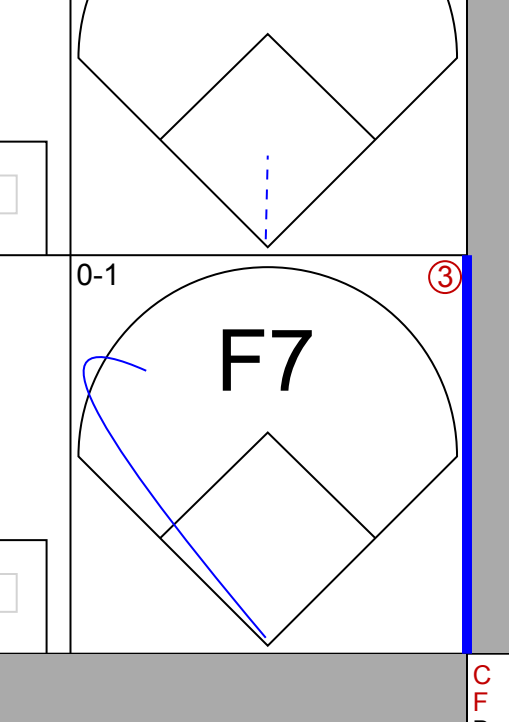
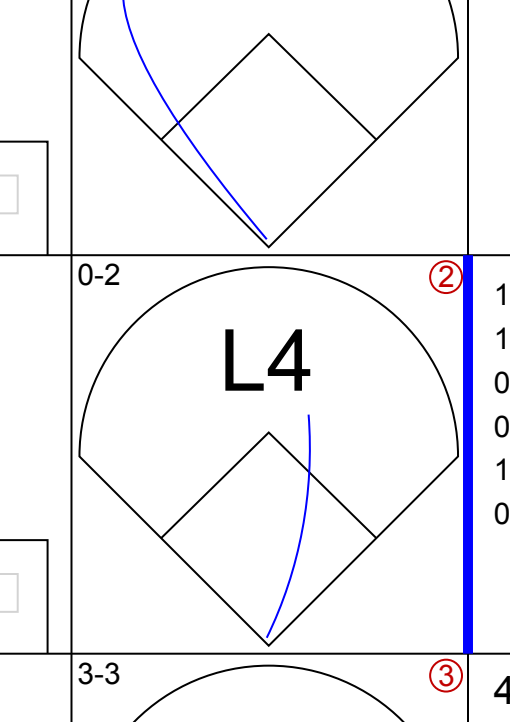
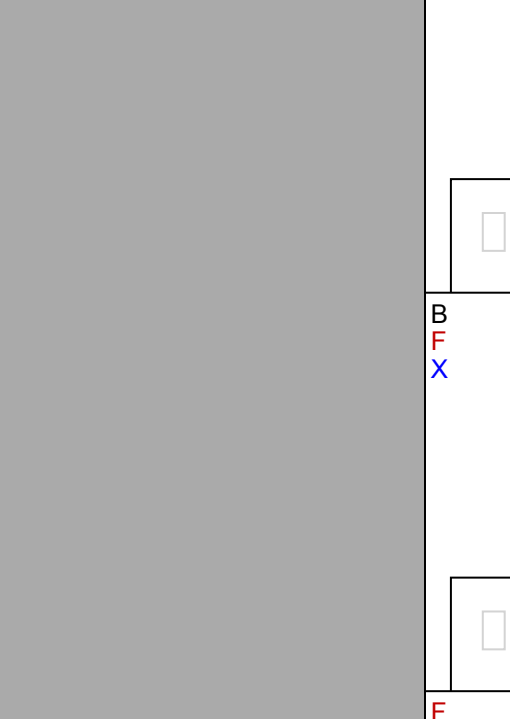
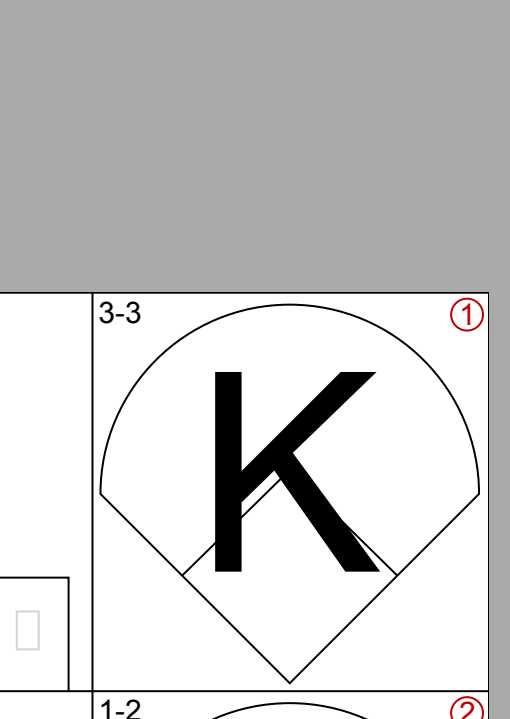
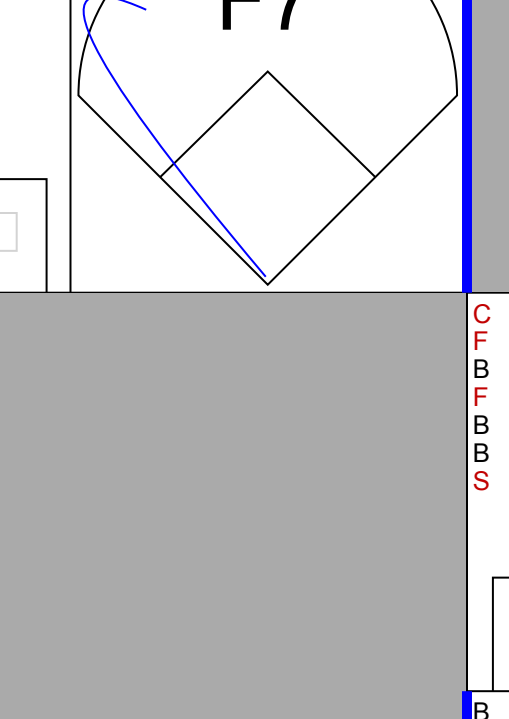
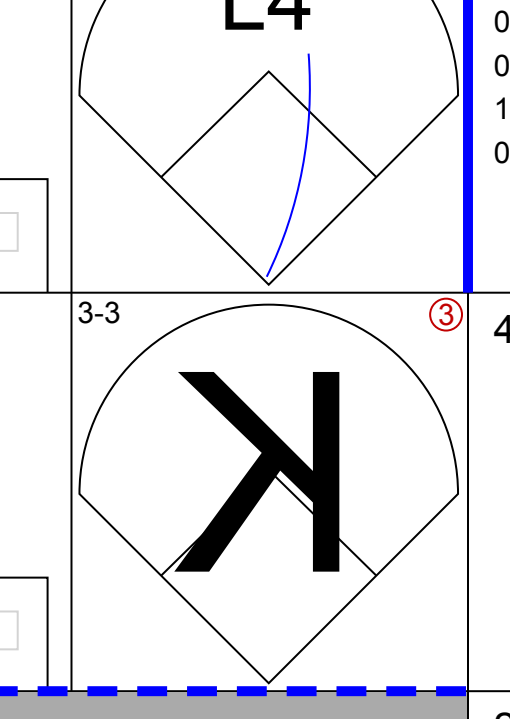
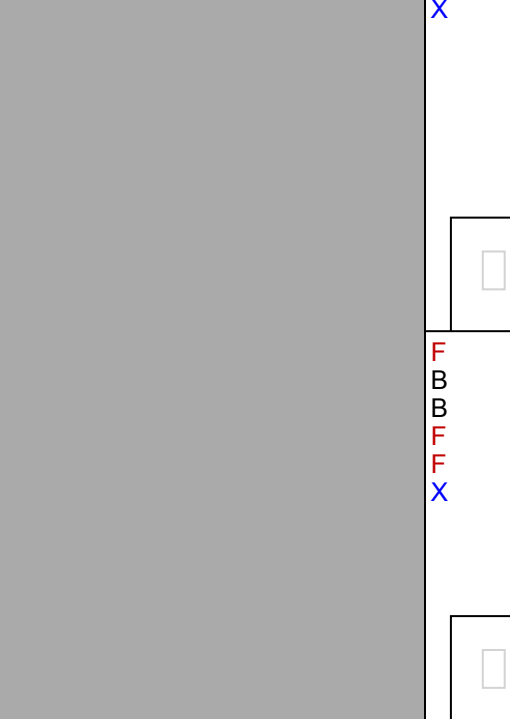
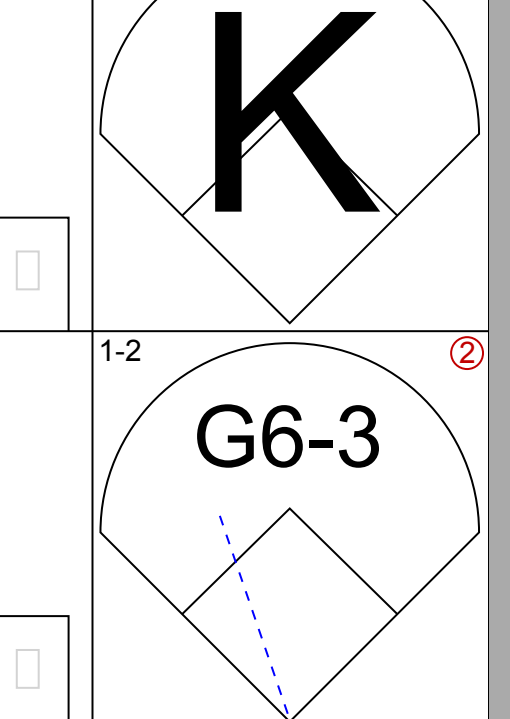


Batter	1	2	3	4	5	6	7	8	9	AB	R	H	RBI	BB	SO	LOB	BOTTOM				
QuiVio Veras, S OBP: 0.283, SLG: 0.343	2-1 10 FC9-6 1B		1-0 2B	2-1 L7			2-2 L4		0-0 G6-4-3 1B	5	1	3	0	0	0	2					
Andruw Jones, R OBP: 0.335, SLG: 0.466	1-1 F8		1-2 2B		3-2 HR		2-0 P4		1-0 G6-4-3 1B	5	2	2	1	0	0	2					
10 Chipper Jones, S OBP: 0.417, SLG: 0.597	3-1 FC9-6		2-2 F8		0-0 G5-3		3-2 P6			4	0	0	0	0	0	3					
Brian Jordan, R OBP: 0.310, SLG: 0.455	0-1 F7		2-2 2B		1-0 F9			4-2 1B BB		3	0	1	2	1	0	1					
Javy Lopez, R OBP: 0.296, SLG: 0.368		1-1 G5-3	3-3 K		1-0 P7			0-0 P5		4	0	0	0	0	1	2					
Wes Helms, R OBP: 0.258, SLG: 0.435		3-3 K		3-2 F3		0-0 F7		2-1 F9		4	0	0	0	0	1	1					
Bernard Gilkey, R OBP: 0.400, SLG: 0.471		3-2 HBP		2-1 F9		1-3 K		0-1 1B		3	0	1	0	0	1	0					
Rafael Furcal, S OBP: 0.275, SLG: 0.335		1-1 F8		1-0 1B		1-1 2B		1-3 K		4	0	2	0	0	1	3					
29 John Smoltz, R Kerry Ligtenberg, R Rico Brogna, L Chris Seelbach, R B.J. Surhoff, L Matt Whiteside, R Dave Martinez, L			1-3 K	0-0 1B		2-1 F8			1-0 G4-3	1	0	0	0	0	1	0					
Inning Stats	R: 0 E: 0 K: 0 S: 8	H: 1 LOB: 1 BB: 0 P: 14	R: 0 E: 0 K: 1 S: 9	H: 0 LOB: 1 BB: 0 P: 17	R: 2 E: 0 K: 2 S: 20	H: 3 LOB: 1 BB: 0 P: 30	R: 0 E: 0 K: 0 S: 10	H: 2 LOB: 2 BB: 0 P: 18	R: 1 E: 0 K: 0 S: 6	H: 1 LOB: 0 BB: 0 P: 11	R: 0 E: 0 K: 1 S: 8	H: 1 LOB: 0 BB: 0 P: 12	R: 0 E: 0 K: 0 S: 7	H: 0 LOB: 0 BB: 0 P: 14	R: 0 E: 0 K: 1 S: 10	H: 1 LOB: 2 BB: 1 P: 17	R: 0 E: 0 K: 0 S: 3	H: 1 LOB: 0 BB: 0 P: 5	1B: 6 2B: 3 3B: 0 HR: 1	SF: 0 SAC: 0 DP: 1 HBP: 1	WP: 0 PA: 38
PITCHER	IP WLS BF H R ER SO BB IBB HBP BLK WP HR S P ERA WHIP	IP WLS BF H R ER SO BB IBB HBP BLK WP HR S P ERA WHIP	IP WLS BF H R ER SO BB IBB HBP BLK WP HR S P ERA WHIP	IP WLS BF H R ER SO BB IBB HBP BLK WP HR S P ERA WHIP	IP WLS BF H R ER SO BB IBB HBP BLK WP HR S P ERA WHIP	IP WLS BF H R ER SO BB IBB HBP BLK WP HR S P ERA WHIP	IP WLS BF H R ER SO BB IBB HBP BLK WP HR S P ERA WHIP	IP WLS BF H R ER SO BB IBB HBP BLK WP HR S P ERA WHIP	IP WLS BF H R ER SO BB IBB HBP BLK WP HR S P ERA WHIP	IP WLS BF H R ER SO BB IBB HBP BLK WP HR S P ERA WHIP	IP WLS BF H R ER SO BB IBB HBP BLK WP HR S P ERA WHIP	IP WLS BF H R ER SO BB IBB HBP BLK WP HR S P ERA WHIP	IP WLS BF H R ER SO BB IBB HBP BLK WP HR S P ERA WHIP	IP WLS BF H R ER SO BB IBB HBP BLK WP HR S P ERA WHIP	IP WLS BF H R ER SO BB IBB HBP BLK WP HR S P ERA WHIP	IP WLS BF H R ER SO BB IBB HBP BLK WP HR S P ERA WHIP	IP WLS BF H R ER SO BB IBB HBP BLK WP HR S P ERA WHIP	IP WLS BF H R ER SO BB IBB HBP BLK WP HR S P ERA WHIP			

Colorado Rockies @ Atlanta Braves
Turner Field, Atlanta, GA
Thu May 17 2001, 7:35 PM EDT
Att: 31,221 - Overcast - 86 F

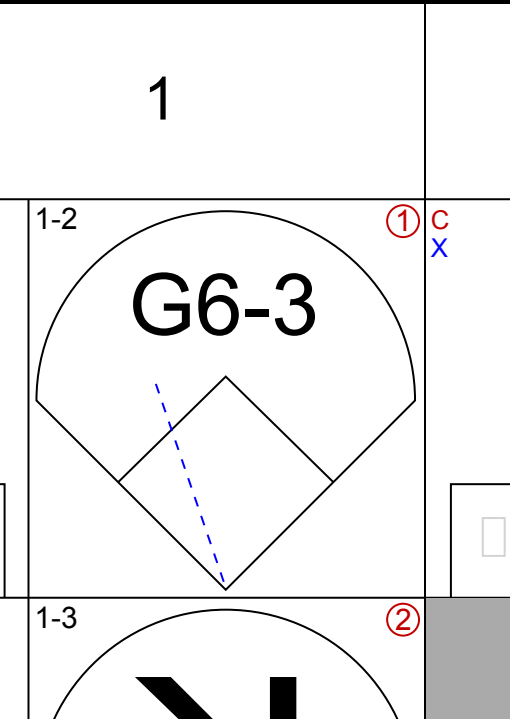
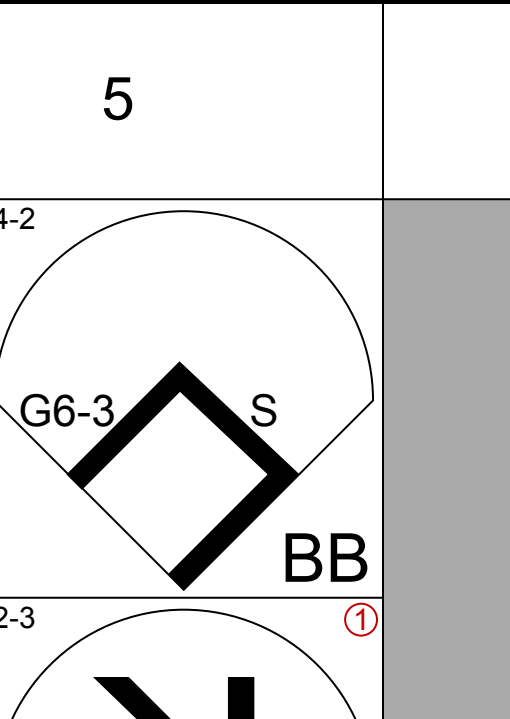
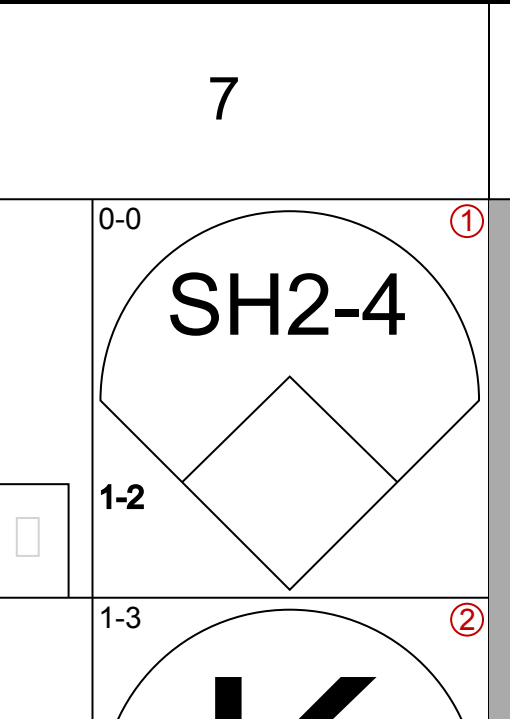
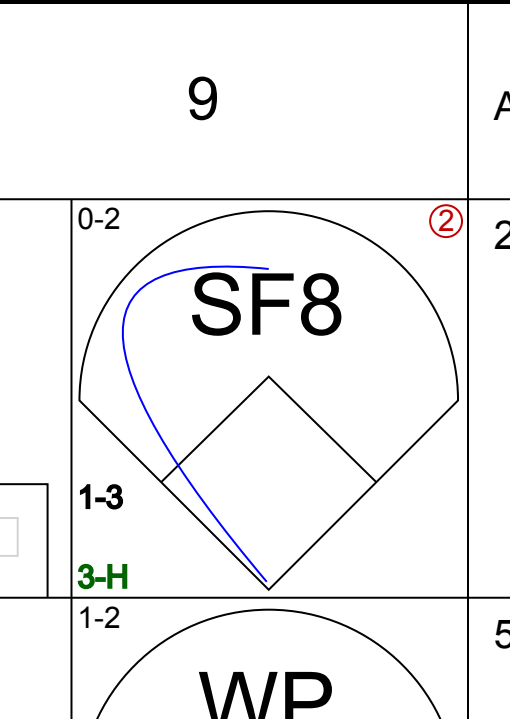
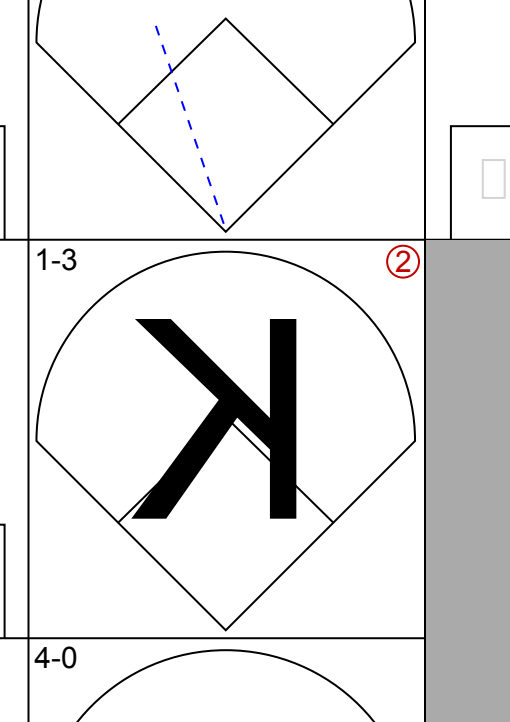
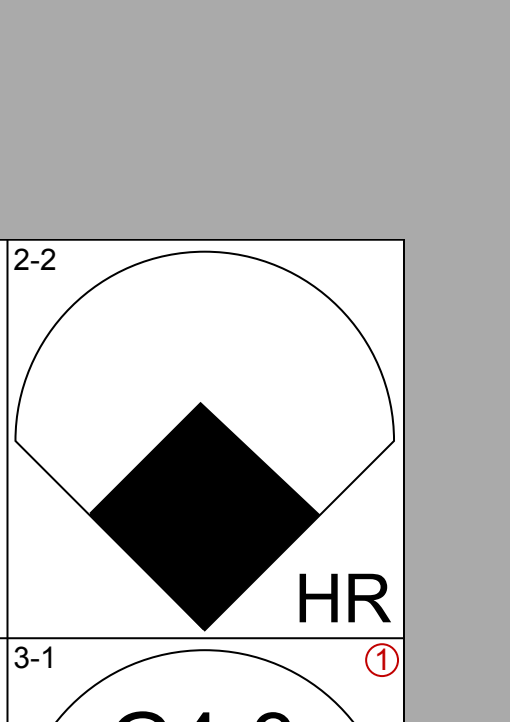
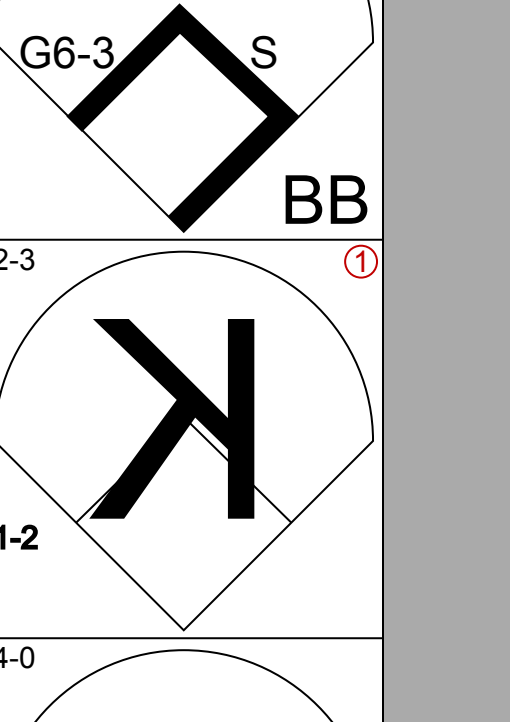
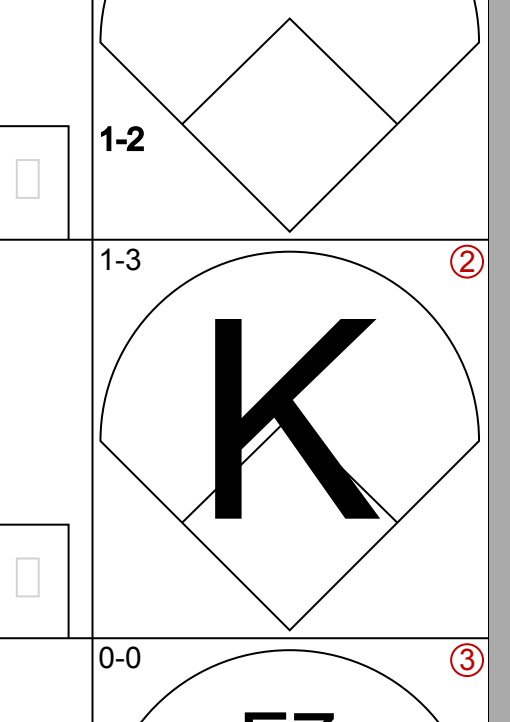
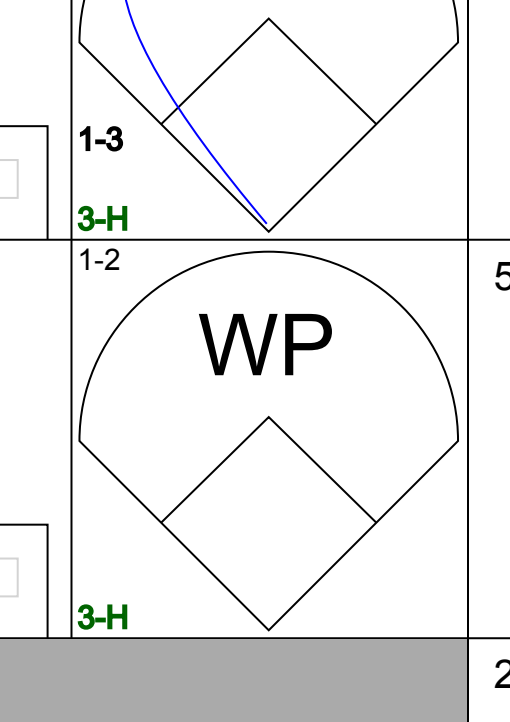
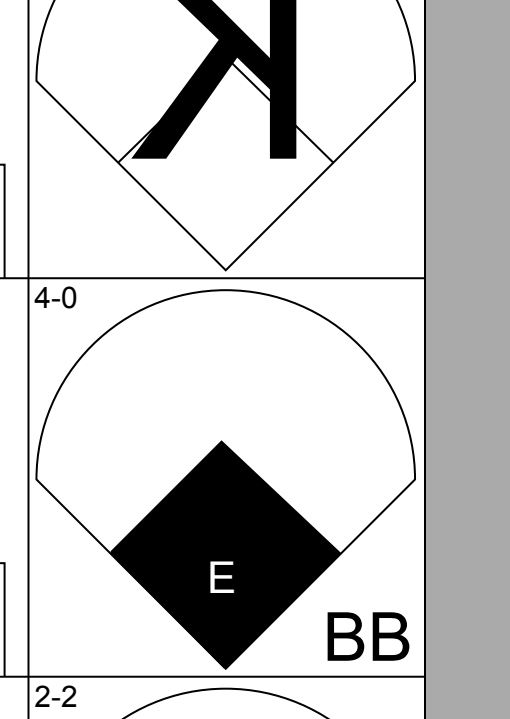
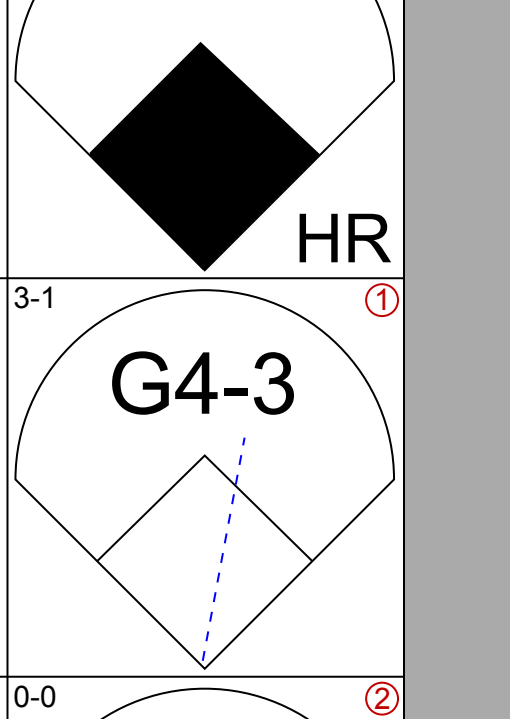
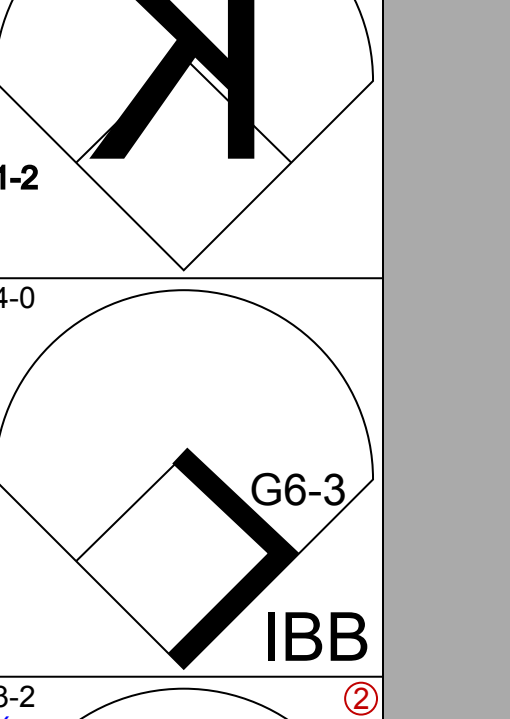
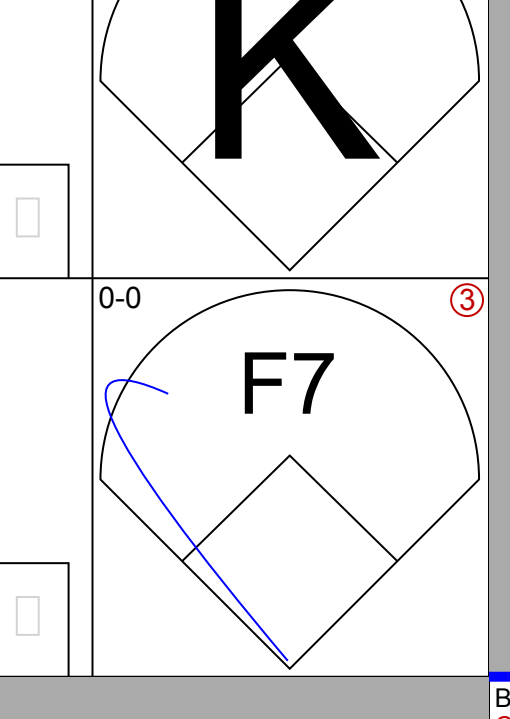
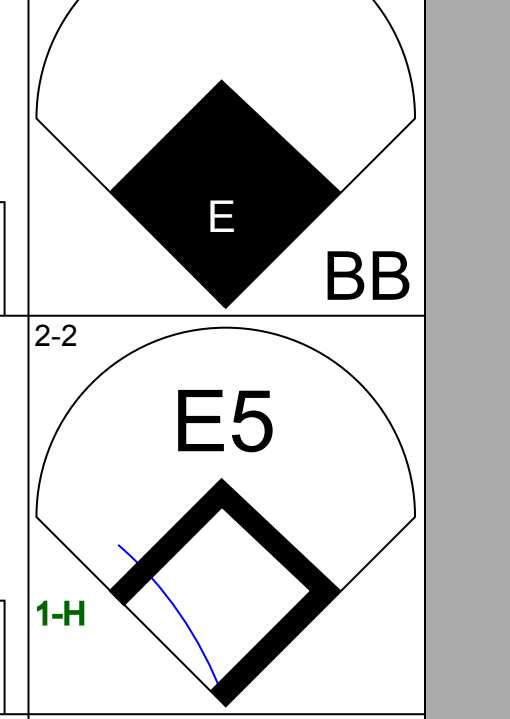
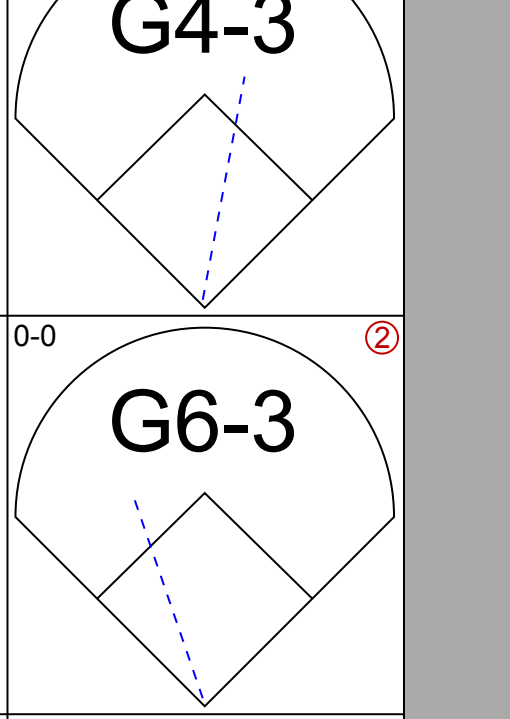
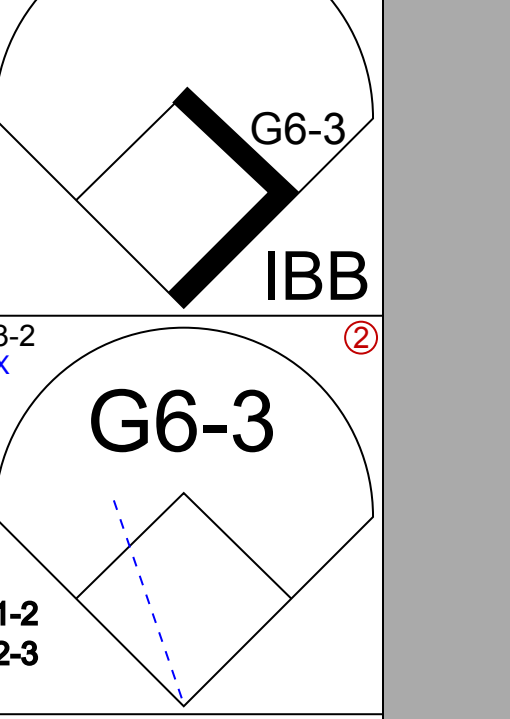
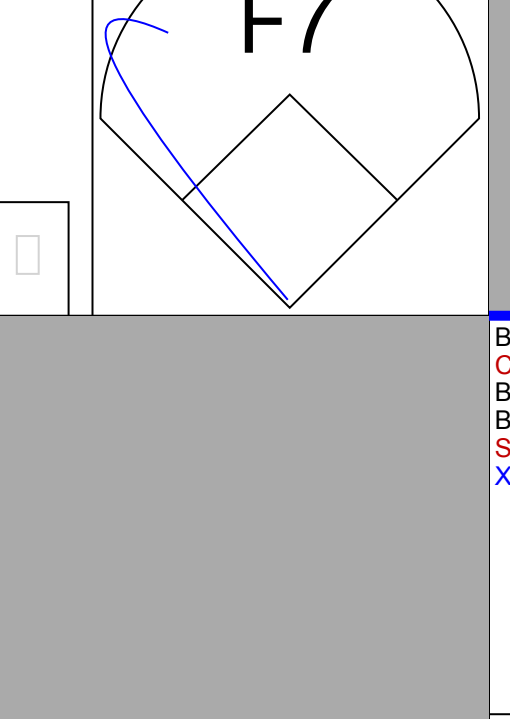

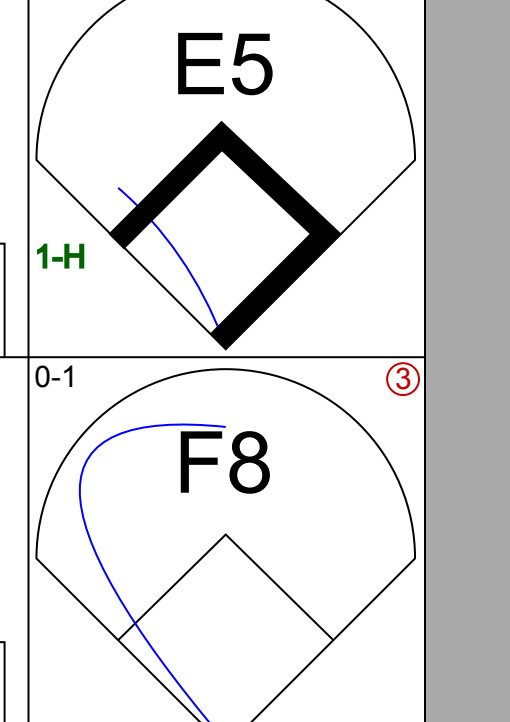
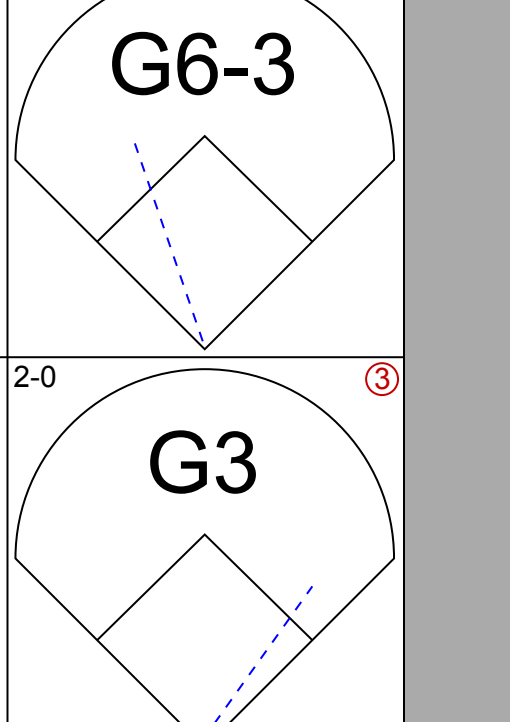
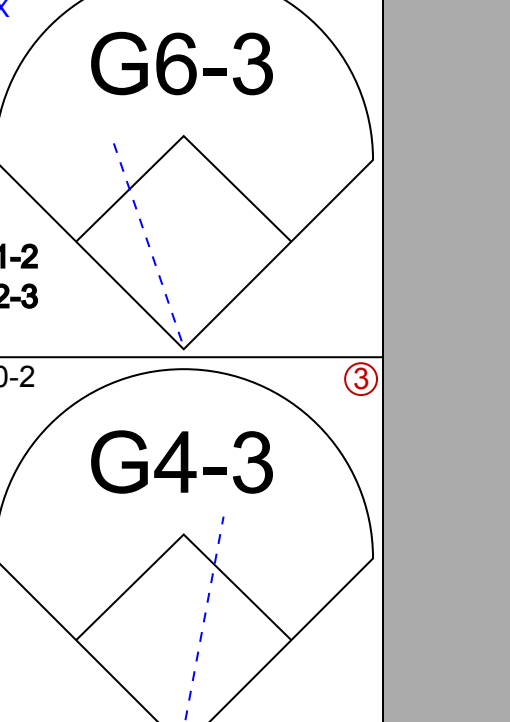
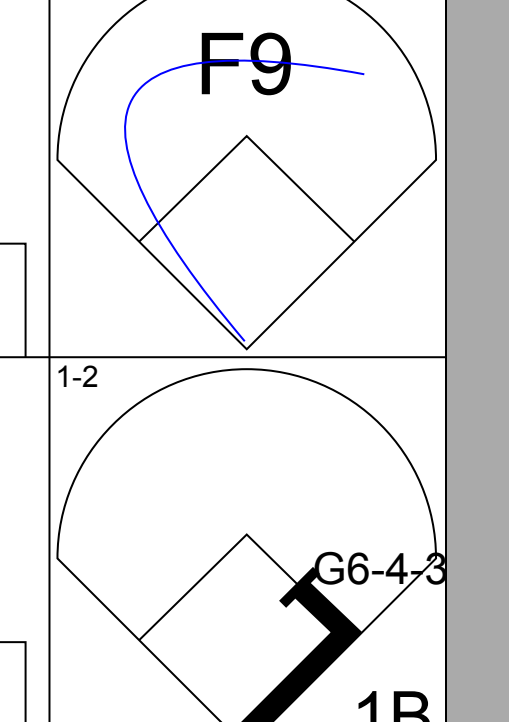
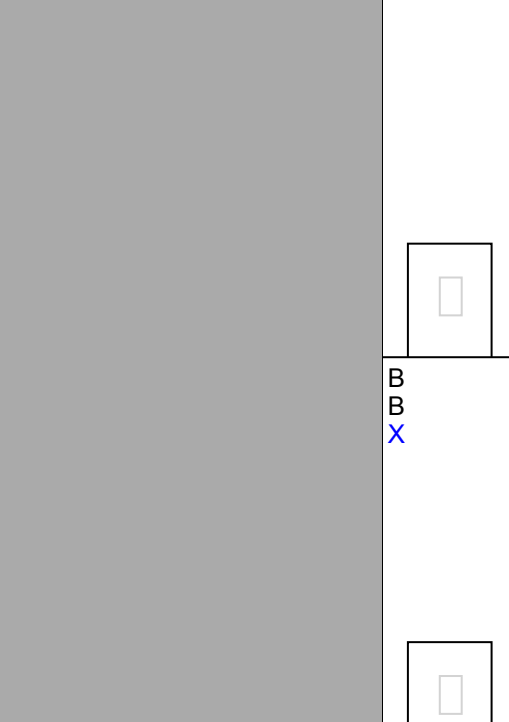
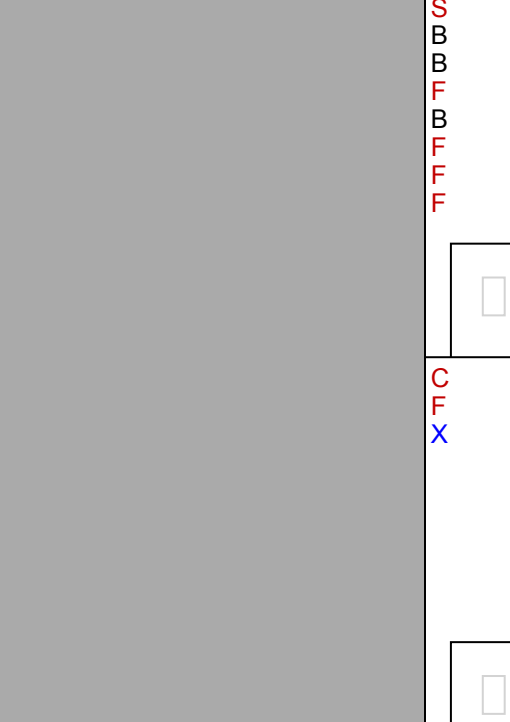


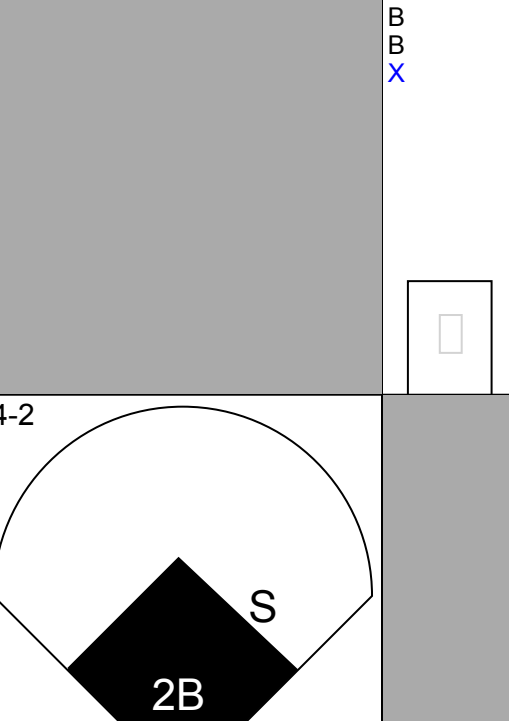
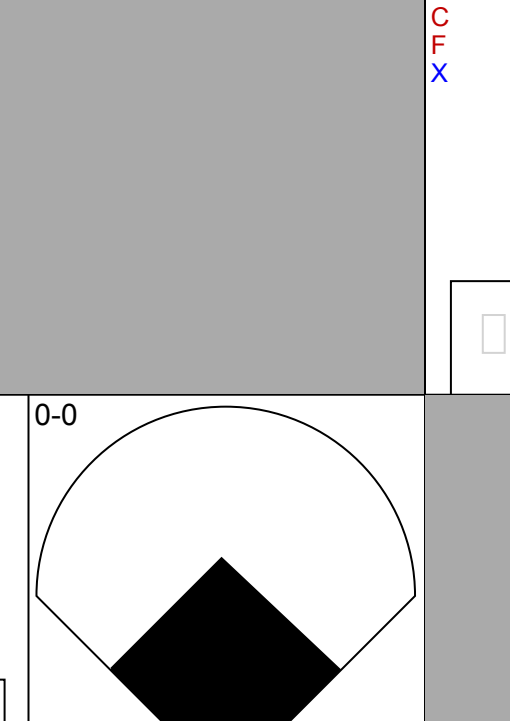


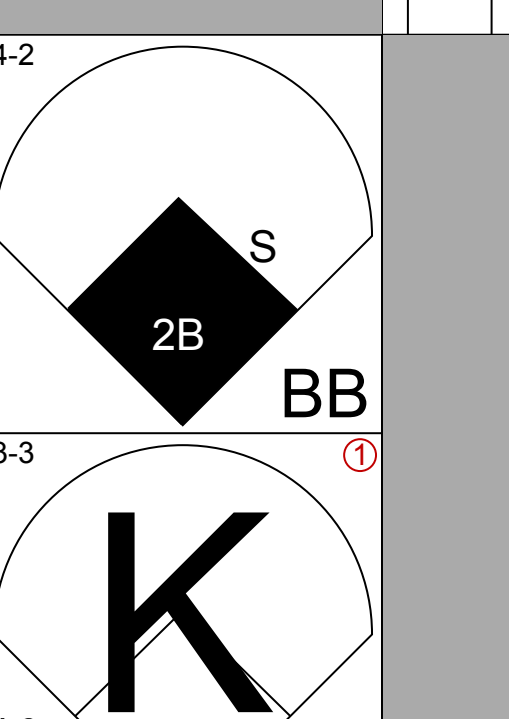
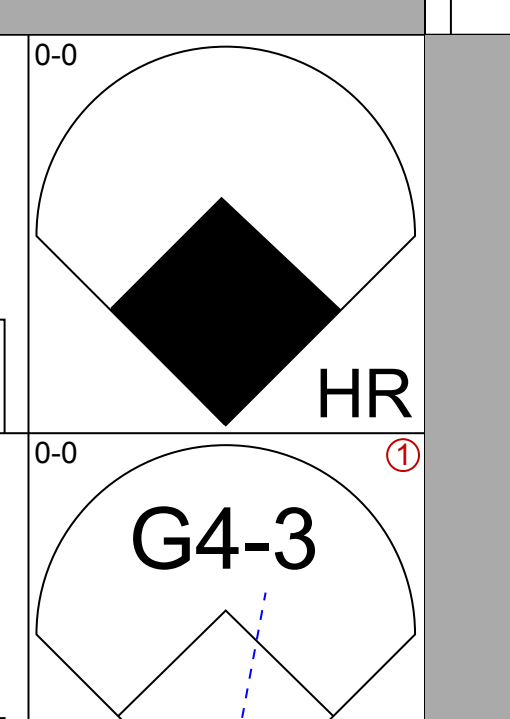

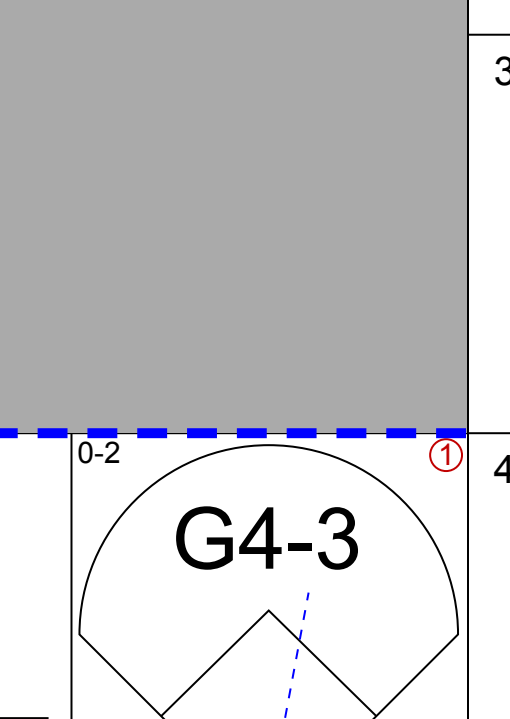
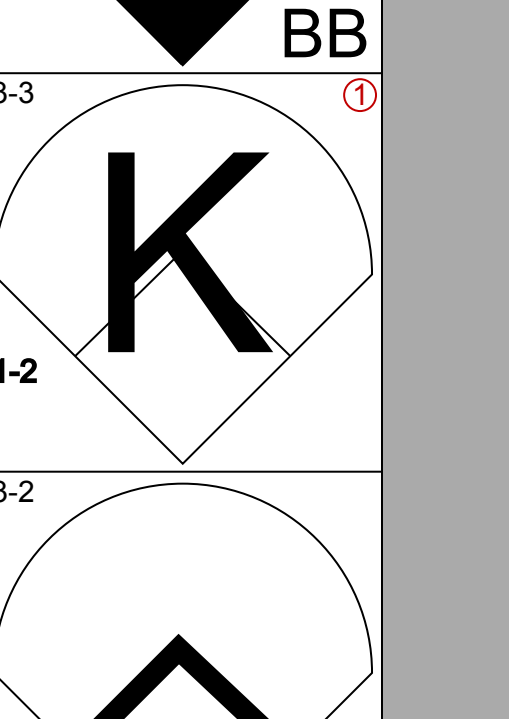
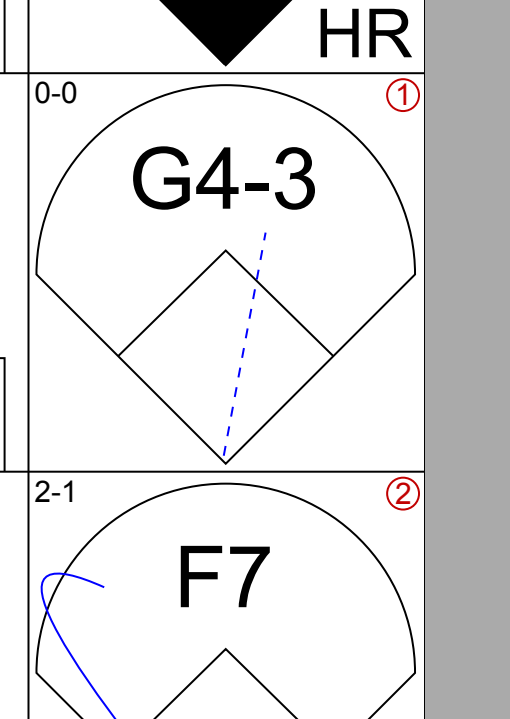

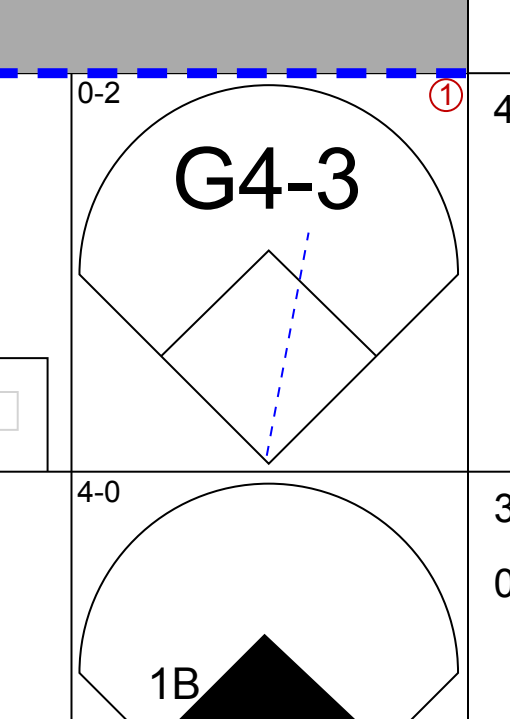
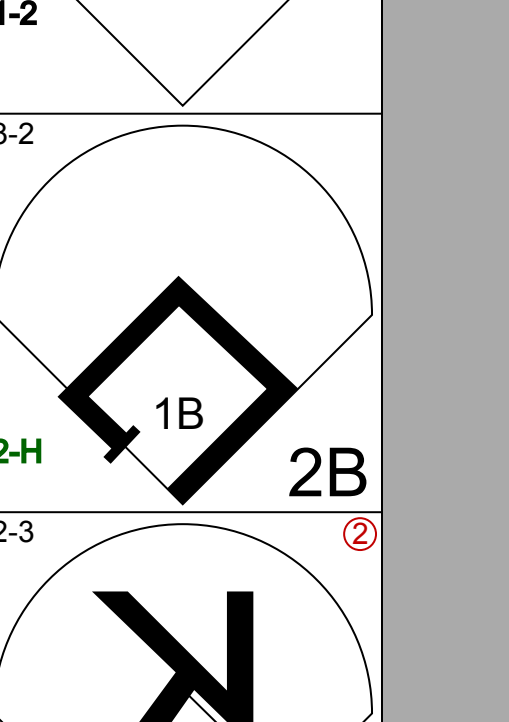
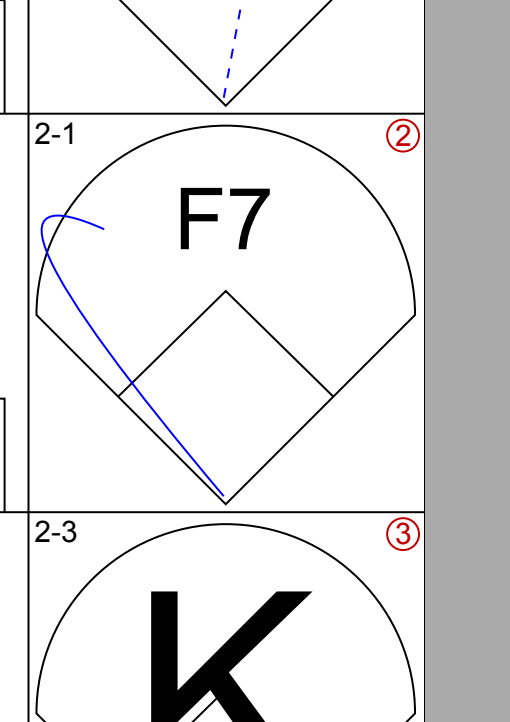
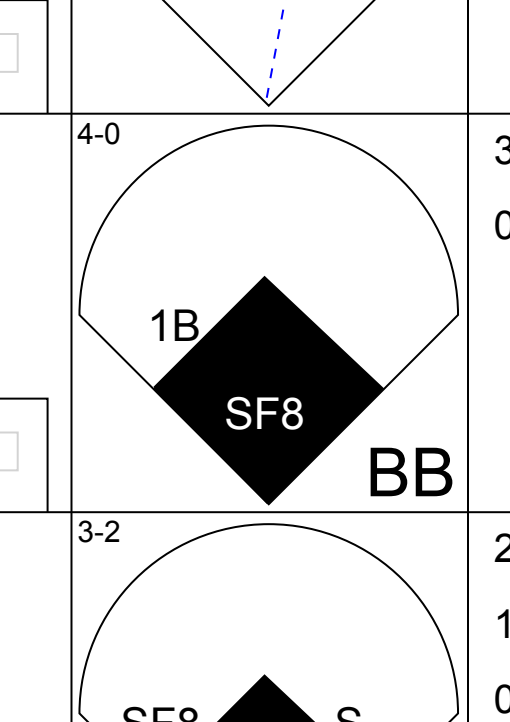
AB 36
R 3
H 10
RBI 3
BB 1
SO 5
LOB 15



Batter	1	2	3	4	5	6	7	8	9	AB	R	H	RBI	BB	SO	LOB	TOP					
Marvin Benard, L OBP: 0.271, SLG: 0.308 (1, 8)										4	2	2	1	0	1	0	San Francisco Giants @ Atlanta Braves Turner Field, Atlanta, GA Fri May 18 2001, 7:35 PM EDT Att: 34,429 - Sunny - 85 F					
Rich Aurilia, R OBP: 0.443, SLG: 0.658 (1, 6)										4	1	2	0	0	0	0						
Barry Bonds, L OBP: 0.433, SLG: 0.769 (1, 7)										3	1	1	1	1	1	2						
Jeff Kent, R OBP: 0.318, SLG: 0.497 (6, 3)										3	0	1	1	0	0	0						
Armando Rios, L OBP: 0.313, SLG: 0.454 (1, 9)										3	0	0	1	0	1	0						
Benito Santiago, R OBP: 0.386, SLG: 0.449 (1, 2)										4	0	0	0	0	0	2						
J.T. Snow, L OBP: 0.301, SLG: 0.359 (1, 3)										1	1	1	1	0	0	0						
Edwards Guzman, L OBP: 0.291, SLG: 0.474 (8, 1)										0	0	0	0	0	0	0						
Aaron Fultz OBP: 0.300, SLG: 0.500 (8, 1)										0	0	0	0	0	0	0						
Frank Rodriguez, R OBP: 0.299, SLG: 0.382 (8, 1)										0	0	0	0	0	0	0						
Eric Davis, R OBP: 0.229, SLG: 0.282 (8, 1)										0	0	0	0	0	0	0						
Robb Nen, R OBP: 0.299, SLG: 0.282 (8, 1)										0	0	0	0	0	0	0						
Russ Davis, R OBP: 0.313, SLG: 0.440 (1, 5)										4	0	0	0	0	2	1						
Mark Gardner, R (1, 1)										2	0	0	0	0	1	1						
Ramon Martinez, R OBP: 0.333, SLG: 0.310 (6, 4)										1	0	0	0	0	0	0						
Inning Stats	R: 1 E: 0 K: 1 S: 12	H: 2 LOB: 2 BB: 1 P: 21	R: 2 E: 0 K: 0 S: 14	H: 2 LOB: 0 BB: 0 P: 22	R: 0 E: 0 K: 0 S: 6	H: 0 LOB: 1 BB: 0 P: 11	R: 0 E: 0 K: 1 S: 9	H: 0 LOB: 0 BB: 0 P: 12	R: 1 E: 0 K: 1 S: 9	H: 2 LOB: 0 BB: 0 P: 13	R: 0 E: 0 K: 0 S: 7	H: 0 LOB: 0 BB: 0 P: 11	R: 0 E: 0 K: 1 S: 10	H: 0 LOB: 0 BB: 0 P: 15	R: 1 E: 0 K: 1 S: 12	H: 1 LOB: 0 BB: 0 P: 16	R: 0 E: 0 K: 1 S: 9	H: 0 LOB: 0 BB: 0 P: 12	1B: 3 2B: 1 3B: 0 HR: 3	SF: 2 SAC: 0 DP: 0 HBP: 1	WP: 0 PB: 0 SB: 1 CS: 1	PA: 36
PITCHER	IP	WLS	BF	H	R	ER	SO	BB	IBB	HBP	BLK	WP	HR	S	P	ERA	WHIP					
Greg Maddux, R ERA: 2.92 (1, 1)	7.0		28	6	4	4	4	0	1	1	0	0	2	67	105	5.14	0.857					
Mike Remlinger, L ERA: 3.04 (8, 1)	1.0		4	1	1	1	1	0	0	0	0	0	1	12	16	9.00	1.000					
Jose Cabrera, R ERA: 0.75 (9, 1)	1.0	W	3	0	0	0	1	0	0	0	0	0	0	9	12	0.00	0.000					

AB	31
R	5
H	7
RBI	5
BB	1
SO	6
LOB	6



Batter	1	2	3	4	5	6	7	8	9	AB	R	H	RBI	BB	SO	LOB	BOTTOM					
Quiuvio Veras, S OBP: 0.290, SLG: 0.345 (1, 4)										2	0	1	1	1	0	0	San Francisco Giants @ Atlanta Braves Turner Field, Atlanta, GA Fri May 18 2001, 7:35 PM EDT Att: 34,429 - Sunny - 85 F					
Andruw Jones, R OBP: 0.333, SLG: 0.479 (1, 8)										5	1	1	1	0	3	2						
10 Chipper Jones, S OBP: 0.419, SLG: 0.589 (1, 5)										2	1	0	0	2	0	1						
Brian Jordan, R OBP: 0.302, SLG: 0.443 (1, 9)										4	0	0	0	0	0	2						
B.J. Surhoff, L OBP: 0.294, SLG: 0.336 (1, 7)										4	0	1	0	0	0	3						
Rafael Furcal, S OBP: 0.280, SLG: 0.353 (1, 6)										3	2	1	1	1	0	1						
Rico Brogna, L OBP: 0.321, SLG: 0.314 (1, 3)										4	0	0	0	0	2	1						
Paul Bako, L OBP: 0.226, SLG: 0.259 (1, 2)										3	0	1	1	0	1	0						
Keith Lockhart, L OBP: 0.346, SLG: 0.289 (9, PH)										1	0	1	0	0	0	0						
Greg Maddux, R OBP: 0.167, SLG: 0.167 (1, 1)										2	0	0	0	0	2	1						
Bernard Gilkey, R OBP: 0.429, SLG: 0.500 (7, PH)										1	0	1	0	0	0	0						
Mike Remlinger, L (8, 1)										0	0	0	0	0	0	0						
Jose Cabrera, R (9, 1)										0	0	0	0	0	0	0						
Dave Martinez, L OBP: 0.434, SLG: 0.435 (9, PH)										1	1	1	0	0	0	0						
Inning Stats	R: 1 E: 1 K: 1 S: 14	H: 0 LOB: 1 BB: 1 P: 22	R: 1 E: 0 K: 2 S: 17	H: 2 LOB: 2 BB: 1 P: 29	R: 1 E: 0 K: 0 S: 8	H: 1 LOB: 0 BB: 0 P: 15	R: 1 E: 0 K: 1 S: 8	H: 1 LOB: 0 BB: 0 P: 12	R: 0 E: 0 K: 1 S: 18	H: 0 LOB: 2 BB: 2 P: 31	R: 0 E: 0 K: 2 S: 10	H: 0 LOB: 0 BB: 0 P: 13	R: 0 E: 0 K: 1 S: 7	H: 1 LOB: 1 BB: 0 P: 9	R: 0 E: 0 K: 0 S: 9	H: 1 LOB: 0 BB: 0 P: 14	R: 2 E: 0 K: 0 S: 13	H: 1 LOB: 0 BB: 1 P: 21	1B: 4 2B: 1 3B: 0 HR: 2	SF: 1 SAC: 1 DP: 1 HBP: 0	WP: 1 PB: 0 SB: 3 CS: 0	PA: 38
PITCHER	IP	WLS	BF	H	R	ER	SO	BB	IBB	HBP	BLK	WP	HR	S	P	ERA	WHIP					
Mark Gardner, R ERA: 6.27 (1, 1)	5.0		23	4	4	3	5	3	1	0	0	0	0	17	22	0.00	0.500					
Aaron Fultz, L ERA: 5.32 (6, 1)	2.0		7	1	0	0	3	0	0	0	0	0	0	9	14	0.00	1.000					
Felix Rodriguez, R ERA: 2.25 (8, 1)	1.0	H	3	1	0	0	0	0	0	0	0	0	0	13	21	27.00	3.000					
Robb Nen, R ERA: 2.55 (9, 1)	0.2	L	5	1	2	2	0	1	0	0	0	1	0	13	21	27.00	3.000					



Batter	1	2	3	4	5	6	7	8	9	AB	R	H	RBI	BB	SO	LOB	TOP								
Shawon Dunston, R OBP: 0.400, SLG: 0.566	1-1 F9	1-2 G1-3		0-1 2B		1-2 1B		0-3 K		5	0	2	0	0	1	2	San Francisco Giants @ Atlanta Braves Turner Field, Atlanta, GA Sat May 19 2001, 7:05 PM EDT Att. 42,789 - Overcast - 65 F								
Rich Aurilia, R OBP: 0.436, SLG: 0.642	1-1 2B	1-1 G5-3		0-0 F7		0-1 F7		0-0 G6-3		5	0	1	0	0	0	6									
Barry Bonds, L OBP: 0.444, SLG: 0.849	0-1 2B		3-2 HR		2-3 K		0-0 HR	3-0 HR		5	3	4	3	0	1	0									
Jeff Kent, R OBP: 0.320, SLG: 0.500	1-0 L6		1-2 CS 1B		0-3 K		0-0 1B 2B	2-2 F9		5	1	2	0	0	1	2									
Benito Santiago, R OBP: 0.398, SLG: 0.458	2-1 G4-3		3-3 K		0-1 1B		2-1 1B 2B		0-1 SH5-4 BB SF8 1B	5	1	3	0	0	1	3									
Eric Davis, R OBP: 0.284, SLG: 0.283		2-1 1B 1B	1-2 G6-3		3-2 F8		1-0 1B	1-2 1B	4-2 SH5-4 BB	4	1	2	1	1	0	1									
Russ Davis, R OBP: 0.311, SLG: 0.427		2-2 F9		4-1 FC4-6 BB		3-2 P4		0-1 SH5-4	0-1 SH5-4	3	0	0	0	1	1	3									
Ramon Martinez, R OBP: 0.339, SLG: 0.326		3-1 G1-3 1B	1-2 1B	0-2 FC4-6 2B		2-2 FC2-6 1B	3-1 F8	0-0 SF8		4	0	2	1	0	0	3									
Ryan Jensen, R OBP: 0.333, SLG: 0.333		1-2 G1-3		0-3 K		0-0 FC2-6 1B	1-3 K	0-1 G4-3		3	0	1	1	0	1	2									
Tim Worrell, R OBP: 0.310, SLG: 0.450		1-2 2-H 1B								1	0	0	0	0	0	1									
Robb Nen, R OBP: 0.310, SLG: 0.450										0	0	0	0	0	0	0									
Inning Stats	R: 0 E: 0 K: 0 S: 9	H: 2 LOB: 2 BB: 0 P: 14	R: 1 E: 0 K: 0 S: 16	H: 3 LOB: 2 BB: 0 P: 26	R: 1 E: 0 K: 1 S: 13	H: 2 LOB: 0 BB: 1 P: 21	R: 0 E: 0 K: 1 S: 10	H: 1 LOB: 2 BB: 1 P: 14	R: 0 E: 0 K: 2 S: 11	H: 1 LOB: 1 BB: 0 P: 16	R: 0 E: 0 K: 0 S: 12	H: 2 LOB: 2 BB: 0 P: 18	R: 2 E: 0 K: 2 S: 14	H: 4 LOB: 0 BB: 0 P: 21	R: 1 E: 0 K: 1 S: 9	H: 1 LOB: 0 BB: 1 P: 14	R: 1 E: 0 K: 0 S: 9	H: 1 LOB: 1 BB: 1 P: 13	1B: 11 2B: 3 3B: 0 HR: 3	SF: 1 SAC: 1 DP: 0 HBP: 0	WP: 0 PB: 0 SB: 0 CS: 1	PA: 45			
PITCHER	IP WLS BF H R ER SO BB IBB HBP BLK WP HR S P ERA WHIP	6.0 L 4 4 2 2 4 1 0 0 0 0 1 5 8 3.00 2.000	7.1 L 3 3 0 0 2 0 0 0 0 0 0 9 13 0.00 0.000	8.1 L 9 2 2 2 1 1 0 0 0 0 1 18 27 9.00 1.500																					

Batter	1	2	3	4	5	6	7	8	9	AB	R	H	RBI	BB	SO	LOB	BOTTOM							
Quilvio Veras, S OBP: 0.297, SLG: 0.345	4-2 FC6 BB		0-0 F9 G3-1 1B			0-1 F7		0-0 F8		3	1	1	0	1	0	1	San Francisco Giants @ Atlanta Braves Turner Field, Atlanta, GA Sat May 19 2001, 7:05 PM EDT Att. 42,789 - Overcast - 65 F							
Rafael Furcal, S OBP: 0.274, SLG: 0.345	1-1 FC6 G4-3		0-0 G3-1		1-2 F7		2-3 K		4	0	0	0	0	1	3									
Andruw Jones, R OBP: 0.326, SLG: 0.467	1-0 G4-3		2-2 F9		2-2 F7			2-2 P4		4	0	0	0	0	2									
10 Chipper Jones, S OBP: 0.415, SLG: 0.577		0-0 G4-3	4-0 1B BB			3-2 G4-3		3-3 K		3	0	0	0	1	1									
Dave Martinez, L OBP: 0.439, SLG: 0.440		3-1 1B 1B	3-2 1B		0-1 G4-3		2-3 K		4	1	2	1	0	1	0									
Javy Lopez, R OBP: 0.302, SLG: 0.395		1-1 1B	0-0 G5-3		1-3 1B		3-0 HR		4	1	2	1	0	0	2									
Bernard Gilkey, R OBP: 0.417, SLG: 0.476		0-1 1B		1-1 G4-3		1-3 K		3-2 G3		3	0	1	1	0	1									
Jose Cabrera, R OBP: 0.500, SLG: 0.500		1-2 1B						1-1 F8		0	0	0	0	0	0									
Keith Lockhart, L OBP: 0.340, SLG: 0.283		3-H F7		0-1 G6-3		1-3 K				4	0	0	0	0	1									
Wes Helms, R OBP: 0.243, SLG: 0.409										2	0	0	0	0	2									
Odalis Perez, L OBP: 0.071, SLG: 0.143										1	0	1	0	0	0									
Brian Jordan, R OBP: 0.306, SLG: 0.453																								
Inning Stats	R: 0 E: 0 K: 0 S: 7	H: 0 LOB: 1 BB: 0 P: 13	R: 1 E: 0 K: 1 S: 14	H: 3 LOB: 2 BB: 0 P: 18	R: 1 E: 0 K: 0 S: 9	H: 2 LOB: 1 BB: 1 P: 18	R: 0 E: 0 K: 1 S: 7	H: 0 LOB: 0 BB: 0 P: 9	R: 0 E: 0 K: 2 S: 8	H: 1 LOB: 1 BB: 0 P: 11	R: 0 E: 0 K: 2 S: 9	H: 0 LOB: 0 BB: 0 P: 16	R: 0 E: 0 K: 2 S: 8	H: 1 LOB: 0 BB: 0 P: 11	R: 0 E: 0 K: 2 S: 9	H: 0 LOB: 0 BB: 0 P: 16	R: 0 E: 0 K: 0 S: 6	H: 0 LOB: 0 BB: 0 P: 10	1B: 5 2B: 1 3B: 0 HR: 1	SF: 0 SAC: 0 DP: 1 HBP: 0	WP: 0 PB: 0 SB: 0 CS: 0	PA: 35		
PITCHER	IP WLS BF H R ER SO BB IBB HBP BLK WP HR S P ERA WHIP	5.2 W 6 2 1 1 3 0 0 0 0 0 1 12 19 6.75 1.500	6.1 H 3 0 0 0 2 0 0 0 0 0 0 9 16 0.00 0.000	8.1 S 3 0 0 0 0 0 0 0 0 0 0 6 10 0.00 0.000																				



Batter	1	2	3	4	5	6	7	8	9	AB	R	H	RBI	BB	SO	LOB	TOP										
Quilvio Veras, S OBP: 0.299, SLG: 0.344	G4-3		K			HR	G3			4	1	1	0	0	1	1	Atlanta Braves @ Florida Marlins Pro Player Stadium, Miami, FL Mon May 21 2001, 7:05 PM EDT Att. 12,169 - Sunny - 83 F										
Andruw Jones, R OBP: 0.342, SLG: 0.528	HR					HR		F8		4	2	3	4	0	0	0											
10 Chipper Jones, S OBP: 0.412, SLG: 0.575	G6-3					WP		E4		4	1	1	0	0	1	0											
Brian Jordan, R OBP: 0.308, SLG: 0.468	K					CS		K		3	0	0	0	1	2	1											
Dave Martinez, L OBP: 0.424, SLG: 0.414 John Rocker, R (8, 1)	K					CS		G5-3		4	0	1	1	0	1	1											
Javy Lopez, R OBP: 0.299, SLG: 0.404	G6-3					3-H				0	0	0	0	0	0	0											
Wes Helms, R OBP: 0.244, SLG: 0.473	K					1-2				4	0	0	0	0	1	1											
Rafael Furcal, S OBP: 0.276, SLG: 0.341			SH2-4 1B							3	1	1	0	1	1	0											
Tom Glavine, L (1, 1) Jason Marquis, L OBP: 0.500, SLG: 0.500 Bernard Gilkey, R OBP: 0.400, SLG: 0.455			SH2-4							2	0	0	0	0	1	1											
										0	0	0	0	0	0	0											
										0	0	0	0	0	0	0											
Inning Stats	R: 1 E: 0 K: 1 S: 8	H: 1 LOB: 0 BB: 0 P: 12	R: 0 E: 0 K: 2 S: 8	H: 0 LOB: 0 BB: 0 P: 10	R: 1 E: 0 K: 1 S: 9	H: 2 LOB: 1 BB: 0 P: 17	R: 0 E: 0 K: 1 S: 10	H: 0 LOB: 0 BB: 0 P: 14	R: 0 E: 0 K: 0 S: 5	H: 0 LOB: 1 BB: 1 P: 11	R: 3 E: 0 K: 1 S: 19	H: 4 LOB: 1 BB: 1 P: 33	R: 0 E: 0 K: 1 S: 6	H: 0 LOB: 0 BB: 0 P: 9	R: 0 E: 1 K: 2 S: 11	H: 0 LOB: 1 BB: 0 P: 15	R: 0 E: 0 K: 2 S: 10	H: 0 LOB: 0 BB: 0 P: 14	1B: 4 2B: 2 3B: 0 HR: 2	SF: 0 SAC: 1 DP: 1 HBP: 0	WP: 1 PB: 0 SB: 1 CS: 2	PA: 35					
PITCHER	IP	WLS	BF	H	R	ER	SO	BB	IBB	HBP	BLK	WP	HR	S	P	ERA	WHIP										
Matt Clement, R ERA: 5.75	5.0	L	22	6	5	5	5	2	0	0	0	1	2	50	81	9.00	1.600										
Ricky Bones, R ERA: 2.45	2.0		6	1	0	0	2	0	0	0	0	0	0	15	25	0.00	0.500										
Braden Looper, R ERA: 4.35	1.0		4	0	0	0	1	0	0	0	0	0	0	11	15	0.00	0.000										
Vic Darenburg, L ERA: 4.73	1.0		3	0	0	0	2	0	0	0	0	0	0	10	14	0.00	0.000										

Batter	1	2	3	4	5	6	7	8	9	AB	R	H	RBI	BB	SO	LOB	BOTTOM										
Luis Castillo, S OBP: 0.340, SLG: 0.323	P4		F9			S		FC4-6	FC6-4	5	0	2	0	0	0	1	Atlanta Braves @ Florida Marlins Pro Player Stadium, Miami, FL Mon May 21 2001, 7:05 PM EDT Att. 12,169 - Sunny - 83 F										
Eric Owens, R OBP: 0.319, SLG: 0.373	S		K			G1-3		FC4-6		4	1	1	0	0	1	3											
Cliff Floyd, L OBP: 0.399, SLG: 0.623	K					L3		F9		4	0	0	0	0	1	3											
Preston Wilson, R OBP: 0.388, SLG: 0.497 John Mabry, L OBP: 0.251, SLG: 0.167	P4					G5-3		P6		3	0	0	0	0	0	2											
Kevin Millar, R OBP: 0.328, SLG: 0.569										0	0	0	0	0	0	0											
Derek Lee, R OBP: 0.259, SLG: 0.340 Charles Johnson, R OBP: 0.379, SLG: 0.639 Vic Darenburg, L (9, 1)										3	0	0	0	0	1	2											
Mike Redmond, R OBP: 0.394, SLG: 0.567	HR									1	0	0	0	0	1	2											
Alex Gonzalez, R OBP: 0.333, SLG: 0.341	K									4	0	0	0	0	2	2											
Matt Clement, R OBP: 0.269, SLG: 0.059 Ricky Bones, R OBP: 0.300, SLG: 0.500 Braden Looper, R OBP: 0.211, SLG: 0.187 Ryan McGuire, L OBP: 0.211, SLG: 0.187 Dave Berg, R OBP: 0.174, SLG: 0.256										2	0	0	0	0	2	0											
										0	0	0	0	0	0	0											
										0	0	0	0	0	0	0											
										0	1	0	0	1	0	0											
										1	0	0	0	0	1	1											
Inning Stats	R: 0 E: 0 K: 1 S: 11	H: 1 LOB: 1 BB: 0 P: 17	R: 1 E: 0 K: 2 S: 10	H: 1 LOB: 0 BB: 0 P: 15	R: 0 E: 0 K: 2 S: 8	H: 0 LOB: 0 BB: 0 P: 11	R: 0 E: 0 K: 0 S: 9	H: 1 LOB: 1 BB: 0 P: 16	R: 0 E: 0 K: 1 S: 8	H: 0 LOB: 0 BB: 0 P: 13	R: 0 E: 0 K: 0 S: 8	H: 1 LOB: 1 BB: 0 P: 14	R: 0 E: 0 K: 1 S: 9	H: 1 LOB: 1 BB: 0 P: 11	R: 2 E: 0 K: 1 S: 18	H: 2 LOB: 2 BB: 2 P: 34	R: 0 E: 0 K: 1 S: 9	H: 0 LOB: 1 BB: 1 P: 15	1B: 5 2B: 1 3B: 0 HR: 1	SF: 0 SAC: 0 DP: 0 HBP: 0	WP: 1 PB: 0 SB: 2 CS: 0	PA: 37					
PITCHER	IP	WLS	BF	H	R	ER	SO	BB	IBB	HBP	BLK	WP	HR	S	P	ERA	WHIP										
Tom Glavine, L ERA: 4.16	7.0	W	26	5	1	1	7	0	0	0	0	0	1	63	97	1.29	0.714										
Jason Marquis, R ERA: 3.43	0.1		3	1	2	2	0	1	0	0	0	0	0	8	16	54.00	6.000										
John Rocker, L ERA: 3.54	1.2	S	8	1	0	0	2	2	0	0	0	1	0	19	33	0.00	1.800										




Batter	1	2	3	4	5	6	7	8	9	AB	R	H	RBI	BB	SO	LOB	TOP					
Quilvio Veras, S OBP: 0.305, SLG: 0.365 (1, 4)	F9			CS 1B		K		1B 3B		4	1	2	0	0	1	1	Atlanta Braves @ Florida Marlins Pro Player Stadium, Miami, FL Tue May 22 2001, 7:05 PM EDT Att: 12,014 - Cloudy - 81 F					
Andruw Jones, R OBP: 0.345, SLG: 0.527 (1, 8)	K			K		K	FC4-6 1B	10 G4-3 1B		4	0	2	1	0	2	1						
10 Chipper Jones, S OBP: 0.408, SLG: 0.564 (1, 5)	K			1B BB		K		G4-3		3	0	0	0	1	2	3						
Brian Jordan, R OBP: 0.306, SLG: 0.463 (1, 9)		G6-3		1B		FC4-6		K		4	0	1	0	0	1	3						
Dave Martinez, L OBP: 0.414, SLG: 0.435 (1, 7)		G4-3		1B			K		1B 3B	4	1	1	0	0	2	2						
Javy Lopez, R OBP: 0.298, SLG: 0.400 Bernard Gilkey, R OBP: 0.400, SLG: 0.455 (1, 2)	G5-3				F8		F9	FC4-6 1B		4	0	1	1	0	0	0						
Rico Brogna, L OBP: 0.317, SLG: 0.318 (1, 3)			G4-3		F8		2B	FC4-6 G6-3 1B		4	0	1	0	0	0	1						
Rafael Furcal, S OBP: 0.271, SLG: 0.333 (1, 6)			F7		G6-3		G4-3	G6-3		4	0	0	0	0	0	2						
29 John Smoltz, R Kerry Ligtenberg, R Keith Lockhart, L Dan Miceli, R Matt Whiteside, R Wes Helms, R (1, 1)	G6-3					1B BB		F9	K	1	0	0	0	1	0	0						
Inning Stats	R: 0 H: 0 E: 0 K: 2 S: 9	H: 0 LOB: 0 BB: 0 P: 14	R: 0 H: 0 E: 0 K: 0 S: 5	H: 0 LOB: 0 BB: 0 P: 7	R: 0 H: 0 E: 0 K: 0 S: 4	H: 0 LOB: 0 BB: 0 P: 5	R: 0 H: 2 E: 0 K: 2 S: 12	H: 2 LOB: 2 BB: 1 P: 20	R: 0 H: 0 E: 0 K: 0 S: 6	H: 0 LOB: 0 BB: 0 P: 8	R: 0 H: 1 E: 0 K: 2 S: 18	H: 1 LOB: 1 BB: 1 P: 27	R: 0 H: 1 E: 0 K: 1 S: 7	H: 1 LOB: 1 BB: 0 P: 13	R: 1 H: 2 E: 0 K: 1 S: 11	H: 2 LOB: 1 BB: 0 P: 18		R: 1 H: 2 E: 0 K: 1 S: 14	H: 2 LOB: 2 BB: 0 P: 16	1B: 5 2B: 1 3B: 2 HR: 0	SF: 0 SAC: 0 DP: 0 HBP: 0	WP: 0 PB: 0 SB: 0 CS: 1
PITCHER	IP WLS BF H R ER SO BB IBB HBP BLK WP HR S P ERA WHIP	IP WLS BF H R ER SO BB IBB HBP BLK WP HR S P ERA WHIP	IP WLS BF H R ER SO BB IBB HBP BLK WP HR S P ERA WHIP	IP WLS BF H R ER SO BB IBB HBP BLK WP HR S P ERA WHIP	IP WLS BF H R ER SO BB IBB HBP BLK WP HR S P ERA WHIP	IP WLS BF H R ER SO BB IBB HBP BLK WP HR S P ERA WHIP	IP WLS BF H R ER SO BB IBB HBP BLK WP HR S P ERA WHIP	IP WLS BF H R ER SO BB IBB HBP BLK WP HR S P ERA WHIP	IP WLS BF H R ER SO BB IBB HBP BLK WP HR S P ERA WHIP	IP WLS BF H R ER SO BB IBB HBP BLK WP HR S P ERA WHIP	IP WLS BF H R ER SO BB IBB HBP BLK WP HR S P ERA WHIP	IP WLS BF H R ER SO BB IBB HBP BLK WP HR S P ERA WHIP	IP WLS BF H R ER SO BB IBB HBP BLK WP HR S P ERA WHIP	IP WLS BF H R ER SO BB IBB HBP BLK WP HR S P ERA WHIP	IP WLS BF H R ER SO BB IBB HBP BLK WP HR S P ERA WHIP	IP WLS BF H R ER SO BB IBB HBP BLK WP HR S P ERA WHIP						


AB	34
R	2
H	8
RBI	2
BB	2
SO	9
LOB	15



Batter	1	2	3	4	5	6	7	8	9	AB	R	H	RBI	BB	SO	LOB	BOTTOM			
Luis Castillo, S OBP: 0.337, SLG: 0.316 (1, 4)	G5-3		K		F7		F9 S BB	K		4	0	0	0	1	2	2	Atlanta Braves @ Florida Marlins Pro Player Stadium, Miami, FL Tue May 22 2001, 7:05 PM EDT Att: 12,014 - Cloudy - 81 F			
Eric Owens, R OBP: 0.317, SLG: 0.370 (1, 8)	2B 1B		P4		G6-3		F9			4	0	1	0	0	0	2				
Cliff Floyd, L OBP: 0.407, SLG: 0.631 (1, 7)	2B		F8			1B 1B	S IBB			3	1	2	0	1	0	1				
Charles Johnson, R OBP: 0.389, SLG: 0.640 (1, 2)	K			FC6-4 1B		1B 1B	1B IBB			3	1	2	0	1	1	2				
Kevin Millar, R OBP: 0.324, SLG: 0.551 Dave Berg, R OBP: 0.174, SLG: 0.256 (1, 5)	K			F8		1B	K			4	0	1	1	0	2	6				
John Mabry, L OBP: 0.176, SLG: 0.125 Preston Wilson, R OBP: 0.388, SLG: 0.497 (8, 8)	K		FC6-4 3B			K	G3-1			4	1	0	0	0	2	6				
Derrek Lee, R OBP: 0.265, SLG: 0.358 (1, 3)	G1-3			1B 3B		1B		P6		4	0	2	2	0	0	0				
Alex Gonzalez, R OBP: 0.325, SLG: 0.331 (1, 6)	F8			G3-1		F8		F8		4	0	0	0	0	0	3				
45 Chuck Smith, R OBP: 0.375, SLG: 0.375 Dan Miceli, R Ryan McGuire, L Antonio Alfonseca, R (1, 1)			1B		G4-3		G4-3			3	0	1	0	0	0	2				
Inning Stats	R: 0 H: 2 E: 0 K: 2 S: 15	H: 0 LOB: 0 BB: 0 P: 21	R: 0 H: 0 E: 0 K: 1 S: 8	H: 0 LOB: 0 BB: 0 P: 10	R: 0 H: 1 E: 0 K: 1 S: 14	H: 1 LOB: 1 BB: 0 P: 19	R: 1 H: 2 E: 0 K: 0 S: 9	H: 2 LOB: 1 BB: 0 P: 11	R: 0 H: 0 E: 0 K: 0 S: 5	H: 0 LOB: 0 BB: 0 P: 9	R: 2 H: 4 E: 0 K: 1 S: 16	H: 4 LOB: 3 BB: 0 P: 20	R: 0 H: 0 E: 0 K: 1 S: 12	H: 0 LOB: 3 BB: 3 P: 26	R: 0 H: 1 E: 0 K: 1 S: 8	H: 1 LOB: 1 BB: 0 P: 12		1B: 8 2B: 1 3B: 1 HR: 0	SF: 0 SAC: 0 DP: 0 HBP: 0	WP: 0 PB: 1 SB: 2 CS: 0
PITCHER	IP WLS BF H R ER SO BB IBB HBP BLK WP HR S P ERA WHIP	IP WLS BF H R ER SO BB IBB HBP BLK WP HR S P ERA WHIP	IP WLS BF H R ER SO BB IBB HBP BLK WP HR S P ERA WHIP	IP WLS BF H R ER SO BB IBB HBP BLK WP HR S P ERA WHIP	IP WLS BF H R ER SO BB IBB HBP BLK WP HR S P ERA WHIP	IP WLS BF H R ER SO BB IBB HBP BLK WP HR S P ERA WHIP	IP WLS BF H R ER SO BB IBB HBP BLK WP HR S P ERA WHIP	IP WLS BF H R ER SO BB IBB HBP BLK WP HR S P ERA WHIP	IP WLS BF H R ER SO BB IBB HBP BLK WP HR S P ERA WHIP	IP WLS BF H R ER SO BB IBB HBP BLK WP HR S P ERA WHIP	IP WLS BF H R ER SO BB IBB HBP BLK WP HR S P ERA WHIP	IP WLS BF H R ER SO BB IBB HBP BLK WP HR S P ERA WHIP	IP WLS BF H R ER SO BB IBB HBP BLK WP HR S P ERA WHIP	IP WLS BF H R ER SO BB IBB HBP BLK WP HR S P ERA WHIP	IP WLS BF H R ER SO BB IBB HBP BLK WP HR S P ERA WHIP	IP WLS BF H R ER SO BB IBB HBP BLK WP HR S P ERA WHIP				



Batter	1	2	3	4	5	6	7	8	9	AB R H RBI BB SO LOB	TOP																								
												<p>Atlanta Braves @ Florida Marlins Pro Player Stadium, Miami, FL Wed May 23 2001, 7:05 PM EDT</p> <p>livebaseballscorecards.com</p> <p>AB 0 R 0 H 0 RBI 0 BB 0 SO 0 LOB 0</p> 																							
Inning Stats																																			
PITCHER	IP	WLS	BF	H	R	ER	SO	BB	IBB	HBP	BLK	WP	HR	S	P	ERA	WHIP	PITCHER	IP	WLS	BF	H	R	ER	SO	BB	IBB	HBP	BLK	WP	HR	S	P	ERA	WHIP

Batter	1	2	3	4	5	6	7	8	9	AB R H RBI BB SO LOB	BOTTOM																								
												<p>Atlanta Braves @ Florida Marlins Pro Player Stadium, Miami, FL Wed May 23 2001, 7:05 PM EDT</p> <p>livebaseballscorecards.com</p> <p>AB 0 R 0 H 0 RBI 0 BB 0 SO 0 LOB 0</p> 																							
Inning Stats																																			
PITCHER	IP	WLS	BF	H	R	ER	SO	BB	IBB	HBP	BLK	WP	HR	S	P	ERA	WHIP	PITCHER	IP	WLS	BF	H	R	ER	SO	BB	IBB	HBP	BLK	WP	HR	S	P	ERA	WHIP

Batter	1	2	3	4	5	6	7	8	9	AB	R	H	RBI	BB	SO	LOB	TOP					
18 Jason Kendall, R OBP: 0.330, SLG: 0.374	G1-3		FC5-4			F8		CS 1B		4	0	1	0	0	0	1	Pittsburgh Pirates @ Atlanta Braves Turner Field, Atlanta, GA Fri May 25 2001, 7:35 PM EDT Att: 28,120 - Cloudy - 70 F					
John Vander Wal, L OBP: 0.409, SLG: 0.564	G1-3		K			G5-3		CS 1B 1-2		4	0	1	0	0	1							
Aramis Ramirez, R OBP: 0.339, SLG: 0.509	K							0-1 1-2 1B		3	0	1	0	1	1	0						
Brian Giles, L OBP: 0.368, SLG: 0.544			FC1-8 1B		F9			0-1 2-3 1B		4	0	1	0	0	1	4						
Rob Mackowiak, L OBP: 0.154, SLG: 0.083		FC1-6 G5-3 1-2				G4-3			1-0 G1-3	4	0	0	0	0	1	1						
Kevin Young, R OBP: 0.297, SLG: 0.364		G5-3			F8				2-2 G1-3	4	0	0	0	0	0	1						
Keith Osik, R OBP: 0.286, SLG: 0.333									0-1 L3	3	0	1	0	1	1	0						
Abraham Nunez, S OBP: 0.281, SLG: 0.361		L4								3	0	1	0	0	1	3						
Todd Ritchie, R OBP: 0.273, SLG: 0.250										3	0	1	0	0	0	1						
Inning Stats	R: 0 E: 0 K: 1 S: 8	H: 0 LOB: 0 BB: 0 P: 10	R: 0 E: 0 K: 0 S: 10	H: 1 LOB: 2 BB: 1 P: 15	R: 0 E: 0 K: 1 S: 11	H: 1 LOB: 2 BB: 1 P: 17	R: 0 E: 0 K: 2 S: 9	H: 1 LOB: 1 BB: 0 P: 13	R: 0 E: 0 K: 0 S: 10	H: 0 LOB: 0 BB: 0 P: 14	R: 0 E: 0 K: 0 S: 6	H: 0 LOB: 0 BB: 0 P: 7	R: 0 E: 0 K: 1 S: 9	H: 1 LOB: 1 BB: 0 P: 11	R: 0 E: 0 K: 1 S: 11	H: 3 LOB: 2 BB: 0 P: 17	R: 0 E: 0 K: 0 S: 6	H: 0 LOB: 0 BB: 0 P: 9	1B: 7 2B: 1 3B: 0 HR: 0	SF: 0 SAC: 0 DP: 1 HBP: 0	WP: 0 PB: 0 CS: 2	PA: 34
PITCHER Greg Maddux, R ERA: 2.55	IP: 9.0 WLS: W BF: 34 H: 7 R: 0 ER: 0 SO: 6 BB: 2 IBB: 0 HBP: 0 BLK: 0 WP: 0 HR: 0 S: 80 P: 113 ERA: 0.00 WHIP: 1.000															PITCHER						

AB	32
R	0
H	7
RBI	0
BB	2
SO	6
LOB	12



Batter	1	2	3	4	5	6	7	8	9	AB	R	H	RBI	BB	SO	LOB	BOTTOM			
QuiVio Veras, S OBP: 0.303, SLG: 0.362	F7		K			L9		S 2B 1B		4	1	1	0	0	1	2	Pittsburgh Pirates @ Atlanta Braves Turner Field, Atlanta, GA Fri May 25 2001, 7:35 PM EDT Att: 28,120 - Cloudy - 70 F			
Rafael Furcal, S OBP: 0.271, SLG: 0.337	K		L5			G4-3		1-1 1B 1-H		4	0	1	1	0	1	2				
Andrew Jones, R OBP: 0.338, SLG: 0.516	G5-3					G4-3		0-0 F7		4	0	0	0	0	0	1				
Brian Jordan, R OBP: 0.301, SLG: 0.455		G4-3				G6-3			1-0 G4-3	3	0	0	0	0	0	0				
Dave Martinez, L OBP: 0.411, SLG: 0.431		F7				L9			2-1 1B	3	0	1	0	0	0	0				
Wes Helms, R OBP: 0.232, SLG: 0.449		F2							0-3 K	3	0	0	0	0	2	1				
Rico Brogna, L OBP: 0.317, SLG: 0.327						F8			1-0 G4-3 2B	3	0	1	0	0	0	1				
Paul Bako, L OBP: 0.242, SLG: 0.310									0-0 F9	2	0	1	0	0	0	1				
10 Chipper Jones, S OBP: 0.406, SLG: 0.561									0-1 G4-3	1	0	0	0	0	0	0				
Javy Lopez, R OBP: 0.298, SLG: 0.400									2-3 G4-3	0	0	0	0	0	0	0				
Greg Maddux, R OBP: 0.182, SLG: 0.143									0-1 G5-3	2	0	0	0	1	0	1				
Inning Stats	R: 0 E: 0 K: 1 S: 7	H: 0 LOB: 0 BB: 0 P: 10	R: 0 E: 0 K: 0 S: 7	H: 0 LOB: 0 BB: 0 P: 11	R: 0 E: 0 K: 1 S: 10	H: 1 LOB: 2 BB: 1 P: 16	R: 0 E: 0 K: 0 S: 9	H: 0 LOB: 0 BB: 0 P: 12	R: 0 E: 0 K: 1 S: 8	H: 1 LOB: 1 BB: 0 P: 10	R: 0 E: 0 K: 0 S: 7	H: 0 LOB: 0 BB: 0 P: 10	R: 0 E: 0 K: 1 S: 7	H: 1 LOB: 1 BB: 0 P: 10	R: 1 E: 0 K: 0 S: 7	H: 2 LOB: 1 BB: 0 P: 8	1B: 2 2B: 3 3B: 0 HR: 0	SF: 0 SAC: 0 DP: 0 HBP: 0	WP: 0 PB: 0 CS: 0	PA: 30
PITCHER Todd Ritchie, R ERA: 4.62	IP: 8.0 WLS: L BF: 30 H: 5 R: 1 ER: 1 SO: 4 BB: 1 IBB: 0 HBP: 0 BLK: 0 WP: 0 HR: 0 S: 62 P: 87 ERA: 1.12 WHIP: 0.750															PITCHER				



Batter	1	2	3	4	5	6	7	8	9	AB	R	H	RBI	BB	SO	LOB	TOP										
18 Jason Kendall, R OBP: 0.342, SLG: 0.375	2-1 P3		0-2 1B		3-2 2B HBP		4-2 1B BB		4-0 1B BB	2	0	1	0	2	0	0	Pittsburgh Pirates @ Atlanta Braves Turner Field, Atlanta, GA Sat May 26 2001, 7:05 PM EDT Att: 40,788 - Sunny - 77 F										
Emil Brown, R OBP: 0.311, SLG: 0.383	2-3 K		1-3 K		0-0 2B		3-2 1B 2-H		3-2 1B FC6-4	5	0	3	2	0	2	2											
Brian Giles, L OBP: 0.359, SLG: 0.529	0-0 L7		2-1 L9		1-3 K		2-3 K		0-1 FC6-4	5	0	0	0	0	2	8											
Aramis Ramirez, R OBP: 0.342, SLG: 0.527		1-1 HR		2-3 K		1-0 F9		0-2 G5-3 1B		4	1	2	1	0	1	0											
John Vander Wal, L OBP: 0.399, SLG: 0.549		0-3 K		2-3 K		1-3 K		0-0 F7		4	0	0	0	0	3	1											
Kevin Young, R OBP: 0.297, SLG: 0.355 Mike Williams, R (8.1)		4-2 CS BB		1-1 F7		1-2 L9		0-0 G5-3		3	0	0	0	1	0	1											
Enrique Wilson, S OBP: 0.224, SLG: 0.252		1-3 K		1-2 F8		0-0 G6-3		0-0 G5-3		4	0	0	0	0	1	2											
Pat Meares, R OBP: 0.295, SLG: 0.352		0-1 SAFE CS	2-1 P5		1-0 G1-3 2B 1B		1-2 E6 18 BB 1B		0-1 G4-6-3 1B	4	2	2	0	0	0	0											
Don Wengert, R Terry Mulholland, R Abraham Nunez, S Joe Beimel, L Rob Mackowiak, L Josias Manzanillo, R John Wehner, R			4-2 18 BB		0-1 G1-3		0-1 F7		1-1 G4-6-3	0	0	0	0	0	1	0		P									
Inning Stats	R: 0 E: 0 K: 1 S: 6	H: 0 LOB: 0 BB: 0 P: 10	R: 1 E: 0 K: 2 S: 12	H: 1 LOB: 0 BB: 1 P: 18	R: 0 E: 0 K: 1 S: 15	H: 1 LOB: 2 BB: 1 P: 24	R: 0 E: 0 K: 2 S: 8	H: 0 LOB: 0 BB: 0 P: 13	R: 1 E: 0 K: 1 S: 12	H: 2 LOB: 2 BB: 0 P: 18	R: 0 E: 0 K: 1 S: 7	H: 0 LOB: 0 BB: 0 P: 10	R: 1 E: 1 K: 1 S: 14	H: 1 LOB: 2 BB: 1 P: 24	R: 0 E: 0 K: 0 S: 6	H: 1 LOB: 1 BB: 0 P: 6			R: 0 E: 0 K: 0 S: 9	H: 2 LOB: 2 BB: 1 P: 17	1B: 6 2B: 1 3B: 0 HR: 1	SF: 0 SAC: 0 DP: 1 HBP: 1	WP: 0 SB: 0 CS: 1	PA: 40			
PITCHER	IP	WLS	BF	H	R	ER	SO	BB	IBB	HBP	BLK	WP	HR	S	P	ERA	WHIP										
John Burkett, R ERA: 2.99	6.2	W	29	5	3	2	8	3	0	1	0	0	1	71	112	2.70	1.200										
Mike Remlinger, L ERA: 3.0	1.1		5	1	0	0	1	0	0	0	0	0	0	9	11	0.00	0.750										
Jose Cabrera, R ERA: 1.93	1.0		5	2	0	0	0	1	0	0	0	0	0	9	17	0.00	3.000										

Batter	1	2	3	4	5	6	7	8	9	AB	R	H	RBI	BB	SO	LOB	BOTTOM										
Quiuvio Veras, S OBP: 0.300, SLG: 0.363	0-0 F6	2-1 G4-3		1-2 G4-3 1B 2B	3-3 K			1-0 FC4-6 1B		5	2	1	0	0	1	4	Pittsburgh Pirates @ Atlanta Braves Turner Field, Atlanta, GA Sat May 26 2001, 7:05 PM EDT Att: 40,788 - Sunny - 77 F										
Rafael Furcal, S OBP: 0.289, SLG: 0.333	2-2 10 S 1B		0-0 B4-3	0-0 G4-3		1-1 L5		3-2 G4-3		5	0	1	0	0	0	2											
Andruw Jones, R OBP: 0.344, SLG: 0.534	0-1 F3		2-0 HR	1-2 10 G6-4-3 1B		1-3 K		1-2 1B		5	1	3	3	0	1	1											
10 Chipper Jones, S OBP: 0.398, SLG: 0.547 Mike Remlinger, L ERA: 3.0 Dave Martinez, L OBP: 0.405, SLG: 0.424 Jose Cabrera, R ERA: 1.93	3-2 G4-3		0-0 G4-3	1-2 G6-4-3		3-1 E5		2-0 G4-3		4	0	0	0	0	0	2											
Brian Jordan, R OBP: 0.306, SLG: 0.456		0-1 P3	1-0 HR 1B		0-0 E5 2B 1B		0-0 P4			4	2	2	0	0	0	1											
B.J. Surhoff, L OBP: 0.306, SLG: 0.394		1-0 2B 3B	1-0 1-H HR		0-0 2-H 2B		0-0 G3			4	2	3	3	0	0	0											
Javy Lopez, R OBP: 0.303, SLG: 0.417		0-1 2B 2B	3-2 2B 2B		2-2 G6-3		2-2 F8			4	2	2	1	0	0	1											
Rico Brogna, L OBP: 0.331, SLG: 0.353		0-1 G4-3 2-H 2B	0-0 2-H 2B		4-2 BB		1-3 K			3	0	2	2	1	1	0											
John Burkett, R OBP: 0.217, SLG: 0.182 Wes Helms, R OBP: 0.241, SLG: 0.449		0-1 G4-3	2-3 K		0-3 K			4-2 FC4-6 BB		3	0	0	0	0	2	4											
Inning Stats	R: 0 E: 0 K: 0 S: 9	H: 1 LOB: 1 BB: 0 P: 14	R: 2 E: 0 K: 0 S: 11	H: 3 LOB: 1 BB: 0 P: 14	R: 4 E: 0 K: 1 S: 12	H: 5 LOB: 1 BB: 0 P: 21	R: 1 E: 0 K: 0 S: 10	H: 2 LOB: 0 BB: 0 P: 14	R: 1 E: 1 K: 2 S: 14	H: 2 LOB: 2 BB: 1 P: 23	R: 0 E: 0 K: 1 S: 8	H: 0 LOB: 0 BB: 0 P: 13	R: 0 E: 0 K: 1 S: 7	H: 0 LOB: 0 BB: 0 P: 10	R: 1 E: 1 K: 0 S: 13	H: 1 LOB: 1 BB: 1 P: 24		1B: 5 2B: 6 3B: 1 HR: 2	SF: 0 SAC: 0 DP: 1 HBP: 0	WP: 0 SB: 1 CS: 0	PA: 40						
PITCHER	IP	WLS	BF	H	R	ER	SO	BB	IBB	HBP	BLK	WP	HR	S	P	ERA	WHIP										
Don Wengert, R ERA: 2.38	2.2	L	16	8	6	6	0	0	0	0	0	0	0	14	20	6.75	2.250										
Terry Mulholland, L ERA: 3.49	1.1		6	3	1	1	1	0	0	0	0	0	0	14	20	6.75	2.250										
Joe Beimel, L ERA: 3.07	2.0		10	2	1	1	3	1	0	0	0	0	0	22	36	4.50	1.500										
Josias Manzanillo, R ERA: 3.96	1.0		3	0	0	0	1	0	0	0	0	0	0	7	10	0.00	0.000										
Mike Williams, R ERA: 2.33	1.0		5	1	1	0	0	1	0	0	0	0	0	13	24	0.00	2.000										



Batter	1	2	3	4	5	6	7	8	9	AB	R	H	RBI	BB	SO	LOB	TOP	
Orlando Cabrera, R OBP: 0.335, SLG: 0.440 (1, 6)	G4-3		K			FC5-4 1B		S 1B		4	1	2	0	0	1	0	Montreal Expos @ Atlanta Braves Turner Field, Atlanta, GA Mon May 28 2001, 7:35 PM EDT Att: 24,904 - Overcast - 78 F	
Curtis Pride, L OBP: 0.365, SLG: 0.426 (1, 7)	G4-3					P6		K		3	0	1	0	0	0	1		
Mark Smith, R OBP: 0.125, SLG: 0.143 (8, PH)	G4-3							K		1	0	0	0	0	1	1		
Fernando Tatis, R OBP: 0.338, SLG: 0.369 (1, 5)	G5-3		K			K		K		4	0	0	0	0	3	3		
Vladimir Guerrero, R OBP: 0.366, SLG: 0.546 (1, 9)		K			F7	FC5-4 1-2		1B		3	0	0	0	1	1	1		
Lee Stevens, L OBP: 0.296, SLG: 0.468 (1, 3)		1B			G3-1		HR			4	2	3	2	0	0	0		
Milton Bradley, S OBP: 0.320, SLG: 0.352 (1, 8)					F7		F8			3	0	0	0	1	0	1		
Geoff Blum, S OBP: 0.292, SLG: 0.373 (7, 1)										3	0	2	0	0	0	0		
Bob Scanlan, R OBP: 0.299, SLG: 0.291 (7, 1)										0	0	0	0	0	0	0		
Chris Peters, L OBP: 0.299, SLG: 0.291 (7, 1)										0	0	0	0	0	0	0		
Darwin Cubillan, R OBP: 0.225, SLG: 0.370 (8, PH)										1	0	0	0	0	3	0		
Ryan Minor, R OBP: 0.500, SLG: 0.500 (8, 1)										0	0	0	0	0	0	0		
Guillermo Mota, R OBP: 0.500, SLG: 0.500 (8, 1)										0	0	0	0	0	0	0		
Michael Barrett, R OBP: 0.303, SLG: 0.324 (1, 2)										3	0	2	1	0	0	1		
Masato Yoshii, R OBP: 0.143, SLG: 0.143 (1, 1)										2	0	0	0	0	1	0		
Andy Tracy, L OBP: 0.231, SLG: 0.353 (7, PH)										0	0	0	0	0	0	0		
Mike Mordica, R OBP: 0.277, SLG: 0.432 (7, 4)										1	0	0	0	0	0	1		
Inning Stats	R: 0 E: 0 K: 0 S: 7	H: 0 LOB: 0 BB: 0 P: 9	R: 1 E: 0 K: 1 S: 9	H: 3 LOB: 2 BB: 0 P: 13	R: 0 E: 0 K: 2 S: 10	H: 1 LOB: 1 BB: 0 P: 16	R: 0 E: 0 K: 0 S: 10	H: 0 LOB: 0 BB: 0 P: 12	R: 0 E: 0 K: 1 S: 7	H: 1 LOB: 0 BB: 0 P: 10	R: 0 E: 0 K: 1 S: 9	H: 1 LOB: 1 BB: 0 P: 12	R: 1 E: 0 K: 0 S: 13	H: 2 LOB: 1 BB: 0 P: 18	R: 1 E: 0 K: 2 S: 18	H: 2 LOB: 2 BB: 2 P: 33	1B: 9 2B: 0 3B: 0 HR: 1 SF: 0 SAC: 0 DP: 1 HBP: 0	WP: 0 PA: 34 PB: 0 SB: 1 CS: 0
PITCHER	IP	WLS	BF	H	R	ER	SO	BB	IBB	HBP	BLK	WP	HR	S	P	ERA	WHIP	
29 John Smoltz, R ERA: 6.0	6.2	W	26	8	2	2	5	0	0	0	0	0	1	64	89	2.70	1.200	
Mike Remlinger, L ERA: 3.21	1.0	H	6	2	1	1	2	0	1	0	0	0	0	14	25	9.00	2.000	
John Rocker, L ERA: 3.48	0.1	S	2	0	0	0	0	1	0	0	0	0	0	5	9	0.00	3.000	

Batter	1	2	3	4	5	6	7	8	9	AB	R	H	RBI	BB	SO	LOB	BOTTOM	
QuiVio Veras, S OBP: 0.308, SLG: 0.373 (1, 4)	F7						SF7			3	1	1	2	0	0	0	Montreal Expos @ Atlanta Braves Turner Field, Atlanta, GA Mon May 28 2001, 7:35 PM EDT Att: 24,904 - Overcast - 78 F	
John Rocker, R (8, 1)										0	0	0	0	0	0	0		
Rafael Furcal, S OBP: 0.281, SLG: 0.363 (1, 6)	G4-3		F9			G1-3	PO	HR		4	1	2	1	0	0	1		
Andruw Jones, R OBP: 0.339, SLG: 0.525 (1, 8)	G4-3					K		G6-3		4	1	1	1	0	1	1		
10 Chipper Jones, S OBP: 0.392, SLG: 0.530 (1, 5)	F8									3	0	0	0	1	1	1		
Brian Jordan, R OBP: 0.299, SLG: 0.446 (1, 9)										3	0	1	1	0	1	0		
B.J. Surhoff, L OBP: 0.312, SLG: 0.391 (1, 7)										3	0	0	0	0	0	2		
Mike Remlinger, L ERA: 7.55										0	0	0	0	0	0	0		
Keith Lockhart, L OBP: 0.345, SLG: 0.292 (8, 4)										0	0	0	0	0	0	0		
Javy Lopez, R OBP: 0.296, SLG: 0.404 (1, 2)										3	0	1	0	0	0	0		
Wes Helms, R OBP: 0.244, SLG: 0.444 (1, 3)										3	2	1	0	0	1	1		
Rico Brogna, L OBP: 0.336, SLG: 0.353 (8, 3)										0	0	0	0	0	0	0		
29 John Smoltz, R ERA: 6.0	6.0	L	24	5	3	3	5	1	0	0	0	0	3	4	27.00	3.000		
Bob Scanlan, R ERA: 5.4	0.1		2	1	1	1	0	0	0	0	0	0	3	4	27.00	3.000		
Chris Peters, L ERA: 7.55	0.0		1	1	0	0	0	0	0	0	0	0	5	8	∞	∞		
Darwin Cubillan, R ERA: 4.0	0.2		1	0	0	0	0	0	0	0	0	0	1	2	0.00	0.000		
Guillermo Mota, R ERA: 4.0	0.1		3	1	1	1	0	0	0	0	0	1	6	10	27.00	3.000		
Inning Stats	R: 0 E: 0 K: 0 S: 7	H: 1 LOB: 1 BB: 0 P: 13	R: 0 E: 0 K: 0 S: 10	H: 0 LOB: 0 BB: 0 P: 10	R: 3 E: 0 K: 0 S: 12	H: 4 LOB: 2 BB: 1 P: 17	R: 0 E: 0 K: 2 S: 14	H: 0 LOB: 0 BB: 0 P: 20	R: 0 E: 0 K: 1 S: 6	H: 0 LOB: 0 BB: 0 P: 9	R: 0 E: 0 K: 2 S: 8	H: 0 LOB: 0 BB: 0 P: 12	R: 1 E: 0 K: 0 S: 9	H: 2 LOB: 0 BB: 0 P: 14	R: 1 E: 0 K: 0 S: 6	H: 1 LOB: 0 BB: 0 P: 10	1B: 6 2B: 1 3B: 0 HR: 1 SF: 1 SAC: 1 DP: 0 HBP: 0	WP: 0 PA: 32 PB: 0 SB: 0 CS: 0
PITCHER	IP	WLS	BF	H	R	ER	SO	BB	IBB	HBP	BLK	WP	HR	S	P	ERA	WHIP	

Batter	1	2	3	4	5	6	7	8	9	AB	R	H	RBI	BB	SO	LOB	TOP					
Orlando Cabrera, R OBP: 0.333, SLG: 0.436 (1, 6)										4	0	1	1	0	0	1	Montreal Expos @ Atlanta Braves Turner Field, Atlanta, GA Tue May 29 2001, 7:35 PM EDT Att: 26,818 - Cloudy - 77 F					
Mike Mordecai, R OBP: 0.294, SLG: 0.438 (1, 4)										4	0	2	1	0	2	2						
Milton Bradley, S OBP: 0.313, SLG: 0.344 (1, 8)										4	0	0	0	0	2	4						
Vladimir Guerrero, R OBP: 0.359, SLG: 0.535 (1, 9)										4	1	0	0	0	1	1						
Lee Stevens, L OBP: 0.295, SLG: 0.479 (1, 3)										4	1	1	2	0	0	0						
Fernando Tatis, R OBP: 0.335, SLG: 0.366 (1, 5)										4	0	1	0	0	1	0						
Mark Smith, R OBP: 0.167, SLG: 0.100 (1, 7)										3	1	0	0	1	1	1						
Michael Barrett, R OBP: 0.302, SLG: 0.329 (1, 2)										4	1	1	0	0	0	1						
Matt Blank, L OBP: 0.500, SLG: 0.500 (1, 1)										2	0	1	0	0	1	1						
Darwin Cubilan, R (5, 1)										0	0	0	0	0	0	0						
Andy Tracy, L OBP: 0.253, SLG: 0.343 (7, PH)										1	0	0	0	0	0	0						
Scott Strickland, R (7, 1)										0	0	0	0	0	0	0						
Bob Scanlan, R (8, 1)										0	0	0	0	0	0	0						
Inning Stats	R: 0 E: 0 K: 0 S: 6	H: 1 LOB: 1 BB: 0 P: 11	R: 0 E: 0 K: 1 S: 8	H: 0 LOB: 0 BB: 0 P: 12	R: 1 E: 0 K: 2 S: 13	H: 2 LOB: 1 BB: 0 P: 21	R: 0 E: 0 K: 0 S: 7	H: 0 LOB: 0 BB: 0 P: 13	R: 1 E: 0 K: 2 S: 13	H: 2 LOB: 2 BB: 1 P: 23	R: 2 E: 0 K: 1 S: 11	H: 2 LOB: 0 BB: 0 P: 15	R: 0 E: 0 K: 1 S: 6	H: 0 LOB: 0 BB: 0 P: 9	R: 0 E: 0 K: 0 S: 6	H: 0 LOB: 0 BB: 0 P: 8	R: 0 E: 0 K: 1 S: 7	H: 0 LOB: 0 BB: 0 P: 12	1B: 5 2B: 1 3B: 0 HR: 1	SF: 0 SAC: 0 DP: 1 HBP: 0	WP: 1 PB: 0 CS: 0	PA: 35
PITCHER	IP	WLS	BF	H	R	ER	SO	BB	IBB	HBP	BLK	WP	HR	S	P	ERA	WHIP					
Odalis Perez, L ERA: 5.68 (1, 1)	6.0	W	26	7	4	4	6	1	0	0	0	1	1	58	95	6.00	1.333					
Jason Marquis, R ERA: 3.04 (7, 1)	2.0	H	6	0	0	0	1	0	0	0	0	0	0	12	17	0.00	0.000					
John Rocker, L ERA: 3.32 (9, 1)	1.0	S	3	0	0	0	1	0	0	0	0	0	0	7	12	0.00	0.000					

AB	34
R	4
H	7
RBI	4
BB	1
SO	8
LOB	11



Batter	1	2	3	4	5	6	7	8	9	AB	R	H	RBI	BB	SO	LOB	BOTTOM				
QuiVio Veras, S OBP: 0.319, SLG: 0.379 (1, 4)										3	3	2	0	1	0	0	Montreal Expos @ Atlanta Braves Turner Field, Atlanta, GA Tue May 29 2001, 7:35 PM EDT Att: 26,818 - Cloudy - 77 F				
Rafael Furcal, S OBP: 0.281, SLG: 0.362 (1, 6)										3	0	1	0	0	0	1					
Andruw Jones, R OBP: 0.338, SLG: 0.517 (1, 8)										3	1	0	0	1	2	3					
10 Chipper Jones, S OBP: 0.399, SLG: 0.567 (1, 5)										3	2	2	5	1	0	0					
Brian Jordan, R OBP: 0.298, SLG: 0.441 (1, 9)										2	1	0	1	1	1	0					
Javy Lopez, R OBP: 0.301, SLG: 0.409 (1, 2)										3	0	1	0	1	2	2					
Bernard Gilkey, R OBP: 0.339, SLG: 0.440 (1, 7)									2	0	1	1	0	0	1						
B.J. Surhoff, L OBP: 0.310, SLG: 0.388 (8, PH) (9, 7)									1	0	0	0	0	0	1	0					
Wes Helms, R OBP: 0.256, SLG: 0.440 (1, 3)									2	0	0	0	0	2	3						
Keith Lockhart, L OBP: 0.339, SLG: 0.286 (6, PH)									1	0	0	0	0	0	1						
Jason Marquis, L OBP: 0.500, SLG: 0.500 (7, 1)										0	0	0	0	0	0	0					
Dave Martinez, L OBP: 0.416, SLG: 0.449 (8, PH)										1	0	0	0	0	1	0					
John Rocker, R (9, 1)										0	0	0	0	0	0	0					
Inning Stats	R: 0 E: 0 K: 1 S: 7	H: 0 LOB: 0 BB: 0 P: 11	R: 1 E: 0 K: 1 S: 9	H: 1 LOB: 2 BB: 2 P: 22	R: 2 E: 0 K: 1 S: 13	H: 2 LOB: 0 BB: 0 P: 21	R: 0 E: 0 K: 1 S: 9	H: 0 LOB: 1 BB: 1 P: 14	R: 3 E: 0 K: 2 S: 15	H: 2 LOB: 0 BB: 1 P: 28	R: 0 E: 0 K: 1 S: 6	H: 1 LOB: 0 BB: 0 P: 11	R: 1 E: 0 K: 1 S: 13	H: 1 LOB: 2 BB: 2 P: 25	R: 0 E: 0 K: 1 S: 8	H: 1 LOB: 0 BB: 0 P: 11	1B: 5 2B: 2 3B: 0 HR: 2	SF: 2 SAC: 1 DP: 2 HBP: 0	WP: 0 PB: 0 CS: 0	PA: 36	
PITCHER	IP	WLS	BF	H	R	ER	SO	BB	IBB	HBP	BLK	WP	HR	S	P	ERA	WHIP				
Matt Blank, L ERA: 12.46 (1, 1)	4.1	L	22	5	6	6	4	3	1	0	0	0	2	47	86	12.46	1.846				
Darwin Cubilan, R ERA: (5, 1)	1.2		5	1	0	0	3	0	0	0	0	0	0	12	21	0.00	0.600				
Scott Strickland, R ERA: 4.33 (7, 1)	1.0		6	1	1	1	1	1	1	0	0	0	0	13	25	9.00	2.000				
Bob Scanlan, R ERA: 4.5 (8, 1)	1.0		3	1	0	0	1	0	0	0	0	0	0	8	11	0.00	1.000				



Batter	1	2	3	4	5	6	7	8	9	AB	R	H	RBI	BB	SO	LOB	TOP					
Orlando Cabrera, R OBP: 0.330, SLG: 0.430	G1-3			E6		L4			F8	5	0	1	1	0	0	2						
Curtis Pride, L OBP: 0.386, SLG: 0.462									G2-3	5	0	3	1	0	0	2						
Milton Bradley, S OBP: 0.312, SLG: 0.347	F5			K						4	0	1	0	0	2	3						
Vladimir Guerrero, R OBP: 0.357, SLG: 0.526	G5-3			FC6-5						3	0	0	0	1	1	2						
Lee Stevens, L OBP: 0.294, SLG: 0.474				G4-3						4	1	1	0	0	1	3						
Fernando Tatis, R OBP: 0.333, SLG: 0.362				K						4	1	1	0	0	2	1						
Michael Barrett, R OBP: 0.301, SLG: 0.327										4	1	1	0	0	1	2						
Geoff Blum, S OBP: 0.353, SLG: 0.381										3	1	2	0	1	1	0						
Javier Vazquez, R OBP: 0.500, SLG: 0.474										1	0	0	0	0	0	1						
Ryan Minor, R OBP: 0.241, SLG: 0.357										1	0	0	0	0	1	0						
Ugueth Urbina, R OBP: 0.357, SLG: 0.357										0	0	0	0	0	0	0						
Inning Stats	R: 0 E: 0 K: 0 S: 7	H: 1 LOB: 1 BB: 0 P: 9	R: 2 E: 1 K: 1 S: 15	H: 4 LOB: 2 BB: 0 P: 18	R: 0 E: 0 K: 1 S: 9	H: 1 LOB: 1 BB: 0 P: 14	R: 2 E: 1 K: 1 S: 10	H: 3 LOB: 1 BB: 0 P: 14	R: 0 E: 0 K: 1 S: 8	H: 0 LOB: 0 BB: 0 P: 10	R: 0 E: 0 K: 0 S: 9	H: 0 LOB: 1 BB: 1 P: 17	R: 0 E: 0 K: 2 S: 10	H: 1 LOB: 1 BB: 1 P: 18	R: 0 E: 0 K: 2 S: 9	H: 0 LOB: 0 BB: 0 P: 13	R: 0 E: 0 K: 1 S: 7	H: 0 LOB: 0 BB: 0 P: 9	1B: 8 2B: 2 3B: 0 HR: 0	SF: 0 SAC: 2 DP: 0 HBP: 0	WP: 1 PB: 0 SB: 2 CS: 0	PA: 38
PITCHER	IP	WLS	BF	H	R	ER	SO	BB	IBB	HBP	BLK	WP	HR	S	P	ERA	WHIP					
Greg Maddux, R ERA: 2.52	8.0	L	35	10	4	2	8	1	1	0	0	1	0	77	113	2.25	1.375					
Mike Remlinger, L ERA: 3.1	1.0	S	3	0	0	0	1	0	0	0	0	0	0	7	9	0.00	0.000					

Montreal Expos @ Atlanta Braves
Turner Field, Atlanta, GA
Wed May 30 2001, 1:05 PM EDT
Att: 27,936 - Cloudy - 80 F

AB	34
R	4
H	10
RBI	2
BB	2
SO	9
LOB	16



Batter	1	2	3	4	5	6	7	8	9	AB	R	H	RBI	BB	SO	LOB	BOTTOM					
QuiVio Veras, S OBP: 0.317, SLG: 0.376	F8									4	0	1	0	0	1	0						
Rafael Furcal, S OBP: 0.281, SLG: 0.360										4	1	1	0	0	1	1						
Andruw Jones, R OBP: 0.341, SLG: 0.536										4	2	2	2	0	1	1						
10 Chipper Jones, S OBP: 0.392, SLG: 0.554										4	0	0	0	0	2	2						
Brian Jordan, R OBP: 0.303, SLG: 0.442										4	0	2	0	0	1	1						
B.J. Surhoff, L OBP: 0.308, SLG: 0.385										4	0	1	1	0	1	2						
Bernard Gilkey, R OBP: 0.379, SLG: 0.440										0	0	0	0	0	0	0						
Rico Brogna, L OBP: 0.333, SLG: 0.344										3	0	0	0	1	0	2						
Paul Bako, L OBP: 0.229, SLG: 0.290										2	0	0	0	0	2	1						
Javy Lopez, R OBP: 0.298, SLG: 0.404										2	0	0	0	0	0	3						
Greg Maddux, R OBP: 0.167, SLG: 0.130										2	0	0	0	0	1	0						
Dave Martinez, L OBP: 0.410, SLG: 0.443										1	0	0	0	0	1	0						
Mike Remlinger, L ERA: 5.63										0	0	0	0	0	0	0						
Inning Stats	R: 0 E: 0 K: 1 S: 9	H: 0 LOB: 0 BB: 0 P: 13	R: 0 E: 0 K: 1 S: 6	H: 0 LOB: 0 BB: 0 P: 11	R: 0 E: 0 K: 2 S: 9	H: 0 LOB: 0 BB: 0 P: 14	R: 0 E: 0 K: 0 S: 8	H: 1 LOB: 1 BB: 0 P: 11	R: 0 E: 0 K: 1 S: 7	H: 1 LOB: 1 BB: 0 P: 11	R: 2 E: 0 K: 1 S: 12	H: 2 LOB: 0 BB: 0 P: 15	R: 0 E: 0 K: 1 S: 14	H: 1 LOB: 1 BB: 0 P: 23	R: 0 E: 0 K: 2 S: 8	H: 0 LOB: 0 BB: 0 P: 11	R: 1 E: 0 K: 2 S: 19	H: 2 LOB: 2 BB: 1 P: 28	1B: 5 2B: 1 3B: 0 HR: 1	SF: 0 SAC: 0 DP: 0 HBP: 0	WP: 0 PB: 0 SB: 0 CS: 0	PA: 35
PITCHER	IP	WLS	BF	H	R	ER	SO	BB	IBB	HBP	BLK	WP	HR	S	P	ERA	WHIP					
Javier Vazquez, R ERA: 4.64	8.0	W	29	5	2	2	9	0	0	0	0	0	1	73	109	2.25	0.625					
Ugueth Urbina, R ERA: 5.63	1.0	S	6	2	1	1	2	1	0	0	0	0	0	19	28	9.00	3.000					

Montreal Expos @ Atlanta Braves
Turner Field, Atlanta, GA
Wed May 30 2001, 1:05 PM EDT
Att: 27,936 - Cloudy - 80 F

AB	34
R	3
H	7
RBI	3
BB	1
SO	11
LOB	13



Batter	1	2	3	4	5	6	7	8	9	AB	R	H	RBI	BB	SO	LOB	TOP								
Quilvio Veras, S OBP: 0.310, SLG: 0.366																	4 0 0 0 0 2 0								
Rafael Furcal, S OBP: 0.285, SLG: 0.377																	4 1 3 0 0 1 0								
Andruw Jones, R OBP: 0.343, SLG: 0.540																	4 1 2 1 0 1 1								
10 Chipper Jones, S OBP: 0.394, SLG: 0.581																	4 2 2 2 0 0 3								
Wes Helms, R OBP: 0.231, SLG: 0.440																	0 0 0 0 0 0 0								
Brian Jordan, R OBP: 0.302, SLG: 0.435																	3 0 0 0 1 1 3								
B.J. Surhoff, L OBP: 0.307, SLG: 0.390																	3 0 1 1 1 0 0 2								
Mark DeRosa, R (9, PR)																	0 0 0 0 0 0 0								
John Rocker, R (9, 1)																	0 0 0 0 0 0 0								
Rico Brogna, L OBP: 0.331, SLG: 0.341																	4 0 1 0 0 0 0								
Paul Bako, L OBP: 0.231, SLG: 0.371																	4 1 1 1 1 0 1 3								
John Burkett, R OBP: 0.192, SLG: 0.160																	3 0 0 0 0 1 0								
Mike Remlinger, L (8, 1)																	0 0 0 0 0 0 0								
Bernard Gilkey, R OBP: 0.367, SLG: 0.423																	1 0 0 0 0 0 3								
Joe Beimel, L ERA: 2.87																	1 0 0 0 0 0 3								
Inning Stats	R: 0 H: 0 E: 0 K: 3 S: 9	H: 0 LOB: 0 BB: 0 P: 13	R: 1 H: 1 E: 0 K: 1 S: 8	H: 1 LOB: 0 BB: 0 P: 15	R: 0 H: 0 E: 0 K: 1 S: 10	H: 0 LOB: 0 BB: 0 P: 14	R: 0 H: 1 E: 0 K: 0 S: 8	H: 1 LOB: 2 BB: 1 P: 17	R: 1 H: 1 E: 0 K: 1 S: 8	H: 1 LOB: 0 BB: 0 P: 13	R: 3 H: 3 E: 0 K: 0 S: 10	H: 3 LOB: 0 BB: 0 P: 16	R: 0 H: 0 E: 0 K: 0 S: 5	H: 0 LOB: 1 BB: 0 P: 6	R: 0 H: 2 E: 0 K: 0 S: 7	H: 2 LOB: 1 BB: 0 P: 9	R: 0 H: 2 E: 0 K: 1 S: 12	H: 2 LOB: 2 BB: 0 P: 19	1B: 3 2B: 5 3B: 1 HR: 2	SF: 1 SAC: 0 DP: 2 HBP: 0	WP: 0 PB: 0 SB: 0 CS: 0	PA: 36			
PITCHER	IP	WLS	BF	H	R	ER	SO	BB	IBB	HBP	BLK	WP	HR	S	P	ERA	WHIP								
Todd Ritchie, R ERA: 4.93	5.1	L	23	6	5	5	6	1	0	0	0	0	2	50	83	8.44	1.312								
Terry Mulholland, L ERA: 3.62	1.2		5	0	0	0	0	0	0	0	0	0	0	8	11	0.00	0.000								
Joe Beimel, L ERA: 2.87	2.0		8	4	0	0	1	0	0	0	0	0	0	19	28	0.00	2.000								

Atlanta Braves @ Pittsburgh Pirates
PNC Park, Pittsburgh, PA
Fri Jun 01 2001, 7:05 PM EDT
Att: 34,230 - Overcast - 62 F

AB 34
R 5
H 10
RBI 5
BB 1
SO 7
LOB 15





Batter	1	2	3	4	5	6	7	8	9	AB	R	H	RBI	BB	SO	LOB	BOTTOM								
18 Jason Kendall, R OBP: 0.356, SLG: 0.396																	4 0 2 0 0 1 0								
Pat Meares, R OBP: 0.274, SLG: 0.348																	4 0 0 0 0 0 2								
Brian Giles, L OBP: 0.373, SLG: 0.554																	4 0 0 0 0 0 3								
Aramis Ramirez, R OBP: 0.338, SLG: 0.503																	4 0 0 0 0 2 1								
John Vander Wal, L OBP: 0.395, SLG: 0.571																	3 1 1 1 1 0 1 1								
John Wehner, R (9, PH)																	0 0 0 0 1 0 0								
Kevin Young, R OBP: 0.273, SLG: 0.355																	3 0 1 0 0 1 1								
Enrique Wilson, S OBP: 0.216, SLG: 0.248																	4 0 0 0 0 2 3								
Emil Brown, R OBP: 0.391, SLG: 0.360																	2 0 0 0 0 1 0								
Terry Mulholland, R ERA: 3.0																	0 0 0 0 0 0 0								
Rob Mackowiak, L OBP: 0.318, SLG: 0.450																	1 0 0 0 0 0 1								
Joe Beimel, L OBP: 0.333, SLG: 0.333																	0 0 0 0 0 0 0								
Todd Ritchie, R OBP: 0.261, SLG: 0.238																	1 0 0 0 0 0 0								
Andy Barkett, L OBP: 0.385, SLG: 0.364																	2 0 0 0 0 0 0								
Inning Stats	R: 0 H: 0 E: 0 K: 0 S: 5	H: 0 LOB: 0 BB: 0 P: 8	R: 0 H: 0 E: 0 K: 2 S: 11	H: 0 LOB: 1 BB: 0 P: 15	R: 0 H: 0 E: 0 K: 2 S: 10	H: 0 LOB: 0 BB: 0 P: 13	R: 0 H: 0 E: 1 K: 2 S: 12	H: 0 LOB: 1 BB: 0 P: 19	R: 0 H: 0 E: 0 K: 0 S: 3	H: 0 LOB: 0 BB: 0 P: 5	R: 0 H: 1 E: 0 K: 0 S: 8	H: 1 LOB: 1 BB: 0 P: 15	R: 1 H: 2 E: 0 K: 0 S: 10	H: 2 LOB: 1 BB: 0 P: 16	R: 0 H: 1 E: 0 K: 0 S: 6	H: 1 LOB: 1 BB: 0 P: 9	R: 0 H: 0 E: 0 K: 2 S: 14	H: 0 LOB: 1 BB: 1 P: 25	1B: 2 2B: 1 3B: 0 HR: 1	SF: 0 SAC: 0 DP: 0 HBP: 1	WP: 0 PB: 0 SB: 0 CS: 0	PA: 34			
PITCHER	IP	WLS	BF	H	R	ER	SO	BB	IBB	HBP	BLK	WP	HR	S	P	ERA	WHIP								
John Burkett, R ERA: 2.84	7.0	W	26	3	1	1	6	0	0	0	0	0	1	59	91	1.29	0.429								
Mike Remlinger, L ERA: 3.0	1.0		4	1	0	0	0	0	0	0	0	0	0	6	9	0.00	1.000								
John Rocker, L ERA: 3.18	1.0		4	0	0	0	2	1	0	0	0	0	0	14	25	0.00	1.000								

Atlanta Braves @ Pittsburgh Pirates
PNC Park, Pittsburgh, PA
Fri Jun 01 2001, 7:05 PM EDT
Att: 34,230 - Overcast - 62 F

AB 32
R 1
H 4
RBI 1
BB 1
SO 8
LOB 12



Batter	1	2	3	4	5	6	7	8	9	AB R H RBI BB SO LOB	TOP																								
											<p>Atlanta Braves @ Pittsburgh Pirates</p> <p>PNC Park, Pittsburgh, PA</p> <p>Sat Jun 02 2001, 7:05 PM EDT</p> <p>livebaseballscorecards.com</p> <p>AB 0 R 0 H 0 RBI 0 BB 0 SO 0 LOB 0</p> 																								
Inning Stats										1B: 0 SF: 0 WP: 0 PA: 0 2B: 0 SAC: 0 FB: 0 3B: 0 DP: 0 SB: 0 HR: 0 HBP: 0 CS: 0																									
PITCHER	IP	WLS	BF	H	R	ER	SO	BB	IBB	HBP	BLK	WP	HR	S	P	ERA	WHIP	PITCHER	IP	WLS	BF	H	R	ER	SO	BB	IBB	HBP	BLK	WP	HR	S	P	ERA	WHIP

Batter	1	2	3	4	5	6	7	8	9	AB R H RBI BB SO LOB	BOTTOM																								
											<p>Atlanta Braves @ Pittsburgh Pirates</p> <p>PNC Park, Pittsburgh, PA</p> <p>Sat Jun 02 2001, 7:05 PM EDT</p> <p>livebaseballscorecards.com</p> <p>AB 0 R 0 H 0 RBI 0 BB 0 SO 0 LOB 0</p> 																								
Inning Stats										1B: 0 SF: 0 WP: 0 PA: 0 2B: 0 SAC: 0 FB: 0 3B: 0 DP: 0 SB: 0 HR: 0 HBP: 0 CS: 0																									
PITCHER	IP	WLS	BF	H	R	ER	SO	BB	IBB	HBP	BLK	WP	HR	S	P	ERA	WHIP	PITCHER	IP	WLS	BF	H	R	ER	SO	BB	IBB	HBP	BLK	WP	HR	S	P	ERA	WHIP

Batter	1	2	3	4	5	6	7	8	9	AB	R	H	RBI	BB	SO	LOB	TOP									
Quilvio Veras, S OBP: 0.313, SLG: 0.372	G1-3		1B 10 SF4	1B FC5-4		G3		P4		5	2	2	1	0	0	2										
Rafael Furcal, S OBP: 0.292, SLG: 0.373	G3		S 2B	FC5-4 1B		G4-3		G4-3 BB		4	1	2	0	1	0	1										
Andruw Jones, R OBP: 0.346, SLG: 0.543	G1-3		S 2B IBB	FC5-4 10 FC6-4		FC3-6 1B		G4-3		4	1	1	1	1	0	3										
10 Chipper Jones, S OBP: 0.394, SLG: 0.578		1B 2B	SF4	FC6-4		K		L8		4	1	1	1	0	1	4										
Brian Jordan, R OBP: 0.311, SLG: 0.440	G6-3		1-H 2-H 2B		G6-3		FC3-6 1B		K	5	1	1	2	0	1	2										
Javy Lopez, R OBP: 0.303, SLG: 0.400			K		G6-3		1B BB		K	4	0	1	1	1	2	1										
Bernard Gilkey, R OBP: 0.371, SLG: 0.516	F9			HR	G4-3		1B		G6-3	5	1	2	2	0	0	1										
Wes Helms, R OBP: 0.266, SLG: 0.455	G5-3			29 G4-3 1B	2B	G3 29 SH3-4 1B		G5-3		4	1	2	0	0	0	3										
29 John Smoltz, R Mark DeRosa, R (8, PH) Jose Cabrera, R (8, 1)			K	G4-3		SH3-4		G4-3 WP BB		2	0	0	0	0	1	1										
										0	0	0	0	1	0	0										
										0	0	0	0	0	0	0										
Inning Stats	R: 0 E: 0 K: 0 S: 4	H: 0 LOB: 0 BB: 0 P: 5	R: 1 E: 0 K: 0 S: 9	H: 2 LOB: 1 BB: 0 P: 15	R: 3 E: 0 K: 2 S: 15	H: 3 LOB: 1 BB: 1 P: 27	R: 3 E: 0 K: 0 S: 13	H: 4 LOB: 1 BB: 0 P: 21	R: 0 E: 0 K: 0 S: 6	H: 0 LOB: 0 BB: 0 P: 12	R: 0 E: 0 K: 0 S: 8	H: 1 LOB: 1 BB: 0 P: 13	R: 1 E: 0 K: 1 S: 16	H: 2 LOB: 2 BB: 1 P: 31	R: 0 E: 0 K: 0 S: 9	H: 0 LOB: 0 BB: 2 P: 22	R: 0 E: 0 K: 2 S: 11	H: 0 LOB: 0 BB: 0 P: 16	1B: 8 2B: 3 3B: 0 HR: 1	SF: 1 SAC: 1 DP: 0 HBP: 0	WP: 1 PB: 0 SB: 3 CS: 0	PA: 43				
PITCHER	IP	WLS	BF	H	R	ER	SO	BB	IBB	HBP	BLK	WP	HR	S	P	ERA	WHIP									
Jimmy Anderson, L ERA: 4.44	(1, 1)	5.0	L	25	9	7	7	2	0	1	0	0	0	1	47	80	12.60	1.800								
Jose Silva, R ERA: 6.75	(6, 1)	1.0		5	2	1	1	0	0	0	0	0	0	0	11	19	9.00	2.000								
Scott Sauerbeck, L ERA: 7.17	(7, 1)	2.0		10	1	0	0	1	3	0	0	0	1	0	22	47	0.00	2.000								
Mike Williams, R ERA: 3.09	(9, 1)	1.0		3	0	0	0	2	0	0	0	0	0	0	11	16	0.00	0.000								

Atlanta Braves @ Pittsburgh Pirates
PNC Park, Pittsburgh, PA
Sun Jun 03 2001, 4:35 PM EDT
Att: 36,924 - Cloudy - 62 F

AB	37
R	8
H	12
RBI	8
BB	4
SO	5
LOB	18



Batter	1	2	3	4	5	6	7	8	9	AB	R	H	RBI	BB	SO	LOB	BOTTOM									
18 Jason Kendall, R OBP: 0.355, SLG: 0.390	G6-3		K		F7			E 1B		4	0	1	0	0	1	2										
John Vander Wal, L OBP: 0.397, SLG: 0.571	FC4-6 1B		G4-6-3			G3-6-3 1B		E2		4	0	2	0	0	0	4										
Brian Giles, L OBP: 0.367, SLG: 0.542	F8			K		G3-6-3		F9		4	0	0	0	0	1	5										
Aramis Ramirez, R OBP: 0.333, SLG: 0.505	FC4-6			HR		F9		G1-2-3		4	1	1	1	0	0	4										
Rob Mackowiak, L OBP: 0.259, SLG: 0.360	G6-3		G4-3		G4-3		L1		K	4	0	0	0	0	1	0										
Andy Barkett, L OBP: 0.294, SLG: 0.267	G3		K			G5-3		P5		4	0	0	0	0	1	0										
Craig Wilson, R OBP: 0.394, SLG: 0.630	K				G4-3 G3-1 2B		G5-3		G6-3	4	1	1	0	0	1	0										
Abraham Nunez, S OBP: 0.338, SLG: 0.378			SH BB		G4-3			18 1B BB E 1B		2	1	1	0	1	0	1										
Jimmy Anderson, L Enrique Wilson, S Jose Silva, R Scott Sauerbeck, R John Wehner, R Mike Williams, R	(1, 1) (5, PH) (6, 1) (7, 1) (8, PH) (9, 1)	7.0 W	25	4	2	2	4	0	1	0	0	0	0	0	0	0	0									
Inning Stats	R: 0 E: 0 K: 0 S: 6	H: 1 LOB: 1 BB: 0 P: 13	R: 0 E: 0 K: 1 S: 8	H: 0 LOB: 0 BB: 0 P: 9	R: 0 E: 1 K: 1 S: 10	H: 0 LOB: 1 BB: 1 P: 16	R: 1 E: 0 K: 2 S: 12	H: 1 LOB: 0 BB: 0 P: 18	R: 1 E: 0 K: 0 S: 8	H: 1 LOB: 0 BB: 0 P: 12	R: 0 E: 0 K: 0 S: 9	H: 1 LOB: 0 BB: 0 P: 12	R: 0 E: 1 K: 0 S: 11	H: 0 LOB: 2 BB: 1 P: 14	R: 1 E: 1 K: 0 S: 12	H: 2 LOB: 2 BB: 1 P: 20	R: 0 E: 0 K: 1 S: 7	H: 0 LOB: 0 BB: 0 P: 11	1B: 4 2B: 1 3B: 0 HR: 1	SF: 0 SAC: 1 DP: 3 HBP: 0	WP: 0 PB: 0 SB: 0 CS: 0	PA: 34				
PITCHER	IP	WLS	BF	H	R	ER	SO	BB	IBB	HBP	BLK	WP	HR	S	P	ERA	WHIP									
29 John Smoltz, R ERA: 4.91	(1, 1)	7.0	W	25	4	2	4	0	1	0	0	0	0	19	64	2.57	0.714									
Jose Cabrera, R ERA: 1.02	(8, 1)	2.0		9	2	1	0	1	1	0	0	0	0	0	19	31	0.00	1.500								

Atlanta Braves @ Pittsburgh Pirates
PNC Park, Pittsburgh, PA
Sun Jun 03 2001, 4:35 PM EDT
Att: 36,924 - Cloudy - 62 F

AB	31
R	3
H	6
RBI	2
BB	2
SO	5
LOB	16



Batter	1	2	3	4	5	6	7	8	9	AB	R	H	RBI	BB	SO	LOB	TOP					
Quilvio Veras, S (1,4) OBP: 0.317, SLG: 0.367 Keith Lockhart, L (7, PR) OBP: 0.328, SLG: 0.275	G4-3		K						G6-3	2	0	0	0	1	1	1						
Rafael Furcal, S (1,6) OBP: 0.291, SLG: 0.371	L8		K							4	0	1	1	0	1	4						
Andruw Jones, R (1,8) OBP: 0.344, SLG: 0.536	F8			K						3	1	0	0	1	1	2						
10 Chipper Jones, S (1,5) OBP: 0.391, SLG: 0.571		K			G4-3					4	0	1	0	0	2	2						
Brian Jordan, R (1,9) OBP: 0.310, SLG: 0.437	G4-3				G6-3					4	1	1	1	0	0	0						
B.J. Surhoff, L (1,7) OBP: 0.311, SLG: 0.393										4	0	2	1	0	0	0						
Rico Brogna, L (1,3) OBP: 0.331, SLG: 0.348										4	0	1	0	0	0	2						
Paul Bako, L (1,2) OBP: 0.256, SLG: 0.410										4	0	2	0	0	0	0						
Greg Maddux, R (1,1) OBP: 0.200, SLG: 0.167 Mike Remlinger, L (7, 1) Bernard Gilkey, R (9, PH) OBP: 0.361, SLG: 0.500 John Rocker, R (9, 1)										1	1	1	0	0	0	0						
Inning Stats	R: 0 E: 0 K: 0 S: 5	H: 0 LOB: 0 BB: 0 P: 7	R: 0 E: 0 K: 1 S: 8	H: 1 LOB: 1 BB: 0 P: 11	R: 0 E: 0 K: 2 S: 11	H: 1 LOB: 1 BB: 0 P: 15	R: 0 E: 0 K: 1 S: 6	H: 0 LOB: 0 BB: 0 P: 9	R: 0 E: 0 K: 0 S: 12	H: 2 LOB: 3 BB: 1 P: 20	R: 2 E: 0 K: 0 S: 12	H: 3 LOB: 0 BB: 1 P: 19	R: 1 E: 0 K: 1 S: 8	H: 2 LOB: 2 BB: 0 P: 13	R: 0 E: 0 K: 0 S: 6	H: 0 LOB: 0 BB: 0 P: 13	R: 0 E: 0 K: 1 S: 7	H: 0 LOB: 0 BB: 0 P: 8	1B: 8 2B: 1 3B: 0 HR: 0	SF: 0 SAC: 2 DP: 1 HBP: 1	WP: 0 PB: 0 SB: 0 CS: 0	PA: 37
PITCHER	IP	WLS	BF	H	R	ER	SO	BB	IBB	HBP	BLK	WP	HR	S	P	ERA	WHIP					
Javier Vazquez, R (1, 1) ERA: 4.57	7.0	L	31	9	3	3	5	2	0	1	1	0	0	62	94	3.86	1.571					
Darwin Cubillan, R (8, 1) ERA:	1.0		3	0	0	0	0	0	0	0	0	0	0	6	13	0.00	0.000					
Scott Stewart, L (9, 1) ERA: 6.89	1.0		3	0	0	0	1	0	0	0	0	0	0	7	8	0.00	0.000					

Atlanta Braves @ Montreal Expos
Olympic Stadium, Montreal, QB
Tue Jun 05 2001, 7:05 PM EDT
Att. 7,017 - Dome - 72 F

AB 32
R 3
H 9
RBI 3
BB 2
SO 6
LOB 11





Batter	1	2	3	4	5	6	7	8	9	AB	R	H	RBI	BB	SO	LOB	BOTTOM					
Curtis Pride, L (1,7) OBP: 0.388, SLG: 0.441 Mark Smith, R (8, PH) OBP: 0.333, SLG: 0.353	G4-3		K							3	0	0	0	0	2	1						
Geoff Blum, S (1,4) OBP: 0.327, SLG: 0.349	K									4	0	0	0	0	1	1						
Vladimir Guerrero, R (1,9) OBP: 0.385, SLG: 0.693	G5-3									4	1	2	0	0	1	0						
Lee Stevens, L (1,3) OBP: 0.302, SLG: 0.481										4	0	1	0	0	1	2						
Orlando Cabrera, R (1,6) OBP: 0.321, SLG: 0.412										4	0	1	1	0	1	1						
Andy Tracy, L (1,5) OBP: 0.196, SLG: 0.300 Mike Mordecai, R (9, PH) OBP: 0.292, SLG: 0.435										3	0	0	0	0	2	2						
Milton Bradley, S (1,8) OBP: 0.301, SLG: 0.339										3	0	1	0	0	1	2						
Michael Barrett, R (1,2) OBP: 0.303, SLG: 0.346										3	0	2	0	0	1	0						
Javier Vazquez, R (1, 1) OBP: 0.476, SLG: 0.450 Terry Jones, S (7, PH) OBP: 0.365, SLG: 0.462 Darwin Cubillan, R (8, 1) Scott Stewart, R (9, 1)										1	0	0	0	0	0	0						
Inning Stats	R: 0 E: 0 K: 1 S: 6	H: 0 LOB: 0 BB: 0 P: 8	R: 0 E: 0 K: 1 S: 9	H: 1 LOB: 1 BB: 0 P: 15	R: 0 E: 0 K: 1 S: 9	H: 1 LOB: 1 BB: 0 P: 14	R: 1 E: 0 K: 1 S: 8	H: 2 LOB: 1 BB: 0 P: 13	R: 0 E: 0 K: 2 S: 9	H: 0 LOB: 0 BB: 0 P: 14	R: 0 E: 0 K: 0 S: 8	H: 1 LOB: 0 BB: 0 P: 12	R: 0 E: 0 K: 2 S: 14	H: 2 LOB: 2 BB: 0 P: 22	R: 0 E: 0 K: 1 S: 12	H: 0 LOB: 0 BB: 0 P: 18	R: 0 E: 0 K: 2 S: 10	H: 0 LOB: 0 BB: 0 P: 14	1B: 6 2B: 1 3B: 0 HR: 0	SF: 0 SAC: 1 DP: 0 HBP: 0	WP: 1 PB: 1 SB: 0 CS: 1	PA: 34
PITCHER	IP	WLS	BF	H	R	ER	SO	BB	IBB	HBP	BLK	WP	HR	S	P	ERA	WHIP					
Greg Maddux, R (1, 1) ERA: 2.43	6.2	W	26	7	1	1	7	0	0	0	0	0	0	58	91	1.35	1.050					
Mike Remlinger, L (7, 1) ERA: 2.79	1.1	H	4	0	0	0	2	0	0	0	0	0	0	17	25	0.00	0.000					
John Rocker, L (9, 1) ERA: 3.04	1.0	S	3	0	0	0	2	0	0	0	0	0	0	10	14	0.00	0.000					

Atlanta Braves @ Montreal Expos
Olympic Stadium, Montreal, QB
Tue Jun 05 2001, 7:05 PM EDT
Att. 7,017 - Dome - 72 F

AB 32
R 1
H 7
RBI 1
BB 0
SO 11
LOB 11



Batter	1	2	3	4	5	6	7	8	9	AB	R	H	RBI	BB	SO	LOB	TOP								
Quilvio Veras, S OBP: 0.316, SLG: 0.366 (1, 4)	F7		FC1-4 G6-3			F7				4	0	1	0	0	0	1	Atlanta Braves @ New York Yankees Yankee Stadium, Bronx, NY Fri Jun 08 2001, 7:05 PM EDT Att: 50,090 - Sunny - 78 F								
Rafael Furcal, S OBP: 0.290, SLG: 0.361 (1, 6)	K		G6-3			G6-3		SF7		3	0	0	1	0	1										
Andruw Jones, R OBP: 0.342, SLG: 0.526 (1, 8)	K			FC6-4 1B		F7		G6-3		4	0	1	0	0	1										
10 Chipper Jones, S OBP: 0.391, SLG: 0.567 (1, 5)									F9 G5-3 2B	4	1	2	0	0	1										
Brian Jordan, R OBP: 0.305, SLG: 0.418 (1, 9)		G6-3		FC6-4		L5			F7 1B BB	3	1	0	0	1	0	2									
Javy Lopez, R OBP: 0.311, SLG: 0.400 Paul Bako, L OBP: 0.250, SLG: 0.400 (7, 2)					F9				F7	3	0	1	0	0	1	1									
Bernard Gilkey, R OBP: 0.390, SLG: 0.556 (1, 7)										1	0	0	0	0	2										
Wes Helms, R OBP: 0.276, SLG: 0.457 (1, 3)										3	1	1	1	1	0	1									
Mark DeRosa, R (1, 10)										4	1	2	1	0	1	2									
										2	0	0	1	0	1	1									
Inning Stats	R: 0 E: 0 K: 2 S: 8	H: 0 LOB: 0 BB: 0 P: 15	R: 0 E: 0 K: 1 S: 8	H: 2 LOB: 2 BB: 1 P: 17	R: 0 E: 0 K: 0 S: 10	H: 0 LOB: 0 BB: 0 P: 16	R: 0 E: 0 K: 1 S: 10	H: 1 LOB: 1 BB: 0 P: 14	R: 0 E: 0 K: 0 S: 6	H: 0 LOB: 0 BB: 0 P: 10	R: 0 E: 0 K: 0 S: 8	H: 0 LOB: 0 BB: 0 P: 14	R: 0 E: 0 K: 1 S: 7	H: 0 LOB: 0 BB: 0 P: 12	R: 2 E: 0 K: 0 S: 11	H: 3 LOB: 1 BB: 0 P: 18	R: 2 E: 0 K: 1 S: 15	H: 2 LOB: 1 BB: 1 P: 25	1B: 6 2B: 2 3B: 0 HR: 0	SF: 2 SAC: 0 DP: 1 HBP: 1	WP: 0 PB: 0 SB: 0 CS: 0	PA: 36			
PITCHER	IP	WLS	BF	H	R	ER	SO	BB	IBB	HBP	BLK	WP	HR	S	P	ERA	WHIP								
Andy Pettite, L ERA: 2.9 (1, 1)	5.1	W	19	3	0	0	4	1	0	1	0	0	0	44	75	0.00	0.750								
Mike Stanton, L ERA: 1.29 (6, 1)	1.2		5	0	0	0	1	0	0	0	0	0	0	13	23	0.00	0.000								
Brian Boehringer, R ERA: 2.64 (8, 1)	1.2		11	5	4	4	0	1	0	0	0	0	0	23	40	21.60	3.600								
42 Mariano Rivera, R ERA: 2.76 (9, 1)	0.1	S	1	0	0	0	1	0	0	0	0	0	0	3	3	0.00	0.000								

Batter	1	2	3	4	5	6	7	8	9	AB	R	H	RBI	BB	SO	LOB	BOTTOM								
Chuck Knoblauch, R OBP: 0.342, SLG: 0.353 (1, 7)	G5-3					G6-3	G4-3			5	0	1	0	0	1	5	Atlanta Braves @ New York Yankees Yankee Stadium, Bronx, NY Fri Jun 08 2001, 7:05 PM EDT Att: 50,090 - Sunny - 78 F								
2 Derek Jeter, R OBP: 0.383, SLG: 0.419 (1, 6)	K					G4-3				3	0	0	0	2	1	2									
Bernie Williams, S OBP: 0.362, SLG: 0.456 (1, 8)										4	2	2	2	1	0	2									
Tino Martinez, L OBP: 0.331, SLG: 0.418 (1, 3)	F9									4	1	0	0	1	1	4									
20 Jorge Posada, S OBP: 0.359, SLG: 0.525 (1, 10)										4	0	1	2	1	1	4									
Paul O'Neill, L OBP: 0.315, SLG: 0.451 (1, 9)										4	1	1	0	0	0	2									
Scott Brosius, R OBP: 0.378, SLG: 0.512 (1, 5)										2	1	2	2	2	0	0									
Todd Greene, R OBP: 0.636, SLG: 1.125 (1, 2)										1	1	0	0	2	0	1									
Alfonso Soriano, R OBP: 0.295, SLG: 0.379 (1, 4)										4	1	1	0	0	1	6									
										4	1	1	0	0	1	6									
Inning Stats	R: 1 E: 0 K: 1 S: 9	H: 1 LOB: 0 BB: 0 P: 14	R: 0 E: 0 K: 1 S: 13	H: 0 LOB: 3 BB: 3 P: 29	R: 0 E: 0 K: 1 S: 5	H: 0 LOB: 0 BB: 1 P: 11	R: 4 E: 1 K: 0 S: 19	H: 4 LOB: 3 BB: 2 P: 37	R: 0 E: 0 K: 1 S: 5	H: 0 LOB: 1 BB: 1 P: 11	R: 2 E: 0 K: 0 S: 14	H: 2 LOB: 1 BB: 1 P: 24	R: 0 E: 0 K: 0 S: 8	H: 1 LOB: 1 BB: 0 P: 11	R: 0 E: 0 K: 1 S: 12	H: 0 LOB: 1 BB: 1 P: 21	1B: 4 2B: 2 3B: 0 HR: 2	SF: 0 SAC: 0 DP: 2 HBP: 1	WP: 1 PB: 0 SB: 0 CS: 0	PA: 41					
PITCHER	IP	WLS	BF	H	R	ER	SO	BB	IBB	HBP	BLK	WP	HR	S	P	ERA	WHIP								
Tom Glavine, L ERA: 4.63 (1, 1)	5.0	L	27	5	5	4	4	7	0	0	0	0	0	51	102	7.20	2.400								
Matt Whiteide, R ERA: 6.97 (6, 1)	2.0		10	3	2	2	0	1	0	1	0	1	0	22	35	9.00	2.000								
Kerry Ligtenberg, R ERA: 6.61 (8, 1)	1.0		4	0	0	0	1	1	0	0	0	0	0	12	21	0.00	1.000								

Batter	1	2	3	4	5	6	7	8	9	AB	R	H	RBI	BB	SO	LOB	TOP									
Quilvio Veras, S OBP: 0.318, SLG: 0.367	(1,4) C K	(1,4) F K		(1,0) X G6-3			(0,0) X SF7 2B	(0,2) X BB 1B		5	1	2	0	0	2	2										
Rafael Furcal, S OBP: 0.296, SLG: 0.363	(1,6) B 10 HR 1B		(0,0) X 1B E	(2,1) X G6-3			(0,2) X F9	(4,1) X FC6-4 BB		4	2	2	0	1	0	3										
Andrew Jones, R OBP: 0.340, SLG: 0.521	(1,8) F K		(1,2) X E7 10 1B 1B		(0,0) X F2		(0,1) X SF7	(0,1) X FC6-4		4	1	1	1	0	1	3										
10 Chipper Jones, S OBP: 0.403, SLG: 0.602	(1,5) X 1-H HR		(0,0) X G4-3 1B 1B		(4,1) X G5-4-3 BB		(2,0) X 2B IBB		(2,2) X HR	3	3	3	4	2	0	0										
Brian Jordan, R OBP: 0.307, SLG: 0.423	(1,9) C 1B		(1,2) X G4-3		(1,1) X G5-4-3		(0,0) X 2B		(3,1) X G6-3	5	0	2	1	0	0	2										
Dave Martinez, L OBP: 0.429, SLG: 0.458	(1,7) B G4-3		(0,1) X 1B			(3,1) X F8	(0,1) X G3-1		(1,2) X F8	5	0	1	1	0	0	3										
Javy Lopez, R OBP: 0.308, SLG: 0.411		(0,0) X G5-3	(1,3) X K			(3,1) X G6-3		(0,0) X G6-3	(1,0) X HR	5	1	1	1	0	1	0										
B.J. Surhoff, L OBP: 0.311, SLG: 0.394	(1,10) B F7			(2,2) X F8					(1,2) X L8	2	0	0	0	0	0	0										
Bernard Gilkey, R OBP: 0.364, SLG: 0.513	(6,PH) X K					(2,0) X G5-3		(3,3) X K		3	0	0	0	0	1	0										
Rico Brogna, L OBP: 0.327, SLG: 0.363	(1,3) C Wes Helms, R OBP: 0.290, SLG: 0.500	(7,PH) X 1B		(1,2) X G6-3			(1,0) X F9 SF7 1B	(1,0) X HR		2	0	2	0	0	0	0										
										2	2	2	1	0	0	0										
Inning Stats	R: 2 E: 0 K: 2 S: 12	H: 3 LOB: 1 BB: 0 P: 18	R: 0 E: 0 K: 1 S: 10	H: 1 LOB: 1 BB: 0 P: 16	R: 3 E: 1 K: 1 S: 14	H: 4 LOB: 0 BB: 0 P: 17	R: 0 E: 0 K: 0 S: 9	H: 1 LOB: 0 BB: 1 P: 15	R: 0 E: 0 K: 0 S: 4	H: 0 LOB: 0 BB: 1 P: 9	R: 0 E: 0 K: 0 S: 5	H: 0 LOB: 0 BB: 0 P: 13	R: 2 E: 0 K: 0 S: 12	H: 3 LOB: 2 BB: 1 P: 17	R: 1 E: 0 K: 1 S: 11	H: 2 LOB: 2 BB: 1 P: 19	R: 2 E: 0 K: 0 S: 14	H: 2 LOB: 0 BB: 0 P: 22	1B: 11 2B: 1 3B: 0 HR: 4	SF: 1 SAC: 0 DP: 1 HBP: 0	WP: 0 PB: 0 SB: 1 CS: 0	PA: 44				
PITCHER	IP	WLS	BF	H	R	ER	SO	BB	IBB	HBP	BLK	WP	HR	S	P	ERA	WHIP									
Ramiro Mendoza, R ERA: 5.03	(1,1)	5.0	23	9	5	5	4	1	0	0	0	0	0	1	49	75	9.00	2.000								
Randy Choate, L ERA: 2.51	(6,1)	1.1	6	2	2	2	0	0	0	0	0	0	0	0	12	21	13.50	1.500								
Carlos Almanzar, R ERA: 2.84	(7,1)	0.1	3	1	0	0	0	0	1	0	0	0	0	0	3	7	0.00	3.000								
Mike Stanton, L ERA: 1.49	(7,1)	1.1	7	2	1	1	1	1	0	0	0	0	0	1	13	21	6.75	2.250								
Brandon Knight, R ERA: 10.8	(9,1)	1.0	5	2	2	2	0	0	0	0	0	0	0	2	14	22	18.00	2.000								

Atlanta Braves @ New York Yankees
Yankee Stadium, Bronx, NY
Sat Jun 09 2001, 1:15 PM EDT
Att: 55,107 - Sunny - 77 F

AB 40
R 10
H 16
RBI 9
BB 3
SO 5
LOB 13

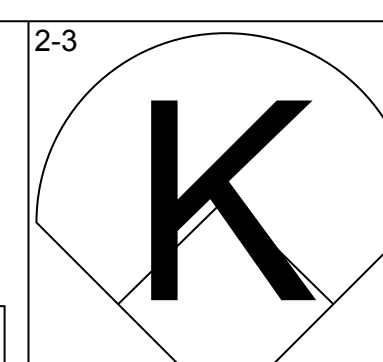
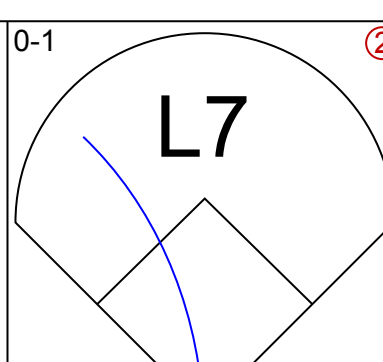
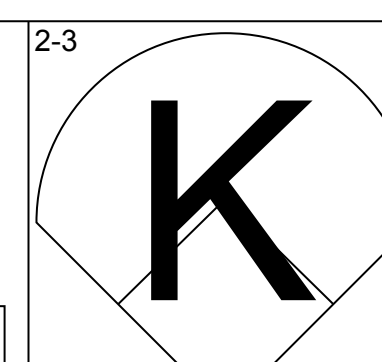
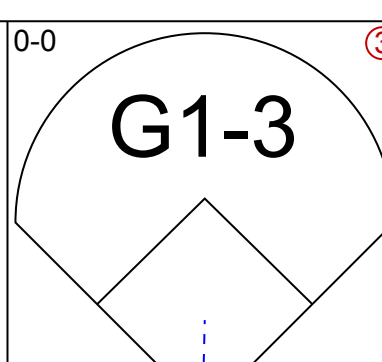
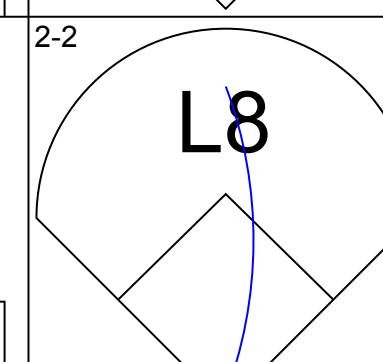
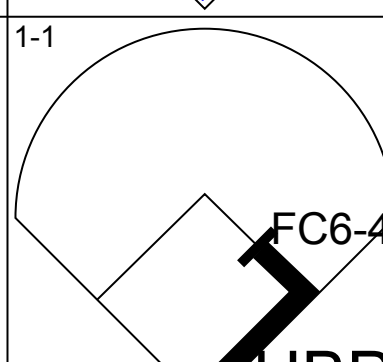
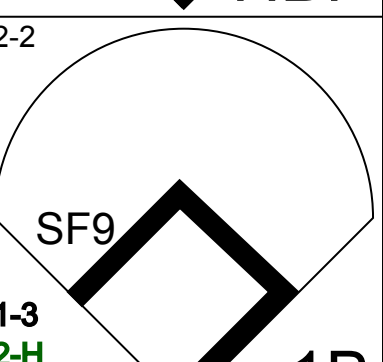
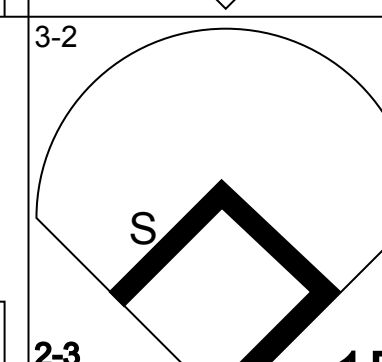
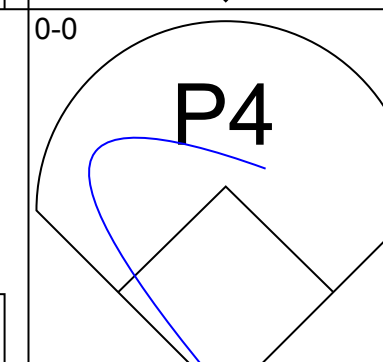
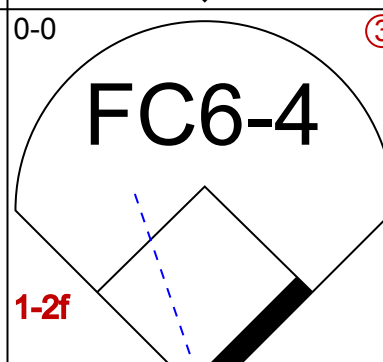
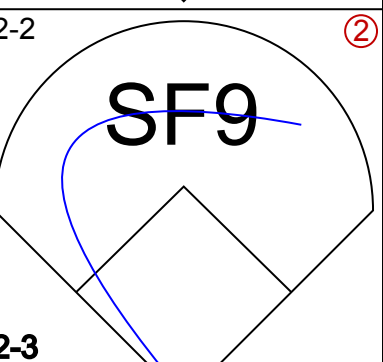
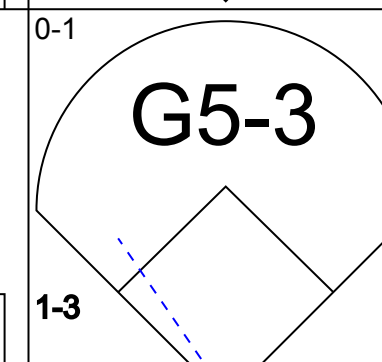
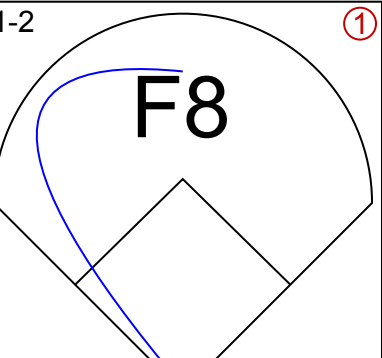
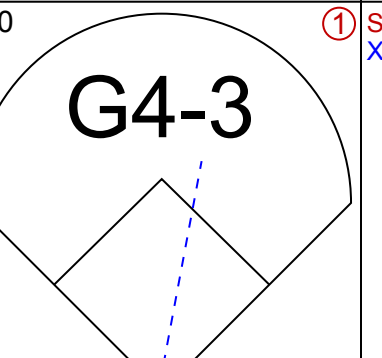
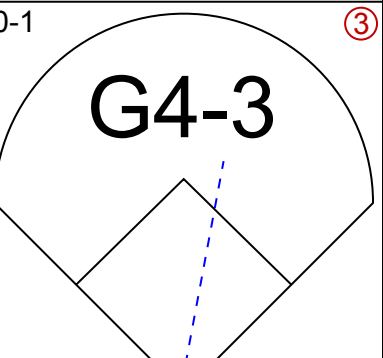
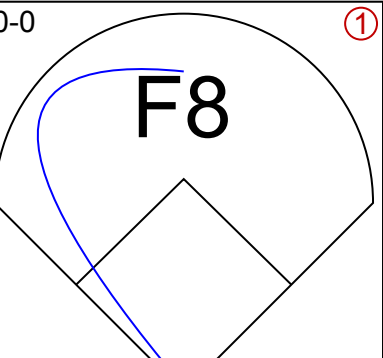
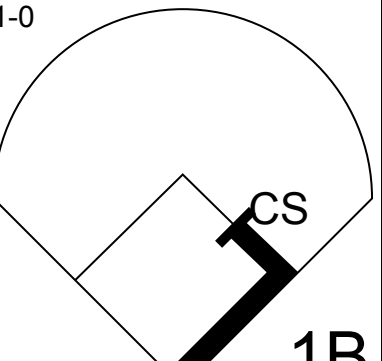
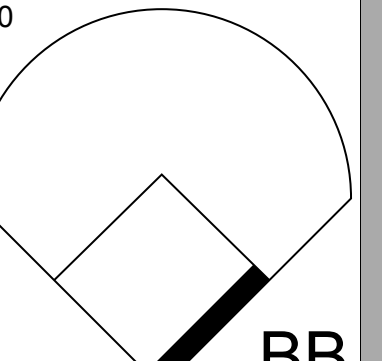
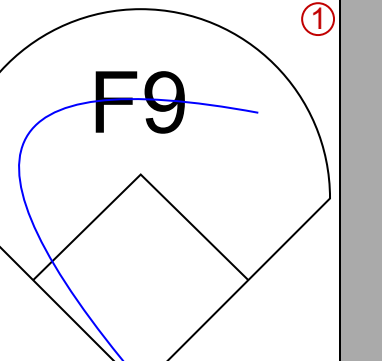
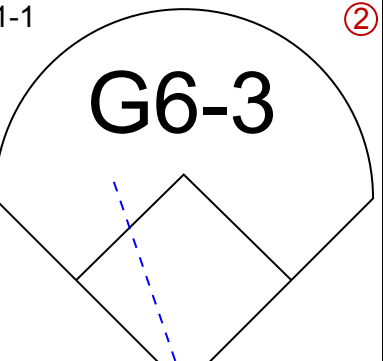
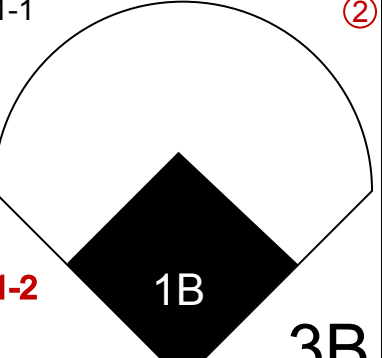

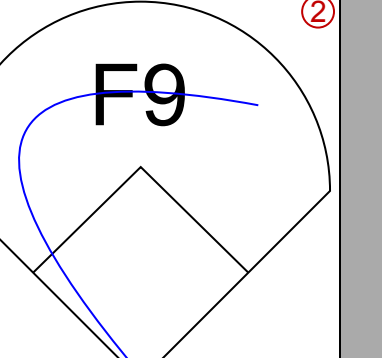
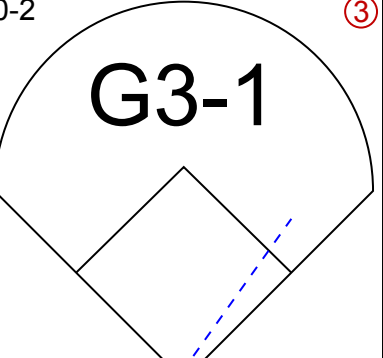
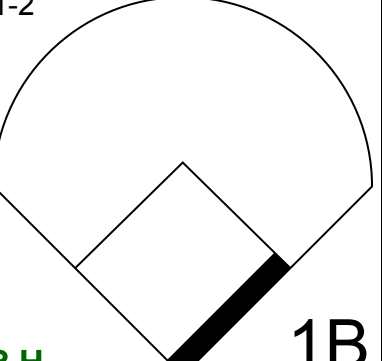
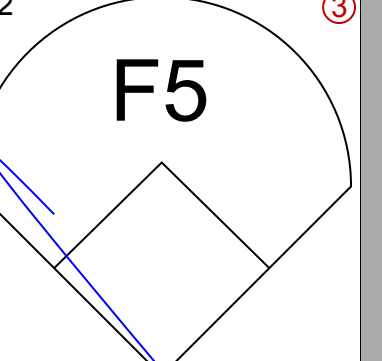
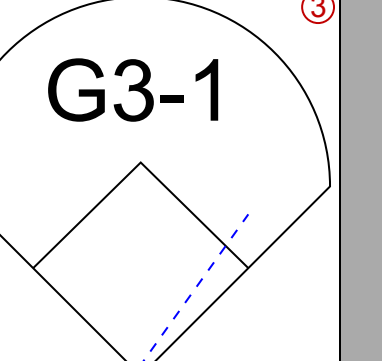
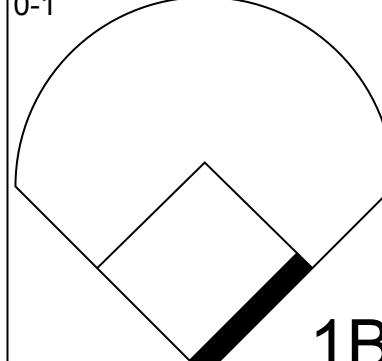
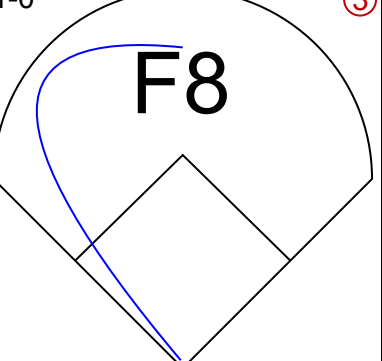
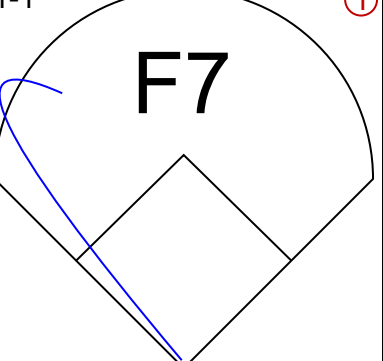
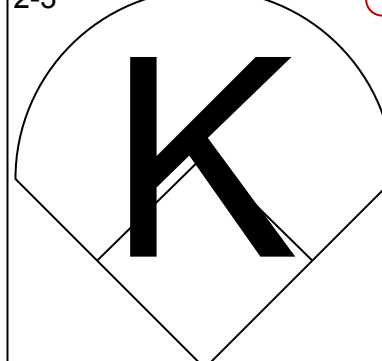
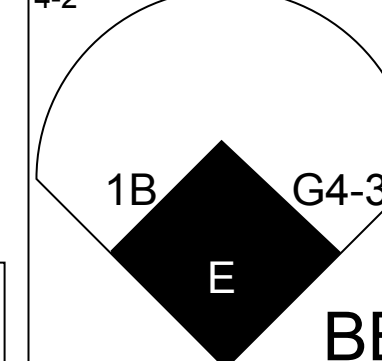
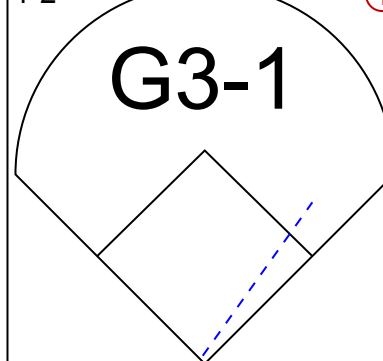
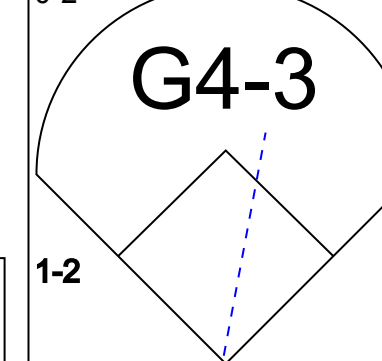
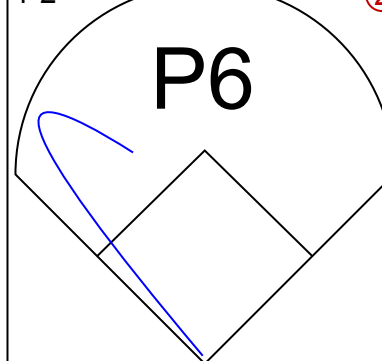
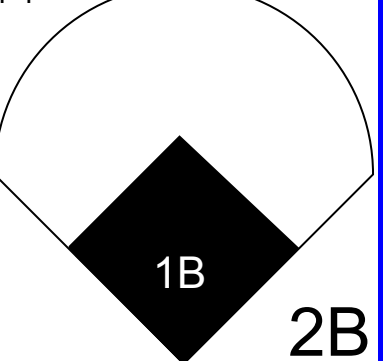


Batter	1	2	3	4	5	6	7	8	9	AB	R	H	RBI	BB	SO	LOB	BOTTOM									
2 Derek Jeter, R OBP: 0.380, SLG: 0.411	(1,6) C K	(1,6) F K		(1,1) X G5-3		(2,2) X G1-3		(1,0) X HBP		4	0	0	0	0	2	0										
Paul O'Neill, L OBP: 0.321, SLG: 0.456	(1,9) B 1B 2B		(2,2) X 2B G4-3 1B	(4,1) X HR BB			(1,2) X G4-3	(3,3) X K		4	3	2	0	1	1	3										
Bernie Williams, S OBP: 0.373, SLG: 0.483	(1,8) B 20 G4-3 BB		(3,1) X G4-3 20 HR 2B	(1,0) X HR			(4,2) X BB		(0,1) X P4	3	2	2	2	2	0	0										
Tino Martinez, L OBP: 0.328, SLG: 0.414	(1,3) F 20 G4-3 1B		(1,2) X G4-3	(2,3) X K			(0,1) X F7		(1,1) X F8	5	0	1	2	0	1	2										
20 Jorge Posada, S OBP: 0.355, SLG: 0.532	(1,10) B G4-3		(2,1) X HR		(1,3) X K		(1,3) X K		(2,1) X G5-3	5	1	1	2	0	2	3										
David Justice, L OBP: 0.333, SLG: 0.449	(1,7) F IBB		(2,2) X 2B		(1,3) X K			(3,2) X G4-3		3	0	1	0	1	1	0										
Scott Brosius, R OBP: 0.376, SLG: 0.505	(1,5) C K		(1,2) X F7		(2,0) X F3			(4,1) X 2 HBP 1B BB		3	0	0	0	1	1	4										
Todd Greene, R OBP: 0.467, SLG: 0.750		(2,3) X K	(0,2) X F9			(2,2) X G5-3		(1,2) X F8		4	0	0	0	0	1	2										
Alfonso Soriano, R OBP: 0.294, SLG: 0.377	(1,4) B F7		(1,0) X F7	(1,2) X L3			(0,0) X F7	(1,0) X 2 HBP 1B		4	0	1	0	0	0	0										
Inning Stats	R: 1 E: 0 K: 2 S: 13	H: 2 LOB: 3 BB: 2 P: 28	R: 0 E: 0 K: 2 S: 9	H: 0 LOB: 0 BB: 0 P: 12	R: 3 E: 0 K: 0 S: 19	H: 4 LOB: 1 BB: 0 P: 30	R: 2 E: 0 K: 1 S: 11	H: 1 LOB: 0 BB: 1 P: 20	R: 0 E: 0 K: 0 S: 8	H: 0 LOB: 0 BB: 0 P: 12	R: 0 E: 0 K: 0 S: 9	H: 0 LOB: 0 BB: 0 P: 13	R: 0 E: 0 K: 1 S: 13	H: 0 LOB: 1 BB: 1 P: 19	R: 0 E: 0 K: 1 S: 15	H: 1 LOB: 3 BB: 1 P: 28	R: 0 E: 0 K: 0 S: 6	H: 0 LOB: 0 BB: 0 P: 9	1B: 3 2B: 3 3B: 0 HR: 2	SF: 0 SAC: 0 DP: 0 HBP: 1	WP: 0 PB: 0 SB: 0 CS: 0	PA: 41				
PITCHER	IP	WLS	BF	H	R	ER	SO	BB	IBB	HBP	BLK	WP	HR	S	P	ERA	WHIP									
29 John Smoltz, R ERA: 5.76	(1,1)	3.0	17	6	4	4	4	1	1	0	0	0	0	1	41	70	12.00	2.333								
Jason Marquis, R ERA: 3.19	(4,1)	2.0	8	1	2	2	3	1	0	0	0	0	0	1	19	32	9.00	1.000								
Jose Cabrera, R ERA: 1.45	(6,1)	1.0	3	0	0	0	0	0	0	0	0	0	0	0	9	13	0.00	0.000								
Mike Remlinger, L ERA: 2.62	(7,1)	1.2	8	1	0	0	1	2	0	0	0	0	0	25	40	0.00	1.800									
John Rocker, L ERA: 2.77	(8,1)	1.1	5	0	0	0	1	0	0	1	0	0	0	0	9	16	0.00	0.000								

Atlanta Braves @ New York Yankees
Yankee Stadium, Bronx, NY
Sat Jun 09 2001, 1:15 PM EDT
Att: 55,107 - Sunny - 77 F

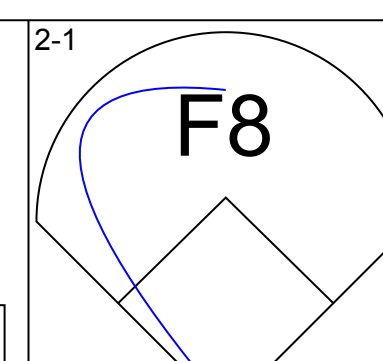
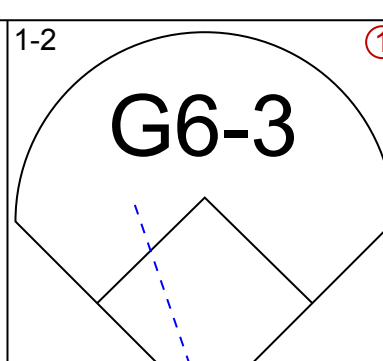
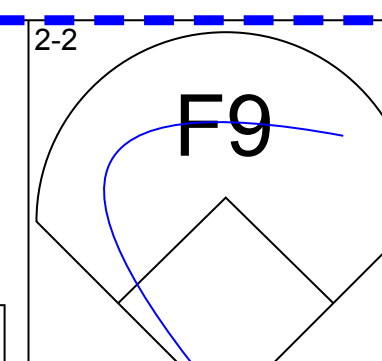
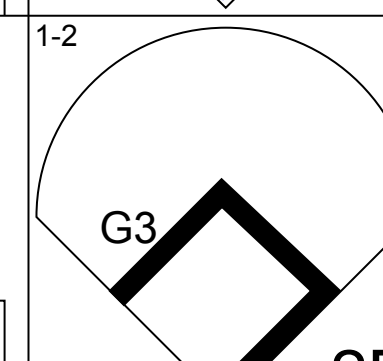
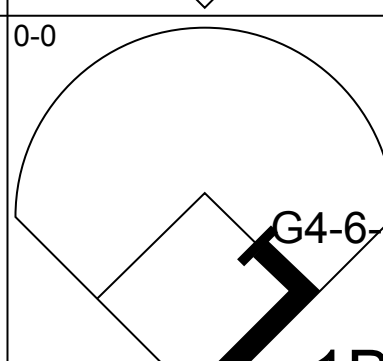
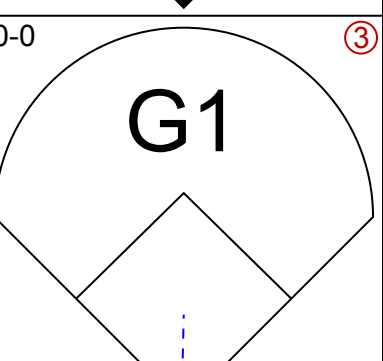
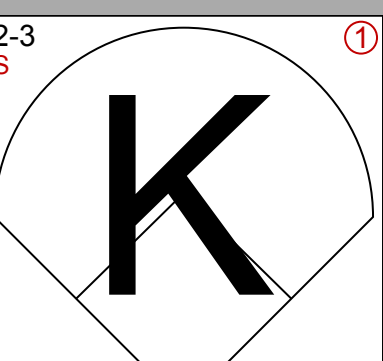
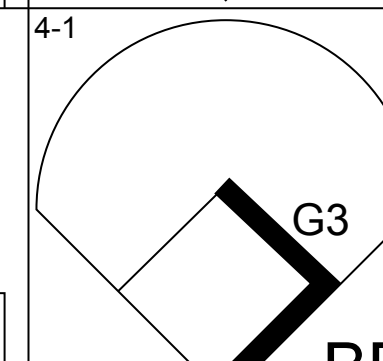
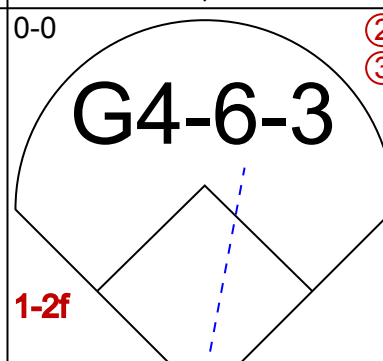
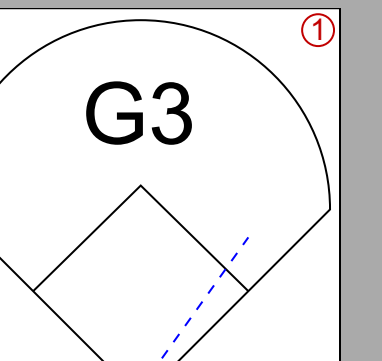
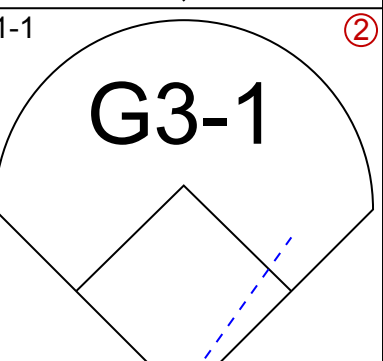
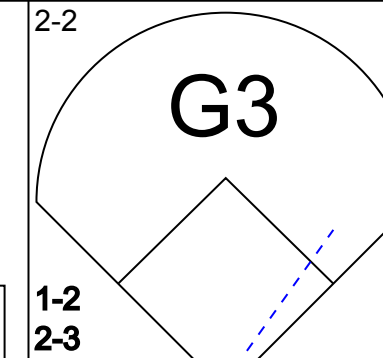
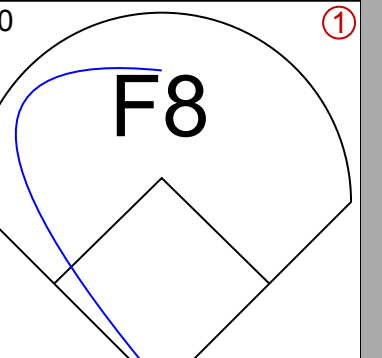
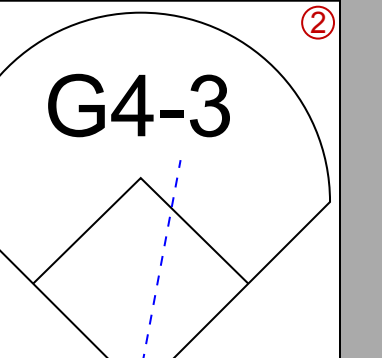
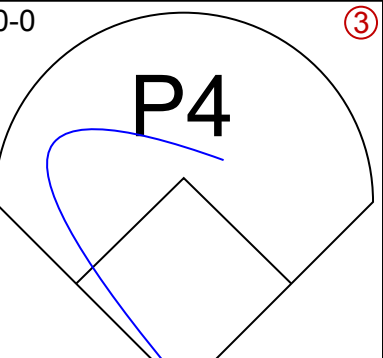
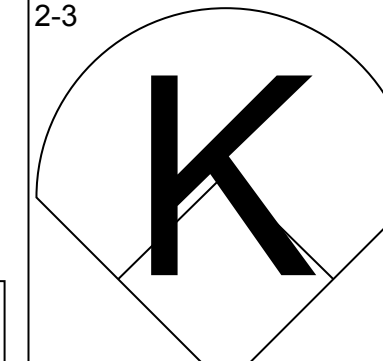
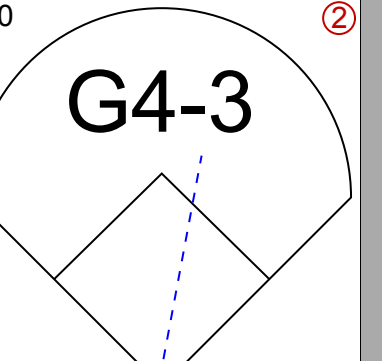
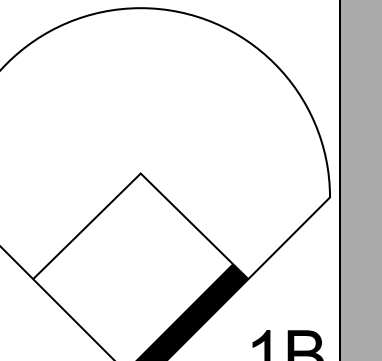
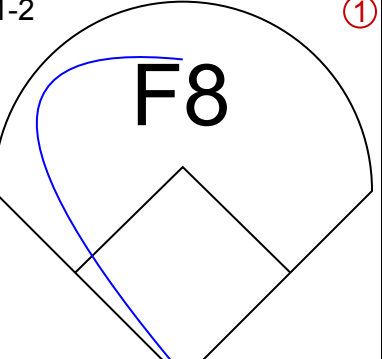
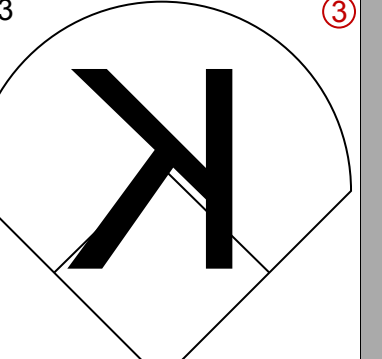
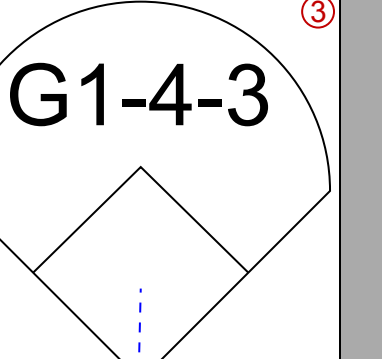
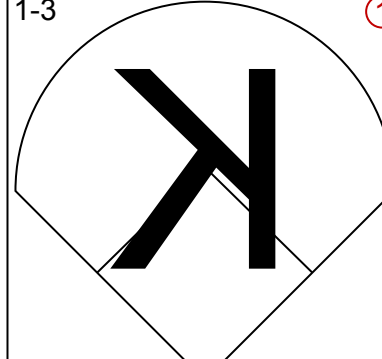
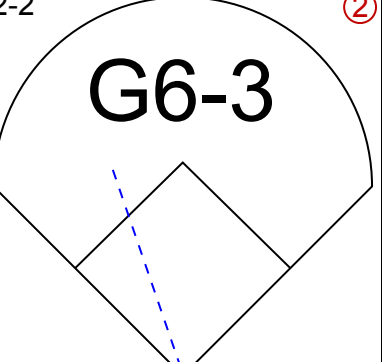
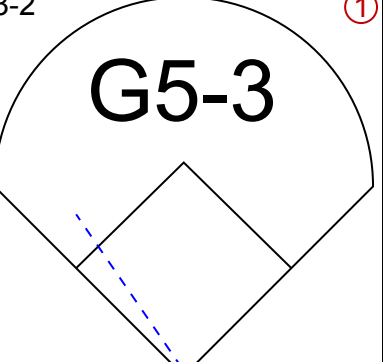
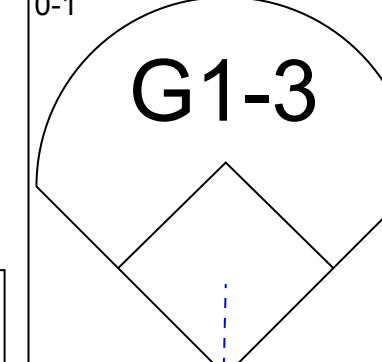
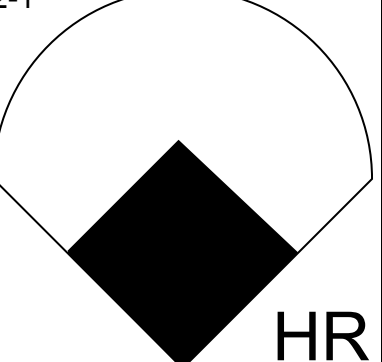
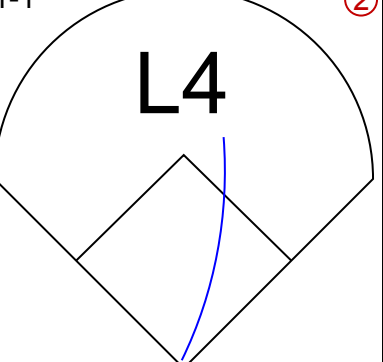
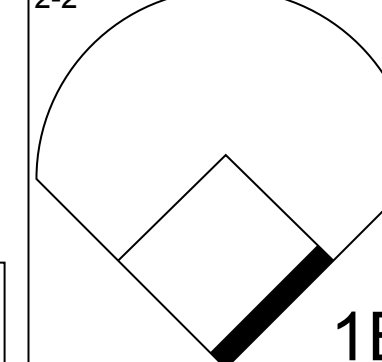
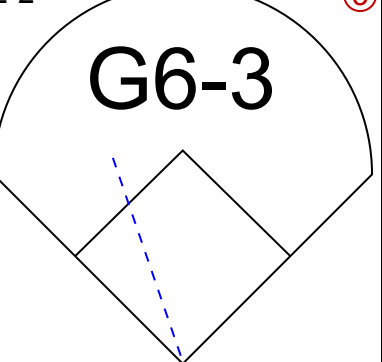
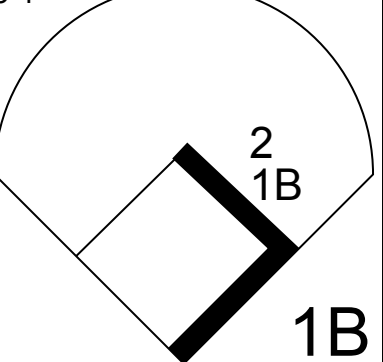
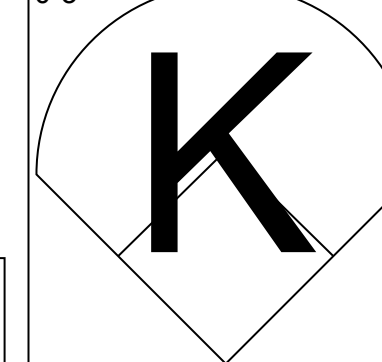
AB 35
R 6
H 8
RBI 6
BB 5
SO 9
LOB 14



Batter	1	2	3	4	5	6	7	8	9	AB	R	H	RBI	BB	SO	LOB	TOP					
Quilvio Veras, S (1, 4) OBP: 0.316, SLG: 0.359										4	1	0	0	0	2	2	Atlanta Braves @ New York Yankees Yankee Stadium, Bronx, NY Sun Jun 10 2001, 8:05 PM EDT Att: 41,392 - Sunny - 77 F					
Rafael Furcal, S (1, 6) OBP: 0.303, SLG: 0.367										3	0	2	1	0	0	0						
Andruw Jones, R (1, 8) OBP: 0.335, SLG: 0.515										3	0	0	1	0	0	2						
10 Chipper Jones, S (1, 5) OBP: 0.397, SLG: 0.590										4	0	0	0	0	0	2						
Brian Jordan, R (1, 9) OBP: 0.311, SLG: 0.421										3	0	1	0	1	0	0						
Dave Martinez, L (1, 7) OBP: 0.421, SLG: 0.471										4	1	1	0	0	1	1						
B.J. Surhoff, L (1, 10) OBP: 0.315, SLG: 0.396										4	0	2	1	0	0	1						
Wes Helms, R (1, 3) OBP: 0.288, SLG: 0.485										3	1	0	0	1	1	2						
Rico Brogna, L (9, 3) OBP: 0.327, SLG: 0.363										0	0	0	0	0	0	0						
Paul Bako, L (1, 2) OBP: 0.261, SLG: 0.429										2	0	1	0	0	0	0						
Mark DeRosa, R (5, PR)										0	1	0	0	0	0	0						
Javy Lopez, R (5, 2) OBP: 0.305, SLG: 0.407										2	0	0	0	0	0	2						
Inning Stats	R: 0 E: 0 K: 1 S: 8	H: 0 LOB: 0 BB: 0 P: 12	R: 1 E: 0 K: 0 S: 12	H: 3 LOB: 1 BB: 0 P: 17	R: 0 E: 0 K: 0 S: 7	H: 0 LOB: 1 BB: 0 P: 9	R: 0 E: 0 K: 1 S: 10	H: 0 LOB: 1 BB: 1 P: 17	R: 2 E: 0 K: 0 S: 15	H: 2 LOB: 2 BB: 0 P: 24	R: 0 E: 0 K: 0 S: 6	H: 0 LOB: 0 BB: 0 P: 7	R: 1 E: 0 K: 1 S: 17	H: 1 LOB: 1 BB: 1 P: 26	R: 0 E: 0 K: 0 S: 6	H: 0 LOB: 0 BB: 0 P: 7	R: 0 E: 0 K: 1 S: 9	H: 1 LOB: 1 BB: 0 P: 12	1B: 5 2B: 1 3B: 1 HR: 0	SF: 1 SAC: 0 DP: 0 HBP: 2	WP: 0 PB: 0 SB: 2 CS: 1	PA: 37
PITCHER	IP	WLS	BF	H	R	ER	SO	BB	IBB	HBP	BLK	WP	HR	S	P	ERA	WHIP					
35 Mike Mussina, R (1, 1) ERA: 3.74	8.0	L	33	6	4	3	3	2	0	2	0	0	0	81	119	3.38	1.000					
Carlos Almanzar, R (9, 1) ERA: 2.45	1.0		4	1	0	0	1	0	0	0	0	0	0	9	12	0.00	1.000					

AB	32
R	4
H	7
RBI	3
BB	2
SO	4
LOB	12



Batter	1	2	3	4	5	6	7	8	9	AB	R	H	RBI	BB	SO	LOB	BOTTOM					
2 Derek Jeter, R (1, 6) OBP: 0.378, SLG: 0.409										4	0	1	0	0	0	1	Atlanta Braves @ New York Yankees Yankee Stadium, Bronx, NY Sun Jun 10 2001, 8:05 PM EDT Att: 41,392 - Sunny - 77 F					
Paul O'Neill, L (1, 9) OBP: 0.323, SLG: 0.461										4	0	2	0	0	1	2						
Bernie Williams, S (1, 8) OBP: 0.370, SLG: 0.475										3	0	0	0	1	0	1						
Tino Martinez, L (1, 3) OBP: 0.323, SLG: 0.407										4	0	0	0	0	0	2						
20 Jorge Posada, S (1, 10) OBP: 0.358, SLG: 0.529										3	0	1	0	0	1	2						
David Justice, L (1, 7) OBP: 0.328, SLG: 0.440										4	0	0	0	0	2	2						
Scott Brosius, R (1, 5) OBP: 0.369, SLG: 0.495										4	0	0	0	0	0	1						
Joe Oliver, R (1, 2) OBP: 0.263, SLG: 0.361										3	1	2	1	0	0	0						
Alfonso Soriano, R (1, 4) OBP: 0.295, SLG: 0.376										3	0	1	0	0	1	1						
Inning Stats	R: 0 E: 0 K: 1 S: 12	H: 1 LOB: 2 BB: 1 P: 23	R: 1 E: 0 K: 0 S: 11	H: 1 LOB: 0 BB: 0 P: 18	R: 0 E: 0 K: 1 S: 5	H: 0 LOB: 0 BB: 0 P: 6	R: 0 E: 0 K: 1 S: 5	H: 0 LOB: 0 BB: 0 P: 6	R: 0 E: 0 K: 0 S: 13	H: 2 LOB: 2 BB: 0 P: 21	R: 0 E: 0 K: 0 S: 6	H: 1 LOB: 1 BB: 0 P: 9	R: 0 E: 0 K: 1 S: 14	H: 1 LOB: 1 BB: 0 P: 18	R: 0 E: 0 K: 1 S: 11	H: 0 LOB: 0 BB: 0 P: 14		R: 0 E: 0 K: 1 S: 5	H: 0 LOB: 0 BB: 0 P: 9	1B: 5 2B: 1 3B: 0 HR: 1	SF: 0 SAC: 0 DP: 2 HBP: 1	WP: 0 PB: 0 SB: 0 CS: 0
PITCHER	IP	WLS	BF	H	R	ER	SO	BB	IBB	HBP	BLK	WP	HR	S	P	ERA	WHIP					
Greg Maddux, R (1, 1) ERA: 2.35	6.2	W	27	7	1	1	3	1	0	0	0	0	1	62	95	1.35	1.200					
Jose Cabrera, R (7, 1) ERA: 1.35	1.1	H	4	0	0	0	1	0	0	0	0	0	0	15	20	0.00	0.000					
John Rocker, L (9, 1) ERA: 2.67	1.0	S	3	0	0	0	1	0	0	1	0	0	0	5	9	0.00	0.000					

AB	32
R	1
H	7
RBI	1
BB	1
SO	5
LOB	12



Batter	1	2	3	4	5	6	7	8	9	AB	R	H	RBI	BB	SO	LOB	TOP					
Quilvio Veras, S (1,4) OBP: 0.322, SLG: 0.364	4-2 BB BB		0-0 G6-3			4-2 2B G6-3 BB	2-1 FC6-5 2B		1-3 K	3	1	1	0	2	1	1	Atlanta Braves @ Toronto Blue Jays SkyDome, Toronto, ON Mon Jun 11 2001, 7:05 PM EDT Att: 16,885 - Cloudy - 73 F					
Rafael Furcal, S (1,6) OBP: 0.305, SLG: 0.371	4-0 FC4-6 BB		2-1 G1-3			1-0 10 FC6-5 2B	2-1 FC6-5			3	0	1	1	1	0	2						
Andruw Jones, R (1,8) OBP: 0.330, SLG: 0.506	0-3 K		2-3 K			2-0 G6-3	1-1 F9			4	0	0	1	0	2	5						
10 Chipper Jones, S (1,5) OBP: 0.391, SLG: 0.579	1-1 F9			2-1 E6 L4-3		1-0 3H FC6-5 HR	1-3 K			4	1	0	0	0	1	4						
Brian Jordan, R (1,9) OBP: 0.310, SLG: 0.432	0-1 FC4-6			1-1 L4-3		0-0 HR		2-2 G6-3		4	1	1	2	0	0	3						
Javy Lopez, R (1,2) OBP: 0.308, SLG: 0.405		4-2 G1-4-3 BB		3-2 G6-3		0-2 1B		1-1 G6-3		3	0	1	0	1	0	0						
Bernard Gilkey, R (1,7) OBP: 0.354, SLG: 0.488		1-0 F8			3-3 K	2-1 1B		2-3 K		4	0	1	0	0	2	1						
Wes Helms, R (1,3) OBP: 0.278, SLG: 0.465		2-2 G1-4-3			1-1 G1	2-2 F4		0-3 K		4	0	0	0	0	1	3						
Mark DeRosa, R (1,10) OBP: 0.429, SLG: 0.500			0-0 G6-3		1-2 L4		2-2 2B FC6-5 1B		2-3 K	2	0	1	0	0	0	0						
Dave Martinez, L (7, PH) OBP: 0.423, SLG: 0.472										2	1	1	0	0	1	0						
Inning Stats	R: 0 E: 0 K: 1 S: 10	H: 0 LOB: 2 BB: 2 P: 19	R: 0 E: 0 K: 0 S: 8	H: 0 LOB: 0 BB: 1 P: 15	R: 0 E: 0 K: 1 S: 7	H: 1 LOB: 1 BB: 0 P: 11	R: 0 E: 1 K: 0 S: 7	H: 0 LOB: 0 BB: 0 P: 13	R: 0 E: 0 K: 1 S: 9	H: 0 LOB: 1 BB: 1 P: 14	R: 3 E: 0 K: 0 S: 17	H: 4 LOB: 2 BB: 1 P: 29	R: 1 E: 0 K: 1 S: 12	H: 2 LOB: 1 BB: 0 P: 20	R: 0 E: 0 K: 3 S: 11	H: 0 LOB: 0 BB: 0 P: 16	R: 0 E: 0 K: 3 S: 10	H: 0 LOB: 0 BB: 0 P: 13	1B: 3 2B: 4 3B: 0 HR: 1	SF: 0 SAC: 0 DP: 2 HBP: 0	WP: 0 PB: 0 CS: 0	PA: 37
PITCHER	IP WLS BF H R ER SO BB IBB HBP BLK WP HR S P ERA WHIP																					
Chris Michalak, L (1,1) ERA: 3.49	5.2 25 5 3 3 3 4 0 0 0 0 0 1 53 94 4.76 1.588																					
Bob Fife, R (6,1) ERA: 1.5	0.1 W 1 0 0 0 0 0 0 0 0 0 0 0 5 7 0.00 0.000																					
Paul Quantrill, R (7,1) ERA: 1.43	2.0 H 8 2 1 1 2 0 0 0 0 0 0 0 23 36 4.50 1.000																					
Billy Koch, R (9,1) ERA: 4.94	1.0 3 0 0 0 3 0 0 0 0 0 0 0 10 13 0.00 0.000																					

Batter	1	2	3	4	5	6	7	8	9	AB	R	H	RBI	BB	SO	LOB	BOTTOM					
Shannon Stewart, R (1,7) OBP: 0.385, SLG: 0.475	4-2 1B BB		0-0 G6-3	0-0 CS	1-2 E 2B 1B	1-2 E4 1B E	1-1 1B 3B			4	2	3	1	0	2	Atlanta Braves @ Toronto Blue Jays SkyDome, Toronto, ON Mon Jun 11 2001, 7:05 PM EDT Att: 16,885 - Cloudy - 73 F						
Alex Gonzalez, R (1,6) OBP: 0.293, SLG: 0.364	1-0 1B		2-2 BB 2B		3-3 K	0-0 FC1 1B	1-2 1B			5	0	3	3	0	1		2					
Raul Mondesi, R (1,9) OBP: 0.393, SLG: 0.516	2-1 L7		0-0 G5-3		1-2 2B	0-0 2B	1-2 K			5	0	2	1	0	1		4					
Carlos Delgado, L (1,3) OBP: 0.408, SLG: 0.554	1-2 L3		4-0 IBB		4-0 G4-6-3 IBB	1-3 K		3-2 F8		3	0	0	0	2	1		5					
José Cruz Jr., S (1,8) OBP: 0.342, SLG: 0.457	3-3 K		4-1 IBB		0-0 G4-6-3	2-3 K		3-1 1B 2B		4	1	1	0	1	2		7					
Brad Fullmer, L (1,10) OBP: 0.333, SLG: 0.459		1-2 F9	0-0 F9		1-2 2B	1-0 2B 1B		4-0 1B IBB		4	1	1	0	1	1		3					
Tony Batista, R (1,5) OBP: 0.255, SLG: 0.420		3-2 G5-3		1-1 G6-3		1-3 K	2-2 BB 3B HBP	0-2 F2		4	1	0	0	0	1		3					
Darrin Fletcher, L (1,2) ERA: 2.73		2-1 F9		1-0 G3		2-0 E 2B	4-0 BB 3B	0-1 FC4-6 1B		3	1	1	0	0	0		0					
Jeff Frye, R (7, PH) OBP: 0.274, SLG: 0.276						1-3 E 2B	1-2 3B BB	1-3 2H 1B		0	1	0	0	1	0		0					
Alberto Castillo, R (8,2) OBP: 0.316, SLG: 0.333						0-2 E6 FC1	1-3 K	2-2 FC4-6		1	0	1	1	0	0		0					
Homer Bush, R (1,4) OBP: 0.365, SLG: 0.423			0-0 2B 2B		3-2 CS 1B				1-2 1B	5	2	2	1	0	1	5						
Inning Stats	R: 0 E: 0 K: 1 S: 11	H: 1 LOB: 2 BB: 1 P: 22	R: 0 E: 0 K: 0 S: 8	H: 0 LOB: 0 BB: 0 P: 14	R: 1 E: 0 K: 0 S: 9	H: 2 LOB: 3 BB: 2 P: 19	R: 0 E: 0 K: 0 S: 6	H: 1 LOB: 0 BB: 0 P: 11	R: 1 E: 0 K: 1 S: 11	H: 2 LOB: 1 BB: 1 P: 20	R: 3 E: 0 K: 3 S: 25	H: 3 LOB: 3 BB: 0 P: 35	R: 3 E: 0 K: 3 S: 19	H: 2 LOB: 1 BB: 1 P: 30	R: 1 E: 0 K: 0 S: 15	H: 2 LOB: 2 BB: 1 P: 27	R: 1 E: 0 K: 3 S: 10	H: 2 LOB: 2 BB: 1 P: 13	1B: 7 2B: 5 3B: 1 HR: 0	SF: 0 SAC: 0 DP: 1 HBP: 1	WP: 0 PB: 0 CS: 1	PA: 46
PITCHER	IP WLS BF H R ER SO BB IBB HBP BLK WP HR S P ERA WHIP																					
John Burkett, R (1,1) ERA: 2.73	5.1 L 26 8 4 3 3 2 2 0 0 0 0 0 50 95 5.06 1.875																					
Jason Marquis, R (6,1) ERA: 3.19	0.0 B 4 1 1 0 0 0 0 0 0 0 0 0 10 13 - - -																					
Mike Rentlinger, L (6,1) ERA: 3.28	1.1 7 1 3 3 4 1 0 1 0 0 0 0 23 34 20.25 1.500																					
Kerry Ligtenberg, R (7,1) ERA: 6.62	1.1 8 3 1 1 1 0 0 1 0 0 0 0 21 36 6.75 2.250																					

AB 33
R 4
H 7
RBI 4
BB 4
SO 8
LOB 19



AB 38
R 9
H 13
RBI 9
BB 6
SO 8
LOB 31



Batter	1	2	3	4	5	6	7	8	9	AB	R	H	RBI	BB	SO	LOB	TOP								
Rafael Furcal, S OBP: 0.304, SLG: 0.365 (1, 6)	F7		4-2 BB		3-2 CS	1-2 G4-3	1-0 P6		2-3 K	4	0	0	0	1	1	1	Atlanta Braves @ Toronto Blue Jays SkyDome, Toronto, ON Tue Jun 12 2001, 7:05 PM EDT Att: 20,448 - Overcast - 74 F								
Keith Lockhart, L OBP: 0.304, SLG: 0.258 (1, 4)	G6-3		0-0 G1-3			2B FC6-4		1-3 K	0-0 G3-1	5	1	1	0	0	1	2									
Andruw Jones, R OBP: 0.327, SLG: 0.504 (1, 8)	K			0-0 G6-3		FC6-4		1-1 G5-3	3-3 K	5	0	1	0	0	2	0									
10 Chipper Jones, S OBP: 0.400, SLG: 0.586 (1, 5)		4-2 BB		4-1 G4-6-3		FC6-4		1-1 S		1	1	1	0	3	0	0									
Brian Jordan, R OBP: 0.313, SLG: 0.430 (1, 10) (8, 9)	L6			0-0 BB		IBB		4-0 BB		3	1	1	1	1	0	3									
Dave Martinez, L OBP: 0.410, SLG: 0.457 Bernard Gilkey, R OBP: 0.367, SLG: 0.523 (8, PH) (8, 7)	G3			0-1 BB		L6		1-1 BB		3	0	0	0	0	0	5									
Javy Lopez, R OBP: 0.312, SLG: 0.404 (1, 2)			1-1 G6-3		1-2 G6-3			4-0 BB		3	0	1	0	1	0	0									
B.J. Surhoff, L OBP: 0.314, SLG: 0.389 Odalis Perez, L OBP: 0.111, SLG: 0.167 John Rocker, R (8, 1) (9, 1)	G5-3			1-1 G3				4-2 FC6-4		3	0	0	0	1	1	1									
Wes Helms, R OBP: 0.286, SLG: 0.462 (1, 3)			4-2 S		1-1 CS			3-1 FC6-4		3	0	1	0	1	0	4									
Inning Stats	R: 0 E: 0 K: 1 S: 10	H: 0 LOB: 0 BB: 0 P: 15	R: 0 E: 0 K: 0 S: 7	H: 0 LOB: 0 BB: 1 P: 13	R: 0 E: 0 K: 0 S: 10	H: 0 LOB: 2 BB: 2 P: 20	R: 0 E: 0 K: 0 S: 5	H: 1 LOB: 1 BB: 1 P: 11	R: 0 E: 0 K: 0 S: 9	H: 1 LOB: 0 BB: 0 P: 14	R: 1 E: 0 K: 0 S: 11	H: 2 LOB: 2 BB: 1 P: 22	R: 0 E: 0 K: 1 S: 10	H: 1 LOB: 1 BB: 0 P: 15	R: 2 E: 0 K: 1 S: 13	H: 2 LOB: 3 BB: 3 P: 32		R: 0 E: 0 K: 2 S: 8	H: 0 LOB: 0 BB: 0 P: 13	1B: 4 2B: 3 3B: 0 HR: 0	SF: 0 SAC: 0 DP: 2 HBP: 0	WP: 0 PB: 0 SB: 2 CS: 1	PA: 40		
PITCHER	IP	WLS	BF	H	R	ER	SO	BB	IBB	HBP	BLK	WP	HR	S	P	ERA	WHIP								
Steve Parris, R ERA: 5.43 (1, 1)	6.0	L	25	5	1	1	1	4	1	0	0	0	0	53	97	1.50	1.500								
Pedro Borbon, L ERA: 3.13 (7, 1)	0.1		1	0	0	0	1	0	0	0	0	0	0	5	7	0.00	0.000								
Kelvim Escobar, R ERA: 5.1 (7, 1)	1.1		6	1	2	2	1	0	1	0	0	0	0	11	20	13.50	0.750								
Dan Plesac, L ERA: 3.12 (8, 1)	0.0		3	1	0	0	0	1	1	0	0	0	0	4	13	∞	∞								
Bob Fife, R ERA: 1.71 (8, 1)	1.1		4	0	0	0	2	0	0	0	0	0	0	10	18	0.00	0.000								



Batter	1	2	3	4	5	6	7	8	9	AB	R	H	RBI	BB	SO	LOB	BOTTOM								
Shannon Stewart, R OBP: 0.380, SLG: 0.468 (1, 7)	K2-3			2-3 K2-3		2-2 G4-6-3			2-2 F8	4	0	0	0	0	2	3	Atlanta Braves @ Toronto Blue Jays SkyDome, Toronto, ON Tue Jun 12 2001, 7:05 PM EDT Att: 20,448 - Overcast - 74 F								
Alex Gonzalez, R OBP: 0.292, SLG: 0.360 (1, 6)	G6-3			4-2 G3				3-2 F9	0-0 G5-3	3	0	0	0	1	0	2									
Raul Mondesi, R OBP: 0.388, SLG: 0.508 (1, 9)	K			3-2 G3				0-2 G6-3	1-2 G6-3	4	0	0	0	0	1	3									
Carlos Delgado, L OBP: 0.404, SLG: 0.546 (1, 3)		1-1 P4		0-0 F8				3-1 F7		3	0	0	0	0	0	1									
José Cruz Jr., S OBP: 0.346, SLG: 0.463 (1, 8)		1-1 L9-6			4-1 G3-6-3			3-3 K		2	0	1	0	1	1	0									
Brad Fullmer, L OBP: 0.329, SLG: 0.453 (1, 10)		0-1 L9-6			1-1 G3-6-3			2-2 G3		3	0	0	0	0	0	2									
Tony Batista, R OBP: 0.252, SLG: 0.415 (1, 5)			0-2 G5-3		1-0 P5			2-0 G4-3		3	0	0	0	0	0	0									
Homer Bush, R OBP: 0.375, SLG: 0.444 (1, 4)			1-1 CS			0-1 G4-3			1-0 BB	3	0	2	0	0	0	0									
Alberto Castillo, R OBP: 0.321, SLG: 0.340 Brian Simmons, S OBP: 0.276, SLG: 0.338 (8, PH) (8, 7)			3-2 P9			0-2 G4-6-3			2-1 BB	2	0	1	0	0	0	1									
Inning Stats	R: 0 E: 0 K: 2 S: 10	H: 0 LOB: 0 BB: 0 P: 13	R: 0 E: 0 K: 0 S: 6	H: 1 LOB: 0 BB: 0 P: 8	R: 0 E: 0 K: 0 S: 9	H: 1 LOB: 0 BB: 0 P: 13	R: 0 E: 0 K: 1 S: 11	H: 0 LOB: 1 BB: 1 P: 20	R: 0 E: 0 K: 0 S: 4	H: 0 LOB: 0 BB: 1 P: 10	R: 0 E: 0 K: 0 S: 8	H: 1 LOB: 0 BB: 0 P: 10	R: 0 E: 0 K: 0 S: 10	H: 0 LOB: 0 BB: 0 P: 16	R: 0 E: 0 K: 1 S: 12	H: 0 LOB: 0 BB: 0 P: 19		R: 0 E: 0 K: 0 S: 11	H: 2 LOB: 2 BB: 0 P: 17	1B: 2 2B: 4 3B: 0 HR: 0	SF: 0 SAC: 0 DP: 3 HBP: 0	WP: 0 PB: 0 SB: 0 CS: 1	PA: 30		
PITCHER	IP	WLS	BF	H	R	ER	SO	BB	IBB	HBP	BLK	WP	HR	S	P	ERA	WHIP								
Odalis Perez, L ERA: 4.47 (1, 1)	8.0	W	27	5	0	0	4	2	0	0	0	0	0	73	115	0.00	0.875								
Odalis Perez, L ERA: 4.47 (8, 1)	8.0	W	27	5	0	0	4	2	0	0	0	0	0	73	115	0.00	0.875								
John Rocker, L ERA: 2.57 (9, 1)	1.0	S	3	0	0	0	0	0	0	0	0	0	0	8	11	0.00	0.000								

Batter	1	2	3	4	5	6	7	8	9	AB	R	H	RBI	BB	SO	LOB	TOP											
Quilvio Veras, S OBP: 0.329, SLG: 0.375	F7									5	1	3	0	0	1	0	Atlanta Braves @ Toronto Blue Jays SkyDome, Toronto, ON Wed Jun 13 2001, 7:05 PM EDT Att: 19,901 - Sunny - 77 F											
Rafael Furcal, S OBP: 0.306, SLG: 0.371 Mark DeRosa, R OBP: 0.500, SLG: 0.600	BB	K			G3-1		G1-4-3		1B	4	0	2	0	0	1	2												
Andruw Jones, R OBP: 0.332, SLG: 0.516	K				10 1B		G1-4-3		1B	4	2	2	2	1	1	2												
10 Chipper Jones, S OBP: 0.400, SLG: 0.580	BB				2B		F9		K	4	1	1	0	1	1	2												
Brian Jordan, R OBP: 0.323, SLG: 0.441	BB								L5	4	0	3	1	1	0	0												
Dave Martinez, L OBP: 0.400, SLG: 0.438	G1-4-3				G6-3				FC4-6	4	0	0	2	0	0	7												
Javy Lopez, R OBP: 0.305, SLG: 0.394					G6-3				K	5	0	0	0	0	2	4												
B.J. Surhoff, L OBP: 0.312, SLG: 0.392	G4-3				G4-3				G3	4	0	1	0	0	0	0												
Wes Helms, R OBP: 0.298, SLG: 0.467 Bernard Gilkey, R OBP: 0.353, SLG: 0.500	1B				2B				K	1	0	1	0	1	0	0												
	BB				1B				F8	2	0	0	0	0	1	2												
Inning Stats	R: 0 E: 0 K: 1 S: 11	H: 1 LOB: 3 BB: 2 P: 23	R: 0 E: 0 K: 1 S: 10	H: 1 LOB: 1 BB: 1 P: 15	R: 1 E: 0 K: 0 S: 9	H: 2 LOB: 0 BB: 0 P: 15	R: 0 E: 0 K: 0 S: 11	H: 2 LOB: 2 BB: 0 P: 19	R: 2 E: 0 K: 1 S: 12	H: 2 LOB: 1 BB: 1 P: 16	R: 0 E: 0 K: 0 S: 8	H: 0 LOB: 0 BB: 0 P: 14	R: 0 E: 0 K: 0 S: 7	H: 1 LOB: 0 BB: 0 P: 12	R: 0 E: 0 K: 1 S: 12	H: 1 LOB: 2 BB: 0 P: 18	R: 2 E: 0 K: 1 S: 15	H: 4 LOB: 2 BB: 0 P: 21	1B: 9 2B: 4 3B: 0 HR: 1	SF: 0 SAC: 0 DP: 2 HBP: 1	WP: 0 PB: 0 SB: 0 CS: 0	PA: 43						
PITCHER	IP	WLS	BF	H	R	ER	SO	BB	IBB	HBP	BLK	WP	HR	S	P	ERA	WHIP											
Joey Hamilton, R ERA: 4.7	(1, 1)	7.0	W	31	9	3	3	5	4	0	0	0	0	1	68	114	3.86	1.857										
Lance Painter, L ERA: 8.44	(8, 1)	2.0		12	5	2	2	2	0	0	1	0	0	0	27	39	9.00	2.500										

Batter	1	2	3	4	5	6	7	8	9	AB	R	H	RBI	BB	SO	LOB	BOTTOM											
Shannon Stewart, R OBP: 0.386, SLG: 0.471	1B				G5-3				F7	5	4	3	2	1	0	2	Atlanta Braves @ Toronto Blue Jays SkyDome, Toronto, ON Wed Jun 13 2001, 7:05 PM EDT Att: 19,901 - Sunny - 77 F											
Alex Gonzalez, R OBP: 0.293, SLG: 0.370	E6				G4-3				K	6	3	2	3	0	2	4												
Raul Mondesi, R OBP: 0.395, SLG: 0.510 Brian Simmons, S OBP: 0.276, SLG: 0.338	SF8				BB				E6	3	0	2	1	1	0	2												
Carlos Delgado, L OBP: 0.410, SLG: 0.548 Chris Woodward, R OBP: 0.200, SLG: 0.444	1B				FC3-2				SF9	0	0	0	0	0	0	0												
José Cruz Jr., S OBP: 0.343, SLG: 0.455	P4				BB				E6	3	0	2	3	2	1	1												
Brad Fullmer, L OBP: 0.323, SLG: 0.446	SF8				FC3-2				SF9	0	0	0	0	0	0	0												
Tony Batista, R OBP: 0.247, SLG: 0.407	G3				FC3-2				SF9	3	0	0	1	1	2	6												
Homer Bush, R OBP: 0.398, SLG: 0.512					FC3-2				SF9	4	0	0	1	0	1	8												
Alberto Castillo, R OBP: 0.344, SLG: 0.352					FC3-2				G4-6-3	4	0	0	1	0	1	8												
					FC6				F7	5	0	0	0	0	1	7												
Inning Stats	R: 2 E: 1 K: 0 S: 15	H: 2 LOB: 2 BB: 1 P: 25	R: 4 E: 0 K: 3 S: 19	H: 5 LOB: 1 BB: 0 P: 29	R: 0 E: 0 K: 1 S: 9	H: 0 LOB: 0 BB: 0 P: 15	R: 1 E: 0 K: 0 S: 7	H: 2 LOB: 3 BB: 1 P: 19	R: 1 E: 0 K: 2 S: 10	H: 1 LOB: 0 BB: 0 P: 13	R: 0 E: 0 K: 1 S: 7	H: 0 LOB: 2 BB: 2 P: 16	R: 4 E: 1 K: 0 S: 18	H: 3 LOB: 1 BB: 1 P: 32	R: 0 E: 0 K: 2 S: 13	H: 2 LOB: 2 BB: 0 P: 16	1B: 12 2B: 1 3B: 0 HR: 2	SF: 2 SAC: 0 DP: 1 HBP: 2	WP: 0 PB: 0 SB: 3 CS: 0	PA: 47								
PITCHER	IP	WLS	BF	H	R	ER	SO	BB	IBB	HBP	BLK	WP	HR	S	P	ERA	WHIP											
Tom Glavine, L ERA: 4.95	(1, 1)	4.0	L	25	7	7	5	4	2	0	1	0	0	1	50	88	11.25	2.750										
Matt Whiteside, R ERA: 6.57	(5, 1)	2.0		9	1	1	1	3	1	1	0	0	0	1	17	29	4.50	1.000										
Joe Nelson, R ERA: 0.75	(7, 1)	1.0		8	3	4	3	0	1	0	1	0	0	0	18	32	27.00	4.000										
Kerry Ligtenberg, R ERA: 6.27	(8, 1)	1.0		5	2	0	0	2	0	0	0	0	0	0	13	16	0.00	2.000										



Batter	1	2	3	4	5	6	7	8	9	10	AB	R	H	RBI	BB	SO	LOB	TOP		
Jose Offerman, S OBP: 0.348, SLG: 0.414	0-1 1B G4-3	0-1 F9		0-0 1B		2-2 F8			0-0 SF8 3B	0-1 1B 2B	6	3	4	1	0	0	0	Boston Red Sox @ Atlanta Braves Turner Field, Atlanta, GA Fri Jun 15 2001, 7:40 PM EDT Att. 48,469 - Cloudy - 85 F		
Trot Nixon, L OBP: 0.355, SLG: 0.447	0-0 1B G4-3	0-3 K		1-3 K			0-1 P8		2-0 SF8	1-1 1B 2B	5	1	2	2	0	2	1			
Carl Everett, S OBP: 0.351, SLG: 0.483	0-1 1B G4-3	4-1 BB		2-3 K			1-0 P7		1-3 K	3-2 G4-3	5	0	0	1	1	2	3			
Manny Ramirez, R OBP: 0.450, SLG: 0.683	1-0 1B IBB	1-0 G6-3		2-2 F8			1-2 G4-3		2-2 F9		4	1	0	0	1	0	2			
Brian Daubach, L OBP: 0.345, SLG: 0.547	3-2 1B 1-3 2-H		0-1 P6		1-1 F7			0-3 K		2-2 1B E	5	1	2	1	0	1	0			
Chris Stynes, R OBP: 0.357, SLG: 0.573	1-3 1B S		1-2 K		3-2 F8			1-2 1B 2B		2-2 E SF9	5	2	4	1	0	0	0			
Mike Lansing, R OBP: 0.258, SLG: 0.322	3-3 K		4-2 3B		0-2 G5-3			2-3 K		1-0 E5 SF9	4	1	0	0	1	2	4			
Doug Mirabelli, R OBP: 0.262, SLG: 0.250	4-0 IBB		2-1 BB		1-1 F9			3-1 1B 2-H		1-2 SF9	1	0	0	0	1	0	0			
Dante Bichette, R OBP: 0.369, SLG: 0.525			1-2 HBP		0-0 F8			1-3 K		1-2 K	1	0	1	1	0	0	0			
Darren Lewis, R OBP: 0.269, SLG: 0.382			1-2 HBP		2-0 G6-3			0-0 F8		3-H K	0	0	0	0	0	0	0			
Scott Hatteberg, L OBP: 0.197, SLG: 0.254											0	0	0	0	1	0	0			
Rolando Arrio, R OBP: 0.327, SLG: 0.369	3-2 G5-3		4-0 1B BB		1-0 SH5-3			0-0 SH1-4		0-0 G4-3	3	1	0	0	1	0	1			
Rafael Furcal, S OBP: 0.310, SLG: 0.374	1-1 1B S		0-1 G4-3		0-0 FC5-2			2-1 1B HBP		0-0 L9	3	0	2	0	0	0	2			
Mark DeRosa, R OBP: 0.500, SLG: 0.500	1-1 1B		1-2 2-3		2-3 1B			1-2 1B HBP			1	1	0	0	0	0	0			
Andrew Jones, R OBP: 0.337, SLG: 0.516	0-2 F9		1-1 1B		2-1 FC5-2			1-2 FC4-6		4-2 BB	4	0	2	4	1	0	3			
10 Chipper Jones, S OBP: 0.400, SLG: 0.574	1-1 F7		0-1 1B		1-2 F9			1-2 E6		4-2 BB	4	0	1	0	1	0	4			
Brian Jordan, R OBP: 0.316, SLG: 0.431		2-2 F7		2-3 K		0-0 P4		1-2 FC4-6		1-3 K	5	0	0	0	0	2	6			
B.J. Surhoff, L OBP: 0.306, SLG: 0.383		0-1 G3-1		1-1 G4-3		2-2 P4		1-1 F8		4-0 BB	4	0	0	0	0	0	2			
Mike Remlinger, L OBP: 0.314, SLG: 0.258										1-2 2-3	0	0	0	0	0	0	0			
John Rocker, R OBP: 0.314, SLG: 0.258											0	0	0	0	0	0	0			
Keith Lockhart, L OBP: 0.314, SLG: 0.258											0	0	0	0	1	0	0			
Jose Cabrera, R OBP: 0.317, SLG: 0.351		1-0 F7		1-1 G1-3		0-1 P6		2-2 F8		1-3 K	5	0	0	0	0	1	3			
Paul Bako, L OBP: 0.271, SLG: 0.419			4-0 G4-3		0-2 G5-3			2-0 SH1-4		1-2 FC5-4	1	1	0	0	1	0	0			
Dave Martinez, L OBP: 0.407, SLG: 0.455			1B SH4-3		1B SH5-3			4-2 PB		0-3 K	3	1	2	0	0	0	0			
Greg Maddux, R OBP: 0.231, SLG: 0.200			2-2 SH4-3		0-2 1B			4-2 PB		2-2 G6-3	1	0	1	0	0	0	0			
Javy Lopez, R OBP: 0.305, SLG: 0.390			1-2 1B		1B FC5-2			1B SH1-4			2	1	0	0	1	1	1			
Inning Stats	R: 0 E: 0 K: 2 S: 10	H: 1 LOB: 1 BB: 0 P: 15	R: 0 E: 0 K: 0 S: 7	H: 0 LOB: 0 BB: 0 P: 10	R: 2 E: 0 K: 1 S: 16	H: 2 LOB: 2 BB: 2 P: 29	R: 0 E: 0 K: 0 S: 7	H: 0 LOB: 0 BB: 0 P: 9	R: 0 E: 0 K: 0 S: 12	H: 2 LOB: 2 BB: 0 P: 14	R: 0 E: 0 K: 1 S: 11	H: 1 LOB: 1 BB: 0 P: 14	R: 0 E: 0 K: 2 S: 15	H: 0 LOB: 3 BB: 0 P: 29	R: 0 E: 0 K: 0 S: 9	H: 0 LOB: 0 BB: 0 P: 13	1B: 7 2B: 1 3B: 0 HR: 0	SF: 0 SAC: 3 DP: 0 HBP: 1	WP: 0 PB: 1 SB: 2 CS: 0	PA: 46
PITCHER	IP 7.0	WLS 2	BF 31	H 6	R 3	ER 3	SO 5	BB 2	IBB 0	HBP 1	BLK 0	WP 0	HR 0	S 66	P 107	ERA 3.86	WHIP 1.143			
Greg Maddux, R ERA: 2.45																				
Mike Remlinger, L ERA: 3.44																				
John Rocker, L ERA: 2.79																				
Jose Cabrera, R ERA: 1.71																				

AB	41
R	9
H	13
RBI	8
BB	4
SO	10
LOB	17



Batter	1	2	3	4	5	6	7	8	9	10	AB	R	H	RBI	BB	SO	LOB	BOTTOM		
Quilver Veras, S OBP: 0.327, SLG: 0.369	3-2 G5-3		4-0 1B BB		1-0 SH5-3		0-0 SH1-4		0-0 FC5-4		0-0 G4-3	3	1	0	0	1	0	1		
Rafael Furcal, S OBP: 0.310, SLG: 0.374	1-1 1B S		0-1 G4-3		0-0 FC5-2		2-1 1B HBP		0-0 L9		3	0	2	0	0	0	2			
Mark DeRosa, R OBP: 0.500, SLG: 0.500	1-1 1B		1-2 2-3		2-3 1B		1-2 1B HBP				1	1	0	0	0	0	0			
Andrew Jones, R OBP: 0.337, SLG: 0.516	0-2 F9		1-1 1B		2-1 FC5-2		1-2 FC4-6		4-2 BB		4	0	2	4	1	0	3			
10 Chipper Jones, S OBP: 0.400, SLG: 0.574	1-1 F7		0-1 1B		1-2 F9		1-2 E6		4-2 BB		4	0	1	0	1	0	4			
Brian Jordan, R OBP: 0.316, SLG: 0.431		2-2 F7		2-3 K		0-0 P4		1-2 FC4-6		1-3 K	5	0	0	0	0	2	6			
B.J. Surhoff, L OBP: 0.306, SLG: 0.383		0-1 G3-1		1-1 G4-3		2-2 P4		1-1 F8		4-0 BB	4	0	0	0	0	0	2			
Mike Remlinger, L OBP: 0.314, SLG: 0.258										1-2 2-3	0	0	0	0	0	0	0			
John Rocker, R OBP: 0.314, SLG: 0.258											0	0	0	0	0	0	0			
Keith Lockhart, L OBP: 0.314, SLG: 0.258											0	0	0	0	1	0	0			
Jose Cabrera, R OBP: 0.317, SLG: 0.351		1-0 F7		1-1 G1-3		0-1 P6		2-2 F8		1-3 K	5	0	0	0	0	1	3			
Paul Bako, L OBP: 0.271, SLG: 0.419			4-0 G4-3		0-2 G5-3			2-0 SH1-4		1-2 FC5-4	1	1	0	0	1	0	0			
Dave Martinez, L OBP: 0.407, SLG: 0.455			1B SH4-3		1B SH5-3			4-2 PB		0-3 K	3	1	2	0	0	0	0			
Greg Maddux, R OBP: 0.231, SLG: 0.200			2-2 SH4-3		0-2 1B			4-2 PB		2-2 G6-3	1	0	1	0	0	0	0			
Javy Lopez, R OBP: 0.305, SLG: 0.390			1-2 1B		1B FC5-2			1B SH1-4			2	1	0	0	1	1	1			
Inning Stats	R: 0 E: 0 K: 0 S: 10	H: 1 LOB: 1 BB: 0 P: 15	R: 0 E: 0 K: 0 S: 7	H: 0 LOB: 0 BB: 0 P: 10	R: 2 E: 0 K: 1 S: 16	H: 2 LOB: 2 BB: 2 P: 29	R: 0 E: 0 K: 0 S: 7	H: 0 LOB: 0 BB: 0 P: 9	R: 0 E: 0 K: 0 S: 12	H: 2 LOB: 2 BB: 0 P: 14	R: 0 E: 0 K: 1 S: 11	H: 1 LOB: 1 BB: 0 P: 14	R: 0 E: 0 K: 2 S: 15	H: 0 LOB: 3 BB: 0 P: 29	R: 0 E: 0 K: 0 S: 9	H: 0 LOB: 0 BB: 0 P: 13	1B: 7 2B: 1 3B: 0 HR: 0	SF: 0 SAC: 3 DP: 0 HBP: 1	WP: 0 PB: 1 SB: 2 CS: 0	PA: 46
PITCHER	IP 5.0	WLS 2	BF 22	H 5	R 2	ER 2	SO 0	BB 2	IBB 0	HBP 0	BLK 0	WP 0	HR 0	S 52	P 77	ERA 3.60	WHIP 1.400			
Rolando Arrio, R ERA: 3.65																				
Sun-Woo Kim, R ERA: 18.0																				
Hipolito Pichardo, R ERA: 3.48																				
Pete Schourek, L ERA: 3.8																				
Rod Beck, R ERA: 2.17																				

AB	36
R	5
H	8
RBI	4
BB	6
SO	4
LOB	22



Batter	1	2	3	4	5	6	7	8	9	AB	R	H	RBI	BB	SO	LOB	TOP				
Jose Offerman, S OBP: 0.346, SLG: 0.411 (1, 4)	3-2 1B		3-1 F7			2-1 G1-3			2-3 K	4	0	1	0	0	1	1					
Trot Nixon, L OBP: 0.353, SLG: 0.440 (1, 9)	2-2 F8			2-3 K		2-3 K			4-1 BB	3	0	0	0	1	2	2					
Carl Everett, S OBP: 0.346, SLG: 0.475 (1, 8)	1-3 K			2-3 K			0-0 F8		1-3 K	4	0	0	0	0	3	2					
Manny Ramirez, R OBP: 0.444, SLG: 0.672 (1, 7)	0-1 L4			0-0 F6			2-3 K		3-3 K	4	0	0	0	0	2	2					
Brian Daubach, L OBP: 0.345, SLG: 0.540 (1, 3)		2-3 K			1-0 G3				4-1 BB	2	0	0	0	1	1	0					
Chris Stynes, R OBP: 0.354, SLG: 0.551 Hippolito Pichardo, R (7, 1)		2-2 G5-3			2-1 G6-3			0-2 L8		3	0	0	0	0	0	1					
Scott Hatteberg, L OBP: 0.190, SLG: 0.243 (1, 2)		2-2 F7			1-2 G6-3			3-2 F8		3	0	0	0	0	0	0					
Mike Lansing, R OBP: 0.259, SLG: 0.322 (1, 6)			2-2 G6-3			1-1 G1-3 1B		3-3 K		3	0	1	0	0	1	0					
Hideo Nomo, R Shea Hillenbrand, R OBP: 0.257, SLG: 0.355 (1, 1) (7, 5)			0-1 G1-3			1-3 K		0-1 P3		2	0	0	0	0	1	1					
Inning Stats	R: 0 E: 0 K: 1 S: 14	H: 1 LOB: 1 BB: 0 P: 20	R: 0 E: 0 K: 1 S: 9	H: 0 LOB: 0 BB: 0 P: 15	R: 0 E: 0 K: 0 S: 7	H: 0 LOB: 0 BB: 0 P: 12	R: 0 E: 0 K: 2 S: 7	H: 0 LOB: 0 BB: 0 P: 11	R: 0 E: 0 K: 0 S: 10	H: 1 LOB: 1 BB: 0 P: 16	R: 0 E: 0 K: 1 S: 8	H: 0 LOB: 1 BB: 1 P: 14	R: 0 E: 0 K: 1 S: 8	H: 0 LOB: 1 BB: 1 P: 14	R: 0 E: 0 K: 3 S: 12	H: 0 LOB: 1 BB: 1 P: 22	1B: 2 2B: 0 3B: 0 HR: 0	SF: 0 SAC: 0 DP: 0 HBP: 0	WP: 0 PB: 0 CS: 0	PA: 31	
PITCHER	IP WLS BF H R ER SO BB IBB HBP BLK WP HR S P ERA WHIP	IP WLS BF H R ER SO BB IBB HBP BLK WP HR S P ERA WHIP	IP WLS BF H R ER SO BB IBB HBP BLK WP HR S P ERA WHIP	IP WLS BF H R ER SO BB IBB HBP BLK WP HR S P ERA WHIP	IP WLS BF H R ER SO BB IBB HBP BLK WP HR S P ERA WHIP	IP WLS BF H R ER SO BB IBB HBP BLK WP HR S P ERA WHIP	IP WLS BF H R ER SO BB IBB HBP BLK WP HR S P ERA WHIP	IP WLS BF H R ER SO BB IBB HBP BLK WP HR S P ERA WHIP	IP WLS BF H R ER SO BB IBB HBP BLK WP HR S P ERA WHIP	IP WLS BF H R ER SO BB IBB HBP BLK WP HR S P ERA WHIP	IP WLS BF H R ER SO BB IBB HBP BLK WP HR S P ERA WHIP	IP WLS BF H R ER SO BB IBB HBP BLK WP HR S P ERA WHIP	IP WLS BF H R ER SO BB IBB HBP BLK WP HR S P ERA WHIP	IP WLS BF H R ER SO BB IBB HBP BLK WP HR S P ERA WHIP	IP WLS BF H R ER SO BB IBB HBP BLK WP HR S P ERA WHIP	IP WLS BF H R ER SO BB IBB HBP BLK WP HR S P ERA WHIP	IP WLS BF H R ER SO BB IBB HBP BLK WP HR S P ERA WHIP	IP WLS BF H R ER SO BB IBB HBP BLK WP HR S P ERA WHIP	IP WLS BF H R ER SO BB IBB HBP BLK WP HR S P ERA WHIP	IP WLS BF H R ER SO BB IBB HBP BLK WP HR S P ERA WHIP	IP WLS BF H R ER SO BB IBB HBP BLK WP HR S P ERA WHIP
John Burkett, R ERA: 2.51 Jason Marquis, R ERA: 3.09	(1, 1)	(9, 1)																			

Boston Red Sox @ Atlanta Braves
Turner Field, Atlanta, GA
Sat Jun 16 2001, 7:10 PM EDT
Att: 50,524 - Sunny - 83 F

AB	29
R	0
H	2
RBI	0
BB	2
SO	11
LOB	9



Batter	1	2	3	4	5	6	7	8	9	AB	R	H	RBI	BB	SO	LOB	BOTTOM				
QuiVivo Veras, S OBP: 0.324, SLG: 0.362 Jason Marquis, L OBP: 0.333, SLG: 0.333 (1, 4) (9, 1)	1-0 G3		1-1 B1-3	0-0 F8		4-0 BB		3-3 K		4	0	0	0	1	1	4					
B.J. Surhoff, L OBP: 0.313, SLG: 0.394 (1, 7)	1-0 10 S BB 1B		0-3 K		0-1 S S 1B	3-2 F9		0-0 10 2B		5	2	3	0	0	1	1					
Andruw Jones, R OBP: 0.341, SLG: 0.515 (1, 8)	4-1 BB 1B			1-0 10 FC3-6 1B	4-1 S 1B BB		0-0 G1-3	1-2 SF8		2	1	1	1	2	0	0					
10 Chipper Jones, S OBP: 0.400, SLG: 0.575 (1, 5)	2-3 K			1-2 FC3-6 S E	2-0 L3		1-0 G4-3 WP 1B	0-0 3H 2B		5	2	2	1	0	1	5					
Dave Martinez, L OBP: 0.398, SLG: 0.442 (1, 9)	1-1 F9			3-2 F9	1-2 F5		0-2 WP G4-3 1B 1B	0-2 F8		5	1	1	0	0	0	6					
Javy Lopez, R OBP: 0.304, SLG: 0.387 (1, 2)		0-1 E5 G5-4-3		0-0 E5 3B	1-2 1B		1-2 G4-3			4	1	1	2	0	0	2					
Wes Helms, R OBP: 0.305, SLG: 0.486 (1, 3)		1-1 G5-4-3		1-0 3B			3-1 FC5-4 1B			4	0	2	2	0	0	2					
Mark DeRosa, R OBP: 0.429, SLG: 0.333 (1, 6)		0-2 G6-3		4-0 BB IBB			0-1 P3 FC5-4			3	0	0	0	1	0	1					
John Burkett, R OBP: 0.188, SLG: 0.133 Keith Lockhart, L OBP: 0.324, SLG: 0.270 (1, 1) (8, PH) (9, 4)			2-2 G6-3	4-1 BB			1-3 K	1-1 2B SF8 1B		2	0	0	0	1	1	0					
Inning Stats	R: 0 E: 0 K: 1 S: 10	H: 1 LOB: 2 BB: 1 P: 19	R: 0 E: 1 K: 0 S: 7	H: 0 LOB: 0 BB: 0 P: 8	R: 0 E: 0 K: 1 S: 9	H: 0 LOB: 0 BB: 0 P: 12	R: 2 E: 1 K: 0 S: 11	H: 2 LOB: 3 BB: 2 P: 25	R: 2 E: 0 K: 0 S: 14	H: 2 LOB: 1 BB: 1 P: 24	R: 0 E: 0 K: 1 S: 9	H: 0 LOB: 1 BB: 1 P: 16	R: 2 E: 0 K: 0 S: 12	H: 3 LOB: 1 BB: 0 P: 19	R: 2 E: 0 K: 1 S: 13	H: 3 LOB: 1 BB: 0 P: 18	1B: 8 2B: 2 3B: 1 HR: 0	SF: 1 SAC: 0 DP: 1 HBP: 0	WP: 1 PB: 0 SB: 5 CS: 0	PA: 41	
PITCHER	IP WLS BF H R ER SO BB IBB HBP BLK WP HR S P ERA WHIP	IP WLS BF H R ER SO BB IBB HBP BLK WP HR S P ERA WHIP	IP WLS BF H R ER SO BB IBB HBP BLK WP HR S P ERA WHIP	IP WLS BF H R ER SO BB IBB HBP BLK WP HR S P ERA WHIP	IP WLS BF H R ER SO BB IBB HBP BLK WP HR S P ERA WHIP	IP WLS BF H R ER SO BB IBB HBP BLK WP HR S P ERA WHIP	IP WLS BF H R ER SO BB IBB HBP BLK WP HR S P ERA WHIP	IP WLS BF H R ER SO BB IBB HBP BLK WP HR S P ERA WHIP	IP WLS BF H R ER SO BB IBB HBP BLK WP HR S P ERA WHIP	IP WLS BF H R ER SO BB IBB HBP BLK WP HR S P ERA WHIP	IP WLS BF H R ER SO BB IBB HBP BLK WP HR S P ERA WHIP	IP WLS BF H R ER SO BB IBB HBP BLK WP HR S P ERA WHIP	IP WLS BF H R ER SO BB IBB HBP BLK WP HR S P ERA WHIP	IP WLS BF H R ER SO BB IBB HBP BLK WP HR S P ERA WHIP	IP WLS BF H R ER SO BB IBB HBP BLK WP HR S P ERA WHIP	IP WLS BF H R ER SO BB IBB HBP BLK WP HR S P ERA WHIP	IP WLS BF H R ER SO BB IBB HBP BLK WP HR S P ERA WHIP	IP WLS BF H R ER SO BB IBB HBP BLK WP HR S P ERA WHIP	IP WLS BF H R ER SO BB IBB HBP BLK WP HR S P ERA WHIP	IP WLS BF H R ER SO BB IBB HBP BLK WP HR S P ERA WHIP	IP WLS BF H R ER SO BB IBB HBP BLK WP HR S P ERA WHIP
Hideo Nomo, R ERA: 3.86 Hippolito Pichardo, R ERA: 4.5	(1, 1)	(7, 1)																			

Boston Red Sox @ Atlanta Braves
Turner Field, Atlanta, GA
Sat Jun 16 2001, 7:10 PM EDT
Att: 50,524 - Sunny - 83 F

AB	35
R	8
H	11
RBI	6
BB	5
SO	4
LOB	21



Batter	1	2	3	4	5	6	7	8	9	AB	R	H	RBI	BB	SO	LOB	TOP										
Luis Castillo, S OBP: 0.354, SLG: 0.335 (1, 4)	P4	1B		K		1B			FC4 BB	4	0	2	2	1	1	0											
Eric Owens, R OBP: 0.302, SLG: 0.333 (1, 8)	K		1B SF9	FC4-6 1B		CS 1B	K		FC4 1B BB FC5-2	5	1	2	0	0	2	1											
Cliff Floyd, L OBP: 0.419, SLG: 0.620 (1, 7)	1B		BB 1B	FC4-6 1B			G3-1		1B E BB	4	2	2	0	1	0	1											
Mike Lowell, R OBP: 0.362, SLG: 0.558 (1, 5)	L8		F9	F9			1B		E 1B	5	0	2	0	0	0	4											
Kevin Millar, R OBP: 0.348, SLG: 0.541 (1, 9)		1B 2B	SF9		G5-3		F4		FC5-2 1-3 2H 3H	4	1	1	1	0	0	3											
Derrek Lee, R OBP: 0.289, SLG: 0.380 (1, 3)	F9		BB 1B	G6-4-3 BB				HR	K	3	2	1	1	2	1	3											
Mike Redmond, R OBP: 0.392, SLG: 0.511 (1, 2)	BB 1B		1B BB	G6-4-3				L9		3	1	1	0	1	0	1											
Alex Gonzalez, R OBP: 0.332, SLG: 0.384 (1, 6)	1B BB		1B	F8				K		3	0	1	2	1	1	0											
Matt Clement, R OBP: 0.343, SLG: 0.543 (6, PH) Ryan McCants, L OBP: 0.226, SLG: 0.316 (6, PH) Vladimir Nunez, R (6, PH) Preston Wilson, R OBP: 0.343, SLG: 0.466 (6, PH) Vic Darenbourg, L (8, PH) Braden Looper, R (8, PH) Antonio Alfonseca, R (9, PH)	L3		G1-3	G4-3				K		2	0	0	0	0	0	5											
Inning Stats	R: 0 E: 0 K: 1 S: 10	H: 1 LOB: 1 BB: 0 P: 15	R: 2 E: 0 K: 0 S: 12	H: 3 LOB: 2 BB: 1 P: 20	R: 3 E: 0 K: 0 S: 14	H: 3 LOB: 2 BB: 2 P: 26	R: 0 E: 0 K: 1 S: 11	H: 1 LOB: 0 BB: 0 P: 17	R: 0 E: 0 K: 0 S: 8	H: 0 LOB: 0 BB: 1 P: 15	R: 0 E: 0 K: 0 S: 5	H: 1 LOB: 0 BB: 0 P: 10	R: 0 E: 0 K: 1 S: 16	H: 1 LOB: 1 BB: 0 P: 25	R: 1 E: 0 K: 2 S: 10	H: 1 LOB: 0 BB: 0 P: 13	R: 1 E: 1 K: 1 S: 11	H: 1 LOB: 2 BB: 2 P: 23	1B: 9 2B: 2 3B: 0 HR: 1	SF: 1 SAC: 0 DP: 1 HBP: 0	WP: 0 PB: 0 SB: 0 CS: 1	PA: 43					
PITCHER	IP	WLS	BF	H	R	ER	SO	BB	IBB	HBP	BLK	WP	HR	S	P	ERA	WHIP										
Tom Glavine, L ERA: 5.12 (1, 1)	6.0		28	9	5	5	2	4	0	0	0	0	0	60	103	7.50	2.167										
Mike Remlinger, L ERA: 3.49 (7, 1)	2.0	B	8	2	1	1	3	0	0	0	0	0	1	26	38	4.50	1.000										
John Rocker, L ERA: 2.7 (9, 1)	1.0	L	6	1	1	0	1	2	0	0	0	0	0	11	23	0.00	3.000										

Florida Marlins @ Atlanta Braves
Turner Field, Atlanta, GA
Mon Jun 18 2001, 7:35 PM EDT
Att: 28,719 - Sunny - 82 F

AB	35
R	7
H	12
RBI	6
BB	6
SO	6
LOB	18



Batter	1	2	3	4	5	6	7	8	9	AB	R	H	RBI	BB	SO	LOB	BOTTOM										
QuiVivo Veras, S OBP: 0.325, SLG: 0.361 (1, 4)	HR 1B	CS 1B		E6		G6-3			1B	5	1	3	0	0	0	0											
B.J. Surhoff, L OBP: 0.309, SLG: 0.383 (1, 7)	HR BB	E4 G5-3		F8			F8		G4-3	4	1	0	0	1	0	3											
Andruw Jones, R OBP: 0.342, SLG: 0.526 (1, 8)	HR	G5-3			G6-3		G6-3			4	1	1	3	0	0	1											
10 Chipper Jones, S OBP: 0.399, SLG: 0.585 (1, 5)	1B 2B	F7			HR		L4			4	2	2	1	0	0	1											
Dave Martinez, L OBP: 0.397, SLG: 0.427 (1, 9)	K		G6-4-3 BB	F8			F8		F8	3	0	0	0	1	1	1											
Javy Lopez, R OBP: 0.307, SLG: 0.386 (1, 2)	G4-3 2B 1B		K	K			1B		G4-3	4	1	2	1	0	1	1											
Rico Brogna, L OBP: 0.310, SLG: 0.342 (1, 3) Wes Helms, R OBP: 0.293, SLG: 0.465 (6, PH) (9, 3)	G4-3		G6-4-3	G6-4-3			K		K	3	0	0	0	0	1	3											
Mark DeRosa, R OBP: 0.500, SLG: 0.500 (1, 6)	2B			G4-3			G5-3		K	4	0	1	1	0	1	0											
Tom Glavine, L OBP: 0.167, SLG: 0.136 (1, 1) Keith Lockhart, L OBP: 0.315, SLG: 0.262 (6, PH) Mike Remlinger, L (7, 1) John Rocker, R (9, 1) Bernard Gilkey, R OBP: 0.340, SLG: 0.479 (9, PH)	G4-3			G6-3			F9		K	2	0	0	0	0	0	1											
Inning Stats	R: 5 E: 0 K: 1 S: 18	H: 5 LOB: 1 BB: 1 P: 32	R: 0 E: 1 K: 0 S: 6	H: 1 LOB: 1 BB: 0 P: 10	R: 0 E: 0 K: 1 S: 4	H: 0 LOB: 0 BB: 1 P: 9	R: 0 E: 1 K: 0 S: 11	H: 0 LOB: 1 BB: 0 P: 19	R: 1 E: 0 K: 0 S: 11	H: 2 LOB: 1 BB: 0 P: 19	R: 0 E: 0 K: 0 S: 9	H: 0 LOB: 0 BB: 0 P: 12	R: 0 E: 0 K: 1 S: 9	H: 0 LOB: 0 BB: 0 P: 11	R: 0 E: 0 K: 2 S: 9	H: 1 LOB: 1 BB: 0 P: 12	1B: 5 2B: 2 3B: 0 HR: 2	SF: 0 SAC: 0 DP: 1 HBP: 0	WP: 0 PB: 0 SB: 0 CS: 1	PA: 38							
PITCHER	IP	WLS	BF	H	R	ER	SO	BB	IBB	HBP	BLK	WP	HR	S	P	ERA	WHIP										
Matt Clement, R ERA: 3.38 (1, 1)	5.0		25	8	6	6	3	2	0	0	0	0	0	15	20	0.00	0.000										
Vladimir Nunez, R ERA: 2.93 (6, 1)	2.0		6	0	0	0	0	0	0	0	0	0	0	5	6	0.00	0.000										
Vic Darenbourg, L ERA: 3.98 (8, 1)	0.2	W	2	0	0	0	0	0	0	0	0	0	0	4	5	0.00	0.000										
Braden Looper, R ERA: 3.56 (8, 1)	0.1	S	1	0	0	0	1	0	0	0	0	0	0	4	5	0.00	0.000										
Antonio Alfonseca, R ERA: 2.05 (9, 1)	1.0		4	1	0	0	2	0	0	0	0	0	0	9	12	0.00	1.000										

Florida Marlins @ Atlanta Braves
Turner Field, Atlanta, GA
Mon Jun 18 2001, 7:35 PM EDT
Att: 28,719 - Sunny - 82 F

AB	36
R	6
H	9
RBI	6
BB	2
SO	6
LOB	11



Batter	1	2	3	4	5	6	7	8	9	AB	R	H	RBI	BB	SO	LOB	TOP											
Luis Castillo, S OBP: 0.356, SLG: 0.332										4	0	0	0	0	4	0	Florida Marlins @ Atlanta Braves Turner Field, Atlanta, GA Wed Jun 20 2001, 7:05 PM EDT Att: 28,867 - Cloudy - 83 F											
John Mabry, L OBP: 0.317, SLG: 0.431	G6-3									4	1	2	1	0	1	0												
Cliff Floyd, L OBP: 0.422, SLG: 0.635	F8									4	0	1	0	0	1	1												
Mike Lowell, R OBP: 0.357, SLG: 0.542		F8		G6-3						3	0	0	0	0	1	0												
Preston Wilson, R OBP: 0.342, SLG: 0.472		G4-3				G6-3				4	1	1	1	0	0	2												
Charles Johnson, R OBP: 0.361, SLG: 0.526					F8			L8		3	0	0	0	1	0	0												
Derrek Lee, R OBP: 0.291, SLG: 0.380								F7		3	0	0	0	0	1	1												
Alex Gonzalez, R OBP: 0.329, SLG: 0.392						P9				3	0	0	0	0	1	0												
A.J. Burnett, R Eric Chavez, R Dan Miceli, R Armando Almanza, L Ryan McGuire, L Vic Darenbourg, L						G4-3				1	0	0	0	0	0	0												
Inning Stats	R: 0 E: 0 K: 1 S: 6	H: 0 LOB: 0 BB: 0 P: 9	R: 0 E: 0 K: 0 S: 8	H: 0 LOB: 1 BB: 1 P: 13	R: 0 E: 0 K: 1 S: 9	H: 0 LOB: 0 BB: 0 P: 16	R: 0 E: 0 K: 2 S: 7	H: 0 LOB: 0 BB: 0 P: 7	R: 1 E: 0 K: 1 S: 8	H: 1 LOB: 0 BB: 0 P: 10	R: 1 E: 0 K: 1 S: 13	H: 2 LOB: 2 BB: 0 P: 18	R: 0 E: 0 K: 1 S: 6	H: 0 LOB: 0 BB: 0 P: 6	R: 0 E: 0 K: 2 S: 12	H: 1 LOB: 1 BB: 0 P: 17		R: 0 E: 0 K: 1 S: 7	H: 0 LOB: 0 BB: 0 P: 11	1B: 1 2B: 1 3B: 0 HR: 2	SF: 0 SAC: 0 DP: 0 HBP: 1	WP: 0 PB: 0 CS: 0	PA: 33					
PITCHER	IP	WLS	BF	H	R	ER	SO	BB	IBB	HBP	BLK	WP	HR	S	P	ERA	WHIP											
Greg Maddux, R ERA: 2.46	(1, 1)	7.0	W	26	3	2	2	7	1	0	1	0	0	2	57	79	2.57	0.571										
Mike Remlinger, L ERA: 3.4	(8, 1)	1.0	H	4	1	0	0	2	0	0	0	0	0	0	12	17	0.00	1.000										
John Rocker, L ERA: 2.61	(9, 1)	1.0		3	0	0	0	1	0	0	0	0	0	7	11	0.00	0.000											

AB	31
R	2
H	4
RBI	2
BB	1
SO	10
LOB	4




Batter	1	2	3	4	5	6	7	8	9	AB	R	H	RBI	BB	SO	LOB	BOTTOM												
Quilvio Veras, S OBP: 0.328, SLG: 0.363										3	0	1	0	0	0	0	Florida Marlins @ Atlanta Braves Turner Field, Atlanta, GA Wed Jun 20 2001, 7:05 PM EDT Att: 28,867 - Cloudy - 83 F												
B.J. Surhoff, L OBP: 0.307, SLG: 0.381	G3									3	1	0	1	0	0	1													
Andruw Jones, R OBP: 0.343, SLG: 0.524	L6									3	1	1	1	1	1	1													
10 Chipper Jones, S OBP: 0.395, SLG: 0.574	G3									4	1	2	1	0	0	2													
Dave Martinez, L OBP: 0.391, SLG: 0.436		G5-3								4	0	1	0	0	0	2													
Rico Brogna, L OBP: 0.318, SLG: 0.369										4	1	3	2	0	0	1													
Mark DeRosa, R OBP: 0.433, SLG: 0.417										4	1	1	0	0	0	2													
Paul Bako, L OBP: 0.288, SLG: 0.413										3	1	1	0	1	0	0													
Greg Maddux, R OBP: 0.214, SLG: 0.185	(1, 1)	5.0	L	22	6	5	3	1	1	0	0	0	0	0	38	62		5.40	1.400										
Mike Remlinger, L ERA: 7.15	(8, 1)	1.0		5	2	0	0	0	0	1	0	0	0	0	8	15		0.00	2.000										
Armando Almanza, L ERA: 2.33	(7, 1)	1.0		3	0	0	0	1	0	0	0	0	0	7	12	0.00	0.000												
Vic Darenbourg, L ERA: 4.64	(8, 1)	1.0		5	2	2	2	0	0	0	0	0	1	11	15	18.00	2.000												
Inning Stats	R: 0 E: 0 K: 0 S: 10	H: 1 LOB: 1 BB: 0 P: 15	R: 0 E: 0 K: 0 S: 6	H: 1 LOB: 0 BB: 0 P: 7	R: 0 E: 0 K: 1 S: 5	H: 0 LOB: 0 BB: 0 P: 7	R: 2 E: 2 K: 0 S: 8	H: 1 LOB: 0 BB: 1 P: 18	R: 3 E: 0 K: 0 S: 9	H: 3 LOB: 1 BB: 0 P: 15	R: 0 E: 0 K: 0 S: 8	H: 2 LOB: 2 BB: 1 P: 15	R: 0 E: 0 K: 1 S: 7	H: 0 LOB: 0 BB: 0 P: 12	R: 2 E: 0 K: 0 S: 11	H: 2 LOB: 0 BB: 0 P: 15	1B: 8 2B: 1 3B: 0 HR: 1	SF: 1 SAC: 2 DP: 1 HBP: 0	WP: 0 PB: 0 CS: 1	PA: 35									
PITCHER	IP	WLS	BF	H	R	ER	SO	BB	IBB	HBP	BLK	WP	HR	S	P	ERA	WHIP												
A.J. Burnett, R ERA: 2.11	(1, 1)	5.0	L	22	6	5	3	1	1	0	0	0	0	0	38	62	5.40	1.400											
Dan Miceli, R ERA: 7.15	(8, 1)	1.0		5	2	0	0	0	0	1	0	0	0	0	8	15	0.00	2.000											
Armando Almanza, L ERA: 2.33	(7, 1)	1.0		3	0	0	0	1	0	0	0	0	0	7	12	0.00	0.000												
Vic Darenbourg, L ERA: 4.64	(8, 1)	1.0		5	2	2	2	0	0	0	0	0	1	11	15	18.00	2.000												

AB	30
R	7
H	10
RBI	6
BB	2
SO	2
LOB	11



Batter	1	2	3	4	5	6	7	8	9	AB	R	H	RBI	BB	SO	LOB	TOP					
Luis Castillo, S OBP: 0.354, SLG: 0.331 (1, 4)	F7		P4					K		4	0	1	0	0	1	0	Florida Marlins @ Atlanta Braves Turner Field, Atlanta, GA Thu Jun 21 2001, 1:05 PM EDT Att: 33,359 - Sunny - 89 F					
Eric Owens, R OBP: 0.305, SLG: 0.335 (1, 9)	CS 1B			G6-3				K 1B		4	0	2	0	0	1	1						
Cliff Floyd, L OBP: 0.419, SLG: 0.628 (1, 7)	L8			K				K		4	0	1	0	0	2	2						
Mike Lowell, R OBP: 0.355, SLG: 0.536 (1, 5)		P5		P6						4	0	1	0	0	0	2						
Preston Wilson, R OBP: 0.341, SLG: 0.472 (1, 8)		G5-3								4	1	1	0	0	1	1						
Kevin Millar, R OBP: 0.354, SLG: 0.554 Antonio Alfonseca, R (9, 1)					G4-3					2	0	1	0	2	0	1						
Charles Johnson, R OBP: 0.355, SLG: 0.519 (1, 2)										0	0	0	0	0	0	0						
Dave Berg, R OBP: 0.343, SLG: 0.299 John Mabry, L OBP: 0.316, SLG: 0.423 Armando Almanza, L (7, 1) Braden Looper, R (8, 1) Derek Lee, R OBP: 0.296, SLG: 0.396 (9, 3)			F7							2	0	0	0	0	0	0						
Brad Penny, R OBP: 0.094, SLG: 0.094 Alex Gonzalez, R OBP: 0.327, SLG: 0.389 (7, 6)										1	0	0	0	0	0	2						
										0	0	0	0	0	0	0						
Inning Stats	R: 0 E: 0 K: 0 S: 6	H: 1 LOB: 0 BB: 0 P: 9	R: 0 E: 0 K: 0 S: 7	H: 0 LOB: 1 BB: 1 P: 14	R: 0 E: 0 K: 0 S: 10	H: 0 LOB: 0 BB: 0 P: 16	R: 0 E: 0 K: 1 S: 12	H: 0 LOB: 0 BB: 0 P: 16	R: 1 E: 0 K: 0 S: 7	H: 1 LOB: 0 BB: 0 P: 11	R: 0 E: 0 K: 3 S: 11	H: 1 LOB: 1 BB: 0 P: 16	R: 0 E: 0 K: 2 S: 12	H: 2 LOB: 2 BB: 0 P: 21	R: 0 E: 0 K: 1 S: 9	H: 2 LOB: 2 BB: 1 P: 13	R: 2 E: 0 K: 0 S: 11	H: 1 LOB: 0 BB: 1 P: 20	1B: 6 2B: 1 3B: 0 HR: 1	SF: 1 SAC: 0 DP: 0 HBP: 0	WP: 0 PB: 0 SB: 0 CS: 1	PA: 36
PITCHER	IP WLS BF H R ER SO BB IBB HBP BLK WP HR S P ERA WHIP	IP WLS BF H R ER SO BB IBB HBP BLK WP HR S P ERA WHIP	IP WLS BF H R ER SO BB IBB HBP BLK WP HR S P ERA WHIP	IP WLS BF H R ER SO BB IBB HBP BLK WP HR S P ERA WHIP	IP WLS BF H R ER SO BB IBB HBP BLK WP HR S P ERA WHIP	IP WLS BF H R ER SO BB IBB HBP BLK WP HR S P ERA WHIP	IP WLS BF H R ER SO BB IBB HBP BLK WP HR S P ERA WHIP	IP WLS BF H R ER SO BB IBB HBP BLK WP HR S P ERA WHIP	IP WLS BF H R ER SO BB IBB HBP BLK WP HR S P ERA WHIP	IP WLS BF H R ER SO BB IBB HBP BLK WP HR S P ERA WHIP	IP WLS BF H R ER SO BB IBB HBP BLK WP HR S P ERA WHIP	IP WLS BF H R ER SO BB IBB HBP BLK WP HR S P ERA WHIP	IP WLS BF H R ER SO BB IBB HBP BLK WP HR S P ERA WHIP	IP WLS BF H R ER SO BB IBB HBP BLK WP HR S P ERA WHIP	IP WLS BF H R ER SO BB IBB HBP BLK WP HR S P ERA WHIP	IP WLS BF H R ER SO BB IBB HBP BLK WP HR S P ERA WHIP	IP WLS BF H R ER SO BB IBB HBP BLK WP HR S P ERA WHIP					
John Burkett, R ERA: 2.45 (1, 1)	6.1	24	5	1	1	5	1	0	0	0	0	0	0	0	0	0	1.42	0.947				
Jose Cabrera, R ERA: 1.54 (7, 1)	0.1	1	0	0	0	1	0	0	0	0	0	0	0	0	0	0	0.00	0.000				
Mike Reminger, L ERA: 3.29 (7, 1)	1.1	6	2	0	0	1	0	0	0	0	0	0	0	0	0	0	0.00	1.500				
John Rocker, L ERA: 3.09 (9, 1)	1.0	5	1	2	2	0	1	0	0	0	0	1	11	20	18.00	2.000						

Batter	1	2	3	4	5	6	7	8	9	AB	R	H	RBI	BB	SO	LOB	BOTTOM					
Quirovo Veras, S OBP: 0.327, SLG: 0.358 (1, 4)	BB									3	0	0	0	1	1	3	Florida Marlins @ Atlanta Braves Turner Field, Atlanta, GA Thu Jun 21 2001, 1:05 PM EDT Att: 33,359 - Sunny - 89 F					
B.J. Surhoff, L OBP: 0.301, SLG: 0.374 (1, 7)	F7		L9							4	0	0	0	0	0	2						
Andruw Jones, R OBP: 0.339, SLG: 0.516 (1, 8)	K		G4-3							4	0	0	0	0	1	2						
10 Chipper Jones, S OBP: 0.393, SLG: 0.569 (1, 5)	F7		L9							4	0	1	0	0	0	1						
Brian Jordan, R OBP: 0.320, SLG: 0.434 Mike Reminger, L (7, 1) John Rocker, R (9, 1) Keith Lockhart, L OBP: 0.320, SLG: 0.269 (9, FH)										3	2	2	0	0	0	0						
Rico Brogna, L OBP: 0.316, SLG: 0.366 (1, 3)										4	0	1	0	0	1	2						
Mark DeRosa, R OBP: 0.406, SLG: 0.385 (1, 6)										2	0	0	1	0	1	2						
Paul Bako, L OBP: 0.273, SLG: 0.388 (1, 2)										3	0	0	1	0	0	1						
John Burkett, R OBP: 0.206, SLG: 0.156 Jose Cabrera, R (7, 1) Dave Martinez, L OBP: 0.395, SLG: 0.441 (7, 9)										2	0	1	0	0	1	0						
										0	0	0	0	0	0	0						
										1	0	1	0	0	0	0						
Inning Stats	R: 0 E: 0 K: 1 S: 6	H: 0 LOB: 1 BB: 1 P: 11	R: 1 E: 0 K: 1 S: 10	H: 3 LOB: 2 BB: 0 P: 15	R: 0 E: 0 K: 0 S: 6	H: 0 LOB: 0 BB: 0 P: 8	R: 1 E: 0 K: 0 S: 10	H: 1 LOB: 0 BB: 0 P: 14	R: 0 E: 0 K: 2 S: 7	H: 0 LOB: 0 BB: 0 P: 12	R: 0 E: 0 K: 0 S: 5	H: 0 LOB: 0 BB: 0 P: 6	R: 0 E: 0 K: 1 S: 11	H: 0 LOB: 0 BB: 0 P: 17	R: 0 E: 0 K: 0 S: 13	H: 1 LOB: 1 BB: 0 P: 19	R: 0 E: 0 K: 0 S: 7	H: 1 LOB: 0 BB: 0 P: 9	1B: 6 2B: 0 3B: 0 HR: 0	SF: 0 SAC: 1 DP: 1 HBP: 0	WP: 0 PB: 0 SB: 1 CS: 0	PA: 33
PITCHER	IP WLS BF H R ER SO BB IBB HBP BLK WP HR S P ERA WHIP	IP WLS BF H R ER SO BB IBB HBP BLK WP HR S P ERA WHIP	IP WLS BF H R ER SO BB IBB HBP BLK WP HR S P ERA WHIP	IP WLS BF H R ER SO BB IBB HBP BLK WP HR S P ERA WHIP	IP WLS BF H R ER SO BB IBB HBP BLK WP HR S P ERA WHIP	IP WLS BF H R ER SO BB IBB HBP BLK WP HR S P ERA WHIP	IP WLS BF H R ER SO BB IBB HBP BLK WP HR S P ERA WHIP	IP WLS BF H R ER SO BB IBB HBP BLK WP HR S P ERA WHIP	IP WLS BF H R ER SO BB IBB HBP BLK WP HR S P ERA WHIP	IP WLS BF H R ER SO BB IBB HBP BLK WP HR S P ERA WHIP	IP WLS BF H R ER SO BB IBB HBP BLK WP HR S P ERA WHIP	IP WLS BF H R ER SO BB IBB HBP BLK WP HR S P ERA WHIP	IP WLS BF H R ER SO BB IBB HBP BLK WP HR S P ERA WHIP	IP WLS BF H R ER SO BB IBB HBP BLK WP HR S P ERA WHIP	IP WLS BF H R ER SO BB IBB HBP BLK WP HR S P ERA WHIP	IP WLS BF H R ER SO BB IBB HBP BLK WP HR S P ERA WHIP						
Brad Penny, R ERA: 3.69 (1, 1)	6.0	23	4	2	2	4	1	0	0	0	0	0	0	0	0	0	6.00	0.600				
Armando Almanza, L ERA: 2.14 (7, 1)	1.2	6	1	0	0	1	0	0	0	0	0	0	0	0	0	0	0.00	0.600				
Braden Looper, R ERA: 3.92 (8, 1)	0.1	W	1	0	0	0	0	0	0	0	0	0	0	0	0	0	0.00	0.000				
Antonio Alfonseca, R ERA: 1.99 (9, 1)	1.0	S	3	1	0	0	0	0	0	0	0	0	0	0	0	0	0.00	1.000				



Batter	1	2	3	4	5	6	7	8	9	AB	R	H	RBI	BB	SO	LOB	TOP										
Quilvio Veras, S OBP: 0.328, SLG: 0.363	1-1 F8	2-1 F7			0-2 P6			2-2 E9 2B	3-2 HR	5	2	2	0	0	0	2											
B.J. Surhoff, L OBP: 0.308, SLG: 0.399	1-2 2B 10 E	0-0 G3-1			0-1 G5-3			2-1 BB 1B	1-0 HR	5	3	3	3	0	0	2											
Andrew Jones, R OBP: 0.337, SLG: 0.514	0-2 10 E		0-0 P3		0-0 F5			0-1 F9	0-0 G6-3	5	1	1	0	0	0	1											
10 Chipper Jones, S OBP: 0.397, SLG: 0.579	1-2 E7		2-3 K		0-0 HR			4-0 BB 1B	0-2 F7	4	2	2	3	1	1	0											
Brian Jordan, R OBP: 0.318, SLG: 0.427	0-0 G6-3		0-1 G5-3		2-2 P4			4-2 1B 1B	0-1 G6-3	4	1	0	0	1	0	1											
Rico Brogna, L OBP: 0.315, SLG: 0.363	0-0 F7		2-1 F7		1-3 K			0-0 1B		4	1	1	2	0	1	1											
Javy Lopez, R OBP: 0.309, SLG: 0.382		0-2 SH1-4 1B		0-0 F9			1-2 G4-3	1-0 1B		3	0	1	0	1	0	0											
Rafael Furcal, S OBP: 0.313, SLG: 0.376		0-1 SH1-4 1B		1-0 G4-3			1-1 E3	0-1 1B		4	0	2	2	0	0	0											
Odalis Perez, L OBP: 0.143, SLG: 0.150		0-2 SH1-4			0-0 P6		2-0 G3-6-3	0-3 K		2	0	0	0	0	0	1											
Jose Cabrera, R OBP: 0.324, SLG: 0.526							1-2 G3-6-3			1	0	0	0	0	1	1											
Marc Valdes, R OBP: 0.318, SLG: 0.063										0	0	0	0	0	0	0											
Inning Stats	R: 2 H: 3 E: 1 K: 0 S: 14	H: 3 R: 1 LOB: 1 BB: 0 P: 17	R: 0 H: 2 E: 0 K: 0 S: 11	H: 2 R: 3 LOB: 2 BB: 0 P: 13	R: 0 H: 0 E: 0 K: 1 S: 6	H: 0 R: 0 LOB: 0 BB: 0 P: 8	R: 0 H: 0 E: 0 K: 0 S: 4	H: 0 R: 1 LOB: 0 BB: 0 P: 7	R: 0 H: 1 E: 0 K: 1 S: 8	H: 1 R: 0 LOB: 0 BB: 0 P: 11	R: 0 H: 0 E: 1 K: 0 S: 10	H: 0 R: 5 LOB: 1 BB: 3 P: 12	R: 5 H: 4 E: 1 K: 1 S: 18	H: 4 R: 2 LOB: 0 BB: 0 P: 34	R: 2 H: 2 E: 0 K: 0 S: 10	H: 2 R: 0 LOB: 0 BB: 0 P: 14	1B: 7 2B: 3 3B: 0 HR: 2	SF: 0 SAC: 1 DP: 1 HBP: 0	WP: 0 PB: 0 CS: 0	PA: 41							
PITCHER	IP	WLS	BF	H	R	ER	SO	BB	IBB	HBP	BLK	WP	HR	S	P	ERA	WHIP										
Rick Reed, R ERA: 2.96	7.0	L	27	6	3	3	2	0	0	0	0	0	1	59	74	3.86	0.857										
Dennis Cook, L ERA: 5.4	0.0		2	2	2	2	0	0	0	0	0	0	0	5	9	∞	∞										
Turk Wendell, R ERA: 3.68	1.0		7	2	3	3	1	1	2	0	0	0	0	13	25	27.00	3.000										
Dicky Gonzalez, R ERA: 5.63	1.0		5	2	2	2	0	0	0	0	0	0	1	10	14	18.00	2.000										

Atlanta Braves @ New York Mets
Shea Stadium, Flushing, NY
Fri Jun 22 2001, 7:10 PM EDT
Att: 40,129 - Cloudy - 78 F

AB 37
R 10
H 12
RBI 10
BB 3
SO 3
LOB 9



Batter	1	2	3	4	5	6	7	8	9	AB	R	H	RBI	BB	SO	LOB	BOTTOM										
Benny Agbayani, R OBP: 0.354, SLG: 0.405	3-3 K		0-2 G4-3		1-3 K		0-2 PO	0-0 F8		4	0	0	0	0	2	1											
Darryl Hamilton, L OBP: 0.324, SLG: 0.316	1-0 HR		3-2 31 G4-3 1B		3-1 FC4			2-2 F7		4	1	2	1	0	0	1											
31 Mike Piazza, R OBP: 0.332, SLG: 0.526	0-2 G4-6-3 1B		3-2 G4-3		1-1 F8			1-3 K		4	0	1	0	0	1	1											
Todd Zeile, R OBP: 0.355, SLG: 0.367	1-2 G4-6-3		3-1 G6-3		1-2 G4-3			3-2 L3		4	0	0	0	0	0	2											
Robin Ventura, L OBP: 0.409, SLG: 0.518		2-2 CS 1B		0-0 F9			0-0 F7		2-2 G3	4	0	1	0	0	0	0											
Alex Escobar, R OBP: 0.287, SLG: 0.250		0-0 P9		1-3 K			4-0 BLK BB		2-0 P4	3	0	0	0	1	1	1											
Desi Relaford, S OBP: 0.352, SLG: 0.415	1 SAFE	0-1 1B 1B		2-1 G5-3			2-3 K			3	0	1	0	0	1	1											
Rey Ordenez, R OBP: 0.280, SLG: 0.290		2-1 1B			1-0 G4-3			4-2 PO BB		2	0	1	0	1	0	0											
Rick Reed, R OBP: 0.171, SLG: 0.182		0-3 K			2-2 FC4			2-2 P9		2	0	1	0	0	1	2											
Todd Pratt, R OBP: 0.324, SLG: 0.339										1	0	0	0	0	0	2											
Dennis Cook, L OBP: 0.324, SLG: 0.339										0	0	0	0	0	0	0											
Turk Wendell, L OBP: 0.324, SLG: 0.339										0	0	0	0	0	0	0											
Dicky Gonzalez, R OBP: 0.318, SLG: 0.063										0	0	0	0	0	0	0											
Inning Stats	R: 1 H: 2 E: 0 K: 1 S: 10	H: 2 R: 1 LOB: 0 BB: 0 P: 15	R: 0 H: 3 E: 0 K: 1 S: 11	H: 3 R: 1 LOB: 2 BB: 0 P: 15	R: 0 H: 1 E: 0 K: 0 S: 13	H: 1 R: 0 LOB: 1 BB: 0 P: 22	R: 0 H: 0 E: 0 K: 1 S: 7	H: 0 R: 0 LOB: 0 BB: 0 P: 10	R: 0 H: 1 E: 0 K: 1 S: 9	H: 1 R: 1 LOB: 1 BB: 0 P: 16	R: 0 H: 0 E: 0 K: 0 S: 6	H: 0 R: 0 LOB: 1 BB: 2 P: 8	R: 0 H: 0 E: 0 K: 1 S: 14	H: 0 R: 5 LOB: 0 BB: 0 P: 26	R: 0 H: 0 E: 0 K: 1 S: 10	H: 0 R: 2 LOB: 0 BB: 0 P: 13	R: 0 H: 0 E: 0 K: 0 S: 11	H: 0 R: 0 LOB: 0 BB: 0 P: 18	1B: 6 2B: 0 3B: 0 HR: 1	SF: 0 SAC: 0 DP: 1 HBP: 0	WP: 0 PB: 0 CS: 1	PA: 34					
PITCHER	IP	WLS	BF	H	R	ER	SO	BB	IBB	HBP	BLK	WP	HR	S	P	ERA	WHIP										
Odalis Perez, L ERA: 4.37	6.2	W	27	7	1	1	5	2	0	0	0	0	0	12	15	0.00	0.000										
Jose Cabrera, R ERA: 1.46	1.1	H	3	0	0	0	1	0	0	0	0	0	0	12	15	0.00	0.000										
Marc Valdes, R ERA: 7.71	1.0		3	0	0	0	0	0	0	0	0	0	0	11	18	0.00	0.000										

Atlanta Braves @ New York Mets
Shea Stadium, Flushing, NY
Fri Jun 22 2001, 7:10 PM EDT
Att: 40,129 - Cloudy - 78 F

AB 31
R 1
H 7
RBI 1
BB 2
SO 6
LOB 11



Batter	1	2	3	4	5	6	7	8	9	10	11	AB	R	H	RBI	BB	SO	LOB	TOP							
Quilvio Vera, S OBP: 0.328, SLG: 0.360	G6-3		F9 1B	FC9-2			F3		G4-6-3		BB 1B 1B	5	1	1	0	1	0	4								
Rafael Furcal, S OBP: 0.316, SLG: 0.376	K		BB 1B							K	BB 1B	5	1	2	1	1	2	0								
Andruw Jones, R OBP: 0.333, SLG: 0.507	K		K				F8			K	BB 1B	6	1	1	1	0	4	4								
10 Chipper Jones, S OBP: 0.402, SLG: 0.599		BB 2B	F9				P6			BB	BB 1B 2B	5	3	3	3	1	0	4								
Brian Jordan, R OBP: 0.293, SLG: 0.424 Kerry Ligtenberg, R OBP: 0.279		BB 1B	BB				K			L9	FC6-4 1B	4	1	1	1	1	1	1								
Javy Lopez, R OBP: 0.331, SLG: 0.372			F9				P4			K	G6-3 FC6-4	6	0	0	0	0	2	5								
Bernard Gilkey, R OBP: 0.356, SLG: 0.500 Mike Remlinger, L OBP: 0.329, SLG: 0.279				FC9-2 1B			G6-3			G6-3		4	0	2	1	0	0	0								
B.J. Surhoff, L OBP: 0.307, SLG: 0.397 Keith Lockhart, L OBP: 0.329, SLG: 0.279			BB 1B								P5	4	0	0	0	0	0	0								
Wes Helms, R OBP: 0.282, SLG: 0.451 Rico Brogna, L OBP: 0.319, SLG: 0.367							G6-3			F9	BB 1B	4	0	1	0	0	1	1								
Tom Glavine, L OBP: 0.154, SLG: 0.125 Mark DeRosa, R OBP: 0.424, SLG: 0.407 Jose Cabrera, R OBP: 0.405, SLG: 0.450											BB 1B	2	0	0	0	0	2	3								
Dave Martinez, L OBP: 0.405, SLG: 0.450							BB 1B			G4-6-3 1B	BB 1B	2	1	2	0	0	0	0								
Inning Stats	R: 0 E: 0 K: 2 S: 9	H: 0 LOB: 0 BB: 0 P: 17	R: 2 E: 0 K: 3 S: 19	H: 3 LOB: 1 BB: 0 P: 28	R: 0 E: 1 K: 1 S: 10	H: 2 LOB: 3 BB: 1 P: 19	R: 0 E: 0 K: 1 S: 11	H: 2 LOB: 1 BB: 0 P: 14	R: 1 E: 0 K: 2 S: 9	H: 1 LOB: 0 BB: 0 P: 16	R: 0 E: 0 K: 0 S: 5	H: 1 LOB: 2 BB: 1 P: 16	R: 0 E: 0 K: 1 S: 11	H: 0 LOB: 0 BB: 0 P: 15	R: 0 E: 0 K: 0 S: 9	H: 1 LOB: 0 BB: 0 P: 12	R: 0 E: 0 K: 2 S: 12	H: 0 LOB: 1 BB: 1 P: 19	R: 6 E: 0 K: 0 S: 20	H: 6 LOB: 1 BB: 1 P: 32	1B: 12 2B: 4 3B: 0 HR: 1	SF: 0 SAC: 0 DP: 2 HBP: 0	WP: 0 PB: 0 SB: 0 CS: 0	PA: 51		
PITCHER	IP 6.0	WLS 0	BF 26	H 8	R 3	ER 3	SO 9	BB 1	IBB 0	HBP 0	BLK 0	WP 0	HR 1	S 63	P 102	ERA 4.50	WHIP 1.500									
Glendon Rusch, L ERA: 5.76																										
Dennis Cook, L ERA: 5.33	0.1	3	1	0	0	0	0	1	0	0	0	0	0	7	13	0.00	6.000									
Turk Wendell, R ERA: 3.62	0.2	2	0	0	0	0	0	0	0	0	0	0	0	3	3	0.00	0.000									
John Franco, L ERA: 3.77	1.0	3	0	0	0	1	0	0	0	0	0	0	0	11	15	0.00	0.000									
Armando Benitez, R ERA: 2.62	2.0	7	1	0	0	2	1	0	0	0	0	0	0	21	31	0.00	1.000									

Atlanta Braves @ New York Mets
Shea Stadium, Flushing, NY
Sat Jun 23 2001, 1:15 PM EDT
Alt. 42,736 - Overcast - 75 F

livebaseballscores.com

AB 47
R 9
H 16
RBI 9
BB 4
SO 12
LOB 22



Batter	1	2	3	4	5	6	7	8	9	10	11	AB	R	H	RBI	BB	SO	LOB	BOTTOM						
Benny Agbayani, R OBP: 0.361, SLG: 0.410	SH1-3 1B		FC6-4 1B				K2-3		G5-3			5	0	3	0	0	1	1							
Darryl Hamilton, L OBP: 0.329, SLG: 0.322	SH1-3		BB FC6-4 1B								BB G5-4-3 1B	4	0	2	0	0	1	1							
31 Mike Piazza, R OBP: 0.330, SLG: 0.518	F9		BB IBB								BB G5-4-3 1B	4	0	0	0	1	0	4							
Todd Zelle, R OBP: 0.357, SLG: 0.378 Armando Benitez, R OBP: 0.293, SLG: 0.289 Lenny Harris, L OBP: 0.293, SLG: 0.289 Rick White, R OBP: 0.118, SLG: 0.063	F9										CS 1B	3	1	1	1	1	1	1							
Dicky Gonzalez, R OBP: 0.118, SLG: 0.063			BB				HR					0	0	0	0	0	0	0							
Robin Ventura, L OBP: 0.405, SLG: 0.509											CS 1B	4	0	0	0	1	2	3							
Alex Escobar, R OBP: 0.257, SLG: 0.333												5	1	1	1	0	3	1							
Desi Relaford, S OBP: 0.353, SLG: 0.444												5	1	2	1	0	2	1							
Rey Ordonez, R OBP: 0.280, SLG: 0.289												4	0	1	0	0	1	2							
Glendon Rusch, L ERA: 5.99 Jose Cabrera, R ERA: 3.37 Mike Remlinger, L ERA: 3.4 Steve Reed, R ERA: 3.49 Kerry Ligtenberg, R ERA: 5.56												2	0	0	0	0	2	1							
Inning Stats	R: 0 E: 0 K: 0 S: 7	H: 1 LOB: 1 BB: 0 P: 11	R: 1 E: 1 K: 2 S: 9	H: 2 LOB: 1 BB: 0 P: 14	R: 0 E: 1 K: 0 S: 7	H: 1 LOB: 2 BB: 2 P: 16	R: 0 E: 0 K: 1 S: 14	H: 0 LOB: 0 BB: 0 P: 20	R: 1 E: 0 K: 1 S: 10	H: 1 LOB: 1 BB: 1 P: 18	R: 0 E: 0 K: 2 S: 8	H: 0 LOB: 0 BB: 0 P: 13	R: 0 E: 0 K: 2 S: 9	H: 0 LOB: 0 BB: 0 P: 11	R: 1 E: 0 K: 2 S: 12	H: 2 LOB: 1 BB: 0 P: 14	R: 0 E: 0 K: 0 S: 9	H: 2 LOB: 0 BB: 0 P: 16	R: 0 E: 0 K: 3 S: 9	H: 0 LOB: 0 BB: 0 P: 12	1B: 7 2B: 2 3B: 0 HR: 3	SF: 0 SAC: 1 DP: 3 HBP: 0	WP: 0 PB: 0 SB: 0 CS: 1	PA: 44	
PITCHER	IP 6.0	WLS 1.2	BF 26	H 7	R 2	ER 2	SO 5	BB 2	IBB 1	HBP 0	BLK 0	WP 0	HR 2	S 60	P 101	ERA 3.00	WHIP 1.500								
Jose Cabrera, R ERA: 3.37	1.2	H	5	0	0	3	0	0	0	0	0	0	0	13	19	0.00	0.000								
Mike Remlinger, L ERA: 3.4	1.1	B	7	3	1	1	3	0	0	0	0	0	1	18	23	6.75	2.250								
Steve Reed, R ERA: 3.49	1.0	W	2	1	0	0	0	0	0	0	0	0	0	7	12	0.00	1.000								
Kerry Ligtenberg, R ERA: 5.56	1.0		3	0	0	0	3	0	0	0	0	0	0	9	12	0.00	0.000								

Atlanta Braves @ New York Mets
Shea Stadium, Flushing, NY
Sat Jun 23 2001, 1:15 PM EDT
Alt. 42,736 - Overcast - 75 F

livebaseballscores.com

AB 39
R 3
H 11
RBI 3
BB 3
SO 14
LOB 16



Batter	1	2	3	4	5	6	7	8	9	AB	R	H	RBI	BB	SO	LOB	TOP								
Rafael Furcal, S OBP: 0.325, SLG: 0.388 (1, 6)										5	3	4	0	0	0	0	Atlanta Braves @ New York Mets Shea Stadium, Flushing, NY Sun Jun 24 2001, 1:10 PM EDT Att: 47,181 - Cloudy - 70 F								
B.J. Surhoff, L OBP: 0.309, SLG: 0.399 Steve Karsay, R (8, 1)										4	0	2	2	0	1	2									
Andruw Jones, R OBP: 0.334, SLG: 0.507 (1, 8)										4	1	2	2	0	0	2									
10 Chipper Jones, S OBP: 0.405, SLG: 0.596 (1, 5)										3	1	1	0	2	0	2									
Brian Jordan, R OBP: 0.317, SLG: 0.431 (1, 9)										5	1	1	3	0	1	3									
Rico Brogna, L OBP: 0.316, SLG: 0.362 (1, 3)										5	0	1	0	0	2	0									
Javy Lopez, R OBP: 0.307, SLG: 0.390 (1, 2)										5	1	3	1	0	0	0									
Keith Lockhart, L OBP: 0.325, SLG: 0.278 (1, 4)										4	0	1	0	0	0	1									
Jason Marquis, L OBP: 0.143, SLG: 0.143 Steve Reed, R (7, 1)										3	0	0	0	0	1	3									
Dave Martinez, L OBP: 0.409, SLG: 0.450 (8, 7)										0	0	0	0	0	0	0									
Dave Martinez, L OBP: 0.409, SLG: 0.450 (8, 7)										0	1	0	0	1	0	0									
Inning Stats	R: 1 E: 0 K: 1 S: 13	H: 2 LOB: 1 BB: 0 P: 17	R: 0 E: 0 K: 1 S: 6	H: 0 LOB: 0 BB: 0 P: 10	R: 1 E: 0 K: 1 S: 14	H: 2 LOB: 1 BB: 0 P: 18	R: 0 E: 0 K: 0 S: 8	H: 2 LOB: 2 BB: 0 P: 11	R: 0 E: 0 K: 0 S: 11	H: 2 LOB: 2 BB: 1 P: 23	R: 1 E: 1 K: 1 S: 8	H: 1 LOB: 0 BB: 0 P: 12	R: 4 E: 0 K: 0 S: 13	H: 5 LOB: 1 BB: 1 P: 23	R: 1 E: 0 K: 0 S: 12	H: 1 LOB: 1 BB: 1 P: 24	R: 0 E: 0 K: 1 S: 8	H: 0 LOB: 0 BB: 0 P: 14	1B: 12 2B: 1 3B: 0 HR: 2	SF: 2 SAC: 0 DP: 0 HBP: 0	WP: 1 PB: 0 SB: 4 CS: 2	PA: 44			
PITCHER	IP WLS BF H R ER SO BB IBB HBP BLK WP HR S P ERA WHIP	6.1 L 31 11 6 6 4 0 2 0 0 0 1 66 103 8.53 1.737	2.2 H 12 4 2 2 1 1 0 0 0 1 1 27 49 6.75 1.875																						

AB	38
R	8
H	15
RBI	8
BB	3
SO	5
LOB	13



Batter	1	2	3	4	5	6	7	8	9	AB	R	H	RBI	BB	SO	LOB	BOTTOM							
Timo Perez, L OBP: 0.318, SLG: 0.354 (1, 9)										4	2	2	1	1	1	1	Atlanta Braves @ New York Mets Shea Stadium, Flushing, NY Sun Jun 24 2001, 1:10 PM EDT Att: 47,181 - Cloudy - 70 F							
Desti Relaford, S OBP: 0.355, SLG: 0.443 (1, 4)										5	1	2	1	0	0	1								
31 Mike Piazza, R OBP: 0.332, SLG: 0.518 (1, 2)										4	0	2	1	0	2	0								
Robin Ventura, L OBP: 0.399, SLG: 0.500 (1, 5)										4	0	0	0	0	1	4								
Todd Zeile, R OBP: 0.359, SLG: 0.380 (1, 3)										4	0	2	1	0	2	0								
Benny Agbayani, R OBP: 0.359, SLG: 0.403 (1, 7)										3	0	0	0	1	0	2								
Alex Escobar, R OBP: 0.256, SLG: 0.324 (1, 8)										4	0	1	0	0	1	2								
Rey Ordenez, R OBP: 0.280, SLG: 0.286 Lenny Harris, L OBP: 0.289, SLG: 0.286 (9, PH)										2	1	0	0	1	0	2								
Steve Trachsel, R OBP: 0.071, SLG: 0.071 Jerrod Riggan, R (7, 1)										1	0	0	0	0	1	0								
Mark Johnson, L OBP: 0.341, SLG: 0.444 (9, PH)										1	0	0	0	0	0	0								
Inning Stats	R: 0 E: 0 K: 2 S: 8	H: 0 LOB: 0 BB: 0 P: 14	R: 0 E: 0 K: 1 S: 7	H: 0 LOB: 0 BB: 0 P: 12	R: 2 E: 0 K: 0 S: 12	H: 4 LOB: 2 BB: 0 P: 19	R: 0 E: 0 K: 0 S: 9	H: 1 LOB: 1 BB: 1 P: 17	R: 2 E: 0 K: 2 S: 16	H: 3 LOB: 2 BB: 1 P: 27	R: 0 E: 0 K: 1 S: 6	H: 0 LOB: 1 BB: 1 P: 15	R: 0 E: 0 K: 1 S: 9	H: 0 LOB: 0 BB: 0 P: 12	R: 0 E: 0 K: 1 S: 7	H: 0 LOB: 0 BB: 0 P: 9	R: 0 E: 0 K: 0 S: 10	H: 1 LOB: 1 BB: 0 P: 17	1B: 8 2B: 1 3B: 0 HR: 0	SF: 0 SAC: 2 DP: 1 HBP: 0	WP: 0 PB: 0 SB: 0 CS: 0	PA: 38		
PITCHER	IP WLS BF H R ER SO BB IBB HBP BLK WP HR S P ERA WHIP	6.0 W 28 8 4 4 6 3 0 0 0 0 0 9 12 0.00 0.000	1.0 H 3 0 0 0 1 0 0 0 0 0 0 9 12 0.00 0.000	2.0 H 7 1 0 0 1 0 0 0 0 0 0 17 26 0.00 0.500																				



Batter	1	2	3	4	5	6	7	8	9	AB	R	H	RBI	BB	SO	LOB	TOP			
Quilvio Veras, S OBP: 0.330, SLG: 0.365 (1, 4)										5	1	2	2	0	1	0				
Rafael Furcal, S OBP: 0.322, SLG: 0.388 (1, 6)										5	1	1	0	0	1	2				
Andruw Jones, R OBP: 0.335, SLG: 0.512 (1, 8)										5	2	2	2	0	1	1				
10 Chipper Jones, S OBP: 0.408, SLG: 0.602 (1, 5)										4	2	2	1	1	0	0				
Brian Jordan, R OBP: 0.319, SLG: 0.443 (1, 9)										5	1	2	3	0	2	3				
Bernard Gilkey, R OBP: 0.375, SLG: 0.509 (1, 7)										3	1	2	1	1	1	1				
Wes Helms, R OBP: 0.287, SLG: 0.444 (1, 3)										4	1	1	0	1	0	4				
Paul Bako, L OBP: 0.254, SLG: 0.358 (1, 2)										4	0	0	0	0	2	4				
Greg Maddux, R OBP: 0.194, SLG: 0.167 (1, 1)										3	0	0	0	0	1	2				
Kerry Ligtenberg, R (8, 1)										0	0	0	0	0	0	0				
Matt Whiteside, R (9, 1)										0	0	0	0	0	0	0				
Inning Stats	R: 1 E: 1 K: 1 S: 17	H: 2 LOB: 3 BB: 1 P: 30	R: 0 E: 0 K: 0 S: 6	H: 0 LOB: 0 BB: 0 P: 9	R: 6 E: 0 K: 1 S: 23	H: 6 LOB: 1 BB: 1 P: 35	R: 1 E: 0 K: 1 S: 9	H: 2 LOB: 1 BB: 0 P: 15	R: 0 E: 0 K: 0 S: 12	H: 0 LOB: 0 BB: 0 P: 18	R: 0 E: 0 K: 1 S: 8	H: 1 LOB: 2 BB: 1 P: 16	R: 0 E: 0 K: 2 S: 9	H: 0 LOB: 0 BB: 0 P: 14	R: 1 E: 0 K: 1 S: 12	H: 1 LOB: 0 BB: 0 P: 17	1B: 7 2B: 2 3B: 2 HR: 1	SF: 1 SAC: 1 DP: 0 HBP: 0	WP: 0 PB: 0 SB: 1 CS: 0	PA: 43
PITCHER	IP WLS BF H R ER SO BB IBB HBP BLK WP HR S P ERA WHIP																			
Omar Daal, L ERA: 4.66 (1, 1)	3.0 L 20 8 7 7 2 2 0 0 0 0 0 1 46 74 21.00 3.333																			
Vicente Padilla, R ERA: 4.5 (4, 1)	4.0 16 3 1 1 4 1 0 0 0 0 0 0 35 57 2.25 1.000																			
Ed Vosberg, L ERA: 6.75 (8, 1)	1.0 3 0 0 0 2 0 0 0 0 0 0 0 9 14 0.00 0.000																			
Jose Mesa, R ERA: 3.48 (9, 1)	1.0 4 1 1 1 1 0 0 0 0 0 0 0 12 17 9.00 1.000																			

Atlanta Braves @ Philadelphia Phillies
Veterans Stadium, Philadelphia, PA
Mon Jun 25 2001, 7:05 PM EDT
Att: 22,439 - Sunny - 84 F

AB	38
R	9
H	12
RBI	9
BB	3
SO	9
LOB	17



Batter	1	2	3	4	5	6	7	8	9	AB	R	H	RBI	BB	SO	LOB	BOTTOM					
Doug Glanville, R OBP: 0.285, SLG: 0.397 (1, 8)										4	0	1	0	0	0	0						
11 Jimmy Rollins, S OBP: 0.319, SLG: 0.444 (1, 6)										4	0	1	0	0	1	1						
Bobby Abreu, L OBP: 0.384, SLG: 0.520 (1, 9)										4	1	1	0	0	0	1						
Scott Rolen, R OBP: 0.352, SLG: 0.422 (1, 5)										4	0	1	0	0	2	0						
Travis Lee, L OBP: 0.369, SLG: 0.490 (1, 3)										4	2	3	0	0	0	1						
Pat Burrell, R OBP: 0.373, SLG: 0.463 (1, 7)										4	1	3	0	0	1	1						
Marlon Anderson, L OBP: 0.322, SLG: 0.429 (1, 4)										3	0	1	2	0	1	1						
Johnny Estrada, S OBP: 0.308, SLG: 0.431 (1, 2)										3	0	0	1	0	1	1						
Omar Daal, L OBP: 0.333, SLG: 0.367 (3, PH)										0	0	0	0	0	0	0						
Brian Hunter, R OBP: 0.297, SLG: 0.300 (4, 1)										1	0	0	0	0	1	0						
Vicente Padilla, R OBP: 0.300, SLG: 0.469 (7, PH)										1	0	0	0	0	0	0						
23 Kevin Jordan, R OBP: 0.291, SLG: 0.344 (8, 1)										0	0	0	0	0	0	0						
Ed Vosberg, L OBP: 0.325, SLG: 0.500 (9, PH)										1	0	0	0	0	1	1						
Jose Mesa, R OBP: 0.325, SLG: 0.500 (9, PH)										0	0	0	0	0	0	0						
Turner Ward, S OBP: 0.325, SLG: 0.500 (9, PH)										0	0	0	0	0	1	1						
Inning Stats	R: 0 E: 0 K: 1 S: 8	H: 0 LOB: 0 BB: 0 P: 11	R: 1 E: 0 K: 1 S: 10	H: 2 LOB: 1 BB: 0 P: 13	R: 0 E: 0 K: 1 S: 5	H: 0 LOB: 0 BB: 0 P: 8	R: 1 E: 0 K: 0 S: 6	H: 3 LOB: 1 BB: 0 P: 9	R: 0 E: 0 K: 2 S: 8	H: 1 LOB: 1 BB: 0 P: 10	R: 0 E: 0 K: 1 S: 11	H: 1 LOB: 1 BB: 0 P: 17	R: 0 E: 0 K: 1 S: 5	H: 0 LOB: 0 BB: 0 P: 10	R: 0 E: 0 K: 0 S: 9	H: 1 LOB: 1 BB: 0 P: 15	R: 2 E: 0 K: 2 S: 15	H: 3 LOB: 1 BB: 0 P: 21	1B: 6 2B: 5 3B: 0 HR: 0	SF: 2 SAC: 0 DP: 1 HBP: 0	WP: 0 PB: 0 SB: 1 CS: 0	PA: 36
PITCHER	IP WLS BF H R ER SO BB IBB HBP BLK WP HR S P ERA WHIP																					
Greg Maddux, R ERA: 2.47 (1, 1)	7.0 W 27 7 2 2 7 0 0 0 0 0 0 0 53 78 2.57 1.000																					
Kerry Ligtenberg, R ERA: 5.32 (8, 1)	1.0 3 1 0 0 0 0 0 0 0 0 0 0 9 15 0.00 1.000																					
Matt Whiteside, R ERA: 6.46 (9, 1)	1.0 6 3 2 2 2 0 0 0 0 0 0 0 15 21 18.00 3.000																					

Atlanta Braves @ Philadelphia Phillies
Veterans Stadium, Philadelphia, PA
Mon Jun 25 2001, 7:05 PM EDT
Att: 22,439 - Sunny - 84 F

AB	34
R	4
H	11
RBI	3
BB	0
SO	9
LOB	7



Batter	1	2	3	4	5	6	7	8	9	10	11	AB	R	H	RBI	BB	SO	LOB	TOP					
Quilvio Veras, S OBP: 0.326, SLG: 0.360	G4-3		F5		F8		K			G3	1B	6	0	1	1	0	1	0						
Rafael Furcal, S OBP: 0.319, SLG: 0.383	G6-3		K			10 G6-3 BB		G6-3		G4-3	K	6	0	1	0	0	2	2						
Andrew Jones, R OBP: 0.339, SLG: 0.521	HR		K			10 G6-3 BB		K	10 BB	G4-3		4	1	2	1	1	1	0						
10 Chipper Jones, S OBP: 0.408, SLG: 0.596	1B				F8	G6-3					G4-3	3	0	0	0	2	0	2						
Brian Jordan, R OBP: 0.324, SLG: 0.450	1B				G3-1	2B		F9			1B	5	1	3	0	0	1	4						
B.J. Surhoff, L OBP: 0.311, SLG: 0.396	K				G3-1					G5-3		4	1	1	0	1	1	3						
Javy Lopez, R OBP: 0.305, SLG: 0.383		G5-3			G4-3			P3		G4-3		4	1	0	0	1	0	4						
Rico Brogna, L OBP: 0.313, SLG: 0.360	K				G4-3			P5			SF7	4	0	1	1	0	1	0						
John Burkett, S OBP: 0.330, SLG: 0.143					G5-3			G4-3			1B	3	0	0	0	0	0	1	0					
Dave Martinez, S OBP: 0.313, SLG: 0.446											1B	1	0	0	0	0	0	1	1					
Mike Remlinger, L OBP: 0.333, SLG: 0.444											1B	1	0	0	0	0	0	0	0					
Keith Lockhart, L OBP: 0.333, SLG: 0.288											1B	1	0	0	0	0	0	0	0					
Jose Cabrera, R OBP: 0.333, SLG: 0.288											1B	0	0	0	0	0	0	0	0					
Inning Stats	R: 1 E: 0 K: 1 S: 11	H: 2 LOB: 2 BB: 1 P: 18	R: 0 E: 0 K: 2 S: 10	H: 0 LOB: 0 BB: 0 P: 15	R: 0 E: 0 K: 2 S: 10	H: 0 LOB: 0 BB: 0 P: 17	R: 0 E: 0 K: 0 S: 5	H: 1 LOB: 1 BB: 0 P: 8	R: 0 E: 0 K: 0 S: 4	H: 0 LOB: 0 BB: 0 P: 6	R: 0 E: 0 K: 1 S: 6	H: 0 LOB: 0 BB: 0 P: 8	R: 0 E: 0 K: 1 S: 11	H: 1 LOB: 2 BB: 1 P: 17	R: 0 E: 0 K: 1 S: 7	H: 1 LOB: 1 BB: 0 P: 10	R: 0 E: 0 K: 0 S: 5	H: 0 LOB: 0 BB: 0 P: 7	R: 3 E: 0 K: 1 S: 14	H: 4 LOB: 2 BB: 1 P: 26	1B: 8 2B: 0 3B: 0 HR: 1	SF: 1 SAC: 0 DP: 0 HBP: 0	WP: 1 PB: 0 SB: 0 CS: 0	PA: 47
PITCHER	IP ERA WLS BF H R ER SO BB IBB HBP BLK WP HR S P ERA WHIP																							
Nelson Figueroa, R ERA: 1.8	(1, 1)	7.1	0.2	1	0	0	0	1	0	0	0	0	0	0	0	3	4	0.00	0.000					
Jose Santiago, R ERA: 4.85	(8, 1)	0.2	1	0	0	0	1	0	0	0	0	0	0	0	0	3	4	0.00	0.000					
Jose Mesa, R ERA: 3.35	(9, 1)	1.0	4	1	0	0	1	0	0	0	0	0	0	0	7	10	0.00	1.000						
Wayne Gomes, R ERA: 3.53	(10, 1)	2.0	L	11	4	3	3	1	1	0	0	0	1	0	19	33	13.50	2.500						

Atlanta Braves @ Philadelphia Phillies
Veterans Stadium, Philadelphia, PA
Tue Jun 26 2001, 7:05 PM EDT
Att: 23,747 - Sunny - 87 F

AB 41
R 4
H 10
RBI 4
BB 5
SO 9
LOB 16

livebaseballscores.com

Braves

Batter	1	2	3	4	5	6	7	8	9	10	11	AB	R	H	RBI	BB	SO	LOB	BOTTOM					
Doug Gianville, R OBP: 0.284, SLG: 0.394	FC6-4 1B		G1-3			G6-3			G4-3		K	5	0	1	0	0	1	1						
11 Jimmy Rollins, S OBP: 0.314, SLG: 0.437	P6				K			P6		G4-3		5	0	0	0	0	1	2						
Bobby Abreu, L OBP: 0.385, SLG: 0.517	FC6-4 1-2				K			1B G4-3 BB				2	1	0	0	2	1	1						
Scott Rolen, R OBP: 0.350, SLG: 0.419	K				F9			G4-3 1B		G6-3		4	0	1	0	0	1	2						
Travis Lee, L OBP: 0.365, SLG: 0.482					G3-1			G4-3			K	4	0	0	0	0	1	1						
Pat Burrell, R OBP: 0.388, SLG: 0.456	P4				L7			G6-3			F7	4	0	0	0	0	0	0						
Marlon Anderson, L OBP: 0.321, SLG: 0.426	K				G4-3			K			1B	4	0	1	0	0	2	0						
Johnny Estrada, S OBP: 0.306, SLG: 0.425					F8			SH3-4 1B		P4		4	0	1	0	0	0	1						
Nelson Figueroa, R ERA: 2.35	(1, 1)	8.0	1.0	4	3	0	0	0	0	0	0	1	0	0	0	0	0	0	0					
Steve Karsay, R ERA: 1.17	(9, 1)	1.0	W	4	1	0	0	1	0	0	0	1	0	0	0	0	0	0	0					
Mike Remlinger, L ERA: 3.32	(10, 1)	1.0	W	4	1	0	0	1	0	0	0	1	0	0	0	0	0	0	0					
Jose Cabrera, R ERA: 1.32	(11, 1)	1.0	S	3	0	0	0	2	0	0	0	1	0	0	0	0	0	0	0					
Inning Stats	R: 0 E: 0 K: 1 S: 10	H: 1 LOB: 1 BB: 0 P: 14	R: 0 E: 0 K: 1 S: 8	H: 0 LOB: 0 BB: 0 P: 12	R: 0 E: 0 K: 1 S: 10	H: 0 LOB: 0 BB: 0 P: 15	R: 0 E: 0 K: 2 S: 8	H: 0 LOB: 0 BB: 0 P: 13	R: 0 E: 0 K: 0 S: 4	H: 1 LOB: 1 BB: 0 P: 5	R: 1 E: 0 K: 0 S: 11	H: 1 LOB: 0 BB: 1 P: 19	R: 0 E: 0 K: 2 S: 11	H: 0 LOB: 0 BB: 0 P: 14	R: 0 E: 0 K: 0 S: 14	H: 0 LOB: 1 BB: 1 P: 23	R: 0 E: 0 K: 1 S: 10	H: 1 LOB: 1 BB: 0 P: 13	R: 0 E: 0 K: 2 S: 9	H: 0 LOB: 0 BB: 0 P: 12	1B: 4 2B: 0 3B: 0 HR: 0	SF: 0 SAC: 1 DP: 1 HBP: 0	WP: 0 PB: 0 SB: 1 CS: 0	PA: 38
PITCHER	IP ERA WLS BF H R ER SO BB IBB HBP BLK WP HR S P ERA WHIP																							
John Burkett, R ERA: 2.35	(1, 1)	8.0	1.0	4	3	0	0	0	0	0	0	1	0	0	0	0	0	0	0					
Steve Karsay, R ERA: 1.17	(9, 1)	1.0	W	4	1	0	0	1	0	0	0	1	0	0	0	0	0	0	0					
Mike Remlinger, L ERA: 3.32	(10, 1)	1.0	W	4	1	0	0	1	0	0	0	1	0	0	0	0	0	0	0					
Jose Cabrera, R ERA: 1.32	(11, 1)	1.0	S	3	0	0	0	2	0	0	0	1	0	0	0	0	0	0	0					

Atlanta Braves @ Philadelphia Phillies
Veterans Stadium, Philadelphia, PA
Tue Jun 26 2001, 7:05 PM EDT
Att: 23,747 - Sunny - 87 F

AB 35
R 1
H 4
RBI 0
BB 2
SO 10
LOB 8

livebaseballscores.com

Phillies

Batter	1	2	3	4	5	6	7	8	9	AB	R	H	RBI	BB	SO	LOB	TOP		
Joe McEwing, R OBP: 0.362, SLG: 0.505 (1, 9)										5	1	1	0	0	1	2	New York Mets @ Atlanta Braves Turner Field, Atlanta, GA Fri Jun 29 2001, 7:35 PM EDT Att: 48,168 - Cloudy - 82 F		
Jay Payton, R OBP: 0.321, SLG: 0.443 (1, 8)										5	1	2	0	0	1	1			
31 Mike Piazza, R OBP: 0.342, SLG: 0.530 Todd Pratt, R OBP: 0.311, SLG: 0.311 (1, 2) (3, 2)										1	0	0	0	1	0	1			
Robin Ventura, L OBP: 0.388, SLG: 0.490 (1, 5)										4	1	0	0	0	0	5			
Todd Zeile, R OBP: 0.363, SLG: 0.393 (1, 3)										3	0	2	3	1	0	2			
Benny Agbayani, R OBP: 0.360, SLG: 0.395 Timo Perez, L OBP: 0.311, SLG: 0.355 (1, 7) (8, PR) (8, 9)										2	0	0	0	2	0	3			
Desi Relaford, S OBP: 0.341, SLG: 0.420 (1, 4)										3	0	1	0	0	0	1			
Rey Ordenez, R OBP: 0.278, SLG: 0.280 (1, 6)										4	0	0	0	0	0	4			
Steve Trachsel, R OBP: 0.059, SLG: 0.059 Lenny Harris, L OBP: 0.275, SLG: 0.271 Turk Wendell, L Dennis Cook, L Armando Benitez, R (1, 1) (8, PH) (8, 1) (8, 1) (9, 1)										3	0	0	0	0	0	1			
Inning Stats	R: 1 E: 0 K: 0 S: 13	H: 2 LOB: 2 BB: 1 P: 24	R: 0 E: 0 K: 0 S: 9	H: 1 LOB: 1 BB: 0 P: 12	R: 2 E: 1 K: 0 S: 16	H: 2 LOB: 2 BB: 1 P: 26	R: 0 E: 1 K: 0 S: 10	H: 0 LOB: 0 BB: 0 P: 10	R: 0 E: 0 K: 0 S: 6	H: 0 LOB: 1 BB: 1 P: 17	R: 0 E: 0 K: 1 S: 9	H: 1 LOB: 2 BB: 1 P: 19	R: 0 E: 1 K: 0 S: 14	H: 0 LOB: 2 BB: 1 P: 22	R: 0 E: 0 K: 1 S: 9	H: 0 LOB: 0 BB: 0 P: 11		1B: 3 2B: 2 3B: 1 HR: 0	SF: 0 SAC: 0 DP: 1 HBP: 1
PITCHER	IP WLS BF H R ER SO BB IBB HBP BLK WP HR S P ERA WHIP																		
Jason Marquis, R ERA: 4.14 Kerry Ligtenberg, R ERA: 4.73 (1, 1) (8, 1)	7.0 L 32 6 3 2 1 3 1 1 0 0 0 72 118 2.57 1.286																		

AB	33
R	3
H	6
RBI	3
BB	5
SO	2
LOB	22



Batter	1	2	3	4	5	6	7	8	9	AB	R	H	RBI	BB	SO	LOB	BOTTOM				
Rafael Furcal, S OBP: 0.320, SLG: 0.381 (1, 6)										4	1	3	0	0	1	0	New York Mets @ Atlanta Braves Turner Field, Atlanta, GA Fri Jun 29 2001, 7:35 PM EDT Att: 48,168 - Cloudy - 82 F				
Keith Lockhart, L OBP: 0.352, SLG: 0.333 (1, 4)										4	0	1	0	0	0	3					
Andruw Jones, R OBP: 0.334, SLG: 0.508 (1, 8)										4	0	0	0	0	0	3					
10 Chipper Jones, S OBP: 0.415, SLG: 0.601 (1, 5)										2	0	0	0	2	0	0					
Dave Martinez, L OBP: 0.401, SLG: 0.448 Brian Jordan, R OBP: 0.323, SLG: 0.440 (1, 9) (8, PH) (9, 9)										3	0	1	0	0	0	2					
B.J. Surhoff, L OBP: 0.313, SLG: 0.397 (1, 7)										4	0	1	0	0	0	4					
Javy Lopez, R OBP: 0.304, SLG: 0.402 (1, 2)										4	0	1	0	0	1	2					
Rico Brogna, L OBP: 0.303, SLG: 0.348 (1, 3)										4	0	0	0	0	1	1					
Jason Marquis, L OBP: 0.111, SLG: 0.111 Quilvio Veras, S OBP: 0.323, SLG: 0.357 Kerry Ligtenberg, R Wes Helms, R OBP: 0.283, SLG: 0.421 (1, 1) (7, PH) (8, 1) (9, PH)										2	0	0	0	0	1	0					
Inning Stats	R: 0 E: 0 K: 1 S: 9	H: 0 LOB: 0 BB: 0 P: 15	R: 0 E: 0 K: 1 S: 9	H: 1 LOB: 1 BB: 0 P: 15	R: 0 E: 0 K: 1 S: 16	H: 1 LOB: 1 BB: 0 P: 21	R: 0 E: 0 K: 0 S: 7	H: 0 LOB: 0 BB: 0 P: 12	R: 0 E: 0 K: 0 S: 6	H: 1 LOB: 0 BB: 0 P: 6	R: 1 E: 2 K: 0 S: 12	H: 1 LOB: 2 BB: 1 P: 20	R: 0 E: 0 K: 0 S: 11	H: 1 LOB: 1 BB: 0 P: 16	R: 0 E: 0 K: 1 S: 14	H: 2 LOB: 3 BB: 1 P: 22		R: 0 E: 0 K: 2 S: 9	H: 0 LOB: 0 BB: 0 P: 14	1B: 6 2B: 1 3B: 0 HR: 0	SF: 0 SAC: 0 DP: 1 HBP: 0
PITCHER	IP WLS BF H R ER SO BB IBB HBP BLK WP HR S P ERA WHIP																				
Steve Trachsel, R ERA: 6.1 Turk Wendell, R ERA: 3.43 Dennis Cook, L ERA: 4.82 Armando Benitez, R ERA: 3.44 (1, 1) (8, 1) (8, 1) (9, 1)	7.0 W 27 5 1 0 3 1 0 0 0 0 0 9 70 105 0.00 0.714																				



Batter	1	2	3	4	5	6	7	8	9	AB	R	H	RBI	BB	SO	LOB	TOP				
Joe McEwing, R OBP: 0.367, SLG: 0.515 (1, 9)	FC5-3 2B		G4-3 1B		G5-3			P3		4	0	2	0	0	0	2					
Jay Payton, R OBP: 0.312, SLG: 0.430 (1, 8)	FC5-3 2-3		G4-3			G3		G4-3		4	0	0	1	0	0	3					
Robin Ventura, L OBP: 0.383, SLG: 0.483 Rick White, R (8, 1)	G1-3		G3-1			G4-3		K		4	0	0	0	0	1	2					
Todd Zeile, R OBP: 0.365, SLG: 0.394 (1, 3)		E SF8 1B		G4-6-3 1B		K		K		4	1	2	0	0	2	0					
Benny Agbayani, R OBP: 0.358, SLG: 0.392 (1, 7)		S 1B		G4-6-3		G5-3		F9		4	0	1	0	0	0	1					
Desi Relaford, S OBP: 0.345, SLG: 0.431 (1, 4)		SF8 2-H		S 2B		K		K		3	0	2	1	0	1	0					
Todd Pratt, R OBP: 0.299, SLG: 0.297 Timo Perez, L OBP: 0.315, SLG: 0.355 (8, PH)		G6-3		K		K		K		3	0	0	0	0	2	2					
Rey Ordenez, R OBP: 0.276, SLG: 0.278 Lenny Harris, L OBP: 0.280, SLG: 0.276 (8, PH)		G5-3				G4-3		1B G4-3 1B		2	0	0	0	0	0	1					
Al Leiter, L OBP: 0.077, SLG: 0.040 Mark Johnson, L OBP: 0.370, SLG: 0.436 (8, PH)				F8		K		G4-3 1B		2	0	0	0	0	1	0					
										1	0	1	0	0	0	0					
Inning Stats	R: 0 E: 0 K: 0 S: 8	H: 1 LOB: 0 BB: 0 P: 12	R: 1 E: 1 K: 0 S: 13	H: 2 LOB: 1 BB: 0 P: 22	R: 0 E: 0 K: 0 S: 10	H: 1 LOB: 1 BB: 0 P: 14	R: 0 E: 0 K: 1 S: 12	H: 2 LOB: 1 BB: 0 P: 19	R: 0 E: 0 K: 1 S: 7	H: 0 LOB: 0 BB: 0 P: 10	R: 0 E: 0 K: 2 S: 9	H: 0 LOB: 0 BB: 0 P: 13	R: 1 E: 0 K: 1 S: 10	H: 2 LOB: 1 BB: 0 P: 16	R: 0 E: 0 K: 1 S: 10	H: 1 LOB: 2 BB: 1 P: 17	1B: 7 2B: 3 3B: 0 HR: 0	SF: 1 SAC: 0 DP: 2 HBP: 0	WP: 0 PB: 0 SB: 3 CS: 0	PA: 35	
PITCHER	IP WLS BF H R ER SO BB IBB HBP BLK WP HR S P ERA WHIP	IP WLS BF H R ER SO BB IBB HBP BLK WP HR S P ERA WHIP	IP WLS BF H R ER SO BB IBB HBP BLK WP HR S P ERA WHIP	IP WLS BF H R ER SO BB IBB HBP BLK WP HR S P ERA WHIP	IP WLS BF H R ER SO BB IBB HBP BLK WP HR S P ERA WHIP	IP WLS BF H R ER SO BB IBB HBP BLK WP HR S P ERA WHIP	IP WLS BF H R ER SO BB IBB HBP BLK WP HR S P ERA WHIP	IP WLS BF H R ER SO BB IBB HBP BLK WP HR S P ERA WHIP	IP WLS BF H R ER SO BB IBB HBP BLK WP HR S P ERA WHIP	IP WLS BF H R ER SO BB IBB HBP BLK WP HR S P ERA WHIP	IP WLS BF H R ER SO BB IBB HBP BLK WP HR S P ERA WHIP	IP WLS BF H R ER SO BB IBB HBP BLK WP HR S P ERA WHIP	IP WLS BF H R ER SO BB IBB HBP BLK WP HR S P ERA WHIP	IP WLS BF H R ER SO BB IBB HBP BLK WP HR S P ERA WHIP	IP WLS BF H R ER SO BB IBB HBP BLK WP HR S P ERA WHIP	IP WLS BF H R ER SO BB IBB HBP BLK WP HR S P ERA WHIP	IP WLS BF H R ER SO BB IBB HBP BLK WP HR S P ERA WHIP	IP WLS BF H R ER SO BB IBB HBP BLK WP HR S P ERA WHIP	IP WLS BF H R ER SO BB IBB HBP BLK WP HR S P ERA WHIP	IP WLS BF H R ER SO BB IBB HBP BLK WP HR S P ERA WHIP	IP WLS BF H R ER SO BB IBB HBP BLK WP HR S P ERA WHIP

New York Mets @ Atlanta Braves
Turner Field, Atlanta, GA
Sat Jun 30 2001, 3:15 PM EDT
Att: 49,568 - Cloudy - 82 F

AB 33
R 2
H 9
RBI 2
BB 1
SO 7
LOB 13





Batter	1	2	3	4	5	6	7	8	9	AB	R	H	RBI	BB	SO	LOB	BOTTOM				
Rafael Furcal, S OBP: 0.319, SLG: 0.379 (1, 6)	F8				B3			K		4	0	1	1	0	1	0					
B.J. Surhoff, L OBP: 0.312, SLG: 0.395 (1, 7)	L8		F2		F8			FC6-4 1B		4	0	1	0	0	0	0					
Andruw Jones, R OBP: 0.336, SLG: 0.508 (1, 8)	10 1B 2B		P3			F7 1B		FC6-4 1B		4	2	2	0	0	0	1					
10 Chipper Jones, S OBP: 0.416, SLG: 0.607 (1, 5)	2B 1B					K		K		4	1	2	0	0	2	1					
Brian Jordan, R OBP: 0.322, SLG: 0.441 (1, 9)			F3			E5 1B		G6-3		4	1	1	2	0	0	2					
Wes Helms, R OBP: 0.282, SLG: 0.412 (1, 3)	G6-3				F7			1B BB		3	0	0	0	1	0	3					
Mark DeRosa, R OBP: 0.500, SLG: 0.486 (1, 4)			G5-3		G6-3			1B		4	0	2	2	0	0	0					
Paul Bako, L OBP: 0.264, SLG: 0.368 (1, 2)		G1-3 1B 2B			G4-3			F8		4	1	1	0	0	0	3					
Greg Maddux, R OBP: 0.176, SLG: 0.152 Steve Karsay, R (9, 1)			G1-3			K		K		3	0	0	0	0	2	1					
										0	0	0	0	0	0	0					
Inning Stats	R: 2 E: 0 K: 0 S: 11	H: 3 LOB: 1 BB: 0 P: 17	R: 1 E: 0 K: 0 S: 9	H: 2 LOB: 0 BB: 0 P: 17	R: 0 E: 0 K: 0 S: 7	H: 1 LOB: 1 BB: 0 P: 11	R: 0 E: 0 K: 0 S: 8	H: 0 LOB: 0 BB: 0 P: 12	R: 0 E: 0 K: 1 S: 7	H: 0 LOB: 0 BB: 0 P: 7	R: 2 E: 1 K: 1 S: 12	H: 2 LOB: 1 BB: 0 P: 18	R: 0 E: 0 K: 2 S: 8	H: 1 LOB: 1 BB: 0 P: 11	R: 0 E: 0 K: 1 S: 10	H: 1 LOB: 2 BB: 1 P: 16	1B: 7 2B: 2 3B: 1 HR: 0	SF: 0 SAC: 0 DP: 0 HBP: 0	WP: 0 PB: 0 SB: 0 CS: 1	PA: 36	
PITCHER	IP WLS BF H R ER SO BB IBB HBP BLK WP HR S P ERA WHIP	IP WLS BF H R ER SO BB IBB HBP BLK WP HR S P ERA WHIP	IP WLS BF H R ER SO BB IBB HBP BLK WP HR S P ERA WHIP	IP WLS BF H R ER SO BB IBB HBP BLK WP HR S P ERA WHIP	IP WLS BF H R ER SO BB IBB HBP BLK WP HR S P ERA WHIP	IP WLS BF H R ER SO BB IBB HBP BLK WP HR S P ERA WHIP	IP WLS BF H R ER SO BB IBB HBP BLK WP HR S P ERA WHIP	IP WLS BF H R ER SO BB IBB HBP BLK WP HR S P ERA WHIP	IP WLS BF H R ER SO BB IBB HBP BLK WP HR S P ERA WHIP	IP WLS BF H R ER SO BB IBB HBP BLK WP HR S P ERA WHIP	IP WLS BF H R ER SO BB IBB HBP BLK WP HR S P ERA WHIP	IP WLS BF H R ER SO BB IBB HBP BLK WP HR S P ERA WHIP	IP WLS BF H R ER SO BB IBB HBP BLK WP HR S P ERA WHIP	IP WLS BF H R ER SO BB IBB HBP BLK WP HR S P ERA WHIP	IP WLS BF H R ER SO BB IBB HBP BLK WP HR S P ERA WHIP	IP WLS BF H R ER SO BB IBB HBP BLK WP HR S P ERA WHIP	IP WLS BF H R ER SO BB IBB HBP BLK WP HR S P ERA WHIP	IP WLS BF H R ER SO BB IBB HBP BLK WP HR S P ERA WHIP	IP WLS BF H R ER SO BB IBB HBP BLK WP HR S P ERA WHIP	IP WLS BF H R ER SO BB IBB HBP BLK WP HR S P ERA WHIP	IP WLS BF H R ER SO BB IBB HBP BLK WP HR S P ERA WHIP

New York Mets @ Atlanta Braves
Turner Field, Atlanta, GA
Sat Jun 30 2001, 3:15 PM EDT
Att: 49,568 - Cloudy - 82 F

AB 34
R 5
H 10
RBI 5
BB 1
SO 5
LOB 11

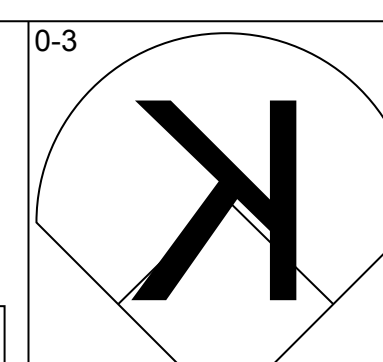
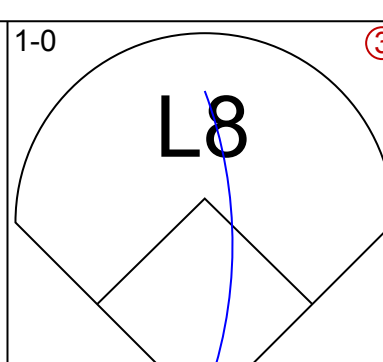
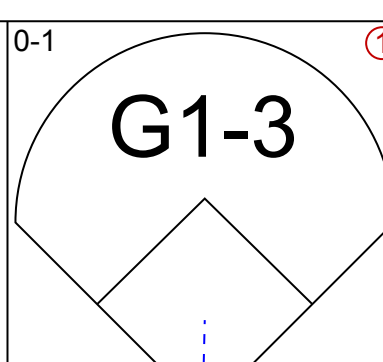
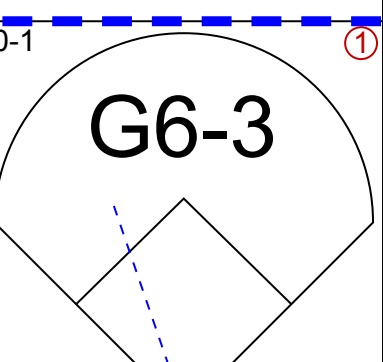
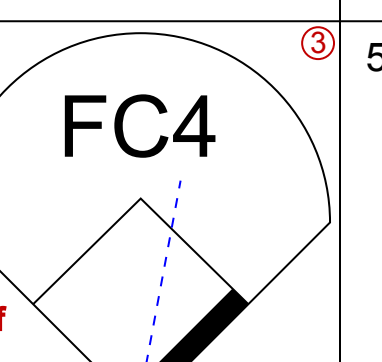
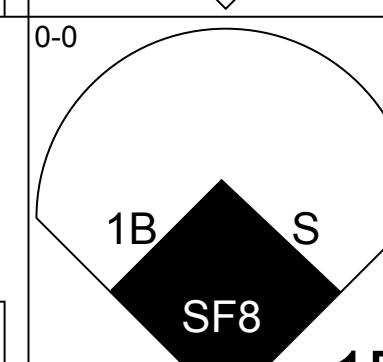
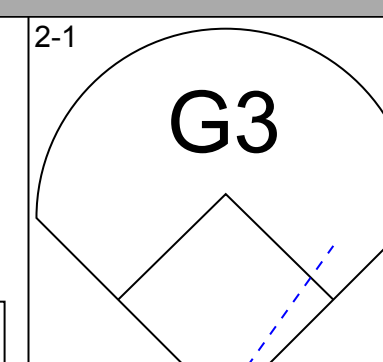
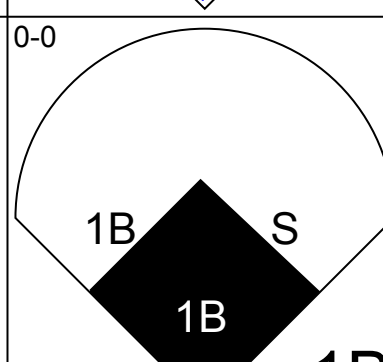
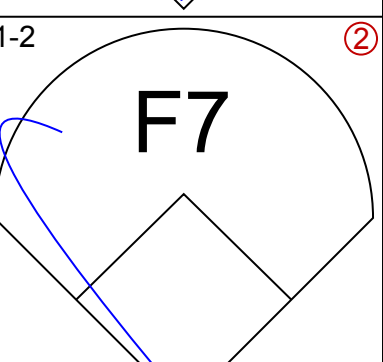
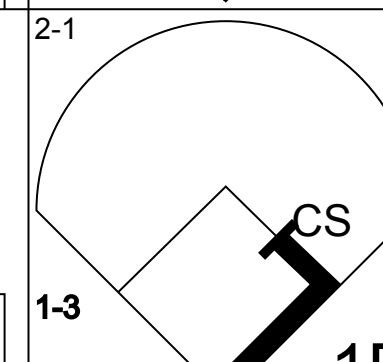
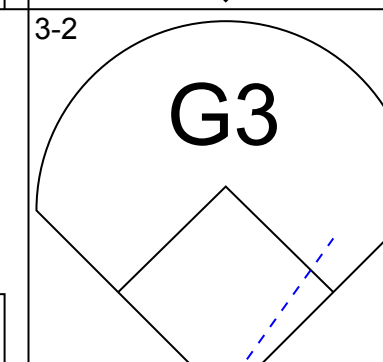
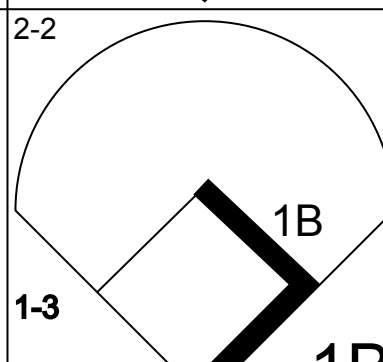
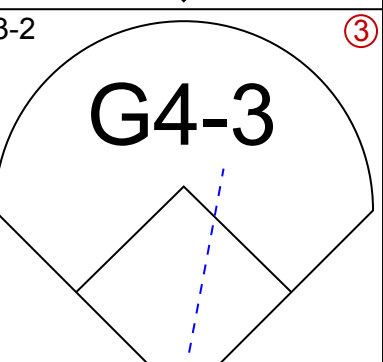
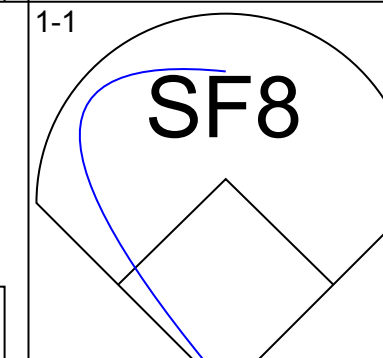
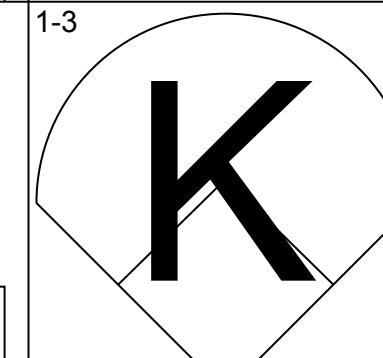
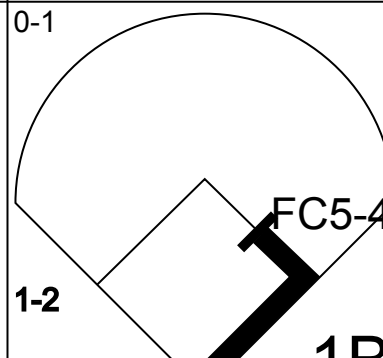
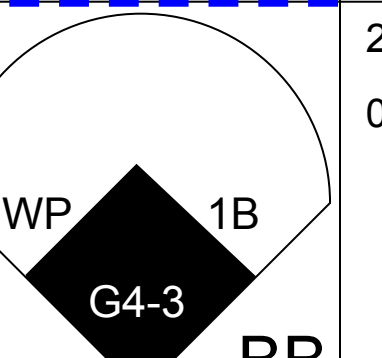
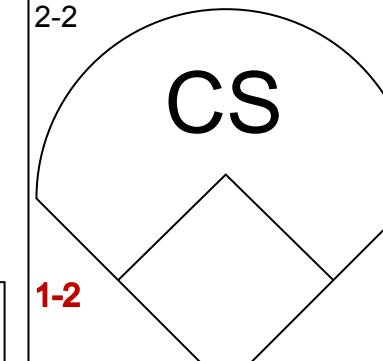
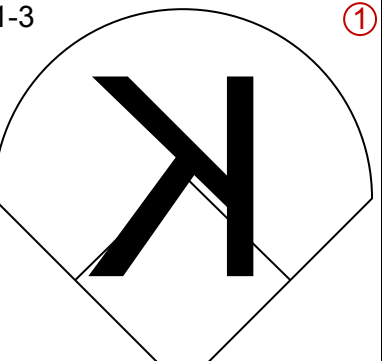
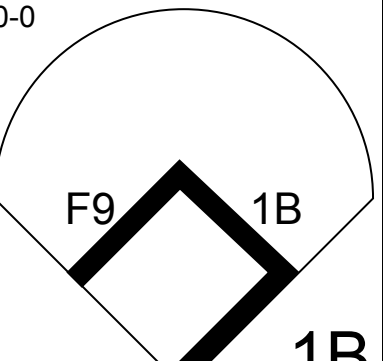
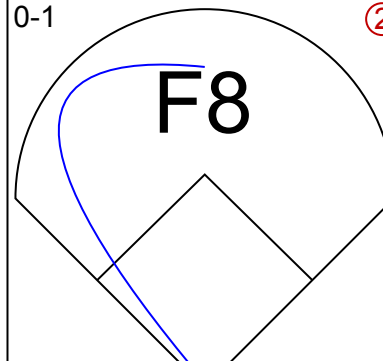
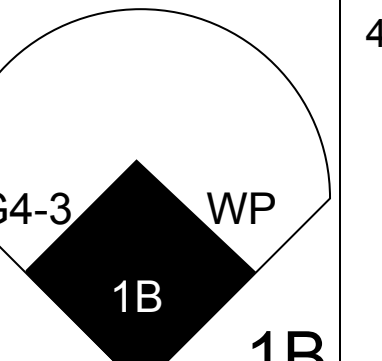
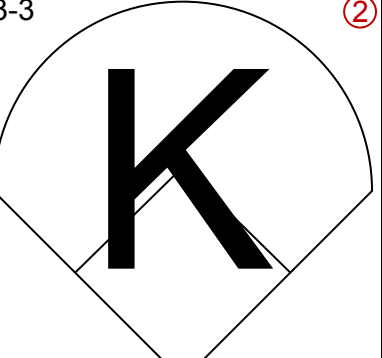
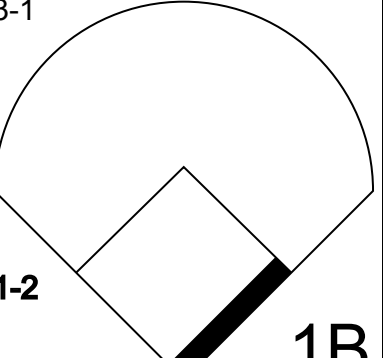
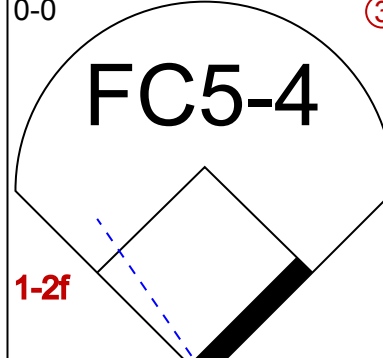
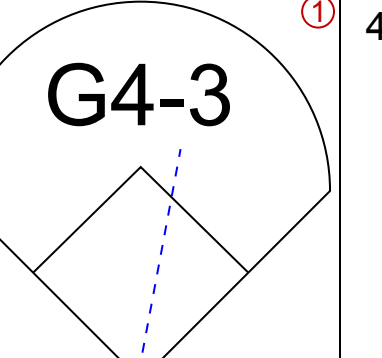
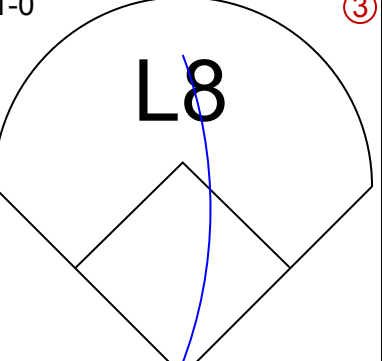
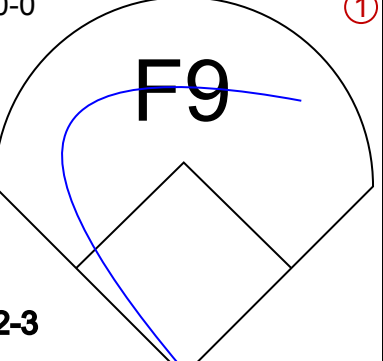
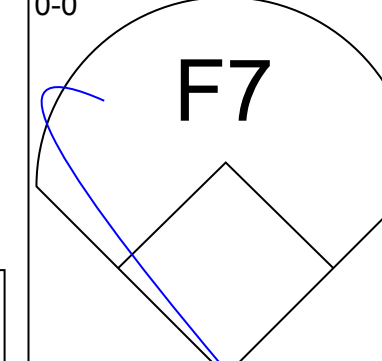
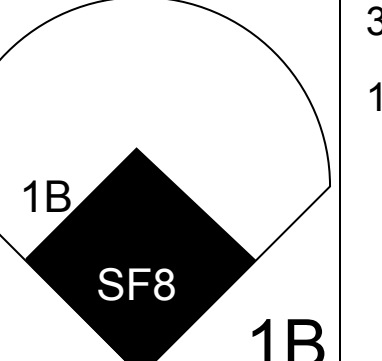
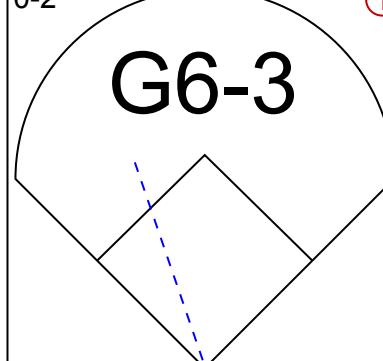
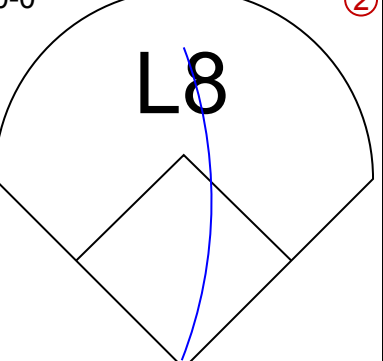
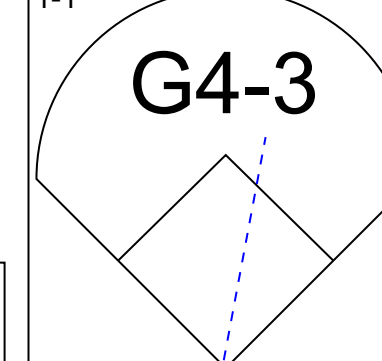
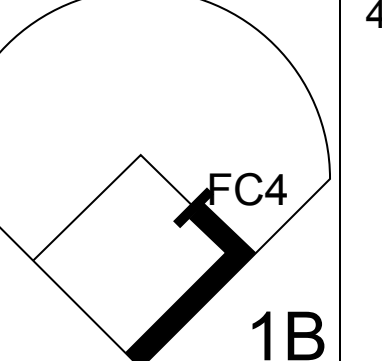
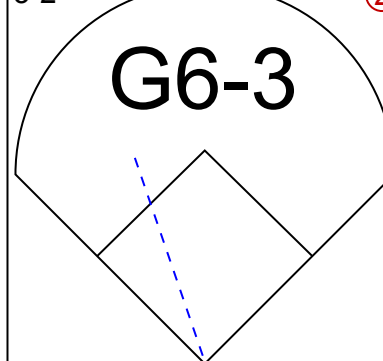
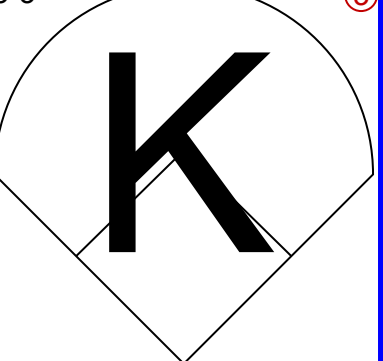
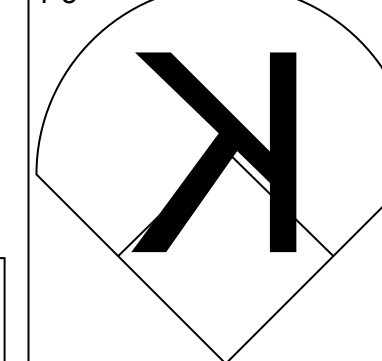
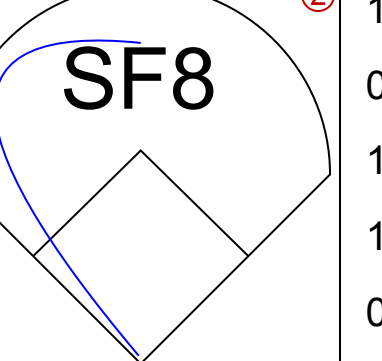


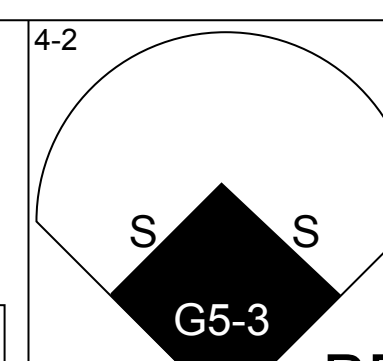
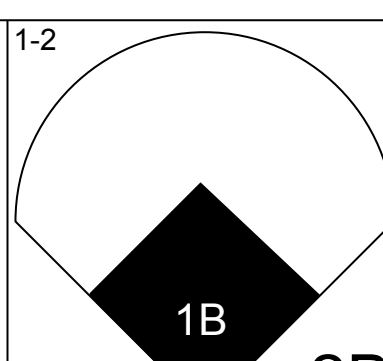
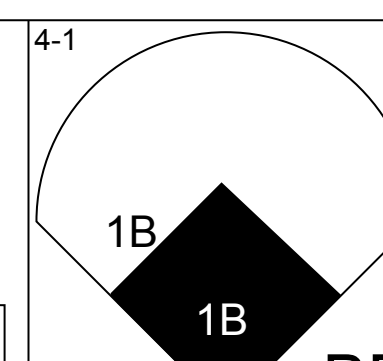
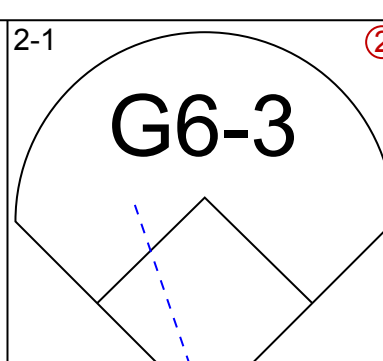
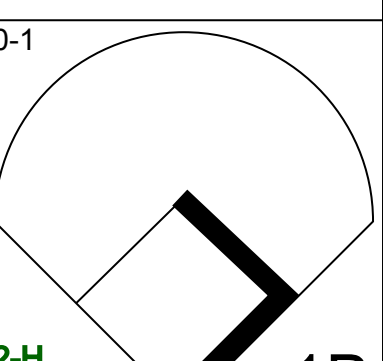
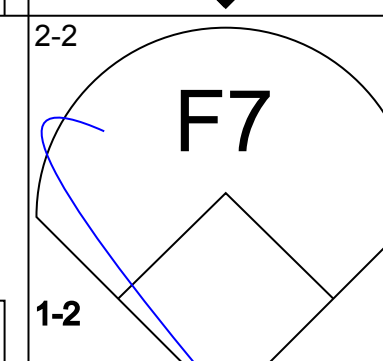
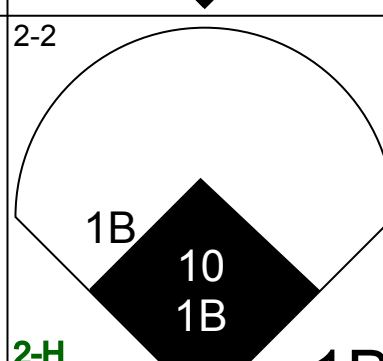
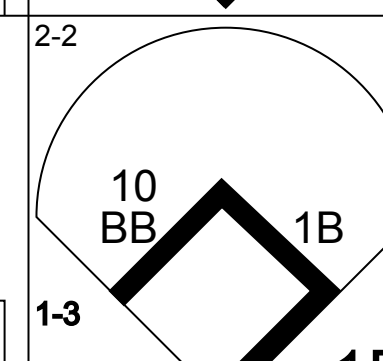
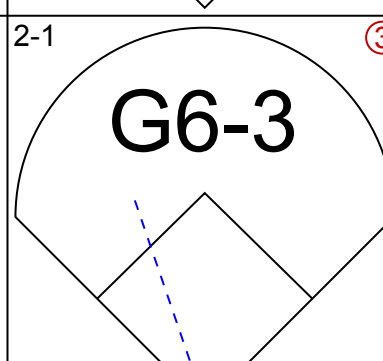
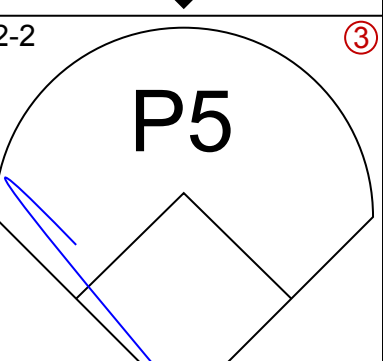
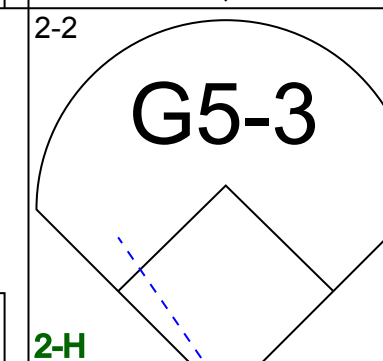
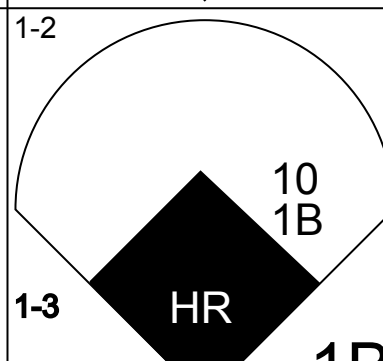
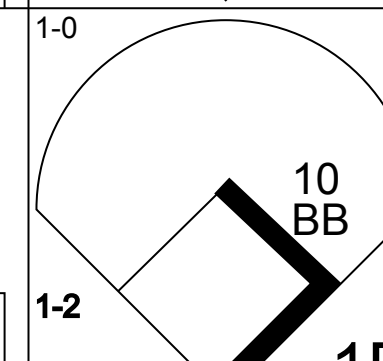
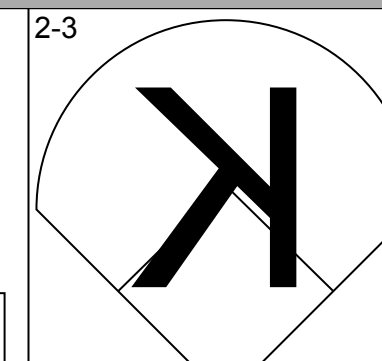
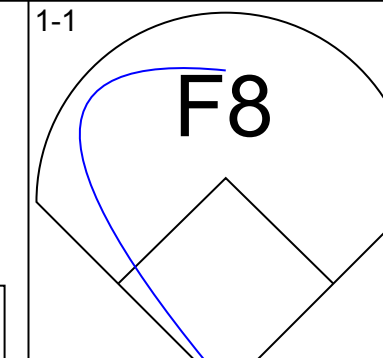
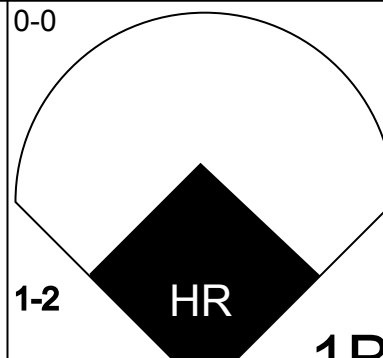
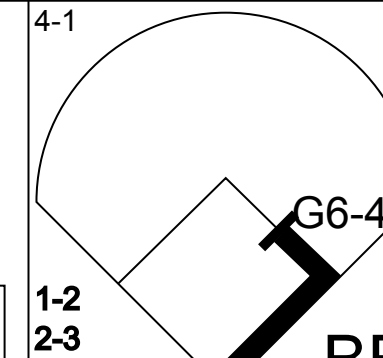
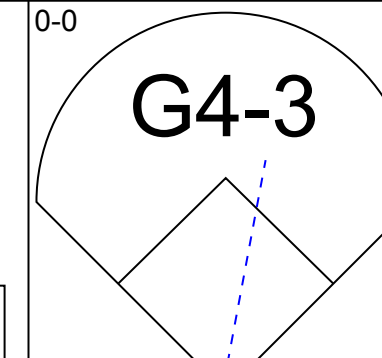
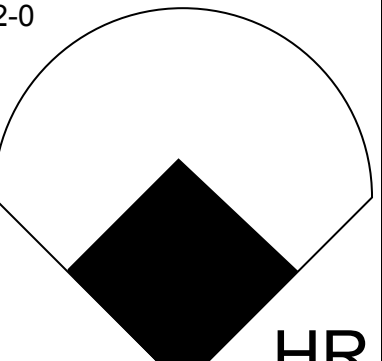
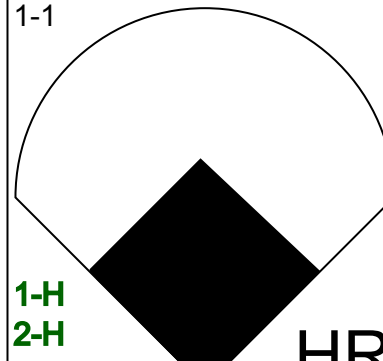
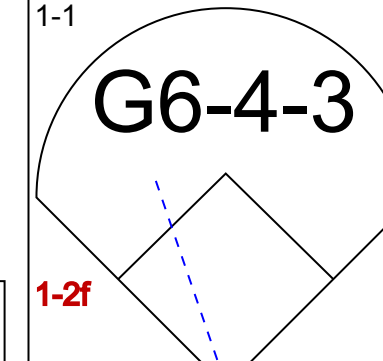
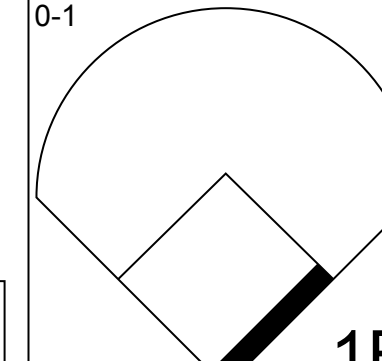
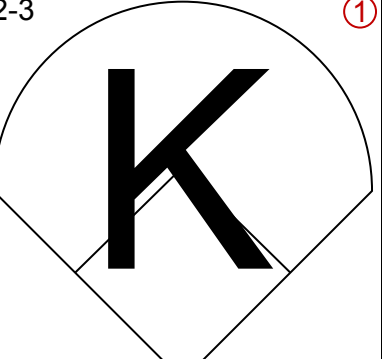
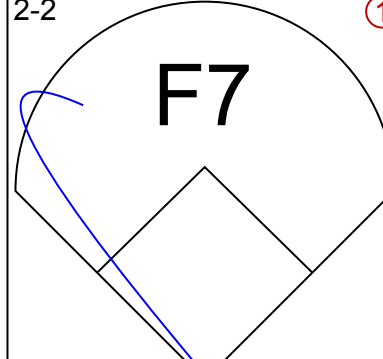
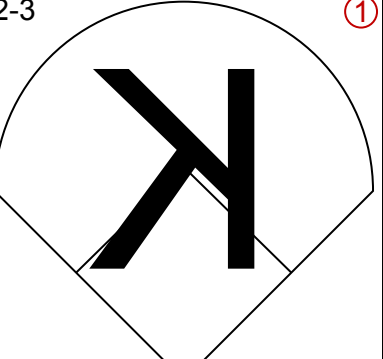
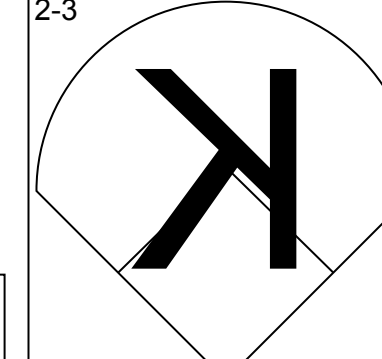
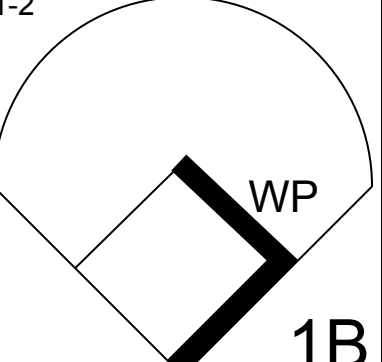
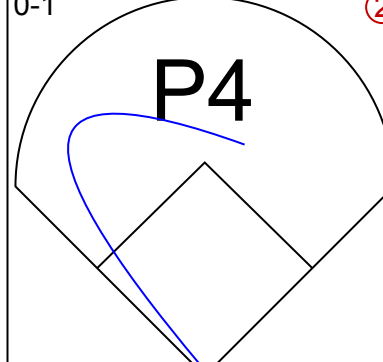
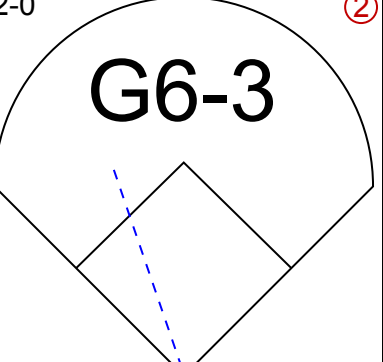
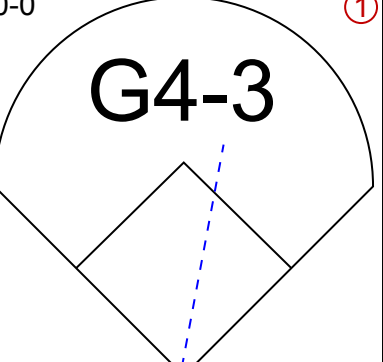
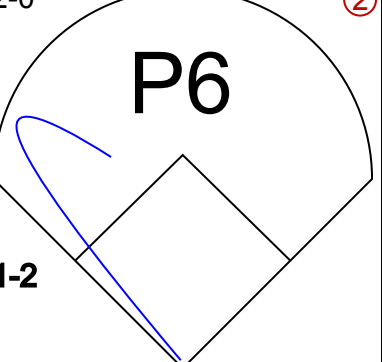
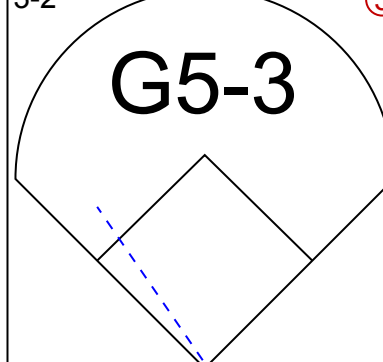
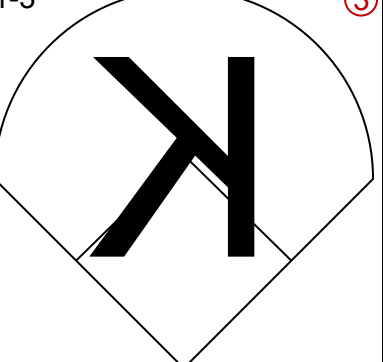
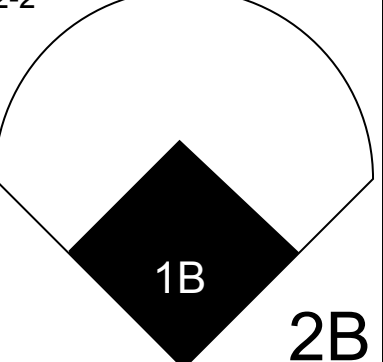
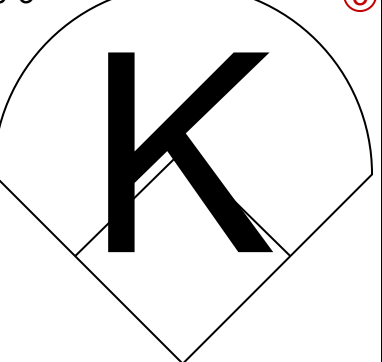
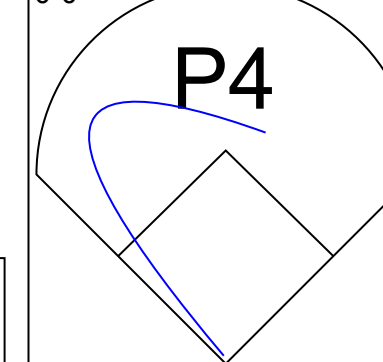
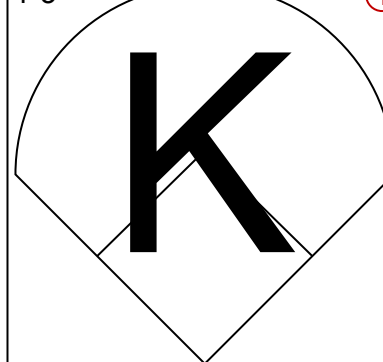
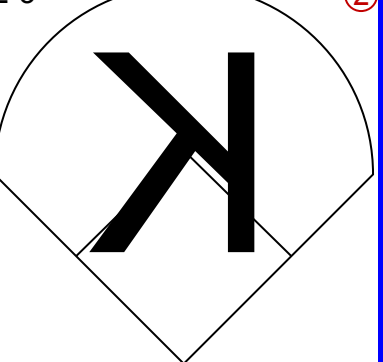
Batter	1	2	3	4	5	6	7	8	9	AB	R	H	RBI	BB	SO	LOB	TOP																																																																																																																									
Doug Glanville, R OBP: 0.298, SLG: 0.420	L8		F9	FC4-6		FC5-4			HR	5	1	1	1	0	0	4	Philadelphia Phillies @ Atlanta Braves Turner Field, Atlanta, GA Tue Jul 03 2001, 7:35 PM EDT Att: 34,142 - Overcast - 79 F																																																																																																																									
11 Jimmy Rollins, S OBP: 0.312, SLG: 0.422	F8		G4-3	K			K		P3	5	0	0	0	0	2	3																																																																																																																										
Bobby Abreu, L OBP: 0.390, SLG: 0.541	G4-3		G4-3		G5-3		F7		HR	5	1	1	2	0	0	0																																																																																																																										
Scott Rolen, R OBP: 0.363, SLG: 0.437		1B		K	L9		F7		G1-3	4	1	1	0	0	1	0																																																																																																																										
Tomas Perez, S OBP: 0.295, SLG: 0.333		2B								1	0	0	0	0	0	0																																																																																																																										
Pat Burrell, R OBP: 0.367, SLG: 0.443		2B		1B	L5			K		3	2	1	0	1	1	0																																																																																																																										
Travis Lee, L OBP: 0.366, SLG: 0.477		1B		BB		G3-1				4	1	3	1	0	0	0																																																																																																																										
Johnny Estrada, S OBP: 0.308, SLG: 0.406	F9		BB	1B	BB		F8			4	1	1	1	0	1	3																																																																																																																										
Marlon Anderson, L OBP: 0.319, SLG: 0.431	G4-3		FC4-6	BB				1B	FC6-4	4	0	2	1	0	0	2																																																																																																																										
Robert Person, R Wesley Young, R Ed Vosberg, L Jose Santiago, R Randy Wolf, L Amaury Telemaco, R 23 Kevin Jordan, R	P6			FC4-6					G3	2	0	1	1	1	0	1																																																																																																																										
Inning Stats	R: 0 E: 0 K: 0 S: 14	H: 0 LOB: 0 BB: 0 P: 18	R: 2 E: 0 K: 0 S: 12	H: 3 LOB: 1 BB: 0 P: 17	R: 0 E: 0 K: 0 S: 7	H: 0 LOB: 0 BB: 0 P: 10	R: 3 E: 0 K: 2 S: 18	H: 3 LOB: 2 BB: 2 P: 32	R: 0 E: 0 K: 0 S: 5	H: 2 LOB: 2 BB: 0 P: 6	R: 0 E: 0 K: 1 S: 7	H: 0 LOB: 0 BB: 0 P: 9	R: 0 E: 0 K: 2 S: 9	H: 1 LOB: 1 BB: 0 P: 13	R: 2 E: 0 K: 0 S: 11	H: 2 LOB: 0 BB: 0 P: 18	1B: 9 2B: 1 3B: 0 HR: 1	SF: 0 SAC: 0 DP: 0 HBP: 0	WP: 0 PB: 0 SB: 0 CS: 0	PA: 40																																																																																																																						
PITCHER	IP WLS BF H R ER SO BB IBB HBP BLK WP HR S P ERA WHIP	<table border="0"> <tr> <td>Tom Glavin, L ERA: 4.85</td> <td>(1, 1)</td> <td>3.0</td> <td>12</td> <td>3</td> <td>2</td> <td>2</td> <td>0</td> <td>0</td> <td>0</td> <td>0</td> <td>0</td> <td>0</td> <td>0</td> <td>0</td> <td>0</td> <td>33</td> <td>45</td> <td>6.00</td> <td>1.000</td> </tr> <tr> <td>Jason Marquis, R ERA: 4.5</td> <td>(4, 1)</td> <td>2.0</td> <td>11</td> <td>3</td> <td>3</td> <td>3</td> <td>2</td> <td>2</td> <td>0</td> <td>0</td> <td>0</td> <td>0</td> <td>0</td> <td>0</td> <td>0</td> <td>23</td> <td>38</td> <td>13.50</td> <td>2.500</td> </tr> <tr> <td>Kerry Ligtenberg, R ERA: 4.55</td> <td>(6, 1)</td> <td>1.0</td> <td>5</td> <td>2</td> <td>0</td> <td>0</td> <td>0</td> <td>0</td> <td>0</td> <td>0</td> <td>0</td> <td>0</td> <td>0</td> <td>0</td> <td>0</td> <td>11</td> <td>18</td> <td>0.00</td> <td>2.000</td> </tr> <tr> <td>Jose Cabrera, R ERA: 1.17</td> <td>(7, 1)</td> <td>1.0</td> <td>W</td> <td>3</td> <td>0</td> <td>0</td> <td>0</td> <td>1</td> <td>0</td> <td>0</td> <td>0</td> <td>0</td> <td>0</td> <td>0</td> <td>0</td> <td>7</td> <td>9</td> <td>0.00</td> <td>0.000</td> </tr> <tr> <td>Mike Remlinger, L ERA: 3.98</td> <td>(8, 1)</td> <td>1.0</td> <td>4</td> <td>1</td> <td>0</td> <td>0</td> <td>2</td> <td>0</td> <td>0</td> <td>0</td> <td>0</td> <td>0</td> <td>0</td> <td>0</td> <td>0</td> <td>9</td> <td>13</td> <td>0.00</td> <td>1.000</td> </tr> </table>																Tom Glavin, L ERA: 4.85	(1, 1)	3.0	12	3	2	2	0	0	0	0	0	0	0	0	0	33	45	6.00	1.000	Jason Marquis, R ERA: 4.5	(4, 1)	2.0	11	3	3	3	2	2	0	0	0	0	0	0	0	23	38	13.50	2.500	Kerry Ligtenberg, R ERA: 4.55	(6, 1)	1.0	5	2	0	0	0	0	0	0	0	0	0	0	0	11	18	0.00	2.000	Jose Cabrera, R ERA: 1.17	(7, 1)	1.0	W	3	0	0	0	1	0	0	0	0	0	0	0	7	9	0.00	0.000	Mike Remlinger, L ERA: 3.98	(8, 1)	1.0	4	1	0	0	2	0	0	0	0	0	0	0	0	9	13	0.00	1.000	<table border="0"> <tr> <td>Matt Whiteside, R ERA: 7.16</td> <td>(9, 1)</td> <td>1.0</td> <td>5</td> <td>2</td> <td>2</td> <td>2</td> <td>0</td> <td>0</td> <td>0</td> <td>0</td> <td>0</td> <td>0</td> <td>0</td> <td>0</td> <td>0</td> <td>0</td> <td>0</td> <td>0</td> <td>0</td> </tr> </table>	Matt Whiteside, R ERA: 7.16	(9, 1)	1.0	5	2	2	2	0	0	0	0	0	0	0	0	0	0	0	0	0
Tom Glavin, L ERA: 4.85	(1, 1)	3.0	12	3	2	2	0	0	0	0	0	0	0	0	0	33	45	6.00	1.000																																																																																																																							
Jason Marquis, R ERA: 4.5	(4, 1)	2.0	11	3	3	3	2	2	0	0	0	0	0	0	0	23	38	13.50	2.500																																																																																																																							
Kerry Ligtenberg, R ERA: 4.55	(6, 1)	1.0	5	2	0	0	0	0	0	0	0	0	0	0	0	11	18	0.00	2.000																																																																																																																							
Jose Cabrera, R ERA: 1.17	(7, 1)	1.0	W	3	0	0	0	1	0	0	0	0	0	0	0	7	9	0.00	0.000																																																																																																																							
Mike Remlinger, L ERA: 3.98	(8, 1)	1.0	4	1	0	0	2	0	0	0	0	0	0	0	0	9	13	0.00	1.000																																																																																																																							
Matt Whiteside, R ERA: 7.16	(9, 1)	1.0	5	2	2	2	0	0	0	0	0	0	0	0	0	0	0	0	0																																																																																																																							

Batter	1	2	3	4	5	6	7	8	9	AB	R	H	RBI	BB	SO	LOB	BOTTOM																																																																																																																								
Rafael Furcal, S OBP: 0.320, SLG: 0.374	L7				F8		G3			4	0	1	2	1	0	0	Philadelphia Phillies @ Atlanta Braves Turner Field, Atlanta, GA Tue Jul 03 2001, 7:35 PM EDT Att: 34,142 - Overcast - 79 F																																																																																																																								
Keith Lockhart, L OBP: 0.340, SLG: 0.314	K		F3		F9					4	1	1	0	1	1	1																																																																																																																									
Andruw Jones, R OBP: 0.336, SLG: 0.503	F8		P4			E6				5	2	1	0	0	0	3																																																																																																																									
10 Chipper Jones, S OBP: 0.422, SLG: 0.631		HR		2B	BB					4	5	4	2	1	0	0																																																																																																																									
Brian Jordan, R OBP: 0.322, SLG: 0.439	G4-3		F9		G6-3					4	1	2	2	0	0	2																																																																																																																									
B.J. Surhoff, L OBP: 0.316, SLG: 0.401	G4-3									5	2	3	3	0	0	2																																																																																																																									
Javy Lopez, R OBP: 0.303, SLG: 0.395	K		F9			F3				5	1	1	1	0	1	5																																																																																																																									
Rico Brogna, L OBP: 0.301, SLG: 0.346	F8									4	1	1	2	1	1	3																																																																																																																									
Tom Glavin, L Jason Marquis, R Kerry Ligtenberg, R Jose Cabrera, R Randy Wolf, L Amaury Telemaco, R 23 Kevin Jordan, R	K				G4-3					1	0	0	0	0	0	0																																																																																																																									
Inning Stats	R: 0 E: 0 K: 1 S: 7	H: 0 LOB: 0 BB: 0 P: 10	R: 1 E: 0 K: 1 S: 11	H: 2 LOB: 1 BB: 0 P: 14	R: 0 E: 0 K: 1 S: 6	H: 0 LOB: 1 BB: 1 P: 12	R: 1 E: 0 K: 0 S: 11	H: 1 LOB: 1 BB: 1 P: 19	R: 0 E: 0 K: 0 S: 6	H: 0 LOB: 0 BB: 0 P: 9	R: 3 E: 1 K: 0 S: 14	H: 3 LOB: 1 BB: 0 P: 21	R: 8 E: 0 K: 0 S: 22	H: 8 LOB: 1 BB: 2 P: 42	R: 1 E: 0 K: 0 S: 7	H: 1 LOB: 1 BB: 0 P: 11		1B: 8 2B: 5 3B: 0 HR: 2	SF: 0 SAC: 0 DP: 1 HBP: 1	WP: 0 PB: 0 SB: 0 CS: 0	PA: 44																																																																																																																				
PITCHER	IP WLS BF H R ER SO BB IBB HBP BLK WP HR S P ERA WHIP	<table border="0"> <tr> <td>Robert Person, R ERA: 4.82</td> <td>(1, 1)</td> <td>5.0</td> <td>22</td> <td>4</td> <td>4</td> <td>3</td> <td>4</td> <td>0</td> <td>0</td> <td>0</td> <td>0</td> <td>0</td> <td>0</td> <td>0</td> <td>0</td> <td>7</td> <td>8</td> <td>0.00</td> <td>3.000</td> </tr> <tr> <td>Wayne Gomes, R ERA: 3.43</td> <td>(6, 1)</td> <td>0.1</td> <td>1</td> <td>0</td> <td>0</td> <td>0</td> <td>0</td> <td>0</td> <td>0</td> <td>0</td> <td>0</td> <td>0</td> <td>0</td> <td>0</td> <td>0</td> <td>2</td> <td>4</td> <td>0.00</td> <td>0.000</td> </tr> <tr> <td>Ed Vosberg, L ERA: 6.0</td> <td>(6, 1)</td> <td>0.1</td> <td>L</td> <td>7</td> <td>6</td> <td>6</td> <td>6</td> <td>0</td> <td>0</td> <td>0</td> <td>0</td> <td>0</td> <td>0</td> <td>0</td> <td>0</td> <td>11</td> <td>16</td> <td>162.00</td> <td>18.000</td> </tr> <tr> <td>Jose Santiago, R ERA: 5.88</td> <td>(7, 1)</td> <td>0.1</td> <td>L</td> <td>7</td> <td>6</td> <td>6</td> <td>6</td> <td>0</td> <td>0</td> <td>0</td> <td>0</td> <td>0</td> <td>0</td> <td>0</td> <td>0</td> <td>11</td> <td>16</td> <td>162.00</td> <td>18.000</td> </tr> <tr> <td>Randy Wolf, L ERA: 5.07</td> <td>(7, 1)</td> <td>0.0</td> <td>4</td> <td>2</td> <td>2</td> <td>2</td> <td>0</td> <td>2</td> <td>0</td> <td>0</td> <td>0</td> <td>0</td> <td>0</td> <td>0</td> <td>8</td> <td>21</td> <td>∞</td> <td>∞</td> </tr> </table>																Robert Person, R ERA: 4.82	(1, 1)	5.0	22	4	4	3	4	0	0	0	0	0	0	0	0	7	8	0.00	3.000	Wayne Gomes, R ERA: 3.43	(6, 1)	0.1	1	0	0	0	0	0	0	0	0	0	0	0	0	2	4	0.00	0.000	Ed Vosberg, L ERA: 6.0	(6, 1)	0.1	L	7	6	6	6	0	0	0	0	0	0	0	0	11	16	162.00	18.000	Jose Santiago, R ERA: 5.88	(7, 1)	0.1	L	7	6	6	6	0	0	0	0	0	0	0	0	11	16	162.00	18.000	Randy Wolf, L ERA: 5.07	(7, 1)	0.0	4	2	2	2	0	2	0	0	0	0	0	0	8	21	∞	∞	<table border="0"> <tr> <td>Amaury Telemaco, R ERA: 5.42</td> <td>(7, 1)</td> <td>1.2</td> <td>6</td> <td>1</td> <td>1</td> <td>1</td> <td>0</td> <td>0</td> <td>0</td> <td>0</td> <td>0</td> <td>0</td> <td>0</td> <td>0</td> <td>0</td> <td>0</td> <td>0</td> <td>5.40</td> <td>0.600</td> </tr> </table>	Amaury Telemaco, R ERA: 5.42	(7, 1)	1.2	6	1	1	1	0	0	0	0	0	0	0	0	0	0	0	5.40	0.600
Robert Person, R ERA: 4.82	(1, 1)	5.0	22	4	4	3	4	0	0	0	0	0	0	0	0	7	8	0.00	3.000																																																																																																																						
Wayne Gomes, R ERA: 3.43	(6, 1)	0.1	1	0	0	0	0	0	0	0	0	0	0	0	0	2	4	0.00	0.000																																																																																																																						
Ed Vosberg, L ERA: 6.0	(6, 1)	0.1	L	7	6	6	6	0	0	0	0	0	0	0	0	11	16	162.00	18.000																																																																																																																						
Jose Santiago, R ERA: 5.88	(7, 1)	0.1	L	7	6	6	6	0	0	0	0	0	0	0	0	11	16	162.00	18.000																																																																																																																						
Randy Wolf, L ERA: 5.07	(7, 1)	0.0	4	2	2	2	0	2	0	0	0	0	0	0	8	21	∞	∞																																																																																																																							
Amaury Telemaco, R ERA: 5.42	(7, 1)	1.2	6	1	1	1	0	0	0	0	0	0	0	0	0	0	0	5.40	0.600																																																																																																																						

Batter	1	2	3	4	5	6	7	8	9	AB R H RBI BB SO LOB	TOP											
Doug Glanville, R (1, 8) OBP: 0.302, SLG: 0.426	1-2 BB S 1B	1-3 K2-3				1-0 G4-3			1-2 SH1-4 2-1 2B	5 0 3 0 0 1 2	Philadelphia Phillies @ Atlanta Braves Turner Field, Atlanta, GA Wed Jul 04 2001, 7:05 PM EDT Att: 46,579 - Cloudy - 79 F											
11 Jimmy Rollins, S (1, 6) OBP: 0.309, SLG: 0.417	3-2 F9		0-0 B1-3		0-0 G6-4-3		0-0 B1-3	1-1 SH1-4	4 0 0 0 0 0 3													
Bobby Abreu, L (1, 9) OBP: 0.390, SLG: 0.537	1-1 F7		0-3 K			3-2 1B HR 1B	4-2 S BB	0-3 K	4 1 1 0 1 2 2													
Scott Rolen, R (1, 5) OBP: 0.367, SLG: 0.437	4-2 BB BB		0-1 F8			0-2 1B HR 1B	4-2 BB	2-1 2-1	2 1 1 0 2 0 0													
Pat Burrell, R (1, 7) OBP: 0.369, SLG: 0.452	4-2 1-2 2-3 BB			3-2 G4-3		2-2 1B HR	2-2 F2		3 1 1 3 1 0 2													
Travis Lee, L (1, 3) OBP: 0.384, SLG: 0.474	2-3 K			0-0 G4-3		1-1 1B G6-3 1B	3-3 K		4 1 1 0 0 2 5													
Johnny Estrada, S (1, 2) OBP: 0.306, SLG: 0.401		1-2 G4-3		0-3 K		0-0 G6-3		1-0 G6-3 1B	4 0 1 0 0 1 1													
Marlon Anderson, L (1, 4) OBP: 0.321, SLG: 0.432		1-2 1B			1-2 G4-3	2-2 48 FC5-6 1B	2-1 G6-3	2-1 G6-3	4 0 2 1 0 0 1													
48 David Coggin, R (1, 1) Turner Ward, S (8, PH) Rheal Cormier, L (8, 1) Jose Mesa, R (9, 1)		1-3 K			2-1 E3 1B	1-1 FC5-6		2-3 K	3 0 0 0 0 1 2 1 0 0 0 0 1 0 0 0 0 0 0 0 0 0 0 0 0 0 0 0													
Inning Stats	R: 0 E: 0 K: 1 S: 17	H: 1 LOB: 3 BB: 2 P: 32	R: 0 E: 0 K: 2 S: 15	H: 1 LOB: 1 BB: 0 P: 19	R: 0 E: 0 K: 1 S: 6	H: 0 LOB: 0 BB: 0 P: 6	R: 0 E: 0 K: 1 S: 7	H: 0 LOB: 0 BB: 0 P: 10	R: 0 E: 0 K: 0 S: 10	H: 1 LOB: 1 BB: 0 P: 15		R: 4 E: 1 K: 0 S: 21	H: 5 LOB: 1 BB: 0 P: 30	R: 0 E: 0 K: 1 S: 14	H: 0 LOB: 2 BB: 2 P: 25	R: 0 E: 0 K: 1 S: 6	H: 1 LOB: 0 BB: 0 P: 11	R: 0 E: 0 K: 1 S: 13	H: 1 LOB: 1 BB: 0 P: 17	1B: 8 2B: 1 3B: 0 HR: 1	SF: 0 SAC: 1 DP: 2 HBP: 0	WP: 0 PB: 0 SB: 2 CS: 0
PITCHER	IP WLS BF H R ER SO BB IBB HBP BLK WP HR S P ERA WHIP																					
Odalis Perez, L (1, 1) ERA: 4.48	5.1 L 26 8 4 4 5 2 0 0 0 0 0 1 72 107 6.75 1.875																					
Steve Reed, R (8, 1) ERA: 2.97	1.2 7 0 0 0 1 2 0 0 0 0 0 0 18 30 0.00 1.200																					
Kerry Ligtenberg, R (8, 1) ERA: 4.4	1.0 4 2 0 0 1 0 0 0 0 0 0 0 11 17 0.00 2.000																					
Steve Karsay, R (9, 1) ERA: 1.08	1.0 3 0 0 0 1 0 0 0 0 0 0 0 8 11 0.00 0.000																					

Batter	1	2	3	4	5	6	7	8	9	AB R H RBI BB SO LOB	BOTTOM											
Rafael Furcal, S (1, 6) OBP: 0.316, SLG: 0.369	1-1 B1-3		1-0 G3			2-2 G4-3			3-3 K	4 0 0 0 0 1 2	Philadelphia Phillies @ Atlanta Braves Turner Field, Atlanta, GA Wed Jul 04 2001, 7:05 PM EDT Att: 46,579 - Cloudy - 79 F											
B.J. Surhoff, L (1, 7) OBP: 0.315, SLG: 0.398	1-2 F8		1-2 G3			0-0 G4-3		0-1 1B	4 0 1 1 0 0 1													
Andruw Jones, R (1, 8) OBP: 0.332, SLG: 0.497	2-3 K		2-3 3-H 3-3 K			2-3 K		3-3 K	4 0 0 0 0 4 2													
10 Chipper Jones, S (1, 5) OBP: 0.418, SLG: 0.622		1-0 F7		0-1 F7		0-2 F8		0-1 P4	4 0 0 0 0 0 1													
Brian Jordan, R (1, 9) OBP: 0.319, SLG: 0.434 Kerry Ligtenberg, R (8, 1) Steve Karsay, R (9, 1)		1-3 K		1-3 K		3-2 F8			3 0 0 0 0 2 0 0 0 0 0 0 0 0 0 0 0 0 0 0 0													
Javy Lopez, R (1, 2) OBP: 0.303, SLG: 0.394	3-2 1B		1-3 K			2-2 G1-3			3 0 1 0 0 1 0													
Rico Brogna, L (1, 3) OBP: 0.298, SLG: 0.342 Wes Helms, R (8, PH) (9, 3)		0-1 G4-3			0-1 G3-1			0-0 G4-3	2 0 0 0 0 0 1 1 0 0 0 0 0 0													
Mark DeRosa, R (1, 4) OBP: 0.489, SLG: 0.475			2-1 1B G3 1B		2-0 G5-3		2-2 G4-3		3 1 1 0 0 0 0													
Odalis Perez, L (1, 1) OBP: 0.192, SLG: 0.200 Steve Reed, R (6, 1) Dave Martinez, L (8, 9) OBP: 0.393, SLG: 0.438			0-0 G3 G3 1B		0-1 G4-3		2-1 L7		2 0 1 0 0 0 0 0 0 0 0 0 0 0 1 0 0 0 0 0 0													
Inning Stats	R: 0 E: 0 K: 1 S: 8	H: 0 LOB: 0 BB: 0 P: 12	R: 0 E: 0 K: 1 S: 10	H: 1 LOB: 1 BB: 0 P: 15	R: 1 E: 0 K: 1 S: 10	H: 2 LOB: 1 BB: 0 P: 17	R: 0 E: 0 K: 2 S: 8	H: 0 LOB: 0 BB: 0 P: 10	R: 0 E: 0 K: 0 S: 5	H: 0 LOB: 0 BB: 0 P: 7		R: 0 E: 0 K: 1 S: 8	H: 0 LOB: 0 BB: 0 P: 12	R: 0 E: 0 K: 0 S: 10	H: 0 LOB: 0 BB: 0 P: 15	R: 0 E: 0 K: 0 S: 6	H: 0 LOB: 0 BB: 0 P: 10	R: 0 E: 0 K: 2 S: 10	H: 1 LOB: 1 BB: 0 P: 16	1B: 4 2B: 0 3B: 0 HR: 0	SF: 0 SAC: 0 DP: 0 HBP: 0	WP: 0 PB: 0 SB: 0 CS: 0
PITCHER	IP WLS BF H R ER SO BB IBB HBP BLK WP HR S P ERA WHIP																					
48 David Coggin, R (1, 1) ERA: 4.63	7.0 W 24 3 1 1 6 0 0 0 0 0 0 0 59 88 1.29 0.429																					
Rheal Cormier, L (8, 1) ERA: 2.93	1.0 H 3 0 0 0 0 0 0 0 0 0 0 0 6 10 0.00 0.000																					
Jose Mesa, R (9, 1) ERA: 3.25	1.0 S 4 1 0 0 2 0 0 0 0 0 0 0 10 16 0.00 1.000																					

Batter	1	2	3	4	5	6	7	8	9	AB	R	H	RBI	BB	SO	LOB	TOP		
Doug Glanville, R OBP: 0.298, SLG: 0.420										5	0	0	0	0	1	1	Philadelphia Phillies @ Atlanta Braves Turner Field, Atlanta, GA Thu Jul 05 2001, 7:35 PM EDT Att: 32,031 - Overcast - 72 F		
11 Jimmy Rollins, S OBP: 0.311, SLG: 0.418										4	2	2	0	0	0	0			
Bobby Abreu, L OBP: 0.391, SLG: 0.536										4	0	2	0	0	0	0			
Scott Rolen, R OBP: 0.367, SLG: 0.438 23 Kevin Jordan, R OBP: 0.354, SLG: 0.353										2	0	1	2	0	1	0			
Travis Lee, L OBP: 0.366, SLG: 0.474										4	1	2	0	0	1	2			
Pat Burrell, R OBP: 0.366, SLG: 0.449										4	0	1	1	0	1	3			
Marlon Anderson, L OBP: 0.174, SLG: 0.427 Tomas Perez, S OBP: 0.306, SLG: 0.345										3	0	0	0	0	0	2			
Johnny Estrada, S OBP: 0.305, SLG: 0.397										4	0	1	0	0	0	2			
Bruce Chen, L OBP: 0.107, SLG: 0.107 Amaury Telemaco, R OBP: 0.174, SLG: 0.095 Turner Ward, S OBP: 0.333, SLG: 0.357 Randy Wolf, L OBP: 0.120, SLG: 0.083 Brian Hunter, R OBP: 0.356, SLG: 0.373										1	0	0	0	0	0	0			
Inning Stats	R: 1 E: 0 K: 1 S: 13	H: 2 LOB: 0 BB: 0 P: 16	R: 0 E: 0 K: 2 S: 9	H: 0 LOB: 0 BB: 0 P: 14	R: 0 E: 0 K: 0 S: 7	H: 0 LOB: 0 BB: 0 P: 11	R: 0 E: 0 K: 1 S: 8	H: 2 LOB: 2 BB: 0 P: 14	R: 0 E: 0 K: 0 S: 10	H: 3 LOB: 2 BB: 0 P: 15	R: 0 E: 0 K: 1 S: 6	H: 0 LOB: 0 BB: 0 P: 8	R: 0 E: 0 K: 0 S: 10	H: 0 LOB: 0 BB: 0 P: 14	R: 3 E: 0 K: 0 S: 17	H: 3 LOB: 1 BB: 1 P: 29		1B: 10 2B: 2 3B: 0 HR: 0	SF: 2 SAC: 0 DP: 0 HBP: 0
PITCHER	IP WLS BF H R ER SO BB IBB HBP BLK WP HR S P ERA WHIP																		
Greg Maddux, R ERA: 2.41	(1, 1) 6.0 W 24 7 2 2 5 0 0 0 0 0 0 0 60 86 3.00 1.167																		
Mike Remlinger, L ERA: 3.0	(7, 1) 1.0 3 0 0 0 1 0 0 0 0 0 0 0 6 8 0.00 0.000																		
Jose Cabrera, R ERA: 1.14	(8, 1) 1.0 3 0 0 0 0 0 0 0 0 0 0 0 6 14 0.00 0.000																		
Trey Moore, L ERA: 81.0	(9, 1) 0.1 4 2 3 3 0 1 0 0 0 1 0 9 16 81.00 9.000																		
Steve Karsay, R ERA: 1.07	(9, 1) 0.2 3 1 0 0 0 0 0 0 0 0 0 8 13 0.00 1.500																		

Batter	1	2	3	4	5	6	7	8	9	AB	R	H	RBI	BB	SO	LOB	BOTTOM
Rafael Furcal, S OBP: 0.323, SLG: 0.375										3	3	2	1	2	0	0	Philadelphia Phillies @ Atlanta Braves Turner Field, Atlanta, GA Thu Jul 05 2001, 7:35 PM EDT Att: 32,031 - Overcast - 72 F
B.J. Surhoff, L OBP: 0.317, SLG: 0.398										5	1	2	1	0	0	2	
Andruw Jones, R OBP: 0.334, SLG: 0.497										4	1	2	2	0	1	0	
10 Chipper Jones, S OBP: 0.419, SLG: 0.619 Rico Brogna, L OBP: 0.296, SLG: 0.342										3	1	1	1	1	0	0	
Brian Jordan, R OBP: 0.325, SLG: 0.460										4	2	3	4	0	0	3	
Wes Helms, R OBP: 0.277, SLG: 0.408										4	0	0	0	0	3	1	
Mark DeRosa, R OBP: 0.471, SLG: 0.455										4	0	1	0	0	0	0	
Paul Bako, L OBP: 0.264, SLG: 0.377										4	1	1	0	0	1	1	
Greg Maddux, R ERA: 2.41 Mike Remlinger, L ERA: 3.0 Jose Cabrera, R ERA: 1.14 Dave Martinez, L OBP: 0.333, SLG: 0.357 Trey Moore, L OBP: 0.120, SLG: 0.083 Steve Karsay, R ERA: 1.07										3	0	0	0	0	2	1	
Inning Stats	R: 1 E: 0 K: 0 S: 12	H: 2 LOB: 1 BB: 0 P: 18	R: 5 E: 0 K: 0 S: 21	H: 5 LOB: 0 BB: 0 P: 31	R: 1 E: 0 K: 0 S: 11	H: 2 LOB: 2 BB: 2 P: 23	R: 0 E: 0 K: 1 S: 7	H: 0 LOB: 0 BB: 0 P: 12	R: 0 E: 0 K: 1 S: 7	H: 0 LOB: 1 BB: 0 P: 12	R: 0 E: 0 K: 2 S: 9	H: 1 LOB: 0 BB: 0 P: 13	R: 1 E: 0 K: 1 S: 12	H: 2 LOB: 1 BB: 0 P: 18	1B: 8 2B: 2 3B: 0 HR: 2	SF: 0 SAC: 0 DP: 1 HBP: 0	
PITCHER	IP WLS BF H R ER SO BB IBB HBP BLK WP HR S P ERA WHIP																
Bruce Chen, L ERA: 5.0	(1, 1) 2.0 L 14 7 7 2 1 0 2 0 0 0 0 0 19 36 4.50 2.000																
Amaury Telemaco, R ERA: 5.4	(3, 1) 2.0 9 2 1 1 0 2 0 0 0 0 0 0 19 36 4.50 2.000																
Randy Wolf, L ERA: 4.95	(5, 1) 4.0 15 3 1 1 6 0 0 0 0 0 0 0 35 55 2.25 0.750																



Batter	1	2	3	4	5	6	7	8	9	AB	R	H	RBI	BB	SO	LOB	TOP					
Quilvio Veras, S OBP: 0.329, SLG: 0.361										4	1	1	0	0	1	1	Atlanta Braves @ Boston Red Sox Fenway Park, Boston, MA Sat Jul 07 2001, 5:05 PM EDT Att: 33,355 - Sunny - 77 F					
B.J. Surhoff, L OBP: 0.335, SLG: 0.415										3	0	2	1	1	0	0						
Andruw Jones, R OBP: 0.333, SLG: 0.488										3	0	1	0	1	2	2						
Ken Caminiti, S OBP: 0.324, SLG: 0.432										3	0	0	0	1	0	3						
Brian Jordan, R OBP: 0.321, SLG: 0.451										4	0	0	0	0	2	5						
Dave Martinez, L OBP: 0.384, SLG: 0.425										4	0	1	0	0	0	0						
Javy Lopez, R OBP: 0.394, SLG: 0.392										4	0	1	0	0	0	1						
Jesse Garcia, R (9, PR)										0	0	0	0	0	0	0						
Rico Brogna, L OBP: 0.300, SLG: 0.338										4	0	2	0	0	2	1						
Mark DeRosa, R OBP: 0.473, SLG: 0.447										3	0	1	0	0	0	1						
10 Chipper Jones, S OBP: 0.419, SLG: 0.623										1	0	0	0	0	0	2						
Inning Stats	R: 0 E: 0 K: 1 S: 10	H: 0 LOB: 2 BB: 2 P: 19	R: 0 E: 0 K: 0 S: 6	H: 1 LOB: 0 BB: 0 P: 12	R: 0 E: 0 K: 1 S: 5	H: 1 LOB: 1 BB: 1 P: 12	R: 0 E: 0 K: 0 S: 5	H: 0 LOB: 0 BB: 0 P: 6	R: 0 E: 0 K: 1 S: 9	H: 0 LOB: 0 BB: 0 P: 13	R: 1 E: 0 K: 2 S: 14	H: 2 LOB: 1 BB: 0 P: 20	R: 0 E: 0 K: 0 S: 6	H: 2 LOB: 1 BB: 0 P: 10	R: 0 E: 0 K: 1 S: 12	H: 2 LOB: 2 BB: 0 P: 18	R: 0 E: 0 K: 1 S: 9	H: 1 LOB: 2 BB: 0 P: 14	1B: 7 2B: 1 3B: 1 HR: 0	SF: 0 SAC: 0 DP: 2 HBP: 0	WP: 0 PB: 0 SB: 2 CS: 1	PA: 37
PITCHER	IP WLS BF H R ER SO BB IBB HBP BLK WP HR S P ERA WHIP																					
Hideo Nomo, R ERA: 3.83	(1, 1) 6.0 W 24 5 1 1 5 3 0 0 0 0 0 0 0 50 83 1.50 1.333																					
49 Tim Wakefield, R ERA: 2.58	(7, 1) 1.1 H 6 3 0 0 0 0 0 0 0 0 0 0 0 13 18 0.00 2.250																					
Rod Beck, R ERA: 2.76	(8, 1) 0.2 H 2 0 0 0 1 0 0 0 0 0 0 0 0 4 9 0.00 0.000																					
Derek Lowe, R ERA: 3.71	(9, 1) 1.0 S 4 1 0 0 1 0 0 0 0 0 0 0 0 9 14 0.00 1.000																					

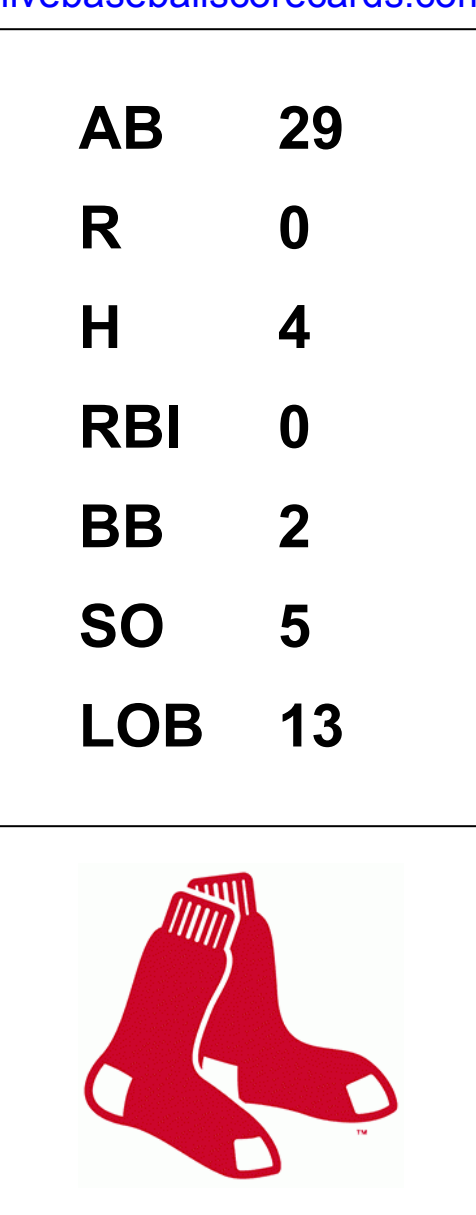
Batter	1	2	3	4	5	6	7	8	9	AB	R	H	RBI	BB	SO	LOB	BOTTOM	
Jose Offerman, S OBP: 0.348, SLG: 0.377										4	0	0	0	0	2	2	Atlanta Braves @ Boston Red Sox Fenway Park, Boston, MA Sat Jul 07 2001, 5:05 PM EDT Att: 33,355 - Sunny - 77 F	
Scott Hatteberg, L OBP: 0.303, SLG: 0.331										4	0	1	1	0	0	0		
Trot Nixon, L OBP: 0.375, SLG: 0.496										4	0	1	0	0	1	3		
Manny Ramirez, R OBP: 0.432, SLG: 0.652										3	0	1	0	1	0	3		
Dante Bichette, R OBP: 0.377, SLG: 0.567										4	0	0	0	0	1	2		
Brian Daubach, L OBP: 0.341, SLG: 0.534										3	1	0	0	1	1	1		
Chris Stynes, R OBP: 0.363, SLG: 0.490										3	1	2	0	0	0	0		
Shea Hillenbrand, R OBP: 0.283, SLG: 0.402										0	0	0	0	0	0	0		
Troy O'Leary, L OBP: 0.308, SLG: 0.440										3	1	1	1	0	2	1		
Mike Lansing, R OBP: 0.276, SLG: 0.306										3	0	1	1	0	0	0		
Inning Stats	R: 0 E: 0 K: 0 S: 9	H: 1 LOB: 1 BB: 0 P: 12	R: 0 E: 0 K: 1 S: 8	H: 0 LOB: 0 BB: 0 P: 14	R: 0 E: 0 K: 1 S: 8	H: 0 LOB: 1 BB: 1 P: 17	R: 3 E: 0 K: 2 S: 23	H: 4 LOB: 2 BB: 1 P: 37	R: 0 E: 0 K: 1 S: 8	H: 1 LOB: 1 BB: 0 P: 14	R: 0 E: 1 K: 1 S: 9	H: 0 LOB: 1 BB: 0 P: 13	R: 0 E: 0 K: 0 S: 7	H: 1 LOB: 0 BB: 0 P: 8	1B: 6 2B: 1 3B: 0 HR: 0	SF: 0 SAC: 0 DP: 1 HBP: 0	WP: 0 PB: 0 SB: 0 CS: 0	PA: 33
PITCHER	IP WLS BF H R ER SO BB IBB HBP BLK WP HR S P ERA WHIP																	
Jason Marguis, R ERA: 4.42	(1, 1) 7.0 L 30 6 3 3 7 2 0 0 0 0 0 0 0 73 120 3.86 1.143																	
Kerry Ligtenberg, R ERA: 4.25	(8, 1) 1.0 3 1 0 0 0 0 0 0 0 0 0 0 7 8 0.00 1.000																	



Batter	1	2	3	4	5	6	7	8	9	AB R H RBI BB SO LOB	TOP												
Quilvio Veras, S OBP: 0.326, SLG: 0.358 (1, 4)	G4-3		G4-3		BLK 2B 1B		G4-3	K		5 1 1 0 0 1 4	Atlanta Braves @ Boston Red Sox Fenway Park, Boston, MA Sun Jul 08 2001, 1:05 PM EDT Att: 32,677 - Cloudy - 71 F												
B.J. Surhoff, L OBP: 0.336, SLG: 0.423 (1, 7)	F9 2B		F5		HR 2B		F9	G3-1		5 1 2 2 0 0 1													
Andruw Jones, R OBP: 0.332, SLG: 0.493 (1, 8)	F9 2-3			G6-3	HR		K	P3		5 1 1 2 0 1 1													
10 Chipper Jones, S OBP: 0.416, SLG: 0.626 (1, 10)	G6-3			G3	K			E6 2B	HR	5 2 1 1 0 1 1													
Ken Caminiti, S OBP: 0.321, SLG: 0.431 (1, 5)		K		G3-1		1B 1B 2B		G6-3	G5-3	5 1 1 0 0 1 1													
Brian Jordan, R OBP: 0.329, SLG: 0.472 (1, 9)		G6-4-3 1B			HR	G6-4-3 1B		BB 2B		4 1 4 2 0 0 0													
Javy Lopez, R OBP: 0.307, SLG: 0.392 (1, 2)	G6-4-3 1-2				F8	G6-4-3 1B		BB BB		3 0 1 1 1 0 1													
Rico Brogna, L OBP: 0.295, SLG: 0.333 (8, PH)			G4-3		F7	G6-4-3 1-2 2-3		K		3 0 0 0 0 0 2													
Wes Helms, R OBP: 0.276, SLG: 0.406 (8, 3)										1 0 0 0 0 1 2													
Mark DeRosa, R OBP: 0.492, SLG: 0.460 (1, 6)			G4-3 1B		BLK 1B 2B 1B		F9			3 1 2 0 1 0 1													
Inning Stats	R: 0 E: 0 K: 0 S: 8	H: 1 LOB: 1 BB: 0 P: 12	R: 0 E: 0 K: 1 S: 6	H: 1 LOB: 0 BB: 0 P: 9	R: 0 E: 0 K: 0 S: 9	H: 1 LOB: 1 BB: 0 P: 13	R: 0 E: 0 K: 0 S: 9	H: 0 LOB: 0 BB: 0 P: 12	R: 5 E: 0 K: 1 S: 20	H: 5 LOB: 0 BB: 0 P: 28	R: 1 E: 0 K: 0 S: 9	H: 3 LOB: 1 BB: 0 P: 18	R: 0 E: 0 K: 1 S: 8	H: 0 LOB: 0 BB: 0 P: 14	R: 1 E: 1 K: 2 S: 14	H: 1 LOB: 3 BB: 2 P: 26	R: 1 E: 0 K: 0 S: 7	H: 1 LOB: 0 BB: 0 P: 7	1B: 6 2B: 4 3B: 0 HR: 3	SF: 0 SAC: 0 DP: 2 HBP: 0	WP: 0 PB: 0 CS: 0	PA: 41	
PITCHER	IP WLS BF H R ER SO BB IBB HBP BLK WP HR S P ERA WHIP											PITCHER	IP WLS BF H R ER SO BB IBB HBP BLK WP HR S P ERA WHIP										
Tomo Ohka, R ERA: 4.95	5.0 L 22 8 5 5 2 0 0 0 0 0 0 2 52 74 9.00 1.600																						
Hipolito Pichardo, R ERA: 2.7	0.0 0 3 3 1 1 0 0 0 0 0 0 0 6 12 ∞ ∞																						
Bryce Florio, R ERA: 9.55	2.0 5 0 0 0 1 0 0 0 0 0 0 0 11 20 0.00 0.000																						
Bill Pulsipher, L ERA:	1.0 7 1 1 0 2 2 0 0 0 0 0 0 14 26 0.00 3.000																						
Carlos Castillo, R ERA: 9.0	1.0 4 1 1 1 0 0 0 0 0 0 0 1 7 7 9.00 1.000																						


Batter	1	2	3	4	5	6	7	8	9	AB R H RBI BB SO LOB	BOTTOM												
Jose Offerman, S OBP: 0.347, SLG: 0.374 (1, 3)	F9 1B BB		G3-1			F8		G4-6-3 1-2		3 0 0 0 1 0 1	Atlanta Braves @ Boston Red Sox Fenway Park, Boston, MA Sun Jul 08 2001, 1:05 PM EDT Att: 32,677 - Cloudy - 71 F												
Chris Stynes, R OBP: 0.354, SLG: 0.477 (1, 4)	F9		G6-3			K		G6-3		4 0 0 0 0 1 1													
Trot Nixon, L OBP: 0.376, SLG: 0.496 (1, 9)	FC6-4 1B			G1-6-3		1B 1B		F9		4 0 2 0 0 0 0													
Manny Ramirez, R OBP: 0.432, SLG: 0.649 (1, 7)	F9 2-3			G6-4-3 BB		1B 1B		K		3 0 1 0 1 1 2													
Dante Bichette, R OBP: 0.372, SLG: 0.559 (1, 10)	FC6-4 1-2			G6-4-3 1-2		P3				3 0 0 0 0 0 5													
Shea Hillenbrand, R OBP: 0.280, SLG: 0.388 (1, 5)		P4			F9	K				3 0 0 0 0 1 2													
Mike Lansing, R OBP: 0.271, SLG: 0.301 (1, 6)		B5-3			F8	G6-3				3 0 0 0 0 0 2													
Doug Mirabeli, R OBP: 0.289, SLG: 0.280 (1, 2)		K			G5-3			K		3 0 0 0 0 2 0													
Darren Lewis, R OBP: 0.283, SLG: 0.378 (1, 8)					F9	L4		G4-6-3 1B		3 0 1 0 0 0 0													
Inning Stats	R: 0 E: 0 K: 0 S: 8	H: 1 LOB: 2 BB: 1 P: 21	R: 0 E: 0 K: 1 S: 7	H: 0 LOB: 0 BB: 0 P: 9	R: 0 E: 0 K: 0 S: 6	H: 0 LOB: 0 BB: 0 P: 10	R: 0 E: 0 K: 0 S: 10	H: 0 LOB: 0 BB: 1 P: 19	R: 0 E: 0 K: 1 S: 6	H: 0 LOB: 0 BB: 0 P: 8		R: 0 E: 0 K: 1 S: 9	H: 2 LOB: 2 BB: 0 P: 14	R: 0 E: 0 K: 1 S: 8	H: 1 LOB: 0 BB: 0 P: 12	R: 0 E: 0 K: 1 S: 7	H: 0 LOB: 0 BB: 0 P: 12	1B: 4 2B: 0 3B: 0 HR: 0	SF: 0 SAC: 0 DP: 2 HBP: 0	WP: 0 PB: 0 CS: 0	PA: 31		
PITCHER	IP WLS BF H R ER SO BB IBB HBP BLK WP HR S P ERA WHIP											PITCHER	IP WLS BF H R ER SO BB IBB HBP BLK WP HR S P ERA WHIP										
Tom Glavine, L ERA: 4.55	7.0 W 25 3 0 0 3 2 0 0 0 0 0 0 54 91 0.00 0.714																						
Mike Remlinger, L ERA: 2.89	1.0 3 1 0 0 1 0 0 0 0 0 0 0 8 12 0.00 1.000																						
Steve Reed, R ERA: 2.8	1.0 3 0 0 0 1 0 0 0 0 0 0 0 7 12 0.00 0.000																						

AB	39
R	8
H	13
RBI	8
BB	2
SO	5
LOB	14




Batter	1	2	3	4	5	6	7	8	9	AB	R	H	RBI	BB	SO	LOB	TOP								
Brady Anderson, L (1, 9) OBP: 0.305, SLG: 0.310	1-1 2B 1B		0-0 F7		2-2 E3		0-3 K			4	1	1	0	0	1	0	Baltimore Orioles @ Atlanta Braves Turner Field, Atlanta, GA Thu Jul 12 2001, 7:35 PM EDT Att: 44,465 - Cloudy - 86 F								
Brian Roberts, S (1, 4) OBP: 0.294, SLG: 0.367	1-0 1B SF8		1-2 G1-3		2-1 F7			0-0 G6-3		4	1	1	0	0	0	1									
David Segui, S (1, 3) OBP: 0.414, SLG: 0.452	0-0 G1-6-3 2B 1B			2-2 F8 2B 1B		1-3 K		2-2 G2-3		4	1	2	1	0	1	0									
Jeff Conine, R (1, 7) OBP: 0.383, SLG: 0.461	0-0 SF8			1-2 F8 1B		0-3 K		2-1 G1-6-3		3	0	0	1	0	1	1									
Chris Richard, L (1, 8) OBP: 0.355, SLG: 0.479	0-2 G1-6-3			2-1 FC5-4 2H 2B		2-1 PO 1B		1-2 F7		4	0	2	1	0	0	1									
6 Melvin Mora, R (1, 6) OBP: 0.362, SLG: 0.420		1-2 FC1-6 1B		1-2 FC5-4 FC6-4 2B		0-0 PO 1B	1-2 G3 31 HR 2B	0-3 K		4	1	2	0	0	1	1									
Cal Ripken Jr., R (1, 5) OBP: 0.314, SLG: 0.323 Jerry Hairston, R (9, PR) OBP: 0.323, SLG: 0.375	0-2 FC1-6 G4-6-3 1B			1-0 FC6-4			0-0 G5-3	1-1 PO 1B		4	0	1	0	0	0	3									
Fernando Lumar, R (1, 2) OBP: 0.314, SLG: 0.325 Tony Batista, R (9, PH) OBP: 0.250, SLG: 0.389	1-0 G4-6-3				0-0 F9		0-1 G3	0-1 SAFE PO		3	0	0	0	0	0	2									
Sidney Ponson, R (1, 1) 31 Jay Gibbons, L (7, PH) B.J. Ryan, L (7, 1) Chad Paronto, R (8, 1)			0-0 P4		0-1 F9		1-0 HR			2	0	0	0	0	0	0									
Inning Stats	R: 2 E: 0 K: 0 S: 10	H: 3 LOB: 0 BB: 0 P: 11	R: 0 E: 0 K: 0 S: 7	H: 1 LOB: 0 BB: 0 P: 9	R: 0 E: 0 K: 0 S: 5	H: 0 LOB: 0 BB: 0 P: 6	R: 1 E: 0 K: 0 S: 14	H: 2 LOB: 1 BB: 0 P: 21	R: 0 E: 1 K: 2 S: 8	H: 0 LOB: 0 BB: 0 P: 12	R: 0 E: 0 K: 2 S: 8	H: 1 LOB: 0 BB: 0 P: 11	R: 2 E: 0 K: 1 S: 11	H: 2 LOB: 2 BB: 0 P: 13	R: 0 E: 0 K: 1 S: 6	H: 0 LOB: 0 BB: 0 P: 10		R: 0 E: 0 K: 1 S: 9	H: 1 LOB: 1 BB: 0 P: 11	1B: 6 2B: 3 3B: 0 HR: 1	SF: 1 SAC: 0 DP: 2 HBP: 0	WP: 0 PB: 0 SB: 0 CS: 0	PA: 36		
PITCHER	IP	WLS	BF	H	R	ER	SO	BB	IBB	HBP	BLK	WP	HR	S	P	ERA	WHIP								
Greg Maddux, R (1, 1) ERA: 2.6	8.0	W	31	9	5	5	3	0	0	0	0	0	1	69	93	5.62	1.125								
Steve Karsay, R (9, 1) ERA: 1.37	1.0	S	3	1	0	0	1	0	0	0	0	0	0	9	11	0.00	1.000								

AB	33
R	5
H	10
RBI	5
BB	0
SO	4
LOB	9



Batter	1	2	3	4	5	6	7	8	9	AB	R	H	RBI	BB	SO	LOB	BOTTOM								
Keith Lockhart, L (1, 4) OBP: 0.340, SLG: 0.315 Quilvio Veras, S (7, PH) OBP: 0.325, SLG: 0.357	1-1 F7		0-3 K		1-0 FC6 1B		1-3 K			3	0	1	0	0	1	0	Baltimore Orioles @ Atlanta Braves Turner Field, Atlanta, GA Thu Jul 12 2001, 7:35 PM EDT Att: 44,465 - Cloudy - 86 F								
B.J. Surhoff, L (1, 7) OBP: 0.335, SLG: 0.432	1-2 HR		0-1 G6-3		0-0 F7		1-2 G1-3			4	1	1	1	0	0	2									
Andruw Jones, R (1, 8) OBP: 0.331, SLG: 0.499	1-2 F9		0-1 HR		0-0 FC6		2-2 G4-3			4	1	1	1	0	0	2									
10 Chipper Jones, S (1, 5) OBP: 0.414, SLG: 0.631	1-1 G6-3		0-1 G3			0-0 HR		0-3 K		4	1	1	1	0	1	0									
Ken Caminiti, S (1, 3) OBP: 0.330, SLG: 0.455 Rico Brogna, L (7, 3) OBP: 0.295, SLG: 0.333 Wes Helms, R (9, PH) OBP: 0.274, SLG: 0.403		0-0 FC5-4 1B		1-0 G3-6-3 1B		0-0 HR		2-2 F8		3	1	3	1	0	0	0									
Brian Jordan, R (1, 9) OBP: 0.328, SLG: 0.469		0-1 F8		1-3 K		1-0 G6-3		0-0 E S 1B		4	1	1	0	0	1	2									
Paul Bako, L (1, 2) OBP: 0.175, SLG: 0.365 Javy Lopez, R (9, PH) OBP: 0.309, SLG: 0.392		0-1 FC5-4 2B		0-2 G3-6-3		4-2 BB		4-2 FC6-4 1B BB		2	1	0	0	1	0	2									
Mark DeRosa, R (1, 6) OBP: 0.492, SLG: 0.481		1-0 2B			3-2 G6-3		0-1 P4		0-0 FC6-4 1B	4	0	2	2	0	0	1									
Greg Maddux, R (1, 1) OBP: 0.175, SLG: 0.154 Dave Martinez, L (9, PH) OBP: 0.381, SLG: 0.422 Steve Karsay, R (9, 1) ERA: 4.97		1-0 P4			0-0 1B		1-2 G6-3		1-2 FC6-4	3	0	1	0	0	0	2									
Inning Stats	R: 1 E: 0 K: 0 S: 10	H: 1 LOB: 0 BB: 0 P: 14	R: 1 E: 0 K: 0 S: 7	H: 2 LOB: 1 BB: 0 P: 9	R: 1 E: 0 K: 1 S: 9	H: 1 LOB: 0 BB: 0 P: 9	R: 0 E: 0 K: 1 S: 9	H: 1 LOB: 0 BB: 0 P: 11	R: 0 E: 0 K: 0 S: 10	H: 2 LOB: 2 BB: 0 P: 14	R: 2 E: 0 K: 0 S: 10	H: 2 LOB: 1 BB: 1 P: 16	R: 0 E: 0 K: 1 S: 9	H: 0 LOB: 0 BB: 0 P: 13	R: 1 E: 0 K: 1 S: 15	H: 2 LOB: 2 BB: 1 P: 22		R: 0 E: 0 K: 1 S: 9	H: 1 LOB: 1 BB: 1 P: 11	1B: 6 2B: 1 3B: 0 HR: 4	SF: 0 SAC: 0 DP: 1 HBP: 0	WP: 0 PB: 0 SB: 1 CS: 0	PA: 36		
PITCHER	IP	WLS	BF	H	R	ER	SO	BB	IBB	HBP	BLK	WP	HR	S	P	ERA	WHIP								
Sidney Ponson, R (1, 1) ERA: 4.17	6.0	L	27	9	5	5	2	1	0	0	0	0	0	16	22	0.00	0.600								
B.J. Ryan, L (7, 1) ERA: 5.29	1.2	L	6	1	1	0	2	0	0	0	0	0	0	8	13	0.00	6.000								
Chad Paronto, R (8, 1) ERA: 4.97	0.1	S	3	1	0	0	0	1	0	0	0	0	0	8	13	0.00	6.000								

AB	34
R	6
H	11
RBI	6
BB	2
SO	4
LOB	13



Batter	1	2	3	4	5	6	7	8	9	AB	R	H	RBI	BB	SO	LOB	TOP										
Jerry Hairston, R OBP: 0.319, SLG: 0.370 (1, 4)	F8		F7			F5		K		4	0	0	0	0	1	2											
Brian Roberts, S OBP: 0.283, SLG: 0.353 (1, 6)	G4-3		G3-1			G5-3		K		4	0	0	0	0	1	2											
David Segui, S OBP: 0.408, SLG: 0.444 (1, 3)	F8				F9			G4-3		4	0	0	0	0	0	1											
Jeff Conine, R OBP: 0.381, SLG: 0.456 (1, 9)		L8			6 CS BB				G6-3	3	0	0	0	1	1	0											
Tony Batista, R OBP: 0.259, SLG: 0.390 (1, 5)	F8				L6				G5-3	4	0	1	0	0	0	1											
Melvin Mora, R OBP: 0.360, SLG: 0.416 (1, 8)	F9				CS	K			G5-3	3	0	0	0	1	1	0											
Mike Kinkade, R OBP: 0.333, SLG: 0.393 (1, 7)			2B BB			K				2	1	0	0	1	2	2											
Brook Fordyce, R OBP: 0.269, SLG: 0.316 (1, 2)			1-H 2B					L9		2	0	1	1	1	0	2											
Josh Towers, R (1, 1)			F5							2	0	0	0	0	0	2											
Alan Mills, R (7, 1)										0	0	0	0	0	0	0											
Cal Ripken Jr., R OBP: 0.272, SLG: 0.330 (8, PH)										1	0	1	0	0	0	0											
Mike Trombley, R (8, 1)								2B		0	0	0	0	0	0	0											
Inning Stats	R: 0 E: 0 K: 0 S: 9	H: 0 LOB: 0 BB: 0 P: 14	R: 0 E: 0 K: 0 S: 5	H: 0 LOB: 0 BB: 0 P: 10	R: 1 E: 0 K: 0 S: 12	H: 1 LOB: 1 BB: 1 P: 22	R: 0 E: 0 K: 0 S: 3	H: 0 LOB: 0 BB: 1 P: 9	R: 0 E: 0 K: 2 S: 11	H: 0 LOB: 0 BB: 0 P: 17	R: 0 E: 0 K: 2 S: 11	H: 1 LOB: 2 BB: 1 P: 17	R: 0 E: 0 K: 2 S: 10	H: 1 LOB: 1 BB: 0 P: 16	R: 0 E: 0 K: 0 S: 6	H: 0 LOB: 0 BB: 0 P: 9	1B: 0 2B: 3 3B: 0 HR: 0	SF: 0 SAC: 0 DP: 0 HBP: 0	WP: 0 PB: 0 SB: 0 CS: 1	PA: 34							
PITCHER	IP	WLS	BF	H	R	ER	SO	BB	IBB	HBP	BLK	WP	HR	S	P	ERA	WHIP										
Tom Glavine, L ERA: 4.36 (1, 1)	7.0	W	26	2	1	1	4	4	0	0	0	0	0	63	108	1.29	0.857										
Mike Remlinger, L ERA: 2.52 (8, 1)	1.0		4	1	0	0	2	0	0	0	0	0	0	10	16	0.00	1.000										
Jose Cabrera, R ERA: 1.07 (9, 1)	1.0		3	0	0	0	0	0	0	0	0	0	0	6	9	0.00	0.000										

Baltimore Orioles @ Atlanta Braves
Turner Field, Atlanta, GA
Fri Jul 13, 2001, 7:35 PM EDT
Att: 44,461 - Cloudy - 85 F

AB 29
R 1
H 3
RBI 1
BB 4
SO 6
LOB 12



Batter	1	2	3	4	5	6	7	8	9	AB	R	H	RBI	BB	SO	LOB	BOTTOM										
Quiulvio Veras, S OBP: 0.330, SLG: 0.357 (1, 4)	1B E									3	3	1	0	1	0	2											
Jose Cabrera, R (9, 1)		G4-3								0	0	0	0	0	0	0											
B.J. Surhoff, L OBP: 0.337, SLG: 0.437 (1, 7)	10 1B E		F9							4	2	2	1	0	0	2											
Andrew Jones, R OBP: 0.330, SLG: 0.496 (1, 8)	10 1B E CS		F9							4	1	1	3	0	0	2											
10 Chipper Jones, S OBP: 0.415, SLG: 0.628 (1, 5)	3H 2H CS 1B		G3-1							3	0	1	1	1	0	1											
Ken Caminiti, S OBP: 0.326, SLG: 0.448 (1, 3)	P6									3	0	0	0	0	1	2											
Wes Helms, R OBP: 0.278, SLG: 0.407 (7, 3)										1	0	1	1	0	0	0											
Brian Jordan, R OBP: 0.324, SLG: 0.463 (1, 9)	K									4	0	0	0	0	2	3											
Javy Lopez, R OBP: 0.308, SLG: 0.393 (1, 2)		F8								4	0	1	0	0	0	0											
Mark DeRosa, R OBP: 0.478, SLG: 0.466 (1, 6)		G4-3								4	1	1	0	0	1	2											
Tom Glavine, L OBP: 0.172, SLG: 0.115 (1, 1)										0	0	0	0	1	0	0											
Dave Martinez, L OBP: 0.378, SLG: 0.419 (7, PH)										1	0	0	0	0	0	0											
Mike Remlinger, L (8, 1)										0	0	0	0	0	0	0											
Keith Lockhart, L OBP: 0.337, SLG: 0.311 (9, 4)										1	0	0	0	0	0	1											
Inning Stats	R: 3 E: 1 K: 1 S: 15	H: 3 LOB: 2 BB: 0 P: 21	R: 0 E: 0 K: 0 S: 8	H: 0 LOB: 1 BB: 1 P: 14	R: 0 E: 0 K: 0 S: 8	H: 0 LOB: 0 BB: 0 P: 12	R: 0 E: 0 K: 1 S: 8	H: 0 LOB: 0 BB: 0 P: 12	R: 2 E: 1 K: 0 S: 5	H: 2 LOB: 1 BB: 1 P: 20	R: 0 E: 1 K: 1 S: 13	H: 0 LOB: 2 BB: 1 P: 26	R: 0 E: 0 K: 1 S: 14	H: 1 LOB: 1 BB: 0 P: 19	1B: 6 2B: 3 3B: 0 HR: 0	SF: 0 SAC: 1 DP: 1 HBP: 1	WP: 1 PB: 0 SB: 0 CS: 2	PA: 37									
PITCHER	IP	WLS	BF	H	R	ER	SO	BB	IBB	HBP	BLK	WP	HR	S	P	ERA	WHIP										
Josh Towers, R ERA: 2.65 (1, 1)	6.1	L	29	6	7	5	2	2	0	1	0	0	0	60	94	1.263	1.263										
Alan Mills, R ERA (7, 1)	0.2		4	1	0	0	1	0	1	0	0	0	0	8	17	0.00	1.500										
Mike Trombley, R ERA: 3.33 (8, 1)	1.0		4	1	0	0	1	0	0	0	0	0	0	14	19	0.00	1.000										

Baltimore Orioles @ Atlanta Braves
Turner Field, Atlanta, GA
Fri Jul 13, 2001, 7:35 PM EDT
Att: 44,461 - Cloudy - 85 F

AB 32
R 7
H 8
RBI 6
BB 3
SO 4
LOB 15



Batter	1	2	3	4	5	6	7	8	9	AB	R	H	RBI	BB	SO	LOB	TOP					
Randy Winn, S (1.8) OBP: 0.385, SLG: 0.469	G4-3		G4-3					G4-3		4	0	1	0	0	0	1	<p>Tampa Bay Devil Rays @ Atlanta Braves</p> <p>Turner Field, Atlanta, GA</p> <p>Tue Jul 17 2001, 7:35 PM EDT</p> <p>Att: 32,287 - Cloudy - 85 F</p> <p>livebaseballscores.com</p>					
Ben Grievie, L (1.9) OBP: 0.358, SLG: 0.375	G4-3			G1-3				K		4	0	1	0	0	1	0						
Greg Vaughn, R (1.7) OBP: 0.334, SLG: 0.485	K			1B			F8		K	4	0	1	0	0	2	2						
Fred McGriff, L (1.3) OBP: 0.395, SLG: 0.563		K			G4-6-3			K		4	0	1	0	0	2	2						
Aubrey Huff, L (1.5) OBP: 0.287, SLG: 0.350	K			G4-6-3				G3		4	0	0	0	0	1	2						
John Flaherty, R (1.2) OBP: 0.254, SLG: 0.302	F9									3	0	0	0	0	1	0						
Brent Abernathy, R (1.4) OBP: 0.387, SLG: 0.500			G4-3							3	0	1	0	0	0	0						
Felix Martinez, S (1.6) OBP: 0.271, SLG: 0.277			K							3	0	0	0	0	1	1						
Paul Wilson, R (7.1)					G2-3			L7		0	0	0	0	0	0	0						
Tanyon Sturtze, R (1.1) OBP: 0.125, SLG: 0.125										2	0	1	0	0	1	0						
Andy Sheets, R (7.6) OBP: 0.288, SLG: 0.287								G5-3		1	0	0	0	0	0	0						
Inning Stats	R: 0 E: 0 K: 1 S: 7	H: 0 LOB: 0 BB: 0 P: 7	R: 0 E: 0 K: 2 S: 7	H: 0 LOB: 0 BB: 0 P: 8	R: 0 E: 0 K: 1 S: 10	H: 1 LOB: 1 BB: 0 P: 14	R: 0 E: 0 K: 0 S: 8	H: 2 LOB: 1 BB: 0 P: 12	R: 0 E: 0 K: 1 S: 6	H: 0 LOB: 0 BB: 0 P: 8	R: 0 E: 0 K: 2 S: 11	H: 2 LOB: 2 BB: 0 P: 13	R: 0 E: 0 K: 0 S: 9	H: 1 LOB: 1 BB: 0 P: 12	R: 0 E: 0 K: 1 S: 7	H: 0 LOB: 0 BB: 0 P: 9	R: 0 E: 0 K: 1 S: 9	H: 0 LOB: 0 BB: 0 P: 17	1B: 6 2B: 0 3B: 0 HR: 0	SF: 0 SAC: 0 DP: 1 HBP: 0	WP: 0 PB: 0 CS: 0	PA: 32
PITCHER Greg Maddux, R (1.1) ERA: 2.44	IP: 9.0 WLS: W BF: 32 H: 6 R: 0 ER: 0 SO: 9 BB: 0 IBB: 0 HBP: 0 BLK: 0 WP: 0 HR: 0 S: 74 P: 100 ERA: 0.00 WHIP: 0.667															PITCHER						

Batter	1	2	3	4	5	6	7	8	9	AB	R	H	RBI	BB	SO	LOB	BOTTOM			
Keith Lockhart, L (1.4) OBP: 0.330, SLG: 0.297	P6		G1-3					SH3-4	G5-3	3	0	0	0	0	0	1	<p>Tampa Bay Devil Rays @ Atlanta Braves</p> <p>Turner Field, Atlanta, GA</p> <p>Tue Jul 17 2001, 7:35 PM EDT</p> <p>Att: 32,287 - Cloudy - 85 F</p> <p>livebaseballscores.com</p>			
B.J. Surhoff, L (1.7) OBP: 0.332, SLG: 0.424	10 CS BB			L5				HR	F7	3	1	1	1	1	0	0				
Andruw Jones, R (1.8) OBP: 0.328, SLG: 0.496	P6			K				HR	P4	4	1	1	2	0	1	1				
10 Chipper Jones, S (1.5) OBP: 0.413, SLG: 0.632	CS			HR				1B	FC6-4 BB	3	1	2	1	1	1	0				
Brian Jordan, R (1.9) OBP: 0.330, SLG: 0.472			F8		F9			1B	FC6-4	4	0	1	0	0	0	1				
Ken Caminiti, S (1.3) OBP: 0.321, SLG: 0.430			F9					1B		3	0	0	0	0	0	2				
Paul Bako, L (1.2) OBP: 0.280, SLG: 0.354				G5-3 BB				F7	G4-3	2	0	0	0	1	0	2				
Mark DeRosa, R (1.6) OBP: 0.444, SLG: 0.414				G5-3				L6		3	0	0	0	0	1	1				
Greg Maddux, R (1.1) OBP: 0.186, SLG: 0.167			K					SH3-4 1B	K	3	1	1	0	0	2	1				
Inning Stats	R: 0 E: 0 K: 0 S: 7	H: 0 LOB: 0 BB: 1 P: 13	R: 0 E: 0 K: 1 S: 6	H: 0 LOB: 0 BB: 0 P: 11	R: 0 E: 0 K: 1 S: 12	H: 0 LOB: 1 BB: 1 P: 18	R: 1 E: 0 K: 1 S: 6	H: 1 LOB: 0 BB: 0 P: 10	R: 0 E: 0 K: 0 S: 8	H: 0 LOB: 0 BB: 0 P: 12	R: 3 E: 0 K: 0 S: 12	H: 5 LOB: 2 BB: 0 P: 17	R: 0 E: 0 K: 2 S: 9	H: 0 LOB: 0 BB: 0 P: 11	R: 0 E: 0 K: 0 S: 9	H: 0 LOB: 1 BB: 1 P: 16		1B: 4 2B: 0 3B: 0 HR: 2	SF: 0 SAC: 1 DP: 0 HBP: 0	WP: 0 PB: 0 CS: 1
PITCHER Tanyon Sturtze, R (1.1) ERA: 4.94	IP: 6.0 WLS: L BF: 25 H: 6 R: 4 ER: 4 SO: 3 BB: 2 IBB: 0 HBP: 0 BLK: 0 WP: 0 HR: 2 S: 51 P: 81 ERA: 6.00 WHIP: 1.333															PITCHER				
Paul Wilson, R (7.1) ERA: 7.22	IP: 2.0 WLS: 7 BF: 7 H: 0 R: 0 ER: 0 SO: 2 BB: 1 IBB: 0 HBP: 0 BLK: 0 WP: 0 HR: 0 S: 18 P: 27 ERA: 0.00 WHIP: 0.500															PITCHER				

Batter	1	2	3	4	5	6	7	8	9	AB	R	H	RBI	BB	SO	LOB	TOP	
Keith Lockhart, L (1,4) OBP: 0.328, SLG: 0.324	F9		G4-3				G3			4	1	1	3	0	0	1	Atlanta Braves @ Cincinnati Reds Cinergy Field, Cincinnati, OH Wed Jul 18 2001, 7:05 PM EDT Att: 27,458 - Cloudy - 82 F	
B.J. Surhoff, L (1,7) OBP: 0.328, SLG: 0.418	F9			E6	G3		G3	F7		4	0	0	0	0	0	0		
Andruw Jones, R (1,8) OBP: 0.325, SLG: 0.491	K			K	K			F9		4	0	0	0	0	3	1		
10 Chipper Jones, S (1,5) OBP: 0.414, SLG: 0.632		F9							F8	3	0	1	0	1	0	0		
Brian Jordan, R (1,9) OBP: 0.326, SLG: 0.466		K			G3				K	4	0	0	0	0	3	3		
Ken Caminiti, S (1,3) OBP: 0.321, SLG: 0.426					G3				G4-3	2	0	0	0	1	0	2		
Javy Lopez, R (1,2) OBP: 0.303, SLG: 0.381	F9									2	1	1	0	1	0	1		
Mark DeRosa, R (1,6) OBP: 0.440, SLG: 0.403			F9							2	1	0	0	0	0	1		
Tom Glavine, L (1,1) OBP: 0.161, SLG: 0.107										2	0	0	0	0	0	1		
Steve Reed, R (7,1)										0	0	0	0	0	0	0		
Mike Remlinger, L (8,1)										0	0	0	0	0	0	0		
Inning Stats	R: 0 E: 0 K: 1 S: 6	H: 0 LOB: 0 BB: 0 P: 10	R: 0 E: 0 K: 1 S: 10	H: 0 LOB: 1 BB: 1 P: 18	R: 0 E: 0 K: 0 S: 8	H: 0 LOB: 0 BB: 0 P: 12	R: 0 E: 1 K: 1 S: 10	H: 0 LOB: 2 BB: 1 P: 16	R: 3 E: 0 K: 1 S: 9	H: 1 LOB: 0 BB: 1 P: 19	R: 0 E: 0 K: 0 S: 6	H: 0 LOB: 0 BB: 0 P: 8	R: 0 E: 0 K: 0 S: 13	H: 1 LOB: 1 BB: 0 P: 18	R: 0 E: 0 K: 1 S: 11	H: 1 LOB: 1 BB: 0 P: 14	1B: 1 SF: 0 2B: 1 SAC: 1 3B: 0 DP: 0 HR: 1 HBP: 1	WP: 0 PA: 32 PB: 0 SB: 1 CS: 0
PITCHER	IP WLS BF H R ER SO BB IBB HBP BLK WP HR S P ERA WHIP																	
Elmer Dessens, R (1,1) ERA: 4.65	7.0 L 28 2 3 3 5 3 0 1 0 0 0 1 62 101 3.86 0.714																	
Chris Nichting, R (8,1) ERA: 4.76	1.0 4 1 0 0 1 0 0 0 0 0 0 0 11 14 0.00 1.000																	

Batter	1	2	3	4	5	6	7	8	9	AB	R	H	RBI	BB	SO	LOB	BOTTOM	
Pokey Reese, R (1,6) OBP: 0.293, SLG: 0.340	F9									4	0	2	0	0	0	1	Atlanta Braves @ Cincinnati Reds Cinergy Field, Cincinnati, OH Wed Jul 18 2001, 7:05 PM EDT Att: 27,458 - Cloudy - 82 F	
Alex Ochoa, R (1,9) OBP: 0.337, SLG: 0.430										4	0	1	0	0	0	3		
Ken Griffey Jr., L (1,8) OBP: 0.348, SLG: 0.460										4	0	0	0	0	1	1		
Dmitri Young, S (1,3) OBP: 0.367, SLG: 0.480										3	0	2	0	0	0	0		
Aaron Boone, R (1,5) OBP: 0.359, SLG: 0.508										3	0	2	0	0	0	1		
Ruben Rivera, R (1,7) OBP: 0.316, SLG: 0.430										3	1	1	1	0	0	3		
Jason LaRue, R (1,2) OBP: 0.300, SLG: 0.408										3	0	1	0	0	1	0		
Wilton Guerrero, S (1,4) OBP: 0.190, SLG: 0.190										3	0	1	0	0	0	1		
Elmer Dessens, R (1,1) OBP: 0.143, SLG: 0.063										1	0	0	0	0	0	0		
Brady Clark, R (7,PH) ERA: 2.69										1	0	0	0	0	0	1		
Chris Nichting, R (8,1) ERA: 2.72										0	0	0	0	0	0	0		
Inning Stats	R: 0 E: 0 K: 0 S: 6	H: 1 LOB: 0 BB: 0 P: 9	R: 1 E: 0 K: 1 S: 7	H: 2 LOB: 0 BB: 0 P: 12	R: 0 E: 0 K: 0 S: 8	H: 1 LOB: 1 BB: 0 P: 11	R: 0 E: 0 K: 1 S: 9	H: 1 LOB: 1 BB: 0 P: 16	R: 0 E: 0 K: 0 S: 7	H: 1 LOB: 1 BB: 0 P: 12	R: 0 E: 0 K: 0 S: 9	H: 2 LOB: 2 BB: 0 P: 17	R: 0 E: 0 K: 0 S: 14	H: 2 LOB: 2 BB: 0 P: 20	R: 0 E: 0 K: 0 S: 0	H: 0 LOB: 0 BB: 0 P: 0	1B: 8 SF: 0 2B: 1 SAC: 1 3B: 0 DP: 2 HR: 1 HBP: 0	WP: 0 PA: 30 PB: 0 SB: 0 CS: 0
PITCHER	IP WLS BF H R ER SO BB IBB HBP BLK WP HR S P ERA WHIP																	
Tom Glavine, L (1,1) ERA: 4.2	6.2 W 28 10 1 1 2 10 0 0 0 0 0 0 57 93 1.35 1.500																	
Steve Reed, R (7,1) ERA: 2.69	0.1 S 1 0 0 0 0 0 0 0 0 0 0 0 3 4 0.00 0.000																	
Mike Remlinger, L (8,1) ERA: 2.72	0.0 1 0 0 0 0 0 0 0 0 0 0 0 0 0 0 0																	

Batter	1	2	3	4	5	6	7	8	9	AB	R	H	RBI	BB	SO	LOB	TOP									
Peter Bergeron, L OBP: 0.339, SLG: 0.327 (1, 8)	1-2 F7		2-3 K	0-2 G1		1-3 K		2-2 BB HBP 1B		5	0	1	0	0	2	1										
Jose Vidro, S OBP: 0.403, SLG: 0.558 (1, 4)	2-1 F7		0-1 BB 1B		1-2 PB 1B		2-1 2B G6-4-3 1B	1-1 BB HBP		4	3	3	0	0	0	0										
Vladimir Guerrero, R OBP: 0.495, SLG: 0.654 (1, 9)	0-2 G3-1		1-3 K		2-2 P4		1-0 G6-4-3 1-3 2B	0-1 F7		5	0	1	0	0	1	4										
Lee Stevens, L OBP: 0.332, SLG: 0.445 (1, 3)		2-3 K	4-2 1B 1B BB		0-3 K		4-0 G6-4-3 IBB	4-1 BB		2	1	0	0	3	2	1										
Orlando Cabrera, R OBP: 0.304, SLG: 0.374 (1, 6)		1-2 BB 1B	3-2 1B		3-2 S 2H 1B		1-1 G6-4-3	0-0 G6-3		5	1	3	2	0	0	5										
Geoff Blum, S OBP: 0.344, SLG: 0.371 (1, 5)		4-2 1B BB	1-0 1B		3-2 F8		4-2 BB		0-0 L6	3	0	1	1	2	0	1										
Michael Barrett, R OBP: 0.276, SLG: 0.341 (1, 2)		0-0 1B			0-2 G5-3		0-2 G4-3		3-2 G3	5	0	1	1	0	0	4										
Brad Wilkerson, L OBP: 0.346, SLG: 0.300 (1, 7)		4-0 IBB		2-3 K		4-1 S BB		1-0 1B 3B	2-0 F7	3	1	1	0	2	1	0										
Mike Thurman, R OBP: 0.083, SLG: 0.043 (8, PH)		0-1 F9		3-3 K		1-3 K		2-1 CS 1B		3	0	0	0	0	2	3										
Rob Ducey, L OBP: 0.367, SLG: 0.397 (8, PH)										1	0	1	1	0	0	0										
Graeme Lloyd, L (8, 1)										0	0	0	0	0	0	0										
Ugueth Urbina, R (9, 1)										0	0	0	0	0	0	0										
Inning Stats	R: 0 E: 0 K: 0 S: 9	H: 0 LOB: 0 BB: 0 P: 12	R: 1 E: 0 K: 1 S: 11	H: 2 LOB: 2 BB: 2 P: 22	R: 2 E: 0 K: 2 S: 19	H: 3 LOB: 2 BB: 1 P: 30	R: 0 E: 0 K: 2 S: 10	H: 0 LOB: 0 BB: 0 P: 15	R: 1 E: 0 K: 1 S: 17	H: 2 LOB: 1 BB: 0 P: 26	R: 0 E: 0 K: 2 S: 10	H: 0 LOB: 1 BB: 1 P: 16	R: 1 E: 0 K: 0 S: 10	H: 2 LOB: 2 BB: 2 P: 22	R: 0 E: 0 K: 0 S: 13	H: 3 LOB: 1 BB: 1 P: 23	R: 0 E: 0 K: 0 S: 6	H: 0 LOB: 0 BB: 0 P: 11	1B: 10 2B: 1 3B: 1 HR: 0	SF: 0 SAC: 0 DP: 1 HBP: 1	WP: 0 PB: 1 SB: 2 CS: 1	PA: 44				
PITCHER	IP	WLS	BF	H	R	ER	SO	BB	IBB	HBP	BLK	WP	HR	S	P	ERA	WHIP									
Kevin Millwood, R ERA: 4.86	(1, 1)	5.0	L	24	7	4	3	6	2	1	0	0	0	0	66	105	5.40	1.800								
Kerry Ligtenberg, R ERA: 3.86	(6, 1)	1.0		4	0	0	2	1	0	0	0	0	0	10	16	0.00	1.000									
Jose Cabrera, R ERA: 1.23	(7, 1)	1.0		6	2	1	1	0	1	1	0	0	0	10	22	9.00	3.000									
Steve Reed, R ERA: 3.05	(8, 1)	1.0		7	3	1	1	0	1	0	1	0	0	13	23	9.00	4.000									
Jason Marquis, R ERA: 4.62	(9, 1)	1.0		3	0	0	0	0	0	0	0	0	0	6	11	0.00	0.000									

Montreal Expos @ Atlanta Braves
Turner Field, Atlanta, GA
Fri Jul 20 2001, 7:35 PM EDT
Att: 32,842 - Overcast - 80 F

AB	36
R	6
H	12
RBI	5
BB	7
SO	8
LOB	19


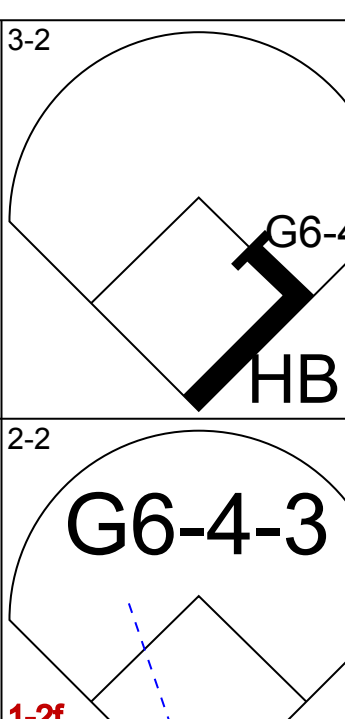
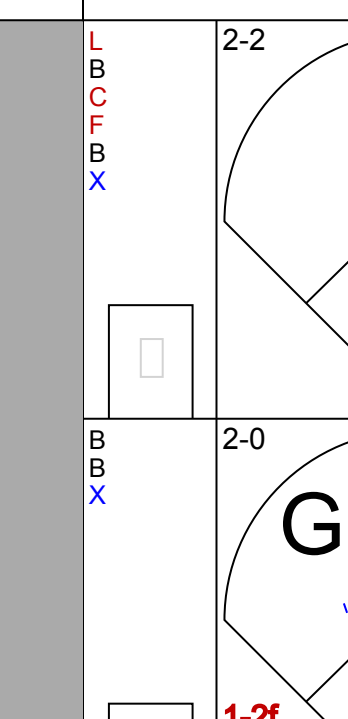
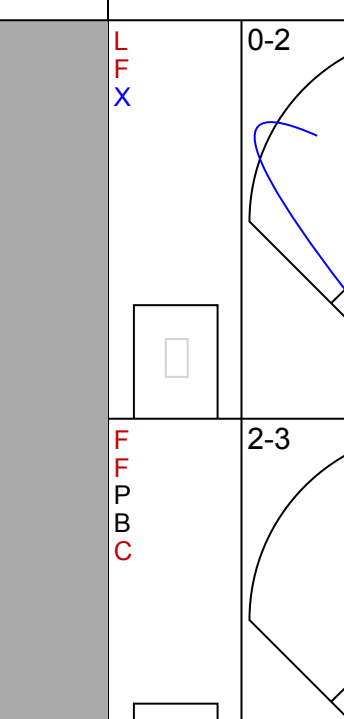
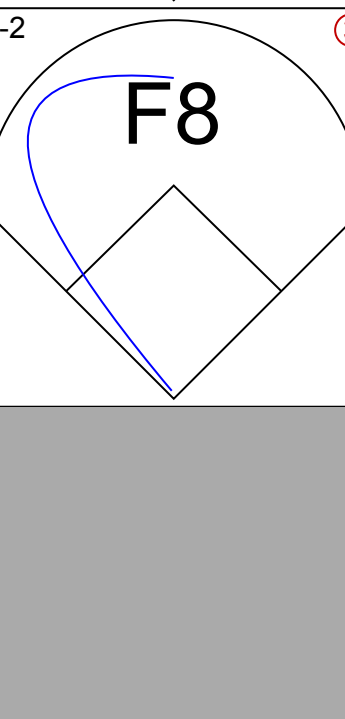


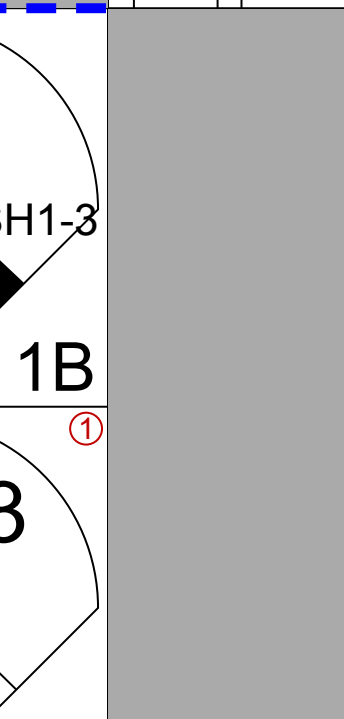

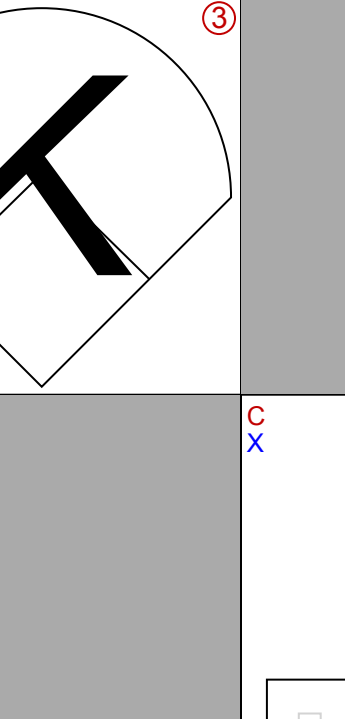
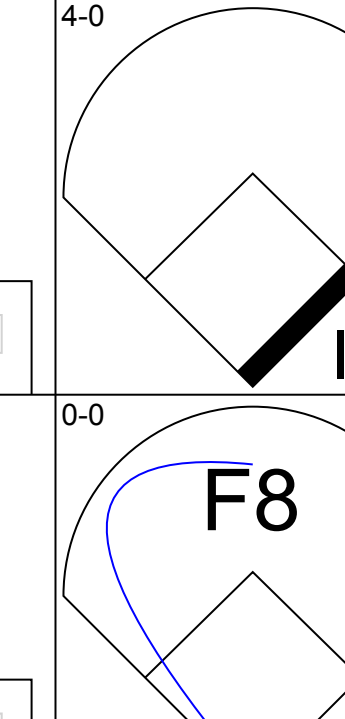
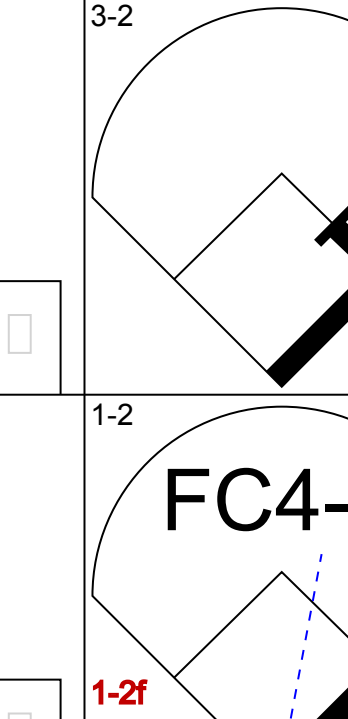
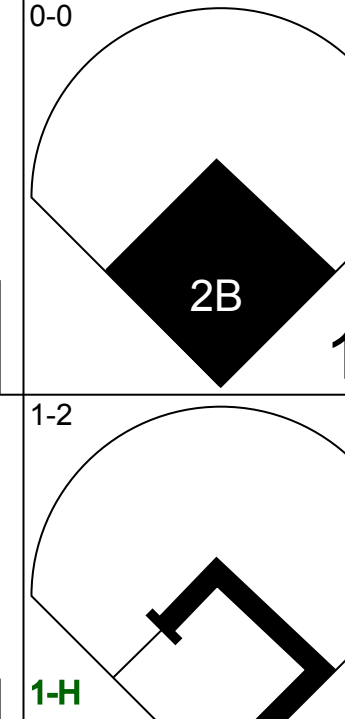
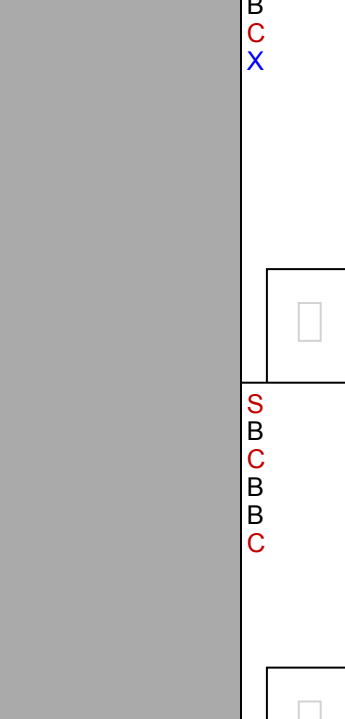
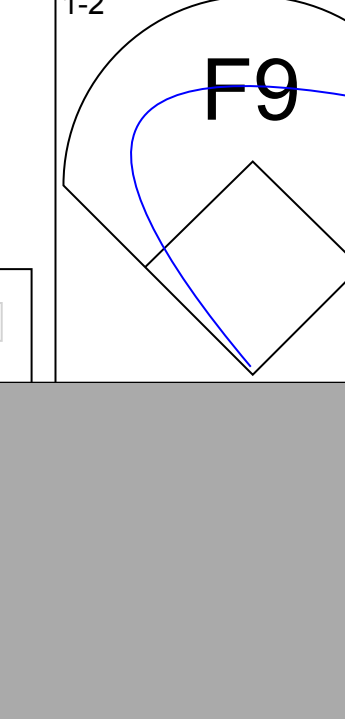

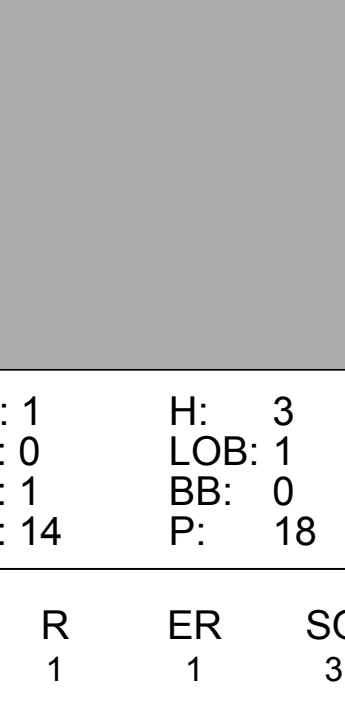
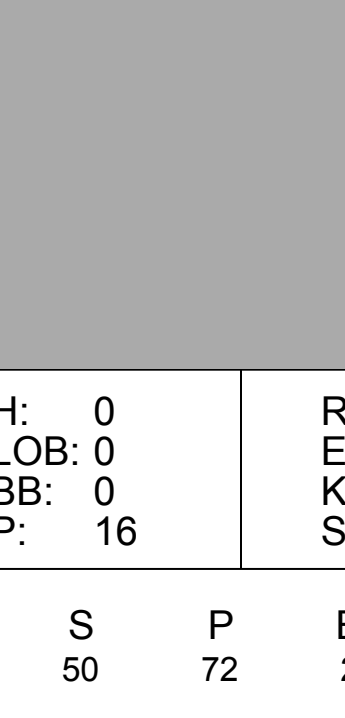
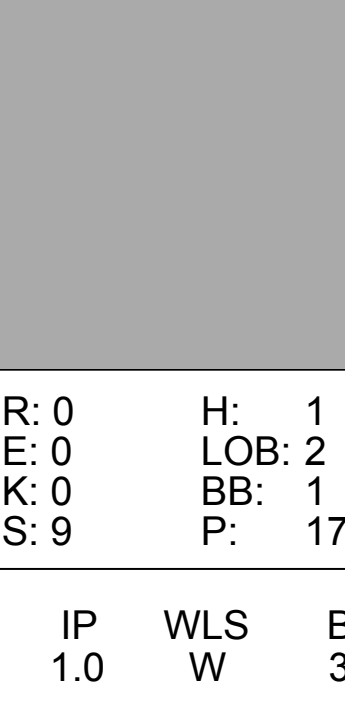
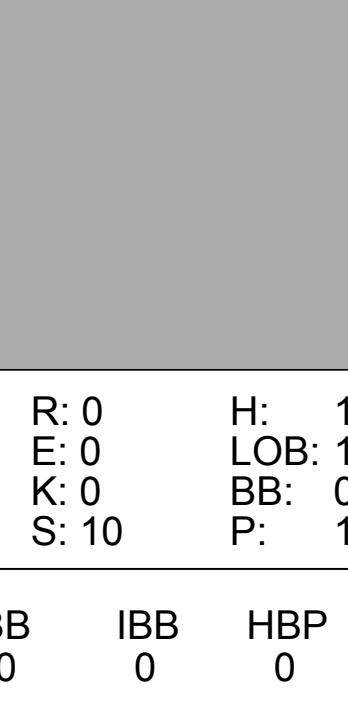
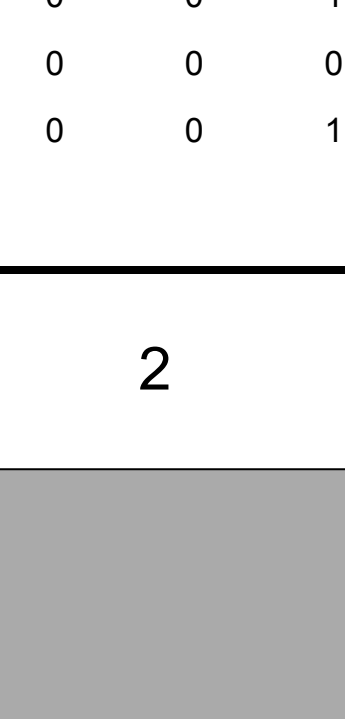
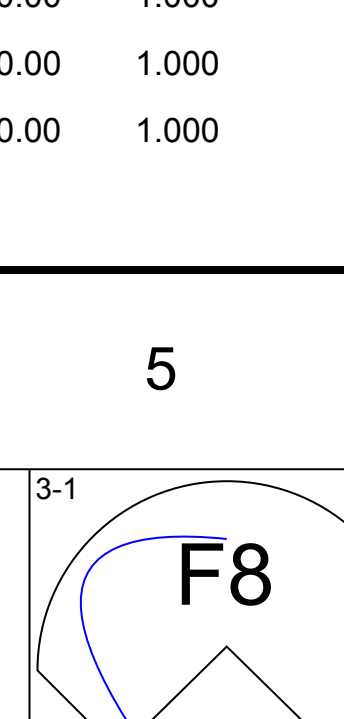
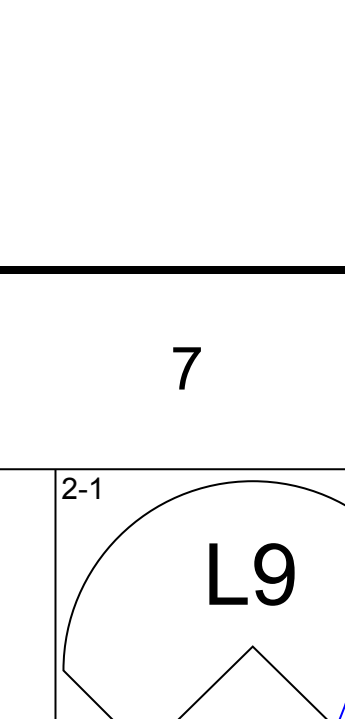
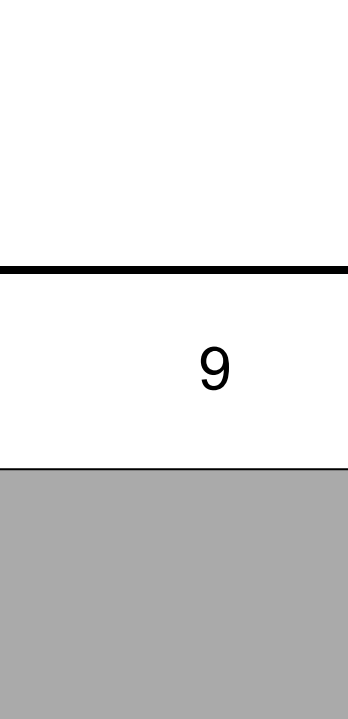




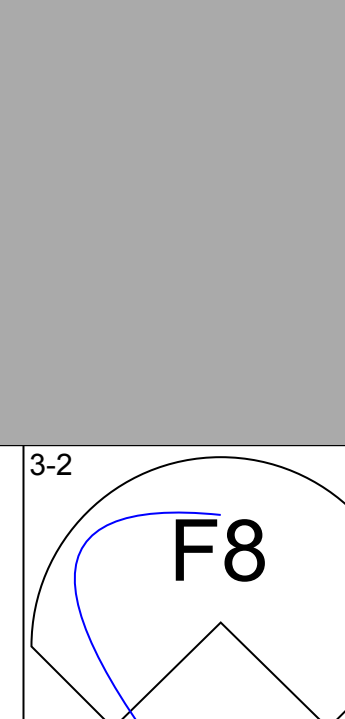

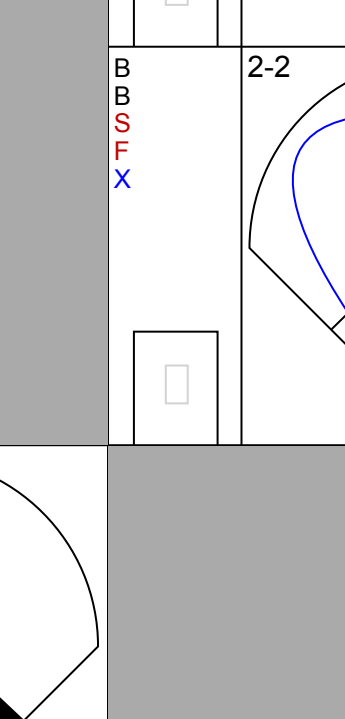
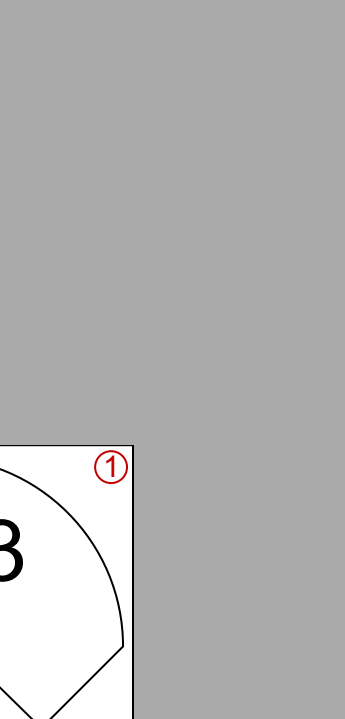

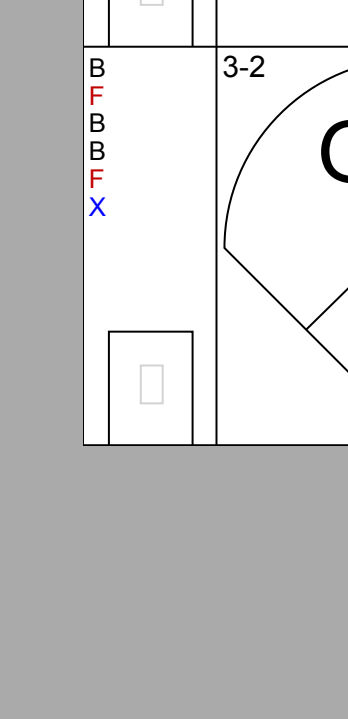
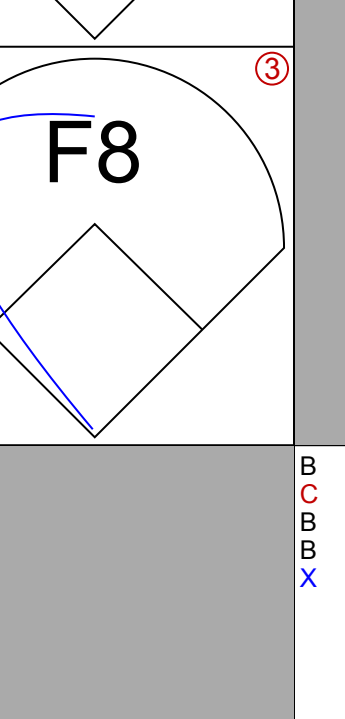
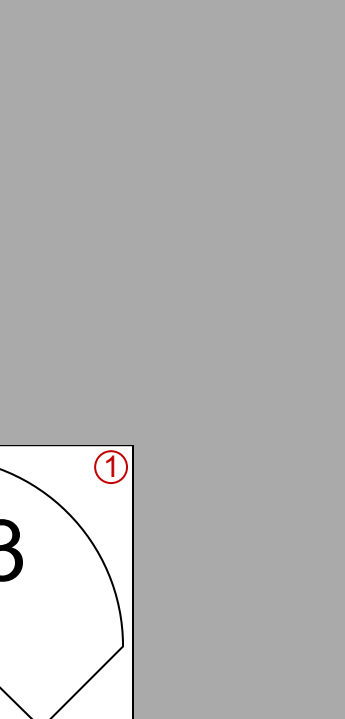


Batter	1	2	3	4	5	6	7	8	9	AB	R	H	RBI	BB	SO	LOB	BOTTOM								
Marcus Giles, R OBP: 0.278, SLG: 0.412 (1, 4)	1-0 P6		2-2 G6-3		0-0 G6-3		0-0 G1-3			4	0	0	0	0	0	0									
B.J. Surhoff, L OBP: 0.327, SLG: 0.418 (8, PH)	2-1 G4-3		0-0 FC4 1B		1-1 2B			3-2 G6-4-3 1B		3	0	2	0	0	0	0									
Bernard Gilkey, R OBP: 0.403, SLG: 0.516 (9, 7)										1	0	1	0	0	0	0									
Andruw Jones, R OBP: 0.322, SLG: 0.483 (1, 8)	1-1 G4-3		0-0 FC4		2-3 K			2-2 G6-4-3		4	0	0	0	0	1	3									
10 Chipper Jones, S OBP: 0.411, SLG: 0.626 (1, 5)		2-1 G4-3		1-2 G4-3 1B 2B		1-0 G4-3		0-1 1B		4	1	2	0	0	0	0									
Brian Jordan, R OBP: 0.322, SLG: 0.461 (1, 9)		2-2 G6-3		1-0 G4-3		0-0 P3		3-1 F3		4	0	0	0	0	0	2									
Ken Caminiti, S OBP: 0.320, SLG: 0.427 (1, 3)		3-0 HR 2B		0-0 G6-3		2-2 E3		1-3 K		4	1	1	0	0	1	1									
Javy Lopez, R OBP: 0.302, SLG: 0.388 (1, 2)		1-0 HR		3-2 FC6-4 1B		1-0 F8		0-0 P3		4	1	2	3	0	0	1									
Mark DeRosa, R OBP: 0.413, SLG: 0.375 (1, 6)		1-2 G6-3		0-1 FC6-4		1-0 F7		2-2 G5-3		4	0	0	0	0	0	1									
Kevin Millwood, R ERA: 4.86	(1, 1)									1	0	0	0	0	1	0									
Jesse Garcia, R OBP: 0.200, SLG: 0.200	(5, PH)									1	0	0	0	0	1	0									
Kerry Ligtenberg, R ERA: 3.86	(6, 1)									0	0	0	0	0	0	0									
Jose Cabrera, R ERA: 1.23	(7, 1)									0	0	0	0	0	0	0									
Dave Martinez, L OBP: 0.300, SLG: 0.448	(7, PH)									1	0	0	0	0	0	0									
Steve Reed, R ERA: 3.05	(8, 1)									0	0	0	0	0	0	0									
Jason Marquis, L ERA: 4.62	(9, 1)									0	0	0	0	0	0	0									
Inning Stats	R: 0 E: 0 K: 0 S: 5	H: 0 LOB: 0 BB: 0 P: 9	R: 2 E: 0 K: 0 S: 10	H: 2 LOB: 0 BB: 0 P: 19	R: 0 E: 0 K: 1 S: 9	H: 1 LOB: 1 BB: 0 P: 12	R: 1 E: 0 K: 0 S: 11	H: 2 LOB: 1 BB: 0 P: 16	R: 0 E: 0 K: 2 S: 9	H: 1 LOB: 1 BB: 0 P: 13	R: 0 E: 1 K: 0 S: 6	H: 0 LOB: 0 BB: 0 P: 10	R: 0 E: 0 K: 0 S: 5	H: 0 LOB: 0 BB: 0 P: 8	R: 0 E: 0 K: 0 S: 10	H: 2 LOB: 1 BB: 0 P: 18	R: 0 E: 0 K: 1 S: 7	H: 0 LOB: 0 BB: 0 P: 10	1B: 4 2B: 3 3B: 0 HR: 1	SF: 0 SAC: 0 DP: 1 HBP: 0	WP: 0 PB: 0 SB: 0 CS: 0	PA: 35			
PITCHER	IP	WLS	BF	H	R	ER	SO	BB	IBB	HBP	BLK	WP	HR	S	P	ERA	WHIP								
Mike Thurman, R ERA: 5.83	(1, 1)	7.0	W	28	6	3	3	3	0	0	0	0	0	55	87	3.86	0.857								
Graeme Lloyd, L ERA: 2.93	(8, 1)	1.0	H	4	2	0	0	0	0	0	0	0	0	10	18	0.00	2.000								
Ugueth Urbina, R ERA: 4.43	(9, 1)	1.0	S	3	0	0	0	1	0	0	0	0	0	7	10	0.00	0.000								

Montreal Expos @ Atlanta Braves
Turner Field, Atlanta, GA
Fri Jul 20 2001, 7:35 PM EDT
Att: 32,842 - Overcast - 80 F

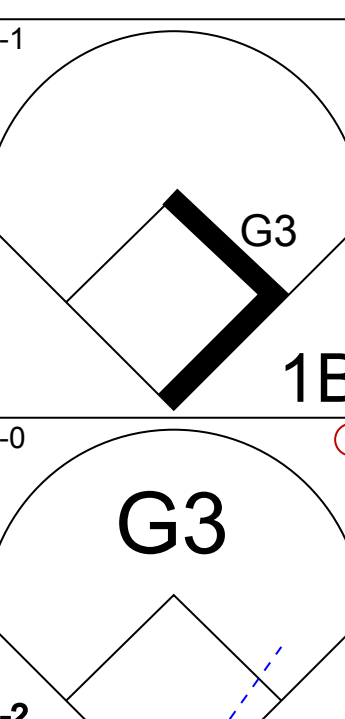
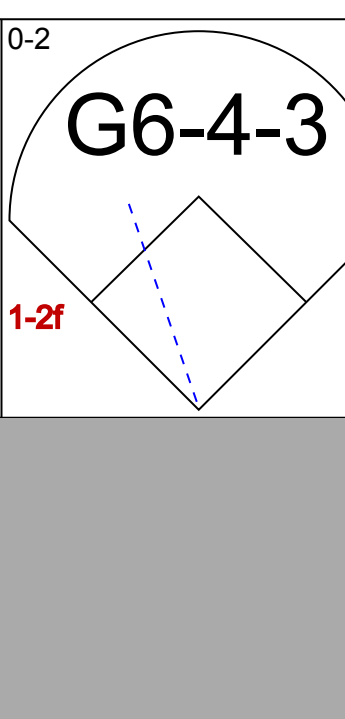
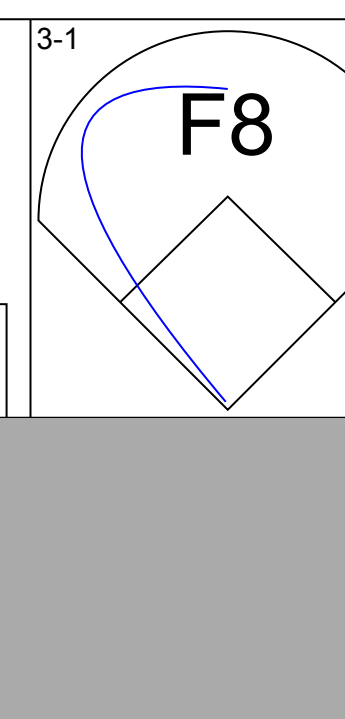
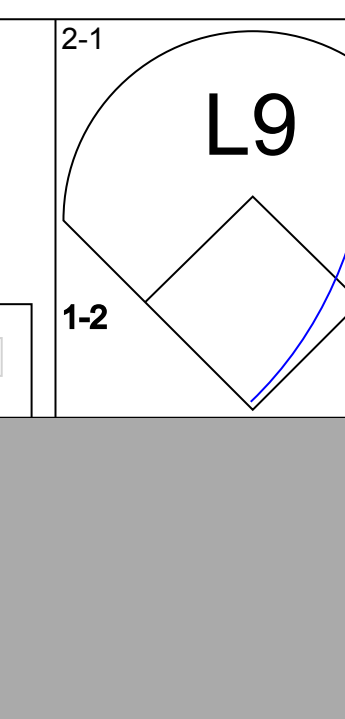
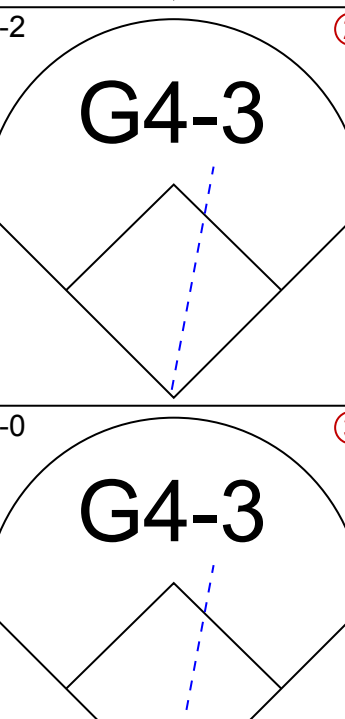
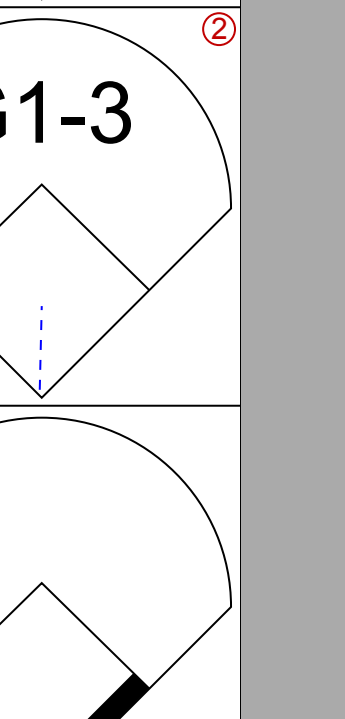
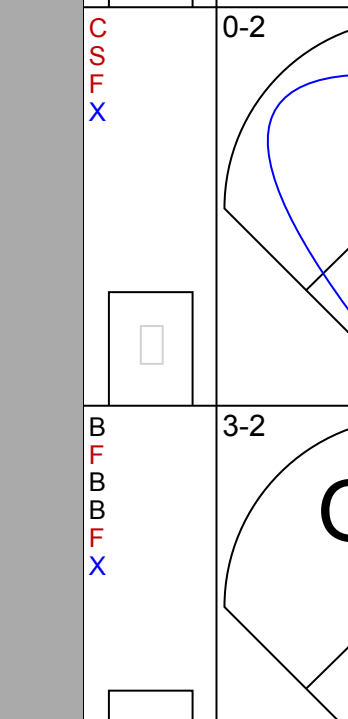
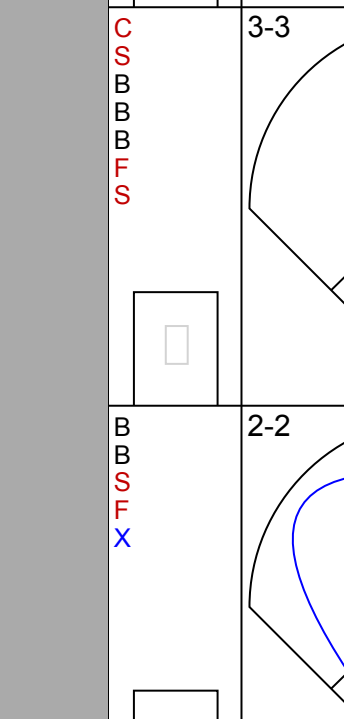

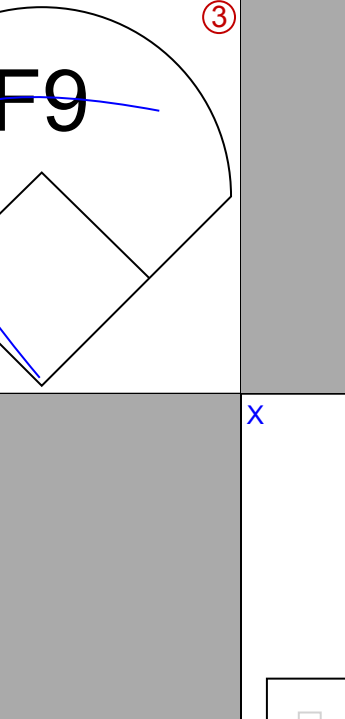
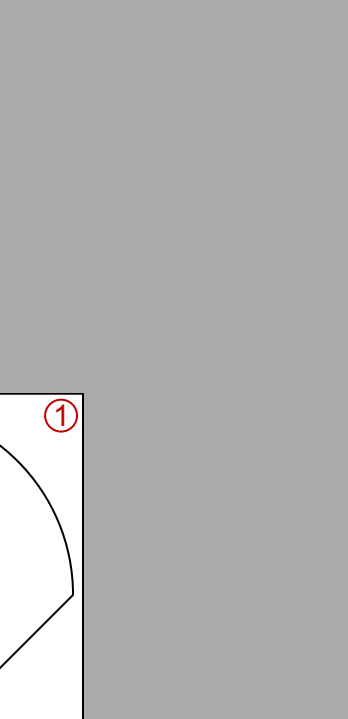
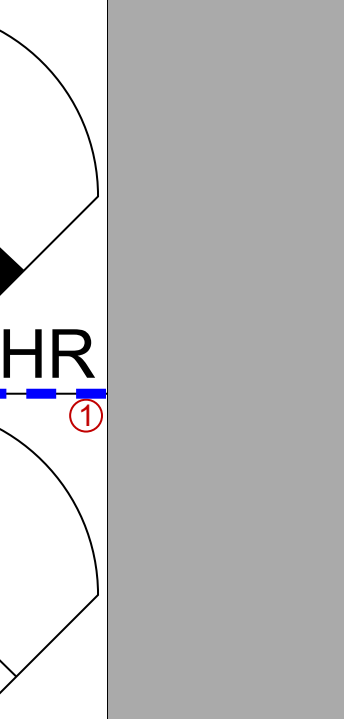

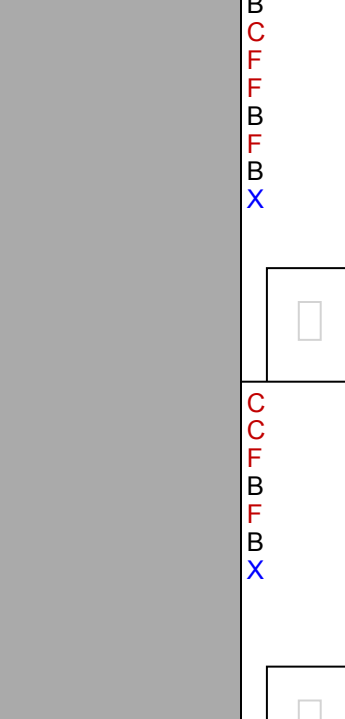
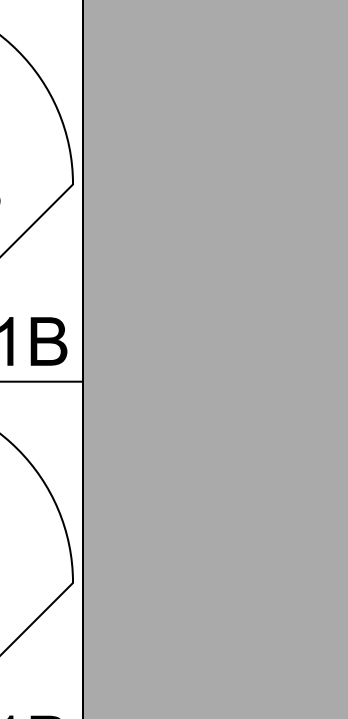
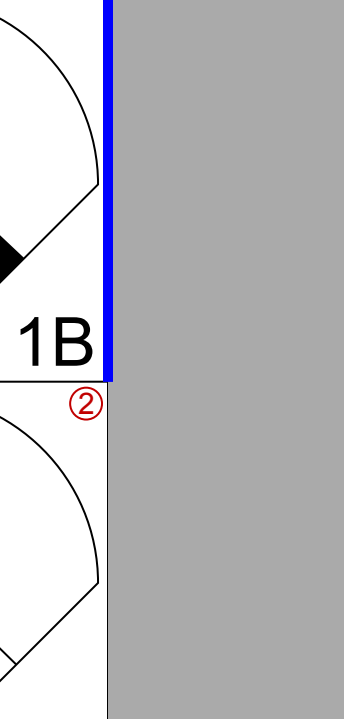
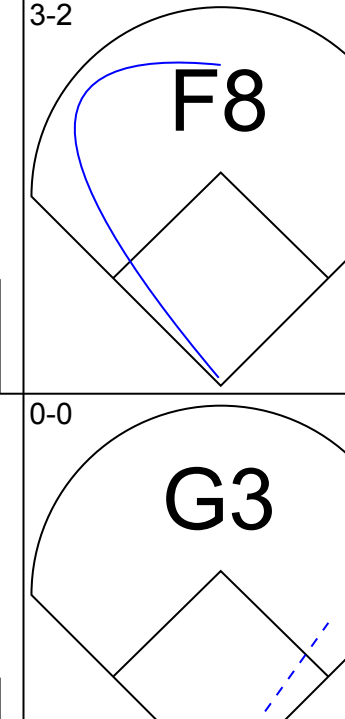
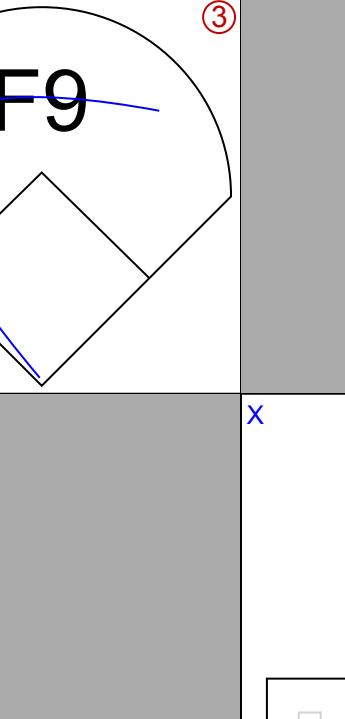
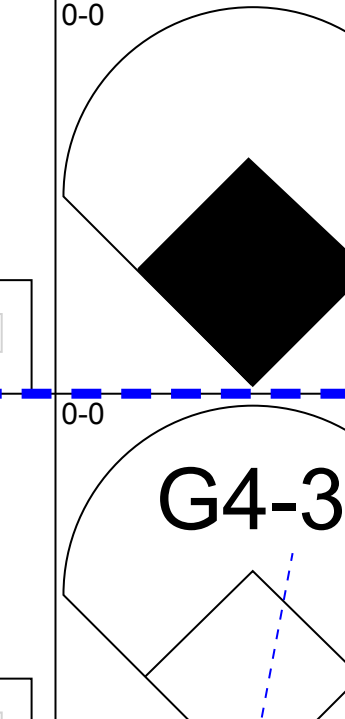
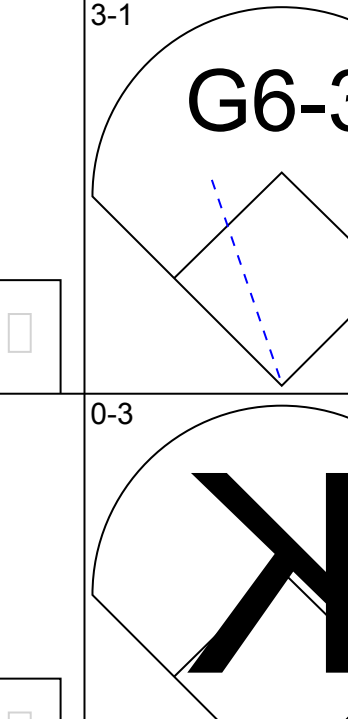
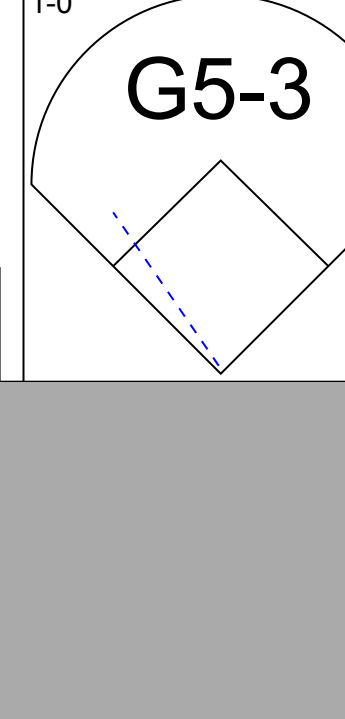
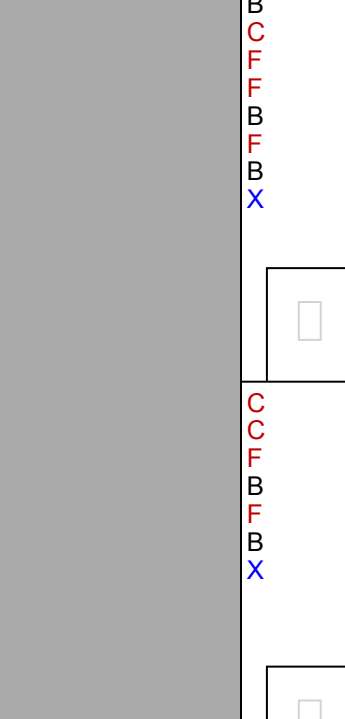
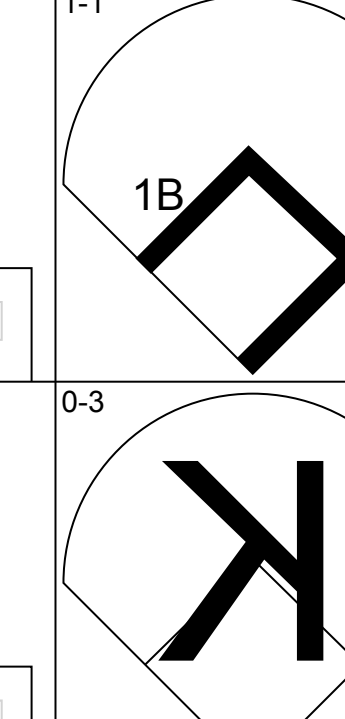


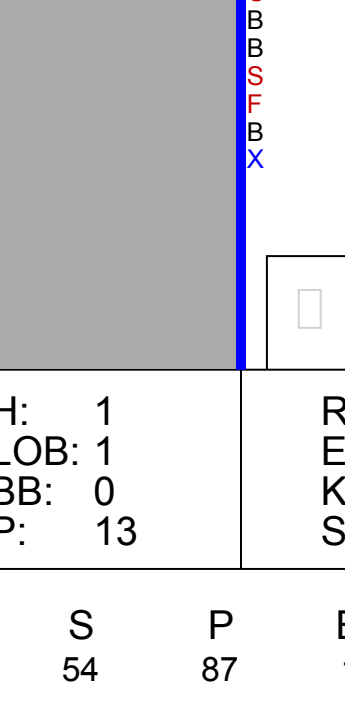
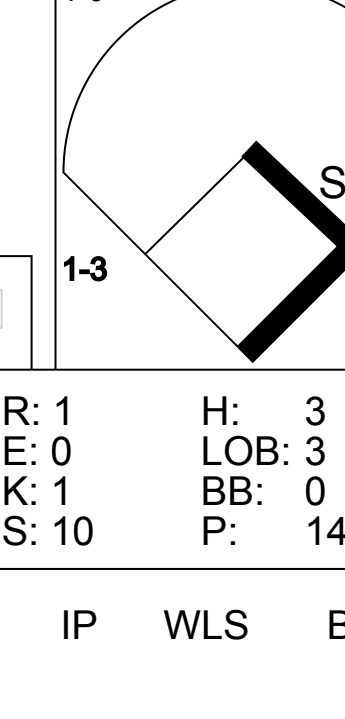
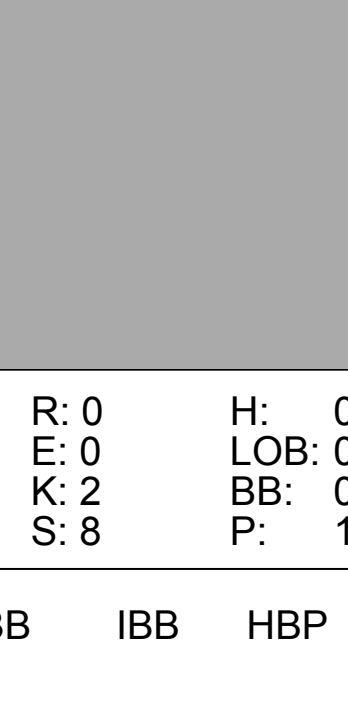
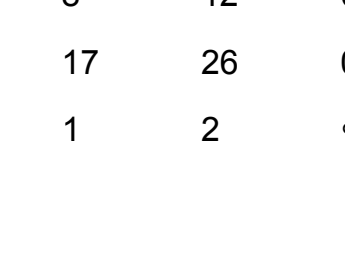


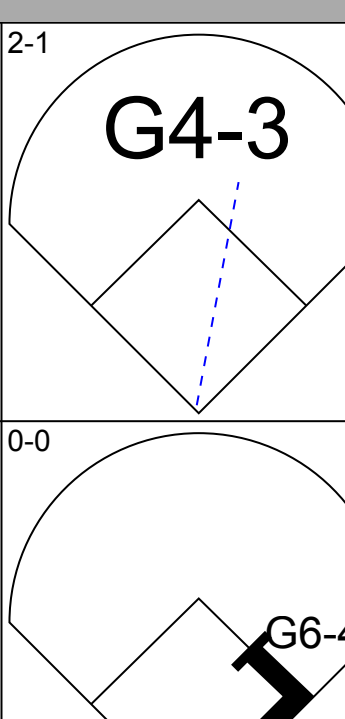
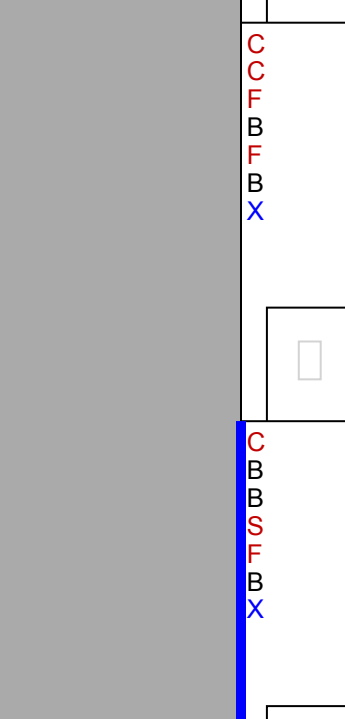
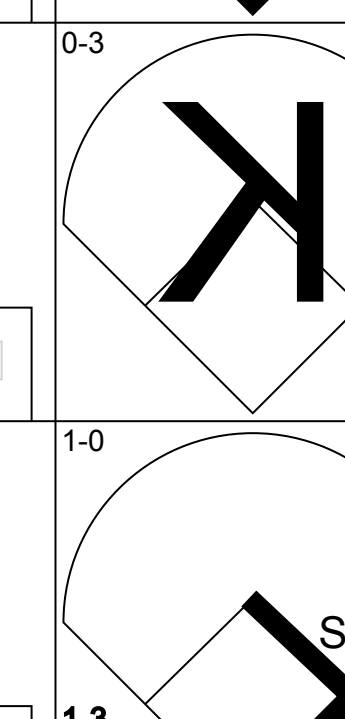
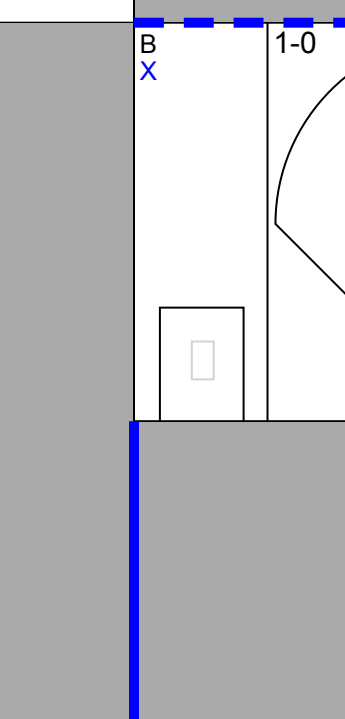
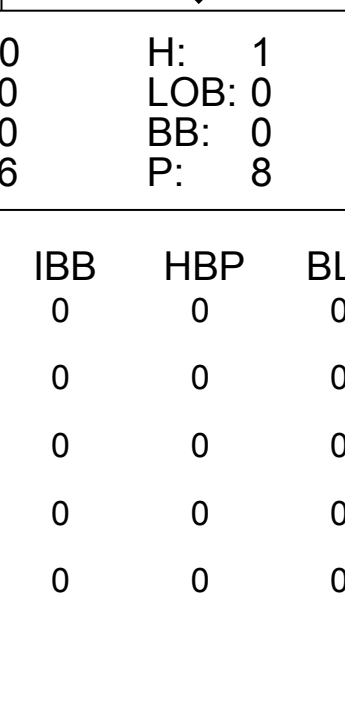
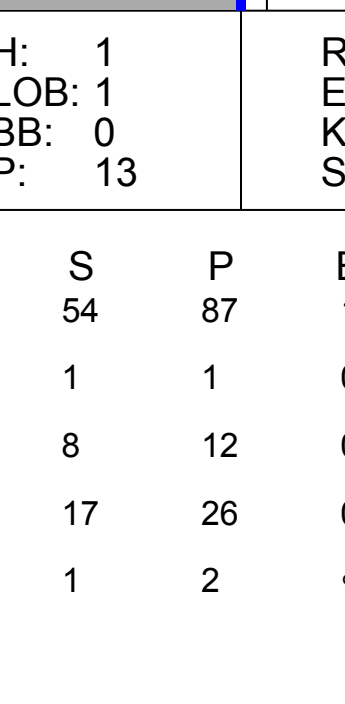

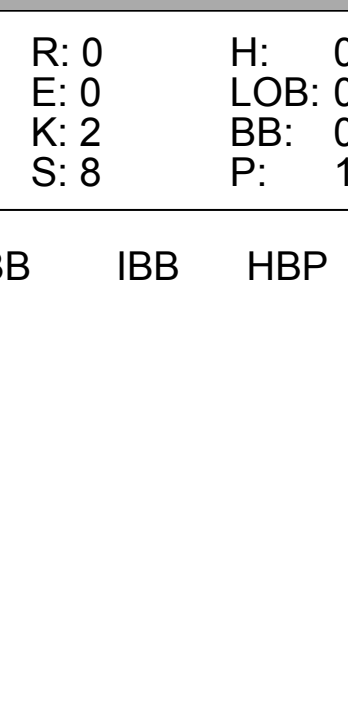
AB	35
R	3
H	8
RBI	3
BB	0
SO	4
LOB	8



Batter	1	2	3	4	5	6	7	8	9	10	AB	R	H	RBI	BB	SO	LOB	TOP								
Peter Bergeron, L OBP: 0.343, SLG: 0.327 (1, 8)											3	0	1	0	0	1	1	Montreal Expos @ Atlanta Braves Turner Field, Atlanta, GA Sat Jul 21 2001, 7:05 PM EDT Att: 46,363 - Overcast - 79 F								
Jose Vidro, S OBP: 0.398, SLG: 0.550 (1, 4)											4	0	0	0	0	1	3									
Vladimir Guerrero, R OBP: 0.403, SLG: 0.649 (1, 9)											4	0	1	0	0	0	0									
Mark Smith, R OBP: 0.358, SLG: 0.474 (1, 7)											3	0	0	0	0	0	0									
Lee Stevens, L OBP: 0.337, SLG: 0.447 (1, 3)											3	1	2	0	1	1	0									
Orlando Cabrera, R OBP: 0.303, SLG: 0.375 (1, 6)											4	0	1	1	0	0	3									
Michael Barrett, R OBP: 0.276, SLG: 0.344 (1, 2)											4	0	1	0	0	0	2									
Mike Mordecai, R OBP: 0.311, SLG: 0.375 (1, 5)											4	0	0	0	0	2	1									
Bobby Munoz, R Scott Stewart, R Scott Strickland, R Rob Ducey, L Brad Reames, R Brad Wilkerson, L Graeme Lloyd, L (1, 11) (7, 1) (7, 1) (8, PR) (8, 1) (10, PR) (10, 1)											2	0	0	0	0	1	0									
Inning Stats	R: 0 E: 0 K: 1 S: 12	H: 0 LOB: 0 BB: 0 P: 17	R: 1 E: 0 K: 1 S: 14	H: 3 LOB: 1 BB: 0 P: 18	R: 0 E: 0 K: 0 S: 11	H: 0 LOB: 0 BB: 0 P: 19	R: 0 E: 0 K: 1 S: 11	H: 0 LOB: 0 BB: 0 P: 16	R: 0 E: 0 K: 1 S: 7	H: 0 LOB: 0 BB: 0 P: 11	R: 0 E: 0 K: 1 S: 8	H: 1 LOB: 0 BB: 0 P: 13	R: 0 E: 0 K: 0 S: 9	H: 1 LOB: 2 BB: 1 P: 17	R: 0 E: 0 K: 1 S: 9	H: 1 LOB: 1 BB: 1 P: 14	R: 0 E: 0 K: 0 S: 10		H: 0 LOB: 0 BB: 0 P: 16	R: 0 E: 0 K: 1 S: 6	H: 0 LOB: 0 BB: 0 P: 7	1B: 4 2B: 2 3B: 0 HR: 0	SF: 0 SAC: 1 DP: 2 HBP: 1	WP: 0 PB: 0 SB: 0 CS: 0	PA: 36	
PITCHER	IP WLS BF H R ER SO BB IBB HBP BLK WP HR S P ERA WHIP	IP WLS BF H R ER SO BB IBB HBP BLK WP HR S P ERA WHIP	IP WLS BF H R ER SO BB IBB HBP BLK WP HR S P ERA WHIP	IP WLS BF H R ER SO BB IBB HBP BLK WP HR S P ERA WHIP	IP WLS BF H R ER SO BB IBB HBP BLK WP HR S P ERA WHIP	IP WLS BF H R ER SO BB IBB HBP BLK WP HR S P ERA WHIP	IP WLS BF H R ER SO BB IBB HBP BLK WP HR S P ERA WHIP	IP WLS BF H R ER SO BB IBB HBP BLK WP HR S P ERA WHIP	IP WLS BF H R ER SO BB IBB HBP BLK WP HR S P ERA WHIP	IP WLS BF H R ER SO BB IBB HBP BLK WP HR S P ERA WHIP	IP WLS BF H R ER SO BB IBB HBP BLK WP HR S P ERA WHIP	IP WLS BF H R ER SO BB IBB HBP BLK WP HR S P ERA WHIP	IP WLS BF H R ER SO BB IBB HBP BLK WP HR S P ERA WHIP	IP WLS BF H R ER SO BB IBB HBP BLK WP HR S P ERA WHIP	IP WLS BF H R ER SO BB IBB HBP BLK WP HR S P ERA WHIP	IP WLS BF H R ER SO BB IBB HBP BLK WP HR S P ERA WHIP	IP WLS BF H R ER SO BB IBB HBP BLK WP HR S P ERA WHIP	IP WLS BF H R ER SO BB IBB HBP BLK WP HR S P ERA WHIP	IP WLS BF H R ER SO BB IBB HBP BLK WP HR S P ERA WHIP	IP WLS BF H R ER SO BB IBB HBP BLK WP HR S P ERA WHIP	IP WLS BF H R ER SO BB IBB HBP BLK WP HR S P ERA WHIP	IP WLS BF H R ER SO BB IBB HBP BLK WP HR S P ERA WHIP	IP WLS BF H R ER SO BB IBB HBP BLK WP HR S P ERA WHIP	IP WLS BF H R ER SO BB IBB HBP BLK WP HR S P ERA WHIP	IP WLS BF H R ER SO BB IBB HBP BLK WP HR S P ERA WHIP	IP WLS BF H R ER SO BB IBB HBP BLK WP HR S P ERA WHIP

AB	32
R	1
H	6
RBI	1
BB	2
SO	7
LOB	10



Batter	1	2	3	4	5	6	7	8	9	10	AB	R	H	RBI	BB	SO	LOB	BOTTOM							
Marcus Giles, R OBP: 0.273, SLG: 0.381 (1, 4)											4	0	1	0	0	0	5	Montreal Expos @ Atlanta Braves Turner Field, Atlanta, GA Sat Jul 21 2001, 7:05 PM EDT Att: 46,363 - Overcast - 79 F							
B.J. Surhoff, L OBP: 0.323, SLG: 0.412 (1, 7)											4	0	0	0	0	1	1								
Andrew Jones, R OBP: 0.319, SLG: 0.478 (1, 8)											4	0	0	0	0	1	1								
10 Chipper Jones, S OBP: 0.409, SLG: 0.622 (1, 5)											4	0	1	0	0	0	1								
Brian Jordan, R OBP: 0.321, SLG: 0.467 (1, 9)											4	1	1	1	0	0	1								
Ken Caminiti, S OBP: 0.315, SLG: 0.420 (1, 3)											4	0	0	0	0	1	0								
Javy Lopez, R OBP: 0.305, SLG: 0.390 (1, 2)											3	0	2	0	0	0	0								
Jesse Garcia, R OBP: 0.200, SLG: 0.200 (7, PR)											0	0	0	0	0	0	0								
Paul Bako, L OBP: 0.257, SLG: 0.348 (8, 2)											1	0	0	0	0	1	0								
Mark DeRosa, R OBP: 0.417, SLG: 0.417 (1, 6)											4	1	2	1	0	1	1								
Odalis Perez, L Kerry Ligtenberg, R Keith Lockhart, L Mike Remlinger, L Steve Reed, R Dave Martinez, L Sunil Kapadia, R Jose Cabrera, R (1, 11) (5, 1) (8, PR) (8, 1) (7, 1) (8, 1) (10, 1)											1	0	1	0	0	0	0								
Inning Stats	R: 0 E: 0 K: 0 S: 8	H: 1 LOB: 1 BB: 0 P: 16	R: 0 E: 0 K: 0 S: 5	H: 0 LOB: 0 BB: 0 P: 9	R: 0 E: 0 K: 0 S: 6	H: 1 LOB: 0 BB: 0 P: 8	R: 0 E: 0 K: 0 S: 8	H: 1 LOB: 1 BB: 0 P: 13	R: 0 E: 0 K: 0 S: 9	H: 0 LOB: 2 BB: 0 P: 12	R: 1 E: 0 K: 1 S: 10	H: 3 LOB: 3 BB: 0 P: 14	R: 0 E: 0 K: 1 S: 9	H: 0 LOB: 0 BB: 0 P: 14	R: 0 E: 0 K: 2 S: 8	H: 0 LOB: 0 BB: 0 P: 12	R: 0 E: 0 K: 0 S: 1	H: 1 LOB: 0 BB: 0 P: 2	1B: 7 2B: 0 3B: 0 HR: 2	SF: 0 SAC: 0 DP: 0 HBP: 0	WP: 0 PB: 0 SB: 1 CS: 0	PA: 35			
PITCHER	IP WLS BF H R ER SO BB IBB HBP BLK WP HR S P ERA WHIP	IP WLS BF H R ER SO BB IBB HBP BLK WP HR S P ERA WHIP	IP WLS BF H R ER SO BB IBB HBP BLK WP HR S P ERA WHIP	IP WLS BF H R ER SO BB IBB HBP BLK WP HR S P ERA WHIP	IP WLS BF H R ER SO BB IBB HBP BLK WP HR S P ERA WHIP	IP WLS BF H R ER SO BB IBB HBP BLK WP HR S P ERA WHIP	IP WLS BF H R ER SO BB IBB HBP BLK WP HR S P ERA WHIP	IP WLS BF H R ER SO BB IBB HBP BLK WP HR S P ERA WHIP	IP WLS BF H R ER SO BB IBB HBP BLK WP HR S P ERA WHIP	IP WLS BF H R ER SO BB IBB HBP BLK WP HR S P ERA WHIP	IP WLS BF H R ER SO BB IBB HBP BLK WP HR S P ERA WHIP	IP WLS BF H R ER SO BB IBB HBP BLK WP HR S P ERA WHIP	IP WLS BF H R ER SO BB IBB HBP BLK WP HR S P ERA WHIP	IP WLS BF H R ER SO BB IBB HBP BLK WP HR S P ERA WHIP	IP WLS BF H R ER SO BB IBB HBP BLK WP HR S P ERA WHIP	IP WLS BF H R ER SO BB IBB HBP BLK WP HR S P ERA WHIP	IP WLS BF H R ER SO BB IBB HBP BLK WP HR S P ERA WHIP	IP WLS BF H R ER SO BB IBB HBP BLK WP HR S P ERA WHIP	IP WLS BF H R ER SO BB IBB HBP BLK WP HR S P ERA WHIP	IP WLS BF H R ER SO BB IBB HBP BLK WP HR S P ERA WHIP	IP WLS BF H R ER SO BB IBB HBP BLK WP HR S P ERA WHIP	IP WLS BF H R ER SO BB IBB HBP BLK WP HR S P ERA WHIP	IP WLS BF H R ER SO BB IBB HBP BLK WP HR S P ERA WHIP	IP WLS BF H R ER SO BB IBB HBP BLK WP HR S P ERA WHIP	IP WLS BF H R ER SO BB IBB HBP BLK WP HR S P ERA WHIP

AB	35
R	2
H	9
RBI	2
BB	0
SO	4
LOB	12



Batter	1	2	3	4	5	6	7	8	9	AB	R	H	RBI	BB	SO	LOB	TOP								
Todd Walker, L (1.4) OBP: 0.356, SLG: 0.497	F8					G4-3 2B	G1-3		FC4-6 BB	1B	3	1	1	0	3	0									
Adam Dunn, L (1.9) OBP: 0.440, SLG: 0.455	F 2B	P6				G4-3	K		FC4-6 2B SF8	1B	6	2	2	1	0	1	3								
Ken Griffey Jr., L (1.8) Ruben Rivera, R (6, PR) OBP: 0.309, SLG: 0.417	E3 2B G4-3					2B 1B IBB			E6 2B 1B	2B K	4	3	2	0	1	0	1								
Sean Casey, L (1.3) OBP: 0.384, SLG: 0.493	G4-3 HR					K			1B SF9 2B		4	2	2	1	1	1	3								
Aaron Boone, R (1.5) OBP: 0.361, SLG: 0.506	G4-3					1B 2B			L5 SF8		4	1	1	3	0	1	4								
Dmitri Young, S (1.7) 51 Scott MacRae, R (8.1)	HR					1B IBB			SF9 1B IBB		3	1	1	2	2	0	3								
Jason LaRue, R (1.2) OBP: 0.302, SLG: 0.405	G6-3					1B			1-2 2-3 3-H		5	0	2	3	0	0	0								
Juan Castro, R (1.6) OBP: 0.241, SLG: 0.245		K				F3	L1		SF9		4	0	0	1	0	1	2								
Jim Brower, R (1.1) D.T. Cromer, L (7, PH) Scott Sullivan, R (7.1) Brady Clark, R (8.7) OBP: 0.333, SLG: 0.381 OBP: 0.292, SLG: 0.667 OBP: 0.448, SLG: 0.589	F9					K			G6-3 F7		3	0	0	0	0	1	0								
Inning Stats	R: 4 E: 1 K: 0 S: 12	H: 3 LOB: 0 BB: 0 P: 16	R: 0 E: 0 K: 1 S: 10	H: 0 LOB: 1 BB: 1 P: 17	R: 0 E: 0 K: 1 S: 7	H: 1 LOB: 1 BB: 0 P: 13	R: 0 E: 0 K: 1 S: 9	H: 0 LOB: 0 BB: 0 P: 13	R: 3 E: 0 K: 1 S: 12	H: 2 LOB: 2 BB: 3 P: 25	R: 0 E: 0 K: 1 S: 9	H: 0 LOB: 0 BB: 0 P: 14	R: 2 E: 1 K: 0 S: 11	H: 2 LOB: 2 BB: 1 P: 19	R: 1 E: 0 K: 0 S: 14	H: 1 LOB: 2 BB: 0 P: 27	R: 1 E: 0 K: 1 S: 15	H: 3 LOB: 2 BB: 0 P: 22	1B: 5 2B: 6 3B: 0 HR: 1	SF: 2 SAC: 0 DP: 0 HBP: 0	WP: 0 PB: 0 SB: 0 CS: 0	PA: 48			
PITCHER	IP	WLS	BF	H	R	ER	SO	BB	IBB	HBP	BLK	WP	HR	S	P	ERA	WHIP								
John Burkett, R (1.1) ERA: 2.53	6.0	L	29	6	7	4	5	2	2	0	0	0	1	59	98	6.00	1.333								
29 John Smoltz, R (7.1) ERA: 5.33	1.0		7	2	2	0	0	0	0	0	0	0	0	11	19	0.00	2.000								
Kerry Ligtenberg, R (8.1) ERA: 3.93	1.0		6	1	1	1	0	1	1	0	0	0	0	14	27	9.00	2.000								
Steve Reed, R (9.1) ERA: 3.12	1.0		6	3	1	1	1	0	0	0	0	0	0	15	22	9.00	3.000								

Cincinnati Reds @ Atlanta Braves
Turner Field, Atlanta, GA
Tue Jul 24 2001, 7:35 PM EDT
Att: 34,955 - Overcast - 81 F

AB 39
R 11
H 12
RBI 11
BB 7
SO 6
LOB 20

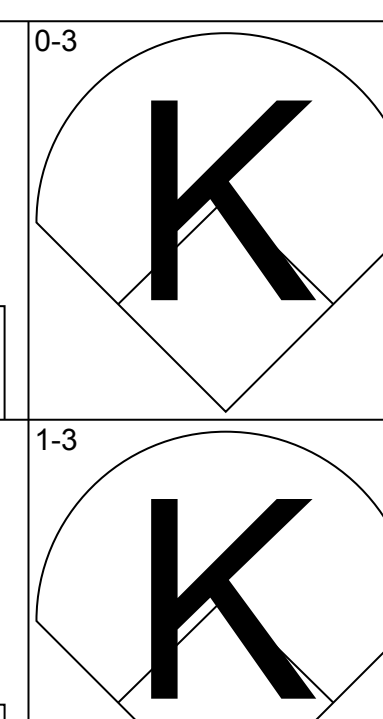
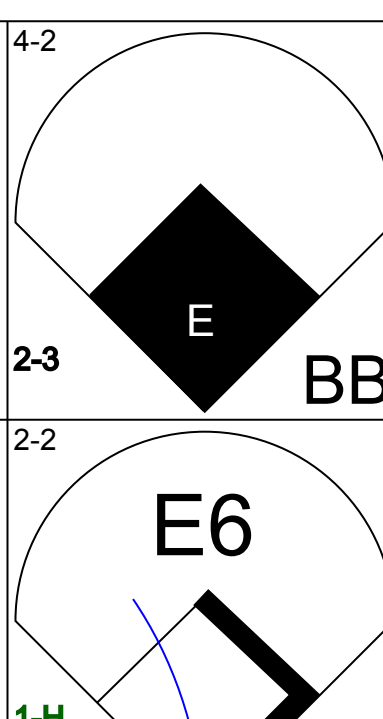
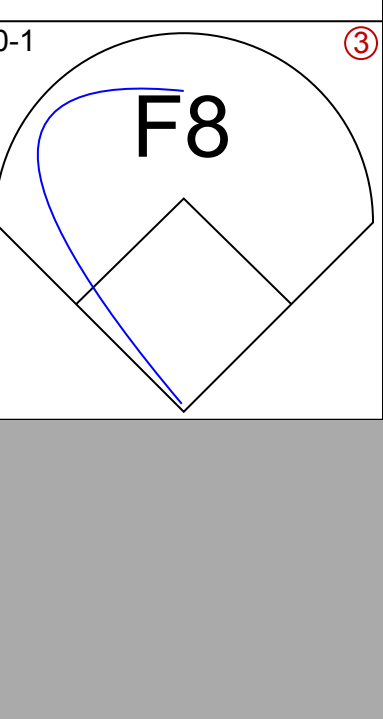
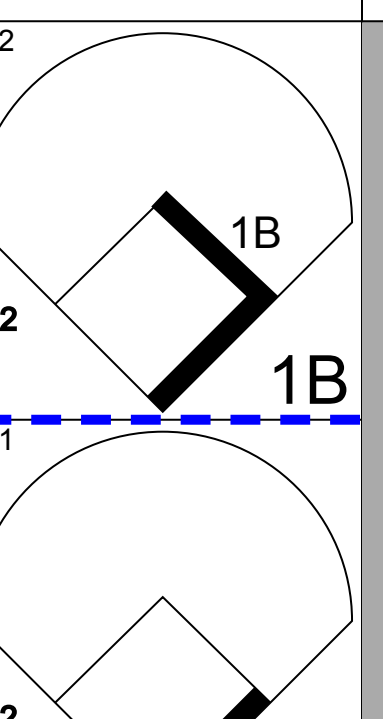
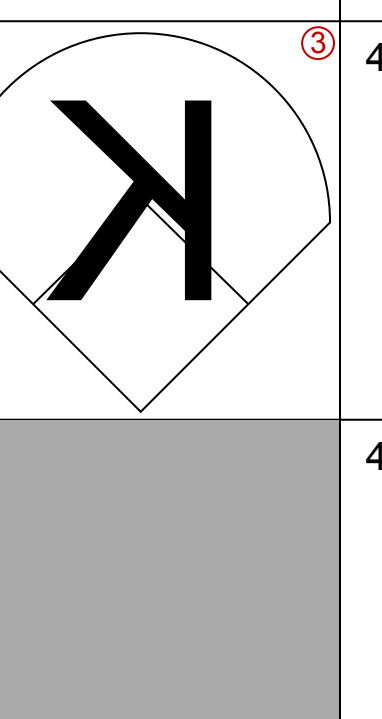
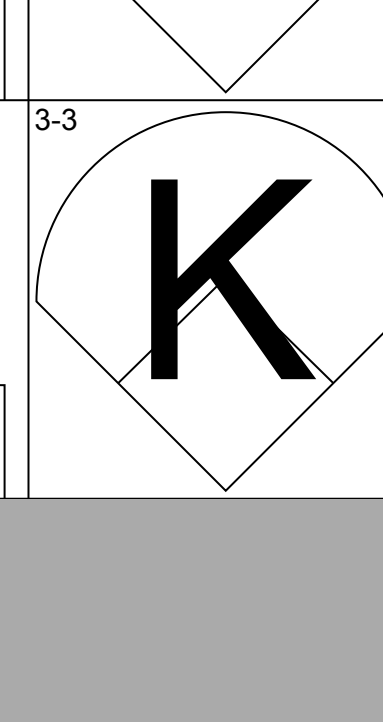
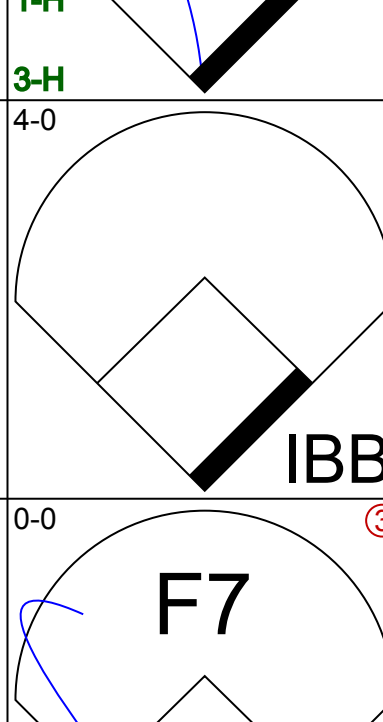
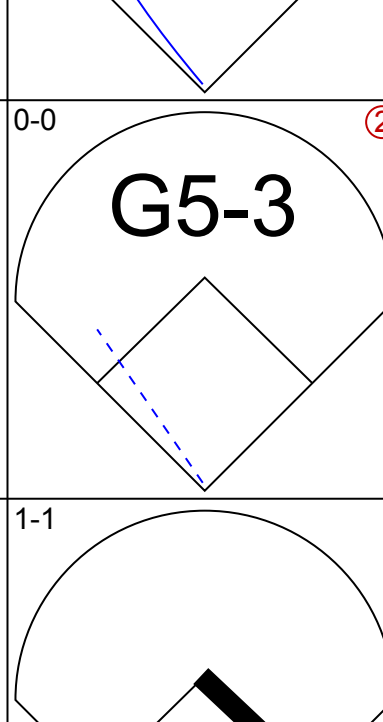
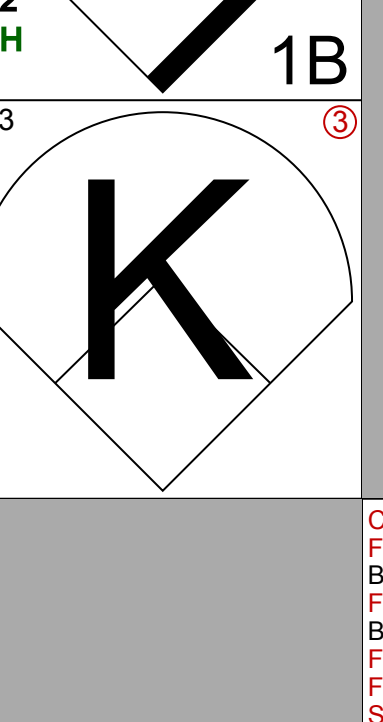


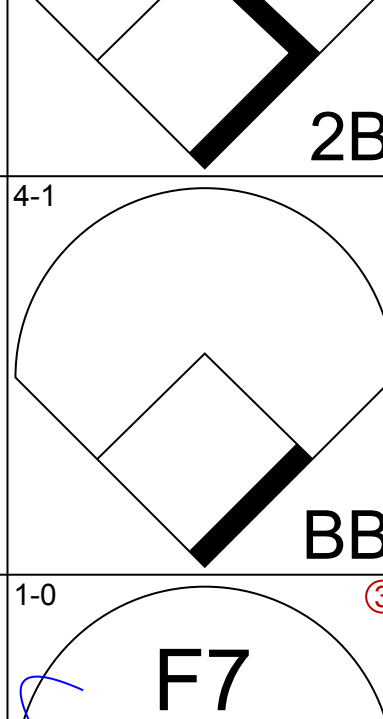

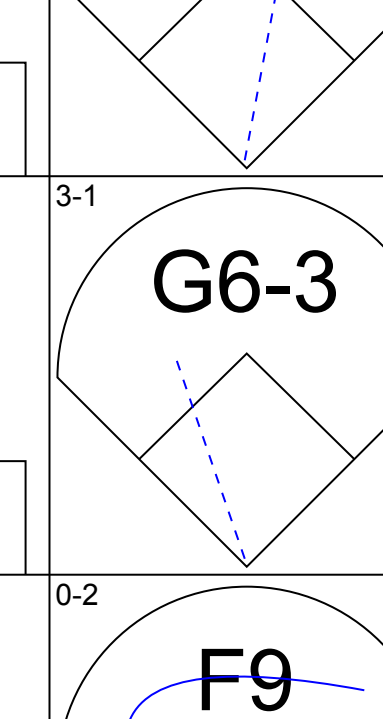

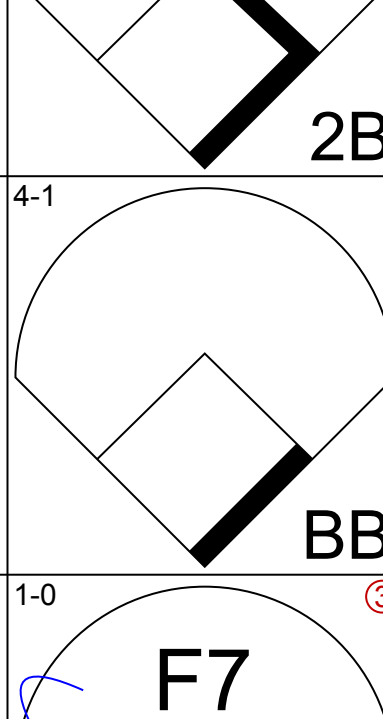
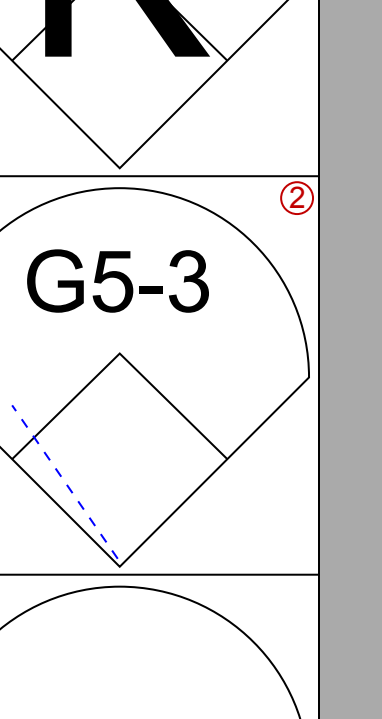
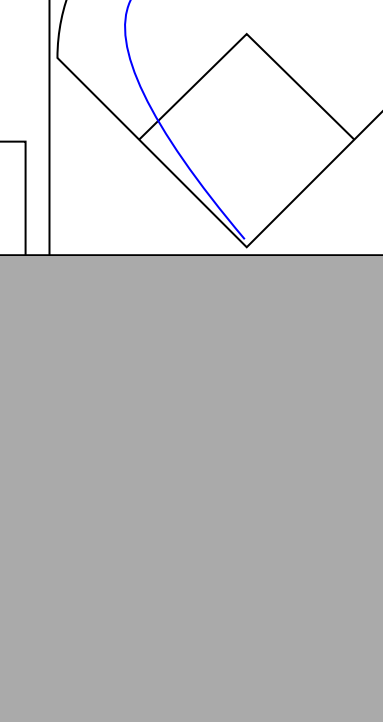
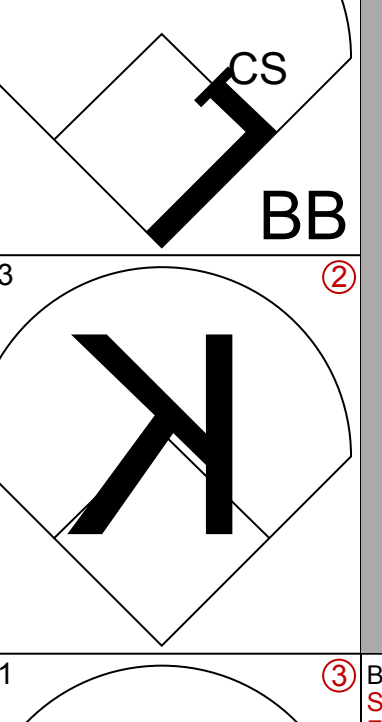
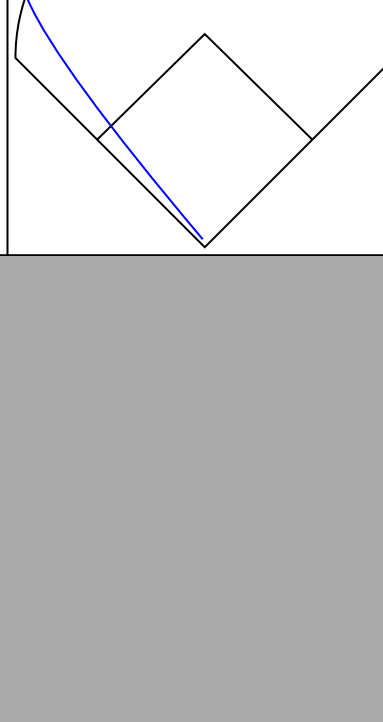
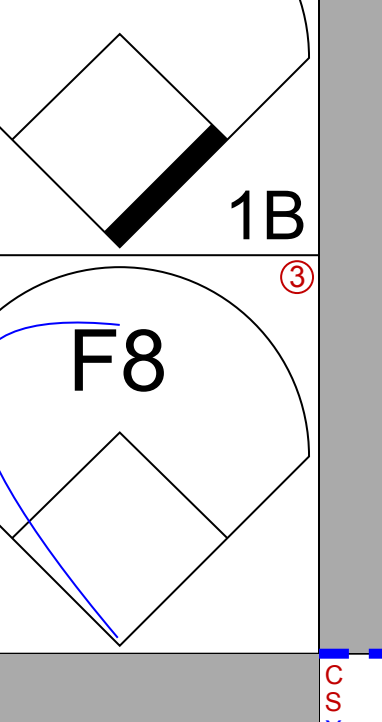

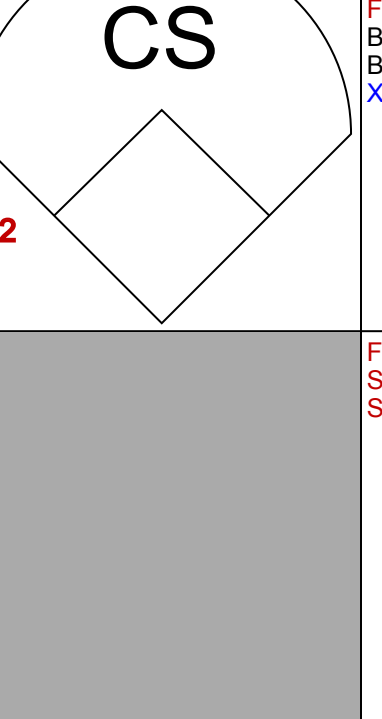

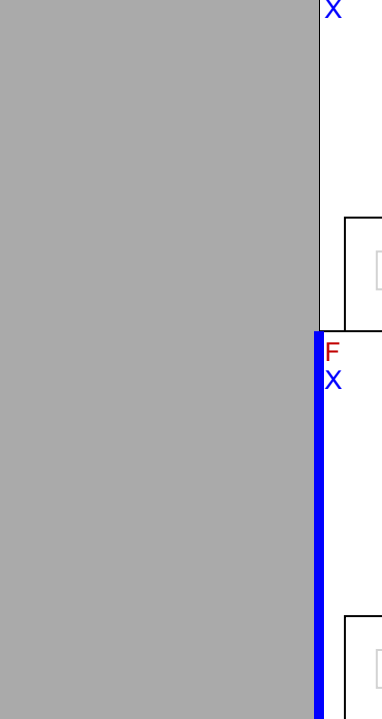
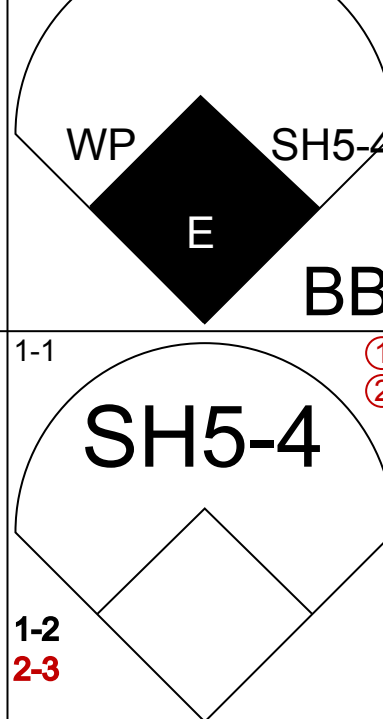
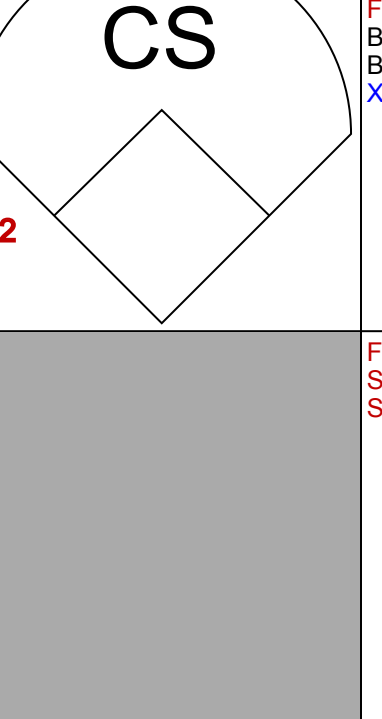
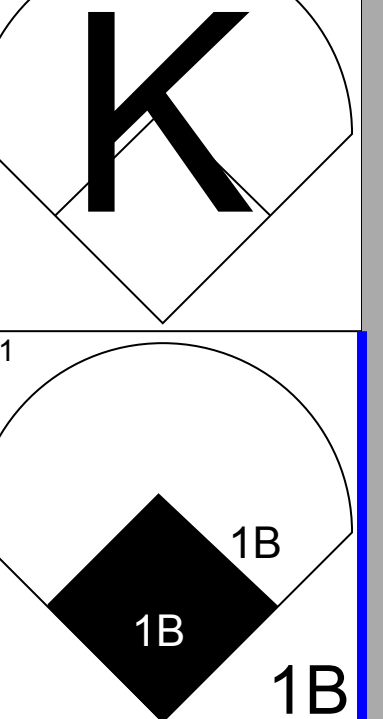
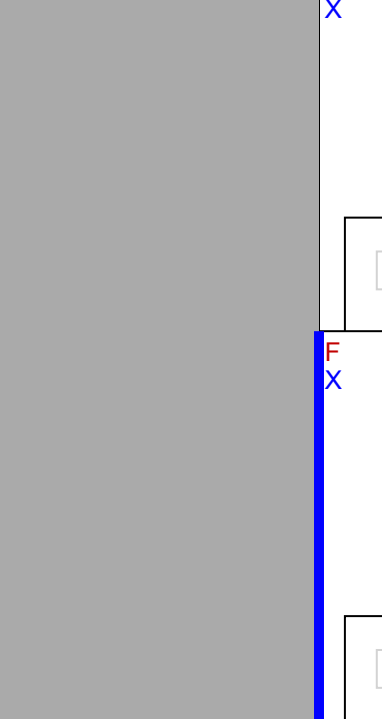
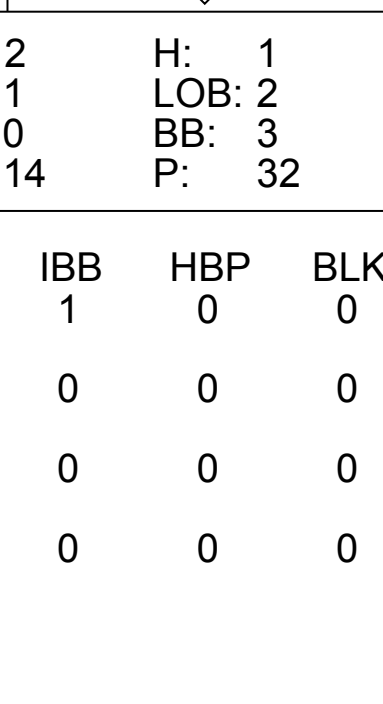
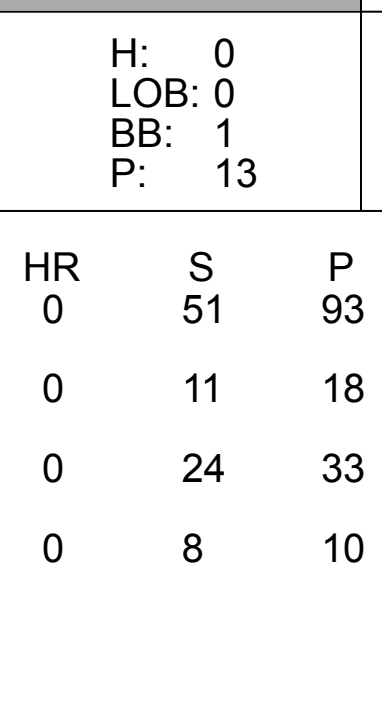
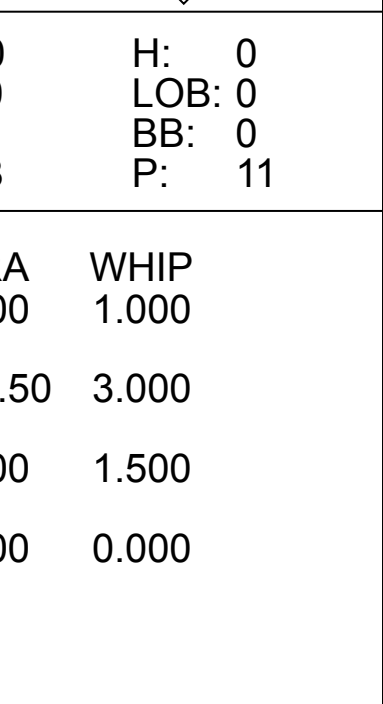
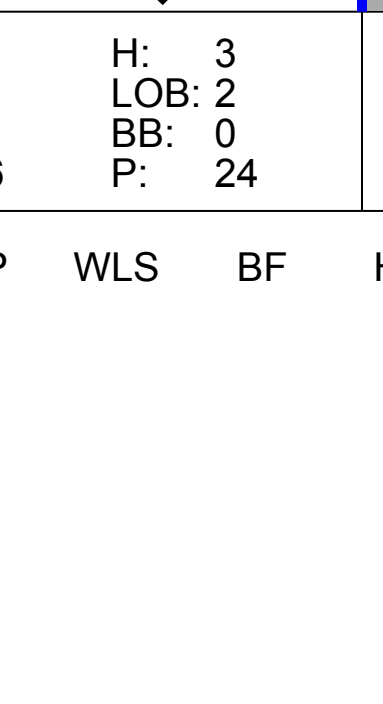
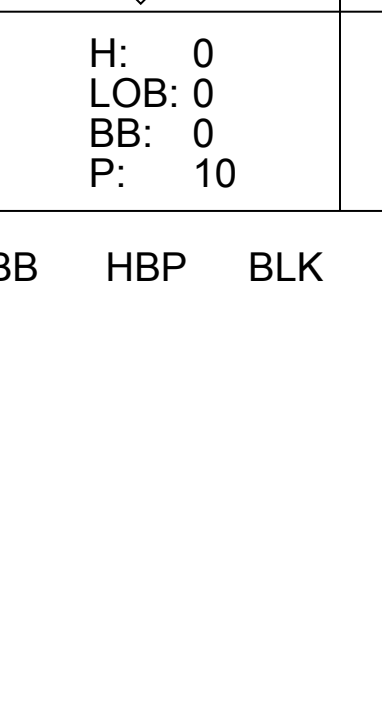
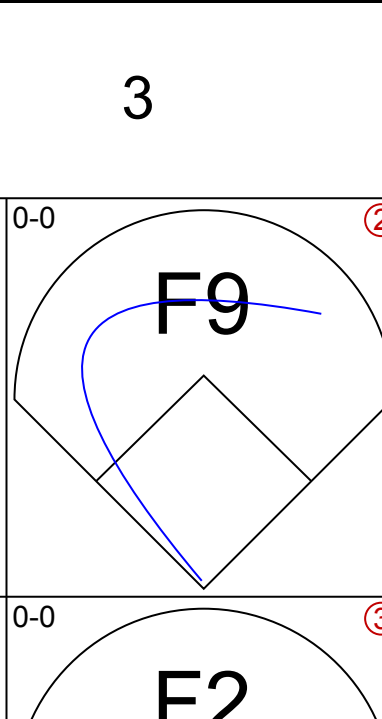
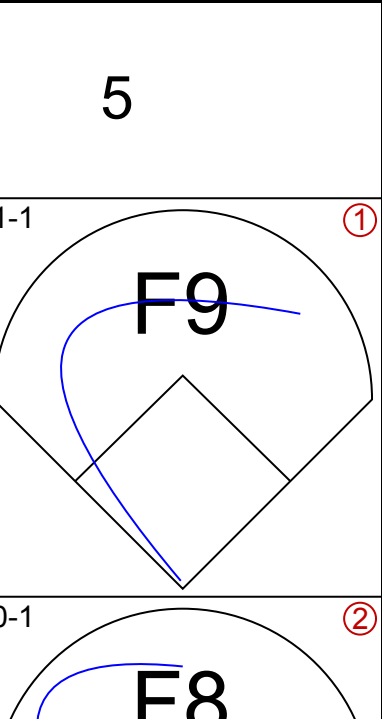





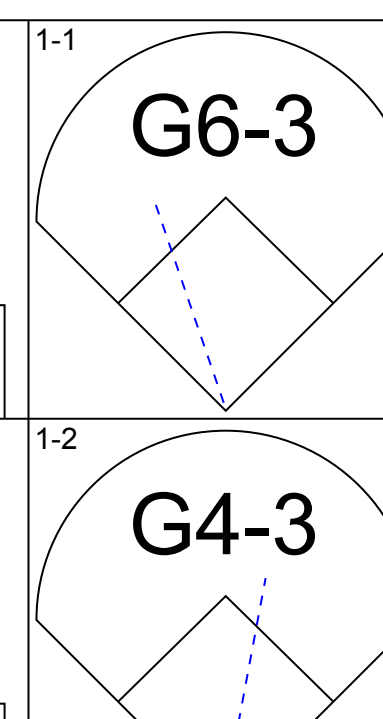
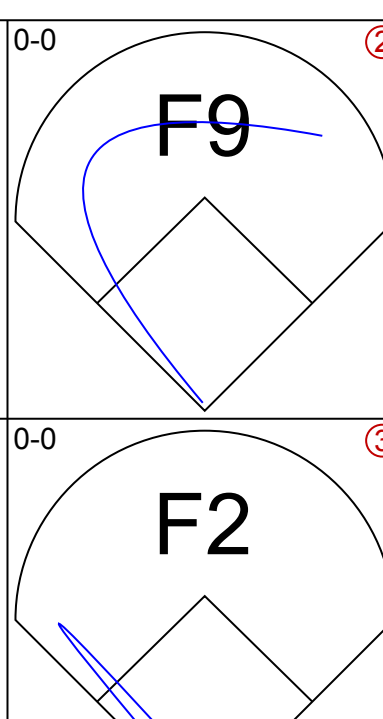
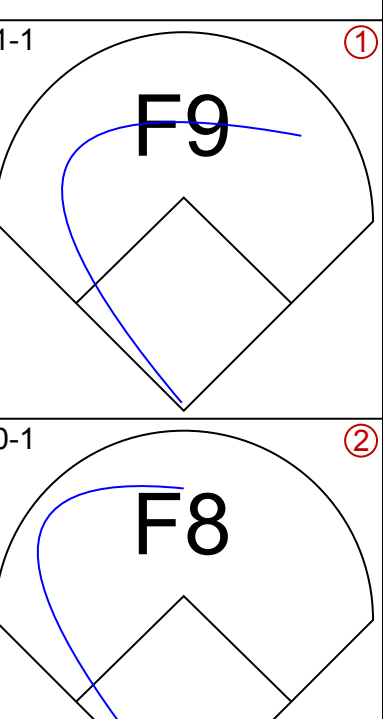


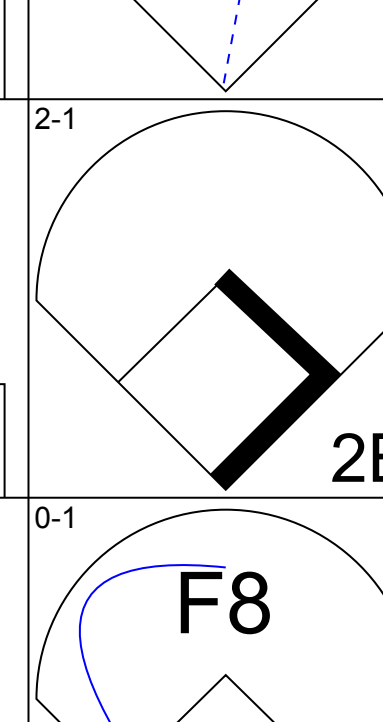


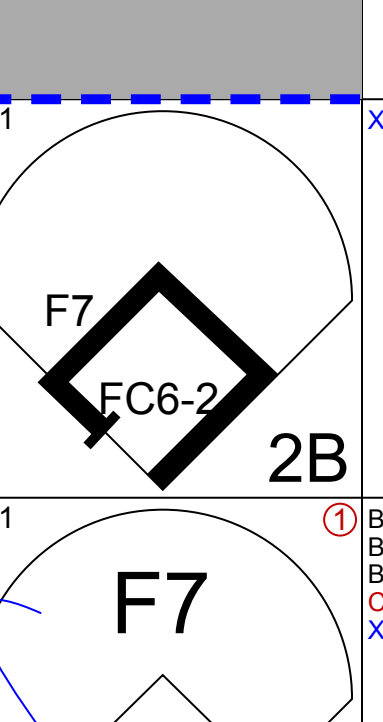
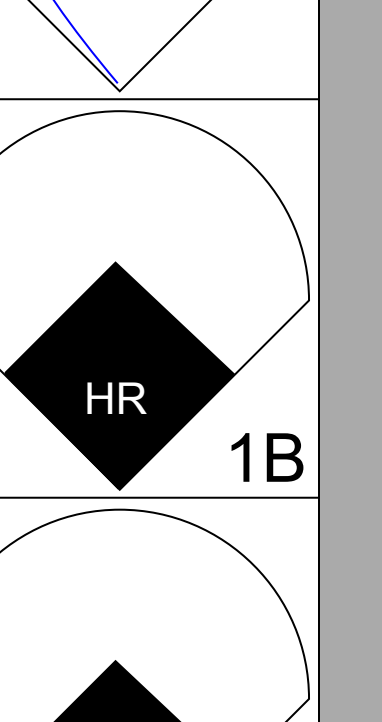

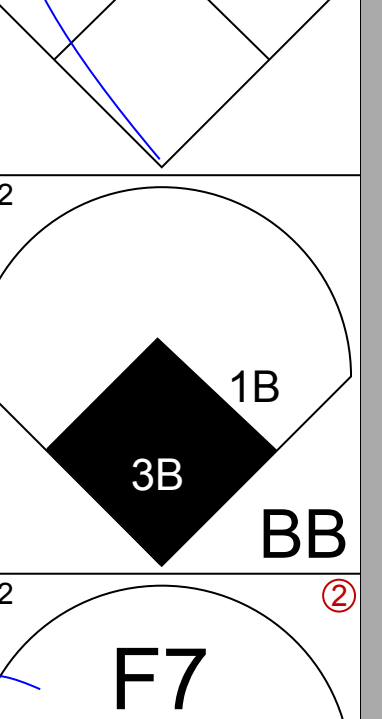

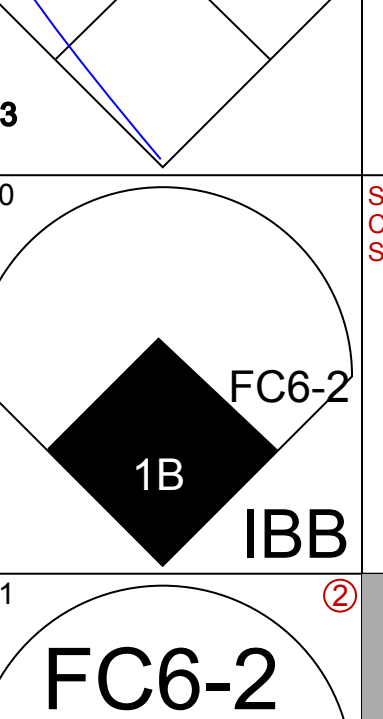
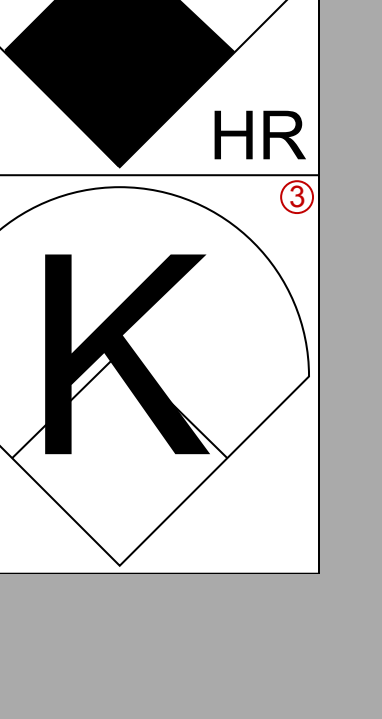

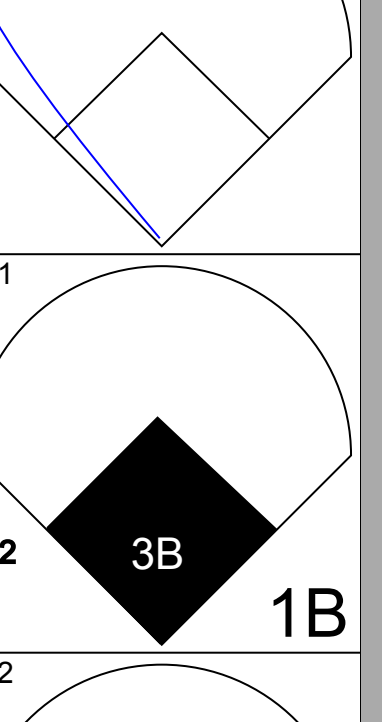
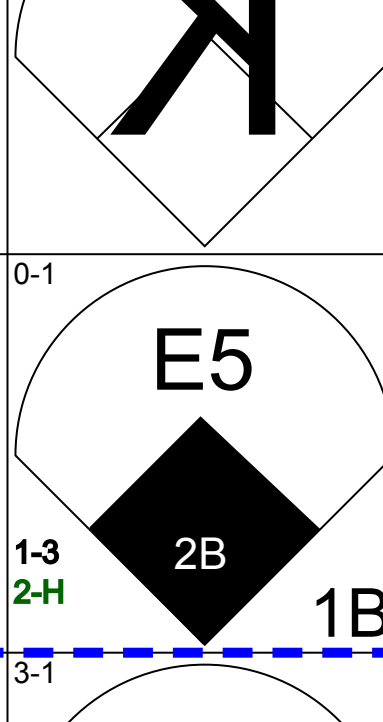
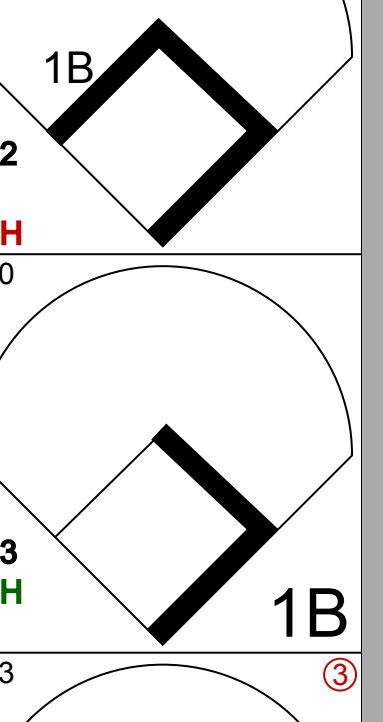

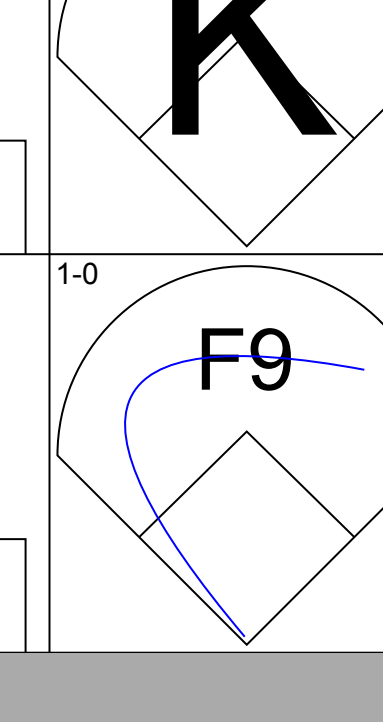
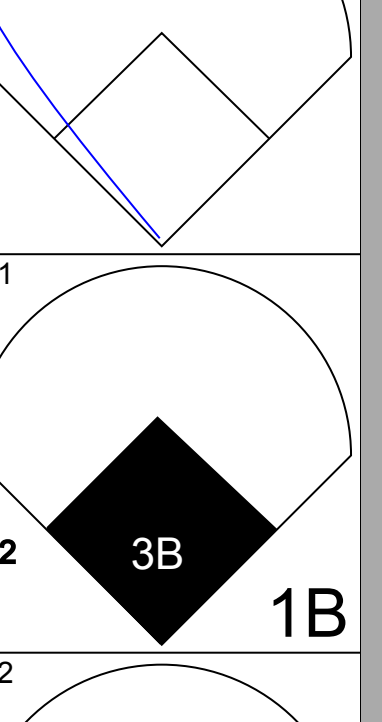
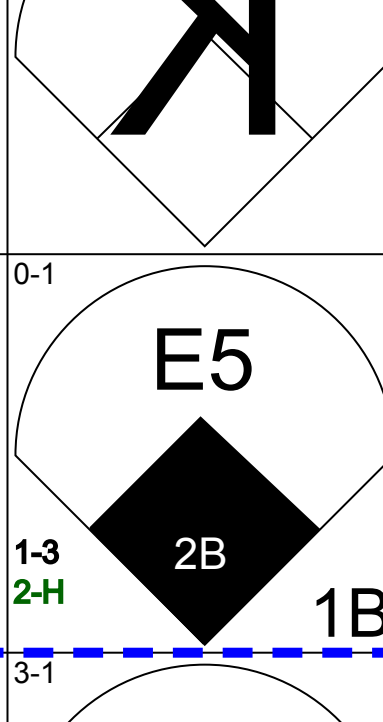
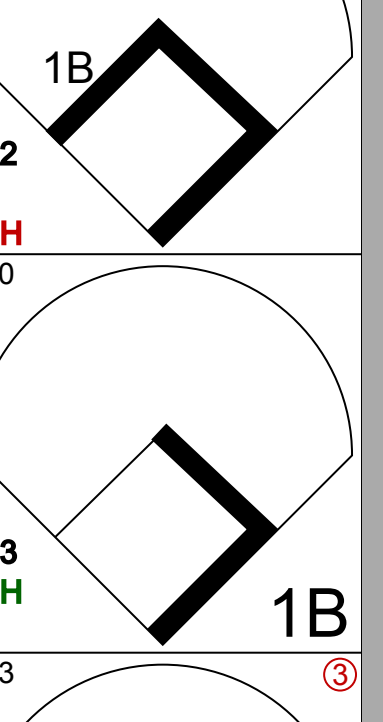


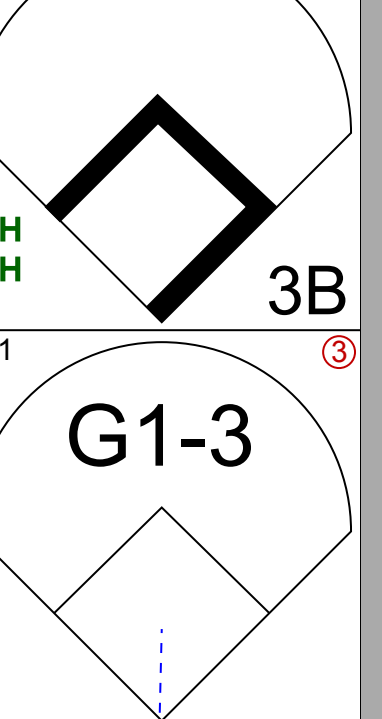
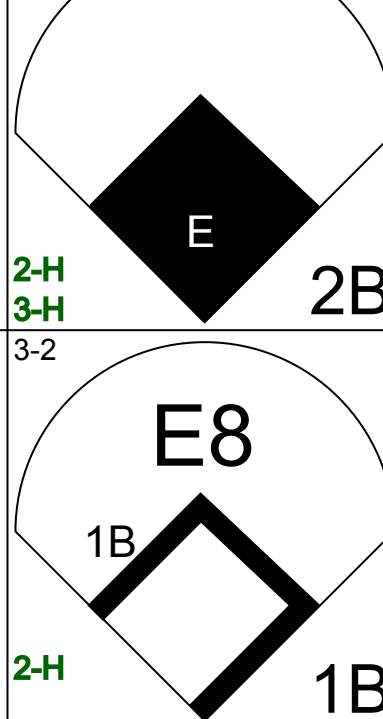
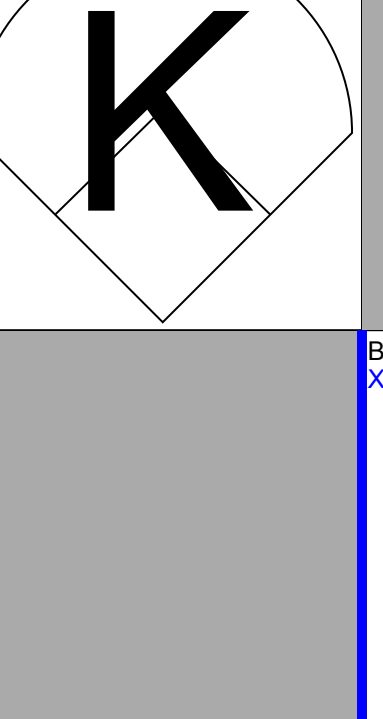
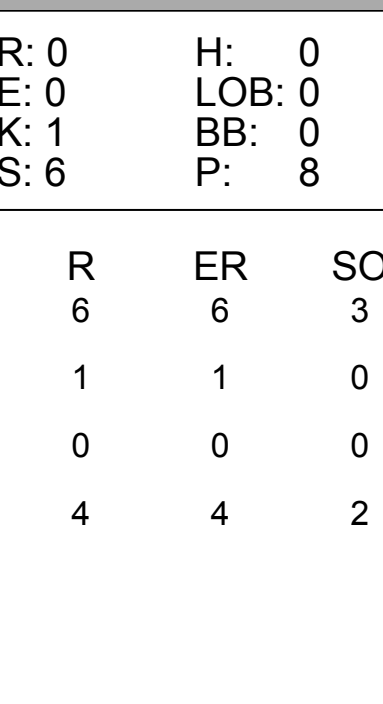
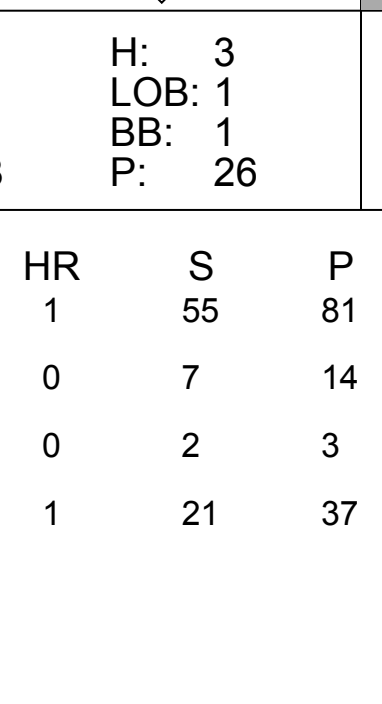
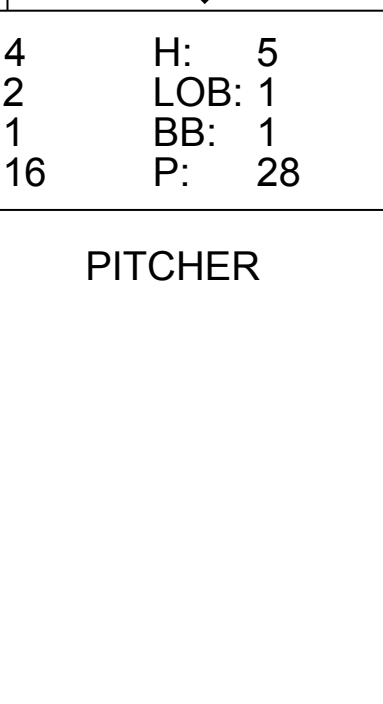
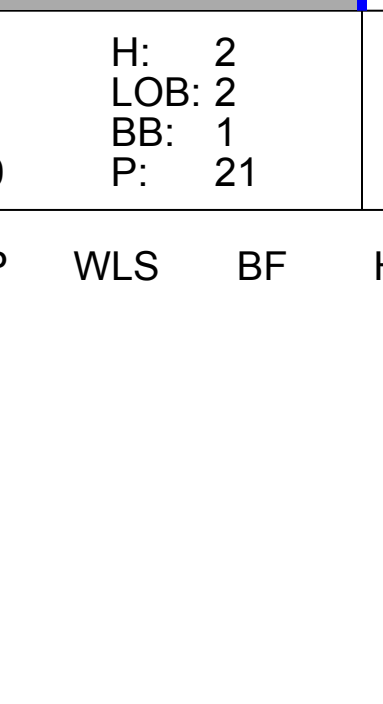
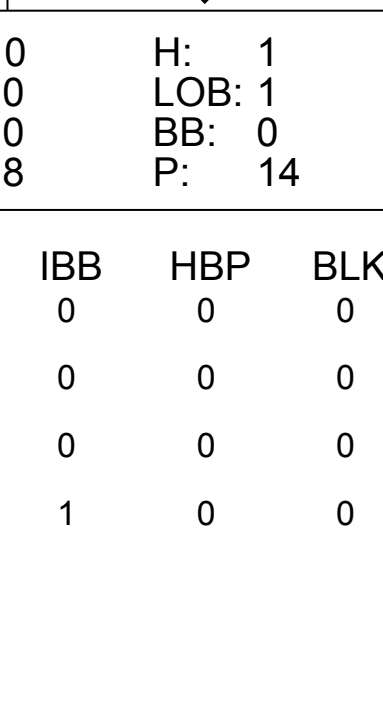
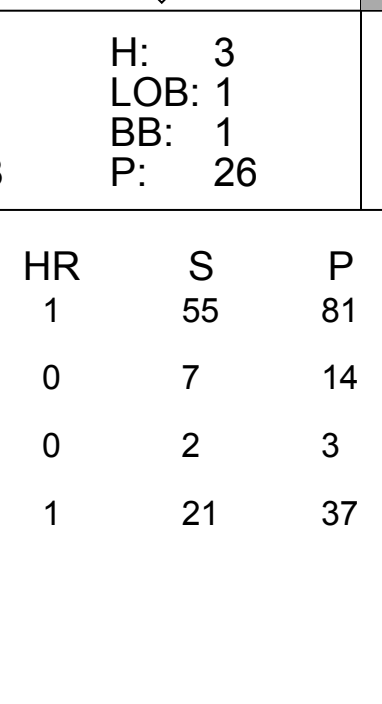
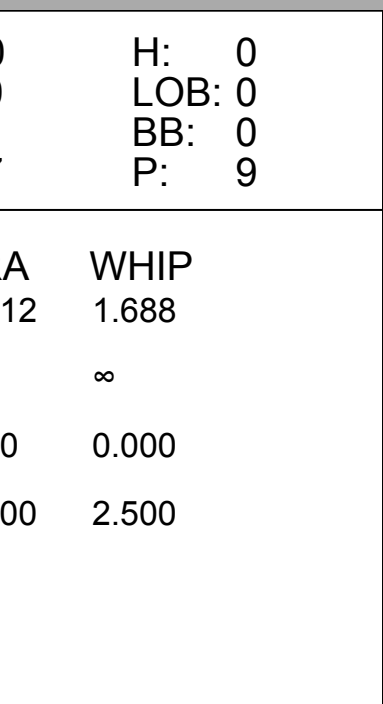
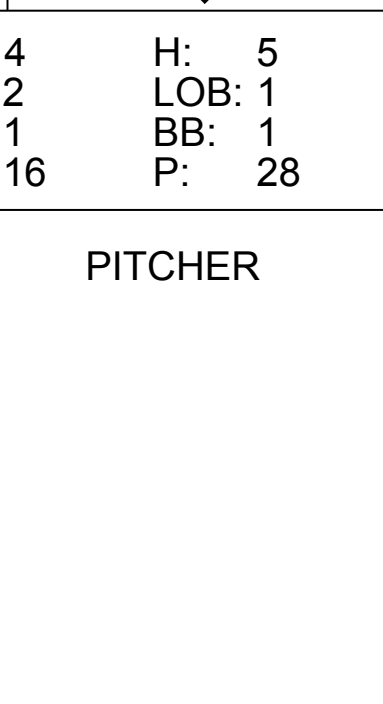
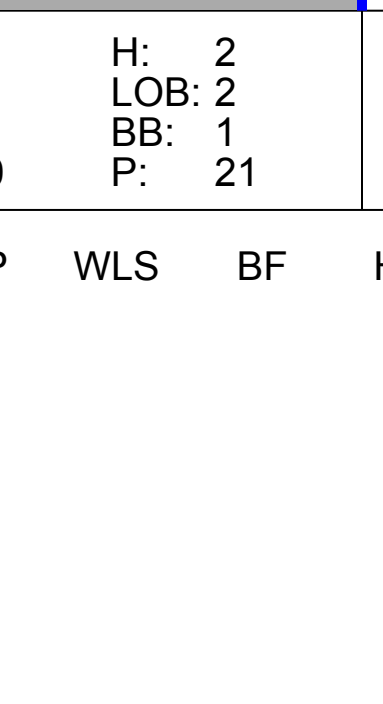

Batter	1	2	3	4	5	6	7	8	9	AB	R	H	RBI	BB	SO	LOB	BOTTOM								
Marcus Giles, R (1.4) OBP: 0.333, SLG: 0.486	FC5-4 1B	2H 2B				G1-3				4	0	3	2	0	0	0									
Mark DeRosa, R (1.6) OBP: 0.407, SLG: 0.427	FC5-4 1B F9-2	G5-3				K			G5-3	4	0	0	0	0	1	3									
10 Chipper Jones, S (1.5) Wes Helms, R (6, PH) OBP: 0.284, SLG: 0.396	BB 1B					G4-3			G5-3	3	0	1	0	0	0	0									
Brian Jordan, R (1.9) OBP: 0.324, SLG: 0.475	1-2 BB					L9			F7	3	0	0	0	1	0	0									
Ken Caminiti, S (1.3) OBP: 0.309, SLG: 0.409	F9-2					G4-3			G4-3	4	0	0	0	0	0	3									
Andruw Jones, R (1.8) OBP: 0.321, SLG: 0.486		HR				CS 1B			G6-3	4	1	2	1	0	0	0									
Bernard Gilkey, R (1.7) OBP: 0.390, SLG: 0.493		SH3 2B 1B				F8			F7	4	1	1	0	0	0	1									
Paul Bako, L (1.2) OBP: 0.280, SLG: 0.356		F5				BB			G1-3	3	0	0	0	1	0	1									
John Burkett, R (1.1) 29 John Smoltz, R (7.1) Dave Martinez, L (7, PH) Kerry Ligtenberg, R (8.1) Steve Reed, R (9.1) OBP: 0.182, SLG: 0.143 ERA: 3.59 OBP: 0.388, SLG: 0.453 ERA: 3.95	SH3					G1-3			3B 1B	1	0	0	0	0	0	1									
Inning Stats	R: 0 E: 0 K: 0 S: 14	H: 2 LOB: 2 BB: 1 P: 27	R: 2 E: 0 K: 0 S: 13	H: 3 LOB: 1 BB: 0 P: 22	R: 0 E: 0 K: 0 S: 5	H: 0 LOB: 0 BB: 0 P: 6	R: 0 E: 0 K: 0 S: 7	H: 1 LOB: 1 BB: 1 P: 15	R: 0 E: 0 K: 1 S: 7	H: 0 LOB: 0 BB: 0 P: 10	R: 0 E: 0 K: 0 S: 6	H: 0 LOB: 0 BB: 0 P: 13	R: 1 E: 0 K: 0 S: 16	H: 2 LOB: 1 BB: 0 P: 22	R: 0 E: 0 K: 0 S: 6	H: 0 LOB: 0 BB: 0 P: 12	R: 0 E: 0 K: 0 S: 7	H: 0 LOB: 0 BB: 0 P: 12	1B: 5 2B: 2 3B: 1 HR: 1	SF: 0 SAC: 1 DP: 1 HBP: 0	WP: 0 PB: 0 SB: 0 CS: 1	PA: 35			
PITCHER	IP	WLS	BF	H	R	ER	SO	BB	IBB	HBP	BLK	WP	HR	S	P	ERA	WHIP								
Jim Brower, R (1.1) ERA: 3.59	6.0	W	24	6	2	2	1	2	0	0	0	0	0	52	93	3.00	1.333								
Scott Sullivan, R (7.1) ERA: 3.95	1.0		5	2	1	1	0	0	0	0	0	0	0	16	22	9.00	2.000								
51 Scott MacRae, R (8.1) ERA:	2.0		6	0	0	0	0	0	0	0	0	0	0	13	24	0.00	0.000								

Cincinnati Reds @ Atlanta Braves
Turner Field, Atlanta, GA
Tue Jul 24 2001, 7:35 PM EDT
Att: 34,955 - Overcast - 81 F

AB 32
R 3
H 8
RBI 3
BB 2
SO 1
LOB 9



Batter	1	2	3	4	5	6	7	8	9	AB	R	H	RBI	BB	SO	LOB	TOP					
Todd Walker, L OBP: 0.397, SLG: 0.494										4	1	1	0	1	2	0	Cincinnati Reds @ Atlanta Braves Turner Field, Atlanta, GA Wed Jul 25 2001, 1:05 PM EDT Att: 37,015 - Overcast - 82 F					
Adam Dunn, L OBP: 0.414, SLG: 0.423										4	0	1	1	0	1	0						
Ken Griffey Jr., L OBP: 0.363, SLG: 0.486										3	0	0	0	1	2	2						
Sean Casey, L OBP: 0.382, SLG: 0.493										4	0	1	0	0	1	2						
Dmitri Young, S OBP: 0.359, SLG: 0.465										3	0	0	0	1	0	0						
Jason LaRue, R OBP: 0.305, SLG: 0.404										3	0	1	0	1	0	2						
Pokey Reese, R OBP: 0.284, SLG: 0.332										4	0	1	0	0	1	2						
Brady Clark, R OBP: 0.437, SLG: 0.559										3	1	0	0	1	1	0						
Jose Acevedo, R Hector Mercado, L Chris Nichting, R Wilton Guerrero, S Oswaldo Fernandez, R D.T. Gromer, L										1	0	0	0	0	0	0						
Inning Stats	R: 0 E: 0 K: 3 S: 9	H: 0 LOB: 0 BB: 0 P: 13	R: 0 E: 0 K: 0 S: 7	H: 0 LOB: 0 BB: 0 P: 12	R: 2 E: 1 K: 0 S: 14	H: 1 LOB: 2 BB: 3 P: 32	R: 0 E: 0 K: 1 S: 7	H: 0 LOB: 0 BB: 1 P: 13	R: 0 E: 0 K: 1 S: 8	H: 0 LOB: 0 BB: 0 P: 11	R: 0 E: 0 K: 0 S: 6	H: 1 LOB: 2 BB: 1 P: 12	R: 1 E: 0 K: 2 S: 16	H: 3 LOB: 2 BB: 0 P: 24	R: 0 E: 0 K: 1 S: 19	H: 1 LOB: 1 BB: 0 P: 27	R: 0 E: 0 K: 1 S: 8	H: 0 LOB: 0 BB: 0 P: 10	1B: 4 2B: 2 3B: 0 HR: 0	SF: 0 SAC: 1 DP: 0 HBP: 0	WP: 1 PB: 0 SB: 0 CS: 2	PA: 38
PITCHER	IP WLS BF H R ER SO BB IBB HBP BLK WP HR S P ERA WHIP																					
Kevin Millwood, R Steve Reed, R Mike Remlinger, L Steve Karsay, R	(1, 1) (7, 1) (7, 1) (9, 1)	6.0 0.2 1.1 1.0	W 4 2 3	BF 24 2 0	H 2 2 0	R 2 1 0	ER 0 1 0	SO 5 1 2	BB 4 0 0	IBB 1 0 0	HBP 0 0 0	BLK 0 0 0	WP 1 0 0	HR 0 1 24	S 51 18 33	P 93 18 30	ERA 0.00 13.50 0.00 0.00	WHIP 1.000 3.000 1.500 0.000				

Batter	1	2	3	4	5	6	7	8	9	AB	R	H	RBI	BB	SO	LOB	BOTTOM					
Marcus Giles, R OBP: 0.317, SLG: 0.450										5	1	1	0	0	0	2	Cincinnati Reds @ Atlanta Braves Turner Field, Atlanta, GA Wed Jul 25 2001, 1:05 PM EDT Att: 37,015 - Overcast - 82 F					
Dave Martinez, L OBP: 0.376, SLG: 0.438										5	0	0	0	0	0	4						
10 Chipper Jones, S OBP: 0.412, SLG: 0.629										5	2	4	1	0	1	0						
Brian Jordan, R OBP: 0.325, SLG: 0.483										5	2	2	3	0	0	2						
Andruw Jones, R OBP: 0.324, SLG: 0.484										2	3	0	0	3	1	0						
Wes Helms, R OBP: 0.277, SLG: 0.386										4	0	0	0	0	2	5						
Mark DeRosa, R OBP: 0.420, SLG: 0.440										4	2	3	2	0	0	0						
Paul Bako, L OBP: 0.291, SLG: 0.403										4	1	2	4	0	1	2						
Kevin Millwood, R Jesse Garcia, R Steve Reed, R Mike Remlinger, L Keith Lockhart, L Steve Karsay, R	(1, 1) (6, PH) (7, 1) (7, 1) (8, PH) (9, 1)	5.1 0.0 0.2 2.0	L 3 1 12	WLS 25 3 4	BF 25 3 4	H 7 3 4	R 6 1 4	ER 6 1 4	SO 6 0 2	BB 6 0 4	IBB 3 0 0	HBP 6 0 0	BLK 3 0 0	WP 0 0 0	HR 1 0 21	S 15 7 37	P 81 14 3	ERA 10.12 " " 0.00 18.00	WHIP 1.688 " " 0.000 2.500			
Inning Stats	R: 0 E: 0 K: 0 S: 9	H: 1 LOB: 1 BB: 0 P: 13	R: 0 E: 0 K: 1 S: 6	H: 0 LOB: 0 BB: 0 P: 8	R: 0 E: 0 K: 0 S: 8	H: 1 LOB: 1 BB: 0 P: 14	R: 3 E: 0 K: 0 S: 18	H: 3 LOB: 1 BB: 1 P: 26	R: 0 E: 0 K: 1 S: 7	H: 0 LOB: 0 BB: 0 P: 9	R: 4 E: 2 K: 1 S: 16	H: 5 LOB: 1 BB: 1 P: 28	R: 1 E: 0 K: 0 S: 10	H: 2 LOB: 2 BB: 1 P: 21	R: 3 E: 0 K: 1 S: 11	H: 3 LOB: 0 BB: 0 P: 16	1B: 9 2B: 3 3B: 1 HR: 2	SF: 0 SAC: 0 DP: 1 HBP: 0	WP: 1 PB: 0 SB: 0 CS: 0	PA: 41		
PITCHER	IP WLS BF H R ER SO BB IBB HBP BLK WP HR S P ERA WHIP																					
Jose Acevedo, R Hector Mercado, L Chris Nichting, R Oswaldo Fernandez, R	(1, 1) (6, 1) (6, 1) (7, 1)	5.1 0.0 0.2 2.0	L 3 1 12	WLS 25 3 4	BF 25 3 4	H 7 3 4	R 6 1 4	ER 6 1 4	SO 6 0 2	BB 6 0 4	IBB 3 0 0	HBP 6 0 0	BLK 3 0 0	WP 0 0 0	HR 1 0 21	S 15 7 37	P 81 14 3	ERA 10.12 " " 0.00 18.00	WHIP 1.688 " " 0.000 2.500			

Batter	1	2	3	4	5	6	7	8	9	10	AB	R	H	RBI	BB	SO	LOB	TOP			
Marcus Giles, R OBP: 0.311, SLG: 0.419	L1		SH1-4				G5-3			F8	3	0	0	0	1	0	0				
Dave Martinez, L OBP: 0.379, SLG: 0.439			P3				G4-3				4	0	2	0	0	0	2				
10 Chipper Jones, S OBP: 0.408, SLG: 0.622	K		P4								4	0	0	0	0	1	3				
Brian Jordan, R OBP: 0.322, SLG: 0.477	G6-3										4	0	0	0	0	1	2				
Ken Caminiti, S OBP: 0.312, SLG: 0.423		L4									4	1	2	1	0	0	0				
Andruw Jones, R OBP: 0.326, SLG: 0.494		HR									4	1	2	1	0	0	1				
Mark DeRosa, R OBP: 0.405, SLG: 0.423	K										4	0	0	0	0	2	2				
Paul Bako, L OBP: 0.278, SLG: 0.383	L6										4	0	0	0	0	2	0				
Jason Marquis, L ERA: 3.97, SLG: 0.091 Bernard Gilkey, R ERA: 3.06, SLG: 0.485 Jose Cabrera, R ERA: 4.45 29 John Smoltz, R ERA: 5.02 Steve Karsay, R ERA: 1.53 Keith Lockhart, L ERA: 3.27, SLG: 0.366 Sun-Hee Lee, R ERA: 3.27 Mike Remlinger, L ERA: 3.27			SH1-4								1	0	0	0	1	0	0				
Inning Stats	R: 0 E: 0 K: 1 S: 10	H: 1 LOB: 1 BB: 0 P: 16	R: 1 E: 0 K: 1 S: 9	H: 1 LOB: 0 BB: 0 P: 14	R: 0 E: 0 K: 0 S: 11	H: 0 LOB: 1 BB: 1 P: 20	R: 0 E: 0 K: 0 S: 6	H: 1 LOB: 1 BB: 0 P: 10	R: 0 E: 0 K: 1 S: 9	H: 0 LOB: 1 BB: 1 P: 14	R: 1 E: 0 K: 0 S: 10	H: 2 LOB: 1 BB: 0 P: 13	R: 0 E: 0 K: 1 S: 8	H: 0 LOB: 0 BB: 0 P: 12	R: 0 E: 0 K: 1 S: 9	H: 0 LOB: 0 BB: 0 P: 14	R: 0 E: 0 K: 2 S: 9	H: 0 LOB: 0 BB: 0 P: 11	1B: 3 2B: 1 3B: 0 HR: 2	SF: 0 SAC: 1 DP: 0 HBP: 0	WP: 0 PA: 37 PB: 0 SB: 2 CS: 0
PITCHER	IP WLS BF H R ER SO BB IBB HBP BLK WP HR S P ERA WHIP	IP WLS BF H R ER SO BB IBB HBP BLK WP HR S P ERA WHIP	IP WLS BF H R ER SO BB IBB HBP BLK WP HR S P ERA WHIP	IP WLS BF H R ER SO BB IBB HBP BLK WP HR S P ERA WHIP	IP WLS BF H R ER SO BB IBB HBP BLK WP HR S P ERA WHIP	IP WLS BF H R ER SO BB IBB HBP BLK WP HR S P ERA WHIP	IP WLS BF H R ER SO BB IBB HBP BLK WP HR S P ERA WHIP	IP WLS BF H R ER SO BB IBB HBP BLK WP HR S P ERA WHIP	IP WLS BF H R ER SO BB IBB HBP BLK WP HR S P ERA WHIP	IP WLS BF H R ER SO BB IBB HBP BLK WP HR S P ERA WHIP	IP WLS BF H R ER SO BB IBB HBP BLK WP HR S P ERA WHIP	IP WLS BF H R ER SO BB IBB HBP BLK WP HR S P ERA WHIP	IP WLS BF H R ER SO BB IBB HBP BLK WP HR S P ERA WHIP	IP WLS BF H R ER SO BB IBB HBP BLK WP HR S P ERA WHIP	IP WLS BF H R ER SO BB IBB HBP BLK WP HR S P ERA WHIP	IP WLS BF H R ER SO BB IBB HBP BLK WP HR S P ERA WHIP	IP WLS BF H R ER SO BB IBB HBP BLK WP HR S P ERA WHIP	IP WLS BF H R ER SO BB IBB HBP BLK WP HR S P ERA WHIP	IP WLS BF H R ER SO BB IBB HBP BLK WP HR S P ERA WHIP	IP WLS BF H R ER SO BB IBB HBP BLK WP HR S P ERA WHIP	IP WLS BF H R ER SO BB IBB HBP BLK WP HR S P ERA WHIP
Bobby Munoz, R ERA: 2.55	6.0	3	0	0	1	0	0	0	0	0	0	0	8	12	0.00	0.000					
Scott Stewart, L ERA: 4.45	7.1	1.0	3	1	0	0	1	0	0	0	0	0	7	13	0.00	1.000					
Graeme Lloyd, L ERA: 3.19	8.1	1.0	3	1	0	0	1	0	0	0	0	0	7	13	0.00	1.000					
Ugueth Urbina, R ERA: 4.24	9.1	2.0	6	0	0	0	3	0	0	0	0	0	18	25	0.00	0.000					

Atlanta Braves @ Montreal Expos
Olympic Stadium, Montreal, QB
Thu Jul 26 2001, 7:05 PM EDT
Att: 7,635 - Dome - 72 F

AB	34
R	2
H	6
RBI	2
BB	2
SO	8
LOB	10



Batter	1	2	3	4	5	6	7	8	9	10	AB	R	H	RBI	BB	SO	LOB	BOTTOM					
Peter Bergeron, L OBP: 0.320, SLG: 0.311	G3-6-3 BB		F7					G6-3			4	0	0	0	1	1	3						
Geoff Blum, S OBP: 0.337, SLG: 0.372	G3-6-3		G6-3								5	1	2	0	0	0	1						
Vladimir Guerrero, R OBP: 0.402, SLG: 0.648	G6-3										4	0	0	0	1	1	1						
Lee Stevens, L OBP: 0.337, SLG: 0.444		F9 2B									3	0	1	0	2	2	2						
Orlando Cabrera, R OBP: 0.307, SLG: 0.384		F2									5	0	3	1	0	0	1						
Michael Barrett, R OBP: 0.289, SLG: 0.366											4	1	3	0	1	0	2						
Ryan Minor, R ERA: 1.30 Scott Stewart, R ERA: 4.35 Mark Smith, R OBP: 0.333, SLG: 0.437 Graeme Lloyd, L ERA: 3.19 Ugueth Urbina, R ERA: 4.24 Fernando Seguinol, S ERA: 3.27		F9									3	0	0	0	0	0	7						
Brad Wilkerson, L OBP: 0.286, SLG: 0.343 Jose Vidro, S OBP: 0.398, SLG: 0.549											4	1	1	1	0	2	4						
Bobby Munoz, R ERA: 2.55	6.0	3	0	0	1	0	0	0	0	0	0	0	8	12	0.00	0.000							
Mike Mordecai, R OBP: 0.322, SLG: 0.377	7.4	1.0	3	1	0	0	1	0	0	0	0	0	7	13	0.00	1.000							
Inning Stats	R: 0 E: 0 K: 0 S: 7	H: 0 LOB: 0 BB: 1 P: 13	R: 0 E: 0 K: 1 S: 12	H: 1 LOB: 2 BB: 1 P: 21	R: 0 E: 0 K: 1 S: 9	H: 0 LOB: 0 BB: 0 P: 13	R: 0 E: 0 K: 0 S: 7	H: 2 LOB: 2 BB: 1 P: 13	R: 1 E: 0 K: 2 S: 12	H: 2 LOB: 2 BB: 1 P: 25	R: 0 E: 0 K: 1 S: 13	H: 2 LOB: 3 BB: 1 P: 21	R: 1 E: 0 K: 0 S: 14	H: 2 LOB: 2 BB: 1 P: 22	R: 0 E: 0 K: 1 S: 9	H: 0 LOB: 0 BB: 0 P: 12	R: 0 E: 0 K: 2 S: 7	H: 0 LOB: 0 BB: 0 P: 10	R: 1 E: 1 K: 0 S: 12	H: 1 LOB: 3 BB: 2 P: 23	1B: 5 2B: 4 3B: 0 HR: 1	SF: 0 SAC: 0 DP: 2 HBP: 0	WP: 0 PA: 45 PB: 0 SB: 0 CS: 0
PITCHER	IP WLS BF H R ER SO BB IBB HBP BLK WP HR S P ERA WHIP	IP WLS BF H R ER SO BB IBB HBP BLK WP HR S P ERA WHIP	IP WLS BF H R ER SO BB IBB HBP BLK WP HR S P ERA WHIP	IP WLS BF H R ER SO BB IBB HBP BLK WP HR S P ERA WHIP	IP WLS BF H R ER SO BB IBB HBP BLK WP HR S P ERA WHIP	IP WLS BF H R ER SO BB IBB HBP BLK WP HR S P ERA WHIP	IP WLS BF H R ER SO BB IBB HBP BLK WP HR S P ERA WHIP	IP WLS BF H R ER SO BB IBB HBP BLK WP HR S P ERA WHIP	IP WLS BF H R ER SO BB IBB HBP BLK WP HR S P ERA WHIP	IP WLS BF H R ER SO BB IBB HBP BLK WP HR S P ERA WHIP	IP WLS BF H R ER SO BB IBB HBP BLK WP HR S P ERA WHIP	IP WLS BF H R ER SO BB IBB HBP BLK WP HR S P ERA WHIP	IP WLS BF H R ER SO BB IBB HBP BLK WP HR S P ERA WHIP	IP WLS BF H R ER SO BB IBB HBP BLK WP HR S P ERA WHIP	IP WLS BF H R ER SO BB IBB HBP BLK WP HR S P ERA WHIP	IP WLS BF H R ER SO BB IBB HBP BLK WP HR S P ERA WHIP	IP WLS BF H R ER SO BB IBB HBP BLK WP HR S P ERA WHIP	IP WLS BF H R ER SO BB IBB HBP BLK WP HR S P ERA WHIP	IP WLS BF H R ER SO BB IBB HBP BLK WP HR S P ERA WHIP	IP WLS BF H R ER SO BB IBB HBP BLK WP HR S P ERA WHIP	IP WLS BF H R ER SO BB IBB HBP BLK WP HR S P ERA WHIP		
Jason Marquis, L ERA: 4.35	6.0	1	4	2	1	1	0	1	0	0	0	0	10	17	27.00	9.000							
Jose Cabrera, R ERA: 4.45	7.1	0.1	4	2	1	1	0	1	0	0	0	0	10	17	27.00	9.000							
29 John Smoltz, R ERA: 5.02	7.1	1.2	5	0	0	0	1	0	0	0	0	0	13	17	0.00	0.000							
Steve Karsay, R ERA: 1.53	8.1	1.0	3	0	0	0	2	0	0	0	0	0	7	10	0.00	0.000							
Steve Reed, R ERA: 3.27	10.1	0.1	2	1	1	0	0	0	0	0	0	0	3	5	0.00	3.000							

Atlanta Braves @ Montreal Expos
Olympic Stadium, Montreal, QB
Thu Jul 26 2001, 7:05 PM EDT
Att: 7,635 - Dome - 72 F

AB	37
R	3
H	10
RBI	3
BB	8
SO	8
LOB	24



Batter	1	2	3	4	5	6	7	8	9	AB	R	H	RBI	BB	SO	LOB	TOP					
Marcus Giles, R OBP: 0.300, SLG: 0.396										5	2	1	0	0	1	3						
B.J. Surhoff, L OBP: 0.325, SLG: 0.411										4	1	1	0	0	0	0						
Dave Martinez, L OBP: 0.376, SLG: 0.437										1	0	0	0	0	1	1						
10 Chipper Jones, S OBP: 0.412, SLG: 0.626										4	1	3	1	1	0	0						
Brian Jordan, R OBP: 0.323, SLG: 0.485										5	1	2	4	0	1	2						
Ken Caminiti, S OBP: 0.315, SLG: 0.436										4	1	2	1	0	1	1						
Wes Helms, R OBP: 0.276, SLG: 0.384										1	0	0	0	0	1	2						
Andruw Jones, R OBP: 0.323, SLG: 0.489										4	0	0	0	0	1	2						
Mark DeRosa, R OBP: 0.400, SLG: 0.426										4	1	1	0	0	0	0						
Paul Bako, L OBP: 0.287, SLG: 0.381										3	0	1	0	1	1	1						
Greg Maddux, R OBP: 0.170, SLG: 0.152										1	0	0	0	0	1	1						
29 John Smoltz, R ERA: 4.23										0	0	0	0	0	0	0						
Keith Lockhart, L OBP: 0.331, SLG: 0.363										1	0	0	0	0	0	0						
Steve Karsay, R ERA: 5.97										0	0	0	0	0	0	0						
Inning Stats	R: 0 E: 0 K: 1 S: 9	H: 0 LOB: 0 BB: 0 P: 15	R: 1 E: 0 K: 0 S: 9	H: 1 LOB: 0 BB: 0 P: 13	R: 4 E: 1 K: 0 S: 10	H: 3 LOB: 0 BB: 1 P: 17	R: 1 E: 1 K: 0 S: 9	H: 1 LOB: 1 BB: 0 P: 14	R: 0 E: 0 K: 0 S: 10	H: 2 LOB: 2 BB: 0 P: 18	R: 0 E: 0 K: 2 S: 11	H: 1 LOB: 1 BB: 0 P: 14	R: 0 E: 0 K: 2 S: 12	H: 1 LOB: 1 BB: 0 P: 19	R: 0 E: 0 K: 1 S: 6	H: 0 LOB: 0 BB: 0 P: 9	R: 1 E: 0 K: 2 S: 16	H: 2 LOB: 2 BB: 1 P: 24	1B: 7 2B: 2 3B: 0 HR: 2	SF: 0 SAC: 0 DP: 0 HBP: 0	WP: 2 PB: 2 SB: 0 CS: 0	PA: 41
PITCHER	IP	WLS	BF	H	R	ER	SO	BB	IBB	HBP	BLK	WP	HR	S	P	ERA	WHIP					
Troy Mattes, R ERA: 6.0	6.0	L	28	8	6	5	3	1	0	0	0	2	2	58	91	7.50	1.500					
Masato Yoshii, R ERA: 4.23	2.0		7	1	0	0	3	0	0	0	0	0	0	18	28	0.00	0.500					
Britt Reames, R ERA: 5.97	1.0		6	2	1	1	2	1	0	0	0	0	0	16	24	9.00	3.000					

Atlanta Braves @ Montreal Expos
Olympic Stadium, Montreal, QB
Fri Jul 27 2001, 7:05 PM EDT
Att: 8,299 - Dome - 72 F

AB	37
R	7
H	11
RBI	6
BB	2
SO	8
LOB	13



Batter	1	2	3	4	5	6	7	8	9	AB	R	H	RBI	BB	SO	LOB	BOTTOM					
Peter Bergeron, L OBP: 0.324, SLG: 0.326										4	0	2	3	0	0	0						
Mike Mordecai, R OBP: 0.314, SLG: 0.366										4	0	0	0	0	0	2						
Vladimir Guerrero, R OBP: 0.399, SLG: 0.642										4	0	0	0	0	0	2						
Lee Stevens, L OBP: 0.336, SLG: 0.441										4	0	1	0	0	1	0						
Orlando Cabrera, R OBP: 0.304, SLG: 0.380										4	0	0	0	0	0	1						
Geoff Blum, S OBP: 0.336, SLG: 0.370										4	0	1	0	0	0	1						
Michael Barrett, R OBP: 0.288, SLG: 0.364										4	1	1	0	0	0	2						
Brad Wilkerson, L OBP: 0.311, SLG: 0.395										3	2	2	0	0	1	0						
Troy Mattes, R OBP: 0.467, SLG: 0.533										1	0	0	0	0	0	0						
Fernando Seguinol, S OBP: 0.184, SLG: 0.147										1	0	0	0	0	0	1						
Masato Yoshii, R OBP: 0.187, SLG: 0.091										0	0	0	0	0	0	0						
Mark Smith, R OBP: 0.331, SLG: 0.433										1	0	0	0	0	0	2						
Britt Reames, R OBP: 0.316, SLG: 0.333										0	0	0	0	0	0	0						
Inning Stats	R: 0 E: 0 K: 0 S: 11	H: 0 LOB: 0 BB: 0 P: 12	R: 0 E: 0 K: 1 S: 10	H: 0 LOB: 0 BB: 0 P: 14	R: 0 E: 0 K: 1 S: 8	H: 0 LOB: 0 BB: 0 P: 9	R: 0 E: 0 K: 0 S: 4	H: 0 LOB: 0 BB: 0 P: 6	R: 0 E: 0 K: 0 S: 5	H: 1 LOB: 1 BB: 0 P: 6	R: 1 E: 0 K: 0 S: 9	H: 2 LOB: 1 BB: 0 P: 15	R: 0 E: 0 K: 0 S: 5	H: 0 LOB: 0 BB: 0 P: 8	R: 2 E: 0 K: 0 S: 8	H: 3 LOB: 1 BB: 0 P: 13	R: 0 E: 0 K: 0 S: 10	H: 1 LOB: 1 BB: 0 P: 14	1B: 4 2B: 3 3B: 0 HR: 0	SF: 0 SAC: 0 DP: 0 HBP: 0	WP: 0 PB: 1 SB: 0 CS: 0	PA: 34
PITCHER	IP	WLS	BF	H	R	ER	SO	BB	IBB	HBP	BLK	WP	HR	S	P	ERA	WHIP					
Greg Maddux, R ERA: 2.49	7.1		28	6	3	3	2	0	0	0	0	0	0	58	80	3.68	0.818					
29 John Smoltz, R ERA: 4.91	0.2	H	2	0	0	0	0	0	0	0	0	0	0	2	3	0.00	0.000					
Steve Karsay, R ERA: 1.51	1.0		4	1	0	0	0	0	0	0	0	0	0	10	14	0.00	1.000					

Atlanta Braves @ Montreal Expos
Olympic Stadium, Montreal, QB
Fri Jul 27 2001, 7:05 PM EDT
Att: 8,299 - Dome - 72 F

AB	34
R	3
H	7
RBI	3
BB	0
SO	2
LOB	11



Batter	1	2	3	4	5	6	7	8	9	AB	R	H	RBI	BB	SO	LOB	TOP					
Marcus Giles, R (1.4) OBP: 0.333, SLG: 0.446	0-1 F8		4-2 BB	0-0 1B			4-1 E 10 SF8	3-2 HR		3	2	4	2	0	0		Atlanta Braves @ Montreal Expos Olympic Stadium, Montreal, QB Sun Jul 29 2001, 1:35 PM EDT Att. 9,802 - Dome - 72 F					
B.J. Surhoff, L (1.7) OBP: 0.319, SLG: 0.401	1-3 K		2-3 K	2-1 F8			0-1 E3	1-0 F9		5	0	0	0	0	2	5						
10 Chipper Jones, S (1.5) OBP: 0.412, SLG: 0.629	4-0 BB		1-3 K		1-0 P5		0-0 SF8	1-1 P4		3	0	0	1	1	1	2						
Brian Jordan, R (1.9) OBP: 0.323, SLG: 0.482	3-2 G6-3		3-1 L8		0-0 F7		3-1 F2		2-3 K	1	0	0	0	0	0	1						
Dave Martinez, L (1.9) OBP: 0.366, SLG: 0.426										4	0	0	0	0	1	2						
Ken Caminiti, S (1.3) OBP: 0.327, SLG: 0.468		2-2 P6		1-0 G4-3 E 2B	2-0 G3-1			4-2 S 1B BB	0-0 F9	3	1	1	0	1	0	0						
Jesse Garcia, R (8. PR) OBP: 0.200, SLG: 0.200										0	1	0	0	0	0	0						
Wes Helms, R (8.3) OBP: 0.273, SLG: 0.379										1	0	0	0	0	0	0						
Andruw Jones, R (1.8) OBP: 0.318, SLG: 0.479		3-3 K		1-3 K		3-2 F7		4-1 1B BB	2-1 G6-3	4	1	0	0	1	2	1						
Javy Lopez, R (1.2) OBP: 0.301, SLG: 0.386		1-0 2B		0-1 G4-3		1-1 F3		1-1 F9		4	0	1	0	0	0	3						
Mark DeRosa, R (1.6) OBP: 0.406, SLG: 0.421		4-0 IBB		4-0 E 1B IBB		2-1 F9		0-2 E HR 1B		2	2	1	1	2	0	0						
John Burkett, R (1.1) OBP: 0.167, SLG: 0.130			3-3 K		0-0 E4 1B		2-1 G6-3	0-0 E4 HR		4	1	0	0	0	1	4						
29 John Smoltz, R (8.1) Kerry Ligtenberg, R (9.1)										0	0	0	0	0	0	0						
										0	0	0	0	0	0	0						
Inning Stats	R: 0 E: 0 K: 1 S: 12	H: 0 LOB: 1 BB: 1 P: 20	R: 0 E: 0 K: 2 S: 10	H: 1 LOB: 2 BB: 1 P: 23	R: 0 E: 0 K: 2 S: 14	H: 0 LOB: 1 BB: 1 P: 24	R: 2 E: 1 K: 1 S: 10	H: 2 LOB: 2 BB: 1 P: 18	R: 0 E: 0 K: 0 S: 3	H: 0 LOB: 0 BB: 0 P: 6	R: 0 E: 0 K: 0 S: 7	H: 0 LOB: 1 BB: 1 P: 13	R: 1 E: 1 K: 0 S: 10	H: 0 LOB: 1 BB: 1 P: 17	R: 5 E: 1 K: 0 S: 15	H: 2 LOB: 1 BB: 2 P: 29	R: 0 E: 0 K: 1 S: 6	H: 0 LOB: 0 BB: 0 P: 10	1B: 2 2B: 2 3B: 0 HR: 1	SF: 1 SAC: 0 DP: 0 HBP: 0	WP: 0 PB: 0 SB: 1 CS: 0	PA: 42
PITCHER	IP WLS BF H R ER SO BB IBB HBP BLK WP HR S P ERA WHIP																					
Tony Armas, R (1.1) ERA: 3.82	6.0 L 26 3 2 0 6 2 2 0 0 0 0 0 56 104 0.00 0.833																					
Britt Reames, R (7.1) ERA: 5.91	0.2 4 0 1 0 0 1 0 0 0 0 0 6 12 0.00 1.500																					
Scott Stewart, L (7.1) ERA: 4.7	0.1 2 0 1 1 0 1 0 0 0 0 0 6 11 27.00 3.000																					
Scott Strickland, R (8.1) ERA: 3.71	0.1 5 2 4 3 0 1 0 0 0 0 1 10 18 81.00 9.000																					
Graeme Lloyd, L (8.1) ERA: 3.44	0.2 2 0 0 0 0 0 0 0 0 0 0 3 5 0.00 0.000																					

AB	34
R	8
H	5
RBI	6
BB	7
SO	7
LOB	18



Batter	1	2	3	4	5	6	7	8	9	AB	R	H	RBI	BB	SO	LOB	BOTTOM					
Peter Bergeron, L (1.8) OBP: 0.318, SLG: 0.319	1-1 F8			2-2 G5-3			2-3 K	2-3 K		4	0	0	0	0	2	2	Atlanta Braves @ Montreal Expos Olympic Stadium, Montreal, QB Sun Jul 29 2001, 1:35 PM EDT Att. 9,802 - Dome - 72 F					
Geoff Blum, S (1.5) OBP: 0.337, SLG: 0.367	1-3 K			2-3 K		0-0 G3			2-1 G4-3	4	0	0	0	0	2	0						
Vladimir Guerrero, R (1.9) OBP: 0.389, SLG: 0.635	2-2 G6-3			0-3 K			0-1 F8		0-2 G6-3	4	0	0	0	0	1	0						
Fernando Seguinol, S (1.3) OBP: 0.196, SLG: 0.190		1-2 F5			0-1 G6-3		3-3 K		0-2 1B	4	0	1	0	0	1	0						
Orlando Cabrera, R (1.6) OBP: 0.303, SLG: 0.375		1-3 K			2-2 3B 1B		1-0 F7		0-1 F8	4	1	1	0	0	1	1						
Randy Knorr, R (1.2) OBP: 0.309, SLG: 0.389		1-3 K			2-3 K			0-0 2B 1B		3	0	1	0	0	2	1						
Brad Wilkerson, L (1.7) OBP: 0.313, SLG: 0.439			1-3 K		1-1 3B			1-1 F5		3	0	1	1	0	1	1						
Henry Mateo, S (1.4) OBP: 0.429, SLG: 0.571			2-3 K		0-0 G3			2-2 2B		3	0	1	0	0	1	1						
Tony Armas, R (1.1) OBP: 0.171, SLG: 0.200			0-3 K			2-2 G4-3		2-2 F9		1	0	0	0	0	1	0						
Ryan Minor, R (6. PR) OBP: 0.268, SLG: 0.301										1	0	0	0	0	0	0						
Britt Reames, R (7.1) ERA: 5.91										0	0	0	0	0	0	0						
Scott Stewart, L (7.1) ERA: 4.7										0	0	0	0	0	0	0						
Scott Strickland, R (8.1) ERA: 3.71										0	0	0	0	0	0	0						
Graeme Lloyd, L (8.1) ERA: 3.44										0	0	0	0	0	0	0						
Mark Smith, R (8. PR) OBP: 0.333, SLG: 0.421										1	0	0	0	0	0	2						
Joey Eischen, L (9.1)										0	0	0	0	0	0	0						
Inning Stats	R: 0 E: 0 K: 1 S: 8	H: 0 LOB: 0 BB: 0 P: 12	R: 0 E: 0 K: 2 S: 10	H: 0 LOB: 0 BB: 0 P: 13	R: 0 E: 0 K: 3 S: 9	H: 0 LOB: 0 BB: 0 P: 12	R: 0 E: 0 K: 2 S: 12	H: 0 LOB: 0 BB: 0 P: 16	R: 1 E: 0 K: 1 S: 12	H: 2 LOB: 1 BB: 0 P: 16	R: 0 E: 0 K: 1 S: 7	H: 0 LOB: 0 BB: 0 P: 11	R: 0 E: 0 K: 1 S: 6	H: 0 LOB: 0 BB: 0 P: 10	R: 0 E: 0 K: 1 S: 14	H: 2 LOB: 2 BB: 0 P: 21	R: 0 E: 0 K: 0 S: 10	H: 1 LOB: 1 BB: 0 P: 12	1B: 3 2B: 1 3B: 1 HR: 0	SF: 0 SAC: 0 DP: 0 HBP: 0	WP: 0 PB: 0 SB: 0 CS: 0	PA: 32
PITCHER	IP WLS BF H R ER SO BB IBB HBP BLK WP HR S P ERA WHIP																					
John Burkett, R (1.1) ERA: 2.47	7.1 W 26 4 1 1 11 0 0 0 0 0 0 71 100 0.00 0.545																					
29 John Smoltz, R (8.1) ERA: 4.8	0.2 2 0 0 0 1 0 0 0 0 0 0 7 11 0.00 0.000																					
Kerry Ligtenberg, R (9.1) ERA: 3.82	1.0 4 1 0 0 0 0 0 0 0 0 0 10 12 0.00 1.000																					



Batter	1	2	3	4	5	6	7	8	9	AB	R	H	RBI	BB	SO	LOB	TOP					
Marcus Giles, R OBP: 0.338, SLG: 0.444	G6-3		G6-3				F8			4	0	1	0	0	0	0	Atlanta Braves @ St. Louis Cardinals Busch Stadium, St. Louis, MO Wed Aug 01 2001, 6:05 PM CDT Att: 37,633 - Sunny - 94 F					
B.J. Surhoff, L OBP: 0.317, SLG: 0.397	F9					F8	K			4	0	1	0	0	1	2						
10 Chipper Jones, S OBP: 0.409, SLG: 0.624			G4-3			G4-3		K		4	0	1	0	0	1	1						
Ken Caminiti, S OBP: 0.332, SLG: 0.465										3	0	1	0	1	1	1						
Wes Helms, R OBP: 0.273, SLG: 0.379	K					1B	1B	FC5-4	1B	0	0	0	0	0	0	0						
Dave Martinez, L OBP: 0.359, SLG: 0.414		F5		K				F7		4	0	1	0	0	1	1						
Andruw Jones, R OBP: 0.313, SLG: 0.470		K		K			F6	FC5-4		4	0	0	0	0	2	3						
Rey Sanchez, R OBP: 0.324, SLG: 0.365						G5-3			G4-3	4	0	2	0	0	0	0						
Paul Bako, L OBP: 0.276, SLG: 0.364							L7		K	4	0	0	0	0	3	4						
Greg Maddux, R OBP: 0.184, SLG: 0.167									P4	2	0	1	0	0	0	0						
Keith Lockhart, L OBP: 0.326, SLG: 0.357			F7							1	0	0	0	0	0	0						
29 John Smoltz, R ERA: 4.55										0	0	0	0	0	0	0						
Jose Cabrera, R OBP: 0.383, SLG: 0.493										1	0	0	0	0	0	0						
Bernard Gilkey, R OBP: 0.383, SLG: 0.493										1	0	0	0	0	0	0						
Inning Stats	R: 0 E: 0 K: 1 S: 9	H: 1 LOB: 1 BB: 0 P: 11	R: 0 E: 0 K: 2 S: 11	H: 1 LOB: 1 BB: 0 P: 20	R: 0 E: 0 K: 0 S: 7	H: 1 LOB: 1 BB: 0 P: 10	R: 0 E: 0 K: 2 S: 13	H: 0 LOB: 0 BB: 0 P: 19	R: 0 E: 0 K: 1 S: 11	H: 2 LOB: 3 BB: 0 P: 13	R: 0 E: 0 K: 1 S: 15	H: 0 LOB: 0 BB: 0 P: 24	R: 0 E: 0 K: 1 S: 6	H: 0 LOB: 0 BB: 0 P: 11	R: 0 E: 0 K: 1 S: 12	H: 1 LOB: 1 BB: 0 P: 15	R: 0 E: 0 K: 1 S: 5	H: 0 LOB: 0 BB: 0 P: 6	1B: 7 2B: 1 3B: 0 HR: 0	SF: 0 SAC: 0 DP: 0 HBP: 0	WP: 0 PB: 0 SB: 0 CS: 0	PA: 36
PITCHER	IP WLS BF H R ER SO BB IBB HBP BLK WP HR S P ERA WHIP																					
Darryl Kile, R ERA: 2.97	(1, 1) 8.0 W 33 8 0 0 8 1 0 0 0 0 0 0 84 123 0.00 1.125																					
Dave Veres, R ERA: 3.22	(9, 1) 1.0 3 0 0 0 1 0 0 0 0 0 0 5 6 0.00 0.000																					

Batter	1	2	3	4	5	6	7	8	9	AB	R	H	RBI	BB	SO	LOB	BOTTOM			
Fernando Vina, L OBP: 0.355, SLG: 0.414	K		G4-3					L7		4	1	1	0	0	1	0	Atlanta Braves @ St. Louis Cardinals Busch Stadium, St. Louis, MO Wed Aug 01 2001, 6:05 PM CDT Att: 37,633 - Sunny - 94 F			
Placido Polanco, R OBP: 0.372, SLG: 0.411	G4-3		G5-3			E7		5 BLK		4	1	2	0	0	0	0				
5 Albert Pujols, R OBP: 0.394, SLG: 0.594						FC6-5		F9		4	1	2	0	0	0	1				
Mark McGwire, R OBP: 0.329, SLG: 0.527						HR		F7		4	1	1	2	0	0	2				
15 Jim Edmonds, L OBP: 0.382, SLG: 0.481			L6							3	0	0	0	0	1	0				
J.D. Drew, L OBP: 0.426, SLG: 0.689										3	0	1	0	0	0	0				
Edgar Renteria, R OBP: 0.294, SLG: 0.341										3	0	1	0	0	0	1				
Mike Matheny, R OBP: 0.304, SLG: 0.290										3	0	0	0	0	0	2				
Darryl Kile, R OBP: 0.185, SLG: 0.235										3	0	0	0	0	1	1				
Dave Veres, R ERA: 3.22										0	0	0	0	0	0	0				
Inning Stats	R: 0 E: 0 K: 1 S: 7	H: 1 LOB: 1 BB: 0 P: 12	R: 0 E: 0 K: 0 S: 8	H: 1 LOB: 1 BB: 0 P: 10	R: 0 E: 0 K: 1 S: 6	H: 0 LOB: 0 BB: 0 P: 9	R: 0 E: 0 K: 0 S: 7	H: 1 LOB: 0 BB: 0 P: 10	R: 0 E: 0 K: 0 S: 5	H: 0 LOB: 0 BB: 0 P: 6	R: 3 E: 1 K: 1 S: 15	H: 3 LOB: 0 BB: 0 P: 22	R: 0 E: 0 K: 0 S: 12	H: 1 LOB: 1 BB: 0 P: 14	R: 1 E: 0 K: 0 S: 10	H: 1 LOB: 0 BB: 0 P: 15	1B: 5 2B: 1 3B: 1 HR: 1	SF: 0 SAC: 0 DP: 1 HBP: 0	WP: 0 PB: 0 SB: 0 CS: 0	PA: 31
PITCHER	IP WLS BF H R ER SO BB IBB HBP BLK WP HR S P ERA WHIP																			
Greg Maddux, R ERA: 2.56	(1, 1) 6.0 L 23 6 3 3 3 3 0 0 0 0 0 0 48 69 4.50 1.000																			
29 John Smoltz, R ERA: 4.55	(7, 1) 1.0 4 1 0 0 0 0 0 0 0 0 0 12 14 0.00 1.000																			
Jose Cabrera, R ERA: 1.94	(8, 1) 1.0 4 1 1 1 0 0 0 0 0 1 0 0 10 15 9.00 1.000																			

Batter	1	2	3	4	5	6	7	8	9	AB	R	H	RBI	BB	SO	LOB	TOP										
Marcus Giles, R OBP: 0.333, SLG: 0.433	F8		G4-3 1B		G6-3			F8		4	0	1	0	0	0	1	Atlanta Braves @ St. Louis Cardinals Busch Stadium, St. Louis, MO Thu Aug 02 2001, 7:10 PM CDT Att: 38,394 - Cloudy - 95 F										
Rey Sanchez, R OBP: 0.320, SLG: 0.362	P6		G4-3 1-2f		L8			P4		4	0	0	0	0	0	2											
10 Chipper Jones, S OBP: 0.408, SLG: 0.620 Steve Karsay, R (8, 1)	F7		FC6-4 1B			K		F8		4	0	1	0	0	1	0											
Andruw Jones, R OBP: 0.312, SLG: 0.468		1-2 HR 1B	FC6-4 1-2f			F9		G4-3		4	1	1	0	0	0	1											
Javy Lopez, R OBP: 0.301, SLG: 0.397 Mark DeRosa, R OBP: 0.397, SLG: 0.410		1-H HR 1B		G6-3		F5		1B 2B		4	1	2	2	0	0	0											
Bernard Gilroy, R OBP: 0.349, SLG: 0.473 29 John Smoltz, R OBP: 0.331, SLG: 0.396 Steve Reed, R OBP: 0.376, SLG: 0.497 Mike Remlinger, L OBP: 0.326, SLG: 0.357 Ken Caminiti, S OBP: 0.334, SLG: 0.487 Jason Marquis, R OBP: 0.319, SLG: 0.399 Paul Bako, L OBP: 0.278, SLG: 0.354		K		K			L8		2-3 1B	3	0	0	0	0	2	0											
Wes Helms, R OBP: 0.267, SLG: 0.370				F8			P4		F9	4	0	0	0	0	1	3											
Dave Martinez, L OBP: 0.368, SLG: 0.419					G6-3 SH5-4 BB				K	3	0	2	0	1	1	3											
Tom Glavine, L OBP: 0.229, SLG: 0.219 B.J. Surhoff, L OBP: 0.316, SLG: 0.396					SH5-4			G4-3		1	0	0	0	0	0	1											
										1	0	0	0	0	0	1											
Inning Stats	R: 0 E: 0 K: 0 S: 7	H: 0 LOB: 0 BB: 0 P: 9	R: 2 E: 0 K: 2 S: 14	H: 3 LOB: 1 BB: 0 P: 20	R: 0 E: 0 K: 0 S: 7	H: 2 LOB: 1 BB: 0 P: 12	R: 0 E: 0 K: 1 S: 7	H: 0 LOB: 0 BB: 0 P: 10	R: 0 E: 0 K: 0 S: 4	H: 0 LOB: 1 BB: 1 P: 9	R: 0 E: 0 K: 1 S: 9	H: 0 LOB: 0 BB: 0 P: 15	R: 0 E: 0 K: 0 S: 6	H: 1 LOB: 1 BB: 0 P: 13	R: 0 E: 0 K: 0 S: 4	H: 0 LOB: 0 BB: 0 P: 4	R: 0 E: 0 K: 1 S: 14	H: 2 LOB: 2 BB: 0 P: 16	1B: 6 2B: 1 3B: 0 HR: 1	SF: 0 SAC: 1 DP: 1 HBP: 0	WP: 0 PB: 0 SB: 0 CS: 0	PA: 35					
PITCHER	IP	WLS	BF	H	R	ER	SO	BB	IBB	HBP	BLK	WP	HR	S	P	ERA	WHIP										
Bud Smith, L ERA: 2.67	6.0	L	23	5	2	2	4	1	0	0	0	0	1	48	75	3.00	1.000										
Gene Stechschulte, R ERA: 4.34	1.0		4	1	0	0	0	0	0	0	0	0	0	6	13	0.00	1.000										
Luther Hackman, R ERA: 4.26	1.0		3	0	0	0	0	0	0	0	0	0	0	4	4	0.00	0.000										
Dave Veres, R ERA: 3.2	0.1		2	1	0	0	0	0	0	0	0	0	0	4	6	0.00	3.000										
Steve Kline, L ERA: 1.9	0.2		3	1	0	0	1	0	0	0	0	0	0	10	10	0.00	1.500										

AB 33
R 2
H 8
RBI 2
BB 1
SO 5
LOB 12



Batter	1	2	3	4	5	6	7	8	9	AB	R	H	RBI	BB	SO	LOB	BOTTOM										
Fernando Vina, L OBP: 0.352, SLG: 0.411	F8		G6-3			G3			F8	4	0	0	0	0	0	1	Atlanta Braves @ St. Louis Cardinals Busch Stadium, St. Louis, MO Thu Aug 02 2001, 7:10 PM CDT Att: 38,394 - Cloudy - 95 F										
Placido Polanco, R OBP: 0.373, SLG: 0.410	L6			5 1B SF8 BB		P2			1B	3	1	1	0	1	0	0											
5 Albert Pujols, R OBP: 0.399, SLG: 0.590	F9				G6-3 1B			F8		4	0	1	0	0	1	1											
Mark McGwire, R OBP: 0.323, SLG: 0.519		F9		SF8			K		K	3	0	0	1	0	2	1											
Craig Paquette, R OBP: 0.293, SLG: 0.443 15 Jim Edmonds, L OBP: 0.381, SLG: 0.480		L7		G6-3			G3			2	0	0	0	0	0	1											
J.D. Drew, L OBP: 0.422, SLG: 0.680		G4-3			K			G6-3		3	0	0	0	0	1	0											
Edgar Renteria, R OBP: 0.297, SLG: 0.344			G6-3			2-1 CS 1B			1B	3	0	2	0	0	0	0											
Mike Matheny, R OBP: 0.301, SLG: 0.286			K			0-3 SAFE K			K	3	0	0	0	0	3	2											
Bud Smith, L ERA: 2.67 Bobby Bonilla, S OBP: 0.331, SLG: 0.396 Gene Stechschulte, R OBP: 0.376, SLG: 0.497 Luther Hackman, R OBP: 0.326, SLG: 0.357 Kerry Robinson, L OBP: 0.322, SLG: 0.349 Dave Veres, R OBP: 0.319, SLG: 0.399 Steve Kline, S OBP: 0.278, SLG: 0.354							L5		K	1	0	1	0	0	0	0											
										1	0	0	0	0	0	0											
Inning Stats	R: 0 E: 0 K: 0 S: 4	H: 0 LOB: 0 BB: 0 P: 6	R: 0 E: 0 K: 0 S: 6	H: 0 LOB: 0 BB: 0 P: 10	R: 0 E: 0 K: 1 S: 11	H: 1 LOB: 0 BB: 0 P: 16	R: 1 E: 0 K: 0 S: 6	H: 1 LOB: 0 BB: 1 P: 11	R: 0 E: 0 K: 2 S: 9	H: 0 LOB: 0 BB: 0 P: 12	R: 0 E: 0 K: 0 S: 8	H: 0 LOB: 0 BB: 0 P: 11	R: 0 E: 0 K: 1 S: 9	H: 0 LOB: 0 BB: 0 P: 14	R: 0 E: 0 K: 2 S: 9	H: 1 LOB: 1 BB: 0 P: 13	R: 0 E: 0 K: 2 S: 13	H: 1 LOB: 1 BB: 0 P: 20	1B: 5 2B: 0 3B: 0 HR: 0	SF: 1 SAC: 0 DP: 1 HBP: 0	WP: 0 PB: 0 SB: 1 CS: 1	PA: 31					
PITCHER	IP	WLS	BF	H	R	ER	SO	BB	IBB	HBP	BLK	WP	HR	S	P	ERA	WHIP										
Tom Glavine, L ERA: 3.94	6.0	W	20	3	1	1	3	1	0	0	0	0	0	2	4	0.00	0.000										
29 John Smoltz, R ERA: 4.5	0.1	H	1	0	0	0	0	0	0	0	0	0	0	4	6	0.00	0.000										
Steve Reed, R ERA: 3.86	0.1	H	1	0	0	0	1	0	0	0	0	0	0	4	6	0.00	0.000										
Mike Remlinger, L ERA: 2.91	0.2	H	2	0	0	0	0	0	0	0	0	0	0	4	6	0.00	0.000										
Steve Karsay, R ERA: 1.47	1.2	S	7	2	0	0	4	0	0	0	0	0	0	21	31	0.00	1.200										

AB 29
R 1
H 5
RBI 1
BB 1
SO 8
LOB 7



Batter	1	2	3	4	5	6	7	8	9	10	11	AB	R	H	RBI	BB	SO	LOB	TOP							
Marcus Giles, R OBP: 0.321, SLG: 0.403	(1,4) 4-2 G4-3 BB	(1,2) FC6-4		(1,0) F9		(1,0) F9		(1,3) K		(2,3) K		5	0	0	0	1	2	8								
B.J. Surhoff, L OBP: 0.319, SLG: 0.401	(1,7) 1-3 K		(2,1) 10 1B SF9		(0,1) 10 1B G4-6-3		(0,2) 10 1B		(1,3) K		(0,0) F2	6	1	3	0	0	2	1								
10 Chipper Jones, S OBP: 0.411, SLG: 0.619	(1,5) 1-0 G4-3		(3,0) SF9 BB 2B		(4,2) 10 1B G4-6-3		(4,0) 10 1B		(0,0) CS		(0,0) F8	4	0	2	0	2	0	1								
Dave Martinez, L OBP: 0.366, SLG: 0.404	(1,9) 3-3 K		(2,0) SF9 BB 1B		(1,2) G4-6-3 BB		(1,2) K		(0,0) F8		(2,3) K	6	0	0	0	0	3	8								
Andruw Jones, R OBP: 0.311, SLG: 0.463		(1,2) F9	(4,2) FC4 BB		(3,3) K		(3,3) K		(2,1) CS		(2,3) K	4	0	0	0	1	3	3								
Javy Lopez, R OBP: 0.365, SLG: 0.403		(1,0) BB 1B HBP	(0,2) SF9		(1,0) FC6-4 1B		(0,0) L6				(2,1) 2B	3	0	2	1	0	0	2								
Mark DeRosa, R OBP: 0.397, SLG: 0.410												0	1	0	0	0	0	0								
Bernard Gilkey, R OBP: 0.369, SLG: 0.473												0	0	0	0	0	0	0								
Rey Sanchez, R OBP: 0.319, SLG: 0.360	(1,6) 1-0 BB 1B		(0,1) FC4		(1,0) FC6-4 SH2-4 BB				(2,2) G4-3		(3,3) K	5	0	1	0	0	1	4								
Wes Helms, R OBP: 0.272, SLG: 0.365		(4,2) FC6-4 BB		(1,0) G5-3		(4,2) SH2-4 BB		(2,1) G6-3		(4,0) 2B		2	0	0	0	2	0	0								
Ken Caminiti, S OBP: 0.337, SLG: 0.467												0	0	0	0	1	0	0								
Paul Bako, L OBP: 0.276, SLG: 0.364		(1,2) FC6-4 BB									(3,2) IBB	0	0	0	0	0	0	0								
Jason Marquis, L OBP: 0.133, SLG: 0.071	(1,1) 1-3 K			(2,1) G4-3		(1,1) SH2-4		(1,3) K			(3,2) 2B	3	0	0	0	0	2	3								
Mike Remlinger, L OBP: 0.331, SLG: 0.371												0	0	0	0	0	0	0								
Keith Lockhart, L OBP: 0.331, SLG: 0.371												1	0	1	1	0	0	0								
Steve Karsay, R OBP: 0.331, SLG: 0.371												0	0	0	0	0	0	0								
Jose Cabrera, R OBP: 0.331, SLG: 0.371												0	0	0	0	0	0	0								
Inning Stats	R: 0 E: 0 K: 2 S: 10	H: 0 LOB: 1 BB: 1 P: 19	R: 0 E: 0 K: 1 S: 13	H: 1 LOB: 3 BB: 1 P: 22	R: 1 E: 0 K: 0 S: 12	H: 2 LOB: 2 BB: 1 P: 23	R: 0 E: 0 K: 0 S: 4	H: 0 LOB: 0 BB: 0 P: 7	R: 0 E: 0 K: 1 S: 10	H: 1 LOB: 2 BB: 1 P: 18	R: 0 E: 0 K: 2 S: 12	H: 1 LOB: 2 BB: 1 P: 20	R: 0 E: 0 K: 2 S: 12	H: 0 LOB: 1 BB: 0 P: 18	R: 0 E: 0 K: 1 S: 8	H: 1 LOB: 0 BB: 0 P: 11	R: 0 E: 0 K: 3 S: 21	H: 2 LOB: 2 BB: 1 P: 37	R: 0 E: 0 K: 1 S: 5	H: 0 LOB: 0 BB: 0 P: 7	1B: 6 2B: 3 3B: 0 HR: 0	SF: 1 SAC: 1 DP: 1 HBP: 1	WP: 1 PB: 0 SB: 0 CS: 1	PA: 50		
PITCHER	IP ERA WLS BF H R ER SO BB IBB HBP BLK WP HR S P ERA WHIP	6.1 3.99 1.2 6 0 0 0 3 0 0 0 0 1 0 16 25 0.00 0.000	7.1 2.22 0.2 3 1 0 0 1 0 0 0 0 0 0 7 8 0.00 1.500	9.1 2.75 1.1 6 2 1 1 3 0 1 0 0 0 0 22 40 6.75 1.500	11.1 3.91 1.0 W 3 0 0 0 1 0 0 0 0 0 0 5 7 0.00 0.000																					

Atlanta Braves @ Milwaukee Brewers
Miller Park, Milwaukee, WI
Fri Aug 03 2001, 7:05 PM CDT
Att. 42,259 - Sunny - 75 F

livebaseballscores.com

AB 39
R 2
H 9
RBI 2
BB 7
SO 13
LOB 30

Braves

Batter	1	2	3	4	5	6	7	8	9	10	11	AB	R	H	RBI	BB	SO	LOB	BOTTOM							
Ronnie Belliard, R OBP: 0.350, SLG: 0.478	(1,4) 0-0 HR		(0,1) G6-3			(2,3) K			(2,3) K		(1,0) SH5-4	4	1	1	1	0	2	1								
Mark Loretta, R OBP: 0.339, SLG: 0.322	(1,5) 2-3 K		(0,0) G3			(0,1) L7			(3,2) 1B		(2,1) WP	4	0	1	0	0	1	1								
James Mouton, R OBP: 0.329, SLG: 0.365												0	0	0	0	0	0	0								
Luis Lopez, S OBP: 0.269, SLG: 0.276												1	0	0	0	0	0	1								
Jeromy Burnitz, L OBP: 0.345, SLG: 0.489	(1,9) 4-2 CS BB			(0,1) F7		(3,3) K			(0,0) F8			3	0	0	0	1	1	1								
Richie Sexson, R OBP: 0.309, SLG: 0.490	(1,3) 3-3 K			(2,3) K			(1,1) G6-3		(0,0) G1-3			4	0	0	0	0	2	2								
Devon White, S OBP: 0.340, SLG: 0.467		(2,2) L7		(4,1) BB			(0,3) K			(1,0) E S SF9		3	1	1	0	1	1	0								
Mark Sweeney, L OBP: 0.364, SLG: 0.800	(1,7) 1-3 K2-3			(0,0) F8			(3,1) G4-3			(3,3) K		4	0	0	0	0	2	2								
José Hernández, R OBP: 0.291, SLG: 0.443			(1,3) K					(0,3) K		(0,0) SF9		3	0	0	1	0	3	0								
Henry Blanco, R OBP: 0.291, SLG: 0.338				(1,0) G6-3 SH1-4						(3,3) K		4	0	1	0	0	3	0								
James Wright, R OBP: 0.300, SLG: 0.256	(1,1) 0-0 SH1-4											1	0	0	0	0	0	1								
Chad Fox, R OBP: 0.300, SLG: 0.256												0	0	0	0	0	0	0								
Raul Casanova, S OBP: 0.300, SLG: 0.409												0	0	0	0	0	0	0								
Ray King, L OBP: 0.300, SLG: 0.409												0	0	0	0	0	0	0								
Curt Leskanic, R OBP: 0.300, SLG: 0.409												0	0	0	0	0	0	0								
Lance Painter, L OBP: 0.300, SLG: 0.409												0	0	0	0	0	0	0								
Angel Echevarria, R OBP: 0.300, SLG: 0.409												0	0	0	0	0	0	0								
Lou Collier, R OBP: 0.300, SLG: 0.409												0	1	0	0	0	0	0								
Inning Stats	R: 1 E: 0 K: 2 S: 9	H: 1 LOB: 1 BB: 1 P: 18	R: 0 E: 0 K: 2 S: 10	H: 0 LOB: 0 BB: 0 P: 14	R: 0 E: 0 K: 0 S: 5	H: 1 LOB: 1 BB: 0 P: 6	R: 0 E: 0 K: 1 S: 9	H: 0 LOB: 1 BB: 1 P: 15	R: 0 E: 0 K: 3 S: 9	H: 0 LOB: 0 BB: 0 P: 14	R: 0 E: 0 K: 2 S: 13	H: 0 LOB: 0 BB: 0 P: 18	R: 0 E: 0 K: 1 S: 7	H: 0 LOB: 0 BB: 0 P: 11	R: 0 E: 0 K: 2 S: 7	H: 0 LOB: 0 BB: 0 P: 10	R: 0 E: 0 K: 1 S: 10	H: 1 LOB: 1 BB: 0 P: 15	R: 1 E: 0 K: 2 S: 10	H: 1 LOB: 0 BB: 0 P: 16	R: 1 E: 0 K: 0 S: 4	H: 1 LOB: 1 BB: 0 P: 7	1B: 3 2B: 2 3B: 0 HR: 1	SF: 1 SAC: 2 DP: 1 HBP: 0	WP: 1 PB: 0 SB: 1 CS: 1	PA: 38
PITCHER	IP ERA WLS BF H R ER SO BB IBB HBP BLK WP HR S P ERA WHIP	8.0 3.97 1.0 4 2 0 0 1 0 0 0 0 0 0 10 15 0.00 1.000	9.1 2.87 1.0 B 4 1 1 0 2 0 0 0 0 0 0 10 16 0.00 1.000	11.1 1.44 0.1 L 3 1 1 1 0 0 0 0 1 0 4 7 27.00 3.000																						

Atlanta Braves @ Milwaukee Brewers
Miller Park, Milwaukee, WI
Fri Aug 03 2001, 7:05 PM CDT
Att. 42,259 - Sunny - 75 F

livebaseballscores.com

AB 33
R 3
H 5
RBI 2
BB 2
SO 16
LOB 8

Braves

Batter	1	2	3	4	5	6	7	8	9	AB	R	H	RBI	BB	SO	LOB	TOP										
Keith Lockhart, L OBP: 0.326, SLG: 0.364 (1, 4)										5	1	1	0	0	0	1											
B.J. Surhoff, L OBP: 0.318, SLG: 0.397 Steve Reed, R (9, 1)										3	1	0	1	1	0	1											
10 Chipper Jones, S OBP: 0.411, SLG: 0.616 (1, 5)										5	2	2	0	0	1	1											
Dave Martinez, L OBP: 0.357, SLG: 0.418 (1, 9)										4	2	1	3	1	0	0											
Andrew Jones, R OBP: 0.314, SLG: 0.466 (1, 8)										4	2	2	2	0	0	0											
Javy Lopez, R OBP: 0.309, SLG: 0.402 (1, 2)										3	2	1	0	2	2	3											
Wes Helms, R OBP: 0.280, SLG: 0.419 (1, 3)										5	3	3	7	0	2	1											
Mark DeRosa, R OBP: 0.397, SLG: 0.418 (1, 6)										5	1	2	1	0	0	0											
John Burkett, R OBP: 0.157, SLG: 0.122 Brian Jordan, R OBP: 0.332, SLG: 0.481 Kerry Ligtenberg, R (7, 1) Bernard Gilkey, R OBP: 0.365, SLG: 0.467 (9, 7)										3	0	0	0	0	3	2											
Inning Stats	R: 2 E: 0 K: 1 S: 18	H: 3 LOB: 1 BB: 1 P: 28	R: 0 E: 0 K: 2 S: 11	H: 0 LOB: 0 BB: 0 P: 16	R: 5 E: 0 K: 2 S: 30	H: 5 LOB: 1 BB: 1 P: 43	R: 0 E: 0 K: 1 S: 7	H: 0 LOB: 0 BB: 0 P: 10	R: 5 E: 2 K: 1 S: 16	H: 2 LOB: 1 BB: 1 P: 27	R: 0 E: 0 K: 1 S: 17	H: 0 LOB: 0 BB: 0 P: 26	R: 0 E: 0 K: 1 S: 12	H: 0 LOB: 0 BB: 0 P: 16	R: 0 E: 0 K: 0 S: 4	H: 0 LOB: 0 BB: 0 P: 5	R: 2 E: 0 K: 1 S: 12	H: 2 LOB: 0 BB: 0 P: 19	1B: 6 2B: 2 3B: 1 HR: 3	SF: 1 SAC: 0 DP: 0 HBP: 1	WP: 0 PB: 0 SB: 0 CS: 1	PA: 45					
PITCHER	IP	WLS	BF	H	R	ER	SO	BB	IBB	HBP	BLK	WP	HR	S	P	ERA	WHIP										
Ruben Quevedo, R ERA: 21.0 (1, 1)	3.0	L	18	8	7	7	5	2	0	0	0	0	2	59	87	21.00	3.333										
47 Mike Buddie, R ERA: 2.51 (4, 1)	3.0		16	2	5	3	3	2	0	1	0	0	0	40	63	9.00	1.333										
Mac Suzuki, R ERA: 6.14 (7, 1)	2.0		6	0	0	0	1	0	0	0	0	0	0	16	21	0.00	0.000										
Lance Painter, L ERA: 7.04 (9, 1)	1.0		5	2	2	2	1	0	0	0	0	0	1	12	19	18.00	2.000										

Atlanta Braves @ Milwaukee Brewers
Miller Park, Milwaukee, WI
Sat Aug 04 2001, 12:15 PM CDT
Att: 42,646 - Sunny - 77 F

AB 39
R 14
H 12
RBI 14
BB 4
SO 10
LOB 9

Batter	1	2	3	4	5	6	7	8	9	AB	R	H	RBI	BB	SO	LOB	BOTTOM										
Ronnie Belliard, R OBP: 0.346, SLG: 0.473 (1, 4)										4	0	0	0	0	0	2											
Mark Loretta, R OBP: 0.341, SLG: 0.322 José Hernández, R OBP: 0.289, SLG: 0.440 (2, 6)										0	0	0	0	0	0	0											
Jeromy Burnitz, L OBP: 0.343, SLG: 0.485 Lou Collier, R (8, 7)										3	0	0	0	0	0	1											
Richie Sexson, R OBP: 0.308, SLG: 0.486 (1, 3)										3	0	0	0	1	2	1											
Mark Sweeney, L OBP: 0.267, SLG: 0.571 (8, 9)										4	0	0	0	0	0	1											
Raul Casanova, S OBP: 0.305, SLG: 0.473 (1, 2)										3	1	1	1	0	2	0											
James Mouton, R OBP: 0.341, SLG: 0.429 (1, 8)										3	1	2	1	0	0	0											
Luis Lopez, S OBP: 0.262, SLG: 0.270 (1, 5)										3	0	0	0	0	2	1											
Ruben Quevedo, R Jamey Wright, R ERA: 2.45 47 Mike Buddie, R (4, 1) Devon White, S OBP: 0.343, SLG: 0.489 Mac Suzuki, R (7, 1) Angel Echevarria, R OBP: 0.299, SLG: 0.396 Lance Painter, L (9, 1)										0	0	0	0	0	0	0											
Inning Stats	R: 0 E: 0 K: 1 S: 10	H: 0 LOB: 0 BB: 0 P: 17	R: 0 E: 0 K: 1 S: 7	H: 0 LOB: 0 BB: 0 P: 12	R: 0 E: 0 K: 0 S: 10	H: 0 LOB: 0 BB: 0 P: 13	R: 0 E: 0 K: 0 S: 7	H: 0 LOB: 0 BB: 0 P: 12	R: 1 E: 0 K: 2 S: 9	H: 1 LOB: 0 BB: 0 P: 17	R: 0 E: 0 K: 0 S: 6	H: 1 LOB: 0 BB: 0 P: 8	R: 0 E: 0 K: 1 S: 9	H: 0 LOB: 0 BB: 0 P: 12	R: 1 E: 0 K: 1 S: 16	H: 2 LOB: 1 BB: 0 P: 22	R: 0 E: 0 K: 1 S: 7	H: 0 LOB: 1 BB: 1 P: 11	1B: 1 2B: 1 3B: 0 HR: 2	SF: 0 SAC: 0 DP: 1 HBP: 1	WP: 0 PB: 0 SB: 0 CS: 0	PA: 32					
PITCHER	IP	WLS	BF	H	R	ER	SO	BB	IBB	HBP	BLK	WP	HR	S	P	ERA	WHIP										
John Burkett, R ERA: 2.45 (1, 1)	6.0	W	20	2	1	1	5	0	0	1	0	0	1	49	79	1.50	0.333										
Kerry Ligtenberg, R ERA: 3.82 (7, 1)	2.0		8	2	1	1	2	0	0	0	0	0	1	25	34	4.50	1.000										
Steve Reed, R ERA: 3.77 (9, 1)	1.0		4	0	0	0	1	1	0	0	0	0	0	7	11	0.00	1.000										

Atlanta Braves @ Milwaukee Brewers
Miller Park, Milwaukee, WI
Sat Aug 04 2001, 12:15 PM CDT
Att: 42,646 - Sunny - 77 F

AB 30
R 2
H 4
RBI 2
BB 1
SO 8
LOB 8

Batter	1	2	3	4	5	6	7	8	9	AB	R	H	RBI	BB	SO	LOB	TOP										
Craig Biggio, R OBP: 0.389, SLG: 0.481 (1,4)										5	1	2	1	0	0	0	Houston Astros @ Atlanta Braves Turner Field, Atlanta, GA Tue Aug 07 2001, 7:35 PM EDT Att: 35,648 - Cloudy - 80 F										
Julio Lugo, R OBP: 0.323, SLG: 0.398 (1,6)										4	0	1	0	0	2	2											
Daryle Ward, L OBP: 0.333, SLG: 0.469 (9, PH)										1	0	0	0	0	0	0											
5 Jeff Bagwell, R OBP: 0.387, SLG: 0.552 (1,3)										4	0	0	0	0	0	3											
17 Lance Berkman, S OBP: 0.438, SLG: 0.664 (1,7)										3	1	1	0	1	1	0											
Moises Alou, R OBP: 0.410, SLG: 0.606 (1,9)										4	1	2	0	0	0	1											
Richard Hidalgo, R OBP: 0.356, SLG: 0.457 (1,8)										4	1	3	1	0	0	0											
Vinny Castilla, R OBP: 0.303, SLG: 0.469 (1,5)										4	1	1	2	0	0	3											
Brad Ausmus, R OBP: 0.262, SLG: 0.309 (1,2)										4	0	1	0	0	0	2											
Dave Micki, R OBP: 0.100, SLG: 0.100 (1,1)										1	0	0	0	0	1	2											
Mendy López, R OBP: 0.369, SLG: 0.467 (6, PH)										1	0	0	0	0	0	0											
Nelson Cruz, R OBP: 0.250, SLG: 0.250 (6,1)										0	0	0	0	0	0	0											
Octavio Dotel, R OBP: 0.091, SLG: 0.091 (8,1)										0	0	0	0	0	0	0											
Orlando Merced, S OBP: 0.341, SLG: 0.527 (9, PH)										1	0	0	0	0	1	0											
Inning Stats	R: 1 E: 1 K: 1 S: 10	H: 2 LOB: 0 BB: 0 P: 14	R: 0 E: 0 K: 1 S: 13	H: 2 LOB: 2 BB: 0 P: 19	R: 0 E: 0 K: 0 S: 5	H: 0 LOB: 0 BB: 0 P: 8	R: 4 E: 0 K: 1 S: 16	H: 6 LOB: 2 BB: 0 P: 23	R: 0 E: 0 K: 0 S: 8	H: 1 LOB: 1 BB: 0 P: 11	R: 0 E: 0 K: 0 S: 6	H: 0 LOB: 0 BB: 0 P: 8	R: 0 E: 0 K: 1 S: 14	H: 0 LOB: 1 BB: 1 P: 19	R: 0 E: 0 K: 0 S: 5	H: 0 LOB: 0 BB: 0 P: 7		R: 0 E: 0 K: 1 S: 6	H: 0 LOB: 0 BB: 0 P: 9	1B: 10 2B: 1 3B: 0 HR: 0	SF: 0 SAC: 1 DP: 1 HBP: 0	WP: 0 PB: 0 SB: 0 CS: 0	PA: 38				
PITCHER	IP	WLS	BF	H	R	ER	SO	BB	IBB	HBP	BLK	WP	HR	S	P	ERA	WHIP										
Greg Maddux, R ERA: 2.88 (1,1)	6.0	W	28	11	5	4	3	0	0	0	0	0	0	58	83	6.00	1.833										
Steve Reed, R ERA: 3.6 (7,1)	1.0	H	4	0	0	0	1	1	0	0	0	0	0	14	19	0.00	1.000										
29 John Smoltz, R ERA: 4.46 (8,1)	1.0	H	3	0	0	0	0	0	0	0	0	0	0	5	7	0.00	0.000										
Steve Karsay, R ERA: 1.54 (9,1)	1.0	S	3	0	0	0	1	0	0	0	0	0	0	6	9	0.00	0.000										

Batter	1	2	3	4	5	6	7	8	9	AB	R	H	RBI	BB	SO	LOB	BOTTOM										
Marcus Giles, R OBP: 0.333, SLG: 0.438 (1,4)										4	1	1	3	0	0	5	Houston Astros @ Atlanta Braves Turner Field, Atlanta, GA Tue Aug 07 2001, 7:35 PM EDT Att: 35,648 - Cloudy - 80 F										
B.J. Surhoff, L OBP: 0.318, SLG: 0.395 (1,7)										4	1	1	0	0	0	0											
10 Chipper Jones, S OBP: 0.416, SLG: 0.614 (1,5)										3	0	1	0	1	0	1											
Brian Jordan, R OBP: 0.326, SLG: 0.491 (1,9)										4	2	2	2	0	0	2											
Ken Caminiti, S OBP: 0.336, SLG: 0.461 (1,3)										3	0	0	0	1	1	1											
Wes Helms, R OBP: 0.289, SLG: 0.423 (8,3)										0	0	0	0	0	0	0											
Andruw Jones, R OBP: 0.316, SLG: 0.463 (1,8)										2	0	0	0	1	1	0											
Rey Sanchez, R OBP: 0.318, SLG: 0.361 (1,6)										3	1	1	1	0	0	1											
Paul Bako, L OBP: 0.275, SLG: 0.352 (1,2)										3	1	0	0	1	0	3											
Greg Maddux, R OBP: 0.216, SLG: 0.167 (1,1)										0	0	0	0	1	0	0											
Dave Martinez, L OBP: 0.366, SLG: 0.422 (6, PH)										1	0	0	0	0	1	2											
Steve Reed, R ERA: 3.79 (7,1)										0	0	0	0	0	0	0											
29 John Smoltz, R ERA: 2.62 (8,1)										0	0	0	0	0	0	0											
Steve Karsay, R ERA: 1.54 (9,1)										0	0	0	0	0	0	0											
Inning Stats	R: 0 E: 0 K: 0 S: 6	H: 0 LOB: 0 BB: 0 P: 13	R: 1 E: 0 K: 0 S: 11	H: 1 LOB: 3 BB: 2 P: 26	R: 2 E: 0 K: 1 S: 13	H: 2 LOB: 0 BB: 0 P: 21	R: 0 E: 0 K: 0 S: 4	H: 1 LOB: 1 BB: 0 P: 6	R: 0 E: 0 K: 0 S: 8	H: 0 LOB: 1 BB: 1 P: 17	R: 3 E: 0 K: 1 S: 15	H: 1 LOB: 0 BB: 2 P: 28	R: 0 E: 0 K: 1 S: 9	H: 1 LOB: 0 BB: 0 P: 13	R: 0 E: 0 K: 0 S: 7	H: 0 LOB: 0 BB: 0 P: 9		1B: 4 2B: 0 3B: 0 HR: 2	SF: 1 SAC: 0 DP: 2 HBP: 2	WP: 0 PB: 0 SB: 0 CS: 0	PA: 35						
PITCHER	IP	WLS	BF	H	R	ER	SO	BB	IBB	HBP	BLK	WP	HR	S	P	ERA	WHIP										
Dave Micki, R ERA: 6.52 (1,1)	5.0	L	23	4	3	3	1	3	0	2	0	0	1	24	41	13.50	2.000										
Nelson Cruz, R ERA: 3.79 (6,1)	2.0	L	9	2	3	3	2	2	0	0	0	0	0	7	9	0.00	0.000										
Octavio Dotel, R ERA: 2.62 (8,1)	1.0	S	3	0	0	0	0	0	0	0	0	0	0	7	9	0.00	0.000										



Batter	1	2	3	4	5	6	7	8	9	10	11	12	AB	R	H	RBI	BB	SO	LOB	TOP						
Craig Biggio, R OBP: 0.366, SLG: 0.477 (1.4)	P3		L1		K			FC5-4		G5-3		SF7	6	0	1	0	0	1	1							
Julio Lugo, R OBP: 0.319, SLG: 0.393 (1.6)	K		F7			F8		P4		K		SF7	5	0	0	1	0	2	1							
5 Jeff Bagwell, R OBP: 0.384, SLG: 0.545 (1.3)	BB		G6-3			G6-3		G6-3		G6-3		K	5	0	0	0	1	1	3							
17 Lance Berkman, S OBP: 0.434, SLG: 0.656 (1.7)	F7		G6-3			G6-3		G5-3		G5-3		E4	5	0	0	0	0	0	1							
Moises Alou, R OBP: 0.412, SLG: 0.614 (1.9)			G6-3			1B		F8		F8			2	1	2	0	0	0	0							
Darby Ward, R OBP: 0.336, SLG: 0.470 (4.9)			2B			2B		1B					2	0	1	0	1	0	0							
Richard Hidalgo, R OBP: 0.359, SLG: 0.456 (1.8)			G6-3			F8		G6-4-3		FC6-4		F3	5	0	2	0	0	0	4							
Vinny Castilla, R OBP: 0.302, SLG: 0.485 (1.5)			FC5-4			G5-3		K		FC6-4		K	5	0	1	1	0	2	4							
Brad Ausmus, R OBP: 0.261, SLG: 0.307 (1.2)			FC5-4			F8		G6-4-3		L4		1B	5	1	1	0	0	0	3							
Shane Reynolds, R OBP: 0.333, SLG: 0.442 (1.1)			F9			F8		FC5-4		K		SF7	2	0	0	0	0	0	1							
Ron Villone, L OBP: 0.329, SLG: 0.492 (8.1)												1B	0	0	0	0	0	0	0							
Mike Williams, R OBP: 0.336, SLG: 0.516 (8.1)												1B	0	0	0	0	0	0	0							
Orlando Merced, S OBP: 0.333, SLG: 0.442 (10. PH)												1B	0	0	0	0	0	0	0							
Michael Jackson, R OBP: 0.336, SLG: 0.477 (10. PH)												1B	0	0	0	0	0	0	0							
Tony Espinoza, R OBP: 0.336, SLG: 0.477 (12. PH)												1B	0	0	0	0	0	0	0							
Billy Wagner, L ERA: 3.07 (12.1)												1B	0	0	0	0	0	0	0							
Inning Stats	R: 0 E: 0 K: 6 S: 6	H: 0 LOB: 1 BB: 12	R: 1 E: 0 K: 0 S: 11	H: 2 LOB: 1 BB: 0 P: 16	R: 0 E: 0 K: 1 S: 4	H: 0 LOB: 0 BB: 0 P: 10	R: 0 E: 0 K: 0 S: 9	H: 1 LOB: 1 BB: 0 P: 14	R: 0 E: 0 K: 1 S: 7	H: 0 LOB: 0 BB: 0 P: 9	R: 0 E: 0 K: 1 S: 6	H: 0 LOB: 0 BB: 0 P: 11	R: 0 E: 0 K: 0 S: 11	H: 2 LOB: 1 BB: 0 P: 18	R: 0 E: 0 K: 0 S: 9	H: 1 LOB: 1 BB: 0 P: 12	R: 0 E: 0 K: 0 S: 6	H: 0 LOB: 0 BB: 0 P: 10	R: 0 E: 1 K: 1 S: 12	H: 0 LOB: 2 BB: 1 P: 21	R: 1 E: 0 K: 2 S: 13	H: 3 LOB: 2 BB: 0 P: 21	1B: 8 2B: 2 3B: 0 HR: 0	SF: 1 SAC: 0 DP: 1 HBP: 0	WP: 0 PB: 0 SB: 0 CS: 0	PA: 48
PITCHER	IP WLS BF H R ER SO BB IBB HBP BLK WP HR S P ERA WHIP	IP WLS BF H R ER SO BB IBB HBP BLK WP HR S P ERA WHIP																			IP WLS BF H R ER SO BB IBB HBP BLK WP HR S P ERA WHIP					
Tom Glavine, L ERA: 3.77 (1.1)	9.0	34	7	1	1	3	0	0	0	0	0	0	0	0	0	6	11	0.00	0.000							
Steve Karsay, R ERA: 1.52 (10.1)	1.0	3	0	0	0	1	0	0	0	0	0	0	0	0	0	6	11	0.00	0.000							
Jose Cabrera, R ERA: 2.17 (11.1)	2.0	L	11	3	1	1	3	0	1	0	0	0	0	0	0	25	42	4.50	1.500							

Houston Astros @ Atlanta Braves
Turner Field, Atlanta, GA
Wed Aug 08 2001, 7:05 PM EDT
Alt. 31,201 - Cloudy - 87 F

AB 45
R 2
H 10
RBI 2
BB 2
SO 7
LOB 18



Batter	1	2	3	4	5	6	7	8	9	10	11	12	AB	R	H	RBI	BB	SO	LOB	BOTTOM								
Marcus Giles, R OBP: 0.333, SLG: 0.442 (1.4)	L8-3		F9		F9			G4-3		F8		G6-4-3	6	0	2	0	0	0	2									
B.J. Surhoff, L OBP: 0.314, SLG: 0.390 (1.7)	L8-3		F8			F8		G4-3		F7			5	0	0	0	0	0	3									
10 Chipper Jones, S OBP: 0.420, SLG: 0.616 (1.5)	FC5-4				1B			F8					5	1	4	0	0	0	1									
Brian Jordan, R OBP: 0.329, SLG: 0.492 (1.9)					1B			1B					5	0	3	0	0	0	2									
Bernard Gilkey, R OBP: 0.360, SLG: 0.461 (12.9)	FC5-4				G6-4-3			F9				1B	0	0	0	0	0	0	0									
Ken Caminiti, S OBP: 0.333, SLG: 0.456 (1.3)			F8					1B				1B	5	0	1	1	0	2	3									
Andrew Jones, R OBP: 0.317, SLG: 0.461 (1.8)			F8					G6-4-3		G5-3		K	4	0	1	0	1	0	4									
Javy Lopez, R OBP: 0.301, SLG: 0.391 (1.2)			G5-3					G6-3		G6-3		G6-3	5	0	0	0	0	0	4									
Paul Bako, L OBP: 0.275, SLG: 0.352 (12.2)			G5-3					G6-3		G6-3		G6-3	0	0	0	0	0	0	0									
Rey Sanchez, R OBP: 0.316, SLG: 0.359 (1.6)								G6-3		F8		G6-3	5	0	1	0	0	0	1									
Tom Glavine, L OBP: 0.231, SLG: 0.200 (1.1)								G6-3				G6-3	3	0	0	0	0	2	1									
Steve Karsay, R ERA: 1.52 (10.1)								G1-3				G6-4-3	0	0	0	0	0	0	0									
Keith Lockhart, L OBP: 0.324, SLG: 0.361 (10. PH)			K									G6-4-3	1	0	0	0	0	0	0									
Jose Cabrera, R ERA: 5.03 (11.1)												BB	0	0	0	0	0	0	0									
Wes Helms, R OBP: 0.282, SLG: 0.423 (12. PH)												BB	0	0	0	0	0	0	0									
Inning Stats	R: 0 E: 0 K: 7 S: 7	H: 2 LOB: 1 BB: 0	R: 0 E: 0 K: 0 S: 5	H: 0 LOB: 0 BB: 0 P: 7	R: 0 E: 0 K: 1 S: 5	H: 1 LOB: 1 BB: 0 P: 10	R: 1 E: 0 K: 0 S: 7	H: 3 LOB: 1 BB: 0 P: 8	R: 0 E: 0 K: 1 S: 6	H: 0 LOB: 0 BB: 0 P: 9	R: 0 E: 0 K: 1 S: 13	H: 2 LOB: 2 BB: 0 P: 18	R: 0 E: 0 K: 0 S: 7	H: 0 LOB: 0 BB: 0 P: 12	R: 0 E: 0 K: 0 S: 9	H: 1 LOB: 1 BB: 0 P: 11	R: 0 E: 0 K: 0 S: 8	H: 0 LOB: 1 BB: 1 P: 15	R: 0 E: 0 K: 0 S: 8	H: 0 LOB: 0 BB: 0 P: 11	R: 0 E: 0 K: 1 S: 15	H: 3 LOB: 2 BB: 0 P: 26	R: 0 E: 0 K: 0 S: 7	H: 0 LOB: 1 BB: 1 P: 12	1B: 11 2B: 2 3B: 0 HR: 0	SF: 0 SAC: 0 DP: 3 HBP: 0	WP: 0 PB: 0 SB: 0 CS: 1	PA: 46
PITCHER	IP WLS BF H R ER SO BB IBB HBP BLK WP HR S P ERA WHIP	IP WLS BF H R ER SO BB IBB HBP BLK WP HR S P ERA WHIP																			IP WLS BF H R ER SO BB IBB HBP BLK WP HR S P ERA WHIP							
Shane Reynolds, R ERA: 4.66 (1.1)	5.1	22	8	1	1	2	0	0	0	0	0	0	0	0	0	39	50	1.69	1.500									
Ron Villone, L ERA: 5.85 (8.1)	1.2	5	0	0	0	1	0	0	0	0	0	0	0	0	0	14	23	0.00	0.000									
Mike Williams, R ERA: 3.35 (6.1)	2.0	8	1	0	0	0	1	0	0	0	0	0	0	0	0	17	26	0.00	1.000									
Michael Jackson, R ERA: 5.03 (10.1)	2.0	W	8	3	0	0	1	0	0	0	0	0	0	0	0	23	37	0.00	1.500									
Billy Wagner, L ERA: 3.07 (12.1)	1.0	S	3	0	0	0	0	1	0	0	0	0	0	0	0	7	12	0.00	1.000									

Houston Astros @ Atlanta Braves
Turner Field, Atlanta, GA
Wed Aug 08 2001, 7:05 PM EDT
Alt. 31,201 - Cloudy - 87 F

AB 44
R 1
H 12
RBI 1
BB 2
SO 4
LOB 21



Batter	1	2	3	4	5	6	7	8	9	AB	R	H	RBI	BB	SO	LOB	TOP					
Craig Biggio, R OBP: 0.388, SLG: 0.477 (1, 4)										4	1	2	0	1	1	1	Houston Astros @ Atlanta Braves Turner Field, Atlanta, GA Thu Aug 09 2001, 7:35 PM EDT Att: 30,499 - Sunny - 84 F					
Jose Vizcaino, S OBP: 0.325, SLG: 0.325 (1, 6)										5	2	3	1	0	0	1						
5 Jeff Bagwell, R OBP: 0.386, SLG: 0.547 (1, 3)										4	1	2	0	1	0	2						
17 Lance Berkman, S OBP: 0.433, SLG: 0.653 (1, 7)										2	0	0	2	2	1	1						
Richard Hidalgo, R OBP: 0.355, SLG: 0.451 (1, 8)										4	0	0	1	0	1	4						
Orlando Merced, S OBP: 0.330, SLG: 0.500 (1, 9)										5	0	1	1	0	1	4						
Vinny Castilla, R OBP: 0.298, SLG: 0.459 (1, 5)										5	0	0	0	0	1	4						
Brad Ausmus, R OBP: 0.267, SLG: 0.323 (1, 2)										4	2	3	0	0	1	0						
44 Roy Oswalt, R OBP: 0.231, SLG: 0.240 (1, 1)										3	0	0	0	0	1	2						
Nelson Cruz, R OBP: 0.250, SLG: 0.250 (6, PH)										0	0	0	0	0	0	0						
Daryle Ward, L OBP: 0.342, SLG: 0.473 (8, PH)										1	0	1	1	0	0	0						
Octavio Dotel, R OBP: 0.091, SLG: 0.091 (8, 1)										0	0	0	0	0	0	0						
Inning Stats	R: 2 E: 0 K: 0 S: 15	H: 2 LOB: 2 BB: 2 P: 26	R: 0 E: 0 K: 1 S: 12	H: 1 LOB: 1 BB: 0 P: 15	R: 0 E: 0 K: 1 S: 10	H: 1 LOB: 1 BB: 0 P: 15	R: 0 E: 0 K: 1 S: 10	H: 1 LOB: 1 BB: 0 P: 16	R: 1 E: 1 K: 0 S: 6	H: 2 LOB: 2 BB: 0 P: 10	R: 0 E: 0 K: 2 S: 10	H: 0 LOB: 0 BB: 0 P: 16	R: 1 E: 0 K: 2 S: 15	H: 2 LOB: 0 BB: 0 P: 18	R: 1 E: 1 K: 0 S: 12	H: 1 LOB: 2 BB: 1 P: 18	1B: 8 2B: 4 3B: 0 HR: 0	SF: 2 SAC: 0 DP: 0 HBP: 0	WP: 1 PB: 0 SB: 1 CS: 0	PA: 43		
PITCHER	IP WLS BF H R ER SO BB IBB HBP BLK WP HR S P ERA WHIP																					
John Burkett, R ERA: 2.97 (1, 1)	5.2 29 9 4 4 3 3 0 0 0 0 0 0 61 96 6.35 2.118																					
Steve Reed, R ERA: 3.57 (6, 1)	0.1 1 0 0 0 0 0 0 0 0 0 0 0 3 5 0.00 0.000																					
29 John Smoltz, R ERA: 4.33 (7, 1)	1.0 H 3 0 0 0 2 0 0 0 0 0 0 10 16 0.00 0.000																					
Kerry Ligtenberg, R ERA: 3.86 (8, 1)	2.0 L 10 3 2 1 2 0 1 0 0 1 0 27 36 4.50 1.500																					
Batter	1	2	3	4	5	6	7	8	9	AB	R	H	RBI	BB	SO	LOB	BOTTOM					
Marcus Giles, R OBP: 0.327, SLG: 0.422 (1, 4)										4	0	0	0	1	1	0	Houston Astros @ Atlanta Braves Turner Field, Atlanta, GA Thu Aug 09 2001, 7:35 PM EDT Att: 30,499 - Sunny - 84 F					
B.J. Surhoff, L OBP: 0.314, SLG: 0.389 (1, 7)										3	0	1	0	0	0	0						
Bernard Gilkey, R OBP: 0.352, SLG: 0.449 (7, 7)										2	0	0	0	0	1	1						
10 Chipper Jones, S OBP: 0.421, SLG: 0.615 (1, 5)										4	0	2	0	0	1	1						
Brian Jordan, R OBP: 0.331, SLG: 0.491 (1, 9)										3	1	1	0	1	1	2						
Ken Caminiti, S OBP: 0.336, SLG: 0.468 (8, PR)										4	1	2	1	0	0	2						
Wes Helms, R OBP: 0.292, SLG: 0.423 (9, 3)										0	0	0	0	0	0	0						
Andruw Jones, R OBP: 0.319, SLG: 0.464 (1, 8)										4	2	2	1	0	0	1						
Javy Lopez, R OBP: 0.303, SLG: 0.401 (1, 2)										4	1	2	3	0	2	1						
Rey Sanchez, R OBP: 0.318, SLG: 0.361 (1, 6)										1	0	1	0	0	0	0						
Mark DeRosa, R OBP: 0.386, SLG: 0.408 (3, 6)										3	0	0	0	0	0	2						
John Burkett, R ERA: 2.97 (6, 1)	5.1 25 9 5 5 3 1 0 0 0 0 0 0 61 87 6.35 2.118																					
Steve Reed, R ERA: 3.57 (6, 1)	1.2 6 1 0 0 0 1 0 0 0 0 0 0 14 23 0.00 1.200																					
Keith Lockhart, L ERA: 3.69 (8, PH)	2.0 W 7 1 0 0 3 0 0 0 0 0 0 0 21 26 0.00 0.500																					
29 John Smoltz, R ERA: 4.33 (7, 1)																						
Kerry Ligtenberg, R ERA: 3.86 (8, PH)																						
Dave Martinez, L ERA: 2.56 (8, PH)																						
Inning Stats	R: 0 E: 0 K: 1 S: 8	H: 1 LOB: 1 BB: 0 P: 13	R: 3 E: 1 K: 0 S: 13	H: 4 LOB: 0 BB: 0 P: 19	R: 0 E: 0 K: 0 S: 9	H: 0 LOB: 0 BB: 1 P: 17	R: 0 E: 0 K: 1 S: 6	H: 0 LOB: 0 BB: 0 P: 10	R: 0 E: 0 K: 1 S: 11	H: 1 LOB: 1 BB: 0 P: 14	R: 2 E: 0 K: 0 S: 13	H: 3 LOB: 1 BB: 0 P: 22	R: 0 E: 0 K: 0 S: 9	H: 1 LOB: 1 BB: 1 P: 15	R: 0 E: 0 K: 1 S: 11	H: 1 LOB: 1 BB: 0 P: 13	R: 0 E: 0 K: 2 S: 10	H: 0 LOB: 0 BB: 0 P: 13	1B: 8 2B: 1 3B: 0 HR: 2	SF: 0 SAC: 0 DP: 2 HBP: 0	WP: 0 PB: 0 SB: 0 CS: 0	PA: 38
PITCHER	IP WLS BF H R ER SO BB IBB HBP BLK WP HR S P ERA WHIP																					
44 Roy Oswalt, R ERA: 3.41 (1, 1)	5.1 25 9 5 5 3 1 0 0 0 0 0 0 61 87 6.35 2.118																					
Nelson Cruz, R ERA: 3.69 (6, 1)	1.2 6 1 0 0 0 1 0 0 0 0 0 0 14 23 0.00 1.200																					
Octavio Dotel, R ERA: 2.56 (8, 1)	2.0 W 7 1 0 0 3 0 0 0 0 0 0 0 21 26 0.00 0.500																					

Batter	1	2	3	4	5	6	7	8	9	AB	R	H	RBI	BB	SO	LOB	TOP			
Tony Womack, L (1,6) OBP: 0.275, SLG: 0.306	1-2 F8	3-2 F8			1-0 P6	3-2 E1		1-1		5	0	1	0	0	0	2	Arizona Diamondbacks @ Atlanta Braves Turner Field, Atlanta, GA Sat Aug 11 2001, 4:05 PM EDT Att: 48,367 - Cloudy - 84 F			
Junior Salvey, R (1,4) OBP: 0.388, SLG: 0.449	0-3 K	0-0 L5			2-2 1B	2-H 3-H G5-3		0-0 G3		5	0	1	0	0	1	3				
Luis Gonzalez, L (1,7) OBP: 0.433, SLG: 0.715	1-2 2B		0-0 F8		1-2 1B		2-3 K		1-1 F7	5	1	2	0	0	1	0				
Mark Grace, L (1,3) OBP: 0.398, SLG: 0.497	4-1 2B		0-1 F7		2-3 K		2-2 1B		0-0 G5-3	4	0	1	0	1	1	2				
Matt Williams, R (1,5) OBP: 0.313, SLG: 0.462	1-1 BB		4-2		2-1 F8		1-2 F9		1-3 K	4	0	1	1	1	1	3				
Steve Finley, L (1,8) OBP: 0.325, SLG: 0.378	4-0 IBB		1-2 L9		4-2 G3 1B		1-0			2	1	1	0	2	0	1				
Reggie Sanders, R (1,9) OBP: 0.308, SLG: 0.508	0-2 G1-3		0-0 F8		0-2 F9		3-1 F2			4	0	0	0	0	0	6				
Damian Miller, R (1,2)		1-1 SH CS 2B		2-1 F8		1-2 G3 1B		2-2 F7		4	1	2	0	0	0	0				
Miguel Batista, R (1,1) David DeLucas, L (6, Ph) Bobby Witt, R (6, 1) Troy Brohawn, L (7, 1) Craig Counsell, L (8, Ph) Bret Prinz, R (8, 1) Byung-Hyun Kim, R (9, 1)		0-0 SH CS		1-2 G4-3		2-1 G3		0-1 G6-3		1	0	0	0	0	0	0		AB 36 R 3 H 9 RBI 1 BB 4 SO 4 LOB 19		
		2-3				1-2 2-3				0	0	0	0	0	0	0				
Inning Stats	R: 1 E: 0 K: 1 S: 18	H: 2 LOB: 3 BB: 2 P: 29	R: 0 E: 0 K: 0 S: 7	H: 1 LOB: 1 BB: 0 P: 11	R: 0 E: 0 K: 0 S: 9	H: 0 LOB: 0 BB: 1 P: 14	R: 0 E: 0 K: 0 S: 7	H: 0 LOB: 0 BB: 0 P: 10	R: 0 E: 0 K: 1 S: 13	H: 2 LOB: 2 BB: 0 P: 20	R: 0 E: 0 K: 1 S: 14	H: 2 LOB: 2 BB: 0 P: 23	R: 0 E: 0 K: 1 S: 8	H: 1 LOB: 1 BB: 0 P: 11	R: 0 E: 0 K: 1 S: 6	H: 0 LOB: 0 BB: 0 P: 8	1B: 6 2B: 3 3B: 0 HR: 0	SF: 0 SAC: 1 DP: 0 HBP: 0	WP: 0 PB: 0 SB: 0 CS: 2	PA: 41
PITCHER	IP WLS BF H R ER SO BB IBB HBP BLK WP HR S P ERA WHIP																			
Jason Marquis, R (1,1) ERA: 3.8	6.0 L 29 6 3 1 2 3 1 0 0 0 0 70 111 1.50 1.500																			
Mike Remlinger, L (7,1) ERA: 2.77	1.0 5 2 0 0 1 0 0 0 0 0 0 14 23 0.00 2.000																			
Steve Reed, R (8,1) ERA: 3.5	1.0 4 1 0 0 0 0 0 0 0 0 0 8 11 0.00 1.000																			
Steve Karsay, R (9,1) ERA: 1.49	1.0 3 0 0 0 1 0 0 0 0 0 0 6 8 0.00 0.000																			

Batter	1	2	3	4	5	6	7	8	9	AB	R	H	RBI	BB	SO	LOB	BOTTOM			
Marcus Giles, R (1,4) OBP: 0.321, SLG: 0.408	0-0 G6-3		0-1 G5-3		3-2 E6		0-2 G1-4-3			4	1	0	0	0	0	0	Arizona Diamondbacks @ Atlanta Braves Turner Field, Atlanta, GA Sat Aug 11 2001, 4:05 PM EDT Att: 48,367 - Cloudy - 84 F			
Dave Martinez, L (1,7) OBP: 0.360, SLG: 0.418	2-2 10 1B		0-3 K		2-1 1-H 2B		1-2 G6-3			4	0	2	1	0	1	0				
10 Chipper Jones, S (1,5) OBP: 0.420, SLG: 0.610	2-0 1B		1-2 F9		4-2 FC5-4 BB		3-2 G6-3			3	0	1	0	1	0	0				
Brian Jordan, R (1,9) OBP: 0.329, SLG: 0.486	3-1 F8		2-2 G4-3 1B		1-1 FC5-4		1-3 K			4	0	1	0	0	1	4				
Ken Caminiti, S (1,3) OBP: 0.333, SLG: 0.458	2-3 K		3-2 G4-3		1-3 K		1-3 K			4	0	0	0	0	3	3				
Andruw Jones, R (1,8) OBP: 0.314, SLG: 0.456		1-0 G5-3		2-1 F8		0-2 G1-3		2-3 K		4	0	0	0	0	1	1				
Javy Lopez, R (1,2) OBP: 0.302, SLG: 0.399		1-1 1B		1-2 F8		0-1 P3		1-0 P3		4	0	1	0	0	0	1				
Mark DeRosa, R (1,6) OBP: 0.379, SLG: 0.397		0-0 F8		2-3 K		3-2 F8				3	0	0	0	0	1	1				
Jason Marquis, L (1,1) Mike Remlinger, L (7,1) Keith Lockhart, L (7, Ph) Rey Sanchez, R (7, Ph) Steve Reed, R (8, 1) Steve Karsay, R (9, 1)		0-3 K		0-2 G6-3		1-0 G6-3				2	0	0	0	0	1	1		AB 33 R 1 H 5 RBI 1 BB 1 SO 8 LOB 11		
										0	0	0	0	0	0	0				
Inning Stats	R: 0 E: 0 K: 1 S: 13	H: 2 LOB: 0 BB: 0 P: 22	R: 0 E: 0 K: 1 S: 7	H: 1 LOB: 0 BB: 0 P: 9	R: 0 E: 0 K: 0 S: 8	H: 0 LOB: 0 BB: 0 P: 9	R: 0 E: 0 K: 0 S: 12	H: 1 LOB: 0 BB: 0 P: 20	R: 1 E: 1 K: 1 S: 15	H: 1 LOB: 2 BB: 1 P: 27	R: 0 E: 0 K: 1 S: 8	H: 0 LOB: 0 BB: 0 P: 9	R: 0 E: 0 K: 1 S: 11	H: 0 LOB: 0 BB: 0 P: 16	R: 0 E: 0 K: 2 S: 7	H: 0 LOB: 0 BB: 0 P: 11	1B: 4 2B: 1 3B: 0 HR: 0	SF: 0 SAC: 0 DP: 0 HBP: 0	WP: 0 PB: 0 SB: 0 CS: 0	PA: 34
PITCHER	IP WLS BF H R ER SO BB IBB HBP BLK WP HR S P ERA WHIP																			
Miguel Batista, R (1,1) ERA: 3.42	5.0 W 22 5 1 0 4 1 0 0 0 0 0 55 87 0.00 1.200																			
Bobby Witt, R (6,1) ERA: 7.5	1.1 H 4 0 0 0 1 0 0 0 0 0 0 11 15 0.00 0.000																			
Troy Brohawn, L (7,1) ERA: 3.46	0.2 H 2 0 0 0 0 0 0 0 0 0 0 4 5 0.00 0.000																			
Bret Prinz, R (8,1) ERA: 2.08	1.0 H 3 0 0 0 1 0 0 0 0 0 0 11 16 0.00 0.000																			
Byung-Hyun Kim, R (9,1) ERA: 2.92	1.0 S 3 0 0 0 2 0 0 0 0 0 0 7 11 0.00 0.000																			

Batter	1	2	3	4	5	6	7	8	9	AB	R	H	RBI	BB	SO	LOB	TOP				
Marcus Giles, R (1,4) OBP: 0.344, SLG: 0.432	G5-3		HR	BB			G3-6 1B		G6-3	4	1	2	1	1	0	0	Atlanta Braves @ Colorado Rockies Coors Field, Denver, CO Thu Aug 16 2001, 7:05 PM MDT Att: 37,086 - Sunny - 66 F				
B.J. Surhoff, L (1,7) OBP: 0.315, SLG: 0.394	F9		10 BB 1B	BB			G3-6 1-2			2	1	0	0	2	0	1					
10 Chipper Jones, S (1,5) OBP: 0.419, SLG: 0.604	F5		1B	BB						2	0	0	0	2	1	2					
Brian Jordan, R (1,9) OBP: 0.335, SLG: 0.496		1-1 1B	0-1 BB			K2-3				4	1	2	1	0	1	1					
Ken Caminiti, S (1,3) OBP: 0.330, SLG: 0.450		1-1 2B	4-1 1B			G4-3			L9	3	0	1	1	1	0	0					
Wes Helms, R (8,3) OBP: 0.294, SLG: 0.412		FC4-6 1B	1-2 BB							0	0	0	0	0	0	0					
Andruw Jones, R (1,8) OBP: 0.311, SLG: 0.455	FC4-6 G4-3	1-0 BB	F8			F7			F7	4	0	0	0	0	0	4					
Javy Lopez, R (1,2) OBP: 0.297, SLG: 0.401	G4-3					K			G5-3	4	1	1	1	0	1	1					
Mark DeRosa, R (1,6) OBP: 0.365, SLG: 0.376			K	G6-3			G4-3 BB		G5-3	3	0	0	0	1	1	0					
Kevin Millwood, R (1,1) OBP: 0.080, SLG: 0.080			G6-3	G5-3			G4-3		K	3	0	0	0	0	0	1					
Steve Karsay, R (8,1) ERA: 3.81							G4-3			1	0	0	0	0	1	0					
Inning Stats	R: 0 E: 0 K: 0 S: 5	H: 0 LOB: 0 BB: 0 P: 7	R: 1 E: 0 K: 0 S: 7	H: 2 LOB: 0 BB: 0 P: 12	R: 2 E: 0 K: 1 S: 13	H: 2 LOB: 3 BB: 3 P: 28	R: 1 E: 0 K: 1 S: 10	H: 1 LOB: 2 BB: 2 P: 22	R: 0 E: 0 K: 1 S: 5	H: 0 LOB: 0 BB: 1 P: 10	R: 0 E: 0 K: 0 S: 6	H: 1 LOB: 1 BB: 1 P: 13	R: 0 E: 0 K: 0 S: 5	H: 0 LOB: 0 BB: 0 P: 8	R: 0 E: 0 K: 1 S: 8	H: 0 LOB: 0 BB: 0 P: 10	1B: 3 2B: 1 3B: 0 HR: 2	SF: 0 SAC: 0 DP: 3 HBP: 0	WP: 0 PB: 0 SB: 0 CS: 0	PA: 37	
PITCHER	IP WLS BF H R ER SO	IP WLS BF H R ER SO	IP WLS BF H R ER SO	IP WLS BF H R ER SO	IP WLS BF H R ER SO	IP WLS BF H R ER SO	IP WLS BF H R ER SO	IP WLS BF H R ER SO	IP WLS BF H R ER SO	IP WLS BF H R ER SO	IP WLS BF H R ER SO	IP WLS BF H R ER SO	IP WLS BF H R ER SO	IP WLS BF H R ER SO	IP WLS BF H R ER SO	IP WLS BF H R ER SO	ERA WHIP	ERA WHIP			
Shawn Chacon, R (1,1) ERA: 5.66	7.0	L	31	6	4	4	4	7	0	0	0	0	0	0	0	0	0	5.14	1.857		
Kane Davis, R (8,1) ERA: 3.81	2.0		6	0	0	0	1	0	0	0	0	0	0	0	0	0	0	0.00	0.000		

AB	30
R	4
H	6
RBI	4
BB	7
SO	5
LOB	10



Batter	1	2	3	4	5	6	7	8	9	AB	R	H	RBI	BB	SO	LOB	BOTTOM					
Juan Pierre, L (1,8) OBP: 0.377, SLG: 0.404	B5		S 1B				G1-3		1B 17 1B	4	1	2	0	0	0	2	Atlanta Braves @ Colorado Rockies Coors Field, Denver, CO Thu Aug 16 2001, 7:05 PM MDT Att: 37,086 - Sunny - 66 F					
Terry Shumpert, R (1,4) OBP: 0.305, SLG: 0.409	G6-3		K			G4-3		F8	4	0	0	0	0	1	4							
Larry Walker, L (1,9) OBP: 0.443, SLG: 0.676			G1					G5-3 17 1B	4	0	3	0	0	0	1							
17 Todd Helton, L (1,3) OBP: 0.430, SLG: 0.676	G4-3					P6		F9	4	0	1	1	0	0	2							
Jeff Cirillo, R (1,5) OBP: 0.346, SLG: 0.463		FC6-4 1B		G4-6-3 1B			F9	G5-3 1B	4	0	2	0	0	0	3							
Alex Ochoa, R (1,7) OBP: 0.342, SLG: 0.419	FC6-4			G4-6-3			F3	G1-3	4	0	0	0	0	0	5							
Juan Uribe, R (1,6) OBP: 0.304, SLG: 0.383		F8					G1-3		F9	4	0	1	0	0	0	1						
Sal Fasano, R (1,2) OBP: 0.220, SLG: 0.227		F8					K		K	3	0	1	0	0	1	1						
Mark Little, R (9, PH) OBP: 0.365, SLG: 0.500							SH3-4 1B		K	1	0	0	0	0	1	0						
Shawn Chacon, R (1,1) OBP: 0.088, SLG: 0.061							SH3-4		K	1	0	0	0	0	1	0						
Brent Butler, R (7, PH) OBP: 0.287, SLG: 0.325								G6-3		1	0	0	0	0	0	0						
Kane Davis, R (8,1) ERA: 3.81									K	0	0	0	0	0	0	0						
Greg Norton, S (9, PH) OBP: 0.323, SLG: 0.529										1	0	0	0	0	1	0						
Inning Stats	R: 0 E: 0 K: 0 S: 8	H: 1 LOB: 1 BB: 0 P: 9	R: 0 E: 0 K: 0 S: 10	H: 1 LOB: 1 BB: 0 P: 12	R: 0 E: 0 K: 2 S: 13	H: 1 LOB: 1 BB: 0 P: 17	R: 0 E: 0 K: 0 S: 5	H: 1 LOB: 0 BB: 0 P: 6	R: 0 E: 1 K: 0 S: 9	H: 2 LOB: 2 BB: 0 P: 13	R: 0 E: 0 K: 0 S: 6	H: 1 LOB: 1 BB: 0 P: 8	R: 0 E: 0 K: 1 S: 8	H: 0 LOB: 0 BB: 0 P: 11	R: 1 E: 0 K: 0 S: 13	H: 3 LOB: 2 BB: 0 P: 16	R: 0 E: 0 K: 2 S: 8	H: 0 LOB: 0 BB: 0 P: 9	1B: 10 2B: 0 3B: 0 HR: 0	SF: 0 SAC: 1 DP: 1 HBP: 0	WP: 0 PB: 0 SB: 1 CS: 0	PA: 36
PITCHER	IP WLS BF H R ER SO	IP WLS BF H R ER SO	IP WLS BF H R ER SO	IP WLS BF H R ER SO	IP WLS BF H R ER SO	IP WLS BF H R ER SO	IP WLS BF H R ER SO	IP WLS BF H R ER SO	IP WLS BF H R ER SO	IP WLS BF H R ER SO	IP WLS BF H R ER SO	IP WLS BF H R ER SO	IP WLS BF H R ER SO	IP WLS BF H R ER SO	IP WLS BF H R ER SO	IP WLS BF H R ER SO	ERA WHIP	ERA WHIP				
Kevin Millwood, R (1,1) ERA: 4.19	7.1	W	31	10	1	1	3	0	0	0	0	0	0	0	0	0	1.23	1.364				
Steve Karsay, R (8,1) ERA: 1.7	1.2	S	5	0	0	0	2	0	0	0	0	0	0	0	0	0	0.00	0.000				



Batter	1	2	3	4	5	6	7	8	9	AB	R	H	RBI	BB	SO	LOB	TOP		
Marcus Giles, R OBP: 0.341, SLG: 0.426 (1, 4)	F9					F8		G4-3		4	0	1	0	0	0	1			
B.J. Surhoff, L OBP: 0.312, SLG: 0.389 (1, 7)	P5			F8			E5		F8	4	1	0	0	0	0	1			
10 Chipper Jones, S OBP: 0.417, SLG: 0.605 (1, 5)	G3-1			G5-3			SF8		G3-1	4	1	1	1	0	0	0			
Brian Jordan, R OBP: 0.332, SLG: 0.493 (1, 9)		G6-3			K		SF8		G6-3	3	0	0	1	0	1	0			
Ken Caminiti, S OBP: 0.327, SLG: 0.445 Wes Helms, R OBP: 0.294, SLG: 0.412 (7, 3)		K			K2-3		K			3	0	0	0	0	0	3	0		
Andruw Jones, R OBP: 0.313, SLG: 0.454 (1, 8)		F8								1	0	0	0	2	0	0			
Rey Sanchez, R OBP: 0.314, SLG: 0.356 (1, 6)			L5		F8		G1-3			3	0	0	0	0	0	2			
Paul Bako, L OBP: 0.257, SLG: 0.327 (1, 2)			K			G4-3		F7		3	0	0	0	0	1	0			
Greg Maddux, R OBP: 0.204, SLG: 0.157 Mike Remlinger, L OBP: 0.320, SLG: 0.454 Dave Martinez, L OBP: 0.362, SLG: 0.418 29 John Smoltz, R (8, 1)			G6-3			G1-3				2	0	0	0	0	0	0			
Inning Stats	R: 0 H: 0 E: 0 K: 0 S: 6	H: 0 LOB: 0 BB: 0 P: 8	R: 0 H: 0 E: 0 K: 1 S: 7	H: 0 LOB: 0 BB: 0 P: 9	R: 0 H: 0 E: 0 K: 1 S: 9	H: 1 LOB: 0 BB: 0 P: 13	R: 0 H: 1 E: 0 K: 2 S: 6	H: 0 LOB: 1 BB: 1 P: 26	R: 0 H: 0 E: 0 K: 0 S: 5	H: 0 LOB: 0 BB: 0 P: 5	R: 2 H: 1 E: 1 K: 1 S: 16	H: 1 LOB: 1 BB: 1 P: 24	R: 0 H: 0 E: 0 K: 0 S: 5	H: 0 LOB: 0 BB: 0 P: 12	R: 0 H: 0 E: 0 K: 0 S: 6	H: 0 LOB: 0 BB: 0 P: 9	1B: 1 2B: 0 3B: 1 HR: 0	SF: 1 SAC: 0 DP: 0 HBP: 0	WP: 0 PA: 31 SB: 0 CS: 2
PITCHER Livan Hernandez, R ERA: 5.38 (1, 1)	IP: 9.0 WLS: L BF: 31 H: 2 R: 2 ER: 1 SO: 5 BB: 3 IBB: 0 HBP: 0 BLK: 0 WP: 0 HR: 0 S: 74 P: 114 ERA: 1.00 WHIP: 0.556															PITCHER			

Atlanta Braves @ San Francisco Giants
PacBell Park, San Francisco, CA
Fri Aug 17, 2001, 10:35 PM EDT
Att: 41,718 - Cloudy - 60 F

AB 27
R 2
H 2
RBI 2
BB 3
SO 5
LOB 4

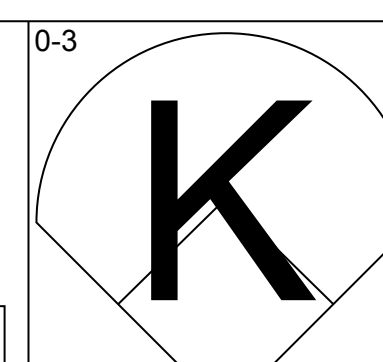
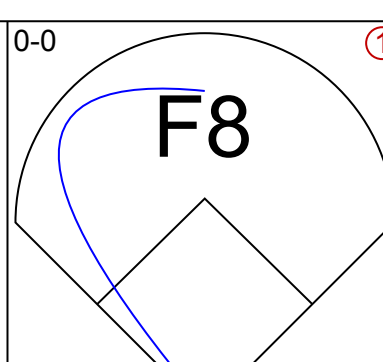
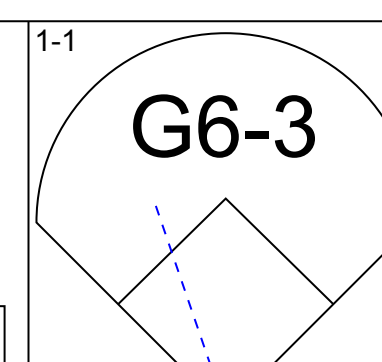
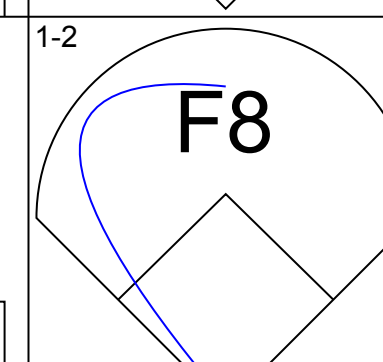
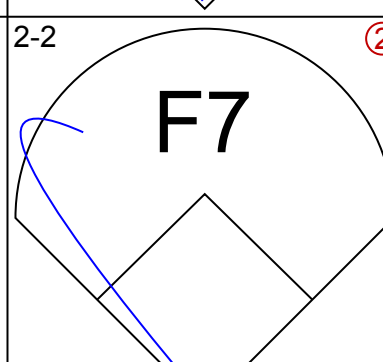
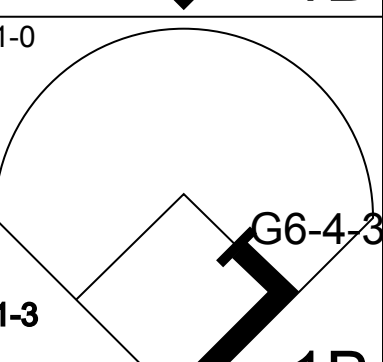
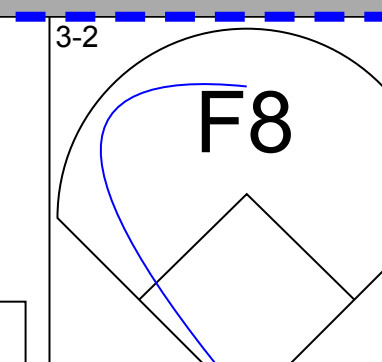
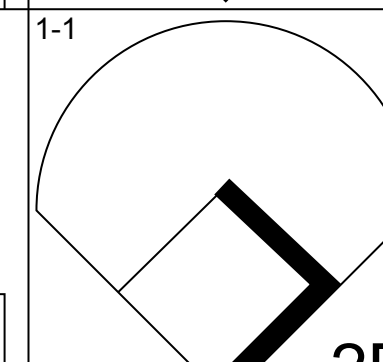
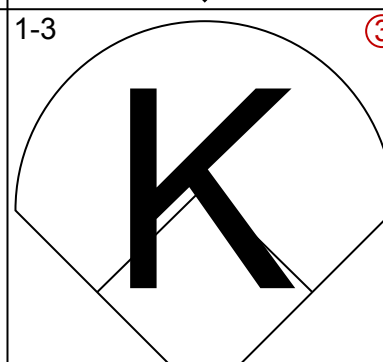
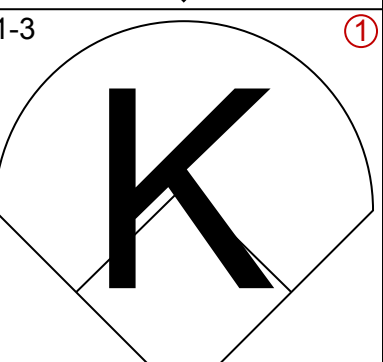
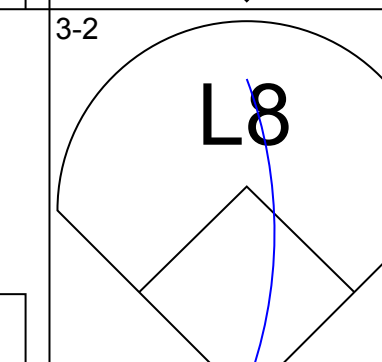
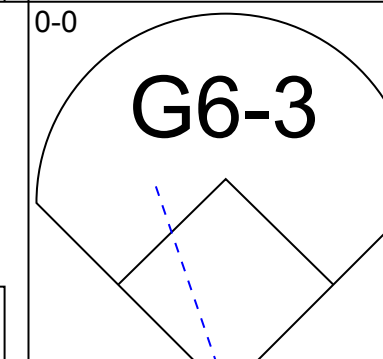
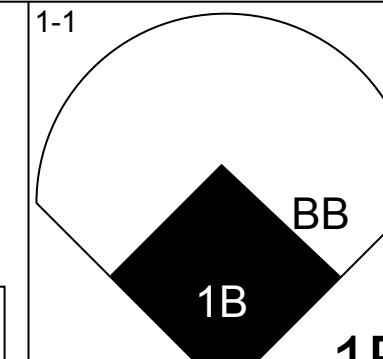
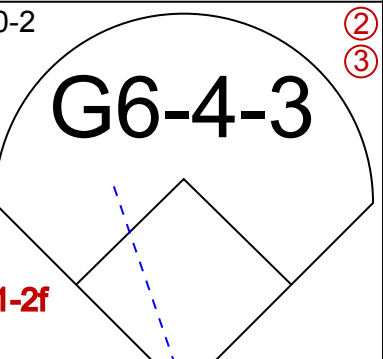
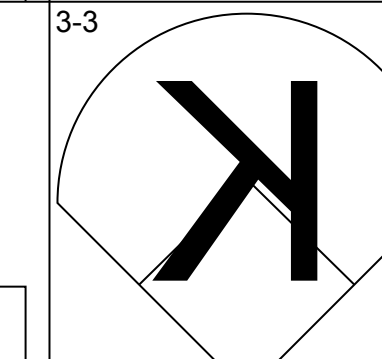
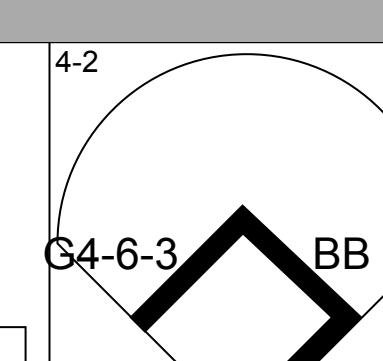
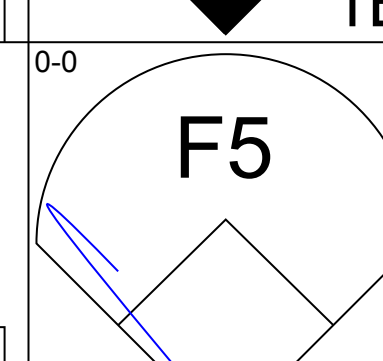
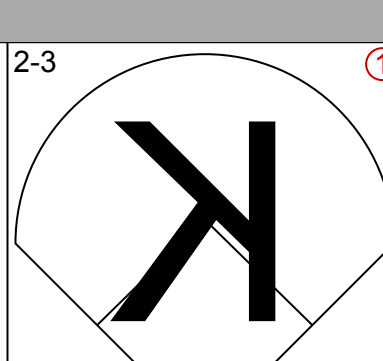
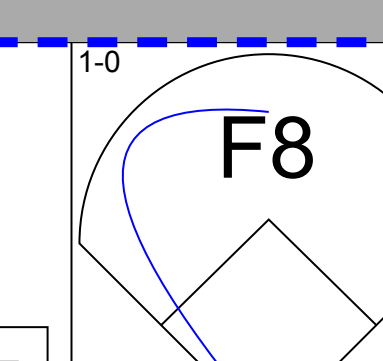
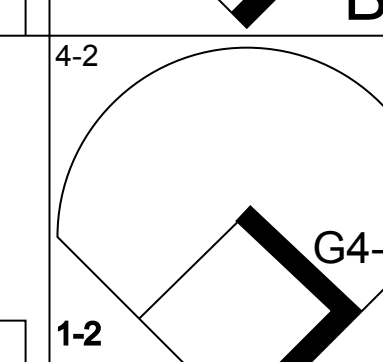
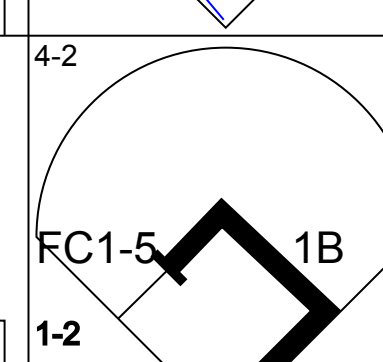

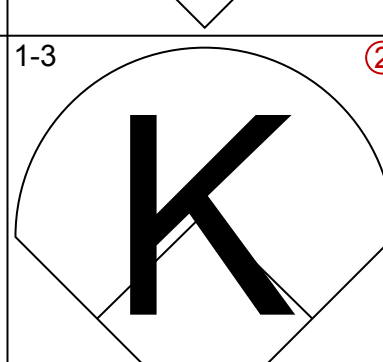
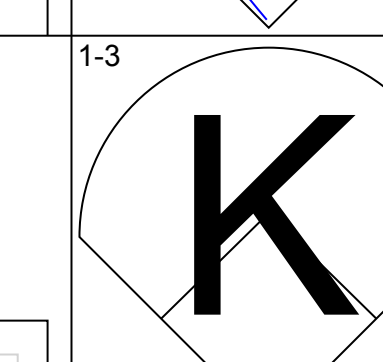
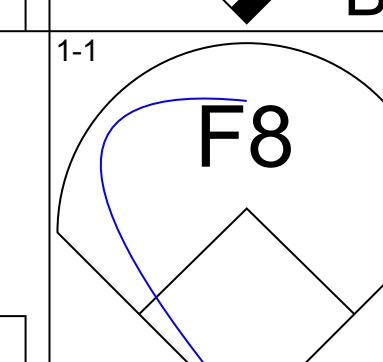
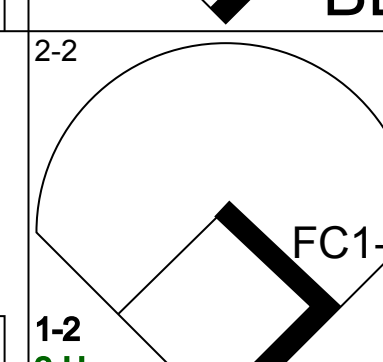

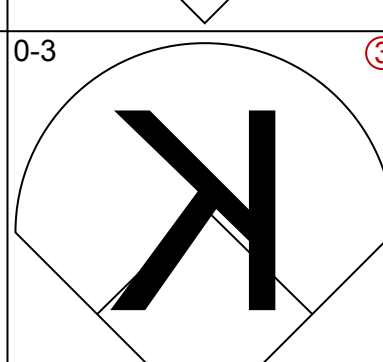
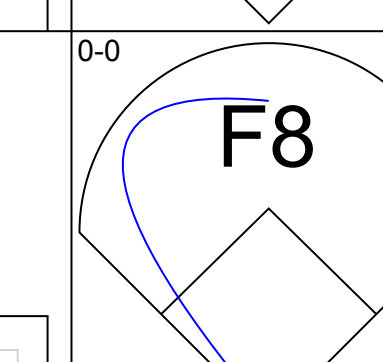
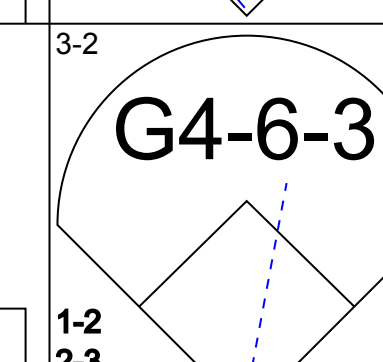
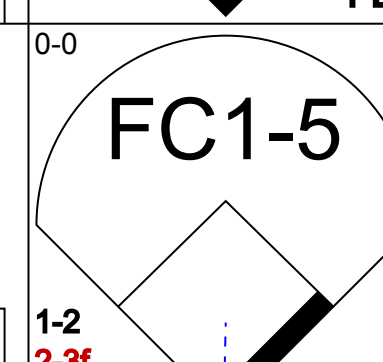
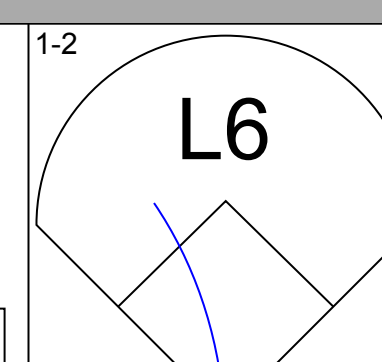
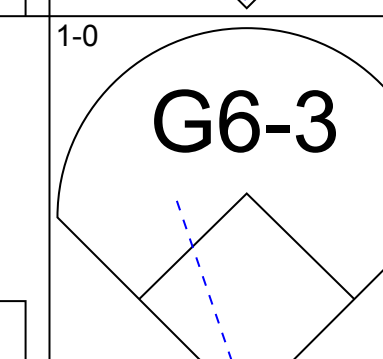
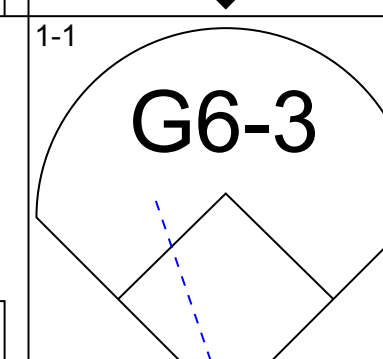
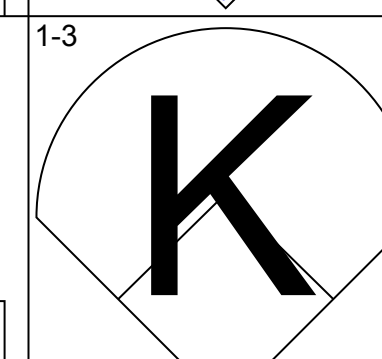


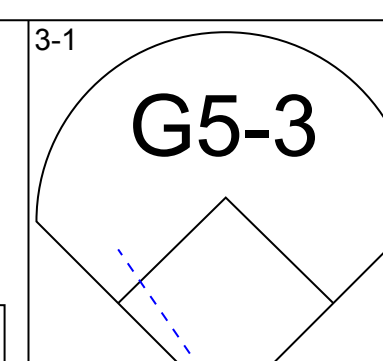
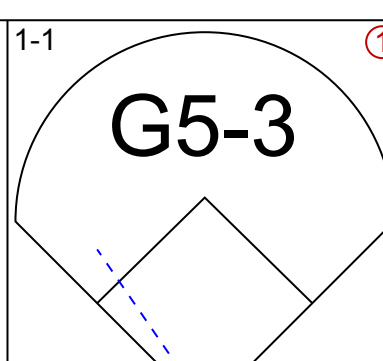
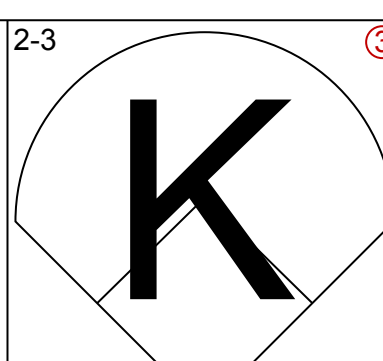
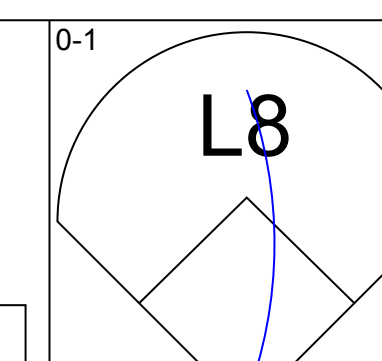
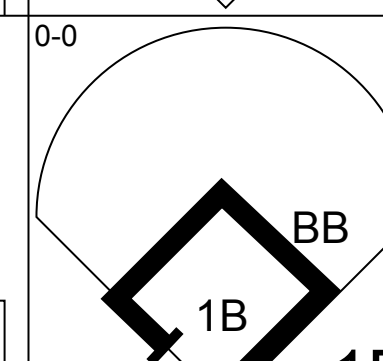
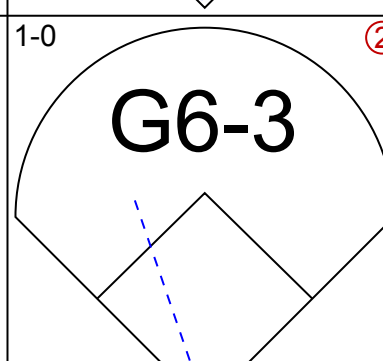
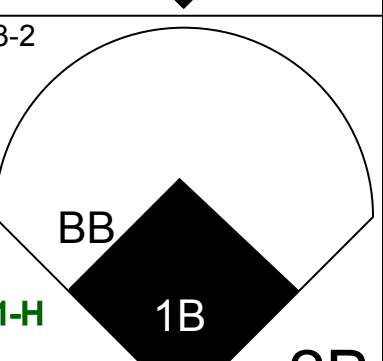
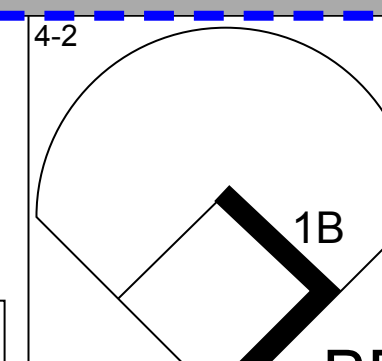
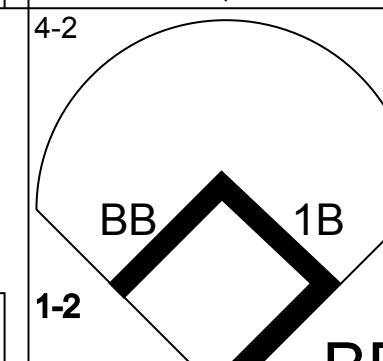
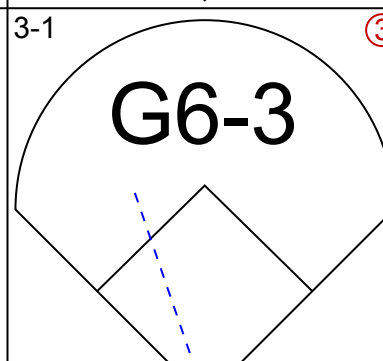
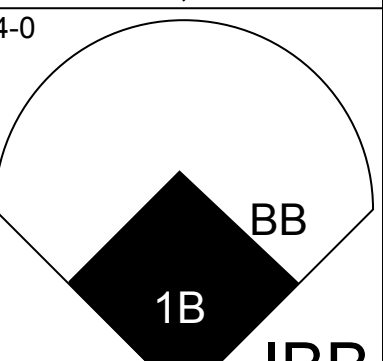
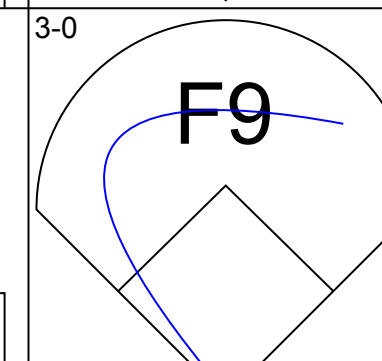
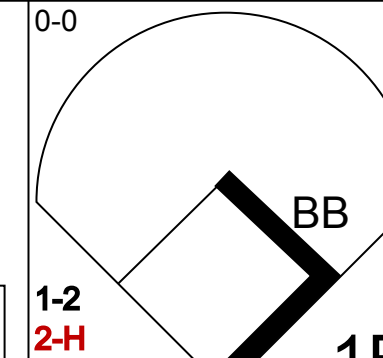
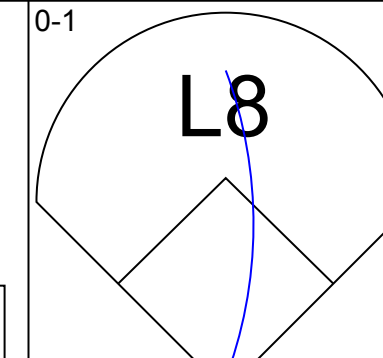
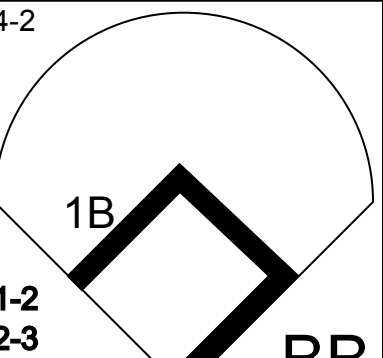

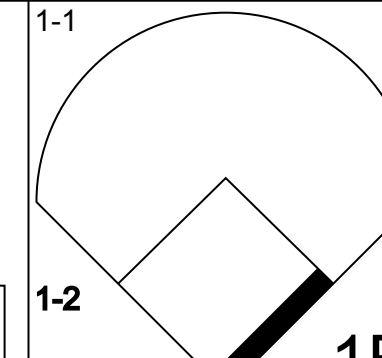
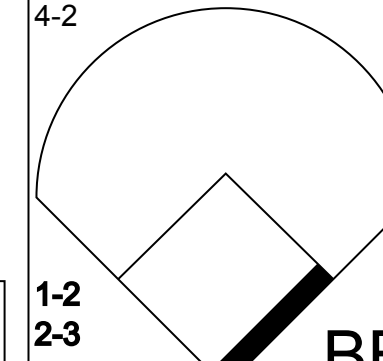
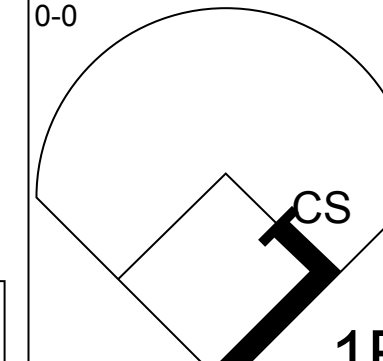
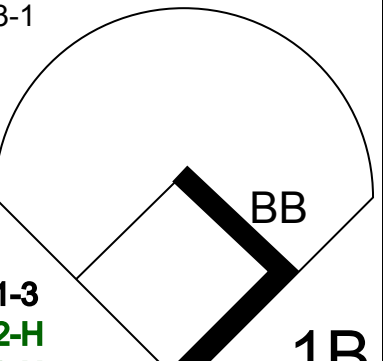
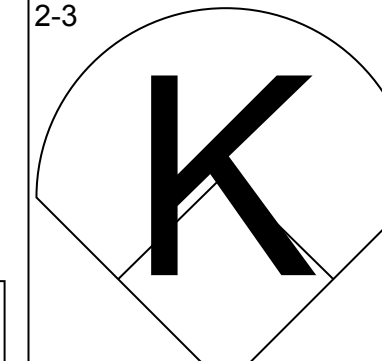
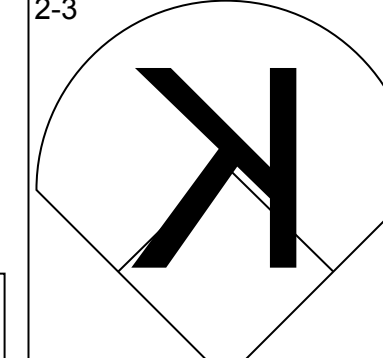
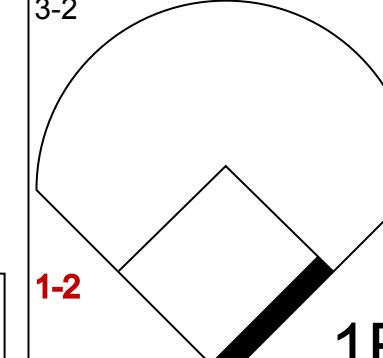
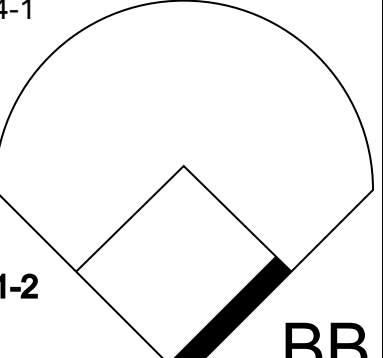
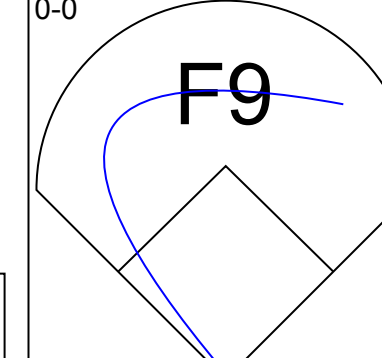
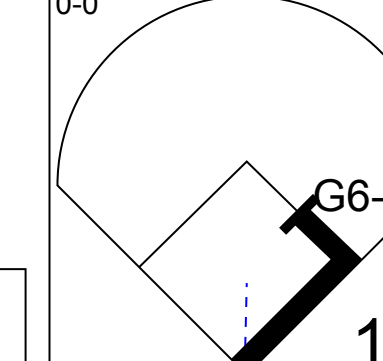
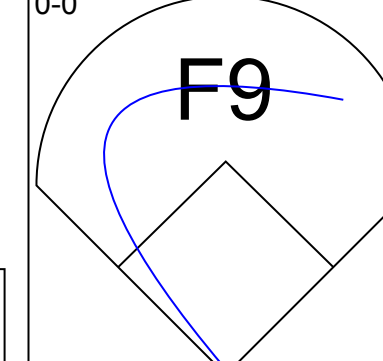
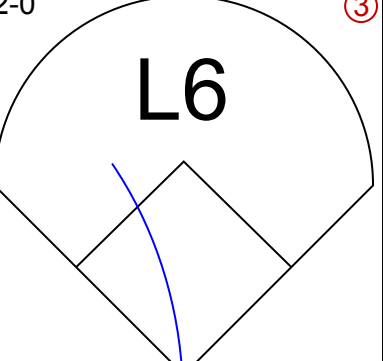
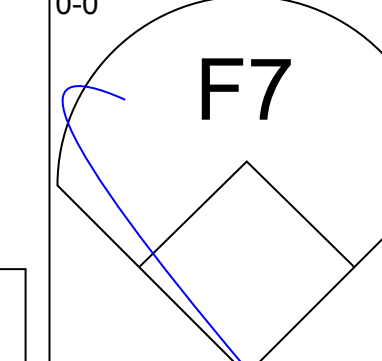
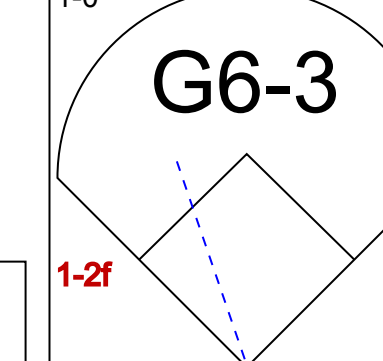
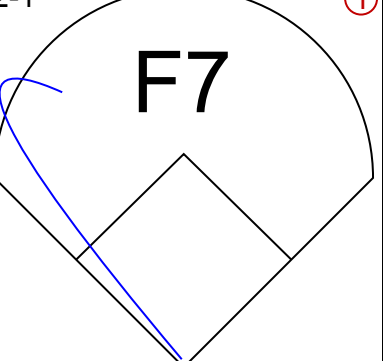
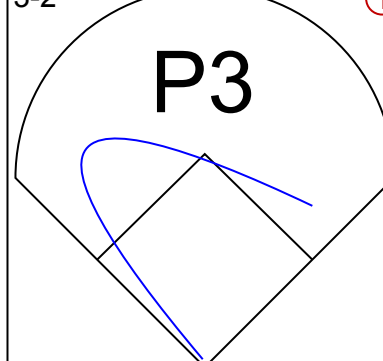
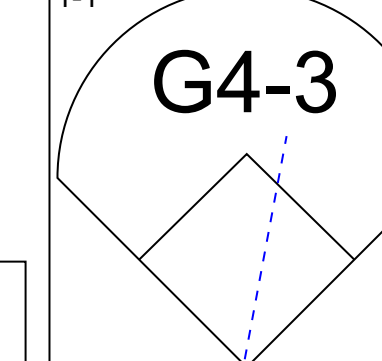
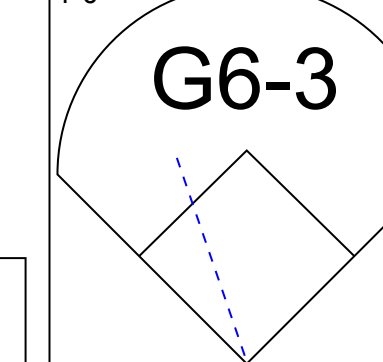
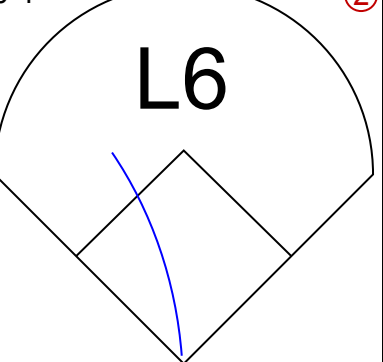
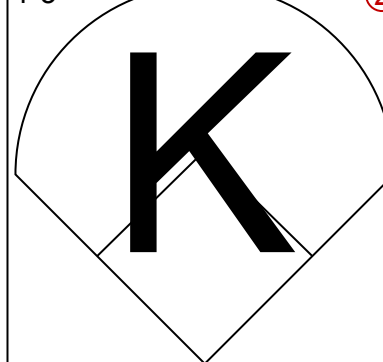
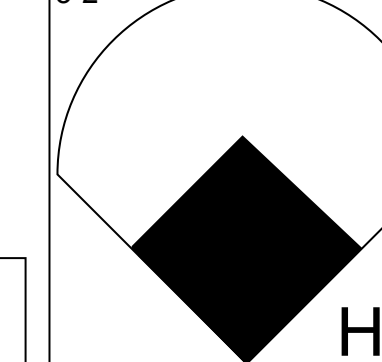
Batter	1	2	3	4	5	6	7	8	9	AB	R	H	RBI	BB	SO	LOB	BOTTOM		
Marvin Benard, L OBP: 0.308, SLG: 0.408 Andres Calarraga, R OBP: 0.320, SLG: 0.454 Calvin Murray, R OBP: 0.357, SLG: 0.412 (8, 8)	G3					G4-3				3	0	1	0	0	0	1			
Rich Aurilia, R OBP: 0.372, SLG: 0.564 (1, 6)	G6-3			1B						4	0	0	0	0	0	5			
Barry Bonds, L OBP: 0.484, SLG: 0.822 (1, 7)	G6-3			G4-3						4	0	1	0	0	1	0			
Jeff Kent, R OBP: 0.366, SLG: 0.501 (1, 4)		G6-3		G4-3						4	1	1	1	0	0	1			
John Vander Wal, L OBP: 0.348, SLG: 0.454 (1, 9)		G3-1		G3						4	0	0	0	0	1	1			
J.T. Snow, L OBP: 0.374, SLG: 0.355 (1, 3)		G4-3		K						4	0	0	0	0	2	1			
Benito Santiago, R OBP: 0.310, SLG: 0.384 (1, 2)			F7							4	0	2	0	0	0	0			
Ramon Martinez, R OBP: 0.324, SLG: 0.355 (1, 5)			G4-3							3	0	0	0	0	2	1			
Livan Hernandez, R OBP: 0.333, SLG: 0.429 (1, 1)			E6							3	0	1	0	0	0	1			
Inning Stats	R: 0 H: 0 E: 0 K: 0 S: 5	H: 0 LOB: 0 BB: 0 P: 9	R: 0 H: 0 E: 0 K: 0 S: 3	H: 0 LOB: 0 BB: 0 P: 4	R: 0 H: 1 E: 1 K: 0 S: 11	H: 1 LOB: 2 BB: 0 P: 15	R: 0 H: 1 E: 0 K: 1 S: 8	H: 1 LOB: 1 BB: 0 P: 15	R: 0 H: 1 E: 0 K: 0 S: 7	H: 1 LOB: 0 BB: 0 P: 9	R: 1 H: 1 E: 0 K: 0 S: 8	H: 1 LOB: 2 BB: 1 P: 28	R: 0 H: 0 E: 0 K: 2 S: 9	H: 0 LOB: 0 BB: 0 P: 11	R: 0 H: 0 E: 0 K: 2 S: 8	H: 0 LOB: 0 BB: 0 P: 11	1B: 4 2B: 1 3B: 0 HR: 1	SF: 0 SAC: 1 DP: 0 HBP: 0	WP: 0 PA: 35 PB: 0 SB: 1 CS: 0
PITCHER Greg Maddux, R ERA: 2.84 Mike Remlinger, L ERA: 2.71 29 John Smoltz, R ERA: 3.89 (8, 1)	IP: 6.2 WLS: W BF: 27 H: 6 R: 1 ER: 1 SO: 2 BB: 0 IBB: 0 HBP: 0 BLK: 0 WP: 0 HR: 1 S: 55 P: 80 ERA: 1.35 WHIP: 0.900															PITCHER			

Atlanta Braves @ San Francisco Giants
PacBell Park, San Francisco, CA
Fri Aug 17, 2001, 10:35 PM EDT
Att: 41,718 - Cloudy - 60 F

AB 33
R 1
H 6
RBI 1
BB 1
SO 6
LOB 11




Batter	1	2	3	4	5	6	7	8	9	AB	R	H	RBI	BB	SO	LOB	TOP				
Keith Lockhart, L OBP: 0.317, SLG: 0.359 (1, 4)										4	0	1	0	0	1	0	Atlanta Braves @ San Francisco Giants PacBell Park, San Francisco, CA Sun Aug 19 2001, 8:08 PM EDT Att: 41,527 - Sunny - 62 F				
B.J. Surhoff, L OBP: 0.311, SLG: 0.388 (1, 7)										4	0	1	0	0	0	0					
10 Chipper Jones, S OBP: 0.415, SLG: 0.603 (1, 5)										4	0	1	0	0	2	2					
Brian Jordan, R OBP: 0.328, SLG: 0.486 (1, 9)										4	1	1	0	0	1	3					
Ken Caminiti, S OBP: 0.329, SLG: 0.444 (1, 3)										3	0	0	0	1	1	1					
Andruw Jones, R OBP: 0.314, SLG: 0.451 (1, 8)										2	0	0	0	2	2	0					
Javy Lopez, R OBP: 0.296, SLG: 0.398 (1, 2)										4	0	1	1	0	1	2					
Rey Sanchez, R OBP: 0.314, SLG: 0.357 (1, 6)										3	0	0	0	0	0	4					
Tom Glavine, L OBP: 0.209, SLG: 0.200 Steve Reed, R (5, 1)										2	0	0	0	0	0	4					
Dave Martinez, L OBP: 0.361, SLG: 0.416 Jose Cabrera, R (7, 1)										0	0	0	0	0	0	0					
Inning Stats	R: 0 E: 0 K: 1 S: 9	H: 1 LOB: 1 BB: 0 P: 11	R: 0 E: 0 K: 0 S: 13	H: 0 LOB: 2 BB: 2 P: 26	R: 0 E: 0 K: 1 S: 8	H: 0 LOB: 0 BB: 0 P: 11	R: 1 E: 0 K: 0 S: 12	H: 2 LOB: 2 BB: 1 P: 20	R: 0 E: 0 K: 3 S: 10	H: 0 LOB: 0 BB: 0 P: 12	R: 0 E: 0 K: 1 S: 10	H: 0 LOB: 0 BB: 0 P: 13	R: 0 E: 0 K: 1 S: 12	H: 0 LOB: 0 BB: 0 P: 21	R: 0 E: 0 K: 1 S: 5	H: 0 LOB: 0 BB: 0 P: 7	1B: 4 2B: 1 3B: 0 HR: 0	SF: 0 SAC: 0 DP: 1 HBP: 0	WP: 0 PB: 0 SB: 0 CS: 0	PA: 34	
PITCHER	IP	WLS	BF	H	R	ER	SO	BB	IBB	HBP	BLK	WP	HR	S	P	ERA	WHIP				
Jason Schmidt, R ERA: 4.46 Felix Rodriguez, R ERA: 1.95 Robb Nen, R ERA: 2.83	(1, 1)	7.0	W	28	5	1	1	7	3	0	0	0	0	0	71	107	1.29	1.143			

Batter	1	2	3	4	5	6	7	8	9	AB	R	H	RBI	BB	SO	LOB	BOTTOM			
Calvin Murray, R OBP: 0.351, SLG: 0.398 (1, 8)										4	1	0	0	1	1	0	Atlanta Braves @ San Francisco Giants PacBell Park, San Francisco, CA Sun Aug 19 2001, 8:08 PM EDT Att: 41,527 - Sunny - 62 F			
Rich Aurilia, R OBP: 0.375, SLG: 0.567 (1, 6)										3	1	2	1	1	0	0				
Barry Bonds, L OBP: 0.486, SLG: 0.824 (1, 7)										2	1	0	0	2	0	1				
Jeff Kent, R OBP: 0.372, SLG: 0.507 (1, 4)										3	0	2	0	1	0	0				
Andres Galarraga, R OBP: 0.324, SLG: 0.455 (1, 3)										3	0	2	2	1	1	2				
Eric Davis, R OBP: 0.287, SLG: 0.356 Marvin Benard, L (7, PH) (8, 9)										2	0	1	0	1	1	3				
Benito Santiago, R OBP: 0.306, SLG: 0.378 (1, 2)										4	0	1	0	0	0	4				
Pedro Feliz, R OBP: 0.285, SLG: 0.411 (1, 5)										4	0	0	0	0	0	1				
Jason Schmidt, R OBP: 0.176, SLG: 0.265 Felix Rodriguez, R (8, 1)										3	0	0	0	0	1	0				
John Vander Wal, L OBP: 0.347, SLG: 0.460 Robb Nen, R (9, 1)										1	1	1	1	0	0	0				
Inning Stats	R: 0 E: 0 K: 1 S: 12	H: 2 LOB: 3 BB: 2 P: 25	R: 0 E: 0 K: 0 S: 3	H: 1 LOB: 0 BB: 0 P: 5	R: 0 E: 0 K: 0 S: 5	H: 0 LOB: 0 BB: 0 P: 10	R: 0 E: 0 K: 0 S: 7	H: 2 LOB: 1 BB: 0 P: 10	R: 3 E: 0 K: 0 S: 20	H: 2 LOB: 3 BB: 4 P: 46	R: 0 E: 0 K: 2 S: 9	H: 0 LOB: 0 BB: 0 P: 15	R: 0 E: 0 K: 1 S: 10	H: 1 LOB: 2 BB: 1 P: 20	R: 1 E: 0 K: 0 S: 8	H: 1 LOB: 0 BB: 0 P: 12	1B: 7 2B: 1 3B: 0 HR: 1	SF: 0 SAC: 0 DP: 1 HBP: 0	WP: 0 PB: 0 SB: 0 CS: 1	PA: 37
PITCHER	IP	WLS	BF	H	R	ER	SO	BB	IBB	HBP	BLK	WP	HR	S	P	ERA	WHIP			
Tom Glavine, L ERA: 3.79 Steve Reed, R ERA: 3.95 Jose Cabrera, R ERA: 2.54	(1, 1)	4.2	L	24	4	0	0	2	0	0	0	0	0	10	18	0.00	0.000			

AB 31
R 1
H 5
RBI 1
BB 3
SO 9
LOB 16



AB 30
R 4
H 9
RBI 4
BB 7
SO 4
LOB 13



Batter	1	2	3	4	5	6	7	8	9	10	AB	R	H	RBI	BB	SO	LOB	TOP	
Damian Jackson, R OBP: 0.330, SLG: 0.356 (1, 4)	K		K		G6-3			P4	K		5	0	0	0	0	3	4	San Diego Padres @ Atlanta Braves Turner Field, Atlanta, GA Tue Aug 21 2001, 7:35 PM EDT Att. 26,756 - Sunny - 80 F	
Mark Kotsay, L OBP: 0.363, SLG: 0.434 (1, 8)	F7				F7			F8		L7	4	0	0	0	1	0	1		
Ryan Klesko, L OBP: 0.391, SLG: 0.523 (1, 3)	P6		F7			G6-3 1B				G3-1 2B	5	1	3	0	0	0	1		
Dave Magadan, L OBP: 0.347, SLG: 0.371 (1, 5)					L9			K		G3-1	5	0	1	0	0	1	3		
Ray Lankford, L OBP: 0.332, SLG: 0.505 (1, 7)						G6-3					4	2	2	0	1	2	1		
Bubba Trammell, R OBP: 0.347, SLG: 0.493 Trevor Hoffman, R (10, 1)						K				G3 2B	5	0	2	1	0	0	4		
Ben Davis, S OBP: 0.360, SLG: 0.367 (1, 2)										G3 2B	0	0	0	0	0	0	0		
D'Angelo Jimenez, S OBP: 0.347, SLG: 0.344 (1, 6)											2	0	0	1	1	2	1		
Kevin Jarvis, L OBP: 0.297, SLG: 0.354 Chuck McElroy, L Rudy Seanez, R Rickey Henderson, R Jose Nunez, L Mike Darin, L OBP: 0.305, SLG: 0.319 (1, 11)											1	0	0	0	0	0	0		
Inning Stats	R: 0 E: 0 K: 1 S: 9	H: 0 LOB: 0 BB: 0 P: 15	R: 1 E: 0 K: 1 S: 10	H: 2 LOB: 1 BB: 0 P: 14	R: 0 E: 0 K: 1 S: 11	H: 0 LOB: 1 BB: 1 P: 18	R: 0 E: 0 K: 2 S: 12	H: 1 LOB: 1 BB: 0 P: 18	R: 0 E: 0 K: 1 S: 9	H: 0 LOB: 0 BB: 0 P: 12	R: 0 E: 0 K: 1 S: 12	H: 1 LOB: 1 BB: 0 P: 17	R: 0 E: 0 K: 2 S: 15	H: 1 LOB: 3 BB: 1 P: 27	R: 2 E: 0 K: 0 S: 12	H: 3 LOB: 2 BB: 2 P: 22	1B: 6 2B: 4 3B: 0 HR: 0		SF: 1 SAC: 1 DP: 0 HBP: 1
PITCHER	IP	WLS	BF	H	R	ER	SO	BB	IBB	HBP	BLK	WP	HR	S	P	ERA	WHIP		
John Burkett, R ERA: 2.52 (1, 1)	7.0		27	5	1	1	7	1	0	0	0	0	0	68	103	1.29	0.857		
Mike Remlinger, L ERA: 2.64 (8, 1)	1.0		4	1	0	0	1	0	0	0	0	0	0	12	17	0.00	1.000		
29 John Smoltz, R ERA: 3.79 (9, 1)	1.0		6	1	0	0	2	1	0	1	0	0	0	15	27	0.00	2.000		
Steve Karsay, R ERA: 1.9 (10, 1)	1.0	L	7	3	2	2	0	0	2	0	0	0	0	12	22	18.00	3.000		

AB	37
R	3
H	10
RBI	3
BB	4
SO	10
LOB	18



Batter	1	2	3	4	5	6	7	8	9	10	AB	R	H	RBI	BB	SO	LOB	BOTTOM	
Marcus Giles, R OBP: 0.336, SLG: 0.417 Keith Lockhart, L OBP: 0.309, SLG: 0.348 (2, 4)	K		F7		G4-3			FC1-6		F7	1	0	0	0	0	1	0	San Diego Padres @ Atlanta Braves Turner Field, Atlanta, GA Tue Aug 21 2001, 7:35 PM EDT Att. 26,756 - Sunny - 80 F	
B.J. Surhoff, L OBP: 0.310, SLG: 0.388 (1, 7)	L9					G4-3		P6		G5-3	5	0	1	0	0	0	1		
10 Chipper Jones, S OBP: 0.417, SLG: 0.604 (1, 5)	G3-1							L4			4	1	2	0	1	0	1		
Brian Jordan, R OBP: 0.324, SLG: 0.480 (1, 9)						G5-3				F7	5	0	0	0	0	0	4		
Ken Caminiti, S OBP: 0.329, SLG: 0.441 Wes Helms, R OBP: 0.291, SLG: 0.408 (7, 3)								G3			2	0	0	0	1	1	0		
Andruw Jones, R OBP: 0.314, SLG: 0.448 (1, 8)								K			3	0	0	0	1	2	1		
Javy Lopez, R OBP: 0.296, SLG: 0.398 Paul Bako, L OBP: 0.265, SLG: 0.327 (1, 2)											0	0	0	0	0	0	0		
Rey Sanchez, R OBP: 0.313, SLG: 0.355 (1, 6)											3	0	0	0	1	0	3		
John Burkett, R OBP: 0.298, SLG: 0.311 Bernard Lincecum, R Mike Remlinger, L 29 John Smoltz, R Mark DeRosa, R Steve Karsay, R (1, 11)											2	0	0	0	0	1	3		
Inning Stats	R: 0 E: 0 K: 1 S: 11	H: 0 LOB: 0 BB: 0 P: 14	R: 0 E: 1 K: 0 S: 12	H: 1 LOB: 3 BB: 1 P: 20	R: 0 E: 0 K: 3 S: 9	H: 0 LOB: 0 BB: 0 P: 13	R: 1 E: 0 K: 3 S: 15	H: 1 LOB: 3 BB: 3 P: 31	R: 0 E: 0 K: 0 S: 9	H: 0 LOB: 1 BB: 1 P: 17	R: 0 E: 0 K: 1 S: 6	H: 0 LOB: 0 BB: 0 P: 7	R: 0 E: 0 K: 1 S: 8	H: 1 LOB: 1 BB: 0 P: 11	R: 0 E: 0 K: 0 S: 8	H: 1 LOB: 1 BB: 0 P: 9	1B: 2 2B: 2 3B: 0 HR: 0		SF: 0 SAC: 0 DP: 1 HBP: 0
PITCHER	IP	WLS	BF	H	R	ER	SO	BB	IBB	HBP	BLK	WP	HR	S	P	ERA	WHIP		
Kevin Jarvis, R ERA: 4.92 (6, 1)	1.1	B	6	0	0	0	2	0	0	0	0	0	0	6	7	0.00	1.500		
Rudy Seanez, R ERA: 2.61 (8, 1)	1.0	W	3	0	0	0	1	0	0	0	0	0	0	8	11	0.00	0.000		
Joe Nunez, L ERA: 5.56 (9, 1)	1.0	S	4	1	0	0	0	0	0	0	0	0	0	8	9	0.00	1.000		

AB	34
R	1
H	4
RBI	1
BB	6
SO	7
LOB	14



Batter	1	2	3	4	5	6	7	8	9	AB	R	H	RBI	BB	SO	LOB	TOP				
Damian Jackson, R OBP: 0.326, SLG: 0.352 (1, 4)	G4-3		F9		G5-3			G5-3		4	0	0	0	0	0	0					
Mark Kotsay, L OBP: 0.364, SLG: 0.443 (1, 8)	F7		HR			F7			HR	4	2	2	1	0	0	0					
Ryan Klesko, L OBP: 0.390, SLG: 0.528 (1, 3)	F8		HR			P4			L3	4	1	1	2	0	0	0					
Dave Magadan, L OBP: 0.339, SLG: 0.361 Rickey Henderson, R OBP: 0.348, SLG: 0.323 (9, PH)		K	F7			G4-3			K	3	0	0	0	0	1	0					
Ray Lankford, L OBP: 0.348, SLG: 0.498 (1, 7)	E3				F7				K	4	0	0	0	0	2	0					
Bubba Trammell, R OBP: 0.344, SLG: 0.489 (1, 9)	F8				F8			G6-3		3	0	0	0	0	0	1					
Ben Davis, S OBP: 0.360, SLG: 0.365 (1, 2)					L8			L8		2	0	0	0	1	0	0					
D'Angelo Jimenez, S OBP: 0.341, SLG: 0.338 (1, 6)					F7			F7		3	0	0	0	0	0	2					
Brian Tollberg, R OBP: 0.200, SLG: 0.130 Chuck McLeroy, L OBP: 0.429, SLG: 0.545 Tony Gwynn, L OBP: 0.429, SLG: 0.545 David Lundquist, R OBP: 0.429, SLG: 0.545					G5-3			F8		2	0	0	0	0	1	0					
Inning Stats	R: 0 E: 0 K: 0 S: 8	H: 0 LOB: 0 BB: 0 P: 14	R: 0 E: 1 K: 1 S: 11	H: 0 LOB: 2 BB: 1 P: 19	R: 2 E: 0 K: 1 S: 8	H: 2 LOB: 0 BB: 0 P: 11	R: 0 E: 0 K: 0 S: 7	H: 0 LOB: 0 BB: 0 P: 10	R: 0 E: 0 K: 0 S: 4	H: 0 LOB: 0 BB: 0 P: 5	R: 0 E: 0 K: 1 S: 6	H: 0 LOB: 0 BB: 0 P: 7	R: 0 E: 0 K: 0 S: 8	H: 0 LOB: 0 BB: 0 P: 14	R: 1 E: 0 K: 2 S: 11	H: 1 LOB: 0 BB: 0 P: 16	1B: 1 2B: 0 3B: 0 HR: 2	SF: 0 SAC: 0 DP: 0 HBP: 0	WP: 0 PB: 0 SB: 1 CS: 0	PA: 32	
PITCHER	IP	WLS	BF	H	R	ER	SO	BB	IBB	HBP	BLK	WP	HR	S	P	ERA	WHIP				
Greg Maddux, R ERA: 2.86 (1, 1)	8.0	W	29	3	3	3	3	1	0	0	0	0	2	61	94	3.38	0.500				
Mike Remlinger, L ERA: 2.6 (9, 1)	1.0	S	3	0	0	0	2	0	0	0	0	0	0	9	12	0.00	0.000				

San Diego Padres @ Atlanta Braves
Turner Field, Atlanta, GA
Wed Aug 22 2001, 7:05 PM EDT
Att: 22,787 - Sunny - 86 F

AB	31
R	3
H	3
RBI	3
BB	1
SO	5
LOB	3



Batter	1	2	3	4	5	6	7	8	9	AB	R	H	RBI	BB	SO	LOB	BOTTOM				
Marcus Giles, R OBP: 0.338, SLG: 0.424 (1, 4)	G3 10 1B	FC6-4			G6-3			F8		5	1	2	0	0	0	2					
B.J. Surhoff, L OBP: 0.305, SLG: 0.395 (1, 7)	G3		G4-3		HR		F8			4	1	1	1	0	0	2					
10 Chipper Jones, S OBP: 0.417, SLG: 0.610 (1, 5)	HR		HR		G3-1		F8			4	2	2	2	0	0	1					
Brian Jordan, R OBP: 0.326, SLG: 0.486 (1, 9)	HR		P3		F8			IBB		3	1	1	2	1	0	0					
Ken Caminiti, S OBP: 0.329, SLG: 0.444 Wes Helms, R OBP: 0.290, SLG: 0.405 (6, PR) (7, 3)	P4		K			1B FC6-2 2B	G5-3			3	0	1	0	0	1	0					
Andruw Jones, R OBP: 0.313, SLG: 0.446 (1, 8)	G6-3				F7			F8		4	0	1	0	0	0	0					
Rey Sanchez, R OBP: 0.315, SLG: 0.358 (1, 6)			K		G4-3 1B		FC6-2 FC6-4	G4-3 1B 2B		4	1	2	0	0	1	3					
Paul Bako, L OBP: 0.256, SLG: 0.314 (1, 2)	G1-3				G4-3		K	G4-3		4	0	0	0	0	1	4					
Greg Maddux, R OBP: 0.224, SLG: 0.182 Mike Remlinger, L ERA: 3.18 (9, 1)					L4		FC6-4			4	0	2	1	0	0	3					
Inning Stats	R: 3 E: 0 K: 0 S: 16	H: 3 LOB: 0 BB: 0 P: 24	R: 0 E: 0 K: 1 S: 8	H: 1 LOB: 1 BB: 0 P: 11	R: 1 E: 0 K: 1 S: 11	H: 1 LOB: 0 BB: 0 P: 13	R: 0 E: 0 K: 0 S: 9	H: 1 LOB: 1 BB: 0 P: 13	R: 1 E: 0 K: 0 S: 7	H: 1 LOB: 0 BB: 0 P: 11	R: 0 E: 0 K: 1 S: 8	H: 2 LOB: 2 BB: 0 P: 14	R: 0 E: 0 K: 0 S: 7	H: 1 LOB: 2 BB: 1 P: 16	R: 1 E: 0 K: 0 S: 11	H: 2 LOB: 1 BB: 0 P: 13	1B: 6 2B: 3 3B: 0 HR: 3	SF: 0 SAC: 0 DP: 0 HBP: 0	WP: 0 PB: 0 SB: 2 CS: 0	PA: 37	
PITCHER	IP	WLS	BF	H	R	ER	SO	BB	IBB	HBP	BLK	WP	HR	S	P	ERA	WHIP				
Brian Tollberg, R ERA: 4.0 (1, 1)	6.0	L	28	10	5	5	3	0	0	0	0	0	0	4	11	0.00	1.667				
Chuck McLeroy, L ERA: 4.84 (7, 1)	0.2		3	0	0	0	0	0	1	0	0	0	0	4	11	0.00	0.000				
Jeremy Fikac, R ERA: (7, 1)	0.1		1	0	0	0	0	0	0	0	0	0	0	1	1	0.00	0.000				
David Lundquist, R ERA: 3.18 (8, 1)	1.0		5	2	1	1	0	0	0	0	0	0	0	11	13	9.00	2.000				

San Diego Padres @ Atlanta Braves
Turner Field, Atlanta, GA
Wed Aug 22 2001, 7:05 PM EDT
Att: 22,787 - Sunny - 86 F

AB	36
R	6
H	12
RBI	6
BB	1
SO	3
LOB	17



Batter	1	2	3	4	5	6	7	8	9	AB	R	H	RBI	BB	SO	LOB	TOP					
Adrian Beltré, R (1.5) OBP: 0.307, SLG: 0.423										4	0	0	0	0	1	0	Los Angeles Dodgers @ Atlanta Braves Turner Field, Atlanta, GA Fri Aug 24 2001, 7:35 PM EDT Att: 35,451 - Cloudy - 87 F					
Mark Grudzielanek, R (1.4) OBP: 0.333, SLG: 0.409										4	0	1	0	0	0	0						
Shawn Green, L (1.9) OBP: 0.367, SLG: 0.599										4	1	2	1	0	0	1						
Gary Sheffield, R (1.7) OBP: 0.429, SLG: 0.594										3	1	0	0	1	1	1						
Paul Lo Duca, R (1.3) OBP: 0.380, SLG: 0.566										4	1	3	0	0	0	1						
Marquis Grissom, R (1.8) OBP: 0.259, SLG: 0.464										4	1	1	3	0	1	2						
Jeff Reboulet, R (1.6) OBP: 0.363, SLG: 0.417										2	0	0	0	2	0	0						
Chad Kreuter, S (1.2) OBP: 0.369, SLG: 0.345										4	0	0	0	0	0	3						
Chan Ho Park, R (1.1) OBP: 0.207, SLG: 0.204										3	0	0	0	0	1	0						
Inning Stats	R: 1 E: 0 K: 1 S: 6	H: 1 LOB: 0 BB: 0 P: 10	R: 0 E: 0 K: 0 S: 10	H: 1 LOB: 1 BB: 1 P: 18	R: 0 E: 0 K: 1 S: 7	H: 1 LOB: 1 BB: 0 P: 11	R: 3 E: 0 K: 0 S: 14	H: 2 LOB: 0 BB: 1 P: 28	R: 0 E: 0 K: 0 S: 8	H: 0 LOB: 0 BB: 0 P: 14	R: 0 E: 0 K: 0 S: 9	H: 1 LOB: 0 BB: 1 P: 17	R: 0 E: 0 K: 0 S: 4	H: 0 LOB: 0 BB: 0 P: 7	R: 0 E: 0 K: 1 S: 11	H: 1 LOB: 0 BB: 0 P: 14	R: 0 E: 0 K: 1 S: 10	H: 0 LOB: 0 BB: 0 P: 14	1B: 4 2B: 1 3B: 0 HR: 2	SF: 0 SAC: 0 DP: 2 HBP: 0	WP: 0 PB: 0 SB: 0 CS: 0	PA: 35
PITCHER	IP WLS BF H R ER SO BB IBB HBP BLK WP HR S P ERA WHIP																					
Tom Glavine, L (1.1) ERA: 3.84	7.0 L 29 6 4 4 2 3 0 0 0 0 0 2 58 105 5.14 1.286																					
Steve Reed, R (8.1) ERA: 3.28	1.0 3 1 0 0 1 0 0 0 0 0 0 0 11 14 0.00 1.000																					
Kerry Ligtenberg, R (9.1) ERA: 4.22	1.0 3 0 0 0 1 0 0 0 0 0 0 0 10 14 0.00 0.000																					

Batter	1	2	3	4	5	6	7	8	9	AB	R	H	RBI	BB	SO	LOB	BOTTOM					
Keith Lockhart, L (1.4) OBP: 0.307, SLG: 0.345										4	0	1	0	0	0	0	Los Angeles Dodgers @ Atlanta Braves Turner Field, Atlanta, GA Fri Aug 24 2001, 7:35 PM EDT Att: 35,451 - Cloudy - 87 F					
B.J. Surhoff, L (1.7) OBP: 0.311, SLG: 0.399										4	1	1	0	0	1	1						
10 Chipper Jones, S (1.5) OBP: 0.419, SLG: 0.606										4	0	1	0	0	1	1						
Brian Jordan, R (1.9) OBP: 0.325, SLG: 0.484										3	0	1	1	0	1	1						
Ken Caminiti, S (1.3) OBP: 0.326, SLG: 0.437										4	0	0	0	0	3	2						
Andruw Jones, R (1.8) OBP: 0.313, SLG: 0.443										3	0	0	0	1	0	0						
Javy Lopez, R (1.2) OBP: 0.297, SLG: 0.395										4	0	1	0	0	0	2						
Rey Sanchez, R (1.6) OBP: 0.313, SLG: 0.354										2	0	0	0	1	0	1						
Tom Glavine, L (1.1) OBP: 0.200, SLG: 0.190										2	0	0	0	0	1	1						
Steve Reed, R (8.1) ERA: 3.28										0	0	0	0	0	0	0						
Dave Martinez, L (8. PH) OBP: 0.397, SLG: 0.412										1	0	0	0	0	0	0						
Kerry Ligtenberg, R (9.1) ERA: 4.22										0	0	0	0	0	0	0						
Inning Stats	R: 0 E: 0 K: 0 S: 10	H: 1 LOB: 1 BB: 0 P: 19	R: 0 E: 0 K: 0 S: 6	H: 1 LOB: 0 BB: 0 P: 10	R: 0 E: 0 K: 1 S: 7	H: 0 LOB: 0 BB: 0 P: 9	R: 0 E: 0 K: 3 S: 10	H: 0 LOB: 0 BB: 0 P: 12	R: 0 E: 0 K: 0 S: 10	H: 0 LOB: 1 BB: 1 P: 20	R: 1 E: 0 K: 1 S: 11	H: 2 LOB: 1 BB: 0 P: 19	R: 0 E: 0 K: 0 S: 5	H: 0 LOB: 0 BB: 0 P: 7	R: 0 E: 0 K: 1 S: 6	H: 0 LOB: 0 BB: 0 P: 9	R: 0 E: 0 K: 1 S: 13	H: 1 LOB: 2 BB: 1 P: 21	1B: 5 2B: 0 3B: 0 HR: 0	SF: 1 SAC: 0 DP: 0 HBP: 0	WP: 1 PB: 0 SB: 0 CS: 0	PA: 34
PITCHER	IP WLS BF H R ER SO BB IBB HBP BLK WP HR S P ERA WHIP																					
Chan Ho Park, R (1.1) ERA: 2.95	9.0 W 34 5 1 1 7 2 0 0 0 0 1 0 78 126 1.00 0.778																					

AB	32
R	4
H	7
RBI	4
BB	3
SO	4
LOB	8



AB	31
R	1
H	5
RBI	1
BB	2
SO	7
LOB	9



Batter	1	2	3	4	5	6	7	8	9	AB	R	H	RBI	BB	SO	LOB	TOP									
Adrian Beltré, R OBP: 0.306, SLG: 0.420	F9		BB 1B		E3	F9		G3		5	1	1	0	0	0	1	Los Angeles Dodgers @ Atlanta Braves Turner Field, Atlanta, GA Sat Aug 25 2001, 7:05 PM EDT Att: 48,225 - Sunny - 86 F									
Mark Grudzielanek, R OBP: 0.334, SLG: 0.407	F9		BB 1B		F 1B	K		K		4	1	1	0	0	2	0										
Shawn Green, L OBP: 0.369, SLG: 0.605	L8		F9		1B	2B			HR	5	2	3	3	0	0	2										
Gary Sheffield, R OBP: 0.431, SLG: 0.603		HR			E6			G6-3		4	2	2	1	1	0	2										
Paul Lo Duca, R OBP: 0.377, SLG: 0.561	G6-3		K		SF8	F8		P1		5	1	1	1	0	1	5										
Dave Hansen, L OBP: 0.388, SLG: 0.359	G4-3				P6				BB	3	0	0	1	1	0	0										
Marquis Grissom, R OBP: 0.261, SLG: 0.461		BB			K			G6-3		4	0	1	2	1	1	1										
Alex Cora, L OBP: 0.289, SLG: 0.330	G4-3				F7			K		4	0	0	0	0	1	2										
Luke Prokopec, L OBP: 0.176, SLG: 0.206			F8					F8		3	1	1	0	0	0	1										
Matt Herge, L OBP: 0.200, SLG: 0.400										0	0	0	0	0	0	0										
Tom Gooden, R OBP: 0.265, SLG: 0.336										0	0	0	0	0	0	0										
Mike Trombley, R ERA: 4.12										0	0	0	0	0	0	0										
Jeff Williams, R ERA: 6.65										0	0	0	0	0	0	0										
Jeff Shaw, R ERA: 3.72										0	0	0	0	0	0	0										
Inning Stats	R: 0 E: 0 K: 0 S: 3	H: 0 LOB: 0 BB: 0 P: 5	R: 1 E: 0 K: 0 S: 12	H: 1 LOB: 1 BB: 1 P: 19	R: 0 E: 0 K: 1 S: 13	H: 2 LOB: 3 BB: 1 P: 27	R: 0 E: 0 K: 1 S: 9	H: 0 LOB: 0 BB: 0 P: 11	R: 6 E: 2 K: 0 S: 19	H: 4 LOB: 1 BB: 0 P: 32	R: 0 E: 0 K: 1 S: 14	H: 2 LOB: 2 BB: 0 P: 22	R: 0 E: 0 K: 1 S: 6	H: 0 LOB: 0 BB: 0 P: 8	R: 0 E: 0 K: 1 S: 7	H: 0 LOB: 0 BB: 0 P: 11	R: 1 E: 0 K: 0 S: 12	H: 1 LOB: 1 BB: 1 P: 21	1B: 7 2B: 1 3B: 0 HR: 2	SF: 1 SAC: 0 DP: 0 HBP: 1	WP: 0 PB: 0 SB: 0 CS: 0	PA: 43				
PITCHER	IP	WLS	BF	H	R	ER	SO	BB	IBB	HBP	BLK	WP	HR	S	P	ERA	WHIP									
Jason Marquis, R ERA: 3.72	(1, 1)	4.0	L	23	6	7	3	2	2	0	1	0	0	1	49	82	6.75	2.000								
Jose Cabrera, R ERA: 2.39	(5, 1)	3.0		12	3	0	0	2	0	0	0	0	0	0	27	42	0.00	1.000								
Kerry Ligtenberg, R ERA: 4.12	(8, 1)	1.0		3	0	0	0	1	0	0	0	0	0	0	7	11	0.00	0.000								
Steve Reed, R ERA: 3.42	(9, 1)	0.2		4	1	1	1	0	1	0	0	0	1	11	20	13.50	3.000									
Steve Karsay, R ERA: 1.87	(9, 1)	0.1		1	0	0	0	0	0	0	0	0	0	1	1	0.00	0.000									

AB	38
R	8
H	10
RBI	8
BB	3
SO	5
LOB	14



Batter	1	2	3	4	5	6	7	8	9	AB	R	H	RBI	BB	SO	LOB	BOTTOM									
Marcus Giles, R OBP: 0.345, SLG: 0.421	K			K					BB	4	1	2	1	1	2	0	Los Angeles Dodgers @ Atlanta Braves Turner Field, Atlanta, GA Sat Aug 25 2001, 7:05 PM EDT Att: 48,225 - Sunny - 86 F									
B.J. Surhoff, L OBP: 0.312, SLG: 0.398	F9	P6						BB	4	1	1	0	1	0	3											
10 Chipper Jones, S OBP: 0.421, SLG: 0.696								BB	3	0	2	0	1	0	1											
Wes Helms, R OBP: 0.287, SLG: 0.401								BB	1	0	0	0	0	0	2											
Brian Jordan, R OBP: 0.324, SLG: 0.480										3	0	0	0	0	0	2										
Kerry Ligtenberg, R ERA: 4.12										0	0	0	0	0	0	0										
Steve Reed, R ERA: 3.42										0	0	0	0	0	0	0										
Mark DeRosa, R OBP: 0.365, SLG: 0.382										1	1	1	1	0	0	0										
Ken Caminiti, S OBP: 0.324, SLG: 0.433		G4-3		K						5	1	1	1	0	2	4										
Andruw Jones, R OBP: 0.315, SLG: 0.451										4	2	2	3	1	1	0										
Javy Lopez, R OBP: 0.298, SLG: 0.398										5	1	2	1	0	1	2										
Rey Sanchez, R OBP: 0.314, SLG: 0.353										4	0	1	0	1	0	1										
Jason Marquis, L OBP: 0.091, SLG: 0.048										2	0	0	0	0	0	2										
Jose Cabrera, R ERA: 3.72										0	0	0	0	0	0	0										
Dave Martinez, L OBP: 0.356, SLG: 0.410										1	0	0	0	0	0	0										
Bernard Gilkey, R OBP: 0.347, SLG: 0.427										1	0	0	0	0	1	1										
Inning Stats	R: 0 E: 0 K: 1 S: 11	H: 0 LOB: 1 BB: 1 P: 21	R: 2 E: 0 K: 0 S: 16	H: 4 LOB: 2 BB: 0 P: 20	R: 0 E: 0 K: 1 S: 8	H: 1 LOB: 2 BB: 1 P: 17	R: 0 E: 0 K: 1 S: 9	H: 0 LOB: 0 BB: 0 P: 10	R: 0 E: 0 K: 0 S: 8	H: 1 LOB: 1 BB: 0 P: 12	R: 0 E: 0 K: 0 S: 7	H: 1 LOB: 1 BB: 0 P: 8	R: 0 E: 0 K: 2 S: 9	H: 2 LOB: 3 BB: 0 P: 25	R: 0 E: 0 K: 2 S: 9	H: 0 LOB: 1 BB: 1 P: 17	R: 5 E: 0 K: 1 S: 19	H: 3 LOB: 0 BB: 2 P: 34	1B: 8 2B: 3 3B: 0 HR: 1	SF: 0 SAC: 0 DP: 1 HBP: 1	WP: 0 PB: 1 SB: 1 CS: 0	PA: 44				
PITCHER	IP	WLS	BF	H	R	ER	SO	BB	IBB	HBP	BLK	WP	HR	S	P	ERA	WHIP									
Luke Prokopec, R ERA: 4.58	(1, 1)	6.2	W	30	9	2	2	3	2	0	0	0	0	0	68	102	2.70	1.650								
Matt Herge, R ERA: 3.72	(7, 1)	0.1		2	0	0	0	1	0	0	1	0	0	0	5	11	0.00	0.000								
Mike Trombley, R ERA: 3.93	(8, 1)	1.0		4	0	0	0	2	1	0	0	0	0	0	9	17	0.00	1.000								
Jeff Williams, L ERA: 6.65	(9, 1)	0.1		5	2	4	4	0	2	0	0	0	0	0	13	27	108.00	12.000								
Jeff Shaw, R ERA: 3.72	(9, 1)	0.2	S	3	1	1	1	1	0	0	0	0	0	1	6	7	13.50	1.500								



Batter	1	2	3	4	5	6	7	8	9	AB	R	H	RBI	BB	SO	LOB	TOP										
Adrián Beltré, R (1.5) OBP: 0.304, SLG: 0.416	L8		3-2 1B		G4-3		F8		P3	5	0	1	0	0	0	0											
Mark Grudzielanek, R (1.4) OBP: 0.333, SLG: 0.405	F8		L8		P8		FC3-6 1B		G1-3	5	0	1	0	0	0	2											
Shawn Green, L (1.9) OBP: 0.368, SLG: 0.607	K			F5	HR		FC3-6 1B		K	5	1	1	1	0	2	1											
Gary Sheffield, R (1.7) OBP: 0.431, SLG: 0.602		F3		BB 1B WP 1B	P4					4	1	2	0	0	0	0											
Paul Lo Duca, R (1.2) OBP: 0.376, SLG: 0.557		G6-3		WP BB 1B		F7	G4-3			4	0	1	0	0	0	2											
Eric Karros, R (1.3) OBP: 0.296, SLG: 0.389		G6-3		P6				G6-3		4	0	1	0	0	0	2											
Marquis Grissom, R (1.8) OBP: 0.261, SLG: 0.457			F7	WP BB	K			G4-3		3	0	0	0	1	1		AB 36 R 2 H 9 RBI 1 BB 3 SO 6 LOB 14										
Alex Cora, L (1.6) OBP: 0.294, SLG: 0.334			P6							2	0	1	0	2	0	0											
Eric Gagne, R (1.1) OBP: 0.171, SLG: 0.325			1B							3	0	1	0	0	2	5											
Giovanni Carrara, R (6.1) OBP: 0.273, SLG: 0.273										0	0	0	0	0	0	0											
Dave Hansen, L (8. PH) OBP: 0.385, SLG: 0.356										1	0	0	0	0	1	1											
Terry Mulholland, R (8.1)										0	0	0	0	0	0	0											
Inning Stats	R: 0 E: 0 K: 1 S: 9	H: 0 LOB: 0 BB: 0 P: 13	R: 0 E: 0 K: 0 S: 6	H: 0 LOB: 0 BB: 0 P: 10	R: 0 E: 0 K: 0 S: 11	H: 2 LOB: 2 BB: 0 P: 21	R: 1 E: 0 K: 1 S: 12	H: 2 LOB: 3 BB: 2 P: 22	R: 1 E: 0 K: 0 S: 6	H: 1 LOB: 0 BB: 0 P: 10	R: 0 E: 0 K: 2 S: 14	H: 1 LOB: 2 BB: 0 P: 24	R: 0 E: 0 K: 0 S: 10	H: 2 LOB: 0 BB: 0 P: 15	R: 0 E: 0 K: 1 S: 9	H: 1 LOB: 1 BB: 0 P: 13	R: 0 E: 0 K: 1 S: 8	H: 0 LOB: 0 BB: 0 P: 10	1B: 5 2B: 3 3B: 0 HR: 1	SF: 0 SAC: 0 DP: 0 HBP: 0	WP: 1 PB: 0 SB: 0 CS: 0	PA: 39					
PITCHER	IP	WLS	BF	H	R	ER	SO	BB	IBB	HBP	BLK	WP	HR	S	P	ERA	WHIP										
John Burkett, R (1.1) ERA: 2.53	6.0	W	27	6	2	2	4	1	2	0	0	1	1	58	100	3.00	1.167										
Mike Remlinger, L (7.1) ERA: 2.57	1.0	H	5	2	0	0	0	0	0	0	0	0	0	10	15	0.00	2.000										
Steve Karsay, R (8.1) ERA: 1.84	1.0		4	1	0	0	1	0	0	0	0	0	0	9	13	0.00	1.000										
29 John Smoltz, R (9.1) ERA: 3.61	1.0		3	0	0	0	1	0	0	0	0	0	0	8	10	0.00	0.000										

Los Angeles Dodgers @ Atlanta Braves
Turner Field, Atlanta, GA
Sun Aug 26 2001, 1:05 PM EDT
Att: 34,469 - Cloudy - 86 F

AB 36
R 2
H 9
RBI 1
BB 3
SO 6
LOB 14



Batter	1	2	3	4	5	6	7	8	9	AB	R	H	RBI	BB	SO	LOB	BOTTOM										
Marcus Giles, R (1.4) OBP: 0.360, SLG: 0.449	1B BB		HR		HR BB	K		HR 1B		3	3	2	1	2	1	0											
Andruw Jones, R (1.8) OBP: 0.318, SLG: 0.465	F9		G4-6-3 1B		HR		G1-3	HR		5	2	3	4	0	0	1											
10 Chipper Jones, S (1.5) OBP: 0.419, SLG: 0.602	K		G4-6-3		K		G3-1	K		3	0	0	0	0	2	2											
Keith Lockhart, L (6.5) OBP: 0.303, SLG: 0.340										2	0	0	0	0	1	0											
Brian Jordan, R (1.9) OBP: 0.327, SLG: 0.482				G5-3				1B 1B	L5	5	1	3	0	0	0	0											
B.J. Surhoff, L (1.7) OBP: 0.314, SLG: 0.399	F9			1B BB 1B		K		1B 1B		4	1	2	0	0	1	3											
Javy Lopez, R (1.2) OBP: 0.303, SLG: 0.400		G6-3		1B BB		HR WP 1B		1B 1B		3	1	2	1	1	0	0											
Wes Helms, R (1.3) OBP: 0.291, SLG: 0.403		K		G5-4-3 1B		K		1B 1B		4	0	2	1	0	2	1											
Mark DeRosa, R (1.6) OBP: 0.362, SLG: 0.399		P4		G5-4-3		HR		G5-3		4	1	1	2	0	0	5											
John Burkett, R (1.1) ERA: 2.53			K							2	0	0	0	0	2	0											
Dave Martinez, L (6. PH) OBP: 0.354, SLG: 0.408										1	0	0	0	0	0	0											
Mike Remlinger, L (7.1) ERA: 2.57										0	0	0	0	0	0	0											
Steve Karsay, R (8.1) ERA: 1.84										0	0	0	0	0	0	0											
Bernard Gilkey, R (8. PH) OBP: 0.340, SLG: 0.422										1	0	0	0	0	1	0											
29 John Smoltz, R (9.1) ERA: 3.61										0	0	0	0	0	0	0											
Inning Stats	R: 0 E: 0 K: 1 S: 8	H: 1 LOB: 2 BB: 1 P: 15	R: 0 E: 0 K: 1 S: 7	H: 0 LOB: 0 BB: 0 P: 11	R: 1 E: 0 K: 1 S: 8	H: 2 LOB: 0 BB: 0 P: 12	R: 0 E: 0 K: 0 S: 10	H: 2 LOB: 2 BB: 1 P: 16	R: 2 E: 0 K: 3 S: 17	H: 2 LOB: 1 BB: 1 P: 29	R: 2 E: 0 K: 2 S: 13	H: 2 LOB: 0 BB: 0 P: 24	R: 2 E: 0 K: 0 S: 17	H: 4 LOB: 2 BB: 0 P: 23	R: 2 E: 0 K: 2 S: 13	H: 2 LOB: 0 BB: 0 P: 18	1B: 11 2B: 0 3B: 0 HR: 4	SF: 0 SAC: 0 DP: 2 HBP: 0	WP: 1 PB: 0 SB: 0 CS: 0	PA: 40							
PITCHER	IP	WLS	BF	H	R	ER	SO	BB	IBB	HBP	BLK	WP	HR	S	P	ERA	WHIP										
Eric Gagne, R (1.1) ERA: 4.85	5.1	L	26	9	5	5	7	3	0	0	0	0	0	59	99	8.44	2.250										
Giovanni Carrara, R (6.1) ERA: 2.98	1.2		9	4	2	2	1	0	0	0	0	0	0	21	31	10.80	2.400										
Terry Mulholland, L (8.1) ERA: 5.01	1.0		5	2	2	2	2	0	0	0	0	0	1	13	18	18.00	2.000										

Los Angeles Dodgers @ Atlanta Braves
Turner Field, Atlanta, GA
Sun Aug 26 2001, 1:05 PM EDT
Att: 34,469 - Cloudy - 86 F

AB 37
R 9
H 15
RBI 9
BB 3
SO 10
LOB 12




Batter	1	2	3	4	5	6	7	8	9	AB	R	H	RBI	BB	SO	LOB	TOP				
Adrian Beltré, R OBP: 0.309, SLG: 0.420										4	2	3	0	0	0	0	Los Angeles Dodgers @ Atlanta Braves Turner Field, Atlanta, GA Mon Aug 27 2001, 1:05 PM EDT Att: 26,038 - Cloudy - 86 F				
Jeff Reboulet, R OBP: 0.363, SLG: 0.412										2	1	0	0	1	1	2					
Shawn Green, L OBP: 0.367, SLG: 0.604										4	0	1	0	0	1	5					
Gary Sheffield, R OBP: 0.430, SLG: 0.606										4	1	1	3	0	1	4					
Paul Lo Duca, R OBP: 0.377, SLG: 0.556										3	0	1	1	1	0	0					
Eric Karros, R OBP: 0.293, SLG: 0.385										4	0	0	0	0	3	3					
Marquis Grissom, R OBP: 0.259, SLG: 0.452										4	0	0	0	0	1	0					
Alex Cora, L OBP: 0.293, SLG: 0.333										4	0	1	0	0	0	0					
Terry Adams, R OBP: 0.094, SLG: 0.034										2	0	0	0	0	1	1					
Bruce Aven, R OBP: 0.395, SLG: 0.455										1	0	0	0	0	0	0					
Matt Herges, L OBP: 0.400, SLG: 0.400										0	0	0	0	0	0	0					
Dave Hansen, L OBP: 0.383, SLG: 0.353										1	0	0	0	0	1	0					
Jeff Shaw, R OBP: 0.383, SLG: 0.353										0	0	0	0	0	0	0					
Inning Stats	R: 1 E: 0 K: 2 S: 16	H: 2 LOB: 2 BB: 0 P: 22	R: 0 E: 0 K: 1 S: 10	H: 1 LOB: 0 BB: 0 P: 14	R: 0 E: 0 K: 1 S: 7	H: 1 LOB: 1 BB: 0 P: 8	R: 0 E: 0 K: 1 S: 6	H: 0 LOB: 0 BB: 0 P: 8	R: 0 E: 1 K: 2 S: 10	H: 0 LOB: 1 BB: 0 P: 11	R: 0 E: 0 K: 0 S: 10	H: 0 LOB: 0 BB: 0 P: 6	R: 0 E: 0 K: 0 S: 5	R: 3 E: 0 K: 1 S: 18	H: 2 LOB: 1 BB: 2 P: 31	R: 0 E: 0 K: 1 S: 7	H: 0 LOB: 0 BB: 0 P: 9	1B: 6 2B: 1 3B: 0 HR: 1	SF: 0 SAC: 1 DP: 1 HBP: 0	WP: 0 PB: 0 SB: 1 CS: 1	PA: 36
PITCHER	IP	WLS	BF	H	R	ER	SO	BB	IBB	HBP	BLK	WP	HR	S	P	ERA	WHIP				
Greg Maddux, R ERA: 2.8	(1, 1)	7.0		26	5	1	1	7	0	0	0	0	0	64	85	1.29	0.714				
Mike Remlinger, L ERA: 2.81	(8, 1)	0.2	L	4	1	2	2	0	1	0	0	0	0	12	20	27.00	3.000				
Jose Cabrera, R ERA: 2.55	(8, 1)	0.1	B	3	1	1	1	1	1	0	0	0	1	6	11	27.00	6.000				
Kerry Ligtenberg, R ERA: 4.03	(9, 1)	1.0		3	0	0	0	1	0	0	0	0	0	7	9	0.00	0.000				

Batter	1	2	3	4	5	6	7	8	9	AB	R	H	RBI	BB	SO	LOB	BOTTOM					
Marcus Giles, R OBP: 0.364, SLG: 0.446										3	0	1	0	1	1	1	Los Angeles Dodgers @ Atlanta Braves Turner Field, Atlanta, GA Mon Aug 27 2001, 1:05 PM EDT Att: 26,038 - Cloudy - 86 F					
Andruw Jones, R OBP: 0.317, SLG: 0.463										4	0	1	0	0	2	2						
10 Chipper Jones, S OBP: 0.416, SLG: 0.597										4	0	0	0	0	2	2						
Brian Jordan, R OBP: 0.328, SLG: 0.484										4	0	2	0	0	1	0						
B.J. Surhoff, L OBP: 0.315, SLG: 0.403										4	0	2	0	0	0	2						
Rey Sanchez, R OBP: 0.314, SLG: 0.353										4	1	1	0	0	1	2						
Wes Helms, R OBP: 0.292, SLG: 0.402										3	1	1	0	0	1	1						
Ken Caminiti, S OBP: 0.323, SLG: 0.431										1	0	0	0	0	1	0						
Paul Bako, L OBP: 0.267, SLG: 0.327										2	0	1	2	1	0	0						
Keith Lockhart, L OBP: 0.301, SLG: 0.338										1	0	0	0	0	0	0						
Greg Maddux, R OBP: 0.217, SLG: 0.175	(1, 1)	7.0		28	8	2	2	8	2	0	0	0	0	0	0	0						
Dave Martinez, L OBP: 0.353, SLG: 0.406	(7, PH)	1.0	H	4	1	0	0	1	0	0	0	0	0	0	0	0						
Mike Remlinger, L ERA: 3.68	(8, 1)	0.1		3	0	0	0	1	0	0	0	0	0	0	0	0						
Jose Cabrera, R ERA: 3.66	(8, 1)	1.0	S	3	0	0	0	1	0	0	0	0	0	0	0	0						
Kerry Ligtenberg, R ERA: 3.66	(9, 1)	1.0		3	0	0	0	1	0	0	0	0	0	0	0	0						
Inning Stats	R: 0 E: 0 K: 1 S: 6	H: 1 LOB: 0 BB: 0 P: 9	R: 0 E: 0 K: 3 S: 12	H: 1 LOB: 1 BB: 0 P: 17	R: 0 E: 0 K: 1 S: 7	H: 0 LOB: 0 BB: 0 P: 11	R: 0 E: 0 K: 1 S: 12	H: 2 LOB: 1 BB: 0 P: 20	R: 2 E: 0 K: 0 S: 13	H: 3 LOB: 1 BB: 1 P: 19	R: 0 E: 0 K: 1 S: 12	H: 1 LOB: 1 BB: 0 P: 18	R: 0 E: 0 K: 1 S: 10	H: 0 LOB: 1 BB: 1 P: 17	R: 0 E: 0 K: 1 S: 11	H: 1 LOB: 1 BB: 0 P: 14	R: 0 E: 0 K: 1 S: 10	H: 0 LOB: 0 BB: 0 P: 12	1B: 6 2B: 4 3B: 0 HR: 0	SF: 0 SAC: 0 DP: 2 HBP: 0	WP: 0 PB: 0 SB: 1 CS: 1	PA: 35
PITCHER	IP	WLS	BF	H	R	ER	SO	BB	IBB	HBP	BLK	WP	HR	S	P	ERA	WHIP					
Terry Adams, R ERA: 4.65	(1, 1)	7.0		28	8	2	2	8	2	0	0	0	0	0	0	0	2.57	1.429				
Matt Herges, R ERA: 3.68	(8, 1)	1.0	H	4	1	0	0	1	0	0	0	0	0	0	0	0	0.00	1.000				
Jeff Shaw, R ERA: 3.66	(9, 1)	1.0	S	3	0	0	0	1	0	0	0	0	0	0	0	0	0.00	0.000				

AB 33
R 4
H 7
RBI 4
BB 2
SO 9
LOB 15



AB 33
R 2
H 9
RBI 2
BB 2
SO 10
LOB 11



Batter	1	2	3	4	5	6	7	8	9	AB	R	H	RBI	BB	SO	LOB	TOP								
Tim Raines, S (1, 7) OBP: 0.418, SLG: 0.356 Mark Smith, R (6, 7) OBP: 0.322, SLG: 0.390	0-1 2B		2-2 HR		4-2 G4-6-3 BB		0-3 K			2	3	2	0	1	0	0	Montreal Expos @ Atlanta Braves Turner Field, Atlanta, GA Tue Aug 28 2001, 7:35 PM EDT Att: 23,131 - Overcast - 79 F								
Jose Vidro, S (1, 4) OBP: 0.384, SLG: 0.527	3-2 G4-3 WP 2B		1-2 HR		0-2 E3 G4-6-3			0-1 WP 1B		4	2	3	3	0	0	1									
Vladimir Guerrero, R (1, 9) OBP: 0.381, SLG: 0.680	1-1 G4-3		2-3 K		0-0 G4-6-3			0-0 F8		4	0	0	0	0	1	3									
Orlando Cabrera, R (1, 6) OBP: 0.309, SLG: 0.390	1-2 G6-3		1-2 G4-3		1-0 F9			1-1 1B		4	0	1	0	0	0	0									
Geoff Blum, S (1, 5) OBP: 0.323, SLG: 0.374	2-2 F8			1-1 HR		0-0 G3-1		1-3 K		4	1	1	1	0	1	2									
Lee Stevens, L (1, 3)		2-2 G6-3 1B		3-2 HR		0-0 F3		2-2 G4-3		4	1	2	1	0	0	2									
Michael Barrett, R (1, 2) OBP: 0.289, SLG: 0.353	2-0 G6-3		1-1 F8		2-1 G5-3			0-1 F8		4	0	0	0	0	0	1									
Peter Bergeron, L (1, 8) OBP: 0.296, SLG: 0.316	2-3 K		1-3 K		0-0 G4-3			1-3 K		4	0	0	0	0	3	0									
Javier Vazquez, R (1, 1) OBP: 0.259, SLG: 0.273			1-2 G5-3		1-2 G5-3		0-2 G4-3		0-2 G4-3	4	0	0	0	0	0	0									
Inning Stats	R: 2 H: 2 E: 0 K: 0 S: 17	H: 2 LOB: 0 BB: 0 P: 24	R: 0 H: 1 E: 0 K: 1 S: 10	LOB: 0 BB: 0 P: 16	R: 2 H: 2 E: 0 K: 1 S: 15	H: 2 LOB: 0 BB: 0 P: 22	R: 2 H: 2 E: 0 K: 1 S: 13	H: 2 LOB: 0 BB: 0 P: 20	R: 1 H: 0 E: 1 K: 0 S: 7	H: 0 LOB: 0 BB: 1 P: 12	R: 0 H: 0 E: 0 K: 0 S: 4	H: 0 LOB: 0 BB: 0 P: 6	R: 0 H: 0 E: 0 K: 1 S: 7	H: 0 LOB: 0 BB: 0 P: 7	R: 0 H: 2 E: 0 K: 1 S: 11	H: 2 LOB: 2 BB: 0 P: 15	R: 0 H: 0 E: 0 K: 1 S: 9	H: 0 LOB: 0 BB: 0 P: 10	1B: 4 2B: 2 3B: 0 HR: 3	SF: 0 SAC: 0 DP: 2 HBP: 0	WP: 2 PB: 0 CS: 0	PA: 36			
PITCHER	IP WLS BF H R ER SO BB IBB HBP BLK WP HR S P ERA WHIP	8.0 L 33 9 7 6 5 1 0 0 0 2 3 84 122 6.75 1.250	1.0 3 0 0 0 1 0 0 0 0 0 0 9 10 0.00 0.000																						

AB	35
R	7
H	9
RBI	5
BB	1
SO	6
LOB	9



Batter	1	2	3	4	5	6	7	8	9	AB	R	H	RBI	BB	SO	LOB	BOTTOM								
Marcus Giles, R (1, 4) OBP: 0.354, SLG: 0.434	2-2 G6-3		2-3 K		2-0 G1-3				0-2 G6-3	4	0	0	0	0	1	0	Montreal Expos @ Atlanta Braves Turner Field, Atlanta, GA Tue Aug 28 2001, 7:35 PM EDT Att: 23,131 - Overcast - 79 F								
Andruw Jones, R (1, 8) OBP: 0.316, SLG: 0.460 Bernard Gilkey, R (7, 9) OBP: 0.340, SLG: 0.418	0-0 G5-3		0-0 G5-3		3-3 K			0-0 L4		3	0	0	0	0	1	0									
10 Chipper Jones, S (1, 5) OBP: 0.416, SLG: 0.596	1-0 1B			1-3 K			0-1 FC5-4 1B		1-0 G4-3	4	0	2	0	0	1	0									
Brian Jordan, R (1, 9) OBP: 0.331, SLG: 0.485	0-1 1B			2-0 G4-3 1B			1-3 K			3	0	2	0	0	1	1									
B.J. Surhoff, L (1, 7) OBP: 0.313, SLG: 0.399	1-2 1B			0-2 G4-3			1-2 FC5-4			3	0	0	0	0	0	4									
Javy Lopez, R (1, 2) OBP: 0.303, SLG: 0.399		0-0 G5-4-3 1B			1-0 G5-3		2-3 K			3	0	1	0	0	1	1									
Wes Helms, R (1, 3) OBP: 0.288, SLG: 0.396		1-1 G5-4-3			0-0 F9			2-2 G6-3		3	0	0	0	0	0	1									
Rey Sanchez, R (1, 6) OBP: 0.312, SLG: 0.350		2-3 K			1-1 G5-3			0-0 G1-3		3	0	0	0	0	1	0									
Kevin Millwood, R (1, 1) OBP: 0.089, SLG: 0.069 Ken Caminiti, S (8, PH) OBP: 0.322, SLG: 0.430 Kerry Ligtenberg, R (9, 1) ERA: 3.84			1-3 K		2-2 G3-1			0-0 G3-1		2	0	0	0	0	1	0									
Inning Stats	R: 0 H: 2 E: 0 K: 0 S: 12	H: 2 LOB: 2 BB: 0 P: 17	R: 0 H: 1 E: 0 K: 1 S: 6	LOB: 0 BB: 0 P: 9	R: 0 H: 0 E: 0 K: 2 S: 8	H: 0 LOB: 0 BB: 0 P: 11	R: 0 H: 1 E: 0 K: 1 S: 7	H: 1 LOB: 0 BB: 0 P: 10	R: 0 H: 0 E: 0 K: 0 S: 4	H: 0 LOB: 0 BB: 0 P: 6	R: 0 H: 0 E: 0 K: 1 S: 8	H: 0 LOB: 1 BB: 0 P: 15	R: 0 H: 1 E: 0 K: 2 S: 14	H: 1 LOB: 0 BB: 0 P: 18	R: 0 H: 0 E: 0 K: 0 S: 6	H: 0 LOB: 0 BB: 0 P: 8	R: 0 H: 0 E: 0 K: 0 S: 5	H: 0 LOB: 0 BB: 0 P: 6	1B: 5 2B: 0 3B: 0 HR: 0	SF: 0 SAC: 0 DP: 2 HBP: 0	WP: 0 PB: 0 CS: 0	PA: 30			
PITCHER	IP WLS BF H R ER SO BB IBB HBP BLK WP HR S P ERA WHIP	9.0 W 30 5 0 0 7 0 0 0 0 0 70 100 0.00 0.556																							



Batter	1	2	3	4	5	6	7	8	9	AB	R	H	RBI	BB	SO	LOB	TOP					
Mike Mordecai, R (1, 5) OBP: 0.336, SLG: 0.404										4	1	1	0	0	1	0						
Jose Vidro, S (1, 4) OBP: 0.380, SLG: 0.522										4	0	0	0	0	0	1						
Vladimir Guerrero, R (1, 9) OBP: 0.381, SLG: 0.599										4	1	2	0	0	0	0						
Orlando Cabrera, R (1, 6) OBP: 0.310, SLG: 0.394										4	1	2	2	0	0	1						
Geoff Blum, S (1, 7) OBP: 0.325, SLG: 0.373										3	0	1	0	1	0	1						
Lee Stevens, L (1, 3) OBP: 0.324, SLG: 0.427										4	0	0	1	0	1	2						
Michael Barrett, R (1, 2) OBP: 0.291, SLG: 0.354										4	0	2	0	0	1	2						
Peter Bergeron, L (1, 8) OBP: 0.292, SLG: 0.311										4	0	0	0	0	2	2						
Tony Armas, R (1, 1) OBP: 0.152, SLG: 0.174										2	0	0	0	0	2	0						
Tim Raines, S (7, PH) OBP: 0.411, SLG: 0.348										1	0	0	0	0	1	1						
Britt Reames, R (7, 1) OBP: 0.316, SLG: 0.333										0	0	0	0	0	0	0						
Joey Eischen, L (8, 1)										0	0	0	0	0	0	0						
Darwin Cubillan, R (8, 1)										0	0	0	0	0	0	0						
Inning Stats	R: 3 E: 0 K: 1 S: 22	H: 3 LOB: 1 BB: 1 P: 33	R: 0 E: 0 K: 1 S: 8	H: 0 LOB: 0 BB: 0 P: 10	R: 0 E: 0 K: 0 S: 9	H: 0 LOB: 0 BB: 0 P: 14	R: 0 E: 0 K: 1 S: 10	H: 1 LOB: 0 BB: 0 P: 15	R: 0 E: 0 K: 2 S: 7	H: 0 LOB: 0 BB: 0 P: 11	R: 0 E: 0 K: 0 S: 8	H: 1 LOB: 1 BB: 0 P: 12	R: 0 E: 0 K: 1 S: 8	H: 1 LOB: 1 BB: 0 P: 13	R: 0 E: 0 K: 1 S: 15	H: 1 LOB: 1 BB: 0 P: 19	R: 0 E: 0 K: 1 S: 10	H: 1 LOB: 1 BB: 0 P: 13	1B: 7 2B: 0 3B: 1 HR: 0	SF: 0 SAC: 0 DP: 1 HBP: 0	WP: 0 PB: 0 SB: 2 CS: 0	PA: 35
PITCHER	IP WLS BF H R ER SO BB IBB HBP BLK WP HR S P ERA WHIP																					
Tom Glavine, L (1, 1) ERA: 3.84	7.0 W 27 6 3 3 6 1 0 0 0 0 0 72 108 3.86 1.000																					
Steve Karsay, R (8, 1) ERA: 1.82	1.0 H 4 1 0 0 1 0 0 0 0 0 0 0 15 19 0.00 1.000																					
29 John Smoltz, R (9, 1) ERA: 3.53	1.0 S 4 1 0 0 1 0 0 0 0 0 0 0 10 13 0.00 1.000																					

Montreal Expos @ Atlanta Braves
Turner Field, Atlanta, GA
Wed Aug 29 2001, 7:05 PM EDT
Att: 22,327 - Overcast - 71 F

AB	34
R	3
H	8
RBI	3
BB	1
SO	8
LOB	10



Batter	1	2	3	4	5	6	7	8	9	AB	R	H	RBI	BB	SO	LOB	BOTTOM			
Marcus Giles, R (1, 4) OBP: 0.364, SLG: 0.438										3	0	2	0	1	0	0				
Andruw Jones, R (1, 8) OBP: 0.314, SLG: 0.457										4	0	0	0	0	1	3				
10 Chipper Jones, S (1, 5) OBP: 0.413, SLG: 0.591										4	0	0	0	0	0	2				
Brian Jordan, R (1, 9) OBP: 0.332, SLG: 0.484										3	1	1	0	1	0	1				
B.J. Surhoff, L (1, 7) OBP: 0.310, SLG: 0.395										4	0	0	0	0	2	2				
Javy Lopez, R (1, 2) OBP: 0.302, SLG: 0.401										4	2	1	1	0	1	1				
Wes Helms, R (1, 3) OBP: 0.291, SLG: 0.418										4	1	2	3	0	1	1				
Rey Sanchez, R (1, 6) OBP: 0.312, SLG: 0.350										3	1	1	0	0	0	1				
Tom Glavine, L (1, 1) OBP: 0.191, SLG: 0.182										2	0	0	0	0	0	1				
Steve Karsay, R (8, 1) ERA: 5.51										0	0	0	0	0	0	0				
29 John Smoltz, R (9, 1) ERA: 4.08										0	0	0	0	0	0	0				
Darwin Cubillan, R (8, 1) ERA: 5.19										0	0	0	0	0	0	0				
Inning Stats	R: 0 E: 0 K: 0 S: 8	H: 0 LOB: 0 BB: 0 P: 14	R: 0 E: 0 K: 1 S: 10	H: 1 LOB: 1 BB: 0 P: 15	R: 0 E: 0 K: 1 S: 9	H: 0 LOB: 1 BB: 1 P: 16	R: 0 E: 0 K: 1 S: 7	H: 0 LOB: 0 BB: 0 P: 11	R: 3 E: 2 K: 0 S: 13	H: 3 LOB: 1 BB: 0 P: 19	R: 2 E: 0 K: 1 S: 12	H: 2 LOB: 1 BB: 1 P: 21	R: 0 E: 0 K: 0 S: 9	H: 1 LOB: 1 BB: 0 P: 13	R: 0 E: 0 K: 1 S: 7	H: 0 LOB: 0 BB: 0 P: 9	1B: 4 2B: 2 3B: 0 HR: 1	SF: 0 SAC: 1 DP: 0 HBP: 0	WP: 2 PB: 0 SB: 0 CS: 0	PA: 34
PITCHER	IP WLS BF H R ER SO BB IBB HBP BLK WP HR S P ERA WHIP																			
Tony Armas, R (1, 1) ERA: 3.84	6.0 L 27 6 5 3 4 2 0 0 0 0 0 0 59 96 4.50 1.333																			
Britt Reames, R (7, 1) ERA: 5.51	1.0 4 1 0 0 0 0 0 0 0 0 0 0 9 13 0.00 1.000																			
Joey Eischen, L (8, 1) ERA: 4.08	0.1 1 0 0 0 0 0 0 0 0 0 0 0 2 2 0.00 0.000																			
Darwin Cubillan, R (8, 1) ERA: 5.19	0.2 2 0 0 0 0 1 0 0 0 0 0 0 5 7 0.00 0.000																			

Montreal Expos @ Atlanta Braves
Turner Field, Atlanta, GA
Wed Aug 29 2001, 7:05 PM EDT
Att: 22,327 - Overcast - 71 F

AB	31
R	5
H	7
RBI	4
BB	2
SO	5
LOB	12



Batter	1	2	3	4	5	6	7	8	9	AB	R	H	RBI	BB	SO	LOB	TOP				
Tim Raines, S OBP: 0.417, SLG: 0.347	G3			1B				L8		3	1	1	0	1	0	0					
Jose Vidro, S OBP: 0.381, SLG: 0.521	G3			1B			F8	1B		4	1	2	0	0	0	1					
Vladimir Guerrero, R OBP: 0.382, SLG: 0.598	G5-3			E8				1B		4	1	2	1	0	0	0					
Orlando Cabrera, R OBP: 0.308, SLG: 0.392		G4-3		SF8				G6-3		3	0	0	1	0	0	2					
Geoff Blum, S OBP: 0.326, SLG: 0.372		F8		3-H						1	0	0	0	1	0	0					
Mike Mordecai, R OBP: 0.342, SLG: 0.411				2B						1	1	1	0	1	0	0					
Lee Stevens, L OBP: 0.324, SLG: 0.428	K									4	0	1	0	0	1	2					
Michael Barrett, R OBP: 0.291, SLG: 0.354				F8						3	0	1	1	0	0	1					
Peter Bergeron, L OBP: 0.292, SLG: 0.308				G1-6-3						3	0	0	0	0	0	1					
Tomo Ohka, S OBP: 0.291, SLG: 0.091				K						2	0	0	0	0	0	1					
Joey Eischen, L OBP: 0.294, SLG: 0.333										0	0	0	0	0	0	0					
Curtis Pride, L OBP: 0.294, SLG: 0.360										1	0	0	0	0	0	0					
Britt Reames, R OBP: 0.292, SLG: 0.328										0	0	0	0	0	0	0					
Mark Smith, R OBP: 0.292, SLG: 0.328										1	0	0	0	0	0	1					
Scott Strickland, R OBP: 0.292, SLG: 0.328										0	0	0	0	0	0	0					
Inning Stats	R: 0 H: 0 E: 0 K: 0 S: 5	H: 0 LOB: 0 BB: 0 P: 8	R: 0 H: 0 E: 0 K: 1 S: 9	H: 0 LOB: 0 BB: 0 P: 16	R: 0 H: 1 E: 0 K: 1 S: 9	H: 0 LOB: 0 BB: 0 P: 11	R: 3 H: 4 E: 1 K: 0 S: 11	H: 0 LOB: 1 BB: 1 P: 20	R: 0 H: 0 E: 0 K: 0 S: 6	H: 0 LOB: 0 BB: 0 P: 11	R: 0 H: 0 E: 0 K: 0 S: 5	H: 0 LOB: 0 BB: 0 P: 8	R: 0 H: 2 E: 0 K: 0 S: 8	H: 0 LOB: 1 BB: 0 P: 10	R: 1 H: 1 E: 0 K: 0 S: 7	H: 0 LOB: 1 BB: 0 P: 13	1B: 6 2B: 2 3B: 0 HR: 0	SF: 1 SAC: 1 DP: 2 HBP: 1	WP: 0 PB: 0 SB: 0 CS: 0	PA: 36	
PITCHER	IP	WLS	BF	H	R	ER	SO	BB	IBB	HBP	BLK	WP	HR	S	P	ERA	WHIP				
Jason Marquis, R ERA: 3.73	(1, 1)	7.0	L	27	5	3	3	2	3	0	0	0	0	50	89	3.86	1.143				
Steve Karsay, R ERA: 1.79	(8, 1)	1.0		4	2	0	0	0	0	0	0	0	0	8	10	0.00	2.000				
Mike Remlinger, L ERA: 2.9	(9, 1)	1.0		5	1	1	1	0	0	0	1	0	0	7	13	9.00	1.000				

Montreal Expos @ Atlanta Braves
Turner Field, Atlanta, GA
Thu Aug 30 2001, 7:35 PM EDT
Att: 22,725 - Cloudy - 78 F

AB	30
R	4
H	8
RBI	3
BB	3
SO	2
LOB	8



Batter	1	2	3	4	5	6	7	8	9	AB	R	H	RBI	BB	SO	LOB	BOTTOM				
Keith Lockhart, L OBP: 0.300, SLG: 0.336	K		G3					K		4	0	1	0	0	2	0					
Andruw Jones, R OBP: 0.313, SLG: 0.455			K				P3	K		4	0	1	0	0	2	1					
10 Chipper Jones, S OBP: 0.410, SLG: 0.586					G3-1			K		4	0	0	0	0	1	2					
Brian Jordan, R OBP: 0.335, SLG: 0.492										3	1	2	1	1	1	0					
B.J. Surhoff, L OBP: 0.312, SLG: 0.403										3	1	1	1	1	1	3					
Javy Lopez, R OBP: 0.300, SLG: 0.396										4	0	0	0	0	1	2					
Wes Helms, R OBP: 0.291, SLG: 0.415										4	0	1	0	0	1	1					
Rey Sanchez, R OBP: 0.312, SLG: 0.350										3	0	1	0	0	0	1					
Jason Marquis, L OBP: 0.083, SLG: 0.043										2	0	0	0	0	1	0					
Ken Caminiti, S OBP: 0.321, SLG: 0.429										1	0	0	0	0	0	1					
Steve Karsay, R ERA: 1.79	(8, 1)									0	0	0	0	0	0	0					
Mike Remlinger, L ERA: 2.9	(9, 1)									0	0	0	0	0	0	0					
Inning Stats	R: 0 H: 1 E: 0 K: 1 S: 7	H: 2 LOB: 0 BB: 0 P: 8	R: 2 H: 2 E: 0 K: 1 S: 10	H: 2 LOB: 0 BB: 0 P: 12	R: 0 H: 0 E: 0 K: 1 S: 7	H: 0 LOB: 0 BB: 0 P: 9	R: 0 H: 0 E: 0 K: 0 S: 7	H: 0 LOB: 1 BB: 1 P: 14	R: 0 H: 1 E: 0 K: 2 S: 13	H: 2 LOB: 2 BB: 0 P: 19	R: 0 H: 1 E: 0 K: 1 S: 10	H: 1 LOB: 1 BB: 0 P: 12	R: 0 H: 0 E: 0 K: 2 S: 11	H: 0 LOB: 0 BB: 0 P: 17	R: 0 H: 0 E: 0 K: 1 S: 9	H: 0 LOB: 1 BB: 1 P: 16	1B: 5 2B: 0 3B: 0 HR: 2	SF: 0 SAC: 0 DP: 2 HBP: 0	WP: 0 PB: 0 SB: 0 CS: 0	PA: 34	
PITCHER	IP	WLS	BF	H	R	ER	SO	BB	IBB	HBP	BLK	WP	HR	S	P	ERA	WHIP				
Tomo Ohka, R ERA: 6.13	(1, 1)	5.2	W	22	6	2	2	5	1	0	0	0	0	4	5	0.00	0.000				
Joey Eischen, L ERA: 4.0	(6, 1)	0.1	H	1	0	0	0	1	0	0	0	0	0	4	5	0.00	0.000				
Britt Reames, R ERA: 5.98	(7, 1)	2.0	H	7	1	0	0	3	0	0	0	0	0	21	29	0.00	0.500				
Scott Strickland, R ERA: 3.43	(9, 1)	1.0	S	4	0	0	0	1	1	0	0	0	0	9	16	0.00	1.000				

Montreal Expos @ Atlanta Braves
Turner Field, Atlanta, GA
Thu Aug 30 2001, 7:35 PM EDT
Att: 22,725 - Cloudy - 78 F

AB	32
R	2
H	7
RBI	2
BB	2
SO	10
LOB	11



Batter	1	2	3	4	5	6	7	8	9	AB	R	H	RBI	BB	SO	LOB	TOP				
Eric Young Sr. R OBP: 0.331, SLG: 0.395	1-2 G3 1B		1-3 K	1-1 F7		0-2 S 1B		1-1 2B 1B		5	1	3	1	0	1	2	Chicago Cubs @ Atlanta Braves Turner Field, Atlanta, GA Fri Aug 31 2001, 7:35 PM EDT Att: 37,045 - Overcast - 78 F				
Bill Mueller S OBP: 0.400, SLG: 0.461	3-1 G3		0-0 F7		4-1 BB	4-1 S 1B		0-1 1B		3	0	1	1	2	0	1					
Sammy Sosa R OBP: 0.431, SLG: 0.732	2-1 1B HBP		3-3 K		0-0 F9	1-1 S 1B		3-3 K		4	0	1	0	0	2	4					
Fred McGriff L OBP: 0.391, SLG: 0.526 Ron Mahay L	0-0 FC6-4 1B		4-1 S 3B BB		1-3 K		1-2 F8	4-0 S 1B		3	1	1	1	2	1	1					
Michael Tucker L OBP: 0.319, SLG: 0.393	0-3 K		0-0 F8		1-2 L9		1-2 G4-3	0-2 F9		5	0	0	0	0	1	7					
Ricky Gutierrez R OBP: 0.347, SLG: 0.403	1-2 FC6-4		3-1 S 1B 3B		2-2 HR 1B		0-1 F9	1-1 F9		5	2	2	1	0	0	5					
Matt Stairs L Corey Patterson L OBP: 0.359, SLG: 0.434 OBP: 0.260, SLG: 0.375		2-3 K	4-0 S 1B IBB		0-1 S HR		4-2 S 2B 1B BB	3-3 K		2	1	1	2	2	1	0					
Todd Hundley S Robert Machado R OBP: 0.279, SLG: 0.318 OBP: 0.271, SLG: 0.363		3-2 F8	1-1 S 1B		0-3 K		2-2 S 1B 2B	3-2 F7		4	1	2	1	0	1	0					
Juan Cruz R David Weathers R Delino DeShields L Todd Van Poppel R Ron Mahay L Ron Coomer R		0-0 G4-3	0-3 K		1-1 G3-1		0-0 S 1B 2B 1B	1-1 F8		3	0	0	0	0	1	2					
Inning Stats	R: 1 E: 0 K: 1 S: 15	H: 2 LOB: 2 BB: 0 P: 22	R: 0 E: 0 K: 1 S: 9	H: 0 LOB: 0 BB: 0 P: 14	R: 0 E: 0 K: 2 S: 7	H: 0 LOB: 2 BB: 2 P: 11	R: 2 E: 0 K: 1 S: 11	H: 2 LOB: 2 BB: 2 P: 24	R: 0 E: 0 K: 1 S: 8	H: 0 LOB: 1 BB: 1 P: 14	R: 0 E: 0 K: 0 S: 10	H: 0 LOB: 0 BB: 0 P: 12	R: 3 E: 0 K: 1 S: 18	H: 4 LOB: 3 BB: 2 P: 33	R: 0 E: 0 K: 1 S: 12	H: 0 LOB: 0 BB: 0 P: 19		1B: 8 2B: 2 3B: 1 HR: 1	SF: 0 SAC: 0 DP: 0 HBP: 1	WP: 0 PB: 0 SB: 3 CS: 0	PA: 45
PITCHER	IP WLS BF H R ER SO BB IBB HBP BLK WP HR S P ERA WHIP	IP WLS BF H R ER SO BB IBB HBP BLK WP HR S P ERA WHIP	IP WLS BF H R ER SO BB IBB HBP BLK WP HR S P ERA WHIP	IP WLS BF H R ER SO BB IBB HBP BLK WP HR S P ERA WHIP	IP WLS BF H R ER SO BB IBB HBP BLK WP HR S P ERA WHIP	IP WLS BF H R ER SO BB IBB HBP BLK WP HR S P ERA WHIP	IP WLS BF H R ER SO BB IBB HBP BLK WP HR S P ERA WHIP	IP WLS BF H R ER SO BB IBB HBP BLK WP HR S P ERA WHIP	IP WLS BF H R ER SO BB IBB HBP BLK WP HR S P ERA WHIP	IP WLS BF H R ER SO BB IBB HBP BLK WP HR S P ERA WHIP	IP WLS BF H R ER SO BB IBB HBP BLK WP HR S P ERA WHIP	IP WLS BF H R ER SO BB IBB HBP BLK WP HR S P ERA WHIP	IP WLS BF H R ER SO BB IBB HBP BLK WP HR S P ERA WHIP	IP WLS BF H R ER SO BB IBB HBP BLK WP HR S P ERA WHIP	IP WLS BF H R ER SO BB IBB HBP BLK WP HR S P ERA WHIP	IP WLS BF H R ER SO BB IBB HBP BLK WP HR S P ERA WHIP	IP WLS BF H R ER SO BB IBB HBP BLK WP HR S P ERA WHIP	IP WLS BF H R ER SO BB IBB HBP BLK WP HR S P ERA WHIP	IP WLS BF H R ER SO BB IBB HBP BLK WP HR S P ERA WHIP	IP WLS BF H R ER SO BB IBB HBP BLK WP HR S P ERA WHIP	IP WLS BF H R ER SO BB IBB HBP BLK WP HR S P ERA WHIP

AB	38
R	8
H	12
RBI	8
BB	6
SO	9
LOB	22

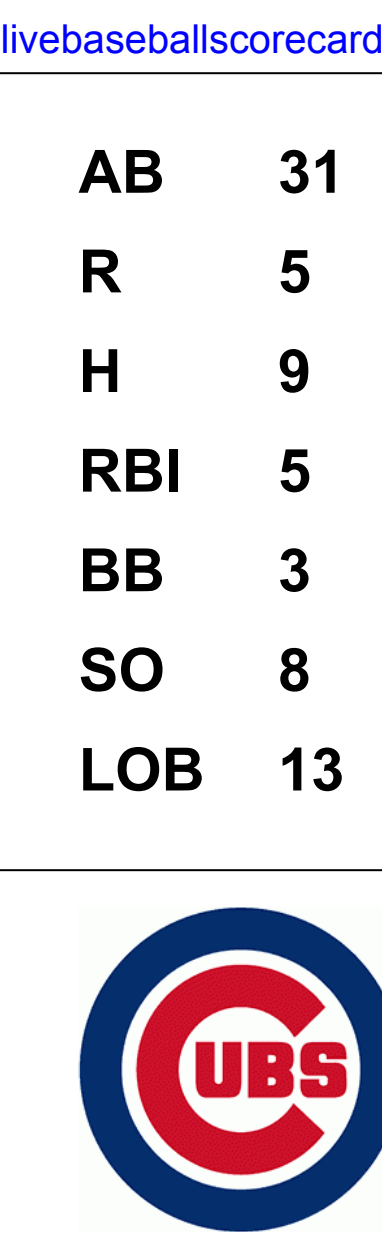


Batter	1	2	3	4	5	6	7	8	9	AB	R	H	RBI	BB	SO	LOB	BOTTOM					
Marcus Giles R OBP: 0.365, SLG: 0.430	2-2 F9		0-1 F9		4-2 FC6-4 BB		3-3 K		4-2 1-2 BB	3	0	0	0	2	1	0	Chicago Cubs @ Atlanta Braves Turner Field, Atlanta, GA Fri Aug 31 2001, 7:35 PM EDT Att: 37,045 - Overcast - 78 F					
Andrew Jones R OBP: 0.310, SLG: 0.451	0-2 G1-3		3-2 F5		0-0 FC6-4 10 FC6		2-3 K	2-3 K		5	0	0	0	0	2	4						
10 Chipper Jones S OBP: 0.411, SLG: 0.587	4-1 CS BB		1-2 G6-3		0-1 FC6		1-1 2B			3	0	1	0	1	0	2						
Brian Jordan R Bernard Gilkey R OBP: 0.335, SLG: 0.490 OBP: 0.337, SLG: 0.413	2-1 CS	1-0 F9 BB HBP		0-0 F8		0-0 G5-3		1-3 K		2	0	0	0	0	0	0						
B.J. Surhoff L OBP: 0.316, SLG: 0.405		4-1 1-2 BB		1-1 S 1B 2B		1-0 F8		4-2 BB		2	1	1	0	2	0	0						
Javy Lopez R OBP: 0.301, SLG: 0.405		0-1 F9		3-1 S 1B		1-0 HR		0-1 F9		4	1	2	2	0	0	4						
Wes Helms R OBP: 0.286, SLG: 0.407		2-0 F9		1-3 K		2-2 G6-3		2-2 L4		4	0	0	0	0	1	3						
Rey Sanchez R OBP: 0.313, SLG: 0.351		1-2 L8		1-0 FC6-4 SH1-4 1B		1-1 G4-3		3-2 BB 1B		4	0	2	0	0	0	2						
John Burkett R Kerry Ligtenberg R Keith Lockhart L Steve Reed R Jose Cabrera R Ken Caminiti S			1-1 G6-3		0-0 SH1-4 1B		0-1 F7		2-3 K		1	0	0	0	0	0						
Inning Stats	R: 0 E: 0 K: 0 S: 8	H: 0 LOB: 1 BB: 1 P: 16	R: 0 E: 0 K: 0 S: 7	H: 0 LOB: 2 BB: 1 P: 15	R: 0 E: 0 K: 0 S: 8	H: 0 LOB: 0 BB: 0 P: 12	R: 1 E: 0 K: 1 S: 11	H: 2 LOB: 1 BB: 0 P: 17	R: 0 E: 0 K: 0 S: 7	H: 1 LOB: 2 BB: 1 P: 12	R: 1 E: 0 K: 0 S: 6	H: 1 LOB: 0 BB: 0 P: 10	R: 0 E: 0 K: 1 S: 7	H: 0 LOB: 0 BB: 0 P: 11	R: 0 E: 0 K: 2 S: 13	H: 1 LOB: 2 BB: 1 P: 21		R: 0 E: 0 K: 2 S: 17	H: 1 LOB: 2 BB: 1 P: 30	1B: 3 2B: 2 3B: 0 HR: 1	SF: 0 SAC: 1 DP: 0 HBP: 1	WP: 0 PB: 0 SB: 0 CS: 1
PITCHER	IP WLS BF H R ER SO BB IBB HBP BLK WP HR S P ERA WHIP	IP WLS BF H R ER SO BB IBB HBP BLK WP HR S P ERA WHIP	IP WLS BF H R ER SO BB IBB HBP BLK WP HR S P ERA WHIP	IP WLS BF H R ER SO BB IBB HBP BLK WP HR S P ERA WHIP	IP WLS BF H R ER SO BB IBB HBP BLK WP HR S P ERA WHIP	IP WLS BF H R ER SO BB IBB HBP BLK WP HR S P ERA WHIP	IP WLS BF H R ER SO BB IBB HBP BLK WP HR S P ERA WHIP	IP WLS BF H R ER SO BB IBB HBP BLK WP HR S P ERA WHIP	IP WLS BF H R ER SO BB IBB HBP BLK WP HR S P ERA WHIP	IP WLS BF H R ER SO BB IBB HBP BLK WP HR S P ERA WHIP	IP WLS BF H R ER SO BB IBB HBP BLK WP HR S P ERA WHIP	IP WLS BF H R ER SO BB IBB HBP BLK WP HR S P ERA WHIP	IP WLS BF H R ER SO BB IBB HBP BLK WP HR S P ERA WHIP	IP WLS BF H R ER SO BB IBB HBP BLK WP HR S P ERA WHIP	IP WLS BF H R ER SO BB IBB HBP BLK WP HR S P ERA WHIP	IP WLS BF H R ER SO BB IBB HBP BLK WP HR S P ERA WHIP	IP WLS BF H R ER SO BB IBB HBP BLK WP HR S P ERA WHIP	IP WLS BF H R ER SO BB IBB HBP BLK WP HR S P ERA WHIP	IP WLS BF H R ER SO BB IBB HBP BLK WP HR S P ERA WHIP	IP WLS BF H R ER SO BB IBB HBP BLK WP HR S P ERA WHIP	IP WLS BF H R ER SO BB IBB HBP BLK WP HR S P ERA WHIP	

AB	31
R	2
H	6
RBI	2
BB	5
SO	6
LOB	17



Batter	1	2	3	4	5	6	7	8	9	AB	R	H	RBI	BB	SO	LOB	TOP
Eric Young Sr. R OBP: 0.333, SLG: 0.397	G3-1 HR 2B		SH1-3 1B		G1-3	G3			G4-6-3 HBP	4	1	2	0	0	0	0	Chicago Cubs @ Atlanta Braves Turner Field, Atlanta, GA Sat Sep 01 2001, 1:15 PM EDT Att. 45,842 - Overcast - 79 F
Bill Mueller S OBP: 0.397, SLG: 0.462	G3-1 2-3		SH1-3 1-3		1B 2B 2B		G3		G4-6-3 1-2	4	1	1	0	0	0	3	
Sammy Sosa R OBP: 0.433, SLG: 0.737	HR		G4-6-3 IBB		1B 2B IBB		F9			2	2	1	2	2	0	0	
Fred McGriff L OBP: 0.389, SLG: 0.523	HR		G4-6-3 1-2		2B 1B 1B		G1			4	0	1	0	0	1	2	
Rondell White R OBP: 0.363, SLG: 0.523				1B SF9 1B	K			F8		2	1	1	0	0	1	3	
Michael Tucker L OBP: 0.318, SLG: 0.392	HBP				K					1	0	0	0	0	0	0	
Ricky Gutierrez R OBP: 0.348, SLG: 0.406	G4-3			1B 1B 1B	1B 2B			F9		4	0	2	2	0	0	1	
Corey Patterson L OBP: 0.250, SLG: 0.363		P6		SF9	K				K	3	0	0	1	0	2	2	
Joe Girardi R OBP: 0.312, SLG: 0.345		K							K	4	0	1	0	0	3	0	
Julian Tavarez L OBP: 0.187, SLG: 0.125			P4							2	0	0	0	0	1	2	
Delino DeShazo L OBP: 0.301, SLG: 0.342										1	0	0	0	0	0	0	
Jeff Fassero L OBP: 0.301, SLG: 0.342										0	0	0	0	0	0	0	
Kyle Farnsworth R OBP: 0.397, SLG: 0.434										0	0	0	0	0	0	0	
Matt Stairs L OBP: 0.397, SLG: 0.434										0	0	0	0	0	1	0	
Juan Cruz R OBP: 0.397, SLG: 0.434										0	0	0	0	0	0	0	
Tom Gordon R OBP: 0.397, SLG: 0.434										0	0	0	0	0	0	0	
Inning Stats	R: 2 H: 2 E: 0 K: 1 S: 15	H: 2 R: 0 ER: 0 LOB: 1 BB: 0 P: 21	H: 0 R: 0 ER: 0 LOB: 0 BB: 0 P: 8	H: 1 R: 0 ER: 0 LOB: 1 BB: 1 P: 13	H: 3 R: 1 ER: 0 LOB: 1 BB: 0 P: 12	H: 3 R: 2 ER: 0 LOB: 2 BB: 1 P: 23	H: 0 R: 0 ER: 0 LOB: 0 BB: 0 P: 12	H: 0 R: 0 ER: 0 LOB: 0 BB: 0 P: 11	H: 0 R: 0 ER: 0 LOB: 0 BB: 0 P: 8	H: 0 R: 0 ER: 0 LOB: 1 BB: 1 P: 16	1B: 5 2B: 3 3B: 0 HR: 1	SF: 1 SAC: 1 DP: 2 HBP: 2	WP: 0 PA: 38 PB: 0 SB: 1 CS: 0				
PITCHER	IP WLS BF H R ER SO BB IBB HBP BLK WP HR S P ERA WHIP	PITCHER															
Greg Maddux R ERA: 2.93	(1, 1) 7.0 L 31 9 5 5 6 0 2 1 0 0 0 1 68 100 6.43 1.286																
Rudy Seanez R ERA: 2.52	(8, 1) 1.0 3 0 0 0 1 0 0 0 0 0 0 6 8 0.00 0.000																
Steve Karsay R ERA: 1.77	(9, 1) 1.0 4 0 0 0 1 1 0 1 0 0 0 7 16 0.00 1.000																



Batter	1	2	3	4	5	6	7	8	9	AB	R	H	RBI	BB	SO	LOB	BOTTOM
Marcus Giles R OBP: 0.363, SLG: 0.438	10 1B 3B		G4-3 1-2		G6-3		K			4	1	1	0	0	1	1	Chicago Cubs @ Atlanta Braves Turner Field, Atlanta, GA Sat Sep 01 2001, 1:15 PM EDT Att. 45,842 - Overcast - 79 F
Dave Martinez L OBP: 0.356, SLG: 0.406					L3				1-2 BB	0	0	0	0	1	0	0	
Jesse Garcia R OBP: 0.200, SLG: 0.200			10 G5-3 BB		L3		G1-3		K	4	0	0	0	1	1	3	
Julio Franco R OBP: 0.316, SLG: 0.412	G3									4	0	0	0	1	1	3	
10 Chipper Jones S OBP: 0.412, SLG: 0.592	G6-3 1B		G5-3 1-2 2-3		HR				G3-1	4	1	2	2	0	0	2	
Brian Jordan R OBP: 0.337, SLG: 0.495	G6-3		G6-3		1B					4	0	2	0	0	0	3	
B.J. Surhoff L OBP: 0.313, SLG: 0.401	P5			G4-3	F7				P3	4	0	0	0	0	0	3	
Andruw Jones R OBP: 0.310, SLG: 0.449		K			G4-3	F9			K	4	1	1	0	0	2	1	
Rey Sanchez R OBP: 0.316, SLG: 0.353					G5-3 1B					3	0	2	0	0	0	0	
Keith Lockhart L OBP: 0.302, SLG: 0.333			G4-6-3 1B		E8 G5-3 1B		G3-1			0	0	0	0	1	0	0	
Paul Bako L OBP: 0.262, SLG: 0.321					G5-3					2	0	0	1	0	0	2	
Javy Lopez R OBP: 0.300, SLG: 0.403	G4-6-3 1-2				G5-3 2-3 3-H		K		K	2	0	0	0	0	2	1	
Greg Maddux R OBP: 0.226, SLG: 0.186										2	0	1	0	0	0	1	
Bernard Gilkey R OBP: 0.333, SLG: 0.409					10 G5-3 G4-3 1B		F8		F8	1	0	0	0	0	0	0	
Rudy Seanez R ERA: 2.35										0	0	0	0	0	0	0	
Steve Karsay R ERA: 2.35										0	0	0	0	0	0	0	
Ken Caminiti S OBP: 0.319, SLG: 0.426										1	0	0	0	0	0	1	
Inning Stats	R: 1 H: 2 E: 0 K: 0 S: 10	H: 2 R: 0 ER: 0 LOB: 0 BB: 0 P: 17	H: 1 R: 0 ER: 0 LOB: 0 BB: 0 P: 9	H: 1 R: 0 ER: 0 LOB: 2 BB: 1 P: 19	H: 2 R: 1 ER: 1 LOB: 1 BB: 0 P: 23	H: 2 R: 1 ER: 0 LOB: 1 BB: 0 P: 13	H: 0 R: 0 ER: 0 LOB: 0 BB: 0 P: 14	H: 0 R: 0 ER: 0 LOB: 0 BB: 0 P: 10	H: 1 R: 0 ER: 0 LOB: 1 BB: 0 P: 10	H: 0 R: 0 ER: 0 LOB: 2 BB: 2 P: 22	1B: 6 2B: 0 3B: 2 HR: 1	SF: 0 SAC: 0 DP: 1 HBP: 0	WP: 0 PA: 38 PB: 0 SB: 0 CS: 0				
PITCHER	IP WLS BF H R ER SO BB IBB HBP BLK WP HR S P ERA WHIP	PITCHER															
Julian Tavarez R ERA: 4.36	(1, 1) 5.0 W 23 8 3 3 3 1 0 0 0 0 0 0 16 24 0.00 0.000																
Jeff Fassero L ERA: 3.32	(6, 1) 2.0 H 6 0 0 0 2 0 0 0 0 0 0 0 16 24 0.00 0.000																
Kyle Farnsworth R ERA: 2.35	(8, 1) 1.0 H 4 1 0 0 1 0 0 0 0 0 0 0 8 10 0.00 1.000																
Tom Gordon R ERA: 2.82	(9, 1) 1.0 S 5 0 0 0 2 2 0 0 0 0 0 0 12 22 0.00 2.000																



Batter	1	2	3	4	5	6	7	8	9	AB	R	H	RBI	BB	SO	LOB	TOP			
Eric Young Sr. R OBP: 0.331, SLG: 0.394 (1, 4)	G6-3		G4-3		G6-3			G3		4	0	0	2	0	0	2	Chicago Cubs @ Atlanta Braves Turner Field, Atlanta, GA Sun Sep 02 2001, 1:05 PM EDT Att. 45,165 - Overcast - 76 F			
Bill Mueller S OBP: 0.389, SLG: 0.451 (1, 5)	G4-3		F8		G1-3			G4-3		4	0	0	0	0	0	2				
Sammy Sosa R OBP: 0.432, SLG: 0.733 (1, 9)	P6			G5-3				G6-3	G3-6-3 1B	4	0	1	0	0	0	0				
Fred McGriff L OBP: 0.386, SLG: 0.519 (1, 3)		F7		G3				F8	G3-6-3 1-2	4	0	0	0	0	0	1				
Todd Hundley S OBP: 0.283, SLG: 0.352 (1, 2)		K						K	HR	4	2	2	2	0	2	0				
Ricky Gutierrez R OBP: 0.347, SLG: 0.404 (1, 6)			G5-3		G6-3				HR	4	0	1	0	0	1	0				
Michael Tucker L OBP: 0.320, SLG: 0.394 (7, 7)									1B	3	2	1	0	1	1	1				
Delino DeShields L OBP: 0.331, SLG: 0.340 Ron Mahay L (7, 1)									F8	2	0	0	0	1	2	1				
Kevin Tapani R OBP: 0.261, SLG: 0.244 Corey Patterson L OBP: 0.248, SLG: 0.359 (7, 8)										0	0	0	0	0	0	0				
Inning Stats	R: 0 E: 0 K: 0 S: 8	H: 0 LOB: 0 BB: 0 P: 12	R: 0 E: 0 K: 1 S: 6	H: 0 LOB: 0 BB: 0 P: 10	R: 1 E: 0 K: 1 S: 13	H: 1 LOB: 1 BB: 1 P: 21	R: 1 E: 0 K: 0 S: 9	H: 1 LOB: 0 BB: 0 P: 10	R: 1 E: 0 K: 0 S: 13	H: 1 LOB: 1 BB: 1 P: 24	R: 0 E: 0 K: 3 S: 10	H: 0 LOB: 0 BB: 0 P: 15	R: 0 E: 0 K: 1 S: 10	H: 0 LOB: 0 BB: 0 P: 14	R: 1 E: 0 K: 0 S: 11	H: 3 LOB: 1 BB: 0 P: 14		1B: 3 2B: 1 3B: 0 HR: 2	SF: 0 SAC: 1 DP: 1 HBP: 0	WP: 0 PB: 0 SB: 1 CS: 0
PITCHER	IP	WLS	BF	H	R	ER	SO	BB	IBB	HBP	BLK	WP	HR	S	P	ERA	WHIP			
Kevin Millwood R ERA: 4.26 29 John Smoltz R ERA: 3.57	(1, 1)	7.0	W	26	3	3	3	6	2	0	0	0	0	1	65	98	3.86	0.714		
29 John Smoltz R ERA: 3.57	(8, 1)	2.0	S	8	3	1	1	1	0	0	0	0	0	1	21	28	4.50	1.500		

AB	31
R	4
H	6
RBI	4
BB	2
SO	7
LOB	7



Batter	1	2	3	4	5	6	7	8	9	AB	R	H	RBI	BB	SO	LOB	BOTTOM			
Marcus Giles R OBP: 0.364, SLG: 0.443 (1, 4)	K		G4-3	G6-3						5	0	2	0	0	1	1	Chicago Cubs @ Atlanta Braves Turner Field, Atlanta, GA Sun Sep 02 2001, 1:05 PM EDT Att. 45,165 - Overcast - 76 F			
Julio Franco R OBP: 0.400, SLG: 0.250 (1, 3)	F9		HR							4	1	2	1	1	1	1				
10 Chipper Jones S OBP: 0.411, SLG: 0.595 (1, 5)	K									4	1	1	2	1	2	2				
Brian Jordan R OBP: 0.338, SLG: 0.496 (1, 9)										3	1	1	0	1	0	2				
B.J. Surhoff L OBP: 0.313, SLG: 0.400 (1, 7)										4	1	1	0	0	0	2				
Andruw Jones R OBP: 0.311, SLG: 0.454 (1, 8)										3	1	1	2	1	0	1				
Javy Lopez R OBP: 0.302, SLG: 0.404 29 John Smoltz R (8, 1)										4	0	2	1	0	1	2				
Mark DeRosa R OBP: 0.365, SLG: 0.417 Rey Sanchez R OBP: 0.316, SLG: 0.353 (9, 6)										0	0	0	0	0	0	0				
Kevin Millwood R OBP: 0.094, SLG: 0.094 Paul Bako L OBP: 0.280, SLG: 0.318 (8, 2)										3	1	1	0	0	0	3				
Inning Stats	R: 0 E: 0 K: 2 S: 10	H: 0 LOB: 0 BB: 0 P: 14	R: 1 E: 0 K: 0 S: 10	H: 2 LOB: 1 BB: 0 P: 15	R: 5 E: 0 K: 0 S: 17	H: 6 LOB: 1 BB: 0 P: 25	R: 0 E: 0 K: 1 S: 13	H: 1 LOB: 1 BB: 0 P: 20	R: 0 E: 0 K: 1 S: 7	H: 1 LOB: 1 BB: 1 P: 16	R: 0 E: 0 K: 1 S: 9	H: 0 LOB: 0 BB: 0 P: 12	R: 1 E: 0 K: 0 S: 6	H: 2 LOB: 1 BB: 1 P: 11	1B: 7 2B: 2 3B: 0 HR: 3	SF: 0 SAC: 0 DP: 1 HBP: 0		WP: 1 PB: 0 SB: 0 CS: 1	PA: 39	
PITCHER	IP	WLS	BF	H	R	ER	SO	BB	IBB	HBP	BLK	WP	HR	S	P	ERA	WHIP			
Kevin Tapani R ERA: 4.0 Ron Mahay L ERA: 3.86	(1, 1)	6.0	L	31	10	6	6	4	2	0	0	0	0	1	66	114	9.00	2.000		
Ron Mahay L ERA: 3.86	(7, 1)	2.0		8	2	1	1	1	1	0	0	0	0	1	15	23	4.50	1.500		

AB	34
R	7
H	12
RBI	7
BB	5
SO	5
LOB	16



Batter	1	2	3	4	5	6	7	8	9	AB	R	H	RBI	BB	SO	LOB	TOP					
Marcus Giles, R (1,4)	F8		K		G6-3		P5		FC5-4	5	0	0	0	0	1	2						
Julio Franco, R (1,3)	E3		G1-3				G4-3			3	0	0	0	1	0	0						
10 Chipper Jones, S (1,5)			K		L6					3	0	1	0	1	1	1						
Brian Jordan, R (1,9)	K2-3				G6-3				G1-6-3	4	1	1	0	0	1	3						
B.J. Surhoff, L (1,7)		F9		1B HR					G1-3	4	1	2	0	0	0	0						
Andruw Jones, R (1,8)		1B G5-3		HR			SF8			2	2	2	1	1	0	0						
Javy Lopez, R (1,2)				HR			K		G5-4-3	4	1	2	3	0	1	2						
Rey Sanchez, R (1,6)		G5-3		G6-3			G4-3			4	0	1	1	0	0	2						
Tom Glavine, L (1,1)		G6-3		G4-3			K			4	0	1	0	0	1	1						
Inning Stats	R: 0 E: 1 K: 1 S: 12	H: 1 LOB: 1 BB: 0 P: 17	R: 1 E: 0 K: 0 S: 15	H: 2 LOB: 1 BB: 0 P: 20	R: 0 E: 0 K: 2 S: 7	H: 0 LOB: 0 BB: 0 P: 13	R: 3 E: 0 K: 0 S: 11	H: 3 LOB: 0 BB: 0 P: 14	R: 0 E: 0 K: 0 S: 7	H: 0 LOB: 0 BB: 1 P: 14	R: 1 E: 0 K: 1 S: 8	H: 2 LOB: 1 BB: 0 P: 12	R: 0 E: 0 K: 1 S: 6	H: 0 LOB: 0 BB: 0 P: 8	R: 0 E: 0 K: 0 S: 9	H: 0 LOB: 1 BB: 1 P: 14	R: 0 E: 0 K: 0 S: 10	H: 2 LOB: 2 BB: 1 P: 17	1B: 8 2B: 2 3B: 0 HR: 1	SF: 1 SAC: 0 DP: 3 HBP: 0	WP: 0 PB: 0 SB: 1 CS: 1	PA: 37
PITCHER	IP	WLS	BF	H	R	ER	SO	BB	IBB	HBP	BLK	WP	HR	S	P	ERA	WHIP					
Tomo Ohka, R (1,1)	5.0	L	21	6	4	4	3	1	0	0	0	0	1	52	78	7.20	1.400					
Masato Yoshii, R (6,1)	2.0		8	2	1	1	2	0	0	0	0	0	0	14	20	4.50	1.000					
Scott Stewart, L (8,1)	1.0		3	0	0	0	0	1	0	0	0	0	0	9	14	0.00	1.000					
Darwin Cubillan, R (9,1)	1.0		5	2	0	0	0	1	0	0	0	0	0	10	17	0.00	3.000					

Atlanta Braves @ Montreal Expos
Olympic Stadium, Montreal, QB
Mon Sep 03 2001, 1:05 PM EDT
Att. 6,748 - Dome - 72 F

AB 33
R 5
H 10
RBI 5
BB 3
SO 5
LOB 11



Batter	1	2	3	4	5	6	7	8	9	AB	R	H	RBI	BB	SO	LOB	BOTTOM					
Mike Mordecai, R (1,5)	F9		FC4-6 BB		F8		G4-3			3	0	0	0	1	0	1						
Jose Vidro, S (1,4)			FC4-6 BB			K			1B	3	0	2	0	1	1	0						
Vladimir Guerrero, R (1,9)	F8		FC4-6			K			1B	4	0	1	0	0	1	3						
Orlando Cabrera, R (1,6)			F8			E7			F8	4	0	1	0	0	0	3						
Geoff Blum, S (1,7)		F8		L6					K	4	0	1	0	0	1	1						
Lee Stevens, L (1,3)				K					G6-3	4	0	1	0	0	1	2						
Randy Knorr, R (1,2)	F9			F8					G4-3	4	0	0	0	0	0	1						
Peter Bergeron, L (1,8)		G6-3							E5	4	0	0	0	0	0	1						
Tomo Ohka, S (1,1)			K						G5-3	1	0	0	0	0	1	0						
Ryan Minor, R (5, PH)										1	0	0	0	0	0	0						
Masato Yoshii, R (6,1)										0	0	0	0	0	0	0						
Mark Smith, R (7, PH)										0	0	1	0	0	0	0						
Scott Stewart, R (8,1)										0	0	0	0	0	0	0						
Darwin Cubillan, R (9,1)										0	0	0	0	0	0	0						
Terry Jones, S (9, PH)										1	0	0	0	0	0	1						
Inning Stats	R: 0 E: 0 K: 0 S: 7	H: 2 LOB: 2 BB: 0 P: 11	R: 0 E: 0 K: 0 S: 11	H: 1 LOB: 1 BB: 0 P: 17	R: 0 E: 0 K: 1 S: 6	H: 0 LOB: 0 BB: 0 P: 12	R: 0 E: 0 K: 2 S: 12	H: 1 LOB: 2 BB: 0 P: 16	R: 0 E: 0 K: 0 S: 7	H: 1 LOB: 1 BB: 0 P: 11	R: 0 E: 0 K: 1 S: 9	H: 2 LOB: 1 BB: 0 P: 14	R: 0 E: 1 K: 0 S: 7	H: 0 LOB: 1 BB: 0 P: 12	1B: 5 2B: 2 3B: 0 HR: 0	SF: 0 SAC: 0 DP: 0 HBP: 0	WP: 0 PB: 0 SB: 1 CS: 0	PA: 36				
PITCHER	IP	WLS	BF	H	R	ER	SO	BB	IBB	HBP	BLK	WP	HR	S	P	ERA	WHIP					
Tom Glavine, L (1,1)	9.0	W	36	7	0	0	5	2	0	0	0	0	0	74	126	0.00	1.000					

Atlanta Braves @ Montreal Expos
Olympic Stadium, Montreal, QB
Mon Sep 03 2001, 1:05 PM EDT
Att. 6,748 - Dome - 72 F

AB 34
R 0
H 7
RBI 0
BB 2
SO 5
LOB 13



Batter	1	2	3	4	5	6	7	8	9	AB	R	H	RBI	BB	SO	LOB	TOP			
Marcus Giles, R OBP: 0.344, SLG: 0.417	(1, 4) G5-3		(2) G6-3			(1) G1-3		(1) F7	(3) P3	5	0	0	0	0	0	2				
Julio Franco, R OBP: 0.278, SLG: 0.133	(1, 3) G5-3		(3) K			(2) P4		(2) F8		4	0	0	0	0	1	1				
10 Chipper Jones, S OBP: 0.414, SLG: 0.594	(1, 5) K				(2) G6-4-3 1B	(1) 3B 1B		(2) PB S HBP		3	1	2	0	0	1	0				
Brian Jordan, R OBP: 0.339, SLG: 0.497		(1) G1-3		(2) G6-4-3 1-2		(1) 1-H 3B		(2) 1-3 2-H BB		3	0	1	1	1	0	1				
B.J. Surhoff, L OBP: 0.314, SLG: 0.400	(1, 7) 1B BB		(3) K			(3) G4-3		(3) F8		3	0	0	0	1	1	3				
Andruw Jones, R OBP: 0.316, SLG: 0.462	(1, 8) 1-2 1B				(1) K		(1) P6		(2) HR	4	1	2	1	0	1	0				
Javy Lopez, R OBP: 0.305, SLG: 0.413	(1, 2) 0-3 K				(2) G4-3 1B		(2) G3		(1) SH1-3 1B	2	0	1	0	0	1	2				
Paul Bako, L OBP: 0.264, SLG: 0.321	(5, 2) K				(2) G4-3		(3) K		(1) SH1-3	2	0	1	0	0	0	0				
Rey Sanchez, R OBP: 0.313, SLG: 0.350	(1, 6) G6-3				(2) G4-3		(3) K		(1) SH1-3	3	0	0	0	0	1	3				
Jason Marquis, L ERA: 3.78			(1) G6-3		(3) G4-3			(2) S S PB BB	(2) L6	2	0	0	0	0	0	1				
Inning Stats	R: 0 E: 0 K: 1 S: 10	H: 0 LOB: 0 BB: 0 P: 13	R: 0 E: 0 K: 1 S: 11	H: 1 LOB: 2 BB: 1 P: 16	R: 0 E: 0 K: 1 S: 7	H: 0 LOB: 0 BB: 0 P: 11	R: 0 E: 0 K: 1 S: 7	H: 1 LOB: 0 BB: 0 P: 9	R: 0 E: 0 K: 1 S: 7	H: 1 LOB: 1 BB: 0 P: 10	R: 1 E: 0 K: 0 S: 7	H: 2 LOB: 1 BB: 0 P: 9	R: 0 E: 0 K: 1 S: 11	H: 0 LOB: 2 BB: 2 P: 14	R: 1 E: 0 K: 0 S: 11	H: 2 LOB: 1 BB: 0 P: 11	1B: 5 2B: 0 3B: 1 HR: 1	SF: 0 SAC: 1 DP: 1 HBP: 1	WP: 0 PB: 1 SB: 3 CS: 0	PA: 37
PITCHER	IP WLS BF H R ER SO BB IBB HBP BLK WP HR S P ERA WHIP																			
Tony Armas, R ERA: 3.78	(1, 1) 6.0 23 5 1 1 5 1 0 0 0 0 0 0 49 68 1.50 1.000																			
Britt Reames, R ERA: 5.23	(7, 1) 1.2 H 7 0 1 0 1 1 1 0 1 0 0 0 0 19 33 0.00 0.600																			
Scott Strickland, R ERA: 3.38	(8, 1) 0.2 L 5 2 1 1 0 1 0 0 0 0 0 1 7 14 13.50 4.500																			
Scott Stewart, L ERA: 3.63	(9, 1) 0.2 2 0 0 0 0 0 0 0 0 0 0 0 5 5 0.00 0.000																			

Atlanta Braves @ Montreal Expos
Olympic Stadium, Montreal, QB
Tue Sep 04 2001, 7:05 PM EDT
Att. 3,613 - Dome - 72 F

AB 32
R 3
H 7
RBI 2
BB 3
SO 6
LOB 14



Batter	1	2	3	4	5	6	7	8	9	AB	R	H	RBI	BB	SO	LOB	BOTTOM					
Tim Raines, S OBP: 0.427, SLG: 0.435	(1, 7) F8		(1) G4-3		(2) FC4-6 BB		(2) F9		(3) 2B	4	0	1	0	1	0	0						
Jose Vidro, S OBP: 0.377, SLG: 0.508	(1, 4) G6-3		(2) G6-3		(2) F8		(2) 1B BB		(3) G3-1	4	0	0	0	1	0	2						
Vladimir Guerrero, R OBP: 0.382, SLG: 0.586	(1, 9) G1-3		(3) P5		(3) FC4-6 1-2		(3) 1B			4	0	1	0	0	0	1						
Orlando Cabrera, R OBP: 0.312, SLG: 0.400		(1) E4 G3-1 BB		(2) 2B 1B		(1) K	(3) K			4	1	1	0	0	2	2						
Geoff Blum, S OBP: 0.318, SLG: 0.365	(1, 5) K		(1) K		(2) FC5-4 1-H 2B		(2) F9		(1) F7	4	0	1	1	0	1	1						
Lee Stevens, L OBP: 0.333, SLG: 0.451	(1, 3) G3-1 BB		(2) G3-1 BB		(2) FC5-4 BB		(2) HR		(2) K	2	1	1	1	2	1	0						
Michael Barrett, R OBP: 0.293, SLG: 0.357	(1, 2) G3-1		(2) G3-1		(2) FC5-4 1-2 2-3		(2) 2B		(3) G4-3	4	0	1	0	0	0	4						
Peter Bergeron, L OBP: 0.289, SLG: 0.298	(1, 8) 4-0				(3) K				(1) K	2	0	0	0	1	2	2						
Britt Reames, R OBP: 0.316, SLG: 0.333	(7, 1)									0	0	0	0	0	0	0						
Scott Strickland, R ERA: 3.38	(8, 1)									0	0	0	0	0	0	0						
Scott Stewart, R ERA: 3.63	(9, 1)									0	0	0	0	0	0	0						
Brad Wilkerson, L OBP: 0.289, SLG: 0.325	(8, PH) 1-2 2-3 IBB									1	0	0	0	0	1	0						
Tony Armas, R OBP: 0.146, SLG: 0.167	(1, 1) 1-3 K				(1) F9		(1) G5-3		(2) G1-3	2	0	0	0	0	1	3						
Terry Jones, S OBP: 0.314, SLG: 0.343	(7, 8)									2	0	0	0	0	0	0						
Inning Stats	R: 0 E: 0 K: 0 S: 3	H: 0 LOB: 0 BB: 0 P: 6	R: 0 E: 1 K: 2 S: 11	H: 0 LOB: 3 BB: 2 P: 21	R: 0 E: 0 K: 0 S: 5	H: 0 LOB: 0 BB: 0 P: 7	R: 1 E: 0 K: 1 S: 9	H: 2 LOB: 1 BB: 1 P: 14	R: 0 E: 0 K: 0 S: 13	H: 0 LOB: 1 BB: 1 P: 20	R: 1 E: 0 K: 2 S: 12	H: 2 LOB: 1 BB: 0 P: 15	R: 0 E: 0 K: 1 S: 12	H: 1 LOB: 2 BB: 1 P: 20	R: 0 E: 0 K: 1 S: 8	H: 0 LOB: 0 BB: 0 P: 13	R: 0 E: 0 K: 1 S: 12	H: 1 LOB: 1 BB: 0 P: 16	1B: 2 2B: 3 3B: 0 HR: 1	SF: 0 SAC: 0 DP: 1 HBP: 0	WP: 0 PB: 0 SB: 0 CS: 0	PA: 38
PITCHER	IP WLS BF H R ER SO BB IBB HBP BLK WP HR S P ERA WHIP																					
Jason Marquis, R ERA: 3.7	(1, 1) 1.0 4 0 0 0 1 1 0 0 0 0 0 0 11 19 0.00 1.000																					
Mike Remlinger, L ERA: 2.86	(6, 1) 0.1 2 1 0 0 1 0 0 0 0 0 0 0 4 5 0.00 3.000																					
Steve Reed, R ERA: 3.86	(7, 1) 1.0 W 3 0 0 0 1 0 0 0 0 0 0 0 8 13 0.00 0.000																					
Steve Karsay, R ERA: 1.75	(8, 1) 1.0 S 4 1 0 0 1 0 0 0 0 0 0 0 12 16 0.00 1.000																					
29 John Smoltz, R ERA: 3.2	(9, 1)																					

Atlanta Braves @ Montreal Expos
Olympic Stadium, Montreal, QB
Tue Sep 04 2001, 7:05 PM EDT
Att. 3,613 - Dome - 72 F

AB 33
R 2
H 6
RBI 2
BB 5
SO 8
LOB 15



Batter	1	2	3	4	5	6	7	8	9	AB	R	H	RBI	BB	SO	LOB	TOP										
Keith Lockhart, L OBP: 0.297, SLG: 0.327 Marcus Giles, R OBP: 0.346, SLG: 0.424	0-3 K		0-0 F8		0-0 F7		1-1 1B 2B		1-1 F7	3	0	0	0	0	1	0											
Julio Franco, R OBP: 0.394, SLG: 0.421	1-1 10 1B 1B		3-2 HR		2-3 K		2-0 2H 1B			4	1	3	2	0	1	0											
10 Chipper Jones, S OBP: 0.415, SLG: 0.596	1-1 1B		0-0 F7			2-1 WP 1B 2B			0-0 F8	4	1	2	0	0	0	1											
Brian Jordan, R OBP: 0.338, SLG: 0.495 Cory Aldridge, L (8, 9)	0-1 F8			2-2 F8		1-0 E 2H SF7 1B			0-1 F8	4	1	1	1	0	0	2											
Ken Caminiti, S OBP: 0.318, SLG: 0.420	2-2 L9			1-1 F7		3-1 E3 L4-6 1-3 1B			3-1 G6-3	4	0	0	0	0	0	3											
Andruw Jones, R OBP: 0.317, SLG: 0.462		2-3 K		1-1 1B 1B		0-0 SF7			4-2 BB	2	0	1	1	1	1	0											
Rey Sanchez, R OBP: 0.351 Dave Martinez, L OBP: 0.354, SLG: 0.404 Mark DeRosa, R OBP: 0.363, SLG: 0.414	0-0 F8			1-0 1B 1B		1-1 L4-6 2-3			1-0 G5-3	2	0	1	0	0	0	0											
Paul Bako, L OBP: 0.260, SLG: 0.316 Eddie Pérez, R (7, PH) (7, 2)	2-3 K			3-2 G6-3					0-0 F9	2	0	0	0	0	1	2											
John Burkett, R OBP: 0.145, SLG: 0.202 Kerry Ligtenberg, R (5, 1) Bernard Gilkey, R OBP: 0.227, SLG: 0.400 Odalis Pérez, L OBP: 0.305, SLG: 0.571 Jose Cabrera, R (7, 1) Tim Lincecum, R OBP: 0.333, SLG: 0.400			0-1 G4-3		2-3 K		2-2 G6-3		1-0 G6-3	2	0	0	0	0	0	0											
Inning Stats	R: 0 E: 0 K: 1 S: 14	H: 2 LOB: 2 BB: 0 P: 18	R: 0 E: 0 K: 2 S: 7	H: 0 LOB: 0 BB: 0 P: 11	R: 1 E: 0 K: 0 S: 7	H: 1 LOB: 0 BB: 0 P: 10	R: 0 E: 0 K: 0 S: 12	H: 2 LOB: 2 BB: 0 P: 20	R: 0 E: 0 K: 2 S: 8	H: 0 LOB: 0 BB: 0 P: 12	R: 2 E: 1 K: 0 S: 8	H: 2 LOB: 1 BB: 0 P: 15	R: 1 E: 0 K: 0 S: 10	H: 2 LOB: 1 BB: 0 P: 15	R: 0 E: 0 K: 0 S: 7	H: 0 LOB: 1 BB: 0 P: 15	R: 0 E: 0 K: 0 S: 5	H: 0 LOB: 0 BB: 0 P: 8	1B: 6 2B: 3 3B: 0 HR: 1	SF: 1 SAC: 0 DP: 1 HBP: 0	WP: 1 PB: 0 SB: 0 CS: 0	PA: 37					
PITCHER	IP	WLS	BF	H	R	ER	SO	BB	IBB	HBP	BLK	WP	HR	S	P	ERA	WHIP										
Mike Thurman, R ERA: 5.62	5.0	W	23	7	3	2	5	0	0	0	0	1	1	53	82	3.60	1.400										
Guillermo Mota, R ERA: 4.09	1.0	H	2	0	0	0	0	0	0	0	0	0	0	3	4	0.00	0.000										
Graeme Lloyd, L ERA: 4.11	1.0	H	5	2	1	1	0	0	0	0	0	0	0	10	15	9.00	2.000										
Scott Stewart, L ERA: 3.54	1.0		4	0	0	0	0	1	0	0	0	0	0	7	15	0.00	1.000										
Masato Yoshii, R ERA: 4.56	1.0		3	0	0	0	0	0	0	0	0	0	0	5	8	0.00	0.000										

Atlanta Braves @ Montreal Expos
Olympic Stadium, Montreal, QB
Wed Sep 05 2001, 7:05 PM EDT
Att: 3,806 - Dome - 72 F

AB 35
R 4
H 9
RBI 4
BB 1
SO 5
LOB 10

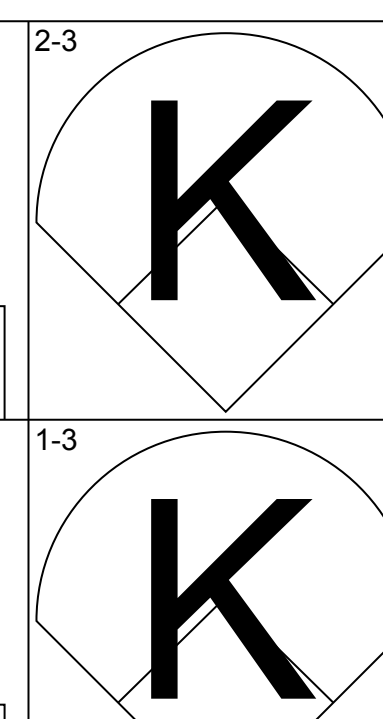
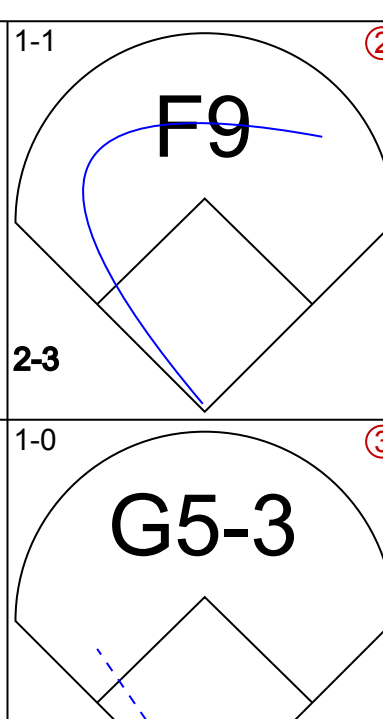
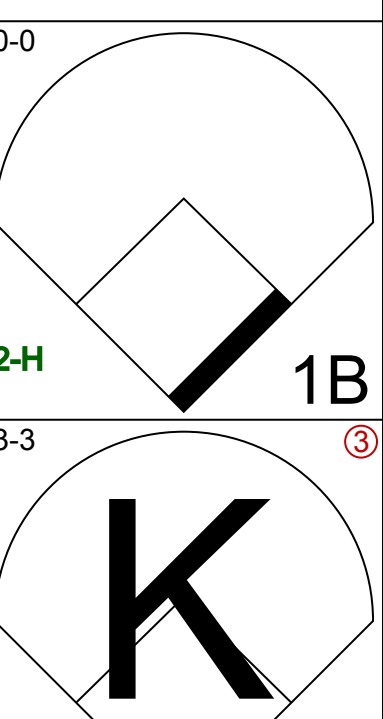
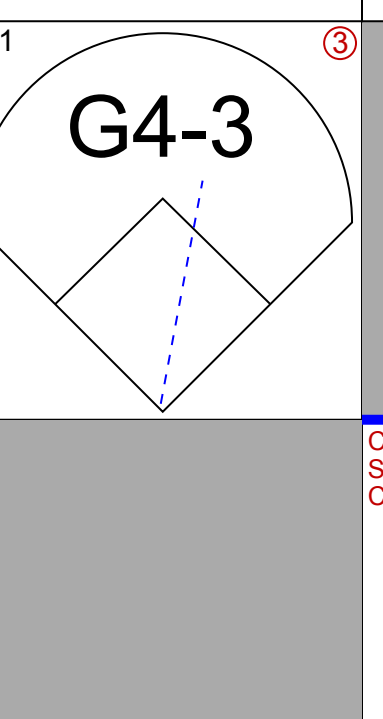
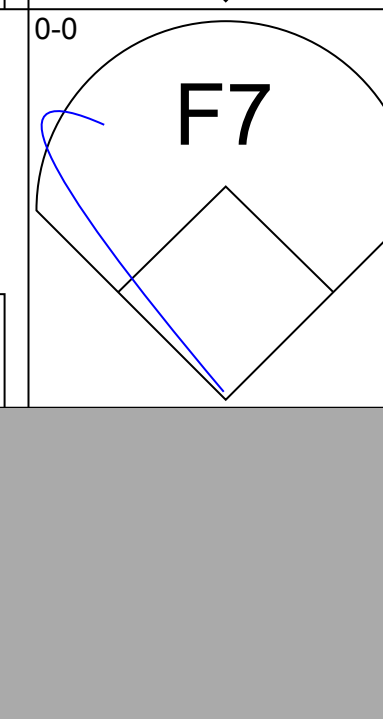


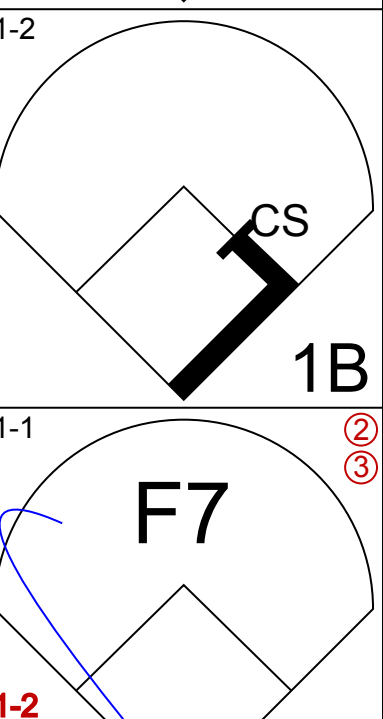

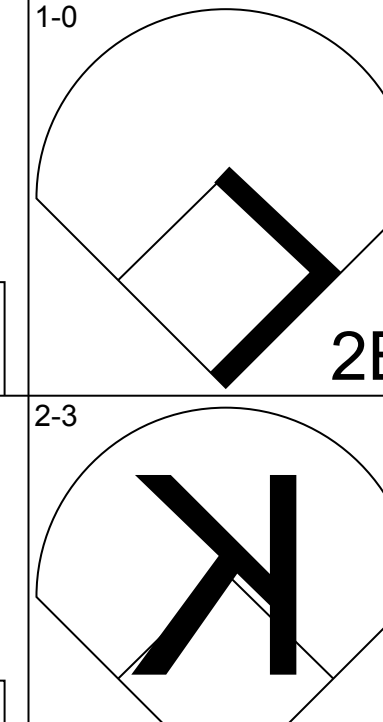
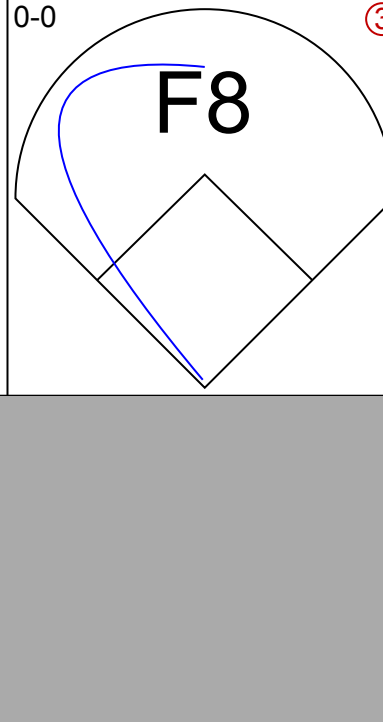

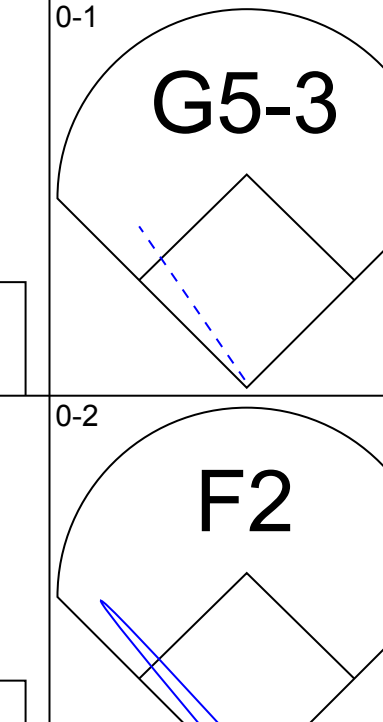
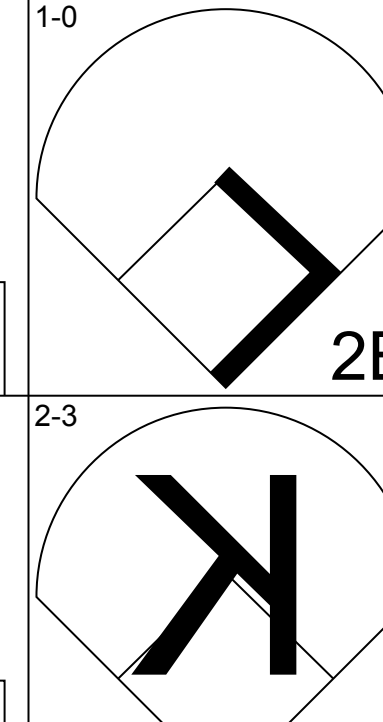
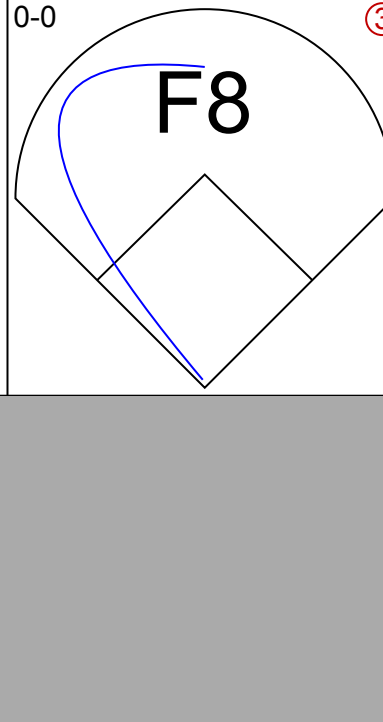




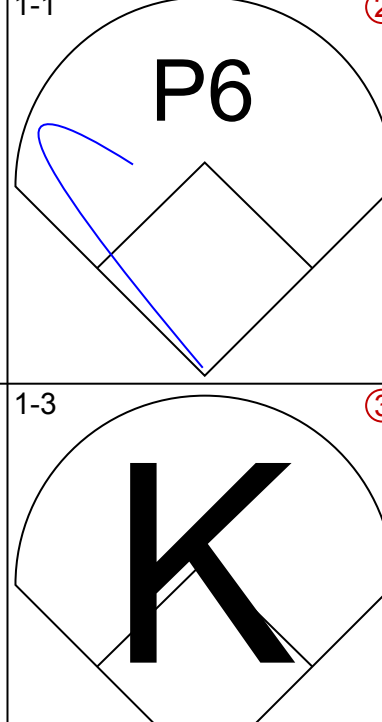

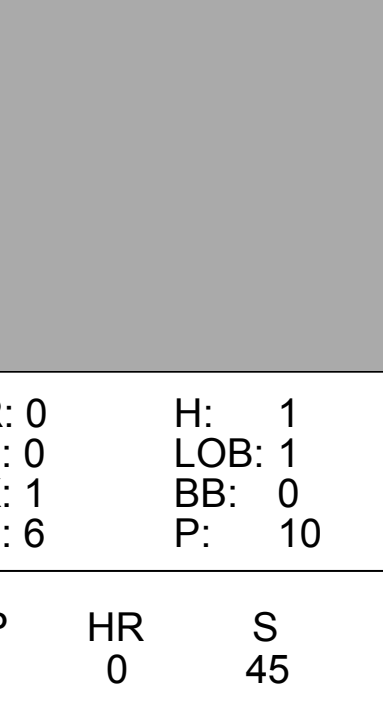
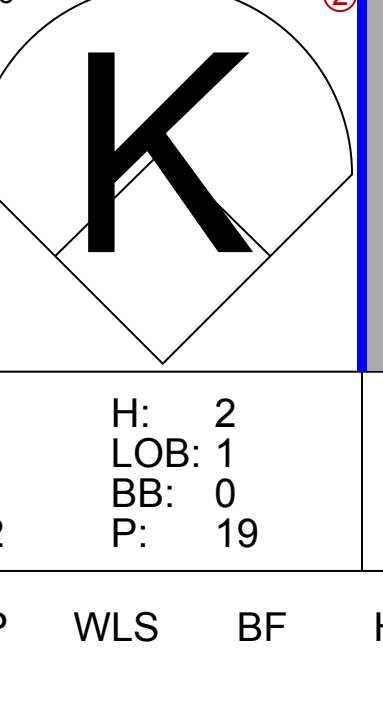
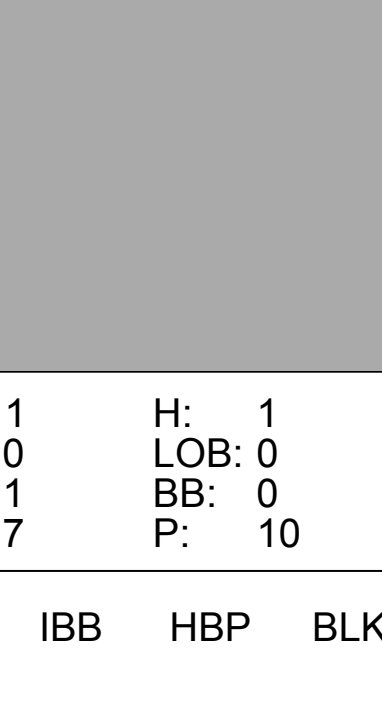
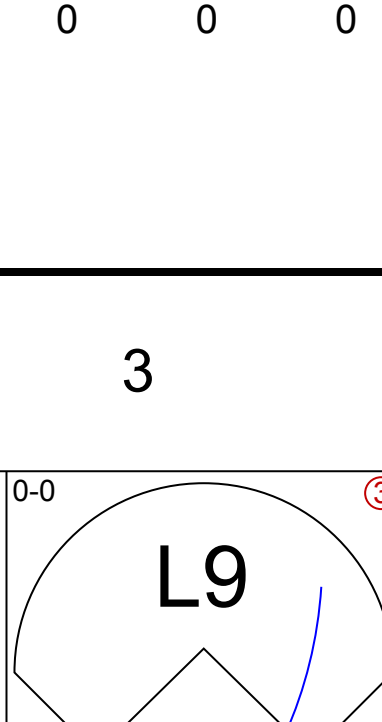
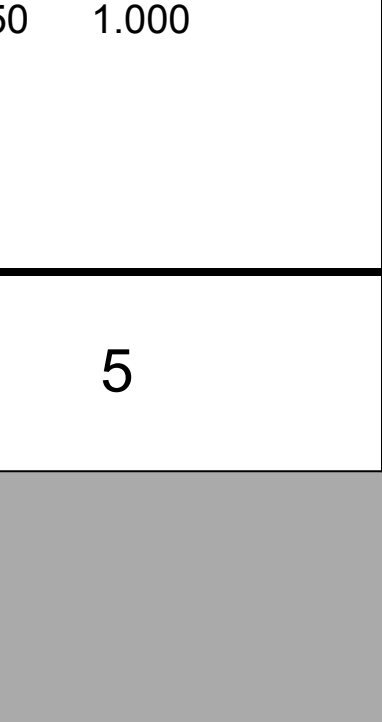
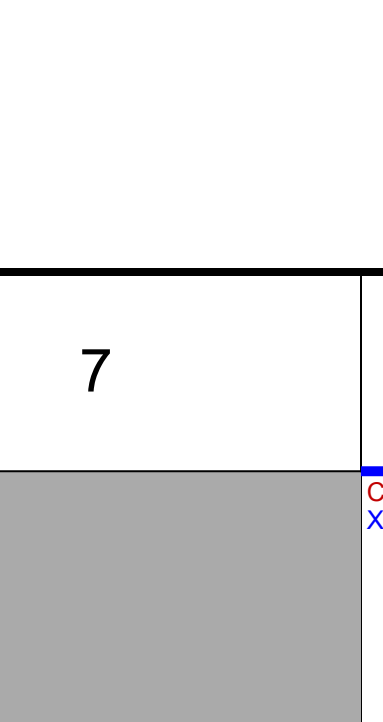
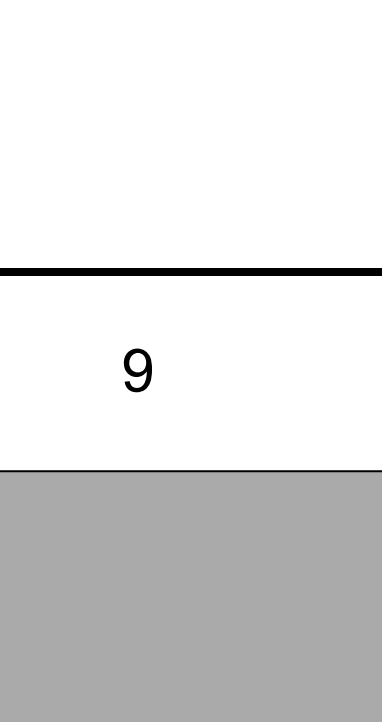





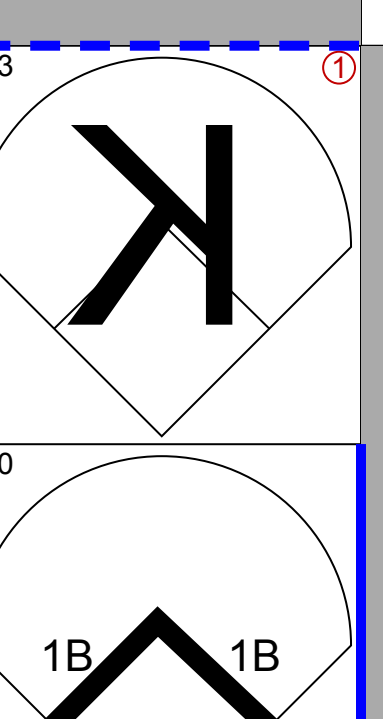
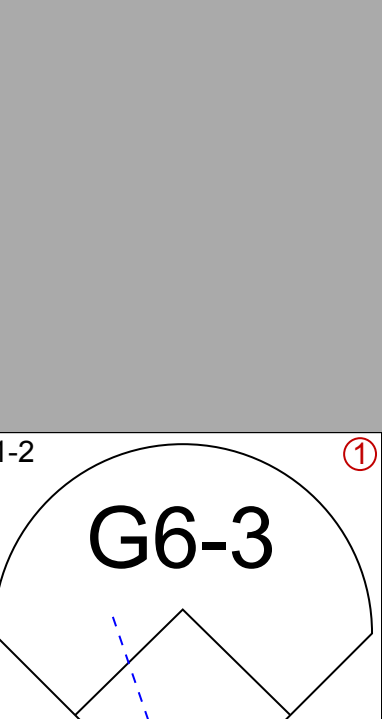
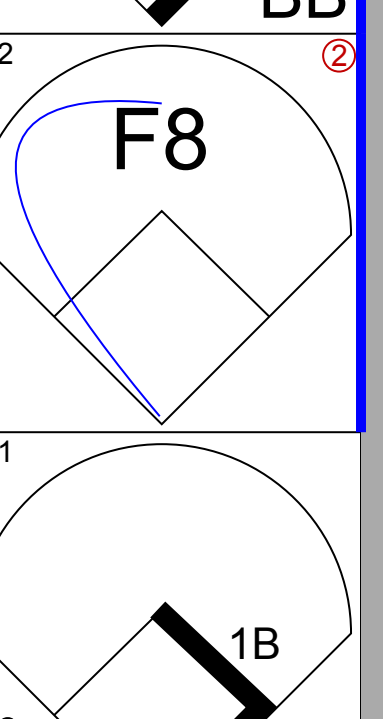


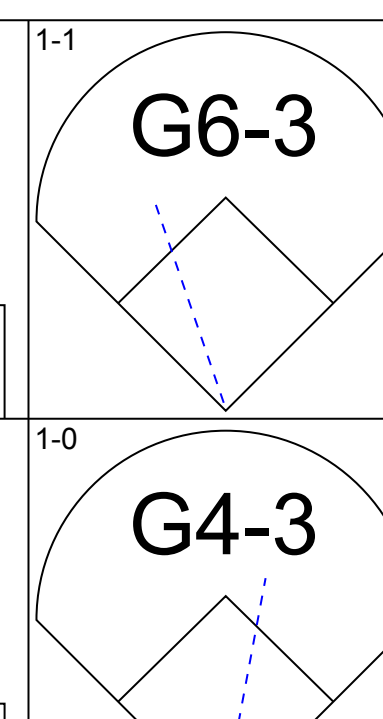
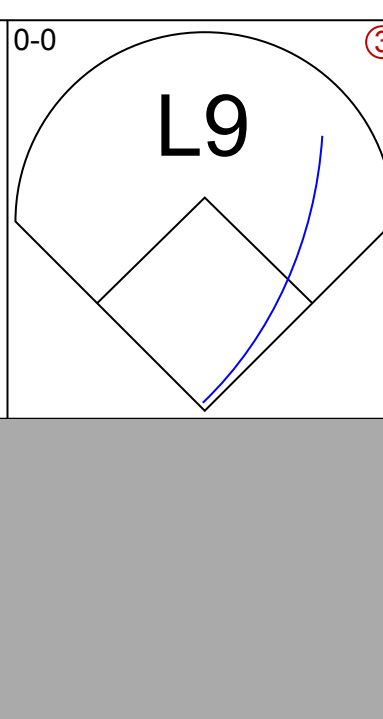
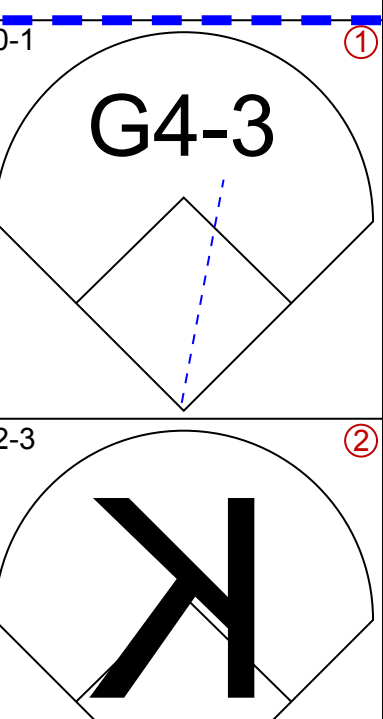
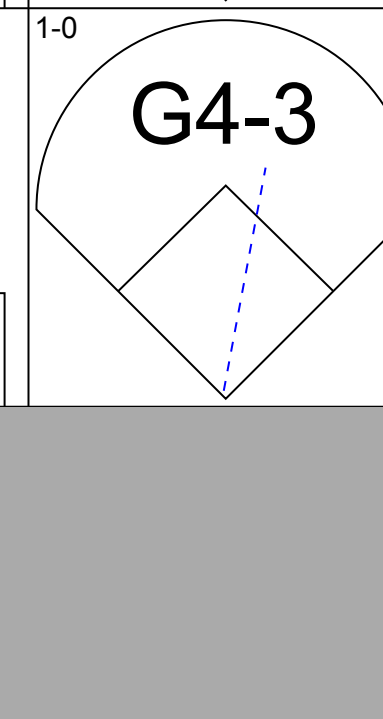
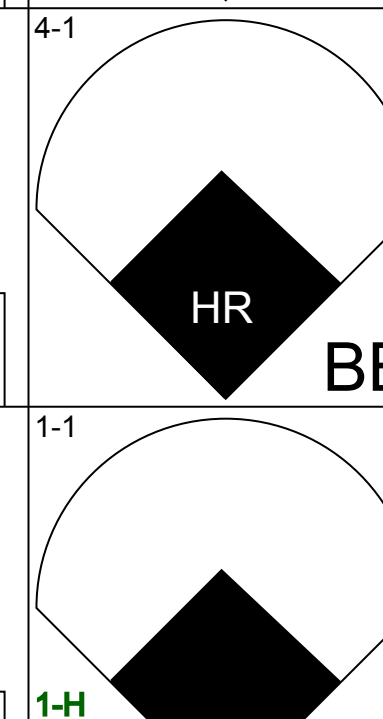
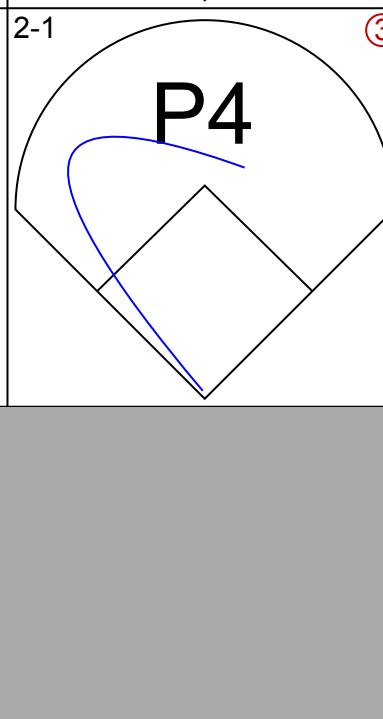
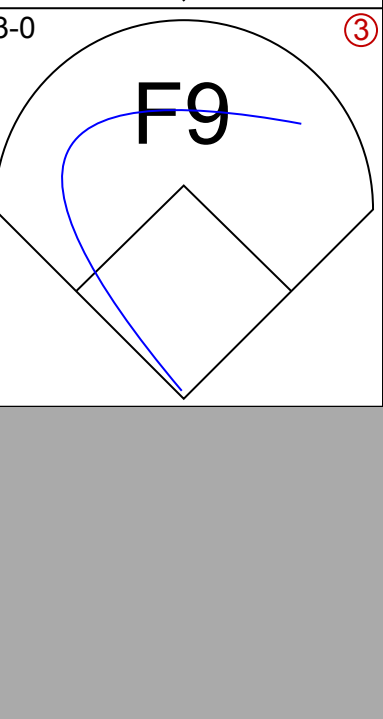

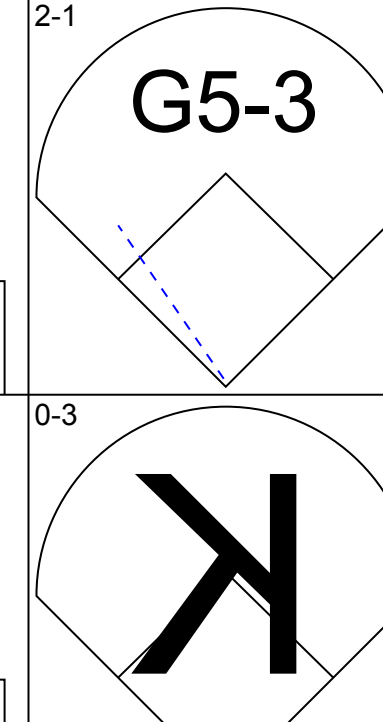


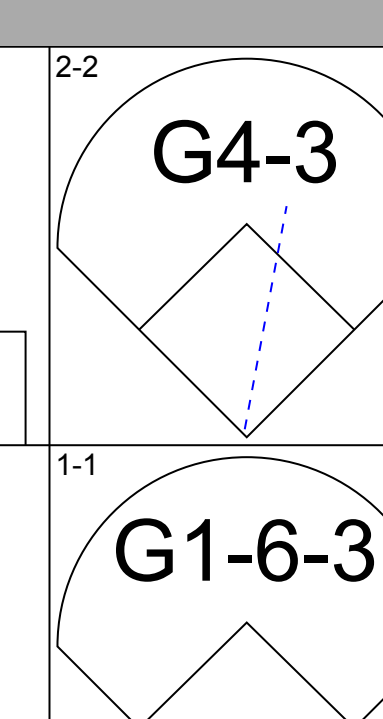
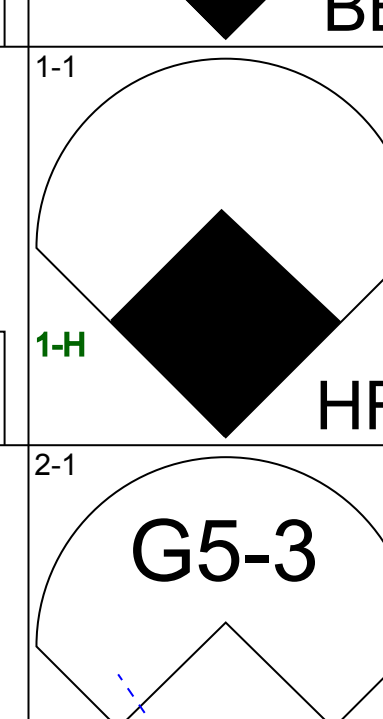
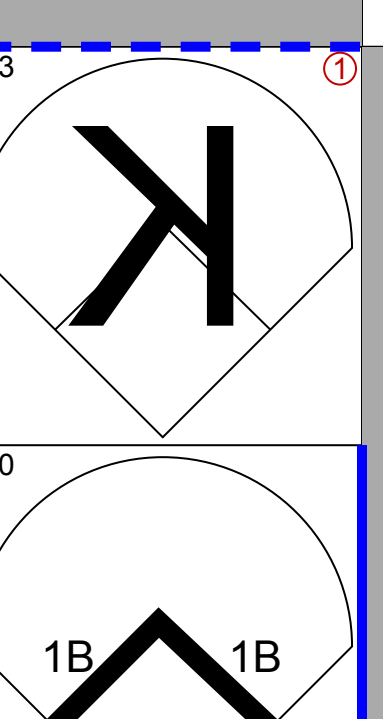
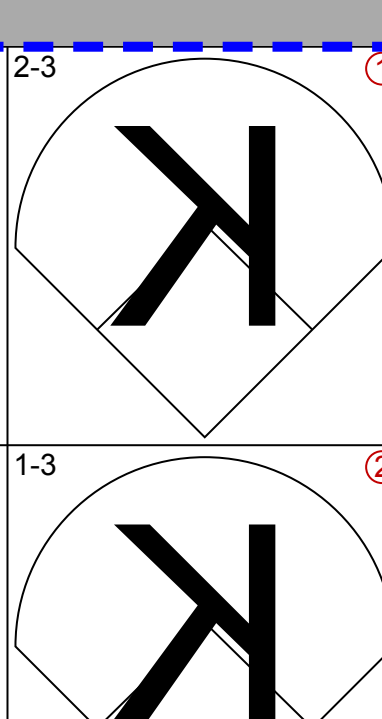
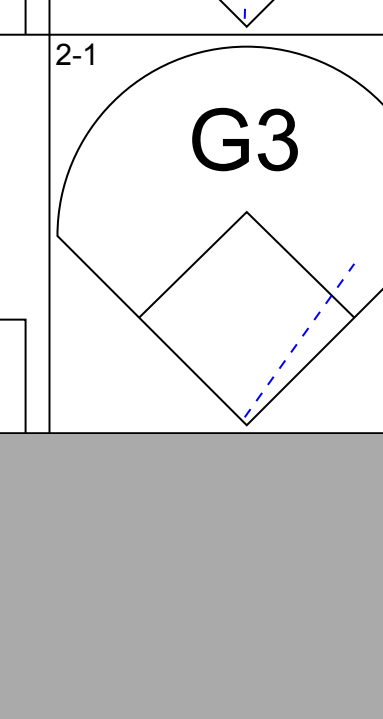

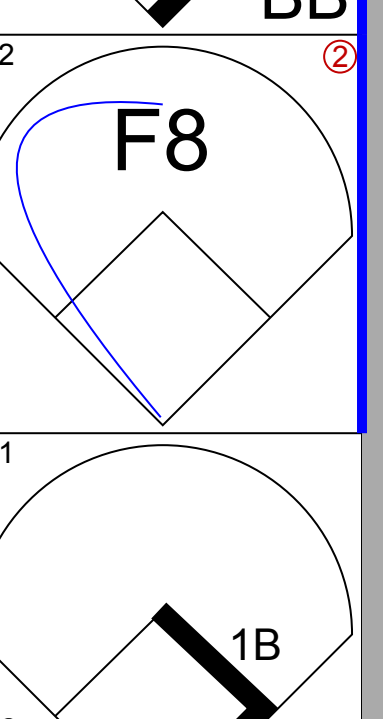

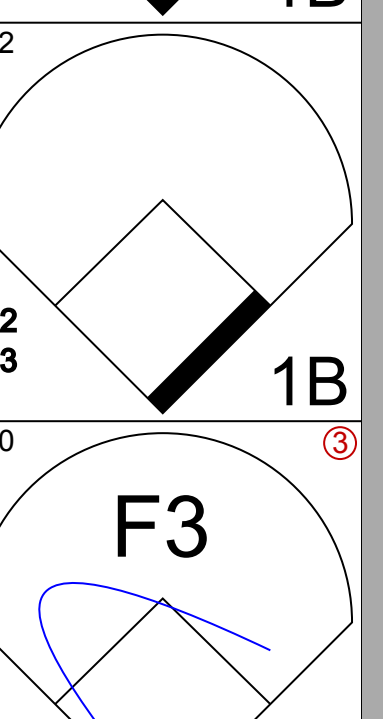
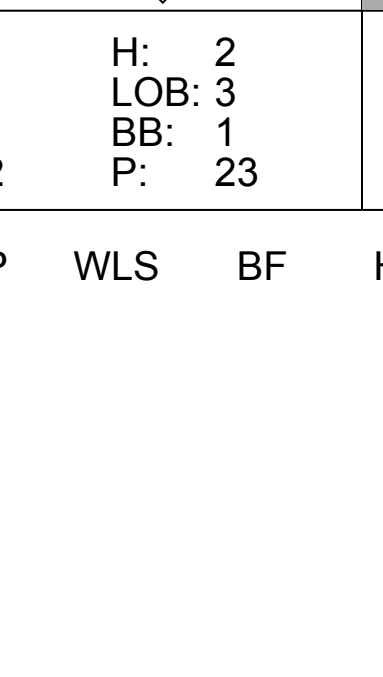
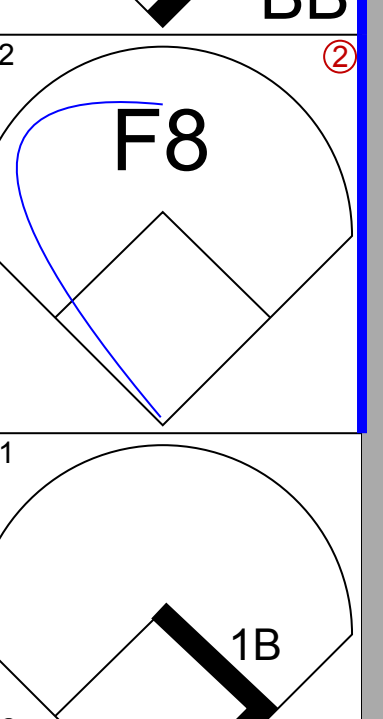

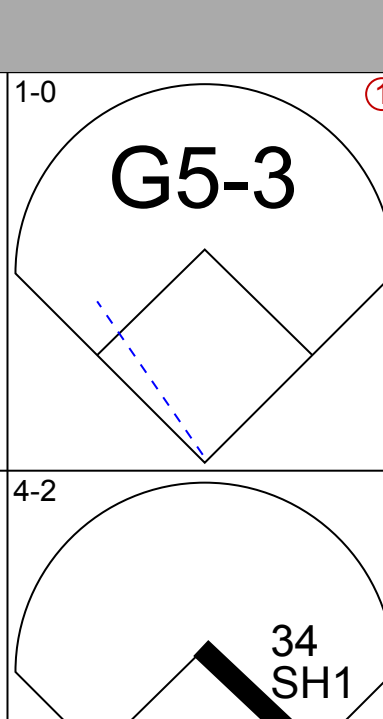
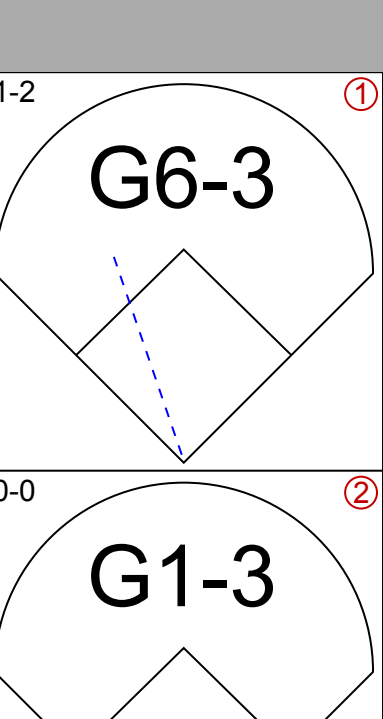
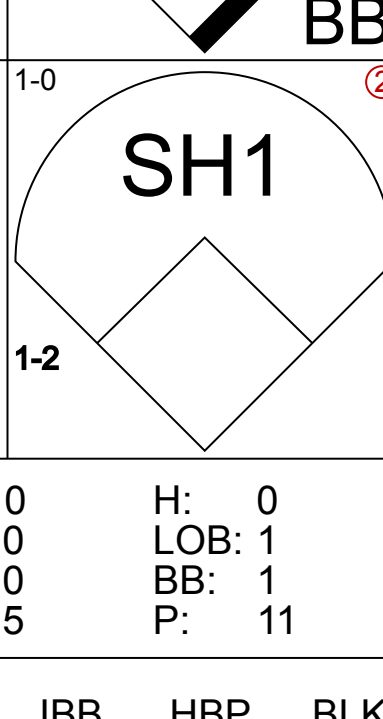
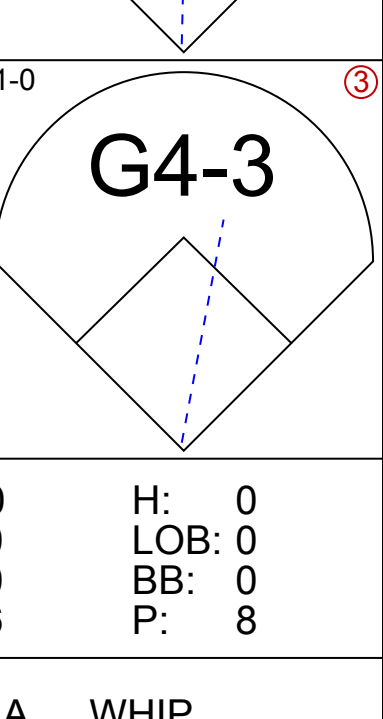
Batter	1	2	3	4	5	6	7	8	9	AB	R	H	RBI	BB	SO	LOB	BOTTOM										
Terry Jones, S OBP: 0.325, SLG: 0.350	0-0 2B 1B		0-2 BB 1B		0-1 G3	2-3 K	2-2 E3			5	2	2	0	0	1	1											
Jose Vidro, S OBP: 0.380, SLG: 0.510	2-0 1H 2B		4-0 1B 1B BB		2-0 G3	3-1 1B	0-0 F9			4	1	2	1	1	0	1											
Vladimir Guerrero, R OBP: 0.382, SLG: 0.590	0-1 G5-3		0-0 1B 1-3 2H 1B		1-0 HR	3-3 K			2-1 G3	5	1	2	2	0	1	3											
Orlando Cabrera, R OBP: 0.314, SLG: 0.402	1-2 F8		1-1 G4-6-3 1B		1-2 WP S 1B 1B				0-0 G4-3	5	2	3	1	0	0	1											
Geoff Blum, S OBP: 0.322, SLG: 0.366	3-3 K		1-1 G4-6-3		4-2 1B E BB				1-1 FC1-5 1B 1B	4	1	2	0	1	1	3											
Lee Stevens, L OBP: 0.338, SLG: 0.454		2-3 K		0-0 1B	1-1 E8 1H 1B				4-1 FC1-5 2B 1B BB	4	1	3	2	1	1	0											
Michael Barrett, R OBP: 0.290, SLG: 0.353	0-0 G1-3			2-3 K	0-3 K				1-0 FC1-5 2B	5	1	0	0	0	2	6											
Brad Wilkerson, L OBP: 0.277, SLG: 0.309	1-2 G4-3			1-1 F8		1-3 K			0-1 L9	4	0	0	0	0	1	3											
Mike Thurman, R ERA: 2.86 Guillermo Mota, R OBP: 0.330, SLG: 0.330 Brian Schneider, L OBP: 0.305, SLG: 0.571 Graeme Lloyd, L (7, 1) Tim Raines, S OBP: 0.434, SLG: 0.490 Scott Stewart, R OBP: 0.333, SLG: 0.400 Masato Yoshii, R OBP: 0.145, SLG: 0.202			0-1 G5-3		1-3 K		1-2 1B 1B		1-2 WP E 2B	2	0	0	0	0	1	1											
Inning Stats	R: 1 E: 0 K: 1 S: 10	H: 2 LOB: 1 BB: 0 P: 16	R: 0 E: 0 K: 1 S: 9	H: 0 LOB: 0 BB: 0 P: 12	R: 2 E: 0 K: 0 S: 11	H: 3 LOB: 1 BB: 1 P: 16	R: 0 E: 0 K: 2 S: 9	H: 1 LOB: 1 BB: 0 P: 13	R: 3 E: 1 K: 1 S: 14	H: 3 LOB: 1 BB: 1 P: 23	R: 0 E: 0 K: 3 S: 16	H: 2 LOB: 2 BB: 0 P: 26	R: 4 E: 1 K: 0 S: 16	H: 4 LOB: 1 BB: 0 P: 22	R: 0 E: 0 K: 0 S: 7	H: 1 LOB: 2 BB: 1 P: 15	1B: 13 2B: 2 3B: 0 HR: 1	SF: 0 SAC: 0 DP: 1 HBP: 0	WP: 2 PB: 0 SB: 1 CS: 0	PA: 43							
PITCHER	IP	WLS	BF	H	R	ER	SO	BB	IBB	HBP	BLK	WP	HR	S	P	ERA	WHIP										
John Burkett, R ERA: 2.86	4.2	L	24	9	6	5	4	2	0	0	0	0	0	19	29	0.00	1.500										
Kerry Ligtenberg, R ERA: 3.72	1.1		6	2	0	0	4	0	0	0	0	0	0	5	7	∞	∞										
Odalis Pérez, L ERA: 5.16	0.0		3	3	3	3	0	0	0	0	0	0	0	5	7	∞	∞										
Jose Cabrera, R ERA: 2.45	1.0		5	1	1	0	0	0	0	0	0	1	0	11	15	0.00	1.000										
Tim Spooneybarger, R ERA:	1.0		5	1	0	0	0	1	0	0	0	0	0	7	15	0.00	2.000										

Atlanta Braves @ Montreal Expos
Olympic Stadium, Montreal, QB
Wed Sep 05 2001, 7:05 PM EDT
Att: 3,806 - Dome - 72 F

AB 40
R 10
H 16
RBI 8
BB 3
SO 8
LOB 19



Batter	1	2	3	4	5	6	7	8	9	AB	R	H	RBI	BB	SO	LOB	TOP					
Marcus Giles, R OBP: 0.344, SLG: 0.420										4	0	1	1	0	1	3	<p>Atlanta Braves @ Chicago Cubs</p> <p>Wrigley Field, Chicago, IL</p> <p>Fri Sep 07 2001, 2:20 PM CDT</p> <p>Att: 37,710 - Sunny - 86 F</p>					
Julio Franco, R OBP: 0.308, SLG: 0.348										4	0	0	0	0	3	3						
10 Chipper Jones, S OBP: 0.414, SLG: 0.593										4	0	1	0	0	0	0						
Brian Jordan, R OBP: 0.335, SLG: 0.490										4	0	0	0	0	1	1						
B.J. Surhoff, L OBP: 0.312, SLG: 0.400										4	0	1	0	0	0	0						
Andruw Jones, R OBP: 0.318, SLG: 0.468										4	2	2	1	0	1	1						
Rey Sanchez, R OBP: 0.314, SLG: 0.351										3	0	1	0	0	1	0						
Paul Bako, L OBP: 0.264, SLG: 0.313										1	1	0	0	1	0	1						
Javy Lopez, R OBP: 0.306, SLG: 0.414										2	0	1	1	0	1	0						
Greg Maddux, R OBP: 0.238, SLG: 0.200										1	0	1	0	0	0	0						
Ken Caminiti, S OBP: 0.317, SLG: 0.419										1	0	0	0	0	1	1						
Mike Remlinger, L OBP: 0.317, SLG: 0.419										0	0	0	0	0	0	0						
Steve Karsay, R OBP: 0.317, SLG: 0.419										0	0	0	0	0	0	0						
29 John Smoltz, R OBP: 0.317, SLG: 0.419										0	0	0	0	0	0	0						
Inning Stats	R: 0 E: 0 K: 2 S: 8	H: 0 LOB: 0 BB: 0 P: 11	R: 0 E: 0 K: 0 S: 6	H: 0 LOB: 0 BB: 0 P: 6	R: 0 E: 0 K: 0 S: 8	H: 2 LOB: 2 BB: 0 P: 11	R: 0 E: 0 K: 1 S: 6	H: 1 LOB: 1 BB: 0 P: 10	R: 1 E: 0 K: 2 S: 9	H: 1 LOB: 1 BB: 1 P: 17	R: 0 E: 0 K: 1 S: 5	H: 0 LOB: 0 BB: 0 P: 5	R: 1 E: 0 K: 1 S: 12	H: 2 LOB: 1 BB: 0 P: 19	R: 0 E: 0 K: 1 S: 10	H: 1 LOB: 0 BB: 0 P: 12	R: 1 E: 0 K: 1 S: 7	H: 1 LOB: 0 BB: 0 P: 10	1B: 6 2B: 1 3B: 0 HR: 1	SF: 0 SAC: 2 DP: 0 HBP: 0	WP: 0 PB: 0 SB: 0 CS: 1	PA: 35
PITCHER	IP	WLS	BF	H	R	ER	SO	BB	IBB	HBP	BLK	WP	HR	S	P	ERA	WHIP					
34 Kerry Wood, R ERA: 3.48	6.0		24	5	2	2	6	1	0	0	0	0	0	45	66	3.00	1.000					
David Weathers, R ERA: 2.5	1.0	B	4	1	0	0	1	0	0	0	0	0	0	9	13	0.00	1.000					
Kyle Farnsworth, R ERA: 2.63	2.0	L	7	2	1	1	2	0	0	0	0	0	1	17	22	4.50	1.000					


Batter	1	2	3	4	5	6	7	8	9	AB	R	H	RBI	BB	SO	LOB	BOTTOM				
Eric Young Sr., R OBP: 0.332, SLG: 0.396										4	0	1	0	0	0	1	<p>Atlanta Braves @ Chicago Cubs</p> <p>Wrigley Field, Chicago, IL</p> <p>Fri Sep 07 2001, 2:20 PM CDT</p> <p>Att: 37,710 - Sunny - 86 F</p>				
Michael Tucker, L OBP: 0.324, SLG: 0.406										4	0	0	0	0	2	1					
Sammy Sosa, R OBP: 0.427, SLG: 0.714										3	1	0	0	1	0	0					
Fred McGriff, L OBP: 0.386, SLG: 0.518										4	1	1	2	0	2	0					
Rondell White, R OBP: 0.372, SLG: 0.529										2	0	0	0	1	0	0					
Chad Meyers, R OBP: 0.200, SLG: 0.200										0	0	0	0	0	0	0					
Corey Patterson, L OBP: 0.255, SLG: 0.365										1	0	0	0	0	1	0					
Todd Hundley, S OBP: 0.280, SLG: 0.343										2	0	0	0	0	1	0					
Ron Coomer, R OBP: 0.320, SLG: 0.394										1	0	0	0	0	0	1					
Kyle Farnsworth, R OBP: 0.358, SLG: 0.430										0	0	0	0	0	0	0					
Matt Stairs, L OBP: 0.358, SLG: 0.430										1	0	0	0	0	1	0					
Ricky Gutierrez, R OBP: 0.350, SLG: 0.409										3	0	1	0	0	0	0					
Bill Mueller, S OBP: 0.393, SLG: 0.451										2	0	1	0	1	0	0					
34 Kerry Wood, R OBP: 0.205, SLG: 0.209										1	0	0	0	0	0	0					
David Weathers, R OBP: 0.205, SLG: 0.209										0	0	0	0	0	0	0					
Joe Girardi, R OBP: 0.309, SLG: 0.342										1	0	0	0	0	0	3					
Inning Stats	R: 0 E: 0 K: 0 S: 4	H: 0 LOB: 0 BB: 0 P: 7	R: 0 E: 0 K: 0 S: 7	H: 0 LOB: 0 BB: 0 P: 12	R: 0 E: 0 K: 0 S: 5	H: 0 LOB: 1 BB: 1 P: 11	R: 2 E: 0 K: 1 S: 11	H: 1 LOB: 0 BB: 1 P: 20	R: 0 E: 0 K: 1 S: 9	H: 0 LOB: 0 BB: 0 P: 8	R: 0 E: 0 K: 1 S: 12	H: 1 LOB: 3 BB: 1 P: 23	R: 0 E: 0 K: 1 S: 7	H: 0 LOB: 0 BB: 0 P: 12	R: 0 E: 0 K: 3 S: 9	H: 0 LOB: 0 BB: 0 P: 15	1B: 3 2B: 0 3B: 0 HR: 1	SF: 0 SAC: 1 DP: 0 HBP: 0	WP: 0 PB: 0 SB: 0 CS: 1	PA: 33	
PITCHER	IP	WLS	BF	H	R	ER	SO	BB	IBB	HBP	BLK	WP	HR	S	P	ERA	WHIP				
Greg Maddux, R ERA: 2.93	1.1		21	2	2	2	2	2	0	0	0	0	0	12	23	0.00	3.000				
Mike Remlinger, L ERA: 2.92	1.0	W	3	0	0	0	1	0	0	0	0	0	0	7	12	0.00	0.000				
Steve Karsay, R ERA: 1.72	1.0	S	3	0	0	0	3	0	0	0	0	0	0	9	15	0.00	0.000				
29 John Smoltz, R ERA: 3.42	1.0		3	0	0	0	3	0	0	0	0	0	0	9	15	0.00	0.000				


AB	32
R	3
H	8
RBI	3
BB	1
SO	9
LOB	10



Batter	1	2	3	4	5	6	7	8	9	AB	R	H	RBI	BB	SO	LOB	TOP			
Marcus Giles, R OBP: 0.360, SLG: 0.465	(1,4) F8	1-2 2B		1-1 HR	1-3 K		0-1 G6-3 1-2 2-3 1B		2-2 BB 1-2 1B	6	1	4	1	0	1	0	Atlanta Braves @ Chicago Cubs Wrigley Field, Chicago, IL Sun Sep 09 2001, 1:20 PM CDT Att: 37,213 - Overcast - 69 F			
Julio Franco, R OBP: 0.333, SLG: 0.375	(1,3) F8	4-1 BB		0-1 FC4-6 2B 1B 1B	2-3 K		0-0 G6-3 1-2		3-2 F8	5	1	1	0	1	1	5				
Ken Caminiti, S OBP: 0.321, SLG: 0.428	(1,5) 1B	3-0 F8		0-0 FC4-6 1B	3-1 F8			1-1 G4-3 2B	2-3 K	5	1	3	0	0	0	2				
Wes Helms, R OBP: 0.284, SLG: 0.405	(6, PR) 2B			1-2 FC4-6 1B						1	0	0	0	0	1	2				
Brian Jordan, R OBP: 0.335, SLG: 0.485	(1,9) HR	2-2 HR 1B		0-1 L8	1-0 FC4-6 2B 1B		1-3 K		2-3 K 1-2 2-3 BB	5	2	1	0	1	2	3				
B.J. Surhoff, L OBP: 0.316, SLG: 0.414	(1,7) HR	0-1 HR		0-1 1B	0-1 1B 2B		3-3 K		1-1 G4-3 2-3 F8	6	3	3	4	0	1	4				
Andruw Jones, R OBP: 0.320, SLG: 0.471	(1,8) HR	3-2 HR		2-2 1B	1-3 3-H 2-3 K		3-3 K		4-2 BB BB	4	1	2	2	1	2	2				
Javy Lopez, R OBP: 0.307, SLG: 0.410	(1,2) G5-3			0-3 K	4-0 1B IBB				0-1 F8 1-2 BB	3	0	0	0	2	1	1				
Rey Sanchez, R OBP: 0.316, SLG: 0.351		1-0 L7		4-0 1B IBB	1-1 1B				1-2 1B PB 1B	4	0	2	2	1	0	3				
Kevin Mitchell, R Kerry Ligtenberg, R Rudy Seanez, R Steve Reed, R Julian Tavarez, L Courtney Duncan, L Ron Mahay, L Jason Bere, R Chad Meyers, R Julian Tavarez, L Courtney Duncan, L Delino DeShields, L		0-0 G1-3		1-3 K	2-3 K		4-1 1B BB		4-2 BB 1B	3	0	0	0	0	0	0		Braves		
Inning Stats	R: 4 E: 0 K: 0 S: 17	H: 4 LOB: 0 BB: 0 P: 29	R: 0 E: 0 K: 0 S: 8	H: 1 LOB: 2 BB: 1 P: 17	R: 1 E: 0 K: 2 S: 14	H: 2 LOB: 2 BB: 1 P: 21	R: 4 E: 0 K: 2 S: 18	H: 5 LOB: 2 BB: 1 P: 29	R: 0 E: 0 K: 3 S: 9	H: 0 LOB: 0 BB: 0 P: 16	R: 0 E: 0 K: 0 S: 9	H: 2 LOB: 2 BB: 1 P: 14	R: 0 E: 0 K: 1 S: 14	H: 1 LOB: 3 BB: 2 P: 26	R: 0 E: 0 K: 1 S: 18	H: 1 LOB: 3 BB: 2 P: 35	1B: 8 2B: 5 3B: 0 HR: 3		SF: 0 SAC: 0 DP: 1 HBP: 0	WP: 0 PB: 1 SB: 0 CS: 0
PITCHER	IP WLS BF H R ER SO BB IBB HBP BLK WP HR S P ERA WHIP																			
Jason Bere, R ERA: 4.42	(1,1) 3.0 L 18 7 5 5 2 1 1 0 0 0 2 39 67 15.00 2.667																			
Julian Tavarez, R ERA: 4.51	(4,1) 1.0 9 5 4 4 2 0 1 0 0 0 1 18 29 36.00 5.000																			
Courtney Duncan, R ERA: 3.1	(5,1) 3.0 11 2 0 0 5 1 0 0 0 0 0 26 44 0.00 1.000																			
Ron Mahay, L ERA: 2.45	(8,1) 2.0 12 2 0 0 2 4 0 0 0 0 0 32 61 0.00 3.000																			


Batter	1	2	3	4	5	6	7	8	9	AB	R	H	RBI	BB	SO	LOB	BOTTOM			
Eric Young Sr., R OBP: 0.332, SLG: 0.397	(1,4) F8-3 1B				2-2 G6-4-3 1-2		0-1 L8		2-3 K	4	1	2	0	0	0	1	Atlanta Braves @ Chicago Cubs Wrigley Field, Chicago, IL Sun Sep 09 2001, 1:20 PM CDT Att: 37,213 - Overcast - 69 F			
Ron Mahay, L OBP: 0.252, SLG: 0.361			1-1 1B HR		1-2				1-2	0	0	0	0	0	0	0				
Ricky Gutierrez, R OBP: 0.352, SLG: 0.410	(1,6) F8-3 1-2		1-1 F9		2-2 1B				1-1 1B 1B	4	0	2	0	0	0	2				
Sammy Sosa, R OBP: 0.428, SLG: 0.719	(1,9) HR		3-1 1B HR		0-1 F4				0-2 G6-4-3 1-2 1B	4	2	3	1	0	0	1				
Matt Stairs, L OBP: 0.357, SLG: 0.434	(1,3) F8		0-1 1B HR		4-2 BB				1-3 K	3	1	1	3	1	1	2				
Rondell White, R OBP: 0.367, SLG: 0.520		1-1 1B		0-0 F8					3-2 G6-4-3 1-2	3	0	1	0	0	1	1				
Roosevelt Brown, L OBP: 0.286, SLG: 0.368										1	0	0	0	0	0	2				
Todd Hundley, S OBP: 0.280, SLG: 0.356	(1,2) P4			2-1 G3					1-0 HR	4	1	1	1	0	1	2				
Michael Tucker, L OBP: 0.320, SLG: 0.408	(1,8) F8		1-2 F8		3-2 G6-3				3-1 F9	4	0	0	0	0	0	2				
Bill Mueller, S OBP: 0.384, SLG: 0.439	(1,5) G3			3-1 G4-3					2-2 F8	4	0	0	0	0	0	1				
Jason Bere, R Chad Meyers, R Julian Tavarez, L Courtney Duncan, L Delino DeShields, L			0-2 G4-3		4-2 G6-4-3 BB				3-2 F8	0	0	0	0	0	0	0	Cubs			
Inning Stats	R: 1 E: 0 K: 0 S: 6	H: 2 LOB: 0 BB: 0 P: 6	R: 0 E: 0 K: 0 S: 9	H: 1 LOB: 0 BB: 0 P: 14	R: 3 E: 0 K: 0 S: 12	H: 3 LOB: 0 BB: 0 P: 18	R: 0 E: 0 K: 0 S: 7	H: 0 LOB: 0 BB: 0 P: 15	R: 0 E: 0 K: 2 S: 12	H: 1 LOB: 1 BB: 1 P: 20	R: 0 E: 0 K: 0 S: 12	H: 0 LOB: 0 BB: 0 P: 12	R: 0 E: 0 K: 1 S: 12	H: 2 LOB: 1 BB: 0 P: 17	R: 1 E: 0 K: 1 S: 13	H: 1 LOB: 1 BB: 1 P: 25		1B: 7 2B: 1 3B: 0 HR: 3	SF: 0 SAC: 0 DP: 3 HBP: 0	WP: 1 PB: 0 SB: 0 CS: 0
PITCHER	IP WLS BF H R ER SO BB IBB HBP BLK WP HR S P ERA WHIP																			
Kevin Millwood, R ERA: 4.5	(1,1) 3.0 W 7 1 0 0 0 1 0 0 0 0 0 19 35 0.00 1.000																			
Kerry Ligtenberg, R ERA: 3.58	(4,1) 2.0 7 1 0 0 0 1 0 0 0 0 0 19 35 0.00 1.000																			
Rudy Seanez, R ERA: 2.67	(6,1) 1.0 4 0 0 0 2 1 0 0 0 0 0 12 22 0.00 1.000																			
Steve Reed, R ERA: 3.78	(7,1) 1.0 5 2 0 0 0 0 0 0 0 0 0 15 19 0.00 2.000																			
Steve Karsay, R ERA: 1.68	(8,1) 1.0 2 0 0 0 1 0 0 0 0 0 0 6 10 0.00 0.000																			
Jose Cabrera, R ERA: 2.89	(9,1) 0.1 1 0 0 0 1 0 0 0 0 0 1 0 3 5 0.00 0.000																			
29 John Smoltz, R ERA: 3.33	(9,1) 0.1 1 0 0 0 1 0 0 0 0 0 1 0 3 5 0.00 0.000																			


Batter	1	2	3	4	5	6	7	8	9	AB R H RBI BB SO LOB	TOP																								
											Philadelphia Phillies @ Atlanta Braves Turner Field, Atlanta, GA Tue Sep 11 2001, 7:35 PM EDT livebaseballscorecards.com																								
										AB		0																							
										R		0																							
										H		0																							
										RBI		0																							
										BB		0																							
										SO		0																							
										LOB		0																							
																																			
Inning Stats	1B: 0	SF: 0	WP: 0	PA: 0																															
	2B: 0	SAC: 0	FB: 0																																
	3B: 0	DP: 0	SB: 0																																
	HR: 0	HBP: 0	CS: 0																																
PITCHER	IP	WLS	BF	H	R	ER	SO	BB	IBB	HBP	BLK	WP	HR	S	P	ERA	WHIP	PITCHER	IP	WLS	BF	H	R	ER	SO	BB	IBB	HBP	BLK	WP	HR	S	P	ERA	WHIP


Batter	1	2	3	4	5	6	7	8	9	AB R H RBI BB SO LOB	BOTTOM																								
											Philadelphia Phillies @ Atlanta Braves Turner Field, Atlanta, GA Tue Sep 11 2001, 7:35 PM EDT livebaseballscorecards.com																								
										AB		0																							
										R		0																							
										H		0																							
										RBI		0																							
										BB		0																							
										SO		0																							
										LOB		0																							
																																			
Inning Stats	1B: 0	SF: 0	WP: 0	PA: 0																															
	2B: 0	SAC: 0	FB: 0																																
	3B: 0	DP: 0	SB: 0																																
	HR: 0	HBP: 0	CS: 0																																
PITCHER	IP	WLS	BF	H	R	ER	SO	BB	IBB	HBP	BLK	WP	HR	S	P	ERA	WHIP	PITCHER	IP	WLS	BF	H	R	ER	SO	BB	IBB	HBP	BLK	WP	HR	S	P	ERA	WHIP


Batter	1	2	3	4	5	6	7	8	9	AB R H RBI BB SO LOB	TOP																								
											Philadelphia Phillies @ Atlanta Braves Turner Field, Atlanta, GA Wed Sep 12 2001, 1:05 PM EDT livebaseballscorecards.com																								
Inning Stats											AB 0 R 0 H 0 RBI 0 BB 0 SO 0 LOB 0																								
PITCHER	IP	WLS	BF	H	R	ER	SO	BB	IBB	HBP	BLK	WP	HR	S	P	ERA	WHIP	PITCHER	IP	WLS	BF	H	R	ER	SO	BB	IBB	HBP	BLK	WP	HR	S	P	ERA	WHIP


Batter	1	2	3	4	5	6	7	8	9	AB R H RBI BB SO LOB	BOTTOM																								
											Philadelphia Phillies @ Atlanta Braves Turner Field, Atlanta, GA Wed Sep 12 2001, 1:05 PM EDT livebaseballscorecards.com																								
Inning Stats											AB 0 R 0 H 0 RBI 0 BB 0 SO 0 LOB 0																								
PITCHER	IP	WLS	BF	H	R	ER	SO	BB	IBB	HBP	BLK	WP	HR	S	P	ERA	WHIP	PITCHER	IP	WLS	BF	H	R	ER	SO	BB	IBB	HBP	BLK	WP	HR	S	P	ERA	WHIP


Batter	1	2	3	4	5	6	7	8	9	AB R H RBI BB SO LOB	TOP																								
											Philadelphia Phillies @ Atlanta Braves Turner Field, Atlanta, GA Thu Sep 13 2001, 7:35 PM EDT livebaseballscorecards.com																								
		AB 0 R 0 H 0 RBI 0 BB 0 SO 0 LOB 0																																	
																																			
Inning Stats										1B: 0 SF: 0 WP: 0 PA: 0 2B: 0 SAC: 0 FB: 0 3B: 0 DP: 0 SB: 0 HR: 0 HBP: 0 CS: 0																									
PITCHER	IP	WLS	BF	H	R	ER	SO	BB	IBB	HBP	BLK	WP	HR	S	P	ERA	WHIP	PITCHER	IP	WLS	BF	H	R	ER	SO	BB	IBB	HBP	BLK	WP	HR	S	P	ERA	WHIP


Batter	1	2	3	4	5	6	7	8	9	AB R H RBI BB SO LOB	BOTTOM																								
											Philadelphia Phillies @ Atlanta Braves Turner Field, Atlanta, GA Thu Sep 13 2001, 7:35 PM EDT livebaseballscorecards.com																								
		AB 0 R 0 H 0 RBI 0 BB 0 SO 0 LOB 0																																	
																																			
Inning Stats										1B: 0 SF: 0 WP: 0 PA: 0 2B: 0 SAC: 0 FB: 0 3B: 0 DP: 0 SB: 0 HR: 0 HBP: 0 CS: 0																									
PITCHER	IP	WLS	BF	H	R	ER	SO	BB	IBB	HBP	BLK	WP	HR	S	P	ERA	WHIP	PITCHER	IP	WLS	BF	H	R	ER	SO	BB	IBB	HBP	BLK	WP	HR	S	P	ERA	WHIP


Batter	1	2	3	4	5	6	7	8	9	AB R H RBI BB SO LOB	TOP																								
											Florida Marlins @ Atlanta Braves Turner Field, Atlanta, GA Fri Sep 14 2001, 7:35 PM EDT livebaseballscorecards.com																								
		AB 0 R 0 H 0 RBI 0 BB 0 SO 0 LOB 0																																	
																																			
Inning Stats										1B: 0 SF: 0 2B: 0 SAC: 0 3B: 0 DP: 0 HR: 0 HBP: 0	WP: 0 PA: 0 FB: 0 SB: 0 CS: 0																								
PITCHER	IP	WLS	BF	H	R	ER	SO	BB	IBB	HBP	BLK	WP	HR	S	P	ERA	WHIP	PITCHER	IP	WLS	BF	H	R	ER	SO	BB	IBB	HBP	BLK	WP	HR	S	P	ERA	WHIP

Batter	1	2	3	4	5	6	7	8	9	AB R H RBI BB SO LOB	BOTTOM																								
											Florida Marlins @ Atlanta Braves Turner Field, Atlanta, GA Fri Sep 14 2001, 7:35 PM EDT livebaseballscorecards.com																								
		AB 0 R 0 H 0 RBI 0 BB 0 SO 0 LOB 0																																	
																																			
Inning Stats										1B: 0 SF: 0 2B: 0 SAC: 0 3B: 0 DP: 0 HR: 0 HBP: 0	WP: 0 PA: 0 FB: 0 SB: 0 CS: 0																								
PITCHER	IP	WLS	BF	H	R	ER	SO	BB	IBB	HBP	BLK	WP	HR	S	P	ERA	WHIP	PITCHER	IP	WLS	BF	H	R	ER	SO	BB	IBB	HBP	BLK	WP	HR	S	P	ERA	WHIP

Batter	1	2	3	4	5	6	7	8	9	AB R H RBI BB SO LOB	TOP																																		
											Florida Marlins @ Atlanta Braves Turner Field, Atlanta, GA Sat Sep 15 2001, 7:05 PM EDT livebaseballscorecards.com																																		
																				AB 0 R 0 H 0 RBI 0 BB 0 SO 0 LOB 0																									
																																													
Inning Stats																				1B: 0 SF: 0 WP: 0 PA: 0 2B: 0 SAC: 0 FB: 0 3B: 0 DP: 0 SB: 0 HR: 0 HBP: 0 CS: 0																									
PITCHER										IP		WLS	BF	H	R	ER	SO	BB	IBB	HBP	BLK	WP	HR	S	P	ERA	WHIP	PITCHER	IP	WLS	BF	H	R	ER	SO	BB	IBB	HBP	BLK	WP	HR	S	P	ERA	WHIP

Batter	1	2	3	4	5	6	7	8	9	AB R H RBI BB SO LOB	BOTTOM																																		
											Florida Marlins @ Atlanta Braves Turner Field, Atlanta, GA Sat Sep 15 2001, 7:05 PM EDT livebaseballscorecards.com																																		
																				AB 0 R 0 H 0 RBI 0 BB 0 SO 0 LOB 0																									
																																													
Inning Stats																				1B: 0 SF: 0 WP: 0 PA: 0 2B: 0 SAC: 0 FB: 0 3B: 0 DP: 0 SB: 0 HR: 0 HBP: 0 CS: 0																									
PITCHER										IP		WLS	BF	H	R	ER	SO	BB	IBB	HBP	BLK	WP	HR	S	P	ERA	WHIP	PITCHER	IP	WLS	BF	H	R	ER	SO	BB	IBB	HBP	BLK	WP	HR	S	P	ERA	WHIP

Batter	1	2	3	4	5	6	7	8	9	AB R H RBI BB SO LOB	TOP																								
											Florida Marlins @ Atlanta Braves Turner Field, Atlanta, GA Sun Sep 16 2001, 1:05 PM EDT livebaseballscorecards.com																								
		AB 0 R 0 H 0 RBI 0 BB 0 SO 0 LOB 0																																	
																																			
Inning Stats		1B: 0 SF: 0 2B: 0 SAC: 0 3B: 0 DP: 0 HR: 0 HBP: 0	WP: 0 PA: 0 FB: 0 SB: 0 CS: 0																																
PITCHER	IP	WLS	BF	H	R	ER	SO	BB	IBB	HBP	BLK	WP	HR	S	P	ERA	WHIP	PITCHER	IP	WLS	BF	H	R	ER	SO	BB	IBB	HBP	BLK	WP	HR	S	P	ERA	WHIP

Batter	1	2	3	4	5	6	7	8	9	AB R H RBI BB SO LOB	BOTTOM																								
											Florida Marlins @ Atlanta Braves Turner Field, Atlanta, GA Sun Sep 16 2001, 1:05 PM EDT livebaseballscorecards.com																								
		AB 0 R 0 H 0 RBI 0 BB 0 SO 0 LOB 0																																	
																																			
Inning Stats		1B: 0 SF: 0 2B: 0 SAC: 0 3B: 0 DP: 0 HR: 0 HBP: 0	WP: 0 PA: 0 FB: 0 SB: 0 CS: 0																																
PITCHER	IP	WLS	BF	H	R	ER	SO	BB	IBB	HBP	BLK	WP	HR	S	P	ERA	WHIP	PITCHER	IP	WLS	BF	H	R	ER	SO	BB	IBB	HBP	BLK	WP	HR	S	P	ERA	WHIP


Batter	1	2	3	4	5	6	7	8	9	AB	R	H	RBI	BB	SO	LOB	TOP					
Marcus Giles, R OBP: 0.357, SLG: 0.460 Jesse Garcia, R OBP: 0.200, SLG: 0.200	F8		G5-3			G3		1B		4	0	1	0	0	0	1	Atlanta Braves @ Philadelphia Phillies Veterans Stadium, Philadelphia, PA Mon Sep 17 2001, 7:05 PM EDT Att: 27,910 - Cloudy - 76 F					
Julio Franco, R OBP: 0.325, SLG: 0.389	P3		F3			2B		F9		4	0	1	0	0	0	2						
10 Chipper Jones, S OBP: 0.413, SLG: 0.600	HR					1B-3		G6-3		3	1	1	1	1	0	1						
Brian Jordan, R OBP: 0.334, SLG: 0.486	F3					IBB				4	0	1	0	0	1	2						
B.J. Surhoff, L OBP: 0.318, SLG: 0.415	F8					1B		G3		4	0	2	0	0	0	1						
Andruw Jones, R OBP: 0.318, SLG: 0.468						1B				4	0	0	0	0	4	2						
Rey Sanchez, R OBP: 0.355 Keith Lockhart, L OBP: 0.298, SLG: 0.322	F8					3B				3	1	1	0	0	1	1						
Paul Bako, L OBP: 0.274, SLG: 0.311 Ken Caminiti, S OBP: 0.320, SLG: 0.427 Javy Lopez, R OBP: 0.307, SLG: 0.410			SH3-4 BB			G6-3		G4-3		1	0	0	1	1	0	0						
Greg Maddux, R OBP: 0.234, SLG: 0.197 Dave Martinez, L OBP: 0.351, SLG: 0.400 Steve Karsay, R OBP: 0.318, SLG: 0.468			SH3-4			F9				1	0	0	0	0	0	0						
										1	0	0	0	0	1	0						
										0	0	0	0	0	0	0						
Inning Stats	R: 1 E: 0 K: 0 S: 6	H: 1 LOB: 0 BB: 0 P: 10	R: 0 E: 0 K: 1 S: 7	H: 0 LOB: 0 BB: 0 P: 12	R: 0 E: 0 K: 1 S: 12	H: 0 LOB: 1 BB: 1 P: 21	R: 0 E: 0 K: 1 S: 10	H: 1 LOB: 0 BB: 0 P: 17	R: 1 E: 0 K: 1 S: 12	H: 1 LOB: 0 BB: 0 P: 14	R: 0 E: 0 K: 2 S: 11	H: 1 LOB: 1 BB: 0 P: 16	R: 0 E: 0 K: 1 S: 11	H: 1 LOB: 1 BB: 0 P: 6	R: 0 E: 0 K: 2 S: 12	H: 1 LOB: 1 BB: 0 P: 14	1B: 3 2B: 3 3B: 1 HR: 1	SF: 0 SAC: 1 DP: 1 HBP: 0	WP: 0 PB: 0 SB: 1 CS: 1	PA: 35		
PITCHER	IP	WLS	BF	H	R	ER	SO	BB	IBB	HBP	BLK	WP	HR	S	P	ERA	WHIP					
Robert Person, R ERA: 4.02	(1, 1)	8.0	W	30	6	2	2	6	1	1	0	0	0	1	75	120	2.25	0.875				
Jose Mesa, R ERA: 2.66	(9, 1)	1.0	S	4	1	0	0	2	0	0	0	0	0	12	14	0.00	1.000					


AB	31
R	2
H	7
RBI	2
BB	2
SO	8
LOB	12




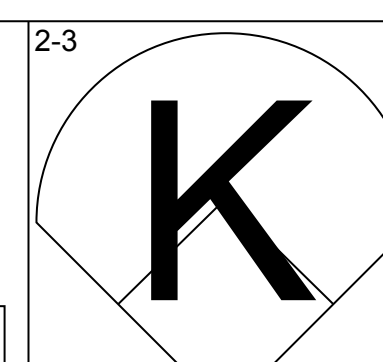
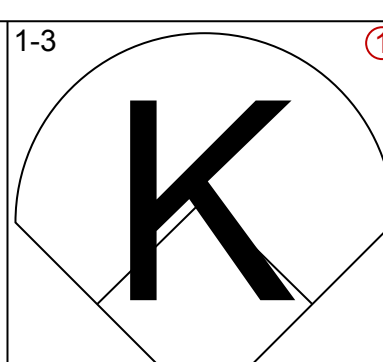
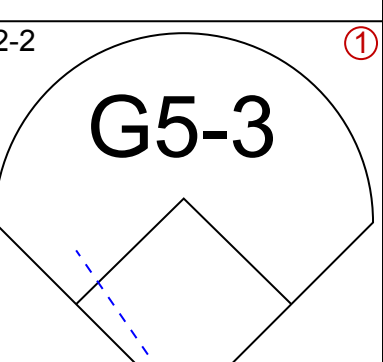
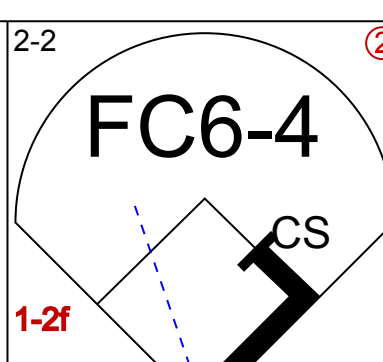
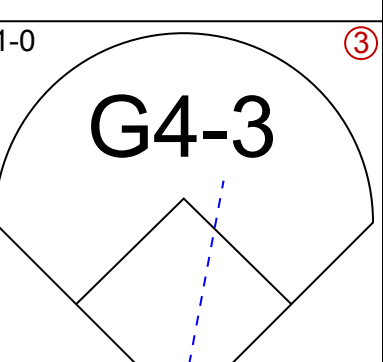
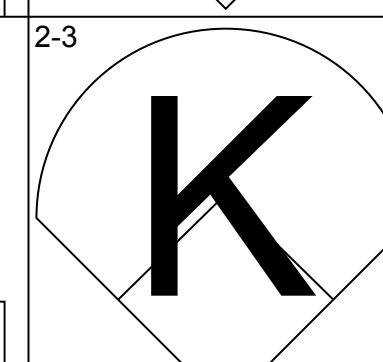
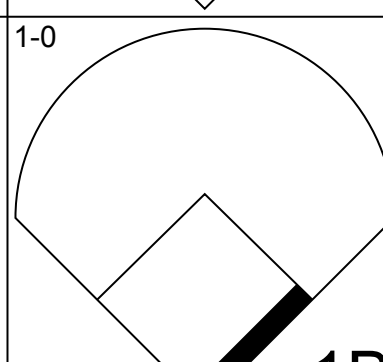
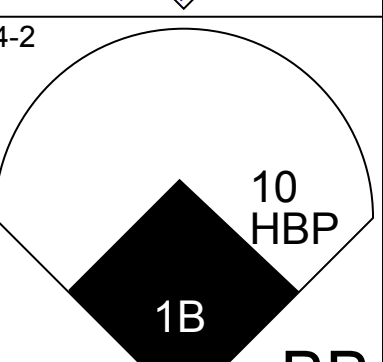
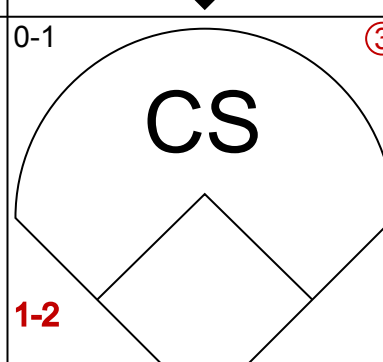
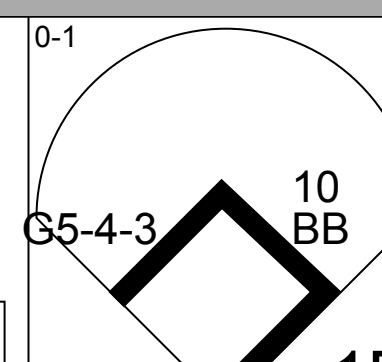
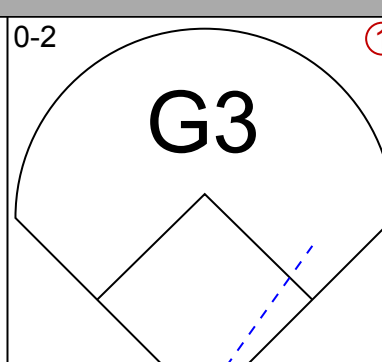
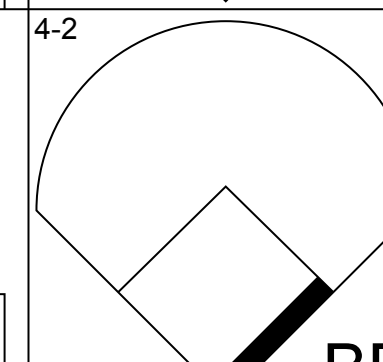
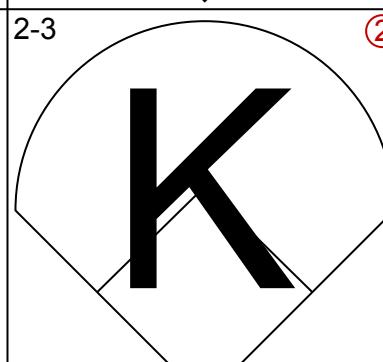
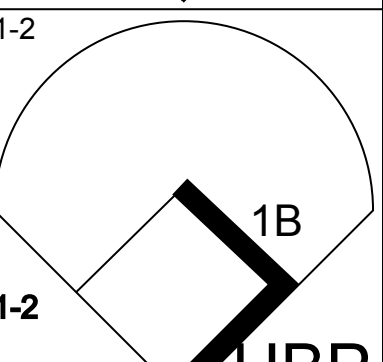
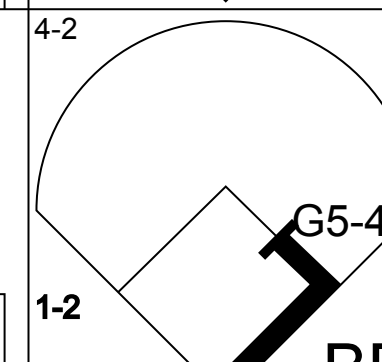
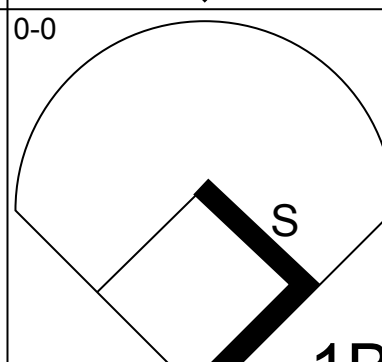
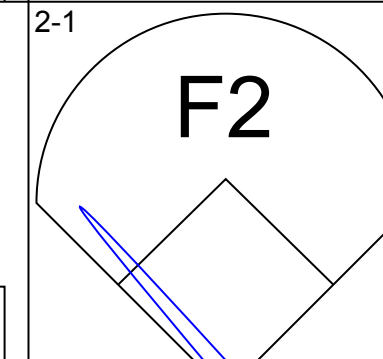
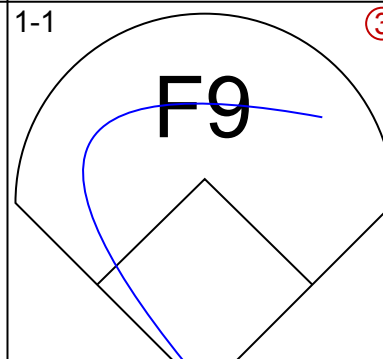
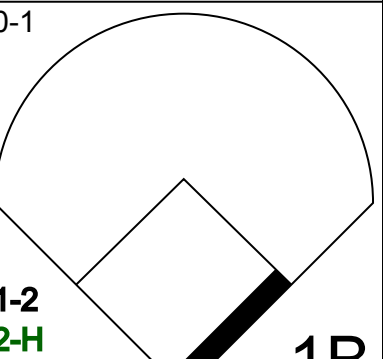
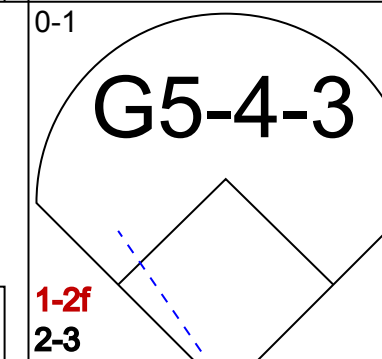
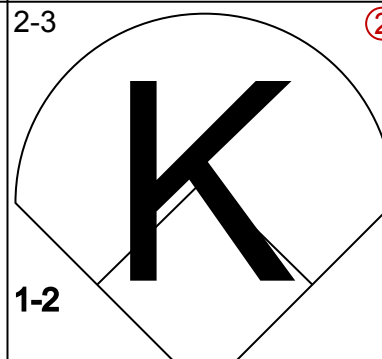
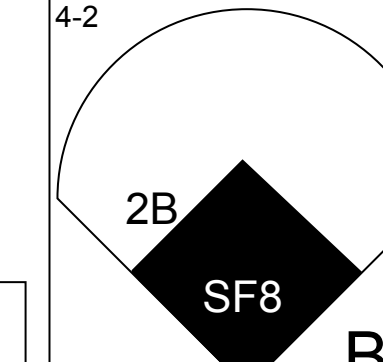
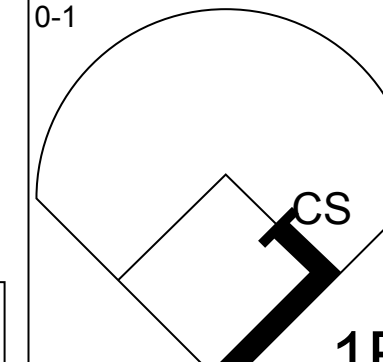
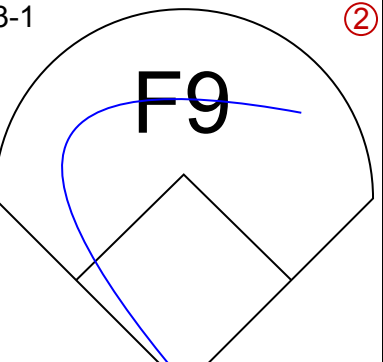
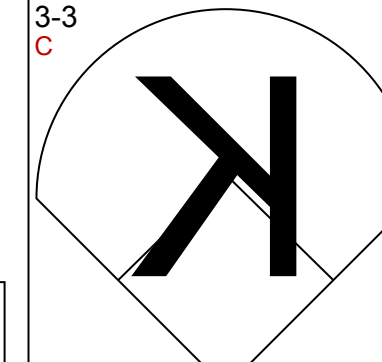
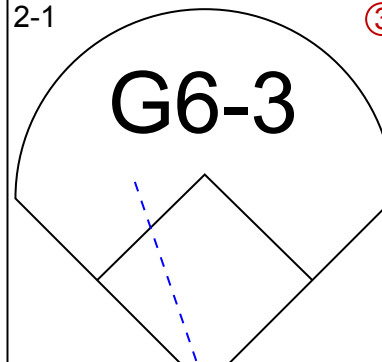
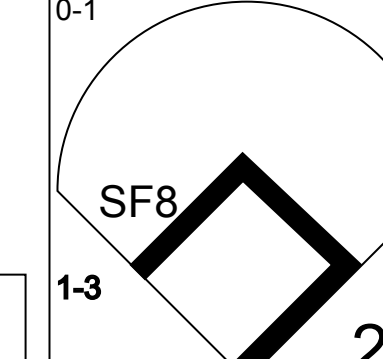
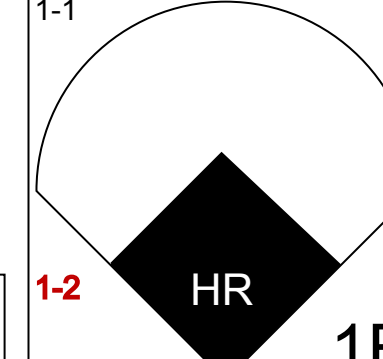
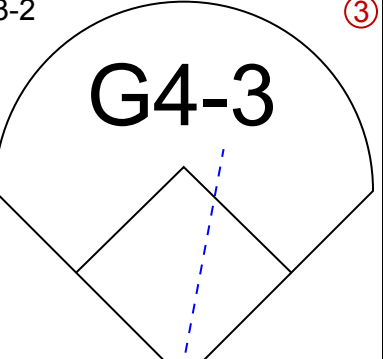
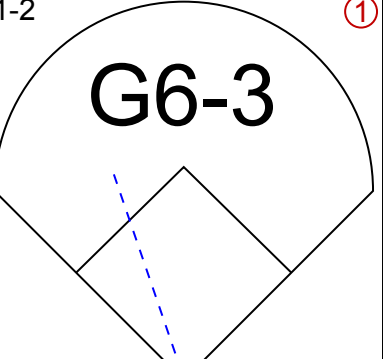
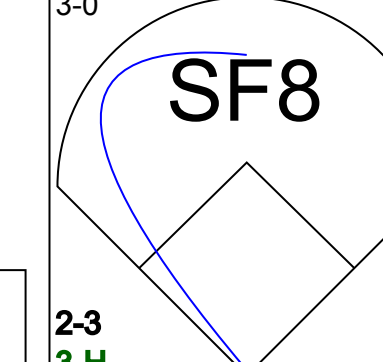
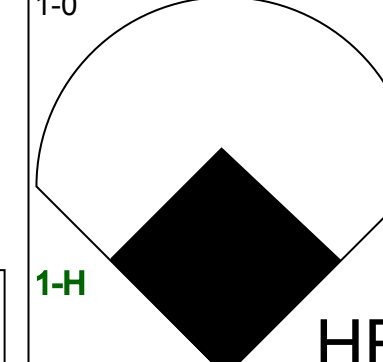
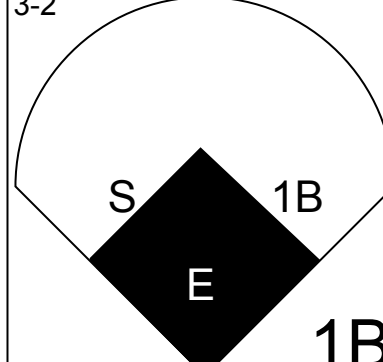

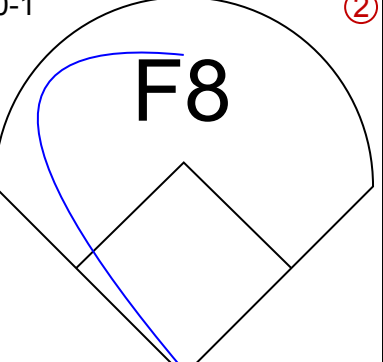
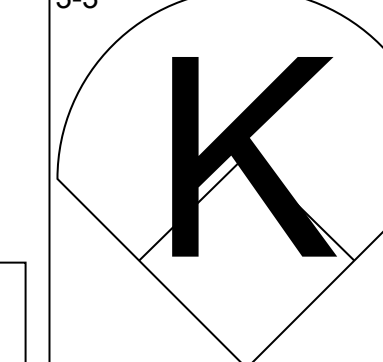
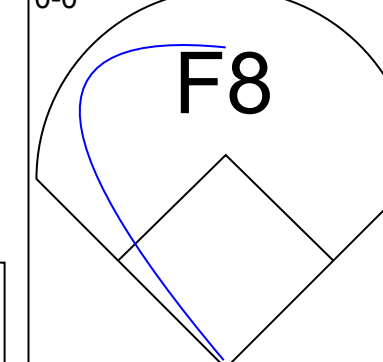
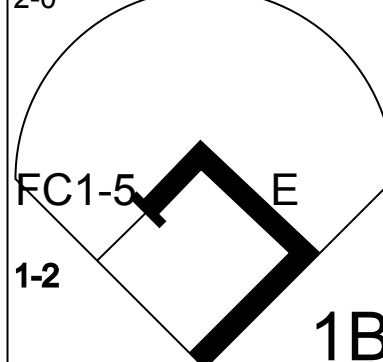

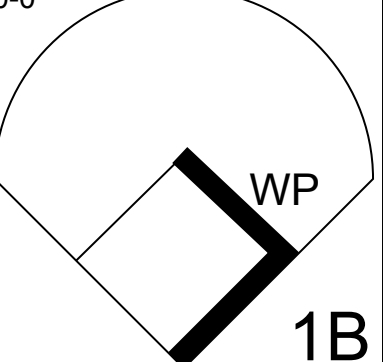
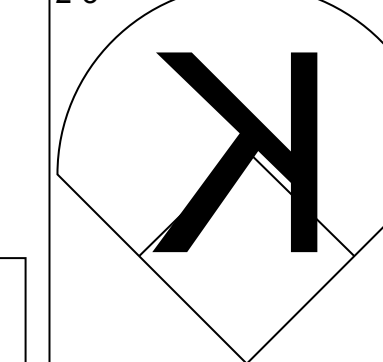
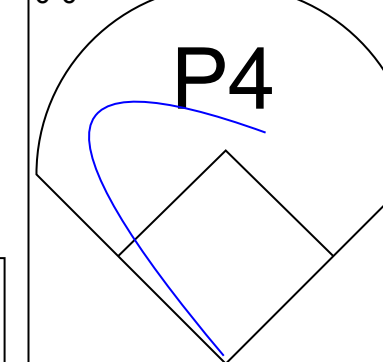
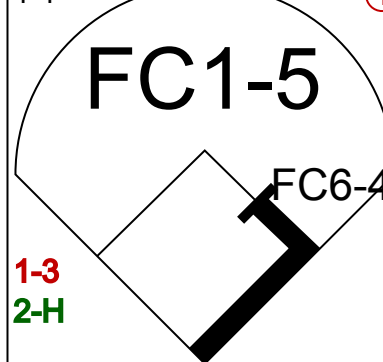

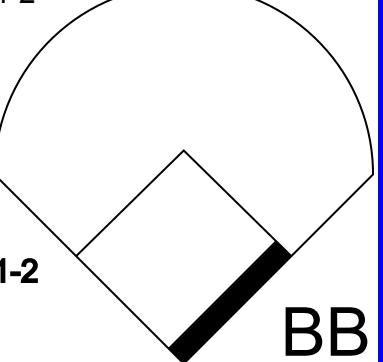
Batter	1	2	3	4	5	6	7	8	9	AB	R	H	RBI	BB	SO	LOB	BOTTOM					
11 Jimmy Rollins, S OBP: 0.328, SLG: 0.430	G3							SH		3	1	0	0	0	1	0	Atlanta Braves @ Philadelphia Phillies Veterans Stadium, Philadelphia, PA Mon Sep 17 2001, 7:05 PM EDT Att: 27,910 - Cloudy - 76 F					
Doug Glanville, R OBP: 0.292, SLG: 0.396	G6-3		F8			F7		SF7		3	0	1	1	0	0	0						
Bobby Abreu, L OBP: 0.389, SLG: 0.527	G6-3					G3		FC3-6 IBB		3	1	1	0	1	0	1						
Scott Rolen, R OBP: 0.373, SLG: 0.501						G6-3		FC3-6		4	2	2	3	0	0	1						
Marlon Anderson, L OBP: 0.328, SLG: 0.417						G1		L6		4	0	0	0	0	0	2						
Pat Burrell, R OBP: 0.348, SLG: 0.456								G6-3		3	0	2	0	0	0	0						
Travis Lee, L OBP: 0.341, SLG: 0.432								G4-3		3	0	0	0	0	0	2						
Johnny Estrada, S OBP: 0.282, SLG: 0.371								G6-3		3	0	0	0	0	0	1						
Robert Person, R OBP: 0.159, SLG: 0.246 Felipe Crespo, S OBP: 0.263, SLG: 0.356 Brian Hunter, R OBP: 0.364, SLG: 0.385 Jose Mesa, R OBP: 0.318, SLG: 0.468								11 SH SF7 BB		2	0	0	0	0	1	0						
										0	0	0	0	1	0	0						
										0	1	0	0	0	0	0						
										0	0	0	0	0	0	0						
Inning Stats	R: 0 E: 0 K: 0 S: 5	H: 1 LOB: 0 BB: 0 P: 6	R: 1 E: 0 K: 0 S: 7	H: 2 LOB: 1 BB: 0 P: 7	R: 0 E: 0 K: 1 S: 8	H: 0 LOB: 0 BB: 0 P: 12	R: 1 E: 0 K: 0 S: 8	H: 2 LOB: 1 BB: 0 P: 9	R: 0 E: 0 K: 1 S: 6	H: 0 LOB: 0 BB: 0 P: 9	R: 1 E: 0 K: 0 S: 8	H: 1 LOB: 0 BB: 0 P: 14	R: 0 E: 0 K: 0 S: 7	H: 0 LOB: 0 BB: 0 P: 12	R: 2 E: 2 K: 0 S: 8	H: 0 LOB: 2 BB: 2 P: 17	1B: 3 2B: 0 3B: 1 HR: 2	SF: 1 SAC: 1 DP: 1 HBP: 0	WP: 0 PB: 0 SB: 0 CS: 0	PA: 32		
PITCHER	IP	WLS	BF	H	R	ER	SO	BB	IBB	HBP	BLK	WP	HR	S	P	ERA	WHIP					
Greg Maddux, R ERA: 2.96	(1, 1)	7.0	L	26	6	3	2	0	0	0	0	0	0	2	49	69	3.86	0.857				
Steve Karsay, R ERA: 1.66	(8, 1)	1.0		6	0	2	0	0	1	1	0	0	0	8	17	0.00	1.000					

AB	28
R	5
H	6
RBI	4
BB	2
SO	2
LOB	7



Batter	1	2	3	4	5	6	7	8	9	AB	R	H	RBI	BB	SO	LOB	TOP																
Marcus Giles, R OBP: 0.354, SLG: 0.454 (1, 4)	G5-3		G6-3		G5-3				F8	5	0	1	1	0	0	0	Atlanta Braves @ Philadelphia Phillies Veterans Stadium, Philadelphia, PA Tue Sep 18 2001, 7:05 PM EDT Att: 23,653 - Cloudy - 76 F																
Julio Franco, R OBP: 0.333, SLG: 0.359 Wilson Betemit, S (9, FR) 29 John Smoltz, R (9, 1)	BB 1B HBP		G1-3		G5-3		G5-3	P3	BB 10 BB	3	0	0	0	1	0	1																	
10 Chipper Jones, S OBP: 0.417, SLG: 0.603 (1, 5)	F9		FC4-6 BB		FC6-4 1B			1B 2B	BB	3	1	2	0	2	0	1																	
Brian Jordan, R OBP: 0.335, SLG: 0.485 (1, 9)	BB 1B		FC4-6 1-2		FC6-4 1B 1-2			F7 FC3 1B 2H	K	5	0	2	1	0	1	4																	
B.J. Surhoff, L OBP: 0.319, SLG: 0.414 (1, 7)	1-2 2-3 BB		F7		F7			FC3 2B	G3	4	1	1	0	1	0	3																	
Andruw Jones, R OBP: 0.316, SLG: 0.464 (1, 8)	G6-3		K		K			F7 2-3		4	0	0	0	0	2	7																	
Javy Lopez, R OBP: 0.308, SLG: 0.412 Jesse Garcia, R OBP: 0.200, SLG: 0.200 Paul Bako, L OBP: 0.274, SLG: 0.311 (8, PR) (8, 2) (8, 2)	K		G5-3		G5-3		G6-4-3 HBP	G6-4-3 1H 2B		3	0	1	1	0	1	0		AB 34 R 3 H 8 RBI 3 BB 5 SO 5 LOB 19															
Rey Sanchez, R OBP: 0.315, SLG: 0.353 Ken Caminiti, S OBP: 0.322, SLG: 0.427 Mark DeRosa, R OBP: 0.363, SLG: 0.414 (8, PH) (8, PH) (8, 6)	F8		F8		G5-3		G6-4-3 1-2	FC6-4 BB		3	0	0	0	0	0	1																	
Tom Glavine, L OBP: 0.182, SLG: 0.173 Dave Martinez, L OBP: 0.354, SLG: 0.403 Rudy Seanez, R (7, 1) Keith Lockhart, L (8, PH) Bernard Gilkey, R OBP: 0.309, SLG: 0.396 Mike Remlinger, L (8, 1) Wes Helms, R OBP: 0.384, SLG: 0.405 (9, 3)	K		G6-3		G6-3		WP 1B 1B	FC6-4 1-2		2	0	0	0	0	1	0																	
Inning Stats	R: 0 E: 0 K: 0 S: 10	H: 1 LOB: 3 BB: 1 P: 18	R: 0 E: 0 K: 2 S: 11	H: 0 LOB: 0 BB: 0 P: 18	R: 0 E: 0 K: 0 S: 7	H: 0 LOB: 1 BB: 1 P: 13	R: 0 E: 0 K: 1 S: 9	H: 0 LOB: 0 BB: 0 P: 15	R: 0 E: 0 K: 0 S: 8	H: 2 LOB: 2 BB: 0 P: 14	R: 0 E: 0 K: 1 S: 11	H: 2 LOB: 1 BB: 0 P: 17	R: 1 E: 0 K: 0 S: 8	H: 2 LOB: 1 BB: 0 P: 14	R: 2 E: 0 K: 0 S: 15	H: 3 LOB: 2 BB: 1 P: 26			R: 0 E: 0 K: 1 S: 12	H: 0 LOB: 2 BB: 2 P: 23	1B: 6 2B: 2 3B: 0 HR: 0	SF: 0 SAC: 0 DP: 1 HBP: 2	WP: 1 PB: 0 SB: 0 CS: 0	PA: 41									
PITCHER	IP WLS BF H R ER SO BB IBB HBP BLK WP HR S P ERA WHIP																																
Brandon Duckworth, R ERA: 3.14 Rheal Cormier, L ERA: 3.99 Turk Wendell, R ERA: 4.43 Dennis Cook, L ERA: 4.33 Ricky Bottalico, R ERA: 4.91 (1, 1) (8, 1) (8, 1) (8, 1) (9, 1)	7.0 0.0 0.2 0.1 1.0	WLS B 3 1 W	BF 29 3 1 5	H 5 2 0 0	R 1 2 0 0	ER 1 0 0 0	SO 4 0 0 0 1	BB 2 0 1 0 2	IBB 0 0 0 0 0	HBP 2 0 0 0 0	BLK 0 0 0 0 0	WP 1 0 0 0 0	HR 0 0 6 2 0	S 64 7 13 2 12	P 109 11 13 2 23	ERA 1.29 ∞ 0.00 0.00 0.00	WHIP 1.000 ∞ 3.000 0.000 2.000																


Batter	1	2	3	4	5	6	7	8	9	AB	R	H	RBI	BB	SO	LOB	BOTTOM																
11 Jimmy Rollins, S OBP: 0.330, SLG: 0.430 (1, 6)	F7 G4-3 BB		2B SF8 1B		G1-3		F7		1B 1B BB	3	3	1	0	2	0	0	Atlanta Braves @ Philadelphia Phillies Veterans Stadium, Philadelphia, PA Tue Sep 18 2001, 7:05 PM EDT Att: 23,653 - Cloudy - 76 F																
Doug Glanville, R OBP: 0.290, SLG: 0.393 (1, 8)	F7 1-3		P4		F9		F9		SF8	4	0	0	1	0	0	2																	
Bobby Abreu, L OBP: 0.391, SLG: 0.529 (1, 9)	G4-3 3H		2B		G3-1		S BB		1B 1B	4	0	2	1	1	0	0																	
Scott Rolen, R OBP: 0.377, SLG: 0.501 (1, 5)	BB		IBB		G4-3 G4-1 BB		K		1B	2	0	1	1	3	1	1																	
Marlon Anderson, L OBP: 0.327, SLG: 0.416 (1, 4)	F7		SF8		G4-1		G4-3 IBB		K	3	0	0	0	1	1	3																	
Pat Burrell, R OBP: 0.348, SLG: 0.453 (1, 7)	G4-3		G6-3		G4-3 IBB				K	3	0	0	0	1	1	3																	
Travis Lee, L OBP: 0.341, SLG: 0.431 (1, 3)	K		G6-4-3 1B		G4-3		G4-3 1-2 2-3		F7	4	0	1	0	0	1	3																	
Todd Pratt, R OBP: 0.348, SLG: 0.340 (1, 2)	BB		G6-4-3 1-2		G4-3 IBB				F9	2	0	0	0	2	0	2																	
Brandon Duckworth, R OBP: 0.333, SLG: 0.375 Rheal Cormier, L ERA: 2.57 Turk Wendell, L ERA: 4.91 Dennis Cook, L ERA: 4.33 Ricky Bottalico, L OBP: 0.309, SLG: 0.396 Felipe Crespo, S OBP: 0.298, SLG: 0.303 Brian Hunter, R OBP: 0.268, SLG: 0.385 (1, 1) (8, 1) (8, 1) (8, 1) (9, 1) (9, PH) (9, PH)	K		K		F9				11 E SF8 1B	3	0	0	0	0	2	4																	
Inning Stats	R: 1 E: 0 K: 0 S: 9	H: 0 LOB: 1 BB: 2 P: 22	R: 0 E: 0 K: 2 S: 8	H: 0 LOB: 1 BB: 1 P: 16	R: 1 E: 0 K: 0 S: 11	H: 2 LOB: 2 BB: 1 P: 23	R: 0 E: 0 K: 1 S: 6	H: 1 LOB: 0 BB: 0 P: 11	R: 0 E: 0 K: 0 S: 9	H: 0 LOB: 3 BB: 3 P: 19	R: 0 E: 0 K: 1 S: 9	H: 0 LOB: 1 BB: 1 P: 18	R: 0 E: 0 K: 1 S: 8	H: 1 LOB: 1 BB: 0 P: 9	R: 2 E: 1 K: 0 S: 12	H: 3 LOB: 2 BB: 1 P: 20			1B: 6 2B: 1 3B: 0 HR: 0	SF: 2 SAC: 0 DP: 1 HBP: 0	WP: 0 PB: 0 SB: 0 CS: 0	PA: 40											
PITCHER	IP WLS BF H R ER SO BB IBB HBP BLK WP HR S P ERA WHIP																																
Tom Glavine, L ERA: 3.64 Rudy Seanez, R ERA: 2.57 Mike Remlinger, L ERA: 2.74 29 John Smoltz, R ERA: 3.67 (1, 1) (7, 1) (8, 1) (9, 1)	6.0 1.0 1.0 0.1	WLS 4 H L	BF 27 4 5	H 2 0 3	R 2 1 2	ER 2 0 2	SO 3 0 0 0	BB 4 1 0 0	IBB 3 0 0 0	HBP 0 0 0 0	BLK 0 0 0 0	WP 0 0 0 0	HR 0 9 8 12	S 48 9 9 20	P 105 18 9 20	ERA 3.00 0.00 0.00 54.00	WHIP 1.167 1.000 1.000 12.000																

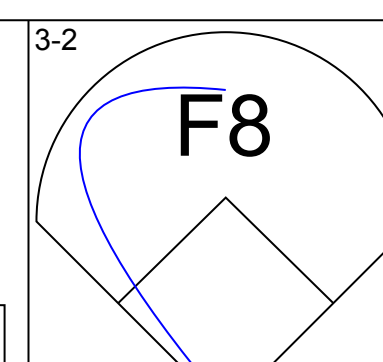
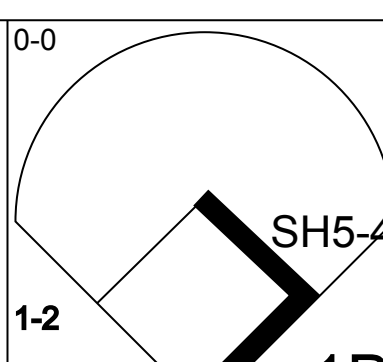
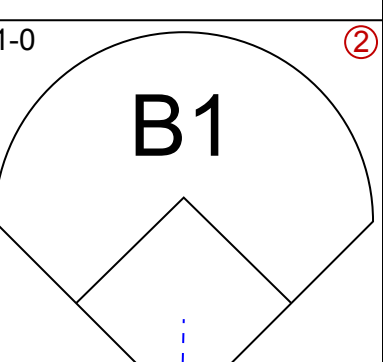
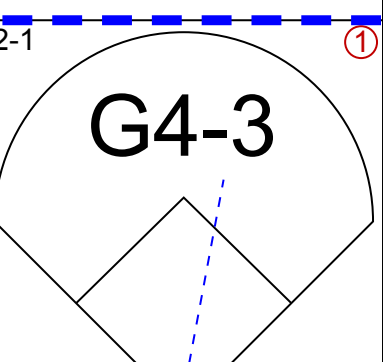
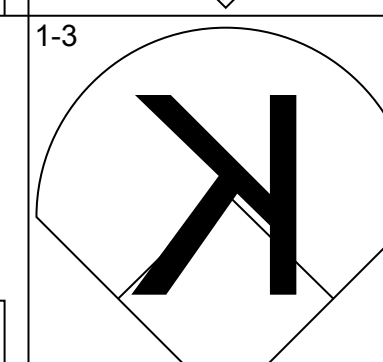
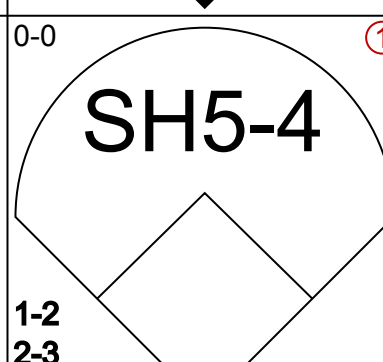
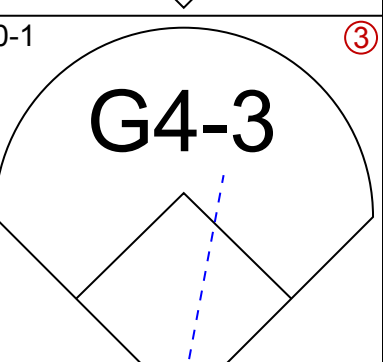
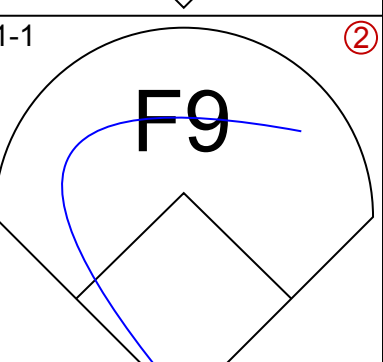
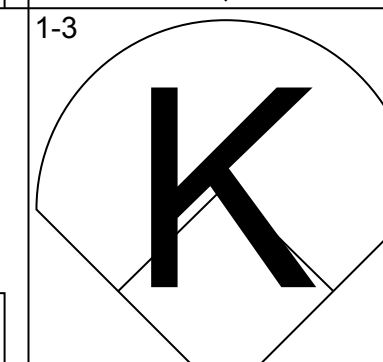
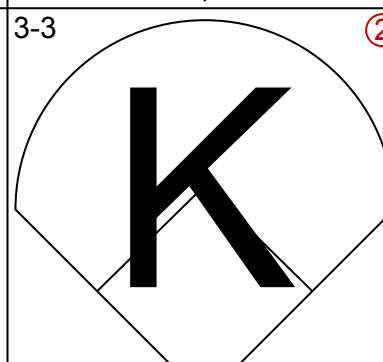
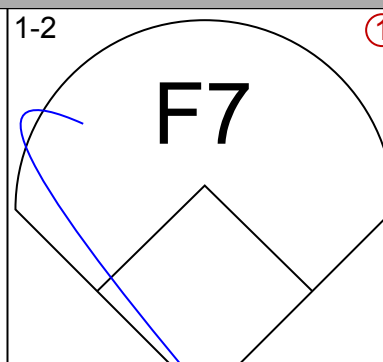
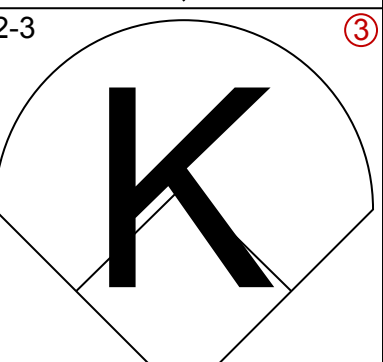
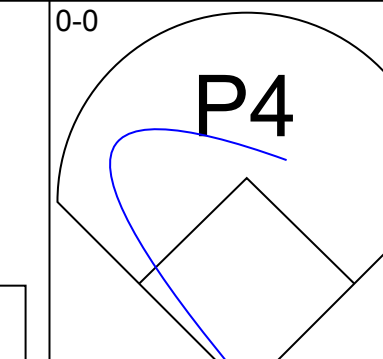
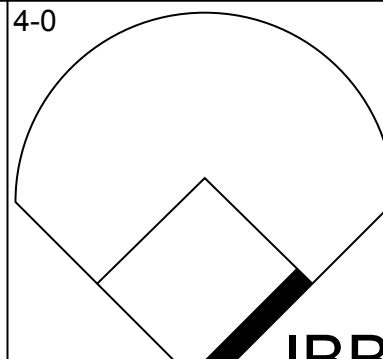
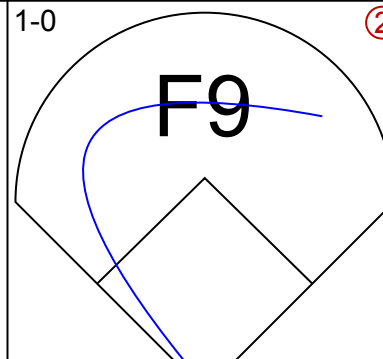
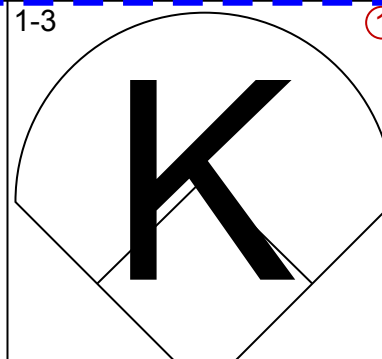
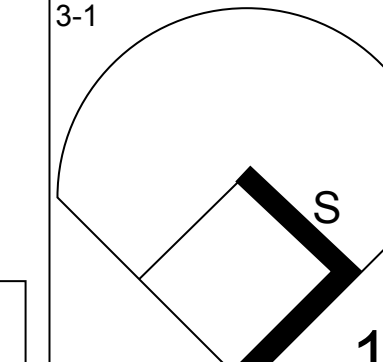
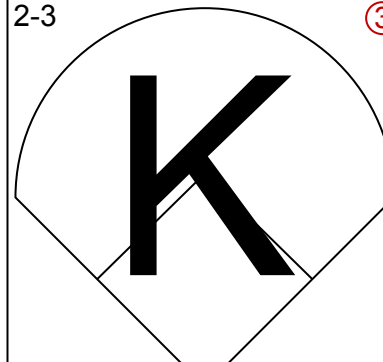
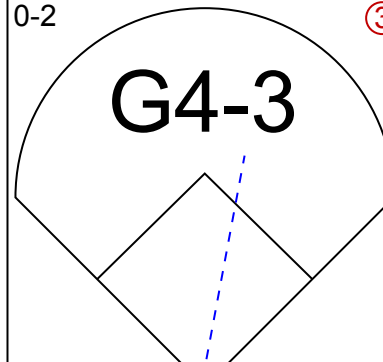
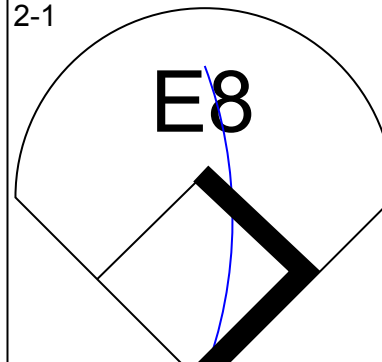
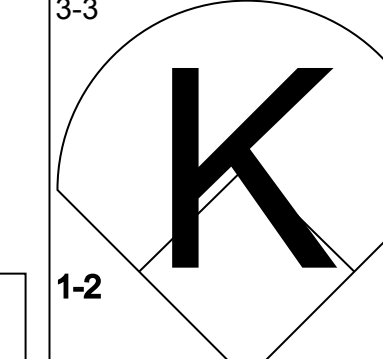
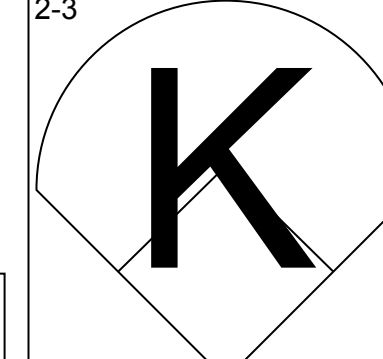
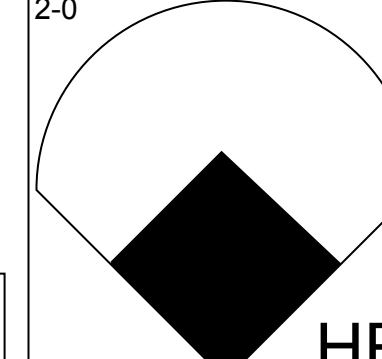
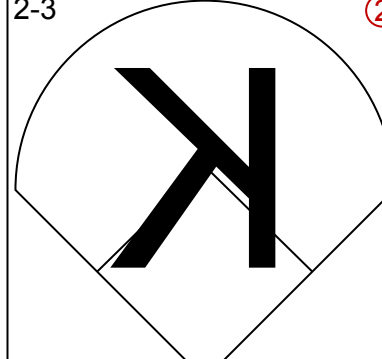
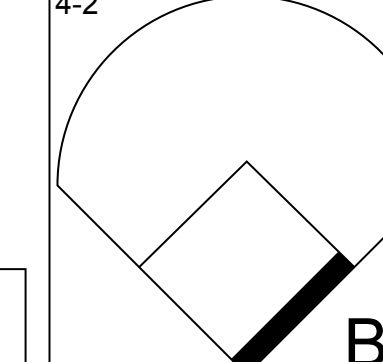
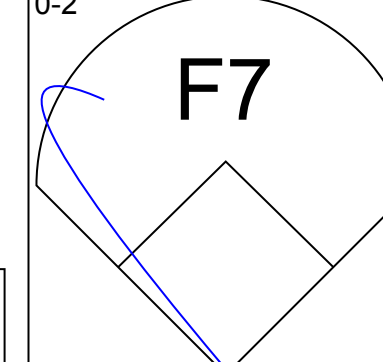
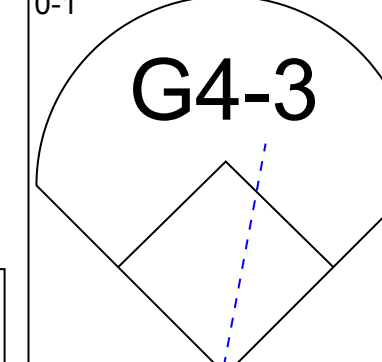
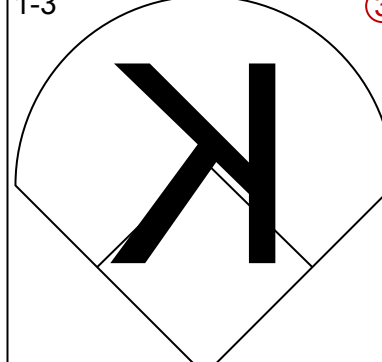
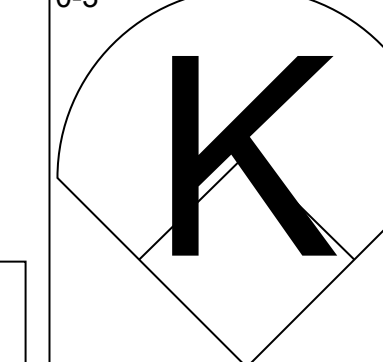
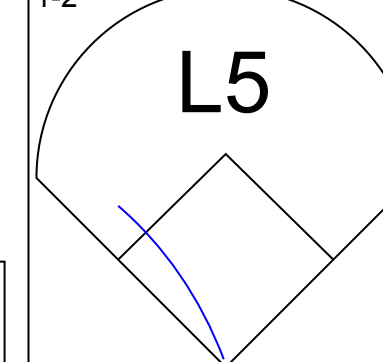
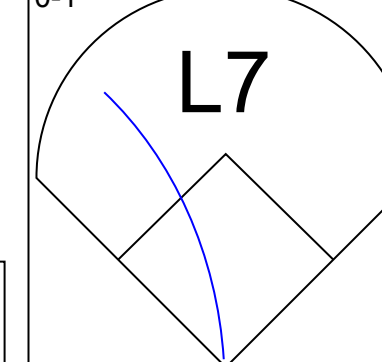
Batter	1	2	3	4	5	6	7	8	9	AB	R	H	RBI	BB	SO	LOB	TOP			
Marcus Giles, R OBP: 0.344, SLG: 0.453 (1, 4)											5	0	0	0	0	2	3			
Julio Franco, R OBP: 0.360, SLG: 0.372 (1, 3)											4	1	2	0	1	1	0			
10 Chipper Jones, S OBP: 0.419, SLG: 0.600 (1, 7)											2	0	1	0	2	1	1			
Brian Jordan, R OBP: 0.331, SLG: 0.478 (1, 9)											5	0	1	1	0	1	5			
Ken Caminiti, S OBP: 0.322, SLG: 0.421 (1, 5)											4	1	1	0	1	1	4			
Andruw Jones, R OBP: 0.315, SLG: 0.464 (1, 8)											4	1	2	0	0	0	2			
Javy Lopez, R OBP: 0.313, SLG: 0.422 (1, 2)											3	2	2	3	0	0	0			
Mark DeRosa, R OBP: 0.363, SLG: 0.413 Rey Sanchez, R OBP: 0.317, SLG: 0.355 (1, 6) (6, 6)										3	0	1	0	0	1	1	1			
Kevin Millwood, R OBP: 0.079, SLG: 0.079 Mike Remlinger, L (7, 1) B.J. Surhoff, L OBP: 0.320, SLG: 0.414 Steve Karsay, R (8, 1) 29 John Smoltz, R (9, 1)										3	0	0	0	0	1	2	0			
Inning Stats	R: 0 E: 0 K: 2 S: 10	H: 0 LOB: 1 BB: 1 P: 20	R: 1 E: 0 K: 2 S: 15	H: 1 LOB: 1 BB: 1 P: 27	R: 0 E: 0 K: 2 S: 10	H: 1 LOB: 0 BB: 0 P: 15	R: 2 E: 0 K: 0 S: 7	H: 3 LOB: 0 BB: 0 P: 9	R: 1 E: 0 K: 0 S: 16	H: 1 LOB: 2 BB: 1 P: 29	R: 0 E: 0 K: 1 S: 14	H: 1 LOB: 1 BB: 1 P: 21	R: 0 E: 0 K: 0 S: 12	H: 1 LOB: 1 BB: 0 P: 18	R: 0 E: 0 K: 1 S: 9	H: 1 LOB: 1 BB: 0 P: 13	1B: 9 2B: 1 3B: 0 HR: 1	SF: 1 SAC: 0 DP: 1 HBP: 1	WP: 1 PB: 0 SB: 2 CS: 2	PA: 42
PITCHER	IP	WLS	BF	H	R	ER	SO	BB	IBB	HBP	BLK	WP	HR	S	P	ERA	WHIP			
Randy Wolf, L ERA: 4.33 Jose Santiago, R ERA: 4.52 Cliff Politte, R ERA: 2.35 Nelson Figueroa, R ERA: 3.74	4.2	L	23	6	4	4	6	3	0	1	0	0	1	55	94	7.71	1.929			

Atlanta Braves @ Philadelphia Phillies
Veterans Stadium, Philadelphia, PA
Thu Sep 20 2001, 7:05 PM EDT
Att: 26,863 - Cloudy - 69 F

livebaseballscorecards.com

AB 34
R 5
H 11
RBI 4
BB 5
SO 8
LOB 18



Batter	1	2	3	4	5	6	7	8	9	AB	R	H	RBI	BB	SO	LOB	BOTTOM					
11 Jimmy Rollins, S OBP: 0.331, SLG: 0.431 (1, 6)										4	0	1	0	0	0	0	0					
Doug Glanville, R OBP: 0.287, SLG: 0.389 (1, 8)										3	0	0	0	0	1	0	0					
Bobby Abreu, L OBP: 0.391, SLG: 0.524 (1, 9)										4	0	0	0	0	3	2	0					
Scott Rolen, R OBP: 0.375, SLG: 0.496 (1, 5)										3	0	0	0	1	1	0	0					
Marlon Anderson, L OBP: 0.328, SLG: 0.415 (1, 4)										4	0	1	0	0	1	3	0					
Pat Burrell, R OBP: 0.346, SLG: 0.462 (1, 7)										4	1	1	1	0	3	2	0					
Travis Lee, L OBP: 0.341, SLG: 0.426 (1, 3)										3	0	0	0	1	1	1	0					
Johnny Estrada, S OBP: 0.280, SLG: 0.366 (1, 2)										3	0	0	0	0	1	2	0					
Randy Wolf, L ERA: 4.24 Mike Remlinger, L ERA: 2.52 Steve Karsay, R ERA: 1.64 29 John Smoltz, R ERA: 3.6	6.0	W	23	3	1	1	1	0	0	0	0	0	0	0	0	0	0					
Inning Stats	R: 0 E: 0 K: 2 S: 14	H: 0 LOB: 0 BB: 0 P: 19	R: 0 E: 0 K: 2 S: 15	H: 1 LOB: 2 BB: 1 P: 25	R: 0 E: 0 K: 2 S: 10	H: 2 LOB: 3 BB: 1 P: 21	R: 0 E: 0 K: 1 S: 9	H: 0 LOB: 0 BB: 0 P: 12	R: 0 E: 0 K: 0 S: 6	H: 0 LOB: 0 BB: 0 P: 7	R: 0 E: 0 K: 0 S: 7	H: 0 LOB: 0 BB: 0 P: 9	R: 1 E: 0 K: 1 S: 8	H: 1 LOB: 0 BB: 0 P: 11	R: 0 E: 0 K: 1 S: 7	H: 0 LOB: 0 BB: 0 P: 12	R: 0 E: 1 K: 3 S: 12	H: 0 LOB: 1 BB: 0 P: 18	1B: 3 2B: 0 3B: 0 HR: 1	SF: 0 SAC: 1 DP: 0 HBP: 0	WP: 0 PB: 0 SB: 1 CS: 0	PA: 34
PITCHER	IP	WLS	BF	H	R	ER	SO	BB	IBB	HBP	BLK	WP	HR	S	P	ERA	WHIP					
Kevin Millwood, R ERA: 4.24 Mike Remlinger, L ERA: 2.52 Steve Karsay, R ERA: 1.64 29 John Smoltz, R ERA: 3.6	6.0	W	23	3	1	1	1	0	0	0	0	0	1	8	11	9.00	1.000					

Atlanta Braves @ Philadelphia Phillies
Veterans Stadium, Philadelphia, PA
Thu Sep 20 2001, 7:05 PM EDT
Att: 26,863 - Cloudy - 69 F

livebaseballscorecards.com

AB 31
R 1
H 4
RBI 1
BB 2
SO 13
LOB 10



Batter	1	2	3	4	5	6	7	8	9	AB	R	H	RBI	BB	SO	LOB	TOP																					
Marcus Giles, R (1,4) OBP: 0.342, SLG: 0.447	4-1 L3 BB		2-1 F9			3-3 K		1-1 L9		3	0	0	0	1	1	1																						
Julio Franco, R (1,3) OBP: 0.352, SLG: 0.348 Cory Aldridge, L (8, PR) Steve Karsay, R (8, 1)	0-2 L3			1-2 F9		0-1 G1-3		4-1 10 1B 2B BB		3	0	0	0	1	0	1																						
10 Chipper Jones, S (1,7) OBP: 0.419, SLG: 0.599	3-3 K			1-1 2B E 1B		1-0 F8		3-0 2B 1B		4	1	2	0	0	1	0																						
Brian Jordan, R (1,9) OBP: 0.330, SLG: 0.478		0-1 F8		0-2 L8			3-1 L5	0-0 2B		4	0	1	1	0	0	1																						
Ken Caminiti, S (1,5) OBP: 0.325, SLG: 0.426 Jesse Garcia, R (7, PR) Wes Helms, R (7, 5) Dave Martinez, L (8, PH) 1-2 8, 3	1-2 F7			1-1 E2 2B			0-2 1B S 1B	4-1 BB		3	0	2	0	0	0	0																						
Andruw Jones, R (1,8) OBP: 0.313, SLG: 0.461	2-3 K			0-0 G6-3			2-1 P3	0-0 F8		4	0	0	0	0	1	5																						
Javy Lopez, R (1,2) Mark DeRosa, R (9, PR) OBP: 0.363, SLG: 0.413			0-3 K		1-2 G6-4-3 1B		1-2 1-3 1B	1-2 G6-3 1B		4	0	3	0	0	1	0																						
Rey Sanchez, R (1,6) B.J. Surhoff, L (9, PH) OBP: 0.320, SLG: 0.413			1-0 S 1B		1-0 G6-4-3 1-2		0-0 G6-3	1-3 K		3	0	1	0	0	0	3																						
Jason Marquis, L (1,1) Steve Reed, R (7, 1) Mike Remlinger, L (7, 1) Bernard Gilkey, R (8, PH) Keith Lockhart, L (8, 5) OBP: 0.294, SLG: 0.318			3-3 K		1-2 G4-3			1-3 K	0-2 G6-3	2	0	0	0	0	1	1																						
Inning Stats	R: 0 E: 0 K: 1 S: 10	H: 0 LOB: 0 BB: 1 P: 17	R: 0 E: 0 K: 1 S: 8	H: 0 LOB: 0 BB: 0 P: 11	R: 0 E: 0 K: 2 S: 13	H: 1 LOB: 1 BB: 0 P: 19	R: 1 E: 1 K: 0 S: 12	H: 2 LOB: 1 BB: 0 P: 15	R: 0 E: 0 K: 1 S: 7	H: 0 LOB: 0 BB: 0 P: 11	R: 0 E: 0 K: 0 S: 12	H: 2 LOB: 2 BB: 0 P: 18	R: 1 E: 0 K: 1 S: 11	H: 2 LOB: 3 BB: 0 P: 24	R: 0 E: 0 K: 1 S: 11	H: 1 LOB: 1 BB: 0 P: 13	1B: 7 2B: 3 3B: 0 HR: 0	SF: 0 SAC: 0 DP: 3 HBP: 0	WP: 0 PB: 0 CS: 0	PA: 36																		
PITCHER	IP	WLS	BF	H	R	ER	SO	BB	IBB	HBP	BLK	WP	HR	S	P	ERA	WHIP	PITCHER				IP	WLS	BF	H	R	ER	SO	BB	IBB	HBP	BLK	WP	HR	S	P	ERA	WHIP
Bruce Chen, L (1,1) ERA: 4.54	7.0		26	6	1	0	5	1	0	0	0	0	0	70	102	0.00	1.000																					
John Franco, L (8,1) ERA: 3.51	0.2		4	1	1	1	1	1	0	0	0	0	0	8	17	13.50	3.000																					
Armando Benitez, R (8,1) ERA: 3.01	1.1	W	6	2	0	0	1	1	0	0	0	0	0	14	20	0.00	2.250																					

Atlanta Braves @ New York Mets
Shea Stadium, Flushing, NY
Fri Sep 21 2001, 7:10 PM EDT
Att: 41,235 - Sunny - 71 F

AB 33
R 2
H 9
RBI 1
BB 3
SO 7
LOB 14



Batter	1	2	3	4	5	6	7	8	9	AB	R	H	RBI	BB	SO	LOB	BOTTOM																						
Matt Lawton, L (1,9) OBP: 0.386, SLG: 0.423	0-2 F7		3-1 G4-3		2-1 31 FC5 1B			3-2 G6-3		4	0	1	0	0	0	0																							
Edgardo Alfonzo, R (1,4) Desi Relaford, S (8, PR) OBP: 0.363, SLG: 0.448	2-2 F9			0-1 F8	2-0 31 FC5 1B			4-2 31 HR BB		3	0	1	0	1	0	0																							
31 Mike Piazza, R (1,2) OBP: 0.383, SLG: 0.566	3-2 2B			2-2 1B SF9 2B	3-2 FC5			0-1 HR		4	2	3	2	0	0	2																							
Robin Ventura, L (1,5) OBP: 0.351, SLG: 0.409	0-3 K			2-0 2B 1B		0-1 P5		0-3 K		4	0	1	0	0	2	2																							
Tsuyoshi Shinjo, R (1,7) OBP: 0.326, SLG: 0.425		2-3 K		1-1 SF9		1-2 1B		1-0 G6-3		3	0	1	1	0	1	1																							
Todd Zeile, R (1,3) OBP: 0.360, SLG: 0.375		0-0 L3		3-H 1-2 2B		2-2 G1-6-4-3				3	0	1	0	0	0	1																							
Jay Payton, R (1,8) OBP: 0.294, SLG: 0.363	2-2 F8			0-1 G5-3			2-2 F7			3	0	0	0	0	0	2																							
Rey Ordenez, R (1,6) OBP: 0.300, SLG: 0.345			1-1 F9		1-3 K		1-2 F8			3	0	0	0	0	1	0																							
Bruce Chen, L (1,1) Mark Johnson, L (7, PH) Joe McEwing, R (7, PH) John Franco, L (8, 1) Armando Benitez, R (8, 1) OBP: 0.133, SLG: 0.133 OBP: 0.331, SLG: 0.439 OBP: 0.355, SLG: 0.458 ERA: 1.84		2-3 K		2-2 F7			0-2 F2			2	0	0	0	0	1	0																							
Inning Stats	R: 0 E: 0 K: 1 S: 12	H: 1 LOB: 1 BB: 0 P: 17	R: 0 E: 0 K: 1 S: 7	H: 0 LOB: 0 BB: 0 P: 11	R: 0 E: 0 K: 1 S: 7	H: 0 LOB: 0 BB: 0 P: 13	R: 1 E: 0 K: 0 S: 14	H: 3 LOB: 2 BB: 0 P: 20	R: 0 E: 0 K: 1 S: 14	H: 2 LOB: 2 BB: 0 P: 24	R: 0 E: 0 K: 0 S: 9	H: 1 LOB: 0 BB: 0 P: 12	R: 0 E: 0 K: 0 S: 14	H: 0 LOB: 0 BB: 0 P: 17	R: 2 E: 0 K: 1 S: 14	H: 1 LOB: 1 BB: 1 P: 22	1B: 4 2B: 3 3B: 0 HR: 1	SF: 1 SAC: 0 DP: 1 HBP: 0	WP: 0 PB: 0 CS: 0	PA: 32																			
PITCHER	IP	WLS	BF	H	R	ER	SO	BB	IBB	HBP	BLK	WP	HR	S	P	ERA	WHIP	PITCHER				IP	WLS	BF	H	R	ER	SO	BB	IBB	HBP	BLK	WP	HR	S	P	ERA	WHIP	
Jason Marquis, R (1,1) ERA: 3.59	6.0		24	7	1	1	4	0	0	0	0	0	0	63	97	1.50	1.167																						
Steve Reed, R (7, 1) ERA: 3.71	0.2		2	0	0	0	0	0	0	0	0	0	0	9	12	0.00	0.000																						
Mike Remlinger, L (7, 1) ERA: 2.81	0.1		1	0	0	0	0	0	0	0	0	0	0	5	5	0.00	0.000																						
Steve Karsay, R (8, 1) ERA: 1.84	1.0	L	5	1	2	2	1	1	0	0	0	0	1	14	22	18.00	2.000																						

Atlanta Braves @ New York Mets
Shea Stadium, Flushing, NY
Fri Sep 21 2001, 7:10 PM EDT
Att: 41,235 - Sunny - 71 F

AB 30
R 3
H 8
RBI 3
BB 1
SO 5
LOB 8



Batter	1	2	3	4	5	6	7	8	9	AB	R	H	RBI	BB	SO	LOB	TOP					
Keith Lockhart, L (1,4) OBP: 0.291, SLG: 0.314	G4-3		F9			G4-6-3 1B			K	4	0	1	0	0	1	0	Atlanta Braves @ Florida Marlins Pro Player Stadium, Miami, FL Mon Sep 24 2001, 7:05 PM EDT Att: 10,470 - Cloudy - 86 F					
Julio Franco, R (1,3) OBP: 0.388, SLG: 0.373 Jesse Garcia, R (9, FR) OBP: 0.200, SLG: 0.200	K			G6-4-3 10 1B		G4-6-3 1-2		E6 10 1B	4	0	1	0	0	1	1							
10 Chipper Jones, S (1,7) OBP: 0.422, SLG: 0.600				G6-4-3 1B			G3-1	G5-3 HBP 1B	4	0	3	0	0	0	0							
Brian Jordan, R (1,9) OBP: 0.333, SLG: 0.485	K			G6-4-3 1-2 2-3			G6-3	G5-3 HBP	3	0	0	0	0	1	3							
Ken Caminiti, S (1,5) OBP: 0.320, SLG: 0.422		G6-3		P6			F7	G5-3	4	0	0	0	0	0	4							
Andruw Jones, R (1,8) OBP: 0.311, SLG: 0.460		G6-3			F9			F7	3	0	0	0	0	0	0							
Javy Lopez, R (1,2) Mark DeRosa, R (8, PR) OBP: 0.360, SLG: 0.410	K				G6-3			G1-6-3 1B	3	0	1	0	0	1	0							
Rey Sanchez, R (1,6) B.J. Surhoff, L (8, PH) Paul Bako, L (8, 2) OBP: 0.270, SLG: 0.306			G1-3		G6-3			G1-6-3 1B	2	0	0	0	0	0	0							
John Burkett, R (1,1) Dave Martinez, L (8, PH) Bernard Gilkey, R (8, PH) Kerry Ligtenberg, R (8, 1)			K					G1-6-3 1-2 2-3	2	0	0	0	0	2	0							
Inning Stats	R: 0 E: 0 K: 2 S: 16	H: 1 LOB: 1 BB: 0 P: 25	R: 0 E: 0 K: 1 S: 7	H: 0 LOB: 0 BB: 0 P: 11	R: 0 E: 0 K: 1 S: 8	H: 0 LOB: 0 BB: 0 P: 12	R: 0 E: 0 K: 0 S: 7	H: 2 LOB: 1 BB: 0 P: 11	R: 0 E: 0 K: 0 S: 5	H: 0 LOB: 0 BB: 0 P: 7	R: 0 E: 0 K: 1 S: 7	H: 1 LOB: 0 BB: 0 P: 10	R: 0 E: 0 K: 0 S: 4	H: 0 LOB: 0 BB: 0 P: 9	R: 0 E: 0 K: 0 S: 6	H: 2 LOB: 2 BB: 0 P: 9		R: 0 E: 1 K: 1 S: 11	H: 1 LOB: 3 BB: 0 P: 15	1B: 6 2B: 1 3B: 0 HR: 0	SF: 0 SAC: 0 DP: 4 HBP: 1	WP: 0 PB: 0 CS: 0
PITCHER	IP WLS BF H R ER SO BB IBB HBP BLK WP HR S P ERA WHIP																					
Brad Penny, R (1, 1) ERA: 3.68	7.1 W 26 6 0 0 5 0 0 0 0 0 0 0 57 89 0.00 0.818																					
Vic Darenbourg, L (8, 1) ERA: 4.43	0.2 H 1 0 0 0 0 0 0 0 0 0 0 3 5 0.00 0.000																					
Antonio Alfonseca, R (9, 1) ERA: 3.17	1.0 S 5 1 0 0 1 0 0 0 1 0 0 0 0 11 15 0.00 1.000																					

AB	31
R	0
H	7
RBI	0
BB	0
SO	6
LOB	10



Batter	1	2	3	4	5	6	7	8	9	AB	R	H	RBI	BB	SO	LOB	BOTTOM			
Dave Berg, R (1,4) OBP: 0.282, SLG: 0.363	G3-6-3 BB		F9			F7		G1-3 BB		2	0	0	0	2	0	0	Atlanta Braves @ Florida Marlins Pro Player Stadium, Miami, FL Mon Sep 24 2001, 7:05 PM EDT Att: 10,470 - Cloudy - 86 F			
Eric Owens, R (1,9) OBP: 0.293, SLG: 0.333	G3-6-3 1-2					FC5 WP 1B		G1-3	4	0	2	0	0	0	2					
Cliff Floyd, L (1,7) OBP: 0.385, SLG: 0.582	G4-3		K			K		FC6-4 IBB	3	0	0	0	1	2	2					
Preston Wilson, R (1,8) OBP: 0.336, SLG: 0.512		S E 2B			F7	FC5 BB		FC6-4	3	1	1	0	1	0	2					
Mike Lowell, R (1,5) OBP: 0.342, SLG: 0.449		S BB			F8	FC5			2	0	0	0	1	0	2					
Kevin Millar, R (1,3) Derrek Lee, R (8, 3) OBP: 0.395, SLG: 0.555 OBP: 0.337, SLG: 0.475	K				P6			L9	3	0	0	0	0	1	2					
Charles Johnson, R (1,2) OBP: 0.329, SLG: 0.468		K				F9		F8	3	0	0	0	0	1	1					
Andy Fox, L (1,6) OBP: 0.274, SLG: 0.160		F8				P6		G6-3	3	0	0	0	0	0	1					
Brad Penny, R (1, 1) Vic Darenbourg, L (8, 1) John Mabry, L (8, PH) Antonio Alfonseca, R (9, 1)			G6-3			F8		K	2	0	0	0	0	0	0					
Inning Stats	R: 0 E: 0 K: 0 S: 8	H: 0 LOB: 0 BB: 1 P: 14	R: 1 E: 1 K: 2 S: 10	H: 1 LOB: 1 BB: 1 P: 19	R: 0 E: 0 K: 1 S: 9	H: 1 LOB: 1 BB: 0 P: 11	R: 0 E: 0 K: 0 S: 4	H: 0 LOB: 0 BB: 0 P: 4	R: 0 E: 0 K: 0 S: 6	H: 0 LOB: 0 BB: 0 P: 9	R: 0 E: 0 K: 1 S: 13	H: 1 LOB: 2 BB: 1 P: 22	R: 0 E: 0 K: 0 S: 6	H: 0 LOB: 0 BB: 0 P: 8	R: 0 E: 0 K: 1 S: 14	H: 0 LOB: 2 BB: 2 P: 25		1B: 2 2B: 1 3B: 0 HR: 0	SF: 0 SAC: 0 DP: 1 HBP: 0	WP: 1 PB: 0 CS: 0
PITCHER	IP WLS BF H R ER SO BB IBB HBP BLK WP HR S P ERA WHIP																			
John Burkett, R (1, 1) ERA: 2.9	7.0 L 26 3 0 0 4 3 0 0 0 0 0 0 56 87 0.00 0.857																			
Kerry Ligtenberg, R (8, 1) ERA: 3.38	1.0 5 0 0 0 1 1 1 0 0 0 0 0 14 25 0.00 1.000																			



Batter	1	2	3	4	5	6	7	8	9	10	11	AB	R	H	RBI	BB	SO	LOB	TOP						
Marcus Giles, R Rudy Seanez, R Steve Karsay, R Steve Reed, R Ken Caminiti, S Kerry Ligtenberg, R 29 John Smoltz, R	F9	K			K		G1-3			F7		4	0	0	0	0	2	1							
Dave Martinez, L Julio Franco, R	BB 10 1B		G4-3		L4-3			K		CS	K	4	1	1	0	0	1	1							
10 Chipper Jones, S	BB 1B						G6-3	G4-3			BB 1B	5	2	2	0	0	1	0							
Brian Jordan, R	BB 1B		F9				F3	P4			BB 1B	4	1	1	0	1	0	0							
B.J. Surhoff, L	K				F7				L3		BB 1B	5	1	2	1	0	1	3							
Andrew Jones, R				G1-4-3					F7		BB 3B	4	0	2	4	1	0	0							
Javy Lopez, R	K								G1-3		BB 1B	4	0	1	0	0	2	4							
Rey Sanchez, R		P4			G5-3			G4-3		G6-3	G5-4-3	5	0	0	0	0	0	3							
Kevin Millwood, R Keith Lockhart, L	K							K			CS	2	0	1	0	0	1	0							
Jesse Garcia, R											BB 1B	0	0	0	0	0	0	0							
Inning Stats	R: 2 E: 0 K: 2 S: 24	H: 3 LOB: 2 BB: 1 P: 41	R: 0 E: 0 K: 2 S: 9	H: 0 LOB: 0 BB: 0 P: 11	R: 0 E: 0 K: 1 S: 9	H: 0 LOB: 0 BB: 0 P: 13	R: 0 E: 0 K: 0 S: 8	H: 1 LOB: 1 BB: 0 P: 10	R: 0 E: 0 K: 1 S: 10	H: 1 LOB: 2 BB: 0 P: 15	R: 0 E: 0 K: 1 S: 9	H: 0 LOB: 0 BB: 0 P: 18	R: 0 E: 0 K: 1 S: 9	H: 0 LOB: 0 BB: 0 P: 12	R: 0 E: 0 K: 0 S: 6	H: 0 LOB: 0 BB: 0 P: 9	R: 0 E: 0 K: 0 S: 9	H: 1 LOB: 1 BB: 0 P: 14	R: 3 E: 0 K: 1 S: 16	H: 4 LOB: 1 BB: 0 P: 24	1B: 9 2B: 2 3B: 1 HR: 0	SF: 0 SAC: 0 DP: 2 HBP: 1	WP: 0 PB: 0 SB: 0 CS: 1	PA: 45	
PITCHER	56 Kevin Olsen, R ERA: 3.0	IP: 5.0 WLS: 20	BF: 20	H: 5 R: 2 ER: 0 SO: 6	BB: 1 IBB: 0 HBP: 0 BLK: 0	WP: 0 HR: 0 S: 60 P: 90	ERA: 3.60 WHIP: 1.200	PITCHER Ricky Bones, R ERA: 5.46	IP: 0.2	WLS: 5	BF: 3	H: 3 R: 2 ER: 2 SO: 0	BB: 0 IBB: 0 HBP: 0 BLK: 0	WP: 0 HR: 0 S: 10 P: 14	ERA: 27.00 WHIP: 4.500										

Atlanta Braves @ Florida Marlins
Pro Player Stadium, Miami, FL
Tue Sep 25 2001, 7:05 PM EDT
Att: 9,597 - Cloudy - 85 F

AB 41
R 5
H 11
RBI 5
BB 2
SO 10
LOB 13



Batter	1	2	3	4	5	6	7	8	9	10	11	AB	R	H	RBI	BB	SO	LOB	BOTTOM							
Dave Berg, R	BB 1B FC4-6		F7	G6-3		F8						5	1	2	0	1	0	2								
Derrek Lee, R	BB 1B FC4-6		F8	G5-3			K		G6-3	F3		6	0	1	0	0	1	5								
Cliff Floyd, L	FC4-6						G4-3					5	0	2	1	1	1	1								
Preston Wilson, R	K						P3					5	0	1	0	1	2	2								
Mike Lowell, R	F8		F8		G5-3			G4-3	P6			6	0	0	0	0	0	7								
Kevin Millar, R		G1-6-3						FC6-4	F8			3	1	2	0	2	0	3								
Charles Johnson, R Alex Gonzalez, R Mike Redmond, R				E5	FC5-4			FC6-4		K		4	0	1	0	0	0	3								
Andy Fox, L		G1-6-3										5	0	3	0	0	1	2								
56 Kevin Olsen, R Rudy Seanez, R Steve Karsay, R Steve Reed, R Kerry Ligtenberg, R												1	0	0	0	0	0	0								
PITCHER	29 John Smoltz, R ERA: 3.33	IP: 1.0	WLS: 3	BF: 5	H: 0 R: 0 ER: 0 SO: 1	BB: 0 IBB: 0 HBP: 0 BLK: 0	WP: 0 HR: 0 S: 59 P: 90	ERA: 3.00 WHIP: 1.667																		

Atlanta Braves @ Florida Marlins
Pro Player Stadium, Miami, FL
Tue Sep 25 2001, 7:05 PM EDT
Att: 9,597 - Cloudy - 85 F

AB 44
R 2
H 12
RBI 1
BB 5
SO 7
LOB 29



Batter	1	2	3	4	5	6	7	8	9	AB	R	H	RBI	BB	SO	LOB	TOP			
Keith Lockhart, L OBP: 0.293, SLG: 0.311	G4-3		10 BB 1B		F9		G3-1			4	0	1	0	0	0	0	Atlanta Braves @ Florida Marlins Pro Player Stadium, Miami, FL Thu Sep 27 2001, 7:05 PM EDT Att: 9,177 - Cloudy - 75 F			
Dave Martinez, L OBP: 0.349, SLG: 0.386	K		F8		F7		K			4	0	0	0	0	2	1				
10 Chipper Jones, S OBP: 0.423, SLG: 0.601	F7		BB		1B			K		3	0	1	0	1	1	0				
Brian Jordan, R OBP: 0.332, SLG: 0.481		2B G4-3 1B	G4-3		G4-3		F3			4	1	1	0	0	0	3				
B.J. Surhoff, L OBP: 0.322, SLG: 0.414	G4-3			1B BB		P6		G4-3		3	0	1	0	1	0	0				
Andruw Jones, R OBP: 0.314, SLG: 0.466	G4-3			F7		F8		G5-4-3 1B		4	0	1	1	0	0	2				
Paul Bako, L OBP: 0.279, SLG: 0.309		2-3 3-H 4-2	G4-6-3 BB		F7			G5-4-3 1B		2	0	1	0	1	0	1				
Javy Lopez, R OBP: 0.319, SLG: 0.420					F7			G5-4-3 1B		1	0	0	0	0	0	1				
Rey Sanchez, R OBP: 0.309, SLG: 0.346										3	0	1	0	0	0	3				
Julio Franco, R OBP: 0.371, SLG: 0.377	G4-6-3				F7					1	0	1	0	0	0	0				
Greg Maddux, R OBP: 0.227, SLG: 0.190										2	0	0	0	0	2	2				
Wilson Betemit, S (7, PH)										1	0	0	0	0	1	0				
Steve Reed, R (7, 1)										0	0	0	0	0	0	0				
Jose Cabrera, R (8, 1)										0	0	0	0	0	0	0				
Ken Caminiti, S OBP: 0.319, SLG: 0.419										1	0	0	0	0	0	1				
Inning Stats	R: 0 E: 0 K: 1 S: 8	H: 0 LOB: 0 BB: 0 P: 13	R: 1 E: 0 K: 0 S: 9	H: 2 LOB: 1 BB: 1 P: 15	R: 0 E: 0 K: 1 S: 15	H: 1 LOB: 2 BB: 1 P: 25	R: 0 E: 0 K: 1 S: 11	H: 1 LOB: 1 BB: 0 P: 20	R: 0 E: 0 K: 0 S: 8	H: 1 LOB: 1 BB: 0 P: 10	R: 0 E: 0 K: 2 S: 10	H: 0 LOB: 0 BB: 0 P: 15	R: 0 E: 0 K: 1 S: 10	H: 0 LOB: 0 BB: 0 P: 16	R: 0 E: 0 K: 0 S: 8	H: 2 LOB: 1 BB: 0 P: 14	1B: 7 2B: 1 3B: 0 HR: 0	SF: 0 SAC: 0 DP: 2 HBP: 0	WP: 0 PB: 0 CS: 0	PA: 36
PITCHER	IP WLS BF H R ER SO BB IBB HBP BLK WP HR S P ERA WHIP																			
Matt Clement, R ERA: 5.05	(1, 1)	1.0	4	1	1	1	1	0	0	0	0	0	0	0	9	15	9.00	1.000		
Juan Acevedo, R ERA: 4.05	(2, 1)	3.0	W	14	3	0	0	2	3	0	0	0	0	0	34	58	0.00	2.000		
Vladimir Nunez, R ERA: 2.9	(5, 1)	3.0		11	2	0	0	2	0	0	0	0	0	0	29	43	0.00	0.667		
Braden Loooper, R ERA: 3.63	(8, 1)	1.0	H	3	0	0	0	1	0	0	0	0	0	10	16	0.00	0.000			
Ricky Bones, R ERA: 5.29	(9, 1)	1.0		4	2	0	0	0	0	0	0	0	0	8	14	0.00	2.000			

Atlanta Braves @ Florida Marlins
 Pro Player Stadium, Miami, FL
 Thu Sep 27 2001, 7:05 PM EDT
 Att: 9,177 - Cloudy - 75 F

AB 33
 R 1
 H 8
 RBI 1
 BB 3
 SO 6
 LOB 14

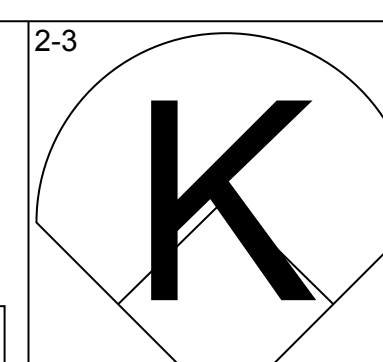
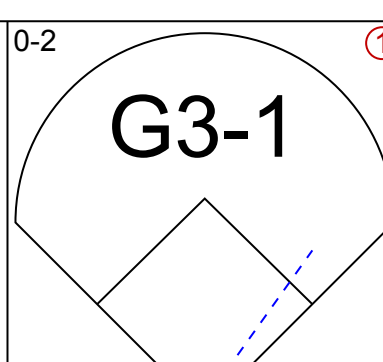
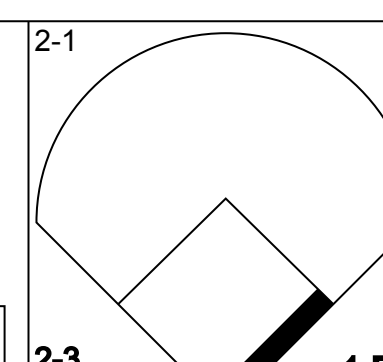
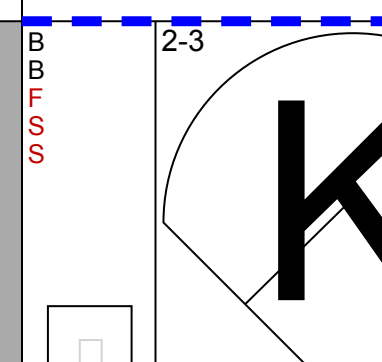
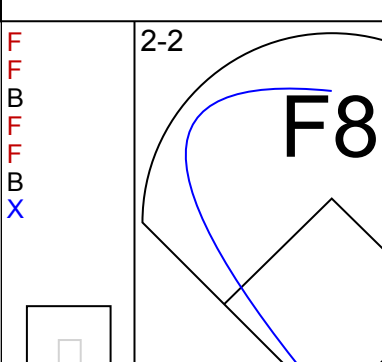
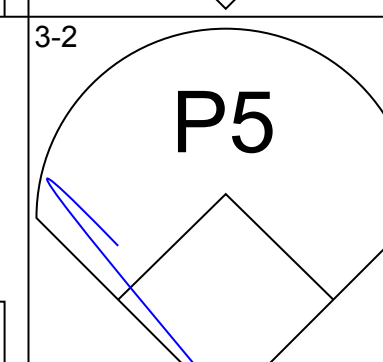
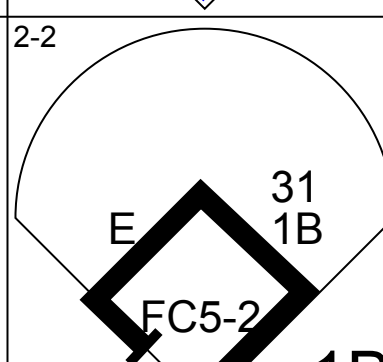
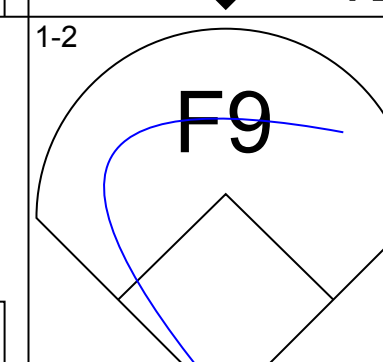
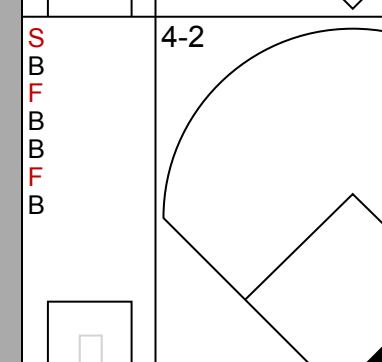
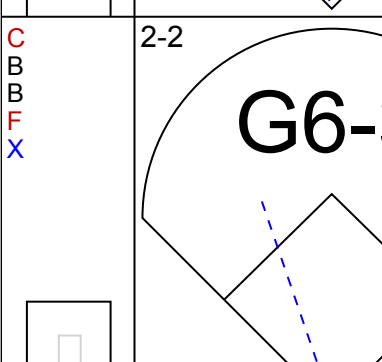
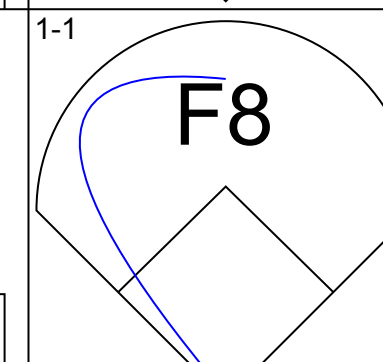
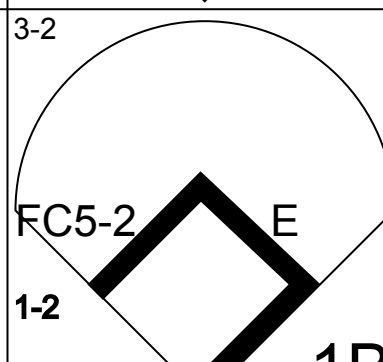
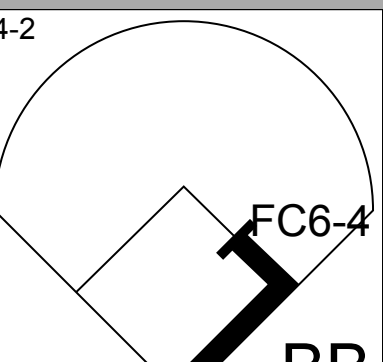
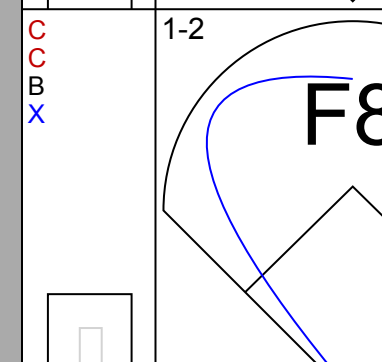
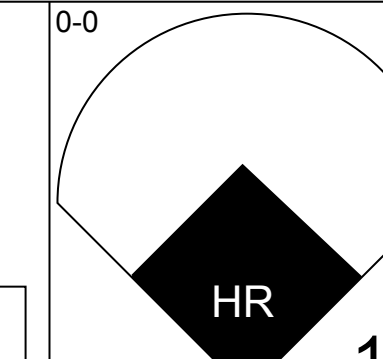
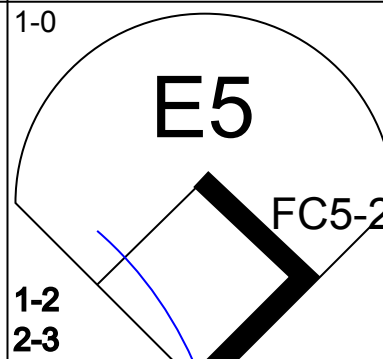
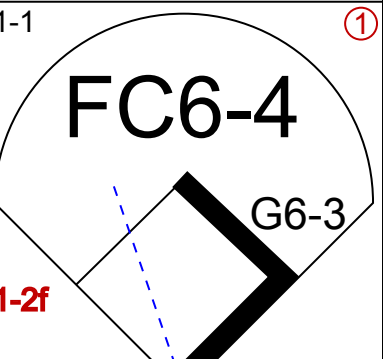
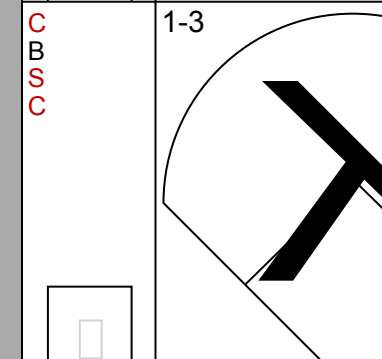
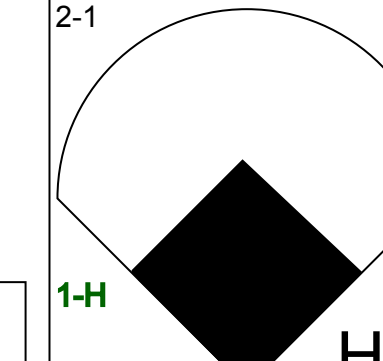
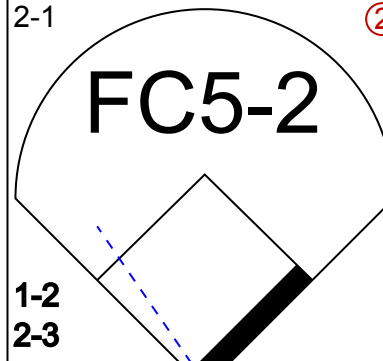
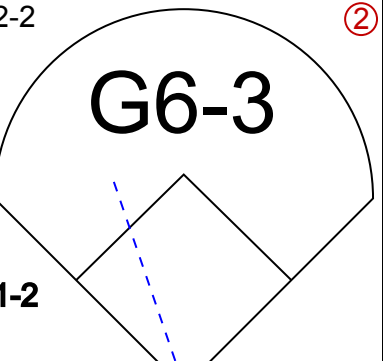
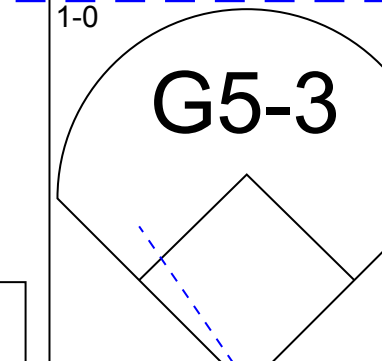
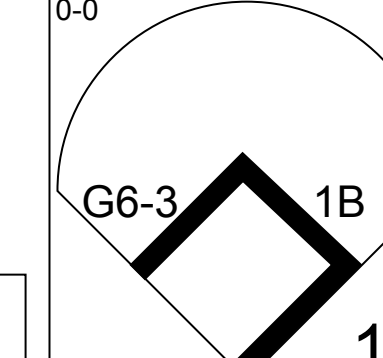
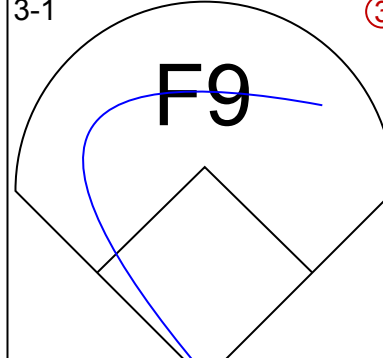
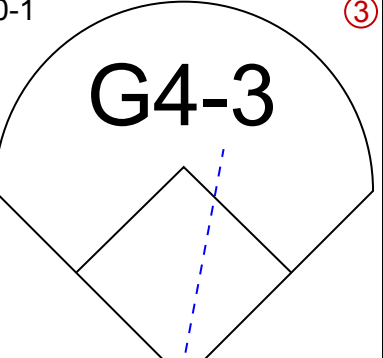
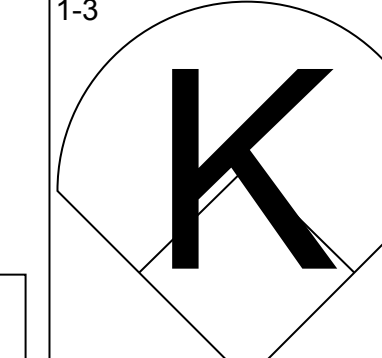
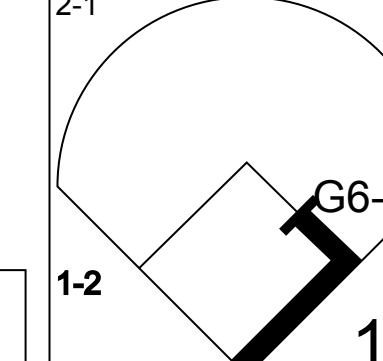
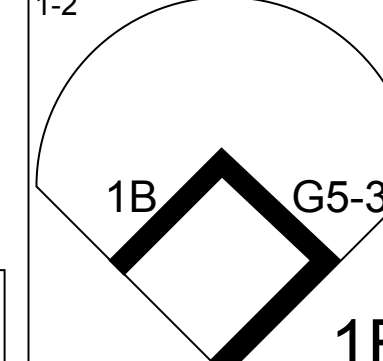
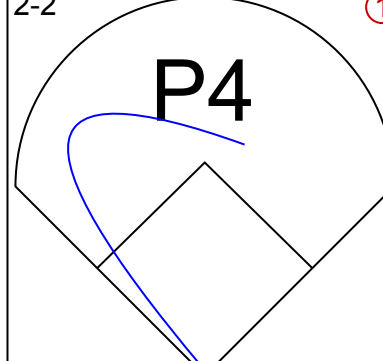
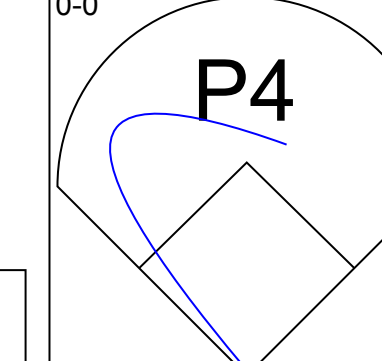
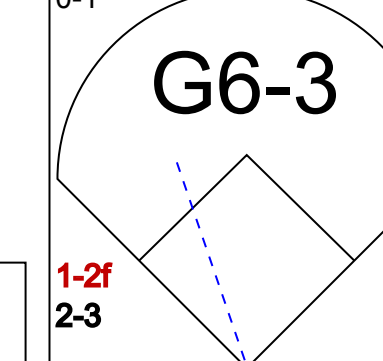
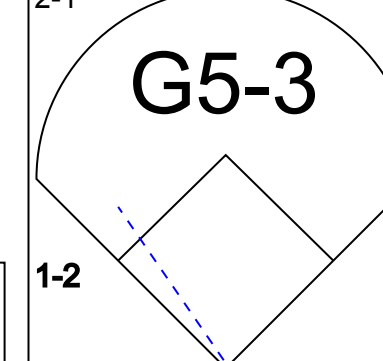
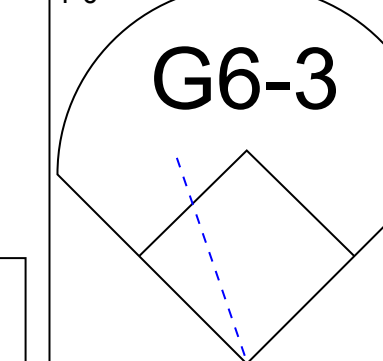
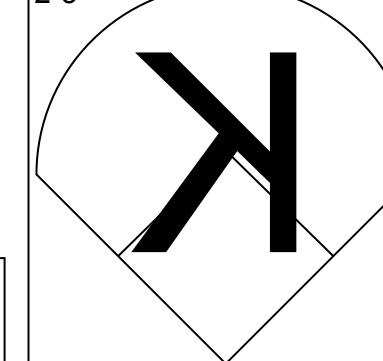
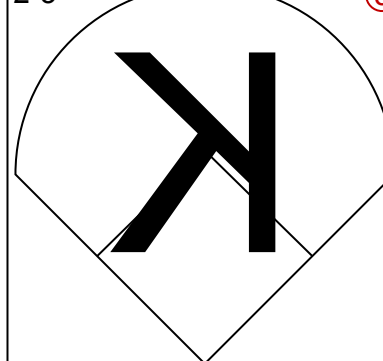
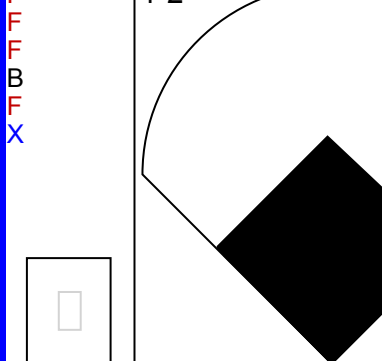
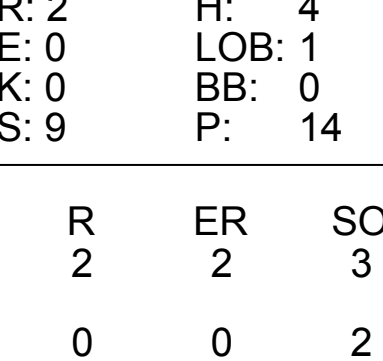
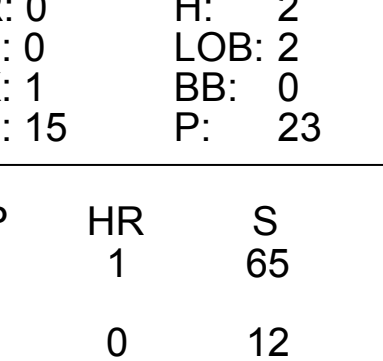
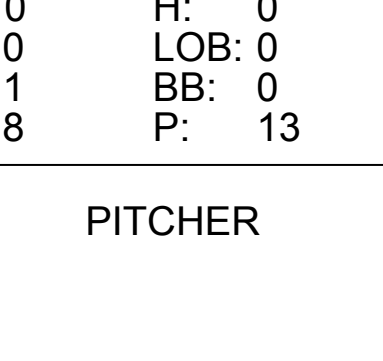






Batter	1	2	3	4	5	6	7	8	9	AB	R	H	RBI	BB	SO	LOB	BOTTOM			
Dave Berg, R OBP: 0.281, SLG: 0.368	G1-3	2B 1B		G5-3		F9		F9		5	0	1	0	0	0	1	Atlanta Braves @ Florida Marlins Pro Player Stadium, Miami, FL Thu Sep 27 2001, 7:05 PM EDT Att: 9,177 - Cloudy - 75 F			
Derrek Lee, R OBP: 0.337, SLG: 0.470	2B BB	SF8		F9		F7		F9		3	1	0	1	1	0	0				
Cliff Floyd, L OBP: 0.387, SLG: 0.581	G4-3 1H 1B				G1-3		F5			4	1	2	1	0	0	0				
Preston Wilson, R OBP: 0.333, SLG: 0.501	G4-3	G4-3			K		FC5-4 1B			4	0	1	0	0	1	3				
Mike Lowell, R OBP: 0.339, SLG: 0.448	1B BB						FC5-4			3	1	2	1	1	0	1				
Kevin Millar, R OBP: 0.376, SLG: 0.566					F9			HR 2B		4	1	2	1	0	1	1				
Charles Johnson, R OBP: 0.327, SLG: 0.483	G5-3							HR BB		3	1	0	0	1	1	2				
Andy Fox, L OBP: 0.306, SLG: 0.267					F8			HR		4	2	2	3	0	0	0				
Matt Clement, R ERA: 5.05	(1, 1)	1.0								0	0	0	0	0	0	0				
Juan Acevedo, R ERA: 4.05	(2, 1)	3.0								0	0	0	0	0	0	0				
Vladimir Nunez, R ERA: 2.9	(5, 1)	3.0								1	0	0	0	0	0	1				
Braden Loooper, R ERA: 3.63	(8, 1)	1.0								1	0	1	0	0	0	0				
Ricky Bones, R ERA: 5.29	(9, 1)	1.0								0	0	0	0	0	0	0				
Inning Stats	R: 2 E: 0 K: 0 S: 14	H: 2 LOB: 2 BB: 2 P: 24	R: 1 E: 0 K: 0 S: 8	H: 3 LOB: 0 BB: 0 P: 11	R: 1 E: 0 K: 2 S: 9	H: 1 LOB: 0 BB: 0 P: 14	R: 0 E: 0 K: 1 S: 9	H: 0 LOB: 0 BB: 0 P: 15	R: 0 E: 0 K: 1 S: 11	H: 1 LOB: 1 BB: 0 P: 14	R: 0 E: 0 K: 0 S: 8	H: 1 LOB: 1 BB: 0 P: 13	R: 0 E: 0 K: 0 S: 7	H: 1 LOB: 1 BB: 0 P: 7	R: 3 E: 0 K: 0 S: 16	H: 2 LOB: 0 BB: 1 P: 23	1B: 6 2B: 3 3B: 0 HR: 2	SF: 1 SAC: 1 DP: 0 HBP: 0	WP: 0 PB: 0 CS: 0	PA: 38
PITCHER	IP WLS BF H R ER SO BB IBB HBP BLK WP HR S P ERA WHIP																			
Greg Maddux, R ERA: 3.08	(1, 1)	6.0	L	28	8	4	4	4	2	0	0	0	0	0	59	91	6.00	1.667		
Steve Reed, R ERA: 3.63	(7, 1)	1.0		4	1	0	0	0	0	0	0	0	0	7	7	0.00	1.000			
Jose Cabrera, R ERA: 2.98	(8, 1)	1.0		6	2	3	3	0	1	0	0	0	0	16	23	27.00	3.000			

Atlanta Braves @ Florida Marlins
 Pro Player Stadium, Miami, FL
 Thu Sep 27 2001, 7:05 PM EDT
 Att: 9,177 - Cloudy - 75 F

AB 33
 R 7
 H 11
 RBI 7
 BB 3
 SO 4
 LOB 8

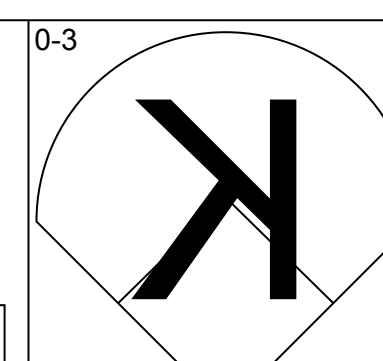
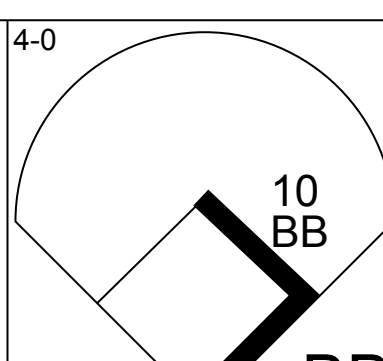
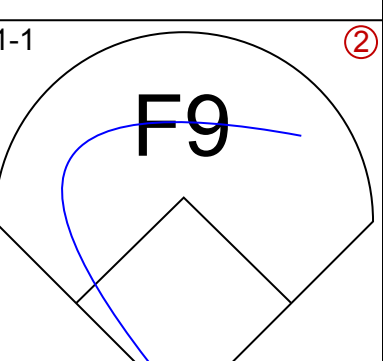
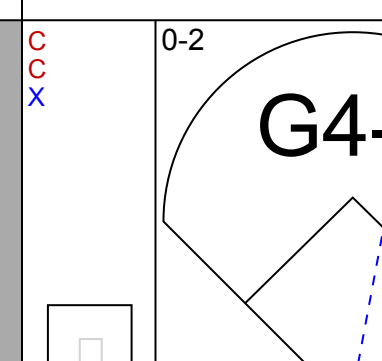
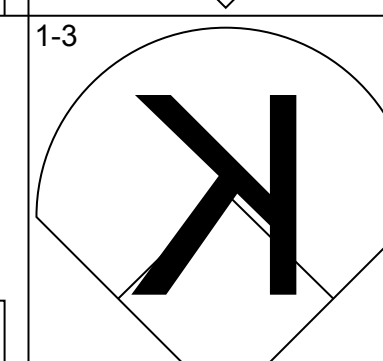
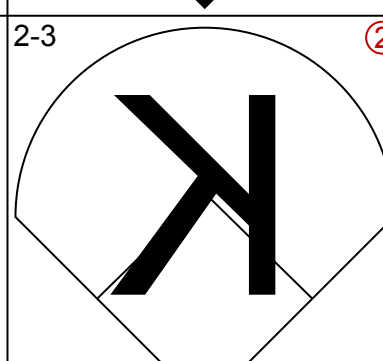
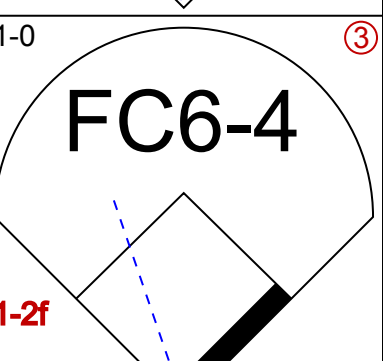
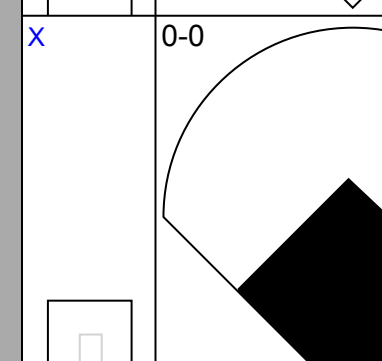
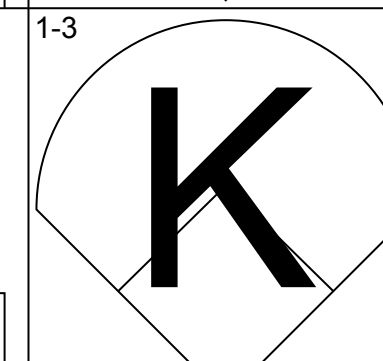
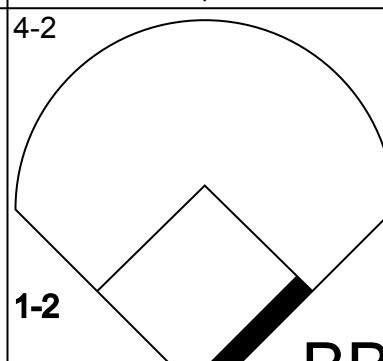

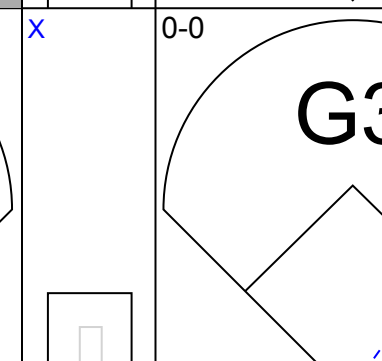
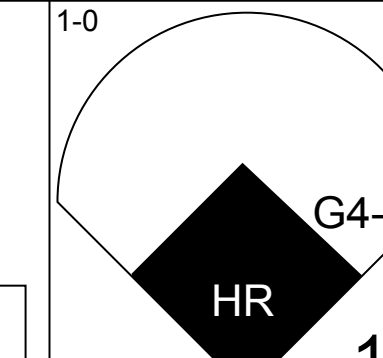
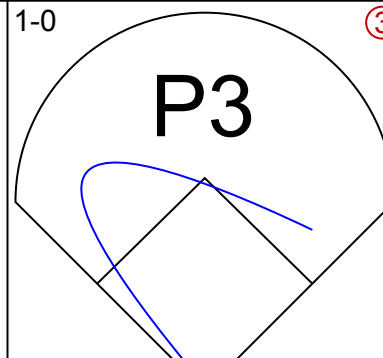


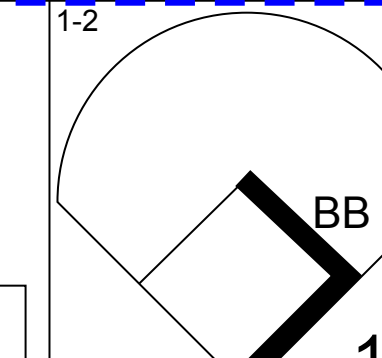
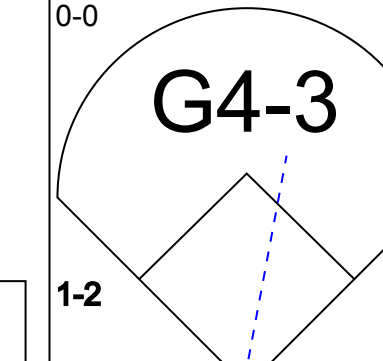
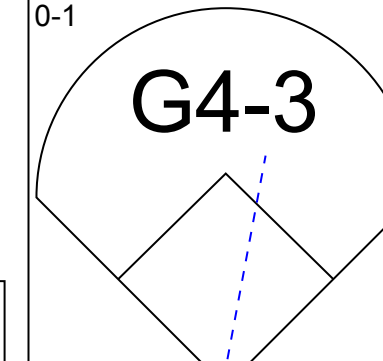
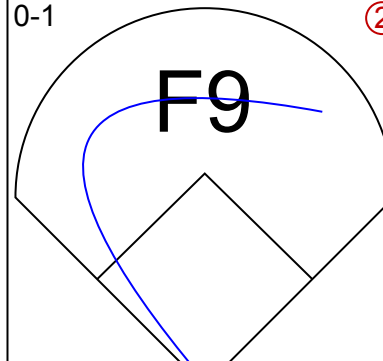
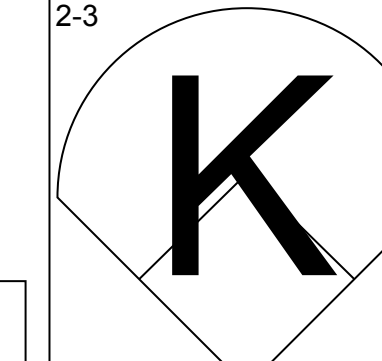
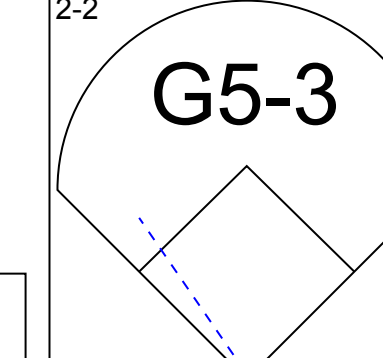
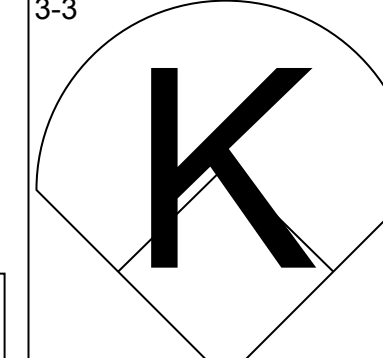
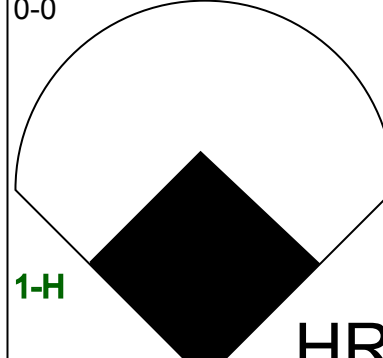
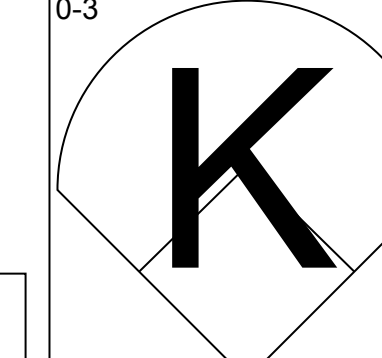
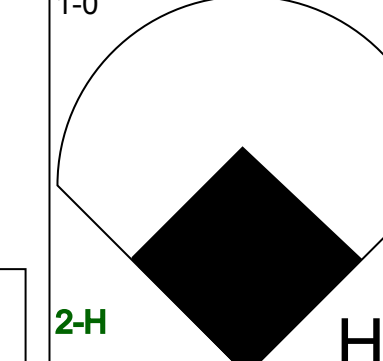
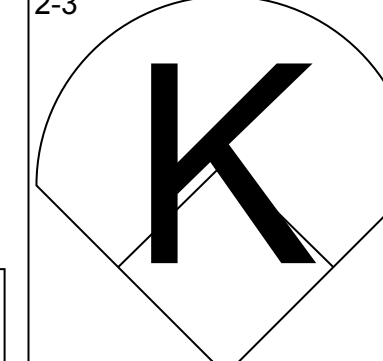
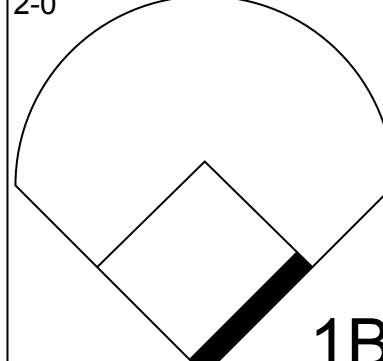
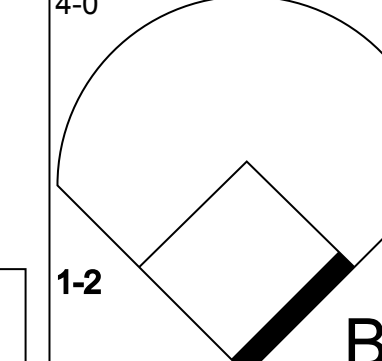
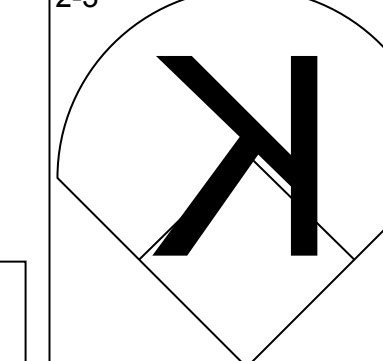

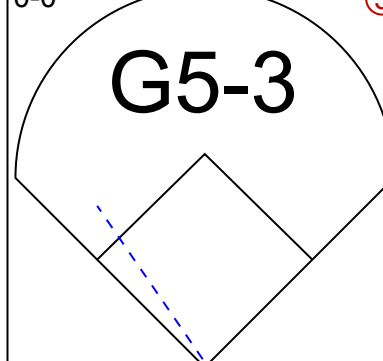
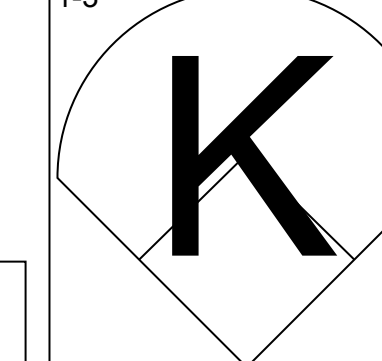
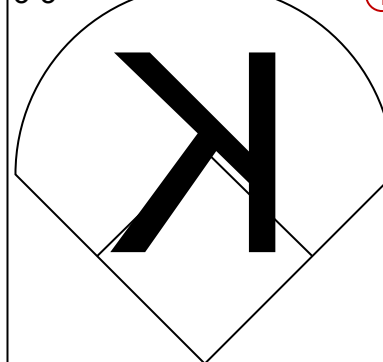
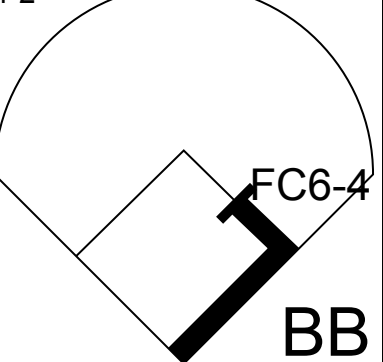
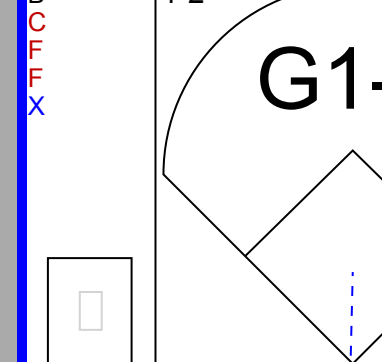


Batter	1	2	3	4	5	6	7	8	9	AB	R	H	RBI	BB	SO	LOB	TOP			
Matt Lawton, L OBP: 0.389, SLG: 0.427 (1, 9)										5	0	1	0	0	2	0				
Eduardo Alfonso, R OBP: 0.323, SLG: 0.398 (1, 4)										4	0	1	0	1	0	2				
31 Mike Piazza, R OBP: 0.383, SLG: 0.566 (1, 2)										3	0	1	0	1	0	1				
Tsuyoshi Shinjo, R OBP: 0.320, SLG: 0.411 (1, 7)										4	1	1	0	0	1	4				
Todd Zeile, R OBP: 0.360, SLG: 0.379 (1, 3)										4	1	1	2	0	0	4				
Jay Payton, R OBP: 0.298, SLG: 0.368 (1, 8)										4	0	1	0	0	1	4				
Joe McEwing, R OBP: 0.354, SLG: 0.465 (8, PH)										3	0	2	0	0	0	0				
Desi Relaford, S OBP: 0.368, SLG: 0.470 (8, 5)										1	0	0	0	0	0	0				
Rey Ordonez, R OBP: 0.298, SLG: 0.339 (9, PH)										3	0	0	0	0	0	3				
Lenny Harris, L OBP: 0.250, SLG: 0.250 (9, PH)										1	0	0	0	0	0	0				
Steve Trachsel, R OBP: 0.151, SLG: 0.170 (1, 1)										3	0	0	0	0	2	2				
Grant Roberts, R OBP: 0.296, SLG: 0.367 (9, PH)										0	0	0	0	0	0	0				
Inning Stats	R: 0 E: 0 K: 1 S: 9	H: 0 LOB: 0 BB: 0 P: 15	R: 2 E: 0 K: 0 S: 9	H: 4 LOB: 1 BB: 0 P: 14	R: 0 E: 1 K: 0 S: 14	H: 2 LOB: 2 BB: 0 P: 25	R: 0 E: 0 K: 1 S: 15	H: 2 LOB: 1 BB: 1 P: 23	R: 0 E: 0 K: 0 S: 10	H: 0 LOB: 0 BB: 0 P: 17	R: 0 E: 0 K: 1 S: 12	H: 0 LOB: 1 BB: 1 P: 20	R: 0 E: 0 K: 1 S: 7	H: 0 LOB: 0 BB: 0 P: 9	R: 1 E: 0 K: 0 S: 15	H: 1 LOB: 0 BB: 0 P: 22	1B: 7 2B: 0 3B: 0 HR: 2	SF: 0 SAC: 0 DP: 1 HBP: 0	WP: 0 PB: 0 CS: 0	PA: 38
PITCHER	IP	WLS	BF	H	R	ER	SO	BB	IBB	HBP	BLK	WP	HR	S	P	ERA	WHIP			
Tom Glavine, L ERA: 3.59 (1, 1)	6.0	W	27	8	2	2	3	1	0	0	0	0	1	65	107	3.00	1.500			
Rudy Seanez, R ERA: 3.0 (7, 1)	1.0	H	4	0	0	0	2	1	0	0	0	0	0	12	20	0.00	1.000			
Steve Karsay, R ERA: 2.09 (8, 1)	1.0	H	3	0	0	0	1	0	0	0	0	0	0	7	9	0.00	0.000			
29 John Smoltz, R ERA: 3.38 (9, 1)	1.0	S	4	1	1	1	0	0	0	0	0	0	1	15	22	9.00	1.000			

New York Mets @ Atlanta Braves
Turner Field, Atlanta, GA
Fri Sep 28 2001, 7:35 PM EDT
Att: 43,664 - Sunny - 73 F

AB 36
R 3
H 9
RBI 3
BB 2
SO 6
LOB 20



Batter	1	2	3	4	5	6	7	8	9	AB	R	H	RBI	BB	SO	LOB	BOTTOM		
Marcus Giles, R OBP: 0.331, SLG: 0.417 (1, 4)										3	0	0	0	1	1	1			
Julio Franco, R OBP: 0.365, SLG: 0.415 (1, 3)										4	1	1	1	0	2	2			
10 Chipper Jones, S OBP: 0.422, SLG: 0.597 (1, 5)										3	0	0	0	1	1	0			
Brian Jordan, R OBP: 0.334, SLG: 0.483 (1, 9)										4	2	3	0	0	0	2			
B.J. Surhoff, L OBP: 0.320, SLG: 0.411 (1, 7)										4	0	0	0	0	1	3			
Andruw Jones, R OBP: 0.313, SLG: 0.470 (1, 8)										4	1	1	2	0	2	2			
Javy Lopez, R OBP: 0.323, SLG: 0.428 (1, 2)										3	1	2	2	1	1	0			
Rey Sanchez, R OBP: 0.307, SLG: 0.343 (1, 6)										4	0	0	0	0	2	3			
Tom Glavine, L OBP: 0.186, SLG: 0.164 (1, 1)										1	0	0	0	1	1	0			
Rudy Seanez, R OBP: 0.348, SLG: 0.384 (7, PH)										0	0	0	0	0	0	0			
Dave Martinez, L OBP: 0.348, SLG: 0.384 (7, PH)										1	0	0	0	0	0	0			
Steve Karsay, R OBP: 0.348, SLG: 0.384 (8, 1)										0	0	0	0	0	0	0			
29 John Smoltz, R ERA: 2.84 (9, 1)										0	0	0	0	0	0	0			
Inning Stats	R: 0 E: 0 K: 3 S: 10	H: 2 LOB: 0 BB: 0 P: 12	R: 2 E: 0 K: 1 S: 10	H: 2 LOB: 0 BB: 0 P: 16	R: 0 E: 0 K: 2 S: 11	H: 0 LOB: 2 BB: 2 P: 25	R: 0 E: 0 K: 2 S: 8	H: 0 LOB: 0 BB: 0 P: 13	R: 0 E: 0 K: 0 S: 8	H: 3 LOB: 1 BB: 1 P: 15	R: 1 E: 0 K: 0 S: 9	H: 1 LOB: 0 BB: 0 P: 10	R: 0 E: 0 K: 3 S: 14	H: 1 LOB: 2 BB: 1 P: 21	1B: 4 2B: 0 3B: 0 HR: 3	SF: 0 SAC: 0 DP: 0 HBP: 0	WP: 0 PB: 0 CS: 1	PA: 35	
PITCHER	IP	WLS	BF	H	R	ER	SO	BB	IBB	HBP	BLK	WP	HR	S	P	ERA	WHIP		
Steve Trachsel, R ERA: 4.7 (1, 1)	7.0	L	30	6	5	5	8	3	0	0	0	0	3	67	106	6.43	1.286		
Grant Roberts, R ERA: 2.84 (8, 1)	1.0		5	1	0	0	3	1	0	0	0	0	0	14	21	0.00	2.000		

New York Mets @ Atlanta Braves
Turner Field, Atlanta, GA
Fri Sep 28 2001, 7:35 PM EDT
Att: 43,664 - Sunny - 73 F

AB 31
R 5
H 7
RBI 5
BB 4
SO 11
LOB 13




Batter	1	2	3	4	5	6	7	8	9	AB	R	H	RBI	BB	SO	LOB	TOP					
Matt Lawton, L (1, 9) OBP: 0.389, SLG: 0.425	2-1 L8-3 1B		3-2 F7	0-2 F8		4-1 BB			2-0 F7	4	0	1	0	1	0	2	New York Mets @ Atlanta Braves Turner Field, Atlanta, GA Sat Sep 29 2001, 1:15 PM EDT Att: 46,180 - Sunny - 68 F					
Edgardo Alfonzo, R (1, 4) OBP: 0.321, SLG: 0.394	3-2 L8-3		4-2 31 2B BB		1-2 F8	1-1 F8			0-0 G6-3	4	1	0	0	1	0	4						
31 Mike Piazza, R (1, 2) OBP: 0.382, SLG: 0.566	1-3 K		2-1 1B WP 2B		0-0 G6-3				0-0 P6	4	1	1	3	0	1	0						
Robin Ventura, L (1, 5) OBP: 0.358, SLG: 0.419		1-3 K	4-0 WP 1B IBB		2-2 G3-1				4-1 G5-4-3 BB	2	0	0	0	2	1	0						
Tsuyoshi Shinjo, R (1, 7) OBP: 0.321, SLG: 0.411		0-3 K	1-2 WP 1B			4-2 CS 1B BB			0-1 G5-4-3	3	0	1	0	1	1	1						
Todd Zeile, R (1, 3) OBP: 0.359, SLG: 0.376	0-0 F9		4-1 1-2 2-3 3-H IBB			2-3 K			0-1 G5-3	3	0	0	0	1	1	1						
Jay Payton, R (1, 8) OBP: 0.300, SLG: 0.370			1-2 31 2B 1B			0-0 CS 1B			2-3 K	4	2	2	0	0	1	3						
Rey Ordenez, R (1, 6) OBP: 0.300, SLG: 0.339			1-1 31 2B 1B		0-0 G5-3	4-1 BB 1B IBB			0-0 F9	3	1	1	0	1	0	0						
Al Leiter, L (1, 1) OBP: 0.095, SLG: 0.098			0-0 F7		1-3 K				0-3 K	3	0	1	1	0	1	2						
Joe McEwing, R (9, PH) OBP: 0.353, SLG: 0.464						1-2 2-H 1B				1	0	0	0	0	1	0						
Armando Benitez, R (9, 1) John Franco, L (9, 1)										0	0	0	0	0	0	0						
Inning Stats	R: 0 E: 0 K: 1 S: 8	H: 1 LOB: 0 BB: 0 P: 14	R: 0 E: 0 K: 2 S: 9	H: 0 LOB: 0 BB: 0 P: 10	R: 4 E: 0 K: 0 S: 22	H: 4 LOB: 3 BB: 3 P: 43	R: 0 E: 0 K: 1 S: 8	H: 0 LOB: 0 BB: 0 P: 9	R: 0 E: 0 K: 0 S: 8	H: 0 LOB: 0 BB: 0 P: 11	R: 1 E: 0 K: 1 S: 12	H: 2 LOB: 3 BB: 3 P: 27	R: 0 E: 0 K: 0 S: 4	H: 0 LOB: 0 BB: 1 P: 8	R: 0 E: 0 K: 1 S: 6	H: 0 LOB: 0 BB: 0 P: 8	R: 0 E: 0 K: 1 S: 5	H: 0 LOB: 0 BB: 0 P: 7	1B: 6 2B: 2 3B: 0 HR: 0	SF: 0 SAC: 0 DP: 2 HBP: 0	WP: 1 PB: 0 CS: 2	PA: 38
PITCHER	IP WLS BF H R ER SO BB IBB HBP BLK WP HR S P ERA WHIP																					
John Burkett, R (1, 1) ERA: 3.03	5.2	28	7	5	5	5	3	3	0	0	1	0	65	111	7.94	1.765						
Kerry Ligtenberg, R (8, 1) ERA: 3.23	1.1	4	0	0	0	0	1	0	0	0	0	0	6	11	0.00	0.750						
Odalis Perez, L (8, 1) ERA: 4.94	2.0	W	6	0	0	2	0	0	0	0	0	0	11	15	0.00	0.000						

AB	31
R	5
H	7
RBI	4
BB	7
SO	7
LOB	13



Batter	1	2	3	4	5	6	7	8	9	AB	R	H	RBI	BB	SO	LOB	BOTTOM					
Marcus Giles, R (1, 4) OBP: 0.328, SLG: 0.417	2-2 G4-3		1-0 L6		0-0 P4		2-2 P6		1-2 BB HR 2B	5	1	1	2	0	0	2	New York Mets @ Atlanta Braves Turner Field, Atlanta, GA Sat Sep 29 2001, 1:15 PM EDT Att: 46,180 - Sunny - 68 F					
Julio Franco, R (1, 3) OBP: 0.380, SLG: 0.464	1-1 HR		3-1 10 BB 1B		1-0 F7		2-1 F9		4-0 BB HR IBB	4	1	2	1	1	0	0						
Jesse Garcia, R (9, FR) OBP: 0.200, SLG: 0.200			4-1 K2 BB		1-2 PB 1B		2-2 F3		4-2 1-2 2-3 HR BB	2	0	1	0	1	0	0						
10 Chipper Jones, S (1, 7) Cory Aldridge, L (8, 7)	0-0 E7		3-3 K2		3-1 L7		0-0 F7		0-2 HR	2	0	1	0	1	0	0						
Mark DeRosa, R (8, PH) B.J. Surhoff, L (9, 7)			1-2 K2 BB		1-3 P3		1-3 K		0-1 DI 1B	4	1	1	0	0	2	2						
Wes Helms, R (9, PH) Brian Jordan, R (1, 9) OBP: 0.288, SLG: 0.405			1-2 K2		2-1 F3		2-3 K		3-3 K	4	0	1	0	0	2	1						
Brian Jordan, R (1, 9) OBP: 0.333, SLG: 0.486			1-2 K		2-1 F3		4-1 BB BB		0-1 G4-3 2B 1B	3	1	1	1	1	0	1						
Andrew Jones, R (1, 8) OBP: 0.313, SLG: 0.469			2-3 K		1-1 P3		1-2 K		0-1 DI 1B	4	1	1	0	0	2	2						
Ken Caminiti, S (1, 5) OBP: 0.318, SLG: 0.417		1-1 G6-4-3 1B		2-1 F3		2-3 K			3-3 K	4	0	1	0	0	2	1						
Javy Lopez, R (1, 2) OBP: 0.324, SLG: 0.428		2-1 G6-4-3		2-1 F9		4-1 BB BB			0-1 G4-3 2B 1B	3	1	1	1	1	0	1						
Rey Sanchez, R (1, 6) Dave Martinez, L (9, PH) OBP: 0.305, SLG: 0.341		0-1 E5		0-0 G4-3		1-1 P6			2-2 G4-3	3	0	0	0	0	0	1						
John Burkett, R (1, 1) Kerry Ligtenberg, R (8, 1) Bernard Gilkey, R (7, PH) Wilson Betemit, S (7, PH) Odalis Perez, L (9, 1) Keith Lockhart, L (9, PH) OBP: 0.134, SLG: 0.094		1-2 G6-3		2-3 K		4-2 BB			4-2 2B BB	2	0	0	0	0	1	1						
Inning Stats	R: 1 E: 1 K: 2 S: 13	H: 1 LOB: 1 BB: 0 P: 19	R: 0 E: 1 K: 0 S: 9	H: 1 LOB: 1 BB: 0 P: 13	R: 0 E: 0 K: 1 S: 7	H: 1 LOB: 2 BB: 1 P: 18	R: 0 E: 0 K: 0 S: 6	H: 0 LOB: 0 BB: 0 P: 11	R: 0 E: 0 K: 1 S: 5	H: 0 LOB: 0 BB: 0 P: 7	R: 0 E: 0 K: 1 S: 9	H: 1 LOB: 1 BB: 0 P: 15	R: 0 E: 0 K: 1 S: 14	H: 0 LOB: 2 BB: 2 P: 27	R: 0 E: 0 K: 0 S: 7	H: 0 LOB: 0 BB: 0 P: 11	R: 7 E: 0 K: 1 S: 24	H: 4 LOB: 1 BB: 3 P: 42	1B: 5 2B: 2 3B: 0 HR: 2	SF: 0 SAC: 0 DP: 2 HBP: 0	WP: 0 PB: 1 CS: 0	PA: 40
PITCHER	IP WLS BF H R ER SO BB IBB HBP BLK WP HR S P ERA WHIP																					
Al Leiter, L (1, 1) ERA: 3.0	8.0	31	4	1	1	6	3	0	0	0	0	1	70	121	1.12	0.875						
Armando Benitez, R (9, 1) ERA: 3.52	0.2	L	7	3	5	5	1	1	0	0	0	0	19	33	67.50	6.000						
John Franco, L (9, 1) ERA: 4.05	0.0	B	2	1	2	2	0	1	0	0	0	1	5	9	∞	∞						

AB	34
R	8
H	8
RBI	8
BB	6
SO	7
LOB	13



Batter	1	2	3	4	5	6	7	8	9	AB	R	H	RBI	BB	SO	LOB	TOP																			
11 Jimmy Rollins, S OBP: 0.323, SLG: 0.416	G4-3			1B		P6		P3		4	0	1	0	0	0	0																				
Marlon Anderson, L OBP: 0.335, SLG: 0.417	L9			1B		1B		G6-3		4	1	2	0	0	0	0																				
Bobby Abreu, L OBP: 0.390, SLG: 0.540	F7			HR		1B			F9	4	1	2	2	0	0	0																				
Scott Rolen, R OBP: 0.377, SLG: 0.499		G4-3		F3					HR	3	1	1	1	0	0	0																				
Travis Lee, L OBP: 0.341, SLG: 0.439	F7			F5		G3-1			K	4	0	0	0	0	1	3																				
Doug Glanville, R OBP: 0.287, SLG: 0.379	P4				G6-3			G6-3		4	0	1	0	0	0	0																				
Pat Burrell, R OBP: 0.344, SLG: 0.456			F9		K			G6-4-3		3	0	0	0	0	1	1																				
Johnny Estrada, S OBP: 0.277, SLG: 0.362			F8		K			G4-3		3	0	0	0	0	1	0																				
Randy Wolf, L OBP: 0.244, SLG: 0.190			K							3	0	0	0	0	3	0																				
Jose Mesa, R (9, 1)										0	0	0	0	0	0	0																				
Inning Stats	R: 0 H: 0 E: 0 K: 0 S: 9	H: 0 LOB: 0 BB: 0 P: 14	R: 0 H: 0 E: 0 K: 0 S: 7	H: 0 LOB: 0 BB: 0 P: 7	R: 0 H: 0 E: 0 K: 1 S: 7	H: 0 LOB: 0 BB: 0 P: 10	R: 2 H: 3 E: 0 K: 0 S: 10	H: 3 LOB: 0 BB: 0 P: 14	R: 0 H: 0 E: 0 K: 2 S: 7	H: 2 LOB: 3 BB: 0 P: 9	R: 0 H: 1 E: 0 K: 0 S: 6	H: 1 LOB: 0 BB: 0 P: 7	R: 0 H: 0 E: 0 K: 1 S: 6	H: 0 LOB: 0 BB: 0 P: 6	R: 1 H: 1 E: 0 K: 1 S: 15	H: 1 LOB: 0 BB: 0 P: 21	1B: 5 2B: 0 3B: 0 HR: 2	SF: 0 SAC: 0 DP: 1 HBP: 1	WP: 0 PA: 33 CS: 1																	
PITCHER	IP	WLS	BF	H	R	ER	SO	BB	IBB	HBP	BLK	WP	HR	S	P	ERA	WHIP	PITCHER		IP	WLS	BF	H	R	ER	SO	BB	IBB	HBP	BLK	WP	HR	S	P	ERA	WHIP
Greg Maddux, R ERA: 3.05	(1, 1)	8.0	L	29	6	2	2	5	0	0	1	0	0	1	63	82	2.25	0.750																		
29 John Smoltz, R ERA: 3.47	(9, 1)	1.0		4	1	1	1	1	0	0	0	0	0	1	15	21	9.00	1.000																		

Philadelphia Phillies @ Atlanta Braves
Turner Field, Atlanta, GA
Tue Oct 02 2001, 7:35 PM EDT
Att: 30,739 - Sunny - 76 F

AB 32
R 3
H 7
RBI 3
BB 0
SO 6
LOB 4



Batter	1	2	3	4	5	6	7	8	9	AB	R	H	RBI	BB	SO	LOB	BOTTOM																			
Marcus Giles, R OBP: 0.331, SLG: 0.416	10 BB		F8		G6-4-3			G5-3		3	0	1	1	1	0	0																				
Julio Franco, R OBP: 0.357, SLG: 0.432	F9		L9		G6-4-3			F9		4	0	0	0	0	0	4																				
10 Chipper Jones, S OBP: 0.424, SLG: 0.597	1B			L4		G6-3			F7	4	0	1	0	0	0	0																				
Brian Jordan, R OBP: 0.332, SLG: 0.490	F3			F3		K			P4	4	0	0	0	0	1	2																				
Andrew Jones, R OBP: 0.309, SLG: 0.462	K			G6-3		G6-3			G1-3	4	0	0	0	0	1	2																				
Ken Caminiti, S OBP: 0.315, SLG: 0.413		F8			P4			P6		3	0	0	0	0	0	0																				
Rey Sanchez, R OBP: 0.303, SLG: 0.338		F9			E5			G6-3		3	1	0	0	0	0	0																				
Paul Bako, L OBP: 0.285, SLG: 0.315					1B			K		3	0	1	0	0	2	0																				
Greg Maddux, R OBP: 0.235, SLG: 0.188					1B					1	0	0	0	0	0	0																				
Bernard Gilkey, R OBP: 0.330, SLG: 0.386					1B					1	0	0	0	0	1	0																				
29 John Smoltz, R ERA: 2.42	(9, 1)				1B					0	0	0	0	0	0	0																				
Inning Stats	R: 0 H: 1 E: 0 K: 1 S: 15	H: 0 LOB: 2 BB: 1 P: 24	R: 0 H: 0 E: 0 K: 1 S: 7	H: 0 LOB: 0 BB: 0 P: 12	R: 0 H: 0 E: 0 K: 0 S: 7	H: 0 LOB: 0 BB: 0 P: 9	R: 0 H: 0 E: 0 K: 0 S: 7	H: 0 LOB: 0 BB: 0 P: 11	R: 0 H: 2 E: 1 K: 0 S: 16	H: 2 LOB: 2 BB: 0 P: 26	R: 0 H: 0 E: 0 K: 1 S: 6	H: 0 LOB: 0 BB: 0 P: 6	R: 0 H: 0 E: 0 K: 1 S: 9	H: 0 LOB: 0 BB: 0 P: 12	R: 0 H: 0 E: 0 K: 1 S: 7	H: 0 LOB: 0 BB: 0 P: 11	R: 0 H: 0 E: 0 K: 0 S: 6	H: 0 LOB: 0 BB: 0 P: 9	1B: 3 2B: 0 3B: 0 HR: 0	SF: 0 SAC: 0 DP: 1 HBP: 1	WP: 0 PA: 32 CS: 0															
PITCHER	IP	WLS	BF	H	R	ER	SO	BB	IBB	HBP	BLK	WP	HR	S	P	ERA	WHIP	PITCHER		IP	WLS	BF	H	R	ER	SO	BB	IBB	HBP	BLK	WP	HR	S	P	ERA	WHIP
Randy Wolf, L ERA: 3.85	(1, 1)	8.0	W	29	3	1	0	1	0	0	0	0	0	6	9	0.00	0.000																			
Jose Mesa, R ERA: 2.42	(9, 1)	1.0	S	3	0	0	0	0	0	0	0	0	0	6	9	0.00	0.000																			

Philadelphia Phillies @ Atlanta Braves
Turner Field, Atlanta, GA
Tue Oct 02 2001, 7:35 PM EDT
Att: 30,739 - Sunny - 76 F

AB 30
R 1
H 3
RBI 1
BB 1
SO 5
LOB 8



Batter	1	2	3	4	5	6	7	8	9	AB	R	H	RBI	BB	SO	LOB	TOP										
11 Jimmy Rollins, S OBP: 0.322, SLG: 0.415	0-1 P6		1-1 F9			0-0 G4-3	3-2 F9			4	0	0	0	0	0	2	Philadelphia Phillies @ Atlanta Braves Turner Field, Atlanta, GA Thu Oct 04 2001, 7:35 PM EDT Att: 32,283 - Overcast - 74 F										
Marlon Anderson, L OBP: 0.335, SLG: 0.413	0-3 K		2-0 F8			0-0 2B		0-1 1B		4	1	2	0	0	1	0											
Bobby Abreu, L OBP: 0.391, SLG: 0.542	2-1 1B		1-2 G1-3			0-1 1B		1-3 K		4	1	2	1	0	1	1											
Scott Rolen, R OBP: 0.378, SLG: 0.498	0-1 2B			2-0 G6-4-3		0-0 L7		2-1 F8		3	0	1	1	0	0	2											
Travis Lee, L OBP: 0.340, SLG: 0.436	1-3 K			1-0 G6-4-3		0-0 L6		2-1 G4-3		4	0	0	0	0	1	4											
Doug Glavine, R OBP: 0.285, SLG: 0.376		1-1 F7							1-2 G1-3		4	0	0	0	1	0											
Pat Burrell, R OBP: 0.346, SLG: 0.463		0-0 1B				1-0 F8		1-2 L8		4	0	1	0	0	1	0											
Todd Pratt, R OBP: 0.330, SLG: 0.311		1-2 2B				1-3 K		4-0 1B		2	0	1	0	1	1	0											
Reggie Taylor, L OBP: 0.274, SLG: 0.357		2-3 1B				2-2 G3		1-1 1B		0	0	0	0	0	0	0											
Brandon Duckworth, R Dennis Cook, L Ricky Bottalico, L Tommy Phillips, S Rheal Cormier, L Jose Santiago, R		0-1 G4-6-3						1-3 1B		2	0	0	0	0	0	2											
Inning Stats	R: 1 E: 0 K: 2 S: 12	H: 2 LOB: 1 BB: 0 P: 15	R: 0 E: 0 K: 0 S: 9	H: 2 LOB: 1 BB: 0 P: 11	R: 0 E: 0 K: 0 S: 6	H: 0 LOB: 0 BB: 0 P: 10	R: 0 E: 0 K: 1 S: 5	H: 0 LOB: 0 BB: 0 P: 10	R: 0 E: 0 K: 0 S: 9	H: 0 LOB: 1 BB: 0 P: 13	R: 1 E: 0 K: 0 S: 6	H: 2 LOB: 1 BB: 0 P: 6	R: 0 E: 0 K: 1 S: 10	H: 1 LOB: 2 BB: 1 P: 21	R: 0 E: 0 K: 1 S: 10	H: 1 LOB: 1 BB: 0 P: 15	R: 0 E: 0 K: 1 S: 12	H: 0 LOB: 0 BB: 0 P: 14	1B: 5 2B: 3 3B: 0 HR: 0	SF: 0 SAC: 0 DP: 2 HBP: 1	WP: 0 PB: 0 SB: 0 CS: 0	PA: 35					
PITCHER	IP	WLS	BF	H	R	ER	SO	BB	IBB	HBP	BLK	WP	HR	S	P	ERA	WHIP										
John Burkett, R ERA: 3.04	5.2	W	22	6	2	2	4	0	0	1	0	0	0	46	64	3.18	1.059										
Mike Remlinger, L ERA: 2.75	0.1	H	1	0	0	0	0	0	0	0	0	0	0	1	1	0.00	0.000										
Rudy Seanez, R ERA: 2.75	1.0	H	5	1	0	0	0	1	0	0	0	0	0	10	21	0.00	2.000										
Steve Karsay, R ERA: 2.35	1.0		4	1	0	0	1	0	0	0	0	0	0	10	15	0.00	1.000										
29 John Smoltz, R ERA: 3.35	1.0		3	0	0	0	1	0	0	0	0	0	0	12	14	0.00	0.000										

Batter	1	2	3	4	5	6	7	8	9	AB	R	H	RBI	BB	SO	LOB	BOTTOM										
Marcus Giles, R OBP: 0.335, SLG: 0.424	4-0 1B	1-0 G5-3		1-2 G4-3			1-2 G5-3			3	1	1	1	1	0	0	Philadelphia Phillies @ Atlanta Braves Turner Field, Atlanta, GA Thu Oct 04 2001, 7:35 PM EDT Att: 32,283 - Overcast - 74 F										
Julio Franco, R OBP: 0.355, SLG: 0.434	0-1 1B	3-1 G5-3			0-1 F9		1-3 K			4	1	1	0	0	1	1											
10 Chipper Jones, S OBP: 0.426, SLG: 0.598	1-2 1B	4-0 1B			4-1 1B		3-2 HR			2	2	2	2	2	0	0											
Brian Jordan, R OBP: 0.334, SLG: 0.497	3-2 G6-3	2-3 K			0-0 1B		0-0 HR			4	1	2	2	0	1	3											
B.J. Surhoff, L OBP: 0.320, SLG: 0.408	3-2 1B		1-2 L9		1-2 G4-6-3		1-2 G4-3			4	0	1	1	0	0	2											
Andruw Jones, R OBP: 0.311, SLG: 0.463	0-0 F9		1-0 G1-3			3-2 P3		1-2 G4-6-3		4	0	1	0	0	0	1											
Rey Sanchez, R OBP: 0.301, SLG: 0.337	2-0 L9		0-0 G4-3			0-2 F8		2-2 G4-6-3		4	0	0	0	0	0	2											
Paul Bako, L OBP: 0.296, SLG: 0.328		2-2 SH5-4		2-2 G6-3				2-3 K		3	1	1	0	1	1	0											
John Burkett, R Mike Remlinger, L Keith Lockhart, L Rudy Seanez, R Steve Karsay, R 29 John Smoltz, R		0-1 SH5-4		0-3 K		0-3 K				1	0	0	0	0	1	0											
Inning Stats	R: 3 E: 0 K: 0 S: 15	H: 3 LOB: 1 BB: 1 P: 28	R: 1 E: 0 K: 1 S: 11	H: 2 LOB: 2 BB: 1 P: 20	R: 0 E: 0 K: 1 S: 11	H: 0 LOB: 0 BB: 0 P: 14	R: 0 E: 0 K: 0 S: 7	H: 1 LOB: 1 BB: 1 P: 12	R: 0 E: 0 K: 1 S: 9	H: 0 LOB: 1 BB: 1 P: 16	R: 2 E: 0 K: 1 S: 14	H: 2 LOB: 0 BB: 0 P: 20	R: 0 E: 0 K: 1 S: 11	H: 1 LOB: 0 BB: 0 P: 16	1B: 6 2B: 2 3B: 0 HR: 1	SF: 0 SAC: 1 DP: 2 HBP: 0		WP: 0 PB: 0 SB: 0 CS: 0	PA: 35								
PITCHER	IP	WLS	BF	H	R	ER	SO	BB	IBB	HBP	BLK	WP	HR	S	P	ERA	WHIP										
Brandon Duckworth, R ERA: 3.52	4.1	L	22	6	4	4	2	2	1	0	0	0	0	46	77	8.31	1.846										
Dennis Cook, L ERA: 4.6	0.2		1	0	0	0	0	0	0	0	0	0	0	3	4	0.00	0.000										
Ricky Bottalico, R ERA: 3.95	1.0		4	0	0	0	1	1	0	0	0	0	0	9	16	0.00	1.000										
Rheal Cormier, L ERA: 4.21	1.0		5	2	2	2	1	0	0	0	0	0	1	14	20	18.00	2.000										
Jose Santiago, R ERA: 4.63	1.0		3	1	0	0	1	0	0	0	0	0	0	11	16	0.00	1.000										



Batter	1	2	3	4	5	6	7	8	9	AB	R	H	RBI	BB	SO	LOB	TOP		
Dave Berg, R OBP: 0.295, SLG: 0.372 (1,4)	F8		G3-6 1B			G5-3		1B 1B		4	0	2	0	0	0	0			
Derrek Lee, R OBP: 0.347, SLG: 0.479 (1,3)	BB HR 1B		G3-6 1-2			1B BB		F8		3	1	1	0	1	0	2			
Cliff Floyd, L Vic Darenbourg, L (8,1)	4-1 HR BB		F4			F9		2-2 1B		3	1	1	0	1	0	1			
Preston Wilson, R OBP: 0.327, SLG: 0.494 (1,8)	0-0 1-H 2-H HR			2-3 K		0-0 1B		3-2 G5-3		4	1	2	3	0	1	2			
Mike Lowell, R OBP: 0.339, SLG: 0.448 (1,5)	4-1 L4-3 BB			0-0 F8		3-2 G6-3		1-2 F9		3	0	0	0	1	0	2			
Kevin Millar, R OBP: 0.374, SLG: 0.563 (1,9)	0-1 L4-3			2-2 P6		0-0 G6-3		2-3 K		4	0	0	0	0	1	1			
Charles Johnson, R Ramon Castro, R (5,2)		0-0 G1-3		1-3 K		0-0 G6-3		2-1 F7		2	0	0	0	0	1	0			
Alex Gonzalez, R OBP: 0.303, SLG: 0.377 (1,6)		0-1 F9		2-0 G6-3		0-3 K				3	0	0	0	0	1	0			
Ryan Dempster, R Brent Barz, L Juan Acevedo, R Blaine Neal, L Ricky Bones, R Steve Reed, R		0-1 F7		0-2 L5		1-3 K				0	0	0	0	0	0	0			
Inning Stats	R: 3 H: 2 E: 0 K: 0 S: 10	H: 2 R: 0 ER: 0 LOB: 0 BB: 2 P: 19	R: 0 H: 0 E: 0 K: 0 S: 5	H: 0 R: 0 ER: 0 LOB: 0 BB: 0 P: 5	R: 0 H: 1 E: 0 K: 1 S: 9	H: 0 R: 0 ER: 0 LOB: 0 BB: 0 P: 14	R: 0 H: 0 E: 0 K: 1 S: 8	H: 0 R: 0 ER: 0 LOB: 0 BB: 0 P: 11	R: 0 H: 1 E: 0 K: 1 S: 10	H: 0 R: 0 ER: 0 LOB: 0 BB: 1 P: 21	R: 0 H: 0 E: 0 K: 1 S: 5	H: 0 R: 0 ER: 0 LOB: 0 BB: 0 P: 5	R: 0 H: 2 E: 0 K: 1 S: 12	H: 0 R: 0 ER: 0 LOB: 0 BB: 0 P: 20	R: 0 H: 0 E: 0 K: 1 S: 10	H: 0 R: 0 ER: 0 LOB: 0 BB: 0 P: 15	1B: 5 2B: 1 3B: 0 HR: 1	SF: 0 SAC: 0 DP: 2 HBP: 0	WP: 0 PA: 34 CS: 0
PITCHER	IP WLS BF H R ER SO BB IBB HBP BLK WP HR S P ERA WHIP	IP WLS BF H R ER SO BB IBB HBP BLK WP HR S P ERA WHIP	IP WLS BF H R ER SO BB IBB HBP BLK WP HR S P ERA WHIP	IP WLS BF H R ER SO BB IBB HBP BLK WP HR S P ERA WHIP	IP WLS BF H R ER SO BB IBB HBP BLK WP HR S P ERA WHIP	IP WLS BF H R ER SO BB IBB HBP BLK WP HR S P ERA WHIP	IP WLS BF H R ER SO BB IBB HBP BLK WP HR S P ERA WHIP	IP WLS BF H R ER SO BB IBB HBP BLK WP HR S P ERA WHIP	IP WLS BF H R ER SO BB IBB HBP BLK WP HR S P ERA WHIP	IP WLS BF H R ER SO BB IBB HBP BLK WP HR S P ERA WHIP	IP WLS BF H R ER SO BB IBB HBP BLK WP HR S P ERA WHIP	IP WLS BF H R ER SO BB IBB HBP BLK WP HR S P ERA WHIP	IP WLS BF H R ER SO BB IBB HBP BLK WP HR S P ERA WHIP	IP WLS BF H R ER SO BB IBB HBP BLK WP HR S P ERA WHIP	IP WLS BF H R ER SO BB IBB HBP BLK WP HR S P ERA WHIP	IP WLS BF H R ER SO BB IBB HBP BLK WP HR S P ERA WHIP	IP WLS BF H R ER SO BB IBB HBP BLK WP HR S P ERA WHIP	IP WLS BF H R ER SO BB IBB HBP BLK WP HR S P ERA WHIP	IP WLS BF H R ER SO BB IBB HBP BLK WP HR S P ERA WHIP

Florida Marlins @ Atlanta Braves
Turner Field, Atlanta, GA
Fri Oct 05 2001, 7:35 PM EDT
Att: 29,299 - Cloudy - 74 F

AB 31
R 3
H 6
RBI 3
BB 3
SO 5
LOB 8



Batter	1	2	3	4	5	6	7	8	9	AB	R	H	RBI	BB	SO	LOB	BOTTOM		
Marcus Giles, R OBP: 0.342, SLG: 0.436 (1,4)			1-H HR			G5-3		FC5-4 1B		3	3	1	4	3	0	2			
Julio Franco, R OBP: 0.374, SLG: 0.443 (1,3)			10 3B			F9		10 G6-3 1B		5	3	3	2	1	1	1			
10 Chipper Jones, S OBP: 0.427, SLG: 0.605 (1,5)			1-H 2B			G4-3		G6-3		5	3	2	5	1	0	2			
Brian Jordan, R OBP: 0.335, SLG: 0.498 (1,9)			WP SF9			F8		BB BB 1B		5	2	2	1	0	2	3			
B.J. Surhoff, L OBP: 0.323, SLG: 0.408 (1,7)			SF8			G5-4-3 BB		1B BB BB		2	1	1	1	2	1	0			
Andruw Jones, R OBP: 0.312, SLG: 0.461 (1,8)			3-H BB			SF9		1B BB BB		2	2	0	1	2	1	1			
Rey Sanchez, R OBP: 0.301, SLG: 0.338 (1,6)			BB BB			G5-4-3		1B BB FC5-4 1B		5	2	2	3	0	0	2			
Paul Bako, L OBP: 0.312, SLG: 0.343 (1,2)			1-H 1B			F7		FC5-4 1B BB		3	3	2	1	2	0	0			
Kevin Millwood, R Ken Caminiti, S Kerry Ligtenberg, R Dave Martinez, L Steve Reed, R			BB BB			HR 1B		FC5-4 1B BB		2	1	0	1	1	1	1			
Inning Stats	R: 10 H: 3 E: 0 K: 2 S: 25	H: 3 R: 0 ER: 0 LOB: 0 BB: 7 P: 66	R: 0 H: 0 E: 0 K: 1 S: 14	H: 0 R: 0 ER: 0 LOB: 1 BB: 1 P: 20	R: 5 H: 6 E: 0 K: 1 S: 18	H: 0 R: 0 ER: 0 LOB: 1 BB: 0 P: 28	R: 0 H: 0 E: 0 K: 0 S: 10	H: 0 R: 0 ER: 0 LOB: 1 BB: 1 P: 17	R: 0 H: 1 E: 0 K: 1 S: 8	H: 0 R: 0 ER: 0 LOB: 0 BB: 0 P: 11	R: 0 H: 0 E: 0 K: 1 S: 5	H: 0 R: 0 ER: 0 LOB: 0 BB: 0 P: 11	R: 0 H: 0 E: 0 K: 0 S: 16	H: 4 R: 5 ER: 5 LOB: 1 BB: 3 P: 34	R: 0 H: 0 E: 0 K: 1 S: 10	H: 0 R: 0 ER: 0 LOB: 0 BB: 0 P: 15	1B: 9 2B: 2 3B: 1 HR: 2	SF: 2 SAC: 0 DP: 2 HBP: 0	WP: 2 PA: 48 CS: 0
PITCHER	IP WLS BF H R ER SO BB IBB HBP BLK WP HR S P ERA WHIP	IP WLS BF H R ER SO BB IBB HBP BLK WP HR S P ERA WHIP	IP WLS BF H R ER SO BB IBB HBP BLK WP HR S P ERA WHIP	IP WLS BF H R ER SO BB IBB HBP BLK WP HR S P ERA WHIP	IP WLS BF H R ER SO BB IBB HBP BLK WP HR S P ERA WHIP	IP WLS BF H R ER SO BB IBB HBP BLK WP HR S P ERA WHIP	IP WLS BF H R ER SO BB IBB HBP BLK WP HR S P ERA WHIP	IP WLS BF H R ER SO BB IBB HBP BLK WP HR S P ERA WHIP	IP WLS BF H R ER SO BB IBB HBP BLK WP HR S P ERA WHIP	IP WLS BF H R ER SO BB IBB HBP BLK WP HR S P ERA WHIP	IP WLS BF H R ER SO BB IBB HBP BLK WP HR S P ERA WHIP	IP WLS BF H R ER SO BB IBB HBP BLK WP HR S P ERA WHIP	IP WLS BF H R ER SO BB IBB HBP BLK WP HR S P ERA WHIP	IP WLS BF H R ER SO BB IBB HBP BLK WP HR S P ERA WHIP	IP WLS BF H R ER SO BB IBB HBP BLK WP HR S P ERA WHIP	IP WLS BF H R ER SO BB IBB HBP BLK WP HR S P ERA WHIP	IP WLS BF H R ER SO BB IBB HBP BLK WP HR S P ERA WHIP	IP WLS BF H R ER SO BB IBB HBP BLK WP HR S P ERA WHIP	IP WLS BF H R ER SO BB IBB HBP BLK WP HR S P ERA WHIP

Florida Marlins @ Atlanta Braves
Turner Field, Atlanta, GA
Fri Oct 05 2001, 7:35 PM EDT
Att: 29,299 - Cloudy - 74 F

AB 34
R 20
H 14
RBI 20
BB 12
SO 7
LOB 13



Batter	1	2	3	4	5	6	7	8	9	AB	R	H	RBI	BB	SO	LOB	TOP					
Dave Berg, R OBP: 0.292, SLG: 0.363 (1, 4)										4	0	0	0	1	0	2						
Derrek Lee, R OBP: 0.348, SLG: 0.474 (1, 3)										4	1	0	0	1	0	2						
Cliff Floyd, L OBP: 0.390, SLG: 0.578 (1, 7)										5	1	1	0	0	2	2						
Preston Wilson, R OBP: 0.331, SLG: 0.494 (1, 8)										0	1	0	0	2	0	0						
Eric Owens, R OBP: 0.302, SLG: 0.335 (3, 8)										3	0	1	0	0	0	1						
Mike Lowell, R OBP: 0.340, SLG: 0.448 (1, 5)										5	0	2	3	0	1	4						
Kevin Millar, R OBP: 0.374, SLG: 0.557 (1, 9)										3	0	0	0	2	0	2						
Andy Fox, L OBP: 0.327, SLG: 0.321 (1, 6)										4	1	1	0	0	1	4						
Mike Redmond, R OBP: 0.376, SLG: 0.426 (1, 2)										3	0	1	0	1	0	3						
A.J. Burnett, R OBP: 0.115, SLG: 0.100 (8, PH)										2	0	0	0	0	0	0						
John Mabry, L OBP: 0.287, SLG: 0.370 (8, 1)										0	0	0	1	0	0	0						
Vic Darenbourg, L (8, 1)										0	0	0	0	0	0	0						
Braden Looper, R (9, 1)										0	0	0	0	0	0	0						
Inning Stats	R: 2 E: 1 K: 0 S: 17	H: 1 LOB: 3 BB: 3 P: 31	R: 0 E: 0 K: 0 S: 9	H: 0 LOB: 0 BB: 0 P: 15	R: 0 E: 0 K: 3 S: 10	H: 0 LOB: 1 BB: 2 P: 23	R: 0 E: 0 K: 0 S: 9	H: 0 LOB: 1 BB: 1 P: 17	R: 0 E: 1 K: 0 S: 11	H: 0 LOB: 0 BB: 0 P: 14	R: 0 E: 0 K: 0 S: 7	H: 0 LOB: 0 BB: 0 P: 10	R: 0 E: 0 K: 1 S: 9	H: 1 LOB: 2 BB: 1 P: 16	R: 0 E: 0 K: 0 S: 7	H: 2 LOB: 1 BB: 0 P: 11	R: 1 E: 0 K: 0 S: 14	H: 2 LOB: 1 BB: 0 P: 24	1B: 4 2B: 2 3B: 0 HR: 0	SF: 1 SAC: 1 DP: 0 HBP: 0	WP: 0 PB: 0 SB: 2 CS: 0	PA: 42
PITCHER	IP WLS BF H R ER SO BB IBB HBP BLK WP HR S P ERA WHIP																					
Daman Moss, L ERA: 3.0 (1, 1)	4.0 20 1 2 2 3 6 0 0 0 0 0 0 45 86 4.50 1.750																					
Kerry Ligtenberg, R ERA: 3.02 (5, 1)	1.0 4 0 0 0 0 0 0 0 0 0 0 0 11 14 0.00 0.000																					
Jose Cabrera, R ERA: 2.88 (6, 1)	2.0 8 1 0 0 1 1 0 0 0 0 0 0 16 26 0.00 1.000																					
Tim Spooneybarger, R ERA: 2.25 (8, 1)	1.0 L 5 2 1 1 0 0 0 0 0 0 0 0 7 11 9.00 2.000																					
64 Scott Sobkowiak, R ERA: 3.0 (9, 1)	1.0 5 2 1 1 0 0 0 0 0 0 0 0 14 24 9.00 2.000																					

Florida Marlins @ Atlanta Braves
Turner Field, Atlanta, GA
Sun Oct 07 2001, 1:05 PM EDT
Att: 26,102 - Sunny - 63 F

AB 33
R 4
H 6
RBI 4
BB 7
SO 4
LOB 20



Batter	1	2	3	4	5	6	7	8	9	AB	R	H	RBI	BB	SO	LOB	BOTTOM					
Marcus Giles, R OBP: 0.338, SLG: 0.430 (1, 4)										3	0	0	0	0	2	2						
Jose Cabrera, R (6, 1)										0	0	0	0	0	0	0						
Wilson Betemit, S (7, PH)										1	0	0	0	1	1	1						
Tim Spooneybarger, R (8, 1)										0	0	0	0	0	0	0						
Cory Aldridge, L (9, 9)										0	0	0	0	0	0	0						
Julio Franco, R OBP: 0.376, SLG: 0.444 (1, 3)										2	0	1	0	0	0	0						
Wes Helms, R OBP: 0.293, SLG: 0.435 (4, 3)										2	1	1	1	0	0	0						
10 Chipper Jones, S OBP: 0.427, SLG: 0.695 (1, 5)										2	0	1	0	0	0	0						
Ken Caminiti, S OBP: 0.312, SLG: 0.407 (4, 5)										2	0	0	0	0	0	0						
Brian Jordan, R OBP: 0.334, SLG: 0.496 (1, 9)										2	0	0	0	0	2	2						
Dave Martinez, L OBP: 0.347, SLG: 0.384 (4, 9)										2	1	1	0	0	1	0						
64 Scott Sobkowiak, R (9, 1)										0	0	0	0	0	0	0						
B.J. Surhoff, L OBP: 0.321, SLG: 0.405 (1, 7)										2	0	0	0	0	0	2						
Mark DeRosa, R OBP: 0.350, SLG: 0.390 (5, 6)										1	0	0	0	1	0	1						
Andruw Jones, R OBP: 0.312, SLG: 0.461 (1, 8)										3	0	1	1	0	1	0						
Rey Sanchez, R OBP: 0.300, SLG: 0.336 (1, 6)										0	0	0	0	0	0	0						
Kerry Ligtenberg, R (5, 1)										2	0	0	0	0	0	0						
Keith Lockhart, L OBP: 0.289, SLG: 0.303 (6, 4)										2	0	0	0	0	1	2						
Eddie Pérez, R OBP: 0.300, SLG: 0.300 (1, 2)										3	0	2	0	0	0	1						
Jesse Garcia, R OBP: 0.200, SLG: 0.200 (7, PR)										0	0	0	0	0	0	0						
Steve Torrealba, R OBP: 0.500, SLG: 0.500 (8, 2)										1	0	0	0	0	0	2						
Damian Moss, R (1, 1)										0	0	0	0	1	0	0						
Bernard Gilkey, R OBP: 0.339, SLG: 0.387 (5, 7)										2	0	0	0	0	1	1						
Inning Stats	R: 0 E: 0 K: 1 S: 15	H: 2 LOB: 2 BB: 0 P: 21	R: 0 E: 0 K: 2 S: 11	H: 1 LOB: 2 BB: 1 P: 16	R: 0 E: 0 K: 1 S: 8	H: 0 LOB: 0 BB: 0 P: 15	R: 0 E: 0 K: 0 S: 8	H: 0 LOB: 1 BB: 0 P: 10	R: 1 E: 0 K: 2 S: 15	H: 1 LOB: 0 BB: 0 P: 21	R: 1 E: 0 K: 1 S: 14	H: 1 LOB: 0 BB: 0 P: 19	R: 0 E: 0 K: 1 S: 9	H: 1 LOB: 1 BB: 0 P: 15	R: 0 E: 0 K: 1 S: 7	H: 0 LOB: 0 BB: 0 P: 9	R: 0 E: 0 K: 0 S: 14	H: 1 LOB: 1 BB: 1 P: 24	1B: 5 2B: 1 3B: 0 HR: 1	SF: 1 SAC: 0 DP: 1 HBP: 0	WP: 0 PB: 0 SB: 0 CS: 0	PA: 35
PITCHER	IP WLS BF H R ER SO BB IBB HBP BLK WP HR S P ERA WHIP																					
A.J. Burnett, R ERA: 4.05 (1, 1)	7.0 28 2 2 2 8 1 0 0 0 0 0 0 80 117 2.57 1.000																					
Vic Darenbourg, L ERA: 4.25 (8, 1)	1.0 H 3 0 0 0 1 0 0 0 0 0 0 7 9 0.00 0.000																					
Braden Looper, R ERA: 3.55 (9, 1)	1.0 S 4 1 0 0 0 1 0 0 0 0 0 0 14 24 0.00 2.000																					

Florida Marlins @ Atlanta Braves
Turner Field, Atlanta, GA
Sun Oct 07 2001, 1:05 PM EDT
Att: 26,102 - Sunny - 63 F

AB 32
R 2
H 7
RBI 2
BB 2
SO 9
LOB 14



Batter	1	2	3	4	5	6	7	8	9	AB	R	H	RBI	BB	SO	LOB	TOP										
Marcus Giles, R (1.4) 29 John Smoltz, R (8.1)	1-1 10 1B SF7		3-3 K			0-1 L7		2-1 10 HR E 1B	0-0 G6-3	4	2	2	1	0	1	0											
Julio Franco, R (1.3) OBP: 0.500, SLG: 0.400	0-1 L9			1-0 10 CS 1B		1-2 1B		1-0 10 HR E6 1-2	0-3 K	5	1	2	0	0	1	4											
10 Chipper Jones, S (1.5) OBP: 0.500, SLG: 1.250	0-0 CS 1B		3-3 K	1-2 HR		0-0 G4-3		0-0 1-H 2-H HR		4	1	2	3	0	1	2											
Brian Jordan, R (1.9) OBP: 0.250, SLG: 1.333	2-2 SF7		1-2 HR				0-3 K	1-3 K		3	1	1	2	0	2	0											
B.J. Surhoff, L (1.7) OBP: 0.250, SLG: 0.250	3-2 CS	0-2 P5		1-1 F8			1-2 1B	2-1 G6-3		4	0	1	0	0	0	0											
Andruw Jones, R (1.8) OBP: 0.500, SLG: 1.250		1-3 K			1-3 K		2-1 G6-4-3 1B	2-1 HR		4	1	2	1	0	2	0											
Rey Sanchez, R (1.6) Dave Martinez, L (7. PH) Mark DeRosa, R (7.6) OBP: 1.000, SLG: 1.000		0-0 F8			1-1 G6-3		2-1 G6-4-3 1-2	1-1 2B 1B		2	0	0	0	0	0	0											
Paul Bako, L (1.2) Keith Lockhart, L (8. PH) OBP: 0.500, SLG: 1.000			1-2 L6		0-1 P6			1-2 1B 2B	1-0 L4	2	0	0	0	0	0	0											
Greg Maddux, R (1.1) Rudy Seanez, R (7.1) Ken Caminiti, S (8. PH) Steve Torrealba, R (8.2) OBP: 1.000, SLG: 2.000			1-3 K			2-2 P4		2-3 K	1-0 2B	2	0	0	0	0	1	0											
Inning Stats	R: 1 E: 0 K: 0 S: 10	H: 2 LOB: 0 BB: 0 P: 16	R: 0 E: 0 K: 1 S: 7	H: 0 LOB: 0 BB: 0 P: 8	R: 0 E: 0 K: 2 S: 9	H: 0 LOB: 0 BB: 0 P: 14	R: 1 E: 0 K: 1 S: 10	H: 2 LOB: 0 BB: 0 P: 16	R: 0 E: 0 K: 0 S: 9	H: 1 LOB: 1 BB: 0 P: 12	R: 0 E: 0 K: 1 S: 12	H: 2 LOB: 1 BB: 0 P: 17	R: 4 E: 1 K: 2 S: 17	H: 3 LOB: 2 BB: 0 P: 26	R: 1 E: 0 K: 1 S: 10	H: 3 LOB: 0 BB: 0 P: 15	1B: 8 2B: 3 3B: 0 HR: 3	SF: 1 SAC: 0 DP: 2 HBP: 0	WP: 0 PB: 0 SB: 0 CS: 2	PA: 39							
PITCHER	IP	WLS	BF	H	R	ER	SO	BB	IBB	HBP	BLK	WP	HR	S	P	ERA	WHIP										
Wade Miller, R (1.1) ERA: 2.57	7.0		25	7	2	2	6	0	0	0	0	0	1	64	92	2.57	1.000										
Michael Jackson, R (8.1) ERA: 54.0	0.1	L	4	2	3	3	1	0	0	0	0	0	0	10	16	81.00	6.000										
Billy Wagner, L (8.1) ERA: 13.5	0.2		3	1	1	0	1	0	0	0	0	0	1	7	10	0.00	1.500										
Mike Williams, R (9.1) ERA: 9.0	1.0		6	3	1	1	1	0	0	0	0	0	1	10	15	9.00	3.000										

Atlanta Braves @ Houston Astros
Enron Field, Houston, TX
Tue Oct 09 2001, 1:05 PM EDT
Att: 35,553 - Cloudy - 80 F

AB 37
R 7
H 13
RBI 7
BB 0
SO 9
LOB 12



Batter	1	2	3	4	5	6	7	8	9	AB	R	H	RBI	BB	SO	LOB	BOTTOM										
Craig Biggio, R (1.4) OBP: 0.250, SLG: 0.250	1-0 G6-3		1-2 G6-4-3 1B		1-1 L8		0-0 F7			4	0	1	0	0	0	1											
Julio Lugo, R (1.6) Jose Vizcaino, S (9.6)	1-3 K		0-0 G6-4-3 1-2			0-1 E6 FC4-6 5 1B G6-3		1-3 K		3	1	0	0	0	1	1											
5 Jeff Bagwell, R (1.3) OBP: 0.500, SLG: 0.333	4-2 BB			0-1 G5-3		0-0 FC4-6 17 1B		0-2 F7		3	0	1	0	1	0	0											
17 Lance Berkman, S (1.7) OBP: 0.250, SLG: 0.250	2-3 K			0-3 K		0-0 FC4-6 G6-3 1-2 2-3		0-0 1B		4	0	1	0	0	2	3											
Moises Alou, R (1.9)		3-2 L8		2-3 K		0-1 G6-3		0-0 G4-3		4	0	0	1	0	1	2											
Vinny Castilla, R (1.5) OBP: 0.500, SLG: 1.250		0-2 BB 1B			1-1 F9		0-3 K		0-0 HR	4	1	2	1	0	1	1											
Richard Hidalgo, R (1.8)		4-2 G6-4-3 BB			4-2 HR BB		4-2 FC6-4 BB		0-0 F8	1	1	0	0	3	0	0											
Brad Ausmus, R (1.2) OBP: 0.250, SLG: 1.000		2-2 G6-4-3 1-2			1-0 HR		1-2 FC6-4 1-2		1-0 L9	4	1	1	2	0	0	3											
Wade Miller, R (1.1) Orlando Merced, S (7. PH) Michael Jackson, R (8.1) Billy Wagner, L (8.1) Mike Williams, R (9.1) Daryle Ward, L (9. PH)			0-0 F2		0-2 F7		1-0 F2		2-2 F7	2	0	0	0	0	0	0											
Inning Stats	R: 0 E: 0 K: 2 S: 10	H: 0 LOB: 1 BB: 1 P: 18	R: 0 E: 0 K: 0 S: 14	H: 1 LOB: 1 BB: 1 P: 23	R: 0 E: 0 K: 0 S: 7	H: 1 LOB: 0 BB: 0 P: 8	R: 0 E: 0 K: 2 S: 9	H: 0 LOB: 0 BB: 0 P: 11	R: 2 E: 1 K: 1 S: 10	H: 1 LOB: 1 BB: 0 P: 9	R: 0 E: 0 K: 0 S: 10	H: 0 LOB: 1 BB: 1 P: 16	R: 0 E: 0 K: 1 S: 9	H: 1 LOB: 1 BB: 0 P: 10	R: 1 E: 0 K: 0 S: 6	H: 1 LOB: 0 BB: 0 P: 9	1B: 4 2B: 0 3B: 0 HR: 2	SF: 0 SAC: 0 DP: 2 HBP: 0	WP: 0 PB: 0 SB: 0 CS: 0	PA: 36							
PITCHER	IP	WLS	BF	H	R	ER	SO	BB	IBB	HBP	BLK	WP	HR	S	P	ERA	WHIP										
Greg Maddux, R (1.1) ERA: 3.0	6.0		24	4	3	2	5	3	0	0	0	0	0	59	86	3.00	1.167										
Rudy Seanez, R (7.1) ERA: 4.5	1.0	W	4	0	0	0	0	1	0	0	0	0	0	10	16	0.00	1.000										
29 John Smoltz, R (8.1) ERA: 4.5	2.0	S	8	2	1	1	1	0	0	0	0	0	1	15	19	4.50	1.000										

Atlanta Braves @ Houston Astros
Enron Field, Houston, TX
Tue Oct 09 2001, 1:05 PM EDT
Att: 35,553 - Cloudy - 80 F

AB 32
R 4
H 6
RBI 4
BB 4
SO 6
LOB 12



Batter	1	2	3	4	5	6	7	8	9	AB	R	H	RBI	BB	SO	LOB	TOP										
Marcus Giles, R OBP: 0.375, SLG: 0.500 (1, 4)										4	0	1	0	0	1	1	Atlanta Braves @ Houston Astros Enron Field, Houston, TX Wed Oct 10 2001, 1:05 PM EDT Att: 35,704 - Cloudy - 80 F										
Julio Franco, R OBP: 0.222, SLG: 0.222 (1, 3)										4	0	0	0	0	0	1											
10 Chipper Jones, S OBP: 0.500, SLG: 0.833 (1, 5)										2	0	0	0	2	0	0											
Brian Jordan, R OBP: 0.125, SLG: 0.571 (1, 9)										4	0	0	0	0	2	4											
B.J. Surhoff, L OBP: 0.500, SLG: 0.571 (1, 7)										3	1	2	0	0	0	0											
Andruw Jones, R OBP: 0.625, SLG: 1.000 (1, 8)										4	0	3	0	0	1	1											
Rey Sanchez, R (1, 6)										4	0	0	0	0	1	5											
Paul Bako, L (1, 2)										3	0	0	0	1	0	3											
Tom Glavine, L OBP: 0.333, SLG: 0.333 29 John Smoltz, R (9, 1)										3	0	1	0	0	0	1											
										0	0	0	0	0	0	0											
Inning Stats	R: 0 E: 1 K: 0 S: 9	H: 0 LOB: 1 BB: 1 P: 18	R: 1 E: 1 K: 0 S: 5	H: 2 LOB: 0 BB: 0 P: 8	R: 0 E: 0 K: 0 S: 10	H: 1 LOB: 0 BB: 0 P: 15	R: 0 E: 0 K: 0 S: 10	H: 0 LOB: 0 BB: 0 P: 15	R: 0 E: 0 K: 1 S: 8	H: 0 LOB: 0 BB: 0 P: 10	R: 0 E: 0 K: 1 S: 10	H: 2 LOB: 2 BB: 0 P: 13	R: 0 E: 0 K: 2 S: 10	H: 1 LOB: 1 BB: 0 P: 20	R: 0 E: 0 K: 2 S: 12	H: 0 LOB: 1 BB: 0 P: 17	1B: 5 2B: 5 3B: 0 HR: 0	SF: 0 SAC: 0 DP: 4 HBP: 1	WP: 1 PB: 0 SB: 1 CS: 0	PA: 35							
PITCHER	IP	WLS	BF	H	R	ER	SO	BB	IBB	HBP	BLK	WP	HR	S	P	ERA	WHIP										
Dave Milcki, R ERA: (1, 1)	5.0	L	18	4	1	0	0	2	0	0	0	0	0	41	72	0.00	1.200										
Octavio Dotel, R ERA: (6, 1)	2.0		8	2	0	0	2	0	0	0	0	0	0	18	23	0.00	1.000										
Michael Jackson, R ERA: 27.0 (8, 1)	0.1		2	1	0	0	0	0	0	0	0	0	0	4	8	0.00	3.000										
Nelson Cruz, R ERA: (8, 1)	0.2		3	0	0	0	1	0	1	0	0	0	0	6	12	0.00	0.000										
Billy Wagner, L ERA: 5.4 (9, 1)	1.0		4	0	0	0	2	0	0	1	0	1	0	12	17	0.00	0.000										

Batter	1	2	3	4	5	6	7	8	9	AB	R	H	RBI	BB	SO	LOB	BOTTOM										
Craig Biggio, R OBP: 0.125, SLG: 0.125 (1, 4)										4	0	0	0	0	0	3	Atlanta Braves @ Houston Astros Enron Field, Houston, TX Wed Oct 10 2001, 1:05 PM EDT Att: 35,704 - Cloudy - 80 F										
Julio Lugo, R (1, 6)										4	0	0	0	0	1	1											
5 Jeff Bagwell, R OBP: 0.750, SLG: 0.600 (1, 3)										2	0	2	0	2	0	0											
17 Lance Berkman, S OBP: 0.125, SLG: 0.125 (1, 7)										4	0	0	0	0	1	3											
Moises Alou, R OBP: 0.125, SLG: 0.125 (1, 9)										4	0	1	0	0	0	1											
Richard Hidalgo, R OBP: 0.571, SLG: 0.250 (1, 8)										3	0	1	0	0	0	1											
Vinny Castilla, R OBP: 0.429, SLG: 0.857 (1, 5)										3	0	1	0	0	0	2											
Brad Ausmus, R OBP: 0.286, SLG: 0.714 (1, 2)										3	0	1	0	0	0	0											
Dave Milcki, R Chris Truby, R Octavio Dotel, R Michael Jackson, R Nelson Cruz, R Jose Vizcaino, S Billy Wagner, L (1, 1)										1	0	0	0	0	0	0											
										1	0	0	0	0	0	0											
Inning Stats	R: 0 E: 0 K: 0 S: 4	H: 0 LOB: 0 BB: 1 P: 10	R: 0 E: 0 K: 0 S: 9	H: 1 LOB: 0 BB: 0 P: 13	R: 0 E: 0 K: 0 S: 7	H: 0 LOB: 0 BB: 0 P: 8	R: 0 E: 0 K: 2 S: 10	H: 0 LOB: 1 BB: 1 P: 17	R: 0 E: 0 K: 1 S: 10	H: 2 LOB: 2 BB: 0 P: 16	R: 0 E: 0 K: 0 S: 6	H: 1 LOB: 0 BB: 0 P: 9	R: 0 E: 0 K: 0 S: 6	H: 1 LOB: 0 BB: 0 P: 8	R: 0 E: 0 K: 0 S: 10	H: 1 LOB: 1 BB: 0 P: 16	R: 0 E: 0 K: 0 S: 8	H: 1 LOB: 0 BB: 0 P: 11	1B: 7 2B: 0 3B: 0 HR: 0	SF: 0 SAC: 0 DP: 3 HBP: 0	WP: 0 PB: 0 SB: 0 CS: 1	PA: 33					
PITCHER	IP	WLS	BF	H	R	ER	SO	BB	IBB	HBP	BLK	WP	HR	S	P	ERA	WHIP										
Tom Glavine, L ERA: (1, 1)	8.0		29	6	0	0	3	2	0	0	0	0	0	62	97	0.00	1.000										
29 John Smoltz, R ERA: 3.0 (9, 1)	1.0	S	3	1	0	0	0	0	0	0	0	0	0	8	11	0.00	1.000										



Batter	1	2	3	4	5	6	7	8	9	AB	R	H	RBI	BB	SO	LOB	TOP								
Craig Biggio, R OBP: 0.167, SLG: 0.167 (1, 4)										4	0	1	0	0	1	0	Houston Astros @ Atlanta Braves Turner Field, Atlanta, GA Fri Oct 12 2001, 4:05 PM EDT Att: 39,923 - Overcast - 77 F								
Jose Vizcaino, S OBP: 0.167, SLG: 0.167 (1, 6)										4	0	0	0	0	0	1									
5 Jeff Bagwell, R OBP: 0.867, SLG: 0.429 (1, 3)										2	0	0	0	2	1	0									
17 Lance Berkman, S OBP: 0.167, SLG: 0.167 (1, 7)										4	0	1	0	0	1	2									
Moises Alou, R OBP: 0.167, SLG: 0.250 (1, 9)										4	0	1	0	0	0	4									
Vinny Castilla, R OBP: 0.273, SLG: 0.545 (1, 5)										4	0	0	0	0	2	1									
Richard Hidalgo, R OBP: 0.364, SLG: 0.125 (1, 8)										4	0	0	0	0	2	0									
Tony Eusebio, R OBP: 0.667, SLG: 1.000 (9, PH)										3	1	2	0	0	0	0									
Brad Ausmus, R OBP: 0.250, SLG: 0.625 (9, PH)										1	0	0	0	0	0	0									
Shane Reynolds, R (5, PH)										1	0	0	0	0	0	1									
Julio Lugo, R (5, PH)										1	0	0	0	0	0	0									
Nelson Cruz, R (5, PH)										0	0	0	0	0	0	0									
Darley Ward, L OBP: 0.500, SLG: 2.000 (7, PH)										1	1	1	2	0	0	0									
Octavio Dotel, R (7, PH)										0	0	0	0	0	0	0									
Ron Villone, L (8, PH)										0	0	0	0	0	0	0									
Inning Stats	R: 0 E: 0 K: 1 S: 11	H: 1 LOB: 2 BB: 1 P: 19	R: 0 E: 0 K: 0 S: 5	H: 1 LOB: 1 BB: 0 P: 8	R: 0 E: 0 K: 0 S: 7	H: 1 LOB: 2 BB: 1 P: 15	R: 0 E: 0 K: 1 S: 5	H: 0 LOB: 0 BB: 0 P: 8	R: 0 E: 0 K: 0 S: 5	H: 0 LOB: 0 BB: 0 P: 9	R: 0 E: 0 K: 2 S: 10	H: 1 LOB: 1 BB: 0 P: 17	R: 2 E: 0 K: 0 S: 11	H: 2 LOB: 0 BB: 0 P: 19	R: 0 E: 0 K: 1 S: 10	H: 0 LOB: 0 BB: 0 P: 13	R: 0 E: 0 K: 2 S: 7	H: 0 LOB: 0 BB: 0 P: 8	1B: 3 2B: 2 3B: 0 HR: 1	SF: 0 SAC: 0 DP: 0 HBP: 0	WP: 0 PB: 0 SB: 0 CS: 0	PA: 35			
PITCHER	IP	WLS	BF	H	R	ER	SO	BB	IBB	HBP	BLK	WP	HR	S	P	ERA	WHIP								
John Burkett, R ERA: 2.84	6.1	W	27	6	2	2	4	2	0	0	0	0	1	51	90	2.84	1.263								
Steve Reed, R ERA:	0.1	H	1	0	0	0	0	0	0	0	0	0	0	1	1	0.00	0.000								
Mike Remlinger, L ERA:	0.1	H	1	0	0	0	0	0	0	0	0	0	0	2	4	0.00	0.000								
Steve Karsay, R ERA:	1.0	H	3	0	0	0	1	0	0	0	0	0	0	10	13	0.00	0.000								
29 John Smoltz, R ERA: 2.25	1.0		3	0	0	0	2	0	0	0	0	0	0	7	8	0.00	0.000								

AB	33
R	2
H	6
RBI	2
BB	2
SO	7
LOB	9



Batter	1	2	3	4	5	6	7	8	9	AB	R	H	RBI	BB	SO	LOB	BOTTOM								
Marcus Giles, R OBP: 0.250, SLG: 0.333 (1, 4)										4	0	0	0	0	1	1	Houston Astros @ Atlanta Braves Turner Field, Atlanta, GA Fri Oct 12 2001, 4:05 PM EDT Att: 39,923 - Overcast - 77 F								
Julio Franco, R OBP: 0.308, SLG: 0.538 (1, 3)										4	2	2	1	0	0	0									
10 Chipper Jones, S OBP: 0.583, SLG: 1.111 (1, 5)										3	1	2	2	1	0	0									
Brian Jordan, R OBP: 0.167, SLG: 0.455 (1, 9)										4	0	1	0	0	1	2									
B.J. Surhoff, L OBP: 0.333, SLG: 0.364 (1, 7)										4	0	0	0	0	0	1									
Andruw Jones, R OBP: 0.500, SLG: 0.750 (1, 8)										4	1	1	0	0	0	0									
Rey Sanchez, R OBP: 0.222, SLG: 0.333 (1, 6)										3	1	2	0	0	1	0									
Paul Bako, L OBP: 0.375, SLG: 0.857 (1, 2)										2	1	2	3	0	0	0									
John Burkett, R (7, PH)										2	0	0	0	0	1	1									
Steve Reed, R (7, PH)										0	0	0	0	0	0	0									
Mike Remlinger, L (7, PH)										0	0	0	0	0	0	0									
Ken Caminiti, S (7, PH)										1	0	0	0	0	0	1									
Steve Karsay, R (8, PH)										0	0	0	0	0	0	0									
29 John Smoltz, R (8, PH)										0	0	0	0	0	0	0									
Inning Stats	R: 0 E: 0 K: 0 S: 8	H: 1 LOB: 1 BB: 0 P: 9	R: 2 E: 0 K: 0 S: 11	H: 2 LOB: 0 BB: 0 P: 14	R: 1 E: 0 K: 0 S: 12	H: 1 LOB: 0 BB: 1 P: 22	R: 1 E: 0 K: 1 S: 11	H: 2 LOB: 1 BB: 0 P: 15	R: 0 E: 0 K: 0 S: 4	H: 0 LOB: 0 BB: 0 P: 6	R: 0 E: 0 K: 0 S: 3	H: 1 LOB: 0 BB: 0 P: 4	R: 0 E: 0 K: 2 S: 9	H: 1 LOB: 1 BB: 0 P: 12	R: 2 E: 0 K: 1 S: 15	H: 2 LOB: 0 BB: 0 P: 20	1B: 5 2B: 2 3B: 0 HR: 3	SF: 0 SAC: 1 DP: 1 HBP: 0	WP: 0 PB: 0 SB: 0 CS: 1	PA: 34					
PITCHER	IP	WLS	BF	H	R	ER	SO	BB	IBB	HBP	BLK	WP	HR	S	P	ERA	WHIP								
Shane Reynolds, R ERA: 9.0	4.0	L	18	6	4	4	4	1	0	0	0	0	0	7	10	9.00	1.750								
Nelson Cruz, R ERA:	2.0		6	1	0	0	0	0	0	0	0	0	0	7	10	0.00	0.500								
Octavio Dotel, R ERA: 5.4	1.1		7	3	2	2	3	0	0	0	0	0	1	18	23	13.50	2.250								
Ron Villone, L ERA:	0.2		2	0	0	0	0	0	0	0	0	0	0	6	9	0.00	0.000								

AB	31
R	6
H	10
RBI	6
BB	1
SO	4
LOB	6



Batter	1	2	3	4	5	6	7	8	9	AB	R	H	RBI	BB	SO	LOB	TOP				
Marcus Giles, R OBP: 0.188, SLG: 0.250	F9		G5-3			F9			F9	4	0	0	0	0	0	0					
Julio Franco, R OBP: 0.294, SLG: 0.471 Jason Marquis, L (9, FR)	K			L6		G5-3			10 1B	4	0	1	0	0	1	0					
10 Chipper Jones, S OBP: 0.563, SLG: 0.923	1B			K		F8			1B	4	0	2	0	0	1	0					
Brian Jordan, R OBP: 0.125, SLG: 0.333	F3			F8		K			K	4	0	0	0	0	2	3					
Andruw Jones, R OBP: 0.400, SLG: 0.600		K				K			K	3	0	0	0	0	3	0					
Bernard Gilkey, R (1, 7)	F8			G5-3						2	0	0	0	1	0	0					
Rey Sanchez, R OBP: 0.167, SLG: 0.250	K			P5					F8	3	0	0	0	0	1	1					
Paul Bako, L OBP: 0.300, SLG: 0.667 Javy Lopez, R (8, PH)			G5-3			G4-3			K	2	0	0	0	0	0	0					
Greg Maddux, R Mike Remlinger, L Steve Karsay, R Mark DeRosa, R OBP: 0.500, SLG: 0.500			K			K			G3	2	0	0	0	0	2	0					
Inning Stats	R: 0 H: 1 E: 0 K: 1 S: 12	H: 1 LOB: 1 BB: 0 P: 20	R: 0 H: 0 E: 0 K: 2 S: 10	H: 0 LOB: 0 BB: 0 P: 13	R: 0 H: 0 E: 0 K: 1 S: 7	H: 0 LOB: 0 BB: 0 P: 7	R: 0 H: 0 E: 0 K: 1 S: 12	H: 0 LOB: 0 BB: 0 P: 15	R: 0 H: 0 E: 0 K: 1 S: 5	H: 0 LOB: 0 BB: 0 P: 8	R: 0 H: 0 E: 0 K: 1 S: 6	H: 0 LOB: 0 BB: 0 P: 7	R: 0 H: 0 E: 0 K: 1 S: 10	H: 0 LOB: 0 BB: 0 P: 15	R: 0 H: 0 E: 0 K: 2 S: 9	H: 0 LOB: 1 BB: 1 P: 19	R: 0 H: 2 E: 0 K: 1 S: 16	H: 2 LOB: 2 BB: 0 P: 21	1B: 3 2B: 0 3B: 0 HR: 0	SF: 0 SAC: 0 DP: 0 HBP: 0	WP: 0 PA: 31 CS: 0
PITCHER Randy Johnson, L ERA: 1.59	IP: 9.0 WLS: W BF: 31 H: 3 R: 0 ER: 0 SO: 11 BB: 1 IBB: 0 HBP: 0 BLK: 0 WP: 0 HR: 0 S: 87 P: 125 ERA: 0.00 WHIP: 0.444											PITCHER	IP: 9.0 WLS: W BF: 31 H: 3 R: 0 ER: 0 SO: 11 BB: 1 IBB: 0 HBP: 0 BLK: 0 WP: 0 HR: 0 S: 87 P: 125 ERA: 0.00 WHIP: 0.444								

Atlanta Braves @ Arizona Diamondbacks
Bank One Ballpark, Phoenix, AZ
Tue Oct 16 2001, 4:00 PM EDT
Att: 37,729 - Dome - 72 F

AB 30
R 0
H 3
RBI 0
BB 1
SO 11
LOB 5



Batter	1	2	3	4	5	6	7	8	9	AB	R	H	RBI	BB	SO	LOB	BOTTOM		
Tony Womack, L OBP: 0.333, SLG: 0.286	L9		K		F9		G3			4	0	0	0	0	1	0			
Craig Counsell, L OBP: 0.318, SLG: 0.450	1B		G3		1B				K	4	2	2	0	0	1	0			
Luis Gonzalez, L OBP: 0.320, SLG: 0.391	E4		G4-3		1B				K	4	0	1	1	0	1	1			
Reggie Sanders, R OBP: 0.524, SLG: 0.647	1B			FC5-4	1B				1B	3	0	2	1	1	1	1			
Mark Grace, L OBP: 0.300, SLG: 0.278	G1-6-3			FC5-4	G5-3		G3		1B	4	0	1	0	0	0	3			
Matt Williams, R OBP: 0.250, SLG: 0.150				G5-3			K		P4	4	0	1	0	0	1	3			
Steve Finley, L OBP: 0.409, SLG: 0.429	G1-6-3			1B			G3			2	0	0	0	1	0	1			
Damian Miller, R OBP: 0.350, SLG: 0.278				G1-3					K	3	0	1	0	0	1	2			
Randy Johnson, R (1, 1)	K				G6-3		G4-3			3	0	0	0	0	1	1			
Inning Stats	R: 1 H: 2 E: 1 K: 0 S: 10	H: 2 LOB: 1 BB: 0 P: 13	R: 0 H: 2 E: 0 K: 1 S: 10	H: 2 LOB: 1 BB: 0 P: 12	R: 0 H: 0 E: 0 K: 1 S: 8	H: 0 LOB: 0 BB: 0 P: 12	R: 0 H: 0 E: 0 K: 0 S: 11	H: 0 LOB: 2 BB: 2 P: 21	R: 1 H: 2 E: 0 K: 1 S: 11	H: 2 LOB: 1 BB: 0 P: 16	R: 0 H: 0 E: 0 K: 1 S: 10	H: 0 LOB: 0 BB: 0 P: 14	R: 0 H: 0 E: 0 K: 1 S: 7	H: 0 LOB: 0 BB: 0 P: 10	R: 0 H: 2 E: 0 K: 2 S: 11	H: 2 LOB: 2 BB: 0 P: 19	1B: 7 2B: 1 3B: 0 HR: 0	SF: 0 SAC: 0 DP: 2 HBP: 0	WP: 0 PA: 33 CS: 0
PITCHER Greg Maddux, R ERA: 2.77 Mike Remlinger, L Steve Karsay, R ERA:	IP: 7.0 WLS: L BF: 28 H: 6 R: 2 ER: 2 SO: 5 BB: 1 IBB: 0 HBP: 0 BLK: 0 WP: 0 HR: 0 S: 67 P: 98 ERA: 2.57 WHIP: 1.000											PITCHER	IP: 0.2 WLS: L BF: 4 H: 2 R: 0 ER: 0 SO: 2 BB: 0 IBB: 0 HBP: 0 BLK: 0 WP: 0 HR: 0 S: 8 P: 14 ERA: 0.00 WHIP: 3.000						
	IP: 0.1 WLS: L BF: 1 H: 0 R: 0 ER: 0 SO: 0 BB: 0 IBB: 0 HBP: 0 BLK: 0 WP: 0 HR: 0 S: 3 P: 5 ERA: 0.00 WHIP: 0.000											PITCHER	IP: 0.1 WLS: L BF: 1 H: 0 R: 0 ER: 0 SO: 0 BB: 0 IBB: 0 HBP: 0 BLK: 0 WP: 0 HR: 0 S: 3 P: 5 ERA: 0.00 WHIP: 0.000						

Atlanta Braves @ Arizona Diamondbacks
Bank One Ballpark, Phoenix, AZ
Tue Oct 16 2001, 4:00 PM EDT
Att: 37,729 - Dome - 72 F

AB 31
R 2
H 8
RBI 2
BB 2
SO 7
LOB 12



Batter	1	2	3	4	5	6	7	8	9	AB	R	H	RBI	BB	SO	LOB	TOP				
Tony Womack, L OBP: 0.310, SLG: 0.269 (1, 6)	F9		K			P9			G6-3	5	1	1	0	0	1	0					
Craig Counsell, L OBP: 0.333, SLG: 0.429 (1, 4)	2B		G5-3		SH5-4				K	4	1	3	0	0	1	0					
Luis Gonzalez, L OBP: 0.285, SLG: 0.290 (1, 7)	F8		G5-3		E				G3-1	4	1	0	0	1	0	3					
Matt Williams, R OBP: 0.323, SLG: 0.269 (1, 5)			2B		E2				K	3	1	1	0	1	1	2					
Steve Finley, L OBP: 0.433, SLG: 0.464 (1, 8)	F8				1B					3	0	2	3	1	0	2					
Reggie Sanders, R OBP: 0.448, SLG: 0.478 (1, 9)					G5-3				K	3	0	0	0	1	1	2					
Mark Grace, L OBP: 0.333, SLG: 0.320 (1, 3)					F9				L4	4	0	1	0	0	0	3					
Damian Miller, R OBP: 0.296, SLG: 0.208 (1, 2)					L9				F9	4	0	0	0	0	1	1					
Curt Schilling, R OBP: 0.111, SLG: 0.111 (1, 1)									K	4	1	1	0	0	2	1					
Inning Stats	R: 0 H: 2 E: 0 K: 0 S: 13	H: 2 LOB: 2 BB: 0 P: 20	R: 0 H: 1 E: 0 K: 1 S: 12	H: 1 LOB: 1 BB: 0 P: 16	R: 2 H: 2 E: 0 K: 1 S: 11	H: 2 LOB: 1 BB: 1 P: 20	R: 0 H: 0 E: 0 K: 0 S: 6	H: 0 LOB: 0 BB: 0 P: 9	R: 3 H: 3 E: 1 K: 0 S: 15	H: 3 LOB: 2 BB: 2 P: 28	R: 0 H: 0 E: 0 K: 1 S: 7	H: 0 LOB: 0 BB: 0 P: 9	R: 0 H: 1 E: 0 K: 2 S: 13	H: 1 LOB: 2 BB: 1 P: 26	R: 0 H: 0 E: 0 K: 1 S: 10	H: 0 LOB: 0 BB: 0 P: 13	R: 0 H: 0 E: 0 K: 1 S: 8	H: 0 LOB: 0 BB: 0 P: 13	1B: 7 2B: 2 3B: 0 HR: 0	SF: 0 SAC: 1 DP: 1 HBP: 0	WP: 0 PA: 39 PB: 0 SB: 1 CS: 0
PITCHER	IP	WLS	BF	H	R	ER	SO	BB	IBB	HBP	BLK	WP	HR	S	P	ERA	WHIP				
John Burkett, R ERA: 5.08 (1, 1)	4.1	L	21	7	5	4	2	1	1	0	0	0	0	50	80						
Steve Reed, R ERA: (5, 1)	0.0		1	0	0	0	0	0	0	0	0	0	0	1	1						
Mike Remlinger, L ERA: (5, 1)	0.2		3	1	0	0	0	1	0	0	0	0	0	6	12	0.00	3.000				
Kerry Ligtenberg, R ERA: (6, 1)	1.0		3	0	0	0	1	0	0	0	0	0	0	7	9	0.00	0.000				
Rudy Seanez, R ERA: (7, 1)	1.0		5	1	0	0	2	0	1	0	0	0	0	13	26	0.00	1.000				
PITCHER	IP	WLS	BF	H	R	ER	SO	BB	IBB	HBP	BLK	WP	HR	S	P	ERA	WHIP				
Kevin Millwood, R ERA: (8, 1)	1.0		3	0	0	0	1	0	0	0	0	0	0	8	13	0.00	0.000				
Jason Marquis, R ERA: (9, 1)	1.0		3	0	0	0	1	0	0	0	0	0	0	8	13	0.00	0.000				

Arizona Diamondbacks @ Atlanta Braves
Turner Field, Atlanta, GA
Fri Oct 19 2001, 8:00 PM EDT
Att: 41,624 - Cloudy - 61 F

AB	34
R	5
H	9
RBI	3
BB	4
SO	7
LOB	14



Batter	1	2	3	4	5	6	7	8	9	AB	R	H	RBI	BB	SO	LOB	BOTTOM				
Marcus Giles, R OBP: 0.240, SLG: 0.417 (1, 4)	K			L9		1B			K	3	1	1	0	1	2	0					
Julio Franco, R OBP: 0.289, SLG: 0.385 (1, 3)	F9			L9		BB			K	4	0	1	0	0	1	1					
10 Chipper Jones, S OBP: 0.480, SLG: 0.650 (1, 5)	K			G5-4-3		1B			K	4	0	1	1	0	2	2					
Brian Jordan, R OBP: 0.167, SLG: 0.391 (1, 9)				G5-4-3					K	4	0	1	0	0	1	1					
B.J. Surhoff, L OBP: 0.250, SLG: 0.421 (1, 7)				E5		F7			K	4	0	0	0	0	1	1					
Andruw Jones, R OBP: 0.364, SLG: 0.476 (1, 8)				F8		G6-3			F8	3	0	0	0	0	2						
Javy Lopez, R OBP: 0.375, SLG: 0.714 (1, 2)				CS		K			K	2	0	0	0	1	2	0					
Rey Sanchez, R OBP: 0.167, SLG: 0.222 (1, 6)				K						2	0	0	0	0	1	0					
Dave Martinez, L (7, PH)						G1-3			K	1	0	0	0	0	1	2					
Kevin Millwood, R (8, 1)										0	0	0	0	0	0	0					
Jason Marquis, L (9, 1)										0	0	0	0	0	0	0					
John Burkett, R (1, 1)										1	0	0	0	0	1	0					
Steve Reed, R (5, 1)										0	0	0	0	0	0	0					
Mike Remlinger, L (5, 1)										0	0	0	0	0	0	0					
Kerry Ligtenberg, R (6, 1)										0	0	0	0	0	0	0					
Keith Lockhart, L OBP: 0.332, SLG: 0.687 (7, 1)										1	0	0	0	0	0	0					
Rudy Seanez, R (7, 1)										0	0	0	0	0	0	0					
Mark DeRosa, R OBP: 0.333, SLG: 0.333 (8, 6)										1	0	0	0	0	0	0					
Inning Stats	R: 0 H: 0 E: 0 K: 2 S: 7	H: 0 LOB: 0 BB: 0 P: 12	R: 0 H: 0 E: 1 K: 0 S: 9	H: 0 LOB: 0 BB: 0 P: 15	R: 0 H: 0 E: 0 K: 3 S: 9	H: 0 LOB: 0 BB: 0 P: 12	R: 1 H: 2 E: 0 K: 0 S: 11	H: 2 LOB: 0 BB: 0 P: 17	R: 0 H: 0 E: 0 K: 1 S: 9	H: 0 LOB: 0 BB: 0 P: 14	R: 0 H: 1 E: 0 K: 1 S: 12	H: 1 LOB: 2 BB: 1 P: 20	R: 0 H: 1 E: 0 K: 1 S: 9	H: 1 LOB: 2 BB: 1 P: 15	R: 0 H: 0 E: 0 K: 2 S: 9	H: 0 LOB: 0 BB: 0 P: 11	R: 0 H: 0 E: 0 K: 2 S: 8	H: 0 LOB: 0 BB: 0 P: 11	1B: 2 2B: 2 3B: 0 HR: 0	SF: 0 SAC: 0 DP: 1 HBP: 0	WP: 0 PA: 33 PB: 0 SB: 0 CS: 1
PITCHER	IP	WLS	BF	H	R	ER	SO	BB	IBB	HBP	BLK	WP	HR	S	P	ERA	WHIP				
Curt Schilling, R ERA: 0.67 (1, 1)	9.0	W	32	4	1	1	12	2	0	0	0	0	0	83	127	1.00	0.667				
PITCHER	IP	WLS	BF	H	R	ER	SO	BB	IBB	HBP	BLK	WP	HR	S	P	ERA	WHIP				

Arizona Diamondbacks @ Atlanta Braves
Turner Field, Atlanta, GA
Fri Oct 19 2001, 8:00 PM EDT
Att: 41,624 - Cloudy - 61 F

AB	30
R	1
H	4
RBI	1
BB	2
SO	12
LOB	9



Batter	1	2	3	4	5	6	7	8	9	AB	R	H	RBI	BB	SO	LOB	TOP										
Tony Womack, L OBP: 0.300, SLG: 0.297 (1, 6)	1-1 SH1-3 1B		3-1 G4-3	1-1 L7			1-0 F9		0-2 F7	5	0	1	0	0	0	3											
Craig Counsell, L OBP: 0.333, SLG: 0.459 (1, 4)	0-0 SH1-3		1-1 G6-3		2-1 E4 FC3-6		1-0 F9			3	0	0	0	0	0	0											
Luis Gonzalez, L OBP: 0.341, SLG: 0.395 (1, 7)	1-3 K		0-1 G4-3		2-1 FC3-6 HR		0-1 1B			4	1	1	0	0	1	2											
Reggie Sanders, R OBP: 0.385, SLG: 0.355 (1, 9)	4-2 BB			2-2 F9	0-3 K		0-0 F9			3	0	0	0	1	1	2											
Mark Grace, L OBP: 0.382, SLG: 0.333 Erubiel Durazo, L (5, PH) OBP: 0.250, SLG: 1.000 (5, 3)	2-2 G4-3			1-0 BB 1B	2-2 HR		0-2 F9			2	1	1	0	0	0	2											
Matt Williams, R OBP: 0.300, SLG: 0.235 (1, 5)		2-0 F9		4-2 WP FC1-2 1B BB	0-2 F8		1-2 L9			3	0	0	0	1	0	0											
Danny Bautista, R OBP: 0.100 Byung-Hyun Kim, R (8, 1)	1-1 G1-3		3-1 FC1-2 WP 1B		1-3 K		2-2 G6-3			4	0	1	1	0	1	0											
Damian Miller, R OBP: 0.306, SLG: 0.219 (1, 2)	0-0 1B		4-2 FC1-2 BB		2-2 G5-3		2-2 G1-3			3	0	1	0	1	0	0											
Randy Johnson, R Steve Finley, L OBP: 0.417, SLG: 0.424 (8, 8)	1-3 K		1-2 FC1-2 BB		2-1 G5-3		0-0 L9			3	0	0	0	0	1	4											
Inning Stats	R: 0 E: 0 K: 1 S: 14	H: 1 LOB: 2 BB: 1 P: 22	R: 0 E: 0 K: 1 S: 7	H: 1 LOB: 1 BB: 0 P: 11	R: 0 E: 0 K: 0 S: 6	H: 0 LOB: 0 BB: 0 P: 10	R: 1 E: 0 K: 0 S: 18	H: 2 LOB: 3 BB: 2 P: 34	R: 2 E: 0 K: 1 S: 16	H: 1 LOB: 0 BB: 0 P: 22	R: 0 E: 0 K: 1 S: 9	H: 0 LOB: 0 BB: 0 P: 14	R: 0 E: 0 K: 0 S: 5	H: 1 LOB: 1 BB: 0 P: 7	R: 0 E: 0 K: 0 S: 10	H: 0 LOB: 0 BB: 0 P: 13	R: 0 E: 0 K: 0 S: 7	H: 0 LOB: 0 BB: 0 P: 9	1B: 5 2B: 0 3B: 0 HR: 1	SF: 0 SAC: 1 DP: 0 HBP: 0	WP: 1 PB: 0 SB: 0 CS: 0	PA: 37					
PITCHER	IP	WLS	BF	H	R	ER	SO	BB	IBB	HBP	BLK	WP	HR	S	P	ERA	WHIP										
Tom Glavine, L ERA: 0.9 Steve Karsay, R ERA: 1.89 29 John Smoltz, R ERA: 1.29	(1, 1) 5.0	L 24	5	3	1	3	3	3	0	0	0	1	1	61	99	1.80	1.600										
(6, 1) 2.0	7	1	0	0	1	0	0	0	0	0	0	0	0	14	21	0.00	0.500										
(8, 1) 2.0	6	0	0	0	0	0	0	0	0	0	0	0	0	17	22	0.00	0.000										

Arizona Diamondbacks @ Atlanta Braves
 Turner Field, Atlanta, GA
 Sun Oct 21 2001, 7:30 PM EDT
 Att: 35,652 - Sunny - 70 F

AB	33
R	3
H	6
RBI	3
BB	3
SO	4
LOB	13



Batter	1	2	3	4	5	6	7	8	9	AB	R	H	RBI	BB	SO	LOB	BOTTOM										
Marcus Giles, R OBP: 0.286, SLG: 0.375 (1, 4)	3-2 P3		2-2 G4-3		0-2 FC6-4 1B		4-2 10 BB 1B BB		0-3 K	4	0	1	0	1	1	2											
Julio Franco, R OBP: 0.278, SLG: 0.444 (1, 3)	1-0 G6-3		1-1 HR		2-1 FC6-4		0-0 10 BB 1B		0-1 F8	5	1	2	2	0	0	4											
10 Chipper Jones, S OBP: 0.441, SLG: 0.571 (1, 5)	0-3 K		2-3 K		0-0 F9		4-2 1B BB			3	0	0	0	1	2	0											
Brian Jordan, R OBP: 0.182, SLG: 0.344 (1, 9)		0-0 F7		2-3 K		1-1 1B				4	0	1	0	0	2	3											
Andruw Jones, R OBP: 0.333, SLG: 0.517 (1, 8)	0-3 K		0-1 P3		0-3 K			2-2 F3		4	0	0	0	0	2	1											
Javy Lopez, R OBP: 0.200, SLG: 0.357 (1, 2)	2-1 G5-3				2-2 G1-3		0-0 F9		2-1 P4	4	0	0	0	0	0	1											
Bernard Gilkey, R OBP: 0.429, SLG: 0.200 Dave Martinez, L OBP: 0.167, SLG: 0.167 (9, 7)			2-3 K		1-1 1B E 1B		2-1 P4		1-2 P5	3	0	1	0	0	1	0											
Rey Sanchez, R OBP: 0.269, SLG: 0.346 (1, 6)			2-2 1B		1-1 E5 1B		1-2 BB 1B		1-3 K	4	1	2	0	0	1	1											
Tom Glavine, L OBP: 0.167, SLG: 0.167 Mark Loretta, R OBP: 0.200, SLG: 0.200 Steve Karsay, R B.J. Surhoff, L OBP: 0.269, SLG: 0.417 29 John Smoltz, R Keith Lockhart, L OBP: 0.000, SLG: 0.000	(1, 1) 7.0 (5, PH) (8, 1) (7, PH) (8, 1) (9, PH)	W 31	7	2	2	8	2	2	8	2	2	8	2	2	8	2	8										
Inning Stats	R: 0 E: 0 K: 1 S: 9	H: 0 LOB: 0 BB: 0 P: 13	R: 0 E: 0 K: 1 S: 6	H: 0 LOB: 0 BB: 0 P: 8	R: 0 E: 0 K: 2 S: 13	H: 1 LOB: 1 BB: 0 P: 19	R: 1 E: 0 K: 2 S: 10	H: 1 LOB: 0 BB: 0 P: 15	R: 0 E: 0 K: 0 S: 13	H: 2 LOB: 3 BB: 0 P: 20	R: 0 E: 0 K: 1 S: 7	H: 1 LOB: 1 BB: 0 P: 8	R: 1 E: 0 K: 0 S: 20	H: 2 LOB: 2 BB: 2 P: 35	R: 0 E: 0 K: 0 S: 9	H: 0 LOB: 0 BB: 0 P: 14	R: 0 E: 0 K: 2 S: 8	H: 0 LOB: 1 BB: 1 P: 13	1B: 6 2B: 0 3B: 0 HR: 1	SF: 0 SAC: 0 DP: 0 HBP: 0	WP: 0 PB: 0 SB: 0 CS: 0	PA: 38					
PITCHER	IP	WLS	BF	H	R	ER	SO	BB	IBB	HBP	BLK	WP	HR	S	P	ERA	WHIP										
Randy Johnson, L ERA: 1.88 Byung-Hyun Kim, R ERA:	(1, 1) 2.0	S 7	0	0	0	2	1	0	0	0	0	0	0	17	27	0.00	0.500										

Arizona Diamondbacks @ Atlanta Braves
 Turner Field, Atlanta, GA
 Sun Oct 21 2001, 7:30 PM EDT
 Att: 35,652 - Sunny - 70 F

AB	35
R	2
H	7
RBI	2
BB	3
SO	10
LOB	16

