



# Atlanta Braves - 2004

Batter	1	2	3	4	5	6	7	8	9	AB R H RBI BB SO LOB	TOP																								
											<p><b>Georgia Bulldogs @ Atlanta Braves</b>            Cracker Jack Stadium, Lake Buena Vista, FL            Wed Mar 03 2004, 1:05 PM EST</p> <p><a href="http://livebaseballscorecards.com">livebaseballscorecards.com</a></p> <p><b>AB 0</b>  <b>R 0</b>  <b>H 0</b>  <b>RBI 0</b>  <b>BB 0</b>  <b>SO 0</b>  <b>LOB 0</b></p> 																								
Inning Stats										1B: 0 SF: 0 2B: 0 SAC: 0 3B: 0 DP: 0 HR: 0 HBP: 0	WP: 0 PA: 0 PB: 0 SB: 0 CS: 0																								
PITCHER	IP	WLS	BF	H	R	ER	SO	BB	IBB	HBP	BLK	WP	HR	S	P	ERA	WHIP	PITCHER	IP	WLS	BF	H	R	ER	SO	BB	IBB	HBP	BLK	WP	HR	S	P	ERA	WHIP

Batter	1	2	3	4	5	6	7	8	9	AB R H RBI BB SO LOB	BOTTOM																								
											<p><b>Georgia Bulldogs @ Atlanta Braves</b>            Cracker Jack Stadium, Lake Buena Vista, FL            Wed Mar 03 2004, 1:05 PM EST</p> <p><a href="http://livebaseballscorecards.com">livebaseballscorecards.com</a></p> <p><b>AB 0</b>  <b>R 0</b>  <b>H 0</b>  <b>RBI 0</b>  <b>BB 0</b>  <b>SO 0</b>  <b>LOB 0</b></p> 																								
Inning Stats										1B: 0 SF: 0 2B: 0 SAC: 0 3B: 0 DP: 0 HR: 0 HBP: 0	WP: 0 PA: 0 PB: 0 SB: 0 CS: 0																								
PITCHER	IP	WLS	BF	H	R	ER	SO	BB	IBB	HBP	BLK	WP	HR	S	P	ERA	WHIP	PITCHER	IP	WLS	BF	H	R	ER	SO	BB	IBB	HBP	BLK	WP	HR	S	P	ERA	WHIP







Batter	1	2	3	4	5	6	7	8	9	AB	R	H	RBI	BB	SO	LOB	TOP								
<b>Kazuo Matsui, S</b> OBP: 0.727, SLG: 1.286	3-3 K	4-2 FC1-6 BB	4-0 BB			2-1 BB 1B	1-0 G1-3		2-3 K	4	0	1	0	2	2	3	<b>New York Mets @ Atlanta Braves</b> Turner Field, Atlanta, GA Wed Apr 07 2004, 7:05 PM EDT Att: 22,775 - Sunny - 72 F								
<b>Ricky Gutierrez, R</b> OBP: 0.222, SLG: 0.125 <b>Joe McEwing, R</b> OBP: 0.500, SLG: 0.500	3-1 F7	1-2 FC1-6 1B	0-1 F7			4-1 BB BB		2-2 31 2B SF9 1B	0-3 K	3	1	0	0	1	0	4									
<b>Cliff Floyd, L</b> OBP: 0.200, SLG: 0.200 <b>Mike Stanton, L</b>	2-0 31 HR 1B	0-1 31 1B 1B		1-0 G4-3		1-1 G6-4-3		2-3 K		5	1	2	1	0	1	3									
<b>31 Mike Piazza, R</b> OBP: 0.600, SLG: 1.600	1-0 1B	1-1 31 1B 1B		3-2 G5-4-3 1B			1-1 HR	2-1 SF9 2B		5	2	5	4	0	0	0									
<b>Mike Cameron, R</b> OBP: 0.300, SLG: 0.625	0-1 HR	0-0 F8		2-2 G5-4-3 1B			1-3 K	0-1 SF9		4	1	1	2	0	1	3									
<b>Jason Phillips, R</b> OBP: 0.500, SLG: 0.714	1-1 1B		2-3 K		3-2 F9		4-2 FC5-4 BB	1-1 G5-3		4	0	1	0	1	1	1									
<b>Shane Spencer, R</b> OBP: 0.400, SLG: 0.400	3-1 F9		1-1 G6-3 BLK E 1B		2-1 F9		3-2 FC5-4 HBP E 1-2	0-2 FC6-4 1B		5	1	2	0	0	0	2									
<b>Ty Wigginton, R</b>		3-2 L6	0-0 G6-3		1-3 K		3-2 E4 HBP	0-0 FC6-4 HR		5	1	0	0	0	1	3									
<b>Steve Trachsel, R</b> OBP: 0.500, SLG: 0.500 <b>Grant Roberts, R</b> <b>Dan Wheeler, R</b> <b>Eric Valent, L</b> <b>John Franco, L</b> <b>Vance Wilson, R</b> <b>Orber Moreno, R</b> <b>Karin Garcia, L</b> OBP: 0.333, SLG: 0.833	2-1 FC1-6 BB 1B	0-2 E6 BB		1-0 P6		1-2 HBP		1-1 HR		2	1	1	0	0	0	0									
<b>Inning Stats</b>	R: 3 E: 0 K: 1 S: 14	H: 4 LOB: 1 BB: 0 P: 27	R: 2 E: 0 K: 0 S: 18	H: 3 LOB: 2 BB: 1 P: 29	R: 1 E: 1 K: 1 S: 12	H: 1 LOB: 2 BB: 1 P: 19	R: 0 E: 0 K: 0 S: 9	H: 1 LOB: 0 BB: 0 P: 15	R: 0 E: 0 K: 1 S: 9	H: 0 LOB: 0 BB: 0 P: 15	R: 0 E: 0 K: 0 S: 6	H: 1 LOB: 1 BB: 1 P: 14	R: 1 E: 1 K: 1 S: 17	H: 1 LOB: 3 BB: 1 P: 31	R: 1 E: 0 K: 1 S: 14	H: 2 LOB: 1 BB: 0 P: 21		R: 2 E: 0 K: 2 S: 13	H: 2 LOB: 0 BB: 0 P: 16	1B: 10 2B: 1 3B: 0 HR: 4	SF: 1 SAC: 0 DP: 2 HBP: 1	WP: 0 PB: 0 SB: 0 CS: 0	PA: 47		
<b>PITCHER</b>	IP	WLS	BF	H	R	ER	SO	BB	IBB	HBP	BLK	WP	HR	S	P	ERA	WHIP								
<b>Mike Hampton, L</b> ERA: 11.25	(1, 1)	4.0	23	9	6	5	2	2	0	0	1	0	2	53	90	11.25	2.750								
<b>Kevin Gnyboski, R</b> ERA: 6.1	(5, 1)	1.0	W	3	0	0	1	0	0	0	0	0	0	9	15	0.00	0.000								
<b>Antonio Alfonseca, R</b> ERA: 5.4	(6, 1)	1.0	4	1	0	0	0	1	0	0	0	0	0	6	14	0.00	2.000								
<b>C.J. Nitkowski, L</b> ERA: 6.75	(7, 1)	0.2	6	1	1	1	1	1	0	1	0	0	1	16	29	13.50	3.000								
<b>Chris Reitsma, R</b> ERA: 6.75	(7, 1)	1.1	6	2	1	1	1	0	0	0	0	0	0	15	23	6.75	1.500								

AB	41
R	10
H	15
RBI	9
BB	4
SO	7
LOB	19



Batter	1	2	3	4	5	6	7	8	9	AB	R	H	RBI	BB	SO	LOB	BOTTOM								
<b>Rafael Furcal, S</b> OBP: 0.300, SLG: 0.125 <b>29 John Smoltz, R</b>	1-2 G4-3		1-3 K				3-1 G6-3	4-2 BB		4	1	0	1	2	2	2	<b>New York Mets @ Atlanta Braves</b> Turner Field, Atlanta, GA Wed Apr 07 2004, 7:05 PM EDT Att: 22,775 - Sunny - 72 F								
<b>Marcus Giles, R</b> OBP: 0.500, SLG: 1.125	0-2 2B		2-2 10 HR 1B	1-1 SF9	1-1 P2		0-0 10 2B 2B	2-0 SF9		4	2	3	3	0	0	0									
<b>10 Chipper Jones, S</b> <b>Dewayne Wise, L</b>	2-3 K		2-1 HR	4-0 1B	4-1 BB		2-1 2B	1-3 K		3	3	2	2	2	1	1									
<b>J.D. Drew, L</b> OBP: 0.200, SLG: 0.200	0-0 G3		2-0 F7	0-0 2B 1B	2-1 F7		1-1 P4	1-2 P1		6	1	1	2	0	0	6									
<b>Andruw Jones, R</b> OBP: 0.333, SLG: 0.375		2-1 P3		1-2 1B	2-3 K		1-2 2B			5	1	2	2	0	1	3									
<b>Adam LaRoche, L</b> OBP: 0.400, SLG: 0.600		1-1 G4-3		1-2 1B	1-2 2B	1-2 G4-3	0-0 G3			5	2	2	2	0	0	1									
<b>Johnny Estrada, S</b> OBP: 0.375, SLG: 0.375		0-1 G4-3		1-2 1B	1-2 2B	0-1 G6-3		1-2 1B 1B		5	3	3	2	0	0	0									
<b>Mark DeRosa, R</b> OBP: 0.625, SLG: 0.667			2-2 SH2-4 1B	1-2 1B	4-1 BB		0-1 BB 1B	1-2 SF9 1B		3	4	3	1	2	0	0									
<b>Mike Hampton, R</b> <b>Julio Franco, R</b> <b>Grant Roberts, R</b> <b>Dan Wheeler, R</b> <b>John Franco, L</b> <b>Orber Moreno, R</b> <b>Karin Garcia, L</b>		0-0 SH2-4 1B	0-0 SH2-4 1B	1-2 1B	2-2 F9		1-1 SF9 BB	1-2 2-3 1B		0	0	0	0	0	0	0									
<b>Inning Stats</b>	R: 0 E: 0 K: 1 S: 13	H: 1 LOB: 1 BB: 0 P: 16	R: 0 E: 0 K: 0 S: 6	H: 0 LOB: 0 BB: 0 P: 9	R: 3 E: 0 K: 1 S: 15	H: 3 LOB: 0 BB: 0 P: 24	R: 11 E: 0 K: 1 S: 26	H: 9 LOB: 3 BB: 3 P: 46	R: 0 E: 0 K: 1 S: 8	H: 0 LOB: 1 BB: 1 P: 17	R: 0 E: 0 K: 0 S: 10	H: 0 LOB: 1 BB: 1 P: 17	R: 2 E: 0 K: 0 S: 11	H: 3 LOB: 0 BB: 0 P: 18	R: 2 E: 0 K: 1 S: 16	H: 3 LOB: 2 BB: 1 P: 26		1B: 13 2B: 5 3B: 0 HR: 1	SF: 2 SAC: 1 DP: 0 HBP: 0	WP: 0 PB: 0 SB: 0 CS: 0	PA: 49				
<b>PITCHER</b>	IP	WLS	BF	H	R	ER	SO	BB	IBB	HBP	BLK	WP	HR	S	P	ERA	WHIP								
<b>Steve Trachsel, R</b> ERA: 24.0	(1, 1)	3.0	L	18	8	8	2	1	1	0	0	0	0	9	22	54.00	6.000								
<b>Grant Roberts, R</b> ERA: 87.5	(4, 1)	0.2	7	3	4	4	0	1	1	0	0	0	0	16	28	13.50	2.250								
<b>Dan Wheeler, R</b> ERA: 6.75	(4, 1)	1.1	7	2	2	2	2	1	0	0	0	0	0	10	17	0.00	1.000								
<b>John Franco, L</b> ERA: 18.0	(6, 1)	1.0	4	0	0	0	0	1	0	0	0	0	0	11	18	18.00	3.000								
<b>Orber Moreno, R</b> ERA: 18.0	(7, 1)	1.0	6	3	2	2	0	0	0	0	0	0	0	11	18	18.00	3.000								

AB	40
R	18
H	19
RBI	18
BB	6
SO	5
LOB	16






Batter	1	2	3	4	5	6	7	8	9	AB	R	H	RBI	BB	SO	LOB	TOP					
<b>Kazuo Matsui, S</b> OBP: 0.500, SLG: 0.750 (1, 6)										5	1	0	0	0	2	3	<b>New York Mets @ Atlanta Braves</b> Turner Field, Atlanta, GA Thu Apr 08 2004, 7:35 PM EDT Att: 26,585 - Sunny - 70 F					
<b>Karim Garcia, L</b> OBP: 0.455, SLG: 0.900 (1, 9)										4	2	2	1	1	1	0						
<b>Cliff Floyd, L</b> OBP: 0.333, SLG: 0.333 <b>Mike Stanton, L</b> (8, 1)										2	1	1	1	2	1	2						
<b>31 Mike Piazza, R</b> OBP: 0.533, SLG: 1.200 (1, 2)										5	0	2	0	0	1	4						
<b>Mike Cameron, R</b> OBP: 0.400, SLG: 0.833 (1, 8)										4	2	2	1	1	2	4						
<b>Jason Phillips, R</b> OBP: 0.533, SLG: 0.636 (1, 3)										4	1	1	0	1	0	4						
<b>Ty Wigginton, R</b> OBP: 0.267, SLG: 0.429 (1, 5)										5	1	3	4	0	0	3						
<b>Joe McEwing, R</b> OBP: 0.400, SLG: 0.400 <b>Todd Zelle, R</b> (7, PH)										3	0	1	1	0	0	1						
<b>Ricky Gutierrez, R</b> OBP: 0.200, SLG: 0.111 (7, 4)										1	0	0	0	0	0	2						
<b>Dan Wheeler, R</b> <b>David Weathers, R</b> <b>Eric Valent, L</b> <b>John Franco, L</b> <b>Orber Moreno, R</b> <b>Shane Spencer, R</b> (1, 1) (5, 1) (6, PH) (6, 1) (6, 1) (6, PH) (8, 7)											2	0	0	0	0	1		0				
<b>Inning Stats</b>	R: 0 E: 0 K: 1 S: 10	H: 1 LOB: 1 BB: 0 P: 13	R: 2 E: 0 K: 1 S: 9	H: 1 LOB: 0 BB: 1 P: 15	R: 0 E: 0 K: 1 S: 12	H: 0 LOB: 1 BB: 1 P: 19	R: 0 E: 0 K: 0 S: 7	H: 1 LOB: 1 BB: 1 P: 13	R: 2 E: 1 K: 1 S: 19	H: 2 LOB: 1 BB: 0 P: 26	R: 1 E: 0 K: 2 S: 17	H: 2 LOB: 1 BB: 0 P: 25	R: 2 E: 0 K: 1 S: 15	H: 2 LOB: 2 BB: 2 P: 29	R: 0 E: 0 K: 2 S: 18	H: 2 LOB: 2 BB: 0 P: 26	R: 1 E: 0 K: 2 S: 14	H: 2 LOB: 1 BB: 0 P: 14	1B: 8 2B: 2 3B: 1 HR: 2	SF: 1 SAC: 0 DP: 1 HBP: 0	WP: 1 PB: 0 SB: 2 CS: 0	PA: 45
<b>PITCHER</b>	IP WLS BF H R ER SO BB IBB HBP BLK WP HR S P ERA WHIP																					
<b>John Thomson, R</b> ERA: 3.6	(1, 1) 5.0 23 5 4 2 4 3 0 0 0 0 0 1 57 86 3.60 1.600																					
<b>Will Cunnane, R</b> ERA: 3.0	(6, 1) 1.0 5 2 1 1 2 0 0 0 0 0 0 0 17 25 9.00 2.000																					
<b>C.J. Nitkowski, L</b> ERA: 16.2	(7, 1) 0.0 2 0 2 2 0 2 0 0 0 0 0 0 3 11 ∞ ∞																					
<b>Kevin Gryboski, R</b> ERA: 3.88	(7, 1) 1.0 5 2 0 0 1 0 0 0 0 1 0 12 18 0.00 2.000																					
<b>Chris Reitsma, R</b> ERA: 3.88	(8, 1) 1.0 5 2 0 0 2 0 0 0 0 0 0 0 18 26 0.00 2.000																					

AB	39
R	8
H	13
RBI	8
BB	5
SO	11
LOB	26



Batter	1	2	3	4	5	6	7	8	9	AB	R	H	RBI	BB	SO	LOB	BOTTOM			
<b>Rafael Furcal, S</b> OBP: 0.333, SLG: 0.250 (1, 6)										4	2	1	0	1	0	1	<b>New York Mets @ Atlanta Braves</b> Turner Field, Atlanta, GA Thu Apr 08 2004, 7:35 PM EDT Att: 26,585 - Sunny - 70 F			
<b>Marcus Giles, R</b> OBP: 0.600, SLG: 1.000 (1, 4)										5	2	4	2	0	0	0				
<b>10 Chipper Jones, S</b> OBP: 0.643, SLG: 0.900 (1, 7)										4	0	1	0	1	1	2				
<b>J.D. Drew, L</b> OBP: 0.200, SLG: 0.267 (1, 9)										5	2	1	1	0	2	5				
<b>Andruw Jones, R</b> OBP: 0.429, SLG: 0.417 (1, 8)										4	2	2	1	1	0	3				
<b>Adam LaRoche, L</b> OBP: 0.375, SLG: 0.500 <b>Julio Franco, R</b> OBP: 0.375, SLG: 0.286 (6, PH) (7, 3)										3	1	1	0	0	1	1				
<b>Johnny Estrada, S</b> OBP: 0.462, SLG: 0.538 (1, 2)										5	0	3	4	0	0	0				
<b>Mark DeRosa, R</b> OBP: 0.538, SLG: 0.500 (1, 5)										4	0	1	0	1	1	4				
<b>John Thomson, R</b> <b>Will Cunnane, R</b> <b>Jesse Garcia, R</b> <b>C.J. Nitkowski, L</b> <b>Kevin Gryboski, R</b> <b>Chris Reitsma, R</b> <b>Mike Hessman, R</b> <b>29 John Smoltz, R</b> (1, 1) (6, 1) (6, PH) (7, 1) (7, 1) (6, PH) (8, PH) (8, 1)										2	0	0	0	0	1	2				
<b>Inning Stats</b>	R: 0 E: 0 K: 1 S: 12	H: 2 LOB: 2 BB: 0 P: 13	R: 0 E: 0 K: 0 S: 5	H: 0 LOB: 0 BB: 0 P: 8	R: 0 E: 0 K: 1 S: 7	H: 0 LOB: 0 BB: 0 P: 8	R: 2 E: 0 K: 0 S: 10	H: 3 LOB: 2 BB: 1 P: 20	R: 3 E: 0 K: 2 S: 22	H: 5 LOB: 2 BB: 0 P: 34	R: 4 E: 2 K: 0 S: 19	H: 3 LOB: 3 BB: 3 P: 36	R: 1 E: 1 K: 2 S: 9	H: 1 LOB: 1 BB: 1 P: 16	R: 0 E: 0 K: 0 S: 12	H: 1 LOB: 1 BB: 0 P: 18		1B: 12 2B: 3 3B: 0 HR: 0	SF: 0 SAC: 0 DP: 0 HBP: 0	WP: 0 PB: 1 SB: 0 CS: 0
<b>PITCHER</b>	IP WLS BF H R ER SO BB IBB HBP BLK WP HR S P ERA WHIP																			
<b>Dan Wheeler, R</b> ERA: 6.75	(1, 1) 4.0 19 6 3 3 2 0 0 0 0 0 0 0 17 26 18.00 4.000																			
<b>David Weathers, R</b> ERA: 6.0	(5, 1) 1.0 7 4 2 2 2 0 0 0 0 0 0 0 17 34 54.00 7.500																			
<b>John Franco, L</b> ERA: 21.6	(6, 1) 0.2 9 3 4 4 0 2 1 0 0 0 0 0 17 34 54.00 7.500																			
<b>Orber Moreno, R</b> ERA: 7.71	(6, 1) 1.1 6 1 1 0 2 1 0 0 0 0 0 0 11 18 0.00 1.500																			
<b>Mike Stanton, L</b> ERA: 9.0	(8, 1) 1.0 4 1 0 0 0 0 0 0 0 0 0 0 12 18 0.00 1.000																			

AB	40
R	10
H	15
RBI	9
BB	5
SO	6
LOB	22





Batter	1	2	3	4	5	6	7	8	9	10	11	12	13	14	15	AB	R	H	RBI	BB	SO	LOB	TOP					
Mark Grzdzianek, R OBP: 0.529, SLG: 0.467			G5-3		BB		BB		F8			1B		SH1-4	F8	5	0	1	0	2	1	2						
Corey Patterson, L OBP: 0.350, SLG: 0.566	1B		P6		G3		P6			B3		L9		K		7	0	1	0	0	1	5						
Sammy Sosa, R OBP: 0.590, SLG: 0.529	F8		K			FC5-4 BB	K			G6-3		1B				5	0	1	0	2	2	2						
Morgan Ayco, R OBP: 0.087, SLG: 0.067	G6-3				F8				G5-3					F8		6	0	0	0	0	0	4						
16 Aramis Ramirez, R OBP: 0.316, SLG: 0.444		FC6-4 25 BB 1B		K		FC5-4 16 2B 1-2r			G5-3							7	0	4	0	0	2	0						
25 Derek Lee, R OBP: 0.474, SLG: 0.571		FC6-4 BB		G1-3		2B			F8			2B			25 1B FC6-2 2B	4	1	2	0	3	1	0						
Alex Gonzalez, R OBP: 0.200, SLG: 0.400	F3		F3		G4-3	F3			G1			G4-6-3 BB		K		3	0	0	0	0	0	5						
Todd Walker, L OBP: 0.200, SLG: 0.400	FC6-4		FC6-2 BB		G5-3	L7			G1-3			1B		K		1	0	0	0	0	0	0						
Ramon Martinez, R	K		K		BB 1B		G5-3								SF9 BB	3	0	0	0	0	1	5						
Michael Barrett, R OBP: 0.207, SLG: 0.429	FC6-4		K						G1-3					K		6	0	0	0	1	2	7						
38 Carlos Zambrano, S OBP: 0.333, SLG: 0.222															SF9 BB	3	0	1	0	0	1	2						
39 John Smoltz, R ERA: 1.59															SH1-4 1B	2	0	1	1	0	0	0						
43 Michael Wuerz, R ERA: 1.59																2-3 3H	0	0	0	0	0	0						
Inning Stats	R: 0 E: 0 K: 1 S: 8	H: 1 LOB: 1 BB: 0 P: 11	R: 0 E: 0 K: 1 S: 13	H: 1 LOB: 2 BB: 1 P: 25	R: 0 E: 0 K: 1 S: 8	H: 0 LOB: 0 BB: 0 P: 13	R: 0 E: 0 K: 1 S: 7	H: 0 LOB: 0 BB: 0 P: 9	R: 0 E: 0 K: 0 S: 5	H: 1 LOB: 2 BB: 1 P: 13	R: 0 E: 0 K: 0 S: 5	H: 1 LOB: 2 BB: 1 P: 27	R: 0 E: 0 K: 1 S: 15	H: 0 LOB: 0 BB: 0 P: 16	R: 0 E: 0 K: 1 S: 6	H: 1 LOB: 1 BB: 1 P: 16	R: 0 E: 0 K: 1 S: 8	H: 2 LOB: 2 BB: 0 P: 11	R: 0 E: 0 K: 3 S: 16	H: 1 LOB: 1 BB: 0 P: 23	R: 0 E: 0 K: 1 S: 12	H: 1 LOB: 2 BB: 1 P: 22	R: 1 E: 0 K: 0 S: 14	H: 2 LOB: 2 BB: 1 P: 24	1B: 8 2B: 3 3B: 0 HR: 1	SF: 1 SAC: 1 DP: 1 HBP: 0	WP: 0 PB: 0 SB: 1 CS: 0	PA: 64
PITCHER	IP	WLS	BF	H	R	ER	SO	BB	IBB	HBP	BLK	WP	HR	S	P	ERA	WHIP											
Horacio Ramirez, L ERA: 4.5	7.0		30	4	0	0	63	4	1	0	0	0	0	6	9	0.00	0.000											
Chris Reitsma, R ERA: 2.1	1.0	H	3	0	0	0	1	0	0	0	0	0	0	1	5	9.00	1.000											
29 John Smoltz, R ERA: 1.59	1.0	B	4	1	1	0	0	0	0	0	0	0	0	1	5	9.00	1.000											
Antonio Alfonseca, R ERA: 1.59	2.0		7	1	0	0	1	1	0	0	0	0	0	13	22	0.00	1.000											
Juan Cruz, R ERA: 1.59	3.0		14	4	0	0	5	0	1	0	0	0	0	36	56	0.00	1.333											

Chicago Cubs @ Atlanta Braves  
Turner Field, Atlanta, GA  
Fri Apr 09 2004, 7:35 PM EDT  
Att: 35,650 - Sunny - 72 F

AB 54  
R 2  
H 12  
RBI 2  
BB 8  
SO 12  
LOB 34



Batter	1	2	3	4	5	6	7	8	9	10	11	12	13	14	15	AB	R	H	RBI	BB	SO	LOB	BOTTOM				
Rafael Furcal, S OBP: 0.294, SLG: 0.214	G5-3		G3			K		L9			F7		SH3-4		K	2	0	0	0	0	0	0					
Jesse Garcia, R OBP: 0.250, SLG: 0.250	L3		F8			K		K			K		F8			7	0	1	0	0	3	3					
10 Chipper Jones, S OBP: 0.524, SLG: 0.625	1B		G4-3			K		K2-3				L5		BB IBB		6	0	1	0	1	3	1					
J.D. Drew, L OBP: 0.316, SLG: 0.222	K				G6-4-3 BB		G4-3		F7			BB S BB		BB IBB		3	0	0	0	4	1	1					
Andrew Jones, R OBP: 0.429, SLG: 0.529		HR			G6-4-3 1-2r		G4-6-3 BB		G1-3			BB IBB		F9		5	1	1	1	2	0	6					
Adam LaRoche, L OBP: 0.290, SLG: 0.333	K				G3-1		G4-6-3 1-2r				G4-3					4	0	0	0	1	1	1					
Mike Hesseman, R	K															2	0	0	0	0	1	2					
Mark DeRosa, R OBP: 0.421, SLG: 0.333	K					G4-3		K			K					5	0	0	0	1	3	0					
Eddie Pérez, R OBP: 0.500, SLG: 0.400																5	0	2	0	1	1	3					
Mike Hampton, R OBP: 0.143, SLG: 0.143																0	0	0	0	0	0	0					
Will Cunnane, R																0	0	0	0	0	0	0					
38 Carlos Zambrano, S ERA: 1.29																2	0	0	0	0	1	1					
Kyle Farnsworth, R ERA: 3.0	1.0	W	4	1	0	0	1	0	0	0	0	0	0	11	17	0.00	1.000										
LaTroy Hawkins, R ERA: 1.59	1.0	S	5	1	0	0	2	1	0	0	0	0	0	12	22	0.00	2.000										
43 Michael Wuerz, R ERA: 1.59	0.2		4	0	0	0	0	1	1	0	0	0	0	4	13	0.00	1.500										
Inning Stats	R: 0 E: 0 K: 1 S: 13	H: 1 LOB: 1 BB: 0 P: 21	R: 1 E: 0 K: 2 S: 14	H: 1 LOB: 1 BB: 1 P: 21	R: 0 E: 0 K: 0 S: 4	H: 0 LOB: 0 BB: 0 P: 10	R: 0 E: 0 K: 0 S: 6	H: 0 LOB: 0 BB: 1 P: 13	R: 0 E: 0 K: 1 S: 11	H: 0 LOB: 0 BB: 0 P: 15	R: 0 E: 0 K: 3 S: 9	H: 0 LOB: 0 BB: 0 P: 11	R: 0 E: 0 K: 1 S: 12	H: 0 LOB: 3 BB: 3 P: 26	R: 0 E: 0 K: 2 S: 7	H: 1 LOB: 3 BB: 3 P: 21	R: 0 E: 0 K: 2 S: 12	H: 1 LOB: 1 BB: 1 P: 17	R: 0 E: 0 K: 2 S: 12	H: 1 LOB: 2 BB: 1 P: 22	1B: 4 2B: 1 3B: 0 HR: 1	SF: 0 SAC: 1 DP: 2 HBP: 0	WP: 0 PB: 0 SB: 0 CS: 0	PA: 59			
PITCHER	IP	WLS	BF	H	R	ER	SO	BB	IBB	HBP	BLK	WP	HR	S	P	ERA	WHIP										
38 Carlos Zambrano, R ERA: 1.29	7.0		24	2	0	0	12	15	0	0	0	0	0	11	17	0.00	2.250										
Kyle Farnsworth, R ERA: 3.0	1.0	W	4	1	0	0	1	0	0	0	0	0	0	11	17	0.00	1.000										
LaTroy Hawkins, R ERA: 1.59	1.0	S	5	1	0	0	2	1	0	0	0	0	0	12	22	0.00	2.000										
43 Michael Wuerz, R ERA: 1.59	0.2		4	0	0	0	0	1	1	0	0	0	0	4	13	0.00	1.500										

Chicago Cubs @ Atlanta Braves  
Turner Field, Atlanta, GA  
Fri Apr 09 2004, 7:35 PM EDT  
Att: 35,650 - Sunny - 72 F

AB 48  
R 1  
H 6  
RBI 1  
BB 10  
SO 16  
LOB 21





Batter	1	2	3	4	5	6	7	8	9	AB	R	H	RBI	BB	SO	LOB	TOP				
Tom Goodwin, L (1, 8) OBP: 0.111, SLG: 0.125	G6-3		G4-3		F8		K			4	0	0	0	0	1	2					
Todd Walker, L (1, 4) OBP: 0.222, SLG: 0.250	G3			L8		2B 25 SF8 BB		K		3	1	0	0	1	1	0					
Sammy Sosa, R (1, 9) OBP: 0.375, SLG: 0.619	2B		F9		F9		2B	G6-3		4	0	2	0	0	0	0					
16 Aramis Ramirez, R (1, 5) OBP: 0.261, SLG: 0.364	F9		P6				K	G5-3		4	0	0	0	0	1	3					
25 Derrek Lee, R (1, 3) OBP: 0.391, SLG: 0.471		K			K		SF8		G6-3	3	0	0	1	0	2	0					
Todd Hollandsworth, L (1, 7) OBP: 0.429, SLG: 1.333	F9			HR				G4-3		3	1	1	1	1	0	0					
Alex Gonzalez, R (1, 6) OBP: 0.158, SLG: 0.111	G6-3			SH2-4 BB			F8		1B	3	0	1	0	1	0	2					
Paul Bako, L (1, 2)			L7		SH2-4 BB			G6-3		3	0	0	0	1	0	1					
Sergio Mitre, R (1, 1)					SH2-4					2	0	0	0	0	1	0					
Andy Pratt, L (8, 1)			K					L9		0	0	0	0	0	0	0					
Kyle Farnsworth, R (8, 1)					1-2 2-3					0	0	0	0	0	0	0					
<b>Inning Stats</b>	R: 0 E: 0 K: 0 S: 10	H: 1 LOB: 1 BB: 0 P: 15	R: 0 E: 0 K: 1 S: 6	H: 0 LOB: 0 BB: 0 P: 9	R: 0 E: 0 K: 1 S: 8	H: 0 LOB: 0 BB: 0 P: 15	R: 0 E: 0 K: 0 S: 4	H: 0 LOB: 0 BB: 0 P: 7	R: 1 E: 0 K: 1 S: 11	H: 1 LOB: 2 BB: 2 P: 20	R: 0 E: 0 K: 1 S: 17	H: 0 LOB: 0 BB: 0 P: 31	R: 0 E: 0 K: 1 S: 7	H: 0 LOB: 0 BB: 0 P: 10	R: 0 E: 0 K: 0 S: 7	H: 1 LOB: 1 BB: 0 P: 10	1B: 1 2B: 2 3B: 0 HR: 1	SF: 1 SAC: 1 DP: 0 HBP: 0	WP: 0 PB: 0 SB: 1 CS: 0	PA: 35	
<b>PITCHER</b>	IP	WLS	BF	H	R	ER	SO	BB	IBB	HBP	BLK	WP	HR	S	P	ERA	WHIP				
Jaret Wright, R (1, 1) ERA: 3.0	6.0		25	3	2	2	4	3	1	0	0	0	1	56	97	3.00	1.000				
C.J. Nitkowski, L (7, 1) ERA: 9.0	1.1		4	0	0	0	2	0	0	0	0	0	0	11	15	0.00	0.000				
Antonio Alfonseca, R (8, 1) ERA:	0.2	W	2	0	0	0	0	0	0	0	0	0	0	4	7	0.00	0.000				
Kevin Gryboski, R (9, 1) ERA:	1.0	S	4	1	0	0	0	0	0	0	0	0	0	7	10	0.00	1.000				

Chicago Cubs @ Atlanta Braves  
Turner Field, Atlanta, GA  
Sat Apr 10 2004, 7:05 PM EDT  
Att: 39,685 - Cloudy - 73 F

AB	29
R	2
H	4
RBI	2
BB	4
SO	6
LOB	8



Batter	1	2	3	4	5	6	7	8	9	AB	R	H	RBI	BB	SO	LOB	BOTTOM				
Mark DeRosa, R (1, 5) OBP: 0.348, SLG: 0.263	G1-3		F9		FC6-5-4			G4-3		4	0	0	0	0	0	1					
Marcus Giles, R (1, 4) OBP: 0.482, SLG: 0.667	FC3-6 10 1B WP		G5-3		G6-3			BB 10 BB 1B		4	2	2	0	0	0	1					
10 Chipper Jones, S (1, 7) OBP: 0.560, SLG: 0.632	FC3-6 1B		WP 1B				G3-1	BB BB 2B BB		3	1	2	0	1	0	0					
J.D. Drew, L (1, 9) OBP: 0.308, SLG: 0.190	FC3-6 WP		K				F7	BB 2B BB		3	1	0	0	1	1	3					
Andrew Jones, R (1, 8) OBP: 0.440, SLG: 0.474	BB				G6-3		G1-3	BB 2B BB		2	1	0	1	2	0	0					
Adam LaRoche, L (1, 3) OBP: 0.214, SLG: 0.286	K				G3			BB 2B		2	0	0	0	0	1	2					
Julio Franco, R (5, 3) OBP: 0.364, SLG: 0.400							P4	BB 2B		2	0	1	3	0	0	0					
Johnny Estrada, S (1, 2) OBP: 0.333, SLG: 0.389			G3-1		G1-3			K		4	0	0	0	0	1	1					
Jesse Garcia, R (1, 6) OBP: 0.182, SLG: 0.182			F9							3	0	0	0	0	1	0					
Jaret Wright, R (1, 1) OBP: 0.500, SLG: 1.000			G6-3					G3		2	0	1	0	0	0	0					
C.J. Nitkowski, L (7, 1) ERA: 10.8					FC6-5-4 2B					0	0	0	0	0	0	0					
Antonio Alfonseca, R (8, 1) OBP: 0.333, SLG: 0.667										0	0	0	0	0	0	0					
Dewayne Wise, L (8, PH) OBP: 0.333, SLG: 0.667										1	0	0	0	0	0	0					
Kevin Gryboski, R (9, 1) ERA:										0	0	0	0	0	0	0					
<b>Inning Stats</b>	R: 1 E: 0 K: 1 S: 14	H: 2 LOB: 2 BB: 1 P: 26	R: 0 E: 0 K: 0 S: 5	H: 0 LOB: 0 BB: 0 P: 7	R: 0 E: 0 K: 1 S: 9	H: 1 LOB: 1 BB: 0 P: 14	R: 0 E: 0 K: 0 S: 6	H: 0 LOB: 0 BB: 0 P: 8	R: 0 E: 0 K: 0 S: 6	H: 1 LOB: 1 BB: 0 P: 9	R: 0 E: 0 K: 0 S: 8	H: 0 LOB: 0 BB: 0 P: 13	R: 0 E: 0 K: 1 S: 9	H: 0 LOB: 0 BB: 0 P: 11	R: 4 E: 0 K: 1 S: 24	H: 2 LOB: 1 BB: 3 P: 41	1B: 4 2B: 2 3B: 0 HR: 0	SF: 0 SAC: 0 DP: 0 HBP: 0	WP: 2 PB: 0 SB: 1 CS: 0	PA: 34	
<b>PITCHER</b>	IP	WLS	BF	H	R	ER	SO	BB	IBB	HBP	BLK	WP	HR	S	P	ERA	WHIP				
Sergio Mitre, R (1, 1) ERA: 2.35	7.2		29	5	2	2	3	1	0	0	0	0	0	64	97	2.35	0.783				
Andy Pratt, L (8, 1) ERA: 10.8	0.0	L	2	0	0	0	0	2	0	0	0	0	0	1	9	∞	∞				
Kyle Farnsworth, R (8, 1) ERA: 2.7	0.1	B	3	1	3	3	1	1	0	0	0	0	0	16	23	81.00	6.000				

Chicago Cubs @ Atlanta Braves  
Turner Field, Atlanta, GA  
Sat Apr 10 2004, 7:05 PM EDT  
Att: 39,685 - Cloudy - 73 F

AB	30
R	5
H	6
RBI	4
BB	4
SO	4
LOB	8






Batter	1	2	3	4	5	6	7	8	9	AB	R	H	RBI	BB	SO	LOB	TOP					
Todd Walker, L (1,4) OBP: 0.286, SLG: 0.417 Tom Goodwin, L (9,7) OBP: 0.111, SLG: 0.125	L1		1B		P5		1B	SF7		4	1	2	2	0	0	0						
Corey Patterson, L (1,8) OBP: 0.360, SLG: 0.652	HR		K		K		1B	F8		5	1	2	1	0	2	2						
Sammy Sosa, R (1,9) OBP: 0.357, SLG: 0.542 LaTroy Hawkins, R (8,1) Alex Gonzalez, R (9,PH) OBP: 0.200, SLG: 0.316	G4-3		1B		1B		F8		HR	3	0	0	0	1	0	2						
Moises Alou, R (1,7) OBP: 0.208, SLG: 0.417 43 Michael Wuertz, R (9,1)	K		1B		F8		G5-3		HR	5	1	2	2	0	1	0						
16 Aramis Ramirez, R (1,5) OBP: 0.321, SLG: 0.462		G4-3	SF9		F7-4-3			F8		4	2	2	0	1	0	2						
Todd Hollandsworth, L (1,3) OBP: 0.333, SLG: 0.600		G4-3			G3-1		G4-3		HR	4	1	0	0	1	1	2						
Michael Barrett, R (1,2) OBP: 0.300, SLG: 0.611		SF9			K			HR	F9	4	2	2	4	0	1	0						
Ramon Martinez, R (1,6) OBP: 0.250, SLG: 0.250					P3		L7			4	1	2	0	0	0	1						
34 Kerry Wood, R (1,1) OBP: 0.250, SLG: 0.250 25 Derrek Lee, R (8,PH) OBP: 0.417, SLG: 0.500	K				G1-3		SH3			2	0	0	0	0	1	1						
<b>Inning Stats</b>	R: 1 E: 0 K: 1 S: 11	H: 1 LOB: 0 BB: 0 P: 16	R: 1 E: 0 K: 1 S: 9	H: 2 LOB: 1 BB: 0 P: 14	R: 1 E: 0 K: 1 S: 6	H: 2 LOB: 1 BB: 1 P: 14	R: 0 E: 0 K: 1 S: 13	H: 0 LOB: 0 BB: 1 P: 22	R: 0 E: 0 K: 1 S: 10	H: 0 LOB: 0 BB: 0 P: 12	R: 0 E: 0 K: 0 S: 7	H: 0 LOB: 1 BB: 1 P: 14	R: 1 E: 0 K: 0 S: 16	H: 3 LOB: 2 BB: 0 P: 20	R: 4 E: 0 K: 0 S: 14	H: 4 LOB: 1 BB: 1 P: 24	R: 2 E: 0 K: 1 S: 9	H: 2 LOB: 0 BB: 0 P: 14	1B: 7 2B: 4 3B: 0 HR: 4	SF: 2 SAC: 1 DP: 1 HBP: 0	WP: 0 PB: 0 SB: 0 CS: 0	PA: 43
<b>PITCHER</b>	IP	WLS	BF	H	R	ER	SO	BB	IBB	HBP	BLK	WP	HR	S	P	ERA	WHIP					
Russ Ortiz, R (1,1) ERA: 6.75 Will Cunnane, R (8,1) ERA: 12.0	7.0	L	30	8	4	4	5	1	1	0	0	0	1	72	112	5.14	1.286					

Chicago Cubs @ Atlanta Braves  
Turner Field, Atlanta, GA  
Sun Apr 11 2004, 1:05 PM EDT  
Att: 27,701 - Overcast - 68 F


AB 37  
R 10  
H 14  
RBI 10  
BB 3  
SO 6  
LOB 10



Batter	1	2	3	4	5	6	7	8	9	AB	R	H	RBI	BB	SO	LOB	BOTTOM					
Mark DeRosa, R (1,5) OBP: 0.333, SLG: 0.227	L9		1B		L9		F8			3	0	0	0	1	0	1						
Marcus Giles, R (1,4) OBP: 0.467, SLG: 0.630	BB		1B		G6-3			K		3	0	1	0	1	1	0						
10 Chipper Jones, S (1,7) OBP: 0.500, SLG: 0.545 Mike Hessman, R (7,7) OBP: 0.250, SLG: 0.250	FC4-6		1B		K		G6-3		F9	3	0	0	0	0	1	3						
J.D. Drew, L (1,9) OBP: 0.333, SLG: 0.208	BB		K		K		BB		K	3	0	1	0	1	2	2						
Andrew Jones, R (1,8) OBP: 0.379, SLG: 0.391	K		K		K		G6-4-3		F8	4	0	0	0	0	2	5						
Julio Franco, R (1,3) OBP: 0.400, SLG: 0.571		K			K		2B		1B	4	2	2	0	0	2	0						
Johnny Estrada, S (1,2) OBP: 0.318, SLG: 0.409	P5		K		K		2B		K	4	0	1	1	0	2	1						
Jesse Garcia, R (1,6) OBP: 0.231, SLG: 0.231 Dewayne Wise, L (7,PH) OBP: 0.400, SLG: 0.600	FC5-4		1B		K		K		1B	2	0	1	0	0	1	0						
Russ Ortiz, R (1,1) Adam LaRoche, L (7,PH) OBP: 0.200, SLG: 0.267 Will Cunnane, R (8,1) Eddie Pérez, R (9,PH) OBP: 0.429, SLG: 0.333	FC5-4		K		K		K		K	2	0	0	0	0	1	1						
<b>Inning Stats</b>	R: 0 E: 0 K: 1 S: 7	H: 0 LOB: 2 BB: 2 P: 17	R: 0 E: 0 K: 1 S: 11	H: 1 LOB: 1 BB: 0 P: 14	R: 0 E: 0 K: 3 S: 13	H: 1 LOB: 2 BB: 1 P: 23	R: 0 E: 0 K: 3 S: 12	H: 0 LOB: 0 BB: 0 P: 16	R: 0 E: 0 K: 1 S: 7	H: 0 LOB: 0 BB: 0 P: 11	R: 0 E: 0 K: 2 S: 14	H: 1 LOB: 1 BB: 0 P: 6	R: 1 E: 0 K: 2 S: 14	H: 2 LOB: 1 BB: 0 P: 18	R: 0 E: 0 K: 2 S: 8	H: 0 LOB: 0 BB: 0 P: 11	R: 1 E: 0 K: 2 S: 15	H: 2 LOB: 1 BB: 0 P: 21	1B: 4 2B: 3 3B: 0 HR: 0	SF: 0 SAC: 0 DP: 1 HBP: 0	WP: 0 PB: 0 SB: 1 CS: 0	PA: 36
<b>PITCHER</b>	IP	WLS	BF	H	R	ER	SO	BB	IBB	HBP	BLK	WP	HR	S	P	ERA	WHIP					
34 Kerry Wood, R (1,1) ERA: 3.75 LaTroy Hawkins, R (8,1) ERA: 2.25 43 Michael Wuertz, R (9,1) ERA: 2.25	7.0	W	28	5	1	1	11	3	0	0	0	0	0	8	11	0.00	0.000					

Chicago Cubs @ Atlanta Braves  
Turner Field, Atlanta, GA  
Sun Apr 11 2004, 1:05 PM EDT  
Att: 27,701 - Overcast - 68 F

AB 33  
R 2  
H 7  
RBI 2  
BB 3  
SO 15  
LOB 16





Batter	1	2	3	4	5	6	7	8	9	AB	R	H	RBI	BB	SO	LOB	TOP										
Dewayne Wise, L OBP: 0.300, SLG: 0.400	G4-3		P2		K		G6-3		E 1B 1B	5	1	1	0	0	1	2	<b>Atlanta Braves @ New York Mets</b> Shea Stadium, Flushing, NY Mon Apr 12 2004, 1:10 PM EDT Att: 53,666 - Cloudy - 51 F										
Mark DeRosa, R OBP: 0.296, SLG: 0.288 Juan Cruz, R C.J. Nitkowski, L Kevin Gnyboski, L Adam LaRoche, L OBP: 0.235, SLG: 0.294	F7		HBP		F8			G3	1B E 1B	2	0	0	0	0	0	1											
Marcus Giles, R OBP: 0.457, SLG: 0.581	BB		1B		G5-3		G6-3	E1	1B 1B	4	0	1	0	1	0	2											
J.D. Drew, L OBP: 0.353, SLG: 0.333 Eddie Pérez, R OBP: 0.500, SLG: 0.429	F8		G3-1		WP 1B G6-3 BB		HR	G6-4-3 1B	1B G6-4-3 1B	3	2	1	1	1	0	4											
Andruw Jones, R OBP: 0.382, SLG: 0.393	K				F8		WP 1B	HR 1B	G6-4-3 1B	5	1	2	0	0	1	3											
Julio Franco, R OBP: 0.388, SLG: 0.471 Chris Reitsma, R	F9				K		G6-3	HR BB		3	1	0	1	1	1	1											
Johnny Estrada, S OBP: 0.308, SLG: 0.500	G4-3				G4-3		F9	HR		4	1	1	3	0	0	1											
Jesse Garcia, R OBP: 0.235, SLG: 0.235			F9				K	K		4	0	1	0	0	2	0											
Mike Hampton, R OBP: 1.000, SLG: 1.000 Antonio Alfonseca, R Mike Hessman, R	1B HBP 1B				P5		P5	K	K	1	0	1	0	0	0	0											
<b>Inning Stats</b>	R: 0 E: 0 K: 0 S: 7	H: 0 LOB: 1 BB: 1 P: 14	R: 0 E: 0 K: 1 S: 7	H: 0 LOB: 0 BB: 0 P: 10	R: 0 E: 0 K: 0 S: 12	H: 2 LOB: 3 BB: 0 P: 18	R: 0 E: 0 K: 1 S: 9	H: 0 LOB: 0 BB: 0 P: 11	R: 0 E: 0 K: 1 S: 12	H: 1 LOB: 1 BB: 0 P: 15	R: 1 E: 0 K: 0 S: 13	H: 1 LOB: 1 BB: 0 P: 23	R: 0 E: 0 K: 1 S: 5	H: 0 LOB: 0 BB: 0 P: 6	R: 4 E: 0 K: 1 S: 13	H: 3 LOB: 0 BB: 1 P: 22		R: 1 E: 1 K: 1 S: 12	H: 3 LOB: 2 BB: 0 P: 19	1B: 8 2B: 0 3B: 0 HR: 2	SF: 0 SAC: 0 DP: 1 HBP: 1	WP: 1 PB: 0 SB: 1 CS: 0	PA: 41				
<b>PITCHER</b>	IP	WLS	BF	H	R	ER	SO	BB	IBB	HBP	BLK	WP	HR	S	P	ERA	WHIP										
Steve Trachsel, R ERA: 9.0	6.0	W	25	4	1	1	3	2	0	1	0	1	0	60	91	1.50	1.000										
Orber Moreno, R ERA: 4.15	1.0		3	0	0	0	1	0	0	0	0	0	0	5	6	0.00	0.000										
Grant Roberts, R ERA: 48.6	1.0		7	3	4	4	1	1	0	0	0	0	2	13	22	36.00	4.000										
Dan Wheeler, R ERA: 7.94	0.1	S	5	3	1	1	1	0	0	0	0	0	0	11	17	27.00	9.000										
Braden Looper, R ERA:	0.2		1	0	0	0	0	0	0	0	0	0	0	1	2	0.00	0.000										
<b>Batter</b>	<b>1</b>	<b>2</b>	<b>3</b>	<b>4</b>	<b>5</b>	<b>6</b>	<b>7</b>	<b>8</b>	<b>9</b>	<b>AB</b>	<b>R</b>	<b>H</b>	<b>RBI</b>	<b>BB</b>	<b>SO</b>	<b>LOB</b>	<b>BOTTOM</b>										
Kazuo Matsui, S OBP: 0.500, SLG: 0.643	F8	G4-3 1B	G4-3 2B		E 2B BB		G6-3			4	1	2	2	1	0	0	<b>Atlanta Braves @ New York Mets</b> Shea Stadium, Flushing, NY Mon Apr 12 2004, 1:10 PM EDT Att: 53,666 - Cloudy - 51 F										
Ricky Gutierrez, R OBP: 0.280, SLG: 0.100	K	G4-3	G4-3		E5 2B			BB		4	0	0	1	1	1	3											
Shane Spencer, R OBP: 0.412, SLG: 0.438	1B	G6-3			G5-3		G5-4-3 BB			4	1	2	1	1	0	1											
Todd Zeile, R OBP: 0.385, SLG: 0.583	1B		WP BB 1B		2B 1B		P4		G5-4-3	5	2	3	0	0	0	4											
Mike Cameron, R OBP: 0.424, SLG: 0.593	FC6-4 1B		K		F9					5	1	2	2	0	2	3											
Jason Phillips, R OBP: 0.387, SLG: 0.360	FC6-4		BB WP G6-3 1B		G5-3				F9	5	1	2	1	0	0	4											
Ty Wigginton, R OBP: 0.241, SLG: 0.296		G5-3 2B 1B	G6-3 BB IBB		F7		F8		G6-3	4	2	1	0	1	0	1											
Joe McEwing, R OBP: 0.333, SLG: 0.200		G5-3					G6-3			2	1	0	1	2	0	1											
Orber Moreno, R										0	0	0	0	0	0	0											
Grant Roberts, R										0	0	0	0	0	0	0											
Dan Wheeler, R										0	0	0	0	0	0	0											
Braden Looper, R										0	0	0	0	0	0	0											
Steve Trachsel, R OBP: 0.400, SLG: 0.600 Jeff Duncan, L		1B G4-3 2B	G6-3		K		K			3	1	1	2	0	1	4											
<b>Inning Stats</b>	R: 1 E: 0 K: 1 S: 17	H: 3 LOB: 2 BB: 0 P: 24	R: 2 E: 0 K: 0 S: 14	H: 3 LOB: 1 BB: 0 P: 22	R: 4 E: 0 K: 1 S: 21	H: 3 LOB: 1 BB: 2 P: 38	R: 2 E: 0 K: 1 S: 11	H: 3 LOB: 2 BB: 1 P: 19	R: 1 E: 0 K: 0 S: 18	H: 1 LOB: 0 BB: 1 P: 30	R: 0 E: 0 K: 1 S: 8	H: 0 LOB: 0 BB: 0 P: 13	R: 0 E: 0 K: 0 S: 10	H: 0 LOB: 1 BB: 2 P: 20	R: 0 E: 0 K: 1 S: 8	H: 0 LOB: 0 BB: 0 P: 13	1B: 9 2B: 4 3B: 0 HR: 0	SF: 0 SAC: 0 DP: 1 HBP: 0	WP: 1 PB: 0 SB: 0 CS: 0	PA: 43							
<b>PITCHER</b>	IP	WLS	BF	H	R	ER	SO	BB	IBB	HBP	BLK	WP	HR	S	P	ERA	WHIP										
Mike Hampton, L ERA: 16.2	2.2	L	19	9	7	7	2	1	1	0	0	0	0	80	23.62	3.750											
Antonio Alfonseca, R ERA: 3.0	1.1		8	3	2	2	1	1	0	0	0	0	0	13	23	13.50	3.000										
Juan Cruz, R ERA: 1.35	1.0		6	1	1	0	0	1	0	0	0	0	0	18	30	0.00	2.000										
C.J. Nitkowski, L ERA: 6.75	1.0		3	0	0	0	1	0	0	0	0	0	0	8	13	0.00	0.000										
Kevin Gnyboski, R ERA:	1.0		4	0	0	0	0	2	0	0	0	0	0	10	20	0.00	2.000										











Batter	1	2	3	4	5	6	7	8	9	AB	R	H	RBI	BB	SO	LOB	TOP				
Juan Pierre, L OBP: 0.262, SLG: 0.268 (1, 8)	G6-3	K		G6-3			G5-3		F7	5	0	0	0	0	1	1					
Luis Castillo, S OBP: 0.350, SLG: 0.306 (1, 4)	S 1B BB		FC6 1B	1B			F7		K	4	2	2	0	1	1	0					
Miguel Cabrera, R OBP: 0.415, SLG: 0.868 (1, 9)	E BB		FC6 1B SF9	K			G4-3			3	2	0	0	1	1	2					
Mike Lowell, R OBP: 0.400, SLG: 0.514 (1, 5)	E4 S 1B		SF9 BB 1B				G5-3		G5-3	4	0	2	2	0	0	0					
Jeff Conine, R OBP: 0.219, SLG: 0.200 Wil Cordero, R OBP: 0.167, SLG: 0.091 (8, 3)	K		K				P4		G3	4	0	0	0	0	2	3					
Hee-Seop Choi, L OBP: 0.400, SLG: 0.786 Abraham Nunez, S OBP: 0.286, SLG: 0.286 (8, 7)	G5-3						F7		1B	3	0	1	0	1	0	1					
Mike Redmond, R OBP: 0.444, SLG: 0.438 (1, 2)			G4-3	SF9			G6-3		1B	3	0	1	1	0	0	0					
Alex Gonzalez, R OBP: 0.216, SLG: 0.229 (1, 6)			F9				L6		K	4	0	1	0	0	1	4					
Darren Oliver, R OBP: 0.167, SLG: 0.167 40 Nate Bump, L Lenny Harris, L (9, PH)	K			K			G6-3		G6-3	3	0	0	0	0	2	1					
<b>Inning Stats</b>	R: 2 E: 1 K: 1 S: 10	H: 1 LOB: 1 BB: 2 P: 26	R: 0 E: 0 K: 2 S: 10	H: 1 LOB: 1 BB: 0 P: 15	R: 2 E: 1 K: 1 S: 16	H: 2 LOB: 2 BB: 1 P: 29	R: 0 E: 0 K: 2 S: 10	H: 1 LOB: 1 BB: 0 P: 15	R: 0 E: 0 K: 0 S: 6	H: 0 LOB: 0 BB: 0 P: 8	R: 0 E: 0 K: 0 S: 6	H: 0 LOB: 0 BB: 0 P: 8	R: 0 E: 0 K: 1 S: 13	H: 2 LOB: 2 BB: 0 P: 15	R: 0 E: 0 K: 1 S: 6	H: 0 LOB: 0 BB: 0 P: 9	1B: 6 2B: 1 3B: 0 HR: 0	SF: 1 SAC: 0 DP: 0 HBP: 0	WP: 0 PB: 0 CS: 0	PA: 38	
<b>PITCHER</b>	IP	WLS	BF	H	R	ER	SO	BB	IBB	HBP	BLK	WP	HR	S	P	ERA	WHIP				
Jaret Wright, R ERA: 2.25	6.0	W	27	5	4	1	6	3	0	0	0	0	0	55	99	1.50	1.333				
Kevin Gryboski, R ERA:	1.0	H	3	0	0	0	0	0	0	0	0	0	0	6	8	0.00	0.000				
Chris Reitsma, R ERA: 1.42	1.0	H	5	2	0	0	1	0	0	0	0	0	0	13	15	0.00	2.000				
29 John Smoltz, R ERA: 9.0	1.0	S	3	0	0	0	1	0	0	0	0	0	0	6	9	0.00	0.000				

Florida Marlins @ Atlanta Braves  
Turner Field, Atlanta, GA  
Fri Apr 16 2004, 7:35 PM EDT  
Att: 29,638 - Sunny - 73 F

AB	34
R	4
H	7
RBI	3
BB	3
SO	8
LOB	12



Batter	1	2	3	4	5	6	7	8	9	AB	R	H	RBI	BB	SO	LOB	BOTTOM				
Mark DeRosa, R OBP: 0.349, SLG: 0.229 (1, 5)	K		L5			G4-3		G4-3		4	0	0	0	0	1	0					
Marcus Giles, R OBP: 0.479, SLG: 0.585 (1, 4)	10 CS 2B		G5-3			10 HR 2B		F8		4	1	2	0	0	0	0					
10 Chipper Jones, S OBP: 0.429, SLG: 0.552 (1, 7)	K			F9		2H HR				3	1	1	2	0	1	1					
Andruw Jones, R OBP: 0.370, SLG: 0.421 (1, 8)		L3 1B		G5-3		1B 2B				3	1	2	0	0	0	0					
Julio Franco, R OBP: 0.346, SLG: 0.391 (1, 3)		L3		K		CS 1B				3	0	1	1	0	1	1					
Johnny Estrada, S OBP: 0.303, SLG: 0.438 (1, 2)		HR 1B			K	CS	G4-3			3	1	1	0	0	1	0					
Eli Marrero, R OBP: 0.200, SLG: 0.556 (1, 9)		1H HR			G6-3		P4			3	1	1	2	0	0	0					
Jesse Garcia, R OBP: 0.222, SLG: 0.222 (1, 6)		P6			G1-3		P4			3	0	0	0	0	0	0					
Jaret Wright, R OBP: 0.333, SLG: 0.667 Mike Hampton, S OBP: 0.200, SLG: 0.200 Kevin Gryboski, R Chris Reitsma, R Dewayne Wise, L 29 John Smoltz, R			K			K		G4-3		1	0	0	0	0	1	0					
<b>Inning Stats</b>	R: 0 E: 0 K: 2 S: 8	H: 3 LOB: 0 BB: 0 P: 12	R: 2 E: 0 K: 0 S: 11	H: 3 LOB: 0 BB: 0 P: 17	R: 0 E: 0 K: 1 S: 6	H: 0 LOB: 0 BB: 0 P: 9	R: 0 E: 0 K: 1 S: 9	H: 0 LOB: 0 BB: 0 P: 12	R: 0 E: 0 K: 1 S: 6	H: 0 LOB: 0 BB: 0 P: 8	R: 3 E: 0 K: 1 S: 17	H: 4 LOB: 0 BB: 0 P: 25	R: 0 E: 0 K: 0 S: 6	H: 0 LOB: 0 BB: 0 P: 8	R: 0 E: 0 K: 0 S: 4	H: 0 LOB: 0 BB: 0 P: 8	1B: 3 2B: 4 3B: 0 HR: 2	SF: 0 SAC: 0 DP: 1 HBP: 0	WP: 0 PB: 0 CS: 2	PA: 30	
<b>PITCHER</b>	IP	WLS	BF	H	R	ER	SO	BB	IBB	HBP	BLK	WP	HR	S	P	ERA	WHIP				
Darren Oliver, L ERA: 4.85	6.0	L	23	8	5	5	6	0	0	0	0	0	0	10	16	0.00	0.000				
40 Nate Bump, R ERA:	2.0		6	0	0	0	0	0	0	0	0	0	0	10	16	0.00	0.000				

Florida Marlins @ Atlanta Braves  
Turner Field, Atlanta, GA  
Fri Apr 16 2004, 7:35 PM EDT  
Att: 29,638 - Sunny - 73 F

AB	29
R	5
H	8
RBI	5
BB	0
SO	6
LOB	2





Batter	1	2	3	4	5	6	7	8	9	AB	R	H	RBI	BB	SO	LOB	TOP				
Juan Pierre, L OBP: 0.239, SLG: 0.244 (1, 8)	G4-3		G6-3			B1-3		G4-3		4	0	0	0	0	0	0					
Luis Castillo, S OBP: 0.318, SLG: 0.275 (1, 4)	G4-3			K		G1-3		G4-3		4	0	0	0	0	1	0					
Miguel Cabrera, R OBP: 0.400, SLG: 0.810 (1, 9)	F9			L3				P4		4	0	1	0	0	0	0					
Mike Lowell, R OBP: 0.386, SLG: 0.513 (1, 5)				P6				K		4	0	1	0	0	1	1					
Hee-Seop Choi, L OBP: 0.421, SLG: 0.774 (1, 3)										3	1	2	0	0	1	1					
Abraham Nunez, S OBP: 0.300, SLG: 0.300 (1, 7)										3	0	1	0	0	2	2					
Ramon Castro, R OBP: 0.250, SLG: 0.182 (1, 2)										3	0	1	0	0	0	2					
Alex Gonzalez, R OBP: 0.200, SLG: 0.211 (1, 6)										3	0	0	0	0	1	1					
Josh Beckett, R OBP: 0.400, SLG: 0.400 (1, 1)										2	0	0	0	0	2	0					
Matt Perisho, L (7, 1)										0	0	0	0	0	0	0					
Lenny Harris, L (8, PH)										1	0	0	0	0	0	0					
Chad Fox, R (8, 1)										0	0	0	0	0	0	0					
<b>Inning Stats</b>	R: 0 H: 0 E: 0 K: 0 S: 10	H: 0 LOB: 0 BB: 0 P: 14	R: 0 H: 2 E: 0 K: 2 S: 12	H: 2 LOB: 2 BB: 0 P: 17	R: 0 H: 0 E: 0 K: 2 S: 9	H: 0 LOB: 0 BB: 0 P: 13	R: 0 H: 0 E: 0 K: 1 S: 10	H: 0 LOB: 0 BB: 0 P: 14	R: 0 H: 1 E: 0 K: 1 S: 9	H: 1 LOB: 1 BB: 0 P: 13	R: 0 H: 0 E: 0 K: 1 S: 13	H: 0 LOB: 0 BB: 0 P: 20	R: 1 H: 3 E: 0 K: 0 S: 14	H: 3 LOB: 1 BB: 0 P: 21	R: 0 H: 0 E: 0 K: 0 S: 8	H: 0 LOB: 0 BB: 0 P: 12	R: 0 H: 0 E: 0 K: 1 S: 7	H: 0 LOB: 0 BB: 0 P: 11	1B: 5 2B: 1 3B: 0 HR: 0	SF: 0 SAC: 0 DP: 1 HBP: 0	WP: 1 PA: 31 PB: 0 SB: 1 CS: 0
<b>PITCHER</b>	IP WLS BF H R ER SO BB IBB HBP BLK WP HR S P ERA WHIP	IP WLS BF H R ER SO BB IBB HBP BLK WP HR S P ERA WHIP	IP WLS BF H R ER SO BB IBB HBP BLK WP HR S P ERA WHIP	IP WLS BF H R ER SO BB IBB HBP BLK WP HR S P ERA WHIP	IP WLS BF H R ER SO BB IBB HBP BLK WP HR S P ERA WHIP	IP WLS BF H R ER SO BB IBB HBP BLK WP HR S P ERA WHIP	IP WLS BF H R ER SO BB IBB HBP BLK WP HR S P ERA WHIP	IP WLS BF H R ER SO BB IBB HBP BLK WP HR S P ERA WHIP	IP WLS BF H R ER SO BB IBB HBP BLK WP HR S P ERA WHIP	IP WLS BF H R ER SO BB IBB HBP BLK WP HR S P ERA WHIP	IP WLS BF H R ER SO BB IBB HBP BLK WP HR S P ERA WHIP	IP WLS BF H R ER SO BB IBB HBP BLK WP HR S P ERA WHIP	IP WLS BF H R ER SO BB IBB HBP BLK WP HR S P ERA WHIP	IP WLS BF H R ER SO BB IBB HBP BLK WP HR S P ERA WHIP	IP WLS BF H R ER SO BB IBB HBP BLK WP HR S P ERA WHIP	IP WLS BF H R ER SO BB IBB HBP BLK WP HR S P ERA WHIP	IP WLS BF H R ER SO BB IBB HBP BLK WP HR S P ERA WHIP	IP WLS BF H R ER SO BB IBB HBP BLK WP HR S P ERA WHIP	IP WLS BF H R ER SO BB IBB HBP BLK WP HR S P ERA WHIP	IP WLS BF H R ER SO BB IBB HBP BLK WP HR S P ERA WHIP	IP WLS BF H R ER SO BB IBB HBP BLK WP HR S P ERA WHIP

Florida Marlins @ Atlanta Braves  
Turner Field, Atlanta, GA  
Sat Apr 17 2004, 7:05 PM EDT  
Att: 31,401 - Sunny - 77 F

AB 31  
R 1  
H 6  
RBI 0  
BB 0  
SO 8  
LOB 7



Batter	1	2	3	4	5	6	7	8	9	AB	R	H	RBI	BB	SO	LOB	BOTTOM				
Mark DeRosa, R OBP: 0.362, SLG: 0.263 (1, 5)	10 HR		G3							3	1	1	0	1	1	2					
Marcus Giles, R OBP: 0.462, SLG: 0.556 (1, 4)										4	0	1	1	0	2	3					
10 Chipper Jones, S OBP: 0.436, SLG: 0.636 (1, 7)										4	1	2	2	0	0	2					
Adam LaRoche, L OBP: 0.231, SLG: 0.240 (1, 3)										4	0	0	0	0	1	2					
Andruw Jones, R OBP: 0.360, SLG: 0.390 (1, 8)										3	0	0	0	1	1	0					
Johnny Estrada, S OBP: 0.270, SLG: 0.389 (1, 2)										4	0	0	0	0	0	1					
Eli Marrero, R OBP: 0.154, SLG: 0.417 (8, 1)										3	0	0	0	0	1	0					
Chris Reitsma, R (8, 1)										0	0	0	0	0	0	0					
29 John Smoltz, R (9, 1)										0	0	0	0	0	0	0					
Jesse Garcia, R OBP: 0.233, SLG: 0.333 (1, 6)										3	1	1	1	0	1	0					
Russ Ortiz, R OBP: 0.500, SLG: 0.500 (7, 1)										2	0	2	0	0	0	0					
Kevin Gryboski, R (7, 1)										0	0	0	0	0	0	0					
Dewayne Wise, L OBP: 0.333, SLG: 0.611 (7, PH) (8, 9)										1	1	1	0	0	0	0					
<b>Inning Stats</b>	R: 2 H: 2 E: 0 K: 2 S: 14	H: 2 LOB: 0 BB: 0 P: 19	R: 0 H: 0 E: 0 K: 1 S: 8	H: 0 LOB: 0 BB: 0 P: 10	R: 0 H: 2 E: 0 K: 1 S: 13	H: 2 LOB: 2 BB: 0 P: 16	R: 0 H: 0 E: 0 K: 1 S: 8	H: 0 LOB: 0 BB: 0 P: 13	R: 0 H: 1 E: 0 K: 1 S: 11	H: 1 LOB: 1 BB: 0 P: 17	R: 0 H: 0 E: 0 K: 1 S: 9	H: 0 LOB: 1 BB: 1 P: 18	R: 2 H: 3 E: 0 K: 0 S: 12	H: 3 LOB: 1 BB: 1 P: 19	R: 0 H: 0 E: 0 K: 0 S: 7	H: 0 LOB: 0 BB: 0 P: 10	R: 0 H: 0 E: 0 K: 0 S: 7	H: 0 LOB: 0 BB: 0 P: 10	1B: 4 2B: 1 3B: 1 HR: 2	SF: 0 SAC: 0 DP: 1 HBP: 0	WP: 0 PA: 33 PB: 0 SB: 0 CS: 0
<b>PITCHER</b>	IP WLS BF H R ER SO BB IBB HBP BLK WP HR S P ERA WHIP	IP WLS BF H R ER SO BB IBB HBP BLK WP HR S P ERA WHIP	IP WLS BF H R ER SO BB IBB HBP BLK WP HR S P ERA WHIP	IP WLS BF H R ER SO BB IBB HBP BLK WP HR S P ERA WHIP	IP WLS BF H R ER SO BB IBB HBP BLK WP HR S P ERA WHIP	IP WLS BF H R ER SO BB IBB HBP BLK WP HR S P ERA WHIP	IP WLS BF H R ER SO BB IBB HBP BLK WP HR S P ERA WHIP	IP WLS BF H R ER SO BB IBB HBP BLK WP HR S P ERA WHIP	IP WLS BF H R ER SO BB IBB HBP BLK WP HR S P ERA WHIP	IP WLS BF H R ER SO BB IBB HBP BLK WP HR S P ERA WHIP	IP WLS BF H R ER SO BB IBB HBP BLK WP HR S P ERA WHIP	IP WLS BF H R ER SO BB IBB HBP BLK WP HR S P ERA WHIP	IP WLS BF H R ER SO BB IBB HBP BLK WP HR S P ERA WHIP	IP WLS BF H R ER SO BB IBB HBP BLK WP HR S P ERA WHIP	IP WLS BF H R ER SO BB IBB HBP BLK WP HR S P ERA WHIP	IP WLS BF H R ER SO BB IBB HBP BLK WP HR S P ERA WHIP	IP WLS BF H R ER SO BB IBB HBP BLK WP HR S P ERA WHIP	IP WLS BF H R ER SO BB IBB HBP BLK WP HR S P ERA WHIP	IP WLS BF H R ER SO BB IBB HBP BLK WP HR S P ERA WHIP	IP WLS BF H R ER SO BB IBB HBP BLK WP HR S P ERA WHIP	IP WLS BF H R ER SO BB IBB HBP BLK WP HR S P ERA WHIP

Florida Marlins @ Atlanta Braves  
Turner Field, Atlanta, GA  
Sat Apr 17 2004, 7:05 PM EDT  
Att: 31,401 - Sunny - 77 F


AB 31  
R 4  
H 8  
RBI 4  
BB 2  
SO 7  
LOB 10










Batter	1	2	3	4	5	6	7	8	9	AB	R	H	RBI	BB	SO	LOB	TOP								
Rafael Furcal, S OBP: 0.304, SLG: 0.211 (1, 6)	P5		E S HR 1B		G4-3			K		4	1	1	0	0	1	0	Atlanta Braves @ Cincinnati Reds Great American Ball Park, Cincinnati, OH Tue Apr 20 2004, 7:10 PM EDT Att: 20,232 - Cloudy - 72 F  livebaseballscores.com  AB 30 R 2 H 4 RBI 2 BB 2 SO 8 LOB 4  								
Marcus Giles, R OBP: 0.424, SLG: 0.558 (1, 4)	P3		HR			P3			G1-3	4	1	1	2	0	0	0									
J.D. Drew, L OBP: 0.368, SLG: 0.310 (1, 9)			P4			G6-4-3 BB			G5-3	2	0	0	0	2	0	0									
Andruw Jones, R OBP: 0.356, SLG: 0.429 (1, 8)	K		K			G6-4-3 1-2				4	0	1	0	0	2	2									
Adam LaRoche, L OBP: 0.200, SLG: 0.206 (1, 3)		K			P5					4	0	0	0	0	2	1									
Eli Marrero, R OBP: 0.150, SLG: 0.278 (1, 7)		F7			K					3	0	0	0	0	1	0									
Johnny Estrada, S OBP: 0.311, SLG: 0.405 (1, 2)		E5 1B			G4-3					3	0	1	0	0	0	0									
Mark DeRosa, R OBP: 0.327, SLG: 0.239 (1, 5)		K				K				3	0	0	0	0	2	1									
John Thomson, R (1, 1)					G6-3					2	0	0	0	0	0	0									
Julio Franco, R OBP: 0.321, SLG: 0.360 (8, PH)						G4-3				1	0	0	0	0	0	0									
C.J. Nitkowski, L (8, 1)									G3	0	0	0	0	0	0	0									
<b>Inning Stats</b>	R: 0 E: 0 K: 1 S: 10	H: 0 LOB: 1 BB: 1 P: 19	R: 0 E: 1 K: 2 S: 13	H: 1 LOB: 1 BB: 0 P: 21	R: 2 E: 0 K: 1 S: 14	H: 2 LOB: 0 BB: 0 P: 19	R: 0 E: 0 K: 1 S: 10	H: 0 LOB: 0 BB: 0 P: 14	R: 0 E: 0 K: 1 S: 7	H: 0 LOB: 0 BB: 0 P: 9	R: 0 E: 0 K: 0 S: 6	H: 0 LOB: 0 BB: 1 P: 11	R: 0 E: 0 K: 1 S: 9	H: 0 LOB: 0 BB: 0 P: 9	R: 0 E: 0 K: 1 S: 6	H: 0 LOB: 0 BB: 0 P: 7	R: 0 E: 0 K: 1 S: 11	H: 1 LOB: 1 BB: 0 P: 18	1B: 3 2B: 0 3B: 0 HR: 1	SF: 0 SAC: 0 DP: 1 HBP: 0	WP: 0 PB: 0 SB: 1 CS: 0	PA: 32			
<b>PITCHER</b>	IP	WLS	BF	H	R	ER	SO	BB	IBB	HBP	BLK	WP	HR	S	P	ERA	WHIP								
Jose Acevedo, R ERA: 3.26 (1, 1)	7.0	W	25	3	2	2	6	2	0	0	0	0	1	69	102	2.57	0.714								
Todd Jones, R ERA: 2.25 (8, 1)	1.0	H	3	0	0	0	1	0	0	0	0	0	0	6	7	0.00	0.000								
Danny Graves, R ERA: 3.86 (9, 1)	1.0	S	4	1	0	0	1	0	0	0	0	0	0	11	18	0.00	1.000								

Batter	1	2	3	4	5	6	7	8	9	AB	R	H	RBI	BB	SO	LOB	BOTTOM								
D'Angelo Jimenez, S OBP: 0.361, SLG: 0.340 (1, 4)	G4-3		G4-3				P5			4	0	0	0	0	1	2	Atlanta Braves @ Cincinnati Reds Great American Ball Park, Cincinnati, OH Tue Apr 20 2004, 7:10 PM EDT Att: 20,232 - Cloudy - 72 F  livebaseballscores.com  AB 29 R 3 H 7 RBI 3 BB 4 SO 3 LOB 15  								
Bary Larkin, R OBP: 0.256, SLG: 0.225 (1, 6)	G6-3			G4-6-3 BB 2B			F9			4	1	2	2	0	0	0									
Ken Griffey Jr., L OBP: 0.352, SLG: 0.500 (1, 8)				G4-6-3 BB	2H 3H 1B					2	0	0	0	2	0	1									
Austin Kearns, R OBP: 0.273, SLG: 0.395 (1, 9)	G2			G4-6-3 BB						3	0	0	0	1	0	3									
Sean Casey, L OBP: 0.464, SLG: 0.563 (1, 3)		G4-3								4	0	3	1	0	0	0									
Adam Dunn, L OBP: 0.519, SLG: 0.902 (1, 7)		F8								3	0	0	0	1	2	3									
Javier Valentin, S OBP: 0.273, SLG: 0.111 (1, 2)		L9								4	1	1	0	0	0	4									
6 Ryan Freel, R OBP: 0.314, SLG: 0.460 (1, 5)										3	1	1	0	0	0	2									
Todd Jones, L (8, 1)										0	0	0	0	0	0	0									
Danny Graves, R (9, 1)										0	0	0	0	0	0	0									
Jose Acevedo, R OBP: 0.286, SLG: 0.167 (1, 1)										1	0	0	0	0	0	0									
Juan Castro, R OBP: 0.250, SLG: 0.333 (7, PH)										1	0	0	0	0	0	0									
<b>Inning Stats</b>	R: 0 E: 0 K: 0 S: 10	H: 0 LOB: 1 BB: 1 P: 20	R: 0 E: 0 K: 0 S: 9	H: 0 LOB: 0 BB: 0 P: 13	R: 0 E: 0 K: 0 S: 7	H: 0 LOB: 0 BB: 0 P: 12	R: 1 E: 0 K: 1 S: 13	H: 2 LOB: 1 BB: 1 P: 24	R: 2 E: 0 K: 0 S: 9	H: 3 LOB: 1 BB: 0 P: 12	R: 0 E: 0 K: 0 S: 6	H: 1 LOB: 2 BB: 1 P: 14	R: 0 E: 0 K: 1 S: 6	H: 0 LOB: 0 BB: 0 P: 8	R: 0 E: 0 K: 1 S: 12	H: 1 LOB: 1 BB: 1 P: 21	1B: 5 2B: 2 3B: 0 HR: 0	SF: 0 SAC: 1 DP: 1 HBP: 0	WP: 0 PB: 0 SB: 0 CS: 0	PA: 34					
<b>PITCHER</b>	IP	WLS	BF	H	R	ER	SO	BB	IBB	HBP	BLK	WP	HR	S	P	ERA	WHIP								
John Thomson, R ERA: 2.7 (1, 1)	7.0	L	29	6	3	3	2	2	1	0	0	0	0	60	103	3.86	1.143								
C.J. Nitkowski, L ERA: 5.06 (8, 1)	1.0		5	1	0	0	1	1	0	0	0	0	0	12	21	0.00	2.000								



Batter	1	2	3	4	5	6	7	8	9	10	AB	R	H	RBI	BB	SO	LOB	TOP							
Rafael Furcal, S OBP: 0.345, SLG: 0.375 (1, 6)	G4-3		B3				F7		G4-3 1B	HR	5	2	2	3	1	0	0	<b>Atlanta Braves @ Cincinnati Reds</b> Great American Ball Park, Cincinnati, OH Wed Apr 21 2004, 7:10 PM EDT Att: 29,472 - Overcast - 62 F							
Dewayne Wise, L OBP: 0.259, SLG: 0.519 (1, 7)	G5-3						G4-3		G4-3	G3	6	0	1	0	0	0	2								
Marcus Giles, R OBP: 0.406, SLG: 0.526 (1, 4)	F9		K						F8		5	0	1	1	0	1	2								
J.D. Drew, L OBP: 0.372, SLG: 0.333 (1, 9)			G3-1						G4-3 1B	K	4	2	1	0	1	1	3								
Andruw Jones, R OBP: 0.359, SLG: 0.472 (1, 8)							F8		G4-3 1B	HR	4	2	1	1	1	1	1								
Adam LaRoche, L OBP: 0.259, SLG: 0.342 (1, 3)									G4-3	G1-3	4	1	2	1	1	0	2								
Eddie Pérez, R OBP: 0.357, SLG: 0.308 (8, PH)									G4-3		3	0	0	0	0	0	3								
Julio Franco, R OBP: 0.345, SLG: 0.360 (8, 1)	F9		G6-3				L9		1B	K	0	0	0	0	1	0	0								
Eli Marrero, R OBP: 0.143, SLG: 0.263 (10, PH)									IBB		1	0	0	0	0	1	0								
29 John Smoltz, R OBP: 0.367, SLG: 0.265 (1, 5)							F9			HR	3	1	2	3	2	0	0								
Horacio Ramirez, L OBP: 0.257, SLG: 0.324 (7, PH)										BB	2	0	0	0	0	1	4								
Jesse Garcia, R OBP: 0.257, SLG: 0.324 (7, 1)	G5-3		K						F8	HR	1	0	0	0	0	1	0								
Kevin Gryboski, R OBP: 0.319, SLG: 0.395 (8, 2)							K				0	0	0	0	0	0	0								
Johanny Estrada, S OBP: 0.319, SLG: 0.395 (8, 2)										HR	1	1	0	0	1	0	0								
<b>Inning Stats</b>	R: 0 E: 0 K: 0 S: 6	H: 0 LOB: 0 BB: 0 P: 9	R: 1 E: 0 K: 1 S: 15	H: 1 LOB: 2 BB: 2 P: 29	R: 0 E: 0 K: 1 S: 8	H: 1 LOB: 1 BB: 0 P: 12	R: 0 E: 0 K: 1 S: 11	H: 1 LOB: 2 BB: 1 P: 21	R: 0 E: 0 K: 0 S: 9	H: 0 LOB: 0 BB: 0 P: 16	R: 1 E: 0 K: 0 S: 12	H: 1 LOB: 0 BB: 0 P: 21	R: 0 E: 0 K: 1 S: 7	H: 0 LOB: 0 BB: 0 P: 10	R: 2 E: 0 K: 0 S: 11	H: 2 LOB: 2 BB: 2 P: 22	R: 1 E: 0 K: 1 S: 10	H: 2 LOB: 1 BB: 0 P: 14	R: 4 E: 0 K: 1 S: 16	H: 2 LOB: 0 BB: 2 P: 30	1B: 4 2B: 2 3B: 1 HR: 3	SF: 0 SAC: 0 DP: 0 HBP: 0	WP: 0 PA: 47		
<b>PITCHER</b>	IP WLS BF H R ER SO BB IBB HBP BLK WP HR S P ERA WHIP	39 Aaron Harang, R ERA: 3.71 Todd Van Poppel, R ERA: 3.38 Todd Jones, R ERA: 4.0 Danny Graves, R ERA: 4.5 Brian Reith, R ERA: 4.26	6.0 1.0 1.0 1.0 0.2	WLS BF H R ER SO BB IBB HBP BLK WP HR S P ERA WHIP	26 3 0 2 1 2 0 0 0 0 0 1 61 108 3.00 1.167	Phil Norton, L ERA: 12.46 (10, 1)	0.1 0.1 2 1 1 1 0 0 0 0 0 0 1 12 26 40.50 4.500	IP WLS BF H R ER SO BB IBB HBP BLK WP HR S P ERA WHIP	0.1 0.1 2 1 1 1 0 0 0 0 0 0 1 12 26 40.50 4.500	0.1 0.1 2 1 1 1 0 0 0 0 0 0 1 12 26 40.50 4.500	0.1 0.1 2 1 1 1 0 0 0 0 0 0 1 12 26 40.50 4.500	0.1 0.1 2 1 1 1 0 0 0 0 0 0 1 12 26 40.50 4.500	0.1 0.1 2 1 1 1 0 0 0 0 0 0 1 12 26 40.50 4.500	0.1 0.1 2 1 1 1 0 0 0 0 0 0 1 12 26 40.50 4.500	0.1 0.1 2 1 1 1 0 0 0 0 0 0 1 12 26 40.50 4.500	0.1 0.1 2 1 1 1 0 0 0 0 0 0 1 12 26 40.50 4.500	0.1 0.1 2 1 1 1 0 0 0 0 0 0 1 12 26 40.50 4.500	0.1 0.1 2 1 1 1 0 0 0 0 0 0 1 12 26 40.50 4.500	0.1 0.1 2 1 1 1 0 0 0 0 0 0 1 12 26 40.50 4.500	0.1 0.1 2 1 1 1 0 0 0 0 0 0 1 12 26 40.50 4.500	0.1 0.1 2 1 1 1 0 0 0 0 0 0 1 12 26 40.50 4.500	0.1 0.1 2 1 1 1 0 0 0 0 0 0 1 12 26 40.50 4.500	0.1 0.1 2 1 1 1 0 0 0 0 0 0 1 12 26 40.50 4.500	0.1 0.1 2 1 1 1 0 0 0 0 0 0 1 12 26 40.50 4.500	0.1 0.1 2 1 1 1 0 0 0 0 0 0 1 12 26 40.50 4.500
<b>Batter</b>	1	2	3	4	5	6	7	8	9	10	AB	R	H	RBI	BB	SO	LOB	BOTTOM							
D'Angelo Jimenez, S OBP: 0.333, SLG: 0.309 (1, 4)	G4-3	G3					K				5	0	0	0	0	2	1	<b>Atlanta Braves @ Cincinnati Reds</b> Great American Ball Park, Cincinnati, OH Wed Apr 21 2004, 7:10 PM EDT Att: 29,472 - Overcast - 62 F							
Barry Larkin, R OBP: 0.271, SLG: 0.267 (1, 6)	G6-3		G4-3				F9				5	1	2	0	0	0	0								
Ken Griffey Jr., L OBP: 0.339, SLG: 0.471 (1, 8)			G4-3				G4-3				5	1	1	0	0	1	2								
Austin Kearns, R OBP: 0.286, SLG: 0.366 (1, 9)											3	1	0	0	2	1	2								
Sean Casey, L OBP: 0.453, SLG: 0.692 (1, 3)											4	2	3	4	0	0	1								
Adam Dunn, L OBP: 0.517, SLG: 0.886 (1, 7)											3	0	1	0	1	2	0								
Jason LaRue, R OBP: 0.259, SLG: 0.229 (1, 2)											4	0	2	1	0	0	1								
6 Ryan Freel, R OBP: 0.296, SLG: 0.434 Juan Castro, R OBP: 0.241, SLG: 0.321 (8, 5)											3	0	0	0	0	0	1								
39 Aaron Harang, R ERA: 2.25 Todd Van Poppel, R ERA: 3.38 Wily Mo Peña, R OBP: 0.446, SLG: 0.733 Todd Jones, L ERA: 1.23 Danny Graves, R ERA: 4.5 Javier Vazquez, S ERA: 1.23 Brian Reith, R ERA: 4.26 Phil Norton, R ERA: 12.46 (10, 1)											2	0	0	0	0	0	1								
<b>Inning Stats</b>	R: 2 E: 0 K: 0 S: 12	H: 3 LOB: 2 BB: 2 P: 27	R: 0 E: 0 K: 0 S: 6	H: 0 LOB: 0 BB: 0 P: 10	R: 0 E: 0 K: 0 S: 5	H: 0 LOB: 1 BB: 1 P: 15	R: 0 E: 0 K: 0 S: 10	H: 1 LOB: 1 BB: 0 P: 14	R: 0 E: 0 K: 0 S: 5	H: 0 LOB: 0 BB: 0 P: 10	R: 1 E: 0 K: 1 S: 10	H: 0 LOB: 0 BB: 0 P: 13	R: 0 E: 0 K: 2 S: 9	H: 0 LOB: 0 BB: 0 P: 11	R: 2 E: 0 K: 2 S: 13	H: 2 LOB: 0 BB: 0 P: 19	R: 0 E: 0 K: 1 S: 10		H: 1 LOB: 1 BB: 0 P: 12	R: 0 E: 0 K: 1 S: 10	H: 1 LOB: 0 BB: 0 P: 14	1B: 4 2B: 3 3B: 0 HR: 2	SF: 0 SAC: 0 DP: 1 HBP: 0	WP: 0 PA: 40	
<b>PITCHER</b>	IP WLS BF H R ER SO BB IBB HBP BLK WP HR S P ERA WHIP	Horacio Ramirez, L ERA: 2.25 Kevin Gryboski, R ERA: 1.23 Chris Reitsma, R ERA: 2.89 29 John Smoltz, R ERA: 5.14	6.0 1.0 2.0 1.0 1.0	IP WLS BF H R ER SO BB IBB HBP BLK WP HR S P ERA WHIP	3.0 0.0 3.0 0.0 0.0 0.0 0.0 0.0 0.0 0.0 0.0 0.0 1 11 9.00 0.000	IP WLS BF H R ER SO BB IBB HBP BLK WP HR S P ERA WHIP	0.2 0.0 0.0 0.0 0.0 0.0 0.0 0.0 0.0 0.0 0.0 0.0 0 1 23 31 9.00 1.500	IP WLS BF H R ER SO BB IBB HBP BLK WP HR S P ERA WHIP	0.2 0.0 0.0 0.0 0.0 0.0 0.0 0.0 0.0 0.0 0.0 0.0 0 1 14 0.00 1.000	IP WLS BF H R ER SO BB IBB HBP BLK WP HR S P ERA WHIP	0.2 0.0 0.0 0.0 0.0 0.0 0.0 0.0 0.0 0.0 0.0 0 1 14 0.00 1.000	IP WLS BF H R ER SO BB IBB HBP BLK WP HR S P ERA WHIP	0.2 0.0 0.0 0.0 0.0 0.0 0.0 0.0 0.0 0.0 0.0 0 1 14 0.00 1.000	IP WLS BF H R ER SO BB IBB HBP BLK WP HR S P ERA WHIP	0.2 0.0 0.0 0.0 0.0 0.0 0.0 0.0 0.0 0.0 0.0 0 1 14 0.00 1.000	IP WLS BF H R ER SO BB IBB HBP BLK WP HR S P ERA WHIP	0.2 0.0 0.0 0.0 0.0 0.0 0.0 0.0 0.0 0.0 0.0 0 1 14 0.00 1.000	IP WLS BF H R ER SO BB IBB HBP BLK WP HR S P ERA WHIP	0.2 0.0 0.0 0.0 0.0 0.0 0.0 0.0 0.0 0.0 0.0 0 1 14 0.00 1.000	IP WLS BF H R ER SO BB IBB HBP BLK WP HR S P ERA WHIP	0.2 0.0 0.0 0.0 0.0 0.0 0.0 0.0 0.0 0.0 0.0 0 1 14 0.00 1.000	IP WLS BF H R ER SO BB IBB HBP BLK WP HR S P ERA WHIP	0.2 0.0 0.0 0.0 0.0 0.0 0.0 0.0 0.0 0.0 0.0 0 1 14 0.00 1.000	IP WLS BF H R ER SO BB IBB HBP BLK WP HR S P ERA WHIP	0.2 0.0 0.0 0.0 0.0 0.0 0.0 0.0 0.0 0.0 0.0 0 1 14 0.00 1.000











Batter	1	2	3	4	5	6	7	8	9	AB	R	H	RBI	BB	SO	LOB	TOP							
Rafael Furcal, S (1, 6) OBP: 0.357, SLG: 0.389	G5-3			G5-3			G4-6-3			4	1	1	0	1	0	2								
Dewayne Wise, L (1, 7) OBP: 0.216, SLG: 0.405	P6						G5-3			3	0	0	0	0	2	3								
Eli Marrero, R (7, PH) (7, 7) OBP: 0.125, SLG: 0.227		K							K	2	0	0	0	0	1	1								
Marcus Giles, R (1, 4) OBP: 0.421, SLG: 0.515				F9					K	5	0	2	1	0	1	0								
J.D. Drew, L (1, 9) OBP: 0.418, SLG: 0.477										5	1	4	0	0	1	0								
Andruw Jones, R (1, 8) OBP: 0.373, SLG: 0.508										5	1	2	2	0	1	5								
Adam LaRoche, L (1, 3) OBP: 0.260, SLG: 0.362										3	0	0	0	1	0	1								
Johnny Estrada, S (1, 2) OBP: 0.351, SLG: 0.423										4	1	3	0	0	0	0								
Mark DeRosa, R (1, 5) OBP: 0.343, SLG: 0.254										4	0	1	0	0	1	3								
Mike Hampton, R (1, 1) OBP: 0.375, SLG: 0.429										3	0	0	0	0	1	2								
Antonio Alfonseca, R (7, 1) OBP: 0.307, SLG: 0.385										0	0	0	0	0	0	0								
Julio Franco, R (8, PH)										1	0	1	1	0	0	0								
Horacio Ramirez, L (8, PR)										0	0	0	0	0	0	0								
Will Cunnane, R (8, 1)										0	0	0	0	0	0	0								
<b>Inning Stats</b>	R: 0 E: 0 K: 13 S: 13	H: 2 LOB: 2 BB: 0 P: 16	R: 0 E: 0 K: 2 S: 15	H: 1 LOB: 3 BB: 2 P: 26	R: 2 E: 0 K: 0 S: 18	H: 3 LOB: 1 BB: 0 P: 25	R: 0 E: 0 K: 2 S: 9	H: 0 LOB: 0 BB: 0 P: 12	R: 0 E: 0 K: 1 S: 11	H: 1 LOB: 1 BB: 0 P: 13	R: 0 E: 0 K: 0 S: 8	H: 0 LOB: 0 BB: 0 P: 12	R: 1 E: 0 K: 0 S: 9	H: 3 LOB: 1 BB: 0 P: 15	R: 1 E: 0 K: 0 S: 16	H: 3 LOB: 2 BB: 0 P: 19	R: 0 E: 0 K: 2 S: 11	H: 1 LOB: 1 BB: 0 P: 16	1B: 11 2B: 2 3B: 0 HR: 1	SF: 0 SAC: 0 DP: 2 HBP: 0	WP: 0 PB: 0 CS: 0	PA: 41		
<b>PITCHER</b>	IP WLS BF H R ER SO BB IBB HBP BLK WP HR S P ERA WHIP	IP WLS BF H R ER SO BB IBB HBP BLK WP HR S P ERA WHIP	IP WLS BF H R ER SO BB IBB HBP BLK WP HR S P ERA WHIP	IP WLS BF H R ER SO BB IBB HBP BLK WP HR S P ERA WHIP	IP WLS BF H R ER SO BB IBB HBP BLK WP HR S P ERA WHIP	IP WLS BF H R ER SO BB IBB HBP BLK WP HR S P ERA WHIP	IP WLS BF H R ER SO BB IBB HBP BLK WP HR S P ERA WHIP	IP WLS BF H R ER SO BB IBB HBP BLK WP HR S P ERA WHIP	IP WLS BF H R ER SO BB IBB HBP BLK WP HR S P ERA WHIP	IP WLS BF H R ER SO BB IBB HBP BLK WP HR S P ERA WHIP	IP WLS BF H R ER SO BB IBB HBP BLK WP HR S P ERA WHIP	IP WLS BF H R ER SO BB IBB HBP BLK WP HR S P ERA WHIP	IP WLS BF H R ER SO BB IBB HBP BLK WP HR S P ERA WHIP	IP WLS BF H R ER SO BB IBB HBP BLK WP HR S P ERA WHIP	IP WLS BF H R ER SO BB IBB HBP BLK WP HR S P ERA WHIP	IP WLS BF H R ER SO BB IBB HBP BLK WP HR S P ERA WHIP	IP WLS BF H R ER SO BB IBB HBP BLK WP HR S P ERA WHIP	IP WLS BF H R ER SO BB IBB HBP BLK WP HR S P ERA WHIP	IP WLS BF H R ER SO BB IBB HBP BLK WP HR S P ERA WHIP	IP WLS BF H R ER SO BB IBB HBP BLK WP HR S P ERA WHIP	IP WLS BF H R ER SO BB IBB HBP BLK WP HR S P ERA WHIP	IP WLS BF H R ER SO BB IBB HBP BLK WP HR S P ERA WHIP	IP WLS BF H R ER SO BB IBB HBP BLK WP HR S P ERA WHIP	IP WLS BF H R ER SO BB IBB HBP BLK WP HR S P ERA WHIP

Atlanta Braves @ Florida Marlins  
Pro Player Stadium, Miami, FL  
Sat Apr 24 2004, 6:05 PM EDT  
Att: 41,226 - Cloudy - 81 F

AB 39  
R 4  
H 14  
RBI 4  
BB 2  
SO 8  
LOB 17



Batter	1	2	3	4	5	6	7	8	9	AB	R	H	RBI	BB	SO	LOB	BOTTOM								
Juan Pierre, L (1, 8) OBP: 0.342, SLG: 0.294										3	1	0	0	2	0	1									
Luis Castillo, S (1, 4) OBP: 0.311, SLG: 0.338										5	1	4	0	0	0	1									
Miguel Cabrera, R (1, 9) OBP: 0.405, SLG: 0.631										4	1	1	0	0	0	5									
Mike Lowell, R (1, 5) OBP: 0.389, SLG: 0.631										4	2	2	1	0	0	0									
Wil Cordero, R (1, 3) OBP: 0.200, SLG: 0.348										3	1	2	2	0	0	0									
Jeff Conine, R (1, 7) OBP: 0.276, SLG: 0.296										4	1	2	2	0	1	1									
Ramon Castro, R (1, 2) OBP: 0.257, SLG: 0.281										3	0	0	0	1	0	2									
Alex Gonzalez, R (1, 6) OBP: 0.190, SLG: 0.200										4	0	0	0	0	1	1									
Brad Penny, R (1, 1) OBP: 0.115, SLG: 0.111										2	0	1	0	0	0	0									
Mike Morfitt, R (6, PH) OBP: 0.226, SLG: 0.220										1	0	0	0	0	0	0									
Tommy Phelps, L (7, 1)										0	0	0	0	0	0	0									
40 Nate Bump, L (7, 1)										0	0	0	0	0	0	0									
Chad Fox, R (8, 1)										0	0	0	0	0	0	0									
Lenny Harris, L (8, PH)										1	0	0	0	0	0	0									
Armando Benitez, R (8, 1)										0	0	0	0	0	0	0									
<b>Inning Stats</b>	R: 4 E: 0 K: 0 S: 14	H: 3 LOB: 1 BB: 2 P: 28	R: 0 E: 0 K: 0 S: 6	H: 1 LOB: 1 BB: 0 P: 10	R: 0 E: 0 K: 0 S: 7	H: 1 LOB: 1 BB: 0 P: 12	R: 0 E: 0 K: 0 S: 10	H: 2 LOB: 2 BB: 0 P: 15	R: 0 E: 0 K: 1 S: 5	H: 0 LOB: 0 BB: 0 P: 8	R: 0 E: 0 K: 0 S: 6	H: 1 LOB: 0 BB: 0 P: 9	R: 3 E: 0 K: 0 S: 25	H: 5 LOB: 1 BB: 0 P: 35	R: 0 E: 0 K: 1 S: 11	H: 0 LOB: 1 BB: 1 P: 17	1B: 9 2B: 3 3B: 0 HR: 1	SF: 1 SAC: 0 DP: 0 HBP: 0	WP: 2 PB: 1 CS: 1	PA: 39					
<b>PITCHER</b>	IP WLS BF H R ER SO BB IBB HBP BLK WP HR S P ERA WHIP	IP WLS BF H R ER SO BB IBB HBP BLK WP HR S P ERA WHIP	IP WLS BF H R ER SO BB IBB HBP BLK WP HR S P ERA WHIP	IP WLS BF H R ER SO BB IBB HBP BLK WP HR S P ERA WHIP	IP WLS BF H R ER SO BB IBB HBP BLK WP HR S P ERA WHIP	IP WLS BF H R ER SO BB IBB HBP BLK WP HR S P ERA WHIP	IP WLS BF H R ER SO BB IBB HBP BLK WP HR S P ERA WHIP	IP WLS BF H R ER SO BB IBB HBP BLK WP HR S P ERA WHIP	IP WLS BF H R ER SO BB IBB HBP BLK WP HR S P ERA WHIP	IP WLS BF H R ER SO BB IBB HBP BLK WP HR S P ERA WHIP	IP WLS BF H R ER SO BB IBB HBP BLK WP HR S P ERA WHIP	IP WLS BF H R ER SO BB IBB HBP BLK WP HR S P ERA WHIP	IP WLS BF H R ER SO BB IBB HBP BLK WP HR S P ERA WHIP	IP WLS BF H R ER SO BB IBB HBP BLK WP HR S P ERA WHIP	IP WLS BF H R ER SO BB IBB HBP BLK WP HR S P ERA WHIP	IP WLS BF H R ER SO BB IBB HBP BLK WP HR S P ERA WHIP	IP WLS BF H R ER SO BB IBB HBP BLK WP HR S P ERA WHIP	IP WLS BF H R ER SO BB IBB HBP BLK WP HR S P ERA WHIP	IP WLS BF H R ER SO BB IBB HBP BLK WP HR S P ERA WHIP	IP WLS BF H R ER SO BB IBB HBP BLK WP HR S P ERA WHIP	IP WLS BF H R ER SO BB IBB HBP BLK WP HR S P ERA WHIP	IP WLS BF H R ER SO BB IBB HBP BLK WP HR S P ERA WHIP	IP WLS BF H R ER SO BB IBB HBP BLK WP HR S P ERA WHIP	IP WLS BF H R ER SO BB IBB HBP BLK WP HR S P ERA WHIP	IP WLS BF H R ER SO BB IBB HBP BLK WP HR S P ERA WHIP

Atlanta Braves @ Florida Marlins  
Pro Player Stadium, Miami, FL  
Sat Apr 24 2004, 6:05 PM EDT  
Att: 41,226 - Cloudy - 81 F

AB 34  
R 7  
H 13  
RBI 5  
BB 3  
SO 2  
LOB 11





Batter	1	2	3	4	5	6	7	8	9	AB	R	H	RBI	BB	SO	LOB	TOP							
Rafael Furcal, S OBP: 0.348, SLG: 0.359	(1, 6) P5	(4, 2) 1B BB		(3, 2) F8		(1, 1) G6-3		(2, 1) SH3-4		3	0	0	0	1	0	1								
Mark DeRosa, R OBP: 0.360, SLG: 0.333	(1, 5) HR	(2, 0) FC6-4 1B			(2, 1) G6-3		(0, 1) 2B E 1B	(3, 2) SF8		4	2	3	3	0	0	0								
Marcus Giles, R OBP: 0.407, SLG: 0.493	(1, 4) 1B	(2, 2) FC6-4			(2, 0) F8		(0, 0) F9	(2, 0) P5		5	0	1	0	0	0	3								
Andruw Jones, R OBP: 0.375, SLG: 0.515	(1, 8) P4			(2, 1) P2	(3, 2) E8 1B		(1, 1) E 2B		(1, 0) G6-3	5	1	2	0	0	0	1								
Julio Franco, R OBP: 0.412, SLG: 0.393	(1, 3) 1-2 1B			(0, 0) G6-3	(4, 0) BB		(4, 0) E		(0, 0) F9	2	1	1	0	2	0	0								
Adam LaRoche, L OBP: 0.255, SLG: 0.354					(4, 1) IBB		(1, 1) IBB			1	0	0	0	0	0	0								
J.D. Drew, L OBP: 0.417, SLG: 0.500	(1, 9) K			(1, 3) K	(4, 1) BB		(1, 1) E4 3B		(3, 2) G6-3	4	1	1	3	1	2	2								
Johnny Estrada, S OBP: 0.344, SLG: 0.411		(1, 2) SH1-3 1B		(1, 2) P5	(0, 1) L9		(0, 0) G5-3			4	1	1	0	0	0	3	AB 34							
Dewayne Wise, L OBP: 0.220, SLG: 0.390		(0, 2) K		(1, 0) SH1-3 1B		(1, 2) F7	(3, 1) F9			4	0	1	0	0	1	1	R 7							
John Thomson, R OBP: 0.270, SLG: 0.333	(1, 1) SH1-3			(0, 0) SH1-3		(1, 2) F9				1	0	0	0	0	0	0	H 11							
Jesse Garcia, R OBP: 0.270, SLG: 0.333										1	1	1	0	0	0	0	RBI 6							
Chris Reitsma, R OBP: 0.270, SLG: 0.333										0	0	0	0	0	0	0	BB 4							
29 John Smoltz, R ERA: 1.59										0	0	0	0	0	0	0	SO 3							
29 John Smoltz, R ERA: 1.59										0	0	0	0	0	0	0	LOB 11							
John Thomson, R ERA: 1.59										0	0	0	0	0	0	0								
Jesse Garcia, R ERA: 1.59										1	1	1	0	0	0	0								
Chris Reitsma, R ERA: 1.59										0	0	0	0	0	0	0								
29 John Smoltz, R ERA: 1.59										0	0	0	0	0	0	0								
Inning Stats	R: 1 E: 0 K: 1 S: 15	H: 3 LOB: 2 BB: 0 P: 25	R: 1 E: 0 K: 1 S: 17	H: 2 LOB: 2 BB: 1 P: 27	R: 0 E: 0 K: 1 S: 6	H: 0 LOB: 0 BB: 0 P: 9	R: 0 E: 0 K: 0 S: 11	H: 1 LOB: 1 BB: 0 P: 16	R: 0 E: 0 K: 0 S: 10	H: 1 LOB: 3 BB: 2 P: 23	R: 0 E: 0 K: 0 S: 10	H: 0 LOB: 0 BB: 0 P: 13	R: 4 E: 1 K: 0 S: 10	H: 3 LOB: 0 BB: 1 P: 19	R: 1 E: 0 K: 0 S: 9	H: 1 LOB: 0 BB: 0 P: 16	R: 0 E: 0 K: 0 S: 5	H: 0 LOB: 0 BB: 0 P: 9	1B: 8 2B: 1 3B: 1 HR: 1	SF: 1 SAC: 3 DP: 0 HBP: 0	WP: 0 PB: 1 CS: 0	PA: 42		
PITCHER	IP	WLS	BF	H	R	ER	SO	BB	IBB	HBP	BLK	WP	HR	S	P	ERA	WHIP							
Dontrelle Willis, L ERA: 0.71	(1, 1)	6.0	28	7	2	2	3	2	1	0	0	0	1	69	113	3.00	1.500							
40 Nate Bump, R ERA: 5.0	(7, 1)	0.1	L	4	2	3	3	0	1	0	0	0	0	5	10	81.00	6.000							
Tommy Phelps, L ERA: 1.59	(7, 1)	1.0		5	2	2	0	0	0	0	0	0	0	10	16	0.00	2.000							
Justin Wayne, R ERA: 1.59	(8, 1)	1.2		5	0	0	0	0	0	0	0	0	0	9	18	0.00	0.000							

Atlanta Braves @ Florida Marlins  
Pro Player Stadium, Miami, FL  
Sun Apr 25 2004, 8:05 PM EDT  
Att: 27,977 - Cloudy - 76 F

AB 34  
R 7  
H 11  
RBI 6  
BB 4  
SO 3  
LOB 11



Batter	1	2	3	4	5	6	7	8	9	AB	R	H	RBI	BB	SO	LOB	BOTTOM							
Juan Pierre, L OBP: 0.370, SLG: 0.356	(1, 8) 1B		(0, 1) G5-3 1B		(0, 1) 1B 3B		(0, 1) 1B		(1, 3) K	5	1	4	0	0	1	1								
Luis Castillo, S OBP: 0.308, SLG: 0.333	(1, 4) G4-3		(2, 0) G5-3		(3, 2) 1B		(2, 2) G1-3			4	0	1	1	0	0	2								
Justin Wayne, R ERA: 5.0	(8, 1) 1B		(1, 2) G5-3		(3, H) 1B					0	0	0	0	0	0	0								
Miguel Cabrera, R OBP: 0.385, SLG: 0.594	(1, 9) K		(1, 2) G5-3		(1, 3) K			(1, 1) G6-3		4	0	0	0	0	2	2								
Mike Lowell, R OBP: 0.368, SLG: 0.594		(1, 2) F7	(3, 2) L9		(0, 0) G5-3			(0, 0) G4-3		4	0	0	0	0	0	1								
Wil Cordero, R OBP: 0.214, SLG: 0.385	(1, 3) K			(1, 2) F8		(0, 2) 2B		(4, 1) BB		3	0	1	0	0	1	0								
Mike Mordecai, R OBP: 0.250, SLG: 0.250	(6, PR)									0	0	0	0	0	0	0								
40 Nate Bump, L ERA: 5.0	(7, 1)									0	0	0	0	0	0	0								
Tommy Phelps, L ERA: 1.59	(7, 1)									0	0	0	0	0	0	0								
Damon Easley, R OBP: 0.300, SLG: 0.667	(8, 4)									0	0	0	0	1	0	0								
Abraham Nunez, S OBP: 0.471, SLG: 0.357	(1, 7) 1B BB		(4, 2) S 1B		(1, 1) CS 1B			(1, 0) G4-3		3	1	1	0	1	1	2								
Mike Redmond, R OBP: 0.410, SLG: 0.514	(1, 2) 1B BB		(4, 2) 1B BB		(3, 2) F9		(0, 0) F9		(1, 3) K	3	0	0	0	1	1	2	AB 34							
Alex Gonzalez, R OBP: 0.194, SLG: 0.203	(1, 6) 1B		(0, 0) 1B		(0, 1) G1-3		(2, 3) K		(1, 2) G6-3	4	0	1	1	0	1	0	R 2							
Dontrelle Willis, L OBP: 0.545, SLG: 0.909	(1, 1) G3		(0, 1) K		(0, 3) K				(1, 1) 1B	2	0	0	0	0	1	2	H 9							
Hee-Seop Choi, L OBP: 0.366, SLG: 0.583	(7, 3) K									2	0	1	0	0	1	0	RBI 2							
Inning Stats	R: 0 E: 0 K: 1 S: 9	H: 1 LOB: 0 BB: 0 P: 13	R: 1 E: 0 K: 1 S: 15	H: 1 LOB: 2 BB: 2 P: 25	R: 0 E: 0 K: 0 S: 10	H: 1 LOB: 0 BB: 0 P: 16	R: 0 E: 0 K: 0 S: 9	H: 1 LOB: 0 BB: 0 P: 13	R: 1 E: 0 K: 2 S: 16	H: 2 LOB: 1 BB: 0 P: 20	R: 0 E: 0 K: 1 S: 8	H: 1 LOB: 1 BB: 0 P: 10	R: 0 E: 0 K: 2 S: 12	H: 1 LOB: 1 BB: 0 P: 19	R: 0 E: 0 K: 0 S: 5	H: 0 LOB: 1 BB: 1 P: 11	R: 0 E: 0 K: 2 S: 13	H: 1 LOB: 0 BB: 0 P: 17	1B: 7 2B: 1 3B: 1 HR: 0	SF: 0 SAC: 0 DP: 0 HBP: 0	WP: 0 PB: 0 CS: 1	PA: 37		
PITCHER	IP	WLS	BF	H	R	ER	SO	BB	IBB	HBP	BLK	WP	HR	S	P	ERA	WHIP							
John Thomson, R ERA: 2.67	(1, 1)	7.0	W	29	8	2	2	2	0	0	0	0	0	79	116	2.57	1.429							
Chris Reitsma, R ERA: 2.35	(8, 1)	1.0		4	0	0	0	0	1	0	0	0	0	5	11	0.00	1.000							
29 John Smoltz, R ERA: 4.0	(9, 1)	1.0		4	1	0	0	2	0	0	0	0	0	13	17	0.00	1.000							

Atlanta Braves @ Florida Marlins  
Pro Player Stadium, Miami, FL  
Sun Apr 25 2004, 8:05 PM EDT  
Att: 27,977 - Cloudy - 76 F

AB 34  
R 2  
H 9  
RBI 2  
BB 3  
SO 9  
LOB 12





Batter	1	2	3	4	5	6	7	8	9	AB	R	H	RBI	BB	SO	LOB	TOP										
Rafael Furcal, S OBP: 0.353, SLG: 0.333	F8		G4-3				P6		FC5-4	3	1	0	0	2	0	0	<b>Atlanta Braves @ San Francisco Giants</b> SBC Park, San Francisco, CA Mon Apr 26 2004, 10:15 PM EDT Att: 35,866 - Sunny - 77 F										
Mark DeRosa, R OBP: 0.363, SLG: 0.373	F9		1B				G6-3		FC5-4	4	1	1	2	1	0	1											
Marcus Giles, R OBP: 0.424, SLG: 0.507	1B		1B				K			4	0	3	0	0	1	0											
J.D. Drew, L OBP: 0.406, SLG: 0.471	G3		K				K			3	0	0	0	1	2	4											
Andruw Jones, R OBP: 0.381, SLG: 0.521		G4-3	K					BB	L7	3	0	1	0	1	1	3											
Adam LaRoche, L OBP: 0.255, SLG: 0.346	G4-3						K			4	0	1	0	0	1	4											
Eddie Pérez, R OBP: 0.294, SLG: 0.250	K									3	0	0	0	0	1	2											
Johnny Estrada, S OBP: 0.339, SLG: 0.404										1	0	0	0	0	0	1											
Dewayne Wise, L OBP: 0.222, SLG: 0.364									L4	3	0	0	0	1	0	1											
Horacio Ramirez, L										3	0	0	0	0	2	2											
Kevin Gryboski, R										0	0	0	0	0	0	0											
Mike Hessman, R										1	0	0	0	0	1	0											
<b>Inning Stats</b>	R: 0 E: 0 K: 0 S: 8	H: 1 LOB: 1 BB: 0 P: 14	R: 0 E: 0 K: 2 S: 13	H: 1 LOB: 2 BB: 1 P: 20	R: 0 E: 0 K: 2 S: 14	H: 1 LOB: 0 BB: 0 P: 26	R: 0 E: 0 K: 0 S: 6	H: 0 LOB: 0 BB: 0 P: 8	R: 2 E: 0 K: 2 S: 15	H: 2 LOB: 2 BB: 2 P: 27	R: 0 E: 0 K: 1 S: 12	H: 0 LOB: 0 BB: 0 P: 19	R: 0 E: 0 K: 1 S: 8	H: 0 LOB: 1 BB: 1 P: 15	R: 0 E: 0 K: 1 S: 9	H: 0 LOB: 1 BB: 1 P: 17	1B: 4 2B: 1 3B: 0 HR: 1	SF: 0 SAC: 0 DP: 1 HBP: 0	WP: 0 PB: 0 SB: 1 CS: 0	PA: 38							
<b>PITCHER</b>	IP	WLS	BF	H	R	ER	SO	BB	IBB	HBP	BLK	WP	HR	S	P	ERA	WHIP										
Jason Schmidt, R ERA: 5.63	5.0	W	24	6	2	2	6	4	0	0	0	0	1	56	95	3.60	2.000										
Jim Brower, R ERA: 3.09	2.0	H	6	0	0	0	1	0	0	0	0	0	0	18	26	0.00	0.000										
Jason Christiansen, L ERA:	0.0		1	0	0	0	0	1	0	0	0	0	0	1	5	∞	∞										
Felix Rodriguez, R ERA: 2.7	1.0	H	3	0	0	0	1	0	0	0	0	0	0	7	10	0.00	0.000										
Matt Herges, R ERA: 5.28	1.0	S	4	0	0	0	1	1	0	0	0	0	0	9	17	0.00	1.000										

Batter	1	2	3	4	5	6	7	8	9	AB	R	H	RBI	BB	SO	LOB	BOTTOM										
Ray Durham, S OBP: 0.329, SLG: 0.451	G6-3		2B		F8		G3			4	1	1	1	0	0	1	<b>Atlanta Braves @ San Francisco Giants</b> SBC Park, San Francisco, CA Mon Apr 26 2004, 10:15 PM EDT Att: 35,866 - Sunny - 77 F										
Eduardo Alfonzo, R OBP: 0.299, SLG: 0.283	G5-3		1B		1B		G1-3-2			3	1	1	1	1	0	1											
Pedro Feliz, R OBP: 0.321, SLG: 0.462	G5-3		1B		1B				P3	4	0	2	1	0	0	0											
Barry Bonds, L OBP: 0.703, SLG: 1.227		K							WP	1	0	0	0	3	1	0											
Jeffrey Hammonds, R OBP: 0.341, SLG: 0.219			G4-3		K				P2	3	0	0	0	1	1	6											
A.J. Pierzynski, L OBP: 0.258, SLG: 0.237	G4-6-3				G1-3		G1-3		FC6-4	3	0	0	0	1	0	1											
Matt Herges, L									IBB	0	0	0	0	0	0	0											
Dustan Mohr, R OBP: 0.120, SLG: 0.043			G5-3		K		K		FC6-4	4	0	0	0	0	2	2											
Nelfi Perez, S OBP: 0.225, SLG: 0.237					G5-6-3		F9			3	1	1	0	0	0	0											
Jason Schmidt, R										1	0	0	0	0	1	1											
Brett Tomko, R										1	0	0	0	0	1	0											
Jim Brower, R										0	0	0	0	0	0	0											
Delvi Cruz, R										0	0	0	0	0	0	0											
Jason Christiansen, R										0	0	0	0	0	0	0											
Felix Rodriguez, R										0	0	0	0	0	0	0											
Yorvit Torrealba, R OBP: 0.276, SLG: 0.133										0	0	0	0	0	0	0											
<b>Inning Stats</b>	R: 0 E: 0 K: 0 S: 7	H: 0 LOB: 0 BB: 0 P: 13	R: 0 E: 0 K: 1 S: 9	H: 0 LOB: 0 BB: 1 P: 17	R: 3 E: 0 K: 1 S: 12	H: 4 LOB: 2 BB: 1 P: 22	R: 0 E: 0 K: 1 S: 6	H: 0 LOB: 0 BB: 0 P: 11	R: 0 E: 0 K: 2 S: 12	H: 1 LOB: 3 BB: 2 P: 29	R: 0 E: 0 K: 1 S: 6	H: 0 LOB: 0 BB: 0 P: 8	R: 0 E: 0 K: 0 S: 10	H: 1 LOB: 0 BB: 0 P: 14	R: 0 E: 0 K: 0 S: 8	H: 0 LOB: 2 BB: 2 P: 22	1B: 3 2B: 3 3B: 1 HR: 0	SF: 0 SAC: 0 DP: 2 HBP: 0	WP: 1 PB: 0 SB: 0 CS: 0	PA: 34							
<b>PITCHER</b>	IP	WLS	BF	H	R	ER	SO	BB	IBB	HBP	BLK	WP	HR	S	P	ERA	WHIP										
Horacio Ramirez, L ERA: 2.73	6.1	L	28	6	3	3	6	2	0	0	0	0	0	59	110	4.26	1.263										
Kevin Gryboski, R ERA: 0.93	1.2		6	0	0	0	0	1	1	0	0	1	0	11	26	0.00	0.600										

AB 32  
R 2  
H 6  
RBI 2  
BB 6  
SO 9  
LOB 18



AB 28  
R 3  
H 6  
RBI 3  
BB 6  
SO 6  
LOB 12





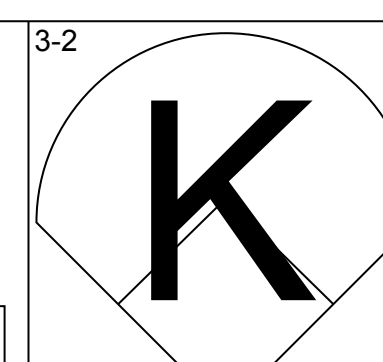
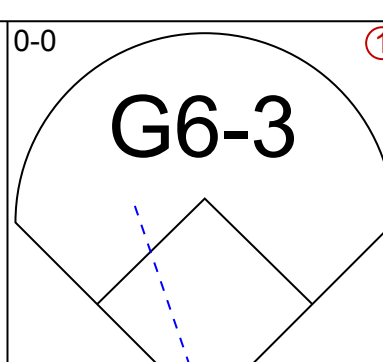
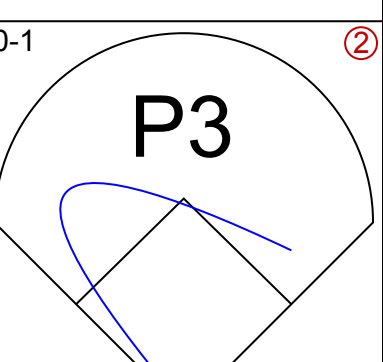
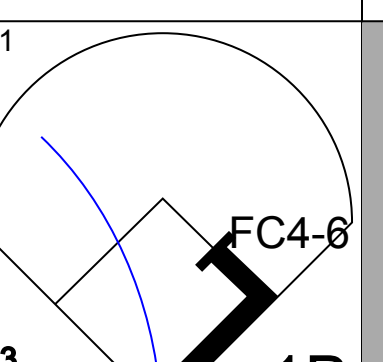
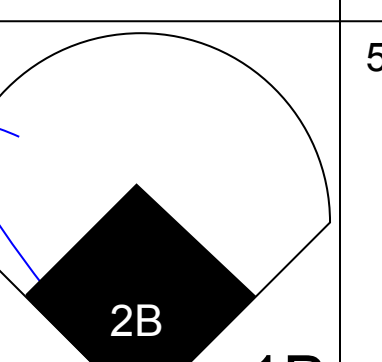
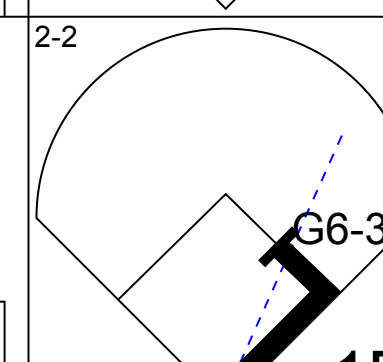
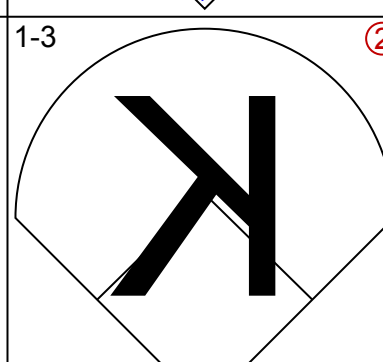
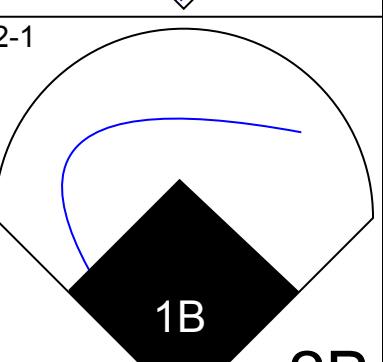
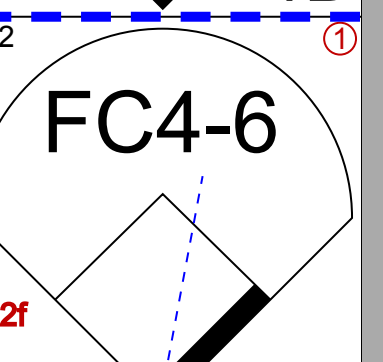
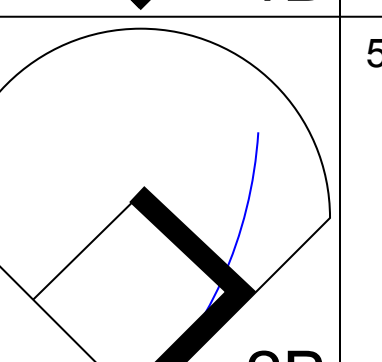
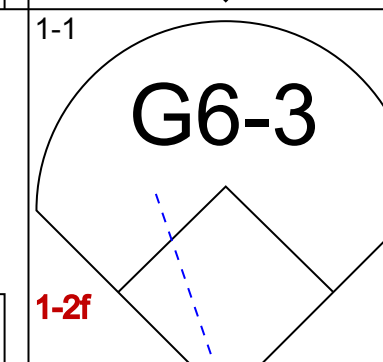
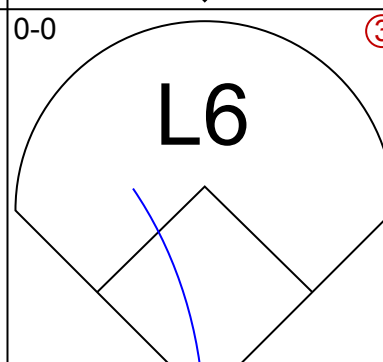
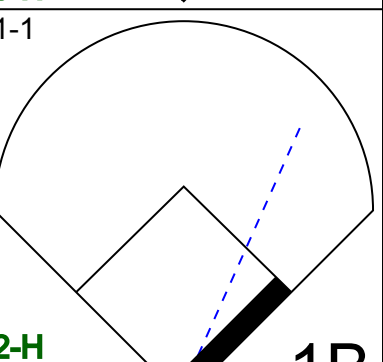
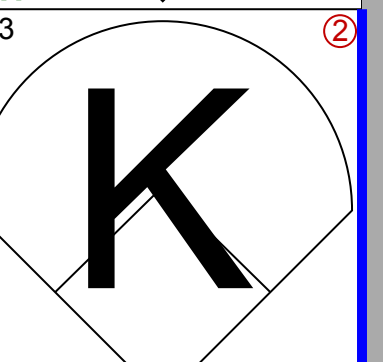
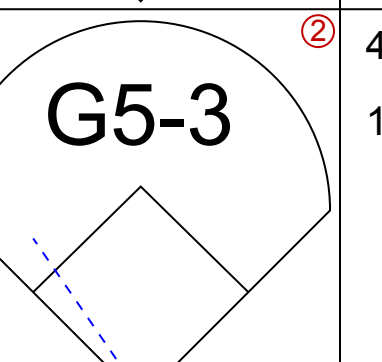
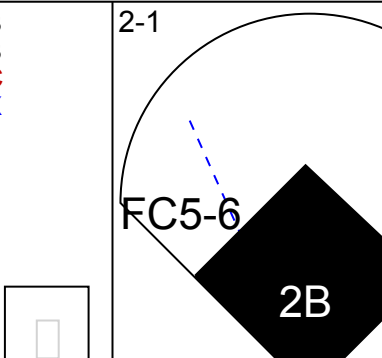
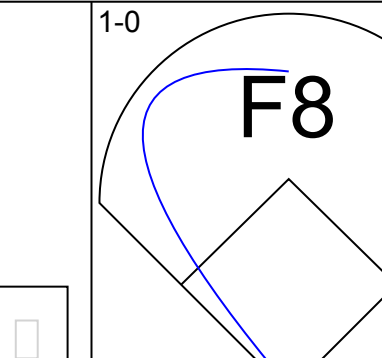
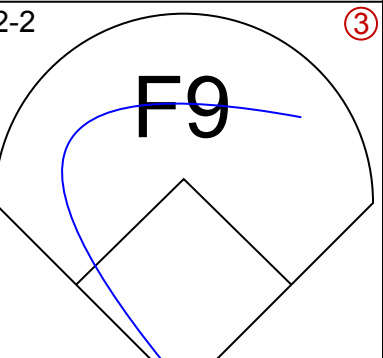
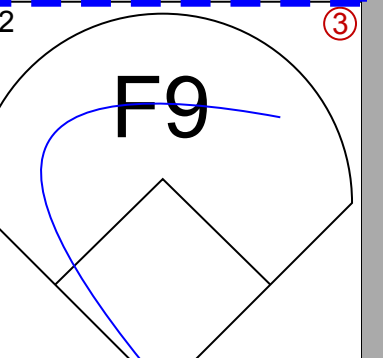
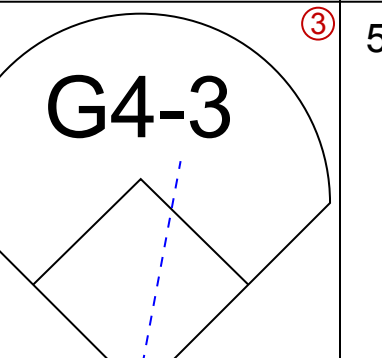
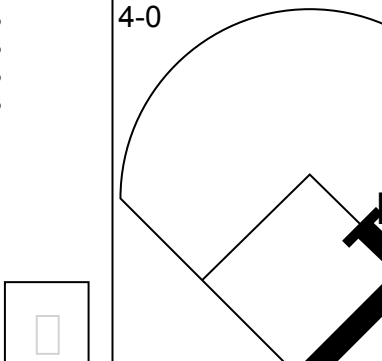
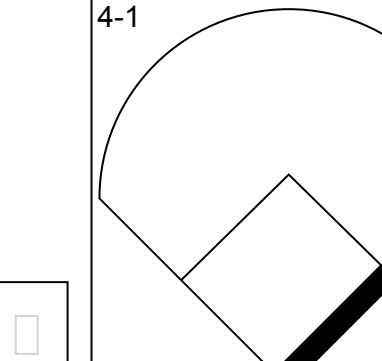
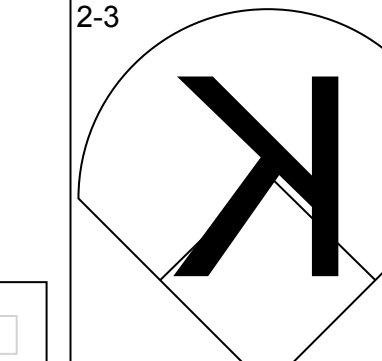
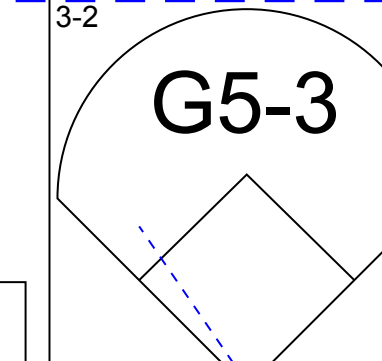
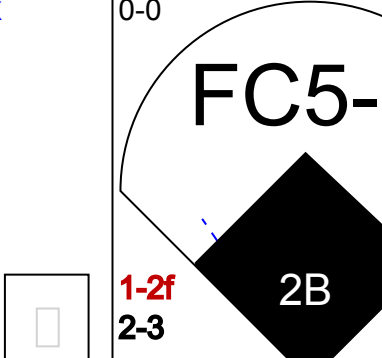
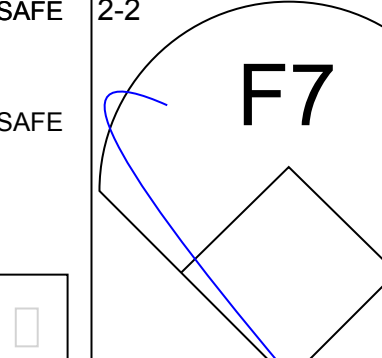
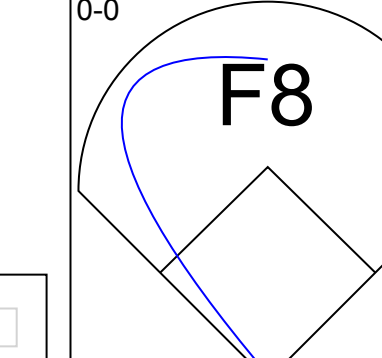
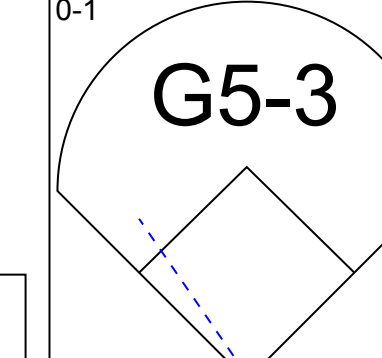
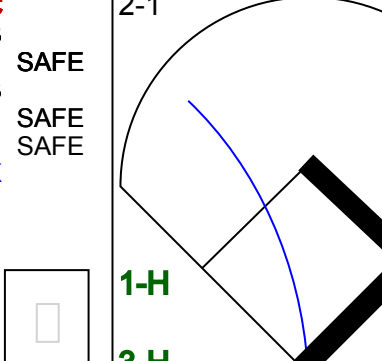
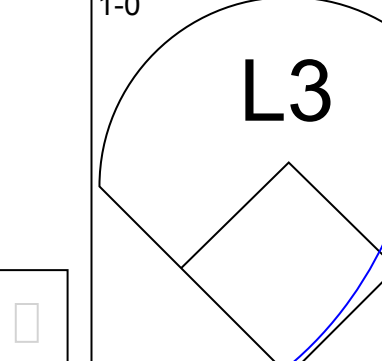
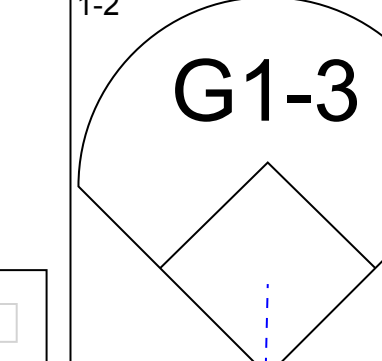
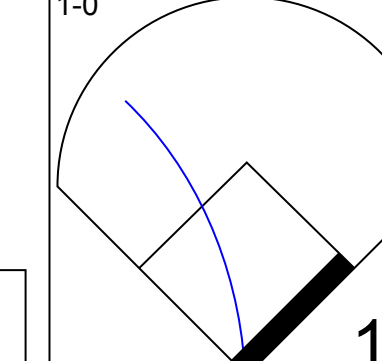
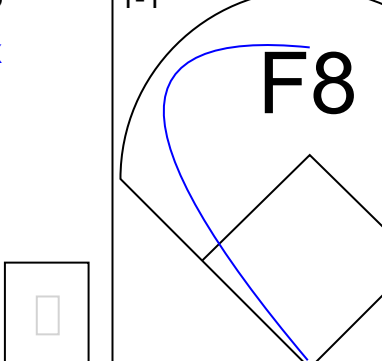
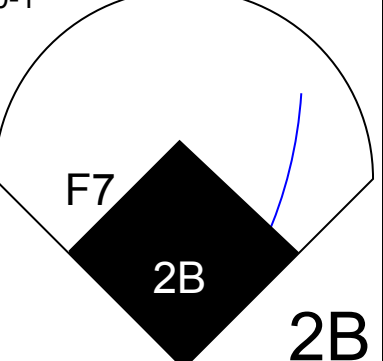
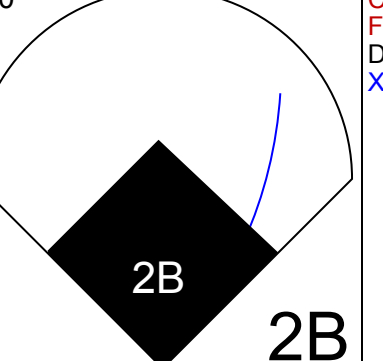

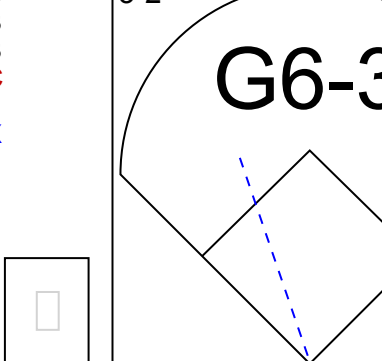
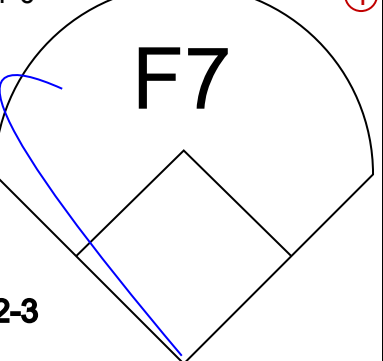
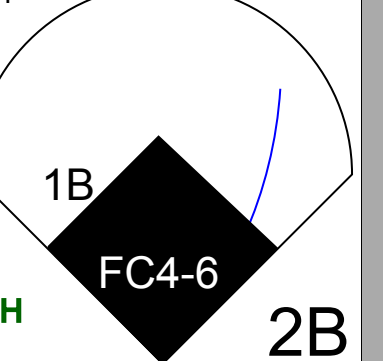
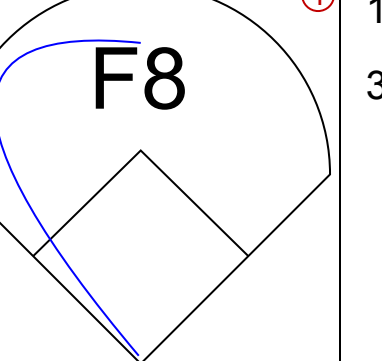
Batter	1	2	3	4	5	6	7	8	9	AB	R	H	RBI	BB	SO	LOB	TOP								
Rafael Furcal, S OBP: 0.351, SLG: 0.354	G5-3	E4		F8		F9		F9	1B	6	1	2	1	0	0	2	<b>Atlanta Braves @ San Francisco Giants</b> SBC Park, San Francisco, CA Tue Apr 27 2004, 10:15 PM EDT Att: 36,371 - Sunny - 71 F								
Mark DeRosa, R OBP: 0.341, SLG: 0.352	F8	FC6-4		G4-3		SH3-1		F8	SF9	4	0	0	1	0	0	3									
Marcus Giles, R Mike Hampton, R 29 John Smoltz, R									K	5	2	3	0	0	1	1									
Andruw Jones, R OBP: 0.389, SLG: 0.545	G3-1			G6-3						6	1	3	2	0	0	3									
J.D. Drew, L OBP: 0.429, SLG: 0.536										5	3	3	2	1	1	3									
Mike Hessman, R Chris Reitsma, R										3	0	0	0	1	0	2									
Jesse Garcia, R OBP: 0.289, SLG: 0.378										1	1	1	1	0	0	0									
Johnny Estrada, S OBP: 0.373, SLG: 0.492										4	2	3	3	1	0	1									
Dewayne Wise, L OBP: 0.240, SLG: 0.367										5	1	2	0	0	2	4									
Jaret Wright, R Adam LaRoche, L										3	0	0	0	0	2	5									
<b>Inning Stats</b>	R: 0 E: 0 K: 0 S: 11	H: 1 LOB: 1 BB: 0 P: 21	R: 1 E: 1 K: 1 S: 14	H: 3 LOB: 3 BB: 0 P: 24	R: 3 E: 0 K: 0 S: 12	H: 3 LOB: 0 BB: 0 P: 17	R: 0 E: 0 K: 0 S: 6	H: 0 LOB: 0 BB: 0 P: 12	R: 1 E: 0 K: 3 S: 13	H: 2 LOB: 3 BB: 2 P: 27	R: 0 E: 0 K: 0 S: 7	H: 1 LOB: 1 BB: 0 P: 10	R: 0 E: 0 K: 1 S: 10	H: 1 LOB: 1 BB: 0 P: 14	R: 0 E: 0 K: 1 S: 8	H: 0 LOB: 0 BB: 0 P: 12	R: 7 E: 1 K: 1 S: 25	H: 7 LOB: 2 BB: 1 P: 42	1B: 9 2B: 6 3B: 1 HR: 2	SF: 1 SAC: 1 DP: 0 HBP: 1	WP: 1 PB: 0 SB: 0 CS: 0	PA: 50			
<b>PITCHER</b>	IP	WLS	BF	H	R	ER	SO	BB	IBB	HBP	BLK	WP	HR	S	P	ERA	WHIP								
Kirk Rueter, L ERA: 6.12	4.1	L	24	9	5	5	2	1	0	0	0	0	2	50	90	10.38	2.308								
Wayne Franklin, L ERA: 3.6	2.2		11	2	0	0	3	1	0	0	0	0	0	23	35	0.00	1.125								
Scott Eyre, L ERA: 8.78	1.0		3	0	0	0	1	0	0	0	0	0	0	8	12	0.00	0.000								
Brian Cooper, R ERA: 8.78	0.1		5	3	4	4	1	1	0	0	0	0	0	10	17	108.00	12.000								
Jason Christiansen, L ERA: 2.57	0.0		2	2	0	0	0	0	0	0	0	0	0	4	7	=	=								
<b>PITCHER</b>	IP	WLS	BF	H	R	ER	SO	BB	IBB	HBP	BLK	WP	HR	S	P	ERA	WHIP								
Jim Brower, R ERA: 3.85	0.2		5	2	3	3	0	0	0	1	0	0	0	11	18	40.50	3.000								

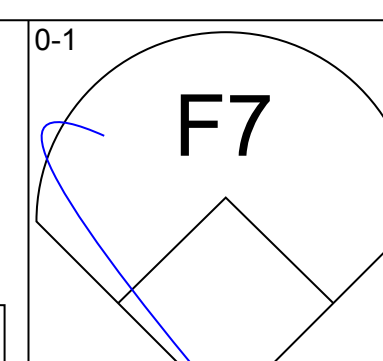
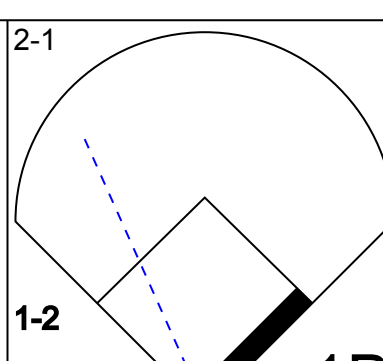
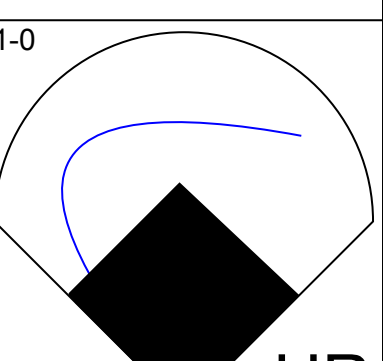
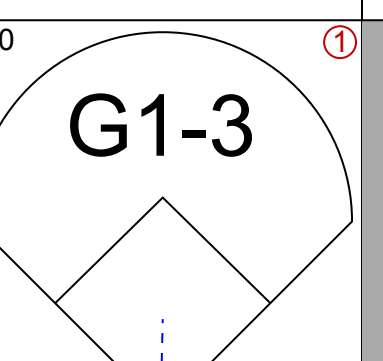
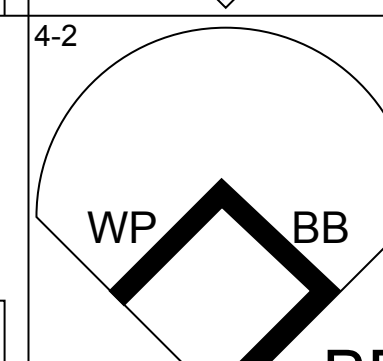
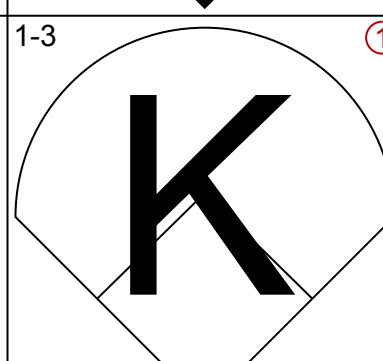
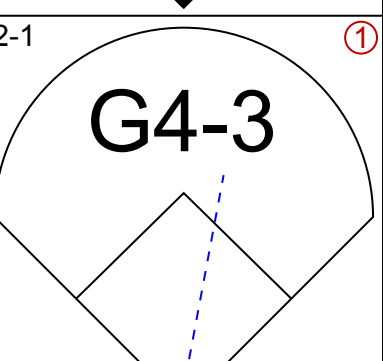
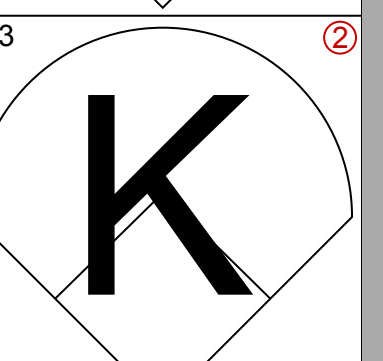

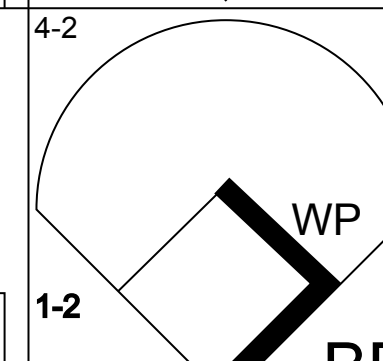
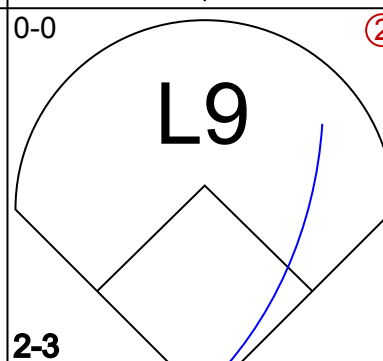
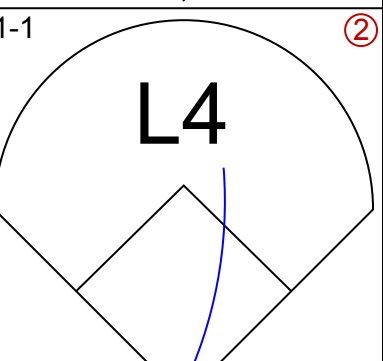
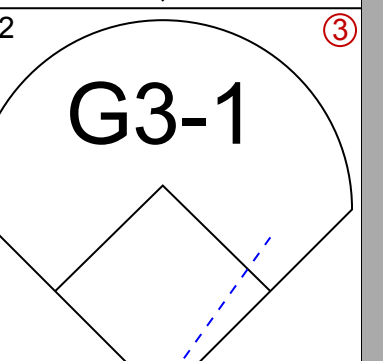
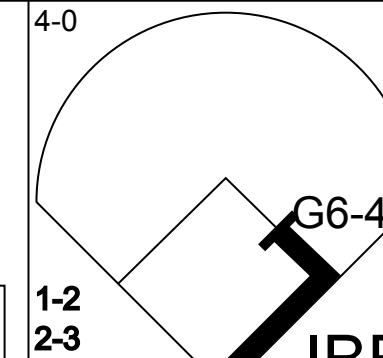
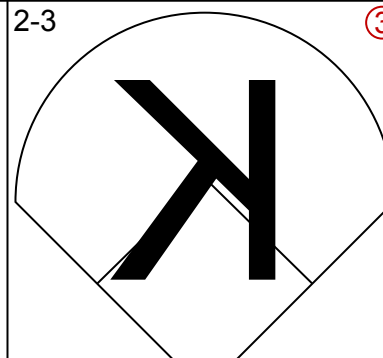
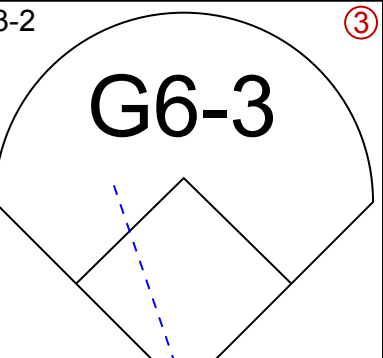


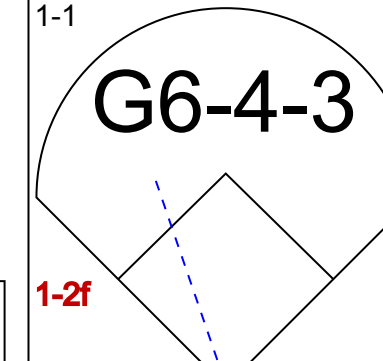



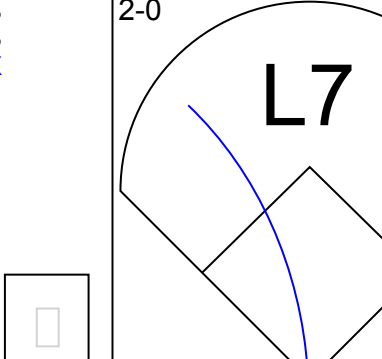



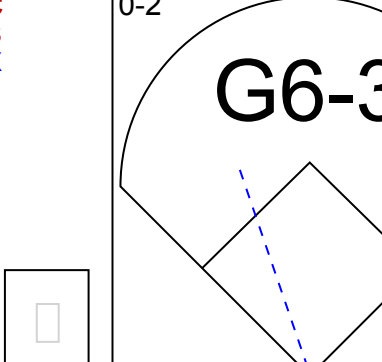



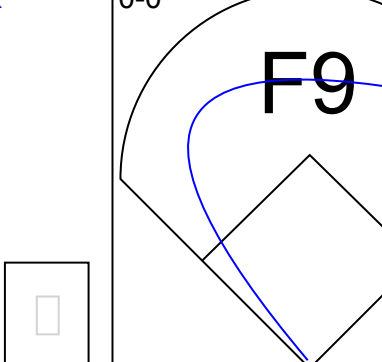








Batter	1	2	3	4	5	6	7	8	9	AB	R	H	RBI	BB	SO	LOB	BOTTOM								
Ray Durham, S OBP: 0.338, SLG: 0.446	S G1-4-3									3	1	1	0	1	0	2	<b>Atlanta Braves @ San Francisco Giants</b> SBC Park, San Francisco, CA Tue Apr 27 2004, 10:15 PM EDT Att: 36,371 - Sunny - 71 F								
Deivi Cruz, R OBP: 0.500, SLG: 1.000	G4-3									1	0	0	0	0	0	0									
J.T. Snow, L OBP: 0.324, SLG: 0.344	G1-4-3									5	0	2	1	0	1	2									
Marquis Grissom, R OBP: 0.375, SLG: 0.587	G4-3									4	0	1	1	0	0	2									
Barry Bonds, L OBP: 0.692, SLG: 1.174										2	1	0	0	2	0	3									
Pedro Feliz, R OBP: 0.316, SLG: 0.446	F9									4	0	1	0	0	0	3									
Michael Tucker, L OBP: 0.302, SLG: 0.276										4	0	2	1	0	1	0									
A.J. Pierzynski, L OBP: 0.242, SLG: 0.222	F7									4	0	0	0	0	0	3									
Nelfi Perez, S OBP: 0.250, SLG: 0.275										4	1	3	0	0	0	2									
Kirk Rueter, L Wayne Franklin, L Dustan Mohr, R Scott Eyre, L Brian Cooper, R Jason Christiansen, R Jim Brower, R Jeffrey Hammonds, R	G6-3									2	0	0	0	0	1	2									
<b>Inning Stats</b>	R: 1 E: 0 K: 0 S: 11	H: 0 LOB: 1 BB: 2 P: 24	R: 0 E: 0 K: 1 S: 9	H: 1 LOB: 0 BB: 0 P: 12	R: 0 E: 0 K: 0 S: 9	H: 2 LOB: 2 BB: 0 P: 13	R: 0 E: 0 K: 1 S: 9	H: 1 LOB: 1 BB: 0 P: 11	R: 0 E: 0 K: 0 S: 4	H: 1 LOB: 1 BB: 0 P: 6	R: 0 E: 0 K: 0 S: 6	H: 2 LOB: 1 BB: 1 P: 12	R: 1 E: 0 K: 0 S: 6	H: 2 LOB: 1 BB: 1 P: 10	R: 0 E: 0 K: 1 S: 8	H: 0 LOB: 0 BB: 0 P: 14	1B: 8 2B: 3 3B: 0 HR: 0	SF: 0 SAC: 0 DP: 3 HBP: 0	WP: 0 PB: 0 SB: 1 CS: 0	PA: 38					
<b>PITCHER</b>	IP	WLS	BF	H	R	ER	SO	BB	IBB	HBP	BLK	WP	HR	S	P	ERA	WHIP								
Jaret Wright, R ERA: 4.43	6.2	W	29	8	2	2	2	3	0	0	0	0	0	56	90	2.70	1.650								
Chris Reitsma, R ERA: 2.84	1.1	H	6	2	1	1	0	1	0	0	0	0	0	7	11	6.75	2.250								
29 John Smoltz, R ERA: 3.6	1.0		3	0	0	0	1	0	0	0	0	0	0	8	14	0.00	0.000								





Batter	1	2	3	4	5	6	7	8	9	AB	R	H	RBI	BB	SO	LOB	TOP					
Rafael Furcal, S OBP: 0.355, SLG: 0.358 (1, 6)										5	1	2	0	0	1	1	<b>Atlanta Braves @ San Francisco Giants</b> SBC Park, San Francisco, CA Wed Apr 28 2004, 10:05 PM EDT Att: 36,210 - Sunny - 61 F					
Mark DeRosa, R OBP: 0.356, SLG: 0.395 (1, 5)										5	1	3	3	0	1	1						
Marcus Giles, R OBP: 0.432, SLG: 0.536 Jesse Garcia, R OBP: 0.282, SLG: 0.368 (1, 4) (7, 4)										4	0	1	1	0	1	2						
J.D. Drew, L OBP: 0.413, SLG: 0.525 (1, 9)										5	1	1	0	0	0	3						
Andruw Jones, R OBP: 0.394, SLG: 0.532 (1, 8)										2	0	0	0	2	1	0						
Adam LaRoche, L OBP: 0.329, SLG: 0.339 Antonio Alfonseca, R OBP: 0.199, SLG: 0.199 Damon Hollins, R OBP: 0.191, SLG: 0.191 Will Cunnane, R OBP: 0.278, SLG: 0.235 Eddie Pérez, R OBP: 0.278, SLG: 0.235 (1, 3) (4, 1) (6, 1) (8, 1) (8, 1) (8, 2)										2	1	0	0	0	0	3						
Johnny Estrada, S OBP: 0.360, SLG: 0.508 C.J. Nitkowski, L (8, 1)										4	0	2	2	0	0	1						
Dewayne Wise, L OBP: 0.259, SLG: 0.415 (1, 7)										4	2	2	0	0	0	2						
Russ Ortiz, R OBP: 0.250, SLG: 0.250 Mike Hessman, R OBP: 0.118, SLG: 0.125 (1, 1) (4, 3)										1	0	0	0	0	0	1						
										3	1	1	1	0	0	1						
<b>Inning Stats</b>	R: 0 E: 0 K: 1 S: 10	H: 1 LOB: 0 BB: 0 P: 16	R: 2 E: 0 K: 0 S: 10	H: 2 LOB: 1 BB: 1 P: 22	R: 0 E: 0 K: 1 S: 5	H: 0 LOB: 0 BB: 0 P: 6	R: 0 E: 0 K: 0 S: 7	H: 0 LOB: 1 BB: 1 P: 15	R: 2 E: 0 K: 0 S: 12	H: 3 LOB: 1 BB: 0 P: 18	R: 0 E: 0 K: 1 S: 8	H: 0 LOB: 0 BB: 0 P: 11	R: 2 E: 0 K: 1 S: 14	H: 3 LOB: 1 BB: 0 P: 21	R: 0 E: 0 K: 0 S: 9	H: 1 LOB: 1 BB: 0 P: 14	R: 1 E: 0 K: 0 S: 13	H: 2 LOB: 1 BB: 0 P: 17	1B: 5 2B: 7 3B: 0 HR: 0	SF: 0 SAC: 0 DP: 1 HBP: 0	WP: 0 PB: 0 SB: 0 CS: 0	PA: 40
<b>PITCHER</b>	IP	WLS	BF	H	R	ER	SO	BB	IBB	HBP	BLK	WP	HR	S	P	ERA	WHIP					
Brett Tomko, R ERA: 7.57 (1, 1)	6.0	W	28	9	6	6	3	2	0	0	0	0	0	57	95	9.00	1.833					
Tyler Walker, R ERA: (7, 1)	0.2		2	0	0	0	1	0	0	0	0	0	0	6	8	0.00	0.000					
Scott Eyre, L ERA: (7, 1)	0.1		1	0	0	0	0	0	0	0	0	0	0	3	6	0.00	0.000					
Felix Rodriguez, R ERA: 2.45 (8, 1)	1.0		4	1	0	0	0	0	0	0	0	0	0	9	14	0.00	1.000					
Matt Herges, R ERA: 5.54 (9, 1)	1.0		5	2	1	1	0	0	0	0	0	0	0	13	17	9.00	2.000					

Batter	1	2	3	4	5	6	7	8	9	AB	R	H	RBI	BB	SO	LOB	BOTTOM					
Michael Tucker, L OBP: 0.324, SLG: 0.365 (1, 9)										5	2	3	2	0	0	0	<b>Atlanta Braves @ San Francisco Giants</b> SBC Park, San Francisco, CA Wed Apr 28 2004, 10:05 PM EDT Att: 36,210 - Sunny - 61 F					
J.T. Snow, L OBP: 0.329, SLG: 0.338 (1, 3)										4	1	1	2	1	2	2						
Marquis Grissom, R OBP: 0.377, SLG: 0.549 (1, 8)										4	1	1	0	1	0	2						
Barry Bonds, L OBP: 0.687, SLG: 1.122 (1, 7)										3	1	1	0	2	1	2						
Pedro Feliz, R OBP: 0.323, SLG: 0.443 (1, 5)										5	2	2	1	0	0	4						
Edgardo Alfonzo, R OBP: 0.306, SLG: 0.297 (1, 4)										4	1	1	1	1	0	1						
A.J. Pierzynski, L OBP: 0.254, SLG: 0.235 (1, 2)										5	0	2	1	0	1	4						
Nelfi Perez, S OBP: 0.258, SLG: 0.282 (1, 6)										5	1	2	2	0	1	4						
Brett Tomko, R OBP: 0.077, SLG: 0.077 Tyler Walker, R (7, 1) Scott Eyre, L (7, 1) Felix Rodriguez, R (8, 1) Matt Herges, L (9, 1)										4	1	1	0	0	1	6						
										0	0	0	0	0	0	0						
<b>Inning Stats</b>	R: 0 E: 0 K: 0 S: 9	H: 0 LOB: 2 BB: 3 P: 22	R: 0 E: 0 K: 0 S: 5	H: 0 LOB: 0 BB: 0 P: 7	R: 0 E: 0 K: 2 S: 10	H: 2 LOB: 0 BB: 0 P: 15	R: 0 E: 0 K: 1 S: 37	H: 8 LOB: 2 BB: 1 P: 57	R: 1 E: 0 K: 0 S: 8	H: 1 LOB: 0 BB: 0 P: 15	R: 0 E: 0 K: 0 S: 10	H: 2 LOB: 2 BB: 0 P: 18	R: 0 E: 0 K: 1 S: 7	H: 0 LOB: 0 BB: 0 P: 10	R: 0 E: 0 K: 2 S: 11	H: 1 LOB: 2 BB: 1 P: 18	1B: 11 2B: 2 3B: 0 HR: 1	SF: 0 SAC: 0 DP: 1 HBP: 0	WP: 1 PB: 0 SB: 1 CS: 0	PA: 44		
<b>PITCHER</b>	IP	WLS	BF	H	R	ER	SO	BB	IBB	HBP	BLK	WP	HR	S	P	ERA	WHIP					
Russ Ortiz, R ERA: 5.61 (1, 1)	3.1	L	21	8	7	7	2	2	1	0	0	0	0	1	19	33	10.80	1.800				
Antonio Alfonseca, R ERA: 6.52 (4, 1)	1.2		10	3	3	2	1	0	1	0	0	0	0	17	28	0.00	1.000					
Will Cunnane, R ERA: 3.0 (6, 1)	2.0		8	2	0	0	1	0	0	0	0	0	0	11	18	0.00	2.000					
C.J. Nitkowski, L ERA: 3.86 (8, 1)	1.0		5	1	0	0	2	1	0	0	0	0	0	11	18	0.00	2.000					





Batter	1	2	3	4	5	6	7	8	9	AB	R	H	RBI	BB	SO	LOB	TOP					
Rafael Furcal, S OBP: 0.358, SLG: 0.351 Chris Reitsma, R (8, 1)	0-1 G4-3	4-1 BB		2-0 E8 CS 1B		1-2 G4-3		1-3 K		4	0	1	0	1	1	2						
Mark DeRosa, R OBP: 0.337, SLG: 0.370	1-0 G4-3	0-0 G3		2-1 G5-3		1-1 G6-3		0-1 F8		5	0	0	0	0	0	6						
Marcus Giles, R OBP: 0.420, SLG: 0.511	2-2 1B HBP		2-2 G1-3	0-1 E6 CS			0-0 L4		0-3 K	4	0	0	0	0	1	1						
Andruw Jones, R OBP: 0.414, SLG: 0.566	2-1 FC4-6 1B		1-0 3B 1B	4-0 FC4-6 1BB			2-2 P3		0-2 3B	4	1	3	0	1	0	0						
J.D. Drew, L OBP: 0.425, SLG: 0.547	0-1 FC4-6		2-1 2B 3B	0-0 FC4-6			4-1 BB		4-0 IBB	3	1	1	1	2	0	4						
Mike Hessman, R OBP: 0.100, SLG: 0.105 Adam LaRoche, L (7, PH) (7, 3)		1-3 K	1-3 K2-3		2-3 K		2-2 F7		0-0 P5	3	0	0	0	0	3	1						
Johnny Estrada, S OBP: 0.287, SLG: 0.105 Jesse Garcia, R (8, PR) (8, 6)		1-1 G3-1	4-0 2B IBB		2-2 F9		1-1 2B		0-3 K	3	0	1	0	1	0	0						
Damon Hollins, R OBP: 0.400, SLG: 0.600		2-1 BB 1B	1-0 3-H 2B		3-2 G1-3		1-3 K			4	0	2	1	0	1	1						
Mike Hampton, R OBP: 0.400, SLG: 0.375 Dwight Gooden, L (5, PH) Antonio Alfonseca, R (8, 1) Kevin Gryboski, R (7, 1) Julio Franco, R (8, PH) Eddie Pérez, R (8, 2)		4-1 BB	3-3 K		1-1 B1-3		4-1 BB			1	0	0	0	1	1	2						
<b>Inning Stats</b>	R: 0 E: 0 K: 0 S: 9	H: 1 LOB: 2 BB: 0 P: 14	R: 0 E: 0 K: 1 S: 11	H: 1 LOB: 3 BB: 2 P: 23	R: 2 E: 0 K: 2 S: 13	H: 3 LOB: 2 BB: 1 P: 27	R: 0 E: 2 K: 0 S: 6	H: 1 LOB: 2 BB: 1 P: 14	R: 0 E: 0 K: 1 S: 10	H: 0 LOB: 0 BB: 0 P: 17	R: 0 E: 0 K: 0 S: 7	H: 0 LOB: 0 BB: 0 P: 10	R: 0 E: 0 K: 0 S: 9	H: 0 LOB: 1 BB: 1 P: 17	R: 0 E: 0 K: 2 S: 11	H: 1 LOB: 2 BB: 1 P: 18	R: 0 E: 0 K: 2 S: 10	H: 1 LOB: 2 BB: 1 P: 14	1B: 4 2B: 2 3B: 2 HR: 0	SF: 0 SAC: 0 DP: 0 HBP: 1	WP: 0 PA: 43 PB: 0 SB: 0 CS: 2	
<b>PITCHER</b>	IP WLS BF H R ER SO BB IBB HBP BLK WP HR S P ERA WHIP	5.0 26 6 2 2 4 2 2 1 0 0 0 49 95 3.60 1.600	2.0 7 0 0 0 0 1 0 0 0 0 0 16 27 0.00 0.500	1.0 5 1 0 0 2 1 0 0 0 0 0 11 18 0.00 2.000	1.0 5 1 0 0 2 0 1 0 0 0 0 10 14 0.00 1.000																	

Atlanta Braves @ Colorado Rockies  
Coors Field, Denver, CO  
Sat May 01 2004, 1:05 PM MDT  
Att: 30,176 - Cloudy - 50 F

AB 35  
R 2  
H 8  
RBI 2  
BB 7  
SO 8  
LOB 22



Batter	1	2	3	4	5	6	7	8	9	AB	R	H	RBI	BB	SO	LOB	BOTTOM				
Aaron Miles, S OBP: 0.302, SLG: 0.443	3-2 G4-3		3-3 K		1-1 BB 1B		0-1 FC2-6 1B	2-2 1B		5	0	2	0	0	1	1					
Royce Clayton, R OBP: 0.380, SLG: 0.417	1-0 1B		2-2 G5-3		4-1 BB BB		1-0 17 IBB 1B	0-1 G5-3		4	0	2	0	1	0	2					
17 Todd Helton, L OBP: 0.455, SLG: 0.625	1-3 K				0-0 F8		1-2 P3		4-0 1B	3	0	0	0	1	1	4					
Vinny Castilla, R OBP: 0.400, SLG: 0.679	2-3 K				0-0 FC6-4 1B		1-2 L6		1-2 1B	3	0	1	1	1	1	4					
Jeromy Burnitz, L OBP: 0.393, SLG: 0.640		2-2 F8			1-3 K		2-2 P6		0-0 G3	4	0	0	0	0	1	7					
Charles Johnson, R OBP: 0.444, SLG: 0.827		3-2 F9			1-1 FC6-4		2-3 K		0-0 1B SF8 1B	4	1	1	0	0	1	1					
5 Matt Holliday, R OBP: 0.449, SLG: 0.651 Denny Hocking, S OBP: 0.294, SLG: 0.281		3-1 1B			4-2 2B BB		0-3 K		2-0 L9	3	1	1	0	1	1	1					
Kit Pellow, R OBP: 0.321, SLG: 0.408		2-3 K			2-3 K		0-1 F8		3-2 1B SF8 1B	4	0	1	0	0	2	2					
Joe Kennedy, R OBP: 0.200, SLG: 0.111 Todd Greenlee, R (5, PH) Tim Lincecum, R (8, 1) 11 Brad Hawke, L OBP: 0.349, SLG: 0.600 Vladimir Nunez, R (8, PH) Mark Sweeney, L OBP: 0.300, SLG: 0.400 Shawn Chacon, R (8, 1)			2-2 G6-3		1-0 1B BB 2B		3-2 FC2-6 1B		2-1 SF8	1	0	0	0	0	0	0					
<b>Inning Stats</b>	R: 0 E: 0 K: 2 S: 13	H: 1 LOB: 1 BB: 0 P: 20	R: 0 E: 0 K: 1 S: 11	H: 1 LOB: 0 BB: 0 P: 21	R: 0 E: 0 K: 1 S: 9	H: 0 LOB: 0 BB: 0 P: 16	R: 0 E: 0 K: 1 S: 8	H: 1 LOB: 1 BB: 0 P: 10	R: 2 E: 0 K: 1 S: 17	H: 2 LOB: 3 BB: 3 P: 36	R: 0 E: 0 K: 2 S: 8	H: 0 LOB: 0 BB: 0 P: 10	R: 0 E: 0 K: 0 S: 11	H: 2 LOB: 3 BB: 1 P: 20	R: 0 E: 0 K: 0 S: 12	H: 3 LOB: 2 BB: 0 P: 21	1B: 9 2B: 1 3B: 0 HR: 0	SF: 1 SAC: 0 DP: 0 HBP: 0	WP: 0 PA: 38 PB: 0 SB: 0 CS: 0		
<b>PITCHER</b>	IP WLS BF H R ER SO BB IBB HBP BLK WP HR S P ERA WHIP	5.0 3 0 0 0 2 3 0 0 0 0 0 8 10 0.00 0.000	1.0 6 2 0 0 0 0 1 0 0 0 0 0 11 20 0.00 2.000	1.0 6 3 1 1 0 0 0 0 0 0 0 0 12 21 9.00 3.000																	

Atlanta Braves @ Colorado Rockies  
Coors Field, Denver, CO  
Sat May 01 2004, 1:05 PM MDT  
Att: 30,176 - Cloudy - 50 F

AB 33  
R 3  
H 10  
RBI 3  
BB 4  
SO 8  
LOB 22



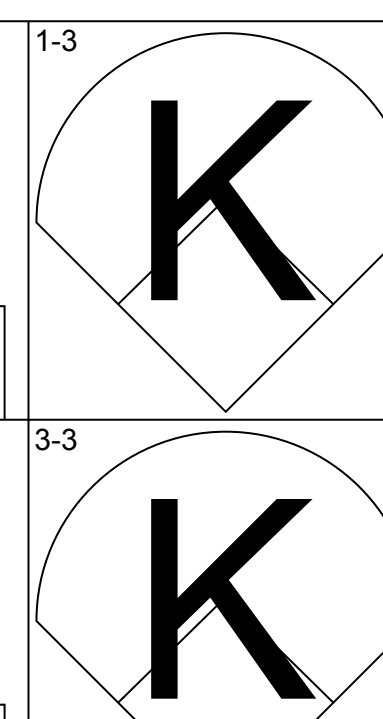

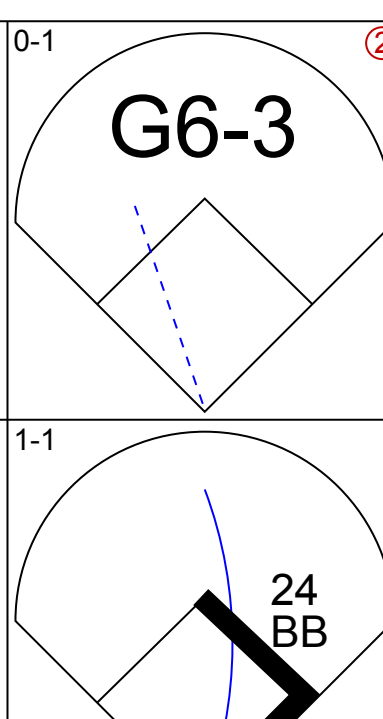
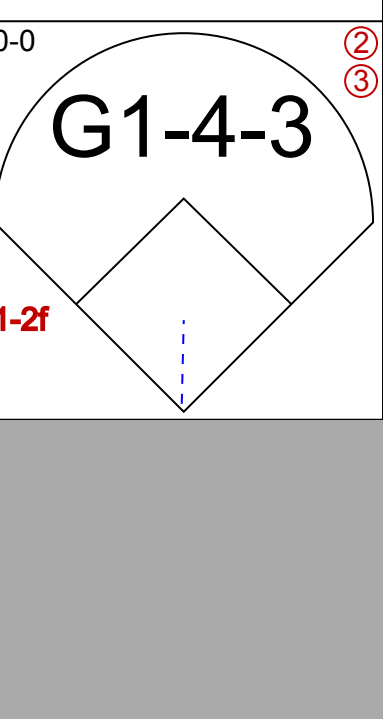
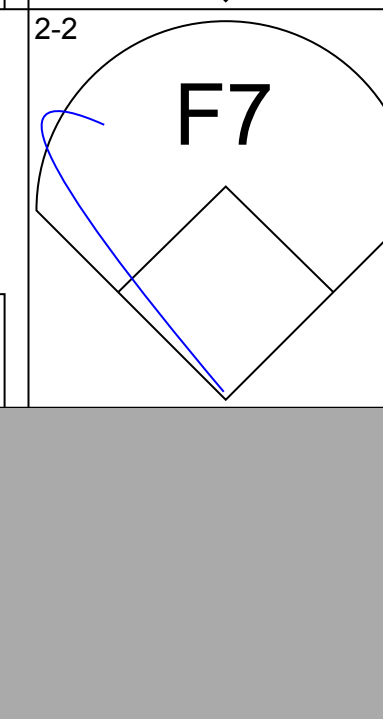
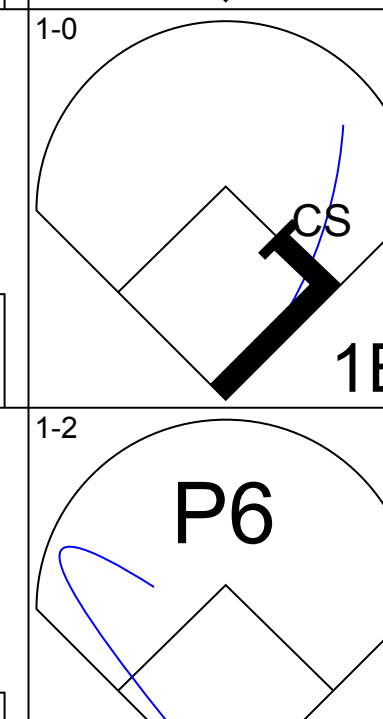
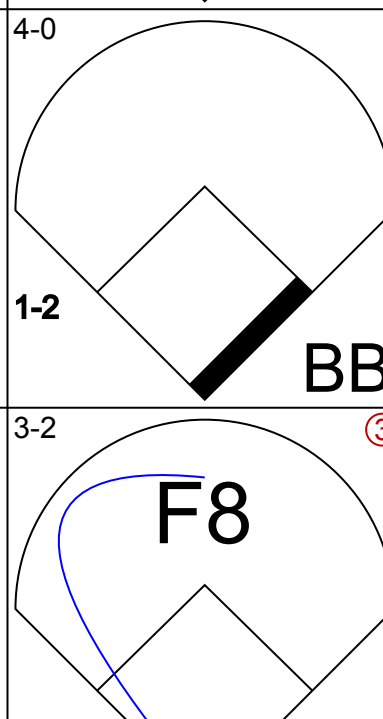
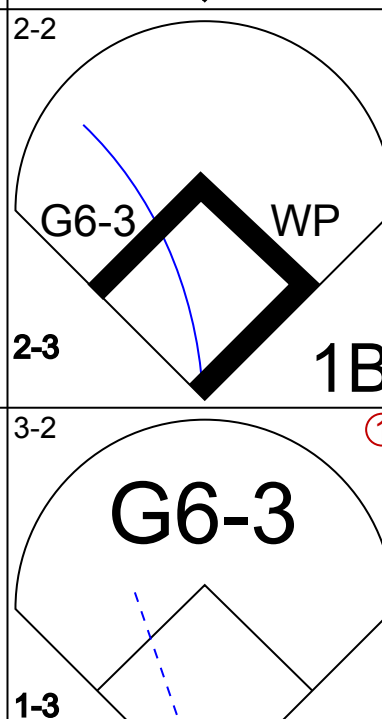

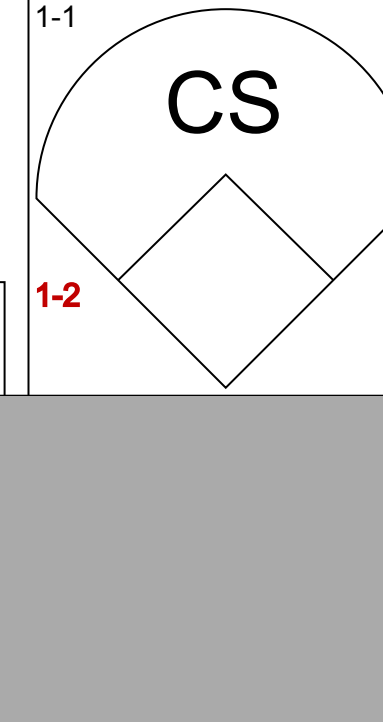

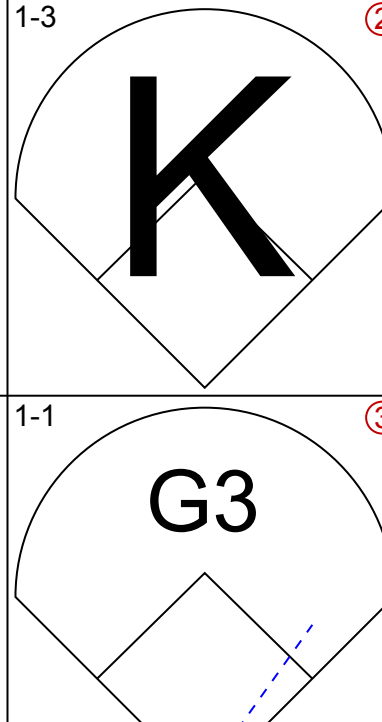

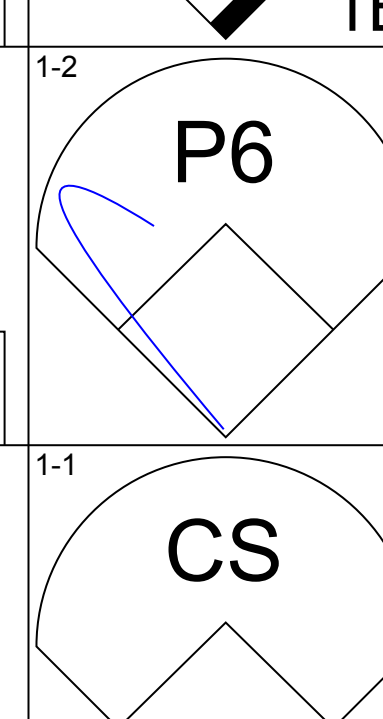
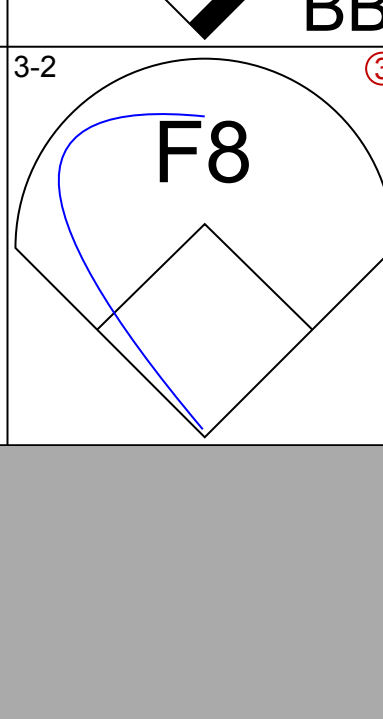
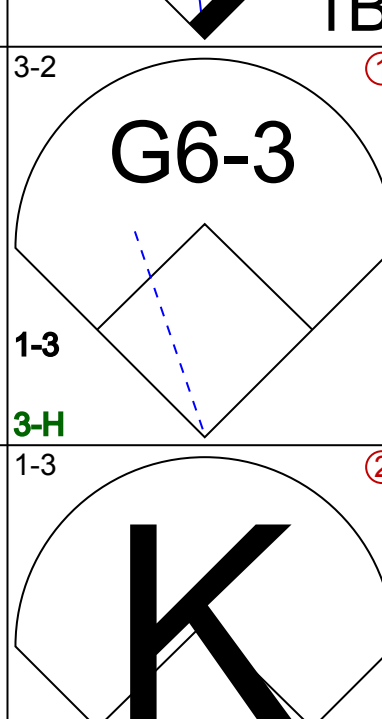


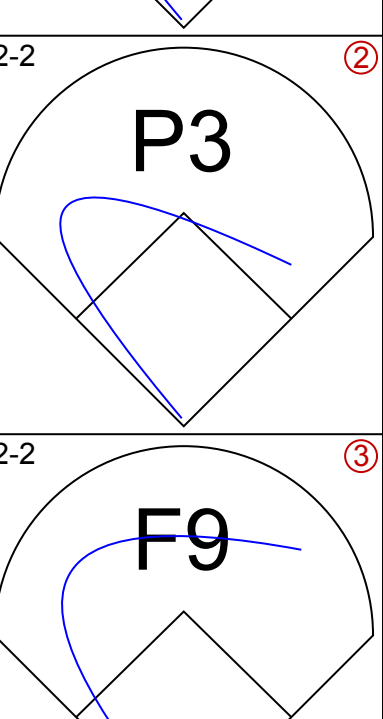
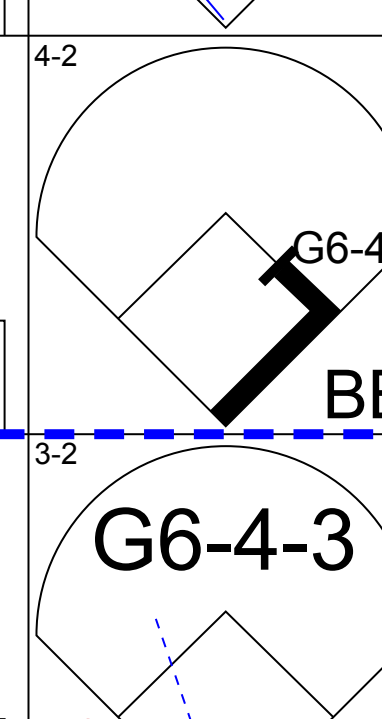



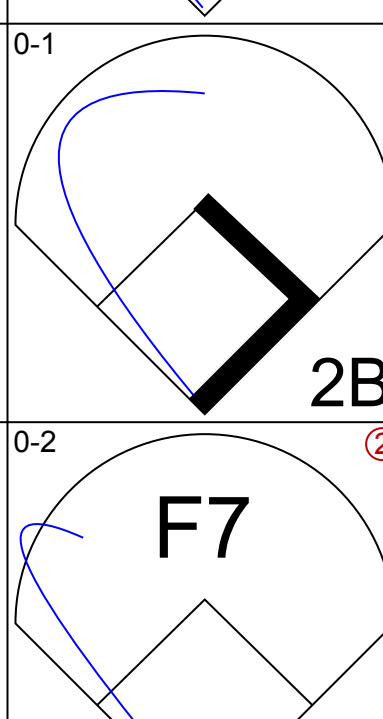


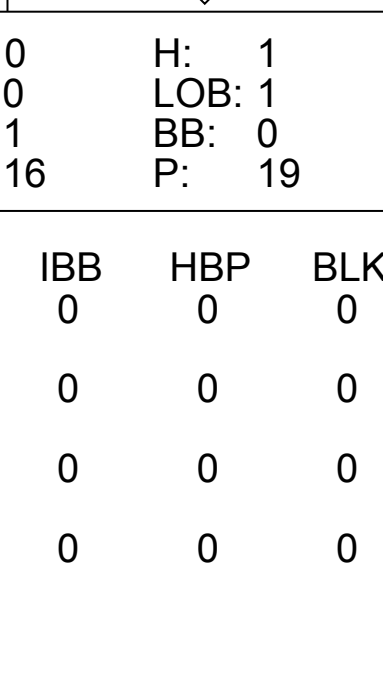
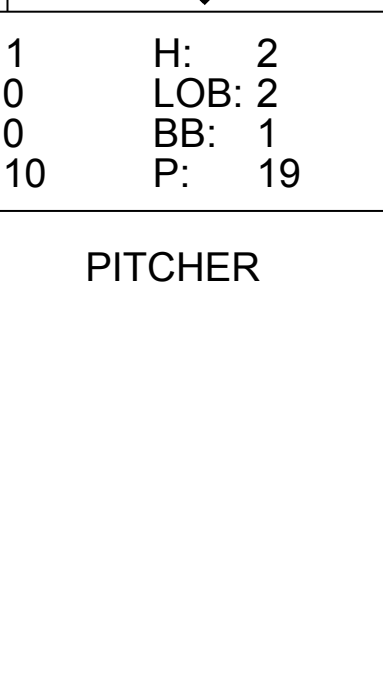
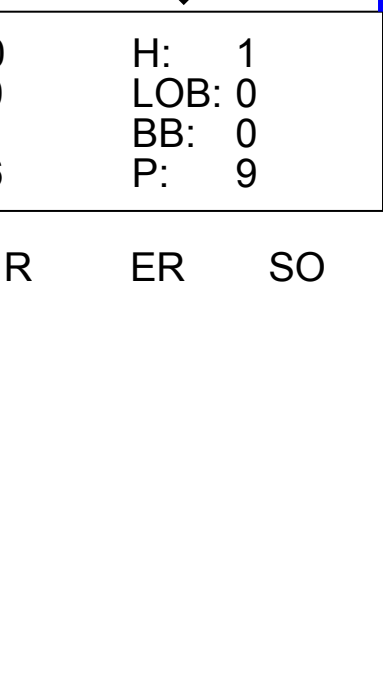
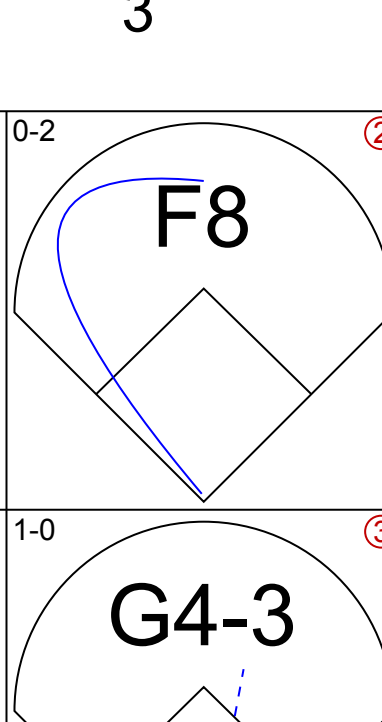

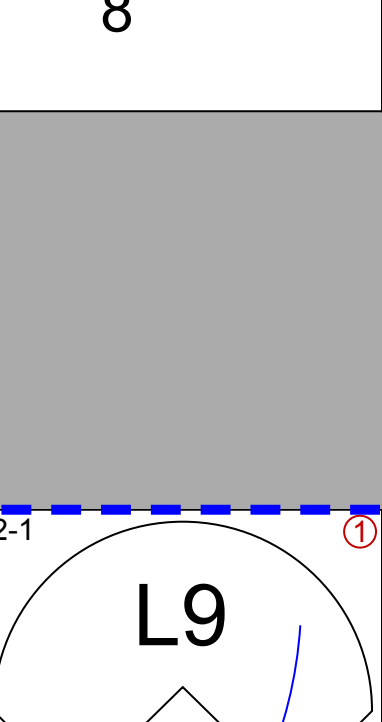








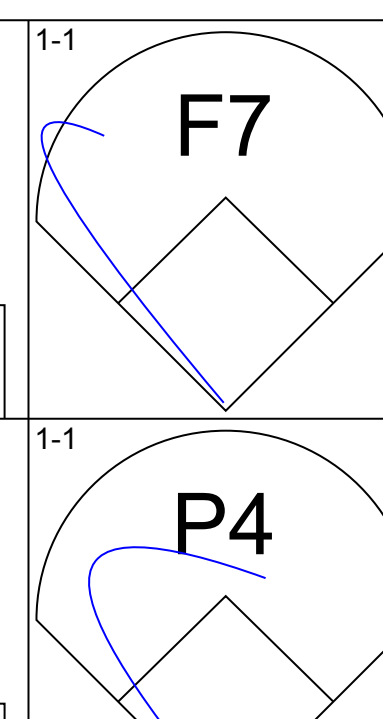
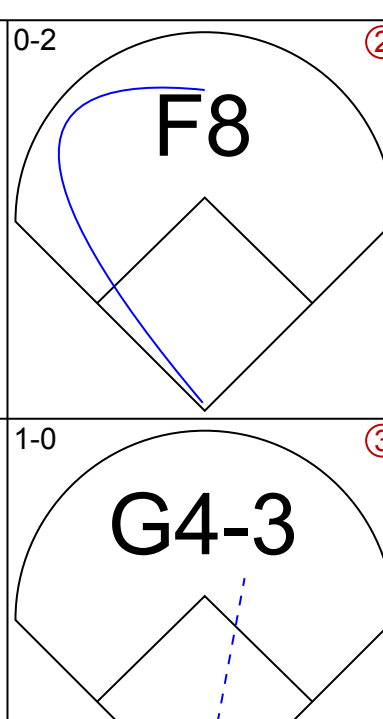
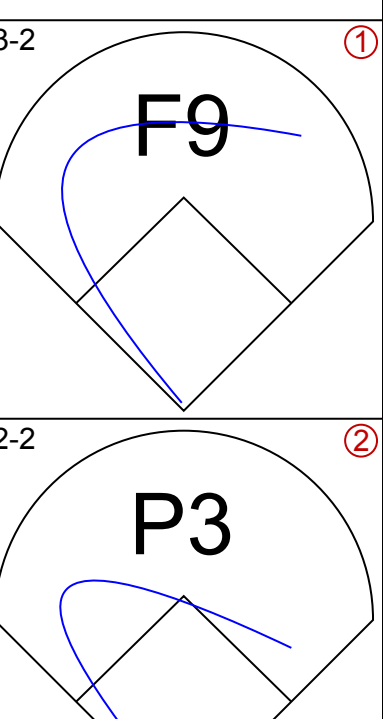
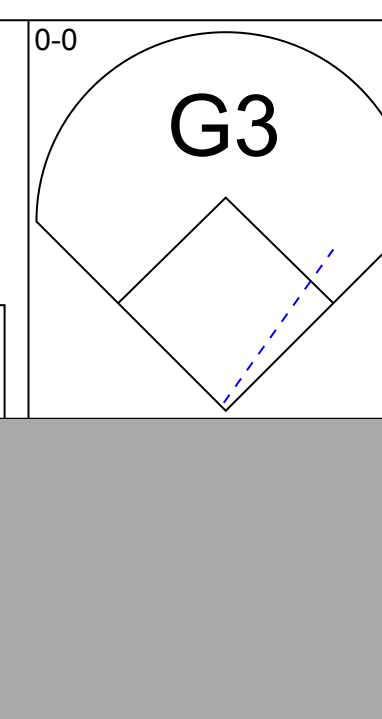
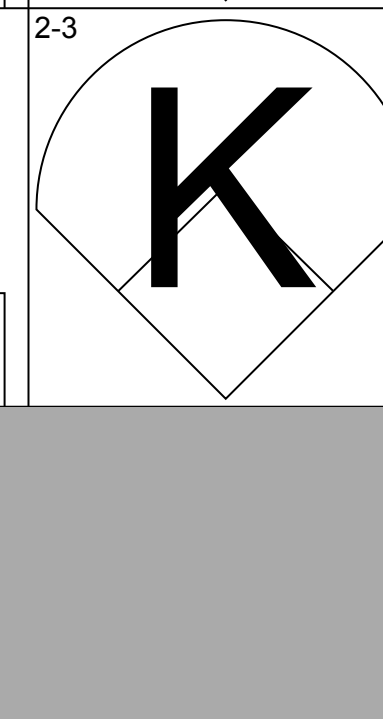

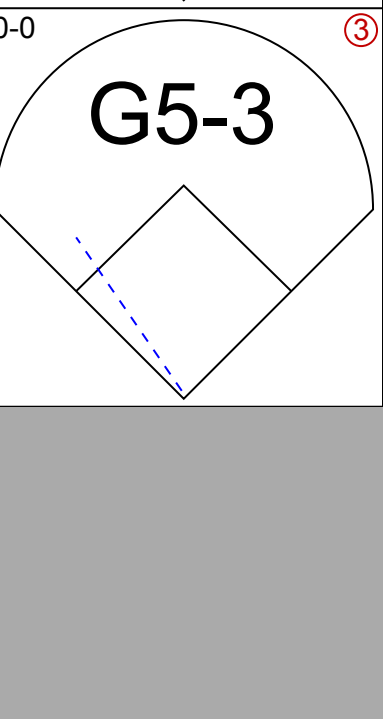
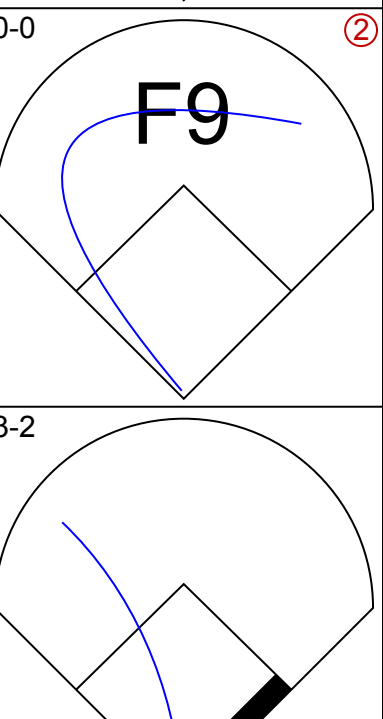

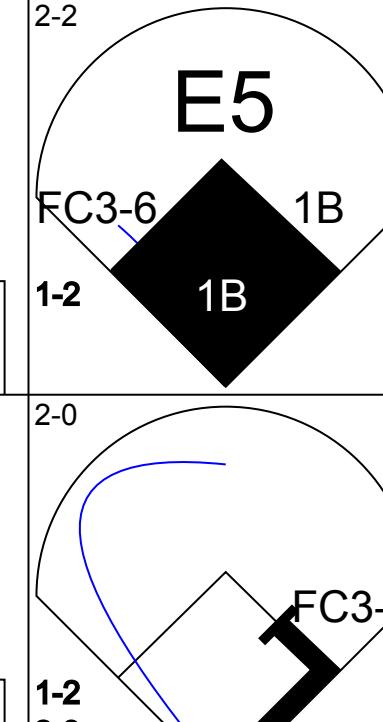

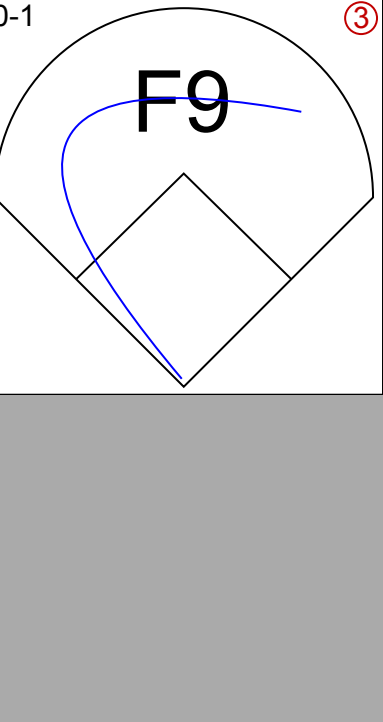
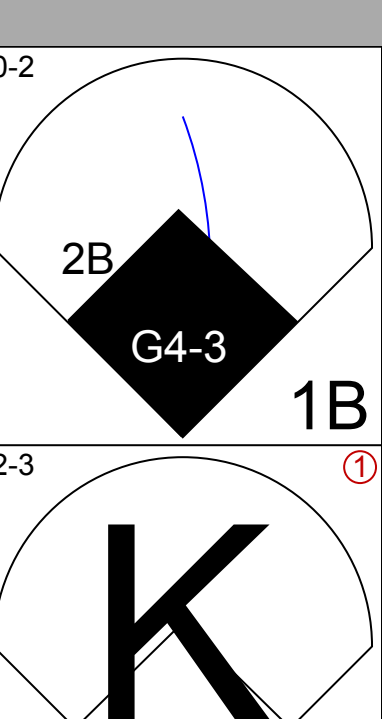
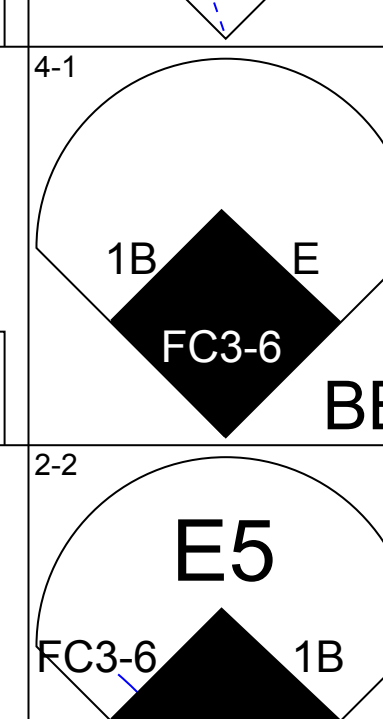

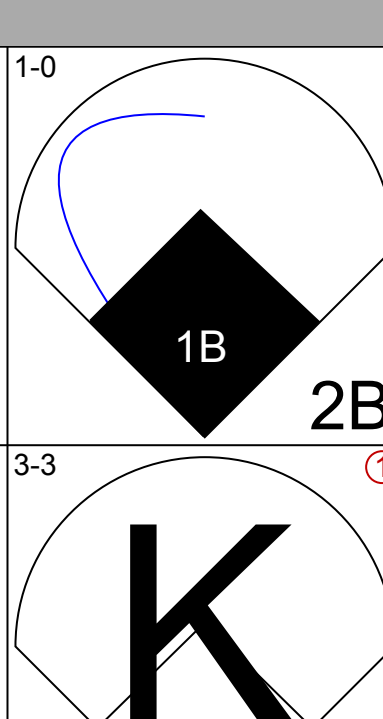
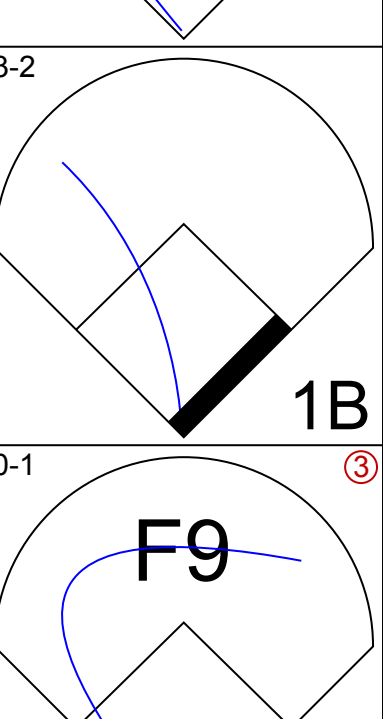
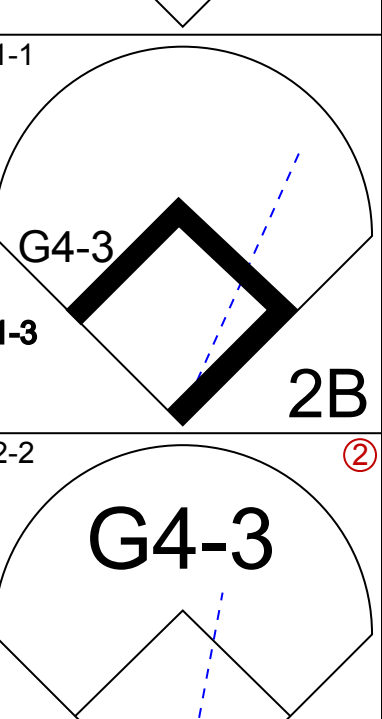
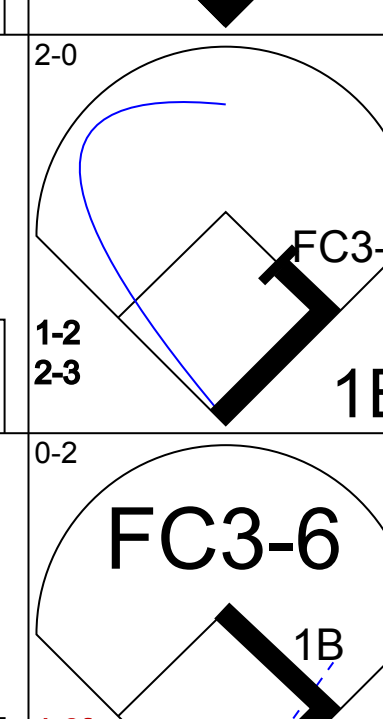

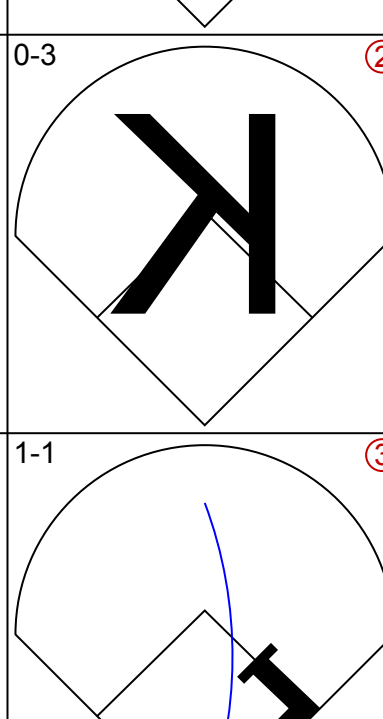

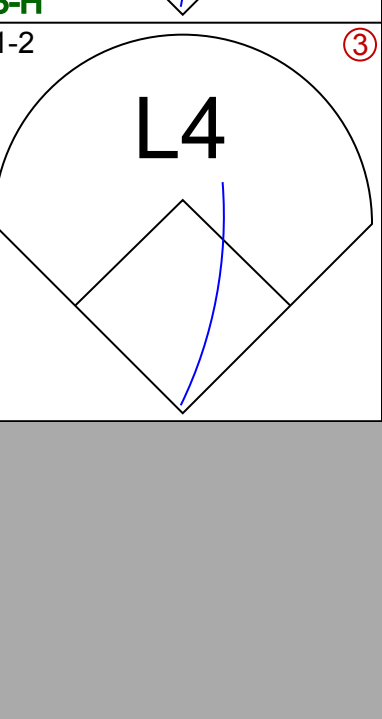
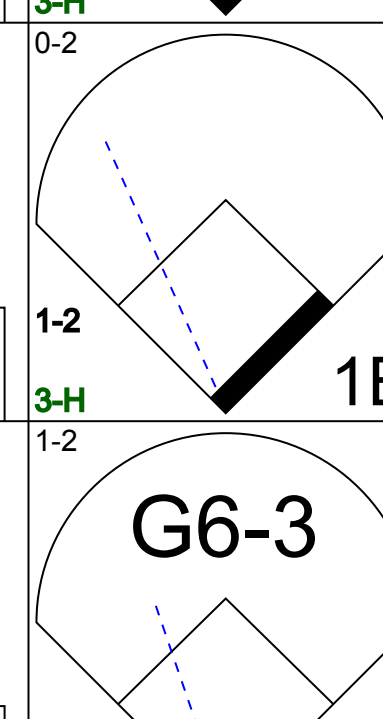


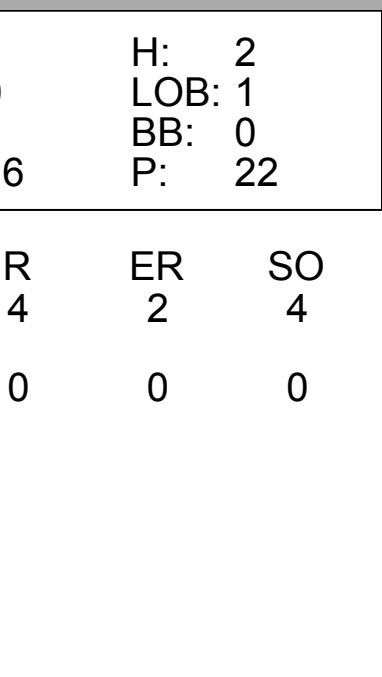
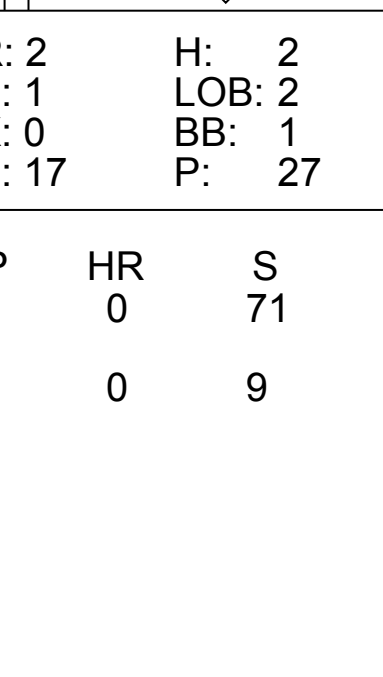
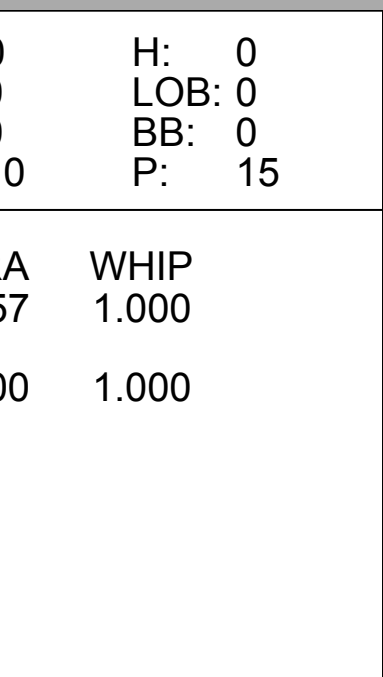
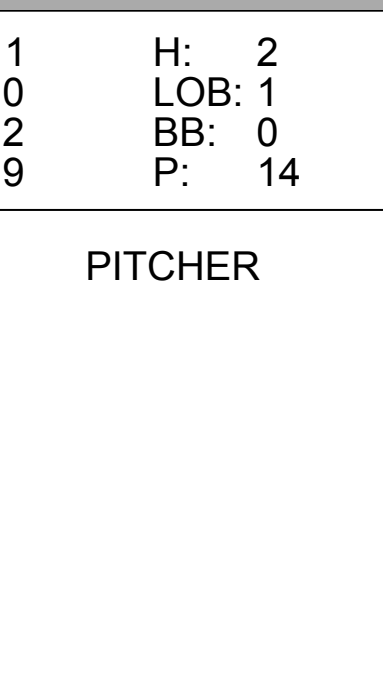
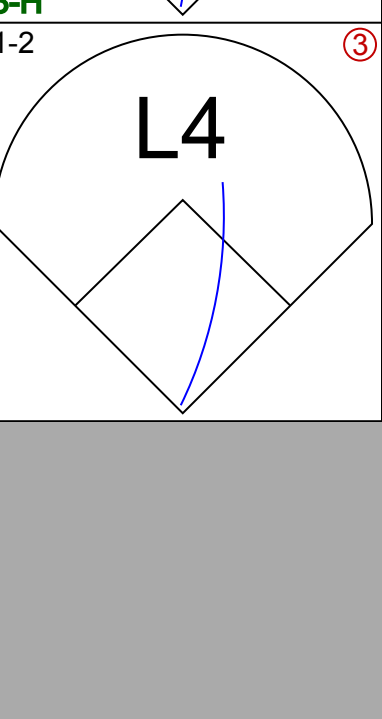
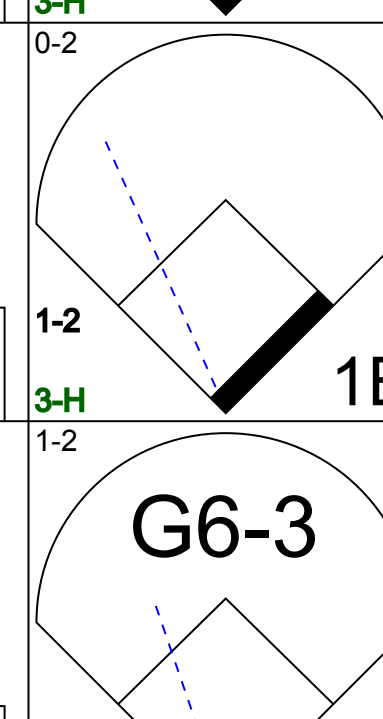

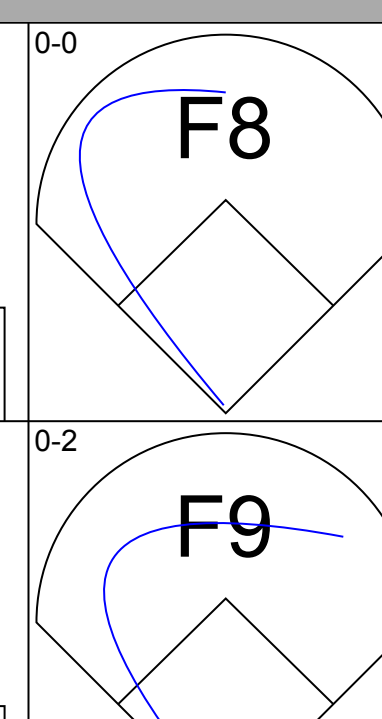
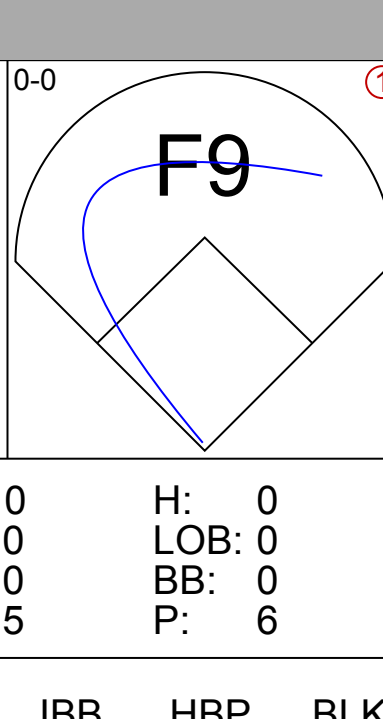
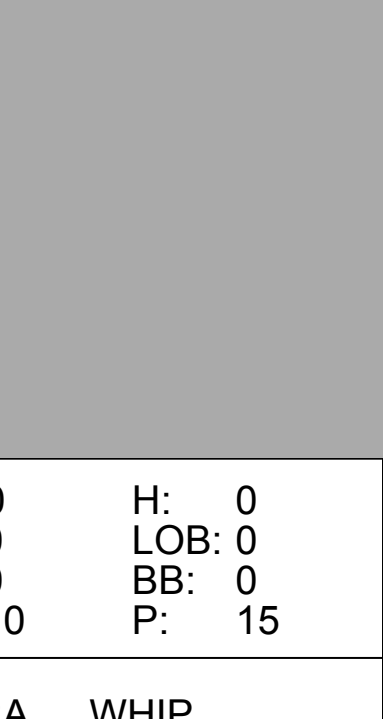
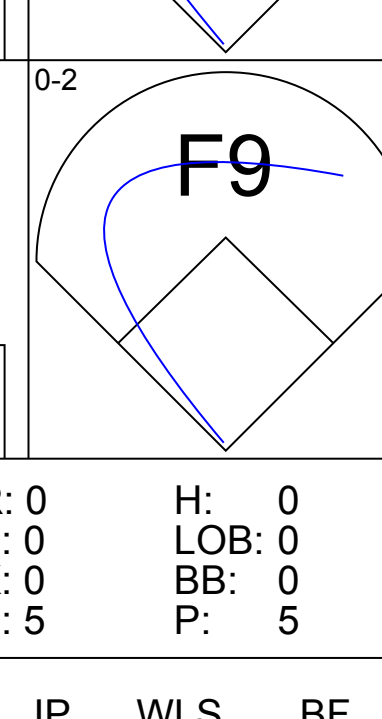


Batter	1	2	3	4	5	6	7	8	9	AB	R	H	RBI	BB	SO	LOB	TOP								
Sean Burroughs, L (1,5) OBP: 0.362, SLG: 0.380										4	0	0	0	0	2	3									
Mark Loretta, R (1,4) OBP: 0.380, SLG: 0.500										4	1	2	1	0	1	0									
24 Brian Giles, L (1,9) OBP: 0.393, SLG: 0.510										3	0	2	0	1	0	0									
Phil Nevin, R (1,3)										4	0	0	0	0	1	4									
Terrence Long, L (1,7)										4	0	0	0	0	1	1									
Jay Payton, R (1,8)										3	0	0	0	1	1	1									
Ramon Hernandez, R (1,2)										3	0	0	0	0	0	1									
3 Khalil Greene, R (1,6) OBP: 0.361, SLG: 0.437										3	0	1	0	0	1	0									
Adam Eaton, R (1,1) OBP: 0.250, SLG: 0.286 Kerry Robinson, L (8,PH) OBP: 0.333, SLG: 0.348 Antonio Osuna, R (8,1)										2	1	1	0	0	0	1									
<b>Inning Stats</b>	R: 0 E: 0 K: 2 S: 9	H: 0 LOB: 0 BB: 0 P: 15	R: 0 E: 0 K: 2 S: 10	H: 0 LOB: 0 BB: 0 P: 14	R: 0 E: 0 K: 1 S: 16	H: 1 LOB: 1 BB: 0 P: 19	R: 0 E: 0 K: 0 S: 7	H: 1 LOB: 0 BB: 0 P: 12	R: 0 E: 0 K: 0 S: 8	H: 0 LOB: 0 BB: 0 P: 12	R: 1 E: 0 K: 0 S: 10	H: 2 LOB: 2 BB: 1 P: 19	R: 0 E: 0 K: 0 S: 8	H: 0 LOB: 0 BB: 1 P: 16	R: 0 E: 0 K: 1 S: 6	H: 1 LOB: 1 BB: 0 P: 9	R: 1 E: 0 K: 1 S: 13	H: 2 LOB: 1 BB: 0 P: 20	1B: 4 2B: 3 3B: 0 HR: 0	SF: 0 SAC: 0 DP: 2 HBP: 0	WP: 1 PB: 0 SB: 0 CS: 1	PA: 34			
<b>PITCHER</b>	IP	WLS	BF	H	R	ER	SO	BB	IBB	HBP	BLK	WP	HR	S	P	ERA	WHIP								
Russ Ortiz, R (1,1) ERA: 4.78	6.1	W	24	4	1	1	5	2	0	0	0	0	0	65	101	1.42	0.947								
Kevin Gryboski, R (7,1) ERA: 0.79	0.2	H	1	0	0	0	0	0	0	0	0	0	0	3	6	0.00	0.000								
Chris Reitsma, R (8,1) ERA: 2.87	1.0	H	3	1	0	0	1	0	0	0	0	0	0	6	9	0.00	1.000								
29 John Smoltz, R (9,1) ERA: 3.75	1.0	S	5	2	1	1	1	0	0	0	0	1	0	13	20	9.00	2.000								

San Diego Padres @ Atlanta Braves  
Turner Field, Atlanta, GA  
Tue May 04 2004, 7:35 PM EDT  
Att: 22,046 - Sunny - 68 F

AB 31  
R 2  
H 7  
RBI 1  
BB 2  
SO 7  
LOB 11



Batter	1	2	3	4	5	6	7	8	9	AB	R	H	RBI	BB	SO	LOB	BOTTOM								
Dewayne Wise, L (1,9) OBP: 0.254, SLG: 0.435										4	0	0	0	0	0	0									
Mark DeRosa, R (1,5) OBP: 0.308, SLG: 0.344										4	0	0	0	0	0	0									
Marcus Giles, R (1,4) OBP: 0.381, SLG: 0.495										4	0	0	0	0	1	0									
Johnny Estrada, S (1,2) OBP: 0.417, SLG: 0.533										3	3	3	0	1	0	0									
Andrew Jones, R (1,8) OBP: 0.396, SLG: 0.516										4	1	0	0	0	2	4									
Adam LaRoche, L (1,3) OBP: 0.279, SLG: 0.359										3	0	2	0	0	1	1									
Damon Hollins, R (1,7) OBP: 0.400, SLG: 0.533										3	0	1	3	0	0	3									
Jesse Garcia, R (1,6) OBP: 0.333, SLG: 0.400										3	0	1	1	0	0	1									
Russ Ortiz, R (1,1) OBP: 0.200, SLG: 0.200 Kevin Gryboski, R (7,1)										2	0	0	0	0	0	2									
Rafael Furcal, S (7,PH) OBP: 0.353, SLG: 0.345 Chris Reitsma, R (8,1) 29 John Smoltz, R (9,1)										0	0	0	0	0	0	0									
										1	0	0	0	0	0	0									
										0	0	0	0	0	0	0									
										0	0	0	0	0	0	0									
<b>Inning Stats</b>	R: 0 E: 0 K: 1 S: 9	H: 0 LOB: 0 BB: 0 P: 13	R: 1 E: 0 K: 1 S: 16	H: 2 LOB: 1 BB: 0 P: 22	R: 0 E: 0 K: 0 S: 5	H: 0 LOB: 0 BB: 0 P: 6	R: 2 E: 1 K: 0 S: 17	H: 2 LOB: 2 BB: 1 P: 27	R: 0 E: 0 K: 0 S: 10	H: 0 LOB: 0 BB: 0 P: 15	R: 1 E: 0 K: 2 S: 9	H: 2 LOB: 1 BB: 0 P: 14	R: 0 E: 0 K: 0 S: 5	R: 0 E: 0 K: 0 S: 9	H: 1 LOB: 1 BB: 0 P: 14	1B: 5 2B: 2 3B: 0 HR: 0	SF: 0 SAC: 0 DP: 0 HBP: 0	WP: 0 PB: 0 SB: 0 CS: 0	PA: 32						
<b>PITCHER</b>	IP	WLS	BF	H	R	ER	SO	BB	IBB	HBP	BLK	WP	HR	S	P	ERA	WHIP								
Adam Eaton, R (1,1) ERA: 3.54	7.0	L	28	6	4	2	4	1	0	0	0	0	0	71	102	2.57	1.000								
Antonio Osuna, R (8,1) ERA: 4.4	1.0		4	1	0	0	0	0	0	0	0	0	0	9	14	0.00	1.000								

San Diego Padres @ Atlanta Braves  
Turner Field, Atlanta, GA  
Tue May 04 2004, 7:35 PM EDT  
Att: 22,046 - Sunny - 68 F

AB 31  
R 4  
H 7  
RBI 4  
BB 1  
SO 4  
LOB 11









Batter	1	2	3	4	5	6	7	8	9	AB	R	H	RBI	BB	SO	LOB	TOP								
<b>3 Khalil Greene, R</b> OBP: 0.358, SLG: 0.458										5	1	2	1	0	1	0	<b>San Diego Padres @ Atlanta Braves</b> Turner Field, Atlanta, GA Thu May 06 2004, 1:05 PM EDT Att: 26,137 - Sunny - 80 F								
<b>Mark Loretta, R</b> OBP: 0.397, SLG: 0.517										4	3	3	0	1	0	0									
<b>24 Brian Giles, L</b> OBP: 0.394, SLG: 0.500										5	1	3	1	0	0	3									
<b>Phil Nevin, R</b> OBP: 0.339, SLG: 0.407										5	0	1	0	0	1	4									
<b>Jay Payton, R</b> OBP: 0.343, SLG: 0.378										4	1	2	3	0	0	2									
<b>Brian Buchanan, R</b> OBP: 0.321, SLG: 0.440 <b>Scott Linebrink, R</b> OBP: 0.344, SLG: 0.514 <b>Jay Witasick, R</b>										4	1	0	0	0	1	3									
<b>Ramon Hernandez, R</b> OBP: 0.315, SLG: 0.266										4	0	2	0	0	0	0									
<b>Ramón Vázquez, L</b> OBP: 0.243, SLG: 0.194										3	0	0	0	1	0	1									
<b>Brian Lawrence, R</b> OBP: 0.333, SLG: 0.417 <b>Kerry Robinson, L</b>										3	0	0	0	0	1	1									
<b>Inning Stats</b>	R: 3 E: 0 K: 0 S: 7	H: 3 LOB: 0 BB: 1 P: 16	R: 0 E: 0 K: 1 S: 8	H: 0 LOB: 0 BB: 0 P: 8	R: 1 E: 0 K: 0 S: 10	H: 3 LOB: 2 BB: 0 P: 14	R: 0 E: 0 K: 0 S: 7	H: 0 LOB: 0 BB: 0 P: 9	R: 0 E: 0 K: 0 S: 5	H: 2 LOB: 1 BB: 0 P: 8	R: 1 E: 2 K: 0 S: 14	H: 1 LOB: 1 BB: 0 P: 21	R: 2 E: 0 K: 2 S: 17	H: 3 LOB: 1 BB: 0 P: 25	R: 0 E: 0 K: 0 S: 4	H: 1 LOB: 0 BB: 0 P: 10	R: 0 E: 1 K: 1 S: 11	H: 0 LOB: 1 BB: 0 P: 18	1B: 9 2B: 2 3B: 1 HR: 2	SF: 0 SAC: 0 DP: 2 HBP: 0	WP: 0 PB: 0 CS: 0	PA: 40			
<b>PITCHER</b>	IP	WLS	BF	H	R	ER	SO	BB	IBB	HBP	BLK	WP	HR	S	P	ERA	WHIP	<b>PITCHER</b>							
<b>Mike Hampton, L</b> ERA: 7.67	6.1	L	30	11	7	6	2	1	0	0	0	0	2	60	89	8.53	1.895								
<b>Antonio Alfonseca, R</b> ERA: 4.5	0.2		3	1	0	0	1	0	0	0	0	0	0	8	12	0.00	1.500								
<b>Juan Cruz, R</b> ERA: 3.75	1.0		3	1	0	0	0	1	0	0	0	0	4	10	0.00	2.000									
<b>C.J. Nitkowski, L</b> ERA: 3.0	1.0		4	0	0	0	1	0	0	0	0	0	0	11	18	0.00	0.000								

Batter	1	2	3	4	5	6	7	8	9	AB	R	H	RBI	BB	SO	LOB	BOTTOM								
<b>Dewayne Wise, L</b> OBP: 0.235, SLG: 0.403										4	0	0	0	0	0	1	<b>San Diego Padres @ Atlanta Braves</b> Turner Field, Atlanta, GA Thu May 06 2004, 1:05 PM EDT Att: 26,137 - Sunny - 80 F								
<b>Mark DeRosa, R</b> OBP: 0.304, SLG: 0.337										4	0	1	0	0	0	0									
<b>Adam LaRoche, L</b> OBP: 0.264, SLG: 0.338										4	0	0	0	0	1	1									
<b>Johnny Estrada, S</b> OBP: 0.407, SLG: 0.519										3	0	1	0	1	0	0									
<b>Andrew Jones, R</b> OBP: 0.378, SLG: 0.480										3	1	0	0	1	3	3									
<b>Mike Hessman, R</b> OBP: 0.172, SLG: 0.250										4	0	1	0	0	3	0									
<b>Damon Hollins, R</b> OBP: 0.364, SLG: 0.455										4	1	2	0	0	1	2									
<b>Jesse Garcia, R</b> OBP: 0.310, SLG: 0.368										4	0	0	0	0	0	3									
<b>Mike Hampton, R</b> ERA: 7.67 <b>Antonio Alfonseca, R</b> ERA: 4.5 <b>Julio Franco, R</b> OBP: 0.344, SLG: 0.514 <b>Juan Cruz, R</b> ERA: 3.75 <b>C.J. Nitkowski, L</b> ERA: 3.0 <b>Eddie Pérez, R</b> OBP: 0.201, SLG: 0.227										2	0	0	0	0	1	1									
<b>Inning Stats</b>	R: 0 E: 0 K: 1 S: 15	H: 2 LOB: 2 BB: 0 P: 21	R: 0 E: 0 K: 2 S: 11	H: 1 LOB: 1 BB: 0 P: 15	R: 0 E: 0 K: 1 S: 9	H: 0 LOB: 0 BB: 0 P: 12	R: 0 E: 0 K: 2 S: 9	H: 0 LOB: 0 BB: 0 P: 11	R: 0 E: 1 K: 0 S: 6	H: 0 LOB: 1 BB: 1 P: 12	R: 2 E: 0 K: 1 S: 8	H: 2 LOB: 0 BB: 0 P: 9	R: 0 E: 0 K: 0 S: 7	H: 0 LOB: 0 BB: 0 P: 11	R: 1 E: 0 K: 1 S: 13	H: 1 LOB: 1 BB: 1 P: 23	1B: 3 2B: 2 3B: 0 HR: 1	SF: 0 SAC: 0 DP: 0 HBP: 0	WP: 1 PB: 0 CS: 0	PA: 36					
<b>PITCHER</b>	IP	WLS	BF	H	R	ER	SO	BB	IBB	HBP	BLK	WP	HR	S	P	ERA	WHIP	<b>PITCHER</b>							
<b>Brian Lawrence, R</b> ERA: 5.06	7.0	W	28	5	2	2	8	1	0	0	0	0	1	67	94	2.57	0.857								
<b>Scott Linebrink, R</b> ERA: 1.69	1.0		3	0	0	0	0	0	0	0	0	0	0	7	11	0.00	0.000								
<b>Jay Witasick, R</b> ERA: 2.92	1.0		5	1	1	1	1	1	0	0	0	1	0	13	23	9.00	2.000								






Batter	1	2	3	4	5	6	7	8	9	AB	R	H	RBI	BB	SO	LOB	TOP					
<b>Craig Biggio, R</b> OBP: 0.300, SLG: 0.540 (1, 8)	F9			F8	HBP		1B BB	K		4	1	1	0	0	1	1	<b>Houston Astros @ Atlanta Braves</b> Turner Field, Atlanta, GA Fri May 07 2004, 7:35 PM EDT Att: 27,902 - Sunny - 84 F					
<b>28 Adam Everett, R</b> OBP: 0.331, SLG: 0.369 (1, 6)	L9			5 1B 2B	K		1B BB	K		5	1	2	0	0	2	2						
<b>5 Jeff Bagwell, R</b> OBP: 0.463, SLG: 0.557 (1, 3)	G5-3			2B			F9	F7	G5-3	5	1	1	0	0	0	2						
<b>Jeff Kent, R</b> OBP: 0.344, SLG: 0.573 (1, 4)		G6-3		17 1B 2B			HR		G6-3	5	2	3	3	0	0	0						
<b>17 Lance Berkman, S</b> OBP: 0.500, SLG: 0.551 (1, 7)		K		FC4-6 1B			2B		FC6-4 1B	4	0	3	2	1	1	0						
<b>Richard Hidalgo, R</b> OBP: 0.386, SLG: 0.600 (1, 9)		K		FC4-6 1B			1B		FC6-4 1B	5	0	2	0	0	2	4						
<b>Mike Lamb, L</b> OBP: 0.408, SLG: 0.591 <b>Octavio Dotel, R</b> (9, 1)			K	FC4-6			IBB		G1-3	3	0	0	0	0	1	5						
<b>Brad Ausmus, R</b> OBP: 0.293, SLG: 0.319 (1, 2)		G6-3		G1-3			K		F9	4	0	0	0	0	1	5						
<b>Tim Redding, R</b> OBP: 0.125, SLG: 0.125 <b>41 Brandon Backe, R</b> (7, 1)			F9				G4-3		L4	3	0	0	0	0	0	0						
<b>Dan Miceli, R</b> OBP: 0.500, SLG: 0.500 <b>54 Brad Lidge, R</b> (7, 1)									BB	0	0	0	0	0	0	0						
<b>Jose Vizcaino, S</b> OBP: 0.179, SLG: 0.139 (7, 5)										0	0	0	0	1	0	0						
<b>Inning Stats</b>	R: 0 E: 0 K: 0 S: 7	H: 0 LOB: 0 BB: 9	R: 0 E: 0 K: 2 S: 10	H: 0 LOB: 0 BB: 16	R: 0 E: 0 K: 1 S: 6	H: 0 LOB: 2 BB: 0 P: 8	R: 3 E: 0 K: 0 S: 13	H: 5 LOB: 0 BB: 0 P: 16	R: 0 E: 0 K: 1 S: 7	H: 0 LOB: 0 BB: 0 P: 10	R: 1 E: 0 K: 1 S: 10	H: 3 LOB: 3 BB: 1 P: 21	R: 1 E: 0 K: 1 S: 13	H: 3 LOB: 3 BB: 1 P: 24	R: 0 E: 0 K: 2 S: 11	H: 0 LOB: 1 BB: 1 P: 17	R: 0 E: 0 K: 0 S: 10	H: 1 LOB: 1 BB: 0 P: 14	1B: 9 2B: 2 3B: 0 HR: 1	SF: 0 SAC: 0 DP: 0 HBP: 1	WP: 0 PB: 0 SB: 0 CS: 0	PA: 42
<b>PITCHER</b>	IP WLS BF H R ER SO BB IBB HBP BLK WP HR S P ERA WHIP																					
<b>John Thomson, R</b> ERA: 4.9	6.1 L 30 10 5 5 5 0 0 1 1 0 0 0 1 59 90 7.11 1.579																					
<b>Antonio Alfonseca, R</b> ERA: 4.3	0.2 4 1 0 0 1 1 0 0 0 0 0 0 7 14 0.00 3.000																					
<b>Will Cunnane, R</b> ERA: 7.3	1.0 4 0 0 0 2 1 0 0 0 0 0 0 11 17 0.00 1.000																					
<b>Chris Reitsma, R</b> ERA: 2.7	1.0 4 1 0 0 0 0 0 0 0 0 0 0 10 14 0.00 1.000																					

AB	38
R	5
H	12
RBI	5
BB	3
SO	8
LOB	22



Batter	1	2	3	4	5	6	7	8	9	AB	R	H	RBI	BB	SO	LOB	BOTTOM					
<b>Dewayne Wise, L</b> OBP: 0.233, SLG: 0.389 (1, 7)	G3-1		G4-3		G3-1				G6-3	5	0	1	0	0	0	3	<b>Houston Astros @ Atlanta Braves</b> Turner Field, Atlanta, GA Fri May 07 2004, 7:35 PM EDT Att: 27,902 - Sunny - 84 F					
<b>Mark DeRosa, R</b> OBP: 0.292, SLG: 0.321 (1, 4)	F9		G6-3			G5-3	K		F8	5	0	0	0	0	1	4						
<b>J.D. Drew, L</b> OBP: 0.452, SLG: 0.595 (1, 9)		1B		HR		FC5-4 BB		E6 G3 1B		3	2	2	1	1	0	0						
<b>Johnny Estrada, S</b> OBP: 0.389, SLG: 0.494 (1, 2)	F7		G6-3			L6		G3		4	0	0	0	0	0	3						
<b>Andruw Jones, R</b> OBP: 0.366, SLG: 0.462 (1, 8)		L9		G4-3		FC5-4		K		4	0	0	0	0	1	2						
<b>Adam LaRoche, L</b> OBP: 0.276, SLG: 0.389 (1, 3)		G3		F8			HR		1B	4	1	2	2	0	0	0						
<b>Mike Hessman, R</b> OBP: 0.182, SLG: 0.226 (1, 5)		K			G1-6-3 HBP		K		K	3	0	0	0	0	3	1						
<b>Jesse Garcia, R</b> OBP: 0.323, SLG: 0.377 (1, 6)			G4-3 SH2-4 1B		G1-6-3		G6-3		G6-3 DI 1B	4	0	2	0	0	0	1						
<b>John Thomson, R</b> ERA: 4.9	6.0 W 23 4 1 1 1 1 0 0 0 0 0 0 1 60 85 1.50 0.833																					
<b>Antonio Alfonseca, R</b> ERA: 3.6	0.2 3 1 1 1 1 0 0 0 0 0 0 0 9 14 13.50 1.500																					
<b>Rafael Furcal, S</b> ERA: 3.6	0.0 2 2 0 0 0 0 0 0 0 0 0 0 3 3 ∞ ∞																					
<b>Will Cunnane, R</b> ERA: 1.96	1.1 H 6 1 1 0 3 0 0 0 0 0 0 0 14 20 0.00 0.750																					
<b>Chris Reitsma, R</b> ERA: 2.85	1.0 S 4 1 0 0 1 0 0 0 0 0 0 0 15 21 0.00 1.000																					
<b>Inning Stats</b>	R: 0 E: 0 K: 0 S: 9	H: 1 LOB: 1 BB: 0 P: 14	R: 0 E: 0 K: 1 S: 8	H: 0 LOB: 0 BB: 0 P: 9	R: 0 E: 0 K: 0 S: 9	H: 1 LOB: 1 BB: 0 P: 13	R: 1 E: 0 K: 0 S: 12	H: 1 LOB: 0 BB: 0 P: 18	R: 0 E: 0 K: 0 S: 10	H: 1 LOB: 1 BB: 0 P: 13	R: 0 E: 0 K: 0 S: 12	H: 0 LOB: 1 BB: 1 P: 18	R: 1 E: 0 K: 2 S: 16	H: 3 LOB: 2 BB: 0 P: 23	R: 1 E: 1 K: 2 S: 10	H: 1 LOB: 1 BB: 0 P: 14	R: 0 E: 0 K: 1 S: 15	H: 1 LOB: 1 BB: 0 P: 21	1B: 7 2B: 0 3B: 0 HR: 2	SF: 0 SAC: 1 DP: 1 HBP: 1	WP: 0 PB: 0 SB: 0 CS: 0	PA: 38
<b>PITCHER</b>	IP WLS BF H R ER SO BB IBB HBP BLK WP HR S P ERA WHIP																					
<b>Tim Redding, R</b> ERA: 8.02	6.0 W 23 4 1 1 1 1 0 0 0 0 0 0 1 60 85 1.50 0.833																					
<b>41 Brandon Backe, R</b> ERA: 3.6	0.2 3 1 1 1 1 0 0 0 0 0 0 0 9 14 13.50 1.500																					
<b>Dan Miceli, R</b> ERA: 1.96	0.0 2 2 0 0 0 0 0 0 0 0 0 0 3 3 ∞ ∞																					
<b>54 Brad Lidge, R</b> ERA: 2.85	1.1 H 6 1 1 0 3 0 0 0 0 0 0 0 14 20 0.00 0.750																					
<b>Octavio Dotel, R</b> ERA: 2.4	1.0 S 4 1 0 0 1 0 0 0 0 0 0 0 15 21 0.00 1.000																					

AB	35
R	3
H	9
RBI	3
BB	1
SO	6
LOB	15













Batter	1	2	3	4	5	6	7	8	9	AB	R	H	RBI	BB	SO	LOB	TOP											
Mark DeRosa, R (1.5) OBP: 0.282, SLG: 0.310	G4-3		G1-4-3			G6-3		FC4-6 10 1B		4	0	1	1	0	0	0	<b>Atlanta Braves @ St. Louis Cardinals</b> Busch Stadium, St. Louis, MO Tue May 11 2004, 7:10 PM CDT Att: 35,000 - Cloudy - 84 F											
Marcus Giles, R (1.4) OBP: 0.367, SLG: 0.467	F9		G6-3			K		F9		4	0	0	0	0	1	1												
10 Chipper Jones, S (1.7) OBP: 0.370, SLG: 0.467	K			G3-1		G3-1		FC4-6 1-2f		4	0	0	0	0	1	1												
J.D. Drew, L (1.9) OBP: 0.443, SLG: 0.565		1B BB		G2-3			G1-3		G4-3	3	0	0	0	1	0	0												
Andruw Jones, R (1.8) OBP: 0.353, SLG: 0.457		K			4-2		K		P3	3	0	0	0	1	2	1												
Johnny Estrada, S (1.2) OBP: 0.385, SLG: 0.489					2-2		E4 1B		G5-3	4	0	1	0	0	0	1												
Adam LaRoche, L (1.3) OBP: 0.274, SLG: 0.375										3	0	1	0	0	0	2												
Jesse Garcia, R (1.6) OBP: 0.333, SLG: 0.414										3	1	1	0	0	0	2												
Jaret Wright, R (1.1) OBP: 0.125, SLG: 0.250										1	0	0	0	0	1	0	<b>Braves</b>											
Armando Almanza, L (6.1)										0	0	0	0	0	0	0												
Antonio Alfonseca, R (7.1)										0	0	0	0	0	0	0												
Rafael Furcal, S (8. PH)										1	0	0	0	0	0	0												
C.J. Nitkowski, L (8.1)										0	0	0	0	0	0	0												
<b>Inning Stats</b>	R: 0 E: 0 K: 1 S: 7	H: 0 LOB: 0 BB: 0 P: 9	R: 0 E: 0 K: 1 S: 8	H: 1 LOB: 1 BB: 1 P: 17	R: 1 E: 0 K: 0 S: 8	H: 1 LOB: 0 BB: 0 P: 12	R: 0 E: 0 K: 0 S: 13	H: 0 LOB: 1 BB: 1 P: 22	R: 0 E: 0 K: 1 S: 7	H: 0 LOB: 0 BB: 0 P: 9	R: 0 E: 0 K: 1 S: 8	H: 0 LOB: 0 BB: 0 P: 14	R: 0 E: 1 K: 1 S: 9	H: 1 LOB: 2 BB: 0 P: 12	R: 0 E: 0 K: 0 S: 5	H: 1 LOB: 1 BB: 0 P: 7		R: 0 E: 0 K: 0 S: 8	H: 0 LOB: 0 BB: 0 P: 14	1B: 3 2B: 1 3B: 0 HR: 0	SF: 0 SAC: 1 DP: 1 HBP: 0	WP: 0 PB: 0 SB: 0 CS: 0	PA: 33					
<b>PITCHER</b>	IP	WLS	BF	H	R	ER	SO	BB	IBB	HBP	BLK	WP	HR	S	P	ERA		WHIP										
Woody Williams, R (1.1) ERA: 5.27	8.0	W	30	4	1	1	5	2	0	0	0	0	0	65	102	1.12		0.750										
Steve Kline, L (9.1) ERA: 1.5	1.0		3	0	0	0	0	0	0	0	0	0	0	8	14	0.00	0.000											

Batter	1	2	3	4	5	6	7	8	9	AB	R	H	RBI	BB	SO	LOB	BOTTOM										
Tony Womack, L (1.4) OBP: 0.337, SLG: 0.398	P4	F9		P1		G5-3				5	0	1	1	0	0	5	<b>Atlanta Braves @ St. Louis Cardinals</b> Busch Stadium, St. Louis, MO Tue May 11 2004, 7:10 PM CDT Att: 35,000 - Cloudy - 84 F										
15 Jim Edmonds, L (1.8) OBP: 0.354, SLG: 0.560	G4-3		F8		G3-1	K				4	0	0	0	0	1	2											
5 Albert Pujols, R (1.3) OBP: 0.367, SLG: 0.559	K		P4		P3		G4-3			4	0	0	0	0	1	0											
Ray Lankford, L (1.7) OBP: 0.400, SLG: 0.494		E6 1B FC4-6 27 1B		F7			K			4	1	1	0	0	1	0											
27 Scott Rolen, R (1.5) OBP: 0.393, SLG: 0.603		FC4-6 1B E 1B		G6-3		F9 SH 2B		L7		4	2	2	0	0	0	1											
Edgar Renteria, R (1.6) OBP: 0.341, SLG: 0.402						F9		HR		4	1	2	1	0	1	1											
Marlon Anderson, L (1.9) OBP: 0.354, SLG: 0.573										2	1	1	0	1	0	3		<b>Cardinals</b>									
So Taguchi, R (7.9) OBP: 0.243, SLG: 0.278										1	0	1	0	0	0	0											
Mike Matheny, R (1.2) OBP: 0.324, SLG: 0.406										1	0	0	2	1	0	2											
Woody Williams, R (1.1) ERA: 3.36										2	0	0	0	0	1	3											
7 Hector Luna, R (8. PH) OBP: 0.300, SLG: 0.462										1	0	0	0	0	0	1											
Steve Kline, S (9.1) ERA: 3.6										0	0	0	0	0	0	0											
<b>Inning Stats</b>	R: 0 E: 0 K: 1 S: 9	H: 0 LOB: 0 BB: 0 P: 13	R: 2 E: 2 K: 0 S: 18	H: 2 LOB: 2 BB: 0 P: 25	R: 0 E: 0 K: 0 S: 9	H: 1 LOB: 1 BB: 0 P: 15	R: 0 E: 0 K: 1 S: 11	H: 1 LOB: 2 BB: 1 P: 19	R: 0 E: 0 K: 0 S: 7	H: 0 LOB: 0 BB: 0 P: 16	R: 2 E: 1 K: 2 S: 18	H: 2 LOB: 2 BB: 1 P: 32	R: 0 E: 0 K: 1 S: 6	H: 0 LOB: 0 BB: 0 P: 8	R: 1 E: 0 K: 0 S: 7	H: 2 LOB: 1 BB: 0 P: 11	R: 0 E: 0 K: 0 S: 8		H: 0 LOB: 0 BB: 0 P: 11	1B: 6 2B: 1 3B: 0 HR: 1	SF: 0 SAC: 3 DP: 0 HBP: 0	WP: 0 PB: 0 SB: 1 CS: 0	PA: 37				
<b>PITCHER</b>	IP	WLS	BF	H	R	ER	SO	BB	IBB	HBP	BLK	WP	HR	S	P	ERA	WHIP										
Jaret Wright, R (1.1) ERA: 3.36	0.1		2	1	0	0	1	0	0	0	0	0	0	5	9	0.00	3.000										
Antonio Alfonseca, R (7.1) ERA: 3.78	1.0		3	0	0	0	1	0	0	0	0	0	0	6	8	0.00	0.000										
C.J. Nitkowski, L (8.1) ERA: 3.6	1.0		5	2	1	1	0	0	0	0	0	0	1	7	11	9.00	2.000										



Batter	1	2	3	4	5	6	7	8	9	AB	R	H	RBI	BB	SO	LOB	TOP										
Mark DeRosa, R (1,5) OBP: 0.274, SLG: 0.300	F9		FC6-5 1B		F9		K			4	0	0	0	0	1	2	<b>Atlanta Braves @ St. Louis Cardinals</b> Busch Stadium, St. Louis, MO Wed May 12 2004, 6:10 PM CDT Att: 28,921 - Unknown - 72 F										
Marcus Giles, R (1,4) OBP: 0.363, SLG: 0.459	G3		P4			HR 1B		L8		4	1	1	0	0	0	1											
J.D. Drew, L (1,9) OBP: 0.445, SLG: 0.596	K		1B			HR		G3		4	1	2	2	0	1	0											
10 Chipper Jones, S (1,7) OBP: 0.362, SLG: 0.438		G3 1B BB	G3			F7		G4-3		3	0	0	0	1	0	2											
Johnny Estrada, S (1,2) OBP: 0.380, SLG: 0.480		G3 1B		K		G3-1		G6-3		4	0	1	0	0	1	0											
Andruw Jones, R (1,8) OBP: 0.343, SLG: 0.442		F9		K		G6-3		K		4	0	0	0	0	2	2											
Adam LaRoche, L (1,3) OBP: 0.273, SLG: 0.369		G3		G4-3		G4-3		FC6-4 1B		4	0	1	0	0	0	2											
Jesse Garcia, R (1,6) OBP: 0.316, SLG: 0.392		F9		L7		G5-3		FC6-4 1-2		4	0	0	0	0	0	3											
Mike Hampton, R (1,1) OBP: 0.333, SLG: 0.385					L7					2	0	1	0	0	1	0											
Rafael Furcal, S (7,PH) OBP: 0.370, SLG: 0.365			FC6-5 2B		K					1	0	1	0	0	0	0											
Kevin Gryboski, R (7,1)										0	0	0	0	0	0	0											
Chris Reitsma, R (8,1)										0	0	0	0	0	0	0											
<b>Inning Stats</b>	R: 0 E: 0 K: 1 S: 6	H: 0 LOB: 0 BB: 0 P: 10	R: 0 E: 0 K: 0 S: 11	H: 1 LOB: 2 BB: 1 P: 18	R: 0 E: 0 K: 0 S: 11	H: 2 LOB: 2 BB: 0 P: 17	R: 0 E: 0 K: 2 S: 9	H: 0 LOB: 0 BB: 0 P: 11	R: 0 E: 0 K: 1 S: 9	H: 0 LOB: 0 BB: 0 P: 12	R: 2 E: 0 K: 0 S: 6	H: 2 LOB: 0 BB: 0 P: 8	R: 0 E: 0 K: 1 S: 12	H: 1 LOB: 1 BB: 0 P: 19	R: 0 E: 0 K: 0 S: 6	H: 0 LOB: 0 BB: 0 P: 8	R: 0 E: 0 K: 1 S: 10	H: 1 LOB: 1 BB: 0 P: 13	1B: 5 2B: 1 3B: 0 HR: 1	SF: 0 SAC: 0 DP: 0 HBP: 0	WP: 0 PB: 0 SB: 0 CS: 0	PA: 35					
<b>PITCHER</b>	IP	WLS	BF	H	R	ER	SO	BB	IBB	HBP	BLK	WP	HR	S	P	ERA	WHIP										
Matt Morris, R (1,1) ERA: 3.63	8.0	W	31	6	2	2	5	1	0	0	0	0	1	70	103	2.25	0.875										
44 Jason Istringhausen, R (9,1) ERA: 3.71	1.0	S	4	1	0	0	1	0	0	0	0	0	0	10	13	0.00	1.000										

Batter	1	2	3	4	5	6	7	8	9	AB	R	H	RBI	BB	SO	LOB	BOTTOM										
7 Hector Luna, R (1,4) OBP: 0.294, SLG: 0.433	K		G3-1			G5-3		FC5-4-2		4	0	1	0	0	1	0	<b>Atlanta Braves @ St. Louis Cardinals</b> Busch Stadium, St. Louis, MO Wed May 12 2004, 6:10 PM CDT Att: 28,921 - Unknown - 72 F										
Tony Womack, L (8,PH) OBP: 0.333, SLG: 0.394				1B				1-2 3-H		1	0	0	0	0	0	2											
Reggie Sanders, R (1,9) OBP: 0.286, SLG: 0.539	F8		5 5 1B			G6-3				4	1	1	0	0	1	1											
5 Albert Pujols, R (1,3) OBP: 0.364, SLG: 0.550	G5-3		E6 27 BB 1B			G5-3		K		4	1	1	0	0	1	0											
27 Scott Rolen, R (1,5) OBP: 0.403, SLG: 0.602		15 1B BB	1-2 BB			F9		FC6-4 1B		2	0	1	0	2	0	0											
Edgar Renteria, R (1,6) OBP: 0.346, SLG: 0.413		K	1-2 2-H 3-H 1B			15 PB 15 2B 2B		FC6-4 1-2f		4	1	2	2	0	1	2											
15 Jim Edmonds, L (1,8) OBP: 0.383, SLG: 0.600										4	1	3	2	0	0	2											
So Taguchi, R (1,7) OBP: 0.250, SLG: 0.359										3	1	1	1	0	1	3											
Ray Lankford, L (8,PH) OBP: 0.396, SLG: 0.488	K					G1-3		F7		1	0	0	0	0	0	0											
Mike Matheny, R (1,2) OBP: 0.321, SLG: 0.400		L9								4	0	1	0	0	0	2											
Matt Morris, R (1,1) OBP: 0.238, SLG: 0.286										3	0	0	0	0	1	0											
Marlon Anderson, L (8,PH) OBP: 0.353, SLG: 0.579			G3							1	0	1	0	0	0	0											
44 Jason Istringhausen, R (9,1) ERA: 2.89										0	0	0	0	0	0	0											
<b>Inning Stats</b>	R: 0 E: 0 K: 1 S: 10	H: 0 LOB: 0 BB: 0 P: 15	R: 0 E: 0 K: 2 S: 12	H: 1 LOB: 2 BB: 1 P: 17	R: 2 E: 1 K: 0 S: 12	H: 3 LOB: 2 BB: 1 P: 24	R: 1 E: 0 K: 2 S: 12	H: 2 LOB: 1 BB: 0 P: 16	R: 1 E: 0 K: 0 S: 10	H: 2 LOB: 1 BB: 0 P: 20	R: 0 E: 0 K: 0 S: 3	H: 0 LOB: 0 BB: 0 P: 4	R: 0 E: 0 K: 1 S: 9	H: 1 LOB: 1 BB: 0 P: 13	R: 1 E: 0 K: 0 S: 10	H: 3 LOB: 1 BB: 0 P: 13	1B: 8 2B: 3 3B: 0 HR: 2	SF: 0 SAC: 0 DP: 1 HBP: 0	WP: 0 PB: 1 SB: 0 CS: 0	PA: 37							
<b>PITCHER</b>	IP	WLS	BF	H	R	ER	SO	BB	IBB	HBP	BLK	WP	HR	S	P	ERA	WHIP										
Mike Hampton, L (1,1) ERA: 7.41	6.0	L	28	8	4	4	5	2	0	0	0	0	0	9	96	6.00	1.667										
Kevin Gryboski, R (7,1) ERA: 0.99	1.0		4	1	0	0	1	0	0	0	0	0	0	9	13	0.00	1.000										
Chris Reitsma, R (8,1) ERA: 2.89	1.0		5	3	1	1	0	0	0	0	0	0	1	10	13	9.00	3.000										

livebaseballscores.com

**Braves**

livebaseballscores.com

**Cardinals**




Batter	1	2	3	4	5	6	7	8	9	AB	R	H	RBI	BB	SO	LOB	TOP			
Marcus Giles, R OBP: 0.364, SLG: 0.456	G1-3		HR		K	FC5-4		G6-3		5	1	2	1	0	1	0	<b>Atlanta Braves @ St. Louis Cardinals</b> Busch Stadium, St. Louis, MO Thu May 13 2004, 12:10 PM CDT Att: 40,472 - Unknown - 73 F			
Julio Franco, R OBP: 0.393, SLG: 0.426	K		K		10 PB 2B	FC5-4		G6-3		5	1	1	0	0	2	2				
J.D. Drew, L OBP: 0.443, SLG: 0.617	10 CS 1B		HR		L4	L4		L3-1		5	1	2	2	0	0	2				
10 Chipper Jones, S OBP: 0.403, SLG: 0.471 Dewayne Wise, L (7, PR) OBP: 0.240, SLG: 0.384	CS	1B	1B		2B	BB		G4-6-3		3	1	3	0	1	0	0				
Johnny Estrada, S OBP: 0.384, SLG: 0.490		FC6-4	G4-3		1B	2B		G4-6-3		4	0	2	1	0	0	2				
Andruw Jones, R OBP: 0.354, SLG: 0.455	FC6-4			1B	2B	IBB		1B		3	1	2	0	1	0	1				
Wilson Betemit, S OBP: 0.154, SLG: 0.083	G6-3			K	G3-1			F8		4	0	0	0	0	1	6				
Jesse Garcia, R OBP: 0.313, SLG: 0.385	K			SH5-3-5		E9		P4		4	1	1	0	0	1	1				
John Thomson, R OBP: 0.164, SLG: 0.293 Antonio Alfonseca, R Rafael Furcal, S Juan Cruz, R Kevin Gryboski, R Adam LaRoche, L Chris Reitsma, R 29 John Smoltz, R	G1-3		G1-3	SH5-3-5	L4			F8		1	0	0	1	0	0	0				
<b>Inning Stats</b>	R: 0 E: 0 K: 1 S: 12	H: 1 LOB: 0 BB: 0 P: 22	R: 1 E: 1 K: 1 S: 17	H: 2 LOB: 1 BB: 0 P: 25	R: 2 E: 0 K: 1 S: 15	H: 3 LOB: 1 BB: 0 P: 28	R: 1 E: 0 K: 1 S: 10	H: 2 LOB: 0 BB: 0 P: 14	R: 1 E: 0 K: 1 S: 18	H: 2 LOB: 3 BB: 2 P: 33	R: 0 E: 0 K: 0 S: 15	H: 2 LOB: 1 BB: 0 P: 22	R: 0 E: 0 K: 0 S: 10	H: 0 LOB: 0 BB: 0 P: 12	R: 0 E: 0 K: 0 S: 10	H: 0 LOB: 0 BB: 1 P: 18		1B: 10 2B: 3 3B: 0 HR: 1	SF: 0 SAC: 1 DP: 2 HBP: 0	WP: 1 PB: 1 SB: 1 CS: 2
<b>PITCHER</b>	IP WLS BF H R ER SO BB IBB HBP BLK WP HR S P ERA WHIP	IP WLS BF H R ER SO BB IBB HBP BLK WP HR S P ERA WHIP																		
Jeff Suppan, R ERA: 4.29	3.1 L 17 8 4 3 4 0 0 0 0 0 1 53 88 8.10 2.400																			
Kiko Calero, R ERA: 3.38	4.1 1.2 8 2 1 1 1 1 1 0 0 1 0 19 34 5.40 1.800																			
Cal Eldred, R ERA: 7.59	6.1 0.2 4 1 1 0 0 0 0 0 0 0 4 6 0.00 1.500																			
Ray King, L ERA: 2.77	6.1 1.1 5 2 0 0 0 0 0 0 0 0 17 25 0.00 1.500																			
Julian Tavaréz, R ERA: 3.89	8.1 1.1 4 0 0 0 0 0 0 0 0 0 16 19 0.00 0.000																			

**Atlanta Braves @ St. Louis Cardinals**  
 Busch Stadium, St. Louis, MO  
 Thu May 13 2004, 12:10 PM CDT  
 Att: 40,472 - Unknown - 73 F

livebaseballscorecards.com

AB 36  
 R 6  
 H 13  
 RBI 5  
 BB 3  
 SO 5  
 LOB 15




Batter	1	2	3	4	5	6	7	8	9	AB	R	H	RBI	BB	SO	LOB	BOTTOM					
Tony Womack, L OBP: 0.336, SLG: 0.394	K		B2-3		5 1B		L8			5	0	2	0	0	1	0	<b>Atlanta Braves @ St. Louis Cardinals</b> Busch Stadium, St. Louis, MO Thu May 13 2004, 12:10 PM CDT Att: 40,472 - Unknown - 73 F					
15 Jim Edmonds, L OBP: 0.370, SLG: 0.576	G4-3		K		K		G1-3		G3	5	0	0	0	0	2	4						
5 Albert Pujols, R OBP: 0.373, SLG: 0.563	S 1B		P3		1-3 2-H 3-H 1B			G6-3 27 SF8		4	1	3	2	0	0	0						
Ray Lankford, L OBP: 0.380, SLG: 0.464	K			G4-3	K			G6-3		4	0	0	0	0	2	4						
27 Scott Rolen, R OBP: 0.399, SLG: 0.595		HR		F9	P3			SF8		3	1	1	1	0	0	2						
Edgar Renteria, R OBP: 0.345, SLG: 0.419 7 Hector Luna, R OBP: 0.314, SLG: 0.452	1 SAFE K			3-1 2B		F9		F9		3	0	1	0	0	1	1						
Reggie Sanders, R OBP: 0.285, SLG: 0.555 Steve Kline, S				2B	F9		F9		F9	4	1	1	2	0	0	2						
Cody McKay, L OBP: 0.161, SLG: 0.138		F7			1B 5 1B		G4-3		G1	4	1	1	0	0	0	0						
Jeff Suppan, R ERA: 4.87 Kiko Calero, R Roger Cedeno, S Cal Eldred, R Ray King, L Marlon Anderson, L Julian Tavaréz, L Colin Porter, L	G4-3				1B 5 1B		F9		K	1	0	0	0	0	0	0						
<b>Inning Stats</b>	R: 0 E: 0 K: 2 S: 12	H: 1 LOB: 1 BB: 0 P: 19	R: 2 E: 0 K: 1 S: 9	H: 2 LOB: 0 BB: 0 P: 12	R: 0 E: 0 K: 1 S: 10	H: 0 LOB: 0 BB: 0 P: 13	R: 0 E: 0 K: 0 S: 13	H: 1 LOB: 1 BB: 0 P: 21	R: 2 E: 0 K: 2 S: 13	H: 4 LOB: 2 BB: 0 P: 19	R: 0 E: 0 K: 0 S: 10	H: 0 LOB: 0 BB: 0 P: 11	R: 0 E: 0 K: 0 S: 4	H: 0 LOB: 0 BB: 0 P: 5	R: 1 E: 0 K: 0 S: 12	H: 2 LOB: 1 BB: 0 P: 17		R: 0 E: 0 K: 1 S: 11	H: 1 LOB: 1 BB: 0 P: 13	1B: 8 2B: 2 3B: 0 HR: 1	SF: 1 SAC: 0 DP: 0 HBP: 0	WP: 0 PB: 0 SB: 1 CS: 0
<b>PITCHER</b>	IP WLS BF H R ER SO BB IBB HBP BLK WP HR S P ERA WHIP	IP WLS BF H R ER SO BB IBB HBP BLK WP HR S P ERA WHIP																				
John Thomson, R ERA: 4.87	4.1 0.2 W 2 0 0 0 1 0 0 0 0 0 0 4 5 0.00 0.000																					
Antonio Alfonseca, R ERA: 3.63	5.1 1.0 H 3 0 0 0 0 0 0 0 0 0 10 11 0.00 0.000																					
Juan Cruz, R ERA: 3.0	6.1 1.0 H 3 0 0 0 0 0 0 0 0 0 4 5 0.00 0.000																					
Kevin Gryboski, R ERA: 6.63	7.1 0.2 H 4 2 1 1 0 0 0 0 0 0 0 8 12 13.50 3.000																					
Chris Reitsma, R ERA: 3.26	8.1 0.2 H 4 2 1 1 0 0 0 0 0 0 0 8 12 13.50 3.000																					

**Atlanta Braves @ St. Louis Cardinals**  
 Busch Stadium, St. Louis, MO  
 Thu May 13 2004, 12:10 PM CDT  
 Att: 40,472 - Unknown - 73 F

livebaseballscorecards.com

AB 37  
 R 5  
 H 11  
 RBI 5  
 BB 0  
 SO 7  
 LOB 13



















Batter	1	2	3	4	5	6	7	8	9	AB	R	H	RBI	BB	SO	LOB	TOP																			
<b>Chad Tracy, L</b> OBP: 0.402, SLG: 0.500 (1, 5)	G1-3		BB BB				1B		G3	4	0	2	1	1	0	2	<b>Arizona Diamondbacks @ Atlanta Braves</b> Turner Field, Atlanta, GA Tue May 18 2004, 7:35 PM EDT Att: 23,381 - Unknown - 73 F																			
<b>Matt Kata, S</b> OBP: 0.305, SLG: 0.362 (1, 4)	E5		F7					G6-3	F8	5	0	0	0	0	1	4																				
<b>Luis Gonzalez, L</b> OBP: 0.387, SLG: 0.579 (1, 7)	G1-6-3							G4-3		3	0	0	0	1	0	1																				
<b>Shea Hillenbrand, R</b> OBP: 0.315, SLG: 0.423 (1, 3)		G6-3						G5-3		4	0	1	0	0	1	2																				
<b>Steve Finley, L</b> OBP: 0.326, SLG: 0.550 (1, 8)		F9						F9		4	0	1	0	0	0	0																				
<b>Danny Bautista, R</b> OBP: 0.394, SLG: 0.522 (1, 9)		E						G4-3	F9	4	1	1	0	0	0	2																				
<b>Alex Cintron, S</b> OBP: 0.310, SLG: 0.366 (1, 6)		E2								4	1	3	1	0	0	0																				
<b>Robby Hammock, R</b> OBP: 0.304, SLG: 0.329 (1, 2)										3	0	0	0	1	1	2																				
<b>Randy Johnson, R</b> OBP: 0.190, SLG: 0.200 (1, 1)										4	0	0	0	0	2	4																				
<b>Inning Stats</b>	R: 0 E: 1 K: 0 S: 5	H: 0 LOB: 0 BB: 0 P: 7	R: 1 E: 1 K: 1 S: 12	H: 2 LOB: 1 BB: 0 P: 18	R: 0 E: 0 K: 2 S: 10	H: 0 LOB: 2 BB: 2 P: 19	R: 0 E: 0 K: 0 S: 5	H: 0 LOB: 0 BB: 0 P: 8	R: 0 E: 0 K: 1 S: 10	H: 1 LOB: 1 BB: 0 P: 12	R: 0 E: 0 K: 0 S: 6	H: 0 LOB: 0 BB: 0 P: 9	R: 1 E: 0 K: 1 S: 7	H: 2 LOB: 2 BB: 1 P: 12	R: 0 E: 0 K: 0 S: 9	H: 2 LOB: 2 BB: 0 P: 14		R: 0 E: 1 K: 0 S: 7	H: 1 LOB: 2 BB: 0 P: 8	1B: 6 2B: 2 3B: 0 HR: 0	SF: 0 SAC: 0 DP: 1 HBP: 0	WP: 0 PB: 0 CS: 0	PA: 38													
<b>PITCHER</b> <b>Mike Hampton, L</b> ERA: 6.36 (1, 1)	IP	WLS	BF	H	R	ER	SO	BB	IBB	HBP	BLK	WP	HR	S	P	ERA		WHIP																		
																		<b>PITCHER</b> IP WLS BF H R ER SO BB IBB HBP BLK WP HR S P ERA WHIP																		

Batter	1	2	3	4	5	6	7	8	9	AB	R	H	RBI	BB	SO	LOB	BOTTOM																			
<b>Jesse Garcia, R</b> OBP: 0.301, SLG: 0.370 (1, 6)	B3									3	0	0	0	0	2	0	<b>Arizona Diamondbacks @ Atlanta Braves</b> Turner Field, Atlanta, GA Tue May 18 2004, 7:35 PM EDT Att: 23,381 - Unknown - 73 F																			
<b>Julio Franco, R</b> OBP: 0.377, SLG: 0.392 (1, 3)	K									3	0	0	0	0	1	0																				
<b>10 Chipper Jones, S</b> OBP: 0.351, SLG: 0.444 (1, 7)	K									3	0	0	0	0	3	0																				
<b>Andruw Jones, R</b> OBP: 0.340, SLG: 0.478 (1, 8)		F8								3	0	0	0	0	0	0																				
<b>Johnny Estrada, S</b> OBP: 0.387, SLG: 0.518 (1, 2)										3	0	0	0	0	2	0																				
<b>J.D. Drew, L</b> OBP: 0.420, SLG: 0.583 (1, 9)										3	0	0	0	0	1	0																				
<b>Mark DeRosa, R</b> OBP: 0.287, SLG: 0.291 (1, 5)										3	0	0	0	0	0	0																				
<b>Nick Green, R</b> OBP: 0.364, SLG: 0.222 (1, 4)										3	0	0	0	0	2	0																				
<b>Mike Hampton, R</b> OBP: 0.284, SLG: 0.333 <b>Eddie Pérez, R</b> OBP: 0.226, SLG: 0.200 (8, PH)										2	0	0	0	0	1	0																				
<b>Inning Stats</b>	R: 0 E: 0 K: 2 S: 8	H: 0 LOB: 0 BB: 0 P: 10	R: 0 E: 0 K: 2 S: 13	H: 0 LOB: 0 BB: 0 P: 17	R: 0 E: 0 K: 1 S: 11	H: 0 LOB: 0 BB: 0 P: 16	R: 0 E: 0 K: 2 S: 9	H: 0 LOB: 0 BB: 0 P: 10	R: 0 E: 0 K: 0 S: 9	H: 0 LOB: 0 BB: 0 P: 11	R: 0 E: 0 K: 1 S: 9	H: 0 LOB: 0 BB: 0 P: 13	R: 0 E: 0 K: 2 S: 9	H: 0 LOB: 0 BB: 0 P: 14	R: 0 E: 0 K: 1 S: 9	H: 0 LOB: 0 BB: 0 P: 12		R: 0 E: 0 K: 2 S: 10	H: 0 LOB: 0 BB: 0 P: 14	1B: 0 2B: 0 3B: 0 HR: 0	SF: 0 SAC: 0 DP: 0 HBP: 0	WP: 0 PB: 0 CS: 0	PA: 27													
<b>PITCHER</b> <b>Randy Johnson, L</b> ERA: 2.43 (1, 1)	IP	WLS	BF	H	R	ER	SO	BB	IBB	HBP	BLK	WP	HR	S	P	ERA		WHIP																		
																		<b>PITCHER</b> IP WLS BF H R ER SO BB IBB HBP BLK WP HR S P ERA WHIP																		



Batter	1	2	3	4	5	6	7	8	9	10	11	AB	R	H	RBI	BB	SO	LOB	TOP																	
Chad Tracy, L OBP: 0.383, SLG: 0.474 (1, 5)												5	0	0	0	0	2	1																		
Matt Kata, S OBP: 0.315, SLG: 0.366 (1, 4)												4	1	2	0	1	0	0																		
Luis Gonzalez, L OBP: 0.387, SLG: 0.614 (1, 7)												5	2	2	3	0	0	2																		
Shea Hillenbrand, R OBP: 0.286, SLG: 0.417 Donnie Sadler, R OBP: 0.200, SLG: 0.283 (9, PR) (9, 5)												4	0	1	0	0	0	0																		
Steve Finley, L OBP: 0.339, SLG: 0.571 (1, 8)												3	2	2	1	1	1	0																		
Danny Bautista, R OBP: 0.388, SLG: 0.510 (1, 9)												5	1	1	0	0	0	3																		
Alex Cintron, S OBP: 0.302, SLG: 0.356 (1, 6)												4	0	0	1	0	1	4																		
Brent Mayne, L OBP: 0.286, SLG: 0.321 Robby Hammonck, R OBP: 0.300, SLG: 0.324 (9, 2)												3	0	0	0	0	0	1																		
17 Brandon Webb, R OBP: 0.174, SLG: 0.174 Mike Koplove, R (8, 1)												3	0	1	1	0	1	0																		
Jose Valverde, R (8, 1)												0	0	0	0	0	0	0																		
Carlos Baerga, S OBP: 0.214, SLG: 0.240 36 Brian Bruney, R (10, 1)												1	0	0	0	0	0	0																		
												0	0	0	0	0	0	0																		
<b>Inning Stats</b>	R: 0 E: 0 K: 1 S: 12	H: 1 LOB: 0 BB: 0 P: 16	R: 0 E: 0 K: 1 S: 10	H: 1 LOB: 1 BB: 0 P: 16	R: 0 E: 0 K: 1 S: 10	H: 0 LOB: 0 BB: 0 P: 11	R: 0 E: 0 K: 1 S: 6	H: 0 LOB: 0 BB: 1 P: 13	R: 2 E: 0 K: 1 S: 10	H: 2 LOB: 0 BB: 0 P: 16	R: 0 E: 0 K: 1 S: 8	H: 0 LOB: 0 BB: 0 P: 12	R: 0 E: 0 K: 0 S: 8	H: 0 LOB: 0 BB: 0 P: 11	R: 0 E: 0 K: 0 S: 5	H: 1 LOB: 0 BB: 0 P: 7	R: 0 E: 0 K: 0 S: 8	H: 0 LOB: 0 BB: 0 P: 13	R: 2 E: 0 K: 1 S: 14	H: 2 LOB: 0 BB: 0 P: 22	1B: 6 2B: 0 3B: 0 HR: 3	SF: 0 SAC: 1 DP: 2 HBP: 0	WP: 0 PB: 0 SB: 0 CS: 0	PA: 42												
<b>PITCHER</b>	IP WLS BF H R ER SO BB IBB HBP BLK WP HR S P ERA WHIP																																			
John Thomson, R ERA: 5.01 (1, 1)	6.0	3	0	0	0	1	0	0	0	0	0	0	0	8	12	0.00	1.333																			
Kevin Gryboski, R ERA: 0.59 (7, 1)	1.0	3	0	0	0	0	0	0	0	0	0	0	0	8	11	0.00	0.000																			
Chris Reitsma, R ERA: 2.82 (8, 1)	1.0	3	0	0	0	0	0	0	0	0	0	0	0	8	11	0.00	0.000																			
29 John Smoltz, R ERA: 3.12 (9, 1)	2.0	7	1	0	0	0	0	0	0	0	0	0	0	13	20	0.00	0.500																			
Armando Almanza, L ERA: 6.4 (11, 1)	1.0	L	5	2	2	2	1	0	0	0	0	0	2	14	22	18.00	2.000																			

Arizona Diamondbacks @ Atlanta Braves  
Turner Field, Atlanta, GA  
Wed May 19 2004, 7:05 PM EDT  
Att. 19,971 - Unknown - 78 F


AB 39  
R 6  
H 9  
RBI 6  
BB 2  
SO 6  
LOB 11



Batter	1	2	3	4	5	6	7	8	9	10	11	AB	R	H	RBI	BB	SO	LOB	BOTTOM																	
Jesse Garcia, R OBP: 0.292, SLG: 0.368 (1, 6)												6	0	1	0	0	1	0																		
Adam LaRoche, L OBP: 0.266, SLG: 0.381 (1, 3)												6	0	1	0	0	2	2																		
J.D. Drew, L OBP: 0.419, SLG: 0.571 (1, 9)												4	0	1	0	1	0	2																		
10 Chipper Jones, S OBP: 0.342, SLG: 0.418 (1, 7)												4	0	0	0	1	1	2																		
Johnny Estrada, S OBP: 0.380, SLG: 0.504 (1, 2)												5	1	1	0	0	0	3																		
Andrew Jones, R OBP: 0.360, SLG: 0.504 (1, 8)												3	1	3	0	2	0	0																		
Mark DeRosa, R OBP: 0.285, SLG: 0.285 (1, 5)												3	0	0	1	1	1	3																		
Nick Green, R OBP: 0.375, SLG: 0.286 (1, 4)												5	1	2	1	0	1	2																		
John Thomson, R ERA: 2.95 (1, 1)	7.0	3	3	3	1	0	0	0	0	0	0	2	0	0	0	0	0	2																		
Kevin Gryboski, R ERA: 4.84 (8, 1)	0.2	5	3	3	3	1	0	0	0	0	0	1	1	2	0	0	0	0																		
Chris Reitsma, R ERA: 3.8 (8, 1)	1.1	B	5	1	1	1	2	0	0	0	0	1	1	2	0	0	0	0																		
29 John Smoltz, R ERA: 3.12 (9, 1)	2.0	W	7	0	0	0	3	2	0	0	0	0	0	22	36	0.00	1.000																			
<b>Inning Stats</b>	R: 0 E: 0 K: 0 S: 6	H: 1 LOB: 1 BB: 0 P: 10	R: 0 E: 0 K: 0 S: 13	H: 2 LOB: 2 BB: 0 P: 20	R: 0 E: 0 K: 0 S: 10	H: 1 LOB: 1 BB: 0 P: 15	R: 0 E: 0 K: 1 S: 10	H: 1 LOB: 1 BB: 0 P: 15	R: 0 E: 0 K: 0 S: 6	H: 0 LOB: 0 BB: 0 P: 10	R: 0 E: 1 K: 0 S: 10	H: 0 LOB: 1 BB: 0 P: 15	R: 4 E: 0 K: 2 S: 19	H: 4 LOB: 0 BB: 0 P: 26	R: 0 E: 0 K: 1 S: 7	H: 0 LOB: 0 BB: 0 P: 14	R: 0 E: 0 K: 1 S: 12	H: 0 LOB: 1 BB: 0 P: 22	R: 0 E: 0 K: 2 S: 10	H: 0 LOB: 0 BB: 0 P: 14	1B: 6 2B: 3 3B: 0 HR: 1	SF: 1 SAC: 0 DP: 1 HBP: 0	WP: 0 PB: 0 SB: 0 CS: 1	PA: 47												
<b>PITCHER</b>	IP WLS BF H R ER SO BB IBB HBP BLK WP HR S P ERA WHIP																																			
17 Brandon Webb, R ERA: 2.95 (1, 1)	7.0	3	3	3	1	0	0	0	0	0	0	2	0	0	0	0	0	2																		
Mike Koplove, R ERA: 4.84 (8, 1)	0.2	5	3	3	3	1	0	0	0	0	0	1	1	2	0	0	0	0																		
Jose Valverde, R ERA: 3.8 (8, 1)	1.1	B	5	1	1	1	2	0	0	0	0	1	1	2	0	0	0	0																		
36 Brian Bruney, R ERA: 6.4 (10, 1)	2.0	W	7	0	0	0	3	2	0	0	0	0	0	22	36	0.00	1.000																			

Arizona Diamondbacks @ Atlanta Braves  
Turner Field, Atlanta, GA  
Wed May 19 2004, 7:05 PM EDT  
Att. 19,971 - Unknown - 78 F

AB 41  
R 4  
H 10  
RBI 4  
BB 5  
SO 7  
LOB 16





Batter	1	2	3	4	5	6	7	8	9	AB	R	H	RBI	BB	SO	LOB	TOP		
<b>Chad Tracy, L</b> OBP: 0.369, SLG: 0.455 (1, 5)	G4-3		G3-1			F9		G4-3		4	0	0	0	0	0	0	<b>Arizona Diamondbacks @ Atlanta Braves</b> Turner Field, Atlanta, GA Thu May 20 2004, 7:35 PM EDT Att: 21,044 - Cloudy - 84 F		
<b>Alex Cintron, S</b> OBP: 0.301, SLG: 0.366 (1, 6)	3B				F9	G6-3		F9		4	0	1	0	0	0	0			
<b>Luis Gonzalez, L</b> OBP: 0.379, SLG: 0.597 (1, 7)	F8				P6			G5-3	L6	4	0	0	0	0	0	1			
<b>Shea Hillenbrand, R</b> OBP: 0.303, SLG: 0.403 (1, 3)	G5-3				K			E5	G4-3	4	0	0	0	0	1	1			
<b>Steve Finley, L</b> OBP: 0.337, SLG: 0.561 (1, 8)					K			FC6-4	G3	3	0	0	0	1	1	1			
<b>Danny Bautista, R</b> OBP: 0.387, SLG: 0.507 (1, 9)					G6-3			F8		3	0	1	0	0	0	1			
<b>Scott Hairston, R</b> (1, 4)					F8			1B		2	0	0	0	1	0	2			
<b>Robby Hammock, R</b> OBP: 0.301, SLG: 0.365 (1, 2)					K			G4-3		3	1	1	1	0	1	2			
<b>Casey Fossum, L</b> OBP: 0.143, SLG: 0.143 (5, PH)					K					1	0	0	0	0	1	0			
<b>Andrew Good, R</b> OBP: 0.199, SLG: 0.230 (5, PH)					K					0	0	0	0	0	0	0			
<b>Doug DeVore, L</b> OBP: 0.199, SLG: 0.230 (5, PH)					K					0	0	0	0	0	0	0			
<b>Elmer Dessens, R</b> OBP: 0.199, SLG: 0.230 (5, PH)					K					0	0	0	0	0	0	0			
<b>Donnie Sadler, R</b> OBP: 0.199, SLG: 0.230 (5, PH)					K					0	0	0	0	0	0	0			
<b>Randy Choate, L</b> OBP: 0.199, SLG: 0.230 (5, PH)					K					0	0	0	0	0	0	0			
<b>Inning Stats</b>	R: 0 E: 0 K: 0 S: 7	H: 1 LOB: 1 BB: 0 P: 10	R: 0 E: 0 K: 1 S: 8	H: 0 LOB: 0 BB: 0 P: 9	R: 0 E: 0 K: 2 S: 7	H: 0 LOB: 0 BB: 0 P: 8	R: 0 E: 0 K: 1 S: 7	H: 0 LOB: 1 BB: 2 P: 11	R: 0 E: 0 K: 1 S: 6	H: 0 LOB: 0 BB: 0 P: 9	R: 0 E: 1 K: 0 S: 9	H: 1 LOB: 2 BB: 0 P: 12	R: 1 E: 0 K: 0 S: 8	H: 1 LOB: 0 BB: 0 P: 10	R: 0 E: 0 K: 0 S: 5	H: 0 LOB: 0 BB: 0 P: 8	1B: 1 2B: 0 3B: 1 HR: 1	SF: 0 SAC: 0 DP: 1 HBP: 0	WP: 0 PA: 32 SB: 0 CS: 0
<b>PITCHER</b> <b>Horacio Ramirez, L</b> ERA: 2.04 (1, 1)	IP: 9.0 WLS: W BF: 32 H: 3 R: 1 ER: 1 SO: 5 BB: 2 IBB: 0 HBP: 0 BLK: 0 WP: 0 HR: 1 S: 64 P: 94 ERA: 1.00 WHIP: 0.556															<b>PITCHER</b> <b>Horacio Ramirez, L</b> ERA: 2.04 (1, 1)	IP: 9.0 WLS: W BF: 32 H: 3 R: 1 ER: 1 SO: 5 BB: 2 IBB: 0 HBP: 0 BLK: 0 WP: 0 HR: 1 S: 64 P: 94 ERA: 1.00 WHIP: 0.556		

Batter	1	2	3	4	5	6	7	8	9	AB	R	H	RBI	BB	SO	LOB	BOTTOM		
<b>Jesse Garcia, R</b> OBP: 0.280, SLG: 0.352 (1, 6)	F7	G1-3		G3			G1-3			4	0	0	1	0	0	2	<b>Arizona Diamondbacks @ Atlanta Braves</b> Turner Field, Atlanta, GA Thu May 20 2004, 7:35 PM EDT Att: 21,044 - Cloudy - 84 F		
<b>Julio Franco, R</b> OBP: 0.394, SLG: 0.518 (1, 3)	L4	G6-3					10 1B			4	1	2	1	0	0	1			
<b>10 Chipper Jones, S</b> OBP: 0.361, SLG: 0.429 (1, 7)	2B 3B BB			K			G4-6-3 1B			3	1	2	0	1	1	0			
<b>Andrew Jones, R</b> OBP: 0.357, SLG: 0.503 (1, 8)	3B 2B			G5-3			K			4	1	1	0	0	1	3			
<b>J.D. Drew, L</b> OBP: 0.421, SLG: 0.583 (1, 9)	3B			K			G4-6-3			3	0	1	2	0	1	1			
<b>Mark DeRosa, R</b> OBP: 0.298, SLG: 0.277 (1, 5)	F7			K			F9			4	0	0	0	0	1	2			
<b>Eddie Pérez, R</b> OBP: 0.200, SLG: 0.176 (1, 2)		G5-3		G6-3			G6-3			4	0	0	0	0	0	1			
<b>Nick Green, R</b> OBP: 0.450, SLG: 0.375 (1, 4)		1B G1-3 2B		4-1 1B BB			P6			2	2	1	0	2	0	0			
<b>Horacio Ramirez, L</b> OBP: 0.111, SLG: 0.111 (1, 1)		G1-3 1B		WP 1-1 1B			G4-3			4	0	2	1	0	0	2			
<b>Inning Stats</b>	R: 2 E: 0 K: 0 S: 6	H: 2 LOB: 1 BB: 1 P: 12	R: 1 E: 0 K: 0 S: 10	H: 2 LOB: 1 BB: 0 P: 13	R: 0 E: 0 K: 2 S: 10	H: 0 LOB: 0 BB: 0 P: 17	R: 1 E: 0 K: 1 S: 10	H: 1 LOB: 1 BB: 1 P: 18	R: 1 E: 0 K: 1 S: 12	H: 2 LOB: 0 BB: 0 P: 19	R: 0 E: 0 K: 0 S: 8	H: 0 LOB: 0 BB: 0 P: 12	R: 0 E: 0 K: 0 S: 16	H: 2 LOB: 2 BB: 0 P: 24	R: 0 E: 0 K: 0 S: 5	H: 0 LOB: 2 BB: 1 P: 12	1B: 5 2B: 2 3B: 1 HR: 1	SF: 0 SAC: 0 DP: 1 HBP: 1	WP: 1 PA: 36 SB: 0 CS: 0
<b>PITCHER</b> <b>Casey Fossum, L</b> ERA: 8.0 (1, 1)	IP: 4.0 WLS: L BF: 21 H: 7 R: 5 ER: 5 SO: 3 BB: 2 IBB: 0 HBP: 0 BLK: 0 WP: 1 HR: 1 S: 42 P: 69 ERA: 11.25 WHIP: 2.250															<b>PITCHER</b> <b>Casey Fossum, L</b> ERA: 8.0 (1, 1)	IP: 4.0 WLS: L BF: 21 H: 7 R: 5 ER: 5 SO: 3 BB: 2 IBB: 0 HBP: 0 BLK: 0 WP: 1 HR: 1 S: 42 P: 69 ERA: 11.25 WHIP: 2.250		
<b>Andrew Good, R</b> ERA: 5.54 (5, 1)	1.0	2	0	0	0	1	0	0	0	0	0	6	10	0.00	0.000				
<b>Elmer Dessens, R</b> ERA: 6.99 (6, 1)	2.0	8	2	0	0	0	0	0	0	0	0	24	36	0.00	1.000				
<b>Randy Choate, L</b> ERA: 6.92 (8, 1)	1.0	5	0	0	0	0	0	1	1	0	0	0	5	12	0.00	0.000			





Batter	1	2	3	4	5	6	7	8	9	AB	R	H	RBI	BB	SO	LOB	TOP										
<b>Cesar Izturis, S</b> OBP: 0.327, SLG: 0.382 (1, 6)	G1-3		F9			BB BB BB		G4-3		3	0	0	0	1	0	0	<b>Los Angeles Dodgers @ Atlanta Braves</b> Turner Field, Atlanta, GA Fri May 21 2004, 7:35 PM EDT Att: 27,194 - Unknown - 86 F										
<b>Paul Lo Duca, R</b> OBP: 0.394, SLG: 0.437 (1, 2)	CS 1B		L8			SAFE P4		G6-3		4	0	1	0	0	0	1											
<b>Milton Bradley, S</b> OBP: 0.323, SLG: 0.421 (1, 8)	SAFE K					SAFE BB BB		K		3	0	0	0	1	3	1											
<b>Adrián Beltré, R</b> OBP: 0.361, SLG: 0.599 (1, 5)						SAFE BB BB		K		3	0	1	0	1	2	0											
<b>Shawn Green, L</b> OBP: 0.325, SLG: 0.432 (1, 3)						SAFE BB BB		K		4	0	0	0	0	1	4											
<b>Juan Encarnacion, R</b> OBP: 0.280, SLG: 0.396 (1, 9)						SAFE BB BB		G6-4-3		4	0	2	0	0	0	0											
<b>Jason Grabowski, L</b> OBP: 0.328, SLG: 0.450 (1, 7)						SAFE BB BB		1B		3	0	1	0	1	0	0											
<b>Alex Cora, L</b> OBP: 0.366, SLG: 0.413 (1, 4)						SAFE BB BB		1B		3	0	1	0	1	0	5											
<b>Odalis Perez, L</b> OBP: 0.053, SLG: 0.105 (1, 1)						SAFE BB BB		G4-3		3	0	0	0	0	3	2											
<b>37 Darren Dreifort, R</b> (8, 1)						SAFE BB BB		K		0	0	0	0	0	0	0											
<b>Tom Martin, L</b> (8, 1)						SAFE BB BB		K		0	0	0	0	0	0	0											
<b>Duaner Sanchez, R</b> OBP: 0.500, SLG: 1.000 (8, 1)						SAFE BB BB		K		0	0	0	0	0	0	0											
<b>Inning Stats</b>	R: 0 E: 0 K: 1 S: 8	H: 1 LOB: 1 BB: 0 P: 14	R: 0 E: 0 K: 1 S: 13	H: 2 LOB: 2 BB: 1 P: 21	R: 0 E: 0 K: 1 S: 8	H: 0 LOB: 0 BB: 0 P: 12	R: 0 E: 0 K: 2 S: 7	H: 0 LOB: 1 BB: 1 P: 13	R: 0 E: 0 K: 1 S: 8	H: 0 LOB: 2 BB: 3 P: 14	R: 0 E: 0 K: 1 S: 9	H: 1 LOB: 1 BB: 0 P: 16	R: 0 E: 0 K: 1 S: 7	H: 0 LOB: 0 BB: 0 P: 10	R: 0 E: 0 K: 1 S: 9	H: 2 LOB: 2 BB: 0 P: 13	1B: 6 2B: 1 3B: 0 HR: 0	SF: 0 SAC: 0 DP: 3 HBP: 0	WP: 0 PB: 0 SB: 1 CS: 0	PA: 35							
<b>PITCHER</b>	IP	WLS	BF	H	R	ER	SO	BB	IBB	HBP	BLK	WP	HR	S	P	ERA	WHIP										
<b>Russ Ortiz, R</b> ERA: 4.4 (1, 1)	7.0	W	27	4	0	0	7	5	0	0	0	0	0	62	112	0.00	1.286										
<b>Chris Reitsma, R</b> ERA: 2.7 (8, 1)	1.0	H	3	0	0	0	1	0	0	0	0	0	0	7	10	0.00	0.000										
<b>29 John Smoltz, R</b> ERA: 2.95 (9, 1)	1.0	S	5	2	0	0	1	0	0	0	0	0	0	9	13	0.00	2.000										

Batter	1	2	3	4	5	6	7	8	9	AB	R	H	RBI	BB	SO	LOB	BOTTOM										
<b>Jesse Garcia, R</b> OBP: 0.268, SLG: 0.337 (1, 6)	P3			G3		G5-3		FC1-4		4	0	0	1	0	0	2	<b>Los Angeles Dodgers @ Atlanta Braves</b> Turner Field, Atlanta, GA Fri May 21 2004, 7:35 PM EDT Att: 27,194 - Unknown - 86 F										
<b>Julio Franco, R</b> OBP: 0.388, SLG: 0.492 (1, 3)	G4-3			G6-3				G6-3		3	0	0	0	1	0	0											
<b>Dewayne Wise, L</b> OBP: 0.232, SLG: 0.375 (8, FR)								10 BB		0	0	0	0	0	0	0											
<b>29 John Smoltz, R</b> (9, 1)								BB		0	0	0	0	0	0	0											
<b>10 Chipper Jones, S</b> OBP: 0.368, SLG: 0.466 (1, 7)	F8			K				HR		3	1	1	1	1	1	0											
<b>Andruw Jones, R</b> OBP: 0.355, SLG: 0.497 (1, 8)								FC6-4		4	0	1	0	0	1	2											
<b>J.D. Drew, L</b> OBP: 0.427, SLG: 0.581 (1, 9)								BB		2	0	1	0	1	1	0											
<b>Johnny Estrada, S</b> OBP: 0.371, SLG: 0.492 (1, 2)								BB		3	0	0	0	0	1	3											
<b>Mark DeRosa, R</b> OBP: 0.259, SLG: 0.285 (1, 5)								BB		3	0	1	0	0	0	2											
<b>Nick Green, R</b> OBP: 0.478, SLG: 0.444 (1, 4)								BB		2	1	1	0	1	0	1											
<b>Russ Ortiz, R</b> OBP: 0.200, SLG: 0.143 (1, 1)								BB		2	0	0	0	0	2	1											
<b>Chris Reitsma, R</b> (8, 1)								BB		0	0	0	0	0	0	0											
<b>Rafael Furcal, S</b> OBP: 0.368, SLG: 0.364 (8, PH)								BB		1	0	1	0	0	0	0											
<b>Adam LaRoche, L</b> OBP: 0.266, SLG: 0.381 (9, 3)								BB		0	0	0	0	0	0	0											
<b>Inning Stats</b>	R: 0 E: 0 K: 0 S: 7	H: 0 LOB: 0 BB: 0 P: 11	R: 0 E: 0 K: 0 S: 5	H: 1 LOB: 0 BB: 0 P: 7	R: 0 E: 0 K: 1 S: 8	H: 1 LOB: 0 BB: 0 P: 10	R: 0 E: 0 K: 1 S: 8	H: 0 LOB: 0 BB: 0 P: 12	R: 0 E: 0 K: 2 S: 10	H: 0 LOB: 0 BB: 0 P: 15	R: 0 E: 0 K: 1 S: 10	H: 0 LOB: 1 BB: 1 P: 17	R: 1 E: 0 K: 1 S: 20	H: 2 LOB: 2 BB: 1 P: 32	R: 1 E: 0 K: 0 S: 13	H: 2 LOB: 2 BB: 2 P: 24	1B: 3 2B: 2 3B: 0 HR: 1	SF: 0 SAC: 0 DP: 1 HBP: 0	WP: 0 PB: 0 SB: 1 CS: 2	PA: 31							
<b>PITCHER</b>	IP	WLS	BF	H	R	ER	SO	BB	IBB	HBP	BLK	WP	HR	S	P	ERA	WHIP										
<b>Odalis Perez, L</b> ERA: 3.32 (1, 1)	7.0	L	25	4	1	1	6	2	0	0	1	0	0	7	12	13.50	4.500										
<b>37 Darren Dreifort, R</b> ERA: 4.12 (8, 1)	0.2		4	2	1	1	0	1	0	0	0	0	0	4	8	∞	∞										
<b>Tom Martin, L</b> ERA: 3.6 (8, 1)	0.0		1	0	0	0	0	1	0	0	0	0	0	4	8	∞	∞										
<b>Duaner Sanchez, R</b> ERA: 2.33 (8, 1)	0.1		1	0	0	0	0	0	0	0	0	0	0	2	4	0.00	0.000										

AB 30  
R 0  
H 6  
RBI 0  
BB 5  
SO 9  
LOB 13



AB 27  
R 2  
H 6  
RBI 2  
BB 4  
SO 6  
LOB 11









Batter	1	2	3	4	5	6	7	8	9	AB	R	H	RBI	BB	SO	LOB	TOP										
Cesar Izturis, S OBP: 0.326, SLG: 0.377 Jason Grabowski, L OBP: 0.329, SLG: 0.485 Duane Sanchez, R OBP: 0.500, SLG: 1.000	G5-3		F9			FC4-6		G4-6-3		4	0	1	0	0	0	3	Los Angeles Dodgers @ Atlanta Braves Turner Field, Atlanta, GA Sun May 23 2004, 1:05 PM EDT Att: 29,738 - Cloudy - 84 F										
Paul Lo Duca, R OBP: 0.394, SLG: 0.430	1B		1B			1B		G6-3	F7	5	0	3	0	0	0												
Milton Bradley, S OBP: 0.345, SLG: 0.444	1B		1B			E4		G4-3	DI	4	1	3	0	1	0	2											
Adrián Beltré, R OBP: 0.358, SLG: 0.578	F9		1B			L1-3		G4-3	K	5	0	1	0	0	1	7											
Shawn Green, L OBP: 0.328, SLG: 0.430	G3-1		L1			BB		1B	K	5	0	2	1	0	1	5											
Juan Encarnación, R OBP: 0.270, SLG: 0.395		E6			CS	1B		G4-3		4	0	2	0	0	0	1											
José Hernández, R OBP: 0.377, SLG: 0.571	FC4-6		F9			F8		G6-3		4	0	0	0	0	0	4											
David Ross, R OBP: 0.224, SLG: 0.333	K		G5-3			FC4-6		1B	BB	2	0	0	0	2	1	2											
Wilson Alvarez, L OBP: 0.167, SLG: 0.167 Olmedo Saenz, R OBP: 0.289, SLG: 0.667 Jose Lima, R OBP: 0.500, SLG: 0.400 Robin Ventura, L OBP: 0.333, SLG: 0.275	G6-3					K		K	G4-6-3	2	0	0	0	0	1	1											
										1	0	0	0	0	1	3											
										0	0	0	0	0	0	0											
										1	0	1	0	0	0	0											
<b>Inning Stats</b>	R: 0 E: 0 K: 0 S: 8	H: 2 LOB: 2 BB: 0 P: 14	R: 0 E: 1 K: 1 S: 11	H: 0 LOB: 1 BB: 0 P: 15	R: 0 E: 0 K: 0 S: 10	H: 2 LOB: 2 BB: 1 P: 17	R: 0 E: 0 K: 0 S: 10	H: 1 LOB: 0 BB: 0 P: 11	R: 0 E: 1 K: 1 S: 10	H: 2 LOB: 3 BB: 1 P: 12	R: 0 E: 0 K: 0 S: 15	H: 2 LOB: 1 BB: 0 P: 22	R: 1 E: 0 K: 0 S: 16	H: 2 LOB: 1 BB: 0 P: 21	R: 0 E: 0 K: 0 S: 9	H: 1 LOB: 1 BB: 1 P: 15	R: 0 E: 0 K: 2 S: 10	H: 1 LOB: 1 BB: 0 P: 16	1B: 12 2B: 2 3B: 0 HR: 0	SF: 0 SAC: 0 DP: 2 HBP: 0	WP: 0 PB: 0 SB: 0 CS: 1	PA: 41					
<b>PITCHER</b>	IP	WLS	BF	H	R	ER	SO	BB	IBB	HBP	BLK	WP	HR	S	P	ERA	WHIP										
Mike Hampton, L ERA: 5.64	6.0	W	28	9	0	0	3	2	0	0	0	0	0	62	91	0.00	1.833										
Kevin Gnyboski, R ERA: 1.1	1.0	5	2	1	1	0	0	0	0	0	0	0	0	16	21	9.00	2.000										
Chris Reitsma, R ERA: 2.59	1.0	4	1	0	0	0	0	1	0	0	0	0	0	9	15	0.00	2.000										
29 John Smoltz, R ERA: 2.79	1.0	4	1	0	0	2	0	0	0	0	0	0	0	10	16	0.00	1.000										

Batter	1	2	3	4	5	6	7	8	9	AB	R	H	RBI	BB	SO	LOB	BOTTOM										
Rafael Furcal, S OBP: 0.341, SLG: 0.333	G4-3		K			F9		G4-3		5	0	0	0	0	2	4	Los Angeles Dodgers @ Atlanta Braves Turner Field, Atlanta, GA Sun May 23 2004, 1:05 PM EDT Att: 29,738 - Cloudy - 84 F										
Julio Franco, R OBP: 0.392, SLG: 0.492	1B		F9			10 HR		F9		4	1	2	0	0	0												
10 Chipper Jones, S OBP: 0.358, SLG: 0.475 Dewayne Wise, L OBP: 0.241, SLG: 0.420	F8		K			HR		1B	BB	3	1	1	2	1	1	1											
Andruw Jones, R OBP: 0.350, SLG: 0.500	K		WP			P6		K		3	0	0	0	1	2	2											
J.D. Drew, L OBP: 0.417, SLG: 0.556		BB				F8		F8		3	1	1	0	1	1	1											
Eddie Pérez, R OBP: 0.231, SLG: 0.216	2B		K			F9		K		3	1	1	0	1	1	2											
Mark DeRosa, R OBP: 0.259, SLG: 0.284	B1		G4-3			G6-3		K		4	0	1	0	0	1	3											
Nick Green, R OBP: 0.484, SLG: 0.520	K		CS			F8		G6-3		4	0	2	2	0	0	1											
Mike Hampton, R ERA: 5.64 Wilson Batista, L ERA: 3.27 Kevin Gnyboski, R ERA: 1.1 Chris Reitsma, R ERA: 2.59 Adam LaRoche, L OBP: 0.330, SLG: 0.375 29 John Smoltz, R ERA: 2.79	K		HR			G6-3		K		2	1	1	1	0	1	2											
										1	0	0	0	0	0	1											
										0	0	0	0	0	0	0											
										0	0	0	0	0	0	0											
										1	0	1	0	0	0	0											
<b>Inning Stats</b>	R: 0 E: 0 K: 1 S: 10	H: 1 LOB: 1 BB: 0 P: 13	R: 1 E: 0 K: 2 S: 14	H: 1 LOB: 2 BB: 2 P: 28	R: 0 E: 0 K: 2 S: 11	H: 0 LOB: 1 BB: 1 P: 19	R: 2 E: 0 K: 1 S: 8	H: 3 LOB: 0 BB: 0 P: 13	R: 2 E: 0 K: 0 S: 10	H: 2 LOB: 0 BB: 0 P: 15	R: 0 E: 0 K: 0 S: 10	H: 1 LOB: 1 BB: 0 P: 16	R: 0 E: 0 K: 2 S: 12	H: 1 LOB: 2 BB: 1 P: 18	R: 0 E: 0 K: 1 S: 12	H: 1 LOB: 1 BB: 0 P: 17	R: 0 E: 0 K: 1 S: 12	H: 1 LOB: 1 BB: 0 P: 17	1B: 6 2B: 2 3B: 0 HR: 2	SF: 0 SAC: 0 DP: 0 HBP: 0	WP: 1 PB: 0 SB: 0 CS: 1	PA: 37					
<b>PITCHER</b>	IP	WLS	BF	H	R	ER	SO	BB	IBB	HBP	BLK	WP	HR	S	P	ERA	WHIP										
Wilson Alvarez, L ERA: 3.27	5.0	L	24	7	5	5	6	3	0	0	0	0	0	22	34	0.00	1.500										
Jose Lima, R ERA: 5.16	2.0	9	2	0	0	2	1	0	0	0	0	0	0	12	17	0.00	1.000										
Duane Sanchez, R ERA: 2.21	1.0	4	1	0	0	1	0	0	0	0	0	0	0	12	17	0.00	1.000										





Batter	1	2	3	4	5	6	7	8	9	AB	R	H	RBI	BB	SO	LOB	TOP				
Rafael Furcal, S OBP: 0.326, SLG: 0.316 (1, 6)	F9		F8		F7		G3-1			4	0	0	0	0	0	1					
Adam LaRoche, L OBP: 0.263, SLG: 0.377 (1, 3)	G6-3		G3			10 1B 2B		G4-3		4	1	1	0	0	0	0					
J.D. Drew, L OBP: 0.426, SLG: 0.591 (1, 9)		BB		HR		G5-3		10 G4-3 2B		3	1	2	1	1	0	1					
10 Chipper Jones, S Chris Reitsma, R Antonio Alfonseca, R (1, 7) (8, 1) (9, 1)	F8		F8			G3-6-3 1B		G4-3		4	0	1	1	0	0	2					
Johnny Estrada, S OBP: 0.371, SLG: 0.500 (1, 2)		HR 2B			G6-3			G4-3		4	1	1	0	0	0	2					
Andruw Jones, R OBP: 0.353, SLG: 0.538 (1, 8)		HR			G6-3		HR			4	2	2	3	0	1	0					
Mark DeRosa, R OBP: 0.259, SLG: 0.283 (1, 5)		G4-3			K					4	0	1	0	0	2	0					
Nick Green, R OBP: 0.457, SLG: 0.483 (1, 4)		G4-3			F9					4	0	1	0	0	1	1					
John Thomson, R Dewayne Wise, L OBP: 0.118, SLG: 0.176 OBP: 0.238, SLG: 0.415 (1, 1) (8, 7)	K				G6-3		SH3-4 1B		F8	2	0	0	0	0	1	0					
<b>Inning Stats</b>	R: 0 E: 0 K: 0 S: 9	H: 0 LOB: 1 BB: 1 P: 17	R: 2 E: 0 K: 1 S: 16	H: 2 LOB: 0 BB: 0 P: 20	R: 1 E: 0 K: 0 S: 5	H: 1 LOB: 0 BB: 0 P: 8	R: 0 E: 0 K: 1 S: 6	H: 0 LOB: 0 BB: 0 P: 8	R: 0 E: 0 K: 0 S: 5	H: 2 LOB: 0 BB: 0 P: 13	R: 1 E: 0 K: 1 S: 8	H: 2 LOB: 1 BB: 0 P: 15	R: 0 E: 0 K: 0 S: 8	H: 1 LOB: 1 BB: 0 P: 10	R: 0 E: 0 K: 2 S: 13	H: 1 LOB: 1 BB: 0 P: 19	1B: 3 2B: 3 3B: 0 HR: 3	SF: 0 SAC: 1 DP: 1 HBP: 0	WP: 0 PB: 0 SB: 0 CS: 0	PA: 36	
<b>PITCHER</b>	IP	WLS	BF	H	R	ER	SO	BB	IBB	HBP	BLK	WP	HR	S	P	ERA	WHIP				
Zach Day, R ERA: 3.53 Luis Ayala, R ERA: 4.01 52 T.J. Tucker, R ERA: 4.15 (1, 1) (8, 1) (9, 1)	7.0	L	28	7	5	5	3	1	0	0	0	0	3	58	89	6.43	1.143				

Atlanta Braves @ Montreal Expos  
Olympic Stadium, Montreal, QB  
Mon May 24 2004, 7:05 PM EDT  
Att. 4,675 - Unknown - 68 F

AB 34  
R 5  
H 9  
RBI 5  
BB 1  
SO 5  
LOB 8



Batter	1	2	3	4	5	6	7	8	9	AB	R	H	RBI	BB	SO	LOB	BOTTOM					
Endy Chavez, L OBP: 0.307, SLG: 0.361 (1, 8)	1B		G4-3						FC6-4 1B	5	0	4	0	0	0	0						
Jose Vidro, S OBP: 0.309, SLG: 0.367 (1, 4)	G6-4-3 1B		F9		L8		G6-3		FC6-4 1B	5	0	1	0	0	0	5						
Brad Wilkerson, L OBP: 0.333, SLG: 0.371 (1, 3)	F8			F8	F8				G4-3 1B	4	0	1	0	0	0	3						
Orlando Cabrera, R OBP: 0.284, SLG: 0.343 (1, 6)	G6-4-3			E5 1B 1B		G6-3		G4-3		4	0	0	0	0	3							
Termel Sledge, L OBP: 0.319, SLG: 0.429 (1, 9)		G3		F7		F8		K		4	0	0	0	0	1	2						
Tony Batista, R OBP: 0.285, SLG: 0.317 (1, 5)		P5		1B 1B		K		F7		4	0	1	0	0	1	1						
Carl Everett, S OBP: 0.304, SLG: 0.395 (1, 7)							G5-3		K	4	0	2	0	0	1	0						
Brian Schneider, L OBP: 0.296, SLG: 0.468 (1, 2)		F7			G3		K		K	4	0	0	0	0	2	4						
Zach Day, R Valentino Pascucci, R Luis Ayala, R 52 T.J. Tucker, R Matt Capixky, L OBP: 0.059, SLG: 0.235 OBP: 0.346, SLG: 0.250 OBP: 0.300, SLG: 0.500 OBP: 0.224, SLG: 0.271 (1, 1) (7, PH) (8, 1) (9, 1) (9, PH)				K		G4-3			1B	2	0	0	0	0	1	0						
<b>Inning Stats</b>	R: 0 E: 0 K: 0 S: 8	H: 2 LOB: 1 BB: 0 P: 11	R: 0 E: 0 K: 0 S: 8	H: 1 LOB: 0 BB: 0 P: 10	R: 0 E: 0 K: 1 S: 8	H: 0 LOB: 0 BB: 0 P: 12	R: 0 E: 1 K: 0 S: 18	H: 2 LOB: 3 BB: 0 P: 25	R: 0 E: 0 K: 0 S: 10	H: 1 LOB: 1 BB: 0 P: 15	R: 0 E: 0 K: 1 S: 7	H: 0 LOB: 0 BB: 0 P: 12	R: 0 E: 0 K: 1 S: 13	H: 2 LOB: 2 BB: 0 P: 19	R: 0 E: 0 K: 1 S: 9	H: 1 LOB: 1 BB: 0 P: 11	R: 0 E: 0 K: 2 S: 11	H: 2 LOB: 2 BB: 0 P: 18	1B: 9 2B: 2 3B: 0 HR: 0	SF: 0 SAC: 0 DP: 1 HBP: 0	WP: 0 PB: 0 SB: 0 CS: 0	PA: 38
<b>PITCHER</b>	IP	WLS	BF	H	R	ER	SO	BB	IBB	HBP	BLK	WP	HR	S	P	ERA	WHIP					
John Thomson, R Chris Reitsma, R Antonio Alfonseca, R ERA: 4.4 ERA: 2.49 ERA: 3.08 (1, 1) (8, 1) (9, 1)	7.0	W	29	8	0	0	3	0	0	0	0	0	0	9	11	0.00	1.000					

Atlanta Braves @ Montreal Expos  
Olympic Stadium, Montreal, QB  
Mon May 24 2004, 7:05 PM EDT  
Att. 4,675 - Unknown - 68 F

AB 38  
R 0  
H 11  
RBI 0  
BB 0  
SO 6  
LOB 18



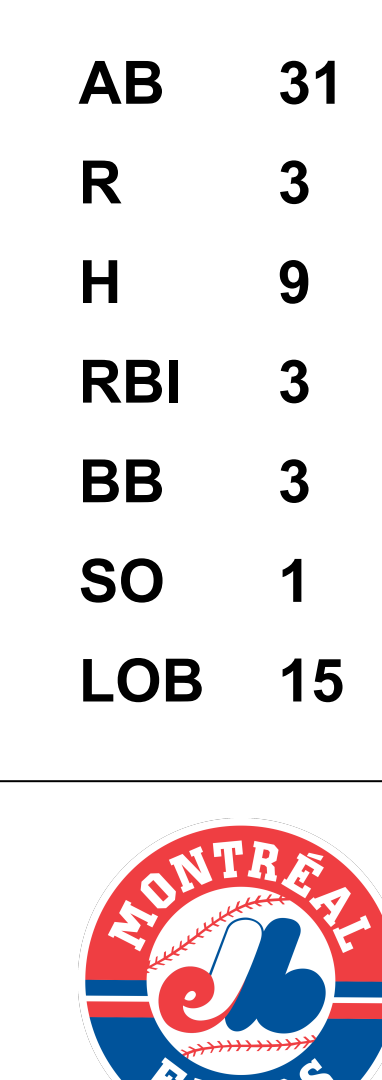


Batter	1	2	3	4	5	6	7	8	9	AB	R	H	RBI	BB	SO	LOB	TOP										
Rafael Furcal, S OBP: 0.330, SLG: 0.346 (1, 6)										5	1	2	0	0	0	1	Atlanta Braves @ Montreal Expos Olympic Stadium, Montreal, QB Tue May 25 2004, 7:05 PM EDT Att. 4,235 - Unknown - 70 F										
Adam LaRoche, L OBP: 0.260, SLG: 0.370 (1, 3)										5	0	1	0	0	1	2											
J.D. Drew, L OBP: 0.415, SLG: 0.573 (1, 9)										4	0	0	0	0	0	3											
10 Chipper Jones, S OBP: 0.359, SLG: 0.453 (1, 7)										2	0	0	0	2	0	1											
Andruw Jones, R OBP: 0.391, SLG: 0.528 (1, 8)										3	0	0	0	1	1	4											
Eddie Pérez, R OBP: 0.256, SLG: 0.268 (1, 2)										4	0	2	0	0	0	1											
Mark DeRosa, R OBP: 0.259, SLG: 0.282 (1, 5)										4	0	1	0	0	1	2											
Nick Green, R OBP: 0.436, SLG: 0.485 (1, 4)										4	0	1	0	0	1	3											
Horacio Ramirez, L OBP: 0.095, SLG: 0.095 (1, 1)										3	0	0	0	0	0	3											
Kevin Gryboski, R (7, 1)										0	0	0	0	0	0	0											
Antonio Alfonseca, R (8, 1)										0	0	0	0	0	0	0											
Julio Franco, R OBP: 0.387, SLG: 0.484 (9, PH)										1	0	0	0	0	1	1											
<b>Inning Stats</b>	R: 0 E: 0 K: 0 S: 11	H: 1 LOB: 2 BB: 1 P: 18	R: 0 E: 0 K: 0 S: 8	H: 0 LOB: 0 BB: 0 P: 13	R: 1 E: 1 K: 1 S: 14	H: 1 LOB: 2 BB: 1 P: 23	R: 0 E: 0 K: 1 S: 10	H: 1 LOB: 1 BB: 0 P: 14	R: 0 E: 0 K: 1 S: 13	H: 2 LOB: 2 BB: 0 P: 11	R: 0 E: 0 K: 1 S: 7	H: 0 LOB: 0 BB: 0 P: 13	R: 0 E: 0 K: 0 S: 9	H: 0 LOB: 1 BB: 1 P: 15	R: 0 E: 0 K: 1 S: 10	H: 1 LOB: 1 BB: 0 P: 15	1B: 4 2B: 2 3B: 1 HR: 0	SF: 0 SAC: 0 DP: 0 HBP: 0	WP: 0 PB: 0 SB: 0 CS: 0	PA: 38							
<b>PITCHER</b>	IP	WLS	BF	H	R	ER	SO	BB	IBB	HBP	BLK	WP	HR	S	P	ERA	WHIP										
Tomo Ohka, R ERA: 3.25 (1, 1)	7.0	W	30	6	1	0	4	2	0	0	0	0	0	72	112	0.00	1.143										
32 Chad Cordero, R ERA: 1.49 (8, 1)	1.0	H	4	0	0	0	0	1	0	0	0	0	0	9	15	0.00	1.000										
Rocky Biddle, R ERA: 7.16 (9, 1)	1.0	S	4	1	0	0	1	0	0	0	0	0	0	10	15	0.00	1.000										

AB 35  
R 1  
H 7  
RBI 0  
BB 3  
SO 5  
LOB 21



Batter	1	2	3	4	5	6	7	8	9	AB	R	H	RBI	BB	SO	LOB	BOTTOM										
Endy Chavez, L OBP: 0.313, SLG: 0.389 (1, 8)										4	1	2	1	0	0	0	Atlanta Braves @ Montreal Expos Olympic Stadium, Montreal, QB Tue May 25 2004, 7:05 PM EDT Att. 4,235 - Unknown - 70 F										
Orlando Cabrera, R OBP: 0.289, SLG: 0.343 (1, 6)										3	0	1	0	1	0	0											
Jose Vidro, S OBP: 0.302, SLG: 0.358 (1, 4)										4	0	0	0	0	0	3											
Tony Batista, R OBP: 0.290, SLG: 0.342 (1, 5)										4	1	2	1	0	0	3											
Carl Everett, S OBP: 0.306, SLG: 0.391 (1, 7)										3	0	1	0	0	0	0											
Termel Sledge, L OBP: 0.319, SLG: 0.429 (8, 7)										0	0	0	0	0	0	0											
Juan Rivera, R OBP: 0.317, SLG: 0.375 (1, 9)										4	1	2	1	0	1	2											
Valentino Pascucci, R OBP: 0.349, SLG: 0.217 (1, 3)										3	0	1	0	0	0	1											
Brad Wilkerson, L OBP: 0.337, SLG: 0.371 (7, 3)										0	0	0	0	1	0	0											
Einar Diaz, R OBP: 0.250, SLG: 0.250 (1, 2)										3	0	0	0	1	0	4											
Tomo Ohka, S OBP: 0.118, SLG: 0.118 (1, 1)										2	0	0	0	0	0	2											
Jamey Carroll, R OBP: 0.341, SLG: 0.350 (7, PH)										1	0	0	0	0	0	0											
32 Chad Cordero, R (8, 1)										0	0	0	0	0	0	0											
Rocky Biddle, R (9, 1)										0	0	0	0	0	0	0											
<b>Inning Stats</b>	R: 0 E: 0 K: 0 S: 7	H: 1 LOB: 1 BB: 0 P: 10	R: 0 E: 0 K: 1 S: 10	H: 2 LOB: 0 BB: 0 P: 13	R: 0 E: 0 K: 1 S: 11	H: 1 LOB: 2 BB: 1 P: 16	R: 0 E: 0 K: 0 S: 8	H: 1 LOB: 2 BB: 1 P: 17	R: 0 E: 0 K: 0 S: 5	H: 0 LOB: 0 BB: 0 P: 8	R: 2 E: 0 K: 0 S: 10	H: 2 LOB: 0 BB: 0 P: 16	R: 1 E: 0 K: 0 S: 15	H: 1 LOB: 0 BB: 0 P: 21	R: 0 E: 0 K: 0 S: 8	H: 1 LOB: 2 BB: 1 P: 15	1B: 5 2B: 1 3B: 0 HR: 3	SF: 0 SAC: 1 DP: 1 HBP: 0	WP: 0 PB: 0 SB: 0 CS: 0	PA: 35							
<b>PITCHER</b>	IP	WLS	BF	H	R	ER	SO	BB	IBB	HBP	BLK	WP	HR	S	P	ERA	WHIP										
Horacio Ramirez, L ERA: 2.28 (1, 1)	6.1	L	28	8	3	3	1	1	1	0	0	0	0	7	10	0.00	4.26										
Kevin Gryboski, R ERA: 1.06 (7, 1)	0.2		2	0	0	0	0	0	0	0	0	0	0	7	10	0.00	0.000										
Antonio Alfonseca, R ERA: 2.91 (8, 1)	1.0		5	1	0	0	0	0	1	0	0	0	0	8	15	0.00	1.000										











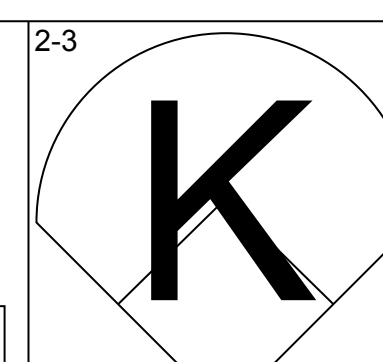
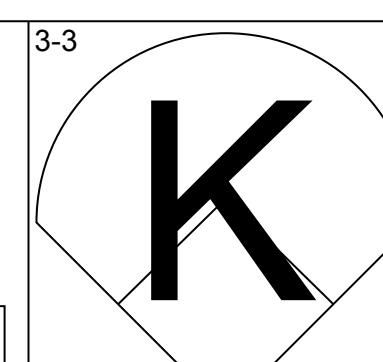
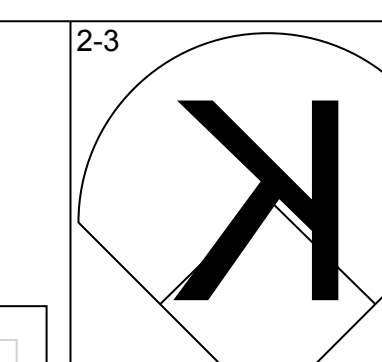
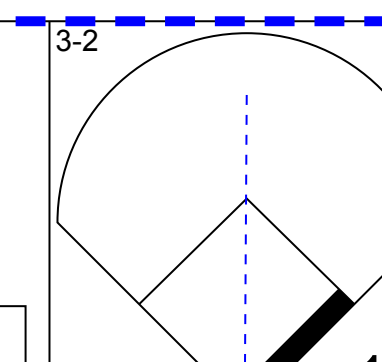
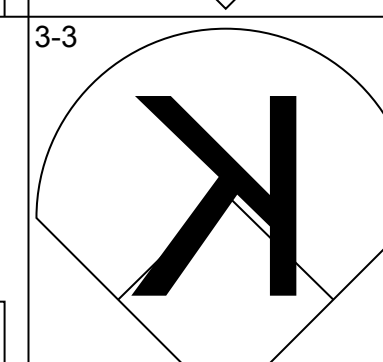
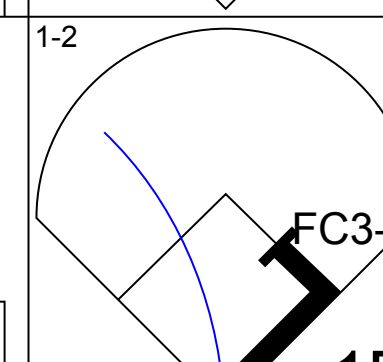
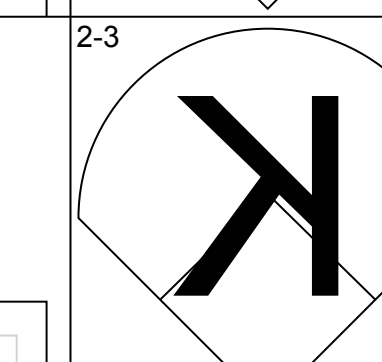
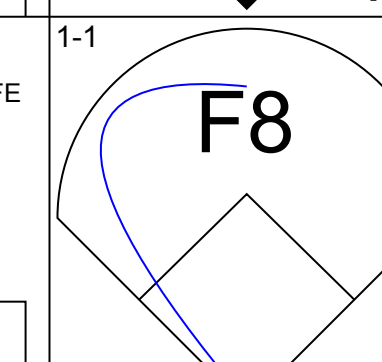
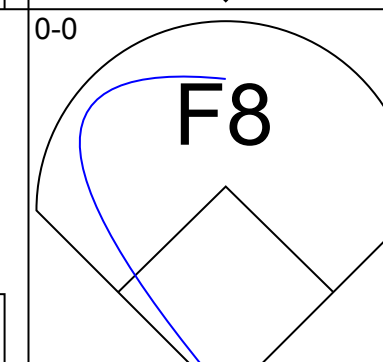
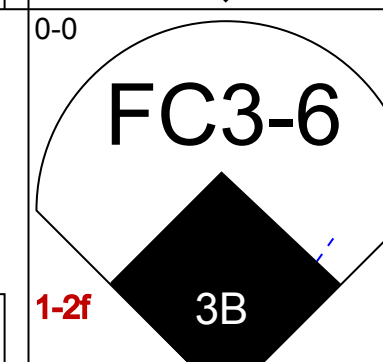
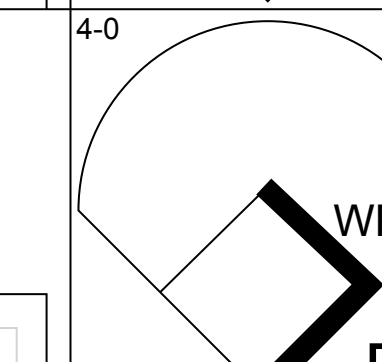
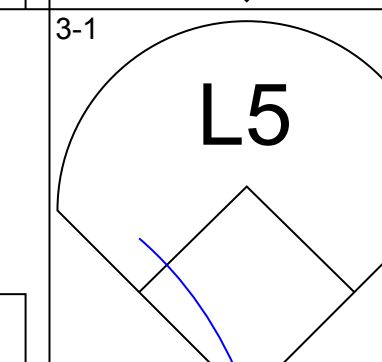
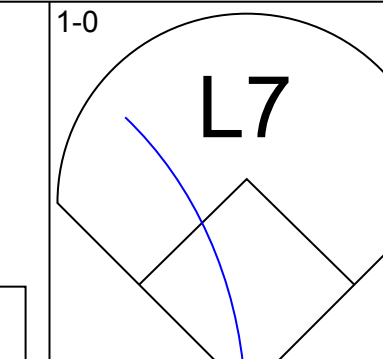
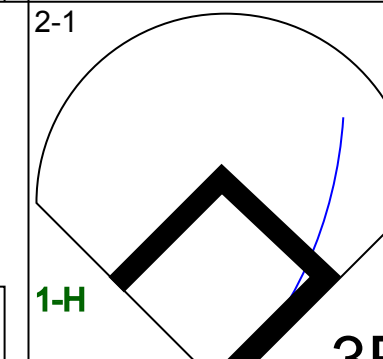
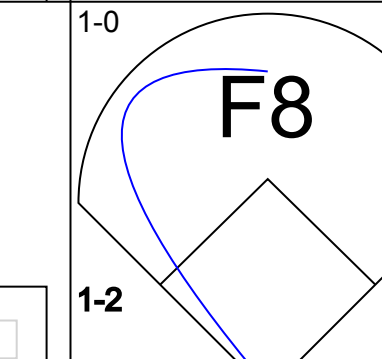
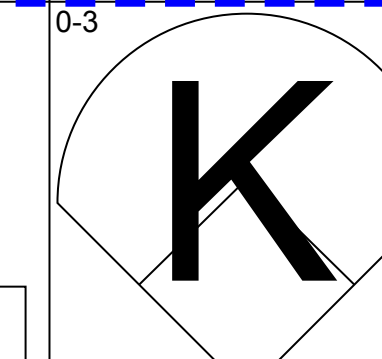
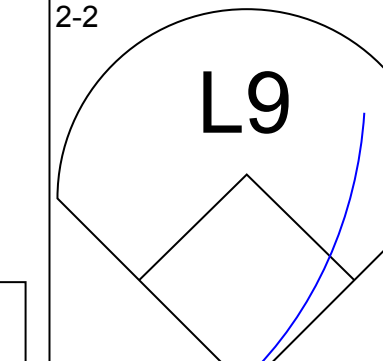
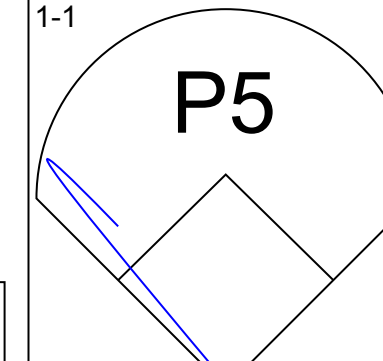
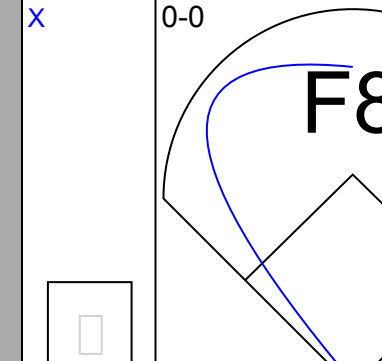
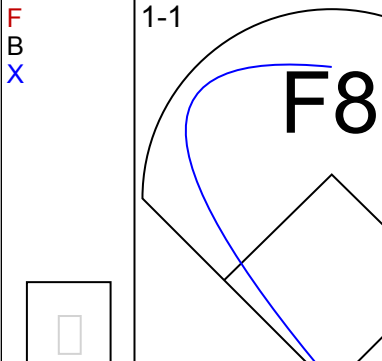
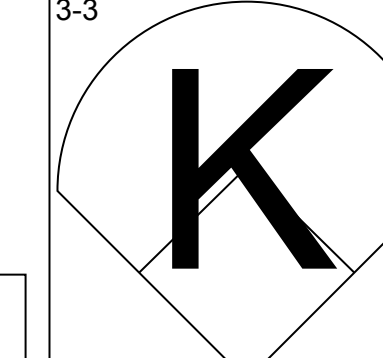
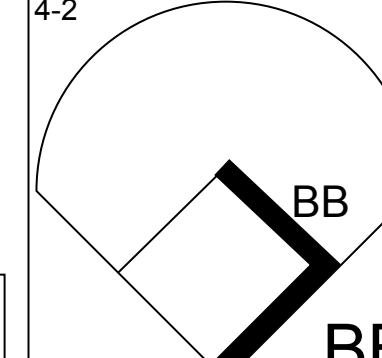
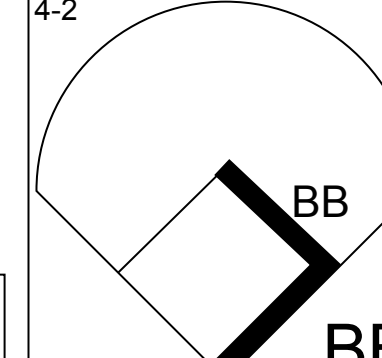
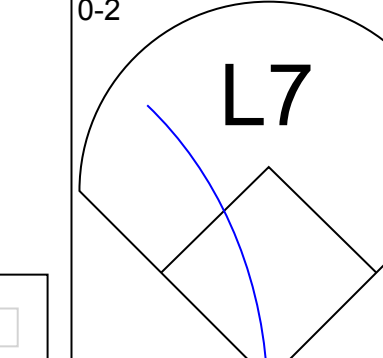
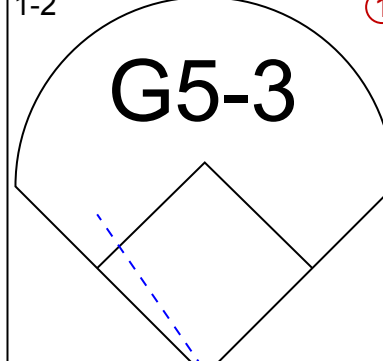
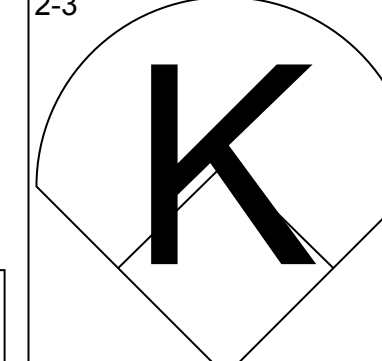
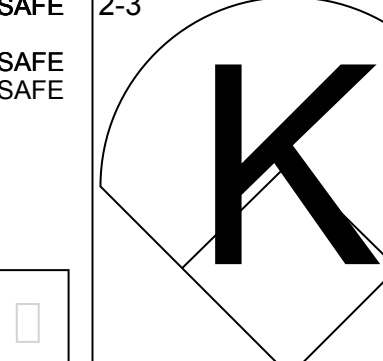
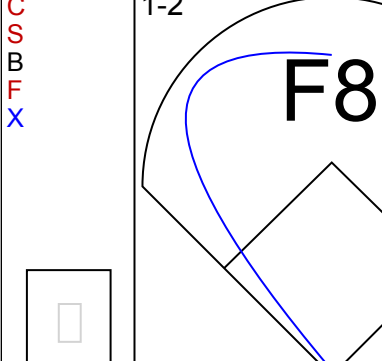
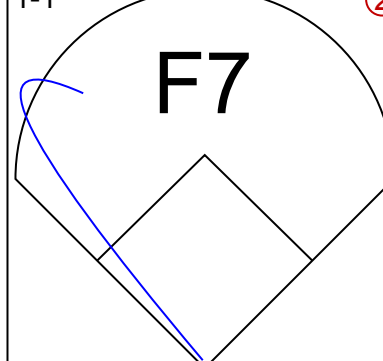
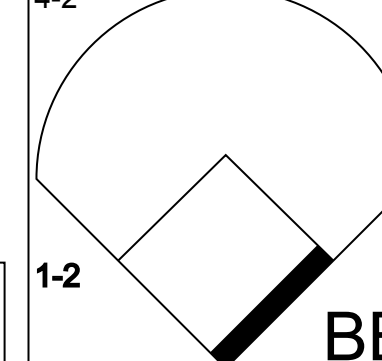
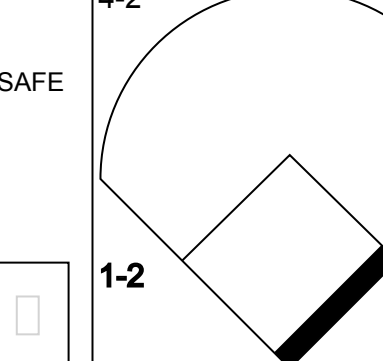
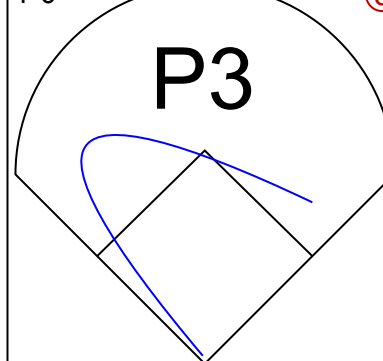
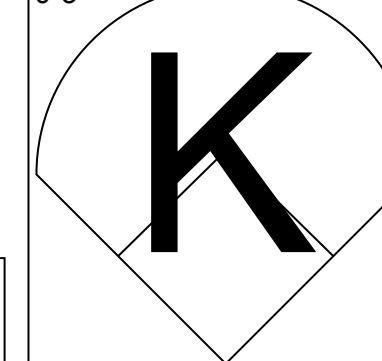






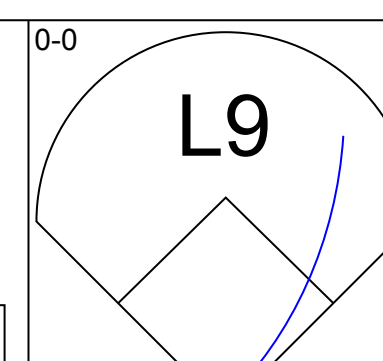
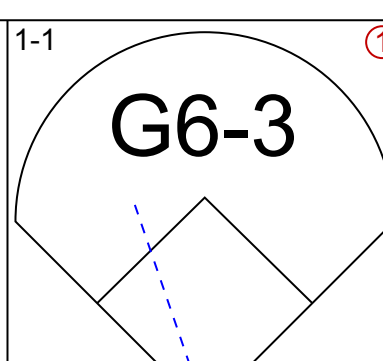
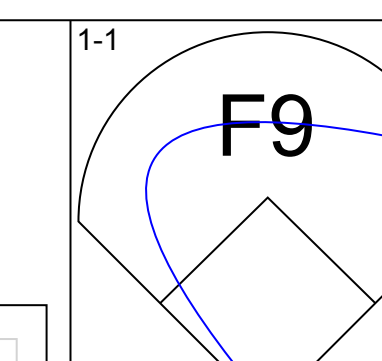
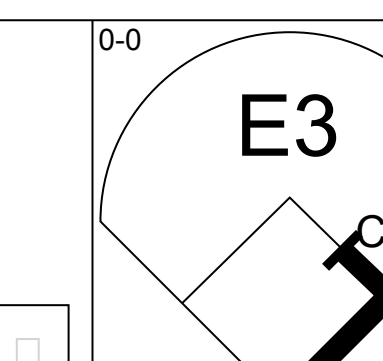
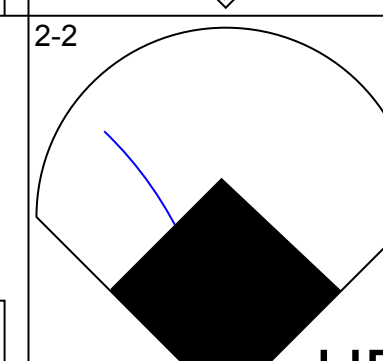
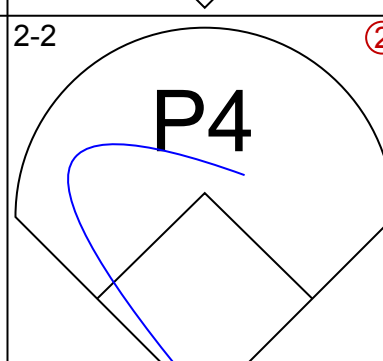
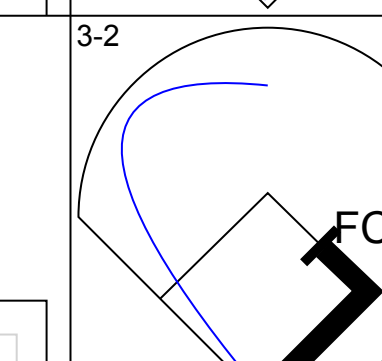
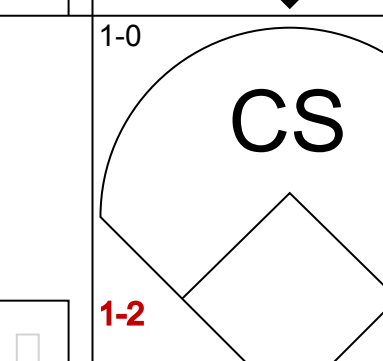
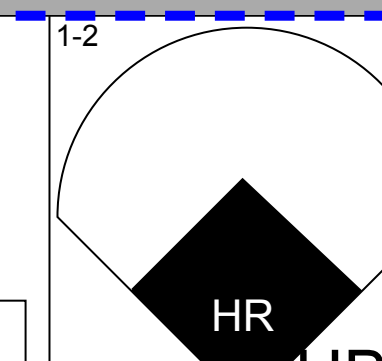
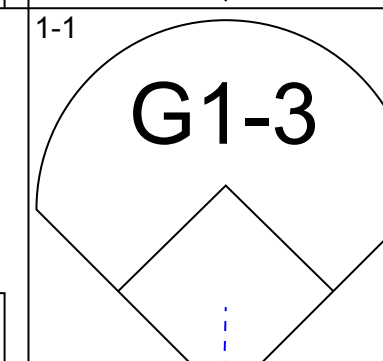
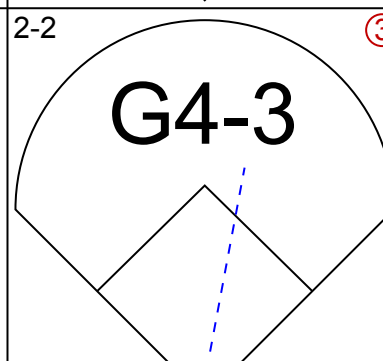
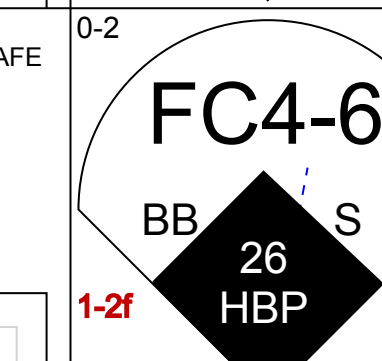
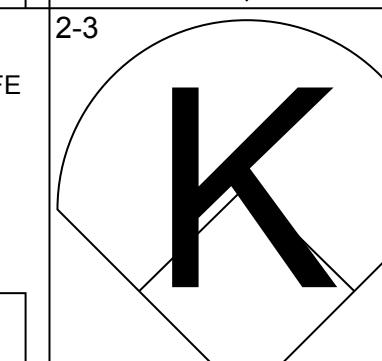
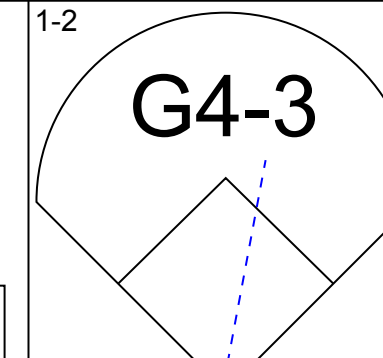
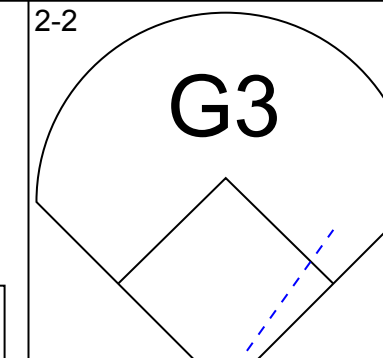
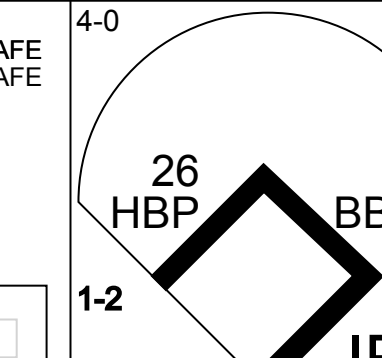
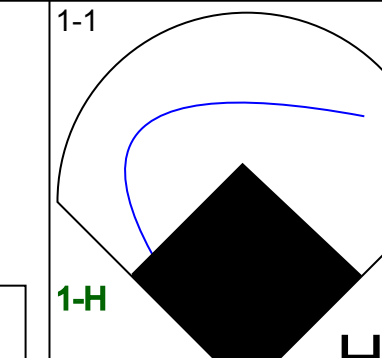
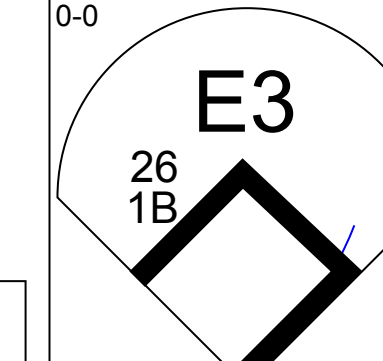
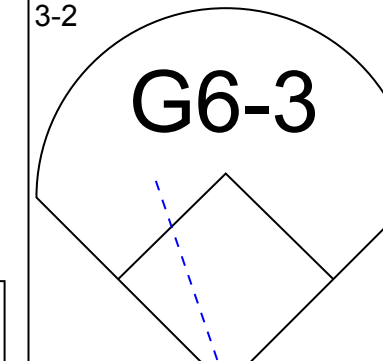
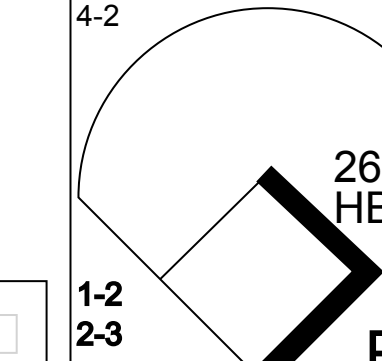
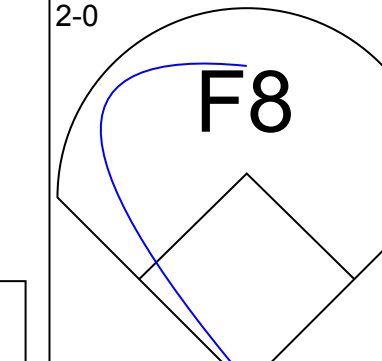
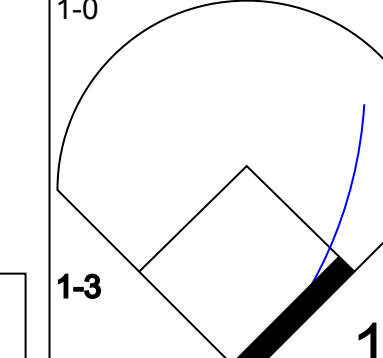
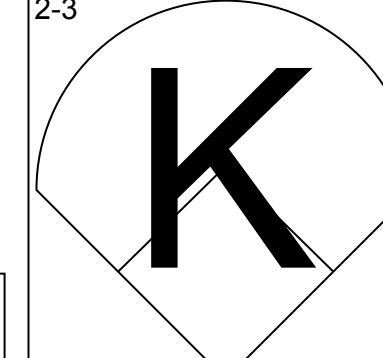
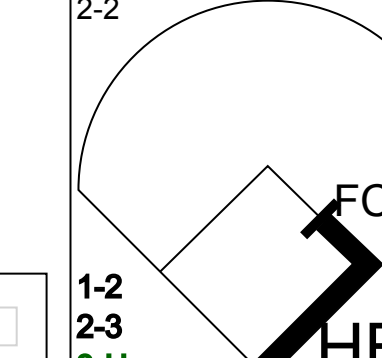
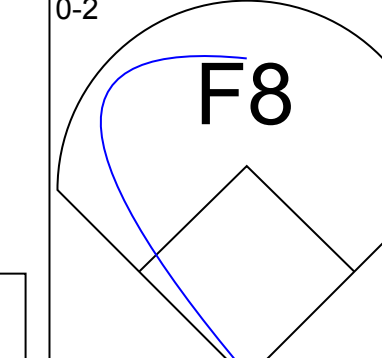
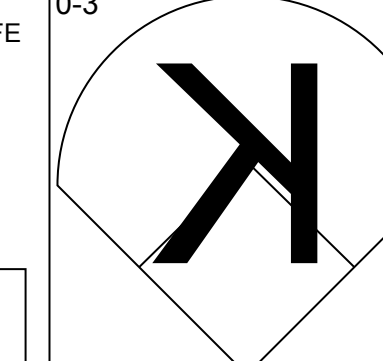
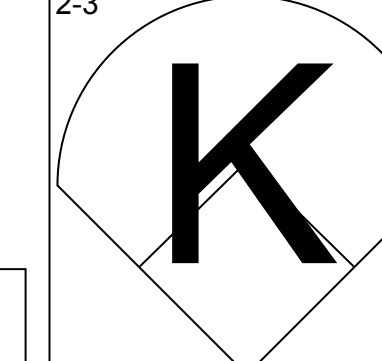
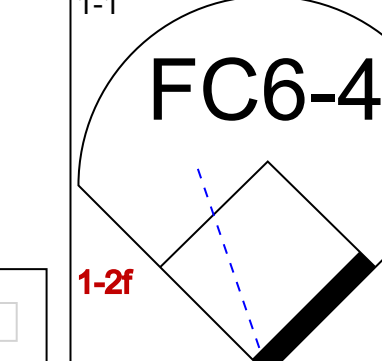
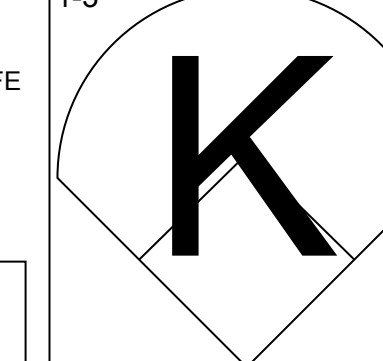
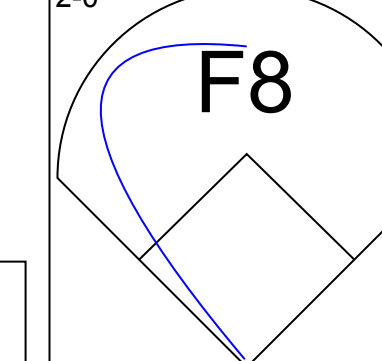
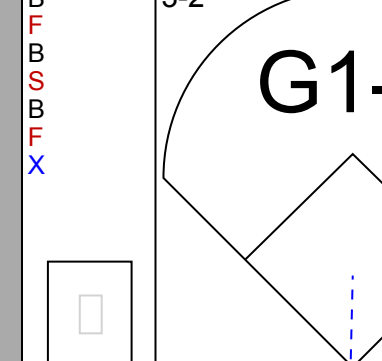
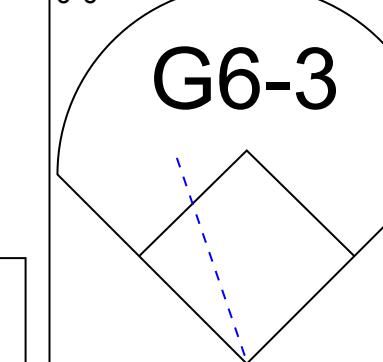
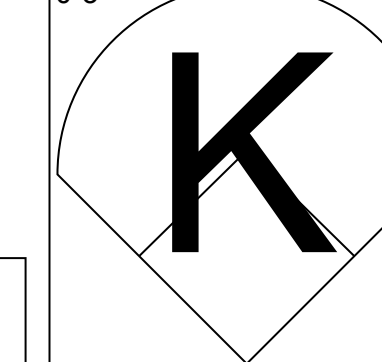
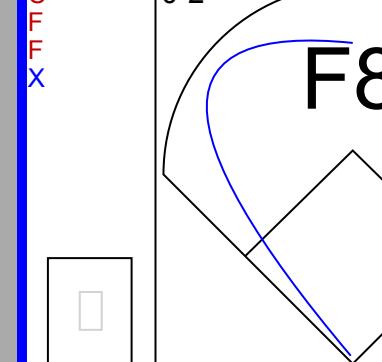




Batter	1	2	3	4	5	6	7	8	9	AB	R	H	RBI	BB	SO	LOB	TOP					
Rafael Furcal, S OBP: 0.328, SLG: 0.381 (1, 6)										4	0	1	0	0	3	0	<p>Atlanta Braves @ Philadelphia Phillies</p> <p>Citizens Bank Park, Philadelphia, PA</p> <p>Sun May 30 2004, 1:35 PM EDT</p> <p>Att: 44,304 - Sunny - 68 F</p>					
Nick Green, R OBP: 0.393, SLG: 0.396 (1, 4)										4	0	1	0	0	2	1						
J.D. Drew, L OBP: 0.412, SLG: 0.560 (1, 9)										3	1	0	0	1	0	2						
Andruw Jones, R OBP: 0.344, SLG: 0.530 (1, 8)										4	0	1	1	0	1	2						
Mike Hessman, R OBP: 0.167, SLG: 0.200 (1, 3)										4	0	0	0	0	0	1						
Mark DeRosa, R OBP: 0.288, SLG: 0.313 (1, 5)										3	0	0	0	1	1	0						
Eli Marrero, R OBP: 0.138, SLG: 0.269 (1, 7)										4	0	1	0	0	1	1						
Eddie Pérez, R OBP: 0.240, SLG: 0.234 (1, 2)										2	0	0	0	1	0	1						
Travis Smith, R (1, 1)										2	0	0	0	0	0	1						
10 Chipper Jones, S OBP: 0.391, SLG: 0.482 (7, PH)										1	0	0	0	0	1	2						
Antonio Alfonseca, R (7, 1)										0	0	0	0	0	0	0						
Armando Almanza, L (8, 1)										0	0	0	0	0	0	0						
<b>Inning Stats</b>	R: 0 E: 0 K: 2 S: 9	H: 0 LOB: 0 BB: 0 P: 14	R: 0 E: 0 K: 1 S: 9	H: 0 LOB: 0 BB: 0 P: 15	R: 0 E: 0 K: 0 S: 6	H: 0 LOB: 0 BB: 0 P: 9	R: 1 E: 0 K: 1 S: 17	H: 2 LOB: 1 BB: 0 P: 24	R: 0 E: 0 K: 0 S: 7	H: 1 LOB: 1 BB: 0 P: 10	R: 0 E: 0 K: 2 S: 8	H: 0 LOB: 1 BB: 1 P: 17	R: 0 E: 0 K: 2 S: 16	H: 0 LOB: 2 BB: 2 P: 26	R: 0 E: 0 K: 1 S: 11	H: 1 LOB: 1 BB: 0 P: 18	R: 0 E: 0 K: 0 S: 9	H: 0 LOB: 0 BB: 0 P: 11	1B: 2 2B: 1 3B: 1 HR: 0	SF: 0 SAC: 0 DP: 0 HBP: 0	WP: 1 PB: 0 SB: 0 CS: 0	PA: 34
<b>PITCHER</b>	IP	WLS	BF	H	R	ER	SO	BB	IBB	HBP	BLK	WP	HR	S	P	ERA	WHIP					
Eric Milton, L ERA: 4.08 (1, 1)	7.0	W	27	3	1	1	8	3	0	0	0	1	0	72	115	1.29	0.857					
Rheal Cormier, L ERA: 4.21 (8, 1)	0.2	H	3	1	0	0	0	0	0	0	0	0	0	8	15	0.00	1.500					
Tim Worrell, R ERA: 3.0 (8, 1)	1.1	S	4	0	0	0	1	0	0	0	0	0	0	12	14	0.00	0.000					

AB	31
R	1
H	4
RBI	1
BB	3
SO	9
LOB	11



Batter	1	2	3	4	5	6	7	8	9	AB	R	H	RBI	BB	SO	LOB	BOTTOM					
Marlon Byrd, R OBP: 0.307, SLG: 0.314 (1, 8)										4	0	0	0	0	0	0	<p>Atlanta Braves @ Philadelphia Phillies</p> <p>Citizens Bank Park, Philadelphia, PA</p> <p>Sun May 30 2004, 1:35 PM EDT</p> <p>Att: 44,304 - Sunny - 68 F</p>					
David Bell, R OBP: 0.371, SLG: 0.475 (1, 5)										3	2	2	1	0	0	0						
Bobby Abreu, L OBP: 0.403, SLG: 0.547 (1, 9)										4	1	0	0	0	1	2						
Jim Thome, L OBP: 0.423, SLG: 0.655 (1, 3)										3	1	1	2	1	0	0						
Pat Burrell, R OBP: 0.421, SLG: 0.538 (1, 7)										3	0	0	0	1	0	0						
26 Chase Utley, L OBP: 0.315, SLG: 0.543 (1, 4)										3	0	1	1	0	1	0						
Mike Lieberthal, R OBP: 0.292, SLG: 0.399 (1, 2)										3	0	0	0	0	2	5						
Tomas Perez, S OBP: 0.290, SLG: 0.552 (1, 6)										3	0	0	0	0	1	2						
Eric Milton, L OBP: 0.190, SLG: 0.105 (1, 1)										2	0	0	0	0	1	2						
Jason Michaels, R OBP: 0.345, SLG: 0.333 (7, PH)										1	0	0	0	0	0	0						
Rheal Cormier, L (8, 1)										0	0	0	0	0	0	0						
Tim Worrell, R (8, 1)										0	0	0	0	0	0	0						
<b>Inning Stats</b>	R: 1 E: 0 K: 0 S: 9	H: 1 LOB: 0 BB: 0 P: 13	R: 0 E: 1 K: 2 S: 9	H: 1 LOB: 2 BB: 0 P: 11	R: 0 E: 0 K: 0 S: 8	H: 0 LOB: 0 BB: 0 P: 13	R: 0 E: 0 K: 1 S: 12	H: 0 LOB: 0 BB: 0 P: 19	R: 0 E: 0 K: 2 S: 7	H: 0 LOB: 0 BB: 0 P: 11	R: 1 E: 0 K: 0 S: 16	H: 1 LOB: 3 BB: 2 P: 31	R: 0 E: 1 K: 0 S: 9	H: 0 LOB: 0 BB: 0 P: 13	R: 2 E: 0 K: 1 S: 11	H: 1 LOB: 0 BB: 0 P: 17	1B: 2 2B: 0 3B: 0 HR: 2	SF: 0 SAC: 0 DP: 0 HBP: 2	WP: 0 PB: 0 SB: 1 CS: 1	PA: 34		
<b>PITCHER</b>	IP	WLS	BF	H	R	ER	SO	BB	IBB	HBP	BLK	WP	HR	S	P	ERA	WHIP					
Travis Smith, R ERA: 3.0 (1, 1)	6.0	L	25	3	2	2	5	1	1	1	0	0	1	61	98	3.00	0.667					
Antonio Alfonseca, R ERA: 3.0 (7, 1)	1.0		3	0	0	0	0	0	0	0	0	0	0	9	13	0.00	0.000					
Armando Almanza, L ERA: 6.75 (8, 1)	1.0		5	1	2	2	1	0	0	1	0	0	1	11	17	18.00	1.000					

AB	29
R	4
H	4
RBI	4
BB	2
SO	6
LOB	11









Batter	1	2	3	4	5	6	7	8	9	AB	R	H	RBI	BB	SO	LOB	TOP					
<b>Brad Wilkerson, L</b> (1, 7) OBP: 0.338, SLG: 0.418	G3	K		G1-3			HR	F9		5	1	1	1	0	1	4	<b>Montreal Expos @ Atlanta Braves</b> Turner Field, Atlanta, GA Tue Jun 01 2004, 7:35 PM EDT Att: 20,271 - Unknown - 74 F					
<b>Andy Chavez, L</b> (1, 8) OBP: 0.303, SLG: 0.409	1B	E6		G3-1			G5-3		G1-3	5	0	1	0	0	0	1						
<b>Jose Vidro, S</b> (1, 4) OBP: 0.307, SLG: 0.350	1B	1B			F9		F8		K	5	0	2	1	0	1	0						
<b>Tony Batista, R</b> (1, 5) OBP: 0.287, SLG: 0.347	F6	F7			F8			G5-3	E4	5	0	0	0	0	0	4						
<b>Orlando Cabrera, R</b> (1, 6) OBP: 0.267, SLG: 0.315	F7			G5-3				E3	FC6-4	5	1	0	0	0	0	3						
<b>24 Nick Johnson, L</b> (1, 3) OBP: 0.476, SLG: 0.529		1B				P4		1B		3	2	2	0	1	0	0						
<b>Juan Rivera, R</b> (1, 9) OBP: 0.333, SLG: 0.378		1B		F9				1B		2	1	1	1	2	0	1						
<b>Brian Schneider, L</b> (1, 2) OBP: 0.301, SLG: 0.465		1B		L8		L3		1B		4	1	2	2	0	0	2						
<b>Tony Armas, R</b> (1, 1) <b>Jeremy Fikac, R</b> (6, 1)	SH2-4			K				SH1		1	0	0	0	0	1	0						
<b>Matt Cepicky, L</b> (7, PH) <b>32 Chad Cordero, R</b> (7, 1) <b>Rocky Biddle, R</b> (9, 1)										0	0	0	0	0	0	0						
<b>Inning Stats</b>	R: 0 E: 0 K: 0 S: 13	H: 2 LOB: 2 BB: 0 P: 18	R: 3 E: 1 K: 1 S: 17	H: 3 LOB: 2 BB: 1 P: 28	R: 0 E: 0 K: 0 S: 4	H: 0 LOB: 1 BB: 1 P: 11	R: 0 E: 0 K: 1 S: 7	H: 0 LOB: 0 BB: 0 P: 13	R: 0 E: 0 K: 0 S: 3	H: 0 LOB: 0 BB: 0 P: 6	R: 0 E: 0 K: 0 S: 3	H: 0 LOB: 0 BB: 0 P: 10	R: 1 E: 0 K: 1 S: 9	H: 1 LOB: 0 BB: 0 P: 14	R: 2 E: 1 K: 0 S: 21	H: 3 LOB: 2 BB: 0 P: 31	R: 0 E: 1 K: 1 S: 9	H: 0 LOB: 1 BB: 0 P: 15	1B: 7 2B: 2 3B: 0 HR: 1	SF: 0 SAC: 2 DP: 1 HBP: 0	WP: 0 PB: 0 SB: 0 CS: 0	PA: 41
<b>PITCHER</b>	IP	WLS	BF	H	R	ER	SO	BB	IBB	HBP	BLK	WP	HR	S	P	ERA	WHIP					
<b>Jaret Wright, R</b> (1, 1) ERA: 3.85	7.0		30	6	4	2	3	3	0	0	0	0	1	57	100	2.57	1.286					
<b>Kevin Gryboski, R</b> (8, 1) ERA: 1.5	0.2		6	3	2	1	0	0	0	0	0	0	0	18	25	13.50	4.500					
<b>Armando Almanza, L</b> (8, 1) ERA: 5.4	1.1	W	5	0	0	0	1	0	0	0	0	0	0	12	21	0.00	0.000					

AB	36
R	6
H	9
RBI	5
BB	3
SO	4
LOB	15



Batter	1	2	3	4	5	6	7	8	9	AB	R	H	RBI	BB	SO	LOB	BOTTOM					
<b>Rafael Furcal, S</b> (1, 6) OBP: 0.317, SLG: 0.360	P5		K			F9	K		P4	5	0	0	0	0	2	3	<b>Montreal Expos @ Atlanta Braves</b> Turner Field, Atlanta, GA Tue Jun 01 2004, 7:35 PM EDT Att: 20,271 - Unknown - 74 F					
<b>Nick Green, R</b> (1, 4) OBP: 0.391, SLG: 0.483	S			K		K		L5	HR	4	1	1	3	1	2	0						
<b>J.D. Drew, L</b> (1, 9) OBP: 0.419, SLG: 0.590	K			G3-1		1B		2B	HR	3	3	1	1	2	1	1						
<b>10 Chipper Jones, S</b> (1, 7) OBP: 0.388, SLG: 0.443	G4-3			G4-3		1B		F9		2	0	0	0	0	0	1						
<b>Dewayne Wise, L</b> (5, 7) OBP: 0.236, SLG: 0.463						1B		1B		2	0	1	0	0	0	1						
<b>Johnny Estrada, S</b> (1, 2) OBP: 0.407, SLG: 0.513			G6-4-3		K	1B		2B		3	0	2	2	1	1	0						
<b>Andruw Jones, R</b> (1, 8) OBP: 0.345, SLG: 0.542	G6-4-3			HR		G6-3		K		4	1	1	1	0	1	4						
<b>Mark DeRosa, R</b> (1, 5) OBP: 0.272, SLG: 0.321	G5-3				1B			1B		4	1	2	0	0	0	0						
<b>Mike Hessman, R</b> (1, 3) OBP: 0.140, SLG: 0.167			F8		F7		K		K	4	0	0	0	0	2	3						
<b>Jaret Wright, R</b> (1, 1) ERA: 3.18	5.2		22	3	2	2	7	3	0	0	0	0	0	0	0	2		1				
<b>Julio Franco, R</b> (7, PH) ERA: 5.12	0.1	H	2	1	0	0	0	0	0	0	0	0	0	0	0	1	1					
<b>Kevin Gryboski, R</b> (8, 1) ERA: 1.48	2.0	H	9	2	1	1	4	1	0	0	0	0	0	0	0	0	0					
<b>Eli Marrero, R</b> (9, PH) ERA: 6.88	0.2	L	6	3	4	0	1	0	0	0	0	0	0	0	0	0	0					
<b>Inning Stats</b>	R: 0 E: 0 K: 1 S: 8	H: 0 LOB: 1 BB: 1 P: 18	R: 0 E: 0 K: 0 S: 3	H: 0 LOB: 0 BB: 1 P: 9	R: 0 E: 0 K: 2 S: 9	H: 0 LOB: 0 BB: 0 P: 13	R: 0 E: 0 K: 1 S: 5	H: 0 LOB: 0 BB: 0 P: 11	R: 1 E: 0 K: 2 S: 13	H: 2 LOB: 1 BB: 0 P: 20	R: 1 E: 0 K: 1 S: 14	H: 2 LOB: 2 BB: 1 P: 25	R: 0 E: 0 K: 3 S: 12	H: 1 LOB: 1 BB: 0 P: 15	R: 1 E: 0 K: 1 S: 13	H: 1 LOB: 1 BB: 1 P: 21	R: 4 E: 1 K: 1 S: 12	H: 3 LOB: 0 BB: 0 P: 21	1B: 5 2B: 1 3B: 0 HR: 3	SF: 0 SAC: 0 DP: 1 HBP: 0	WP: 1 PB: 0 SB: 1 CS: 0	PA: 39
<b>PITCHER</b>	IP	WLS	BF	H	R	ER	SO	BB	IBB	HBP	BLK	WP	HR	S	P	ERA	WHIP					
<b>Tony Armas, R</b> (1, 1)	5.2		22	3	2	2	7	3	0	0	0	0	0	4	8	0.00	3.000					
<b>Jeremy Fikac, R</b> (6, 1)	0.1	H	2	1	0	0	0	0	0	0	0	0	0	4	8	0.00	3.000					
<b>32 Chad Cordero, R</b> (7, 1)	2.0	H	9	2	1	1	4	1	0	0	0	1	0	25	36	4.50	1.500					
<b>Rocky Biddle, R</b> (9, 1)	0.2	L	6	3	4	0	1	0	0	0	0	0	2	12	21	0.00	4.500					





Batter	1	2	3	4	5	6	7	8	9	AB	R	H	RBI	BB	SO	LOB	TOP					
<b>Endy Chavez, L</b> OBP: 0.304, SLG: 0.403	G6-3		G4-3				B3-4	G6-3		5	0	1	0	1	0	3	<b>Montreal Expos @ Atlanta Braves</b> Turner Field, Atlanta, GA Wed Jun 02 2004, 7:05 PM EDT Att: 21,055 - Overcast - 72 F					
<b>Jose Vidro, S</b> OBP: 0.313, SLG: 0.351	G5-3	G5-3					F8		24 S	5	1	2	0	1	0	3						
<b>Tony Batista, R</b> OBP: 0.294, SLG: 0.352	WP									6	2	3	0	0	0	4						
<b>Orlando Cabrera, R</b> OBP: 0.282, SLG: 0.328										4	2	3	1	2	0	2						
<b>24 Nick Johnson, L</b> OBP: 0.481, SLG: 0.524	F7									4	2	1	1	2	1	4						
<b>Juan Rivera, R</b> OBP: 0.351, SLG: 0.388										5	0	3	2	1	1	3						
<b>Brad Wilkerson, L</b> OBP: 0.338, SLG: 0.418										5	1	1	1	1	2	8						
<b>Einar Diaz, R</b> OBP: 0.270, SLG: 0.281										4	0	2	3	0	0	3						
<b>Claudio Vargas, R</b> OBP: 0.053, SLG: 0.053	SH1-4									2	0	0	0	0	0	4						
<b>Chad Bentz, R</b> OBP: 0.667, SLG: 1.000										0	0	0	0	0	0	0						
<b>Luis Ayala, R</b> OBP: 0.667, SLG: 1.000										1	0	1	0	0	0	0						
<b>Rocky Biddle, R</b> OBP: 0.667, SLG: 1.000										0	0	0	0	0	0	0						
<b>Inning Stats</b>	R: 0 E: 0 K: 0 S: 11	H: 1 LOB: 2 BB: 1 P: 23	R: 0 E: 1 K: 1 S: 12	H: 1 LOB: 3 BB: 1 P: 20	R: 3 E: 1 K: 1 S: 15	H: 4 LOB: 2 BB: 1 P: 25	R: 3 E: 1 K: 0 S: 16	H: 2 LOB: 2 BB: 2 P: 29	R: 0 E: 0 K: 0 S: 10	H: 2 LOB: 1 BB: 1 P: 14	R: 0 E: 0 K: 0 S: 13	H: 1 LOB: 2 BB: 1 P: 18	R: 0 E: 0 K: 0 S: 10	H: 2 LOB: 0 BB: 0 P: 15	R: 2 E: 0 K: 1 S: 15	H: 3 LOB: 1 BB: 2 P: 19	R: 0 E: 0 K: 1 S: 10	H: 1 LOB: 3 BB: 2 P: 24	1B: 13 2B: 4 3B: 0 HR: 0	SF: 1 SAC: 2 DP: 1 HBP: 0	WP: 2 PB: 0 SB: 3 CS: 0	PA: 52
<b>PITCHER</b>	IP	WLS	BF	H	R	ER	SO	BB	IBB	HBP	BLK	WP	HR	S	P	ERA	WHIP					
<b>Mike Hampton, L</b> ERA: 5.49	3.0	L	23	7	6	4	2	5	0	0	0	1	0	43	82	12.00	4.000					
<b>Antonio Alfonseca, R</b> ERA: 2.88	1.0		4	1	0	0	0	0	0	0	0	0	0	11	15	0.00	1.000					
<b>Juan Cruz, R</b> ERA: 3.13	2.0		9	3	0	0	0	1	0	0	0	0	0	23	32	0.00	2.000					
<b>C.J. Nitkowski, L</b> ERA: 4.8	2.0		10	5	2	2	1	0	0	0	0	1	0	25	34	9.00	2.500					
<b>Armando Almanza, L</b> ERA: 4.7	1.0		6	1	0	0	1	1	1	0	0	0	0	10	24	0.00	2.000					

AB	41
R	8
H	17
RBI	8
BB	8
SO	4
LOB	34



Batter	1	2	3	4	5	6	7	8	9	AB	R	H	RBI	BB	SO	LOB	BOTTOM				
<b>Rafael Furcal, S</b> OBP: 0.313, SLG: 0.353	K		G4-3	P3			B1-3		G3	5	0	1	0	0	1	0	<b>Montreal Expos @ Atlanta Braves</b> Turner Field, Atlanta, GA Wed Jun 02 2004, 7:05 PM EDT Att: 21,055 - Overcast - 72 F				
<b>Nick Green, R</b> OBP: 0.365, SLG: 0.446	F9		G1-4-3				K		F7	5	0	0	0	0	1	1					
<b>J.D. Drew, L</b> OBP: 0.423, SLG: 0.588	WP									4	2	2	0	1	0	1					
<b>Johnny Estrada, S</b> OBP: 0.413, SLG: 0.516										3	0	1	1	2	0	1					
<b>Andrew Jones, R</b> OBP: 0.348, SLG: 0.536										2	0	0	0	2	1	2					
<b>Dewayne Wise, L</b> OBP: 0.267, SLG: 0.490										3	1	1	2	0	0	2					
<b>Mark DeRosa, R</b> OBP: 0.267, SLG: 0.314										4	0	0	0	0	0	3					
<b>Mike Hessman, R</b> OBP: 0.167, SLG: 0.250										4	1	2	1	0	0	0					
<b>Mike Hampton, R</b> ERA: 5.49										1	0	0	0	0	1	0					
<b>Antonio Alfonseca, R</b> ERA: 2.88										0	0	0	0	0	0	0					
<b>Jesse Garcia, R</b> ERA: 5.14										1	0	0	0	0	0	0					
<b>Juan Cruz, R</b> ERA: 3.13										0	0	0	0	0	0	0					
<b>Ei Marrero, R</b> ERA: 5.14										1	0	0	0	0	0	0					
<b>C.J. Nitkowski, L</b> ERA: 4.8										0	0	0	0	0	0	0					
<b>Julio Franco, R</b> ERA: 4.7										1	0	0	0	0	0	1					
<b>Armando Almanza, L</b> ERA: 4.7										0	0	0	0	0	0	0					
<b>Inning Stats</b>	R: 1 E: 0 K: 1 S: 12	H: 2 LOB: 0 BB: 1 P: 24	R: 0 E: 0 K: 1 S: 8	H: 0 LOB: 0 BB: 0 P: 13	R: 1 E: 0 K: 0 S: 10	H: 0 LOB: 3 BB: 3 P: 24	R: 0 E: 0 K: 0 S: 10	H: 0 LOB: 0 BB: 0 P: 12	R: 0 E: 0 K: 2 S: 14	H: 2 LOB: 2 BB: 1 P: 20	R: 0 E: 0 K: 2 S: 14	H: 1 LOB: 1 BB: 1 P: 23	R: 0 E: 0 K: 0 S: 9	H: 1 LOB: 1 BB: 0 P: 12	R: 0 E: 0 K: 0 S: 13	H: 1 LOB: 0 BB: 0 P: 15	1B: 4 2B: 1 3B: 0 HR: 2	SF: 0 SAC: 0 DP: 0 HBP: 1	WP: 2 PB: 0 SB: 0 CS: 0	PA: 40	
<b>PITCHER</b>	IP	WLS	BF	H	R	ER	SO	BB	IBB	HBP	BLK	WP	HR	S	P	ERA	WHIP				
<b>Claudio Vargas, R</b> ERA: 5.25	6.0	W	27	4	4	4	2	4	0	1	0	1	0	61	104	6.00	1.333				
<b>Chad Bentz, L</b> ERA: 5.14	0.2	H	4	1	0	0	1	1	0	0	0	1	0	11	19	0.00	3.000				
<b>Luis Ayala, R</b> ERA: 3.58	1.1	H	5	1	0	0	1	0	0	0	0	0	0	12	16	0.00	0.750				
<b>Rocky Biddle, R</b> ERA: 6.5	1.0		4	1	0	0	0	0	0	0	0	0	0	13	15	0.00	1.000				





Batter	1	2	3	4	5	6	7	8	9	AB	R	H	RBI	BB	SO	LOB	TOP										
11 Jimmy Rollins, S OBP: 0.313, SLG: 0.358	L8		E6		K		F9		G3-1	5	0	0	0	0	1	2											
David Bell, R OBP: 0.389, SLG: 0.461	G4-3		K							4	0	2	0	0	1	1											
Tomas Perez, S OBP: 0.304, SLG: 0.531										1	1	0	0	0	0	0											
Bobby Abreu, L OBP: 0.404, SLG: 0.536	G3-1				L8		G6-3			4	0	1	0	0	0	1											
Jim Thome, L OBP: 0.409, SLG: 0.630										4	1	2	1	0	0	2											
Pat Burrell, R OBP: 0.420, SLG: 0.532										2	1	2	1	2	0	0											
26 Chase Utley, L OBP: 0.270, SLG: 0.488										4	1	1	2	0	1	4											
Mike Lieberthal, R OBP: 0.287, SLG: 0.382										4	0	2	0	0	0	1											
Marlon Byrd, R OBP: 0.299, SLG: 0.305										4	0	1	0	0	1	1											
Josh Hancock, R OBP: 0.276, SLG: 0.290										0	0	0	0	0	0	0											
Doug Glanville, R OBP: 0.245, SLG: 0.258										1	0	0	0	0	0	0											
Ricky Ledee, L OBP: 0.245, SLG: 0.258										0	0	0	0	0	0	2											
Geoff Geary, R OBP: 0.233, SLG: 0.276										0	0	0	0	0	0	0											
Jason Michaels, R OBP: 0.233, SLG: 0.276										1	0	0	0	0	0	1											
<b>Inning Stats</b>	R: 0 E: 0 K: 0 S: 4	H: 0 LOB: 0 BB: 0 P: 7	R: 0 E: 0 K: 0 S: 9	H: 0 LOB: 1 BB: 1 P: 15	R: 0 E: 1 K: 1 S: 10	H: 0 LOB: 1 BB: 0 P: 15	R: 1 E: 0 K: 0 S: 10	H: 2 LOB: 0 BB: 0 P: 15	R: 0 E: 0 K: 1 S: 7	H: 0 LOB: 1 BB: 1 P: 14	R: 0 E: 0 K: 1 S: 8	H: 2 LOB: 2 BB: 1 P: 14	R: 0 E: 0 K: 0 S: 9	H: 2 LOB: 1 BB: 0 P: 13	R: 3 E: 0 K: 1 S: 16	H: 5 LOB: 1 BB: 0 P: 26	R: 0 E: 0 K: 1 S: 9	H: 0 LOB: 0 BB: 0 P: 9	1B: 9 2B: 0 3B: 0 HR: 2	SF: 0 SAC: 0 DP: 4 HBP: 0	WP: 0 PB: 0 SB: 0 CS: 0	PA: 38					
<b>PITCHER</b>	IP	WLS	BF	H	R	ER	SO	BB	IBB	HBP	BLK	WP	HR	S	P	ERA	WHIP										
John Thomson, R ERA: 3.79	7.0	W	28	6	1	1	3	3	0	0	0	0	1	57	93	1.29	1.286										
Chris Reitsma, R ERA: 3.41	1.0		7	5	3	3	1	0	0	0	0	0	1	16	26	27.00	5.000										
29 John Smoltz, R ERA: 2.42	1.0		3	0	0	0	1	0	0	0	0	0	0	9	9	0.00	0.000										

Philadelphia Phillies @ Atlanta Braves  
Turner Field, Atlanta, GA  
Thu Jun 03 2004, 7:35 PM EDT  
Att: 23,405 - Unknown - 75 F

AB 35  
R 4  
H 11  
RBI 4  
BB 3  
SO 5  
LOB 14



Batter	1	2	3	4	5	6	7	8	9	AB	R	H	RBI	BB	SO	LOB	BOTTOM										
Rafael Furcal, S OBP: 0.324, SLG: 0.371	2B	G3		K	G1-3			BLK		5	2	3	0	0	1	2											
Dewayne Wise, L OBP: 0.264, SLG: 0.476	2B	G3		K						5	1	1	0	0	1	2											
J.D. Drew, L OBP: 0.423, SLG: 0.582	F7	1B		HR						5	1	2	1	0	0	3											
Johnny Estrada, S OBP: 0.420, SLG: 0.547	HR	1B		HR						4	2	3	3	0	0	0											
Andrew Jones, R OBP: 0.346, SLG: 0.528	HR	1B		HR						3	1	0	0	1	2	2											
Chris Reitsma, R OBP: 0.167, SLG: 0.250	HR	BB		F8						0	0	0	0	0	0	0											
Mike Hessman, R OBP: 0.167, SLG: 0.250	HR	BB		F8						0	0	0	0	0	0	0											
Julio Franco, R OBP: 0.383, SLG: 0.514	HR	K								4	1	2	4	0	2	2											
29 John Smoltz, R ERA: 2.42	HR	K								0	0	0	0	0	0	0											
Nick Green, R OBP: 0.359, SLG: 0.426	K			L8						3	0	0	0	1	1	1											
Mark DeRosa, R OBP: 0.271, SLG: 0.323	2B			G6-3						4	0	2	0	0	0	1											
John Thomson, R OBP: 0.136, SLG: 0.182	F9			G5-3						3	0	0	0	0	0	3											
Eli Marrero, R OBP: 0.156, SLG: 0.276				G5-3						1	0	0	0	0	1	0											
<b>Inning Stats</b>	R: 5 E: 0 K: 1 S: 18	H: 5 LOB: 1 BB: 1 P: 27	R: 1 E: 0 K: 2 S: 21	H: 3 LOB: 2 BB: 0 P: 28	R: 0 E: 0 K: 0 S: 7	H: 0 LOB: 0 BB: 0 P: 11	R: 2 E: 0 K: 2 S: 10	H: 2 LOB: 0 BB: 0 P: 16	R: 0 E: 0 K: 0 S: 12	H: 2 LOB: 2 BB: 0 P: 15	R: 0 E: 0 K: 0 S: 5	H: 0 LOB: 0 BB: 0 P: 8	R: 0 E: 0 K: 2 S: 13	H: 0 LOB: 1 BB: 1 P: 24	R: 0 E: 0 K: 1 S: 8	H: 1 LOB: 1 BB: 0 P: 11	1B: 8 2B: 3 3B: 0 HR: 2	SF: 0 SAC: 0 DP: 0 HBP: 0	WP: 0 PB: 0 SB: 0 CS: 0	PA: 39							
<b>PITCHER</b>	IP	WLS	BF	H	R	ER	SO	BB	IBB	HBP	BLK	WP	HR	S	P	ERA	WHIP										
Josh Hancock, R ERA: 11.57	2.0	L	15	8	6	6	3	1	0	0	0	0	1	39	55	27.00	4.500										
Elizardo Ramirez, R ERA: 3.38	4.0		16	4	2	2	2	0	0	0	0	0	1	34	50	4.50	1.000										
Geoff Geary, R ERA: 3.38	2.0		8	1	0	0	3	1	0	0	1	0	0	21	35	0.00	1.000										

Philadelphia Phillies @ Atlanta Braves  
Turner Field, Atlanta, GA  
Thu Jun 03 2004, 7:35 PM EDT  
Att: 23,405 - Unknown - 75 F

AB 37  
R 8  
H 13  
RBI 8  
BB 2  
SO 8  
LOB 16





Batter	1	2	3	4	5	6	7	8	9	AB	R	H	RBI	BB	SO	LOB	TOP					
11 Jimmy Rollins, S OBP: 0.315, SLG: 0.364	0-1 SH2-3 HR 1B	1-1 G3			2-2 F8		2-0 G1-3	0-0		5	1	2	3	0	0	2						
Tomas Perez, S OBP: 0.315, SLG: 0.544	0-0 SH2-3 1-2		1-2 P6		1-1			1-1		4	1	2	0	0	0	1						
Bobby Abreu, L OBP: 0.404, SLG: 0.545	2-2		3-1 L3		2-2			4-2		4	2	1	2	1	0	2						
Jim Thome, L OBP: 0.414, SLG: 0.625	3-3		1-2		4-2			4-0		3	1	1	0	2	2	0						
Pat Burrell, R OBP: 0.415, SLG: 0.522	2-2				0-0			1-0		5	0	1	0	0	1	3						
26 Chase Utley, L OBP: 0.266, SLG: 0.473	2-3				1-1			0-1		5	1	1	0	0	2	3						
Mike Lieberthal, R OBP: 0.296, SLG: 0.408		2-1			0-0			3-1		4	2	2	2	0	0	0						
Marlon Byrd, R OBP: 0.302, SLG: 0.304		3-1			1-2			4-2		4	1	1	0	1	1	3						
Eric Milton, L OBP: 0.167, SLG: 0.091		2-3			1-2			1-3		3	0	0	0	0	2	1						
Ricky Ledesma, L ERA: 4.97, SLG: 0.543										1	0	0	0	0	1	3						
63 Ryan Madson, L Roberto Hernandez, R										0	0	0	0	0	0	0						
										0	0	0	0	0	0	0						
<b>Inning Stats</b>	R: 2 E: 0 K: 2 S: 17	H: 3 LOB: 1 BB: 0 P: 26	R: 0 E: 0 K: 1 S: 10	H: 1 LOB: 1 BB: 0 P: 17	R: 0 E: 0 K: 1 S: 8	H: 0 LOB: 0 BB: 0 P: 13	R: 0 E: 0 K: 0 S: 4	H: 0 LOB: 0 BB: 0 P: 5	R: 0 E: 0 K: 1 S: 14	H: 1 LOB: 2 BB: 0 P: 21	R: 0 E: 0 K: 1 S: 9	H: 0 LOB: 0 BB: 1 P: 14	R: 1 E: 0 K: 1 S: 8	H: 1 LOB: 0 BB: 0 P: 13	R: 6 E: 1 K: 1 S: 18	H: 3 LOB: 1 BB: 3 P: 37	R: 0 E: 0 K: 2 S: 15	H: 2 LOB: 3 BB: 0 P: 22	1B: 6 2B: 3 3B: 0 HR: 2	SF: 0 SAC: 1 DP: 1 HBP: 1	WP: 0 PB: 0 SB: 0 CS: 0	PA: 44
<b>PITCHER</b>	IP WLS BF H R ER SO BB IBB HBP BLK WP HR S P ERA WHIP																					
Travis Smith, R ERA: 3.46	(1, 1) 7.0 L 28 6 3 3 6 1 0 0 0 0 0 2 70 109 3.86 1.000																					
Kevin Grysowski, R ERA: 2.45	(8, 1) 0.1 6 2 5 3 0 2 0 0 0 0 0 0 10 23 81.00 12.000																					
Juan Cruz, R ERA: 3.42	(8, 1) 0.2 4 1 1 0 1 1 0 0 0 0 0 0 8 14 0.00 3.000																					
C.J. Nitkowski, L ERA: 4.5	(9, 1) 1.0 6 2 0 0 2 0 0 1 0 0 0 0 15 22 0.00 2.000																					

Philadelphia Phillies @ Atlanta Braves  
Turner Field, Atlanta, GA  
Fri Jun 04 2004, 7:35 PM EDT  
Att: 27,699 - Cloudy - 80 F

AB	38
R	9
H	11
RBI	7
BB	4
SO	9
LOB	18



Batter	1	2	3	4	5	6	7	8	9	AB	R	H	RBI	BB	SO	LOB	BOTTOM					
Rafael Furcal, S OBP: 0.321, SLG: 0.362	0-1 G6-3						1-2			3	0	0	0	1	1	0						
Nick Green, R OBP: 0.366, SLG: 0.431	1-2		1-1		0-2			3-2		4	1	2	0	0	0	2						
Julio Franco, R C.J. Nitkowski, L	0-2		3-2		0-1			2-2		4	0	1	0	0	0	3						
Andruw Jones, R OBP: 0.341, SLG: 0.517	1-2		2-2		1-2			2-1		4	0	0	0	0	2	3						
Eddie Pérez, R OBP: 0.278, SLG: 0.280	0-1				0-0			4-0		3	0	2	1	1	0	0						
Eli Marrero, R OBP: 0.197, SLG: 0.250	4-0				0-1			1-2		3	0	0	0	1	0	2						
Mike Hessman, R OBP: 0.155, SLG: 0.232	1-3				2-2			2-2		4	0	0	0	0	1	5						
Jesse Garcia, R OBP: 0.262, SLG: 0.324		3-2			1-2			1-0		4	0	1	0	0	0	1						
Travis Smith, R Mark DeRosa, R Kevin Grysowski, R Juan Cruz, R Dewayne Wise, L OBP: 0.264, SLG: 0.476	(1, 1) 7.0 W 28 5 1 1 5 2 0 0 0 0 0 0 71 107 1.29 1.000																					
Eric Milton, L ERA: 3.78	(8, 1) 1.0 3 1 0 0 0 0 0 0 0 0 0 11 18 0.00 1.000																					
Roberto Hernandez, R ERA: 5.23	(9, 1) 1.0 4 0 0 0 0 0 1 0 0 0 0 0 7 15 0.00 1.000																					
<b>Inning Stats</b>	R: 1 E: 0 K: 2 S: 16	H: 3 LOB: 3 BB: 1 P: 23	R: 0 E: 0 K: 1 S: 8	H: 0 LOB: 0 BB: 0 P: 14	R: 0 E: 0 K: 0 S: 8	H: 0 LOB: 0 BB: 0 P: 14	R: 0 E: 0 K: 0 S: 7	H: 0 LOB: 0 BB: 0 P: 9	R: 0 E: 0 K: 1 S: 13	H: 1 LOB: 2 BB: 1 P: 18	R: 0 E: 0 K: 1 S: 11	H: 1 LOB: 1 BB: 0 P: 17	R: 0 E: 0 K: 0 S: 8	H: 0 LOB: 0 BB: 0 P: 12	R: 0 E: 0 K: 0 S: 11	H: 1 LOB: 0 BB: 0 P: 18	R: 0 E: 0 K: 0 S: 7	H: 0 LOB: 1 BB: 1 P: 15	1B: 5 2B: 1 3B: 0 HR: 0	SF: 0 SAC: 0 DP: 1 HBP: 0	WP: 0 PB: 0 SB: 0 CS: 0	PA: 35
<b>PITCHER</b>	IP WLS BF H R ER SO BB IBB HBP BLK WP HR S P ERA WHIP																					
Eric Milton, L ERA: 3.78	(1, 1) 7.0 W 28 5 1 1 5 2 0 0 0 0 0 0 71 107 1.29 1.000																					
63 Ryan Madson, R ERA: 1.07	(8, 1) 1.0 3 1 0 0 0 0 0 0 0 0 0 11 18 0.00 1.000																					
Roberto Hernandez, R ERA: 5.23	(9, 1) 1.0 4 0 0 0 0 0 1 0 0 0 0 0 7 15 0.00 1.000																					

Philadelphia Phillies @ Atlanta Braves  
Turner Field, Atlanta, GA  
Fri Jun 04 2004, 7:35 PM EDT  
Att: 27,699 - Cloudy - 80 F

AB	32
R	1
H	6
RBI	1
BB	3
SO	5
LOB	17





Batter	1	2	3	4	5	6	7	8	9	AB	R	H	RBI	BB	SO	LOB	TOP			
11 Jimmy Rollins, S OBP: 0.312, SLG: 0.360	G4-3	1B		K		FC4-6		G5-3		5	1	1	0	0	1	2	Philadelphia Phillies @ Atlanta Braves Turner Field, Atlanta, GA Sat Jun 05 2004, 1:20 PM EDT Att: 29,252 - Cloudy - 79 F			
Tomas Perez, S OBP: 0.308, SLG: 0.521	BB	1B		F7		F8		K		5	1	1	0	0	1	2				
Bobby Abreu, L OBP: 0.413, SLG: 0.547	BB	1B		S		G4-3	BB	F7		3	1	2	0	2	0	0				
Jim Thome, L OBP: 0.409, SLG: 0.610	1B	BB		K		K		K		4	1	0	0	1	4	4				
Ricky Ledee, L OBP: 0.414, SLG: 0.540	26	1B		F7		G4-3		G4-3		4	1	2	3	0	0	1				
26 Chase Utley, L OBP: 0.276, SLG: 0.468	1B	1B		CS	BB	G4-3		G4-3		3	0	1	1	1	1	3				
Todd Pratt, R OBP: 0.362, SLG: 0.325	1B			K		P4		G6-3	SH3-4	4	0	2	1	0	1	1				
Marlon Byrd, R OBP: 0.298, SLG: 0.299	K			G5-3		F8		SH3-4		3	0	0	0	0	1	2				
39 Brett Myers, R OBP: 0.273, SLG: 0.333	K			K				G6-3		3	0	1	0	0	2	2				
Pat Burrell, R OBP: 0.413, SLG: 0.520	K					11	FC4-6			1	0	0	0	0	0	1				
Rheal Cormier, L OBP: 0.273, SLG: 0.324										0	0	0	0	0	0	0				
Tim Worrell, R OBP: 0.273, SLG: 0.324										0	0	0	0	0	0	0				
<b>Inning Stats</b>	R: 4 E: 0 K: 2 S: 19	H: 4 W: 2 BB: 2 P: 32	R: 1 E: 0 K: 2 S: 18	H: 3 LOB: 2 BB: 0 P: 28	R: 0 E: 0 K: 2 S: 8	H: 0 LOB: 0 BB: 0 P: 11	R: 0 E: 0 K: 2 S: 13	H: 1 LOB: 1 BB: 0 P: 22	R: 0 E: 0 K: 0 S: 8	H: 0 LOB: 0 BB: 1 P: 11	R: 0 E: 0 K: 1 S: 11	H: 0 LOB: 1 BB: 1 P: 22	R: 0 E: 0 K: 0 S: 7	H: 1 LOB: 1 BB: 0 P: 12	R: 0 E: 0 K: 2 S: 9	H: 0 LOB: 0 BB: 0 P: 15	1B: 10 2B: 2 3B: 0 HR: 0	SF: 0 SAC: 1 DP: 0 HBP: 0	WP: 0 PB: 0 SB: 3 CS: 1	PA: 40
<b>PITCHER</b>	IP WLS BF H R ER SO BB IBB HBP BLK WP HR S P ERA WHIP	IP WLS BF H R ER SO BB IBB HBP BLK WP HR S P ERA WHIP	IP WLS BF H R ER SO BB IBB HBP BLK WP HR S P ERA WHIP	IP WLS BF H R ER SO BB IBB HBP BLK WP HR S P ERA WHIP	IP WLS BF H R ER SO BB IBB HBP BLK WP HR S P ERA WHIP	IP WLS BF H R ER SO BB IBB HBP BLK WP HR S P ERA WHIP	IP WLS BF H R ER SO BB IBB HBP BLK WP HR S P ERA WHIP	IP WLS BF H R ER SO BB IBB HBP BLK WP HR S P ERA WHIP	IP WLS BF H R ER SO BB IBB HBP BLK WP HR S P ERA WHIP	IP WLS BF H R ER SO BB IBB HBP BLK WP HR S P ERA WHIP	IP WLS BF H R ER SO BB IBB HBP BLK WP HR S P ERA WHIP	IP WLS BF H R ER SO BB IBB HBP BLK WP HR S P ERA WHIP	IP WLS BF H R ER SO BB IBB HBP BLK WP HR S P ERA WHIP	IP WLS BF H R ER SO BB IBB HBP BLK WP HR S P ERA WHIP	IP WLS BF H R ER SO BB IBB HBP BLK WP HR S P ERA WHIP	IP WLS BF H R ER SO BB IBB HBP BLK WP HR S P ERA WHIP	IP WLS BF H R ER SO BB IBB HBP BLK WP HR S P ERA WHIP			



AB	35
R	5
H	10
RBI	5
BB	4
SO	11
LOB	18

Batter	1	2	3	4	5	6	7	8	9	AB	R	H	RBI	BB	SO	LOB	BOTTOM			
Rafael Furcal, S OBP: 0.317, SLG: 0.356	G3	1B		G4-3		G4-3		G6-4-3		5	1	1	0	0	1	3	Philadelphia Phillies @ Atlanta Braves Turner Field, Atlanta, GA Sat Jun 05 2004, 1:20 PM EDT Att: 29,252 - Cloudy - 79 F			
Dewayne Wise, L OBP: 0.252, SLG: 0.454	G3			G4-3		G4-3		F9		5	0	0	0	0	1	2				
J.D. Drew, L OBP: 0.429, SLG: 0.581	1B	BB		G4-3		S	BB	K		2	1	1	0	2	1	0				
Johnny Estrada, S OBP: 0.422, SLG: 0.552	2B	1B		G4-3		G4-3		2B		4	1	2	1	0	0	2				
Julio Franco, R OBP: 0.371, SLG: 0.500	2B			G3-1		G4-3		G6-3		4	0	1	1	0	0	2				
Andruw Jones, R OBP: 0.343, SLG: 0.520	G6-3			FC5-4	BB	K		FC5	2B	3	0	1	1	1	1	1				
Nick Green, R OBP: 0.353, SLG: 0.413				K		K		E5		3	0	0	0	0	2	1				
10 Chipper Jones, S OBP: 0.385, SLG: 0.439				FC5-4		K				1	0	0	0	0	0	1				
Jesse Garcia, R OBP: 0.262, SLG: 0.324										0	0	0	0	0	0	0				
Mark DeRosa, R OBP: 0.269, SLG: 0.320	L3			K		G6-4-3	BB	FC5		4	0	1	0	0	1	3				
Russ Ortiz, R OBP: 0.374, SLG: 0.519										2	0	1	0	0	1	1				
Armedo Almanza, L OBP: 0.314, SLG: 0.419										0	0	0	0	0	0	0				
Eli Marrero, R OBP: 0.385, SLG: 0.439										0	0	0	0	0	0	0				
Antonio Alfonseca, R OBP: 0.273, SLG: 0.324										0	0	0	0	0	0	0				
C.J. Nitkowski, L OBP: 0.273, SLG: 0.324										1	0	0	0	0	1	0				
Eddie Pérez, R OBP: 0.273, SLG: 0.324										0	0	0	0	0	0	0				
<b>Inning Stats</b>	R: 2 E: 0 K: 0 S: 12	H: 3 W: 29 LOB: 1 P: 20	R: 0 E: 0 K: 1 S: 10	H: 1 LOB: 0 BB: 0 P: 12	R: 0 E: 0 K: 0 S: 11	H: 1 LOB: 1 BB: 0 P: 18	R: 0 E: 0 K: 2 S: 9	H: 0 LOB: 1 BB: 1 P: 15	R: 0 E: 0 K: 0 S: 13	H: 0 LOB: 0 BB: 1 P: 20	R: 0 E: 0 K: 0 S: 9	H: 0 LOB: 0 BB: 0 P: 12	R: 0 E: 0 K: 1 S: 11	H: 2 LOB: 2 BB: 0 P: 20	R: 0 E: 0 K: 3 S: 10	H: 0 LOB: 0 BB: 0 P: 15	1B: 5 2B: 3 3B: 0 HR: 0	SF: 0 SAC: 0 DP: 1 HBP: 0	WP: 0 PB: 0 SB: 2 CS: 0	PA: 38
<b>PITCHER</b>	IP WLS BF H R ER SO BB IBB HBP BLK WP HR S P ERA WHIP	IP WLS BF H R ER SO BB IBB HBP BLK WP HR S P ERA WHIP	IP WLS BF H R ER SO BB IBB HBP BLK WP HR S P ERA WHIP	IP WLS BF H R ER SO BB IBB HBP BLK WP HR S P ERA WHIP	IP WLS BF H R ER SO BB IBB HBP BLK WP HR S P ERA WHIP	IP WLS BF H R ER SO BB IBB HBP BLK WP HR S P ERA WHIP	IP WLS BF H R ER SO BB IBB HBP BLK WP HR S P ERA WHIP	IP WLS BF H R ER SO BB IBB HBP BLK WP HR S P ERA WHIP	IP WLS BF H R ER SO BB IBB HBP BLK WP HR S P ERA WHIP	IP WLS BF H R ER SO BB IBB HBP BLK WP HR S P ERA WHIP	IP WLS BF H R ER SO BB IBB HBP BLK WP HR S P ERA WHIP	IP WLS BF H R ER SO BB IBB HBP BLK WP HR S P ERA WHIP	IP WLS BF H R ER SO BB IBB HBP BLK WP HR S P ERA WHIP	IP WLS BF H R ER SO BB IBB HBP BLK WP HR S P ERA WHIP	IP WLS BF H R ER SO BB IBB HBP BLK WP HR S P ERA WHIP	IP WLS BF H R ER SO BB IBB HBP BLK WP HR S P ERA WHIP	IP WLS BF H R ER SO BB IBB HBP BLK WP HR S P ERA WHIP			



AB	34
R	3
H	8
RBI	3
BB	4
SO	9
LOB	16



Batter	1	2	3	4	5	6	7	8	9	AB	R	H	RBI	BB	SO	LOB	TOP			
11 Jimmy Rollins, S (1, 6) OBP: 0.320, SLG: 0.373	2-1 SH1-3 2B	1-2 F8			3-1 S 1B		1-0 1 SAFE 1B			4	1	3	0	0	0	0				
Tomas Perez, S (1, 5) OBP: 0.296, SLG: 0.500	0-0 SH1-3 2-3		2-1 P6		1-2 P5		1-2 G6-3			3	0	0	0	0	0	3				
Bobby Abreu, L (1, 9) OBP: 0.410, SLG: 0.546	1-0 HR 2B		1-3 K		1-0 G6-3			1-3 K		4	1	1	1	0	2	1				
Jim Thome, L (1, 3) OBP: 0.415, SLG: 0.629	1-1 3H 2H HR		4-2 BB			2-3 K		2-1 26 FC6 1B		3	1	2	2	1	1	0				
Pat Burrell, R (1, 7) OBP: 0.405, SLG: 0.508	0-3 K		2-3 K			3-2 G4-3		3-1 P4		4	0	0	0	0	2	2				
26 Chase Utley, L (1, 4) OBP: 0.265, SLG: 0.449	3-3 K			1-1 P4		1-2 G6-3		1-2 FC6		4	0	0	0	0	1	1				
Mike Lieberthal, R (1, 2) OBP: 0.300, SLG: 0.428		0-0 HR		0-1 G6-4-3 1B			0-0 G5-3		2-3 K	4	1	2	1	0	1	0	AB 34			
Doug Glanville, R (1, 8) OBP: 0.276, SLG: 0.278		0-1 P6		1-1 G6-4-3 1-2			1-2 11 1B 1B		1-2 G3	4	0	1	0	0	0	1	R 4			
Kevin Millwood, R (1, 1) OBP: 0.192, SLG: 0.269		1-3 K			2-3 K		1-1 F8		0-3 K	2	0	0	0	0	2	0	H 9			
Amaury Telemaco, R (5, 1)										0	0	0	0	0	0	0	RBI 4			
Ricky Ledee, L (7, PH) OBP: 0.407, SLG: 0.529										1	0	0	0	0	0	1	BB 1			
Geoff Geary, R (7, 1)										0	0	0	0	0	0	0	SO 10			
Jason Michaels, R (9, PH) OBP: 0.324, SLG: 0.267										1	0	0	0	0	1	0	LOB 9			
<b>Inning Stats</b>	R: 3 E: 0 K: 2 S: 15	H: 3 LOB: 0 BB: 0 P: 22	R: 1 E: 0 K: 1 S: 9	H: 1 LOB: 0 BB: 0 P: 11	R: 0 E: 0 K: 2 S: 10	H: 0 LOB: 1 BB: 1 P: 19	R: 0 E: 0 K: 0 S: 6	H: 1 LOB: 0 BB: 0 P: 8	R: 0 E: 0 K: 1 S: 10	H: 0 LOB: 0 BB: 0 P: 16	R: 0 E: 0 K: 0 S: 12	H: 2 LOB: 2 BB: 0 P: 16	R: 0 E: 0 K: 1 S: 11	H: 1 LOB: 1 BB: 0 P: 18	R: 0 E: 0 K: 2 S: 12	H: 0 LOB: 0 BB: 0 P: 15	1B: 5 2B: 2 3B: 0 HR: 2	SF: 0 SAC: 1 DP: 1 HBP: 0	WP: 0 PB: 0 SB: 1 CS: 0	PA: 36
<b>PITCHER</b>	IP WLS BF H R ER SO BB IBB HBP BLK WP HR S P ERA WHIP																			
Jaret Wright, R (1, 1) ERA: 3.84	5.0 W 21 6 4 4 6 1 0 0 0 0 0 2 49 76 7.20 1.400																			
Antonio Alfonseca, R (6, 1) ERA: 2.67	1.0 H 3 0 0 0 1 0 0 0 0 0 0 0 10 16 0.00 0.000																			
Kevin Gryboski, R (7, 1) ERA: 2.37	0.2 H 4 2 0 0 0 0 0 0 0 0 0 0 8 11 0.00 3.000																			
Chris Reitsma, R (7, 1) ERA: 3.3	1.0 H 4 1 0 0 1 0 0 0 0 0 0 0 12 19 0.00 1.000																			
29 John Smoltz, R (8, 1) ERA: 2.28	1.1 S 4 0 0 0 2 0 0 0 0 0 0 0 15 19 0.00 0.000																			

Philadelphia Phillies @ Atlanta Braves  
Turner Field, Atlanta, GA  
Sun Jun 06 2004, 1:05 PM EDT  
Att: 27,775 - Cloudy - 81 F

AB 34  
R 4  
H 9  
RBI 4  
BB 1  
SO 10  
LOB 9



Batter	1	2	3	4	5	6	7	8	9	AB	R	H	RBI	BB	SO	LOB	BOTTOM			
Rafael Furcal, S (1, 6) OBP: 0.315, SLG: 0.353	0-0 SH1-4 1B		2-0 G1-3		3-2 F7	2-3 K				4	0	1	0	0	1	2				
Nick Green, R (1, 4) OBP: 0.364, SLG: 0.416	1-1 SH1-4 1-2		0-1 F9		0-1 HR 2H 1B		1-2 CS HBP			2	1	1	1	0	0	0				
J.D. Drew, L (1, 9) OBP: 0.431, SLG: 0.594	4-1 G4-6-3 BB			0-1 F9	1-1 HR 2H 1B		1-1 P4			3	1	1	3	1	0	1				
Johnny Estrada, S (1, 2) OBP: 0.418, SLG: 0.542	0-2 G4-6-3 1-2			2-3 K	4-2 1B 1B BB		2-0 G3-1			3	1	0	0	1	1	3				
Julio Franco, R (1, 3) OBP: 0.376, SLG: 0.500		2-3 K		3-2 G5-3	0-2 1B 1-2 1B			3-2 BB 1B		4	0	2	0	0	1	0				
Andruw Jones, R (1, 8) OBP: 0.346, SLG: 0.519		2-1 F9			E 1B			1-3 K		4	1	2	1	0	1	1				
Dewayne Wise, L (1, 7) OBP: 0.261, SLG: 0.455		0-1 S 1B			E 5 1B			0-2 P6		4	1	2	0	0	0	3	AB 30			
Mark DeRosa, R (1, 5) OBP: 0.274, SLG: 0.317		1-2 F9			4-0 1B HR BB	0-0 G6-3		4-0 BB		2	1	0	0	2	0	1	R 6			
Jaret Wright, R (1, 1) OBP: 0.192, SLG: 0.269			1-3 K		1-1 P5	1-2 F9		0-3 K		1	0	0	0	0	1	0	H 9			
10 Chadler Jones, S (5, PH) OBP: 0.300, SLG: 0.494										1	0	0	0	0	0	2	RBI 5			
Antonio Alfonseca, R (6, 1) ERA: 2.67										0	0	0	0	0	0	0	BB 4			
Jesse Garcia, R (6, PH) OBP: 0.296, SLG: 0.320										0	0	0	0	0	0	0	SO 6			
Kevin Gryboski, R (7, 1) ERA: 2.37										0	0	0	0	0	0	0	LOB 15			
Chris Reitsma, R (7, 1) ERA: 3.3										0	0	0	0	0	0	0				
29 John Smoltz, R (8, 1) ERA: 2.28										1	0	0	0	0	1	2				
<b>Inning Stats</b>	R: 0 E: 0 K: 0 S: 7	H: 1 LOB: 1 BB: 1 P: 12	R: 0 E: 0 K: 1 S: 10	H: 1 LOB: 0 BB: 0 P: 15	R: 0 E: 0 K: 1 S: 6	H: 0 LOB: 0 BB: 0 P: 9	R: 0 E: 0 K: 1 S: 11	H: 0 LOB: 0 BB: 0 P: 16	R: 6 E: 1 K: 0 S: 28	H: 6 LOB: 2 BB: 2 P: 48	R: 0 E: 0 K: 1 S: 7	H: 0 LOB: 0 BB: 0 P: 10	R: 0 E: 0 K: 0 S: 6	H: 0 LOB: 0 BB: 0 P: 9	R: 0 E: 0 K: 2 S: 13	H: 1 LOB: 2 BB: 1 P: 21	1B: 8 2B: 0 3B: 0 HR: 1	SF: 0 SAC: 1 DP: 1 HBP: 1	WP: 0 PB: 0 SB: 1 CS: 1	PA: 36
<b>PITCHER</b>	IP WLS BF H R ER SO BB IBB HBP BLK WP HR S P ERA WHIP																			
Kevin Millwood, R (1, 1) ERA: 4.85	4.2 L 24 8 6 6 3 3 0 0 0 0 0 1 60 97 11.57 2.357																			
Amaury Telemaco, R (5, 1) ERA: 3.91	1.1 4 0 0 0 1 0 0 0 0 0 0 0 9 13 0.00 0.000																			
Geoff Geary, R (7, 1) ERA: 3.91	2.0 8 1 0 0 2 1 0 1 0 0 0 0 19 30 0.00 1.000																			

Philadelphia Phillies @ Atlanta Braves  
Turner Field, Atlanta, GA  
Sun Jun 06 2004, 1:05 PM EDT  
Att: 27,775 - Cloudy - 81 F

AB 30  
R 6  
H 9  
RBI 5  
BB 4  
SO 6  
LOB 15









Batter	1	2	3	4	5	6	7	8	9	AB	R	H	RBI	BB	SO	LOB	TOP								
Rafael Furcal, S OBP: 0.318, SLG: 0.350 (1, 6)	1-1 G4-3		1-3 K		4-2 BB		2-3 K			3	0	0	0	1	2	2	<b>Atlanta Braves @ Detroit Tigers</b> Comerica Park, Detroit, MI Wed Jun 09 2004, 7:05 PM EDT Att: 20,577 - Cloudy - 77 F								
Nick Green, R OBP: 0.371, SLG: 0.412 (1, 4)	2-2 G6-3		0-2 G4-6-3 1B		2-1 F8			1-0 1B		4	0	2	0	0	0	2									
J.D. Drew, L OBP: 0.417, SLG: 0.567 (1, 9)	2-3 K		0-0 G4-6-3 1-2		1-0 G6-3			1-2 F7		4	0	0	0	0	1	4									
10 Chipper Jones, S OBP: 0.364, SLG: 0.435 (1, 10)		0-0 G3-1		0-2 P6		3-1 HR		1-3 K		4	1	1	1	0	1	1									
Johnny Estrada, S OBP: 0.409, SLG: 0.526 (1, 2)		3-2 BB 1B		1-2 G3		1-1 G1-3		0-0 F9		4	0	1	0	0	0	1									
Julio Franco, R OBP: 0.356, SLG: 0.461 (1, 3)		4-2 G5-4-3 BB		1-0 G5-3		1-2 F8		1-0 L1-3		3	0	0	0	1	0	0									
Andruw Jones, R OBP: 0.347, SLG: 0.512 (1, 8)		2-1 G5-4-3 1-2		1-1 G6-3		0-3 K		1-2 1B		4	0	1	0	0	1	2									
Eli Marrero, R OBP: 0.227, SLG: 0.359 (1, 7)			1-1 1B 1B		3-2 G6-3		3-1 HR		2-3 K	4	1	2	1	0	1	1									
Mark DeRosa, R OBP: 0.277, SLG: 0.321 (1, 5)			0-0 1B		4-0 BB		3-3 K		0-0 F7	3	0	1	0	1	1	1									
<b>Inning Stats</b>	R: 0 E: 0 K: 1 S: 10	H: 0 LOB: 0 BB: 0 P: 15	R: 0 E: 0 K: 0 S: 9	H: 1 LOB: 1 BB: 1 P: 18	R: 0 E: 0 K: 1 S: 10	H: 3 LOB: 2 BB: 0 P: 12	R: 0 E: 0 K: 0 S: 10	H: 0 LOB: 0 BB: 0 P: 12	R: 0 E: 0 K: 0 S: 10	H: 0 LOB: 2 BB: 2 P: 24	R: 1 E: 0 K: 0 S: 8	H: 1 LOB: 0 BB: 0 P: 14	R: 1 E: 0 K: 3 S: 12	H: 1 LOB: 0 BB: 0 P: 20	R: 0 E: 0 K: 1 S: 9	H: 1 LOB: 1 BB: 0 P: 12	R: 0 E: 0 K: 1 S: 8	H: 1 LOB: 1 BB: 0 P: 12	1B: 6 2B: 0 3B: 0 HR: 2	SF: 0 SAC: 0 DP: 2 HBP: 0	WP: 0 PB: 0 SB: 0 CS: 0	PA: 36			
<b>PITCHER</b>	IP	WLS	BF	H	R	ER	SO	BB	IBB	HBP	BLK	WP	HR	S	P	ERA	WHIP								
38 Jeremy Bonderman, R ERA: 6.17 Craig Dingman, R ERA: 1.5 Steve Colyer, L ERA: 6.33 Al Levine, R ERA: 6.19 Jamie Walker, L ERA: 1.75	2.0 3.0 1.0 1.0 1.0		7 13 4 5 3	1 3 1 2 0	0 0 1 1 0	0 0 1 1 0	0 1 3 0 1	1 2 0 0 0	0 0 0 0 0	0 0 0 0 0	0 0 0 0 0	0 0 1 0 0	0 30 8 13 8	19 48 14 22 10	33 48 14 22 10	0.00 0.00 9.00 9.00 0.00	1.000 1.667 1.000 2.000 0.000								
<b>PITCHER</b>	IP	WLS	BF	H	R	ER	SO	BB	IBB	HBP	BLK	WP	HR	S	P	ERA	WHIP								
Ugueth Urbina, R ERA: 4.35	1.0		4	1	0	0	1	0	0	0	0	0	0	8	12	0.00	1.000								

AB 33  
R 2  
H 8  
RBI 2  
BB 3  
SO 7  
LOB 14



Batter	1	2	3	4	5	6	7	8	9	AB	R	H	RBI	BB	SO	LOB	BOTTOM								
Alex Sanchez, L OBP: 0.355, SLG: 0.406 (1, 8)	2-2 L5	1-2 G3			0-0 G3		1-1 G5-3			4	0	0	0	0	0	2	<b>Atlanta Braves @ Detroit Tigers</b> Comerica Park, Detroit, MI Wed Jun 09 2004, 7:05 PM EDT Att: 20,577 - Cloudy - 77 F								
Bobby Higginson, L OBP: 0.398, SLG: 0.413 (1, 9)	2-0 1B 1B		2-2 F8		1-1 F7		3-3 K			4	1	1	0	0	1	0									
Ivan Rodriguez, R OBP: 0.391, SLG: 0.507 (1, 2)	0-0 1B		3-1 G4-3		1-0 1B		4-2 FC6-4 BB			3	0	2	0	1	0	0									
Dmitri Young, S OBP: 0.387, SLG: 0.370 (1, 10)	1-2 FC6-4 1B		2-3 K		0-0 G3		1-2 FC6-4 1-2			4	0	1	1	0	1	2									
Rondell White, R OBP: 0.381, SLG: 0.490 Craig Monroe, R OBP: 0.305, SLG: 0.374 (8, 7) (9, 7)	2-2 FC6-4 1-2		1-3 K		2-0 L5		1-1 G4-6-3 1B			4	0	1	0	0	1	1									
9 Carlos Guillen, S OBP: 0.399, SLG: 0.564 (1, 6)		2-0 1B		1-2 HR 1B		3-2 HR		3-2 G4-6-3 1-2		4	2	3	1	0	0	1									
Carlos Pena, L OBP: 0.299, SLG: 0.446 (1, 3)		2-3 K		1-1 F8		0-0 G3		1-0 2B		4	0	1	0	0	1	2									
Eric Munson, L OBP: 0.299, SLG: 0.434 15 Brandon Inge, R OBP: 0.351, SLG: 0.485 (8, PR) (9, 5)		4-1 BB		2-2 HR		0-0 2B		4-1 BB		2	1	2	2	2	0	0									
Jason Smith, L OBP: 0.450, SLG: 0.737 (1, 4)		0-3 K		0-0 G4-3		0-2 G3-1		2-2 G4-3		4	0	0	0	0	1	5									
<b>Inning Stats</b>	R: 1 E: 0 K: 0 S: 12	H: 3 LOB: 1 BB: 0 P: 19	R: 0 E: 0 K: 2 S: 11	H: 1 LOB: 2 BB: 1 P: 20	R: 0 E: 0 K: 1 S: 8	H: 0 LOB: 0 BB: 0 P: 15	R: 2 E: 0 K: 1 S: 15	H: 2 LOB: 0 BB: 0 P: 20	R: 0 E: 0 K: 0 S: 5	H: 1 LOB: 1 BB: 0 P: 7	R: 1 E: 0 K: 0 S: 10	H: 2 LOB: 1 BB: 0 P: 15	R: 0 E: 0 K: 1 S: 11	H: 0 LOB: 1 BB: 1 P: 20	R: 0 E: 0 K: 0 S: 11	H: 2 LOB: 2 BB: 1 P: 22	1B: 7 2B: 2 3B: 0 HR: 2	SF: 0 SAC: 0 DP: 1 HBP: 0	WP: 1 PB: 0 SB: 1 CS: 0	PA: 36					
<b>PITCHER</b>	IP	WLS	BF	H	R	ER	SO	BB	IBB	HBP	BLK	WP	HR	S	P	ERA	WHIP								
John Thomson, R ERA: 3.86 Armando Almanza, L ERA: 3.72 Travis Smith, R ERA: 4.24 C.J. Nitkowski, L ERA: 4.0 Kevin Gryboski, R ERA: 2.25	1.0 1.0 4.0 1.0 1.0		4 4 17 4 5	0 0 5 0 2	0 0 3 0 0	0 0 3 0 0	2 10 57 20 22	0 1 0 1 0	0 0 0 0 0	0 0 0 0 0	0 1 2 0 0	0 10 38 11 11	0 17 57 20 22	0.00 0.00 6.75 0.00 0.00	1.000 1.250 1.000 3.000										
<b>PITCHER</b>	IP	WLS	BF	H	R	ER	SO	BB	IBB	HBP	BLK	WP	HR	S	P	ERA	WHIP								

AB 33  
R 4  
H 11  
RBI 4  
BB 3  
SO 5  
LOB 13





Batter	1	2	3	4	5	6	7	8	9	AB	R	H	RBI	BB	SO	LOB	TOP					
Rafael Furcal, S OBP: 0.327, SLG: 0.365	1-1 E 10 HR 1B	2-1 HBP 1B		0-1 2H 2B		2-0 F9		2-2 G3		5	1	3	1	0	0	3	<b>Atlanta Braves @ Detroit Tigers</b> Comerica Park, Detroit, MI Thu Jun 10 2004, 1:05 PM EDT Att: 21,166 - Unknown - 61 F					
Nick Green, R OBP: 0.373, SLG: 0.398	2-3 K	2-1 HBP		0-1 F9		2-1		1-2 HBP	1-2 F8	3	0	0	0	0	1	2						
J.D. Drew, L OBP: 0.417, SLG: 0.558	0-0 E4 10 HR	3-2 F8			4-2 G5-3 BB		1-0 G3		4-0 WP BB	3	1	0	0	2	0	6						
10 Chipper Jones, S OBP: 0.372, SLG: 0.459	1-1 HR		4-0 G6-4-3 BB		0-0 F8		4-1 G6-4-3 BB		2-2 F7	3	1	1	3	2	0	2						
Julio Franco, R OBP: 0.349, SLG: 0.447	2-1 FC6-4 1B		2-1 G6-4-3		0-1 G5-3		2-1 G6-4-3		3-3 K	5	0	1	0	0	1	4						
Andruw Jones, R OBP: 0.341, SLG: 0.502	0-0 F7		2-2 G6-3		3-2 G6-3		3-2 F8			4	0	0	0	0	0	2						
Eli Marrero, R OBP: 0.229, SLG: 0.349	0-0 FC6-4			2-1 SH2-4 2B 1B		0-0 F8		2-3 K		4	1	1	0	0	1	1						
Eddie Pérez, R OBP: 0.276, SLG: 0.278		0-0 G6-3		1-1 SH2-4 1B		3-1 HBP 1B		0-0 G6-3		3	0	1	0	0	0	0						
Mark DeRosa, R OBP: 0.281, SLG: 0.324		1-0 G5-3		0-0 G6-3		1-2 HBP 1B		0-0 1B		4	0	2	0	0	0	1						
<b>Inning Stats</b>	R: 3 E: 1 K: 1 S: 12	H: 3 LOB: 1 BB: 0 P: 18	R: 0 E: 0 K: 0 S: 9	H: 1 LOB: 2 BB: 0 P: 17	R: 0 E: 0 K: 0 S: 6	H: 0 LOB: 0 BB: 1 P: 14	R: 1 E: 0 K: 0 S: 9	H: 2 LOB: 1 BB: 0 P: 12	R: 0 E: 0 K: 0 S: 11	H: 0 LOB: 1 BB: 1 P: 18	R: 0 E: 0 K: 0 S: 10	H: 2 LOB: 3 BB: 0 P: 19	R: 0 E: 0 K: 0 S: 6	H: 0 LOB: 0 BB: 1 P: 15	R: 0 E: 0 K: 1 S: 9	H: 1 LOB: 1 BB: 0 P: 13		R: 0 E: 0 K: 1 S: 11	H: 0 LOB: 1 BB: 1 P: 21	1B: 7 2B: 1 3B: 0 HR: 1	SF: 0 SAC: 1 DP: 2 HBP: 2	WP: 1 PB: 0 SB: 0 CS: 0
<b>PITCHER</b>	IP WLS BF H R ER SO BB IBB HBP BLK WP HR S P ERA WHIP	IP WLS BF H R ER SO BB IBB HBP BLK WP HR S P ERA WHIP	IP WLS BF H R ER SO BB IBB HBP BLK WP HR S P ERA WHIP	IP WLS BF H R ER SO BB IBB HBP BLK WP HR S P ERA WHIP	IP WLS BF H R ER SO BB IBB HBP BLK WP HR S P ERA WHIP	IP WLS BF H R ER SO BB IBB HBP BLK WP HR S P ERA WHIP	IP WLS BF H R ER SO BB IBB HBP BLK WP HR S P ERA WHIP	IP WLS BF H R ER SO BB IBB HBP BLK WP HR S P ERA WHIP	IP WLS BF H R ER SO BB IBB HBP BLK WP HR S P ERA WHIP	IP WLS BF H R ER SO BB IBB HBP BLK WP HR S P ERA WHIP	IP WLS BF H R ER SO BB IBB HBP BLK WP HR S P ERA WHIP	IP WLS BF H R ER SO BB IBB HBP BLK WP HR S P ERA WHIP	IP WLS BF H R ER SO BB IBB HBP BLK WP HR S P ERA WHIP	IP WLS BF H R ER SO BB IBB HBP BLK WP HR S P ERA WHIP	IP WLS BF H R ER SO BB IBB HBP BLK WP HR S P ERA WHIP	IP WLS BF H R ER SO BB IBB HBP BLK WP HR S P ERA WHIP	IP WLS BF H R ER SO BB IBB HBP BLK WP HR S P ERA WHIP					
Mike Maroth, L ERA: 4.21	(1, 1)	7.0	W	33	8	4	3	1	3	0	0	2	0	0	0	0	1	63	113	3.86	1.571	
Esteban Yan, R ERA: 4.91	(8, 1)	1.0	H	4	1	0	0	1	0	0	0	0	0	0	0	0	0	9	13	0.00	1.000	
Ugueth Urbina, R ERA: 4.15	(9, 1)	1.0	S	4	0	0	0	1	1	0	0	0	0	1	0	11	21	0.00	1.000			

AB 34  
R 4  
H 9  
RBI 4  
BB 4  
SO 3  
LOB 21



Batter	1	2	3	4	5	6	7	8	9	AB	R	H	RBI	BB	SO	LOB	BOTTOM			
Alex Sanchez, L OBP: 0.391, SLG: 0.401	3-2 G6-3		0-0 G4-3		2-2 G1-6-3		0-3 K	1-0 FC6-2 BB 1B		5	0	1	0	0	1	3	<b>Atlanta Braves @ Detroit Tigers</b> Comerica Park, Detroit, MI Thu Jun 10 2004, 1:05 PM EDT Att: 21,166 - Unknown - 61 F			
Bobby Higginson, L OBP: 0.303, SLG: 0.411	3-2 F9		0-2 G5-3			1-1 9 BB 2B 1B	4-2 9 BB 1B BB	4-0 9 FC6-2 BB		3	2	1	0	2	0	0				
9 Carlos Guillen, S OBP: 0.399, SLG: 0.559	3-3 K		2-1 G4-3			4-2 2B BB	0-1 1B 1B	0-1 FC6-2 G6-3		4	2	1	1	1	1	3				
Dmitri Young, S OBP: 0.389, SLG: 0.355		4-0 BB 15 SF9 BB BB		1-0 P5		2-1 F7	1-2 1B WP 1B	2-0 G6-3		4	2	1	1	1	0	5				
Carlos Pena, L OBP: 0.302, SLG: 0.450		4-1 15 SF9 BB BB		0-1 G4-3		0-0 1B 2B	3-3 K			3	0	1	2	1	1	2				
Craig Monroe, R OBP: 0.314, SLG: 0.379		4-1 BB		1-3 K		2-2 1B	0-2 WP 1B			3	0	2	1	1	1	0				
Eric Munson, L OBP: 0.297, SLG: 0.424		1-3 K			1-0 G3-1		1-2 F9			3	0	0	0	1	1	5				
Greg Norton, S OBP: 0.272, SLG: 0.250							1-2 BB			0	0	0	0	0	0	0				
15 Brandon Inge, R OBP: 0.349, SLG: 0.478		0-0 SF9			4-1 20 E BB		2-1 P4	0-0 L9		2	0	0	1	1	0	4				
20 Omar Infante, R OBP: 0.347, SLG: 0.457		3-3 K			1-1 E5 G1-6-3		1-1 BB 2B	4-1 BB FC6-2 BB		3	1	1	0	1	1	3				
<b>Inning Stats</b>	R: 0 E: 0 K: 1 S: 10	H: 0 LOB: 0 BB: 0 P: 19	R: 1 E: 0 K: 2 S: 10	H: 0 LOB: 3 BB: 3 P: 26	R: 0 E: 0 K: 0 S: 6	H: 0 LOB: 0 BB: 0 P: 8	R: 0 E: 0 K: 1 S: 7	H: 0 LOB: 0 BB: 0 P: 9	R: 0 E: 1 K: 0 S: 7	H: 0 LOB: 1 BB: 1 P: 15	R: 2 E: 0 K: 0 S: 15	H: 3 LOB: 2 BB: 1 P: 27	R: 4 E: 0 K: 2 S: 23	H: 4 LOB: 2 BB: 2 P: 36	R: 0 E: 0 K: 0 S: 5	H: 1 LOB: 2 BB: 2 P: 16	1B: 6 2B: 2 3B: 0 HR: 0	SF: 1 SAC: 0 DP: 2 HBP: 0	WP: 1 PB: 0 SB: 0 CS: 0	PA: 40
<b>PITCHER</b>	IP WLS BF H R ER SO BB IBB HBP BLK WP HR S P ERA WHIP	IP WLS BF H R ER SO BB IBB HBP BLK WP HR S P ERA WHIP	IP WLS BF H R ER SO BB IBB HBP BLK WP HR S P ERA WHIP	IP WLS BF H R ER SO BB IBB HBP BLK WP HR S P ERA WHIP	IP WLS BF H R ER SO BB IBB HBP BLK WP HR S P ERA WHIP	IP WLS BF H R ER SO BB IBB HBP BLK WP HR S P ERA WHIP	IP WLS BF H R ER SO BB IBB HBP BLK WP HR S P ERA WHIP	IP WLS BF H R ER SO BB IBB HBP BLK WP HR S P ERA WHIP	IP WLS BF H R ER SO BB IBB HBP BLK WP HR S P ERA WHIP	IP WLS BF H R ER SO BB IBB HBP BLK WP HR S P ERA WHIP	IP WLS BF H R ER SO BB IBB HBP BLK WP HR S P ERA WHIP	IP WLS BF H R ER SO BB IBB HBP BLK WP HR S P ERA WHIP	IP WLS BF H R ER SO BB IBB HBP BLK WP HR S P ERA WHIP	IP WLS BF H R ER SO BB IBB HBP BLK WP HR S P ERA WHIP	IP WLS BF H R ER SO BB IBB HBP BLK WP HR S P ERA WHIP	IP WLS BF H R ER SO BB IBB HBP BLK WP HR S P ERA WHIP				
Russ Ortiz, R ERA: 4.08	(1, 1)	6.0	0	26	3	3	4	4	5	0	0	0	0	0	0	55	104	4.50	1.333	
Antonio Alfonseca, R ERA: 3.9	(7, 1)	0.2	L	8	4	4	4	2	2	0	0	0	0	0	0	22	35	54.00	9.000	
Juan Cruz, R ERA: 3.24	(7, 1)	1.1		6	1	0	0	0	2	0	0	0	0	0	6	17	0.00	2.250		

AB 30  
R 7  
H 8  
RBI 6  
BB 9  
SO 6  
LOB 25





Batter	1	2	3	4	5	6	7	8	9	AB	R	H	RBI	BB	SO	LOB	TOP				
<b>Rafael Furcal, S</b> OBP: 0.317, SLG: 0.353 (1, 6)	1-1 B2	1-0 FC5-2-5-1		3-2 P4		2-3 K		0-1 G4-3		5	0	0	0	0	1	3					
<b>Nick Green, R</b> OBP: 0.374, SLG: 0.391 (1, 4)	1-0 1B	1-0 G6-3		1-1 G6-3			4-2 10 BB 1B		2-2 P6	4	1	1	0	1	0	2					
<b>J.D. Drew, L</b> OBP: 0.412, SLG: 0.548 (1, 9)	1-3 K		1-3 K	0-0 G3			0-0 L4		0-1 10 G4-6-3 1B	5	0	1	0	0	2	2					
<b>10 Chipper Jones, S</b> OBP: 0.366, SLG: 0.443 (1, 10)	2-1 G3		2-2 G5-3		1-3 K		4-2 1B BB		1-1 G4-6-3	4	0	0	0	1	1	2					
<b>Johnny Estrada, S</b> OBP: 0.406, SLG: 0.525 (1, 2)		0-3 K	1-0 1B 2B		2-0 G4-3		1-2 K			4	1	1	0	0	2	2					
<b>Julio Franco, R</b> OBP: 0.394, SLG: 0.469 (1, 3)	2-2 1B	3-2 2B	2-3 1B		1-1 G6-3		1-1 1B			4	2	3	1	0	0	0					
<b>Andruw Jones, R</b> OBP: 0.344, SLG: 0.500 (1, 8)	2-1 1B	4-2 2B				1-1 L5	1-0 G1-3			3	2	1	1	1	0	2					
<b>Eli Marrero, R</b> OBP: 0.269, SLG: 0.391 (1, 7)	1-0 1B	1-1 1B	2-3 2B		4-0 S BB		2-2 G1-3			3	0	2	3	1	0	0					
<b>Mark DeRosa, R</b> OBP: 0.280, SLG: 0.323 (1, 5)	2-0 1B	1-1 F7			2-3 K		3-3 K			4	0	1	1	0	2	2					
<b>Inning Stats</b>	R: 0 E: 0 K: 1 S: 9	H: 1 LOB: 1 BB: 0 P: 14	R: 2 E: 0 K: 1 S: 12	H: 4 LOB: 2 BB: 0 P: 21	R: 3 E: 0 K: 1 S: 18	H: 3 LOB: 1 BB: 1 P: 31	R: 0 E: 0 K: 0 S: 6	H: 0 LOB: 0 BB: 0 P: 10	R: 0 E: 0 K: 1 S: 8	H: 0 LOB: 1 BB: 1 P: 17	R: 1 E: 0 K: 1 S: 14	H: 1 LOB: 2 BB: 2 P: 25	R: 0 E: 0 K: 1 S: 10	H: 0 LOB: 0 BB: 0 P: 15	R: 0 E: 0 K: 0 S: 7	H: 1 LOB: 0 BB: 0 P: 10	1B: 7 2B: 3 3B: 0 HR: 0	SF: 0 SAC: 0 DP: 1 HBP: 0	WP: 0 PB: 0 SB: 1 CS: 0	PA: 40	
<b>PITCHER</b>	IP	WLS	BF	H	R	ER	SO	BB	IBB	HBP	BLK	WP	HR	S	P	ERA	WHIP				
<b>Scott Schoeneweis, L</b> ERA: 4.18 (1, 1)	6.0	L	28	8	5	5	6	2	0	0	0	0	0	61	105	7.50	1.667				
<b>Neal Cotts, L</b> ERA: 5.57 (7, 1)	0.2		4	0	1	1	1	2	0	0	0	0	0	11	20	13.50	3.000				
<b>Michael Jackson, R</b> ERA: 4.94 (7, 1)	1.1		5	1	0	0	1	0	0	0	0	0	0	13	20	0.00	0.750				
<b>Damaso Marte, L</b> ERA: 2.7 (9, 1)	1.0		3	1	0	0	0	0	0	0	0	0	0	7	10	0.00	1.000				

Atlanta Braves @ Chicago White Sox  
U.S. Cellular Field, Chicago, IL  
Fri Jun 11 2004, 8:05 PM EDT  
Att: 23,217 - Overcast - 77 F

livebaseballscores.com

AB 36  
R 6  
H 10  
RBI 6  
BB 4  
SO 8  
LOB 15

**Braves**

Batter	1	2	3	4	5	6	7	8	9	AB	R	H	RBI	BB	SO	LOB	BOTTOM				
<b>Willie Harris, L</b> OBP: 0.383, SLG: 0.374 (1, 8)	3-3 K		3-3 K			4-2 5 G4-6-3 BB			2-2 BB 1B	3	1	1	0	1	2	2					
<b>5 Juan Uribe, R</b> OBP: 0.372, SLG: 0.534 (1, 4)	1-1 G5-3 1B		3-2 F9		1-2 G4-6-3				1-0 F8	4	0	1	0	0	0	4					
<b>Frank Thomas, R</b> OBP: 0.462, SLG: 0.590 (1, 10)	2-0 G5-3		3-3 K		1-1 G1-4-3				4-2 2B HR BB	3	1	0	0	1	1	3					
<b>Carlos Lee, R</b> OBP: 0.365, SLG: 0.433 (1, 7)	1-1 G5-3				0-0 G1-6-3				0-0 HR 2B	4	1	1	1	0	1	1					
<b>Jose Valentin, S</b> OBP: 0.326, SLG: 0.557 (1, 6)		1-1 P6			2-3 K				0-1 HR	4	1	1	3	0	1	0					
<b>14 Paul Konerko, R</b> OBP: 0.377, SLG: 0.538 <b>Aaron Rowand, R</b> OBP: 0.321, SLG: 0.488 (9, FR)	1-0 G6-3		3-2 G5-3		1-2 G1-3				2-3 HR 1B	4	0	1	0	0	0	0					
<b>Ross Gload, L</b> OBP: 0.361, SLG: 0.419 (1, 9)	2-3 K				1-0 L4				0-2 FC4-6	4	0	0	0	0	2	1					
<b>24 Joe Crede, R</b> OBP: 0.251, SLG: 0.387 <b>Timo Perez, L</b> OBP: 0.265, SLG: 0.316 (9, PH)			4-1 5 F9 1B BB		1-3 K				3-3 K	2	0	0	0	1	1	0					
<b>Sandy Alomar Jr., R</b> OBP: 0.311, SLG: 0.361 (1, 2)			0-1 1B		2-3 K				1-0 G5-3	3	0	1	0	0	1	0					
<b>Inning Stats</b>	R: 0 E: 0 K: 1 S: 8	H: 1 LOB: 1 BB: 0 P: 13	R: 0 E: 0 K: 1 S: 6	H: 0 LOB: 0 BB: 0 P: 10	R: 0 E: 0 K: 2 S: 12	H: 1 LOB: 2 BB: 1 P: 25	R: 0 E: 0 K: 2 S: 11	H: 0 LOB: 0 BB: 0 P: 18	R: 0 E: 0 K: 0 S: 7	H: 0 LOB: 1 BB: 1 P: 13	R: 0 E: 0 K: 0 S: 10	H: 0 LOB: 0 BB: 0 P: 13	R: 0 E: 0 K: 1 S: 5	H: 0 LOB: 0 BB: 0 P: 8	R: 4 E: 0 K: 1 S: 17	H: 4 LOB: 1 BB: 1 P: 27	1B: 4 2B: 1 3B: 0 HR: 1	SF: 0 SAC: 0 DP: 1 HBP: 0	WP: 0 PB: 0 SB: 0 CS: 0	PA: 35	
<b>PITCHER</b>	IP	WLS	BF	H	R	ER	SO	BB	IBB	HBP	BLK	WP	HR	S	P	ERA	WHIP				
<b>Jaret Wright, R</b> ERA: 3.54 (1, 1)	7.0	W	24	2	0	0	8	2	0	0	0	0	0	62	104	0.00	0.571				
<b>Chris Reitsma, R</b> ERA: 3.0 (8, 1)	1.0		3	0	0	0	1	0	0	0	0	0	0	5	8	0.00	0.000				
<b>29 John Smoltz, R</b> ERA: 3.51 (9, 1)	1.0		8	4	4	4	1	1	0	0	0	0	1	17	27	36.00	5.000				

Atlanta Braves @ Chicago White Sox  
U.S. Cellular Field, Chicago, IL  
Fri Jun 11 2004, 8:05 PM EDT  
Att: 23,217 - Overcast - 77 F

livebaseballscores.com

AB 32  
R 4  
H 6  
RBI 4  
BB 3  
SO 10  
LOB 12

**Sox**



Batter	1	2	3	4	5	6	7	8	9	AB	R	H	RBI	BB	SO	LOB	TOP								
Rafael Furcal, S OBP: 0.326, SLG: 0.359	G4-3			K	1B		G4-6-3	BB		3	1	1	1	2	1	0	<b>Atlanta Braves @ Chicago White Sox</b> U.S. Cellular Field, Chicago, IL Sat Jun 12 2004, 7:05 PM EDT Att: 34,719 - Cloudy - 75 F								
Nick Green, R OBP: 0.384, SLG: 0.402	K			HR	1B		G4-6-3	BB		5	2	3	1	0	1	2									
J.D. Drew, L OBP: 0.412, SLG: 0.558	CS			HR			G4-6-3			4	1	1	2	1	0	3									
10 Chipper Jones, S OBP: 0.361, SLG: 0.458	CS	G3		G4-3	HR		K			5	1	1	2	0	1	1									
Johnny Estrada, S OBP: 0.401, SLG: 0.516				BB	1B		F9			5	0	1	0	0	1	0									
Julio Franco, R OBP: 0.377, SLG: 0.485	G3-1			BB			G4-3	2B		3	1	2	0	1	0	0									
Andruw Jones, R OBP: 0.346, SLG: 0.498				CS			G4-3			3	1	1	0	1	1	3									
Eli Marrero, R OBP: 0.286, SLG: 0.420				F9			2B	2B		4	1	2	1	0	1	2									
Mark DeRosa, R OBP: 0.276, SLG: 0.317				K			P4	F8		4	0	0	1	0	1	4									
<b>Inning Stats</b>	R: 0 E: 0 K: 1 S: 9	H: 0 LOB: 0 BB: 1 P: 18	R: 0 E: 0 K: 1 S: 10	H: 0 LOB: 0 BB: 1 P: 14	R: 0 E: 0 K: 1 S: 7	H: 0 LOB: 1 BB: 1 P: 16	R: 2 E: 0 K: 2 S: 15	H: 3 LOB: 2 BB: 1 P: 26	R: 4 E: 0 K: 0 S: 16	H: 4 LOB: 0 BB: 0 P: 23	R: 0 E: 0 K: 1 S: 14	H: 1 LOB: 1 BB: 1 P: 21	R: 0 E: 0 K: 1 S: 7	H: 1 LOB: 1 BB: 1 P: 16	R: 2 E: 0 K: 0 S: 21	H: 3 LOB: 2 BB: 1 P: 34		R: 0 E: 0 K: 0 S: 6	H: 0 LOB: 0 BB: 0 P: 7	1B: 7 2B: 4 3B: 0 HR: 2	SF: 0 SAC: 0 DP: 2 HBP: 0	WP: 1 PB: 0 SB: 0 CS: 2	PA: 42		
<b>PITCHER</b>	IP	WLS	BF	H	R	ER	SO	BB	IBB	HBP	BLK	WP	HR	S	P	ERA	WHIP								
Esteban Loaiza, R ERA: 4.05	6.0	W	27	8	6	6	6	3	0	0	0	0	2	71	118	9.00	1.833								
Damaso Marte, L ERA: 3.29	1.1	H	7	3	2	2	1	1	0	0	0	0	0	18	32	13.50	3.000								
Cliff Politte, R ERA: 4.66	0.2	H	4	1	0	0	0	1	0	0	0	1	0	10	18	0.00	3.000								
Shingo Takatsu, R ERA: 1.16	1.0	S	3	0	0	0	0	0	0	0	0	0	0	6	7	0.00	0.000								

Batter	1	2	3	4	5	6	7	8	9	AB	R	H	RBI	BB	SO	LOB	BOTTOM								
Willie Harris, L OBP: 0.378, SLG: 0.365	F7			K	P4		K			4	1	0	0	1	2	1	<b>Atlanta Braves @ Chicago White Sox</b> U.S. Cellular Field, Chicago, IL Sat Jun 12 2004, 7:05 PM EDT Att: 34,719 - Cloudy - 75 F								
5 Juan Uribe, R OBP: 0.373, SLG: 0.536	K	2B		G1-3			G5-3			5	1	2	3	0	1	0									
Frank Thomas, R OBP: 0.469, SLG: 0.626	FC4			HR			HR			4	2	3	2	1	1	1									
Ross Gload, L OBP: 0.361, SLG: 0.419	1B			K			HR			0	0	0	0	0	0	0									
Carlos Lee, R OBP: 0.369, SLG: 0.437	FC4			E6			HR			5	1	3	1	0	1	1									
Jose Valentin, S OBP: 0.322, SLG: 0.546				F8			K			5	1	1	0	0	1	4									
14 Paul Konerko, R OBP: 0.384, SLG: 0.538	FC1-5			24 1B			E			2	1	1	0	2	0	1									
Timo Perez, L OBP: 0.276, SLG: 0.325	BB			BB			E4			4	1	2	1	0	1	2									
24 Joe Crede, R OBP: 0.256, SLG: 0.395	FC1-5			BB			K			4	2	2	1	0	1	4									
Miguel Olivo, R OBP: 0.323, SLG: 0.530	F9			K			G4-3			3	0	0	2	0	1	5									
<b>Inning Stats</b>	R: 0 E: 0 K: 1 S: 11	H: 1 LOB: 1 BB: 0 P: 14	R: 4 E: 0 K: 1 S: 16	H: 4 LOB: 1 BB: 1 P: 23	R: 1 E: 0 K: 2 S: 13	H: 2 LOB: 2 BB: 1 P: 21	R: 1 E: 1 K: 2 S: 13	H: 2 LOB: 1 BB: 0 P: 19	R: 1 E: 1 K: 1 S: 10	H: 1 LOB: 1 BB: 1 P: 16	R: 1 E: 0 K: 0 S: 9	H: 2 LOB: 1 BB: 1 P: 16	R: 1 E: 0 K: 1 S: 10	H: 1 LOB: 0 BB: 0 P: 13	R: 1 E: 0 K: 1 S: 9	H: 1 LOB: 0 BB: 0 P: 12	1B: 10 2B: 2 3B: 0 HR: 2	SF: 1 SAC: 0 DP: 1 HBP: 0	WP: 0 PB: 0 SB: 1 CS: 0	PA: 41					
<b>PITCHER</b>	IP	WLS	BF	H	R	ER	SO	BB	IBB	HBP	BLK	WP	HR	S	P	ERA	WHIP								
John Thomson, R ERA: 4.31	5.0	L	28	10	7	6	7	3	0	0	0	0	0	63	93	10.80	2.600								
Antonio Alfonseca, R ERA: 4.08	1.0		5	2	1	1	0	1	0	0	0	0	0	9	16	9.00	3.000								
Armando Almanza, L ERA: 4.22	1.0		4	1	1	1	1	0	0	0	1	0	0	10	13	9.00	1.000								
Chris Reitsma, R ERA: 3.18	1.0		4	1	1	1	1	0	0	0	0	0	1	9	12	9.00	1.000								



Batter	1	2	3	4	5	6	7	8	9	AB	R	H	RBI	BB	SO	LOB	TOP				
Rafael Furcal, S OBP: 0.324, SLG: 0.375 (1, 6)	B1			G5-3		1-1 HR		G6-3		4	1	1	2	0	0	0	<b>Atlanta Braves @ Chicago White Sox</b> U.S. Cellular Field, Chicago, IL Sun Jun 13 2004, 3:05 PM EDT Att: 32,589 - Overcast - 82 F				
Nick Green, R OBP: 0.388, SLG: 0.426 (1, 4)	K			G4-3 3B		G6-3		HBP 1B		4	1	2	0	0	1	0					
J.D. Drew, L OBP: 0.409, SLG: 0.549 (1, 9)	K			G4-3		P6		10 G6-4-3 HBP		3	0	0	1	0	1	0					
10 Chipper Jones, S OBP: 0.351, SLG: 0.444 (1, 10)			F9			G4-3		G6-4-3		4	0	0	0	0	0	2					
Julio Franco, R OBP: 0.381, SLG: 0.486 (1, 3)	K					1-1 1B		G6-3		4	0	2	0	0	1	0					
Andruw Jones, R OBP: 0.341, SLG: 0.489 (1, 8)	L6					3-1 1B		P4		4	0	0	0	0	1	2					
Eli Marrero, R OBP: 0.283, SLG: 0.407 (1, 7)			K			0-1 F7		1-2 1B		4	0	1	0	0	2	1					
Eddie Pérez, R OBP: 0.279, SLG: 0.281 (1, 2)						0-1 F8		P6		3	0	1	0	0	0	3					
Mark DeRosa, R OBP: 0.276, SLG: 0.317 (1, 5)				G6-3		0-0 HR 1B		F8		3	1	1	0	0	0	3					
<b>Inning Stats</b>	R: 0 E: 0 K: 2 S: 8	H: 0 LOB: 0 BB: 0 P: 11	R: 0 E: 0 K: 1 S: 8	H: 0 LOB: 0 BB: 0 P: 12	R: 0 E: 0 K: 1 S: 8	H: 1 LOB: 0 BB: 0 P: 11	R: 1 E: 0 K: 0 S: 5	H: 1 LOB: 1 BB: 0 P: 9	R: 0 E: 0 K: 0 S: 8	H: 1 LOB: 1 BB: 0 P: 12	R: 0 E: 0 K: 0 S: 6	H: 2 LOB: 2 BB: 0 P: 11	R: 0 E: 0 K: 2 S: 8	H: 1 LOB: 1 BB: 0 P: 15	R: 0 E: 0 K: 2 S: 8	H: 0 LOB: 0 BB: 0 P: 11		1B: 6 2B: 0 3B: 1 HR: 1	SF: 0 SAC: 0 DP: 2 HBP: 1	WP: 0 PB: 0 CS: 0	PA: 34
<b>PITCHER</b>	IP	WLS	BF	H	R	ER	SO	BB	IBB	HBP	BLK	WP	HR	S	P	ERA	WHIP				
56 Mark Buehrle, L ERA: 3.65 Jon Adkins, R ERA: 2.95	(1, 1) (9, 1)	8.0 1.0	W 3	31 0	8 0	3 0	4 2	0 0	0 0	1 0	0 0	0 0	1 0	59 8	91 11	3.38 0.00	1.000 0.000				

Batter	1	2	3	4	5	6	7	8	9	AB	R	H	RBI	BB	SO	LOB	BOTTOM				
Willie Harris, L OBP: 0.374, SLG: 0.357 (1, 8)	F9	E1 5 2B		K			G6-3			4	0	0	0	1	1	3	<b>Atlanta Braves @ Chicago White Sox</b> U.S. Cellular Field, Chicago, IL Sun Jun 13 2004, 3:05 PM EDT Att: 32,589 - Overcast - 82 F				
5 Juan Uribe, R OBP: 0.373, SLG: 0.542 (1, 4)	P4	1-3 2B		1-1 2B		2-3 K		K		5	0	2	2	0	2	4					
Frank Thomas, R OBP: 0.463, SLG: 0.631 (1, 10)	HR	1-3 K		3-2 F7		1-3 K		F9		5	1	1	1	0	2	5					
Carlos Lee, R OBP: 0.374, SLG: 0.445 (1, 7)	2B		G6-3		1-1 24 BB 1B		K		0-0 32 FC4-6 1B	5	1	3	0	0	1	0					
Jose Valentin, S OBP: 0.320, SLG: 0.539 32 Kelly Dransfield, R OBP: 0.309, SLG: 0.509 (1, 6) (8, PH) (9, 6)	F8		K		2-2 24 BB HBP 1B		K		0-1 14 E 2B	4	1	1	0	0	2	1					
14 Paul Konerko, R OBP: 0.394, SLG: 0.537 (1, 3)		1-3 K		4-0 BB		0-3 K		K		4	0	1	1	1	3	2					
Timo Perez, L OBP: 0.326 Aaron Rowand, R OBP: 0.319, SLG: 0.484 (1, 9) (8, 9)		1-1 24 HR 1B		1-3 K		1-0 24 BB HBP 1B		G6-3		3	2	1	0	0	1	1					
24 Joe Crede, R OBP: 0.270, SLG: 0.413 (1, 5)		2-1 1-3 HR		4-2 5 2B BB		4-2 1B		2B		1	3	1	3	3	0	0					
Jamie Burke, R OBP: 0.571, SLG: 0.667 (1, 2)		1-1 E 5 2B 1B		2-2 G3		0-1 1-3 2-H 3-H BB		2B		4	1	3	3	0	0	1					
<b>Inning Stats</b>	R: 1 E: 0 K: 0 S: 9	H: 2 LOB: 1 BB: 0 P: 10	R: 3 E: 1 K: 2 S: 18	H: 4 LOB: 1 BB: 0 P: 27	R: 0 E: 0 K: 2 S: 8	H: 0 LOB: 1 BB: 1 P: 15	R: 1 E: 0 K: 1 S: 15	H: 1 LOB: 1 BB: 1 P: 27	R: 3 E: 0 K: 3 S: 23	H: 3 LOB: 3 BB: 2 P: 38	R: 0 E: 0 K: 3 S: 10	H: 0 LOB: 0 BB: 0 P: 18	R: 1 E: 0 K: 1 S: 12	H: 1 LOB: 1 BB: 1 P: 22	R: 1 E: 1 K: 0 S: 11	H: 2 LOB: 1 BB: 0 P: 16		1B: 6 2B: 5 3B: 0 HR: 2	SF: 0 SAC: 0 DP: 0 HBP: 1	WP: 0 PB: 0 CS: 0	PA: 43
<b>PITCHER</b>	IP	WLS	BF	H	R	ER	SO	BB	IBB	HBP	BLK	WP	HR	S	P	ERA	WHIP				
Travis Smith, R ERA: 5.57 Juan Cruz, R ERA: 4.19 C.J. Nitkowski, L ERA: 3.79	(1, 1) (5, 1) (8, 1)	4.0 3.0 1.0	L 17 5	21 4 2	7 4 1	5 4 0	5 7 0	0 3 0	0 0 0	0 1 0	0 0 0	0 0 0	0 45 11	79 78 16	11.25 12.00 0.00	2.250 2.333 2.000					

AB 33  
R 3  
H 8  
RBI 3  
BB 0  
SO 6  
LOB 11



AB 37  
R 10  
H 13  
RBI 10  
BB 5  
SO 12  
LOB 19









Batter	1	2	3	4	5	6	7	8	9	AB	R	H	RBI	BB	SO	LOB	TOP			
Tony Graffanino, R (1.4) OBP: 0.349, SLG: 0.372										5	1	2	0	0	0	0	<b>Kansas City Royals @ Atlanta Braves</b> Turner Field, Atlanta, GA Wed Jun 16 2004, 7:05 PM EDT Att: 27,048 - Overcast - 85 F			
Carlos Beltrán, S (1.8) OBP: 0.381, SLG: 0.515										5	1	3	2	1	0	1				
29 Mike Sweeney, R (1.3) OBP: 0.321, SLG: 0.439										5	0	1	0	1	0	3				
Ken Harvey, R (1.7) OBP: 0.395, SLG: 0.528 Scott Sullivan, R (8.1)										4	0	1	0	1	1	4				
Damian Jackson, R (9. PH) OBP: 0.263, SLG: 0.375 Jeremy Affeldt, L (9.1)										0	0	0	0	0	0	0				
Matt Stairs, L (1.9) OBP: 0.326, SLG: 0.429 Byron Gettis, R (9. PR) OBP: 0.289, SLG: 0.226										0	0	0	0	0	0	0				
Joe Randa, R (1.5) OBP: 0.344, SLG: 0.385										5	2	4	1	0	1	0				
Benito Santiago, R (1.2) OBP: 0.306, SLG: 0.416										4	1	2	0	0	0	1				
4 Angel Berroa, R (1.6) OBP: 0.263, SLG: 0.372										5	2	3	4	0	0	2				
41 Jimmy Gobble, L (1.1) Dee Brown, L (6. PH) Nate Field, R (6.1) Jaime Cerda, L (7.1) Desi Relaford, S (8. PH) OBP: 0.226, SLG: 0.226										2	0	0	0	0	1	1				
<b>Inning Stats</b>	R: 0 E: 0 K: 1 S: 11	H: 1 LOB: 2 BB: 1 P: 20	R: 0 E: 0 K: 2 S: 13	H: 1 LOB: 1 BB: 0 P: 18	R: 0 E: 0 K: 1 S: 12	H: 1 LOB: 1 BB: 0 P: 21	R: 1 E: 0 K: 0 S: 7	H: 2 LOB: 0 BB: 0 P: 13	R: 0 E: 0 K: 1 S: 15	H: 1 LOB: 2 BB: 1 P: 23	R: 0 E: 1 K: 0 S: 8	H: 1 LOB: 2 BB: 0 P: 15	R: 4 E: 0 K: 0 S: 23	H: 5 LOB: 1 BB: 0 P: 29	R: 5 E: 0 K: 1 S: 17	H: 6 LOB: 3 BB: 1 P: 34	1B: 12 2B: 7 3B: 0 HR: 1	SF: 0 SAC: 2 DP: 1 HBP: 0	WP: 0 PB: 0 SB: 1 CS: 0	PA: 50
<b>PITCHER</b>	IP: 5.1 WLS: 2 BF: 25 H: 8 R: 1 ER: 1 SO: 4 BB: 2 IBB: 0 HBP: 0 BLK: 0 WP: 0 HR: 0 S: 63 P: 103 ERA: 1.69 WHIP: 1.875	IP: 0.2 WLS: 0 BF: 2 H: 0 R: 0 ER: 0 SO: 0 BB: 0 IBB: 0 HBP: 0 BLK: 0 WP: 0 HR: 0 S: 8 P: 15 ERA: 0.00 WHIP: 1.000	IP: 1.0 WLS: 1 BF: 5 H: 1 R: 0 ER: 0 SO: 0 BB: 0 IBB: 0 HBP: 0 BLK: 0 WP: 0 HR: 0 S: 8 P: 15 ERA: 0.00 WHIP: 1.000	IP: 1.0 WLS: 0 BF: 8 H: 5 R: 4 ER: 4 SO: 0 BB: 0 IBB: 0 HBP: 0 BLK: 0 WP: 1 HR: 23 S: 29 P: 36.00 ERA: 4.00 WHIP: 5.000	IP: 0.0 WLS: 0 BF: 2 H: 2 R: 3 ER: 3 SO: 0 BB: 0 IBB: 0 HBP: 0 BLK: 0 WP: 0 HR: 4 S: 9 P: 9 ERA: = WHIP: =	IP: 1.0 WLS: 0 BF: 8 H: 4 R: 2 ER: 2 SO: 1 BB: 0 IBB: 1 HBP: 0 BLK: 0 WP: 0 HR: 0 S: 13 P: 25 ERA: 18.00 WHIP: 4.000														

AB	45
R	10
H	20
RBI	9
BB	3
SO	5
LOB	22



Batter	1	2	3	4	5	6	7	8	9	AB	R	H	RBI	BB	SO	LOB	BOTTOM					
Rafael Furcal, S (1.6) OBP: 0.330, SLG: 0.389										4	1	1	3	1	1	3	<b>Kansas City Royals @ Atlanta Braves</b> Turner Field, Atlanta, GA Wed Jun 16 2004, 7:05 PM EDT Att: 27,048 - Overcast - 85 F					
Nick Green, R (1.4) OBP: 0.390, SLG: 0.425										3	0	2	1	1	0	1						
Andrew Jones, R (1.8) OBP: 0.341, SLG: 0.492										5	0	1	0	0	2	7						
10 Chipper Jones, S (1.5) OBP: 0.346, SLG: 0.439 Jesse Garcia, R (7. PR) OBP: 0.297, SLG: 0.318										4	0	1	0	0	1	3						
Johnny Estrada, S (1.2) OBP: 0.389, SLG: 0.497										5	0	1	0	0	1	2						
Julio Franco, R (1.3) OBP: 0.378, SLG: 0.464										4	0	0	0	1	1	5						
J.D. Drew, L (1.9) OBP: 0.412, SLG: 0.555										3	2	1	0	1	0	1						
Eli Marrero, R (1.7) OBP: 0.299, SLG: 0.400										3	1	1	0	1	0	1						
Jaret Wright, R (1.1) OBP: 0.158, SLG: 0.119 Kevin Gnyboski, R (6.1) Dewayne Wise, L (6. PH) Antonio Alfonseca, R (7.1) Chris Reitsma, R (8.1) Mark DeRosa, R (8. PH) Armando Almanza, L (9.1) Travis Smith, R (9.1)										0	0	0	0	0	0	0						
<b>Inning Stats</b>	R: 1 E: 0 K: 1 S: 15	H: 3 LOB: 2 BB: 0 P: 21	R: 2 E: 0 K: 0 S: 12	H: 1 LOB: 3 BB: 3 P: 28	R: 0 E: 0 K: 0 S: 6	H: 0 LOB: 0 BB: 0 P: 9	R: 0 E: 0 K: 1 S: 9	H: 1 LOB: 2 BB: 1 P: 20	R: 0 E: 0 K: 1 S: 9	H: 0 LOB: 1 BB: 1 P: 17	R: 0 E: 0 K: 1 S: 11	H: 1 LOB: 1 BB: 0 P: 22	R: 0 E: 0 K: 1 S: 11	H: 1 LOB: 1 BB: 0 P: 16	R: 1 E: 0 K: 0 S: 20	H: 0 LOB: 1 BB: 1 P: 34		R: 0 E: 0 K: 1 S: 10	H: 1 LOB: 1 BB: 0 P: 13	1B: 5 2B: 2 3B: 0 HR: 1	SF: 1 SAC: 1 DP: 2 HBP: 1	WP: 1 PB: 0 SB: 0 CS: 0
<b>PITCHER</b>	IP: 5.0 WLS: 3 BF: 25 H: 8 R: 3 ER: 3 SO: 3 BB: 5 IBB: 0 HBP: 0 BLK: 0 WP: 0 HR: 11 S: 51 P: 95 ERA: 5.40 WHIP: 2.000	IP: 1.0 WLS: 0 BF: 5 H: 1 R: 0 ER: 0 SO: 1 BB: 1 IBB: 0 HBP: 1 BLK: 0 WP: 0 HR: 20 S: 34 P: 9.00 ERA: 1.000	IP: 1.0 WLS: 1 BF: 5 H: 0 R: 1 ER: 1 SO: 0 BB: 1 IBB: 0 HBP: 0 BLK: 0 WP: 1 HR: 20 S: 34 P: 9.00 ERA: 1.000	IP: 1.0 WLS: 0 BF: 4 H: 1 R: 0 ER: 0 SO: 1 BB: 0 IBB: 0 HBP: 0 BLK: 0 WP: 0 HR: 10 S: 13 P: 10.00 ERA: 1.000	IP: 0.0 WLS: 0 BF: 2 H: 2 R: 3 ER: 3 SO: 0 BB: 0 IBB: 0 HBP: 0 BLK: 0 WP: 0 HR: 4 S: 9 P: 9 ERA: = WHIP: =	IP: 1.0 WLS: 0 BF: 8 H: 4 R: 2 ER: 2 SO: 1 BB: 0 IBB: 1 HBP: 0 BLK: 0 WP: 0 HR: 0 S: 13 P: 25 ERA: 18.00 WHIP: 4.000																









Batter	1	2	3	4	5	6	7	8	9	AB	R	H	RBI	BB	SO	LOB	TOP					
Ronnie Belliard, R OBP: 0.391, SLG: 0.406 (1, 4)										4	0	2	1	1	1	2	<b>Cleveland Indians @ Atlanta Braves</b> Turner Field, Atlanta, GA Fri Jun 18 2004, 7:35 PM EDT Att: 28,000 - Unknown - 83 F					
Coco Crisp, S OBP: 0.320, SLG: 0.393 (1, 8)										5	1	2	0	0	1	4						
Matt Lawton, L OBP: 0.397, SLG: 0.482 (1, 7)										5	1	1	0	0	0	3						
41 Victor Martinez, S OBP: 0.372, SLG: 0.549 (1, 2)										5	0	1	1	0	0	3						
Casey Blake, R OBP: 0.356, SLG: 0.452 (1, 5)										5	2	2	1	0	1	2						
Lou Merten, R OBP: 0.345, SLG: 0.354 (1, 3)										1	0	0	1	1	0	0						
Raul Gonzalez, R OBP: 0.167, SLG: 0.235 (8, PH)										3	0	1	0	0	0	1						
Jody Gerut, L OBP: 0.358, SLG: 0.424 (8, 9)										1	0	1	0	0	0	0						
John McDonald, R OBP: 0.270, SLG: 0.235 (8, PH)										2	0	0	0	1	0	2						
Omar Vizquel, S OBP: 0.357, SLG: 0.385 (8, 6)										1	0	0	0	0	1	2						
31 Cliff Lee, L OBP: 0.333, SLG: 0.333 (1, 1)										3	0	1	0	0	0	0						
48 Travis Hafner, L OBP: 0.421, SLG: 0.559 (8, PH)										0	0	0	0	1	0	0						
David Riske, R (8, 1)										0	0	0	0	0	0	0						
Cliff Bartosh, L (8, 1)										0	0	0	0	0	0	0						
Jose Jimenez, R (9, 1)										0	0	0	0	0	0	0						
<b>Inning Stats</b>	R: 0 E: 0 K: 0 S: 9	H: 1 LOB: 1 BB: 0 P: 14	R: 0 E: 0 K: 0 S: 9	H: 0 LOB: 0 BB: 1 P: 19	R: 0 E: 0 K: 1 S: 9	H: 0 LOB: 0 BB: 0 P: 15	R: 2 E: 0 K: 0 S: 14	H: 4 LOB: 2 BB: 0 P: 20	R: 0 E: 0 K: 0 S: 13	H: 2 LOB: 2 BB: 0 P: 19	R: 1 E: 0 K: 0 S: 12	H: 2 LOB: 2 BB: 1 P: 23	R: 0 E: 0 K: 0 S: 6	H: 0 LOB: 0 BB: 0 P: 8	R: 1 E: 0 K: 2 S: 16	H: 2 LOB: 2 BB: 2 P: 31	R: 0 E: 0 K: 1 S: 8	H: 0 LOB: 0 BB: 0 P: 15	1B: 10 2B: 0 3B: 0 HR: 1	SF: 1 SAC: 1 DP: 0 HBP: 0	WP: 0 PB: 0 SB: 0 CS: 1	PA: 42
<b>PITCHER</b>	IP WLS BF H R ER SO BB IBB HBP BLK WP HR S P ERA WHIP																					
Mike Hampton, L ERA: 3.28 (1, 1)	5.2 L 27 9 3 3 1 2 0 0 0 1 0 1 64 106 4.76 1.941																					
Antonio Alfonseca, R ERA: 3.77 (8, 1)	1.1 4 0 0 0 0 0 0 0 0 0 0 0 8 12 0.00 0.000																					
Chris Reitsma, R ERA: 4.14 (8, 1)	1.0 7 2 1 1 2 2 0 0 0 0 0 0 16 31 9.00 4.000																					
Kevin Gryboski, R ERA: 2.86 (9, 1)	1.0 3 0 0 0 1 0 0 0 0 0 0 0 8 15 0.00 0.000																					

Batter	1	2	3	4	5	6	7	8	9	AB	R	H	RBI	BB	SO	LOB	BOTTOM			
Rafael Furcal, S OBP: 0.330, SLG: 0.403 (1, 6)										4	2	2	1	0	0	0	<b>Cleveland Indians @ Atlanta Braves</b> Turner Field, Atlanta, GA Fri Jun 18 2004, 7:35 PM EDT Att: 28,000 - Unknown - 83 F			
Nick Green, R OBP: 0.388, SLG: 0.421 (1, 4)										4	0	1	0	0	2	0				
J.D. Drew, L OBP: 0.411, SLG: 0.556 (1, 9)										2	0	1	1	1	0	0				
10 Chipper Jones, S OBP: 0.335, SLG: 0.429 (1, 5)										4	0	1	0	0	1	2				
Andrew Jones, R OBP: 0.338, SLG: 0.488 (1, 8)										4	0	0	0	0	1	3				
Julio Franco, R OBP: 0.386, SLG: 0.448 (1, 3)										4	0	0	0	0	2	3				
Johnny Estrada, S OBP: 0.381, SLG: 0.487 (1, 2)										4	0	0	0	0	0	1				
Eli Marrero, R OBP: 0.284, SLG: 0.388 (1, 7)										3	0	1	0	0	0	0				
Mike Hampton, R OBP: 0.240, SLG: 0.391 (1, 1)										2	0	0	0	0	1	0				
Mike Hessman, R OBP: 0.159, SLG: 0.279 (7, PH)										1	0	0	0	0	1	1				
Chris Reitsma, R (8, 1)										0	0	0	0	0	0	0				
Kevin Gryboski, R (9, 1)										0	0	0	0	0	0	0				
<b>Inning Stats</b>	R: 1 E: 0 K: 1 S: 14	H: 3 LOB: 2 BB: 0 P: 18	R: 0 E: 0 K: 0 S: 10	H: 0 LOB: 0 BB: 0 P: 12	R: 1 E: 1 K: 1 S: 6	H: 1 LOB: 0 BB: 0 P: 9	R: 0 E: 0 K: 1 S: 9	H: 0 LOB: 0 BB: 0 P: 11	R: 0 E: 0 K: 2 S: 10	H: 1 LOB: 1 BB: 0 P: 12	R: 0 E: 0 K: 1 S: 10	H: 1 LOB: 1 BB: 0 P: 14	R: 0 E: 0 K: 1 S: 9	H: 0 LOB: 1 BB: 1 P: 16	R: 0 E: 0 K: 0 S: 9	H: 0 LOB: 0 BB: 0 P: 15	1B: 2 2B: 3 3B: 0 HR: 1	SF: 1 SAC: 0 DP: 0 HBP: 0	WP: 0 PB: 0 SB: 0 CS: 1	PA: 34
<b>PITCHER</b>	IP WLS BF H R ER SO BB IBB HBP BLK WP HR S P ERA WHIP																			
31 Cliff Lee, L ERA: 3.81 (1, 1)	7.0 W 27 6 2 2 7 0 0 0 0 0 0 1 69 89 2.57 0.857																			
David Riske, R ERA: 5.79 (8, 1)	0.2 H 3 0 0 0 1 1 0 0 0 0 0 0 8 14 0.00 1.500																			
Cliff Bartosh, L ERA: 6.48 (8, 1)	0.1 H 1 0 0 0 0 0 0 0 0 0 0 0 1 2 0.00 0.000																			
Jose Jimenez, R ERA: 7.16 (9, 1)	1.0 S 3 0 0 0 0 0 0 0 0 0 0 0 9 15 0.00 0.000																			


AB	35
R	4
H	11
RBI	4
BB	4
SO	4
LOB	19





Batter	1	2	3	4	5	6	7	8	9	AB	R	H	RBI	BB	SO	LOB	TOP			
<b>Matt Lawton, L</b> OBP: 0.401, SLG: 0.490	E3 48 S		1B			2B		1B		4	0	3	0	0	0	0	<b>Cleveland Indians @ Atlanta Braves</b> Turner Field, Atlanta, GA Sat Jun 19 2004, 7:05 PM EDT Att: 41,987 - Cloudy - 87 F			
<b>Omar Vizquel, S</b> OBP: 0.356, SLG: 0.383 <b>John McDonald, R</b> OBP: 0.275, SLG: 0.243	P2		P4			F8		1B		1	0	0	0	0	0	1				
<b>48 Travis Hafner, L</b> OBP: 0.414, SLG: 0.548	K			P6		F7		G3-1		4	0	0	0	0	1	4				
<b>Casey Blake, R</b> OBP: 0.354, SLG: 0.453	F7			K			2B		P3	4	0	1	0	0	1	1				
<b>Jody Gerut, L</b> OBP: 0.353, SLG: 0.417		G6-3		P5		FC1-6-5		G6-3		4	0	0	0	0	0	1				
<b>Ronnie Belliard, R</b> OBP: 0.385, SLG: 0.400	K				G5-3		P3		F9	4	0	0	0	0	1	1				
<b>Coco Crisp, S</b> OBP: 0.320, SLG: 0.392		G3				CS 1B		G3		3	0	1	0	0	0	1				
<b>Tim Laker, R</b> OBP: 0.231, SLG: 0.288			P4		F7			F9		3	0	0	0	0	0	1				
<b>37 Jake Westbrook, R</b> <b>Raul Gonzalez, R</b> OBP: 0.143, SLG: 0.143 <b>63 Rafael Betancourt, R</b> <b>Ben Broussard, L</b> OBP: 0.351, SLG: 0.327 <b>Rick White, R</b>			K			F8		F8		1	0	0	0	0	1	0				
<b>Inning Stats</b>	R: 0 E: 1 K: 1 S: 12	H: 0 LOB: 1 BB: 0 P: 18	R: 0 E: 0 K: 1 S: 6	H: 0 LOB: 0 BB: 0 P: 9	R: 0 E: 0 K: 1 S: 13	H: 1 LOB: 1 BB: 0 P: 14	R: 0 E: 0 K: 1 S: 7	H: 0 LOB: 0 BB: 0 P: 10	R: 0 E: 0 K: 0 S: 8	H: 1 LOB: 1 BB: 0 P: 11	R: 0 E: 0 K: 0 S: 9	H: 1 LOB: 0 BB: 0 P: 13	R: 0 E: 0 K: 0 S: 12	H: 2 LOB: 2 BB: 0 P: 19	R: 0 E: 0 K: 0 S: 3	H: 0 LOB: 0 BB: 0 P: 4		1B: 4 2B: 2 3B: 0 HR: 0	SF: 0 SAC: 0 DP: 0 HBP: 0	WP: 0 PB: 0 SB: 1 CS: 1
<b>PITCHER</b>	IP	WLS	BF	H	R	ER	SO	BB	IBB	HBP	BLK	WP	HR	S	P	ERA	WHIP			
<b>Paul Byrd, R</b> ERA: 3.69	(1, 1)	7.0	W	25	4	0	4	0	0	0	0	0	0	64	91	0.00	0.571			
<b>Antonio Alfonseca, R</b> ERA: 3.69	(8, 1)	0.2		4	2	0	0	0	0	0	0	0	0	9	14	0.00	3.000			
<b>29 John Smoltz, R</b> ERA: 3.21	(8, 1)	1.1	S	4	0	0	0	0	0	0	0	0	0	6	9	0.00	0.000			

AB 33  
R 0  
H 6  
RBI 0  
BB 0  
SO 4  
LOB 12



Batter	1	2	3	4	5	6	7	8	9	AB	R	H	RBI	BB	SO	LOB	BOTTOM			
<b>Rafael Furcal, S</b> OBP: 0.338, SLG: 0.417	CS 1B							F9		4	0	3	0	0	0	0	<b>Cleveland Indians @ Atlanta Braves</b> Turner Field, Atlanta, GA Sat Jun 19 2004, 7:05 PM EDT Att: 41,987 - Cloudy - 87 F			
<b>Nick Green, R</b> OBP: 0.378, SLG: 0.407	G1-3		G5-3		G5-3		G6-3			4	0	0	0	0	0	4				
<b>J.D. Drew, L</b> OBP: 0.412, SLG: 0.551	BB		G1-3		G4-3		BB			2	0	0	0	2	0	0				
<b>10 Chipper Jones, S</b> OBP: 0.333, SLG: 0.431	K		HR 2B		K		F7			4	1	1	0	0	2	2				
<b>Julio Franco, R</b> OBP: 0.363, SLG: 0.467	K		HR 2B		G3-1		G4-3		G4-3	4	1	1	2	0	1	0				
<b>Dewayne Wise, L</b> OBP: 0.264, SLG: 0.458	HR 1B		K2-3				F9		G5-3	4	1	1	0	0	1	0				
<b>Eli Marrero, R</b> OBP: 0.295, SLG: 0.437	HR 1B		G5-3				1B		K	4	1	2	2	0	1	0				
<b>Eddie Pérez, R</b> OBP: 0.265, SLG: 0.266	L4				G6-3		K			3	0	0	0	0	1	1				
<b>Paul Byrd, R</b> OBP: 0.333, SLG: 0.333 <b>Antonio Alfonseca, R</b> <b>29 John Smoltz, R</b>	1B				F8		K			3	0	1	0	0	1	1				
<b>Inning Stats</b>	R: 0 E: 0 K: 1 S: 10	H: 1 LOB: 1 BB: 1 P: 20	R: 2 E: 0 K: 1 S: 17	H: 4 LOB: 2 BB: 0 P: 27	R: 2 E: 0 K: 1 S: 10	H: 2 LOB: 0 BB: 0 P: 13	R: 0 E: 0 K: 0 S: 6	H: 1 LOB: 1 BB: 0 P: 8	R: 0 E: 0 K: 2 S: 12	H: 1 LOB: 1 BB: 0 P: 15	R: 0 E: 0 K: 0 S: 11	H: 0 LOB: 1 BB: 1 P: 19	R: 0 E: 0 K: 1 S: 6	H: 0 LOB: 0 BB: 0 P: 9	1B: 5 2B: 2 3B: 0 HR: 2	SF: 0 SAC: 0 DP: 0 HBP: 0		WP: 0 PB: 0 SB: 0 CS: 1	PA: 34	
<b>PITCHER</b>	IP	WLS	BF	H	R	ER	SO	BB	IBB	HBP	BLK	WP	HR	S	P	ERA	WHIP			
<b>37 Jake Westbrook, R</b> ERA: 2.98	(1, 1)	5.0	L	23	8	4	4	1	0	0	0	0	0	2	50	77	7.20	1.800		
<b>63 Rafael Betancourt, R</b> ERA: 3.74	(8, 1)	2.0		8	1	0	0	1	0	0	0	0	0	23	34	0.00	1.000			
<b>Rick White, R</b> ERA: 3.1	(8, 1)	1.0		3	0	0	0	0	0	0	0	0	0	6	9	0.00	0.000			

AB 32  
R 4  
H 9  
RBI 4  
BB 2  
SO 7  
LOB 8





Batter	1	2	3	4	5	6	7	8	9	AB	R	H	RBI	BB	SO	LOB	TOP			
Matt Lawton, L (1, 7) OBP: 0.395, SLG: 0.481	G1-3	L3			G6-3		F7		G5-3	5	0	0	0	0	0	0	<b>Cleveland Indians @ Atlanta Braves</b> Turner Field, Atlanta, GA Sun Jun 20 2004, 1:05 PM EDT Att: 31,000 - Cloudy - 84 F			
Coco Crisp, S (1, 8) OBP: 0.355, SLG: 0.408	48 S 41 1B BB		48 S 41 1B 2B		48 S 41 1B		48 S 41 1B		K	4	3	3	0	1	1	0				
48 Travis Hafner, L (1, 3) OBP: 0.412, SLG: 0.542 David Riske, R (8, 1)	F8		41 G4-6-3 1B		K		G4-3		G5-3	4	0	1	1	0	1	3				
Raul Gonzalez, R (9, PH) OBP: 0.125, SLG: 0.125 Jose Jimenez, R (9, 1)			2H 1B		K		G4-3		G5-3	0	0	0	0	0	0	0				
41 Victor Martinez, S (1, 2) OBP: 0.378, SLG: 0.549	2H 1B		G4-6-3		FC5-4 IBB		1B 1B IBB			2	1	1	1	2	0	1				
Casey Blake, R (1, 5) OBP: 0.356, SLG: 0.454	2H 1B		K		FC5-4		1B			4	0	2	2	0	1	2				
Jody Gerut, L (1, 9) OBP: 0.348, SLG: 0.411	F8				F7		P3		E4 L4-3	4	0	0	0	0	0	1				
Lou Merloni, R (1, 4) OBP: 0.342, SLG: 0.350		P4			K		FC6-4 1B		L4-3	4	0	1	0	0	1	1				
John McDonald, R (1, 6) OBP: 0.295, SLG: 0.293		K			K		P4			4	0	2	0	0	1	1				
Jason Davis, R (1, 1) OBP: 0.200, SLG: 0.800 Ben Broussard, L (8, PH) OBP: 0.349, SLG: 0.325		K			K		FC6-4		F8	3	1	1	1	0	1	2				
	HR				K		FC6-4		F8	1	0	0	0	0	0	1				
<b>Inning Stats</b>	R: 2 E: 0 K: 0 S: 13	H: 2 LOB: 1 BB: 1 P: 24	R: 1 E: 0 K: 1 S: 6	H: 1 LOB: 0 BB: 0 P: 8	R: 1 E: 0 K: 1 S: 12	H: 2 LOB: 0 BB: 0 P: 19	R: 0 E: 0 K: 2 S: 8	H: 1 LOB: 1 BB: 0 P: 13	R: 0 E: 0 K: 1 S: 7	H: 1 LOB: 2 BB: 1 P: 15	R: 1 E: 0 K: 0 S: 8	H: 2 LOB: 2 BB: 1 P: 19	R: 0 E: 1 K: 0 S: 7	H: 1 LOB: 1 BB: 0 P: 9	R: 0 E: 0 K: 1 S: 9	H: 0 LOB: 0 BB: 0 P: 14	1B: 8 2B: 3 3B: 0 HR: 1	SF: 0 SAC: 0 DP: 2 HBP: 0	WP: 0 PB: 0 SB: 3 CS: 0	PA: 39
<b>PITCHER</b>	IP WLS BF H R ER SO BB IBB HBP BLK WP HR S P ERA WHIP	IP WLS BF H R ER SO BB IBB HBP BLK WP HR S P ERA WHIP	IP WLS BF H R ER SO BB IBB HBP BLK WP HR S P ERA WHIP	IP WLS BF H R ER SO BB IBB HBP BLK WP HR S P ERA WHIP	IP WLS BF H R ER SO BB IBB HBP BLK WP HR S P ERA WHIP	IP WLS BF H R ER SO BB IBB HBP BLK WP HR S P ERA WHIP	IP WLS BF H R ER SO BB IBB HBP BLK WP HR S P ERA WHIP	IP WLS BF H R ER SO BB IBB HBP BLK WP HR S P ERA WHIP	IP WLS BF H R ER SO BB IBB HBP BLK WP HR S P ERA WHIP	IP WLS BF H R ER SO BB IBB HBP BLK WP HR S P ERA WHIP	IP WLS BF H R ER SO BB IBB HBP BLK WP HR S P ERA WHIP	IP WLS BF H R ER SO BB IBB HBP BLK WP HR S P ERA WHIP	IP WLS BF H R ER SO BB IBB HBP BLK WP HR S P ERA WHIP	IP WLS BF H R ER SO BB IBB HBP BLK WP HR S P ERA WHIP	IP WLS BF H R ER SO BB IBB HBP BLK WP HR S P ERA WHIP	IP WLS BF H R ER SO BB IBB HBP BLK WP HR S P ERA WHIP	IP WLS BF H R ER SO BB IBB HBP BLK WP HR S P ERA WHIP			

Batter	1	2	3	4	5	6	7	8	9	AB	R	H	RBI	BB	SO	LOB	BOTTOM					
Rafael Furcal, S (1, 6) OBP: 0.337, SLG: 0.410	G1-3		4-2 BB		G3-1			K		3	0	0	0	1	1	2	<b>Cleveland Indians @ Atlanta Braves</b> Turner Field, Atlanta, GA Sun Jun 20 2004, 1:05 PM EDT Att: 31,000 - Cloudy - 84 F					
Nick Green, R (1, 4) OBP: 0.397, SLG: 0.393	F8		K				F8		P4	4	0	0	0	0	1	2						
J.D. Drew, L (1, 8) OBP: 0.410, SLG: 0.559	K				G3-1		HR		P4	4	1	1	1	0	1	0						
10 Chipper Jones, S (1, 5) OBP: 0.331, SLG: 0.446		K			K		HR		G4-3	4	1	1	1	0	2	0						
Johnny Estrada, S (1, 2) OBP: 0.374, SLG: 0.478	F8				F9		G3-1		G1-3	4	0	0	0	0	0	0						
Julio Franco, R (1, 3) OBP: 0.353, SLG: 0.452	G4-3				G6-3		K		K	4	0	0	0	0	2	0						
Dewayne Wise, L (1, 9) OBP: 0.266, SLG: 0.450			G3		SH1-4 1B BB		F8			2	0	0	0	1	0	0						
Eli Marrero, R (1, 7) OBP: 0.309, SLG: 0.446			SH1-4 1B		SH1-4 1B		K			3	0	2	0	0	1	0						
Russ Ortiz, R (1, 1) OBP: 0.387, SLG: 0.150 Arenaldo Almazan, L (7, 1) Kevin Gnyboski, R (7, 1) Mark DeRosa, R (7, PH) Chris Reitsma, R (8, 1) Antonio Alfonseca, R (9, 1)			SH1-4		SH1-4		G5-3			0	0	0	0	0	0	0						
			1-2		1-2 2-3					0	0	0	0	0	0	0						
<b>Inning Stats</b>	R: 0 E: 0 K: 1 S: 7	H: 0 LOB: 0 BB: 0 P: 9	R: 0 E: 0 K: 1 S: 10	H: 0 LOB: 0 BB: 0 P: 14	R: 0 E: 0 K: 1 S: 13	H: 1 LOB: 2 BB: 1 P: 18	R: 0 E: 0 K: 1 S: 8	H: 0 LOB: 0 BB: 0 P: 10	R: 0 E: 0 K: 1 S: 7	H: 1 LOB: 2 BB: 1 P: 13	R: 2 E: 0 K: 1 S: 15	H: 2 LOB: 0 BB: 0 P: 23	R: 0 E: 0 K: 1 S: 8	H: 0 LOB: 0 BB: 0 P: 11	R: 0 E: 0 K: 1 S: 6	H: 0 LOB: 0 BB: 0 P: 11	R: 0 E: 0 K: 1 S: 6	H: 0 LOB: 0 BB: 0 P: 9	1B: 2 2B: 0 3B: 0 HR: 2	SF: 0 SAC: 2 DP: 0 HBP: 0	WP: 0 PB: 0 SB: 0 CS: 0	PA: 33
<b>PITCHER</b>	IP WLS BF H R ER SO BB IBB HBP BLK WP HR S P ERA WHIP	IP WLS BF H R ER SO BB IBB HBP BLK WP HR S P ERA WHIP	IP WLS BF H R ER SO BB IBB HBP BLK WP HR S P ERA WHIP	IP WLS BF H R ER SO BB IBB HBP BLK WP HR S P ERA WHIP	IP WLS BF H R ER SO BB IBB HBP BLK WP HR S P ERA WHIP	IP WLS BF H R ER SO BB IBB HBP BLK WP HR S P ERA WHIP	IP WLS BF H R ER SO BB IBB HBP BLK WP HR S P ERA WHIP	IP WLS BF H R ER SO BB IBB HBP BLK WP HR S P ERA WHIP	IP WLS BF H R ER SO BB IBB HBP BLK WP HR S P ERA WHIP	IP WLS BF H R ER SO BB IBB HBP BLK WP HR S P ERA WHIP	IP WLS BF H R ER SO BB IBB HBP BLK WP HR S P ERA WHIP	IP WLS BF H R ER SO BB IBB HBP BLK WP HR S P ERA WHIP	IP WLS BF H R ER SO BB IBB HBP BLK WP HR S P ERA WHIP	IP WLS BF H R ER SO BB IBB HBP BLK WP HR S P ERA WHIP	IP WLS BF H R ER SO BB IBB HBP BLK WP HR S P ERA WHIP	IP WLS BF H R ER SO BB IBB HBP BLK WP HR S P ERA WHIP	IP WLS BF H R ER SO BB IBB HBP BLK WP HR S P ERA WHIP					

















Batter	1	2	3	4	5	6	7	8	9	AB	R	H	RBI	BB	SO	LOB	TOP					
Rafael Furcal, S OBP: 0.326, SLG: 0.400	(1, 6) K		(2) G3			(1) L9		(3) L5		4	0	0	0	0	1	1						
Nick Green, R OBP: 0.342, SLG: 0.376	(1, 4) G5-3		(3) G6-3			(2) K2-3			(1) G4-3	4	0	0	0	0	1	0						
J.D. Drew, L OBP: 0.414, SLG: 0.568	(1, 9) 1B					(3) F7			(2) K	4	0	2	0	0	1	0						
10 Chipper Jones, S OBP: 0.333, SLG: 0.436	(1, 5) K								(3) F7	3	0	0	0	1	1	1						
Julio Franco, R OBP: 0.357, SLG: 0.438										3	0	2	0	0	0	2						
Andruw Jones, R OBP: 0.337, SLG: 0.475	(1, 8) K									3	0	0	0	0	1	4						
Charles Thomas, L OBP: 0.200, SLG: 0.200										3	0	0	0	0	0	1						
Mike Hessman, R OBP: 0.147, SLG: 0.258	(1, 3) K									3	0	0	0	0	1	1						
Eddie Pérez, R OBP: 0.268, SLG: 0.258	(1, 2) F8									2	0	0	0	1	0	0						
<b>Inning Stats</b>	R: 0 H: 1 E: 0 K: 2 S: 10	H: 1 LOB: 1 BB: 0 P: 13	R: 0 H: 1 E: 0 K: 2 S: 10	H: 1 LOB: 1 BB: 0 P: 14	R: 0 H: 0 E: 0 K: 0 S: 4	H: 0 LOB: 0 BB: 0 P: 8	R: 0 H: 1 E: 0 K: 0 S: 5	H: 1 LOB: 1 BB: 1 P: 14	R: 0 H: 0 E: 0 K: 1 S: 6	H: 0 LOB: 0 BB: 0 P: 8	R: 0 H: 0 E: 0 K: 1 S: 8	H: 0 LOB: 0 BB: 0 P: 11	R: 0 H: 1 E: 0 K: 0 S: 4	H: 1 LOB: 0 BB: 0 P: 6	R: 0 H: 0 E: 0 K: 0 S: 7	H: 0 LOB: 1 BB: 1 P: 17	R: 0 H: 0 E: 0 K: 1 S: 7	H: 0 LOB: 0 BB: 0 P: 11	1B: 4 2B: 0 3B: 0 HR: 0	SF: 0 SAC: 0 DP: 2 HBP: 0	WP: 0 PB: 0 SB: 0 CS: 0	PA: 31
<b>PITCHER</b> 40 Daniel Cabrera, R ERA: 3.38	IP: 9.0 WLS: W BF: 31 H: 4 R: 0 ER: 0 SO: 6 BB: 2 IBB: 0 HBP: 0 BLK: 0 WP: 0 HR: 0 S: 61 P: 102 ERA: 0.00 WHIP: 0.667															<b>PITCHER</b>						

Atlanta Braves @ Baltimore Orioles  
Oriole Park at Camden Yards, Baltimore, MD

AB 29  
R 0  
H 4  
RBI 0  
BB 2  
SO 6  
LOB 10



WP: 0 PA: 31  
PB: 0  
SB: 0  
CS: 0

Fri Jun 25 2004, 7:35 PM EDT  
Att: 33,579 - Overcast - 74 F

Batter	1	2	3	4	5	6	7	8	9	AB	R	H	RBI	BB	SO	LOB	BOTTOM					
1 Brian Roberts, S OBP: 0.340, SLG: 0.353	(1, 4) 1B		(1) SH5-4				(2) L6			2	0	1	0	1	0	1						
6 Melvin Mora, R OBP: 0.442, SLG: 0.571	(1, 5) HR		(2) K				(3) 1B			2	1	1	1	0	1	2						
David Newhan, L OBP: 0.600, SLG: 0.905	(5, 5) HR						(2) 1B			1	1	1	1	1	0	0						
10 Miguel Tejada, R OBP: 0.360, SLG: 0.486	(1, 6) G6-3		(3) G4-3				(2) 2B			3	0	1	2	0	0	2						
Rafael Palmeiro, L OBP: 0.370, SLG: 0.417	(1, 3) G5-3						(3) L5			4	0	0	0	0	0	3						
Javy Lopez, R OBP: 0.356, SLG: 0.463							(1) G1-3			4	1	2	0	0	0	0						
31 Jay Gibbons, L OBP: 0.292, SLG: 0.349	(1, 10) G6-3						(2) P4			4	0	1	1	0	0	1						
Luis Matos, R OBP: 0.281, SLG: 0.356	(1, 8) F8						(3) G1-3			4	0	0	0	0	0	2						
Larry Bigbie, L OBP: 0.331, SLG: 0.410										4	2	3	0	0	0	1						
Jerry Hairston, R OBP: 0.385, SLG: 0.398							(1) SH1-3			2	0	0	0	1	1	2						
16 Tim Raines, S OBP: 0.385, SLG: 0.364	(9, 9) K						(2) K			0	0	0	0	0	0	0						
<b>Inning Stats</b>	R: 1 H: 2 E: 0 K: 0 S: 14	H: 2 LOB: 0 BB: 0 P: 19	R: 0 H: 0 E: 0 K: 0 S: 6	H: 0 LOB: 0 BB: 0 P: 9	R: 0 H: 1 E: 0 K: 1 S: 13	H: 1 LOB: 2 BB: 1 P: 18	R: 0 H: 1 E: 0 K: 0 S: 9	H: 1 LOB: 1 BB: 0 P: 10	R: 1 H: 1 E: 0 K: 1 S: 9	H: 1 LOB: 2 BB: 2 P: 21	R: 0 H: 0 E: 0 K: 0 S: 9	H: 0 LOB: 0 BB: 0 P: 11	R: 2 H: 3 E: 0 K: 0 S: 19	H: 3 LOB: 1 BB: 0 P: 26	R: 1 H: 2 E: 0 K: 0 S: 12	H: 2 LOB: 1 BB: 0 P: 20	R: 0 H: 0 E: 0 K: 0 S: 12	H: 0 LOB: 1 BB: 0 P: 20	1B: 4 2B: 4 3B: 1 HR: 1	SF: 1 SAC: 2 DP: 0 HBP: 0	WP: 0 PB: 0 SB: 1 CS: 0	PA: 36
<b>PITCHER</b> Paul Byrd, R ERA: 2.03	IP: 6.1 WLS: L BF: 27 H: 6 R: 3 ER: 3 SO: 2 BB: 3 IBB: 3 HBP: 0 BLK: 0 WP: 0 HR: 1 S: 71 P: 102 ERA: 4.26 WHIP: 1.421															<b>PITCHER</b>						
28 Sam McConnell, L ERA: 13.5	0.2	4	2	1	1	0	0	0	0	0	0	8	12	13.50	3.000							
Kevin Gryboski, R ERA: 3.47	(8, 1) 1.0	5	2	1	1	0	0	0	0	0	0	12	20	9.00	2.000							

Atlanta Braves @ Baltimore Orioles  
Oriole Park at Camden Yards, Baltimore, MD

AB 30  
R 5  
H 10  
RBI 5  
BB 3  
SO 2  
LOB 14



WP: 0 PA: 36  
PB: 0  
SB: 1  
CS: 0

Fri Jun 25 2004, 7:35 PM EDT  
Att: 33,579 - Overcast - 74 F



Batter	1	2	3	4	5	6	7	8	9	AB	R	H	RBI	BB	SO	LOB	TOP			
Rafael Furcal, S OBP: 0.323, SLG: 0.395	2-2 SH FC4-6 1B	0-0 G6-3			1-1 F9			3-2 P6	1-3 K	5	1	1	0	0	1	2				
Nick Green, R OBP: 0.342, SLG: 0.375	0-0 SH FC4-6 SF8		2-3 K			1-0 1B		1-3 K		3	1	1	0	0	2	0				
J.D. Drew, L OBP: 0.411, SLG: 0.561	4-0 FC4-6 BB		0-1 F7			1-0 F9		1-1 G3		3	0	0	0	1	0	1				
10 Chipper Jones, S OBP: 0.327, SLG: 0.425	1-1 FC4-6 BB		2-1 G4-3			0-0 L7			2-0 F8	4	0	0	1	0	0	3				
Johnny Estrada, S OBP: 0.381, SLG: 0.498	0-0 SF8			1-0 G6-3		0-2 F8			0-0 S 1B	3	0	1	1	0	0	1				
Jesse Garcia, R OBP: 0.257, SLG: 0.318										0	1	0	0	0	0	0				
Eddie Pérez, R OBP: 0.268, SLG: 0.258										0	0	0	0	0	0	0				
Julio Franco, R OBP: 0.354, SLG: 0.433	3-3 K			1-3 K				1-3 K		4	1	1	1	0	3	1				
Andruw Jones, R OBP: 0.336, SLG: 0.471		0-1 P4		1-1 CS 1B				2-2 G5-3		4	0	1	0	0	1	2				
Charles Thomas, L OBP: 0.333, SLG: 0.556		2-0 G3-1		0-1 CS 1B		1-0 L6		1-0 2B		4	1	2	1	0	0	0				
Eli Marrero, R OBP: 0.326, SLG: 0.447		1-0 2B				3-3 K		0-1 P5		4	0	2	1	0	1	1				
<b>Inning Stats</b>	R: 2 E: 1 K: 1 S: 12	H: 1 LOB: 1 BB: 1 P: 22	R: 0 E: 0 K: 0 S: 5	H: 1 LOB: 1 BB: 0 P: 8	R: 0 E: 0 K: 1 S: 9	H: 0 LOB: 0 BB: 0 P: 13	R: 0 E: 0 K: 1 S: 7	H: 1 LOB: 0 BB: 0 P: 10	R: 0 E: 0 K: 0 S: 6	H: 1 LOB: 1 BB: 0 P: 11	R: 0 E: 0 K: 1 S: 11	H: 1 LOB: 1 BB: 0 P: 15	R: 0 E: 0 K: 1 S: 9	H: 0 LOB: 0 BB: 0 P: 14	R: 3 E: 0 K: 2 S: 19	H: 4 LOB: 1 BB: 0 P: 30	1B: 4 2B: 5 3B: 0 HR: 0	SF: 1 SAC: 1 DP: 0 HBP: 0	WP: 0 PB: 0 SB: 2 CS: 1	PA: 38
<b>PITCHER</b>	IP WLS BF H R ER SO BB IBB HBP BLK WP HR S P ERA WHIP																			
Rodrigo Lopez, R ERA: 3.58	(1, 1) 7.0 L 27 5 2 0 5 1 0 0 0 0 0 0 56 87 0.00 0.857																			
B.J. Ryan, L ERA: 2.17	(8, 1) 1.0 3 0 0 0 1 0 0 0 0 0 0 9 14 0.00 0.000																			
Jorge Julio, R ERA: 4.75	(9, 1) 1.0 7 4 3 3 2 0 0 0 0 0 0 19 30 27.00 4.000																			

Atlanta Braves @ Baltimore Orioles  
 Oriole Park at Camden Yards, Baltimore, MD  
 Sat Jun 26 2004, 4:35 PM EDT  
 Att: 47,438 - Sunny - 88 F

AB 34  
 R 5  
 H 9  
 RBI 5  
 BB 1  
 SO 8  
 LOB 11



Batter	1	2	3	4	5	6	7	8	9	AB	R	H	RBI	BB	SO	LOB	BOTTOM					
1 Brian Roberts, S OBP: 0.334, SLG: 0.346	1-3 K		1-1 L3		0-1 F8		1-3 K		2-2 F8	5	0	0	0	0	2	6						
David Newhan, L OBP: 0.586, SLG: 0.833	3-2 S 1B			2-2 G3-1	1-1 L6			4-1 10 1B BB		3	0	1	0	1	0	2						
10 Miguel Tejada, R OBP: 0.362, SLG: 0.486	0-3 K			1-2 2B 1B		2-2 F8		0-1 G6-4-3 1B		4	0	2	0	0	1	1						
Rafael Palmeiro, L OBP: 0.369, SLG: 0.418	2-1 L7			2-1 2B	1-3 2B	1-2 G5-3		3-1 F5		4	0	1	0	0	0	3						
Javy Lopez, R OBP: 0.355, SLG: 0.460		1-0 L8		3-3 K		1-1 1B		0-0 G6-4-3		4	0	1	0	0	1	4						
31 Jay Gibbons, L OBP: 0.291, SLG: 0.347		2-2 G6-3		1-2 G4-3		1-2 G1-3			0-1 G4-3 1B	4	0	1	0	0	0	3						
Luis Matos, R OBP: 0.288, SLG: 0.366		0-1 L9			1-1 G4-3 1B		1-0 2B		2-2 G4-3 1B	4	0	3	0	0	0	0						
Larry Bigbie, L OBP: 0.330, SLG: 0.408			0-1 1 L3 1B		1-0 G4-3		0-0 F8		1-1 G4-3	4	0	1	0	0	0	4						
Jerry Hairston, R OBP: 0.382, SLG: 0.389			0-1 L7		4-2 BB		1-0 P6		0-3 K	3	0	0	0	1	1	4						
<b>Inning Stats</b>	R: 0 E: 0 K: 2 S: 13	H: 1 LOB: 1 BB: 0 P: 19	R: 0 E: 0 K: 0 S: 6	H: 0 LOB: 0 BB: 0 P: 9	R: 0 E: 0 K: 0 S: 6	H: 1 LOB: 0 BB: 0 P: 7	R: 0 E: 0 K: 1 S: 16	H: 2 LOB: 2 BB: 0 P: 25	R: 0 E: 0 K: 0 S: 9	H: 1 LOB: 2 BB: 1 P: 16	R: 0 E: 0 K: 0 S: 15	H: 1 LOB: 1 BB: 0 P: 20	R: 0 E: 0 K: 1 S: 7	H: 1 LOB: 1 BB: 0 P: 10	R: 0 E: 0 K: 0 S: 6	H: 1 LOB: 1 BB: 1 P: 13	R: 0 E: 0 K: 1 S: 14	H: 2 LOB: 2 BB: 0 P: 19	1B: 8 2B: 3 3B: 0 HR: 0	SF: 0 SAC: 0 DP: 2 HBP: 0	WP: 0 PB: 0 SB: 1 CS: 0	PA: 37
<b>PITCHER</b>	IP WLS BF H R ER SO BB IBB HBP BLK WP HR S P ERA WHIP																					
Russ Ortiz, R ERA: 3.87	(1, 1) 7.0 W 29 7 0 0 4 2 0 0 0 0 0 0 73 111 0.00 1.286																					
29 John Smoltz, R ERA: 2.9	(8, 1) 2.0 S 8 3 0 0 1 0 0 0 0 0 0 0 19 27 0.00 1.500																					

Atlanta Braves @ Baltimore Orioles  
 Oriole Park at Camden Yards, Baltimore, MD  
 Sat Jun 26 2004, 4:35 PM EDT  
 Att: 47,438 - Sunny - 88 F

AB 35  
 R 0  
 H 10  
 RBI 0  
 BB 2  
 SO 5  
 LOB 27





Batter	1	2	3	4	5	6	7	8	9	AB	R	H	RBI	BB	SO	LOB	TOP										
Rafael Furcal, S OBP: 0.320, SLG: 0.390 (1, 6)	K2-3		FC1-5 G1-6-3		F9		P6	FC6-4 1B		5	0	1	1	0	1	6	<b>Atlanta Braves @ Baltimore Orioles</b> Oriole Park at Camden Yards, Baltimore, MD Sun Jun 27 2004, 1:35 PM EDT Att: 39,095 - Cloudy - 84 F										
Eli Marrero, R OBP: 0.320, SLG: 0.433 (1, 7)	F7		G1-6-3			K2-3		FC6-4 1B		5	1	1	1	0	1	3											
J.D. Drew, L OBP: 0.411, SLG: 0.568 (1, 9)	P4			G4-6-3 BB		K		K		4	1	1	2	1	2	1											
10 Chipper Jones, S OBP: 0.328, SLG: 0.430 (1, 10)		2B		K		F9		1B	F8	5	1	2	0	0	1	1											
Julio Franco, R OBP: 0.354, SLG: 0.431 Mike Hessman, R OBP: 0.143, SLG: 0.250 (7, PR) (7, 3)	K		G4-6-3			2B 1B		E1 1B	K	3	0	1	0	0	1	2											
Andruw Jones, R OBP: 0.333, SLG: 0.470 (1, 8)	K				F9		1B	K	K	5	0	1	0	0	3	3											
Johnny Estrada, S OBP: 0.388, SLG: 0.502 (1, 2)	K				HBP 1B		1B	2B 1B		4	1	3	2	0	1	1											
Mark DeRosa, R OBP: 0.288, SLG: 0.322 (1, 5)			FC1-5 1B		HBP 1B		P4	2B 1B	2B 1B	3	1	2	1	0	0	2											
Jesse Garcia, R OBP: 0.261, SLG: 0.321 Charles Thomas, L OBP: 0.300, SLG: 0.500 Nick Green, R OBP: 0.346, SLG: 0.386 (7, PH) (7, 4)	FC1-5 1B				F8		F7	1B FC6-4 2B		2	0	1	0	0	0	2											
										1	0	0	0	0	0	2											
										1	1	1	1	0	0	0											
<b>Inning Stats</b>	R: 0 E: 0 K: 1 S: 9	H: 0 LOB: 0 BB: 0 P: 15	R: 0 E: 0 K: 3 S: 11	H: 1 LOB: 1 BB: 0 P: 16	R: 0 E: 0 K: 0 S: 8	H: 2 LOB: 1 BB: 0 P: 10	R: 0 E: 0 K: 1 S: 5	H: 0 LOB: 0 BB: 1 P: 9	R: 0 E: 0 K: 0 S: 9	H: 1 LOB: 2 BB: 0 P: 15	R: 0 E: 0 K: 2 S: 9	H: 0 LOB: 0 BB: 0 P: 14	R: 1 E: 0 K: 0 S: 13	H: 3 LOB: 2 BB: 0 P: 16	R: 7 E: 1 K: 2 S: 26	H: 7 LOB: 1 BB: 0 P: 38	R: 0 E: 0 K: 2 S: 12	H: 0 LOB: 0 BB: 0 P: 16	1B: 10 2B: 3 3B: 0 HR: 1	SF: 0 SAC: 0 DP: 2 HBP: 1	WP: 0 PB: 0 SB: 0 CS: 0	PA: 42					
<b>PITCHER</b>	IP	WLS	BF	H	R	ER	SO	BB	IBB	HBP	BLK	WP	HR	S	P	ERA	WHIP										
Matt Riley, L ERA: 7.29 (1, 1)	6.0		25	7	1	1	7	1	0	1	0	0	0	60	89	1.50	1.333										
Mike DeJean, R ERA: 7.34 (7, 1)	1.0		6	3	3	3	0	0	0	0	0	0	1	10	15	27.00	3.000										
Jason Grimsley, R ERA: 3.72 (8, 1)	0.1	L	6	4	3	2	1	0	0	0	0	0	0	16	25	54.00	12.000										
B.J. Ryan, L ERA: 2.08 (8, 1)	1.2		5	0	1	0	3	0	0	0	0	0	0	16	20	0.00	0.000										
B.J. Ryan, L ERA: 2.08 (9, 1)	1.2		5	0	1	0	3	0	0	0	0	0	0	16	20	0.00	0.000										

Batter	1	2	3	4	5	6	7	8	9	AB	R	H	RBI	BB	SO	LOB	BOTTOM										
1 Brian Roberts, S OBP: 0.335, SLG: 0.347 (1, 4)	K		FC5-4 E 1B		K	1B		E8		5	1	2	2	0	2	1	<b>Atlanta Braves @ Baltimore Orioles</b> Oriole Park at Camden Yards, Baltimore, MD Sun Jun 27 2004, 1:35 PM EDT Att: 39,095 - Cloudy - 84 F										
David Newhan, L OBP: 0.529, SLG: 0.724 (1, 5)	G4-3		E4 FC5-4		F8	FC4-6 1B		G4-3		5	0	1	1	0	0	3											
10 Miguel Tejada, R OBP: 0.359, SLG: 0.484 (1, 6)	L1		FC5-4 1B		G5-3	FC4-6		G4-3 2B		5	0	1	1	0	0	4											
Rafael Palmeiro, L OBP: 0.366, SLG: 0.414 (1, 3)		F9	FC5-4 1B		G6-3	F7		G4-3		5	0	1	1	0	0	1											
Javy Lopez, R OBP: 0.352, SLG: 0.455 (1, 10) (9, 2)	L9		FC5-4		2B 1B	F9		K		5	1	1	0	0	1	3											
Larry Bigbie, L OBP: 0.335, SLG: 0.412 (1, 7)	FC5-4 1B			K		2B 1B		G4-3		5	1	3	0	0	1	1											
Luis Matos, R OBP: 0.291, SLG: 0.372 (1, 8)	FC5-4			CS 1B		S 1B 2B		K		4	1	2	2	0	1	2											
Jerry Hairston, R OBP: 0.385, SLG: 0.388 (1, 9)			E FC5-4 1B	L7		S 1B IBB		F9		3	2	1	0	1	0	1											
Robert Machado, R OBP: 0.208, SLG: 0.217 31 Jay Gibbons, L OBP: 0.290, SLG: 0.345 B.J. Ryan, L (8, PH) (9, 1)	K				2B	1B BB		G3		2	1	1	0	1	1	1											
										1	0	0	0	0	0	0											
										0	0	0	0	0	0	0											
<b>Inning Stats</b>	R: 0 E: 0 K: 1 S: 8	H: 0 LOB: 0 BB: 0 P: 11	R: 0 E: 0 K: 0 S: 13	H: 1 LOB: 1 BB: 0 P: 18	R: 2 E: 1 K: 1 S: 14	H: 3 LOB: 2 BB: 0 P: 19	R: 0 E: 0 K: 1 S: 9	H: 1 LOB: 0 BB: 0 P: 15	R: 0 E: 0 K: 0 S: 6	H: 1 LOB: 0 BB: 0 P: 13	R: 5 E: 0 K: 0 S: 17	H: 5 LOB: 2 BB: 2 P: 33	R: 0 E: 0 K: 1 S: 7	H: 1 LOB: 1 BB: 0 P: 10	R: 0 E: 1 K: 0 S: 8	H: 0 LOB: 1 BB: 0 P: 9	R: 0 E: 0 K: 1 S: 10	H: 1 LOB: 1 BB: 0 P: 12	1B: 10 2B: 3 3B: 0 HR: 0	SF: 0 SAC: 0 DP: 0 HBP: 0	WP: 0 PB: 0 SB: 2 CS: 1	PA: 42					
<b>PITCHER</b>	IP	WLS	BF	H	R	ER	SO	BB	IBB	HBP	BLK	WP	HR	S	P	ERA	WHIP										
Jaret Wright, R ERA: 3.77 (1, 1)	5.2		28	10	7	5	4	1	1	0	0	0	0	63	104	7.94	1.941										
28 Sam McConnell, L ERA: 13.5 (6, 1)	0.0		1	1	0	0	0	0	0	0	0	0	0	1	2	-	-										
Antonio Alfonseca, R ERA: 3.34 (6, 1)	0.1		1	0	0	0	0	0	0	0	0	0	0	3	3	0.00	0.000										
Juan Cruz, R ERA: 3.66 (7, 1)	1.0	W	4	1	0	0	1	0	0	0	0	0	0	7	10	0.00	1.000										
Chris Reitsma, R ERA: 3.78 (8, 1)	0.2	H	3	0	0	0	0	0	0	0	0	0	0	5	6	0.00	0.000										





Batter	1	2	3	4	5	6	7	8	9	AB	R	H	RBI	BB	SO	LOB	TOP					
Juan Pierre, L (1, 8) OBP: 0.359, SLG: 0.381	G1-3		G4-3			G5-3		G3		4	0	0	0	0	0	0						
Miguel Cabrera, R (1, 9) OBP: 0.353, SLG: 0.526	F8			K				F8		4	0	1	0	0	1	0						
Mike Lowell, R (1, 5) OBP: 0.373, SLG: 0.548				F7		FC6-4		G5-3		4	0	1	0	0	0	1						
Hee-Seop Choi, L (1, 3) OBP: 0.381, SLG: 0.525			K			F7		G4-3		3	1	0	0	1	1	2						
Jeff Conine, R (1, 7) OBP: 0.342, SLG: 0.411		G6-3								3	0	1	1	0	1	0						
Mike Redmond, R (1, 2) OBP: 0.325, SLG: 0.364	G5-3									3	0	0	0	0	0	1						
20 Matt Treanor, R (7, 2) OBP: 0.333, SLG: 0.348				G1-3				G3-1		0	0	0	0	0	0	0						
Luis Castillo, S (1, 4) OBP: 0.345, SLG: 0.358		G6-3								2	0	0	0	1	1	0						
Alex Gonzalez, R (1, 6) OBP: 0.263, SLG: 0.412			K					F8		3	0	0	0	0	1	1						
Brad Penny, R (1, 1) OBP: 0.081, SLG: 0.081										2	0	0	0	0	0	0						
Darren Oliver, R (6, 1) OBP: 0.167, SLG: 0.167			F9							0	0	0	0	0	0	0						
Chris Aguilera, R (8, PH)										1	0	0	0	0	1	0						
Billy Koch, R (8, 1)								K		0	0	0	0	0	0	0						
<b>Inning Stats</b>	R: 0 E: 0 K: 1 S: 12	H: 1 LOB: 1 BB: 0 P: 16	R: 0 E: 0 K: 0 S: 19	H: 0 LOB: 0 BB: 0 P: 27	R: 0 E: 0 K: 1 S: 6	H: 0 LOB: 0 BB: 0 P: 10	R: 1 E: 0 K: 1 S: 9	H: 1 LOB: 1 BB: 1 P: 14	R: 0 E: 0 K: 0 S: 7	H: 0 LOB: 0 BB: 0 P: 12	R: 0 E: 0 K: 2 S: 12	H: 1 LOB: 1 BB: 0 P: 20	R: 0 E: 0 K: 2 S: 8	H: 0 LOB: 0 BB: 0 P: 12	R: 0 E: 0 K: 1 S: 6	H: 0 LOB: 0 BB: 0 P: 9	R: 0 E: 0 K: 0 S: 7	H: 0 LOB: 0 BB: 0 P: 10	1B: 2 2B: 1 3B: 0 HR: 0	SF: 0 SAC: 0 DP: 1 HBP: 0	WP: 0 PB: 1 SB: 0 CS: 0	PA: 31
<b>PITCHER</b>	IP WLS BF H R ER SO BB IBB HBP BLK WP HR S P ERA WHIP	IP WLS BF H R ER SO BB IBB HBP BLK WP HR S P ERA WHIP	IP WLS BF H R ER SO BB IBB HBP BLK WP HR S P ERA WHIP	IP WLS BF H R ER SO BB IBB HBP BLK WP HR S P ERA WHIP	IP WLS BF H R ER SO BB IBB HBP BLK WP HR S P ERA WHIP	IP WLS BF H R ER SO BB IBB HBP BLK WP HR S P ERA WHIP	IP WLS BF H R ER SO BB IBB HBP BLK WP HR S P ERA WHIP	IP WLS BF H R ER SO BB IBB HBP BLK WP HR S P ERA WHIP	IP WLS BF H R ER SO BB IBB HBP BLK WP HR S P ERA WHIP	IP WLS BF H R ER SO BB IBB HBP BLK WP HR S P ERA WHIP	IP WLS BF H R ER SO BB IBB HBP BLK WP HR S P ERA WHIP	IP WLS BF H R ER SO BB IBB HBP BLK WP HR S P ERA WHIP	IP WLS BF H R ER SO BB IBB HBP BLK WP HR S P ERA WHIP	IP WLS BF H R ER SO BB IBB HBP BLK WP HR S P ERA WHIP	IP WLS BF H R ER SO BB IBB HBP BLK WP HR S P ERA WHIP	IP WLS BF H R ER SO BB IBB HBP BLK WP HR S P ERA WHIP	IP WLS BF H R ER SO BB IBB HBP BLK WP HR S P ERA WHIP					

Florida Marlins @ Atlanta Braves  
Turner Field, Atlanta, GA  
Mon Jun 28 2004, 7:35 PM EDT  
Att: 31,969 - Overcast - 70 F

AB 29  
R 1  
H 3  
RBI 1  
BB 2  
SO 6  
LOB 5



Batter	1	2	3	4	5	6	7	8	9	AB	R	H	RBI	BB	SO	LOB	BOTTOM	
Rafael Furcal, S (1, 6) OBP: 0.326, SLG: 0.390	P3		E4 SH5-4 HR	FC1-5 BB 10 SF8		K		1B 10 SF7 BB		3	3	1	0	2	1	0		
Nick Green, R (1, 4) OBP: 0.355, SLG: 0.403			SH5-4	FC1-5 BB 10 SF8				BB 1B		4	0	3	0	0	0	2		
J.D. Drew, L (1, 9) OBP: 0.414, SLG: 0.578								BB 1B		3	1	1	2	2	1	2		
10 Chipper Jones, S (1, 5) OBP: 0.325, SLG: 0.425	G4-3		F7	SF8				SF7		2	0	0	2	1	0	1		
Johnny Estrada, S (1, 2) OBP: 0.388, SLG: 0.500										1	0	0	0	0	0	0		
Eddie Pérez, R (3, PR) OBP: 0.257, SLG: 0.246										3	1	0	0	0	2	6		
Julio Franco, R (1, 3) OBP: 0.358, SLG: 0.442										3	1	1	0	1	0	0		
Andruw Jones, R (1, 8) OBP: 0.335, SLG: 0.474										4	0	2	2	0	0	0		
Eli Marrero, R (9, 9) OBP: 0.320, SLG: 0.433										0	0	0	0	0	0	0		
Charles Thomas, L (1, 7) OBP: 0.357, SLG: 0.500										4	0	2	0	0	1	2		
John Thomson, R (1, 1) OBP: 0.179, SLG: 0.214										3	0	1	0	0	0	2		
Antonio Alfonseca, R (7, 1)										0	0	0	0	0	0	0		
Chris Reitsma, R (8, 1)										0	0	0	0	0	0	0		
Mark DeRosa, R (8, PH) OBP: 0.287, SLG: 0.321										1	0	0	0	0	0	0		
Kevin Grysowski, R (9, 1) ERA: 5.93										0	0	0	0	0	0	0		
<b>Inning Stats</b>	R: 0 E: 0 K: 1 S: 12	H: 1 LOB: 1 BB: 0 P: 18	R: 1 E: 0 K: 0 S: 7	H: 3 LOB: 1 BB: 0 P: 9	R: 3 E: 1 K: 1 S: 14	H: 3 LOB: 2 BB: 1 P: 23	R: 1 E: 0 K: 0 S: 11	H: 1 LOB: 1 BB: 2 P: 26	R: 0 E: 0 K: 2 S: 12	H: 1 LOB: 2 BB: 1 P: 20	R: 0 E: 0 K: 0 S: 7	H: 0 LOB: 0 BB: 0 P: 12	R: 1 E: 0 K: 1 S: 14	H: 1 LOB: 2 BB: 2 P: 23	1B: 7 2B: 2 3B: 1 HR: 1	SF: 2 SAC: 1 DP: 0 HBP: 1	WP: 0 PB: 0 SB: 0 CS: 0	PA: 41
<b>PITCHER</b>	IP WLS BF H R ER SO BB IBB HBP BLK WP HR S P ERA WHIP	IP WLS BF H R ER SO BB IBB HBP BLK WP HR S P ERA WHIP	IP WLS BF H R ER SO BB IBB HBP BLK WP HR S P ERA WHIP	IP WLS BF H R ER SO BB IBB HBP BLK WP HR S P ERA WHIP	IP WLS BF H R ER SO BB IBB HBP BLK WP HR S P ERA WHIP	IP WLS BF H R ER SO BB IBB HBP BLK WP HR S P ERA WHIP	IP WLS BF H R ER SO BB IBB HBP BLK WP HR S P ERA WHIP	IP WLS BF H R ER SO BB IBB HBP BLK WP HR S P ERA WHIP	IP WLS BF H R ER SO BB IBB HBP BLK WP HR S P ERA WHIP	IP WLS BF H R ER SO BB IBB HBP BLK WP HR S P ERA WHIP	IP WLS BF H R ER SO BB IBB HBP BLK WP HR S P ERA WHIP	IP WLS BF H R ER SO BB IBB HBP BLK WP HR S P ERA WHIP	IP WLS BF H R ER SO BB IBB HBP BLK WP HR S P ERA WHIP	IP WLS BF H R ER SO BB IBB HBP BLK WP HR S P ERA WHIP	IP WLS BF H R ER SO BB IBB HBP BLK WP HR S P ERA WHIP	IP WLS BF H R ER SO BB IBB HBP BLK WP HR S P ERA WHIP	IP WLS BF H R ER SO BB IBB HBP BLK WP HR S P ERA WHIP	

Florida Marlins @ Atlanta Braves  
Turner Field, Atlanta, GA  
Mon Jun 28 2004, 7:35 PM EDT  
Att: 31,969 - Overcast - 70 F

AB 31  
R 6  
H 11  
RBI 6  
BB 6  
SO 5  
LOB 15





Batter	1	2	3	4	5	6	7	8	9	AB	R	H	RBI	BB	SO	LOB	TOP			
Luis Castillo, S OBP: 0.344, SLG: 0.356 (1, 4)	G5-3	K			G5-3		SH2-3 1B			4	0	1	0	0	1	0				
Juan Pierre, L OBP: 0.359, SLG: 0.381 (1, 8)	2B BB 1B	K2-3			G6-3		SH2-3			3	1	1	0	0	1	0				
Mike Lowell, R OBP: 0.375, SLG: 0.561 (1, 5)	BB 1-3 1B 2B			G5-3			HR			4	2	2	1	0	0	1				
Miguel Cabrera, R OBP: 0.358, SLG: 0.541 (1, 9)	1B BB FC4-6 IBB			G5-3			HR		G3-1 F7-2 2B	3	2	2	1	1	0	0				
Jeff Conine, R OBP: 0.341, SLG: 0.406 Armando Benitez, R (8, 1)	FC4-6 1B BB			E4 CS			F9		G3-1	3	0	0	1	1	0	1				
Alex Gonzalez, R OBP: 0.283, SLG: 0.409 (1, 6)	FC4-6 1-2 2-3 3-H 1B			CS	G1-3				F7-2	4	0	1	1	0	0	1				
Chris Aguilera, R (1, 7)	FC4-6 1-2 2-3 3-H 1B			F9			G6-3			4	0	0	1	0	1	2				
20 Matt Treanor, R OBP: 0.321, SLG: 0.333 (1, 2)	F8						G4-3		G5-3	4	0	1	0	0	0	2				
Dontrelle Willis, L OBP: 0.375, SLG: 0.552 Josias Manzanillo, R (5, 1)		G1-3								2	0	0	0	0	1	1				
Ben Howard, R (8, 1)					K					1	0	0	0	0	1	0				
Hee-Seop Choi, L OBP: 0.379, SLG: 0.522 (8, 3)										1	0	0	0	0	1	0				
<b>Inning Stats</b>	R: 3 E: 0 K: 0 S: 15	H: 3 LOB: 2 BB: 2 P: 29	R: 0 E: 0 K: 2 S: 10	H: 0 LOB: 0 BB: 0 P: 13	R: 0 E: 1 K: 0 S: 10	H: 0 LOB: 0 BB: 0 P: 15	R: 0 E: 0 K: 1 S: 14	H: 1 LOB: 1 BB: 0 P: 20	R: 2 E: 0 K: 0 S: 11	H: 2 LOB: 0 BB: 0 P: 16	R: 0 E: 0 K: 1 S: 8	H: 1 LOB: 1 BB: 0 P: 12	R: 0 E: 0 K: 0 S: 6	H: 1 LOB: 0 BB: 0 P: 9	R: 0 E: 0 K: 2 S: 8	H: 0 LOB: 0 BB: 0 P: 13	1B: 4 2B: 3 3B: 0 HR: 2	SF: 0 SAC: 1 DP: 1 HBP: 0	WP: 0 PB: 0 SB: 0 CS: 1	PA: 37
<b>PITCHER</b>	IP WLS BF H R ER SO BB IBB HBP BLK WP HR S P ERA WHIP																			
Mike Hampton, L ERA: 5.55 (1, 1)	5.0 L 23 6 5 5 3 1 1 0 0 0 2 60 93 9.00 1.400																			
Kevin Gnyboski, R ERA: 3.2 (6, 1)	1.0 3 0 0 0 0 0 0 0 0 0 0 7 10 0.00 0.000																			
Antonio Alfonseca, R ERA: 3.18 (7, 1)	1.0 4 1 0 0 1 0 0 0 0 0 0 8 12 0.00 1.000																			
Chris Reitsma, R ERA: 3.61 (8, 1)	1.0 3 1 0 0 0 0 0 0 0 0 0 6 9 0.00 1.000																			
Juan Cruz, R ERA: 3.55 (9, 1)	1.0 3 0 0 0 2 0 0 0 0 0 0 8 13 0.00 0.000																			

Florida Marlins @ Atlanta Braves  
Turner Field, Atlanta, GA  
Tue Jun 29 2004, 7:35 PM EDT  
Att: 25,105 - Overcast - 78 F

AB 33  
R 5  
H 8  
RBI 5  
BB 2  
SO 6  
LOB 8



Batter	1	2	3	4	5	6	7	8	9	AB	R	H	RBI	BB	SO	LOB	BOTTOM					
Rafael Furcal, S OBP: 0.328, SLG: 0.394 (1, 6)	F9					G3-1			B1	5	1	2	0	0	0	1						
Nick Green, R OBP: 0.345, SLG: 0.390 (1, 4)	G3-1				F7				F9	5	0	0	0	0	0	3						
J.D. Drew, L OBP: 0.418, SLG: 0.573 (1, 9)	G4-3				G3					2	0	0	0	3	0	2						
10 Chipper Jones, S OBP: 0.332, SLG: 0.427 Jesse Garcia, R OBP: 0.291, SLG: 0.321 (9, PR)					G6-3					4	0	2	1	1	0	1						
Julio Franco, R OBP: 0.353, SLG: 0.434 (1, 3)	G6-4-3				HR 1B					0	0	0	0	0	0	0						
Andruw Jones, R OBP: 0.338, SLG: 0.475 (1, 8)					HR 1B					4	1	2	0	0	1	2						
Eli Marrero, R OBP: 0.337, SLG: 0.489 (1, 7)					HR					4	1	3	3	0	1	1						
Eddie Pérez, R OBP: 0.247, SLG: 0.236 (1, 2)					G6-3					3	0	0	0	0	1	1						
Mike Hampton, R ERA: 4.24 Kevin Gnyboski, R (6, PR)										2	0	1	0	0	0	0						
Johnny Estrada, S OBP: 0.343, SLG: 0.370 Antonio Alfonseca, R (7, 1)										0	0	0	0	0	0	1						
Chris Reitsma, R ERA: 7.3 (8, 1)										0	0	0	0	0	0	0						
Charles Thomas, L OBP: 0.233, SLG: 0.267 Juan Cruz, R (9, 1)										1	0	0	0	0	0	1						
<b>Inning Stats</b>	R: 0 E: 0 K: 0 S: 6	H: 0 LOB: 0 BB: 0 P: 9	R: 0 E: 0 K: 1 S: 14	H: 2 LOB: 1 BB: 0 P: 18	R: 0 E: 0 K: 0 S: 11	H: 2 LOB: 2 BB: 0 P: 18	R: 3 E: 0 K: 0 S: 11	H: 3 LOB: 0 BB: 0 P: 17	R: 1 E: 0 K: 0 S: 9	H: 2 LOB: 2 BB: 1 P: 19	R: 0 E: 0 K: 0 S: 10	H: 1 LOB: 1 BB: 0 P: 15	R: 0 E: 0 K: 0 S: 4	H: 0 LOB: 1 BB: 1 P: 11	R: 0 E: 0 K: 2 S: 9	H: 1 LOB: 0 BB: 0 P: 12	R: 0 E: 0 K: 0 S: 10	H: 0 LOB: 2 BB: 2 P: 20	1B: 8 2B: 2 3B: 0 HR: 1	SF: 0 SAC: 1 DP: 1 HBP: 0	WP: 0 PB: 0 SB: 1 CS: 0	PA: 41
<b>PITCHER</b>	IP WLS BF H R ER SO BB IBB HBP BLK WP HR S P ERA WHIP																					
Dontrelle Willis, L ERA: 0.87 (1, 1)	4.1 W 22 9 4 4 1 1 0 0 0 0 0 47 74 8.31 2.308																					
Josias Manzanillo, R ERA: 0.87 (5, 1)	2.2 W 10 1 0 0 0 1 0 0 0 0 0 18 33 0.00 0.750																					
Ben Howard, R ERA: 7.3 (8, 1)	0.1 H 2 1 0 0 1 0 0 0 0 0 0 4 6 0.00 3.000																					
Armando Benitez, R ERA: 1.11 (8, 1)	1.2 S 7 0 0 0 1 2 0 0 0 0 0 0 15 26 0.00 1.200																					

Florida Marlins @ Atlanta Braves  
Turner Field, Atlanta, GA  
Tue Jun 29 2004, 7:35 PM EDT  
Att: 25,105 - Overcast - 78 F

AB 36  
R 4  
H 11  
RBI 4  
BB 4  
SO 3  
LOB 19





Batter	1	2	3	4	5	6	7	8	9	AB	R	H	RBI	BB	SO	LOB	TOP				
Juan Pierre, L OBP: 0.354, SLG: 0.375	P5		P6	G6-3		G6-3		B1-3		5	0	0	0	0	0	0	<b>Florida Marlins @ Atlanta Braves</b> Turner Field, Atlanta, GA Wed Jun 30 2004, 7:05 PM EDT Att: 23,040 - Overcast - 78 F				
Luis Castillo, S OBP: 0.348, SLG: 0.358	HR			G5-3		FC5-4 BB		1B		4	1	2	0	1	1	0					
Mike Lowell, R OBP: 0.378, SLG: 0.570	HR		HR	1B		FC5-4 1-2		P3		4	2	2	2	1	0	2					
Miguel Cabrera, R OBP: 0.361, SLG: 0.549	F9		HR	1B				1B		3	2	1	2	1	1	1					
Jeff Conine, R OBP: 0.338, SLG: 0.402	K		1B	1B				F9		5	1	1	0	0	2	3					
Hee-Seop Choi, L OBP: 0.383, SLG: 0.524		F7	BB	1B		F8		1B		5	0	3	0	0	0	0					
Alex Gonzalez, R OBP: 0.282, SLG: 0.405	P3		BB	1B		P4		L9		5	0	1	1	0	0	3					
Mike Redmond, R OBP: 0.339, SLG: 0.369	1B		1-2 2-3	BB		F9		G5-4-3		3	0	2	1	1	0	0					
A.J. Burnett, R Darren Oliver, R Chris Aguilera, R Ben Howard, R Lenny Harris, L Matt Perisho, L Billy Koch, R	K		K			L4		F7		1	0	0	0	0	1	1	<b>AB 38</b> <b>R 6</b> <b>H 12</b> <b>RBI 6</b> <b>BB 4</b> <b>SO 6</b> <b>LOB 15</b>				
<b>Inning Stats</b>	R: 2 E: 0 K: 1 S: 13	H: 2 LOB: 0 BB: 0 P: 18	R: 0 E: 0 K: 1 S: 9	H: 1 LOB: 1 BB: 0 P: 11	R: 3 E: 0 K: 2 S: 21	H: 5 LOB: 3 BB: 1 P: 36	R: 0 E: 0 K: 1 S: 10	H: 0 LOB: 2 BB: 1 P: 20	R: 0 E: 0 K: 0 S: 5	H: 0 LOB: 0 BB: 0 P: 8	R: 1 E: 0 K: 0 S: 13	H: 2 LOB: 2 BB: 1 P: 22	R: 0 E: 0 K: 1 S: 8	H: 1 LOB: 1 BB: 0 P: 10	R: 0 E: 0 K: 0 S: 5	H: 1 LOB: 0 BB: 0 P: 8		1B: 10 2B: 0 3B: 0 HR: 2	SF: 0 SAC: 0 DP: 1 HBP: 1	WP: 0 PB: 0 CS: 0	PA: 43
<b>PITCHER</b>	IP WLS BF H R ER SO BB IBB HBP BLK WP HR S P ERA WHIP	IP WLS BF H R ER SO BB IBB HBP BLK WP HR S P ERA WHIP	IP WLS BF H R ER SO BB IBB HBP BLK WP HR S P ERA WHIP	IP WLS BF H R ER SO BB IBB HBP BLK WP HR S P ERA WHIP	IP WLS BF H R ER SO BB IBB HBP BLK WP HR S P ERA WHIP	IP WLS BF H R ER SO BB IBB HBP BLK WP HR S P ERA WHIP	IP WLS BF H R ER SO BB IBB HBP BLK WP HR S P ERA WHIP	IP WLS BF H R ER SO BB IBB HBP BLK WP HR S P ERA WHIP	IP WLS BF H R ER SO BB IBB HBP BLK WP HR S P ERA WHIP	29 John Smoltz, R ERA: 2.7	IP WLS BF H R ER SO BB IBB HBP BLK WP HR S P ERA WHIP	IP WLS BF H R ER SO BB IBB HBP BLK WP HR S P ERA WHIP	IP WLS BF H R ER SO BB IBB HBP BLK WP HR S P ERA WHIP	IP WLS BF H R ER SO BB IBB HBP BLK WP HR S P ERA WHIP	IP WLS BF H R ER SO BB IBB HBP BLK WP HR S P ERA WHIP	IP WLS BF H R ER SO BB IBB HBP BLK WP HR S P ERA WHIP	IP WLS BF H R ER SO BB IBB HBP BLK WP HR S P ERA WHIP	1B: 10 2B: 0 3B: 0 HR: 2	SF: 0 SAC: 0 DP: 1 HBP: 1	WP: 0 PB: 0 CS: 0	PA: 43

Batter	1	2	3	4	5	6	7	8	9	AB	R	H	RBI	BB	SO	LOB	BOTTOM				
Rafael Furcal, S OBP: 0.332, SLG: 0.395	1B		P6		F7		G5-3			5	1	2	0	1	0	2	<b>Florida Marlins @ Atlanta Braves</b> Turner Field, Atlanta, GA Wed Jun 30 2004, 7:05 PM EDT Att: 23,040 - Overcast - 78 F				
Nick Green, R OBP: 0.347, SLG: 0.390	FC4-6		SH5-4		K		F9			5	0	2	0	0	2	4					
J.D. Drew, L OBP: 0.421, SLG: 0.599	FC4-6		SF7		HR		HR			3	3	2	5	1	0	1					
10 Chipper Jones, S OBP: 0.326, SLG: 0.418	G3		G6-3		G5-3					4	0	0	0	0	0	5					
Mark DeRosa, R OBP: 0.290, SLG: 0.323	G3		P5		G5-3		1B			1	0	1	0	0	0	0					
Johnny Estrada, S OBP: 0.391, SLG: 0.502	BB		1B		F9		K			4	1	2	1	1	1	1					
Julio Franco, R OBP: 0.380, SLG: 0.436	BB		G4-3		K		FC6-4			4	1	2	0	1	1	1					
Andruw Jones, R OBP: 0.339, SLG: 0.475	BB		G4-3		K		G6-3			4	0	1	1	1	1	3					
Charles Thomas, L OBP: 0.400, SLG: 0.579	L6		1B		F9		F9			4	1	2	1	1	0	4					
Paul Byrd, R Darren Oliver, R Chris Aguilera, R Ben Howard, R Lenny Harris, L Matt Perisho, L Billy Koch, R	SH5-4		BB		G1-3		HR			1	0	1	0	0	0	0	<b>AB 39</b> <b>R 9</b> <b>H 17</b> <b>RBI 9</b> <b>BB 6</b> <b>SO 6</b> <b>LOB 25</b>				
<b>Inning Stats</b>	R: 2 E: 0 K: 0 S: 16	H: 3 LOB: 3 BB: 2 P: 27	R: 1 E: 0 K: 0 S: 6	H: 2 LOB: 1 BB: 0 P: 7	R: 3 E: 0 K: 0 S: 17	H: 5 LOB: 3 BB: 1 P: 33	R: 0 E: 0 K: 1 S: 11	H: 1 LOB: 2 BB: 1 P: 19	R: 1 E: 0 K: 1 S: 8	H: 1 LOB: 0 BB: 0 P: 13	R: 0 E: 0 K: 0 S: 10	H: 0 LOB: 1 BB: 1 P: 19	R: 2 E: 0 K: 1 S: 18	H: 3 LOB: 1 BB: 0 P: 24	R: 0 E: 0 K: 3 S: 14	H: 2 LOB: 3 BB: 1 P: 25		1B: 11 2B: 3 3B: 1 HR: 2	SF: 1 SAC: 1 DP: 0 HBP: 0	WP: 0 PB: 0 CS: 0	PA: 47
<b>PITCHER</b>	IP WLS BF H R ER SO BB IBB HBP BLK WP HR S P ERA WHIP	IP WLS BF H R ER SO BB IBB HBP BLK WP HR S P ERA WHIP	IP WLS BF H R ER SO BB IBB HBP BLK WP HR S P ERA WHIP	IP WLS BF H R ER SO BB IBB HBP BLK WP HR S P ERA WHIP	IP WLS BF H R ER SO BB IBB HBP BLK WP HR S P ERA WHIP	IP WLS BF H R ER SO BB IBB HBP BLK WP HR S P ERA WHIP	IP WLS BF H R ER SO BB IBB HBP BLK WP HR S P ERA WHIP	IP WLS BF H R ER SO BB IBB HBP BLK WP HR S P ERA WHIP	IP WLS BF H R ER SO BB IBB HBP BLK WP HR S P ERA WHIP		IP WLS BF H R ER SO BB IBB HBP BLK WP HR S P ERA WHIP	IP WLS BF H R ER SO BB IBB HBP BLK WP HR S P ERA WHIP	IP WLS BF H R ER SO BB IBB HBP BLK WP HR S P ERA WHIP	IP WLS BF H R ER SO BB IBB HBP BLK WP HR S P ERA WHIP	IP WLS BF H R ER SO BB IBB HBP BLK WP HR S P ERA WHIP	IP WLS BF H R ER SO BB IBB HBP BLK WP HR S P ERA WHIP	IP WLS BF H R ER SO BB IBB HBP BLK WP HR S P ERA WHIP	1B: 11 2B: 3 3B: 1 HR: 2	SF: 1 SAC: 1 DP: 0 HBP: 0	WP: 0 PB: 0 CS: 0	PA: 47



Batter	1	2	3	4	5	6	7	8	9	AB	R	H	RBI	BB	SO	LOB	TOP							
Juan Pierre, L OBP: 0.350, SLG: 0.370 (1, 8)	F7		P4		P6			G4-3		4	0	0	0	0	0	3								
Luis Castillo, S OBP: 0.350, SLG: 0.360 (1, 4)	G1-3			1B		G6-3		2B 1B		4	1	2	0	0	0	0								
Mike Lowell, R OBP: 0.570, SLG: 0.570 Mike Mordecai, R OBP: 0.286, SLG: 0.283 (1, 5) (8, 5)	K			K		F7		1-H 2B		4	0	1	1	1	0	2	1							
Miguel Cabrera, R OBP: 0.357, SLG: 0.542 Matt Perisho, L (8, 1)			K		K		L9	K		4	0	0	0	0	0	3	2							
Jeff Conine, R OBP: 0.333, SLG: 0.395 (1, 7)		K			F9				G5-3	4	0	0	0	0	1	1								
Hee-Seop Choi, L OBP: 0.389, SLG: 0.526 (1, 3)	G4-3						20 BB 1B	1B		3	0	2	0	1	0	0								
Alex Gonzalez, R OBP: 0.265, SLG: 0.404 (1, 6)				20 BB 2B	L8			1B	G5-4-3	3	0	1	0	1	0	2								
20 Matt Treanor, R OBP: 0.355, SLG: 0.379 (1, 2)			1-H 2B			G6-3				2	0	1	0	1	0	1								
Michael Tejera, L Aaron Small, R Lenny Harris, L Ben Howard, R Abraham Nunez, S OBP: 0.299, SLG: 0.302 (1, 1) (1, 1) (5, PH) (5, 1) (8, PH) (8, 9)			K		K			F9		0	0	0	0	0	0	0								
										1	0	0	0	0	1	1								
										1	0	0	0	0	1	2								
										0	0	0	0	0	0	0								
										1	0	0	0	0	0	0								
										1	0	0	0	0	0	0								
<b>Inning Stats</b>	R: 0 E: 0 K: 1 S: 8	H: 0 LOB: 0 BB: 0 P: 9	R: 0 E: 0 K: 2 S: 10	H: 0 LOB: 0 BB: 0 P: 16	R: 0 E: 0 K: 1 S: 10	H: 1 LOB: 1 BB: 1 P: 19	R: 0 E: 0 K: 2 S: 9	H: 1 LOB: 1 BB: 0 P: 14	R: 0 E: 0 K: 1 S: 11	H: 1 LOB: 2 BB: 1 P: 16	R: 0 E: 0 K: 0 S: 8	H: 0 LOB: 0 BB: 0 P: 12	R: 0 E: 0 K: 0 S: 11	H: 2 LOB: 1 BB: 0 P: 13	R: 1 E: 0 K: 0 S: 12	H: 2 LOB: 1 BB: 0 P: 17	R: 0 E: 0 K: 0 S: 4	H: 0 LOB: 0 BB: 1 P: 10	1B: 5 2B: 2 3B: 0 HR: 0	SF: 0 SAC: 0 DP: 1 HBP: 0	WP: 0 PB: 0 SB: 0 CS: 0	PA: 34		
<b>PITCHER</b>	IP WLS BF H R ER SO BB IBB HBP BLK WP HR S P ERA WHIP	7.2 W 30 7 1 1 7 2 0 0 0 0 0 0 76 112 1.17 1.174	1.1 4 0 0 0 1 1 0 0 0 0 0 0 7 14 0.00 0.750																					

Florida Marlins @ Atlanta Braves  
Turner Field, Atlanta, GA  
Thu Jul 01 2004, 7:35 PM EDT  
Att: 20,600 - Overcast - 81 F

AB 31  
R 1  
H 7  
RBI 1  
BB 3  
SO 8  
LOB 13



Batter	1	2	3	4	5	6	7	8	9	AB	R	H	RBI	BB	SO	LOB	BOTTOM						
Rafael Furcal, S OBP: 0.335, SLG: 0.391 Jesse Garcia, R OBP: 0.259, SLG: 0.318 (1, 6) (8, PH) (9, 6)	BB 10 BB 1B HBP	K		2B BB		K		F7		2	2	0	0	1	2	1							
Nick Green, R OBP: 0.348, SLG: 0.396 (1, 4)	10 BB 2B 1B	K		1-H 2B		L6		P6		5	1	2	1	0	1	1							
J.D. Drew, L Charles Thomas, L OBP: 0.698, SLG: 0.698 OBP: 0.381, SLG: 0.550 (1, 9) (7, PR) (8, 7)	10 BB 2B BB			K				F8		3	1	2	0	1	1	1							
10 Chipper Jones, S Mark DeRosa, R OBP: 0.329, SLG: 0.413 OBP: 0.290, SLG: 0.323 (1, 5) (7, PR) (8, 5)	2B BB	L1			L8			FC6-4 BB		2	1	0	1	2	0	1							
Johnny Estrada, S OBP: 0.389, SLG: 0.496 (1, 2)	K		G6-3		1B BB			P4		3	0	0	0	1	1	5							
Julio Franco, R Mike Hessman, R OBP: 0.358, SLG: 0.431 OBP: 0.155, SLG: 0.261 (1, 3) (7, PR) (8, 3)	F4		K		G6-3 1B			FC6-4 BB 1B		4	0	1	1	0	1	4							
Andruw Jones, R OBP: 0.341, SLG: 0.477 (1, 8)	1-H 2-H 3-H HR 2B		F8		G6-3			1B BB		3	1	1	3	1	0	2							
Eli Marrero, R OBP: 0.349, SLG: 0.535 (1, 7) (8, 9)	2-H HR		F8		F9			F9		4	1	2	3	0	0	0							
Russ Ortiz, R Tim Drew, R OBP: 0.179, SLG: 0.148 (1, 1) (8, 1)	L5		F8		F8			F9		4	0	1	0	0	0	2							
										0	0	0	0	0	0	0							
<b>Inning Stats</b>	R: 6 E: 0 K: 1 S: 20	H: 3 LOB: 0 BB: 2 P: 42	R: 0 E: 0 K: 2 S: 8	H: 1 LOB: 0 BB: 0 P: 12	R: 0 E: 0 K: 1 S: 6	H: 0 LOB: 0 BB: 0 P: 7	R: 1 E: 0 K: 1 S: 9	H: 1 LOB: 1 BB: 1 P: 14	R: 0 E: 0 K: 0 S: 4	H: 1 LOB: 1 BB: 1 P: 9	R: 0 E: 0 K: 1 S: 7	H: 1 LOB: 1 BB: 0 P: 12	R: 2 E: 0 K: 0 S: 11	H: 2 LOB: 2 BB: 2 P: 27	R: 0 E: 0 K: 0 S: 7	H: 0 LOB: 0 BB: 0 P: 8	1B: 5 2B: 2 3B: 1 HR: 1	SF: 0 SAC: 0 DP: 1 HBP: 1	WP: 0 PB: 0 SB: 0 CS: 0	PA: 39			
<b>PITCHER</b>	IP WLS BF H R ER SO BB IBB HBP BLK WP HR S P ERA WHIP	18.0 L 17 4 3 3 5 1 0 0 0 0 1 35 52 6.75 1.250	3.0 15 4 2 2 1 3 0 0 0 0 0 0 22 48 6.00 2.333	1.0 3 0 0 0 0 0 0 0 0 0 0 0 7 8 0.00 0.000																			

Florida Marlins @ Atlanta Braves  
Turner Field, Atlanta, GA  
Thu Jul 01 2004, 7:35 PM EDT  
Att: 20,600 - Overcast - 81 F

AB 32  
R 9  
H 9  
RBI 9  
BB 6  
SO 6  
LOB 17





Batter	1	2	3	4	5	6	7	8	9	10	11	12	AB	R	H	RBI	BB	SO	LOB	TOP
18 Johnny Damon, L OBP: 0.384, SLG: 0.438			F9		K			E4		SH2-4		BB	5	1	1	0	1	2	1	
Mark Bellhorn, S OBP: 0.379, SLG: 0.416	G5-3		G3			K		1B		SH2-4		BB	4	0	1	0	1	1	0	
34 David Ortiz, L OBP: 0.363, SLG: 0.617 Keith Foulke, R Gabe Kapler, R Manny Ramirez, R			L9			G3		F7		1B		BB	4	1	1	1	1	0	3	
Nomar Garciaparra, R Troj Nixon, L Anastacio Martinez, R														5	0	0	0	0	2	4
Jason Varitek, S Bill Mueller, S Pokey Reese, R														5	1	1	0	0	2	3
Bronson Arroyo, R 20 Kevin Youkilis, R Alan Embree, L Kevin Millar, R 50 Mike Timlin, R Dave McCarty, R														3	0	2	1	0	0	0
<b>Inning Stats</b>	R: 1 E: 0 K: 2 S: 17	H: 1 LOB: 0 BB: 0 P: 24	R: 1 E: 0 K: 0 S: 7	H: 2 LOB: 1 BB: 0 P: 12	R: 0 E: 0 K: 0 S: 9	H: 0 LOB: 0 BB: 0 P: 14	R: 0 E: 0 K: 1 S: 8	H: 1 LOB: 0 BB: 1 P: 14	R: 0 E: 0 K: 2 S: 13	H: 0 LOB: 0 BB: 0 P: 20	R: 0 E: 1 K: 1 S: 14	H: 2 LOB: 3 BB: 1 P: 23	R: 0 E: 0 K: 0 S: 11	H: 2 LOB: 1 BB: 1 P: 19	R: 0 E: 0 K: 3 S: 13	H: 0 LOB: 2 BB: 2 P: 23	1B: 9 2B: 0 3B: 0 HR: 1	SF: 0 SAC: 1 DP: 3 HBP: 0	WP: 1 PA: 49	
<b>PITCHER</b>	IP WLS BF H R ER SO BB IBB HBP BLK WP HR S P ERA WHIP	IP WLS BF H R ER SO BB IBB HBP BLK WP HR S P ERA WHIP	IP WLS BF H R ER SO BB IBB HBP BLK WP HR S P ERA WHIP	IP WLS BF H R ER SO BB IBB HBP BLK WP HR S P ERA WHIP	IP WLS BF H R ER SO BB IBB HBP BLK WP HR S P ERA WHIP	IP WLS BF H R ER SO BB IBB HBP BLK WP HR S P ERA WHIP	IP WLS BF H R ER SO BB IBB HBP BLK WP HR S P ERA WHIP	IP WLS BF H R ER SO BB IBB HBP BLK WP HR S P ERA WHIP	IP WLS BF H R ER SO BB IBB HBP BLK WP HR S P ERA WHIP	IP WLS BF H R ER SO BB IBB HBP BLK WP HR S P ERA WHIP	IP WLS BF H R ER SO BB IBB HBP BLK WP HR S P ERA WHIP	IP WLS BF H R ER SO BB IBB HBP BLK WP HR S P ERA WHIP	IP WLS BF H R ER SO BB IBB HBP BLK WP HR S P ERA WHIP	IP WLS BF H R ER SO BB IBB HBP BLK WP HR S P ERA WHIP	IP WLS BF H R ER SO BB IBB HBP BLK WP HR S P ERA WHIP	IP WLS BF H R ER SO BB IBB HBP BLK WP HR S P ERA WHIP	IP WLS BF H R ER SO BB IBB HBP BLK WP HR S P ERA WHIP	IP WLS BF H R ER SO BB IBB HBP BLK WP HR S P ERA WHIP	IP WLS BF H R ER SO BB IBB HBP BLK WP HR S P ERA WHIP	IP WLS BF H R ER SO BB IBB HBP BLK WP HR S P ERA WHIP

Boston Red Sox @ Atlanta Braves  
Turner Field, Atlanta, GA  
Fri Jul 02 2004, 7:35 PM EDT  
Att: 42,231 - Overcast - 79 F

AB	42
R	3
H	10
RBI	3
BB	6
SO	15
LOB	23



Batter	1	2	3	4	5	6	7	8	9	10	11	12	AB	R	H	RBI	BB	SO	LOB	BOTTOM						
Rafael Furcal, S Nick Green, R J.D. Drew, L	P6		G3				K			WP		HR	6	2	3	0	0	1	0							
10 Chipper Jones, S Juan Cruz, R			G3-1		F7			G5-3		SF8		HR	5	1	1	4	0	3	2							
Johnny Estrada, S Jesse Garcia, R Eddie Pérez, R													4	1	1	1	1	3	0							
Adam LaRoche, L Andrew Jones, R													5	1	1	1	0	1	3							
Charles Thomas, L													4	0	1	0	0	0	3							
<b>Inning Stats</b>	R: 0 E: 0 K: 2 S: 10	H: 0 LOB: 0 BB: 0 P: 15	R: 1 E: 0 K: 0 S: 11	H: 1 LOB: 2 BB: 1 P: 21	R: 1 E: 0 K: 1 S: 6	H: 1 LOB: 0 BB: 0 P: 11	R: 0 E: 0 K: 1 S: 6	H: 0 LOB: 0 BB: 0 P: 9	R: 0 E: 0 K: 1 S: 10	H: 2 LOB: 3 BB: 1 P: 18	R: 0 E: 0 K: 0 S: 6	H: 1 LOB: 0 BB: 0 P: 7	R: 0 E: 0 K: 1 S: 7	H: 0 LOB: 0 BB: 0 P: 10	R: 0 E: 0 K: 0 S: 6	H: 1 LOB: 3 BB: 1 P: 15	R: 1 E: 0 K: 2 S: 12	H: 1 LOB: 0 BB: 0 P: 18	R: 0 E: 0 K: 0 S: 8	H: 1 LOB: 1 BB: 0 P: 15	R: 3 E: 0 K: 0 S: 6	H: 3 LOB: 0 BB: 0 P: 10	1B: 5 2B: 3 3B: 0 HR: 3	SF: 1 SAC: 1 DP: 1 HBP: 1	WP: 1 PA: 47	
<b>PITCHER</b>	IP WLS BF H R ER SO BB IBB HBP BLK WP HR S P ERA WHIP	IP WLS BF H R ER SO BB IBB HBP BLK WP HR S P ERA WHIP	IP WLS BF H R ER SO BB IBB HBP BLK WP HR S P ERA WHIP	IP WLS BF H R ER SO BB IBB HBP BLK WP HR S P ERA WHIP	IP WLS BF H R ER SO BB IBB HBP BLK WP HR S P ERA WHIP	IP WLS BF H R ER SO BB IBB HBP BLK WP HR S P ERA WHIP	IP WLS BF H R ER SO BB IBB HBP BLK WP HR S P ERA WHIP	IP WLS BF H R ER SO BB IBB HBP BLK WP HR S P ERA WHIP	IP WLS BF H R ER SO BB IBB HBP BLK WP HR S P ERA WHIP	IP WLS BF H R ER SO BB IBB HBP BLK WP HR S P ERA WHIP	IP WLS BF H R ER SO BB IBB HBP BLK WP HR S P ERA WHIP	IP WLS BF H R ER SO BB IBB HBP BLK WP HR S P ERA WHIP	IP WLS BF H R ER SO BB IBB HBP BLK WP HR S P ERA WHIP	IP WLS BF H R ER SO BB IBB HBP BLK WP HR S P ERA WHIP	IP WLS BF H R ER SO BB IBB HBP BLK WP HR S P ERA WHIP	IP WLS BF H R ER SO BB IBB HBP BLK WP HR S P ERA WHIP	IP WLS BF H R ER SO BB IBB HBP BLK WP HR S P ERA WHIP	IP WLS BF H R ER SO BB IBB HBP BLK WP HR S P ERA WHIP	IP WLS BF H R ER SO BB IBB HBP BLK WP HR S P ERA WHIP	IP WLS BF H R ER SO BB IBB HBP BLK WP HR S P ERA WHIP						

Boston Red Sox @ Atlanta Braves  
Turner Field, Atlanta, GA  
Fri Jul 02 2004, 7:35 PM EDT  
Att: 42,231 - Overcast - 79 F

AB	41
R	6
H	11
RBI	6
BB	3
SO	9
LOB	16





Batter	1	2	3	4	5	6	7	8	9	AB	R	H	RBI	BB	SO	LOB	TOP								
18 Johnny Damon, L (1.8) OBP: 0.387, SLG: 0.450	L4		1B			HR	F7		1B	5	1	3	1	0	0	0	<b>Boston Red Sox @ Atlanta Braves</b> Turner Field, Atlanta, GA Sat Jul 03 2004, 7:05 PM EDT Att: 51,831 - Cloudy - 85 F								
Trot Nixon, L (1.9) OBP: 0.316, SLG: 0.460	F8		L8			F8			F8	5	0	1	0	0	0	2									
34 David Ortiz, L (1.3) OBP: 0.359, SLG: 0.609	P5			G6-3		G3			F8	4	0	0	0	0	0	1									
Manny Ramirez, R (1.7) OBP: 0.438, SLG: 0.659		G1-3		1B	2B	1B			FC4-6 HBP	3	1	2	0	0	0	0									
Nomar Garciaparra, R (1.6) OBP: 0.317, SLG: 0.455		HR		2H	1B	1B			L7	4	2	3	1	0	0	1									
Bill Mueller, S (1.5) OBP: 0.337, SLG: 0.414		G3		SAFE SAFE SAFE SAFE SAFE SAFE SAFE SAFE SAFE SAFE	K	1B			FC4-6	4	1	1	0	0	1	2									
Doug Mirabeli, R (1.2) OBP: 0.371, SLG: 0.667		K				HR			K	3	1	1	4	1	2	1									
Pokey Reese, R (1.4) OBP: 0.289, SLG: 0.338			K		G6-4-3	G6-3			F7	4	0	0	0	0	1	1									
38 Curt Schilling, R (1.1) OBP: 0.143, SLG: 0.143			K		G5-3		G6-3		G4-3	4	0	0	0	0	1	0									
<b>Inning Stats</b>	R: 0 E: 0 K: 0 S: 6	H: 0 LOB: 0 BB: 0 P: 8	R: 1 E: 0 K: 1 S: 10	H: 1 LOB: 0 BB: 0 P: 18	R: 0 E: 0 K: 2 S: 11	H: 1 LOB: 1 BB: 0 P: 15	R: 0 E: 0 K: 1 S: 9	H: 2 LOB: 1 BB: 0 P: 11	R: 0 E: 0 K: 0 S: 4	H: 0 LOB: 0 BB: 1 P: 10	R: 5 E: 0 K: 0 S: 21	H: 5 LOB: 0 BB: 0 P: 36	R: 0 E: 0 K: 1 S: 10	H: 1 LOB: 1 BB: 0 P: 15	R: 0 E: 0 K: 1 S: 8	H: 0 LOB: 1 BB: 0 P: 13	R: 0 E: 0 K: 0 S: 10	H: 1 LOB: 1 BB: 0 P: 14	1B: 7 2B: 1 3B: 0 HR: 3	SF: 0 SAC: 0 DP: 1 HBP: 1	WP: 0 PB: 0 SB: 0 CS: 0	PA: 38			
<b>PITCHER</b>	IP	WLS	BF	H	R	ER	SO	BB	IBB	HBP	BLK	WP	HR	S	P	ERA	WHIP								
John Thomson, R (1.1) ERA: 4.97	5.2	L	25	9	6	6	4	1	0	0	0	0	3	59	93	9.53	1.765								
28 Sam McConnell, L (6.1) ERA: 4.75	1.1		5	1	0	0	0	0	0	0	0	0	0	12	20	0.00	0.750								
Tim Drew, R (8.1) ERA:	2.0		8	1	0	0	1	0	0	1	0	0	0	18	27	0.00	0.500								


Batter	1	2	3	4	5	6	7	8	9	AB	R	H	RBI	BB	SO	LOB	BOTTOM								
Rafael Furcal, S (1.6) OBP: 0.333, SLG: 0.396	F9		K							4	0	0	0	0	2	2	<b>Boston Red Sox @ Atlanta Braves</b> Turner Field, Atlanta, GA Sat Jul 03 2004, 7:05 PM EDT Att: 51,831 - Cloudy - 85 F								
Tim Drew, R (8.1)										0	0	0	0	0	0	0									
Nick Green, R (1.4) OBP: 0.340, SLG: 0.410	2B		F9						K	4	0	1	0	0	2	2									
J.D. Drew, L (1.9) OBP: 0.425, SLG: 0.615	P1			BB		10 G4-3 1B			F9	3	1	1	0	1	0	1									
10 Chipper Jones, S (1.5) OBP: 0.320, SLG: 0.415	K			L8		G4-3			L4	4	0	0	0	0	1	3									
Johnny Estrada, S (1.2) OBP: 0.381, SLG: 0.483		F7		K		P2			K	4	0	0	0	0	2	2									
Adam LaRoche, L (1.3) OBP: 0.277, SLG: 0.382		K		G3-1		FC5-4 1B			K	4	0	1	1	0	2	1									
Andruw Jones, R (1.8) OBP: 0.340, SLG: 0.472		2B			G6-3	FC5-4 1B			G6-3	4	0	1	0	0	0	1									
Charles Thomas, L (1.7) OBP: 0.379, SLG: 0.556		F8			1B				K	3	0	1	0	0	1	1									
John Thomson, R (1.1) OBP: 0.200, SLG: 0.233			F8							2	0	1	0	0	0	0									
28 Sam McConnell, L (6.1)										0	0	0	0	0	0	0									
Mark DeRosa, R (7. PH) OBP: 0.291, SLG: 0.325									P3	1	0	0	0	0	0	0									
<b>Inning Stats</b>	R: 0 E: 0 K: 1 S: 11	H: 1 LOB: 1 BB: 0 P: 13	R: 0 E: 0 K: 1 S: 10	H: 1 LOB: 0 BB: 0 P: 12	R: 0 E: 0 K: 1 S: 5	H: 0 LOB: 0 BB: 0 P: 6	R: 0 E: 0 K: 1 S: 8	H: 0 LOB: 1 BB: 1 P: 17	R: 0 E: 0 K: 2 S: 13	H: 2 LOB: 2 BB: 0 P: 16	R: 1 E: 0 K: 0 S: 13	H: 2 LOB: 1 BB: 0 P: 17	R: 0 E: 0 K: 1 S: 8	H: 0 LOB: 0 BB: 0 P: 10	R: 0 E: 0 K: 1 S: 6	H: 0 LOB: 0 BB: 0 P: 9	R: 0 E: 0 K: 2 S: 11	H: 0 LOB: 0 BB: 0 P: 14	1B: 2 2B: 4 3B: 0 HR: 0	SF: 0 SAC: 0 DP: 0 HBP: 0	WP: 0 PB: 0 SB: 1 CS: 0	PA: 34			
<b>PITCHER</b>	IP	WLS	BF	H	R	ER	SO	BB	IBB	HBP	BLK	WP	HR	S	P	ERA	WHIP								
38 Curt Schilling, R (1.1) ERA: 3.08	9.0	W	34	6	1	1	10	1	0	0	0	0	0	85	114	1.00	0.778								



Batter	1	2	3	4	5	6	7	8	9	AB	R	H	RBI	BB	SO	LOB	TOP									
18 Johnny Damon, L OBP: 0.388, SLG: 0.450	F9		2B				G5-3		G4-3	5	1	2	0	0	0	0										
Mark Bellhorn, S OBP: 0.382, SLG: 0.421	1B		2B				1B		K	4	1	2	0	1	1	1										
Nomar Garciaparra, R OBP: 0.322, SLG: 0.444	L9		2B				1B		F9	4	1	1	0	1	0	1										
Manny Ramirez, R OBP: 0.436, SLG: 0.656	G5-3		G4-3				K			4	0	1	2	0	1	3										
Gabe Kapler, R OBP: 0.303, SLG: 0.356			2B							0	0	0	0	0	0	0										
Jason Varitek, S OBP: 0.378, SLG: 0.431		FC3-6	G4-3				F8			4	1	1	1	0	1	3										
Curt Lesknic, R (7.1)		1B	1B							0	0	0	0	0	0	0										
Kevin Millar, R OBP: 0.346, SLG: 0.387	1B	FC3-6	L1				E8		F8	4	0	2	0	0	0	1										
Dave McCarty, R OBP: 0.321, SLG: 0.383		1B	P4				1B			4	0	1	0	0	2	4										
Bill Mueller, S OBP: 0.329, SLG: 0.404	FC3-6						P4		G3	4	0	0	0	0	0	4										
Derek Lowe, R OBP: 0.250, SLG: 0.500	2B						F8			2	0	1	1	0	0	0										
Jimmy Anderson, L (5.1)							G6-3			0	0	0	0	0	0	0										
20 Kevin Youkilis, R OBP: 0.400, SLG: 0.449										1	0	0	0	0	0	1										
Lenny DiNardo, L (6.1)										0	0	0	0	0	0	0										
Doug Mirabeli, R OBP: 0.366, SLG: 0.656	2B									1	0	0	0	0	1	1										
<b>Inning Stats</b>	R: 0 E: 0 K: 0 S: 6	H: 1 LOB: 1 BB: 0 P: 7	R: 1 E: 0 K: 1 S: 10	H: 3 LOB: 2 BB: 0 P: 18	R: 3 E: 0 K: 0 S: 11	H: 3 LOB: 1 BB: 1 P: 17	R: 0 E: 0 K: 0 S: 9	H: 1 LOB: 1 BB: 0 P: 14	R: 0 E: 0 K: 1 S: 6	H: 0 LOB: 0 BB: 0 P: 8	R: 0 E: 1 K: 1 S: 9	H: 1 LOB: 1 BB: 0 P: 16	R: 0 E: 0 K: 1 S: 13	H: 1 LOB: 2 BB: 1 P: 24	R: 0 E: 0 K: 1 S: 8	H: 1 LOB: 1 BB: 0 P: 12	R: 0 E: 0 K: 1 S: 7	H: 0 LOB: 0 BB: 0 P: 8	1B: 8 2B: 3 3B: 0 HR: 0	SF: 0 SAC: 0 DP: 0 HBP: 0	WP: 0 PB: 0 CS: 0	PA: 39				
<b>PITCHER</b>	IP	WLS	BF	H	R	ER	SO	BB	IBB	HBP	BLK	WP	HR	S	P	ERA	WHIP									
Mike Hampton, L ERA: 5.56	(1.1)	6.1	W	29	9	4	4	3	1	1	0	0	0	0	55	90	5.68	1.579								
Antonio Alfonseca, R ERA: 2.95	(7.1)	0.2		3	1	0	0	1	0	0	0	0	0	0	9	14	0.00	1.500								
Chris Reitsma, R ERA: 3.45	(8.1)	1.0		4	1	0	0	1	0	0	0	0	0	8	12	0.00	1.000									
29 John Smoltz, R ERA: 2.55	(9.1)	1.0		3	0	0	0	1	0	0	0	0	0	7	8	0.00	0.000									

**Boston Red Sox @ Atlanta Braves**  
Turner Field, Atlanta, GA  
Sun Jul 04 2004, 1:05 PM EDT  
Att: 41,414 - Unknown - 86 F


AB 37  
R 4  
H 11  
RBI 4  
BB 2  
SO 6  
LOB 19



Batter	1	2	3	4	5	6	7	8	9	AB	R	H	RBI	BB	SO	LOB	BOTTOM									
Rafael Furcal, S OBP: 0.338, SLG: 0.397	G1-3		FC6-4				L7			4	1	2	2	1	0	0										
Nick Green, R OBP: 0.337, SLG: 0.404	G1-3		FC6-4				K			5	1	1	1	0	2	2										
J.D. Drew, L OBP: 0.425, SLG: 0.613	G4-3									4	1	1	2	1	0	1										
10 Chipper Jones, S OBP: 0.322, SLG: 0.429		G4-3								5	1	2	2	0	1	2										
Adam LaRoche, L OBP: 0.283, SLG: 0.377		K								2	1	0	0	2	1	1										
Andruw Jones, R OBP: 0.342, SLG: 0.474		L8								3	2	1	0	1	0	1										
Charles Thomas, L OBP: 0.424, SLG: 0.645			G6-3							4	1	3	2	0	0	0										
Eddie Pérez, R OBP: 0.256, SLG: 0.250			G1-3							3	1	1	0	1	1	3										
Mike Hampton, R OBP: 0.235, SLG: 0.323	(1.1)	4.1	L	22	8	8	8	1	2	0	0	0	0	0	0	4										
Antonio Alfonseca, R ERA: 6.1	(7.1)	0.2		5	2	2	2	2	1	0	0	0	0	0	0	0										
Julio Franco, R OBP: 0.354, SLG: 0.426	(7. PH)	1.2		8	1	0	0	2	2	0	0	0	0	0	0	0										
Chris Reitsma, R ERA: 4.23	(8.1)	1.1		5	0	0	0	2	1	0	0	0	0	0	0	0										
29 John Smoltz, R ERA: 6.45	(9.1)	1.1		5	0	0	0	2	1	0	0	0	0	0	0	0										
<b>Inning Stats</b>	R: 0 E: 0 K: 0 S: 7	H: 0 LOB: 0 BB: 0 P: 10	R: 0 E: 0 K: 1 S: 8	H: 0 LOB: 0 BB: 0 P: 12	R: 1 E: 0 K: 0 S: 12	H: 2 LOB: 1 BB: 0 P: 19	R: 0 E: 0 K: 0 S: 8	H: 1 LOB: 0 BB: 0 P: 13	R: 0 E: 0 K: 2 S: 26	H: 7 LOB: 3 BB: 3 P: 47	R: 0 E: 0 K: 2 S: 8	H: 0 LOB: 1 BB: 1 P: 15	R: 0 E: 0 K: 1 S: 11	H: 1 LOB: 2 BB: 1 P: 17	R: 0 E: 0 K: 1 S: 8	H: 0 LOB: 1 BB: 1 P: 15	1B: 6 2B: 3 3B: 1 HR: 1	SF: 0 SAC: 0 DP: 1 HBP: 0	WP: 0 PB: 0 CS: 0	PA: 40						
<b>PITCHER</b>	IP	WLS	BF	H	R	ER	SO	BB	IBB	HBP	BLK	WP	HR	S	P	ERA	WHIP									
Derek Lowe, R ERA: 6.02	(1.1)	4.1	L	22	8	8	8	1	2	0	0	0	0	0	49	81	16.61	2.308								
Jimmy Anderson, L ERA: 6.1	(5.1)	0.2		5	2	2	2	2	1	0	0	0	0	0	12	20	27.00	4.500								
Lenny DiNardo, L ERA: 4.23	(6.1)	1.2		8	1	0	0	2	2	0	0	0	0	0	16	28	0.00	1.800								
Curt Lesknic, R ERA: 6.45	(7.1)	1.1		5	0	0	0	2	1	0	0	0	0	0	11	19	0.00	0.750								

**Boston Red Sox @ Atlanta Braves**  
Turner Field, Atlanta, GA  
Sun Jul 04 2004, 1:05 PM EDT  
Att: 41,414 - Unknown - 86 F

AB 34  
R 10  
H 11  
RBI 10  
BB 6  
SO 7  
LOB 16













Batter	1	2	3	4	5	6	7	8	9	AB	R	H	RBI	BB	SO	LOB	TOP					
Rafael Furcal, S OBP: 0.348, SLG: 0.414	G1-3	HR	IBB		F8		G4-1		2B	5	2	2	1	1	0	0						
Mark DeRosa, R OBP: 0.297, SLG: 0.320	P4	K	K		F9		G5-3		2B	6	1	1	2	0	2	3						
J.D. Drew, L OBP: 0.428, SLG: 0.619	1B								2B	4	2	4	1	0	0	0						
Eli Marrero, R OBP: 0.373, SLG: 0.557	1B								2B	2	0	1	1	0	0	0						
10 Chipper Jones, S OBP: 0.325, SLG: 0.423									2B	2	1	0	0	0	3	1						
Jesse Garcia, R OBP: 0.295, SLG: 0.330	BB								2B	1	0	0	0	0	0	1						
Johnny Estrada, S OBP: 0.386, SLG: 0.486	G3-1								2B	4	1	2	0	0	0	3						
Eddie Pérez, R OBP: 0.247, SLG: 0.241									L4	2	0	0	0	0	1	1						
Adam LaRoche, L OBP: 0.288, SLG: 0.392		G6-3			F7				HR	4	2	2	2	1	0	2						
Andruw Jones, R OBP: 0.352, SLG: 0.510	HR	1B							HR	4	3	4	5	1	0	0						
Charles Thomas, L OBP: 0.349, SLG: 0.585	HR								G3	5	1	1	2	0	1	5						
Jaret Wright, R OBP: 0.111, SLG: 0.080	K								2B	3	0	0	0	0	0	1						
Julio Lirio, R OBP: 0.305, SLG: 0.492									2B	1	0	0	0	0	0	0						
Antonio Alfonseca, R OBP: 0.297, SLG: 0.423									BB	0	0	0	0	0	0	0						
Kevin Gryboski, R OBP: 0.297, SLG: 0.423									2B	0	0	0	0	0	0	0						
Chris Reitsma, R OBP: 0.297, SLG: 0.423									2B	0	0	0	0	0	0	0						
Tim Drew, R OBP: 0.297, SLG: 0.423									2B	0	1	0	0	0	0	0						
28 Sam McConnell, L OBP: 0.297, SLG: 0.423									BB	0	0	0	0	0	0	0						
<b>Inning Stats</b>	R: 0 E: 0 K: 0 S: 14	H: 1 LOB: 2 BB: 1 P: 25	R: 3 E: 0 K: 2 S: 13	H: 3 LOB: 0 BB: 0 P: 18	R: 3 E: 0 K: 1 S: 23	H: 4 LOB: 3 BB: 2 P: 38	R: 0 E: 0 K: 1 S: 18	H: 2 LOB: 3 BB: 1 P: 27	R: 0 E: 0 K: 0 S: 9	H: 0 LOB: 0 BB: 0 P: 12	R: 3 E: 0 K: 0 S: 9	H: 2 LOB: 0 BB: 2 P: 22	R: 0 E: 0 K: 0 S: 9	H: 0 LOB: 0 BB: 0 P: 13	R: 0 E: 0 K: 2 S: 7	H: 0 LOB: 0 BB: 0 P: 9	R: 5 E: 0 K: 0 S: 25	H: 5 LOB: 1 BB: 1 P: 39	1B: 7 2B: 4 3B: 0 HR: 6	SF: 0 SAC: 0 DP: 1 HBP: 0	WP: 0 PB: 0 SB: 1 CS: 0	PA: 50
<b>PITCHER</b>	IP	WLS	BF	H	R	ER	SO	BB	IBB	HBP	BLK	WP	HR	S	P	ERA	WHIP					
Livan Hernandez, R ERA: 3.58	2.0	L	16	8	6	6	2	2	0	0	0	0	2	41	63	27.00	5.000					
52 T.J. Tucker, R ERA: 4.13	2.0	10	2	0	0	2	1	1	1	0	0	0	0	27	45	0.00	1.500					
Chad Bentz, L ERA: 5.82	2.0	9	2	3	3	0	2	0	0	0	0	0	2	18	34	13.50	2.000					
Sun-Woo Kim, R ERA: 4.73	2.0	6	0	0	0	2	0	0	0	0	0	0	0	16	22	0.00	0.000					
Claudio Vargas, R ERA: 6.0	0.1	6	4	5	5	0	1	0	0	0	0	0	2	17	28	135.00	15.000					
<b>PITCHER</b>	IP	WLS	BF	H	R	ER	SO	BB	IBB	HBP	BLK	WP	HR	S	P	ERA	WHIP					
Joe Horgan, L ERA: 7.2	0.2	3	1	0	0	0	0	0	0	0	0	0	0	8	11	0.00	1.500					

Atlanta Braves @ Montreal Expos  
Hiram Bithorn Stadium, San Juan, PR  
Wed Jul 07 2004, 7:05 PM EDT  
Att: 8,534 - Unknown - 84 F

AB 43  
R 14  
H 17  
RBI 14  
BB 7  
SO 6  
LOB 18



Batter	1	2	3	4	5	6	7	8	9	AB	R	H	RBI	BB	SO	LOB	BOTTOM				
Brad Wilkerson, L OBP: 0.363, SLG: 0.484	G3				F8		BB		FC5-4	4	0	2	0	1	0	0					
Andy Chavez, L OBP: 0.308, SLG: 0.369	1B				1B		1B		P6	3	0	1	0	2	1	2					
Tony Batista, R OBP: 0.256, SLG: 0.375	G4-6-3				1B		1B		FC5-4	5	0	2	0	0	2	3					
Carl Everett, S OBP: 0.325, SLG: 0.393	G4-6-3				F8		F8		K	4	0	0	0	0	1	6					
Orlando Cabrera, R OBP: 0.295, SLG: 0.322	F9								G5-3	3	1	1	0	0	0	0					
Andy Fox, L OBP: 0.100, SLG: 0.175					24 2B				K	1	0	0	0	0	1	2					
24 Nick Johnson, L OBP: 0.355, SLG: 0.419	L6								G3	3	0	1	1	0	0	0					
Sun-Woo Kim, R OBP: 0.231, SLG: 0.308									F9	0	0	0	0	0	0	0					
Juan Rivera, R OBP: 0.297, SLG: 0.391					1B					1	0	0	0	0	0	0					
Claudio Vargas, R OBP: 0.048, SLG: 0.048					1H					0	0	0	0	0	0	0					
Joe Horgan, L OBP: 0.297, SLG: 0.423					2B					0	0	0	0	0	0	0					
Jamey Carroll, R OBP: 0.362, SLG: 0.381	F8				1B				G6-3	4	0	1	0	0	0	0					
Brian Schneider, L OBP: 0.296, SLG: 0.420									F7	3	0	0	0	0	0	3					
Einar Diaz, R OBP: 0.251, SLG: 0.258					G5-3		G4-3		F8	1	0	0	0	0	0	0					
Livan Hernandez, R OBP: 0.184, SLG: 0.263					K				F7	1	0	0	0	0	1	0					
52 T.J. Tucker, R OBP: 0.167, SLG: 0.167										1	0	0	0	0	0	0					
Chad Bentz, R OBP: 0.297, SLG: 0.423										1	0	0	0	0	0	0					
Termel Sledge, L OBP: 0.328, SLG: 0.443									HR	2	1	1	1	0	0	0					
<b>Inning Stats</b>	R: 0 E: 0 K: 0 S: 6	H: 1 LOB: 1 BB: 1 P: 12	R: 0 E: 0 K: 0 S: 7	H: 0 LOB: 0 BB: 0 P: 11	R: 0 E: 0 K: 2 S: 10	H: 0 LOB: 1 BB: 1 P: 15	R: 1 E: 0 K: 1 S: 13	H: 3 LOB: 2 BB: 0 P: 19	R: 0 E: 0 K: 0 S: 11	H: 2 LOB: 2 BB: 0 P: 17	R: 1 E: 0 K: 3 S: 25	H: 2 LOB: 1 BB: 1 P: 39	R: 0 E: 0 K: 0 S: 7	H: 0 LOB: 0 BB: 0 P: 12	R: 0 E: 0 K: 0 S: 9	H: 1 LOB: 1 BB: 0 P: 11	1B: 7 2B: 1 3B: 0 HR: 1	SF: 0 SAC: 0 DP: 1 HBP: 0	WP: 0 PB: 0 SB: 0 CS: 0	PA: 39	
<b>PITCHER</b>	IP	WLS	BF	H	R	ER	SO	BB	IBB	HBP	BLK	WP	HR	S	P	ERA	WHIP				
Jaret Wright, R ERA: 3.18	6.0	W	26	6	1	1	3	2	0	0	0	0	0	15	20	3.18	1.000				
Antonio Alfonseca, R ERA: 3.18	0.0		2	2	1	1	0	0	0	0	0	0	1	15	20	3.18	1.000				
Kevin Gryboski, R ERA: 5.04	0.0		1	0	0	0	0	1	0	0	0	0	0	1	5	5.04	1.000				
Chris Reitsma, R ERA: 3.33	1.0		3	0	0	0	3	0	0	0	0	0	0	9	14	0.00	0.000				
Tim Drew, R ERA: 3.33	1.0		3	0	0	0	0	0	0	0	0	0	0	7	12	0.00	0.000				
<b>PITCHER</b>	IP	WLS	BF	H	R	ER	SO	BB	IBB	HBP	BLK	WP	HR	S	P	ERA	WHIP				
28 Sam McConnell, L ERA: 4.05	1.0		4	1	0	0	0	0	0	0	0	0	0	9	11	0.00	1.000				

Atlanta Braves @ Montreal Expos  
Hiram Bithorn Stadium, San Juan, PR  
Wed Jul 07 2004, 7:05 PM EDT  
Att: 8,534 - Unknown - 84 F

AB 36  
R 2  
H 9  
RBI 2  
BB 3  
SO 6  
LOB 16





Batter	1	2	3	4	5	6	7	8	9	10	AB	R	H	RBI	BB	SO	LOB	TOP				
Rafael Furcal, S OBP: 0.352, SLG: 0.441 (1.6)	P4		HR		HR		1B		G4-3		5	2	3	6	0	0	0					
Nick Green, R OBP: 0.332, SLG: 0.402 (1.4)	G5-3		L5		K		K			F9	5	0	0	0	0	2	1					
J.D. Drew, L OBP: 0.428, SLG: 0.613 (1.9)	F8		F9		G3					1B	4	0	1	0	1	0	0					
10 Chipper Jones, S OBP: 0.323, SLG: 0.418 (1.5)				G5-3		F9	G1-3			K	5	0	1	0	0	1	3					
Julio Franco, R 29 John Smoltz, R Mark DeRosa, R Antonio Alfonseca, R (1.3) (8.1) (10. PH) (10.1)	K		F8		P3			G6-3		1B	4	0	0	0	0	1	1					
Andruw Jones, R OBP: 0.350, SLG: 0.503 (1.8)	G6-4-3		K			1B	BB	F8		K	4	0	0	0	1	2	3					
Johnny Estrada, S OBP: 0.391, SLG: 0.490 (1.2)			2B	HR	1B			G6-3			4	2	3	0	0	0	0					
Eli Marrero, R OBP: 0.377, SLG: 0.564 (1.7)			HR	2B			L8			L5	4	2	2	0	0	0	2					
John Thomson, R Chris Reitsma, R Adam LaRoche, L OBP: 0.182, SLG: 0.212 (7.1) (7.1) (8.3)	K		F8				K		G1-3		3	0	0	0	0	2	4					
<b>Inning Stats</b>	R: 0 E: 0 K: 0 S: 6	H: 0 LOB: 0 BB: 0 P: 11	R: 0 E: 0 K: 1 S: 6	H: 1 LOB: 0 BB: 0 P: 10	R: 3 E: 0 K: 1 S: 13	H: 3 LOB: 0 BB: 0 P: 20	R: 0 E: 0 K: 1 S: 10	H: 0 LOB: 0 BB: 0 P: 16	R: 3 E: 0 K: 1 S: 15	H: 3 LOB: 0 BB: 0 P: 21	R: 0 E: 0 K: 0 S: 11	H: 1 LOB: 2 BB: 1 P: 18	R: 0 E: 0 K: 0 S: 10	H: 1 LOB: 0 BB: 0 P: 11	R: 0 E: 0 K: 0 S: 5	H: 0 LOB: 0 BB: 0 P: 8	R: 0 E: 0 K: 2 S: 12	H: 2 LOB: 2 BB: 0 P: 18	1B: 8 2B: 1 3B: 0 HR: 2	SF: 0 SAC: 0 DP: 1 HBP: 0	WP: 0 PA: 42	
<b>PITCHER</b>	IP WLS BF H R ER SO BB IBB HBP BLK WP HR S P ERA WHIP	Eric Milton, L ERA: 4.72 Rheal Cormier, L ERA: 4.94 Roberto Hernandez, R ERA: 4.91 Tim Worrell, R ERA: 3.45 Billy Wagner, L ERA: 3.64	6.2 0.1 1.0 1.1 0.2	30 1 3 4 4	9 0 0 0 2	6 0 0 0 0	6 0 0 0 2	6 0 0 0 0	2 0 0 0 0	0 0 0 0 0	0 0 0 0 0	0 0 0 0 0	0 0 0 0 0	0 0 0 0 0	0 0 0 0 0	0 0 0 0 0	0 0 0 0 0	0 0 0 0 0	0 0 0 0 0	0 0 0 0 0	0 0 0 0 0	0 0 0 0 0

Atlanta Braves @ Philadelphia Phillies  
Citizens Bank Park, Philadelphia, PA  
Fri Jul 09 2004, 7:05 PM EDT  
Att. 44,180 - Sunny - 81 F

AB 40  
R 6  
H 11  
RBI 6  
BB 2  
SO 8  
LOB 14




Batter	1	2	3	4	5	6	7	8	9	10	AB	R	H	RBI	BB	SO	LOB	BOTTOM					
11 Jimmy Rollins, S OBP: 0.337, SLG: 0.385 (1.6)	P6		L9		FC4-6		P3		K		5	0	1	0	0	1	1						
26 Chase Utley, L OBP: 0.299, SLG: 0.496 (1.4)	F8		P6		FC4-6					HR	5	1	2	2	0	0	1						
Bobby Abreu, L OBP: 0.440, SLG: 0.574 (1.9)	F7		K				F7		K		5	0	1	0	0	2	2						
Jim Thome, L OBP: 0.411, SLG: 0.668 (1.3)			F8		G6-3			G4-3			3	0	0	0	2	1	2						
Pat Burrell, R OBP: 0.332, SLG: 0.491 (1.7)			G5-3					F8		F8	5	0	2	0	0	0	1						
Ricky Ledee, L OBP: 0.402, SLG: 0.593 (1.8)			1B		G6-3			G4-6-3			4	2	2	0	1	0	3						
David Bell, R OBP: 0.364, SLG: 0.474 (1.5)			1B		L9			F8			4	2	1	0	0	0	2						
Mike Lieberthal, R OBP: 0.325, SLG: 0.442 (1.2)			HBP					HR			2	2	2	4	2	0	0						
Eric Milton, L Rheal Cormier, L Placido Polanco, R Roberto Hernandez, R Jason Michaels, R Tim Worrell, R Billy Wagner, L Tommy Perez, S OBP: 0.186, SLG: 0.152 ERA: 3.83 ERA: 3.83 ERA: 2.61 ERA: 3.38 OBP: 0.304, SLG: 0.481 (1.1) (7.1) (7. PH) (8.1) (8. PH) (8.1) (10.1) (10. PH)	G3-1				SH5-4		F9		G3		1	0	0	0	0	0	2						
<b>Inning Stats</b>	R: 0 E: 0 K: 0 S: 4	H: 0 LOB: 2 BB: 0 P: 6	R: 1 E: 0 K: 0 S: 13	H: 2 LOB: 2 BB: 0 P: 25	R: 0 E: 0 K: 1 S: 7	H: 0 LOB: 0 BB: 0 P: 12	R: 0 E: 0 K: 0 S: 7	H: 1 LOB: 1 BB: 1 P: 12	R: 1 E: 0 K: 1 S: 12	H: 2 LOB: 2 BB: 1 P: 23	R: 0 E: 0 K: 0 S: 7	H: 1 LOB: 2 BB: 0 P: 10	R: 0 E: 0 K: 0 S: 8	H: 1 LOB: 2 BB: 0 P: 15	R: 3 E: 0 K: 0 S: 15	H: 2 LOB: 0 BB: 1 P: 23	R: 1 E: 0 K: 2 S: 14	H: 1 LOB: 1 BB: 1 P: 23	R: 1 E: 0 K: 0 S: 12	H: 2 LOB: 2 BB: 1 P: 18	1B: 9 2B: 1 3B: 0 HR: 2	SF: 0 SAC: 1 DP: 2 HBP: 2	WP: 0 PA: 45
<b>PITCHER</b>	IP WLS BF H R ER SO BB IBB HBP BLK WP HR S P ERA WHIP	John Thomson, R ERA: 4.82 Chris Reitsma, R ERA: 3.83 29 John Smoltz, R ERA: 2.61 Antonio Alfonseca, R ERA: 3.38	29 6 1 4	2 3 1 1	2 3 1 1	2 0 0 0	2 0 0 0	2 0 0 0	2 0 0 0	2 0 0 0	2 0 0 0	2 0 0 0	2 0 0 0	2 0 0 0	2 0 0 0	2 0 0 0	2 0 0 0	2 0 0 0	2 0 0 0	2 0 0 0	2 0 0 0	2 0 0 0	2 0 0 0


Atlanta Braves @ Philadelphia Phillies  
Citizens Bank Park, Philadelphia, PA  
Fri Jul 09 2004, 7:05 PM EDT  
Att. 44,180 - Sunny - 81 F

AB 37  
R 7  
H 12  
RBI 7  
BB 5  
SO 4  
LOB 15





Batter	1	2	3	4	5	6	7	8	9	AB	R	H	RBI	BB	SO	LOB	TOP										
Rafael Furcal, S OBP: 0.351, SLG: 0.450	G4-3		G6-3		HR		G4-3			4	1	1	1	0	0	0	<b>Atlanta Braves @ Philadelphia Phillies</b> Citizens Bank Park, Philadelphia, PA Sat Jul 10 2004, 1:20 PM EDT Att: 44,307 - Cloudy - 77 F										
Nick Green, R OBP: 0.330, SLG: 0.399	P4		F9		G5-3			10 BB 1B	4	0	1	0	0	0	0												
J.D. Drew, L OBP: 0.429, SLG: 0.610			F9			4-0 BB		K	3	0	1	0	1	1	1												
10 Chipper Jones, S OBP: 0.322, SLG: 0.412	F8					3-2 BB			3	0	0	0	1	0	2												
Johnny Estrada, S OBP: 0.386, SLG: 0.482		P6			F7		L4-3		4	0	0	0	0	0	3												
Adam LaRoche, L OBP: 0.292, SLG: 0.388		1B			G3				3	1	1	0	1	1	2												
Andruw Jones, R OBP: 0.346, SLG: 0.497							HR		4	0	0	0	0	4	2												
Charles Thomas, L OBP: 0.383, SLG: 0.733									4	2	3	3	0	0	0												
Mike Hampton, R OBP: 0.216, SLG: 0.294									3	0	0	0	0	0	2												
Mark DeRosa, R OBP: 0.288, SLG: 0.321	G5-3				F9				1	0	0	0	0	0	0												
29 John Smoltz, R OBP: 0.288, SLG: 0.321									0	0	0	0	0	0	0												
<b>Inning Stats</b>	R: 0 E: 0 K: 0 S: 9	H: 1 LOB: 1 BB: 0 P: 13	R: 0 E: 0 K: 1 S: 14	H: 2 LOB: 2 BB: 0 P: 18	R: 0 E: 0 K: 0 S: 6	H: 0 LOB: 0 BB: 0 P: 11	R: 0 E: 0 K: 0 S: 6	H: 0 LOB: 0 BB: 0 P: 11	R: 2 E: 0 K: 1 S: 9	H: 2 LOB: 0 BB: 1 P: 12	R: 0 E: 0 K: 0 S: 7	H: 0 LOB: 0 BB: 1 P: 14	R: 2 E: 0 K: 1 S: 12	H: 1 LOB: 0 BB: 1 P: 21	R: 0 E: 0 K: 2 S: 13	H: 1 LOB: 2 BB: 1 P: 23	R: 0 E: 0 K: 1 S: 7	H: 0 LOB: 0 BB: 0 P: 10	1B: 4 2B: 1 3B: 0 HR: 3	SF: 0 SAC: 0 DP: 1 HBP: 0	WP: 0 PB: 0 SB: 0 CS: 0	PA: 36					
<b>PITCHER</b>	IP	WLS	BF	H	R	ER	SO	BB	IBB	HBP	BLK	WP	HR	S	P	ERA	WHIP										
Paul Abbott, R ERA: 5.82	6.0	L	23	5	2	2	2	1	0	0	0	0	1	12	21	3.00	1.000										
Rheal Cormier, L ERA: 4.35	1.0		5	1	2	2	1	1	0	0	0	0	0	13	23	0.00	2.000										
Geoff Geary, R ERA: 6.26	1.0		5	1	0	0	2	1	0	0	0	0	0	7	10	0.00	0.000										
Brian Powell, R ERA: 3.58	1.0		3	0	0	0	1	0	0	0	0	0	0	7	10	0.00	0.000										

Batter	1	2	3	4	5	6	7	8	9	AB	R	H	RBI	BB	SO	LOB	BOTTOM										
11 Jimmy Rollins, S OBP: 0.333, SLG: 0.381	F7		G5-3		G5-3		F9			4	0	0	0	0	2	<b>Atlanta Braves @ Philadelphia Phillies</b> Citizens Bank Park, Philadelphia, PA Sat Jul 10 2004, 1:20 PM EDT Att: 44,307 - Cloudy - 77 F											
Placido Polanco, R OBP: 0.332, SLG: 0.373					L5		FC4-6 1B		L8	3	0	1	0	1	0												
Bobby Abreu, L OBP: 0.438, SLG: 0.570					F7		FC4-6 1B		G6-3	4	0	1	0	0	2												
Jim Thome, L OBP: 0.409, SLG: 0.662					P5		K		P4	4	0	1	0	1	2												
Pat Burrell, R OBP: 0.391, SLG: 0.486					F8		F8		G5-3	3	0	0	0	1	2												
David Bell, R OBP: 0.360, SLG: 0.467					F7		G1		F8	4	0	0	0	0	4												
Todd Pratt, R OBP: 0.313, SLG: 0.274							K		K	3	0	1	0	0	2												
Ricky Ledee, L OBP: 0.398, SLG: 0.585									K	1	0	0	0	0	1												
Doug Glanville, R OBP: 0.247, SLG: 0.250					G3		E3 1B		FC6-4 1B	3	0	1	0	0	1												
Paul Abbott, R OBP: 0.167, SLG: 0.167							K		K	2	0	0	0	0	1												
Rheal Cormier, L ERA: 4.35										0	0	0	0	0	0												
Tomas Perez, S OBP: 0.301, SLG: 0.476										1	0	0	0	1	1												
Geoff Geary, R ERA: 6.26										0	0	0	0	0	0												
Brian Powell, R OBP: 0.143, SLG: 0.143										0	0	0	0	0	0												
<b>Inning Stats</b>	R: 0 E: 0 K: 0 S: 9	H: 0 LOB: 1 BB: 1 P: 17	R: 0 E: 0 K: 1 S: 7	H: 0 LOB: 0 BB: 0 P: 11	R: 0 E: 0 K: 1 S: 9	H: 0 LOB: 0 BB: 0 P: 10	R: 0 E: 0 K: 1 S: 13	H: 1 LOB: 2 BB: 1 P: 24	R: 0 E: 0 K: 1 S: 8	H: 1 LOB: 1 BB: 0 P: 9	R: 0 E: 0 K: 0 S: 8	H: 2 LOB: 2 BB: 0 P: 12	R: 0 E: 0 K: 1 S: 9	H: 1 LOB: 1 BB: 0 P: 16	R: 0 E: 0 K: 0 S: 6	H: 0 LOB: 0 BB: 0 P: 13	R: 0 E: 0 K: 1 S: 10	H: 0 LOB: 0 BB: 0 P: 11	1B: 5 2B: 0 3B: 0 HR: 0	SF: 0 SAC: 0 DP: 0 HBP: 0	WP: 0 PB: 0 SB: 1 CS: 0	PA: 34					
<b>PITCHER</b>	IP	WLS	BF	H	R	ER	SO	BB	IBB	HBP	BLK	WP	HR	S	P	ERA	WHIP										
Mike Hampton, L ERA: 5.11	8.0	W	31	5	0	0	5	2	0	0	0	0	0	69	112	0.00	0.875										
29 John Smoltz, R ERA: 2.54	1.0		3	0	0	0	1	0	0	0	0	0	0	10	11	0.00	0.000										



Batter	1	2	3	4	5	6	7	8	9	AB	R	H	RBI	BB	SO	LOB	TOP					
Rafael Furcal, S OBP: 0.351, SLG: 0.449	(1, 6) K		(2) P3			(3) G1-3		(1B) 1B		5	1	2	0	0	1	2	<b>Atlanta Braves @ Philadelphia Phillies</b> Citizens Bank Park, Philadelphia, PA Sun Jul 11 2004, 1:35 PM EDT Att: 44,519 - Cloudy - 83 F					
Nick Green, R OBP: 0.332, SLG: 0.399	(1, 4) 1B		(3) F9		(3) G5-3		(1) G6-3	(1B) 1B		5	0	2	0	0	0	2						
J.D. Drew, L OBP: 0.434, SLG: 0.628	(1, 9) K			(2) 10 1B		HR	1B	1B		5	2	4	2	0	1	1						
10 Chipper Jones, S OBP: 0.327, SLG: 0.414	(1, 5) K			(2) 1B		HR	BB	G1-3		4	1	2	0	1	1	3						
Johnny Estrada, S OBP: 0.382, SLG: 0.481		(1) F7		(2) G6-4-3		HR	F8		(1) G5-3	5	1	1	0	0	0	3						
Julio Franco, R OBP: 0.354, SLG: 0.431		(2) F9		FC6-4		HR	BB		K	4	1	2	3	1	1	0						
Andruw Jones, R OBP: 0.344, SLG: 0.491		(3) K		FC6-4		F8	G3-1		1B	4	0	0	0	1	1	4						
Eli Marrero, R OBP: 0.386, SLG: 0.565			(1) SH1-4		G5-3	SH1-4	F7		1B	5	0	3	0	0	0	0						
Russ Ortiz, R OBP: 0.156, SLG: 0.129			SH1-4		K	SH1-4	P2		K	1	0	0	0	0	1	0						
Antonio Alfonseca, R ERA: 4.81										0	0	0	0	0	0	0						
Chris Reitsma, R ERA: 2.03										0	0	0	0	0	0	0						
Charles Thomas, L OBP: 0.375, SLG: 0.717										1	0	0	0	0	0	0						
29 John Smoltz, R ERA: 3.57										1	0	0	0	0	1	2						
<b>Inning Stats</b>	R: 0 E: 0 K: 3 S: 13	H: 1 LOB: 1 BB: 0 P: 17	R: 0 E: 0 K: 1 S: 9	H: 0 LOB: 0 BB: 0 P: 11	R: 0 E: 0 K: 0 S: 9	H: 1 LOB: 1 BB: 0 P: 13	R: 1 E: 0 K: 0 S: 9	H: 3 LOB: 1 BB: 0 P: 15	R: 0 E: 0 K: 1 S: 16	H: 1 LOB: 1 BB: 0 P: 23	R: 4 E: 0 K: 0 S: 22	H: 4 LOB: 1 BB: 1 P: 29	R: 0 E: 0 K: 0 S: 9	H: 2 LOB: 3 BB: 1 P: 14	R: 1 E: 0 K: 2 S: 19	H: 3 LOB: 2 BB: 0 P: 24	R: 0 E: 0 K: 2 S: 11	H: 1 LOB: 2 BB: 1 P: 20	1B: 12 2B: 2 3B: 0 HR: 2	SF: 0 SAC: 2 DP: 1 HBP: 0	WP: 0 PB: 0 SB: 0 CS: 0	PA: 45
<b>PITCHER</b>	IP WLS BF H R ER SO BB IBB HBP BLK WP HR S P ERA WHIP																					
Randy Wolf, L ERA: 3.58	(1, 1) 5.1 L 26 10 5 5 5 1 0 0 0 0 0 2 73 101 8.44 2.062																					
Roberto Hernandez, R ERA: 4.81	(6, 1) 0.2 0 0 0 0 0 0 0 0 0 0 0 0 5 7 0.00 0.000																					
63 Ryan Madson, R ERA: 2.03	(7, 1) 1.0 6 2 0 0 0 0 1 0 0 0 0 0 9 14 0.00 3.000																					
Tim Worrell, R ERA: 3.57	(8, 1) 1.0 6 3 1 1 0 0 0 0 0 0 0 0 19 24 9.00 3.000																					
Billy Wagner, L ERA: 3.52	(9, 1) 1.0 5 1 0 0 0 2 1 0 0 0 0 0 0 11 20 0.00 2.000																					

AB 40  
R 6  
H 16  
RBI 5  
BB 3  
SO 7  
LOB 17

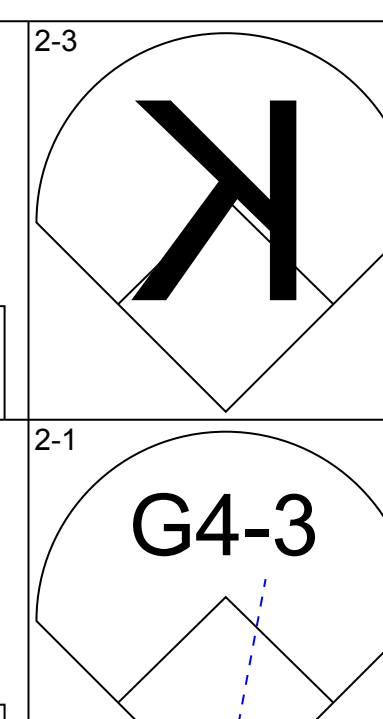
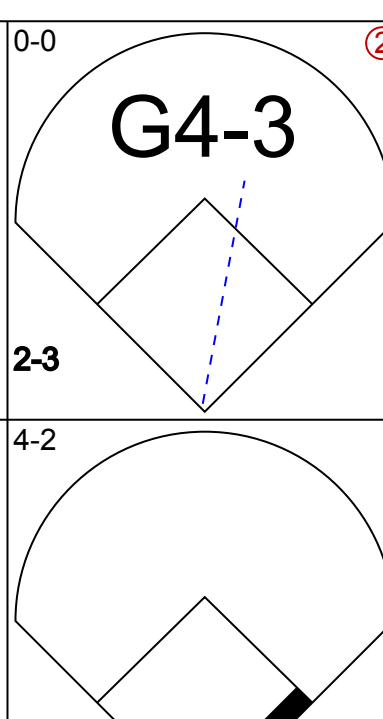
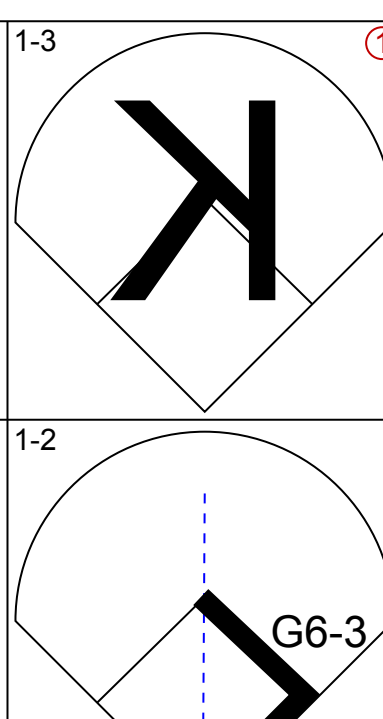
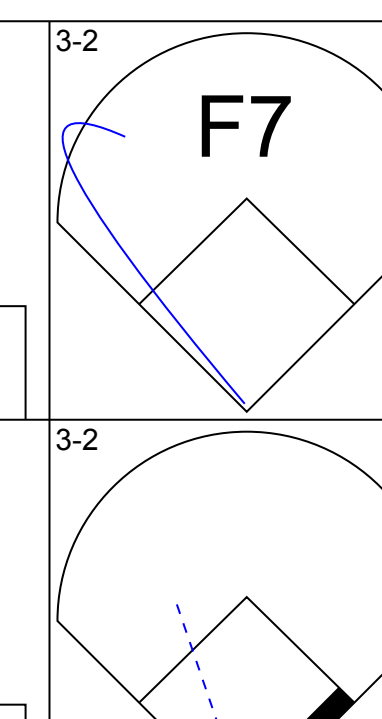
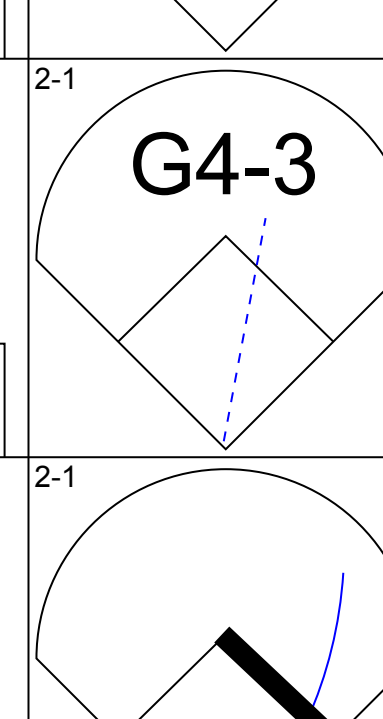
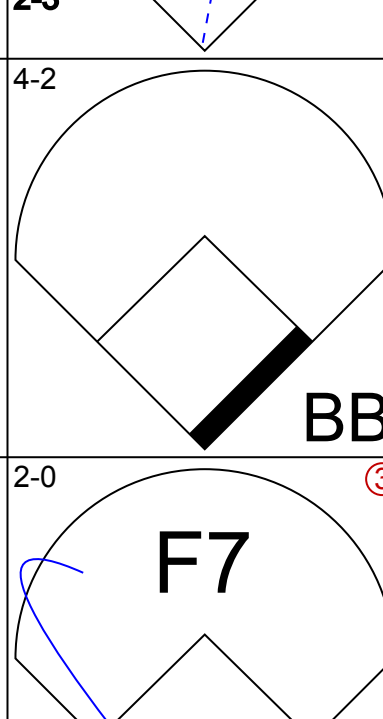
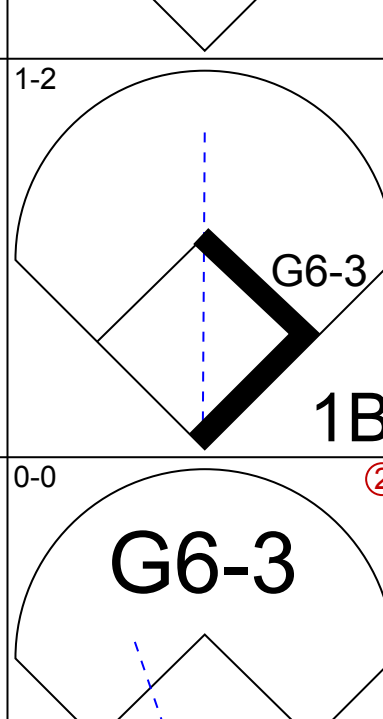
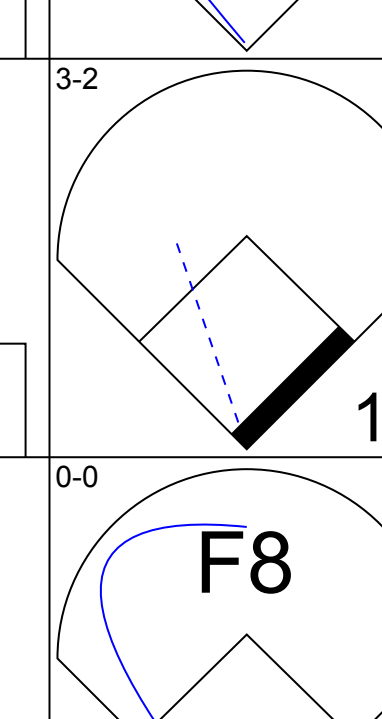
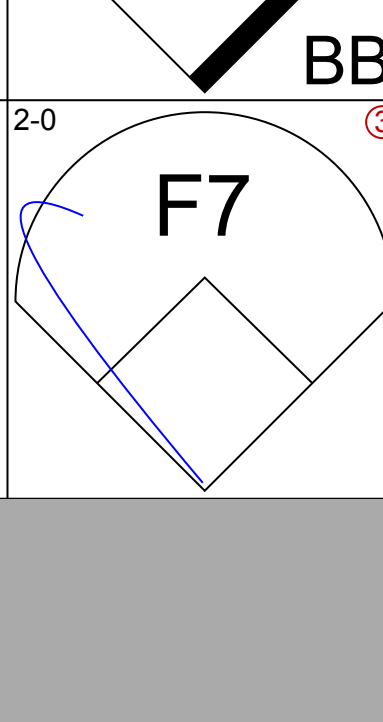
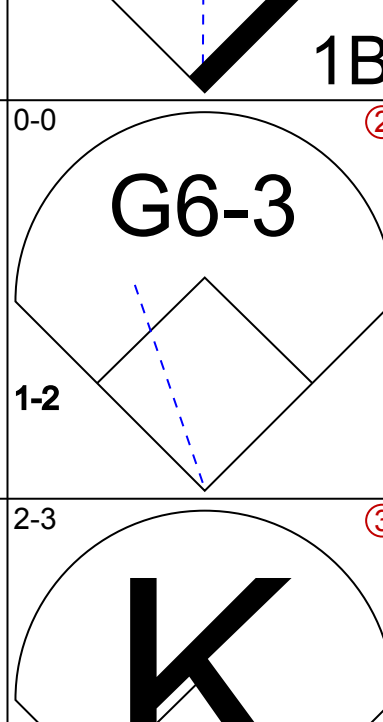
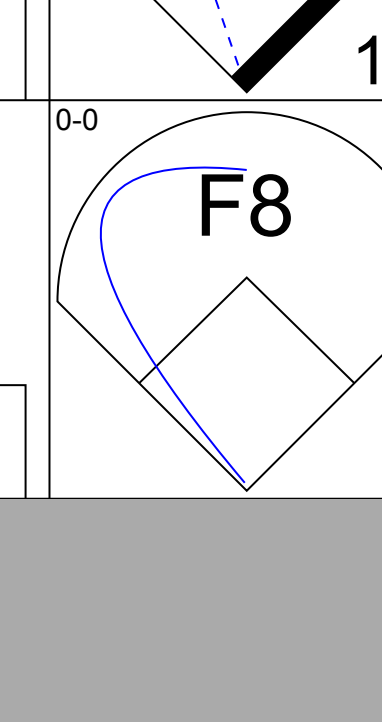
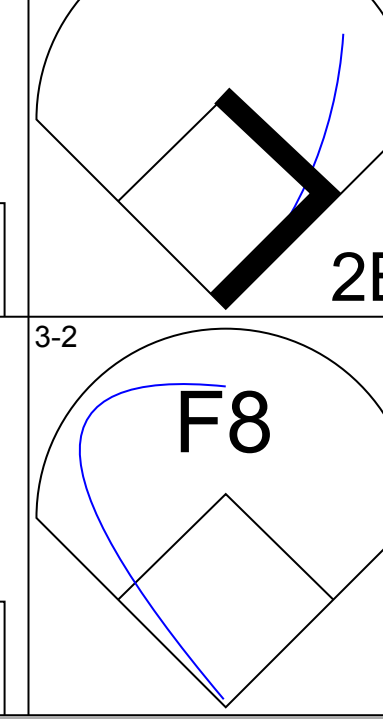
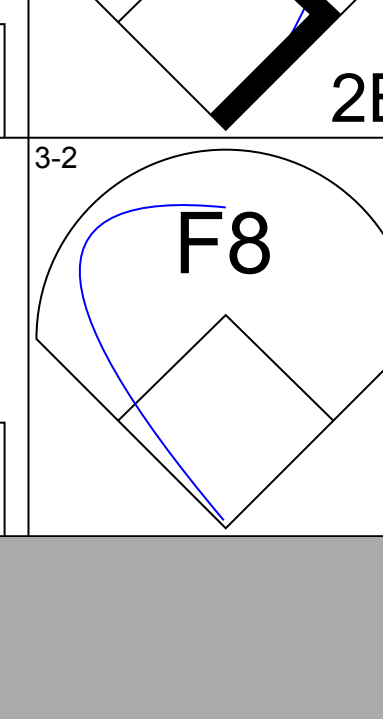
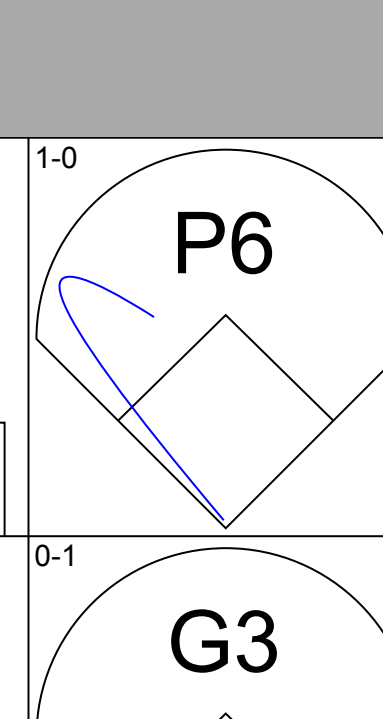

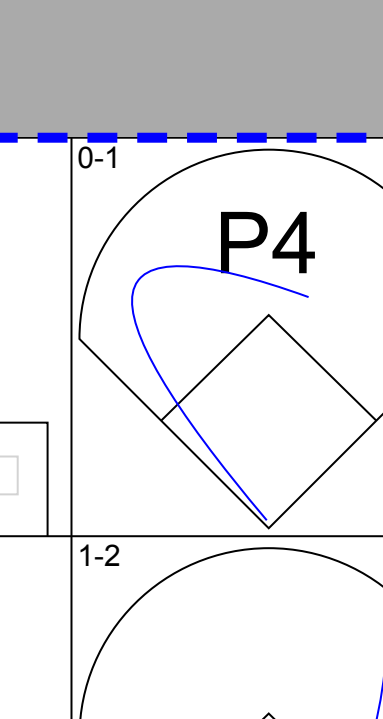
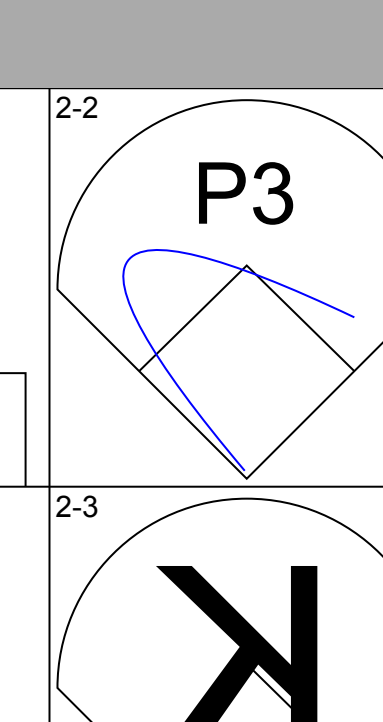
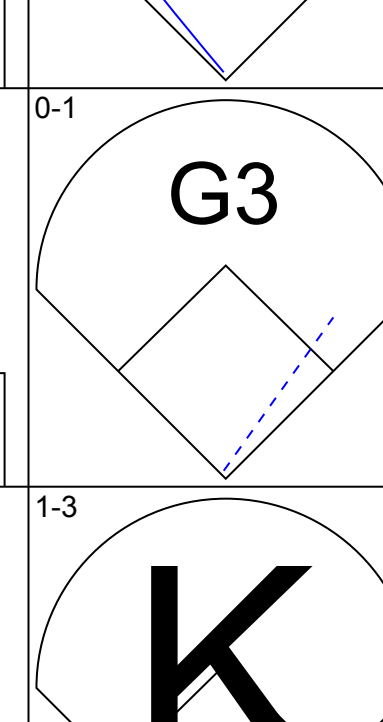
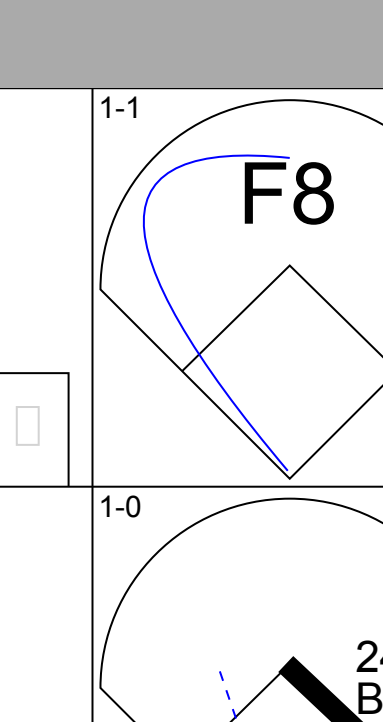
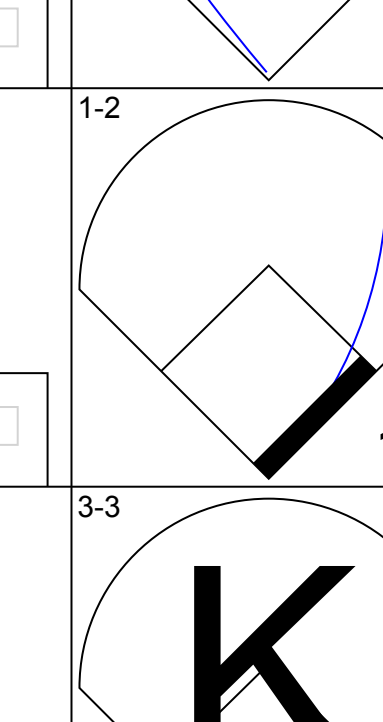

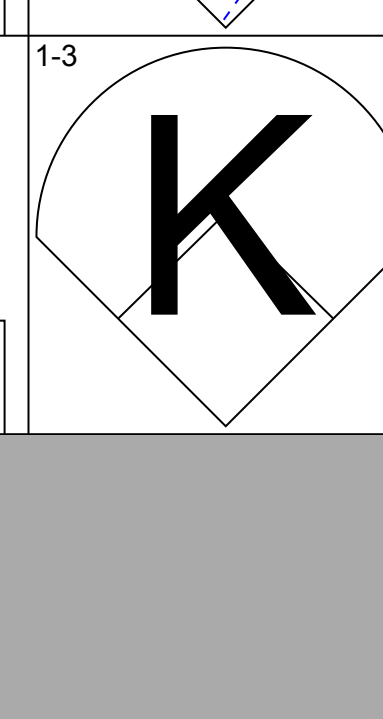
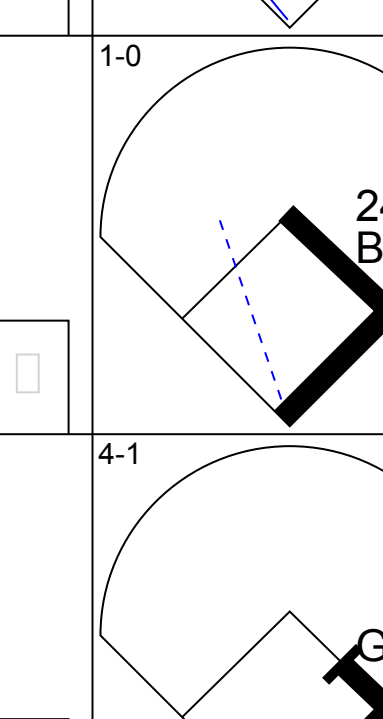
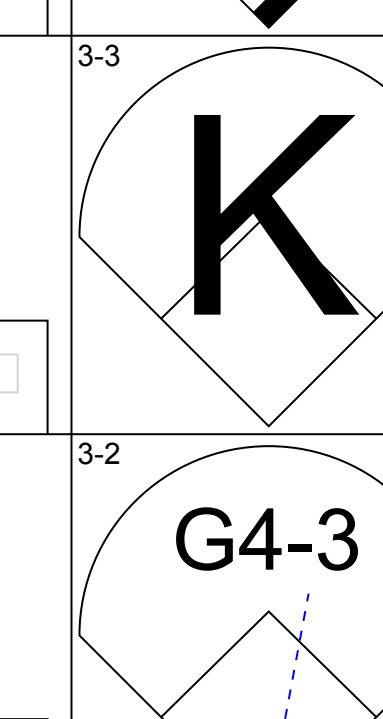

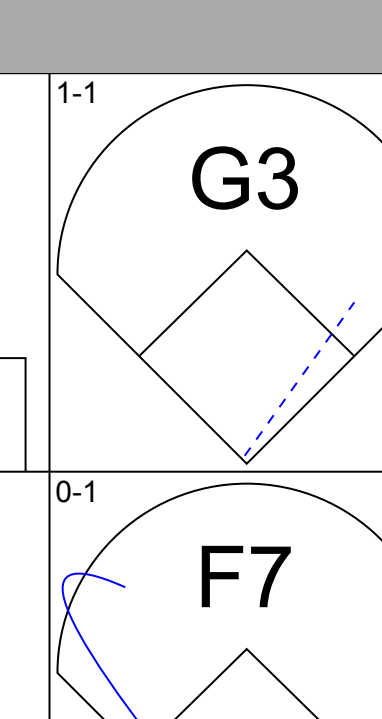
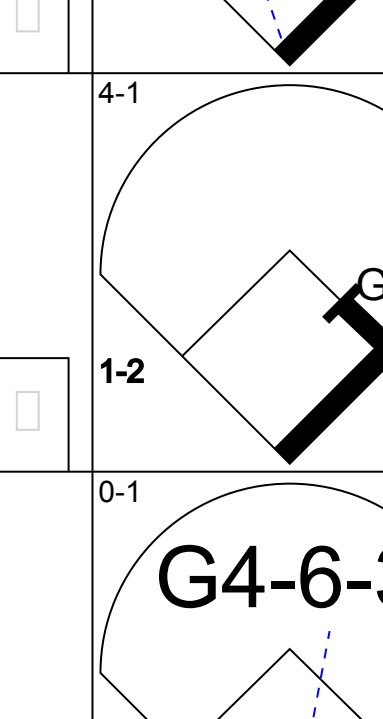
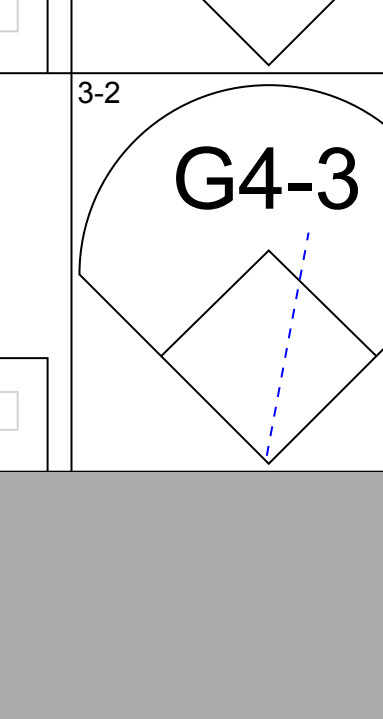
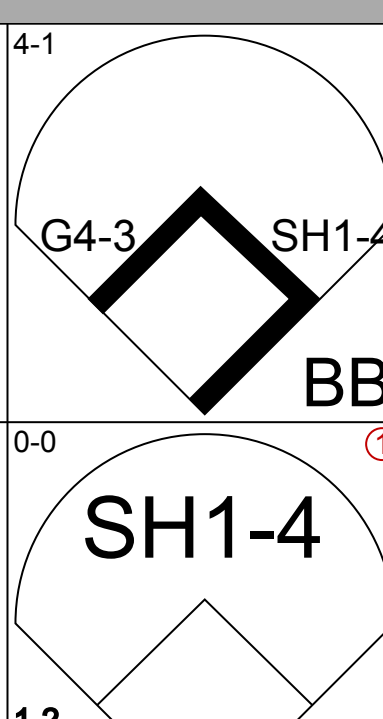
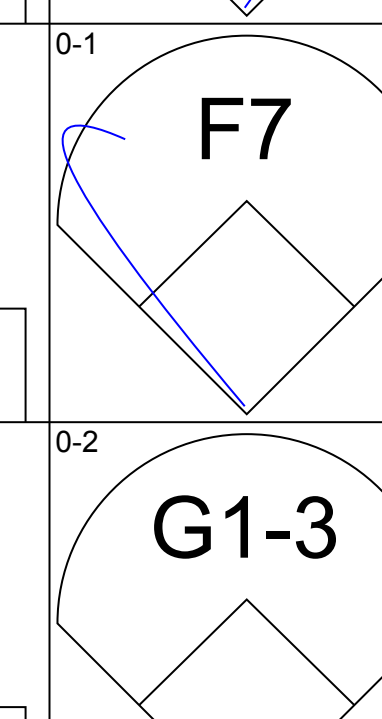
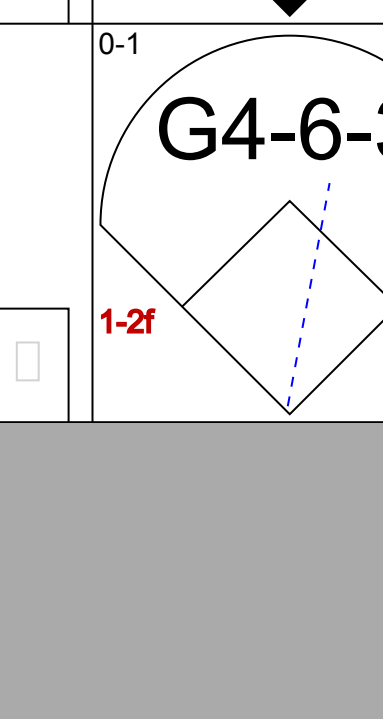
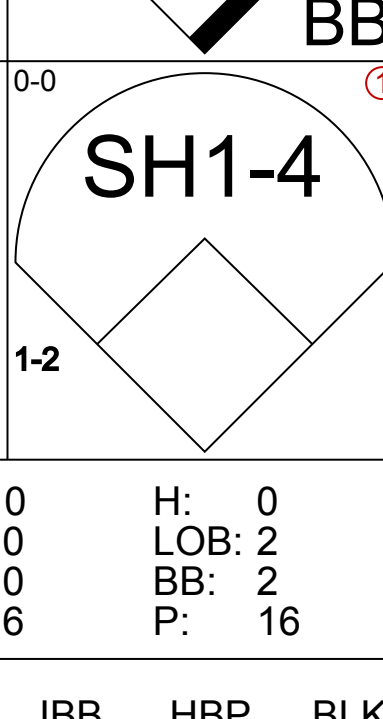
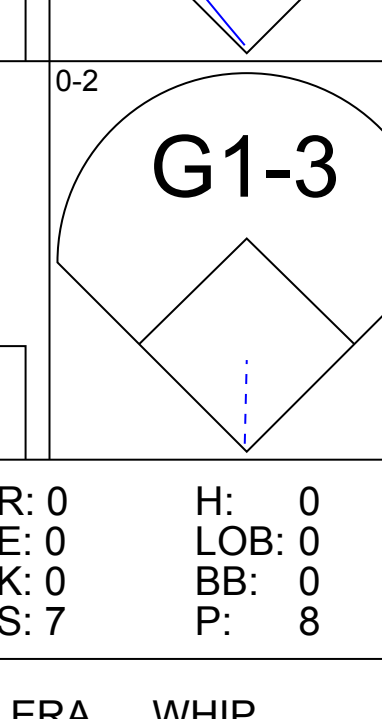
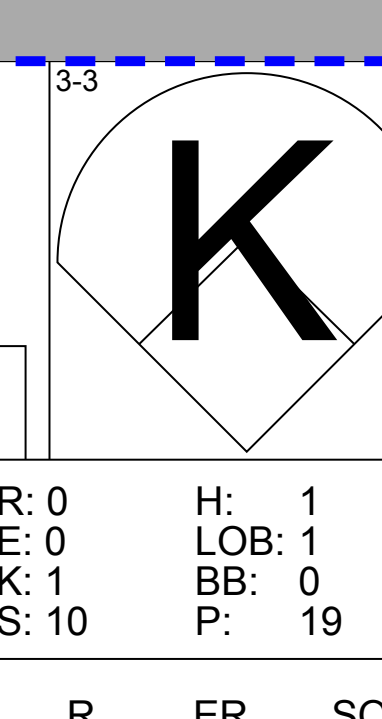


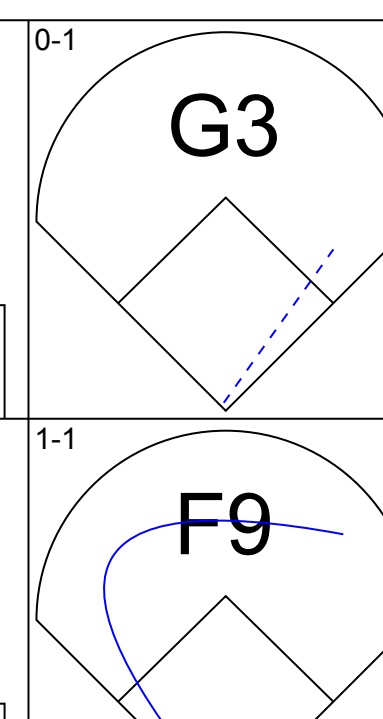
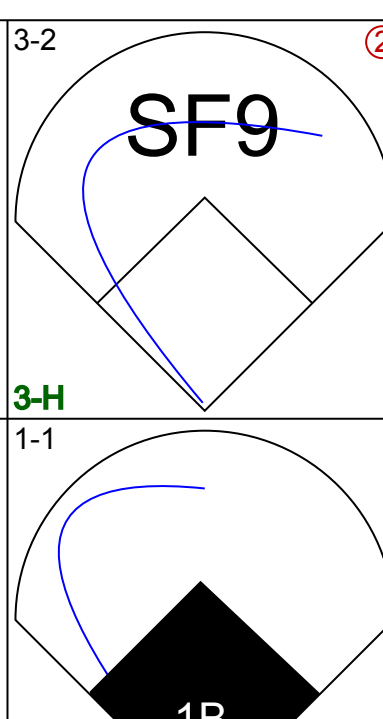
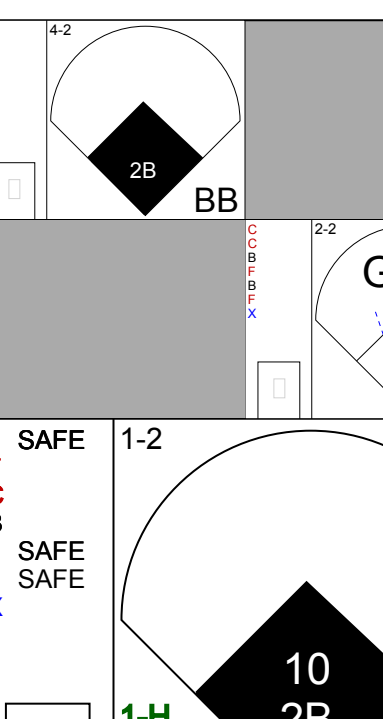
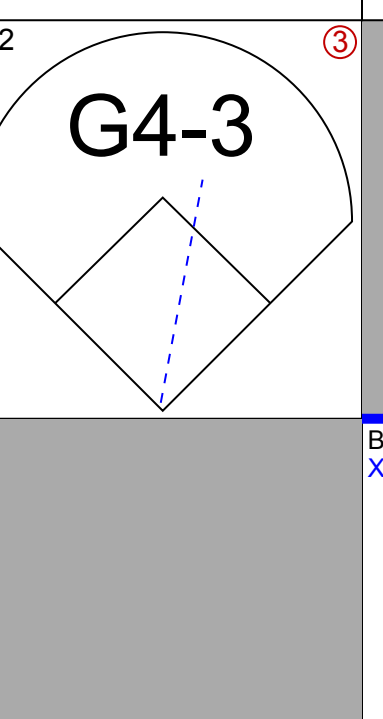
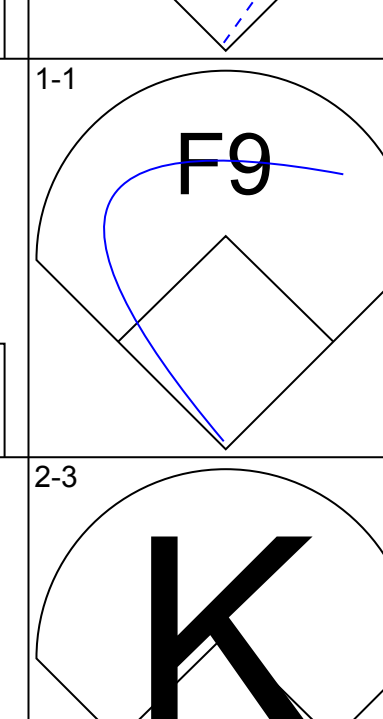
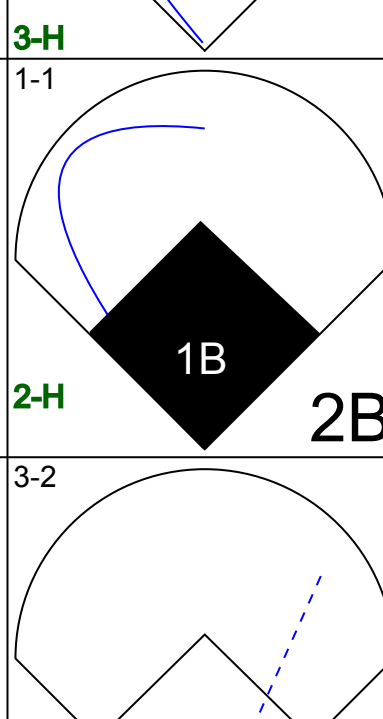
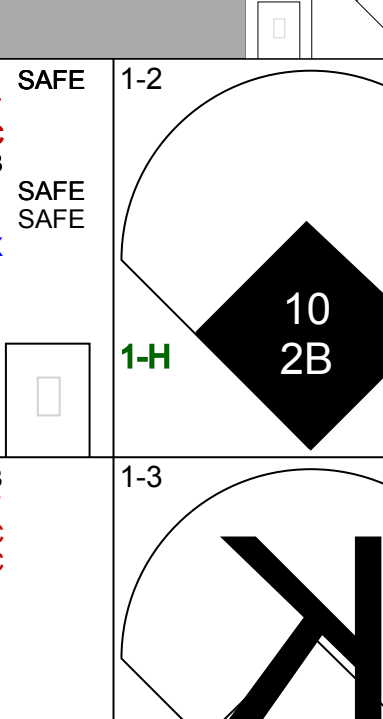
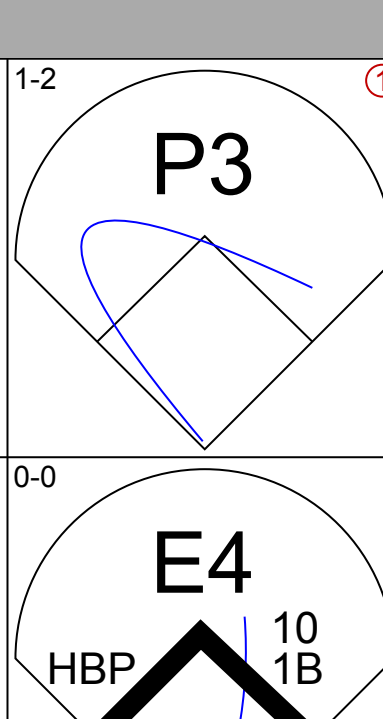
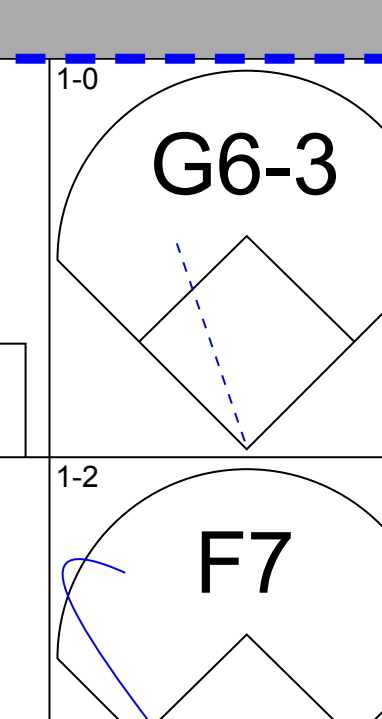
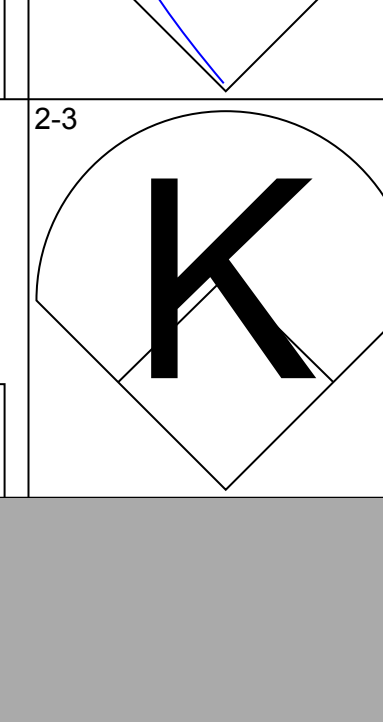
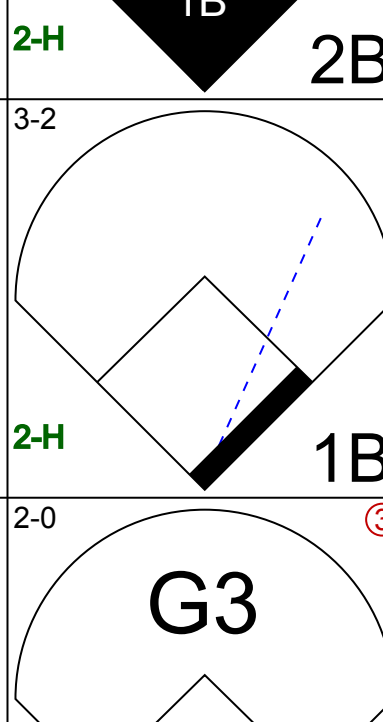
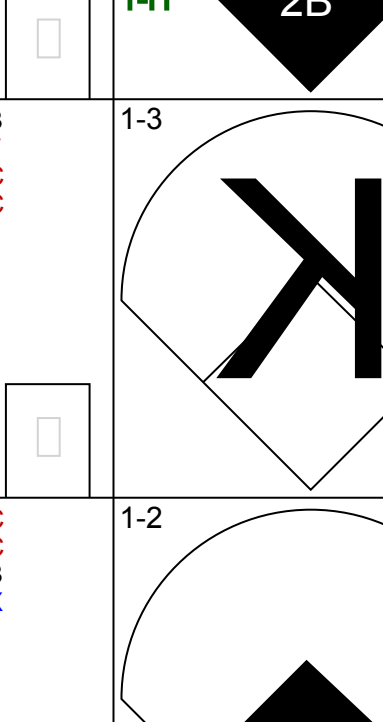
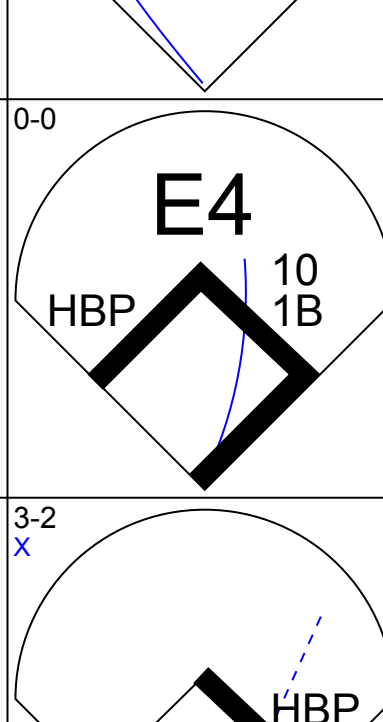
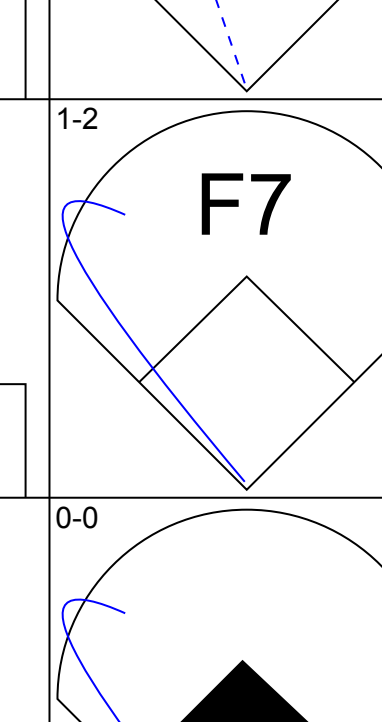
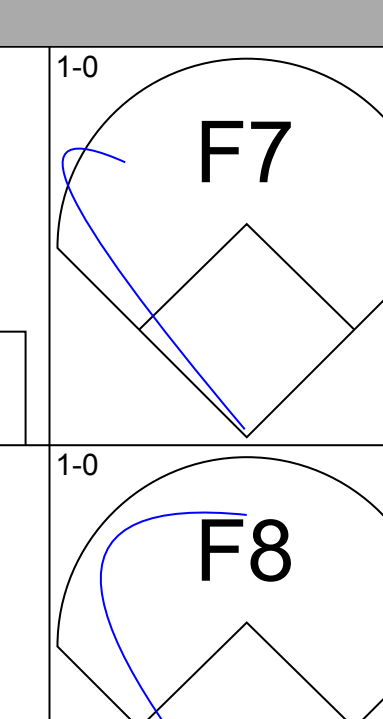
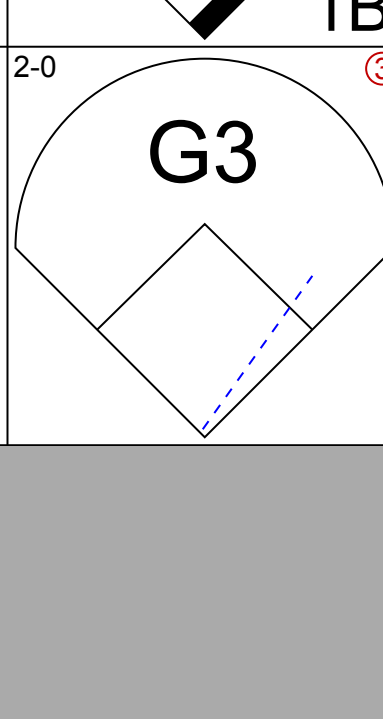
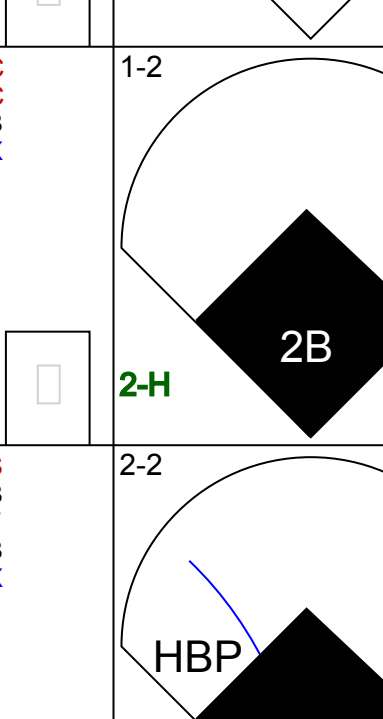
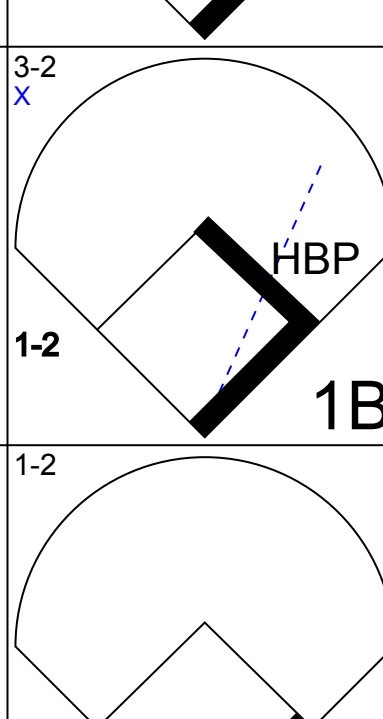
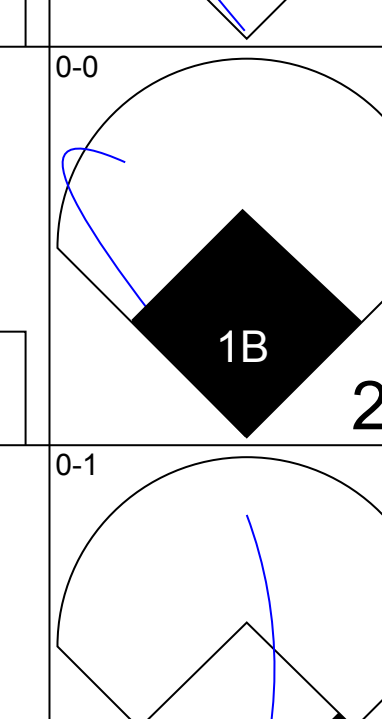
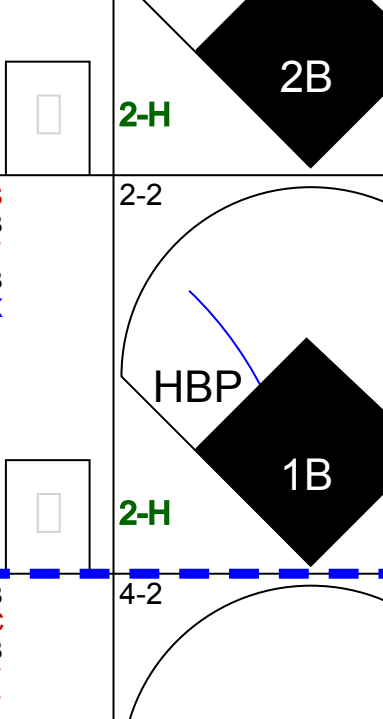
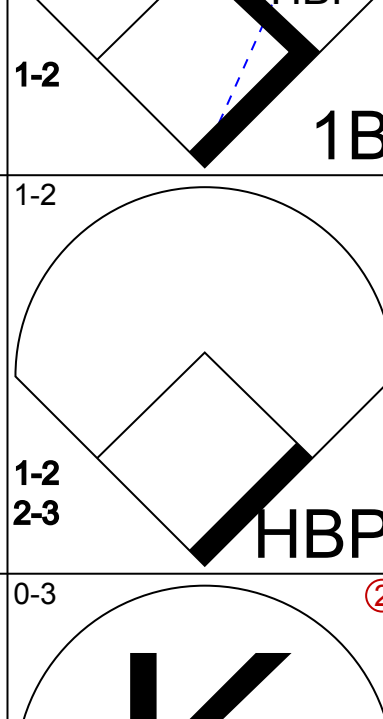
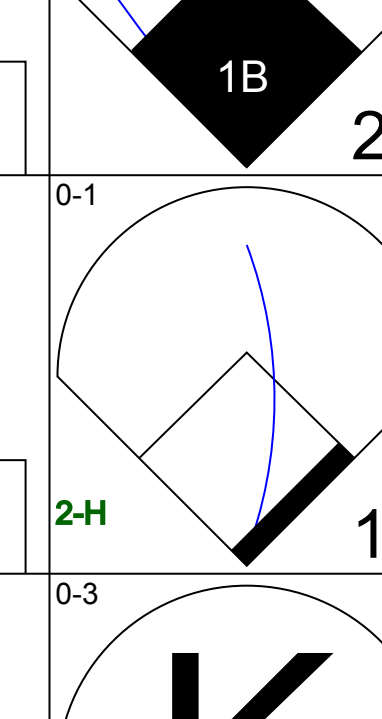
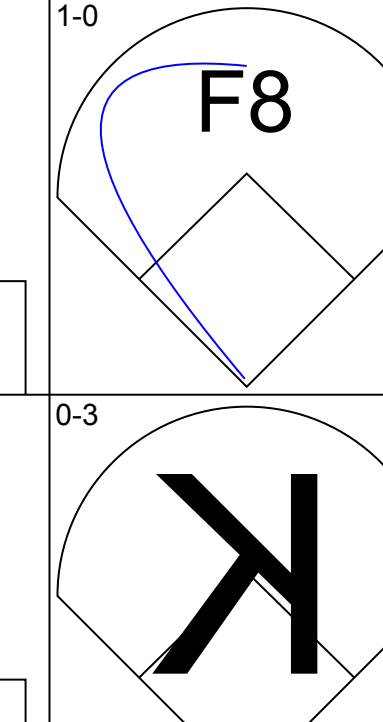
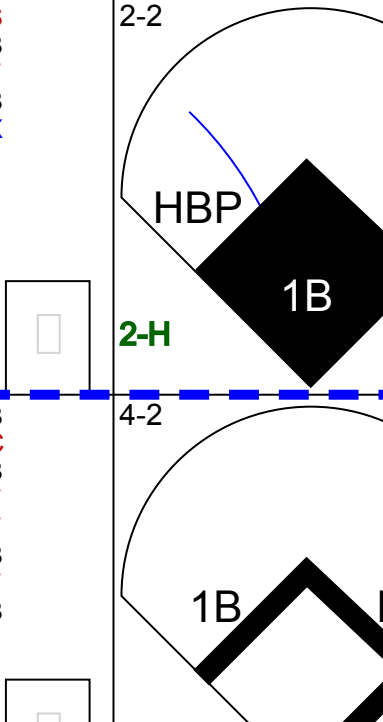
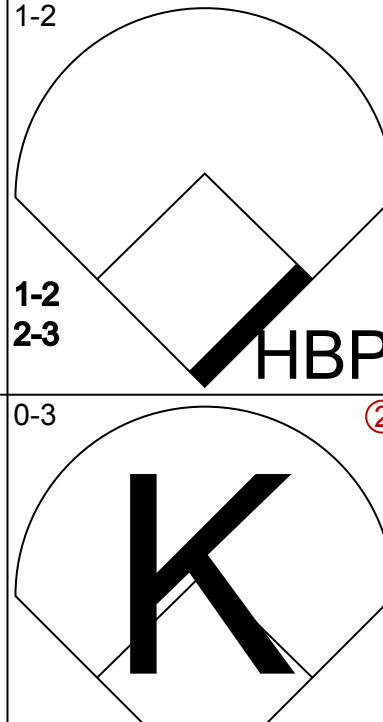
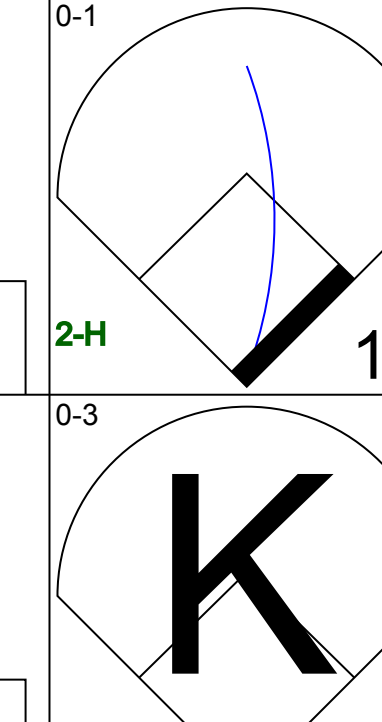
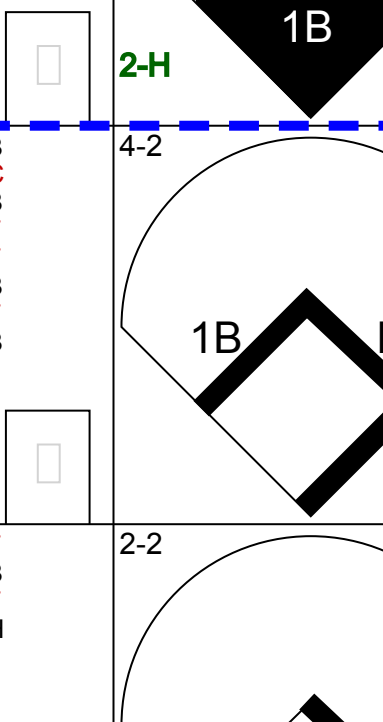
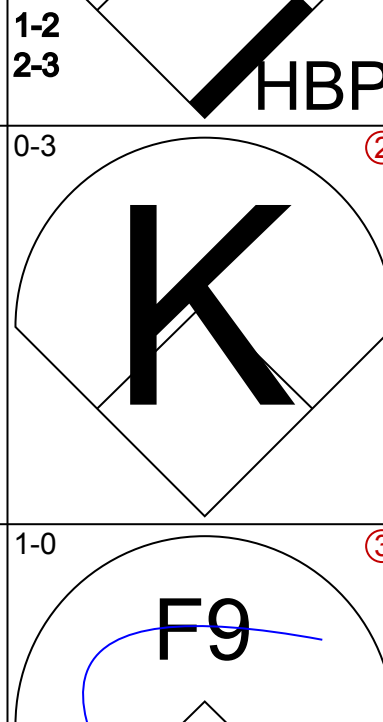
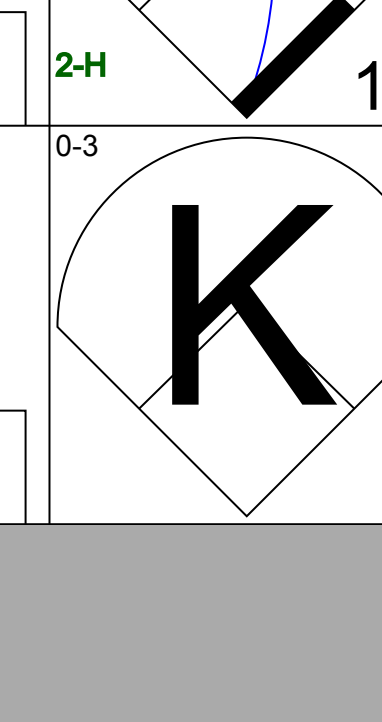

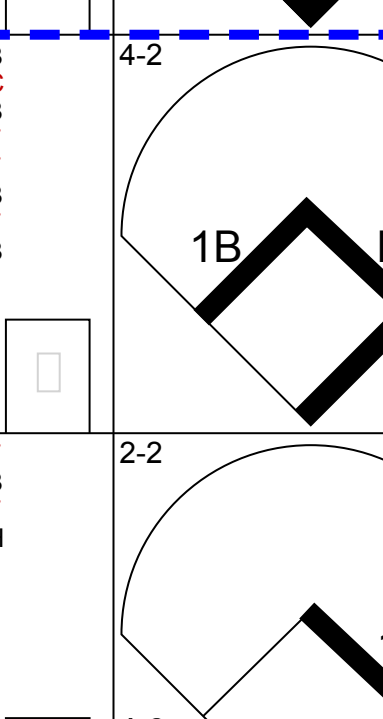
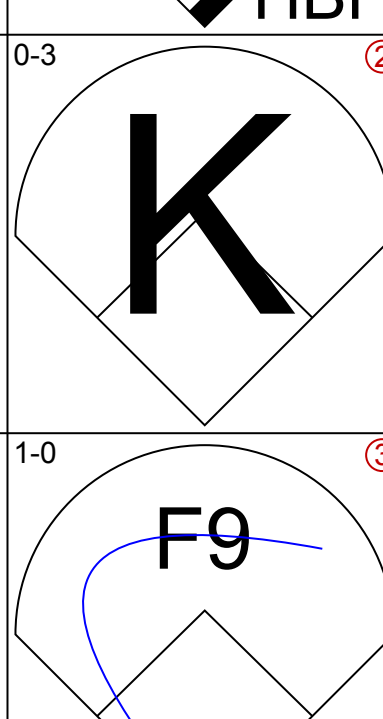
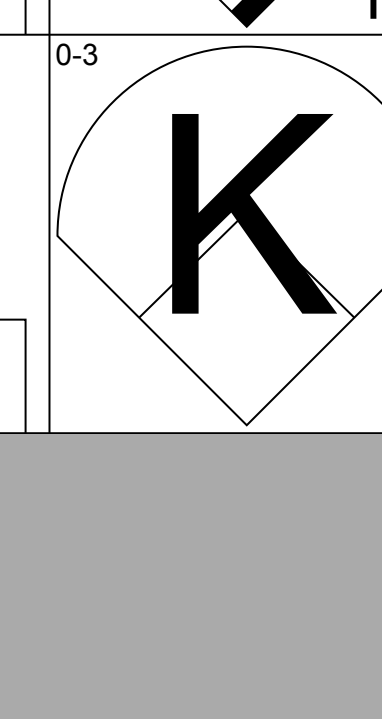
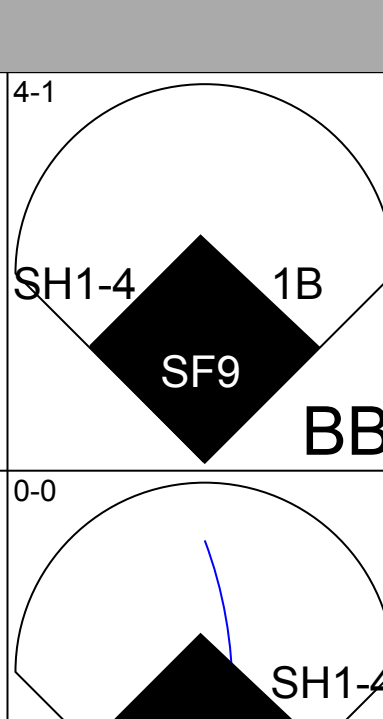
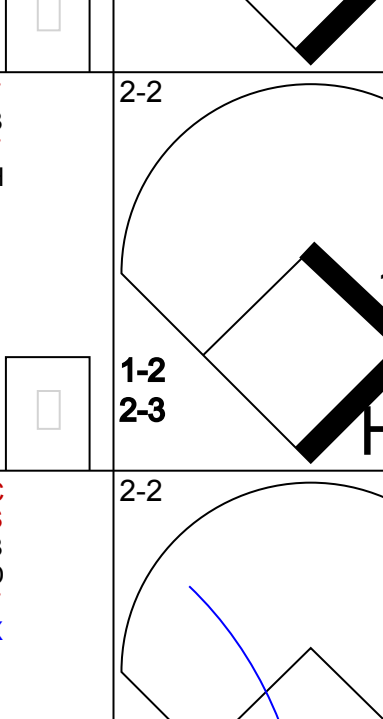
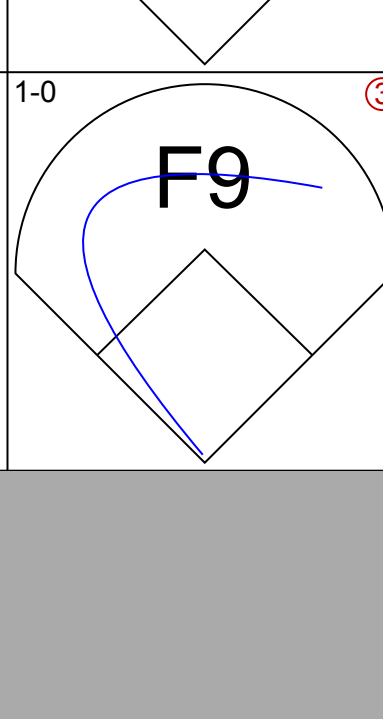
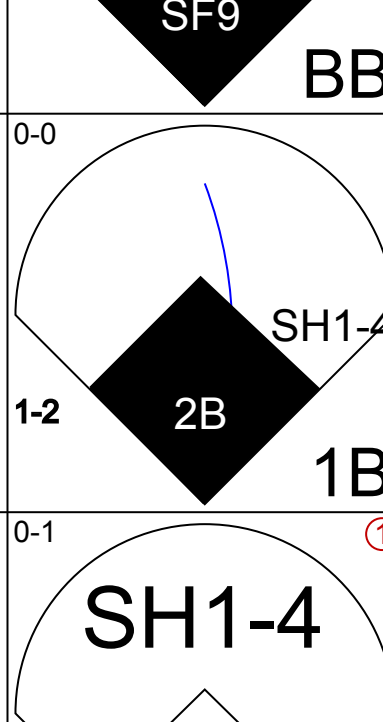
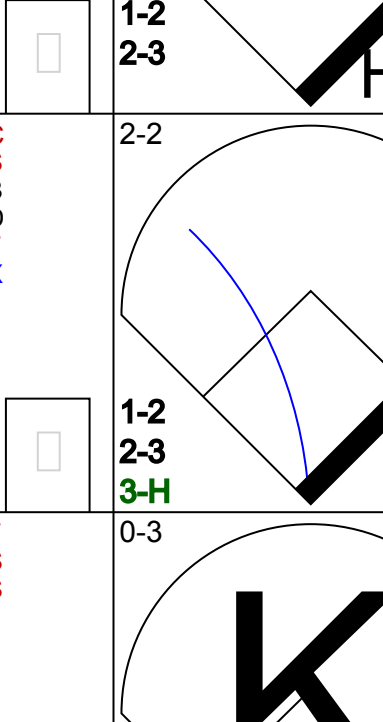

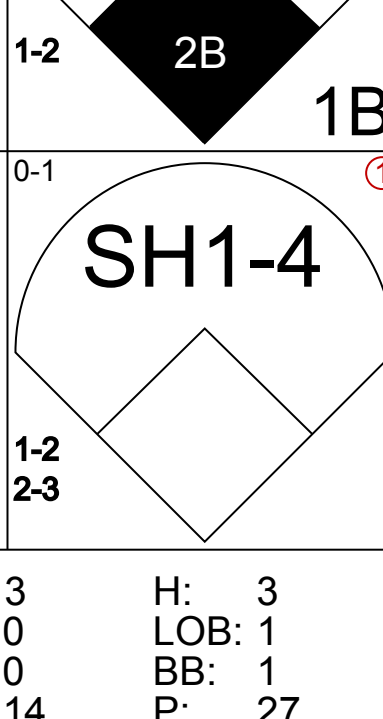
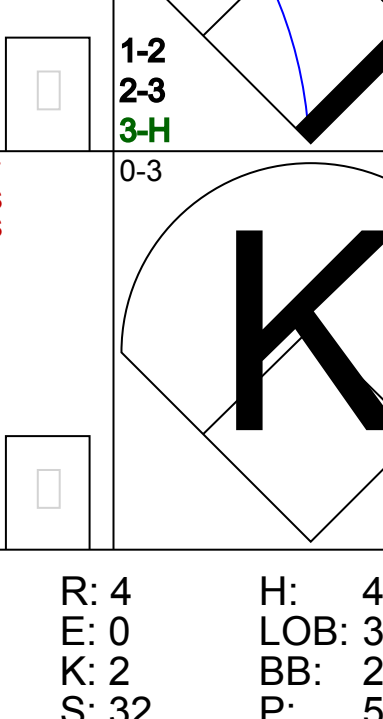

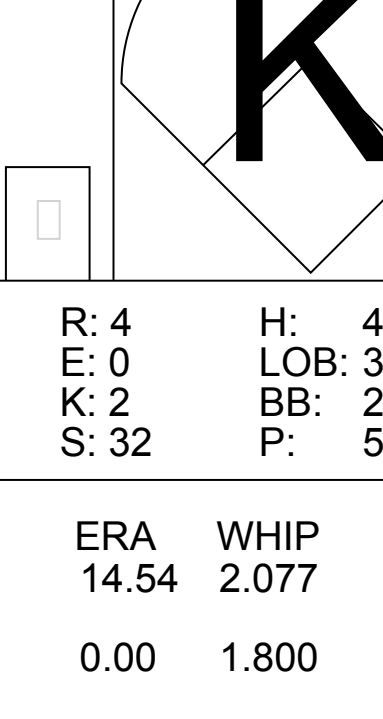
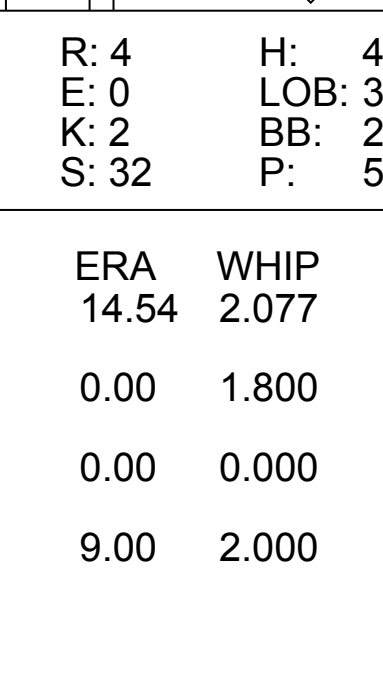
Batter	1	2	3	4	5	6	7	8	9	AB	R	H	RBI	BB	SO	LOB	BOTTOM					
11 Jimmy Rollins, S OBP: 0.332, SLG: 0.378	(1, 6) K	(3) G4-3		(3) G4-3		(1B) 1B		L8		5	0	1	0	0	1	3	<b>Atlanta Braves @ Philadelphia Phillies</b> Citizens Bank Park, Philadelphia, PA Sun Jul 11 2004, 1:35 PM EDT Att: 44,519 - Cloudy - 83 F					
Placido Polanco, R OBP: 0.329, SLG: 0.370	(1, 4) F7		(1) F7		(1) G4-3	(3) K		1B		5	0	1	0	0	1	2						
Bobby Abreu, L OBP: 0.440, SLG: 0.569	(1, 9) 1B	BB	(2) G4-3		(2) F9		G1-3	BB		4	1	2	0	1	0	0						
Jim Thome, L OBP: 0.406, SLG: 0.653	(1, 3) 1B	BB	(3) F7		(3) F8		L3		(1) P5	4	0	0	0	1	0	3						
Pat Burrell, R OBP: 0.391, SLG: 0.483	(1, 7) 1B			(2) 1B	SF7	BB	(2) G1-3		(2) F9	4	1	1	1	1	0	3						
Ricky Ledee, L OBP: 0.408, SLG: 0.576	(1, 8) P4			BB	BB	HR	BB	BB		3	1	1	0	2	1	4						
David Bell, R OBP: 0.361, SLG: 0.476		(1) K		BB	BB	HR	K			3	1	1	2	1	2	2						
Mike Lieberthal, R OBP: 0.324, SLG: 0.439		SH3-4		P3		F9		K		4	0	1	0	0	1	3						
Randy Wolf, L ERA: 3.58										0	0	0	1	0	0	0						
Roberto Hernandez, R ERA: 4.81										0	0	0	0	0	0	0						
Jason Michaels, R ERA: 3.78										0	0	0	0	0	0	0						
63 Ryan Madson, L ERA: 2.03										0	0	0	0	0	0	0						
Tim Worrell, R ERA: 3.57										0	0	0	0	0	0	0						
26 Chase Utley, L OBP: 0.375, SLG: 0.717										1	0	0	0	0	1	0						
Billy Wagner, L ERA: 3.52										0	0	0	0	0	0	0						
<b>Inning Stats</b>	R: 1 E: 0 K: 1 S: 21	H: 2 LOB: 2 BB: 1 P: 29	R: 0 E: 0 K: 1 S: 9	H: 1 LOB: 1 BB: 0 P: 13	R: 0 E: 0 K: 0 S: 5	H: 0 LOB: 0 BB: 0 P: 8	R: 1 E: 0 K: 0 S: 8	H: 1 LOB: 2 BB: 2 P: 18	R: 0 E: 0 K: 0 S: 7	H: 0 LOB: 0 BB: 0 P: 11	R: 2 E: 0 K: 1 S: 15	H: 2 LOB: 2 BB: 2 P: 30	R: 0 E: 0 K: 1 S: 9	H: 0 LOB: 2 BB: 2 P: 22	R: 0 E: 0 K: 2 S: 13	H: 0 LOB: 0 BB: 0 P: 16	R: 0 E: 0 K: 1 S: 12	H: 2 LOB: 2 BB: 0 P: 16	1B: 7 2B: 0 3B: 0 HR: 1	SF: 1 SAC: 1 DP: 0 HBP: 0	WP: 0 PB: 0 SB: 0 CS: 0	PA: 42
<b>PITCHER</b>	IP WLS BF H R ER SO BB IBB HBP BLK WP HR S P ERA WHIP																					
Russ Ortiz, R ERA: 3.58	(1, 1) 5.2 W 28 6 4 4 2 5 0 0 0 0 0 1 62 104 6.35 1.941																					
Antonio Alfonseca, R ERA: 3.32	(6, 1) 0.2 H 3 0 0 0 1 1 0 0 0 0 0 0 6 14 0.00 1.500																					
Chris Reitsma, R ERA: 3.78	(7, 1) 0.2 H 3 0 0 0 1 1 0 0 0 0 0 0 6 13 0.00 1.500																					
29 John Smoltz, R ERA: 2.41	(8, 1) 2.0 S 8 2 0 0 3 0 0 0 0 0 0 0 25 32 0.00 1.000																					

AB 33  
R 4  
H 8  
RBI 4  
BB 7  
SO 7  
LOB 20





Batter	1	2	3	4	5	6	7	8	9	AB	R	H	RBI	BB	SO	LOB	TOP					
<b>Brad Wilkerson, L</b> (1, 7) OBP: 0.350, SLG: 0.458										4	0	0	0	0	2	1	<b>Montreal Expos @ Atlanta Braves</b> Turner Field, Atlanta, GA Thu Jul 15 2004, 7:35 PM EDT Att: 33,863 - Sunny - 82 F					
<b>Endy Chavez, L</b> (1, 8) OBP: 0.317, SLG: 0.378										3	0	2	0	1	0	0						
<b>Jose Vidro, S</b> (1, 4) OBP: 0.337, SLG: 0.450										3	0	1	0	0	0	3						
<b>Henry Mateo, S</b> (6, 4)										1	0	0	0	0	0	1						
<b>Sun-Woo Kim, R</b> (8, 1) OBP: 0.200, SLG: 0.267										0	0	0	0	0	0	0						
<b>Tony Batista, R</b> (1, 5) OBP: 0.256, SLG: 0.369										4	0	0	0	0	1	2						
<b>Carl Everett, S</b> (1, 9) OBP: 0.323, SLG: 0.392										3	0	0	0	0	0	0						
<b>Chad Bentz, R</b> (7, 1) OBP: 0.500, SLG: 0.500										0	0	0	0	0	0	0						
<b>Jamey Carroll, R</b> (8, 4) OBP: 0.343, SLG: 0.361										1	0	1	0	0	0	0						
<b>Orlando Cabrera, R</b> (1, 6) OBP: 0.293, SLG: 0.318										4	0	1	0	0	3	1						
<b>24 Nick Johnson, L</b> (1, 3) OBP: 0.351, SLG: 0.404										3	0	0	0	1	0	1						
<b>Brian Schneider, L</b> (1, 2) OBP: 0.310, SLG: 0.436										2	0	0	0	1	0	2						
<b>Livan Hernandez, R</b> (1, 1) OBP: 0.179, SLG: 0.256										1	0	0	0	0	0	0						
<b>52 T.J. Tucker, R</b> (5, 1) OBP: 0.167, SLG: 0.167										0	0	0	0	0	0	0						
<b>Terrel Sledge, L</b> (7, 9) OBP: 0.323, SLG: 0.431										1	0	0	0	0	1	0						
<b>Inning Stats</b>	R: 0 E: 0 K: 1 S: 13	H: 1 LOB: 1 BB: 0 P: 22	R: 0 E: 0 K: 1 S: 12	H: 0 LOB: 0 BB: 0 P: 19	R: 0 E: 0 K: 0 S: 6	H: 0 LOB: 2 BB: 2 P: 16	R: 0 E: 0 K: 1 S: 6	H: 0 LOB: 0 BB: 0 P: 8	R: 0 E: 0 K: 0 S: 7	H: 0 LOB: 0 BB: 0 P: 8	R: 0 E: 0 K: 2 S: 10	H: 1 LOB: 1 BB: 0 P: 14	R: 0 E: 0 K: 0 S: 6	H: 1 LOB: 1 BB: 1 P: 12	R: 0 E: 0 K: 1 S: 10	H: 1 LOB: 1 BB: 0 P: 19	R: 0 E: 0 K: 1 S: 12	H: 1 LOB: 1 BB: 0 P: 19	1B: 4 2B: 1 3B: 0 HR: 0	SF: 0 SAC: 1 DP: 1 HBP: 0	WP: 0 PB: 0 SB: 0 CS: 0	PA: 34
<b>PITCHER</b>	IP	WLS	BF	H	R	ER	SO	BB	IBB	HBP	BLK	WP	HR	S	P	ERA	WHIP					
<b>Jaret Wright, R</b> (1, 1) ERA: 3.24	7.0	W	26	3	0	0	5	3	0	0	0	0	0	60	99	0.00	0.857					
<b>Kevin Gryboski, R</b> (8, 1) ERA: 2.93	1.0		4	1	0	0	1	0	0	0	0	0	0	10	19	0.00	1.000					
<b>Antonio Alfonseca, R</b> (9, 1) ERA: 3.24	1.0		4	1	0	0	1	0	0	0	0	0	0	12	19	0.00	1.000					

Batter	1	2	3	4	5	6	7	8	9	AB	R	H	RBI	BB	SO	LOB	BOTTOM					
<b>Rafael Furcal, S</b> (1, 6) OBP: 0.349, SLG: 0.444										3	1	0	1	1	0	3	<b>Montreal Expos @ Atlanta Braves</b> Turner Field, Atlanta, GA Thu Jul 15 2004, 7:35 PM EDT Att: 33,863 - Sunny - 82 F					
<b>Marcus Giles, R</b> (1, 4) OBP: 0.381, SLG: 0.488										5	2	2	2	0	0	0						
<b>J.D. Drew, L</b> (1, 9) OBP: 0.431, SLG: 0.620										5	0	1	1	1	0	2						
<b>10 Chipper Jones, S</b> (1, 5) OBP: 0.332, SLG: 0.427										5	1	3	1	0	0	1						
<b>Nick Green, R</b> (8, PR) OBP: 0.332, SLG: 0.399										0	1	0	0	0	0	0						
<b>Johnny Estrada, S</b> (1, 2) OBP: 0.384, SLG: 0.483										3	1	1	1	0	0	0						
<b>Eddie Pérez, R</b> (7, 2) OBP: 0.256, SLG: 0.250										1	0	1	1	0	0	0						
<b>Adam LaRoche, L</b> (1, 3) OBP: 0.289, SLG: 0.378										4	0	0	0	1	3	5						
<b>Andruw Jones, R</b> (1, 8) OBP: 0.349, SLG: 0.491										2	1	1	0	1	0	3						
<b>Charles Thomas, L</b> (1, 7) OBP: 0.404, SLG: 0.714										3	1	2	1	1	1	0						
<b>Jaret Wright, R</b> (1, 1) OBP: 0.103, SLG: 0.074										2	0	0	0	0	2	5						
<b>Mark DeRosa, R</b> (7, PH) OBP: 0.257, SLG: 0.320										1	0	0	0	0	0	0						
<b>Kevin Gryboski, R</b> (8, 1)										0	0	0	0	0	0	0						
<b>Antonio Alfonseca, R</b> (9, 1)										0	0	0	0	0	0	0						
<b>Inning Stats</b>	R: 0 E: 0 K: 1 S: 8	H: 0 LOB: 0 BB: 0 P: 11	R: 0 E: 0 K: 1 S: 6	H: 0 LOB: 0 BB: 0 P: 8	R: 3 E: 0 K: 0 S: 14	H: 3 LOB: 1 BB: 1 P: 27	R: 0 E: 0 K: 1 S: 11	H: 1 LOB: 2 BB: 1 P: 17	R: 4 E: 0 K: 2 S: 32	H: 4 LOB: 3 BB: 2 P: 51	R: 0 E: 1 K: 1 S: 20	H: 1 LOB: 3 BB: 0 P: 26	R: 0 E: 0 K: 1 S: 8	H: 0 LOB: 0 BB: 0 P: 12	R: 1 E: 0 K: 1 S: 10	H: 2 LOB: 2 BB: 0 P: 12	R: 0 E: 0 K: 1 S: 10	H: 0 LOB: 0 BB: 0 P: 12	1B: 6 2B: 5 3B: 0 HR: 0	SF: 1 SAC: 1 DP: 0 HBP: 2	WP: 0 PB: 0 SB: 1 CS: 0	PA: 42
<b>PITCHER</b>	IP	WLS	BF	H	R	ER	SO	BB	IBB	HBP	BLK	WP	HR	S	P	ERA	WHIP					
<b>Livan Hernandez, R</b> (1, 1) ERA: 3.92	4.1	L	23	7	7	7	4	2	1	0	0	0	0	53	86	14.54	2.077					
<b>52 T.J. Tucker, R</b> (5, 1) ERA: 3.77	1.2		11	2	0	0	2	1	0	2	0	0	0	38	54	0.00	1.800					
<b>Chad Bentz, L</b> (7, 1) ERA: 5.11	1.0		3	0	0	0	1	0	0	0	0	0	0	8	12	0.00	0.000					
<b>Sun-Woo Kim, R</b> (8, 1) ERA: 4.98	1.0		5	2	1	1	1	0	0	0	0	0	0	10	12	9.00	2.000					





Batter	1	2	3	4	5	6	7	8	9	AB	R	H	RBI	BB	SO	LOB	TOP					
Brad Wilkerson, L (1, 7) OBP: 0.348, SLG: 0.452	F7		F8		G4-3			24 2B	K	4	1	0	0	1	1	1						
24 Nick Johnson, L (1, 3) OBP: 0.354, SLG: 0.413	L7			F8 1B		G5-3		S 1-H 2B		4	2	2	1	0	0	0						
Jose Vidro, S (1, 4) OBP: 0.365, SLG: 0.469				1B FC4-6 1B			HR		FC6 IBB	3	2	3	1	1	0	0						
Carl Everett, S (1, 9) OBP: 0.314, SLG: 0.379				F8			K		F6	4	0	0	0	0	1	5						
Juan Rivera, R (8, 9) OBP: 0.296, SLG: 0.392	G3			1-2 2-3			K			0	0	0	0	0	0	0						
Tony Batista, R (1, 5) OBP: 0.256, SLG: 0.369		K		FC4-6 1B			K		SF9	3	0	1	2	0	2	0						
Orlando Cabrera, R (1, 6) OBP: 0.290, SLG: 0.315	F7			FC4-6			G6-3		FC6	4	0	0	1	0	0	2						
Brian Schneider, L (1, 2) OBP: 0.305, SLG: 0.429	G4-3			P2			K		F7	4	0	0	0	0	1	1						
Andy Chavez, L (1, 8) OBP: 0.316, SLG: 0.376			G6-3		P5				G6-3	4	0	1	0	0	0	0						
22 John Patterson, R (1, 1) OBP: 0.100, SLG: 0.100										2	0	0	0	0	1	0						
Claudio Vargas, R (5, 1) OBP: 0.048, SLG: 0.048			K		G6-3					0	0	0	0	0	0	0						
Joe Horgan, L (6, 1) OBP: 0.500, SLG: 0.500										1	0	0	0	0	1	1						
Henry Mateo, S (9, PH) OBP: 0.500, SLG: 0.500										1	0	1	0	0	0	0						
Luis Ayala, R (9, 1) OBP: 0.500, SLG: 0.750									1B	0	0	0	0	0	0	0						
<b>Inning Stats</b>	R: 0 E: 0 K: 0 S: 9	H: 1 LOB: 1 BB: 0 P: 12	R: 0 E: 0 K: 1 S: 7	H: 0 LOB: 0 BB: 0 P: 7	R: 0 E: 0 K: 1 S: 9	H: 0 LOB: 0 BB: 0 P: 12	R: 2 E: 0 K: 0 S: 10	H: 3 LOB: 1 BB: 0 P: 18	R: 0 E: 0 K: 0 S: 8	H: 0 LOB: 0 BB: 0 P: 13	R: 1 E: 0 K: 2 S: 11	H: 1 LOB: 0 BB: 0 P: 16	R: 0 E: 0 K: 2 S: 11	H: 1 LOB: 1 BB: 2 P: 15	R: 2 E: 0 K: 0 S: 13	H: 1 LOB: 1 BB: 2 P: 25	R: 0 E: 0 K: 1 S: 9	H: 1 LOB: 1 BB: 0 P: 13	1B: 5 2B: 2 3B: 0 HR: 1	SF: 1 SAC: 0 DP: 0 HBP: 0	WP: 0 PB: 0 SB: 1 CS: 0	PA: 37
<b>PITCHER</b>	IP WLS BF H R ER SO BB IBB HBP BLK WP HR S P ERA WHIP																					
Paul Byrd, R (1, 1) ERA: 3.18	6.0 L 23 5 3 3 4 0 0 0 0 0 0 1 54 78 4.50 0.833																					
28 Sam McConnell, L (7, 1) ERA: 3.52	1.0 4 1 0 0 2 0 0 0 0 0 0 0 11 15 0.00 1.000																					
Chris Reitsma, R (8, 1) ERA: 4.07	1.0 6 1 2 2 0 1 1 0 0 0 0 0 13 25 18.00 2.000																					
Juan Cruz, R (9, 1) ERA: 3.32	1.0 4 1 0 0 1 0 0 0 0 0 0 0 9 13 0.00 1.000																					

Montreal Expos @ Atlanta Braves  
Turner Field, Atlanta, GA  
Fri Jul 16, 2004, 7:35 PM EDT  
Att: 26,424 - Unknown - 82 F

AB	34
R	5
H	8
RBI	5
BB	2
SO	7
LOB	10



Batter	1	2	3	4	5	6	7	8	9	AB	R	H	RBI	BB	SO	LOB	BOTTOM			
Rafael Furcal, S (1, 6) OBP: 0.343, SLG: 0.436	K		F8		F8	G5-4-3			FC4-6 FC5-4	5	0	0	0	0	1	5				
Marcus Giles, R (1, 4) OBP: 0.382, SLG: 0.476									FC5-4	3	0	0	0	2	1	1				
J.D. Drew, L (1, 9) OBP: 0.431, SLG: 0.619	F9									4	0	2	1	0	0	1				
10 Chipper Jones, S (1, 5) OBP: 0.331, SLG: 0.421	P5									3	0	0	0	1	1	2				
Johnny Estrada, S (1, 2) OBP: 0.382, SLG: 0.478					P3	G3-1			G5-3	3	0	0	0	1	0	3				
Adam LaRoche, L (1, 3) OBP: 0.288, SLG: 0.371									G4-3	3	0	0	0	1	1	1				
Andruw Jones, R (1, 8) OBP: 0.345, SLG: 0.484					F7	FC6-4 1B			K	4	0	0	0	0	1	2				
Charles Thomas, L (1, 7) OBP: 0.429, SLG: 0.712									G3	3	1	2	0	1	0	0				
Paul Byrd, R (1, 1) ERA: 3.30, SLG: 0.222										2	0	0	0	0	1	3				
Julio Lugo, R (5, PH) ERA: 5.83										1	0	1	0	0	0	0				
28 Sam McConnell, L (7, 1) ERA: 3.52										0	0	0	0	0	0	0				
Chris Reitsma, R (8, 1) ERA: 4.07										0	0	0	0	0	0	0				
Juan Cruz, R (9, 1) ERA: 3.32										0	0	0	0	0	0	0				
Eli Marrero, R (9, PH) OBP: 0.301, SLG: 0.569										1	0	1	0	0	0	0				
<b>Inning Stats</b>	R: 0 E: 0 K: 1 S: 8	H: 0 LOB: 1 BB: 1 P: 14	R: 0 E: 0 K: 0 S: 14	H: 0 LOB: 2 BB: 2 P: 28	R: 0 E: 0 K: 2 S: 10	H: 1 LOB: 1 BB: 0 P: 17	R: 0 E: 0 K: 1 S: 6	H: 0 LOB: 0 BB: 0 P: 9	R: 1 E: 0 K: 0 S: 16	H: 2 LOB: 3 BB: 2 P: 28	R: 0 E: 0 K: 0 S: 14	H: 2 LOB: 2 BB: 1 P: 23	R: 0 E: 0 K: 1 S: 5	H: 0 LOB: 0 BB: 0 P: 5	R: 0 E: 0 K: 0 S: 14	H: 1 LOB: 1 BB: 0 P: 22	1B: 6 2B: 0 3B: 0 HR: 0	SF: 0 SAC: 0 DP: 1 HBP: 0	WP: 0 PB: 0 SB: 0 CS: 0	PA: 38
<b>PITCHER</b>	IP WLS BF H R ER SO BB IBB HBP BLK WP HR S P ERA WHIP																			
22 John Patterson, R (1, 1) ERA: 3.29	4.2 20 7 3 0 0 2 0 0 0 0 0 0 14 28 0.00 7.500																			
Claudio Vargas, R (5, 1) ERA: 5.83	0.2 W 7 0 0 0 1 0 0 0 0 0 0 0 15 18 0.00 0.000																			
Joe Horgan, L (6, 1) ERA: 5.4	2.2 7 0 0 0 1 0 0 0 0 0 0 0 15 18 0.00 0.000																			
Luis Ayala, R (9, 1) ERA: 2.83	1.0 4 1 0 0 0 0 0 0 0 0 0 0 14 22 0.00 1.000																			

Montreal Expos @ Atlanta Braves  
Turner Field, Atlanta, GA  
Fri Jul 16, 2004, 7:35 PM EDT  
Att: 26,424 - Unknown - 82 F

AB	32
R	1
H	6
RBI	1
BB	6
SO	6
LOB	18





Batter	1	2	3	4	5	6	7	8	9	AB	R	H	RBI	BB	SO	LOB	TOP								
<b>Brad Wilkerson, L</b> (1, 7) OBP: 0.347, SLG: 0.447	4-2 BB 1B BB		1-3 K			1-0 L9		1-3 K		3	1	0	0	1	2	0	<b>Montreal Expos @ Atlanta Braves</b> Turner Field, Atlanta, GA Sat Jul 17 2004, 7:05 PM EDT Att: 34,296 - Unknown - 79 F								
<b>24 Nick Johnson, L</b> (1, 3) OBP: 0.352, SLG: 0.405	1 SAFE K		3-3 K			2-3 K		4-2 BB		3	0	0	0	1	3	1									
<b>Jose Vidro, S</b> (1, 4) OBP: 0.366, SLG: 0.466	4-0 1B FC6 BB		2-0 G4-3			4-0 BB BB		1-1 G4-3		2	1	0	0	2	0	1									
<b>Carl Everett, S</b> (1, 9) OBP: 0.319, SLG: 0.378	3-2 FC6 1B			1-2 G4-3		4-2 BB BB		3-2 P5		3	0	1	1	1	0	0									
<b>Tony Batista, R</b> (1, 5) OBP: 0.256, SLG: 0.367	1-2 FC6			1-2 G6-3		2-1 L5		1-0 BB		4	0	1	1	0	0	3									
<b>Orlando Cabrera, R</b> (1, 6) OBP: 0.286, SLG: 0.311	1-0 G4-3			2-1 G4-3				0-0 P6		4	0	0	0	0	0	2									
<b>Brian Schneider, L</b> (1, 2) OBP: 0.302, SLG: 0.423		1-0 G6-3			3-2 F7			0-1 G1-3		3	0	0	0	0	0	0									
<b>Endy Chavez, L</b> (1, 8) OBP: 0.313, SLG: 0.372		1-1 F8			1-0 G1-3			1-2 G5-3		3	0	0	0	0	0	0									
<b>Tony Armas, R</b> (1, 1) <b>Chad Bentz, R</b> (7, 1) <b>Henry Mateo, S</b> (6, PH) <b>32 Chad Cordero, R</b> (8, 1)			3-3 K		0-1 G1-3			0-1 L6		2	0	0	0	0	1	0									
<b>Inning Stats</b>	R: 2 E: 0 K: 1 S: 15	H: 1 LOB: 1 BB: 2 P: 28	R: 0 E: 0 K: 1 S: 7	H: 0 LOB: 0 BB: 0 P: 12	R: 0 E: 0 K: 2 S: 7	H: 0 LOB: 0 BB: 0 P: 13	R: 0 E: 0 K: 0 S: 10	H: 0 LOB: 0 BB: 0 P: 14	R: 0 E: 0 K: 0 S: 6	H: 0 LOB: 2 BB: 2 P: 10	R: 0 E: 0 K: 0 S: 9	H: 0 LOB: 0 BB: 0 P: 22	R: 0 E: 0 K: 1 S: 6	H: 0 LOB: 0 BB: 0 P: 7	R: 0 E: 0 K: 1 S: 9	H: 0 LOB: 1 BB: 1 P: 15		R: 0 E: 0 K: 0 S: 6	H: 1 LOB: 0 BB: 0 P: 10	1B: 2 2B: 0 3B: 0 HR: 0	SF: 0 SAC: 0 DP: 1 HBP: 0	WP: 0 PB: 0 SB: 0 CS: 0	PA: 33		
<b>PITCHER</b>	IP	WLS	BF	H	R	ER	SO	BB	IBB	HBP	BLK	WP	HR	S	P	ERA	WHIP								
<b>Russ Ortiz, R</b> (1, 1) ERA: 3.5	7.2	W	29	1	2	2	6	5	0	0	0	0	0	67	118	2.35	0.783								
<b>29 John Smoltz, R</b> (8, 1) ERA: 2.34	1.1	S	4	1	0	0	0	0	0	0	0	0	0	8	13	0.00	0.750								

Batter	1	2	3	4	5	6	7	8	9	AB	R	H	RBI	BB	SO	LOB	BOTTOM								
<b>Rafael Furcal, S</b> (1, 6) OBP: 0.341, SLG: 0.430	1-0 G4-3		3-2 F7		1-0 F9		4-1 HR BB	0-2 G5-3		4	1	0	0	1	0	0	<b>Montreal Expos @ Atlanta Braves</b> Turner Field, Atlanta, GA Sat Jul 17 2004, 7:05 PM EDT Att: 34,296 - Unknown - 79 F								
<b>Marcus Giles, R</b> (1, 4) OBP: 0.385, SLG: 0.500	1-1 F9		0-0 1B		1-0 G5-3		1 SAFE 1 SAFE 1-H HR			4	1	2	2	0	0	0									
<b>J.D. Drew, L</b> (1, 9) OBP: 0.432, SLG: 0.626	1-0 HR		2-2 P5		4-1 BB		1-3 K			3	1	1	1	1	1	1									
<b>10 Chipper Jones, S</b> (1, 5) OBP: 0.333, SLG: 0.417	4-2 BB		0-1 G4-3		0-2 F9		4-2 BB G5-4-3			2	0	0	0	2	0	2									
<b>Johnny Estrada, S</b> (1, 2) <b>29 John Smoltz, R</b> (8, 1)	2-2 F8			1-1 G5-4-3 2B		2-2 P4	0-1 G5-4-3			4	0	1	0	0	0	2									
<b>Adam LaRoche, L</b> (1, 3) OBP: 0.305, SLG: 0.398		4-2 BB		4-0 G5-4-3 BB		2-1 HR		3-1 2B SF7 1B		2	2	2	1	2	0	0									
<b>Andruw Jones, R</b> (1, 8) OBP: 0.344, SLG: 0.485		1-1 P2		2-1 G5-4-3		1-0 1B CS 2B		0-3 K		4	0	1	0	0	1	4									
<b>Charles Thomas, L</b> (1, 7) OBP: 0.450, SLG: 0.727		1-3 K		4-0 IBB		2-2 CS 1B		1 SAFE 3-1 E 2B		3	1	2	0	1	1	1									
<b>Russ Ortiz, R</b> (1, 1) <b>Eddie Pérez, R</b> (8, 2) OBP: 0.253, SLG: 0.250		3-3 K		2-3 K		1-1 F7		2-2 SF7		3	0	0	0	0	2	5									
<b>Inning Stats</b>	R: 1 E: 0 K: 0 S: 9	H: 1 LOB: 1 BB: 1 P: 18	R: 0 E: 0 K: 2 S: 12	H: 0 LOB: 1 BB: 1 P: 21	R: 0 E: 0 K: 0 S: 10	H: 1 LOB: 2 BB: 2 P: 15	R: 0 E: 0 K: 1 S: 7	H: 1 LOB: 1 BB: 2 P: 20	R: 0 E: 0 K: 0 S: 6	H: 0 LOB: 1 BB: 1 P: 12	R: 1 E: 0 K: 0 S: 12	H: 3 LOB: 1 BB: 0 P: 20	R: 2 E: 0 K: 1 S: 10	H: 1 LOB: 0 BB: 2 P: 22	R: 2 E: 1 K: 1 S: 13	H: 2 LOB: 0 BB: 0 P: 21		R: 2 E: 1 K: 1 S: 13	H: 2 LOB: 0 BB: 0 P: 21	1B: 3 2B: 3 3B: 0 HR: 3	SF: 1 SAC: 0 DP: 2 HBP: 0	WP: 0 PB: 0 SB: 0 CS: 2	PA: 37		
<b>PITCHER</b>	IP	WLS	BF	H	R	ER	SO	BB	IBB	HBP	BLK	WP	HR	S	P	ERA	WHIP								
<b>Tony Armas, R</b> (1, 1) ERA: 4.24	6.0	L	27	6	2	2	3	4	1	0	0	0	0	56	106	3.00	1.667								
<b>Chad Bentz, L</b> (7, 1) ERA: 5.61	1.0	L	5	1	2	2	1	2	0	0	0	0	1	10	22	18.00	3.000								
<b>32 Chad Cordero, R</b> (8, 1) ERA: 3.0	1.0		5	2	2	1	1	0	0	0	0	0	0	13	21	9.00	2.000								

AB	28
R	2
H	2
RBI	2
BB	5
SO	6
LOB	7



AB	29
R	6
H	9
RBI	5
BB	7
SO	5
LOB	15





Batter	1	2	3	4	5	6	7	8	9	AB	R	H	RBI	BB	SO	LOB	TOP				
<b>Endy Chavez, L</b> (1, 8) <small>OBP: 0.318, SLG: 0.374</small>										4	1	2	1	1	1	0	<b>Montreal Expos @ Atlanta Braves</b> Turner Field, Atlanta, GA Sun Jul 18 2004, 1:05 PM EDT Att: 23,952 - Cloudy - 83 F				
<b>Jamey Carroll, R</b> (1, 6) <small>OBP: 0.354, SLG: 0.366</small>										4	0	2	0	1	0	1					
<b>Jose Vidro, S</b> (1, 4) <small>OBP: 0.366, SLG: 0.463</small> <b>Henry Mateo, S</b> (5, 4) <small>OBP: 0.400, SLG: 0.400</small>										2	1	0	0	1	1	1					
<b>Tony Batista, R</b> (1, 5) <small>OBP: 0.258, SLG: 0.381</small>										5	1	2	2	0	0	3					
<b>24 Nick Johnson, L</b> (1, 3) <small>OBP: 0.348, SLG: 0.399</small>										5	1	1	0	0	2	4					
<b>Juan Rivera, R</b> (1, 9) <small>OBP: 0.301, SLG: 0.394</small>										4	0	2	0	0	0	0					
<b>Termel Sledge, L</b> (1, 7) <small>OBP: 0.332, SLG: 0.440</small>										3	1	2	0	1	0	0					
<b>Einar Diaz, R</b> (1, 2) <small>OBP: 0.260, SLG: 0.257</small>										4	0	1	1	0	1	3					
<b>Scott Downs, L</b> (1, 1) <small>OBP: 0.296, SLG: 0.297</small> <b>Sun-Woo Kim, R</b> (3, 1) <small>OBP: 0.286, SLG: 0.296</small> <b>Orlando Cabrera, R</b> (4, PH) <small>OBP: 0.344, SLG: 0.344</small> <b>Claudio Vargas, R</b> (4, 1) <small>OBP: 0.344, SLG: 0.344</small> <b>Brad Wilkerson, R</b> (5, PH) <small>OBP: 0.344, SLG: 0.344</small> <b>Chad Bentz, R</b> (6, 1) <small>OBP: 0.344, SLG: 0.344</small> <b>52 T.J. Tucker, R</b> (8, 1) <small>OBP: 0.344, SLG: 0.344</small> <b>Brian Schneider, L</b> (9, PH) <small>OBP: 0.344, SLG: 0.344</small>										0	0	0	0	0	0	0					
<b>Inning Stats</b>	R: 0 E: 0 K: 2 S: 14	H: 2 LOB: 2 BB: 0 P: 20	R: 1 E: 0 K: 0 S: 14	H: 4 LOB: 0 BB: 0 P: 20	R: 2 E: 0 K: 0 S: 9	H: 1 LOB: 0 BB: 1 P: 19	R: 0 E: 0 K: 1 S: 8	H: 0 LOB: 0 BB: 0 P: 13	R: 0 E: 0 K: 1 S: 7	H: 1 LOB: 0 BB: 0 P: 11	R: 1 E: 0 K: 0 S: 10	H: 2 LOB: 2 BB: 1 P: 18	R: 0 E: 0 K: 1 S: 10	H: 0 LOB: 1 BB: 1 P: 18	R: 0 E: 0 K: 0 S: 14	H: 1 LOB: 1 BB: 1 P: 19		R: 1 E: 1 K: 1 S: 13	H: 2 LOB: 2 BB: 1 P: 22	1B: 10 2B: 2 3B: 0 HR: 1	SF: 0 SAC: 1 DP: 1 HBP: 0
<b>PITCHER</b>	IP WLS BF H R ER SO BB IBB HBP BLK WP HR S P ERA WHIP	<b>PITCHER</b> IP WLS BF H R ER SO BB IBB HBP BLK WP HR S P ERA WHIP																			
<b>John Thomson, R</b> (1, 1) <small>ERA: 4.85</small>	5.0 W 21 8 3 3 4 1 0 0 0 0 0 1 52 83 5.40 1.800																				
<b>Kevin Gryboski, R</b> (6, 1) <small>ERA: 3.14</small>	1.0 6 2 1 1 0 1 0 0 0 0 0 0 10 18 9.00 3.000																				
<b>Juan Cruz, R</b> (7, 1) <small>ERA: 3.23</small>	1.0 4 0 0 0 1 0 0 0 0 0 0 0 10 18 0.00 1.000																				
<b>2B Sam McConnell, L</b> (8, 1) <small>ERA: 3.12</small>	1.0 4 1 0 0 0 0 0 0 0 0 0 0 14 19 0.00 1.000																				
<b>Tim Drew, R</b> (9, 1) <small>ERA:</small>	1.0 6 2 1 0 1 1 0 0 0 0 0 0 13 22 0.00 3.000																				
Batter	1	2	3	4	5	6	7	8	9	AB	R	H	RBI	BB	SO	LOB	BOTTOM				
<b>Rafael Furcal, S</b> (1, 6) <small>OBP: 0.346, SLG: 0.432</small> <b>Mark DeRosa, R</b> (7, 6) <small>OBP: 0.292, SLG: 0.323</small>										3	1	2	1	1	1	0	<b>Montreal Expos @ Atlanta Braves</b> Turner Field, Atlanta, GA Sun Jul 18 2004, 1:05 PM EDT Att: 23,952 - Cloudy - 83 F				
<b>Marcus Giles, R</b> (1, 4) <small>OBP: 0.377, SLG: 0.485</small>										4	1	0	1	1	0	6					
<b>J.D. Drew, L</b> (1, 9) <small>OBP: 0.436, SLG: 0.626</small> <b>Kevin Gryboski, R</b> (6, 1) <small>ERA: 3.14</small> <b>Juan Cruz, R</b> (7, 1) <small>ERA: 3.23</small> <b>Nick Green, R</b> (7, PH) <small>OBP: 0.335, SLG: 0.402</small>										3	2	2	1	1	1	0					
<b>10 Chipper Jones, S</b> (1, 5) <small>OBP: 0.342, SLG: 0.444</small> <b>2B Sam McConnell, L</b> (8, 1) <small>ERA: 3.12</small> <b>Tim Drew, R</b> (9, 1) <small>ERA:</small>										4	2	3	4	1	0	3					
<b>Julio Franco, R</b> (1, 3) <small>OBP: 0.358, SLG: 0.430</small>										4	2	1	1	1	1	2					
<b>Andruw Jones, R</b> (1, 8) <small>OBP: 0.347, SLG: 0.483</small>										3	2	1	0	2	0	1					
<b>Eli Marrero, R</b> (1, 7) <small>OBP: 0.398, SLG: 0.592</small>										4	2	2	4	1	0	2					
<b>Eddie Pérez, R</b> (1, 2) <small>OBP: 0.250, SLG: 0.238</small>										4	0	0	1	0	0	3					
<b>John Thomson, R</b> (1, 1) <small>OBP: 0.222, SLG: 0.250</small> <b>Charles Thomas, L</b> (6, 7) <small>OBP: 0.435, SLG: 0.702</small>										3	2	2	1	0	0	0					
<b>Inning Stats</b>	R: 5 E: 0 K: 0 S: 14	H: 3 LOB: 0 BB: 3 P: 35	R: 0 E: 0 K: 1 S: 5	H: 0 LOB: 0 BB: 0 P: 7	R: 6 E: 0 K: 0 S: 23	H: 6 LOB: 2 BB: 2 P: 40	R: 0 E: 0 K: 1 S: 11	H: 0 LOB: 0 BB: 0 P: 17	R: 2 E: 0 K: 1 S: 9	H: 2 LOB: 0 BB: 0 P: 15	R: 0 E: 0 K: 0 S: 8	H: 1 LOB: 2 BB: 1 P: 13	R: 3 E: 1 K: 1 S: 17	H: 1 LOB: 1 BB: 3 P: 34	R: 0 E: 0 K: 1 S: 10	H: 2 LOB: 2 BB: 0 P: 11		1B: 12 2B: 0 3B: 1 HR: 2	SF: 1 SAC: 0 DP: 1 HBP: 1	WP: 1 PA: 47 PB: 0 SB: 0 CS: 0	
<b>PITCHER</b>	IP WLS BF H R ER SO BB IBB HBP BLK WP HR S P ERA WHIP	<b>PITCHER</b> IP WLS BF H R ER SO BB IBB HBP BLK WP HR S P ERA WHIP																			
<b>Scott Downs, L</b> (1, 1) <small>ERA: 8.41</small>	2.0 L 15 7 2 2 2 0 2 0 1 0 0 0 16 30 40.50 5.000																				
<b>Sun-Woo Kim, R</b> (3, 1) <small>ERA: 5.15</small>	1.0 7 2 2 2 0 2 0 1 0 0 0 0 16 30 18.00 4.000																				
<b>Claudio Vargas, R</b> (4, 1) <small>ERA: 5.68</small>	2.0 8 2 2 0 2 0 0 0 0 0 0 0 20 32 0.00 1.000																				
<b>Chad Bentz, L</b> (6, 1) <small>ERA: 5.86</small>	2.0 12 2 3 2 1 4 0 0 0 0 0 0 25 47 9.00 3.000																				
<b>52 T.J. Tucker, R</b> (8, 1) <small>ERA: 3.66</small>	1.0 5 2 0 0 1 0 0 0 0 0 0 0 10 11 0.00 2.000																				











Batter	1	2	3	4	5	6	7	8	9	AB	R	H	RBI	BB	SO	LOB	TOP					
18 Jason Kendall, R OBP: 0.390, SLG: 0.376	1-1 2B BB	4-1 2B BB			1-2 F9		0-1 G4-3		2-3 K	4	1	1	0	1	1	0						
2 Jack Wilson, R OBP: 0.349, SLG: 0.485	1-1 G1-3	1-2 G4-6-3			1-2 F8		1-0 G6-3			4	0	0	0	0	0	3						
Rob Mackowiak, L OBP: 0.330, SLG: 0.473	0-1 E 2H 1B 2B		2-0 G4-3		1-2 F9		0-1 F9			4	1	2	1	0	0	0						
Craig Wilson, R OBP: 0.376, SLG: 0.538	0-2 E1 FC5 1B 2-3		0-2 F9		0-0 L7		3-2 G5-3			4	0	0	0	0	0	2						
Jason Bay, R OBP: 0.363, SLG: 0.618	1-3 K		2-0 1B		4-2 HR BB		1-1 CS 1B			3	1	2	0	1	1	2						
Tike Redman, L OBP: 0.284, SLG: 0.349	0-0 1-2 3H 1B		0-3 K		1-0 1H HR		3-1 G6-3			4	1	2	3	0	1	2						
Randall Simon, L OBP: 0.269, SLG: 0.252	1-3 FC5		2-2 F7		1-0 P3		1-1 F9			4	0	0	0	0	0	2						
Chris Stynes, R OBP: 0.272, SLG: 0.298	2-3F									0	0	0	0	0	0	0						
Jose Castillo, R OBP: 0.290, SLG: 0.330		0-0 F8		2-2 G4-3		1-2 1B		0-0 F8		4	0	1	0	0	0	0						
Kris Benson, R OBP: 0.211, SLG: 0.189		0-0 E6 18 BB		1-0 G5-3		0-3 K		0-3 K		3	0	0	0	0	1	1						
Bobby Hill, S OBP: 0.369, SLG: 0.369										1	0	0	0	0	1	0						
Jose Mesa, R OBP: 0.272, SLG: 0.298										0	0	0	0	0	0	0						
<b>Inning Stats</b>	R: 2 E: 1 K: 1 S: 17	H: 3 LOB: 2 BB: 0 P: 21	R: 0 E: 1 K: 0 S: 7	H: 0 LOB: 1 BB: 1 P: 12	R: 0 E: 0 K: 1 S: 8	H: 1 LOB: 0 BB: 0 P: 12	R: 0 E: 0 K: 0 S: 7	H: 0 LOB: 0 BB: 0 P: 12	R: 0 E: 0 K: 0 S: 12	H: 2 LOB: 1 BB: 1 P: 20	R: 0 E: 0 K: 0 S: 8	H: 1 LOB: 1 BB: 0 P: 12	R: 0 E: 0 K: 0 S: 6	H: 1 LOB: 0 BB: 0 P: 11	R: 0 E: 0 K: 2 S: 7	H: 0 LOB: 0 BB: 0 P: 9	1B: 5 2B: 2 3B: 0 HR: 1	SF: 0 SAC: 0 DP: 1 HBP: 0	WP: 0 PB: 0 SB: 0 CS: 1	PA: 37		
<b>PITCHER</b>	IP WLS BF H R ER SO BB IBB HBP BLK WP HR S P ERA WHIP	IP WLS BF H R ER SO BB IBB HBP BLK WP HR S P ERA WHIP	IP WLS BF H R ER SO BB IBB HBP BLK WP HR S P ERA WHIP	IP WLS BF H R ER SO BB IBB HBP BLK WP HR S P ERA WHIP	IP WLS BF H R ER SO BB IBB HBP BLK WP HR S P ERA WHIP	IP WLS BF H R ER SO BB IBB HBP BLK WP HR S P ERA WHIP	IP WLS BF H R ER SO BB IBB HBP BLK WP HR S P ERA WHIP	IP WLS BF H R ER SO BB IBB HBP BLK WP HR S P ERA WHIP	IP WLS BF H R ER SO BB IBB HBP BLK WP HR S P ERA WHIP	IP WLS BF H R ER SO BB IBB HBP BLK WP HR S P ERA WHIP	IP WLS BF H R ER SO BB IBB HBP BLK WP HR S P ERA WHIP	IP WLS BF H R ER SO BB IBB HBP BLK WP HR S P ERA WHIP	IP WLS BF H R ER SO BB IBB HBP BLK WP HR S P ERA WHIP	IP WLS BF H R ER SO BB IBB HBP BLK WP HR S P ERA WHIP	IP WLS BF H R ER SO BB IBB HBP BLK WP HR S P ERA WHIP	IP WLS BF H R ER SO BB IBB HBP BLK WP HR S P ERA WHIP	IP WLS BF H R ER SO BB IBB HBP BLK WP HR S P ERA WHIP	IP WLS BF H R ER SO BB IBB HBP BLK WP HR S P ERA WHIP	IP WLS BF H R ER SO BB IBB HBP BLK WP HR S P ERA WHIP	IP WLS BF H R ER SO BB IBB HBP BLK WP HR S P ERA WHIP	IP WLS BF H R ER SO BB IBB HBP BLK WP HR S P ERA WHIP	IP WLS BF H R ER SO BB IBB HBP BLK WP HR S P ERA WHIP

Pittsburgh Pirates @ Atlanta Braves  
Turner Field, Atlanta, GA  
Wed Jul 21 2004, 7:05 PM EDT  
Att: 30,131 - Cloudy - 86 F

AB 35  
R 4  
H 8  
RBI 4  
BB 2  
SO 5  
LOB 12



Batter	1	2	3	4	5	6	7	8	9	AB	R	H	RBI	BB	SO	LOB	BOTTOM						
Rafael Furcal, S OBP: 0.354, SLG: 0.443	0-1 1B FC3-6 1B		0-0 F8			1-2 P6		0-1 1-2H 1B		4	1	2	1	0	0	1							
Marcus Giles, R OBP: 0.377, SLG: 0.490	2-2 FC3-6 1B		2-2 G5-3			1-0 F9		3-1 G4-3		4	0	1	0	0	0	3							
J.D. Drew, L OBP: 0.429, SLG: 0.623	0-2 FC3-6 10 G1-6-3		0-0 G4-3			1-2 F9			2-0 HR	4	1	1	2	0	0	1							
10 Chipper Jones, S OBP: 0.331, SLG: 0.431	3-2 G1-6-3		3-3 K			1-3 K		3-1 G4-3		4	0	0	0	0	2	1							
Johnny Estrada, S OBP: 0.372, SLG: 0.463		1-1 F7		1-1 P5		3-2 F9		0-0 G4-1		4	0	0	0	0	0	0							
Adam LaRoche, L OBP: 0.308, SLG: 0.399		1-3 K		2-1 P5				1-1 P3		4	0	0	0	0	1	0							
Andruw Jones, R OBP: 0.350, SLG: 0.494		1-3 K		1-1 G5-3				0-1 FC6-4 1B		3	0	1	0	0	1	0							
Charles Thomas, L OBP: 0.420, SLG: 0.651			1-1 HBP		1-1 G1-3			1-2 FC6-4 1B		2	1	0	0	0	0	1							
Paul Byrd, R OBP: 0.273, SLG: 0.200			0-0 B3			0-0 G3-1		2-2 1B		1	0	0	0	0	0	1							
Mark DeRosa, R OBP: 0.229, SLG: 0.321								1-2 1B		1	0	0	0	0	0	0							
Juan Cruz, R OBP: 0.229, SLG: 0.321										0	0	0	0	0	0	0							
Julio Franco, R OBP: 0.250, SLG: 0.324										0	0	0	0	0	0	0							
Nick Green, R OBP: 0.230, SLG: 0.400										0	0	0	0	0	0	0							
Antonio Alfonseca, R OBP: 0.230, SLG: 0.400										0	0	0	0	0	0	0							
<b>Inning Stats</b>	R: 1 E: 0 K: 0 S: 11	H: 2 LOB: 0 BB: 0 P: 16	R: 0 E: 0 K: 2 S: 8	H: 0 LOB: 0 BB: 0 P: 11	R: 0 E: 0 K: 0 S: 6	H: 0 LOB: 0 BB: 0 P: 9	R: 0 E: 0 K: 1 S: 10	H: 0 LOB: 0 BB: 0 P: 14	R: 0 E: 0 K: 0 S: 6	H: 0 LOB: 0 BB: 0 P: 10	R: 0 E: 0 K: 0 S: 5	H: 0 LOB: 0 BB: 0 P: 7	R: 0 E: 0 K: 1 S: 10	H: 0 LOB: 0 BB: 0 P: 15	R: 1 E: 0 K: 0 S: 15	H: 3 LOB: 2 BB: 0 P: 22	R: 1 E: 0 K: 0 S: 6	H: 1 LOB: 0 BB: 0 P: 13	1B: 5 2B: 0 3B: 0 HR: 1	SF: 0 SAC: 0 DP: 1 HBP: 1	WP: 0 PB: 0 SB: 1 CS: 0	PA: 33	
<b>PITCHER</b>	IP WLS BF H R ER SO BB IBB HBP BLK WP HR S P ERA WHIP	IP WLS BF H R ER SO BB IBB HBP BLK WP HR S P ERA WHIP	IP WLS BF H R ER SO BB IBB HBP BLK WP HR S P ERA WHIP	IP WLS BF H R ER SO BB IBB HBP BLK WP HR S P ERA WHIP	IP WLS BF H R ER SO BB IBB HBP BLK WP HR S P ERA WHIP	IP WLS BF H R ER SO BB IBB HBP BLK WP HR S P ERA WHIP	IP WLS BF H R ER SO BB IBB HBP BLK WP HR S P ERA WHIP	IP WLS BF H R ER SO BB IBB HBP BLK WP HR S P ERA WHIP	IP WLS BF H R ER SO BB IBB HBP BLK WP HR S P ERA WHIP	IP WLS BF H R ER SO BB IBB HBP BLK WP HR S P ERA WHIP	IP WLS BF H R ER SO BB IBB HBP BLK WP HR S P ERA WHIP	IP WLS BF H R ER SO BB IBB HBP BLK WP HR S P ERA WHIP	IP WLS BF H R ER SO BB IBB HBP BLK WP HR S P ERA WHIP	IP WLS BF H R ER SO BB IBB HBP BLK WP HR S P ERA WHIP	IP WLS BF H R ER SO BB IBB HBP BLK WP HR S P ERA WHIP	IP WLS BF H R ER SO BB IBB HBP BLK WP HR S P ERA WHIP	IP WLS BF H R ER SO BB IBB HBP BLK WP HR S P ERA WHIP	IP WLS BF H R ER SO BB IBB HBP BLK WP HR S P ERA WHIP	IP WLS BF H R ER SO BB IBB HBP BLK WP HR S P ERA WHIP	IP WLS BF H R ER SO BB IBB HBP BLK WP HR S P ERA WHIP	IP WLS BF H R ER SO BB IBB HBP BLK WP HR S P ERA WHIP	IP WLS BF H R ER SO BB IBB HBP BLK WP HR S P ERA WHIP	IP WLS BF H R ER SO BB IBB HBP BLK WP HR S P ERA WHIP

Pittsburgh Pirates @ Atlanta Braves  
Turner Field, Atlanta, GA  
Wed Jul 21 2004, 7:05 PM EDT  
Att: 30,131 - Cloudy - 86 F

AB 32  
R 3  
H 6  
RBI 3  
BB 0  
SO 4  
LOB 8





Batter	1	2	3	4	5	6	7	8	9	10	AB	R	H	RBI	BB	SO	LOB	TOP			
<b>Tike Redman, L</b> OBP: 0.289, SLG: 0.356 (1, 8)	G4-3		1B 2B		G1-6-3 1B			FC2-6 1B		G6-3	5	1	3	0	0	0	0	<b>Pittsburgh Pirates @ Atlanta Braves</b> Turner Field, Atlanta, GA Thu Jul 22 2004, 1:05 PM EDT Att: 32,963 - Cloudy - 87 F			
<b>Abraham Nunez, S</b> OBP: 0.272, SLG: 0.390 (1, 6) (9, 4)	F7		2H 1B		G1-6-3 1-2f			FC2-6 CS 1-2f		K	5	0	1	1	0	1	3				
<b>Rob Mackowiak, L</b> OBP: 0.337, SLG: 0.475 (1, 9)	G4-3		BB					FC6-4 BB 1-2		1B	3	0	2	0	2	0	0				
<b>Craig Wilson, R</b> OBP: 0.371, SLG: 0.531 (1, 3)		F9	P3					FC6-4 BB 1-2f		K	5	0	0	0	0	2	5				
<b>Jason Bay, R</b> OBP: 0.371, SLG: 0.622 (1, 7)		F8			F8			G4-6-3 BB 1-2		SH1-4 BB 2B	2	0	1	0	2	0	0				
<b>Bobby Hill, S</b> OBP: 0.363, SLG: 0.363 (1, 5)		F8			K			G4-6-3 1-2f		SH1-4	3	0	0	0	0	1	3				
<b>J.R. House, R</b> 18 Jason Kendall, R OBP: 0.392, SLG: 0.376 (1, 2) (9, PH) (9, 2)		G1-3			F9			K		IBB 2B	3	0	0	0	0	1	1				
<b>Jose Castillo, R</b> OBP: 0.286, SLG: 0.325 2 Jack Wilson, R OBP: 0.350, SLG: 0.487 (1, 4) (9, PH) (9, 6)					K			G6-3		G4-6-3 1B 1-2 2-3	3	0	0	0	0	2	0				
<b>Kip Wells, R</b> OBP: 0.222, SLG: 0.242 Randall Simon, L ERA: 2.14 34 John Grabow, L 16 Salomon Torres, R (1, 1) (9, PH) (9, 1) (9, 1)					F9			G6-3		G4-6-3 1B 1-2f	2	0	0	0	1	0	0				
<b>Inning Stats</b>	R: 0 E: 0 K: 0 S: 5	H: 0 LOB: 0 BB: 0 P: 7	R: 0 E: 0 K: 0 S: 9	H: 1 LOB: 1 BB: 0 P: 13	R: 1 E: 0 K: 1 S: 10	H: 2 LOB: 2 BB: 1 P: 19	R: 0 E: 0 K: 1 S: 6	H: 0 LOB: 0 BB: 0 P: 6	R: 0 E: 0 K: 1 S: 8	H: 1 LOB: 1 BB: 1 P: 13	R: 0 E: 0 K: 1 S: 7	H: 0 LOB: 0 BB: 0 P: 15	R: 0 E: 0 K: 1 S: 10	H: 1 LOB: 1 BB: 1 P: 17	R: 0 E: 0 K: 0 S: 10	H: 1 LOB: 2 BB: 2 P: 19	R: 0 E: 0 K: 2 S: 11		H: 1 LOB: 1 BB: 0 P: 16	1B: 6 2B: 2 3B: 0 HR: 0	SF: 0 SAC: 1 DP: 3 HBP: 0
<b>PITCHER</b>	IP	WLS	BF	H	R	ER	SO	BB	IBB	HBP	BLK	WP	HR	S	P	ERA	WHIP				
<b>Russ Ortiz, R</b> ERA: 3.38 29 John Smoltz, R ERA: 2.14 Chris Reitsma, R ERA: 3.91 (1, 1) (9, 1) (10, 1)	8.0		31	6	1	1	5	4	0	0	0	0	0	65	104	1.12	1.250				

Batter	1	2	3	4	5	6	7	8	9	10	AB	R	H	RBI	BB	SO	LOB	BOTTOM			
<b>Rafael Furcal, S</b> OBP: 0.351, SLG: 0.441 (1, 6)	G1		SF9			F8		G4-3			4	0	1	1	0	0	2	<b>Pittsburgh Pirates @ Atlanta Braves</b> Turner Field, Atlanta, GA Thu Jul 22 2004, 1:05 PM EDT Att: 32,963 - Cloudy - 87 F			
<b>Nick Green, R</b> OBP: 0.329, SLG: 0.394 Johnny Estrada, S OBP: 0.370, SLG: 0.461 (1, 4) (8, PH) (9, 2)	G4-3		F7			P4		G6-3		SF7	3	0	0	0	0	0	2				
<b>J.D. Drew, L</b> OBP: 0.427, SLG: 0.616 (1, 9)			1B			F9				P6	4	0	1	0	0	1	0				
<b>10 Chipper Jones, S</b> OBP: 0.330, SLG: 0.426 (1, 5)	G4-3					G1-3		G4-3		1B BB	3	0	0	0	1	0	1				
<b>Adam LaRoche, L</b> OBP: 0.312, SLG: 0.401 (1, 3)		F8				FC6-4 1B		K		1B	4	0	2	0	0	1	0				
<b>Andruw Jones, R</b> OBP: 0.349, SLG: 0.491 (1, 8)						FC6-4 1-2f		1B		K	4	0	1	0	0	2	3				
<b>Charles Thomas, L</b> OBP: 0.397, SLG: 0.612 (1, 7)		P2				F9		K		K	4	0	0	0	0	2	3				
<b>Eddie Pérez, R</b> OBP: 0.260, SLG: 0.253 Mark DeRosa, R OBP: 0.291, SLG: 0.321 29 John Smoltz, R Chris Reitsma, R Eli Marrero, R OBP: 0.391, SLG: 0.576 (1, 2) (8, PR) (9, 1) (10, 1) (10, PH)			G4-3 SF9 2B			G6-3		G4-3 SH1-4 HBP		E6 1B BB SF7	2	1	1	0	0	0	0				
<b>Russ Ortiz, R</b> OBP: 0.135, SLG: 0.111 Marcus Giles, R OBP: 0.361, SLG: 0.490 (1, 1) (8, PH) (9, 4)		G4-3				F8		SH1-4		1B BB	2	0	0	0	0	1	0				
<b>Inning Stats</b>	R: 0 E: 0 K: 0 S: 9	H: 1 LOB: 1 BB: 0 P: 14	R: 0 E: 0 K: 1 S: 10	H: 0 LOB: 0 BB: 0 P: 17	R: 1 E: 0 K: 0 S: 13	H: 1 LOB: 0 BB: 0 P: 20	R: 0 E: 0 K: 1 S: 9	H: 1 LOB: 1 BB: 0 P: 14	R: 0 E: 0 K: 0 S: 4	H: 0 LOB: 0 BB: 0 P: 6	R: 0 E: 0 K: 2 S: 8	H: 1 LOB: 1 BB: 0 P: 11	R: 0 E: 0 K: 0 S: 10	H: 0 LOB: 2 BB: 0 P: 15	R: 0 E: 0 K: 2 S: 14	H: 1 LOB: 2 BB: 1 P: 22	R: 1 E: 1 K: 0 S: 8		H: 1 LOB: 2 BB: 1 P: 13	1B: 5 2B: 1 3B: 0 HR: 0	SF: 2 SAC: 1 DP: 0 HBP: 1
<b>PITCHER</b>	IP	WLS	BF	H	R	ER	SO	BB	IBB	HBP	BLK	WP	HR	S	P	ERA	WHIP				
<b>Kip Wells, R</b> ERA: 4.37 34 John Grabow, L ERA: 4.89 16 Salomon Torres, R ERA: 2.94 (1, 1) (9, 1) (9, 1)	8.0		29	4	1	1	4	0	0	0	0	0	0	69	105	1.12	0.500				









Batter	1	2	3	4	5	6	7	8	9	AB	R	H	RBI	BB	SO	LOB	TOP											
Rafael Furcal, S OBP: 0.351, SLG: 0.441	0-1 G4-3	0-2 2B		0-2 G4-3		2-3 K			2-3 K	5	0	1	1	0	2	1												
Marcus Giles, R OBP: 0.382, SLG: 0.474	4-1 10 1B BB	0-0 G6-3		2-2 G6-3			1-1 F8		2-0 G6-3	4	0	0	0	1	0	2												
J.D. Drew, L OBP: 0.427, SLG: 0.620	1-1 F8			2-3 K		4-0 10 1B BB		1-1 HR		3	2	1	1	1	1	1												
10 Chipper Jones, S OBP: 0.333, SLG: 0.424	3-1 1B			0-1 G6-3 BB		0-0 E6 L5-4 1B		1-3 K		4	0	2	0	0	1	1												
Andruw Jones, R OBP: 0.354, SLG: 0.491	3-3 K			4-2 G6-3 BB		0-0 1-2 2H 1B		4-1 CS BB		2	0	1	1	2	1	2												
Adam LaRoche, L OBP: 0.309, SLG: 0.398 29 John Smoltz, R (8, 1)		0-0 SH2-4 E G4-3 1B		0-0 G6-3		2-3 K		0-1 CS	0-3 K	4	1	1	0	0	2	4												
Eddie Pérez, R OBP: 0.250, SLG: 0.242	1-1 E5 G4-3 SH2-4 2B		2-1 G6-3		0-2 L5-4		1-3 K			4	1	0	0	0	1	5												
Charles Thomas, L OBP: 0.403, SLG: 0.606		0-0 SH2-4		3-1 G4-3 SH1-4 1B		2-0 F7		0-0 G4-3		3	0	1	0	0	0	0												
Mike Hampton, R OBP: 0.190, SLG: 0.256 Kevin Gryboski, R (7, 1) Chris Reitsma, R (8, 1) Julio Franco, R OBP: 0.355, SLG: 0.426	2-0 G4-3			1-0 SH1-4		1-3 K			0-3 K	2	0	0	1	0	1	1												
<b>Inning Stats</b>	R: 0 E: 0 K: 1 S: 11	H: 1 LOB: 2 BB: 1 P: 22	R: 2 E: 1 K: 0 S: 9	H: 2 LOB: 1 BB: 0 P: 12	R: 0 E: 0 K: 1 S: 13	H: 1 LOB: 2 BB: 1 P: 21	R: 0 E: 0 K: 0 S: 10	H: 1 LOB: 1 BB: 0 P: 16	R: 1 E: 1 K: 1 S: 8	H: 1 LOB: 1 BB: 1 P: 14	R: 0 E: 0 K: 2 S: 11	H: 0 LOB: 0 BB: 0 P: 16	R: 1 E: 0 K: 1 S: 9	H: 1 LOB: 0 BB: 1 P: 16	R: 0 E: 0 K: 2 S: 7	H: 0 LOB: 0 BB: 0 P: 8	R: 0 E: 0 K: 2 S: 8	H: 0 LOB: 0 BB: 0 P: 12	1B: 5 2B: 2 3B: 0 HR: 1	SF: 0 SAC: 2 DP: 1 HBP: 0	WP: 0 PB: 0 CS: 1	PA: 39						
<b>PITCHER</b>	IP	WLS	BF	H	R	ER	SO	BB	IBB	HBP	BLK	WP	HR	S	P	ERA	WHIP											
Steve Trachsel, R ERA: 3.59 Mike DeJean, R ERA: 5.44	(1, 1) (8, 1)	7.0 L	32	7	4	1	6	4	0	0	0	0	0	1	71	117	1.29	1.571										

Atlanta Braves @ New York Mets  
Shea Stadium, Flushing, NY  
Sun Jul 25 2004, 1:10 PM EDT  
Att: 32,542 - Unknown - 71 F

AB 32  
R 4  
H 7  
RBI 4  
BB 4  
SO 10  
LOB 17



Batter	1	2	3	4	5	6	7	8	9	AB	R	H	RBI	BB	SO	LOB	BOTTOM										
7 José Reyes, S OBP: 0.277, SLG: 0.373	0-1 G4-3 SF7 2B		0-2 1B		0-2 G6-3 1B		1-2 1B		0-3 K	5	1	4	1	0	1	1											
Kazuo Matsui, S OBP: 0.343, SLG: 0.414	2-2 G4-3		1-2 1B		3-2 G6-3		3-2 G5-3			4	0	1	1	0	0	4											
Cliff Floyd, L OBP: 0.351, SLG: 0.500	1-0 SF7		1-1 P4		1-0 G3			2-3 K		3	0	0	1	0	1	2											
Richard Hidalgo, R OBP: 0.321, SLG: 0.474	3-2 G6-3		0-2 L5		2-3 K		2-1 F8		2-3 K	4	0	0	0	0	2	2											
Todd Zeile, R OBP: 0.332, SLG: 0.370 Joe McEwing, R OBP: 0.278, SLG: 0.294		4-2 BB		0-2 E7 G4-3		2-1 F8		2-0 1B		3	0	1	0	1	0	0											
Mike Cameron, R OBP: 0.325, SLG: 0.444	1-3 K		3-2 G6-3		3-2 G6-3		3-2 G5-3 1B		3-3 K	4	1	1	0	0	2	3											
5 David Wright, R OBP: 0.186, SLG: 0.250	1-1 G1-4-3			0-0 G4-3		1-0 P4		1-2 E4 SH1		4	0	0	0	0	0	3											
Jason Phillips, R OBP: 0.293, SLG: 0.338			4-1 7 1B SH1 1B BB		2-1 G4-3		0-0 G5-3		0-0 SH1	2	1	0	0	1	0	2											
Steve Trachsel, R OBP: 0.238, SLG: 0.244 Eric Valent, L OBP: 0.348, SLG: 0.458 Mike DeJean, R (8, 1) Ty Wigginton, R OBP: 0.319, SLG: 0.476	1-1 SH1		0-0 SH1		3-2 G1-3		4-2 7 1B BB		1-2 F8	1	0	0	0	0	0	0											
<b>Inning Stats</b>	R: 1 E: 0 K: 0 S: 9	H: 1 LOB: 0 BB: 0 P: 15	R: 0 E: 0 K: 1 S: 8	H: 0 LOB: 1 BB: 1 P: 16	R: 1 E: 1 K: 0 S: 14	H: 2 LOB: 2 BB: 1 P: 20	R: 0 E: 0 K: 0 S: 10	H: 0 LOB: 0 BB: 0 P: 15	R: 0 E: 0 K: 1 S: 6	H: 0 LOB: 0 BB: 0 P: 11	R: 1 E: 0 K: 0 S: 15	H: 2 LOB: 2 BB: 1 P: 28	R: 0 E: 0 K: 3 S: 12	H: 1 LOB: 1 BB: 0 P: 21	R: 0 E: 1 K: 1 S: 12	H: 0 LOB: 1 BB: 0 P: 14	1B: 6 2B: 1 3B: 0 HR: 0	SF: 1 SAC: 2 DP: 1 HBP: 0	WP: 0 PB: 0 CS: 0	PA: 37							
<b>PITCHER</b>	IP	WLS	BF	H	R	ER	SO	BB	IBB	HBP	BLK	WP	HR	S	P	ERA	WHIP										
Mike Hampton, L ERA: 4.92 Kevin Gryboski, R ERA: 2.97 Chris Reitsma, R ERA: 3.78 29 John Smoltz, R ERA: 2.03	(1, 1) (7, 1) (8, 1) (8, 1)	6.0 W	24	5	3	3	2	2	0	0	0	0	0	12	22	0.00	2.000										

Atlanta Braves @ New York Mets  
Shea Stadium, Flushing, NY  
Sun Jul 25 2004, 1:10 PM EDT  
Att: 32,542 - Unknown - 71 F

AB 31  
R 3  
H 7  
RBI 3  
BB 3  
SO 6  
LOB 18





Batter	1	2	3	4	5	6	7	8	9	AB	R	H	RBI	BB	SO	LOB	TOP																						
Rafael Furcal, S (1,6) OBP: 0.346, SLG: 0.434			P5			B6-3	G1-3		K	5	0	0	0	0	2	0	<b>Atlanta Braves @ Pittsburgh Pirates</b> PNC Park, Pittsburgh, PA Mon Jul 26 2004, 7:05 PM EDT Att: 19,164 - Unknown - 68 F																						
Marcus Giles, R (1,4) OBP: 0.377, SLG: 0.462	P4		G6-3			1B 10 SF8 BB	G4-3		K	4	1	0	0	1	1	0																							
J.D. Drew, L (1,9) OBP: 0.425, SLG: 0.615	G3-1		G4-3			1-3 2B 1B	K		K	4	1	1	0	0	1	0																							
10 Chipper Jones, S (1,5) OBP: 0.332, SLG: 0.423		G3-1				SF8	F9			3	1	1	1	0	0	0																							
Johnny Estrada, S (1,2) OBP: 0.372, SLG: 0.462		2B 1B			L9	3-H 0-0 SAFE SAFE	G1-3			4	1	2	1	0	0	1																							
Adam LaRoche, L (1,3) OBP: 0.313, SLG: 0.402		K			1-H 2B	2B	K			3	0	1	1	1	2	1																							
Andruw Jones, R (1,8) OBP: 0.355, SLG: 0.494		1B 1-H 2B			F9	G1-3				4	0	2	1	0	0	3																							
Charles Thomas, L (1,7) OBP: 0.407, SLG: 0.595		2-3 1B			4-0 IBB	K	G1-3			3	0	1	0	1	1	1																							
Jaret Wright, R (1,1) Nick Green, K (5, PH) Antonio Alfonseca, R (6, 1) Kevin Gryboski, R (7, 1) Chris Reitsma, R (8, 1) Mark DeRosa, R (9, PH) 29 John Smoltz, R (9, 1)		0-0 F9			2-2 K	G6-3			F9	2	0	0	0	0	1	4																							
<b>Inning Stats</b>	R: 0 E: 0 K: 1 S: 9	H: 0 LOB: 0 BB: 0 P: 13	R: 1 E: 0 K: 1 S: 11	H: 3 LOB: 2 BB: 0 P: 21	R: 0 E: 0 K: 0 S: 6	H: 0 LOB: 0 BB: 0 P: 8	R: 1 E: 0 K: 1 S: 8	H: 2 LOB: 2 BB: 1 P: 18	R: 2 E: 0 K: 0 S: 15	H: 2 LOB: 2 BB: 2 P: 27	R: 0 E: 0 K: 1 S: 7	H: 0 LOB: 0 BB: 0 P: 11	R: 0 E: 0 K: 1 S: 10	H: 0 LOB: 0 BB: 0 P: 15	R: 0 E: 0 K: 1 S: 9	H: 1 LOB: 1 BB: 0 P: 10		R: 0 E: 0 K: 2 S: 10	H: 0 LOB: 0 BB: 0 P: 15	1B: 5 2B: 3 3B: 0 HR: 0	SF: 1 SAC: 0 DP: 0 HBP: 0	WP: 0 PA: 38 PB: 0 SB: 0 CS: 0																	
<b>PITCHER</b>	IP	WLS	BF	H	R	ER	SO	BB	IBB	HBP	BLK	WP	HR	S	P	ERA	WHIP	<b>PITCHER</b>				IP	WLS	BF	H	R	ER	SO	BB	IBB	HBP	BLK	WP	HR	S	P	ERA	WHIP	
Kris Benson, R (1, 1) ERA: 4.22	6.0	L	28	7	4	4	4	2	1	0	0	0	0	56	98	6.00	1.500																						
34 John Grabow, L (7, 1) ERA: 4.5	1.0		3	0	0	0	1	0	0	0	0	0	0	10	15	0.00	0.000																						
Brian Meadows, R (8, 1) ERA: 2.83	2.0		7	1	0	0	3	0	0	0	0	0	0	19	25	0.00	0.500																						

AB	34
R	4
H	8
RBI	4
BB	3
SO	8
LOB	10



Batter	1	2	3	4	5	6	7	8	9	AB	R	H	RBI	BB	SO	LOB	BOTTOM																					
18 Jason Kendall, R (1,2) OBP: 0.393, SLG: 0.382			K			G6-3	F8			4	1	1	0	0	1	2	<b>Atlanta Braves @ Pittsburgh Pirates</b> PNC Park, Pittsburgh, PA Mon Jul 26 2004, 7:05 PM EDT Att: 19,164 - Unknown - 68 F																					
2 Jack Wilson, R (1,6) OBP: 0.345, SLG: 0.484	F9		HR			BB	K			3	1	1	1	1	1	1																						
Rob Mackowiak, L (1,5) OBP: 0.330, SLG: 0.464	K		E3			K	P5			4	0	0	0	0	2	3																						
Craig Wilson, R (1,9) OBP: 0.378, SLG: 0.534	F9		F7-4-3			G3	K			4	0	2	1	0	0	1																						
Jason Bay, R (1,7) OBP: 0.374, SLG: 0.617	G5-3		F7-4-3			G3	K			4	0	0	0	0	2	2																						
Tike Redman, L (1,8) OBP: 0.286, SLG: 0.363		K				G6-3	G3			4	0	0	0	0	1	0																						
Randall Simon, L (1,3) OBP: 0.265, SLG: 0.248		K				G4-3	L8			4	0	0	0	0	2	0																						
Jose Castillo, R (1,4) OBP: 0.297, SLG: 0.335						18 G6-3 2B	K			4	0	2	0	0	2	0																						
Kris Benson, R (1, 1) 34 John Grabow, L (7, 1) Abraham Nunez, S (7, PH) Brian Meadows, R (8, 1)						B1	BB			2	0	0	0	0	1	2																						
<b>Inning Stats</b>	R: 1 E: 0 K: 1 S: 10	H: 2 LOB: 1 BB: 0 P: 19	R: 0 E: 0 K: 3 S: 14	H: 1 LOB: 1 BB: 0 P: 22	R: 1 E: 1 K: 1 S: 9	H: 1 LOB: 0 BB: 0 P: 17	R: 0 E: 0 K: 0 S: 4	H: 0 LOB: 0 BB: 0 P: 7	R: 0 E: 0 K: 1 S: 14	H: 1 LOB: 2 BB: 1 P: 25	R: 0 E: 0 K: 1 S: 8	H: 0 LOB: 0 BB: 0 P: 12	R: 0 E: 0 K: 1 S: 7	H: 0 LOB: 1 BB: 1 P: 14	R: 0 E: 0 K: 2 S: 11	H: 1 LOB: 1 BB: 0 P: 12		R: 0 E: 0 K: 2 S: 8	H: 0 LOB: 0 BB: 0 P: 9	1B: 3 2B: 3 3B: 0 HR: 1	SF: 0 SAC: 0 DP: 1 HBP: 0	WP: 0 PA: 35 PB: 0 SB: 0 CS: 0																
<b>PITCHER</b>	IP	WLS	BF	H	R	ER	SO	BB	IBB	HBP	BLK	WP	HR	S	P	ERA	WHIP	<b>PITCHER</b>				IP	WLS	BF	H	R	ER	SO	BB	IBB	HBP	BLK	WP	HR	S	P	ERA	WHIP
Jaret Wright, R (1, 1) ERA: 3.23	5.0	W	21	5	2	2	6	1	0	0	0	0	0	51	90	3.60	1.200																					
Antonio Alfonseca, R (6, 1) ERA: 3.3	1.0	H	3	0	0	0	1	0	0	0	0	0	0	8	12	0.00	0.000																					
Kevin Gryboski, R (7, 1) ERA: 2.93	1.0	H	4	0	0	0	1	1	0	0	0	0	0	7	14	0.00	1.000																					
Chris Reitsma, R (8, 1) ERA: 3.71	1.0	H	4	1	0	0	2	0	0	0	0	0	0	11	12	0.00	1.000																					
29 John Smoltz, R (9, 1) ERA: 1.99	1.0	S	3	0	0	0	2	0	0	0	0	0	0	8	9	0.00	0.000																					





Batter	1	2	3	4	5	6	7	8	9	AB	R	H	RBI	BB	SO	LOB	TOP				
Rafael Furcal, S OBP: 0.347, SLG: 0.431	F7		L8					G4-3		4	0	1	1	1	0	1	<b>Atlanta Braves @ Pittsburgh Pirates</b> PNC Park, Pittsburgh, PA Tue Jul 27 2004, 7:05 PM EDT Att: 15,946 - Cloudy - 75 F				
Marcus Giles, R OBP: 0.376, SLG: 0.460			K		F9		G6-3		10 G3 BB	5	0	2	0	0	1	3					
J.D. Drew, L OBP: 0.425, SLG: 0.610	L6					G4-3		G4-3	10 G3 BB	3	0	0	0	2	0	1					
10 Chipper Jones, S OBP: 0.327, SLG: 0.415	G4-3		L4		F9		K		G3	5	0	0	0	0	1	4					
Johnny Estrada, S OBP: 0.375, SLG: 0.478		G6-3							G1-3	5	2	3	1	0	0	2					
Adam LaRoche, L OBP: 0.310, SLG: 0.397	F7			F8			G4-3		P2	5	0	1	0	0	0	3					
Andruw Jones, R OBP: 0.357, SLG: 0.499						G5-3		G6-3		3	1	1	1	1	0	2					
Charles Thomas, L OBP: 0.424, SLG: 0.603								G6-3		4	1	3	1	0	0	0					
Paul Byrd, R OBP: 0.290, SLG: 0.162										1	0	0	0	0	0	2					
Kevin Crouch, R OBP: 0.285, SLG: 0.429										0	0	0	0	0	0	0					
Julio Franco, R OBP: 0.328, SLG: 0.429										1	0	1	0	0	0	0					
Nick Green, R OBP: 0.285, SLG: 0.396										0	0	0	0	0	0	0					
28 Sam McConnell, L OBP: 0.275, SLG: 0.308										0	0	0	0	0	0	0					
Juan Cruz, R OBP: 0.275, SLG: 0.308										0	0	0	0	0	0	0					
<b>Inning Stats</b>	R: 0 E: 0 K: 0 S: 10	H: 1 LOB: 1 BB: 0 P: 13	R: 0 E: 0 K: 0 S: 13	H: 1 LOB: 2 BB: 1 P: 21	R: 0 E: 0 K: 1 S: 13	H: 0 LOB: 1 BB: 1 P: 20	R: 3 E: 0 K: 0 S: 10	H: 4 LOB: 1 BB: 0 P: 18	R: 0 E: 0 K: 0 S: 11	H: 2 LOB: 2 BB: 0 P: 15	R: 0 E: 0 K: 0 S: 5	H: 1 LOB: 1 BB: 1 P: 10	R: 1 E: 0 K: 1 S: 7	H: 1 LOB: 0 BB: 0 P: 12	R: 0 E: 0 K: 0 S: 11	H: 1 LOB: 1 BB: 1 P: 18	R: 0 E: 0 K: 0 S: 13	H: 1 LOB: 2 BB: 1 P: 21	1B: 9 2B: 1 3B: 1 HR: 1	SF: 0 SAC: 2 DP: 1 HBP: 0	WP: 0 PA: 42 PB: 0 SB: 0 CS: 0
<b>PITCHER</b>	IP WLS BF H R ER SO BB IBB HBP BLK WP HR S P ERA WHIP																				
Kip Wells, R ERA: 4.37	(1, 1) 6.0 29 9 3 3 1 2 1 0 0 0 0 0 62 97 4.50 1.833																				
Michael Gonzalez, L ERA: 0.92	(7, 1) 1.0 W 4 1 1 1 1 0 0 0 0 0 0 1 7 12 9.00 1.000																				
16 Salomon Torres, R ERA: 2.78	(8, 1) 1.0 H 4 1 0 0 0 0 0 0 0 0 0 0 0 11 18 0.00 1.000																				
Jose Mesa, R ERA: 2.23	(9, 1) 1.0 5 1 0 0 0 0 1 0 0 0 0 0 0 0 13 21 0.00 2.000																				

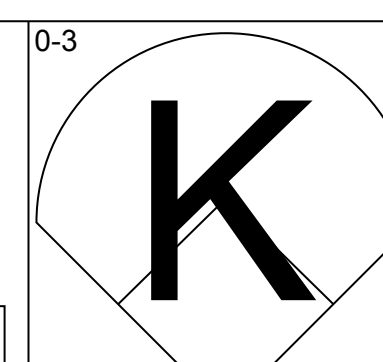
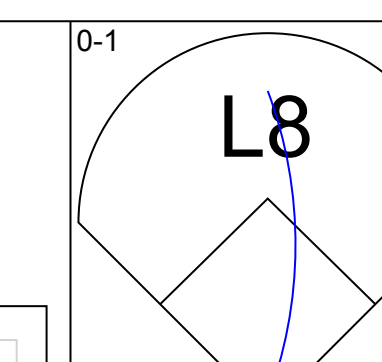
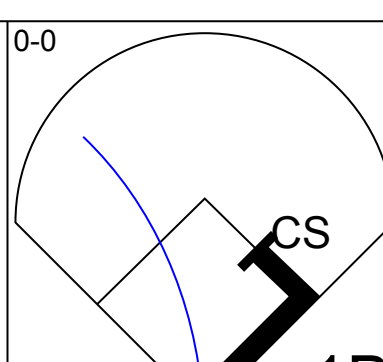
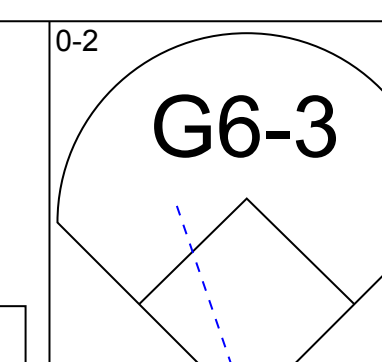
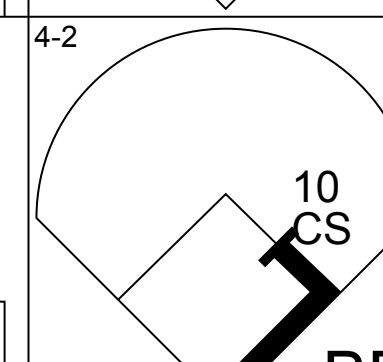
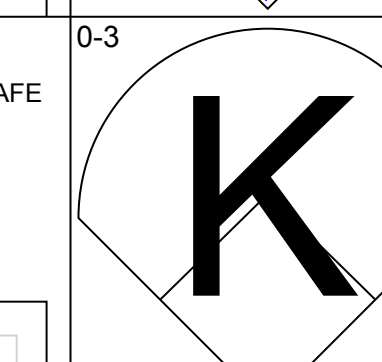
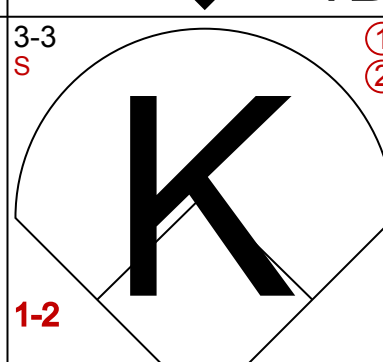

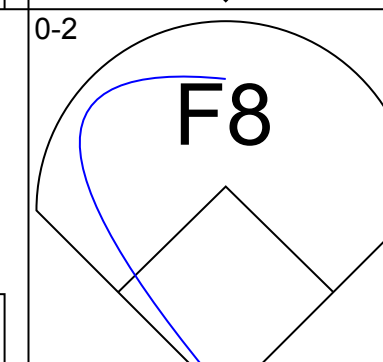
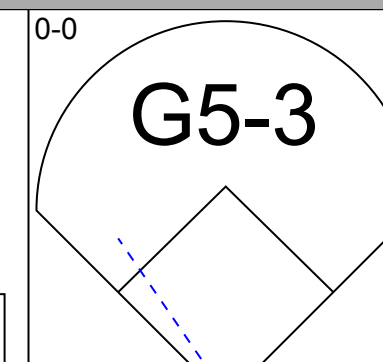
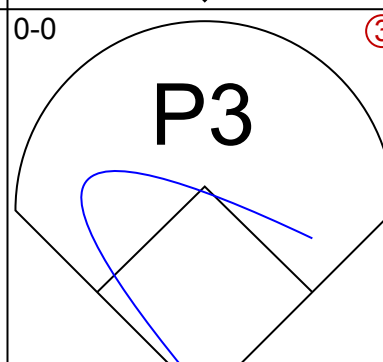

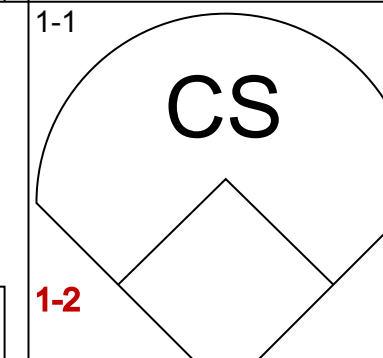
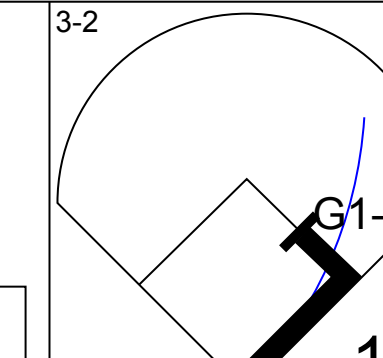
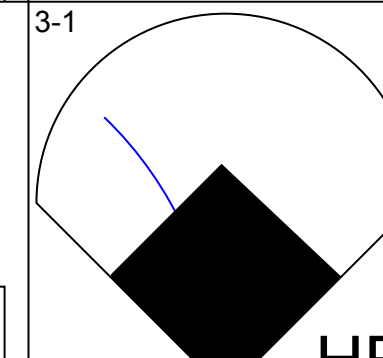


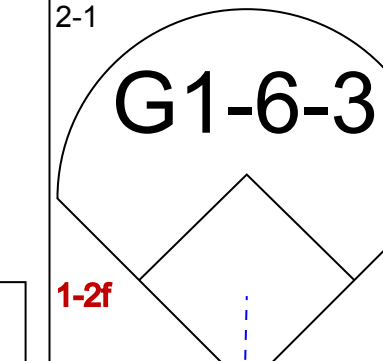
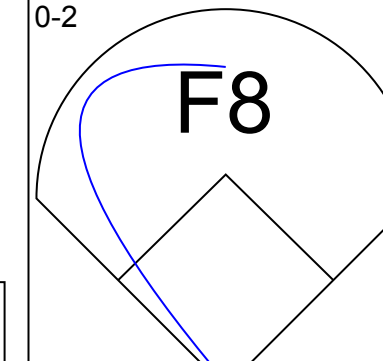


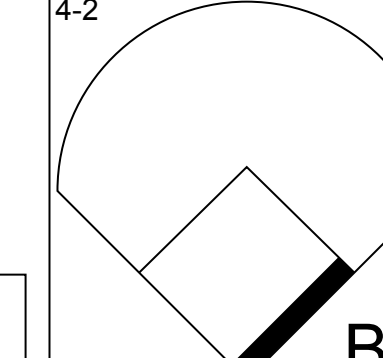
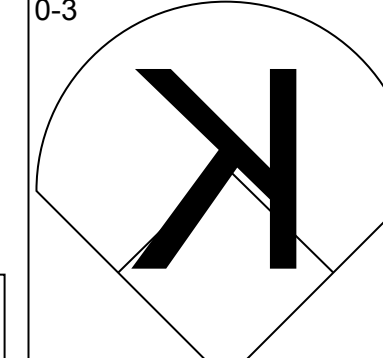


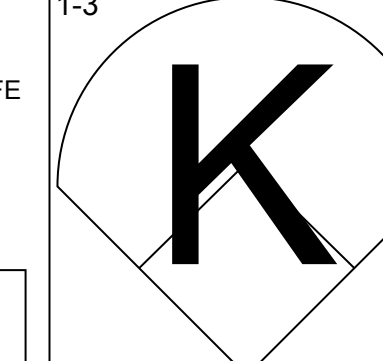
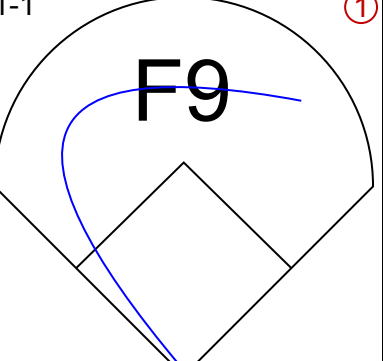

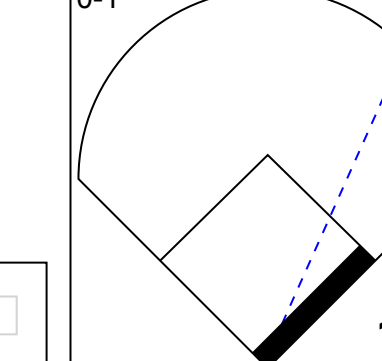
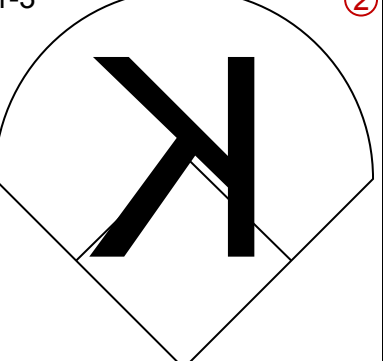
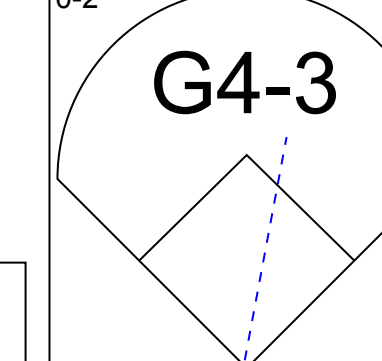
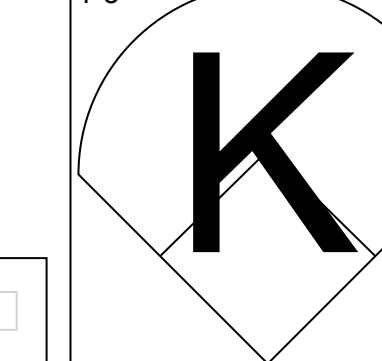
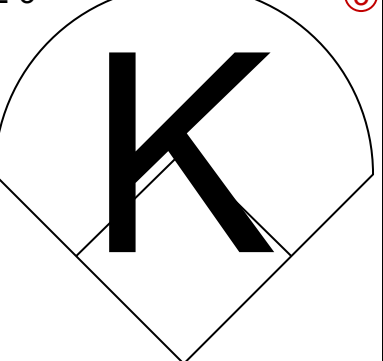
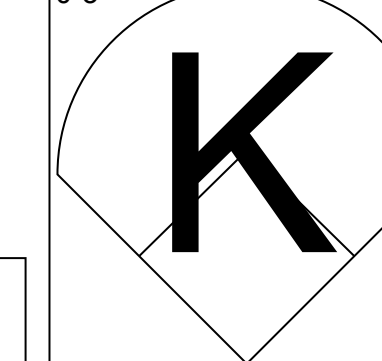
AB	36
R	4
H	12
RBI	4
BB	4
SO	2
LOB	18



Batter	1	2	3	4	5	6	7	8	9	AB	R	H	RBI	BB	SO	LOB	BOTTOM				
18 Jason Kendall, R OBP: 0.396, SLG: 0.392			F8					F9		4	2	2	2	1	0	1	<b>Atlanta Braves @ Pittsburgh Pirates</b> PNC Park, Pittsburgh, PA Tue Jul 27 2004, 7:05 PM EDT Att: 15,946 - Cloudy - 75 F				
2 Jack Wilson, R OBP: 0.341, SLG: 0.479	F7		F7		P3		E6		4	1	0	1	0	0	3						
Rob Mackowiak, L OBP: 0.332, SLG: 0.467	F8					P6	E2		4	1	2	3	0	0	1						
Craig Wilson, R OBP: 0.374, SLG: 0.528									4	0	0	0	0	3	2						
16 Salomon Torres, R OBP: 0.341, SLG: 0.479									0	0	0	0	0	0	0						
Jose Mesa, R ERA: 2.23									0	0	0	0	0	0	0						
Jason Bay, R OBP: 0.377, SLG: 0.613									3	0	1	0	1	0	1						
Tike Redman, L OBP: 0.289, SLG: 0.367									4	1	2	0	0	0	2						
Randall Simon, L OBP: 0.259, SLG: 0.242									4	0	0	0	0	0	3						
Bobby Hill, S OBP: 0.372, SLG: 0.373									3	1	2	0	0	0	2						
Jose Castillo, R OBP: 0.296, SLG: 0.333									1	0	0	0	0	1	1						
Kip Wells, R OBP: 0.211, SLG: 0.229									2	1	0	0	0	1	1						
Michael Gonzalez, R OBP: 1.000, SLG: 2.000									0	0	0	0	0	0	0						
Abraham Nunez, S OBP: 0.285, SLG: 0.350									1	1	1	0	0	0	0						
Chris Stynes, R OBP: 0.275, SLG: 0.308									1	0	1	0	0	0	0						
<b>Inning Stats</b>	R: 0 E: 0 K: 1 S: 10	H: 0 LOB: 1 BB: 1 P: 18	R: 0 E: 0 K: 0 S: 7	H: 2 LOB: 0 BB: 0 P: 7	R: 0 E: 0 K: 1 S: 9	H: 0 LOB: 0 BB: 0 P: 9	R: 0 E: 0 K: 1 S: 10	H: 1 LOB: 1 BB: 0 P: 11	R: 2 E: 0 K: 0 S: 10	H: 2 LOB: 0 BB: 0 P: 15	R: 0 E: 0 K: 1 S: 10	H: 0 LOB: 1 BB: 1 P: 17	R: 5 E: 2 K: 0 S: 19	H: 4 LOB: 0 BB: 0 P: 26	R: 0 E: 0 K: 1 S: 15	H: 2 LOB: 1 BB: 0 P: 17	R: 0 E: 0 K: 0 S: 13	H: 1 LOB: 1 BB: 1 P: 21	1B: 7 2B: 3 3B: 0 HR: 1	SF: 0 SAC: 0 DP: 1 HBP: 0	WP: 0 PA: 37 PB: 1 SB: 0 CS: 0
<b>PITCHER</b>	IP WLS BF H R ER SO BB IBB HBP BLK WP HR S P ERA WHIP																				
Paul Byrd, R ERA: 3.76	(1, 1) 6.1 27 7 4 4 4 2 0 0 0 0 0 0 0 63 88 5.68 1.421																				
Kevin Gymboski, R ERA: 3.09	(7, 1) 0.2 L 5 2 3 1 0 0 0 0 0 0 0 0 0 12 15 13.50 3.000																				
28 Sam McConnell, L ERA: 3.86	(8, 1) 0.1 2 1 1 1 0 0 0 0 0 0 0 0 0 3 4 27.00 3.000																				
Juan Cruz, R ERA: 3.02	(8, 1) 0.2 3 1 0 0 0 1 0 0 0 0 0 0 0 12 13 0.00 1.500																				



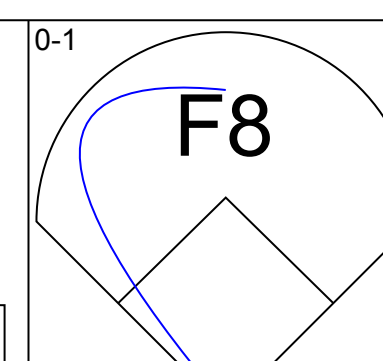
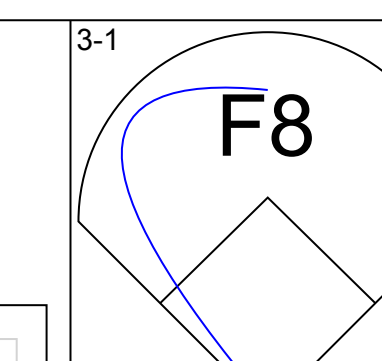
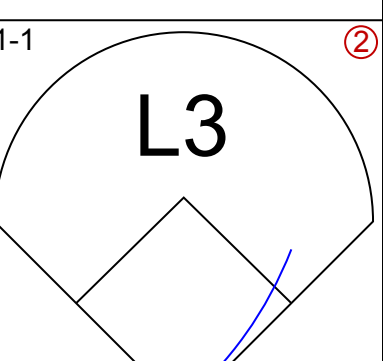


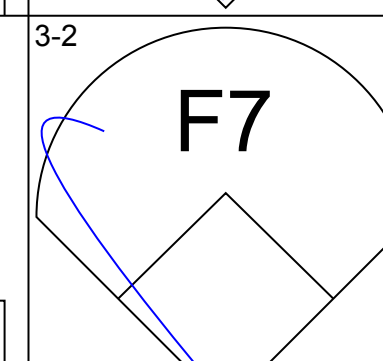
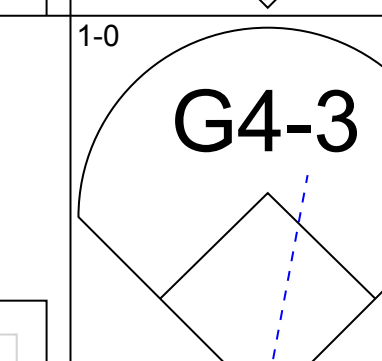
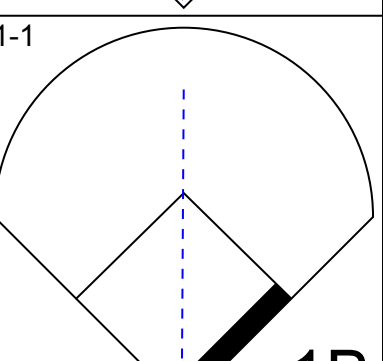


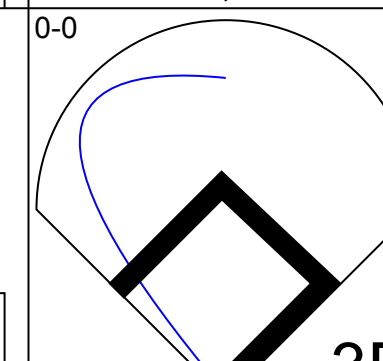
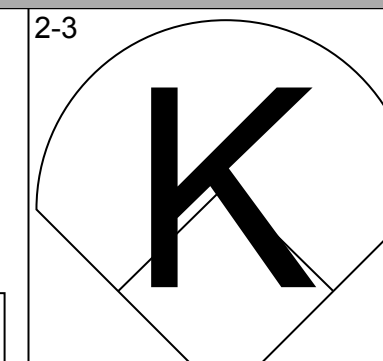
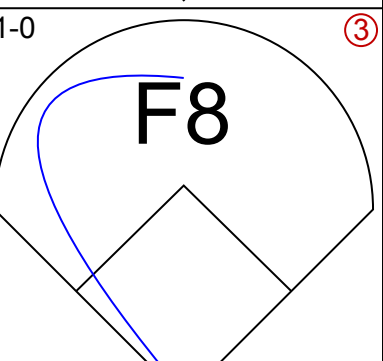

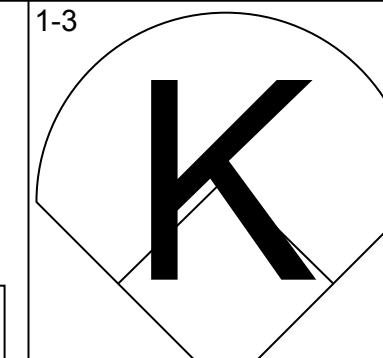
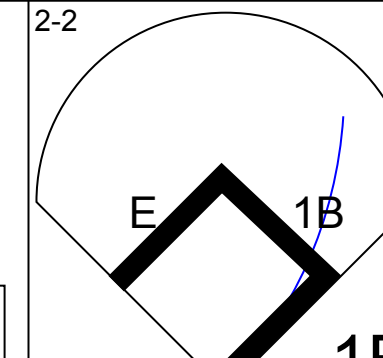

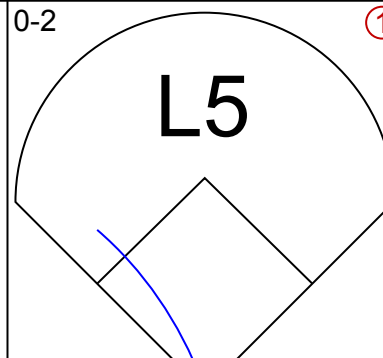
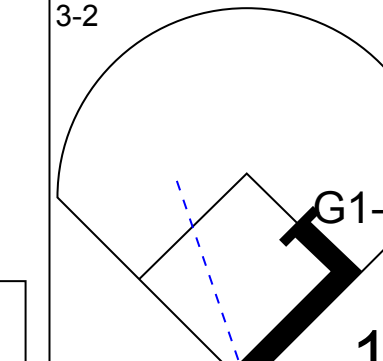
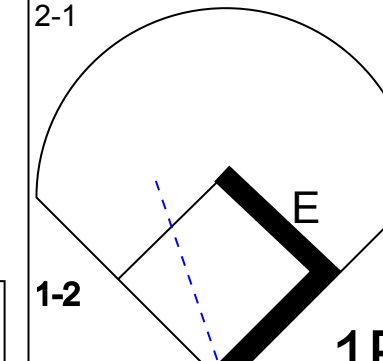

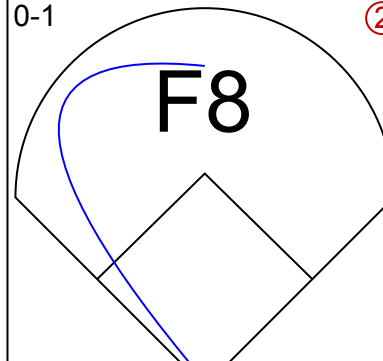
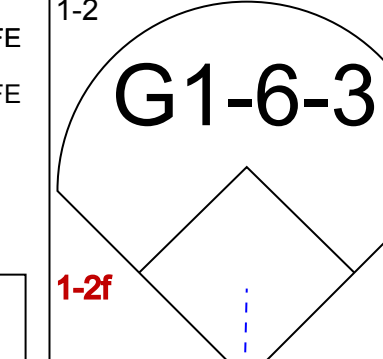
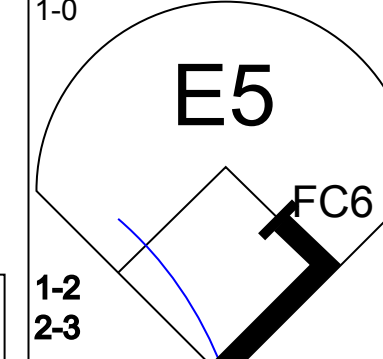

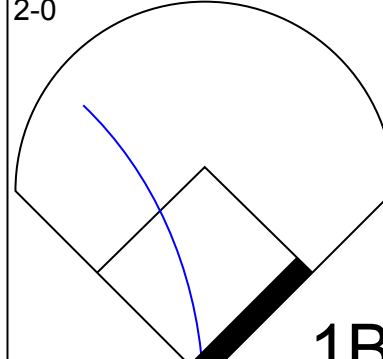
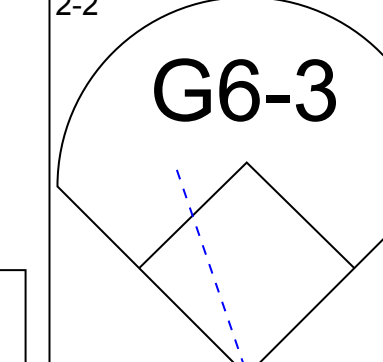
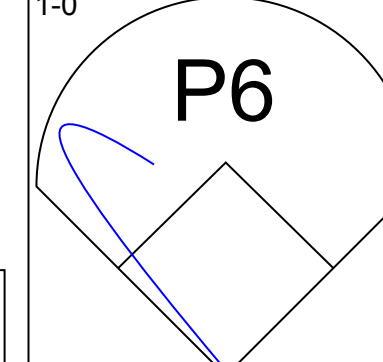

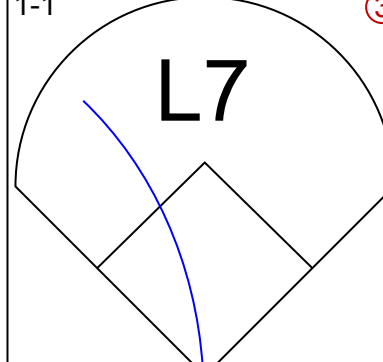
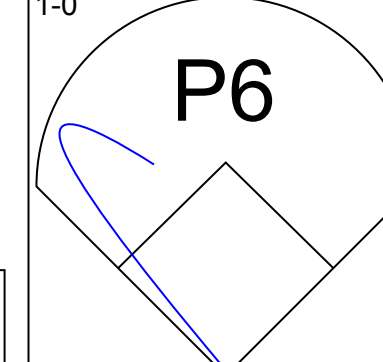

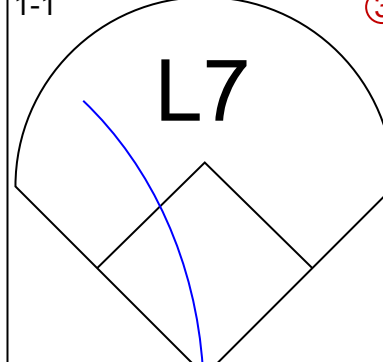
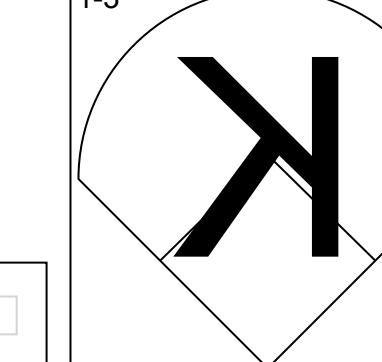
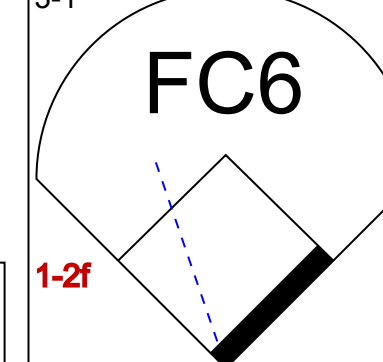


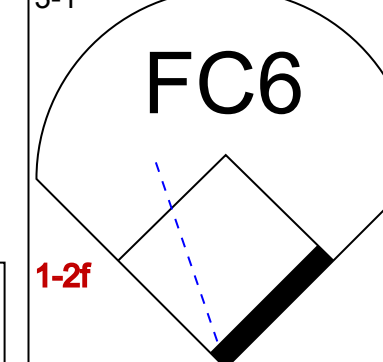

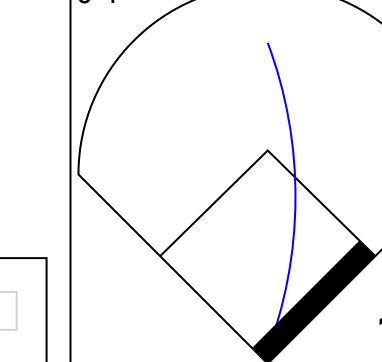
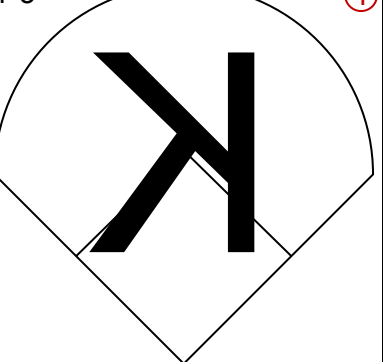




Batter	1	2	3	4	5	6	7	8	9	AB	R	H	RBI	BB	SO	LOB	TOP		
Mark DeRosa, R (1, 6) OBP: 0.290, SLG: 0.319										4	0	1	0	0	1	1			
Marcus Giles, R (1, 4) OBP: 0.375, SLG: 0.451										3	0	0	0	1	2	2			
Eli Marrero, R (1, 9) OBP: 0.390, SLG: 0.583										4	0	1	0	0	0	1			
10 Chipper Jones, S (1, 5) OBP: 0.335, SLG: 0.431										2	1	2	1	2	0	0			
Julio Franco, R (1, 3) OBP: 0.356, SLG: 0.422										3	0	0	0	1	1	2			
Rafael Furcal, S (9, PR) OBP: 0.347, SLG: 0.431										0	0	0	0	0	0	0			
Adam LaRoche, L (9, 3) OBP: 0.310, SLG: 0.397										0	0	0	0	0	0	0			
Andruw Jones, R (1, 8) OBP: 0.356, SLG: 0.494										3	0	0	0	1	1	4			
Eddie Pérez, R (1, 2) OBP: 0.240, SLG: 0.232										4	0	0	0	0	1	5			
Charles Thomas, L (1, 7) OBP: 0.420, SLG: 0.593										3	0	1	0	0	1	0			
Russ Ortiz, R (1, 1) OBP: 0.128, SLG: 0.105										2	0	0	0	0	2	1			
Nick Green, R (8, PH) OBP: 0.326, SLG: 0.390										1	0	0	0	0	1	0			
Chris Reitsma, R (8, 1) 29 John Smoltz, R (8, 1)										0	0	0	0	0	0	0			
<b>Inning Stats</b>	R: 0 E: 0 K: 1 S: 10	H: 0 LOB: 0 BB: 1 P: 15	R: 0 E: 0 K: 1 S: 10	H: 1 LOB: 1 BB: 1 P: 20	R: 0 E: 0 K: 2 S: 10	H: 1 LOB: 1 BB: 0 P: 11	R: 1 E: 0 K: 1 S: 9	H: 1 LOB: 0 BB: 0 P: 12	R: 0 E: 0 K: 1 S: 6	H: 0 LOB: 0 BB: 0 P: 9	R: 0 E: 0 K: 1 S: 10	H: 0 LOB: 1 BB: 1 P: 17	R: 0 E: 0 K: 1 S: 10	H: 0 LOB: 0 BB: 2 P: 10	R: 0 E: 0 K: 0 S: 12	H: 1 LOB: 3 BB: 2 P: 25	1B: 3 2B: 1 3B: 1 HR: 1	SF: 0 SAC: 0 DP: 2 HBP: 0	WP: 0 PA: 35 PB: 0 SB: 0 CS: 2
<b>PITCHER</b>	IP WLS BF H R ER SO BB IBB HBP BLK WP HR S P ERA WHIP																		
Oliver Pérez, L (1, 1) ERA: 3.03	8.1 L 32 5 1 1 10 4 1 0 0 0 1 78 122 1.08 1.080																		
16 Salomon Torres, R (9, 1) ERA: 2.75	0.2 2 0 0 0 0 0 0 0 0 0 0 7 9 0.00 0.000																		

Atlanta Braves @ Pittsburgh Pirates  
PNC Park, Pittsburgh, PA  
Wed Jul 28 2004, 7:05 PM EDT  
Att: 22,977 - Cloudy - 68 F

AB	29
R	1
H	5
RBI	1
BB	5
SO	10
LOB	16



Batter	1	2	3	4	5	6	7	8	9	AB	R	H	RBI	BB	SO	LOB	BOTTOM		
18 Jason Kendall, R (1, 2) OBP: 0.393, SLG: 0.389										5	0	1	0	0	0	1			
2 Jack Wilson, R (1, 6) OBP: 0.342, SLG: 0.478										5	0	2	0	0	0	1			
Rob Mackowiak, L (1, 9) OBP: 0.331, SLG: 0.471										4	0	1	0	0	1	3			
Craig Wilson, R (1, 3) OBP: 0.375, SLG: 0.527										4	0	2	0	0	1	1			
Jason Bay, R (1, 7) OBP: 0.379, SLG: 0.610										4	0	2	0	0	1	1			
Tike Redman, L (1, 8) OBP: 0.291, SLG: 0.369										4	0	2	0	0	0	3			
Bobby Hill, S (1, 5) OBP: 0.364, SLG: 0.364										4	0	0	0	0	0	6			
16 Salomon Torres, R (9, 1) ERA: 3.07										0	0	0	0	0	0	0			
Jose Castillo, R (1, 4) OBP: 0.292, SLG: 0.329										3	0	0	0	0	1	3			
Abraham Nunez, S (8, PH) OBP: 0.292, SLG: 0.347										1	0	0	0	0	0	2			
Oliver Pérez, L (1, 1) OBP: 0.211, SLG: 0.189										3	0	1	0	0	1	0			
Randall Simon, L (9, 3) OBP: 0.257, SLG: 0.241										1	0	0	0	0	0	0			
<b>Inning Stats</b>	R: 0 E: 0 K: 1 S: 11	H: 1 LOB: 0 BB: 0 P: 15	R: 0 E: 0 K: 0 S: 10	H: 1 LOB: 0 BB: 0 P: 16	R: 0 E: 0 K: 1 S: 9	H: 1 LOB: 0 BB: 0 P: 14	R: 0 E: 1 K: 1 S: 13	H: 2 LOB: 3 BB: 0 P: 24	R: 0 E: 0 K: 0 S: 9	H: 1 LOB: 1 BB: 0 P: 13	R: 0 E: 0 K: 0 S: 14	H: 2 LOB: 2 BB: 0 P: 21	R: 0 E: 0 K: 1 S: 12	H: 2 LOB: 2 BB: 0 P: 18	R: 0 E: 0 K: 0 S: 6	H: 0 LOB: 0 BB: 0 P: 7	1B: 10 2B: 0 3B: 1 HR: 0	SF: 0 SAC: 0 DP: 1 HBP: 0	WP: 0 PA: 38 PB: 0 SB: 0 CS: 0
<b>PITCHER</b>	IP WLS BF H R ER SO BB IBB HBP BLK WP HR S P ERA WHIP																		
Russ Ortiz, R (1, 1) ERA: 3.19	7.0 W 30 9 0 0 4 0 0 0 0 0 0 75 115 0.00 1.286																		
Chris Reitsma, R (8, 1) ERA: 3.07	0.2 H 4 2 0 0 1 0 0 0 0 0 0 10 14 0.00 3.000																		
29 John Smoltz, R (8, 1) ERA: 1.94	1.1 S 4 0 0 0 0 0 0 0 0 0 0 8 11 0.00 0.000																		

Atlanta Braves @ Pittsburgh Pirates  
PNC Park, Pittsburgh, PA  
Wed Jul 28 2004, 7:05 PM EDT  
Att: 22,977 - Cloudy - 68 F

AB	38
R	0
H	11
RBI	0
BB	0
SO	5
LOB	21





Batter	1	2	3	4	5	6	7	8	9	AB	R	H	RBI	BB	SO	LOB	TOP					
Rafael Furcal, S OBP: 0.345, SLG: 0.428 (1, 6)	G6-3		G4-3		G6-3		P3			5	0	1	1	0	0	3	<b>Atlanta Braves @ Pittsburgh Pirates</b> PNC Park, Pittsburgh, PA Thu Jul 29, 2004, 12:35 PM EDT Att: 25,988 - Sunny - 78 F					
Charles Thomas, L OBP: 0.418, SLG: 0.583 Andrew Jones, R OBP: 0.356, SLG: 0.494 (1, 7) (8, PH) (8, 8)	P5					G3-1			P2	3	0	1	0	0	0	0						
J.D. Drew, L OBP: 0.420, SLG: 0.601 (1, 8) (8, 9)	G4-3					G4-3		G4-6-3	F7	5	0	0	0	0	1	5						
10 Chipper Jones, S OBP: 0.341, SLG: 0.429 (1, 5)										1	0	0	0	3	0	0						
Johnny Estrada, S OBP: 0.377, SLG: 0.478 Mark DeRosa, R OBP: 0.290, SLG: 0.319 29 John Smoltz, R (9, 1) (9, 1)										4	0	2	0	0	0	3						
Adam LaRoche, L OBP: 0.307, SLG: 0.392 Julio Franco, R OBP: 0.358, SLG: 0.423 (6, 3) (6, 3)										2	0	0	0	0	0	2						
Eli Marrero, R OBP: 0.387, SLG: 0.581 (8, 7) (8, 7)										4	2	1	1	0	0	1						
Nick Green, R OBP: 0.333, SLG: 0.402 (1, 4) (1, 4)										4	0	3	1	0	0	2						
John Thomson, R Marcos Giles, R Antonio Alfonseca, R Juan Cruz, R Eddie Pérez, R (1, 1) (7, PH) (7, 1) (8, 1) (8, 1) (9, PH) (9, 2)										1	0	0	0	0	1	1						
<b>Inning Stats</b>	R: 0 E: 0 K: 0 S: 7	H: 0 LOB: 0 BB: 0 P: 10	R: 0 E: 0 K: 0 S: 3	H: 0 LOB: 0 BB: 1 P: 8	R: 0 E: 0 K: 0 S: 8	H: 1 LOB: 1 BB: 0 P: 10	R: 0 E: 0 K: 1 S: 13	H: 1 LOB: 2 BB: 1 P: 23	R: 1 E: 0 K: 1 S: 12	H: 2 LOB: 0 BB: 0 P: 15	R: 0 E: 0 K: 0 S: 10	H: 1 LOB: 1 BB: 0 P: 19	R: 0 E: 0 K: 0 S: 9	H: 1 LOB: 0 BB: 0 P: 17	R: 0 E: 0 K: 0 S: 7	H: 1 LOB: 0 BB: 0 P: 9		R: 2 E: 1 K: 0 S: 14	H: 3 LOB: 3 BB: 1 P: 22	1B: 8 2B: 2 3B: 0 HR: 0	SF: 0 SAC: 1 DP: 3 HBP: 0	WP: 0 PA: 39 PB: 0 SB: 0 CS: 0
<b>PITCHER</b>	IP WLS BF H R ER SO BB IBB HBP BLK WP HR S P ERA WHIP	IP WLS BF H R ER SO BB IBB HBP BLK WP HR S P ERA WHIP	IP WLS BF H R ER SO BB IBB HBP BLK WP HR S P ERA WHIP	IP WLS BF H R ER SO BB IBB HBP BLK WP HR S P ERA WHIP	IP WLS BF H R ER SO BB IBB HBP BLK WP HR S P ERA WHIP	IP WLS BF H R ER SO BB IBB HBP BLK WP HR S P ERA WHIP	IP WLS BF H R ER SO BB IBB HBP BLK WP HR S P ERA WHIP	IP WLS BF H R ER SO BB IBB HBP BLK WP HR S P ERA WHIP	IP WLS BF H R ER SO BB IBB HBP BLK WP HR S P ERA WHIP	IP WLS BF H R ER SO BB IBB HBP BLK WP HR S P ERA WHIP	IP WLS BF H R ER SO BB IBB HBP BLK WP HR S P ERA WHIP	IP WLS BF H R ER SO BB IBB HBP BLK WP HR S P ERA WHIP	IP WLS BF H R ER SO BB IBB HBP BLK WP HR S P ERA WHIP	IP WLS BF H R ER SO BB IBB HBP BLK WP HR S P ERA WHIP	IP WLS BF H R ER SO BB IBB HBP BLK WP HR S P ERA WHIP	IP WLS BF H R ER SO BB IBB HBP BLK WP HR S P ERA WHIP	IP WLS BF H R ER SO BB IBB HBP BLK WP HR S P ERA WHIP	IP WLS BF H R ER SO BB IBB HBP BLK WP HR S P ERA WHIP	IP WLS BF H R ER SO BB IBB HBP BLK WP HR S P ERA WHIP	IP WLS BF H R ER SO BB IBB HBP BLK WP HR S P ERA WHIP	IP WLS BF H R ER SO BB IBB HBP BLK WP HR S P ERA WHIP	IP WLS BF H R ER SO BB IBB HBP BLK WP HR S P ERA WHIP

AB	34
R	3
H	10
RBI	3
BB	4
SO	2
LOB	23



Batter	1	2	3	4	5	6	7	8	9	AB	R	H	RBI	BB	SO	LOB	BOTTOM					
18 Jason Kendall, R OBP: 0.392, SLG: 0.387 (1, 2)	G1-3									4	1	1	0	0	0	0	<b>Atlanta Braves @ Pittsburgh Pirates</b> PNC Park, Pittsburgh, PA Thu Jul 29, 2004, 12:35 PM EDT Att: 25,988 - Sunny - 78 F					
2 Jack Wilson, R OBP: 0.341, SLG: 0.475 (1, 6)	E6									4	1	1	0	0	0	0						
Rob Mackowiak, L OBP: 0.333, SLG: 0.471 (1, 9)	SF7-6-3									2	0	1	2	1	0	0						
Craig Wilson, R OBP: 0.374, SLG: 0.524 (1, 3)	K									4	0	1	0	0	2	0						
Jason Bay, R OBP: 0.372, SLG: 0.598 (1, 7)	G6-3									4	0	0	0	0	2	2						
Tike Redman, L OBP: 0.294, SLG: 0.372 (1, 8)	G6-3									3	0	2	0	0	0	0						
Chris Stynes, R OBP: 0.271, SLG: 0.302 (1, 5)	E6									3	0	0	0	0	0	2						
Jose Castillo, R OBP: 0.288, SLG: 0.324 (1, 4)	G2-6-3									3	0	0	0	0	0	3						
Josh Fogg, R 34 John Grabow, L Brian Meadows, R Michael Gonzalez, R 16 Salomon Torres, R Bobby Hill, S Jose Mesa, R (1, 1) (6, 1) (7, 1) (7, 1) (8, 1) (8, PH) (9, 1)	G6-3									2	0	0	0	0	1	0						
<b>Inning Stats</b>	R: 1 E: 0 K: 1 S: 9	H: 2 LOB: 0 BB: 0 P: 12	R: 0 E: 1 K: 0 S: 10	H: 1 LOB: 1 BB: 0 P: 16	R: 1 E: 1 K: 0 S: 10	H: 1 LOB: 1 BB: 0 P: 13	R: 0 E: 0 K: 2 S: 8	H: 0 LOB: 0 BB: 0 P: 11	R: 0 E: 0 K: 1 S: 9	H: 0 LOB: 0 BB: 0 P: 15	R: 0 E: 0 K: 1 S: 11	H: 1 LOB: 2 BB: 1 P: 16	R: 0 E: 0 K: 0 S: 12	H: 1 LOB: 0 BB: 0 P: 16	R: 0 E: 0 K: 1 S: 6	H: 0 LOB: 0 BB: 0 P: 11		R: 0 E: 0 K: 0 S: 6	H: 0 LOB: 0 BB: 0 P: 9	1B: 6 2B: 1 3B: 0 HR: 0	SF: 1 SAC: 0 DP: 3 HBP: 0	WP: 1 PA: 32 PB: 0 SB: 1 CS: 0
<b>PITCHER</b>	IP WLS BF H R ER SO BB IBB HBP BLK WP HR S P ERA WHIP	IP WLS BF H R ER SO BB IBB HBP BLK WP HR S P ERA WHIP	IP WLS BF H R ER SO BB IBB HBP BLK WP HR S P ERA WHIP	IP WLS BF H R ER SO BB IBB HBP BLK WP HR S P ERA WHIP	IP WLS BF H R ER SO BB IBB HBP BLK WP HR S P ERA WHIP	IP WLS BF H R ER SO BB IBB HBP BLK WP HR S P ERA WHIP	IP WLS BF H R ER SO BB IBB HBP BLK WP HR S P ERA WHIP	IP WLS BF H R ER SO BB IBB HBP BLK WP HR S P ERA WHIP	IP WLS BF H R ER SO BB IBB HBP BLK WP HR S P ERA WHIP	IP WLS BF H R ER SO BB IBB HBP BLK WP HR S P ERA WHIP	IP WLS BF H R ER SO BB IBB HBP BLK WP HR S P ERA WHIP	IP WLS BF H R ER SO BB IBB HBP BLK WP HR S P ERA WHIP	IP WLS BF H R ER SO BB IBB HBP BLK WP HR S P ERA WHIP	IP WLS BF H R ER SO BB IBB HBP BLK WP HR S P ERA WHIP	IP WLS BF H R ER SO BB IBB HBP BLK WP HR S P ERA WHIP	IP WLS BF H R ER SO BB IBB HBP BLK WP HR S P ERA WHIP	IP WLS BF H R ER SO BB IBB HBP BLK WP HR S P ERA WHIP	IP WLS BF H R ER SO BB IBB HBP BLK WP HR S P ERA WHIP	IP WLS BF H R ER SO BB IBB HBP BLK WP HR S P ERA WHIP	IP WLS BF H R ER SO BB IBB HBP BLK WP HR S P ERA WHIP	IP WLS BF H R ER SO BB IBB HBP BLK WP HR S P ERA WHIP	IP WLS BF H R ER SO BB IBB HBP BLK WP HR S P ERA WHIP





Batter	1	2	3	4	5	6	7	8	9	AB	R	H	RBI	BB	SO	LOB	TOP										
<b>Kazuo Matsui, S</b> OBP: 0.341, SLG: 0.411	1-1 L5		1-2 G6-3			2-1 FC4-6 1B		0-1 G6-4-3 1B		4	0	2	1	0	0	1	<b>New York Mets @ Atlanta Braves</b> Turner Field, Atlanta, GA Fri Jul 30, 2004, 7:35 PM EDT Att: 40,913 - Cloudy - 85 F										
<b>Mike Cameron, R</b> OBP: 0.330, SLG: 0.471	3-3 K		2-0 G6-3			0-0 FC4-6 1B		0-0 G6-4-3		4	0	1	0	0	1	2											
<b>31 Mike Piazza, R</b> OBP: 0.377, SLG: 0.482	0-2 L8			4-1 G5-3 BB		2-3 K			1-0 G4-3	3	0	0	0	1	1	2											
<b>Cliff Floyd, L</b> OBP: 0.353, SLG: 0.490		2-1 G4-3		1-0 G5-3		0-0 FC4-6 FC6-4		2-0 G3-1		4	0	0	0	0	0	3											
<b>Richard Hidalgo, R</b> OBP: 0.328, SLG: 0.491		1-0 F8		3-3 K		0-0 FC6-4		3-1 5 1B		4	0	1	0	0	1	3											
<b>5 David Wright, R</b> OBP: 0.276, SLG: 0.412		2-3 K		2-2 G6-3			0-0 F9	1-0 1B		4	0	1	0	0	1	1											
<b>Jason Phillips, R</b> OBP: 0.289, SLG: 0.329			0-0 SH1-4 1B G6-3		2-0 G5-3		3-3 K	0-0 F8		4	1	1	0	0	1	2											
<b>Joe McEwing, R</b> OBP: 0.284, SLG: 0.300			2-2 SH1-4 1B		2-3 K		1-1 G6-3			3	0	1	0	0	1	0											
<b>Steve Trachsel, R</b> OBP: 0.233, SLG: 0.238			0-0 SH1-4		0-0 G6-3			0-0 P6		1	0	0	0	0	0	0											
<b>Ricky Bottalico, L</b> ERA: 3.6			1-2 2-3							0	0	0	0	0	0	0											
<b>Eric Valent, L</b> OBP: 0.361, SLG: 0.503										0	0	0	0	0	0	0											
<b>Mike DeJean, R</b> ERA: 1.87										0	0	0	0	0	0	0											
<b>Inning Stats</b>	R: 0 E: 0 K: 1 S: 10	H: 0 LOB: 0 BB: 0 P: 14	R: 0 E: 0 K: 1 S: 10	H: 0 LOB: 0 BB: 0 P: 15	R: 1 E: 0 K: 0 S: 11	H: 2 LOB: 1 BB: 0 P: 16	R: 0 E: 0 K: 1 S: 12	H: 0 LOB: 1 BB: 1 P: 22	R: 0 E: 0 K: 1 S: 5	H: 0 LOB: 0 BB: 0 P: 9	R: 0 E: 0 K: 1 S: 8	H: 2 LOB: 2 BB: 0 P: 12	R: 0 E: 0 K: 1 S: 10	H: 0 LOB: 0 BB: 0 P: 14	R: 0 E: 0 K: 0 S: 4	H: 1 LOB: 0 BB: 0 P: 4	R: 0 E: 0 K: 0 S: 6	H: 2 LOB: 2 BB: 0 P: 13	1B: 7 2B: 0 3B: 0 HR: 0	SF: 0 SAC: 1 DP: 1 HBP: 0	WP: 0 PB: 0 CS: 0	PA: 34					
<b>PITCHER</b>	IP	WLS	BF	H	R	ER	SO	BB	IBB	HBP	BLK	WP	HR	S	P	ERA	WHIP										
<b>Mike Hampton, L</b> ERA: 4.71	7.0	W	26	4	1	1	6	1	0	0	0	0	0	66	102	1.29	0.714										
<b>Chris Reitsma, R</b> ERA: 3.6	1.0	H	3	1	0	0	0	0	0	0	0	0	0	4	4	0.00	1.000										
<b>29 John Smoltz, R</b> ERA: 1.87	1.0	S	5	2	0	0	0	0	0	0	0	0	0	6	13	0.00	2.000										

AB	32
R	1
H	7
RBI	1
BB	1
SO	6
LOB	14



Batter	1	2	3	4	5	6	7	8	9	AB	R	H	RBI	BB	SO	LOB	BOTTOM										
<b>Rafael Furcal, S</b> OBP: 0.343, SLG: 0.427	3-1 G4-3		1-1 L7			0-1 1B 2B		0-3 K		5	1	1	0	0	1	2	<b>New York Mets @ Atlanta Braves</b> Turner Field, Atlanta, GA Fri Jul 30, 2004, 7:35 PM EDT Att: 40,913 - Cloudy - 85 F										
<b>Marcus Giles, R</b> OBP: 0.381, SLG: 0.462	2-2 FC3-6 1B		2-2 1B 2B		1-2 FC3-6 10 2H 1B	3-3 K				4	2	3	1	0	1	0											
<b>J.D. Drew, L</b> OBP: 0.421, SLG: 0.598	0-0 FC3-6 10 1-2		1-0 2H 1B		4-2 10 FC3-6 1B		2-2 G4-3			3	0	1	1	1	0	1											
<b>10 Chipper Jones, S</b> OBP: 0.336, SLG: 0.423	3-2 G4-3		1-1 F7		3-0 FC3-6 G3-1 1B		1-1 G1-3			4	0	0	0	0	0	4											
<b>Andrew Jones, R</b> OBP: 0.360, SLG: 0.496		1-1 1B	4-1 BB		0-1 G3-1 1B		0-2 F9			3	0	2	1	1	0	0											
<b>Johnny Estrada, S</b> OBP: 0.375, SLG: 0.475		0-1 P6	0-2 G1-3		1-0 G3-1		2-2 FC1-5 BB			4	0	1	0	0	0	5											
<b>Nick Green, R</b> OBP: 0.333, SLG: 0.402					1-2 2-3					0	0	0	0	0	0	0											
<b>Eddie Pérez, R</b> OBP: 0.246, SLG: 0.232										0	0	0	0	0	0	0											
<b>Adam LaRoche, L</b> OBP: 0.311, SLG: 0.388		3-2 F8		1-2 F7		3-2 HBP		4-1 FC1-5 BB		2	0	0	0	1	0	1											
<b>Charles Thomas, L</b> OBP: 0.411, SLG: 0.568		2-2 1B		3-3 K		0-0 L4		0-0 FC1-5		4	0	1	0	0	1	5											
<b>Mike Hampton, R</b> OBP: 0.178, SLG: 0.238		0-2 F9		0-0 F8		0-3 K		0-3 K		3	0	0	0	0	1	2											
<b>Chris Reitsma, R</b> ERA: 3.57										0	0	0	0	0	0	0											
<b>Julio Franco, R</b> OBP: 0.356, SLG: 0.421										1	0	0	0	0	1	2											
<b>29 John Smoltz, R</b> ERA: 5.17										0	0	0	0	0	0	0											
<b>Inning Stats</b>	R: 0 E: 0 K: 0 S: 10	H: 1 LOB: 1 BB: 0 P: 18	R: 0 E: 0 K: 0 S: 14	H: 2 LOB: 2 BB: 0 P: 19	R: 1 E: 0 K: 0 S: 16	H: 2 LOB: 1 BB: 1 P: 25	R: 0 E: 0 K: 1 S: 7	H: 0 LOB: 0 BB: 0 P: 11	R: 2 E: 0 K: 2 S: 11	H: 3 LOB: 3 BB: 1 P: 28	R: 0 E: 0 K: 2 S: 9	H: 0 LOB: 0 BB: 0 P: 12	R: 0 E: 0 K: 2 S: 13	H: 1 LOB: 2 BB: 1 P: 19	R: 0 E: 0 K: 0 S: 6	H: 0 LOB: 0 BB: 0 P: 13	1B: 7 2B: 2 3B: 0 HR: 0	SF: 0 SAC: 0 DP: 0 HBP: 1	WP: 0 PB: 0 CS: 0	PA: 37							
<b>PITCHER</b>	IP	WLS	BF	H	R	ER	SO	BB	IBB	HBP	BLK	WP	HR	S	P	ERA	WHIP										
<b>Steve Trachsel, R</b> ERA: 3.63	6.0	L	29	8	3	3	3	2	0	1	0	0	0	74	118	4.50	1.667										
<b>Ricky Bottalico, R</b> ERA: 3.57	1.0		3	0	0	0	0	0	0	0	0	0	0	9	12	0.00	0.000										
<b>Mike DeJean, R</b> ERA: 5.17	1.0		5	1	0	0	2	1	0	0	0	0	0	13	19	0.00	2.000										





Batter	1	2	3	4	5	6	7	8	9	AB	R	H	RBI	BB	SO	LOB	TOP										
7 José Reyes, S OBP: 0.277, SLG: 0.375	G4-3		P2			K			P3	4	0	0	0	0	1	0	<b>New York Mets @ Atlanta Braves</b> Turner Field, Atlanta, GA Sat Jul 31 2004, 7:05 PM EDT Att: 51,125 - Cloudy - 86 F										
Kazuo Matsui, S OBP: 0.338, SLG: 0.408	G5-3		F7			G5-3			G2-3	3	0	0	0	0	0	0											
Matt Ginter, R OBP: 0.385, SLG: 0.364										0	0	0	0	0	0	0											
Mike Stanton, L OBP: 1.000, SLG: 1.000										0	0	0	0	0	0	0											
Todd Zeile, R OBP: 0.324, SLG: 0.357										1	0	0	0	0	0	0											
31 Mike Piazza, R OBP: 0.377, SLG: 0.481										3	0	1	0	0	1	0											
Vance Wilson, R OBP: 0.353, SLG: 0.431										1	0	1	0	0	0	0											
Cliff Floyd, L OBP: 0.348, SLG: 0.483										4	0	0	0	0	0	2											
Richard Hidalgo, R OBP: 0.328, SLG: 0.490										3	0	1	0	0	1	1											
Mike Cameron, R OBP: 0.327, SLG: 0.467										3	0	0	0	0	2	1											
Eric Valent, L OBP: 0.366, SLG: 0.506										3	0	2	0	0	0	0											
5 David Wright, R OBP: 0.256, SLG: 0.378										3	0	0	0	0	1	3											
Kris Benson, R OBP: 0.195, SLG: 0.175										1	0	0	0	0	1	0											
Gerald Williams, R OBP: 0.350, SLG: 0.556										1	0	0	0	0	0	0											
Joe McEwing, R OBP: 0.281, SLG: 0.297										1	0	0	0	0	0	1											
<b>Inning Stats</b>	R: 0 E: 0 K: 1 S: 6	H: 0 LOB: 0 BB: 0 P: 9	R: 0 E: 0 K: 1 S: 9	H: 2 LOB: 2 BB: 0 P: 13	R: 0 E: 0 K: 1 S: 7	H: 0 LOB: 0 BB: 0 P: 13	R: 0 E: 0 K: 0 S: 6	H: 1 LOB: 0 BB: 0 P: 10	R: 0 E: 0 K: 1 S: 8	H: 0 LOB: 0 BB: 0 P: 11	R: 0 E: 0 K: 1 S: 6	H: 0 LOB: 0 BB: 0 P: 10	R: 0 E: 0 K: 1 S: 7	H: 0 LOB: 0 BB: 0 P: 9	R: 0 E: 0 K: 1 S: 9	H: 1 LOB: 1 BB: 0 P: 13	R: 0 E: 0 K: 0 S: 13	H: 1 LOB: 1 BB: 0 P: 20	1B: 5 2B: 0 3B: 0 HR: 0	SF: 0 SAC: 0 DP: 1 HBP: 0	WP: 0 PB: 0 CS: 0	PA: 31					
<b>PITCHER</b>	IP	WLS	BF	H	R	ER	SO	BB	IBB	HBP	BLK	WP	HR	S	P	ERA	WHIP	<b>PITCHER</b>									
Jaret Wright, R ERA: 3.05	7.0	W	23	3	0	0	6	0	0	0	0	0	0	49	75	0.00	0.429										
Kevin Gryboski, R ERA: 3.0	1.0		4	1	0	0	1	0	0	0	0	0	0	9	13	0.00	1.000										
Juan Cruz, R ERA: 2.89	1.0		4	1	0	0	0	0	0	0	0	0	0	13	20	0.00	1.000										

Batter	1	2	3	4	5	6	7	8	9	AB	R	H	RBI	BB	SO	LOB	BOTTOM										
Rafael Furcal, S OBP: 0.344, SLG: 0.428	G6-3		P4			K			K	4	0	2	0	0	1	1	<b>New York Mets @ Atlanta Braves</b> Turner Field, Atlanta, GA Sat Jul 31 2004, 7:05 PM EDT Att: 51,125 - Cloudy - 86 F										
Nick Green, R OBP: 0.332, SLG: 0.400										1	0	0	0	0	1	0											
Marcus Giles, R OBP: 0.383, SLG: 0.465										3	2	1	0	0	1	3											
Juan Cruz, R										0	0	0	0	0	0	0											
J.D. Drew, L OBP: 0.424, SLG: 0.599										3	2	2	2	1	1	1											
10 Chipper Jones, S OBP: 0.338, SLG: 0.423										2	1	1	2	1	0	2											
Johnny Estrada, S OBP: 0.380, SLG: 0.489										4	1	3	4	0	0	2											
Adam LaRoche, L OBP: 0.305, SLG: 0.380										4	0	0	0	0	0	2											
Andruw Jones, R OBP: 0.357, SLG: 0.491										4	0	0	0	0	0	1											
Charles Thomas, L OBP: 0.394, SLG: 0.543										4	0	0	0	0	2	0											
Jaret Wright, R OBP: 0.139, SLG: 0.118										3	2	2	0	0	1	0											
Kevin Gryboski, R										0	0	0	0	0	0	0											
Mark DeRosa, R OBP: 0.289, SLG: 0.318										1	0	0	0	0	0	0											
<b>Inning Stats</b>	R: 0 E: 0 K: 1 S: 11	H: 1 LOB: 2 BB: 1 P: 19	R: 0 E: 0 K: 1 S: 8	H: 0 LOB: 0 BB: 0 P: 14	R: 3 E: 0 K: 0 S: 19	H: 4 LOB: 1 BB: 0 P: 29	R: 0 E: 0 K: 1 S: 6	H: 0 LOB: 0 BB: 0 P: 11	R: 4 E: 0 K: 1 S: 12	H: 2 LOB: 0 BB: 1 P: 22	R: 1 E: 0 K: 2 S: 24	H: 3 LOB: 2 BB: 0 P: 33	R: 0 E: 0 K: 0 S: 9	H: 1 LOB: 0 BB: 0 P: 11	R: 0 E: 0 K: 1 S: 6	H: 0 LOB: 0 BB: 0 P: 7	1B: 9 2B: 1 3B: 0 HR: 1	SF: 1 SAC: 0 DP: 1 HBP: 1	WP: 1 PB: 0 CS: 0	PA: 37							
<b>PITCHER</b>	IP	WLS	BF	H	R	ER	SO	BB	IBB	HBP	BLK	WP	HR	S	P	ERA	WHIP	<b>PITCHER</b>									
Kris Benson, R ERA: 4.52	5.0	L	25	7	7	7	4	2	0	1	0	0	0	33	44	4.50	2.000										
Matt Ginter, R ERA: 4.79	2.0		9	4	1	1	2	0	0	0	0	0	0	6	7	0.00	0.000										
Mike Stanton, L ERA: 3.81	1.0		3	0	0	0	1	0	0	0	0	0	0	6	7	0.00	0.000										

AB	31
R	0
H	5
RBI	0
BB	0
SO	7
LOB	8



AB	33
R	8
H	11
RBI	8
BB	2
SO	7
LOB	12





Batter	1	2	3	4	5	6	7	8	9	AB	R	H	RBI	BB	SO	LOB	TOP																						
7 José Reyes, S OBP: 0.277, SLG: 0.372	G3-4-3		G4-3			1B HR	F8			4	1	1	0	0	0	3	New York Mets @ Atlanta Braves Turner Field, Atlanta, GA Sun Aug 01 2004, 1:05 PM EDT Att: 34,203 - Cloudy - 88 F																						
Kazuo Matsui, S OBP: 0.338, SLG: 0.407	L9			K		1B HR		G4-3		4	1	1	0	0	1	0																							
31 Mike Piazza, R OBP: 0.373, SLG: 0.475	G5-3			K		P3		G5-3		4	0	0	0	0	1	2																							
Cliff Floyd, L OBP: 0.347, SLG: 0.491 Braden Loper, R (8, 1)			F8	G4-3		1-H HR		K		4	1	1	3	0	1	0																							
Richard Hidalgo, R OBP: 0.325, SLG: 0.484		F8		K	G6-3			K		4	0	0	0	0	2	0																							
Mike Cameron, R OBP: 0.325, SLG: 0.476	P4			K		HR		S 1B		4	1	2	1	0	1	0																							
Jason Phillips, R OBP: 0.290, SLG: 0.327 Vance Wilson, R (7, PR) (7, 2)			G6-3	F9		G4-3 5 WP BB		K		2	0	0	0	1	0	0																							
5 David Wright, R OBP: 0.256, SLG: 0.439			G6-3			G4-3		K		4	1	1	1	0	1	2																							
Tom Glavine, L ERA: 4.08 Todd Coffey, R Ricky Bottalico, L Eric Valent, L Gerald Williams, R Mike DeJean, R Mike Stanton, L Joe McEwing, R										0	0	0	0	1	0	0																							
Inning Stats	R: 0 E: 0 K: 0 S: 4	H: 0 LOB: 0 BB: 0 P: 9	R: 0 E: 0 K: 0 S: 8	H: 0 LOB: 0 BB: 1 P: 12	R: 0 E: 0 K: 0 S: 12	H: 0 LOB: 1 BB: 1 P: 18	R: 0 E: 0 K: 2 S: 14	H: 0 LOB: 0 BB: 0 P: 17	R: 0 E: 0 K: 2 S: 9	H: 0 LOB: 0 BB: 0 P: 13	R: 4 E: 0 K: 1 S: 18	H: 4 LOB: 0 BB: 0 P: 28	R: 1 E: 0 K: 0 S: 14	H: 1 LOB: 2 BB: 1 P: 22	R: 0 E: 0 K: 3 S: 10	H: 0 LOB: 0 BB: 0 P: 12		R: 0 E: 0 K: 3 S: 15	H: 1 LOB: 1 BB: 0 P: 21	1B: 3 2B: 0 3B: 0 HR: 3	SF: 0 SAC: 0 DP: 0 HBP: 0	WP: 1 PB: 0 SB: 1 CS: 0	PA: 35																
PITCHER	IP	WLS	BF	H	R	ER	SO	BB	IBB	HBP	BLK	WP	HR	S	P	ERA	WHIP	PITCHER		IP	WLS	BF	H	R	ER	SO	BB	IBB	HBP	BLK	WP	HR	S	P	ERA	WHIP			
Paul Byrd, R ERA: 4.08 Kevin Gnyboski, R ERA: 2.97 Antonio Alfonseca, R ERA: 3.4 Tom Martin, L ERA: 4.03 Chris Reitsma, R ERA: 3.54	(1, 1) (6, 1) (7, 1) (7, 1) (8, 1)	5.2 0.1 0.1 0.2 1.0	W H H H H	22 1 3 2 3	4 0 1 0 0	4 0 1 0 0	5 0 0 0 1	1 0 0 0 0	0 0 0 0 0	0 0 0 0 0	0 0 0 0 0	0 0 0 0 0	0 0 1 4 10	2 3 10 4 12	6 3 18 4 12	0.00 0.00 6.000 0.000 0.000	0.882 0.000 27.000 0.000 0.000	29 John Smoltz, R ERA: 1.83		(9, 1)	1.0	S	4	1	0	0	0	3	0	0	0	0	0	0	0	15	21	0.00	1.000

Batter	1	2	3	4	5	6	7	8	9	AB	R	H	RBI	BB	SO	LOB	BOTTOM																				
Rafael Furcal, S OBP: 0.340, SLG: 0.422	G5-3	G6-3		G6-3		B1		K		5	0	0	0	0	1	3	New York Mets @ Atlanta Braves Turner Field, Atlanta, GA Sun Aug 01 2004, 1:05 PM EDT Att: 34,203 - Cloudy - 88 F																				
Marcus Giles, R OBP: 0.383, SLG: 0.460	K	S BB		G4-3		K		FC4-6 1B		4	0	1	0	1	2	3																					
J.D. Drew, L OBP: 0.426, SLG: 0.596	10 2B 1B BB	K				FC1-5 10 1B		FC4-6 10 1B		3	1	1	0	2	1	2																					
10 Chipper Jones, S OBP: 0.342, SLG: 0.430	1B 2B		F9		FC1-5 1B		K			5	2	3	0	0	1	2																					
Julio Franco, R OBP: 0.359, SLG: 0.422 Charles Thomas, L OBP: 0.394, SLG: 0.543 Chris Reitsma, R Nick Green, R OBP: 0.330, SLG: 0.398 29 John Smoltz, R	(1, 3) (7, PR) (8, 1) (8, PH) (9, 1)	2-0 1B 1B	3-2 G6-3	FC1-5 HR	1-0 FC1-5		3-2 1B	1-3 K		4	2	2	1	0	0	2																					
Andruw Jones, R OBP: 0.358, SLG: 0.499	1B		G4-3		1-2 2-3 HR		1B			4	1	2	4	0	1	1																					
Eli Marrero, R OBP: 0.396, SLG: 0.586				SH3-4 1B		G4-3		1B		4	0	3	1	0	0	0																					
Eddie Pérez, R OBP: 0.248, SLG: 0.232 Adam LaRoche, L OBP: 0.305, SLG: 0.380	(1, 2) (8, 3)	F8		SH3-4 1B		G6-3		L7		4	0	1	0	0	0	4																					
Paul Byrd, R ERA: 2.88 Kevin DeRosa, R Mark DeRosa, R Antonio Alfonseca, R Tom Martin, L Johnny Estrada, S	(1, 1) (6, PH) (7, 1) (7, 1) (7, PH) (8, 2)		P4	SH3-4		SH3-4 1B		F7		1	0	0	0	0	0	0																					
Inning Stats	R: 3 E: 0 K: 1 S: 18	H: 4 LOB: 2 BB: 1 P: 35	R: 0 E: 0 K: 1 S: 9	H: 0 LOB: 1 BB: 1 P: 17	R: 0 E: 0 K: 0 S: 8	H: 0 LOB: 0 BB: 0 P: 16	R: 0 E: 0 K: 0 S: 11	H: 2 LOB: 2 BB: 0 P: 18	R: 3 E: 0 K: 0 S: 11	H: 3 LOB: 0 BB: 0 P: 21	R: 0 E: 0 K: 2 S: 14	H: 1 LOB: 1 BB: 1 P: 24	R: 0 E: 0 K: 1 S: 10	H: 2 LOB: 2 BB: 0 P: 16	R: 0 E: 0 K: 2 S: 13	H: 2 LOB: 2 BB: 0 P: 20		1B: 11 2B: 2 3B: 0 HR: 1	SF: 0 SAC: 1 DP: 0 HBP: 0	WP: 0 PB: 0 SB: 1 CS: 0	PA: 41																
PITCHER	IP	WLS	BF	H	R	ER	SO	BB	IBB	HBP	BLK	WP	HR	S	P	ERA	WHIP	PITCHER		IP	WLS	BF	H	R	ER	SO	BB	IBB	HBP	BLK	WP	HR	S	P	ERA	WHIP	
Tom Glavine, L ERA: 2.88 Ricky Bottalico, R ERA: 3.48 Mike DeJean, R ERA: 5.1 Mike Stanton, L ERA: 3.74 Braden Loper, R ERA: 1.95	(1, 1) (6, 1) (7, 1) (7, 1) (8, 1)	5.0 1.0 0.2 1.0 0.1	L 5 4 4 2	6 1 2 1 0	6 0 0 0 0	2 0 0 0 1	6 2 0 0 1	2 0 0 0 0	0 0 0 0 0	0 0 0 0 0	0 0 0 0 0	0 0 0 0 0	0 0 9 9 5	1 14 9 15 7	10 24 14 15 7	0.00 0.00 0.00 0.00 0.00	10.80 2.000 3.000 1.000 3.000	PITCHER		1.0	S	4	1	0	0	3	0	0	0	0	0	0	0	15	21	0.00	1.000





Batter	1	2	3	4	5	6	7	8	9	AB	R	H	RBI	BB	SO	LOB	TOP								
Rafael Furcal, S (1,6) OBP: 0.339, SLG: 0.418	G4-3		G6-3		G4-3			FC4-6 BB		3	0	0	0	1	0	1									
Charles Thomas, L (1,7) OBP: 0.379, SLG: 0.521	G6-3		G3			G3		FC4-6 BB		4	0	0	0	0	0	2									
Marcus Giles, R (1,4) OBP: 0.386, SLG: 0.458	K			K				BB SAFE BB		3	0	1	0	1	2	0									
10 Chipper Jones, S (1,5) OBP: 0.341, SLG: 0.426				K				G3-1		3	1	0	1	1	2	3									
Johnny Estrada, S (1,2) OBP: 0.380, SLG: 0.486										3	0	1	0	1	0	2									
Adam LaRoche, L (1,3) OBP: 0.299, SLG: 0.372										4	0	0	0	0	3	5									
Andruw Jones, R (1,8) OBP: 0.359, SLG: 0.499										4	0	2	1	0	1	0									
Eli Marrero, R (1,9) OBP: 0.386, SLG: 0.569										4	0	0	0	0	1	2									
Russ Ortiz, R (1,1) OBP: 0.125, SLG: 0.103										1	0	0	0	0	0	0									
Julio Franco, R (8, PH) OBP: 0.362, SLG: 0.422										0	0	0	0	1	0	0									
J.D. Drew, L (8, PR) OBP: 0.426, SLG: 0.596										0	1	0	0	0	0	0									
Chris Reitsma, R (8,1) OBP: 0.290, SLG: 0.323										1	0	0	0	0	0	0									
Mark DeRosa, R (9, PH) OBP: 0.290, SLG: 0.323										1	0	0	0	0	1	0									
<b>Inning Stats</b>	R: 0 E: 0 K: 1 S: 9	H: 0 LOB: 0 BB: 0 P: 13	R: 1 E: 1 K: 1 S: 10	H: 1 LOB: 1 BB: 1 P: 20	R: 0 E: 0 K: 0 S: 7	H: 0 LOB: 0 BB: 0 P: 11	R: 0 E: 0 K: 2 S: 12	H: 1 LOB: 1 BB: 0 P: 14	R: 0 E: 0 K: 1 S: 10	H: 1 LOB: 1 BB: 0 P: 14	R: 0 E: 0 K: 1 S: 8	H: 0 LOB: 0 BB: 0 P: 16	R: 0 E: 0 K: 1 S: 9	H: 0 LOB: 0 BB: 0 P: 12	R: 1 E: 0 K: 1 S: 15	H: 0 LOB: 3 BB: 4 P: 36	R: 0 E: 0 K: 3 S: 9	H: 0 LOB: 0 BB: 0 P: 14	1B: 4 2B: 0 3B: 0 HR: 0	SF: 0 SAC: 1 DP: 0 HBP: 0	WP: 0 PB: 0 SB: 3 CS: 0	PA: 36			
<b>PITCHER</b>	IP	WLS	BF	H	R	ER	SO	BB	IBB	HBP	BLK	WP	HR	S	P	ERA	WHIP								
Roger Clemens, R (1,1) ERA: 2.7	7.0		28	4	2	1	6	3	0	0	0	0	0	68	111	1.29	1.000								
Dan Miceli, R (8,1) ERA: 3.85	1.0	W	5	0	0	0	1	1	1	0	0	0	0	12	25	0.00	1.000								
54 Brad Lidge, R (9,1) ERA: 2.21	1.0	S	3	0	0	0	3	0	0	0	0	0	0	9	14	0.00	0.000								

Atlanta Braves @ Houston Astros  
Minute Maid Park, Houston, TX  
Tue Aug 03 2004, 7:05 PM CDT  
Att: 40,709 - Dome - 74 F

AB 30  
R 2  
H 4  
RBI 2  
BB 5  
SO 10  
LOB 15



Batter	1	2	3	4	5	6	7	8	9	AB	R	H	RBI	BB	SO	LOB	BOTTOM								
Craig Biggio, R (1,7) OBP: 0.360, SLG: 0.485	G6-3				F7			K		5	1	1	1	0	1	4									
Raul Chavez, R (9,2) OBP: 0.238, SLG: 0.240										0	0	0	0	0	0	0									
28 Adam Everett, R (1,6) OBP: 0.316, SLG: 0.388					F7					3	0	1	0	1	0	0									
Carlos Beltrán, S (1,8) OBP: 0.354, SLG: 0.544										4	0	0	0	0	1	3									
17 Lance Berkman, S (1,9) OBP: 0.454, SLG: 0.535										3	0	1	0	1	0	2									
Jeff Kent, R (1,4) OBP: 0.341, SLG: 0.490										4	0	0	0	0	2	3									
5 Jeff Bagwell, R (1,3) OBP: 0.387, SLG: 0.448										3	1	1	0	1	0	0									
Morgan Ensberg, R (1,5) OBP: 0.331, SLG: 0.396										4	1	2	1	0	1	1									
Brad Ausmus, R (1,2) OBP: 0.294, SLG: 0.323										3	0	1	0	0	0	2									
Mike Lamb, L (8, PH) OBP: 0.375, SLG: 0.549										1	0	1	0	0	0	0									
16 Jason Lane, R (9,7) OBP: 0.298, SLG: 0.406										0	0	0	0	0	0	0									
Roger Clemens, R (1,1) OBP: 0.188, SLG: 0.152										2	0	1	0	1	0	1									
Dan Miceli, R (8,1) OBP: 0.500, SLG: 0.500										0	0	0	0	0	0	0									
Jose Vizcaino, S (8, PH) OBP: 0.333, SLG: 0.380										1	0	0	1	0	0	1									
54 Brad Lidge, R (9,1) OBP: 0.290, SLG: 0.323										0	0	0	0	0	0	0									
<b>Inning Stats</b>	R: 0 E: 0 K: 0 S: 8	H: 1 LOB: 2 BB: 1 P: 16	R: 0 E: 0 K: 1 S: 13	H: 1 LOB: 1 BB: 1 P: 25	R: 0 E: 0 K: 0 S: 7	H: 0 LOB: 0 BB: 0 P: 10	R: 0 E: 0 K: 1 S: 9	H: 0 LOB: 1 BB: 1 P: 18	R: 0 E: 0 K: 1 S: 10	H: 1 LOB: 2 BB: 1 P: 17	R: 1 E: 0 K: 0 S: 15	H: 2 LOB: 1 BB: 0 P: 24	R: 1 E: 0 K: 0 S: 11	H: 2 LOB: 1 BB: 0 P: 15	R: 1 E: 0 K: 1 S: 10	H: 2 LOB: 1 BB: 0 P: 13	1B: 6 2B: 2 3B: 0 HR: 1	SF: 0 SAC: 0 DP: 0 HBP: 0	WP: 0 PB: 0 SB: 1 CS: 0	PA: 37					
<b>PITCHER</b>	IP	WLS	BF	H	R	ER	SO	BB	IBB	HBP	BLK	WP	HR	S	P	ERA	WHIP								
Russ Ortiz, R (1,1) ERA: 3.16	7.0		32	7	2	2	4	4	0	0	0	0	0	73	125	2.57	1.571								
Chris Reitsma, R (8,1) ERA: 3.63	1.0	L	5	2	1	1	1	0	0	0	0	0	0	10	13	9.00	2.000								

Atlanta Braves @ Houston Astros  
Minute Maid Park, Houston, TX  
Tue Aug 03 2004, 7:05 PM CDT  
Att: 40,709 - Dome - 74 F

AB 33  
R 3  
H 9  
RBI 3  
BB 4  
SO 5  
LOB 17





Batter	1	2	3	4	5	6	7	8	9	AB	R	H	RBI	BB	SO	LOB	TOP		
Rafael Furcal, S OBP: 0.337, SLG: 0.415	F7	G4-3			G6-3		1B		L9	5	1	1	0	0	0	1			
Nick Green, R OBP: 0.328, SLG: 0.393	K		G5-3		1B		K		K	5	1	1	0	0	3	1			
J.D. Drew, L OBP: 0.423, SLG: 0.590	K		G1-3		1B		K		F7	4	0	0	0	1	2	1			
10 Chipper Jones, S OBP: 0.343, SLG: 0.427		K	G1		1B		1B			4	0	2	2	0	1	0			
Johnny Estrada, S OBP: 0.382, SLG: 0.486		1B			1B		K			4	1	2	0	0	1	3			
Andruw Jones, R OBP: 0.358, SLG: 0.496		1B							F8	4	1	1	0	0	1	1			
Adam LaRoche, L OBP: 0.307, SLG: 0.382		2B			1B		1B		1B	3	1	2	1	1	0	1			
Charles Thomas, L OBP: 0.383, SLG: 0.530		2B			1B		K		K	4	0	2	2	0	1	2			
John Thomson, R OBP: 0.209, SLG: 0.233		2B			1B		1B		1B	3	0	0	0	0	0	4			
Julio Franco, R OBP: 0.364, SLG: 0.425	G6-3				G2-3		1B		1B	1	0	1	0	0	0	0			
Chris Reitsma, R OBP: 0.357, SLG: 0.454									1B	0	0	0	0	0	0	0			
29 John Smoltz, R ERA: 4.02									1B	0	0	0	0	0	0	0			
<b>Inning Stats</b>	R: 0 E: 0 K: 2 S: 11	H: 0 LOB: 0 BB: 0 P: 16	R: 3 E: 0 K: 1 S: 18	H: 4 LOB: 1 BB: 0 P: 30	R: 0 E: 0 K: 0 S: 8	H: 0 LOB: 0 BB: 0 P: 11	R: 0 E: 0 K: 1 S: 11	H: 2 LOB: 2 BB: 0 P: 17	R: 1 E: 0 K: 0 S: 10	H: 2 LOB: 1 BB: 1 P: 15	R: 1 E: 0 K: 3 S: 14	H: 2 LOB: 1 BB: 0 P: 21	R: 0 E: 0 K: 1 S: 9	H: 2 LOB: 2 BB: 0 P: 12	R: 0 E: 0 K: 1 S: 5	H: 0 LOB: 0 BB: 0 P: 7	1B: 10 2B: 2 3B: 0 HR: 0	SF: 0 SAC: 0 DP: 1 HBP: 0	WP: 1 PA: 39 PB: 0 SB: 1 CS: 0
<b>PITCHER</b>	IP WLS BF H R ER SO BB IBB HBP BLK WP HR S P ERA WHIP																		
Pete Munro, R ERA: 4.1	4.1 L 22 8 4 4 4 1 0 0 0 0 0 0 55 86 8.31 2.077																		
Chad Hanville, R ERA: 5.56	0.2 1 0 0 0 0 0 0 0 0 0 0 0 3 3 0.00 0.000																		
Tim Redding, R ERA: 5.58	2.0 9 2 1 1 3 1 0 0 0 0 0 0 21 34 4.50 1.500																		
Mike Gallo, L ERA: 3.89	1.0 4 2 0 0 1 0 0 0 0 0 1 0 9 12 0.00 2.000																		
David Weathers, R ERA: 4.02	1.0 3 0 0 0 1 0 0 0 0 0 0 0 5 7 0.00 0.000																		

Atlanta Braves @ Houston Astros  
Minute Maid Park, Houston, TX  
Wed Aug 04 2004, 7:05 PM CDT  
Att: 37,712 - Dome - 74 F

AB 37  
R 5  
H 12  
RBI 5  
BB 2  
SO 9  
LOB 14



Batter	1	2	3	4	5	6	7	8	9	AB	R	H	RBI	BB	SO	LOB	BOTTOM				
Craig Biggio, R OBP: 0.357, SLG: 0.480	F8		F8		P6			F7		4	0	0	0	0	0	1					
28 Adam Everett, R OBP: 0.315, SLG: 0.386	G5-3			G4-3		F8	1B	G6-3		4	1	1	0	0	0	0					
David Weathers, R OBP: 0.353, SLG: 0.540	G6-3			1B		F8	1B		K	3	1	0	0	1	1	1					
17 Lance Berkman, S OBP: 0.454, SLG: 0.534		K		1B		G6-3		G6-3		4	1	2	2	0	1	0					
Jeff Kent, R OBP: 0.340, SLG: 0.487	F9			1B		G6-3		G6-3		4	0	1	0	0	0	1					
5 Jeff Bagwell, R OBP: 0.386, SLG: 0.454	F9			1B		G6-3		G5-3		4	1	1	2	0	1	2					
Morgan Ensberg, R OBP: 0.327, SLG: 0.391			G4-3	G5-3		P6		P6		4	0	0	0	0	1	2					
Brad Ausmus, R OBP: 0.291, SLG: 0.319			G6-3		G6-3		G1-3		K2-3	3	0	0	0	0	0	0					
Pete Munro, R ERA: 4.45										1	0	1	0	0	0	0					
Chad Hanville, R ERA: 5.56										0	0	0	0	0	0	0					
Orlando Palmeiro, L OBP: 0.205, SLG: 0.263										1	0	0	0	0	0	0					
Tim Redding, R ERA: 5.58										0	0	0	0	0	0	0					
Mike Gallo, L ERA: 3.89										0	0	0	0	0	0	0					
Jose Vizcaino, S OBP: 0.332, SLG: 0.378										1	0	0	0	0	1	0					
<b>Inning Stats</b>	R: 0 E: 0 K: 0 S: 6	H: 0 LOB: 0 BB: 0 P: 8	R: 0 E: 0 K: 1 S: 9	H: 0 LOB: 0 BB: 0 P: 13	R: 0 E: 0 K: 0 S: 7	H: 1 LOB: 1 BB: 0 P: 7	R: 1 E: 0 K: 1 S: 14	H: 2 LOB: 2 BB: 1 P: 22	R: 0 E: 0 K: 0 S: 6	H: 0 LOB: 0 BB: 0 P: 9	R: 1 E: 0 K: 0 S: 7	H: 1 LOB: 0 BB: 0 P: 12	R: 0 E: 0 K: 1 S: 4	H: 0 LOB: 0 BB: 0 P: 8	R: 0 E: 0 K: 1 S: 7	H: 0 LOB: 2 BB: 0 P: 11	R: 2 E: 0 K: 2 S: 13	H: 2 LOB: 2 BB: 0 P: 16	1B: 5 2B: 0 3B: 0 HR: 1	SF: 0 SAC: 0 DP: 0 HBP: 0	WP: 1 PA: 34 PB: 0 SB: 1 CS: 0
<b>PITCHER</b>	IP WLS BF H R ER SO BB IBB HBP BLK WP HR S P ERA WHIP																				
John Thomson, R ERA: 4.45	7.0 W 26 4 2 2 2 1 0 0 0 0 0 0 53 79 2.57 0.714																				
Chris Reitsma, R ERA: 3.57	1.0 H 3 0 0 0 1 0 0 0 0 0 0 0 7 11 0.00 0.000																				
29 John Smoltz, R ERA: 2.13	1.0 S 5 2 2 2 2 0 0 0 0 0 0 1 13 16 18.00 2.000																				

Atlanta Braves @ Houston Astros  
Minute Maid Park, Houston, TX  
Wed Aug 04 2004, 7:05 PM CDT  
Att: 37,712 - Dome - 74 F

AB 33  
R 4  
H 6  
RBI 4  
BB 1  
SO 5  
LOB 7









Batter	1	2	3	4	5	6	7	8	9	AB	R	H	RBI	BB	SO	LOB	TOP				
Rafael Furcal, S OBP: 0.341, SLG: 0.426	L4		G5-3						F7	5	1	2	1	0	0	0					
Marcus Giles, R OBP: 0.384, SLG: 0.454	1B		G5-3						G6-3	4	0	1	0	1	0	0					
J.D. Drew, L OBP: 0.425, SLG: 0.586	1B								G4-3	5	0	3	0	0	0	0					
10 Chipper Jones, S OBP: 0.351, SLG: 0.433	G4-3									3	0	1	0	1	0	4					
Johnny Estrada, S OBP: 0.378, SLG: 0.478										3	0	0	0	1	1	4					
Andruw Jones, R OBP: 0.358, SLG: 0.490										3	1	0	0	1	2	3					
Adam LaRoche, L OBP: 0.314, SLG: 0.402										4	1	2	2	0	1	3					
Charles Thomas, L OBP: 0.366, SLG: 0.505										4	0	0	0	0	0	4					
Jaret Wright, R OBP: 0.154, SLG: 0.216										3	1	1	1	0	1	0					
Kevin Gryboski, R OBP: 0.325, SLG: 0.425										0	0	0	0	0	0	0					
Julio Franco, R OBP: 0.315, SLG: 0.425										1	0	0	0	0	1	1					
Antonio Alfonseca, R OBP: 0.340, SLG: 0.369										0	0	0	0	0	0	0					
Chris Reitsma, R OBP: 0.350, SLG: 0.526										0	0	0	0	0	0	0					
<b>Inning Stats</b>	R: 0 E: 0 K: 0 S: 7	H: 2 LOB: 1 BB: 0 P: 13	R: 0 E: 0 K: 2 S: 9	H: 0 LOB: 0 BB: 0 P: 11	R: 1 E: 0 K: 0 S: 9	H: 1 LOB: 0 BB: 0 P: 12	R: 0 E: 0 K: 1 S: 12	H: 1 LOB: 3 BB: 2 P: 23	R: 1 E: 0 K: 0 S: 7	H: 1 LOB: 0 BB: 0 P: 12	R: 2 E: 0 K: 1 S: 13	H: 2 LOB: 0 BB: 1 P: 24	R: 0 E: 0 K: 2 S: 11	H: 1 LOB: 1 BB: 0 P: 11	R: 0 E: 0 K: 0 S: 8	H: 0 LOB: 0 BB: 0 P: 13	1B: 7 2B: 0 3B: 0 HR: 3	SF: 0 SAC: 0 DP: 1 HBP: 0	WP: 0 PB: 0 SB: 2 CS: 0	PA: 39	
<b>PITCHER</b>	IP	WLS	BF	H	R	ER	SO	BB	IBB	HBP	BLK	WP	HR	S	P	ERA	WHIP				
17 Brandon Webb, R ERA: 3.88	6.1	L	29	8	4	4	4	4	0	0	0	0	3	63	107	5.68	1.895				
Mike Koptlove, R ERA: 4.99	1.2		7	2	0	0	2	0	0	0	0	0	0	16	20	0.00	1.200				
Greg Aquino, R ERA: 3.21	1.0		3	0	0	0	0	0	0	0	0	0	0	8	13	0.00	0.000				

Atlanta Braves @ Arizona Diamondbacks  
Bank One Ballpark, Phoenix, AZ  
Fri Aug 06 2004, 10:05 PM EDT  
Att: 29,368 - Dome - 81 F

AB	35
R	4
H	10
RBI	4
BB	4
SO	6
LOB	19



Batter	1	2	3	4	5	6	7	8	9	AB	R	H	RBI	BB	SO	LOB	BOTTOM					
Quinton McCracken, S OBP: 0.319, SLG: 0.402	G5-3		1B						G4-3	5	1	3	0	0	0	2						
Luis Torrero, R OBP: 0.413, SLG: 0.425	G5-3		1B						G6-3	4	1	1	0	1	2	4						
Danny Bautista, R OBP: 0.356, SLG: 0.450	G4-6-3		L4						G6-3	3	0	0	0	1	0	4						
Shea Hillenbrand, R OBP: 0.346, SLG: 0.466	G4-6-3									4	0	1	1	0	0	2						
Chad Tracy, L OBP: 0.346, SLG: 0.422										3	0	1	0	1	0	0						
Alex Cintron, S OBP: 0.293, SLG: 0.364										2	0	0	1	0	0	0						
Greg Aquino, R ERA: 4.99										0	0	0	0	0	0	0						
Scott Hairston, R OBP: 0.295, SLG: 0.453										2	0	0	0	1	1	2						
Mike Koptlove, R ERA: 4.99										0	0	0	0	0	0	0						
Tim Olson, R OBP: 0.340, SLG: 0.369										1	0	1	0	0	0	0						
Koyie Hill, S OBP: 0.067, SLG: 0.067										4	0	1	0	0	1	3						
17 Brandon Webb, R OBP: 0.128, SLG: 0.089										2	0	0	0	0	1	3						
Andy Green, R OBP: 0.350, SLG: 0.526										2	0	1	0	0	1	1						
<b>Inning Stats</b>	R: 0 E: 0 K: 0 S: 10	H: 1 LOB: 1 BB: 1 P: 17	R: 0 E: 0 K: 1 S: 11	H: 1 LOB: 2 BB: 1 P: 20	R: 2 E: 0 K: 0 S: 10	H: 3 LOB: 2 BB: 1 P: 18	R: 0 E: 0 K: 2 S: 10	H: 1 LOB: 1 BB: 0 P: 14	R: 0 E: 0 K: 0 S: 7	H: 0 LOB: 0 BB: 0 P: 11	R: 0 E: 0 K: 1 S: 8	H: 0 LOB: 0 BB: 0 P: 12	R: 0 E: 0 K: 0 S: 7	H: 1 LOB: 1 BB: 1 P: 13	R: 0 E: 0 K: 0 S: 7	H: 0 LOB: 0 BB: 0 P: 12	R: 0 E: 0 K: 2 S: 14	H: 2 LOB: 2 BB: 0 P: 18	1B: 9 2B: 0 3B: 0 HR: 0	SF: 1 SAC: 1 DP: 2 HBP: 0	WP: 1 PB: 0 SB: 0 CS: 0	PA: 38
<b>PITCHER</b>	IP	WLS	BF	H	R	ER	SO	BB	IBB	HBP	BLK	WP	HR	S	P	ERA	WHIP					
Jaret Wright, R ERA: 3.04	6.1	W	29	7	2	2	4	4	0	0	0	0	0	60	101	2.84	1.737					
Kevin Gryboski, R ERA: 2.91	0.2	H	1	0	0	0	0	0	0	0	0	0	0	3	4	0.00	0.000					
Antonio Alfonseca, R ERA: 3.15	1.0	H	3	0	0	0	0	0	0	0	0	0	0	7	12	0.00	0.000					
Chris Reitsma, R ERA: 3.51	1.0	S	5	2	0	0	2	0	0	0	0	0	0	14	18	0.00	2.000					

Atlanta Braves @ Arizona Diamondbacks  
Bank One Ballpark, Phoenix, AZ  
Fri Aug 06 2004, 10:05 PM EDT  
Att: 29,368 - Dome - 81 F

AB	32
R	2
H	9
RBI	2
BB	4
SO	6
LOB	21





Batter	1	2	3	4	5	6	7	8	9	AB	R	H	RBI	BB	SO	LOB	TOP		
Rafael Furcal, S OBP: 0.344, SLG: 0.431 (1, 6)	0-0 CS 1B		1-2 G3 10 1B 2B		1-2 F9		0-0 G4-3		3-2 1 SAFE 1 SAFE 1 SAFE 1B WP 1B	5	2	3	1	0	0	0			
Marcus Giles, R OBP: 0.389, SLG: 0.452 (1, 4)	4-2 1 SAFE 1 SAFE 1 SAFE 1 SAFE 1-2 G4-6-3 BB		2-2 G3 10 1B HBP		1-0 F9		3-2 K		2-2 WP 1B	3	2	1	1	1	1	0			
J.D. Drew, L OBP: 0.427, SLG: 0.585 Eli Marrero, R OBP: 0.380, SLG: 0.577 (9, PR) (9, 9)	3-2 G4-6-3		2-2 G3		4-0 BB		1-0 1B		3-2 10 G4-6-3 1B 1H 3H 1B	4	0	2	1	1	0	3			
10 Chipper Jones, S OBP: 0.349, SLG: 0.430 (1, 5)		1-1 G4-3	2-0 1B		1-1 G6-3		0-0 G5-3		0-0 G4-6-3	5	0	1	2	0	0	3			
Johnny Estrada, S OBP: 0.382, SLG: 0.478 (1, 2)		0-0 1B	4-1 1B		4-1 G1-5-3 BB		1-3 K			2	0	1	0	2	1	0			
Andruw Jones, R OBP: 0.357, SLG: 0.487 (1, 8)		3-3 K	3-3 K		0-0 G1-5-3 1B		1-3 K			4	0	1	0	0	3	3			
Adam LaRoche, L OBP: 0.308, SLG: 0.394 (1, 3)		2-3 K			1-1 G1-5-3		2-3 K			4	0	0	0	0	3	3			
Charles Thomas, L OBP: 0.371, SLG: 0.500 (1, 7)			0-1 SH3-4 2B 1B		1-1 F8		4-0 FC6-4 IBB		3-3 K	3	1	1	0	1	1	0			
Paul Byrd, R OBP: 0.200, SLG: 0.143 Tom Martin, L OBP: 0.290, SLG: 0.426 Kevin Gryboski, R OBP: 0.250, SLG: 0.330 Julio Franco, R OBP: 0.250, SLG: 0.330 Nick Green, R OBP: 0.250, SLG: 0.330 29 John Smoltz, R OBP: 0.250, SLG: 0.330 (1, 1) (8, 1) (8, 1) (9, PH) (9, PR) (9, 1)			0-0 SH3-4 1-2		0-3 K2-3		0-0 FC6-4 1-2		4-1 1B BB	2	0	0	0	0	0	1			
<b>Inning Stats</b>	R: 0 E: 0 K: 0 S: 7	H: 1 LOB: 0 BB: 1 P: 14	R: 0 E: 0 K: 2 S: 9	H: 1 LOB: 1 BB: 0 P: 15	R: 3 E: 0 K: 1 S: 17	H: 3 LOB: 2 BB: 1 P: 31	R: 0 E: 0 K: 2 S: 9	H: 0 LOB: 0 BB: 0 P: 12	R: 0 E: 0 K: 0 S: 6	H: 1 LOB: 1 BB: 1 P: 13	R: 0 E: 0 K: 1 S: 7	H: 1 LOB: 1 BB: 0 P: 11	R: 0 E: 0 K: 3 S: 9	H: 0 LOB: 0 BB: 0 P: 13	R: 3 E: 0 K: 1 S: 19	H: 3 LOB: 1 BB: 1 P: 34	1B: 9 2B: 1 3B: 0 HR: 0	SF: 0 SAC: 1 DP: 3 HBP: 1	WP: 1 PA: 40 PB: 0 SB: 0 CS: 0
<b>PITCHER</b>	IP WLS BF H R ER SO BB IBB HBP BLK WP HR S P ERA WHIP	IP WLS BF H R ER SO BB IBB HBP BLK WP HR S P ERA WHIP	IP WLS BF H R ER SO BB IBB HBP BLK WP HR S P ERA WHIP	IP WLS BF H R ER SO BB IBB HBP BLK WP HR S P ERA WHIP	IP WLS BF H R ER SO BB IBB HBP BLK WP HR S P ERA WHIP	IP WLS BF H R ER SO BB IBB HBP BLK WP HR S P ERA WHIP	IP WLS BF H R ER SO BB IBB HBP BLK WP HR S P ERA WHIP	IP WLS BF H R ER SO BB IBB HBP BLK WP HR S P ERA WHIP	IP WLS BF H R ER SO BB IBB HBP BLK WP HR S P ERA WHIP	IP WLS BF H R ER SO BB IBB HBP BLK WP HR S P ERA WHIP	IP WLS BF H R ER SO BB IBB HBP BLK WP HR S P ERA WHIP	IP WLS BF H R ER SO BB IBB HBP BLK WP HR S P ERA WHIP	IP WLS BF H R ER SO BB IBB HBP BLK WP HR S P ERA WHIP	IP WLS BF H R ER SO BB IBB HBP BLK WP HR S P ERA WHIP	IP WLS BF H R ER SO BB IBB HBP BLK WP HR S P ERA WHIP	IP WLS BF H R ER SO BB IBB HBP BLK WP HR S P ERA WHIP	IP WLS BF H R ER SO BB IBB HBP BLK WP HR S P ERA WHIP	IP WLS BF H R ER SO BB IBB HBP BLK WP HR S P ERA WHIP	IP WLS BF H R ER SO BB IBB HBP BLK WP HR S P ERA WHIP

Atlanta Braves @ Arizona Diamondbacks  
Bank One Ballpark, Phoenix, AZ  
Sat Aug 07 2004, 4:05 PM EDT  
Att: 33,249 - Dome - 81 F

livebaseballscorecards.com

AB 32  
R 6  
H 10  
RBI 5  
BB 6  
SO 10  
LOB 14

Braves

Batter	1	2	3	4	5	6	7	8	9	AB	R	H	RBI	BB	SO	LOB	BOTTOM		
Quinton McCracken, S OBP: 0.327, SLG: 0.444 (1, 7)	1-0 HR		1-2 G1			2-1 E 1B		0-0 SF8		3	1	2	2	0	0	0			
Luis Torrero, R OBP: 0.400, SLG: 0.409 (1, 8)	0-3 K				0-0 G5-3 1B		1-3 K		2-3 3H 2-3 K	4	0	1	0	0	3	2			
Danny Bautista, R OBP: 0.353, SLG: 0.446 (1, 9)	1-0 G6-3				0-1 F9		0-0 F8		0-0 G3	4	0	0	0	0	0	2			
Shea Hillenbrand, R OBP: 0.345, SLG: 0.466 (1, 3)	1-1 F7				1-2 G5-3		1-1 F8		1-1 1B 2B	4	0	1	0	0	0	1			
Chad Tracy, L OBP: 0.345, SLG: 0.420 (1, 5)		2-1 F7			0-1 F9		0-2 P5		2-2 1B	4	0	1	0	0	0	1			
Tim Olson, R OBP: 0.327, SLG: 0.352 (1, 6)		1-2 G1-3			1-0 F8		1-1 G5-3		0-3 K	4	0	0	0	0	1	2			
Scott Hairston, R OBP: 0.295, SLG: 0.449 (1, 4)		2-3 K			0-3 K			1-0 SH1-4 1B SF8 1B	1-3 K	4	1	1	0	0	3	2			
Juan Brito, R OBP: 0.208, SLG: 0.256 Doug DeVore, L OBP: 0.231, SLG: 0.286 Koyie Hill, S OBP: 0.067, SLG: 0.067 (1, 2) (8, PH) (9, 2)			0-2 F7		0-0 F9			1-1 SF8 SH1-4 1B		2	0	0	0	0	0	0			
31 Edgar Gonzalez, R OBP: 0.333, SLG: 0.500 Elmer Dessens, R OBP: 0.300, SLG: 0.294 Randy Choate, L OBP: 0.300, SLG: 0.294 Mike Fetters, R OBP: 0.300, SLG: 0.294 (1, 1) (6, PH) (7, 1) (9, 1) (9, 1)			1-2 L1			2-1 P3		2-0 SH1-4		1	0	0	0	0	0	0			
<b>Inning Stats</b>	R: 1 E: 0 K: 1 S: 7	H: 1 LOB: 0 BB: 0 P: 10	R: 0 E: 0 K: 1 S: 8	H: 0 LOB: 0 BB: 0 P: 13	R: 0 E: 0 K: 0 S: 9	H: 0 LOB: 0 BB: 0 P: 11	R: 0 E: 0 K: 0 S: 8	H: 1 LOB: 1 BB: 0 P: 9	R: 0 E: 1 K: 1 S: 8	H: 1 LOB: 1 BB: 0 P: 13	R: 0 E: 0 K: 0 S: 7	H: 0 LOB: 0 BB: 0 P: 9	R: 1 E: 0 K: 1 S: 8	H: 2 LOB: 1 BB: 0 P: 14	R: 0 E: 0 K: 2 S: 13	H: 2 LOB: 2 BB: 0 P: 17	1B: 5 2B: 1 3B: 0 HR: 1	SF: 1 SAC: 1 DP: 0 HBP: 0	WP: 0 PA: 34 PB: 0 SB: 0 CS: 0
<b>PITCHER</b>	IP WLS BF H R ER SO BB IBB HBP BLK WP HR S P ERA WHIP	IP WLS BF H R ER SO BB IBB HBP BLK WP HR S P ERA WHIP	IP WLS BF H R ER SO BB IBB HBP BLK WP HR S P ERA WHIP	IP WLS BF H R ER SO BB IBB HBP BLK WP HR S P ERA WHIP	IP WLS BF H R ER SO BB IBB HBP BLK WP HR S P ERA WHIP	IP WLS BF H R ER SO BB IBB HBP BLK WP HR S P ERA WHIP	IP WLS BF H R ER SO BB IBB HBP BLK WP HR S P ERA WHIP	IP WLS BF H R ER SO BB IBB HBP BLK WP HR S P ERA WHIP	IP WLS BF H R ER SO BB IBB HBP BLK WP HR S P ERA WHIP	IP WLS BF H R ER SO BB IBB HBP BLK WP HR S P ERA WHIP	IP WLS BF H R ER SO BB IBB HBP BLK WP HR S P ERA WHIP	IP WLS BF H R ER SO BB IBB HBP BLK WP HR S P ERA WHIP	IP WLS BF H R ER SO BB IBB HBP BLK WP HR S P ERA WHIP	IP WLS BF H R ER SO BB IBB HBP BLK WP HR S P ERA WHIP	IP WLS BF H R ER SO BB IBB HBP BLK WP HR S P ERA WHIP	IP WLS BF H R ER SO BB IBB HBP BLK WP HR S P ERA WHIP	IP WLS BF H R ER SO BB IBB HBP BLK WP HR S P ERA WHIP	IP WLS BF H R ER SO BB IBB HBP BLK WP HR S P ERA WHIP	IP WLS BF H R ER SO BB IBB HBP BLK WP HR S P ERA WHIP

Atlanta Braves @ Arizona Diamondbacks  
Bank One Ballpark, Phoenix, AZ  
Sat Aug 07 2004, 4:05 PM EDT  
Att: 33,249 - Dome - 81 F

livebaseballscorecards.com

AB 32  
R 2  
H 7  
RBI 2  
BB 0  
SO 7  
LOB 10

Braves















Batter	1	2	3	4	5	6	7	8	9	AB	R	H	RBI	BB	SO	LOB	TOP											
<b>Craig Counsell, L</b> OBP: 0.359, SLG: 0.351	0-1 G1-6-3 1B		2-1 L5		0-3 K		2-3 K			4	0	1	0	0	2	1	<b>Milwaukee Brewers @ Atlanta Braves</b> Turner Field, Atlanta, GA Thu Aug 12 2004, 7:35 PM EDT Att: 21,013 - Cloudy - 78 F											
<b>Bill Hall, R</b> OBP: 0.287, SLG: 0.411	1-1 G1-6-3		1-0 G6-3		1-3 K			0-0 G6-3		4	0	0	0	0	1	2												
<b>Geoff Jenkins, L</b> OBP: 0.310, SLG: 0.442	0-0 F7		1-3 K		0-1 HR			0-3 K		4	1	1	1	0	2	0												
<b>Russell Branyan, L</b> OBP: 0.321, SLG: 0.600		2-1 F8		1-1 P5		2-2 P5		0-3 K		4	0	0	0	0	1	0												
<b>Lyle Overbay, L</b> OBP: 0.397, SLG: 0.506		4-1 2B E BB		4-2 1B BB		1-3 K			3-1 G6-3	2	1	0	0	2	1	0												
<b>Brady Clark, R</b> OBP: 0.379, SLG: 0.384	1-0 SAFE E 2B		3-2 SAFE G4-6-3 1B		4-2 FC6-4 BB			0-2 G4-6-3 1B		3	0	3	0	1	0	0												
<b>Chris Magruder, S</b> OBP: 0.357, SLG: 0.364	4-0 E IBB		2-1 G4-6-3		1-0 FC6-4			0-0 G4-6-3		3	0	0	0	1	0	4												
<b>Chad Moeller, R</b> OBP: 0.282, SLG: 0.323	1-2 L9				0-1 F8			2-1 F9		3	0	0	0	0	0	2												
<b>15 Ben Sheets, R</b> OBP: 0.130, SLG: 0.070	1-2 2-3 3-H K				4-2 BB			2-1 G4-3		2	0	0	0	1	1	2												
<b>Inning Stats</b>	R: 0 E: 0 K: 0 S: 5	H: 1 LOB: 0 BB: 0 P: 6	R: 1 E: 1 K: 1 S: 11	H: 1 LOB: 2 BB: 2 P: 26	R: 0 E: 0 K: 1 S: 6	H: 0 LOB: 0 BB: 0 P: 10	R: 0 E: 0 K: 0 S: 13	H: 1 LOB: 1 BB: 1 P: 23	R: 0 E: 0 K: 2 S: 12	H: 0 LOB: 1 BB: 1 P: 17	R: 1 E: 0 K: 1 S: 12	H: 1 LOB: 0 BB: 1 P: 20	R: 0 E: 0 K: 1 S: 7	H: 0 LOB: 0 BB: 0 P: 13	R: 0 E: 0 K: 2 S: 7	H: 0 LOB: 0 BB: 0 P: 7		R: 0 E: 0 K: 0 S: 6	H: 1 LOB: 0 BB: 0 P: 9	1B: 3 2B: 1 3B: 0 HR: 1	SF: 0 SAC: 0 DP: 3 HBP: 0	WP: 0 PB: 0 CS: 0	PA: 34					
<b>PITCHER</b>	IP	WLS	BF	H	R	ER	SO	BB	IBB	HBP	BLK	WP	HR	S	P	ERA	WHIP											
<b>Jaret Wright, R</b> ERA: 2.95	(1, 1)	7.0	W	28	4	2	1	6	4	1	0	0	0	1	66	115	1.29	1.143										
<b>Chris Reitsma, R</b> ERA: 3.39	(8, 1)	1.0	H	3	0	0	0	2	0	0	0	0	0	0	7	7	0.00	0.000										
<b>29 John Smoltz, R</b> ERA: 1.98	(9, 1)	1.0	S	3	1	0	0	0	0	0	0	0	0	0	6	9	0.00	1.000										

Batter	1	2	3	4	5	6	7	8	9	AB	R	H	RBI	BB	SO	LOB	BOTTOM											
<b>Rafael Furcal, S</b> OBP: 0.347, SLG: 0.429	1-2 L8		3-2 L8		1-1 G4-6-3		4-2 S BB			3	0	0	0	1	0	3	<b>Milwaukee Brewers @ Atlanta Braves</b> Turner Field, Atlanta, GA Thu Aug 12 2004, 7:35 PM EDT Att: 21,013 - Cloudy - 78 F											
<b>Marcus Giles, R</b> OBP: 0.391, SLG: 0.443	3-2 F9				0-1 F9		0-0 F8		2-3 K	4	0	0	0	0	1	1												
<b>J.D. Drew, L</b> OBP: 0.427, SLG: 0.597	2-3 K				1-0 HR 2B		0-1 HR		1-3 K	4	2	2	1	0	2	0												
<b>10 Chipper Jones, S</b> OBP: 0.347, SLG: 0.431		1-0 G4-3			2-3 K		0-3 K		1-3 K	4	0	0	0	0	3	1												
<b>Johnny Estrada, S</b> OBP: 0.385, SLG: 0.480		1-3 K			0-0 HR		4-2 BB		2-3 K	3	1	1	2	1	2	0												
<b>Adam LaRoche, L</b> OBP: 0.312, SLG: 0.419		0-2 G4-3			0-0 F8		1-3 K			3	0	0	0	0	1	1												
<b>Andruw Jones, R</b> OBP: 0.358, SLG: 0.491			3-1 WP 2B		0-1 1B		1-2 HR			3	1	3	1	0	0	0												
<b>Charles Thomas, L</b> OBP: 0.367, SLG: 0.492			0-0 F7		1-0 G4-6-3 1B		1-3 K			3	0	1	0	0	1	1												
<b>Jaret Wright, R</b> OBP: 0.146, SLG: 0.205	(1, 1)		1-3 K		1-3 K		1-3 K			2	0	0	0	0	2	3												
<b>Mark DeRosa, R</b> OBP: 0.299, SLG: 0.322	(7, PH)									1	0	0	0	0	1	0												
<b>Chris Reitsma, R</b> OBP: 0.379, SLG: 0.384	(8, 1)									0	0	0	0	0	0	0												
<b>29 John Smoltz, R</b> ERA: 1.98	(9, 1)				2-3 K					0	0	0	0	0	0	0												
<b>Inning Stats</b>	R: 0 E: 0 K: 1 S: 13	H: 0 LOB: 0 BB: 0 P: 19	R: 0 E: 0 K: 1 S: 8	H: 0 LOB: 0 BB: 0 P: 10	R: 0 E: 0 K: 1 S: 9	H: 1 LOB: 1 BB: 0 P: 16	R: 2 E: 0 K: 1 S: 8	H: 2 LOB: 0 BB: 0 P: 11	R: 0 E: 0 K: 1 S: 8	H: 2 LOB: 1 BB: 0 P: 11	R: 1 E: 0 K: 2 S: 13	H: 1 LOB: 1 BB: 1 P: 18	R: 1 E: 0 K: 3 S: 18	H: 1 LOB: 1 BB: 1 P: 27	R: 0 E: 0 K: 3 S: 11	H: 0 LOB: 0 BB: 0 P: 15	1B: 2 2B: 2 3B: 0 HR: 3	SF: 0 SAC: 0 DP: 1 HBP: 0	WP: 1 PB: 0 CS: 0	PA: 32								
<b>PITCHER</b>	IP	WLS	BF	H	R	ER	SO	BB	IBB	HBP	BLK	WP	HR	S	P	ERA	WHIP											
<b>15 Ben Sheets, R</b> ERA: 2.74	(1, 1)	8.0	L	32	7	4	4	13	2	0	0	0	1	3	88	127	4.50	1.125										

AB	29
R	2
H	5
RBI	1
BB	5
SO	8
LOB	11



AB	30
R	4
H	7
RBI	4
BB	2
SO	13
LOB	10













Batter	1	2	3	4	5	6	7	8	9	AB	R	H	RBI	BB	SO	LOB	TOP							
Tony Womack, L OBP: 0.333, SLG: 0.381 Julian Tavarez, L (8, 1)	1-1 5 1B G3	0-0 FC5-2 1B		1-2 G4-3		2-0 FC5-4 1B		1-2 G1-3		5	1	2	0	0	0	2	<b>St. Louis Cardinals @ Atlanta Braves</b> Turner Field, Atlanta, GA Sun Aug 15 2004, 8:05 PM EDT Att: 28,983 - Cloudy - 77 F							
Larry Walker, L OBP: 0.471, SLG: 0.626 Jason Simontacchi, R OBP: 0.500, SLG: 0.500	1-0 G3	1-0 27 HR 1B		4-0 27 HR BB		1-2 FC5-4 FC6-4		2-2 5 HR 1B		4	3	2	2	1	0	2								
5 Albert Pujols, R OBP: 0.405, SLG: 0.642	0-1 1B	1-1 F8		1-1 G5-3		0-1 FC6-4		3-2 1 HR HR		5	1	2	2	0	0	3								
27 Scott Rolen, R OBP: 0.411, SLG: 0.614	1-3 K	0-0 HR		1-0 HR			2-2 F9	4-1 BB		4	2	2	4	1	1	2								
15 Jim Edmonds, L OBP: 0.415, SLG: 0.635	1-3 K	3-2 G6-3		3-3 K			4-1 E BB	3-3 K		4	0	0	0	1	3	3								
Edgar Renteria, R OBP: 0.336, SLG: 0.415		0-0 1B FC4	0-0 G6-3		1-3 K		0-0 E6	0-2 G4-3		5	1	1	0	0	1	1								
Reggie Sanders, R OBP: 0.297, SLG: 0.468		1-0 FC4 FC5-2 1B	4-2 S BB		2-2 G6-3		3-3 K	1-0 F8		4	0	1	0	1	1	2								
Mike Matheny, R OBP: 0.285, SLG: 0.326		2-1 FC4 SH E	0-0 P3		1-3 K		1-2 F9	0-0 1B		5	1	1	1	0	1	4								
Dan Haren, R Marlon Anderson, L Steve Kline, L Cal Eldred, R 7 Hector Luna, R OBP: 0.279, SLG: 0.366	1-1 SH E 1B	0-1 G6-3		0-1 G6-3		0-0 F9		2-3 K	1-1 G1	1	1	0	0	0	0	1								
<b>Inning Stats</b>	R: 0 E: 0 K: 2 S: 12	H: 2 LOB: 2 BB: 0 P: 16	R: 6 E: 2 K: 0 S: 15	H: 4 LOB: 0 BB: 0 P: 24	R: 0 E: 0 K: 0 S: 6	H: 0 LOB: 1 BB: 1 P: 10	R: 2 E: 0 K: 1 S: 10	H: 1 LOB: 0 BB: 1 P: 20	R: 0 E: 0 K: 2 S: 10	H: 0 LOB: 0 BB: 0 P: 14	R: 0 E: 0 K: 0 S: 7	H: 1 LOB: 1 BB: 0 P: 10	R: 0 E: 1 K: 1 S: 11	H: 0 LOB: 2 BB: 1 P: 21	R: 2 E: 0 K: 2 S: 24	H: 2 LOB: 1 BB: 1 P: 39	R: 0 E: 0 K: 0 S: 7	H: 1 LOB: 1 BB: 0 P: 9	1B: 8 2B: 0 3B: 0 HR: 3	SF: 0 SAC: 1 DP: 0 HBP: 0	WP: 0 PB: 0 SB: 1 CS: 0	PA: 45		
<b>PITCHER</b>	IP WLS BF H R ER SO BB IBB HBP BLK WP HR S P ERA WHIP	IP WLS BF H R ER SO BB IBB HBP BLK WP HR S P ERA WHIP	IP WLS BF H R ER SO BB IBB HBP BLK WP HR S P ERA WHIP	IP WLS BF H R ER SO BB IBB HBP BLK WP HR S P ERA WHIP	IP WLS BF H R ER SO BB IBB HBP BLK WP HR S P ERA WHIP	IP WLS BF H R ER SO BB IBB HBP BLK WP HR S P ERA WHIP	IP WLS BF H R ER SO BB IBB HBP BLK WP HR S P ERA WHIP	IP WLS BF H R ER SO BB IBB HBP BLK WP HR S P ERA WHIP	IP WLS BF H R ER SO BB IBB HBP BLK WP HR S P ERA WHIP	IP WLS BF H R ER SO BB IBB HBP BLK WP HR S P ERA WHIP	IP WLS BF H R ER SO BB IBB HBP BLK WP HR S P ERA WHIP	IP WLS BF H R ER SO BB IBB HBP BLK WP HR S P ERA WHIP	IP WLS BF H R ER SO BB IBB HBP BLK WP HR S P ERA WHIP	IP WLS BF H R ER SO BB IBB HBP BLK WP HR S P ERA WHIP	IP WLS BF H R ER SO BB IBB HBP BLK WP HR S P ERA WHIP	IP WLS BF H R ER SO BB IBB HBP BLK WP HR S P ERA WHIP	IP WLS BF H R ER SO BB IBB HBP BLK WP HR S P ERA WHIP	IP WLS BF H R ER SO BB IBB HBP BLK WP HR S P ERA WHIP	IP WLS BF H R ER SO BB IBB HBP BLK WP HR S P ERA WHIP	IP WLS BF H R ER SO BB IBB HBP BLK WP HR S P ERA WHIP	IP WLS BF H R ER SO BB IBB HBP BLK WP HR S P ERA WHIP	IP WLS BF H R ER SO BB IBB HBP BLK WP HR S P ERA WHIP	IP WLS BF H R ER SO BB IBB HBP BLK WP HR S P ERA WHIP	IP WLS BF H R ER SO BB IBB HBP BLK WP HR S P ERA WHIP

AB 40  
R 10  
H 11  
RBI 9  
BB 4  
SO 8  
LOB 21



Batter	1	2	3	4	5	6	7	8	9	AB	R	H	RBI	BB	SO	LOB	BOTTOM								
Rafael Furcal, S OBP: 0.353, SLG: 0.439	1-1 S 2B 1B		2-1 G6-3		2-2 2H 1B		4-1 FC6 BB			3	1	2	1	1	0	0	<b>St. Louis Cardinals @ Atlanta Braves</b> Turner Field, Atlanta, GA Sun Aug 15 2004, 8:05 PM EDT Att: 28,983 - Cloudy - 77 F								
Charles Thomas, L OBP: 0.380, SLG: 0.469	3-2 P5		2-2 G4-3		3-2 F9		1-1 FC6			4	0	0	1	0	0	3									
Marcus Giles, R OBP: 0.385, SLG: 0.438	1-1 10 G3 2B			0-3 K2-3		3-3 K		3-2 F9		4	0	1	1	0	2	1									
10 Chipper Jones, S OBP: 0.346, SLG: 0.463	3-2 G3			2-1 HR		1-1 F9		2-1 G4-3		4	1	1	1	0	0	1									
Johnny Estrada, S OBP: 0.382, SLG: 0.475	2-3 K			1-2 K		1-0 1B		1-2 G1-3		4	0	1	0	0	2	1									
Julio Franco, R OBP: 0.394, SLG: 0.429		2-2 G6-3		0-1 G1-3		2-0 1B		1-1 G6-3		4	0	1	0	0	0	0									
Andruw Jones, R OBP: 0.357, SLG: 0.494 Nick Green, R OBP: 0.322, SLG: 0.389		0-1 G6-3 1B			1-0 G4-3 1B		0-3 K		0-1 G1-3	3	0	2	0	0	1	2									
Mark DeRosa, R OBP: 0.295, SLG: 0.324		0-0 G6-3			2-2 G4-3		2-0 WP FC6 G4-3 1B		1-1 G5-3	4	1	1	0	0	0	2									
John Thomson, R Juan Cruz, R Adam Lindor, R Tom Martin, L Tim Drew, R Eddie Pérez, R OBP: 0.273, SLG: 0.324			1-3 K		2-2 1B 2B		1-2 G4-3		3-1 G5-3	1	0	0	0	0	1	0									
<b>Inning Stats</b>	R: 1 E: 0 K: 1 S: 13	H: 2 LOB: 1 BB: 0 P: 23	R: 0 E: 0 K: 0 S: 6	H: 1 LOB: 0 BB: 0 P: 8	R: 0 E: 0 K: 1 S: 8	H: 0 LOB: 0 BB: 0 P: 13	R: 1 E: 0 K: 2 S: 10	H: 1 LOB: 0 BB: 0 P: 13	R: 1 E: 0 K: 0 S: 18	H: 3 LOB: 1 BB: 0 P: 28	R: 0 E: 0 K: 2 S: 10	H: 2 LOB: 2 BB: 0 P: 17	R: 1 E: 0 K: 0 S: 10	H: 1 LOB: 1 BB: 1 P: 20	R: 0 E: 0 K: 0 S: 7	H: 0 LOB: 0 BB: 0 P: 11	R: 0 E: 0 K: 0 S: 6	H: 0 LOB: 0 BB: 0 P: 10	1B: 7 2B: 2 3B: 0 HR: 1	SF: 0 SAC: 0 DP: 2 HBP: 0	WP: 1 PB: 0 SB: 2 CS: 0	PA: 36			
<b>PITCHER</b>	IP WLS BF H R ER SO BB IBB HBP BLK WP HR S P ERA WHIP	IP WLS BF H R ER SO BB IBB HBP BLK WP HR S P ERA WHIP	IP WLS BF H R ER SO BB IBB HBP BLK WP HR S P ERA WHIP	IP WLS BF H R ER SO BB IBB HBP BLK WP HR S P ERA WHIP	IP WLS BF H R ER SO BB IBB HBP BLK WP HR S P ERA WHIP	IP WLS BF H R ER SO BB IBB HBP BLK WP HR S P ERA WHIP	IP WLS BF H R ER SO BB IBB HBP BLK WP HR S P ERA WHIP	IP WLS BF H R ER SO BB IBB HBP BLK WP HR S P ERA WHIP	IP WLS BF H R ER SO BB IBB HBP BLK WP HR S P ERA WHIP	IP WLS BF H R ER SO BB IBB HBP BLK WP HR S P ERA WHIP	IP WLS BF H R ER SO BB IBB HBP BLK WP HR S P ERA WHIP	IP WLS BF H R ER SO BB IBB HBP BLK WP HR S P ERA WHIP	IP WLS BF H R ER SO BB IBB HBP BLK WP HR S P ERA WHIP	IP WLS BF H R ER SO BB IBB HBP BLK WP HR S P ERA WHIP	IP WLS BF H R ER SO BB IBB HBP BLK WP HR S P ERA WHIP	IP WLS BF H R ER SO BB IBB HBP BLK WP HR S P ERA WHIP	IP WLS BF H R ER SO BB IBB HBP BLK WP HR S P ERA WHIP	IP WLS BF H R ER SO BB IBB HBP BLK WP HR S P ERA WHIP	IP WLS BF H R ER SO BB IBB HBP BLK WP HR S P ERA WHIP	IP WLS BF H R ER SO BB IBB HBP BLK WP HR S P ERA WHIP	IP WLS BF H R ER SO BB IBB HBP BLK WP HR S P ERA WHIP	IP WLS BF H R ER SO BB IBB HBP BLK WP HR S P ERA WHIP	IP WLS BF H R ER SO BB IBB HBP BLK WP HR S P ERA WHIP	IP WLS BF H R ER SO BB IBB HBP BLK WP HR S P ERA WHIP	IP WLS BF H R ER SO BB IBB HBP BLK WP HR S P ERA WHIP

AB 35  
R 4  
H 10  
RBI 4  
BB 1  
SO 6  
LOB 11









Batter	1	2	3	4	5	6	7	8	9	AB	R	H	RBI	BB	SO	LOB	TOP			
Rafael Furcal, S OBP: 0.352, SLG: 0.436	1-1 P6		0-2 G1-3			1-2 F9		1-0 2B		4	1	1	1	0	0	0	<b>Atlanta Braves @ San Diego Padres</b> PETCO Park, San Diego, CA Tue Aug 17 2004, 10:05 PM EDT Att: 36,184 - Sunny - 73 F			
Marcus Giles, R OBP: 0.383, SLG: 0.436	1-3 K			1-1 G6-3		1-1 F7		0-0 1B		4	1	1	2	0	1	0				
J.D. Drew, L OBP: 0.422, SLG: 0.589 Mark DeRosa, R OBP: 0.296, SLG: 0.325	1-2 G3			2-3 K		G4-3		1-1 1B		2	0	0	0	0	1	0				
10 Chipper Jones, S OBP: 0.345, SLG: 0.479 Nick Green, R OBP: 0.324, SLG: 0.390		3-3 K		3-2 HR		K		0-0 1B		2	1	1	1	0	1	0				
Johnny Estrada, S OBP: 0.379, SLG: 0.471 Kevin Gryboski, R (7, 1)		1-0 F8		0-3 K		K		1-3 1B		3	0	0	0	0	2	0				
Julio Franco, R OBP: 0.357, SLG: 0.419 Juan Cruz, R OBP: 0.400, SLG: 0.500		1-2 F8				K		K		0	0	0	0	0	0	0				
Andruw Jones, R OBP: 0.357, SLG: 0.499 Tom Martin, L Antonio Alfonseca, R Eddie Pérez, R OBP: 0.268, SLG: 0.316		1-2 1B				G6-3		G5-3		2	0	1	0	0	0	0				
Adam LaRoche, L OBP: 0.310, SLG: 0.427		0-1 P6				K		0-0 2B		4	2	2	1	0	1	1				
Charles Thomas, L OBP: 0.347, SLG: 0.452			2-1 G3			K		2-3 K		4	0	0	0	0	2	1				
Jaret Wright, R OBP: 0.346, SLG: 0.205 Tim Drew, R Eli Marrero, R OBP: 0.378, SLG: 0.567			1-3 K			F9		4-2 2B		0	0	0	0	0	0	0				
<b>Inning Stats</b>	R: 0 E: 0 K: 1 S: 9	H: 0 LOB: 0 BB: 0 P: 12	R: 0 E: 0 K: 1 S: 10	H: 1 LOB: 1 BB: 0 P: 15	R: 0 E: 0 K: 1 S: 9	H: 0 LOB: 0 BB: 0 P: 12	R: 1 E: 0 K: 2 S: 12	H: 1 LOB: 0 BB: 0 P: 18	R: 0 E: 0 K: 0 S: 7	H: 0 LOB: 0 BB: 0 P: 10	R: 0 E: 0 K: 2 S: 8	H: 0 LOB: 0 BB: 0 P: 13	R: 4 E: 0 K: 2 S: 16	H: 5 LOB: 2 BB: 1 P: 25	R: 1 E: 0 K: 2 S: 13	H: 1 LOB: 0 BB: 0 P: 15	1B: 3 2B: 3 3B: 0 HR: 2	SF: 0 SAC: 0 DP: 0 HBP: 0	WP: 0 PB: 0 SB: 0 CS: 0	PA: 36
<b>PITCHER</b>	IP WLS BF H R ER SO BB IBB HBP BLK WP HR S P ERA WHIP																			
44 Jake Peavy, R ERA: 2.08	(1, 1) 7.0 W 23 2 1 1 9 0 0 0 0 0 1 67 98 1.29 0.286																			
Ricky Stone, R ERA: 5.02	(8, 1) 0.2 7 4 4 4 1 1 0 0 0 0 0 12 21 54.00 7.500																			
Scott Linebrink, R ERA: 2.06	(8, 1) 1.1 6 2 1 1 3 0 0 0 0 0 0 1 17 19 6.75 1.500																			

AB 35  
R 6  
H 8  
RBI 6  
BB 1  
SO 13  
LOB 4



Batter	1	2	3	4	5	6	7	8	9	AB	R	H	RBI	BB	SO	LOB	BOTTOM			
Freddy Guzman, S OBP: 0.333, SLG: 0.200	0-0 2B		0-0 F9	2-1 G1-3		0-1 G1-3		3-2 G6-3		5	1	1	1	1	0	2	<b>Atlanta Braves @ San Diego Padres</b> PETCO Park, San Diego, CA Tue Aug 17 2004, 10:05 PM EDT Att: 36,184 - Sunny - 73 F			
Mark Loretta, R OBP: 0.391, SLG: 0.505 Rich Aurilia, R OBP: 0.317, SLG: 0.366	G6-3		2-0 2B	0-0 2B		1-0 1B		4-1 BB		4	1	2	2	0	0	4				
24 Brian Giles, L OBP: 0.371, SLG: 0.451 Brian Buchanan, R OBP: 0.279, SLG: 0.333	4-1 2B	0-1 HR	0-0 G3-1	1-3 2B		0-0 1B		0-0 F9		3	2	3	1	2	0	0				
Phil Nevin, R OBP: 0.387, SLG: 0.499 Dave Hansen, L OBP: 0.391, SLG: 0.382	2 SAFE 1-2 BB	3-1 HR	4-2 G3-1	0-3 K		1-0 1B		1-2 2B		3	2	2	2	1	1	2				
Ryan Klesko, L OBP: 0.373, SLG: 0.414 Jay Payton, R OBP: 0.302, SLG: 0.329	4-1 1B	2-2 P5	1-2 G3-1		1-3 K		2-0 G4-3		3	1	0	1	1	1	1	2				
Sean Burroughs, L OBP: 0.348, SLG: 0.362	4-2 44 BB	1-1 1B	1-3 K		3-1 F7		3-1 FC6-4		4	2	2	1	1	1	2	0				
3 Khalil Greene, R OBP: 0.349, SLG: 0.412	3-3 K	1-1 1B		4-1 44 SH1-3	2-0 1B	1-3 K		1-3 K		4	1	2	0	1	2	4				
Ramon Hernandez, R OBP: 0.343, SLG: 0.432 Ricky Stone, R Scott Linebrink, R	1-0 44 BB	2-2 44 G5-4-3		0-1 44 SH1-3	1-0 F9	0-0 FC6-4		1-2 1B		5	1	3	3	0	0	2				
44 Jake Peavy, R OBP: 0.256, SLG: 0.205 Humberto Quintero, R OBP: 0.350, SLG: 0.391	4-2 1-2 2B	0-0 G5-4-3		1-0 SH1-3		0-3 K		0-0 G6-3		2	0	0	0	1	1	2				
<b>Inning Stats</b>	R: 5 E: 0 K: 1 S: 23	H: 3 LOB: 3 BB: 5 P: 52	R: 3 E: 0 K: 0 S: 16	H: 5 LOB: 1 BB: 0 P: 25	R: 1 E: 0 K: 1 S: 15	H: 2 LOB: 2 BB: 1 P: 23	R: 2 E: 0 K: 1 S: 18	H: 2 LOB: 2 BB: 2 P: 29	R: 0 E: 0 K: 1 S: 7	H: 1 LOB: 1 BB: 0 P: 14	R: 0 E: 0 K: 1 S: 8	H: 3 LOB: 2 BB: 0 P: 10	R: 0 E: 0 K: 1 S: 7	H: 1 LOB: 1 BB: 0 P: 13	R: 0 E: 0 K: 0 S: 6	H: 0 LOB: 1 BB: 1 P: 13		1B: 12 2B: 3 3B: 0 HR: 2	SF: 0 SAC: 1 DP: 1 HBP: 0	WP: 0 PB: 0 SB: 0 CS: 0
<b>PITCHER</b>	IP WLS BF H R ER SO BB IBB HBP BLK WP HR S P ERA WHIP																			
Jaret Wright, R ERA: 3.26	(1, 1) 0.2 L 10 3 5 5 1 4 1 0 0 0 0 0 22 50 16.20 10.500																			
Tim Drew, R ERA: 4.63	(1, 1) 3.1 21 9 6 6 2 3 0 0 0 0 0 2 50 79 16.20 3.600																			
Tom Martin, L ERA: 4.19	(5, 1) 1.0 4 1 0 0 1 0 0 0 0 0 0 0 7 14 0.00 1.000																			
Antonio Alfonseca, R ERA: 3.12	(6, 1) 1.0 5 3 0 0 1 0 0 0 0 0 0 0 8 10 0.00 3.000																			
Kevin Gryboski, R ERA: 2.63	(7, 1) 1.0 4 1 0 0 1 0 0 0 0 0 0 0 7 13 0.00 1.000																			

AB 38  
R 11  
H 17  
RBI 11  
BB 9  
SO 6  
LOB 21





Batter	1	2	3	4	5	6	7	8	9	AB	R	H	RBI	BB	SO	LOB	TOP				
Rafael Furcal, S OBP: 0.355, SLG: 0.435	L5		1B	K		BB		FC1-4 BB		3	0	1	0	2	1	1	<b>Atlanta Braves @ San Diego Padres</b> PETCO Park, San Diego, CA Wed Aug 18 2004, 10:05 PM EDT Att: 36,827 - Sunny - 71 F				
Marcus Giles, R OBP: 0.375, SLG: 0.430	1B		F9		L3	F9		FC1-4		5	0	1	0	0	0	6					
J.D. Drew, L OBP: 0.417, SLG: 0.581	K		L7		G4-3			K	K	5	0	0	0	0	3	5					
Julio Franco, R OBP: 0.362, SLG: 0.427 Charles Thomas, L OBP: 0.347, SLG: 0.452 29 John Smoltz, R (9, 1)	K			1B 2B	1B			K	HR 1B	5	1	3	0	0	2	1					
Andruw Jones, R OBP: 0.359, SLG: 0.507		K		G1-3 1B SF8	1B			1B	HR	5	2	3	2	0	2	1					
Eli Marrero, R OBP: 0.384, SLG: 0.565		G1-3 BB		SF8 G1-3 1B		SH1-4 1B		K	F8	4	1	2	1	1	1	2					
Johnny Estrada, S OBP: 0.380, SLG: 0.474 Nick Green, R OBP: 0.324, SLG: 0.390 Chris Reitsma, R (8, 1)		G1-3		G1-3		SH1-4 1B		1B 10 SF8 2B	F8	4	0	2	0	0	0	3					
Adam LaRoche, L OBP: 0.309, SLG: 0.425		1-2		1-2 2-3		1B		1B 2B		0	1	0	0	0	0	0					
Mark DeRosa, R OBP: 0.295, SLG: 0.325 Eddie Pérez, R OBP: 0.273, SLG: 0.331		G5-3		SF8		F8		FC1-4 BB 1B		3	0	1	1	0	0	3					
Paul Byrd, R OBP: 0.211, SLG: 0.167 Kevin Gryboski, R (6, 1) Antonio Alfonseca, R (7, 1) 10 Chipper Jones, S OBP: 0.344, SLG: 0.477 (8, 5)				K	1-1 1B	SH1-4		SF8	G4-3	2	0	1	1	0	1	0					
<b>Inning Stats</b>	R: 0 E: 0 K: 2 S: 10	H: 1 LOB: 1 BB: 0 P: 15	R: 0 E: 0 K: 1 S: 6	H: 0 LOB: 1 BB: 1 P: 11	R: 0 E: 0 K: 1 S: 7	H: 1 LOB: 1 BB: 0 P: 9	R: 3 E: 0 K: 1 S: 18	H: 4 LOB: 1 BB: 0 P: 25	R: 0 E: 0 K: 0 S: 10	H: 2 LOB: 3 BB: 1 P: 18	R: 0 E: 0 K: 3 S: 14	H: 1 LOB: 1 BB: 0 P: 24	R: 1 E: 0 K: 1 S: 11	H: 2 LOB: 3 BB: 1 P: 20	R: 2 E: 0 K: 0 S: 12	H: 3 LOB: 2 BB: 0 P: 16		1B: 11 2B: 3 3B: 0 HR: 1	SF: 2 SAC: 1 DP: 0 HBP: 0	WP: 0 PB: 0 SB: 0 CS: 0	PA: 45
<b>PITCHER</b>	IP WLS BF H R ER SO BB IBB HBP BLK WP HR S P ERA WHIP																				
David Wells, L ERA: 3.63	6.0	29	9	3	3	6	2	0	0	0	0	0	0	0	65	99		4.50	1.833		
Akinori Otsuka, R ERA: 2.11	1.0	6	3	1	1	3	0	0	0	0	0	0	0	0	19	33		9.00	3.000		
Scott Linebrink, R ERA: 2.03	1.0	4	0	0	0	1	1	0	0	0	0	0	0	6	11	0.00		1.000			
Trevor Hoffman, R ERA: 2.89	1.0	6	3	2	2	0	0	0	0	0	1	12	16	18.00	3.000						

AB 39  
R 6  
H 15  
RBI 6  
BB 3  
SO 10  
LOB 25



Batter	1	2	3	4	5	6	7	8	9	AB	R	H	RBI	BB	SO	LOB	BOTTOM				
Freddy Guzman, S OBP: 0.273, SLG: 0.200	FC1-4 1B		K		K		G5-3		G1-3	5	0	1	0	0	2	1	<b>Atlanta Braves @ San Diego Padres</b> PETCO Park, San Diego, CA Wed Aug 18 2004, 10:05 PM EDT Att: 36,827 - Sunny - 71 F				
Mark Loretta, R OBP: 0.393, SLG: 0.514	FC1-6-5 24 3B		F8		HR		S	2B	24 2B BB	4	2	2	1	1	0	2					
24 Brian Giles, L OBP: 0.377, SLG: 0.468	1-H 3B		1-2 BB		HR			IBB	1-H 2B	3	1	3	2	2	0	0					
Phil Nevin, R OBP: 0.383, SLG: 0.494	K		K		K		2-3	K		4	0	0	0	0	4	5					
Ryan Klesko, L OBP: 0.372, SLG: 0.411 Jay Payton, R OBP: 0.301, SLG: 0.328	G6-3		F9		F9		E 3 SF8 BB	G3		2	1	0	0	1	0	1					
Sean Burroughs, L OBP: 0.347, SLG: 0.361		F8		1B		E4 3 SF8 1B		K		4	1	1	0	0	1	1					
3 Khalil Greene, R OBP: 0.346, SLG: 0.409		F8		F7		SF8		F8		3	0	0	1	0	0	1					
Ramon Hernandez, R OBP: 0.342, SLG: 0.429		G5-3		G5-3		G3-6-1 1B		G5-3		4	0	1	1	0	0	1					
David Wells, L OBP: 0.175, SLG: 0.132 Dave Hansen, L OBP: 0.387, SLG: 0.378 Akinori Otsuka, R (7, 1) Scott Linebrink, R (8, 1) Trevor Hoffman, R (9, 1) Terrence Long, L OBP: 0.327, SLG: 0.406 (8, PH)				24 BB 1B		F8		G3-6-1 1B	K	2	0	1	0	0	0	0					
<b>Inning Stats</b>	R: 1 E: 0 K: 1 S: 18	H: 2 LOB: 1 BB: 0 P: 23	R: 0 E: 0 K: 0 S: 7	H: 0 LOB: 0 BB: 0 P: 11	R: 0 E: 0 K: 2 S: 12	H: 1 LOB: 2 BB: 1 P: 19	R: 0 E: 0 K: 0 S: 11	H: 1 LOB: 1 BB: 0 P: 12	R: 2 E: 1 K: 0 S: 12	H: 2 LOB: 0 BB: 1 P: 18	R: 2 E: 1 K: 0 S: 9	H: 1 LOB: 2 BB: 1 P: 14	R: 0 E: 0 K: 1 S: 8	H: 0 LOB: 0 BB: 0 P: 10	R: 0 E: 0 K: 1 S: 10	H: 1 LOB: 2 BB: 1 P: 18		1B: 4 2B: 2 3B: 1 HR: 2	SF: 1 SAC: 0 DP: 1 HBP: 0	WP: 0 PB: 0 SB: 2 CS: 0	PA: 39
<b>PITCHER</b>	IP WLS BF H R ER SO BB IBB HBP BLK WP HR S P ERA WHIP																				
Paul Byrd, R ERA: 4.11	5.1	25	6	5	3	5	2	0	0	0	0	0	0	0	67	97		5.06	1.500		
Kevin Gryboski, R ERA: 2.58	0.2	2	1	0	0	0	0	0	0	0	0	4	5	0.00	1.500						
Antonio Alfonseca, R ERA: 3.08	1.0	5	1	0	0	1	0	1	0	0	0	9	14	0.00	1.000						
Chris Reitsma, R ERA: 3.41	1.0	W	3	0	0	0	0	0	0	0	0	8	10	0.00	0.000						
29 John Smoltz, R ERA: 1.87	1.0	S	4	1	0	0	1	0	0	0	0	10	18	0.00	2.000						

AB 34  
R 5  
H 9  
RBI 5  
BB 4  
SO 8  
LOB 15













Batter	1	2	3	4	5	6	7	8	9	AB	R	H	RBI	BB	SO	LOB	TOP								
Rafael Furcal, S OBP: 0.352, SLG: 0.429	1-1 P4	1-2 F7		1-1 G4-3		0-1 F7		1-2 1B		5	0	1	0	0	0	2	Atlanta Braves @ Los Angeles Dodgers Dodger Stadium, Los Angeles, CA Sat Aug 21 2004, 1:10 PM PDT Att: 52,398 - Unknown - 70 F								
Marcus Giles, R Roman Colon, R	1-1 G6-3		1-2 HR		0-3 K	0-0 G4-3		1-3 K		5	1	1	0	0	2	2									
J.D. Drew, L	2-1 HBP		0-0 HR		2-2 E5		2-2 F9	3-1 P5		4	2	2	2	0	0	2									
10 Chipper Jones, S OBP: 0.351, SLG: 0.475	1-0 HBP		2-0 F7		1-2 FC5		0-2 1B		2-2 G6-3	4	0	2	1	0	0	0									
Johnny Estrada, S	2-2 HBP		0-0 F7		3-1 BB		0-0 F8	2-1 1B		4	0	2	0	0	0	1									
Andruw Jones, R Eli Marrero, R	2-2 P2		1-0 G6-3		2-2 FC5		1-2 F8	4-2 1B		3	0	0	0	0	0	5									
Adam LaRoche, L Nick Green, R		1-3 K		0-0 P4		4-1 1B		2-0 1B	0-0 1B	2	0	0	0	1	1	0									
Charles Thomas, L		0-1 1B		3-1 G3-1		1-2 F8		1-2 F7	3-2 F4	5	0	1	0	0	0	7									
Mike Hampton, R Antonio Alfonseca, R Mark DeRosa, R Juan Cruz, R Julio Franco, R		0-3 K		0-2 1B		0-0 L9		0-1 1B	0-0 G6-3	2	0	1	0	0	1	1									
Inning Stats	R: 0 E: 0 K: 0 S: 10	H: 0 LOB: 3 BB: 0 P: 19	R: 0 E: 0 K: 2 S: 11	H: 1 LOB: 1 BB: 0 P: 14	R: 2 E: 0 K: 0 S: 7	H: 2 LOB: 0 BB: 0 P: 11	R: 0 E: 0 K: 0 S: 8	H: 1 LOB: 1 BB: 0 P: 12	R: 1 E: 1 K: 1 S: 19	H: 3 LOB: 3 BB: 1 P: 32	R: 0 E: 0 K: 0 S: 4	H: 0 LOB: 0 BB: 0 P: 4	R: 0 E: 0 K: 0 S: 10	H: 1 LOB: 1 BB: 0 P: 13	R: 1 E: 0 K: 1 S: 18	H: 3 LOB: 2 BB: 0 P: 26		R: 0 E: 0 K: 0 S: 12	H: 2 LOB: 3 BB: 1 P: 23	1B: 11 2B: 1 3B: 0 HR: 1	SF: 0 SAC: 0 DP: 0 HBP: 3	WP: 0 PB: 0 SB: 0 CS: 0	PA: 45		
PITCHER	IP	WLS	BF	H	R	ER	SO	BB	IBB	HBP	BLK	WP	HR	S	P	ERA	WHIP								
Jeff Weaver, R	7.0	W	33	8	3	3	3	1	0	3	0	0	1	69	105	3.86	1.286								
Mike Venafro, L	0.1		2	1	1	1	0	0	0	0	0	0	0	4	7	27.00	3.000								
43 Yhency Brazoban, R	0.2		4	2	0	0	1	0	0	0	0	0	0	14	19	0.00	3.000								
Giovanni Carrara, R	1.0	S	6	2	0	0	0	1	0	0	0	0	0	12	23	0.00	3.000								

Batter	1	2	3	4	5	6	7	8	9	AB	R	H	RBI	BB	SO	LOB	BOTTOM									
Cesar Izturis, S	0-1 G1-6-3	3-1 L7		0-0 FC5-4		1-0 P6				4	0	0	0	0	0	5	Atlanta Braves @ Los Angeles Dodgers Dodger Stadium, Los Angeles, CA Sat Aug 21 2004, 1:10 PM PDT Att: 52,398 - Unknown - 70 F									
Steve Finley, L	1-1 HR	0-2 F9		0-2 P5		0-0 SF9				3	1	1	1	0	0	3										
Milton Bradley, S	1-1 HR		3-1 G5-3		1-0 1B		3-1 P4			4	2	2	0	0	0	1										
Adrián Beltré, R	4-2 HR		1-3 K		3-1 1B		1-2 F7			3	1	1	0	1	1	0										
Shawn Green, L	2-1 HR		3-2 HR		0-0 F6		0-1 P5			4	2	2	5	0	0	2										
Jayson Werth, R	4-2 BB		3-2 F8		0-0 1B		2-3 K			3	0	1	1	1	1	0										
José Hernández, R Alex Cora, L	1-0 G5-4-3		2-2 FC6-4		0-0 G6-4-3		3-3 K			4	0	1	0	0	1	3										
David Ross, R		4-2 SH3-4		2-0 FC6-4		4-2 1B		0-3 K		2	1	0	0	2	1	1										
Jeff Weaver, R Mike Venafro, L		1-0 SH3-4		3-2 FC5-4		3-2 1B		0-0 P6		2	0	2	0	0	0	0										
43 Yhency Brazoban, R Jason Grabowski, L Giovanni Carrara, R			1-2 1B		1-2 1B		1-3 1B			0	0	0	0	0	0	0										
Inning Stats	R: 4 E: 0 K: 0 S: 13	H: 3 LOB: 0 BB: 2 P: 26	R: 0 E: 0 K: 0 S: 9	H: 0 LOB: 1 BB: 1 P: 17	R: 1 E: 0 K: 1 S: 12	H: 1 LOB: 0 BB: 0 P: 22	R: 0 E: 0 K: 0 S: 13	H: 2 LOB: 2 BB: 0 P: 20	R: 1 E: 0 K: 0 S: 6	H: 3 LOB: 1 BB: 0 P: 10	R: 1 E: 0 K: 0 S: 13	H: 1 LOB: 1 BB: 1 P: 23	R: 0 E: 0 K: 1 S: 8	H: 0 LOB: 0 BB: 0 P: 11	R: 0 E: 0 K: 2 S: 8	H: 0 LOB: 0 BB: 0 P: 11	1B: 8 2B: 0 3B: 0 HR: 2	SF: 1 SAC: 1 DP: 2 HBP: 0	WP: 0 PB: 0 SB: 0 CS: 0	PA: 36						
PITCHER	IP	WLS	BF	H	R	ER	SO	BB	IBB	HBP	BLK	WP	HR	S	P	ERA	WHIP									
Mike Hampton, L	4.1	L	24	9	6	6	1	3	0	0	0	0	0	2	52	94	12.46	2.769								
Antonio Alfonseca, R	0.2		1	0	0	0	0	0	0	0	0	0	0	1	1	0.00	0.000									
Juan Cruz, R	2.0		8	1	1	1	1	1	0	0	0	0	0	21	34	4.50	1.000									
Roman Colon, R	1.0		3	0	0	0	2	0	0	0	0	0	0	8	11	0.00	0.000									



Batter	1	2	3	4	5	6	7	8	9	AB	R	H	RBI	BB	SO	LOB	TOP			
Rafael Furcal, S OBP: 0.352, SLG: 0.427	1-2 P3	0-0 1B 1-2 2B 1B		1-0 F8		2-2 FC4-6 1B 1-2		4-2 1B BB	0-2 L9	5	1	1	0	1	0	2				
Marcus Giles, R OBP: 0.374, SLG: 0.417	0-0 F9	3-2 2B 10 HR 1B		1-1 P3		1-0		2-0		5	1	3	0	0	0	0				
Nick Green, R OBP: 0.329, SLG: 0.400						1-3 1B		1-2 FC5-4 1B		0	0	0	0	0	0	0				
J.D. Drew, L OBP: 0.419, SLG: 0.584	0-1	0-0 10 HR 1B		1-1		3-3 K		2-3 K		5	1	3	2	0	2	4				
10 Chipper Jones, S OBP: 0.352, SLG: 0.483	3-2 L7	2-1 HR		2-3 K				1-3 K		5	2	2	3	0	2	4				
Roman Colon, R										0	0	0	0	0	0	0				
Chris Reitsma, R										0	0	0	0	0	0	0				
Tom Martin, L										0	0	0	0	0	0	0				
Julio Franco, R OBP: 0.361, SLG: 0.424		1-3 2-H 3-H		1-1 G6-4-3 1B		2-1 FC6-4 1B		1-1 FC5-4		5	1	3	0	0	0	2				
Eli Marrero, R OBP: 0.383, SLG: 0.551				3-3 K		0-1 FC6-4 1B		0-2 G6-4-3 1B		5	1	3	0	0	2	1				
Eddie Pérez, R OBP: 0.274, SLG: 0.331	0-1 1B FC5-4 2B	0-1 G4-3		0-0 G6-4-3 1B		0-1 P2		1-0 G6-4-3 1B		5	1	1	1	0	0	5				
Charles Thomas, L OBP: 0.352, SLG: 0.439	1-1 FC5-4 1B	2-3 K		1-1 FC6-4 1B		1-2 FC6-4 1B		2-2 2B HBP		4	1	2	2	0	1	2				
Jaret Wright, R OBP: 0.133, SLG: 0.186	1-2 FC5-4 1B	3-2 P4		1-2 FC6-4 1B		1-3 K		1-0 2B		4	1	0	1	0	1	4				
Mark DeRosa, R OBP: 0.297, SLG: 0.330	1-2 FC5-4 1B 2B									1	0	1	1	0	0	0				
<b>Inning Stats</b>	R: 0 E: 0 K: 0 S: 9	H: 1 LOB: 1 BB: 0 P: 13	R: 8 E: 0 K: 1 S: 25	H: 8 LOB: 0 BB: 0 P: 40	R: 0 E: 0 K: 1 S: 12	H: 0 LOB: 0 BB: 0 P: 17	R: 0 E: 0 K: 1 S: 9	H: 1 LOB: 1 BB: 0 P: 14	R: 0 E: 0 K: 1 S: 15	H: 2 LOB: 2 BB: 0 P: 23	R: 1 E: 0 K: 1 S: 13	H: 3 LOB: 2 BB: 0 P: 17	R: 0 E: 0 K: 2 S: 11	H: 1 LOB: 2 BB: 1 P: 21	R: 1 E: 0 K: 0 S: 12	H: 2 LOB: 1 BB: 0 P: 16	1B: 15 2B: 3 3B: 0 HR: 1	SF: 0 SAC: 0 DP: 2 HBP: 1	WP: 0 PB: 0 SB: 0 CS: 0	PA: 46
<b>PITCHER</b>	IP	WLS	BF	H	R	ER	SO	BB	IBB	HBP	BLK	WP	HR	S	P	ERA	WHIP			
Wilson Alvarez, L ERA: 3.76	1.1	L	12	8	7	7	0	0	0	0	0	0	0	27	40	47.25	6.000			
Elmer Dessens, R ERA: 4.95	3.2		13	3	1	1	4	0	0	0	0	0	1	35	55	2.46	0.818			
Duaner Sanchez, R ERA: 3.41	2.0		11	5	1	1	2	0	0	0	0	0	0	28	40	4.50	2.500			
Mike Venafro, L ERA: 7.71	2.0		10	3	1	1	2	1	0	1	0	0	0	23	37	4.50	2.000			

Atlanta Braves @ Los Angeles Dodgers  
Dodger Stadium, Los Angeles, CA  
Sun Aug 22 2004, 1:10 PM PDT  
Att: 49,513 - Sunny - 76 F

AB 44  
R 10  
H 19  
RBI 10  
BB 1  
SO 8  
LOB 24



Batter	1	2	3	4	5	6	7	8	9	AB	R	H	RBI	BB	SO	LOB	BOTTOM			
Cesar Izturis, S OBP: 0.333, SLG: 0.380	0-2 G4-3			0-1 G6-3		1-0 F8			0-1 1B 1B	4	0	1	0	0	0	0				
Steve Finley, L OBP: 0.347, SLG: 0.505	2-2 F9			2-0 F7		3-1 P2			1-2 1B	4	0	1	0	0	0	0				
Milton Bradley, S OBP: 0.273, SLG: 0.443	1-3 K			3-3 K		2-3 K			1-2 P4	3	0	0	0	0	3	0				
Jayson Werth, R OBP: 0.337, SLG: 0.503									1-2 P4	1	0	0	0	0	0	2				
Adrián Beltré, R OBP: 0.378, SLG: 0.636		3-3 K			0-1 1B 1B				2-0 L8	3	1	1	0	0	1	0				
José Hernández, R OBP: 0.384, SLG: 0.545										1	0	0	0	0	0	2				
Shawn Green, L OBP: 0.344, SLG: 0.467		1-3 K			2-1 1B FC5-2-1 1B				1-3 K	3	0	1	0	0	1	0				
Mike Venafro, L										0	0	0	0	0	0	0				
David Ross, R OBP: 0.284, SLG: 0.317					1-3 FC5-2-1 1B					1	0	0	0	0	1	2				
Robin Ventura, L OBP: 0.323, SLG: 0.315	1-1 F8				1-0 FC5-2-1 1B					3	0	1	1	0	0	0				
Alex Cora, L OBP: 0.377, SLG: 0.394			2-1 G6-3		0-1 FC5-2-5-1 1B			1-2 G3		3	0	0	0	0	0	2				
Brent Mayne, L OBP: 0.317, SLG: 0.286			2-3 K		2-3 K			0-1 P5		3	0	0	0	0	2	2				
Wilson Alvarez, L OBP: 0.185, SLG: 0.154			1-2 G4-3		3-1 P5			0-0 F8		0	0	0	0	0	0	0				
Elmer Dessens, R OBP: 0.273, SLG: 0.263										1	0	0	0	0	0	0				
Jason Grabowski, L OBP: 0.319, SLG: 0.438										1	0	0	0	0	0	2				
Duaner Sanchez, R OBP: 0.250, SLG: 0.500										0	0	0	0	0	0	0				
Olimac Saenz, R OBP: 0.333, SLG: 0.447										1	0	0	0	0	0	0				
<b>Inning Stats</b>	R: 0 E: 0 K: 1 S: 12	H: 0 LOB: 0 BB: 0 P: 15	R: 0 E: 0 K: 2 S: 8	H: 0 LOB: 0 BB: 0 P: 13	R: 0 E: 0 K: 1 S: 8	H: 0 LOB: 0 BB: 0 P: 13	R: 1 E: 0 K: 1 S: 12	H: 3 LOB: 2 BB: 0 P: 20	R: 0 E: 0 K: 1 S: 6	H: 0 LOB: 0 BB: 0 P: 12	R: 0 E: 0 K: 0 S: 6	H: 0 LOB: 0 BB: 0 P: 10	R: 0 E: 0 K: 0 S: 8	H: 0 LOB: 0 BB: 0 P: 9	R: 0 E: 0 K: 1 S: 13	H: 2 LOB: 2 BB: 0 P: 18	1B: 5 2B: 0 3B: 0 HR: 0	SF: 0 SAC: 0 DP: 0 HBP: 0	WP: 0 PB: 0 SB: 0 CS: 0	PA: 32
<b>PITCHER</b>	IP	WLS	BF	H	R	ER	SO	BB	IBB	HBP	BLK	WP	HR	S	P	ERA	WHIP			
Jaret Wright, R ERA: 3.17	1.0		3	0	0	0	0	0	0	0	0	0	0	8	9	0.00	0.429			
Roman Colon, R																				
Chris Reitsma, R ERA: 3.64	0.0		1	1	0	0	0	0	0	0	0	0	0	2	2	∞	∞			
Tom Martin, L ERA: 4.0	1.0		4	1	0	0	1	0	0	0	0	0	0	11	16	0.00	1.000			

Atlanta Braves @ Los Angeles Dodgers  
Dodger Stadium, Los Angeles, CA  
Sun Aug 22 2004, 1:10 PM PDT  
Att: 49,513 - Sunny - 76 F

AB 32  
R 1  
H 5  
RBI 1  
BB 0  
SO 8  
LOB 12









Batter	1	2	3	4	5	6	7	8	9	AB	R	H	RBI	BB	SO	LOB	TOP										
Aaron Miles, S OBP: 0.341, SLG: 0.396 (1, 4)	G4-3		SF7			BB 1B		17 G4-3 1B		3	0	2	1	0	0	0	<b>Colorado Rockies @ Atlanta Braves</b> Turner Field, Atlanta, GA Wed Aug 25 2004, 7:05 PM EDT Att: 25,534 - Cloudy - 81 F										
Royce Clayton, R OBP: 0.340, SLG: 0.412 (1, 6)	G6-3		K			BB		K		4	0	1	0	0	2	2											
17 Todd Helton, L OBP: 0.457, SLG: 0.618 (1, 3)	K							G4-3		4	0	0	0	0	2	3											
Vinny Castilla, R OBP: 0.334, SLG: 0.537 (1, 5)		F9				K		G6-3		4	0	0	0	0	1	3											
Jeremy Burnitz, L OBP: 0.364, SLG: 0.596 (1, 9)	P4							G4-3		3	0	0	0	1	0	0											
5 Matt Holliday, R OBP: 0.348, SLG: 0.478 (1, 7)	G6-3					K		G6-3		4	0	0	0	0	1	3											
Jorge Piedra, L OBP: 0.387, SLG: 0.552 (1, 8)						G4-3		G5-3		4	1	1	0	0	0	0											
JD Closser, S OBP: 0.432, SLG: 0.457 (1, 2)								F8		3	0	2	0	0	0	0											
26 Jeff Francis, L (1, 1)								G5-3		1	0	0	0	0	0	1											
Chris Gissell, R (6, 1)										0	0	0	0	0	0	0											
Choo Freeman, R OBP: 0.273, SLG: 0.276 (7, PH)										1	0	0	0	0	0	0											
Jeff Fassero, L OBP: 0.238, SLG: 0.200 (7, 1)										0	0	0	0	0	0	0											
Shawn Chacon, R (8, 1)										0	0	0	0	0	0	0											
<b>Inning Stats</b>	R: 0 E: 0 K: 1 S: 11	H: 0 LOB: 0 BB: 0 P: 15	R: 0 E: 0 K: 0 S: 6	H: 0 LOB: 0 BB: 0 P: 10	R: 1 E: 0 K: 1 S: 9	H: 2 LOB: 1 BB: 0 P: 11	R: 0 E: 0 K: 1 S: 8	H: 0 LOB: 0 BB: 0 P: 12	R: 0 E: 0 K: 1 S: 11	H: 1 LOB: 1 BB: 0 P: 17	R: 0 E: 0 K: 1 S: 11	H: 2 LOB: 3 BB: 1 P: 22	R: 0 E: 0 K: 0 S: 7	H: 0 LOB: 0 BB: 0 P: 12	R: 0 E: 0 K: 1 S: 8	H: 1 LOB: 0 BB: 0 P: 9	R: 0 E: 0 K: 0 S: 6	H: 0 LOB: 0 BB: 0 P: 8	1B: 5 2B: 1 3B: 0 HR: 0	SF: 1 SAC: 1 DP: 0 HBP: 0	WP: 0 PB: 0 SB: 0 CS: 0	PA: 34					
<b>PITCHER</b>	IP	WLS	BF	H	R	ER	SO	BB	IBB	HBP	BLK	WP	HR	S	P	ERA	WHIP										
John Thomson, R ERA: 4.2 (1, 1)	7.0	W	27	5	1	1	5	1	0	0	0	0	0	63	99	1.29	0.857										
Antonio Alfonseca, R ERA: 2.95 (8, 1)	1.0		4	1	0	0	1	0	0	0	0	0	0	8	9	0.00	1.000										
Roman Colon, R ERA: (9, 1)	1.0		3	0	0	0	0	0	0	0	0	0	0	6	8	0.00	0.000										

AB	31
R	1
H	6
RBI	1
BB	1
SO	6
LOB	12



Batter	1	2	3	4	5	6	7	8	9	AB	R	H	RBI	BB	SO	LOB	BOTTOM										
Rafael Furcal, S OBP: 0.357, SLG: 0.436 (1, 6)	K		K			F8		1B 1B		5	1	1	0	0	3	2	<b>Colorado Rockies @ Atlanta Braves</b> Turner Field, Atlanta, GA Wed Aug 25 2004, 7:05 PM EDT Att: 25,534 - Cloudy - 81 F										
Marcus Giles, R OBP: 0.374, SLG: 0.420 (1, 4)	G5-3		K					L8		4	1	2	0	0	1	0											
Nick Green, R OBP: 0.327, SLG: 0.396 (8, 4)								L8		1	0	0	0	0	0	2											
J.D. Drew, L OBP: 0.421, SLG: 0.585 (1, 9)	10 HR		G3-1							4	2	3	0	0	0	0											
10 Chipper Jones, S OBP: 0.352, SLG: 0.496 (8, 1)										4	2	2	5	0	0	3											
Roman Colon, R (9, 1)										0	0	0	0	0	0	0											
Julio Franco, R OBP: 0.368, SLG: 0.439 (1, 3)										4	1	2	1	0	2	0											
Johnny Estrada, S OBP: 0.388, SLG: 0.486 (1, 2)										2	0	0	0	2	0	3											
Andruw Jones, R OBP: 0.352, SLG: 0.490 (1, 8)										4	0	1	1	0	1	1											
Eli Marrero, R OBP: 0.392, SLG: 0.568 (1, 7)										3	1	1	1	1	0	3											
John Thomson, R OBP: 0.200, SLG: 0.220 (1, 1)										3	0	0	0	0	2	3											
Mark DeRosa, R OBP: 0.301, SLG: 0.335 (8, 5)										1	0	1	0	0	0	0											
<b>Inning Stats</b>	R: 2 E: 0 K: 2 S: 14	H: 2 LOB: 0 BB: 0 P: 22	R: 0 E: 0 K: 2 S: 8	H: 0 LOB: 1 BB: 1 P: 16	R: 0 E: 0 K: 2 S: 8	H: 0 LOB: 0 BB: 0 P: 12	R: 0 E: 0 K: 1 S: 7	H: 0 LOB: 0 BB: 0 P: 11	R: 1 E: 0 K: 1 S: 9	H: 1 LOB: 0 BB: 0 P: 15	R: 4 E: 0 K: 0 S: 16	H: 5 LOB: 1 BB: 1 P: 30	R: 1 E: 0 K: 0 S: 7	H: 4 LOB: 2 BB: 0 P: 9	R: 0 E: 0 K: 1 S: 13	H: 1 LOB: 2 BB: 1 P: 24	1B: 9 2B: 1 3B: 0 HR: 3	SF: 0 SAC: 0 DP: 2 HBP: 0	WP: 0 PB: 0 SB: 0 CS: 0	PA: 38							
<b>PITCHER</b>	IP	WLS	BF	H	R	ER	SO	BB	IBB	HBP	BLK	WP	HR	S	P	ERA	WHIP										
26 Jeff Francis, L ERA: 10.8 (1, 1)	5.0	L	22	6	6	6	8	1	0	0	0	0	0	11	21	9.00	3.000										
Chris Gissell, R ERA: 6.0 (6, 1)	1.0		5	2	1	1	0	1	0	0	0	0	0	7	9	9.00	4.000										
Jeff Fassero, L ERA: 5.54 (7, 1)	1.0		6	4	1	1	0	0	0	0	0	0	0	7	9	9.00	4.000										
Shawn Chacon, R ERA: 6.79 (8, 1)	1.0		5	1	0	0	1	1	0	0	0	0	0	13	24	0.00	2.000										





































Batter	1	2	3	4	5	6	7	8	9	AB	R	H	RBI	BB	SO	LOB	TOP		
Rafael Furcal, S OBP: 0.360, SLG: 0.433 Mark DeRosa, R OBP: 0.299, SLG: 0.326	L8		G4-3		G5-3			L4		3	0	1	1	0	0	1	Atlanta Braves @ Montreal Expos Olympic Stadium, Montreal, QB Sat Sep 04 2004, 7:05 PM EDT Alt. 9,772 - Unknown - 70 F		
Marcus Giles, R OBP: 0.372, SLG: 0.413 Nick Green, R OBP: 0.329, SLG: 0.402	K		L7			P6		FC4-6 1B		3	0	0	0	0	2	2			
J.D. Drew, L OBP: 0.423, SLG: 0.578 Dewayne Wise, L OBP: 0.260, SLG: 0.429	10 2B BB				F8			L7		2	2	1	0	2	0	0			
10 Chipper Jones, S OBP: 0.364, SLG: 0.505 Wilson Betemit, S OBP: 0.219, SLG: 0.167					P5			FC4-6		3	1	1	1	1	0	1			
Johnny Estrada, S OBP: 0.389, SLG: 0.477										4	1	2	0	0	2	1			
Andruw Jones, R OBP: 0.350, SLG: 0.494 Eli Marrero, R OBP: 0.398, SLG: 0.569					L8					5	2	2	4	0	1	2			
Adam LaRoche, L OBP: 0.332, SLG: 0.463										0	0	0	0	0	0	0			
Charles Thomas, L OBP: 0.388, SLG: 0.461										5	2	3	1	0	2	2			
Russ Ortiz, R OBP: 0.148, SLG: 0.154										3	1	1	0	2	2	1			
Inning Stats	R: 1 E: 0 K: 2 S: 10	H: 1 LOB: 1 BB: 1 P: 18	R: 2 E: 0 K: 2 S: 19	H: 2 LOB: 1 BB: 1 P: 28	R: 5 E: 0 K: 1 S: 21	H: 3 LOB: 1 BB: 2 P: 41	R: 0 E: 0 K: 0 S: 6	H: 1 LOB: 1 BB: 0 P: 11	R: 1 E: 0 K: 1 S: 9	H: 1 LOB: 0 BB: 0 P: 13	R: 0 E: 0 K: 1 S: 13	H: 2 LOB: 2 BB: 0 P: 19	R: 0 E: 0 K: 0 S: 9	H: 1 LOB: 1 BB: 0 P: 13	R: 0 E: 0 K: 3 S: 12	H: 1 LOB: 2 BB: 1 P: 21		1B: 8 2B: 3 3B: 0 HR: 2	SF: 0 SAC: 1 DP: 1 HBP: 1
PITCHER	IP	WLS	BF	H	R	ER	SO	BB	IBB	HBP	BLK	WP	HR	S	P	ERA	WHIP		
22 John Patterson, R ERA: 5.16	2.0	L	14	3	6	5	4	4	0	1	0	0	0	40	69	22.50	3.500		
Joe Horgan, L ERA: 3.41	1.0		6	3	2	2	1	0	0	0	0	0	1	10	18	18.00	3.000		
Claudio Vargas, R ERA: 5.15	2.0		8	2	1	1	1	0	0	0	0	0	1	15	24	4.50	1.000		
Gary Majewski, R ERA: 1.08	3.0		12	4	0	0	1	0	0	0	0	0	0	29	42	0.00	1.333		
Joey Eischen, L ERA: 2.7	1.0		5	1	0	0	3	1	0	0	0	0	0	12	21	0.00	2.000		
Batter	1	2	3	4	5	6	7	8	9	AB	R	H	RBI	BB	SO	LOB	BOTTOM		
Brad Wilkerson, L OBP: 0.380, SLG: 0.493 Henry Mateo, S OBP: 0.268, SLG: 0.275	F7					G1-6-3				2	0	0	0	0	1	0	Atlanta Braves @ Montreal Expos Olympic Stadium, Montreal, QB Sat Sep 04 2004, 7:05 PM EDT Alt. 9,772 - Unknown - 70 F		
Jamey Carroll, R OBP: 0.365, SLG: 0.388	G4-3									2	0	0	0	2	0	0			
Tony Batista, R OBP: 0.263, SLG: 0.425	F7									4	0	0	0	0	1	3			
Termel Sledge, L OBP: 0.326, SLG: 0.413										4	0	0	0	0	1	3			
Ryan Church, L OBP: 0.227, SLG: 0.190										3	0	0	0	0	1	1			
Valentino Pascucci, R OBP: 0.303, SLG: 0.185										3	0	0	0	0	0	0			
Einar Diaz, R OBP: 0.303, SLG: 0.333										3	0	2	0	0	0	0			
Maicer Izturis, S OBP: 0.300, SLG: 0.571										3	0	1	0	0	0	1			
22 John Patterson, R OBP: 0.174, SLG: 0.136 Joe Horgan, L OBP: 0.290, SLG: 0.220 Juan Rivera, R OBP: 0.341, SLG: 0.427 Claudio Vargas, R OBP: 0.297, SLG: 0.345 Gary Majewski, R OBP: 0.207, SLG: 0.267										0	0	0	0	0	0	0			
Inning Stats	R: 0 E: 0 K: 0 S: 8	H: 0 LOB: 0 BB: 0 P: 10	R: 0 E: 0 K: 1 S: 6	H: 0 LOB: 0 BB: 0 P: 9	R: 0 E: 0 K: 0 S: 6	H: 0 LOB: 0 BB: 0 P: 9	R: 0 E: 0 K: 1 S: 8	H: 0 LOB: 0 BB: 0 P: 12	R: 0 E: 0 K: 1 S: 6	H: 2 LOB: 1 BB: 0 P: 14	R: 0 E: 0 K: 1 S: 9	H: 0 LOB: 1 BB: 1 P: 18	R: 0 E: 0 K: 0 S: 5	H: 1 LOB: 0 BB: 0 P: 6	R: 0 E: 0 K: 0 S: 11	H: 0 LOB: 2 BB: 2 P: 22		1B: 3 2B: 0 3B: 0 HR: 0	SF: 0 SAC: 0 DP: 2 HBP: 0
PITCHER	IP	WLS	BF	H	R	ER	SO	BB	IBB	HBP	BLK	WP	HR	S	P	ERA	WHIP		
Russ Ortiz, R ERA: 3.67	9.0	W	31	3	0	0	5	3	0	0	0	0	0	68	108	0.00	0.667		

AB 38  
R 9  
H 13  
RBI 8  
BB 5  
SO 10  
LOB 16



AB 28  
R 0  
H 3  
RBI 0  
BB 3  
SO 5  
LOB 12





Batter	1	2	3	4	5	6	7	8	9	10	11	12	AB	R	H	RBI	BB	SO	LOB	TOP				
Rafael Furcal, S OBP: 0.356, SLG: 0.427	G4-3		F7		F9		FC3-2	G1-6-3		K			6	0	0	0	0	1	9					
Marcus Giles, R OBP: 0.368, SLG: 0.411	2B	G4-3		G4-3			F8		E5		K		6	0	1	0	0	1	4					
J.D. Drew, L OBP: 0.428, SLG: 0.584	10 L8-3					HR		SH3-4 10 1B	FC1-5 10 BB				2	2	1	1	4	0	1					
10 Chipper Jones, S OBP: 0.364, SLG: 0.551	L8-3				F7		G3	BB SH3-4 FC3-2 1B					5	0	1	0	1	1	4					
Johnny Estrada, S OBP: 0.384, SLG: 0.471			F8		F7			SH3-4					5	0	0	0	0	1	4					
Juan Cruz, R OBP: 0.333, SLG: 0.400				F7		P4							0	0	0	0	0	0	0					
Andrew Jones, R OBP: 0.350, SLG: 0.491				F7									5	1	1	0	1	3	3					
Adam LaRoche, L OBP: 0.330, SLG: 0.442			F8										1	0	0	0	2	0	1					
Nick Green, R OBP: 0.330, SLG: 0.442													0	0	0	0	0	0	0					
Tom Martin, L OBP: 0.330, SLG: 0.442													0	0	0	0	1	1	0					
Chris Reitsma, R OBP: 0.330, SLG: 0.442													0	0	0	0	0	0	0					
Antonio Alfonseca, R OBP: 0.330, SLG: 0.442													2	0	1	0	0	0	0					
Dewayne Wise, L OBP: 0.330, SLG: 0.442													0	0	0	0	0	0	0					
Charles Thomas, L OBP: 0.384, SLG: 0.459				G4-3									3	0	1	0	2	0	4					
Kevin Gryboski, R OBP: 0.333, SLG: 0.400													0	0	0	0	0	0	0					
Eddie Pérez, R OBP: 0.266, SLG: 0.311													1	0	0	0	0	0	1					
John Thomson, R OBP: 0.294, SLG: 0.222													2	0	0	0	0	0	2					
Julio Franco, R OBP: 0.371, SLG: 0.436			L1										2	0	0	1	0	1	2					
Inning Stats	R: 0 E: 0 K: 10	H: 1 LOB: 1 P: 18	R: 0 E: 0 K: 9	H: 1 LOB: 1 P: 14	R: 0 E: 0 K: 6	H: 0 LOB: 0 P: 6	R: 0 E: 0 K: 14	H: 0 LOB: 1 P: 23	R: 0 E: 0 K: 11	H: 0 LOB: 0 P: 21	R: 0 E: 0 K: 13	H: 1 LOB: 3 P: 31	R: 0 E: 0 K: 13	H: 0 LOB: 2 P: 19	R: 0 E: 0 K: 11	H: 0 LOB: 1 P: 19	R: 0 E: 0 K: 12	H: 0 LOB: 1 P: 19	R: 0 E: 0 K: 10	H: 1 LOB: 1 P: 12	1B: 4 2B: 2 3B: 0 HR: 1	SF: 0 SAC: 2 DP: 1 HBP: 1	WP: 0 PB: 0 SB: 0 CS: 0	PA: 54
PITCHER	IP	WLS	BF	H	R	ER	SO	BB	IBB	HBP	BLK	WP	HR	S	P	ERA	WHIP							
Livan Hernandez, R ERA: 3.57	7.0	29	4	1	1	1	1	1	0	0	0	0	0	6	16	54.00	6.000							
Joey Eischen, L ERA: 3.95	0.1	H	4	1	2	2	0	1	1	0	0	0	0	6	16	54.00	6.000							
Luis Ayala, R ERA: 3.29	0.2	B	4	0	0	0	0	1	0	1	0	0	0	7	15	0.00	1.500							
Joe Horgan, L ERA: 3.34	0.2		4	0	0	0	1	1	0	0	0	0	0	6	13	0.00	1.500							
32 Chad Cordero, R ERA: 3.33	2.1		9	0	0	0	5	2	0	0	0	0	0	26	44	0.00	0.857							
PITCHER	IP	WLS	BF	H	R	ER	SO	BB	IBB	HBP	BLK	WP	HR	S	P	ERA	WHIP							
52 T.J. Tucker, R ERA: 3.63	12.1	1.0	4	1	0	0	1	0	0	0	0	0	0	10	12	0.00	1.000							

Atlanta Braves @ Montreal Expos  
Olympic Stadium, Montreal, QB  
Sun Sep 05 2004, 1:05 PM EDT  
Att. 10,015 - Unknown - 70 F

AB 40  
R 3  
H 6  
RBI 3  
BB 11  
SO 8  
LOB 35



Batter	1	2	3	4	5	6	7	8	9	10	11	12	AB	R	H	RBI	BB	SO	LOB	BOTTOM				
Brad Wilkerson, L OBP: 0.378, SLG: 0.495	HR				F7				F8			F7	6	1	1	1	0	1	5					
Endy Chavez, L OBP: 0.315, SLG: 0.382	L5	G1-2-3						FC6-4		G6-3			5	1	1	0	1	0	5					
Tony Batista, R OBP: 0.262, SLG: 0.424	G6-3				P3					G6-3			6	0	1	1	0	1	1					
Juan Rivera, R OBP: 0.342, SLG: 0.426	1B			L4									5	1	2	0	0	0	0					
Termel Sledge, L OBP: 0.322, SLG: 0.406	G4-3			G3				B1-3		F8			5	0	0	0	0	0	2					
Alex Gonzalez, R OBP: 0.279, SLG: 0.405													4	1	2	0	1	1	0					
Brian Schneider, L OBP: 0.333, SLG: 0.425													5	0	4	0	0	0	1					
Maicer Izturis, S OBP: 0.324, SLG: 0.533													2	0	0	0	1	0	1					
Livan Hernandez, R ERA: 3.57													2	0	1	1	0	0	0					
Tom Martin, L ERA: 3.89													0	0	0	0	0	0	0					
Chris Reitsma, R ERA: 3.47													0	0	0	0	0	0	0					
Antonio Alfonseca, R ERA: 3.02													0	0	0	0	0	0	0					
Kevin Gryboski, R ERA: 2.99													0	0	0	0	0	0	0					
Inning Stats	R: 1 E: 0 K: 9	H: 2 LOB: 1 P: 13	R: 1 E: 0 K: 12	H: 3 LOB: 2 P: 21	R: 0 E: 0 K: 12	H: 0 LOB: 0 P: 12	R: 0 E: 0 K: 2	H: 0 LOB: 0 P: 6	R: 0 E: 0 K: 8	H: 1 LOB: 2 P: 15	R: 0 E: 0 K: 7	H: 0 LOB: 0 P: 11	R: 0 E: 0 K: 10	H: 0 LOB: 0 P: 12	R: 0 E: 0 K: 9	H: 1 LOB: 0 P: 15	R: 1 E: 0 K: 5	H: 1 LOB: 1 P: 10	1B: 9 2B: 1 3B: 1 HR: 1	SF: 0 SAC: 1 DP: 3 HBP: 1	WP: 0 PB: 0 SB: 1 CS: 0	PA: 48		
PITCHER	IP	WLS	BF	H	R	ER	SO	BB	IBB	HBP	BLK	WP	HR	S	P	ERA	WHIP							
John Thomson, R ERA: 1.17	6.0	24	6	2	2	2	2	2	0	0	0	0	0	1	45	3.00	1.333							
Tom Martin, L ERA: 3.89	1.0	5	1	0	0	0	0	0	1	0	0	0	0	7	14	0.00	1.000							
Chris Reitsma, R ERA: 3.47	1.0	B	7	3	1	1	1	0	0	1	0	0	0	15	30	9.00	3.000							
Antonio Alfonseca, R ERA: 3.02	1.0		3	0	0	0	0	0	0	0	0	0	0	10	13	0.00	0.000							
Kevin Gryboski, R ERA: 2.99	1.0		3	0	0	0	0	0	0	0	0	0	0	7	12	0.00	0.000							
PITCHER	IP	WLS	BF	H	R	ER	SO	BB	IBB	HBP	BLK	WP	HR	S	P	ERA	WHIP							
Juan Cruz, R ERA: 2.69	11.1	1.1	6	2	1	1	0	1	0	0	0	0	0	14	25	6.75	2.250							

Atlanta Braves @ Montreal Expos  
Olympic Stadium, Montreal, QB  
Sun Sep 05 2004, 1:05 PM EDT  
Att. 10,015 - Unknown - 70 F

AB 42  
R 4  
H 12  
RBI 3  
BB 4  
SO 3  
LOB 19





Batter	1	2	3	4	5	6	7	8	9	AB	R	H	RBI	BB	SO	LOB	TOP								
11 Jimmy Rollins, S OBP: 0.345, SLG: 0.441 (1, 6)	G1-3			1B				G4-3		3	1	2	0	1	0	0	Philadelphia Phillies @ Atlanta Braves Turner Field, Atlanta, GA Mon Sep 06 2004, 1:05 PM EDT Att: 31,949 - Overcast - 78 F								
Placido Polanco, R OBP: 0.332, SLG: 0.416 (1, 4)	G4-3			2B				G4-3		4	0	1	0	0	0	4									
Bobby Abreu, L OBP: 0.413, SLG: 0.533 (1, 9)	F7			L3				P6		4	0	0	0	0	0	3									
Jim Thome, L OBP: 0.398, SLG: 0.596 (1, 3)				FC6-4				G4-3		4	0	1	1	0	0	1									
David Bell, R OBP: 0.362, SLG: 0.444 (1, 5)	G4-3			FC6-4				F9		4	0	0	0	0	0	1									
Jason Michaels, R OBP: 0.372, SLG: 0.395 (1, 8)	P4									3	0	1	0	1	1	0									
Pat Burrell, R OBP: 0.372, SLG: 0.459 (1, 7)				F8						4	0	0	0	0	1	2									
Mike Lieberthal, R OBP: 0.320, SLG: 0.424 (1, 2)				F8						3	0	1	0	0	1	1									
Eric Milton, L ERA: 6.14 63 Ryan Madson, R ERA: 2.03 Amajury Telemaco, R ERA: 5.0 Roberto Hernandez, R ERA: 5.33 Felix Rodriguez, R ERA: 3.38 (1, 1)	G4-3									1	0	0	0	0	0	0									
										0	0	0	0	0	0	0									
<b>Inning Stats</b>	R: 0 E: 0 K: 0 S: 7	H: 0 W: 20 BB: 0 P: 12	R: 0 E: 0 K: 0 S: 9	H: 0 LOB: 0 BB: 0 P: 16	R: 0 E: 0 K: 0 S: 8	H: 0 LOB: 0 BB: 0 P: 10	R: 1 E: 0 K: 0 S: 14	H: 3 LOB: 1 BB: 0 P: 22	R: 0 E: 0 K: 0 S: 12	H: 2 LOB: 3 BB: 2 P: 26	R: 0 E: 0 K: 2 S: 5	H: 1 LOB: 1 BB: 0 P: 9	R: 0 E: 0 K: 2 S: 11	H: 1 LOB: 1 BB: 0 P: 22	R: 0 E: 0 K: 0 S: 6	H: 1 LOB: 0 BB: 0 P: 9	R: 0 E: 0 K: 1 S: 9	H: 0 LOB: 0 BB: 0 P: 13	1B: 5 2B: 3 3B: 0 HR: 0	SF: 0 SAC: 0 DP: 1 HBP: 0	WP: 0 PB: 0 SB: 1 CS: 0	PA: 34			
<b>PITCHER</b>	IP	WLS	BF	H	R	ER	SO	BB	IBB	HBP	BLK	WP	HR	S	P	ERA	WHIP								
Travis Smith, R ERA: 6.14 (1, 1)	5.0	W	20	5	1	1	0	2	0	0	0	0	0	5	9	1.80	1.400								
Tom Martin, L ERA: 3.79 (6, 1)	1.0	H	3	0	0	0	0	0	0	0	0	0	0	11	22	0.00	0.000								
Antonio Alfonseca, R ERA: 2.97 (7, 1)	1.0	H	4	1	0	0	2	0	0	0	0	0	0	3	4	0.00	3.000								
Chris Reitsma, R ERA: 3.45 (8, 1)	0.1	H	2	1	0	0	0	0	0	0	0	0	0	12	18	0.00	0.000								
29 John Smoltz, R ERA: 2.05 (8, 1)	1.2	S	5	0	0	0	1	0	0	0	0	0	0	0	0	0.00	0.000								

Batter	1	2	3	4	5	6	7	8	9	AB	R	H	RBI	BB	SO	LOB	BOTTOM								
Rafael Furcal, S OBP: 0.357, SLG: 0.427 (1, 6)	G4-3	FC6-4		G4-3				G6-4-3		5	0	2	0	0	0	1	Philadelphia Phillies @ Atlanta Braves Turner Field, Atlanta, GA Mon Sep 06 2004, 1:05 PM EDT Att: 31,949 - Overcast - 78 F								
Marcus Giles, R OBP: 0.365, SLG: 0.405 (1, 4)	2B			F9				FC1-5		4	0	0	0	1	0	3									
J.D. Drew, L OBP: 0.433, SLG: 0.588 (1, 9)	2B			1B				G6-4-3		2	1	2	0	3	0	0									
10 Chipper Jones, S OBP: 0.364, SLG: 0.497 (1, 5)	K			1B				G6-4-3		3	1	0	0	2	1	6									
Eli Marrero, R OBP: 0.398, SLG: 0.563 (1, 7)	K			1B						4	0	1	0	0	1	4									
Julio Franco, R OBP: 0.376, SLG: 0.440 (1, 3)				1B						4	0	3	1	0	0	0									
29 John Smoltz, R (8, 1)				1B						0	0	0	0	0	0	0									
Andruw Jones, R OBP: 0.352, SLG: 0.498 (1, 8)				1B						3	1	2	2	1	1	3									
Eddie Pérez, R OBP: 0.260, SLG: 0.304 (1, 2)										3	0	0	0	0	0	5									
Johnny Estrada, S OBP: 0.353, SLG: 0.470 (7, PH) (8, 2)				P3						1	0	0	0	0	1	3									
Travis Smith, R ERA: 6.14 (1, 1)	4.0	L	22	6	3	3	2	4	0	0	0	0	0	8	16	6.75	2.500								
63 Ryan Madson, R ERA: 2.03 (5, 1)	1.0		4	1	0	0	0	1	0	0	0	0	0	5	6	0.00	1.000								
Amajury Telemaco, R ERA: 5.0 (6, 1)	1.0		3	1	0	0	1	0	0	0	0	0	0	1	9	=	=								
Roberto Hernandez, R ERA: 5.33 (7, 1)	0.0		2	0	0	0	0	2	0	0	0	0	0	1	9	=	=								
Felix Rodriguez, R ERA: 3.38 (7, 1)	1.0		4	1	0	0	2	0	0	0	0	0	0	12	18	0.00	1.000								
<b>Inning Stats</b>	R: 0 E: 0 K: 2 S: 13	H: 1 W: 22 LOB: 2 P: 23	R: 1 E: 0 K: 0 S: 10	H: 2 LOB: 1 BB: 0 P: 15	R: 2 E: 0 K: 0 S: 18	H: 3 LOB: 3 BB: 2 P: 36	R: 0 E: 0 K: 0 S: 6	H: 0 LOB: 1 BB: 1 P: 10	R: 0 E: 0 K: 1 S: 5	H: 1 LOB: 0 BB: 0 P: 6	R: 0 E: 0 K: 2 S: 13	H: 1 LOB: 3 BB: 2 P: 27	R: 0 E: 0 K: 0 S: 6	H: 3 LOB: 2 BB: 0 P: 11	R: 0 E: 0 K: 0 S: 6	H: 0 LOB: 0 BB: 0 P: 9	1B: 10 2B: 1 3B: 0 HR: 1	SF: 0 SAC: 0 DP: 3 HBP: 0	WP: 0 PB: 0 SB: 0 CS: 0	PA: 40					
<b>PITCHER</b>	IP	WLS	BF	H	R	ER	SO	BB	IBB	HBP	BLK	WP	HR	S	P	ERA	WHIP								
Eric Milton, L ERA: 6.14 (1, 1)	4.0	L	22	6	3	3	2	4	0	0	0	0	0	8	16	6.75	2.500								
Rheal Cormier, L ERA: 3.69 (8, 1)	1.0		5	3	0	0	0	0	0	0	0	0	0	6	11	0.00	3.000								



Batter	1	2	3	4	5	6	7	8	9	AB	R	H	RBI	BB	SO	LOB	TOP					
11 Jimmy Rollins, S OBP: 0.347, SLG: 0.443	1-1 G4-3		0-0 G4-3-2 1B		1-0 BB 1B		0-1 F8		0-0 1B	5	0	3	0	0	0	0	Philadelphia Phillies @ Atlanta Braves Turner Field, Atlanta, GA Wed Sep 08 2004, 4:35 PM EDT Overcast - 70 F					
Jason Michaels, R OBP: 0.372, SLG: 0.389	2-0 F8		2-3 K		4-2 BB 1B			4-1 1B HR BB	3	1	0	0	2	2	2							
Bobby Abreu, L OBP: 0.413, SLG: 0.531 Pat Burrell, R OBP: 0.374, SLG: 0.461	1-1 S 1B		0-2 G4-3-2 2-H		3-3 K			2-1 1B HR BB	3	0	1	0	0	1	4							
Jim Thome, L OBP: 0.397, SLG: 0.600	3-3 K			2-3 K		2-3 K		3-2 HR	4	1	1	3	0	3	4							
David Bell, R OBP: 0.359, SLG: 0.440		1-1 G4-3		3-3 K		1-0 G4-3		2-2 G4-3	4	0	0	0	0	1	0							
26 Chase Utley, L OBP: 0.302, SLG: 0.487		3-2 1B SF8		1-0 F9		2-3 K		3-2 G6-4-3 1B	4	1	2	0	0	1	0							
Mike Lieberthal, R OBP: 0.321, SLG: 0.427		3-2 1B		1-2 PB 1B		1-1 F8		2-1 G6-4-3 1-2	4	1	2	0	0	0	1							
Doug Glanville, R OBP: 0.248, SLG: 0.272		2-0 SF8		0-2 P3			0-2 G5-3		1-1 L8	3	0	0	1	0	0							
Vicente Padilla, R Tommy Phelan, S 63 Ryan Madson, L Tim Worrell, R 6 Ryan Howard, L Billy Wagner, L	0-3 K		3-2 BB 1B 2-H		1-3 K		1-3 K		3-3 K	2	0	1	1	0	1							
<b>Inning Stats</b>	R: 0 E: 0 K: 1 S: 8	H: 1 LOB: 1 BB: 0 P: 15	R: 1 E: 0 K: 1 S: 12	H: 2 LOB: 1 BB: 0 P: 21	R: 0 E: 0 K: 1 S: 7	H: 1 LOB: 0 BB: 0 P: 9	R: 0 E: 0 K: 2 S: 12	H: 0 LOB: 0 BB: 0 P: 18	R: 1 E: 0 K: 2 S: 22	H: 3 LOB: 3 BB: 1 P: 36	R: 0 E: 0 K: 1 S: 7	H: 0 LOB: 0 BB: 0 P: 11	R: 0 E: 0 K: 1 S: 9	H: 0 LOB: 0 BB: 0 P: 10	R: 3 E: 0 K: 0 S: 14	H: 3 LOB: 0 BB: 1 P: 30		R: 0 E: 0 K: 2 S: 9	H: 1 LOB: 1 BB: 0 P: 13	1B: 9 2B: 2 3B: 0 HR: 1	SF: 1 SAC: 0 DP: 2 HBP: 0	WP: 0 PB: 1 SB: 2 CS: 0
<b>PITCHER</b>	IP WLS BF H R ER SO BB IBB HBP BLK WP HR S P ERA WHIP	IP WLS BF H R ER SO BB IBB HBP BLK WP HR S P ERA WHIP	IP WLS BF H R ER SO BB IBB HBP BLK WP HR S P ERA WHIP	IP WLS BF H R ER SO BB IBB HBP BLK WP HR S P ERA WHIP	IP WLS BF H R ER SO BB IBB HBP BLK WP HR S P ERA WHIP	IP WLS BF H R ER SO BB IBB HBP BLK WP HR S P ERA WHIP	IP WLS BF H R ER SO BB IBB HBP BLK WP HR S P ERA WHIP	IP WLS BF H R ER SO BB IBB HBP BLK WP HR S P ERA WHIP	IP WLS BF H R ER SO BB IBB HBP BLK WP HR S P ERA WHIP	IP WLS BF H R ER SO BB IBB HBP BLK WP HR S P ERA WHIP	IP WLS BF H R ER SO BB IBB HBP BLK WP HR S P ERA WHIP	IP WLS BF H R ER SO BB IBB HBP BLK WP HR S P ERA WHIP	IP WLS BF H R ER SO BB IBB HBP BLK WP HR S P ERA WHIP	IP WLS BF H R ER SO BB IBB HBP BLK WP HR S P ERA WHIP	IP WLS BF H R ER SO BB IBB HBP BLK WP HR S P ERA WHIP	IP WLS BF H R ER SO BB IBB HBP BLK WP HR S P ERA WHIP						

AB 35  
R 5  
H 11  
RBI 5  
BB 2  
SO 11  
LOB 13



Batter	1	2	3	4	5	6	7	8	9	AB	R	H	RBI	BB	SO	LOB	BOTTOM					
Rafael Furcal, S OBP: 0.354, SLG: 0.423	2-2 G6-3		0-2 F7		0-2 E7 3B		1-3 K			4	1	0	0	0	1	0	Philadelphia Phillies @ Atlanta Braves Turner Field, Atlanta, GA Wed Sep 08 2004, 4:35 PM EDT Overcast - 70 F					
Marcus Giles, R OBP: 0.368, SLG: 0.405 Nick Green, R OBP: 0.329, SLG: 0.409	1-2 HBP			1-1 G5-3	1-1 2-H 3B			1-2 P4	0	0	0	0	0	0	0							
J.D. Drew, L OBP: 0.433, SLG: 0.588	2-0 F8			0-1 2B	4-0 BB			2-3 K	3	0	1	0	1	1	1							
10 Chipper Jones, S OBP: 0.365, SLG: 0.495	2-2 P6			4-0 G6-4-3 BB	2-3 K			4-1 BB	2	0	0	0	2	1	3							
Johnny Estrada, S OBP: 0.380, SLG: 0.465		0-2 G6-3		1-0 G6-4-3 1-2		0-0 G3		0-0 F9	4	0	0	0	0	0	3							
Andruw Jones, R OBP: 0.352, SLG: 0.496		2-2 P5			2-2 HR 1B		0-0 G5-3		1-3 K	4	1	1	0	0	1							
Adam LaRoche, L OBP: 0.358, SLG: 0.473 Eli Marrero, R OBP: 0.397, SLG: 0.560		1-3 K			0-2 HR		1-2 L9		1-2 F9	3	1	1	2	0	1							
Charles Thomas, L OBP: 0.388, SLG: 0.451 Mark DeRosa, R OBP: 0.236, SLG: 0.325			0-0 B1		2-2 G4-3		3-1 G1-3		3-3 K	3	0	0	0	0	0							
Jaret Wright, R Antonio Alfonseca, R Dewayne Wise, L Chris Reitsma, R Tom Martin, L Kevin Gryboski, R Roman Colon, R	1-3 K		1-3 K		0-3 K		1-2 G5-3			2	0	0	0	0	2							
<b>Inning Stats</b>	R: 0 E: 0 K: 0 S: 10	H: 0 LOB: 1 BB: 0 P: 17	R: 0 E: 0 K: 1 S: 9	H: 0 LOB: 0 BB: 0 P: 12	R: 0 E: 0 K: 1 S: 11	H: 0 LOB: 0 BB: 0 P: 12	R: 0 E: 0 K: 0 S: 5	H: 1 LOB: 1 BB: 1 P: 11	R: 3 E: 1 K: 2 S: 21	H: 3 LOB: 2 BB: 1 P: 32	R: 0 E: 0 K: 0 S: 5	H: 0 LOB: 0 BB: 0 P: 6	R: 0 E: 0 K: 1 S: 8	H: 0 LOB: 0 BB: 0 P: 13	R: 0 E: 0 K: 1 S: 10	H: 0 LOB: 1 BB: 1 P: 17		R: 0 E: 0 K: 2 S: 9	H: 0 LOB: 0 BB: 0 P: 14	1B: 1 2B: 1 3B: 1 HR: 1	SF: 0 SAC: 0 DP: 1 HBP: 1	WP: 0 PB: 0 SB: 0 CS: 0
<b>PITCHER</b>	IP WLS BF H R ER SO BB IBB HBP BLK WP HR S P ERA WHIP	IP WLS BF H R ER SO BB IBB HBP BLK WP HR S P ERA WHIP	IP WLS BF H R ER SO BB IBB HBP BLK WP HR S P ERA WHIP	IP WLS BF H R ER SO BB IBB HBP BLK WP HR S P ERA WHIP	IP WLS BF H R ER SO BB IBB HBP BLK WP HR S P ERA WHIP	IP WLS BF H R ER SO BB IBB HBP BLK WP HR S P ERA WHIP	IP WLS BF H R ER SO BB IBB HBP BLK WP HR S P ERA WHIP	IP WLS BF H R ER SO BB IBB HBP BLK WP HR S P ERA WHIP	IP WLS BF H R ER SO BB IBB HBP BLK WP HR S P ERA WHIP	IP WLS BF H R ER SO BB IBB HBP BLK WP HR S P ERA WHIP	IP WLS BF H R ER SO BB IBB HBP BLK WP HR S P ERA WHIP	IP WLS BF H R ER SO BB IBB HBP BLK WP HR S P ERA WHIP	IP WLS BF H R ER SO BB IBB HBP BLK WP HR S P ERA WHIP	IP WLS BF H R ER SO BB IBB HBP BLK WP HR S P ERA WHIP	IP WLS BF H R ER SO BB IBB HBP BLK WP HR S P ERA WHIP	IP WLS BF H R ER SO BB IBB HBP BLK WP HR S P ERA WHIP						

AB 31  
R 3  
H 4  
RBI 3  
BB 3  
SO 8  
LOB 7





Batter	1	2	3	4	5	6	7	8	9	AB	R	H	RBI	BB	SO	LOB	TOP								
11 Jimmy Rollins, S OBP: 0.348, SLG: 0.442	F7		F8		G3-1		1B		1B BB	5	1	2	0	0	0	0									
Placido Polanco, R OBP: 0.333, SLG: 0.417 Rheal Cormier, L (8, 1)	BB		F7			K	1B		1B	4	0	2	1	0	1	0									
Jim Thome, L OBP: 0.398, SLG: 0.600 Tim Worrell, R (9, 1)	1B						1B		BB	0	0	0	0	0	0	0									
Bobby Abreu, L OBP: 0.414, SLG: 0.531	1-2 BB		G3-1			S 26 1B	G6-3		1B	4	1	2	1	1	0	1									
6 Ryan Howard, L OBP: 0.375, SLG: 0.500	K				26 G4-3	26 1B		G4-3	K	5	0	2	0	0	2	5									
Pat Burrell, R OBP: 0.371, SLG: 0.456 Doug Glanville, R OBP: 0.247, SLG: 0.270	K				K	K		L8	G4-3	4	0	0	0	0	3	5									
26 Chase Utley, L OBP: 0.305, SLG: 0.487					G4-3			G4-1		4	0	2	1	0	0	1									
Marlon Byrd, R OBP: 0.281, SLG: 0.316					F7				E6	4	1	0	0	0	1	4									
Todd Pratt, R OBP: 0.320, SLG: 0.255									SH3-4	3	0	0	0	0	1	1									
Gavin Floyd, R Shawn Wooten, R Amaury Telemaco, R Todd Jones, L Lou Collier, R Felix Rodriguez, R David Bell, R	F8				G4-3				BB 11 1B	1	0	0	0	0	0	1									
<b>Inning Stats</b>	R: 0 E: 0 K: 2 S: 17	H: 1 LOB: 2 BB: 1 P: 25	R: 0 E: 0 K: 1 S: 10	H: 1 LOB: 1 BB: 0 P: 14	R: 0 E: 0 K: 0 S: 9	H: 0 LOB: 0 BB: 0 P: 10	R: 0 E: 0 K: 1 S: 9	H: 1 LOB: 1 BB: 0 P: 13	R: 0 E: 0 K: 0 S: 11	H: 0 LOB: 0 BB: 0 P: 20	R: 1 E: 0 K: 3 S: 17	H: 3 LOB: 2 BB: 0 P: 23	R: 1 E: 0 K: 1 S: 10	H: 2 LOB: 1 BB: 0 P: 14	R: 0 E: 0 K: 0 S: 9	H: 0 LOB: 0 BB: 0 P: 14	R: 2 E: 1 K: 1 S: 18	H: 2 LOB: 3 BB: 2 P: 33	1B: 9 2B: 1 3B: 0 HR: 0	SF: 0 SAC: 1 DP: 0 HBP: 0	WP: 0 PB: 0 SB: 3 CS: 0	PA: 41			
<b>PITCHER</b>	IP	WLS	BF	H	R	ER	SO	BB	IBB	HBP	BLK	WP	HR	S	P	ERA	WHIP								
Paul Byrd, R ERA: 3.54	6.2	L	29	8	2	2	8	1	0	0	0	0	0	81	116	2.70	1.350								
Tom Martin, L ERA: 3.95	0.1		0	0	0	0	0	0	0	0	0	0	0	2	3	0.00	0.000								
Antonio Alfonseca, R ERA: 2.87	1.0		3	0	0	0	0	0	0	0	0	0	0	9	14	0.00	0.000								
Juan Cruz, R ERA: 2.79	1.0		8	2	2	1	1	2	0	0	0	0	0	18	33	9.00	4.000								

Philadelphia Phillies @ Atlanta Braves  
Turner Field, Atlanta, GA  
Wed Sep 08 2004, 4:40 PM EDT  
Att: 20,320 - Overcast - 71 F

AB 37  
R 4  
H 10  
RBI 4  
BB 3  
SO 9  
LOB 21



Batter	1	2	3	4	5	6	7	8	9	AB	R	H	RBI	BB	SO	LOB	BOTTOM								
Rafael Furcal, S OBP: 0.351, SLG: 0.420	G3-1		G3		F8			P4		4	0	0	0	0	0	1									
Nick Green, R OBP: 0.324, SLG: 0.402	F8		P3		L4			B5-3		4	0	0	0	0	0	1									
J.D. Drew, L Dewayne Wise, L	K							G4-3		2	0	0	0	0	2	0									
Julio Franco, R OBP: 0.378, SLG: 0.441									1B	4	0	2	0	0	1	1									
Andruw Jones, R OBP: 0.351, SLG: 0.493									F8	3	1	0	0	1	1	3									
Eli Marrero, R OBP: 0.394, SLG: 0.555									K	4	0	1	1	0	2	3									
Mark DeRosa, R OBP: 0.298, SLG: 0.322									P3	3	0	0	0	1	1	2									
Eddie Pérez, R Adam LaRoche, R Antonio Alfonseca, R Juan Cruz, R										2	0	0	0	0	0	2									
Paul Byrd, R Tom Martin, L Johnny Estrada, S										1	0	0	0	1	0	0									
<b>Inning Stats</b>	R: 0 E: 0 K: 1 S: 7	H: 0 LOB: 0 BB: 0 P: 12	R: 0 E: 0 K: 0 S: 10	H: 1 LOB: 1 BB: 0 P: 15	R: 0 E: 0 K: 0 S: 9	H: 0 LOB: 1 BB: 1 P: 17	R: 1 E: 0 K: 1 S: 17	H: 1 LOB: 2 BB: 2 P: 33	R: 0 E: 0 K: 0 S: 9	H: 0 LOB: 0 BB: 0 P: 15	R: 0 E: 0 K: 3 S: 10	H: 0 LOB: 2 BB: 0 P: 12	R: 0 E: 0 K: 3 S: 10	H: 0 LOB: 0 BB: 0 P: 12	R: 0 E: 0 K: 0 S: 6	H: 0 LOB: 0 BB: 0 P: 7	R: 0 E: 0 K: 1 S: 10	H: 1 LOB: 1 BB: 0 P: 15	1B: 3 2B: 0 3B: 0 HR: 0	SF: 0 SAC: 0 DP: 0 HBP: 1	WP: 0 PB: 0 SB: 3 CS: 0	PA: 34			
<b>PITCHER</b>	IP	WLS	BF	H	R	ER	SO	BB	IBB	HBP	BLK	WP	HR	S	P	ERA	WHIP								
Gavin Floyd, R ERA: 1.64	4.0		17	2	1	1	2	3	0	0	0	0	0	43	77	2.25	1.250								
Amaury Telemaco, R ERA: 4.89	1.0		3	0	0	0	0	0	0	0	0	0	0	9	15	0.00	0.000								
Todd Jones, R ERA: 4.5	1.0	W	4	0	0	0	3	0	0	1	0	0	0	10	12	0.00	0.000								
Felix Rodriguez, R ERA: 3.32	1.0	H	3	0	0	0	3	0	0	0	0	0	0	10	12	0.00	0.000								
Rheal Cormier, L ERA: 3.64	1.0	H	3	0	0	0	0	0	0	0	0	0	0	6	7	0.00	0.000								

Philadelphia Phillies @ Atlanta Braves  
Turner Field, Atlanta, GA  
Wed Sep 08 2004, 4:40 PM EDT  
Att: 20,320 - Overcast - 71 F

AB 30  
R 1  
H 3  
RBI 1  
BB 3  
SO 9  
LOB 13









Batter	1	2	3	4	5	6	7	8	9	AB	R	H	RBI	BB	SO	LOB	TOP					
<b>Brad Wilkerson, L</b> OBP: 0.372, SLG: 0.485	F7		1B		G3-1		K		SH1-3	3	1	1	0	1	1	1	<b>Montreal Expos @ Atlanta Braves</b> Turner Field, Atlanta, GA Fri Sep 10 2004, 7:35 PM EDT Att: 22,086 - Cloudy - 81 F					
<b>Jamey Carroll, R</b> OBP: 0.361, SLG: 0.381	F		1B		G4-3		G6-3		F9	4	1	1	0	1	0	3						
<b>Termel Sledge, L</b> OBP: 0.324, SLG: 0.421	E		1B		G3-1				F7	5	1	3	0	0	0	2						
<b>Juan Rivera, R</b> OBP: 0.341, SLG: 0.422	E6									4	0	2	1	0	1	5						
<b>Ryan Church, L</b> OBP: 0.219, SLG: 0.226	K		G4-6-3		CS		L8		G6-3	4	0	0	0	0	1	7						
<b>Brian Schneider, L</b> OBP: 0.330, SLG: 0.415							F9		1B	2	0	1	1	0	1	0						
<b>Einar Diaz, R</b> OBP: 0.306, SLG: 0.336									1B	2	0	1	0	0	0	0						
<b>Brendan Harris, R</b> OBP: 0.259, SLG: 0.418									1B	3	0	1	0	0	0	0						
<b>Tony Batista, R</b>									1B	1	0	1	0	0	0	0						
<b>Maicer Izturis, S</b> OBP: 0.392, SLG: 0.512									F8	4	0	0	0	0	1	3						
<b>22 John Patterson, R</b> OBP: 0.160, SLG: 0.125										2	0	0	0	0	2	1						
<b>Henry Mateo, S</b> OBP: 0.295, SLG: 0.326										1	0	1	0	0	0	0						
<b>Joey Eischen, L</b> OBP: 0.667, SLG: 0.667										0	0	0	0	0	0	0						
<b>Gary Majewski, R</b> OBP: 0.277, SLG: 0.396										1	0	1	0	0	0	0						
<b>Alex Gonzalez, R</b> OBP: 0.277, SLG: 0.396										1	0	1	0	0	0	0						
<b>Inning Stats</b>	R: 1 E: 1 K: 1 S: 20	H: 3 LOB: 2 BB: 0 P: 30	R: 0 E: 0 K: 2 S: 8	H: 0 LOB: 0 BB: 0 P: 11	R: 0 E: 0 K: 1 S: 10	H: 2 LOB: 2 BB: 1 P: 16	R: 0 E: 0 K: 2 S: 9	H: 1 LOB: 1 BB: 0 P: 13	R: 1 E: 0 K: 0 S: 8	H: 1 LOB: 0 BB: 1 P: 13	R: 0 E: 0 K: 0 S: 7	H: 0 LOB: 0 BB: 0 P: 14	R: 0 E: 0 K: 1 S: 9	H: 1 LOB: 1 BB: 0 P: 14	R: 1 E: 0 K: 0 S: 15	H: 4 LOB: 2 BB: 0 P: 20	R: 0 E: 0 K: 0 S: 6	H: 1 LOB: 1 BB: 0 P: 9	1B: 12 2B: 1 3B: 0 HR: 0	SF: 0 SAC: 1 DP: 2 HBP: 0	WP: 0 PB: 0 SB: 0 CS: 1	PA: 40
<b>PITCHER</b>	IP WLS BF H R ER SO BB IBB HBP BLK WP HR S P ERA WHIP																					
<b>John Thomson, R</b> ERA: 4.08	6.0 W 25 7 2 1 6 2 0 0 0 0 0 62 97 1.50 1.500																					
<b>Antonio Alfonseca, R</b> ERA: 2.83	1.0 H 4 1 0 0 1 0 0 0 0 0 0 9 14 0.00 1.000																					
<b>Chris Reitsma, R</b> ERA: 3.91	0.0 2 2 1 1 0 0 0 0 0 0 0 6 8 ∞ ∞																					
<b>29 John Smoltz, R</b> ERA: 1.99	2.0 S 8 3 0 0 0 0 0 0 0 0 0 15 21 0.00 1.500																					

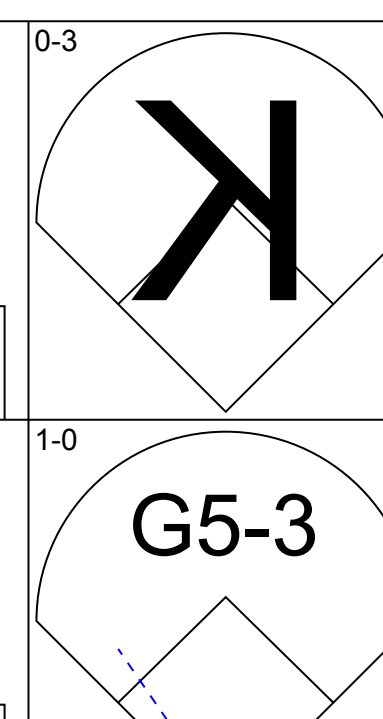
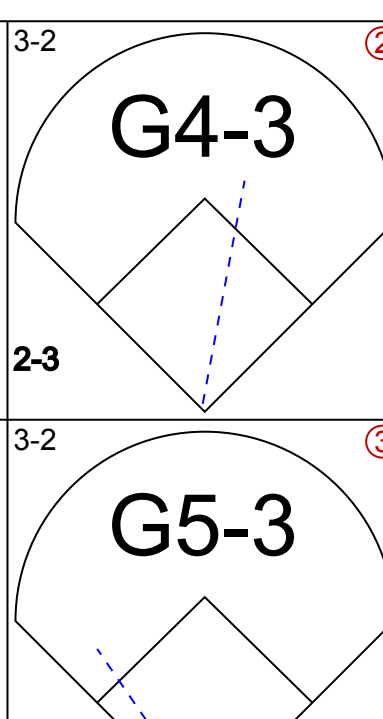
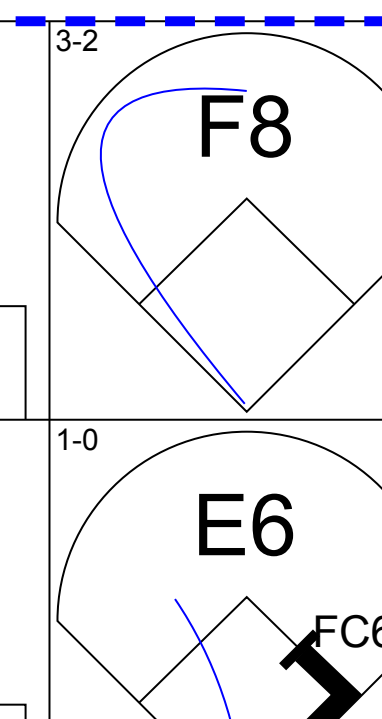
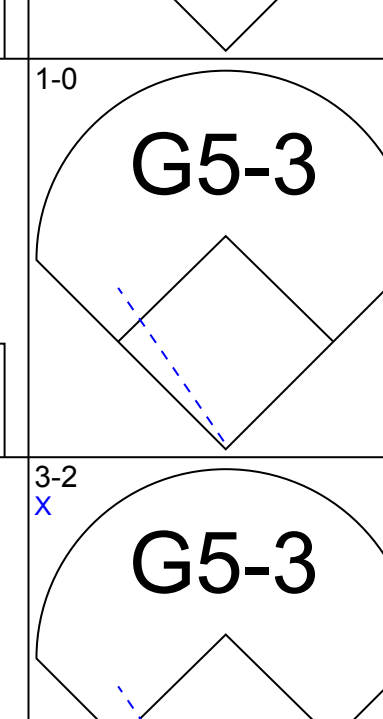
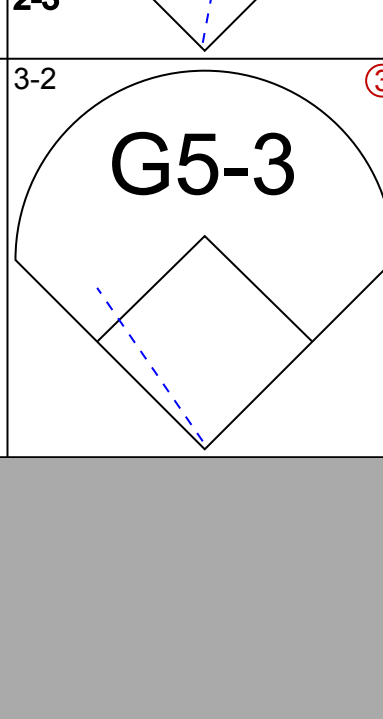
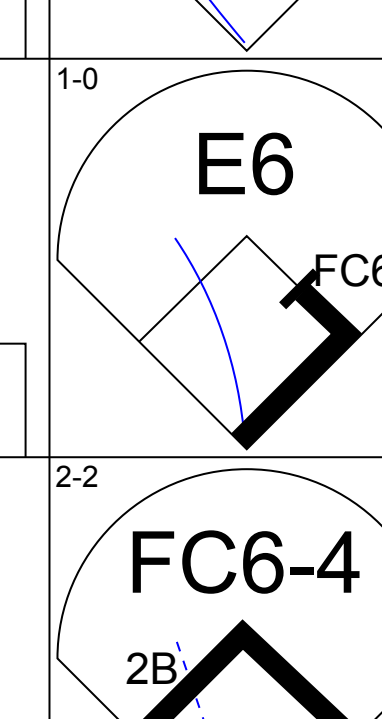
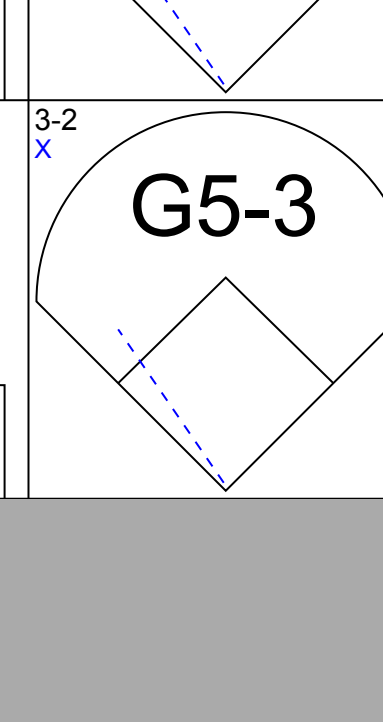
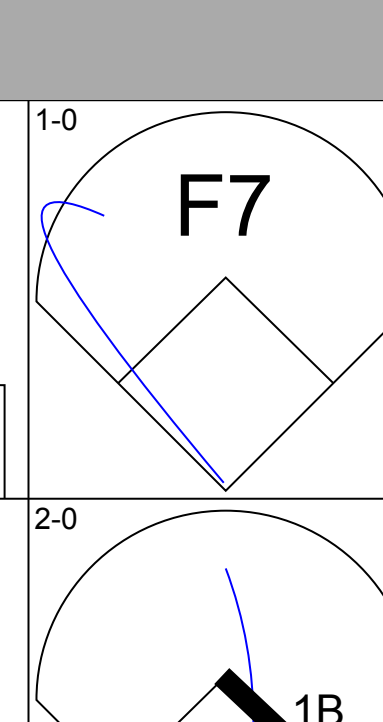
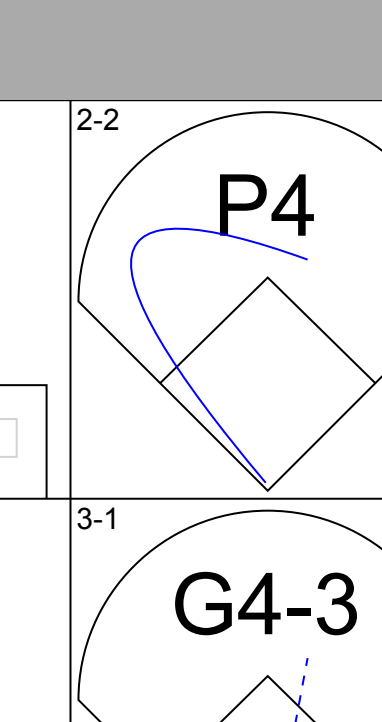
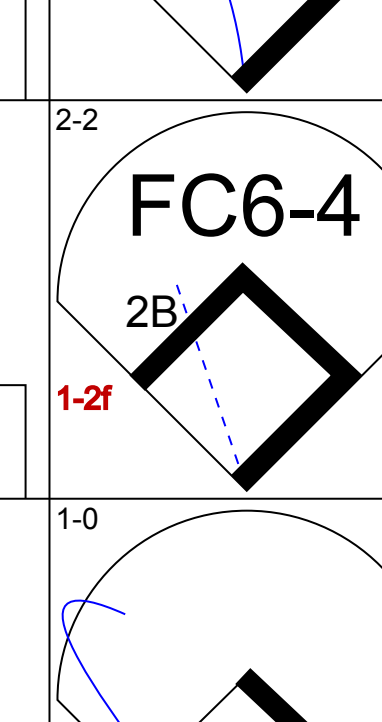
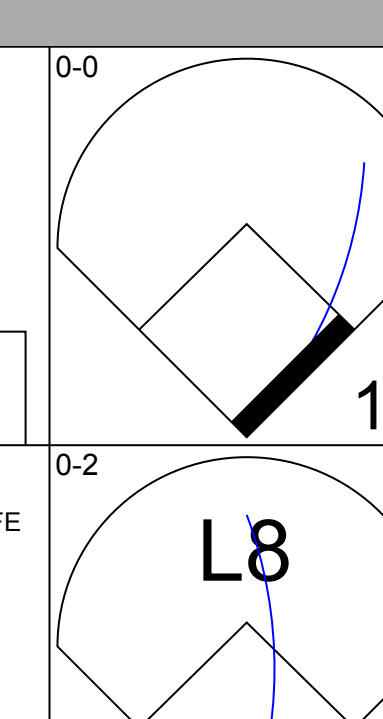
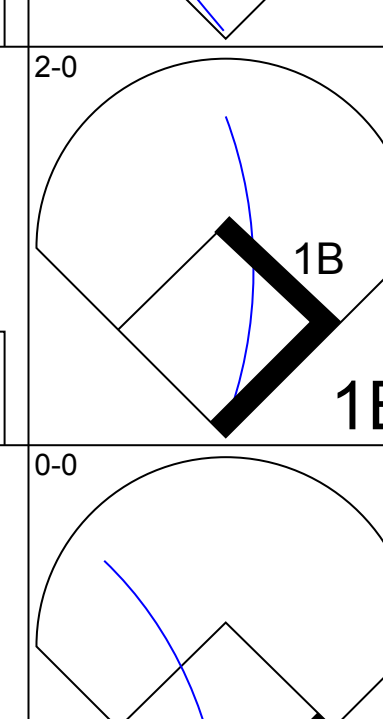
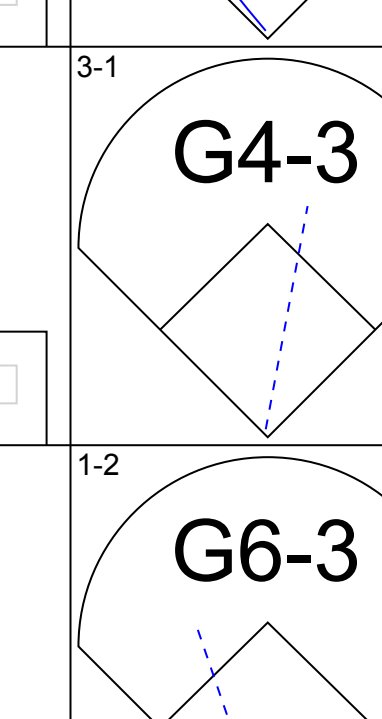
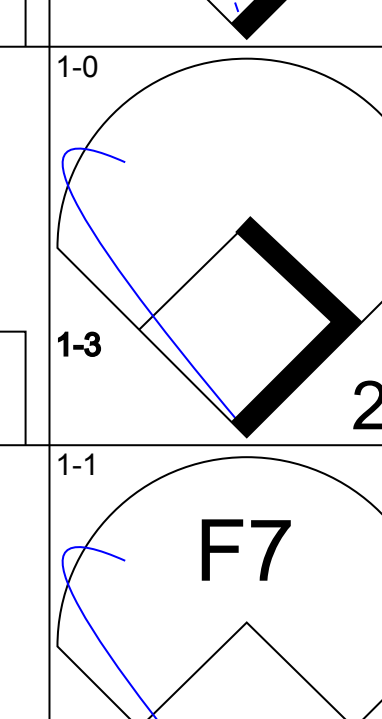
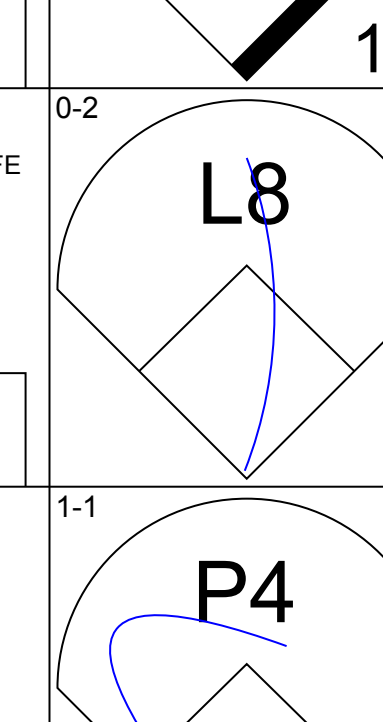
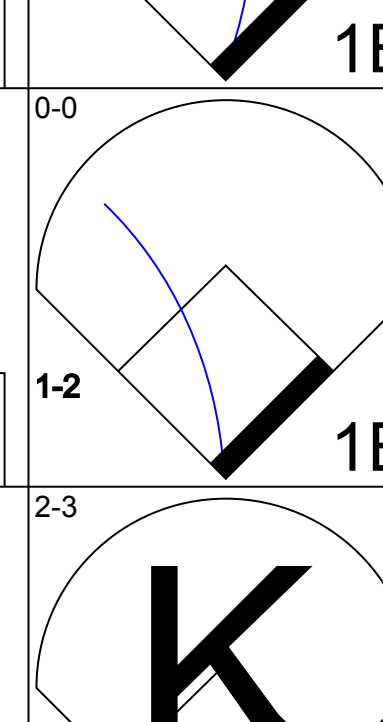
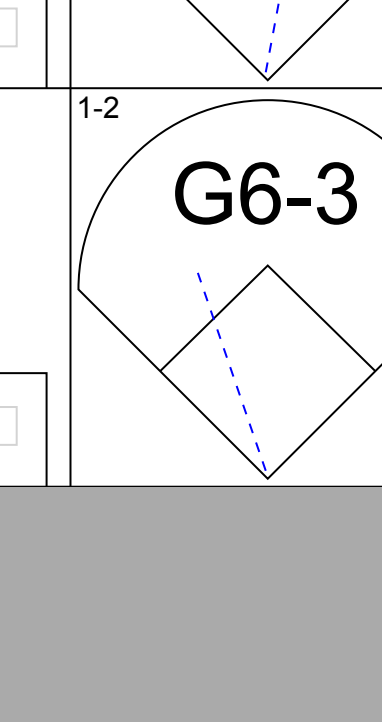
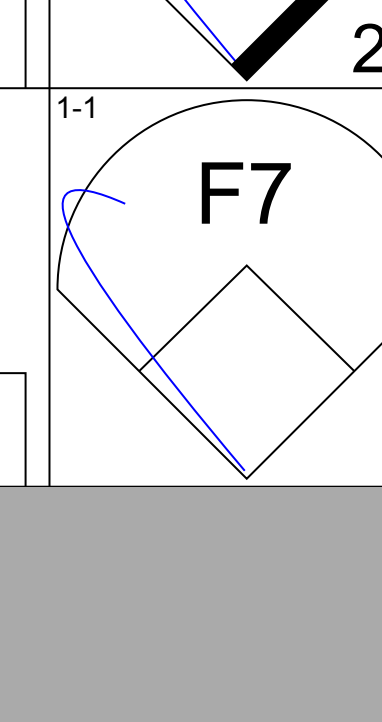
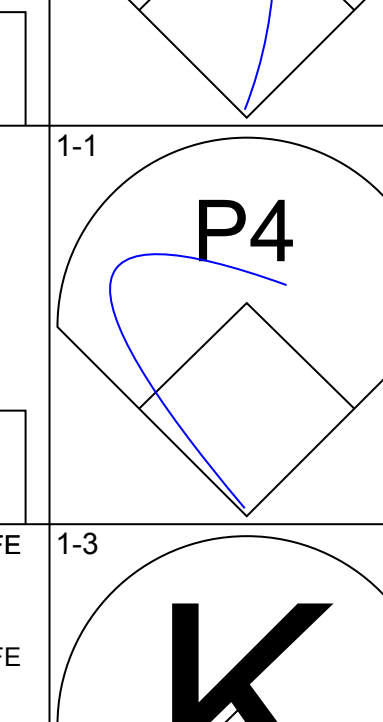
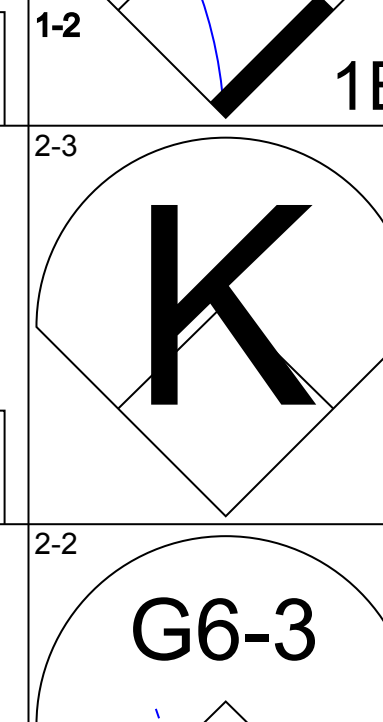
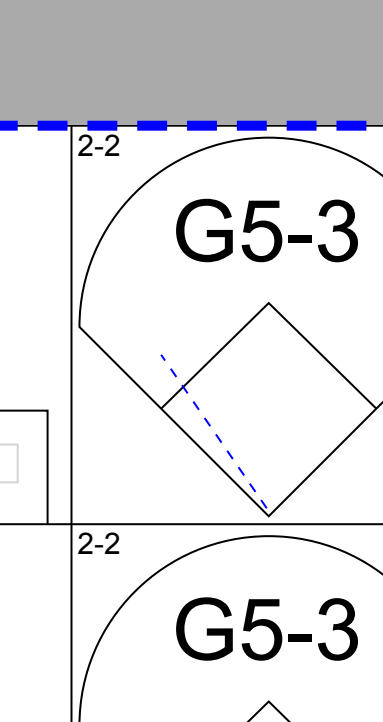
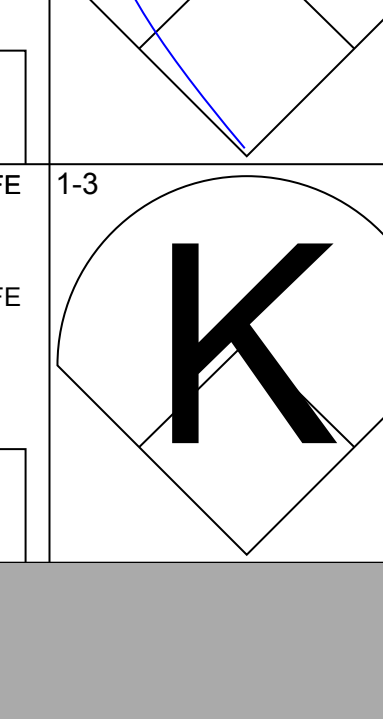
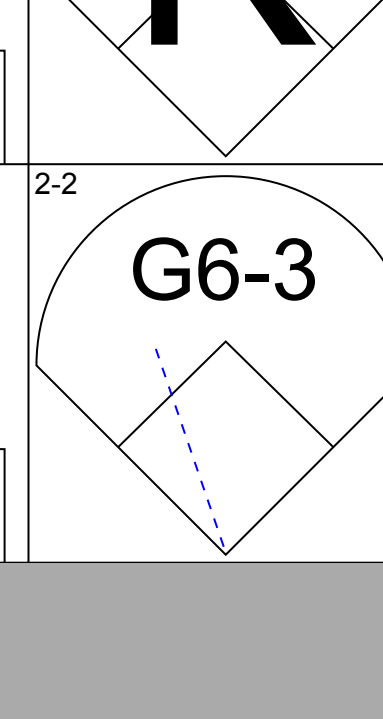
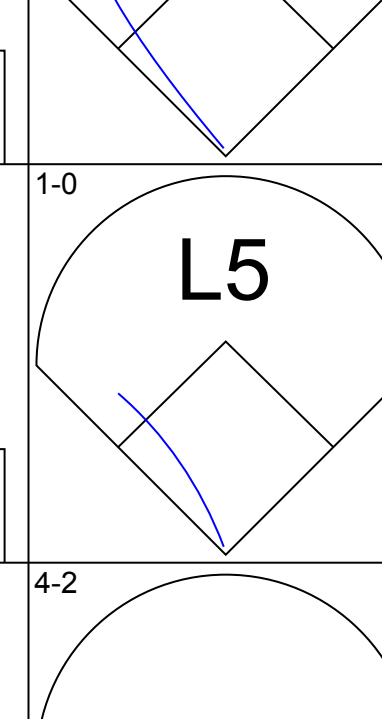
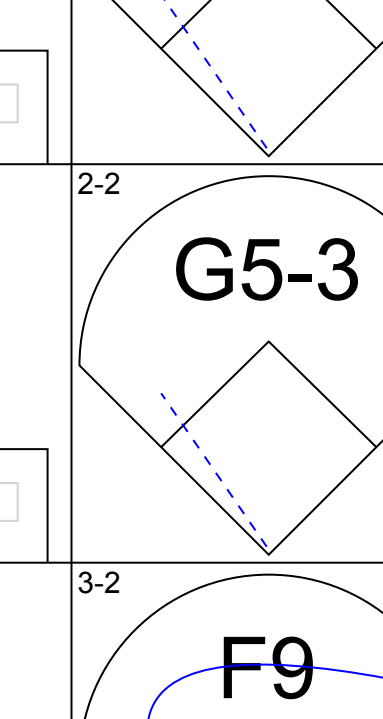
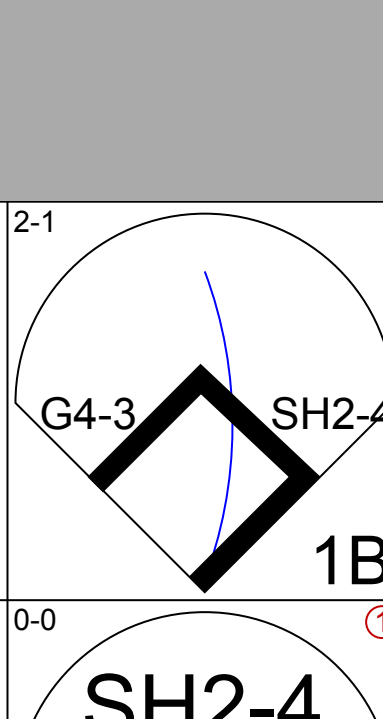
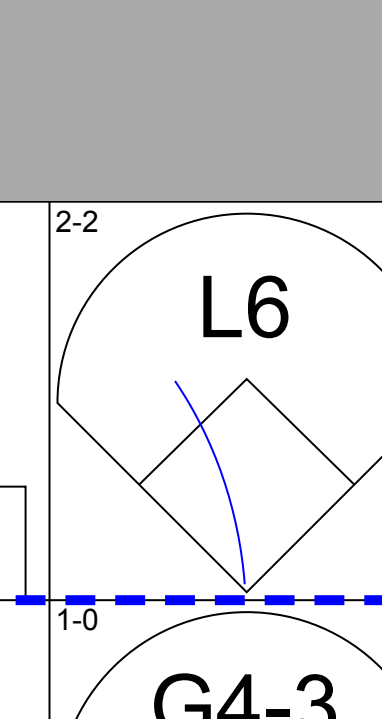
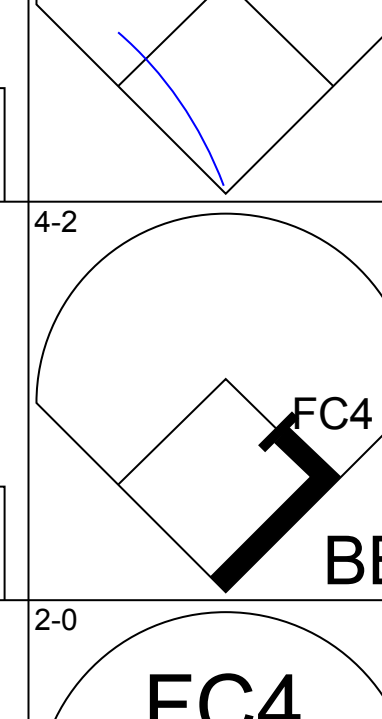
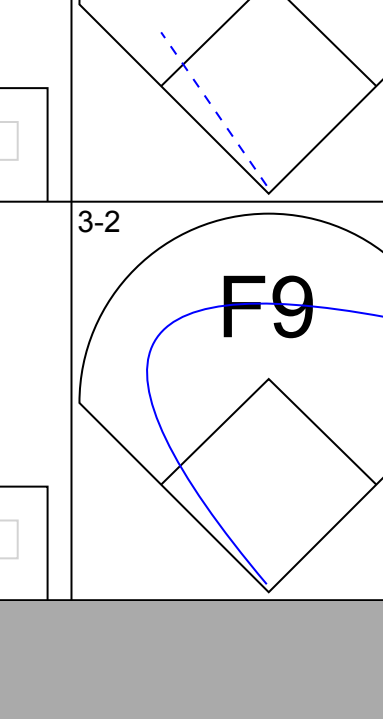
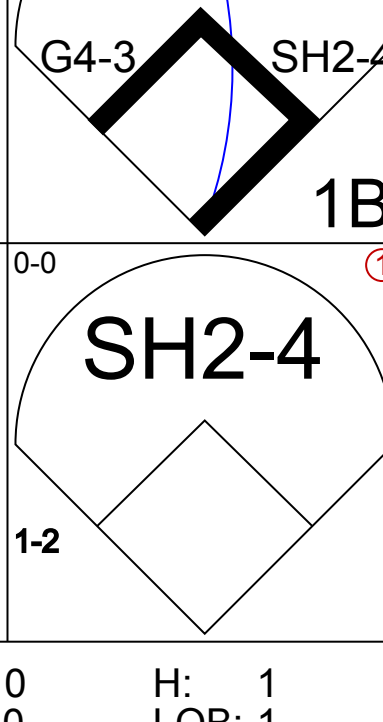
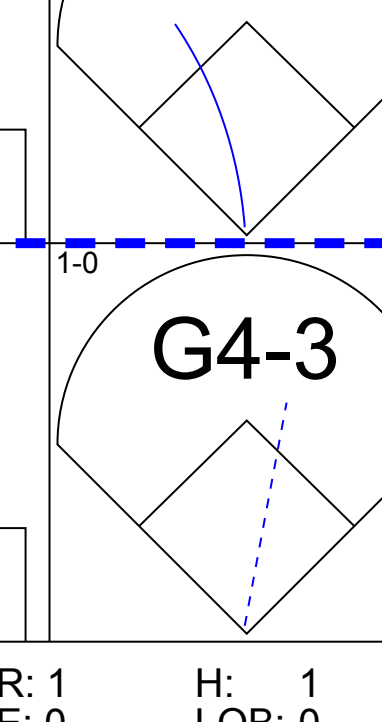
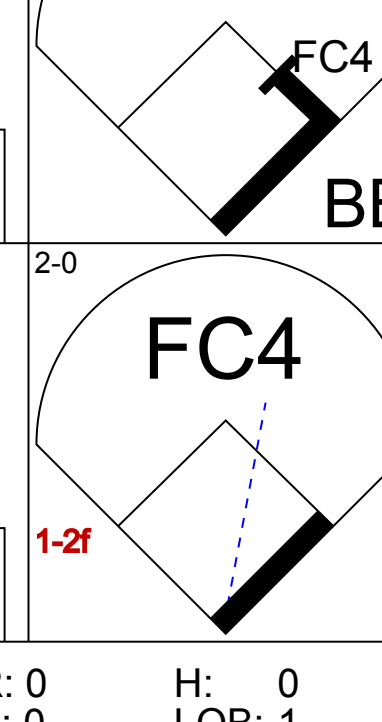
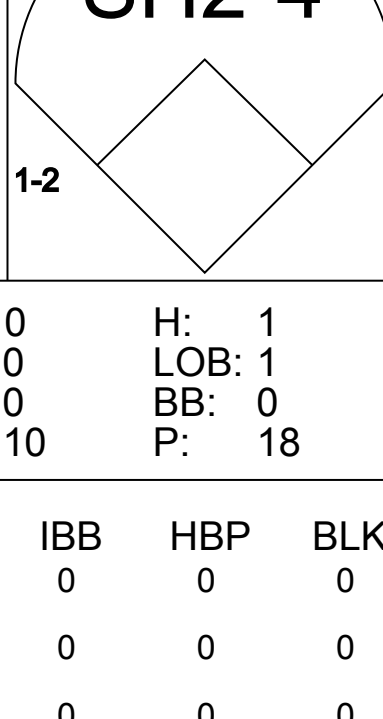
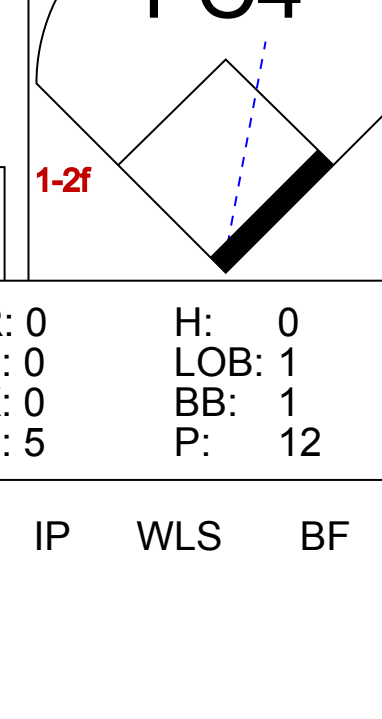
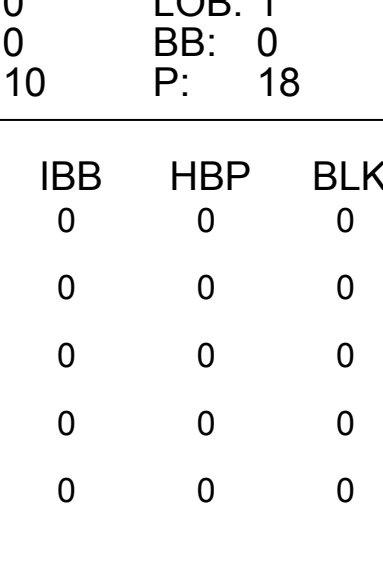
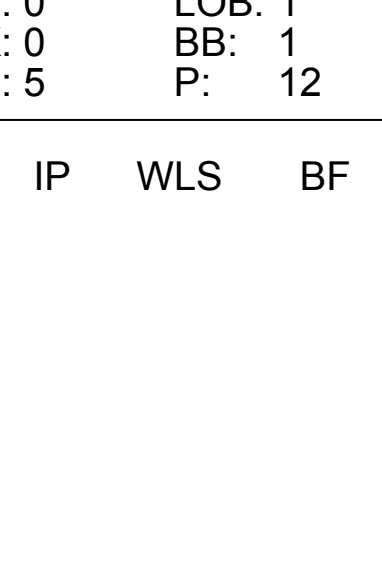
AB	36
R	3
H	13
RBI	2
BB	2
SO	7
LOB	22

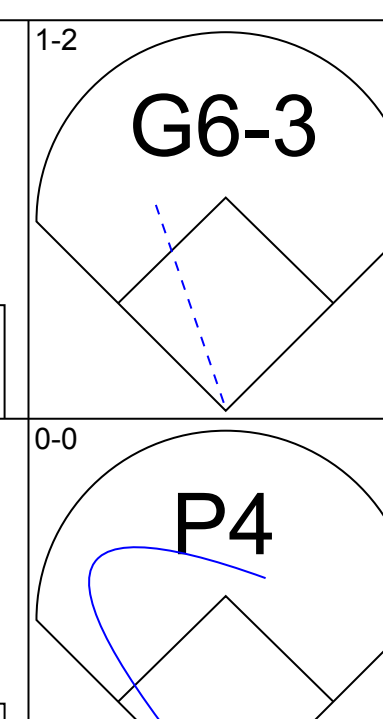
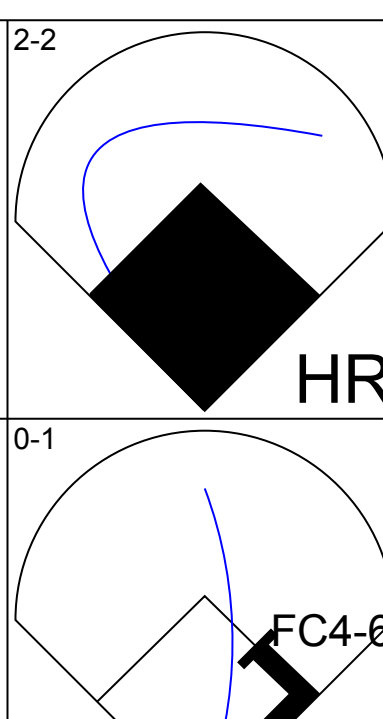
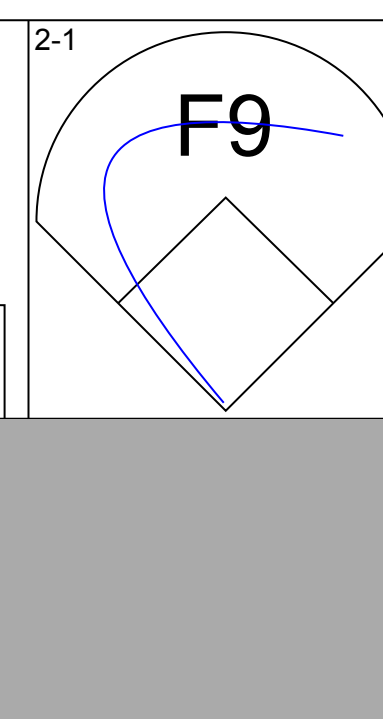
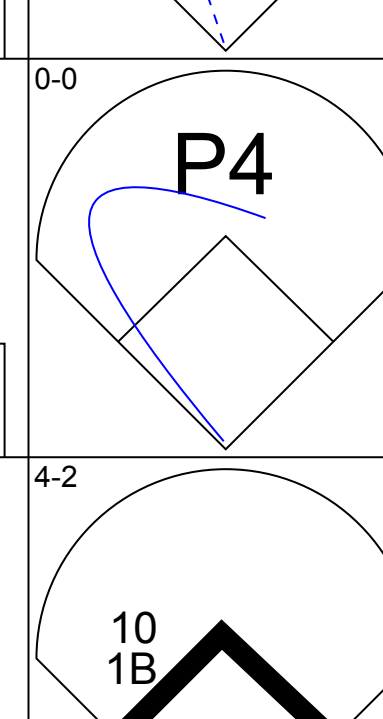
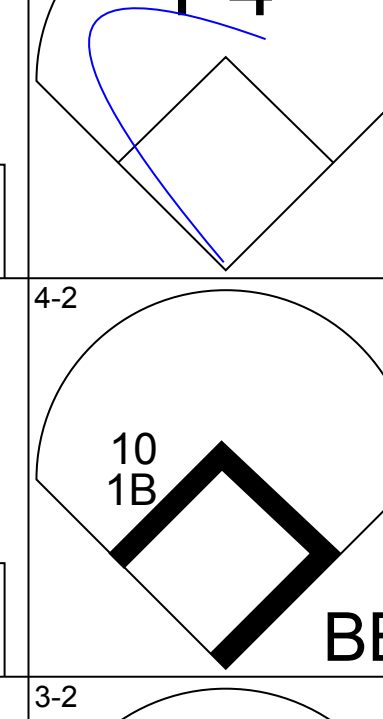
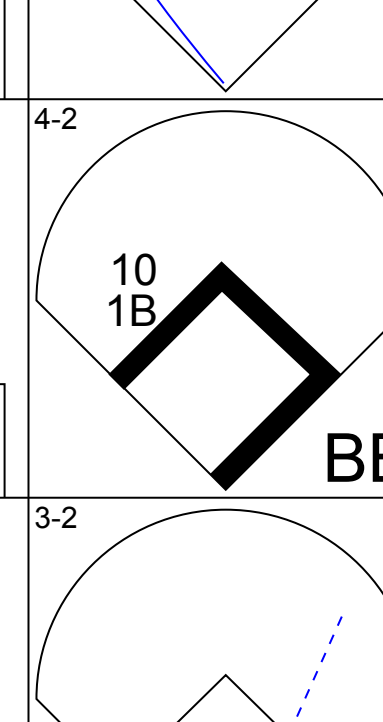
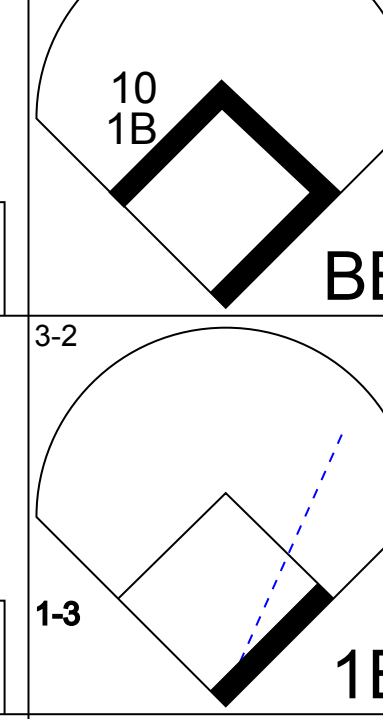
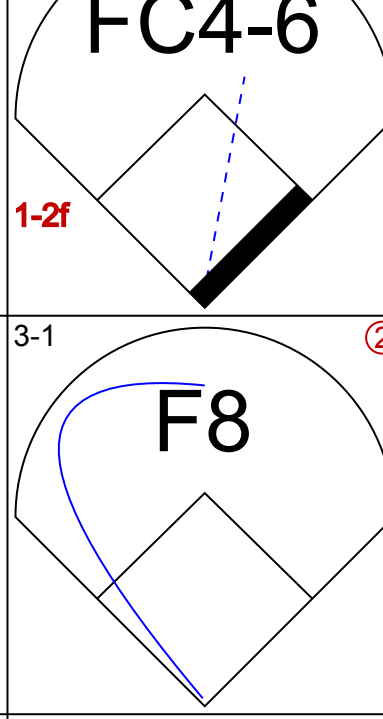
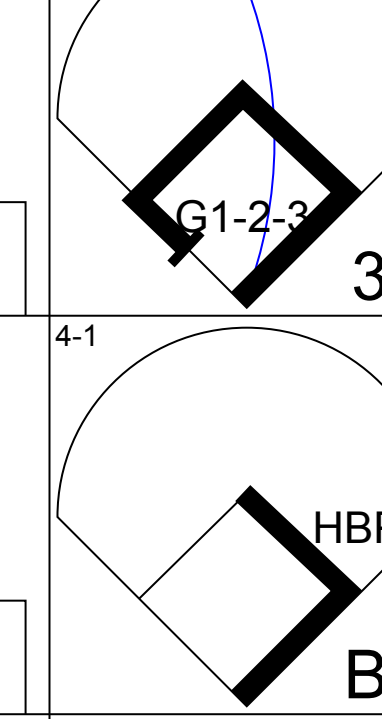
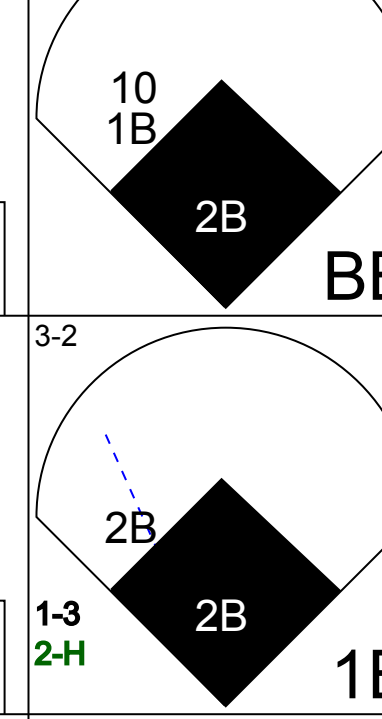

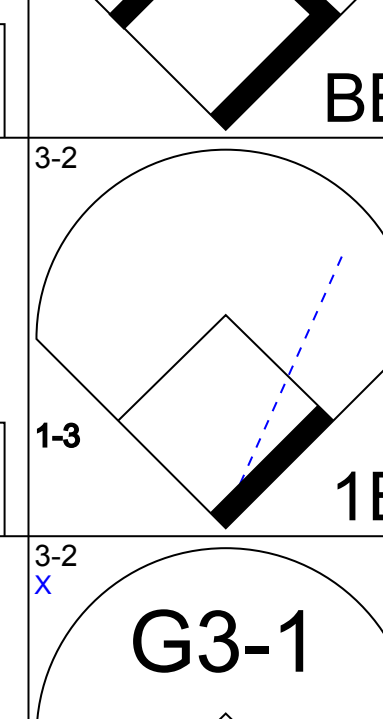
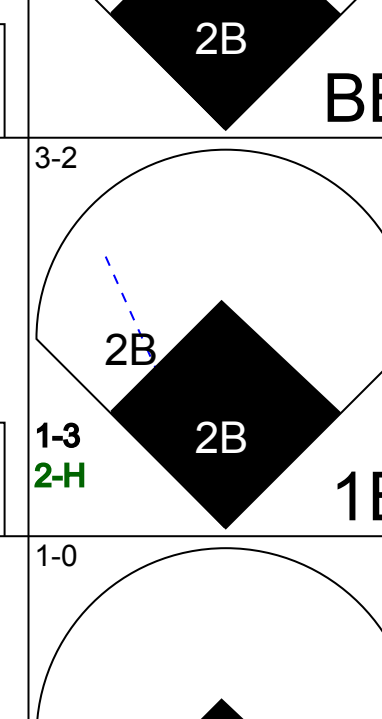
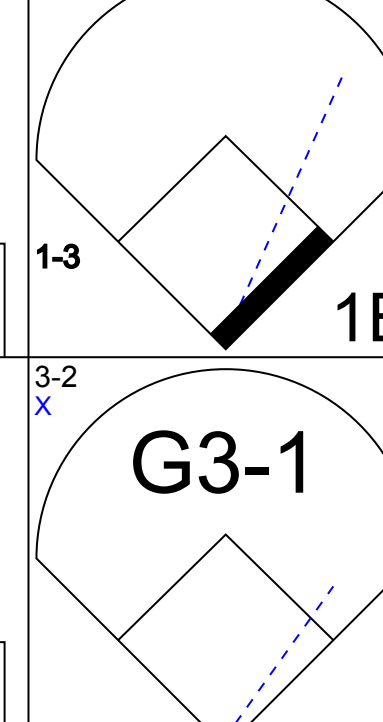
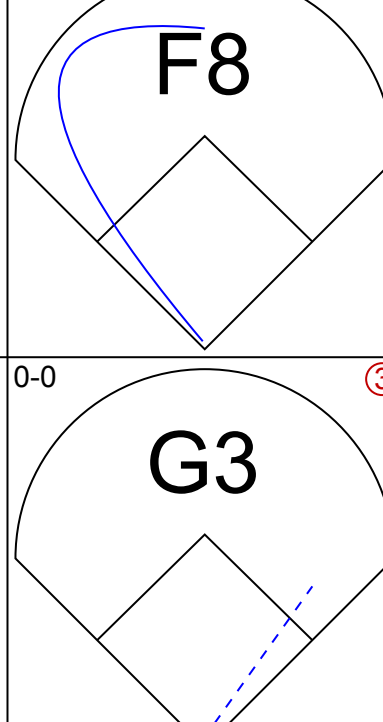
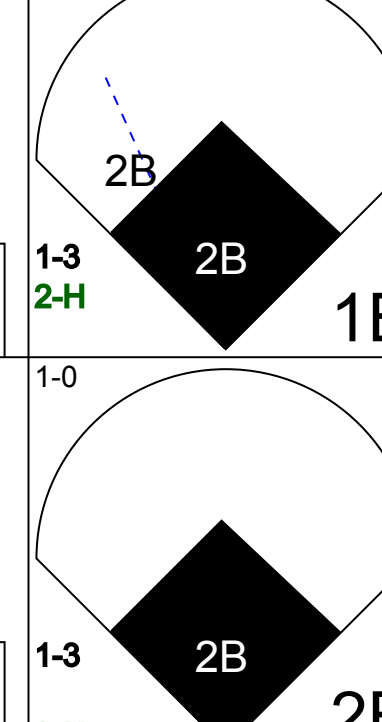

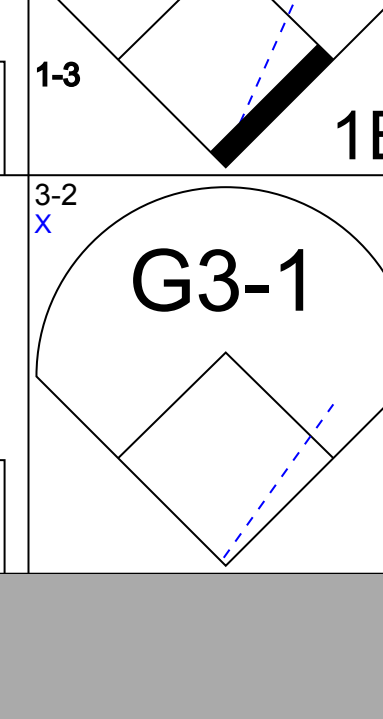
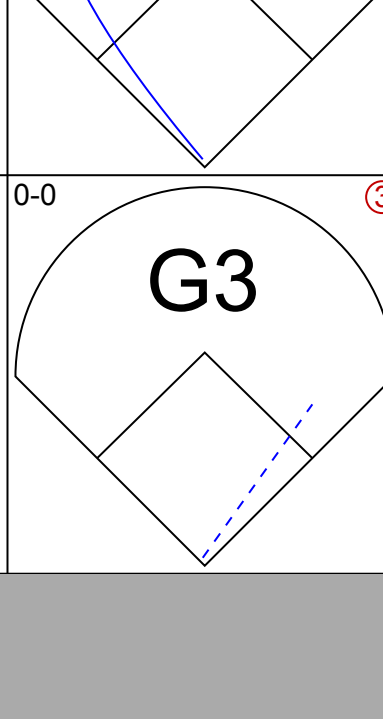
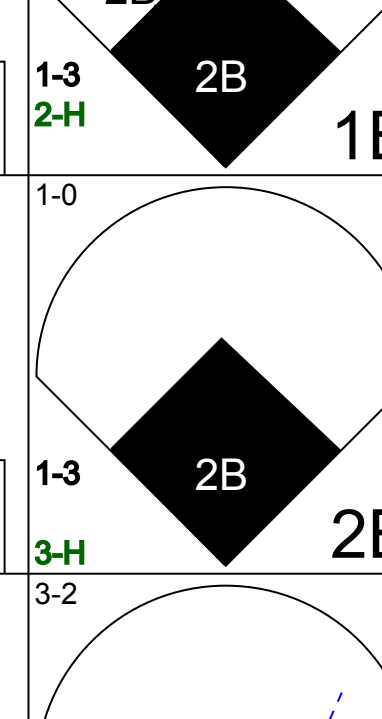

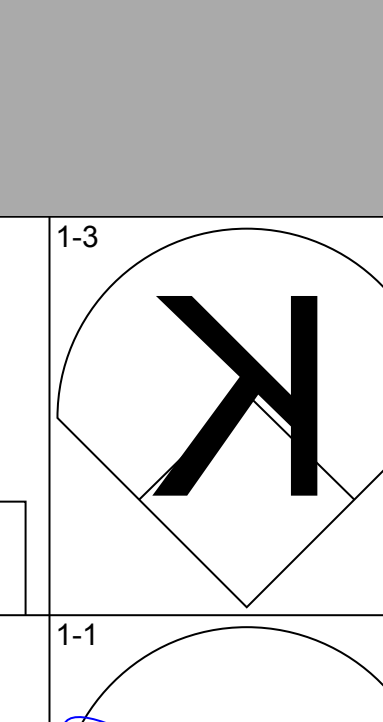
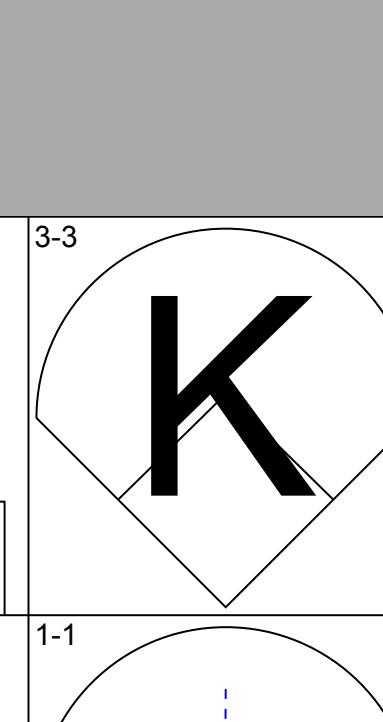
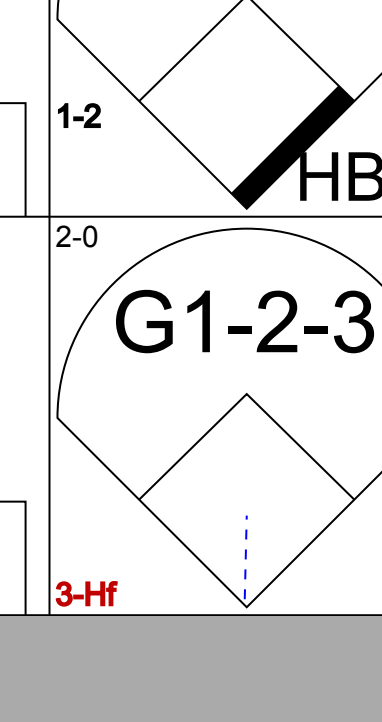
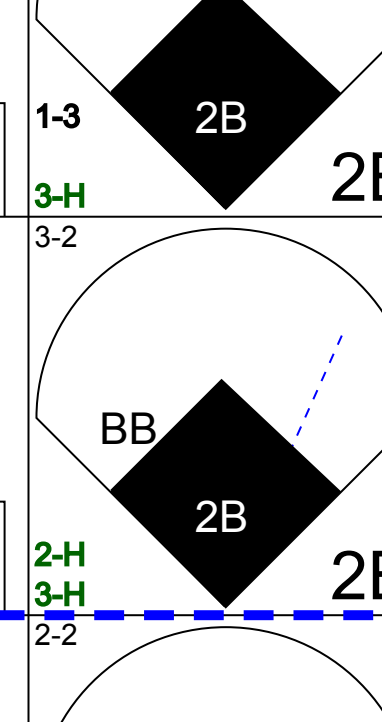
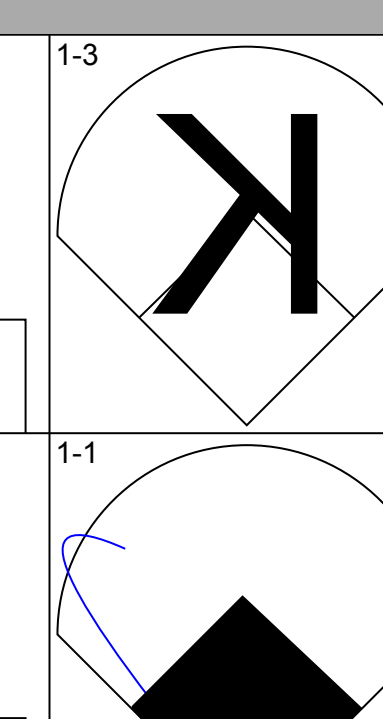
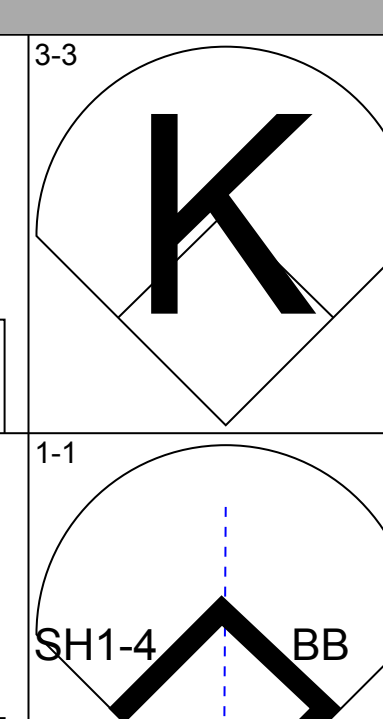
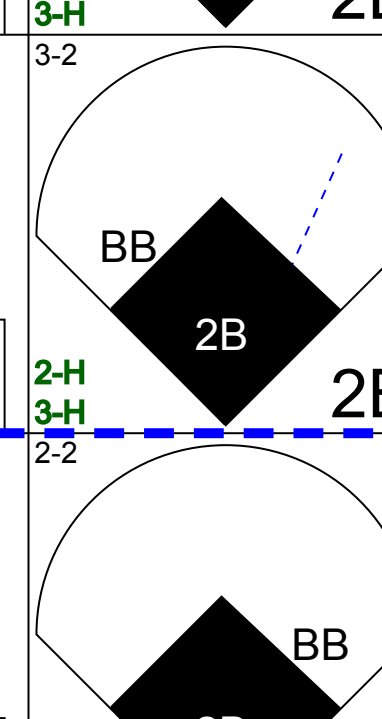

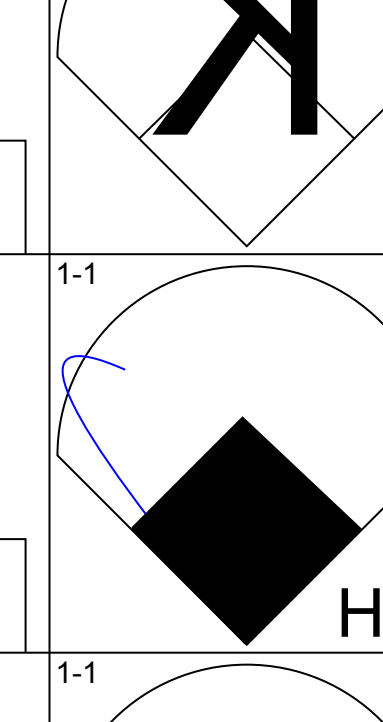
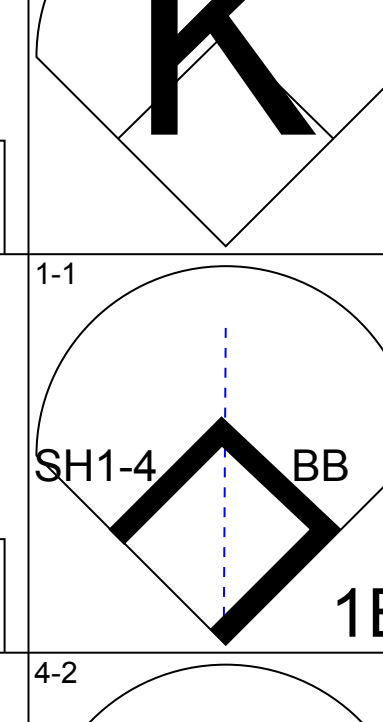
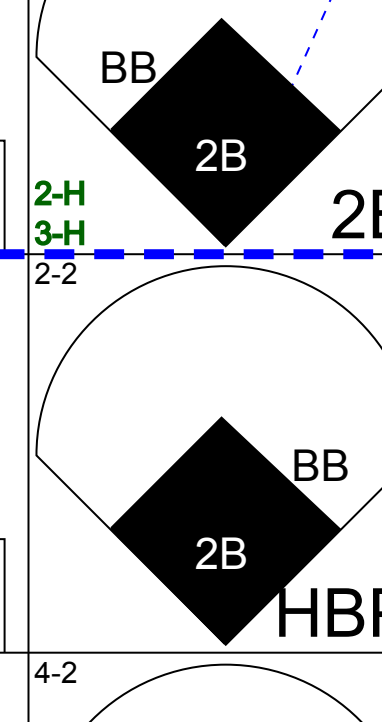
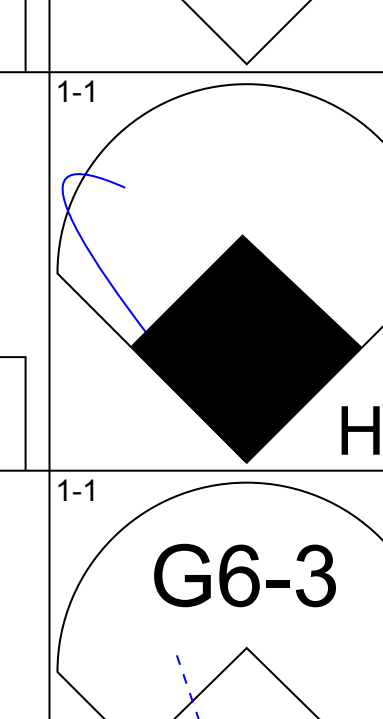
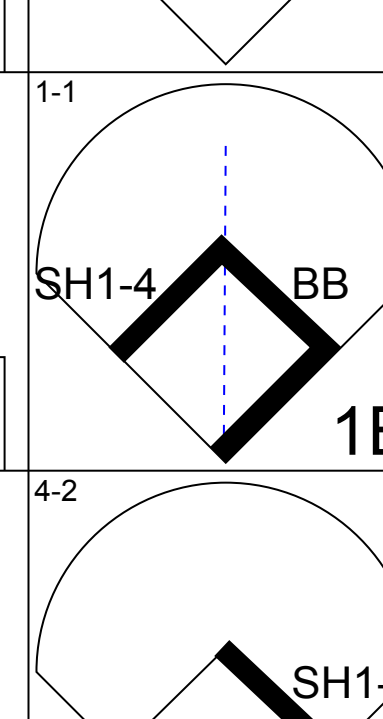
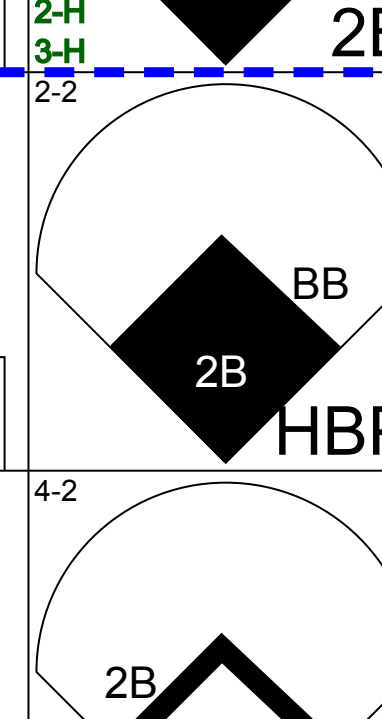
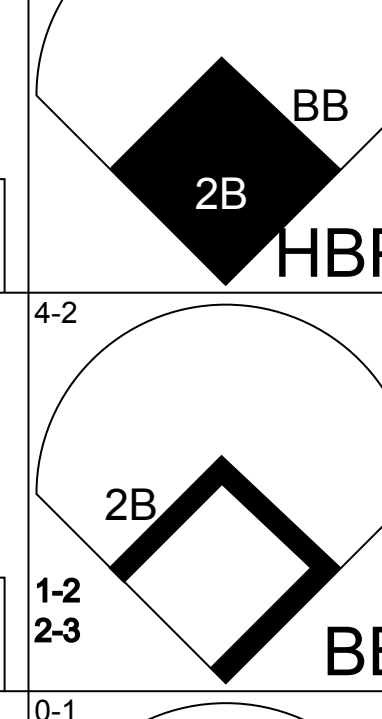
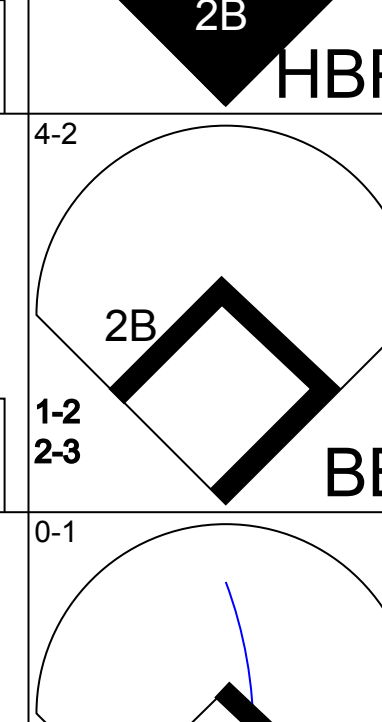
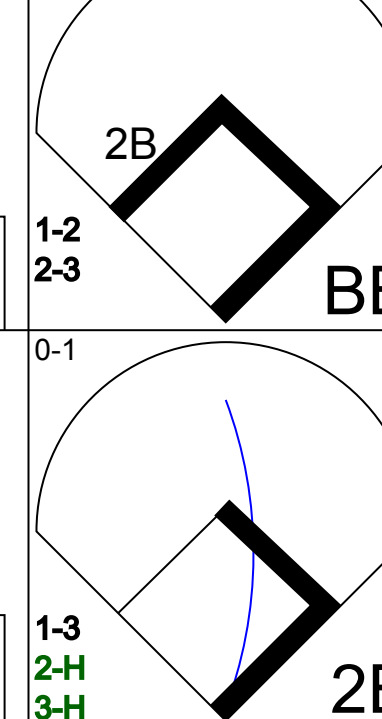
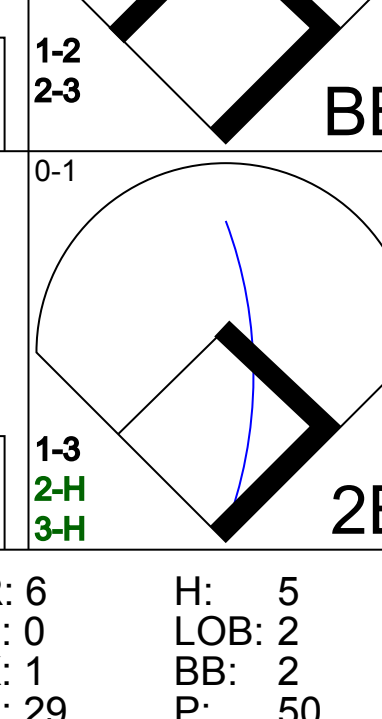
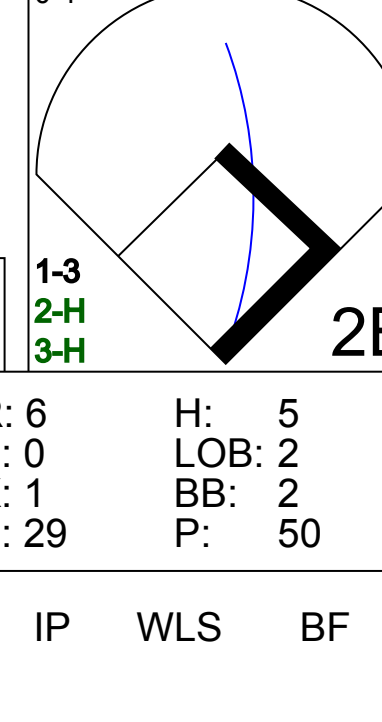
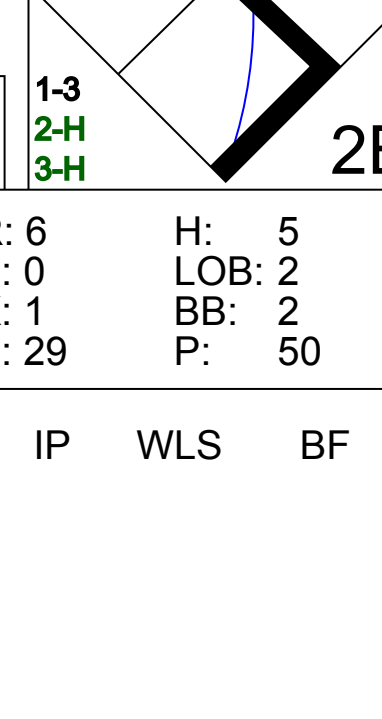


Batter	1	2	3	4	5	6	7	8	9	AB	R	H	RBI	BB	SO	LOB	BOTTOM			
<b>Charles Thomas, L</b> OBP: 0.387, SLG: 0.461	G4-3	G1-3		G4-3		P3				4	1	1	0	0	0	2	<b>Montreal Expos @ Atlanta Braves</b> Turner Field, Atlanta, GA Fri Sep 10 2004, 7:35 PM EDT Att: 22,086 - Cloudy - 81 F			
<b>Marcus Giles, R</b> OBP: 0.362, SLG: 0.408	G6-3		G3-1			K				4	1	1	1	0	1	2				
<b>J.D. Drew, L</b> OBP: 0.433, SLG: 0.581	G4-3		10 BB			1B				3	0	1	0	1	1	1				
<b>10 Chipper Jones, S</b> OBP: 0.367, SLG: 0.500	HR				F7		F9			2	1	0	0	2	0	1				
<b>Johnny Estrada, S</b> OBP: 0.379, SLG: 0.468	HR						F8			3	1	1	3	1	1	2				
<b>Adam LaRoche, L</b> OBP: 0.332, SLG: 0.463			G4-3		F6				L6	4	0	1	0	0	0	4				
<b>Andruw Jones, R</b> OBP: 0.353, SLG: 0.493	K									2	0	0	0	2	2	3				
<b>Mark DeRosa, R</b> OBP: 0.297, SLG: 0.324		G6-3							G6-3	4	0	1	0	0	1	2				
<b>John Thomson, R</b> OBP: 0.196, SLG: 0.214										2	0	0	0	0	2	1				
<b>Antonio Alfonseca, R</b> OBP: 0.266, SLG: 0.412										1	0	0	0	0	1	1				
<b>Chris Reitsma, R</b> OBP: 0.257, SLG: 0.300										0	0	0	0	0	0	0				
<b>Eddie Pérez, R</b>										0	0	0	0	0	0	0				
<b>Inning Stats</b>	R: 3 E: 0 K: 1 S: 19	H: 3 LOB: 1 BB: 1 P: 28	R: 0 E: 0 K: 1 S: 8	H: 0 LOB: 0 BB: 0 P: 10	R: 0 E: 0 K: 1 S: 13	H: 0 LOB: 2 BB: 2 P: 23	R: 0 E: 0 K: 2 S: 10	H: 0 LOB: 1 BB: 1 P: 19	R: 1 E: 0 K: 1 S: 14	H: 2 LOB: 2 BB: 1 P: 22	R: 0 E: 0 K: 2 S: 13	H: 1 LOB: 0 BB: 0 P: 17	R: 0 E: 0 K: 1 S: 9	H: 0 LOB: 0 BB: 0 P: 12	R: 0 E: 0 K: 0 S: 8	H: 0 LOB: 0 BB: 1 P: 14	1B: 3 2B: 1 3B: 0 HR: 2	SF: 0 SAC: 0 DP: 1 HBP: 0	WP: 0 PB: 0 SB: 1 CS: 0	PA: 35
<b>PITCHER</b>	IP WLS BF H R ER SO BB IBB HBP BLK WP HR S P ERA WHIP																			
<b>22 John Patterson, R</b> ERA: 5.23	6.0 L 29 6 4 4 8 5 0 0 0 0 0 2 77 119 6.00 1.833																			
<b>Joey Eischen, L</b> ERA: 4.11	1.1 4 0 0 0 1 0 0 0 0 0 0 14 18 0.00 0.000																			
<b>Gary Majewski, R</b> ERA: 0.96	0.2 2 0 0 0 0 1 0 0 0 0 0 3 8 0.00 1.500																			






Batter	1	2	3	4	5	6	7	8	9	AB	R	H	RBI	BB	SO	LOB	TOP					
<b>Brad Wilkerson, L</b> (1, 3) OBP: 0.372, SLG: 0.489										4	1	1	1	0	1	1	<b>Montreal Expos @ Atlanta Braves</b> Turner Field, Atlanta, GA Sat Sep 11 2004, 7:05 PM EDT Att: 28,860 - Sunny - 83 F					
<b>Alex Gonzalez, R</b> (1, 6) OBP: 0.272, SLG: 0.389										4	0	0	0	0	0	1						
<b>Tony Batista, R</b> (1, 5) OBP: 0.257, SLG: 0.415										4	0	0	0	0	0	1						
<b>Juan Rivera, R</b> (1, 8) OBP: 0.346, SLG: 0.429										4	0	3	0	0	0	0						
<b>Terrel Sledge, L</b> (1, 7) OBP: 0.323, SLG: 0.419										4	0	1	0	0	0	3						
<b>Valentino Pascucci, R</b> (1, 9) OBP: 0.268, SLG: 0.147										4	0	0	0	0	1	3						
<b>Einar Diaz, R</b> (1, 2) OBP: 0.297, SLG: 0.325										4	0	0	0	0	1	3						
<b>Jamey Carroll, R</b> (1, 4) OBP: 0.364, SLG: 0.380										3	0	1	0	1	0	0						
<b>Livan Hernandez, R</b> (1, 1) OBP: 0.268, SLG: 0.408										2	0	0	0	0	0	1						
<b>Francis Beltran, R</b> (7, 1) OBP: 0.333, SLG: 0.333										0	0	0	0	0	0	0						
<b>Joe Horgan, L</b> (8, 1) OBP: 0.250, SLG: 0.250										0	0	0	0	0	0	0						
<b>Inning Stats</b>	R: 0 E: 0 K: 1 S: 11	H: 0 LOB: 0 BB: 0 P: 15	R: 0 E: 0 K: 1 S: 9	H: 1 LOB: 1 BB: 0 P: 11	R: 0 E: 0 K: 0 S: 10	H: 1 LOB: 1 BB: 0 P: 18	R: 0 E: 0 K: 1 S: 10	H: 2 LOB: 2 BB: 0 P: 17	R: 1 E: 0 K: 0 S: 7	H: 1 LOB: 0 BB: 0 P: 12	R: 0 E: 0 K: 0 S: 9	H: 0 LOB: 0 BB: 1 P: 15	R: 0 E: 0 K: 0 S: 5	H: 0 LOB: 1 BB: 1 P: 12	R: 0 E: 1 K: 0 S: 12	H: 1 LOB: 2 BB: 0 P: 20	R: 0 E: 0 K: 0 S: 9	H: 0 LOB: 0 BB: 0 P: 16	1B: 4 2B: 1 3B: 0 HR: 1	SF: 0 SAC: 1 DP: 0 HBP: 0	WP: 0 PB: 0 SB: 0 CS: 0	PA: 35
<b>PITCHER</b>	IP	WLS	BF	H	R	ER	SO	BB	IBB	HBP	BLK	WP	HR	S	P	ERA	WHIP					
<b>Mike Hampton, L</b> (1, 1) ERA: 4.58	4.1		17	4	0	0	3	0	0	0	0	0	0	43	66	0.00	0.923					
<b>Juan Cruz, R</b> (5, 1) ERA: 2.78	1.2	W	6	1	1	1	0	0	0	0	0	0	1	13	22	5.40	0.600					
<b>Roman Colon, R</b> (7, 1) ERA: 4.0	1.0	H	4	0	0	0	0	1	0	0	0	0	0	5	12	0.00	1.000					
<b>Antonio Alfonseca, R</b> (8, 1) ERA: 2.78	1.0		5	1	0	0	0	0	0	0	0	0	0	12	20	0.00	1.000					
<b>Travis Smith, R</b> (9, 1) ERA: 5.93	1.0		3	0	0	0	0	0	0	0	0	0	0	9	16	0.00	0.000					

Batter	1	2	3	4	5	6	7	8	9	AB	R	H	RBI	BB	SO	LOB	BOTTOM				
<b>Rafael Furcal, S</b> (1, 6) OBP: 0.354, SLG: 0.427										5	2	2	1	0	0	4	<b>Montreal Expos @ Atlanta Braves</b> Turner Field, Atlanta, GA Sat Sep 11 2004, 7:05 PM EDT Att: 28,860 - Sunny - 83 F				
<b>Marcus Giles, R</b> (1, 4) OBP: 0.381, SLG: 0.406										4	0	1	0	0	2	2					
<b>Antonio Alfonseca, R</b> (8, 1) OBP: 0.297, SLG: 0.324										0	0	0	0	0	0	0					
<b>Mark DeRosa, R</b> (9, 5)										0	0	0	0	0	0	0					
<b>J.D. Drew, L</b> (1, 9) OBP: 0.434, SLG: 0.584										3	1	1	0	2	0	1					
<b>10 Chipper Jones, S</b> (1, 5) OBP: 0.370, SLG: 0.500										4	1	2	1	1	0	1					
<b>Travis Smith, R</b> (9, 1) OBP: 0.167, SLG: 0.167										0	0	0	0	0	0	0					
<b>Johnny Estrada, S</b> (1, 2) OBP: 0.379, SLG: 0.469										4	1	1	1	0	0	3					
<b>Adam LaRoche, L</b> (1, 3) OBP: 0.331, SLG: 0.464										4	1	1	2	0	2	3					
<b>Andruw Jones, R</b> (1, 8) OBP: 0.356, SLG: 0.500										3	2	2	1	0	0	0					
<b>Eli Marrero, R</b> (8, 9) OBP: 0.392, SLG: 0.552										0	0	0	0	0	0	0					
<b>Charles Thomas, L</b> (1, 7) OBP: 0.389, SLG: 0.456										2	0	0	0	2	1	0					
<b>Mike Hampton, R</b> (1, 1) ERA: 4.58										1	0	0	0	0	1	0					
<b>Juan Cruz, R</b> (5, 1) ERA: 2.78										0	0	0	0	0	0	0					
<b>Dewey Young, L</b> (6, 9) ERA: 2.50, SLG: 0.415										1	0	0	0	0	0	0					
<b>Roman Colon, R</b> (7, 1) ERA: 4.0										0	0	0	0	0	0	0					
<b>Julio Franco, R</b> (7, 9) OBP: 0.370, SLG: 0.445										1	0	1	2	0	0	0					
<b>Nick Green, R</b> (8, 4) OBP: 0.322, SLG: 0.399										0	0	0	0	0	0	0					
<b>Inning Stats</b>	R: 0 E: 0 K: 0 S: 17	H: 1 LOB: 2 BB: 1 P: 28	R: 1 E: 0 K: 2 S: 11	H: 1 LOB: 0 BB: 0 P: 15	R: 1 E: 0 K: 0 S: 10	H: 2 LOB: 1 BB: 0 P: 15	R: 0 E: 0 K: 1 S: 11	H: 1 LOB: 2 BB: 1 P: 21	R: 0 E: 0 K: 1 S: 7	H: 0 LOB: 0 BB: 0 P: 12	R: 6 E: 0 K: 1 S: 29	H: 5 LOB: 2 BB: 2 P: 50	R: 0 E: 0 K: 0 S: 5	H: 0 LOB: 0 BB: 0 P: 6	1B: 5 2B: 3 3B: 1 HR: 2	SF: 0 SAC: 2 DP: 1 HBP: 2	WP: 0 PB: 0 SB: 0 CS: 0	PA: 41			
<b>PITCHER</b>	IP	WLS	BF	H	R	ER	SO	BB	IBB	HBP	BLK	WP	HR	S	P	ERA	WHIP				
<b>Livan Hernandez, R</b> (1, 1) ERA: 3.75	6.1	L	33	10	7	7	5	4	0	1	0	0	0	14	23	9.95	2.211				
<b>Francis Beltran, R</b> (7, 1) ERA: 5.7	0.2		5	1	1	1	1	1	0	1	0	0	0	14	22	13.50	3.000				
<b>Joe Horgan, L</b> (8, 1) ERA: 3.41	1.0		3	0	0	0	0	0	0	0	0	0	0	5	6	0.00	0.000				

livebaseballscores.com

AB 33  
R 1  
H 6  
RBI 1  
BB 1  
SO 3  
LOB 13



livebaseballscores.com

AB 32  
R 8  
H 11  
RBI 8  
BB 5  
SO 6  
LOB 14









Batter	1	2	3	4	5	6	7	8	9	AB	R	H	RBI	BB	SO	LOB	TOP					
Rafael Furcal, S OBP: 0.358, SLG: 0.437	0-3 K		0-0 F8	1-2 2B 3B			4-1 G5-3 2B BB		2-1 G6-3	4	2	1	1	1	1	0						
Marcus Giles, R OBP: 0.366, SLG: 0.412	0-3 K		1-2 FC3-6 1B	0-1 3B 2B			1-1 G5-3		1-0 1B 2B	5	1	3	1	0	1	1						
J.D. Drew, L OBP: 0.431, SLG: 0.578	4-2 10 BB BB		1-2 FC3-6 1-2	1-3 K			1-1 2B		1-2 10 2B 1B	4	1	2	1	1	1	2						
10 Chipper Jones, S OBP: 0.372, SLG: 0.506	4-1 BB		3-3 K		0-1 P6		1-0 F7		0-0 1B 2B	4	0	1	2	1	1	2						
Johnny Estrada, S OBP: 0.375, SLG: 0.463	1-0 F9			1-0 G3-1	3-2 G3		1-0 F9		0-3 K	5	0	0	0	0	1	4						
Adam LaRoche, L OBP: 0.331, SLG: 0.467		0-0 1B		0-0 HR 2B	1-3 K			2-3 K		3	1	2	0	0	1	0						
Julio Franco, R OBP: 0.376, SLG: 0.442										1	0	0	0	0	1	0						
Andruw Jones, R OBP: 0.357, SLG: 0.511		1-3 K		1-2 HR		0-0 G5-3		0-1 G5-3		4	1	1	2	0	1	1						
Charles Thomas, L OBP: 0.383, SLG: 0.447		0-1 L8		0-0 SH3-4 3B 1B		1-2 G1-3		2-3 K		4	1	1	0	0	1	1						
Jaret Wright, R OBP: 0.148, SLG: 0.192		1-2 G5-3		1-2 SH3-4		2-2 F9			1-1 L7	2	0	0	0	0	0	1						
Kevin Grysowski, R OBP: 0.167, SLG: 0.167										0	0	0	0	0	0	0						
Travis Smith, R OBP: 0.167, SLG: 0.167										0	0	0	0	0	0	0						
Tim Drew, R OBP: 0.255, SLG: 0.412										1	0	0	0	0	0	0						
Dewayne Wise, L OBP: 0.255, SLG: 0.412										1	0	0	0	0	0	0						
<b>Inning Stats</b>	R: 0 E: 0 K: 2 S: 10	H: 0 LOB: 2 BB: 2 P: 19	R: 0 E: 0 K: 1 S: 9	H: 1 LOB: 1 BB: 0 P: 11	R: 0 E: 0 K: 1 S: 10	H: 1 LOB: 1 BB: 0 P: 15	R: 4 E: 0 K: 1 S: 20	H: 5 LOB: 1 BB: 0 P: 24	R: 0 E: 0 K: 1 S: 11	H: 0 LOB: 0 BB: 0 P: 15	R: 0 E: 0 K: 0 S: 7	H: 0 LOB: 0 BB: 0 P: 10	R: 1 E: 0 K: 0 S: 7	H: 1 LOB: 1 BB: 1 P: 15	R: 0 E: 0 K: 2 S: 8	H: 0 LOB: 0 BB: 0 P: 12	R: 2 E: 0 K: 1 S: 12	H: 3 LOB: 1 BB: 0 P: 17	1B: 5 2B: 4 3B: 1 HR: 1	SF: 0 SAC: 1 DP: 0 HBP: 0	WP: 0 PB: 0 SB: 0 CS: 0	PA: 41
<b>PITCHER</b>	IP WLS BF H R ER SO BB IBB HBP BLK WP HR S P ERA WHIP																					
Aaron Heilman, R ERA: 7.45	(1, 1) 6.0 W 27 7 4 4 6 2 0 0 0 0 0 1 67 94 6.00 1.500																					
Ricky Bottalico, R ERA: 3.66	(7, 1) 0.2 H 4 1 1 1 0 1 0 0 0 0 0 0 6 13 0.00 3.000																					
Mike Stanton, L ERA: 3.33	(7, 1) 0.1 H 1 0 0 0 0 0 0 0 0 0 0 0 1 2 0.00 0.000																					
Bartolome Fortunato, R ERA: 4.82	(8, 1) 1.0 3 0 0 0 2 0 0 0 0 0 0 0 8 12 0.00 0.000																					
Bradren Looper, R ERA: 2.98	(9, 1) 1.0 6 3 2 2 1 0 0 0 0 0 0 0 12 17 18.00 3.000																					

Atlanta Braves @ New York Mets  
Shea Stadium, Flushing, NY  
Mon Sep 13 2004, 5:10 PM EDT  
Sunny - 81 F

AB 37  
R 7  
H 11  
RBI 7  
BB 3  
SO 9  
LOB 12



Batter	1	2	3	4	5	6	7	8	9	AB	R	H	RBI	BB	SO	LOB	BOTTOM			
Mike Cameron, R OBP: 0.328, SLG: 0.485	1-3 K		3-1 G5-3		4-2 FC4-6 BB	0-1 CS 2B 1B		0-1 P4		4	0	1	1	1	1	0				
Jeff Keppinger, R OBP: 0.280, SLG: 0.384	3-2 G1-3		0-1 F9		0-0 FC4-6 1-2	1-0 CS 1-2	0-1 P4			4	0	0	0	0	0	1				
Cliff Floyd, L OBP: 0.349, SLG: 0.456	4-2 3B BB			1-2 1B HBP		2-0 31 HR 1B	0-0 F8			2	1	1	0	1	0	0				
31 Mike Piazza, R OBP: 0.357, SLG: 0.453	2-2 F9			0-1 P3		0-1 HR 1B	2-2 5 1B HR 1B			4	1	2	2	0	0	2				
Gerald Williams, R OBP: 0.295, SLG: 0.420										0	1	0	0	0	0	0				
Vance Wilson, R OBP: 0.335, SLG: 0.427										0	0	0	0	0	0	0				
5 David Wright, R OBP: 0.337, SLG: 0.550		2-1 P3		0-0 F9		0-2 1B 2B 1B	0-0 HR 1B			4	2	2	0	0	0	1				
Richard Hidalgo, R OBP: 0.314, SLG: 0.465		3-2 G5-3		1-0 1B		1-3 K	2-2 HR			4	1	2	3	0	1	1				
Eric Valent, L OBP: 0.339, SLG: 0.491		1-3 K		1-0 G4-3		1-0 2B 1B	0-0 F7			4	1	1	0	0	1	3				
Bradren Looper, R OBP: 0.320, SLG: 0.378										0	0	0	0	0	0	0				
Wilson Delgado, S OBP: 0.320, SLG: 0.378			2-1 HR		3-3 K	2-2 K		2-2 G4-3		4	1	1	1	0	2	2				
Aaron Heilman, R ERA: 3.39	(1, 1) 5.2 L 27 7 6 6 6 2 0 0 0 0 0 0 68 109 9.53 1.588																			
Craig Brazell, L ERA: 2.93	(6, PH) 0.1 1 1 0 0 0 0 0 0 0 0 0 0 3 3 0.00 3.000																			
Ricky Bottalico, L ERA: 2.93	(7, 1) 1.0 6 3 3 3 0 0 0 0 0 0 0 1 11 15 27.00 3.000																			
Mike Stanton, L ERA: 6.61	(8, PH) 1.0 3 0 0 0 0 0 0 0 0 0 0 0 9 11 0.00 0.000																			
Todd Zella, R ERA: 5.27	(8, 1) 1.0 3 0 0 0 0 0 0 0 0 0 0 0 9 11 0.00 0.000																			
<b>Inning Stats</b>	R: 0 E: 0 K: 1 S: 12	H: 0 LOB: 1 BB: 1 P: 22	R: 0 E: 0 K: 1 S: 9	H: 0 LOB: 0 BB: 0 P: 15	R: 1 E: 0 K: 0 S: 9	H: 1 LOB: 0 BB: 0 P: 15	R: 0 E: 0 K: 0 S: 8	H: 1 LOB: 2 BB: 0 P: 11	R: 0 E: 0 K: 2 S: 12	H: 0 LOB: 1 BB: 1 P: 21	R: 5 E: 0 K: 2 S: 21	H: 6 LOB: 0 BB: 0 P: 28	R: 3 E: 0 K: 0 S: 11	H: 3 LOB: 1 BB: 0 P: 15	R: 0 E: 0 K: 0 S: 9	H: 0 LOB: 0 BB: 0 P: 11	1B: 7 2B: 1 3B: 0 HR: 3	SF: 0 SAC: 0 DP: 0 HBP: 1	WP: 0 PB: 0 SB: 1 CS: 1	PA: 38
<b>PITCHER</b>	IP WLS BF H R ER SO BB IBB HBP BLK WP HR S P ERA WHIP																			
Jaret Wright, R ERA: 3.39	(1, 1) 5.2 L 27 7 6 6 6 2 0 0 0 0 0 0 68 109 9.53 1.588																			
Kevin Grysowski, R ERA: 2.93	(6, 1) 0.1 1 1 0 0 0 0 0 0 0 0 0 0 3 3 0.00 3.000																			
Travis Smith, R ERA: 6.61	(7, 1) 1.0 6 3 3 3 0 0 0 0 0 0 0 1 11 15 27.00 3.000																			
Tim Drew, R ERA: 5.27	(8, 1) 1.0 3 0 0 0 0 0 0 0 0 0 0 0 9 11 0.00 0.000																			

Atlanta Braves @ New York Mets  
Shea Stadium, Flushing, NY  
Mon Sep 13 2004, 5:10 PM EDT  
Sunny - 81 F

AB 34  
R 9  
H 11  
RBI 9  
BB 2  
SO 6  
LOB 10





Batter	1	2	3	4	5	6	7	8	9	AB	R	H	RBI	BB	SO	LOB	TOP					
Rafael Furcal, S (1, 6) OBP: 0.397, SLG: 0.435	P6		SF8			F8		G1-3		4	1	1	1	0	0	3						
Nick Green, R (1, 4) OBP: 0.323, SLG: 0.403	F9		K				E9		10 1B SF9 1B	5	2	2	0	0	1	3						
J.D. Drew, L (1, 9) OBP: 0.434, SLG: 0.582	10 2B 1B		2B			G3		10 1B 1B	5	1	4	3	0	0	0							
10 Chipper Jones, S (1, 5) OBP: 0.376, SLG: 0.510	1-H 2B		2B				3-H 1B		10 1B 1B	3	1	2	0	2	1	1						
Adam LaRoche, L (1, 3) OBP: 0.333, SLG: 0.471			1B																			
Julio Franco, R (9, PH) OBP: 0.375, SLG: 0.440			1-H 2-H 2B			K		F8		4	0	2	2	0	1	2						
Eli Marrero, R (1, 7) OBP: 0.382, SLG: 0.534	G5-4-3		G6-3							1	0	0	0	0	0	3						
Dewayne Wise, L (1, 8) OBP: 0.260, SLG: 0.403	F8					P6		F8		3	1	0	0	2	0	2						
Eddie Pérez, R (1, 2) OBP: 0.286, SLG: 0.358			P6			SF8		F8		4	0	2	0	0	0	2						
Paul Byrd, R (1, 1) OBP: 0.345, SLG: 0.240																						
Chris Reitsma, R (9, 1)			1B			P3		SH1-4		1	1	0	0	1	0	2						
			2B					SH3-4		0	0	0	0	0	0	0						
<b>Inning Stats</b>	R: 0 E: 0 K: 0 S: 8	H: 2 LOB: 2 BB: 0 P: 12	R: 0 E: 0 K: 0 S: 5	H: 1 LOB: 0 BB: 0 P: 7	R: 4 E: 0 K: 1 S: 14	H: 3 LOB: 1 BB: 2 P: 27	R: 1 E: 0 K: 0 S: 13	H: 1 LOB: 1 BB: 1 P: 19	R: 0 E: 0 K: 1 S: 7	H: 0 LOB: 1 BB: 1 P: 14	R: 0 E: 0 K: 0 S: 14	H: 1 LOB: 1 BB: 0 P: 17	R: 1 E: 1 K: 1 S: 12	H: 2 LOB: 0 BB: 0 P: 16	R: 0 E: 0 K: 0 S: 13	H: 0 LOB: 2 BB: 0 P: 22	R: 1 E: 0 K: 0 S: 15	H: 3 LOB: 2 BB: 0 P: 18	1B: 8 2B: 5 3B: 0 HR: 0	SF: 2 SAC: 2 DP: 2 HBP: 0	WP: 0 PB: 0 SB: 1 CS: 0	PA: 43
<b>PITCHER</b>	IP	WLS	BF	H	R	ER	SO	BB	IBB	HBP	BLK	WP	HR	S	P	ERA	WHIP					
Jae Weong Seo, R (1, 1) ERA: 4.94	4.0	L	20	7	5	5	1	2	1	0	0	0	0	40	65	11.25	2.250					
Tyler Yates, R (5, 1) ERA: 7.08	1.0		4	0	0	0	1	1	0	0	0	0	0	7	14	0.00	1.000					
Heath Bell, R (6, 1) ERA: 3.95	2.0		8	3	1	1	1	0	0	0	0	0	0	26	33	4.50	1.500					
Vic Darenburg, L (8, 1) ERA: 7.5	2.0		11	3	1	1	0	2	0	0	0	0	0	28	40	4.50	2.500					

Atlanta Braves @ New York Mets  
Shea Stadium, Flushing, NY  
Mon Sep 13 2004, 5:15 PM EDT  
Att: 21,476 - Sunny - 77 F

AB 33  
R 7  
H 13  
RBI 7  
BB 6  
SO 3  
LOB 21



Batter	1	2	3	4	5	6	7	8	9	AB	R	H	RBI	BB	SO	LOB	BOTTOM					
Mike Cameron, R (1, 8) OBP: 0.327, SLG: 0.489	HR		K					F9		4	1	1	1	0	1	1						
Todd Zeile, R (1, 3) OBP: 0.320, SLG: 0.345	L4		G5-3					L3		4	0	1	0	0	0	1						
Cliff Floyd, L (1, 7) OBP: 0.348, SLG: 0.454	G1-3							G4-6-3 1B		4	0	1	0	0	1	1						
Richard Hidalgo, R (1, 9) OBP: 0.312, SLG: 0.461	F7							G4-6-3 1B		4	0	1	0	0	1	1						
5 David Wright, R (1, 5) OBP: 0.335, SLG: 0.549			G4-3					G4-6-3 1B		4	0	1	0	0	0	0						
Jason Phillips, R (1, 2) OBP: 0.293, SLG: 0.327								G4-6-3 1B		4	0	1	0	0	0	2						
Danny Garcia, R (1, 4) OBP: 0.376, SLG: 0.368			K					G4-6-3 1B		3	0	0	0	0	1	3						
Wilson Delgado, S (1, 6) OBP: 0.320, SLG: 0.376			F9					G4-6-3 1B		3	0	1	0	0	0	1						
Jae Weong Seo, R (1, 1) OBP: 0.299, SLG: 0.188										1	0	0	0	0	1	0						
Tyler Yates, R (5, 1) OBP: 0.291, SLG: 0.091										0	0	0	0	0	0	0						
Craig Strickland, R (5, PH) OBP: 0.296, SLG: 0.417										1	0	1	0	0	0	0						
Heath Bell, R (6, 1) OBP: 0.306, SLG: 0.417										0	0	0	0	0	0	0						
Eric Valent, L (7, PH) OBP: 0.337, SLG: 0.489										1	0	0	0	0	1	1						
Vic Darenburg, L (8, 1)										0	0	0	0	0	0	0						
<b>Inning Stats</b>	R: 1 E: 0 K: 0 S: 10	H: 1 LOB: 0 BB: 0 P: 15	R: 0 E: 0 K: 1 S: 11	H: 1 LOB: 1 BB: 0 P: 14	R: 0 E: 0 K: 2 S: 10	H: 0 LOB: 0 BB: 0 P: 14	R: 0 E: 0 K: 0 S: 13	H: 2 LOB: 2 BB: 0 P: 16	R: 0 E: 0 K: 0 S: 9	H: 1 LOB: 1 BB: 0 P: 13	R: 0 E: 0 K: 1 S: 8	H: 0 LOB: 0 BB: 0 P: 10	R: 0 E: 0 K: 0 S: 7	H: 1 LOB: 1 BB: 0 P: 8	R: 0 E: 0 K: 0 S: 7	H: 1 LOB: 0 BB: 0 P: 10	R: 0 E: 0 K: 0 S: 6	H: 0 LOB: 0 BB: 0 P: 10	1B: 5 2B: 1 3B: 0 HR: 1	SF: 0 SAC: 0 DP: 1 HBP: 0	WP: 0 PB: 0 SB: 0 CS: 0	PA: 33
<b>PITCHER</b>	IP	WLS	BF	H	R	ER	SO	BB	IBB	HBP	BLK	WP	HR	S	P	ERA	WHIP					
Paul Byrd, R (1, 1) ERA: 3.34	8.0	W	30	7	1	1	4	0	0	0	0	0	0	75	100	1.12	0.875					
Chris Reitsma, R (9, 1) ERA: 3.6	1.0		3	0	0	0	0	0	0	0	0	0	0	6	10	0.00	0.000					

Atlanta Braves @ New York Mets  
Shea Stadium, Flushing, NY  
Mon Sep 13 2004, 5:15 PM EDT  
Att: 21,476 - Sunny - 77 F

AB 33  
R 1  
H 7  
RBI 1  
BB 0  
SO 4  
LOB 11





Batter	1	2	3	4	5	6	7	8	9	AB	R	H	RBI	BB	SO	LOB	TOP			
Rafael Furcal, S OBP: 0.356, SLG: 0.434 Dan Meyer, R (8, 1)				L4		G1-3				4	0	1	0	0	1	0				
Marcus Giles, R OBP: 0.362, SLG: 0.407	F8			G6-3		F9		F8		4	0	0	0	0	0	2				
J.D. Drew, L OBP: 0.432, SLG: 0.579 Dewayne Wise, L OBP: 0.259, SLG: 0.400	P4			E3		P5		G4-3		3	0	0	0	0	0	0				
10 Chipper Jones, S OBP: 0.374, SLG: 0.506 Mark DeRosa, R OBP: 0.236, SLG: 0.323		K		F7		G4-3		G6-3		3	0	0	0	0	1	1				
Johnny Estrada, S OBP: 0.376, SLG: 0.463		G4-3				L7				4	0	2	0	0	0	0				
Adam LaRoche, L OBP: 0.329, SLG: 0.464		K				G3		P6		4	0	0	0	0	2	2				
Andruw Jones, R OBP: 0.356, SLG: 0.510				K						3	0	1	0	0	2	0				
Charles Thomas, L OBP: 0.378, SLG: 0.440				G4-3		P2		F8		3	0	0	0	0	0	2				
Russ Ortiz, R OBP: 0.140, SLG: 0.145 Tom Martin, L (6, 1) Tim Drew, R (6, 1) Julio Franco, R OBP: 0.374, SLG: 0.439 Wilson Betemit, S OBP: 0.212, SLG: 0.161				K		L3		E6		2	0	0	0	0	1	2				
<b>Inning Stats</b>	R: 0 E: 0 K: 1 S: 6	H: 0 LOB: 0 BB: 0 P: 9	R: 0 E: 0 K: 2 S: 7	H: 0 LOB: 0 BB: 0 P: 12	R: 0 E: 0 K: 2 S: 12	H: 0 LOB: 0 BB: 0 P: 17	R: 0 E: 1 K: 0 S: 9	H: 2 LOB: 2 BB: 0 P: 13	R: 0 E: 0 K: 1 S: 7	H: 0 LOB: 0 BB: 0 P: 11	R: 0 E: 0 K: 0 S: 7	H: 0 LOB: 0 BB: 0 P: 14	R: 0 E: 1 K: 1 S: 8	H: 1 LOB: 2 BB: 0 P: 11	R: 0 E: 0 K: 0 S: 8	H: 1 LOB: 1 BB: 0 P: 14	1B: 4 2B: 0 3B: 0 HR: 0	SF: 0 SAC: 0 DP: 0 HBP: 0	WP: 0 PB: 0 CS: 0	PA: 33
<b>PITCHER</b> Kris Benson, R ERA: 4.29	IP: 9.0 WLS: W BF: 33 H: 4 R: 0 ER: 0 SO: 7 BB: 0 IBB: 0 HBP: 0 BLK: 0 WP: 0 HR: 0 S: 75 P: 114 ERA: 0.00 WHIP: 0.444															<b>PITCHER</b> IP: 0 WLS: 0 BF: 0 H: 0 R: 0 ER: 0 SO: 0 BB: 0 IBB: 0 HBP: 0 BLK: 0 WP: 0 HR: 0 S: 0 P: 0 ERA: 0 WHIP: 0				

Atlanta Braves @ New York Mets  
Shea Stadium, Flushing, NY  
Tue Sep 14 2004, 7:10 PM EDT  
Att: 21,545 - Unknown - 68 F

AB 33  
R 0  
H 4  
RBI 0  
BB 0  
SO 7  
LOB 9



Batter	1	2	3	4	5	6	7	8	9	AB	R	H	RBI	BB	SO	LOB	BOTTOM			
Eric Valent, L OBP: 0.340, SLG: 0.502 Gerald Williams, R OBP: 0.292, SLG: 0.416 (8, PH)	G3-1				G2-3			K		4	2	2	1	0	0	0				
Jeff Keppinger, R OBP: 0.300, SLG: 0.397	WP			G1-3		G5-3				5	1	3	1	0	0	0				
Cliff Floyd, L OBP: 0.351, SLG: 0.463	F7							G4-3		4	2	2	2	1	0	2				
31 Mike Piazza, R OBP: 0.358, SLG: 0.452 Todd Zeile, R OBP: 0.320, SLG: 0.345 (6, PR)	K			G6-3						3	0	1	1	1	1	1				
5 David Wright, R OBP: 0.343, SLG: 0.573										4	1	3	2	0	1	2				
Mike Cameron, R OBP: 0.326, SLG: 0.489										4	0	1	0	0	0	3				
Jason Phillips, R OBP: 0.290, SLG: 0.323										4	0	0	0	0	0	1				
Wilson Delgado, S OBP: 0.317, SLG: 0.365										3	1	0	0	1	1	1				
Kris Benson, R OBP: 0.182, SLG: 0.151										3	0	0	0	0	1	1				
<b>Inning Stats</b>	R: 0 E: 0 K: 1 S: 11	H: 1 LOB: 1 BB: 0 P: 18	R: 1 E: 0 K: 2 S: 14	H: 2 LOB: 1 BB: 0 P: 17	R: 2 E: 0 K: 0 S: 11	H: 3 LOB: 1 BB: 0 P: 18	R: 0 E: 0 K: 0 S: 6	H: 0 LOB: 0 BB: 0 P: 11	R: 1 E: 0 K: 0 S: 12	H: 1 LOB: 2 BB: 2 P: 26	R: 3 E: 0 K: 1 S: 20	H: 4 LOB: 2 BB: 1 P: 34	R: 0 E: 0 K: 0 S: 7	H: 0 LOB: 0 BB: 0 P: 13	R: 0 E: 0 K: 1 S: 8	H: 1 LOB: 1 BB: 0 P: 12	1B: 7 2B: 2 3B: 0 HR: 3	SF: 0 SAC: 1 DP: 0 HBP: 0	WP: 1 PB: 0 CS: 0	PA: 39
<b>PITCHER</b> Russ Ortiz, R ERA: 4.04 Tom Martin, L ERA: 4.29 Tim Drew, R ERA: 4.8 Dan Meyer, L	IP: 5.2 WLS: L BF: 29 H: 9 R: 7 ER: 7 SO: 3 BB: 3 IBB: 0 HBP: 0 BLK: 0 WP: 0 HR: 3 S: 65 P: 111 ERA: 11.12 WHIP: 2.118															<b>PITCHER</b> IP: 0 WLS: 0 BF: 0 H: 0 R: 0 ER: 0 SO: 0 BB: 0 IBB: 0 HBP: 0 BLK: 0 WP: 0 HR: 0 S: 0 P: 0 ERA: 0 WHIP: 0				

Atlanta Braves @ New York Mets  
Shea Stadium, Flushing, NY  
Tue Sep 14 2004, 7:10 PM EDT  
Att: 21,545 - Unknown - 68 F

AB 35  
R 7  
H 12  
RBI 7  
BB 3  
SO 5  
LOB 11









Batter	1	2	3	4	5	6	7	8	9	AB	R	H	RBI	BB	SO	LOB	TOP										
Rafael Furcal, S OBP: 0.353, SLG: 0.430 Wilson Betemit, S OBP: 0.200, SLG: 0.152	0-0 P5		1-1 F9			2-2 G3	0-0 G3		0-1 G6-3	3	1	1	0	0	0	0	<b>Atlanta Braves @ New York Mets</b> Shea Stadium, Flushing, NY Thu Sep 16 2004, 7:10 PM EDT Att: 19,885 - Cloudy - 77 F										
Marcus Giles, R OBP: 0.382, SLG: 0.411	2-2 F9		0-0 G6-3			0-0 F9	0-3 K		1-0 G6-3	5	0	0	0	0	1	4											
J.D. Drew, L OBP: 0.435, SLG: 0.578 Dewayne Wise, L OBP: 0.268, SLG: 0.404	3-2 1B			1-1 G3-1		1-0 FC5-4	4-2 BB			2	0	1	0	0	0	0											
10 Chipper Jones, S OBP: 0.373, SLG: 0.501 Dan Meyer, R	0-0 1B			4-2 G6-4-3		1-0 E4	1-3 K			2	0	1	0	1	0	1											
Julio Franco, R OBP: 0.371, SLG: 0.433 Roman Colon, R	1-2 1B			1-0 BB		1-3 FC5-4				1	0	0	0	0	1	3											
Juan Cruz, R OBP: 0.333, SLG: 0.400 Andrew Jones, R OBP: 0.352, SLG: 0.502	0-1 F7			1-0 G6-4-3		0-1 FC5-4			0-0 G5-3	4	0	0	1	0	0	4											
Adam LaRoche, L OBP: 0.325, SLG: 0.458		0-1 G4-3			2-1 G6-3		3-3 K		3-2 G3	4	0	0	0	0	1	1											
Eddie Pérez, R OBP: 0.291, SLG: 0.368		2-2 L9			1-0 P6		1-2 1B		0-2 2B	4	1	2	0	0	0	0											
Charles Thomas, L OBP: 0.376, SLG: 0.436		3-3 K			0-0 G1-3		3-2 G3		1-1 G5-3	4	0	1	0	0	1	1											
Jose Capellan, R Travis Smith, R Tim Drew, R Mark DeRosa, R OBP: 0.299, SLG: 0.327			1-1 G5-3			1-0 F9	1-2 G3		0-0 P2	0	0	0	0	0	0	0											
<b>Inning Stats</b>	R: 0 E: 0 K: 0 S: 12	H: 2 LOB: 2 BB: 0 P: 17	R: 0 E: 0 K: 1 S: 11	H: 0 LOB: 0 BB: 0 P: 16	R: 0 E: 0 K: 0 S: 5	H: 0 LOB: 0 BB: 1 P: 7	R: 0 E: 0 K: 0 S: 6	H: 0 LOB: 0 BB: 1 P: 12	R: 0 E: 0 K: 0 S: 4	H: 0 LOB: 0 BB: 0 P: 7	R: 3 E: 1 K: 1 S: 16	H: 3 LOB: 1 BB: 0 P: 24	R: 1 E: 0 K: 2 S: 23	H: 3 LOB: 1 BB: 1 P: 33	R: 0 E: 0 K: 0 S: 9	H: 1 LOB: 1 BB: 0 P: 13	R: 0 E: 0 K: 0 S: 4	H: 0 LOB: 0 BB: 0 P: 5	1B: 8 2B: 1 3B: 0 HR: 0	SF: 0 SAC: 0 DP: 1 HBP: 0	WP: 0 PB: 0 SB: 0 CS: 0	PA: 38					
<b>PITCHER</b>	IP	WLS	BF	H	R	ER	SO	BB	IBB	HBP	BLK	WP	HR	S	P	ERA	WHIP										
Steve Trachsel, R ERA: 4.11	6.0	W	27	8	4	2	2	1	0	0	0	0	0	65	99	3.00	1.500										
Heath Bell, R ERA: 3.69	1.0	H	4	0	0	0	2	1	0	0	0	0	0	12	17	0.00	1.000										
Tyler Yates, R ERA: 6.91	1.0		4	1	0	0	2	0	0	0	0	0	0	9	13	0.00	1.000										
Braden Looper, R ERA: 2.63	1.0		3	0	0	0	0	0	0	0	0	0	0	4	5	0.00	0.000										

AB 36  
R 4  
H 9  
RBI 3  
BB 2  
SO 4  
LOB 16



Batter	1	2	3	4	5	6	7	8	9	AB	R	H	RBI	BB	SO	LOB	BOTTOM										
Mike Cameron, R OBP: 0.328, SLG: 0.491			2-1 G5-3		1-0 G4-3					5	1	3	2	0	0	1	<b>Atlanta Braves @ New York Mets</b> Shea Stadium, Flushing, NY Thu Sep 16 2004, 7:10 PM EDT Att: 19,885 - Cloudy - 77 F										
Jeff Keppinger, R OBP: 0.281, SLG: 0.372	SF9			2-0 G6-3		3-1 F8	3-1 F9			4	0	0	1	0	0	3											
Cliff Floyd, L OBP: 0.350, SLG: 0.459 Gerald Williams, R OBP: 0.292, SLG: 0.416	4-0 31 1B	4-1 FC6-4		0-3 K		1-2 2B			0-0 F8	3	1	1	0	2	1	0											
31 Mike Piazza, R OBP: 0.360, SLG: 0.450 Braden Looper, R	1-2 5 1B	1-0 FC6-4		4-0 5 FC4		4-0 5 G6-4-3			0-3 K	3	1	2	0	2	1	0											
5 David Wright, R OBP: 0.342, SLG: 0.558	2-1 HR	2-2 FC6-4		1-2 FC4		0-2 G6-4-3			2-3 K	5	1	1	1	0	1	5											
Richard Hidalgo, R OBP: 0.311, SLG: 0.464	1-2 HR	1-2 1B		1-2 1B		1-2 1B				4	2	1	3	0	1	2											
Todd Zeile, R OBP: 0.324, SLG: 0.360	2-1 HR	3-2 G6-3			3-1 1B		4-1 2B			3	2	2	2	1	0	2											
Wilson Delgado, S OBP: 0.357, SLG: 0.386	4-2 SH2-3		1-3 K		1-2 G1-6-3					3	1	2	0	1	1	0											
Steve Trachsel, R ERA: 13.5 Heath Bell, R Eric Valent, L Tyler Yates, R Jason Phillips, R OBP: 0.293, SLG: 0.328	0-1 SH2-3		0-2 G4-3		0-0 G1-6-3		0-1 F9			2	0	0	0	0	0	0											
<b>Inning Stats</b>	R: 7 E: 0 K: 0 S: 22	H: 6 LOB: 1 BB: 2 P: 40	R: 0 E: 0 K: 0 S: 11	H: 1 LOB: 2 BB: 1 P: 23	R: 0 E: 0 K: 1 S: 8	H: 0 LOB: 0 BB: 0 P: 11	R: 0 E: 0 K: 1 S: 8	H: 0 LOB: 1 BB: 1 P: 15	R: 1 E: 1 K: 0 S: 10	H: 2 LOB: 1 BB: 0 P: 16	R: 0 E: 0 K: 0 S: 8	H: 1 LOB: 1 BB: 1 P: 16	R: 1 E: 0 K: 1 S: 13	H: 2 LOB: 2 BB: 1 P: 24	R: 0 E: 0 K: 2 S: 7	H: 0 LOB: 0 BB: 0 P: 9		1B: 6 2B: 4 3B: 0 HR: 2	SF: 1 SAC: 1 DP: 2 HBP: 0	WP: 0 PB: 0 SB: 1 CS: 0	PA: 41						
<b>PITCHER</b>	IP	WLS	BF	H	R	ER	SO	BB	IBB	HBP	BLK	WP	HR	S	P	ERA	WHIP										
Jose Capellan, R ERA: 13.5	1.0	L	11	6	7	7	0	2	0	0	0	0	0	22	40	63.00	8.000										
Travis Smith, R ERA: 6.03	3.0		12	1	0	0	2	2	0	0	0	0	0	27	49	0.00	1.000										
Tim Drew, R ERA: 4.5	1.0		5	2	1	0	0	0	0	0	0	0	0	10	16	0.00	2.000										
Dan Meyer, L ERA	1.0		4	1	0	0	0	0	1	0	0	0	0	8	16	0.00	1.000										
Roman Colon, R ERA: 4.09	1.0		6	2	1	1	1	1	0	0	0	0	0	13	24	9.00	3.000										
<b>PITCHER</b>	IP	WLS	BF	H	R	ER	SO	BB	IBB	HBP	BLK	WP	HR	S	P	ERA	WHIP										
Juan Cruz, R ERA: 2.66	1.0		3	0	0	0	2	0	0	0	0	0	0	7	9	0.00	0.000										

AB 33  
R 9  
H 12  
RBI 9  
BB 6  
SO 5  
LOB 17





Batter	1	2	3	4	5	6	7	8	9	AB	R	H	RBI	BB	SO	LOB	TOP					
Rafael Furcal, S OBP: 0.350, SLG: 0.426	P6		L4-3	P3		F7		F9		5	0	0	0	0	0	4	<b>Atlanta Braves @ Florida Marlins</b> Pro Player Stadium, Miami, FL Fri Sep 17 2004, 7:35 PM EDT Att: 26,084 - Cloudy - 85 F					
Marcus Giles, R OBP: 0.365, SLG: 0.417	K			10 HR	1B			FC6-4		5	2	3	0	0	1							
J.D. Drew, L OBP: 0.438, SLG: 0.584 29 John Smoltz, R				10 HR	1B	10 BB		G3		2	3	1	1	3	0	1						
10 Chipper Jones, S OBP: 0.373, SLG: 0.506 Dewayne Wise, L OBP: 0.286, SLG: 0.404	G4-3			10 HR	BB	1B		F9		4	2	1	3	1	1							
Johnny Estrada, S OBP: 0.376, SLG: 0.459 Antonio Alfonseca, R Chris Reitsma, R Julio Franco, R OBP: 0.370, SLG: 0.431 Wilson Betemit, S OBP: 0.200, SLG: 0.152				F9	1B	1B		L9		3	0	1	1	1	0	0						
Adam LaRoche, L OBP: 0.329, SLG: 0.467	G6-4-3			BB	1B	1B		G3-1		0	0	0	0	0	0							
Andruw Jones, R OBP: 0.351, SLG: 0.500	F8			FC4-6	1B	1B		K		5	1	3	2	0	1							
Charles Thomas, L OBP: 0.378, SLG: 0.434				G3	1B	G4-6-3		F8		4	0	1	0	0	1							
Paul Byrd, R OBP: 0.355, SLG: 0.231 Mark DeRosa, R OBP: 0.299, SLG: 0.326 Kevin Gryboski, R Eddie Pérez, R OBP: 0.289, SLG: 0.366				FC4-6	BB	1B		F9		3	0	1	0	1	0	2						
				L4-3	BB			F8		1	0	0	0	0	0							
<b>Inning Stats</b>	R: 0 E: 0 K: 1 S: 12	H: 0 LOB: 1 BB: 1 P: 18	R: 0 E: 0 K: 0 S: 8	H: 0 LOB: 0 BB: 1 P: 13	R: 0 E: 0 K: 0 S: 9	H: 0 LOB: 0 BB: 1 P: 13	R: 4 E: 0 K: 0 S: 19	H: 4 LOB: 2 BB: 2 P: 33	R: 3 E: 0 K: 0 S: 10	H: 3 LOB: 1 BB: 0 P: 13	R: 0 E: 0 K: 1 S: 10	H: 1 LOB: 1 BB: 0 P: 13	R: 0 E: 0 K: 0 S: 5	H: 1 LOB: 1 BB: 0 P: 6	R: 1 E: 0 K: 2 S: 11	H: 1 LOB: 0 BB: 0 P: 16	1B: 7 2B: 2 3B: 1 HR: 2	SF: 0 SAC: 0 DP: 3 HBP: 0	WP: 0 PB: 0 SB: 2 CS: 0	PA: 42		
<b>PITCHER</b>	IP WLS BF H R ER SO BB IBB HBP BLK WP HR S P ERA WHIP																					
19 Logan Kensing, R ERA: 11.57 Ben Howard, R ERA: 5.63 David Weathers, R ERA: 4.61 Rudy Seanez, R ERA: 3.66 Josias Manzanillo, R ERA: 6.23	4.0 L 19 4 4 4 1 5 0 0 0 0 0 1 48 77 9.00 2.250																					
<b>Batter</b>	<b>1</b>	<b>2</b>	<b>3</b>	<b>4</b>	<b>5</b>	<b>6</b>	<b>7</b>	<b>8</b>	<b>9</b>	<b>AB</b>	<b>R</b>	<b>H</b>	<b>RBI</b>	<b>BB</b>	<b>SO</b>	<b>LOB</b>	<b>BOTTOM</b>					
Juan Pierre, L OBP: 0.370, SLG: 0.405	F8		B5-3		L9	G4-3		G4-3		5	0	0	0	0	0	3	<b>Atlanta Braves @ Florida Marlins</b> Pro Player Stadium, Miami, FL Fri Sep 17 2004, 7:35 PM EDT Att: 26,084 - Cloudy - 85 F					
Luis Castillo, S OBP: 0.381, SLG: 0.362 Josias Manzanillo, R Lenny Harris, L OBP: 0.282, SLG: 0.296				1B	2B	1B		F7		4	1	4	0	0	0							
Paul Lo Duca, R OBP: 0.353, SLG: 0.441	K		1B	1B	1B	2B		G6-3		4	0	2	0	0	1							
Miguel Cabrera, R OBP: 0.377, SLG: 0.525	G5-3		1B	1B	2B	K		G6-3		4	0	1	1	0	1							
Mike Lowell, R OBP: 0.367, SLG: 0.509			F9	1B	P4			K		4	0	1	0	0	1							
Jeff Conine, R OBP: 0.340, SLG: 0.425	E8		1B	1B	F9			G6-3		4	0	2	0	0	0							
Juan Encarnacion, R OBP: 0.304, SLG: 0.417	F8		1B	G1-4-3	1B	G5-3		2B		4	0	2	0	0	0							
Alex Gonzalez, R OBP: 0.272, SLG: 0.423	P4		G1-4-3	1B	1B	1B		L7		4	0	1	0	0	0							
19 Logan Kensing, R Wil Cordero, R Ben Howard, R David Weathers, R Mike Montecal, R Rudy Seanez, R Damon Easley, R	F8			K		1B		G4-3		1	0	0	0	0	0	2						
										1	0	0	0	0	0	0						
<b>Inning Stats</b>	R: 0 E: 0 K: 1 S: 12	H: 1 LOB: 1 BB: 0 P: 17	R: 0 E: 1 K: 0 S: 9	H: 2 LOB: 2 BB: 0 P: 12	R: 1 E: 0 K: 0 S: 10	H: 4 LOB: 2 BB: 0 P: 11	R: 0 E: 0 K: 1 S: 9	H: 1 LOB: 0 BB: 0 P: 9	R: 0 E: 0 K: 0 S: 16	H: 2 LOB: 2 BB: 0 P: 18	R: 0 E: 0 K: 0 S: 7	H: 1 LOB: 0 BB: 0 P: 11	R: 0 E: 0 K: 1 S: 5	H: 1 LOB: 1 BB: 0 P: 6	R: 0 E: 0 K: 1 S: 13	H: 1 LOB: 0 BB: 1 P: 16	R: 0 E: 0 K: 0 S: 7	H: 0 LOB: 0 BB: 1 P: 12	1B: 12 2B: 2 3B: 0 HR: 0	SF: 0 SAC: 0 DP: 3 HBP: 0	WP: 0 PB: 0 SB: 1 CS: 0	PA: 38
<b>PITCHER</b>	IP WLS BF H R ER SO BB IBB HBP BLK WP HR S P ERA WHIP																					
Paul Byrd, R ERA: 3.28 Kevin Gryboski, R ERA: 2.87 Antonio Alfonseca, R ERA: 2.73 Chris Reitsma, R ERA: 3.7 29 John Smoltz, R ERA: 2.27	5.0 W 23 10 1 1 3 0 0 0 0 0 0 0 0 7 11 0.00 2.000																					







Batter	1	2	3	4	5	6	7	8	9	AB	R	H	RBI	BB	SO	LOB	TOP					
Rafael Furcal, S (1, 6) OBP: 0.353, SLG: 0.427	0-1 F9 S 1B		1-1 P6		2-1 F8			1-1 G5-4-3 1B		4	0	2	0	0	0	1	<b>Atlanta Braves @ Florida Marlins</b> Pro Player Stadium, Miami, FL Sun Sep 19 2004, 1:05 PM EDT Att: 41,525 - Cloudy - 85 F					
Marcus Giles, R (1, 4) OBP: 0.362, SLG: 0.410	4-1 SAFE BB		1-3 K		3-2 G6-3			2-1 G5-4-3 1-2		3	0	0	0	1	1							
Dewayne Wise, L (1, 9)	0-0 P2		1-1 F8		4-2 S BB			2-2 F9		3	0	0	0	1	0	2						
10 Chipper Jones, S (1, 5) OBP: 0.367, SLG: 0.497	0-1 F9 2-3			3-1 G3				0-1 F8		4	0	0	0	0	1	3						
Johnny Estrada, S (1, 2)	1-2 G3-1			0-0 G1-3				4-0 1-2 IBB		3	0	0	0	1	0	2						
Julio Franco, R (1, 3) OBP: 0.394, SLG: 0.426		0-3 K		0-1 G4-3				2-2 F9		4	0	0	0	0	1	2						
Andruw Jones, R (1, 8) OBP: 0.352, SLG: 0.499		3-2 P3			1-1 FC6-4 1B			0-0 F8		3	0	1	0	0	0	0						
Charles Thomas, L (1, 7) OBP: 0.379, SLG: 0.429		4-2 BB			1-2 FC6-4 SH3-4			2-3 K		2	0	0	0	1	1							
Russ Ortiz, R (1, 1) OBP: 0.138, SLG: 0.143		3-3 K			2-1 SH3-4			1-2 P5		1	0	0	0	0	1	1						
Adam LaRoche, L (7, PH) OBP: 0.329, SLG: 0.465					1-2					1	0	0	0	0	0	0						
Antonio Alfonseca, R (7, 1)										0	0	0	0	0	0	0						
Roman Colon, R (8, 1)										0	0	0	0	0	0	0						
<b>Inning Stats</b>	R: 0 E: 0 K: 0 S: 9	H: 1 LOB: 2 BB: 1 P: 14	R: 0 E: 0 K: 2 S: 14	H: 0 LOB: 1 BB: 1 P: 24	R: 0 E: 0 K: 1 S: 7	H: 0 LOB: 0 BB: 0 P: 10	R: 0 E: 0 K: 0 S: 5	H: 0 LOB: 0 BB: 0 P: 8	R: 0 E: 0 K: 0 S: 11	H: 1 LOB: 1 BB: 0 P: 16	R: 0 E: 0 K: 0 S: 13	H: 0 LOB: 2 BB: 2 P: 25	R: 0 E: 0 K: 1 S: 8	H: 0 LOB: 0 BB: 0 P: 11	R: 0 E: 0 K: 0 S: 7	H: 1 LOB: 0 BB: 0 P: 12	R: 0 E: 0 K: 1 S: 7	H: 0 LOB: 0 BB: 0 P: 9	1B: 3 2B: 0 3B: 0 HR: 0	SF: 0 SAC: 1 DP: 1 HBP: 0	WP: 0 PB: 0 CS: 0	PA: 33
<b>PITCHER</b>	IP WLS BF H R ER SO BB IBB HBP BLK WP HR S P ERA WHIP																					
Ismael Valdez, R (1, 1) ERA: 4.95	6.0 W 24 2 0 0 3 3 1 0 0 0 0 0 59 97 0.00 0.833																					
Guillermo Mota, R (7, 1) ERA: 2.11	2.0 H 6 1 0 0 1 0 0 0 0 0 0 0 15 23 0.00 0.500																					
Armando Benitez, R (9, 1) ERA: 1.12	1.0 S 3 0 0 0 1 0 0 0 0 0 0 0 7 9 0.00 0.000																					

Batter	1	2	3	4	5	6	7	8	9	AB	R	H	RBI	BB	SO	LOB	BOTTOM			
Juan Pierre, L (1, 8) OBP: 0.370, SLG: 0.406	1-1 FC1-4 1B		2-1		0-2 FC4-6 CS			1-0 G4-3		4	0	2	0	0	0	1	<b>Atlanta Braves @ Florida Marlins</b> Pro Player Stadium, Miami, FL Sun Sep 19 2004, 1:05 PM EDT Att: 41,525 - Cloudy - 85 F			
Luis Castillo, S (1, 4) OBP: 0.379, SLG: 0.359	1-0 FC1-4 1-2		4-1 BB		1-3 K			1-2 S E 1B		3	1	1	0	1	1	2				
Miguel Cabrera, R (1, 7) OBP: 0.372, SLG: 0.517	1-1 P4		1-1 F7		1-2 K			3-1 F8		4	0	0	0	0	1	4				
Mike Lowell, R (1, 5) OBP: 0.371, SLG: 0.510	4-0 BB		1-1 F7		0-0 HR 1B			1-3 K		3	1	1	0	1	1	3				
Jeff Conine, R (1, 3) OBP: 0.340, SLG: 0.430	0-0 F7			1-0 L7				2-1 HR 1B		4	1	2	3	0	0	2				
Juan Encarnacion, R (1, 9) OBP: 0.299, SLG: 0.411		2-3 K		0-0 F9				2-3 K		4	0	0	0	0	2	1				
Alex Gonzalez, R (1, 6) OBP: 0.272, SLG: 0.421		0-0 P3		3-1 1B 1B				0-1 F7		3	0	1	0	0	0	0				
Mike Redmond, R (1, 2) OBP: 0.308, SLG: 0.341		1-0 G3		2-2 1B				1-1 G5-3		3	0	1	0	0	0	0				
Ismael Valdez, R (1, 1) OBP: 0.212, SLG: 0.245			0-1 G6-3		2-1 FC4-6 1B			0-3 K		2	0	1	0	0	0	0				
Guillermo Mota, R (7, 1) OBP: 0.197, SLG: 0.250										1	0	0	0	0	1	0				
Armando Benitez, R (9, 1) ERA: 3.75										0	0	0	0	0	0	0				
<b>Inning Stats</b>	R: 0 E: 1 K: 0 S: 6	H: 1 LOB: 2 BB: 1 P: 13	R: 0 E: 0 K: 1 S: 5	H: 0 LOB: 0 BB: 0 P: 8	R: 0 E: 0 K: 0 S: 9	H: 1 LOB: 2 BB: 1 P: 17	R: 0 E: 0 K: 0 S: 7	H: 2 LOB: 2 BB: 0 P: 13	R: 0 E: 0 K: 1 S: 8	H: 1 LOB: 0 BB: 0 P: 11	R: 2 E: 0 K: 1 S: 13	H: 2 LOB: 0 BB: 0 P: 20	R: 0 E: 0 K: 1 S: 6	H: 0 LOB: 0 BB: 0 P: 8	R: 1 E: 1 K: 2 S: 15	H: 2 LOB: 1 BB: 0 P: 24	1B: 7 2B: 1 3B: 0 HR: 1	SF: 0 SAC: 0 DP: 0 HBP: 0	WP: 0 PB: 0 CS: 1	PA: 33
<b>PITCHER</b>	IP WLS BF H R ER SO BB IBB HBP BLK WP HR S P ERA WHIP																			
Russ Ortiz, R (1, 1) ERA: 4.01	6.0 L 25 7 2 2 3 2 0 0 0 0 0 0 48 82 3.00 1.500																			
Antonio Alfonseca, R (7, 1) ERA: 2.69	1.0 3 0 0 0 1 0 0 0 0 0 0 0 6 8 0.00 0.000																			
Roman Colon, R (8, 1)	1.0 5 2 1 0 2 0 0 0 0 0 0 0 15 24 0.00 2.000																			



Batter	1	2	3	4	5	6	7	8	9	AB	R	H	RBI	BB	SO	LOB	TOP			
6 Ryan Freel, R OBP: 0.376, SLG: 0.371 (1, 9)	P3		F7		P4			SF8 BB		4	1	1	0	1	0	0	Cincinnati Reds @ Atlanta Braves Turner Field, Atlanta, GA Tue Sep 21 2004, 7:35 PM EDT Att: 20,359 - Sunny - 71 F			
Felipe Lopez, S OBP: 0.522, SLG: 0.437 (1, 5)	1B 2B		K		K			SF8 G3-1 1B	K	5	1	2	0	0	3	2				
Sean Casey, L OBP: 0.385, SLG: 0.556 (1, 3)	K		G6-3		G3-1			SF8		3	0	0	1	0	1	1				
Adam Dunn, L OBP: 0.393, SLG: 0.565 (1, 7)	1B BB			G3 2B 1B	G4-3			G3-1		3	1	1	1	1	0	0				
D'Angelo Jimenez, S OBP: 0.357, SLG: 0.380 (1, 4)	1-2 2-3 1B			G3	P6			G1-3		4	0	1	0	0	0	1				
Wily Mo Peña, R OBP: 0.316, SLG: 0.527 Juan Padilla, R (7, 1)	K		L9		G6-3			F8		3	0	0	0	0	1	4				
Mike Matthews, L (7, 1)										0	0	0	0	0	0	0				
Todd Van Poppel, R OBP: 0.176, SLG: 0.125 Javier Valentin, S OBP: 0.279, SLG: 0.363 (9, PH)										0	0	0	0	0	0	0				
Jason LaRue, R OBP: 0.333, SLG: 0.441 (1, 2)		K		2H 2B				K		4	0	2	1	0	2	0				
Anderson Machado, S OBP: 0.367, SLG: 0.536 (1, 6)		K						1B 2B		4	1	1	0	0	3	2				
Brandon Clausen, R OBP: 0.125, SLG: 0.067 Darrell Evers, L OBP: 0.287, SLG: 0.316 Jose Alvarez, R OBP: 0.109, SLG: 0.048 Jacob C. Diaz, L OBP: 0.323, SLG: 0.345 Austin Keams, R OBP: 0.325, SLG: 0.383 (5, PH) (5, PH) (7, PH) (7, PH) (9, PH)		K			F8			F7		1	0	0	0	0	1	0				
								2H 1B		0	0	0	0	0	0	0				
<b>Inning Stats</b>	R: 0 E: 0 K: 2 S: 14	H: 2 LOB: 3 BB: 1 P: 22	R: 0 E: 0 K: 3 S: 10	H: 0 LOB: 0 BB: 0 P: 15	R: 0 E: 0 K: 1 S: 7	H: 0 LOB: 0 BB: 0 P: 10	R: 1 E: 0 K: 1 S: 13	H: 2 LOB: 1 BB: 0 P: 19	R: 0 E: 0 K: 0 S: 6	H: 0 LOB: 0 BB: 0 P: 8	R: 0 E: 0 K: 1 S: 9	H: 1 LOB: 1 BB: 0 P: 13	R: 2 E: 0 K: 0 S: 11	H: 1 LOB: 0 BB: 1 P: 19	R: 1 E: 0 K: 2 S: 13	H: 3 LOB: 2 BB: 0 P: 16	1B: 6 2B: 3 3B: 0 HR: 0	SF: 1 SAC: 0 DP: 0 HBP: 0	WP: 0 PB: 0 SB: 0 CS: 0	PA: 38
<b>PITCHER</b>	IP WLS BF H R ER SO BB IBB HBP BLK WP HR S P ERA WHIP	7.0 W 27 5 1 1 9 1 0 0 0 0 0 64 94 1.29 0.857	1.0 S 5 1 2 2 0 1 0 0 0 0 0 11 19 18.00 2.000	1.0 S 6 3 1 1 2 0 0 0 0 0 0 13 16 9.00 3.000																

Batter	1	2	3	4	5	6	7	8	9	AB	R	H	RBI	BB	SO	LOB	BOTTOM				
Rafael Furcal, S OBP: 0.352, SLG: 0.424 (1, 6)	G4-3	1B BB		G5-3	P4		K			4	0	0	0	1	1	2	Cincinnati Reds @ Atlanta Braves Turner Field, Atlanta, GA Tue Sep 21 2004, 7:35 PM EDT Att: 20,359 - Sunny - 71 F				
Marcus Giles, R OBP: 0.365, SLG: 0.411 (1, 4)	F9	1-3 2H 1B		F9 S 1B		F8	BB			4	1	2	1	1	0	0					
J.D. Drew, L OBP: 0.438, SLG: 0.581 (1, 9)	1B BB	P5		F9		K	P3			4	0	0	0	1	1	5					
10 Chipper Jones, S OBP: 0.367, SLG: 0.497 (1, 5)	E5 1B		G6-3	1B BB		G4-3				4	0	1	0	1	0	1					
Julio Franco, R OBP: 0.367, SLG: 0.429 (1, 3)	1-2 2-3 1B		PB 1B 1B	1-2 3H 1B		F8		F9		5	1	3	1	0	0	1					
Andruw Jones, R OBP: 0.352, SLG: 0.497 (1, 8)	K		1B BB	K		2B 1B		F8		4	1	1	0	1	2	5					
Eli Marrero, R OBP: 0.379, SLG: 0.531 (1, 7)		BB 1B 1B	K		G6-3		1B SF9 2B			4	2	2	1	0	1	2					
Eddie Pérez, R OBP: 0.294, SLG: 0.369 (1, 2)	P5		1-3 2H 1B	F8		BB 1B		BB 1B		4	0	2	1	0	0	1					
John Thomson, R OBP: 0.194, SLG: 0.210 Dewayne Wise, L OBP: 0.269, SLG: 0.396 Mark DeRosa, R OBP: 0.298, SLG: 0.326 Chris Reitsma, R (8, 1)	K		K				SF9			3	0	1	0	0	2	3					
29 John Smoltz, R (9, 1)										0	0	0	0	0	0	0					
<b>Inning Stats</b>	R: 0 E: 1 K: 1 S: 14	H: 1 LOB: 3 BB: 1 P: 23	R: 1 E: 0 K: 1 S: 14	H: 2 LOB: 2 BB: 1 P: 21	R: 1 E: 0 K: 2 S: 15	H: 2 LOB: 2 BB: 1 P: 24	R: 1 E: 0 K: 1 S: 15	H: 2 LOB: 1 BB: 1 P: 25	R: 0 E: 0 K: 1 S: 10	H: 1 LOB: 1 BB: 0 P: 14	R: 2 E: 0 K: 1 S: 17	H: 3 LOB: 2 BB: 1 P: 26	R: 0 E: 0 K: 0 S: 6	H: 0 LOB: 0 BB: 0 P: 10	1B: 10 2B: 2 3B: 0 HR: 0	SF: 1 SAC: 0 DP: 0 HBP: 0	WP: 0 PB: 1 SB: 1 CS: 0	PA: 42			
<b>PITCHER</b>	IP WLS BF H R ER SO BB IBB HBP BLK WP HR S P ERA WHIP	4.0 L 24 7 3 3 5 4 0 0 0 0 0 19 27 0.00 1.000	2.0 L 8 2 0 0 1 0 0 0 0 0 0 7 9 0.00 1.000	3.0 L 3 3 2 2 0 1 0 0 0 0 0 10 17 0.00 1.000	1.0 L 3 0 0 0 0 0 0 0 0 0 0 6 10 0.00 0.000																









Batter	1	2	3	4	5	6	7	8	9	AB	R	H	RBI	BB	SO	LOB	TOP				
6 Ryan Freel, R OBP: 0.377, SLG: 0.373	1-1 G6-3			0-1 E BB 1B	3-2 G3		3-2 1B		1-3 K	5	0	2	0	0	1	2					
Felipe Lopez, S OBP: 0.527, SLG: 0.434	0-1 G6-3			1-2 SAFE F8		4-2 2B G4-3 BB	2-3 K			3	1	0	0	1	1	4					
Sean Casey, L OBP: 0.386, SLG: 0.557	1-1 G3			4-1 1-2 BB		2-1 G4-3 1B 2B	0-0 SF7			2	1	1	1	1	0	0					
Adam Dunn, L OBP: 0.391, SLG: 0.561		3-3 K		2-3 K		0-0 G4-3	0-3 K			4	0	0	1	0	3	5					
D'Angelo Jimenez, S OBP: 0.357, SLG: 0.382		0-3 K		3-3 K		1-0 3H 1B		0-1 P6		4	0	1	1	0	2	2					
Austin Kearns, R OBP: 0.317, SLG: 0.369		1-3 K			1-0 FC2-5 1B	0-0 F9	1-1 F9			4	0	1	0	0	1	1					
Javier Valentin, S OBP: 0.286, SLG: 0.383			1-0 G3		1-0 F7	0-0 F8	0-0 F8			4	0	0	0	0	0	2					
Anderson Machado, S OBP: 0.385, SLG: 0.514			2-3 K		4-2 FC2-5 BB		4-2 6 WP SF7 BB		2-3 K	2	1	0	0	2	2	0					
Luke Hudson, R Mike Mathews, L Todd Van Poppel, R Drew Stubbs, L Phil Norton, L Jose Acovedo, R Bobby Ligon, L Juan Cruz, R Joe Valentin, R Dane White, L			1-2 G4-3		2-2 FC2-5		4-2 1-2 BB		0-3 K	2	0	0	0	0	0	2					
<b>Inning Stats</b>	R: 0 E: 0 K: 0 S: 6	H: 0 LOB: 0 BB: 0 P: 8	R: 0 E: 0 K: 3 S: 11	H: 0 LOB: 0 BB: 0 P: 15	R: 0 E: 0 K: 1 S: 7	H: 0 LOB: 0 BB: 0 P: 11	R: 0 E: 0 K: 2 S: 16	H: 1 LOB: 2 BB: 1 P: 26	R: 0 E: 0 K: 0 S: 8	H: 2 LOB: 1 BB: 1 P: 15	R: 1 E: 0 K: 2 S: 16	H: 1 LOB: 2 BB: 2 P: 29	R: 0 E: 0 K: 0 S: 5	H: 0 LOB: 0 BB: 0 P: 6	R: 0 E: 0 K: 3 S: 10	H: 0 LOB: 0 BB: 0 P: 13	1B: 4 2B: 1 3B: 0 HR: 0	SF: 1 SAC: 0 DP: 0 HBP: 0	WP: 1 PB: 0 SB: 1 CS: 0	PA: 37	
<b>PITCHER</b>	IP WLS BF H R ER SO BB IBB HBP BLK WP HR S P ERA WHIP	IP WLS BF H R ER SO BB IBB HBP BLK WP HR S P ERA WHIP	IP WLS BF H R ER SO BB IBB HBP BLK WP HR S P ERA WHIP	IP WLS BF H R ER SO BB IBB HBP BLK WP HR S P ERA WHIP	IP WLS BF H R ER SO BB IBB HBP BLK WP HR S P ERA WHIP	IP WLS BF H R ER SO BB IBB HBP BLK WP HR S P ERA WHIP	IP WLS BF H R ER SO BB IBB HBP BLK WP HR S P ERA WHIP	IP WLS BF H R ER SO BB IBB HBP BLK WP HR S P ERA WHIP	IP WLS BF H R ER SO BB IBB HBP BLK WP HR S P ERA WHIP	IP WLS BF H R ER SO BB IBB HBP BLK WP HR S P ERA WHIP	IP WLS BF H R ER SO BB IBB HBP BLK WP HR S P ERA WHIP	IP WLS BF H R ER SO BB IBB HBP BLK WP HR S P ERA WHIP	IP WLS BF H R ER SO BB IBB HBP BLK WP HR S P ERA WHIP	IP WLS BF H R ER SO BB IBB HBP BLK WP HR S P ERA WHIP	IP WLS BF H R ER SO BB IBB HBP BLK WP HR S P ERA WHIP	IP WLS BF H R ER SO BB IBB HBP BLK WP HR S P ERA WHIP	IP WLS BF H R ER SO BB IBB HBP BLK WP HR S P ERA WHIP	IP WLS BF H R ER SO BB IBB HBP BLK WP HR S P ERA WHIP	IP WLS BF H R ER SO BB IBB HBP BLK WP HR S P ERA WHIP	IP WLS BF H R ER SO BB IBB HBP BLK WP HR S P ERA WHIP	IP WLS BF H R ER SO BB IBB HBP BLK WP HR S P ERA WHIP

Cincinnati Reds @ Atlanta Braves  
Turner Field, Atlanta, GA  
Thu Sep 23 2004, 7:35 PM EDT  
Att: 21,519 - Cloudy - 80 F

AB 31  
R 3  
H 5  
RBI 3  
BB 5  
SO 11  
LOB 18



Batter	1	2	3	4	5	6	7	8	9	AB	R	H	RBI	BB	SO	LOB	BOTTOM					
Rafael Furcal, S OBP: 0.351, SLG: 0.421	0-0 E1 1B S WP		1-0 F7		1-2 G3-1		0-1 2B		4-2 BB 10 SF9 BB	4	2	1	0	1	0	0						
Marcus Giles, R OBP: 0.371, SLG: 0.421	2-0 WP 10 S 1B		3-3 K		2-2 F8		4-1 BB		4-2 BB BB	3	0	1	0	2	1	0						
J.D. Drew, L OBP: 0.440, SLG: 0.577	0-3 K		4-2 BB		0-2 L7		1-3 K		4-2 1-2 2-3 BB	3	0	0	0	2	2	4						
10 Chipper Jones, S OBP: 0.364, SLG: 0.497	3-3 K		2-1 G3		2-1 G6-3		1-2 G3		1-1 SF9	4	0	0	1	0	1	3						
Johnny Estrada, S OBP: 0.377, SLG: 0.451	3-2 G3			4-2 WP BB		2-2 FC5-4 1B		1-3 K	1-2 P4	4	0	1	0	1	1	3						
Julio Franco, R OBP: 0.389, SLG: 0.427		1-2 G1-6-3 1B		0-3 K		1-2 L7		2-1 1B 1B		4	0	2	0	0	1	2						
Andruw Jones, R OBP: 0.352, SLG: 0.495		0-2 K		4-2 BB		0-0 FC5-4		2-2 1B		3	0	1	0	1	1	2						
Charles Thomas, L OBP: 0.370, SLG: 0.416		3-2 G1-6-3		1-3 K		0-0 G3		0-1 G4-3		4	0	0	0	0	1	5						
Jaret Wright, R Kevin Gnyboski, R Tom Martin, L Mark DeRosa, R Antonio Alfonseca, R Juan Cruz, R El Marrero, L		1-3 K		3-3 K		1-0 G6-3		3-3 K		2	0	0	0	0	2	3						
<b>Inning Stats</b>	R: 1 E: 1 K: 2 S: 11	H: 1 LOB: 1 BB: 0 P: 19	R: 0 E: 0 K: 2 S: 14	H: 1 LOB: 0 BB: 0 P: 19	R: 0 E: 0 K: 1 S: 10	H: 0 LOB: 1 BB: 1 P: 20	R: 0 E: 0 K: 3 S: 19	H: 0 LOB: 2 BB: 2 P: 31	R: 0 E: 0 K: 0 S: 9	H: 1 LOB: 0 BB: 0 P: 12	R: 0 E: 0 K: 1 S: 10	H: 1 LOB: 2 BB: 1 P: 15	R: 0 E: 0 K: 1 S: 8	H: 2 LOB: 2 BB: 0 P: 14	R: 0 E: 0 K: 1 S: 16	H: 0 LOB: 2 BB: 3 P: 22	R: 1 E: 0 K: 1 S: 16	H: 0 LOB: 2 BB: 3 P: 33	1B: 5 2B: 1 3B: 0 HR: 0	SF: 1 SAC: 0 DP: 0 HBP: 0	WP: 2 PB: 0 SB: 4 CS: 0	PA: 41
<b>PITCHER</b>	IP WLS BF H R ER SO BB IBB HBP BLK WP HR S P ERA WHIP	IP WLS BF H R ER SO BB IBB HBP BLK WP HR S P ERA WHIP	IP WLS BF H R ER SO BB IBB HBP BLK WP HR S P ERA WHIP	IP WLS BF H R ER SO BB IBB HBP BLK WP HR S P ERA WHIP	IP WLS BF H R ER SO BB IBB HBP BLK WP HR S P ERA WHIP	IP WLS BF H R ER SO BB IBB HBP BLK WP HR S P ERA WHIP	IP WLS BF H R ER SO BB IBB HBP BLK WP HR S P ERA WHIP	IP WLS BF H R ER SO BB IBB HBP BLK WP HR S P ERA WHIP	IP WLS BF H R ER SO BB IBB HBP BLK WP HR S P ERA WHIP	IP WLS BF H R ER SO BB IBB HBP BLK WP HR S P ERA WHIP	IP WLS BF H R ER SO BB IBB HBP BLK WP HR S P ERA WHIP	IP WLS BF H R ER SO BB IBB HBP BLK WP HR S P ERA WHIP	IP WLS BF H R ER SO BB IBB HBP BLK WP HR S P ERA WHIP	IP WLS BF H R ER SO BB IBB HBP BLK WP HR S P ERA WHIP	IP WLS BF H R ER SO BB IBB HBP BLK WP HR S P ERA WHIP	IP WLS BF H R ER SO BB IBB HBP BLK WP HR S P ERA WHIP	IP WLS BF H R ER SO BB IBB HBP BLK WP HR S P ERA WHIP	IP WLS BF H R ER SO BB IBB HBP BLK WP HR S P ERA WHIP	IP WLS BF H R ER SO BB IBB HBP BLK WP HR S P ERA WHIP	IP WLS BF H R ER SO BB IBB HBP BLK WP HR S P ERA WHIP	IP WLS BF H R ER SO BB IBB HBP BLK WP HR S P ERA WHIP	

Cincinnati Reds @ Atlanta Braves  
Turner Field, Atlanta, GA  
Thu Sep 23 2004, 7:35 PM EDT  
Att: 21,519 - Cloudy - 80 F

AB 33  
R 2  
H 6  
RBI 1  
BB 7  
SO 11  
LOB 22









Batter	1	2	3	4	5	6	7	8	9	AB	R	H	RBI	BB	SO	LOB	TOP										
Juan Pierre, L (1, 8) OBP: 0.368, SLG: 0.400	1-1 G6-3			0-0 CS 1B		0-1 FC1-6			3-2 F7	4	0	1	0	0	0	1											
Damion Easley, R (1, 4) OBP: 0.338, SLG: 0.473	2-2 P4			1-1 F8		0-0 F8			2-3 K	4	0	0	0	0	1	2											
Jeff Conine, R (1, 3) OBP: 0.336, SLG: 0.417	3-2 F8			2-1 F8					0-1 G6-3	4	0	0	0	0	0	1											
Miguel Cabrera, R (1, 7) OBP: 0.367, SLG: 0.511		1-2 G4-3			0-1 G6-3				3-2 K	3	0	0	0	0	1	0											
Mike Lowell, R (1, 5) OBP: 0.364, SLG: 0.500		0-1 L9			1-0 1B				3-1 G5-3	3	0	1	0	0	0	0											
Paul Lo Duca, R (1, 2) OBP: 0.344, SLG: 0.431		2-2 L4			2-2 L4				1-1 G6-3	3	0	0	0	0	0	1											
Alex Gonzalez, R (1, 6) OBP: 0.273, SLG: 0.433			1-3 K		2-0 P4				0-1 L6	3	0	0	0	0	1	1											
Chris Aquila, R (1, 9) OBP: 0.276, SLG: 0.481			1-0 G6-3			1-0 G1-3			3-2 2B	3	0	1	0	0	0	0											
Carl Pavano, R (1, 1) OBP: 0.212, SLG: 0.328 Lenny Harris, L (8, PH) OBP: 0.253, SLG: 0.318 Rudy Seanez, R (8, 1)			0-3 K		0-0 FC1-6 1B				1-2 G4-3	2	0	1	0	0	1	0											
<b>Inning Stats</b>	R: 0 E: 0 K: 0 S: 8	H: 0 LOB: 0 BB: 0 P: 14	R: 0 E: 0 K: 0 S: 9	H: 0 LOB: 0 BB: 0 P: 12	R: 0 E: 0 K: 2 S: 9	H: 0 LOB: 0 BB: 0 P: 11	R: 0 E: 0 K: 0 S: 5	H: 1 LOB: 0 BB: 0 P: 8	R: 0 E: 0 K: 0 S: 7	H: 1 LOB: 1 BB: 0 P: 12	R: 0 E: 0 K: 1 S: 5	H: 0 LOB: 0 BB: 0 P: 12	R: 0 E: 0 K: 1 S: 10	H: 1 LOB: 1 BB: 0 P: 15	R: 0 E: 0 K: 1 S: 11	H: 0 LOB: 0 BB: 0 P: 16	1B: 3 2B: 1 3B: 0 HR: 0	SF: 0 SAC: 0 DP: 0 HBP: 0	WP: 0 PA: 30 CS: 1								
<b>PITCHER</b>	IP	WLS	BF	H	R	ER	SO	BB	IBB	HBP	BLK	WP	HR	S	P	ERA	WHIP										
Mike Hampton, L (1, 1) ERA: 4.38	7.0	W	23	3	0	0	3	0	0	0	0	0	0	49	75	0.00	0.429										
Travis Smith, R (8, 1) ERA: 5.59	1.0	H	4	1	0	0	0	0	0	0	0	0	0	10	15	0.00	1.000										
Tom Martin, L (9, 1) ERA: 4.12	0.1	H	1	0	0	0	0	0	0	0	0	0	0	5	8	0.00	0.000										
Chris Reitsma, R (9, 1) ERA: 3.81	0.2	S	2	0	0	0	1	0	0	0	0	0	0	6	8	0.00	0.000										

Florida Marlins @ Atlanta Braves  
Turner Field, Atlanta, GA  
Sat Sep 25 2004, 7:05 PM EDT  
Att: 42,772 - Unknown - 77 F

AB 30  
R 0  
H 4  
RBI 0  
BB 0  
SO 4  
LOB 7



Batter	1	2	3	4	5	6	7	8	9	AB	R	H	RBI	BB	SO	LOB	BOTTOM										
Charles Thomas, L (1, 7) OBP: 0.371, SLG: 0.428	2-3 K			2-1 P5		0-3 K				3	0	0	0	0	2	0											
Nick Green, R (1, 4) OBP: 0.320, SLG: 0.398	0-1 G3			0-1 F8					1-1 L4	3	0	0	0	0	0	0											
Dewayne Wise, L (1, 8) OBP: 0.263, SLG: 0.404	0-2 G4-3			2-1 G4-3					1-2 HR	3	1	1	1	0	0	0											
10 Chipper Jones, S (1, 5) OBP: 0.360, SLG: 0.490		1-1 G3			1-1 F7				0-1 F7	3	0	0	0	0	0	0											
Adam LaRoche, L (1, 3) OBP: 0.327, SLG: 0.465		2-2 G5-3			1-1 FC6-4 1B				0-3 K	3	0	1	0	0	1	0											
Eli Marrero, R (1, 9) OBP: 0.368, SLG: 0.513		2-2 G5-3			1-1 FC6-4				0-1 G5-3	3	0	0	0	0	1	0											
Mark DeRosa, R (1, 6) OBP: 0.188, SLG: 0.320 Wilson Betemit, S (6, 6) OBP: 0.216, SLG: 0.147			1-0 L9		0-0 FC6-4				3-2 L9	2	0	0	0	0	1	0											
Eddie Pérez, R (1, 2) OBP: 0.289, SLG: 0.363			3-1 F9			1-3 K			3-3 K2-3	3	0	0	0	0	2	0											
Mike Hampton, R (1, 1) OBP: 0.188, SLG: 0.246 Travis Smith, R (8, 1) OBP: 0.143, SLG: 0.143 Tom Martin, L (9, 1) Chris Reitsma, R (9, 1)			1-1 G4-3		0-0 F8					2	0	0	0	0	0	0											
<b>Inning Stats</b>	R: 0 E: 0 K: 1 S: 10	H: 0 LOB: 0 BB: 0 P: 12	R: 0 E: 0 K: 0 S: 8	H: 0 LOB: 0 BB: 0 P: 13	R: 0 E: 0 K: 0 S: 5	H: 0 LOB: 0 BB: 0 P: 10	R: 0 E: 0 K: 0 S: 6	H: 0 LOB: 0 BB: 0 P: 10	R: 0 E: 0 K: 2 S: 7	H: 0 LOB: 0 BB: 0 P: 8	R: 1 E: 0 K: 1 S: 10	H: 1 LOB: 0 BB: 0 P: 12	R: 0 E: 0 K: 1 S: 8	H: 0 LOB: 0 BB: 0 P: 14	1B: 1 2B: 0 3B: 0 HR: 1	SF: 0 SAC: 0 DP: 0 HBP: 0	WP: 0 PA: 26 CS: 0										
<b>PITCHER</b>	IP	WLS	BF	H	R	ER	SO	BB	IBB	HBP	BLK	WP	HR	S	P	ERA	WHIP										
Carl Pavano, R (1, 1) ERA: 3.05	7.0	L	23	2	1	1	4	0	0	0	0	0	0	53	75	1.29	0.286										
Rudy Seanez, R (8, 1) ERA: 3.53	1.0		3	0	0	0	1	0	0	0	0	0	0	8	14	0.00	0.000										

Florida Marlins @ Atlanta Braves  
Turner Field, Atlanta, GA  
Sat Sep 25 2004, 7:05 PM EDT  
Att: 42,772 - Unknown - 77 F

AB 26  
R 1  
H 2  
RBI 1  
BB 0  
SO 5  
LOB 2





Batter	1	2	3	4	5	6	7	8	9	AB	R	H	RBI	BB	SO	LOB	TOP			
Juan Pierre, L (1, 8) OBP: 0.370, SLG: 0.401	1-0 S 1B		4-2 BB		0-3 K			0-1 L6	1-1 1B	4	1	2	1	1	1	0	<b>Florida Marlins @ Atlanta Braves</b> Turner Field, Atlanta, GA Sun Sep 26 2004, 1:05 PM EDT Att: 31,351 - Cloudy - 76 F			
Luis Castillo, S (1, 4) OBP: 0.375, SLG: 0.349	3-2 G5-3		1-1 F8		0-1 F9			3-2 BB 1B	3-2 G4-3	5	1	1	0	0	3					
Damion Easley, R (1, 9) OBP: 0.337, SLG: 0.467	2-2 1B HBP		2-2 P5					1-0 F7		3	0	0	0	0	2					
Miguel Cabrera, R (1, 7) OBP: 0.369, SLG: 0.511	0-0 G4-3 1-2 2H 1B				0-0 F7			4-2 2B 1-2 BB		2	0	1	1	2	0					
Jeff Conine, R (1, 3) OBP: 0.335, SLG: 0.418	1-1 G4-3				0-1 F9			0-2 F9		4	0	1	1	0	3					
Mike Lowell, R (1, 5) OBP: 0.394, SLG: 0.500					1-0 1B 2B			2-1 F8		4	0	1	0	0	3					
Alex Gonzalez, R (1, 6) OBP: 0.273, SLG: 0.432					1-1 F7			2-3 K		4	0	1	0	0	1					
Mike Redmond, R (1, 2) OBP: 0.308, SLG: 0.340					2-3 1B			1-2 G4-3		4	0	1	0	0	2					
Chris Aguilera, R (9, PR) OBP: 0.276, SLG: 0.481					2-2 F9			3-2 G4-3 1B		0	1	0	0	0	0					
Dontrelle Willis, L (1, 1) OBP: 0.247, SLG: 0.301					2-3 K			0-3 K		2	0	0	0	0	1					
Wil Cordero, R (7, PH) OBP: 0.254, SLG: 0.292										1	0	0	0	0	1					
19 Logan Kensing, R (7, 1)										0	0	0	0	0	0					
Lenny Harris, L (9, PH) OBP: 0.250, SLG: 0.315										1	0	0	0	0	1					
<b>Inning Stats</b>	R: 1 E: 0 K: 0 S: 10	H: 2 LOB: 1 BB: 0 P: 17	R: 0 E: 0 K: 0 S: 7	H: 0 LOB: 0 BB: 0 P: 10	R: 0 E: 0 K: 1 S: 12	H: 0 LOB: 1 BB: 1 P: 20	R: 0 E: 0 K: 0 S: 10	H: 2 LOB: 2 BB: 0 P: 14	R: 0 E: 0 K: 2 S: 8	H: 0 LOB: 1 BB: 1 P: 14	R: 0 E: 0 K: 2 S: 9	H: 0 LOB: 0 BB: 0 P: 12	R: 1 E: 0 K: 0 S: 12	H: 2 LOB: 2 BB: 1 P: 21	R: 1 E: 0 K: 0 S: 12	H: 2 LOB: 1 BB: 1 P: 21	1B: 6 2B: 2 3B: 0 HR: 0	SF: 0 SAC: 0 DP: 1 HBP: 1	WP: 0 PB: 0 SB: 1 CS: 0	PA: 38
<b>PITCHER</b>	IP WLS BF H R ER SO BB IBB HBP BLK WP HR S P ERA WHIP																			
John Thomson, R (1, 1) ERA: 3.73	7.0 W 27 4 1 1 4 2 0 1 0 0 0 65 96 1.29 0.857																			
Horacio Ramirez, L (8, 1) ERA: 2.39	1.0 6 2 1 1 0 1 0 0 0 0 0 12 21 9.00 3.000																			
Roman Colon, R (9, 1) ERA: 3.45	1.0 5 2 1 1 0 0 0 0 0 0 0 12 21 9.00 2.000																			

Batter	1	2	3	4	5	6	7	8	9	AB	R	H	RBI	BB	SO	LOB	BOTTOM			
Charles Thomas, L (1, 7) OBP: 0.373, SLG: 0.429	1-2 G6-3		0-1 BB 10 1B	0-0 G4-6-3				1-1 1B		4	1	2	1	0	2	<b>Florida Marlins @ Atlanta Braves</b> Turner Field, Atlanta, GA Sun Sep 26 2004, 1:05 PM EDT Att: 31,351 - Cloudy - 76 F				
Nick Green, R (1, 4) OBP: 0.318, SLG: 0.396	3-3 K		1-0 3-H 10 1B		0-0 F8			0-3 K		4	1	1	0	0	2					
Eli Marrero, R (1, 9) OBP: 0.366, SLG: 0.596	0-0 G5-3		4-1 10 1B		3-2 G6-3			1-0 F8		3	1	0	0	1	1					
Horacio Ramirez, L (8, 1) OBP: 0.095, SLG: 0.095			1-2 2-3 E BB		2-0 F9			2-1 F7		0	0	0	0	0	0					
Roman Colon, R (9, 1) ERA: 3.45			1-2 2-3 E 1B							4	1	1	2	0	1					
10 Chipper Jones, S (1, 5) OBP: 0.359, SLG: 0.488			2-2 E 1B							4	1	3	2	0	1					
Julio Franco, R (1, 3) OBP: 0.372, SLG: 0.434			1-2 2-H 3-H E 1B		0-0 2B 2B			1-2 G6-3 1B		4	0	0	0	0	1					
Andruw Jones, R (1, 8) OBP: 0.351, SLG: 0.496			1-1 G5-3		0-3 K			2-2 G6-3		4	0	0	0	0	3					
Eddie Pérez, R (1, 2) OBP: 0.294, SLG: 0.368			4-2 B5-6-4 1B BB	1-1 E6				1-2 2H 2B		3	1	1	1	1	0					
Wilson Betemit, S (1, 6) OBP: 0.250, SLG: 0.167			4-2 B5-6-4 BB	0-0 G4-6-3				1-1 F8		2	0	1	0	1	1					
John Thomson, R (1, 1) ERA: 3.73			1-1 B5-6-4	1-3 K				3-3 K		3	0	0	0	0	2					
Dewayne Wise, L (8, 9) OBP: 0.263, SLG: 0.404			1-2 2-3 E 1B							0	0	0	0	0	0					
<b>Inning Stats</b>	R: 0 E: 0 K: 1 S: 8	H: 0 LOB: 0 BB: 0 P: 12	R: 0 E: 0 K: 2 S: 9	H: 0 LOB: 0 BB: 0 P: 16	R: 5 E: 1 K: 0 S: 20	H: 4 LOB: 1 BB: 3 P: 37	R: 0 E: 1 K: 1 S: 7	H: 1 LOB: 1 BB: 0 P: 9	R: 0 E: 0 K: 0 S: 5	H: 2 LOB: 1 BB: 0 P: 10	R: 1 E: 0 K: 2 S: 13	H: 2 LOB: 1 BB: 0 P: 18	R: 0 E: 0 K: 1 S: 10	H: 1 LOB: 1 BB: 0 P: 14	R: 0 E: 0 K: 1 S: 10	H: 1 LOB: 0 BB: 0 P: 13	1B: 6 2B: 3 3B: 0 HR: 0	SF: 0 SAC: 0 DP: 3 HBP: 0	WP: 0 PB: 0 SB: 0 CS: 0	PA: 34
<b>PITCHER</b>	IP WLS BF H R ER SO BB IBB HBP BLK WP HR S P ERA WHIP																			
Dontrelle Willis, L (1, 1) ERA: 4.01	6.0 L 27 7 6 0 2 3 0 0 0 0 0 0 62 102 9.00 1.667																			
19 Logan Kensing, R (7, 1) ERA: 9.88	2.0 7 2 0 0 2 0 0 0 0 0 0 20 27 0.00 1.000																			





Batter	1	2	3	4	5	6	7	8	9	AB	R	H	RBI	BB	SO	LOB	TOP								
7 José Reyes, S OBP: 0.277, SLG: 0.378	1-1 CS 2B		0-0 FC4-6		0-1 L3-6			1-1 G5-3		4	0	1	0	0	0	3	<b>New York Mets @ Atlanta Braves</b> Turner Field, Atlanta, GA Tue Sep 28 2004, 4:35 PM EDT Cloudy - 77 F								
Kazu Matsui, S OBP: 0.333, SLG: 0.400	0-1 L7		2-2 L5			0-1 E6 31 G6-4-3		0-0 G3		4	0	0	0	0	0	2									
5 David Wright, R OBP: 0.324, SLG: 0.500	2-3 K			0-2 K		0-2 L8		4-2 BB G6-3		3	0	0	0	1	2	2									
31 Mike Piazza, R OBP: 0.357, SLG: 0.440		0-3 K		1-0 F8		0-2 G6-4-3		4-1 BB		3	0	0	0	1	1	1									
Mike Cameron, R OBP: 0.322, SLG: 0.478								1-2 IBB		0	0	0	0	0	0	0									
Jason Phillips, R OBP: 0.298, SLG: 0.330										0	0	0	0	0	0	0									
Victor Diaz, R OBP: 0.394, SLG: 0.613		0-0 P5		1-3 K			2-2 1B	3-3 K		4	0	1	0	0	2	2									
Eric Valent, L OBP: 0.331, SLG: 0.486		1-3 K			2-2 HR		2-0 L8	4-2 G3 PB BB		3	1	1	1	1	1	1									
Todd Zeile, R OBP: 0.324, SLG: 0.354			2-3 K		1-2 L3-6 1B		1-2 L9	3-2 G3		4	0	1	0	0	1	2									
Gerald Williams, R OBP: 0.301, SLG: 0.461			1-0 HR		0-1 1B		0-0 1B	2-3 K		4	1	3	1	0	1	1									
Steve Trachsel, R ERA: 3.34			1-2 HR		1-2 1B		0-1 G6-3	3-1 F7		2	0	1	0	0	0	2									
Craig Brannan, L ERA: 3.42										1	0	0	0	0	0	2									
Ricky Bottalico, L ERA: 3.42										0	0	0	0	0	0	0									
Mike Stanton, L ERA: 3.23										0	0	0	0	0	0	0									
Wilson Delgado, S ERA: 2.98										1	0	0	0	0	0	1									
Braden Looper, R ERA: 2.51										0	0	0	0	0	0	0									
<b>Inning Stats</b>	R: 0 E: 0 K: 1 S: 8	H: 1 LOB: 0 BB: 0 P: 11	R: 0 E: 0 K: 2 S: 7	H: 0 LOB: 0 BB: 0 P: 8	R: 1 E: 0 K: 1 S: 12	H: 2 LOB: 1 BB: 0 P: 18	R: 0 E: 0 K: 2 S: 7	H: 0 LOB: 0 BB: 0 P: 9	R: 1 E: 0 K: 0 S: 13	H: 3 LOB: 1 BB: 0 P: 16	R: 0 E: 0 K: 0 S: 8	H: 0 LOB: 0 BB: 0 P: 8	R: 0 E: 0 K: 0 S: 12	H: 2 LOB: 2 BB: 0 P: 16	R: 0 E: 0 K: 1 S: 9	H: 0 LOB: 2 BB: 2 P: 21	R: 0 E: 0 K: 1 S: 12	H: 0 LOB: 1 BB: 1 P: 24	1B: 5 2B: 2 3B: 0 HR: 2	SF: 0 SAC: 0 DP: 2 HBP: 0	WP: 0 PB: 1 SB: 1 CS: 1	PA: 36			
<b>PITCHER</b>	IP WLS BF H R ER SO BB IBB HBP BLK WP HR S P ERA WHIP	IP WLS BF H R ER SO BB IBB HBP BLK WP HR S P ERA WHIP	IP WLS BF H R ER SO BB IBB HBP BLK WP HR S P ERA WHIP	IP WLS BF H R ER SO BB IBB HBP BLK WP HR S P ERA WHIP	IP WLS BF H R ER SO BB IBB HBP BLK WP HR S P ERA WHIP	IP WLS BF H R ER SO BB IBB HBP BLK WP HR S P ERA WHIP	IP WLS BF H R ER SO BB IBB HBP BLK WP HR S P ERA WHIP	IP WLS BF H R ER SO BB IBB HBP BLK WP HR S P ERA WHIP	IP WLS BF H R ER SO BB IBB HBP BLK WP HR S P ERA WHIP	IP WLS BF H R ER SO BB IBB HBP BLK WP HR S P ERA WHIP	IP WLS BF H R ER SO BB IBB HBP BLK WP HR S P ERA WHIP	IP WLS BF H R ER SO BB IBB HBP BLK WP HR S P ERA WHIP	IP WLS BF H R ER SO BB IBB HBP BLK WP HR S P ERA WHIP	IP WLS BF H R ER SO BB IBB HBP BLK WP HR S P ERA WHIP	IP WLS BF H R ER SO BB IBB HBP BLK WP HR S P ERA WHIP	IP WLS BF H R ER SO BB IBB HBP BLK WP HR S P ERA WHIP	IP WLS BF H R ER SO BB IBB HBP BLK WP HR S P ERA WHIP	IP WLS BF H R ER SO BB IBB HBP BLK WP HR S P ERA WHIP	IP WLS BF H R ER SO BB IBB HBP BLK WP HR S P ERA WHIP	IP WLS BF H R ER SO BB IBB HBP BLK WP HR S P ERA WHIP	IP WLS BF H R ER SO BB IBB HBP BLK WP HR S P ERA WHIP	IP WLS BF H R ER SO BB IBB HBP BLK WP HR S P ERA WHIP	IP WLS BF H R ER SO BB IBB HBP BLK WP HR S P ERA WHIP	IP WLS BF H R ER SO BB IBB HBP BLK WP HR S P ERA WHIP	IP WLS BF H R ER SO BB IBB HBP BLK WP HR S P ERA WHIP

AB	33
R	2
H	8
RBI	2
BB	3
SO	8
LOB	19



Batter	1	2	3	4	5	6	7	8	9	AB	R	H	RBI	BB	SO	LOB	BOTTOM								
Rafael Furcal, S OBP: 0.349, SLG: 0.419	0-2 G6-3 2B		1-2 G4-3		0-1 G4-3			1-1 G5-3		4	0	1	0	0	0	0	<b>New York Mets @ Atlanta Braves</b> Turner Field, Atlanta, GA Tue Sep 28 2004, 4:35 PM EDT Cloudy - 77 F								
Marcus Giles, R OBP: 0.373, SLG: 0.423	2-0 G6-3		0-0 G6-3			1-3 K		1-2 G6-3		4	0	0	0	0	1	1									
J.D. Drew, L OBP: 0.440, SLG: 0.577	2-3 K			4-1 BB 10 2B		4-2 BB 10 CS		2-3 K		2	1	0	0	2	2	1									
10 Chipper Jones, S OBP: 0.360, SLG: 0.489	2-3 K			2-1 2B		4-2 BB			2-3 K	3	0	1	1	1	2	1									
Julio Franco, R OBP: 0.373, SLG: 0.439		0-0 3B		0-2 L3		0-1 F9		4-1 BB		3	0	1	0	1	0	2									
Wilson Betemit, S OBP: 0.250, SLG: 0.167										0	0	0	0	0	0	0									
Andruw Jones, R OBP: 0.348, SLG: 0.493		1-0 P3		3-1 F9			3-2 F8	2-3 K		4	0	0	0	0	1	3									
Charles Thomas, L OBP: 0.372, SLG: 0.426		3-2 G1-3		0-0 G3-1			3-1 F8	0-0 1B		4	0	1	0	0	0	2									
Eddie Pérez, R OBP: 0.294, SLG: 0.364		3-1 L8			1-0 F8		4-1 BB	3-2 F7		2	0	0	0	1	0	1									
Dewayne Wise, L OBP: 0.263, SLG: 0.404										0	0	0	0	0	0	0									
Antonio Alfonseca, R OBP: 0.250, SLG: 0.167										0	0	0	0	0	0	0									
Kevin Gryboski, R OBP: 0.326, SLG: 0.463										1	0	0	0	0	0	2									
Paul Byrd, R OBP: 0.324, SLG: 0.207										2	0	0	0	0	1	0									
Johnny Estrada, S OBP: 0.379, SLG: 0.454										1	0	0	0	0	0	1									
<b>Inning Stats</b>	R: 0 E: 0 K: 2 S: 11	H: 1 LOB: 1 BB: 0 P: 17	R: 0 E: 0 K: 0 S: 7	H: 1 LOB: 0 BB: 0 P: 14	R: 0 E: 0 K: 1 S: 7	H: 0 LOB: 0 BB: 0 P: 9	R: 1 E: 0 K: 0 S: 9	H: 1 LOB: 1 BB: 1 P: 18	R: 0 E: 0 K: 0 S: 4	H: 0 LOB: 0 BB: 0 P: 7	R: 0 E: 0 K: 1 S: 10	H: 0 LOB: 1 BB: 2 P: 19	R: 0 E: 0 K: 0 S: 9	H: 0 LOB: 2 BB: 1 P: 21	R: 0 E: 0 K: 1 S: 10	H: 0 LOB: 0 BB: 0 P: 14	R: 0 E: 0 K: 2 S: 15	H: 1 LOB: 2 BB: 1 P: 26	1B: 1 2B: 2 3B: 1 HR: 0	SF: 0 SAC: 0 DP: 0 HBP: 0	WP: 0 PB: 0 SB: 1 CS: 1	PA: 35			
<b>PITCHER</b>	IP WLS BF H R ER SO BB IBB HBP BLK WP HR S P ERA WHIP	IP WLS BF H R ER SO BB IBB HBP BLK WP HR S P ERA WHIP	IP WLS BF H R ER SO BB IBB HBP BLK WP HR S P ERA WHIP	IP WLS BF H R ER SO BB IBB HBP BLK WP HR S P ERA WHIP	IP WLS BF H R ER SO BB IBB HBP BLK WP HR S P ERA WHIP	IP WLS BF H R ER SO BB IBB HBP BLK WP HR S P ERA WHIP	IP WLS BF H R ER SO BB IBB HBP BLK WP HR S P ERA WHIP	IP WLS BF H R ER SO BB IBB HBP BLK WP HR S P ERA WHIP	IP WLS BF H R ER SO BB IBB HBP BLK WP HR S P ERA WHIP	IP WLS BF H R ER SO BB IBB HBP BLK WP HR S P ERA WHIP	IP WLS BF H R ER SO BB IBB HBP BLK WP HR S P ERA WHIP	IP WLS BF H R ER SO BB IBB HBP BLK WP HR S P ERA WHIP	IP WLS BF H R ER SO BB IBB HBP BLK WP HR S P ERA WHIP	IP WLS BF H R ER SO BB IBB HBP BLK WP HR S P ERA WHIP	IP WLS BF H R ER SO BB IBB HBP BLK WP HR S P ERA WHIP	IP WLS BF H R ER SO BB IBB HBP BLK WP HR S P ERA WHIP	IP WLS BF H R ER SO BB IBB HBP BLK WP HR S P ERA WHIP	IP WLS BF H R ER SO BB IBB HBP BLK WP HR S P ERA WHIP	IP WLS BF H R ER SO BB IBB HBP BLK WP HR S P ERA WHIP	IP WLS BF H R ER SO BB IBB HBP BLK WP HR S P ERA WHIP	IP WLS BF H R ER SO BB IBB HBP BLK WP HR S P ERA WHIP	IP WLS BF H R ER SO BB IBB HBP BLK WP HR S P ERA WHIP	IP WLS BF H R ER SO BB IBB HBP BLK WP HR S P ERA WHIP	IP WLS BF H R ER SO BB IBB HBP BLK WP HR S P ERA WHIP	IP WLS BF H R ER SO BB IBB HBP BLK WP HR S P ERA WHIP





Batter	1	2	3	4	5	6	7	8	9	AB	R	H	RBI	BB	SO	LOB	TOP	
Gerald Williams, R (1, 8) OBP: 0.297, SLG: 0.450	F8		F7			SF7	K		K	5	1	1	0	0	2	5	<b>New York Mets @ Atlanta Braves</b> Turner Field, Atlanta, GA Tue Sep 28 2004, 4:40 PM EDT Att: 35,729 - Cloudy - 73 F	
Jeff Keppinger, R (1, 4) OBP: 0.314, SLG: 0.383 7 José Reyes, S (7, PH) OBP: 0.275, SLG: 0.376	F8			G4-3		FC3-6	F8			3	0	1	0	0	0	0		
5 David Wright, R (1, 5) OBP: 0.327, SLG: 0.514	G3-1			HR		SF7		FC6-4	1B	3	1	2	2	0	0	0		
Craig Brazell, L (1, 3) OBP: 0.333, SLG: 0.483		F7		L7		FC3-6		FC6-4	1B	4	0	1	0	0	0	1		
Victor Diaz, R (1, 9) OBP: 0.351, SLG: 0.543		K		K		FC4-6		FC6-4	1B	4	0	0	0	0	2	3		
Eric Valent, L (1, 7) OBP: 0.330, SLG: 0.482		K			F9		1B	1B	G5-4-3	4	0	1	0	0	1	2		
Jason Phillips, R (1, 2) OBP: 0.298, SLG: 0.329			K		G6-3		1B		F9	4	0	1	0	0	1	0		
Wilson Delgado, S (1, 6) OBP: 0.357, SLG: 0.375			SH5-4	1B						4	0	4	0	0	0	0		
Tom Glavine, L (1, 1) OBP: 0.306, SLG: 0.241 31 Mike Piazza, R (7, PH) OBP: 0.357, SLG: 0.439 Heath Bell, R (7, 1) Todd Zelle, R (9, PH) OBP: 0.323, SLG: 0.353			SH5-4		P5		F4		F9	1	0	0	0	0	0	1		
<b>Inning Stats</b>	R: 0 E: 0 K: 0 S: 8	H: 0 LOB: 0 BB: 0 P: 9	R: 0 E: 0 K: 2 S: 7	H: 0 LOB: 0 BB: 0 P: 9	R: 0 E: 0 K: 1 S: 8	H: 1 LOB: 1 BB: 0 P: 13	R: 1 E: 0 K: 1 S: 7	H: 1 LOB: 0 BB: 0 P: 10	R: 0 E: 0 K: 0 S: 8	H: 3 LOB: 3 BB: 0 P: 22	R: 0 E: 0 K: 0 S: 8	H: 2 LOB: 1 BB: 0 P: 9	R: 0 E: 0 K: 1 S: 8	H: 1 LOB: 1 BB: 0 P: 13	1B: 10 2B: 0 3B: 0 HR: 1	SF: 1 SAC: 1 DP: 1 HBP: 0	WP: 0 PA: 37 PB: 0 SB: 0 CS: 0	
<b>PITCHER</b>	IP WLS BF H R ER SO BB IBB HBP BLK WP HR S P ERA WHIP																	
Jaret Wright, R (1, 1) ERA: 3.28	2.1	8	1	0	0	3	0	0	0	0	0	0	0	0	20	26	0.00	0.429
Travis Smith, R (3, 1) ERA: 5.45	2.2	10	2	1	1	1	0	0	0	0	0	0	1	18	28	3.38	0.750	
Roman Colon, R (6, 1) ERA: 3.78	1.0	W	5	2	1	1	0	0	0	0	0	0	0	7	10	9.00	2.000	
Juan Cruz, R (7, 1) ERA: 2.66	0.2	H	5	3	0	0	1	0	0	0	0	0	0	15	21	0.00	4.500	
Chris Reitsma, R (7, 1) ERA: 3.74	1.1	H	5	2	0	0	0	0	0	0	0	0	0	9	10	0.00	1.500	

Batter	1	2	3	4	5	6	7	8	9	AB	R	H	RBI	BB	SO	LOB	BOTTOM		
Charles Thomas, L (1, 7) OBP: 0.366, SLG: 0.419	G3		K			K			K	4	0	0	0	0	3	0	<b>New York Mets @ Atlanta Braves</b> Turner Field, Atlanta, GA Tue Sep 28 2004, 4:40 PM EDT Att: 35,729 - Cloudy - 73 F		
Nick Green, R (1, 4) OBP: 0.318, SLG: 0.394	K		K			SH1-4	G1-3			4	1	1	0	0	2	0			
Eli Marrero, R (1, 9) OBP: 0.366, SLG: 0.504	G5-3				G5-4-3	SH1-4	F7			3	0	1	0	0	0	0			
10 Chipper Jones, S (1, 5) OBP: 0.361, SLG: 0.487		G1-3			G5-4-3	1B		BB	BB	2	1	0	0	2	0	1			
Johnny Estrada, S (1, 2) OBP: 0.380, SLG: 0.454		BB	1B		G4-3	1B	BB	K		4	1	2	1	0	1	1			
Adam LaRoche, L (1, 3) OBP: 0.331, SLG: 0.473		BB				HR	BB	F7		2	1	1	1	2	0	1			
Wilson Betemit, S (1, 6) OBP: 0.250, SLG: 0.175		K				G5-3		K		4	0	1	1	0	2	3			
Dewayne Wise, L (1, 8) OBP: 0.258, SLG: 0.399		G3				G6-3	SF7			2	0	0	1	0	0	2			
Jaret Wright, R (1, 1) ERA: 3.28 Travis Smith, R (3, 1) ERA: 5.45 Marcos Giles, R (5, PH) OBP: 0.324, SLG: 0.433 Roman Colon, R (6, 1) ERA: 3.78 Julio Franco, R (6, PH) OBP: 0.372, SLG: 0.438 Juan Cruz, R (7, 1) ERA: 2.66 Chris Reitsma, R (7, 1) ERA: 3.74 29 John Smoltz, R (9, 1) ERA: 2.84		G5-3				HR	L3			0	0	0	0	0	0	0			
<b>Inning Stats</b>	R: 0 E: 0 K: 1 S: 6	H: 0 LOB: 0 BB: 0 P: 10	R: 0 E: 0 K: 1 S: 11	H: 1 LOB: 2 BB: 1 P: 22	R: 0 E: 0 K: 2 S: 7	H: 0 LOB: 0 BB: 0 P: 9	R: 0 E: 0 K: 0 S: 9	H: 1 LOB: 0 BB: 0 P: 15	R: 2 E: 0 K: 1 S: 12	H: 2 LOB: 0 BB: 0 P: 19	R: 3 E: 0 K: 0 S: 13	H: 3 LOB: 2 BB: 2 P: 23	R: 0 E: 0 K: 1 S: 9	H: 0 LOB: 0 BB: 0 P: 13	R: 0 E: 0 K: 2 S: 11	H: 0 LOB: 1 BB: 1 P: 17	1B: 5 2B: 0 3B: 0 HR: 2	SF: 1 SAC: 1 DP: 1 HBP: 0	WP: 0 PA: 34 PB: 0 SB: 0 CS: 0
<b>PITCHER</b>	IP WLS BF H R ER SO BB IBB HBP BLK WP HR S P ERA WHIP																		
Tom Glavine, L (1, 1) ERA: 3.66	6.0	L	27	7	5	5	2	1	0	0	0	0	0	20	58	98	7.50	1.500	
Heath Bell, R (7, 1) ERA: 3.92	2.0		7	0	0	0	3	1	0	0	0	0	0	20	30	0.00	0.500		



Batter	1	2	3	4	5	6	7	8	9	AB	R	H	RBI	BB	SO	LOB	TOP										
7 José Reyes, S OBP: 0.274, SLG: 0.372	2-1 31 E 31 2B 1B	1-1 G6-3		0-0 G4-3		2-2 G6-3		1-2 G1-3	5	1	1	0	0	0	2												
Kazuo Matsui, S OBP: 0.332, SLG: 0.396	1 SAFE 1-2 31 E 31 2B HBP		3-2 F8		2-3 K		1-1 G6-3	1-0 G4-3	4	1	0	0	0	1	0												
5 David Wright, R OBP: 0.330, SLG: 0.512	0-1 F8		4-2 G3 31 BB BB		2-1 31 2B 1B		2-2 F9		3	0	1	0	1	0	2												
31 Mike Piazza, R OBP: 0.360, SLG: 0.445 Todd Zeile, R OBP: 0.323, SLG: 0.353	2 SAFE 1-0 1B 1-H 2-H 2B		1 SAFE 1-2 G3 BB		2-2 2B		0-1 G6-3		3	0	2	2	1	0	0												
Eric Valent, L OBP: 0.332, SLG: 0.481	2-1 G5-4-3 1B		1-1 G3		4-0 1B		0-1 L9		3	0	1	0	1	0	2												
Victor Diaz, R OBP: 0.341, SLG: 0.590	0-0 G5-4-3 1-2 1B		1-2 G6-3		1-0 F9		1-2 HR		4	1	1	1	0	0	7												
Jason Phillips, R OBP: 0.300, SLG: 0.329		2-1 SH3-4 HBP		0-1 SH3-4 1B		1-2 F9		1-0 G5-3	3	0	1	0	0	0	3												
Gerald Williams, R OBP: 0.288, SLG: 0.435		1-2 F8		0-2 F7		3-3 K		0-2 F8	4	0	0	0	0	1	2												
Aaron Heilman, R (1, 1) Mike Stanton, L OBP: 0.500, SLG: 0.500 Ricky Bottalico, L (8, 1) Craig Brazell, L OBP: 0.323, SLG: 0.467		0-1 SH3-4		1-0 SH3-4		0-0 F8		0-3 K	1	0	0	0	0	0	0												
<b>Inning Stats</b>	R: 2 E: 1 K: 0 S: 10	H: 3 LOB: 1 BB: 0 P: 17	R: 0 E: 0 K: 0 S: 8	H: 0 LOB: 1 BB: 0 P: 12	R: 0 E: 0 K: 0 S: 11	H: 0 LOB: 2 BB: 2 P: 24	R: 0 E: 0 K: 0 S: 7	H: 1 LOB: 1 BB: 0 P: 8	R: 0 E: 0 K: 1 S: 12	H: 2 LOB: 3 BB: 1 P: 24	R: 0 E: 0 K: 0 S: 7	H: 0 LOB: 0 BB: 0 P: 10	R: 0 E: 0 K: 0 S: 9	H: 1 LOB: 0 BB: 0 P: 11	R: 0 E: 0 K: 1 S: 9	H: 0 LOB: 0 BB: 0 P: 11	1B: 4 2B: 2 3B: 0 HR: 1	SF: 0 SAC: 2 DP: 1 HBP: 2	WP: 0 PB: 0 SB: 1 CS: 0	PA: 38							
<b>PITCHER</b>	IP	WLS	BF	H	R	ER	SO	BB	IBB	HBP	BLK	WP	HR	S	P	ERA	WHIP										
Russ Ortiz, R ERA: 4.13	(1, 1)	7.0	W	31	6	2	2	2	1	2	0	0	0	63	108	2.57	1.143										
Antonio Alfonseca, R ERA: 2.63	(8, 1)	1.0		4	1	1	1	0	0	0	0	0	1	9	11	9.00	1.000										
29 John Smoltz, R ERA: 2.8	(9, 1)	1.0	S	3	0	0	0	0	0	0	0	0	0	9	11	0.00	0.000										

New York Mets @ Atlanta Braves  
Turner Field, Atlanta, GA  
Wed Sep 29 2004, 1:05 PM EDT  
Att: 22,000 - Cloudy - 71 F

AB 31  
R 3  
H 7  
RBI 3  
BB 3  
SO 3  
LOB 18



Batter	1	2	3	4	5	6	7	8	9	AB	R	H	RBI	BB	SO	LOB	BOTTOM										
Rafael Furcal, S OBP: 0.348, SLG: 0.417	0-0 1B 1B		0-0 E1 FC1-4		3-2 G1-3		0-0 FC5-2-5-1 3B	1-3 K	5	2	1	0	0	1	6												
Marcus Giles, R OBP: 0.376, SLG: 0.439	1 SAFE 1-2 1B		0-1 FC1-4 G4-6-3		2-3 K		0-2 1-H 2-H 3B		4	0	2	2	0	1	2												
J.D. Drew, L OBP: 0.439, SLG: 0.574	2-3 K		1-0 G4-6-3		1-1 P6		4-2 BB		3	0	0	0	1	1	4												
Johnny Estrada, S OBP: 0.379, SLG: 0.453	2-2 1-2 3-H 1B		1-3 K		2-2 F9		0-0 G5-3		4	0	1	1	0	1	2												
Adam LaRoche, L OBP: 0.334, SLG: 0.483 Dewayne Wise, L OBP: 0.262, SLG: 0.409	0-2 G4-6-1		0-0 HR		4-2 2B		0-0 1B FC6-2 2B		2	1	1	1	1	0	2												
Andrew Jones, R OBP: 0.349, SLG: 0.494 Antonio Alfonseca, R Eli Marrero, R OBP: 0.368, SLG: 0.506 29 John Smoltz, R		3-3 K		1-1 F8		0-1 1-H 1B		1-1 10 BB FC6-2 1B	3	1	1	1	0	1	0												
Charles Thomas, L OBP: 0.364, SLG: 0.416		0-0 G4-3		2-1 F9		0-1 1B FC5-2-5-1 1B		0-2 FC6-2 10 BB 1B	4	0	1	0	0	2													
Wilson Betemit, S OBP: 0.239, SLG: 0.167 10 Chipper Jones, S OBP: 0.361, SLG: 0.486		3-2 G3-4-1		1-0 G6-3		1-3 K		4-1 1-2 2-3 BB	2	0	0	0	0	0													
Russ Ortiz, R OBP: 0.131, SLG: 0.136 Julio Franco, R OBP: 0.373, SLG: 0.438			0-0 E5		0-0 G6-3		1-0 1-3 3B		2	0	0	0	0	0													
<b>Inning Stats</b>	R: 1 E: 0 K: 1 S: 13	H: 3 LOB: 1 BB: 0 P: 18	R: 0 E: 0 K: 1 S: 11	H: 0 LOB: 0 BB: 0 P: 17	R: 0 E: 2 K: 0 S: 5	H: 0 LOB: 1 BB: 0 P: 6	R: 1 E: 0 K: 1 S: 11	H: 1 LOB: 0 BB: 0 P: 15	R: 0 E: 0 K: 1 S: 6	H: 0 LOB: 0 BB: 0 P: 10	R: 0 E: 0 K: 1 S: 9	H: 0 LOB: 0 BB: 0 P: 14	R: 4 E: 0 K: 1 S: 18	H: 4 LOB: 2 BB: 2 P: 28	R: 0 E: 0 K: 1 S: 12	H: 2 LOB: 3 BB: 1 P: 20	1B: 6 2B: 2 3B: 1 HR: 1	SF: 0 SAC: 0 DP: 2 HBP: 0	WP: 0 PB: 0 SB: 1 CS: 0	PA: 37							
<b>PITCHER</b>	IP	WLS	BF	H	R	ER	SO	BB	IBB	HBP	BLK	WP	HR	S	P	ERA	WHIP										
Aaron Heilman, R ERA: 5.46	(1, 1)	6.1	L	27	6	6	6	1	0	0	0	0	0	66	97	8.53	1.263										
Mike Stanton, L ERA: 3.2	(7, 1)	0.2		5	2	0	0	1	0	0	0	0	0	8	12	0.00	4.500										
Ricky Bottalico, R ERA: 3.38	(8, 1)	1.0		5	1	0	0	1	0	0	0	0	0	11	19	0.00	2.000										

New York Mets @ Atlanta Braves  
Turner Field, Atlanta, GA  
Wed Sep 29 2004, 1:05 PM EDT  
Att: 22,000 - Cloudy - 71 F

AB 34  
R 6  
H 10  
RBI 6  
BB 3  
SO 6  
LOB 23









Batter	1	2	3	4	5	6	7	8	9	AB	R	H	RBI	BB	SO	LOB	TOP																	
Rafael Furcal, S OBP: 0.345, SLG: 0.414	G4-3		K		SH5-4	1B		P4		4	1	1	1	0	1	2	<b>Atlanta Braves @ Chicago Cubs</b> Wrigley Field, Chicago, IL Sat Oct 02 2004, 12:25 PM CDT Att: 38,695 - Sunny - 54 F																	
Marcus Giles, R Antonio Alfonseca, R 29 John Smoltz, R	HBP		FC4-6		G4-3	FC4-6		3B	1B	4	1	2	2	0	0	2																		
J.D. Drew, L OBP: 0.437, SLG: 0.571	K			K	10 HBP	FC4-6		SF8	3B	4	1	1	2	1	2	2																		
10 Chipper Jones, S Wilson Betemit, S	G4-3			1B	SF8	1B		FC1-5	1B	2	1	1	0	0	0	1																		
Johnny Estrada, S Tim Drew, R		G1-4-3		1B	HBP			SF8		4	0	2	0	0	1	3																		
Eddie Pérez, R OBP: 0.293, SLG: 0.361				1B	K			K		0	0	0	0	0	0	0																		
Adam LaRoche, L OBP: 0.331, SLG: 0.477	L9			SF8				FC1-5	1B	4	0	0	1	0	0	2																		
Andruw Jones, R OBP: 0.345, SLG: 0.488	P6			G5-3		K		L7		5	0	0	0	0	1	3																		
Eli Marrero, R OBP: 0.369, SLG: 0.516			P3		SH5-4	G4-3		F7		5	2	2	1	0	1	2																		
John Thomson, R Juan Cruz, R Dawggs, WLS Travis Smith, R Charles Thomas, L Roman Colon, R Tom Martin, L Kevin Gryboski, R John Smoltz, R Nick Green, R			FC4-6		G4-3	SH5-4		1B	3B	1	0	0	0	0	0	0																		
<b>Inning Stats</b>	R: 0 E: 0 K: 1 S: 11	H: 0 LOB: 1 BB: 0 P: 16	R: 0 E: 0 K: 0 S: 10	H: 0 LOB: 0 BB: 0 P: 13	R: 0 E: 0 K: 1 S: 7	H: 1 LOB: 1 BB: 0 P: 12	R: 1 E: 0 K: 1 S: 16	H: 2 LOB: 1 BB: 0 P: 24	R: 1 E: 0 K: 1 S: 24	H: 2 LOB: 3 BB: 1 P: 38	R: 3 E: 0 K: 1 S: 15	H: 4 LOB: 1 BB: 0 P: 22	R: 0 E: 0 K: 0 S: 10	H: 2 LOB: 2 BB: 0 P: 16	R: 3 E: 0 K: 1 S: 12	H: 3 LOB: 1 BB: 0 P: 24	R: 0 E: 0 K: 1 S: 10	H: 0 LOB: 0 BB: 0 P: 14	1B: 11 2B: 1 3B: 1 HR: 1	SF: 2 SAC: 1 DP: 0 HBP: 2	WP: 0 PB: 0 SB: 0 CS: 0	PA: 44												
<b>PITCHER</b>	IP	WLS	BF	H	R	ER	SO	BB	IBB	HBP	BLK	WP	HR	S	P	ERA	WHIP																	
38 Carlos Zambrano, R ERA: 2.75	5.2		29	9	5	5	5	1	0	2	0	0	1	80	120	7.94	1.765																	
Kent Mercker, L ERA: 2.39	0.1	H	1	0	0	0	0	0	0	0	0	0	0	3	5	0.00	0.000																	
Glendon Rusch, L ERA: 3.47	0.1	H	3	2	0	0	0	0	0	0	0	0	0	7	11	0.00	6.000																	
46 Ryan Dempster, R ERA: 3.86	0.2	H	2	0	0	0	0	0	0	0	0	0	0	3	5	0.00	0.000																	
Kyle Farnsworth, R ERA: 4.73	0.1	L	3	2	2	2	0	0	0	0	0	0	0	5	10	54.00	6.000																	
<b>PITCHER</b>	IP	WLS	BF	H	R	ER	SO	BB	IBB	HBP	BLK	WP	HR	S	P	ERA	WHIP																	
Mike Remlinger, L ERA: 3.44	1.0	B	4	1	1	1	1	0	0	0	0	0	0	0	1	0	0	0	0	0	8	12	0.00	0.000										
Jon Lester, R ERA: 3.95	0.2		2	0	0	0	1	0	0	0	0	0	0	0	1	0	0	0	0	0	0	0	0	0	0	0	0							

AB	38
R	8
H	14
RBI	8
BB	1
SO	7
LOB	18



Batter	1	2	3	4	5	6	7	8	9	AB	R	H	RBI	BB	SO	LOB	BOTTOM											
Jose Macias, S OBP: 0.292, SLG: 0.376	HBP		F8		K	F8				3	0	0	0	0	1	3	<b>Atlanta Braves @ Chicago Cubs</b> Wrigley Field, Chicago, IL Sat Oct 02 2004, 12:25 PM CDT Att: 38,695 - Sunny - 54 F											
Nomar Garciaparra, R OBP: 0.365, SLG: 0.478	G1-3		F9		HR			L4		4	1	0	0	1	1	3												
Moises Alou, R OBP: 0.360, SLG: 0.552	G6-3		1B		HR			G5-4-3		5	1	3	4	0	1	2												
16 Aramis Ramirez, R OBP: 0.371, SLG: 0.576	1B		G6-3		HR			G5-4-3		4	1	2	1	0	0	2												
Sammy Sosa, R OBP: 0.332, SLG: 0.517			25 F8		HR			G5-3		4	1	2	1	0	1	0												
Todd Walker, L OBP: 0.283, SLG: 0.469	F8				G4-3			G6-3		4	0	0	0	0	0	1												
25 Derrek Lee, R OBP: 0.355, SLG: 0.505	F8		F9					G5-3		2	0	0	0	2	0	1												
Michael Barrett, R OBP: 0.337, SLG: 0.489	F8		G6-3					G5-3		4	0	0	0	0	1	3												
38 Carlos Zambrano, S Kent Mercker, L Ben Grady, L Glendon Rusch, L 46 Ryan Dempster, R Kyle Farnsworth, R Mike Remlinger, L Jon Lester, R Nick Green, R			WP		1B			G4-3		2	0	0	0	0	0	0												
<b>Inning Stats</b>	R: 0 E: 0 K: 0 S: 11	H: 1 LOB: 2 BB: 0 P: 17	R: 0 E: 0 K: 0 S: 7	H: 1 LOB: 1 BB: 0 P: 11	R: 1 E: 0 K: 0 S: 13	H: 2 LOB: 1 BB: 0 P: 15	R: 1 E: 0 K: 0 S: 8	H: 1 LOB: 0 BB: 0 P: 15	R: 4 E: 0 K: 2 S: 20	H: 3 LOB: 0 BB: 1 P: 28	R: 0 E: 0 K: 1 S: 6	H: 0 LOB: 1 BB: 1 P: 13	R: 0 E: 0 K: 0 S: 6	H: 1 LOB: 0 BB: 0 P: 12	R: 0 E: 0 K: 1 S: 11	H: 0 LOB: 1 BB: 1 P: 21		R: 0 E: 0 K: 2 S: 12	H: 0 LOB: 1 BB: 1 P: 22	1B: 5 2B: 1 3B: 0 HR: 3	SF: 0 SAC: 0 DP: 1 HBP: 1	WP: 1 PB: 0 SB: 1 CS: 0	PA: 39					
<b>PITCHER</b>	IP	WLS	BF	H	R	ER	SO	BB	IBB	HBP	BLK	WP	HR	S	P	ERA	WHIP											
John Thomson, R ERA: 3.72	3.0		13	4	1	1	0	0	0	0	0	0	1	8	15	9.00	1.000											
Juan Cruz, R ERA: 2.75	1.0		4	1	1	1	0	0	0	0	0	0	0	3	3	0.00	1.500											
Travis Smith, R ERA: 6.2	1.0		7	3	4	4	2	1	0	0	0	0	2	20	28	36.00	4.000											
Roman Colon, R ERA: 3.71	0.1		2	0	0	0	0	1	0	0	0	0	0	2	9	0.00	3.000											
Tom Martin, L ERA: 3.97	0.2		2	0	0	0	1	0	0	0	0	0	0	4	4	0.00	0.000											
<b>PITCHER</b>	IP	WLS	BF	H	R	ER	SO	BB	IBB	HBP	BLK	WP	HR	S	P	ERA	WHIP											
Kevin Gryboski, R ERA: 2.84	1.0	W	3	1	0	0	0	0	0	0	0	0	0	0	8	16	0.00	1.500										
Antonio Alfonseca, R ERA: 2.57	0.2	H	3	0	0	0	0	1	0	0	0	0	0	0	3	0.00	1.500											
29 John Smoltz, R ERA: 2.76	1.1	S	5	0	0	0	3	1	0	0	0	0	0	15	27	0.00	0.750											





Batter	1	2	3	4	5	6	7	8	9	AB	R	H	RBI	BB	SO	LOB	TOP										
Rafael Furcal, S OBP: 0.344, SLG: 0.414	G1-3		G4-3		L3				K	3	1	1	0	0	0	0	<b>Atlanta Braves @ Chicago Cubs</b> Wrigley Field, Chicago, IL Sun Oct 03 2004, 1:20 PM CDT Att: 38,420 - Sunny - 63 F										
Jose Capellan, R OBP: 0.333, SLG: 0.488	G1-3		G4-3		G6-3				G4-3	5	0	0	0	0	1	2											
Adam LaRoche, L OBP: 0.336, SLG: 0.569	K		K		G4-3				HR	4	1	1	1	0	2	1											
J.D. Drew, L OBP: 0.312, SLG: 0.386	G1-3		G4-3		G4-3				K	3	1	2	1	1	1	0											
Nick Green, R OBP: 0.272, SLG: 0.444			HR		CS				HR	4	2	3	0	0	0	1											
Julio Franco, R OBP: 0.378, SLG: 0.441			HR		CS				K	4	2	2	5	0	1	2											
Eli Marrero, R OBP: 0.374, SLG: 0.520			HR		CS				F7	4	0	0	0	0	1	2											
Charles Thomas, L OBP: 0.388, SLG: 0.445			HR		K				HR	4	0	0	0	0	1	2											
Eddie Pérez, R OBP: 0.286, SLG: 0.353	G5-3		G5-3		F7				G6-3	4	0	0	0	0	1	2											
Wilson Betemit, S OBP: 0.231, SLG: 0.170	G3-1		G3-1		G1-3				G6-3	4	0	0	0	0	0	1											
Paul Byrd, R OBP: 0.314, SLG: 0.200	K2-3		K2-3		L8				G4-3	1	0	0	0	0	1	0											
Marcus Giles, R OBP: 0.378, SLG: 0.443									1B	3	0	1	0	0	0	0											
<b>Inning Stats</b>	R: 0 E: 0 K: 1 S: 6	H: 0 LOB: 0 BB: 0 P: 11	R: 3 E: 0 K: 1 S: 13	H: 3 LOB: 0 BB: 0 P: 21	R: 1 E: 0 K: 1 S: 12	H: 2 LOB: 0 BB: 0 P: 17	R: 0 E: 0 K: 1 S: 11	H: 1 LOB: 1 BB: 0 P: 18	R: 0 E: 0 K: 0 S: 8	H: 0 LOB: 0 BB: 1 P: 10	R: 2 E: 0 K: 0 S: 10	H: 1 LOB: 0 BB: 1 P: 18	R: 1 E: 0 K: 1 S: 8	H: 1 LOB: 0 BB: 0 P: 11	R: 1 E: 0 K: 2 S: 17	H: 2 LOB: 1 BB: 0 P: 24	R: 0 E: 0 K: 1 S: 8	H: 1 LOB: 1 BB: 0 P: 11	1B: 7 2B: 0 3B: 0 HR: 4	SF: 0 SAC: 0 DP: 0 HBP: 0	WP: 0 PB: 0 SB: 2 CS: 1	PA: 39					
<b>PITCHER</b>	IP	WLS	BF	H	R	ER	SO	BB	IBB	HBP	BLK	WP	HR	S	P	ERA	WHIP										
Greg Maddux, R ERA: 4.02	6.0	W	25	7	6	6	4	1	0	0	0	0	2	60	95	9.00	1.333										
46 Ryan Dempster, R ERA: 3.92	1.0		4	1	1	1	1	0	0	0	0	0	1	8	11	9.00	1.000										
Kent Mercker, L ERA: 2.55	0.0		1	1	1	1	0	0	0	0	0	0	1	2	4	∞	∞										
Jon Leicester, R ERA: 3.89	1.0	H	4	1	0	0	2	0	0	0	0	0	0	15	20	0.00	1.000										
LaTroy Hawkins, R ERA: 2.63	1.0	S	4	1	0	0	1	0	0	0	0	0	0	8	11	0.00	1.000										

Batter	1	2	3	4	5	6	7	8	9	AB	R	H	RBI	BB	SO	LOB	BOTTOM										
Corey Patterson, L OBP: 0.320, SLG: 0.452	HR	G3		F7	G4-3				K	5	1	1	0	0	1	3	<b>Atlanta Braves @ Chicago Cubs</b> Wrigley Field, Chicago, IL Sun Oct 03 2004, 1:20 PM CDT Att: 38,420 - Sunny - 63 F										
Mark Czudzielanek, R OBP: 0.347, SLG: 0.432	G5-3	P6		HR					F8	5	2	2	1	0	0	1											
Moises Alou, R OBP: 0.361, SLG: 0.557	HR	G6-3		16 2B					P6	5	2	3	2	0	0	0											
16 Aramis Ramirez, R OBP: 0.373, SLG: 0.578	P3			FC6-4					G4-6-3	5	0	3	1	0	0	2											
Nomar Garciaparra, R OBP: 0.365, SLG: 0.477	25 BB			FC6-4					P3	5	1	2	1	0	0	3											
25 Derek Lee, R OBP: 0.356, SLG: 0.504	3B			FC4-6					F9	3	2	1	0	1	0	2											
Jason Dubois, R OBP: 0.240, SLG: 0.435	3B			HR					K	4	2	2	4	0	1	1											
Paul Bako, L OBP: 0.288, SLG: 0.283	WP			F7					F7	3	0	1	0	1	0	1											
Greg Maddux, R ERA: 3.94	K			P3					L8	3	0	0	0	0	1	2											
Todd Walker, L OBP: 0.352, SLG: 0.468				E6						0	0	0	0	0	0	0											
Kent Mercker, L ERA: 2.55										0	0	0	0	0	0	0											
Jon Leicester, R ERA: 3.89										0	0	0	0	0	0	0											
LaTroy Hawkins, R ERA: 2.63										0	0	0	0	0	0	0											
<b>Inning Stats</b>	R: 5 E: 0 K: 1 S: 23	H: 4 LOB: 1 BB: 2 P: 37	R: 0 E: 0 K: 0 S: 9	H: 0 LOB: 0 BB: 0 P: 12	R: 2 E: 0 K: 0 S: 9	H: 2 LOB: 0 BB: 0 P: 12	R: 2 E: 0 K: 0 S: 9	H: 3 LOB: 1 BB: 0 P: 14	R: 0 E: 1 K: 0 S: 10	H: 1 LOB: 2 BB: 0 P: 16	R: 1 E: 0 K: 0 S: 6	H: 3 LOB: 1 BB: 0 P: 10	R: 0 E: 0 K: 2 S: 9	H: 1 LOB: 1 BB: 0 P: 15	R: 0 E: 0 K: 0 S: 4	H: 1 LOB: 1 BB: 0 P: 4	1B: 8 2B: 3 3B: 1 HR: 3	SF: 0 SAC: 0 DP: 1 HBP: 0	WP: 1 PB: 0 SB: 0 CS: 0	PA: 41							
<b>PITCHER</b>	IP	WLS	BF	H	R	ER	SO	BB	IBB	HBP	BLK	WP	HR	S	P	ERA	WHIP										
Paul Byrd, R ERA: 3.94	4.0	L	23	9	9	9	1	2	0	0	0	0	3	50	75	20.25	2.750										
Jose Capellan, R ERA: 11.25	2.0		10	4	1	1	0	0	0	0	0	0	0	16	26	4.50	2.000										
Roman Colon, R ERA: 3.32	2.0		8	2	0	0	2	0	0	0	0	0	0	13	19	0.00	1.000										









Batter	1	2	3	4	5	6	7	8	9	10	11	AB	R	H	RBI	BB	SO	LOB	TOP			
Craig Biggio, R OBP: 0.222, SLG: 0.125 16 Jason Lane, R OBP: 0.500, SLG: 2.000	1-2 P4		4-0 BB		2-1 G5-4-3			0-0 G6-3		1-3 K		3	0	0	0	1	0	2				
Carlos Beltrán, S OBP: 0.444, SLG: 0.750	0-0 G5-3		1 SAFE BB		2-3 K			1-3 K			1-0 G4-3	5	0	0	0	0	3	2				
5 Jeff Bagwell, R OBP: 0.300, SLG: 0.700	3-2 HR		3-3 K				3-2 P3			3-2 P4		5	1	1	1	0	1	1				
17 Lance Berkman, S OBP: 0.300, SLG: 0.600	2-0 P4						1-0 K			1-3 K		5	0	1	0	0	2	0				
Jeff Kent, R OBP: 0.111, SLG: 0.222			2-3 K		0-0 G5-3		0-0 F8			1-0 F9		4	0	0	0	0	1	1				
Morgan Ensberg, R OBP: 0.500, SLG: 0.333			2-2 G6-3		4-1 FC4-6 BB		0-2 CS		0-0 G6-3		4-1 SH1 BB	2	0	0	0	2	0	0				
Jose Vizcaino, S 54 Brad Lidge, R Orlando Palmeiro, L Brad Ausmus, R OBP: 0.250, SLG: 1.000			2-2 G5-3		1 SAFE FC4-6				2-2 G4-3		1 SAFE SH1	3	0	0	0	0	0	1				
Raul Chavez, R OBP: 0.667, SLG: 1.667 Mike Lamb, L Dan Miceli, R					0-0 HR		1-2 G5-4-3 BB		1-1 P4		2-1 F8	3	1	2	1	0	0	0				
44 Roy Oswalt, R 4 Eric Bruntlett, R			2-1 G6-3		1 SAFE G5-4-3		4-0 BB			3-2 G3		4-1 BB	1	0	0	0	1	0				
<b>Inning Stats</b>	R: 1 E: 0 K: 1 S: 8	H: 1 LOB: 0 BB: 0 P: 14	R: 0 E: 0 K: 1 S: 10	H: 0 LOB: 0 BB: 0 P: 16	R: 1 E: 0 K: 2 S: 10	H: 1 LOB: 1 BB: 1 P: 21	R: 0 E: 0 K: 1 S: 6	H: 0 LOB: 1 BB: 1 P: 12	R: 0 E: 0 K: 2 S: 9	H: 0 LOB: 0 BB: 0 P: 13	R: 0 E: 0 K: 1 S: 8	H: 0 LOB: 0 BB: 0 P: 12	R: 0 E: 0 K: 1 S: 7	H: 0 LOB: 0 BB: 0 P: 12	R: 0 E: 0 K: 1 S: 9	H: 0 LOB: 2 BB: 2 P: 21	R: 0 E: 0 K: 0 S: 5	H: 0 LOB: 0 BB: 0 P: 9	1B: 2 2B: 0 3B: 0 HR: 2	SF: 0 SAC: 1 DP: 1 HBP: 0	WP: 0 PB: 0 SB: 0 CS: 1	PA: 41
<b>PITCHER</b>	IP WLS BF H R ER SO BB IBB HBP BLK WP HR S P ERA WHIP	Mike Hampton, L ERA: 2.84	Kevin Gnyboski, R ERA: 4.75	29 John Smoltz, R ERA: 4.75	Antonio Alfonseca, R ERA: 4.75																	

Houston Astros @ Atlanta Braves  
Turner Field, Atlanta, GA  
Thu Oct 07 2004, 4:00 PM EDT  
Att: 40,075 - Cloudy - 72 F

AB	34
R	2
H	4
RBI	2
BB	5
SO	8
LOB	10



Batter	1	2	3	4	5	6	7	8	9	10	11	AB	R	H	RBI	BB	SO	LOB	BOTTOM					
Rafael Furcal, S OBP: 0.600, SLG: 1.125	2-2 G5-3 1B		1-1 P6		0-1 G4-3			2-2 E S 2-1 1B		0-1 SH2-4		5	1	3	3	0	0	1						
Marcus Giles, R OBP: 0.200, SLG: 0.200	1-1 G5-3		1-1 K		0-0 G3-1			2-3 K		0-1 G4-3		5	0	1	0	0	1	3						
J.D. Drew, L OBP: 0.300, SLG: 0.125	2-3 K		3-3 K				0-0 G6-3		2-2 2-1		1-1 K	5	0	1	0	0	3	4						
10 Chipper Jones, S	2-0 G4-3		2-2 G4-3				0-0 F7		4-2 1B 2B BB		2-1 F7	4	1	0	0	1	0	3						
Johnny Estrada, S Wilson Betemit, S Julio Franco, R			0-1 P6		0-0 G3		4-0 1B BB		0-0 2B FC5-2 1B		1-2 G6-3	3	0	1	0	1	0	0						
Adam LaRoche, L Nick Green, R Eddie Pérez, R			0-1 K2-3		1-3 K		2-2 1B		2-1 FC5-2 2B		0-1 P4	4	0	3	1	0	1	0						
Andrew Jones, R OBP: 0.444, SLG: 0.750	1-2 F8		1-2 F8		0-0 1B		1-0 F8		1-1 FC5-2			5	0	1	0	0	1	6						
Charles Thomas, L OBP: 0.333, SLG: 0.333	0-2 G6-3		0-2 G1-3		0-1 G4-3		0-1 G4-3		1-1 K		1-2 HR 1B	5	1	1	0	0	1	5						
Mike Hampton, R Kevin Gnyboski, R Dwight Gooden, L 29 John Smoltz, R Antonio Alfonseca, R Eli Marrero, R			1-2 1B		2-3 K		1-0 1B 2B		0-0 G4-3 SH2-4 1B		2-0 P2	2	0	1	0	0	1	0						
<b>Inning Stats</b>	R: 0 E: 0 K: 1 S: 9	H: 1 LOB: 1 BB: 0 P: 16	R: 0 E: 0 K: 0 S: 10	H: 1 LOB: 1 BB: 0 P: 11	R: 0 E: 0 K: 1 S: 14	H: 2 LOB: 2 BB: 0 P: 22	R: 0 E: 0 K: 1 S: 7	H: 1 LOB: 1 BB: 0 P: 8	R: 0 E: 0 K: 1 S: 6	H: 1 LOB: 2 BB: 1 P: 14	R: 1 E: 0 K: 1 S: 11	H: 2 LOB: 1 BB: 0 P: 18	R: 1 E: 0 K: 1 S: 12	H: 3 LOB: 3 BB: 1 P: 22	R: 0 E: 0 K: 1 S: 8	H: 1 LOB: 1 BB: 0 P: 8	R: 0 E: 0 K: 0 S: 8	H: 0 LOB: 0 BB: 0 P: 11	R: 2 E: 0 K: 1 S: 10	H: 2 LOB: 0 BB: 0 P: 15	1B: 11 2B: 2 3B: 0 HR: 1	SF: 0 SAC: 1 DP: 0 HBP: 0	WP: 0 PB: 0 SB: 2 CS: 1	PA: 46
<b>PITCHER</b>	IP WLS BF H R ER SO BB IBB HBP BLK WP HR S P ERA WHIP	44 Roy Oswalt, R ERA: 1.42	54 Brad Lidge, R ERA: 3.38	Dan Miceli, R ERA: 10.6																				

Houston Astros @ Atlanta Braves  
Turner Field, Atlanta, GA  
Thu Oct 07 2004, 4:00 PM EDT  
Att: 40,075 - Cloudy - 72 F

AB	43
R	4
H	14
RBI	4
BB	2
SO	8
LOB	23





Batter	1	2	3	4	5	6	7	8	9	AB	R	H	RBI	BB	SO	LOB	TOP											
Rafael Furcal, S OBP: 0.497, SLG: 0.769	G6-3		L6-3 1B	FC6-4			G4-3		G4-3	5	0	1	0	0	0	3	<b>Atlanta Braves @ Houston Astros</b> Minute Maid Park, Houston, TX Sat Oct 09 2004, 12:00 PM CDT Att: 43,547 - Dome - 74 F											
Marcus Giles, R OBP: 0.133, SLG: 0.133	F8		L6-3		F9		K		K	5	0	0	0	0	2	2												
J.D. Drew, L OBP: 0.286, SLG: 0.167	P6		G4-3		K				10 BB HR	4	1	1	0	0	1	0												
10 Chipper Jones, S		G3-1		G4-3	F8				4-2 HR BB	3	1	0	0	1	0	0												
Johnny Estrada, S OBP: 0.385, SLG: 0.600	HBP BB			HR		K			1-3 K	3	1	1	1	1	2	2												
Adam LaRoche, L OBP: 0.394, SLG: 0.400	K			G4-3		F8			0-3 K	3	0	0	0	0	1	1												
Andruw Jones, R OBP: 0.538, SLG: 1.083	HBP 1B			1B		K			0-2 1-H 2-H HR	4	2	3	3	0	1	0												
Charles Thomas, L OBP: 0.462, SLG: 0.364				1B			G4-3	G4-3	0-1 G4-3	2	0	1	0	1	0	0												
Juan Cruz, R	HBP			IBB					1-3 K	0	0	0	0	0	0	0												
John Thomson, R Paul Byrd, R Kevin Gryboski, R Antonio Alfonseca, R Tom Martin, L Chris Reitsma, R Julio Franco, R Deweyne Wray, L	K			FC6-4 1B			G4-3		1-3 K	8	0	0	0	0	0	0												
<b>Inning Stats</b>	R: 0 E: 0 K: 0 S: 7	H: 0 LOB: 0 BB: 0 P: 10	R: 0 E: 0 K: 2 S: 14	H: 1 LOB: 3 BB: 1 P: 21	R: 0 E: 0 K: 0 S: 4	H: 1 LOB: 0 BB: 0 P: 5	R: 2 E: 0 K: 0 S: 8	H: 3 LOB: 2 BB: 1 P: 17	R: 0 E: 0 K: 1 S: 5	H: 0 LOB: 0 BB: 0 P: 10	R: 0 E: 0 K: 1 S: 12	H: 0 LOB: 0 BB: 0 P: 16	R: 0 E: 0 K: 1 S: 11	H: 1 LOB: 1 BB: 0 P: 16	R: 3 E: 0 K: 2 S: 18	H: 2 LOB: 0 BB: 1 P: 23	R: 0 E: 0 K: 2 S: 9	H: 0 LOB: 0 BB: 0 P: 12	1B: 5 2B: 2 3B: 0 HR: 2	SF: 0 SAC: 0 DP: 1 HBP: 1	WP: 0 PA: 38 PB: 0 SB: 0 CS: 0							
<b>PITCHER</b>	IP	WLS	BF	H	R	ER	SO	BB	IBB	HBP	BLK	WP	HR	S	P	ERA	WHIP											
41 Brandon Backe, R ERA: 3.0	6.0	W	25	5	2	2	5	1	1	1	0	0	1	50	79	3.00	1.000											
Chad Qualls, R ERA:	1.0		4	1	0	0	1	0	0	0	0	0	0	11	16	0.00	1.000											
Russ Springer, R ERA: 27.0	1.0	S	3	2	3	3	2	1	0	0	0	0	0	1	18	23	27.00	3.000										
54 Brad Lidge, R ERA: 2.45	1.0	S	3	0	0	0	2	0	0	0	0	0	0	9	12	0.00	0.000											

Batter	1	2	3	4	5	6	7	8	9	AB	R	H	RBI	BB	SO	LOB	BOTTOM										
Craig Biggio, R OBP: 0.308, SLG: 0.182	G6-3			K			SF7			3	1	1	0	1	1	1	<b>Atlanta Braves @ Houston Astros</b> Minute Maid Park, Houston, TX Sat Oct 09 2004, 12:00 PM CDT Att: 43,547 - Dome - 74 F										
Chad Qualls, R										0	0	0	0	0	0	0											
Mike Lamb, L (7, PH)			HR							0	0	0	1	0	0	0											
Russ Springer, R										0	0	0	0	0	0	0											
4 Eric Bruntlett, R (9, 6)										0	0	0	0	0	0	0											
Carlos Beltrán, S OBP: 0.429, SLG: 0.923		2B	HR		G4-3	FC4-6 17 1B	G3-1			5 2 2 2 0 0 2																	
5 Jeff Bagwell, R OBP: 0.333, SLG: 0.643	17 1B BB				F7	FC6-2 17 1B 2B		F9		4	1	1	0	1	0	2											
17 Lance Berkman, S OBP: 0.467, SLG: 0.615			P6			2B BB	2B 1B	FC6-4 BB		3 2 2 1 2 0 1																	
Jeff Kent, R OBP: 0.286, SLG: 0.333	K		F8			1B 2B	2B BB	FC6-4 BB		3	1	1	1	2	1	3											
Morgan Ensberg, R OBP: 0.538, SLG: 0.500			G6-3			1B 2B	1B 2B	FC6-4 FC6-4		4	0	2	3	1	0	3											
Jose Vizcaino, S					G6-3					4	0	0	0	1	1	5											
54 Brad Lidge, R						IBB				0	0	0	0	0	0	0											
Brad Ausmus, R OBP: 0.375, SLG: 0.714			K				P5			3	1	1	0	1	1	3											
41 Brandon Backe, R										1	0	0	0	0	0	1											
Orlando Palmeiro, L OBP: 0.500, SLG: 0.500										1	0	1	0	0	0	0											
16 Jason Lane, R OBP: 0.333, SLG: 1.333										1	0	0	0	0	0	1											
<b>Inning Stats</b>	R: 0 E: 0 K: 1 S: 10	H: 2 LOB: 2 BB: 1 P: 16	R: 0 E: 0 K: 1 S: 11	H: 0 LOB: 1 BB: 1 P: 16	R: 2 E: 0 K: 0 S: 15	H: 3 LOB: 1 BB: 0 P: 19	R: 0 E: 0 K: 1 S: 7	H: 1 LOB: 0 BB: 0 P: 7	R: 2 E: 0 K: 0 S: 19	H: 2 LOB: 2 BB: 2 P: 36	R: 3 E: 0 K: 1 S: 23	H: 3 LOB: 2 BB: 2 P: 35	R: 1 E: 0 K: 0 S: 10	H: 0 LOB: 0 BB: 1 P: 20	R: 0 E: 0 K: 0 S: 8	H: 0 LOB: 2 BB: 2 P: 20	1B: 6 2B: 4 3B: 0 HR: 1	SF: 1 SAC: 1 DP: 0 HBP: 0	WP: 1 PA: 43 PB: 0 SB: 1 CS: 0								
<b>PITCHER</b>	IP	WLS	BF	H	R	ER	SO	BB	IBB	HBP	BLK	WP	HR	S	P	ERA	WHIP										
John Thomson, R	0.1		2	1	0	0	0	0	0	0	0	0	0	2	2	0.00	3.000										
Paul Byrd, R ERA: 8.31	4.1	L	23	7	4	4	3	3	1	0	0	0	1	54	83	8.31	2.308										
Kevin Gryboski, R	0.1		1	0	0	0	0	0	0	0	0	0	0	6	9	0.00	0.000										
Antonio Alfonseca, R	0.2		4	1	2	2	0	1	0	0	0	0	0	10	14	27.00	3.000										
Tom Martin, L ERA:	0.0		3	2	1	1	0	1	0	0	0	0	0	9	16												
Chris Reitsma, R ERA: 7.71	6.1		5	0	1	1	1	1	0	0	0	0	0	8	20	0.00	2.000										
Juan Cruz, R ERA: 3.0	8.1		5	0	0	0	0	2	0	0	0	0	0	8	20	0.00	2.000										





Batter	1	2	3	4	5	6	7	8	9	AB	R	H	RBI	BB	SO	LOB	TOP										
Rafael Furcal, S OBP: 0.450, SLG: 0.647	P2		1B		K		K		1B HBP	4	1	1	0	0	2	0											
J.D. Drew, L OBP: 0.316, SLG: 0.188	F8		10 G6-4-3 BB		K		K		1B	4	0	1	1	1	2	0											
Marcus Giles, R OBP: 0.100, SLG: 0.100	F8		K		G5-3		F8		K	5	0	0	0	0	2	3											
10 Chipper Jones, S OBP: 0.278, SLG: 0.133		1B 1B	G6-4-3			2B HR 1B		G3		4	2	2	0	0	0	2											
Johnny Estrada, S OBP: 0.412, SLG: 0.538 Nick Green, R (8, PR)	1B G6-4-3 1B			G4-3		K				3	1	1	0	1	1	1											
29 John Smoltz, R OBP: 1.000, SLG: 1.000	1B							BB		0	0	0	0	0	0	0											
Andruw Jones, R OBP: 0.588, SLG: 1.063	G6-4-3 1B			WP S 1B		HR 2B		F7		4	1	3	1	0	0	1											
Adam LaRoche, L OBP: 0.400, SLG: 0.615	G6-4-3			WP BB		HR		K		3	1	1	3	1	1	2											
Eli Marrero, R OBP: 0.200, SLG: 0.200 Antonio Alfonseca, R (6, PH)						G1-3			K	3	0	1	0	0	1	2											
Mike Hampton, R OBP: 0.500, SLG: 0.500 Eddie Pérez, R (8, 2)									K	0	0	0	0	0	0	0											
Russ Ortiz, R (1, 1)									K	1	0	0	0	0	1	1											
Dewayne Wise, L OBP: 0.250, SLG: 0.500 Kevin Gryboski, R (4, PH)					F8				K	1	0	0	0	0	0	2											
Charles Thomas, L OBP: 0.400, SLG: 0.308 (6, PH)									K	2	0	0	0	0	1	0											
<b>Inning Stats</b>	R: 0 E: 0 K: 0 S: 7	H: 0 LOB: 0 BB: 0 P: 10	R: 2 E: 0 K: 1 S: 12	H: 4 LOB: 1 BB: 0 P: 20	R: 0 E: 0 K: 1 S: 10	H: 1 LOB: 1 BB: 1 P: 17	R: 0 E: 0 K: 1 S: 16	H: 1 LOB: 2 BB: 1 P: 29	R: 0 E: 0 K: 2 S: 7	H: 0 LOB: 0 BB: 0 P: 11	R: 3 E: 0 K: 1 S: 11	H: 3 LOB: 0 BB: 0 P: 13	R: 0 E: 0 K: 2 S: 9	H: 0 LOB: 0 BB: 0 P: 13	R: 0 E: 0 K: 1 S: 8	H: 0 LOB: 1 BB: 1 P: 16	R: 1 E: 0 K: 3 S: 16	H: 1 LOB: 0 BB: 0 P: 25	1B: 8 2B: 1 3B: 0 HR: 1	SF: 0 SAC: 0 DP: 2 HBP: 1	WP: 1 PB: 0 SB: 4 CS: 0	PA: 39					
<b>PITCHER</b>	IP	WLS	BF	H	R	ER	SO	BB	IBB	HBP	BLK	WP	HR	S	P	ERA	WHIP										
Roger Clemens, R ERA: 3.0	5.0		21	6	2	2	5	2	0	0	0	1	0	52	87	3.60	1.600										
Chad Qualls, R ERA: 9.0	1.0	B	6	3	3	3	1	0	0	0	0	0	1	11	13	27.00	3.000										
Mike Gallo, L ERA:	0.2		2	0	0	0	2	0	0	0	0	0	0	8	11	0.00	0.000										
Dan Miceli, R ERA: 7.71	0.2		3	0	0	0	0	1	0	0	0	0	0	3	11	0.00	1.500										
54 Brad Lidge, R ERA: 2.09	0.2		2	0	0	0	1	0	0	0	0	0	0	6	7	0.00	0.000										

Atlanta Braves @ Houston Astros  
Minute Maid Park, Houston, TX  
Sun Oct 10 2004, 12:00 PM CDT  
Att: 43,336 - Dome - 74 F

AB	35
R	6
H	10
RBI	5
BB	3
SO	12
LOB	14



Batter	1	2	3	4	5	6	7	8	9	AB	R	H	RBI	BB	SO	LOB	BOTTOM										
Craig Biggio, R OBP: 0.347, SLG: 0.600 Mike Gallo, L (7, PH) Dan Miceli, R (7, PH) 54 Brad Lidge, R Orlando Palmeiro, L OBP: 0.333, SLG: 0.333 Russ Springer, R (9, PR)	2B	1H 2H HR		P6		1B		G4-1		4	1	3	3	0	0	0											
Carlos Beltrán, S OBP: 0.421, SLG: 0.824	L9	5 1B 2B				F9			K	4	1	1	0	1	1	3											
5 Jeff Bagwell, R OBP: 0.400, SLG: 0.611 28 Adam Everett, R (9, PR)	G6-3				G6-3				1B	4	0	2	1	1	0	2											
17 Lance Berkman, S OBP: 0.450, SLG: 0.556	L4					BB			1B	0	0	2	0	0	2	3											
Jeff Kent, R OBP: 0.263, SLG: 0.294					G4-3				1B	5	0	2	0	0	2	3											
Morgan Ensberg, R OBP: 0.471, SLG: 0.429					FC4-6 1B				1B	5	1	1	0	0	1	4											
Jose Vizcaino, S OBP: 0.125, SLG: 0.067					G4-3				G6-3	4	0	1	0	0	0	1											
Brad Ausmus, R OBP: 0.500, SLG: 0.667					FC4-6 1B				1B	4	1	1	0	0	0	2											
Roger Clemens, R Chad Qualls, R Mike Lamb, L 16 Jason Lane, R OBP: 0.500, SLG: 1.250						L8			F8	2	1	1	0	2	0	1											
Roger Clemens, R Chad Qualls, R Mike Lamb, L 16 Jason Lane, R OBP: 0.500, SLG: 1.250						1B BB			1B	2	1	1	0	2	0	1											
Roger Clemens, R Chad Qualls, R Mike Lamb, L 16 Jason Lane, R OBP: 0.500, SLG: 1.250									1B	1	0	0	1	0	0	0											
Roger Clemens, R Chad Qualls, R Mike Lamb, L 16 Jason Lane, R OBP: 0.500, SLG: 1.250									1B	1	0	0	0	0	0	0											
Roger Clemens, R Chad Qualls, R Mike Lamb, L 16 Jason Lane, R OBP: 0.500, SLG: 1.250									1B	1	0	0	0	0	0	0											
<b>Inning Stats</b>	R: 5 E: 0 K: 0 S: 12	H: 5 LOB: 1 BB: 1 P: 30	R: 0 E: 0 K: 1 S: 7	H: 1 LOB: 0 BB: 0 P: 15	R: 0 E: 0 K: 0 S: 10	H: 0 LOB: 1 BB: 1 P: 21	R: 0 E: 0 K: 1 S: 8	H: 1 LOB: 0 BB: 0 P: 11	R: 0 E: 0 K: 0 S: 7	H: 1 LOB: 2 BB: 1 P: 15	R: 0 E: 0 K: 1 S: 6	H: 0 LOB: 0 BB: 1 P: 11	R: 0 E: 0 K: 0 S: 8	H: 2 LOB: 2 BB: 0 P: 12	R: 0 E: 0 K: 1 S: 12	H: 2 LOB: 2 BB: 0 P: 16	1B: 10 2B: 2 3B: 0 HR: 1	SF: 1 SAC: 0 DP: 3 HBP: 0	WP: 0 PB: 0 SB: 0 CS: 0	PA: 41							
<b>PITCHER</b>	IP	WLS	BF	H	R	ER	SO	BB	IBB	HBP	BLK	WP	HR	S	P	ERA	WHIP										
Russ Ortiz, R ERA: 15.0	3.0		17	7	5	5	1	1	0	0	0	0	0	18	32	0.00	1.000										
Kevin Gryboski, R ERA: 2.45	2.0		7	1	0	0	1	1	0	0	0	0	0	7	15	0.00	2.000										
Antonio Alfonseca, R ERA: 4.91	1.0		5	1	0	0	0	1	0	0	0	0	0	6	11	0.00	1.000										
Mike Hampton, L ERA: 2.45	1.0		3	0	0	0	1	1	0	0	0	0	0	6	11	0.00	1.000										
29 John Smoltz, R ERA:	2.0	W	9	4	0	0	1	0	0	0	0	0	0	20	28	0.00	2.000										

Atlanta Braves @ Houston Astros  
Minute Maid Park, Houston, TX  
Sun Oct 10 2004, 12:00 PM CDT  
Att: 43,336 - Dome - 74 F

AB	36
R	5
H	13
RBI	5
BB	4
SO	4
LOB	19





Batter	1	2	3	4	5	6	7	8	9	AB	R	H	RBI	BB	SO	LOB	TOP					
<b>Craig Biggio, R</b> OBP: 0.355, SLG: 0.650 <b>Dan Miceli, R</b> (8.1) <b>Dan Wheeler, R</b> (9.1)										5	2	3	1	0	0	1						
<b>Carlos Beltrán, S</b> OBP: 0.500, SLG: 1.091										5	3	4	5	0	0	1						
<b>5 Jeff Bagwell, R</b> OBP: 0.300, SLG: 0.682										4	1	1	2	1	1	1						
<b>17 Lance Berkman, S</b> OBP: 0.480, SLG: 0.591										4	2	2	0	1	0	2						
<b>Jeff Kent, R</b> OBP: 0.292, SLG: 0.364										5	1	2	1	0	1	1						
<b>Morgan Ensberg, R</b> OBP: 0.455, SLG: 0.474										5	1	2	1	0	0	2						
<b>Jose Vizcaino, S</b> OBP: 0.143, SLG: 0.105										4	1	1	1	0	0	2						
<b>Raul Chavez, R</b> OBP: 0.600, SLG: 1.200 <b>Otlando Palmeiro, L</b> OBP: 0.250, SLG: 0.250 <b>Brad Ausmus, R</b> OBP: 0.500, SLG: 0.667										2	0	1	0	0	0	0						
<b>44 Roy Oswalt, R</b> OBP: 0.000, SLG: 1.200 <b>Chad Qualls, R</b> <b>Mike Lamb, L</b> <b>Mike Gallo, L</b> <b>Chad Harville, R</b> <b>16 Jason Lane, R</b> OBP: 0.000, SLG: 1.200										2	0	0	0	0	0	1						
<b>Inning Stats</b>	R: 0 E: 0 K: 0 S: 5	H: 1 LOB: 0 BB: 0 P: 12	R: 2 E: 0 K: 0 S: 11	H: 2 LOB: 0 BB: 0 P: 19	R: 1 E: 0 K: 0 S: 8	H: 1 LOB: 0 BB: 0 P: 11	R: 0 E: 0 K: 0 S: 10	H: 0 LOB: 0 BB: 0 P: 14	R: 0 E: 0 K: 2 S: 6	H: 1 LOB: 1 BB: 1 P: 9	R: 1 E: 0 K: 2 S: 13	H: 1 LOB: 1 BB: 1 P: 23	R: 5 E: 1 K: 0 S: 22	H: 6 LOB: 1 BB: 0 P: 32	R: 3 E: 0 K: 0 S: 19	H: 4 LOB: 2 BB: 1 P: 29	R: 0 E: 0 K: 0 S: 6	H: 1 LOB: 0 BB: 0 P: 9	1B: 10 2B: 4 3B: 0 HR: 3	SF: 1 SAC: 1 DP: 2 HBP: 0	WP: 0 PB: 0 SB: 0 CS: 0	PA: 43
<b>PITCHER</b>	IP	WLS	BF	H	R	ER	SO	BB	IBB	HBP	BLK	WP	HR	S	P	ERA	WHIP			ERA	WHIP	
<b>Jaret Wright, R</b> ERA: 9.31	5.1	L	22	6	4	4	1	1	0	0	0	0	2	48	81	6.75	1.312			0.00	0.000	
<b>Kevin Gryboski, R</b> ERA: 2.09	0.2		2	0	0	0	1	0	0	0	0	0	0	5	7	0.00	0.000			0.00	0.000	
<b>Chris Reitsma, R</b> ERA: 18.0	0.2		6	4	4	0	0	0	0	0	0	0	1	14	23	54.00	6.000			0.00	0.000	
<b>Tom Martin, L</b> ERA: 54.0	0.1		2	2	1	1	0	0	0	0	0	0	0	8	9	27.00	6.000			0.00	0.000	
<b>Juan Cruz, R</b> ERA: 9.82	0.2		7	4	3	3	0	1	0	0	0	0	0	17	27	40.50	7.500			0.00	0.750	

Houston Astros @ Atlanta Braves  
Turner Field, Atlanta, GA  
Mon Oct 11 2004, 8:00 PM EDT  
Att: 54,068 - Unknown - 71 F

AB	39
R	12
H	17
RBI	12
BB	2
SO	2
LOB	13



Batter	1	2	3	4	5	6	7	8	9	AB	R	H	RBI	BB	SO	LOB	BOTTOM					
<b>Rafael Furcal, S</b> OBP: 0.480, SLG: 0.762										4	2	2	1	1	0	0						
<b>J.D. Drew, L</b> OBP: 0.333, SLG: 0.200										4	0	1	0	1	0	2						
<b>10 Chipper Jones, S</b> OBP: 0.304, SLG: 0.200										5	0	2	0	0	0	3						
<b>Johnny Estrada, S</b> OBP: 0.429, SLG: 0.706 <b>Paul Byrd, R</b> OBP: 0.500, SLG: 0.500										4	1	2	2	0	0	3						
<b>Andrew Jones, R</b> OBP: 0.571, SLG: 0.947										3	0	1	0	1	0	2						
<b>Adam LaRoche, L</b> OBP: 0.316, SLG: 0.471										4	0	0	0	0	1	2						
<b>Marcus Giles, R</b> OBP: 0.125, SLG: 0.125										4	0	1	0	0	1	1						
<b>Charles Thomas, L</b> OBP: 0.368, SLG: 0.250										3	0	0	0	1	2	1						
<b>Jaret Wright, R</b> ERA: 2.38 <b>Kevin Gryboski, R</b> ERA: 9.75 <b>Dewayne Wise, L</b> OBP: 0.363, SLG: 0.400 <b>Chris Reitsma, R</b> <b>Tom Martin, L</b> <b>Juan Cruz, R</b> <b>Eddie Pérez, R</b>										2	0	0	0	0	1	2						
<b>Inning Stats</b>	R: 0 E: 0 K: 0 S: 12	H: 1 LOB: 1 BB: 1 P: 19	R: 0 E: 0 K: 2 S: 14	H: 1 LOB: 0 BB: 0 P: 19	R: 0 E: 0 K: 2 S: 16	H: 2 LOB: 2 BB: 0 P: 24	R: 0 E: 0 K: 2 S: 17	H: 1 LOB: 1 BB: 1 P: 25	R: 2 E: 0 K: 0 S: 14	H: 2 LOB: 1 BB: 1 P: 24	R: 0 E: 0 K: 1 S: 7	H: 0 LOB: 0 BB: 0 P: 9	R: 1 E: 0 K: 0 S: 6	H: 2 LOB: 1 BB: 1 P: 13	R: 0 E: 0 K: 1 S: 9	H: 0 LOB: 0 BB: 0 P: 10	R: 0 E: 1 K: 0 S: 5	H: 0 LOB: 1 BB: 0 P: 6	1B: 7 2B: 0 3B: 0 HR: 2	SF: 0 SAC: 0 DP: 1 HBP: 0	WP: 0 PB: 0 SB: 0 CS: 0	PA: 39
<b>PITCHER</b>	IP	WLS	BF	H	R	ER	SO	BB	IBB	HBP	BLK	WP	HR	S	P	ERA	WHIP			ERA	WHIP	
<b>44 Roy Oswalt, R</b> ERA: 2.38	5.0	W	24	7	2	2	4	3	0	0	0	0	0	7	9	0.00	0.000			0.00	0.000	
<b>Chad Qualls, R</b> ERA: 4.5	1.0	H	3	0	0	0	1	0	0	0	0	0	0	5	12	27.00	9.000			0.00	0.000	
<b>Mike Gallo, L</b> ERA: 4.5	0.1		4	2	1	1	0	1	0	0	0	0	0	1	1	0.00	0.000			0.00	0.000	
<b>Chad Harville, R</b> ERA: 5.4	0.2		1	0	0	0	0	0	0	0	0	0	0	1	1	0.00	0.000			0.00	0.000	
<b>Dan Miceli, R</b> ERA: 5.4	1.0		3	0	0	0	1	0	0	0	0	0	0	9	10	0.00	0.000			0.00	0.000	

Houston Astros @ Atlanta Braves  
Turner Field, Atlanta, GA  
Mon Oct 11 2004, 8:00 PM EDT  
Att: 54,068 - Unknown - 71 F

AB	35
R	3
H	9
RBI	3
BB	4
SO	6
LOB	16

