

Atlanta Braves - 2005

Batter	1	2	3	4	5	6	7	8	9	AB R H RBI BB SO LOB	TOP	
Rafael Furcal, S (1, 6) OBP: 0.667, SLG: 0.500 Adam Bernero, R (5, 1) Ryan Langerhans, L (7, 9) OBP: 1.000, SLG: 1.000	4-2 FC5-4 BB BB		2-1 WP 10 WP 1B		0-1 G4-6-3 1-2f			0-0 1B		2 0 1 0 1 0 1 0 0 0 0 0 0 0 1 0 1 0 0 0 0		
Marcus Giles, R (1, 4) 4 Pete Orr, L (6, 4)	SAFE 4-2 B FC5-4 BB 1-2		3-3 1			1-2 P5		1-1 G1-3		2 0 0 0 1 1 1 1 0 0 0 0 0 1		
10 Chipper Jones, S (1, 5)	3-2 F9		3-2 F8			3-2 L8			0-0 P6	4 0 0 0 0 0 3		
Andruw Jones, R (1, 8) OBP: 0.250, SLG: 0.250	0-0 FC5-4 1-2f 2-3		2-2 G6-3			0-3 K			2-2 1B 1B	4 0 1 0 0 1 3		
Adam LaRoche, L (1, 3) OBP: 0.250, SLG: 0.250	1-3 K			0-1 P4			2-2 G4-3		2-2 1B 1B G6-4-3	4 0 1 0 0 1 2		
Johnny Estrada, S (1, 2) OBP: 0.500, SLG: 1.000 Eddie Pérez, R (4, 2)		2-1		1-0 G6-3			2-3 K		0-1 1B G6-4-3	2 0 1 0 0 0 0 2 0 0 0 0 1 2		
Raul Mondesi, R (1, 9) Roman Colon, R (7, 1) Tom Martin, L (8, 1)		2-3 1		2-3 K			3-3 K			3 0 0 0 0 3 1 0 0 0 0 0 0 0 0 0 0 0 0 0 0	AB 30 R 0 H 5 RBI 0 BB 3 SO 8 LOB 16	
Brian Jordan, R (1, 7)		2-0 G5-3			3-2 L9			0-1 F9		3 0 0 0 0 0 1		
29 John Smoltz, R (1, 1) Jorge Sosa, R (2, 1) Wilson Betemit, S (5, PH) (5, 6)		2-3 K			4-2 G4-6-3 BB			3-2 G6-3		1 0 0 0 0 1 1 0 0 0 0 0 0 0 1 0 0 0 1 0 0		
Inning Stats	R: 0 H: 0 E: 0 LOB: 2 K: 1 BB: 2 S: 13 P: 25	R: 0 H: 1 E: 0 LOB: 1 K: 2 BB: 0 S: 11 P: 19	R: 0 H: 1 E: 0 LOB: 1 K: 1 BB: 0 S: 16 P: 26	R: 0 H: 0 E: 0 LOB: 0 K: 1 BB: 0 S: 7 P: 10	R: 0 H: 0 E: 0 LOB: 0 K: 0 BB: 1 S: 7 P: 14	R: 0 H: 0 E: 0 LOB: 0 K: 1 BB: 0 S: 10 P: 14	R: 0 H: 0 E: 0 LOB: 0 K: 2 BB: 0 S: 9 P: 16	R: 0 H: 1 E: 0 LOB: 1 K: 0 BB: 0 S: 11 P: 15	R: 0 H: 2 E: 0 LOB: 1 K: 0 BB: 0 S: 12 P: 16	1B: 4 SF: 0 2B: 1 SAC: 0 3B: 0 DP: 2 HR: 0 HBP: 0	WP: 2 PA: 33 PB: 0 SB: 0 CS: 0	
PITCHER	IP WLS BF H R ER SO BB IBB HBP BLK WP HR S P ERA WHIP											
Josh Beckett, R (1, 1) ERA:	6.0 W 22 2 0 0 6 3 0 0 0 2 0 64 108 0.00 0.833											
Jim Mecir, R (7, 1) ERA:	1.0 3 0 0 0 2 0 0 0 0 0 0 9 16 0.00 0.000											
Todd Jones, R (8, 1) ERA:	1.0 4 1 0 0 0 0 0 0 0 0 0 11 15 0.00 1.000											
Guillermo Mota, R (9, 1) ERA:	1.0 4 2 0 0 0 0 0 0 0 0 0 12 16 0.00 2.000											

Atlanta Braves @ Florida Marlins
Dolphin Stadium, Miami, FL
Tue Apr 05 2005, 4:05 PM EDT
Att: 57,405 - Party Cloudy - 78 F

livebaseballscorecards.com



BOTTOM

Atlanta Braves @ Florida Marlins
 Dolphin Stadium, Miami, FL
 Tue Apr 05 2005, 4:05 PM EDT
 Att. 57,405 - Partly Cloudy - 78 F

AB	37
R	9
H	13
RBI	9
BB	4
SO	7
LOB	23



WP:	0	PA:	42
PB:	1		
SB:	0		
CS:	0		

livebaseballscores.com

AB	R	H	RBI	BB	SO	LOB
3	1	0	0	1	0	1
3	3	1	0	1	0	4
1	0	1	0	0	0	0
5	2	2	0	0	1	3
5	0	4	3	0	1	2
5	1	2	2	0	1	4
5	1	2	0	0	1	5
4	1	1	4	0	1	3
4	0	0	0	0	2	1
1	0	0	0	2	0	0
0	0	0	0	0	0	0
1	0	0	0	0	0	0
0	0	0	0	0	0	0
0	0	0	0	0	0	0

1B:	11	SF:	0
2B:	1	SAC:	0
3B:	0	DP:	0
HR:	1	HBP:	1

WP: 0 PA: 42

WP	HR	S	P	ERA	WHIP
0	1	13	13	32.40	4.800
0	0	27	50	0.00	1.714
0	0	27	37	9.00	1.500
0	0	8	13	0.00	0.000
0	0	9	13	0.00	2.000

Batter	1	2	3	4	5	6	7	8	9
Juan Pierre, L (1, 8)	1-0 G1-3	2-2 FC3-6	4-0			2-2 1B HBP	2-1 L8		
Luis Castillo, S (1, 4) Damion Easley, R (8, 4)	4-2 1B BB	0-2 FC5-4	2-2 FC5			3-2 1B 1B		2-2 1B 1B	
Miguel Cabrera, R (1, 7)	1-2 1B HR 1B	0-2 1B PB 1B			0-0 G3-1	1-3 K		1-1 F9	
Carlos Delgado, L (1, 3)	0-3 K	2-2 1B			2-2 2B	0-0 1B 1B		1-1 1B	
Mike Lowell, R (1, 5)	3-2 1B HR 1B	2-0 F8			1-3 K	0-0 1B		0-0 P4	
Paul Lo Duca, R (1, 2)	1-2 1B HR				2-2 G6-3	0-3 K		0-0 F9	
Juan Encarnacion, R (1, 9)	1-0 1B HR				3-3 K	0-0 F9			
Alex Gonzalez, R (1, 6)	3-2 P3				1-3 K	0-1 L6		3-3 K	
Josh Beckett, R (1, 1)								0-0 F9	
Jim Mecir, S (7, 1)									
Jeff Conine, R (7, PH)									
Todd Jones, L (8, 1)									
Guillermo Mota, R (9, 1)									

Inning Stats	R	H	E	K	S	R	H	E	K	S	R	H	E	K	S	R	H	E	K	S	R	H	E	K	S
1	5	4	0	27	41	2	2	0	17	27	0	1	0	12	19	0	1	0	9	13	2	3	0	13	13
2	2	2	0	17	27	0	1	0	12	28	0	1	0	14	19	0	3	0	9	13	0	2	0	13	13
3	0	1	0	12	28	0	1	0	14	19	0	0	0	9	13	0	0	0	9	13	0	0	0	13	13
4	0	1	0	14	19	0	1	0	9	13	0	0	0	9	13	0	0	0	9	13	0	0	0	13	13
5	0	0	0	9	13	0	0	0	9	13	0	0	0	9	13	0	0	0	9	13	0	0	0	13	13
6	0	0	0	9	13	0	0	0	9	13	0	0	0	9	13	0	0	0	9	13	0	0	0	13	13
7	0	0	0	9	13	0	0	0	9	13	0	0	0	9	13	0	0	0	9	13	0	0	0	13	13
8	0	2	0	9	13	0	2	0	9	13	0	2	0	9	13	0	2	0	9	13	0	2	0	13	13
9	0	0	0	9	13	0	0	0	9	13	0	0	0	9	13	0	0	0	9	13	0	0	0	13	13

PITCHER	IP	WLS	BF	H	R	ER	SO	BB	IBB	HBP	BLK	WP	HR	S	P	ERA	WHIP
29 John Smoltz, R (1, 1)	1.2	L	13	6	7	6	1	2	0	0	0	0	1	43	65	32.40	4.800
Jorge Sosa, R (2, 1)	2.1		11	2	0	0	3	2	0	0	0	0	0	27	50	0.00	1.714
Adam Bernero, R (5, 1)	2.0		10	3	2	2	2	0	0	1	0	0	0	27	37	9.00	1.500
Roman Colon, R (7, 1)	1.0		3	0	0	0	1	0	0	0	0	0	0	8	13	0.00	0.000
Tom Martin, L (8, 1)	1.0		5	2	0	0	0	0	0	0	0	0	0	9	13	0.00	2.000

Batter	1	2	3	4	5	6	7	8	9	10	11	12	13	AB R H RBI BB SO LOB	TOP													
Rafael Furcal, S OBP: 0.333, SLG: 0.250	1-0 B5-3		1-1 G5-3		0-1 P4		1-2 G6-3			2-2 L9		0-0 G6-4-3 1B		6 0 1 0 0 0 3														
Brian Jordan, R (1, 7)	2-3 K		1-0 10 1B HBP		3-2 P3		1-1 G5-3			0-1 L9		0-0 G6-4-3 1-2f		5 0 0 0 0 1 4														
10 Chipper Jones, S OBP: 0.400, SLG: 0.700	2-1 G5-3		2-2 1-3 2-H 1B			2-3 K		1-1 FC6-5 1B		2-2 1B			0-0 HR	6 1 4 2 0 1 0														
Andruw Jones, R OBP: 0.200, SLG: 0.200		3-2 L5	1-2 P2			1-0 S 1B		2-2 F8		3-3 K			2-0 G2-1-3	6 0 1 0 0 1 4														
Julio Franco, R OBP: 0.167, SLG: 0.167		1-1 FC5-4 1B		3-2 G4-3		1 SAFE 3-3 1 SAFE K		1 SAFE 3-2 FC6-5			2-2 G3-1		0-0 G6-3	6 0 1 0 0 1 2														
Raul Mondesi, R (1, 9)		2-1 FC5-4		3-2 F8		4-0 BB		0-0 F9			0-0 F9		4-1 BB	4 0 0 0 1 0 2														
Adam Bernero, R (11, 1)														0 0 0 0 0 0 0														
Wilson Betemit, S (13, PH)		1-2f												0 0 0 0 1 0 0														
Dan Kolb, R (13, 1)														0 0 0 0 0 0 0														
Eddie Pérez, R (1, 2)		1 SAFE 0-0 F8		0-1 G6-3		1-1 P1				1-1 G5-3		2-2 G6-3		1-0 G5-3	6 0 0 0 0 0 4													
4 Pete Orr, L OBP: 0.500, SLG: 0.400			0-2 SH1-4 10 1B 1B		0-0 G4-3		1-0 G6-3 SH2-4 1B		1-0 G4-3			4-0 1B BB		4 1 2 0 1 0 0														
Mike Hampton, R (1, 1)			1-0 SH1-4		2-2		0-1 SH2-4		1-0 P5			2-0 B1		1 0 1 0 0 0 0														
Kevin Grysinski, R (7, 1)			1 SAFE											0 0 0 0 0 0 0														
Chris Reitsma, R (8, 1)			1 SAFE											0 0 0 0 0 0 0														
Adam LaRoche, L OBP: 0.200, SLG: 0.200														1 0 0 0 0 0 0														
Roman Colon, R (9, 1)														0 0 0 0 0 0 0														
Tom Martin, L (10, 1)														0 0 0 0 0 0 0														
Ryan Langerhans, L OBP: 0.500, SLG: 0.500			1-2				1-2							1 0 0 0 0 0 1														
Inning Stats	R: 0 E: 0 K: 1 S: 8	H: 0 LOB: 0 BB: 0 P: 13	R: 0 E: 0 K: 0 S: 8	H: 1 LOB: 1 BB: 0 P: 14	R: 1 E: 0 K: 0 S: 14	H: 2 LOB: 2 BB: 0 P: 20	R: 0 E: 0 K: 0 S: 9	H: 0 LOB: 0 BB: 0 P: 15	R: 0 E: 0 K: 0 S: 9	H: 1 LOB: 1 BB: 0 P: 14	R: 0 E: 0 K: 2 S: 11	H: 1 LOB: 2 BB: 1 P: 22	R: 0 E: 0 K: 0 S: 10	H: 1 LOB: 1 BB: 0 P: 16	R: 0 E: 0 K: 0 S: 4	H: 0 LOB: 0 BB: 0 P: 7	R: 0 E: 0 K: 1 S: 11	H: 1 LOB: 1 BB: 0 P: 18	R: 0 E: 0 K: 0 S: 7	H: 0 LOB: 0 BB: 0 P: 11	R: 0 E: 0 K: 0 S: 3	H: 1 LOB: 1 BB: 1 P: 9	R: 1 E: 0 K: 0 S: 6	H: 1 LOB: 1 BB: 1 P: 12	1B: 9 2B: 0 3B: 0 HR: 1	SF: 0 SAC: 2 DP: 1 HBP: 1	WP: 0 PB: 0 SB: 2 CS: 0	PA: 52
PITCHER	IP WLS BF H R ER SO BB IBB HBP BLK WP HR S P ERA WHIP														IP WLS BF H R ER SO BB IBB HBP BLK WP HR S P ERA WHIP													
Al Leiter, L ERA: 1.59	(1, 1) 5.2														(12, 1) 0.1													
Antonio Alfonseca, R ERA:	(6, 1) 1.1														(12, 1) 1.2													
Todd Jones, R ERA:	(8, 1) 1.0																											
Brian Moehler, R ERA:	(9, 1) 2.0																											
Jim Mecir, R ERA:	(11, 1) 1.0																											
															40 Nate Bump, R ERA: 5.4													

Atlanta Braves @ Florida Marlins
Dolphin Stadium, Miami, FL
Wed Apr 06 2005, 7:05 PM EDT
Att: 20,317 - Partly Cloudy - 76 F

AB	46
R	2
H	10
RBI	2
BB	3
SO	4
LOB	20




Batter	1	2	3	4	5	6	7	8	9	10	11	12	13	AB R H RBI BB SO LOB
Juan Pierre, L OBP: 0.364, SLG: 0.222 (1, 8)	1-1 FC6-4 F7-2 1B		0-2 G1-6-3 1B		1-2 G4-3		3-1 F7			0-0 B1-6 2-2f		1-0 G3		6 0 2 0 0 0 3
Luis Castillo, S OBP: 0.400, SLG: 0.250 (1, 4)	1-2 FC6-4 1B		0-0 G1-6-3 1-2f			1-2 G5-3		0-2 G1-3		1-1 F8		4-1 G6-4-3 BB		5 0 1 0 1 0 1
Miguel Cabrera, R OBP: 0.273, SLG: 0.200 (1, 7)	0-1 FC6-4 1-2f 2-3		2-0 F8			4-2 1B BB		2-2 L5			1-1 P6		3-1 G6-4-3 1-2f	5 0 0 0 1 0 3
Carlos Delgado, L OBP: 0.636, SLG: 0.778 (1, 3)	0-0 F7-2 3-H			2-2 2B		0-0 F9		4-2 FC4-6 BB			2-0 FC6-4 HBP		3-1 L7	4 0 1 0 1 0 3
Mike Lowell, R OBP: 0.400, SLG: 0.333 (1, 5)		4-1 BB G6-4-3 BB		1-2 F8		2-2 FC6-4 1B		1-2 FC4-6			1-2 P4			4 1 1 0 1 0 3
Paul Lo Duca, R OBP: 0.400, SLG: 0.400 (1, 2)		2-2 G6-4-3 BB 1-2 1B		1-2 G5-4-3 1B		2-1 FC6-4 1-2f			3-2 F8		0-0 FC6-4 1-2f			5 0 2 0 0 0 3
Juan Encarnacion, R OBP: 0.444, SLG: 0.714 (1, 9)		4-2 G6-4-3 BB 1-2 2-3		0-1 G5-4-3 1-2f			1-1 SH5-4 1B		4-2 CS BB			0-1 F7		3 0 1 0 2 0 2
Alex Gonzalez, R OBP: 0.125, SLG: 0.125 (1, 6)		0-1 G6-4-3 1-2f 2-3 3-H			0-1 F9		0-0 SH5-4		1-3 K			1-0 SH5-4 40 1B		4 0 1 0 0 1 3
Al Leiter, L Antonio Alfonseca, R Jeff Conine, R Todd Jones, L Brian Moehler, R Lenny Harris, L Damon Easley, R Jim Meicik, S Matt Peacock, L 40 Nate Bump, L		2-3 K		3-3 K			1-3 K			2-1 B1-6 2B		0-1 SH5-4		2 0 0 0 0 0 2 1 0 0 0 0 0 0 0 0 1 0 0 0 0 0 0 1 1 0 0 0 0 0 0 0 0 0 0 0 0 0 0 0 0 0 0 0 0 0 0 0 0 0 0 0 1 0 0 1 0 0 0 0 0 0 0 0 0 0 0 0 0 0 0 0 0 0 0 0 0 0 0

Inning Stats	R: 0	H: 2	E: 0	LOB: 1	K: 0	BB: 0	S: 8	P: 10					
1	R: 1	H: 1	E: 0	LOB: 1	K: 1	BB: 2	S: 11	P: 23					
2	R: 0	H: 1	E: 0	LOB: 0	K: 0	BB: 0	S: 6	P: 8					
3	R: 0	H: 2	E: 0	LOB: 1	K: 0	BB: 0	S: 13	P: 17					
4	R: 0	H: 0	E: 0	LOB: 0	K: 1	BB: 0	S: 11	P: 15					
5	R: 0	H: 1	E: 0	LOB: 2	K: 0	BB: 1	S: 11	P: 20					
6	R: 0	H: 1	E: 0	LOB: 1	K: 1	BB: 0	S: 9	P: 14					
7	R: 0	H: 0	E: 0	LOB: 1	K: 0	BB: 1	S: 12	P: 19					
8	R: 0	H: 0	E: 0	LOB: 0	K: 1	BB: 1	S: 9	P: 16					
9	R: 0	H: 1	E: 0	LOB: 0	K: 0	BB: 0	S: 5	P: 8					
10	R: 0	H: 0	E: 0	LOB: 1	K: 0	BB: 1	S: 6	P: 10					
11	R: 0	H: 1	E: 0	LOB: 1	K: 0	BB: 0	S: 5	P: 8					
12	R: 0	H: 0	E: 0	LOB: 0	K: 0	BB: 1	S: 5	P: 15					
13	R: 0	H: 0	E: 0	LOB: 0	K: 0	BB: 1	S: 5	P: 15					
AB	40	R	1	H	10	RBI	0	BB	6	SO	4	LOB	23

Atlanta Braves @ Florida Marlins
Dolphin Stadium, Miami, FL
Wed Apr 06 2005, 7:05 PM EDT
Att. 20,317 - Partly Cloudy - 76 F

WP: 0	PA: 49
PB: 0	SB: 0
CS: 1	



livebaseballscorecards.com

Batter	1	2	3	4	5	6	7	8	9	AB R H RBI BB SO LOB	TOP											
Rafael Furcal, S OBP: 0.286, SLG: 0.231 (1, 6)	1-1 1B		1-0 G5-3	1-0 G4-3			0-0 G4-3		1-1 P2	5 0 1 0 0 0 2												
4 Pete Orr, L OBP: 0.300, SLG: 0.222 (1, 4)	0-1 B1		0-0 G4-3		1-0 G5-3		3-2 G1-3			4 0 0 0 0 0 1												
10 Chipper Jones, S OBP: 0.429, SLG: 0.615 (1, 5)	0-3			0-0 1B FC4	4-1 BB BB BB BB BB		2-1 G3-1			3 1 1 0 1 1 1												
Andruw Jones, R OBP: 0.286, SLG: 0.231 (1, 8)	4-1 BB		1-2 1B FC4	1-1 G6-4-3			2-2 F8			3 0 1 0 1 0 1												
Adam LaRoche, L OBP: 0.111, SLG: 0.111 (1, 3) Wilson Betemit, S (8, PR) Chris Reitsma, R (8, 1) Dan Kolb, R (9, 1)	0-3		1-3 K		0-3 K		1-0 E7 1B			4 0 0 0 0 3 4 0 0 0 0 0 0 0 0 0 0 0 0 0 0 0 0 0 0 0 0 0												
Raul Mondesi, R OBP: 0.167, SLG: 0.091 (1, 9)		2-2 P4	0-2 FC4 1B E		0-0 F9		3-2 G4-6-3 1B			4 1 1 1 0 0 1												
Brian Jordan, R OBP: 0.231, SLG: 0.167 (1, 7)		1-2 G1-3	2-2 E 15 1B 1B		1-1 2B 1B		2-1 G4-6-3			4 2 2 0 0 0 3												
Eddie Pérez, R OBP: 0.083, SLG: 0.167 (1, 2)		1-0 G6-3	0-0 E4 15 1B		3-2 2B					4 0 1 1 0 0 1												
15 Tim Hudson, R OBP: 0.500, SLG: 0.500 (1, 1) Ryan Langerhans, L (6, PH) Jorge Sosa, R (6, 1) Kevin Gryboski, R (7, 1) Julio Franco, R OBP: 0.143, SLG: 0.143 (8, 3)			3-3 K	2-0 1B		1-3 K			1-0 F8	2 0 1 1 0 1 0 1 0 0 0 0 1 1 0 0 0 0 0 0 0 0 0 0 0 0 0 0 1 0 0 0 0 0 0												
Inning Stats	R: 0 E: 0 K: 2 S: 11	H: 1 LOB: 2 BB: 1 P: 16	R: 0 E: 0 K: 0 S: 7	H: 0 LOB: 0 BB: 0 P: 11	R: 0 E: 0 K: 1 S: 5	H: 0 LOB: 0 BB: 0 P: 9	R: 3 E: 1 K: 1 S: 16	H: 4 LOB: 2 BB: 0 P: 23	R: 0 E: 0 K: 0 S: 4	H: 0 LOB: 0 BB: 1 P: 10	R: 1 E: 0 K: 2 S: 12	H: 2 LOB: 1 BB: 0 P: 17	R: 0 E: 0 K: 0 S: 8	H: 0 LOB: 0 BB: 0 P: 13	R: 0 E: 1 K: 0 S: 9	H: 1 LOB: 2 BB: 0 P: 17	R: 0 E: 0 K: 0 S: 6	H: 0 LOB: 0 BB: 0 P: 11	1B: 7 2B: 1 3B: 0 HR: 0	SF: 0 SAC: 0 DP: 2 HBP: 0	WP: 0 PB: 0 SB: 1 CS: 0	PA: 37
PITCHER	IP WLS BF H R ER SO BB IBB HBP BLK WP HR S P ERA WHIP																					
A.J. Burnett, R ERA: 3.0 (1, 1)	6.0 L 27 7 4 2 6 2 0 0 0 0 0 0 55 86 3.00 1.500																					
40 Nate Bump, R ERA: 2.45 (7, 1)	2.0 7 1 0 0 0 0 0 0 0 0 0 0 17 30 0.00 0.500																					
Guillermo Mota, R ERA: (9, 1)	1.0 3 0 0 0 0 0 0 0 0 0 0 0 6 11 0.00 0.000																					

Atlanta Braves @ Florida Marlins
Dolphin Stadium, Miami, FL
Thu Apr 07 2005, 7:05 PM EDT
Att. 19,108 - Cloudy - 79 F

livebaseballscorecards.com

AB 35
R 4
H 8
RBI 3
BB 2
SO 6
LOB 15



BOTTOM

Atlanta Braves @ Florida Marlins
Dolphin Stadium, Miami, FL

Thu Apr 07 2005, 7:05 PM EDT
Att: 19,108 - Cloudy - 79 F

livebaseballscorecards.com

AB	34
R	2
H	9
RBI	2
BB	6
SO	5
LOB	17



WP	1	PA	40
PB	0		
SB	0		
CS	0		

AB R H RBI BB SO LOB

3	1	1	0	2	0	0
4	0	0	0	1	1	4
4	0	1	1	1	1	1
4	0	1	0	1	0	2
4	0	0	0	0	1	4
4	0	1	0	0	0	0
3	0	1	0	1	1	1
4	1	3	1	0	1	1
2	0	1	0	0	0	2
1	0	0	0	0	0	1
0	0	0	0	0	0	0
1	0	0	0	0	0	1
0	0	0	0	0	0	0

Batter	1	2	3	4	5	6	7	8	9
Juan Pierre, L OBP: 0.438, SLG: 0.250 (1, 8)	2-1 G4-3		2-2 G6-3	4-0 BB			4-2 G4-3 BB		0-1 WP G6-3 G5-3 1B
Luis Castillo, S OBP: 0.333, SLG: 0.167 (1, 4)	4-2 1B BB		0-3 K	1-1 L6			2-2 G4-3 1-2		1-1 G6-3 1-2
Miguel Cabrera, R OBP: 0.313, SLG: 0.214 (1, 7)	0-1 1B G6-3 1-2		4-2 1B BB			0-1 G6-3	0-3 K		2-2 G5-3 2-H
Carlos Delgado, L OBP: 0.563, SLG: 0.615 (1, 3)	2-1 G6-3 1-2f		3-2 1B			3-2 L6	4-1 BB		0-0 G4-3
Mike Lowell, R OBP: 0.286, SLG: 0.231 (1, 5)		0-0 G6-3	0-3 K			1-0 F8	0-0 F8		
Paul Lo Duca, R OBP: 0.357, SLG: 0.357 (1, 2)		3-2 F8		0-2 G6-4-3 1B			0-2 F9		0-0 L6
Juan Encarnacion, R OBP: 0.462, SLG: 0.600 (1, 9)		4-1 1B BB		3-2 G6-4-3 1-2f			1-2 1B		1-3 K2-3
Alex Gonzalez, R OBP: 0.333, SLG: 0.583 (1, 6)		1-0 FC6-4 1-2 1B		0-0 HR			1-2 K		0-1 1B
A.J. Burnett, R OBP: 0.500, SLG: 1.500 (6, PH)		1-0 FC6-4 1-2f		3-2 3B			0-1 F9		0-0 G6-3
Jeff Conine, R									
40 Nate Bump, L									
Lenny Harris, L									
Guillermo Mota, R									

Inning Stats	R: 0 H: 1 E: 0 K: 8 S: 8	H: 1 LOB: 1 BB: 1 P: 16	R: 0 H: 1 E: 0 K: 7 S: 7	LOB: 2 BB: 1 P: 16	R: 0 H: 1 E: 0 K: 17 S: 17	LOB: 2 BB: 1 P: 26	R: 1 H: 3 E: 0 K: 14 S: 14	LOB: 2 BB: 1 P: 25	R: 0 H: 0 E: 0 K: 6 S: 6	LOB: 0 BB: 0 P: 10	R: 0 H: 1 E: 0 K: 14 S: 14	LOB: 1 BB: 0 P: 16	R: 0 H: 0 E: 0 K: 10 S: 10	LOB: 2 BB: 2 P: 20	R: 0 H: 1 E: 0 K: 7 S: 7	LOB: 1 BB: 0 P: 8	R: 1 H: 1 E: 0 K: 8 S: 8	LOB: 0 BB: 11 P: 11	1B: 7 2B: 0 3B: 1 HR: 1	SF: 0 SAC: 0 DP: 2 HBP: 0
--------------	--------------------------	-------------------------	--------------------------	--------------------	----------------------------	--------------------	----------------------------	--------------------	--------------------------	--------------------	----------------------------	--------------------	----------------------------	--------------------	--------------------------	-------------------	--------------------------	---------------------	-------------------------	---------------------------

PITCHER	IP	WLS	BF	H	R	ER	SO	BB	IBB	HBP	BLK	WP	HR	S	P	ERA	WHIP
15 Tim Hudson, R ERA: 1.8	5.0	W	23	6	1	1	2	4	0	0	0	0	1	52	93	1.80	2.000
Jorge Sosa, R ERA:	6.1	H	4	1	0	0	1	0	0	0	0	0	0	14	16	0.00	1.000
Kevin Gryboski, R ERA:	7.1	H	5	0	0	0	1	2	0	0	0	0	0	10	20	0.00	2.000
Chris Reitsma, R ERA:	8.1	H	4	1	0	0	1	0	0	0	0	0	0	7	8	0.00	1.000
Dan Kolb, R ERA: 4.5	9.1	S	4	1	1	1	0	0	0	0	0	1	0	8	11	9.00	1.000

Batter	1	2	3	4	5	6	7	8	9	AB R H RBI BB SO LOB
7 José Reyes, S OBP: 0.333, SLG: 0.444 (1, 6)	1-2 CS 1B		0-2 G1-3			1-0 F8		0-1 S 1B		4 0 2 0 0 0 0
Kazuo Matsui, S OBP: 0.235, SLG: 0.438 (1, 4)	3-2 SAFE 15 G6-3 1B			0-0 P4		1-1 G6-3		0-3 K 1-2		4 0 1 0 0 1 1
15 Carlos Beltrán, S OBP: 0.389, SLG: 0.588 (1, 8)	1-0 G6-3 1-2f			0-3 K		2-1 31 FC6-4 1B		2-3 K 1-2		4 0 1 0 0 2 1
31 Mike Piazza, R OBP: 0.267, SLG: 0.500 (1, 2)		2-1 G5-3		1-1 HR		1-0 FC6-4 1-2f		1-2 L8		4 1 1 1 0 0 1
Cliff Floyd, L OBP: 0.412, SLG: 0.533 (1, 7)		2-2 G4-3		1-2 G4-3			0-1 CS 1B	3-3 K		4 0 1 0 0 1 0
Doug Mientkiewicz, L OBP: 0.400, SLG: 0.615 (1, 3)		2-2 1B			1-2 5 G5-4-3 1B		3-3 SAFE SAFE SAFE SAFE SAFE SAFE K 1-2			3 0 2 0 0 1 1
5 David Wright, R OBP: 0.467, SLG: 0.667 (1, 5)		1-3 K			0-0 G5-4-3 1-2f		1-2 G5-3			3 0 0 0 0 1 2
Eric Valent, L OBP: 0.250, SLG: 0.143 (1, 9)			1-3 K		1-2 FC6-4 1B		0-1 F9			3 0 1 0 0 1 0
Victor Zambrano, S (1, 1)			1-3 K		0-0 FC6-4 1-2f		1-1 L3			2 0 0 0 0 1 1
Manny Aybar, R (6, 1)										0 0 0 0 0 0 0
Dae-Sung Koo, L (7, 1)										0 0 0 0 0 0 0
Marlon Anderson, L OBP: 0.500, SLG: 0.500 (8, PH)										1 0 0 0 0 0 0
Roberto Hernandez, R (8, 1)										0 0 0 0 0 0 0

TOP

New York Mets @ Atlanta Braves
Turner Field, Atlanta, GA

Fri Apr 08 2005, 7:35 PM EDT
Att. 50,939 - Party Cloudy - 70 F

livebaseballscorecards.com

AB	32
R	1
H	9
RBI	1
BB	0
SO	8
LOB	7



Inning Stats	R: 0 E: 0 K: 0 S: 10	H: 2 LOB: 0 BB: 0 P: 15	R: 0 E: 0 K: 1 S: 11	H: 1 LOB: 1 BB: 0 P: 18	R: 0 E: 0 K: 2 S: 10	H: 0 LOB: 0 BB: 0 P: 12	R: 1 E: 0 K: 1 S: 12	H: 1 LOB: 0 BB: 0 P: 14	R: 0 E: 0 K: 0 S: 9	H: 2 LOB: 1 BB: 0 P: 11	R: 0 E: 0 K: 0 S: 6	H: 1 LOB: 1 BB: 0 P: 11	R: 0 E: 0 K: 1 S: 13	H: 1 LOB: 0 BB: 0 P: 17	R: 0 E: 0 K: 1 S: 9	H: 1 LOB: 1 BB: 0 P: 10	R: 0 E: 0 K: 2 S: 10	H: 0 LOB: 0 BB: 0 P: 16	1B: 8 2B: 1 3B: 0 HR: 1	SF: 0 SAC: 0 DP: 3 HBP: 0	WP: 0 PB: 0 SB: 1 CS: 2	PA: 32
--------------	-------------------------------	----------------------------------	-------------------------------	----------------------------------	-------------------------------	----------------------------------	-------------------------------	----------------------------------	------------------------------	----------------------------------	------------------------------	----------------------------------	-------------------------------	----------------------------------	------------------------------	----------------------------------	-------------------------------	----------------------------------	----------------------------------	------------------------------------	----------------------------------	--------

PITCHER	IP	WLS	BF	H	R	ER	SO	BB	IBB	HBP	BLK	WP	HR	S	P	ERA	WHIP
John Thomson, R ERA: 1.29 (1, 1)	7.0	W	25	8	1	1	5	0	0	0	0	0	1	71	98	1.29	1.143
Roman Colon, R ERA: (8, 1)	1.0	H	4	1	0	0	1	0	0	0	0	0	0	9	10	0.00	1.000
Dan Kolb, R ERA: 3.0 (9, 1)	1.0	S	3	0	0	0	2	0	0	0	0	0	0	10	16	0.00	0.000

PITCHER	IP	WLS	BF	H	R	ER	SO	BB	IBB	HBP	BLK	WP	HR	S	P	ERA	WHIP
---------	----	-----	----	---	---	----	----	----	-----	-----	-----	----	----	---	---	-----	------

Batter	1	2	3	4	5	6	7	8	9
Rafael Furcal, S OBP: 0.211, SLG: 0.167 (1, 6)	2-1 G4-3	1-0 G1-3		3-2 P5		2-2 P6		3-3 K	
Marcus Giles, R OBP: 0.571, SLG: 0.600 (1, 4)	1-1 1B S HBP	2-3 K			1-1 1B BB 10 BB		1-1 1B 2B		
10 Chipper Jones, S OBP: 0.444, SLG: 0.563 (1, 5)	1-3 K		0-0 E9 1B		4-0 BB 1-2 BB		2-2 P5		
Andruw Jones, R OBP: 0.278, SLG: 0.188 (1, 8)	SAFE 1B 1-2 1B BB		0-0 G6-3		0-3 K		1-3 K		
Adam LaRoche, L OBP: 0.250, SLG: 0.182 (1, 3)	2-1 1B		4-1 BB		2-1 F9		1-0 1B		
Julio Franco, R OBP: 0.250, SLG: 0.250 (7, PH) (8, 3)	1-2 2-H 1B				4-2 1-2 2-3 BB		1-1 F9		
Johnny Estrada, S OBP: 0.500, SLG: 0.600 (1, 2)	1-1 1B		0-1 P5						
Raul Mondesi, R OBP: 0.125, SLG: 0.067 (1, 9)	2-1 F7		2-3 K		3-3 K				
Brian Jordan, R OBP: 0.294, SLG: 0.200 (1, 7)		1-2 G1-3 SH1-4 1B		0-2 G5-3		2-2 G6-3		4-2 G4-3 S BB	
John Thomson, R (1, 1)		SAFE 1 SAFE 1 SAFE 1	0-1 SH1-4		2-3 K		2-3 K		
Roman Colon, R (8, 1)									
4 Pete Orr, L OBP: 0.273, SLG: 0.200 (8, PH)									
Dan Kolb, R (9, 1)		1-2 1B						1-3 G4-3	

AB	R	H	RBI	BB	SO	LOB
5	0	0	0	0	1	2
3	2	2	0	0	1	1
3	0	1	0	1	1	2
3	1	0	0	1	2	4
2	0	1	1	1	0	2
1	0	1	1	0	0	0
3	0	1	1	1	0	3
4	0	0	0	0	3	7
3	0	1	0	1	0	0
2	0	0	0	0	2	0
0	0	0	0	0	0	0
1	0	0	0	0	0	1
0	0	0	0	0	0	0

AB	R	H	RBI	BB	SO	LOB
30	3	7	3	5	10	22

Inning Stats		R: 2	H: 2	E: 0	K: 1	S: 13	L: 2	LOB: 2	BB: 1	P: 26
Inning Stats		R: 0	H: 1	E: 0	K: 1	S: 10	L: 1	LOB: 1	BB: 0	P: 14
Inning Stats		R: 0	H: 1	E: 1	K: 1	S: 8	L: 2	LOB: 2	BB: 1	P: 14
Inning Stats		R: 0	H: 0	E: 0	K: 1	S: 12	L: 0	LOB: 0	BB: 0	P: 17
Inning Stats		R: 0	H: 1	E: 0	K: 2	S: 15	L: 3	LOB: 3	BB: 2	P: 29
Inning Stats		R: 0	H: 0	E: 0	K: 1	S: 10	L: 0	LOB: 0	BB: 0	P: 16
Inning Stats		R: 1	H: 2	E: 0	K: 1	S: 12	L: 1	LOB: 1	BB: 0	P: 18
Inning Stats		R: 0	H: 0	E: 0	K: 2	S: 11	L: 1	LOB: 1	BB: 1	P: 19

PITCHER															PITCHER																			
IP	WLS	BF	H	R	ER	SO	BB	IBB	HBP	BLK	WP	HR	S	P	ERA	WHIP	IP	WLS	BF	H	R	ER	SO	BB	IBB	HBP	BLK	WP	HR	S	P	ERA	WHIP	
Victor Zambrano, R	(1, 1)	5.0	L	25	5	2	6	4	0	0	0	0	58	100	3.60	1.800																		
Manny Aybar, R	(6, 1)	1.2		6	1	1	2	0	0	0	0	0	19	29	5.40	0.600																		
Dae-Sung Koo, L	(7, 1)	0.1		2	1	0	0	0	0	0	0	0	3	5	0.00	3.000																		
Roberto Hernandez, R	(8, 1)	1.0		4	0	0	2	1	0	0	0	0	11	19	0.00	1.000																		

New York Mets @ Atlanta Braves
 Turner Field, Atlanta, GA
 Fri Apr 08 2005, 7:35 PM EDT
 Att. 50,939 - Partly Cloudy - 70 F

livebaseballscorecards.com



Batter	1	2	3	4	5	6	7	8	9	AB R H RBI BB SO LOB	TOP																										
7 José Reyes, S OBP: 0.348, SLG: 0.565 (1, 6)	0-1 F9	1-0 F8			2-1 HR		2-2 15 G4-3 B2-3 1B		2-1 G4-3	5 1 2 1 0 0 3																											
Kazuo Matsui, S OBP: 0.273, SLG: 0.429 (1, 4)	3-2 31 BB 1B		2-1 F8		0-2 15 S 1B		0-1 B2-3		1-1 G3	5 1 2 1 0 0 1																											
15 Carlos Beltrán, S OBP: 0.304, SLG: 0.455 (1, 8)	1-2 L5		2-3 K		3-0 SAFE SAFE 1B D SAFE P3		0-0 G4-3		3-H 1-3 K	5 0 0 0 0 2 3																											
31 Mike Piazza, R OBP: 0.316, SLG: 0.438 (1, 2)	4-0 1-2 BB		1-1 L3		4-1 1B BB		2-2 G5-3			2 0 0 0 2 0 1																											
Cliff Floyd, L OBP: 0.381, SLG: 0.474 (1, 7)	0-1 P3			1-3 K	1-1 1-2 2-H 1B			2-2 P6		4 0 1 1 0 1 2																											
5 David Wright, R OBP: 0.421, SLG: 0.533 (1, 5)		3-2 E5 1B		1-1 G4-3	0-1 P3			4-2 BB		3 0 0 0 1 0 2																											
Doug Mientkiewicz, L OBP: 0.421, SLG: 0.563 (1, 3)		1-1 1-3 1B		4-2 FC5-4 BB		1-2 G3		0-1 P6		3 0 1 0 1 0 1																											
Victor Diaz, R OBP: 0.273, SLG: 0.273 Braden Looper, R (8, 1)		1-2 K		0-1 FC5-4 1-2f		1-3 K		2-2 F9		4 0 0 0 0 2 4 0 0 0 0 0 0 0																											
Aaron Heilman, R Eric Valent, L OBP: 0.222, SLG: 0.125 Felix Heredia, L (6, 1) Mike DeJean, R (7, 1) Marlon Anderson, L OBP: 0.600, SLG: 0.800 (8, 9)		0-3 K		3-2 G5-3	3-3 K				1-1 7 G4-3 G3 2B	2 0 0 0 0 1 2 1 0 0 0 0 1 0 0 0 0 0 0 0 0 0 0 0 0 0 0 0																											
Inning Stats	R: 0 E: 0 K: 0 S: 10	H: 1 LOB: 2 BB: 1 P: 18	R: 0 E: 1 K: 2 S: 16	H: 1 LOB: 2 BB: 0 P: 22	R: 0 E: 0 K: 1 S: 8	H: 0 LOB: 0 BB: 0 P: 13	R: 0 E: 0 K: 1 S: 9	H: 0 LOB: 1 BB: 1 P: 15	R: 2 E: 0 K: 0 S: 14	H: 3 LOB: 2 BB: 1 P: 27	R: 0 E: 0 K: 2 S: 9	H: 0 LOB: 0 BB: 0 P: 14	R: 0 E: 0 K: 0 S: 9	H: 1 LOB: 1 BB: 0 P: 13	R: 0 E: 0 K: 0 S: 12	H: 0 LOB: 1 BB: 1 P: 20	R: 1 E: 0 K: 1 S: 9	H: 1 LOB: 0 BB: 0 P: 14	1B: 5 2B: 1 3B: 0 HR: 1	SF: 0 SAC: 0 DP: 0 HBP: 0	WP: 0 PB: 0 SB: 1 CS: 0	PA: 39															
PITCHER	IP WLS BF H R ER SO BB IBB HBP BLK WP HR S P ERA WHIP																																				
Horacio Ramirez, L ERA: 3.86 (1, 1)	4.2		23	5	2	2	4	3	0	0	0	0	0	1	55	93	3.86	1.714																			
Kevin Gryboski, R ERA: (5, 1)	0.1		1	0	0	0	0	0	0	0	0	0	0	0	2	2	0.00	0.000																			
Adam Bernero, R ERA: 3.0 (6, 1)	2.0	W	7	1	0	0	2	0	0	0	0	0	0	0	18	27	0.00	0.500																			
Jorge Sosa, R ERA: (8, 1)	1.0	H	4	0	0	0	0	1	0	0	0	0	0	0	12	20	0.00	1.000																			
Chris Reitsma, R ERA: 3.0 (9, 1)	1.0		4	1	1	1	1	0	0	0	0	0	0	0	9	14	9.00	1.000																			

New York Mets @ Atlanta Braves
Turner Field, Atlanta, GA

Sat Apr 09 2005, 7:05 PM EDT
Att: 40,604 - Clear - 69 F

livebaseballscorecards.com

AB	35
R	3
H	7
RBI	3
BB	4
SO	7
LOB	19



BOTTOM

New York Mets @ Atlanta Braves

Turner Field, Atlanta, GA

Sat Apr 09 2005, 7:05 PM EDT
Att. 40,604 - Clear - 69 F

livebaseballscores.com

AB	34
R	6
H	12
RBI	6
BB	3
SO	3
LOB	10



WP:	0	PA:	38
PB:	1	SB:	0
CS:	0		

Batter	1	2	3	4	5	6	7	8	9	AB	R	H	RBI	BB	SO	LOB	
Rafael Furcal, S OBP: 0.208, SLG: 0.174 (1, 6)	L8	G3			K2-3		P6	1B		5	0	1	1	0	1	1	
Pete Orr, L OBP: 0.313, SLG: 0.267 (1, 4)	P6				K		10 G4-3 1B	G2-3		5	0	2	0	0	1	2	
Chipper Jones, S OBP: 0.455, SLG: 0.750 (1, 5)	1B	L4			HR		G4-3			4	1	2	1	0	0	3	
Andruw Jones, R OBP: 0.318, SLG: 0.211 (1, 8)	1B				F9		P4	BB		3	0	1	0	1	0	0	
Johnny Estrada, S OBP: 0.400, SLG: 0.444 (1, 2)		2B			P2		L7	F8		4	1	1	0	0	0	3	
Adam LaRoche, L OBP: 0.313, SLG: 0.286 (1, 3)		HR			K		PB 1B HBP	G4-3		3	1	1	0	0	1	0	
Raul Mondesi, R OBP: 0.150, SLG: 0.105 (1, 9)		HR			F8		G5-3	P4		4	1	1	0	0	0	1	
Brian Jordan, R OBP: 0.381, SLG: 0.444 (1, 7)		HR			F9		1B	1B BB		3	2	2	4	1	0	0	
Horacio Ramirez, L Kevin Gryboski, R Adam Bernero, R Wilson Betemit, S Jorge Sosa, R Julio Franco, R Chris Reitsma, R (1, 1) (5, 1) (6, 1) (7, PH) (8, 1) (8, PH) (9, 1)		G4-3			G5-3			10 G4-3 4 1B BB	1B	2	0	0	0	0	0	0	
Inning Stats	R: 0 E: 0 K: 8 S: 8	H: 2 LOB: 2 BB: 0 P: 12	R: 4 E: 0 K: 0 S: 13	H: 5 LOB: 1 BB: 0 P: 23	R: 0 E: 0 K: 1 S: 8	H: 0 LOB: 0 BB: 0 P: 12	R: 1 E: 0 K: 2 S: 10	H: 1 LOB: 2 BB: 0 P: 17	R: 0 E: 0 K: 0 S: 11	H: 1 LOB: 3 BB: 2 P: 24	R: 1 E: 0 K: 0 S: 16	H: 2 LOB: 2 BB: 1 P: 29	1B: 8 2B: 2 3B: 0 HR: 2	SF: 0 SAC: 0 DP: 0 HBP: 1	WP: 0 PB: 1 SB: 0 CS: 0	PA: 38	
PITCHER	IP	WLS	BF	H	R	ER	SO	BB	IBB	HBP	BLK	WP	HR	S	P	ERA	WHIP
Aaron Heilman, R ERA: 9.0 (1, 1)	5.0	L	22	8	5	5	3	0	0	0	0	0	2	47	69	9.00	1.600
Felix Heredia, L ERA: (6, 1)	1.0		4	1	0	0	0	0	0	1	0	0	0	10	17	0.00	1.000
Mike DeJean, R ERA: 15.43 (7, 1)	1.0		6	1	0	0	0	2	0	0	0	0	0	11	24	0.00	3.000
Braden Looper, R ERA: 36.0 (8, 1)	1.0		6	2	1	1	0	1	0	0	0	0	0	16	29	9.00	3.000

PITCHER	IP	WLS	BF	H	R	ER	SO	BB	IBB	HBP	BLK	WP	HR	S	P	ERA	WHIP
Aaron Heilman, R ERA: 9.0 (1, 1)	5.0	L	22	8	5	5	3	0	0	0	0	0	2	47	69	9.00	1.600
Felix Heredia, L ERA: (6, 1)	1.0		4	1	0	0	0	0	0	1	0	0	0	10	17	0.00	1.000
Mike DeJean, R ERA: 15.43 (7, 1)	1.0		6	1	0	0	0	2	0	0	0	0	0	11	24	0.00	3.000
Braden Looper, R ERA: 36.0 (8, 1)	1.0		6	2	1	1	0	1	0	0	0	0	0	16	29	9.00	3.000

Batter	1	2	3	4	5	6	7	8	9	AB R H RBI BB SO LOB	TOP									
7 José Reyes, S OBP: 0.393, SLG: 0.607 (1, 6)	2-3 K		1-2 2B 1B		0-3 K			1-2 15 HR 1B	1-2 SH1-3 15 1B	5 2 3 0 0 2 2										
Miguel Cairo, R OBP: 0.500, SLG: 0.750 (1, 4)	0-1 15 E 1B		1-1 1-H 2B		0-3 K			0-0 SH1-4 1-2	0-0 SH1-3 2-3	3 0 2 0 0 1 2										
15 Carlos Beltrán, S OBP: 0.321, SLG: 0.556 (1, 8)	1-2 E4 1-2		0-3 K		1-3 K			2-1 2-H HR	1-1 F9 S 1B	5 1 2 3 0 2 2										
Cliff Floyd, L OBP: 0.385, SLG: 0.565 (1, 7)	3-3 K			1-3 K	2-3 K			0-1 HR	4-1 1-2 IBB	4 1 1 1 1 3 2										
Doug Mientkiewicz, L OBP: 0.375, SLG: 0.524 (1, 3)	1-1 G4-3			0-2 G3	1-3 K			2-0 5 WP 5 HR 2B	1-2 F9 2-3	5 1 1 0 0 1 4										
5 David Wright, R OBP: 0.375, SLG: 0.600 (1, 5)		0-3 K		1-3 K			0-2 G6-3	2-0 2-H HR	0-3 K	5 1 1 2 0 3 2										
11 Ramon Castro, R OBP: 0.429, SLG: 0.429 (1, 2)		2-3 K			0-0 45 FC1-6 1B			0-2 S 1B		4 0 2 0 0 2 0										
Eric Valent, L OBP: 0.308, SLG: 0.182 (1, 9)		2-3 K			1-2 45 FC1-6 1B			3-3 K	4-1 BB	3 0 1 0 1 2 1										
45 Pedro Martinez, R (1, 1)			2-3 K		1-0 FC1-6			0-0 G1-3	2-3 K	4 0 0 0 0 2 4										
Inning Stats	R: 0 E: 1 K: 2 S: 14	H: 1 LOB: 2 BB: 0 P: 21	R: 0 E: 0 K: 3 S: 10	H: 0 LOB: 0 BB: 0 P: 14	R: 0 E: 0 K: 2 S: 11	H: 2 LOB: 1 BB: 0 P: 15	R: 0 E: 0 K: 2 S: 10	H: 0 LOB: 0 BB: 0 P: 12	R: 0 E: 0 K: 3 S: 10	H: 0 LOB: 0 BB: 0 P: 14	R: 0 E: 0 K: 1 S: 10	H: 1 LOB: 1 BB: 0 P: 13	R: 5 E: 0 K: 2 S: 19	H: 5 LOB: 1 BB: 1 P: 33	R: 1 E: 0 K: 1 S: 13	H: 2 LOB: 2 BB: 1 P: 20	1B: 7 2B: 3 3B: 0 HR: 3	SF: 0 SAC: 2 DP: 0 HBP: 0	WP: 1 PB: 0 SB: 2 CS: 0	PA: 42
PITCHER	IP WLS BF H R ER SO BB IBB HBP BLK WP HR S P ERA WHIP																			
29 John Smoltz, R ERA: 8.0 (1, 1)	7.1 L 30 8 2 2 15 0 0 0 0 0 0 1 84 113 2.46 1.091																			
Tom Martin, L ERA: 9.0 (8, 1)	0.0 2 2 1 1 0 0 0 0 0 0 0 1 3 5 ∞ ∞																			
Roman Colon, R ERA: 2.45 (8, 1)	0.2 4 1 2 2 2 1 0 0 0 1 1 9 18 27.00 3.000																			
Jorge Sosa, R ERA: 1.69 (9, 1)	1.0 6 2 1 1 1 0 1 0 0 0 0 0 13 20 9.00 2.000																			

New York Mets @ Atlanta Braves

Turner Field, Atlanta, GA

Sun Apr 10 2005, 1:05 PM EDT
Att. 36,601 - Sunny - 71 F

livebaseballscorecards.com

AB	38
R	6
H	13
RBI	6
BB	2
SO	18
LOB	19



Batter	1	2	3	4	5	6	7	8	9	AB R H RBI BB SO LOB
Rafael Furcal, S OBP: 0.179, SLG: 0.148 (1, 6) CFX	0-2 F7		1-0 P5			1-1 G4-3			0-1 G3	4 0 0 0 0 0 0
4 Pete Orr, L OBP: 0.250, SLG: 0.211 (1, 4) CSX	0-2 G3			1-0 P4		1-3 K			0-0 F8	4 0 0 0 0 1 0
10 Chipper Jones, S OBP: 0.423, SLG: 0.652 (1, 5) BX	1-0 G3-1			4-2 2B BB		0-3 K			0-0 F8	3 1 0 0 1 1 0
Andrew Jones, R OBP: 0.320, SLG: 0.318 (1, 8) X		0-0 3B		1-3 K		0-0 P5				3 0 1 0 0 1 1
Johnny Estrada, S OBP: 0.385, SLG: 0.500 (1, 2) CSXB		1-2 P5		3-1 2B 1-H		1-1 P5				3 0 1 1 0 0 1
Adam LaRoche, L OBP: 0.263, SLG: 0.235 (1, 3) SXB		1-3 K		2-0 P4		1-2 G4-3				3 0 0 0 0 1 2
Brian Jordan, R OBP: 0.333, SLG: 0.381 (1, 7) XC		0-1 F8			1-3 K				0-2 F7	3 0 0 0 0 1 1
Ryan Langerhans, L OBP: 0.167, SLG: 0.167 (1, 9) XS			2-2 G4-3		3-3 K				0-2 G6-3	3 0 0 0 0 1 0
29 John Smoltz, R (1, 1)			1-3 K		0-3 K				3-3 K	2 0 0 0 0 2 0
Tom Martin, L (8, 1)										0 0 0 0 0 0 0
Roman Colon, R (8, 1)										0 0 0 0 0 0 0
Wilson Betemit, S (8, PH)										1 0 0 0 0 1 0
Jorge Sosa, R (9, 1)										0 0 0 0 0 0 0

Inning Stats	R: 0	H: 0	E: 0	K: 0	S: 7	R: 0	H: 1	E: 0	K: 1	S: 10	R: 0	H: 0	E: 0	K: 1	S: 8	R: 1	H: 1	E: 0	K: 1	S: 9	R: 0	H: 0	E: 0	K: 3	S: 10	R: 0	H: 0	E: 0	K: 2	S: 9	R: 0	H: 0	E: 0	K: 1	S: 9	R: 0	H: 0	E: 0	K: 1	S: 9	R: 0	H: 0	E: 0	K: 0	S: 4	R: 0	H: 0	E: 0	K: 0	S: 4	R: 0	H: 0	E: 0	K: 0	S: 4
	LOB: 0	BB: 0	P: 8	LOB: 1	BB: 0	P: 12	LOB: 0	BB: 0	P: 12	LOB: 1	BB: 1	LOB: 0	BB: 0	P: 14	LOB: 1	BB: 1	LOB: 0	BB: 0	P: 14	LOB: 0	BB: 0	LOB: 0	BB: 0	P: 11	LOB: 0	BB: 0	LOB: 0	BB: 0	P: 8	LOB: 0	BB: 0	LOB: 0	BB: 0	P: 12	LOB: 0	BB: 0	LOB: 0	BB: 0	P: 4	LOB: 0	BB: 0	LOB: 0	BB: 0	P: 4											

PITCHER	IP	WLS	BF	H	R	ER	SO	BB	IBB	HBP	BLK	WP	HR	S	P	ERA	WHIP	PITCHER	IP	WLS	BF	H	R	ER	SO	BB	IBB	HBP	BLK	WP	HR	S	P	ERA	WHIP															
45 Pedro Martinez, R ERA: 2.4 (1, 1)	9.0	W	30	2	1	1	9	1	0	0	0	0	0	72	101	1.00	0.333																																	


BOTTOM

New York Mets @ Atlanta Braves
Turner Field, Atlanta, GA

Sun Apr 10 2005, 1:05 PM EDT
Att: 36,601 - Sunny - 71 F

AB	29
R	1
H	2
RBI	1
BB	1
SO	9
LOB	5

WP: 0 PA: 30
PB: 0
SB: 0
CS: 0



1B:	2B:	3B:	HR:	SF:	SAC:	DP:	HBP:
0	1	1	0	0	0	0	0

Batter	1	2	3	4	5	6	7	8	9	AB R H RBI BB SO LOB	TOP	
Brad Wilkerson, L (1, 8) OBP: 0.452, SLG: 0.655	3-1 G4-6-3 1B		1-0 G4-3			0-2 F8		0-0 F8		4 0 1 0 0 0 2		
24 Nick Johnson, L (1, 3) OBP: 0.429, SLG: 0.318	2-0 G4-6-3 1-2f		1-2 G6-3			1-0 1B		0-3 K		4 0 1 0 0 0 1 3		
Jose Vidro, S (1, 4) OBP: 0.233, SLG: 0.448 52 T.J. Tucker, R (6, 1) Carlos Baerga, S (8, PH) Joe Horgan, L (8, 1)	0-0 2B			0-1 G6-3		0-0 F8		1-2 L3		3 0 1 0 0 0 0 1 0 0 0 0 0 0 0 0 1 0 0 0 0 0 0 1 0 0 0 0 0 0 0 0		
Jose Guillen, R (1, 9) OBP: 0.323, SLG: 0.710	2-2 G5-3			0-0 G1-3			2-2 HR		0-0 E5 1B	4 2 1 1 0 0 0 1		
Vinny Castilla, R (1, 5) OBP: 0.385, SLG: 0.542 Tony Blanco, R (6, 5) OBP: 0.200, SLG: 0.200			0-0 F8	1-1 P3		1-0 G1-3		1-2 G6-3		2 0 0 0 0 0 0 0 2 0 0 0 0 0 0 1		
J.J. Davis, R (1, 7) OBP: 0.250, SLG: 0.250		2-3 K		2-1 G5-3		1-2 G5-3		1-2 15 FC6 1B		4 0 1 1 0 1 0 0		
15 Cristian Guzman, S (1, 6) OBP: 0.207, SLG: 0.185		1-1 L3		0-0 G5-3		1-0 1B		2-2 FC6		4 0 1 0 0 0 0 1		
Gary Bennett, R (1, 2)			0-1 P3	2-2 F8		0-0 F8		1-0 L4		4 0 0 0 0 0 0 2		
Zach Day, R (1, 1) OBP: 0.333, SLG: 0.333 Joey Eischen, L (5, 1) Jamey Carroll, R (6, PH) OBP: 0.667, SLG: 0.667 (6, 4)			0-2 G4-3 1B		2-2 F8		0-2 1B			1 0 1 0 0 0 0 0 0 0 0 0 0 0 0 0 2 0 1 0 0 0 0 0		
Inning Stats	R: 0 H: 2 E: 0 LOB: 1 K: 0 BB: 0 S: 7 P: 14	R: 0 H: 0 E: 0 LOB: 0 K: 1 BB: 0 S: 6 P: 9	R: 0 H: 1 E: 0 LOB: 1 K: 0 BB: 0 S: 10 P: 12	R: 0 H: 0 E: 0 LOB: 0 K: 0 BB: 0 S: 5 P: 6	R: 0 H: 0 E: 0 LOB: 0 K: 0 BB: 0 S: 6 P: 10	R: 0 H: 1 E: 0 LOB: 1 K: 0 BB: 0 S: 9 P: 12	R: 1 H: 2 E: 0 LOB: 1 K: 0 BB: 0 S: 9 P: 14	R: 0 H: 1 E: 0 LOB: 1 K: 1 BB: 0 S: 13 P: 14	R: 1 H: 1 E: 1 LOB: 1 K: 0 BB: 0 S: 14 P: 19	1B: 6 SF: 0 2B: 1 SAC: 0 3B: 0 DP: 1 HR: 1 HBP: 0	WP: 0 PA: 35 PB: 0 SB: 0 CS: 0	
PITCHER Mike Hampton, L (1, 1) ERA: 1.29 Kevin Gryboski, R (9, 1) ERA:	IP WLS BF H R ER SO BB IBB HBP BLK WP HR S P ERA WHIP	8.0 W 30 7 1 1 2 0 0 0 0 0 0 1 65 91 1.12 0.875	1.0 5 1 1 0 0 0 0 0 0 0 0 0 14 19 0.00 1.000	PITCHER IP WLS BF H R ER SO BB IBB HBP BLK WP HR S P ERA WHIP								

Washington Nationals @ Atlanta Braves
Turner Field, Atlanta, GA
Mon Apr 11 2005, 7:35 PM EDT
Att. 16,584 - Cloudy - 71 F

livebaseballscorecards.com

AB	35
R	2
H	8
RBI	2
BB	0
SO	2
LOB	12

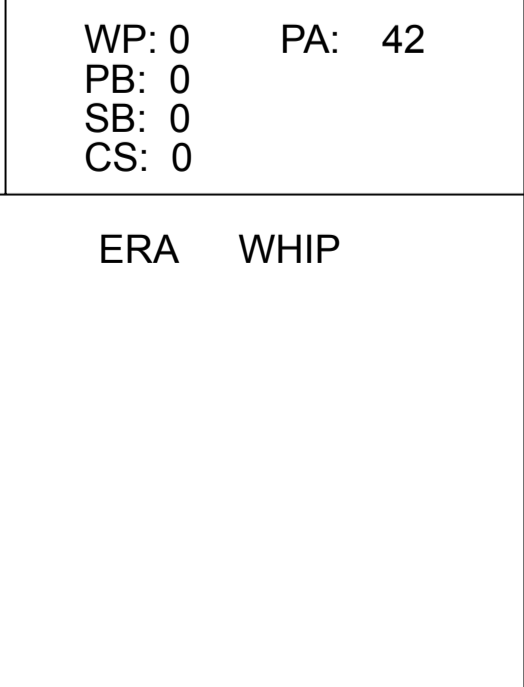


Batter	1	2	3	4	5	6	7	8	9	AB	R	H	RBI	BB	SO	LOB
Rafael Furcal, S OBP: 0.212, SLG: 0.313 (1, 6)	2-2 G4-3		2-2 F7		1-1 HR	2-0 G3-1		0-0 SF8 2B		5	2	2	3	0	0	1
4 Pete Orr, L OBP: 0.280, SLG: 0.304 (1, 4)	2-0 FC6-2 3B		1-0 F7		1-1 G3		1-2 G1-3	2-0 SF8 10 BB 1B HBP		4	1	1	0	0	0	0
10 Chipper Jones, S OBP: 0.452, SLG: 0.615 Wilson Betemit, S (8, PR) (9, 5)	0-1 FC6-2 2B		3-2 G1-3		2-2 HR 1B		4-0 FC3-6 1B BB	4-0 1B BB		3	2	1	1	2	0	1
Andruw Jones, R OBP: 0.367, SLG: 0.480 Kevin Gryboski, R (9, 1)	4-2 2B BB			0-0 G6-3	3-2 HR		1-2 FC3-6 1B	2-2 SF8		3	2	2	3	1	0	0
Adam LaRoche, L OBP: 0.333, SLG: 0.364 (1, 3)	3-2 2B			1-2 FC5-4 1B	3-2 L7		3-1 FC3-6 FC5-4	0-0 1B		5	0	3	3	0	0	2
Brian Jordan, R OBP: 0.276, SLG: 0.308 (1, 7)	2-1 G5-3			0-0 FC5-4 2B	1-2 G4-3		1-0 FC5-4	1-0 F8		5	1	0	0	0	0	6
Raul Mondesi, R OBP: 0.208, SLG: 0.261 (1, 9)		0-1 G5-3		1-0 2B		3-1 F9 2B		1-3 K		4	0	2	1	0	1	0
Eddie Pérez, R OBP: 0.188, SLG: 0.250 (1, 2)		0-2 G1-6-3 1B		0-0 G4-3		0-0 F9		0-2 1B 2B 1B		4	1	2	0	0	0	2
Mike Hampton, R OBP: 0.600, SLG: 0.600 Ryan Langerhans, L OBP: 0.167, SLG: 0.167 (9, 8)		0-0 G1-6-3			0-0 HR 1B		2-3 K	1-0 2B 10 BB 1B		4	2	2	0	0	1	2

Inning Stats	R: 2	H: 2	E: 0	K: 0	S: 16	LOB: 1	BB: 1	P: 29	R: 0	H: 1	E: 0	K: 0	S: 7	LOB: 0	BB: 0	P: 7	R: 0	H: 0	E: 0	K: 0	S: 10	LOB: 0	BB: 0	P: 16	R: 1	H: 2	E: 0	K: 0	S: 7	LOB: 1	BB: 0	P: 9	R: 4	H: 4	E: 0	K: 0	S: 18	LOB: 0	BB: 0	P: 29	R: 0	H: 1	E: 0	K: 1	S: 7	LOB: 1	BB: 0	P: 14	R: 0	H: 1	E: 0	K: 0	S: 9	LOB: 2	BB: 1	P: 19	R: 4	H: 4	E: 0	K: 1	S: 13	LOB: 2	BB: 1	P: 24
--------------	------	------	------	------	-------	--------	-------	-------	------	------	------	------	------	--------	-------	------	------	------	------	------	-------	--------	-------	-------	------	------	------	------	------	--------	-------	------	------	------	------	------	-------	--------	-------	-------	------	------	------	------	------	--------	-------	-------	------	------	------	------	------	--------	-------	-------	------	------	------	------	-------	--------	-------	-------

PITCHER	IP	WLS	BF	H	R	ER	SO	BB	IBB	HBP	BLK	WP	HR	S	P	ERA	WHIP
Zach Day, R ERA: 9.0 (1, 1)	4.1	L	22	9	7	7	0	1	0	0	0	0	2	52	80	14.54	2.308
Joey Eischen, L ERA: 6.0 (5, 1)	0.2		2	0	0	0	0	0	0	0	0	0	0	6	10	0.00	0.000
52 T.J. Tucker, R ERA: (6, 1)	2.0		9	2	0	0	1	1	0	0	0	0	0	16	33	0.00	1.500
Joe Horgan, L ERA: 15.43 (8, 1)	1.0		9	4	4	4	1	1	0	1	0	0	0	13	24	36.00	5.000

BOTTOM	
Washington Nationals @ Atlanta Braves	
Turner Field, Atlanta, GA	
Mon Apr 11 2005, 7:35 PM EDT	
Att: 16,584 - Cloudy - 71 F	
AB	37
R	11
H	15
RBI	11
BB	3
SO	2
LOB	14
1B: 8	SF: 1
2B: 4	SAC: 0
3B: 1	DP: 1
HR: 2	HBP: 1
WP: 0	PA: 42
PB: 0	
SB: 0	
CS: 0	



Batter	1	2	3	4	5	6	7	8	9	AB R H RBI BB SO LOB	TOP
Brad Wilkerson, L (1, 7) OBP: 0.429, SLG: 0.667	2-0 G3-1		1-1 3B		3-2 G4-3			2-2 P6		4 0 1 0 0 0 1	
Jamey Carroll, R (1, 5) OBP: 0.333, SLG: 0.333 Carlos Baerga, S (8, PH) (8, 5)	2-1 F9		1-3 K			0-1 F9		0-0 G3		3 0 0 0 0 1 1 1 0 0 0 0 0 1	
Jose Vidro, S (1, 4) OBP: 0.294, SLG: 0.563	0-1 G1-3			1-0 HR		2-1 G4-6-3 1B			4-0 24 BB FC5-2 1B	3 1 2 1 1 0 0	
Jose Guillen, R (1, 9) OBP: 0.343, SLG: 0.686		2-2 FC4-6 1B		0-1 G6-3		0-0 G4-6-3 1-2f			0-2 FC5-2 24 BB 15 SF8 1B	4 1 2 0 0 0 1	
24 Nick Johnson, L (1, 3) OBP: 0.438, SLG: 0.360		0-0 F9		3-1 2B			2-3 K		4-1 FC5-2 2B BB	3 1 1 0 1 1 1	
Ryan Church, L (1, 8) OBP: 0.143, SLG: 0.357		0-1 FC4-6 1-2f		2-1 F7			2-1 F9		1-2 FC5-2 2B	4 1 0 0 0 0 5	
15 Cristian Guzman, S (1, 6) OBP: 0.182, SLG: 0.167		1-3 SAFE SAFE K		1-0 G4-3			1-1 G3		1-0 SF8	3 0 0 1 0 1 2	
Brian Schneider, L (1, 2) OBP: 0.308, SLG: 0.417			2-3 K		0-0 G6-3			3-2 2B	1-1 1-H 2-H 2B	4 0 2 2 0 1 0	
Esteban Loaiza, R (1, 1) OBP: 0.200, SLG: 0.200 Terrel Sledge, L (8, PH) OBP: 0.333, SLG: 0.500 Luis Ayala, R (8, 1) Vinny Castilla, R (9, PH) OBP: 0.370, SLG: 0.520 32 Chad Cordero, R (9, 1)			0-3 K		1-2 G6-3			1-3 K	3-1 P4	2 0 0 0 0 1 0 1 0 0 0 0 1 1 0 0 0 0 0 0 0 1 0 0 0 0 0 1 0 0 0 0 0 0 0	
Inning Stats	R: 0 E: 0 K: 0 S: 5 H: 0 LOB: 0 BB: 0 P: 9	R: 0 E: 0 K: 1 S: 9 H: 1 LOB: 1 BB: 0 P: 12	R: 0 E: 0 K: 3 S: 12 H: 1 LOB: 1 BB: 0 P: 16	R: 1 E: 0 K: 0 S: 8 H: 2 LOB: 1 BB: 0 P: 15	R: 0 E: 0 K: 0 S: 9 H: 0 LOB: 0 BB: 0 P: 13	R: 0 E: 0 K: 1 S: 7 H: 1 LOB: 0 BB: 0 P: 7	R: 0 E: 0 K: 1 S: 7 H: 0 LOB: 0 BB: 0 P: 12	R: 0 E: 0 K: 1 S: 12 H: 1 LOB: 1 BB: 0 P: 18	R: 3 E: 0 K: 0 S: 12 H: 2 LOB: 1 BB: 2 P: 26	1B: 3 2B: 3 3B: 1 HR: 1 SF: 1 SAC: 0 DP: 1 HBP: 0	WP: 0 PB: 0 SB: 0 CS: 0 PA: 36
PITCHER	IP WLS BF H R ER SO BB IBB HBP BLK WP HR S P ERA WHIP										
15 Tim Hudson, R (1, 1) ERA: 1.38 Dan Kolb, R (9, 1) ERA: 9.0	8.0 29 6 1 1 6 0 0 0 0 0 1 67 102 1.12 0.750										
	1.0 7 2 3 3 0 2 0 0 0 0 0 12 26 27.00 4.000										

Washington Nationals @ Atlanta Braves
Turner Field, Atlanta, GA
Tue Apr 12 2005, 7:35 PM EDT
Att: 20,122 - Partly Cloudy - 73 F

livebaseballscorecards.com

AB 33
R 4
H 8
RBI 4
BB 2
SO 6
LOB 14



BOTTOM

Washington Nationals @ Atlanta Braves
Turner Field, Atlanta, GA
Tue Apr 12 2005, 7:35 PM EDT
Att. 20,122 - Partly Cloudy - 73 F

livebaseballscorecards.com

AB 33
R 3
H 9
RBI 3
BB 0
SO 4
LOB 9



WP: 0 PA: 34
PB: 0
SB: 0
CS: 0

AB R H RBI BB SO LOB

4 1 1 0 0 0 0

4 2 3 0 0 0 0

4 0 2 2 0 0 1

3 0 1 1 0 0 1

4 0 0 0 0 1 3

4 0 2 0 0 1 0

0 0 0 0 0 0 0

4 0 0 0 0 1 2

3 0 0 0 0 0 1

3 0 0 0 0 1 1

0 0 0 0 0 0 0

1B: 7 SF: 1
2B: 2 SAC: 0
3B: 0 DP: 2
HR: 0 HBP: 0

1B: 7 SF: 1
2B: 2 SAC: 0
3B: 0 DP: 2
HR: 0 HBP: 0

1B: 7 SF: 1
2B: 2 SAC: 0
3B: 0 DP: 2
HR: 0 HBP: 0

Batter	1	2	3	4	5	6	7	8	9
Rafael Furcal, S OBP: 0.216, SLG: 0.306 (1, 6)	2-2 G5-3			2-2 L8		2-2 4 1B 10 2B 1B		0-0 F8	
4 Pete Orr, L OBP: 0.345, SLG: 0.370 (1, 4)	3-1 G4-3			1-0 10 1B SF8 1B		1-0 10 2B 1B		0-2 10 G1-6-3 1B	
10 Chipper Jones, S OBP: 0.457, SLG: 0.633 (1, 5)	2-0 F7			2-2 1-3 1B		2-1 1-H 3-H 2B		0-0 G1-6-3 1-2f	
Andrew Jones, R OBP: 0.353, SLG: 0.464 (1, 8)		0-0 G4-6-3 1B		0-1 SF8		0-1 P4		3-2 G6-3	
Johnny Estrada, S OBP: 0.294, SLG: 0.375 (1, 2)		0-1 G4-6-3 1-2f		0-0 P1		2-1 P4		0-3 K	
Julio Franco, R OBP: 0.385, SLG: 0.462 Wilson Betemit, S (9, PR)		3-2 L9		1-3 K		3-2 G5-3 2B		0-0 FC6-4 1B	
Brian Jordan, R OBP: 0.242, SLG: 0.267 (1, 7)		2-0 P3		3-3 K		1-0 F8		2-2 FC6-4 1-2f	
Raul Mondesi, R OBP: 0.185, SLG: 0.231 (1, 9)		0-2 P6		2-2 F8		1-0 G5-3 2-3			
15 Tim Hudson, R OBP: 0.200, SLG: 0.200 Dan Kolb, R (9, 1)		0-0 G1-3		0-1 P3		1-3 K			

Inning Stats	R: 0	H: 0	E: 0	K: 0	S: 6	LOB: 0	BB: 0	P: 13	R: 0	H: 1	E: 0	K: 0	S: 8	LOB: 0	BB: 0	P: 11	R: 0	H: 0	E: 0	K: 0	S: 5	LOB: 0	BB: 0	P: 7	R: 1	H: 2	E: 0	K: 0	S: 11	LOB: 1	BB: 0	P: 16	R: 0	H: 0	E: 0	K: 2	S: 11	LOB: 0	BB: 0	P: 17	R: 2	H: 3	E: 0	K: 0	S: 12	LOB: 1	BB: 0	P: 19	R: 0	H: 1	E: 0	K: 1	S: 8	LOB: 1	BB: 0	P: 14	R: 0	H: 1	E: 0	K: 0	S: 5	LOB: 0	BB: 0	P: 5	R: 0	H: 1	E: 0	K: 1	S: 12	LOB: 1	BB: 0	P: 17	1B: 7	SF: 1	2B: 2	SAC: 0	3B: 0	DP: 2	HR: 0	HBP: 0	WP: 0	PA: 34
--------------	------	------	------	------	------	--------	-------	-------	------	------	------	------	------	--------	-------	-------	------	------	------	------	------	--------	-------	------	------	------	------	------	-------	--------	-------	-------	------	------	------	------	-------	--------	-------	-------	------	------	------	------	-------	--------	-------	-------	------	------	------	------	------	--------	-------	-------	------	------	------	------	------	--------	-------	------	------	------	------	------	-------	--------	-------	-------	-------	-------	-------	--------	-------	-------	-------	--------	-------	--------

PITCHER	IP	WLS	BF	H	R	ER	SO	BB	IBB	HBP	BLK	WP	HR	S	P	ERA	WHIP
Esteban Loaiza, R ERA: 4.61 (1, 1)	7.0		27	7	3	3	3	0	0	0	0	0	0	61	97	3.86	1.000
Luis Ayala, R ERA: (8, 1)	1.0	W	3	1	0	0	0	0	0	0	0	0	0	5	5	0.00	1.000
32 Chad Cordero, R ERA: 1.5 (9, 1)	1.0	S	4	1	0	0	1	0	0	0	0	0	0	12	17	0.00	1.000

PITCHER	IP	WLS	BF	H	R	ER	SO	BB	IBB	HBP	BLK	WP	HR	S	P	ERA	WHIP
---------	----	-----	----	---	---	----	----	----	-----	-----	-----	----	----	---	---	-----	------

Washington Nationals @ Atlanta Braves

Turner Field, Atlanta, GA

Wed Apr 13 2005, 1:05 PM EDT
 Att. 19,093 - Overcast - 62 F

AB	38
R	11
H	12
RBI	11
BB	8
SO	4
LOB	18



WP:	0	PA:	47
PB:	0		
SB:	0		
CS:	0		

AB R H RBI BB SO LOB

TOP

Batter	1	2	3	4	5	6	7	8	9
Brad Wilkerson, L (1, 7) OBP: 0.415, SLG: 0.605	2-3 K	4-1 BB		1-0 F7		2-2 F8		1-1 G1-3	1-1 1B
Jamey Carroll, R (1, 5) OBP: 0.364, SLG: 0.545 Carlos Baerga, S (9, PH) (9, 5)	0-1 1B	0-3 K			1-1 3B	2-2 L9		3-H F8	3B
Jose Vidro, S (1, 4) OBP: 0.333, SLG: 0.600	4-0 1B	1-0 L6			0-2 SF9		1-1 F8	4-0 HR	BB
Jose Guillen, R (1, 9) OBP: 0.350, SLG: 0.821	0-0 L8		2-3 K		0-2 SF9		1-1 HR	2-2 HR	1-H
24 Nick Johnson, L (1, 3) OBP: 0.459, SLG: 0.393	4-2 1B		0-0 F8		4-1 BB		0-2 L9	2-0 BB	3B
Ryan Church, L (1, 8) OBP: 0.263, SLG: 0.353	1-0 1B		0-2 F7		1 SAFE F8		4-1 BB	4-0 BB	3B
15 Cristian Guzman, S (1, 6) OBP: 0.158, SLG: 0.143	0-3 K			0-1 F9	0-0 P6		2-1 P5	0-1 L5	
Brian Schneider, L (1, 2) OBP: 0.323, SLG: 0.429		2-0 FC1-5		0-1 P2		2-1 F8		2-2 F9	4-2 3B
Tomo Ohka, S (1, 1) OBP: 0.600, SLG: 0.600 Luis Ayala, R (7, 1) Termel Sledge, L (9, PH) OBP: 0.385, SLG: 0.727 32 Chad Cordero, R (9, 1) Joey Eischen, L (9, 1)		2-1 FC1-5		0-0 1B		1-2 1B		0-0 G6-3	0-0 1B

5	0	1	1	1	1	2
5	2	2	0	0	1	3
1	0	0	0	0	0	1
3	3	1	1	2	0	2
4	2	2	4	0	1	2
3	1	1	0	2	0	0
3	1	1	2	2	0	1
5	0	0	0	0	1	6
4	1	1	0	1	0	0
3	0	2	0	0	0	1
1	0	0	0	0	0	0
1	1	1	3	0	0	0
0	0	0	0	0	0	0
0	0	0	0	0	0	0

Inning Stats	R	H	E	K	S	R	H	E	K	S	R	H	E	K	S	R	H	E	K	S	R	H	E	K	S	R	H	E	K	S	R	H	E	K	S	R	H	E	K	S																																			
	2	2	0	2	12	0	1	0	1	8	0	0	0	1	7	0	1	0	0	6	2	2	0	0	11	0	1	0	0	7	0	0	0	0	6	0	1	0	0	7	1	1	0	0	10	0	0	0	0	11	0	0	0	0	18	0	0	0	0	11	0	0	0	0	8	6	4	0	0	22	0	4	0	3	40
	2	2	0	2	12	0	1	0	1	8	0	0	0	1	7	0	1	0	0	6	2	2	0	0	11	0	1	0	0	7	0	0	0	0	6	0	1	0	0	7	1	1	0	0	10	0	0	0	0	11	0	0	0	0	18	0	0	0	0	8	6	4	0	0	22	0	4	0	3	40					

PITCHER	IP	WLS	BF	H	R	ER	SO	BB	IBB	HBP	BLK	WP	HR	S	P	ERA	WHIP
John Thomson, R (1, 1) ERA: 3.46	6.0	L	29	7	4	4	4	4	0	0	0	0	0	55	90	6.00	1.833
Adam Bernero, R (7, 1) ERA: 3.86	1.0		5	1	1	1	0	1	0	0	0	0	1	10	18	9.00	2.000
Chris Reitsma, R (8, 1) ERA: 2.25	1.0		3	0	0	0	0	0	0	0	0	0	0	8	11	0.00	0.000
Roman Colon, R (9, 1) ERA: 6.75	0.1		3	1	2	2	0	1	0	0	0	0	1	7	13	54.00	6.000
Tom Martin, L (9, 1) ERA: 19.29	0.1		4	1	0	0	0	2	0	0	0	0	0	11	21	0.00	9.000
Kevin Gryboski, R (9, 1) ERA: 2.45	0.1		3	2	4	4	0	0	0	0	0	0	0	4	6	108.00	6.000

Batter	1	2	3	4	5	6	7	8	9	AB	R	H	RBI	BB	SO	LOB
Rafael Furcal, S OBP: 0.190, SLG: 0.268 (1, 6)	0-0 G4-3	0-1 L1		1-2 G4-3		0-0 B1-3		0-1 F8		5	0	0	0	0	0	3
4 Pete Orr, L OBP: 0.324, SLG: 0.375 (1, 4)	1-2 F8		0-1 G4-3 2B		2-3 K		1-1 G4-3	0-0 G3		5	1	1	0	0	1	1
10 Chipper Jones, S OBP: 0.475, SLG: 0.706 (1, 5)	0-1 HR		0-0 G4-3 2-3		4-1 2B BB		1-1 1B 1B		3-1 F9	4	2	2	1	1	0	1
Andruw Jones, R OBP: 0.410, SLG: 0.516 (1, 8)	4-0 BB		4-0 2B BB		1-1 1-3 2B		0-0 1B 1B		2-1 G5-3	3	1	2	0	2	0	0
Johnny Estrada, S OBP: 0.318, SLG: 0.429 (1, 2)	0-0 F8		1-1 1-H 3-H 2B		0-0 L4		2-1 L9		0-0 1B	5	0	2	2	0	0	5
Adam LaRoche, L OBP: 0.345, SLG: 0.346 (1, 3)		1-0 F8	2-1 F7		4-0 IBB		1-0 1-3 2-H 1B		0-3 K	4	0	1	1	1	1	2
Raul Mondesi, R OBP: 0.161, SLG: 0.200 (1, 9)		1-2 G6-3	1-1 G6-3		2-2 K		2-3 K			4	0	0	0	0	2	6
Ryan Langerhans, L OBP: 0.300, SLG: 0.222 (1, 7)		4-0 BB BB		0-0 F7		1-0 F7		3-1 SH1-4 1B		3	0	1	0	1	0	0
John Thomson, R (1, 1) Marcus Giles, R (6, PH) Adam Bertero, R (7, 1) Chris Reitsma, R (8, 1) Wilson Betemit, S (8, PH) Roman Colon, R (9, 1) Tom Martin, L (9, 1) Kevin Gryboski, R (9, 1)		4-2 BB BB	2-1 G6-3		2-1 G6-3		0-0 F8		0-0 SH1-4	1	0	0	0	0	0	0

Inning Stats	R: 1	H: 1	E: 0	K: 0	S: 7	H: 1	LOB: 1	BB: 1	P: 12	R: 0	H: 0	E: 0	K: 0	S: 8	H: 0	LOB: 2	BB: 2	P: 18	R: 2	H: 2	E: 0	K: 0	S: 9	H: 0	LOB: 0	BB: 0	P: 12	R: 0	H: 1	E: 0	K: 2	S: 13	H: 0	LOB: 0	BB: 0	P: 4	R: 1	H: 3	E: 0	K: 1	S: 11	H: 1	LOB: 1	BB: 0	P: 9	R: 0	H: 1	E: 0	K: 1	S: 10	H: 1	LOB: 1	BB: 0	P: 15	1B: 5	SF: 0	2B: 3	SAC: 1	3B: 0	DP: 0	HR: 1	HBP: 0	WP: 0	PA: 42
--------------	------	------	------	------	------	------	--------	-------	-------	------	------	------	------	------	------	--------	-------	-------	------	------	------	------	------	------	--------	-------	-------	------	------	------	------	-------	------	--------	-------	------	------	------	------	------	-------	------	--------	-------	------	------	------	------	------	-------	------	--------	-------	-------	-------	-------	-------	--------	-------	-------	-------	--------	-------	--------

PITCHER	IP	WLS	BF	H	R	ER	SO	BB	IBB	HBP	BLK	WP	HR	S	P	ERA	WHIP
Tomo Ohka, R ERA: 4.5 (1, 1)	6.0	W	28	4	3	3	2	5	1	0	0	0	1	49	89	4.50	1.500
Luis Ayala, R ERA: 1.35 (7, 1)	2.0	H	10	4	1	1	1	0	0	0	0	0	0	17	27	4.50	2.000
32 Chad Cordero, R ERA: 1.35 (9, 1)	0.2		3	1	0	0	0	0	0	0	0	0	0	5	10	0.00	1.500
Joey Eischen, L ERA: 5.4 (9, 1)	0.1		1	0	0	0	1	0	0	0	0	0	0	5	5	0.00	0.000

BOTTOM

Washington Nationals @ Atlanta Braves
Turner Field, Atlanta, GA
 Wed Apr 13 2005, 1:05 PM EDT
 Att: 19,093 - Overcast - 62 F

livebaseballscorecards.com

AB	35
R	4
H	9
RBI	4
BB	6
SO	4
LOB	18

1	0	0	0	0	1	0	0
1	0	0	0	0	0	0	0
0	0	0	0	0	0	0	0
0	0	0	0	0	0	0	0
0	0	0	0	0	0	0	0
0	0	0	0	0	0	0	0
0	0	0	0	0	0	0	0
0	0	0	0	0	0	0	0



Batter	1	2	3	4	5	6	7	8	9	AB R H RBI BB SO LOB	TOP											
Rafael Furcal, S (1, 6) OBP: 0.255, SLG: 0.444 Chris Reitsma, R (8, 1) Adam Bernero, R (9, 1)	4-1 WP BB	0-1 FC4-6 1-2f		0-1 10 2B 1B		0-2 HR		2-1 HR		4 4 3 2 1 0 1 0 0 0 0 0 0 0 0 0 0 0 0 0 0												
Marcus Giles, R (1, 4) OBP: 0.462, SLG: 0.333	4-1 WP BB	0-1 FC5-4 1-2f		4-2 10 2B BB		0-0 F9		2-1 F7		3 1 0 0 2 0 1												
10 Chipper Jones, S (1, 5) OBP: 0.467, SLG: 0.684 4 Pete Orr, L (9, 5) OBP: 0.324, SLG: 0.375	3-2 G3-1 1-2 2-3		4-2 FC5-4 BB	3-2 1-3 2-H 2B		3-1 L6			1-0 F8	4 0 1 1 1 0 2 0 0 0 0 0 0 0												
Andruw Jones, R (1, 8) OBP: 0.364, SLG: 0.444	1-3 K		1-1 FC5-4 1-2f HR	2-3 K			1-2 F7		2-3 K	5 1 0 0 0 3 5												
Johnny Estrada, S (1, 2) OBP: 0.296, SLG: 0.360	4-0 WP BB		1 SAFE 0-1 F7	0-0 G4-3			2-2 F9		1-2 G6-3	4 1 0 0 1 0 3												
Adam LaRoche, L (1, 3) OBP: 0.364, SLG: 0.448	4-1 2B BB		1-1 1-H HR		3-1 G4-3		1-1 F9			3 2 1 2 1 0 0												
Brian Jordan, R (1, 7) OBP: 0.243, SLG: 0.294	0-1 2B		1-2 F8		0-0 F8			3-2 G5-3		4 0 1 3 0 0 0												
Raul Mondesi, R (1, 9) OBP: 0.200, SLG: 0.412		1-0 P4		3-2 HR	1-0 G1-3			0-0 HR		4 2 2 2 0 0 0												
Horacio Ramirez, L (1, 1) OBP: 0.200, SLG: 0.200 Jorge Sosa, R (6, 1) Wilson Betemit, S (8, PH) (8, 6)		3-2 FC4-6 1B		0-1 G6-3		0-1 G4-3		1-1 F7		3 0 1 0 0 0 0 0 0 0 0 0 0 0 1 0 0 0 0 0 0												
Inning Stats	R: 4 E: 0 K: 1 S: 11	H: 1 LOB: 1 BB: 4 P: 31	R: 0 E: 0 K: 0 S: 8	H: 1 LOB: 1 BB: 0 P: 12	R: 2 E: 0 K: 0 S: 11	H: 1 LOB: 0 BB: 1 P: 18	R: 2 E: 0 K: 1 S: 18	H: 3 LOB: 2 BB: 1 P: 30	R: 0 E: 0 K: 0 S: 4	H: 0 LOB: 0 BB: 0 P: 8	R: 1 E: 0 K: 0 S: 8	H: 1 LOB: 0 BB: 0 P: 11	R: 0 E: 0 K: 0 S: 9	H: 0 LOB: 0 BB: 0 P: 13	R: 2 E: 0 K: 0 S: 10	H: 2 LOB: 0 BB: 0 P: 18	R: 0 E: 0 K: 1 S: 7	H: 0 LOB: 0 BB: 0 P: 11	1B: 2 2B: 2 3B: 0 HR: 5	SF: 0 SAC: 0 DP: 0 HBP: 0	WP: 1 PB: 0 SB: 2 CS: 0	PA: 41
PITCHER	IP WLS BF H R ER SO BB IBB HBP BLK WP HR S P ERA WHIP																					
Gavin Floyd, R (1, 1) ERA: 7.84	3.1 L 19 5 8 8 1 5 0 0 0 1 2 37 71 21.60 3.000																					
Pedro Liriano, R (4, 1) ERA: 7.71	2.2 11 2 1 1 1 1 0 0 0 0 1 23 39 3.38 1.125																					
Aaron Fultz, L (7, 1) ERA: 4.5	2.0 8 2 2 2 0 0 0 0 0 0 2 19 31 9.00 1.000																					
Billy Wagner, L (9, 1) ERA:	1.0 3 0 0 0 0 1 0 0 0 0 0 7 11 0.00 0.000																					

Atlanta Braves @ Philadelphia Phillies
Citizens Bank Park, Philadelphia, PA

Fri Apr 15 2005, 7:05 PM EDT
Att. 31,408 - Clear - 55 F

livebaseballscorecards.com

AB 35
R 11
H 9
RBI 10
BB 6
SO 3
LOB 12



Batter	1	2	3	4	5	6	7	8	9	AB R H RBI BB SO LOB	TOP		
Rafael Furcal, S (1, 6) OBP: 0.255, SLG: 0.429	0-0 B3			0-1 P6		0-0 10 CS 1B		0-1 G3-1		4 0 1 0 0 0 0			
Marcus Giles, R (1, 4) OBP: 0.353, SLG: 0.231	1-0 G4-3			0-0 G1-3		0-3 K		0-0 F9		4 0 0 0 0 1 1			
10 Chipper Jones, S (1, 5) OBP: 0.469, SLG: 0.690	2-1 F7			2-2 G5-3		3-2 1-2 2B		3-2 WP 1B 1B		4 0 2 0 0 0 0			
Andruw Jones, R (1, 8) OBP: 0.333, SLG: 0.400			0-1 G5-3		2-2 G4-3	0-1 G6-3		2-2 F7		4 0 0 0 0 0 2			
Johnny Estrada, S (1, 2) OBP: 0.290, SLG: 0.379			3-2 F9		0-0 G3 1B 2B		0-1 F7		1-1 F8	4 1 1 0 0 0 1			
Adam LaRoche, L (1, 3) OBP: 0.361, SLG: 0.438 Julio Franco, R (9, PH) OBP: 0.429, SLG: 0.500 Wilson Betemit, S (9, PR)			0-3 K		0-0 G3		1-0 1B		0-2 1-2 1B	3 0 1 0 0 1 1 1 0 1 0 0 0 0 0 0 0 0 0 0 0			
Brian Jordan, R (1, 7) OBP: 0.244, SLG: 0.289			2-0 F8		0-0 1B 1B		1-0 L8		2-2 L4	4 0 1 1 0 0 3			
Raul Mondesi, R (1, 9) OBP: 0.237, SLG: 0.432			0-0 29 CS 1B		1-0 1-2 1B		0-2 G4-3		1-2 2-3	3 0 2 0 0 0 1			
29 John Smoltz, R (1, 1) 4 Pete Orr, L (8, PH) OBP: 0.314, SLG: 0.364 Chris Reitsma, R (8, 1)			0-2 G6-3		1-1 G6-3		1-1 F8			2 0 0 0 0 0 3 1 0 0 0 0 0 0 0 0 0 0 0 0 0			
Inning Stats	R: 0 H: 0 E: 0 LOB: 0 K: 0 BB: 0 S: 4 P: 7	R: 0 H: 0 E: 0 LOB: 0 K: 1 BB: 0 S: 9 P: 12	R: 0 H: 1 E: 0 LOB: 0 K: 0 BB: 0 S: 5 P: 7	R: 0 H: 0 E: 0 LOB: 0 K: 0 BB: 0 S: 6 P: 8	R: 1 H: 3 E: 0 LOB: 2 K: 0 BB: 0 S: 9 P: 13	R: 0 H: 2 E: 0 LOB: 1 K: 1 BB: 0 S: 10 P: 13	R: 0 H: 1 E: 0 LOB: 1 K: 0 BB: 0 S: 7 P: 9	R: 0 H: 0 E: 0 LOB: 0 K: 0 BB: 0 S: 5 P: 6	R: 0 H: 2 E: 0 LOB: 2 K: 0 BB: 0 S: 16 P: 24	1B: 7 SF: 0 2B: 2 SAC: 0 3B: 0 DP: 0 HR: 0 HBP: 0	WP: 1 PA: 34 PB: 0 SB: 0 CS: 2		
PITCHER	IP WLS BF H R ER SO BB IBB HBP BLK WP HR S P ERA WHIP											PITCHER	IP WLS BF H R ER SO BB IBB HBP BLK WP HR S P ERA WHIP
21 Jon Lieber, R (1, 1) ERA: 2.49	8.0 W 29 7 1 1 2 0 0 0 0 0 0 0 55 75 1.12 0.875												
Billy Wagner, L (9, 1) ERA:	1.0 S 5 2 0 0 0 0 0 0 0 0 1 0 16 24 0.00 2.000												

Atlanta Braves @ Philadelphia Phillies
Citizens Bank Park, Philadelphia, PA

Sat Apr 16 2005, 4:05 PM EDT
Att. 36,820 - Sunny - 59 F

AB	34
R	1
H	9
RBI	1
BB	0
SO	2
LOB	12



Batter	1	2	3	4	5	6	7	8	9	AB	R	H	RBI	BB	SO	LOB
11 Jimmy Rollins, S OBP: 0.392, SLG: 0.422	1-1 G3		0-0 1B			0-0 HR	1-0 G3-1			4	1	2	1	0	0	0
Kenny Lofton, L OBP: 0.467, SLG: 0.630	2-2 1B		2-3 K			4-2 26 BB 1B BB		0-1 FC3-8 1B		3	1	2	0	1	1	1
Bobby Abreu, L OBP: 0.346, SLG: 0.438	3-2 E6 G4-6-3				0-1 P6	4-1 26 E 26 1B BB		0-0 FC3-6		3	0	0	0	1	0	2
Jim Thome, L OBP: 0.388, SLG: 0.359	1-0 G4-6-3				4-2 26 BB 2B	0-3 K		0-0 F8		3	0	0	0	1	1	5
Pat Burrell, R OBP: 0.412, SLG: 0.711			2-3 K		1-0 P4	0-2 F3		3-3 K		4	0	0	0	0	2	4
26 Chase Utley, L OBP: 0.318, SLG: 0.524			1-2 L3		1-2 2B	0-0 E9 1B		1-2 K		3	0	2	1	0	0	0
David Bell, R OBP: 0.234, SLG: 0.186			0-2 L8			1-2 G6-3		0-1 G6-3		3	0	0	0	0	0	2
Todd Pratt, R OBP: 0.250, SLG: 0.143			1-2 G5-3			2-2 F9		1-2 G6-3		3	0	0	0	0	0	0
21 Jon Lieber, L Billy Wagner, L			3-2 G4-3			0-0 P6		1-3 K		3	0	0	0	0	1	0
										0	0	0	0	0	0	0

Inning Stats	R: 0	H: 1	E: 1	K: 0	S: 10	R: 0	H: 0	E: 0	K: 1	S: 11	R: 0	H: 1	E: 0	K: 1	S: 10	R: 0	H: 1	E: 0	K: 0	S: 11	R: 0	H: 0	E: 0	K: 0	S: 8	R: 2	H: 2	E: 1	K: 1	S: 14	R: 0	H: 0	E: 0	K: 1	S: 7	R: 0	H: 1	E: 0	K: 1	S: 7			
	LOB: 1	BB: 0	P: 17			LOB: 0	BB: 0	P: 14			LOB: 1	BB: 0	P: 16			LOB: 0	BB: 0	P: 11			LOB: 2	BB: 1	P: 17			LOB: 0	BB: 0	P: 11			LOB: 2	BB: 2	P: 22			LOB: 0	BB: 0	P: 10			LOB: 1	BB: 0	P: 10
PITCHER	IP	WLS	BF	H	R	ER	SO	BB	IBB	HBP	BLK	WP	HR	S	P	ERA	WHIP																										
29 John Smoltz, R ERA: 5.63	(1, 1)	7.0	L	28	5	2	2	4	3	0	0	0	0	1	71	107	2.57	1.143																									
Chris Reitsma, R ERA: 1.5	(8, 1)	1.0		4	1	0	0	1	0	0	0	0	0	7	10	0.00	1.000																										

BOTTOM

Atlanta Braves @ Philadelphia Phillies
Citizens Bank Park, Philadelphia, PA

Sat Apr 16 2005, 4:05 PM EDT
Att. 36,820 - Sunny - 59 F

livebaseballscorecards.com

AB	29
R	2
H	6
RBI	2
BB	3
SO	5
LOB	14

WP: 0 PA: 32
PB: 0
SB: 2
CS: 0



Batter	1	2	3	4	5	6	7	8	9	10	AB R H RBI BB SO LOB	TOP												
Rafael Furcal, S OBP: 0.236, SLG: 0.396 (1, 6)	2-1 G1-3			0-0 G5-3		0-0 F7			1-0 G6-3		4 0 0 0 0 0 0													
Marcus Giles, R OBP: 0.381, SLG: 0.412 (1, 4)	1-2 G6-3			0-0 2B		1-2 G5-3			0-0 2B		4 0 2 0 0 0 0													
10 Chipper Jones, S OBP: 0.434, SLG: 0.630 (1, 5)	2-0 G3-1			2-2 G6-3		3-1 F7			1-3 2-3		4 0 0 0 0 1 2													
Andrew Jones, R OBP: 0.308, SLG: 0.364 (1, 8)			1-2 F9	0-0 G5-3		1-1 F9			2-2 G5-3		4 0 0 0 0 0 2													
Adam LaRoche, L OBP: 0.350, SLG: 0.417 4 Pete Orr, L OBP: 0.314, SLG: 0.364 Julio Franco, R OBP: 0.429, SLG: 0.500 (1, 3)			2-0 F7		3-2 F7		2-0 G4-3		0-1 1B SF7 1B		4 0 1 0 0 0 0 0 1 0 0 0 0 0 0 0 0 0 0 0 0													
Brian Jordan, R OBP: 0.244, SLG: 0.286 (1, 7)			0-2 G1-3		0-2 F9			0-0 F9		1 SAFE 1 SAFE 1-2	4 0 1 0 0 0 0													
Raul Mondesi, R OBP: 0.238, SLG: 0.425 (1, 9)			0-0 L8		2-2 1B			0-3 K		3-2 3-H SF7	3 0 1 1 0 1 0													
Eddie Pérez, R OBP: 0.167, SLG: 0.222 Johnny Estrada, S OBP: 0.303, SLG: 0.387 (1, 2)			2-3 K		0-3 K			1-0 2B 1B		1 SAFE 0-2	2 0 0 0 0 2 1 2 0 1 0 0 0 1													
Mike Hampton, R OBP: 0.500, SLG: 0.625 Dan Kolb, R OBP: 0.387 Kevin Gryboski, R (10, 1)			0-3 K		2-3 K			0-0 2B		1-3	3 0 1 0 0 2 0 1 0 0 0 0 1 1 0 0 0 0 0 0 0													
Inning Stats	R: 0 E: 0 K: 0 S: 6	H: 0 LOB: 0 BB: 0 P: 11	R: 0 E: 0 K: 0 S: 7	H: 0 LOB: 0 BB: 0 P: 10	R: 0 E: 0 K: 2 S: 8	H: 0 LOB: 0 BB: 0 P: 10	R: 0 E: 0 K: 1 S: 15	H: 1 LOB: 1 BB: 0 P: 20	R: 0 E: 0 K: 1 S: 7	H: 0 LOB: 0 BB: 0 P: 10	R: 0 E: 0 K: 0 S: 5	H: 0 LOB: 0 BB: 0 P: 11	R: 0 E: 0 K: 1 S: 6	H: 2 LOB: 2 BB: 0 P: 7	R: 0 E: 0 K: 1 S: 8	H: 1 LOB: 1 BB: 0 P: 12	R: 1 E: 0 K: 1 S: 18	H: 2 LOB: 1 BB: 0 P: 23	1B: 4 2B: 3 3B: 0 HR: 0	SF: 1 SAC: 0 DP: 0 HBP: 0	WP: 0 PB: 0 SB: 1 CS: 0	PA: 36		
PITCHER	IP WLS BF H R ER SO BB IBB HBP BLK WP HR S P ERA WHIP																							
39 Brett Myers, R ERA: 0.44 Billy Wagner, L ERA: 63 Ryan Madson, R ERA: 6.0	(1, 1) (9, 1) (10, 1)	8.0 4 27 1 0 0 5 0 0 0 0 0 0 18 87 0.00 2.000																						

Atlanta Braves @ Philadelphia Phillies
Citizens Bank Park, Philadelphia, PA
Sun Apr 17 2005, 8:05 PM EDT
Att. 32,008 - Partly Cloudy - 69 F

livebaseballscorecards.com

AB 35
R 1
H 7
RBI 1
BB 0
SO 7
LOB 7



Batter	1	2	3	4	5	6	7	8	9	10	AB R H RBI BB SO LOB
11 Jimmy Rollins, S (1, 6) OBP: 0.375, SLG: 0.400	F8		FC5-4			F7		G5-3		1B	5 0 1 0 0 0 1
Placido Polanco, R (1, 4) OBP: 0.324, SLG: 0.233	G5-3			G1-3		1B		G5-3	G5-3	1B	5 0 2 1 0 0 0
Bobby Abreu, L (1, 9) OBP: 0.339, SLG: 0.423	G4-3			G4-3		F7		26 FC5 WP	1B		4 0 1 0 0 0 1
Pat Burrell, R (1, 7) OBP: 0.400, SLG: 0.667		P3					P6		F8		3 0 0 0 1 0 1
Jim Thome, L (1, 3) OBP: 0.377, SLG: 0.333		P5		G3			F8		1B		3 0 0 0 1 0 1
Jason Michaels, R (1, 8) OBP: 0.500, SLG: 0.412 26 Chase Utley, L (9, PH) OBP: 0.304, SLG: 0.500 63 Ryan Madson, L (10, 1)		K				G4-3		2B	FC5		3 0 1 0 0 1 0 1 0 0 0 0 0 2 0 0 0 0 0 0 0
David Bell, R (1, 5) OBP: 0.255, SLG: 0.196 Tomas Perez, S (10, PR) OBP: 0.250, SLG: 0.250						G1-3		G6-3		SH	3 0 1 0 1 0 1 0 1 0 0 0 0 0
Mike Lieberthal, R (1, 2) OBP: 0.289, SLG: 0.257						G6-3		G6-3		SH	3 1 0 0 1 0 1
39 Brett Myers, R (1, 1) Jose Offerman, S (8, PH) OBP: 0.375, SLG: 0.167 Billy Wagner, L (9, 1) Kenny Lofton, L (10, 8) OBP: 0.467, SLG: 0.630						G6-3		F8		SH	1 0 0 0 1 0 0 1 0 0 0 0 0 0 0 0 0 0 0 0 0 0 0 0 0 0 0 0

Inning Stats	R: 0	H: 0	E: 0	K: 0	S: 6	R: 0	H: 0	E: 0	K: 1	S: 5	R: 0	H: 1	E: 0	K: 0	S: 6	R: 0	H: 0	E: 0	K: 0	S: 5	R: 0	H: 1	E: 0	K: 0	S: 14	R: 0	H: 1	E: 0	K: 0	S: 10	R: 0	H: 0	E: 0	K: 0	S: 5	R: 0	H: 1	E: 0	K: 0	S: 11	R: 2	H: 2	E: 1	K: 0	S: 8	1B: 5	SF: 0	2B: 1	SAC: 1	3B: 0	DP: 1	HR: 0	HBP: 0	WP: 1	PA: 38
	0	0	0	0	6	0	0	0	1	5	0	1	0	0	6	0	0	0	0	0	5	0	1	0	0	14	0	1	0	0	10	0	0	0	0	5	0	1	0	11	2	2	1	0	8	5	0	1	1	0	0	1	38		

PITCHER	IP	WLS	BF	H	R	ER	SO	BB	IBB	HBP	BLK	WP	HR	S	P	ERA	WHIP
Mike Hampton, L (1, 1) ERA: 0.82	8.0		28	3	0	0	1	2	0	0	0	0	0	57	100	0.00	0.625
Dan Kolb, R (9, 1) ERA: 10.8	1.0	L	9	2	2	2	0	2	1	0	0	1	0	17	37	18.00	4.000
Kevin Gryboski, R (10, 1) ERA: 2.45	0.0		1	1	0	0	0	0	0	0	0	0	0	2	4	∞	∞

BOTTOM

Atlanta Braves @ Philadelphia Phillies
Citizens Bank Park, Philadelphia, PA

Sun Apr 17 2005, 8:05 PM EDT
Att. 32,008 - Partly Cloudy - 69 F

livebaseballscorecards.com

AB	32
R	2
H	6
RBI	1
BB	5
SO	1
LOB	8



Batter	1	2	3	4	5	6	7	8	9	10	11	12	AB	R	H	RBI	BB	SO	LOB	TOP																								
Rafael Furcal, S OBP: 0.217, SLG: 0.362 (1, 6)	G6-3			G4-3		G4-3		G3			K		5	0	0	0	0	1	1																									
Marcus Giles, R OBP: 0.385, SLG: 0.455 (1, 4)	K			G1-3			10 2B	K			2B		5	0	2	0	0	2	1																									
10 Chipper Jones, S OBP: 0.466, SLG: 0.680 (1, 5)	K			1B			2B				IBB		4	0	3	0	1	1	0																									
Andruw Jones, R OBP: 0.291, SLG: 0.327 (1, 8)		K		K			G3			2B	P4		5	0	0	0	0	3	6																									
Johnny Estrada, S OBP: 0.316, SLG: 0.371 (1, 2)			G6-4-3		G3-1		FC6-4			K		G4-3		4	0	1	0	1	1	3																								
Julio Franco, R OBP: 0.316, SLG: 0.368 (1, 3)	G6-4-3			1B		G4-3		K					5	0	0	0	0	1	5																									
Brian Jordan, R OBP: 0.245, SLG: 0.283 4 Pete Orr, L OBP: 0.314, SLG: 0.364 Ryan Langerhans, L OBP: 0.364, SLG: 0.600 (1, 7)			F8		K		FC6-4						4	0	1	0	0	1	3																									
Raul Mondesi, R OBP: 0.234, SLG: 0.400 (1, 9)				P6						G4-6-3		HR	0	0	0	0	0	0	0																									
15 Tim Hudson, R OBP: 0.143, SLG: 0.143 Adam LaRoche, L OBP: 0.341, SLG: 0.405 Chris Reitsma, R OBP: 0.314, SLG: 0.405 Jorge Sosa, R OBP: 0.364, SLG: 0.600 Wilson Betemit, S OBP: 0.364, SLG: 0.600 Dan Kolb, R OBP: 0.364, SLG: 0.600 (1, 1)				F8		K		15 SH3				K	5	0	1	0	0	3	1																									
				F8		K		SH3			G4-6-3		2	0	0	0	0	1	0																									
Inning Stats	R: 0 E: 0 K: 2 S: 8	H: 0 LOB: 0 BB: 0 P: 14	R: 0 E: 0 K: 1 S: 8	H: 1 LOB: 0 BB: 0 P: 13	R: 0 E: 0 K: 1 S: 6	H: 0 LOB: 0 BB: 0 P: 9	R: 0 E: 0 K: 1 S: 10	H: 1 LOB: 1 BB: 0 P: 17	R: 0 E: 0 K: 2 S: 6	H: 0 LOB: 0 BB: 0 P: 13	R: 0 E: 0 K: 1 S: 13	H: 2 LOB: 3 BB: 1 P: 23	R: 0 E: 0 K: 1 S: 13	H: 1 LOB: 1 BB: 0 P: 19	R: 0 E: 0 K: 2 S: 10	H: 1 LOB: 1 BB: 0 P: 14	R: 0 E: 0 K: 1 S: 6	H: 1 LOB: 1 BB: 0 P: 10	R: 0 E: 0 K: 1 S: 8	H: 1 LOB: 2 BB: 1 P: 15	R: 1 E: 0 K: 1 S: 8	H: 1 LOB: 0 BB: 0 P: 10	1B: 5 2B: 3 3B: 0 HR: 1	SF: 0 SAC: 1 DP: 2 HBP: 0	WP: 0 PB: 0 SB: 0 CS: 0	PA: 45																		
PITCHER	IP	WLS	BF	H	R	ER	SO	BB	IBB	HBP	BLK	WP	HR	S	P	ERA	WHIP																											
Roger Clemens, R ERA: 0.43 (1, 1)	7.0		26	5	0	0	8	0	0	0	0	0	0	65	106	0.00	0.714																											
54 Brad Lidge, R ERA: (8, 1)	2.0		7	1	0	0	3	0	0	0	0	0	0	19	27	0.00	0.500																											
Chad Qualls, R ERA: 2.08 (10, 1)	1.0		3	1	0	0	1	0	0	0	0	0	0	6	10	0.00	1.000																											
Dan Wheeler, R ERA: 2.7 (11, 1)	2.0	L	9	2	1	1	2	0	1	0	0	0	1	16	25	4.50	1.000																											

Atlanta Braves @ Houston Astros
Minute Maid Park, Houston, TX
Mon Apr 18 2005, 7:05 PM CDT
Att. 31,672 - Cloudy - 72 F

livebaseballscorecards.com

AB 42
R 1
H 9
RBI 1
BB 2
SO 14
LOB 21



Batter	1	2	3	4	5	6	7	8	9	10	11	12	AB	R	H	RBI	BB	SO	LOB
28 Adam Everett, R OBP: 0.269, SLG: 0.227	1-2 CS 1B			0-0 L5		1-2 F7			0-1 SH1-4		1-3 K		4	0	1	0	0	1	0
Craig Biggio, R OBP: 0.360, SLG: 0.522	1-3 SAFE SAFE K			1-1 G5-3			1-1 F8		1-2 G5-3		1-2 P5		5	0	0	0	0	1	3
5 Jeff Bagwell, R OBP: 0.340, SLG: 0.422	1-0 F8			2-3 K			1-2 G6-3		2-3 K		2-3 K		5	0	0	0	0	3	2
Morgan Ensberg, R OBP: 0.400, SLG: 0.462		2-3 K			1-2 G1-3								2	0	0	0	1	1	0
Chad Qualls, R													0	0	0	0	0	0	0
Orlando Palmeiro, L OBP: 0.556, SLG: 1.000													1	0	1	0	0	0	0
Raul Chavez, R OBP: 0.308, SLG: 0.462													1	0	0	0	0	0	0
16 Jason Lane, R OBP: 0.346, SLG: 0.720	1-3 K			2-2 S 1B			0-1 F8						4	0	2	0	1	1	1
Luke Scott, L OBP: 0.294, SLG: 0.267	2-1 G1-3			3-3 SAFE SAFE K				2-2 F9					4	0	0	0	1	2	2
Brad Ausmus, R OBP: 0.212, SLG: 0.167				1-2 K				0-1 G4-6-3 1B					3	0	1	0	0	1	1
Jose Vizcaino, S OBP: 0.455, SLG: 0.700													2	0	0	0	0	0	4
Willy Taveras, R OBP: 0.341, SLG: 0.359				2-1 G5-3				0-0 G4-6-3					4	0	0	0	0	1	4
Roger Clemens, R 54 Brad Lidge, R				2-3 K				0-0 G1-3					2	0	0	0	0	1	0
Mike Lamb, L													0	0	0	0	0	0	0
4 Eric Bruntlett, R													1	0	1	0	0	0	0
Dan Wheeler, R													1	0	0	0	0	0	3
													0	0	0	0	0	0	0


Inning Stats	R: 0	H: 1	E: 0	LOB: 0	K: 1	S: 9	R: 0	H: 0	E: 0	LOB: 0	K: 2	S: 10	R: 0	H: 0	E: 0	LOB: 0	K: 1	S: 7	R: 0	H: 0	E: 0	LOB: 0	K: 1	S: 6	R: 0	H: 0	E: 0	LOB: 1	K: 2	S: 13	R: 0	H: 1	E: 0	LOB: 0	K: 1	S: 7	R: 0	H: 0	E: 0	LOB: 1	K: 0	S: 9	R: 0	H: 1	E: 0	LOB: 0	K: 0	S: 6	R: 0	H: 1	E: 0	LOB: 2	K: 1	S: 10	R: 0	H: 2	E: 0	LOB: 3	K: 2	S: 14	R: 0	H: 0	E: 0	LOB: 0	K: 2	S: 18	R: 0	H: 0	E: 0	LOB: 1	K: 1	S: 13	1B: 4	2B: 3	3B: 0	HR: 0	SF: 0	SAC: 1	DP: 2	HBP: 0	WP: 0	PA: 43
--------------	------	------	------	--------	------	------	------	------	------	--------	------	-------	------	------	------	--------	------	------	------	------	------	--------	------	------	------	------	------	--------	------	-------	------	------	------	--------	------	------	------	------	------	--------	------	------	------	------	------	--------	------	------	------	------	------	--------	------	-------	------	------	------	--------	------	-------	------	------	------	--------	------	-------	------	------	------	--------	------	-------	-------	-------	-------	-------	-------	--------	-------	--------	-------	--------

PITCHER	IP	WLS	BF	H	R	ER	SO	BB	IBB	HBP	BLK	WP	HR	S	P	ERA	WHIP
15 Tim Hudson, R ERA: 0.82	9.0		30	4	0	0	9	1	0	0	0	0	0	77	114	0.00	0.556
Chris Reitsma, R ERA: 1.29	1.0		6	2	0	0	0	0	1	0	0	0	0	10	15	0.00	2.000
Jorge Sosa, R ERA: 2.25	1.0	W	3	0	0	0	2	0	0	0	0	0	0	14	18	0.00	0.000
Dan Kolb, R ERA: 9.0	1.0	S	4	0	0	0	1	1	0	0	0	0	0	13	22	0.00	1.000

Atlanta Braves @ Houston Astros
Minute Maid Park, Houston, TX
Mon Apr 18 2005, 7:05 PM CDT
Att: 31,672 - Cloudy - 72 F

livebaseballscorecards.com

AB 39
R 0
H 6
RBI 0
BB 3
SO 12
LOB 20



Batter	1	2	3	4	5	6	7	8	9	AB R H RBI BB SO LOB	TOP		
Rafael Furcal, S (1, 6) OBP: 0.215, SLG: 0.349	1-0 		1-2 		0-1 		1-3 		0-2 	5 0 1 0 0 2 2			
Marcus Giles, R (1, 4) OBP: 0.400, SLG: 0.462	0-1 		1-3 			0-2 		1-1 		4 1 2 0 0 1 1			
10 Chipper Jones, S (1, 5) OBP: 0.484, SLG: 0.755	4-2 		3-3 			3-2 		1-1 		3 1 2 2 1 1 1			
Johnny Estrada, S (1, 2) OBP: 0.310, SLG: 0.342 4 Pete Orr, L (8, PR) OBP: 0.314, SLG: 0.364 Eddie Pérez, R (8, 2) OBP: 0.167, SLG: 0.222	2-1 			0-0 		3-2 		4-1 		3 0 0 0 1 0 1 0 0 0 0 0 0 0 0 0 0 0 0 0 0			
Adam LaRoche, L (1, 3) OBP: 0.311, SLG: 0.366		1-2 		0-0 		3-3 		0-3 		4 0 0 0 0 2 3			
Brian Jordan, R (1, 7) OBP: 0.264, SLG: 0.300		2-1 		1-1 		0-0 		0-1 		4 1 2 0 0 0 3			
Andruw Jones, R (1, 8) OBP: 0.262, SLG: 0.302		0-3 			1-3 		0-3 		1-1 	4 0 0 0 0 3 2			
Raul Mondesi, R (1, 9) OBP: 0.260, SLG: 0.458 Jorge Sosa, R (7, 1) Roman Colon, R (8, 1) Julio Franco, R (9, PH) OBP: 0.300, SLG: 0.350		0-1 			3-2 		0-0 		1-3 	3 0 2 1 0 0 0 0 0 0 0 0 0 0 0 0 0 0 0 0 0 1 0 0 0 0 1 0			
John Thomson, R (1, 1) Ryan Langerhans, L (7, PH) OBP: 0.385, SLG: 0.545 (7, 9)		1-3 			0-0 		0-1 		4-0 	1 0 0 0 0 1 1 1 0 0 0 1 0 0			
Inning Stats	R: 0 E: 0 K: 0 S: 7 H: 0 LOB: 1 BB: 1 P: 14	R: 1 E: 0 K: 2 S: 13 H: 2 LOB: 1 BB: 0 P: 17	R: 0 E: 0 K: 2 S: 11 H: 1 LOB: 0 BB: 0 P: 16	R: 0 E: 0 K: 0 S: 4 H: 0 LOB: 0 BB: 0 P: 5	R: 0 E: 0 K: 1 S: 11 H: 1 LOB: 1 BB: 0 P: 15	R: 2 E: 0 K: 2 S: 18 H: 3 LOB: 1 BB: 0 P: 27	R: 0 E: 0 K: 1 S: 6 H: 0 LOB: 0 BB: 0 P: 7	R: 0 E: 0 K: 1 S: 10 H: 2 LOB: 3 BB: 1 P: 16	R: 0 E: 0 K: 2 S: 9 H: 0 LOB: 1 BB: 1 P: 15	1B: 6 2B: 1 3B: 1 HR: 1 SF: 0 SAC: 1 DP: 1 HBP: 0	WP: 0 PB: 0 SB: 0 CS: 1 PA: 37		
PITCHER	IP WLS BF H R ER SO BB IBB HBP BLK WP HR S P ERA WHIP											PITCHER	IP WLS BF H R ER SO BB IBB HBP BLK WP HR S P ERA WHIP
41 Brandon Backe, R (1, 1) ERA: 3.93	7.0 W 28 7 3 3 8 1 0 0 0 0 1 70 101 3.86 1.143												
Dan Wheeler, R (8, 1) ERA: 2.7	0.0 1 1 0 0 0 0 0 0 0 0 0 2 3 ∞ ∞												
John Franco, L (8, 1) ERA:	0.1 H 3 1 0 0 1 1 0 0 0 0 0 6 11 0.00 6.000												
Russ Springer, R (8, 1) ERA: 5.06	0.2 H 1 0 0 0 0 0 0 0 0 0 0 2 2 0.00 0.000												
54 Brad Lidge, R (9, 1) ERA:	1.0 S 4 0 0 0 2 1 0 0 0 0 0 9 15 0.00 1.000												

Atlanta Braves @ Houston Astros
Minute Maid Park, Houston, TX
Tue Apr 19 2005, 7:05 PM CDT
Att. 32,146 - Cloudy - 75 F

livebaseballscores.com

AB	33
R	3
H	9
RBI	3
BB	3
SO	11
LOB	14



Batter	1	2	3	4	5	6	7	8	9	AB	R	H	RBI	BB	SO	LOB
28 Adam Everett, R OBP: 0.286, SLG: 0.255 (1, 6)	0-1 F8		4-1 G6-3 1-2 BB		2-2 1B 2B		1-3 K			3	1	1	1	1	1	0
Craig Biggio, R OBP: 0.389, SLG: 0.520 (1, 4)	0-1 F9		2-1 G6-3 1-2f 2-3		1-0 5 2B 1B		2-1 1B			4	1	2	1	0	0	2
5 Jeff Bagwell, R OBP: 0.333, SLG: 0.429 Russ Springer, R (8, 1) 54 Brad Lidge, R (9, 1)	0-1 F9		1-1 F8		1-1 SAFE 2B		2-0 G5-3			4	0	1	1	0	0	2
16 Jason Lane, R OBP: 0.357, SLG: 0.704 (1, 9)		0-0 G6-3 1B S 1B		2-1 F9	2-2 F7			1-0 BB WP 1B		4	1	2	0	0	0	1
Morgan Ensberg, R OBP: 0.367, SLG: 0.419 (1, 5)		1-2 K		2-1 G4-3		0-0 G5-3		2-0 F9		4	0	0	0	0	1	2
Luke Scott, L OBP: 0.270, SLG: 0.242 Mike Lamb, L OBP: 0.375, SLG: 0.462 (8, PH) (9, 7)		1-1 G6-3		2-2 P4		2-0 F8		4-0 BB IBB		3	0	0	0	0	0	1
Brad Ausmus, R OBP: 0.243, SLG: 0.206 (1, 2)		0-1 FC6-4 1B		1-0 FC5-4 1B		1-0 F9		2-3 K		4	0	2	1	0	1	2
Willy Taveras, R OBP: 0.354, SLG: 0.429 (1, 8)		0-0 FC6-4		1-0 FC5-4 28 2B S			0-1 HR	1-2 2-3 BB		3	2	1	1	1	0	2
41 Brandon Backe, R OBP: 0.667, SLG: 1.000 Orlando Palmeiro, L OBP: 0.500, SLG: 0.875 Dan Wheeler, R John Franco, L Jose Vizcaino, S OBP: 0.417, SLG: 0.636 (8, 3)			0-0 G6-3 28 BB 1B		1-2 K		0-1 P6	0-0 L9		2	0	1	0	0	1	1

Inning Stats	R: 0	H: 0	E: 0	K: 0	S: 6	R: 1	H: 2	E: 0	K: 1	S: 9	R: 0	H: 1	E: 0	K: 0	S: 6	R: 3	H: 4	E: 0	K: 1	S: 15	R: 0	H: 0	E: 0	K: 0	S: 3	R: 1	H: 2	E: 0	K: 1	S: 11	R: 0	H: 1	E: 0	K: 1	S: 8		
	0	0	0	0	6	1	2	0	1	9	0	1	0	0	6	0	4	0	0	15	0	0	0	0	3	1	0	0	0	11	0	1	0	8	0	1	0

PITCHER	IP	WLS	BF	H	R	ER	SO	BB	IBB	HBP	BLK	WP	HR	S	P	ERA	WHIP
John Thomson, R ERA: 4.26 (1, 1)	6.0	L	25	7	4	4	2	1	0	0	0	0	0	46	76	6.00	1.333
Jorge Sosa, R ERA: 3.0 (7, 1)	1.0		5	2	1	1	1	0	0	0	0	0	1	11	16	9.00	2.000
Roman Colon, R ERA: 5.4 (8, 1)	1.0		6	1	0	0	1	1	1	0	0	1	0	8	21	0.00	2.000


BOTTOM

Atlanta Braves @ Houston Astros
Minute Maid Park, Houston, TX

Tue Apr 19 2005, 7:05 PM CDT
Att: 32,146 - Cloudy - 75 F

AB	33
R	5
H	10
RBI	5
BB	3
SO	4
LOB	16

livebaseballscores.com



1B:	7	SF:	0	WP:	1	PA:	36
2B:	2	SAC:	0	PB:	0		
3B:	0	DP:	1	SB:	2		
HR:	1	HBP:	0	CS:	0		

Batter	1	2	3	4	5	6	7	8	9	AB R H RBI BB SO LOB	TOP
Rafael Furcal, S (1, 6) OBP: 0.261, SLG: 0.379	2-2 G6-3 1B		1-1 1B		4-1 CS BB			1-2 1B		3 0 3 0 1 0 0	<p>Atlanta Braves @ Washington Nationals</p> <p>Robert F. Kennedy Memorial Stadium, Washington, DC</p> <p>Wed Apr 20 2005, 7:05 PM EDT</p> <p>Att. 27,374 - Clear - 76 F</p>
Marcus Giles, R (1, 4) OBP: 0.382, SLG: 0.414	4-1 10 G6-3 BB		0-1 F8		2-1 CS	0-0 G4-3		2-1 F9		3 0 0 0 1 0 2	
10 Chipper Jones, S (1, 5) OBP: 0.470, SLG: 0.719	3-1 G6-3			0-0 F7		2-1 L7		0-0 FC3-6 1B		4 0 1 0 0 0 2	
Johnny Estrada, S (1, 2) OBP: 0.283, SLG: 0.310 4 Pete Orr, L (9, PR) OBP: 0.314, SLG: 0.364	3-2 F7			1-2 G6-3		0-0 G3-1		0-0 FC3-6 BB		4 0 0 0 0 0 2 0 0 0 0 0 0 0	
Adam LaRoche, L (1, 3) OBP: 0.347, SLG: 0.357 Wilson Betemit, S (9, PR)		2-1 P5		4-2 1B BB		4-0 G6-4-3 BB		4-2 1B BB		1 0 0 0 3 0 0 0 0 0 0 0 0 0	
Brian Jordan, R (1, 7) OBP: 0.263, SLG: 0.296		0-1 G4-3		3-2 FC5-4 1B		3-3 K		2-3 K		4 0 1 0 0 2 3	
Andruw Jones, R (1, 8) OBP: 0.246, SLG: 0.281		2-2 F8		2-2 FC5-4		0-0 G6-4-3		1-3 K		4 0 0 0 0 1 5	
Raul Mondesi, R (1, 9) OBP: 0.245, SLG: 0.431			0-1 F8		0-0 F7		3-3 K			3 0 0 0 0 1 0	
Horacio Ramirez, L (1, 1) OBP: 0.143, SLG: 0.143 Kevin Gryboski, R (7, 1)			1-0 L7		0-2 G4-3		2-2 G6-3			2 0 0 0 0 0 0 0 0 0 0 0 0 0 1 0 0 0 0 0 0 0 0 0 0 0 0 0	
Julio Franco, R (8, PH) OBP: 0.286, SLG: 0.333 Adam Bernero, R (8, 1)											
Inning Stats	R: 0 H: 1 E: 0 LOB: 1 K: 0 BB: 1 S: 9 P: 21	R: 0 H: 0 E: 0 LOB: 0 K: 0 BB: 0 S: 7 P: 11	R: 0 H: 1 E: 0 LOB: 1 K: 0 BB: 0 S: 7 P: 9	R: 0 H: 1 E: 0 LOB: 2 K: 0 BB: 1 S: 13 P: 23	R: 0 H: 0 E: 0 LOB: 0 K: 0 BB: 1 S: 6 P: 12	R: 0 H: 0 E: 0 LOB: 0 K: 1 BB: 1 S: 4 P: 6	R: 0 H: 0 E: 0 LOB: 0 K: 1 BB: 1 S: 4 P: 11	R: 0 H: 1 E: 0 LOB: 1 K: 1 BB: 0 S: 12 P: 20	R: 0 H: 1 E: 0 LOB: 2 K: 2 BB: 1 S: 12 P: 19	1B: 5 SF: 0 2B: 0 SAC: 0 3B: 0 DP: 2 HR: 0 HBP: 0	WP: 0 PA: 35 PB: 0 SB: 1 CS: 1
PITCHER	IP WLS BF H R ER SO BB IBB HBP BLK WP HR S P ERA WHIP										
Zach Day, R (1, 1) ERA: 5.09	7.0 W 25 3 0 0 1 4 0 0 0 0 0 0 50 93 0.00 1.000										
Luis Ayala, R (8, 1) ERA: 3.48	1.0 H 4 1 0 0 1 0 0 0 0 0 0 0 12 20 0.00 1.000										
32 Chad Cordero, R (9, 1) ERA: 1.04	1.0 S 5 1 0 0 2 1 0 0 0 0 0 0 12 19 0.00 2.000										

AB	29
R	0
H	5
RBI	0
BB	5
SO	4
LOB	14



Batter	1	2	3	4	5	6	7	8	9	AB	R	H	RBI	BB	SO	LOB	BOTTOM			
Brad Wilkerson, L <small>(1, 8) OBP: 0.388, SLG: 0.508 (9, 7)</small>	1-1 G3-1		2-1 HR 1B		0-0 F9		2-1 BB 1B			4	1	2	0	0	0	0				
15 Cristian Guzman, S <small>(1, 6) OBP: 0.186, SLG: 0.182</small>	1-0 G5-3		0-0 F8 1-2		1-3 K		2-2 G5-3 1-2			4	0	0	0	0	1	2				
Jose Vidro, S <small>(1, 4) OBP: 0.381, SLG: 0.673</small>	0-0 F7		1-2 HR 2-H		3-2 G4-3		4-0 BB IBB			3	1	1	2	1	0	0				
Jose Guillen, R <small>(1, 9) OBP: 0.354, SLG: 0.639</small>		3-2 24 1B 1B	1-3 K		3-2 P4		4-1 BB 1-2 2-3			3	0	1	0	1	1	0				
Vinny Castilla, R <small>(1, 5) OBP: 0.460, SLG: 0.756</small>		0-2 L7	4-1 BB		1-0 24 E 1B		1-0 G6-3			3	0	1	0	1	0	4				
24 Nick Johnson, L <small>(1, 3) OBP: 0.419, SLG: 0.412</small>		1-1 HBP 1-3 1B	0-1 G1-3		0-1 E4 1-2		1-2 G3			4	0	1	0	0	0	2				
J.J. Davis, R <small>(1, 7) OBP: 0.263, SLG: 0.222</small> Ryan Church, L <small>(8, PH) OBP: 0.229, SLG: 0.250 (9, 8)</small>		4-2 HBP BB		1-2 F7		0-0 F9		3-3 K			2	0	0	0	1	0	2			
Brian Schneider, L <small>(1, 2) OBP: 0.314, SLG: 0.422</small>		1-1 HBP 1-2 2-3		2-2 G4-3		0-2 G4-3		2-3 K			3	0	0	0	0	1	2			
Zach Day, R <small>(1, 1) OBP: 0.200, SLG: 0.200</small> Carlos Baerga, S <small>(7, PH) OBP: 0.125, SLG: 0.125</small> Luis Ayala, R <small>(8, 1)</small> 32 Chad Cordero, R <small>(9, 1)</small>		1-2 G6-3		1-3 K		3-2 G6-3														
Inning Stats	R: 0 E: 0 K: 0 S: 4	H: 0 LOB: 0 BB: 0 P: 6	R: 0 E: 0 K: 0 S: 15	H: 2 LOB: 3 BB: 1 P: 25	R: 2 E: 0 K: 1 S: 13	H: 2 LOB: 1 BB: 1 P: 21	R: 0 E: 0 K: 1 S: 10	H: 0 LOB: 0 BB: 0 P: 14	R: 0 E: 1 K: 0 S: 10	H: 1 LOB: 2 BB: 0 P: 14	R: 0 E: 0 K: 0 S: 11	H: 1 LOB: 3 BB: 2 P: 27	R: 0 E: 0 K: 2 S: 16	H: 0 LOB: 0 BB: 0 P: 22	1B: 5 2B: 0 3B: 0 HR: 1	SF: 0 SAC: 0 DP: 0 HBP: 1	WP: 0 PB: 0 SB: 1 CS: 0	PA: 35		
PITCHER Horacio Ramirez, L <small>(1, 1) ERA: 3.78</small> Kevin Gryboski, R <small>(7, 1) ERA: 2.25</small> Adam Bernero, R <small>(8, 1) ERA: 3.0</small>	IP 6.2 0.1 1.0	WLS L 	BF 30 2 3	H 6 0 0	R 2 0 0	ER 2 0 0	SO 3 0 2	BB 2 1 0	IBB 1 0 0	HBP 1 0 0	BLK 0 0 0	WP 0 0 0	HR 1 0 0	S 69 2 16	P 112 7 22	ERA 2.70 0.00 0.00	WHIP 1.200 3.000 0.000			

Atlanta Braves @ Washington Nationals
 Robert F. Kennedy Memorial Stadium, Washington, DC

Wed Apr 20 2005, 7:05 PM EDT
 Att. 27,374 - Clear - 76 F

livebaseballscores.com

AB	30
R	2
H	6
RBI	2
BB	4
SO	5
LOB	15



Batter	1	2	3	4	5	6	7	8	9	AB R H RBI BB SO LOB	TOP													
Rafael Furcal, S (1, 6) OBP: 0.260, SLG: 0.371	1-1 P5		1-3 K			2-2 G 1B		2-1 G4-3		4 0 1 0 0 1 0														
Marcus Giles, R (1, 4) OBP: 0.395, SLG: 0.424	3-2 1B			2-0 G5-3		0-0 F8			0-2 1B 10 BB 1B	4 1 2 0 0 0 1														
10 Chipper Jones, S (1, 5) OBP: 0.457, SLG: 0.683	2-3 K			1-1 G4-3			2-1 F9		4-2 1B 1-2 E BB	3 1 0 0 1 1 1														
Johnny Estrada, S (1, 2) OBP: 0.280, SLG: 0.304 4 Pete Orr, L (9, PR) OBP: 0.314, SLG: 0.364 Dan Kolb, R (9, 1)	3-3 K			3-2 F7			0-2 G6-3		0-2 E 1-2 2-3 1B	4 0 1 0 0 1 1 0 0 0 0 0 0 0 0 0 0 0 0 0 0														
Brian Jordan, R (1, 7) OBP: 0.262, SLG: 0.281		1-2 P3			0-0 G1-3		4-2 BB BB		1-3 K	3 0 0 0 1 1 3														
Adam LaRoche, L (1, 3) OBP: 0.340, SLG: 0.333		0-1 F7			1-2 G3-1		4-1 1-2 BB		0-3 K	3 0 0 0 1 1 3														
Raul Mondesi, R (1, 9) OBP: 0.228, SLG: 0.400		2-3 K			0-0 F8		0-0 F7		2-0 E6 1-3 2-H 3-H	4 0 0 0 0 1 3														
Ryan Langerhans, L (1, 8) OBP: 0.294, SLG: 0.400 Eddie Pérez, R (9, 2) OBP: 0.167, SLG: 0.222 (9, 2)			3-2 P4			0-0 F7		0-0 P6	2-2 P5	4 0 0 0 0 0 3 0 0 0 0 0 0 0														
29 John Smoltz, R (1, 1) Julio Franco, R (8, PH) OBP: 0.273, SLG: 0.318 Chris Reitsma, R (8, 1) Andruw Jones, R (9, 8) OBP: 0.246, SLG: 0.281 (9, 8)			2-3 K			3-2 G5-3		1-1 F9		2 0 0 0 0 1 0 1 0 0 0 0 0 0 0 0 0 0 0 0 0 0 0 0 0 0 0 0														
Inning Stats	R: 0 E: 0 K: 2 S: 17	H: 1 LOB: 1 BB: 0 P: 26	R: 0 E: 0 K: 1 S: 9	H: 0 LOB: 0 BB: 0 P: 12	R: 0 E: 0 K: 2 S: 10	H: 0 LOB: 0 BB: 0 P: 16	R: 0 E: 0 K: 0 S: 6	H: 0 LOB: 0 BB: 0 P: 12	R: 0 E: 0 K: 0 S: 5	H: 0 LOB: 0 BB: 0 P: 6	R: 0 E: 0 K: 0 S: 9	H: 1 LOB: 1 BB: 0 P: 14	R: 0 E: 0 K: 0 S: 9	H: 0 LOB: 2 BB: 2 P: 19	R: 0 E: 0 K: 0 S: 5	H: 0 LOB: 0 BB: 0 P: 8	R: 2 E: 1 K: 2 S: 19	H: 2 LOB: 3 BB: 1 P: 28	1B: 4 2B: 0 3B: 0 HR: 0	SF: 0 SAC: 0 DP: 0 HBP: 0	WP: 0 PB: 0 SB: 0 CS: 0	PA: 35		
22 John Patterson, R (1, 1) ERA: 0.86 Hector Carrasco, R (8, 1) ERA: 32 Chad Cordero, R (9, 1) ERA: 0.93	IP 7.0 1.0 1.0	WLS 25 H 3 L	BF 25 3 7	H 2 2	R 0 2	ER 0 0	SO 5 0 2	BB 2 0 1	IBB 0 0 0	HBP 0 0 0	BLK 0 0 0	WP 0 0 0	HR 0 0 0	S 65 5 19	P 105 8 28	ERA 0.00 0.00 0.00	WHIP 0.571 0.000 3.000							

Atlanta Braves @ Washington Nationals
 Robert F. Kennedy Memorial Stadium, Washington, DC
 Thu Apr 21 2005, 1:05 PM EDT
 Att. 30,728 - Drizzle - 70 F

AB	32
R	2
H	4
RBI	0
BB	3
SO	7
LOB	15



Batter	1	2	3	4	5	6	7	8	9	AB R H RBI BB SO LOB
Brad Wilkerson, L (1, 8) OBP: 0.380, SLG: 0.508	3-3 K ①			3-2 SH2-4 1B 2B		1-3 K ①		2-1 P3		4 1 1 0 0 2 0
15 Cristian Guzman, S (1, 6) OBP: 0.180, SLG: 0.175 Carlos Baerga, S (9, PH) OBP: 0.111, SLG: 0.111	2-3 K ②			0-1 SH2-4 2-3		1-2 G3		1-1 L8		2 0 0 0 0 1 0 1 0 0 0 0 0 0
Jose Vidro, S (1, 4) OBP: 0.373, SLG: 0.644	2-1 L8 ③			1-2 G4-3		3-2 1B		1-3 K ②		4 0 1 0 0 1 1
Jose Cuillen, R (1, 9) OBP: 0.348, SLG: 0.615		1-0 F8 ①		0-0 1B		2-2 F8 ③		0-2 G5-3 ③		4 0 1 1 0 0 1
Terrel Sledge, L (1, 7) OBP: 0.409, SLG: 0.588		3-2 F8 ②		3-H 2-2 K ③			0-0 CS 1B			3 0 1 0 0 1 1
Vinny Castilla, R (1, 5) OBP: 0.434, SLG: 0.708		0-3 K ③			1-3 K ①		1 SAFE 2-3 K ①			3 0 0 0 0 3 1
24 Nick Johnson, L (1, 3) OBP: 0.415, SLG: 0.407			1-3 K ①		0-2 1B		1 SAFE 2-2 F8 ②			3 0 1 0 0 1 1
Brian Schneider, L (1, 2) OBP: 0.296, SLG: 0.396			1-3 K ②		0-0 F7 ②		1 SAFE 2-2 CS ③	1-2 G5-3 ①		3 0 0 0 0 1 1
22 John Patterson, R (1, 1) Hector Carrasco, R (8, 1) Ryan Church, L (8, PH) 32 Chad Cordero, R (9, 1)			1-0 G3 ③		0-0 P6 ③			1-2 P5 ②		2 0 0 0 0 0 1 0 0 0 0 0 0 0 1 0 0 0 0 0 0 0 0 0 0 0 0 0

Inning Stats	R: 0 E: 0 K: 2 S: 10	H: 0 LOB: 0 BB: 0 P: 17	R: 0 E: 0 K: 1 S: 8	H: 0 LOB: 0 BB: 0 P: 12	R: 0 E: 0 K: 2 S: 8	H: 0 LOB: 0 BB: 0 P: 11	R: 1 E: 0 K: 1 S: 14	H: 2 LOB: 1 BB: 0 P: 20	R: 0 E: 0 K: 1 S: 8	H: 1 LOB: 1 BB: 0 P: 9	R: 0 E: 0 K: 1 S: 13	H: 1 LOB: 1 BB: 0 P: 20	R: 0 E: 0 K: 1 S: 11	H: 1 LOB: 0 BB: 0 P: 16	R: 0 E: 0 K: 0 S: 8	H: 0 LOB: 0 BB: 0 P: 12	R: 0 E: 0 K: 1 S: 8	H: 0 LOB: 0 BB: 0 P: 10	1B: 4 2B: 1 3B: 0 HR: 0	SF: 0 SAC: 1 DP: 0 HBP: 0
--------------	-------------------------------	----------------------------------	------------------------------	----------------------------------	------------------------------	----------------------------------	-------------------------------	----------------------------------	------------------------------	---------------------------------	-------------------------------	----------------------------------	-------------------------------	----------------------------------	------------------------------	----------------------------------	------------------------------	----------------------------------	----------------------------------	------------------------------------

PITCHER	IP	WLS	BF	H	R	ER	SO	BB	IBB	HBP	BLK	WP	HR	S	P	ERA	WHIP
29 John Smoltz, R (1, 1) ERA: 4.3	7.0		25	5	1	1	9	0	0	0	0	0	0	72	105	1.29	0.714
Chris Reitsma, R (8, 1) ERA: 1.13	1.0	W	3	0	0	0	0	0	0	0	0	0	0	8	12	0.00	0.000
Dan Kolb, R (9, 1) ERA: 7.71	1.0	S	3	0	0	0	1	0	0	0	0	0	0	8	10	0.00	0.000

BOTTOM

Atlanta Braves @ Washington Nationals
 Robert F. Kennedy Memorial Stadium, Washington, DC

Thu Apr 21 2005, 1:05 PM EDT
 Att: 30,728 - Drizzle - 70 F

AB	30
R	1
H	5
RBI	1
BB	0
SO	10
LOB	7



WP	PA	ERA	WHIP
0	32		
0			
0			
0			
1			
0			

Batter	1	2	3	4	5	6	7	8	9	AB R H RBI BB SO LOB	TOP		
11 Jimmy Rollins, S (1, 6) OBP: 0.333, SLG: 0.389	1-1 G6-3		0-0 G5-3		2-1 F8			2-2 F8		4 0 0 0 0 0 0	Philadelphia Phillies @ Atlanta Braves Turner Field, Atlanta, GA Fri Apr 22 2005, 7:35 PM EDT Att. 26,837 - Overcast - 62 F		
Placido Polanco, R (1, 4) OBP: 0.367, SLG: 0.310	0-2 WP SF7 2B		1-2 2B			0-1 G6-3		1-0 G1-3		4 1 2 0 0 0 0			
Bobby Abreu, L (1, 9) OBP: 0.351, SLG: 0.373	2-1 SF7 2-H		0-3 K			1-1 F7		0-1 G4-3		3 0 0 1 0 1 1			
Pat Burrell, R (1, 7) OBP: 0.403, SLG: 0.625	2-1 2B			0-1 P6		2-1 G6-3		1-1 P3		4 0 1 0 0 0 0			
Jason Michaels, R (1, 8) OBP: 0.543, SLG: 0.520	2-1 G6-3			4-1 CS BB			4-1 E 2B BB	2-2 2B 1B		2 1 1 0 2 0 1			
Jose Offerman, S (1, 3) OBP: 0.333, SLG: 0.250		1-1 G5-3		4-2 SAFE BB		0-1 SAFE L4		1-3 K		3 0 0 0 1 1 2			
David Bell, R (1, 5) OBP: 0.313, SLG: 0.393		1-0 G6-4-3 1B		0-0 F7		1-2 F7		3-2 2B		4 0 3 1 0 0 1			
Mike Lieberthal, R (1, 2) OBP: 0.315, SLG: 0.333		1-2 SAFE G6-4-3 1-2f			2-0 G4-3		0-0 G6-3	4-1 BB BB BB BB BB BB		3 0 0 0 1 0 2			
39 Brett Myers, R (1, 1) Kenny Lofton, L (7, PH) Terry Adams, R (7, 1) Aaron Fultz, L (8, 1) Jim Thome, L (9, PH) OBP: 0.366, SLG: 0.351			0-2 G6-3		1-3 K		1-3 K	1-1 F7		2 0 0 0 0 1 0 1 0 0 0 0 1 1 0 0 0 0 0 0 0 0 0 0 0 0 0 0 1 0 0 0 0 0 3			
Inning Stats	R: 1 H: 2 E: 0 LOB: 1 K: 0 BB: 0 S: 11 P: 18	R: 0 H: 1 E: 0 LOB: 0 K: 0 BB: 0 S: 6 P: 9	R: 0 H: 1 E: 0 LOB: 1 K: 1 BB: 0 S: 10 P: 11	R: 0 H: 0 E: 0 LOB: 1 K: 0 BB: 2 S: 8 P: 16	R: 0 H: 0 E: 0 LOB: 0 K: 1 BB: 0 S: 6 P: 11	R: 0 H: 0 E: 0 LOB: 0 K: 0 BB: 0 S: 6 P: 9	R: 1 H: 1 E: 1 LOB: 1 K: 1 BB: 1 S: 10 P: 16	R: 0 H: 0 E: 0 LOB: 0 K: 0 BB: 0 S: 6 P: 9	R: 0 H: 2 E: 0 LOB: 3 K: 1 BB: 1 S: 15 P: 27	1B: 2 SF: 1 2B: 5 SAC: 0 3B: 0 DP: 1 HR: 0 HBP: 0		WP: 1 PA: 36 PB: 0 SB: 0 CS: 1	
PITCHER	IP WLS BF H R ER SO BB IBB HBP BLK WP HR S P ERA WHIP											PITCHER	IP WLS BF H R ER SO BB IBB HBP BLK WP HR S P ERA WHIP
Mike Hampton, L (1, 1) ERA: 1.17	8.2 W 34 7 2 2 4 3 0 0 0 1 0 75 118 2.08 1.154												
Dan Kolb, R (9, 1) ERA: 7.36	0.1 S 2 0 0 0 0 1 0 0 0 0 0 3 8 0.00 3.000												

livebaseballscores.com

AB	31
R	2
H	7
RBI	2
BB	4
SO	4
LOB	11



Batter	1	2	3	4	5	6	7	8	9	AB R H RBI BB SO LOB
Rafael Furcal, S OBP: 0.256, SLG: 0.351 (1, 6)	4-0 SH5-3 10 1B BB		2-3 K	2-2 G1-3		0-1 F9		3-2 L6		4 1 0 0 1 1 1
4 Pete Orr, L OBP: 0.316, SLG: 0.389 (1, 7)	0-0 SH5-3 1-2		0-1 HR 2B		0-1 G4-3		0-0 G3			3 1 1 0 0 0 0
Marcus Giles, R OBP: 0.405, SLG: 0.541 (1, 4)	1-3 K		1-0 HR 2-H		3-2 G3 2B		2-1 G4-3			4 1 2 2 0 1 1
10 Chipper Jones, S OBP: 0.486, SLG: 0.689 (1, 5)	1-0 BB 2-H 1B		4-0 BLK 2B BB		4-2 G3 BB		4-2 HR BB			1 2 1 1 3 0 0
Adam LaRoche, L OBP: 0.351, SLG: 0.396 (1, 3)	4-0 FC6-4 BB		0-1 F9		0-0 G3 1-2 2-3		0-0 HR 1-H			3 1 1 2 1 0 3
Andruw Jones, R OBP: 0.261, SLG: 0.300 (1, 8)	0-2 FC6-4 1-2f		3-2 1-H 2B		1-3 K		4-2 BB			3 0 1 1 1 1 4
Ryan Langerhans, L OBP: 0.238, SLG: 0.316 (1, 9)		3-3 K	2-3 K			0-0 G4-3	SAFE SAFE	1-3 K		4 0 0 0 0 3 2
Eddie Pérez, R OBP: 0.182, SLG: 0.273 (1, 2)		3-2 F8		0-0 F8		2-1 F8 2B		0-0 G5-3		4 0 1 0 0 0 0
Mike Hampton, R OBP: 0.333, SLG: 0.417 Dan Kolb, R (9, 1)		1-3 K		0-3 K		2-0 F8 2-3		1-0 F8		4 0 0 0 0 2 1 0 0 0 0 0 0 0

Inning Stats	R: 1 E: 0 K: 1 S: 8	H: 1 LOB: 2 BB: 2 P: 18	R: 0 E: 0 K: 2 S: 9	H: 0 LOB: 0 BB: 0 P: 16	R: 3 E: 0 K: 2 S: 14	H: 3 LOB: 1 BB: 1 P: 26	R: 0 E: 0 K: 1 S: 7	H: 0 LOB: 0 BB: 0 P: 9	R: 0 E: 0 K: 1 S: 12	H: 1 LOB: 2 BB: 1 P: 20	R: 0 E: 0 K: 0 S: 6	H: 1 LOB: 1 BB: 0 P: 10	R: 2 E: 0 K: 1 S: 16	H: 1 LOB: 1 BB: 2 P: 27	R: 0 E: 0 K: 0 S: 5	H: 0 LOB: 0 BB: 0 P: 9
--------------	------------------------------	----------------------------------	------------------------------	----------------------------------	-------------------------------	----------------------------------	------------------------------	---------------------------------	-------------------------------	----------------------------------	------------------------------	----------------------------------	-------------------------------	----------------------------------	------------------------------	---------------------------------

PITCHER	IP	WLS	BF	H	R	ER	SO	BB	IBB	HBP	BLK	WP	HR	S	P	ERA	WHIP
39 Brett Myers, R ERA: 1.71 (1, 1)	6.0	L	28	6	4	4	7	4	0	0	1	0	1	56	99	6.00	1.667
Terry Adams, R ERA: 6.75 (7, 1)	1.0		6	1	2	2	1	2	0	0	0	0	1	16	27	18.00	3.000
Aaron Fultz, L ERA: 2.57 (8, 1)	1.0		3	0	0	0	0	0	0	0	0	0	0	5	9	0.00	0.000

BOTTOM

Philadelphia Phillies @ Atlanta Braves
Turner Field, Atlanta, GA

Fri Apr 22 2005, 7:35 PM EDT
Att. 26,837 - Overcast - 62 F

livebaseballscorecards.com

AB	30
R	6
H	7
RBI	6
BB	6
SO	8
LOB	12

Braves

WP: 0	PA: 37
PB: 0	
SB: 0	
CS: 0	

Batter	1	2	3	4	5	6	7	8	9	AB	R	H	RBI	BB	SO	LOB	TOP										
11 Jimmy Rollins, S OBP: 0.317, SLG: 0.368 (1, 6)	2-0 G3	2-1 G3			1-0 G3-1		0-0 G6-3			4	0	0	0	0	0	1											
Kenny Lofton, L OBP: 0.467, SLG: 0.575 (1, 8)	1-1 BB HBP 1B		2-0 G3-5-3 1B		2-1 L4			2-1 1B HBP		3	0	2	0	0	0	0											
Bobby Abreu, L OBP: 0.363, SLG: 0.368 Jason Michaels, R OBP: 0.556, SLG: 0.538 (1, 9) (8, PH) (8, 9)	2-1 SAFE 1B		3-2 F7		4-1 F8 1B BB			2-0 1B		1	0	0	0	1	0	1											
Jim Thome, L OBP: 0.373, SLG: 0.350 (1, 3)	4-1 G6-4-3 1-2 2-3 BB		1-0 G3-5-3 1-2f		1-2 1B			3-3 K		3	0	1	0	1	1	3											
Pat Burrell, R OBP: 0.395, SLG: 0.597 (1, 7)	0-2 G6-4-3 1-2f			4-0 G1-4-3 BB		1-1 F8		1-1 F8		3	0	0	0	1	0	7											
26 Chase Utley, L OBP: 0.294, SLG: 0.500 (1, 4)		2-2 G1 1B		2-3 K		2-3 K		1-3 K		4	1	1	0	0	3	5											
David Bell, R OBP: 0.296, SLG: 0.369 (1, 5)		2-2 G1		1-2 G1-4-3		0-1 F7		3-1 F7		4	0	0	0	0	0	4											
Mike Lieberthal, R OBP: 0.310, SLG: 0.327 (1, 2)		1-2 2-H 1B		1-1 G5-3		1-2 K		2-1 G6-3		4	0	1	1	0	1	1											
Randy Wolf, L OBP: 0.250, SLG: 0.143 Jose Offerman, S OBP: 0.313, SLG: 0.231 Gavin Floyd, R OBP: 0.197, SLG: 0.167 Aaron Fultz, L OBP: 0.197, SLG: 0.167 Tim Worrell, R OBP: 0.333, SLG: 0.273 (1, 1) (5, PH) (5, 1) (5, 1) (8, 1) (9, PH)		0-0 F8		1-1 F8		0-3 K		0-0 L4		1	0	0	0	0	0	1											
Inning Stats	R: 0 E: 0 K: 0 S: 8	H: 1 LOB: 2 BB: 1 P: 17	R: 1 E: 0 K: 0 S: 14	H: 2 LOB: 1 BB: 0 P: 21	R: 0 E: 0 K: 0 S: 6	H: 1 LOB: 0 BB: 0 P: 12	R: 0 E: 0 K: 1 S: 9	H: 0 LOB: 1 BB: 1 P: 17	R: 0 E: 0 K: 1 S: 5	H: 0 LOB: 0 BB: 0 P: 9	R: 0 E: 0 K: 1 S: 11	H: 1 LOB: 2 BB: 1 P: 19	R: 0 E: 0 K: 2 S: 7	H: 0 LOB: 0 BB: 0 P: 8	R: 0 E: 0 K: 2 S: 13	H: 1 LOB: 2 BB: 0 P: 22	R: 0 E: 0 K: 0 S: 5	H: 0 LOB: 0 BB: 0 P: 10	1B: 6 2B: 0 3B: 0 HR: 0	SF: 0 SAC: 0 DP: 2 HBP: 2	WP: 0 PB: 0 SB: 0 CS: 0	PA: 36					
PITCHER	IP	WLS	BF	H	R	ER	SO	BB	IBB	HBP	BLK	WP	HR	S	P	ERA	WHIP										
15 Tim Hudson, R ERA: 0.96 (1, 1)	6.0	W	25	5	1	1	2	3	0	1	0	0	0	53	95	1.50	1.333										
Adam Bernero, R ERA: 2.7 (7, 1)	1.0		3	0	0	0	2	0	0	0	0	0	0	7	8	0.00	0.000										
John Foster, L ERA: (8, 1)	1.0		5	1	0	0	2	0	0	1	0	0	0	13	22	0.00	1.000										
Roman Colon, R ERA: 4.5 (9, 1)	1.0		3	0	0	0	0	0	0	0	0	0	0	5	10	0.00	0.000										

Philadelphia Phillies @ Atlanta Braves
Turner Field, Atlanta, GA
Sat Apr 23 2005, 7:05 PM EDT
Att. 31,656 - Partly Cloudy - 52 F

livebaseballscorecards.com

AB	31
R	1
H	6
RBI	1
BB	3
SO	6
LOB	23



Batter	1	2	3	4	5	6	7	8	9	AB	R	H	RBI	BB	SO	LOB
Rafael Furcal, S OBP: 0.253, SLG: 0.346 4 Pete Orr, L OBP: 0.316, SLG: 0.389 (1, 6) (7, PR) (8, 5)	0-0 B1-3	2-2 L7		2-2 F9	1-0 SF8		1-1 1B			4	0	1	1	0	0	0
Marcus Giles, R OBP: 0.426, SLG: 0.537 (1, 4)	3-1 10 2B 1B	0-0 G3-1		0-1 1B	4-1 10 BB 1-2 BB		1-2 G5-3			4	1	2	0	1	0	1
10 Chipper Jones, S OBP: 0.500, SLG: 0.698 Wilson Betemit, S OBP: 0.500, SLG: 0.200 (1, 5) (5, PR) (6, 5) (8, 6)	3-2 1B 2B	1-1 G5-3			2B 1B BB			3-2 2B 1B		2	2	1	2	2	0	0
Julio Franco, R OBP: 0.333, SLG: 0.385 Roman Colon, R (1, 3) (9, 1)	1-2 G6-3 HR 1B		4-2 1B BB		1B 2B K			2-3 K		4	3	2	1	1	2	4
Johnny Estrada, S OBP: 0.291, SLG: 0.300 (1, 2)	0-1 G6-3		0-0 1B 1B		4-1 1B 15 BB BB	1-3 K		0-3 K		4	1	1	0	1	2	2
Brian Jordan, R OBP: 0.292, SLG: 0.300 Adam Bernero, R John Foster, L Adam LaRoche, L OBP: 0.362, SLG: 0.429 (1, 7) (7, 1) (8, 1) (8, PH) (9, 3)	1-2 HR HBP		0-2 G4-6-3 1B		1-0 15 BB 1B SF8 1B	0-0 F9		2-1 2B		3	2	2	2	0	0	0
Andruw Jones, R OBP: 0.257, SLG: 0.338 (1, 8)	3-1 1H 2H HR		3-1 F9		2-1 F9	1-3 K		0-0 G4-3		5	1	1	3	0	1	7
Raul Mondesi, R OBP: 0.246, SLG: 0.397 (1, 9)	4-2 BB		2-2 G4-6-3		2-2 SF8 10 BB 15 BB 1B		3-3 K			3	1	1	1	1	1	2
15 Tim Hudson, R OBP: 0.200, SLG: 0.111 Ryan Langerhans, L OBP: 0.227, SLG: 0.300 (1, 1) (7, 7)	0-3 K		0-0 F8		4-1 10 BB BB		3-3 K			2	0	0	1	1	1	1

Inning Stats	R: 5	H: 4	E: 0	LOB: 1	K: 1	S: 21	P: 36	R: 0	H: 0	E: 0	LOB: 0	K: 0	S: 7	P: 10	R: 1	H: 2	E: 0	LOB: 1	K: 0	S: 11	P: 20	R: 0	H: 1	E: 0	LOB: 1	K: 0	S: 8	P: 10	R: 5	H: 3	E: 0	LOB: 3	K: 1	S: 19	P: 47	R: 0	H: 0	E: 0	LOB: 0	K: 2	S: 8	P: 10	R: 0	H: 1	E: 0	LOB: 1	K: 2	S: 16	P: 24	R: 0	H: 2	E: 0	LOB: 2	K: 2	S: 12	P: 19
--------------	------	------	------	--------	------	-------	-------	------	------	------	--------	------	------	-------	------	------	------	--------	------	-------	-------	------	------	------	--------	------	------	-------	------	------	------	--------	------	-------	-------	------	------	------	--------	------	------	-------	------	------	------	--------	------	-------	-------	------	------	------	--------	------	-------	-------

PITCHER	IP	WLS	BF	H	R	ER	SO	BB	IBB	HBP	BLK	WP	HR	S	P	ERA	WHIP
Randy Wolf, L ERA: 6.38 (1, 1)	4.0	L	20	7	6	6	1	2	0	1	0	0	1	47	76	13.50	2.250
Gavin Floyd, R ERA: 14.14 (5, 1)	0.2		9	3	5	5	0	4	0	0	0	0	0	14	38	67.50	10.500
Aaron Fultz, L ERA: 1.93 (5, 1)	2.1		9	1	0	0	5	1	0	0	0	0	0	29	43	0.00	0.857
Tim Worrell, R ERA: 7.71 (8, 1)	1.0		5	2	0	0	2	0	0	0	0	0	0	12	19	0.00	2.000


BOTTOM

Philadelphia Phillies @ Atlanta Braves
Turner Field, Atlanta, GA

Sat Apr 23 2005, 7:05 PM EDT
Att. 31,656 - Partly Cloudy - 52 F

AB	34
R	11
H	13
RBI	11
BB	7
SO	8
LOB	17

WP: 0 PA: 43
PB: 0
SB: 0
CS: 0



PITCHER	IP	WLS	BF	H	R	ER	SO	BB	IBB	HBP	BLK	WP	HR	S	P	ERA	WHIP
---------	----	-----	----	---	---	----	----	----	-----	-----	-----	----	----	---	---	-----	------

Batter	1	2	3	4	5	6	7	8	9	AB R H RBI BB SO LOB	TOP									
11 Jimmy Rollins, S OBP: 0.326, SLG: 0.388 (1, 6)	1-0 L6		1-2 G4-3 2B		0-0 CS 1B			1-2 F7		4 0 2 0 0 0 0										
Kenny Lofton, L OBP: 0.429, SLG: 0.523 (1, 8)	2-1 F8		0-2 SAFE K		1-1 SAFE L9			0-3 K		4 0 0 0 0 2 2										
Bobby Abreu, L OBP: 0.369, SLG: 0.366 (1, 9)	0-2 S 1B		1-2 G4-3		1-2 G3			4-2 BB		3 0 1 0 1 0 1										
Jim Thome, L OBP: 0.367, SLG: 0.333 (1, 3)	4-2 SAFE 1-2 BB		3-3 K		1-3 K			1-3 K		3 0 0 0 1 3 2										
Pat Burrell, R OBP: 0.386, SLG: 0.580 (1, 7)	2-3 K			1-1 G5-3		1-3 K		2-1 G6-4-3 1B		2 0 0 0 0 1 2										
Jason Michaels, R OBP: 0.553, SLG: 0.536 (4, 7)										2 0 1 0 0 1 0										
26 Chase Utley, L OBP: 0.316, SLG: 0.486 (1, 4)		4-2 BB		1-2 G3		1-2 1B		2-2 P5		3 0 1 0 1 0 1										
David Bell, R OBP: 0.293, SLG: 0.362 (1, 5)		1-2 SAFE F7		0-2 1B		1-3 SAFE K		2-2 G6-4-3		4 0 1 0 0 1 3										
Mike Lieberthal, R OBP: 0.295, SLG: 0.309 (1, 2)		3-2 F8		0-3 K		0-3 K				3 0 0 0 0 2 3										
Vicente Padilla, R (1, 1)		3-2 F8			1-1 F7		2-2 G1-3			1 0 0 0 0 0 1										
63 Ryan Madson, L (4, 1)										1 0 0 0 0 0 0										
Jose Offerman, S (7, PH)										1 0 0 0 0 0 1										
Rheal Cormier, L (7, 1)										0 0 0 0 0 0 0										
Terry Adams, R (8, 1)										0 0 0 0 0 0 0										
Inning Stats	R: 0 E: 0 K: 1 S: 14	H: 1 LOB: 2 BB: 1 P: 23	R: 0 E: 0 K: 0 S: 11	H: 0 LOB: 1 BB: 1 P: 22	R: 0 E: 0 K: 2 S: 15	H: 1 LOB: 1 BB: 0 P: 20	R: 0 E: 0 K: 1 S: 12	H: 1 LOB: 1 BB: 0 P: 14	R: 0 E: 0 K: 2 S: 9	H: 0 LOB: 0 BB: 0 P: 12	R: 0 E: 0 K: 2 S: 12	H: 1 LOB: 1 BB: 0 P: 16	R: 0 E: 0 K: 2 S: 13	H: 0 LOB: 1 BB: 1 P: 19	R: 0 E: 0 K: 0 S: 10	H: 1 LOB: 0 BB: 0 P: 16	1B: 5 2B: 1 3B: 0 HR: 0	SF: 0 SAC: 0 DP: 1 HBP: 0	WP: 0 PB: 0 SB: 1 CS: 1	PA: 34
PITCHER	IP WLS BF H R ER SO BB IBB HBP BLK WP HR S P ERA WHIP																			
John Thomson, R (1, 1) ERA: 3.12	7.0 W 27 5 0 0 8 2 0 0 0 0 0 0 78 114 0.00 1.000																			
Chris Reitsma, R (8, 1) ERA: 1.0	1.0 4 0 0 0 2 1 0 0 0 0 0 0 13 19 0.00 1.000																			
Dan Kolb, R (9, 1) ERA: 6.48	1.0 3 1 0 0 0 0 0 0 0 0 0 0 10 16 0.00 1.000																			

Philadelphia Phillies @ Atlanta Braves
Turner Field, Atlanta, GA
Sun Apr 24 2005, 1:05 PM EDT
Att. 26,713 - Sunny - 50 F

livebaseballscorecards.com

AB 31
R 0
H 6
RBI 0
BB 3
SO 10
LOB 16



Batter	1	2	3	4	5	6	7	8	9	AB R H RBI BB SO LOB	BOTTOM
Rafael Furcal, S OBP: 0.253, SLG: 0.333 (1, 6)	4-2 BB WP FC3 BB	2-3 K		1-1 F7		2-1 F7				3 1 0 0 1 1 1	Philadelphia Phillies @ Atlanta Braves Turner Field, Atlanta, GA Sun Apr 24 2005, 1:05 PM EDT Att: 26,713 - Sunny - 50 F
Marcus Giles, R OBP: 0.412, SLG: 0.533 (1, 4)	3-3 SAFE SAFE K		0-2 F8 SF7 2B	1-1 G6-3			2-3 K			4 1 1 0 0 2 1	
10 Chipper Jones, S OBP: 0.513, SLG: 0.698 Wilson Betemit, S OBP: 0.400, SLG: 0.143 (1, 5) (4, 5)	4-2 FC3 BB BB		4-0 1B 1B BB	0-2 G4-3			1-2 E5 G4-6-3			0 1 0 0 2 0 0 2 0 0 0 0 0 0	
Adam LaRoche, L OBP: 0.355, SLG: 0.404 (1, 3)	4-2 FC3 BB		3-2 F8		2-0 G4-3		0-0 G4-6-3			3 0 0 0 1 0 3	
Johnny Estrada, S OBP: 0.271, SLG: 0.283 (1, 2)	1-2 FC3		0-0 SF7		3-2 F8		1-0 G4-3			3 0 0 2 0 0 2	
Brian Jordan, R OBP: 0.304, SLG: 0.313 (1, 7)	1-2 F4		1-0 1B 1B		1-3 K		2-0 1B			4 1 2 0 0 1 3	
Andruw Jones, R OBP: 0.256, SLG: 0.333 (1, 8)	2-2 P4		2-2 1B 1B		3-3 K		3-0 F8			4 0 1 1 0 1 4	
Raul Mondesi, R OBP: 0.262, SLG: 0.403 (1, 9)		2-2 G5-3	0-1 1B		1-2 WP SH1-4 1B		0-0 G5-3			4 0 2 1 0 0 1	
John Thomson, R Chris Reitsma, R Dan Kolb, R (1, 1) (8, 1) (9, 1)		2-2 F9	0-3 K		0-0 SH1-4					2 0 0 0 0 1 2 0 0 0 0 0 0 0 0 0 0 0 0 0 0	
Inning Stats	R: 1 H: 0 E: 0 LOB: 3 K: 1 BB: 3 S: 24 P: 43	R: 0 H: 0 E: 0 LOB: 0 K: 1 BB: 0 S: 9 P: 15	R: 3 H: 4 E: 0 LOB: 2 K: 1 BB: 1 S: 16 P: 26	R: 0 H: 0 E: 0 LOB: 0 K: 0 BB: 0 S: 7 P: 9	R: 0 H: 0 E: 0 LOB: 0 K: 1 BB: 0 S: 7 P: 13	R: 0 H: 1 E: 0 LOB: 1 K: 1 BB: 0 S: 10 P: 16	R: 0 H: 0 E: 1 LOB: 0 K: 1 BB: 0 S: 7 P: 10	R: 0 H: 1 E: 0 LOB: 1 K: 0 BB: 0 S: 4 P: 10		1B: 5 SF: 1 2B: 1 SAC: 1 3B: 0 DP: 1 HR: 0 HBP: 0	WP: 2 PA: 35 PB: 0 SB: 0 CS: 0
PITCHER	IP WLS BF H R ER SO BB IBB HBP BLK WP HR S P ERA WHIP	IP WLS BF H R ER SO BB IBB HBP BLK WP HR S P ERA WHIP									
Vicente Padilla, R ERA: 18.0 (1, 1)	3.0 L 18 4 4 4 3 4 0 0 0 1 0 49 84 12.00 2.667										
63 Ryan Madson, R ERA: 5.4 (4, 1)	3.0 10 1 0 0 2 0 0 0 0 1 0 24 38 0.00 0.333										
Rheal Cormier, L ERA: 7.2 (7, 1)	1.0 3 0 0 0 1 0 0 0 0 0 0 7 10 0.00 0.000										
Terry Adams, R ERA: 5.87 (8, 1)	1.0 4 1 0 0 0 0 0 0 0 0 0 4 10 0.00 1.000										

livebaseballscorecards.com

AB	29
R	4
H	6
RBI	4
BB	4
SO	6
LOB	17



Batter	1	2	3	4	5	6	7	8	9	AB	R	H	RBI	BB	SO	LOB
7 José Reyes, S OBP: 0.267, SLG: 0.419 (1, 6) CFS	0-3 K		2 SAFE 3-2 BBB X 2-3 G2-3			X 0-0 F9	0-2 P5			4	0	0	0	0	1	1
Kazuo Matsui, S OBP: 0.328, SLG: 0.328 (1, 4) CB CB X	2-2 G4-3		0-0 B1-3			B C S B X 2-2 15 WP 31 2B 1B	0-3 K2-3			4	1	1	0	0	1	1
15 Carlos Beltrán, S OBP: 0.356, SLG: 0.442 (1, 8) C X	0-1 G6-3				C X 0-1 F7	F SAFE SAFE 1 B S 1-3 K		S BB X 2-1 G3		4	0	0	0	0	1	1
31 Mike Piazza, R OBP: 0.290, SLG: 0.438 Braden Loper, R (9, 1)		2-1 G6-3 2B			B C B X 2-1 1B	B C S B X 1-2 HR 2B		F B X 1-1 F7		4	1	3	1	0	0	0
Cliff Floyd, L OBP: 0.406, SLG: 0.603 (1, 7)		2-2 P3			F D B F X 2-2 F7	D B F X 2-1 HR		X 0-0 G6-3		4	1	1	2	0	0	2
Chris Woodward, R OBP: 0.333, SLG: 0.360 Roberto Hernandez, R (8, 1)		3-1 G6-3			B C B X 2-2 G1-3	X 0-0 5 HR 1B				3	1	1	0	0	0	2
11 Ramon Castro, R OBP: 0.263, SLG: 0.278 (9, 2)		2-3 G6-3								0	0	0	0	0	0	0
5 David Wright, R OBP: 0.395, SLG: 0.508 (1, 5)		3-2 F8			C B B X 3-2 G5-4-3 1B	C F SAFE SAFE 1 B S D X 3-2 1-H HR				3	1	2	2	0	0	1
Victor Diaz, R OBP: 0.485, SLG: 0.660 (1, 9)			0-0 G2-3 SH1-4 1B		B X 1-0 G5-4-3	1-3 K				3	0	1	0	0	1	1
Aaron Heilman, R Doug Mientkiewicz, L OBP: 0.351, SLG: 0.424 (7, PH) (8, 3)			1 SAFE 0-2 L L X SH1-4		C T S 0-3 K		S B B X 3-3 K			1	0	0	0	0	1	0
			1-2							1	0	0	0	0	1	0

Inning Stats		R: 0	H: 0	E: 0	K: 1	S: 8	L: 0	LOB: 0	BB: 0	P: 10	R: 0	H: 1	E: 0	K: 0	S: 10	L: 0	LOB: 1	BB: 0	P: 20	R: 0	H: 1	E: 0	K: 0	S: 8	L: 0	LOB: 1	BB: 0	P: 11	R: 0	H: 1	E: 0	K: 1	S: 7	L: 0	LOB: 0	BB: 0	P: 11	R: 5	H: 5	E: 0	K: 2	S: 19	L: 0	LOB: 0	BB: 0	P: 29	R: 0	H: 0	E: 0	K: 2	S: 12	L: 0	LOB: 0	BB: 0	P: 15	R: 0	H: 0	E: 0	K: 0	S: 5	L: 0	LOB: 0	BB: 0	P: 8	1B: 5	2B: 2	3B: 0	HR: 2	SF: 0	SAC: 1	DP: 1	HBP: 0	WP: 1	PB: 0	SB: 0	CS: 0	PA: 32
PITCHER		IP	WLS	BF	H	R	ER	SO	BB	IBB	HBP	BLK	WP	HR	S	P	ERA	WHIP	PITCHER		IP	WLS	BF	H	R	ER	SO	BB	IBB	HBP	BLK	WP	HR	S	P	ERA	WHIP																																								
Horacio Ramirez, L ERA: 4.84 (1, 1)		5.2	L	25	9	5	5	3	0	0	0	0	1	2	59	93	7.94	1.588																																																											
Kevin Gryboski, R ERA: 2.08 (6, 1)		0.1		1	0	0	0	1	0	0	0	0	0	0	3	4	0.00	0.000																																																											
Adam Bernero, R ERA: 2.45 (7, 1)		1.0		3	0	0	0	2	0	0	0	0	0	0	12	15	0.00	0.000																																																											
Roman Colon, R ERA: 3.86 (8, 1)		1.0		3	0	0	0	0	0	0	0	0	0	0	5	8	0.00	0.000																																																											

BOTTOM

Atlanta Braves @ New York Mets
Shea Stadium, Flushing, NY
Mon Apr 25 2005, 7:10 PM EDT
Att: 16,874 - Cloudy - 50 F

AB	31
R	5
H	9
RBI	5
BB	0
SO	6
LOB	9

livebaseballscores.com

Batter	1	2	3	4	5	6	7	8	9	AB R H RBI BB SO LOB	TOP											
Rafael Furcal, S (1, 6) OBP: 0.274, SLG: 0.360	1-3 K	0-0 G4-6-3 1B		2-0 G4-3			1-2 L8			4 0 1 0 0 1 0												
4 Pete Orr, L (1, 5) OBP: 0.326, SLG: 0.463	1-0 FC3-6 1B 2B	3-1 G4-6-3			1-3 K2-3		1-1 G6-3			4 1 1 0 0 1 2												
Marcus Giles, R (1, 4) OBP: 0.373, SLG: 0.472	0-0 FC3-6 1B		1-3 K		1-0 G4-3		1-3 K			4 0 1 0 0 2 0												
Adam LaRoche, L (1, 3) OBP: 0.329, SLG: 0.356	0-2 FC3-6 2B		4-1 2B		1-3 K		1-1 F7			3 2 0 0 1 1 2												
Brian Jordan, R (1, 7) OBP: 0.299, SLG: 0.310	0-1 2B		1-3 K		1-3 K		3-2 F8			4 1 1 1 0 2 1												
Johnny Estrada, S (1, 2) OBP: 0.299, SLG: 0.333	1-0 2B		2-2 2B		4-0 FC5-4 BB		0-0 E4			3 0 2 3 1 0 0												
Andrew Jones, R (1, 8) OBP: 0.244, SLG: 0.312	2-3 K		0-0 G5-3		0-1 FC5-4		1-0 G5-4-3			4 0 0 0 0 1 4												
Raul Mondesi, R (1, 9) OBP: 0.233, SLG: 0.357		0-3 K		1-2 G5-3		2-1 L8		2-3 K		4 0 0 0 0 2 1												
29 John Smoltz, R (1, 1) OBP: 0.100, SLG: 0.100		0-0		1-2 G1-3			1-2 F9			3 0 1 0 0 0 0												
Chris Reitsma, R (7, 1)										0 0 0 0 0 0 0												
Dan Kolb, R (9, 1)										0 0 0 0 0 0 0												
John Foster, L (9, 1)										0 0 0 0 0 0 0												
Inning Stats	R: 3 E: 0 K: 2 S: 15	H: 4 LOB: 1 BB: 0 P: 20	R: 0 E: 0 K: 1 S: 7	H: 2 LOB: 1 BB: 0 P: 10	R: 1 E: 0 K: 2 S: 13	H: 1 LOB: 1 BB: 1 P: 21	R: 0 E: 0 K: 0 S: 7	H: 0 LOB: 0 BB: 0 P: 11	R: 0 E: 0 K: 2 S: 7	H: 0 LOB: 0 BB: 0 P: 10	R: 0 E: 0 K: 1 S: 8	H: 0 LOB: 1 BB: 1 P: 15	R: 0 E: 0 K: 0 S: 9	H: 0 LOB: 0 BB: 0 P: 12	R: 0 E: 0 K: 1 S: 14	H: 0 LOB: 0 BB: 0 P: 19	R: 0 E: 1 K: 1 S: 6	H: 0 LOB: 0 BB: 0 P: 9	1B: 4 2B: 3 3B: 0 HR: 0	SF: 0 SAC: 0 DP: 2 HBP: 0	WP: 0 PB: 0 SB: 0 CS: 0	PA: 35
PITCHER	IP WLS BF H R ER SO BB IBB HBP BLK WP HR S P ERA WHIP																					
45 Pedro Martinez, R (1, 1) ERA: 2.75	7.0 L 29 7 4 4 8 2 0 0 0 0 0 0 66 99 5.14 1.286																					
Heath Bell, R (8, 1) ERA: 2.25	1.0 3 0 0 0 1 0 0 0 0 0 0 0 14 19 0.00 0.000																					
Mike DeJean, R (9, 1) ERA: 4.32	1.0 3 0 0 0 1 0 0 0 0 0 0 0 6 9 0.00 0.000																					

Atlanta Braves @ New York Mets
Shea Stadium, Flushing, NY
Tue Apr 26 2005, 7:10 PM EDT
Att. 31,511 - Partly Cloudy - 56 F

livebaseballscorecards.com

AB 33
R 4
H 7
RBI 4
BB 2
SO 10
LOB 10



Batter	1	2	3	4	5	6	7	8	9	AB R H RBI BB SO LOB	TOP		
Rafael Furcal, S OBP: 0.270, SLG: 0.351 (1, 6)	2-1 F7	1-0 G1-2-3		0-1 1B	0-3 K			3-2 FC4-6		5 1 1 1 0 1 4			
Marcus Giles, R OBP: 0.391, SLG: 0.474 (1, 4)	4-2 FC5-4 BB		1-2 FC6-4 1B	0-0 1B		0-3 K		2-2 F9		4 0 2 0 1 1 1			
Brian Jordan, R OBP: 0.305, SLG: 0.307 Jorge Sosa, R Chris Reitsma, R Adam Bernero, R	4-1 FC5-4 BB		0-0 FC6-4 2B 1B	2-1 G6-3 1B		0-2 G3		0-3 K		4 1 1 1 1 1 2 0 0 0 0 0 0 0 0 0 0 0 0 0 0 0 0 0 0 0 0 0			
Julio Franco, R OBP: 0.273, SLG: 0.313 (1, 3)	0-0 FC5-4		1-1 F9	1-1 G6-3		1-2 G1-3			1-0 F8	5 0 0 0 0 0 5			
Andruw Jones, R OBP: 0.264, SLG: 0.378 (1, 8)	2-2 G5-3		0-1 1B 2B		1-0 HR 1B		1-0 HR		1-2 G1-3	5 3 3 1 0 0 2			
Raul Mondesi, R OBP: 0.231, SLG: 0.347 (1, 9)		1-1 P3	0-0 1B		2-3 K		0-1 P4		1-0 L7	5 0 1 2 0 1 1			
Eddie Pérez, R OBP: 0.231, SLG: 0.423 (1, 2)		0-0 1B BB G1-2-3 1B	0-1 G6-3		1-0 HR		2-1 P2			4 1 2 2 0 0 1			
Wilson Betemit, S OBP: 0.444, SLG: 0.538 (1, 5)		4-2 1B BB		0-1 SH5-4 1B 2B		3-2 HR		2-3 K		3 2 2 1 1 1 0			
Mike Hampton, R OBP: 0.357, SLG: 0.429 Ryan Langerhans, L OBP: 0.261, SLG: 0.300	0-0 1B		0-0 SH5-4		0-0 G3			4-2 FC4-6 BB		2 0 1 0 0 0 0 0 0 0 0 1 0 0			
Inning Stats	R: 0 H: 0 E: 0 LOB: 2 K: 0 BB: 2 S: 9 P: 21	R: 0 H: 2 E: 0 LOB: 2 K: 0 BB: 1 S: 7 P: 13	R: 2 H: 3 E: 0 LOB: 1 K: 0 BB: 0 S: 11 P: 13	R: 2 H: 4 E: 0 LOB: 1 K: 0 BB: 0 S: 10 P: 13	R: 3 H: 3 E: 0 LOB: 0 K: 2 BB: 0 S: 15 P: 22	R: 0 H: 0 E: 0 LOB: 0 K: 1 BB: 0 S: 10 P: 11	R: 1 H: 1 E: 0 LOB: 0 K: 1 BB: 0 S: 8 P: 13	R: 0 H: 0 E: 0 LOB: 1 K: 1 BB: 1 S: 16 P: 25	R: 0 H: 0 E: 0 LOB: 0 K: 0 BB: 0 S: 5 P: 8	1B: 8 SF: 0 2B: 2 SAC: 1 3B: 0 DP: 2 HR: 3 HBP: 0	WP: 0 PA: 42 PB: 0 SB: 0 CS: 0		
PITCHER	IP WLS BF H R ER SO BB IBB HBP BLK WP HR S P ERA WHIP											PITCHER	IP WLS BF H R ER SO BB IBB HBP BLK WP HR S P ERA WHIP
Tom Glavine, L ERA: 5.67 Manny Aybar, R ERA: 3.86 Heath Bell, R ERA: 3.0 Roberto Hernandez, R ERA: 2.0 Braden Looper, R ERA: 4.5	(1, 1) 4.1 L 26 12 7 7 1 3 0 0 0 0 0 2 45 75 14.54 3.462												

Atlanta Braves @ New York Mets
Shea Stadium, Flushing, NY
Wed Apr 27 2005, 1:10 PM EDT
Att. 21,087 - Cloudy - 57 F

livebaseballscorecards.com

AB 37
R 8
H 13
RBI 8
BB 4
SO 5
LOB 16



Batter	1	2	3	4	5	6	7	8	9	AB R H RBI BB SO LOB	TOP										
22 David Eckstein, R OBP: 0.376, SLG: 0.319 (1, 6)	2-2 1B 1B	3-2 G4-3		1-0 G4-3		1-1 G5-3			1-2 FC1-6 1B	5 1 2 0 0 0 2											
Larry Walker, L OBP: 0.372, SLG: 0.433 (1, 9)	0-0 15 1B 27 1B 1B	2-3 K			1-0 5 HR 2B		0-1 L6		1-2 FC1-6 1B	5 2 2 0 0 1 1											
5 Albert Pujols, R OBP: 0.385, SLG: 0.593 (1, 3)	1-3 K			2-2 G1-3		0-0 HR		2-0 G1-3	1 SAFE 4-0 IBB	4 1 1 2 1 1 2											
15 Jim Edmonds, L OBP: 0.382, SLG: 0.557 (1, 8)	0-0 27 1B 1B			4-2 BB		1-1 G3		1-3 K	2-1 L4	4 1 1 1 1 1 2											
27 Scott Rolen, R OBP: 0.348, SLG: 0.462 (1, 5)	0-2 BB 2B 1B			1 SAFE 0-1 F8		1-0 G5-3		2-1 1B		4 1 2 2 0 0 1											
Roger Cedeno, S OBP: 0.192, SLG: 0.208 (1, 7)	4-0 2B 4 B1-5 BB			1 SAFE 1 SAFE 1 SAFE 1 SAFE G4-3		2-2 E3		1-0 P6		3 0 0 0 1 0 2											
Julian Tavarez, L (8, 1)										0 0 0 0 0 0 0											
Ray King, L (9, 1)										0 0 0 0 0 0 0											
Al Reyes, R (9, 1)										0 0 0 0 0 0 0											
Mark Grudzielanek, R OBP: 0.385, SLG: 0.486 (1, 4)	1-0 1-3 2-H 2B			3-2 4 G4-3 2B		1-2 CS		0-0 F9		4 0 3 1 0 0 1											
4 Yadier Molina, R OBP: 0.164, SLG: 0.154 (1, 2)	1-0 B1-5			2-2 G4-3		3-1 4 SH1 1B		2-2 G4-3		3 0 0 0 0 0 4											
30 Mark Mulder, L (1, 1)																					
John Mabry, L OBP: 0.231, SLG: 0.167 (8, 7)				1-1 G3-1		2-2 K		2-2 L7		3 0 0 0 0 1 2											
										1 0 0 0 0 0 0											
Inning Stats	R: 4 E: 0 K: 1 S: 14	H: 5 LOB: 1 BB: 1 P: 23	R: 0 E: 0 K: 1 S: 9	H: 0 LOB: 0 BB: 0 P: 15	R: 0 E: 0 K: 0 S: 10	H: 0 LOB: 1 BB: 1 P: 17	R: 0 E: 0 K: 1 S: 10	H: 1 LOB: 1 BB: 0 P: 17	R: 2 E: 1 K: 0 S: 11	H: 2 LOB: 0 BB: 0 P: 16	R: 0 E: 0 K: 0 S: 10	H: 1 LOB: 1 BB: 0 P: 16	R: 0 E: 0 K: 1 S: 7	H: 0 LOB: 0 BB: 0 P: 10	R: 0 E: 0 K: 0 S: 8	H: 1 LOB: 1 BB: 0 P: 13	R: 0 E: 1 K: 0 S: 11	H: 1 LOB: 2 BB: 1 P: 20	1B: 7 2B: 4 3B: 0 HR: 1	SF: 0 SAC: 1 DP: 1 HBP: 0	WP: 0 PA: 41
PITCHER	IP WLS BF H R ER SO BB IBB HBP BLK WP HR S P ERA WHIP																				
15 Tim Hudson, R ERA: 2.38 (1, 1)	6.0 L 28 9 6 6 3 2 0 0 0 0 0 1 64 104 9.00 1.833																				
John Foster, L ERA: (7, 1)	1.0 3 0 0 0 1 0 0 0 0 0 0 0 7 10 0.00 0.000																				
Kevin Gryboski, R ERA: 1.69 (8, 1)	1.0 4 1 0 0 0 0 0 0 0 0 0 0 8 13 0.00 1.000																				
Adam Bernero, R ERA: 2.08 (9, 1)	1.0 5 1 0 0 0 0 0 1 0 0 0 0 11 20 0.00 1.000																				

St. Louis Cardinals @ Atlanta Braves
Turner Field, Atlanta, GA

Fri Apr 29 2005, 7:35 PM EDT
Att. 33,833 - Clear - 74 F

AB	36
R	6
H	11
RBI	6
BB	3
SO	4
LOB	17



livebaseballscorecards.com

BOTTOM

St. Louis Cardinals @ Atlanta Braves
Turner Field, Atlanta, GA
Fri Apr 29 2005, 7:35 PM EDT
Att. 33,833 - Clear - 74 F

livebaseballscorecards.com

AB 33
R 5
H 10
RBI 5
BB 2
SO 4
LOB 12



WP: 1 PA: 37
PB: 0
SB: 0
CS: 1

AB R H RBI BB SO LOB

4 1 1 0 0 0 1

4 2 3 1 0 1 0

4 1 1 0 0 1 1

2 0 1 2 1 0 0

4 0 1 0 0 0 1

0 0 0 0 0 0 0

3 0 0 0 1 0 2

3 0 0 0 0 1 1

1 0 0 0 0 0 2

2 0 0 0 0 1 0

0 0 0 0 0 0 0

1 0 1 0 0 0 0

0 0 0 0 0 0 0

0 0 0 0 0 0 0

1 0 0 0 0 0 2

1B: 8 SF: 0
2B: 1 SAC: 0
3B: 0 DP: 3
HR: 1 HBP: 1

Batter	1	2	3	4	5	6	7	8	9
Rafael Furcal, S OBP: 0.269, SLG: 0.347 (1, 6)	0-2 G4-3 1		1-0 G6-3 1		0-2 WP 1B 1B		3-1 FC6-4 1-2f		
Marcus Giles, R OBP: 0.412, SLG: 0.508 (1, 4)	2-1 E 1B 1B		0-0 HR 2B		2-1 G6-4-3 1B 1-H		1-3 K 1		
Brian Jordan, R OBP: 0.314, SLG: 0.354 (1, 7)	1-0 F8 2		1-0 HR 2-H		2-1 G6-4-3 1-2f		2-2 G6-4-3 1B		
Julio Franco, R OBP: 0.270, SLG: 0.306 (1, 3)	2-1 E 1B 1-2		2-1 F8 2		1-3 K 1		0-2 G6-4-3 1-2f		
Andruw Jones, R OBP: 0.284, SLG: 0.381 (1, 8)	3-2 1-H 2-H 1B		4-1 CS BB		3-0 G5-3 2			2-1 1B HBP	
Johnny Estrada, S OBP: 0.296, SLG: 0.328 Ryan Langerhans, L OBP: 0.261, SLG: 0.300 (1, 2) (9, PR)	0-0 G4-3 3		0-0 CS 1-2	1-1 F9 1	1-0 G6-3 3			1-2 1B	4 0 1 0 0 0 1 0 0 0 0 0 0 0
Raul Mondesi, R OBP: 0.232, SLG: 0.333 (1, 9)		0-0 P3 1		1-0 G6-3 2		4-2 G4-6-3 BB		0-1 F4 1	3 0 0 0 1 0 2
Wilson Betemit, S OBP: 0.381, SLG: 0.438 10 Chipper Jones, S OBP: 0.506, SLG: 0.688 (1, 5) (9, PH)		1-3 K 2		2-1 G4-3 3		1-2 G4-6-3 1-2f		0-1 P3 2	3 0 0 0 0 1 1 1 0 0 0 0 0 2
15 Tim Hudson, R OBP: 0.167, SLG: 0.091 John Foster, L OBP: 0.341, SLG: 0.476 4 Pete Orr, L OBP: 0.341, SLG: 0.476 Kevin Gryboski, R OBP: 0.222, SLG: 0.407 (1, 1) (7, 1) (7, PH) (8, 1) (9, 1) (9, PH)		0-3 K 3		1-0 G1-3 1		0-0 FC6-4 1B		1-1 G5-3 3	2 0 0 0 0 1 0 0 0 0 0 0 0 0 1 0 1 0 0 0 0 0 0 0 0 0 0 0 0 0 0 0 0 0 0 1 0 0 0 0 0 2

Inning Stats	R: 2	H: 3	E: 1	K: 0	S: 12	LOB: 1	BB: 0	P: 20	R: 0	H: 0	E: 0	K: 2	S: 7	LOB: 0	BB: 0	P: 8	R: 2	H: 2	E: 0	K: 0	S: 6	LOB: 0	BB: 1	P: 14	R: 0	H: 0	E: 0	K: 0	S: 5	LOB: 0	BB: 0	P: 9	R: 1	H: 2	E: 0	K: 0	S: 8	LOB: 0	BB: 0	P: 13	R: 0	H: 0	E: 0	K: 1	S: 5	LOB: 0	BB: 0	P: 10	R: 0	H: 1	E: 0	K: 0	S: 8	LOB: 1	BB: 1	P: 16	R: 0	H: 1	E: 0	K: 1	S: 10	LOB: 0	BB: 0	P: 13	R: 0	H: 1	E: 0	K: 0	S: 11	LOB: 2	BB: 0	P: 15	1B: 8	SF: 0	2B: 1	SAC: 0	3B: 0	DP: 3	HR: 1	HBP: 1
--------------	------	------	------	------	-------	--------	-------	-------	------	------	------	------	------	--------	-------	------	------	------	------	------	------	--------	-------	-------	------	------	------	------	------	--------	-------	------	------	------	------	------	------	--------	-------	-------	------	------	------	------	------	--------	-------	-------	------	------	------	------	------	--------	-------	-------	------	------	------	------	-------	--------	-------	-------	------	------	------	------	-------	--------	-------	-------	-------	-------	-------	--------	-------	-------	-------	--------

PITCHER	IP	WLS	BF	H	R	ER	SO	BB	IBB	HBP	BLK	WP	HR	S	P	ERA	WHIP
30 Mark Mulder, L ERA: 3.5 (1, 1)	7.0	W	28	8	5	4	3	2	0	0	0	1	1	51	90	5.14	1.429
Julian Tavarez, R ERA: 4.38 (8, 1)	1.1	H	6	2	0	0	1	0	0	1	0	0	0	17	23	0.00	1.500
Ray King, L ERA: (9, 1)	0.1	H	1	0	0	0	0	0	0	0	0	0	0	2	2	0.00	0.000
Al Reyes, R ERA: 3.24 (9, 1)	0.1	S	1	0	0	0	0	0	0	0	0	0	0	2	3	0.00	0.000

PITCHER	IP	WLS	BF	H	R	ER	SO	BB	IBB	HBP	BLK	WP	HR	S	P	ERA	WHIP
30 Mark Mulder, L ERA: 3.5 (1, 1)	7.0	W	28	8	5	4	3	2	0	0	0	1	1	51	90	5.14	1.429
Julian Tavarez, R ERA: 4.38 (8, 1)	1.1	H	6	2	0	0	1	0	0	1	0	0	0	17	23	0.00	1.500
Ray King, L ERA: (9, 1)	0.1	H	1	0	0	0	0	0	0	0	0	0	0	2	2	0.00	0.000
Al Reyes, R ERA: 3.24 (9, 1)	0.1	S	1	0	0	0	0	0	0	0	0	0	0	2	3	0.00	0.000

Batter	1	2	3	4	5	6	7	8	9	AB R H RBI BB SO LOB	TOP						
22 David Eckstein, R (1, 6) OBP: 0.367, SLG: 0.312	2-2 FC4-6 1B	1-0 FC3-6			2-2 G6-3		2-1 B1-3		1-1 G6-3	5 0 1 0 0 0 2							
Larry Walker, L (1, 9) OBP: 0.361, SLG: 0.417 Jimmy Journell, R (9, 1)	0-1 FC4-6 5 2B	1-3 K			3-3 K		1-2 5 HBP 1B		1-3 K	5 1 1 0 0 3 3 0 0 0 0 0 0 0							
5 Albert Pujols, R (1, 3) OBP: 0.396, SLG: 0.611	2-1 1-H 2B		0-2 P5		2-1 2B		1-0 15 1B HBP		0-1 L9	4 0 2 1 0 0 0							
15 Jim Edmonds, L (1, 8) OBP: 0.375, SLG: 0.538	3-2 F8		2-2 L3		0-3 K		0-0 1B			4 0 1 0 0 1 2							
27 Scott Rolen, R (1, 5) OBP: 0.355, SLG: 0.463	3-1 P4		0-0 CS 1B			2-1 G5-3 1B	0-3 K			4 0 2 0 0 1 3							
Reggie Sanders, R (1, 7) OBP: 0.284, SLG: 0.525		1-1 G6-3	1-1 CS	2-3 K		1-2 G5-3		0-0 G6-3		4 0 0 0 0 1 1							
Mark Grudzielanek, R (1, 4) OBP: 0.378, SLG: 0.474		0-2 E5 4 2B		1-1 G4-3		0-3 K		0-0 4 G5-3 1B		4 1 1 0 0 1 1							
4 Yadier Molina, R (1, 2) OBP: 0.197, SLG: 0.191		2-1 FC3-6 1-H 2B		0-2 1B		4-0 IBB		1-0 1 SAFE 1 SAFE G5-3		3 0 2 1 1 0 1							
Matt Morris, R (1, 1) OBP: 0.125, SLG: 0.125 Al Reyes, R (7, 1) 34 Randy Flores, L (7, 1) Roger Cedeno, S (8, PH) Ray King, L (8, 1) So Taguchi, R (9, 9) OBP: 0.433, SLG: 0.630		1-2 22 FC3-6 1B		0-0 G4-3		0-1 G5-3		2-1 G6-3		3 0 1 0 0 0 3 0 0 0 0 0 0 0 0 0 0 0 0 0 0 1 0 0 0 0 0 1 0 0 0 0 0 0 0 0 0 0 0 0 0 0							
Inning Stats	R: 1 H: 2 E: 0 LOB: 1 K: 0 BB: 0 S: 16 P: 26	R: 1 H: 2 E: 1 LOB: 2 K: 1 BB: 0 S: 14 P: 20	R: 0 H: 1 E: 0 LOB: 0 K: 0 BB: 0 S: 8 P: 11	R: 0 H: 1 E: 0 LOB: 1 K: 1 BB: 0 S: 10 P: 13	R: 0 H: 1 E: 0 LOB: 1 K: 2 BB: 0 S: 12 P: 19	R: 0 H: 1 E: 0 LOB: 2 K: 1 BB: 1 S: 12 P: 19	R: 0 H: 2 E: 0 LOB: 2 K: 1 BB: 0 S: 9 P: 13	R: 0 H: 1 E: 0 LOB: 1 K: 0 BB: 0 S: 5 P: 8	R: 0 H: 0 E: 0 LOB: 0 K: 1 BB: 0 S: 8 P: 10	1B: 8 SF: 0 2B: 3 SAC: 0 3B: 0 DP: 0 HR: 0 HBP: 1	WP: 0 PA: 40 PB: 0 SB: 0 CS: 1						
PITCHER	IP WLS BF H R ER SO BB IBB HBP BLK WP HR S P ERA WHIP																
John Thomson, R (1, 1) ERA: 2.81	6.0		8	2	1	5	0	1	0	0	0	0	0	72	108	1.50	1.333
John Foster, L (7, 1) ERA:	0.1		1	0	0	0	0	0	0	0	0	0	0	5	8	0.00	3.000
Kevin Gryboski, R (7, 1) ERA: 1.5	0.2		1	0	0	1	0	0	1	0	0	0	0	4	5	0.00	1.500
Chris Reitsma, R (8, 1) ERA: 0.73	1.0		1	0	0	0	0	0	0	0	0	0	0	5	8	0.00	1.000
Dan Kolb, R (9, 1) ERA: 7.2	1.0	W	3	0	0	0	1	0	0	0	0	0	0	8	10	0.00	0.000

St. Louis Cardinals @ Atlanta Braves
Turner Field, Atlanta, GA
Sat Apr 30 2005, 7:05 PM EDT
Att. 35,789 - Overcast - 63 F

livebaseballscorecards.com

AB	37
R	2
H	11
RBI	2
BB	1
SO	7
LOB	17



BOTTOM

St. Louis Cardinals @ Atlanta Braves

Turner Field, Atlanta, GA

Sat Apr 30 2005, 7:05 PM EDT
Att. 35,789 - Overcast - 63 F

livebaseballscorecards.com

AB	31
R	3
H	8
RBI	3
BB	3
SO	9
LOB	19



WP	0	PA	35
PB	0		
SB	0		
CS	0		

AB R H RBI BB SO LOB

3 0 0 0 1 1 4
3 0 0 0 0 1 3
1 0 0 0 0 1 3
0 0 0 0 0 0 0
0 0 0 0 0 0 0

4 0 0 0 0 2 4

4 1 1 0 0 1 0

4 0 0 0 0 1 1

2 0 1 1 0 1 0
0 1 0 0 0 0 0
1 0 1 0 0 0 0

4 0 3 0 0 0 1

3 1 1 1 1 0 2

2 0 1 0 0 1 1
0 0 0 0 0 0 0
0 0 0 0 0 0 0
0 0 0 1 1 0 0
0 0 0 0 0 0 0
0 0 0 0 0 0 0

1B: 4 SF: 1
2B: 2 SAC: 0
3B: 1 DP: 0
HR: 1 HBP: 0

Batter	1	2	3	4	5	6	7	8	9
Rafael Furcal, S OBP: 0.269, SLG: 0.337 (1, 6)	1-0 B1-3		1-3 K		4-1 BB		0-1 F9		
4 Pete Orr, L OBP: 0.319, SLG: 0.444 Julio Franco, R OBP: 0.263, SLG: 0.297 Chris Reitsma, R Dan Kolb, R	0-3 K		1-1 L7		0-2 F8		2-3 K		
Marcus Giles, R OBP: 0.369, SLG: 0.477 (1, 4)	3-3 K		3-3 K			0-1 L4	0-0 G6-3		
Adam LaRoche, L OBP: 0.324, SLG: 0.365 (1, 3)		2-1 F9 SF9 2B		3-2 G3		3-3 K		0-1 F8	
Brian Jordan, R OBP: 0.300, SLG: 0.337 (1, 7)		0-0 F9		1-3 K		0-0 G4-3		0-0 L4	
Johnny Estrada, S OBP: 0.297, SLG: 0.333 Ryan Langerhans, L OBP: 0.261, SLG: 0.300 Wilson Betemit, S		1-2 SF9		0-3 K			1-1 BB 10 BB 1B	1-0 3B	
Andruw Jones, R OBP: 0.303, SLG: 0.409 (1, 8)		2-2 1B			0-1 2B		0-0 10 BB BB 1B	1-2 F9	
Raul Mondesi, R OBP: 0.244, SLG: 0.370 (1, 9)		0-0 F7		1-2 F7			4-2 10 BB BB	1-0 HR	
John Thomson, R OBP: 0.222, SLG: 0.125 John Foster, L Kevin Gryboski, R 10 Chipper Jones, S OBP: 0.512, SLG: 0.688 Jorge Sosa, R Eddie Pérez, R OBP: 0.222, SLG: 0.407			0-1 1B		0-3 K		4-2 BB		

Inning Stats	R: 0	H: 0	E: 0	K: 2	S: 10	H: 0	LOB: 0	BB: 0	P: 14	R: 1	H: 2	E: 0	K: 0	S: 10	R: 0	H: 1	E: 0	K: 2	S: 12	R: 0	H: 0	E: 0	K: 2	S: 11	R: 0	H: 1	E: 0	K: 1	S: 14	R: 0	H: 0	E: 0	K: 1	S: 7	R: 1	H: 2	E: 0	K: 1	S: 13	R: 0	H: 1	E: 0	K: 0	S: 7	R: 1	H: 1	E: 0	K: 0	S: 1	R: 1	H: 1	E: 0	K: 0	S: 1	1B: 4	SF: 1	SAC: 0	DP: 0	HBP: 0	WP: 0	PA: 35
--------------	------	------	------	------	-------	------	--------	-------	-------	------	------	------	------	-------	------	------	------	------	-------	------	------	------	------	-------	------	------	------	------	-------	------	------	------	------	------	------	------	------	------	-------	------	------	------	------	------	------	------	------	------	------	------	------	------	------	------	-------	-------	--------	-------	--------	-------	--------

PITCHER	IP	WLS	BF	H	R	ER	SO	BB	IBB	HBP	BLK	WP	HR	S	P	ERA	WHIP
Matt Morris, R ERA: 2.12	(1, 1)	6.0	23	4	1	1	8	1	0	0	0	0	0	64	90	1.50	0.833
Al Reyes, R ERA: 4.32	(7, 1)	0.0	3	2	1	1	0	1	0	0	0	0	0	5	10	∞	∞
34 Randy Flores, L ERA: 5.19	(7, 1)	1.0	B	4	0	0	1	1	0	0	0	0	0	8	14	0.00	1.000
Ray King, L ERA:	(8, 1)	1.0		4	1	0	0	0	0	0	0	0	0	7	9	0.00	1.000
Jimmy Journell, R ERA: 7.36	(9, 1)	0.0	L	1	1	1	0	0	0	0	0	0	1	1	2	∞	∞

Batter	1	2	3	4	5	6	7	8	9	AB R H RBI BB SO LOB	TOP									
22 David Eckstein, R (1, 6) OBP: 0.368, SLG: 0.317	0-2 P3		0-1 15 BB S 1B		0-0 P6		0-2 FC3-6 1B	1-2 G6-3		5 0 2 0 0 0 1	St. Louis Cardinals @ Atlanta Braves Turner Field, Atlanta, GA Sun May 01 2005, 1:05 PM EDT Att. 34,304 - Sunny - 60 F									
Larry Walker, L (1, 9) OBP: 0.352, SLG: 0.395	1-0 F7		4-2 15 BB 1-2 BB		3-3 K		0-0 FC3-6 15 2B 1-2f	0-0 G3-1	4 1 0 0 1 1 1											
5 Albert Pujols, R (1, 3) OBP: 0.406, SLG: 0.606	2-0 1B		1-2 F7		2-2 15 1B		0-1 F8	4-0 BB	4 0 2 0 1 0 3											
15 Jim Edmonds, L (1, 8) OBP: 0.388, SLG: 0.551	0-0 G6-3		4-1 1-2 2-3 BB		3-2 1-3 1B		2-2 1-H 2B	2-2 F7	4 0 2 1 1 0 2											
27 Scott Rolen, R (1, 5) OBP: 0.357, SLG: 0.453		0-0 G3-6-1 BB 1B	1-1 P3		0-0 F7		4-2 BB	0-0 G6-3	4 0 1 0 1 0 6											
John Mabry, L (1, 7) OBP: 0.294, SLG: 0.200		4-1 G3-6-1 1-2 BB		0-0 G5-3		1-2 FC6 1B	0-0 G4-3		3 0 1 0 1 0 2											
Abraham Nunez, S (1, 4) OBP: 0.286, SLG: 0.346		0-0 G3-6-1 1-2f 2-3		1-0 G4-3		2-1 F8		1-0 G1-3	4 0 0 0 0 0 3											
Einar Diaz, R (1, 2) OBP: 0.364, SLG: 0.455		0-1 F7		0-2 1B		0-0 P3		2-2 G4-3 1B	4 0 2 0 0 0 2											
Jeff Suppan, R (1, 1) OBP: 0.182, SLG: 0.100			0-1 G1-3		0-1 F9		1-2 FC6 1-2f	3-2 G4-3	3 0 0 0 0 0 2											
Reggie Sanders, R (8, PH) OBP: 0.279, SLG: 0.516									1 0 0 0 0 0 1											
Kevin Jarvis, L (8, 1)									0 0 0 0 0 0 0											
Inning Stats	R: 0 E: 0 K: 0 S: 6	H: 1 LOB: 1 BB: 0 P: 9	R: 0 E: 0 K: 0 S: 5	H: 1 LOB: 1 BB: 1 P: 9	R: 0 E: 0 K: 0 S: 12	H: 1 LOB: 3 BB: 2 P: 22	R: 0 E: 0 K: 0 S: 7	H: 1 LOB: 1 BB: 0 P: 8	R: 0 E: 0 K: 1 S: 10	H: 1 LOB: 1 BB: 0 P: 14	R: 1 E: 0 K: 0 S: 20	H: 2 LOB: 2 BB: 1 P: 26	R: 0 E: 0 K: 0 S: 10	H: 1 LOB: 1 BB: 0 P: 17	R: 0 E: 0 K: 0 S: 5	H: 0 LOB: 1 BB: 1 P: 11	1B: 9 2B: 1 3B: 0 HR: 0	SF: 0 SAC: 0 DP: 1 HBP: 0	WP: 0 PB: 0 SB: 1 CS: 0	PA: 41
PITCHER	IP WLS BF H R ER SO BB IBB HBP BLK WP HR S P ERA WHIP																			
29 John Smoltz, R (1, 1) ERA: 3.22	6.2 W 32 9 1 1 1 4 0 0 0 0 0 0 72 108 1.35 1.950																			
Chris Reitsma, R (7, 1) ERA: 0.66	1.1 H 5 1 0 0 0 0 0 0 0 0 0 0 11 18 0.00 0.750																			
Dan Kolb, R (9, 1) ERA: 6.55	1.0 S 4 0 0 0 0 0 1 0 0 0 0 0 5 11 0.00 1.000																			

livebaseballscorecards.com

AB	36
R	1
H	10
RBI	1
BB	5
SO	1
LOB	23



BOTTOM

St. Louis Cardinals @ Atlanta Braves
Turner Field, Atlanta, GA
Sun May 01 2005, 1:05 PM EDT
Att. 34,304 - Sunny - 60 F

livebaseballscorecards.com

AB	26
R	2
H	4
RBI	2
BB	3
SO	5
LOB	9



WP: 0	PA: 30
PB: 0	
SB: 1	
CS: 0	

AB	R	H	RBI	BB	SO	LOB
3	1	1	1	1	1	1
4	0	1	1	0	0	1
4	0	0	0	0	0	2
3	0	1	0	0	1	0
3	0	0	0	0	0	1
2	0	0	0	1	1	0
3	0	0	0	0	1	2
1	1	0	0	1	0	0
1	0	0	0	0	0	2
0	0	0	0	0	0	0
1	0	1	0	0	0	0
0	0	0	0	0	0	0
1	0	0	0	0	1	0
0	0	0	0	0	0	0
1B: 3	SF: 0					
2B: 1	SAC: 1					
3B: 0	DP: 1					
HR: 0	HBP: 0					

Batter	1	2	3	4	5	6	7	8	9
Rafael Furcal, S OBP: 0.277, SLG: 0.346 (1, 6)	1-1 L6		2-3 K			1-2 1B 2B		4-1 BB	
Ryan Langerhans, L OBP: 0.259, SLG: 0.292 (1, 7)	3-2 G4-3			0-0 L7		1-0 1B		2-0 F7	
Marcus Giles, R OBP: 0.368, SLG: 0.449 (1, 4)	0-1 G6-3			1-0 G4-3		2-2 G5-4-3		1-2 P3	
Adam LaRoche, L OBP: 0.325, SLG: 0.364 (1, 3)		2-2 K		2-2 F9			1-2 1B		
Johnny Estrada, S OBP: 0.286, SLG: 0.319 (1, 2)		1-1 P6			1-2 F8		1-1 F8		
Andruw Jones, R OBP: 0.304, SLG: 0.400 (1, 8)		1-0 F7			1-3 K		4-2 BB		
Raul Mondesi, R OBP: 0.236, SLG: 0.357 (1, 9)			1-2 P4		0-3 K		0-0 F7		
Wilson Betemit, S OBP: 0.417, SLG: 0.556 10 Chipper Jones, S (7, PH) OBP: 0.506, SLG: 0.677 4 Pete Orr, L OBP: 0.319, SLG: 0.444 (1, 5)			1-1 G4-3			4-2 2B		0-1 F8	
29 John Smoltz, R OBP: 0.182, SLG: 0.182 Chris Reitsma, R (7, 1) Brian Jordan, R OBP: 0.297, SLG: 0.333 Dan Kolb, R (9, 1)			1-1 1B			0-0 SH1-3		2-3 K	

Inning	R	H	E	K	S	H	LOB	BB	P
1	0	0	0	0	7	0	0	11	
2	0	0	0	1	9	0	0	13	
3	0	1	0	1	12	1	0	17	
4	0	0	0	0	5	0	0	8	
5	0	0	0	2	9	0	0	11	
6	2	2	0	0	10	2	0	18	
7	0	1	0	0	11	1	1	17	
8	0	0	0	1	8	0	1	17	
9	0	0	0	0	0	0	0	0	

PITCHER	IP	WLS	BF	H	R	ER	SO	BB	IBB	HBP	BLK	WP	HR	S	P	ERA	WHIP
Jeff Suppan, R ERA: 3.23 (1, 1)	7.0	L	26	4	2	2	4	2	0	0	0	0	0	63	95	2.57	0.857
Kevin Jarvis, R ERA: (8, 1)	1.0		4	0	0	0	1	1	0	0	0	0	0	8	17	0.00	1.000

Batter 1 2 3 4 5 6 7 8 9 AB R H RBI BB SO LOB TOP

<p>Juan Pierre, L (1, 8) OBP: 0.330, SLG: 0.386</p>			<p>Luis Castillo, S (1, 4) OBP: 0.427, SLG: 0.373</p>	<p>Damion Easley, R (7, 4) OBP: 0.268, SLG: 0.395</p>			<p>Carlos Delgado, L (1, 3) OBP: 0.408, SLG: 0.529</p>	<p>Miguel Cabrera, R (1, 7) OBP: 0.386, SLG: 0.602</p>	<p>Todd Jones, L (9, 1)</p>			<p>Juan Encarnacion, R (1, 9) OBP: 0.371, SLG: 0.518</p>	<p>Paul Lo Duca, R (1, 2) OBP: 0.412, SLG: 0.413</p>	<p>Mike Lowell, R (1, 5) OBP: 0.223, SLG: 0.337</p>	<p>Alex Gonzalez, R (1, 6) OBP: 0.300, SLG: 0.419</p>	<p>Al Leiter, L (1, 1) 40 Nate Bump, L (6, 1) John Riedling, R (8, 1) Jim Crowell, L (8, 1) Jim Mecir, S (8, 1) Lenny Harris, L (9, PH) Chris Aquino, R (9, 7) OBP: 0.364, SLG: 0.300 OBP: 0.200, SLG: 0.200</p>	<p>AB R H RBI BB SO LOB</p> <p>5 2 2 0 0 0 1</p> <p>3 2 2 0 1 0 0 1 1 1 1 0 0 0</p> <p>4 3 3 4 1 1 1</p> <p>5 2 2 4 0 1 2 0 0 0 0 0 0 0</p> <p>5 1 1 0 0 0 1</p> <p>4 0 1 1 0 0 0</p> <p>4 0 0 0 0 0 0</p> <p>4 0 1 0 0 1 0</p> <p>2 0 0 0 0 0 1 1 0 0 0 0 0 1 0 0 0 0 0 0 0 0 0 0 0 0 0 0 0 0 0 0 0 0 0 0 0 0 0 1 0 0 0 0 0 0 0 0 0 0 0 0 0 0 0</p>
<p>Inning Stats</p> <p>R: 0 H: 0 R: 0 H: 0 R: 5 H: 6 R: 0 H: 1 R: 1 H: 1 R: 0 H: 0 R: 3 H: 2 R: 0 H: 0 R: 2 H: 3</p> <p>E: 1 LOB: 1 E: 0 LOB: 0 E: 1 LOB: 0 E: 0 LOB: 0 E: 0 LOB: 0 E: 0 LOB: 0 E: 0 LOB: 0 E: 0 LOB: 1</p> <p>K: 1 BB: 1 K: 0 BB: 0 K: 0 BB: 0 K: 1 BB: 1 K: 0 BB: 0 K: 1 BB: 0</p> <p>S: 10 P: 16 S: 7 P: 14 S: 17 P: 25 S: 9 P: 12 S: 11 P: 16 S: 11 P: 20 S: 13 P: 23 S: 5 P: 6 S: 10 P: 13</p>		<p>WP: 0 PA: 42</p> <p>PB: 0 SB: 1 CS: 1</p>															

Florida Marlins @ Atlanta Braves
Turner Field, Atlanta, GA
Tue May 03 2005, 7:35 PM EDT
Att. 22,299 - Partly Cloudy - 64 F

livebaseballscorecards.com

AB	39
R	11
H	13
RBI	10
BB	2
SO	4
LOB	6



PITCHER																	
IP	WLS	BF	H	R	ER	SO	BB	IBB	HBP	BLK	WP	HR	S	P	ERA	WHIP	
6.0	L	26	8	6	5	2	1	0	0	0	0	1	65	103	7.50	1.500	
1.0		6	2	3	3	1	1	0	0	0	0	1	13	23	27.00	3.000	
1.0		3	0	0	0	1	0	0	0	0	0	0	5	6	0.00	0.000	
1.0		6	3	2	2	0	0	0	0	0	0	0	10	13	18.00	3.000	

Batter	1	2	3	4	5	6	7	8	9	AB	R	H	RBI	BB	SO	LOB
Rafael Furcal, S OBP: 0.274, SLG: 0.349 (1, 6)	1-1 G5-3		1-2 P5	2-2 FC6-4			1-2 P5	0-1 2B		5	0	1	2	0	0	1
Marcus Giles, R OBP: 0.363, SLG: 0.431 (1, 4)	1-0 G5-3		4-1 BB BB		2-0 F7		0-3 K	1-3 K		3	0	0	0	1	1	0
Jorge Sosa, R (8, 1)										0	0	0	0	0	0	0
10 Chipper Jones, S OBP: 0.500, SLG: 0.667 (8, PH)										1	0	0	0	0	1	1
Adam Bernero, R (9, 1)										0	0	0	0	0	0	0
Brian Jordan, R OBP: 0.292, SLG: 0.318 (1, 7)	0-0 F9		4-1 BB BB		0-1 G6-3		0-0 E4	1-3 K		4	0	0	0	1	1	1
Julio Franco, R OBP: 0.279, SLG: 0.275 (1, 3)		4-0 1B BB	4-2 BB BB		2-2 E3		1-1 G1-3		0-0 L9	3	1	0	0	2	0	1
Andruw Jones, R OBP: 0.308, SLG: 0.394 (1, 8)		1-3 K	1-2 P2		4-2 BB		1-2 BB		0-0 2B 1B	4	1	1	0	1	2	4
Raul Mondesi, R OBP: 0.245, SLG: 0.364 (1, 9)		4-2 FC6 1B E BB	2-2 F7		1-1 F7		1-3 WP 4 2B 2B		1-3 K	4	2	1	0	1	1	5
Eddie Pérez, R OBP: 0.226, SLG: 0.387 (1, 2)		0-0 E 1B		2-3 K		3-1 G5-3		0-1 G5-3		4	0	1	1	0	1	2
Wilson Betemit, S OBP: 0.393, SLG: 0.476 (1, 5)		0-0 FC6		1-0 G5-3		1-1 L9		4-2 4 2B 2B BB		3	1	0	0	1	0	1
Mike Hampton, R OBP: 0.375, SLG: 0.438 (1, 1)		3-2 G5-4-3		2-0 FC6-4		1-3 K		1-1 2B 2B		2	0	1	0	0	0	2
Adam LaRoche, L OBP: 0.321, SLG: 0.358 (6, PH)										1	0	0	0	0	1	0
Roman Colon, R (7, 1)										0	0	0	0	0	0	0
4 Pete Orr, L OBP: 0.333, SLG: 0.478 (8, 4)										1	1	1	1	0	0	0

Inning Stats	R: 0	H: 0	E: 0	K: 0	S: 4	R: 2	H: 1	E: 1	K: 1	S: 11	R: 0	H: 0	E: 0	K: 0	S: 17	R: 0	H: 1	E: 0	K: 1	S: 8	R: 0	H: 0	E: 1	K: 0	S: 11	R: 0	H: 0	E: 0	K: 1	S: 7	R: 0	H: 0	E: 1	K: 1	S: 10	R: 4	H: 4	E: 0	K: 2	S: 17	R: 0	H: 0	E: 0	K: 2	S: 7	1B: 3	2B: 3	3B: 0	HR: 0	SF: 0	SAC: 0	DP: 1	HBP: 0	WP: 1	PB: 0	SB: 0	CS: 0	PA: 42
--------------	------	------	------	------	------	------	------	------	------	-------	------	------	------	------	-------	------	------	------	------	------	------	------	------	------	-------	------	------	------	------	------	------	------	------	------	-------	------	------	------	------	-------	------	------	------	------	------	-------	-------	-------	-------	-------	--------	-------	--------	-------	-------	-------	-------	--------

PITCHER	IP	WLS	BF	H	R	ER	SO	BB	IBB	HBP	BLK	WP	HR	S	P	ERA	WHIP
Al Leiter, L ERA: 4.91 (1, 1)	5.0		24	2	2	1	2	6	0	0	0	0	0	51	97	1.80	1.600
40 Nate Bump, R ERA: 1.88 (6, 1)	2.0		7	0	0	0	2	0	0	0	0	0	0	17	24	0.00	0.000
John Riedling, R ERA: 19.29 (8, 1)	0.1		4	2	3	3	0	1	0	0	0	1	0	6	12	81.00	9.000
Jim Crowell, L ERA: (8, 1)	0.0		2	2	1	1	0	0	0	0	0	0	0	4	5	∞	∞
Jim Mecir, R ERA: 3.24 (8, 1)	0.2	H	2	0	0	0	2	0	0	0	0	0	0	7	9	0.00	0.000

Florida Marlins @ Atlanta Braves
 Turner Field, Atlanta, GA
 Tue May 03 2005, 7:35 PM EDT
 Att. 22,299 - Partly Cloudy - 64 F

AB 35
 R 6
 H 6
 RBI 4
 BB 7
 SO 8
 LOB 18

Braves

PITCHER	IP	WLS	BF	H	R	ER	SO	BB	IBB	HBP	BLK	WP	HR	S	P	ERA	WHIP
Todd Jones, R ERA: 1.54 (9, 1)	1.0		3	0	0	0	2	0	0	0	0	0	0	7	9	0.00	0.000

Batter	1	2	3	4	5	6	7	8	9	AB R H RBI BB SO LOB	TOP									
Juan Pierre, L (1, 8) OBP: 0.316, SLG: 0.368	1-0 B2-3		1-0 F7		3-2 G5-3			2-3 K	0-1 G6-3	5 0 0 0 0 1 2										
Luis Castillo, S (1, 4) OBP: 0.407, SLG: 0.352	3-1 G3-1			1-2 L6		2-2 G3-1		1-2 E1 2B		4 1 0 0 0 0 0										
Carlos Delgado, L (1, 3) OBP: 0.411, SLG: 0.533	0-2 F7			4-1 2B BB		2-2 F8		3-2 1B 2B		3 1 1 1 1 0 0										
Miguel Cabrera, R (1, 7) OBP: 0.400, SLG: 0.619		2-3 K		0-1 2B		1-1 1B		1-2 1B FC6-4 2-H		4 0 3 1 0 1 0										
Juan Encarnacion, R (1, 9) OBP: 0.356, SLG: 0.494		2-1 F9		3-3 K		3-2 G1-3		2-3 K		4 0 0 0 0 2 4										
Paul Lo Duca, R (1, 2) OBP: 0.404, SLG: 0.405		1-1 1B		1-1 G2-3			1-0 F8	2-0 FC6-4 1-2f		4 0 1 0 0 0 3										
Mike Lowell, R (1, 5) OBP: 0.235, SLG: 0.337		2-1 F8			0-1 F9		0-1 1B		4-1 WP BB	3 0 1 0 1 0 1										
Alex Gonzalez, R (1, 6) OBP: 0.286, SLG: 0.397			0-2 G6-3		0-0 F7		0-0 F7		3-3 K	4 0 0 0 0 1 2										
A.J. Burnett, R (1, 1) OBP: 0.133, SLG: 0.400			0-3 K		3-2 E3		2-3 K		1-2 L8	2 0 0 0 0 1 0										
Jeff Conine, R (7, PH) OBP: 0.273, SLG: 0.286										1 0 0 0 0 1 1										
Travis Smith, R (7, 1)										0 0 0 0 0 0 0										
Matt Perisho, L (8, 1)										0 0 0 0 0 0 0										
Lenny Harris, L (9, PH) OBP: 0.333, SLG: 0.273										1 0 0 0 0 0 1										
Inning Stats	R: 0 E: 0 K: 0 S: 6	H: 0 LOB: 0 BB: 0 P: 10	R: 0 E: 0 K: 1 S: 9	H: 1 LOB: 1 BB: 0 P: 16	R: 0 E: 0 K: 1 S: 7	H: 0 LOB: 0 BB: 0 P: 8	R: 0 E: 0 K: 1 S: 11	H: 1 LOB: 2 BB: 1 P: 20	R: 0 E: 1 K: 0 S: 16	H: 0 LOB: 1 BB: 0 P: 16	R: 0 E: 0 K: 1 S: 7	H: 1 LOB: 1 BB: 0 P: 10	R: 2 E: 1 K: 2 S: 18	H: 2 LOB: 1 BB: 0 P: 29	R: 0 E: 0 K: 1 S: 9	H: 0 LOB: 1 BB: 1 P: 17	1B: 4 2B: 2 3B: 0 HR: 0	SF: 0 SAC: 0 DP: 0 HBP: 0	WP: 1 PB: 0 SB: 0 CS: 0	PA: 37
PITCHER	IP WLS BF H R ER SO BB IBB HBP BLK WP HR S P ERA WHIP																			
15 Tim Hudson, R (1, 1) ERA: 2.18	7.1 W 30 5 2 1 5 1 0 0 0 0 0 0 75 119 1.23 0.818																			
Chris Reitsma, R (8, 1) ERA: 0.63	0.2 3 1 0 0 1 0 0 0 0 0 0 0 9 14 0.00 1.500																			
Dan Kolb, R (9, 1) ERA: 6.0	1.0 S 4 0 0 0 1 1 0 0 0 0 1 0 9 17 0.00 1.000																			

Florida Marlins @ Atlanta Braves
Turner Field, Atlanta, GA
Wed May 04 2005, 1:05 PM EDT
Att. 25,082 - Sunny - 66 F

livebaseballscorecards.com

AB	35
R	2
H	6
RBI	2
BB	2
SO	7
LOB	14



Batter	1	2	3	4	5	6	7	8	9
Rafael Furcal, S OBP: 0.287, SLG: 0.354 (1, 6)	0-1 G4-3	1-2 P5		2-1 G6-4-3 1B			1-2 G6-3 1B	4-2 BB	
Marcus Giles, R OBP: 0.341, SLG: 0.403 (1, 4)	0-0 F9		2-3 K	1-1 G6-4-3 1-2f			0-0 G6-3 1-2f	0-3 K	
10 Chipper Jones, S OBP: 0.494, SLG: 0.686 (1, 5)	0-0 HR		2-3 K		2-3 K		4-1 2B BB	2-3 K	
Johnny Estrada, S OBP: 0.309, SLG: 0.347 (1, 2)	4-0 2B BB		1-0 2B 1B		3-2 L3		0-0 2B	1-3 2B	
Adam LaRoche, L OBP: 0.341, SLG: 0.423 (1, 3)	2-2 2B		0-0 2B		0-0 G6-3		1-2 2B		
Brian Jordan, R OBP: 0.290, SLG: 0.315 (1, 7)	1-2 K		3-3 K			0-2 FC4-6 1B	2-0 E6 FC6-4		
Andruw Jones, R OBP: 0.324, SLG: 0.433 (1, 8)		1-0 1B		0-1 HR		4-2 FC4-6 BB	0-0 FC6-4		
Ryan Langerhans, L OBP: 0.258, SLG: 0.286 (1, 9)		2-3 K		3-3 K		0-0 FC4-6 15 G6-4-3	0-0 SH1-4 1B		
15 Tim Hudson, R OBP: 0.200, SLG: 0.143 Chris Reitsma, R (8, 1)		1-3 K		0-0 1B		0-0 G6-4-3	0-0 SH1-4		
4 Pete Orr, L OBP: 0.333, SLG: 0.478 Dan Kolb, R (9, 1)				1B		1-2f	1-2		

AB	R	H	RBI	BB	SO	LOB
4	0	2	0	1	0	1
5	0	0	0	0	2	5
4	2	1	1	1	3	2
3	2	2	0	1	0	0
4	0	3	3	0	0	0
4	0	1	0	0	2	4
3	1	2	1	1	0	2
4	0	1	0	0	2	3
3	0	1	0	0	1	3
0	0	0	0	0	0	0
0	0	0	0	0	0	0
0	0	0	0	0	0	0

Inning Stats		R: 2	H: 2	E: 0	K: 1	S: 12	R: 0	H: 1	E: 0	K: 2	S: 11	R: 0	H: 2	E: 0	K: 3	S: 12	R: 1	H: 3	E: 0	K: 1	S: 11	R: 0	H: 0	E: 0	K: 1	S: 8	R: 0	H: 1	E: 0	K: 0	S: 8	R: 2	H: 3	E: 1	K: 0	S: 11	R: 0	H: 1	E: 0	K: 2	S: 10
Pitcher		IP	WLS	BF	H	R	ER	SO	BB	IBB	HBP	BLK	WP	HR	S	P	ERA	WHIP																							
A.J. Burnett, R ERA: 2.72 (1, 1)	6.0	L	27	9	3	3	8	8	2	0	0	0	0	2	62	96	4.50	1.833																							
Travis Smith, R ERA: 9.0 (7, 1)	1.0		7	3	2	2	0	0	1	0	0	0	0	0	11	19	18.00	4.000																							
Matt Perisho, L ERA: 1.42 (8, 1)	1.0		5	1	0	0	2	2	1	0	0	0	0	0	10	16	0.00	2.000																							

Florida Marlins @ Atlanta Braves
Turner Field, Atlanta, GA

Wed May 04 2005, 1:05 PM EDT
Att. 25,082 - Sunny - 66 F

AB	34
R	5
H	13
RBI	5
BB	4
SO	10
LOB	20

WP: 0 PA: 39
PB: 0 SB: 0
CS: 0

livebaseballscorecards.com

Batter	1	2	3	4	5	6	7	8	9	AB R H RBI BB SO LOB	TOP
Willy Taveras, R OBP: 0.343, SLG: 0.371 (1, 8) X	0-0 G6-3 2B 1B		2-3 K			2-3 K			2-2 E6 FC3-6	4 1 1 0 0 2 0	Houston Astros @ Atlanta Braves Turner Field, Atlanta, GA Thu May 05 2005, 7:35 PM EDT Att. 20,553 - Overcast - 59 F
Craig Biggio, R OBP: 0.372, SLG: 0.529 (1, 4) SAFE SAFE 1 1 B X	1-1 G6-3 SF7 2B		0-1 G6-3			2-1 G6-3			2-2 P6	4 1 1 0 0 0 1	
Jose Vizcaino, S OBP: 0.370, SLG: 0.417 (1, 3) X	0-0 G6-3					0-0 L7			0-0 FC3-6 1-2f	4 0 0 1 0 0 2	
Mike Lamb, L OBP: 0.318, SLG: 0.525 (1, 7) B X	1-0 SF7					2-3 K			0-0 F7	3 0 0 1 0 1 1	
16 Jason Lane, R OBP: 0.316, SLG: 0.486 (1, 9) C X	0-1 F9					0-1 F8			1-3 K	3 0 0 0 0 1 0	
Morgan Ensberg, R OBP: 0.378, SLG: 0.459 (1, 5)						0-0 HR			0-0 F8	3 1 1 1 0 0 0	
28 Adam Everett, R OBP: 0.307, SLG: 0.389 (1, 6)						1-2 G6-3			0-1 G6-3	3 0 0 0 0 0 0	
Brad Ausmus, R OBP: 0.304, SLG: 0.258 (1, 2)						0-2 G3			0-0 F9	3 0 0 0 0 0 0	
41 Brandon Backe, R OBP: 0.417, SLG: 0.500 Chad Harville, R Russ Springer, R 4 Eric Bruntlett, R Dan Wheeler, R John Franco, L						2-1 G1-3			2-2 G1-3	2 0 0 0 0 1 0 0 0 0 0 0 0 0 0 0 0 0 0 0 0 1 0 0 0 0 0 0 0 0 0 0 0 0 0 0 0 0 0 0 0 0	
Inning Stats	R: 2 H: 2 E: 0 LOB: 0 K: 0 BB: 0 S: 7 P: 9	R: 0 H: 0 E: 0 LOB: 0 K: 0 BB: 0 S: 7 P: 10	R: 0 H: 0 E: 0 LOB: 0 K: 2 BB: 0 S: 10 P: 15	R: 0 H: 0 E: 0 LOB: 0 K: 1 BB: 0 S: 11 P: 16	R: 1 H: 1 E: 0 LOB: 0 K: 0 BB: 0 S: 11 P: 14	R: 0 H: 0 E: 0 LOB: 0 K: 1 BB: 0 S: 6 P: 10	R: 0 H: 0 E: 0 LOB: 0 K: 1 BB: 0 S: 7 P: 8	R: 0 H: 0 E: 0 LOB: 0 K: 0 BB: 0 S: 7 P: 9	R: 0 H: 0 E: 1 LOB: 1 K: 0 BB: 0 S: 8 P: 12	1B: 1 SF: 1 2B: 1 SAC: 0 3B: 0 DP: 0 HR: 1 HBP: 0	
PITCHER John Thomson, R ERA: 2.85 (1, 1)	IP WLS BF H R ER SO BB IBB HBP BLK WP HR S P ERA WHIP										
	9.0 W 31 3 3 3 5 0 0 0 0 0 0 1 74 103 3.00 0.333										

livebaseballscorecards.com

AB 30
R 3
H 3
RBI 3
BB 0
SO 5
LOB 4



Batter	1	2	3	4	5	6	7	8	9	AB R H RBI BB SO LOB
Rafael Furcal, S OBP: 0.299, SLG: 0.359 (1, 6)	3-2 1B 10 1B	2-2 F8		0-1 1B 3-H		4-1 10 BB WP G3 BB	3-2 P3			4 2 2 1 1 0 0
Marcus Giles, R OBP: 0.367, SLG: 0.413 (1, 4)	1-2 1B 10 1B HR	4-2 BB		0-0 F8		4-2 G3 10 BB 1B BB		0-0 1B		3 2 2 0 2 0 1
10 Chipper Jones, S OBP: 0.489, SLG: 0.662 Wilson Betemit, S OBP: 0.393, SLG: 0.476 (1, 5) (9, 5)	3-1 1B HR	2-0 F8		3-2 G4-3		4-1 1B G3 BB	2-1 F7			4 1 1 2 1 0 3 0 0 0 0 0 0 0
Adam LaRoche, L OBP: 0.333, SLG: 0.447 (1, 3)	2-2 HR		0-0 F7		2-1 G3	0-1 G3		0-0 P5		5 1 1 4 0 0 3
Johnny Estrada, S OBP: 0.302, SLG: 0.329 (1, 2)	1-2 K		2-2 F9		0-1 F9	4-0 1B IBB		0-1 G5-3		4 0 0 0 1 1 1
Brian Jordan, R OBP: 0.298, SLG: 0.323 (1, 7)	0-1 FC3-6 1B		0-2 E6		0-0 G4-3	0-2 1B				4 0 2 1 0 0 0
Ryan Langerhans, L OBP: 0.257, SLG: 0.313 (1, 8)	2-0 FC3-6 FC5-4 1-2f		1-0 F8			1B 2B				4 1 1 0 0 1 5
Raul Mondesi, R OBP: 0.245, SLG: 0.370 (1, 9)	1-0 FC5-4 1-2f			0-1 SH1-4 1B 2B		1-2 G6-3	1-0 P5			4 1 1 0 0 0 2
John Thomson, R OBP: 0.250, SLG: 0.182 (1, 1)		0-0 F9		0-1 SH1-4 2-3		2-1 WP 10 BB BB 1B	1-3 K			3 1 1 1 0 1 0

Inning Stats	R: 4	H: 5	E: 0	K: 1	S: 18	LOB: 1	BB: 0	P: 31	R: 0	H: 0	E: 0	K: 0	S: 7	LOB: 1	BB: 1	P: 15	R: 0	H: 0	E: 1	K: 0	S: 8	LOB: 1	BB: 0	P: 11	R: 1	H: 2	E: 0	K: 0	S: 10	LOB: 1	BB: 0	P: 13	R: 0	H: 0	E: 0	K: 0	S: 5	LOB: 0	BB: 0	P: 7	R: 4	H: 3	E: 0	K: 1	S: 18	LOB: 3	BB: 4	P: 39	R: 0	H: 0	E: 0	K: 1	S: 10	LOB: 0	BB: 0	P: 15	R: 0	H: 1	E: 0	K: 0	S: 6	LOB: 1	BB: 0	P: 8
1B: 8	SF: 0	2B: 2	SAC: 1	3B: 0	DP: 0	HR: 1	HBP: 0	WP: 1	PA: 41	PB: 0	SB: 0	CS: 0																																																				


PITCHER	IP	WLS	BF	H	R	ER	SO	BB	IBB	HBP	BLK	WP	HR	S	P	ERA	WHIP
41 Brandon Backe, R ERA: 6.81 (1, 1)	5.1	L	27	9	7	7	1	1	0	0	0	0	1	54	86	11.81	1.875
Chad Harville, R ERA: 5.14 (6, 1)	0.2		7	1	2	2	1	3	1	0	0	1	0	12	30	27.00	6.000
Russ Springer, R ERA: 2.38 (7, 1)	1.0		3	0	0	0	1	0	0	0	0	0	0	10	15	0.00	0.000
Dan Wheeler, R ERA: 2.13 (8, 1)	0.1		2	1	0	0	0	0	0	0	0	0	0	3	5	0.00	3.000
John Franco, L ERA: 2.08 (8, 1)	0.2		2	0	0	0	0	0	0	0	0	0	0	3	3	0.00	0.000

BOTTOM

Houston Astros @ Atlanta Braves
Turner Field, Atlanta, GA

Thu May 05 2005, 7:35 PM EDT
Att. 20,553 - Overcast - 59 F

AB 35
R 9
H 11
RBI 9
BB 5
SO 3
LOB 15



PITCHER	IP	WLS	BF	H	R	ER	SO	BB	IBB	HBP	BLK	WP	HR	S	P	ERA	WHIP
41 Brandon Backe, R ERA: 6.81 (1, 1)	5.1	L	27	9	7	7	1	1	0	0	0	0	1	54	86	11.81	1.875

Houston Astros @ Atlanta Braves
 Turner Field, Atlanta, GA
 Fri May 06 2005, 7:35 PM EDT
 Att. 26,987 - Partly Cloudy - 69 F

livebaseballscorecards.com

AB	34
R	4
H	7
RBI	4
BB	1
SO	4
LOB	10



WP:	0	PA:	35
PB:	0		
SB:	0		
CS:	0		

AB R H RBI BB SO LOB

4	0	1	0	0	0	0
4	1	2	0	0	1	2
4	0	0	0	0	0	4
0	0	0	0	0	0	0
4	1	3	2	0	0	0
4	0	0	0	0	1	4
4	1	1	2	0	1	0
4	0	0	0	0	0	0
4	0	0	0	0	1	0
1	0	0	0	0	0	0
0	1	0	0	1	0	0
0	0	0	0	0	0	0
1	0	0	0	0	0	0

Batter	1	2	3	4	5	6	7	8	9
Willy Taveras, R OBP: 0.339, SLG: 0.366 (1, 8) C X	0-1 G4-3 ①			1-0 P3 ①		1-1 1B 1B ①		2-1 F7 ②	
Craig Biggio, R OBP: 0.376, SLG: 0.528 (1, 4) S X	1-1 F9 ②			0-1 17 G4-3 2B 1B ①		2-3 K ①		2-1 17 FC6-4 1B ①	
17 Lance Berkman, S Chad Harville, R (1, 3) (8, 1) X	0-0 G4-3 ③			1-2 G4-3 ②		2-0 L8 ②		0-0 FC6-4 ③	
Mike Lamb, L OBP: 0.343, SLG: 0.556 (1, 7) (8, 3) C X		0-1 G3-1 ①		2-2 2-H 2B ①		1-0 1-2 2-H 1B ①		1-0 16 HR 1B ①	
Morgan Ensberg, R OBP: 0.363, SLG: 0.438 (1, 5) S X		1-3 K ②		0-1 F9 ③		2-2 P4 ③		2-0 F7 ①	
16 Jason Lane, R OBP: 0.314, SLG: 0.505 (1, 9) C X		0-1 F8 ③			1-3 K ①		0-0 G5-3 ①	1-2 1-H HR ①	
28 Adam Everett, R OBP: 0.295, SLG: 0.372 (1, 6) C X			0-1 P3 ①		2-0 G6-3 ②		1-2 P5 ②	1-2 F7 ②	
Raul Chavez, R OBP: 0.243, SLG: 0.297 (1, 2) B X			1-0 P4 ②		0-1 F9 ③		3-2 G6-3 ③	1-3 K ③	
44 Roy Oswalt, R OBP: 0.125, SLG: 0.125 4 Eric Bruntlett, R (6, PH) Brandon Duckworth, R OBP: 0.667, SLG: 1.000 Orlando Palmeiro, L OBP: 0.350, SLG: 0.529 (8, PH) (8, 7) C X			0-2 G5-3 ③			4-1 1B 1B BB ①		2-2 G5-3 ①	

Inning Stats	R: 0	H: 0	E: 0	K: 0	S: 5	P: 6	R: 0	H: 0	E: 0	K: 1	S: 7	P: 8	R: 0	H: 0	E: 0	K: 0	S: 6	P: 7	R: 1	H: 2	E: 0	K: 0	S: 12	P: 16	R: 0	H: 0	E: 0	K: 1	S: 6	P: 9	R: 1	H: 2	E: 0	K: 1	S: 11	P: 23	R: 0	H: 0	E: 0	K: 0	S: 8	P: 12	R: 0	H: 1	E: 0	K: 0	S: 8	P: 14	R: 2	H: 2	E: 0	K: 1	S: 13	P: 19	1B: 5	SF: 0	2B: 1	SAC: 0	3B: 0	DP: 0	HR: 1	HBP: 0	WP: 0	PA: 35
--------------	------	------	------	------	------	------	------	------	------	------	------	------	------	------	------	------	------	------	------	------	------	------	-------	-------	------	------	------	------	------	------	------	------	------	------	-------	-------	------	------	------	------	------	-------	------	------	------	------	------	-------	------	------	------	------	-------	-------	-------	-------	-------	--------	-------	-------	-------	--------	-------	--------

PITCHER	IP	WLS	BF	H	R	ER	SO	BB	IBB	HBP	BLK	WP	HR	S	P	ERA	WHIP
29 John Smoltz, R ERA: 3.05 (1, 1)	5.0	W	17	2	1	1	2	0	0	0	0	0	0	36	46	1.80	0.400
Jorge Sosa, R ERA: 3.27 (6, 1)	1.0		6	2	1	1	1	1	0	0	0	0	0	11	23	9.00	3.000
Kevin Gryboski, R ERA: 1.29 (7, 1)	1.0		3	0	0	0	0	0	0	0	0	0	0	8	12	0.00	0.000
Adam Bernero, R ERA: 3.0 (8, 1)	1.0		4	1	0	0	0	0	0	0	0	0	0	8	14	0.00	1.000
Roman Colon, R ERA: 8.0 (9, 1)	1.0		5	2	2	2	1	0	0	0	0	0	1	13	19	18.00	2.000

PITCHER	IP	WLS	BF	H	R	ER	SO	BB	IBB	HBP	BLK	WP	HR	S	P	ERA	WHIP
---------	----	-----	----	---	---	----	----	----	-----	-----	-----	----	----	---	---	-----	------

Batter	1	2	3	4	5	6	7	8	9	AB	R	H	RBI	BB	SO	LOB
Rafael Furcal, S OBP: 0.305, SLG: 0.380 (1, 6)	0-1 1B HR	2-1 2B 3B		2-3 K		0-0 F8				4	2	2	1	0	1	1
Marcus Giles, R Kevin Gryboski, R Wilson Betemit, S OBP: 0.393, SLG: 0.476 (1, 4) (7, 1) (8, 5)	0-1 1B FC1-6	2-1 2B			3-2 1B 2B	1-2 G5-4-3				4	2	3	1	0	0	1
10 Chipper Jones, S Adam Bernero, R Roman Colon, R OBP: 0.480, SLG: 0.654 (8, 1) (9, 1)	0-0 FC1-6 HR	3-1 2B			0-0 E3 G4-3 1B SF8		1-0 G4-3			4	2	1	1	0	0	3
Adam LaRoche, L OBP: 0.330, SLG: 0.438 (1, 3)	1-3 K	0-0 G4-3			2-1 SF8 1B G4-3		1-3 K			4	1	1	1	0	2	3
Johnny Estrada, S OBP: 0.300, SLG: 0.363 (1, 2)	0-0 HR			0-3 K		0-0 G4-3		0-1 G3		4	1	1	3	0	1	2
Brian Jordan, R Ryan Langerhans, L OBP: 0.290, SLG: 0.316 OBP: 0.250, SLG: 0.303 (1, 7) (8, PH) (9, 7)	1-0 G3-1			2-1 G3		2-0 SF8		2-2 F8		2	0	0	1	0	0	0
Andruw Jones, R OBP: 0.330, SLG: 0.436 (1, 8)		2-2 29 SH3-4 3B 1B		2-3 K		1-2 1B		0-3 K		4	1	2	1	0	2	0
Raul Mondesi, R OBP: 0.235, SLG: 0.354 (1, 9)		0-0 P4		1-1 G6-3		0-0 G1-3		2-3 K		4	0	0	0	0	1	2
29 John Smoltz, R Jorge Sosa, R 4 Pete Orr, L OBP: 0.167, SLG: 0.167 OBP: 0.347, SLG: 0.489 (1, 1) (6, 1) (6, PH) (7, 4)		3-1 SH3-4		2-3 K		3-2 G5-4-3 1B				1	0	0	0	0	1	0

Inning Stats	R: 3	H: 3	LOB: 0	K: 1	S: 10	R: 3	H: 4	LOB: 1	K: 0	S: 13	R: 0	H: 0	LOB: 0	K: 2	S: 9	R: 0	H: 0	LOB: 0	K: 2	S: 8	R: 3	H: 3	LOB: 1	K: 0	S: 12	R: 0	H: 1	LOB: 0	K: 1	S: 6	R: 0	H: 0	LOB: 0	K: 2	S: 10	R: 0	H: 0	LOB: 0	K: 2	S: 14
1B: 6	SF: 1	2B: 3	SAC: 1	3B: 1	DP: 1	HR: 1	HBP: 0	WP: 0	PA: 35	PB: 0	SB: 0	CS: 0																												

PITCHER	IP	WLS	BF	H	R	ER	SO	BB	IBB	HBP	BLK	WP	HR	S	P	ERA	WHIP
44 Roy Oswalt, R ERA: 4.3 (1, 1)	5.0	L	26	10	9	7	5	0	0	0	0	0	1	52	83	12.60	2.000
Brandon Duckworth, R ERA: 9.69 (6, 1)	2.0		6	1	0	0	1	0	0	0	0	0	0	14	20	0.00	0.500
Chad Harville, R ERA: 4.5 (8, 1)	1.0		3	0	0	0	2	0	0	0	0	0	0	10	14	0.00	0.000

BOTTOM

Houston Astros @ Atlanta Braves
Turner Field, Atlanta, GA
Fri May 06 2005, 7:35 PM EDT
Att. 26,987 - Partly Cloudy - 69 F

AB	33
R	9
H	11
RBI	9
BB	0
SO	8
LOB	12



WP: 0	PA: 35
PB: 0	
SB: 0	
CS: 0	

PITCHER	IP	WLS	BF	H	R	ER	SO	BB	IBB	HBP	BLK	WP	HR	S	P	ERA	WHIP
44 Roy Oswalt, R ERA: 4.3 (1, 1)	5.0	L	26	10	9	7	5	0	0	0	0	0	1	52	83	12.60	2.000
Brandon Duckworth, R ERA: 9.69 (6, 1)	2.0		6	1	0	0	1	0	0	0	0	0	0	14	20	0.00	0.500
Chad Harville, R ERA: 4.5 (8, 1)	1.0		3	0	0	0	2	0	0	0	0	0	0	10	14	0.00	0.000

Batter	1	2	3	4	5	6	7	8	9	AB R H RBI BB SO LOB	TOP	
Willy Taveras, R OBP: 0.342, SLG: 0.362 (1, 8)	4-1 17 G1-3 G4-3 BB		1-2 G6-3			1-1 B2-3		1-1 17 2B G4-3 1B	1-3	4 1 1 0 1 1 4		
Craig Biggio, R OBP: 0.364, SLG: 0.509 (1, 4)	0-1 G4-3		0-0 F8			1-2 G5-3		0-2 G4-3		4 0 0 0 0 0 3		
17 Lance Berkman, S OBP: 0.250, SLG: 0.286 54 Brad Lidge, R (8, 1)	2-2 G1-3				0-2 G5-3		4-0 S BB	1-1 2-H 2B		3 0 1 1 1 0 1 0 0 0 0 0 0 0		
Mike Lamb, L OBP: 0.324, SLG: 0.522 (1, 7)	0-3 K				2-1 F8		2-1 G4-3	0-1 G6-3		4 0 0 0 0 1 3		
Morgan Ensberg, R OBP: 0.387, SLG: 0.451 (1, 5)		2-0 28 G6-4-3 1B			4-1 BB		2-0 28 FC4-6 1B		4-1 28 FC5-4 BB	2 0 2 0 2 0 0		
16 Jason Lane, R OBP: 0.303, SLG: 0.487 (1, 9)		2-2 F9			1-1 F9		1-2 F8		1-1 L9	4 0 0 0 0 0 4		
28 Adam Everett, R OBP: 0.284, SLG: 0.357 (1, 6)		1 SAFE 0-2 G6-4-3 1-2f			1-3 K		0-1 FC4-6 1-2f		2-2 FC5-4 1B WP 1-2f	4 0 0 0 0 1 3		
Brad Ausmus, R OBP: 0.306, SLG: 0.262 Jose Vizcaino, S OBP: 0.393, SLG: 0.417 (1, 2)			2-0 SH5-4 1B		3-2 G1-3		1 SAFE 0-1 G1-3		4-1 1B 1-2 BB	3 0 1 0 0 0 1 0 0 0 0 1 0 0		
Andy Pettitte, L Orlando Palmeiro, L OBP: 0.364, SLG: 0.526 (8, 7)			2-0 SH5-4		0-1 G1-3			3-2 G6-3	0-2 1-2 2-3 1B	1 0 0 0 0 0 0 2 0 1 0 0 0 0		
Inning Stats	R: 0 H: 0 E: 0 LOB: 1 K: 1 BB: 1 S: 9 P: 15	R: 0 H: 1 E: 0 LOB: 0 K: 0 BB: 0 S: 7 P: 11	R: 0 H: 1 E: 0 LOB: 1 K: 0 BB: 0 S: 8 P: 13	R: 0 H: 0 E: 0 LOB: 1 K: 0 BB: 1 S: 8 P: 15	R: 0 H: 0 E: 0 LOB: 0 K: 1 BB: 0 S: 8 P: 12	R: 0 H: 0 E: 0 LOB: 1 K: 0 BB: 1 S: 7 P: 15	R: 0 H: 1 E: 0 LOB: 1 K: 0 BB: 0 S: 9 P: 12	R: 1 H: 2 E: 0 LOB: 1 K: 0 BB: 0 S: 13 P: 18	R: 0 H: 1 E: 0 LOB: 3 K: 1 BB: 2 S: 14 P: 26	1B: 5 SF: 0 2B: 1 SAC: 1 3B: 0 DP: 1 HR: 0 HBP: 0	WP: 1 PA: 37 PB: 0 SB: 1 CS: 0	
PITCHER Horacio Ramirez, L ERA: 3.68 Chris Reitsma, R ERA: 1.17 Dan Kolb, R ERA: 5.54	IP WLS BF H R ER SO BB IBB HBP BLK WP HR S P ERA WHIP											PITCHER IP WLS BF H R ER SO BB IBB HBP BLK WP HR S P ERA WHIP
	7.0 W 26 3 0 0 2 3 0 0 0 0 0 0 56 93 0.00 0.857											
	1.0 H 5 2 1 1 0 0 0 0 0 0 0 0 13 18 9.00 2.000											
	1.0 S 6 1 0 0 1 2 0 0 0 0 1 0 14 26 0.00 3.000											

Houston Astros @ Atlanta Braves
Turner Field, Atlanta, GA
Sat May 07 2005, 7:05 PM EDT
Att. 36,452 - Clear - 73 F

livebaseballscorecards.com

AB	31
R	1
H	6
RBI	1
BB	5
SO	3
LOB	19



Batter	1	2	3	4	5	6	7	8	9	AB R H RBI BB SO LOB	BOTTOM
--------	---	---	---	---	---	---	---	---	---	----------------------	--------

Rafael Furcal, S <small>OBP: 0.296, SLG: 0.368</small> <small>(1, 6)</small>	 <small>LF CF RF BF LF X</small>		 <small>BF LF X</small>		 <small>B X</small>		 <small>C X</small>			4 0 0 0 0 0 2	Houston Astros @ Atlanta Braves Turner Field, Atlanta, GA Sat May 07 2005, 7:05 PM EDT Att. 36,452 - Clear - 73 F
Marcus Giles, R <small>OBP: 0.378, SLG: 0.455</small> <small>(1, 4)</small>	 <small>BF BF LF X</small>		 <small>SB LF X</small>			 <small>SB LF X</small>		 <small>CB BF LF X</small>		4 1 1 0 0 0 1	
10 Chipper Jones, S <small>OBP: 0.480, SLG: 0.659</small> <small>(1, 5)</small>	 <small>B LF BF X</small>			 <small>B CF X</small>		 <small>FB BF SB X</small>		 <small>DB SB BF LF X</small>		4 0 2 1 0 0 0	
Julio Franco, R <small>OBP: 0.319, SLG: 0.386</small> Dan Kolb, R <small>(9, 1)</small>	 <small>C X</small>			 <small>LF BF SB X</small>		 <small>B CF X</small>		 <small>CB CF X</small>		4 2 3 1 0 0 1	
								 <small>LF X</small>		0 0 0 0 0 0 0	
Brian Jordan, R <small>OBP: 0.279, SLG: 0.304</small> <small>(1, 7)</small>		 <small>X</small>		 <small>DD DS 1 SAFE SB X</small>		 <small>FB X</small>		 <small>DB CF X</small>		4 0 0 0 0 1 3	
Andruw Jones, R <small>OBP: 0.336, SLG: 0.457</small> <small>(1, 8)</small>		 <small>X</small>		 <small>X</small>			 <small>X</small>	 <small>S RF CF X</small>		4 1 2 1 0 1 2	
Johnny Estrada, S <small>OBP: 0.287, SLG: 0.345</small> <small>(1, 2)</small>			 <small>C X</small>		 <small>X</small>		 <small>B X</small>	 <small>CF BF X</small>		4 0 0 0 0 0 4	
Raul Mondesi, R <small>OBP: 0.238, SLG: 0.354</small> <small>(1, 9)</small>			 <small>X</small>		 <small>S X</small>		 <small>CB X</small>		3 0 1 1 0 0 0		
Horacio Ramirez, L <small>OBP: 0.182, SLG: 0.182</small> 4 Pete Orr, L <small>(7, PH)</small> <small>OBP: 0.347, SLG: 0.489</small> Chris Reitsma, R <small>(8, 1)</small> Adam LaRoche, L <small>(9, 3)</small> <small>OBP: 0.330, SLG: 0.438</small>			 <small>B CF X</small>		 <small>1 SAFE X TO CF X</small>		 <small>LF X</small>		2 0 1 0 0 0 1		
										0 0 0 0 0 0 0	
										0 0 0 0 0 0 0	
										0 0 0 0 0 0 0	

Inning Stats	R: 0 H: 1 E: 0 K: 0 S: 11	H: 1 LOB: 1 BB: 0 P: 18	R: 0 H: 0 E: 0 K: 0 S: 4	H: 0 LOB: 0 BB: 0 P: 4	R: 0 H: 1 E: 0 K: 0 S: 8	H: 1 LOB: 1 BB: 0 P: 11	R: 1 H: 2 E: 0 K: 0 S: 10	H: 2 LOB: 1 BB: 0 P: 16	R: 0 H: 0 E: 1 K: 0 S: 7	H: 0 LOB: 0 BB: 0 P: 8	R: 1 H: 1 E: 0 K: 0 S: 10	H: 1 LOB: 0 BB: 0 P: 15	R: 1 H: 2 E: 0 K: 0 S: 8	H: 2 LOB: 1 BB: 0 P: 10	R: 1 H: 3 E: 0 K: 2 S: 19	H: 3 LOB: 2 BB: 0 P: 26	1B: 5 SF: 0 2B: 4 SAC: 1 3B: 0 DP: 0 HR: 1 HBP: 0	WP: 0 PA: 34 PB: 0 SB: 0 CS: 0
---------------------	---------------------------	-------------------------	--------------------------	------------------------	--------------------------	-------------------------	---------------------------	-------------------------	--------------------------	------------------------	---------------------------	-------------------------	--------------------------	-------------------------	---------------------------	-------------------------	------------------------------------------------------------	-----------------------------------------

PITCHER Andy Pettitte, L <small>(1, 1)</small> <small>ERA: 3.33</small> 54 Brad Lidge, R <small>(8, 1)</small> <small>ERA: 3.38</small>	IP: 7.0 WLS: L BF: 28 H: 7 R: 3 ER: 3 SO: 0 BB: 0 IBB: 0 HBP: 0 BLK: 0 WP: 0 HR: 1 S: 58 P: 82 ERA: 3.86 WHIP: 1.000	PITCHER IP: 1.0 WLS: L BF: 6 H: 3 R: 1 ER: 1 SO: 2 BB: 0 IBB: 0 HBP: 0 BLK: 0 WP: 0 HR: 0 S: 19 P: 26 ERA: 9.00 WHIP: 3.000		IP: 7.0 WLS: L BF: 28 H: 7 R: 3 ER: 3 SO: 0 BB: 0 IBB: 0 HBP: 0 BLK: 0 WP: 0 HR: 1 S: 58 P: 82 ERA: 3.86 WHIP: 1.000	IP: 1.0 WLS: L BF: 6 H: 3 R: 1 ER: 1 SO: 2 BB: 0 IBB: 0 HBP: 0 BLK: 0 WP: 0 HR: 0 S: 19 P: 26 ERA: 9.00 WHIP: 3.000
--------------------------------------------------------------------------------------------------------------------------------------------------------------------------------	----------------------------------------------------------------------------------------------------------------------------------------------------------------------	---------------------------------------------------------------------------------------------------------------------------------------------------------------------------------------	--	----------------------------------------------------------------------------------------------------------------------------------------------------------------------	---------------------------------------------------------------------------------------------------------------------------------------------------------------------



Batter	1	2	3	4	5	6	7	8	9	AB R H RBI BB SO LOB	TOP											
Willy Taveras, R (1, 8) OBP: 0.331, SLG: 0.349	0-3 K			0-1 B1-3			1-0 F7		1-2 FC6-4	4 0 0 0 0 1 1	Houston Astros @ Atlanta Braves Turner Field, Atlanta, GA Sun May 08 2005, 1:05 PM EDT Att. 32,498 - Sunny - 78 F livebaseballscorecards.com											
4 Eric Bruntlett, R (1, 4) OBP: 0.325, SLG: 0.514	1-1 G6-3			3-1 F8			1-0 P3			3 0 0 0 0 0 0												
Morgan Ensberg, R (1, 5) OBP: 0.376, SLG: 0.436	3-2 P3			2-3 K			2-2 F9			3 0 0 0 0 1 0												
Mike Lamb, L (1, 7) OBP: 0.325, SLG: 0.514 Chad Harville, R (8, 1)		2-2 G5-4-3 1B		1-0 F8			1-1 G3			3 0 1 0 0 0 0 0 0 0 0 0 0 0												
Jose Vizcaino, S (1, 3) OBP: 0.355, SLG: 0.370		1-0 G5-4-3		0-2 G6-3			0-0 G5-3			3 0 0 0 0 0 1												
16 Jason Lane, R (1, 9) OBP: 0.296, SLG: 0.474		0-0 F8		1-1 P4			1-1 F7			3 0 0 0 0 0 0												
28 Adam Everett, R (1, 6) OBP: 0.286, SLG: 0.350			1-2 G6-3			2-2 F9		4-0 G5-4-3 BB		2 0 0 0 1 0 0												
Raul Chavez, R (1, 2) OBP: 0.225, SLG: 0.275			1-1 F9			2-1 G6-3		1-2 G5-4-3		3 0 0 0 0 0 1												
Ezequiel Astacio, R (1, 1) 41 Brandon Backe, R (6, PH) Brandon Duckworth, R (6, 1) Orlando Palmeiro, L (8, 7)			0-3 K			2-2 G5-3		1-2 FC6-4 1B		1 0 0 0 0 1 0 1 0 0 0 0 0 0 0 0 0 0 0 0 0 1 0 1 0 0 0 0												
Inning Stats	R: 0 E: 0 K: 1 S: 8	H: 0 LOB: 0 BB: 0 P: 12	R: 0 E: 0 K: 0 S: 5	H: 1 LOB: 0 BB: 0 P: 8	R: 0 E: 0 K: 1 S: 10	H: 0 LOB: 0 BB: 0 P: 12	R: 0 E: 0 K: 1 S: 7	H: 0 LOB: 0 BB: 0 P: 12	R: 0 E: 0 K: 0 S: 6	H: 0 LOB: 0 BB: 0 P: 8	R: 0 E: 0 K: 0 S: 8	H: 0 LOB: 0 BB: 0 P: 14	R: 0 E: 0 K: 0 S: 5	H: 0 LOB: 0 BB: 0 P: 9	R: 0 E: 0 K: 0 S: 5	H: 0 LOB: 0 BB: 0 P: 7	R: 0 E: 0 K: 0 S: 9	H: 1 LOB: 1 BB: 1 P: 16	1B: 2 2B: 0 3B: 0 HR: 0	SF: 0 SAC: 0 DP: 2 HBP: 0	WP: 0 PB: 0 SB: 0 CS: 0	PA: 28
PITCHER Mike Hampton, L (1, 1) ERA: 2.05	IP 9.0 WLS W BF 28 H 2 R 0 ER 0 SO 3 BB 1 IBB 0 HBP 0 BLK 0 WP 0 HR 0 S 63 P 98 ERA 0.00 WHIP 0.333											PITCHER	IP WLS BF H R ER SO BB IBB HBP BLK WP HR S P ERA WHIP									



Batter	1	2	3	4	5	6	7	8	9
Rafael Furcal, S OBP: 0.295, SLG: 0.364 Wilson Betemit, S OBP: 0.414, SLG: 0.500 (1, 6) (7, PR) (8, 6)	1-3 K	1-2 K		0-1 L8			3-1 HR 1B	0-1 BB 4 2B 1B	
Marcus Giles, R OBP: 0.379, SLG: 0.457 (1, 4)	0-0 10 1B SF9 2B		2-3 K	1-3 K			0-0 L4	4-2 4 2B BB	
10 Chipper Jones, S OBP: 0.472, SLG: 0.640 4 Pete Orr, L OBP: 0.360, SLG: 0.521 (1, 5) (8, 5)	1-2 1B		3-2 G2-3	0-1 G3			0-3 K	0-0 1-H 2-H 2B	
Adam LaRoche, L OBP: 0.333, SLG: 0.440 (1, 3)	2-1 SF9		0-0 1B 1B		2-2 F8		2-2 HR 1B	3-3 K	
Andruw Jones, R OBP: 0.339, SLG: 0.482 (1, 8)	2-3 K		0-0 1B 2B 1B		0-2 F9		2-2 HR 1-H 2-H	1-0 F9	
Brian Jordan, R OBP: 0.302, SLG: 0.330 (1, 7)		2-0 HR 2B	1-2 2B 1B		1-1 F8		0-1 E6 HR 1B	4-1 BB	
Ryan Langerhans, L OBP: 0.293, SLG: 0.526 (1, 9)		1-2 SAFE HR 2-H	1-0 HR 1-H 3-H 2B		3-2 F8		2-2 HR 2-H	1-2 G1-3	
Eddie Pérez, R OBP: 0.229, SLG: 0.457 (1, 2)		2-2 P2	1-0 HR 2-H		0-0 G5-3		2-2 K		
Mike Hampton, R OBP: 0.350, SLG: 0.550 (1, 1)		2-3 K	0-0 F8		1-1 G5-3			1-1 HR	

AB	R	H	RBI	BB	SO	LOB
4	0	1	0	0	2	0
1	2	1	0	0	0	0
4	2	1	0	1	2	1
4	0	1	0	0	1	1
1	0	1	2	0	0	0
4	2	2	1	0	1	1
5	2	2	3	0	1	2
4	3	3	1	1	0	0
5	3	3	6	0	0	2
4	1	1	2	0	1	1
4	1	1	1	0	1	0

BOTTOM	
Houston Astros @ Atlanta Braves Turner Field, Atlanta, GA Sun May 08 2005, 1:05 PM EDT Att. 32,498 - Sunny - 78 F	
AB	40
R	16
H	17
RBI	16
BB	2
SO	9
LOB	8
1B:	8
2B:	4
3B:	0
HR:	5
SF:	1
SAC:	0
DP:	0
HBP:	0
WP:	0
PA:	43
PB:	0
SB:	0
CS:	0

Inning Stats														
R	H	E	K	S	H	LOB	BB	P	R	H	E	K	S	P
1	2	0	2	13	2	1	0	19	2	2	0	2	13	2
2	2	0	2	13	2	0	0	21	5	5	0	1	14	5
3	5	0	1	14	5	0	0	22	0	0	0	0	0	0
4	0	0	1	7	0	0	0	8	0	0	0	0	0	0
5	0	0	0	8	0	0	0	11	0	0	0	0	0	0
6	0	0	0	6	0	0	0	10	0	0	0	0	0	0
7	5	1	2	21	5	1	0	32	5	5	1	2	21	5
8	3	0	1	18	3	0	0	32	3	3	0	1	18	3

PITCHER														
IP	WLS	BF	H	R	ER	SO	BB	IBB	HBP	BLK	WP	HR	S	P
5.0	L	24	9	8	8	6	0	0	0	0	0	2	55	81
2.0		11	5	5	5	2	0	0	0	0	0	2	27	42
1.0		8	3	3	3	1	2	0	0	0	0	1	18	32

PITCHER														
IP	WLS	BF	H	R	ER	SO	BB	IBB	HBP	BLK	WP	HR	S	P
14.40														
22.50														
27.00														



Batter	1	2	3	4	5	6	7	8	9	AB	R	H	RBI	BB	SO	LOB	TOP			
Rafael Furcal, S OBP: 0.299, SLG: 0.366 (1, 6)	1-1 G4-1	3-2 2-H 1B		2-2 G6-3	0-1 1-3 1B		1-2 P6			5	0	2	1	0	0	1				
Marcus Giles, R OBP: 0.380, SLG: 0.448 (1, 4)	0-1 10 BB 1B	0-0 G6-3		4-2 10 2B 2B	1-0 SAFE G6-3			2-2 G4-3		4	1	1	0	1	0	3				
10 Chipper Jones, S OBP: 0.477, SLG: 0.640 (1, 5)	4-1 SAFE 1-2 BB		0-1 F7	2-0 1-3 2B		4-2 BLK BB		3-2 G4-3		3	1	1	0	2	0	0				
Adam LaRoche, L OBP: 0.347, SLG: 0.494 (1, 3)	2-3 K		0-1 HR	0-1 2-H 3-H 2B		2-2 L7		0-0 1B		5	1	3	3	0	1	3				
Andruw Jones, R OBP: 0.341, SLG: 0.482 (1, 8)	0-2 G1-3		0-0 1B E 2B	3-2 HBP		1-2 F7		0-2 G4-3		4	1	1	0	0	0	4				
Brian Jordan, R OBP: 0.308, SLG: 0.336 Jorge Sosa, R (7, 1) Julio Franco, R OBP: 0.313, SLG: 0.378 (9, PH)		1-0 2B 1B	1-0 E 1B	0-0 G4-3		0-1 G4-3			0-3 K	4	1	2	0	0	0	3				
Johnny Estrada, S OBP: 0.283, SLG: 0.348 (1, 2)		1-0 1-H 1B 2B	2-2 E4 G6-4-3		0-1 G4-3		0-0 F8		0-0 G4-3	5	1	1	2	0	0	1				
Raul Mondesi, R OBP: 0.236, SLG: 0.356 (1, 9)		0-0 L5	0-1 G6-4-3		1-0 G5-3		2-2 G4-3 2B		2-3 K	5	0	1	0	0	1	3				
15 Tim Hudson, R OBP: 0.178, SLG: 0.125 John Foster, L (4, 1) 4 Pete Orr, L OBP: 0.073, SLG: 0.521 Adam Bernero, R (5, 1) Ryan Langerhans, L OBP: 0.286, SLG: 0.513 (7, PH) (7, 7)		1-3 K		1-3 K		4-2 1B BB		0-2 G4-3		2	0	0	0	0	2	1				
Inning Stats	R: 0 E: 0 K: 1 S: 11	H: 1 LOB: 2 BB: 1 P: 18	R: 2 E: 0 K: 1 S: 10	H: 3 LOB: 1 BB: 0 P: 16	R: 2 E: 1 K: 0 S: 13	H: 3 LOB: 1 BB: 0 P: 16	R: 2 E: 0 K: 1 S: 15	H: 2 LOB: 2 BB: 1 P: 27	R: 0 E: 0 K: 0 S: 8	H: 1 LOB: 2 BB: 1 P: 14	R: 0 E: 0 K: 0 S: 11	H: 0 LOB: 1 BB: 1 P: 18	R: 0 E: 0 K: 0 S: 13	H: 1 LOB: 1 BB: 0 P: 16	R: 0 E: 0 K: 2 S: 7	H: 1 LOB: 1 BB: 0 P: 9	1B: 6 2B: 5 3B: 0 HR: 1	SF: 0 SAC: 0 DP: 1 HBP: 1	WP: 0 PB: 0 SB: 0 CS: 0	PA: 44
PITCHER	IP WLS BF H R ER SO BB IBB HBP BLK WP HR S P ERA WHIP																	PITCHER	IP WLS BF H R ER SO BB IBB HBP BLK WP HR S P ERA WHIP	
Jamey Wright, R ERA: 6.37 (1, 1)	5.1 W 31 10 6 6 3 4 0 1 0 0 1 63 103 10.12 2.625																			
Jose Acevedo, R ERA: 3.88 (6, 1)	1.2 H 6 1 0 0 0 0 0 0 0 0 0 18 22 0.00 0.600																			
40 Brian Fuentes, L ERA: 3.21 (8, 1)	1.0 H 4 1 0 0 0 0 0 0 0 0 0 12 17 0.00 1.000																			
Chin-hui Tsao, R ERA: 4.5 (9, 1)	1.0 S 3 0 0 0 2 0 0 0 0 0 0 7 9 0.00 0.000																			

Atlanta Braves @ Colorado Rockies
Coors Field, Denver, CO
Mon May 09 2005, 6:35 PM MDT
Att. 20,307 - Partly Cloudy - 73 F

livebaseballscorecards.com

AB 39
R 6
H 12
RBI 6
BB 4
SO 5
LOB 20



Batter	1	2	3	4	5	6	7	8	9
12 Clint Barnes, R OBP: 0.448, SLG: 0.605 (1, 6)	0-1 G5-3	1-1 G6-3		0-1 2B 11 1B	0-2 E5			2-1 G3	
Aaron Miles, S OBP: 0.314, SLG: 0.436 (1, 4)	0-2 17 2B	0-1 17 2B		2-0 11 1B	0-1 F8			0-1 1B	
17 Todd Helton, L OBP: 0.414, SLG: 0.477 (1, 3)	2-2 11 1B	2-0 11 1B		4-0 27 BB 11 1B	1-3 K			1-0 F7	
Preston Wilson, R OBP: 0.276, SLG: 0.425 (1, 8)	4-2 11 1B	2-2 P3		1-2 K	2-1 1B			0-1 G6-3	
11 Brad Hawpe, L OBP: 0.388, SLG: 0.541 (1, 9)	0-2 18 1B		1-0 F8	0-1 27 BB	1-0 F8				
27 Garrett Atkins, R OBP: 0.263, SLG: 0.250 Desi Relaford, S OBP: 0.341, SLG: 0.475 (1, 5) (8, 5)	0-3 K		2-1 G6-3	4-1 BB	0-1 F8				
18 Cory Sullivan, L OBP: 0.353, SLG: 0.426 (1, 7)	0-0 1B		0-0 L8	0-1 F7			0-2 F7		
JD Closser, S OBP: 0.275, SLG: 0.197 (1, 2)	3-3 K		3-2 12 1B	3-1 SH1-4 2B	0-1 SH1-4		1-3 G4-3		
Jamey Wright, R OBP: 0.308, SLG: 0.308 Jose Acevedo, R (6, 1)		1-2 G6-3		0-1 SH1-4	1-3 K		0-1 P4		
5 Matt Holliday, R OBP: 0.303, SLG: 0.366 40 Brian Fuentes, L Chin-hui Tsao, R (9, 1)				1-2 K					

Inning Stats	R: 3	H: 4	E: 0	K: 2	S: 24	LOB: 2	BB: 1	P: 33
	R: 1	H: 2	E: 0	K: 0	S: 11	LOB: 1	BB: 0	P: 17
	R: 0	H: 0	E: 0	K: 0	S: 4	LOB: 0	BB: 0	P: 7
	R: 3	H: 4	E: 0	K: 1	S: 19	LOB: 3	BB: 2	P: 33
	R: 0	H: 0	E: 1	K: 1	S: 12	LOB: 1	BB: 0	P: 16
	R: 0	H: 1	E: 0	K: 1	S: 8	LOB: 1	BB: 0	P: 12
	R: 0	H: 0	E: 0	K: 1	S: 9	LOB: 0	BB: 0	P: 10
	R: 0	H: 1	E: 0	K: 0	S: 7	LOB: 1	BB: 0	P: 10

PITCHER	IP	WLS	BF	H	R	ER	SO	BB	IBB	HBP	BLK	WP	HR	S	P	ERA	WHIP
15 Tim Hudson, R ERA: 3.4	(1, 1)	3.2	L	24	10	7	7	3	2	1	0	0	0	56	88	17.18	3.273
John Foster, L ERA:	(4, 1)	0.1		1	0	0	0	0	0	0	0	0	0	2	2	0.00	0.000
Adam Bernero, R ERA: 2.65	(5, 1)	2.0		8	1	0	2	0	0	0	0	0	0	20	28	0.00	0.500
Jorge Sosa, R ERA: 2.77	(7, 1)	2.0		7	1	0	1	0	0	0	0	0	0	16	20	0.00	0.500

AB R H RBI BB SO LOB

5	1	1	0	0	0	0
5	3	4	1	0	0	1
4	1	2	2	1	1	1
4	1	1	0	1	1	5
4	0	2	3	0	0	1
3	0	0	0	1	1	3
0	0	0	0	0	0	0
4	0	1	1	0	0	3
4	1	1	0	0	2	2
2	0	0	0	0	1	0
0	0	0	0	0	0	0
1	0	0	0	0	0	0
0	0	0	0	0	0	0
0	0	0	0	0	0	0

AB	36
R	7
H	12
RBI	7
BB	3
SO	6
LOB	16



PITCHER	IP	WLS	BF	H	R	ER	SO	BB	IBB	HBP	BLK	WP	HR	S	P	ERA	WHIP
15 Tim Hudson, R ERA: 3.4	(1, 1)	3.2	L	24	10	7	7	3	2	1	0	0	0	56	88	17.18	3.273
John Foster, L ERA:	(4, 1)	0.1		1	0	0	0	0	0	0	0	0	0	2	2	0.00	0.000
Adam Bernero, R ERA: 2.65	(5, 1)	2.0		8	1	0	2	0	0	0	0	0	0	20	28	0.00	0.500
Jorge Sosa, R ERA: 2.77	(7, 1)	2.0		7	1	0	1	0	0	0	0	0	0	16	20	0.00	0.500

Atlanta Braves @ Colorado Rockies
Coors Field, Denver, CO
Mon May 09 2005, 6:35 PM MDT
Att. 20,307 - Partly Cloudy - 73 F

livebaseballscorecards.com

WP: 0	PA: 40
PB: 0	
SB: 0	
CS: 0	

Batter	1	2	3	4	5	6	7	8	9	AB R H RBI BB SO LOB	TOP		
Rafael Furcal, S OBP: 0.300, SLG: 0.355 (1, 6)										4 0 0 0 2 2 2			
Marcus Giles, R OBP: 0.395, SLG: 0.480 (1, 4)										6 2 4 1 0 0 3			
10 Chipper Jones, S OBP: 0.470, SLG: 0.617 (1, 5)										5 0 1 0 0 1 2 3			
Adam LaRoche, L OBP: 0.330, SLG: 0.468 (1, 3)										5 1 0 0 0 0 0 4			
Wilson Betemit, S OBP: 0.414, SLG: 0.500 (8, PR)										0 1 0 0 0 0 0 0			
Chris Reitsma, R (8, 1)										0 0 0 0 0 0 0 0			
Brian Jordan, R OBP: 0.306, SLG: 0.333 (9, PH)										1 0 0 0 0 0 1 1			
Dan Kolb, R (9, 1)										0 0 0 0 0 0 0 0			
Andruw Jones, R OBP: 0.358, SLG: 0.500 (1, 8)										4 1 3 1 1 1 1 0			
Johnny Estrada, S OBP: 0.308, SLG: 0.376 (1, 2)										4 1 3 2 1 0 1			
Ryan Langerhans, L OBP: 0.277, SLG: 0.477 (1, 7)										5 1 1 2 0 1 6			
Raul Mondesi, R OBP: 0.243, SLG: 0.361 (1, 9)										4 2 1 1 1 0 2			
John Thomson, R OBP: 0.308, SLG: 0.333 (1, 1)										1 0 1 1 0 0 0 0			
Jorge Sosa, R (6, 1)										0 0 0 0 0 0 0 0			
John Foster, L (6, 1)										0 0 0 0 0 0 0 0			
4 Pete Orr, L OBP: 0.366, SLG: 0.510 (7, PH)										1 0 0 0 0 0 0 0			
Adam Bernero, R (7, 1)										0 0 0 0 0 0 0 0			
Julio Franco, R OBP: 0.306, SLG: 0.370 (8, PH)										1 0 0 0 0 0 0 3			
Inning Stats	R: 6 H: 5 E: 0 LOB: 2 K: 0 BB: 3 S: 26 P: 48	R: 0 H: 1 E: 0 LOB: 1 K: 1 BB: 0 S: 7 P: 10	R: 0 H: 0 E: 1 LOB: 1 K: 1 BB: 0 S: 9 P: 15	R: 1 H: 3 E: 0 LOB: 2 K: 1 BB: 0 S: 20 P: 30	R: 1 H: 1 E: 0 LOB: 1 K: 0 BB: 1 S: 13 P: 25	R: 0 H: 1 E: 0 LOB: 1 K: 1 BB: 0 S: 10 P: 13	R: 0 H: 0 E: 0 LOB: 1 K: 0 BB: 1 S: 5 P: 11	R: 1 H: 2 E: 1 LOB: 3 K: 1 BB: 1 S: 13 P: 24	R: 0 H: 1 E: 0 LOB: 1 K: 2 BB: 0 S: 11 P: 15	1B: 8 SF: 0 2B: 6 SAC: 2 3B: 0 DP: 0 HR: 0 HBP: 0	WP: 3 PA: 49 PB: 0 SB: 1 CS: 0		
PITCHER	IP WLS BF H R ER SO BB IBB HBP BLK WP HR S P ERA WHIP											PITCHER	IP WLS BF H R ER SO BB IBB HBP BLK WP HR S P ERA WHIP
Jason Jennings, R ERA: 6.26 (1, 1)	4.0 L 25 9 7 7 3 3 0 0 0 0 1 0 62 103 15.75 3.000												
Marcos Carvajal, R ERA: 2.19 (5, 1)	1.0 5 1 1 1 0 1 0 0 0 0 2 0 13 25 9.00 2.000												
David Cortes, R ERA: (6, 1)	2.0 8 1 0 0 1 1 0 0 0 0 0 0 15 24 0.00 1.000												
Jay Witasick, R ERA: 6.0 (8, 1)	2.0 11 3 1 0 3 0 1 0 0 0 0 0 24 39 0.00 1.500												

Atlanta Braves @ Colorado Rockies
 Coors Field, Denver, CO
 Tue May 10 2005, 6:35 PM MDT
 Att. 20,415 - Partly Cloudy - 73 F

livebaseballscorecards.com

AB 41
 R 9
 H 14
 RBI 8
 BB 6
 SO 7
 LOB 25



BOTTOM

Atlanta Braves @ Colorado Rockies
Coors Field, Denver, CO
Tue May 10 2005, 6:35 PM MDT
Att. 20,415 - Partly Cloudy - 73 F

livebaseballscorecards.com

AB 39
R 5
H 10
RBI 5
BB 3
SO 2
LOB 23



WP: 2 PA: 43
PB: 0
SB: 0
CS: 0

AB R H RBI BB SO LOB

5	0	2	1	0	0	2
4	0	0	0	1	0	3
3	2	0	0	2	0	2
5	1	3	1	0	0	1
5	0	0	1	0	0	4
4	1	1	1	0	0	1
4	1	2	0	0	1	1
0	0	0	0	0	0	0
1	0	0	0	0	1	1
4	0	1	0	0	0	4
1	0	0	0	0	0	2
1	0	0	0	0	0	2
0	0	0	0	0	0	0
1	0	1	1	0	0	0
0	0	0	0	0	0	0
1	0	0	0	0	0	0

1B: 9 SF: 0
2B: 1 SAC: 0
3B: 0 DP: 0
HR: 0 HBP: 1

Batter	1	2	3	4	5	6	7	8	9
12 Clint Barnes, R OBP: 0.446, SLG: 0.597 (1, 6)	0-2 F9 ①		0-0 L3 ①	1-2 1B ①	1-0 L7 ③			2-2 1B ①	
Aaron Miles, S OBP: 0.308, SLG: 0.419 (1, 4)	4-2 BB ②		1-2 F7 ②	1-0 G3 ③		3-2 G4-3 ①		0-0 L7 ②	
17 Todd Helton, L OBP: 0.414, SLG: 0.464 (1, 3)	1-2 F8 ②		4-2 WP 1B BB ②		4-2 2B 11 G3 BB ②		1-0 F9 ②	0-0 F8 ③	
Preston Wilson, R OBP: 0.293, SLG: 0.447 (1, 8)	1-0 G4-3 ③		2-2 1B ③		1-2 11 G3 1B 2B ③		0-1 1B ③		0-2 E6 WP ③
11 Brad Hawpe, L OBP: 0.365, SLG: 0.506 (1, 9)		2-1 F8 ①	0-0 G4-3 ③		0-1 G3 ①	2-2 SAFE F7 ③			2-2 L7 ①
Desi Relaford, S OBP: 0.347, SLG: 0.455 (1, 5)		2-1 E4 18 1B ②		2-2 FC6-4 18 1B HBP ②	1-1 18 FC6-4 1B ②		0-0 F7 ①		2-1 G6-3 ②
18 Cory Sullivan, L OBP: 0.364, SLG: 0.431 (8, 1)		0-2 SAFE 1B ②		0-2 FC6-4 1B ②	0-1 FC6-4 27 1B ②		1-3 K ②		3-3 K ③
Luis Gonzalez, R OBP: 0.306, SLG: 0.413 (9, PH)		1-2 1B ②		1-2 1B ②	1-2f 27 1B ②				2-3 ②
JD Closser, S OBP: 0.274, SLG: 0.200 (1, 2)		2-2 F8 ②		2-1 L9 ①	0-1 27 1B ①		0-0 G6-3 ③		
Jason Jennings, L OBP: 0.231, SLG: 0.167 (4, PH)				2-1 FC6-4 12 1B ②	1-2 1B ②				2-2 G4-3 ①
Dustin Mohr, R OBP: 0.172, SLG: 0.222 (5, 1)									
27 Garrett Atkins, R OBP: 0.282, SLG: 0.270 (6, PH)									
David Cortes, R OBP: 0.300, SLG: 0.363 (8, 7)									

Inning Stats	R: 0	H: 0	E: 0	K: 10	S: 10	H: 0	LOB: 1	BB: 1	P: 16	R: 0	H: 1	E: 0	K: 0	S: 12	R: 0	H: 1	E: 1	K: 0	S: 12	R: 1	H: 1	E: 0	K: 0	S: 12	R: 1	H: 2	E: 0	K: 0	S: 14	R: 3	H: 4	E: 0	K: 0	S: 17	R: 0	H: 1	E: 0	K: 1	S: 5	R: 0	H: 1	E: 0	K: 0	S: 9	R: 0	H: 0	E: 1	K: 1	S: 16	1B: 9	SF: 0	2B: 1	SAC: 0	3B: 0	DP: 0	HR: 0	HBP: 1	WP: 2	PA: 43
--------------	------	------	------	-------	-------	------	--------	-------	-------	------	------	------	------	-------	------	------	------	------	-------	------	------	------	------	-------	------	------	------	------	-------	------	------	------	------	-------	------	------	------	------	------	------	------	------	------	------	------	------	------	------	-------	-------	-------	-------	--------	-------	-------	-------	--------	-------	--------

PITCHER	IP	WLS	BF	H	R	ER	SO	BB	IBB	HBP	BLK	WP	HR	S	P	ERA	WHIP
John Thomson, R ERA: 3.55 (1, 1)	4.2		27	8	5	5	0	3	0	0	0	1	0	64	99	9.64	2.357
Jorge Sosa, R ERA: 2.57 (5, 1)	1.0	W	4	1	0	0	0	0	0	0	0	0	0	8	13	0.00	1.000
John Foster, L ERA: (6, 1)	0.1	H	1	0	0	0	0	0	0	0	0	0	0	3	5	0.00	0.000
Adam Bernero, R ERA: 2.5 (7, 1)	1.0	H	3	0	0	0	1	0	0	0	0	0	0	5	6	0.00	0.000
Chris Reitsma, R ERA: 1.1 (8, 1)	1.0		4	1	0	0	0	0	0	0	0	0	0	9	13	0.00	1.000

PITCHER	IP	WLS	BF	H	R	ER	SO	BB	IBB	HBP	BLK	WP	HR	S	P	ERA	WHIP
Dan Kolb, R ERA: 5.14 (9, 1)	1.0		4	0	0	0	1	0	0	0	0	0	0	16	23	0.00	0.000

Batter	1	2	3	4	5	6	7	8	9	AB R H RBI BB SO LOB	TOP														
Rafael Furcal, S (1, 6) OBP: 0.297, SLG: 0.350	1-1 G3		2-0 G4-3	0-3 K			0-1 F8		0-2 2B	5 1 1 0 0 1 3															
Marcus Giles, R (1, 4) OBP: 0.387, SLG: 0.477	3-3 K		3-3 K			3-1 F7	1-2 G6-3		0-0 1B	5 1 1 1 0 2 0															
10 Chipper Jones, S (1, 5) OBP: 0.467, SLG: 0.612	3-1 F8		1-3 K			1-2 2B	2-0 F7		4-0 1B	4 0 1 0 1 1 0															
Julio Franco, R (1, 3) OBP: 0.315, SLG: 0.373		1-2 G3 BB		2-2 L9		2-1 F9		1-2 G4-3	1-1 E9	5 0 2 1 0 0 1															
Andruw Jones, R (1, 8) OBP: 0.360, SLG: 0.516		4-2 G3 BB		0-1 HR		0-1 F8		1-2 G1-3	0-1 FC6-4	4 1 1 1 1 0 3															
Johnny Estrada, S (1, 2) OBP: 0.296, SLG: 0.361		0-1 F6		1-0 F9		1-0 G1-3		2-3 K		4 0 0 0 0 1 2															
Ryan Langerhans, L (1, 7) OBP: 0.294, SLG: 0.604		0-2 G3		0-0 E6		1-0 HR			0-0 HR	4 2 2 2 0 0 2															
Raul Mondesi, R (1, 9) OBP: 0.252, SLG: 0.355		4-0 IBB		4-0 IBB		0-0 F7			0-0 F9	2 0 0 0 2 0 0															
29 John Smoltz, R (1, 1) OBP: 0.200, SLG: 0.143		1-3 K		4-2 BB		0-3 K			1-1 L9	2 0 0 0 1 2 3															
Adam LaRoche, L (9, PH) OBP: 0.327, SLG: 0.463										1 0 0 0 0 0 0															
Dan Kolb, R (9, 1)										0 0 0 0 0 0 0															
Chris Reitsma, R (9, 1)				1-2 BB						0 0 0 0 0 0 0															
Inning Stats	R: 0 E: 0 K: 1 S: 7	H: 0 LOB: 0 BB: 0 P: 14	R: 0 E: 0 K: 1 S: 15	H: 1 LOB: 3 BB: 2 P: 25	R: 0 E: 0 K: 2 S: 7	H: 0 LOB: 0 BB: 0 P: 13	R: 1 E: 1 K: 1 S: 13	H: 1 LOB: 3 BB: 2 P: 24	R: 0 E: 0 K: 0 S: 9	H: 1 LOB: 1 BB: 0 P: 15	R: 1 E: 0 K: 1 S: 6	H: 1 LOB: 0 BB: 0 P: 8	R: 0 E: 0 K: 0 S: 6	H: 0 LOB: 0 BB: 0 P: 9	R: 0 E: 0 K: 1 S: 10	H: 0 LOB: 0 BB: 0 P: 14	R: 3 E: 1 K: 0 S: 12	H: 4 LOB: 2 BB: 1 P: 18	1B: 3 2B: 2 3B: 0 HR: 3	SF: 0 SAC: 0 DP: 0 HBP: 0	WP: 0 PA: 41				
PITCHER	IP WLS BF H R ER SO BB IBB HBP BLK WP HR S P ERA WHIP																								
49 Byung-Hyun Kim, R (1, 1) ERA: 6.0	5.0		23	3	1	1	5	2	2	0	0	0	1	51	91	1.80	1.000								
Jose Acevedo, R (6, 1) ERA: 3.97	2.0	B	7	1	1	1	1	0	0	0	0	0	1	12	17	4.50	0.500								
40 Brian Fuentes, L (8, 1) ERA: 3.0	1.0		3	0	0	0	1	0	0	0	0	0	0	10	14	0.00	0.000								
Chin-hui Tsao, R (9, 1) ERA: 6.55	1.0	W	8	4	3	3	0	0	1	0	0	0	1	12	18	27.00	4.000								

Atlanta Braves @ Colorado Rockies
Coors Field, Denver, CO
Wed May 11 2005, 1:05 PM MDT
Att. 19,631 - Drizzle - 48 F

livebaseballscorecards.com

AB	36
R	5
H	8
RBI	5
BB	5
SO	7
LOB	14




BOTTOM

Atlanta Braves @ Colorado Rockies
Coors Field, Denver, CO
 Wed May 11 2005, 1:05 PM MDT
 Att. 19,631 - Drizzle - 48 F

livebaseballscorecards.com

AB	37
R	6
H	12
RBI	6
BB	3
SO	5
LOB	15



WP : 0	PA : 41
PB : 0	
SB : 1	
CS : 0	

AB R H RBI BB SO LOB

5	2	2	0	0	0	0
4	0	1	1	0	0	1
4	2	3	0	1	0	0
3	1	1	1	1	1	2
0	0	0	0	0	0	0
1	0	0	0	0	1	3
5	0	3	3	0	0	2
3	0	0	0	1	0	2
4	0	1	0	0	2	4
4	0	0	0	0	0	1
1	0	0	0	0	1	0
1	0	0	0	0	0	0
0	0	0	0	0	0	0
0	0	0	0	0	0	0
1	1	1	1	0	0	0

1B: 7	SF: 1
2B: 2	SAC: 0
3B: 2	DP: 1
HR: 1	HBP: 0

Batter	1	2	3	4	5	6	7	8	9
12 Clint Barnes, R OBP: 0.444, SLG: 0.605 (1, 6)	0-1 SF8 3B		2-1 G6-3		0-0 E4		1-0 F7		1-2 1B 1B
Aaron Miles, S OBP: 0.304, SLG: 0.413 (1, 4)	1-0 SF8		0-0 F7		0-1 L6			1-1 G6-3	0-0 1B 17 IBB 1B
17 Todd Helton, L OBP: 0.428, SLG: 0.491 (1, 3)	3-1 2B			2-1 11 E 1B		1-1 P3		2-2 11 3B 2B	4-0 1B 1B
11 Brad Hawpe, L OBP: 0.371, SLG: 0.524 (9, 1)	0-0 F7		3-3 SAFE 1-3		4-2 S BB		0-0 1B 3B	2-3 K	
Preston Wilson, R OBP: 0.290, SLG: 0.442 (9, PH)				0-1 1B		0-0 F8		0-2 G3-4-3 1B	2-1 1-2 2-3 3-H 1B
Todd Greene, R OBP: 0.352, SLG: 0.440 (1, 2)	0-1 G6-3		0-0 F7		4-2 BB		0-1 G3-4-3		
Desi Relaford, S OBP: 0.340, SLG: 0.426 (1, 5)		2-2 G3		0-0 F7		1-2 BB		1-2 G3-4-3	
5 Matt Holliday, R OBP: 0.298, SLG: 0.358 (1, 7)		2-1 18 G6-3 1B		1-2 G1-3		1-3 K		2-3 K	
18 Cory Sullivan, L OBP: 0.339, SLG: 0.400 (1, 8)		0-1 G6-3 1-2f			1-2 L8		0-1 G4-3		2-2 L5
49 Byung-Hyun Kim, R OBP: 0.214, SLG: 0.154 (5, PH)			1-2 K		3-2 F8		0-0 F8		1-2 HR
Jason Jennings, L OBP: 0.214, SLG: 0.154 (6, 1)									
Jose Acevedo, R OBP: 0.300, SLG: 0.404 (7, PH)									
Luis Gonzalez, R OBP: 0.300, SLG: 0.404 (8, 1)									
40 Brian Fuentes, L OBP: 0.200, SLG: 0.357 (9, 9)									

Inning Stats	R: 1 E: 0 K: 0 S: 8	H: 2 LOB: 1 BB: 0 P: 12	R: 0 E: 0 K: 0 S: 7	H: 1 LOB: 0 BB: 0 P: 11	R: 0 E: 0 K: 1 S: 6	H: 0 LOB: 0 BB: 0 P: 9	R: 1 E: 1 K: 1 S: 12	H: 2 LOB: 1 BB: 0 P: 18	R: 0 E: 1 K: 0 S: 11	H: 0 LOB: 1 BB: 0 P: 15	R: 0 E: 0 K: 1 S: 11	H: 0 LOB: 2 BB: 2 P: 21	R: 0 E: 0 K: 0 S: 4	H: 0 LOB: 0 BB: 0 P: 5	R: 2 E: 0 K: 1 S: 14	H: 3 LOB: 1 BB: 0 P: 19	R: 2 E: 0 K: 1 S: 18	H: 4 LOB: 3 BB: 1 P: 30	1B: 7 2B: 2 3B: 2 HR: 1	SF: 1 SAC: 0 DP: 1 HBP: 0
---------------------	------------------------------	----------------------------------	------------------------------	----------------------------------	------------------------------	---------------------------------	-------------------------------	----------------------------------	-------------------------------	----------------------------------	-------------------------------	----------------------------------	------------------------------	---------------------------------	-------------------------------	----------------------------------	-------------------------------	----------------------------------	----------------------------------	------------------------------------

PITCHER	IP	WLS	BF	H	R	ER	SO	BB	IBB	HBP	BLK	WP	HR	S	P	ERA	WHIP
29 John Smoltz, R ERA: 3.1 (1, 1)	8.0		34	8	4	3	4	2	0	0	0	0	0	73	110	3.38	1.250
Dan Kolb, R ERA: 6.28 (9, 1)	0.1	L	5	3	2	2	0	0	1	0	0	0	1	13	21	54.00	9.000
Chris Reitsma, R ERA: 1.08 (9, 1)	0.1		2	1	0	0	1	0	0	0	0	0	0	5	9	0.00	3.000

WP: 0 PA: 41

ERA	WHIP
-----	------

Batter	1	2	3	4	5	6	7	8	9	AB R H RBI BB SO LOB	TOP						
Rafael Furcal, S (1, 6) OBP: 0.296, SLG: 0.354	1-0 G6-3			1-2 F8		1-2 P6		2-2 HR 2B		4 1 1 0 0 0 1	Atlanta Braves @ Los Angeles Dodgers Dodger Stadium, Los Angeles, CA Fri May 13 2005, 7:40 PM PDT Att: 53,689 - Partly Cloudy - 72 F						
Marcus Giles, R (1, 4) OBP: 0.374, SLG: 0.459	2-1 F9			3-3 K		2-1 F9		3-3 K		4 0 0 0 0 2 3							
10 Chipper Jones, S (1, 5) OBP: 0.468, SLG: 0.600	1-2 G4-3			4-2 BB			2-3 K	4-0 HR BB		2 1 0 0 2 1 0							
Adam LaRoche, L (1, 3) OBP: 0.333, SLG: 0.495		0-0 F7		3-2 G1-3			0-2 1B 1B	2-2 HR		4 1 2 4 0 0 1							
Johnny Estrada, S (1, 2) OBP: 0.304, SLG: 0.366		1-2 G4-3			1-0 F8		1-1 1B	1-1 1B		4 0 2 0 0 0 0							
Andruw Jones, R (1, 8) OBP: 0.350, SLG: 0.500		2-3 K			3-2 P4		0-0 F9	1-3 K		4 0 0 0 0 2 3							
Brian Jordan, R (1, 7) OBP: 0.296, SLG: 0.322			2-3 K		0-3 K		1-0 F8		2-3 K	4 0 0 0 0 3 2							
Ryan Langerhans, L (1, 9) OBP: 0.273, SLG: 0.558			1-0 G4-3			1-0 G4-3		0-1 G4-3	2-2 F8	4 0 0 0 0 0 0							
Horacio Ramirez, L (1, 1) OBP: 0.231, SLG: 0.308 4 Pete Orr, L (8, PH) OBP: 0.377, SLG: 0.520 Chris Reitsma, R (8, 1) Jorge Sosa, R (8, 1) John Foster, L (8, 1) Julio Franco, R (8, PH) OBP: 0.309, SLG: 0.365			1-3 K			1-2 2B		0-1 HR 2B 1B	2-3 K	2 0 1 0 0 1 0 1 1 1 0 0 0 0 0 0 0 0 0 0 0 0 0 0 0 0 0 0 0 0 0 0 0 0 0 1 0 0 0 0 1 0							
Inning Stats	R: 0 E: 0 K: 0 S: 6 H: 0 LOB: 0 BB: 0 P: 10	R: 0 E: 0 K: 1 S: 7 H: 0 LOB: 0 BB: 0 P: 10	R: 0 E: 0 K: 2 S: 7 H: 0 LOB: 0 BB: 0 P: 11	R: 0 E: 0 K: 1 S: 12 H: 0 LOB: 1 BB: 1 P: 23	R: 0 E: 0 K: 1 S: 7 H: 0 LOB: 0 BB: 0 P: 11	R: 0 E: 0 K: 0 S: 9 H: 1 LOB: 1 BB: 0 P: 14	R: 0 E: 0 K: 1 S: 11 H: 2 LOB: 2 BB: 0 P: 15	R: 4 E: 0 K: 2 S: 19 H: 4 LOB: 1 BB: 1 P: 32	R: 0 E: 0 K: 2 S: 11 H: 0 LOB: 0 BB: 0 P: 17	1B: 4 2B: 2 3B: 0 HR: 1 SF: 0 SAC: 0 DP: 0 HBP: 0	WP: 0 PB: 0 SB: 0 CS: 0 PA: 36						
PITCHER	IP WLS BF H R ER SO BB IBB HBP BLK WP HR S P ERA WHIP																
Jeff Weaver, R (1, 1) ERA: 5.15	7.2		31	6	4	4	7	2	0	0	0	0	1	73	119	4.70	1.043
Kelly Wunsch, L (8, 1) ERA: 1.42	0.0		1	1	0	0	0	0	0	0	0	0	0	2	3	∞	∞
Giovanni Carrara, R (8, 1) ERA: 3.6	0.1	W	1	0	0	0	1	0	0	0	0	0	0	3	4	0.00	0.000
43 Yhency Brazoban, R (9, 1) ERA: 1.88	1.0	S	3	0	0	0	2	0	0	0	0	0	0	11	17	0.00	0.000

livebaseballscorecards.com

AB	34
R	4
H	7
RBI	4
BB	2
SO	10
LOB	10



Batter	1	2	3	4	5	6	7	8	9	AB	R	H	RBI	BB	SO	LOB
Cesar Izturis, S OBP: 0.366, SLG: 0.400 (1, 6)	0-1 F9		0-1 G6-3		1-0 G6-3			2-1 1B HR 1B		4	1	1	1	0	0	2
17 Jason Repko, R OBP: 0.292, SLG: 0.406 (8, PH) Ricky Ledee, L OBP: 0.388, SLG: 0.452 (9, 7)	1-0 F7		2-1 L5			0-1 G1-6-3 1B		1-0 1B HR 1B		3	0	1	0	0	0	1
J.D. Drew, L OBP: 0.378, SLG: 0.422 (1, 9)	2-1 G3-1			4-1 12 G4-6-3 BB		0-0 G1-6-3		1-0 1B HR 1B		3	1	1	0	1	0	1
12 Jeff Kent, R OBP: 0.421, SLG: 0.589 (1, 4)		2-3 K		0-1 G4-6-3		2-2 1B		3-2 F7		4	0	1	0	0	1	4
Milton Bradley, S OBP: 0.366, SLG: 0.596 (1, 8)		3-1 G6-3		1-0 HR			3-2 F9	3-1 HR		4	2	2	5	0	0	0
Olmedo Saenz, R OBP: 0.383, SLG: 0.528 (1, 3)		2-3 K		2-1 L8			1-0 1B	0-0 1B 1B		4	1	2	0	0	1	0
Jason Phillips, R OBP: 0.342, SLG: 0.434 (1, 2)			1-1 SH2-4 G6-3 1B		0-0 L4		2-2 F9	1-2 1B 1B		4	1	2	0	0	0	1
Mike Edwards, R OBP: 0.435, SLG: 0.545 (8, 1) 43 Yhency Brazoban, R (9, 1)			1-0 G6-3 SH2-4 1B		3-1 FC5-6 1B		0-0 F9	0-2 1B 1B		3	0	2	0	0	0	1
Jeff Weaver, R OBP: 0.263, SLG: 0.368 (8, 1) Kelly Wunsch, L (8, 1) Giovanni Carrara, R (8, 1) 13 Oscar Robles, L OBP: 0.083, SLG: 0.083 (8, PH) Hee-Seop Choi, L OBP: 0.398, SLG: 0.578 (8, PH)			1-2 SH2-4		0-0 FC5-6			G4-3 K		1	0	0	0	0	0	1
			1-2 2-3		1-2f					0	0	0	0	0	0	0
										2	0	0	0	0	1	2
										1	0	1	1	0	0	0
Inning Stats	R: 0 E: 0 K: 5 S: 5	H: 0 LOB: 0 BB: 0 P: 8	R: 0 E: 0 K: 2 S: 9	H: 0 LOB: 0 BB: 0 P: 16	R: 1 E: 0 K: 0 S: 10	H: 2 LOB: 1 BB: 0 P: 15	R: 1 E: 0 K: 0 S: 6	H: 1 LOB: 0 BB: 1 P: 13	R: 0 E: 0 K: 0 S: 5	H: 1 LOB: 1 BB: 0 P: 9	R: 0 E: 0 K: 0 S: 6	H: 2 LOB: 1 BB: 0 P: 8	R: 0 E: 0 K: 0 S: 9	H: 1 LOB: 1 BB: 0 P: 15	R: 5 E: 0 K: 1 S: 24	H: 7 LOB: 2 BB: 0 P: 37

BOTTOM

Atlanta Braves @ Los Angeles Dodgers
Dodger Stadium, Los Angeles, CA
 Fri May 13 2005, 7:40 PM PDT
 Att. 53,689 - Partly Cloudy - 72 F

livebaseballscores.com

AB	34
R	7
H	14
RBI	7
BB	1
SO	3
LOB	13



PITCHER																	WP	HR	S	P	ERA	WHIP
Horacio Ramirez, L ERA: 3.47 (1, 1)	IP	WLS	BF	H	R	ER	SO	BB	IBB	HBP	BLK	WP	HR	S	P	ERA	WHIP	WP: 0	PA: 36			
Chris Reitsma, R ERA: 3.12 (8, 1)	7.0		26	7	2	2	2	1	0	0	0	0	1	50	84	2.57	1.143	PB: 0				
Jorge Sosa, R ERA: 3.21 (8, 1)	0.2	L	6	4	4	4	0	0	0	0	0	0	1	11	22	54.00	6.000	SB: 0				
John Foster, L ERA: (8, 1)	0.0		2	2	0	0	0	0	0	0	0	0	0	5	6	∞	∞	CS: 0				
	0.1		2	1	1	1	1	0	0	0	0	0	0	8	9	27.00	3.000					

Batter	1	2	3	4	5	6	7	8	9	AB R H RBI BB SO LOB	TOP		
Rafael Furcal, S OBP: 0.288, SLG: 0.344 (1, 6) C B X	1-2 G6-3 1B		1-3 K 1B		1-3 K 1B			0-2 G4-3 1B		4 0 0 0 0 2 1	<p>Atlanta Braves @ Los Angeles Dodgers Dodger Stadium, Los Angeles, CA</p> <p>Sat May 14 2005, 7:10 PM PDT Att. 49,112 - Clear - 71 F</p> <p>livebaseballscorecards.com</p>		
Marcus Giles, R OBP: 0.370, SLG: 0.452 (1, 4) X	0-0 SF8 1B		0-0 F7 1B			0-0 G6-3 1B		1-3 K 1B		4 1 1 0 0 1 0			
10 Chipper Jones, S OBP: 0.469, SLG: 0.625 (1, 5) X	0-0 FC6-4 1B			1-2 G6-3 1B		1-3 K 1B			3-1 HR	4 1 2 1 0 1 0			
Andruw Jones, R OBP: 0.354, SLG: 0.550 (1, 8) C X	0-1 SF8 2-H			3-1 F9 1B		2-1 HR			0-2 HR	3 2 2 3 0 0 0			
Julio Franco, R OBP: 0.305, SLG: 0.357 (1, 3) 1 SAFE B X	1-0 FC6-4 1-2f			1-3 K 1B		1-3 K 1B			0-2 1B	4 0 1 0 0 2 1			
Brian Jordan, R OBP: 0.287, SLG: 0.311 (1, 7) C X T B		1-2 F9 1B			0-0 G5-3 1B				2-3 K 1-2	4 0 0 0 0 1 1			
Eddie Pérez, R OBP: 0.216, SLG: 0.432 (1, 2) Johnny Estrada, S OBP: 0.307, SLG: 0.369 (5, 2) X T B		1-1 F9 1B			2-0 L5 1B				0-3 K 1B	2 0 0 0 0 0 0 2 0 1 0 0 1 1			
Raul Mondesi, R OBP: 0.252, SLG: 0.377 (1, 9) X T B		2-0 P2 1B			2-0 HR				1-3 K 1B	4 1 1 1 0 1 2			
Mike Hampton, R OBP: 0.333, SLG: 0.524 (1, 1) Adam Beierro, R OBP: 1.000, SLG: 1.000 (3, 1) Jorge Sosa, R (6, 1) Ryan Langerhans, L OBP: 0.266, SLG: 0.547 (8, PH) Chris Reitsma, R (8, 1) Dan Kolb, R (8, 1)			1-3 K 1B		0-2 1B			1-2 F9 1B		1 0 0 0 0 0 1 0 1 0 1 0 0 0 0 0 0 0 0 0 0 0 0 0 1 0 0 0 0 0 0 0 0 0 0 0 0 0 0 0 0 0 0 0 0 0 0 0			
Inning Stats	R: 1 H: 2 E: 0 LOB: 1 K: 0 BB: 0 S: 8 P: 10	R: 0 H: 0 E: 0 LOB: 0 K: 0 BB: 0 S: 6 P: 10	R: 0 H: 0 E: 0 LOB: 0 K: 2 BB: 0 S: 7 P: 9	R: 0 H: 0 E: 0 LOB: 0 K: 1 BB: 0 S: 8 P: 13	R: 1 H: 2 E: 0 LOB: 1 K: 1 BB: 0 S: 10 P: 15	R: 1 H: 1 E: 0 LOB: 0 K: 2 BB: 0 S: 12 P: 16	R: 0 H: 1 E: 0 LOB: 0 K: 0 BB: 0 S: 7 P: 13	R: 0 H: 0 E: 0 LOB: 0 K: 1 BB: 0 S: 10 P: 12	R: 2 H: 3 E: 0 LOB: 1 K: 3 BB: 0 S: 19 P: 25	1B: 5 SF: 1 2B: 0 SAC: 0 3B: 0 DP: 1 HR: 4 HBP: 0	WP: 0 PA: 35 PB: 0 SB: 2 CS: 0		
PITCHER	IP WLS BF H R ER SO BB IBB HBP BLK WP HR S P ERA WHIP											PITCHER	IP WLS BF H R ER SO BB IBB HBP BLK WP HR S P ERA WHIP
Odalis Perez, L ERA: 4.5 (1, 1)	6.0 L 23 5 3 3 6 0 0 0 0 0 0 2 51 73 4.50 0.833												
Duaner Sanchez, R ERA: 2.75 (7, 1)	2.0 6 1 0 0 1 0 0 0 0 0 0 0 17 25 0.00 0.500												
Eric Gagne, R ERA: 18.0 (9, 1)	1.0 6 3 2 2 3 0 0 0 0 0 0 2 19 25 18.00 3.000												

Atlanta Braves @ Los Angeles Dodgers
Dodger Stadium, Los Angeles, CA

AB	34
R	5
H	9
RBI	5
BB	0
SO	10
LOB	6



Batter	1	2	3	4	5	6	7	8	9	AB R H RBI BB SO LOB	TOP									
Rafael Furcal, S OBP: 0.281, SLG: 0.335 (1, 6)	2-1 G4-3			0-0 B1-3		1-3 K		1-3 K		4 0 0 0 0 2 1	Atlanta Braves @ Los Angeles Dodgers Dodger Stadium, Los Angeles, CA Sun May 15 2005, 1:10 PM PDT Att. 53,239 - Sunny - 79 F									
Marcus Giles, R OBP: 0.359, SLG: 0.437 (1, 4)	1-0 F9			1-0 F8		0-1 FC5-4 10 HR		0-3 K		4 1 0 0 0 1 1										
10 Chipper Jones, S OBP: 0.470, SLG: 0.648 (1, 5)	2-1 G4-3			1-1 BB 1B		0-0 HR		1-0 F7		4 1 2 2 0 0 0										
Adam LaRoche, L OBP: 0.339, SLG: 0.520 (1, 3)		0-0 G4-3		4-0 BB		2-0 G1-3		0-1 HR		3 1 1 1 1 0 0										
Andruw Jones, R OBP: 0.358, SLG: 0.579 (1, 8)		2-3 K		0-1 F7		3-2 HR		0-1 F9 SF8 2B		4 2 2 1 0 1 2										
Johnny Estrada, S OBP: 0.297, SLG: 0.355 (1, 2)		3-1 G4-3		0-0 G6-3		1-2 G6-3		0-2 F9		4 0 0 0 0 0 1										
Ryan Langerhans, L OBP: 0.267, SLG: 0.527 (1, 7)			2-2 G4-3		4-0 BB	1-3 K		2-2 SF8		2 0 0 1 1 1 0										
Raul Mondesi, R OBP: 0.252, SLG: 0.368 (1, 9)			1-2 F9		0-0 G5-4-3	4-2 BB		0-3 K		3 0 0 0 1 1 1										
15 Tim Hudson, R OBP: 0.211, SLG: 0.167 Wilson Betemit, S OBP: 0.400, SLG: 0.478 John Foster, L Jorge Sosa, R Dan Kolb, R	1-0 G6-3			1-2 FC5-4 1B		1-3 K				2 0 1 0 0 0 0 1 0 0 0 0 1 1 0 0 0 0 0 0 0 0 0 0 0 0 0 0 0 0 0 0 0 0 0										
Inning Stats	R: 0 E: 0 K: 0 S: 5	H: 0 LOB: 0 BB: 0 P: 10	R: 0 E: 0 K: 1 S: 6	H: 0 LOB: 0 BB: 0 P: 11	R: 0 E: 0 K: 0 S: 7	H: 1 LOB: 2 BB: 1 P: 12	R: 0 E: 0 K: 0 S: 2	H: 0 LOB: 0 BB: 1 P: 6	R: 2 E: 0 K: 1 S: 10	H: 2 LOB: 0 BB: 0 P: 14	R: 1 E: 0 K: 2 S: 18	H: 1 LOB: 1 BB: 1 P: 28	R: 0 E: 0 K: 2 S: 8	H: 0 LOB: 0 BB: 0 P: 10	R: 2 E: 0 K: 1 S: 16	H: 2 LOB: 0 BB: 0 P: 18	1B: 2 2B: 1 3B: 0 HR: 3	SF: 1 SAC: 0 DP: 1 HBP: 0	WP: 0 PB: 0 SB: 0 CS: 0	PA: 35
PITCHER	IP WLS BF H R ER SO BB IBB HBP BLK WP HR S P ERA WHIP																			
Scott Erickson, R ERA: 6.57 Wilson Alvarez, L ERA: 2.08 Giovanni Carrara, R ERA: 3.38 43 Yhency Brazoban, R ERA: 2.93	(1, 1) 6.0 (7, 1) 1.0 (8, 1) 1.0 (9, 1) 1.0	22 L 5 3 5	3 1 0 2	2 1 0 2	2 2 0 1	2 0 0 0	2 1 0 0	0 0 0 0	0 0 0 0	0 0 0 0	1 1 8 16	36 18 10 18	64 28 10 18	3.00 9.00 0.00 18.00	0.833 2.000 0.000 2.000					

AB	31
R	5
H	6
RBI	5
BB	3
SO	7
LOB	7



BOTTOM

Atlanta Braves @ Los Angeles Dodgers
Dodger Stadium, Los Angeles, CA

Sun May 15 2005, 1:10 PM PDT
Att. 53,239 - Sunny - 79 F

livebaseballscorecards.com

AB	36
R	2
H	9
RBI	2
BB	2
SO	9
LOB	25



WP:	0	PA:	39
PB:	0	SB:	0
CS:	1		

AB R H RBI BB SO LOB

4	0	2	0	1	0	2
4	0	0	0	0	0	6
1	0	0	0	0	1	0
5	0	1	0	0	1	2
4	0	0	0	0	1	3
4	1	1	0	0	1	2
4	1	3	1	0	1	1
2	0	1	1	1	0	0
3	0	0	0	0	2	5
1	0	0	0	0	1	0
2	0	1	0	0	0	2
1	0	0	0	0	1	2
0	0	0	0	0	0	0
0	0	0	0	0	0	0
1	0	0	0	0	0	0
0	0	0	0	0	0	0

Batter	1	2	3	4	5	6	7	8	9
Cesar Izturis, S OBP: 0.371, SLG: 0.395 (1, 6)	1-0 13 CS 1B		3-2 FC6 FC2-5 1B	2-1 G3		4-2 BB			0-1 B2
13 Oscar Robles, L OBP: 0.059, SLG: 0.059 (1, 5)	1-0 L4		1-0 FC2-5 FC6 1B		0-0 G4-3	1-2 G3			1-3 K
Olmedo Saenz, R OBP: 0.391, SLG: 0.526 (9, PH)	1-2		1-2 2-3f						0-0 F7
J.D. Drew, L OBP: 0.382, SLG: 0.423 (1, 9)	0-0 G3		2-1 FC6 1-2f 2-3		0-1 2B				3-3 K
12 Jeff Kent, R OBP: 0.400, SLG: 0.553 (1, 4)		0-1 P4	1-3 K		0-1 P4				2-0 E5
Milton Bradley, S OBP: 0.359, SLG: 0.576 (1, 8)		2-2 G6-3		0-1 E6 1B	3-3 K				1-0 F9
Ricky Ledee, L OBP: 0.402, SLG: 0.477 (1, 7)		2-2 1B 2B	3-2 FC1-5 2-H 1B		1-1 BB HBP 1B				3-3 K
Hee-Seop Choi, L OBP: 0.407, SLG: 0.570 (1, 3)		1-0 2-H 1B	4-2 FC1-5 BB		2-2 BB HBP				0-2 G4-3
Paul Bako, L OBP: 0.314, SLG: 0.333 (1, 2)		2-1 G4-3	1-3 K		2-3 K				1-3 K
Jason Phillips, R OBP: 0.330, SLG: 0.417 (8, PH) (9, 2)									2-1 G6-3
Scott Erickson, R OBP: 0.194, SLG: 0.154 (6, PH)			0-2 FC2-5 1B		0-0 FC1-5				
Wilson Alvarez, L OBP: 0.243, SLG: 0.226 (7, 1)									
Giovanni Carrara, R OBP: 0.370, SLG: 0.462 (8, PH)									
Mike Edwards, R OBP: 0.370, SLG: 0.462 (8, PH)									
43 Yhency Brazoban, R (9, 1)									

Inning Stats	R: 0	H: 1	E: 0	K: 0	S: 3	R: 1	H: 2	E: 0	K: 0	S: 11	R: 0	H: 2	E: 0	K: 1	S: 13	R: 1	H: 2	E: 1	K: 1	S: 13	R: 0	H: 1	E: 0	K: 1	S: 11	R: 0	H: 1	E: 0	K: 2	S: 17	R: 0	H: 0	E: 1	K: 2	S: 8	R: 0	H: 0	E: 0	K: 1	S: 8	R: 0	H: 0	E: 0	K: 1	S: 6	1B: 7	2B: 2	3B: 0	HR: 0	SF: 0	SAC: 0	DP: 0	HBP: 1	WP: 0	PB: 0	SB: 0	CS: 1	PA: 39
--------------	------	------	------	------	------	------	------	------	------	-------	------	------	------	------	-------	------	------	------	------	-------	------	------	------	------	-------	------	------	------	------	-------	------	------	------	------	------	------	------	------	------	------	------	------	------	------	------	-------	-------	-------	-------	-------	--------	-------	--------	-------	-------	-------	-------	--------

PITCHER	IP	WLS	BF	H	R	ER	SO	BB	IBB	HBP	BLK	WP	HR	S	P	ERA	WHIP
15 Tim Hudson, R ERA: 3.18 (1, 1)	6.0	W	29	9	2	1	5	2	0	0	0	0	0	68	109	1.50	1.833
John Foster, L ERA: (7, 1)	1.1	H	5	0	0	0	2	0	0	0	0	0	0	11	20	0.00	0.000
Jorge Sosa, R ERA: 2.76 (8, 1)	0.2	H	2	0	0	0	1	0	0	0	0	0	0	5	8	0.00	0.000
Dan Kolb, R ERA: 5.51 (9, 1)	1.0	S	3	0	0	0	1	0	0	0	0	0	0	6	7	0.00	0.000

Batter	1	2	3	4	5	6	7	8	9	AB R H RBI BB SO LOB	TOP																
Rafael Furcal, S OBP: 0.275, SLG: 0.327 (1, 6)	0-0 B3	0-0 FC4		2-2 F8			0-1 G3			4 0 0 0 0 0 2																	
Marcus Giles, R OBP: 0.348, SLG: 0.423 (1, 4)	1-2 G5-3	0-3 K			1-1 F9		2-3 K			4 0 0 0 0 2 1																	
10 Chipper Jones, S OBP: 0.464, SLG: 0.631 (1, 5)	4-2 1B 2B BB		3-3 K		1-1 G3			0-2 F8		3 1 0 0 1 1 0																	
Adam LaRoche, L OBP: 0.353, SLG: 0.547 (1, 3)	2-2 BB 2B 1B		2-2 1B 2B		0-0 2B			2-0 G4-3		4 2 3 0 0 0 0																	
Andruw Jones, R OBP: 0.361, SLG: 0.574 (1, 8)	4-1 2B BB		0-0 1B		2-1 P5			1-0 G6-3		3 0 1 1 1 0 1																	
Johnny Estrada, S OBP: 0.295, SLG: 0.360 (1, 2)	2-1 2B		0-2 P2		0-1 G1-3			0-1 L4		4 0 1 2 0 0 0																	
Ryan Langerhans, L OBP: 0.250, SLG: 0.492 (1, 7)	1-0 L7		1-2 G3-1		0-3 K			1-0 F7		4 0 0 0 0 1 2																	
Raul Mondesi, R OBP: 0.252, SLG: 0.364 (1, 9)		1-1 G1-3		2-2 SH3-4 1B		1-3 K		2-1 F7		4 0 1 0 0 1 0																	
John Thomson, R OBP: 0.357, SLG: 0.385 (1, 1)			0-0 1B		1-0 SH3-4		0-3 K			1 0 1 0 0 0 0																	
Adam Berbero, R OBP: 1.000, SLG: 1.000 (5, 1)										0 0 0 0 0 0 0																	
4 Pete Orr, L OBP: 0.070, SLG: 0.510 (7, PH)										1 0 0 0 0 1 0																	
John Foster, L (7, 1)										0 0 0 0 0 0 0																	
Chris Reitsma, R (8, 1)										0 0 0 0 0 0 0																	
Frank Brooks, L (8, 1)										0 0 0 0 0 0 0																	
Inning Stats	R: 2 E: 0 K: 0 S: 16	H: 2 LOB: 2 BB: 2 P: 30	R: 0 E: 0 K: 1 S: 7	H: 1 LOB: 1 BB: 0 P: 8	R: 1 E: 0 K: 1 S: 12	H: 2 LOB: 0 BB: 0 P: 17	R: 0 E: 0 K: 0 S: 10	H: 1 LOB: 1 BB: 0 P: 16	R: 0 E: 0 K: 2 S: 8	H: 0 LOB: 0 BB: 0 P: 9	R: 0 E: 0 K: 2 S: 9	H: 0 LOB: 0 BB: 0 P: 11	R: 0 E: 0 K: 0 S: 5	H: 0 LOB: 0 BB: 0 P: 8	R: 0 E: 0 K: 0 S: 5	H: 0 LOB: 0 BB: 0 P: 8	R: 0 E: 0 K: 0 S: 5	H: 0 LOB: 0 BB: 0 P: 8	1B: 4 2B: 3 3B: 0 HR: 0	SF: 0 SAC: 1 DP: 0 HBP: 0	WP: 0 PB: 0 SB: 0 CS: 0	PA: 35					
PITCHER	IP WLS BF H R ER SO BB IBB HBP BLK WP HR S P ERA WHIP																										
54 Tim Stauffer, R ERA: 3.46 (1, 1)	7.0	29	7	3	3	6	2	0	0	0	0	0	0	69	102	3.86	1.286										
Scott Linebrink, R ERA: 2.95 (8, 1)	1.0	3	0	0	0	0	0	0	0	0	0	0	0	5	8	0.00	0.000										
Trevor Hoffman, R ERA: 2.87 (9, 1)	1.0	3	0	0	0	0	0	0	0	0	0	0	0	5	8	0.00	0.000										

Atlanta Braves @ San Diego Padres
 PETCO Park, San Diego, CA
 Mon May 16 2005, 10:05 PM EDT
 Att. 25,958 - Cloudy - 64 F

livebaseballscorecards.com

AB	32
R	3
H	7
RBI	3
BB	2
SO	6
LOB	6



Batter	1	2	3	4	5	6	7	8	9
Dave Roberts, L (1, 8) OBP: 0.346, SLG: 0.421	0-0 B1-3	4-2 FC6-4 BB			2-1 G3-1		1-1 F8	3-2 CS 1B	
Mark Loretta, R (1, 4) OBP: 0.381, SLG: 0.335	0-1 G5-3	2-1 FC6-4			3-3 K		4-2 BB	2-0 CS	
Ryan Klesko, L (1, 7) OBP: 0.391, SLG: 0.555 Trevor Hoffman, R (9, 1)	4-2 BB				1-0 G6-3		3-2 P5		
24 Brian Giles, L (1, 9) OBP: 0.406, SLG: 0.493	0-1 F7				0-1 FC3-6		2-1 1B 3B	0-0 1B 1B	
Phil Nevin, R (1, 3) OBP: 0.290, SLG: 0.433 Damian Jackson, R (8, PR) (9, 7)					2-3 K		1-1 1B	0-1 1B 1B SF7 1B	
Ramon Hernandez, R (1, 2) OBP: 0.341, SLG: 0.454					2-2 G6-3		0-3 K	1-1 1B 1B	
Sean Burroughs, L (1, 5) OBP: 0.361, SLG: 0.328					0-3 K		1-1 P6	0-0 1B 1B	
3 Khalil Greene, R (1, 6) OBP: 0.303, SLG: 0.286					1-0 L5		2-0 L5	1-3 K	
54 Tim Stauffer, R (1, 1) OBP: 0.200, SLG: 0.200 Xavier Nady, R (7, PH) OBP: 0.351, SLG: 0.488 Scott Linebrink, R (8, 1) Mark Sweeney, L (8, PH) (9, 3)					1-2 P4		3-3 K	0-0 SF7	

AB	R	H	RBI	BB	SO	LOB
4	0	1	2	1	0	0
3	0	0	0	1	1	3
3	0	1	0	1	0	1
0	0	0	0	0	0	0
4	2	2	0	0	0	2
4	0	2	1	0	1	1
0	1	0	0	0	0	0
4	2	2	1	0	1	2
4	0	2	0	0	1	1
3	0	0	0	1	1	4
2	0	0	0	0	1	3
1	0	0	0	0	1	0
0	0	0	0	0	0	0
0	0	0	1	0	0	0

WP	PA
0	38

Inning Stats	R	H	E	K	S	R	H	E	K	S	R	H	E	K	S	R	H	E	K	S
	0	0	0	8	12	1	2	0	1	20	0	1	0	10	14	0	0	0	7	9
	0	0	0	8	12	1	2	0	1	20	0	1	0	10	14	0	0	7	9	

WP	PA	ERA	WHIP
0	38	2.08	1.385
0	38	5.40	1.200
0	38	0.00	1.000
0	38	40.50	6.000
0	38	0.00	3.000

BOTTOM

Atlanta Braves @ San Diego Padres
PETCO Park, San Diego, CA
 Mon May 16 2005, 10:05 PM EDT
 Att: 25,958 - Cloudy - 64 F

livebaseballscorecards.com

AB	32
R	5
H	10
RBI	5
BB	4
SO	7
LOB	17



Batter	1	2	3	4	5	6	7	8	9	AB R H RBI BB SO LOB	TOP
--------	---	---	---	---	---	---	---	---	---	----------------------	-----

Rafael Furcal, S OBP: 0.274, SLG: 0.327 (1, 6)	1-1 1B		3-2 E6 1B		2-1 SF8		3-3 K			3 0 1 1 0 1 1	
Marcus Giles, R OBP: 0.345, SLG: 0.417 (1, 4)	1-1 F9		2-0 1B		1-3 K			1-1 G1-3		4 0 1 0 0 1 2	
Brian Jordan, R OBP: 0.286, SLG: 0.303 (1, 7)	3-1 P6		0-0 F8		4-2 BB			1-3 K		3 0 0 0 1 1 3	
Andruw Jones, R OBP: 0.358, SLG: 0.586 (1, 8)	2-0 P6			2-0 F9		1-2 P5		2-1 HR		4 1 1 1 0 0 2	
Julio Franco, R OBP: 0.302, SLG: 0.339 (1, 3)		4-2 G5-4-3 BB		2-2 F9		0-3 K		1-3 K		3 0 0 0 1 2 1	
Johnny Estrada, S OBP: 0.302, SLG: 0.368 (1, 2)		1-2 G5-4-3		1-2 F9		4-0 IBB		3-2 2B		3 0 1 0 1 0 1	
Raul Mondesi, R OBP: 0.252, SLG: 0.355 (1, 9)		0-0 F9			4-2 SH1-4 SF8 BB		0-3 K		1-2 G6-3	3 1 0 0 1 1 3	
Wilson Betemit, S OBP: 0.412, SLG: 0.481 (1, 5)			3-3 K		1-1 SF8 SH1-4 1B		1-1 CS 1B		1-1 F8	4 0 2 0 0 1 1	
29 John Smoltz, R OBP: 0.176, SLG: 0.125 Adam LaRoche, L OBP: 0.350, SLG: 0.542 Dan Kolb, R (9, 1)			2-3 K		0-0 SH1-4		0-3 K		0-0 P6	2 0 0 0 0 2 1 1 0 0 0 0 0 1 0 0 0 0 0 0 0	

Inning Stats	R: 0	H: 1	R: 0	H: 0	R: 0	H: 1	R: 1	H: 1	R: 0	H: 0	R: 0	H: 1	R: 1	H: 1	R: 0	H: 1	R: 0	H: 1	R: 0	H: 1	1B: 4	SF: 1	WP: 0	PA: 36
	E: 0	LOB: 1	E: 0	LOB: 0	E: 1	LOB: 2	E: 0	LOB: 1	E: 0	LOB: 2	E: 0	LOB: 0	E: 0	LOB: 0	E: 0	LOB: 0	E: 0	LOB: 0	E: 0	LOB: 1	2B: 1 <td>SAC: 1 <td>PB: 0 <td></td> </td></td>	SAC: 1 <td>PB: 0 <td></td> </td>	PB: 0 <td></td>	
	K: 0	BB: 0	K: 0	BB: 1	K: 2	BB: 1	K: 1	BB: 1	K: 2	BB: 2	K: 2	BB: 0	K: 2	BB: 0	K: 2	BB: 0	K: 2	BB: 0	K: 0	BB: 0	3B: 0	DP: 1 <td>SB: 2</td> <td></td>	SB: 2	
	S: 7	P: 14	S: 9	P: 14	S: 11	P: 21	S: 10	P: 18	S: 11	P: 20	S: 8	P: 12	S: 11	P: 16	S: 10	P: 15	S: 10	P: 15	S: 10	P: 15	HR: 1	HBP: 0	CS: 1	

PITCHER	IP	WLS	BF	H	R	ER	SO	BB	IBB	HBP	BLK	WP	HR	S	P	ERA	WHIP
Darrell May, L ERA: 4.43 (1, 1)	5.0		20	3	1	1	3	2	0	0	0	0	0	49	84	1.80	1.000
Rudy Seanez, R ERA: 1.37 (6, 1)	2.0		8	1	0	0	4	1	1	0	0	0	0	19	32	0.00	1.000
Akinori Otsuka, R ERA: 2.33 (8, 1)	1.0		4	1	1	1	2	0	0	0	0	0	1	11	16	9.00	1.000
Brian Falkenberg, R ERA: 7.71 (9, 1)	0.2		3	1	0	0	0	0	0	0	0	0	0	9	14	0.00	1.500
Dennys Reyes, L ERA: 2.49 (9, 1)	0.1	W	1	0	0	0	0	0	0	0	0	0	0	1	1	0.00	0.000

Atlanta Braves @ San Diego Padres
 PETCO Park, San Diego, CA
 Tue May 17 2005, 10:05 PM EDT
 Att. 31,330 - Partly Cloudy - 67 F

AB	30
R	2
H	6
RBI	2
BB	4
SO	9
LOB	16



WP: 0	PA: 36
PB: 0	
SB: 2	
CS: 1	

Batter	1	2	3	4	5	6	7	8	9	AB	R	H	RBI	BB	SO	LOB
Dave Roberts, L OBP: 0.333, SLG: 0.408 (1, 8)	2-2 L4		2-2 L7			3-3 K		2-1 SF8		3	0	0	1	0	1	0
Mark Loretta, R OBP: 0.388, SLG: 0.344 (1, 4)	0-0 BB		0-1 BB			0-1 G5-3		3-H F9		2	0	2	0	0	0	0
Damian Jackson, R OBP: 0.324, SLG: 0.344 (5, 4)	1B		1B							2	0	0	0	0	0	0
Ryan Klesko, L OBP: 0.394, SLG: 0.546 (1, 7)	4-1 BB		0-0 G4-3			0-1 F8				2	1	0	0	2	0	1
24 Brian Giles, L OBP: 0.414, SLG: 0.496 (1, 9)	1-3 K									24	1B					
Phil Nevin, R OBP: 0.283, SLG: 0.422 (1, 3)	2-2 F9															
Ramon Hernandez, R OBP: 0.338, SLG: 0.448 (1, 2)																
Sean Burroughs, L OBP: 0.358, SLG: 0.320 (1, 5)																
3 Khalil Greene, R OBP: 0.314, SLG: 0.317 (1, 6)																
Darrell May, L OBP: 0.406, SLG: 0.800 (5, PH)																
Robert Fick, L OBP: 0.465, SLG: 0.629 (8, PH)																
Rudy Seanez, R OBP: 0.465, SLG: 0.629 (9, 1)																
Akinori Otsuka, R OBP: 0.465, SLG: 0.629 (9, 1)																
Mark Sweeney, L OBP: 0.465, SLG: 0.629 (9, 1)																
Brian Falkenberg, R OBP: 0.465, SLG: 0.629 (9, 1)																
Dennys Reyes, R OBP: 0.465, SLG: 0.629 (9, 1)																

Inning Stats	R: 0	H: 1	E: 0	LOB: 2	K: 1	P: 20	R: 0	H: 0	E: 0	LOB: 0	K: 0	P: 11	R: 0	H: 1	E: 0	LOB: 1	K: 0	P: 10	R: 0	H: 1	E: 0	LOB: 0	K: 1	P: 11	R: 0	H: 0	E: 0	LOB: 0	K: 1	P: 14	R: 0	H: 0	E: 0	LOB: 0	K: 1	P: 19	R: 1	H: 1	E: 0	LOB: 0	K: 0	P: 13	R: 2	H: 3	E: 0	LOB: 3	K: 0	P: 29	1B: 6	SF: 1	2B: 1	SAC: 0	3B: 0	DP: 0	HR: 0	HBP: 0
29 John Smoltz, R ERA: 2.83 (1, 1)	IP	WLS	BF	H	R	ER	SO	BB	IBB	HBP	BLK	WP	HR	S	P	ERA	WHIP																																							
Dan Kolb, R ERA: 6.48 (9, 1)	0.1	L	6	3	2	2	0	1	1	0	0	0	0	14	29	54.00	12.000																																							

BOTTOM

Atlanta Braves @ San Diego Padres
PETCO Park, San Diego, CA

Tue May 17 2005, 10:05 PM EDT
Att. 31,330 - Partly Cloudy - 67 F

AB	30
R	3
H	7
RBI	3
BB	4
SO	5
LOB	11



Batter	1	2	3	4	5	6	7	8	9	AB R H RBI BB SO LOB	TOP											
Rafael Furcal, S (1, 6) OBP: 0.267, SLG: 0.317	0-1 G6-3		2-2 P5		0-0 FC6-4			0-0 P5	1-1 F7	5 0 0 0 0 0 4												
Marcus Giles, R (1, 4) OBP: 0.340, SLG: 0.409	1-1 G5-3			3-3 K		0-1 G6-3		0-2 1B	0-0 F9	5 0 1 0 0 1 2												
Ryan Langerhans, L (1, 9) OBP: 0.235, SLG: 0.460	2-3 K			1-3 K		0-0 L8		3-3 K		4 0 0 0 0 3 1												
Adam LaRoche, L (1, 3) OBP: 0.347, SLG: 0.532		3-2 F9		3-2 1B		0-0 F7		1-3 K		4 0 1 0 0 1 1												
Andrew Jones, R (1, 8) OBP: 0.362, SLG: 0.601		0-2 G5-3		3-1 F8			0-2 HR		4-2 PB 1B G4-3 BB	3 2 1 1 1 0 1												
Johnny Estrada, S (1, 2) OBP: 0.300, SLG: 0.373		2-2 F8			1-2 P5		1-0 1B 2B		0-1 G4-3	4 0 1 0 0 0 1												
Brian Jordan, R (1, 7) OBP: 0.285, SLG: 0.302			2-0 G1-3		3-2 F9		1-3 K		2-0 2B 1B	4 1 1 1 0 1 1												
Wilson Betemit, S (1, 5) OBP: 0.447, SLG: 0.581			1-3 K		0-0 1B 2B		3-2 G4-6-3 1B		0-1 2B	4 1 3 1 0 1 0												
Horacio Ramirez, L (1, 1) OBP: 0.286, SLG: 0.429			3-2 2B		2-2 FC6-4 1B		1-1 G4-6-3		4-0 BB	1 0 1 0 0 0 0												
Raul Mondesi, R (5, PH) OBP: 0.257, SLG: 0.360										1 0 1 1 0 0 0												
Matt Childers, R (5, 1) OBP: 0.297, SLG: 0.333										0 0 0 0 0 0 0												
Julio Franco, R (7, PH) OBP: 0.297, SLG: 0.333										1 0 0 0 0 0 2												
Roman Colon, R (7, 1) OBP: 0.237, SLG: 0.432										0 0 0 0 0 0 0												
Eddie Pérez, R (9, PH) OBP: 0.237, SLG: 0.432										0 0 0 0 0 1 0												
Inning Stats	R: 0 E: 0 K: 1 S: 7	H: 0 LOB: 0 BB: 0 P: 10	R: 0 E: 0 K: 0 S: 10	H: 0 LOB: 0 BB: 0 P: 15	R: 0 E: 0 K: 1 S: 12	H: 1 LOB: 1 BB: 0 P: 20	R: 0 E: 0 K: 2 S: 12	H: 1 LOB: 1 BB: 0 P: 22	R: 1 E: 0 K: 0 S: 12	H: 2 LOB: 1 BB: 0 P: 18	R: 0 E: 0 K: 0 S: 4	H: 0 LOB: 0 BB: 0 P: 4	R: 1 E: 0 K: 1 S: 15	H: 3 LOB: 1 BB: 0 P: 21	R: 0 E: 0 K: 2 S: 12	H: 1 LOB: 1 BB: 0 P: 16	R: 2 E: 0 K: 0 S: 10	H: 2 LOB: 2 BB: 2 P: 21	1B: 5 2B: 4 3B: 0 HR: 1	SF: 0 SAC: 0 DP: 1 HBP: 0	WP: 0 PB: 1 SB: 0 CS: 0	PA: 38
PITCHER	IP WLS BF H R ER SO BB IBB HBP BLK WP HR S P ERA WHIP																					
Adam Eaton, R (1, 1) ERA: 3.35	6.1 W 26 7 2 2 5 0 0 0 0 0 0 1 70 107 2.84 1.105																					
Scott Linebrink, R (7, 1) ERA: 2.7	1.2 5 1 0 0 2 0 0 0 0 0 0 0 14 19 0.00 0.600																					
Dennys Reyes, L (9, 1) ERA: 3.27	0.1 5 2 2 2 0 2 0 0 0 0 0 0 7 17 54.00 12.000																					
Trevor Hoffman, R (9, 1) ERA: 2.76	0.2 S 2 0 0 0 0 0 0 0 0 0 0 0 3 4 0.00 0.000																					

Atlanta Braves @ San Diego Padres
 PETCO Park, San Diego, CA
 Wed May 18 2005, 3:35 PM EDT
 Att. 31,670 - Sunny - 71 F

AB	36
R	4
H	10
RBI	4
BB	2
SO	7
LOB	13



Batter	1	2	3	4	5	6	7	8	9
Damian Jackson, R OBP: 0.366, SLG: 0.353 (1, 8)	4-1 G4-6-3 BB		1-0 24 S 1B	1-1 G5-3		1-2 HBP			
Geoff Blum, S OBP: 0.309, SLG: 0.429 (1, 4)	2-1 P3 1-1		1-2 F7		1-0 P5	3-1 F7			
24 Brian Giles, L OBP: 0.416, SLG: 0.504 (1, 9)	0-0 G4-6-3 1-2f		3-0 1B 3 HR 1B		0-1 1B 2B		1-1 G4-3		
Phil Nevin, R OBP: 0.288, SLG: 0.424 (1, 3)		0-0 1B 3 HR 1B	1-1 P6		0-2 2-H G5-3 1B		0-1 G5-3		
Ramon Hernandez, R OBP: 0.342, SLG: 0.449 (1, 2)		3-2 1B 3 HR 1B	1-2 1B 3 HR 1B		2-1 G5-3		2-2 G6-3		
3 Khalil Greene, R OBP: 0.324, SLG: 0.422 (1, 6)		0-0 1-H 3-H HR	2-2 1-H 3-H HR		2-1 G3-1		0-0 G6-3		
Xavier Nady, R OBP: 0.347, SLG: 0.477 (1, 7)		3-1 G4-6-3 1B	0-0 G6-3			1-1 F8		2-3 K	
Sean Burroughs, L OBP: 0.348, SLG: 0.310 (1, 5)		0-2 G4-6-3 1-2f		0-0 L7		3-1 G4-3		1-3 K	
Adam Eaton, R OBP: 0.217, SLG: 0.182 (1, 1)		1-1 G4-3		2-1 L7		0-1 HBP 1B			
Scott Linebrink, R (7, 1)									
Dennys Reyes, R (9, 1)									
Trevor Hoffman, R (9, 1)									

Inning Stats	R: 0	H: 0	E: 1	LOB: 0	K: 0	BB: 1	S: 4	P: 10
	R: 3	H: 4	E: 0	LOB: 0	K: 0	BB: 0	S: 14	P: 21
	R: 4	H: 4	E: 0	LOB: 0	K: 0	BB: 0	S: 15	P: 24
	R: 0	H: 0	E: 0	LOB: 0	K: 0	BB: 0	S: 5	P: 8
	R: 1	H: 2	E: 0	LOB: 1	K: 0	BB: 0	S: 10	P: 15
	R: 0	H: 1	E: 0	LOB: 2	K: 0	BB: 0	S: 10	P: 18
	R: 0	H: 0	E: 0	LOB: 0	K: 0	BB: 0	S: 7	P: 10
	R: 0	H: 0	E: 0	LOB: 0	K: 2	BB: 0	S: 7	P: 10

PITCHER	IP	WLS	BF	H	R	ER	SO	BB	IBB	HBP	BLK	WP	HR	S	P	ERA	WHIP
Horacio Ramirez, L ERA: 4.69 (1, 1)	4.0	L	19	8	7	7	0	1	0	0	0	0	2	38	63	15.75	2.250
Matt Childers, R ERA: 4.5 (5, 1)	2.0		10	3	1	1	0	0	0	1	0	0	0	20	33	4.50	1.500
Roman Colon, R ERA: 6.55 (7, 1)	2.0		6	0	0	0	2	0	0	0	0	0	0	14	20	0.00	0.000

BOTTOM

AB R H RBI BB SO LOB

2	1	1	0	1	0	0
4	0	0	0	0	0	4
4	2	2	0	0	0	1
4	1	2	1	0	0	2
4	2	2	1	0	0	1
4	2	2	6	0	0	1
4	0	1	0	0	1	0
4	0	0	0	0	1	1
3	0	1	0	0	0	0
0	0	0	0	0	0	0
0	0	0	0	0	0	0
0	0	0	0	0	0	0

livebaseballscorecards.com

AB 33
R 8
H 11
RBI 8
BB 1
SO 2
LOB 10



Atlanta Braves @ San Diego Padres
PETCO Park, San Diego, CA

Wed May 18 2005, 3:35 PM EDT
Att. 31,670 - Sunny - 71 F

WP	PA	ERA	WHIP
0	35		
0			
1			
0			

Batter	1	2	3	4	5	6	7	8	9	AB R H RBI BB SO LOB	TOP											
Rafael Furcal, S (1, 6) OBP: 0.261, SLG: 0.310	0-1 G4-3		3-2 G4-3		2-2 G1-3			1-0 F7		4 0 0 0 0 0 2												
Marcus Giles, R (1, 4) OBP: 0.331, SLG: 0.397 4 Pete Orr, L (8, 4) OBP: 0.370, SLG: 0.510	2-1 P3			1-0 G6-3		1-0 F9		3-3 K		4 0 0 0 0 1 0 0 0 0 0 0 0 0												
10 Chipper Jones, S (1, 5) OBP: 0.465, SLG: 0.632	1-3 K			4-1 BB		3-2 G1-3			1-0 3B 2B	3 1 1 0 1 1 0												
Adam LaRoche, L (1, 3) OBP: 0.336, SLG: 0.513		1-1 F8		3-3 K		1-3 K		0-2 G6-3		4 0 0 0 0 2 2												
Andruw Jones, R (1, 8) OBP: 0.359, SLG: 0.605		0-2 F8		0-0 F7			1-3 K	1-2 1B 3B		4 1 1 1 0 1 1												
Johnny Estrada, S (1, 2) OBP: 0.313, SLG: 0.393		1-3 K			3-2 2B G4-3 1B		2-2 2B	0-2 G6-3 1B		4 1 3 1 0 1 0												
Julio Franco, R (1, 10) OBP: 0.279, SLG: 0.313			1-1 G5-3		1-0 F9		0-3 K	0-0 G6-3		4 0 0 0 0 1 3												
Brian Jordan, R (1, 7) OBP: 0.286, SLG: 0.310		2-1 G6-3		2-1 2B		0-0 G5-3				3 0 1 0 0 0 1												
Raul Mondesi, R (1, 9) OBP: 0.259, SLG: 0.354			4-0 BB		0-1 G4-3			1-3 K		2 0 0 1 1 1 1												
Inning Stats	R: 0 E: 0 K: 1 S: 7	H: 0 LOB: 0 BB: 0 P: 10	R: 0 E: 0 K: 1 S: 11	H: 0 LOB: 0 BB: 0 P: 13	R: 0 E: 0 K: 0 S: 10	H: 0 LOB: 1 BB: 1 P: 20	R: 0 E: 0 K: 1 S: 7	H: 0 LOB: 1 BB: 1 P: 15	R: 1 E: 0 K: 0 S: 14	H: 2 LOB: 1 BB: 0 P: 22	R: 0 E: 0 K: 1 S: 9	H: 0 LOB: 0 BB: 0 P: 14	R: 0 E: 0 K: 2 S: 13	H: 1 LOB: 1 BB: 0 P: 16	R: 0 E: 0 K: 2 S: 7	H: 0 LOB: 0 BB: 0 P: 12	R: 2 E: 0 K: 0 S: 13	H: 3 LOB: 0 BB: 0 P: 15	1B: 2 2B: 3 3B: 1 HR: 0	SF: 0 SAC: 0 DP: 1 HBP: 0	WP: 0 PB: 0 SB: 0 CS: 0	PA: 34
PITCHER	IP WLS BF H R ER SO BB IBB HBP BLK WP HR S P ERA WHIP																					
Wade Miller, R (1, 1) ERA: 3.18	6.1 W 24 3 1 1 5 2 0 0 0 0 0 0 67 106 1.42 0.789																					
50 Mike Timlin, R (7, 1) ERA: 0.86	1.2 H 5 0 0 0 3 0 0 0 0 0 0 0 11 16 0.00 0.000																					
Keith Foulke, R (9, 1) ERA: 7.29	1.0 S 5 3 2 2 0 0 0 0 0 0 0 0 13 15 18.00 3.000																					

Atlanta Braves @ Boston Red Sox
 Fenway Park, Boston, MA
 Fri May 20 2005, 7:05 PM EDT
 Att. 35,332 - Cloudy - 61 F

AB	32
R	3
H	6
RBI	3
BB	2
SO	8
LOB	10



Batter	1	2	3	4	5	6	7	8	9	AB	R	H	RBI	BB	SO	LOB
18 Johnny Damon, L OBP: 0.409, SLG: 0.473 (1, 8)	2-1 G4-3 3B	1-1 1B		4-0 IBB		4-0 BB				2	1	2	0	2	0	0
Edgar Renteria, R OBP: 0.298, SLG: 0.340 (1, 6)	1-0 G4-3	1-2 SAFE SAFE SAFE F8		0-2 G6-3		0-2 FC5				4	0	0	1	0	0	7
34 David Ortiz, L OBP: 0.358, SLG: 0.561 (1, 10)	4-1 G6-3 BB		2-2 G3-6-1 1B		2-1 F8		1-1 G4-3			3	0	1	0	1	0	0
Manny Ramirez, R OBP: 0.353, SLG: 0.511 (1, 7)	1-0 G6-3 1-2f		2-2 L5		1-2 G5-3		2-1 G5-3			4	0	0	0	0	0	2
Trot Nixon, L OBP: 0.434, SLG: 0.560 (1, 9)		1-0 G3	0-0 G3-6-1		0-3 K		1-2 P4			3	0	0	0	0	1	1
Jay Payton, R OBP: 0.260, SLG: 0.300 (7, PH) (8, 9)			1-2f							1	0	0	0	0	0	0
Jason Varitek, S OBP: 0.390, SLG: 0.624 (1, 2)		3-1 HR		1-3 K		0-1 G4-3 2B		3-3 K		4	1	2	1	0	2	0
Kevin Millar, R OBP: 0.345, SLG: 0.326 (1, 3)		1-2 HR 1B		4-1 2B BB		2-0 G5-3		3-2 P4		3	1	1	0	1	0	1
Bill Mueller, S OBP: 0.382, SLG: 0.354 (1, 5)		0-0 1-H HR		1-1 1-3 2B		3-2 G4-3		4-2 BB		3	1	2	2	1	0	1
Mark Bellhorn, S OBP: 0.348, SLG: 0.392 (1, 4)		3-3 K		1-0 L4		4-2 FC5 18 BB BB		1-3 K		3	0	0	0	1	2	3

Inning Stats	R: 1	H: 1	E: 0	K: 0	S: 5	LOB: 0	BB: 1	P: 13	R: 3	H: 4	E: 0	K: 1	S: 15	LOB: 1	BB: 0	P: 25	R: 0	H: 1	E: 0	K: 0	S: 9	LOB: 0	BB: 0	P: 13	R: 0	H: 1	E: 0	K: 1	S: 10	LOB: 3	BB: 2	P: 21	R: 0	H: 0	E: 0	K: 1	S: 8	LOB: 0	BB: 0	P: 11	R: 0	H: 1	E: 0	K: 0	S: 12	LOB: 3	BB: 2	P: 25	R: 0	H: 0	E: 0	K: 0	S: 7	LOB: 0	BB: 0	P: 11	R: 0	H: 0	E: 0	K: 2	S: 13	LOB: 1	BB: 1	P: 24	1B: 3	2B: 2	3B: 1	HR: 2	SF: 0	SAC: 0	DP: 2	HBP: 0	WP: 0	PB: 0	SB: 0	CS: 0	PA: 36
--------------	------	------	------	------	------	--------	-------	-------	------	------	------	------	-------	--------	-------	-------	------	------	------	------	------	--------	-------	-------	------	------	------	------	-------	--------	-------	-------	------	------	------	------	------	--------	-------	-------	------	------	------	------	-------	--------	-------	-------	------	------	------	------	------	--------	-------	-------	------	------	------	------	-------	--------	-------	-------	-------	-------	-------	-------	-------	--------	-------	--------	-------	-------	-------	-------	--------


PITCHER	IP	WLS	BF	H	R	ER	SO	BB	IBB	HBP	BLK	WP	HR	S	P	ERA	WHIP
15 Tim Hudson, R ERA: 3.47 (1, 1)	6.0	L	29	8	4	4	3	4	1	0	0	0	2	59	108	6.00	2.000
John Foster, L ERA: (7, 1)	1.0		3	0	0	0	0	0	0	0	0	0	7	11	0.00	0.000	
Adam Bernero, R ERA: 2.66 (8, 1)	1.0		4	0	0	0	2	1	0	0	0	0	13	24	0.00	1.000	

BOTTOM

Atlanta Braves @ Boston Red Sox
Fenway Park, Boston, MA
 Fri May 20 2005, 7:05 PM EDT
 Att. 35,332 - Cloudy - 61 F

livebaseballscorecards.com

AB	30
R	4
H	8
RBI	4
BB	6
SO	5
LOB	15



Batter	1	2	3	4	5	6	7	8	9	AB R H RBI BB SO LOB	TOP		
Rafael Furcal, S OBP: 0.259, SLG: 0.303 (1, 6) C X	0-1 E6 F9 10 S		4-2 CS BB	0-0 F8		0-0 E6 WP E		1-0 E4 FC5-4		4 1 0 0 1 0 2			
Marcus Giles, R OBP: 0.340, SLG: 0.418 (1, 4) F X	0-1 F9		2-2 10 1B 2B		0-0 10 1B WP 2B	2-1 E5 10 F9 1B		2-2 FC5-4		5 2 3 0 0 0 2			
10 Chipper Jones, S OBP: 0.469, SLG: 0.627 (1, 5) Wilson Betemit, S OBP: 0.447, SLG: 0.581 (8, 5) 1 SAFE 1 SAFE 1 SAFE C B B B B B SAFE	4-2 BB		2-2 1B		2-0 WP 1B	3-1 F9		1-0 G3		4 1 2 1 1 0 2 0 0 0 0 0 0 0			
Adam LaRoche, L OBP: 0.331, SLG: 0.496 (1, 3) X	0-0 F9		0-0 F8		4-0 1B 2B BB	1-2 G3			1-3 K	4 1 0 0 1 1 4			
Andruw Jones, R OBP: 0.349, SLG: 0.586 (1, 8) F B F S	1-3 K			2-3 K	1-2 K	3-3 K			1-2 G6-3	5 0 0 0 0 4 5			
Johnny Estrada, S OBP: 0.309, SLG: 0.386 (1, 2) B X		1-0 F9		0-3 K	0-0 2B SF7 1B		1-1 G3-1		1-1 F7	5 1 1 1 0 1 0			
Julio Franco, R OBP: 0.292, SLG: 0.328 (1, 10) B B B B C X C B B C		3-2 F8		4-0 1B 2B BB	1-0 2B		1-3 K			3 1 1 1 1 1 0			
Brian Jordan, R OBP: 0.285, SLG: 0.311 (1, 7) C B B X		1-1 P2		0-0 2B 1B	1-1 SF7		0-0 G1-3			3 0 1 1 0 0 0			
Raul Mondesi, R OBP: 0.261, SLG: 0.362 (1, 9) Ryan Langerhans, L OBP: 0.232, SLG: 0.453 (6, 9) B F S C F S			1-3 K	1-0 2B	0-0 P4			1-3 K		3 0 1 1 0 1 1 1 0 0 0 0 1 0			
Inning Stats	R: 0 H: 0 E: 1 LOB: 2 K: 1 BB: 1 S: 10 P: 15	R: 0 H: 0 E: 0 LOB: 0 K: 0 BB: 0 S: 6 P: 11	R: 1 H: 2 E: 0 LOB: 1 K: 1 BB: 1 S: 15 P: 23	R: 1 H: 2 E: 0 LOB: 2 K: 2 BB: 1 S: 10 P: 17	R: 4 H: 4 E: 0 LOB: 1 K: 1 BB: 1 S: 12 P: 21	R: 1 H: 1 E: 2 LOB: 1 K: 1 BB: 0 S: 14 P: 23	R: 0 H: 0 E: 0 LOB: 0 K: 1 BB: 0 S: 7 P: 9	R: 0 H: 0 E: 1 LOB: 1 K: 1 BB: 0 S: 8 P: 13	R: 0 H: 0 E: 0 LOB: 0 K: 1 BB: 0 S: 11 P: 14	1B: 5 SF: 1 2B: 4 SAC: 0 3B: 0 DP: 0 HR: 0 HBP: 0	WP: 2 PA: 42 PB: 0 SB: 1 CS: 1		
PITCHER	IP WLS BF H R ER SO BB IBB HBP BLK WP HR S P ERA WHIP											PITCHER	IP WLS BF H R ER SO BB IBB HBP BLK WP HR S P ERA WHIP
49 Tim Wakefield, R ERA: 4.24 (1, 1)	5.0 L 27 8 6 6 5 4 0 0 0 0 1 0 53 87 10.80 2.400												
John Halama, L ERA: 6.26 (6, 1)	3.0 12 1 1 0 3 0 0 0 0 1 0 29 45 0.00 0.333												
Matt Mantei, R ERA: 2.35 (9, 1)	1.0 3 0 0 0 1 0 0 0 0 0 0 0 11 14 0.00 0.000												

Atlanta Braves @ Boston Red Sox
Fenway Park, Boston, MA
Sat May 21 2005, 7:05 PM EDT
Att. 35,008 - Rain - 48 F

livebaseballscorecards.com

AB	37
R	7
H	9
RBI	5
BB	4
SO	9
LOB	16



BOTTOM

Atlanta Braves @ Boston Red Sox
Fenway Park, Boston, MA
Sat May 21 2005, 7:05 PM EDT
Att. 35,008 - Rain - 48 F

livebaseballscorecards.com

AB 37
R 5
H 11
RBI 4
BB 5
SO 7
LOB 20



WP: 1 PA: 42
PB: 1
SB: 0
CS: 0

AB R H RBI BB SO LOB

4 1 3 0 1 0 0

5 1 1 0 0 2 5

4 1 2 0 1 1 3

5 0 1 2 0 2 4

4 1 0 1 1 1 2

4 1 1 0 1 0 1

4 0 2 1 0 0 0
0 0 0 0 0 0 0

3 0 1 0 1 0 3

4 0 0 0 0 1 2

1B: 9 SF: 0
2B: 2 SAC: 0
3B: 0 DP: 1
HR: 0 HBP: 0

Batter	1	2	3	4	5	6	7	8	9
18 Johnny Damon, L OBP: 0.419, SLG: 0.480 (1, 8)	0-1 F9 WP 1B		2-2 34 FC6-4 1B		4-2 34 1B BB		1-2 G4-3		0-2 34 BB 1B
Edgar Renteria, R OBP: 0.295, SLG: 0.342 (1, 6)	2-2 F9 1-3		2-2 P6		1-3 K		0-0 34 1B FC4-6 2B		0-3 K
34 David Ortiz, L OBP: 0.364, SLG: 0.559 (1, 10)	2-3 K		0-0 FC6-4 1-2f		3-2 SAFE 1-3 1B		1-1 FC4-6 2-3 1B		4-0 2B 1-2 G6-3 BB
Manny Ramirez, R OBP: 0.349, SLG: 0.507 (1, 7)	1-2 F9			0-3 K	0-3 K		2-2 FC4-6 1-2f		0-0 G6-3 1-3 2-H 2B
Trot Nixon, L OBP: 0.426, SLG: 0.540 (1, 9)		0-1 F8		3-3 K		4-1 PB 1B BB	0-0 F7		0-1 G6-3 2-3 3-H
Jason Varitek, S OBP: 0.390, SLG: 0.612 (1, 2)		1-2 G4-3		4-1 1B BB		1-2 1B 1-2 G6-3 1B		0-2 G3-1	0-0 F7
Kevin Millar, R OBP: 0.349, SLG: 0.331 20 Kevin Youkilis, R OBP: 0.486, SLG: 0.467 (1, 3) (9, 3)		2-1 F9		3-1 1-2 1B		1-2 G6-3 1-3 2-H 1B		2-2 G6-3	
Bill Mueller, S OBP: 0.386, SLG: 0.353 (1, 5)			4-1 18 1B BB		0-0 G4-3		1-1 G6-3 1-2f 3-H	1-0 1B	
Mark Bellhorn, S OBP: 0.338, SLG: 0.379 (1, 4)			2-3 K		2-0 F7		1-2 P5	1-0 G3	

Inning Stats	R: 0	H: 1	E: 0	K: 1	S: 13	LOB: 1	BB: 0	P: 18	R: 0	H: 0	E: 0	K: 0	S: 7	LOB: 0	BB: 0	P: 10	R: 0	H: 1	E: 0	K: 1	S: 11	LOB: 2	BB: 1	P: 21	R: 0	H: 1	E: 0	K: 2	S: 11	LOB: 2	BB: 1	P: 21	R: 0	H: 1	E: 0	K: 1	S: 15	LOB: 2	BB: 1	P: 25	R: 2	H: 2	E: 0	K: 0	S: 17	LOB: 0	BB: 1	P: 25	R: 1	H: 2	E: 0	K: 0	S: 11	LOB: 1	BB: 0	P: 15	R: 0	H: 1	E: 0	K: 0	S: 9	LOB: 1	BB: 0	P: 13	R: 2	H: 2	E: 0	K: 1	S: 10	LOB: 1	BB: 1	P: 14	1B: 9	SF: 0	2B: 2	SAC: 0	3B: 0	DP: 1	HR: 0	HBP: 0	WP: 1	PA: 42
--------------	------	------	------	------	-------	--------	-------	-------	------	------	------	------	------	--------	-------	-------	------	------	------	------	-------	--------	-------	-------	------	------	------	------	-------	--------	-------	-------	------	------	------	------	-------	--------	-------	-------	------	------	------	------	-------	--------	-------	-------	------	------	------	------	-------	--------	-------	-------	------	------	------	------	------	--------	-------	-------	------	------	------	------	-------	--------	-------	-------	-------	-------	-------	--------	-------	-------	-------	--------	-------	--------

PITCHER	IP	WLS	BF	H	R	ER	SO	BB	IBB	HBP	BLK	WP	HR	S	P	ERA	WHIP
26 Kyle Davies, R ERA: 5.00	5.0		22	4	0	0	6	3	0	0	0	1	0	57	95	0.00	1.400
Jorge Sosa, R ERA: 3.12	1.0		5	2	2	1	0	1	0	0	0	0	0	17	25	9.00	3.000
Roman Colon, R ERA: 6.75	1.0		5	2	1	1	0	0	0	0	0	0	0	11	15	9.00	2.000
Adam Bernero, R ERA: 2.55	1.0		4	1	0	0	0	0	0	0	0	0	0	9	13	0.00	1.000
Chris Reitsma, R ERA: 4.95	1.0		6	2	2	2	1	1	0	0	0	0	0	10	14	18.00	3.000

Batter	1	2	3	4	5	6	7	8	9	AB R H RBI BB SO LOB	TOP	
Rafael Furcal, S (1, 6) OBP: 0.259, SLG: 0.307	2-3 K			3-2 G4-3 1B 2B	1-2 G3			1-2 P2		4 1 1 0 0 1 0		
4 Pete Orr, L (1, 7) OBP: 0.362, SLG: 0.491	0-3 K			1-2 G4-3		0-1 G6-3			1-1 G3 1B	4 0 1 0 0 1 1		
Marcus Giles, R (1, 4) OBP: 0.338, SLG: 0.414	2-1 F9			0-0 1B HBP SF8 1B		1-3 K			0-1 F8	4 1 1 1 0 1 1		
Adam LaRoche, L (1, 3) OBP: 0.328, SLG: 0.484		0-0 P5		2-2 1B HBP		1-1 G5-3			2-2 G3	3 0 0 0 0 0 1		
Andrew Jones, R (1, 8) OBP: 0.347, SLG: 0.577		1-2 L7		1-1 1B		1-0 G5-3			2-1 G4-3	4 0 1 0 0 0 1		
Johnny Estrada, S (1, 2) OBP: 0.303, SLG: 0.380		0-0 P5		1-2 2-3 1B		1-3 K				2 0 0 1 0 1 0		
Julio Franco, R (1, 10) OBP: 0.280, SLG: 0.314			0-0 G4-3	2-2 F9		1-3 K				3 0 0 0 0 1 2		
Ryan Langerhans, L (1, 9) OBP: 0.222, SLG: 0.433			1-3 K		1-0 P6			2-2 G3		3 0 0 0 0 1 0		
Wilson Betemit, S (1, 5) OBP: 0.415, SLG: 0.529			2-3 K		1-0 P5			1-2 G4-3		3 0 0 0 0 1 0		
Inning Stats	R: 0 H: 0 E: 0 LOB: 0 K: 2 BB: 0 S: 8 P: 12	R: 0 H: 0 E: 0 LOB: 0 K: 0 BB: 0 S: 5 P: 6	R: 0 H: 0 E: 0 LOB: 0 K: 2 BB: 0 S: 7 P: 10	R: 2 H: 3 E: 0 LOB: 2 K: 0 BB: 0 S: 15 P: 24	R: 0 H: 0 E: 0 LOB: 0 K: 1 BB: 0 S: 7 P: 10	R: 0 H: 0 E: 0 LOB: 0 K: 1 BB: 0 S: 8 P: 10	R: 0 H: 0 E: 0 LOB: 0 K: 2 BB: 0 S: 7 P: 10	R: 0 H: 0 E: 0 LOB: 0 K: 0 BB: 0 S: 9 P: 13	R: 0 H: 1 E: 0 LOB: 1 K: 0 BB: 0 S: 10 P: 15	1B: 3 SF: 1 2B: 1 SAC: 0 3B: 0 DP: 0 HR: 0 HBP: 1	WP: 0 PA: 32 PB: 0 SB: 0 CS: 0	
PITCHER 30 Matt Clement, R (1, 1) ERA: 3.34	IP WLS BF H R ER SO BB IBB HBP BLK WP HR S P ERA WHIP	9.0 W 32 4 2 2 7 0 0 1 0 0 0 0 76 110 2.00 0.444										

Atlanta Braves @ Boston Red Sox
 Fenway Park, Boston, MA
 Sun May 22 2005, 2:05 PM EDT
 Att. 34,844 - Cloudy - 53 F

livebaseballscorecards.com

AB	30
R	2
H	4
RBI	2
BB	0
SO	7
LOB	6



Batter	1	2	3	4	5	6	7	8	9	AB	R	H	RBI	BB	SO	LOB
18 Johnny Damon, L OBP: 0.418, SLG: 0.475	1-1 G6-3	4-2 BB		0-1 G6-3		0-2 G4-3 34 2B	1-2f FC4-6			4	1	1	0	1	0	3
Edgar Renteria, R OBP: 0.292, SLG: 0.333	4-2 34 1B BB	0-3 K		0-0 P3		0-0 G4-3		1-0 G6-3		4	0	0	0	1	1	5
34 David Ortiz, L OBP: 0.370, SLG: 0.564	1-2 1B		1-1 G3		4-1 FC6-4 20 1B BB	1-2 HR 2B		2-3 K		4	2	2	1	1	1	0
Manny Ramirez, R OBP: 0.356, SLG: 0.530	1-2 L4		2-2 1B 1B		3-2 F9	0-0 HR		2-1 1B		5	1	3	2	0	0	3
Trot Nixon, L OBP: 0.418, SLG: 0.525	3-2 G3-1		2-3 K		0-0 E5 FC6-4	2-0 G6-3		2-2 1B		5	0	1	0	0	1	4
Jason Varitek, S OBP: 0.390, SLG: 0.604		0-2 1B 1B	1-2 1B		1-2 FC6-4 20 1B 1B	2-2 F7		3-3 K		5	1	2	0	0	1	4
20 Kevin Youkilis, R OBP: 0.463, SLG: 0.441		0-2 P4	2-3 K		2-2 1B 1B		0-1 F9			4	0	1	1	0	1	3
Bill Mueller, S OBP: 0.396, SLG: 0.367		1-2 18 BB 1B		0-0 18 G6-3 1B	2-1 1B	1-2 2-H 1B		1-2 G4-3		4	0	3	1	0	0	0
Mark Bellhorn, S OBP: 0.342, SLG: 0.378		2-3 K		0-2 18 G6-3 1B	1-3 K		4-2 18 FC4-6 BB			3	0	1	0	1	2	4


Inning Stats	R: 0	H: 1	E: 0	K: 0	S: 17	R: 0	H: 2	E: 0	K: 2	S: 16	R: 0	H: 2	E: 0	K: 2	S: 14	R: 0	H: 2	E: 0	K: 0	S: 8	R: 2	H: 2	E: 1	K: 1	S: 21	R: 3	H: 3	E: 0	K: 0	S: 15	R: 0	H: 0	E: 0	K: 0	S: 9	R: 0	H: 2	E: 0	K: 2	S: 15
	LOB: 2	BB: 1	LOB: 3	BB: 1	LOB: 2	BB: 0	LOB: 1	BB: 1	LOB: 2	BB: 1	LOB: 0	BB: 1	LOB: 2	BB: 0	LOB: 2	BB: 1	LOB: 0	BB: 1	LOB: 1	BB: 0	LOB: 2	BB: 1	LOB: 1	BB: 1	LOB: 1	BB: 0	LOB: 1	BB: 1	LOB: 2	BB: 0	LOB: 2	BB: 0	LOB: 2	BB: 0	LOB: 2	BB: 0	LOB: 2	BB: 0	LOB: 2	

PITCHER	IP	WLS	BF	H	R	ER	SO	BB	IBB	HBP	BLK	WP	HR	S	P	ERA	WHIP
29 John Smoltz, R ERA: 2.61	4.2		26	9	2	0	4	3	0	0	0	0	0	73	111	0.00	2.571
Roman Colon, R ERA: 8.1	1.1	L	7	3	3	3	1	0	0	0	0	0	1	18	24	20.25	2.250
Matt Childers, R ERA: 3.0	1.0		4	0	0	0	0	1	0	0	0	0	0	9	14	0.00	1.000
Dan Kolb, R ERA: 6.11	1.0		5	2	0	0	2	0	0	0	0	0	0	15	25	0.00	2.000

BOTTOM

Atlanta Braves @ Boston Red Sox
Fenway Park, Boston, MA
 Sun May 22 2005, 2:05 PM EDT
 Att: 34,844 - Cloudy - 53 F

AB	38
R	5
H	14
RBI	5
BB	4
SO	7
LOB	26



1B:	12	SF:	0	WP:	0	PA:	42
2B:	1	SAC:	0	PB:	0		
3B:	0	DP:	1	SB:	0		
HR:	1	HBP:	0	CS:	0		

livebaseballscorecards.com

Batter	1	2	3	4	5	6	7	8	9	AB R H RBI BB SO LOB	TOP											
7 José Reyes, S OBP: 0.294, SLG: 0.419 (1, 6)	2-3 K		1-1 G4-3		1-0 G5-3			1-2 BB 5 BB 1B	1-1 3B	5 1 2 0 0 1 0												
Miguel Cairo, R OBP: 0.309, SLG: 0.377 (1, 4) (8, 5)	1-1 L6		2-1 G4-3			3-1 FC4-6 5 1B 1B		0-1 FC4 5 BB 1B	4-2 3B BB	4 1 1 0 1 0 1												
Mike Cameron, R OBP: 0.472, SLG: 0.700 (1, 8)	2-2 FC6-4 1B			3-2 HR		1-1 FC4-6 1B		4-2 5 BB BB	3-3 K	4 1 3 1 1 1 2												
Cliff Floyd, L OBP: 0.346, SLG: 0.552 (1, 7)	1-1 FC6-4 1-2f			3-2 G6-3		0-0 FC4-6 5 1B		2-1 F6		4 0 0 0 0 0 6												
5 David Wright, R OBP: 0.406, SLG: 0.559 Marlon Anderson, L OBP: 0.425, SLG: 0.400 (1, 5) (8, 4)				0-0 S G6-3 2B		1-0 G4-6-3 1B		4-2 G3-6-1 BB		3 2 3 3 1 0 0 0 0 0 0 0 0 0												
Doug Mientkiewicz, L OBP: 0.300, SLG: 0.350 (1, 3)				1-2 G6-3		0-0 G4-6-3		2-2 G3-6-1 1-2f		4 0 0 1 0 0 5												
Chris Woodward, R OBP: 0.346, SLG: 0.447 (1, 9)				1-1 G5-4-3 1B		0-1 F9			2-1 HR	4 1 2 1 0 0 0												
Mike DiFelice, R (1, 2)				2-2 G5-4-3 1-2f		2-2 F8		1-1 F7	2-3 K	4 0 0 0 0 1 1												
Kaz Ishii, L OBP: 0.286, SLG: 0.286 Eric Valent, L OBP: 0.268, SLG: 0.171 Manny Aybar, R Kazuo Matsui, S OBP: 0.286, SLG: 0.343 Mike DeJean, R 31 Mike Piazza, R OBP: 0.308, SLG: 0.444 (1, 1) (5, PH) (5, 1) (7, PH) (7, 1) (9, PH)				1-3 K		1-1 F8		1-1 G4-3	0-3 K	1 0 0 0 0 1 0 1 0 0 0 0 0 0 0 0 0 0 0 0 0 1 0 0 0 0 0 0 0 0 0 0 0 0 0 1 0 0 0 0 1 0												
Inning Stats	R: 0 E: 0 K: 1 S: 10	H: 1 LOB: 1 BB: 0 P: 16	R: 1 E: 0 K: 0 S: 13	H: 2 LOB: 0 BB: 0 P: 20	R: 0 E: 0 K: 1 S: 9	H: 0 LOB: 0 BB: 0 P: 13	R: 2 E: 0 K: 0 S: 16	H: 2 LOB: 0 BB: 0 P: 23	R: 0 E: 0 K: 0 S: 6	H: 0 LOB: 0 BB: 0 P: 10	R: 1 E: 0 K: 0 S: 7	H: 3 LOB: 1 BB: 0 P: 12	R: 0 E: 0 K: 0 S: 5	H: 0 LOB: 0 BB: 0 P: 8	R: 1 E: 1 K: 0 S: 15	H: 1 LOB: 2 BB: 2 P: 28	R: 1 E: 0 K: 3 S: 16	H: 2 LOB: 2 BB: 1 P: 28	1B: 6 2B: 2 3B: 1 HR: 3	SF: 0 SAC: 0 DP: 3 HBP: 0	WP: 0 PB: 0 SB: 2 CS: 0	PA: 39
PITCHER	IP WLS BF H R ER SO BB IBB HBP BLK WP HR S P ERA WHIP																					
Horacio Ramirez, L ERA: 4.75 (1, 1)	7.0 W 27 8 4 4 2 0 0 0 0 0 0 2 66 102 5.14 1.143																					
Adam Bernero, R ERA: 2.52 (8, 1)	0.1 H 5 1 1 0 0 2 0 0 0 0 0 0 12 23 0.00 9.000																					
Chris Reitsma, R ERA: 4.79 (8, 1)	0.2 H 1 0 0 0 0 0 0 0 0 0 0 0 3 5 0.00 0.000																					
Dan Kolb, R ERA: 6.27 (9, 1)	1.0 S 6 2 1 1 3 1 0 0 0 0 0 1 16 28 9.00 3.000																					

New York Mets @ Atlanta Braves
 Turner Field, Atlanta, GA
 Mon May 23 2005, 7:35 PM EDT
 Att. 26,132 - Cloudy - 83 F

livebaseballscorecards.com

AB	36
R	6
H	11
RBI	6
BB	3
SO	5
LOB	15



Batter	1	2	3	4	5	6	7	8	9	AB	R	H	RBI	BB	SO	LOB
Rafael Furcal, S OBP: 0.268, SLG: 0.319	1-2 G5-3	3-2 3B		4-1 HR		4-0 BB		1-0 FC6		3	1	1	3	2	0	1
Marcus Giles, R OBP: 0.335, SLG: 0.430	0-0 G5-3	0-0 G6-3		2-0 BB		3-3 K		4-0 IBB		4	1	1	3	0	1	2
Adam Bernero, R OBP: 1.000, SLG: 1.000				1-H 3-H HR						0	0	0	0	0	0	0
Chris Reitsma, R										0	0	0	0	0	0	0
Adam LaRoche, L OBP: 0.333, SLG: 0.484				1-H 3-H HR		1-2 K				0	0	0	0	1	0	0
Dan Kolb, R										0	0	0	0	0	0	0
Brian Jordan, R OBP: 0.262, SLG: 0.314	3-2 F9		1-0 G5-3	0-0 2B			0-0 F9	1-3 K		5	0	1	0	0	1	3
Andrew Jones, R OBP: 0.344, SLG: 0.569		3-2 L8	2-1 G5-3 1B	0-0 G5-3			0-1 G5-3			4	0	1	0	0	0	1
Julio Franco, R OBP: 0.266, SLG: 0.297		0-2 G5-3	1-1 G5-3		0-1 P3			3-1 L1		4	0	0	0	0	0	1
Raul Mondesi, R OBP: 0.267, SLG: 0.366		2-2 BB 1B	0-0 G4-3		1-3 K			1-0 FC6 1B		4	2	2	0	0	1	1
8 Brayan Peña, S OBP: 0.250, SLG: 0.250		0-1 E5 BB 3B 1B		1-2 G1-3	1-1 G6-3			3-2 G4-3		4	1	1	0	0	0	1
Wilson Betemit, S OBP: 0.444, SLG: 0.556		4-0 BB 3B IBB		3-2 G4-3 HR 2B		0-0 G3		4-2 FC5-4 BB		2	2	1	0	2	0	0
Horacio Ramirez, L OBP: 0.294, SLG: 0.375		4-2 BB 3B BB		3-2 G4-3		3-3 K		2-2 FC5-4 FC6		2	1	0	1	1	1	1
4 Pete Orr, L OBP: 0.356, SLG: 0.482		1-2 2-3 3-H BB		2-3 G4-3				1-2 2-3		1	0	0	0	0	0	2

Inning Stats	R: 0	H: 0	E: 0	K: 0	S: 9	R: 4	H: 3	E: 1	K: 0	S: 18	R: 0	H: 1	E: 0	K: 0	S: 6	R: 3	H: 3	E: 0	K: 0	S: 14	R: 0	H: 0	E: 0	K: 1	S: 7	R: 0	H: 0	E: 0	K: 0	S: 5	R: 0	H: 0	E: 1	K: 1	S: 16	R: 1	H: 1	E: 1	K: 1	S: 16	R: 1	H: 1	E: 1	K: 1	S: 32	1B: 4	2B: 2	3B: 1	HR: 1	SF: 0	SAC: 0	DP: 0	HBP: 0	WP: 0	PB: 0	SB: 1	CS: 0	PA: 39
--------------	------	------	------	------	------	------	------	------	------	-------	------	------	------	------	------	------	------	------	------	-------	------	------	------	------	------	------	------	------	------	------	------	------	------	------	-------	------	------	------	------	-------	------	------	------	------	-------	-------	-------	-------	-------	-------	--------	-------	--------	-------	-------	-------	-------	--------

PITCHER	IP	WLS	BF	H	R	ER	SO	BB	IBB	HBP	BLK	WP	HR	S	P	ERA	WHIP
Kaz Ishii, L ERA: 5.59	(1, 1)	4.0	22	7	7	7	0	2	1	0	0	0	0	47	84	15.75	2.250
Manny Aybar, R ERA: 4.5	(5, 1)	2.0	7	0	0	0	3	1	0	0	0	0	0	18	30	0.00	0.500
Mike DeJean, R ERA: 4.5	(7, 1)	2.0	10	1	1	0	1	1	1	0	0	0	0	21	40	0.00	1.000

BOTTOM

New York Mets @ Atlanta Braves
Turner Field, Atlanta, GA
Mon May 23 2005, 7:35 PM EDT
Att. 26,132 - Cloudy - 83 F

livebaseballscorecards.com

AB	33
R	8
H	8
RBI	7
BB	6
SO	4
LOB	13



Batter	1	2	3	4	5	6	7	8	9	AB R H RBI BB SO LOB	TOP	
7 José Reyes, S OBP: 0.294, SLG: 0.415 (1, 6)	0-1 SH1-3 1B		0-1 G3		1-0 P6			0-1 P5		4 0 1 0 0 0 0		
Miguel Cairo, R OBP: 0.310, SLG: 0.391 (1, 4)	0-0 SH1-3 1-2		0-1 G4-3 2B		0-2 G4-3			1-2 G3-1		3 0 1 0 0 0 0		
Mike Cameron, R OBP: 0.474, SLG: 0.677 (1, 8)	4-1 S 2-3 BB		4-0 G4-3 BB		0-0 G6-3			3-2 G5-3		2 0 0 0 2 0 0		
Cliff Floyd, L OBP: 0.344, SLG: 0.544 (1, 7)	3-3 SAFE 1-2		3-2 G4-3 1-2 2-3		0-0 G6-4-3 1B			1-3 K		4 0 1 0 0 2 4		
31 Mike Piazza, R OBP: 0.300, SLG: 0.432 (1, 2)	2-3 K		3-3 K		2-2 G6-4-3 1-2f			2-2 K		4 0 0 0 0 3 5		
Marlon Anderson, L OBP: 0.409, SLG: 0.385 (1, 9)		1-1 G6-4-3 5 1B		0-2 F7				0-2 F9		4 0 1 0 0 0 0		
5 David Wright, R OBP: 0.405, SLG: 0.554 (1, 5)		1-0 G6-4-3 1B		0-1 G1-3				1-2 G6-3		3 0 1 0 0 0 0		
Doug Mientkiewicz, L OBP: 0.301, SLG: 0.350 (1, 3)		1-1 G6-4-3 1-2f 2-3		3-2 G6-4-3 1B				0-0 G6-3		3 0 1 0 0 0 2		
Tom Glavine, L OBP: 0.167, SLG: 0.118 Heath Bell, R (7, 1)		0-1 G4-3		0-1 G4-3				0-1 G6-3		3 0 0 0 0 0 2 0 0 0 0 0 0 0		
Inning Stats	R: 0 H: 1 E: 0 LOB: 2 K: 2 BB: 1 S: 11 P: 20	R: 0 H: 2 E: 0 LOB: 1 K: 0 BB: 0 S: 7 P: 10	R: 0 H: 1 E: 0 LOB: 2 K: 1 BB: 1 S: 13 P: 23	R: 0 H: 1 E: 0 LOB: 1 K: 0 BB: 0 S: 12 P: 15	R: 0 H: 0 E: 0 LOB: 0 K: 0 BB: 0 S: 5 P: 6	R: 0 H: 1 E: 0 LOB: 0 K: 0 BB: 0 S: 7 P: 11	R: 0 H: 0 E: 0 LOB: 0 K: 0 BB: 0 S: 6 P: 7	R: 0 H: 0 E: 0 LOB: 0 K: 2 BB: 0 S: 9 P: 13	R: 0 H: 0 E: 0 LOB: 0 K: 2 BB: 0 S: 9 P: 12	1B: 5 SF: 0 2B: 1 SAC: 1 3B: 0 DP: 2 HR: 0 HBP: 0	WP: 0 PA: 33 PB: 0 SB: 2 CS: 0	
PITCHER 15 Tim Hudson, R ERA: 3.05 Chris Reitsma, R ERA: 4.57	IP WLS BF H R ER SO BB IBB HBP BLK WP HR S P ERA WHIP											
	8.0 W 30 6 0 0 3 2 0 0 0 0 0 0 70 105 0.00 1.000											
	1.0 3 0 0 0 2 0 0 0 0 0 0 0 9 12 0.00 0.000											

New York Mets @ Atlanta Braves
 Turner Field, Atlanta, GA
 Tue May 24 2005, 7:35 PM EDT
 Att. 28,927 - Party Cloudy - 74 F

livebaseballscorecards.com

AB	30
R	0
H	6
RBI	0
BB	2
SO	5
LOB	13



New York Mets @ Atlanta Braves
 Turner Field, Atlanta, GA
 Wed May 25 2005, 7:05 PM EDT
 Att: 33,250 - Partly Cloudy - 72 F

livebaseballscorecards.com

AB	33
R	0
H	8
RBI	0
BB	1
SO	9
LOB	19



Batter	1	2	3	4	5	6	7	8	9	AB	R	H	RBI	BB	SO	LOB						
7 José Reyes, S OBP: 0.288, SLG: 0.407 (1, 6)	G4-3		G1-6-3		FC6		G4-6-3			4	0	0	0	0	0	6						
Miguel Cairo, R OBP: 0.307, SLG: 0.382 (1, 4)	K			F9 BB 1B		G1-3		L5		4	0	1	0	0	1	0						
Mike Cameron, R OBP: 0.475, SLG: 0.692 (1, 8)	K			4-2 1-2 BB		3-2 3B		G4-3		3	0	1	0	1	1	0						
Cliff Floyd, L OBP: 0.335, SLG: 0.530 (1, 7)		G4-3		1-1 F9		2-3 K		1-1 G6-3		4	0	0	0	0	1	3						
31 Mike Piazza, R OBP: 0.293, SLG: 0.421 (1, 2)		K		3-3 K		1-0 G4-3			1-0 G6-3	4	0	0	0	0	2	3						
Marlon Anderson, L OBP: 0.396, SLG: 0.372 (1, 9) (7, 3)		K		2-2 K			0-2 1B 1B		0-3 K	4	0	1	0	0	3	2						
5 David Wright, R OBP: 0.407, SLG: 0.559 (1, 5)			1-0 1B 2B		1-2 G6-3		3-2 1B 1B		1-3 K	4	0	2	0	0	1	0						
Doug Mientkiewicz, L OBP: 0.309, SLG: 0.359 (1, 3) 15 Carlos Beltrán, S OBP: 0.349, SLG: 0.465 (7, PH) Aaron Heilman, R (7, 1) Dae-Sung Koo, L OBP: 0.500, SLG: 1.000 (8, 1) Roberto Hernandez, R (8, 1)			2-2 7 G1-6-3 1B		2-2 7 FC6 1B		1-1 F8			2	0	2	0	0	0	0						
Victor Zambrano, S OBP: 0.222, SLG: 0.333 (1, 1) Eric Valent, L OBP: 0.286, SLG: 0.194 (7, PH) (7, 9)			0-0 B1		1-0 F9		2-2 7 G4-6-3 1B			2	0	0	0	0	0	3						
Inning Stats	R: 0 E: 0 K: 2 S: 10	H: 0 LOB: 0 BB: 0 P: 14	R: 0 E: 0 K: 2 S: 11	H: 0 LOB: 0 BB: 0 P: 15	R: 0 E: 0 K: 0 S: 7	H: 2 LOB: 1 BB: 0 P: 11	R: 0 E: 0 K: 2 S: 14	H: 1 LOB: 2 BB: 1 P: 26	R: 0 E: 0 K: 0 S: 12	H: 1 LOB: 1 BB: 0 P: 16	R: 0 E: 0 K: 1 S: 10	H: 1 LOB: 1 BB: 0 P: 16	R: 0 E: 0 K: 0 S: 18	H: 3 LOB: 2 BB: 0 P: 24	R: 0 E: 0 K: 0 S: 6	H: 0 LOB: 0 BB: 0 P: 9	R: 0 E: 0 K: 2 S: 7	H: 0 LOB: 0 BB: 0 P: 9	1B: 6 2B: 1 3B: 1 HR: 0	SF: 0 SAC: 0 DP: 2 HBP: 0	WP: 0 PB: 0 SB: 0 CS: 0	PA: 34

PITCHER	IP	WLS	BF	H	R	ER	SO	BB	IBB	HBP	BLK	WP	HR	S	P	ERA	WHIP
26 Kyle Davies, R ERA: (1, 1)	5.1	W	21	5	0	0	6	1	0	0	0	0	0	60	91	0.00	1.125
John Foster, L ERA: (6, 1)	0.2	H	4	2	0	0	1	0	0	0	0	0	0	12	18	0.00	3.000
Adam Bernero, R ERA: 2.42 (7, 1)	1.0	H	3	1	0	0	0	0	0	0	0	0	0	10	13	0.00	1.000
Chris Reitsma, R ERA: 4.18 (8, 1)	2.0	S	6	0	0	0	2	0	0	0	0	0	0	13	18	0.00	0.000

Batter	1	2	3	4	5	6	7	8	9	AB	R	H	RBI	BB	SO	LOB	TOP								
11 Jimmy Rollins, S OBP: 0.318, SLG: 0.380 (1, 6)	1-2 1B 1B	1-1 G3		0-0 F9		1-1 2B		0-1 F7		5	1	2	0	0	0	2									
Placido Polanco, R OBP: 0.338, SLG: 0.343 (1, 7)	1-0 1B HR	1-2 F8			1-0 1B	1-1 F7		0-0 G4-3		4	1	2	0	0	0	2									
Endy Chavez, L OBP: 0.300, SLG: 0.314 (6, 7)	1-3 1B									1	0	0	0	0	0	2									
Bobby Abreu, L OBP: 0.463, SLG: 0.598 (1, 9)	1-2 HR 1B	3-2 1B			4-0 BB	1-2 BB		3-2 G4-3		3	2	2	1	2	0	0									
Jim Thome, L OBP: 0.350, SLG: 0.320 (1, 3)	0-1 HR	1-3 K			1-3 K	1-1 G4-3		1-1 G4-3		4	1	1	3	1	2	3									
26 Chase Utley, L OBP: 0.366, SLG: 0.542 (1, 4)	4-2 BB			2-1 G3-1 FC6-2 2B		2-3 K		4-2 BB		3	0	2	1	2	1	2									
David Bell, R OBP: 0.319, SLG: 0.329 (1, 5)	0-1 F8			0-1 G3-1		1-2 P3		2-1 F7		5	0	0	0	0	1	7									
Kenny Lofton, L OBP: 0.442, SLG: 0.471 (1, 8)	1-1 G1-3			0-1 FC6-2 CS		4-1 BB		2-2 SH3-4 1B		4	0	2	0	1	0	2									
Mike Lieberthal, R OBP: 0.333, SLG: 0.383 (1, 2)	4-0 IBB			2-2 CS		0-0 P5		2-1 SH3-4 1B		4	0	1	0	1	0	4									
Cory Lidle, R OBP: 0.235, SLG: 0.188 (1, 1)	1-3 K			0-3 K		1-2 F7		1-2 SH3-4 1B		3	0	0	0	0	3	3									
Rheal Cormier, L (7, 1)						1-3 K		0-0 SH3-4		0	0	0	0	0	0	0									
Jason Michaels, R (9, PH)								1-2 F7		1	0	0	0	0	0	3									
Billy Wagner, L (9, 1)										0	0	0	0	0	0	0									
Inning Stats	R: 4 E: 0 K: 1 S: 19	H: 4 LOB: 2 BB: 2 P: 32	R: 0 E: 0 K: 1 S: 12	H: 1 LOB: 1 BB: 0 P: 18	R: 0 E: 0 K: 0 S: 8	H: 1 LOB: 0 BB: 0 P: 12	R: 0 E: 0 K: 1 S: 5	H: 0 LOB: 0 BB: 0 P: 5	R: 0 E: 0 K: 2 S: 14	H: 1 LOB: 2 BB: 1 P: 23	R: 0 E: 0 K: 1 S: 12	H: 1 LOB: 2 BB: 1 P: 20	R: 0 E: 0 K: 0 S: 11	H: 0 LOB: 1 BB: 1 P: 21	R: 0 E: 0 K: 0 S: 11	H: 2 LOB: 2 BB: 0 P: 15	R: 1 E: 0 K: 1 S: 13	H: 2 LOB: 3 BB: 2 P: 29	1B: 9 2B: 2 3B: 0 HR: 1	SF: 0 SAC: 1 DP: 0 HBP: 0	WP: 0 PB: 0 SB: 2 CS: 1	PA: 46			
PITCHER	IP	WLS	BF	H	R	ER	SO	BB	IBB	HBP	BLK	WP	HR	S	P	ERA	WHIP								
29 John Smoltz, R ERA: 2.91 (1, 1)	6.0	L	29	8	4	4	6	3	1	0	0	0	1	70	110	6.00	1.833								
Roman Colon, R ERA: 7.53 (7, 1)	1.0		4	0	0	0	0	1	0	0	0	0	0	11	21	0.00	1.000								
Kevin Gryboski, R ERA: 1.13 (8, 1)	1.0		5	2	0	0	0	0	0	0	0	0	0	11	15	0.00	2.000								
Jorge Sosa, R ERA: 3.44 (9, 1)	1.0		7	2	1	1	1	2	0	0	0	0	0	13	29	9.00	4.000								

Philadelphia Phillies @ Atlanta Braves
Turner Field, Atlanta, GA
Fri May 27 2005, 7:35 PM EDT
Att. 31,501 - Partly Cloudy - 80 F

livebaseballscorecards.com

AB	37
R	5
H	12
RBI	5
BB	7
SO	7
LOB	30



Batter	1	2	3	4	5	6	7	8	9	AB	R	H	RBI	BB	SO	LOB
Rafael Furcal, S OBP: 0.276, SLG: 0.340 (1, 6)	1-0 2B		0-0 1B		1-2 1B		0-1 L4			4	1	3	0	0	0	0
Marcus Giles, R OBP: 0.335, SLG: 0.429 (1, 4)	3-1 2B		2-0 F9		3-3 1B			0-2 F8		4	0	1	1	0	1	2
10 Chipper Jones, S OBP: 0.452, SLG: 0.592 (1, 5)	2-2 F8		1-3 K		3-3 K			1-2 F7		4	0	0	0	0	2	3
Adam LaRoche, L OBP: 0.329, SLG: 0.477 (1, 3)	0-3 K		2-3 K		1-0 G6-3			1-0 FC5-4 1B		4	0	1	0	0	2	3
Andruw Jones, R OBP: 0.328, SLG: 0.532 (1, 8)	2-2 L5			2-2 G5-3		0-0 G5-3		3-1 FC5-4 1B		4	0	0	0	0	0	2
Johnny Estrada, S OBP: 0.318, SLG: 0.400 (1, 2)		0-1 G5-3 BB 1B		0-0 2B		1-0 G6-3		3-2 F8		4	0	2	0	0	0	0
Brian Jordan, R OBP: 0.288, SLG: 0.314 (1, 7)		4-2 G5-3 BB		1-0 G5-3		1-3 K		1-1 1B		3	0	1	0	1	1	1
Raul Mondesi, R OBP: 0.271, SLG: 0.359 (1, 9)		2-2 G5-3		4-1 IBB		3-2 G5-3		3-3 K		3	0	0	0	1	1	3
29 John Smoltz, R OBP: 0.158, SLG: 0.111 Roman Colon, R 4 Pete Orr, L OBP: 0.333, SLG: 0.450 Kevin Gryboski, R Jorge Sosa, R Julio Franco, R OBP: 0.262, SLG: 0.291 (1, 1) (7, 1) (7, PH) (8, 1) (9, 1) (9, PH)		1-1 G6-3		2-3 K		1-0 F7		0-1 G6-3		2	0	0	0	0	0	1

Inning Stats	R: 1	H: 2	E: 0	K: 14	H: 2	LOB: 1	BB: 0	P: 22	R: 0	H: 1	E: 0	K: 10	H: 1	LOB: 1	BB: 1	P: 17	R: 0	H: 1	E: 0	K: 12	H: 1	LOB: 2	BB: 1	P: 21	R: 0	H: 1	E: 0	K: 12	H: 1	LOB: 1	BB: 0	P: 20	R: 0	H: 0	E: 0	K: 5	H: 0	LOB: 0	BB: 0	P: 7	R: 0	H: 0	E: 0	K: 9	H: 0	LOB: 0	BB: 0	P: 13	R: 0	H: 1	E: 0	K: 9	H: 1	LOB: 1	BB: 0	P: 14	R: 0	H: 1	E: 0	K: 11	H: 1	LOB: 1	BB: 0	P: 18	1B: 5	2B: 3	3B: 0	HR: 0	SF: 0	SAC: 0	DP: 1	HBP: 0	WP: 0	PB: 1	SB: 2	CS: 0	PA: 36
--------------	------	------	------	-------	------	--------	-------	-------	------	------	------	-------	------	--------	-------	-------	------	------	------	-------	------	--------	-------	-------	------	------	------	-------	------	--------	-------	-------	------	------	------	------	------	--------	-------	------	------	------	------	------	------	--------	-------	-------	------	------	------	------	------	--------	-------	-------	------	------	------	-------	------	--------	-------	-------	-------	-------	-------	-------	-------	--------	-------	--------	-------	-------	-------	-------	--------

PITCHER	IP	WLS	BF	H	R	ER	SO	BB	IBB	HBP	BLK	WP	HR	S	P	ERA	WHIP
Cory Lidle, R ERA: 3.5 (1, 1)	6.2	W	27	6	1	1	7	1	1	0	0	0	0	72	115	1.35	1.050
Rheal Cormier, L ERA: 6.35 (7, 1)	1.1	H	5	1	0	0	0	0	0	0	0	0	0	11	16	0.00	0.750
Billy Wagner, L ERA: 2.49 (9, 1)	1.0		4	1	0	0	1	0	0	0	0	0	0	11	18	0.00	1.000


BOTTOM

Philadelphia Phillies @ Atlanta Braves
Turner Field, Atlanta, GA

Fri May 27 2005, 7:35 PM EDT
Att. 31,501 - Partly Cloudy - 80 F

livebaseballscorecards.com

AB	34
R	1
H	8
RBI	1
BB	2
SO	8
LOB	18



Batter	1	2	3	4	5	6	7	8	9	AB	R	H	RBI	BB	SO	LOB	TOP									
11 Jimmy Rollins, S (1, 6) OBP: 0.319, SLG: 0.376	2-1 F7		1-1 P5	1-0 1B		0-0 B3		0-3 K	4-2 BB 1B BB	5	1	1	0	1	1	2										
Placido Polanco, R (1, 4) OBP: 0.351, SLG: 0.357	0-1 FC6-4 1B		0-0 1B	0-1 1B		3-2 F8		3-1 G4-6-3	1-1 BB 1B	6	1	4	1	0	0	2										
Bobby Abreu, L (1, 9) OBP: 0.464, SLG: 0.590	1-0 F7		3-1 1B	1-3 1B		3-3 K			BB 1B BB	4	1	1	0	2	2	4										
Pat Burrell, R (1, 7) OBP: 0.411, SLG: 0.532 Endy Chavez, L (9, PR) OBP: 0.293, SLG: 0.306	3-1 FC6-4 1-2f		1-2 G4-6-3 1B	3-1 1B		0-0 F8			BB 1B BB	4	0	2	3	1	0	1										
Jim Thome, L (1, 3) OBP: 0.359, SLG: 0.320 Amaury Telemaco, R (9, 1)		4-1 2B 1B BB	3-2 G4-6-3	3-3 K		1-0 1B		4-2 1B HR BB	1-2 2-3 HR BB	3	2	1	0	2	1	4										
David Bell, R (1, 5) OBP: 0.321, SLG: 0.337		0-0 1B 2B		1-1 P4	0-2 P6		1-0 P3	1-0 HR 1B	1-2 2-H 3-H HR 1B	5	2	2	2	0	0	1										
Jason Michaels, R (1, 8) OBP: 0.387, SLG: 0.400		2-1 G1-4-3 1B	4-2 1B 21 FC3 BB	1-1 F9		1-3 K		0-1 HR	1-H 2-H HR	4	2	2	5	1	1	1										
Todd Pratt, R (1, 2) OBP: 0.316, SLG: 0.373		1-1 G1-4-3	1-0 11 1B 21 FC3 1B	4-2 BB				0-0 1B	1-3 K	4	1	2	0	1	1	2										
21 Jon Lieber, L (1, 1) Robinson Tejada, R (6, 1) Rheal Cormier, L (7, 1) Kenny Lofton, L (8, PH) 63 Ryan Madson, L (8, 1) 26 Chase Utley, L (8, PH) OBP: 0.363, SLG: 0.537		1-3 K	1-2 FC3 1B	0-0 P6				0-0 G4-6-3 1B	3-3 K2-3	3	1	0	1	0	1	2										
Inning Stats	R: 0 E: 0 K: 0 S: 7	H: 1 LOB: 1 BB: 0 P: 13	R: 2 E: 0 K: 1 S: 9	H: 2 LOB: 0 BB: 1 P: 17	R: 1 E: 0 K: 0 S: 12	H: 3 LOB: 1 BB: 0 P: 20	R: 4 E: 0 K: 2 S: 21	H: 4 LOB: 2 BB: 1 P: 36	R: 0 E: 0 K: 0 S: 9	H: 0 LOB: 1 BB: 1 P: 14	R: 0 E: 0 K: 1 S: 9	H: 1 LOB: 1 BB: 0 P: 15	R: 0 E: 0 K: 1 S: 7	H: 2 LOB: 1 BB: 0 P: 10	R: 5 E: 0 K: 2 S: 23	H: 3 LOB: 3 BB: 5 P: 49	1B: 14 2B: 1 3B: 0 HR: 1	SF: 0 SAC: 0 DP: 3 HBP: 0	WP: 0 PB: 0 SB: 0 CS: 0	PA: 49						
PITCHER Horacio Ramirez, L (1, 1) ERA: 5.65 Kevin Gryboski, R (4, 1) ERA: 1.08 Jorge Sosa, R (5, 1) ERA: 3.1 Dan Kolb, R (7, 1) ERA: 5.95 Adam Bernero, R (8, 1) ERA: 3.67	IP 3.2	WLS L	BF 21	H 9	R 7	ER 7	SO 2	BB 2	IBB 0	HBP 0	BLK 0	WP 0	HR 0	S 43	P 74	ERA 17.18	WHIP 3.000									
PITCHER Matt Childers, R (9, 1) ERA: 4.5	IP 1.0	WLS 7	BF 7	H 2	R 1	ER 1	SO 2	BB 2	IBB 0	HBP 0	BLK 0	WP 0	HR 1	S 18	P 31	ERA 9.00	WHIP 4.000									

Philadelphia Phillies @ Atlanta Braves
Turner Field, Atlanta, GA
Sat May 28 2005, 1:20 PM EDT
Att. 34,975 - Overcast - 77 F

AB	41
R	12
H	16
RBI	12
BB	8
SO	8
LOB	23



BOTTOM

Philadelphia Phillies @ Atlanta Braves
Turner Field, Atlanta, GA
Sat May 28 2005, 1:20 PM EDT
Att. 34,975 - Overcast - 77 F

livebaseballscorecards.com

AB 35
R 5
H 11
RBI 4
BB 0
SO 6
LOB 12



WP: 0 PA: 37
PB: 0
SB: 1
CS: 0

AB R H RBI BB SO LOB

5 2 1 0 0 1 2

4 2 2 1 0 1 1

4 1 3 1 0 0 1

2 0 1 2 0 1 1

4 0 1 0 0 0 2

4 0 0 0 0 1 1

4 0 1 0 0 0 0

4 0 2 0 0 1 1

1B: 8 SF: 2
2B: 3 SAC: 0
3B: 0 DP: 2
HR: 0 HBP: 0

Batter	1	2	3	4	5	6	7	8	9
Rafael Furcal, S OBP: 0.274, SLG: 0.337 (1, 6)	1-0 E1 10 1B SF7		0-1 S 2B 1B	1-2 L8			0-3 K		0-0 G4-6-3 1-2f
Marcus Giles, R OBP: 0.339, SLG: 0.442 (1, 4)	0-3 K		2-1 10 F8 SF8 2B		0-0 10 2B 2B		1-2 G4-3		
10 Chipper Jones, S OBP: 0.459, SLG: 0.605 (1, 5)	1-2 1-3 1B		2-1 F8 2-3		0-0 1B G6-4-3 2B		1-1 1B		
Adam LaRoche, L OBP: 0.327, SLG: 0.477 (1, 3)	1-0 SF7		0-0 SF8		0-1 G6-4-3 1B		0-3 K		
Andruw Jones, R OBP: 0.327, SLG: 0.526 (1, 8)	3-H 1-2 F8		3-H 1-2 1B		2-1 G6-4-3 2B		3-1 G6-3		
Ryan Langerhans, L OBP: 0.253, SLG: 0.413 (1, 9)		1-0 G3	1-3 K		3-2 G4-3		3-2 F8		
Brian Jordan, R OBP: 0.287, SLG: 0.313 (1, 7)		2-2 1B		0-1 P3		0-0 F9		1-2 G6-3	
8 Brayan Peña, S OBP: 0.375, SLG: 0.375 (1, 2)		1-3 K		0-1 1B		1-0 F8		2-2 G4-6-3 1B	
Horacio Ramirez, L 4 Pete Orr, L Jorge Soto, R Wilson Betemit, S Dan Kolb, R Adam Bernero, R Matt Childers, R Julio Franco, R		0-0 G4-3		0-0 L4		1-2 F8		0-3 K	

Inning Stats	R: 1	H: 1	E: 1	LOB: 1	K: 1	S: 11	P: 15	R: 0	H: 1	E: 0	LOB: 1	K: 1	S: 10	P: 14	R: 2	H: 3	E: 0	LOB: 0	K: 0	S: 9	P: 14	R: 0	H: 0	E: 0	LOB: 0	K: 2	S: 5	P: 7	R: 0	H: 1	E: 0	LOB: 1	K: 2	S: 11	P: 13	R: 0	H: 0	E: 0	LOB: 0	K: 0	S: 10	P: 17	R: 0	H: 1	E: 0	LOB: 0	K: 1	S: 7	P: 9
--------------	------	------	------	--------	------	-------	-------	------	------	------	--------	------	-------	-------	------	------	------	--------	------	------	-------	------	------	------	--------	------	------	------	------	------	------	--------	------	-------	-------	------	------	------	--------	------	-------	-------	------	------	------	--------	------	------	------

PITCHER	IP	WLS	BF	H	R	ER	SO	BB	IBB	HBP	BLK	WP	HR	S	P	ERA	WHIP
21 Jon Lieber, R ERA: 4.41	5.0	W	24	9	5	4	3	0	0	0	0	0	0	52	73	7.20	1.800
Robinson Tejeda, R ERA:	1.0	H	3	0	0	0	0	0	0	0	0	0	0	5	7	0.00	0.000
Rheal Cormier, L ERA: 5.84	1.0	H	4	1	0	0	2	0	0	0	0	0	0	11	13	0.00	1.000
63 Ryan Madson, R ERA: 4.21	1.0	H	3	0	0	0	0	0	0	0	0	0	0	10	17	0.00	0.000
Amaury Telemaco, R ERA: 5.4	1.0		3	1	0	0	1	0	0	0	0	0	0	7	9	0.00	1.000

Batter	1	2	3	4	5	6	7	8	9	AB R H RBI BB SO LOB	TOP											
11 Jimmy Rollins, S OBP: 0.312, SLG: 0.367 (1, 6)	1-1 P5		1-0 G4-3		3-2 P4		1-0 P6		2-3 K	5 0 0 0 0 1 3	Philadelphia Phillies @ Atlanta Braves Turner Field, Atlanta, GA Sun May 29 2005, 1:05 PM EDT Att. 37,615 - Rain - 60 F											
Kenny Lofton, L OBP: 0.446, SLG: 0.466 (1, 8)	3-2 G3			0-0 1B	1-1 L7		4-0 BB	3-3 K	4 1 1 0 1 1 1													
Bobby Abreu, L OBP: 0.461, SLG: 0.582 (1, 9)	2-3 K			0-1 G5-4-3 1B	1-1 G4-3		1-1 G4-3		4 0 1 0 0 1 2													
Jim Thome, L OBP: 0.371, SLG: 0.324 (1, 3)		4-1 L6-3 BB		0-0 G5-4-3 1B	4-2 26 HBP 1B BB		1-2 L9		2 0 1 1 2 0 0													
Pat Burrell, R OBP: 0.402, SLG: 0.519 (1, 7)		0-0 L6-3		1-0 G5-4-3	0-3 K		2-0 G6-3		4 0 0 0 0 1 4													
26 Chase Utley, L OBP: 0.374, SLG: 0.533 (1, 4)		0-1 G1-3		4-2 FC6-4 BB	1-0 1B HBP		4-0 S BB		1 0 0 0 2 0 0													
David Bell, R OBP: 0.320, SLG: 0.335 (1, 5)			0-1 P4	0-1 FC6-4	0-0 1B		2-3 K		4 0 1 0 0 1 3													
Mike Lieberthal, R OBP: 0.338, SLG: 0.419 (1, 2)			1-2 G6-3		0-0 HR		0-0 F8 2B	1-2 G6-3	4 1 2 1 0 0 0													
39 Brett Myers, R OBP: 0.150, SLG: 0.048 (1, 1) Aaron Fultz, L OBP: 0.286, SLG: 0.297 (7, PH) Robinson Tejeda, R OBP: 0.286, SLG: 0.297 (8, 1) Amaury Telemaco, R OBP: 0.339, SLG: 0.315 (9, PH)			4-2 BB		0-2 G4-3		3-2 F8	4-0 BB	1 0 0 0 0 1 0 0 0 0 0 0 0 0 0 0 1 0 0 0 0 0 0 1 0 0 0 0 0 0 0 0 0 0 0 0 0 0 0 0 0 0 0 0 0 1 0 0													
Inning Stats	R: 0 E: 0 K: 1 S: 8	H: 0 LOB: 0 BB: 0 P: 14	R: 0 E: 0 K: 0 S: 4	H: 0 LOB: 0 BB: 1 P: 8	R: 0 E: 0 K: 0 S: 9	H: 0 LOB: 1 BB: 1 P: 15	R: 1 E: 0 K: 0 S: 11	H: 3 LOB: 2 BB: 1 P: 16	R: 1 E: 0 K: 0 S: 9	H: 1 LOB: 0 BB: 0 P: 13	R: 0 E: 0 K: 1 S: 9	H: 1 LOB: 2 BB: 1 P: 16	R: 0 E: 0 K: 0 S: 8	H: 1 LOB: 2 BB: 1 P: 17	R: 0 E: 0 K: 1 S: 8	H: 0 LOB: 1 BB: 1 P: 17	R: 0 E: 0 K: 2 S: 12	H: 0 LOB: 1 BB: 1 P: 22	1B: 4 2B: 2 3B: 0 HR: 1	SF: 0 SAC: 0 DP: 2 HBP: 1	WP: 0 PB: 0 SB: 1 CS: 0	PA: 38
PITCHER	IP WLS BF H R ER SO BB IBB HBP BLK WP HR S P ERA WHIP																					
15 Tim Hudson, R ERA: 3.0 (1, 1)	7.0 W 30 6 2 2 2 5 0 1 0 0 0 1 58 99 2.57 1.571																					
John Foster, L ERA: (8, 1)	0.2 H 3 0 0 0 0 1 0 0 0 0 0 0 4 11 0.00 1.500																					
Chris Reitsma, R ERA: 4.13 (8, 1)	0.1 H 1 0 0 0 1 0 0 0 0 0 0 0 4 6 0.00 0.000																					
Dan Kolb, R ERA: 5.66 (9, 1)	1.0 4 0 0 0 2 1 0 0 0 0 0 0 12 22 0.00 1.000																					

livebaseballscorecards.com

AB	30
R	2
H	6
RBI	2
BB	7
SO	5
LOB	14



Batter	1	2	3	4	5	6	7	8	9	AB	R	H	RBI	BB	SO	LOB
Rafael Furcal, S OBP: 0.279, SLG: 0.340 (1, 6)	G4-3		G4-3		G5-3 1B			FC6 1B		4	1	2	1	0	0	0
Marcus Giles, R OBP: 0.343, SLG: 0.458 (1, 4)	HR		K		G5-3 1-3			10 BB SF BB		3	2	1	1	1	1	1
Kelly Johnson, L (1, 7)	L8				F7 BB			FC6 10 BB FC5		3	1	0	1	1	0	2
10 Chipper Jones, S OBP: 0.460, SLG: 0.595 (1, 5)	BB				F7		G1-3	FC5 SF BB		2	0	0	0	2	0	1
Adam LaRoche, L OBP: 0.318, SLG: 0.467 (1, 3)	L7				F7-3 1-1		G4-1	SF BB FC3-2 FC5		3	0	0	1	0	0	2
Andruw Jones, R OBP: 0.325, SLG: 0.520 (1, 8)			P4		1B 3B 1B		K	FC5 FC3-2 BB		4	1	1	1	0	1	2
Johnny Estrada, S OBP: 0.323, SLG: 0.399 (1, 2)			F8		1B 3B 1B		F8	FC3-2 BB		3	1	1	0	1	0	0
Ryan Langerhans, L OBP: 0.253, SLG: 0.430 (1, 9)			G1-3		1B 3B		F8	FC3-2 FC6-4		4	1	1	2	0	0	3
15 Tim Hudson, R 4 Pete Cri, L John Foster, L Chris Reitsma, R Julio Franco, R Dan Kolb, R (1, 1) (7, PH) (8, 1) (8, 1) (8, PH) (9, 1)			G1-3		K		K	FC6-4 1-2f		2	0	0	0	0	1	1

Inning Stats	R: 1	H: 1	E: 0	K: 0	S: 11	LOB: 1	BB: 1	P: 20	R: 0	H: 0	E: 0	K: 0	S: 4	LOB: 0	BB: 0	P: 6	R: 0	H: 0	E: 0	K: 1	S: 12	LOB: 0	BB: 0	P: 19	R: 3	H: 4	E: 0	K: 1	S: 23	LOB: 1	BB: 0	P: 37	R: 0	H: 0	E: 0	K: 1	S: 9	LOB: 0	BB: 0	P: 12	R: 0	H: 0	E: 0	K: 1	S: 9	LOB: 0	BB: 0	P: 9	R: 3	H: 1	E: 1	K: 0	S: 19	LOB: 3	BB: 3	P: 36
--------------	------	------	------	------	-------	--------	-------	-------	------	------	------	------	------	--------	-------	------	------	------	------	------	-------	--------	-------	-------	------	------	------	------	-------	--------	-------	-------	------	------	------	------	------	--------	-------	-------	------	------	------	------	------	--------	-------	------	------	------	------	------	-------	--------	-------	-------

PITCHER	IP	WLS	BF	H	R	ER	SO	BB	IBB	HBP	BLK	WP	HR	S	P	ERA	WHIP
39 Brett Myers, R ERA: 2.06 (1, 1)	5.0	L	21	5	4	4	2	2	0	0	0	0	0	57	96	7.20	1.400
Aaron Fultz, L ERA: 1.45 (6, 1)	1.0		3	0	0	0	1	0	0	0	0	0	0	9	12	0.00	0.000
Robinson Tejeda, R ERA: 2.35 (7, 1)	1.0		7	1	3	2	1	2	0	0	0	0	0	16	25	18.00	3.000
Amaury Telemaco, R ERA: 3.38 (8, 1)	1.0		5	0	0	0	0	1	0	0	0	0	0	12	20	0.00	1.000


BOTTOM

Philadelphia Phillies @ Atlanta Braves
Turner Field, Atlanta, GA

Sun May 29 2005, 1:05 PM EDT
Att. 37,615 - Rain - 60 F

AB	30
R	7
H	6
RBI	7
BB	5
SO	4
LOB	15

WP: 0 PA: 36
PB: 0
SB: 2
CS: 0



PITCHER	IP	WLS	BF	H	R	ER	SO	BB	IBB	HBP	BLK	WP	HR	S	P	ERA	WHIP
---------	----	-----	----	---	---	----	----	----	-----	-----	-----	----	----	---	---	-----	------

Batter	1	2	3	4	5	6	7	8	9	AB R H RBI BB SO LOB	TOP											
Rafael Furcal, S OBP: 0.283, SLG: 0.337 (1, 6)	2-2 G3		4-0 G5-3 E BB		4-1 BB			0-1 B5		2 0 0 0 2 0 0												
Marcus Giles, R OBP: 0.341, SLG: 0.450 (1, 4)	4-2 G6-3 BB		1-2 E5		1-0 F8			1-2 G3-1		3 0 0 0 1 0 4												
Kelly Johnson, L (1, 7)	2-2 G6-3 1-2f		1-1 G5-3		4-2 G3 10 G4-3 BB			1-0 F8		3 0 0 0 1 0 4												
10 Chipper Jones, S OBP: 0.449, SLG: 0.578 (1, 5)		1-0 G3		1-0 G4-3		2-1 G4-3 SAFE		0-0 G6-3		4 0 0 0 0 0 1												
Adam LaRoche, L OBP: 0.310, SLG: 0.453 (1, 3)		0-1 F8		2-2 G4-3		0-1 G3		1-2 F9		4 0 0 0 0 0 1												
Andruw Jones, R OBP: 0.324, SLG: 0.530 (1, 8)		1-1 F9		0-2 G6-3		1-2 G1-3		2-1 HR		4 1 1 1 0 0 1												
Johnny Estrada, S OBP: 0.321, SLG: 0.395 (1, 2)			0-2 26 SH2-4 1B E 1B		2-0 F8		1-0 F7		1-0 F8	4 1 1 0 0 0 0	AB 28 R 2 H 4 RBI 1 BB 4 SO 0 LOB 11											
Brian Jordan, R OBP: 0.294, SLG: 0.320 (1, 9)			2-2 E 26 SH2-4 1B		0-2 26 SH3-4 1B		1-2 G1-3			3 0 2 0 0 0 0												
26 Kyle Davies, R John Foster, L 4 Pete Orr, L Roman Colon, R Kevin Gryboski, R	(1, 1) (6, 1) (7, PH) (7, 1) (8, 1)		0-0 SH2-4		1-1 SH3-4		2-2 F9			0 0 0 0 0 0 0 0 0 0 0 0 0 0 1 0 0 0 0 0 0 0 0 0 0 0 0 0 0 0 0 0 0 0 0												
Inning Stats	R: 0 E: 0 K: 0 S: 13	H: 0 LOB: 0 BB: 1 P: 21	R: 0 E: 0 K: 0 S: 5	H: 0 LOB: 0 BB: 0 P: 7	R: 1 E: 1 K: 0 S: 14	H: 2 LOB: 2 BB: 1 P: 22	R: 0 E: 0 K: 0 S: 7	H: 0 LOB: 0 BB: 0 P: 10	R: 0 E: 0 K: 0 S: 8	H: 1 LOB: 2 BB: 1 P: 16	R: 0 E: 0 K: 0 S: 10	H: 0 LOB: 1 BB: 1 P: 17	R: 0 E: 0 K: 0 S: 7	H: 0 LOB: 0 BB: 0 P: 11	R: 0 E: 0 K: 0 S: 7	H: 0 LOB: 0 BB: 0 P: 9	R: 1 E: 0 K: 0 S: 7	H: 1 LOB: 0 BB: 0 P: 11	1B: 3 2B: 0 3B: 0 HR: 1	SF: 0 SAC: 2 DP: 2 HBP: 0	WP: 0 PB: 0 SB: 0 CS: 0	PA: 34
PITCHER	IP WLS BF H R ER SO BB IBB HBP BLK WP HR S P ERA WHIP												PITCHER	IP WLS BF H R ER SO BB IBB HBP BLK WP HR S P ERA WHIP								
Tomo Ohka, R ERA: 3.2	(1, 1) 7.0 W 27 3 1 0 0 4 0 0 0 0 0 0 64 104 0.00 1.000																					
Gary Majewski, R ERA: 1.19	(8, 1) 1.0 H 3 0 0 0 0 0 0 0 0 0 0 0 7 9 0.00 0.000																					
32 Chad Cordero, R ERA: 1.13	(9, 1) 1.0 S 4 1 1 1 0 0 0 0 0 0 0 0 1 7 9.00 1.000																					

Atlanta Braves @ Washington Nationals
 Robert F. Kennedy Memorial Stadium, Washington, DC
 Mon May 30 2005, 3:05 PM EDT
 Att: 39,705 - Partly Cloudy - 80 F

livebaseballscores.com



Batter	1	2	3	4	5	6	7	8	9	AB	R	H	RBI	BB	SO	LOB
Brad Wilkerson, L OBP: 0.359, SLG: 0.469 (1, 8)	3-3 K		2-3 K		4-2 CS BB		1-1 G6-3 1B 2B			3	1	1	0	1	2	1
Jamey Carroll, R OBP: 0.316, SLG: 0.291 (1, 4)	2-2 G6-3			3-3 K	3-2 SAFE G1-3		1-1 G6-3			4	0	0	0	0	1	2
Jose Guillen, R OBP: 0.328, SLG: 0.532 (1, 9)	1-1 L9			1-0 F8		1-2 24 2B FC6-2 1B	0-0 1B			4	0	2	1	0	0	0
24 Nick Johnson, L OBP: 0.428, SLG: 0.511 (1, 3)		0-0 CS 1B		2-1 2B 2B		1-1 WP 2B 2B	0-0 F7			4	2	3	0	0	0	1
Vinny Castilla, R OBP: 0.360, SLG: 0.450 (1, 5)		0-0 F9		4-1 2B BB		2-2 FC6-2 2B		0-0 G6-3		3	0	0	0	1	0	3
Marlon Byrd, R OBP: 0.421, SLG: 0.417 (1, 7)		3-3 SAFE K		0-1 1-3 2-H 2B		2-2 1-3 2-H 2B		3-2 HBP		3	0	2	2	0	1	1
Brian Schneider, L OBP: 0.284, SLG: 0.348 (6, PH) Gary Bennett, R OBP: 0.276, SLG: 0.308 (7, 2)			1-1 F9	4-0 IBB		2-1 P4		1-1 SAFE SAFE SAFE SAFE F9		1	0	0	0	1	0	0
15 Cristian Guzman, S OBP: 0.227, SLG: 0.234 (1, 6)			1-1 SH2-3 1B	0-0 F7		1-0 G1-3		1-1 SAFE SAFE SAFE SAFE F7		2	0	0	0	0	0	3
Tomo Ohka, S OBP: 0.267, SLG: 0.267 (7, PH) 1 Tyrell Godwin, L Gary Majewski, R (8, 1) 32 Chad Cordero, R (9, 1)			0-2 SH2-3	0-2 G4-3		0-2 G6-3				4	0	1	0	0	0	6

Inning Stats	R: 0	H: 0	E: 0	K: 1	S: 8	H: 0	LOB: 0	BB: 0	P: 14	R: 0	H: 1	E: 0	K: 1	S: 6	H: 1	LOB: 1	BB: 0	P: 9	R: 0	H: 1	E: 0	K: 1	S: 10	H: 1	LOB: 1	BB: 0	P: 14	R: 1	H: 2	E: 0	K: 1	S: 10	H: 2	LOB: 3	BB: 2	P: 24	R: 0	H: 0	E: 0	K: 0	S: 15	H: 3	LOB: 2	BB: 0	P: 30	R: 1	H: 2	E: 0	K: 0	S: 9	H: 0	LOB: 1	BB: 0	P: 11	R: 0	H: 0	E: 0	K: 0	S: 8	H: 0	LOB: 1	BB: 0	P: 13
--------------	------	------	------	------	------	------	--------	-------	-------	------	------	------	------	------	------	--------	-------	------	------	------	------	------	-------	------	--------	-------	-------	------	------	------	------	-------	------	--------	-------	-------	------	------	------	------	-------	------	--------	-------	-------	------	------	------	------	------	------	--------	-------	-------	------	------	------	------	------	------	--------	-------	-------

PITCHER	IP	WLS	BF	H	R	ER	SO	BB	IBB	HBP	BLK	WP	HR	S	P	ERA	WHIP
26 Kyle Davies, R ERA: 1.15	5.1	L	24	7	2	2	4	2	1	0	0	1	0	67	106	3.38	1.688
John Foster, L ERA:	0.2		2	0	0	0	0	0	0	0	0	0	0	3	6	0.00	0.000
Roman Colon, R ERA: 7.63	1.0		5	2	1	1	0	0	0	0	0	0	0	9	11	9.00	2.000
Kevin Gryboski, R ERA: 0.96	1.0		4	0	0	0	0	0	0	1	0	0	0	8	13	0.00	0.000

BOTTOM

Atlanta Braves @ Washington Nationals, Washington, DC

Mon May 30 2005, 3:05 PM EDT
Att. 39,705 - Partly Cloudy - 80 F

AB	30
R	3
H	9
RBI	3
BB	3
SO	4
LOB	17



WP	PA	3B	SF	SAC	DP	HBP	CS
1	35	0	0	1	1	1	2

Batter	1	2	3	4	5	6	7	8	9	AB R H RBI BB SO LOB	TOP
Rafael Furcal, S OBP: 0.281, SLG: 0.333 (1, 6)	2-2 FC4-6 10 G3-4-3 1B		0-2 P2			0-0 B1-3		2-3 K	2-3 K	5 1 1 0 0 2 2	
Marcus Giles, R OBP: 0.344, SLG: 0.445 (1, 4)	4-2 SAFE 1 SAFE 1 SAFE 1 SAFE 1-2 BB		0-2 G5-3			0-0 G5-3		4-0 BB		2 0 0 0 2 0 0	
Kelly Johnson, L (1, 7)	0-1 FC4-6 10 G3-4-3 1-2f 2-3		2-2 P5			4-0 10 2B BB		1-3 K		3 1 0 0 1 1 3	
10 Chipper Jones, S OBP: 0.444, SLG: 0.576 (1, 5)	2-0 G3-4-3 1-2 3-H			1-2 P6		2-1 1B 2B		0-0 G6-3		4 1 1 2 0 0 2	
Adam LaRoche, L (1, 3) Julio Franco, R (6, PH) OBP: 0.273, SLG: 0.337 (6, 3)	4-1 WP BB			2-3 K		1-1 1B			3-2 HR	1 0 0 0 1 1 0 2 1 2 2 0 0 0	
Andruw Jones, R (1, 8) OBP: 0.322, SLG: 0.524	3-3 K 1-2 2-3			1-0 G4-3		0-0 G6-3			0-0 FC6-4 1B 1B	4 0 1 0 0 1 3	
Johnny Estrada, S OBP: 0.319, SLG: 0.391 (1, 2) Wilson Betemit, S (9, PR) OBP: 0.408, SLG: 0.500			0-2 F9		1-2 G4-3		1-1 F8		0-1 FC6-4 1B	4 0 1 0 0 0 0 0 0 0 0 0 0 0	AB 33 R 4 H 6 RBI 4 BB 4 SO 7 LOB 14
Brian Jordan, R (1, 9) OBP: 0.287, SLG: 0.311			0-1 G6-3		1-1 G6-3		0-1 G6-3		1-2 FC6-4 1-2f 2-3	4 0 0 0 0 0 2	
Mike Hampton, R (1, 1) 4 Pete Otis, L (1, 1) Adam Bernero, R (1, 1) Ryan Langerhans, L (1, 1) Roman Colon, R (1, 1) Kevin Grayson, R (1, 1) John Foster, L (1, 1) Jorge Sosa, R (1, 1) 8 Brayan Peña, S (1, 1)			3-3 K		0-2 F7		1-1 G3		1-3 K	1 0 0 0 0 0 1 0 1 0 0 0 0 0 0 0 1 0 0 0 0 0 0 0 1 0 0 0 0 0 0 0 0 0 0 0 0 0 0 0 0 0 0 0 0 0 0 0 0 0 0 0 0 0 0 0 0 0 0 0 0 0 0 0 1 0 0 0 0 0 1 2	
Inning Stats	R: 1 H: 1 E: 0 LOB: 2 K: 1 BB: 2 S: 16 P: 31	R: 0 H: 0 E: 0 LOB: 0 K: 1 BB: 0 S: 8 P: 11	R: 0 H: 0 E: 0 LOB: 0 K: 0 BB: 0 S: 9 P: 11	R: 0 H: 0 E: 0 LOB: 0 K: 1 BB: 0 S: 8 P: 12	R: 0 H: 0 E: 0 LOB: 0 K: 0 BB: 0 S: 8 P: 10	R: 2 H: 2 E: 0 LOB: 1 K: 0 BB: 1 S: 7 P: 14	R: 0 H: 0 E: 0 LOB: 0 K: 0 BB: 0 S: 6 P: 8	R: 0 H: 0 E: 0 LOB: 1 K: 2 BB: 1 S: 8 P: 15	R: 1 H: 3 E: 0 LOB: 2 K: 2 BB: 0 S: 17 P: 24	1B: 4 SF: 0 2B: 1 SAC: 0 3B: 0 DP: 0 HR: 1 HBP: 0	WP: 1 PA: 37 PB: 0 SB: 1 CS: 0
PITCHER 22 John Patterson, R (1, 1) ERA: 2.85 C.J. Nitkowski, L (6, 1) ERA: 27.0 52 T.J. Tucker, R (6, 1) ERA: Luis Ayala, R (7, 1) ERA: 2.64 Gary Majewski, R (8, 1) ERA: 1.14	IP WLS BF H R ER SO BB IBB HBP BLK WP HR S P ERA WHIP	5.0 18 1 1 1 3 2 0 0 0 1 0 49 75 1.80 0.600	0.2 4 1 2 2 0 1 0 0 0 0 0 4 10 27.00 3.000	0.1 2 1 0 0 0 0 0 0 0 0 0 3 4 0.00 3.000	1.0 W 3 0 0 0 0 0 0 0 0 0 0 6 8 0.00 0.000	1.0 H 4 0 0 0 2 1 0 0 0 0 0 8 15 0.00 1.000	PITCHER 32 Chad Cordero, R (9, 1) ERA: 1.44	IP WLS BF H R ER SO BB IBB HBP BLK WP HR S P ERA WHIP	1.0 6 3 1 1 2 0 0 0 0 0 0 17 24 9.00 3.000		

Atlanta Braves @ Washington Nationals
 Robert F. Kennedy Memorial Stadium, Washington, DC
 Tue May 31 2005, 7:05 PM EDT
 Att. 29,512 - Partly Cloudy - 74 F

AB	33
R	4
H	6
RBI	4
BB	4
SO	7
LOB	14



Batter	1	2	3	4	5	6	7	8	9
Brad Wilkerson, L (1, 8) OBP: 0.360, SLG: 0.462	1-0 F9		4-1 FC4-6 BB		1-3 K		3-1 G4-3	4-0 IBB	
Jamey Carroll, R (1, 4) OBP: 0.319, SLG: 0.290	4-2 24 1B BB		0-0 FC4-6 1B 1-2f		0-0 G4-3		1-0 24 2B 1B	2-2 G4-3	
Jose Guillen, R (1, 9) OBP: 0.337, SLG: 0.537	1-1 F9		0-0 1B			0-1 24 BB G6-4-3 1B	1-0 24 2B 1B		
24 Nick Johnson, L (1, 3) OBP: 0.434, SLG: 0.519	2-2 1B		2-2 G4-3			4-2 G6-4-3 1B 1-2 BB	3-2 FC5 2B 1-H 2-H		
Vinny Castilla, R (1, 5) OBP: 0.363, SLG: 0.451	1-1 F9			0-0 1B		1-0 G6-4-3 1B 1-2 2-3	2-0 FC5 FC6-4 2-3		
Marlon Byrd, R (1, 7) OBP: 0.410, SLG: 0.404		0-1 15 G6-4-3 1B		1-2 L9		2-2 G6-4-3	0-1 FC6-4		
Gary Majewski, R (8, 1)									
32 Chad Cordero, R (9, 1)									
Gary Bennett, R (1, 2) OBP: 0.290, SLG: 0.321		3-2 F9		1-1 15 G6-3 1B		2-2 1B		0-3 K	
15 Cristian Guzman, S (1, 6) OBP: 0.222, SLG: 0.229		0-0 G6-4-3		2-1 G6-3		0-1 B1		2-1 F8	
22 John Patterson, R (1, 1) OBP: 0.077, SLG: 0.154			0-3 K			2-3 K		0-1 1B G4-3 1B	
Tony Blanco, R (5, PH) OBP: 0.267, SLG: 0.414									
C.J. Nitkowski, L (6, 1)									
52 T.J. Tucker, R (6, 1)									
Luis Ayala, R (7, 1)									
Ryan Church, L (7, PH) OBP: 0.345, SLG: 0.437									

Inning Stats	R: 0 E: 0 K: 0 S: 11	H: 1 LOB: 2 BB: 1 P: 20	R: 0 E: 0 K: 0 S: 8	H: 1 LOB: 0 BB: 0 P: 11	R: 0 E: 0 K: 1 S: 9	H: 1 LOB: 2 BB: 1 P: 15	R: 0 E: 0 K: 0 S: 8	H: 2 LOB: 1 BB: 0 P: 12	R: 0 E: 0 K: 2 S: 7	H: 0 LOB: 0 BB: 0 P: 10	R: 2 E: 0 K: 0 S: 13	H: 3 LOB: 1 BB: 1 P: 22	R: 3 E: 0 K: 0 S: 13	H: 4 LOB: 1 BB: 0 P: 25	R: 0 E: 0 K: 1 S: 10	H: 1 LOB: 2 BB: 1 P: 18
--------------	-------------------------------	----------------------------------	------------------------------	----------------------------------	------------------------------	----------------------------------	------------------------------	----------------------------------	------------------------------	----------------------------------	-------------------------------	----------------------------------	-------------------------------	----------------------------------	-------------------------------	----------------------------------

PITCHER	IP	WLS	BF	H	R	ER	SO	BB	IBB	HBP	BLK	WP	HR	S	P	ERA	WHIP
Mike Hampton, L (1, 1) ERA: 1.83	4.0		17	5	0	0	1	2	0	0	0	0	0	36	58	0.00	1.750
Adam Bernero, R (5, 1) ERA: 4.03	2.0		9	3	2	2	2	1	0	0	0	0	0	20	32	9.00	2.000
Roman Colon, R (7, 1) ERA: 8.62	0.1	L	3	2	2	2	0	0	0	0	0	0	0	6	12	54.00	6.000
Kevin Gryboski, R (7, 1) ERA: 1.93	0.0	B	1	1	0	0	0	0	0	0	0	0	0	1	2	∞	∞
John Foster, L (7, 1) ERA:	0.0		1	1	1	1	0	0	0	0	0	0	0	3	6	∞	∞

BOTTOM

AB R H RBI BB SO LOB

3	0	0	0	2	1	1
4	1	1	0	1	0	3
4	2	3	1	0	0	1
3	1	2	2	1	0	2
4	0	2	0	0	0	3
4	0	1	0	0	0	4
0	0	0	0	0	0	0
0	0	0	0	0	0	0
4	0	2	1	0	1	1
4	0	0	0	0	0	4
1	0	0	0	0	1	0
1	0	0	0	0	1	0
0	0	0	0	0	0	0
0	0	0	0	0	0	0
0	0	0	0	0	0	0
2	1	2	0	0	0	0

AB 34
R 5
H 13
RBI 4
BB 4
SO 4
LOB 19

WP: 0 PA: 38
PB: 0
SB: 0
CS: 0



Atlanta Braves @ Washington Nationals, Washington, DC

Tue May 31 2005, 7:05 PM EDT
Att. 29,512 - Partly Cloudy - 74 F

livebaseballscorecards.com

Atlanta Braves @ Washington Nationals
 Robert F. Kennedy Memorial Stadium, Washington, DC

Wed Jun 01 2005, 7:05 PM EDT
 Att. 28,280 - Overcast - 74 F

AB	35
R	5
H	9
RBI	5
BB	5
SO	5
LOB	16

WP	0	PA	42
PB	0		
SB	1		
CS	0		



AB R H RBI BB SO LOB

4	1	1	1	1	1	3
3	0	0	0	1	0	1
1	0	0	0	0	0	1
5	0	0	0	0	1	2
5	0	1	1	0	1	1
4	0	1	0	0	1	1
5	1	2	1	0	0	1
3	1	2	0	0	0	0
2	1	2	2	2	0	0
3	0	0	0	0	1	6
0	0	0	0	1	0	0
0	1	0	0	0	0	0
0	0	0	0	0	0	0

TOP

Batter	1	2	3	4	5	6	7	8	9
Marcus Giles, R (1, 4) OBP: 0.345, SLG: 0.441	3-3 K		4-2 F B 10 G3 1B BB		1-2 F9	2-0 P3		3-2 1-H 1B	
Kelly Johnson, L (1, 7) Brian Jordan, R (8, PH) OBP: 0.285, SLG: 0.309	0-0 G4-3		0-1 F9		4-2 FC4-6 BB		2-2 P5	0-2 F7	
10 Chipper Jones, S (1, 5) OBP: 0.432, SLG: 0.556	3-1 G4-3		0-0 G3		3-2 F8		1-3 K		1-1 G4-3
Adam LaRoche, L (1, 3) OBP: 0.309, SLG: 0.441		1-2 P5	3-1 SAFE 2-H 1B		3-1 FC4-6		0-0 P5		0-3 K
Andruw Jones, R (1, 8) OBP: 0.324, SLG: 0.518		1-0 G5-3	0-0 G1-3			1-1 SH1-4 1B		3-3 K	2-0 HBP
Johnny Estrada, S (1, 2) OBP: 0.322, SLG: 0.410		2-2 HR		1-1 F7		1 SAFE 1-2 SH1-4 1B		0-1 G3-1	0-2 F9
Ryan Langerhans, L (1, 9) OBP: 0.264, SLG: 0.458		1-2 29 FC5 2B		2-2 G4-3		0-0 SH1-4		2-2 HR 2B	
Wilson Betemit, S (1, 6) OBP: 0.453, SLG: 0.595		4-0 IBB		3-2 29 BLK 1B		4-0 IBB		0-0 HR	
29 John Smoltz, R (1, 1) OBP: 0.136, SLG: 0.095 Julio Franco, R (8, PH) OBP: 0.281, SLG: 0.337 4 Pete Orr, L (8, PR) OBP: 0.313, SLG: 0.422 Chris Reitsma, R (8, 1)		1-0 FC5		0-2 G4-3		2-2 K		4-2 S 1B BB	

Inning Stats	R: 0	H: 0	E: 0	K: 1	S: 7	P: 13	R: 1	H: 2	E: 0	K: 0	S: 11	P: 21	R: 1	H: 1	E: 0	K: 0	S: 13	P: 20	R: 0	H: 1	E: 0	K: 0	S: 14	P: 20	R: 0	H: 0	E: 0	K: 1	S: 10	P: 20	R: 0	H: 0	E: 0	K: 1	S: 7	P: 10	R: 3	H: 3	E: 0	K: 1	S: 19	P: 30	R: 0	H: 0	E: 0	K: 1	S: 8	P: 11	1B: 5	2B: 2	3B: 0	HR: 2	SF: 0	SAC: 1	DP: 0	HBP: 1	WP: 0	PA: 42
--------------	------	------	------	------	------	-------	------	------	------	------	-------	-------	------	------	------	------	-------	-------	------	------	------	------	-------	-------	------	------	------	------	-------	-------	------	------	------	------	------	-------	------	------	------	------	-------	-------	------	------	------	------	------	-------	-------	-------	-------	-------	-------	--------	-------	--------	-------	--------

PITCHER	IP	WLS	BF	H	R	ER	SO	BB	IBB	HBP	BLK	WP	HR	S	P	ERA	WHIP
Tony Armas, R (1, 1) ERA: 5.58	6.0		28	6	2	2	2	2	2	0	1	0	1	66	116	3.00	1.333
Hector Carrasco, R (7, 1) ERA: 3.86	1.2	L	8	2	3	3	2	1	0	0	0	0	1	18	30	16.20	1.800
52 T.J. Tucker, R (8, 1) ERA:	0.0		1	1	0	0	0	0	0	0	0	0	0	4	6	∞	∞
C.J. Nitkowski, L (8, 1) ERA: 13.5	1.0		3	0	0	0	1	0	0	0	0	0	0	9	10	0.00	0.000
Luis Ayala, R (9, 1) ERA: 2.61	0.1		2	0	0	0	0	0	0	1	0	0	0	3	5	0.00	0.000

PITCHER	IP	WLS	BF	H	R	ER	SO	BB	IBB	HBP	BLK	WP	HR	S	P	ERA	WHIP
---------	----	-----	----	---	---	----	----	----	-----	-----	-----	----	----	---	---	-----	------

Batter	1	2	3	4	5	6	7	8	9	AB	R	H	RBI	BB	SO	LOB
Brad Wilkerson, L OBP: 0.357, SLG: 0.455 (1, 8)	3-2 G4-3		0-0 F8		2-1 F8		3-2 FC1-6 1B		1-2 G4-6-3	5	0	1	0	0	0	1
Jamey Carroll, R OBP: 0.317, SLG: 0.282 Wil Cordero, R (9, PH)	1-1 G6-3		4-1 G3 BB		0-1 F8		0-0 FC1-6 G5-4-3		1-1 G6-3	3	0	0	0	1	0	1
Jose Guillen, R OBP: 0.330, SLG: 0.526 (1, 9)	1-2 G4-3		0-0 G3		1-3 K		0-0 G5-4-3			4	0	0	0	0	1	2
24 Nick Johnson, L OBP: 0.435, SLG: 0.522 (1, 3)		3-2 2B	4-0 IBB		0-1 G4-3		1-3 K			3	1	1	0	1	1	0
Vinny Castilla, R OBP: 0.360, SLG: 0.446 Tony Blanco, R OBP: 0.267, SLG: 0.414 (8, PR) (9, 5)		0-0 G1-3	1-2 G6-3		0-0 P3		1-0 BB 1B			4	0	1	0	0	0	3
Ryan Church, L OBP: 0.351, SLG: 0.458 Luis Ayala, R (9, 1)		1-1 2B		1-2 G3		0-1 15 1B 2B		0-3 K		4	2	2	1	0	1	1
Brian Schneider, L OBP: 0.303, SLG: 0.360 (1, 2)		2-2 15 G4-3 WP 2B		4-0 15 G4-3 BB		4-0 15 1B IBB		4-0 1-2 BB		1	1	1	1	3	0	0
15 Cristian Guzman, S OBP: 0.222, SLG: 0.229 (1, 6)		0-0 G4-3		0-0 G4-3		0-2 1-2 2-H 1B		1-1 L7		4	0	1	1	0	0	4
Tony Armas, R Carlos Baerga, S Hector Carrasco, R 52 T.J. Tucker, R C.J. Nitkowski, L Marlon Byrd, R (8, PH) (7, 1) (8, 1) (8, 1) (9, 7)		2-3 K		0-1 G1-3		3-3 K		0-2 G4-6-3 1B		2	0	0	0	0	1	1

Inning Stats	R: 0	H: 0	E: 0	K: 0	S: 9	R: 3	H: 3	E: 0	K: 1	S: 14	R: 0	H: 0	E: 0	K: 0	S: 6	R: 0	H: 0	E: 0	K: 1	S: 7	R: 1	H: 2	E: 0	K: 1	S: 11	R: 0	H: 1	E: 0	K: 0	S: 6	R: 0	H: 1	E: 0	K: 2	S: 9	R: 0	H: 1	E: 0	K: 0	S: 9	R: 0	H: 1	E: 0	K: 0	S: 11	R: 0	H: 1	E: 0	K: 0	S: 9	1B: 4	SF: 0	2B: 4	SAC: 0	3B: 0	DP: 2	HR: 0	HBP: 0	WP: 1	PA: 38										
29 John Smoltz, R ERA: 3.12 Chris Reitsma, R ERA: 3.81	IP	WLS	BF	H	R	ER	SO	BB	IBB	HBP	BLK	WP	HR	S	P	ERA	WHIP																			IP	WLS	BF	H	R	ER	SO	BB	IBB	HBP	BLK	WP	HR	S	P	ERA	WHIP																		
	7.0	W	30	6	4	4	3	2	2	0	0	1	0	59	99	5.14	1.143																			2.0	S	8	2	0	0	2	1	0	0	0	0	0	18	27	0.00	1.500																		

BOTTOM

Atlanta Braves @ Washington Nationals
Robert F. Kennedy Memorial Stadium, Washington, DC

Wed Jun 01 2005, 7:05 PM EDT
Att. 28,280 - Overcast - 74 F

livebaseballscores.com

AB	33
R	4
H	8
RBI	3
BB	5
SO	5
LOB	15



Batter	1	2	3	4	5	6	7	8	9	AB R H RBI BB SO LOB	TOP																	
Marcus Giles, R (1, 4) OBP: 0.342, SLG: 0.434	2-2 G4-3			1-2 G3		1-0 FC4-6 1B	2-2 FC6	2-2 G1-3		5 1 1 0 0 0 3																		
Ryan Langerhans, L (1, 7) OBP: 0.281, SLG: 0.460	2-3 K			0-1 BB 1B		4-2 FC4-6 BB		0-0 L9 10 BB SF7 1B	0-0 F8	4 1 2 0 1 1 0																		
10 Chipper Jones, S (1, 5) OBP: 0.425, SLG: 0.541	2-3 K			2-0 F7		0-0 FC4-6 1B		4-2 E 1B BB	2-2 F9	4 1 0 0 1 1 3																		
Adam LaRoche, L (1, 3) OBP: 0.312, SLG: 0.436			0-0 L8	4-2 BB		1-2 BB 1B		2-1 L9	1-3 K	4 0 1 1 1 1 2																		
Andruw Jones, R (1, 8) OBP: 0.318, SLG: 0.510			2-2 F8	2-2 P2		1-3 K		2-2 SF7		3 0 0 1 0 1 4																		
Brian Jordan, R (1, 9) OBP: 0.284, SLG: 0.308			1-0 G6-3		3-2 K	1-3 K		3-H E6 1B		4 1 1 0 0 2 2																		
Wilson Betemit, S (1, 6) OBP: 0.474, SLG: 0.644			1-1 G4-6-3 1B		3-1 G3 3B		1-1 P5	4-1 E 1B IBB		3 2 2 0 1 0 0																		
8 Brayan Peña, S (1, 2) OBP: 0.250, SLG: 0.250			1-2 G4-6-3		2-2 G3		0-2 F8	0-2 E8 1B		3 0 0 1 0 0 1																		
Johnny Estrada, S (8, PH) OBP: 0.326, SLG: 0.414			1-2f		3-H		1-H 2-H 3-H			1 0 1 2 0 0 0																		
Horacio Ramirez, L (1, 1) OBP: 0.286, SLG: 0.350			0-3 K		1-2 K		2-1 FC6 1B	4-2 BB		3 0 1 0 0 2 0																		
Julio Franco, R (8, PH) OBP: 0.289, SLG: 0.337										0 0 0 0 1 0 0																		
Dan Kolb, R (8, 1)										0 0 0 0 0 0 0																		
Kevin Gryboski, R (8, 1)										0 0 0 0 0 0 0																		
John Foster, L (8, 1)										0 0 0 0 0 0 0																		
Inning Stats	R: 0 E: 0 K: 2 S: 12	H: 0 LOB: 0 BB: 0 P: 18	R: 0 E: 0 K: 0 S: 5	H: 0 LOB: 0 BB: 0 P: 8	R: 0 E: 0 K: 1 S: 10	H: 1 LOB: 0 BB: 0 P: 12	R: 0 E: 0 K: 0 S: 11	H: 1 LOB: 2 BB: 1 P: 20	R: 1 E: 0 K: 2 S: 13	H: 1 LOB: 0 BB: 0 P: 22	R: 1 E: 0 K: 2 S: 17	H: 2 LOB: 2 BB: 1 P: 25	R: 0 E: 0 K: 0 S: 11	H: 1 LOB: 1 BB: 0 P: 16	R: 4 E: 2 K: 0 S: 30	H: 3 LOB: 2 BB: 3 P: 50	R: 0 E: 0 K: 1 S: 7	H: 0 LOB: 0 BB: 0 P: 10	1B: 8 2B: 0 3B: 1 HR: 0	SF: 1 SAC: 0 DP: 1 HBP: 0	WP: 0 PB: 0 SB: 0 CS: 0	PA: 40						
PITCHER	IP WLS BF H R ER SO BB IBB HBP BLK WP HR S P ERA WHIP																											
Esteban Loaiza, R (1, 1) ERA: 3.56	6.0		24	5	2	2	7	2	0	0	0	0	0	0	68	105	3.00	1.167										
Luis Ayala, R (7, 1) ERA: 2.53	1.0	H	4	1	0	0	0	0	0	0	0	0	0	11	16	0.00	1.000											
Gary Majewski, R (8, 1) ERA: 2.22	0.2	B	7	3	4	3	0	1	1	0	0	0	0	20	34	40.50	6.000											
Hector Carrasco, R (8, 1) ERA: 3.77	0.1	W	2	0	0	0	0	1	0	0	0	0	0	10	16	0.00	3.000											
32 Chad Cordero, R (9, 1) ERA: 1.38	1.0	S	3	0	0	0	1	0	0	0	0	0	0	7	10	0.00	0.000											

Atlanta Braves @ Washington Nationals
Robert F. Kennedy Memorial Stadium, Washington, DC

Thu Jun 02 2005, 7:05 PM EDT
Att. 29,225 - Cloudy - 67 F

AB	34
R	6
H	9
RBI	5
BB	5
SO	8
LOB	15



Batter	1	2	3	4	5	6	7	8	9	AB	R	H	RBI	BB	SO	LOB
Brad Wilkerson, L (1, 8) OBP: 0.359, SLG: 0.453	1-3 K		3-2 24 1B BB 1B		1-2 G4-3			4-2 FC6-4 BB		3	0	1	0	1	1	1
Jamey Carroll, R (1, 4) OBP: 0.307, SLG: 0.274	1-1 G6-3		1-2 F9		0-0 SF9			1-2 FC6-4 1B 1-2f		3	1	0	1	0	0	2
Jose Guillen, R (1, 9) OBP: 0.333, SLG: 0.523	0-1 G6-3		4-0 24 1B 1B		0-0 F8			0-1 1B 1-2 2B 1B		3	1	1	0	1	0	0
24 Nick Johnson, L (1, 3) OBP: 0.442, SLG: 0.529		0-0 HR 1B	2-1 G5-4-3 1B		0-2 G6-4-3 1B			3-2 2B 1B		3	1	3	0	0	0	0
Carlos Baerga, S (8, 3) OBP: 0.269, SLG: 0.278			1-2 2-3 1B					1-3 2-H 2B 1B		1	0	1	1	0	0	0
Tony Blanco, R (8, PR) OBP: 0.267, SLG: 0.414										0	1	0	0	0	0	0
32 Chad Cordero, R (9, 1)										0	0	0	0	0	0	0
Vinny Castilla, R (1, 5) OBP: 0.358, SLG: 0.448		0-2 P3	1-2 G5-4-3		1-1 G6-4-3			2-2 2B 2B		4	1	1	1	0	0	5
Marlon Byrd, R (1, 7) OBP: 0.424, SLG: 0.400		2-1 F7			4-1 CS BB			3-H 4-0 2B IBB		2	1	0	0	2	0	1
Gary Bennett, R (1, 2) OBP: 0.303, SLG: 0.400		3-1 HR			1-0 CS			2-1 1-H 2-H 3-H 2B		4	1	2	5	0	0	0
15 Cristian Guzman, S (1, 6) OBP: 0.228, SLG: 0.240		0-0 1B			2-2 G6-3			1-2 L8		4	0	2	0	0	0	2
Esteban Loaiza, R (1, 1) OBP: 0.192, SLG: 0.231		0-0 L9			3-2 G4-3 SF9 2B			1-3 K		2	1	1	0	0	0	1
Luis Ayala, R (7, 1)										0	0	0	0	0	0	0
Wil Cordero, R (7, PH)										1	0	0	0	0	0	1
Gary Majewski, R (8, 1)										0	0	0	0	0	0	0
Hector Carrasco, R (8, 1)										0	0	0	0	0	0	0
Ryan Church, L (8, PH) (9, 8)										1	0	0	0	0	1	2

Inning Stats	R: 0	H: 0	E: 0	K: 1	S: 7	R: 2	H: 3	E: 0	K: 0	S: 10	R: 0	H: 2	E: 0	K: 0	S: 13	R: 0	H: 0	E: 0	K: 0	S: 8	R: 1	H: 1	E: 0	K: 0	S: 8	R: 0	H: 1	E: 0	K: 0	S: 6	R: 0	H: 1	E: 0	K: 0	S: 4	R: 5	H: 4	E: 0	K: 1	S: 23
	LOB: 0	BB: 0	P: 9	LOB: 1	BB: 0	P: 15	LOB: 2	BB: 1	P: 24	LOB: 0	BB: 0	P: 12	LOB: 0	BB: 0	P: 12	LOB: 0	BB: 0	P: 8	LOB: 2	BB: 2	P: 41	LOB: 0	BB: 0	P: 8	LOB: 0	BB: 0	P: 8	LOB: 2	BB: 2	P: 41	LOB: 0	SAC: 0	DP: 2	HBP: 0	1B: 7	SF: 1	2B: 4	3B: 0	HR: 1	

PITCHER	IP	WLS	BF	H	R	ER	SO	BB	IBB	HBP	BLK	WP	HR	S	P	ERA	WHIP
Horacio Ramirez, L (1, 1) ERA: 5.43	7.0		27	8	3	3	1	2	0	0	0	0	1	56	92	3.86	1.429
Dan Kolb, R (8, 1) ERA: 7.29	0.1	L	5	3	4	4	0	1	0	0	0	0	0	15	25	108.00	12.000
Kevin Gryboski, R (8, 1) ERA: 2.89	0.0	B	2	1	1	1	0	0	1	0	0	0	0	2	8	∞	∞
John Foster, L (8, 1) ERA:	0.2		2	0	0	0	1	0	0	0	0	0	0	6	8	0.00	0.000

BOTTOM

Atlanta Braves @ Washington Nationals
 Robert F. Kennedy Memorial Stadium, Washington, DC

Thu Jun 02 2005, 7:05 PM EDT
 Att. 29,225 - Cloudy - 67 F

AB	31
R	8
H	12
RBI	8
BB	4
SO	2
LOB	15



WP	PA	ERA	WHIP
0	37		

Batter	1	2	3	4	5	6	7	8	9	AB R H RBI BB SO LOB	TOP											
4 Pete Orr, L OBP: 0.319, SLG: 0.420 (1, 4)	3-1 E3		0-1 F7		1-1 G4-3			1-0 FC1-6 1B	0-2 1B	5 0 2 1 0 0 2												
Kelly Johnson, L OBP: 0.238, SLG: 0.059 (1, 7)	0-2 G4-3			0-0 G6-3		3-1 G3		1-1 FC1-6 1B	1-1 F7	5 0 1 0 0 0 2												
10 Chipper Jones, S OBP: 0.416, SLG: 0.526 (1, 5)	0-3 K			2-3 K		3-3 K		2-1 FC1-6 BB		4 0 0 0 0 3 2												
Adam LaRoche, L OBP: 0.316, SLG: 0.434 Rafael Furcal, S OBP: 0.281, SLG: 0.333 8 Brayan Peña, S OBP: 0.250, SLG: 0.250 (1, 3)		0-0 F8		1-0 1B		1-0 F7		4-1 BB		3 0 1 0 1 0 0												
Johnny Estrada, S OBP: 0.326, SLG: 0.413 Julio Franco, R OBP: 0.286, SLG: 0.333 (8, PR)		1-1 F7		1-3 K			0-0 PB 1B	1-1 G5-3		0 0 0 0 0 0 0												
Andruw Jones, R OBP: 0.317, SLG: 0.505 (8, 2)		2-2 1B								3 0 1 0 0 1 1												
Ryan Langerhans, L OBP: 0.280, SLG: 0.451 (1, 9)		1-1 SAFE G3		2-3 K		1-3 K2-3		2-0 L7	0-2 P6	4 0 1 0 0 1 1												
Wilson Betemit, S OBP: 0.475, SLG: 0.633 (1, 6)			0-2 F7		2-0 15 BB 1B		2-2 G3		0-2 1B 4 1B	4 1 1 0 0 1 2												
15 Tim Hudson, R OBP: 0.192, SLG: 0.125 Marcus Giles, R OBP: 0.340, SLG: 0.432 Adam Bernero, R OBP: 1.000, SLG: 1.000 Brian Jordan, R OBP: 0.282, SLG: 0.306 (8, PH)			1-2 G4-3		4-0 BB			2-2 G3	0-0 4 1B	4 0 2 0 0 0 1												
								3-3 K	1-3 K	1 0 0 0 1 0 0												
										1 0 0 0 0 1 0												
										0 0 0 0 0 0 0												
										1 0 0 0 0 1 2												
Inning Stats	R: 0 E: 1 K: 1 S: 8	H: 0 LOB: 0 BB: 0 P: 11	R: 0 E: 0 K: 0 S: 9	H: 1 LOB: 1 BB: 0 P: 13	R: 0 E: 0 K: 0 S: 8	H: 0 LOB: 0 BB: 0 P: 9	R: 0 E: 0 K: 2 S: 10	H: 1 LOB: 2 BB: 1 P: 20	R: 0 E: 0 K: 1 S: 6	H: 0 LOB: 0 BB: 0 P: 13	R: 0 E: 0 K: 0 S: 8	H: 1 LOB: 1 BB: 0 P: 13	R: 0 E: 0 K: 1 S: 11	H: 2 LOB: 3 BB: 1 P: 23	R: 1 E: 0 K: 1 S: 16	H: 3 LOB: 2 BB: 0 P: 18	1B: 9 2B: 0 3B: 0 HR: 0	SF: 0 SAC: 0 DP: 0 HBP: 0	WP: 0 PB: 1 SB: 0 CS: 0	PA: 38		
PITCHER	IP WLS BF H R ER SO BB IBB HBP BLK WP HR S P ERA WHIP	IP WLS BF H R ER SO BB IBB HBP BLK WP HR S P ERA WHIP	IP WLS BF H R ER SO BB IBB HBP BLK WP HR S P ERA WHIP	IP WLS BF H R ER SO BB IBB HBP BLK WP HR S P ERA WHIP	IP WLS BF H R ER SO BB IBB HBP BLK WP HR S P ERA WHIP	IP WLS BF H R ER SO BB IBB HBP BLK WP HR S P ERA WHIP	IP WLS BF H R ER SO BB IBB HBP BLK WP HR S P ERA WHIP	IP WLS BF H R ER SO BB IBB HBP BLK WP HR S P ERA WHIP	IP WLS BF H R ER SO BB IBB HBP BLK WP HR S P ERA WHIP	IP WLS BF H R ER SO BB IBB HBP BLK WP HR S P ERA WHIP	IP WLS BF H R ER SO BB IBB HBP BLK WP HR S P ERA WHIP	IP WLS BF H R ER SO BB IBB HBP BLK WP HR S P ERA WHIP	IP WLS BF H R ER SO BB IBB HBP BLK WP HR S P ERA WHIP	IP WLS BF H R ER SO BB IBB HBP BLK WP HR S P ERA WHIP	IP WLS BF H R ER SO BB IBB HBP BLK WP HR S P ERA WHIP	IP WLS BF H R ER SO BB IBB HBP BLK WP HR S P ERA WHIP	IP WLS BF H R ER SO BB IBB HBP BLK WP HR S P ERA WHIP	IP WLS BF H R ER SO BB IBB HBP BLK WP HR S P ERA WHIP	IP WLS BF H R ER SO BB IBB HBP BLK WP HR S P ERA WHIP	IP WLS BF H R ER SO BB IBB HBP BLK WP HR S P ERA WHIP	IP WLS BF H R ER SO BB IBB HBP BLK WP HR S P ERA WHIP	
Kip Wells, R ERA: 3.58 (1, 1)	7.2 W 31 6 0 0 7 2 0 0 0 0 0 0 66 111 0.00 1.043		0.1 H 1 0 0 0 0 0 0 0 0 0 0 0 2 3 0.00 0.000	1.0 S 6 3 1 1 1 0 0 0 0 0 0 16 18 9.00 3.000																		

Atlanta Braves @ Pittsburgh Pirates
PNC Park, Pittsburgh, PA
Fri Jun 03 2005, 7:05 PM EDT
Att. 27,643 - Cloudy - 64 F

livebaseballscorecards.com

AB	36
R	1
H	9
RBI	1
BB	2
SO	8
LOB	16



Batter	1	2	3	4	5	6	7	8	9	AB R H RBI BB SO LOB
--------	---	---	---	---	---	---	---	---	---	----------------------

Matt Lawton, L (1, 9) <small>OBP: 0.341, SLG: 0.397</small>	3-2 G3-1		2-2 G4-3			2-2 G3-1	3-1 F9			4 0 0 0 0 0 1
12 Freddy Sanchez, R (1, 5) <small>OBP: 0.343, SLG: 0.420</small>	1-2 G5-3			0-0 1B 2B		1-1 G3 1B 1B 1B		0-1 G4-3		4 2 2 0 0 0 0
Jason Bay, R (1, 7) <small>OBP: 0.369, SLG: 0.549</small>	4-2 FC6-4 BB			4-1 1B BB		1-1 G3 1B		2-3 K		2 1 1 0 2 1 0
Rob Mackowiak, L (1, 8) <small>OBP: 0.403, SLG: 0.493</small>	1-2 FC6-4			1-1 L7		0-0 G3		2-1 F8		4 0 0 0 0 0 5
Daryle Ward, L (1, 3) <small>OBP: 0.349, SLG: 0.542</small>		1-2 G3-1		3-1 G6-4-3 1B		4-0 1B IBB				2 0 1 1 1 0 0
Jose Castillo, R (1, 4) <small>OBP: 0.356, SLG: 0.445</small>		1-3 K		0-0 G6-4-3		1-0 1B				3 0 1 2 0 1 2
11 Humberto Cota, R (1, 2) <small>OBP: 0.313, SLG: 0.433</small>		0-3 K			2-3 K	1-1 G6-3				3 0 0 0 0 2 2
2 Jack Wilson, R (1, 6) <small>OBP: 0.273, SLG: 0.349</small>			1-0 CS 1B		2-1 G5-3		0-1 F9			3 0 1 0 0 0 0
Kip Wells, R (1, 1) <small>OBP: 0.185, SLG: 0.154</small> Michael Gonzalez, R (8, 1) Jose Mesa, R (9, 1)			1-3 K		0-0 G6-3		1-0 G5-3			3 0 0 0 0 1 1 0 0 0 0 0 0 0 0 0 0 0 0 0 0

Inning Stats	R: 0	H: 0	E: 0	K: 0	S: 12	R: 0	H: 0	E: 0	K: 2	S: 9	R: 0	H: 1	E: 0	K: 1	S: 7	R: 1	H: 2	E: 0	K: 0	S: 7	R: 0	H: 0	E: 0	K: 1	S: 7	R: 2	H: 3	E: 0	K: 0	S: 11	R: 0	H: 0	E: 0	K: 0	S: 5	R: 0	H: 0	E: 0	K: 1	S: 7	1B: 5	2B: 1	3B: 0	HR: 0	SF: 0	SAC: 0	DP: 1	HBP: 0	WP: 0	PB: 0	SB: 0	CS: 1
--------------	------	------	------	------	-------	------	------	------	------	------	------	------	------	------	------	------	------	------	------	------	------	------	------	------	------	------	------	------	------	-------	------	------	------	------	------	------	------	------	------	------	-------	-------	-------	-------	-------	--------	-------	--------	-------	-------	-------	-------

PITCHER	IP	WLS	BF	H	R	ER	SO	BB	IBB	HBP	BLK	WP	HR	S	P	ERA	WHIP
15 Tim Hudson, R (1, 1) <small>ERA: 3.08</small>	7.0	L	28	6	3	3	4	2	1	0	0	0	0	58	99	3.86	1.143
Adam Bernero, R (8, 1) <small>ERA: 3.9</small>	1.0		3	0	0	0	1	0	0	0	0	0	0	7	11	0.00	0.000

BOTTOM

Atlanta Braves @ Pittsburgh Pirates
PNC Park, Pittsburgh, PA
 Fri Jun 03 2005, 7:05 PM EDT
 Att: 27,643 - Cloudy - 64 F

AB 28 R 3 H 6 RBI 3 BB 3 SO 5 LOB 11



WP: 0 PA: 31 PB: 0 SB: 0 CS: 1

Batter	1	2	3	4	5	6	7	8	9	AB R H RBI BB SO LOB	TOP					
Rafael Furcal, S (1, 6) OBP: 0.276, SLG: 0.327	1-1 G4-3		1-1 FC4-6			0-2 G4-3			2-3 K	4 0 0 0 0 1 1						
Marcus Giles, R (1, 4) OBP: 0.343, SLG: 0.433	1-0 G5-4-3 1B			3-3 K		0-1 G5-3			2-2 FC5-4 1B	4 0 2 0 0 1 0						
Brian Jordan, R (1, 9) OBP: 0.276, SLG: 0.298	0-0 G5-4-3			2-1 G4-3			1-1 G3-1		1-0 FC5-4 2B	4 1 0 0 0 0 2						
Julio Franco, R (1, 3) OBP: 0.295, SLG: 0.345 4 Pete Orr, L (9, PR) OBP: 0.319, SLG: 0.420 Chris Reitsma, R (9, 1)		2-1 G5-3		4-1 FC6-4 BB		1-2 G5-3		2-2 BB 2B	3 0 1 1 1 0 0 0 0 0 0 0 0 0 0 0 0 0 0 0 0							
Andrew Jones, R (1, 8) OBP: 0.316, SLG: 0.498		2-1 F9		1-0 FC6-4		2-3 K		4-0 BB IBB	3 0 0 0 1 1 1							
Johnny Estrada, S (1, 2) OBP: 0.324, SLG: 0.405		0-2 G4-3			2-1 F8		1-0 G6-3		4-0 BB	3 0 0 0 1 0 1						
Wilson Betemit, S (1, 5) OBP: 0.462, SLG: 0.604			2-3 K		0-0 G1-6-3 1B		1-0 G1-3	2-0 G1-3	4 0 1 0 0 1 3							
Kelly Johnson, L (1, 7) OBP: 0.217, SLG: 0.053 10 Chipper Jones, S (8, PH) OBP: 0.414, SLG: 0.523 Ryan Langerhans, L (8, 7) OBP: 0.280, SLG: 0.451			2-0 G6-3		1 SAFE 0-0 G1-6-3		2-0 L9			2 0 0 0 0 0 1 1 0 0 0 0 0 0 0 0 0 0 0 0 0						
26 Kyle Davies, R (1, 1) OBP: 0.250, SLG: 0.250 John Foster, L (8, 1) Adam LaRoche, L (9, 3) OBP: 0.316, SLG: 0.434			1-1 FC4-6 1B		0-0 G6-3		0-1 G4-3			3 0 1 0 0 0 0 0 0 0 0 0 0 0 0 0 0 0 0 0 0						
Inning Stats	R: 0 H: 1 E: 0 LOB: 0 K: 0 BB: 0 S: 4 P: 6	R: 0 H: 0 E: 0 LOB: 0 K: 0 BB: 0 S: 7 P: 11	R: 0 H: 1 E: 0 LOB: 1 K: 1 BB: 0 S: 8 P: 14	R: 0 H: 0 E: 0 LOB: 1 K: 1 BB: 1 S: 9 P: 19	R: 0 H: 1 E: 0 LOB: 0 K: 0 BB: 0 S: 4 P: 6	R: 0 H: 0 E: 0 LOB: 0 K: 0 BB: 0 S: 6 P: 6	R: 0 H: 0 E: 1 LOB: 1 K: 1 BB: 0 S: 10 P: 15	R: 0 H: 0 E: 0 LOB: 0 K: 0 BB: 0 S: 4 P: 7	R: 1 H: 2 E: 0 LOB: 3 K: 1 BB: 2 S: 11 P: 28	1B: 4 SF: 0 2B: 1 SAC: 0 3B: 0 DP: 2 HR: 0 HBP: 0	WP: 1 PA: 34 PB: 0 SB: 0 CS: 0					
PITCHER	IP WLS BF H R ER SO BB IBB HBP BLK WP HR S P ERA WHIP															
Mark Redman, L (1, 1) ERA: 2.82	8.0	27	3	0	0	3	1	0	0	0	1	0	52	84	0.00	0.500
Michael Gonzalez, L (9, 1) ERA: 3.27	1.0	L	7	2	1	1	1	1	0	0	0	0	11	28	9.00	3.000

Atlanta Braves @ Pittsburgh Pirates
PNC Park, Pittsburgh, PA
Sat Jun 04 2005, 7:05 PM EDT
Att. 33,649 - Clear - 75 F

livebaseballscorecards.com

AB	31
R	1
H	5
RBI	1
BB	3
SO	4
LOB	9



Batter	1	2	3	4	5	6	7	8	9	AB	R	H	RBI	BB	SO	LOB
Matt Lawton, L (1, 9) OBP: 0.352, SLG: 0.406	2-0 2B 1B		1-0 12 CS 1B			0-1 12 2B 1B		4-1 BB BB		3	0	3	0	1	0	0
12 Freddy Sanchez, R (1, 5) OBP: 0.339, SLG: 0.423	1-1 L8		2-3 SAFE K 1-2			1-0 2B		2-0 F8		4	0	1	0	0	1	3
Jason Bay, R (1, 7) OBP: 0.371, SLG: 0.550	0-1 SAFE 2B 1-3				2-1 L9		0-0 P3	4-0 SAFE SAFE BB BB 1-2		3	0	1	0	1	0	2
Rob Mackowiak, L (1, 8) OBP: 0.405, SLG: 0.486	1-2 P3				3-2 G6-3		4-0 G4-6-3 IBB	4-1 BB BB 1-2 2-3		2	0	0	0	2	0	2
Daryle Ward, L (1, 3) OBP: 0.341, SLG: 0.528	3-2 G5-3				3-3 K		0-1 G4-6-3 1-2f	2-2 G4-3		4	0	0	0	0	1	8
Jose Castillo, R (1, 4) OBP: 0.352, SLG: 0.439			2-1 L9			1-2 BB 1B		1-2 G6-3		4	0	1	0	0	0	0
David Ross, R (1, 2) OBP: 0.250, SLG: 0.393			1-3 K			4-1 B1-6-4 BB		2-2 F8		2	0	0	0	1	1	0
Bobby Hill, S (9, PH) OBP: 0.329, SLG: 0.306						1-2 BB		0-1 G4-3		1	0	0	0	0	0	0
2 Jack Wilson, R (1, 6) OBP: 0.268, SLG: 0.342			1-0 F9			2-1 F8		3-2 F8		4	0	0	0	0	0	2
Mark Redman, L (1, 1) OBP: 0.185, SLG: 0.120			3-3 K			0-0 B1-6-4 1-2f		1-3 K		2	0	0	0	0	1	2
Tike Redman, L (8, PH) OBP: 0.298, SLG: 0.373										1	0	0	0	0	1	0
Michael Gonzalez, R (9, 1)										0	0	0	0	0	0	0

Inning Stats	R: 0	H: 2	E: 0	K: 0	S: 11	R: 0	H: 0	E: 0	K: 1	S: 6	R: 0	H: 1	E: 0	K: 2	S: 7	R: 0	H: 0	E: 0	K: 1	S: 12	R: 0	H: 1	E: 0	K: 0	S: 8	R: 0	H: 2	E: 0	K: 0	S: 6	R: 0	H: 0	E: 0	K: 10	S: 9	R: 0	H: 0	E: 0	K: 0	S: 9	R: 0	H: 0	E: 0	K: 0	S: 9	1B: 4	2B: 2	3B: 0	HR: 0	SF: 0	SAC: 0	DP: 2	HBP: 0	WP: 0	PB: 0	SB: 0	CS: 1	PA: 35
26 Kyle Davies, R (1, 1) ERA: 0.77	IP	WLS	BF	H	R	ER	SO	BB	IBB	HBP	BLK	WP	HR	S	P	ERA	WHIP																																									
John Foster, L (8, 1) ERA:	0.1	W	2	0	0	0	0	1	0	0	0	0	0	4	10	0.00	3.000																																									
Chris Reitsma, R (9, 1) ERA: 3.67	1.0	S	3	0	0	0	0	0	0	0	0	0	0	9	12	0.00	0.000																																									

BOTTOM

Atlanta Braves @ Pittsburgh Pirates
PNC Park, Pittsburgh, PA
 Sat Jun 04 2005, 7:05 PM EDT
 Att. 33,649 - Clear - 75 F

livebaseballscorecards.com

AB	30
R	0
H	6
RBI	0
BB	5
SO	5
LOB	19



Batter	1	2	3	4	5	6	7	8	9	AB R H RBI BB SO LOB	TOP											
Rafael Furcal, S (1, 6) OBP: 0.275, SLG: 0.323	2-2 G5-3		4-2 BB		1-0 P6		3-2 G1-3			3 0 0 0 1 0 0												
Marcus Giles, R (1, 4) OBP: 0.341, SLG: 0.426	2-2 G3		1-1 F9		4-2 BB			1-3 K		3 0 0 0 1 1 2												
10 Chipper Jones, S (1, 5) OBP: 0.411, SLG: 0.513 4 Pete Orr, L (8, 5) OBP: 0.319, SLG: 0.420	1-1 G5-3			4-2 BB	1-3 K			1-0 G4-3		3 0 0 0 1 1 1 0 0 0 0 0 0 0												
Julio Franco, R (1, 3) OBP: 0.283, SLG: 0.330		0-3 K		2-3 K		0-1 G3-1		1-3 K		4 0 0 0 0 3 1												
Andruw Jones, R (1, 8) OBP: 0.310, SLG: 0.488		1-0 G5-3		0-0 P4		3-3 K		1-2 F9		4 0 0 0 0 1 1												
Brian Jordan, R (1, 9) OBP: 0.281, SLG: 0.303		2-0 G6-3		2-3 K		2-1 FC6-4 1B		1-1 BB 1B		4 0 2 0 0 1 1												
Johnny Estrada, S (1, 2) OBP: 0.322, SLG: 0.401			1-1 L8		0-0 WP HR 1B	0-0 FC6-4		2-3 K		4 1 1 0 0 1 2												
Ryan Langerhans, L (1, 7) OBP: 0.298, SLG: 0.500			3-2 2B		2-0 1-H HR		1-3 K		4-2 BB	3 1 2 2 1 1 0												
Seth Greisinger, R (1, 1) Adam Bernero, R (6, 1) OBP: 1.000, SLG: 1.000 Wilson Betemit, S (7, PH) OBP: 0.456, SLG: 0.593 Jorge Sosa, R (7, 1) Roman Colon, R (8, 1) Adam LaRoche, L (9, PH) OBP: 0.314, SLG: 0.431			0-3 K		1-2 G2-3		3-2 L7		2-3 K	2 0 0 0 0 0 1 1 0 0 0 0 0 0 0 0 1 0 0 0 0 0 0 0 0 0 0 0 0 0 0 0 0 0 0 0 0 0 0 0 1 0 0 0 0 0 1 2												
Inning Stats	R: 0 E: 0 K: 0 S: 9	H: 0 LOB: 0 BB: 0 P: 14	R: 0 E: 0 K: 1 S: 5	H: 0 LOB: 0 BB: 0 P: 8	R: 0 E: 0 K: 1 S: 12	H: 1 LOB: 2 BB: 1 P: 21	R: 0 E: 0 K: 2 S: 9	H: 0 LOB: 1 BB: 1 P: 17	R: 2 E: 0 K: 1 S: 13	H: 2 LOB: 1 BB: 1 P: 22	R: 0 E: 0 K: 1 S: 9	H: 1 LOB: 1 BB: 0 P: 14	R: 0 E: 0 K: 1 S: 13	H: 0 LOB: 0 BB: 0 P: 20	R: 0 E: 0 K: 2 S: 8	H: 0 LOB: 0 BB: 0 P: 11	R: 0 E: 0 K: 2 S: 17	H: 1 LOB: 2 BB: 1 P: 27	1B: 3 2B: 1 3B: 0 HR: 1	SF: 0 SAC: 0 DP: 0 HBP: 0	WP: 1 PB: 0 SB: 0 CS: 0	PA: 36
PITCHER	IP WLS BF H R ER SO BB IBB HBP BLK WP HR S P ERA WHIP																					
Oliver Pérez, L (1, 1) ERA: 6.41	7.0 W 28 4 2 2 7 3 0 0 0 1 1 70 116 2.57 1.000																					
Rick White, R (8, 1) ERA: 2.81	1.0 H 3 0 0 0 2 0 0 0 0 0 0 8 11 0.00 0.000																					
Jose Mesa, R (9, 1) ERA: 4.22	1.0 S 5 1 0 0 2 1 0 0 0 0 0 17 27 0.00 2.000																					

Atlanta Braves @ Pittsburgh Pirates
PNC Park, Pittsburgh, PA
Sun Jun 05 2005, 1:35 PM EDT
Att. 28,717 - Sunny - 86 F

livebaseballscorecards.com

AB 32
R 2
H 5
RBI 2
BB 4
SO 11
LOB 11



Batter	1	2	3	4	5	6	7	8	9	AB R H RBI BB SO LOB	BOTTOM
--------	---	---	---	---	---	---	---	---	---	----------------------	--------

Matt Lawton, L (1, 9) <small>OBP: 0.361, SLG: 0.432</small>	2-2 		1-0 		2-1 		4-0 	2-3 		4 2 3 1 1 1 1	Atlanta Braves @ Pittsburgh Pirates PNC Park, Pittsburgh, PA Sun Jun 05 2005, 1:35 PM EDT Att: 28,717 - Sunny - 86 F
12 Freddy Sanchez, R (1, 5) <small>OBP: 0.330, SLG: 0.411</small>	0-2 		1-0 		0-1 		1-0 			3 1 0 0 0 0 2	
Jason Bay, R (1, 7) <small>OBP: 0.369, SLG: 0.545</small>	2-0 		4-2 		2-0 		3-0 			2 0 0 1 1 0 1	
Daryle Ward, L (1, 3) <small>OBP: 0.350, SLG: 0.537</small>	0-0 		1-2 		0-1 		4-0 			3 1 2 0 1 0 2	
Jose Castillo, R (1, 4) <small>OBP: 0.349, SLG: 0.432</small>	0-2 		2-1 		0-0 		1-3 			4 0 1 1 0 1 5	
Rob Mackowiak, L (1, 8) <small>OBP: 0.414, SLG: 0.514</small>	0-1 			0-1 		1-2 	1-2 			4 1 3 2 0 0 0	
11 Humberto Cota, R (1, 2) <small>OBP: 0.320, SLG: 0.430</small>		0-3 		1-2 		4-1 		0-0 		3 0 1 0 1 1 0	
2 Jack Wilson, R (1, 6) <small>OBP: 0.269, SLG: 0.347</small>		1-1 		2-1 		3-1 		0-1 		3 0 1 0 0 0 1	
Oliver Pérez, L (1, 1) <small>OBP: 0.150, SLG: 0.150</small>		0-2 			1-3 	0-1 		0-0 		3 0 0 0 0 1 2	
Rick White, R (8, 1) 41 Ryan Doumit, S (8, PH) Jose Mesa, R (9, 1)		2-2 				1-2f 		2-3 		0 0 0 0 0 0 0	

Inning Stats	R: 1 E: 0 K: 0 S: 14	H: 4 LOB: 2 BB: 0 P: 18	R: 0 E: 0 K: 1 S: 9	H: 1 LOB: 0 BB: 0 P: 10	R: 0 E: 0 K: 0 S: 7	H: 0 LOB: 0 BB: 1 P: 18	R: 0 E: 0 K: 0 S: 7	H: 0 LOB: 0 BB: 0 P: 10	R: 1 E: 0 K: 1 S: 8	H: 1 LOB: 0 BB: 0 P: 13	R: 2 E: 0 K: 0 S: 11	H: 2 LOB: 1 BB: 1 P: 19	R: 1 E: 1 K: 1 S: 10	H: 1 LOB: 2 BB: 2 P: 24	R: 0 E: 0 K: 1 S: 7	H: 1 LOB: 1 BB: 0 P: 9	1B: 6 2B: 4 3B: 0 HR: 2	SF: 1 SAC: 2 DP: 1 HBP: 0	WP: 0 PB: 0 SB: 0 CS: 0	PA: 37
--------------	-------------------------------	----------------------------------	------------------------------	----------------------------------	------------------------------	----------------------------------	------------------------------	----------------------------------	------------------------------	----------------------------------	-------------------------------	----------------------------------	-------------------------------	----------------------------------	------------------------------	---------------------------------	----------------------------------	------------------------------------	----------------------------------	--------

PITCHER	IP	WLS	BF	H	R	ER	SO	BB	IBB	HBP	BLK	WP	HR	S	P	ERA	WHIP
Seth Greisinger, R (1, 1) <small>ERA: 3.6</small>	5.0		21	7	2	2	2	1	0	0	0	0	1	47	69	3.60	1.600
Adam Bernero, R (6, 1) <small>ERA: 4.35</small>	1.0	L	6	2	2	2	0	1	0	0	0	0	1	11	19	18.00	3.000
Jorge Sosa, R (7, 1) <small>ERA: 2.74</small>	1.0		6	1	1	0	1	1	1	0	0	0	0	10	24	0.00	2.000
Roman Colon, R (8, 1) <small>ERA: 8.1</small>	1.0		4	1	0	0	1	0	0	0	0	0	0	7	9	0.00	1.000

livebaseballscores.com

AB	30
R	5
H	11
RBI	5
BB	4
SO	4
LOB	15



Batter	1	2	3	4	5	6	7	8	9	AB R H RBI BB SO LOB	TOP
9 Chone Figgins, S (1, 9) <small>OBP: 0.328, SLG: 0.409</small> Francisco Rodriguez, R (9, 1)	0-2 			0-1 		0-2 		1-0 	3-1 	5 1 1 0 0 0 2 0 0 0 0 0 0 0	Los Angeles Angels @ Atlanta Braves Turner Field, Atlanta, GA Mon Jun 06 2005, 7:35 PM EDT Att. 23,104 - Drizzle - 70 F
Darin Erstad, L (1, 3) <small>OBP: 0.331, SLG: 0.383</small>	0-3 		0-1 		1-1 		1-1 		4 1 1 0 0 1 0		
Steve Finley, L (1, 8) <small>OBP: 0.288, SLG: 0.426</small>	0-1 		0-3 		1-0 		0-1 		4 1 1 0 0 1 2		
16 Garret Anderson, L (1, 7) <small>OBP: 0.332, SLG: 0.477</small>		1-0 		0-1 		1-1 		0-0 		4 1 2 3 0 0 0	
8 Dallas McPherson, L (1, 5) <small>OBP: 0.299, SLG: 0.426</small>		0-0 		0-0 		2-1 		3-2 		4 0 1 1 0 0 1	
Bengie Molina, R (1, 2) <small>OBP: 0.366, SLG: 0.500</small>		2-3 		1-2 		0-0 		1-0 		4 0 2 0 0 1 1	
Adam Kennedy, L (1, 4) <small>OBP: 0.352, SLG: 0.380</small>			1-2 		1-2 		2-3 		2-2 	4 0 2 0 0 1 1	
Orlando Cabrera, R (1, 6) <small>OBP: 0.300, SLG: 0.347</small>			0-2 		1-2 		0-1 		0-1 	4 0 2 0 0 0 1	
41 John Lackey, R (1, 1) Casey Kotchman, L (7, PH) Brendan Donnelly, R (7, 1) 62 Scot Shields, R (8, 1) Jeff DaVanon, S (9, PH) <small>OBP: 0.314, SLG: 0.264</small> (9, 9)			1-3 		0-2 		2-2 		2-1 	2 0 0 0 0 0 1 3 1 0 0 0 0 0 0 1 0 0 0 0 0 0 0 0 0 0 0 0 0 0 0 0 1 0 1 0 0 0 0 0	
Inning Stats	R: 0 H: 0 E: 0 LOB: 0 K: 1 BB: 0 S: 8 P: 8	R: 0 H: 0 E: 0 LOB: 0 K: 1 BB: 0 S: 6 P: 9	R: 0 H: 0 E: 0 LOB: 0 K: 1 BB: 0 S: 11 P: 13	R: 0 H: 0 E: 0 LOB: 0 K: 1 BB: 0 S: 7 P: 7	R: 0 H: 3 E: 0 LOB: 3 K: 0 BB: 0 S: 16 P: 19	R: 1 H: 2 E: 0 LOB: 1 K: 0 BB: 0 S: 10 P: 15	R: 0 H: 2 E: 0 LOB: 1 K: 1 BB: 0 S: 12 P: 15	R: 3 H: 4 E: 0 LOB: 0 K: 0 BB: 0 S: 11 P: 17	R: 0 H: 2 E: 0 LOB: 1 K: 0 BB: 0 S: 9 P: 16	1B: 11 SF: 0 2B: 3 SAC: 0 3B: 0 DP: 2 HR: 0 HBP: 0	WP: 0 PA: 37 PB: 0 SB: 0 CS: 1
PITCHER 29 John Smoltz, R (1, 1) <small>ERA: 3.24</small> John Foster, L (9, 1) <small>ERA:</small>	IP WLS BF H R ER SO BB IBB HBP BLK WP HR S P ERA WHIP 8.1 L 36 13 4 4 5 0 0 0 0 0 0 0 2 5 4.32 1.560 0.2 1 0 0 0 0 0 0 0 0 0 0 0 0 0.00 0.000										

AB	37
R	4
H	13
RBI	4
BB	0
SO	5
LOB	12



Batter	1	2	3	4	5	6	7	8	9	AB R H RBI BB SO LOB
Rafael Furcal, S OBP: 0.278, SLG: 0.324 (1, 6)	1-2 G4-6-3 1B		2-2 S 1B		0-0 F7		2-2 G4-3		0-3 K	5 0 2 0 0 1 2
Marcus Giles, R OBP: 0.340, SLG: 0.420 (1, 4)	0-3 K		4-2 SAFE 1-2 BB		0-0 F9			1-3 K G5-3		3 0 0 0 1 2 1
Kelly Johnson, L OBP: 0.185, SLG: 0.043 (1, 7)	1-0 G4-6-3 1-2f		2-2 G3-1			0-1 F9		0-0 G5-3 1-2		4 0 0 0 0 0 4
Johnny Estrada, S OBP: 0.328, SLG: 0.406 (1, 2)		1-1 F7		0-1 HR 1B		1-0 1B 1B		3-2 K		3 1 2 0 0 0 0
8 Brayan Peña, S OBP: 0.231, SLG: 0.231 (8, 2)										1 0 0 0 0 1 1
Adam LaRoche, L OBP: 0.313, SLG: 0.446 (1, 3)		1-1 G4-3		1-1 HR 1-H		0-1 F7		0-1 G3		4 1 1 2 0 0 2
Andrew Jones, R OBP: 0.313, SLG: 0.486 (1, 8)		1-2 HBP		3-3 K		0-0 1-2 1B			3-2 G4-3	3 0 1 0 0 1 0
Ryan Langerhans, L OBP: 0.287, SLG: 0.480 (1, 9)		1-3 K		3-2 G3		3-3 K			0-2 G3-1	4 0 0 0 0 2 3
Wilson Betemit, S OBP: 0.457, SLG: 0.621 (1, 5)			0-1 29 G4-3 2B		0-3 K		0-0 G3		2-1 2B	4 0 2 0 0 1 0
29 John Smoltz, R OBP: 0.120, SLG: 0.083 (1, 1)			1-2 G4-3		1-3 K		2-2 F9		4-2 BB	3 0 0 0 0 1 1
John Foster, L (9, 1)										0 0 0 0 0 0 0
Julio Franco, R (9, PH)										0 0 0 0 1 0 0
4 Pete Orr, L (9, PR)										0 0 0 0 0 0 0

Inning Stats	R: 0 E: 0 K: 1 S: 10	H: 1 LOB: 0 BB: 0 P: 12	R: 0 E: 0 K: 1 S: 9	H: 0 LOB: 1 BB: 0 P: 13	R: 0 E: 0 K: 0 S: 17	H: 2 LOB: 2 BB: 1 P: 25	R: 2 E: 0 K: 2 S: 16	H: 2 LOB: 0 BB: 0 P: 23	R: 0 E: 0 K: 1 S: 5	H: 0 LOB: 0 BB: 0 P: 6	R: 0 E: 0 K: 1 S: 9	H: 2 LOB: 2 BB: 0 P: 13	R: 0 E: 0 K: 0 S: 8	H: 0 LOB: 0 BB: 0 P: 12	R: 0 E: 0 K: 2 S: 10	H: 0 LOB: 1 BB: 0 P: 14	R: 0 E: 0 K: 1 S: 15	H: 1 LOB: 2 BB: 1 P: 24	1B: 5 2B: 2 3B: 0 HR: 1	SF: 0 SAC: 0 DP: 1 HBP: 1
--------------	-------------------------------	----------------------------------	------------------------------	----------------------------------	-------------------------------	----------------------------------	-------------------------------	----------------------------------	------------------------------	---------------------------------	------------------------------	----------------------------------	------------------------------	----------------------------------	-------------------------------	----------------------------------	-------------------------------	----------------------------------	----------------------------------	------------------------------------

PITCHER	IP	WLS	BF	H	R	ER	SO	BB	IBB	HBP	BLK	WP	HR	S	P	ERA	WHIP
41 John Lackey, R ERA: 3.93 (1, 1)	6.0		25	7	2	2	6	1	0	1	0	0	1	66	92	3.00	1.333
Brendan Donnelly, R ERA: 3.76 (7, 1)	1.0	W	3	0	0	0	0	0	0	0	0	0	0	8	12	0.00	0.000
62 Scot Shields, R ERA: 2.83 (8, 1)	1.0	H	4	0	0	0	2	0	0	0	0	0	0	10	14	0.00	0.000
Francisco Rodríguez, R ERA: 2.5 (9, 1)	1.0	S	5	1	0	0	1	1	0	0	0	0	0	15	24	0.00	2.000


BOTTOM

Los Angeles Angels @ Atlanta Braves
Turner Field, Atlanta, GA

Mon Jun 06 2005, 7:35 PM EDT
Att: 23,104 - Drizzle - 70 F

AB	34
R	2
H	8
RBI	2
BB	2
SO	9
LOB	14

WP: 0 PA: 37
PB: 1
SB: 1
CS: 0



PITCHER	IP	WLS	BF	H	R	ER	SO	BB	IBB	HBP	BLK	WP	HR	S	P	ERA	WHIP
---------	----	-----	----	---	---	----	----	----	-----	-----	-----	----	----	---	---	-----	------

Batter	1	2	3	4	5	6	7	8	9	AB R H RBI BB SO LOB	TOP									
9 Chone Figgins, S OBP: 0.324, SLG: 0.411 (1, 5) X	0-0 P6		2-1 FC5-4			1-1 B5-3		3-2 2B		4 0 1 1 0 0 1										
Darin Erstad, L OBP: 0.329, SLG: 0.381 (1, 3) B C C F B X	3-2 P3		0-1 L3			1-1 1B		2-2 F7		4 0 1 0 0 0 2										
Steve Finley, L OBP: 0.292, SLG: 0.421 (1, 8) C B B C C F B B	4-2 BB			4-2 BB		2-1 P5		0-1 F8		2 0 0 0 2 0 2										
16 Garret Anderson, L OBP: 0.326, SLG: 0.468 (1, 7) C B 1 SAFE	1-3 K			0-0 L6		1-1 G4-3			2-1 G4-3	4 0 0 0 0 1 3										
Bengie Molina, R OBP: 0.362, SLG: 0.521 (1, 2) X		0-1 HR		0-1 F9			2-0 G6-3		0-1 G6-3	4 1 1 1 0 0 1										
20 Juan Rivera, R OBP: 0.248, SLG: 0.340 (1, 9) B X		1-0 G4-3		3-1 G4-3			0-0 F9		0-1 G6-3	3 0 0 0 0 0 1										
Jeff DaVanon, S OBP: 0.311, SLG: 0.262 (9, PH) B C C B B X										1 0 0 0 0 0 0										
Orlando Cabrera, R OBP: 0.296, SLG: 0.343 (1, 6) B C C B X		1-1 B1-3			1-2 F8		2-1 G6-3			3 0 0 0 0 0 0										
Adam Kennedy, L OBP: 0.343, SLG: 0.369 (1, 4) C B B B F B B		3-3 K			0-3 K				0-0 P3	3 0 0 0 0 2 0										
Paul Byrd, R OBP: 0.250, SLG: 0.250 (1, 1) C C C B B B F B B			3-2 FC5-4		1-1 F8			1-1 E8		2 0 1 0 0 0 0										
39 Robb Quinlan, R OBP: 0.220, SLG: 0.321 (8, PH) B S X										1 1 1 0 0 0 0										
Joel Peralta, R OBP: 0.311, SLG: 0.262 (8, 1) X										0 0 0 0 0 0 0										
Inning Stats	R: 0 H: 0 E: 0 K: 1 S: 10	H: 0 LOB: 1 BB: 1 P: 18	R: 1 H: 1 E: 0 K: 1 S: 8	H: 1 LOB: 0 BB: 0 P: 13	R: 0 H: 1 E: 0 K: 0 S: 9	H: 1 LOB: 0 BB: 0 P: 14	R: 0 H: 0 E: 0 K: 1 S: 7	H: 0 LOB: 1 BB: 1 P: 14	R: 0 H: 0 E: 0 K: 1 S: 8	H: 0 LOB: 0 BB: 0 P: 10	R: 0 H: 1 E: 0 K: 0 S: 8	H: 1 LOB: 1 BB: 0 P: 13	R: 0 H: 0 E: 0 K: 0 S: 4	H: 0 LOB: 0 BB: 0 P: 8	R: 1 H: 2 E: 1 K: 0 S: 13	H: 2 LOB: 1 BB: 0 P: 19	R: 0 H: 0 E: 0 K: 0 S: 6	H: 0 LOB: 0 BB: 0 P: 8	1B: 2 SF: 0 2B: 3 SAC: 0 3B: 0 DP: 1 HR: 1 HBP: 0	WP: 0 PA: 33 PB: 0 SB: 0 CS: 0
PITCHER Horacio Ramirez, L ERA: 5.05 (1, 1)	IP: 8.0 WLS: W BF: 30 H: 5 R: 2 ER: 2 SO: 3 BB: 2 IBB: 0 HBP: 0 BLK: 0 WP: 0 HR: 1 S: 67 P: 109 ERA: 2.25 WHIP: 0.875																			
PITCHER Chris Reitsma, R ERA: 3.54 (9, 1)	IP: 1.0 WLS: S BF: 3 H: 0 R: 0 ER: 0 SO: 0 BB: 0 IBB: 0 HBP: 0 BLK: 0 WP: 0 HR: 0 S: 6 P: 8 ERA: 0.00 WHIP: 0.000																			

Los Angeles Angels @ Atlanta Braves
 Turner Field, Atlanta, GA
 Tue Jun 07 2005, 7:35 PM EDT
 Att. 25,276 - Overcast - 74 F

livebaseballscorecards.com

AB	31
R	2
H	5
RBI	2
BB	2
SO	3
LOB	10



Batter	1	2	3	4	5	6	7	8	9
Rafael Furcal, S OBP: 0.279, SLG: 0.338 (1, 6)	1-2 F8	3-2 L4			0-0 SH5-3		0-2 HR		
Wilson Betemit, S OBP: 0.446, SLG: 0.613 Chris Reitsma, R (1, 4) (9, 1)	2-2 P3 1B 2B		0-3 K		3-2 F8		1-0 G1-3		
Brian Jordan, R OBP: 0.275, SLG: 0.296 (1, 9)	2-1 P3		2-2 G5-3		0-3 K		0-0 E5		
Adam LaRoche, L OBP: 0.317, SLG: 0.447 (1, 3)	0-1 1B		0-2 G3-1		1-2 1B 1B		2-2 SAFE G5-3		
Andruw Jones, R OBP: 0.312, SLG: 0.479 (1, 8)	0-2 P5		0-2 1B SF8-5 HBP		0-0 F8		1-1 F7		
Ryan Langerhans, L OBP: 0.304, SLG: 0.490 (1, 7)		1-1 1B 1B	1-0 SF8-5 1-3 1B		2-0 1B		0-3 K		
Andy Marte, R (1, 5)		2-2 K	1-0 SF8-5		0-0 F7		1-2 P6		
8 Brayán Peña, S OBP: 0.188, SLG: 0.188 (1, 2)		1-0 F7	3-2 F7		2-3 K				
Horacio Ramirez, L OBP: 0.333, SLG: 0.391 Marcus Giles, R OBP: 0.340, SLG: 0.420 (1, 1) (9, 4)		0-0 1B			0-2 SH5-3 1B		0-0 F7		

Inning Stats	R: 1 E: 0 K: 0 S: 14	H: 2 LOB: 1 BB: 0 P: 19	R: 0 E: 0 K: 1 S: 10	H: 2 LOB: 2 BB: 0 P: 17	R: 0 E: 0 K: 1 S: 9	H: 0 LOB: 0 BB: 0 P: 11	R: 1 E: 0 K: 0 S: 8	H: 1 LOB: 0 BB: 0 P: 14	R: 0 E: 0 K: 1 S: 12	H: 1 LOB: 1 BB: 0 P: 15	R: 0 E: 0 K: 1 S: 9	H: 2 LOB: 2 BB: 0 P: 14	R: 1 E: 1 K: 0 S: 13	H: 1 LOB: 1 BB: 0 P: 16	R: 0 E: 0 K: 1 S: 8	H: 0 LOB: 0 BB: 0 P: 10
1B: 7 2B: 2 3B: 0 HR: 1	SF: 1 SAC: 1 DP: 1 HBP: 1	WP: 0 PA: 34														

PITCHER	IP	WLS	BF	H	R	ER	SO	BB	IBB	HBP	BLK	WP	HR	S	P	ERA	WHIP
Paul Byrd, R ERA: 4.38 (1, 1)	7.0	L	31	9	3	3	4	0	0	1	0	0	1	75	106	3.86	1.286
Joel Peralta, R ERA: 1.17 (8, 1)	1.0		3	0	0	0	1	0	0	0	0	0	0	8	10	0.00	0.000


BOTTOM

Los Angeles Angels @ Atlanta Braves
Turner Field, Atlanta, GA

Tue Jun 07 2005, 7:35 PM EDT
Att. 25,276 - Overcast - 74 F

AB	31
R	3
H	9
RBI	3
BB	0
SO	5
LOB	14

livebaseballscorecards.com



AB	R	H	RBI	BB	SO	LOB
3	1	1	1	0	0	2
4	1	1	0	0	1	1
0	0	0	0	0	0	0
4	0	0	0	0	1	2
4	0	2	1	0	0	1
3	1	0	0	0	0	2
4	0	3	0	0	1	0
3	0	0	1	0	1	3
3	0	0	0	0	1	3
3	0	2	0	0	0	0
0	0	0	0	0	0	0

Los Angeles Angels @ Atlanta Braves

Turner Field, Atlanta, GA

Wed Jun 08 2005, 7:05 PM EDT
 Att: 27,747 - Partly Cloudy - 81 F

livebaseballscorecards.com



WP: 0 PA: 48
 PB: 0
 SB: 5
 CS: 1

AB R H RBI BB SO LOB

5	0	3	2	1	1	0
3	2	1	0	3	1	2
5	1	1	0	0	1	7
5	1	2	1	0	0	1
5	2	3	2	0	1	3
4	0	0	1	0	0	5
1	1	0	0	0	0	1
2	0	1	0	0	0	1
1	0	0	0	0	0	0
2	1	1	1	3	0	0
1	0	0	0	0	0	1
0	0	0	0	0	0	0
1	0	0	0	0	0	0
0	0	0	0	0	0	0
0	0	0	0	1	0	0
0	0	0	0	0	0	0

Batter 1 2 3 4 5 6 7 8 9

9 Chone Figgins, S OBP: 0.332, SLG: 0.415 (1, 6) (7, 9)	0-2 E S 1B	2-2 S 1B	4-1 BB	2-3 K	3-2 P4	0-0 BB 1B	2-3 K	4-2 BB 16 1B 8 3B	1-1 BB 16 1B 1B	4-0 BB 1B 1B
Darin Erstad, L OBP: 0.337, SLG: 0.380 (1, 3)	2-3 K 1-3	4-2 SAFE SAFE BB	0-0 P5	0-1 16 S 16 E 1B	1-3 SAFE K	4-2 SAFE BB 16 1B BB	1-3 SAFE K	3-1 SAFE BB 8 3B 1B	3-1 SAFE BB 8 3B 1B	1-1 SAFE BB SF8 3B
Steve Finley, L OBP: 0.293, SLG: 0.416 (1, 8)	1-0 L3	0-0 F9	0-1 G1-3	0-0 F8	1-1 SF8	0-1 P6	1-0 L8	3-2 E3 1-H	3-1 SAFE BB 8 3B 1B	0-2 SAFE BB 16 1B 1B
16 Garret Anderson, L OBP: 0.328, SLG: 0.466 (1, 7)	1-0 L8	0-1 G1-3	0-1 G1-3	0-0 F8	1-1 SF8	0-1 P6	1-0 L8	3-2 E3 1-H	3-1 SAFE BB 8 3B 1B	0-2 SAFE BB 16 1B 1B
8 Dallas McPherson, L OBP: 0.309, SLG: 0.454 (1, 5)	0-1 G4-3 1B	0-0 G5-3 S 1B	0-0 G1-3	0-0 F8	1-1 SF8	0-1 P6	1-0 L8	3-2 E3 1-H	3-1 SAFE BB 8 3B 1B	0-2 SAFE BB 16 1B 1B
Bengie Molina, R OBP: 0.345, SLG: 0.500 (1, 2)	2-1 G4-3	3-2 G5-3	3-2 G5-3	1-2 F9	1-1 SF8	0-1 F9	2-1 G4-3	1-2 F9	1-1 SAFE BB 8 3B 1B	0-1 SAFE BB 16 1B 1B
Jeff DaVanon, S OBP: 0.315, SLG: 0.259 (1, 9)	1-1 F9	0-2 G4-3	0-2 G4-3	2-1 F9	2-0 2B	1-1 F9	1-1 G4-3	1-1 F9	3-1 SAFE BB 8 3B 1B	0-2 SAFE BB 16 1B 1B
20 Juan Rivera, R OBP: 0.252, SLG: 0.354 (4, 9)	45 SH2-4 9 1B HBP	45 SH2-4 9 1B HBP	45 SH2-4 9 1B HBP	2-1 F9	2-0 2B	1-1 F9	1-1 G4-3	1-1 F9	3-1 SAFE BB 8 3B 1B	0-2 SAFE BB 16 1B 1B
Orlando Cabrera, R OBP: 0.295, SLG: 0.341 (7, 6)	45 SH2-4 9 1B HBP	45 SH2-4 9 1B HBP	45 SH2-4 9 1B HBP	2-1 F9	2-0 2B	1-1 F9	1-1 G4-3	1-1 F9	3-1 SAFE BB 8 3B 1B	0-2 SAFE BB 16 1B 1B
Adam Kennedy, L OBP: 0.363, SLG: 0.371 (1, 4)	45 SH2-4 9 1B HBP	45 SH2-4 9 1B HBP	45 SH2-4 9 1B HBP	2-1 F9	2-0 2B	1-1 F9	1-1 G4-3	1-1 F9	3-1 SAFE BB 8 3B 1B	0-2 SAFE BB 16 1B 1B
45 Kelvim Escobar, R (1, 1)	45 SH2-4 9 1B HBP	45 SH2-4 9 1B HBP	45 SH2-4 9 1B HBP	2-1 F9	2-0 2B	1-1 F9	1-1 G4-3	1-1 F9	3-1 SAFE BB 8 3B 1B	0-2 SAFE BB 16 1B 1B
Jake Woods, L (5, 1)	45 SH2-4 9 1B HBP	45 SH2-4 9 1B HBP	45 SH2-4 9 1B HBP	2-1 F9	2-0 2B	1-1 F9	1-1 G4-3	1-1 F9	3-1 SAFE BB 8 3B 1B	0-2 SAFE BB 16 1B 1B
39 Robb Quinlan, R OBP: 0.277, SLG: 0.316 (6, PH)	45 SH2-4 9 1B HBP	45 SH2-4 9 1B HBP	45 SH2-4 9 1B HBP	2-1 F9	2-0 2B	1-1 F9	1-1 G4-3	1-1 F9	3-1 SAFE BB 8 3B 1B	0-2 SAFE BB 16 1B 1B
Brendan Donnelly, R (6, 1)	45 SH2-4 9 1B HBP	45 SH2-4 9 1B HBP	45 SH2-4 9 1B HBP	2-1 F9	2-0 2B	1-1 F9	1-1 G4-3	1-1 F9	3-1 SAFE BB 8 3B 1B	0-2 SAFE BB 16 1B 1B
62 Scot Shields, R (8, 1)	45 SH2-4 9 1B HBP	45 SH2-4 9 1B HBP	45 SH2-4 9 1B HBP	2-1 F9	2-0 2B	1-1 F9	1-1 G4-3	1-1 F9	3-1 SAFE BB 8 3B 1B	0-2 SAFE BB 16 1B 1B
Casey Kotchman, L (8, PH)	45 SH2-4 9 1B HBP	45 SH2-4 9 1B HBP	45 SH2-4 9 1B HBP	2-1 F9	2-0 2B	1-1 F9	1-1 G4-3	1-1 F9	3-1 SAFE BB 8 3B 1B	0-2 SAFE BB 16 1B 1B
Francisco Rodríguez, R (9, 1)	45 SH2-4 9 1B HBP	45 SH2-4 9 1B HBP	45 SH2-4 9 1B HBP	2-1 F9	2-0 2B	1-1 F9	1-1 G4-3	1-1 F9	3-1 SAFE BB 8 3B 1B	0-2 SAFE BB 16 1B 1B

Inning Stats

R: 0	H: 1	R: 3	H: 3	R: 0	H: 1	R: 0	H: 0	R: 1	H: 1	R: 0	H: 0	R: 3	H: 3	R: 1	H: 2	R: 0	H: 1
E: 0	LOB: 1	E: 0	LOB: 2	E: 0	LOB: 1	E: 0	LOB: 0	E: 1	LOB: 1	E: 0	LOB: 0	E: 0	LOB: 2	E: 0	LOB: 2	E: 0	LOB: 3
K: 1	BB: 0	K: 0	BB: 1	K: 0	BB: 0	K: 1	BB: 0	K: 0	BB: 0	K: 1	BB: 2	K: 1	BB: 1	K: 0	BB: 1	K: 0	BB: 3
S: 8	P: 12	S: 16	P: 27	S: 12	P: 15	S: 6	P: 14	S: 11	P: 17	S: 8	P: 12	S: 16	P: 34	S: 17	P: 26	S: 10	P: 24

PITCHER	IP	WLS	BF	H	R	ER	SO	BB	IBB	HBP	BLK	WP	HR	S	P	ERA	WHIP
15 Tim Hudson, R ERA: 3.36	4.0		22	6	4	4	1	3	0	1	0	0	0	47	76	9.00	2.250
Adam Bernero, R ERA: 4.09	2.0		6	0	0	0	1	0	0	0	0	0	0	14	21	0.00	0.000
John Foster, L ERA: 2.45	0.1	L	4	2	3	3	1	1	0	0	0	0	0	11	22	81.00	9.000
Kevin Gryboski, R ERA: 2.7	0.2		4	1	0	0	0	0	1	0	0	0	0	5	12	0.00	1.500
Dan Kolb, R ERA: 7.36	1.0		6	2	1	1	1	1	0	0	0	0	0	17	26	9.00	3.000

PITCHER	IP	WLS	BF	H	R	ER	SO	BB	IBB	HBP	BLK	WP	HR	S	P	ERA	WHIP
Jorge Sosa, R ERA: 2.63	1.0		6	1	0	0	0	3	0	0	0	0	0	10	24	0.00	4.000

AB	36
R	8
H	12
RBI	7
BB	9
SO	4
LOB	23

Batter	1	2	3	4	5	6	7	8	9	AB	R	H	RBI	BB	SO	LOB
Rafael Furcal, S OBP: 0.278, SLG: 0.345 (1, 6)	0-1 B1			1-0 WP 3B	2-2 G3		3-3 K			4	1	1	0	0	1	0
Marcus Giles, R OBP: 0.343, SLG: 0.423 (1, 4)	1-0 F9			2-1 S WP E HBP	1-0 2B			2-3 K		3	1	1	0	0	1	0
Kelly Johnson, L OBP: 0.161, SLG: 0.037 (1, 7)	2-2 G4-3			1-2 P4	3-1 F8			2-3 K		4	0	0	0	0	1	3
Adam LaRoche, L OBP: 0.316, SLG: 0.448 (1, 3)		2-0 G4-3		3-1 WP 2B	1-0 F8			1-0 F9		4	1	1	0	0	0	1
Andruw Jones, R OBP: 0.311, SLG: 0.472 (1, 8)		0-0 G6-3		4-1 WP 2B BB		0-2 F8		1-2 F9		3	1	0	0	1	0	0
Ryan Langerhans, L OBP: 0.310, SLG: 0.495 (1, 9)		0-3 K		3-2 1-H 2-H 2B		0-0 G6-3		4-0 BB		3	0	1	2	1	1	0
Andy Marte, R (1, 5)			2-3 K	0-2 F8		0-0 F9		1-0 F7		4	0	0	0	0	1	2
8 Brayan Peña, S OBP: 0.200, SLG: 0.158 (1, 2)			1-2 G4-3	4-0 IBB			2-2 L6		0-0 F7	3	0	0	0	1	0	1
15 Tim Hudson, R OBP: 0.179, SLG: 0.115 Adam Bertero, R OBP: 1.000, SLG: 1.000 John Foster, L (7, 1) Kevin Gryboski, R (7, 1) Wilson Betemit, S OBP: 0.440, SLG: 0.603 Dan Kolb, R (8, 1) Jorge Sosa, R (9, 1)			3-2 G5-3	3-3 K			1-2 K			2	0	0	0	0	1	2

Inning Stats	R: 0	H: 0	E: 0	K: 6	S: 6	R: 0	H: 0	E: 0	K: 5	S: 5	R: 0	H: 0	E: 0	K: 1	S: 9	R: 4	H: 3	E: 0	K: 1	S: 19	R: 0	H: 1	E: 0	K: 7	S: 7	R: 0	H: 0	E: 0	K: 5	R: 0	H: 0	E: 0	K: 8	S: 10	R: 0	H: 0	E: 0	K: 8	S: 8	R: 0	H: 0	E: 0	K: 5	S: 5	R: 0	H: 0	E: 0	K: 5	S: 5	1B: 0	2B: 3	3B: 1	HR: 0	SF: 0	SAC: 0	DP: 0	HBP: 1	WP: 2	PA: 35
--------------	------	------	------	------	------	------	------	------	------	------	------	------	------	------	------	------	------	------	------	-------	------	------	------	------	------	------	------	------	------	------	------	------	------	-------	------	------	------	------	------	------	------	------	------	------	------	------	------	------	------	-------	-------	-------	-------	-------	--------	-------	--------	-------	--------

PITCHER	IP	WLS	BF	H	R	ER	SO	BB	IBB	HBP	BLK	WP	HR	S	P	ERA	WHIP
45 Kelvin Escobar, R ERA: 3.54 (1, 1)	4.1		20	4	4	4	3	1	1	1	0	2	0	43	78	8.31	1.154
Jake Woods, L ERA: 3.0 (5, 1)	0.2		2	0	0	0	0	0	0	0	0	0	0	3	7	0.00	0.000
Brendan Donnelly, R ERA: 3.49 (6, 1)	2.0	W	6	0	0	0	2	0	0	0	0	0	0	15	21	0.00	0.000
62 Scot Shields, R ERA: 2.75 (8, 1)	1.0		3	0	0	0	2	0	0	0	0	0	0	8	13	0.00	0.000
Francisco Rodriguez, R ERA: 2.37 (9, 1)	1.0		4	0	0	0	0	1	0	0	0	0	0	5	11	0.00	1.000

BOTTOM

Los Angeles Angels @ Atlanta Braves
Turner Field, Atlanta, GA
Wed Jun 08 2005, 7:05 PM EDT
Att. 27,747 - Partly Cloudy - 81 F

AB	31
R	4
H	4
RBI	2
BB	3
SO	7
LOB	9



WP: 2	PA: 35
PB: 0	
SB: 1	
CS: 0	

Batter	1	2	3	4	5	6	7	8	9	AB R H RBI BB SO LOB	TOP																	
Jason Kendall, R (1, 2) OBP: 0.326, SLG: 0.290	4-1 BB		1-2 1B	3-2 G6-3		1-0 FC5 2-3f			2-1 G4-3	4 0 1 0 1 0 3																		
14 Mark Ellis, R (1, 4) OBP: 0.333, SLG: 0.355	2-2 P4		2-0 L5		1-3 K			2-2 G5-3	3-1 G6-3	5 0 0 0 0 1 2																		
21 Mark Kotsay, L (1, 8) OBP: 0.336, SLG: 0.376	1-0 F8		3-3 K		0-0 G4-3			2-0 3 HR 1B	2-2 G6-3	5 1 1 0 0 1 2																		
3 Eric Chavez, L (1, 5) OBP: 0.306, SLG: 0.386	2-2 K			3-2 7 HR 1B	1-1 G3-1			1-0 1-H HR		4 2 2 2 0 1 1																		
7 Bobby Crosby, R (1, 6) OBP: 0.396, SLG: 0.628		1-2 G4-3		3-1 1-H HR		1-1 1B 2B		3-2 G5-3		4 2 2 2 0 0 0																		
Marco Scutaro, R (7, 6) OBP: 0.328, SLG: 0.380										0 0 0 0 0 0 0																		
29 Dan Johnson, L (1, 3) OBP: 0.370, SLG: 0.333		0-1 G3 2B		2-1 2B G6-3 1B		1-2 P6		1-0 F7		4 1 2 0 0 0 1																		
Nick Swisher, S (1, 9) OBP: 0.291, SLG: 0.350		1-2 G3		1-3 K		4-2 FC5 1B BB		1-2 F7		3 0 0 0 1 1 2																		
Matt Watson, L (1, 7) OBP: 0.226, SLG: 0.241		1-1 F8		1-1 2B		0-2 L6		2-0 F8		4 0 1 0 0 0 3																		
Eric Byrnes, R (9, 7) OBP: 0.327, SLG: 0.431				1-3 2B						0 0 0 0 0 0 0																		
Dan Haren, R (1, 1) OBP: 0.400, SLG: 0.600			0-0 F8		3-2 G6-3			2-3 K		3 0 1 2 0 0 1																		
50 Kiko Calero, R (7, 1)						1-0 1B				1 0 0 0 0 1 0																		
Ricardo Rincon, L (8, 1)										0 0 0 0 0 0 0																		
20 Huston Street, R (8, 1)						1-2 2-H 1B				0 0 0 0 0 0 0																		
Inning Stats	R: 0 E: 0 K: 1 S: 8	H: 0 LOB: 1 BB: 1 P: 17	R: 0 E: 0 K: 0 S: 11	H: 1 LOB: 1 BB: 0 P: 14	R: 0 E: 0 K: 1 S: 9	H: 1 LOB: 1 BB: 0 P: 15	R: 3 E: 0 K: 1 S: 22	H: 4 LOB: 1 BB: 0 P: 38	R: 0 E: 0 K: 1 S: 6	H: 0 LOB: 0 BB: 0 P: 8	R: 1 E: 0 K: 0 S: 13	H: 2 LOB: 2 BB: 1 P: 21	R: 2 E: 0 K: 0 S: 9	H: 2 LOB: 0 BB: 0 P: 18	R: 0 E: 0 K: 1 S: 9	H: 0 LOB: 0 BB: 0 P: 14	R: 0 E: 0 K: 0 S: 7	H: 0 LOB: 0 BB: 0 P: 14	1B: 5 2B: 3 3B: 0 HR: 2	SF: 0 SAC: 0 DP: 0 HBP: 0	WP: 0 PB: 0 SB: 0 CS: 0	PA: 39						
PITCHER	IP WLS BF H R ER SO BB IBB HBP BLK WP HR S P ERA WHIP																											
26 Kyle Davies, R (1, 1) ERA: 1.86	5.2		27	8	4	4	4	2	0	0	0	0	0	1	68	111	6.35	1.765										
Roman Colon, R (6, 1) ERA: 8.5	1.1	L	6	2	2	2	0	0	0	0	0	0	0	1	10	20	13.50	1.500										
Adam Bernero, R (8, 1) ERA: 3.97	1.0		3	0	0	0	1	0	0	0	0	0	0	0	9	14	0.00	0.000										
Dan Kolb, R (9, 1) ERA: 7.04	1.0		3	0	0	0	0	0	0	0	0	0	0	0	7	14	0.00	0.000										

Oakland Athletics @ Atlanta Braves

Turner Field, Atlanta, GA

Fri Jun 10 2005, 7:35 PM EDT
Att. 28,535 - Overcast - 76 F

livebaseballscorecards.com

AB	37
R	6
H	10
RBI	6
BB	2
SO	5
LOB	15



BOTTOM

Oakland Athletics @ Atlanta Braves
 Turner Field, Atlanta, GA
 Fri Jun 10 2005, 7:35 PM EDT
 Att. 28,535 - Overcast - 76 F

livebaseballscorecards.com

AB	33
R	4
H	9
RBI	4
BB	3
SO	6
LOB	14



WP: 0	PA: 38
PB: 0	
SB: 2	
CS: 0	

AB R H RBI BB SO LOB

4	0	0	0	1	1	3
5	1	2	1	0	1	2
4	0	0	0	0	2	0
4	1	1	0	0	0	0
3	1	2	0	0	0	0
3	0	0	0	0	1	3
1	0	1	0	0	0	0
0	0	0	0	0	0	0
4	1	1	1	0	1	3
3	0	2	1	1	0	0
1	0	0	1	0	0	2
0	0	0	0	0	0	0
0	0	0	0	1	0	0
0	0	0	0	0	0	0
0	0	0	0	0	0	0
1	0	0	0	0	0	1

1B:	7	SF:	0
2B:	2	SAC:	1
3B:	0	DP:	2
HR:	1	HBP:	1

Batter 1 2 3 4 5 6 7 8 9

Rafael Furcal, S OBP: 0.277, SLG: 0.339 (1, 6)	0-3 K	2-2 G1-6-3 1-2f			1-0 P2		1-2 P4		4-2 BB
Marcus Giles, R OBP: 0.344, SLG: 0.438 (1, 4)	1-1 G5-3		3-2 1B		0-0 HR		3-3 K		0-0 G6-3
Wilson Betemit, S OBP: 0.418, SLG: 0.567 (1, 5)	2-3 K		1-0 F8		1-3 K		3-2 F9		
Adam LaRoche, L OBP: 0.314, SLG: 0.450 (1, 3)		1-2 1B 2B	3-2 G6-3		1-1 F9		1-0 F7		
Andruw Jones, R OBP: 0.318, SLG: 0.475 (1, 8)		1-0 1B 1B HBP		1-1 S 1B		3-2 G6-3	3-2 1B 1B		
Ryan Langerhans, L OBP: 0.303, SLG: 0.481 (1, 7)		2-0 F7	1-3 K		2-1 G3		2-1 1B		
Julio Franco, R OBP: 0.297, SLG: 0.337 (8, PH)									
Kelly Johnson, L OBP: 0.161, SLG: 0.037 (8, PR)									
Brian Jordan, R OBP: 0.274, SLG: 0.295 (1, 9)		2-0 16 1B 26 SH 1B	2-0 F8		0-0 L8		0-3 K		
16 Brian McCann, L OBP: 0.750, SLG: 0.667 (1, 2)		2-2 26 SH 1B	4-0 IBB		1-0 L9		2-2 L5-3 1B		
26 Kyle Davies, R OBP: 0.200, SLG: 0.200 (6, 1)									
4 Pete Orr, L OBP: 0.329, SLG: 0.420 (7, PH)		1-0 SH	2-1 F9		4-2 S BB		0-0 L5-3		
Adam Bernero, R OBP: 1.000, SLG: 1.000 (8, 1)									
Dan Kolb, R (9, 1)									
Andy Marte, R (9, PH)		1-2 G1-6-3							

Inning Stats	R: 0 E: 0 K: 2 S: 8	H: 0 LOB: 0 BB: 0 P: 11	R: 3 E: 0 K: 0 S: 13	H: 3 LOB: 1 BB: 0 P: 24	R: 0 E: 0 K: 0 S: 7	H: 1 LOB: 0 BB: 0 P: 14	R: 0 E: 0 K: 1 S: 8	H: 1 LOB: 2 BB: 1 P: 18	R: 1 E: 0 K: 1 S: 7	H: 1 LOB: 0 BB: 0 P: 10	R: 0 E: 0 K: 0 S: 7	H: 0 LOB: 0 BB: 0 P: 12	R: 0 E: 0 K: 1 S: 9	H: 0 LOB: 1 BB: 1 P: 18	R: 0 E: 0 K: 1 S: 14	H: 2 LOB: 2 BB: 0 P: 23	R: 0 E: 0 K: 0 S: 7	H: 1 LOB: 1 BB: 1 P: 13	1B: 7 2B: 2 3B: 0 HR: 1	SF: 0 SAC: 1 DP: 2 HBP: 1
---------------------	------------------------------	----------------------------------	-------------------------------	----------------------------------	------------------------------	----------------------------------	------------------------------	----------------------------------	------------------------------	----------------------------------	------------------------------	----------------------------------	------------------------------	----------------------------------	-------------------------------	----------------------------------	------------------------------	----------------------------------	----------------------------------	------------------------------------

PITCHER	IP	WLS	BF	H	R	ER	SO	BB	IBB	HBP	BLK	WP	HR	S	P	ERA	WHIP
Dan Haren, R ERA: 4.28 (1, 1)	6.2	W	28	6	4	4	4	1	1	1	0	0	1	56	101	5.40	1.050
50 Kiko Calero, R ERA: 6.57 (7, 1)	1.0	H	4	1	0	0	1	0	0	0	0	0	0	11	21	0.00	1.000
Ricardo Rincon, L ERA: 3.31 (8, 1)	0.0		1	1	0	0	0	0	0	0	0	0	0	2	4	∞	∞
20 Huston Street, R ERA: 1.67 (8, 1)	1.1	S	5	1	0	0	1	1	0	0	0	0	0	11	17	0.00	1.500

WP: 0	PA: 38
PB: 0	
SB: 2	
CS: 0	

Batter	1	2	3	4	5	6	7	8	9	AB R H RBI BB SO LOB	TOP	
21 Mark Kotsay, L (1, 8) OBP: 0.340, SLG: 0.377	4-2 G6-4-3 BB		1-3 K			1-0 2B G6-4-3 1B		0-0 SH2-3		2 1 1 1 1 1 0		
Marco Scutaro, R (1, 6) OBP: 0.327, SLG: 0.383	0-0 G6-4-3 1-2f			2-2 G6-3		2-1 G6-4-3 2B		2-2 G4-3		4 0 1 1 0 0 2		
3 Eric Chavez, L (1, 5) OBP: 0.305, SLG: 0.381	2-0 F8			0-0 P6		4-0 G6-4-3 IBB		2-3 K		3 0 0 0 1 1 1		
Scott Hatteberg, L (1, 3) OBP: 0.342, SLG: 0.371		2-3 K		0-1 G1-3		0-1 G6-4-3 1-2f 2-3 3-H		2-1 G4-3		4 0 0 0 0 1 2		
Matt Watson, L (1, 7) OBP: 0.208, SLG: 0.219 58 Justin Duchschere, R (6, 1) Tim Harikkala, R (8, 1) 29 Dan Johnson, L (9, PH) OBP: 0.364, SLG: 0.326		3-1 G4-3			1-1 F7	1-0 G4-3		0-2 G6-3		3 0 0 0 0 0 1 0 0 0 0 0 0 0 0 0 0 0 0 0 0 1 0 0 0 0 0 0		
Nick Swisher, S (1, 9) OBP: 0.289, SLG: 0.348		3-2 FC4-6 1B			3-3 K		0-0 F8	2-1 G1-3		4 0 1 0 0 1 0		
17 Adam Melhuse, S (1, 2) OBP: 0.118, SLG: 0.147		1-0 FC4-6 1-2f			0-0 G6-3		1-1 F7			3 0 0 0 0 0 1		
14 Mark Ellis, R (1, 4) OBP: 0.333, SLG: 0.355			1-0 P6			1-0 23 1B 21 1B 1B		2-0 P3		3 1 1 0 0 0 0		
Kirk Saarloos, R (1, 1) 23 Bobby Kielty, S (6, PH) OBP: 0.399, SLG: 0.401 (6, 7)			0-0 F7			0-0 21 1B 2B 1B		4-2 G4-3 21 SH2-3 BB		1 0 0 0 0 0 0 1 1 1 0 1 0 0		
Inning Stats	R: 0 H: 0 E: 0 LOB: 0 K: 0 BB: 1 S: 4 P: 10	R: 0 H: 1 E: 0 LOB: 1 K: 1 BB: 0 S: 10 P: 19	R: 0 H: 0 E: 0 LOB: 0 K: 1 BB: 0 S: 5 P: 7	R: 0 H: 0 E: 0 LOB: 0 K: 0 BB: 0 S: 6 P: 8	R: 0 H: 0 E: 0 LOB: 0 K: 1 BB: 0 S: 6 P: 10	R: 3 H: 4 E: 0 LOB: 1 K: 0 BB: 1 S: 8 P: 17	R: 0 H: 0 E: 0 LOB: 0 K: 0 BB: 0 S: 4 P: 7	R: 0 H: 0 E: 0 LOB: 1 K: 1 BB: 1 S: 9 P: 17	R: 0 H: 0 E: 0 LOB: 0 K: 0 BB: 0 S: 7 P: 11	1B: 4 SF: 0 2B: 1 SAC: 1 3B: 0 DP: 2 HR: 0 HBP: 0	WP: 0 PA: 33 PB: 0 SB: 0 CS: 0	
PITCHER 29 John Smoltz, R (1, 1) ERA: 3.22	IP WLS BF H R ER SO BB IBB HBP BLK WP HR S P ERA WHIP	9.0 W 33 5 3 3 4 2 1 0 0 0 0 59 106 3.00 0.778										

Oakland Athletics @ Atlanta Braves
Turner Field, Atlanta, GA
Sat Jun 11 2005, 3:15 PM EDT
Att. 36,004 - Cloudy - 79 F

livebaseballscorecards.com

AB 29
R 3
H 5
RBI 2
BB 3
SO 4
LOB 7



Batter	1	2	3	4	5	6	7	8	9	AB	R	H	RBI	BB	SO	LOB
Rafael Furcal, S OBP: 0.276, SLG: 0.335 (1, 6)	2-1 G3		2-1 G3		4-0 BB		0-2 P4			3	0	0	0	1	0	0
Kelly Johnson, L OBP: 0.200, SLG: 0.034 (1, 7)	4-2 G4-6-3 BB			4-2 FC4-6 BB	3-1 F7		3-3 K			2	0	0	0	2	1	2
Marcus Giles, R OBP: 0.338, SLG: 0.429 (1, 4)	1-0 G4-6-3 1-2f			1-0 FC4-6 CS 1-2f		3-2 F8	0-0 G5-3			4	0	0	0	0	0	2
Adam LaRoche, L OBP: 0.323, SLG: 0.462 (1, 3)		2-2 E6 G5-3 PB		2-1 HR 1B		1-1 HR 1B		2-2 2B		4	2	3	0	0	0	0
4 Pete Orr, L OBP: 0.329, SLG: 0.420 (8, PR)										0	0	0	0	0	0	0
Julio Franco, R OBP: 0.297, SLG: 0.337 (9, 3)										0	0	0	0	0	0	0
Andruw Jones, R OBP: 0.321, SLG: 0.502 (1, 8)		2-2 G5-3		1-1 HR		1-0 HR		0-0 F7		4	2	2	4	0	0	2
16 Brian McCann, L OBP: 0.500, SLG: 0.857 (1, 2)		3-0 G4-3		0-0 G3		1-1 HR		0-3 K		4	1	1	1	0	1	2
Andy Marte, R OBP: 0.154, SLG: 0.091 (1, 5)		1-0 L7			2-1 G4-6-3 1B		0-1 G6-3		4-2 BB	3	0	1	0	1	0	1
Ryan Langerhans, L OBP: 0.301, SLG: 0.482 (1, 9)			1-0 G3-1		2-1 G4-6-3 1B		1-0 2B		0-3 K	4	0	1	0	0	1	3
29 John Smoltz, R OBP: 0.143, SLG: 0.111 (1, 1)			0-0 G1-6-3		1-1 BB 1B		2-3 K			3	0	1	0	0	1	1

Inning Stats	R: 0	H: 0	E: 0	K: 0	S: 5	LOB: 0	BB: 1	P: 12	R: 0	H: 0	E: 1	K: 0	S: 12	LOB: 1	BB: 0	P: 20	R: 0	H: 0	E: 0	K: 0	S: 4	LOB: 0	BB: 0	P: 7	R: 2	H: 2	E: 0	K: 0	S: 9	LOB: 0	BB: 1	P: 17	R: 0	H: 2	E: 0	K: 0	S: 8	LOB: 2	BB: 1	P: 20	R: 3	H: 4	E: 0	K: 1	S: 16	LOB: 1	BB: 0	P: 25	R: 0	H: 0	E: 0	K: 1	S: 9	LOB: 0	BB: 0	P: 12	R: 0	H: 1	E: 0	K: 2	S: 16	LOB: 2	BB: 1	P: 22
--------------	------	------	------	------	------	--------	-------	-------	------	------	------	------	-------	--------	-------	-------	------	------	------	------	------	--------	-------	------	------	------	------	------	------	--------	-------	-------	------	------	------	------	------	--------	-------	-------	------	------	------	------	-------	--------	-------	-------	------	------	------	------	------	--------	-------	-------	------	------	------	------	-------	--------	-------	-------

PITCHER	IP	WLS	BF	H	R	ER	SO	BB	IBB	HBP	BLK	WP	HR	S	P	ERA	WHIP
Kirk Saarloos, R ERA: 4.65 (1, 1)	5.0		20	4	2	2	0	3	0	0	0	0	1	38	76	3.60	1.400
58 Justin Duchschere, R ERA: 1.8 (6, 1)	2.0	L	10	4	3	3	2	0	0	0	0	0	2	25	37	13.50	2.000
Tim Harikkala, R ERA: 7.2 (8, 1)	1.0		5	1	0	0	2	1	0	0	0	0	0	16	22	0.00	2.000


BOTTOM

Oakland Athletics @ Atlanta Braves
Turner Field, Atlanta, GA

Sat Jun 11 2005, 3:15 PM EDT
Att: 36,004 - Cloudy - 79 F

AB	31
R	5
H	9
RBI	5
BB	4
SO	4
LOB	13

WP: 0 PA: 35
PB: 1
SB: 0
CS: 1



PITCHER	IP	WLS	BF	H	R	ER	SO	BB	IBB	HBP	BLK	WP	HR	S	P	ERA	WHIP
---------	----	-----	----	---	---	----	----	----	-----	-----	-----	----	----	---	---	-----	------

Batter	1	2	3	4	5	6	7	8	9	AB R H RBI BB SO LOB	TOP										
Jason Kendall, R (1, 2) OBP: 0.335, SLG: 0.295	4-1 BB 21 G4-3 3 2B BB		4-2 BB 3 1B BB		2-1 G4-3 21 G4-3 23 1B 2B	4-2 BB 21 2B BB	1-3 K K		0-2 G4-6-3 1-2f	3 2 1 0 3 1 3											
21 Mark Kotsay, L (1, 8) OBP: 0.341, SLG: 0.394	0-0 G4-3 1-2		0-1 L7 L7		0-0 G4-3 2-3	0-0 BB 1-3 2B 3-H	2-1 HR 2-H 3-H			5 1 2 4 0 0 3											
23 Bobby Kielty, S (1, 9) OBP: 0.393, SLG: 0.394 Keiichi Yabu, R (7, 1) Juan Cruz, R (9, 1)	0-0 L8 L8		0-0 L4 L4		3-2 3 BLK 3 HR 1B	1-0 F8 F8	0-3 K K			5 1 1 1 0 1 4 0 0 0 0 0 0 0 0 0 0 0 0 0 0											
3 Eric Chavez, L (1, 5) OBP: 0.318, SLG: 0.423	0-2 BB 2-H 2B 2B		2-2 1B 1-3 1B		2-2 HR 1-H HR HR		0-0 HR HR	3-2 1B 1B		5 2 5 4 0 0 0											
Eric Byrnes, R (1, 7) OBP: 0.323, SLG: 0.423	1-0 F7 F7		0-1 P6 P6		2-1 G1-3 G1-3		0-2 1B 14 2B 1B	0-0 F7 F7		5 1 1 0 0 0 4											
14 Mark Ellis, R (1, 4) OBP: 0.335, SLG: 0.359		4-1 BB BB		1-1 G6-3 G6-3	1-2 G6-3 G6-3		1 SAFE 2B SAFE 2B SAFE 2B 1B	3-2 F8 F8		4 1 1 0 1 0 1											
Nick Swisher, S (1, 3) OBP: 0.299, SLG: 0.347 (7, 9)		2-1 F9 F9		4-2 FC5-4 BB BB		1-2 WP 2B 21 G4-3 2B 1B	4-0 29 F7 21 HR 1B IBB	0-1 F8 F8		3 2 1 0 2 0 2											
Marco Scutaro, R (1, 6) OBP: 0.328, SLG: 0.380		2-2 F7 SAFE F7		0-2 FC5-4 FC6-4 1-2f		0-0 G4-3 1-2	1-0 29 F7 21 HR 1B	4-1 G4-6-3 BB		4 1 1 2 1 0 3											
Barry Zito, L (1, 1) OBP: 0.143, SLG: 0.143 Matt Watson, L (6, PH) OBP: 0.200, SLG: 0.212 58 Justin Duchschere, R (6, 1) 29 Dan Johnson, L (7, PH) OBP: 0.351, SLG: 0.313 (7, 3)		0-1 G1-3 G1-3		1-1 FC6-4 1-2f		1-2 K K	0-1 F7 F7 1-2 2-3	1-0 F8 F8		2 0 0 0 0 0 2 1 0 0 0 0 1 1 0 0 0 0 0 0 0 2 0 0 0 0 0 3											
Inning Stats	R: 1 H: 1 E: 0 LOB: 1 K: 0 BB: 1 S: 7 P: 12	R: 0 H: 0 E: 0 LOB: 1 K: 0 BB: 1 S: 8 P: 16	R: 0 H: 1 E: 0 LOB: 2 K: 0 BB: 1 S: 10 P: 16	R: 0 H: 0 E: 0 LOB: 1 K: 0 BB: 1 S: 9 P: 15	R: 3 H: 3 E: 0 LOB: 0 K: 0 BB: 0 S: 16 P: 26	R: 1 H: 2 E: 0 LOB: 2 K: 1 BB: 1 S: 12 P: 19	R: 6 H: 5 E: 0 LOB: 0 K: 2 BB: 1 S: 19 P: 29	R: 0 H: 1 E: 0 LOB: 1 K: 0 BB: 0 S: 10 P: 16	R: 0 H: 0 E: 0 LOB: 0 K: 0 BB: 1 S: 5 P: 10	1B: 6 SF: 0 2B: 4 SAC: 0 3B: 0 DP: 1 HR: 3 HBP: 0	WP: 1 PA: 46 PB: 0 SB: 0 CS: 0										
PITCHER	IP WLS BF H R ER SO BB IBB HBP BLK WP HR S P ERA WHIP											PITCHER	IP WLS BF H R ER SO BB IBB HBP BLK WP HR S P ERA WHIP								
Horacio Ramirez, L (1, 1) ERA: 5.2	5.0																				
48 Blaine Boyer, R (6, 1) ERA: 9.0	1.0 L																				
Adam Bernero, R (7, 1) ERA: 5.4	1.0																				
Kevin Gryboski, R (8, 1) ERA: 2.45	1.0																				
Dan Kolb, R (9, 1) ERA: 6.75	1.0																				

Oakland Athletics @ Atlanta Braves
Turner Field, Atlanta, GA
Sun Jun 12 2005, 1:05 PM EDT
Att. 27,819 - Overcast - 80 F

livebaseballscorecards.com

AB 39
R 11
H 13
RBI 11
BB 7
SO 3
LOB 26



Batter	1	2	3	4	5	6	7	8	9	AB R H RBI BB SO LOB
Rafael Furcal, S OBP: 0.280, SLG: 0.335 Kelly Johnson, L OBP: 0.194, SLG: 0.033	4-1 S S BB		0-1 1B 1B	1 SAFE 0-0 G5-4-3 1-2f		1 SAFE 2-3 K			1-0 L6	3 1 1 0 1 1 2 1 0 0 0 0 0 0
Marcus Giles, R OBP: 0.335, SLG: 0.424	3-3 K 1-2		1-1 FC4 1B E 1B		0-1 G4-3		2-1 F9		1-3 K	5 1 1 0 0 2 1
Julio Franco, R OBP: 0.311, SLG: 0.337	4-1 S BB		2-1 E 1-2 2-H 1B		4-1 HR BB		1-3 K		1-3 K	3 1 1 1 2 2 0
Andruw Jones, R OBP: 0.320, SLG: 0.511 Kevin Gryboski, R Dan Kolb, R	2-3 K		0-0 FC4 FC5 BB		0-0 HR		0-0 P3			4 1 1 2 0 1 3 0 0 0 0 0 0 0 0 0 0 0 0 0 0
Andy Marte, R OBP: 0.235, SLG: 0.143	3-1 F7 1-2 2-3		3-3 K		4-1 BB			1-2 G1-3 1B SF7 1B		3 1 1 0 1 1 4
Brian Jordan, R OBP: 0.279, SLG: 0.295		2-2 F9	4-1 BB		2-3 K			2-1 G1-3 1B		3 0 1 0 1 1 1
Brayan Peña, S OBP: 0.167, SLG: 0.130		1-3 K	0-1 FC5 2-3f		0-0 P6			1-2 G1-3		4 0 0 0 0 1 6
Ryan Langerhans, L OBP: 0.307, SLG: 0.482		1-3 K		4-2 G5-4-3 BB		2-2 CS 1B		1-0 SF7		2 0 1 1 1 1 0
Horacio Ramirez, L OBP: 0.308, SLG: 0.360 48 Blaine Boyer, R 4 Pete Orr, L OBP: 0.324, SLG: 0.414 Adam Bernero, R OBP: 1.000, SLG: 1.000 Wilson Betemit, S OBP: 0.413, SLG: 0.559			0-2 G6-3		2-2 B1		1 SAFE 1-3 K	0-2 G3-1		2 0 0 0 0 0 1 0 0 0 0 0 0 0 1 0 0 0 0 1 1 0 0 0 0 0 0 0 1 0 0 0 0 0 1

Inning Stats	R: 0	H: 0	E: 0	K: 2	S: 11	LOB: 2	BB: 2	P: 27	R: 0	H: 0	E: 0	K: 2	S: 9	LOB: 0	BB: 0	P: 13	R: 2	H: 3	E: 1	K: 1	S: 18	LOB: 3	BB: 1	P: 28	R: 0	H: 0	E: 0	K: 0	S: 6	LOB: 0	BB: 1	P: 12	R: 2	H: 1	E: 0	K: 1	S: 10	LOB: 1	BB: 2	P: 20	R: 0	H: 1	E: 0	K: 2	S: 10	LOB: 1	BB: 0	P: 15	R: 0	H: 0	E: 0	K: 1	S: 9	LOB: 0	BB: 0	P: 12	R: 1	H: 2	E: 0	K: 0	S: 12	LOB: 1	BB: 0	P: 17	R: 0	H: 0	E: 0	K: 2	S: 7	LOB: 0	BB: 0	P: 10	1B: 6	SF: 1	2B: 1	3B: 0	HR: 1	SAC: 0	DP: 2	HBP: 0	WP: 0	PB: 0	SB: 3	CS: 1	PA: 39
--------------	------	------	------	------	-------	--------	-------	-------	------	------	------	------	------	--------	-------	-------	------	------	------	------	-------	--------	-------	-------	------	------	------	------	------	--------	-------	-------	------	------	------	------	-------	--------	-------	-------	------	------	------	------	-------	--------	-------	-------	------	------	------	------	------	--------	-------	-------	------	------	------	------	-------	--------	-------	-------	------	------	------	------	------	--------	-------	-------	-------	-------	-------	-------	-------	--------	-------	--------	-------	-------	-------	-------	--------

PITCHER	IP	WLS	BF	H	R	ER	SO	BB	IBB	HBP	BLK	WP	HR	S	P	ERA	WHIP
Barry Zito, L ERA: 4.47	(1, 1)	5.0	W	25	4	4	3	6	6	0	0	0	0	54	100	5.40	2.000
58 Justin Duchschere, R ERA: 1.74	(6, 1)	1.0	H	3	1	0	2	0	0	0	0	0	0	10	15	0.00	1.000
Keiichi Yabu, R ERA: 4.41	(7, 1)	2.0		8	2	1	1	0	0	0	0	0	0	21	29	4.50	1.000
Juan Cruz, R ERA: 7.83	(9, 1)	1.0		3	0	0	2	0	0	0	0	0	0	7	10	0.00	0.000

BOTTOM

Oakland Athletics @ Atlanta Braves
Turner Field, Atlanta, GA
Sun Jun 12, 2005, 1:05 PM EDT
Att. 27,819 - Overcast - 80 F

livebaseballscorecards.com

AB	32
R	5
H	7
RBI	4
BB	6
SO	11
LOB	20



Batter	1	2	3	4	5	6	7	8	9	AB R H RBI BB SO LOB	TOP	
Rafael Furcal, S (1, 6) OBP: 0.278, SLG: 0.332 Wilson Betemit, S (5, 6) OBP: 0.415, SLG: 0.571	2-3 K		2-2 G4-3			1-3 K		0-0 1-H 2B		2 0 0 0 0 1 0 2 0 1 1 0 1 0		
Kelly Johnson, L (1, 10) OBP: 0.200, SLG: 0.059	2-2 BB 1B		2-2 L4			2-2 P5		0-0 G4-3		4 0 1 0 0 0 1		
Marcus Giles, R (1, 4) OBP: 0.338, SLG: 0.423	4-2 SAFE 1-2 BB			1-1 G5-3		1-3 K		3-2 HR 1B		3 1 1 0 1 1 0		
Adam LaRoche, L (1, 3) OBP: 0.317, SLG: 0.452	1-0 F9			0-0 F9			1-0 L8		0-3 K	4 0 0 0 0 1 3		
Andruw Jones, R (1, 8) OBP: 0.319, SLG: 0.520	2-0 P3			2-3 K			0-0 G1-3		0-1 HR	4 1 1 2 0 1 2		
Johnny Estrada, S (1, 2) OBP: 0.324, SLG: 0.401 16 Brian McCann, L (6, 2) OBP: 0.400, SLG: 0.667			3-2 P6			1-3 K		0-0 F9	1-2 G6-3	2 0 0 0 0 1 0 2 0 0 0 0 0 0		
Andy Marte, R (1, 5) OBP: 0.238, SLG: 0.167			0-0 F8			3-2 FC5-4 1B		3-1 G5-3	0-2 F9	4 0 1 0 0 0 0		
Brian Jordan, R (1, 9) OBP: 0.275, SLG: 0.291			3-2 G4-3			1-2 FC5-4 1-2f		0-1 G5-3		3 0 0 0 0 0 1		
Ryan Langerhans, L (1, 7) OBP: 0.308, SLG: 0.479				2-3 K		0-2 K		1-1 2B 1B		3 1 1 0 0 2 1		
Inning Stats	R: 0 E: 0 K: 1 S: 11 H: 1 LOB: 2 BB: 1 P: 22	R: 0 E: 0 K: 0 S: 8 H: 0 LOB: 0 BB: 0 P: 14	R: 0 E: 0 K: 1 S: 10 H: 0 LOB: 0 BB: 0 P: 16	R: 0 E: 0 K: 1 S: 6 H: 0 LOB: 0 BB: 0 P: 9	R: 0 E: 0 K: 2 S: 14 H: 1 LOB: 1 BB: 0 P: 19	R: 0 E: 0 K: 2 S: 9 H: 0 LOB: 0 BB: 0 P: 13	R: 0 E: 0 K: 0 S: 3 H: 0 LOB: 0 BB: 0 P: 4	R: 1 E: 0 K: 0 S: 8 H: 2 LOB: 1 BB: 0 P: 12	R: 2 E: 0 K: 1 S: 14 H: 2 LOB: 0 BB: 0 P: 18	1B: 4 2B: 1 3B: 0 HR: 1 SF: 0 SAC: 0 DP: 0 HBP: 0	WP: 0 PB: 0 SB: 0 CS: 0 PA: 34	
PITCHER	IP WLS BF H R ER SO BB IBB HBP BLK WP HR S P ERA WHIP											
Chris Young, R (1, 1) ERA: 2.78	7.0 W 24 2 0 0 7 1 0 0 0 0 0 0 61 97 0.00 0.429											
43 Kameron Loe, R (8, 1) ERA: 2.84	0.2 4 2 1 1 0 0 0 0 0 0 0 0 7 11 13.50 3.000											
Brian Shouse, L (8, 1) ERA: 2.66	0.1 1 0 0 0 0 0 0 0 0 0 0 0 1 1 0.00 0.000											
Francisco Cordero, R (9, 1) ERA: 4.21	1.0 5 2 2 2 1 0 0 0 0 0 0 0 1 14 18.00 2.000											

Atlanta Braves @ Texas Rangers
 Ameriquet Field, Arlington, TX
 Mon Jun 13 2005, 8:05 PM EDT
 Att. 41,594 - Clear - 87 F

livebaseballscorecards.com

AB	33
R	3
H	6
RBI	3
BB	1
SO	8
LOB	8



Batter	1	2	3	4	5	6	7	8	9
David Dellucci, L (1, 10) OBP: 0.424, SLG: 0.519	1-2 G3-1	3-1 23 BB 2B	4-1 10 WP BB		4-2 10 2B BB		3-1 L8		
10 Michael Young, R (1, 6) OBP: 0.363, SLG: 0.469	4-0 23 FC4-6 BB	4-2 23 BB BB	1-0 G6-3		3-1 1-3 2B		1-0 F8		
23 Mark Teixeira, S (1, 3) OBP: 0.346, SLG: 0.541	0-1 FC4-6 9 BB HR	4-0 1-2 2-3 BB		1-1 E6 9 HR	3-3 K		1-1 G5-3		
9 Hank Blalock, L (1, 5) OBP: 0.358, SLG: 0.496 Marshall McDougall, R (8, PR) (9, 5)	4-0 1-2 HR BB	1-1 L9		3-1 1-H HR	2-2 F8		2-1 L5-3 1B		
Alfonso Soriano, R (1, 4) OBP: 0.328, SLG: 0.575 Mark DeRosa, R (9, 4) OBP: 0.263, SLG: 0.333	2-2 1-H 2-H HR		0-0 HR	2-2 L7		1-3 K	0-0 L5-3 1-1		
Kevin Mench, R (1, 7) OBP: 0.357, SLG: 0.565	3-2 1B		2-2 G6-3	2-3 K		3-2 G3 2B	4-2 BB		
Laynce Nix, L (1, 8) OBP: 0.279, SLG: 0.432	2-3 K		1-2 G4-3	2-0 3B		2-0 G3	0-1 G3-1		
Richard Hidalgo, R (1, 9) OBP: 0.308, SLG: 0.453		1-3 K	4-1 2B 10 WP BB	0-3 K		2-3 K			
Rod Barajas, R (1, 2) OBP: 0.309, SLG: 0.415		1-3 K	1-0 10 WP 2B		1-0 G1-3		1-2 1B		

Inning Stats	R: 3	H: 2	E: 0	K: 1	S: 16	LOB: 1	BB: 2	P: 32	R: 0	H: 1	E: 0	K: 2	S: 13	LOB: 3	BB: 2	P: 27	R: 2	H: 2	E: 0	K: 0	S: 11	LOB: 2	BB: 2	P: 24	R: 2	H: 2	E: 1	K: 2	S: 15	LOB: 1	BB: 0	P: 25	R: 0	H: 1	E: 0	K: 1	S: 11	LOB: 2	BB: 1	P: 24	R: 0	H: 1	E: 0	K: 2	S: 11	LOB: 1	BB: 0	P: 19	R: 0	H: 1	E: 0	K: 0	S: 8	LOB: 1	BB: 0	P: 14	R: 0	H: 1	E: 0	K: 0	S: 7	LOB: 1	BB: 1	P: 13
1B: 3	SF: 0	2B: 5	SAC: 0	3B: 1	DP: 1	HR: 3	HBP: 0	WP: 1	PA: 43																																																							

PITCHER	IP	WLS	BF	H	R	ER	SO	BB	IBB	HBP	BLK	WP	HR	S	P	ERA	WHIP
15 Tim Hudson, R (1, 1) ERA: 3.78	2.2	L	18	5	5	5	3	5	0	0	0	0	2	38	76	16.88	3.750
Jorge Vasquez, R (3, 1) ERA: 3.86	2.1		13	3	2	1	3	2	0	0	0	1	1	28	56	3.86	2.143
48 Blaine Boyer, R (6, 1) ERA: 4.5	1.0		4	1	0	0	2	0	0	0	0	0	0	11	19	0.00	1.000
John Foster, L (7, 1) ERA: 2.25	1.0		4	1	0	0	0	0	0	0	0	0	0	8	14	0.00	1.000
Kevin Gryboski, R (8, 1) ERA: 2.25	1.0		4	1	0	0	0	1	0	0	0	0	0	7	13	0.00	2.000

AB R H RBI BB SO LOB

3	0	1	0	2	0	1
3	0	1	0	2	0	3
4	2	0	0	1	1	4
4	2	2	2	1	0	5
0	0	0	0	0	0	0
5	2	2	4	0	1	1
0	0	0	0	0	0	0
4	0	2	0	1	1	0
5	0	1	0	0	1	3
3	1	0	0	1	3	2
4	0	2	0	0	1	0

AB	35
R	7
H	11
RBI	6
BB	8
SO	8
LOB	19



WP	PA	ERA	WHIP
1	43		

Atlanta Braves @ Texas Rangers
 Ameriquet Field, Arlington, TX
 Mon Jun 13 2005, 8:05 PM EDT
 Att. 41,594 - Clear - 87 F

livebaseballscorecards.com

Batter	1	2	3	4	5	6	7	8	9	AB R H RBI BB SO LOB	TOP											
Kelly Johnson, L (1, 7) OBP: 0.267, SLG: 0.237	2-2 SH1-3 1B 2B		2-3 K		1-1 HR	4-1 BB			2-2 G6-3 1B	4 2 3 3 1 1 0												
Marcus Giles, R (1, 4) OBP: 0.340, SLG: 0.424	0-0 SH1-3		1-1 E S 1B		0-0 HR 1B	1-1 G3			0-1 G6-3 1-2f	4 1 2 0 0 0 3												
Julio Franco, R (1, 10) OBP: 0.327, SLG: 0.384	1-0 1B		1-3 K		3-2 HR 1B				3-1 L9-3 1B	4 1 3 3 0 1 1												
Adam LaRoche, L (1, 3) OBP: 0.310, SLG: 0.442	0-3 K				0-0 G4-3	0-0 G6-3			2-1 L9-3 1-1	4 0 0 0 0 1 2												
Andruw Jones, R (1, 8) OBP: 0.314, SLG: 0.511	2-2 G5-3				2-2 G4-3	3-3 K			1-3 K	4 0 0 0 0 2 1												
Johnny Estrada, S (1, 2) OBP: 0.323, SLG: 0.403		2-2 G5-3			2-2 F8				0-1 G4-3	4 1 1 0 0 0 0												
Andy Marte, R (1, 5) OBP: 0.240, SLG: 0.182		2-2 F9				0-0 F7			2-2 P6	4 0 1 1 0 0 0												
Ryan Langerhans, L (1, 9) OBP: 0.306, SLG: 0.467		2-2 G4-3				1-2 1B HR HBP			3-2 F9	3 1 0 0 0 0 1												
Wilson Betemit, S (1, 6) OBP: 0.407, SLG: 0.554			1-0 G1-3			1-1 HR 1B			3-2 G3-1	4 1 1 0 0 0 1												
Inning Stats	R: 1 E: 0 K: 1 S: 12	H: 2 LOB: 1 BB: 0 P: 17	R: 0 E: 0 K: 0 S: 12	H: 0 LOB: 0 BB: 0 P: 18	R: 0 E: 0 K: 2 S: 11	H: 1 LOB: 1 BB: 0 P: 16	R: 0 E: 0 K: 0 S: 8	H: 0 LOB: 0 BB: 0 P: 12	R: 5 E: 0 K: 1 S: 17	H: 4 LOB: 0 BB: 0 P: 26	R: 1 E: 0 K: 0 S: 10	H: 2 LOB: 2 BB: 1 P: 20	R: 0 E: 0 K: 1 S: 7	H: 1 LOB: 0 BB: 0 P: 13	R: 0 E: 0 K: 0 S: 8	H: 0 LOB: 0 BB: 0 P: 13	R: 0 E: 0 K: 0 S: 9	H: 1 LOB: 0 BB: 0 P: 14	1B: 7 2B: 3 3B: 0 HR: 2	SF: 0 SAC: 1 DP: 2 HBP: 1	WP: 1 PB: 0 SB: 2 CS: 0	PA: 38
PITCHER	IP WLS BF H R ER SO BB IBB HBP BLK WP HR S P ERA WHIP																					
Pedro Astacio, R (1, 1) ERA: 6.04	4.1 L 21 7 6 6 3 0 0 1 0 0 0 2 56 82 12.46 1.615																					
36 C.J. Wilson, L (5, 1) ERA: 3.0	2.1 10 3 1 1 1 1 0 0 0 1 0 18 36 3.86 1.714																					
Juan Dominguez, R (7, 1) ERA: 2.45	1.1 4 0 0 0 1 0 0 0 0 0 0 11 17 0.00 0.000																					
43 Kameron Loe, R (9, 1) ERA: 2.63	1.0 3 1 0 0 0 0 0 0 0 0 0 9 14 0.00 1.000																					

Atlanta Braves @ Texas Rangers
 Ameriquet Field, Arlington, TX
 Tue Jun 14 2005, 8:05 PM EDT
 Att. 30,221 - Clear - 87 F

livebaseballscorecards.com

AB	35
R	7
H	11
RBI	7
BB	1
SO	5
LOB	9



Batter	1	2	3	4	5	6	7	8	9	AB R H RBI BB SO LOB
David Dellucci, L (1, 10) OBP: 0.416, SLG: 0.506	2-3 K		3-3 K		1 SAFE 2-3 K			2-3 K		4 0 0 0 0 4 1
10 Michael Young, R (1, 6) OBP: 0.369, SLG: 0.473	0-1 23 HR 1B		1-2 1B		0-2 FC6-4 1-2f			0-1 23 2B 1B		4 1 3 0 0 0 1
23 Mark Teixeira, S (1, 3) OBP: 0.348, SLG: 0.555	0-1 1-H HR		0-1 P6			2-0 F8		0-2 1-3 2B		4 1 2 2 0 0 1
9 Hank Blalock, L (1, 5) OBP: 0.351, SLG: 0.488	0-3 K			2-1 G4-3		1-0 F9		1-2 G1-3		4 0 0 0 0 1 2
Alfonso Soriano, R (1, 4) OBP: 0.323, SLG: 0.566	0-3 K			1-3 K		1-3 K		1-1 F7		4 0 0 0 0 3 2
Kevin Mench, R (1, 7) OBP: 0.359, SLG: 0.564		2-1 F9		1-1 S 1B		1-1 G1-3		1-0 G5-3 1B		4 0 2 0 0 0 0
Laynce Nix, L (1, 8) OBP: 0.272, SLG: 0.421		0-2 F8		2-2 G4-3 1-2		0-0 G1-3		0-3 K		4 0 0 0 0 1 2
Rod Barajas, R (1, 2) OBP: 0.307, SLG: 0.411		3-3 K			0-0 F8		1-2 1B	1-0 G5-3 1-2		4 0 1 0 0 1 1
Gary Matthews, S (1, 9) OBP: 0.266, SLG: 0.325			0-0 G6-3		2-2 FC6-4 1B		0-0 G3	3-2 F7		4 0 1 0 0 0 2

Inning Stats	R: 2 E: 0 K: 3 S: 13	H: 2 LOB: 0 BB: 0 P: 15	R: 0 E: 0 K: 1 S: 8	H: 0 LOB: 0 BB: 0 P: 13	R: 0 E: 0 K: 1 S: 9	H: 1 LOB: 1 BB: 0 P: 13	R: 0 E: 0 K: 1 S: 11	H: 1 LOB: 1 BB: 0 P: 17	R: 0 E: 0 K: 1 S: 12	H: 1 LOB: 1 BB: 0 P: 16	R: 0 E: 0 K: 1 S: 5	H: 0 LOB: 0 BB: 0 P: 9	R: 0 E: 0 K: 0 S: 7	H: 1 LOB: 1 BB: 0 P: 9	R: 0 E: 0 K: 1 S: 16	H: 2 LOB: 2 BB: 0 P: 20	R: 0 E: 0 K: 1 S: 10	H: 1 LOB: 1 BB: 0 P: 15	1B: 7 2B: 1 3B: 0 HR: 1	SF: 0 SAC: 0 DP: 0 HBP: 0	WP: 0 PB: 0 SB: 1 CS: 0	PA: 36
--------------	-------------------------------	----------------------------------	------------------------------	----------------------------------	------------------------------	----------------------------------	-------------------------------	----------------------------------	-------------------------------	----------------------------------	------------------------------	---------------------------------	------------------------------	---------------------------------	-------------------------------	----------------------------------	-------------------------------	----------------------------------	----------------------------------	------------------------------------	----------------------------------	--------

PITCHER	IP	WLS	BF	H	R	ER	SO	BB	IBB	HBP	BLK	WP	HR	S	P	ERA	WHIP
Jorge Sosa, R (1, 1) ERA: 2.79	5.0	W	20	5	2	2	7	0	0	0	0	0	1	53	74	3.60	1.000
Adam Bernero, R (6, 1) ERA: 5.11	2.0		7	1	0	0	1	0	0	0	0	0	0	12	18	0.00	0.500
Chris Reitsma, R (8, 1) ERA: 3.3	2.0		9	3	0	0	2	0	0	0	0	0	0	26	35	0.00	1.500

BOTTOM

Atlanta Braves @ Texas Rangers
Ameriquet Field, Arlington, TX

Tue Jun 14 2005, 8:05 PM EDT
 Att. 30,221 - Clear - 87 F

livebaseballscorecards.com

AB	36
R	2
H	9
RBI	2
BB	0
SO	10
LOB	12



Batter	1	2	3	4	5	6	7	8	9	AB R H RBI BB SO LOB	TOP											
4 Pete Orr, L OBP: 0.338, SLG: 0.421	2-1 1B BB G1-3	2-1 1B BB		0-0 1-2 FC6-4 1B		1-3 K	1-2 G6-3		1-2 F7	6 1 3 0 0 1 5												
Marcus Giles, R OBP: 0.346, SLG: 0.420	4-2 SAFE 1 BB G1-3 1B BB	4-2 BB		0-1 1-2f 2-3 FC6-4 1B		4-2 E 2B BB		1-3 K		2 1 0 0 3 1 2												
Kelly Johnson, L OBP: 0.260, SLG: 0.233	1-0 1-2 2-3 G1-3 1B	1-1 G1-3		3-2 F9		2-2 E3 2B		1-1 P5		5 1 1 0 0 0 5												
Adam LaRoche, L OBP: 0.313, SLG: 0.446	3-2 1-2 2-3 3-H G1-3		0-1 G5-4-3 1B		1-1 G3	0-1 1-H 3-H 2B		0-1 F9		5 0 2 3 0 0 2												
Andruw Jones, R OBP: 0.320, SLG: 0.511	4-2 BB BB		2-0 1-2f G5-4-3		1-1 1B	1-2 G6-3		1-2 BB 1B 1B		4 0 2 0 1 0 2												
Ryan Langerhans, L OBP: 0.324, SLG: 0.472	1-3 K		3-2 FC5-4 HBP		2-1 1-2 G5-4-3 1B		4-2 2B SF8 BB		0-0 1-2 BB 1B	3 1 2 0 1 1 3												
Andy Marte, R OBP: 0.233, SLG: 0.222	3-3 K		2-2 1-2f FC5-4		0-2 1-2f G5-4-3		1-2 1-3 2B		1-0 F6	5 0 1 0 0 1 8												
16 Brian McCann, L OBP: 0.333, SLG: 0.500		0-3 K		0-2 FC6-4 4' 1B		0-0 P6	3-3 K		1-2 F8	5 0 1 0 0 2 4												
Wilson Betemit, S OBP: 0.407, SLG: 0.558		1-0 G6-3		3-1 F8		0-0 E 2B	2-1 3-H SF8		4-2 1-2 2-3 BB	3 1 1 1 1 0 1												
Inning Stats	R: 1 E: 0 K: 2 S: 22	H: 2 LOB: 3 BB: 2 P: 40	R: 0 E: 0 K: 1 S: 14	H: 1 LOB: 2 BB: 1 P: 22	R: 0 E: 0 K: 0 S: 11	H: 1 LOB: 1 BB: 0 P: 18	R: 0 E: 0 K: 0 S: 12	H: 2 LOB: 2 BB: 0 P: 18	R: 0 E: 0 K: 0 S: 12	H: 2 LOB: 1 BB: 0 P: 16	R: 3 E: 1 K: 1 S: 17	H: 2 LOB: 1 BB: 1 P: 25	R: 1 E: 0 K: 1 S: 16	H: 1 LOB: 1 BB: 1 P: 27	R: 0 E: 0 K: 1 S: 8	H: 0 LOB: 0 BB: 0 P: 10	R: 0 E: 0 K: 0 S: 13	H: 2 LOB: 3 BB: 1 P: 21	1B: 10 2B: 3 3B: 0 HR: 0	SF: 1 SAC: 0 DP: 2 HBP: 1	WP: 0 PB: 0 SB: 0 CS: 0	PA: 46
PITCHER	IP WLS BF H R ER SO BB IBB HBP BLK WP HR S P ERA WHIP																					
Chan Ho Park, R ERA: 5.15	(1, 1) 5.0 W 25 8 1 1 3 3 0 1 0 0 0 0 71 114 1.80 2.200																					
Brian Shouse, L ERA: 2.88	(6, 1) 1.1 10 3 4 1 2 2 0 0 0 0 0 0 26 42 6.75 3.750																					
John Wasdin, R ERA:	(7, 1) 1.2 H 7 2 0 0 1 0 0 0 0 0 0 0 19 25 0.00 1.200																					
Francisco Cordero, R ERA: 4.05	(9, 1) 1.0 S 4 0 0 0 0 0 1 0 0 0 0 0 9 16 0.00 1.000																					

Atlanta Braves @ Texas Rangers
 Ameriquet Field, Arlington, TX
 Wed Jun 15 2005, 7:05 PM EDT
 Att. 33,663 - Clear - 97 F

livebaseballscorecards.com

AB	38
R	5
H	13
RBI	4
BB	6
SO	6
LOB	32



BOTTOM

Atlanta Braves @ Texas Rangers
Ameriquet Field, Arlington, TX

Wed Jun 15 2005, 7:05 PM EDT
Att. 33,663 - Clear - 97 F

livebaseballscorecards.com

AB 38
R 9
H 14
RBI 8
BB 4
SO 8
LOB 20



WP: 1 PA: 42
PB: 0
SB: 1
CS: 0

AB R H RBI BB SO LOB

5	1	2	1	0	0	1
4	2	2	0	1	1	2
3	1	0	0	2	2	3
5	2	1	1	0	1	2
4	2	3	4	1	0	0
5	0	3	2	0	0	4
4	0	0	0	0	1	3
4	1	1	0	0	3	3
4	0	2	0	0	0	2

1B: 8 SF: 0
2B: 5 SAC: 0
3B: 0 DP: 1
HR: 1 HBP: 0

Batter	1	2	3	4	5	6	7	8	9
Gary Matthews, S (1, 10) OBP: 0.271, SLG: 0.328	1-1 23 BB 9 1B 10 BB 1B	2-2 F8	0-2 1B		2-2 G3-6-3			2-1 F8	
10 Michael Young, R (1, 6) OBP: 0.373, SLG: 0.477	4-2 9 1B 23 BB 2B BB	0-0 BB 2B	1-3 K		0-2 F9			0-2 9 E E 1B	
23 Mark Teixeira, S (1, 3) OBP: 0.349, SLG: 0.549	4-0 9 1B 2B BB	4-2 BB BB	1-3 K		1-0 F9			2-3 K	
9 Hank Blalock, L (1, 5) OBP: 0.349, SLG: 0.483	1-1 2B 2B 1B	1-1 P6		2-3 K	3-2 F9			3-2 E4 2B	
Alfonso Soriano, R (1, 4) OBP: 0.332, SLG: 0.589	2-2 2B 2B	4-1		1-2 HR	1-2 F7			0-0 WP 2B	
Kevin Mench, R (1, 7) OBP: 0.365, SLG: 0.570	1-0 F8 2B	1-0 P3		3-2 S 1B	3-2 1B			1-2 P6	
Laynce Nix, L (1, 8) OBP: 0.265, SLG: 0.410	0-1 F8		2-3 K	3-1 P6	3-2 F8			2-3	
Richard Hidalgo, R (1, 9) OBP: 0.307, SLG: 0.454	1-3 K		3-2 1B 2B	1-3 K	0-3 K				
Sandy Alomar Jr., R (1, 2) OBP: 0.359, SLG: 0.344	1-0 G5-3		3-2 1B 1B		3-1 G3-6-3 1B			1-1 G1-3	

Inning Stats	1	2	3	4	5	6	7	8	
R: 5 E: 0 K: 1 S: 20	H: 4 LOB: 1 BB: 2 P: 35	R: 0 E: 0 K: 0 S: 12	H: 1 LOB: 3 BB: 2 P: 24	R: 1 E: 0 K: 3 S: 20	H: 3 LOB: 2 BB: 0 P: 30	R: 1 E: 0 K: 2 S: 14	H: 2 LOB: 1 BB: 0 P: 24	R: 0 E: 0 K: 0 S: 8	H: 1 LOB: 0 BB: 0 P: 13
R: 0 E: 0 K: 1 S: 11	H: 2 LOB: 1 BB: 0 P: 18	R: 2 E: 1 K: 1 S: 18	H: 2 LOB: 1 BB: 0 P: 26	R: 0 E: 0 K: 1 S: 7	H: 0 LOB: 0 BB: 0 P: 12	R: 0 E: 0 K: 1 S: 11	H: 1 LOB: 1 BB: 0 P: 18	R: 2 E: 1 K: 1 S: 18	H: 2 LOB: 1 BB: 0 P: 26

PITCHER	IP	WLS	BF	H	R	ER	SO	BB	IBB	HBP	BLK	WP	HR	S	P	ERA	WHIP
26 Kyle Davies, R (1, 1) ERA: 3.45	2.1	L	19	8	6	6	2	4	0	0	0	0	0	46	81	23.14	5.143
Jorge Vasquez, R (3, 1) ERA: 4.5	1.2		7	2	1	1	4	0	0	0	0	0	1	20	32	5.40	1.200
Dan Kolb, R (5, 1) ERA: 6.48	1.0		3	1	0	0	0	0	0	0	0	0	0	8	13	0.00	1.000
John Foster, L (6, 1) ERA: 2.08	1.0		3	0	0	0	0	0	0	0	0	0	0	7	12	0.00	0.000
48 Blaine Boyer, R (7, 1) ERA: 3.0	1.0		4	1	0	0	1	0	0	0	0	0	0	11	18	0.00	1.000

PITCHER	IP	WLS	BF	H	R	ER	SO	BB	IBB	HBP	BLK	WP	HR	S	P	ERA	WHIP
Kevin Gryboski, R (8, 1) ERA: 2.08	1.0		6	2	2	0	1	0	0	0	0	1	0	18	26	0.00	2.000

Batter	1	2	3	4	5	6	7	8	9	AB	R	H	RBI	BB	SO	LOB	TOP								
Rafael Furcal, S OBP: 0.276, SLG: 0.341 (1, 6)	2-1 HR	2-2 G4-3		1-1 F9		2-1 P4		0-0 FC2-6 G6-3 BB 1-2f		5	1	1	1	0	0	5									
Marcus Giles, R OBP: 0.355, SLG: 0.437 (1, 4)	3-1 2B SF8 1B		4-1 BB		0-0 HR	1-1 F9		4-2 G6-3 1-2 BB		3	2	2	1	2	0	1									
Julio Franco, R OBP: 0.330, SLG: 0.385 (1, 3)	0-3 K		1-3 K		0-0 BB 1B		2-0 S 2B 1B	2-2 G6-3 1-2 2-3		5	1	2	0	0	2	4									
Andrew Jones, R OBP: 0.321, SLG: 0.510 (1, 8)	0-1 1-3 2B		2-3 K		1-3 K 1B		2-2 G6-3 1-2	4-0 IBB		4	0	1	0	1	2	3									
Andy Marte, R OBP: 0.265, SLG: 0.214 Adam LaRoche, L OBP: 0.311, SLG: 0.444 Wilson Betemit, S OBP: 0.407, SLG: 0.558 (1, 5) (8, PH) (8, 5)	1-0 SF8 3-H		2-1 F8		4-2 BB 1-2 BB		4-2 2B 1B BB	1-0 G4-3		1	1	0	1	2	0	1									
Johnny Estrada, S OBP: 0.325, SLG: 0.409 (1, 2)	1-3 K			0-1 2B 1B 1B	1-3 K		0-0 1B F7-2 2B	1-2 G5-3		5	0	2	1	0	2	3									
Brian Jordan, R OBP: 0.278, SLG: 0.299 (1, 9)		2-0 2B		2-3 K 1B	0-0 G6-3		0-0 2-3 3-H 1B	0-0 G6-3		5	0	2	1	0	1	3									
Ryan Langerhans, L OBP: 0.319, SLG: 0.461 (1, 7)		2-3 K		1-3 K		0-2 2B SH1-4 1B	0-2 F7-2 3-H	0-3 K		5	0	1	0	0	3	4									
29 John Smoltz, R OBP: 0.194, SLG: 0.167 Chris Reitsma, R (9, 1)		3-1 F8		3-2 1B		0-0 SH1-4		0-0 FC2-6 1B		3	0	2	0	0	0	1									
Inning Stats	R: 2 E: 0 K: 2 S: 15	H: 3 LOB: 1 BB: 0 P: 22	R: 0 E: 0 K: 1 S: 9	H: 1 LOB: 1 BB: 0 P: 18	R: 0 E: 0 K: 2 S: 9	H: 0 LOB: 1 BB: 1 P: 18	R: 0 E: 0 K: 2 S: 15	H: 2 LOB: 2 BB: 0 P: 22	R: 1 E: 0 K: 2 S: 13	H: 2 LOB: 2 BB: 1 P: 19	R: 0 E: 0 K: 0 S: 8	H: 1 LOB: 1 BB: 0 P: 11	R: 2 E: 0 K: 0 S: 11	H: 3 LOB: 1 BB: 1 P: 19	R: 0 E: 0 K: 0 S: 9	H: 1 LOB: 3 BB: 2 P: 20	R: 0 E: 0 K: 1 S: 8	H: 0 LOB: 0 BB: 0 P: 9	1B: 8 2B: 4 3B: 0 HR: 2	SF: 1 SAC: 1 DP: 1 HBP: 0	WP: 0 PB: 0 SB: 2 CS: 0	PA: 44			
PITCHER	IP	WLS	BF	H	R	ER	SO	BB	IBB	HBP	BLK	WP	HR	S	P	ERA	WHIP								
Brandon Claussen, L ERA: 4.02 (1, 1)	5.2	L	28	9	3	3	9	2	0	0	0	0	2	67	107	4.76	1.941								
Ricky Stone, R ERA: 4.79 (6, 1)	0.1		1	0	0	0	0	0	0	0	0	0	0	2	3	0.00	0.000								
31 Matt Belisle, R ERA: 4.91 (7, 1)	1.0		6	3	2	2	0	1	0	0	0	0	0	11	19	18.00	4.000								
56 Todd Coffey, R ERA: 5.09 (8, 1)	1.0		6	1	0	0	0	1	1	0	0	0	0	9	20	0.00	2.000								
Kent Mercker, L ERA: 2.86 (9, 1)	1.0		3	0	0	0	1	0	0	0	0	0	0	8	9	0.00	0.000								

Atlanta Braves @ Cincinnati Reds
Great American Ball Park, Cincinnati, OH
Thu Jun 16 2005, 7:10 PM EDT
Att: 23,362 - Partly Cloudy - 72 F

livebaseballscorecards.com

AB 37
R 5
H 13
RBI 5
BB 5
SO 10
LOB 28



Batter	1	2	3	4	5	6	7	8	9	AB	R	H	RBI	BB	SO	LOB
6 Ryan Freel, R OBP: 0.401, SLG: 0.408 (1, 4)	2-1 L8		3-3 K			0-2 F7		2-3 K		4	0	0	0	0	2	0
Joe Randa, R OBP: 0.365, SLG: 0.478 (1, 5)	0-3 K			1-2 HR		3-2 1B			4-1 FC3-6 1B BB	3	1	2	1	1	1	0
Ken Griffey Jr., L OBP: 0.337, SLG: 0.481 (1, 8)	1-1 F7			1-0 G4-3		1-1 F8			0-1 FC3-6 1B	4	0	1	0	0	0	1
Wily Mo Peña, R OBP: 0.306, SLG: 0.679 (1, 9)		2-3 K		0-0 G4-3			0-3 K		0-3 K	4	0	0	0	0	3	2
Adam Dunn, L OBP: 0.405, SLG: 0.568 (1, 3)		2-2 2B		2-3 K			2-2 HR		0-0 FC3-6	4	1	2	1	0	1	2
Felipe Lopez, S OBP: 0.338, SLG: 0.531 (1, 6)		0-2 K			1-2 L6		0-2 G4-3		1-1 G3	4	0	0	0	0	1	3
Jacob Cruz, L OBP: 0.349, SLG: 0.491 (1, 7)		0-3 K			2-1 F8		0-1 G5-3			3	0	0	0	0	1	1
Javier Valentin, S OBP: 0.318, SLG: 0.347 (1, 2)			1-0 F9		2-1 F7			0-0 F9		3	0	0	0	0	0	0
Brandon Claussen, R (1, 1) Ricky Stone, R (6, 1) Luis Lopez, S (6, PH) 31 Matt Belisle, R (7, 1) 56 Todd Coffey, R (8, 1) Rich Aurilia, R (8, PH) Kent Mercker, L (9, 1)			2-3 K			1-2 G4-3		1-2 G1-3		1	0	0	0	0	1	0

Inning Stats	R: 0	H: 0	E: 0	K: 1	S: 8	H: 0	LOB: 0	BB: 0	P: 11	R: 0	H: 1	E: 0	K: 3	S: 14	H: 1	LOB: 1	BB: 0	P: 18	R: 0	H: 0	E: 0	K: 2	S: 7	H: 0	LOB: 0	BB: 0	P: 13	R: 1	H: 1	E: 0	K: 1	S: 8	H: 0	LOB: 0	BB: 0	P: 12	R: 0	H: 0	E: 0	K: 0	S: 8	H: 1	LOB: 1	BB: 0	P: 19	R: 1	H: 1	E: 0	K: 1	S: 11	H: 0	LOB: 0	BB: 0	P: 13	R: 0	H: 0	E: 0	K: 1	S: 7	H: 0	LOB: 0	BB: 0	P: 10	R: 0	H: 1	E: 0	K: 1	S: 9	H: 1	LOB: 2	BB: 1	P: 14	1B: 2	SF: 0	2B: 1	SAC: 0	3B: 0	DP: 0	HR: 2	HBP: 0	WP: 0	PA: 33
--------------	------	------	------	------	------	------	--------	-------	-------	------	------	------	------	-------	------	--------	-------	-------	------	------	------	------	------	------	--------	-------	-------	------	------	------	------	------	------	--------	-------	-------	------	------	------	------	------	------	--------	-------	-------	------	------	------	------	-------	------	--------	-------	-------	------	------	------	------	------	------	--------	-------	-------	------	------	------	------	------	------	--------	-------	-------	-------	-------	-------	--------	-------	-------	-------	--------	-------	--------

PITCHER	IP	WLS	BF	H	R	ER	SO	BB	IBB	HBP	BLK	WP	HR	S	P	ERA	WHIP
29 John Smoltz, R (1, 1) ERA: 3.14	8.0	W	28	4	2	2	9	0	0	0	0	0	2	77	109	2.25	0.500
Chris Reitsma, R (9, 1) ERA: 3.19	1.0	S	5	1	0	0	1	1	0	0	0	0	0	9	14	0.00	2.000


BOTTOM

Atlanta Braves @ Cincinnati Reds
Great American Ball Park, Cincinnati, OH

Thu Jun 16 2005, 7:10 PM EDT
Att. 23,362 - Partly Cloudy - 72 F

livebaseballscorecards.com

AB	32
R	2
H	5
RBI	2
BB	1
SO	10
LOB	9



Batter	1	2	3	4	5	6	7	8	9	AB R H RBI BB SO LOB	TOP											
Rafael Furcal, S OBP: 0.281, SLG: 0.353 (1, 6)	3-2 HR 3B	0-1 F7		1-2 G1-3		1-1 HR 1B	1-2 G4-3		2-0 FC5-4 WP 1B	6 2 3 0 0 0 2												
Kelly Johnson, L OBP: 0.304, SLG: 0.383 (1, 7)	0-1 HR	1-3 K		0-1 E4		0-0 HR	4-2 BB		4-2 FC5-4 BB	4 2 2 6 2 1 0												
Marcus Giles, R OBP: 0.354, SLG: 0.434 (1, 4)	1-0 1B BB	3-3 K		0-3 K		1-2 G4-3 1B	1-3 K		2-2 FC5-4 HBP 1-2f 2-3	6 1 2 0 0 3 6												
Adam LaRoche, L OBP: 0.312, SLG: 0.438 (1, 3)	3-2 BB HBP 1B			0-0 G4-3		1-2 F7	1-2 G4-3		0-0 G3	1-0 HBP	5 0 1 0 0 0 1											
Andruw Jones, R OBP: 0.321, SLG: 0.530 (1, 8)	0-0 P4			2-1 HR		0-1 HR	3-2 F8		3-2 G6-3	2-3 K	6 2 2 2 0 1 6											
Johnny Estrada, S OBP: 0.327, SLG: 0.405 (1, 2)	1-1 BB HBP			0-0 G3		0-2 G4-3	0-1 F9		0-0 BB 1B		4 0 1 0 0 0 1											
Ryan Langerhans, L OBP: 0.322, SLG: 0.450 (1, 9)	4-0 1-2 2-3 3-H BB			0-1 L8		2-0 G4-3			4-2 BB		3 0 0 1 2 0 0											
Wilson Betemit, S OBP: 0.417, SLG: 0.598 (1, 5)	2-3 K			3-2 HR		0-0 1B HR 1B	1-2 4 2B 1B		0-0 G2-3		5 2 3 1 0 1 5											
Horacio Ramirez, L OBP: 0.310, SLG: 0.357 (1, 1) 4 Pete Orr, L OBP: 0.346, SLG: 0.442 (7, PH) Jim Brower, R OBP: 0.276, SLG: 0.297 (7, 1) 48 Blaine Boyer, R OBP: 0.276, SLG: 0.297 (8, 1) Brian Jordan, R OBP: 0.276, SLG: 0.297 (9, PH) Chris Keitsma, R OBP: 0.276, SLG: 0.297 (9, 1)	0-0 L8			0-0 G2-3		0-0 1B HR 1B	1-0 1-3 2B		1-1 G5-3	3 1 1 0 0 0 3 1 0 1 0 0 0 0 0 0 0 0 0 0 0 0 0 0 0 0 0 0 1 0 0 0 0 0 0 0 0 0 0 0 0 0												
Inning Stats	R: 3 E: 0 K: 1 S: 17	H: 4 LOB: 3 BB: 1 P: 31	R: 0 E: 0 K: 2 S: 8	H: 0 LOB: 0 BB: 0 P: 12	R: 1 E: 0 K: 0 S: 6	H: 1 LOB: 0 BB: 0 P: 8	R: 1 E: 1 K: 1 S: 18	H: 1 LOB: 1 BB: 0 P: 22	R: 1 E: 0 K: 0 S: 7	H: 1 LOB: 0 BB: 0 P: 10	R: 4 E: 0 K: 0 S: 16	H: 5 LOB: 1 BB: 0 P: 22	R: 0 E: 0 K: 1 S: 15	H: 2 LOB: 3 BB: 1 P: 24	R: 0 E: 0 K: 0 S: 10	H: 1 LOB: 2 BB: 1 P: 17	R: 0 E: 0 K: 1 S: 13	H: 1 LOB: 3 BB: 1 P: 25	1B: 9 2B: 1 3B: 1 HR: 5	SF: 0 SAC: 0 DP: 0 HBP: 2	WP: 1 PB: 0 SB: 0 CS: 0	PA: 50
PITCHER	IP WLS BF H R ER SO BB IBB HBP BLK WP HR S P ERA WHIP																			PITCHER	IP WLS BF H R ER SO BB IBB HBP BLK WP HR S P ERA WHIP	
Ramon Ortiz, R ERA: 6.51 (1, 1)	5.0 L 25 7 6 6 4 1 0 1 0 0 4 56 83 10.80 1.600																					
Randy Keisler, L ERA: 4.26 (6, 1)	1.0 8 5 4 4 0 0 0 0 0 0 0 1 16 22 36.00 5.000																					
Ricky Stone, R ERA: 4.57 (7, 1)	1.0 6 2 0 0 0 1 1 0 0 0 0 0 15 24 0.00 3.000																					
Ryan Wagner, R ERA: 5.35 (8, 1)	1.0 5 1 0 0 0 1 0 0 0 0 0 0 10 17 0.00 2.000																					
25 David Weathers, R ERA: 4.15 (9, 1)	1.0 6 1 0 0 1 1 0 1 0 0 1 0 13 25 0.00 2.000																					

Atlanta Braves @ Cincinnati Reds
Great American Ball Park, Cincinnati, OH

Fri Jun 17 2005, 7:10 PM EDT
Att: 27,023 - Partly Cloudy - 72 F

livebaseballscorecards.com

AB 44
R 10
H 16
RBI 10
BB 4
SO 6
LOB 24



BOTTOM

Atlanta Braves @ Cincinnati Reds
Great American Ball Park, Cincinnati, OH

Fri Jun 17 2005, 7:10 PM EDT
Att. 27,023 - Partly Cloudy - 72 F

livebaseballscorecards.com

AB	35
R	5
H	11
RBI	5
BB	4
SO	2
LOB	16



WP	1	PA	39
PB	0		
SB	1		
CS	1		

AB R H RBI BB SO LOB

3	2	1	0	2	0	1
5	1	4	3	0	0	1
5	0	0	0	0	0	4
4	1	2	0	0	0	0
4	0	1	0	0	0	2
3	1	1	2	1	0	1
3	0	1	0	0	1	1
1	0	0	0	0	1	2
4	0	1	0	0	0	3
1	0	0	0	0	0	1
1	0	0	0	0	0	0
0	0	0	0	0	0	0
0	0	0	0	0	0	0
0	0	0	0	1	0	0
0	0	0	0	0	0	0
0	0	0	0	0	0	0
1	0	0	0	0	0	0

1B	9	SF	0
2B	0	SAC	0
3B	0	DP	2
HR	2	HBP	0

Batter	1	2	3	4	5	6	7	8	9
6 Ryan Freel, R OBP: 0.406, SLG: 0.407 (1, 4)	0-0 HR 1B		4-2 G1-6-3 BB		4-2 S 1B BB		1-2 P3		2-2 P4
Felipe Lopez, S OBP: 0.349, SLG: 0.552 (1, 6)	1-1 HR 1B		1-0 G1-6-3 1-2f		2-1 1B		2-1 G4-6-3 1B		1-0 1B
Sean Casey, L OBP: 0.370, SLG: 0.419 (1, 3)	0-1 G1-3		1-1 G6-3		1-0 G6-3		0-2 G4-6-3 1-2f		0-1 L8
Ken Griffey Jr., L OBP: 0.339, SLG: 0.481 (1, 8)	3-2 G5-3			2-2 WP 1B		2-2 G4-3 HR 1B		2-2 P6	
Joe Randa, R OBP: 0.363, SLG: 0.474 (1, 5)	1-2 G4-3			0-1 F7		1-2 G4-3		0-2 BB 1B	
Wily Mo Peña, R OBP: 0.315, SLG: 0.702 (1, 9)		1-0 G4-3		3-0 G6-3 1-2		2-0 HR		4-2 BB	
Kenny Kelly, R OBP: 0.400, SLG: 0.400 (1, 7)		2-3 K		0-0 G6-3		0-1 CS 1B		1-3 K	
Adam Dunn, L OBP: 0.404, SLG: 0.565 (8, PH) (9, 7)									
Jason LaRue, R OBP: 0.329, SLG: 0.371 (1, 2)		1-0 1B			0-0 G5-3	1 SAFE 1 SAFE X	0-0 F9		1-0 P6
Ramon Ortiz, R OBP: 0.117, SLG: 0.059 (1, 1)		0-1 L4			2-1 L7		4-2 1B BB		0-0 F7
Luis Lopez, S OBP: 0.231, SLG: 0.280 (5, PH)									
Randy Kistler, L OBP: 0.600, SLG: 1.400 (6, 1)									
Ricky Stone, R (7, 1)									
Jacob Cruz, L OBP: 0.359, SLG: 0.491 (7, PH)									
Ryan Wagner, R (8, 1)									
25 David Weathers, R (9, 1)									
Javier Valentin, S OBP: 0.314, SLG: 0.342 (9, PH)									

Inning Stats	R: 2	H: 2	E: 0	K: 0	S: 13	WLS	BF	H	R	ER	SO	BB	IBB	HBP	BLK	WP	HR	S	P	ERA	WHIP
	0	0	0	0	0		26	8	5	5	1	2	0	0	0	1	2	53	87	7.50	1.667
	0	0	0	0	0		18	5	0	0	0	1	0	0	0	0	0	11	18	0.00	2.000
	0	0	0	0	0		18	5	0	0	1	1	0	0	0	0	0	13	21	0.00	2.000
	0	0	0	0	0		18	4	0	0	0	0	0	0	0	0	0	7	10	0.00	1.000

PITCHER	IP	WLS	BF	H	R	ER	SO	BB	IBB	HBP	BLK	WP	HR	S	P	ERA	WHIP
Horacio Ramirez, L ERA: 5.38 (1, 1)	6.0		26	8	5	5	1	2	0	0	0	1	2	53	87	7.50	1.667
Jim Brower, R ERA: 6.32 (7, 1)	1.0		4	1	0	0	0	1	0	0	0	0	0	11	18	0.00	2.000
48 Blaine Boyer, R ERA: 2.25 (8, 1)	1.0		5	1	0	0	1	1	0	0	0	0	0	13	21	0.00	2.000
Chris Reitsma, R ERA: 3.09 (9, 1)	1.0		4	1	0	0	0	0	0	0	0	0	0	7	10	0.00	1.000

Batter	1	2	3	4	5	6	7	8	9	AB R H RBI BB SO LOB	TOP		
Rafael Furcal, S OBP: 0.276, SLG: 0.346 (1, 6)	2-2 F9		0-0 B3-4	2-1 F9		0-1 L4			3-2 G6-3	5 0 0 0 0 0 4			
Marcus Giles, R OBP: 0.355, SLG: 0.433 (1, 4)	1-0 F8		1-1 HR 1B	0-0 F9			1-0 FC4 1B		1-2 G6-3	5 1 2 0 0 0 3			
Julio Franco, R OBP: 0.336, SLG: 0.444 Adam LaRoche, L OBP: 0.310, SLG: 0.435 (1, 3) (9, PH) (9, 3)	0-0 HR		2-1 HR 1-H		1-2 F9		1-2 FC4 G6-4-3 1-2f		0-0 G4-3	4 2 2 3 0 0 1 1 0 0 0 0 0 0			
Andruw Jones, R OBP: 0.324, SLG: 0.542 (1, 8)	3-1 F7		0-0 FC6-4 1B		1-0 HR		1-2 G6-4-3 1-2f			4 1 2 1 0 0 1			
Andy Marte, R OBP: 0.263, SLG: 0.250 (1, 5)		3-2 2B	1-1 FC6-4 1-2f		1-2 G5-3			2-2 G4-3		4 0 1 0 0 0 1			
Brian Jordan, R OBP: 0.276, SLG: 0.293 (1, 9)		2-2 F8		1-0 F9	0-1 F7			2-1 HR HBP		3 1 0 0 0 0 1			
Johnny Estrada, S OBP: 0.330, SLG: 0.429 (1, 2)		0-2 F8		0-1 1B 2B		1-2 P3		0-1 HR		4 1 2 2 0 0 1			
Kelly Johnson, L OBP: 0.317, SLG: 0.380 (1, 7)		2-3 K		4-2 1B BB		2-2 SH1-4 1B		3-3 K		3 0 1 0 1 2 1			
Jorge Sosa, R OBP: 0.500, SLG: 0.500 Adam Beirner, R OBP: 1.000, SLG: 1.000 John Foster, L (7, 1) 48 Blaine Boyer, R Wilson Betemit, S OBP: 0.412, SLG: 0.590 Jim Brower, R Chris Reitsma, R (8, PH) (8, 1) (9, 1)			1-3 K	0-0 1-2 2-3 1B		0-0 SH1-4		1-1 G5-3		2 0 1 0 0 1 0 0 0 0 0 0 0 0 0 0 0 0 0 0 0 0 0 0 0 0 0 0 1 0 0 0 0 0 0 0 0 0 0 0 0 0 0 0 0 0 0 0 0			
Inning Stats	R: 1 H: 1 E: 0 LOB: 0 K: 0 BB: 0 S: 9 P: 15	R: 0 H: 1 E: 0 LOB: 1 K: 1 BB: 0 S: 20 P: 27	R: 2 H: 3 E: 0 LOB: 1 K: 1 BB: 0 S: 11 P: 16	R: 0 H: 2 E: 0 LOB: 3 K: 0 BB: 1 S: 10 P: 17	R: 1 H: 1 E: 0 LOB: 0 K: 0 BB: 0 S: 9 P: 12	R: 0 H: 1 E: 0 LOB: 1 K: 0 BB: 0 S: 9 P: 12	R: 0 H: 1 E: 0 LOB: 0 K: 0 BB: 0 S: 8 P: 11	R: 2 H: 1 E: 0 LOB: 0 K: 1 BB: 0 S: 11 P: 19	R: 0 H: 0 E: 0 LOB: 0 K: 0 BB: 0 S: 12 P: 16	1B: 5 SF: 0 2B: 2 SAC: 1 3B: 0 DP: 1 HR: 4 HBP: 1	WP: 0 PA: 39 PB: 0 SB: 0 CS: 0		
PITCHER	IP WLS BF H R ER SO BB IBB HBP BLK WP HR S P ERA WHIP											PITCHER	IP WLS BF H R ER SO BB IBB HBP BLK WP HR S P ERA WHIP
22 Eric Milton, L ERA: 7.82 (1, 1)	6.0 L 28 9 4 4 2 1 0 0 0 0 0 3 68 99 6.00 1.667												
Ryan Wagner, R ERA: 5.4 (7, 1)	1.1 5 1 1 1 0 0 0 0 1 0 0 0 12 19 6.75 0.750												
Kent Mercker, L ERA: 3.1 (8, 1)	0.2 3 1 1 1 1 0 0 0 0 0 0 1 7 11 13.50 1.500												
56 Todd Coffey, R ERA: 4.82 (9, 1)	1.0 3 0 0 0 0 0 0 0 0 0 0 0 12 16 0.00 0.000												

Atlanta Braves @ Cincinnati Reds
Great American Ball Park, Cincinnati, OH

Sat Jun 18 2005, 7:10 PM EDT
Att: 41,737 - Partly Cloudy - 73 F

livebaseballscorecards.com

AB	36
R	6
H	11
RBI	6
BB	1
SO	3
LOB	13



Batter	1	2	3	4	5	6	7	8	9	AB R H RBI BB SO LOB	TOP																									
Rafael Furcal, S (1, 6) OBP: 0.274, SLG: 0.346	1-2 F8		3-2 G4-3	0-0 P6		0-1 G6-3 1B 2B	0-2 FC6-4 1B		0-1 G4-3	6 1 1 1 0 0 3																										
Kelly Johnson, L (1, 7) OBP: 0.348, SLG: 0.389	3-2 F7		4-0 1B BB		4-1 BB BB	2-2 G6-3	1-0 SAFE 1B		2-2 1B	4 1 2 2 2 0 1																										
Marcus Giles, R (1, 4) OBP: 0.358, SLG: 0.430	4-2 BB		0-1 1B 1B		1-1 P6	4-2 1B BB	1-3 K		2-3 K	4 1 1 0 2 2 4																										
Adam LaRoche, L (1, 3) OBP: 0.312, SLG: 0.434	1-3 K		0-0 BB 1B		1-1 F8	0-0 1B 1B		3-2 G4-3		5 0 2 2 0 1 2																										
Andruw Jones, R (1, 8)		4-2 G3-6-3 BB	4-1 1-2 BB		4-2 1-2 BB	0-0 1-2 1B		2-0 1B 2B		2 1 2 1 3 0 0																										
Johnny Estrada, S (1, 2) OBP: 0.327, SLG: 0.423		1-2 G3-6-3	0-2 G5-3		0-2 G4-3	2-1 F8		2-2 1B		5 0 1 1 0 0 8																										
4 Pete Orr, L (8, PR) OBP: 0.346, SLG: 0.442										0 0 0 0 0 0 0																										
Adam Benero, R (8, 1) OBP: 1.000, SLG: 1.000										0 0 0 0 0 0 0																										
Ryan Langerhans, L (1, 9) OBP: 0.318, SLG: 0.441		2-2 P5		1-3 K		1-2 BB 1B	0-0 L8	1-2 F8		5 1 1 0 0 1 1																										
Wilson Betemit, S (1, 5) OBP: 0.412, SLG: 0.636			3-2 HR	1-2 3B		2-3 K	1-1 E6 FC6-4 1B	3-3 K		5 2 2 1 0 2 2																										
26 Kyle Davies, R (1, 1) OBP: 0.143, SLG: 0.143			2-2 F9	0-0 G5-3		4-2 SAFE 2B G6-3 BB	3-2 FC6-4 1B		1-0 G6-3	2 0 0 0 0 0 1																										
John Foster, L (5, 1)										0 0 0 0 0 0 0																										
Andy Marte, R (6, PH) OBP: 0.250, SLG: 0.250										0 1 0 0 0 1 0 0																										
Kevin Gryboski, R (6, 1)										0 0 0 0 0 0 0 0																										
Brian Jordan, R (7, PH) OBP: 0.279, SLG: 0.296										1 0 1 0 0 0 0 0																										
Dan Kold, R (7, 1)										0 0 0 0 0 0 0 0																										
16 Brian McCann, L (8, 2) OBP: 0.313, SLG: 0.467										1 0 0 0 0 0 0 0																										
Inning Stats	R: 0 E: 0 K: 1 S: 15	H: 0 LOB: 1 BB: 1 P: 24	R: 0 E: 0 K: 0 S: 8	H: 0 LOB: 0 BB: 1 P: 15	R: 2 E: 0 K: 0 S: 17	H: 3 LOB: 3 BB: 2 P: 33	R: 0 E: 0 K: 1 S: 10	H: 1 LOB: 1 BB: 0 P: 12	R: 0 E: 0 K: 0 S: 10	H: 0 LOB: 2 BB: 2 P: 20	R: 4 E: 0 K: 1 S: 19	H: 4 LOB: 2 BB: 2 P: 34	R: 1 E: 1 K: 1 S: 13	H: 2 LOB: 2 BB: 0 P: 19	R: 1 E: 0 K: 1 S: 17	H: 2 LOB: 1 BB: 0 P: 28	R: 0 E: 0 K: 1 S: 9	H: 1 LOB: 1 BB: 0 P: 14	1B: 9 2B: 2 3B: 1 HR: 1	SF: 0 SAC: 0 DP: 1 HBP: 0	WP: 0 PA: 48 PB: 0 SB: 0 CS: 0															
PITCHER	IP WLS BF H R ER SO BB IBB HBP BLK WP HR S P ERA WHIP																																			
Luke Hudson, R (1, 1) ERA: 5.63	5.0		24	4	2	2	2	6	0	0	0	0	1	60	104	3.60	2.000																			
Randy Keisler, L (6, 1) ERA: 5.49	0.2		5	2	3	3	1	1	0	0	0	0	0	13	22	40.50	4.500																			
Ricky Stone, R (6, 1) ERA: 4.91	0.1	H	4	2	1	1	0	1	0	0	0	0	0	6	12	27.00	9.000																			
Kent Mercker, L (7, 1) ERA: 3.0	1.0	B	6	2	1	0	1	0	0	0	0	0	0	13	19	0.00	2.000																			
25 David Weathers, R (8, 1) ERA: 4.17	2.0	W	9	3	1	1	2	0	0	0	0	0	0	26	42	4.50	1.500																			

Atlanta Braves @ Cincinnati Reds
Great American Ball Park, Cincinnati, OH
Sun Jun 19 2005, 1:15 PM EDT
Att. 28,836 - Cloudy - 71 F

livebaseballscorecards.com

AB 40
R 8
H 13
RBI 8
BB 8
SO 6
LOB 22



Batter	1	2	3	4	5	6	7	8	9
Felipe Lopez, S OBP: 0.342, SLG: 0.533 (1, 6)	1-3 K 1B	1-2 L9-3 1B		1-2 F8 1B		3-3 K 1B		0-0 B1 1B	
Rich Aurilia, R OBP: 0.280, SLG: 0.440 (1, 5) (5, 4)	1-0 BB 1B 1B	3-2 L9-3 1-1		2-1 F7 1B		1-0 3B 1B		2-1 HR 1B	
Sean Casey, L OBP: 0.379, SLG: 0.429 (1, 3)	1-1 BB 1-2 1B 1B		2-1 F7 1B		3-2 L4 1B	1-3 K 1B		0-1 HR 1-2 1B	
Ken Griffey Jr., L OBP: 0.342, SLG: 0.492 (1, 8)	4-1 BB 1-2 2-3 BB 1B		0-0 G5-3 1B		2-2 HR 1B	2-0 L1 1B		3-1 HR 1-H 2-H HR	
Wily Mo Peña, R OBP: 0.327, SLG: 0.674 (1, 9)	3-2 BB 1-2 2-H 3-H 1B		0-0 G6-3 1B		2-0 HR 1-2 1B		0-1 FC4-6 1B	1-3 K 1B	
Adam Dunn, L OBP: 0.398, SLG: 0.565 (1, 7)	0-0 F5 1B			1-1 2B 1B	3-2 HR 1-H 2-H HR		2-2 FC4-6 1-2 2B	0-3 K 1B	
Javier Valentin, S OBP: 0.341, SLG: 0.377 (1, 2)	4-2 BB 1-2 2-3 BB			2-1 2B 1-2 1B	1-3 K 1B		1-0 F9 1-H 2B		
Luis Lopez, S OBP: 0.250, SLG: 0.333 Joe Randa, R OBP: 0.361, SLG: 0.485 (4, PR) (5, 5)	2-2 P6 1B			1-2 2B 1-3 2-H 2B	0-0 HR 1B		1-1 F9 2-3 1B		
Luke Hudson, R Kenny Kelly, R OBP: 0.353, SLG: 0.333 Randy Keisler, L OBP: 0.600, SLG: 1.400 Ricky Stone, R Kent Mercker, L Jacob Cruz, L OBP: 0.348, SLG: 0.475 25 David Weathers, R (1, 1) (5, PH) (6, 1) (6, 1) (7, 1) (7, PH) (8, 1)		1-3 K 1B		0-3 K 1B	1-1 G6-3 1B		2-3 K 1B		

AB	R	H	RBI	BB	SO	LOB
5	0	1	0	0	2	2
5	2	3	0	0	0	3
5	2	2	0	0	1	1
4	2	2	3	1	0	1
5	1	3	2	0	1	0
5	3	2	3	0	1	3
3	0	2	1	1	1	0
2	0	1	1	0	0	3
2	1	1	1	0	0	1
2	0	0	0	0	2	2
1	0	0	0	0	0	0
0	0	0	0	0	0	0
0	0	0	0	0	0	0
0	0	0	0	0	0	0
1	0	0	0	1	1	0
0	0	0	0	0	0	0

BOTTOM

Atlanta Braves @ Cincinnati Reds
Great American Ball Park, Cincinnati, OH
Sun Jun 19 2005, 1:15 PM EDT
Att. 28,836 - Cloudy - 71 F

livebaseballscores.com

AB	40
R	11
H	17
RBI	11
BB	2
SO	9
LOB	17



1B: 11	SF: 0
2B: 3	SAC: 0
3B: 1	DP: 1
HR: 3	HBP: 0

WP: 0	PA: 42
PB: 0	
SB: 0	
CS: 0	

Inning Stats	R	H	E	K	S	P	IP	WLS	BF	H	R	ER	SO	BB	IBB	HBP	BLK	WP	HR	S	P	ERA	WHIP
26 Kyle Davies, R ERA: 4.29 (1, 1)	2	3	0	16	32	19	4.1	0.2	23	9	5	5	3	2	0	0	0	0	0	52	89	10.38	2.538
John Foster, L ERA: 3.14 (5, 1)	0	0	0	0	0	0	0.2	4	2	2	2	1	0	0	0	0	0	0	2	12	17	27.00	3.000
Kevin Gryboski, R ERA: 1.93 (6, 1)	0	0	0	0	0	0	1.0	4	1	0	0	2	0	0	0	0	0	0	0	8	15	0.00	1.000
Dan Kolb, R ERA: 6.58 (7, 1)	0	0	0	0	0	0	1.0	5	2	1	1	1	0	0	0	0	0	0	0	13	19	9.00	2.000
Adam Benero, R ERA: 5.45 (8, 1)	0	0	0	0	0	0	1.0	L 6	3	3	3	2	0	0	0	0	0	0	1	14	20	27.00	3.000

Batter	1	2	3	4	5	6	7	8	9	AB R H RBI BB SO LOB	TOP											
Juan Pierre, L (1, 8) OBP: 0.296, SLG: 0.325	0-1 G4-3		1-1 F8		0-2 G4-3			1-2 G4-3		4 0 0 0 0 0 0	Florida Marlins @ Atlanta Braves Turner Field, Atlanta, GA Tue Jun 21 2005, 7:35 PM EDT Att. 28,686 - Clear - 75 F											
Luis Castillo, S (1, 4) OBP: 0.420, SLG: 0.413	0-1 F7		2-1 G1-3			2-2 E4 G5-3		2-1 G4-3		4 0 0 0 0 0 0												
Miguel Cabrera, R (1, 7) OBP: 0.383, SLG: 0.549	4-2 BB		0-1 E4 E 1B			1-0 G5-3 1-2		1-1 E5 1B		3 0 1 0 1 0 1												
Carlos Delgado, L (1, 3) OBP: 0.420, SLG: 0.584	2-2 G4-3		2-0 E4 1-3			1-2 K		0-0 1-2 1B		4 0 1 0 0 1 3												
Mike Lowell, R (1, 5) OBP: 0.276, SLG: 0.353		0-2 F7		2-3 K		1-1 G6-3		0-1 F9		4 0 0 0 0 1 3												
Paul Lo Duca, R (1, 2) OBP: 0.347, SLG: 0.385		4-1 1B BB		1-2 G5-3		1-3 K		0-2 G5-3		1 0 0 0 1 0 0												
20 Matt Treanor, R (4, 2) OBP: 0.390, SLG: 0.371										2 0 0 0 0 1 0												
Jeff Conine, R (1, 9) OBP: 0.370, SLG: 0.372		0-0 1-2 1B		1-1 F8		0-0 1B		1-0 F9		4 0 2 0 0 0 0												
Alex Gonzalez, R (1, 6) OBP: 0.337, SLG: 0.396		0-0 F8		1-2 G1-3		0-2 F7		0-0 1B		4 0 1 0 0 0 3												
A.J. Burnett, R (1, 1) OBP: 0.091, SLG: 0.188		0-3 K		1-3 K		SAFE 2-2 G1-3		2-3 K		2 0 0 0 0 2 2												
Joe Dillon, R (7, PH) OBP: 0.211, SLG: 0.333										1 0 0 0 0 0 1												
Chad Bentz, R (7, 1)										0 0 0 0 0 0 0												
Travis Smith, R (8, 1)										0 0 0 0 0 0 0												
Damion Easley, R (9, PH) OBP: 0.288, SLG: 0.496										1 0 0 0 0 1 1												
Inning Stats	R: 0 E: 0 K: 0 S: 11	H: 0 LOB: 1 BB: 1 P: 17	R: 0 E: 0 K: 1 S: 9	H: 1 LOB: 2 BB: 1 P: 13	R: 0 E: 1 K: 0 S: 7	H: 1 LOB: 2 BB: 0 P: 12	R: 0 E: 0 K: 1 S: 9	H: 0 LOB: 0 BB: 0 P: 13	R: 0 E: 0 K: 1 S: 9	H: 0 LOB: 0 BB: 0 P: 11	R: 0 E: 1 K: 1 S: 9	H: 0 LOB: 1 BB: 0 P: 14	R: 0 E: 0 K: 1 S: 13	H: 1 LOB: 1 BB: 0 P: 16	R: 0 E: 1 K: 0 S: 12	H: 1 LOB: 2 BB: 0 P: 16	R: 0 E: 0 K: 1 S: 8	H: 1 LOB: 1 BB: 0 P: 11	1B: 5 2B: 0 3B: 0 HR: 0	SF: 0 SAC: 0 DP: 0 HBP: 0	WP: 0 PB: 0 SB: 0 CS: 0	PA: 36
PITCHER 29 John Smoltz, R (1, 1) ERA: 2.88	IP: 9.0 WLS: W BF: 36 H: 5 R: 0 ER: 0 SO: 6 BB: 2 IBB: 0 HBP: 0 BLK: 0 WP: 0 HR: 0 S: 87 P: 123 ERA: 0.00 WHIP: 0.778											PITCHER	IP: 9.0 WLS: W BF: 36 H: 5 R: 0 ER: 0 SO: 6 BB: 2 IBB: 0 HBP: 0 BLK: 0 WP: 0 HR: 0 S: 87 P: 123 ERA: 0.00 WHIP: 0.778									

livebaseballscorecards.com

AB	34
R	0
H	5
RBI	0
BB	2
SO	6
LOB	14



Batter	1	2	3	4	5	6	7	8	9
Rafael Furcal, S OBP: 0.272, SLG: 0.343 (1, 6)	2-2 G4-3		2-2 G6-3		3-2 G4-3 1B		0-2 P3	1-2 FC6	
4 Pete Orr, L OBP: 0.369, SLG: 0.456 (1, 4) Marcus Giles, R OBP: 0.361, SLG: 0.433 (7, PH) (8, 4)	1-0 2B G6-3 1B		4-1 WP S BB		3-2 G4-3 E 1B		2-1 HR 1B		
Kelly Johnson, L OBP: 0.357, SLG: 0.404 (1, 7)	1-0 RB 1-3 2B		4-2 WP BB		0-1 G4-3		2-1 F9		
Andrew Jones, R OBP: 0.338, SLG: 0.559 (1, 8)	0-2 G6-3		4-1 FC6-4 BB		1-0 G5-3		1-0 1-H HR		
Adam LaRoche, L OBP: 0.311, SLG: 0.431 (1, 3)	3-H 1-0 G3-1		0-3 K		2-2 E7 1B		0-0 P4		
Wilson Betemit, S OBP: 0.415, SLG: 0.626 (1, 5)		2-2 FC1-6 1B	1-1 FC6-4		3-1 G3		4-2 FC4-6 BB		
Ryan Langerhans, L OBP: 0.310, SLG: 0.429 (1, 9)		1-2 SAFE FC1-6 16 G3-1 WP 1-2f		0-3 K		0-0 L6	2-1 FC4-6 16 1B 1-2f		
16 Brian McCann, L OBP: 0.300, SLG: 0.421 (1, 2)		1-1 G3-1		0-1 F7		1-0 G3	0-0 FC6 1B 1-2		
29 John Smoltz, R OBP: 0.171, SLG: 0.147 (1, 1)		0-3 K		2-2 G4-3		0-3 K	3-2 L9		

AB	R	H	RBI	BB	SO	LOB
5	1	1	0	0	0	2
2	2	2	0	1	0	0
1	1	1	0	0	0	0
3	0	1	1	1	0	2
3	1	1	3	1	0	2
4	0	1	1	0	1	4
3	0	1	0	1	0	4
4	0	0	0	0	1	2
4	0	1	0	0	0	1
4	0	0	0	0	2	3

BOTTOM

Florida Marlins @ Atlanta Braves
Turner Field, Atlanta, GA

Tue Jun 21 2005, 7:35 PM EDT
Att. 28,686 - Clear - 75 F

livebaseballscorecards.com

AB	33
R	5
H	9
RBI	5
BB	4
SO	4
LOB	20

Braves

1B:	7	SF:	0	WP:	2	PA:	37
2B:	1	SAC:	0	PB:	1		
3B:	0	DP:	0	SB:	2		
HR:	1	HBP:	0	CS:	0		

Inning Stats	R	H	E	K	S	R	H	E	K	S	R	H	E	K	S	R	H	E	K	S	R	H	E	K	S	
	1	2	0	11	16	0	1	0	14	18	0	0	0	13	28	0	0	0	8	10	2	3	1	0	5	6
	0	1	0	0	0	0	1	0	0	0	0	0	0	0	0	0	0	0	0	0	0	0	0	0	0	0
	0	0	0	0	0	0	0	0	0	0	0	0	0	0	0	0	0	0	0	0	0	0	0	0	0	0
	0	0	0	0	0	0	0	0	0	0	0	0	0	0	0	0	0	0	0	0	0	0	0	0	0	0

PITCHER	IP	WLS	BF	H	R	ER	SO	BB	IBB	HBP	BLK	WP	HR	S	P	ERA	WHIP
A.J. Burnett, R ERA: 3.43 (1, 1)	6.0	L	27	6	3	3	4	3	0	0	0	2	0	67	105	4.50	1.500
Chad Bentz, L ERA: 31.5 (7, 1)	1.0		5	2	2	2	0	0	0	0	0	0	1	9	14	18.00	2.000
Travis Smith, R ERA: 7.2 (8, 1)	1.0		5	1	0	0	0	1	0	0	0	0	0	12	22	0.00	2.000

Batter	1	2	3	4	5	6	7	8	9	AB R H RBI BB SO LOB	TOP										
Juan Pierre, L (1, 8) OBP: 0.295, SLG: 0.321	1-1 G6-3		1-3 K			2-2 G4-3			4-1 G4-6-3 BB	3 0 0 0 1 1 0											
Luis Castillo, S (1, 4) OBP: 0.417, SLG: 0.406	1-1 G5-3			4-2 G6-3 BB		2-1 G4-3			1-1 G4-6-3 1-2f 2-3	3 0 0 0 1 0 2											
Miguel Cabrera, R (1, 7) OBP: 0.381, SLG: 0.548	3-1 2B			1-1 SAFE F9			0-3 K		2-1 G4-3	4 0 1 0 0 1 2											
Carlos Delgado, L (1, 3) OBP: 0.415, SLG: 0.577	2-3 K			1 SAFE G6-3 1-2f			3-1 F8			3 0 0 0 0 1 2											
Mike Lowell, R (1, 5) OBP: 0.277, SLG: 0.352		1-1 F7			3-1 G5-4-3 1B		3-1 P5			3 0 1 0 0 0 0											
Jeff Conine, R (1, 9) OBP: 0.359, SLG: 0.360		3-1 G5-3			1-0 G5-4-3 1-2f			1-3 K		3 0 0 0 0 1 1											
Alex Gonzalez, R (1, 6) OBP: 0.337, SLG: 0.396		1-2 G1-3			0-1 1B			1-2 L6		3 0 1 0 0 0 0											
20 Matt Treanor, R (1, 2) OBP: 0.364, SLG: 0.342			2-1 G5-3		3-1 SAFE G6-3			1-1 P3		3 0 0 0 0 0 1											
Brian Moehler, R (1, 1) OBP: 0.150, SLG: 0.105			1-1 G5-3			3-2 G5-3			3-2 G4-6-3 2B	1 0 0 0 0 0 0 0											
Joe Dillon, R (8, PH) OBP: 0.200, SLG: 0.316										1 0 0 0 0 0 0 0											
John Riedling, R (6, 1)										0 0 0 0 0 0 0 0											
Valerio De Los Santos, L (7, 1)										0 0 0 0 0 0 0 0											
40 Nate Bump, L (7, 1)										0 0 0 0 0 0 0 0											
Randy Messenger, R (8, 1)										0 0 0 0 0 0 0 0											
Damion Easley, R (9, PH) OBP: 0.293, SLG: 0.508										1 0 1 0 0 0 0 0											
Inning Stats	R: 0 E: 0 K: 1 S: 10	H: 1 LOB: 1 BB: 0 P: 17	R: 0 E: 0 K: 0 S: 8	H: 0 LOB: 0 BB: 0 P: 13	R: 0 E: 0 K: 1 S: 7	H: 0 LOB: 0 BB: 0 P: 11	R: 0 E: 0 K: 0 S: 6	H: 0 LOB: 0 BB: 1 P: 11	R: 0 E: 0 K: 0 S: 7	H: 2 LOB: 1 BB: 0 P: 14	R: 0 E: 0 K: 1 S: 10	H: 0 LOB: 0 BB: 0 P: 17	R: 0 E: 0 K: 1 S: 7	H: 0 LOB: 0 BB: 0 P: 13	R: 0 E: 0 K: 1 S: 8	H: 0 LOB: 0 BB: 0 P: 11	R: 0 E: 0 K: 0 S: 8	H: 1 LOB: 1 BB: 1 P: 18	1B: 2 2B: 2 3B: 0 HR: 0	SF: 0 SAC: 0 DP: 3 HBP: 0	WP: 0 PA: 30 PB: 0 SB: 0 CS: 0
PITCHER	IP WLS BF H R ER SO BB IBB HBP BLK WP HR S P ERA WHIP																				
Horacio Ramirez, L (1, 1) ERA: 5.05	5.0 W 17 3 0 0 2 1 0 0 0 0 0 0 38 66 0.00 0.800																				
Kevin Gryboski, R (6, 1) ERA: 1.8	1.0 3 0 0 0 0 0 0 0 0 0 0 0 10 17 0.00 0.000																				
48 Blaine Boyer, R (7, 1) ERA: 1.69	1.0 3 0 0 0 1 0 0 0 0 0 0 0 7 13 0.00 0.000																				
Jim Brower, R (8, 1) ERA: 5.94	1.0 3 0 0 0 1 0 0 0 0 0 0 0 8 11 0.00 0.000																				
Dan Kolb, R (9, 1) ERA: 6.33	1.0 4 1 0 0 0 1 0 0 0 0 0 0 8 18 0.00 2.000																				

Florida Marlins @ Atlanta Braves
Turner Field, Atlanta, GA

Wed Jun 22 2005, 7:05 PM EDT
Att. 30,216 - Clear - 83 F

livebaseballscorecards.com

AB 28
R 0
H 4
RBI 0
BB 2
SO 4
LOB 8



Batter	1	2	3	4	5	6	7	8	9	AB R H RBI BB SO LOB	TOP		
Juan Pierre, L OBP: 0.294, SLG: 0.320 (1, 8)	0-0 E1 L4-3		0-1 G4-3			0-0 B2-3	3-1 SF9		2-2 G4-3 1B	4 1 1 1 0 0 0			
Luis Castillo, S OBP: 0.411, SLG: 0.397 (1, 4)	1-0 SAFE L4-3		0-1 G6-3			4-1 HR BB	1-2 L3		0-1 G4-3	4 1 0 0 1 0 4			
Miguel Cabrera, R OBP: 0.388, SLG: 0.576 (1, 7)	2-1 HR			2-0 G5-3		0-1 HR	0-0 2B 1B		0-0 1B	5 3 4 6 0 0 0			
Carlos Delgado, L OBP: 0.415, SLG: 0.578 (1, 3)	1-2 G4-3			0-2 F7		0-2 1B	2-2 2B		2-1 L8	5 0 2 1 0 0 1			
Mike Lowell, R OBP: 0.272, SLG: 0.345 (1, 5)				1-2 F9		0-3 N	0-0 F8		1-0 G5-3	5 0 0 0 0 1 3			
Paul Lo Duca, R OBP: 0.354, SLG: 0.389 (1, 2)						2-2 1B	0-1 G4-3		1-0 1B 1B	3 0 2 0 1 0 1			
Juan Encarnacion, R OBP: 0.347, SLG: 0.460 (1, 9)						1-2 F7			1-2 1B 1B SF9 1B G6-4-3 1B	4 1 2 0 0 0 2			
Alex Gonzalez, R OBP: 0.336, SLG: 0.393 (1, 6)						1-0 F7			0-0 WP 1B 1B G6-4-3	4 1 1 0 0 1 4			
Dontrelle Willis, L OBP: 0.262, SLG: 0.286 (1, 1)						1-2 P4			0-0 1B WP 1B G4-3	4 1 1 0 0 0 2			
Inning Stats	R: 1 E: 1 K: 0 S: 7 H: 1 LOB: 0 BB: 0 P: 11	R: 0 E: 0 K: 1 S: 15 H: 0 LOB: 1 BB: 1 P: 24	R: 0 E: 0 K: 0 S: 5 H: 0 LOB: 0 BB: 0 P: 5	R: 0 E: 0 K: 0 S: 8 H: 0 LOB: 0 BB: 0 P: 11	R: 0 E: 0 K: 1 S: 11 H: 1 LOB: 1 BB: 0 P: 16	R: 2 E: 0 K: 1 S: 13 H: 2 LOB: 1 BB: 1 P: 17	R: 4 E: 0 K: 0 S: 15 H: 5 LOB: 1 BB: 0 P: 22	R: 0 E: 0 K: 0 S: 9 H: 2 LOB: 1 BB: 0 P: 12	R: 1 E: 0 K: 0 S: 9 H: 2 LOB: 1 BB: 0 P: 14	1B: 10 2B: 2 3B: 0 HR: 2 SF: 1 SAC: 0 DP: 2 HBP: 0	WP: 1 PB: 0 SB: 0 CS: 0 PA: 41		
PITCHER	IP WLS BF H R ER SO BB IBB HBP BLK WP HR S P ERA WHIP											PITCHER	IP WLS BF H R ER SO BB IBB HBP BLK WP HR S P ERA WHIP
Jorge Sosa, R ERA: 2.97 (1, 1)	6.0 L 24 4 3 3 2 2 0 0 0 0 0 2 59 84 4.50 1.000												
Adam Bernero, R ERA: 6.25 (7, 1)	0.2 7 5 4 4 0 0 0 0 0 0 1 0 14 21 54.00 7.500												
Jorge Vasquez, R ERA: 3.38 (7, 1)	1.1 5 2 0 0 0 0 0 0 0 0 0 0 10 13 0.00 1.500												
Dan Kolb, R ERA: 6.43 (9, 1)	1.0 5 2 1 1 0 0 0 0 0 0 0 0 9 14 9.00 2.000												

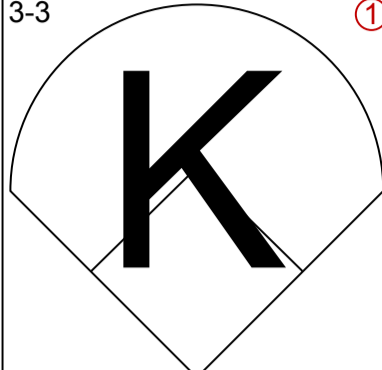
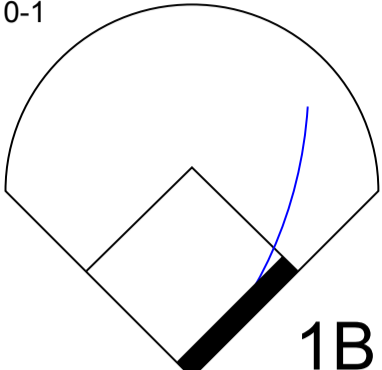
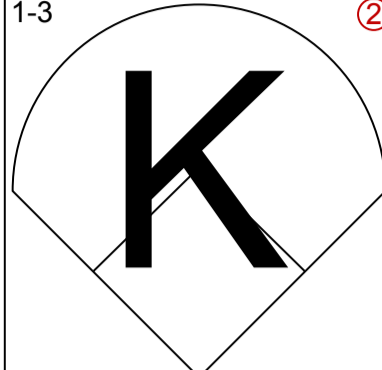
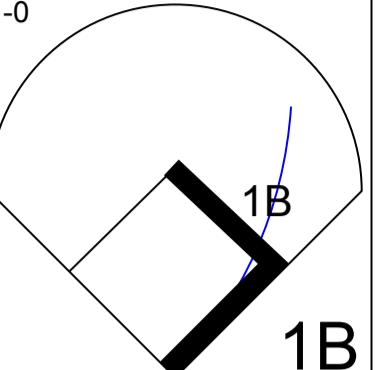
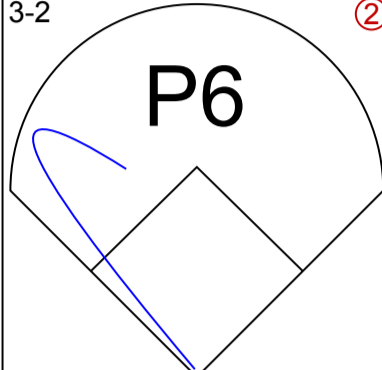
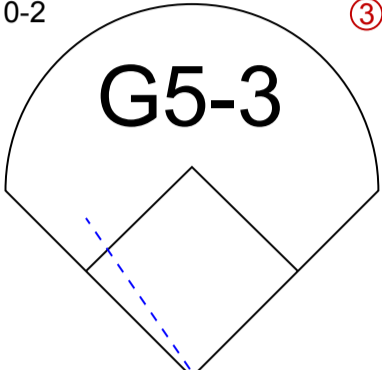
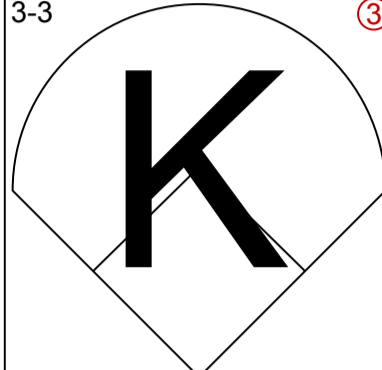
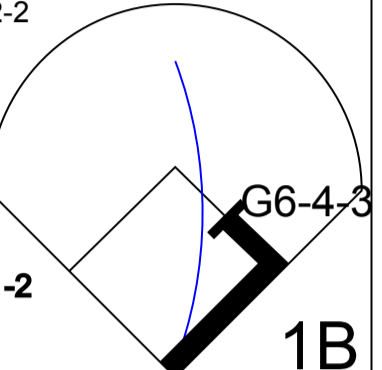
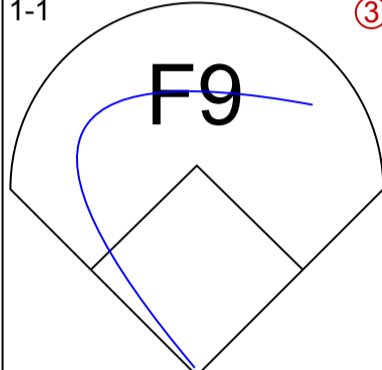
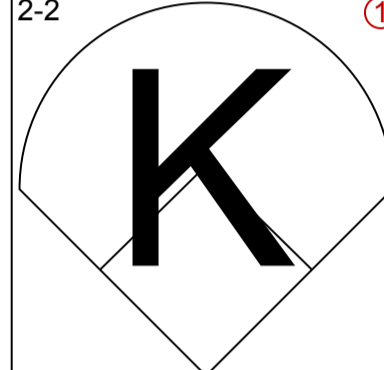
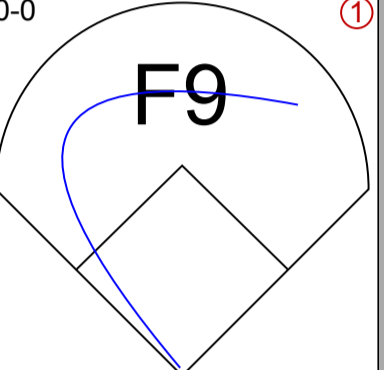
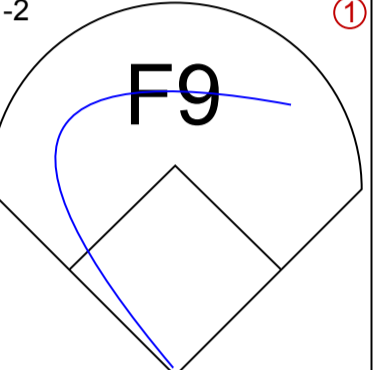
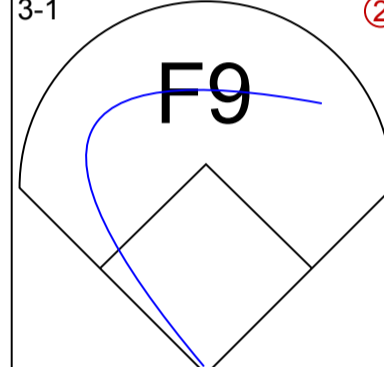
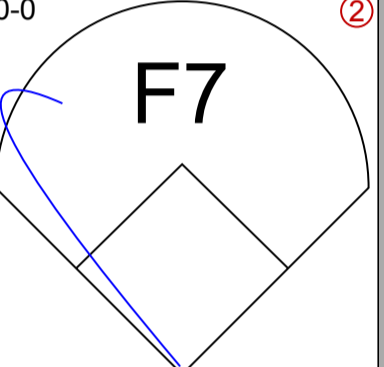
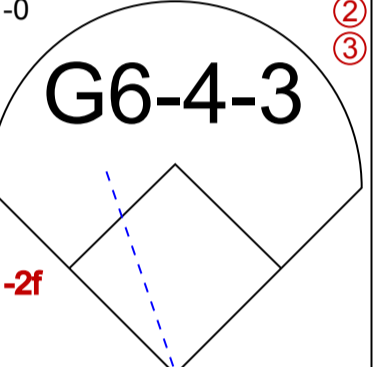
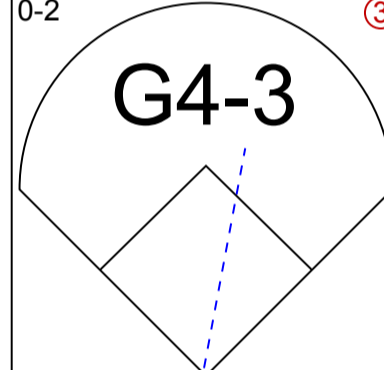
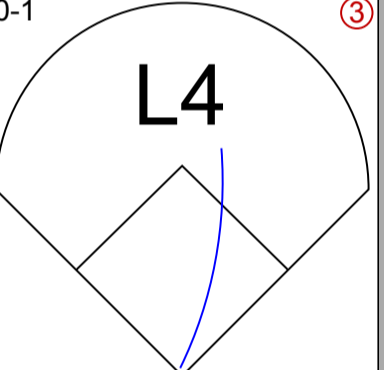
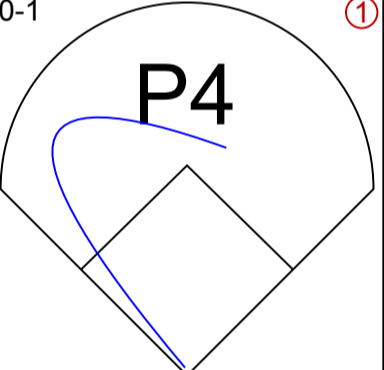
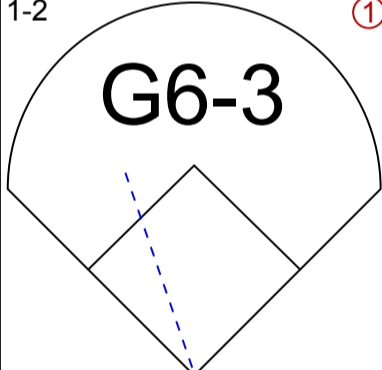
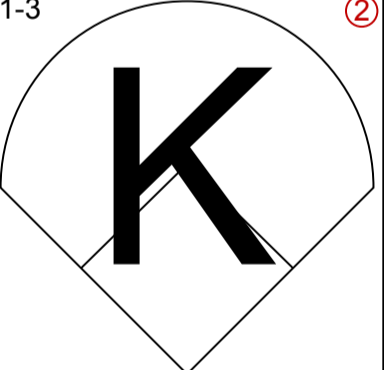
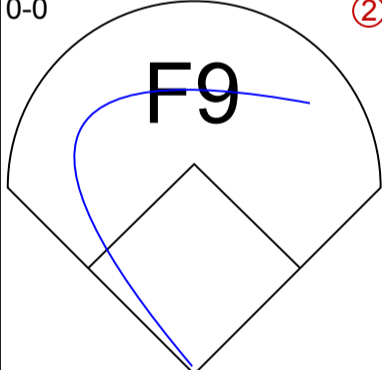
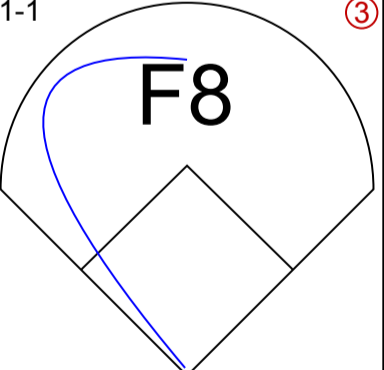
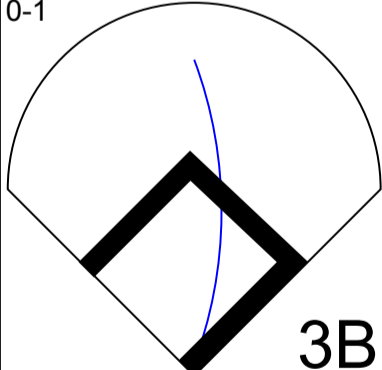
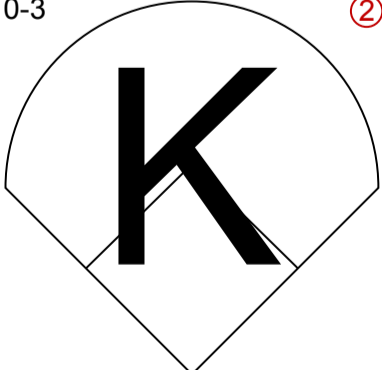
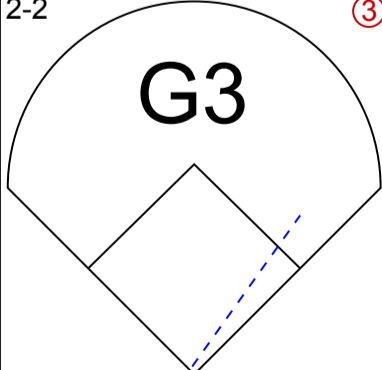
Florida Marlins @ Atlanta Braves
Turner Field, Atlanta, GA
Thu Jun 23 2005, 7:35 PM EDT
Att. 29,826 - Clear - 85 F

livebaseballscorecards.com

AB 38
R 8
H 13
RBI 8
BB 2
SO 2
LOB 17



Batter	1	2	3	4	5	6	7	8	9	AB R H RBI BB SO LOB	BOTTOM
--------	---	---	---	---	---	---	---	---	---	----------------------	--------

Rafael Furcal, S OBP: 0.278, SLG: 0.344 (1, 6)	3-3 		0-1 			1-3 			1-0 	4 0 2 0 0 2 0	Florida Marlins @ Atlanta Braves Turner Field, Atlanta, GA Thu Jun 23 2005, 7:35 PM EDT Att. 29,826 - Clear - 85 F
Kelly Johnson, L OBP: 0.380, SLG: 0.415 (1, 7)	3-2 		0-2 			3-3 			2-2 	4 0 1 0 0 1 1	
Marcus Giles, R OBP: 0.360, SLG: 0.429 (1, 4)	1-1 				2-2 			0-0 	1-2 	4 0 0 0 0 1 2	
Andruw Jones, R OBP: 0.339, SLG: 0.565 (1, 8)					3-1 			0-0 	1-0 	3 0 0 0 1 0 2	
Julio Franco, R OBP: 0.328, SLG: 0.432 (1, 3)					0-2 			0-1 		3 0 0 0 0 0 1	
Brian Jordan, R OBP: 0.289, SLG: 0.308 (1, 9)					0-1 				1-2 	3 0 1 0 0 0 0	
Johnny Estrada, S OBP: 0.321, SLG: 0.410 (1, 2)					1-3 				0-0 	3 0 0 0 0 1 1	
Andy Marte, R OBP: 0.286, SLG: 0.314 (1, 5)					1-1 				0-1 	3 0 1 0 0 0 0	
Jorge Sosa, R OBP: 0.333, SLG: 0.333 (1, 1) 4 Pete Ciri, L OBP: 0.360, SLG: 0.444 (6, PH) Adam Bernero, R OBP: 1.000, SLG: 1.000 (7, 1) Jorge Vasquez, R OBP: 0.396, SLG: 0.594 (8, PH) Dan Kolb, R (9, 1)					0-3 				2-2 	1 0 0 0 0 0 1 0 1 0 0 0 0 0 1 0 0 0 0 0 0 0 0 0 0 0 0 0 0 0 0 0 1 0 0 0 0 0 0 1 0 0 0 0 0 0 0 0	

Inning Stats	R: 0	H: 0	E: 0	K: 1	S: 8	R: 0	H: 1	E: 0	K: 0	S: 7	R: 0	H: 1	E: 0	K: 1	S: 11	R: 0	H: 0	E: 0	K: 1	S: 8	R: 0	H: 0	E: 0	K: 1	S: 10	R: 0	H: 0	E: 0	K: 3	S: 10	R: 0	H: 0	E: 0	K: 0	S: 4	R: 0	H: 1	E: 0	K: 0	S: 10	R: 0	H: 2	E: 0	K: 0	S: 10	1B: 4	2B: 0	3B: 1	HR: 0	SF: 0	SAC: 0	DP: 2	HBP: 0	WP: 0	PA: 31
PITCHER Dontrelle Willis, L ERA: 1.76 (1, 1)	IP	WLS	BF	H	R	ER	SO	BB	IBB	HBP	BLK	WP	HR	S	P	ERA	WHIP																																						



Batter	1	2	3	4	5	6	7	8	9	AB R H RBI BB SO LOB	TOP	
1 Brian Roberts, S (1, 4) OBP: 0.430, SLG: 0.601	0-1 1B 10 G3-6-3 2B		0-1 G3		2-1 HR		2-2 F9		1-0 G1-3	5 2 2 1 0 0 1		
Luis Matos, R (1, 8) OBP: 0.373, SLG: 0.414	0-1 1B 10 G3-6-3		3-2 F8		1-1 P3		1-2 2B			4 0 2 0 0 0 1		
10 Miguel Tejada, R (1, 6) OBP: 0.366, SLG: 0.615	1-1 G3-6-3 1-2f 3-H			2-1 G4-3	1-2 G3-4-1 1B		0-0 G3			4 0 1 0 0 0 2		
Rafael Palmeiro, L (1, 3) OBP: 0.338, SLG: 0.430	0-2 G5-3			0-0 G4-3 HR 2B	1-1 G3-4-1		3-2 F7			4 1 1 0 0 0 1		
Sammy Sosa, R (1, 9) OBP: 0.310, SLG: 0.423		1-0 F9		1-1 G4-3	1-3 K		0-0 F7			4 0 0 0 0 1 2		
Chris Gomez, R (1, 5) OBP: 0.385, SLG: 0.365		2-1 F9		4-0 HR BB		1-0 F9	2-2 1B			3 1 1 0 1 0 0		
Larry Bigbie, L (1, 7) OBP: 0.322, SLG: 0.372		3-2 F7		1-1 1-H 3-H HR		2-1 G1-3	0-3 K			4 1 1 3 0 1 1		
Sal Fasano, R (1, 2) OBP: 0.342, SLG: 0.537			2-1 1 G3 49 SH2-4 1B	1-1 1B		2-1 G5-3		1-1 G6-3		4 0 2 0 0 0 0		
49 Hayden Penn, R (1, 1) James Baldwin, R (3, 1) Steve Reed, R (6, 1) David Newhan, L (7, PH) Todd Williams, R (7, 1) 31 Jay Gibbons, L (9, PH)			2-1 SH2-4	1-1 G4-3		0-0 G5-3		1-0 G6-3		0 0 0 0 0 0 0 1 0 0 0 0 0 0 1 0 0 0 0 0 0 0 0 1 0 0 0 0 0 0 0 0 0 0 0 0 0 0 0 1 0 0 0 0 0 0 0		
Inning Stats	R: 1 H: 2 E: 0 LOB: 0 K: 0 BB: 0 S: 9 P: 10	R: 0 H: 0 E: 0 LOB: 0 K: 0 BB: 0 S: 6 P: 12	R: 0 H: 1 E: 0 LOB: 1 K: 0 BB: 0 S: 10 P: 17	R: 3 H: 3 E: 0 LOB: 1 K: 0 BB: 1 S: 11 P: 21	R: 1 H: 2 E: 0 LOB: 1 K: 1 BB: 0 S: 13 P: 19	R: 0 H: 0 E: 0 LOB: 0 K: 0 BB: 0 S: 5 P: 10	R: 0 H: 1 E: 0 LOB: 1 K: 0 BB: 0 S: 8 P: 11	R: 0 H: 1 E: 0 LOB: 1 K: 1 BB: 0 S: 14 P: 19	R: 0 H: 0 E: 0 LOB: 0 K: 0 BB: 0 S: 4 P: 7	1B: 5 SF: 0 2B: 3 SAC: 1 3B: 0 DP: 1 HR: 2 HBP: 0	WP: 0 PA: 37 PB: 0 SB: 0 CS: 0	
PITCHER	IP WLS BF H R ER SO BB IBB HBP BLK WP HR S P ERA WHIP											
26 Kyle Davies, R (1, 1) ERA: 4.75	6.0 W 26 8 5 5 1 1 0 0 0 0 0 2 54 89 7.50 1.500											
48 Blaine Boyer, R (7, 1) ERA: 1.42	1.0 H 4 1 0 0 0 0 0 0 0 0 0 0 8 11 0.00 1.000											
Jim Brower, R (8, 1) ERA: 5.82	0.2 H 3 1 0 0 0 0 0 0 0 0 0 0 10 15 0.00 1.500											
Chris Reitsma, R (8, 1) ERA: 2.88	1.1 S 4 0 0 0 1 0 0 0 0 0 0 0 8 11 0.00 0.000											

Baltimore Orioles @ Atlanta Braves
Turner Field, Atlanta, GA
Fri Jun 24 2005, 7:35 PM EDT
Att: 43,822 - Partly Cloudy - 85 F

livebaseballscorecards.com

AB	35
R	5
H	10
RBI	4
BB	1
SO	2
LOB	9



BOTTOM

Baltimore Orioles @ Atlanta Braves
Turner Field, Atlanta, GA
Fri Jun 24 2005, 7:35 PM EDT
Att. 43,822 - Partly Cloudy - 85 F

AB 32
R 7
H 11
RBI 7
BB 3
SO 4
LOB 14



WP: 1 PA: 39
PB: 0
SB: 0
CS: 0

Batter	1	2	3	4	5	6	7	8	9	AB	R	H	RBI	BB	SO	LOB				
Rafael Furcal, S OBP: 0.280, SLG: 0.341 (1, 6)	4-1 G3 HR BB	2-2 G4-1	4-1 L3 BB		1-0 F7			3-2 G5-3		3	1	0	0	2	0	2				
Kelly Johnson, L OBP: 0.369, SLG: 0.414 (1, 7)	1-2 G3 BB	1-1 1B 2B	1-2 L3 BB			0-1 G4-3		0-3 K		5	1	1	1	0	1	4				
Marcus Giles, R OBP: 0.361, SLG: 0.440 (1, 4)	1-0 HR 2-H	0-0 1B 2-H			2-2 G5-3			1-0 G4-3		5	1	2	3	0	0	0				
Andrew Jones, R OBP: 0.344, SLG: 0.576 (1, 8)	3-1 HR BB	4-0 IBB			1-3 HBP FC4-6			1-0 HBP FC4-6		2	1	1	1	1	1	0				
Johnny Estrada, S OBP: 0.320, SLG: 0.407 (1, 2)	0-3 K2-3	0-0 F7			1-2 1B			0-1 FC4-6		4	0	1	0	0	1	3				
Adam LaRoche, L OBP: 0.313, SLG: 0.440 (1, 3)	1-0 P6		0-2 FC3-6 1B 26 1B		0-3 HBP			0-0 E5 G6-3 SH2-3		4	1	1	0	0	1	1				
Wilson Betemit, S OBP: 0.404, SLG: 0.616 (1, 5)		0-1 1B 3B	1-1 FC3-6 1B		0-0 L9			0-0 SH2-3		3	1	2	0	0	0	0				
Ryan Langerhans, L OBP: 0.313, SLG: 0.428 (1, 9)		0-0 G4-1 26 SH1-4 2B 1B	1-2 FC3-6 WP 26 1B SH1-4		0-1 SH1-4 26 SH1-4 1B			1-0 G6-3		4	1	2	1	0	0	3				
26 Kyle Davies, R OBP: 0.250, SLG: 0.250 (7, 1)		0-1 SH1-4	3-2 1B SAFE		0-0 SH1-4			2-0 L8		1	0	1	1	0	0	0				
48 Blaine Boyer, R (7, 1)			1-2 1B SAFE							0	0	0	0	0	0	0				
4 Pete Orr, L OBP: 0.356, SLG: 0.439 (7, PH)										1	0	0	0	0	0	1				
Jim Brower, R (8, 1)										0	0	0	0	0	0	0				
Chris Reitsma, R (8, 1)										0	0	0	0	0	0	0				
Inning Stats	R: 3 E: 0 K: 12 S: 12	H: 2 LOB: 0 BB: 1 P: 22	R: 3 E: 0 K: 0 S: 12	H: 4 LOB: 2 BB: 1 P: 19	R: 1 E: 0 K: 0 S: 15	H: 3 LOB: 2 BB: 1 P: 25	R: 0 E: 0 K: 2 S: 12	H: 1 LOB: 1 BB: 0 P: 16	R: 0 E: 0 K: 0 S: 5	H: 1 LOB: 1 BB: 0 P: 6	R: 0 E: 0 K: 0 S: 7	H: 0 LOB: 1 BB: 0 P: 10	R: 0 E: 1 K: 0 S: 4	H: 0 LOB: 1 BB: 0 P: 7	R: 0 E: 0 K: 1 S: 8	H: 0 LOB: 0 BB: 0 P: 12	1B: 7 2B: 2 3B: 1 HR: 2	SF: 0 SAC: 3 DP: 1 HBP: 1	WP: 1 PB: 0 SB: 0 CS: 0	PA: 39
PITCHER	IP	WLS	BF	H	R	ER	SO	BB	IBB	HBP	BLK	WP	HR	S	P	ERA	WHIP			
49 Hayden Penn, R ERA: 6.07 (1, 1)	2.0	L	16	8	7	7	1	1	1	0	0	0	0	29	47	31.50	4.500			
James Baldwin, R ERA: 0.69 (3, 1)	3.2		14	3	0	0	2	1	0	0	0	1	0	32	48	0.00	1.091			
Steve Reed, R ERA: 6.26 (6, 1)	0.1		2	0	0	0	0	0	0	1	0	0	0	2	3	0.00	0.000			
Todd Williams, R ERA: 3.41 (7, 1)	2.0		7	0	0	0	1	0	0	0	0	0	0	12	19	0.00	0.000			

livebaseballscorecards.com

Batter	1	2	3	4	5	6	7	8	9	AB R H RBI BB SO LOB	TOP																				
1 Brian Roberts, S (1, 4) OBP: 0.433, SLG: 0.605	1-1 F8		1-2 2B		3-2 G4-6-3			0-1 BB 1B	1-2 FC5-4 1B	5 2 3 1 0 0 2																					
Luis Matos, R (1, 8) OBP: 0.367, SLG: 0.405	2-2 F8		2-3 K			0-2 G4-3		2-3 K	1-1 E5 1B	5 0 1 0 0 2 3																					
10 Miguel Tejada, R (1, 6) OBP: 0.366, SLG: 0.611	2-2 1B		1-2 K			1-2 G6-3		3-2 BB 1B	1-1 FC5-4 1B	5 0 2 0 0 1 4																					
Rafael Palmeiro, L (1, 3) OBP: 0.336, SLG: 0.426	0-0 F9				0-1 F7		2-1 G6-3	1-0 F6	1-0 BB 1B	5 0 1 1 0 0 3																					
Sammy Sosa, R (1, 9) OBP: 0.316, SLG: 0.422		0-0 F9			0-1 G6-3			4-1 FC6-4 BB 1B	4-2 G6-4-3 BB	3 0 1 0 2 0 0																					
Larry Bigbie, L (1, 7) OBP: 0.327, SLG: 0.367		3-3 K			0-0 G3-1			4-0 FC6-4 BB 1B	2-2 G6-4-3	2 0 0 1 2 1 0																					
B.J. Ryan, L (8, 1)								1-2 BB	1-2 BB	0 0 0 0 0 0 0																					
Geronimo Gil, R (9, PH) OBP: 0.222, SLG: 0.368								1-2 BB	1-2 BB	1 0 0 0 0 0 3																					
Todd Williams, R (9, 1)								1-2 BB	1-2f	0 0 0 0 0 0 0																					
Chris Gomez, R (1, 5) OBP: 0.381, SLG: 0.360		1-1 L3			1-1 FC6 1B			3-2 FC6-4	1-0 FC6-4	4 0 1 0 0 0 5																					
Sal Fasano, R (1, 2) OBP: 0.351, SLG: 0.535			1-3 K		0-2 FC6 1B			0-3 K	2-2 1B 1B	4 1 2 0 0 2 2																					
Bruce Chen, L (1, 1) OBP: 0.500, SLG: 0.333			4-2 1 2B		1-0 FC6			1-1 G4-3	1-2 1B 1B	1 0 0 0 0 1 0 2																					
37 Chris Ray, R (5, 1) OBP: 0.310, SLG: 0.513					1-2 G4-6-3				1-2 E 1B	0 0 0 0 0 0 0 0																					
31 Jay Gibbons, L (7, PH) OBP: 0.310, SLG: 0.513										0 0 0 0 0 0 0 0																					
Jorge Julio, R (7, 1)										0 0 0 0 0 0 0 0																					
Steve Kline, S (7, 1)										0 0 0 0 0 0 0 0																					
David Newhan, L (8, 7) OBP: 0.248, SLG: 0.319										1 1 1 0 0 0 0 0																					
Inning Stats	R: 0 H: 1 E: 0 LOB: 1 K: 0 BB: 0 S: 13 P: 18	R: 0 H: 0 E: 0 LOB: 0 K: 1 BB: 0 P: 12	R: 0 H: 1 E: 0 LOB: 2 K: 3 BB: 1 S: 16 P: 25	R: 0 H: 0 E: 0 LOB: 0 K: 0 BB: 0 P: 5	R: 0 H: 2 E: 0 LOB: 1 K: 0 BB: 0 P: 14	R: 0 H: 0 E: 0 LOB: 0 K: 0 BB: 0 P: 11	R: 0 H: 1 E: 0 LOB: 2 K: 1 BB: 1 S: 12 P: 20	R: 1 H: 2 E: 0 LOB: 3 K: 1 BB: 2 S: 14 P: 29	R: 3 H: 5 E: 1 LOB: 2 K: 0 BB: 1 P: 32	1B: 11 SF: 0 2B: 1 SAC: 0 3B: 0 DP: 2 HR: 0 HBP: 0	WP: 0 PA: 42 PB: 0 SB: 0 CS: 0																				
PITCHER	IP WLS BF H R ER SO BB IBB HBP BLK WP HR S P ERA WHIP											PITCHER	IP WLS BF H R ER SO BB IBB HBP BLK WP HR S P ERA WHIP																		
Roman Colon, R (1, 1) ERA: 6.38	6.0		22	4	0	0	4	1	0	0	0	0	0	59	85	0.00	0.833	Jorge Vasquez, R (9, 1) ERA: 3.0	0.2	W	2	0	0	0	0	0	0	5	11	0.00	1.500
48 Blaine Boyer, R (7, 1) ERA: 1.29	0.2		4	1	0	0	1	1	0	0	0	0	0	10	17	0.00	3.000														
John Foster, L (7, 1) ERA: 3.07	0.1		1	0	0	0	0	0	0	0	0	0	0	2	3	0.00	0.000														
Jim Brower, R (8, 1) ERA: 5.97	0.2		5	2	1	1	1	1	0	0	0	0	0	10	20	13.50	4.500														
Chris Reitsma, R (8, 1) ERA: 3.6	0.2	B	8	5	3	3	0	1	0	0	0	0	0	18	30	40.50	9.000														

Baltimore Orioles @ Atlanta Braves
 Turner Field, Atlanta, GA
 Sat Jun 25 2005, 1:20 PM EDT
 Att. 44,106 - Partly Cloudy - 84 F

livebaseballscorecards.com

AB	37
R	4
H	12
RBI	3
BB	5
SO	6
LOB	26



Batter	1	2	3	4	5	6	7	8	9	AB	R	H	RBI	BB	SO	LOB
Rafael Furcal, S OBP: 0.279, SLG: 0.339 (1, 6)	0-0 P5		1-2 G6-3		1-1 G6-3		0-0 SH5-3	2-2 1B		4	0	1	0	0	0	0
Kelly Johnson, L OBP: 0.371, SLG: 0.405 (1, 7)	1-2 G4-3		0-0 BB 1B		3-3 K		4-0 WP 1B IBB	1-3 K		4	1	1	0	1	2	2
Marcus Giles, R OBP: 0.365, SLG: 0.437 (1, 4)	0-1 G5-3		4-2 BB		4-2 BB		4-2 1B BB	2-3 K		2	1	0	0	3	1	2
Andruw Jones, R OBP: 0.349, SLG: 0.587 (1, 8)		1-1 1B 1B	0-0 P5		1-3 K		0-0 1B 1B	1-3 HR		5	1	3	2	0	1	3
Julio Franco, R OBP: 0.333, SLG: 0.435 (1, 3)		1-0 L5		0-0 1B 1B		1-3 K	3-2 1B			4	0	2	1	0	1	1
Brian Jordan, R OBP: 0.284, SLG: 0.302 (1, 9)		3-2 F9		0-0 P3		1-3 K	0-0 F8			4	0	0	0	0	1	4
Chris Reitsma, R (8, 1)										0	0	0	0	0	0	0
Jorge Vasquez, R (9, 1)										0	0	0	0	0	0	0
Johnny Estrada, S OBP: 0.319, SLG: 0.404 (1, 2)		1-1 1B	0-1 P4		1-2 G3		3-1 L7			4	0	1	0	0	0	3
Wilson Betemit, S OBP: 0.407, SLG: 0.621 (1, 5)		1-3 K	1-0 1B		1-2 1B		2-2 1B 2B	2-0 G4-3		4	1	2	0	0	1	2
Roman Colon, R (1, 1)			0-0 P5		0-3 K		2-2 WP 1B	3-2 1B HBP		2	0	0	0	0	1	2
48 Blaine Boyer, R (7, 1)										0	0	0	0	0	0	0
John Foster, L (7, 1)										0	0	0	0	0	0	0
Adam LaRoche, L OBP: 0.316, SLG: 0.443 (7, PH)										1	0	1	1	0	0	0
4 Pete Orr, L OBP: 0.296, SLG: 0.439 (7, PR)										0	1	0	0	0	0	0
Jim Brower, R (8, 1)										0	0	0	0	0	0	0
Ryan Langerhans, L OBP: 0.317, SLG: 0.428 (8, 9)										0	0	0	0	0	0	0

Inning Stats	R: 0	H: 0	E: 0	K: 0	S: 6	H: 0	LOB: 0	BB: 0	P: 7	R: 0	H: 2	E: 0	K: 1	S: 12	H: 2	LOB: 2	BB: 0	P: 19	R: 0	H: 1	E: 0	K: 0	S: 11	R: 0	H: 2	E: 0	K: 1	S: 8	H: 0	LOB: 1	BB: 1	P: 23	R: 0	H: 0	E: 0	K: 2	S: 9	H: 0	LOB: 0	BB: 0	P: 12	R: 4	H: 4	E: 0	K: 0	S: 20	H: 1	LOB: 2	BB: 0	P: 24	R: 1	H: 1	E: 0	K: 0	S: 3	1B: 9	SF: 0	2B: 1	SAC: 1	3B: 0	DP: 0	HR: 1	HBP: 1	WP: 2	PA: 40
--------------	------	------	------	------	------	------	--------	-------	------	------	------	------	------	-------	------	--------	-------	-------	------	------	------	------	-------	------	------	------	------	------	------	--------	-------	-------	------	------	------	------	------	------	--------	-------	-------	------	------	------	------	-------	------	--------	-------	-------	------	------	------	------	------	-------	-------	-------	--------	-------	-------	-------	--------	-------	--------

PITCHER	IP	WLS	BF	H	R	ER	SO	BB	IBB	HBP	BLK	WP	HR	S	P	ERA	WHIP
Bruce Chen, L ERA: 3.54 (1, 1)	4.2		21	5	0	0	3	2	0	0	0	0	0	48	70	0.00	1.500
37 Chris Ray, R ERA: 1.42 (5, 1)	1.1		4	0	0	0	3	0	0	0	0	0	0	12	16	0.00	0.000
Jorge Julio, R ERA: 4.04 (7, 1)	0.1		6	3	4	4	0	1	1	0	0	1	0	12	24	108.00	12.000
Steve Kline, L ERA: 5.0 (7, 1)	0.2		3	1	0	0	0	0	0	0	0	0	0	8	14	0.00	1.500
B.J. Ryan, L ERA: 1.82 (8, 1)	1.0		5	1	0	0	2	0	0	1	0	0	0	14	24	0.00	1.000


BOTTOM


Baltimore Orioles @ Atlanta Braves
Turner Field, Atlanta, GA

Sat Jun 25 2005, 1:20 PM EDT
Att. 44,106 - Partly Cloudy - 84 F

AB	34
R	5
H	11
RBI	4
BB	4
SO	8
LOB	19

livebaseballscorecards.com



Batter	1	2	3	4	5	6	7	8	9	AB R H RBI BB SO LOB	TOP											
1 Brian Roberts, S OBP: 0.434, SLG: 0.603 (1, 4) X	0-0 P4 ①			1-2 F8 ①		1-1 1B ①			0-2 10 1B 1B ①	4 0 2 0 0 0 0	Baltimore Orioles @ Atlanta Braves Turner Field, Atlanta, GA Sun Jun 26 2005, 1:05 PM EDT Att. 37,157 - Drizzle - 74 F											
Luis Matos, R OBP: 0.357, SLG: 0.392 (1, 8) C X	1-1 F9 ②			0-1 F8 ②		1-3 K ③			3-1 P4 ①	4 0 0 0 0 1 2												
10 Miguel Tejada, R OBP: 0.365, SLG: 0.607 (1, 6) F B X	2-1 G5-3 ③			0-1 F8 ③					1-0 1B ①	4 0 1 0 0 0 0												
Rafael Palmeiro, L OBP: 0.335, SLG: 0.435 (1, 3) B X		1-0 G6-3 ①			2-0 HR ①				2-2 F9 ②	4 1 1 1 0 0 2												
31 Jay Gibbons, L OBP: 0.309, SLG: 0.513 (1, 9) B X		1-3 K ②			2-3 K ①				1-1 G4-3 ③	4 0 1 0 0 2 2												
Chris Gomez, R OBP: 0.371, SLG: 0.350 (1, 5) B X		1-1 G5-3 ③			2-1 G3-1 ②				1-2 2B ③	3 0 0 0 0 0 1												
Larry Bigbie, L OBP: 0.321, SLG: 0.359 (1, 7) C F S B X			2-2 G3-1 ①		0-0 F7 ③				2-3 K ①	3 0 0 0 0 1 0												
Geronimo Gil, R OBP: 0.217, SLG: 0.360 (1, 2) C F S B X			1-2 G4-3 ②			1-2 G5-3 ①			2-3 K ②	2 0 0 0 0 0 0												
David Newhan, L OBP: 0.246, SLG: 0.316 (8, PH) B S X									2-3 K ③	1 0 0 0 0 1 0												
Sal Fasano, R OBP: 0.351, SLG: 0.535 (8, 2) B S X										0 0 0 0 0 0 0												
Rodrigo Lopez, R (1, 1) B S X			2-2 F9 ③			0-3 K ②			2-3 K ③	2 0 0 0 0 1 0												
Steve Kline, S (7, 1)										0 0 0 0 0 0 0												
Eli Marrero, R OBP: 0.252, SLG: 0.421 (8, PH)										1 0 0 0 0 1 0												
Steve Reed, R (8, 1)										0 0 0 0 0 0 0												
James Baldwin, R (8, 1)										0 0 0 0 0 0 0												
Inning Stats	R: 0 E: 0 K: 0 S: 5	H: 0 LOB: 0 BB: 0 P: 8	R: 0 E: 0 K: 1 S: 6	H: 0 LOB: 0 BB: 0 P: 9	R: 0 E: 0 K: 0 S: 10	H: 0 LOB: 0 BB: 0 P: 15	R: 0 E: 0 K: 0 S: 7	H: 0 LOB: 0 BB: 0 P: 8	R: 1 E: 0 K: 1 S: 7	H: 1 LOB: 0 BB: 0 P: 13	R: 0 E: 0 K: 2 S: 11	H: 1 LOB: 1 BB: 0 P: 14	R: 0 E: 0 K: 0 S: 13	H: 1 LOB: 1 BB: 0 P: 18	R: 0 E: 0 K: 3 S: 9	H: 0 LOB: 0 BB: 0 P: 15	R: 0 E: 0 K: 0 S: 11	H: 2 LOB: 2 BB: 0 P: 18	1B: 3 2B: 1 3B: 0 HR: 1	SF: 0 SAC: 0 DP: 0 HBP: 0	WP: 0 PB: 0 SB: 0 CS: 0	PA: 32
PITCHER 29 John Smoltz, R ERA: 2.74 (1, 1)	IP 9.0 WLS W BF 32 H 5 R 1 ER 1 SO 7 BB 0 IBB 0 HBP 0 BLK 0 WP 0 HR 1 S 79 P 118 ERA 1.00 WHIP 0.556											PITCHER	IP WLS BF H R ER SO BB IBB HBP BLK WP HR S P ERA WHIP									

livebaseballscorecards.com

AB	32
R	1
H	5
RBI	1
BB	0
SO	7
LOB	7

Batter	1	2	3	4	5	6	7	8	9
Rafael Furcal, S OBP: 0.281, SLG: 0.347 (1, 6)	0-1 1B	1-1 3B			3-3 K		1-2 F9	1-0 P6	
Kelly Johnson, L OBP: 0.366, SLG: 0.390 (1, 7)	4-2 1B 1-2 BB	1-0 G4-3			2-2 G4-3		1-3 K		
Marcus Giles, R OBP: 0.363, SLG: 0.438 (1, 4)	2-3 K				1-2 G4-3	1-1 G3		2-1 1B 2B	
Andrew Jones, R OBP: 0.350, SLG: 0.597 (1, 8)	0-0 1B				1-2 F8	0-0 HR		2-3 K	
Adam LaRoche, L OBP: 0.319, SLG: 0.441 (1, 3)	0-3 K				0-0 G3-1	1-2 FC4-6 1B		4-0 1B 16 1B IBB	
Wilson Betemit, S OBP: 0.402, SLG: 0.607 (1, 5)					0-0 F9	0-2 FC4-6 S		1-1 16 1B 1B	
Ryan Langerhans, L OBP: 0.321, SLG: 0.430 (1, 9)					3-2 F8	2-2 G6-3		1-0 16 1B 29 2B 1B	
16 Brian McCann, L OBP: 0.375, SLG: 0.478 (1, 2)					1-0 F7			0-0 29 SH1-4 1B	
29 John Smoltz, R OBP: 0.184, SLG: 0.189 (1, 1)					1-2 F8			0-0 1-3 2-H 3-H 2B	

Inning Stats	R: 1	H: 2	E: 0	K: 2	S: 13	LOB: 1	BB: 1	P: 19
	R: 2	H: 3	E: 0	K: 2	S: 16	LOB: 1	BB: 0	P: 25
	R: 0	H: 0	E: 0	K: 0	S: 7	LOB: 0	BB: 0	P: 9
	R: 0	H: 0	E: 0	K: 0	S: 5	LOB: 0	BB: 0	P: 9
	R: 0	H: 0	E: 0	K: 1	S: 10	LOB: 0	BB: 0	P: 16
	R: 1	H: 2	E: 0	K: 0	S: 12	LOB: 1	BB: 0	P: 16
	R: 0	H: 1	E: 0	K: 1	S: 13	LOB: 1	BB: 0	P: 16
	R: 4	H: 5	E: 0	K: 1	S: 11	LOB: 1	BB: 1	P: 22


PITCHER															IP	WLS	BF	H	R	ER	SO	BB	IBB	HBP	BLK	WP	HR	S	P	ERA	WHIP	
Rodrigo Lopez, R ERA: 4.47															(1, 1)	6.0	L	25	7	4	4	5	1	0	0	0	0	1	63	94	6.00	1.333
Steve Kline, L ERA: 4.82															(7, 1)	1.0		4	1	0	0	1	0	0	0	0	0	13	16	0.00	1.000	
Steve Reed, R ERA: 7.39															(8, 1)	0.2		7	5	4	4	1	0	1	0	0	0	10	20	54.00	7.500	
James Baldwin, R ERA: 0.68															(8, 1)	0.1		1	0	0	0	0	0	0	0	0	0	1	2	0.00	0.000	

BOTTOM												
AB	R	H	RBI	BB	SO	LOB						
5	1	2	2	0	1	2						
3	0	0	0	1	1	2						
4	1	1	0	0	1	2						
4	1	2	2	0	1	1						
3	1	1	0	1	1	1						
4	1	1	1	0	1	1						
4	2	2	0	0	0	1						
4	1	3	2	0	0	0						
3	0	1	1	0	1	2						
1B: 9	SF: 0	2B: 2	SAC: 1	3B: 1	DP: 0	HR: 1	HBP: 0					
WP: 0	PA: 37	PB: 0	SB: 3	CS: 0								

Baltimore Orioles @ Atlanta Braves
Turner Field, Atlanta, GA
Sun Jun 26 2005, 1:05 PM EDT
Att: 37,157 - Drizzle - 74 F

livebaseballscores.com

AB 34
R 8
H 13
RBI 8
BB 2
SO 7
LOB 12



Batter	1	2	3	4	5	6	7	8	9	AB R H RBI BB SO LOB	TOP									
Rafael Furcal, S OBP: 0.283, SLG: 0.358 (1, 6)	0-1 SF8 3B		1-1 P6		3-3 K			HR 2B		5 2 2 0 0 1 3										
Kelly Johnson, L OBP: 0.361, SLG: 0.383 (1, 7)	2-0 G1-3			2-1 2B G4-3 1B		2-1 F8		2-0 L7		4 1 1 0 0 0 2										
Marcus Giles, R OBP: 0.369, SLG: 0.446 (1, 4)	3-1 SF8			1 SAFE 2-2 G4-3 1-3 G4-3 2B		0-0 1B 1B		4-2 S HR BB		2 2 2 1 1 0 0										
Andruw Jones, R OBP: 0.356, SLG: 0.596 (1, 8)	0-1 F9			4-0 G4-3 G4-3 IBB		1-1 G3-6-1 1B		4-2 HR IBB		2 1 1 0 2 0 0										
Adam LaRoche, L OBP: 0.320, SLG: 0.440 (1, 3)		0-0 G4-6-3 1B		0-2 G4-3		1-1 G3-6-1		2-1 HR		3 0 1 1 0 0 4										
Julio Franco, R OBP: 0.339, SLG: 0.466 (8, PH)				1-2 2-3 3-H		1-2f		1-H 2-H 3-H		1 1 1 4 0 0 0										
Johnny Estrada, S OBP: 0.322, SLG: 0.406 (1, 2)		1-1 G4-6-3		0-0 G4-3			0-0 SH1-4 1B	0-1 1B 1B		4 0 2 1 0 0 2										
Wilson Betemit, S OBP: 0.400, SLG: 0.600 (1, 5)		2-0 G3-1		2-3 3-H 1-2 G4-3			1-0 SH1-4	1-2 1B 1B		3 0 1 0 0 0 1										
Ryan Langerhans, L OBP: 0.326, SLG: 0.428 (1, 9)			2-1 G1-4-3		1-3 K		4-0 G1-6-3 IBB	3-2 1-2 2-3 1B		3 0 1 0 1 1 0										
Horacio Ramirez, L OBP: 0.294, SLG: 0.364 (1, 1)			0-3 K		3-1 G1-3		0-0 G1-6-3	0-1 F4		3 0 0 0 0 1 2										
4 Pete Orr, L OBP: 0.352, SLG: 0.434 (8, PH)							1-2f			1 0 0 0 0 0 3										
Jim Brower, R OBP: 0.352, SLG: 0.434 (8, 1)										0 0 0 0 0 0 0										
Inning Stats	R: 1 E: 0 K: 0 S: 7	H: 1 LOB: 0 BB: 0 P: 12	R: 0 E: 0 K: 0 S: 4	H: 1 LOB: 0 BB: 0 P: 7	R: 0 E: 0 K: 1 S: 7	H: 0 LOB: 0 BB: 0 P: 10	R: 2 E: 0 K: 0 S: 15	H: 2 LOB: 1 BB: 1 P: 24	R: 0 E: 0 K: 2 S: 8	H: 0 LOB: 0 BB: 0 P: 15	R: 0 E: 0 K: 0 S: 7	H: 2 LOB: 1 BB: 0 P: 11	R: 0 E: 0 K: 0 S: 3	H: 1 LOB: 1 BB: 1 P: 8	R: 4 E: 0 K: 0 S: 22	H: 5 LOB: 3 BB: 2 P: 42	1B: 8 2B: 2 3B: 1 HR: 1	SF: 1 SAC: 1 DP: 3 HBP: 0	WP: 0 PB: 0 SB: 2 CS: 0	PA: 37
PITCHER	IP WLS BF H R ER SO BB IBB HBP BLK WP HR S P ERA WHIP																			
Brian Moehler, R ERA: 3.05 (1, 1)	7.0 L 27 7 3 3 3 0 2 0 0 0 0 0 51 87 3.86 1.000																			
Randy Messenger, R ERA: 16.2 (8, 1)	0.1 4 1 3 3 0 1 1 0 0 0 0 0 8 21 81.00 6.000																			
Valerio De Los Santos, L ERA: 2.45 (8, 1)	0.2 6 4 1 1 0 0 0 0 0 0 0 0 1 14 21 13.50 6.000																			

Atlanta Braves @ Florida Marlins
Dolphin Stadium, Miami, FL
Mon Jun 27 2005, 7:05 PM EDT
Att. 16,341 - Cloudy - 82 F

livebaseballscorecards.com

AB 31
R 7
H 12
RBI 7
BB 4
SO 3
LOB 17



Batter	1	2	3	4	5	6	7	8	9	AB R H RBI BB SO LOB	TOP																								
Rafael Furcal, S OBP: 0.285, SLG: 0.359 (1, 6)	2-2 3B 1B	1-1 L5		2-1 G6-3			2-1 G6-3		3-2 SF9 3B 1B	5 2 2 0 0 0 0																									
Kelly Johnson, L OBP: 0.373, SLG: 0.419 (1, 7)	2-2 SF9 3B		3-3 K2-3		0-0 G1-3		2-1 1B 1B		1-2 3B 1B	5 3 3 1 0 1 0																									
Marcus Giles, R OBP: 0.369, SLG: 0.458 (1, 4)	2-2 P4		1-1 HR		2-2 F8		0-0 1B 1B		1-1 SF9	4 1 2 2 0 0 1																									
Andrew Jones, R OBP: 0.359, SLG: 0.599 (1, 8)	4-0 1B BB		1-0 2B		0-0 F8		2-2 FC6-4 1B		0-0 F8	4 0 2 1 1 0 2																									
Julio Franco, R OBP: 0.333, SLG: 0.475 (1, 3)	0-0 SF9		3-2 G6-3		1-1 F8		0-2 FC6-4		1-0 2B 3B	4 1 1 3 0 0 3																									
Johnny Estrada, S OBP: 0.323, SLG: 0.410 (1, 2)	1-0 1B		0-3 K		0-2 G4-3		1-1 F7		3-1 2B	5 0 2 1 0 1 1																									
Brian Jordan, R OBP: 0.286, SLG: 0.314 Adam Bernero, R OBP: 1.000, SLG: 1.000 (1, 9) (9, 1)	1-0 P3		2-1 1B 3B		1-0 FC5-4 1B		1-3 K		2-2 G6-3	5 1 2 0 0 1 3 0 0 0 0 0 0 0	AB 40 R 9 H 16 RBI 9 BB 1 SO 4 LOB 12																								
Wilson Betemit, S OBP: 0.385, SLG: 0.588 (1, 5)		0-1 F9		0-1 B1-4 1B		2-1 FC5-4		2-1 G4-3		4 0 1 1 0 0 1																									
Jorge Sosa, R OBP: 0.200, SLG: 0.200 4 Pete Orr, L OBP: 0.348, SLG: 0.429 Kevin Gryboski, R OBP: 0.348, SLG: 0.429 48 Blaine Boyer, R OBP: 0.348, SLG: 0.429 John Foster, L OBP: 0.329, SLG: 0.431 Ryan Langerhans, L OBP: 0.329, SLG: 0.431 (1, 1) (7, PH) (7, 1) (8, 1) (8, 1) (9, PH) (9, 9)		0-0 G1-3		0-1 B1-4		1-3 K		2-1 SF9 1B	2 0 0 0 0 0 1 1 0 0 0 0 0 1 0 0 0 0 0 0 0 0 0 0 0 0 0 0 0 0 0 0 0 0 0 1 1 1 0 0 0 0																										
Inning Stats	R: 2 E: 0 K: 0 S: 13	H: 3 LOB: 2 BB: 1 P: 25	R: 0 E: 0 K: 0 S: 5	H: 0 LOB: 0 BB: 0 P: 6	R: 1 E: 0 K: 2 S: 14	H: 2 LOB: 1 BB: 0 P: 22	R: 1 E: 0 K: 0 S: 8	H: 2 LOB: 0 BB: 0 P: 12	R: 0 E: 0 K: 0 S: 5	H: 0 LOB: 0 BB: 0 P: 7	R: 0 E: 0 K: 0 S: 8	H: 1 LOB: 1 BB: 0 P: 12	R: 1 E: 0 K: 1 S: 14	H: 3 LOB: 2 BB: 0 P: 21	R: 0 E: 0 K: 1 S: 7	H: 0 LOB: 0 BB: 0 P: 11	R: 4 E: 0 K: 0 S: 17	H: 5 LOB: 1 BB: 0 P: 30	1B: 10 2B: 3 3B: 3 HR: 1	SF: 2 SAC: 0 DP: 1 HBP: 0	WP: 0 PA: 43 PB: 0 SB: 1 CS: 0														
PITCHER	IP WLS BF H R ER SO BB IBB HBP BLK WP HR S P ERA WHIP																																		
Dontrelle Willis, L ERA: 2.04 John Riedling, R ERA: 7.06 Chris Resop, R ERA: 54.0 40 Nate Bump, R ERA: 3.9	(1, 1) (8, 1) (9, 1) (9, 1)	7.0 1.0 0.2 0.1	L 3 6 2	32 0 4 1	11 0 4 0	5 0 4 0	5 0 4 0	3 1 0 0	1 0 0 0	0 0 0 0	0 0 0 0	0 0 0 0	1 7 12 5	67 11 20 10	105 0.00 54.00 0.00	1.714 0.000 6.000 3.000																			

Atlanta Braves @ Florida Marlins
Dolphin Stadium, Miami, FL
Tue Jun 28 2005, 7:05 PM EDT
Att. 20,129 - Cloudy - 76 F

livebaseballscorecards.com



Batter	1	2	3	4	5	6	7	8	9	10	11	12	13	AB R H RBI BB SO LOB	TOP
Rafael Furcal, S OBP: 0.291, SLG: 0.365 Jim Brower, R Adam LaRoche, L OBP: 0.318, SLG: 0.438 Chris Reitsma, R Dan Kolb, R 16 Brian McCann, L OBP: 0.400, SLG: 0.478 Jorge Vazquez, R Adam Bernero, R OBP: 1.000, SLG: 1.000	(1, 6) F (8, 1) X G5-3 1B		(1, 0) B 2B		(4, 2) C E S HR BB	(1, 0) B SAFE G4-3			(1, 3) 1 SAFE K			(4, 2) C FC6-4 BB	(1, 3) 3 K	3 2 2 0 1 0 1 0 0 0 0 0 0 0 1 0 0 0 0 0 1 1 0 0 0 0 0 0 0 0 0 0 0 0 0 1 0 0 1 0 0 0 0 0 1 3 0 0 0 0 0 0 0 0	
Kelly Johnson, L OBP: 0.370, SLG: 0.440	(1, 7) C SAFE SAFE K		(1, 3) 2 K		(1, 0) 1 SAFE HR			(4, 0) B BB CS BB				(3, 3) 2 K		5 1 1 2 1 4 4	
Marcus Giles, R OBP: 0.372, SLG: 0.461	(1, 4) C SAFE X 1-2 1B		(2, 0) B 2H 2B		(4, 0) B BB BB			(0, 3) C SAFE K				(0, 0) X FC6-4 1-2f		5 0 2 1 1 1 2	
Andrew Jones, R OBP: 0.362, SLG: 0.606	(1, 8) X G5-3 2-3f		(1, 2) 3 G5-3		(4, 2) B SAFE 1-2 BB			(3, 3) 2 K				(3, 2) B BB L1-3 1B		5 1 2 1 1 1 4	
Julio Franco, R OBP: 0.333, SLG: 0.464		(4, 2) C BB G4-6-3 BB		(3, 1) B BB G4-6-3 1B		(1, 0) B F9			(2, 2) C G6-3			(0, 0) 1 SAFE SAFE L1-3		5 0 1 0 1 1 3	
Johnny Estrada, S OBP: 0.320, SLG: 0.404		(1, 0) B G4-6-3 1-2f		(0, 2) 2 G4-6-3 1-2f		(1, 1) 3 G3-1			(0, 0) X G3			(0, 2) 1 F9		6 0 1 0 0 0 4	
Brian Jordan, R OBP: 0.291, SLG: 0.338 Kevin Gryboski, R 48 Blaine Boyer, R John Foster, L 4 Pete Orr, L OBP: 0.337, SLG: 0.414	(1, 9) B (6, 1) X (7, 1) B (7, 1) X (8, PH) B (8, 5) X HR		(1, 0) B 2B		(2, 1) B BB 2B			(0, 0) X G4-3				(0, 1) 2 G5-3		3 1 2 1 0 0 0 0 0 0 0 0 0 0 0 0 0 0 0 0 0 0 0 0 0 0 0 0 3 0 0 0 0 0 1	
Wilson Betemit, S OBP: 0.385, SLG: 0.567	(1, 5) C (8, 6) X G5-3		(3, 3) 3 K		(1, 3) B K			(1, 3) 2 K				(1, 1) 3 F9		6 0 1 0 0 2 1	
26 Kyle Davies, R OBP: 0.200, SLG: 0.200 Ryan Langerhans, L OBP: 0.339, SLG: 0.429	(1, 1) B (6, PH) X (6, 9) X K		(2, 3) 1 K		(1, 1) B G6-3			(4, 1) B BB BB				(1, 2) 1 G4-3		2 0 0 0 0 1 0 1 0 0 0 3 0 0	
Inning Stats	R: 0 H: 2 E: 0 LOB: 1 K: 1 BB: 0 S: 8 P: 9	R: 1 H: 1 E: 0 LOB: 0 K: 0 BB: 1 S: 7 P: 13	R: 1 H: 2 E: 0 LOB: 1 K: 2 BB: 0 S: 12 P: 19	R: 0 H: 2 E: 0 LOB: 1 K: 1 BB: 0 S: 10 P: 18	R: 2 H: 1 E: 0 LOB: 2 K: 0 BB: 3 S: 12 P: 28	R: 0 H: 0 E: 0 LOB: 1 K: 1 BB: 1 S: 7 P: 13	R: 0 H: 0 E: 0 LOB: 1 K: 2 BB: 1 S: 6 P: 13	R: 0 H: 0 E: 0 LOB: 0 K: 0 BB: 0 S: 5 P: 9	R: 0 H: 0 E: 0 LOB: 1 K: 2 BB: 1 S: 11 P: 20	R: 0 H: 1 E: 0 LOB: 0 K: 0 BB: 0 S: 7 P: 10	R: 0 H: 0 E: 0 LOB: 0 K: 1 BB: 1 S: 10 P: 11	R: 0 H: 0 E: 0 LOB: 1 K: 1 BB: 1 S: 12 P: 20	R: 1 H: 3 E: 0 LOB: 3 K: 2 BB: 1 S: 17 P: 28	1B: 6 SF: 0 2B: 5 SAC: 0 3B: 0 DP: 5 HR: 3 HBP: 0	WP: 1 PA: 55 PB: 0 SB: 1 CS: 1
PITCHER	IP WLS BF H R ER SO BB IBB HBP BLK WP HR S P ERA WHIP														
AI Leiter, L ERA: 6.45	(1, 1) 4.1														
40 Nate Bump, R ERA: 3.68	(5, 1) 1.2														
Guillermo Mota, R ERA: 5.11	(7, 1) 2.0														
Todd Jones, R ERA: 1.41	(9, 1) 1.0														
Jim Mecir, R ERA: 3.62	(10, 1) 1.0														
PITCHER	IP WLS BF H R ER SO BB IBB HBP BLK WP HR S P ERA WHIP														
Valerio De Los Santos, L ERA: 2.0	(11, 1) 1.2														
John Riedling, R ERA: 7.04	(12, 1) 1.1														

Atlanta Braves @ Florida Marlins
Dolphin Stadium, Miami, FL
Wed Jun 29 2005, 7:05 PM EDT
Att: 23,512 - Cloudy - 82 F

livebaseballscorecards.com

AB	46
R	5
H	12
RBI	5
BB	9
SO	12
LOB	24



Batter	1	2	3	4	5	6	7	8	9	10	11	12	13	AB R H RBI BB SO LOB
Juan Pierre, L (1, 8) OBP: 0.303, SLG: 0.337	1-1 G4-3		0-2 G4-3		4-2 WP 1B 1B BB		1-1 L6		0-2 1B 1B		1-1 G4-6-3 1B	3-1 G3		6 2 2 0 1 0 2
Luis Castillo, S (1, 4) OBP: 0.428, SLG: 0.405	0-2 G4-3		4-1 BB		1-2 1B WP 1B		3-2 F7		0-0 1B 1B		1-2 G4-6-3 1B		1-1 1B 1B	6 2 4 0 1 0 0
Miguel Cabrera, R (1, 7) OBP: 0.394, SLG: 0.569	4-0 BB		3-2 P4		3-2 1B		4-2 BB		1-1 1B 1B		1-1 G4-6-3		1-1 1B 1B	5 1 3 2 2 0 3
Carlos Delgado, L (1, 3) OBP: 0.402, SLG: 0.556	0-2 F7		1-2 P6		0-0 F7		0-3 K		0-0 1B 1B		4-0 IBB		1-1 F7	6 0 1 1 1 1 7
Mike Lowell, R (1, 5) OBP: 0.271, SLG: 0.336		0-1 F8		0-1 F9	0-2 F9			4-1 G6-3 G2-3 BB	3-2 F7		0-2 P4		2-1 F7	5 0 0 0 1 0 6
John Riedling, R (12, 1)														0 0 0 0 0 0 0
20 Matt Treanor, R (13, PH) OBP: 0.358, SLG: 0.333														1 0 0 0 0 0 2
Paul Lo Duca, R (1, 2) OBP: 0.356, SLG: 0.405		1-2 BB 1B		0-0 G6-3	2-2 F8			2-2 G2-3	1-2 G1-3			1-0 BLK FC4-2 2B	3-2 1B	7 0 3 1 0 0 5
Juan Encarnacion, R (1, 9) OBP: 0.347, SLG: 0.457		4-2 BB		1-2 HR				3-2 G6-3		1-3 K2-3		0-2 G5-3	0-0 1B	6 1 3 2 1 1 2
Alex Gonzalez, R (1, 6) OBP: 0.327, SLG: 0.375		1-0 P2		1-2 1B				2-3 K		0-1 G4-3		1-2 FC4-2 BB		6 0 1 0 0 1 5
All Stars #3 Nate Kemp, L Jeff Conine, R Guillermo Mota, R Todd Jones, L Damon Easley, R Jim Meek, S 14 Josh Willingham, R Valero De La Cruz, L Lenny Harris, L		1-3 K		1-3 K				2-1 F8		2-3 L6		4-0 BB		2 0 0 0 0 0 2 3

Inning Stats	R: 0	H: 0	E: 0	K: 0	S: 9	LOB: 1	BB: 1	P: 14	R: 0	H: 1	E: 0	K: 1	S: 15	LOB: 2	BB: 1	P: 22	R: 0	H: 0	E: 0	K: 0	S: 17	LOB: 1	BB: 1	P: 25	R: 1	H: 2	E: 0	K: 1	S: 12	LOB: 1	BB: 0	P: 15	R: 1	H: 2	E: 0	K: 0	S: 18	LOB: 2	BB: 1	P: 27	R: 0	H: 1	E: 0	K: 1	S: 7	LOB: 0	BB: 0	P: 9	R: 0	H: 0	E: 0	K: 1	S: 11	LOB: 1	BB: 1	P: 19	R: 0	H: 0	E: 0	K: 1	S: 12	LOB: 1	BB: 1	P: 23	R: 2	H: 4	E: 0	K: 0	S: 18	LOB: 2	BB: 0	P: 25	R: 0	H: 0	E: 0	K: 2	S: 9	LOB: 0	BB: 0	P: 12	R: 0	H: 2	E: 0	K: 0	S: 11	LOB: 2	BB: 1	P: 20	R: 0	H: 1	E: 0	K: 0	S: 9	LOB: 2	BB: 1	P: 18	R: 2	H: 4	E: 0	K: 0	S: 12	LOB: 2	BB: 0	P: 19	1B: 15	SF: 0	2B: 1	3B: 0	HR: 1
--------------	------	------	------	------	------	--------	-------	-------	------	------	------	------	-------	--------	-------	-------	------	------	------	------	-------	--------	-------	-------	------	------	------	------	-------	--------	-------	-------	------	------	------	------	-------	--------	-------	-------	------	------	------	------	------	--------	-------	------	------	------	------	------	-------	--------	-------	-------	------	------	------	------	-------	--------	-------	-------	------	------	------	------	-------	--------	-------	-------	------	------	------	------	------	--------	-------	-------	------	------	------	------	-------	--------	-------	-------	------	------	------	------	------	--------	-------	-------	------	------	------	------	-------	--------	-------	-------	--------	-------	-------	-------	-------

PITCHER	IP	WLS	BF	H	R	ER	SO	BB	IBB	HBP	BLK	WP	HR	S	P	ERA	WHIP
26 Kyle Davies, R (1, 1) ERA: 4.63	5.0		24	5	2	2	2	4	0	0	0	1	1	71	103	3.60	1.800
Kevin Gryboski, R (6, 1) ERA: 1.59	1.0	H	3	1	0	0	0	0	0	0	0	0	0	7	9	0.00	1.000
48 Blaine Boyer, R (7, 1) ERA: 1.08	0.2	H	3	0	0	0	0	1	0	0	0	0	0	7	15	0.00	1.500
John Foster, L (7, 1) ERA: 2.93	0.1	H	1	0	0	0	1	0	0	0	0	0	0	4	4	0.00	0.000
Jim Brower, R (8, 1) ERA: 6.0	1.0	H	4	0	0	0	1	1	0	0	0	0	0	12	23	0.00	1.000

AB	R	H	RBI	BB	SO	LOB
6	2	2	0	1	0	2
6	2	4	0	1	0	0
5	1	3	2	2	0	3
6	0	1	1	1	1	7
5	0	0	0	1	0	6
0	0	0	0	0	0	0
1	0	0	0	0	0	2
7	0	3	1	0	0	5
6	1	3	2	1	1	2
6	0	1	0	0	1	5
2	0	0	0	0	0	2
0	0	0	0	0	0	0
0	0	0	0	0	0	0
1	0	0	0	0	0	0
0	0	0	0	0	0	0
0	0	0	0	0	1	0
0	0	0	0	0	0	0

WP	PA
1	61
0	
0	
0	

Atlanta Braves @ Florida Marlins
Dolphin Stadium, Miami, FL
Wed Jun 29 2005, 7:05 PM EDT
Att. 23,512 - Cloudy - 82 F

AB	53
R	6
H	17
RBI	6
BB	8
SO	6
LOB	35



WP: 1	PA: 61
PB: 0	
SB: 0	
CS: 0	

Batter	1	2	3	4	5	6	7	8	9
Juan Pierre, L OBP: 0.306, SLG: 0.339 (1, 8)	0-1 S 1B	1-2 F7 1B			0-0 G4-3 1B			2-1 HBP SH5-3 1B	
Luis Castillo, S OBP: 0.431, SLG: 0.409 (1, 4)	3-2 HR 1B	2-2 G5-3 1B			2-1 2B 1B			1-0 SH5-3 1-2	
Miguel Cabrera, R OBP: 0.398, SLG: 0.584 (1, 7)	0-2 HR 1B		1-3 K		0-1 2B			4-0 HBP 1B IBB	
Carlos Delgado, L OBP: 0.401, SLG: 0.550 (1, 3)	0-0 G4-3		3-3 K			2-3 K		2-2 G2-3 1B HBP	
Mike Lowell, R OBP: 0.270, SLG: 0.335 (1, 5)	0-1 G5-3		1-2 G1-3			1-3 K		1-1 G2-3 1B	
Paul Lo Duca, R OBP: 0.354, SLG: 0.402 (1, 2)	3-3 K			1-0 FC5-4 1B		1-1 L5		0-1 G2-3	
Juan Encarnacion, R OBP: 0.346, SLG: 0.466 (1, 9)		1-1 HR		2-2 FC5-4 G6-4-3 1-2f			0-0 P5	2-3 K	
Alex Gonzalez, R OBP: 0.327, SLG: 0.375 (1, 6)		0-2 BLK SH2-4 1B		1-2 G6-4-3 1-2f			1-3 K		
Josh Beckett, R OBP: 0.229, SLG: 0.194 (1, 1)		0-1 SH2-4			1-0 G5-3		1-3 K		
Scott Olsen, L (7, 1)									
Guillermo Mota, R (8, 1)									
Todd Jones, L (9, 1)									

AB	R	H	RBI	BB	SO	LOB
4	2	2	0	0	0	1
3	1	2	1	0	0	1
3	2	2	2	1	1	0
3	0	0	0	0	2	0
4	0	1	2	0	1	0
4	0	1	0	0	1	2
4	1	1	1	0	1	3
3	0	1	0	0	1	1
1	0	0	0	0	0	0
1	0	0	0	0	1	0
0	0	0	0	0	0	0
0	0	0	0	0	0	0

BOTTOM	
AB	30
R	6
H	10
RBI	6
BB	1
SO	8
LOB	8

Atlanta Braves @ Florida Marlins
Dolphin Stadium, Miami, FL
Thu Jun 30 2005, 7:05 PM EDT
Att: 23,147 - Drizzle - 77 F

WP: 0	PA: 34
PB: 0	
SB: 2	
CS: 0	



Inning Stats	R	H	E	K	S	IP	WLS	BF	H	R	ER	SO	BB	IBB	HBP	BLK	WP	HR	S	P	ERA	WHIP
Roman Colon, R ERA: 6.3 (1, 1)	3	3	0	19	7	6.0	L	24	8	4	4	5	0	0	0	1	0	2	64	90	6.00	1.333
Jorge Vasquez, R ERA: 3.38 (7, 1)	0	0	0	0	2	1.0		3	0	0	0	2	0	0	0	0	0	0	8	10	0.00	0.000
Adam Bernero, R ERA: 6.49 (8, 1)	0	0	0	0	1	1.0		7	2	2	2	1	0	1	1	0	0	0	14	25	18.00	2.000

PITCHER																
IP	WLS	BF	H	R	ER	SO	BB	IBB	HBP	BLK	WP	HR	S	P	ERA	WHIP

Batter	1	2	3	4	5	6	7	8	9	AB R H RBI BB SO LOB	TOP											
Rafael Furcal, S (1, 6) OBP: 0.298, SLG: 0.367	1-2 1B	4-2 BB		3-2 HR 1B		1-2 HR 1B		2-2 P6		4 2 3 0 1 0 0												
4 Pete Orr, L (1, 4) OBP: 0.343, SLG: 0.415	2-0 BB 1B 1B	0-2 1B		1-1 HR 1B		0-2 P4		1-2 P6		5 2 3 0 0 0 1												
Kelly Johnson, L (1, 7) OBP: 0.376, SLG: 0.459	2-2 1B BB 1B	1-0 F9		0-0 HR		4-1 HR BB			4-1 G2-3 HR BB	3 3 2 3 2 0 2												
Andrew Jones, R (1, 8) OBP: 0.361, SLG: 0.610	4-2 1B BB		0-0 P4	2-0 2B		1-0 HR			0-0 G2-3	4 1 2 3 1 0 1												
Adam LaRoche, L (1, 3) OBP: 0.324, SLG: 0.451	0-1 1B		1-0 FC6-4 1B	0-3 K		2-2 G1-3			2-0 HR	5 1 3 3 0 1 1												
Wilson Betemit, S (1, 5) OBP: 0.364, SLG: 0.531	1-1 F7		3-2 FC6-4		2-3 K		2-2 F8		1-0 G3-1	5 0 0 0 0 1 4												
Ryan Langerhans, L (1, 9) OBP: 0.330, SLG: 0.414	0-0 G1-3		1-1 L8		1-2 G4-3		0-2 F7		0-0 G3	5 0 0 0 0 0 4												
16 Brian McCann, L (1, 2) OBP: 0.375, SLG: 0.533			3-3 K		3-2 F9		0-0 G3		1-3 K	4 0 0 0 0 2 0												
29 John Smoltz, R (1, 1) OBP: 0.171, SLG: 0.175			0-0 F9		1-1 G1-3		3-3 K		1-2 G6-3	3 0 0 0 0 1 0												
48 Blaine Boyer, R (7, 1)										0 0 0 0 0 0 0												
Brian Jordan, R (8, PH) OBP: 0.290, SLG: 0.337										1 0 0 0 0 0 0												
Jim Brower, R (8, 1)										0 0 0 0 0 0 0												
Chris Reitsma, R (9, 1)										0 0 0 0 0 0 0												
Inning Stats	R: 1 E: 0 K: 0 S: 17	H: 4 LOB: 3 BB: 1 P: 27	R: 0 E: 0 K: 1 S: 12	H: 1 LOB: 2 BB: 1 P: 20	R: 0 E: 0 K: 0 S: 10	H: 1 LOB: 1 BB: 0 P: 15	R: 3 E: 0 K: 1 S: 19	H: 4 LOB: 1 BB: 0 P: 29	R: 0 E: 0 K: 1 S: 11	H: 0 LOB: 0 BB: 0 P: 14	R: 3 E: 0 K: 1 S: 15	H: 2 LOB: 0 BB: 1 P: 26	R: 0 E: 0 K: 1 S: 9	H: 0 LOB: 0 BB: 0 P: 12	R: 0 E: 0 K: 0 S: 9	H: 0 LOB: 0 BB: 0 P: 13	R: 2 E: 0 K: 0 S: 5	H: 1 LOB: 0 BB: 1 P: 12	1B: 9 2B: 1 3B: 0 HR: 3	SF: 0 SAC: 0 DP: 0 HBP: 0	WP: 0 PB: 0 SB: 0 CS: 0	PA: 43
PITCHER	IP WLS BF H R ER SO BB IBB HBP BLK WP HR S P ERA WHIP																					
Vicente Padilla, R (1, 1) ERA: 6.96	4.0 L 23 10 4 4 4 2 2 0 0 0 0 1 58 91 9.00 3.000																					
Geoff Geary, R (5, 1) ERA: 5.2	2.0 9 2 3 3 2 1 0 0 0 0 0 1 26 40 13.50 1.500																					
Aaron Fultz, L (7, 1) ERA: 3.09	1.0 3 0 0 0 1 0 0 0 0 0 0 0 9 12 0.00 0.000																					
Amaury Telemaco, R (8, 1) ERA: 4.22	2.0 8 1 2 2 0 1 0 0 0 0 0 1 14 25 9.00 1.000																					

Atlanta Braves @ Philadelphia Phillies
Citizens Bank Park, Philadelphia, PA

livebaseballscorecards.com

AB	39
R	9
H	13
RBI	9
BB	4
SO	5
LOB	13



Fri Jul 01 2005, 7:05 PM EDT
Att. 45,004 - Drizzle - 86 F

Batter	1	2	3	4	5	6	7	8	9	AB	R	H	RBI	BB	SO	LOB
11 Jimmy Rollins, S OBP: 0.313, SLG: 0.403	0-0 G4-3		1-2 G4-3		1-0 F9			0-1 G3 1B		4	0	1	0	0	0	0
Kenny Lofton, L OBP: 0.435, SLG: 0.464	1-3 K		1-1 G3-1		0-0 G4-3			3-1 F7		4	0	0	0	0	1	1
Bobby Abreu, L OBP: 0.433, SLG: 0.543	2-2 G4-3		2-2 1B		1-1 F8			1-1 G3		4	0	1	0	0	0	1
Pat Burrell, R OBP: 0.374, SLG: 0.511		2-3 K	2-3 K		3-3 K			3-3 K		4	0	0	0	0	4	2
26 Chase Utley, L OBP: 0.386, SLG: 0.534		1-1 G1-3 1B 2B		4-1 2B BB		0-3 K		3-3 K G4-6-3		3	1	1	0	1	2	0
David Bell, R OBP: 0.311, SLG: 0.344		2-2 G1-3		0-0 P6		0-1 F8		1-1 G4-6-3		4	0	0	0	0	0	3
Tomas Perez, S OBP: 0.309, SLG: 0.291		2-1 1B 1B		1-1 2B		2-3 K		0-2 P6		4	0	2	1	0	1	0
Mike Lieberthal, R OBP: 0.309, SLG: 0.364		0-1 1B		1-3 K		0-1 F8				3	0	1	0	0	1	2
Vicente Padilla, R OBP: 0.143, SLG: 0.214 Endy Chavez, L OBP: 0.266, SLG: 0.276 Geoff Cooney, R OBP: 0.500, SLG: 0.500 Aaron Fultz, L OBP: 0.500, SLG: 0.500 Ramon Martinez, R OBP: 0.286, SLG: 0.284 Amaury Telemaco, R		0-3 K		1-1 G3-1		0-2 L4				1	0	0	0	0	1	2

Inning Stats	R: 0	H: 0	E: 0	K: 1	S: 8	H: 0	LOB: 0	BB: 0	P: 11	R: 1	H: 3	E: 0	K: 2	S: 17	R: 0	H: 1	E: 0	K: 1	S: 12	R: 0	H: 1	E: 0	K: 1	S: 9	R: 0	H: 0	E: 0	K: 0	S: 4	R: 0	H: 0	E: 0	K: 2	S: 8	R: 0	H: 0	E: 0	K: 1	S: 10	R: 0	H: 1	E: 0	K: 1	S: 9	R: 0	H: 0	E: 0	K: 1	S: 8	R: 0	H: 0	E: 0	K: 1	S: 8	1B: 4	SF: 0	2B: 2	SAC: 0	3B: 0	DP: 1	HR: 0	HBP: 0	WP: 1	PA: 34
--------------	------	------	------	------	------	------	--------	-------	-------	------	------	------	------	-------	------	------	------	------	-------	------	------	------	------	------	------	------	------	------	------	------	------	------	------	------	------	------	------	------	-------	------	------	------	------	------	------	------	------	------	------	------	------	------	------	------	-------	-------	-------	--------	-------	-------	-------	--------	-------	--------

PITCHER	IP	WLS	BF	H	R	ER	SO	BB	IBB	HBP	BLK	WP	HR	S	P	ERA	WHIP
29 John Smoltz, R ERA: 2.68	(1, 1)	6.0	24	5	1	1	7	1	0	0	0	0	0	58	86	1.50	1.000
48 Blaine Boyer, R ERA: 0.96	(7, 1)	1.0	3	0	0	0	1	0	0	0	0	0	0	10	12	0.00	0.000
Jim Brower, R ERA: 5.84	(8, 1)	1.0	4	1	0	0	1	0	0	0	0	0	0	9	16	0.00	1.000
Chris Reitsma, R ERA: 3.89	(9, 1)	1.0	3	0	0	0	1	0	0	0	0	1	0	8	12	0.00	0.000

BOTTOM

Atlanta Braves @ Philadelphia Phillies
Citizens Bank Park, Philadelphia, PA

Fri Jul 01 2005, 7:05 PM EDT
Att: 45,004 - Drizzle - 86 F

livebaseballscorecards.com

AB	33
R	1
H	6
RBI	1
BB	1
SO	10
LOB	13



Batter	1	2	3	4	5	6	7	8	9	AB R H RBI BB SO LOB	TOP																																					
Rafael Furcal, S OBP: 0.297, SLG: 0.363 (1, 6)	3-1 G1-3		1-3 K			0-2 G5-3			4-1 WP 2B BB	3 1 0 0 1 1 0																																						
Kelly Johnson, L OBP: 0.364, SLG: 0.441 (1, 7)	1-3 K			3-2 G3			0-3 K		2-3 K	4 0 0 0 0 3 2																																						
Marcus Giles, R OBP: 0.368, SLG: 0.458 (1, 4)	0-1 F8			0-0 G6-3			0-1 F8		2-2 2B	4 0 1 2 0 0 0																																						
Andrew Jones, R OBP: 0.357, SLG: 0.601 (1, 8)		2-2 G6-3		2-3 K			0-0 G5-3		1-2 G6-3	4 0 0 0 0 1 1																																						
Adam LaRoche, L OBP: 0.324, SLG: 0.449 Brian Jordan, R OBP: 0.289, SLG: 0.335 (1, 3) (9, PH)		2-1 1B			1-0 G4-3			2-3 K	0-3 K	3 0 1 0 0 0 1 0 1 0 0 0 0 0 1 1																																						
Johnny Estrada, S OBP: 0.316, SLG: 0.398 (1, 2)		0-1 F8			1-0 G4-3			0-0 P6		3 0 0 0 0 0 0 1																																						
Ryan Langerhans, L OBP: 0.324, SLG: 0.406 (1, 9)		2-3 K			0-0 F8			1-3 K		3 0 0 0 0 0 2 1																																						
Wilson Betemit, S OBP: 0.363, SLG: 0.527 (1, 5)			1-1 G4-3			2-3 K			0-0 BB 1B WP 1B	3 1 1 0 0 0 1 0																																						
Horacio Ramirez, L OBP: 0.286, SLG: 0.353 Kevin Gryboski, R OBP: 0.350, SLG: 0.411 4 Pete Orr, L OBP: 0.350, SLG: 0.411 Dan Kolb, R OBP: 1.000, SLG: 1.000 Adam Bernero, R OBP: 1.000, SLG: 1.000 Jorge Vasquez, R OBP: 0.343, SLG: 0.480 (1, 1) (5, 1) (6, PH) (6, 1) (7, 1) (8, 1) (9, PH)		1-1 G6-3			0-0 G4-3				1-2 WP BB 2B 1B	1 0 0 0 0 0 0 0 0 0 0 0 0 0 0 0 1 0 0 0 0 0 0 0 0 0 0 0 0 0 0 0 0 0 0 0 0 0 0 0 0 0 0 0 0 0 0 0 1 1 1 0 0 0 0 0																																						
Inning Stats	R: 0 E: 0 K: 1 S: 7	H: 0 LOB: 0 BB: 0 P: 11	R: 0 E: 0 K: 1 S: 12	H: 1 LOB: 1 BB: 0 P: 18	R: 0 E: 0 K: 1 S: 7	H: 0 LOB: 0 BB: 0 P: 10	R: 0 E: 0 K: 1 S: 9	H: 0 LOB: 0 BB: 0 P: 14	R: 0 E: 0 K: 0 S: 3	H: 0 LOB: 0 BB: 0 P: 5	R: 0 E: 0 K: 1 S: 8	H: 0 LOB: 0 BB: 0 P: 10	R: 0 E: 0 K: 1 S: 6	H: 0 LOB: 0 BB: 0 P: 6	R: 0 E: 0 K: 2 S: 7	H: 0 LOB: 0 BB: 0 P: 10	R: 3 E: 0 K: 2 S: 19	H: 3 LOB: 1 BB: 1 P: 29	1B: 3 2B: 1 3B: 0 HR: 0	SF: 0 SAC: 0 DP: 0 HBP: 0	WP: 1 PB: 0 SB: 0 CS: 0	PA: 32																										
PITCHER 39 Brett Myers, R ERA: 3.18 Billy Wagner, L ERA: 2.23 (1, 1) (9, 1)	IP 8.1	WLS W	BF 30	H 4	R 3	ER 3	SO 9	BB 1	IBB 0	HBP 0	BLK 0	WP 1	HR 0	S 72	P 106	ERA 3.24	WHIP 0.600								PITCHER IP 0.2	WLS S	BF 2	H 0	R 0	ER 0	SO 1	BB 0	IBB 0	HBP 0	BLK 0	WP 0	HR 0	S 6	P 7	ERA 0.00	WHIP 0.000							

Atlanta Braves @ Philadelphia Phillies
Citizens Bank Park, Philadelphia, PA
Sat Jul 02 2005, 1:20 PM EDT
Att. 29,205 - Sunny - 80 F

livebaseballscorecards.com

AB	31
R	3
H	4
RBI	2
BB	1
SO	10
LOB	6



Batter	1	2	3	4	5	6	7	8	9	AB R H RBI BB SO LOB	BOTTOM									
11 Jimmy Rollins, S OBP: 0.314, SLG: 0.404 <small>(1, 6)</small>	0-1 G6-3 		4-2 S 1B BB 	0-0 F8 		0-2 F8 		2-1 2B 1-3 		4 1 1 0 1 0 2	<p>Atlanta Braves @ Philadelphia Phillies Citizens Bank Park, Philadelphia, PA</p> <p>Sat Jul 02 2005, 1:20 PM EDT Att. 29,205 - Sunny - 80 F</p> <p>livebaseballscorecards.com</p>									
Jason Michaels, R OBP: 0.408, SLG: 0.399 <small>(1, 8)</small>	2-1 L9 		2-1 1B 1B 1-H 		4-1 26 F9 1B HR BB 	1-1 G6-3 		4-2 FC4-6 BB 		3 1 1 1 2 0 0										
Bobby Abreu, L OBP: 0.432, SLG: 0.541 <small>(1, 9)</small>	1-2 G4-3 		0-0 1B 1-3 		1-2 L6 		1-2 FC6-4 1B 	1-1 FC4-6 1-2f 		5 0 2 0 0 0 4										
Pat Burrell, R OBP: 0.375, SLG: 0.523 <small>(1, 7)</small>		2-2 HR 	0-0 P3 		1-2 HR 1B 		2-3 K 			4 2 2 1 0 1 3										
26 Chase Utley, L OBP: 0.384, SLG: 0.527 <small>(1, 4)</small>		2-1 L9 		2-2 6 G4-6-3 39 1B HBP 		0-2 F9 		0-1 F7 		3 1 0 0 0 0 3										
David Bell, R OBP: 0.313, SLG: 0.358 <small>(1, 5)</small>		1-0 F8 		0-0 6 G4-6-3 1B 1-2 		0-1 HR 		1-1 FC6-4 1-2f 		4 1 2 3 0 0 1										
6 Ryan Howard, L OBP: 0.294, SLG: 0.406 <small>(1, 3)</small>		1-3 K 		0-0 G4-6-3 1-2f 2-3 		0-0 FC5-4 1B 		1-0 11 2B 1B 		4 0 2 0 0 1 2										
Todd Pratt, R OBP: 0.286, SLG: 0.403 <small>(1, 2)</small>		2-2 P3 		4-0 39 1B IBB 1-2f 		0-0 FC5-4 1-2f 		0-2 P6 		3 0 0 0 1 0 2										
39 Brett Myers, R OBP: 0.125, SLG: 0.067 Billy Wagner, L OBP: 0.500, SLG: 0.500 <small>(1, 1)</small> <small>(9, 1)</small>			0-2 G6-3 	0-1 1B 1-2 3-H 		1-0 G4-3 		0-0 L8 		4 0 1 1 0 0 1 0 0 0 0 0 0 0										
Inning Stats	R: 0 E: 0 K: 10 S: 10	H: 0 LOB: 0 BB: 0 P: 13	R: 1 E: 0 K: 10 S: 10	H: 1 LOB: 0 BB: 0 P: 16	R: 1 E: 0 K: 10 S: 13	H: 2 LOB: 2 BB: 1 P: 21	R: 1 E: 0 K: 0 S: 7	H: 2 LOB: 2 BB: 1 P: 13	R: 3 E: 0 K: 16 S: 16	H: 3 LOB: 1 BB: 1 P: 22		R: 0 E: 0 K: 6 S: 6	H: 0 LOB: 0 BB: 0 P: 8	R: 0 E: 0 K: 11 S: 11	H: 1 LOB: 1 BB: 0 P: 15	R: 0 E: 0 K: 11 S: 11	H: 2 LOB: 3 BB: 1 P: 19	1B: 8 2B: 1 3B: 0 HR: 2	SF: 0 SAC: 0 DP: 1 HBP: 1	WP: 0 PB: 0 SB: 1 CS: 0
PITCHER	IP WLS L	BF H R	ER LOB BB P	SO BB P	BB IBB HBP BLK WP HR S P	ERA WHIP	PITCHER	IP WLS L	BF H R	ER LOB BB P	SO BB P	BB IBB HBP BLK WP HR S P	ERA WHIP							
Horacio Ramirez, L ERA: 5.09 <small>(1, 1)</small>	4.2	25	8 6 6 1	1 0 1	2 1 0 0 0	11.57 2.143	Kevin Gryboski, R ERA: 1.56 <small>(5, 1)</small>	0.1	1	0 0 0	0 0 0	0 0 0	0 0 0	0.00 0.000						
Dan Kolb, R ERA: 5.81 <small>(6, 1)</small>	1.0	3	0 0 0	0 0 0	0 0 0	0.00 0.000	Adam Bernero, R ERA: 6.34 <small>(7, 1)</small>	1.0	4	1 0 0	1 0 0	0 0 0	0.00 1.000							
Jorge Vasquez, R ERA: 3.0 <small>(8, 1)</small>	1.0	6	2 0 0	0 0 0	1 0 0	0.00 3.000														

Batter	1	2	3	4	5	6	7	8	9	AB R H RBI BB SO LOB	TOP																
Rafael Furcal, S OBP: 0.296, SLG: 0.361 (1, 6)	3-2 BB 1B		1-3 K			0-0 F8	2-2 G4-3		1-3 K	5 0 1 0 0 2 1																	
Kelly Johnson, L OBP: 0.365, SLG: 0.429 (1, 7)	4-2 G6-4-3 BB		3-2 F7			4-2 BB BB		2-3 K	1-3 K	3 0 0 0 2 2 1																	
Marcus Giles, R OBP: 0.369, SLG: 0.455 (1, 4)	1-3 K			4-0 FC3-6 BB		0-2 F7		4-2 2B BB		2 1 0 0 2 1 3																	
Andrew Jones, R OBP: 0.359, SLG: 0.602 (1, 8)	2-0 G6-4-3 1-2f			0-0 FC3-6 FC5-4 1-2f		4-1 FC4-6 BB		2-2 2B 1-H		3 0 1 1 1 0 3																	
Adam LaRoche, L OBP: 0.327, SLG: 0.452 (1, 3)		0-0 2B		0-2 FC5-4 1-2f		0-0 FC4-6 1-2f		4-0 G4-6-3 IBB		3 0 1 0 1 0 3																	
Johnny Estrada, S OBP: 0.315, SLG: 0.396 (1, 2)		2-2 F7		2-1 G6-3			0-0 2B G5-3 1B	0-1 G4-6-3 1-2f		4 1 1 0 0 0 4																	
Ryan Langerhans, L OBP: 0.333, SLG: 0.429 (1, 9)		4-1 G4-3 BB			0-3 K		2-1 G5-3 WP 2B		1-1 SF8 3B	3 2 2 0 1 1 0	AB 29 R 4 H 6 RBI 3 BB 8 SO 9 LOB 20																
Wilson Betemit, S OBP: 0.353, SLG: 0.515 (1, 5)		3-2 G4-3 1-2f			1-3 K		1-3 K		1-1 SF8	3 0 0 1 0 2 4																	
Jorge Sosa, R OBP: 0.143, SLG: 0.143 (1, 1)			1-3 K		1-1 G4-3		0-1 G5-3 2-3 3-H		3-H 4-2 BB	2 0 0 0 0 0 1 0 0 0 0 0 0 0 0 0 0 0 0 0 0 0 0 0 1 0 0 0 1 0 0 0 1 0 0 0 0 0 0 0 0 0 0 0 0 0 0 0 0 0 0 0 0 0 0 0 0 0 0 0 0 0 1 0 0 0 0 0 0 0 0 0 0																	
John Foster, L OBP: 0.000, SLG: 0.000 (6, 1)																											
Kevin Gryboski, R OBP: 0.000, SLG: 0.000 (6, 1)																											
Julio Franco, R OBP: 0.000, SLG: 0.477 (7, PH)																											
Dan Kolb, R OBP: 0.000, SLG: 0.000 (7, 1)																											
Jim Brower, R OBP: 0.000, SLG: 0.000 (8, 1)																											
Brian Jordan, R OBP: 0.292, SLG: 0.335 (9, PH)																											
Chris Reitsma, R OBP: 0.000, SLG: 0.000 (9, 1)																											
Inning Stats	R: 0 E: 0 K: 1 S: 12	H: 1 LOB: 1 BB: 1 P: 22	R: 0 E: 0 K: 0 S: 10	H: 1 LOB: 1 BB: 1 P: 19	R: 0 E: 0 K: 2 S: 9	H: 0 LOB: 0 BB: 0 P: 14	R: 0 E: 0 K: 0 S: 8	H: 0 LOB: 1 BB: 1 P: 14	R: 0 E: 0 K: 2 S: 8	H: 0 LOB: 0 BB: 0 P: 10	R: 0 E: 0 K: 1 S: 9	H: 0 LOB: 2 BB: 2 P: 17	R: 2 E: 0 K: 1 S: 11	H: 2 LOB: 0 BB: 0 P: 16	R: 1 E: 0 K: 1 S: 11	H: 1 LOB: 1 BB: 2 P: 23	R: 1 E: 0 K: 2 S: 15	H: 1 LOB: 1 BB: 1 P: 23	1B: 2 2B: 3 3B: 1 HR: 0	SF: 1 SAC: 0 DP: 3 HBP: 0	WP: 1 PB: 0 SB: 0 CS: 0	PA: 38					
PITCHER	IP WLS BF H R ER SO BB IBB HBP BLK WP HR S P ERA WHIP																										
Robinson Tejeda, R ERA: 1.96 (1, 1)	6.0		23	2	0	0	5	5	0	0	0	0	0	56	96	0.00	1.167										
Rheal Cormier, L ERA: 6.08 (7, 1)	0.1	H	3	2	2	2	1	0	0	0	0	0	0	6	9	54.00	6.000										
63 Ryan Madson, R ERA: 3.3 (7, 1)	0.2	H	2	0	0	0	0	0	0	0	0	1	0	5	7	0.00	0.000										
Ugueth Urbina, R ERA: 4.42 (8, 1)	1.0	B	5	1	1	1	1	1	1	0	0	0	0	11	23	9.00	2.000										
Billy Wagner, L ERA: 2.41 (9, 1)	1.0	L	5	1	1	1	2	1	0	0	0	0	0	15	23	9.00	2.000										

Atlanta Braves @ Philadelphia Phillies
Citizens Bank Park, Philadelphia, PA
Sun Jul 03 2005, 8:05 PM EDT
Att: 39,732 - Partly Cloudy - 79 F

livebaseballscorecards.com



Batter	1	2	3	4	5	6	7	8	9	AB	R	H	RBI	BB	SO	LOB
11 Jimmy Rollins, S OBP: 0.310, SLG: 0.399 (1, 6)	2-1 F7		1-2 L8		0-0 F8		1-0 F7			4	0	0	0	0	0	2
Kenny Lofton, L OBP: 0.424, SLG: 0.452 (1, 8)	1-2 F8			1-0 G4-3	1-2 FC3-6		0-3 K			4	0	0	0	0	1	2
Bobby Abreu, L OBP: 0.436, SLG: 0.540 (1, 9)	2-2 G4-3			4-2 6 HR		4-0 26 BB		3-1 CS		2	1	1	0	2	0	0
Pat Burrell, R OBP: 0.377, SLG: 0.519 (1, 7)		4-2 BB		4-2 6 HR		3-0 F8		3-3 K		2	1	0	0	2	1	2
26 Chase Utley, L OBP: 0.385, SLG: 0.522 (1, 4)		3-3 K		1-1 F7		4-1 BB		4-2 BB		2	0	0	0	2	1	3
6 Ryan Howard, L OBP: 0.289, SLG: 0.472 (1, 3)		1-3 K		0-0 HR		2-3 K		1-1 G1-6-3		4	1	1	3	0	2	4
David Bell, R OBP: 0.309, SLG: 0.353 (1, 5)		1-0 G5-3		2-3 K		2-1 L5			2-2 F7	4	0	0	0	0	1	3
Mike Lieberthal, R OBP: 0.308, SLG: 0.362 (1, 2)			1-0 L4		2-1 E5		2-1 SH1-4		3-2 F8	4	0	1	0	0	0	0
Robinson Tejeda, R Rheal Cormier, L 63 Ryan Madson, L Endy Chavez, L Ugueth Urbina, R Billy Wagner, L Tomas Perez, S			0-1 B1-3		1-3 K		0-0 SH1-4		1-3 K	2	0	0	0	0	1	1

Inning Stats	R: 0	H: 0	E: 0	K: 8	S: 8	LOB: 0	BB: 13	P: 13
	R: 0	H: 0	E: 0	K: 2	S: 9 <td>LOB: 1</td> <td>BB: 1</td> <td>P: 18</td>	LOB: 1	BB: 1	P: 18
	R: 0	H: 0	E: 0	K: 0	S: 9 <td>LOB: 0</td> <td>BB: 0</td> <td>P: 11</td>	LOB: 0	BB: 0	P: 11
	R: 3	H: 1	E: 0	K: 1	S: 13 <td>LOB: 0</td> <td>BB: 2</td> <td>P: 25</td>	LOB: 0	BB: 2	P: 25
	R: 0	H: 0	E: 1	K: 1	S: 9 <td>LOB: 1</td> <td>BB: 0</td> <td>P: 13</td>	LOB: 1	BB: 0	P: 13
	R: 0	H: 0	E: 0	K: 1	S: 7 <td>LOB: 2</td> <td>BB: 2</td> <td>P: 22</td>	LOB: 2	BB: 2	P: 22
	R: 0	H: 1	E: 0	K: 1	S: 7 <td>LOB: 1</td> <td>BB: 0</td> <td>P: 10</td>	LOB: 1	BB: 0	P: 10
	R: 0	H: 1	E: 0	K: 1	S: 9 <td>LOB: 1</td> <td>BB: 1</td> <td>P: 20</td>	LOB: 1	BB: 1	P: 20
	R: 0	H: 0	E: 0	K: 1	S: 12 <td>LOB: 0</td> <td>BB: 0</td> <td>P: 18</td>	LOB: 0	BB: 0	P: 18
	1B: 2	2B: 0	3B: 0	HR: 1	SF: 0	SAC: 1	DP: 0	HBP: 0

PITCHER	IP	WLS	BF	H	R	ER	SO	BB	IBB	HBP	BLK	WP	HR	S	P	ERA	WHIP
Jorge Sosa, R ERA: 3.02 (1, 1)	5.1		22	1	3	3	4	4	0	0	0	0	1	49	88	5.06	0.938
John Foster, L ERA: 2.87 (6, 1)	0.1		2	0	0	0	1	1	0	0	0	0	0	4	10	0.00	3.000
Kevin Gryboski, R ERA: 1.53 (6, 1)	0.1		1	0	0	0	0	0	0	0	0	0	0	2	4	0.00	0.000
Dan Kolb, R ERA: 5.63 (7, 1)	1.0		4	1	0	0	1	0	0	0	0	0	0	7	10	0.00	1.000
Jim Brower, R ERA: 5.68 (8, 1)	1.0	W	4	1	0	0	1	1	0	0	0	0	0	9	20	0.00	2.000

BOTTOM

Atlanta Braves @ Philadelphia Phillies
Citizens Bank Park, Philadelphia, PA

Sun Jul 03 2005, 8:05 PM EDT
Att. 39,732 - Partly Cloudy - 79 F

livebaseballscorecards.com

AB	29
R	3
H	3
RBI	3
BB	6
SO	8
LOB	17



WP: 0	PA: 36
PB: 0	
SB: 1	
CS: 1	

Batter	1	2	3	4	5	6	7	8	9	AB R H RBI BB SO LOB	TOP	
Jerry Hairston, R (1, 8) OBP: 0.367, SLG: 0.404	2-2 1B		4-0 G4-3 BB		0-1 G4-3		4-1 BB			2 0 1 0 2 0 0		
Todd Walker, L (1, 4) OBP: 0.340, SLG: 0.437	1-1 F8		2-1 G4-3		1-0 F7		2-3 K			4 0 0 0 0 1 3		
25 Derek Lee, R (1, 3) OBP: 0.451, SLG: 0.720	2-3 K		2-2 F9		2-0 F8		0-2 K			4 0 0 0 0 2 2		
Jeremy Burnitz, L (1, 9) OBP: 0.338, SLG: 0.477	3-2 P5			4-1 1B BB		4-1 16 1B BB		4-2 1B BB		1 0 0 0 3 0 1		
16 Aramis Ramirez, R (1, 5) OBP: 0.363, SLG: 0.559		1-1 E 1B		1-1 F7		0-2 1-2 1B		0-1 F9		4 0 2 0 0 0 2		
Todd Hollandsworth, L (1, 7) OBP: 0.329, SLG: 0.426		1-1 FC1 G6-4-3		0-1 SAFE 1-2 1B		1-1 F5		0-0 1-3 1B		4 0 2 0 0 0 3		
Neifi Perez, S (1, 6) OBP: 0.295, SLG: 0.382		1-0 B2		1-2 F5		0-2 G4-3		1-1 G3-6-3 1B		4 0 1 0 0 0 6		
Michael Barrett, R (1, 2) OBP: 0.298, SLG: 0.447		0-0 G6-4-3		2-0 F9		0-0 F8		1-2 F8		4 0 0 0 0 0 5		
34 Kerry Wood, R (1, 1) OBP: 0.194, SLG: 0.167 Mike Remlinger, L (6, 1) Jose Macias, S (7, PH) 43 Michael Wuertz, R (7, 1) 13 Will Ohman, L (8, 1) Corey Patterson, L (9, PH) OBP: 0.273, SLG: 0.386			1-3 K		1-3 K		1-0 F7		0-0 G3-6-3	2 0 0 0 0 0 2 0 0 0 0 0 0 0 0 0 1 0 0 0 0 0 0 0 0 0 0 0 0 0 0 0 0 0 0 0 0 0 0 0 1 0 0 0 0 0 0 1		
Inning Stats	R: 0 H: 1 E: 0 LOB: 1 K: 1 BB: 0 S: 12 P: 20	R: 0 H: 1 E: 1 LOB: 1 K: 0 BB: 0 S: 6 P: 9	R: 0 H: 0 E: 0 LOB: 1 K: 1 BB: 1 S: 8 P: 17	R: 0 H: 1 E: 0 LOB: 2 K: 0 BB: 1 S: 9 P: 17	R: 0 H: 0 E: 0 LOB: 0 K: 1 BB: 0 S: 6 P: 8	R: 0 H: 1 E: 0 LOB: 2 K: 0 BB: 1 S: 10 P: 17	R: 0 H: 0 E: 0 LOB: 1 K: 1 BB: 1 S: 6 P: 13	R: 0 H: 1 E: 0 LOB: 2 K: 1 BB: 1 S: 8 P: 12	R: 0 H: 1 E: 0 LOB: 0 K: 0 BB: 0 S: 7 P: 9	1B: 6 SF: 0 2B: 0 SAC: 0 3B: 0 DP: 2 HR: 0 HBP: 0	WP: 0 PA: 36 PB: 0 SB: 0 CS: 0	
PITCHER	IP WLS BF H R ER SO BB IBB HBP BLK WP HR S P ERA WHIP											
26 Kyle Davies, R (1, 1) ERA: 4.05	6.2 W 28 4 0 0 3 4 0 0 0 0 0 0 54 96 0.00 1.200											
John Foster, L (7, 1) ERA: 2.81	0.1 H 1 0 0 0 1 0 0 0 0 0 0 0 3 5 0.00 0.000											
48 Blaine Boyer, R (8, 1) ERA: 0.87	1.0 H 4 1 0 0 1 1 0 0 0 0 0 0 8 12 0.00 2.000											
Chris Reitsma, R (9, 1) ERA: 3.69	1.0 3 1 0 0 0 0 0 0 0 0 0 0 7 9 0.00 1.000											

Chicago Cubs @ Atlanta Braves
Turner Field, Atlanta, GA
Mon Jul 04 2005, 7:05 PM EDT
Att. 52,274 - Drizzle - 81 F

livebaseballscorecards.com

AB	31
R	0
H	6
RBI	0
BB	5
SO	5
LOB	23



Batter	1	2	3	4	5	6	7	8	9	AB R H RBI BB SO LOB
Rafael Furcal, S OBP: 0.295, SLG: 0.363 (1, 6)	0-0 F7		1-1 1B	2-2 P4		1-3 K				4 0 1 0 0 1 4
Kelly Johnson, L OBP: 0.369, SLG: 0.426 (1, 7)	4-1 BB		0-1 1B		2-3 K		2-0 G4-3			3 1 1 0 1 1 0
Marcus Giles, R OBP: 0.371, SLG: 0.453 (1, 4)	4-2 1B		1-3 K		1-2 FC3-6		0-0 F9			3 0 1 0 1 1 2
Andrew Jones, R OBP: 0.357, SLG: 0.597 (1, 8)	0-1 HR		3-3 K		1-1 P2		1-2 G4-3			4 1 1 1 0 1 3
Adam LaRoche, L OBP: 0.330, SLG: 0.479 (1, 3)	1-0 HR		1-0 G5-3		0-2 FC3-6		0-1 HR			4 2 2 3 0 0 3
Johnny Estrada, S OBP: 0.313, SLG: 0.391 (1, 2)	1-2 F9			0-3 K		2-2 26 SH5-4		1-2 G5-3		3 0 0 0 0 1 0
Ryan Langerhans, L OBP: 0.332, SLG: 0.424 (1, 9)		2-2 P4		3-2 26 BB		2-3 K		1-0 G4-3		4 0 1 0 0 1 1
Wilson Betemit, S OBP: 0.351, SLG: 0.507 (1, 5)		2-2 F8		3-3 K		1-1 26 SH5-4		1-3 K		4 0 1 0 0 2 1
26 Kyle Davies, R OBP: 0.250, SLG: 0.182 (1, 1)			1-3 K		4-2 K		0-1 SH5-4			1 0 0 0 1 1 0
John Foster, L (7, 1)										0 0 0 0 0 0 0
48 Blaine Boyer, R (8, 1)										0 0 0 0 0 0 0
Chris Reitsma, R (9, 1)										0 0 0 0 0 0 0

Inning Stats	R: 3	H: 2	E: 0	K: 10	S: 10	L: 0	LOB: 0	BB: 2	P: 20	R: 0	H: 0	E: 0	K: 15	S: 15	R: 0	H: 2	E: 0	K: 13	S: 15	R: 0	H: 1	E: 0	K: 12	S: 12	R: 0	H: 1	E: 0	K: 12	S: 12	R: 0	H: 0	E: 0	K: 6	S: 6	R: 1	H: 1	E: 0	K: 9	S: 9	L: 1	LOB: 0	BB: 0	P: 12	1B: 5	SF: 0	2B: 1	SAC: 1	3B: 0	DP: 0	HR: 2	HBP: 1	WP: 0	PA: 35
--------------	------	------	------	-------	-------	------	--------	-------	-------	------	------	------	-------	-------	------	------	------	-------	-------	------	------	------	-------	-------	------	------	------	-------	-------	------	------	------	------	------	------	------	------	------	------	------	--------	-------	-------	-------	-------	-------	--------	-------	-------	-------	--------	-------	--------

PITCHER	IP	WLS	BF	H	R	ER	SO	BB	IBB	HBP	BLK	WP	HR	S	P	ERA	WHIP
34 Kerry Wood, R ERA: 5.3 (1, 1)	5.0	L	23	6	3	3	6	3	0	0	0	0	1	65	102	5.40	1.800
Mike Remlinger, L ERA: 5.32 (6, 1)	1.0		5	1	0	0	2	0	0	1	0	0	0	12	18	0.00	1.000
43 Michael Wurtz, R ERA: 3.79 (7, 1)	1.0		3	0	0	0	0	0	0	0	0	0	0	6	9	0.00	0.000
13 Will Ohman, L ERA: 2.29 (8, 1)	1.0		4	1	1	1	1	0	0	0	0	0	1	9	12	9.00	1.000

BOTTOM

Chicago Cubs @ Atlanta Braves
Turner Field, Atlanta, GA
Mon Jul 04 2005, 7:05 PM EDT
Att: 52,274 - Drizzle - 81 F

livebaseballscorecards.com

AB	30
R	4
H	8
RBI	4
BB	3
SO	9
LOB	14



Batter	1	2	3	4	5	6	7	8	9	AB R H RBI BB SO LOB	TOP	
Neifi Perez, S (1, 6) OBP: 0.295, SLG: 0.380	0-1 1B 1B		1-0 G3		1-0 FC4-6		0-0 F7			4 0 1 0 0 0 4		
Todd Walker, L (1, 4) OBP: 0.338, SLG: 0.432	0-1 SAFE 1-3 G6-3 1B		2-2 G4-3			0-0 G5-3		1-1 F7		4 0 1 0 0 0 0		
25 Derrek Lee, R (1, 3) OBP: 0.449, SLG: 0.718	1-3 K			0-3 K		0-1 F9		1-1 F8		1 0 0 0 0 1 2		
Jerry Hairston, R (3, 4) OBP: 0.362, SLG: 0.398										3 0 0 0 0 1 0		
Jeremy Burnitz, L (1, 9) OBP: 0.337, SLG: 0.474	1-2 G6-3 1-2f			0-0 F7		2-1 G3		3-2 1B		4 0 1 0 0 0 2		
16 Aramis Ramirez, R (1, 5) OBP: 0.364, SLG: 0.556		0-0 G6-3		4-2 BB		1-0 24 1B 1B		2-2 F7		3 0 1 0 1 0 1		
Todd Hollandsworth, L (1, 7) OBP: 0.332, SLG: 0.444		0-0 HR		2-0 F7		0-0 24 1B 1B		1-2 G3-1		4 1 2 1 0 0 1		
Corey Patterson, L (1, 8) OBP: 0.270, SLG: 0.381		1-3 K			1-1 F8		0-1 P3		0-0 F8	4 0 0 0 0 1 2		
24 Henry Blanco, R (1, 2) OBP: 0.182, SLG: 0.257		2-2 G5-3			0-1 F9		3-2 1-2 2-3 1B		0-0 G5-3	4 0 1 0 0 0 0		
Greg Maddux, R (1, 1) OBP: 0.182, SLG: 0.273			2-2 F8		0-0 FC4-6 1B		2-3 K			2 0 1 0 0 0 0		
Jose Macias, S (7, PH) OBP: 0.280, SLG: 0.333										1 0 0 0 0 1 3		
44 Roberto Novoa, R (7, 1)										0 0 0 0 0 0 0		
Mike Remlinger, L (8, 1)										0 0 0 0 0 0 0		
Inning Stats	R: 0 H: 2 E: 0 LOB: 1 K: 1 BB: 0 S: 12 P: 14	R: 1 H: 1 E: 0 LOB: 0 K: 1 BB: 0 S: 10 P: 13	R: 0 H: 0 E: 0 LOB: 0 K: 0 BB: 0 S: 7 P: 12	R: 0 H: 0 E: 0 LOB: 1 K: 1 BB: 1 S: 7 P: 13	R: 0 H: 1 E: 0 LOB: 1 K: 0 BB: 0 S: 6 P: 8	R: 0 H: 0 E: 0 LOB: 0 K: 0 BB: 0 S: 5 P: 7	R: 0 H: 3 E: 0 LOB: 3 K: 1 BB: 0 S: 11 P: 17	R: 0 H: 1 E: 0 LOB: 1 K: 0 BB: 0 S: 12 P: 19	R: 0 H: 0 E: 0 LOB: 0 K: 0 BB: 0 S: 7 P: 8	1B: 7 SF: 0 2B: 0 SAC: 0 3B: 0 DP: 1 HR: 1 HBP: 0	WP: 0 PA: 35 PB: 0 SB: 0 CS: 0	
PITCHER	IP WLS BF H R ER SO BB IBB HBP BLK WP HR S P ERA WHIP											
Roman Colon, R (1, 1) ERA: 5.35	7.0 W 28 7 1 1 4 1 0 0 0 0 0 1 58 84 1.29 1.143											
Jim Brower, R (8, 1) ERA: 5.54	1.0 4 1 0 0 0 0 0 0 0 0 0 0 12 19 0.00 1.000											
Chris Reitsma, R (9, 1) ERA: 3.6	1.0 3 0 0 0 0 0 0 0 0 0 0 0 7 8 0.00 0.000											

Chicago Cubs @ Atlanta Braves
Turner Field, Atlanta, GA
Tue Jul 05 2005, 7:35 PM EDT
Att: 34,698 - Partly Cloudy - 83 F

livebaseballscorecards.com

AB	34
R	1
H	8
RBI	1
BB	1
SO	4
LOB	15



Batter	1	2	3	4	5	6	7	8	9
Rafael Furcal, S OBP: 0.295, SLG: 0.359 (1, 6)	2-1 G1-6-3		0-1 G4-3		4-1 1B 2B BB		0-3 K		
Kelly Johnson, L OBP: 0.381, SLG: 0.441 (1, 7)	0-0 1B 2B		2-2 G4-3		0-1 1-3 2-H 2B 1B		4-2 1B BB		
Marcus Giles, R OBP: 0.376, SLG: 0.461 (1, 4)	3-2 2-H S 1B		1-0 G1-3		1-0 1-H 3-H 1B 2B		1-2 1-3 1B		
Andrew Jones, R OBP: 0.356, SLG: 0.593 (1, 8)	1-2 F7 1-2			2-3 K	1-2 2-H 1B CS		1-3 K		
Adam LaRoche, L OBP: 0.325, SLG: 0.471 (1, 3)	0-0 L3			3-3 K	1-0 1-2 CS	0-1 G3-1		3-3 K	
Johnny Estrada, S OBP: 0.316, SLG: 0.397 (1, 2)		2-1 2B		0-1 L5		0-2 FC4-6 1B	1-3 K		
Ryan Langerhans, L OBP: 0.325, SLG: 0.415 (1, 9)		1-3 K			2-3 K2-3	0-1 F9	0-1 G6-3		
Wilson Betemit, S OBP: 0.350, SLG: 0.504 (1, 5)		2-3 K			0-0 SH1-4 1B	1-1 FC4-6 1-2f			
Roman Colon, R (1, 1)		1-3 K			0-0 SH1-4		2-1 F7		
4 Pete Orr, L (7, PH)					1-2				
Jim Brower, R (8, 1)									
Chris Reitsma, R (9, 1)									

Inning Stats	R: 1 E: 0 K: 0 S: 10	H: 2 LOB: 1 BB: 0 P: 16	R: 0 E: 0 K: 3 S: 11	H: 1 LOB: 1 BB: 0 P: 17	R: 0 E: 0 K: 0 S: 6	H: 0 LOB: 0 BB: 0 P: 9	R: 0 E: 0 K: 2 S: 8	H: 0 LOB: 0 BB: 0 P: 13	R: 4 E: 0 K: 1 S: 13	H: 4 LOB: 0 BB: 1 P: 21	R: 0 E: 0 K: 0 S: 9	H: 1 LOB: 1 BB: 0 P: 10	R: 0 E: 0 K: 2 S: 14	H: 1 LOB: 2 BB: 1 P: 22	R: 0 E: 0 K: 2 S: 9	H: 0 LOB: 0 BB: 0 P: 13
--------------	-------------------------------	----------------------------------	-------------------------------	----------------------------------	------------------------------	---------------------------------	------------------------------	----------------------------------	-------------------------------	----------------------------------	------------------------------	----------------------------------	-------------------------------	----------------------------------	------------------------------	----------------------------------

PITCHER	IP	WLS	BF	H	R	ER	SO	BB	IBB	HBP	BLK	WP	HR	S	P	ERA	WHIP
Greg Maddux, R (1, 1) ERA: 5.02	6.0	L	26	8	5	5	6	1	0	0	0	0	0	57	86	7.50	1.500
44 Roberto Novoa, R (7, 1) ERA: 2.57	1.0		5	1	0	0	2	1	0	0	0	0	0	14	22	0.00	2.000
Mike Remlinger, L (8, 1) ERA: 5.09	1.0		3	0	0	0	2	0	0	0	0	0	0	9	13	0.00	0.000

BOTTOM

Chicago Cubs @ Atlanta Braves
Turner Field, Atlanta, GA


Tue Jul 05 2005, 7:35 PM EDT
Att. 34,698 - Partly Cloudy - 83 F

AB	R	H	RBI	BB	SO	LOB
3	1	0	0	1	1	0
3	2	2	1	1	0	0
4	1	3	3	0	0	0
4	0	1	1	0	2	3
4	0	0	0	0	2	1
4	0	2	0	0	1	0
4	0	0	0	0	2	2
3	1	1	0	0	1	2
1	0	0	0	0	1	1
1	0	0	0	0	0	0
0	0	0	0	0	0	0
0	0	0	0	0	0	0

1B:	6	SF:	0
2B:	3	SAC:	1
3B:	0	DP:	0
HR:	0	HBP:	0

WP:	0	PA:	35
PB:	0		
SB:	1		
CS:	1		

AB 31
R 5
H 9
RBI 5
BB 2
SO 10
LOB 9



PITCHER	IP	WLS	BF	H	R	ER	SO	BB	IBB	HBP	BLK	WP	HR	S	P	ERA	WHIP
---------	----	-----	----	---	---	----	----	----	-----	-----	-----	----	----	---	---	-----	------

Batter	1	2	3	4	5	6	7	8	9	AB R H RBI BB SO LOB	TOP																													
Jerry Hairston, R (1, 8) OBP: 0.356, SLG: 0.390	0-3 K		0-3 K			0-0 L7		3-2 G5-3		4 0 0 0 0 2 1																														
Neffi Perez, S (1, 4) OBP: 0.291, SLG: 0.375	0-2 F8			0-1 F7		2-2 P3			0-1 G5-3	4 0 0 0 0 0 0																														
16 Aramis Ramirez, R (1, 5) OBP: 0.360, SLG: 0.549	0-0 F9			0-0 G1-3			2-0 F8		0-1 L4	4 0 0 0 0 0 0																														
Jason Dubois, R (1, 7) OBP: 0.289, SLG: 0.472		0-0 G5-3		1-3 K			0-0 G4-3		2-2 G5-3	4 0 0 0 0 1 0																														
Jeremy Burnitz, L (1, 9) OBP: 0.337, SLG: 0.473		3-2 F8			1-0 F7		2-2 FC4-6 1B			3 0 1 0 0 0 0																														
Todd Walker, L (1, 3) OBP: 0.344, SLG: 0.433		2-2 1B			4-1 5 G5-3 BB		0-2 FC4-6 1-2f			2 0 1 0 1 0 1																														
5 Ronny Cedeno, R (1, 6) OBP: 0.259, SLG: 0.385		3-1 G4-3			0-1 G5-3			1-1 G4-3		3 0 0 0 0 0 2																														
24 Henry Blanco, R (1, 2) OBP: 0.177, SLG: 0.250			1-0 G6-3			0-1 P2		0-0 F9		2 0 0 0 0 0 1																														
Sergio Mitre, R (5, 1) OBP: 0.364, SLG: 0.455										0 0 0 0 0 0 0																														
Jose Macias, S (8, PH) OBP: 0.276, SLG: 0.329										1 0 0 0 0 0 0																														
43 Michael Wuertz, R (8, 1)										0 0 0 0 0 0 0																														
22 Mark Prior, R (1, 1) OBP: 0.250, SLG: 0.263			1-3 K			1-2 G6-3		2-0 1B		1 0 0 0 0 1 0																														
Michael Barrett, R (5, 2) OBP: 0.299, SLG: 0.447										2 0 1 0 0 0 0																														
Inning Stats	R: 0 E: 0 K: 1 S: 8	H: 0 LOB: 0 BB: 0 P: 8	R: 0 E: 0 K: 0 S: 9	H: 1 LOB: 1 BB: 0 P: 17	R: 0 E: 0 K: 2 S: 7	H: 0 LOB: 0 BB: 0 P: 9	R: 0 E: 0 K: 1 S: 6	H: 0 LOB: 0 BB: 0 P: 7	R: 0 E: 0 K: 1 S: 6	H: 0 LOB: 1 BB: 1 P: 11	R: 0 E: 0 K: 0 S: 9	H: 0 LOB: 0 BB: 0 P: 12	R: 0 E: 0 K: 0 S: 8	H: 1 LOB: 1 BB: 0 P: 12	R: 0 E: 0 K: 0 S: 9	H: 1 LOB: 1 BB: 0 P: 15	R: 0 E: 0 K: 0 S: 7	H: 0 LOB: 0 BB: 0 P: 9	1B: 3 2B: 0 3B: 0 HR: 0	SF: 0 SAC: 0 DP: 0 HBP: 0	WP: 0 PB: 0 SB: 0 CS: 0	PA: 31																		
PITCHER Horacio Ramirez, L (1, 1) ERA: 4.65	IP 9.0	WLS W	BF 31	H 3	R 0	ER 0	SO 4	BB 1	IBB 0	HBP 0	BLK 0	WP 0	HR 0	S 69	P 100	ERA 0.00	WHIP 0.444						PITCHER	IP 9.0	WLS W	BF 31	H 3	R 0	ER 0	SO 4	BB 1	IBB 0	HBP 0	BLK 0	WP 0	HR 0	S 69	P 100	ERA 0.00	WHIP 0.444

Chicago Cubs @ Atlanta Braves
Turner Field, Atlanta, GA

Thu Jul 07 2005, 1:05 PM EDT
Att. 32,711 - Overcast - 73 F

livebaseballscorecards.com

AB	30
R	0
H	3
RBI	0
BB	1
SO	4
LOB	5



Chicago Cubs @ Atlanta Braves
Turner Field, Atlanta, GA

Thu Jul 07 2005, 1:05 PM EDT
Att: 32,711 - Overcast - 73 F

livebaseballscorecards.com

AB 33
R 6
H 11
RBI 6
BB 5
SO 7
LOB 13



WP: 0 PA: 40
PB: 0
SB: 0
CS: 0

ERA WHIP

Batter	1	2	3	4	5	6	7	8	9
Rafael Furcal, S OBP: 0.296, SLG: 0.363 (1, 6) C X	0-1 G4-3		2-3 K		3-2 1B 2B	2-2 G1-4-3 1B		0-1 F8	
Kelly Johnson, L OBP: 0.381, SLG: 0.435 (1, 7) C X	0-1 P3		4-2 1B BB		0-3 K	3-2 G1-4-3 1-2		1-1 1B	
Marcus Giles, R OBP: 0.376, SLG: 0.458 (1, 4) F X	0-2 F8		1-2 1B		4-0 1B HR BB	0-0 G6-3		3-3 K	
Andrew Jones, R OBP: 0.354, SLG: 0.587 (1, 8)		2-2 K	2-2 F9		1-0 1B HR		2-3 K	1-2 F8	
Julio Franco, R OBP: 0.345, SLG: 0.496 (1, 3) C X		4-2 2B SF8 BB		2-3 K	0-1 HR		1-1 G4-3		
Johnny Estrada, S OBP: 0.323, SLG: 0.407 (1, 2) X		0-0 1 SAFE SF8 2B		1-2 P4	2-1 BB 1B		2-2 BB 1B		
Ryan Langerhans, L OBP: 0.328, SLG: 0.416 (1, 9) X		1-1 SF8		1-3 K	4-1 BB		0-0 BB 1B		
Wilson Betemit, S OBP: 0.354, SLG: 0.507 (1, 5) C X		2-2 G3			SH5-4 2B		4-0 FC6-4 BB		
Horacio Ramirez, L OBP: 0.263, SLG: 0.324 (1, 1) F X		0-2 F8			0-0 SH5-4 2-3	3-2 G6-3	1-1 FC6-4 1-2f		

AB	R	H	RBI	BB	SO	LOB
5	1	2	1	0	1	0
4	0	1	0	1	1	2
4	1	1	0	1	1	2
5	1	1	1	0	2	3
3	2	1	3	1	1	0
4	0	3	0	0	0	0
2	0	1	1	1	1	0
3	1	1	0	1	0	3
3	0	0	0	0	0	3

Inning Stats		R: 0	H: 0	E: 0	K: 0	S: 7	R: 1	H: 1	E: 0	K: 1	S: 12	R: 0	H: 1	E: 0	K: 1	S: 17	R: 0	H: 0	E: 0	K: 2	S: 10	R: 5	H: 5	E: 0	K: 1	S: 18	R: 0	H: 1	E: 0	K: 1	S: 16	R: 0	H: 2	E: 0	K: 1	S: 14	R: 0	H: 1	E: 0	K: 1	S: 10
PITCHER		IP	WLS	BF	H	R	ER	SO	BB	IBB	HBP	BLK	WP	HR	S	P	ERA	WHIP																							
22 Mark Prior, R		(1, 1)	4.2	L	25	7	6	6	5	4	0	0	0	0	63	102	11.57	2.357																							
Sergio Mitre, R		(5, 1)	2.1		11	3	0	1	1	0	0	0	0	0	31	50	0.00	1.714																							
43 Michael Wuerzt, R		(8, 1)	1.0		4	1	0	1	0	0	0	0	0	10	15	0.00	1.000																								

ERA WHIP

Batter	1	2	3	4	5	6	7	8	9	AB R H RBI BB SO LOB	TOP																			
Neifi Perez, S OBP: 0.287, SLG: 0.371 (1, 6)	0-2 G4-3		1-1 F7		1-0 F7		0-0 F7			4 0 0 0 0 0 1																				
Jose Macias, S OBP: 0.288, SLG: 0.338 (1, 4)	2-3 K			3-1 2B 16 1B 1B		0-0 FC3-6 1B	0-0 B5-3			4 1 2 0 0 1 0																				
Todd Walker, L OBP: 0.342, SLG: 0.434 (1, 3)	3-2 F7			0-1 16 1B SF8 2B		1-1 FC3-6 16 HR 1-2f		0-1 F8		4 2 1 0 0 0 1																				
16 Aramis Ramirez, R OBP: 0.362, SLG: 0.558 (1, 5)		1-1 G4-3		0-0 G4-6-3 1B		1-0 HR		3-2 F9		4 1 2 3 0 0 0																				
Todd Hollandsworth, L OBP: 0.326, SLG: 0.436 (1, 7)		1-2 G5-3		1-0 SF8		1-1 G6-3		0-0 G5-3		3 0 0 1 0 0 0																				
Jeremy Burnitz, L OBP: 0.339, SLG: 0.470 (1, 9)		4-1 BB		2-0 G4-6-3 1-2f		4-2 BB BB			1-3 K	2 0 0 0 2 1 1																				
Michael Barrett, R OBP: 0.298, SLG: 0.442 (1, 2)		0-1 F9			2-2 F8	1 SAFE 4-2 BB		1-0 F7		3 0 0 0 1 0 1																				
Corey Patterson, L OBP: 0.270, SLG: 0.379 (1, 8)			0-0 G4-3		0-0 SH3-4 1B	3-2 P6			2-3 K	4 0 1 0 0 1 2																				
Jerome Williams, R (1, 1) 5 Ronny Cedeno, R (7, PH) 13 Will Ohman, L (7, 1) 44 Roberto Novoa, R (8, 1) Glendon Rusch, L (8, 1) 46 Ryan Dempster, R (8, 1) Jery Hairston, R (8, 7) OBP: 0.356, SLG: 0.390			1-3 K		1-1 SH3-4		0-0 F8			1 0 0 0 0 0 1 0 1 0 0 0 0 0 0 0 0 0 0 0 0 0 0 0 0 0 0 0 0 0 0 0 0 0 0 0 0 0 0 0 0 0 0 0 0 0 0 0 0 0 0 0 0 0 0 0																				
Inning Stats	R: 0 E: 0 K: 1 S: 11	H: 0 LOB: 0 BB: 0 P: 16	R: 0 E: 0 K: 0 S: 9	H: 0 LOB: 1 BB: 1 P: 15	R: 0 E: 0 K: 1 S: 6	H: 0 LOB: 0 BB: 0 P: 8	R: 2 E: 0 K: 0 S: 7	H: 3 LOB: 0 BB: 0 P: 13	R: 0 E: 0 K: 0 S: 7	H: 1 LOB: 1 BB: 0 P: 11	R: 2 E: 0 K: 0 S: 16	H: 2 LOB: 2 BB: 2 P: 30	R: 0 E: 0 K: 0 S: 3	H: 0 LOB: 0 BB: 0 P: 3	R: 0 E: 0 K: 0 S: 6	H: 0 LOB: 0 BB: 0 P: 9	R: 0 E: 0 K: 2 S: 7	H: 0 LOB: 0 BB: 0 P: 11	1B: 4 2B: 1 3B: 0 HR: 1	SF: 1 SAC: 1 DP: 1 HBP: 0	WP: 0 PB: 0 SB: 0 CS: 0	PA: 35								
PITCHER	IP WLS BF H R ER SO BB IBB HBP BLK WP HR S P ERA WHIP																													
29 John Smoltz, R (1, 1) ERA: 2.81	7.0		29	6	4	4	2	3	0	0	0	0	0	0	1	59	96	5.14	1.286											
John Foster, L (8, 1) ERA: 2.65	1.0	W	3	0	0	0	0	0	0	0	0	0	0	0	6	9	0.00	0.000												
Chris Reitsma, R (9, 1) ERA: 3.51	1.0		3	0	0	0	2	0	0	0	0	0	0	0	7	11	0.00	0.000												

Chicago Cubs @ Atlanta Braves
 Turner Field, Atlanta, GA
 Thu Jul 07 2005, 7:35 PM EDT
 Att: 34,847 - Partly Cloudy - 75 F

livebaseballscorecards.com

AB	30
R	4
H	6
RBI	4
BB	3
SO	4
LOB	6



Batter	1	2	3	4	5	6	7	8	9
Rafael Furcal, S OBP: 0.300, SLG: 0.373 (1, 6)	1-1 F9 S 1B		3-2 L1		1-0 2-H HR		4-0 BB	3-3 K	
Kelly Johnson, L OBP: 0.389, SLG: 0.437 (1, 7)	2-3 1-2 K			1-2 FC5-4 1B G3 1B	1-1 1B 1B		3-3 K	4-1 1B BB	
Marcus Giles, R OBP: 0.363, SLG: 0.471 (1, 4)	2-2 F9 2-3			1-0 FC5-4 1B	1-2 G6-4-3 1B			HR 3B	
Andruw Jones, R OBP: 0.352, SLG: 0.590 (1, 8)		1-0 F8		2-1 FC5-4 G3 1-2f 2-3	2-2 G6-4-3 1-2f			HR G6-3	
Adam LaRoche, L OBP: 0.327, SLG: 0.471 (1, 3)		1-2 G1-6-3 1B		1-0 G3 1-2 3-H		3-2 F8		3-1 7 SH HR 1B	
Ryan Langerhans, L OBP: 0.328, SLG: 0.416 (8, PR) (9, 9)				4-2 BB		1-0 G3		0-0 SH 7 HR	
16 Brian McCann, L OBP: 0.371, SLG: 0.500 (1, 2)		1-1 G1-6-3 1-2f		1-3 K		1-2 K		3-2 HR 1-H 2-H	
7 Jeff Francoeur, R OBP: 0.250, SLG: 1.000 (9, 1)			1-1 G5-3						
4 Pete Orr, L OBP: 0.343, SLG: 0.414 (1, 5)			3-2 F7			4-2 29 SH3-4 HR BB		1-2 G4-3 1B 2B	
29 John Smoltz, R OBP: 0.190, SLG: 0.195 (1, 1)			0-0 1B					1-0 G4-3	
Wilson Betemit, S OBP: 0.352, SLG: 0.503 (7, PH)									
John Foster, L (8, 1)									
Julio Franco, R OBP: 0.342, SLG: 0.492 (8, PH) (9, 3)									

AB	R	H	RBI	BB	SO	LOB
4	1	2	2	1	1	3
4	1	2	0	1	2	2
5	1	4	1	0	0	1
5	1	1	2	0	0	6
4	0	2	1	0	0	1
0	1	0	0	0	0	0
2	1	0	0	1	0	1
4	1	1	3	0	2	2
0	0	0	0	0	0	0
3	2	1	0	1	0	0
1	0	1	0	0	0	0
1	0	0	0	0	0	0
0	0	0	0	0	0	0
1	0	0	0	0	0	1

BOTTOM

Chicago Cubs @ Atlanta Braves
Turner Field, Atlanta, GA
Thu Jul 07 2005, 7:35 PM EDT
Att. 34,847 - Partly Cloudy - 75 F

AB	34
R	9
H	14
RBI	9
BB	4
SO	5
LOB	17



1B: 9	SF: 0
2B: 1	SAC: 2
3B: 1	DP: 2
HR: 3	HBP: 0

WP: 0	PA: 40
PB: 0	
SB: 1	
CS: 0	

Inning Stats	R	H	E	K	S	H	LOB	BB	P	R	H	E	K	S	R	H	E	K	S	R	H	E	K	S	R	H	E	K	S
Jerome Williams, R ERA: 4.89 (1, 1)	0	1	0	11	16	0	0	0	9	0	0	0	0	0	0	0	0	0	0	0	0	0	0	0	0	0	0	0	0
13 Will Ohman, L ERA: 2.18 (7, 1)	0	0	0	0	0	0	0	0	0	0	0	0	0	0	0	0	0	0	0	0	0	0	0	0	0	0	0	0	0
44 Roberto Novoa, R ERA: 4.5 (8, 1)	0	0	0	0	0	0	0	0	0	0	0	0	0	0	0	0	0	0	0	0	0	0	0	0	0	0	0	0	0
Glendon Rusch, L ERA: 3.68 (8, 1)	0	0	0	0	0	0	0	0	0	0	0	0	0	0	0	0	0	0	0	0	0	0	0	0	0	0	0	0	0
46 Ryan Dempster, R ERA: 4.08 (8, 1)	0	0	0	0	0	0	0	0	0	0	0	0	0	0	0	0	0	0	0	0	0	0	0	0	0	0	0	0	0

PITCHER	IP	WLS	BF	H	R	ER	SO	BB	IBB	HBP	BLK	WP	HR	S	P	ERA	WHIP
Jerome Williams, R	6.0		25	8	3	3	3	2	0	0	0	0	1	63	102	4.50	1.667
13 Will Ohman, L	1.0	H	4	0	0	0	1	0	0	0	0	0	0	9	18	0.00	1.000
44 Roberto Novoa, R	0.0	L	3	3	3	3	0	0	0	0	0	0	1	7	12	∞	∞
Glendon Rusch, L	0.0		3	2	2	2	0	0	0	0	0	0	1	8	12	∞	∞
46 Ryan Dempster, R	1.0		5	1	1	1	1	1	0	0	0	0	0	11	23	9.00	2.000

Batter	1	2	3	4	5	6	7	8	9	AB R H RBI BB SO LOB	TOP																
Brady Clark, R OBP: 0.375, SLG: 0.423 (1, 8)	2-2 P3 1B		1-0 F7 1B		2-1 F7 1B		2-2 F7			4 0 2 0 0 0 0																	
23 Rickie Weeks Jr., R OBP: 0.375, SLG: 0.479 (1, 4)	2-1 G2-3 1B		0-0 F7		0-3 K			0-0 BB 1B		4 0 2 0 0 1 2																	
Lyle Overbay, L OBP: 0.382, SLG: 0.455 (1, 3)	1-2 G2-3 1-2		3-1 F7			1-0 HR		0-2 F8		4 1 1 1 0 0 3																	
Carlos Lee, R OBP: 0.332, SLG: 0.529 (1, 7)	0-1 F9			2-2 G6-3		1-1 P3		4-0 BB 1-2		3 0 0 0 1 0 1																	
Geoff Jenkins, L OBP: 0.353, SLG: 0.408 (1, 9)		1-2 F7		0-0 2B 1B		2-2 2B 1B		1-1 G4-6-3 1-2f		4 0 2 0 0 0 2																	
2 Bill Hall, R OBP: 0.326, SLG: 0.518 (1, 5) (9, 6)		1-1 1B		0-2 1B 2-H		1-0 1B G6-4-3		0-1 G4-3		4 0 3 0 0 0 0																	
Damian Miller, R OBP: 0.339, SLG: 0.400 (1, 2)		1-3 K 1-2		3-1 G4-3		1-0 G6-4-3 1-2f		0-1 G5-3		4 0 0 0 0 1 4																	
7 J.J. Hardy, R OBP: 0.296, SLG: 0.270 Julio Santana, R (9, 1)		1-1 F7			3-2 G4-3		3-2 F8		2-2 G4-3	4 0 0 0 0 0 1 0 0 0 0 0 0 0																	
Doug Davis, R OBP: 0.150, SLG: 0.200 Wes Helms, R OBP: 0.296, SLG: 0.457 (1, 1) (9, 5)			1-2 G4-3		1-3 K		1-3 K			3 0 0 0 0 2 0 0 0 0 0 0 0 0																	
Inning Stats	R: 0 E: 0 K: 0 S: 12	H: 1 LOB: 1 BB: 0 P: 17	R: 0 E: 0 K: 1 S: 13	H: 1 LOB: 1 BB: 0 P: 17	R: 0 E: 0 K: 0 S: 7	H: 1 LOB: 1 BB: 0 P: 12	R: 0 E: 0 K: 2 S: 9	H: 2 LOB: 1 BB: 0 P: 14	R: 0 E: 0 K: 1 S: 13	H: 1 LOB: 1 BB: 0 P: 19	R: 1 E: 0 K: 0 S: 8	H: 3 LOB: 1 BB: 0 P: 14	R: 0 E: 0 K: 1 S: 11	H: 0 LOB: 0 BB: 0 P: 17	R: 0 E: 0 K: 0 S: 6	H: 1 LOB: 1 BB: 1 P: 11	R: 0 E: 0 K: 0 S: 8	H: 0 LOB: 0 BB: 0 P: 10	1B: 8 2B: 1 3B: 0 HR: 1	SF: 0 SAC: 0 DP: 2 HBP: 0	WP: 0 PB: 0 SB: 1 CS: 0	PA: 35					
PITCHER	IP WLS BF H R ER SO BB IBB HBP BLK WP HR S P ERA WHIP																										
Jorge Sosa, R ERA: 2.89 (1, 1)	5.1		24	9	1	1	3	0	0	0	0	0	1	61	91	1.69	1.688										
Kevin Gryboski, R ERA: 1.47 (6, 1)	0.2		1	0	0	0	0	0	0	0	0	0	1	2	0.00	0.000											
48 Blaine Boyer, R ERA: 0.79 (7, 1)	1.0		3	0	0	0	1	0	0	0	0	0	11	17	0.00	0.000											
Jim Brower, R ERA: 5.4 (8, 1)	1.0		4	1	0	0	0	1	0	0	0	0	6	11	0.00	2.000											
Dan Kolb, R ERA: 5.45 (9, 1)	1.0	W	3	0	0	0	0	0	0	0	0	0	8	10	0.00	0.000											

Milwaukee Brewers @ Atlanta Braves
Turner Field, Atlanta, GA
Fri Jul 08 2005, 7:35 PM EDT
Att. 29,402 - Clear - 87 F

AB	34
R	1
H	10
RBI	1
BB	1
SO	4
LOB	13



Batter	1	2	3	4	5	6	7	8	9	AB	R	H	RBI	BB	SO	LOB
Rafael Furcal, S OBP: 0.302, SLG: 0.375 (1, 6)	1-1 SH3-4 1B		1-2 F9		3-1 1B			0-0 F9		4	0	2	0	0	0	0
Kelly Johnson, L OBP: 0.395, SLG: 0.451 (1, 7)	0-0 SH3-4 1-2			0-1 2B	2-0 G4-3			3-2 FC6-4 1B		3	1	2	0	0	0	1
Marcus Giles, R OBP: 0.378, SLG: 0.464 (1, 4)	2-0 P4			0-0 B2				0-0 FC6-4 1-2f		4	0	0	0	0	0	3
Andrew Jones, R OBP: 0.353, SLG: 0.591 (1, 8)	0-2 G4-3			0-0 2B	2-H		4-2 G4-6-3 BB		2-2 F7	3	0	1	1	1	0	1
Julio Franco, R OBP: 0.347, SLG: 0.489 (1, 3)		3-3 K		4-0 IBB		3-2 G4-6-3			1-0 1B 1B	3	0	1	0	1	1	1
4 Pete Orr, L OBP: 0.343, SLG: 0.414 (9, PR)										0	1	0	0	0	0	0
Andy Marte, R OBP: 0.267, SLG: 0.289 (1, 5)		2-3 K		1-3 K			3-2 G6-3		1-0 1B 1B	3	0	0	0	0	2	2
Adam LaRoche, L OBP: 0.330, SLG: 0.473 (9, PH)									1-3 1B	1	0	1	0	0	0	0
Johnny Estrada, S OBP: 0.322, SLG: 0.402 (1, 2)		1-2 F9		0-1 F8			2-2 G6-3		4-0 1B 1B	3	0	0	0	1	0	2
7 Jeff Francoeur, R OBP: 0.143, SLG: 0.571 (1, 9)			1-1 G1-3		0-0 G1-3		1-0 G6-3		1-0 1B	3	0	0	0	0	0	0
Ryan Langerhans, L OBP: 0.332, SLG: 0.419 (9, PH)									1-2 2-3 3-H	1	0	1	1	0	0	0
Jorge Sosa, R OBP: 0.111, SLG: 0.111 (1, 1)			1-0 F7		3-3 K					2	0	0	0	0	1	0
Kevin Gnydoski, R (6, 1)										0	0	0	0	0	0	0
48 Blaine Boyer, R (7, 1)										0	0	0	0	0	0	0
Jim Brower, R (8, 1)										0	0	0	0	0	0	0
Wilson Betemit, S (8, PH)										1	0	0	0	0	1	0
Dan Kolb, R (9, 1)										0	0	0	0	0	0	0

Inning Stats	R: 0	H: 1	E: 0	K: 0	S: 7	R: 0	H: 0	E: 0	K: 2	S: 11	R: 0	H: 0	E: 0	K: 0	S: 7	R: 1	H: 2	E: 0	K: 1	S: 9	R: 0	H: 1	E: 0	K: 1	S: 7	R: 0	H: 0	E: 0	K: 0	S: 9	R: 0	H: 0	E: 0	K: 0	S: 7	R: 0	H: 1	E: 0	K: 1	S: 10	R: 1	H: 3	E: 0	K: 0	S: 6	1B: 6	2B: 2	3B: 0	SF: 0	SAC: 1	DP: 1	HBP: 0	WP: 0	PA: 35			

PITCHER	IP	WLS	BF	H	R	ER	SO	BB	IBB	HBP	BLK	WP	HR	S	P	ERA	WHIP
Doug Davis, L ERA: 4.11 (1, 1)	8.0		30	5	1	1	5	1	1	0	0	0	0	67	113	1.12	0.750
Julio Santana, R ERA: 4.5 (9, 1)	0.1	L	5	3	1	1	0	0	1	0	0	0	0	6	15	27.00	9.000

BOTTOM

Milwaukee Brewers @ Atlanta Braves
Turner Field, Atlanta, GA
Fri Jul 08 2005, 7:35 PM EDT
Att. 29,402 - Clear - 87 F

livebaseballscores.com

AB	31
R	2
H	8
RBI	2
BB	3
SO	5
LOB	10



Batter	1	2	3	4	5	6	7	8	9	AB R H RBI BB SO LOB	TOP
--------	---	---	---	---	---	---	---	---	---	----------------------	-----

Brady Clark, R OBP: 0.376, SLG: 0.427 (1, 8)	0-2 F7 1X	0-0 2B 2-H 3-H			0-2 FC4-6 1B	1-1 SF7 3-H		2-2 F9 1		4 1 2 3 0 0 0	
23 Rickie Weeks Jr., R OBP: 0.368, SLG: 0.465 (1, 4)	3-2 2B 1B	0-0 F9 3			0-1 F8 1	0-1 L1 3		1-3 K 2		5 1 1 0 0 1 3	
Lyle Overbay, L OBP: 0.383, SLG: 0.458 (1, 3)	0-0 2B 1-H				1-0 FC4-6 1B 1-3		0-0 F8 1X	0-0 F7 3		5 0 2 1 0 0 0	
Carlos Lee, R OBP: 0.335, SLG: 0.528 (1, 7)	4-0 G6-4-3 BB				0-1 FC4-6 1-2f 3-H		2-2 2 1B HBP		2-1 2B 2 SF9 1B	4 2 2 1 1 0 1	
Geoff Jenkins, L OBP: 0.353, SLG: 0.409 (1, 9)	0-2 G6-4-3 1-2f				0-3 K 3		2-2 1B 2 SF7 HBP		0-0 2 SF9 1-3 2B	4 1 1 0 0 2 3	
2 Bill Hall, R OBP: 0.331, SLG: 0.520 (1, 6) (7, 5)					0-0 F7 1		1-2 BB 1B	2-2 1B	2-2 SF9 1	3 2 2 2 1 0 0	
Russell Branyan, L OBP: 0.392, SLG: 0.523 7 J.J. Hardy, R OBP: 0.294, SLG: 0.269 (1, 5) (7, 6)					4-2 BB		4-2 15 SH2-4 SF7 BB	0-2 1B	2-3 K 2	2 1 1 0 2 0 1 1 0 0 0 0 1 1	
Chad Moeller, R OBP: 0.280, SLG: 0.339 (1, 2)					1-1 P3		1-1 15 SH2-4 1B	2-1 SF7	2-2 F7 3	3 1 1 2 1 0 2	
15 Ben Sheets, R Matt Wise, R Derrick Turnbow, R (1, 1) (8, 1) (9, 1)					0-0 B1 3		0-0 SH2-4 1-2 2-3	1-0 F9 3		2 0 0 0 0 0 3 0 0 0 0 0 0 0 0 0 0 0 0 0 0	

Milwaukee Brewers @ Atlanta Braves
Turner Field, Atlanta, GA
Sat Jul 09 2005, 7:05 PM EDT
Att: 40,514 - Overcast - 75 F

AB	33
R	9
H	12
RBI	9
BB	5
SO	4
LOB	14



Inning Stats	R: 1	H: 2	R: 2	H: 1	R: 0	H: 0	R: 0	H: 0	R: 1	H: 2	R: 2	H: 3	R: 0	H: 0	R: 1	H: 2	1B: 9	SF: 3	WP: 0	PA: 44	
E: 0	LOB: 1	E: 0	LOB: 1	E: 0	LOB: 0	E: 0	LOB: 1	E: 0	LOB: 2	E: 0	LOB: 2	E: 0	LOB: 0	E: 0	LOB: 1	E: 0	LOB: 1	2B: 3	SAC: 2	PB: 0	
K: 0	BB: 1	K: 0	BB: 2	K: 1	BB: 0	K: 0	BB: 1	K: 1	BB: 0	K: 0	BB: 0	K: 1	BB: 0	K: 1	BB: 0	K: 1	BB: 0	3B: 0	DP: 1	SB: 0	
S: 11	P: 18	S: 10	P: 20	S: 7	P: 9	S: 6	P: 11	S: 12	P: 18	S: 13	P: 20	S: 15	P: 24	S: 8	P: 11	S: 13	P: 21	HR: 0	HBP: 1	CS: 0	

PITCHER	IP	WLS	BF	H	R	ER	SO	BB	IBB	HBP	BLK	WP	HR	S	P	ERA	WHIP
26 Kyle Davies, R ERA: 4.32 (1, 1)	5.0	L	23	5	4	4	2	4	0	0	0	0	0	46	76	7.20	1.800
Kevin Gryboski, R ERA: 2.33 (6, 1)	1.0		6	2	2	2	0	1	0	0	0	0	0	13	20	18.00	3.000
Adam Bernero, R ERA: 6.51 (7, 1)	3.0		15	5	3	3	2	0	0	1	0	0	0	36	56	9.00	1.667

Batter	1	2	3	4	5	6	7	8	9	AB R H RBI BB SO LOB
Rafael Furcal, S OBP: 0.301, SLG: 0.372 (1, 6)	1-1 G4-3 G5-3 1B	2-2 G6-3			1-2 F7		2-2 G4-6-3 1-2f 2-3		2-2 G3	5 1 1 1 0 0 5
Kelly Johnson, L OBP: 0.388, SLG: 0.465 (1, 7)	3-2 G4-3 1-2		3-3 K		2-1 G6-3		2-2 F9		2-1 HR 2-H 3-H	5 1 1 3 0 1 2
Marcus Giles, R OBP: 0.361, SLG: 0.465 (1, 4)	2-1 G5-3 2B 1B		1-2 E9 1B			1-0 G6-3		0-0 F8	4-2 BB	4 1 2 0 1 0 0
Andrew Jones, R OBP: 0.349, SLG: 0.582 (1, 8)	1-2 G5-3 1-2 3-H		0-3 K			0-1 F9		1-3 K	0-1 G5-3	5 0 0 1 0 2 3
Adam LaRoche, L OBP: 0.332, SLG: 0.478 (1, 3)	1-1 2B		0-0 G3-1			2-2 BB 1B		1-1 F7		4 0 2 1 0 0 1
Johnny Estrada, S OBP: 0.322, SLG: 0.398 (1, 2)	1-1 F8		0-1 G6-3			4-1 BB		4-2 7 1B G3 BB		2 0 0 0 1 0 1 0 1 0 0 1 0 0
16 Brian McCann, L OBP: 0.389, SLG: 0.500 (9, 2)						1-2 BB				
Ryan Langerhans, L OBP: 0.327, SLG: 0.412 (1, 9)			1-1 G6-3		0-1 G6-3		0-0 L7		1-3 K	3 0 0 0 0 1 2 0 0 0 0 0 0 0 1 0 0 0 0 1 1
Adam Bernero, R OBP: 1.000, SLG: 1.000 (7, 1)					1-3 K					
Andy Marte, R OBP: 0.261, SLG: 0.282 (9, PH)										
Wilson Betemit, S OBP: 0.359, SLG: 0.507 (1, 5)		2-1 26 SH3-4 1B			2-3 K		2-1 G4-6-3 7 1B 1B		2-0 G3 7 1B HR 1B	4 1 3 0 0 1 0
26 Kyle Davies, R OBP: 0.250, SLG: 0.182 (1, 1)			0-0 SH3-4				2-0 G4-6-3 1B		2-2 G3 HR 1B	0 0 0 0 0 0 0 1 0 0 0 0 0 0 0 0 0 0 0 0 0 2 1 2 0 0 0 0
4 Pete Orr, L OBP: 0.340, SLG: 0.410 (5, PH)					0-0 B5-3					
Kevin Gryboski, R (6, 1)										
7 Jeff Francoeur, R OBP: 0.333, SLG: 0.667 (7, 9)										

Inning Stats	R: 2	H: 3	E: 0	K: 15	S: 15	LOB: 1	BB: 0	P: 24	R: 0	H: 1	E: 0	K: 8	S: 8	LOB: 1	BB: 0	P: 13	R: 0	H: 1	E: 1	K: 2	S: 11	LOB: 1	BB: 0	P: 15	R: 0	H: 0	E: 0	K: 0	S: 8	LOB: 0	BB: 0	P: 11	R: 0	H: 0	E: 0	K: 0	S: 7	LOB: 0	BB: 0	P: 10	R: 0	H: 1	E: 0	K: 0	S: 8	LOB: 2	BB: 1	P: 15	R: 0	H: 2	E: 0	K: 0	S: 12	LOB: 1	BB: 0	P: 20	R: 0	H: 0	E: 0	K: 1	S: 6	LOB: 0	BB: 0	P: 8	R: 4	H: 3	E: 0	K: 1	S: 20	LOB: 1	BB: 2	P: 37	1B: 9	2B: 1	3B: 0	HR: 1	SF: 0	SAC: 1	DP: 1	HBP: 0	WP: 0	PA: 40
--------------	------	------	------	-------	-------	--------	-------	-------	------	------	------	------	------	--------	-------	-------	------	------	------	------	-------	--------	-------	-------	------	------	------	------	------	--------	-------	-------	------	------	------	------	------	--------	-------	-------	------	------	------	------	------	--------	-------	-------	------	------	------	------	-------	--------	-------	-------	------	------	------	------	------	--------	-------	------	------	------	------	------	-------	--------	-------	-------	-------	-------	-------	-------	-------	--------	-------	--------	-------	--------

PITCHER	IP	WLS	BF	H	R	ER	SO	BB	IBB	HBP	BLK	WP	HR	S	P	ERA	WHIP
15 Ben Sheets, R ERA: 3.41 (1, 1)	7.0	W	29	8	2	2	4	1	0	0	0	0	0	69	108	2.57	1.286
Matt Wise, R ERA: 2.93 (8, 1)	1.2		9	3	4	4	2	1	0	0	0	0	1	21	36	21.60	2.400
Derrick Turnbow, R ERA: 2.48 (9, 1)	0.1		2	0	0	0	0	1	0	0	0	0	0	5	9	0.00	3.000

BOTTOM

Milwaukee Brewers @ Atlanta Braves
Turner Field, Atlanta, GA
Sat Jul 09 2005, 7:05 PM EDT
Att: 40,514 - Overcast - 75 F

livebaseballscores.com

AB	36
R	6
H	11
RBI	6
BB	3
SO	6
LOB	15



Milwaukee Brewers @ Atlanta Braves
 Turner Field, Atlanta, GA
 Sun Jul 10 2005, 1:05 PM EDT
 Att. 24,916 - Overcast - 76 F

AB	39
R	8
H	11
RBI	8
BB	5
SO	6
LOB	23



WP	0	PA	46
PB	0		
SB	1		
CS	0		

AB R H RBI BB SO LOB

4	2	2	0	1	0	3
5	1	1	0	0	1	4
3	1	1	1	2	1	2
4	1	2	2	0	1	3
5	1	2	3	0	0	3
5	0	1	1	0	1	3
4	1	1	1	0	2	2
1	0	0	0	0	0	1
4	0	0	0	1	0	1
2	0	0	0	0	0	0
1	1	1	0	0	0	0
0	0	0	0	0	0	0
1	0	0	0	0	0	1
0	0	0	0	0	0	0
0	0	0	0	0	0	0
0	0	0	0	0	0	0
0	0	0	0	1	0	0
0	0	0	0	0	0	0

Batter	1	2	3	4	5	6	7	8	9
Brady Clark, R OBP: 0.380, SLG: 0.428 (1, 8)	1-2 BB G4-3 1B	4-1 23 1B BB			0-1 23 E 2B FC5 1B	2-2 BB 1B HBP		1-1 G5-3	1-2 FC5 2-3f
23 Rickie Weeks Jr., R OBP: 0.361, SLG: 0.453 (1, 4)	3-2 E3 G4-3 BB 1-2	0-0 1B			1-1 FC5 2B SF7 1-3	0-2 F4		2-3 K	
Lyle Overbay, L OBP: 0.386, SLG: 0.460 (1, 3)	4-0 G4-3 BB 1-2 2-3	1-2 F8			0-0 SF7 1B 2B 3-H 1-3	4-2 1B BB 1-2 2-3		1-3 K	
Carlos Lee, R OBP: 0.336, SLG: 0.528 (1, 7)	1-3 K		1-0 F7		2-0 SF7 2-3 3-H 1-3	1-1 1B 1-2 2-H 3-H		0-0 2 2B 1B	
Geoff Jenkins, L OBP: 0.354, SLG: 0.419 (1, 9)	0-1 G4-3 1-2 2-3 3-H		0-0 G3-1		0-2 1B 3-H		1-2 HR	1-2 F9 1-2	
2 Bill Hall, R OBP: 0.329, SLG: 0.517 (1, 6) (7, 5)	1-2 G6-3		2-1 G6-3		1-3 K		1-1 E5	2-2 BB 2B 2-H	
Russell Branyan, L OBP: 0.388, SLG: 0.540 7 J.J. Hardy, R OBP: 0.293, SLG: 0.267 (1, 5) (7, 6)		1-2 HR		2-3 K	3-1 F9		2-2 K	0-1 G1-3	
Damian Miller, R OBP: 0.336, SLG: 0.392 (1, 2)		2-1 F8		2-2 F9		0-0 F9	SAFE 0-1 F8	4-0 FC5 BB IBB	
39 Chris Capuano, L OBP: 0.105, SLG: 0.135 Wes Helms, R OBP: 0.303, SLG: 0.462 Tomo Ohka, S OBP: 0.167, SLG: 0.167 Chris Magruder, S OBP: 0.289, SLG: 0.387 Ricky Bottalico, L Julio Santana, R Trent Durrington, R OBP: 0.507, SLG: 0.400 Derrick Tumbow, R (1, 1) (6, PH) (6, 1) (7, PH) (7, 1) (8, 1) (9, PH) (9, 1)		2-0 G4-3		0-0 G4-3		1-2 BB 1B HBP 1B	1-2 F9	4-1 1-2 2-3 BB	

Inning Stats	R: 1	H: 1	E: 1	K: 1	S: 16	P: 26	R: 1	H: 2	E: 0	K: 0	S: 11	P: 21	R: 0	H: 0	E: 0	K: 0	S: 4	P: 7	R: 0	H: 0	E: 0	K: 1	S: 8	P: 12	R: 3	H: 3	E: 1	K: 1	S: 14	P: 21	R: 1	H: 2	E: 0	K: 0	S: 14	P: 22	R: 1	H: 1	E: 1	K: 1	S: 15	P: 20	R: 0	H: 0	E: 0	K: 2	S: 8	P: 12	R: 1	H: 2	E: 0	K: 0	S: 15	P: 27	1B: 7	SF: 1	2B: 2	SAC: 0	3B: 0	DP: 0	HR: 2	HBP: 1	WP: 0	PA: 46
--------------	------	------	------	------	-------	-------	------	------	------	------	-------	-------	------	------	------	------	------	------	------	------	------	------	------	-------	------	------	------	------	-------	-------	------	------	------	------	-------	-------	------	------	------	------	-------	-------	------	------	------	------	------	-------	------	------	------	------	-------	-------	-------	-------	-------	--------	-------	-------	-------	--------	-------	--------

PITCHER	IP	WLS	BF	H	R	ER	SO	BB	IBB	HBP	BLK	WP	HR	S	P	ERA	WHIP
Roman Colon, R ERA: 5.44 (1, 1)	4.1	L	22	5	5	3	2	2	0	0	0	0	1	45	75	6.23	1.615
John Foster, L ERA: 2.55 (5, 1)	0.2		3	1	0	0	1	0	0	0	0	0	0	8	12	0.00	1.500
48 Blaine Boyer, R ERA: 1.46 (6, 1)	1.0		6	2	1	1	0	1	0	1	0	0	0	14	22	9.00	3.000
Dan Kolb, R ERA: 5.56 (7, 1)	1.0		5	1	1	1	1	0	0	0	0	0	1	15	20	9.00	1.000
Jim Brower, R ERA: 5.27 (8, 1)	1.0		3	0	0	0	2	0	0	0	0	0	0	8	12	0.00	0.000

PITCHER	IP	WLS	BF	H	R	ER	SO	BB	IBB	HBP	BLK	WP	HR	S	P	ERA	WHIP
Chris Reitsma, R ERA: 3.67 (9, 1)	0.2		4	2	1	1	0	0	0	0	0	0	0	9	12	13.50	3.000
Kevin Gnyboski, R ERA: 2.29 (9, 1)	0.1		3	0	0	0	0	1	1	0	0	0	0	6	15	0.00	3.000

Batter	1	2	3	4	5	6	7	8	9	AB	R	H	RBI	BB	SO	LOB
Rafael Furcal, S OBP: 0.310, SLG: 0.393 (1, 6)	1-0 1B 2B	2-2 1B		2-1 HR		1-2 G4-6-3 1B		2-1 1-2 2-3 1B		5	1	5	1	0	0	0
Kelly Johnson, L OBP: 0.376, SLG: 0.447 (1, 7)	1-1 P2	3-3 SAFE K		1-2 E4 BB		1-1 G4-6-3 1-2f		1-3 K		5	0	0	0	0	2	6
Marcus Giles, R OBP: 0.384, SLG: 0.469 (1, 4)	0-2 BLK 1B		1-0 F9 SF9 2B	4-2 FC4 BB			1-0 F9		1-2 G4-3	4	1	2	0	1	0	0
Andruw Jones, R OBP: 0.352, SLG: 0.578 (1, 8)	4-1 FC5-4 1-2 BB		2-1 F9	2-1 FC4 1-2f			4-2 G5-6-3 BB		4-1 1B BB	2	0	0	0	3	0	3
Julio Franco, R OBP: 0.342, SLG: 0.482 (1, 3)	0-1 FC5-4 1-2f		1-2 SF9		2-3 K		1-2 G5-6-3 1-2f		3-2 1-2 1B	4	0	1	1	0	1	3
Johnny Estrada, S OBP: 0.327, SLG: 0.398 (1, 2)		0-0 7 HR 1B	1-0 HBP		0-0 G6-3			4-0 1B BB BB	2-2 F8	3	1	1	0	1	0	2
Andy Marte, R OBP: 0.235, SLG: 0.250 (1, 5)		3-2 F7	1-2 F8		1-0 E5			1-1 F7	2-3 K	5	0	0	0	0	1	5
7 Jeff Francoeur, R OBP: 0.308, SLG: 0.769 (1, 9)		2-1 1-H HR		1-3 K	1-2 K			1-3 K		4	1	1	2	0	3	2
Roman Colon, R John Foster, L 49 Brian Boyer, R 4 Phil Cui, L Dan Kottl, R Jim Brower, R Wilson Betemit, S Chris Reitsma, R Kevin Grysinski, R		0-3 K		0-3 K		1-2 G6-3		4-1 1-2 1B BB		2	0	0	0	0	0	0

Inning Stats	R: 0	H: 2	E: 0	LOB: 2	K: 0	BB: 1	S: 9	R: 2	H: 3	E: 0	LOB: 1	K: 2	BB: 0	S: 18	R: 1	H: 1	E: 0	LOB: 1	K: 0	BB: 0	S: 9	R: 1	H: 1	E: 1	LOB: 2	K: 2	BB: 1	S: 19	R: 0	H: 0	E: 1	LOB: 1	K: 0	BB: 0	S: 9	R: 0	H: 1	E: 0	LOB: 0	K: 0	BB: 0	S: 9	R: 0	H: 0	E: 0	LOB: 0	K: 0	BB: 1	S: 7	R: 0	H: 1	E: 0	LOB: 3	K: 2	BB: 2	S: 12	R: 0	H: 1	E: 0	LOB: 2	K: 1	BB: 1	S: 15	1B: 6	SF: 1	2B: 2	SAC: 0	3B: 0	DP: 2	HR: 2	HBP: 1	WP: 0	PA: 43
--------------	------	------	------	--------	------	-------	------	------	------	------	--------	------	-------	-------	------	------	------	--------	------	-------	------	------	------	------	--------	------	-------	-------	------	------	------	--------	------	-------	------	------	------	------	--------	------	-------	------	------	------	------	--------	------	-------	------	------	------	------	--------	------	-------	-------	------	------	------	--------	------	-------	-------	-------	-------	-------	--------	-------	-------	-------	--------	-------	--------

PITCHER	IP	WLS	BF	H	R	ER	SO	BB	IBB	HBP	BLK	WP	HR	S	P	ERA	WHIP
39 Chris Capuano, L ERA: 3.63	5.0	W	26	7	4	4	6	2	0	0	1	0	2	64	100	7.20	1.800
Tomo Ohka, R ERA: 3.62	1.0	H	3	1	0	0	0	0	0	0	0	0	0	9	12	0.00	1.000
Ricky Bottalico, R ERA: 3.82	7.1	H	7	0	0	0	1	3	0	0	0	0	0	13	29	0.00	1.800
Julio Santana, R ERA: 4.45	0.1	H	2	1	0	0	1	0	0	0	0	0	0	6	9	0.00	3.000
Derrick Turnbow, R ERA: 2.41	1.0		5	1	0	0	1	1	0	0	0	0	0	15	27	0.00	2.000

BOTTOM

Milwaukee Brewers @ Atlanta Braves
Turner Field, Atlanta, GA
Sun Jul 10 2005, 1:05 PM EDT
Att. 24,916 - Overcast - 76 F

livebaseballscorecards.com

AB	35
R	4
H	10
RBI	4
BB	6
SO	9
LOB	21



Batter	1	2	3	4	5	6	7	8	9	AB R H RBI BB SO LOB	TOP															
Rafael Furcal, S (1, 6) OBP: 0.311, SLG: 0.393	1-1 G4-3			2-3 K		0-1 G4-6-3 1B		0-0 SH1-3		3 0 1 0 0 1 0																
4 Pete Orr, L (1, 4) OBP: 0.342, SLG: 0.410	2-2 K			0-0 S 1B		0-1 F7		0-1 1B		4 1 2 0 0 1 1																
Kelly Johnson, L (1, 7) OBP: 0.366, SLG: 0.434	1-3 K			1-3 K		0-1 G4-6-3 1-2f		0-0 B5		4 0 0 0 0 2 4																
Andrew Jones, R (1, 8) OBP: 0.351, SLG: 0.574		1-1 G5-3		0-1 1-H 1B		2-1 G4-3		3-2 F8		4 0 1 1 0 0 0																
Johnny Estrada, S (1, 2) OBP: 0.322, SLG: 0.391		2-2 L8		1-2 K		1-2 E5 HR		1-2 G5-3		4 1 0 0 0 1 1																
Adam LaRoche, L (1, 3) OBP: 0.331, SLG: 0.486		2-0 G4-3			0-1 F8		3-1 HR		2-3 K	4 1 1 2 0 1 0																
Ryan Langerhans, L (1, 9) OBP: 0.322, SLG: 0.405			2-2 F7		1-0 F7		2-0 G6-3			3 0 0 0 0 0 0																
Wilson Betemit, S (1, 5) OBP: 0.363, SLG: 0.503			2-3 K		1-2 FC6-4 1B		1-0 G4-3			3 0 1 0 0 1 0																
Horacio Ramirez, L (1, 1) OBP: 0.250, SLG: 0.308			1-3 K		0-0 FC6-4 1-2f			4-2 4 1B SH1-3 B5 BB		2 0 0 0 0 1 1																
Andy Marte, R (8, PH) OBP: 0.250, SLG: 0.250										0 0 0 0 1 0 0																
Jim Brower, R (8, 1)										0 0 0 0 0 0 0																
John Foster, L (8, 1)										0 0 0 0 0 0 0																
48 Blaine Boyer, R (8, 1)										0 0 0 0 0 0 0																
Inning Stats	R: 0 E: 0 K: 2 S: 9	H: 0 LOB: 0 BB: 0 P: 13	R: 0 E: 0 K: 0 S: 6	H: 0 LOB: 0 BB: 0 P: 11	R: 0 E: 0 K: 2 S: 10	H: 0 LOB: 0 BB: 0 P: 15	R: 1 E: 0 K: 3 S: 13	H: 2 LOB: 1 BB: 0 P: 17	R: 0 E: 0 K: 0 S: 7	H: 1 LOB: 1 BB: 0 P: 9	R: 0 E: 0 K: 0 S: 6	H: 1 LOB: 0 BB: 0 P: 6	R: 2 E: 1 K: 0 S: 9	H: 1 LOB: 0 BB: 0 P: 18	R: 0 E: 0 K: 0 S: 6	H: 1 LOB: 1 BB: 1 P: 10	R: 0 E: 0 K: 1 S: 9	H: 0 LOB: 0 BB: 0 P: 15	1B: 5 2B: 1 3B: 0 HR: 1	SF: 0 SAC: 1 DP: 2 HBP: 0	WP: 0 PB: 0 SB: 1 CS: 0	PA: 33				
PITCHER	IP WLS BF H R ER SO BB IBB HBP BLK WP HR S P ERA WHIP																									
Kris Benson, R (1, 1) ERA: 3.57	7.0	26	5	3	2	7	0	0	0	0	0	1	60	89	2.57	0.714										
Roberto Hernandez, R (8, 1) ERA: 1.64	1.0	W	4	1	0	0	1	0	0	0	0	0	6	10	0.00	2.000										
Braden Loooper, R (9, 1) ERA: 3.31	1.0	S	3	0	0	0	1	0	0	0	0	0	9	15	0.00	0.000										

Atlanta Braves @ New York Mets
Shea Stadium, Flushing, NY
Thu Jul 14 2005, 7:10 PM EDT
Att. 43,319 - Partly Cloudy - 79 F

livebaseballscorecards.com

AB	31
R	3
H	6
RBI	3
BB	1
SO	8
LOB	7



Batter	1	2	3	4	5	6	7	8	9	AB R H RBI BB SO LOB	TOP																								
Rafael Furcal, S OBP: 0.317, SLG: 0.403 (1, 6)	1-1 F8		1-1 3B			0-1 SH1-3 2B	4-0 IBB		4-1 BB	3 0 2 1 2 0 0																									
Kelly Johnson, L OBP: 0.358, SLG: 0.421 (1, 7)	0-1 G3-1		0-1 G4-1			0-1 SH1-3 2-3	1-2 K		0-3 K	4 0 0 0 0 2 4																									
Marcus Giles, R OBP: 0.383, SLG: 0.466 (1, 4)	2-2 G6-3			0-0 G5-3		1-0 G5-3		0-1 G1-6-3 1B		4 1 1 0 0 0 1																									
Andruw Jones, R OBP: 0.355, SLG: 0.574 (1, 8)		4-1 G6-4-3 BB		1-2 G1-3		4-0 BB IBB		0-2 G1-6-3 1B		2 0 1 0 2 0 0																									
Julio Franco, R OBP: 0.340, SLG: 0.472 (1, 3)		2-2 G6-4-3 1-2f		2-2 G4-3		4-1 BB		1-2 G1-6-3 1-2f 2-3		3 0 0 0 1 0 3																									
Wilson Betemit, S OBP: 0.360, SLG: 0.497 (1, 5)		3-2 L9			1-0 F8	3-2 G6-3		0-0 1B		4 0 1 1 0 0 3																									
7 Jeff Francoeur, R OBP: 0.353, SLG: 0.765 (1, 9)			0-2 F8		0-0 16 1B 2B		1-1 29 SH1 1B	1-1 G1-3		4 0 2 0 0 0 1																									
16 Brian McCann, L OBP: 0.400, SLG: 0.500 (1, 2)			3-1 29 SH3-4 3B 1B		0-0 29 G4-6-3 1B		0-3 K		2-3 K	4 1 2 0 0 2 1																									
29 John Smoltz, R OBP: 0.186, SLG: 0.190 (1, 1)			0-1 SH3-4		2-1 G4-6-3		0-0 SH1		0-0 G4-3	1 0 0 0 0 0 2																									
Dan Kolb, R (8, 1)										0 0 0 0 0 0 0																									
Adam LaRoche, L (9, PH)										1 0 0 0 0 0 0																									
Chris Reitsma, R (9, 1)										0 0 0 0 0 0 0																									
Inning Stats	R: 0 E: 0 K: 0 S: 8	H: 0 LOB: 0 BB: 0 P: 11	R: 0 E: 0 K: 0 S: 8	H: 0 LOB: 0 BB: 1 P: 17	R: 1 E: 0 K: 0 S: 11	H: 2 LOB: 1 BB: 0 P: 15	R: 0 E: 0 K: 0 S: 8	H: 0 LOB: 0 BB: 0 P: 11	R: 0 E: 0 K: 0 S: 6	H: 2 LOB: 1 BB: 0 P: 8	R: 0 E: 0 K: 2 S: 10	H: 1 LOB: 3 BB: 2 P: 22	R: 0 E: 0 K: 2 S: 9	H: 1 LOB: 2 BB: 1 P: 15	R: 1 E: 0 K: 0 S: 11	H: 3 LOB: 1 BB: 0 P: 13	R: 0 E: 0 K: 2 S: 9	H: 0 LOB: 1 BB: 1 P: 15	1B: 6 2B: 2 3B: 1 HR: 0	SF: 0 SAC: 3 DP: 3 HBP: 0	WP: 0 PA: 38 PB: 0 SB: 0 CS: 0														
PITCHER	IP WLS BF H R ER SO BB IBB HBP BLK WP HR S P ERA WHIP																																		
Tom Glavine, L (1, 1) ERA: 4.71	7.0	29	6	1	1	2	2	2	0	0	0	0	60	99	1.29	1.143																			
Roberto Hernandez, R (8, 1) ERA: 1.79	2.0	L	9	3	1	1	2	1	0	0	0	0	20	28	4.50	2.000																			

Atlanta Braves @ New York Mets
Shea Stadium, Flushing, NY
Fri Jul 15 2005, 7:10 PM EDT
Att: 34,444 - Partly Cloudy - 80 F

livebaseballscorecards.com

AB	30
R	2
H	9
RBI	2
BB	5
SO	4
LOB	15



BOTTOM

Atlanta Braves @ New York Mets
 Shea Stadium, Flushing, NY
 Fri Jul 15 2005, 7:10 PM EDT
 Att. 34,444 - Partly Cloudy - 80 F

AB	31
R	1
H	6
RBI	1
BB	1
SO	5
LOB	9



WP:	0	PA:	33
PB:	0	SB:	0
CS:	0		

AB	R	H	RBI	BB	SO	LOB
4	0	2	0	0	1	1
4	0	0	0	0	0	2
4	0	0	0	0	1	1
4	0	1	0	0	0	1
4	0	0	0	0	1	1
3	1	1	1	1	0	0
3	0	0	0	0	1	1
3	0	2	0	0	1	0
1	0	0	0	0	0	0
1	0	0	0	0	0	2
0	0	0	0	0	0	0

Batter	1	2	3	4	5	6	7	8	9
7 José Reyes, S OBP: 0.283, SLG: 0.367 (1, 6)	2-2 F8		1-1 F9 2B		2-3 K			2-2 G6-3 1B	
Mike Cameron, R OBP: 0.354, SLG: 0.500 (1, 9)	1-0 L9		1-1 F9 2-3			1-1 G6-3		1-0 G6-3 1-2f	
15 Carlos Beltrán, S OBP: 0.325, SLG: 0.438 (1, 8)	2-2 E4		3-3 K			1-2 L8		1-1 L6	
Cliff Floyd, L OBP: 0.358, SLG: 0.534 (1, 7)	2-2 G4-3			0-0 F7		1-2 G4-3			3-2 31 G4-6-3 1B
31 Mike Piazza, R OBP: 0.315, SLG: 0.431 (1, 2)		3-3 K		1-0 G4-3			0-0 G6-3	2-2 G4-6-3 1-2f	
5 David Wright, R OBP: 0.375, SLG: 0.500 (1, 5)		0-0 HR		3-2 L9			4-0 1B BB	0-2 F9	
Marlon Anderson, L OBP: 0.349, SLG: 0.373 (1, 3)		0-2 G3-1			1-2 G6-3		1-3 K		
Miguel Cairo, R OBP: 0.297, SLG: 0.333 (1, 4)			3-3 K		1-1 SH5-4 1B		0-0 1B	1-2 1B	
Tom Glavine, L OBP: 0.138, SLG: 0.074 (1, 1)				0-1 G6-3		0-0 SH5-4		3-1 G3-1	
Jose Offerman, S OBP: 0.328, SLG: 0.423 (7, PH)									
Roberto Hernandez, R (8, 1)									

Inning Stats	R: 0	H: 0	E: 1	LOB: 1	K: 0	S: 14	R: 1	H: 1	E: 0	LOB: 0	K: 2	S: 11	R: 0	H: 1	E: 0	LOB: 1	K: 1	S: 10	R: 0	H: 0	E: 0	LOB: 0	K: 0	S: 5	R: 0	H: 1	E: 0	LOB: 1	K: 1	S: 10	R: 0	H: 0	E: 0	LOB: 0	K: 0	S: 10	R: 0	H: 1	E: 0	LOB: 2	K: 1	S: 7	R: 0	H: 1	E: 0	LOB: 0	K: 0	S: 7	R: 0	H: 1	E: 0	LOB: 0	K: 0	S: 11	1B: 4	SF: 0	2B: 1	SAC: 1	3B: 0	DP: 2	HR: 1	HBP: 0	WP: 0	PA: 33
--------------	------	------	------	--------	------	-------	------	------	------	--------	------	-------	------	------	------	--------	------	-------	------	------	------	--------	------	------	------	------	------	--------	------	-------	------	------	------	--------	------	-------	------	------	------	--------	------	------	------	------	------	--------	------	------	------	------	------	--------	------	-------	-------	-------	-------	--------	-------	-------	-------	--------	-------	--------

PITCHER	IP	WLS	BF	H	R	ER	SO	BB	IBB	HBP	BLK	WP	HR	S	P	ERA	WHIP
29 John Smoltz, R ERA: 2.73 (1, 1)	7.0	W	27	4	1	1	5	1	0	0	0	0	1	67	104	1.29	0.714
Dan Kolb, R ERA: 5.4 (8, 1)	1.0	H	3	1	0	0	0	0	0	0	0	0	0	7	11	0.00	1.000
Chris Reitsma, R ERA: 3.59 (9, 1)	1.0	S	3	1	0	0	0	0	0	0	0	0	0	11	16	0.00	1.000

livebaseballscorecards.com

Batter	1	2	3	4	5	6	7	8	9	AB R H RBI BB SO LOB	TOP						
Rafael Furcal, S OBP: 0.321, SLG: 0.404 (1, 6)	4-2 CS BB		2-1 1B 1-2 1B		0-0 B1		2-3 K		0-0 E1 G5-4-3 1B 1-3 1B	4 0 2 0 1 1 1							
Kelly Johnson, L OBP: 0.359, SLG: 0.421 (1, 7)	2-2 SAFE SAFE G4-3		0-0 1-3 2-H 1B		3-2 E7 FC5-2 BB		2-3 K		1-0 G5-4-3 1B 1-2 3-H 1-0	5 0 2 2 0 1 2							
Marcus Giles, R OBP: 0.380, SLG: 0.460 (1, 4)	1-2 F8		2-2 F8		4-1 FC5-2 BB 1-2 2-3		1-3 K		1-0 G5-4-3 1-2f 2-3	4 0 0 0 1 1 4							
Andruw Jones, R OBP: 0.356, SLG: 0.568 (1, 8)		0-0 G4-3		4-1 2B BB	3-2 FC5-2			4-1 16 F8 1B BB	1-1 G6-3	3 1 0 0 2 0 4							
Adam LaRoche, L OBP: 0.325, SLG: 0.477 (1, 3)		1-1 G4-3		0-0 F8	1-0 G3-1			1-2 SAFE F7		4 0 0 0 0 0 5							
Ryan Langerhans, L OBP: 0.326, SLG: 0.413 (1, 9)		0-3 K		0-0 1-H 2B		0-0 G4-3		2-0 1-2 1B		4 0 2 1 0 1 0							
16 Brian McCann, L OBP: 0.409, SLG: 0.487 (1, 2)			1-1 15 FC6-4 1B	4-1 G4-6-3 BB	3-2 F8			0-2 F8		3 0 1 0 1 0 2							
Wilson Betemit, S OBP: 0.358, SLG: 0.491 (1, 5)			1-3 K	1-2 G4-6-3 1-2f	1-2 E9 1B			3-2 G3-1		4 0 1 0 0 1 5							
15 Tim Hudson, R OBP: 0.194, SLG: 0.172 Jim Brower, R Dan Kolb, R 4 Pete Orr, L OBP: 0.348, SLG: 0.415 Chris Reitsma, R			0-0 FC6-4 1B 1-2f 1B		0-0 BB FC5-2 2B		1-3 K		0-0 E 1B 1B	3 1 1 0 0 1 2 0 0 0 0 0 0 0 0 0 0 0 0 0 0 1 1 1 0 0 0 0 0 0 0 0 0 0 0							
Inning Stats	R: 0 E: 0 K: 0 S: 9 H: 0 LOB: 0 BB: 1 P: 16	R: 0 E: 0 K: 1 S: 6 H: 0 LOB: 0 BB: 0 P: 7	R: 1 E: 0 K: 1 S: 13 H: 3 LOB: 2 BB: 0 P: 19	R: 1 E: 0 K: 0 S: 7 H: 1 LOB: 1 BB: 2 P: 16	R: 0 E: 1 K: 0 S: 10 H: 1 LOB: 3 BB: 1 P: 21	R: 0 E: 1 K: 1 S: 12 H: 1 LOB: 1 BB: 0 P: 17	R: 0 E: 0 K: 3 S: 9 H: 0 LOB: 0 BB: 0 P: 14	R: 0 E: 0 K: 0 S: 12 H: 1 LOB: 2 BB: 1 P: 22	R: 1 E: 1 K: 0 S: 6 H: 3 LOB: 1 BB: 0 P: 9	1B: 8 2B: 2 3B: 0 HR: 0 SF: 0 SAC: 0 DP: 2 HBP: 0	WP: 0 PB: 0 SB: 0 CS: 1 PA: 40						
PITCHER	IP WLS BF H R ER SO BB IBB HBP BLK WP HR S P ERA WHIP											PITCHER	IP WLS BF H R ER SO BB IBB HBP BLK WP HR S P ERA WHIP				
Victor Zambrano, R ERA: 3.51 Aaron Heilman, R ERA: 4.57 Danny Graves, R ERA: 7.85	(1, 1) (8, 1) (9, 1)	7.0 5 5	L 1 3	30 1 3	6 0 1	2 0 1	2 0 0	6 0 0	4 1 0	0 0 0	0 0 0	0 0 0	0 0 0	0 0 6	110 22 9	2.57 0.00 9.00	1.429 2.000 3.000

Atlanta Braves @ New York Mets
Shea Stadium, Flushing, NY
Sat Jul 16 2005, 7:10 PM EDT
Att. 36,078 - Cloudy - 81 F

livebaseballscorecards.com

AB	35
R	3
H	10
RBI	3
BB	5
SO	6
LOB	25



BOTTOM

Atlanta Braves @ New York Mets
 Shea Stadium, Flushing, NY
 Sat Jul 16 2005, 7:10 PM EDT
 Att: 36,078 - Cloudy - 81 F

livebaseballscores.com

AB	31
R	0
H	6
RBI	0
BB	0
SO	3
LOB	10



WP: 0	PA: 33
PB: 0	SB: 0
CS: 0	

AB	R	H	RBI	BB	SO	LOB
4	0	0	0	0	0	1
4	0	0	0	0	0	1
4	0	1	0	0	1	1
4	0	1	0	0	1	1
4	0	1	0	0	0	2
4	0	2	0	0	0	1
3	0	0	0	0	1	2
2	0	1	0	0	0	0
1	0	0	0	0	0	1
0	0	0	0	0	0	0
1	0	0	0	0	0	0
0	0	0	0	0	0	0

Batter	1	2	3	4	5	6	7	8	9
7 José Reyes, S OBP: 0.280, SLG: 0.363 (1, 6)	0-2 G1-3		1-2 FC3-2			2-2 L8		0-2 G1-3	
Mike Cameron, R OBP: 0.348, SLG: 0.491 (1, 9)	1-1 E6 15 G4-3		1-2 G5-3			1-1 P2		1-2 L9	
15 Carlos Beltrán, S OBP: 0.324, SLG: 0.436 (1, 8)	0-0 G4-3			2-1 F8		2-2 1B		1-3 K	
Cliff Floyd, L OBP: 0.356, SLG: 0.531 (1, 7)	0-0 G3			1-3 K		0-0 FC6-4 1B		0-0 F7	
5 David Wright, R OBP: 0.374, SLG: 0.497 (1, 5)		0-1 G6-3		2-1 G6-3		1-1 FC6-4		3-2 1B	
Doug Mientkiewicz, L OBP: 0.312, SLG: 0.390 (1, 3)		2-1 G6-3 1B		0-1 G6-4-3 1B		2-1 G3-1		0-1 G5-3	
11 Ramon Castro, R OBP: 0.319, SLG: 0.363 (1, 2)		0-1 G6-3		1-0 G6-4-3		3-3 K		3-2 F7	
Miguel Cairo, R OBP: 0.305, SLG: 0.344 (1, 4)			1-0 SH5-4 7 FC3-2 2B		1-0 HBP	3-2 F7			
Victor Zambrano, S OBP: 0.129, SLG: 0.194 (1, 1)			0-0 SH5-4		0-0 B1-3			0-0 B1-3	
Aaron Heilman, R (8, 1)									
Marlon Anderson, L OBP: 0.347, SLG: 0.370 (8, PH)									
Danny Graves, R (9, 1)									

Inning	R	H	E	K	S	H	LOB	BB	P	R	H	E	K	S	H	LOB	BB	P	1B	SF	2B	SAC	3B	DP	HBP	WP	PA
1	0	0	1	0	8	1	0	0	8	0	0	0	1	7	0	0	0	17	5	0	1	0	2	1	0	33	
2	0	0	0	0	6	0	0	0	6	0	0	0	0	8	0	0	0	17	0	0	0	0	0	0	0	33	
3	0	0	0	0	11	0	0	0	11	0	0	0	0	12	0	0	0	17	0	0	0	0	0	0	0	33	
4	0	0	0	0	6	0	0	0	6	0	0	0	0	12	0	0	0	17	0	0	0	0	0	0	0	33	
5	0	0	0	0	6	0	0	0	6	0	0	0	0	12	0	0	0	17	0	0	0	0	0	0	0	33	
6	0	0	0	0	6	0	0	0	6	0	0	0	0	12	0	0	0	17	0	0	0	0	0	0	0	33	
7	0	0	0	0	9	0	0	0	9	0	0	0	0	12	0	0	0	17	0	0	0	0	0	0	0	33	
8	0	0	0	0	9	0	0	0	9	0	0	0	0	12	0	0	0	17	0	0	0	0	0	0	0	33	
9	0	0	0	0	14	0	0	0	14	0	0	0	0	14	0	0	0	17	0	0	0	0	0	0	0	33	

PITCHER	IP	WLS	BF	H	R	ER	SO	BB	IBB	HBP	BLK	WP	HR	S	P	ERA	WHIP
15 Tim Hudson, R ERA: 3.53 (1, 1)	6.0	W	23	5	0	0	1	0	0	0	0	0	0	43	62	0.00	0.833
Jim Brower, R ERA: 5.31 (7, 1)	1.0	H	3	0	0	0	1	0	0	0	0	0	0	9	17	0.00	0.000
Dan Kolb, R ERA: 5.25 (8, PH)	1.0	H	3	0	0	0	0	0	0	0	0	0	0	8	9	0.00	0.000
Chris Reitsma, R ERA: 3.5 (9, 1)	1.0	S	4	1	0	0	1	0	0	0	0	0	0	10	14	0.00	1.000

Batter	1	2	3	4	5	6	7	8	9	AB R H RBI BB SO LOB	TOP											
Rafael Furcal, S OBP: 0.320, SLG: 0.403 (1, 6)	0-2 K		1-0 F7			2-2 F8		0-1 1B		4 0 1 0 0 1 0												
Kelly Johnson, L OBP: 0.353, SLG: 0.412 (1, 7)	1-3 K			0-1 F8		2-3 K		3-3 K		3 0 0 0 0 2 0												
Jay Powell, R (6, 1)										0 0 0 0 0 0 0												
Kevin Gryboski, R (7, 1)										0 0 0 0 0 0 0												
Julio Franco, R (8, PH) OBP: 0.338, SLG: 0.469										1 0 0 0 0 1 3												
48 Blaine Boyer, R (8, 1)										0 0 0 0 0 0 0												
Marcus Giles, R (1, 4) OBP: 0.376, SLG: 0.454	1-1 F9			2-0 F8			3-1 G5-3	1-1 F9		4 0 0 0 0 0 3												
Andrew Jones, R (1, 8) OBP: 0.357, SLG: 0.571		2-1 F8		1-0 2B			1-2 G6-3		3-2 FC1-6 1B	4 0 2 0 0 0 0												
Adam LaRoche, L (1, 3) OBP: 0.324, SLG: 0.473		1-1 1B		0-0 G6-3			0-2 G4-3		0-1 FC1-6 1-2f	4 0 1 0 0 0 2												
Johnny Estrada, S (1, 2) OBP: 0.321, SLG: 0.389		0-2 P6			1-2 G3			2-2 FC3 1B	0-1 F7	4 1 1 0 0 0 2												
Ryan Langerhans, L (1, 9) OBP: 0.320, SLG: 0.404 (6, 7)		1-3 K			1-0 G4-3			2-2 FC3 1B	2-2 G3-1	4 0 0 0 0 1 3												
Wilson Betemit, S (1, 5) OBP: 0.357, SLG: 0.488			0-3 K		1-1 F7			1-1 1B		3 0 1 1 0 1 0												
Mike Hampton, R (1, 1) OBP: 0.318, SLG: 0.500			0-0 F7			0-0 F8		1-2 1B		0 0 0 0 0 0 0												
4 Pete Orr, L (3, PH) OBP: 0.345, SLG: 0.411								3-H K		1 0 0 0 0 0 0												
Roman Colon, R (3, 1)										0 0 0 0 0 0 0												
7 Jeff Francoeur, R (6, PH) OBP: 0.316, SLG: 0.684 (6, 9)										2 0 0 0 0 1 2												
Inning Stats	R: 0 E: 0 K: 2 S: 8	H: 0 LOB: 0 BB: 0 P: 10	R: 0 E: 0 K: 1 S: 10	H: 1 LOB: 1 BB: 0 P: 14	R: 0 E: 0 K: 1 S: 5	H: 0 LOB: 0 BB: 0 P: 6	R: 0 E: 0 K: 0 S: 5	H: 1 LOB: 1 BB: 0 P: 8	R: 0 E: 0 K: 0 S: 6	H: 0 LOB: 0 BB: 0 P: 9	R: 0 E: 0 K: 1 S: 10	H: 0 LOB: 0 BB: 0 P: 14	R: 0 E: 0 K: 0 S: 8	H: 0 LOB: 0 BB: 0 P: 12	R: 1 E: 1 K: 2 S: 19	H: 3 LOB: 3 BB: 0 P: 29	R: 0 E: 0 K: 0 S: 10	H: 1 LOB: 1 BB: 0 P: 15	1B: 5 2B: 1 3B: 0 HR: 0	SF: 0 SAC: 0 DP: 0 HBP: 0	WP: 0 PB: 0 SB: 0 CS: 0	PA: 34
PITCHER	IP WLS BF H R ER SO BB IBB HBP BLK WP HR S P ERA WHIP																					
45 Pedro Martinez, R (1, 1) ERA: 2.6	6.0 W 20 2 0 0 5 0 0 0 0 0 0 0 44 61 0.00 0.333																					
Juan Padilla, R (7, 1) ERA:	1.0 3 0 0 0 0 0 0 0 0 0 0 0 8 12 0.00 0.000																					
Heath Bell, R (8, 1) ERA: 4.5	1.0 7 3 1 0 2 0 0 0 0 0 0 0 19 29 0.00 3.000																					
Dae-Sung Koo, L (9, 1) ERA: 4.26	1.0 4 1 0 0 0 0 0 0 0 0 0 0 10 15 0.00 1.000																					

Atlanta Braves @ New York Mets
Shea Stadium, Flushing, NY
Sun Jul 17 2005, 1:10 PM EDT
Att. 34,983 - Cloudy - 78 F

livebaseballscorecards.com

AB	34
R	1
H	6
RBI	1
BB	0
SO	7
LOB	15



BOTTOM

Atlanta Braves @ New York Mets
 Shea Stadium, Flushing, NY
 Sun Jul 17 2005, 1:10 PM EDT
 Att. 34,983 - Cloudy - 78 F

livebaseballscorecards.com

AB	36
R	8
H	13
RBI	8
BB	5
SO	6
LOB	20



WP: 0	PA: 42
PB: 0	
SB: 2	
CS: 0	

AB R H RBI BB SO LOB

4	3	2	1	1	0	4
5	1	3	3	0	0	1
4	0	1	2	0	0	3
2	0	0	0	2	0	2
1	0	0	0	0	0	0
5	0	0	0	0	3	3
0	0	0	0	0	0	0
5	1	2	0	0	0	0
3	2	2	0	1	1	1
3	1	2	1	1	0	1
3	0	0	0	0	2	5
0	0	0	0	0	0	0
1	0	1	1	0	0	0
0	0	0	0	0	0	0
0	0	0	0	0	0	0
1B: 9	SF: 1					
2B: 3	SAC: 0					
3B: 0	DP: 0					
HR: 1	HBP: 0					

Batter	1	2	3	4	5	6	7	8	9							
7 José Reyes, S OBP: 0.284, SLG: 0.367 (1, 6)	3-2 1B 15 G5-3 1B	2-2 HR 2B		4-2 G4-3 15 SF8 BB	0-2 G4-3		0-0 F9									
Mike Cameron, R OBP: 0.353, SLG: 0.507 (1, 9)	3-2 G3 15 G5-3 1B	2-2 HR		1-0 G4-3		0-0 P6	1-2 1B									
15 Carlos Beltrán, S OBP: 0.322, SLG: 0.434 (1, 8)	3-2 G5-3	1-0 1B		1-1 SF8		2-2 P6	3-1 G4-3									
Cliff Floyd, L OBP: 0.358, SLG: 0.527 (1, 7)	0-1 G3	1-0 F9		4-2 BB		4-2 31 FC6-4 BB	1-1 F8									
Gerald Williams, R (8, 7)	2-3															
31 Mike Piazza, R OBP: 0.310, SLG: 0.423 (1, 2)	1-3 K		0-2 G6-3	0-3 K		2-2 FC6-4	2-3 K2-3									
11 Ramon Castro, R OBP: 0.319, SLG: 0.363 (9, 2)																
5 David Wright, R OBP: 0.374, SLG: 0.495 (1, 5)		1-1 2B G1-3 1B	2-2 S 1B		1-0 G5-3		2-2 P4	2-1 F9								
Chris Woodward, R OBP: 0.346, SLG: 0.427 (1, 3)		2-2 G1-3 7 2B 2B	1-3 K		0-0 2B 1B		4-2 1B BB									
Miguel Cairo, R OBP: 0.317, SLG: 0.359 (1, 4)		2-1 G1-3	4-2 BB		0-1 2B		1-2 7 F9 1B 1B									
45 Pedro Martinez, R OBP: 0.111, SLG: 0.091 (1, 1)		1-3 K	1-3 K		0-0 G4-3		0-1 1B									
Juan Padilla, R (7, 1)							1-2 1B									
Jose Offerman, S OBP: 0.339, SLG: 0.434 (7, PH)							3-H									
Heath Bell, R (8, 1)																
Dae-Sung Koo, L OBP: 0.500, SLG: 1.000 (9, 1)																
Inning Stats	R: 1 E: 0 K: 1 S: 16	H: 2 LOB: 1 BB: 0 P: 26	R: 4 E: 0 K: 1 S: 20	H: 5 LOB: 1 BB: 0 P: 32	R: 0 E: 0 K: 2 S: 16	H: 1 LOB: 2 BB: 1 P: 24	R: 1 E: 0 K: 1 S: 12	H: 0 LOB: 1 BB: 2 P: 22	R: 0 E: 0 K: 0 S: 8	H: 2 LOB: 2 BB: 0 P: 9	R: 0 E: 0 K: 0 S: 10	H: 0 LOB: 1 BB: 1 P: 18	R: 2 E: 0 K: 0 S: 23	H: 3 LOB: 2 BB: 1 P: 34	R: 0 E: 0 K: 1 S: 7	H: 0 LOB: 0 BB: 0 P: 12

PITCHER	IP	WLS	BF	H	R	ER	SO	BB	IBB	HBP	BLK	WP	HR	S	P	ERA	WHIP
Mike Hampton, L ERA: 2.51 (1, 1)	2.0	L	13	7	5	5	2	0	0	0	0	0	1	36	58	22.50	3.500
Roman Colon, R ERA: 5.28 (3, 1)	3.0		15	3	1	1	3	3	0	0	0	0	0	36	55	3.00	2.000
Jay Powell, R ERA: (6, 1)	1.0		4	0	0	0	0	1	0	0	0	0	0	10	18	0.00	1.000
Kevin Gryboski, R ERA: 3.05 (7, 1)	1.0		7	3	2	2	0	1	0	0	0	0	0	23	34	18.00	4.000
48 Blaine Boyer, R ERA: 1.93 (8, 1)	1.0		3	0	0	0	1	0	0	0	0	0	0	7	12	0.00	0.000

Batter	1	2	3	4	5	6	7	8	9	AB R H RBI BB SO LOB	TOP														
Rafael Furcal, S OBP: 0.319, SLG: 0.401 (1, 6)	2-2 G3 S HR 1B	0-1 F8		0-1 L7			0-0 B1			4 1 1 0 0 0 3															
Kelly Johnson, L OBP: 0.345, SLG: 0.404 (1, 7)	3-2 G3 1-3		0-0 L7	1-0 G3			3-2 SF7 1-H			3 0 0 1 0 0 2															
Marcus Giles, R OBP: 0.375, SLG: 0.451 (1, 4)	0-0 P4		0-0 HR 1B			0-0 G5-3	2-2 G5-3			4 1 1 0 0 0 1															
Andruw Jones, R OBP: 0.359, SLG: 0.587 (1, 8)	3-2 HR 3-H		0-0 HR			2-0 G6-3		0-0 G6-3		4 2 2 4 0 0 0															
10 Chipper Jones, S OBP: 0.407, SLG: 0.525 Jim Brower, R Dan Kolb, R	1-1 HR		3-2 F7			1-0 F9		0-1 G6-3		4 1 1 1 0 0 0 0 0 0 0 0 0 0 0 0 0 0 0 0 0															
Adam LaRoche, L OBP: 0.323, SLG: 0.473 (1, 3)	0-1 G3-1		0-0 2B			0-1 L1		0-1 G4-3		4 0 1 0 0 0 0															
Johnny Estrada, S OBP: 0.317, SLG: 0.383 (1, 2)			0-0 F8	1-0 F7		0-1 G5-3		0-0 F8		4 0 0 0 0 0 1															
Ryan Langerhans, L OBP: 0.323, SLG: 0.400 (1, 9)			4-1 SH5-4 BB	4-2 SH2-3 BB		3-2 G3-1		0-1 G1-3		2 0 0 0 2 0 0															
Jorge Sosa, R OBP: 0.111, SLG: 0.111 4 Pete Orr, L OBP: 0.351, SLG: 0.417 John Foster, L Wilson Betemit, S OBP: 0.355, SLG: 0.485 (1, 1) (7, PH) (7, 1) (8, 5)			0-0 SH5-4	0-2 SH2-3			1-2 WP SF7 1B		2-2 G6-3	0 0 0 0 0 0 0 1 1 1 0 0 0 0 0 0 0 0 0 0 0 1 0 0 0 0 0 0															
Inning Stats	R: 3 E: 0 K: 0 S: 17	H: 3 LOB: 0 BB: 0 P: 26	R: 0 E: 0 K: 0 S: 5	H: 0 LOB: 1 BB: 1 P: 9	R: 2 E: 0 K: 0 S: 8	H: 3 LOB: 1 BB: 1 P: 12	R: 0 E: 0 K: 0 S: 8	H: 0 LOB: 1 BB: 1 P: 13	R: 0 E: 0 K: 0 S: 3	H: 0 LOB: 0 BB: 0 P: 6	R: 0 E: 0 K: 0 S: 7	H: 0 LOB: 0 BB: 0 P: 10	R: 1 E: 0 K: 0 S: 10	H: 1 LOB: 0 BB: 0 P: 16	R: 0 E: 0 K: 0 S: 5	H: 0 LOB: 0 BB: 0 P: 5	R: 0 E: 0 K: 0 S: 6	H: 0 LOB: 0 BB: 0 P: 8	1B: 3 2B: 1 3B: 0 HR: 3	SF: 1 SAC: 2 DP: 0 HBP: 0	WP: 2 PB: 0 SB: 1 CS: 0	PA: 36			
PITCHER 32 Kevin Correia, R ERA: 5.79 Kirk Rueter, L ERA: 5.29	IP 4.0 5.0	WLS L	BF 20 16	H 6 1	R 5 1	ER 5 1	SO 0 0	BB 2 0	IBB 0 0	HBP 0 0	BLK 0 0	WP 0 1	HR 3 0	S 38 31	P 60 45	ERA 11.25 1.80	WHIP 2.000 0.200								

Atlanta Braves @ San Francisco Giants
SBC Park, San Francisco, CA
Mon Jul 18 2005, 10:15 PM EDT
Att. 42,277 - Overcast - 67 F

livebaseballscorecards.com

AB 31
R 6
H 7
RBI 6
BB 2
SO 0
LOB 7



Batter	1	2	3	4	5	6	7	8	9	AB R H RBI BB SO LOB	TOP									
Rafael Furcal, S (1, 6) OBP: 0.317, SLG: 0.395	1-3 K		1-0 L8		2-1 L8		2-2 2-5	0-0 G4-3		4 0 0 0 0 1 2	<p>Atlanta Braves @ San Francisco Giants</p> <p>SBC Park, San Francisco, CA</p> <p>Wed Jul 20 2005, 3:35 PM EDT</p> <p>Att. 42,371 - Sunny - 67 F</p>									
Kelly Johnson, L (1, 7) OBP: 0.339, SLG: 0.400	1-3 K		0-1 F8			2-2 G4-3 E 2B		3-3 K		4 1 1 0 0 2 0										
Marcus Giles, R (1, 4) OBP: 0.369, SLG: 0.446	1-1 G1-3			0-0 P3		1-2 G4-3		0-0 L6		4 0 0 0 0 0 1										
Andruw Jones, R (1, 8) OBP: 0.356, SLG: 0.581		1-1 F9		4-1 10 CS BB		0-2 E7 10 G6-4-3		1-2 F8		3 0 0 0 1 0 0										
10 Chipper Jones, S (1, 5) OBP: 0.398, SLG: 0.506		3-2 K		3-3 SAFE SAFE SAFE 1-2		3-2 G6-4-3		1-0 G6-3		4 0 0 0 0 2 2 0 0 0 0 0 0 0										
Chris Reitsma, R (9, 1)																				
Julio Franco, R (1, 3) OBP: 0.339, SLG: 0.469		0-0 7 HR 2B		4-1 29 FC1-5 7 1B BB			2-3 K		0-3 K	3 1 1 0 1 2 0										
7 Jeff Francoeur, R (1, 9) OBP: 0.409, SLG: 0.864		0-0 2-H HR		1-0 29 FC1-5 1B			3-1 29 2B 1B			3 2 3 2 0 0 0										
16 Brian McCann, L (1, 2) OBP: 0.383, SLG: 0.452		0-2 G2		2-0 F7			2-3 SAFE SAFE SAFE SAFE K 2B			3 0 0 0 0 1 3										
29 John Smoltz, R (1, 1) OBP: 0.196, SLG: 0.222			2-3 K		0-0 FC1-5		2-1 2-5 1-H 2B			3 0 1 1 0 1 2 0 0 0 0 0 0 0										
Wilson Betemit, S (9, 5) OBP: 0.353, SLG: 0.482																				
Inning Stats	R: 0 E: 0 K: 2 S: 8	H: 0 LOB: 0 BB: 0 P: 11	R: 2 E: 0 K: 1 S: 12	H: 2 LOB: 0 BB: 0 P: 16	R: 0 E: 0 K: 1 S: 6	H: 0 LOB: 0 BB: 0 P: 9	R: 0 E: 0 K: 1 S: 6	H: 1 LOB: 2 BB: 1 P: 15	R: 1 E: 1 K: 0 S: 15	H: 1 LOB: 0 BB: 0 P: 21	R: 1 E: 0 K: 2 S: 13	H: 2 LOB: 1 BB: 0 P: 24	R: 0 E: 0 K: 1 S: 8	H: 0 LOB: 0 BB: 0 P: 8	R: 0 E: 0 K: 1 S: 8	H: 0 LOB: 0 BB: 0 P: 10	1B: 2 2B: 4 3B: 0 HR: 1	SF: 0 SAC: 0 DP: 2 HBP: 0	WP: 0 PB: 0 SB: 0 CS: 1	PA: 33
PITCHER	IP WLS BF H R ER SO BB IBB HBP BLK WP HR S P ERA WHIP																			
51 Noah Lowry, L (1, 1) ERA: 4.69	7.0 L 28 6 4 3 7 2 0 0 0 0 0 1 66 109 3.86 1.143																			
Jeff Fassero, L (8, 1) ERA: 4.6	1.0 3 0 0 0 1 0 0 0 0 0 0 0 5 8 0.00 0.000																			
Jason Christiansen, L (9, 1) ERA: 5.23	1.0 3 0 0 0 1 0 0 0 0 0 0 0 8 10 0.00 0.000																			

AB	31
R	4
H	6
RBI	3
BB	2
SO	9
LOB	10



Batter	1	2	3	4	5	6	7	8	9	AB R H RBI BB SO LOB
Alex Sanchez, L (1, 8) OBP: 0.361, SLG: 0.442	0-0 G6-3 2B		0-1 G5-3		0-0 FC3-6 13 CS 1-2f			1-1 G4-3		4 0 1 0 0 0 1
13 Omar Vizquel, S (1, 6) OBP: 0.357, SLG: 0.395	0-2 L7		1-1 1B		3-1 CS 1-2	3-2 G3-1		2-1 G4-3		4 0 1 0 0 0 1
J.T. Snow, L (1, 3) OBP: 0.343, SLG: 0.353	2-0 G6-3		2-3 K			0-1 L9		0-0 G1-3		4 0 0 0 0 1 2
Pedro Feliz, R (1, 5) OBP: 0.309, SLG: 0.449	2-3 K			1-2 HR		1-3 K		3-2 F7		4 1 1 1 0 2 1
Ray Durham, S (1, 4) OBP: 0.376, SLG: 0.434		0-1 G4-3		0-1 F8			0-0 FC5-4 1B		1-0 2B	4 0 2 0 0 0 0
Michael Tucker, L (1, 9) OBP: 0.355, SLG: 0.426		0-0 FC4-6 1B		0-2 G3-1			2-3 K		3-3 K	4 0 1 0 0 2 2
Adam Shabala, L (1, 7) OBP: 0.235, SLG: 0.200 Jeff Fassero, L (8, 1) Jason Christiansen, R (9, 1)		0-0 FC4-6 1-2f		2-3 K			1-3 K			3 0 0 0 0 2 2 0 0 0 0 0 0 0 0 0 0 0 0 0 0
Yorvit Torrealba, R (1, 2) OBP: 0.309, SLG: 0.353		1-3 K			0-2 G4-3		1-2 FC5-4 1-2f			3 0 0 0 0 1 2
51 Noah Lowry, R (1, 1) OBP: 0.343, SLG: 0.406 Jason Ellison, R (8, 7) OBP: 0.332, SLG: 0.395			2-2 G6-3		0-1 FC3-6 1B			0-0 L9		2 0 1 0 0 0 0 1 0 0 0 0 0 0

Inning Stats	R: 0	H: 1	E: 0	K: 1	S: 9	LOB: 1	BB: 0	P: 13	R: 0	H: 1	E: 0	K: 1	S: 7	LOB: 1	BB: 0	P: 8	R: 0	H: 1	E: 0	K: 1	S: 12	LOB: 1	BB: 0	P: 17	R: 1	H: 1	E: 0	K: 1	S: 15	LOB: 0	BB: 0	P: 18	R: 0	H: 1	E: 0	K: 0	S: 7	LOB: 0	BB: 0	P: 10	R: 0	H: 0	E: 0	K: 1	S: 10	LOB: 0	BB: 0	P: 14	R: 0	H: 1	E: 0	K: 2	S: 10	LOB: 1	BB: 0	P: 14	R: 0	H: 0	E: 0	K: 0	S: 5	LOB: 0	BB: 0	P: 8	R: 0	H: 1	E: 0	K: 1	S: 9	LOB: 1	BB: 0	P: 16	1B: 4	2B: 2	3B: 0	HR: 1	SF: 0	SAC: 0	DP: 0	HBP: 0	WP: 0	PA: 34
--------------	------	------	------	------	------	--------	-------	-------	------	------	------	------	------	--------	-------	------	------	------	------	------	-------	--------	-------	-------	------	------	------	------	-------	--------	-------	-------	------	------	------	------	------	--------	-------	-------	------	------	------	------	-------	--------	-------	-------	------	------	------	------	-------	--------	-------	-------	------	------	------	------	------	--------	-------	------	------	------	------	------	------	--------	-------	-------	-------	-------	-------	-------	-------	--------	-------	--------	-------	--------

PITCHER	IP	WLS	BF	H	R	ER	SO	BB	IBB	HBP	BLK	WP	HR	S	P	ERA	WHIP
29 John Smoltz, R (1, 1) ERA: 2.64	8.0	W	29	6	1	1	7	0	0	0	0	0	1	75	102	1.12	0.750
Chris Reitsma, R (9, 1) ERA: 3.43	1.0	S	4	1	0	0	1	0	0	0	0	0	0	9	16	0.00	1.000

BOTTOM

Atlanta Braves @ San Francisco Giants
SBC Park, San Francisco, CA
 Wed Jul 20 2005, 3:35 PM EDT
 Att: 42,371 - Sunny - 67 F

AB	33
R	1
H	7
RBI	1
BB	0
SO	8
LOB	11

livebaseballscorecards.com



TOP

Atlanta Braves @ Arizona Diamondbacks
Bank One Ballpark, Phoenix, AZ

Fri Jul 22 2005, 9:40 PM EDT
Att: 27,348 - Roof Closed - 80 F

livebaseballscorecards.com

AB 43
R 5
H 12
RBI 5
BB 4
SO 8
LOB 30



WP: 0 PA: 47
PB: 0
SB: 0
CS: 0

AB R H RBI BB SO LOB

5 1 2 1 1 0 1

6 2 2 3 0 2 4

5 0 2 0 0 2 3

5 0 2 1 0 0 1

4 0 2 0 1 0 4

5 0 0 0 0 1 8

5 0 0 0 0 1 8

5 1 2 0 0 1 0

1 0 0 0 0 1 1 1
1 0 0 0 0 0 0 0
0 0 0 0 0 0 0 0
0 0 0 0 0 0 0 0
0 0 0 0 0 0 0 0
0 0 0 0 0 0 0 0
0 0 0 0 0 0 0 0
0 0 0 0 0 0 0 0
0 0 0 0 0 0 0 0
0 0 0 0 0 0 0 0

1B: 8 SF: 0
2B: 2 SAC: 0
3B: 1 DP: 0
HR: 1 HBP: 0

Batter	1	2	3	4	5	6	7	8	9	10
Rafael Furcal, S OBP: 0.320, SLG: 0.395	2-2 P6		1-0 FC3-6 1-2 1B		0-1 F7		1-1 F8		0-2 E6 1-3 HR 3-H 1B	4-2 BB
Kelly Johnson, L OBP: 0.339, SLG: 0.422	1-3 K		0-1 FC3-6		2-2 FC6			2-2 1B 2B	3-2 HR	1-3 K
Marcus Giles, R OBP: 0.370, SLG: 0.446	1-3 K		1-1 F9			0-0 FC3-6 10 E 1B		0-0 1B 2-3 1B	1-3 K	
Andrew Jones, R OBP: 0.357, SLG: 0.579		0-0 G5-3		0-0 G5-3		1-1 E5 10 FC3-6 1-2		1-1 1B 1-2 1B	0-0 FC5-4 10 BB 1B	
10 Chipper Jones, S OBP: 0.403, SLG: 0.512		1-2 G6-3 2B		1-2 1B		1-2 FC3-6 1-2f 2-3		3-2 F9 1-2 BB	4-1 FC5-4 1-2 BB	
Adam LaRoche, L OBP: 0.323, SLG: 0.478		3-2 G6-3 2-3		2-0 F7		2-3 K		1-2 F7	1-0 FC5-4 1-2f 2-3	
Johnny Estrada, S OBP: 0.311, SLG: 0.374		1-2 P4		1-0 F9		2-2 F9		0-1 P4	2-3 K	
Ryan Langerhans, L OBP: 0.323, SLG: 0.404			0-0 FC3-6 1B 1B		1-3 K		1-1 G4-3		0-0 1B 3B	0-1 F7
15 Tim Hudson, R 4 Pedro Martinez, L 48 Brian Lintz, L 49 Macay McBride, L Julio Franco, R 7 Jeff Francoeur, R Dan Kott, R Wilson Betemit, S Jim Brower, R			1-3 K		4-1 FC6 BB		0-1 F8		4-2 E 1B HR BB	1-0 L4

Inning Stats	R: 0	H: 0	E: 0	K: 2	S: 9	LOB: 0	BB: 0	P: 13	R: 0	H: 1	E: 0	K: 0	S: 13	LOB: 1	BB: 0	P: 18	R: 0	H: 2	E: 0	K: 1	S: 9	LOB: 2	BB: 0	P: 12	R: 0	H: 1	E: 0	K: 0	S: 6	LOB: 1	BB: 0	P: 10	R: 0	H: 0	E: 0	K: 1	S: 13	LOB: 0	BB: 1	P: 20	R: 0	H: 1	E: 1	K: 1	S: 12	LOB: 2	BB: 0	P: 18	R: 0	H: 0	E: 0	K: 0	S: 6	LOB: 0	BB: 0	P: 8	R: 1	H: 3	E: 0	K: 0	S: 14	LOB: 2	BB: 0	P: 21	R: 4	H: 4	E: 1	K: 2	S: 21	LOB: 2	BB: 2	P: 36	R: 0	H: 0	E: 0	K: 1	S: 11	LOB: 1	BB: 1	P: 17	1B: 8	2B: 2	3B: 1	HR: 1	SF: 0	SAC: 0	DP: 0	HBP: 0
--------------	------	------	------	------	------	--------	-------	-------	------	------	------	------	-------	--------	-------	-------	------	------	------	------	------	--------	-------	-------	------	------	------	------	------	--------	-------	-------	------	------	------	------	-------	--------	-------	-------	------	------	------	------	-------	--------	-------	-------	------	------	------	------	------	--------	-------	------	------	------	------	------	-------	--------	-------	-------	------	------	------	------	-------	--------	-------	-------	------	------	------	------	-------	--------	-------	-------	-------	-------	-------	-------	-------	--------	-------	--------

PITCHER	IP	WLS	BF	H	R	ER	SO	BB	IBB	HBP	BLK	WP	HR	S	P	ERA	WHIP
Claudio Vargas, R ERA: 5.81	7.0		30	7	1	1	5	1	0	0	0	0	0	72	105	1.29	1.143
Jose Valverde, R ERA: 3.34	1.0		4	1	0	0	0	0	0	0	0	0	0	10	15	0.00	1.000
36 Brian Bruney, R ERA: 6.31	0.1		6	4	4	4	1	1	0	0	0	0	1	16	24	108.00	15.000
Lance Cormier, R ERA: 3.74	1.2	W	7	0	0	0	2	2	0	0	0	0	0	16	29	0.00	1.200

Atlanta Braves @ Arizona Diamondbacks

Bank One Ballpark, Phoenix, AZ

Fri Jul 22 2005, 9:40 PM EDT
Att. 27,348 - Roof Closed - 80 F

livebaseballscorecards.com

AB	38
R	6
H	12
RBI	5
BB	5
SO	5
LOB	17



WP: 1	PA: 44
PB: 0	
SB: 1	
CS: 0	

Batter	1	2	3	4	5	6	7	8	9	10
Craig Counsell, L (1, 4) OBP: 0.364, SLG: 0.407	0-0 F9		2-2 1B 2B	K		1-1 G4-3		2-2 F9		
Royce Clayton, R (1, 6) OBP: 0.319, SLG: 0.358	1-2 G5-3		0-0 2B G6-3 1B 2-H		2-1 1B 1B	0-1 G5-3		3-2 1B		
Luis Gonzalez, L (1, 7) OBP: 0.372, SLG: 0.436	1-0 G3		1-0 1-3 2B		1-0 E SF7 1B		0-2 F9 S WP 1B	2-3 K		
Troy Glaus, R (1, 5) OBP: 0.359, SLG: 0.506		2-1 G5-3	0-0 G6-3		1-2 E9 G5-3 1B 1-3 2-H		3-2 F9		1-1 F9	
Shawn Green, L (1, 9) OBP: 0.360, SLG: 0.500	0-0 G3		4-1 BB		1-1 SF7		4-0 BB BB		0-0 1B	
Chad Tracy, L (1, 3) OBP: 0.343, SLG: 0.508		4-2 1B BB	1-0 G1-3		1-0 G5-3 1-2		1-0 F8		0-1 F7	
Quinton McCracken, S (1, 8) OBP: 0.314, SLG: 0.292	0-0 1-2 1B			1-3 K	4-0 IBB		4-1 BB		3-2 G6-3	
19 Chris Snyder, R (1, 2) OBP: 0.305, SLG: 0.314	0-3 K			0-0 2B	3-3 K		2-1 G6-3			1-1 HR
Alex Cintron, S (10, PH) OBP: 0.312, SLG: 0.417										
Claudio Vargas, R (1, 1) OBP: 0.154, SLG: 0.154										
Jose Valverde, R (8, 1)										
José Cruz Jr., S (8, PH) OBP: 0.339, SLG: 0.437										
36 Brian Bruney, R (9, 1)										
Lance Cormier, R (9, 1) OBP: 0.250, SLG: 0.250										

Inning Stats	R: 0	H: 0	E: 0	K: 0	S: 6	H: 0	LOB: 0	BB: 0	P: 8	R: 0	H: 1	E: 0	K: 1	S: 9	H: 2	LOB: 2	BB: 1	P: 15	R: 2	H: 3	E: 0	K: 0	S: 10	H: 3	LOB: 3	BB: 1	P: 19	R: 0	H: 1	E: 0	K: 2	S: 11	H: 1	LOB: 1	BB: 0	P: 15	R: 2	H: 3	E: 1	K: 1	S: 12	H: 0	LOB: 0	BB: 0	P: 8	R: 1	H: 1	E: 0	K: 0	S: 10	H: 1	LOB: 2	BB: 2	P: 24	R: 0	H: 1	E: 0	K: 1	S: 11	H: 1	LOB: 1	BB: 0	P: 18	R: 0	H: 1	E: 0	K: 0	S: 8	H: 1	LOB: 1	BB: 0	P: 12	R: 1	H: 1	E: 0	K: 0	S: 2	H: 1	LOB: 0	BB: 0	P: 3	1B: 8	SF: 1	2B: 3	3B: 0	HR: 1	SAC: 0	DP: 0	HBP: 0	WP: 1	PA: 44
--------------	------	------	------	------	------	------	--------	-------	------	------	------	------	------	------	------	--------	-------	-------	------	------	------	------	-------	------	--------	-------	-------	------	------	------	------	-------	------	--------	-------	-------	------	------	------	------	-------	------	--------	-------	------	------	------	------	------	-------	------	--------	-------	-------	------	------	------	------	-------	------	--------	-------	-------	------	------	------	------	------	------	--------	-------	-------	------	------	------	------	------	------	--------	-------	------	-------	-------	-------	-------	-------	--------	-------	--------	-------	--------

PITCHER	IP	WLS	BF	H	R	ER	SO	BB	IBB	HBP	BLK	WP	HR	S	P	ERA	WHIP
15 Tim Hudson, R (1, 1) ERA: 3.59	6.0		29	8	4	3	4	2	1	0	0	0	0	54	90	4.50	1.667
48 Blaine Boyer, R (7, 1) ERA: 2.4	1.0		6	1	1	1	0	2	0	0	0	1	0	10	24	9.00	3.000
49 Macay McBride, L (8, 1) ERA:	1.0		4	1	0	0	1	0	0	0	0	0	0	11	18	0.00	1.000
Dan Kolb, R (9, 1) ERA: 5.17	1.0		4	1	0	0	0	0	0	0	0	0	0	8	12	0.00	1.000
Jim Brower, R (10, 1) ERA: 5.4	0.0	L	1	1	1	1	0	0	0	0	0	0	1	2	3	∞	∞

Batter	1	2	3	4	5	6	7	8	9	AB R H RBI BB SO LOB	TOP												
Rafael Furcal, S (1, 6) OBP: 0.321, SLG: 0.396	1-1 G5-3			0-1 F9		1-2 1B		0-1 1B		4 0 2 0 0 0 0													
Kelly Johnson, L (1, 7) OBP: 0.332, SLG: 0.412	1-2 F8			1-2 F8		2-3 K		1-2 F8		4 0 0 0 0 1 2													
Dan Kolb, R (8, 1)										0 0 0 0 0 0 0													
Chris Reitsma, R (8, 1)										0 0 0 0 0 0 0													
Marcus Giles, R (1, 4) OBP: 0.368, SLG: 0.442	2-1 F7			4-1 BB			0-0 F7	1-0 F7		3 0 0 0 1 0 1													
Andrew Jones, R (1, 8) OBP: 0.358, SLG: 0.585		0-2 F8		0-0 F9			2-2 2B HBP		0-2 HR	3 2 1 1 0 0 1													
Julio Franco, R (1, 3) OBP: 0.347, SLG: 0.477		1-2 G6-3			0-0 G6-3		0-2 10 G4-3 7 2B	1-2 16 SH5-3 1B		4 1 2 1 0 0 0													
Johnny Estrada, S (1, 2) OBP: 0.308, SLG: 0.371		1-2 F9			0-1 G1-3		2-1 G4-3	1-1 SH5-3		2 0 0 0 0 0 0													
10 Chipper Jones, S (7, PH) OBP: 0.401, SLG: 0.509							2-3	1-2		1 0 0 0 0 0 1													
16 Brian McCann, L (7, 2) OBP: 0.383, SLG: 0.452										0 0 0 0 0 0 0													
7 Jeff Francoeur, R (1, 9) OBP: 0.385, SLG: 0.808				0-2 P3		0-2 P4		0-1 2B	1-2 G6-3	4 0 1 1 0 0 1													
Wilson Betemit, S (1, 5) OBP: 0.344, SLG: 0.468				0-1 G1-3		1-1 F9	0-0 G4-3	1-1 F9		4 0 0 0 0 0 2													
Jorge Sosa, R (1, 1) OBP: 0.100, SLG: 0.100				2-1 P4		2-2 G4-3		0-0 P6		1 0 0 0 0 0 0													
4 Pete Orr, L (8, PH) OBP: 0.345, SLG: 0.409										1 0 0 0 0 0 0													
John Foster, L (6, 1)										0 0 0 0 0 0 0													
Jay Powell, R (6, 1)										0 0 0 0 0 0 0													
49 Macay McBride, L (7, 1)										0 0 0 0 0 0 0													
Ryan Langerhans, L (8, PH) OBP: 0.322, SLG: 0.402										1 0 0 0 0 0 0													
Inning Stats	R: 0 E: 0 K: 0 S: 8	H: 0 LOB: 0 BB: 0 P: 12	R: 0 E: 0 K: 0 S: 10	H: 0 LOB: 0 BB: 0 P: 12	R: 0 E: 0 K: 0 S: 8	H: 0 LOB: 0 BB: 0 P: 10	R: 0 E: 0 K: 0 S: 7	H: 0 LOB: 1 BB: 1 P: 12	R: 0 E: 0 K: 0 S: 9	H: 0 LOB: 0 BB: 0 P: 9	R: 0 E: 0 K: 1 S: 12	H: 1 LOB: 1 BB: 0 P: 18	R: 2 E: 0 K: 0 S: 11	H: 2 LOB: 1 BB: 0 P: 15	R: 0 E: 0 K: 0 S: 8	H: 1 LOB: 1 BB: 0 P: 9	R: 1 E: 0 K: 0 S: 13	H: 2 LOB: 1 BB: 0 P: 17	1B: 3 2B: 2 3B: 0 HR: 1	SF: 0 SAC: 1 DP: 0 HBP: 1	WP: 0 PB: 0 SB: 1 CS: 0	PA: 35	
PITCHER	IP WLS BF H R ER SO BB IBB HBP BLK WP HR S P ERA WHIP																						
Brad Halsey, L (1, 1) ERA: 4.0	7.2		29	4	2	2	1	1	0	1	0	0	0	71	95	2.35	0.652						
Tim Worrell, R (8, 1) ERA: 7.27	0.1		1	0	0	0	0	0	0	0	0	0	2	2	0.00	0.000							
Jose Valverde, R (9, 1) ERA: 3.5	1.0	L	5	2	1	1	0	0	0	0	0	1	13	17	9.00	2.000							

Atlanta Braves @ Arizona Diamondbacks
Bank One Ballpark, Phoenix, AZ

Sat Jul 23 2005, 9:40 PM EDT
Att. 32,673 - Roof Closed - 80 F

AB	32
R	3
H	6
RBI	3
BB	1
SO	1
LOB	8



Batter	1	2	3	4	5	6	7	8	9	AB	R	H	RBI	BB	SO	LOB
Craig Counsell, L (1, 4) OBP: 0.364, SLG: 0.404	4-2 BB		0-3 K		1-1 P3		3-2 G6-3	4-0 IBB		3	0	0	0	2	1	2
Royce Clayton, R (1, 6) OBP: 0.314, SLG: 0.352 Koyie Hill, S (9, 2) OBP: 0.292, SLG: 0.214	1-1 F8		2-3 K		3-2 F8		2-2 G6-3	0-0 G3-1		5	0	0	0	0	1	5
Luis Gonzalez, L (1, 7) OBP: 0.375, SLG: 0.435	2-3 K		2-2 G3-1		0-0 1B		4-1 BB		4-1 BB	3	0	1	0	2	1	2
Troy Glaus, R (1, 5) OBP: 0.358, SLG: 0.500	1-1 G5-3			2-3 K	2-3 K		4-2 BB		0-2 F8	4	0	0	0	1	2	4
Shawn Green, L (1, 9) OBP: 0.360, SLG: 0.497		0-2 G6-3		0-0 1B		4-1 G4-3	3-2 F8		0-0 L4	4	1	1	0	1	0	3
Chad Tracy, L (1, 3) OBP: 0.340, SLG: 0.502		4-0 19 WP G4-6-3 BB		2-1 F7		1-2 G4-3		0-2 F8	2-1 F8	4	0	0	0	1	0	3
Quinton McCracken, S (1, 8) OBP: 0.324, SLG: 0.285		1-2 G4-6-3		4-0 BB		0-0 1B		4-2 2B		2	1	1	1	2	0	1
19 Chris Snyder, R (1, 2) OBP: 0.302, SLG: 0.310 Tony Clark, S (8, PH) OBP: 0.357, SLG: 0.636 Luis Terrero, R (8, PR) OBP: 0.298, SLG: 0.384 Jose Valverde, R (9, 1)		2-2 G4-3		1-2 G6-3		1-3 K		1-1 2B		3	0	0	0	0	1	4
Brad Halsey, L (1, 1) OBP: 0.190, SLG: 0.081 Tim Worrell, R (8, 1) Alex Cintron, S (8, PH) OBP: 0.310, SLG: 0.415		2-2 1B		4-2 1B		0-2 L6		0-0 F8		2	0	1	0	1	0	1

Inning Stats	R: 0	H: 0	E: 0	K: 1	S: 9	R: 0	H: 0	E: 0	K: 0	S: 12	R: 0	H: 1	E: 0	K: 2	S: 13	R: 0	H: 1	E: 0	K: 1	S: 9	R: 0	H: 1	E: 0	K: 1	S: 11	R: 1	H: 1	E: 0	K: 1	S: 12	R: 0	H: 0	E: 0	K: 0	S: 13	R: 1	H: 1	E: 0	K: 0	S: 9	R: 0	H: 0	E: 0	K: 0	S: 7	R: 0	H: 0	E: 0	K: 0	S: 7	1B: 4	2B: 1	3B: 0	HR: 0	SF: 0	SAC: 0	DP: 0	HBP: 0	
	0	0	0	1	9	0	0	0	0	12	0	1	0	2	13	0	1	0	0	1	9	0	1	0	1	11	1	1	0	0	12	0	0	0	13	1	1	0	9	0	0	0	9	0	0	0	0	7	0	0	0	7	4	1	0	0	0	0	0

PITCHER	IP	WLS	BF	H	R	ER	SO	BB	IBB	HBP	BLK	WP	HR	S	P	ERA	WHIP
Jorge Sosa, R (1, 1) ERA: 2.55	5.0		22	3	0	0	5	4	0	0	0	1	0	54	94	0.00	1.400
John Foster, L (6, 1) ERA: 3.26	0.1		3	1	1	1	0	1	0	0	0	0	0	5	10	27.00	6.000
Jay Powell, R (6, 1) ERA:	1.1		6	0	0	0	1	2	0	0	0	0	0	16	30	0.00	1.500
49 Macay McBride, L (7, 1) ERA:	0.1	H	1	0	0	0	0	0	0	0	0	0	0	4	7	0.00	0.000
Dan Kolb, R (8, 1) ERA: 5.35	0.1	B	3	1	1	1	0	1	0	0	0	0	0	7	12	27.00	6.000

BOTTOM

Atlanta Braves @ Arizona Diamondbacks
Bank One Ballpark, Phoenix, AZ

Sat Jul 23 2005, 9:40 PM EDT
Att: 32,673 - Roof Closed - 80 F

livebaseballscorecards.com

AB	32
R	2
H	5
RBI	2
BB	10
SO	6
LOB	26



WP	PA
1	42
0	
2	
0	

Batter	1	2	3	4	5	6	7	8	9	AB R H RBI BB SO LOB	TOP											
Rafael Furcal, S OBP: 0.318, SLG: 0.392 (1, 6)	0-1 F7		1-2 G4-3			0-0 L5		1-2 L4		4 0 0 0 0 0 1												
Kelly Johnson, L OBP: 0.330, SLG: 0.408 (1, 7)	1-3 K			2-3 K		2-1 L4			1-0 G1-3 1B	4 0 1 0 0 2 0												
Marcus Giles, R OBP: 0.365, SLG: 0.437 (1, 4)	1-3 K		1-3 K			0-3 K			1-1 F9	4 0 0 0 0 3 1												
Andrew Jones, R OBP: 0.360, SLG: 0.601 (1, 8)		2-3 K		0-1 HR		1-1 HR			2-2 G1-3	4 2 2 2 0 1 1												
10 Chipper Jones, S OBP: 0.398, SLG: 0.500 (1, 5)		0-1 F7		3-3 K		4-1 BB			1-0 G5-3	3 0 0 0 1 1 1												
Adam LaRoche, L OBP: 0.320, SLG: 0.473 (1, 3)		1-3 K			0-2 L6	3-2 G3-6-3-4				3 0 0 0 0 1 1												
Ryan Langerhans, L OBP: 0.322, SLG: 0.398 (1, 9)			1-2 G1-3		4-2 BB		0-2 F8			2 0 0 0 1 0 0												
16 Brian McCann, L OBP: 0.360, SLG: 0.422 (1, 2)		1-1 F8		1-3 K				0-0 P6		3 0 0 0 0 1 1												
Horacio Ramirez, L OBP: 0.267, SLG: 0.318 (1, 1)			1-1 1B		2-3 K			3-3 K		2 0 1 0 0 1 1												
Julio Franco, R OBP: 0.345, SLG: 0.474 (8, PH)										1 0 0 0 0 1 0												
Jim Brower, R (8, 1)										0 0 0 0 0 0 0												
John Foster, L (8, 1)										0 0 0 0 0 0 0												
Inning Stats	R: 0 E: 0 K: 2 S: 9	H: 0 LOB: 0 BB: 0 P: 11	R: 0 E: 0 K: 2 S: 9	H: 0 LOB: 0 BB: 0 P: 12	R: 0 E: 0 K: 0 S: 10	H: 1 LOB: 1 BB: 0 P: 14	R: 1 E: 0 K: 3 S: 13	H: 1 LOB: 0 BB: 0 P: 19	R: 0 E: 0 K: 2 S: 11	H: 0 LOB: 1 BB: 1 P: 18	R: 0 E: 0 K: 1 S: 6	H: 0 LOB: 0 BB: 0 P: 8	R: 1 E: 0 K: 0 S: 10	H: 1 LOB: 0 BB: 1 P: 18	R: 0 E: 0 K: 1 S: 8	H: 0 LOB: 0 BB: 0 P: 12	R: 0 E: 0 K: 0 S: 9	H: 1 LOB: 1 BB: 0 P: 13	1B: 2 2B: 0 3B: 0 HR: 2	SF: 0 SAC: 0 DP: 1 HBP: 0	WP: 0 PB: 0 SB: 0 CS: 0	PA: 32
PITCHER	IP WLS BF H R ER SO BB IBB HBP BLK WP HR S P ERA WHIP											PITCHER	IP WLS BF H R ER SO BB IBB HBP BLK WP HR S P ERA WHIP									
Javier Vazquez, R ERA: 4.37 (1, 1)	8.0 W 28 3 2 2 11 2 0 0 0 0 2 76 112 2.25 0.625											36 Brian Bruney, R ERA: 6.14 (9, 1)	1.0 S 4 1 0 0 0 0 0 0 0 0 0 9 13 0.00 1.000									

Atlanta Braves @ Arizona Diamondbacks
Bank One Ballpark, Phoenix, AZ

Sun Jul 24 2005, 4:40 PM EDT
Att. 30,280 - Roof Closed - 76 F

livebaseballscorecards.com

AB	30
R	2
H	4
RBI	2
BB	2
SO	11
LOB	7



Batter	1	2	3	4	5	6	7	8	9
Royce Clayton, R OBP: 0.316, SLG: 0.357 (1, 6)	1-1 1B 1B		2-2 G1-3		1-0 2B		1-1 G1-3		
Alex Cintron, S OBP: 0.309, SLG: 0.411 (1, 4)	2-1 1B G4-3 1B		1-2 G6-3		2-2 F9		1-0 G4-3		
Luis Gonzalez, L OBP: 0.376, SLG: 0.439 (1, 7)	1-1 G4-3 1B		2-1 P6		2-1 F9		3-1 F9 2B		
Troy Claus, R OBP: 0.354, SLG: 0.494 (1, 5)	2-0 G4-3		1-1 G6-3		3-3 K		1-2 F9		
Tony Clark, S OBP: 0.370, SLG: 0.654 (1, 3)	4-0 G1-6-3 IBB		0-0 HR		4-2 G1-6-3 BB		4-0 IBB		
Shawn Green, L OBP: 0.357, SLG: 0.492 (1, 9)	0-1 G1-6-3		3-3 K		0-1 G1-6-3		0-3 K		
Luis Terrero, R OBP: 0.309, SLG: 0.386 (1, 8)		1-3 K	1-0 1B		4-2 19 1B G6-4-3 BB				
19 Chris Snyder, R OBP: 0.302, SLG: 0.310 (1, 2)	1-1 G1-3		2-2 1B		2-2 G6-4-3				
Javier Vazquez, R OBP: 0.326, SLG: 0.350 (1, 1)	0-2 G3				2-2 L5		1-0 1B		
36 Brian Bruney, R (9, 1)									

AB	R	H	RBI	BB	SO	LOB
4	1	2	0	0	0	1
4	1	1	0	0	0	1
4	0	2	1	0	0	1
4	0	0	1	0	1	2
1	1	1	1	3	0	0
4	0	0	0	0	2	5
2	0	1	0	1	1	0
3	0	1	0	0	0	1
3	0	1	0	0	0	0
0	0	0	0	0	0	0
1B: 6	SF: 0					
2B: 2	SAC: 0					
3B: 0	DP: 3					
HR: 1	HBP: 0					

BOTTOM

Atlanta Braves @ Arizona Diamondbacks
Bank One Ballpark, Phoenix, AZ
 Sun Jul 24 2005, 4:40 PM EDT
 Att. 30,280 - Roof Closed - 76 F

AB	29
R	3
H	9
RBI	3
BB	4
SO	4
LOB	11



Inning Stats		R: 2	H: 3	E: 0	K: 0	S: 9	R: 0	H: 0	E: 0	K: 1	S: 9	R: 0	H: 0	E: 0	K: 1	S: 10	R: 1	H: 3	E: 0	K: 1	S: 10	R: 0	H: 1	E: 0	K: 0	S: 9	R: 0	H: 0	E: 0	K: 1	S: 7	R: 0	H: 1	E: 0	K: 0	S: 9	R: 0	H: 1	E: 0	K: 1	S: 9
PITCHER		IP	WLS	BF	H	R	ER	SO	BB	IBB	HBP	BLK	WP	HR	S	P	ERA	WHIP																							
Horacio Ramirez, L (1, 1)		7.0	L	28	8	3	3	3	2	1	0	0	0	1	63	109	3.86	1.429																							
Jim Brower, R (8, 1)		0.2		4	1	0	0	0	0	1	0	0	0	0	6	15	0.00	1.500																							
John Foster, L (8, 1)		0.1		1	0	0	0	1	0	0	0	0	0	0	3	3	0.00	0.000																							

WP	HR	S	P	ERA	WHIP
0	0	0	0	0	0
0	0	0	0	0	0
0	0	0	0	0	0
0	0	0	0	0	0
0	0	0	0	0	0
0	0	0	0	0	0

WP: 0 PA: 33
 PB: 0
 SB: 0
 CS: 0

Batter	1	2	3	4	5	6	7	8	9	10	AB	R	H	RBI	BB	SO	LOB	TOP					
Brad Wilkerson, L (1, 7) OBP: 0.365, SLG: 0.420	1-2 L3 1B		1-0 1B 3-H		0-2 1-2 G4-6-3 1B		3-2 G3			2-3 K	5	0	3	1	0	1	0						
Jose Vidro, S (1, 4) OBP: 0.332, SLG: 0.431	1-2 SAFE L3		1-1 SAFE FC6-4 1B		1-1 1-2f 2-3 G4-6-3			0-2 G1-3			4	0	1	0	0	0	3						
Jose Guillen, R (1, 9) OBP: 0.353, SLG: 0.520	1-0 G6-3		0-0 FC6-4		0-2 3-H 1B			2-2 24 FC1-4-6-3 1B			4	0	2	1	0	0	2						
24 Nick Johnson, L (1, 3) OBP: 0.438, SLG: 0.500		1-1 G6-3		1-3 K	2-1 G4-3			0-1 G1-4-6-3			4	0	0	0	0	1	2						
Vinny Castilla, R (1, 5) OBP: 0.328, SLG: 0.389		1-0 G6-3		4-2 F9 BB		1-2 F8		3-3 K			3	0	0	0	1	1	0						
Ryan Church, L (1, 8) OBP: 0.370, SLG: 0.523		3-3 K		4-1 15 FC6-4 BB		2-3 K		1-2 P5			3	0	0	0	1	2	0						
Brian Schneider, L (1, 2) OBP: 0.333, SLG: 0.410			0-1 G3-1 15 G1 1B		1-0 F9		2-3 K		0-0 G3-1		4	1	1	0	0	1	2						
15 Cristian Guzman, S (1, 6) OBP: 0.223, SLG: 0.271			SAFE G1		0-0 FC6-4			1-0 F7		0-2 G5-3	4	0	0	0	0	0	3						
Livan Hernandez, R (1, 1) OBP: 0.192, SLG: 0.255			0-1 G3-1		0-1 FC6-3 1B		0-2 G6-3			3-2 F9	3	1	1	0	0	0	1						
32 Chad Cordero, R (9, 1)											0	0	0	0	0	0	0						
Carlos Baerga, S (10, PH) OBP: 0.336, SLG: 0.357											1	0	0	0	0	0	0						
Mike Stanton, L (10, 1)											0	0	0	0	0	0	0						
Luis Ayala, R (10, 1)											0	0	0	0	0	0	0						
Inning Stats	R: 0 E: 0 K: 10 S: 10	H: 1 LOB: 0 BB: 0 P: 13	R: 0 E: 0 K: 1 S: 6	H: 0 LOB: 0 BB: 0 P: 11	R: 1 E: 0 K: 0 S: 9	H: 3 LOB: 2 BB: 0 P: 11	R: 0 E: 0 K: 1 S: 10	H: 0 LOB: 2 BB: 2 P: 20	R: 0 E: 0 K: 2 S: 11	H: 0 LOB: 0 BB: 0 P: 16	R: 0 E: 0 K: 0 S: 8	H: 0 LOB: 0 BB: 0 P: 12	R: 0 E: 0 K: 1 S: 8	H: 1 LOB: 0 BB: 0 P: 10	R: 0 E: 0 K: 1 S: 8	H: 0 LOB: 0 BB: 0 P: 12	R: 0 E: 0 K: 1 S: 10	H: 0 LOB: 0 BB: 0 P: 15	1B: 8 2B: 1 3B: 0 HR: 0	SF: 0 SAC: 0 DP: 3 HBP: 0	WP: 0 PB: 0 SB: 0 CS: 0	PA: 37	
29 John Smoltz, R (1, 1) ERA: 2.62	IP: 8.0	WLS: 31	BF: 8	H: 2	R: 2	ER: 2	SO: 4	BB: 2	IBB: 0	HBP: 0	BLK: 0	WP: 0	HR: 0	S: 74	P: 108	ERA: 2.25	WHIP: 1.250						
Jim Brower, R (9, 1) ERA: 5.28	0.1	1	0	0	0	0	1	0	0	0	0	0	0	3	6	0.00	0.000						
John Foster, L (9, 1) ERA: 3.1	0.2	2	0	0	0	0	0	0	0	0	0	0	0	5	6	0.00	0.000						
Chris Reitsma, R (10, 1) ERA: 3.23	1.0	W	3	0	0	0	1	0	0	0	0	0	0	10	15	0.00	0.000						

Washington Nationals @ Atlanta Braves
 Turner Field, Atlanta, GA
 Tue Jul 26 2005, 7:35 PM EDT
 Att: 43,308 - Partly Cloudy - 92 F

livebaseballscorecards.com

AB	35
R	2
H	8
RBI	2
BB	2
SO	6
LOB	13



BOTTOM

Washington Nationals @ Atlanta Braves
Turner Field, Atlanta, GA
Tue Jul 26 2005, 7:35 PM EDT
Att. 43,308 - Partly Cloudy - 92 F

livebaseballscorecards.com

AB 34
R 3
H 8
RBI 3
BB 3
SO 5
LOB 10



WP: 0 PA: 40
PB: 0
SB: 0
CS: 1

AB R H RBI BB SO LOB

4 0 1 0 1 1 0

5 0 0 0 0 1 3

4 0 0 0 0 1 1

4 1 2 1 1 1 0

4 0 2 0 0 0 1

0 0 0 0 0 0 0

3 1 1 2 0 0 1

4 0 1 0 0 1 2

3 0 1 0 1 0 1
0 1 0 0 0 0 0

2 0 0 0 0 0 1
1 0 0 0 0 0 0
0 0 0 0 0 0 0
0 0 0 0 0 0 0
0 0 0 0 0 0 0
0 0 0 0 0 0 0

1B: 4 SF: 1
2B: 2 SAC: 1
3B: 1 DP: 0
HR: 1 HBP: 1

BB HBP
IBB

F6

BB
HBP

10
1B
SF9
2B

CS
1B

SF9

G4-3

HBP
SH1-4
BB
1B

SH1-4

G4-3
1B

G4-3

K

K

F7

SF9

G4-3

F9

P3

G6-3

G6-3

G6-3

K

F7

G6-3

K

1B

F9

G6-3

G6-3

G6-3

K

K

G6-3

K

BB

F9

G6-3

G6-3

G6-3

K

K

G6-3

K

BB

F9

K

K

P4

K

3B

G3

G6-3

F7

G5-3

K

K

P4

K

3B

G3

G6-3

F7

G5-3

K

P6

G6-3

P5

2B

F7

P6

F7

G5-3

G4-3

P6

G6-3

P5

2B

F7

P6

F7

G5-3

G4-3

P6

G6-3

P5

2B

F7

P6

F7

G5-3

Rafael Furcal, S
OBP: 0.319, SLG: 0.391 (1, 6)

Kelly Johnson, L
OBP: 0.322, SLG: 0.397 (1, 7)

Marcus Giles, R
OBP: 0.362, SLG: 0.431 (1, 4)

Andruw Jones, R
OBP: 0.363, SLG: 0.608 (1, 8)

10 Chipper Jones, S
OBP: 0.400, SLG: 0.506 (1, 5)

Wilson Betemit, S
OBP: 0.344, SLG: 0.468 (9, PR)

(10, 5)

Adam LaRoche, L
OBP: 0.319, SLG: 0.482 (1, 3)

Ryan Langerhans, L
OBP: 0.321, SLG: 0.395 (1, 9)

16 Brian McCann, L
OBP: 0.370, SLG: 0.417 (1, 2)

7 Jeff Francoeur, R
OBP: 0.385, SLG: 0.808 (10, PR)

29 John Smoltz, R
OBP: 0.189, SLG: 0.213 (1, 1)

4 Pete Orr, L
OBP: 0.342, SLG: 0.405 (8, PH)

Jim Brower, R
(9, 1)

John Foster, L
(9, 1)

Chris Reitsma, R
(10, 1)

Julio Franco, R
OBP: 0.345, SLG: 0.474 (10, PH)

PITCHER
Livan Hernandez, R
ERA: 3.32 (1, 1)

32 Chad Cordero, R
ERA: 1.17 (9, 1)

Mike Stanton, L
ERA: 6.23 (10, 1)

Luis Ayala, R
ERA: 2.95 (10, 1)

R: 0 H: 0
E: 0 LOB: 0
K: 0 BB: 0
S: 8 P: 13

R: 0 H: 1
E: 0 LOB: 1
K: 0 BB: 0
S: 4 P: 9

R: 0 H: 0
E: 0 LOB: 0
K: 1 BB: 0
S: 7 P: 10

R: 0 H: 1
E: 0 LOB: 1
K: 1 BB: 0
S: 9 P: 15

R: 0 H: 0
E: 0 LOB: 0
K: 1 BB: 1
S: 9 P: 19

R: 0 H: 0
E: 0 LOB: 0
K: 0 BB: 0
S: 9 P: 11

R: 1 H: 2
E: 0 LOB: 1
K: 1 BB: 0
S: 11 P: 16

R: 0 H: 1
E: 0 LOB: 1
K: 1 BB: 0
S: 7 P: 12

R: 1 H: 2
E: 0 LOB: 1
K: 0 BB: 0
S: 5 P: 7

R: 1 H: 3
E: 0 LOB: 3
K: 0 BB: 2
S: 5 P: 17

1B: 4 SF: 1
2B: 2 SAC: 1
3B: 1 DP: 0
HR: 1 HBP: 1

WP: 0 PA: 40
PB: 0
SB: 0
CS: 1

IP WLS BF H R ER SO BB IBB HBP BLK WP HR S P ERA WHIP

8.0 30 5 1 1 5 1 0 0 0 0 0 1 64 105 1.12 0.750

1.0 B 4 2 1 1 0 0 0 0 0 0 0 5 7 9.00 2.000

0.2 L 4 1 1 1 0 0 0 1 0 0 0 0 4 10 13.50 1.500

0.0 2 0 0 0 0 1 0 0 1 0 0 0 1 7 ∞ ∞

PITCHER

IP WLS BF H R ER SO BB IBB HBP BLK WP HR S P ERA WHIP

8.0 30 5 1 1 5 1 0 0 0 0 0 1 64 105 1.12 0.750

1.0 B 4 2 1 1 0 0 0 0 0 0 0 5 7 9.00 2.000

0.2 L 4 1 1 1 0 0 0 1 0 0 0 0 4 10 13.50 1.500

0.0 2 0 0 0 0 1 0 0 1 0 0 0 1 7 ∞ ∞

Batter	1	2	3	4	5	6	7	8	9	AB R H RBI BB SO LOB	TOP						
Brad Wilkerson, L (1, 8) OBP: 0.365, SLG: 0.423	1-1 1B 3B		0-1 B2-3		2-1 F7			4-2 1B BB	0-0 F7	4 2 1 0 1 0 0							
Jose Vidro, S (1, 4) OBP: 0.340, SLG: 0.441	1-0 G5-3		1-0 2B			0-1 FC4-6 1B		4-1 1B 24 1B BB		3 1 2 0 1 0 1							
Jose Guillen, R (1, 9) OBP: 0.354, SLG: 0.520	1-0 BB 24 1B 1B		0-2 G6-3			3-1 FC4-6 G5-3 24 BB		0-1 24 1B 1B		4 0 2 2 0 0 2							
24 Nick Johnson, L (1, 3) OBP: 0.442, SLG: 0.502	3-1 BB 1B		3-1 F8			4-2 G5-3 BB		1-2 1B		3 0 2 1 1 0 1							
Preston Wilson, R (1, 7) OBP: 0.331, SLG: 0.482	4-2 G6-4-3 BB			2-2 G6-3		1-0 G5-3		0-3 K		3 0 0 0 1 1 4							
Vinny Castilla, R (1, 5) OBP: 0.324, SLG: 0.384	1-0 G6-4-3			2-1 G5-3		1-0 G4-3		2-2 F7		4 0 0 0 0 0 7							
Brian Schneider, L (1, 2) OBP: 0.329, SLG: 0.404				1-3 K			3-3 K	2-0 F8		4 0 0 0 0 2 2							
15 Cristian Guzman, S (1, 6) OBP: 0.221, SLG: 0.268 Carlos Baerga, S (9, PH) OBP: 0.333, SLG: 0.354			2-3 K		2-1 F7		0-0 G4-3		1-0 G4-3	3 0 0 0 0 1 0 1 0 0 0 0 0 0							
Esteban Loaiza, R (1, 1) OBP: 0.209, SLG: 0.256 Joey Eischen, L (7, 1) OBP: 0.500, SLG: 0.500 Gary Majewski, R (8, 1) Mike Stanton, L (8, 1) Ryan Church, L (9, PH) OBP: 0.369, SLG: 0.520			0-3 K		2-2 G1-3		1-3 K		2-1 G4-3	3 0 0 0 0 2 0 0 0 0 0 0 0 0 0 0 0 0 0 0 0 0 0 0 0 0 0 0 1 0 0 0 0 0 0							
Inning Stats	R: 1 H: 3 E: 0 LOB: 2 K: 0 BB: 1 S: 10 P: 21	R: 0 H: 0 E: 0 LOB: 0 K: 2 BB: 0 S: 8 P: 11	R: 0 H: 1 E: 0 LOB: 1 K: 0 BB: 0 S: 8 P: 12	R: 0 H: 0 E: 0 LOB: 0 K: 1 BB: 0 S: 8 P: 13	R: 0 H: 0 E: 0 LOB: 0 K: 0 BB: 0 S: 7 P: 13	R: 0 H: 1 E: 1 LOB: 2 K: 0 BB: 1 S: 8 P: 17	R: 0 H: 0 E: 0 LOB: 0 K: 2 BB: 0 S: 11 P: 15	R: 2 H: 2 E: 0 LOB: 2 K: 1 BB: 2 S: 17 P: 30	R: 0 H: 0 E: 0 LOB: 0 K: 0 BB: 0 S: 4 P: 7	1B: 5 SF: 0 2B: 1 SAC: 0 3B: 1 DP: 1 HR: 0 HBP: 0	WP: 0 PA: 37 PB: 0 SB: 0 CS: 0						
PITCHER	IP WLS BF H R ER SO BB IBB HBP BLK WP HR S P ERA WHIP											PITCHER	IP WLS BF H R ER SO BB IBB HBP BLK WP HR S P ERA WHIP				
15 Tim Hudson, R (1, 1) ERA: 3.44	7.0																
John Foster, L (8, 1) ERA: 3.98	0.0																
Dan Kolb, R (8, 1) ERA: 5.22	1.0	W	5	2	0	0	1	0	0	0	0	0	0	13	18	0.00	2.000
Chris Reitsma, R (9, 1) ERA: 3.17	1.0	S	3	0	0	0	0	0	0	0	0	0	0	4	7	0.00	0.000

Washington Nationals @ Atlanta Braves
 Turner Field, Atlanta, GA
 Wed Jul 27 2005, 7:05 PM EDT
 Att. 40,625 - Overcast - 90 F

AB	33
R	3
H	7
RBI	3
BB	4
SO	6
LOB	17



Batter	1	2	3	4	5	6	7	8	9	AB R H RBI BB SO LOB
Rafael Furcal, S OBP: 0.321, SLG: 0.392 (1, 6)	2-1 G4-3 1B		1-2 F9		1-0 G3-6 1B		0-1 G6-3			4 0 2 0 0 0 2
Kelly Johnson, L OBP: 0.316, SLG: 0.388 (1, 7)	0-1 G4-3		0-0 G3		0-0 G3-6		1-3 K			4 0 0 0 0 1 4
Marcus Giles, R OBP: 0.364, SLG: 0.439 (1, 4)	3-2 F9			1-1 HR		4-2 BB		2-2 G3-1		3 1 1 1 1 0 1
Andruw Jones, R OBP: 0.362, SLG: 0.606 (1, 8)	0-1 F9			1-1 7 1B 2B		0-0 P2		3-2 K		4 1 1 0 0 1 2
10 Chipper Jones, S OBP: 0.397, SLG: 0.500 (1, 5)		1-0 P5		1-3 K		3-2 F8		0-0 7 2B 1B		4 1 1 0 0 1 2
Adam LaRoche, L OBP: 0.318, SLG: 0.477 (1, 3)		0-3 K		1-2 K		1-0 G3		4-1 7 2B 1B		3 0 0 0 1 2 2
7 Jeff Francoeur, R OBP: 0.433, SLG: 0.833 (1, 9)		2-2 K		1-0 16 FC6 1B			0-0 16 E 16 SH WP 1B	2-1 1-3 2-H 2B		4 1 3 2 0 1 0
16 Brian McCann, L OBP: 0.351, SLG: 0.392 (1, 2)			3-1 G4-3	0-0 FC6			0-1 SH G6-3 WP	0-3 K		3 0 0 0 0 1 3
15 Tim Hudson, R OBP: 0.229, SLG: 0.188 (7, PH) 4 Pete Citi, L OBP: 0.342, SLG: 0.405 (7, PH) Julio Franco, R OBP: 0.343, SLG: 0.471 (8, 1) Dan Kolb, R (8, 1) Chris Reitsma, R (9, 1)			1-0 1B		1-3 K		1-3 K			2 0 1 0 0 1 0 0 0 0 0 0 0 0 1 0 0 0 0 1 1 0 0 0 0 0 0 0 0 0 0 0 0 0 0 0 0 0 0 0 0 0

Inning Stats	R: 0 E: 0 K: 9 S: 9	H: 1 LOB: 1 BB: 0 P: 14	R: 0 E: 0 K: 2 S: 7	H: 0 LOB: 0 BB: 0 P: 10	R: 0 E: 0 K: 8 S: 8	H: 1 LOB: 1 BB: 0 P: 13	R: 2 E: 0 K: 2 S: 14	H: 3 LOB: 1 BB: 0 P: 19	R: 0 E: 0 K: 1 S: 5	H: 1 LOB: 0 BB: 0 P: 7	R: 0 E: 0 K: 8 S: 8	H: 0 LOB: 1 BB: 1 P: 16	R: 1 E: 1 K: 2 S: 12	H: 1 LOB: 1 BB: 0 P: 14	R: 1 E: 0 K: 2 S: 13	H: 2 LOB: 2 BB: 1 P: 24
--------------	------------------------------	----------------------------------	------------------------------	----------------------------------	------------------------------	----------------------------------	-------------------------------	----------------------------------	------------------------------	---------------------------------	------------------------------	----------------------------------	-------------------------------	----------------------------------	-------------------------------	----------------------------------

PITCHER	IP	WLS	BF	H	R	ER	SO	BB	IBB	HBP	BLK	WP	HR	S	P	ERA	WHIP
Esteban Loaiza, R ERA: 3.54 (1, 1)	6.0		26	7	3	2	5	1	0	0	0	0	1	54	82	3.00	1.333
Joey Eischen, L ERA: 4.5 (7, 1)	1.0		3	0	0	0	2	0	0	0	0	1	0	9	11	0.00	0.000
Gary Majewski, R ERA: 3.28 (8, 1)	0.2	L	5	2	1	1	1	0	1	0	0	0	0	10	21	13.50	3.000
Mike Stanton, L ERA: 6.11 (8, 1)	0.1		1	0	0	0	1	0	0	0	0	0	0	3	3	0.00	0.000


BOTTOM

Washington Nationals @ Atlanta Braves
Turner Field, Atlanta, GA

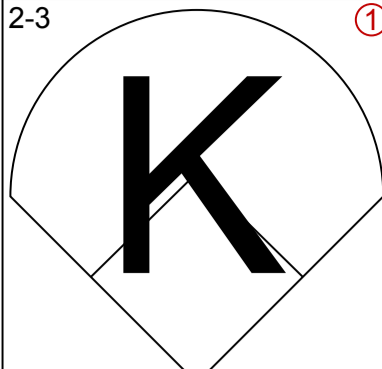
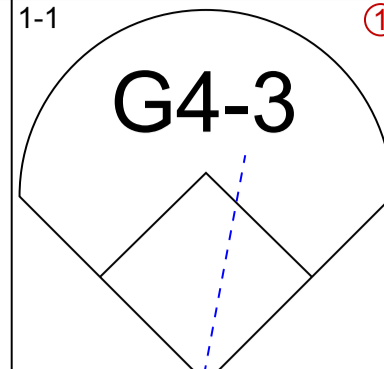
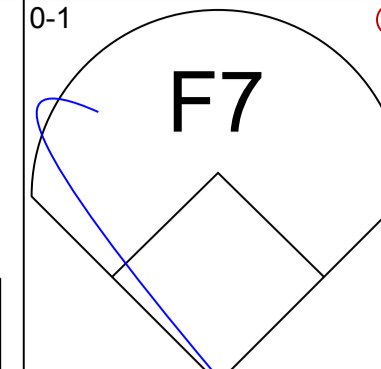
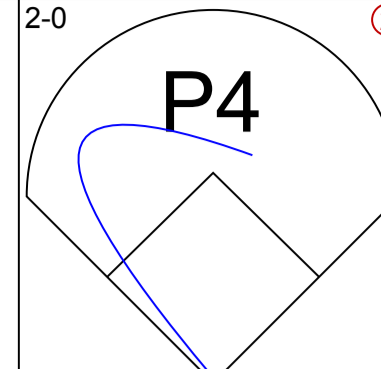
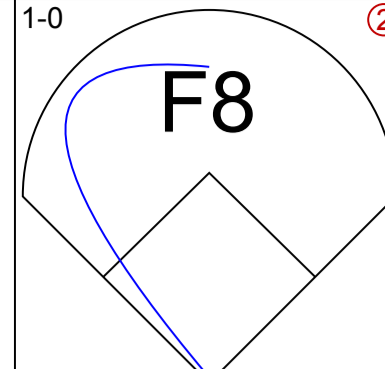
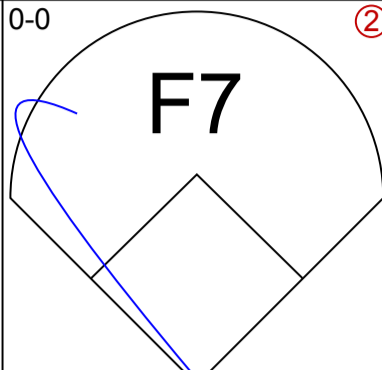
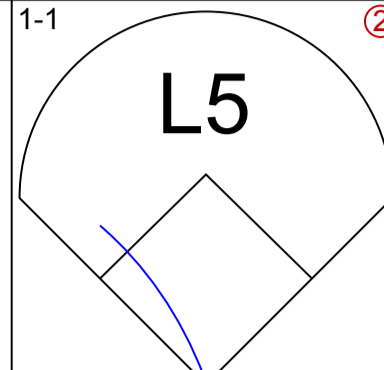
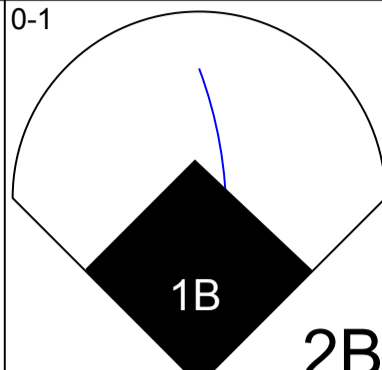
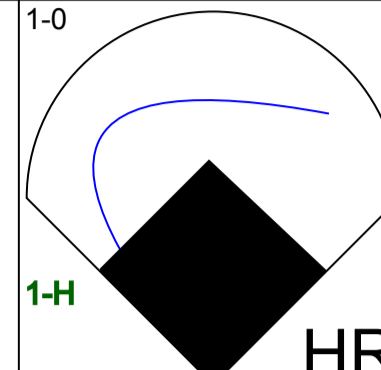
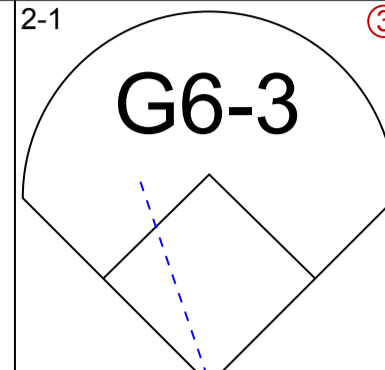
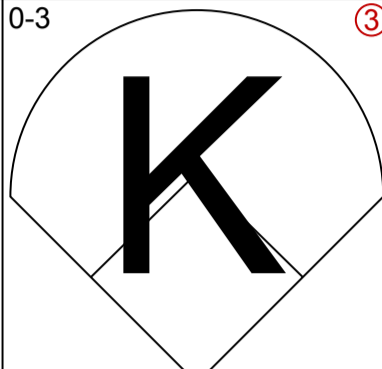
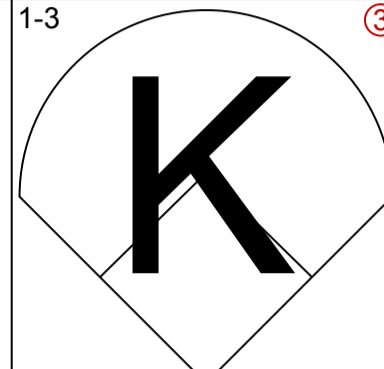
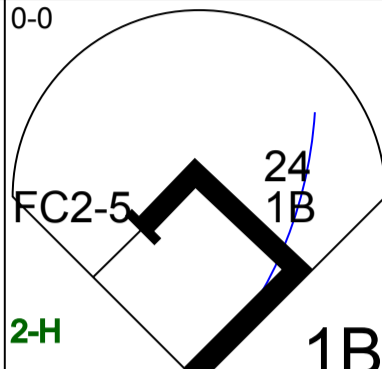
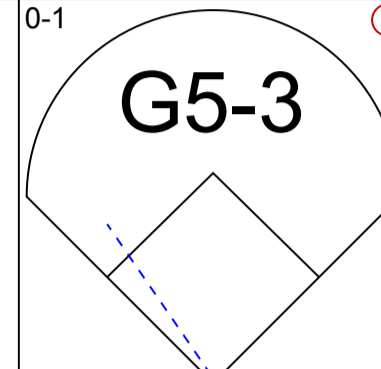
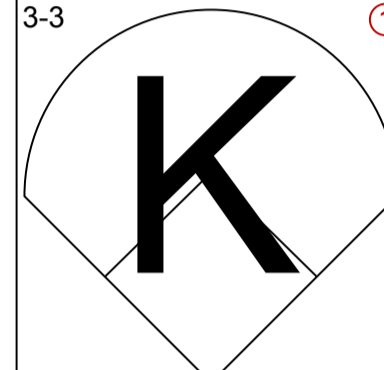
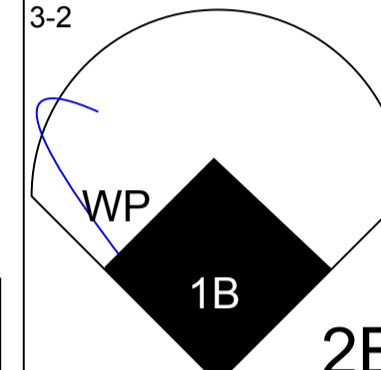
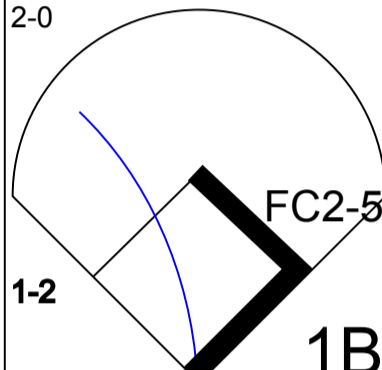
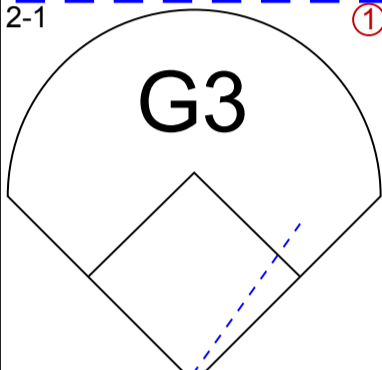
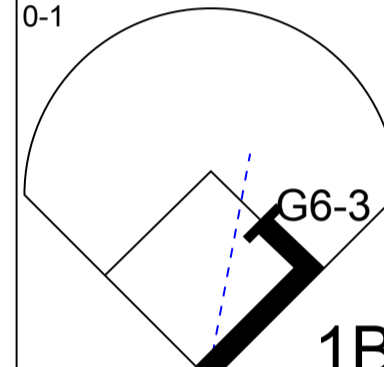
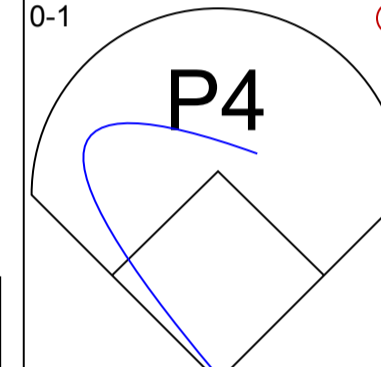
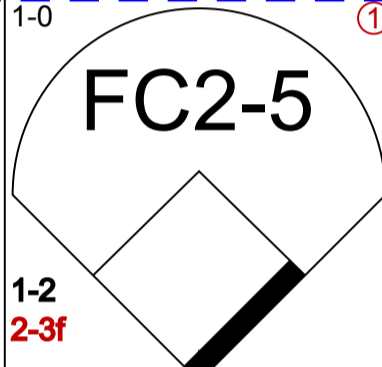
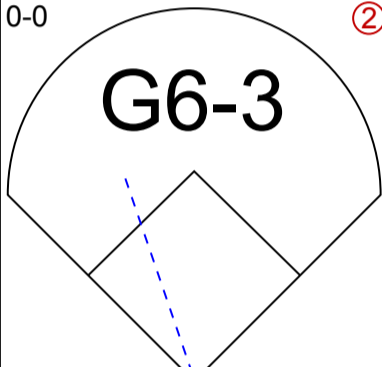
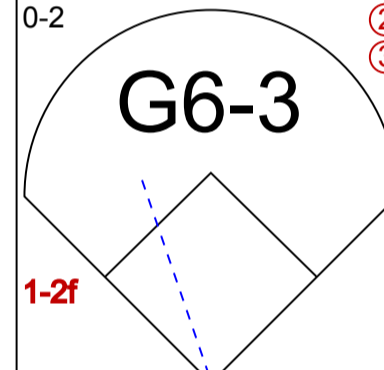
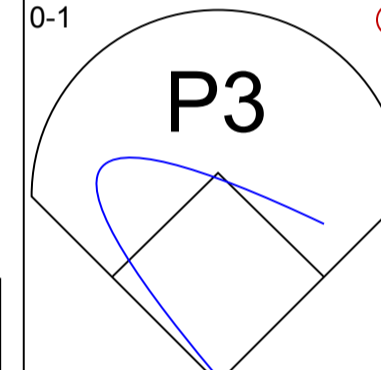
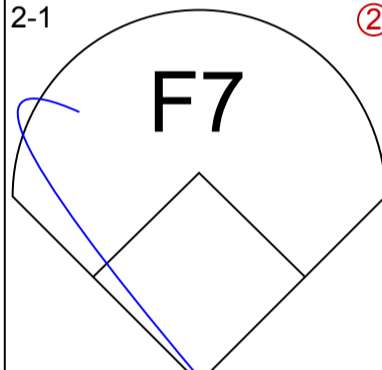
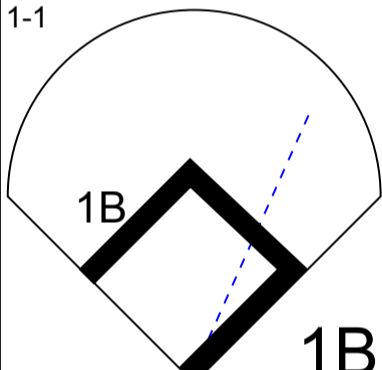
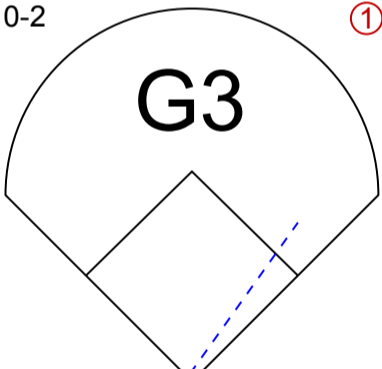
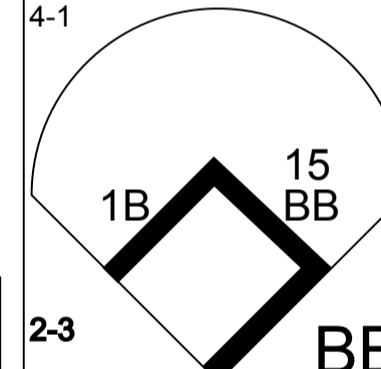
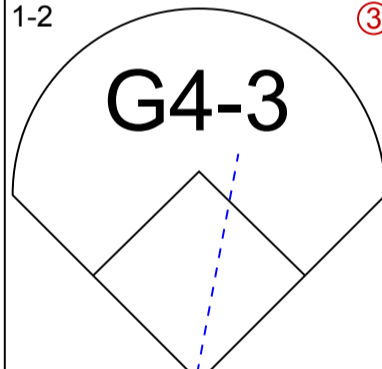
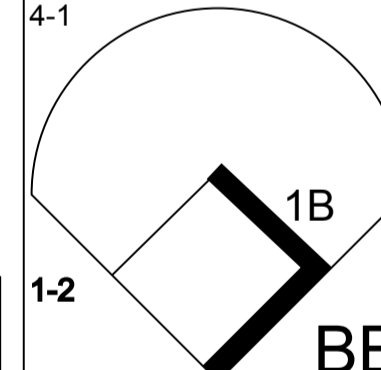
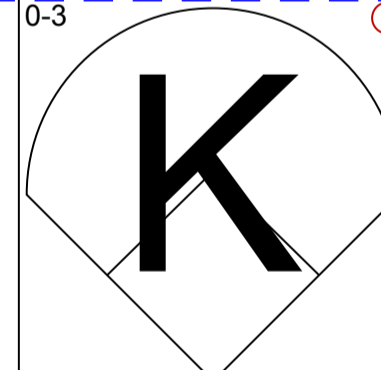
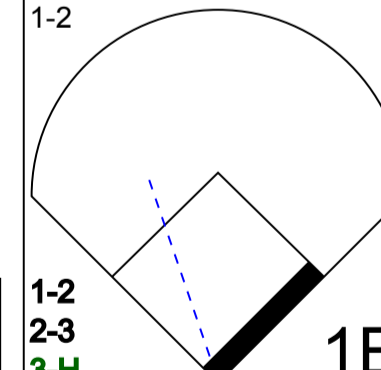
Wed Jul 27 2005, 7:05 PM EDT
Att. 40,625 - Overcast - 90 F

AB	32
R	4
H	9
RBI	3
BB	2
SO	9
LOB	17

WP: 1 PA: 35
PB: 0
SB: 1
CS: 0



PITCHER	IP	WLS	BF	H	R	ER	SO	BB	IBB	HBP	BLK	WP	HR	S	P	ERA	WHIP
Esteban Loaiza, R ERA: 3.54 (1, 1)	6.0		26	7	3	2	5	1	0	0	0	0	1	54	82	3.00	1.333
Joey Eischen, L ERA: 4.5 (7, 1)	1.0		3	0	0	0	2	0	0	0	0	1	0	9	11	0.00	0.000
Gary Majewski, R ERA: 3.28 (8, 1)	0.2	L	5	2	1	1	1	0	1	0	0	0	0	10	21	13.50	3.000
Mike Stanton, L ERA: 6.11 (8, 1)	0.1		1	0	0	0	1	0	0	0	0	0	0	3	3	0.00	0.000

Batter	1	2	3	4	5	6	7	8	9	AB R H RBI BB SO LOB	TOP														
Brad Wilkerson, L (1, 8) OBP: 0.361, SLG: 0.418	2-3 			1-1 	0-1 		2-0 		1-0 	5 0 0 0 0 1 4															
Jose Vidro, S (1, 4) OBP: 0.341, SLG: 0.462	0-0 			1-1 		0-1 	1-0 		2-1 	5 2 2 2 0 0 0															
Jose Guillen, R (1, 9) OBP: 0.353, SLG: 0.517	0-3 			1-3 		0-0 	0-1 			4 0 1 1 0 2 0															
24 Nick Johnson, L (1, 3) OBP: 0.443, SLG: 0.506			3-3 		3-2 	2-0 		2-1 		4 1 2 0 0 1 0															
Vinny Castilla, R (1, 5) OBP: 0.323, SLG: 0.383			0-1 		0-1 	1-0 		0-0 		4 0 1 0 0 0 3															
Preston Wilson, R (1, 7) OBP: 0.330, SLG: 0.479			0-2 		0-1 	2-1 		1-1 		4 0 1 0 0 0 4															
Brian Schneider, L (1, 2) OBP: 0.331, SLG: 0.403				0-2 		4-1 		1-2 		3 0 1 0 1 0 2															
15 Cristian Guzman, S (1, 6) OBP: 0.222, SLG: 0.266					4-1 			0-3 		2 0 0 0 1 1 0															
Hector Carrasco, R (7, 1)										0 0 0 0 0 0 0															
Ryan Church, L (8, PH) OBP: 0.367, SLG: 0.518										1 0 0 0 0 1 2															
Gary Majewski, R (8, 1)										0 0 0 0 0 0 0															
Ryan Drese, R (1, 1) OBP: 0.083, SLG: 0.083					1-2 					1 0 1 0 0 0 0															
Carlos Baerga, S (5, PH) OBP: 0.339, SLG: 0.360										1 0 1 1 0 0 0															
Sun-Woo Kim, R (5, 1)										0 0 0 0 0 0 0															
Jamey Carroll, R (7, PH) OBP: 0.319, SLG: 0.277										1 1 0 0 1 0 0															
Inning Stats	R: 0 E: 0 K: 2 S: 7	H: 0 LOB: 0 BB: 0 P: 9	R: 0 E: 0 K: 1 S: 8	H: 1 LOB: 0 BB: 0 P: 11	R: 0 E: 0 K: 0 S: 5	H: 1 LOB: 1 BB: 0 P: 6	R: 0 E: 0 K: 1 S: 7	H: 0 LOB: 0 BB: 0 P: 10	R: 1 E: 0 K: 0 S: 14	H: 2 LOB: 3 BB: 2 P: 26	R: 1 E: 0 K: 0 S: 10	H: 3 LOB: 2 BB: 0 P: 16	R: 2 E: 0 K: 1 S: 10	H: 1 LOB: 0 BB: 1 P: 17	R: 0 E: 0 K: 1 S: 11	H: 2 LOB: 2 BB: 0 P: 16	R: 0 E: 0 K: 0 S: 5	H: 0 LOB: 0 BB: 0 P: 9	1B: 7 2B: 2 3B: 0 HR: 1	SF: 0 SAC: 0 DP: 1 HBP: 0	WP: 1 PB: 0 SB: 0 CS: 0	PA: 38			
PITCHER	IP	WLS	BF	H	R	ER	SO	BB	IBB	HBP	BLK	WP	HR	S	P	ERA	WHIP								
Jorge Sosa, R (1, 1) ERA: 2.63	5.0	W	22	7	2	2	4	2	0	0	0	1	0	45	68	3.60	1.800								
Jay Powell, R (6, 1) ERA:	1.0	H	3	0	0	0	0	0	0	0	0	0	0	6	10	0.00	0.000								
Jim Brower, R (7, 1) ERA: 5.56	1.0	H	5	1	2	2	1	1	0	0	0	0	1	10	17	18.00	2.000								
Dan Kolb, R (8, 1) ERA: 5.13	0.2	H	4	2	0	0	0	0	0	0	0	0	0	8	12	0.00	3.000								
49 Macay McBride, L (8, 1) ERA:	0.1	H	1	0	0	0	1	0	0	0	0	0	0	3	4	0.00	0.000								
PITCHER	IP	WLS	BF	H	R	ER	SO	BB	IBB	HBP	BLK	WP	HR	S	P	ERA	WHIP								
Chris Reitsma, R (9, 1) ERA: 3.1	1.0	S	3	0	0	0	0	0	0	0	0	0	0	5	9	0.00	0.000								

Washington Nationals @ Atlanta Braves
Turner Field, Atlanta, GA
Thu Jul 28 2005, 1:05 PM EDT
Att. 40,269 - Sunny - 90 F

AB	35
R	4
H	10
RBI	4
BB	3
SO	6
LOB	15



BOTTOM

Washington Nationals @ Atlanta Braves
Turner Field, Atlanta, GA
Thu Jul 28 2005, 1:05 PM EDT
Att. 40,269 - Sunny - 90 F

livebaseballscorecards.com

AB 34
R 5
H 10
RBI 4
BB 4
SO 6
LOB 18



WP: 0 PA: 38
PB: 0
SB: 0
CS: 0

AB R H RBI BB SO LOB

3 2 3 0 2 0 0

4 0 2 2 1 0 3

4 0 0 0 0 0 5

4 0 0 0 0 1 3

4 0 0 0 0 1 3

4 0 1 0 0 0 0

4 2 2 2 0 0 1

3 1 2 0 1 1 0

2 0 0 0 0 0 2 2
0 0 0 0 0 0 0 0
1 0 0 0 0 0 1 0
0 0 0 0 0 0 0 0
0 0 0 0 0 0 0 0
0 0 0 0 0 0 0 0
1 0 0 0 0 0 0 1
0 0 0 0 0 0 0 0

1B: 5 SF: 0
2B: 2 SAC: 0
3B: 1 DP: 1
HR: 2 HBP: 0

WP: 0 PA: 38
PB: 0
SB: 0
CS: 0

Batter	1	2	3	4	5	6	7	8	9
Rafael Furcal, S OBP: 0.329, SLG: 0.402 (1, 6)	2-2 1B		3-2 10 E 3B	4-1 2B BB		0-0 1B 1B		4-0 BB BB	
Marcus Giles, R OBP: 0.367, SLG: 0.443 (1, 4)	4-2 1-2 BB		0-1 F9	1-1 1-H 2-H 2B		1-0 1-2 1B		0-0 G5-3	
10 Chipper Jones, S OBP: 0.390, SLG: 0.489 (1, 5)	2-0 F7		0-2 FC5	3-1 F8		1-1 F8			
Andruw Jones, R OBP: 0.358, SLG: 0.600 (1, 8)	1-2 P3		1-0 G5-3		1-1 G4-3		0-3 K		
Adam LaRoche, L OBP: 0.314, SLG: 0.470 (1, 3)	3-1 G4-3		3-1 F9		1-3 K		0-0 F9		
16 Brian McCann, L OBP: 0.344, SLG: 0.382 (1, 2)		0-0 7 G5-4-3 1B		0-0 F8	1-1 F8		1-2 G3-1		
7 Jeff Francoeur, R OBP: 0.441, SLG: 0.971 (1, 9)		0-0 G5-4-3		3-1 HR		2-2 HR		0-0 F8	
Ryan Langerhans, L OBP: 0.328, SLG: 0.404 (1, 7)		4-2 BB		0-0 2B 2B		2-3 K		0-1 G3 1B	
Jorge Sosa, R OBP: 0.183, SLG: 0.083 (6, 1) 4 Pete Orr, L OBP: 0.339, SLG: 0.402 (6, PH) Jim Brower, R (7, 1) Dan Kolb, R (8, 1) 49 Macay McBride, L (8, 1) Kelly Johnson, L OBP: 0.314, SLG: 0.388 (8, PH) Chris Reitsma, R (9, 1)		3-3 K		0-3 K		0-3 K		3-2 SAFE G3	

Inning Stats	R: 0	H: 1	E: 1	K: 0	S: 12	L: 2	BB: 1	P: 24	R: 0	H: 1	E: 0	K: 1	S: 11	L: 1	LOB: 1	BB: 1	P: 18	R: 1	H: 1	E: 1	K: 0	S: 11	L: 1	LOB: 1	BB: 0	P: 18	R: 3	H: 3	E: 0	K: 1	S: 12	L: 1	LOB: 1	BB: 1	P: 23	R: 0	H: 0	E: 0	K: 1	S: 7	L: 0	LOB: 0	BB: 0	P: 10	R: 1	H: 3	E: 0	K: 2	S: 13	L: 2	LOB: 2	BB: 0	P: 19	R: 0	H: 0	E: 0	K: 1	S: 7	L: 0	LOB: 0	BB: 0	P: 8	R: 0	H: 1	E: 0	K: 0	S: 7	L: 2	LOB: 2	BB: 1	P: 14
--------------	------	------	------	------	-------	------	-------	-------	------	------	------	------	-------	------	--------	-------	-------	------	------	------	------	-------	------	--------	-------	-------	------	------	------	------	-------	------	--------	-------	-------	------	------	------	------	------	------	--------	-------	-------	------	------	------	------	-------	------	--------	-------	-------	------	------	------	------	------	------	--------	-------	------	------	------	------	------	------	------	--------	-------	-------

PITCHER	IP	WLS	BF	H	R	ER	SO	BB	IBB	HBP	BLK	WP	HR	S	P	ERA	WHIP
Ryan Drese, R ERA: 5.61 (1, 1)	4.0	L	21	6	4	3	2	3	0	0	0	0	1	46	83	6.75	2.250
Sun-Woo Kim, R ERA: 6.14 (5, 1)	2.0		9	3	1	1	3	0	0	0	0	0	1	20	29	4.50	1.500
Hector Carrasco, R ERA: 2.68 (7, 1)	1.0		3	0	0	0	1	0	0	0	0	0	0	7	8	0.00	0.000
Gary Majewski, R ERA: 3.22 (8, 1)	1.0		5	1	0	0	0	1	0	0	0	0	0	7	14	0.00	2.000

Batter	1	2	3	4	5	6	7	8	9	AB R H RBI BB SO LOB	TOP																
Matt Lawton, L (1, 9) OBP: 0.378, SLG: 0.438	0-2 G6-3			1-0 G4-3		2-2 1B		2-2 G2-3		4 0 1 0 0 0 1																	
12 Freddy Sanchez, R (1, 5) OBP: 0.321, SLG: 0.361 Rob Mackowiak, L (9, PH) OBP: 0.344, SLG: 0.410	0-1 F9			3-2 F9		2-1 SF7		4-2 BB		2 0 0 1 0 0 0 0 0 0 0 1 0 0																	
Jason Bay, R (1, 7) OBP: 0.386, SLG: 0.546	3-2 G1-3			4-1 BB		3-H K		0-0 2B		3 0 1 0 0 1 1 1																	
Brad Eldred, R (1, 3) OBP: 0.261, SLG: 0.190				1-0 FC4 1B		1-2 F9-3 1B		3-3 K		4 0 2 0 0 2 3																	
Jose Castillo, R (1, 4) OBP: 0.313, SLG: 0.401				2-2 FC4 1B		0-0 G6-3		4-0 IBB		3 0 0 0 1 0 2																	
11 Humberto Cota, R (1, 2) OBP: 0.294, SLG: 0.403 Daryle Ward, L (9, PH) OBP: 0.326, SLG: 0.431 41 Ryan Doumit, S (9, PH) OBP: 0.283, SLG: 0.326				0-0 G6-4-3		1-0 G4-6-3 1B		2-3 K		3 0 1 0 0 0 1 0 0 0 0 0 0 0 1 0 0 0 0 1 3																	
Tike Redman, L (1, 8) OBP: 0.298, SLG: 0.351				1-0 G1-3		0-1 G4-6-3		3-2 G3		4 0 0 0 0 0 4																	
2 Jack Wilson, R (1, 6) OBP: 0.279, SLG: 0.341				0-0 G6-3		1-1 1B 12 SF7 1B		0-0 F9		3 1 1 0 0 0 0																	
Dave Williams, L (1, 1) OBP: 0.129, SLG: 0.138 16 Salomon Torres, R (7, 1) OBP: 0.500, SLG: 0.500 Michael Restovich, R (8, PH) OBP: 0.341, SLG: 0.430 34 John Grabow, L (8, 1)				2-3 K		1-1 SH5-4		0-0 1B		1 0 0 0 0 1 0 0 0 0 0 0 0 0 1 0 1 0 0 0 0 0 0 0 0 0 0 0																	
Inning Stats	R: 0 E: 0 K: 0 S: 9	H: 0 LOB: 0 BB: 0 P: 12	R: 0 E: 0 K: 0 S: 5	H: 1 LOB: 0 BB: 0 P: 8	R: 0 E: 0 K: 1 S: 5	H: 0 LOB: 0 BB: 0 P: 8	R: 0 E: 0 K: 1 S: 10	H: 0 LOB: 1 BB: 1 P: 19	R: 0 E: 0 K: 0 S: 4	H: 1 LOB: 0 BB: 0 P: 5	R: 1 E: 0 K: 1 S: 12	H: 2 LOB: 1 BB: 0 P: 19	R: 0 E: 0 K: 0 S: 8	H: 1 LOB: 0 BB: 0 P: 12	R: 0 E: 0 K: 0 S: 8	H: 1 LOB: 1 BB: 0 P: 13	R: 0 E: 0 K: 2 S: 13	H: 1 LOB: 3 BB: 2 P: 27	1B: 6 2B: 2 3B: 0 HR: 0	SF: 1 SAC: 1 DP: 3 HBP: 0	WP: 0 PA: 34 PB: 0 SB: 0 CS: 0						
PITCHER	IP	WLS	BF	H	R	ER	SO	BB	IBB	HBP	BLK	WP	HR	S	P	ERA	WHIP										
Horacio Ramirez, L (1, 1) ERA: 4.36	8.0	W	28	6	1	1	3	1	0	0	0	0	0	61	96	1.12	0.875										
Jay Powell, R (9, 1) ERA:	0.0		0	0	0	0	0	0	0	0	0	0	0	0	0	∞	∞										
John Foster, L (9, 1) ERA: 3.98	0.0		1	0	0	0	0	1	0	0	0	0	0	2	6	∞	∞										
Jim Brower, R (9, 1) ERA: 5.52	0.1	H	3	1	0	0	1	0	1	0	0	0	0	5	12	0.00	3.000										
49 Macay McBride, L (9, 1) ERA:	0.2	S	2	0	0	0	1	0	0	0	0	0	0	6	9	0.00	0.000										

Pittsburgh Pirates @ Atlanta Braves
 Turner Field, Atlanta, GA
 Fri Jul 29 2005, 7:35 PM EDT
 Att. 36,767 - Drizzle - 78 F

livebaseballscorecards.com

AB	29
R	1
H	7
RBI	1
BB	3
SO	5
LOB	15



Batter	1	2	3	4	5	6	7	8	9	AB	R	H	RBI	BB	SO	LOB
Rafael Furcal, S OBP: 0.328, SLG: 0.400 (1, 6)	0-3 K		0-0 B1-3	0-0 FC6-4			2-1 2B 10 1B			4	1	1	0	0	1	1
Marcus Giles, R OBP: 0.368, SLG: 0.446 (1, 4)	2-2 10 BB 1B		0-1 G6-3		3-1 G5-3		0-1 10 1B 2B			4	1	2	0	0	0	0
10 Chipper Jones, S OBP: 0.396, SLG: 0.492 (1, 5)	4-1 G6-4-3 1-2 BB		3-2 BB S 1B		1-0 L5		2-2 G4-3 F7 1B			3	0	2	2	1	0	0
Andruw Jones, R OBP: 0.359, SLG: 0.597 (1, 8)	0-0 G6-4-3 1-2f		4-0 BB 1B		4-2 FC6-4 BB		2-1 F7 1-2			2	0	0	0	2	0	3
Julio Franco, R OBP: 0.341, SLG: 0.462 (1, 3)		3-2 F8	4-2 1-2 2-3 BB		0-0 FC6-4 1-2f		0-1 G4-3 2-3			3	0	0	0	1	0	2
7 Jeff Francoeur, R OBP: 0.395, SLG: 0.868 (1, 9)		0-3 K	1-3 K			2-2 P4	2-3 K			4	0	0	0	0	3	4
Johnny Estrada, S OBP: 0.308, SLG: 0.370 (1, 2)		2-2 1B 1B		0-1 F8		0-1 F8		0-0 F9		4	0	1	0	0	0	0
Kelly Johnson, L OBP: 0.322, SLG: 0.390 (1, 7)		3-2 1-3 1B	1-2 FC1-6 1B		4-2 FC4-6 BB		0-1 G3			3	0	2	0	1	0	0
Horacio Ramirez, L Wilson Betemit, S Jay Powell, R John Foster, L Jim Brower, R 49 Macay McBride, L (1, 1)		3-2 P6	1-0 FC1-6 FC6-4 1-2f		0-1 FC4-6 1-2f		1-0 G5-3			3	0	0	0	0	0	4

Inning Stats	R: 0	H: 1	E: 0	K: 1	S: 9	R: 0	H: 2	E: 0	K: 1	S: 16	R: 0	H: 1	E: 0	K: 1	S: 12	R: 0	H: 0	E: 0	K: 0	S: 6	R: 0	H: 0	E: 0	K: 0	S: 10	R: 2	H: 3	E: 0	K: 1	S: 17	R: 0	H: 0	E: 0	K: 0	S: 4		
	LOB: 1	BB: 1	P: 15	LOB: 2	BB: 0	P: 27	LOB: 3	BB: 2	P: 24	LOB: 1	BB: 0	P: 9	LOB: 1	BB: 1	P: 16	LOB: 1	BB: 0	P: 25	LOB: 0	BB: 0	P: 5																

PITCHER	IP	WLS	BF	H	R	ER	SO	BB	IBB	HBP	BLK	WP	HR	S	P	ERA	WHIP
Dave Williams, L (1, 1)	6.0	L	30	8	2	2	3	4	1	0	0	0	0	68	117	3.00	2.000
16 Salomon Torres, R (7, 1)	1.0		3	0	0	0	1	0	0	0	0	0	0	9	13	0.00	0.000
34 John Grabow, L (8, 1)	1.0		3	0	0	0	0	0	0	0	0	0	0	4	5	0.00	0.000


BOTTOM

Pittsburgh Pirates @ Atlanta Braves
Turner Field, Atlanta, GA

Fri Jul 29 2005, 7:35 PM EDT
Att: 36,767 - Drizzle - 78 F

AB	31
R	2
H	8
RBI	2
BB	5
SO	4
LOB	14

livebaseballscorecards.com



WP	HR	S	P	ERA	WHIP
0	0	1	36		

Batter	1	2	3	4	5	6	7	8	9	AB R H RBI BB SO LOB	TOP		
6 Chris Duffy, L (1, 8) OBP: 0.379, SLG: 0.429	4-0 BB HR BB		2-3 K		1-1 1B			2-1 BB 1B 1B		3 2 2 0 1 1 0	Pittsburgh Pirates @ Atlanta Braves Turner Field, Atlanta, GA Sat Jul 30 2005, 7:05 PM EDT Att: 47,441 - Partly Cloudy - 76 F		
Rob Mackowiak, L (1, 5) OBP: 0.343, SLG: 0.406	0-3 SAFE K		2-3 K		2-3 SAFE SAFE K			4-1 BB BB 1B 1B BB	3 1 0 0 1 3 2				
Matt Lawton, L (1, 9) OBP: 0.382, SLG: 0.438	4-2 SAFE SAFE SAFE 1B 1B 1B HR BB		4-1 BB BB FC5-4 BB		3-2 BB BB BB BB G3-1			1-2 BB 1B 12 G4-3 1B	2 2 1 1 2 0 0				
Jason Bay, R (1, 7) OBP: 0.387, SLG: 0.553	3-2 1-H 2-H HR		2-2 SAFE FC5-4		2-2 BB BB P2			0-2 1B 1B 12 G4-3 1B	4 1 2 4 0 0 1				
Daryle Ward, L (1, 3) OBP: 0.323, SLG: 0.427 12 Freddy Sanchez, R (7, 6) OBP: 0.320, SLG: 0.360	3-2 CS E6		0-2 K		1-1 BB BB G5-3			1-2 BB BB BB G4-3	3 0 0 0 0 1 0 1 0 0 1 0 0 1				
Jose Castillo, R (1, 4) OBP: 0.309, SLG: 0.395	3-3 SAFE K		0-2 G5-3		3-3 BB BB BB K			0-3 SAFE K	4 0 0 0 0 3 2				
11 Humberto Cota, R (1, 2) OBP: 0.288, SLG: 0.395			1-2 F7		1-3 K			0-0 G3	4 0 0 0 0 2 0				
2 Jack Wilson, R (1, 6) OBP: 0.277, SLG: 0.338 45 Ian Snell, R (7, 1) Tike Redman, L (9, PH) OBP: 0.297, SLG: 0.350			2-2 L7		0-2 F9			0-2 P3	3 0 0 0 0 1 0 0 0 0 0 0 0 0 1 0 0 0 0 0 0				
Mark Redman, L (1, 1) OBP: 0.152, SLG: 0.093 Brian Meadows, R (6, 1) Brad Eldred, R (6, 3) OBP: 0.240, SLG: 0.174			0-2 G6-3		2-3 K			0-2 G5-3 G5-3	2 0 0 0 0 1 0 0 0 0 0 0 0 0 2 0 0 0 0 0 0				
Inning Stats	R: 3 H: 1 E: 1 LOB: 0 K: 2 BB: 2 S: 19 P: 36	R: 0 H: 0 E: 0 LOB: 0 K: 0 BB: 0 S: 9 P: 12	R: 0 H: 0 E: 0 LOB: 1 K: 2 BB: 1 S: 10 P: 20	R: 0 H: 0 E: 0 LOB: 0 K: 2 BB: 0 S: 9 P: 10	R: 0 H: 1 E: 0 LOB: 1 K: 2 BB: 0 S: 14 P: 19	R: 0 H: 0 E: 0 LOB: 0 K: 0 BB: 0 S: 9 P: 15	R: 0 H: 0 E: 0 LOB: 0 K: 3 BB: 0 S: 11 P: 17	R: 3 H: 3 E: 0 LOB: 1 K: 1 BB: 1 S: 21 P: 29	R: 0 H: 0 E: 0 LOB: 0 K: 0 BB: 0 S: 6 P: 6	1B: 4 SF: 0 2B: 0 SAC: 0 3B: 0 DP: 0 HR: 1 HBP: 0		WP: 0 PA: 36 PB: 0 SB: 0 CS: 1	
PITCHER	IP WLS BF H R ER SO BB IBB HBP BLK WP HR S P ERA WHIP											PITCHER	IP WLS BF H R ER SO BB IBB HBP BLK WP HR S P ERA WHIP
26 Kyle Davies, R (1, 1) ERA: 4.34	6.0 W 23 2 3 3 8 3 0 0 0 0 0 1 70 112 4.50 0.833												
48 Blaine Boyer, R (7, 1) ERA: 3.31	1.1 5 1 1 1 3 0 0 0 0 0 0 0 18 26 6.75 0.750												
Dan Kolb, R (8, 1) ERA: 5.27	0.2 5 2 2 2 1 1 0 0 0 0 0 0 14 20 27.00 4.500												
Chris Reitsma, R (9, 1) ERA: 3.04	1.0 S 3 0 0 0 0 0 0 0 0 0 0 0 6 6 0.00 0.000												

livebaseballscorecards.com

AB	32
R	6
H	5
RBI	6
BB	4
SO	12
LOB	6



Batter	1	2	3	4	5	6	7	8	9
Rafael Furcal, S OBP: 0.329, SLG: 0.401 (1, 6)	0-3 K		1-1 1B		2-2 1B	1-2 SF9		0-0 L8	
Marcus Giles, R OBP: 0.369, SLG: 0.451 (1, 4)	1-1 F9		1-0 L4		0-0 1B	3-1 10 SF9		1-3 K	
10 Chipper Jones, S OBP: 0.394, SLG: 0.495 48 Blaine Boyer, R Dan Kolb, R Chris Reitsma, R (1, 5) (7, 1) (8, 1) (9, 1)	1-1 2B		1-0 F8		0-0 G6-4-3	2-1 SF9			
Andruw Jones, R OBP: 0.361, SLG: 0.595 Ryan Langerhans, L OBP: 0.328, SLG: 0.404 (1, 8) (8, 8)	0-0 G5-3			4-1 7 HR BB		0-0 1B			
Julio Franco, R OBP: 0.350, SLG: 0.472 (1, 3)		1-2 7 G6-4-3 1B		1-3 K		4-2 7 2B BB	1-0 7 L5 2B		
7 Jeff Francoeur, R OBP: 0.405, SLG: 0.929 (1, 9)		0-0 G6-4-3		0-0 HR		1-1 2B 2B	1-0 L5		
Johnny Estrada, S OBP: 0.307, SLG: 0.371 (1, 2)		1-0 F9		0-1 G6-3		0-0 2B 2B	2-3 K2-3		
Kelly Johnson, L OBP: 0.326, SLG: 0.395 (1, 7)			4-2 26 FC2-6 BB		2-3 K	2-2 1B SF9 2B		1-0 G4-3	
26 Kyle Davies, R OBP: 0.214, SLG: 0.154 Wilson Betemit, S OBP: 0.349, SLG: 0.468 (1, 1) (6, PH) (7, 5)			0-0 FC2-6 1B		1-2 G4-3	0-0 SF9 3B 1B		4-2 PB BB	

AB	R	H	RBI	BB	SO	LOB
4	0	2	1	0	1	1
5	1	2	1	0	1	3
3	0	1	1	0	0	4
0	0	0	0	0	0	0
0	0	0	0	0	0	0
0	0	0	0	0	0	0
3	2	1	0	1	0	1
0	0	0	0	0	0	0
3	1	2	0	1	1	1
4	2	2	4	0	0	2
4	1	1	1	0	1	0
3	1	1	1	1	1	0
2	0	0	0	0	0	1
1	1	1	0	1	0	0


BOTTOM

Pittsburgh Pirates @ Atlanta Braves
Turner Field, Atlanta, GA

Sat Jul 30 2005, 7:05 PM EDT
Att. 47,441 - Partly Cloudy - 76 F

AB	32
R	9
H	13
RBI	9
BB	4
SO	5
LOB	13

WP: 1 PA: 38
PB: 1
SB: 0
CS: 0



Inning Stats		R: 0	H: 1	R: 0	H: 1	R: 0	H: 1	R: 2	H: 1	R: 0	H: 2	R: 7	H: 6	R: 0	H: 1
		E: 0	LOB: 1	E: 0	LOB: 0	E: 1	LOB: 2	E: 0	LOB: 0	E: 0	LOB: 1	E: 0	LOB: 0	E: 0	LOB: 0
		K: 1	BB: 0	K: 0	BB: 0	K: 0	BB: 1	K: 2	BB: 1	K: 0	BB: 0	K: 1	BB: 1	K: 1	BB: 0
		S: 8	P: 10	S: 5	P: 7	S: 9	P: 16	S: 10	P: 17	S: 8	P: 11	S: 19	P: 33	S: 9	P: 13

PITCHER		IP	WLS	BF	H	R	ER	SO	BB	IBB	HBP	BLK	WP	HR	S	P	ERA	WHIP
Mark Redman, L	(1, 1)	5.0	L	26	10	7	7	3	3	0	0	0	0	1	49	77	12.60	2.600
Brian Meadows, R	(6, 1)	1.0		5	2	2	2	0	0	0	0	0	0	0	10	17	18.00	2.000
45 Ian Snell, R	(7, 1)	2.0		7	1	0	0	2	1	0	0	0	1	0	17	27	0.00	1.000

WP	HR	S	P	ERA	WHIP
1	1	3	0		

Pittsburgh Pirates @ Atlanta Braves
Turner Field, Atlanta, GA

Sun Jul 31 2005, 1:05 PM EDT
Att. 33,275 - Overcast - 79 F

livebaseballscorecards.com

AB	37
R	4
H	10
RBI	4
BB	2
SO	5
LOB	17



WP:	0	PA:	39
PB:	0		
SB:	1		
CS:	0		

Batter	1	2	3	4	5	6	7	8	9	AB R H RBI BB SO LOB
6 Chris Duffy, L (1, 8) OBP: 0.365, SLG: 0.410	1-3 K		1-0 G4-3	2-0 G3			0-0 FC3-6 12 1B		0-0 G3	5 0 1 0 0 1 3
12 Freddy Sanchez, R (1, 5) OBP: 0.325, SLG: 0.365	0-0 1B		3-2 L7		1-1 F9		0-0 FC3-6 1B		0-0 1B	5 0 3 1 0 0 0
Matt Lawton, L (1, 9) OBP: 0.380, SLG: 0.433	0-0 F8			0-3 K	4-1 BB		1-0 FC3-6		3-3 K	4 0 0 0 1 2 4
Jason Bay, R (1, 7) OBP: 0.385, SLG: 0.549	0-0 F7			4-2 S 2B	3-2 F7		0-0 F8			3 1 0 0 1 0 4
Daryle Ward, L (1, 3) OBP: 0.325, SLG: 0.431			1-1 G5-3 1B	3-2 1B 2 1B 2B	1-0 F8			2-1 L5		4 1 2 1 0 0 1
Jose Castillo, R (1, 4) OBP: 0.308, SLG: 0.393			2-2 G5-3	0-0 2 1B 1B		0-2 F9		1-0 F8		4 1 1 0 0 0 1
41 Ryan Doumit, S (1, 2) OBP: 0.273, SLG: 0.313			2-3 K	0-3 K		0-0 F9		0-0 P5		4 0 0 0 0 2 3
2 Jack Wilson, R (1, 6) OBP: 0.276, SLG: 0.337			1-2 P4	1-1 1B		0-0 P3			0-1 G6-3	4 0 1 1 0 0 1
Josh Fogg, R (1, 1) OBP: 0.211, SLG: 0.171				1-2 1B			1-2 F7		1-0 6 G3 12 1B	2 0 1 1 0 0 0
Tike Redman, L (7, PH) OBP: 0.295, SLG: 0.348			0-1 G4-3	1-2 1B						1 0 0 0 0 0 0
34 John Grabow, L (7, 1)										0 0 0 0 0 0 0
Rick White, R (7, 1)										0 0 0 0 0 0 0
Rob Mackowiak, L (9, PH) OBP: 0.345, SLG: 0.408										1 1 1 0 0 0 0

Inning Stats	R: 0	H: 1	E: 0	K: 1	S: 6	P: 7	R: 0	H: 1	E: 0	K: 1	S: 11	P: 17	R: 0	H: 0	E: 0	K: 0	S: 8	P: 12	R: 3	H: 4	E: 0	K: 2	S: 19	P: 30	R: 0	H: 0	E: 0	K: 0	S: 7	P: 16	R: 0	H: 0	E: 0	K: 0	S: 5	P: 5	R: 0	H: 2	E: 0	K: 0	S: 9	P: 11	R: 0	H: 0	E: 0	K: 0	S: 4	P: 7	R: 1	H: 2	E: 0	K: 1	S: 9	P: 13	1B: 9	2B: 1	3B: 0	HR: 0	SF: 0	SAC: 0	DP: 0	HBP: 0	WP: 0	PA: 39
--------------	------	------	------	------	------	------	------	------	------	------	-------	-------	------	------	------	------	------	-------	------	------	------	------	-------	-------	------	------	------	------	------	-------	------	------	------	------	------	------	------	------	------	------	------	-------	------	------	------	------	------	------	------	------	------	------	------	-------	-------	-------	-------	-------	-------	--------	-------	--------	-------	--------

PITCHER	IP	WLS	BF	H	R	ER	SO	BB	IBB	HBP	BLK	WP	HR	S	P	ERA	WHIP	PITCHER	IP	WLS	BF	H	R	ER	SO	BB	IBB	HBP	BLK	WP	HR	S	P	ERA	WHIP
29 John Smoltz, R (1, 1) ERA: 2.66	8.0	W	34	8	3	3	4	2	0	0	0	0	0	69	105	3.38	1.250	Chris Reitsma, R (9, 1) ERA: 3.16	1.0	S	5	2	1	1	1	0	0	0	0	0	9	13	9.00	2.000	

Batter	1	2	3	4	5	6	7	8	9
Rafael Furcal, S OBP: 0.332, SLG: 0.421 (1, 6)	0-1 1B 10 1B 2B	0-1 P6			1-0 HR		0-0 HR	2-2 G6-4-3 1-2f	
Marcus Giles, R OBP: 0.375, SLG: 0.460 (1, 4)	0-2 10 1B 2-3 SF8 1B		0-2 10 G3-6 1B		1-0 CS 1B		1-0 10 1B 2B		
10 Chipper Jones, S OBP: 0.396, SLG: 0.495 (1, 5)	3-0 10 1B 1-3 G1-6-3 3-H 1B		2-0 G3-6 1-2f		3-2 F7		2-1 1B 2-3 1B		
Andruw Jones, R OBP: 0.357, SLG: 0.590 (1, 8)	0-0 SF8 3-H		2-2 F8		1-2 F8		0-3 K		
Adam LaRoche, L OBP: 0.318, SLG: 0.476 Julio Franco, R OBP: 0.354, SLG: 0.475 (7, PH) (8, 3)	3-2 G1-6-3 1-2f		2-1 2B		2-0 CS 1-2	1-2 G4-6-3 1B	0-2 1-2 3-H 1B		
Kelly Johnson, L OBP: 0.320, SLG: 0.387 (1, 7)		0-0 F9		1-2 F9		1-0 G4-6-3 1-2f	0-3 K		
7 Jeff Francoeur, R OBP: 0.413, SLG: 0.913 (1, 9)		1-0 29 FC1-5 16 1B		0-2 L6		0-1 2B	0-3 K		
16 Brian McCann, L OBP: 0.369, SLG: 0.386 (1, 2)		2-1 29 FC1-5 1B		4-0 IBB		4-0 29 FC6-4 IBB	1-2 G3		
29 John Smoltz, R OBP: 0.176, SLG: 0.200 4 Pete Orr, L OBP: 0.345, SLG: 0.407 Chris Reitsma, R (9, 1)		0-0 FC1-5 1-2 2-3f		2-3 K		1-1 FC6-4 1-2f	1-2 G6-4-3 1B		

AB	R	H	RBI	BB	SO	LOB
5	3	3	2	0	0	3
4	2	4	0	0	0	0
4	0	2	1	0	0	2
3	0	0	1	0	1	3
3	0	2	0	0	0	1
1	0	1	1	0	0	0
4	0	0	0	0	1	4
4	0	2	0	0	1	3
2	0	1	0	2	0	0
3	0	0	0	0	1	6
1	0	1	0	0	0	0
0	0	0	0	0	0	0

BOTTOM

Pittsburgh Pirates @ Atlanta Braves
Turner Field, Atlanta, GA

Sun Jul 31 2005, 1:05 PM EDT
Att. 33,275 - Overcast - 79 F

AB	34
R	5
H	16
RBI	5
BB	2
SO	4
LOB	22

livebaseballscorecards.com

Braves

WP: 0	PA: 38
PB: 0	
SB: 0	
CS: 1	

Inning Stats	R: 2	H: 3	E: 0	K: 0	S: 12	H: 3	LOB: 0	BB: 0	P: 18	R: 0	H: 2	E: 0	K: 0	S: 7	R: 0	H: 1	E: 0	K: 0	S: 8	R: 0	H: 1	E: 0	K: 1	S: 14	R: 1	H: 2	E: 0	K: 0	S: 12	R: 0	H: 2	E: 0	K: 0	S: 8	R: 2	H: 4	E: 0	K: 3	S: 18	R: 0	H: 1	E: 0	K: 0	S: 11
PITCHER	IP	WLS	BF	H	R	ER	SO	BB	IBB	HBP	BLK	WP	HR	S	P	ERA	WHIP																											
Josh Fogg, R ERA: 4.91 (1, 1)	6.0		27	11	3	3	1	0	0	0	0	0	0	61	97	4.50	1.833																											
34 John Grabow, L ERA: 3.6 (7, 1)	0.1	L	4	3	2	2	1	0	0	0	0	0	1	7	10	54.00	9.000																											
Rick White, R ERA: 2.38 (7, 1)	1.2		6	2	0	0	2	0	0	0	0	0	0	22	25	0.00	1.200																											

1B	2B	3B	HR	SF	SAC	DP	HBP	WP	HR	S	P	ERA	WHIP
10	4	0	2	1	0	4	0	0	0	0	0	0	0

Batter	1	2	3	4	5	6	7	8	9	AB R H RBI BB SO LOB	TOP											
6 Chris Duffy, L (1, 8) OBP: 0.368, SLG: 0.455	0-1 12 CS 1B		1-0 G5-3 1-2		1-1 E3 12 HBP 1-2		1-1 HR		1-3 K	5 1 2 1 0 1 2												
12 Freddy Sanchez, R (1, 5) OBP: 0.323, SLG: 0.359	3-2 L8 1-2		0-3 K		1-0 HBP 1-2 2-3		2-2 G5-3		1-2 E4	4 0 0 0 0 1 2												
Jason Bay, R (1, 7) OBP: 0.385, SLG: 0.547 Tike Redman, L (6, 7) OBP: 0.293, SLG: 0.345	3-3 K			0-1 1B S 1B	1-2 F7		0-1 G4-3		1-0 G5-3	3 1 1 0 0 1 3 2 0 0 0 0 0 1												
Daryle Ward, L (1, 3) OBP: 0.327, SLG: 0.432		0-0 G1 1B		1-2 1B 1-3 1B	1-2 G4-3		3-1 G6-3			4 0 2 0 0 0 3												
Rob Mackowiak, L (1, 9) OBP: 0.343, SLG: 0.406		2-2 G1 1-2		1-0 P5		0-1 HR 1B		1-1 F8		4 1 1 0 0 0 3												
Jose Castillo, R (1, 4) OBP: 0.310, SLG: 0.405		1-1 L5		1-0 11 G1-6-3 1B	1-2 3-H 1B	2-2 HR 1-H		1-1 F8		4 1 2 3 0 0 1												
11 Humberto Cota, R (1, 2) OBP: 0.288, SLG: 0.389		3-3 K		1-1 G1-6-3 1-2f	1-1 G1-6-3	1-3 K		4-2 BB		3 0 0 0 1 2 3												
2 Jack Wilson, R (1, 6) OBP: 0.274, SLG: 0.333			2-1 G1-3		0-0 G6-3	0-1 G6-3		3-3 K		4 0 0 0 0 1 1												
57 Zach Duke, L (1, 1) Jose Mesa, R (9, 1)			0-0 E6 6 G5-3		4-0 12 HBP 6 E BB	3-3 K		1-3 K		3 0 0 0 1 2 0 0 0 0 0 0 0 0												
Inning Stats	R: 0 E: 0 K: 1 S: 9	H: 1 LOB: 0 BB: 0 P: 15	R: 0 E: 0 K: 1 S: 13	H: 1 LOB: 1 BB: 0 P: 19	R: 0 E: 1 K: 1 S: 7	H: 0 LOB: 1 BB: 0 P: 10	R: 1 E: 0 K: 0 S: 9	H: 3 LOB: 1 BB: 0 P: 13	R: 0 E: 1 K: 0 S: 10	H: 0 LOB: 3 BB: 1 P: 18	R: 2 E: 0 K: 2 S: 17	H: 2 LOB: 0 BB: 0 P: 23	R: 1 E: 0 K: 0 S: 11	H: 1 LOB: 0 BB: 0 P: 17	R: 0 E: 0 K: 1 S: 10	H: 0 LOB: 1 BB: 1 P: 19	R: 0 E: 1 K: 2 S: 10	H: 0 LOB: 1 BB: 0 P: 14	1B: 6 2B: 0 3B: 0 HR: 2	SF: 0 SAC: 0 DP: 1 HBP: 1	WP: 0 PB: 0 SB: 1 CS: 1	PA: 39
PITCHER	IP WLS BF H R ER SO BB IBB HBP BLK WP HR S P ERA WHIP																				PITCHER	IP WLS BF H R ER SO BB IBB HBP BLK WP HR S P ERA WHIP
15 Tim Hudson, R (1, 1) ERA: 3.57	6.1 L 29 8 4 4 5 1 0 1 0 0 2 72 108 5.68 1.421																					
John Foster, L (7, 1) ERA: 3.86	0.2 2 0 0 0 0 0 0 0 0 0 0 0 4 7 0.00 0.000																					
Jim Brower, R (8, 1) ERA: 5.4	1.0 4 0 0 0 0 1 1 0 0 0 0 0 10 19 0.00 1.000																					
49 Macay McBride, L (9, 1) ERA:	1.0 4 0 0 0 0 2 0 0 0 0 0 0 10 14 0.00 0.000																					

Pittsburgh Pirates @ Atlanta Braves
Turner Field, Atlanta, GA
Mon Aug 01 2005, 1:05 PM EDT
Att. 25,875 - Overcast - 80 F

livebaseballscorecards.com

AB	36
R	4
H	8
RBI	4
BB	2
SO	8
LOB	19



Batter	1	2	3	4	5	6	7	8	9	AB	R	H	RBI	BB	SO	LOB
--------	---	---	---	---	---	---	---	---	---	----	---	---	-----	----	----	-----

Rafael Furcal, S OBP: 0.329, SLG: 0.416 (1, 6)	2-2 F8		2-1 G6-3			0-0 F8		2-2 FC6-4		4	0	0	0	0	0	1
Marcus Giles, R OBP: 0.376, SLG: 0.462 (1, 4)	1-1 2B			2-2 F8		0-1 G1-3			4-2 1B BB	3	0	1	0	1	0	0
10 Chipper Jones, S OBP: 0.389, SLG: 0.485 (1, 5)	0-0 F8			1-2 F9		2-2 G6-3			1-2 F9	4	0	0	0	0	0	2
Andrew Jones, R OBP: 0.354, SLG: 0.584 (1, 8)	3-1 G5-3			1-3 K			0-0 G5-3		1-2 F8	4	0	0	0	0	1	2
Julio Franco, R OBP: 0.357, SLG: 0.476 4 Pete Orr, L OBP: 0.345, SLG: 0.407 (9, PR)		2-2 G6-3		1-3 K			3-2 7 L6-3 1B		1-1 7 DI 1B	4	0	2	0	0	1	0
7 Jeff Francoeur, R OBP: 0.420, SLG: 0.898 (1, 9)		1-0 CS HBP		0-1 2B 2B			0-2 L6-3		2-3 K	3	1	1	0	0	1	3
Johnny Estrada, S OBP: 0.307, SLG: 0.375 (1, 2)		0-0 F9		0-1 1B 2B			0-1 1B		1-2 P4	3	0	1	1	0	0	1
Ryan Langerhans, L OBP: 0.332, SLG: 0.407 (1, 7)		0-1 CS	2-1 15 B1-6-4 1B	2-2 15 G6-4-3 1B			2-3 1B		0-0 F7	3	0	2	0	0	0	0
15 Tim Hudson, R OBP: 0.216, SLG: 0.176 John Foster, L (7, 1) Jim Brower, R (8, 1) Wilson Betemit, S OBP: 0.352, SLG: 0.471 49 Macay McBride, L (9, 1)			0-0 B1-6-4	1-2 G6-4-3			1-2 G6-4-3		0-0 FC6-4 1B	2	0	0	0	0	0	3

Inning Stats	R: 0	H: 1	E: 0	K: 0	S: 9	R: 0	H: 0	E: 0	K: 0	S: 6	R: 0	H: 0	E: 0	K: 1	S: 9	R: 1	H: 3	E: 0	K: 1	S: 16	R: 0	H: 0	E: 0	K: 0	S: 6	R: 0	H: 1	E: 0	K: 0	S: 8	R: 0	H: 1	E: 0	K: 1	S: 17	1B: 5	SF: 0	2B: 4	SAC: 0	3B: 0	DP: 3	HR: 0	HBP: 1	WP: 0	PA: 34
--------------	------	------	------	------	------	------	------	------	------	------	------	------	------	------	------	------	------	------	------	-------	------	------	------	------	------	------	------	------	------	------	------	------	------	------	-------	-------	-------	-------	--------	-------	-------	-------	--------	-------	--------

PITCHER	IP	WLS	BF	H	R	ER	SO	BB	IBB	HBP	BLK	WP	HR	S	P	ERA	WHIP
57 Zach Duke, L ERA: 0.92 (1, 1)	8.1	W	30	7	1	1	2	1	0	1	0	0	0	74	108	1.08	0.960
Jose Mesa, R ERA: 3.86 (9, 1)	0.2	S	3	1	0	0	1	0	0	0	0	0	0	11	15	0.00	1.500

BOTTOM

Pittsburgh Pirates @ Atlanta Braves
Turner Field, Atlanta, GA
Mon Aug 01 2005, 1:05 PM EDT
Att. 25,875 - Overcast - 80 F

AB	31
R	1
H	8
RBI	1
BB	1
SO	3
LOB	12



WP: 0	PA: 34
PB: 0	
SB: 0	
CS: 1	

PITCHER	IP	WLS	BF	H	R	ER	SO	BB	IBB	HBP	BLK	WP	HR	S	P	ERA	WHIP
---------	----	-----	----	---	---	----	----	----	-----	-----	-----	----	----	---	---	-----	------

Batter	1	2	3	4	5	6	7	8	9	AB R H RBI BB SO LOB	TOP		
Rafael Furcal, S (1, 6) OBP: 0.332, SLG: 0.414 49 Macay McBride, L (7, 1) Dan Kolb, R (8, 1) Julio Franco, R (9, PH) OBP: 0.355, SLG: 0.473 Kyle Farnsworth, R (9, 1)	4-2 CS BB	4-0 1B BB		2-2 F8	1-2 L8		1-0 1B HBP		1-3 K	2 2 0 0 2 0 1 0 0 0 0 0 0 0 0 0 0 0 0 0 0 1 0 0 0 0 1 0 0 0 0 0 0 0 0			
Marcus Giles, R (1, 4) OBP: 0.379, SLG: 0.464	1-2 10 2B 1B	0-0 10 1B 2B 1B		3-2 G6-3	3-2 F9		0-2 1B			5 2 3 3 0 0 1			
10 Chipper Jones, S (1, 5) OBP: 0.397, SLG: 0.512 Wilson Betemit, S (4, 5) OBP: 0.354, SLG: 0.472 (7, 6)	3-1 F8 2B	0-2 2B 1B		1-1 HR		0-0 F8	2-0 1B			3 2 3 4 0 0 0 2 0 1 1 0 0 0			
Andrew Jones, R (1, 8) OBP: 0.353, SLG: 0.583 Ryan Langerhans, L (7, PH) OBP: 0.331, SLG: 0.406 (7, 8)	1-1 F8	1-1 2B		0-0 E5		1-1 G6-3	0-0 F7			4 0 1 1 0 0 1 1 0 0 0 0 0 2			
Adam LaRoche, L (1, 3) OBP: 0.316, SLG: 0.474	2-0 2B	0-1 G4-3		1-1 P4		0-0 F7		0-2 P5		5 0 1 1 0 0 3			
Kelly Johnson, L (1, 7) OBP: 0.317, SLG: 0.382	0-2 G3	1-3 K			0-0 16 HR 1B		0-0 F8	3-2 G4-3		5 1 1 0 0 1 3			
7 Jeff Francoeur, R (1, 9) OBP: 0.400, SLG: 0.833		0-0 SH2-4 16 1B 1B	1-3 K		0-2 P4		1-2 E5 4 G3 16 1B 1B	0-2 P4		5 2 1 0 0 1 1			
16 Brian McCann, L (1, 2) OBP: 0.386, SLG: 0.452		1-0 1B 10 1B SH2-4 1B	2-2 G4-3		1-0 HR		0-0 1B 4 G3 1B		2-1 G3	5 3 3 2 0 0 0			
Jorge Sosa, R (1, 1) OBP: 0.071, SLG: 0.071 48 Blaine Boyer, R (6, 1) 4 Pete Orr, L (7, PH) OBP: 0.339, SLG: 0.400 (7, 5)		0-0 SH2-4	1-3 K		1-0 E5		2-2 G3		1-3 K	2 0 0 0 0 1 0 0 0 0 0 0 0 0 2 0 0 0 0 1 2			
Inning Stats	R: 2 H: 3 E: 0 LOB: 1 K: 0 BB: 1 S: 13 P: 24	R: 4 H: 5 E: 0 LOB: 2 K: 1 BB: 1 S: 16 P: 23	R: 0 H: 0 E: 0 LOB: 0 K: 2 BB: 0 S: 13 P: 17	R: 1 H: 1 E: 1 LOB: 1 K: 0 BB: 0 S: 11 P: 18	R: 2 H: 2 E: 1 LOB: 1 K: 0 BB: 0 S: 14 P: 20	R: 0 H: 0 E: 0 LOB: 0 K: 0 BB: 0 S: 4 P: 5	R: 3 H: 3 E: 1 LOB: 2 K: 0 BB: 0 S: 13 P: 19	R: 0 H: 0 E: 0 LOB: 0 K: 0 BB: 0 S: 11 P: 14	R: 0 H: 0 E: 0 LOB: 0 K: 2 BB: 0 S: 9 P: 13	1B: 9 SF: 0 2B: 3 SAC: 1 3B: 0 DP: 0 HR: 2 HBP: 1	WP: 0 PA: 46 PB: 0 SB: 0 CS: 1		
PITCHER	IP WLS BF H R ER SO BB IBB HBP BLK WP HR S P ERA WHIP											PITCHER	IP WLS BF H R ER SO BB IBB HBP BLK WP HR S P ERA WHIP
Ramon Ortiz, R (1, 1) ERA: 6.3	1.1 L 13 8 6 6 0 2 0 0 0 0 0 0 23 40 40.50 7.500												
Randy Keisler, L (2, 1) ERA: 5.28	3.2 16 3 3 3 3 0 0 0 0 0 0 2 44 62 7.36 0.818												
56 Todd Coffey, R (6, 1) ERA: 5.21	2.0 11 3 3 0 0 0 0 0 0 1 0 0 0 17 24 0.00 1.500												
37 Brian Shackelford, L (8, 1) ERA: 0.73	1.0 3 0 0 0 0 0 0 0 0 0 0 0 0 11 14 0.00 0.000												
Kent Mercker, L (9, 1) ERA: 2.84	1.0 3 0 0 0 0 2 0 0 0 0 0 0 0 9 13 0.00 0.000												

Atlanta Braves @ Cincinnati Reds
Great American Ball Park, Cincinnati, OH

Tue Aug 02 2005, 7:10 PM EDT
Att. 25,680 - Clear - 91 F

livebaseballscorecards.com

AB	42
R	12
H	14
RBI	12
BB	2
SO	5
LOB	14



BOTTOM

Atlanta Braves @ Cincinnati Reds
Great American Ball Park, Cincinnati, OH

Tue Aug 02 2005, 7:10 PM EDT
Att. 25,680 - Clear - 91 F

livebaseballscorecards.com

AB	35
R	2
H	10
RBI	1
BB	4
SO	8
LOB	20



WP	1	PA	39
PB	1		
SB	1		
CS	0		

AB R H RBI BB SO LOB

5	1	2	0	0	0	0
4	1	1	0	1	0	2
2	0	1	1	1	0	0
0	0	0	0	0	0	0
0	0	0	0	1	0	0
0	0	0	0	0	0	0
0	0	0	0	0	0	0
0	0	0	0	0	0	0
0	0	0	0	0	0	0
1	0	0	0	0	1	1
4	0	1	0	0	1	3
3	0	2	0	0	0	1
1	0	0	0	0	1	2
3	0	1	0	1	1	2
4	0	2	0	0	0	4
4	0	0	0	0	2	3
0	0	0	0	0	0	0
2	0	0	0	0	1	2
2	0	0	0	0	1	0

Batter	1	2	3	4	5	6	7	8	9
6 Ryan Freel, R OBP: 0.406, SLG: 0.410 (1, 4) C B X (6, 8)	2-1 F9 ①		2-1 F9 ① C X	0-1 1B			2-2 WP BB PB 1B		1-1 F8 ② C B X
Felipe Lopez, S OBP: 0.348, SLG: 0.510 (1, 6) C X	0-1 G3-1 ②		4-2 S 1B BB	1-2 L8 ③			2-2 F9 ① C B X		2-0 1B
Ken Griffey Jr., L OBP: 0.469, SLG: 0.539 (6, 1) 56 Todd Coffey, R OBP: 0.310, SLG: 0.419 (7, PH) Austin Kearns, R OBP: 0.308, SLG: 0.250 (7, PH) Luke Hudson, R OBP: 0.308, SLG: 0.250 (8, 1) 37 Brian Shackelford, L OBP: 0.308, SLG: 0.250 (8, 1) Kent Mercker, L OBP: 0.307, SLG: 0.569 (9, PH) Javier Valentin, S OBP: 0.307, SLG: 0.569 (9, PH)	4-2 BB		2-0 BB 1B 1B 1-H		1-0 F8 ① B X		4-0 PB WP 1-2 BB		2-3 K ③ S C B X
Adam Dunn, L OBP: 0.388, SLG: 0.592 (1, 7) F B C B X (8, 3)	3-2 F8 ③		3-2 F8 ② C X		2-2 1B		2-3 K ② S B X		1-3 2-H
Sean Casey, L OBP: 0.388, SLG: 0.408 (7, PH) Jacob Cruz, L OBP: 0.290, SLG: 0.385 (8, 7)		0-1 1B 2B	0-1 BB 1B 1-2		0-1 F8 ② C X		2-3 K ③ S B X		2-3 K ③ S B X
Wily Mo Peña, R OBP: 0.301, SLG: 0.519 (1, 9)		0-3 K ① C X	4-1 BB 1-2 2-3		2-2 F8 ③ C B X			0-1 G5-4-3 1B	
Jason LaRue, R OBP: 0.366, SLG: 0.465 (1, 2)		1-1 1B 2-3	3-1 F8 ③ C B X		2-1 G5-4-3 1B 12			3-2 G5-4-3 ① ② F C B B X	
12 Edwin Encarnación, R OBP: 0.302, SLG: 0.408 (1, 5)		2-3 K ② S B X		3-3 K ① S B X		1-2 G5-4-3 ① ② 1-2f		0-0 G6-3 ③ X	
Ramon Ortiz, R OBP: 0.147, SLG: 0.182 (1, 1) Randy Keisler, L OBP: 0.429, SLG: 1.000 (2, 1) Ray Olmedo, S OBP: 0.385, SLG: 0.625 (6, 4)		1-3 K ③ S B X		1-1 L4 ② S B X		1-3 K ③ S B X		0-0 F8 ① X	

Inning Stats	R: 0 E: 0 K: 0 S: 9	H: 0 LOB: 1 BB: 1 P: 18	R: 0 E: 0 K: 3 S: 13	H: 2 LOB: 2 BB: 0 P: 17	R: 1 E: 0 K: 0 S: 13	H: 2 LOB: 3 BB: 2 P: 31	R: 0 E: 0 K: 1 S: 10	H: 1 LOB: 1 BB: 0 P: 15	R: 0 E: 0 K: 0 S: 11	H: 1 LOB: 1 BB: 0 P: 16	R: 0 E: 0 K: 1 S: 8	H: 1 LOB: 0 BB: 0 P: 12	R: 1 E: 0 K: 2 S: 18	H: 1 LOB: 2 BB: 1 P: 30	R: 0 E: 0 K: 0 S: 8	H: 1 LOB: 0 BB: 0 P: 11	R: 0 E: 0 K: 1 S: 9	H: 1 LOB: 1 BB: 0 P: 14	1B: 9 2B: 1 3B: 0 HR: 0	SF: 0 SAC: 0 DP: 2 HBP: 0
--------------	------------------------------	----------------------------------	-------------------------------	----------------------------------	-------------------------------	----------------------------------	-------------------------------	----------------------------------	-------------------------------	----------------------------------	------------------------------	----------------------------------	-------------------------------	----------------------------------	------------------------------	----------------------------------	------------------------------	----------------------------------	----------------------------------	------------------------------------

PITCHER	IP	WLS	BF	H	R	ER	SO	BB	IBB	HBP	BLK	WP	HR	S	P	ERA	WHIP
Jorge Sosa, R ERA: 2.57 (1, 1)	5.0		24	6	1	1	4	3	0	0	0	0	0	56	97	1.80	1.800
48 Blaine Boyer, R ERA: 3.12 (6, 1)	1.0		3	1	0	0	1	0	0	0	0	0	0	8	12	0.00	1.000
49 Macay McBride, L ERA: (7, 1)	1.0		5	1	1	0	2	1	0	0	0	1	0	18	30	0.00	2.000
Dan Kolb, R ERA: 5.14 (8, 1)	1.0		3	1	0	0	0	0	0	0	0	0	0	8	11	0.00	1.000
Kyle Farnsworth, R ERA: 2.27 (9, 1)	1.0		4	1	0	0	1	0	0	0	0	0	0	9	14	0.00	1.000

Batter	1	2	3	4	5	6	7	8	9	AB R H RBI BB SO LOB	TOP											
Rafael Furcal, S (1, 6) OBP: 0.333, SLG: 0.417	0-3 K		3-2 F9		1-1 P3		2-2 7 1B 1-2 1B		2-1 G1-3 2B	5 1 2 0 0 1 0												
Marcus Giles, R (1, 4) OBP: 0.379, SLG: 0.463	2-2 HBP 1B		1-2 P3			0-0 F8	2-1 7 1B 1-2 2-H 1B		2-2 G1-3 2-3	5 1 2 1 0 0 1												
7 Jeff Francoeur, R (1, 9) OBP: 0.417, SLG: 0.814	0-1 P6			1-1 HR 1B		1-0 G2-3 HBP 1B	0-1 1B		3-2 G4-3	5 1 3 1 0 0 2												
Andrew Jones, R (1, 8) OBP: 0.357, SLG: 0.583	1-2 HBP 1-2 HBP			2-3 K		3-2 G2-3 HBP	1-1 FC6-4 1B			2 0 1 1 0 1 1												
Julio Franco, R (1, 3) OBP: 0.353, SLG: 0.485	0-0 G6-3			0-0 1-H HR		0-0 G2-3	2-2 FC6-4			4 1 1 2 0 0 6												
Wilson Betemit, S (1, 5)		1-2 G6-3		1-3 K		1-1 F7		1-1 G6-4-3 1B		4 0 1 0 0 1 2												
Johnny Estrada, S (1, 2) OBP: 0.303, SLG: 0.369		3-2 F7		2-2 G5-3			1-1 F8	1-0 G6-4-3		4 0 0 0 0 0 1												
Ryan Langerhans, L (1, 7) OBP: 0.325, SLG: 0.398		0-3 K			0-0 B3		3-3 K	0-0 G6-3		4 0 0 0 0 2 0												
Horacio Ramirez, L (1, 1) OBP: 0.240, SLG: 0.286 Jim Brower, R (6, 1) Kelly Johnson, L (7, PH) John Foster, L (7, 1) Dan Kolb, R (8, 1) 4 Pete Orr, L (9, PH) OBP: 0.336, SLG: 0.397			0-0 G4-3		1-1 G4-3		0-1 1B 1B		0-1 B2-3	2 0 0 0 0 0 0 0 0 0 0 0 0 0 1 1 1 0 0 0 0 0 0 0 0 0 0 0 0 0 0 0 0 0 0 1 0 0 0 0 0 0												
Inning Stats	R: 0 E: 0 K: 1 S: 12	H: 1 LOB: 2 BB: 0 P: 15	R: 0 E: 0 K: 1 S: 11	H: 0 LOB: 0 BB: 0 P: 15	R: 0 E: 0 K: 0 S: 8	H: 0 LOB: 0 BB: 0 P: 12	R: 2 E: 0 K: 2 S: 17	H: 2 LOB: 0 BB: 0 P: 23	R: 0 E: 0 K: 0 S: 5	H: 0 LOB: 0 BB: 0 P: 7	R: 0 E: 0 K: 0 S: 8	H: 1 LOB: 2 BB: 0 P: 13	R: 3 E: 0 K: 1 S: 23	H: 5 LOB: 2 BB: 0 P: 34	R: 0 E: 0 K: 0 S: 4	H: 1 LOB: 0 BB: 0 P: 6	R: 0 E: 0 K: 0 S: 10	H: 1 LOB: 1 BB: 0 P: 17	1B: 9 2B: 1 3B: 0 HR: 1	SF: 0 SAC: 0 DP: 1 HBP: 2	WP: 0 PB: 0 SB: 0 CS: 0	PA: 39
PITCHER	IP WLS BF H R ER SO BB IBB HBP BLK WP HR S P ERA WHIP																					
Brandon Clausen, L (1, 1) ERA: 4.85	6.2 W 29 7 5 5 5 0 0 2 0 0 1 75 107 6.75 1.050																					
25 David Weathers, R (7, 1) ERA: 3.71	0.1 3 2 0 0 0 0 0 0 0 0 0 9 12 0.00 6.000																					
Kent Mercker, L (8, 1) ERA: 2.72	2.0 S 7 2 0 0 0 0 0 0 0 0 0 0 14 23 0.00 1.000																					

Atlanta Braves @ Cincinnati Reds
Great American Ball Park, Cincinnati, OH
Wed Aug 03 2005, 7:10 PM EDT
Att. 37,157 - Party Cloudy - 90 F

livebaseballscorecards.com

AB	37
R	5
H	11
RBI	5
BB	0
SO	5
LOB	13



Batter	1	2	3	4	5	6	7	8	9	AB	R	H	RBI	BB	SO	LOB
6 Ryan Freel, R OBP: 0.407, SLG: 0.411 (1, 4)	2-1 G6-3		1-0 2-H 1B		3-2 G6-3	2-1 2-3 1B				4	0	2	1	0	0	0
Felipe Lopez, S OBP: 0.347, SLG: 0.505 (1, 6)	4-1 G4-6-3 BB		1-1 G5-3		2-0 G4-3		0-2 G6-3			3	0	0	0	1	0	1
Ken Griffey Jr., L OBP: 0.361, SLG: 0.536 (1, 8)	2-1 G4-6-3 1-2f			0-0 G1-3		3-2 1B 2B 1B	3-3 K			4	1	1	0	0	1	1
Wily Mo Peña, R OBP: 0.305, SLG: 0.514 (1, 9)		1-0 G5-3		4-0 1B HR BB		1 SAFE 4-1 1-2 2B BB	0-3 K			2	2	0	0	2	1	0
Sean Casey, L OBP: 0.370, SLG: 0.409 (1, 3)		2-1 G4-3		0-1 1-2 HR 1B		0-1 2B 12 WP 1B	0-3 K			4	2	2	0	0	1	0
Adam Dunn, L OBP: 0.391, SLG: 0.605 (1, 7)		2-1 F9		3-1 1-H 2-H HR		1-0 12 WP 1B 2B	0-2 1B			4	2	3	5	0	0	0
Jason LaRue, R OBP: 0.364, SLG: 0.459 (1, 2)			4-2 SH5-4 6 1B BB	2-1 G6-3		3-3 K	1-1 F9			3	1	0	0	1	1	2
12 Edwin Encarnación, R OBP: 0.304, SLG: 0.404 (1, 5)			3-1 F9	0-0 G6-3		3-2 SH3-4 1B	1-1 F9			3	0	1	1	0	0	1
Brandon Claussen, R OBP: 0.094, SLG: 0.033 (1, 1)			0-1 SH5-4		0-3 K	0-0 SH3-4				1	0	0	0	0	1	0
25 David Weathers, R ERA: 3.68 (7, 1)										0	0	0	0	0	0	0
Kent Mercker, L ERA: 5.02 (8, 1)										0	0	0	0	0	0	0

Inning Stats	R: 0	H: 0	E: 0	K: 0	S: 5	LOB: 0	BB: 1	P: 13	R: 0	H: 0	E: 0	K: 0	S: 5	LOB: 0	BB: 0	P: 10	R: 1	H: 1	E: 0	K: 0	S: 10	LOB: 1	BB: 1	P: 19	R: 3	H: 2	E: 0	K: 0	S: 8	LOB: 0	BB: 1	P: 17	R: 0	H: 0	E: 0	K: 1	S: 8	LOB: 0	BB: 0	P: 13	R: 4	H: 5	E: 0	K: 1	S: 16	LOB: 2	BB: 1	P: 32	R: 0	H: 0	E: 0	K: 2	S: 9	LOB: 0	BB: 0	P: 12	R: 0	H: 1	E: 0	K: 1	S: 8	LOB: 0	BB: 0	P: 9
PITCHER	IP	WLS	BF	H	R	ER	SO	BB	IBB	HBP	BLK	WP	HR	S	P	ERA	WHIP																																															
Horacio Ramirez, L ERA: 4.73 (1, 1)	5.0	L	24	6	8	8	1	4	0	0	0	0	0	43	87	14.40	2.000																																															
Jim Brower, R ERA: 5.29 (6, 1)	1.0		4	2	0	0	1	0	0	0	0	1	0	9	17	0.00	2.000																																															
John Foster, L ERA: 3.68 (7, 1)	1.0		3	0	0	0	2	0	0	0	0	0	0	9	12	0.00	0.000																																															
Dan Kolb, R ERA: 5.02 (8, 1)	1.0		3	1	0	0	1	0	0	0	0	0	0	8	9	0.00	1.000																																															

BOTTOM

Atlanta Braves @ Cincinnati Reds
Great American Ball Park, Cincinnati, OH

Wed Aug 03 2005, 7:10 PM EDT
Att. 37,157 - Partly Cloudy - 90 F

AB	28
R	8
H	9
RBI	7
BB	4
SO	5
LOB	5

livebaseballscores.com



WP	HR	S	P	ERA	WHIP							
1B: 7	SF: 0	2B: 1	SAC: 2	3B: 0	DP: 1	HR: 1	HBP: 0	WP: 1	PA: 34	PB: 0	SB: 0	CS: 0

Batter	1	2	3	4	5	6	7	8	9	AB R H RBI BB SO LOB	TOP										
Rafael Furcal, S OBP: 0.333, SLG: 0.417 (1, 6)	2-1 1B	2-1 G4-3		0-1 E9 2-H 1B		2-2 SF7			0-0 G4-3	4 0 2 2 0 0 2											
Kelly Johnson, L OBP: 0.318, SLG: 0.380 (1, 7)	3-2 P5		1-0 F8	0-2 F9		0-3 K			0-1 FC5 1B	5 0 1 0 0 1 3											
Marcus Giles, R OBP: 0.379, SLG: 0.462 (1, 4)	1-1 1B		0-1 G6-3		2-1 F9		0-3 K		0-0 FC5 1B	5 1 2 0 0 1 0											
Andrew Jones, R OBP: 0.355, SLG: 0.585 (1, 8)	2-2 F8		0-0 HR		1-0 G5-3		1-3 K		2-2 FC5 1B	5 2 1 1 0 1 4											
Adam LaRoche, L OBP: 0.317, SLG: 0.471 (1, 3)	3-2 G4-3		0-1 G4-3		4-1 FC5-4 BB		0-1 G3		1-0 7 1B	4 0 1 1 1 0 2											
7 Jeff Francoeur, R OBP: 0.415, SLG: 0.828 (1, 9)		1-2 G4-3		0-1 G4-3	1-2 FC5-4			1-2 HR	0-2 1B	5 1 2 2 0 0 1											
16 Brian McCann, L OBP: 0.400, SLG: 0.470 (1, 2)		3-1 G3 2B		4-0 1B 26 SH3-4 BB		0-0 1B SF7 1B		3-3 K	1-1 G4-3	4 2 2 0 1 1 2											
Wilson Betemit, S OBP: 0.355, SLG: 0.467 (1, 5)		1-1 G3		1-1 26 SH3-4 E 1B		0-0 26 SH3 1B		1-2 G6-3		4 1 2 0 0 0 1											
26 Kyle Davies, R OBP: 0.267, SLG: 0.154 (1, 1)		4-1 BB		0-1 SH3-4		0-1 SH3		0-1 P4		0 0 0 1 1 0 0											
49 Macay McBride, L (6, 1)										0 0 0 0 0 0 0											
48 Blaine Boyer, R (6, 1)										0 0 0 0 0 0 0											
4 Pete Orr, L OBP: 0.333, SLG: 0.333 (8, PH)										1 0 0 0 0 0 0											
Kyle Farnsworth, R (8, 1)										0 0 0 0 0 0 0											
Chris Reitsma, R (9, 1)										0 0 0 0 0 0 0											
Inning Stats	R: 0 E: 0 K: 0 S: 15	H: 2 LOB: 2 BB: 0 P: 26	R: 0 E: 0 K: 0 S: 11	H: 1 LOB: 2 BB: 1 P: 22	R: 1 E: 0 K: 0 S: 6	H: 1 LOB: 0 BB: 0 P: 7	R: 2 E: 1 K: 0 S: 11	H: 2 LOB: 1 BB: 1 P: 16	R: 0 E: 0 K: 0 S: 10	H: 0 LOB: 1 BB: 1 P: 18	R: 1 E: 0 K: 1 S: 10	H: 2 LOB: 1 BB: 0 P: 12	R: 0 E: 0 K: 2 S: 12	H: 0 LOB: 0 BB: 0 P: 13	R: 1 E: 0 K: 1 S: 12	H: 1 LOB: 0 BB: 0 P: 17	R: 2 E: 0 K: 0 S: 13	H: 4 LOB: 2 BB: 0 P: 17	1B: 10 2B: 1 3B: 0 HR: 2	SF: 1 SAC: 2 DP: 0 HBP: 0	WP: 0 PA: 43 PB: 0 SB: 0 CS: 0
PITCHER	IP WLS BF H R ER SO BB IBB HBP BLK WP HR S P ERA WHIP																				
39 Aaron Harang, R ERA: 3.9 (1, 1)	6.0 L 29 8 4 4 1 3 0 0 0 0 0 1 63 101 6.00 1.833																				
Jason Standridge, R ERA: 2.45 (7, 1)	1.0 3 0 0 0 2 0 0 0 0 0 0 0 12 13 0.00 0.000																				
37 Brian Shackelford, L ERA: 1.35 (8, 1)	1.0 4 1 1 1 1 0 0 0 0 0 0 1 12 17 9.00 1.000																				
25 David Weathers, R ERA: 3.98 (9, 1)	1.0 7 4 2 2 0 0 0 0 0 0 0 0 13 17 18.00 4.000																				

Atlanta Braves @ Cincinnati Reds
Great American Ball Park, Cincinnati, OH
Thu Aug 04 2005, 7:10 PM EDT
Att: 23,285 - Partly Cloudy - 91 F

livebaseballscorecards.com

AB 37
R 7
H 13
RBI 7
BB 3
SO 4
LOB 15



Batter	1	2	3	4	5	6	7	8	9	AB R H RBI BB SO LOB
6 Ryan Freel, R OBP: 0.400, SLG: 0.403 (1, 4)	2-2 G6-3		2-2 F9		0-3 K		1-0 F7		2-2 G6-3	5 0 0 0 0 1 2
Felipe Lopez, S OBP: 0.342, SLG: 0.499 (1, 6)	1-1 F9			1-2 G3	3-1 G4-3		2-3 K		0-0 F8	5 0 0 0 0 1 2
Ken Griffey Jr., L OBP: 0.360, SLG: 0.533 (1, 8)	3-3 K			0-3 K		1-0 G1-3 2B 1B		1-1 G3		4 1 1 0 0 2 0
Adam Dunn, L OBP: 0.390, SLG: 0.600 (1, 7)		0-3 K		4-2 HR BB		0-1 G1-3		0-3 K		3 1 0 0 1 2 1
Sean Casey, L OBP: 0.373, SLG: 0.430 (1, 3)		1-1 G4-3		0-0 HR		3-1 F7 2B		1-0 HR		4 2 3 4 0 0 0
Austin Kearns, R OBP: 0.309, SLG: 0.415 (1, 9)		2-2 1B		3-1 P3		1-1 F7		0-2 E6 2B		4 0 1 0 0 0 1
Javier Valentin, S OBP: 0.377, SLG: 0.576 (1, 2)		0-0 F9			4-2 12 BB BB	4-2 12 FC6-4 BB		0-2 2B		2 0 1 0 2 0 1
12 Edwin Encarnación, R OBP: 0.300, SLG: 0.382 (1, 5)			1-3 K		4-1 BB	1-1 FC6-4		0-1 G6-3		3 0 0 0 1 1 4
39 Aaron Harang, R OBP: 0.020, SLG: 0.000 Jason Standridge, R Ray Olmedo, S OBP: 0.370, SLG: 0.600 37 Brian Shacketford, L 25 David Weathers, R Jacob Cruz, L OBP: 0.287, SLG: 0.381 (1, 1) (7, 1) (7, PH) (8, 1) (9, 1) (9, PH)			1-3 K		0-3 K		2-0 G4-3		1-1 G6-3	2 0 0 0 0 0 2 2 0 0 0 0 0 0 0 0 1 0 0 0 0 0 0 0 0 0 0 0 0 0 0 0 0 0 0 0 0 0 0 0 1 0 0 0 0 0 0 0

Inning Stats	R: 0 E: 0 K: 10 S: 10	H: 0 LOB: 0 BB: 0 P: 16	R: 0 E: 0 K: 12 S: 12	H: 1 LOB: 1 BB: 0 P: 15	R: 0 E: 0 K: 2 S: 9	H: 0 LOB: 0 BB: 0 P: 13	R: 2 E: 0 K: 1 S: 11	H: 1 LOB: 0 BB: 1 P: 19	R: 0 E: 0 K: 2 S: 13	H: 0 LOB: 2 BB: 2 P: 24	R: 1 E: 0 K: 0 S: 11	H: 2 LOB: 2 BB: 1 P: 21	R: 0 E: 0 K: 1 S: 5	H: 0 LOB: 0 BB: 0 P: 10	R: 1 E: 1 K: 1 S: 14	H: 2 LOB: 2 BB: 0 P: 16	R: 0 E: 0 K: 0 S: 6	H: 0 LOB: 0 BB: 0 P: 9	1B: 2 2B: 2 3B: 0 HR: 2	SF: 0 SAC: 0 DP: 0 HBP: 0
--------------	--------------------------------	----------------------------------	--------------------------------	----------------------------------	------------------------------	----------------------------------	-------------------------------	----------------------------------	-------------------------------	----------------------------------	-------------------------------	----------------------------------	------------------------------	----------------------------------	-------------------------------	----------------------------------	------------------------------	---------------------------------	----------------------------------	------------------------------------

PITCHER	IP	WLS	BF	H	R	ER	SO	BB	IBB	HBP	BLK	WP	HR	S	P	ERA	WHIP
26 Kyle Davies, R ERA: 4.37 (1, 1)	5.2	W	24	4	3	3	7	3	0	0	0	0	1	62	99	4.76	1.235
49 Macay McBride, L ERA: (6, 1)	0.0		1	0	0	0	0	1	0	0	0	0	0	2	6	∞	∞
48 Blaine Boyer, R ERA: 2.89 (6, 1)	1.1	H	4	0	0	0	1	0	0	0	0	0	0	7	13	0.00	0.000
Kyle Farnsworth, R ERA: 2.42 (8, 1)	1.0	H	6	2	1	1	1	0	0	0	0	0	1	14	16	9.00	2.000
Chris Reitsma, R ERA: 3.1 (9, 1)	1.0	S	3	0	0	0	0	0	0	0	0	0	0	6	9	0.00	0.000


BOTTOM

Atlanta Braves @ Cincinnati Reds
Great American Ball Park, Cincinnati, OH

Thu Aug 04 2005, 7:10 PM EDT
Att. 23,285 - Partly Cloudy - 91 F

livebaseballscorecards.com

AB	34
R	4
H	6
RBI	4
BB	4
SO	9
LOB	13



WP: 0	PA: 38
PB: 0	
SB: 0	
CS: 0	

Batter	1	2	3	4	5	6	7	8	9	AB R H RBI BB SO LOB	TOP		
Rafael Furcal, S (1, 6) OBP: 0.334, SLG: 0.416	3-2 G6-4-3 1B		1-0 L7		1-2 G5-3		0-0 FC5		4-1 2B BB	4 1 1 0 1 0 3			
Marcus Giles, R (1, 4) OBP: 0.379, SLG: 0.464	2-1 G6-4-3 1-2f		3-2 F8		2-2 1B		1-0 G5-3		1-0 2B 1-H 2-H	5 0 2 2 0 0 2			
7 Jeff Francoeur, R (1, 9) OBP: 0.414, SLG: 0.812	0-0 2B			0-1 FC6-4 1B 1B		0-3 K		1-0 G1-3	1-1 P3	5 1 2 0 0 1 2			
Andruw Jones, R (1, 8) OBP: 0.356, SLG: 0.584 Ryan Langerhans, L (8, PR) OBP: 0.325, SLG: 0.398	2-2 F9		1-1 FC6-4 1-2 1B		0-1 F9		4-2 1B BB			3 0 1 0 1 0 2 0 0 0 0 0 0 0			
Julio Franco, R (1, 3) OBP: 0.351, SLG: 0.480		1-3 K		0-1 FC6-4 1-2f 2-3 1B		1-2 G4-3		1-0 1B		4 0 1 0 0 1 3			
Wilson Betemit, S (1, 5) OBP: 0.357, SLG: 0.468		0-1 G5-3		0-1 G1-4-3 1-2 3-H 1B		3-2 FC5 BB 1B		3-3 K		4 0 2 1 0 1 2			
Johnny Estrada, S (1, 2) OBP: 0.300, SLG: 0.366 16 Brian McCann, L (9, PH) OBP: 0.395, SLG: 0.463		1-0 G1-3		0-0 G1-4-3 1-2f		1-2 F9			0-2 F8	3 0 0 0 0 0 3 1 0 0 0 0 0 0			
Kelly Johnson, L (1, 7) OBP: 0.321, SLG: 0.377			4-2 PB SH1-3 BB		0-0 G1-5-3		4-2 1-2 BB		3-2 G3-1	2 0 0 0 2 0 0			
29 John Smoltz, R (1, 1) OBP: 0.173, SLG: 0.196 Adam LaRoche, L (7, PH) OBP: 0.316, SLG: 0.470 Jim Brower, R (7, 1) 49 Macay McBride, L (8, 1) Dan Kolb, R (8, 1) 4 Pete Orr, L (9, PH) OBP: 0.339, SLG: 0.398	1 SAFE 2-1 SH1-3		2-1 SH1-3		3-3 K		0-1 F7		0-2 BB 2B 1B	1 0 0 0 0 1 0 1 0 0 0 0 0 2 0 0 0 0 0 0 0 0 0 0 0 0 0 0 0 0 0 0 0 0 0 1 1 1 0 0 0 0			
Inning Stats	R: 0 H: 2 E: 0 LOB: 1 K: 0 BB: 0 S: 10 P: 17	R: 0 H: 0 E: 0 LOB: 0 K: 1 BB: 0 S: 6 P: 8	R: 0 H: 0 E: 0 LOB: 1 K: 0 BB: 1 S: 8 P: 18	R: 1 H: 3 E: 0 LOB: 1 K: 0 BB: 0 S: 9 P: 10	R: 0 H: 0 E: 0 LOB: 0 K: 1 BB: 0 S: 7 P: 11	R: 0 H: 1 E: 0 LOB: 1 K: 1 BB: 0 S: 11 P: 14	R: 0 H: 1 E: 0 LOB: 2 K: 0 BB: 1 S: 14 P: 22	R: 0 H: 1 E: 0 LOB: 2 K: 1 BB: 1 S: 12 P: 22	R: 2 H: 2 E: 0 LOB: 1 K: 0 BB: 1 S: 13 P: 22	1B: 8 SF: 0 2B: 2 SAC: 1 3B: 0 DP: 2 HR: 0 HBP: 0	WP: 0 PA: 39 PB: 1 SB: 0 CS: 0		
PITCHER	IP WLS BF H R ER SO BB IBB HBP BLK WP HR S P ERA WHIP											PITCHER	IP WLS BF H R ER SO BB IBB HBP BLK WP HR S P ERA WHIP
30 Mark Mulder, L (1, 1) ERA: 3.79	7.0 W 28 7 1 1 3 2 0 0 0 0 0 0 65 100 1.29 1.286												
Julian Tavarez, R (8, 1) ERA: 2.72	1.0 5 1 0 0 1 1 0 0 0 0 0 0 12 22 0.00 2.000												
34 Randy Flores, L (9, 1) ERA: 3.86	0.2 5 2 2 2 0 1 0 0 0 0 0 0 11 19 27.00 4.500												
Cal Eldred, R (9, 1) ERA: 0.98	0.1 1 0 0 0 0 0 0 0 0 0 0 0 2 3 0.00 0.000												

Atlanta Braves @ St. Louis Cardinals
 Busch Stadium, St. Louis, MO
 Fri Aug 05 2005, 7:10 PM CDT
 Att. 47,838 - Partly Cloudy - 80 F

livebaseballscorecards.com

AB	34
R	3
H	10
RBI	3
BB	4
SO	4
LOB	19



Batter	1	2	3	4	5	6	7	8	9
22 David Eckstein, R OBP: 0.348, SLG: 0.359 (1, 6)	2-1 F9		0-3 K			0-0 15 WP 1B	1-1 HBP	0-1 53 E 1B	
53 John Rodriguez, L OBP: 0.403, SLG: 0.593 (1, 7)	0-0 5 HR 1B		2-2 L8			2-2 P6	0-1 SAFE F9	2-2 E6	
5 Albert Pujols, R OBP: 0.432, SLG: 0.630 (1, 3)	0-0 1-H HR				3-0 F8	4-0 15 WP 1B IBB		1-2 BB 1B	
15 Jim Edmonds, L OBP: 0.395, SLG: 0.554 (1, 8)	0-2 G3-1				1-2 HR	4-1 1B IBB		0-3 K	
34 Randy Flores, L (9, 1)						1-2 2-3 IBB			
Cal Eldred, R (9, 1)									
Mark Grudzielanek, R OBP: 0.337, SLG: 0.407 (1, 4)	0-2 G3				2-0 CS 1B	1-3 K		3-2 BB 1B	
7 Hector Luna, R OBP: 0.325, SLG: 0.417 (9, 9)								1-2 1B	
Abraham Nunez, S OBP: 0.380, SLG: 0.425 (1, 5)		0-1 G6-3			1-3 K	2-2 1B		4-2 1B BB	
So Taguchi, R OBP: 0.314, SLG: 0.433 (1, 9)		2-3 K				1-3 2-H 3-H 1B		1-2 2-3 1B	
Einar Diaz, R OBP: 0.214, SLG: 0.278 (1, 2)		0-0 P5					0-0 HR	1-2 1B SF7	
30 Mark Mulder, L OBP: 0.149, SLG: 0.114 (1, 1)							2-1 P4	1-2 22 53 E 1B	
John Mabry, L OBP: 0.328, SLG: 0.438 (7, PH)								1-3 2-H 3-H	
Julian Tavarez, L (8, 1)									
Scott Seabol, R OBP: 0.310, SLG: 0.349 (8, PH)							2-2 G3	0-0 SF7	
								3-H	

AB	R	H	RBI	BB	SO	LOB
4	1	2	0	0	1	0
5	1	1	0	0	0	3
3	3	1	2	2	0	2
3	1	1	1	1	1	1
0	0	0	0	0	0	0
0	0	0	0	0	0	0
4	1	2	0	0	1	3
0	0	0	0	0	0	0
3	1	1	2	1	1	1
4	2	2	3	0	2	0
4	1	1	1	0	0	0
2	0	0	0	0	1	0
1	0	0	0	0	0	0
0	0	0	0	0	0	0
0	0	0	1	0	0	0

1B	SF	WP	PA
7	1	1	39
1	1	0	0
0	0	0	0
3	0	0	0


BOTTOM

Atlanta Braves @ St. Louis Cardinals
 Busch Stadium, St. Louis, MO

Fri Aug 05 2005, 7:10 PM CDT
 Att. 47,838 - Partly Cloudy - 80 F

livebaseballscorecards.com

AB	33
R	11
H	11
RBI	10
BB	4
SO	7
LOB	10



Inning Stats	R	H	E	K	S	R	H	E	K	S	R	H	E	K	S	R	H	E	K	S
	2	2	0	10	12	0	0	0	6	8	1	2	0	1	8	0	0	0	9	13
	0	0	0	0	0	0	0	0	0	0	0	0	0	0	0	0	0	0	0	0
	0	0	0	0	0	0	0	0	0	0	0	0	0	0	0	0	0	0	0	0

PITCHER	IP	WLS	BF	H	R	ER	SO	BB	IBB	HBP	BLK	WP	HR	S	P	ERA	WHIP
29 John Smoltz, R ERA: 2.83	6.0	L	24	6	5	5	6	0	0	0	0	1	2	56	88	7.50	1.000
Jim Brower, R ERA: 5.36	1.0		5	1	1	1	0	0	0	1	0	0	1	9	14	9.00	1.000
49 Macay McBride, L ERA: 7.2	0.2		8	4	5	4	1	2	0	0	0	0	0	23	36	54.00	9.000
Dan Kolb, R ERA: 4.98	0.1		2	0	0	0	0	0	0	0	0	0	0	6	10	0.00	0.000

Batter	1	2	3	4	5	6	7	8	9	AB R H RBI BB SO LOB	TOP											
Rafael Furcal, S (1, 6) OBP: 0.335, SLG: 0.417	1-0 G4-3			1-0 G4-3		4-1 1B HR BB	1-1 L5		0-2 1B 2B	4 2 1 1 1 0 1	Atlanta Braves @ St. Louis Cardinals Busch Stadium, St. Louis, MO Sat Aug 06 2005, 12:20 PM CDT Att. 48,565 - Cloudy - 78 F											
Kelly Johnson, L (1, 7) OBP: 0.318, SLG: 0.373	2-1 F8			1-0 P6		2-1 1B HR BB	1-0 G3		2-0 FC4-5 BB 1B	5 1 1 0 0 0 4												
Marcus Giles, R (1, 4) Ryan Langerhans, L (9, 8) OBP: 0.380, SLG: 0.462 OBP: 0.325, SLG: 0.398	1-1 F8			1-0 G6-3		4-2 1B HR BB		1-0 G5-3	0-1 BB 1B	4 1 1 1 1 0 0 0 0 0 0 0 0 0												
Andrew Jones, R (1, 8) Chris Reitsma, R (9, 1) OBP: 0.359, SLG: 0.598		0-3 K			1-1 HR	1-0 HR		0-3 K	4-2 BB	4 2 2 5 1 2 0 0 0 0 0 0 0 0												
Adam LaRoche, L (1, 3) OBP: 0.314, SLG: 0.465		1-0 G4-3			0-1 G6-3	1-0 F8		3-2 1B	0-1 G4-3	5 0 1 0 0 0 3												
7 Jeff Francoeur, R (1, 9) OBP: 0.405, SLG: 0.781		2-1 F9			2-1 2B 1B WP	2-2 G6-3		0-2 P3		4 1 1 0 0 0 1												
16 Brian McCann, L (1, 2) OBP: 0.375, SLG: 0.437			0-0 G3-1		0-1 F9	3-1 G1-3			0-3 K	4 0 0 0 0 1 1												
Wilson Betemit, S (1, 5) OBP: 0.360, SLG: 0.474			3-2 G4-3		3-2 2B 1-H		0-1 G3-1		2-1 1B 2B 1B	4 1 2 1 0 0 0												
15 Tim Hudson, R (1, 1) Kyle Farnsworth, R (8, 1) Julio Franco, R (9, PH) 4 Pete Orr, L (9, PR) OBP: 0.225, SLG: 0.189 OBP: 0.354, SLG: 0.483 OBP: 0.339, SLG: 0.398			1-3 K		0-1 F7		1-1 1B		1-2 2B FC4-5 1B	3 0 1 0 0 1 1 0 0 0 0 0 0 0 1 0 1 0 0 0 0 0 0 0 0 0 0 0												
Inning Stats	R: 0 E: 0 K: 0 S: 5	H: 0 LOB: 0 BB: 0 P: 9	R: 0 E: 0 K: 1 S: 6	H: 0 LOB: 0 BB: 0 P: 9	R: 0 E: 0 K: 1 S: 7	H: 0 LOB: 0 BB: 0 P: 11	R: 0 E: 0 K: 0 S: 3	H: 0 LOB: 0 BB: 0 P: 6	R: 2 E: 0 K: 0 S: 13	H: 3 LOB: 1 BB: 0 P: 19	R: 4 E: 0 K: 0 S: 13	H: 2 LOB: 0 BB: 2 P: 30	R: 0 E: 0 K: 0 S: 7	H: 1 LOB: 1 BB: 0 P: 10	R: 0 E: 0 K: 1 S: 12	H: 1 LOB: 1 BB: 0 P: 16	R: 2 E: 0 K: 1 S: 25	H: 4 LOB: 3 BB: 1 P: 34	1B: 7 2B: 2 3B: 0 HR: 2	SF: 0 SAC: 0 DP: 0 HBP: 0	WP: 1 PB: 0 SB: 0 CS: 0	PA: 41
PITCHER	IP WLS BF H R ER SO BB IBB HBP BLK WP HR S P ERA WHIP																			PITCHER	IP WLS BF H R ER SO BB IBB HBP BLK WP HR S P ERA WHIP	
Jason Marquis, R (1, 1) ERA: 4.24	5.0 L 22 5 6 6 2 2 0 0 0 1 2 41 72 10.80 1.400																					
48 Brad Thompson, R (6, 1) ERA: 2.97	2.0 7 1 0 0 0 0 0 0 0 0 0 0 13 22 0.00 0.500																					
Al Reyes, R (8, 1) ERA: 2.64	1.0 4 1 0 0 1 0 0 0 0 0 0 0 12 16 0.00 1.000																					
Ray King, L (9, 1) ERA: 3.34	0.2 5 3 2 2 1 0 0 0 0 0 0 0 17 22 27.00 4.500																					
Cal Eldred, R (9, 1) ERA: 0.96	0.1 3 1 0 0 0 1 0 0 0 0 0 0 8 12 0.00 6.000																					

AB	38
R	8
H	11
RBI	8
BB	3
SO	4
LOB	11



WP	1	PA	41
PB	0		
SB	0		
CS	0		

Batter	1	2	3	4	5	6	7	8	9	AB	R	H	RBI	BB	SO	LOB
22 David Eckstein, R OBP: 0.347, SLG: 0.358 (1, 6)	G1-3		K				G5-3			4	0	1	0	0	1	0
53 John Rodriguez, L OBP: 0.408, SLG: 0.581 (1, 7)	FC4-6 1B		L9				K		5 1B HBP	3	1	1	0	0	1	1
5 Albert Pujols, R OBP: 0.434, SLG: 0.630 (1, 3)	FC4-6 1B		G5-3					15 FC4-6 1B	3-2 1B	3	0	2	0	1	0	0
15 Jim Edmonds, L OBP: 0.391, SLG: 0.547 (1, 8)	FC4-6 1B			F8			K	15 P4-6-3 1B	0-2 1B	4	0	0	0	0	1	5
Mark Grudzielanek, R OBP: 0.341, SLG: 0.413 (1, 4)				G1-3 2B					2-3 1B	4	0	3	1	0	1	1
John Mabry, L OBP: 0.327, SLG: 0.434 (1, 9)	G3			G1-3						4	0	1	0	0	1	5
Abraham Nunez, S OBP: 0.374, SLG: 0.418 (1, 5)			F7		G3					4	0	0	0	0	0	4
Mike Mahoney, R OBP: 0.263, SLG: 0.220 (7, PH)			G6-3				G5-3			2	0	0	0	0	0	0
7 Hector Luna, R OBP: 0.317, SLG: 0.405 (8, 1)										1	0	0	0	0	0	0
Al Reyes, R (8, 1)										0	0	0	0	0	0	0
Ray King, L (9, 1)										0	0	0	0	0	0	0
Cal Eldred, R (9, 1)										0	0	0	0	0	0	0
John Gall, R (9, PH)										1	0	0	0	0	0	1
Jason Marquis, L OBP: 0.344, SLG: 0.508 (6, 1)			G6-3							2	0	0	0	0	0	0
48 Brad Thompson, R (6, 1)										0	0	0	0	0	0	0
So Taguchi, R OBP: 0.313, SLG: 0.431 (7, PH)										1	0	0	0	0	0	0
Einar Diaz, R OBP: 0.212, SLG: 0.276 (8, 2)										1	0	0	0	0	1	1

Inning Stats	R: 1	H: 2	E: 0	K: 0	S: 18	LOB: 2	BB: 1	P: 28	R: 0	H: 0	E: 0	K: 0	S: 3	LOB: 0	BB: 0	P: 4	R: 0	H: 0	E: 0	K: 1	S: 8	LOB: 0	BB: 0	P: 8	R: 0	H: 1	E: 0	K: 0	S: 9	LOB: 1	BB: 0	P: 12	R: 0	H: 1	E: 0	K: 1	S: 9	LOB: 1	BB: 0	P: 15	R: 0	H: 2	E: 0	K: 2	S: 13	LOB: 2	BB: 0	P: 20	R: 0	H: 0	E: 0	K: 0	S: 7	LOB: 0	BB: 0	P: 9	R: 0	H: 1	E: 0	K: 1	S: 12	LOB: 1	BB: 0	P: 18	R: 0	H: 1	E: 0	K: 1	S: 7	LOB: 1	BB: 0	P: 11	1B: 7	2B: 2	3B: 0	HR: 0	SF: 0	SAC: 0	DP: 1	HBP: 1	WP: 0	PB: 0	SB: 0	CS: 0	PA: 36
15 Tim Hudson, R ERA: 3.43 (1, 1)	IP	WLS	BF	H	R	ER	SO	BB	IBB	HBP	BLK	WP	HR	S	P	ERA	WHIP																																																																				
Kyle Farnsworth, R ERA: 2.36 (8, 1)	1.0		4	1	0	0	1	0	0	1	0	0	0	12	18	0.00	1.000																																																																				
Chris Reitsma, R ERA: 3.04 (9, 1)	1.0		4	1	0	0	1	0	0	0	0	0	0	7	11	0.00	1.000																																																																				

BOTTOM

Atlanta Braves @ St. Louis Cardinals
 Busch Stadium, St. Louis, MO

Sat Aug 06 2005, 12:20 PM CDT
 Att: 48,565 - Cloudy - 78 F

livebaseballscorecards.com

AB	34
R	1
H	8
RBI	1
BB	1
SO	6
LOB	18



Batter	1	2	3	4	5	6	7	8	9	AB R H RBI BB SO LOB	TOP																
Rafael Furcal, S (1, 6) OBP: 0.332, SLG: 0.413	1-3 K	2-1 G1-3			1-3 K			1-2 G3		4 0 0 0 0 2 1																	
Kelly Johnson, L (1, 7) OBP: 0.321, SLG: 0.386	3-2 HR		1-3 K			4-2 FC6 SH1-3 BB		3-3 K		3 1 1 1 1 2 0																	
Marcus Giles, R (1, 4) OBP: 0.379, SLG: 0.461	3-1 F9		2-2 F8			0-0 SH1-3			2-1 G4-6-3 7 2B	3 1 1 0 0 0 0																	
Andruw Jones, R (1, 8) OBP: 0.360, SLG: 0.595	4-1 BB		0-3 K			0-0 FC6			4-1 SAFE G4-6-3 BB	2 0 0 0 2 1 1																	
Adam LaRoche, L (1, 3) OBP: 0.311, SLG: 0.459	0-0 F7			1-2 F7		0-1 SAFE G2-3			0-0 G4-6-3	4 0 0 0 0 0 4																	
7 Jeff Francoeur, R (1, 9) OBP: 0.410, SLG: 0.818				1-3 K			2-3 K		0-1 BB	4 1 2 2 0 2 0																	
16 Brian McCann, L (1, 2) OBP: 0.381, SLG: 0.432				0-0 1B			1-3 K		3-H 2-0 BB	3 0 1 0 0 1 0																	
Wilson Betemit, S (1, 5) OBP: 0.363, SLG: 0.472					1-3 K		1-0 L8		4-2 BB	3 0 1 0 1 1 0																	
Jorge Sosa, R (1, 1) OBP: 0.063, SLG: 0.063					0-3 K2-3			1-2 G4-3	0-0 G4-3	2 0 0 0 0 1 1																	
4 Pete Orr, L (8, PH) OBP: 0.336, SLG: 0.395										1 0 0 0 0 0 0																	
Kyle Farnsworth, R (8, 1)										0 0 0 0 0 0 0																	
John Foster, L (8, 1)										0 0 0 0 0 0 0																	
Chris Reitsma, R (8, 1)										1 0 0 0 0 0 3																	
Inning Stats	R: 1 E: 0 K: 1 S: 12	H: 1 LOB: 1 BB: 1 P: 23	R: 1 E: 0 K: 0 S: 10	H: 2 LOB: 1 BB: 0 P: 17	R: 0 E: 0 K: 2 S: 9	H: 0 LOB: 0 BB: 0 P: 12	R: 0 E: 0 K: 1 S: 8	H: 1 LOB: 1 BB: 0 P: 10	R: 0 E: 0 K: 3 S: 9	H: 0 LOB: 0 BB: 0 P: 11	R: 0 E: 0 K: 0 S: 8	H: 0 LOB: 1 BB: 1 P: 12	R: 0 E: 0 K: 2 S: 7	H: 0 LOB: 0 BB: 0 P: 11	R: 0 E: 0 K: 1 S: 12	H: 0 LOB: 0 BB: 0 P: 17	R: 1 E: 0 K: 0 S: 9	H: 2 LOB: 3 BB: 2 P: 21	1B: 3 2B: 1 3B: 0 HR: 2	SF: 0 SAC: 1 DP: 1 HBP: 1	WP: 0 PB: 0 SB: 1 CS: 0	PA: 36					
PITCHER	IP WLS BF H R ER SO BB IBB HBP BLK WP HR S P ERA WHIP																										
29 Chris Carpenter, R (1, 1) ERA: 2.26	8.0		29	4	2	2	10	2	0	0	0	0	2	75	113	2.25	0.750										
44 Jason Isringhausen, R (9, 1) ERA: 1.86	0.2		4	2	1	1	0	1	0	0	0	0	0	6	12	13.50	4.500										
Ray King, L (9, 1) ERA: 3.3	0.1	W	3	0	0	0	0	1	0	1	0	0	0	3	9	0.00	3.000										

Atlanta Braves @ St. Louis Cardinals
 Busch Stadium, St. Louis, MO
 Sun Aug 07 2005, 1:15 PM CDT
 Att. 47,714 - Partly Cloudy - 88 F

livebaseballscorecards.com

AB	30
R	3
H	6
RBI	3
BB	4
SO	10
LOB	10



Batter	1	2	3	4	5	6	7	8	9	AB R H RBI BB SO LOB
22 David Eckstein, R OBP: 0.352, SLG: 0.370 (1, 6)	4-2 15 G4-3 53 1B BB		4-1 53 PB 53 S BB		1-1 2B			1-1 F9	1-0 HR	3 1 2 4 2 0 0
53 John Rodriguez, L OBP: 0.400, SLG: 0.561 (1, 7)	0-0 15 G4-3 1B		2-3 K		1-3 K			2-2 G3		4 0 1 0 0 2 2
5 Albert Pujols, R OBP: 0.433, SLG: 0.633 (1, 3)	3-1 P2		0-1 F9					0-2 HR		4 1 1 1 0 0 3
15 Jim Edmonds, L OBP: 0.392, SLG: 0.548 (1, 8)	2-2 G4-3		2-2 F7					4-2 BB		3 0 1 0 1 0 3
Mark Grudzielanek, R OBP: 0.338, SLG: 0.409 (1, 4)	1-1 F7			0-2 F7				0-1 G5-3		4 0 0 0 0 1 4
Abraham Nunez, S OBP: 0.372, SLG: 0.415 (1, 5)		0-1 F9		1-1 F7				1-3 K		4 1 1 0 0 1 1
So Taguchi, R OBP: 0.316, SLG: 0.436 (1, 9)		1-0 2B		0-1 G6-3				0-1 F8	1-2 7 1B 22 HR 1B	4 1 2 0 0 0 0
Mike Mahoney, R OBP: 0.265, SLG: 0.205 (1, 2)		1-0 F7		1-1 L7				1-3 K	2-2 22 HR 1B	3 0 0 0 0 1 1
7 Hector Luna, R OBP: 0.333, SLG: 0.421 (9, PH)		0-0 G6-3		1-1 G4-3				1-1 G5-3	1-2 2-3 22 HR 1B	1 1 1 0 0 0 0
29 Chris Carpenter, R OBP: 0.070, SLG: 0.037 (1, 1)									1-2 L5	3 0 0 0 0 0 1
44 Jason Isringhausen, R Ray King, L Scott Seabol, R OBP: 0.306, SLG: 0.344 (9, PH)										0 0 0 0 0 0 0 0 0 0 0 0 0 0 1 0 0 0 0 0 3

Inning Stats	R: 0 E: 0 K: 10 S: 10	H: 1 LOB: 2 BB: 1 P: 20	R: 0 E: 0 K: 5 S: 5	H: 1 LOB: 1 BB: 0 P: 7	R: 0 E: 0 K: 1 S: 9	H: 0 LOB: 1 BB: 1 P: 17	R: 0 E: 0 K: 0 S: 7	H: 0 LOB: 0 BB: 0 P: 8	R: 0 E: 0 K: 1 S: 9	H: 1 LOB: 1 BB: 0 P: 13	R: 0 E: 0 K: 2 S: 10	H: 1 LOB: 1 BB: 0 P: 13	R: 0 E: 0 K: 1 S: 7	H: 0 LOB: 0 BB: 0 P: 9	R: 1 E: 0 K: 0 S: 14	H: 1 LOB: 1 BB: 1 P: 21	R: 4 E: 0 K: 0 S: 16	H: 4 LOB: 0 BB: 0 P: 23	1B: 4 2B: 3 3B: 0 HR: 2	SF: 0 SAC: 0 DP: 0 HBP: 0
--------------	--------------------------------	----------------------------------	------------------------------	---------------------------------	------------------------------	----------------------------------	------------------------------	---------------------------------	------------------------------	----------------------------------	-------------------------------	----------------------------------	------------------------------	---------------------------------	-------------------------------	----------------------------------	-------------------------------	----------------------------------	----------------------------------	------------------------------------

PITCHER	IP	WLS	BF	H	R	ER	SO	BB	IBB	HBP	BLK	WP	HR	S	P	ERA	WHIP
Jorge Sosa, R ERA: 2.36 (1, 1)	7.0		27	4	0	0	5	2	0	0	0	0	0	57	87	0.00	0.857
Kyle Farnsworth, R ERA: 2.53 (8, 1)	0.2	H	3	1	1	1	0	0	0	0	0	0	1	9	12	13.50	1.500
John Foster, L ERA: 3.68 (8, 1)	0.0		1	0	0	0	0	1	0	0	0	0	0	3	7	∞	∞
Chris Reitsma, R ERA: 3.67 (8, 1)	0.2	L	6	4	4	4	0	0	0	0	0	0	1	18	25	54.00	6.000

BOTTOM

Atlanta Braves @ St. Louis Cardinals
 Busch Stadium, St. Louis, MO
 Sun Aug 07 2005, 1:15 PM CDT
 Att. 47,714 - Partly Cloudy - 88 F

AB	34
R	5
H	9
RBI	5
BB	3
SO	5
LOB	18

WP: 0 PA: 37
 PB: 1
 SB: 1
 CS: 0



livebaseballscorecards.com

Batter	1	2	3	4	5	6	7	8	9	AB R H RBI BB SO LOB	TOP																					
13 Omar Vizquel, S OBP: 0.350, SLG: 0.381 (1, 6)	1-1 F9		2-1 1B 2B		4-0 G1-6-3 BB			0-2 G5-3	0-0 F7	4 1 1 0 1 0 3																						
2 Randy Winn, S OBP: 0.349, SLG: 0.401 (1, 8)	4-1 S BB		0-2 1B 1-2 1B		1-2 G1-6-3			0-3 K		3 0 1 0 1 1 1																						
Lance Niekro, R OBP: 0.320, SLG: 0.526 (1, 3)	3-2 L6		1-1 BB 1-3 2-H 1B		1-0 2B			0-2 1B		4 0 3 1 0 0 1																						
Pedro Feliz, R OBP: 0.309, SLG: 0.443 (1, 7)	2-2 G5-3		4-2 1-2 BB		0-0 G6-3			1-0 F8		3 0 0 0 1 0 3																						
Ray Durham, S OBP: 0.373, SLG: 0.436 (1, 4)		0-1 G6-4-3 1B	0-1 G4-3		2-1 P2			1-1 WP 1B		4 0 2 0 0 0 4																						
Edgardo Alfonzo, R OBP: 0.347, SLG: 0.370 (1, 5)		1-0 G6-4-3		2-1 F8		0-1 F8		0-1 WP 1B		4 0 1 0 0 0 2																						
Jason Ellison, R OBP: 0.327, SLG: 0.378 (1, 9)		0-3 K		2-0 G6-3		3-1 G6-3		1-3 K		4 0 0 0 0 2 2																						
Mike Matheny, R OBP: 0.307, SLG: 0.433 (1, 2)			1-2 F8	1-1 L6		0-0 F8		3-1 HBP		3 0 0 0 0 0 0																						
41 Brad Hennessey, R OBP: 0.143, SLG: 0.286 Jeff Fassero, L (3, 1) Deivi Cruz, R OBP: 0.297, SLG: 0.382 Jason Christiansen, R (7, 1) Michael Tucker, L OBP: 0.328, SLG: 0.390 (9, PH)			0-2 P4		2-2 F8		1-0 G6-3	1-3 K		1 0 0 0 0 0 0 1 0 0 0 0 0 0 1 0 0 0 0 0 0 0 0 0 0 0 0 0 1 0 0 0 0 1 3																						
Inning Stats	R: 0 E: 0 K: 0 S: 9	H: 0 LOB: 1 BB: 1 P: 19	R: 0 E: 0 K: 1 S: 6	H: 1 LOB: 0 BB: 0 P: 7	R: 1 E: 0 K: 0 S: 18	H: 3 LOB: 3 BB: 1 P: 26	R: 0 E: 0 K: 0 S: 5	H: 0 LOB: 0 BB: 0 P: 10	R: 0 E: 0 K: 0 S: 7	H: 0 LOB: 0 BB: 1 P: 14	R: 0 E: 0 K: 0 S: 6	H: 1 LOB: 1 BB: 0 P: 9	R: 0 E: 0 K: 0 S: 4	H: 0 LOB: 0 BB: 0 P: 8	R: 0 E: 0 K: 1 S: 10	H: 1 LOB: 1 BB: 0 P: 11	R: 0 E: 0 K: 2 S: 12	H: 2 LOB: 3 BB: 0 P: 18	1B: 7 2B: 1 3B: 0 HR: 0	SF: 0 SAC: 0 DP: 2 HBP: 1	WP: 1 PB: 0 SB: 1 CS: 0	PA: 37										
PITCHER	IP WLS BF H R ER SO BB IBB HBP BLK WP HR S P ERA WHIP																				PITCHER	IP WLS BF H R ER SO BB IBB HBP BLK WP HR S P ERA WHIP										
Horacio Ramirez, L ERA: 4.54 (1, 1)	7.2 W	30 6	1 1	1 1	2 2	3 3	0 0	0 0	0 0	0 0	0 0	64 102	1.17 1.174																			
48 Blaine Boyer, R ERA: 2.84 (8, 1)	0.1	1 0	0 0	0 0	0 0	0 0	0 0	0 0	0 0	0 0	0 0	1 2	0.00 0.000																			
Jim Brower, R ERA: 5.33 (9, 1)	0.1	4 2	0 0	0 0	1 1	0 0	0 0	1 1	0 0	0 0	0 0	8 13	0.00 6.000																			
John Foster, L ERA: 3.57 (9, 1)	0.2	2 0	0 0	0 0	0 0	1 1	0 0	0 0	0 0	0 0	0 0	4 5	0.00 0.000																			

San Francisco Giants @ Atlanta Braves
Turner Field, Atlanta, GA
Tue Aug 09 2005, 7:35 PM EDT
Att. 27,230 - Cloudy - 79 F

AB	33
R	1
H	8
RBI	1
BB	3
SO	4
LOB	19



Batter	1	2	3	4	5	6	7	8	9
Rafael Furcal, S OBP: 0.335, SLG: 0.417 (1, 6)	1-1 G6-3	3-2 BB 1B	0-1 2B	1-2 G6-3			1-1 G4-6-3 1B		
Kelly Johnson, L OBP: 0.327, SLG: 0.393 (1, 7)	4-0 1B BB 2B BB	1-3 SAFE	0-2 BB 2B				0-1 G4-6-3 1-2f		
Marcus Giles, R OBP: 0.362, SLG: 0.460 (1, 4)	4-1 1B 2B BB	3-2 F9	4-2 BB BB				0-1 G4-6-3 1B		
Andrew Jones, R OBP: 0.365, SLG: 0.595 (1, 8)	1-2 2B 1B	4-0 BB	4-2 BB				1-1 F8		
Adam LaRoche, L OBP: 0.309, SLG: 0.458 (1, 3)	1-0 16 1B 2B	2-1 G4-3	0-3 K				0-1 G4-6-3 1-2f		
7 Jeff Francoeur, R OBP: 0.439, SLG: 0.827 (1, 9)	0-1 16 1B 1B		0-1 G4-3 1B	1-1 16 2B 1B			3-2 16 G3-6-1 1B		
16 Brian McCann, L OBP: 0.386, SLG: 0.449 (1, 2)	0-1 1B		3-2 F8	2-1 2B			0-1 G3-6-1 1-2f		
Wilson Betemit, S OBP: 0.356, SLG: 0.462 (1, 5)	2-2 P6		0-0 G4-3	1-3 K			1-1 F9		
Horacio Ramirez, L OBP: 0.241, SLG: 0.283 48 Blaine Boyer, R Jim Brower, R John Foster, L	0-3 K		0-2 2B 2B 1B	3-1 G4-3			1-1 G6-3		

Inning Stats	R: 4	H: 4	E: 0	K: 1	S: 18	LOB: 2	BB: 2	P: 31	R: 0	H: 1	E: 0	K: 1	S: 12	LOB: 2	BB: 1	P: 25	R: 3	H: 4	E: 0	K: 1	S: 27	LOB: 3	BB: 2	P: 38	R: 0	H: 2	E: 0	K: 0	S: 10	LOB: 1	BB: 0	P: 12	R: 0	H: 1	E: 0	K: 0	S: 8	LOB: 0	BB: 0	P: 12	R: 0	H: 1	E: 0	K: 0	S: 6	LOB: 0	BB: 0	P: 7	R: 0	H: 1	E: 0	K: 0	S: 6	LOB: 0	BB: 0	P: 7
--------------	------	------	------	------	-------	--------	-------	-------	------	------	------	------	-------	--------	-------	-------	------	------	------	------	-------	--------	-------	-------	------	------	------	------	-------	--------	-------	-------	------	------	------	------	------	--------	-------	-------	------	------	------	------	------	--------	-------	------	------	------	------	------	------	--------	-------	------

PITCHER	IP	WLS	BF	H	R	ER	SO	BB	IBB	HBP	BLK	WP	HR	S	P	ERA	WHIP
41 Brad Hennessey, R ERA: 5.52	(1, 1)	2.2	L	21	9	7	2	4	0	0	0	0	0	48	81	23.62	4.875
Jeff Fassero, L ERA: 4.59	(3, 1)	3.1		14	5	0	2	1	0	0	0	0	0	39	57	0.00	1.800
Jason Christiansen, L ERA: 5.12	(7, 1)	2.0		6	2	0	0	0	0	0	0	0	0	12	15	0.00	1.000

BOTTOM


San Francisco Giants @ Atlanta Braves
Turner Field, Atlanta, GA

Tue Aug 09 2005, 7:35 PM EDT
Att: 27,230 - Cloudy - 79 F

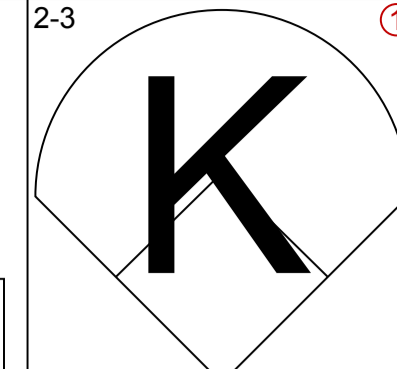
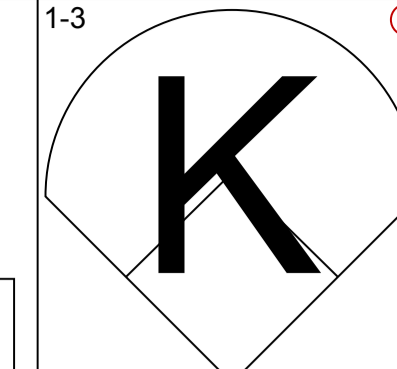
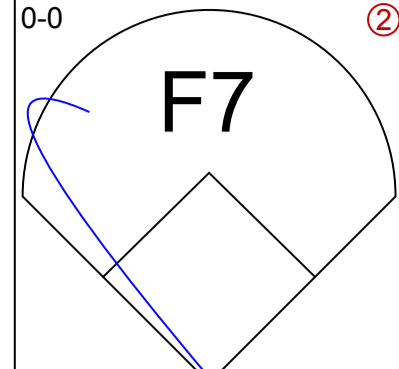
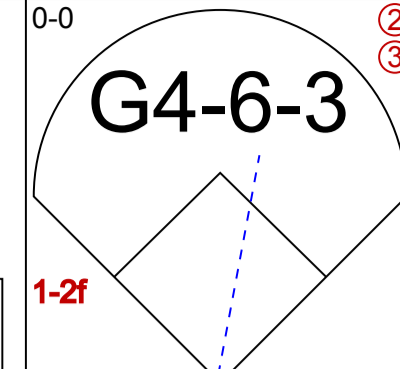
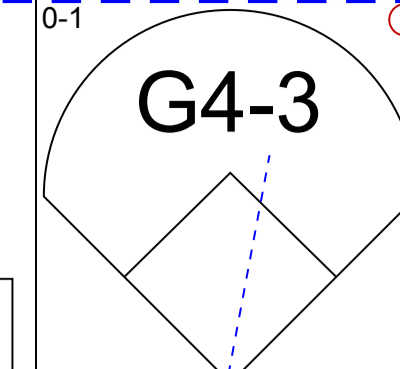
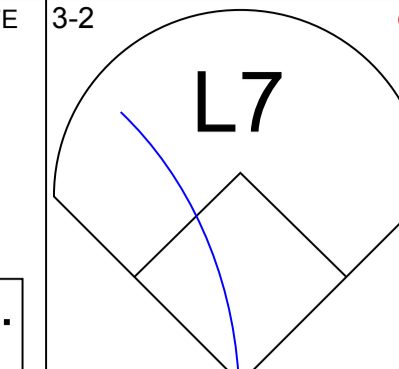
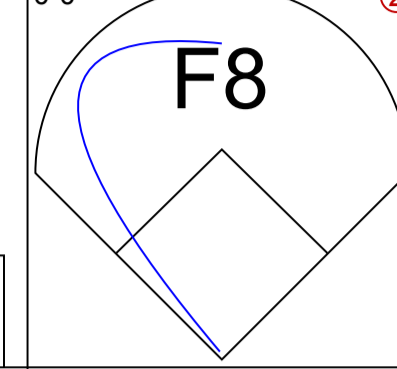
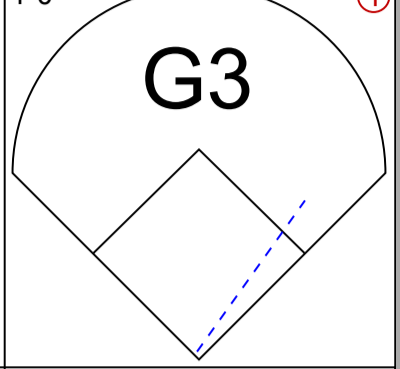
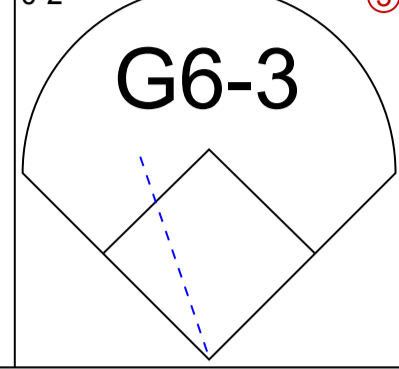
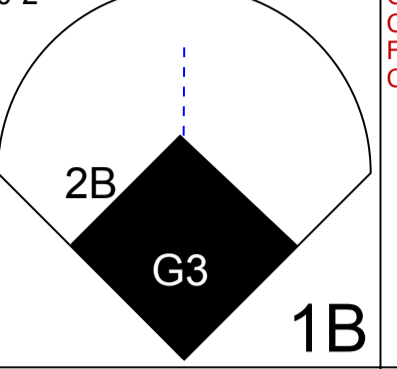
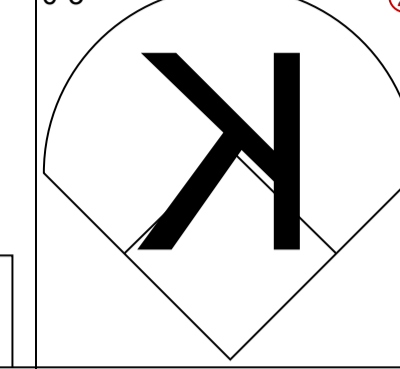
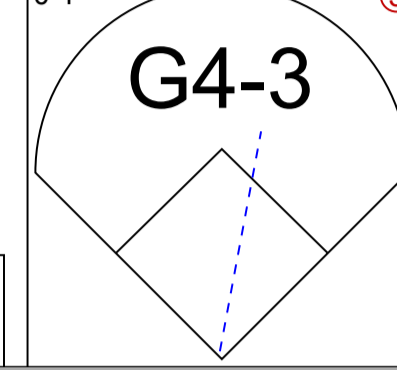
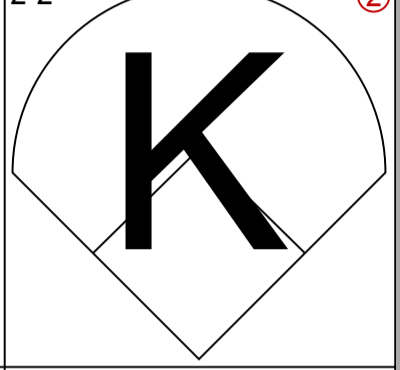
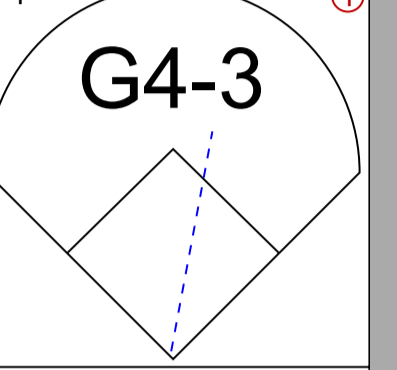
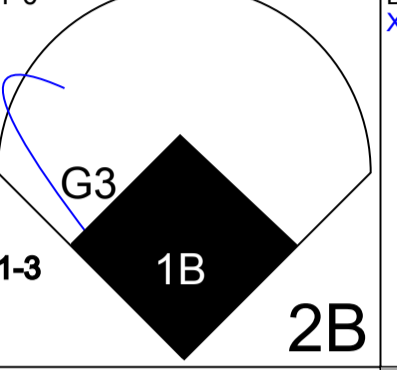
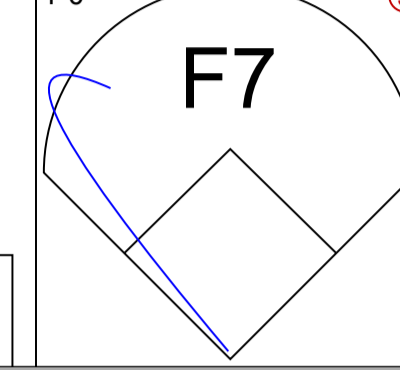
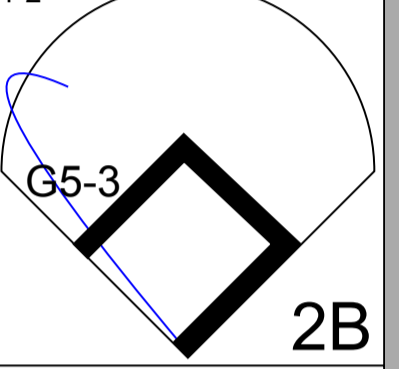

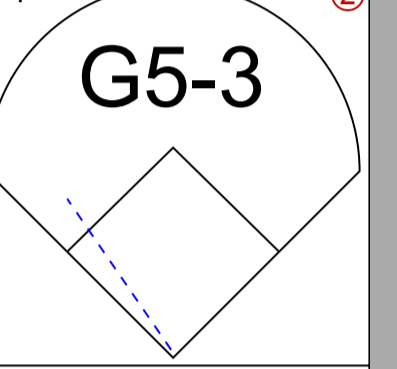
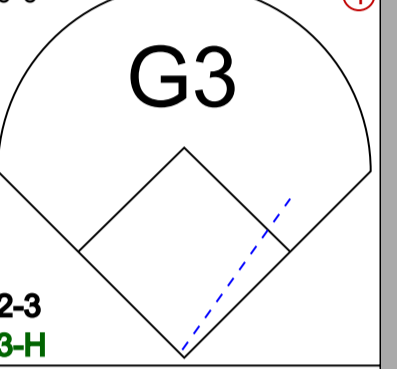
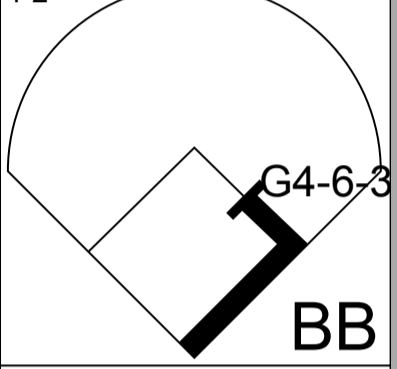
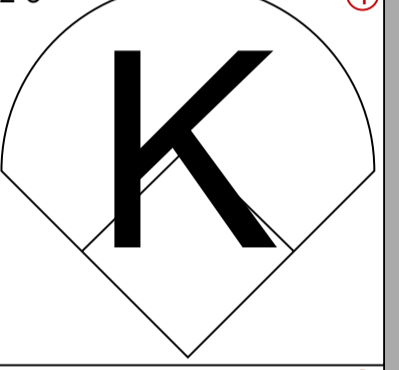
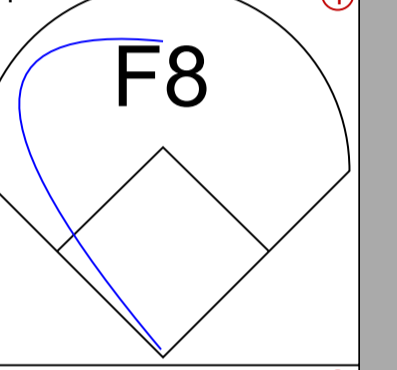
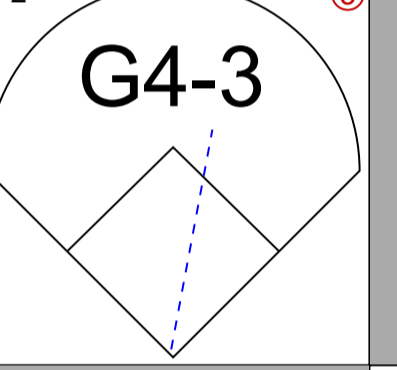
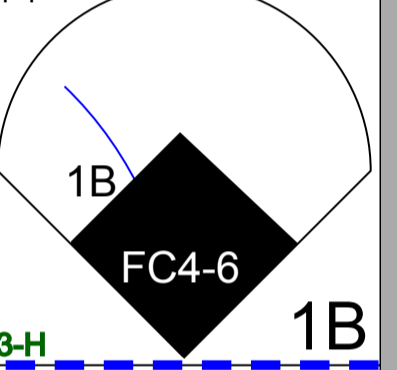
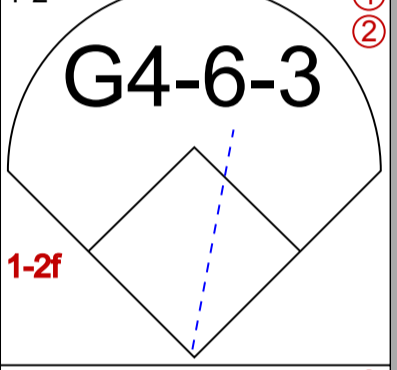
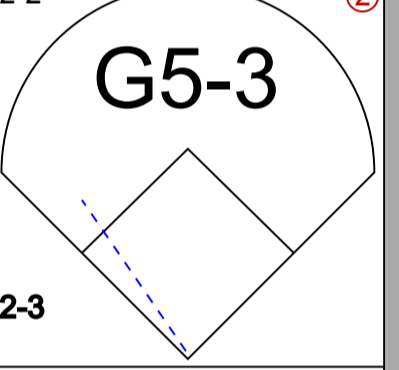
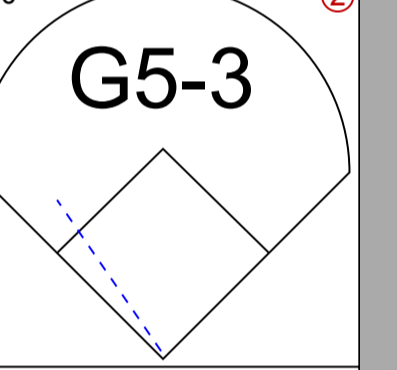
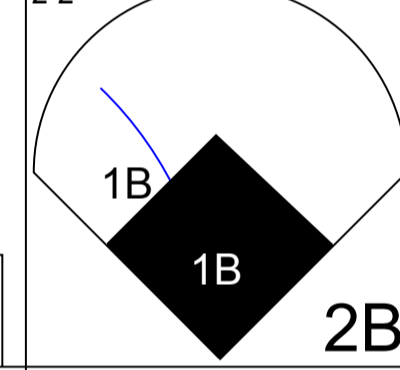
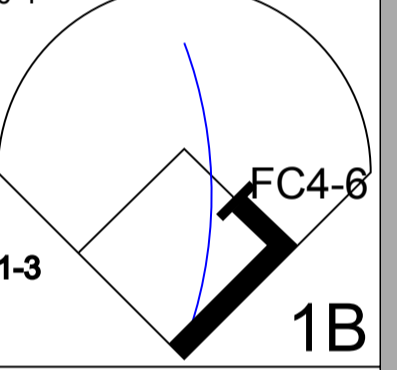
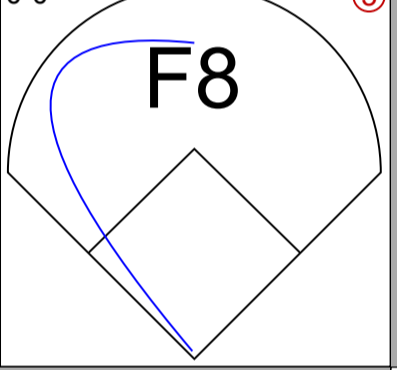
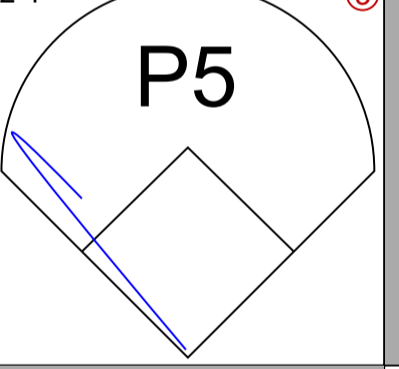
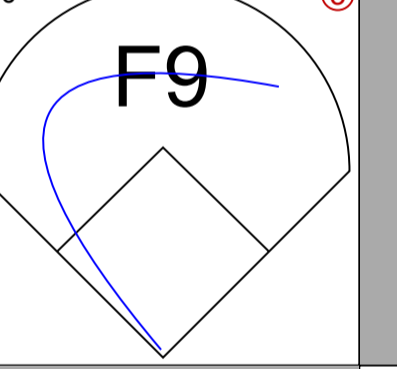
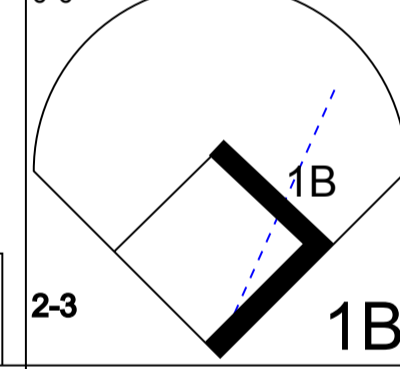
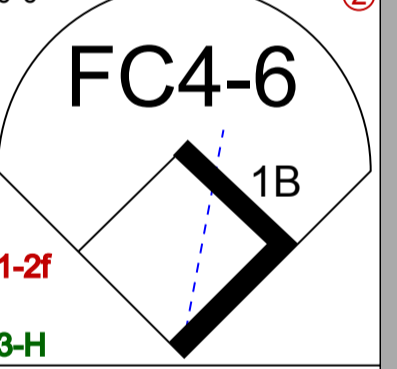
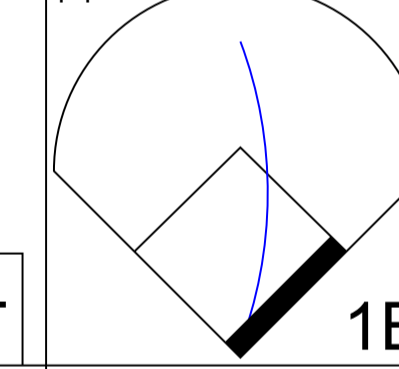
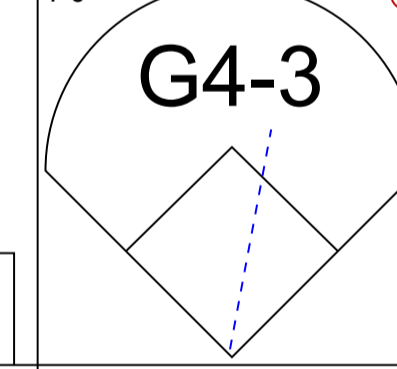
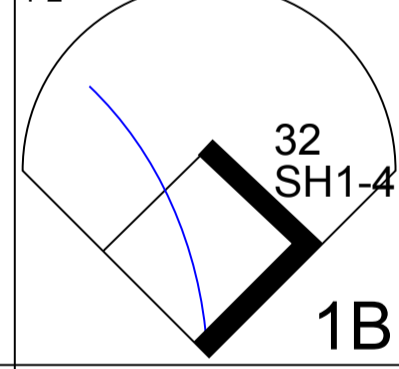
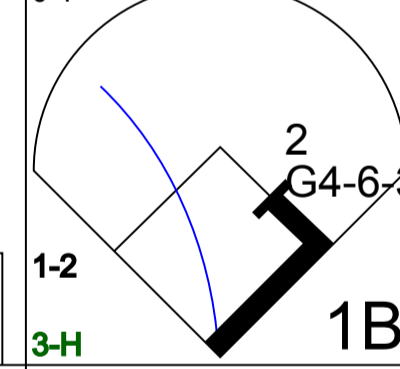
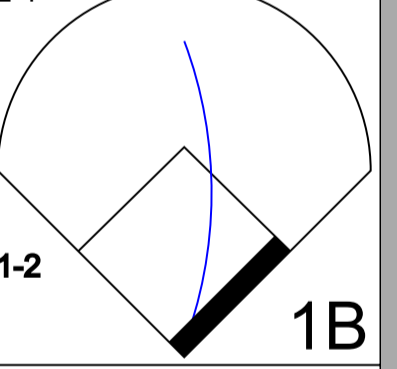
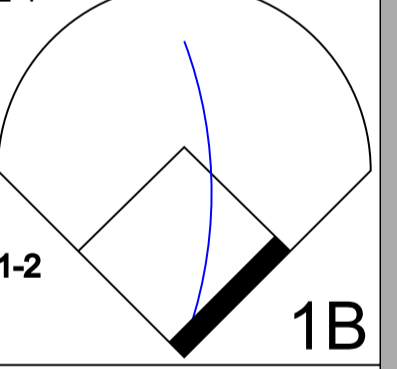
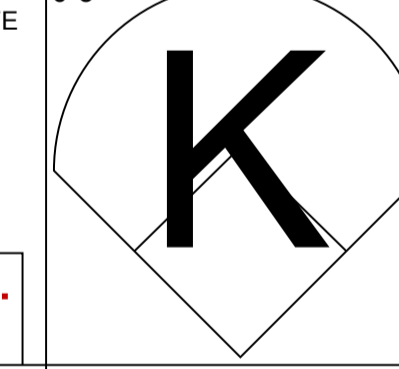
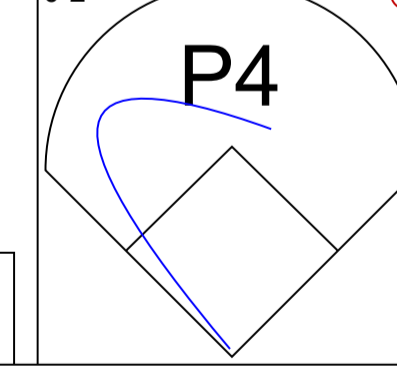
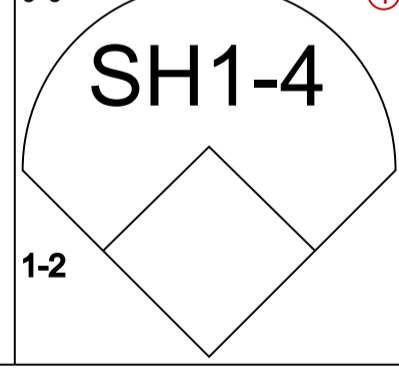
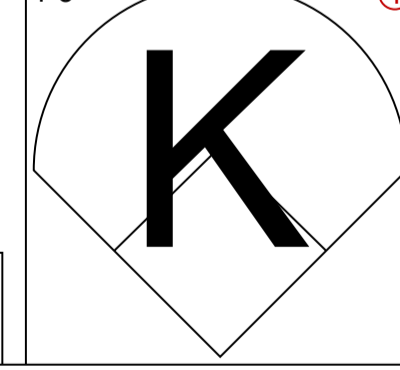
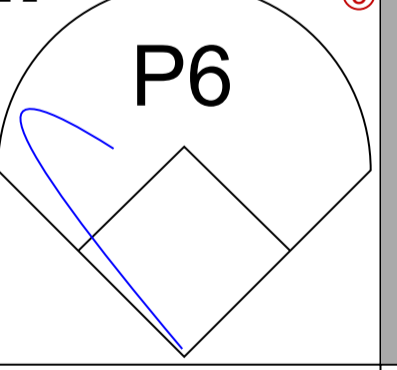
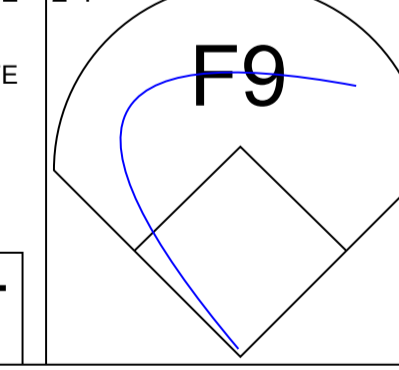
AB	R	H	RBI	BB	SO	LOB
5	1	3	0	0	0	2
4	1	2	2	1	1	2
3	1	1	0	2	0	2
3	1	2	0	2	0	1
5	1	1	2	0	1	8
4	1	4	1	0	0	0
4	0	2	1	0	0	2
4	0	0	0	0	1	5
4	1	1	1	0	1	4
0	0	0	0	0	0	0
0	0	0	0	0	0	0
0	0	0	0	0	0	0

1B: 12	SF: 0	WP: 0	PA: 41
2B: 4	SAC: 0	PB: 0	
3B: 0	DP: 4	SB: 0	
HR: 0	HBP: 0	CS: 0	

AB 36
R 7
H 16
RBI 7
BB 5
SO 4
LOB 26



PITCHER	IP	WLS	BF	H	R	ER	SO	BB	IBB	HBP	BLK	WP	HR	S	P	ERA	WHIP
---------	----	-----	----	---	---	----	----	----	-----	-----	-----	----	----	---	---	-----	------

Batter	1	2	3	4	5	6	7	8	9	10	11	12	AB	R	H	RBI	BB	SO	LOB	TOP	
2 Randy Winn, S <small>OBP: 0.346, SLG: 0.398</small> LaTroy Hawkins, R <small>(8, 1)</small> Deivi Cruz, R <small>OBP: 0.380, SLG: 0.380</small> <small>(10, PH)</small> Tyler Walker, R <small>(10, 1)</small> 51 Noah Lowry, R <small>OBP: 0.308, SLG: 0.281</small> <small>(12, PH)</small> Brian Cooper, R <small>OBP: 0.500, SLG: 0.500</small> <small>(12, 1)</small>													4 0 0 0 0 2 3 0 0 0 0 0 0 0 1 0 0 0 0 0 0 0 0 0 0 0 0 0 1 0 0 0 0 0 1 0 0 0 0 0 0 0								
13 Omar Vizquel, S <small>OBP: 0.349, SLG: 0.378</small> <small>(1, 6)</small>													5 1 1 0 0 1 1								
Michael Tucker, L <small>OBP: 0.326, SLG: 0.390</small> <small>(1, 9)</small>													5 1 1 0 0 1 0								
Pedro Feliz, R <small>OBP: 0.310, SLG: 0.444</small> <small>(1, 7)</small>													4 0 1 1 1 1 1								
Ray Durham, S <small>OBP: 0.371, SLG: 0.432</small> <small>(1, 4)</small>													5 1 1 1 0 1 2								
Edgardo Alfonzo, R <small>OBP: 0.348, SLG: 0.375</small> <small>(1, 5)</small>													5 1 2 0 0 0 1								
J.T. Snow, L <small>OBP: 0.333, SLG: 0.347</small> <small>(1, 3)</small>													5 0 2 1 0 0 2								
Mike Matheny, R <small>OBP: 0.310, SLG: 0.435</small> <small>(1, 2)</small> Jason Ellison, R <small>OBP: 0.328, SLG: 0.378</small> <small>(8, PR)</small> <small>(8, 8)</small>													3 0 2 1 0 0 0 2 0 1 0 0 1 1								
32 Kevin Correia, R <small>OBP: 0.300, SLG: 0.125</small> <small>(1, 1)</small> 54 Scott Munter, R <small>(6, 1)</small> Scott Eyre, L <small>(7, 1)</small> Lance Niekro, R <small>OBP: 0.319, SLG: 0.523</small> <small>(8, PH)</small> Yamid Haad, R <small>(8, 2)</small>												1 0 0 0 0 0 0 0 0 0 0 0 0 0 0 0 0 0 0 0 0 1 0 0 0 0 1 2 2 0 0 0 0 0 3									
Inning Stats	R: 0 H: 0 E: 0 LOB: 0 K: 1 BB: 0 S: 9 P: 11	R: 0 H: 1 E: 0 LOB: 1 K: 1 BB: 0 S: 11 P: 18	R: 0 H: 0 E: 0 LOB: 0 K: 1 BB: 0 S: 7 P: 9	R: 0 H: 0 E: 0 LOB: 0 K: 2 BB: 0 S: 13 P: 19	R: 0 H: 0 E: 0 LOB: 0 K: 0 BB: 0 S: 4 P: 4	R: 0 H: 1 E: 0 LOB: 1 K: 0 BB: 0 S: 9 P: 10	R: 0 H: 0 E: 0 LOB: 0 K: 0 BB: 0 S: 9 P: 10	R: 1 H: 3 E: 0 LOB: 2 K: 1 BB: 0 S: 10 P: 13	R: 3 H: 5 E: 0 LOB: 2 K: 0 BB: 0 S: 15 P: 21	R: 0 H: 0 E: 0 LOB: 0 K: 1 BB: 1 S: 10 P: 15	R: 0 H: 1 E: 0 LOB: 1 K: 1 BB: 0 S: 10 P: 16	1B: 8 SF: 0 2B: 3 SAC: 1 3B: 0 DP: 2 HR: 0 HBP: 0	WP: 0 PA: 46 PB: 0 SB: 0 CS: 0								
PITCHER	IP WLS BF H R ER SO BB IBB HBP BLK WP HR S P ERA WHIP 29 John Smoltz, R (1, 1) 8.1 32 8 4 4 6 0 0 0 0 0 0 79 103 4.32 0.960 Chris Reitsma, R (9, 1) 0.2 4 2 0 0 0 0 0 0 0 0 0 8 12 0.00 3.000 Dan Kolb, R (10, 1) 1.0 3 0 0 0 1 0 0 0 0 0 0 7 8 0.00 0.000 48 Blaine Boyer, R (11, 1) 2.0 7 1 0 0 1 1 0 0 0 0 0 20 31 0.00 1.000																				

San Francisco Giants @ Atlanta Braves
 Turner Field, Atlanta, GA
 Wed Aug 10 2005, 7:05 PM EDT
 Att: 24,032 - Rain - 77 F

AB	44
R	4
H	11
RBI	4
BB	1
SO	8
LOB	17



Batter	1	2	3	4	5	6	7	8	9	10	11	12	AB	R	H	RBI	BB	SO	LOB
Rafael Furcal, S OBP: 0.335, SLG: 0.413	1-3 K			1-1 P6	4-0 BB		4-2 BB		3-1 F8			1-1 F7	4	0	0	0	2	1	1
Kelly Johnson, L OBP: 0.327, SLG: 0.393	1-3 K			0-0 2B	3-2 L9		3-2 P6			1-0 F8		4-1 1B BB	5	0	1	0	1	1	5
Marcus Giles, R OBP: 0.381, SLG: 0.456	1-3 K			2-0 G5-3		4-2 HR BB	2-2 L8			2-2 K		0-1 1B	5	1	1	1	1	2	3
Andruw Jones, R OBP: 0.365, SLG: 0.607		0-1 P4		2-3 K		1-0 HR BB		1-2 HR		2-3 K			5	2	2	3	0	2	1
Adam LaRoche, L OBP: 0.313, SLG: 0.464		2-1 F9			0-0 7 2B		1-0 CS 1B		0-0 G3-1		2-1 7 G5-4-3 1B		5	1	3	0	0	0	0
Ryan Langerhans, L (11, PR) OBP: 0.325, SLG: 0.398													0	0	0	0	0	0	0
Julio Franco, R OBP: 0.354, SLG: 0.483													0	0	0	0	0	0	0
7 Jeff Francoeur, R OBP: 0.425, SLG: 0.802		3-2 F9			0-1 BB 2B		0-0 P4		1-0 P2		1-1 G5-4-3		5	0	1	1	0	0	2
16 Brian McCann, L OBP: 0.366, SLG: 0.422			1-3 K		2-0 L4		1-2 L8		2-3 K		0-0 F9		5	0	0	0	0	2	3
Wilson Betemit, S OBP: 0.353, SLG: 0.453			3-3 K		1-3 K		1-0 CS		2-3 K		1-3 K		4	1	0	0	1	4	1
29 John Smoltz, R Chris Neilsen, R					4-0 BB				1-2 G4-3			4-0 BB 1B	1	0	0	0	2	1	0
4 Pete Orr, L Dan Kolb, R												0-0 B3	0	0	0	0	0	0	0
48 Blaine Boyer, R Horacio Ramirez, L													1	0	0	0	0	0	1

Inning Stats	R: 0	H: 0	E: 0	K: 3	S: 9	LOB: 0	P: 12	R: 0	H: 0	E: 0	K: 0	S: 8	LOB: 0	P: 13	R: 0	H: 0	E: 0	K: 3	S: 10	LOB: 0	P: 15	R: 0	H: 1	E: 0	K: 1	S: 7	LOB: 1	P: 12	R: 1	H: 2	E: 0	K: 1	S: 12	LOB: 3	P: 26	R: 2	H: 2	E: 0	K: 0	S: 11	LOB: 0	P: 19	R: 0	H: 0	E: 0	K: 1	S: 16	LOB: 2	P: 31	R: 1	H: 1	E: 0	K: 1	S: 10	LOB: 0	P: 14	R: 0	H: 0	E: 0	K: 1	S: 8	LOB: 0	P: 13	R: 0	H: 0	E: 0	K: 2	S: 10	LOB: 0	P: 15	R: 0	H: 1	E: 0	K: 0	S: 5	LOB: 1	P: 8	R: 1	H: 1	E: 0	K: 0	S: 6	LOB: 2	P: 15	R: 1	H: 1	E: 0	K: 0	S: 6	LOB: 2	P: 15	1B: 3	2B: 3	3B: 0	HR: 2	SF: 0	DP: 1	HBP: 0	WP: 0	PA: 49
PITCHER	IP	WLS	BF	H	R	ER	SO	BB	IBB	HBP	BLK	WP	HR	S	P	ERA	WHIP																																																																																			
32 Kevin Correia, R ERA: 4.84	(1, 1)	5.0	23	5	3	3	8	3	0	0	0	0	0	1	53	91	5.40	1.600																																																																																		
54 Scott Munter, R ERA: 2.45	(6, 1)	1.0	2	0	0	0	0	0	0	0	0	0	0	0	4	6	0.00	0.000																																																																																		
Scott Eyre, L ERA: 3.0	(7, 1)	1.0	5	0	0	0	1	2	0	0	0	0	0	0	16	31	0.00	2.000																																																																																		
LaTroy Hawkins, R ERA: 4.08	(8, 1)	2.0	7	1	1	1	2	0	0	0	0	0	0	1	18	27	4.50	0.500																																																																																		
Tyler Walker, R ERA: 4.32	(10, 1)	2.0	6	1	0	0	2	0	0	0	0	0	0	0	15	23	0.00	0.500																																																																																		

San Francisco Giants @ Atlanta Braves
Turner Field, Atlanta, GA
Wed Aug 10 2005, 7:05 PM EDT
Att. 24,032 - Rain - 77 F

livebaseballscorecards.com

AB	41
R	5
H	8
RBI	5
BB	7
SO	13
LOB	17

Braves

San Francisco Giants @ Atlanta Braves

Turner Field, Atlanta, GA

Thu Aug 11 2005, 7:35 PM EDT
Att: 26,577 - Partly Cloudy - 78 F

livebaseballscorecards.com

AB	35
R	5
H	10
RBI	5
BB	2
SO	12
LOB	15



WP: 1	PA: 39
PB: 1	SB: 0
CS: 0	

AB R H RBI BB SO LOB

Batter	1	2	3	4	5	6	7	8	9
2 Randy Winn, S OBP: 0.345, SLG: 0.403 (1, 8)	G3		K		K		HR		SH1-3
13 Omar Vizquel, S OBP: 0.347, SLG: 0.376 (1, 6)	G4-3		K			1B	F9		K
Michael Tucker, L OBP: 0.319, SLG: 0.382 Tyler Walker, R (9, 1)	K		G4-3					P6	K
Pedro Feliz, R OBP: 0.309, SLG: 0.440 (1, 7)		K			K			1B BB	
Ray Durham, S OBP: 0.370, SLG: 0.431 Deivi Cruz, R OBP: 0.294, SLG: 0.378 (6, 4)		FC4-6 1B		G3		G3-1		F9	
Edgardo Alfonzo, R OBP: 0.350, SLG: 0.376 (1, 5)		FC4-6 1B		L5			SH2-4 1B	1B	
J.T. Snow, L OBP: 0.343, SLG: 0.355 (1, 3)							WP 2 HR 1B	1B	
Mike Matheny, R OBP: 0.310, SLG: 0.434 (1, 2)					F7		SH2-4	G1-3	
Jason Schmidt, R OBP: 0.098, SLG: 0.171 Lance Niekro, R OBP: 0.318, SLG: 0.521 54 Scott Munter, R (7, 1) LaTroy Hawkins, R (8, 1) Jason Ellison, R OBP: 0.330, SLG: 0.380 (9, PH)			K			K	G6-3		SH1-3 1B

4	1	1	2	0	2	1
5	0	1	0	0	2	1
5	0	0	0	0	3	2
0	0	0	0	0	0	0
3	1	0	0	1	3	1
3	0	1	0	0	0	1
1	0	0	0	0	0	1
4	2	2	0	0	0	1
3	1	3	1	1	0	0
3	0	1	1	0	0	3
2	0	0	0	0	2	3
1	0	0	1	0	0	1
0	0	0	0	0	0	0
0	0	0	0	0	0	0
1	0	1	0	0	0	0

Inning	1	2	3	4	5	6	7	8	9	1B	2B	3B	HR	SF	HBP	WP	PA
R	0	1	0	0	0	0	3	1	0	9	0	0	1	0	1	1	39
H	0	3	0	0	0	1	3	2	1	10	0	0	2	0	0		
E	0	0	0	0	0	0	0	0	0	0	0	0	0	0	0		
LOB	0	2	0	0	1	0	0	2	1	0	0	0	0	2	0		
K	1	2	0	1	2	0	0	0	2	0	0	0	0	0	0		
BB	0	0	0	0	1	0	0	1	0	0	0	0	0	0	0		
S	11	17	15	6	8	9	10	12	14	9	9	14	14	20	14		

PITCHER	IP	WLS	BF	H	R	ER	SO	BB	IBB	HBP	BLK	WP	HR	S	P	ERA	WHIP
15 Tim Hudson, R ERA: 3.53 (1, 1)	7.0	L	29	7	4	4	10	1	0	0	0	1	1	72	101	5.14	1.143
Dan Kolb, R ERA: 5.0 (8, 1)	0.2		4	1	1	1	0	1	0	0	0	0	0	9	17	13.50	3.000
John Foster, L ERA: 3.57 (8, 1)	0.0		1	1	0	0	0	0	0	0	0	0	0	2	2	∞	∞
Jim Brower, R ERA: 5.29 (8, 1)	0.1		1	0	0	0	0	0	0	0	0	0	0	1	1	0.00	0.000
49 Macay McBride, L ERA: 6.0 (9, 1)	1.0		4	1	0	0	2	0	0	0	0	0	0	9	14	0.00	1.000

Batter	1	2	3	4	5	6	7	8	9	AB R H RBI BB SO LOB
Rafael Furcal, S OBP: 0.333, SLG: 0.411 (1, 6)	2-2 G6-3		1-1 2B 1B		2-1 F8	2-3 K			1-1 B1-3	5 1 1 0 0 1 1
Ryan Langerhans, L OBP: 0.327, SLG: 0.403 (1, 7)	2-2 E3 1B		2-2 3B 2B 1-H		0-0 B3-1			1-1 1B 1B	0-0 G3	5 1 2 1 0 0 0
Marcus Giles, R OBP: 0.363, SLG: 0.466 (1, 4)	1-0 F8		0-0 3B 2-H		1-0 2B 2B			2-2 1B G1-6-3	1-3 K	5 1 3 1 0 1 1
Andrew Jones, R OBP: 0.366, SLG: 0.605 (1, 8)	0-2 1B 1-3		0-0 P2		4-0 2B IBB			1-1 P3		3 0 1 0 1 0 3
Adam LaRoche, L OBP: 0.313, SLG: 0.464 (1, 3)	1-3 K		3-3 K		3-2 2B 1-3 2-H			0-2 G1-6-3		4 0 1 1 0 2 5
7 Jeff Francoeur, R OBP: 0.407, SLG: 0.767 (1, 9)		0-1 F7		2-3 K	0-0 P2			1-2 F7		4 0 0 0 0 1 2
16 Brian McCann, L OBP: 0.361, SLG: 0.425 (1, 2)		3-1 F9		2-2 K		1-0 2B		1-0 P6		4 0 1 0 0 1 0
Wilson Betemit, S OBP: 0.355, SLG: 0.451 (1, 5)		0-0 G4-3		1-0 1B		2-2 P5		4-2 BB		3 0 1 0 1 0 1
15 Tim Hudson, R Dan Kolb, R John Foster, L Jim Brower, R 10 Chipper Jones, S 49 Macay McBride, L (1, 1) (8, 1) (8, 1) (8, 1) (8, PH) (9, 1)			2-3 K	1-3 K		0-1 F8		3-3 K		3 0 0 0 0 2 2 0 0 0 0 0 0 0 0 0 0 0 0 0 0 0 0 0 0 0 0 0 1 0 0 0 0 1 1 0 0 0 0 0 0 0

Inning Stats	R: 0 E: 1 K: 13 S: 19	H: 1 LOB: 2 BB: 0 P: 19	R: 0 E: 0 K: 5 S: 8	H: 0 LOB: 0 BB: 0 P: 8	R: 2 E: 0 K: 13 S: 21	H: 3 LOB: 1 BB: 0 P: 21	R: 0 E: 0 K: 3 S: 12	H: 1 LOB: 1 BB: 0 P: 18	R: 1 E: 0 K: 9 S: 19	H: 2 LOB: 2 BB: 1 P: 19	R: 0 E: 0 K: 11 S: 16	H: 1 LOB: 1 BB: 0 P: 16	R: 0 E: 0 K: 13 S: 17	H: 2 LOB: 1 BB: 0 P: 21	R: 0 E: 0 K: 1 S: 8	H: 0 LOB: 0 BB: 0 P: 8	1B: 5 2B: 4 3B: 1 HR: 0	SF: 0 SAC: 0 DP: 1 HBP: 0	WP: 0 PB: 0 SB: 1 CS: 0	PA: 39
--------------	--------------------------------	----------------------------------	------------------------------	---------------------------------	--------------------------------	----------------------------------	-------------------------------	----------------------------------	-------------------------------	----------------------------------	--------------------------------	----------------------------------	--------------------------------	----------------------------------	------------------------------	---------------------------------	----------------------------------	------------------------------------	----------------------------------	--------

PITCHER	IP	WLS	BF	H	R	ER	SO	BB	IBB	HBP	BLK	WP	HR	S	P	ERA	WHIP
Jason Schmidt, R ERA: 4.29 (1, 1)	6.0	W	28	8	3	3	7	0	0	0	0	0	0	63	101	4.50	1.333
54 Scott Munter, R ERA: 2.39 (7, 1)	1.0	H	4	2	0	0	0	0	0	0	0	0	0	13	17	0.00	2.000
LaTroy Hawkins, R ERA: 3.98 (8, 1)	1.0	H	4	0	0	0	1	1	0	0	0	0	0	12	21	0.00	1.000
Tyler Walker, R ERA: 4.24 (9, 1)	1.0	S	3	0	0	0	1	0	0	0	0	0	0	6	8	0.00	0.000

BOTTOM

San Francisco Giants @ Atlanta Braves
Turner Field, Atlanta, GA

Thu Aug 11 2005, 7:35 PM EDT
Att. 26,577 - Partly Cloudy - 78 F

livebaseballscorecards.com

AB	37
R	3
H	10
RBI	3
BB	2
SO	9
LOB	16



Arizona Diamondbacks @ Atlanta Braves

Turner Field, Atlanta, GA

Fri Aug 12 2005, 7:35 PM EDT
Att. 32,006 - Overcast - 72 F

livebaseballscorecards.com

AB	38
R	8
H	11
RBI	8
BB	2
SO	4
LOB	10



Batter	1	2	3	4	5	6	7	8	9	AB	R	H	RBI	BB	SO	LOB									
Craig Counsell, L OBP: 0.370, SLG: 0.398 (1, 4)	F8		F8			G4-3 1B		F7		5	0	2	1	0	0	0									
Chad Tracy, L OBP: 0.349, SLG: 0.534 (1, 9)	HR 2B		K			G4-3 1B		F9		5	1	1	0	0	1	3									
Luis Gonzalez, L OBP: 0.366, SLG: 0.450 (1, 7)	F7		HR 1B			F7		F7		5	1	1	0	0	0	2									
Tony Clark, S OBP: 0.369, SLG: 0.680 (1, 3)	HR		HR			K		1B BB		4	2	2	4	1	1	0									
Troy Glaus, R OBP: 0.354, SLG: 0.509 (1, 5)	P4		K			G3 1B 1B		K		4	1	1	0	0	2	1									
Shawn Green, L OBP: 0.356, SLG: 0.490 (1, 8)		HR			F8			G3 1B 1B		4	2	3	1	0	0	0									
Alex Cintron, S OBP: 0.292, SLG: 0.379 (1, 6)		F7			G3			G3		4	0	0	0	0	0	4									
Kelly Stinnett, R OBP: 0.385, SLG: 0.474 (1, 2)		F8			F8			1B 1B IBB		3	1	0	0	1	0	0									
Claudio Vargas, R OBP: 0.130, SLG: 0.130 Quinton McCracken, S OBP: 0.326, SLG: 0.304 Greg Aquino, R (8, 1) Buddy Groom, L (8, 1)		G5-3			F9			1B 1B		3	0	1	2	0	0	0									
Inning Stats	R: 2 E: 0 K: 0 S: 11	H: 2 LOB: 0 BB: 0 P: 18	R: 1 E: 0 K: 0 S: 9	H: 1 LOB: 0 BB: 0 P: 14	R: 2 E: 0 K: 2 S: 12	H: 2 LOB: 0 BB: 0 P: 22	R: 0 E: 0 K: 0 S: 3	H: 0 LOB: 0 BB: 0 P: 6	R: 0 E: 0 K: 0 S: 6	H: 1 LOB: 1 BB: 0 P: 8	R: 3 E: 0 K: 1 S: 19	H: 4 LOB: 2 BB: 1 P: 30	R: 0 E: 0 K: 1 S: 14	H: 1 LOB: 2 BB: 1 P: 23	R: 0 E: 0 K: 0 S: 4	H: 0 LOB: 0 BB: 0 P: 6	R: 0 E: 0 K: 0 S: 6	H: 0 LOB: 0 BB: 0 P: 10	1B: 7 2B: 1 3B: 0 HR: 3	SF: 0 SAC: 0 DP: 0 HBP: 0	WP: 0 PB: 0 SB: 1 CS: 0	PA: 40			
PITCHER	IP	WLS	BF	H	R	ER	SO	BB	IBB	HBP	BLK	WP	HR	S	P	ERA	WHIP								
Jorge Sosa, R ERA: 2.73 (1, 1)	5.0	L	21	6	5	5	2	0	0	0	0	0	3	41	68	9.00	1.200								
Kyle Davies, R ERA: 4.56 (6, 1)	3.0		16	5	3	3	2	1	1	0	0	0	0	37	59	9.00	2.000								
Jim Brower, R ERA: 5.19 (9, 1)	1.0		3	0	0	0	0	0	0	0	0	0	0	6	10	0.00	0.000								

Batter	1	2	3	4	5	6	7	8	9	AB	R	H	RBI	BB	SO	LOB
Rafael Furcal, S OBP: 0.331, SLG: 0.407 Jim Brower, R (1, 6)	1-2 P3		1-0 F8			1-1 F8		0-2 G1-3		4	0	0	0	0	0	1
Marcus Giles, R OBP: 0.382, SLG: 0.462 (1, 4)	4-2 10 G3 BB		2-3 K			1-0 G4-3		2-3 P3		3	0	0	0	0	1	1
10 Chipper Jones, S OBP: 0.397, SLG: 0.510 (1, 5)	3-2 G3		3-2 F8			1-2 1B			0-0 G5-3 1B	4	0	2	0	0	0	1
Andruw Jones, R OBP: 0.363, SLG: 0.600 (1, 8)	2-2 G6-3			1-3 K		3-2 P4			1-1 G5-3	4	0	0	0	0	1	3
Adam LaRoche, L OBP: 0.312, SLG: 0.460 (1, 3)		4-0 7 1B BB		1-1 G3-1			1-2 G3		0-0 P3	3	0	0	0	1	0	1
7 Jeff Francoeur, R OBP: 0.400, SLG: 0.745 (1, 9)		1-0 1-2 1B		2-2 F7			1-1 G5-3		1-2 P3	4	0	1	0	0	0	1
Kelly Johnson, L OBP: 0.323, SLG: 0.388 (1, 7)		2-3 K			2-2 F9		1-3 K			3	0	0	0	0	2	2
16 Brian McCann, L OBP: 0.354, SLG: 0.416 8 Brayan Peña, S OBP: 0.160, SLG: 0.125 (1, 2) (7, 2)		3-2 F7			2-2 F8			1-3 K		2	0	0	0	0	0	2
Jorge Sosa, R OBP: 0.059, SLG: 0.059 Wilson Betemit, S OBP: 0.354, SLG: 0.449 Kyle Davies, R OBP: 0.267, SLG: 0.154 Julio Franco, R OBP: 0.357, SLG: 0.491 4 Pete Orr, L OBP: 0.333, SLG: 0.392 (1, 1) (5, PH) (6, 1) (8, PH) (9, 6)		1-3 K			3-2 F7			1-1 G1-3 2B		1	0	0	0	0	1	2

Inning Stats	R: 0	H: 0	E: 0	K: 13	S: 13	H: 0	LOB: 1	BB: 1	P: 23	R: 0	H: 1	E: 0	K: 2	S: 10	H: 0	LOB: 2	BB: 1	P: 21	R: 0	H: 0	E: 0	K: 1	S: 8	H: 0	LOB: 0	BB: 0	P: 14	R: 0	H: 0	E: 0	K: 1	S: 10	H: 0	LOB: 0	BB: 0	P: 14	R: 0	H: 1	E: 0	K: 0	S: 9	H: 1	LOB: 1	BB: 0	P: 15	R: 0	H: 0	E: 0	K: 1	S: 8	H: 0	LOB: 0	BB: 0	P: 11	R: 0	H: 1	E: 0	K: 1	S: 10	H: 1	LOB: 1	BB: 0	P: 14	R: 0	H: 1	E: 0	K: 0	S: 9	H: 1	LOB: 1	BB: 0	P: 11	1B: 3	SF: 0	2B: 1	SAC: 0	3B: 0	DP: 0	HR: 0	HBP: 0	WP: 0	PA: 33
--------------	------	------	------	-------	-------	------	--------	-------	-------	------	------	------	------	-------	------	--------	-------	-------	------	------	------	------	------	------	--------	-------	-------	------	------	------	------	-------	------	--------	-------	-------	------	------	------	------	------	------	--------	-------	-------	------	------	------	------	------	------	--------	-------	-------	------	------	------	------	-------	------	--------	-------	-------	------	------	------	------	------	------	--------	-------	-------	-------	-------	-------	--------	-------	-------	-------	--------	-------	--------


PITCHER	IP	WLS	BF	H	R	ER	SO	BB	IBB	HBP	BLK	WP	HR	S	P	ERA	WHIP
Claudio Vargas, R ERA: 4.57 (1, 1)	7.0	W	25	2	0	0	5	2	0	0	0	0	0	69	116	0.00	0.571
Greg Aquino, R ERA: 8.1 (8, 1)	0.2		3	1	0	0	1	0	0	0	0	0	0	8	10	0.00	1.500
Buddy Groom, L ERA: 5.46 (8, 1)	1.1		5	1	0	0	0	0	0	0	0	0	0	11	15	0.00	0.750

BOTTOM

Arizona Diamondbacks @ Atlanta Braves
Turner Field, Atlanta, GA

Fri Aug 12 2005, 7:35 PM EDT
Att. 32,006 - Overcast - 72 F

AB	31
R	0
H	4
RBI	0
BB	2
SO	6
LOB	14



PITCHER	IP	WLS	BF	H	R	ER	SO	BB	IBB	HBP	BLK	WP	HR	S	P	ERA	WHIP
---------	----	-----	----	---	---	----	----	----	-----	-----	-----	----	----	---	---	-----	------

Batter	1	2	3	4	5	6	7	8	9	AB R H RBI BB SO LOB	TOP																
Craig Counsell, L (1, 4) OBP: 0.371, SLG: 0.399	0-1 F9-5 1B 1B		0-0 HBP SF8 1B		1-2 G3		2-2 G3-1			4 1 2 1 0 0 1																	
Royce Clayton, R (1, 6) OBP: 0.319, SLG: 0.355	1-2 1B		0-0 SF8 HBP 2-1 1B		2-3 K		0-2 G5-3			4 0 2 0 0 1 1																	
Chad Tracy, L (1, 9) OBP: 0.348, SLG: 0.530	1-2 F9-5 2-3		1-2 HBP		1-1 P6		1-2 G1-3			3 0 0 0 0 0 3																	
Tony Clark, S (1, 3) OBP: 0.368, SLG: 0.674	1-3 K		1-1 SF8		0-1 G4-3		4-2 G6-4-3 BB			2 0 0 1 1 1 1																	
Troy Glaus, R (1, 5) OBP: 0.353, SLG: 0.506		1-3 K	1-1 2-1	2-2 HR 1B		1-3 K	1-1 G6-4-3			4 1 1 0 0 2 1																	
Shawn Green, L (1, 8) OBP: 0.357, SLG: 0.497		0-1 G1-3	2-2 HR	2-2 HR 1B		2-0 E 1B	1-2 G5-3			4 2 2 2 0 0 0																	
Quinton McCracken, S (1, 7) OBP: 0.320, SLG: 0.297		0-3 K	0-2 F9		0-0 E8 19 WP 1-H		3-2 G3-1			4 0 0 0 0 1 0																	
19 Chris Snyder, R (1, 2) OBP: 0.297, SLG: 0.320			0-0 SH5-4 1B 2B		1-0 F8		1-0 G3-1			3 1 1 0 0 0 1																	
Alex Cintron, S (9, PH) OBP: 0.291, SLG: 0.378			0-1 SH5-4		0-1 G4-3		2-2 G5-3			1 0 0 0 0 0 0																	
Russ Ortiz, R (1, 1) OBP: 0.333, SLG: 0.320			0-1 SH5-4		0-1 G4-3		4-2 G3-1 BB			1 0 0 0 0 0 0																	
34 Connor Jackson, R (7, PH) OBP: 0.280, SLG: 0.522										0 0 0 0 1 0 0																	
Lance Cormier, R (7, 1) OBP: 0.250, SLG: 0.250										0 0 0 0 0 0 0																	
Brandon Lyon, R (8, 1)										0 0 0 0 0 0 0																	
Buddy Groom, L (8, 1)										0 0 0 0 0 0 0																	
Luis Gonzalez, L (9, PH) OBP: 0.365, SLG: 0.449										1 0 0 0 0 0 0																	
Inning Stats	R: 0 E: 0 K: 1 S: 12	H: 2 LOB: 1 BB: 0 P: 15	R: 0 E: 0 K: 2 S: 8	H: 0 LOB: 0 BB: 0 P: 9	R: 2 E: 0 K: 0 S: 10	H: 3 LOB: 2 BB: 0 P: 13	R: 2 E: 0 K: 0 S: 13	H: 2 LOB: 0 BB: 0 P: 18	R: 0 E: 0 K: 1 S: 9	H: 0 LOB: 0 BB: 0 P: 13	R: 1 E: 1 K: 1 S: 12	H: 1 LOB: 1 BB: 0 P: 17	R: 0 E: 0 K: 0 S: 14	H: 0 LOB: 1 BB: 1 P: 21	R: 0 E: 0 K: 0 S: 8	H: 0 LOB: 0 BB: 1 P: 14	R: 0 E: 0 K: 0 S: 6	H: 0 LOB: 0 BB: 0 P: 11	1B: 6 2B: 2 3B: 0 HR: 1	SF: 1 SAC: 1 DP: 2 HBP: 1	WP: 1 PB: 0 SB: 0 CS: 0	PA: 36					
PITCHER	IP WLS BF H R ER SO BB IBB HBP BLK WP HR S P ERA WHIP																										
John Thomson, R (1, 1) ERA: 3.7	6.0		27	8	5	4	5	0	0	1	0	1	1	64	85	6.00	1.333										
48 Blaine Boyer, R (7, 1) ERA: 2.49	0.2		3	0	0	0	0	1	0	0	0	0	0	11	17	0.00	1.500										
John Foster, L (7, 1) ERA: 3.52	0.1	W	1	0	0	0	0	0	0	0	0	0	0	3	4	0.00	0.000										
Dan Kolb, R (8, 1) ERA: 4.89	1.0	H	3	0	0	0	0	1	0	0	0	0	0	8	14	0.00	1.000										
Chris Reitsma, R (9, 1) ERA: 3.56	1.0		3	0	0	0	0	0	0	0	0	0	0	6	11	0.00	0.000										

Arizona Diamondbacks @ Atlanta Braves
Turner Field, Atlanta, GA
Sat Aug 13 2005, 1:20 PM EDT
Att: 36,817 - Partly Cloudy - 83 F

AB	31
R	5
H	8
RBI	4
BB	2
SO	5
LOB	8



BOTTOM

Arizona Diamondbacks @ Atlanta Braves
Turner Field, Atlanta, GA
Sat Aug 13 2005, 1:20 PM EDT
Att. 36,817 - Partly Cloudy - 83 F

livebaseballscorecards.com

AB 36
R 9
H 14
RBI 9
BB 2
SO 3
LOB 13



WP: 0 PA: 39
PB: 1
SB: 1
CS: 0

AB	R	H	RBI	BB	SO	LOB
4	2	2	1	1	0	0
5	1	2	1	0	1	2
4	1	3	2	1	0	2
4	1	2	0	0	0	2
3	1	1	4	0	0	2
4	1	1	0	0	0	2
4	0	1	0	0	0	1
4	1	1	1	0	0	1
2	0	0	0	0	1	0
0	0	0	0	0	0	0
0	0	0	0	0	0	0
1	1	1	0	0	0	0
0	0	0	0	0	0	0
1	0	0	0	0	1	1
0	0	0	0	0	0	0
1B: 8	SF: 1	WP: 0	PA: 39			
2B: 4	SAC: 0	PB: 1				
3B: 1	DP: 1	SB: 1				
HR: 1	HBP: 0	CS: 0				

Batter	1	2	3	4	5	6	7	8	9							
Rafael Furcal, S OBP: 0.333, SLG: 0.413 (1, 6)	2-2 F8		2-2 G3-1		1-2 4 G4-3 3B		4-2 10 2B BB	0-2 1B								
4 Pete Orr, L OBP: 0.336, SLG: 0.392 (1, 4)	1-1 1B 10 S SF8 1B		0-0 F8		3-2 3-H G4-3		0-3 1 SAFE K	0-1 1B								
10 Chipper Jones, S OBP: 0.405, SLG: 0.519 (1, 5)	4-1 1B 1B BB		2-1 1B HR 1B		0-0 1B		2-0 1-H 2-H 2B	0-1 P3								
Andruw Jones, R OBP: 0.364, SLG: 0.599 (1, 8)	2-2 1-2 2-3 1B		0-0 1-2 HR 1B		2-2 F7		2-2 F7									
Julio Franco, R OBP: 0.355, SLG: 0.506 (1, 3)	0-0 SF8		3-2 1-H 2-H HR		1-0 F9		3-2 G4-3									
7 Jeff Francoeur, R OBP: 0.394, SLG: 0.735 (1, 9)	0-1 P6		0-0 F8		1-0 G6-3		0-0 G4-3 16 2B 2B									
Kelly Johnson, L OBP: 0.322, SLG: 0.385 (1, 7)		3-2 P2		0-0 16 31/6-4-3 1B		0-0 F7		1-0 G4-3								
16 Brian McCann, L OBP: 0.350, SLG: 0.419 (1, 2)		1-2 F9		0-1 G1-6-4-3 1-2f		3-2 G3		3-1 PB 1B 2B								
John Thomson, R OBP: 0.313, SLG: 0.333 48 Blaine Boyer, R John Foster, L Ryan Langerhans, L OBP: 0.329, SLG: 0.410 Dan Kolb, R Adam LaRoche, L OBP: 0.311, SLG: 0.458 Chris Reitsma, R (1, 1) (7, 1) (7, PH) (8, 1) (8, PH) (9, 1)		0-3 K		2-2 G3-1		2-1 10 2B 2B		2-3 K								
Inning Stats	R: 1 H: 2 E: 0 K: 15 S: 15	H: 2 LOB: 2 BB: 1 P: 24	R: 0 H: 0 E: 0 K: 13 S: 13	L: 0 LOB: 0 BB: 0 P: 17	R: 3 H: 3 E: 0 K: 14 S: 14	H: 3 LOB: 0 BB: 0 P: 21	R: 0 H: 1 E: 0 K: 6 S: 6	H: 1 LOB: 0 BB: 0 P: 8	R: 1 H: 2 E: 0 K: 12 S: 12	H: 2 LOB: 1 BB: 0 P: 19	R: 0 H: 0 E: 0 K: 5 S: 5	H: 0 LOB: 0 BB: 0 P: 9	R: 2 H: 2 E: 0 K: 14 S: 14	H: 2 LOB: 1 BB: 1 P: 27	R: 2 H: 4 E: 0 K: 16 S: 16	H: 4 LOB: 2 BB: 0 P: 21
PITCHER	IP WLS BF H R ER SO BB IBB HBP BLK WP HR S P ERA WHIP															
Russ Ortiz, R ERA: 6.0 (1, 1)	6.0		8	5	5	1	1	0	0	0	0	14	27	18.00	3.000	
Lance Cormier, R ERA: 4.2 (7, 1)	1.0	L	6	2	2	1	0	0	0	0	0	12	17	27.00	4.500	
Brandon Lyon, R ERA: 2.84 (8, 1)	0.2		5	3	2	1	0	0	0	0	0	4	4	0.00	3.000	
Buddy Groom, L ERA: 5.4 (8, 1)	0.1		2	1	0	0	0	0	0	0	0					

Batter	1	2	3	4	5	6	7	8	9							
Rafael Furcal, S OBP: 0.333, SLG: 0.413 (1, 6)	2-2 F8		2-2 G3-1		1-2 4 G4-3 3B		4-2 10 2B BB	0-2 1B								
4 Pete Orr, L OBP: 0.336, SLG: 0.392 (1, 4)	1-1 1B 10 S SF8 1B		0-0 F8		3-2 3-H G4-3		0-3 1 SAFE K	0-1 1B								
10 Chipper Jones, S OBP: 0.405, SLG: 0.519 (1, 5)	4-1 1B 1B BB		2-1 1B HR 1B		0-0 1B		2-0 1-H 2-H 2B	0-1 P3								
Andruw Jones, R OBP: 0.364, SLG: 0.599 (1, 8)	2-2 1-2 2-3 1B		0-0 1-2 HR 1B		2-2 F7		2-2 F7									
Julio Franco, R OBP: 0.355, SLG: 0.506 (1, 3)	0-0 SF8		3-2 1-H 2-H HR		1-0 F9		3-2 G4-3									
7 Jeff Francoeur, R OBP: 0.394, SLG: 0.735 (1, 9)	0-1 P6		0-0 F8		1-0 G6-3		0-0 G4-3 16 2B 2B									
Kelly Johnson, L OBP: 0.322, SLG: 0.385 (1, 7)		3-2 P2		0-0 16 31/6-4-3 1B		0-0 F7		1-0 G4-3								
16 Brian McCann, L OBP: 0.350, SLG: 0.419 (1, 2)		1-2 F9		0-1 G1-6-4-3 1-2f		3-2 G3		3-1 PB 1B 2B								
John Thomson, R OBP: 0.313, SLG: 0.333 48 Blaine Boyer, R John Foster, L Ryan Langerhans, L OBP: 0.329, SLG: 0.410 Dan Kolb, R Adam LaRoche, L OBP: 0.311, SLG: 0.458 Chris Reitsma, R (1, 1) (7, 1) (7, PH) (8, 1) (8, PH) (9, 1)		0-3 K		2-2 G3-1		2-1 10 2B 2B		2-3 K								
Inning Stats	R: 1 H: 2 E: 0 K: 15 S: 15	H: 2 LOB: 2 BB: 1 P: 24	R: 0 H: 0 E: 0 K: 13 S: 13	L: 0 LOB: 0 BB: 0 P: 17	R: 3 H: 3 E: 0 K: 14 S: 14	H: 3 LOB: 0 BB: 0 P: 21	R: 0 H: 1 E: 0 K: 6 S: 6	H: 1 LOB: 0 BB: 0 P: 8	R: 1 H: 2 E: 0 K: 12 S: 12	H: 2 LOB: 1 BB: 0 P: 19	R: 0 H: 0 E: 0 K: 5 S: 5	H: 0 LOB: 0 BB: 0 P: 9	R: 2 H: 2 E: 0 K: 14 S: 14	H: 2 LOB: 1 BB: 1 P: 27	R: 2 H: 4 E: 0 K: 16 S: 16	H: 4 LOB: 2 BB: 0 P: 21
PITCHER	IP WLS BF H R ER SO BB IBB HBP BLK WP HR S P ERA WHIP															
Russ Ortiz, R ERA: 6.0 (1, 1)	6.0		8	5	5	1	1	0	0	0	0	14	27	18.00	3.000	
Lance Cormier, R ERA: 4.2 (7, 1)	1.0	L	6	2	2	1	0	0	0	0	0	12	17	27.00	4.500	
Brandon Lyon, R ERA: 2.84 (8, 1)	0.2		5	3	2	1	0	0	0	0	0	4	4	0.00	3.000	
Buddy Groom, L ERA: 5.4 (8, 1)	0.1		2	1	0	0	0	0	0	0	0					

Batter	1	2	3	4	5	6	7	8	9	AB R H RBI BB SO LOB	TOP
Craig Counsell, L (1, 4) <small>OBP: 0.370, SLG: 0.396</small> Alex Cintron, S (8, 4) <small>OBP: 0.290, SLG: 0.376</small>	2-1 G3-1	0-1 G3		1-2 G4-3		4-1 FC4-6 1-2 BB		0-0 F8	3 0 0 0 1 0 2 1 0 0 0 0 0 0		
Royce Clayton, R (1, 6) <small>OBP: 0.323, SLG: 0.361</small>	2-2 1B	0-1 S 2-H 3-H 1B			0-1 F7	0-0 FC4-6 1-2f		1-1 SF8 2B	5 2 3 2 0 0 2		
Luis Gonzalez, L (1, 7) <small>OBP: 0.370, SLG: 0.454</small>	1-1 1B 1-3 1B	2-1 G6-3 SAFE			1-0 1B 2B		4-2 G6-4-3 BB	1-2 19 HR 1B 2-3	4 1 3 0 1 0 1		
Tony Clark, S (1, 3) <small>OBP: 0.367, SLG: 0.670</small> Lance Cormier, R (5, 1) <small>OBP: 0.250, SLG: 0.250</small> Quinton McCracken, S (7, PH) <small>OBP: 0.317, SLG: 0.295</small>	1-1 1B 1-2 3-H 1B		2-1 P3		0-0 F8		0-0 G6-4-3 1-2f	1-1 SF8	3 0 1 1 0 0 1 0 0 0 0 0 0 0 1 0 0 1 0 0 1		
Shawn Green, L (1, 9) <small>OBP: 0.360, SLG: 0.498</small> Tim Worrell, R (7, 1) Jose Valverde, R (8, 1) 19 Chris Snyder, R (9, PH) <small>OBP: 0.300, SLG: 0.333</small>	1-2 1B 2-H 1B		4-1 S BB		1-1 1B 2-H		0-1 G3	2-2 HR 1-H	3 0 2 0 1 0 0 0 0 0 0 0 0 0 0 0 0 0 0 0 0 1 1 1 2 0 0 0		
Troy Glaus, R (1, 5) <small>OBP: 0.354, SLG: 0.511</small>	1-2 G6-3		2-2 G6-3 SAFE		2-2 HR		2-2 G4-3	3-2 HBP	4 1 1 1 0 0 3		
Kelly Stinnett, R (1, 2) <small>OBP: 0.386, SLG: 0.516</small>		2-1 SH5-4 1B 1B		1-2 G5-3		2-0 F7		1-1 HR	5 2 2 1 0 0 2		
Luis Terrero, R (1, 8) <small>OBP: 0.336, SLG: 0.418</small>		2-1 SH5-4 1B 1B		1-1 P6		1-2 K		3-2 L5	4 1 1 0 0 1 0		
Javier Vazquez, R (1, 1) <small>OBP: 0.298, SLG: 0.318</small> 36 Brian Bruney, R (3, 1) Chad Tracy, L (5, 3) <small>OBP: 0.349, SLG: 0.530</small>		0-0 SH5-4		0-1 G1-3		3-2 DI 1B		0-1 G1-3	0 0 0 0 0 0 0 1 0 0 0 0 0 0 2 0 1 0 0 0 0		
Inning Stats	R: 1 H: 4 E: 0 LOB: 2 K: 0 BB: 0 S: 17 P: 25	R: 2 H: 3 E: 0 LOB: 1 K: 0 BB: 0 S: 11 P: 17	R: 0 H: 0 E: 0 LOB: 1 K: 0 BB: 1 S: 9 P: 18	R: 0 H: 0 E: 0 LOB: 0 K: 0 BB: 0 S: 7 P: 9	R: 0 H: 2 E: 0 LOB: 2 K: 0 BB: 0 S: 6 P: 8	R: 1 H: 2 E: 0 LOB: 2 K: 1 BB: 1 S: 17 P: 29	R: 0 H: 0 E: 0 LOB: 0 K: 0 BB: 1 S: 7 P: 11	R: 1 H: 1 E: 0 LOB: 0 K: 0 BB: 0 S: 11 P: 17	R: 3 H: 3 E: 0 LOB: 1 K: 0 BB: 0 S: 17 P: 27	1B: 10 SF: 1 2B: 2 SAC: 1 3B: 0 DP: 1 HR: 3 HBP: 1	WP: 0 PA: 43 PB: 0 SB: 2 CS: 0
PITCHER Mike Hampton, L (1, 1) <small>ERA: 2.73</small> Horacio Ramirez, L (6, 1) <small>ERA: 4.73</small> 48 Blaine Boyer, R (9, 1) <small>ERA: 2.45</small>	IP WLS BF H R ER SO BB IBB HBP BLK WP HR S P ERA WHIP 5.0 W 23 9 3 3 0 1 0 0 0 0 0 0 50 77 5.40 2.000 3.2 18 6 5 5 1 2 0 0 0 0 0 3 46 73 12.27 2.182 0.1 2 0 0 0 0 0 0 0 0 1 0 0 0 6 11 0.00 0.000	PITCHER IP WLS BF H R ER SO BB IBB HBP BLK WP HR S P ERA WHIP									

Arizona Diamondbacks @ Atlanta Braves
 Turner Field, Atlanta, GA
 Sun Aug 14 2005, 1:05 PM EDT
 Att. 30,098 - Sunny - 85 F

AB	37
R	8
H	15
RBI	8
BB	3
SO	1
LOB	12



livebaseballscorecards.com

Batter	1	2	3	4	5	6	7	8	9
Rafael Furcal, S OBP: 0.334, SLG: 0.413 (1, 6)	F7		10 2B	FC6-4		K			
Marcus Giles, R OBP: 0.385, SLG: 0.462 (1, 4)	10 HR 1B		1B HBP		10 2B 1B	L5			
10 Chipper Jones, S OBP: 0.412, SLG: 0.546 Wilson Betemit, S OBP: 0.354, SLG: 0.449 (1, 5) (8, 5)	1-H HR		1-3 2-H E 2B	7 HBP BB BB	1-1 7 F9 2B		K		
Andrew Jones, R OBP: 0.367, SLG: 0.598 Horacio Ramirez, L OBP: 0.250, SLG: 0.291 48 Blaine Boyer, R (1, 8) (6, 1) (9, 1)	K		2-H 3-H E7 1B 7 HR 1B	BB 7 HBP 16 BB HBP	4-0 BB	1-1 1B			
Adam LaRoche, L OBP: 0.312, SLG: 0.456 (1, 3)	BB		1-0 7 HR 1B	K	K	2-1 P2			
7 Jeff Francoeur, R OBP: 0.394, SLG: 0.745 (1, 9)	K		1-0 1-H 3-H HR	16 BB BB HBP	F9	1-3 K			
Ryan Langerhans, L OBP: 0.331, SLG: 0.420 (1, 7) (6, 8)			2-1 HR	16 BB BB HBP	F7				
16 Brian McCann, L OBP: 0.343, SLG: 0.402 (1, 2)	F9		0-2 G4-3	FC6-4 BB	G3	3-1 G3			
Mike Hampton, R OBP: 0.320, SLG: 0.480 Kelly Johnson, L OBP: 0.323, SLG: 0.399 (1, 1) (6, 7)	F8		0-0 G5-3 BB 1B	K	HR	G3-1			

Inning Stats	R: 2	H: 2	E: 0	K: 2	S: 14	LOB: 1	BB: 1	P: 25	R: 0	H: 0	E: 0	K: 1	S: 5	LOB: 0	BB: 0	P: 10	R: 7	H: 7	E: 1	K: 0	S: 21	LOB: 1	BB: 1	P: 36	R: 2	H: 0	E: 0	K: 2	S: 18	LOB: 3	BB: 3	P: 35	R: 1	H: 2	E: 0	K: 1	S: 11	LOB: 2	BB: 1	P: 19	R: 0	H: 1	E: 0	K: 2	S: 10	LOB: 1	BB: 0	P: 16	R: 0	H: 0	E: 0	K: 0	S: 7	LOB: 0	BB: 0	P: 13
--------------	------	------	------	------	-------	--------	-------	-------	------	------	------	------	------	--------	-------	-------	------	------	------	------	-------	--------	-------	-------	------	------	------	------	-------	--------	-------	-------	------	------	------	------	-------	--------	-------	-------	------	------	------	------	-------	--------	-------	-------	------	------	------	------	------	--------	-------	-------

PITCHER	IP	WLS	BF	H	R	ER	SO	BB	IBB	HBP	BLK	WP	HR	S	P	ERA	WHIP
Javier Vazquez, R ERA: 4.85 (1, 1)	2.0	L	16	8	9	9	3	1	0	1	0	0	3	29	54	40.50	4.500
36 Brian Bruney, R ERA: 6.5 (3, 1)	2.0		12	1	2	2	2	4	0	2	0	0	0	29	52	9.00	2.500
Lance Cormier, R ERA: 4.35 (5, 1)	2.0		10	3	2	2	2	1	0	0	0	0	1	18	30	9.00	2.000
Tim Worrell, R ERA: 6.04 (7, 1)	1.0		4	1	0	0	2	0	0	0	0	0	0	10	16	0.00	1.000
Jose Valverde, R ERA: 2.76 (8, 1)	1.0		3	0	0	0	0	0	0	0	0	0	0	7	13	0.00	0.000

AB	R	H	RBI	BB	SO	LOB
4	1	1	0	1	1	3
4	3	2	0	0	0	2
4	3	3	4	1	1	0
0	0	0	0	0	0	0
2	2	1	1	1	1	0
1	0	1	0	0	0	0
0	0	0	0	0	0	0
4	1	1	0	1	2	5
4	1	1	3	0	2	4
4	1	1	2	1	1	2
4	0	0	1	1	0	0
3	0	1	0	0	1	3
2	1	1	1	0	0	0

WP	HR	S	P	ERA	WHIP
0	0	0	0	0	0
0	0	0	0	0	0
0	0	0	0	0	0
0	0	0	0	0	0
0	0	0	0	0	0
0	0	0	0	0	0

Arizona Diamondbacks @ Atlanta Braves
 Turner Field, Atlanta, GA
 Sun Aug 14 2005, 1:05 PM EDT
 Att: 30,098 - Sunny - 85 F

AB	36
R	13
H	13
RBI	12
BB	6
SO	9
LOB	19



Batter	1	2	3	4	5	6	7	8	9	AB R H RBI BB SO LOB	TOP														
Cesar Izturis, S OBP: 0.312, SLG: 0.333 (1, 6)	0-1 G3 13 S 1B		0-0 G3 13 1B 2B		2-1 G3		1-1 G4-3		4-0 FC6-2 13 1B IBB	4 1 2 0 1 0 0															
13 Oscar Robles, L OBP: 0.363, SLG: 0.354 (1, 5)	1-2 G3 1-3		2-0 G3 2-3		0-2 G4-3		2-1 2B		0-2 FC6-2 1B 1-2 2-3 3-H	5 0 2 1 0 0 2															
Milton Bradley, S OBP: 0.340, SLG: 0.475 (1, 8)	1-3 K		2-3 K		3-3 K		0-1 F7		1-0 FC6-2 12 G6-3	5 0 0 0 0 3 6															
12 Jeff Kent, R OBP: 0.378, SLG: 0.520 (1, 4)	0-0 G1-3		0-1 1B E 1B 3-H		0-0 F8		0-2 P3		0-1 G6-3 1-2f	5 1 1 1 0 0 5															
Jose Valentin, S OBP: 0.331, SLG: 0.287 (1, 7)		2-2 G4-3	0-0 E9 1B 1-H		0-3 K		2-2 G4-3			4 0 1 0 0 1 1															
Duaner Sanchez, R (9, 1)										0 0 0 0 0 0 0															
Jayson Werth, R OBP: 0.337, SLG: 0.410 (1, 9)		1-2 1B FC3-6 1B	1-3 K		2-2 PB S 1B		0-0 1B 2B			4 2 3 0 0 1 1															
Hee-Seop Choi, L OBP: 0.331, SLG: 0.466 (1, 3)		1-0 FC3-6 1B		2-2 G4-3		3-2 G3-4-1		3-1 BB 1B 1B		4 0 2 0 0 0 1															
17 Jason Repko, R OBP: 0.294, SLG: 0.377 (9, PR)		1-3 1B			1-3 1B			2-3 1B 1B		0 1 0 0 0 0 0															
Dioner Navarro, S OBP: 0.367, SLG: 0.314 (1, 2)		1-1 FC3-6		0-2 G4-3		0-2 G5-3		4-2 1B 13 1B BB		3 0 0 1 0 0 1															
Ricky Ledee, L OBP: 0.354, SLG: 0.471 (9, PH)		1-2f 3-H						1-2 13 1B BB		0 1 0 0 1 0 0															
Jason Phillips, R OBP: 0.293, SLG: 0.386 (9, 2)		0-3 K		0-0 P6		2-2 G5-3		0-0 13 1B FC6-2 1B 1-3 2-H 3-H		0 0 0 0 0 0 0															
Derek Lowe, R OBP: 0.146, SLG: 0.188 (1, 1)										1 0 1 2 0 0 0															
Giovanni Carrara, R (8, 1)																									
Olmedo Saenz, R OBP: 0.348, SLG: 0.526 (9, PH)																									
Inning Stats	R: 0 E: 0 K: 1 S: 11	H: 1 LOB: 1 BB: 0 P: 13	R: 1 E: 0 K: 1 S: 13	H: 2 LOB: 1 BB: 0 P: 18	R: 2 E: 1 K: 2 S: 12	H: 3 LOB: 1 BB: 0 P: 17	R: 0 E: 0 K: 0 S: 7	H: 0 LOB: 0 BB: 0 P: 9	R: 0 E: 0 K: 1 S: 9	H: 0 LOB: 0 BB: 0 P: 14	R: 0 E: 0 K: 1 S: 10	H: 1 LOB: 1 BB: 0 P: 15	R: 0 E: 0 K: 0 S: 9	H: 0 LOB: 0 BB: 0 P: 12	R: 0 E: 0 K: 0 S: 16	H: 1 LOB: 1 BB: 0 P: 20	R: 3 E: 0 K: 0 S: 12	H: 4 LOB: 2 BB: 2 P: 24	1B: 9 2B: 3 3B: 0 HR: 0	SF: 0 SAC: 0 DP: 1 HBP: 0	WP: 0 PB: 1 SB: 2 CS: 0	PA: 40			
PITCHER	IP	WLS	BF	H	R	ER	SO	BB	IBB	HBP	BLK	WP	HR	S	P	ERA	WHIP								
29 John Smoltz, R ERA: 2.89 (1, 1)	7.0		28	7	3	2	6	0	0	0	0	0	0	71	98	2.57	1.000								
Kyle Farnsworth, R ERA: 2.47 (8, 1)	1.0	H	4	1	0	0	0	0	0	0	0	0	0	16	20	0.00	1.000								
Chris Reitsma, R ERA: 4.04 (9, 1)	0.0	L	5	3	3	3	0	1	1	0	0	0	0	6	17	∞	∞								
John Foster, L ERA: 3.52 (9, 1)	0.0		1	1	0	0	0	0	0	0	0	0	0	3	3	∞	∞								
Dan Kolb, R ERA: 4.79 (9, 1)	1.0		2	0	0	0	0	0	0	0	0	0	0	3	4	0.00	0.000								

Los Angeles Dodgers @ Atlanta Braves
Turner Field, Atlanta, GA

AB	38
R	6
H	12
RBI	5
BB	2
SO	6
LOB	18



Tue Aug 16 2005, 7:35 PM EDT
Att. 24,692 - Cloudy - 80 F

livebaseballscorecards.com

Batter	1	2	3	4	5	6	7	8	9	AB R H RBI BB SO LOB	TOP	
Cesar Izturis, S (1, 6) OBP: 0.309, SLG: 0.330	1-0 G1-4-3		1-1 G4-3		1-2 F9		1-0 G3			4 0 0 0 0 0 0	Los Angeles Dodgers @ Atlanta Braves Turner Field, Atlanta, GA Wed Aug 17 2005, 7:05 PM EDT Att. 23,028 - Partly Cloudy - 86 F	
13 Oscar Robles, L (1, 5) OBP: 0.370, SLG: 0.364	0-1 FC6-5 BB 1B		1-2 G4-3			1-0 G3 12 2B		4-0 FC6-4 BB	3 1 2 0 1 0 0			
Milton Bradley, S (1, 8) OBP: 0.342, SLG: 0.474	4-1 FC6-5 BB 1-2		0-0 12 WP 1B			3-2 G3 2-3		1-3 K	3 0 1 0 1 1 2			
12 Jeff Kent, R (1, 4) OBP: 0.377, SLG: 0.519 Antonio Perez, R (8, 4) OBP: 0.388, SLG: 0.443	0-0 FC6-5 1-2 2-3f		2-2 G5-3			0-0 E 3-H 2B		0-1 F8	4 1 1 1 0 0 4 0 0 0 0 0 0 0			
Jose Valentin, S (1, 7) OBP: 0.324, SLG: 0.279 43 Yhency Brazoban, R (6, 1) Ricky Ledee, L (8, PH) OBP: 0.352, SLG: 0.468 Steve Schmol, R (8, 1)	0-0 G3-1		2-2 F7			1-0 F8		0-0 FC6-4 1-2f	3 0 0 0 0 0 3 0 0 0 0 0 0 0 1 0 0 0 0 0 1 0 0 0 0 0 0 0			
Jayson Werth, R (1, 9) OBP: 0.340, SLG: 0.412		2-3 K	2-3 K			2-0 E2 2-H 1B		2-2 G6-4-3 1B	4 0 2 1 0 2 0			
Jason Phillips, R (1, 3) OBP: 0.292, SLG: 0.384		2-1 1B	1-2 G1-3			1-0 G2-3		1-2 G6-4-3 1-2f	4 0 1 0 0 0 2			
Dioner Navarro, S (1, 2) OBP: 0.359, SLG: 0.296		1-1 F8	1-2 G4-3			0-2 G6-3		1-2 HBP	3 0 0 0 0 0 1			
Odalis Perez, L (1, 1) OBP: 0.152, SLG: 0.125 51 Jonathan Broxton, R (5, 1) José Cruz Jr., S (6, 9) OBP: 0.335, SLG: 0.411		0-0 G5-3	0-1 1B			1-0 F7		0-2 F8	2 0 1 0 0 0 1 0 0 0 0 0 0 0 2 0 0 0 0 0 1			
Inning Stats	R: 0 H: 1 E: 0 LOB: 2 K: 0 BB: 1 S: 6 P: 11	R: 0 H: 1 E: 0 LOB: 1 K: 1 BB: 0 S: 8 P: 13	R: 0 H: 1 E: 0 LOB: 1 K: 1 BB: 0 S: 9 P: 13	R: 0 H: 0 E: 0 LOB: 0 K: 1 BB: 0 S: 12 P: 17	R: 0 H: 1 E: 0 LOB: 0 K: 0 BB: 0 S: 7 P: 10	R: 2 H: 3 E: 1 LOB: 1 K: 0 BB: 0 S: 11 P: 19	R: 0 H: 0 E: 0 LOB: 0 K: 0 BB: 0 S: 5 P: 7	R: 0 H: 0 E: 0 LOB: 1 K: 1 BB: 1 S: 9 P: 14	R: 0 H: 1 E: 0 LOB: 1 K: 0 BB: 0 S: 12 P: 16	1B: 6 SF: 0 2B: 2 SAC: 0 3B: 0 DP: 1 HR: 0 HBP: 1		WP: 1 PA: 36 PB: 0 SB: 0 CS: 0
15 Tim Hudson, R (1, 1) ERA: 3.45 Dan Kolb, R (9, 1) ERA: 4.69	IP WLS BF H R ER SO BB IBB HBP BLK WP HR S P ERA WHIP	8.0 W 32 7 2 2 3 2 0 0 0 1 0 67 104 2.25 1.125	1.0 4 1 0 0 0 0 0 0 1 0 0 0 12 16 0.00 1.000									

AB	33
R	2
H	8
RBI	2
BB	2
SO	3
LOB	15



Batter	1	2	3	4	5	6	7	8	9	AB	R	H	RBI	BB	SO	LOB
Rafael Furcal, S OBP: 0.340, SLG: 0.423 (1, 6)	3-1 F8 10 2B 1B	0-0 10 1B 1-2 3-H 1B		0-1 G5-4-3 1B	4-2 10 BB 1-2 2-3 BB		1-1 1B			4	1	4	1	1	0	0
Marcus Giles, R OBP: 0.382, SLG: 0.460 (1, 4)	1-0 SAFE F8 1-2	2-0 L6		2-2 G5-4-3 1-2f	3-3 K		2-3 K			5	0	0	0	0	2	8
10 Chipper Jones, S OBP: 0.425, SLG: 0.566 Wilson Betemit, S OBP: 0.354, SLG: 0.449 (1, 5) (8, PR) (9, 5)	2-2 2-H 2B	0-0 FC5-4 1-2 2-3 1B		2-2 F8	4-2 1-2 2-3 3-H BB			4-1 1B 3B BB		3	0	2	2	2	0	0
Andruw Jones, R OBP: 0.365, SLG: 0.596 Dan Kolb, R (1, 8) (9, 1)	0-0 F9	2-0 FC5-4 1-2f						2-3 K		5	1	1	1	0	2	8
Julio Franco, R OBP: 0.354, SLG: 0.500 (1, 3)	2-0 G1-3									5	2	2	0	0	1	1
7 Jeff Francoeur, R OBP: 0.389, SLG: 0.755 (1, 9)		0-2 1B 3B		0-0 F7	1-2 HR		1-2 G2-3		0-3 K	5	2	2	2	0	1	2
Kelly Johnson, L OBP: 0.331, SLG: 0.409 (1, 7)		3-2 16 1B 1B		4-2 16 S BB	4-2 16 1B 10 BB BB		3-3 K		1-1 16 1B 3B	3	3	2	3	2	1	0
16 Brian McCann, L OBP: 0.359, SLG: 0.438 (1, 2)		1-2 10 1B 1B		4-1 15 FC6-4 1-2 IBB	0-0 10 BB BB			2-2 P5	3-2 1B	4	0	3	1	1	0	0
15 Tim Hudson, R OBP: 0.191, SLG: 0.159 Ryan Langerhans, L OBP: 0.330, SLG: 0.417 (1, 1) (9, 8)		0-2 F9		0-0 FC6-4	1-3 K		0-3 K			4	0	0	0	0	2	6

Inning Stats	R: 1	H: 2	E: 0	K: 0	S: 8	L: 1	LOB: 1	BB: 0	P: 16	R: 2	H: 5	E: 0	K: 0	S: 18	L: 1	LOB: 3	BB: 0	P: 26	R: 0	H: 0	E: 0	K: 1	S: 13	L: 1	LOB: 2	BB: 2	P: 23	R: 0	H: 1	E: 0	K: 0	S: 8	L: 1	LOB: 0	BB: 0	P: 12	R: 4	H: 4	E: 0	K: 3	S: 24	L: 1	LOB: 3	BB: 3	P: 42	R: 0	H: 0	E: 0	K: 1	S: 9	L: 1	LOB: 0	BB: 0	P: 14	R: 0	H: 1	E: 0	K: 2	S: 14	L: 1	LOB: 1	BB: 0	P: 19	R: 3	H: 3	E: 0	K: 2	S: 17	L: 1	LOB: 1	BB: 1	P: 27
--------------	------	------	------	------	------	------	--------	-------	-------	------	------	------	------	-------	------	--------	-------	-------	------	------	------	------	-------	------	--------	-------	-------	------	------	------	------	------	------	--------	-------	-------	------	------	------	------	-------	------	--------	-------	-------	------	------	------	------	------	------	--------	-------	-------	------	------	------	------	-------	------	--------	-------	-------	------	------	------	------	-------	------	--------	-------	-------

PITCHER	IP	WLS	BF	H	R	ER	SO	BB	IBB	HBP	BLK	WP	HR	S	P	ERA	WHIP
Odalis Perez, L ERA: 4.73 (1, 1)	4.0	L	24	11	6	6	1	1	1	0	0	0	2	53	84	13.50	3.000
51 Jonathan Broxton, R ERA: 8.53 (5, 1)	1.0		7	1	1	1	3	3	0	0	0	0	0	18	35	9.00	4.000
43 Yhency Brazoban, R ERA: 6.19 (6, 1)	2.0		7	1	0	0	3	0	0	0	0	0	0	23	33	0.00	0.500
Steve Schmall, R ERA: 5.93 (8, 1)	1.0		6	3	3	3	2	1	0	0	0	0	0	17	27	27.00	4.000

BOTTOM

Los Angeles Dodgers @ Atlanta Braves
Turner Field, Atlanta, GA
Wed Aug 17 2005, 7:05 PM EDT
Att. 23,028 - Partly Cloudy - 86 F

livebaseballscorecards.com

AB	38
R	10
H	16
RBI	10
BB	6
SO	9
LOB	25

1B: 11	SF: 0	WP: 0	PA: 44
2B: 1	SAC: 0	PB: 0	
3B: 2	DP: 1	SB: 1	
HR: 2	HBP: 0	CS: 0	



Batter	1	2	3	4	5	6	7	8	9	AB R H RBI BB SO LOB	TOP	
Cesar Izturis, S OBP: 0.306, SLG: 0.326 (1, 6)	2-2 K	0-2 P6		0-0 P6		1-1 G4-3		0-0 B5-3		5 0 0 0 0 1 5		
13 Oscar Robles, L OBP: 0.362, SLG: 0.357 (1, 5)	2-2 G4-3		0-2 F9	0-1 SF8		3-2 F7		0-0 G6-3		4 0 0 1 0 0 0		
Milton Bradley, S OBP: 0.343, SLG: 0.481 (1, 8)	4-1 12 1B 2B BB		3-2 G3	0-0 HR		2-2 F7		0-3 K		4 2 1 3 1 1 0		
12 Jeff Kent, R OBP: 0.379, SLG: 0.523 (1, 4)	1-1 2B 1B		1-0 2B	1-3 K		3-1 F8		2-2 BLK 1B		5 1 3 0 0 1 0		
Olmedo Saenz, R OBP: 0.345, SLG: 0.523 (1, 3)	3-2 2B		1-3 K		1-3 K		1-2 G6-3		1-3 K	5 0 1 2 0 3 2		
Jayson Werth, R OBP: 0.343, SLG: 0.416 (1, 7)	3-1 L8			4-1 1B BB		3-2 2B		2-3 K		3 1 1 0 1 1 1		
José Cruz Jr., S OBP: 0.341, SLG: 0.419 (1, 9)				1-0 1B BB		4-2 BB		1-1 G3 2B		3 1 2 0 1 0 0		
Dioner Navarro, S OBP: 0.368, SLG: 0.310 (1, 2)				3-1 1B HR 1B		1-3 K		0-0 G3		4 1 2 1 0 1 3		
Jeff Weaver, R OBP: 0.269, SLG: 0.294 Elmer Dessens, R (7, 1) Hee-Seop Choi, L OBP: 0.330, SLG: 0.464 Giovanni Carrara, R (8, 1) Duaner Sanchez, R (9, 1)				1-0 SH3-4 1B		1-2 G1-3		0-1 G5-3		2 1 1 0 0 0 2 0 0 0 0 0 0 0 1 0 0 0 0 0 1 0 0 0 0 0 0 0 0 0 0 0 0 0 0		
Inning Stats	R: 2 H: 2 E: 0 LOB: 1 K: 1 BB: 1 S: 15 P: 30	R: 0 H: 1 E: 0 LOB: 1 K: 0 BB: 0 S: 10 P: 11	R: 0 H: 1 E: 0 LOB: 1 K: 1 BB: 0 S: 12 P: 17	R: 5 H: 4 E: 0 LOB: 0 K: 1 BB: 1 S: 12 P: 22	R: 0 H: 1 E: 0 LOB: 2 K: 2 BB: 1 S: 18 P: 28	R: 0 H: 0 E: 0 LOB: 0 K: 0 BB: 0 S: 8 P: 14	R: 0 H: 0 E: 0 LOB: 0 K: 1 BB: 0 S: 8 P: 14	R: 0 H: 1 E: 0 LOB: 1 K: 0 BB: 0 S: 6 P: 7	R: 0 H: 1 E: 0 LOB: 1 K: 2 BB: 0 S: 11 P: 14	1B: 6 SF: 1 2B: 4 SAC: 1 3B: 0 DP: 0 HR: 1 HBP: 0	WP: 0 PA: 41 PB: 0 SB: 1 CS: 0	
PITCHER	IP WLS BF H R ER SO BB IBB HBP BLK WP HR S P ERA WHIP											
John Thomson, R ERA: 4.53 (1, 1)	3.2 L 21 8 7 7 2 2 0 0 0 0 0 1 46 76 17.18 2.727											
Jim Brower, R ERA: 5.05 (4, 1)	1.1 6 1 0 0 3 1 0 0 0 0 0 0 21 32 0.00 1.500											
Jorge Sosa, R ERA: 2.7 (6, 1)	1.0 3 0 0 0 0 0 0 0 0 0 0 0 8 14 0.00 0.000											
48 Blaine Boyer, R ERA: 2.25 (7, 1)	2.0 7 1 0 0 1 0 0 0 0 0 0 0 14 21 0.00 0.500											
Kyle Farnsworth, R ERA: 2.42 (9, 1)	1.0 4 1 0 0 2 0 0 0 0 1 0 0 11 14 0.00 1.000											

Los Angeles Dodgers @ Atlanta Braves
Turner Field, Atlanta, GA
Thu Aug 18 2005, 7:35 PM EDT
Att. 24,101 - Cloudy - 80 F

AB	36
R	7
H	11
RBI	7
BB	3
SO	8
LOB	14



WP	0	PA	41
PB	0		
SB	1		
CS	0		

PITCHER	IP	WLS	BF	H	R	ER	SO	BB	IBB	HBP	BLK	WP	HR	S	P	ERA	WHIP
---------	----	-----	----	---	---	----	----	----	-----	-----	-----	----	----	---	---	-----	------

Los Angeles Dodgers @ Atlanta Braves

Turner Field, Atlanta, GA

Thu Aug 18 2005, 7:35 PM EDT
Att. 24,101 - Cloudy - 80 F

livebaseballscorecards.com

AB	36
R	4
H	10
RBI	4
BB	0
SO	9
LOB	11



WP	0	PA	36
PB	0		
SB	2		
CS	0		

Batter	1	2	3	4	5	6	7	8	9	AB	R	H	RBI	BB	SO	LOB									
Rafael Furcal, S OBP: 0.337, SLG: 0.420 (1, 6)	0-1 G1-3	1-0 P6			0-2 F8		3-2 K			4	0	0	0	0	1	3									
Marcus Giles, R OBP: 0.378, SLG: 0.455 (1, 4)	2-2 F9		2-3 K		1-3 K		2-1 G5-3			4	0	0	0	0	2	1									
10 Chipper Jones, S OBP: 0.426, SLG: 0.564 (1, 5)	3-2 S 1B		0-0 G5-4-3 1B			1-0 E5 HR	2-3 K			4	1	2	0	0	1	0									
Andruw Jones, R OBP: 0.364, SLG: 0.600 (1, 8)	0-2 P4 1-2		2-2 G5-4-3 1-2f			0-0 HR		1-1 G6-3		4	1	1	2	0	0	2									
Adam LaRoche, L OBP: 0.311, SLG: 0.460 (1, 3)		2-1 1B 16 1B 1B		1-1 P4		1-0 HR		1-0 F8		4	2	2	1	0	0	0									
7 Jeff Francoeur, R OBP: 0.376, SLG: 0.728 (1, 9)		2-3 SAFE K		0-2 P6		2-3 K		0-0 F8		4	0	0	0	0	2	1									
Kelly Johnson, L OBP: 0.333, SLG: 0.411 (1, 7)		0-0 16 1B 1-3 1B		0-0 F9		0-1 8 S 1B			1-3 K	4	0	2	0	0	1	0									
16 Brian McCann, L OBP: 0.370, SLG: 0.449 Jorge Sosa, R OBP: 0.059, SLG: 0.059 Ryan Langerhans, L OBP: 0.328, SLG: 0.415 48 Blaine Boyer, R Kyle Farnsworth, R Julio Franco, R OBP: 0.353, SLG: 0.497		1-1 SAFE 1B		1-0 1B		1-0 SAFE 1B	2-3 K		1-2 F8	2	0	2	1	0	0	0									
John Thomson, R OBP: 0.294, SLG: 0.313 Jim Brower, R 8 Brayan Peña, S OBP: 0.179, SLG: 0.148		1-3 K		0-0 1B		2-0 F8 1-2		0-1 G4-3		1	0	0	0	0	1	2									
										0	0	0	0	0	0	0									
										3	0	1	0	0	0	1									
Inning Stats	R: 0 E: 0 K: 0 S: 12	H: 1 LOB: 1 BB: 0 P: 17	R: 1 E: 0 K: 2 S: 13	H: 3 LOB: 2 BB: 0 P: 20	R: 0 E: 0 K: 1 S: 7	H: 1 LOB: 0 BB: 0 P: 11	R: 0 E: 0 K: 0 S: 6	H: 0 LOB: 0 BB: 0 P: 7	R: 0 E: 0 K: 1 S: 11	H: 2 LOB: 1 BB: 0 P: 13	R: 3 E: 1 K: 2 S: 16	H: 3 LOB: 1 BB: 0 P: 24	R: 0 E: 0 K: 2 S: 11	H: 0 LOB: 0 BB: 0 P: 18	R: 0 E: 0 K: 0 S: 4	H: 0 LOB: 0 BB: 0 P: 6	R: 0 E: 0 K: 1 S: 9	H: 0 LOB: 0 BB: 0 P: 11	1B: 8 2B: 0 3B: 0 HR: 2	SF: 0 SAC: 0 DP: 1 HBP: 0	WP: 0 PB: 0 SB: 2 CS: 0	PA: 36			
PITCHER	IP	WLS	BF	H	R	ER	SO	BB	IBB	HBP	BLK	WP	HR	S	P	ERA	WHIP								
Jeff Weaver, R ERA: 4.52 Elmer Dessens, R ERA: 3.58 Giovanni Carrara, R ERA: 4.61 Duaner Sanchez, R ERA: 3.74	(1, 1)	6.0	W	27	10	4	3	6	0	0	0	0	0	65	92	4.50	1.667								
	(7, 1)	1.0	H	3	0	0	0	2	0	0	0	0	0	11	18	0.00	0.000								
	(8, 1)	1.0	H	3	0	0	0	0	0	0	0	0	0	4	6	0.00	0.000								
	(9, 1)	1.0	S	3	0	0	0	1	0	0	0	0	0	9	11	0.00	0.000								

WP	0	PA	36
PB	0		
SB	2		
CS	0		

San Diego Padres @ Atlanta Braves
 Turner Field, Atlanta, GA
 Fri Aug 19 2005, 7:35 PM EDT
 Att: 35,071 - Partly Cloudy - 81 F

AB	45
R	12
H	20
RBI	12
BB	5
SO	7
LOB	17



WP	1	PA	51
PB	0		
SB	0		
CS	0		

AB R H RBI BB SO LOB

4	2	1	0	2	1	2
6	1	1	1	0	2	4
5	1	3	2	1	1	1
5	2	4	1	1	0	0
5	1	2	3	1	1	3
6	1	2	1	0	2	3
5	1	3	0	0	0	1
5	2	2	0	0	0	3
3	0	1	1	0	0	0
0	0	0	0	0	0	0
0	0	0	0	0	0	0
1	1	1	3	0	0	0
0	0	0	0	0	0	0

Batter	1	2	3	4	5	6	7	8	9
Damian Jackson, R OBP: 0.341, SLG: 0.364 (1, 6)	2-3 K	2-2 P4		4-2 1B BB	4-2 1B BB		1-1 P4	2-0 1B	
Robert Fick, L OBP: 0.380, SLG: 0.427 (1, 3)	3-3 K	3-2 G4-3		0-0 24 1B 1B	0-0 B2-3		1-0 P5	0-3 K	
Mark Loretta, R OBP: 0.372, SLG: 0.351 (1, 4)	1-2 24 1B 1B		0-2 G4-3	1-0 24 1B HR 1B	3-0 BB 24 1B 1B		4-0 24 WP 1B BB	1-2 K	
24 Brian Giles, L OBP: 0.421, SLG: 0.486 (1, 8)	0-2 1B		2-1 1B	1-1 HR 1B	2-2 BB 1B		4-1 1B BB		2-1 P4
Joe Randa, R OBP: 0.341, SLG: 0.463 (1, 5)	0-0 G1-3		1-1 G5-3	1-1 HR 1B	4-0 BB		1-1 1B		2-3 K
Ryan Klesko, L OBP: 0.355, SLG: 0.444 (1, 7)		2-3 K	0-1 FC4-6 1B	1-3 K	1-0 F8			3-2 1B HR 2B	3-2 G4-3
Xavier Nady, R OBP: 0.323, SLG: 0.472 (1, 9)		0-1 1B 1B	0-0 FC4-6 1B	2-1 FC6-4 1B		0-1 F7		0-0 FC5-4 1B	
Miguel Olivo, R OBP: 0.214, SLG: 0.351 (1, 2)		1-0 1B		SH2-4 1B 2B		2-0 G5-3		0-2 FC5-4 HR	
Chan Ho Park, R OBP: 0.333, SLG: 0.333 (1, 1)		1-1 1B		SH2-4 1B		0-0 F8		2-2 HR	
Chris Hammond, L (6, 1)									
Scott Linebrink, R (7, 1)									
Mark Sweeney, L OBP: 0.432, SLG: 0.547 (8, PH)		1-2 1B						1-H 3-H	
Paul Quantrill, L (8, 1)									

Inning Stats	R: 0 E: 0 K: 2 S: 14	H: 2 LOB: 2 BB: 0 P: 20	R: 1 E: 0 K: 1 S: 17	H: 3 LOB: 2 BB: 0 P: 26	R: 1 E: 0 K: 0 S: 13	H: 2 LOB: 1 BB: 0 P: 16	R: 6 E: 0 K: 1 S: 16	H: 6 LOB: 1 BB: 1 P: 28	R: 1 E: 0 K: 0 S: 12	H: 2 LOB: 3 BB: 2 P: 26	R: 0 E: 0 K: 0 S: 4	H: 0 LOB: 0 BB: 0 P: 8	R: 0 E: 0 K: 0 S: 6	H: 1 LOB: 2 BB: 2 P: 17	R: 3 E: 0 K: 2 S: 18	H: 4 LOB: 1 BB: 0 P: 26	R: 0 E: 0 K: 1 S: 10	H: 0 LOB: 0 BB: 0 P: 17
--------------	-------------------------------	----------------------------------	-------------------------------	----------------------------------	-------------------------------	----------------------------------	-------------------------------	----------------------------------	-------------------------------	----------------------------------	------------------------------	---------------------------------	------------------------------	----------------------------------	-------------------------------	----------------------------------	-------------------------------	----------------------------------

PITCHER	IP	WLS	BF	H	R	ER	SO	BB	IBB	HBP	BLK	WP	HR	S	P	ERA	WHIP
Mike Hampton, L ERA: 3.5 (1, 1)	3.1	L	22	11	7	7	3	1	0	0	0	0	0	52	78	18.90	3.600
Jim Brower, R ERA: 5.26 (4, 1)	1.1		10	4	2	2	1	2	0	0	0	0	1	19	36	13.50	4.500
Jorge Sosa, R ERA: 2.66 (5, 1)	1.1		4	0	0	0	0	0	0	0	0	0	0	5	10	0.00	0.000
John Foster, L ERA: 3.38 (7, 1)	1.0		5	1	0	0	0	2	0	0	0	1	0	6	17	0.00	3.000
Dan Kolb, R ERA: 5.14 (8, 1)	1.0		7	4	3	3	2	0	0	0	0	0	1	18	26	27.00	4.000
PITCHER	IP	WLS	BF	H	R	ER	SO	BB	IBB	HBP	BLK	WP	HR	S	P	ERA	WHIP
Chris Reitsma, R ERA: 3.97 (9, 1)	1.0		3	0	0	0	1	0	0	0	0	0	0	10	17	0.00	0.000

Batter	1	2	3	4	5	6	7	8	9	AB	R	H	RBI	BB	SO	LOB
Rafael Furcal, S OBP: 0.338, SLG: 0.422 Chris Reitsma, R (9, 1)	0-1 G6-4-3 1B	2-0 1-H 2-H 3-H 2B			1-0 L7		1-2 F8	2-1 F7		5	0	2	3	0	0	1
Marcus Giles, R OBP: 0.377, SLG: 0.455 (1, 4)	1-1 G6-4-3 1-2f		0-3 K		2-3 K		2-0 10 F7 1B 2B		2-1 G5-3	5	1	1	0	0	2	1
10 Chipper Jones, S OBP: 0.429, SLG: 0.561 (1, 5)	4-1 BB		1-2 G6-3			4-2 7 2B BB	0-0 F7	2-3 1B	3-2 1B	3	1	1	0	2	0	1
Andruw Jones, R OBP: 0.362, SLG: 0.595 (1, 8)	1-1 P3		3-2 K			0-2 F7	4-2 1B BB		1-3 K	4	0	0	0	1	2	3
Adam LaRoche, L OBP: 0.317, SLG: 0.465 (1, 3)		1-2 16 G3 2B 7 1B		3-1 G4-3		0-0 7 2B 1B	0-0 7 FC5-4 1B		3-2 1B	5	2	4	1	0	0	0
7 Jeff Francoeur, R OBP: 0.385, SLG: 0.739 (1, 9)		0-0 16 G3 2B 1B		3-2 G4-3 2B		1-0 1B 2B	1-1 FC5-4		3-2 G6-3	5	2	3	1	0	0	4
Kelly Johnson, L OBP: 0.332, SLG: 0.408 (1, 7)		3-3 K		3-2 G4-3 2-3		1-3 K		1-1 1B		4	0	1	0	0	2	5
16 Brian McCann, L OBP: 0.364, SLG: 0.440 Jorge Sosa, R OBP: 0.058, SLG: 0.059 Julio Franco, R OBP: 0.356, SLG: 0.500 John Foster, L (8, 1) Dan Kolb, R (8, 1) Ryan Langerhans, L OBP: 0.327, SLG: 0.414 Wilson Betemit, S OBP: 0.354, SLG: 0.449 (9, 6)		2-2 G3		2-2 P6		1-1 2-H 3-H 1B		0-3 K		2	0	0	0	0	0	3
Mike Hampton, R OBP: 0.346, SLG: 0.480 Jim Brower, R (4, 1) 8 Brayan Peña, S OBP: 0.161, SLG: 0.133 (5, 2)		4-2 2B HBP				1-1 F7	1-1 F9		0-1 F7	0	1	0	0	0	0	0

Inning Stats	R: 0	H: 1	E: 0	K: 0	S: 7	H: 1	LOB: 1	BB: 1	P: 13	R: 3	H: 3	E: 0	K: 1	S: 16	R: 0	H: 0	E: 0	K: 2	S: 10	R: 0	H: 1	E: 0	K: 0	S: 12	R: 0	H: 0	E: 0	K: 1	S: 7	R: 3	H: 3	E: 0	K: 1	S: 17	R: 1	H: 2	E: 0	K: 0	S: 10	R: 0	H: 1	E: 0	K: 1	S: 10	R: 0	H: 2	E: 0	K: 1	S: 19	1B: 9	2B: 4	3B: 0	HR: 0	SF: 0	SAC: 0	DP: 1	HBP: 1	WP: 0	PA: 42
--------------	------	------	------	------	------	------	--------	-------	-------	------	------	------	------	-------	------	------	------	------	-------	------	------	------	------	-------	------	------	------	------	------	------	------	------	------	-------	------	------	------	------	-------	------	------	------	------	-------	------	------	------	------	-------	-------	-------	-------	-------	-------	--------	-------	--------	-------	--------

PITCHER	IP	WLS	BF	H	R	ER	SO	BB	IBB	HBP	BLK	WP	HR	S	P	ERA	WHIP
Chan Ho Park, R ERA: 6.07 (1, 1)	5.1	W	23	6	5	5	4	2	0	1	0	0	0	61	102	8.44	1.500
Chris Hammond, L ERA: 3.06 (6, 1)	1.0		6	3	2	2	1	0	0	0	0	0	0	12	19	18.00	3.000
Scott Linebrink, R ERA: 2.5 (7, 1)	0.2	H	4	1	0	0	0	1	0	0	0	0	0	6	11	0.00	3.000
Paul Quantrill, R ERA: 5.25 (8, 1)	2.0		9	3	0	0	2	0	0	0	0	0	0	29	44	0.00	1.500

BOTTOM

San Diego Padres @ Atlanta Braves
Turner Field, Atlanta, GA
Fri Aug 19 2005, 7:35 PM EDT
Att. 35,071 - Partly Cloudy - 81 F

livebaseballscorecards.com

AB	38
R	7
H	13
RBI	7
BB	3
SO	7
LOB	21



Batter	1	2	3	4	5	6	7	8	9	10	11	12	13	AB R H RBI BB SO LOB	TOP													
Damian Jackson, R OBP: 0.337, SLG: 0.363	0-0 SH1-4 SF9 2B	1-1 F8			1-1 G5-3		1-2 F7			3-1 F7			2-1 P4	6 1 1 0 0 0 1														
Eric Young Sr., R OBP: 0.336, SLG: 0.390	0-0 SH1-4		4-1 G4-3 G5-3 BB		2-0 F8			1-1 L3		0-0 G6-3		1-2 BB HR 1B	4 1 1 0 1 0 0															
Mark Loretta, R OBP: 0.371, SLG: 0.352	2-2 SF9		1 SAFE 2-2 G5-3		1-2 FC3-6 1B		2-2 1B			2-3 K		1 SAFE 2-1 P5	5 0 2 1 0 1 2															
24 Brian Giles, L OBP: 0.420, SLG: 0.482	0-0 1B		0-0 G4-3		0-0 FC3-6 WP 1-2		0-0 P3			2-0 G4-3		4-0 BB HR IBB	5 1 1 0 1 0 3															
Joe Randa, R OBP: 0.341, SLG: 0.460	1-1 1B		2-2 G4-3		0-0 F9		1 SAFE 2-2 G4-3			3-2 P4		4-0 HR BB	5 1 1 0 1 0 3															
Xavier Nady, R OBP: 0.320, SLG: 0.476	0-0 G1-4-3			0-2 G6-3		1-2 F7		1-0 F9				1-2 G1-3	6 1 1 4 0 0 3															
Robert Fick, L OBP: 0.381, SLG: 0.422		4-1 SH2-4 BB		1-3 K			0-1 G3			1-3 K		1-2 1B	4 0 1 0 1 2 0															
Dave Roberts, L OBP: 0.342, SLG: 0.418												0-0 1B 2B	1 1 1 0 0 0 0															
Miguel Olivo, R OBP: 0.218, SLG: 0.365		0-1 F8		1-1 G6-3			0-0 HR			0-3 K		1-2 G2	6 1 2 2 0 1 2															
Pedro Astacio, R David Ross, R Chris Hammond, L Alton Oskay, R Mark Sweeney, L 82 Clayton Kershaw, R Ryan Klesko, L Rusty Seiner, L 39 Wilson Valdez, R Trevor Hoffman, R		1 SAFE 0-2 SH2-4			0-3 K		3-1 L6			2-1 P5		0-1 G4-3	1 0 0 0 0 0 1 0 1 0 0 0 0 0 0 0 0 0 0 0 0 0 0 0 1 0 0 0 0 0 0 0 0 0 0 0 0 0 0 0 0 0 0 0 0 0 0 0 1 0 0 0 0 0 0 0 1 0 0 0 0 0 0 0 1 0 0 0 0 0 0 0															
Inning Stats	R: 1 E: 0 K: 0 S: 9	H: 3 LOB: 2 BB: 0 P: 12	R: 0 E: 0 K: 0 S: 8	H: 0 LOB: 1 BB: 1 P: 13	R: 0 E: 0 K: 1 S: 9	H: 0 LOB: 0 BB: 1 P: 17	R: 0 E: 0 K: 1 S: 6	H: 0 LOB: 0 BB: 0 P: 9	R: 0 E: 0 K: 0 S: 10	H: 1 LOB: 1 BB: 0 P: 13	R: 1 E: 0 K: 0 S: 8	H: 1 LOB: 0 BB: 0 P: 12	R: 0 E: 0 K: 1 S: 7	H: 0 LOB: 0 BB: 0 P: 14	R: 0 E: 0 K: 1 S: 10	H: 1 LOB: 1 BB: 0 P: 13	R: 5 E: 0 K: 0 S: 17	H: 4 LOB: 1 BB: 2 P: 31	1B: 7 2B: 2 3B: 0 HR: 2	SF: 1 SAC: 2 DP: 0 HBP: 0	WP: 1 PB: 0 SB: 1 CS: 0	PA: 54						
PITCHER																												
Horacio Ramirez, L ERA: 4.61	(1, 1)	IP: 8.0	WLS: 3	BF: 32	H: 6	R: 2	ER: 2	SO: 2	BB: 2	IBB: 0	HBP: 0	BLK: 0	WP: 1	HR: 1	S: 69	P: 102	ERA: 2.25	WHIP: 1.000										
Kyle Farnsworth, R ERA: 2.37	(9, 1)	1.0	3	0	0	0	2	0	0	0	0	0	0	0	10	12	0.00	0.000										
Chris Reitsma, R ERA: 3.9	(10, 1)	1.0	3	0	0	0	0	0	0	0	0	0	0	5	10	0.00	0.000											
48 Blaine Boyer, R ERA: 2.16	(11, 1)	1.0	3	0	0	0	1	0	0	0	0	0	0	7	14	0.00	0.000											
34 Joey Devine, R ERA: 21.6	(12, 1)	1.2	L	10	3	4	4	0	1	1	0	0	0	1	22	38	21.60	2.400										
PITCHER																												
John Foster, L ERA: 3.7	(13, 1)	IP: 0.1	WLS: 3	BF: 2	H: 2	R: 1	ER: 1	SO: 0	BB: 0	IBB: 0	HBP: 0	BLK: 0	WP: 0	HR: 0	S: 5	P: 6	ERA: 27.00	WHIP: 6.000										

San Diego Padres @ Atlanta Braves
Turner Field, Atlanta, GA
Sat Aug 20 2005, 1:20 PM EDT
Att: 37,133 - Partly Cloudy - 91 F

livebaseballscorecards.com

AB	47
R	7
H	11
RBI	7
BB	4
SO	5
LOB	16



Batter	1	2	3	4	5	6	7	8	9	10	11	12	13	AB R H RBI BB SO LOB
Rafael Furcal, S OBP: 0.338, SLG: 0.427	0-1 P6		3-1 G4-6-3			0-1 HR		1-0 F8		2-0 1B		1-3 K		6 1 2 1 0 1 2
Marcus Giles, R OBP: 0.376, SLG: 0.455	2-2 G4-3			3-2 F8		0-1 1B		2-2 2B		3-2 G6-3			1-2 G6-3	6 1 2 0 0 0 1
10 Chipper Jones, S OBP: 0.423, SLG: 0.549	3-1 P5			0-0 G4-3		3-2 G4-3		4-0 IBB		1-2 G4-6-3			1-0 F7	5 0 0 0 1 0 1
Adam LaRoche, L OBP: 0.312, SLG: 0.457		2-3 K		1-2 G1-3		1-2 F8		1-2 G4-6-3			1-0 F7		0-0 G3	6 0 0 0 0 1 3
7 Jeff Francoeur, R OBP: 0.394, SLG: 0.734		0-0 1B			2-2 G5-3	1-1 1B		0-3 K			0-2 1B			5 0 3 1 0 1 0
Kelly Johnson, L OBP: 0.333, SLG: 0.408		0-1 G6-3			1-1 G4-3	0-0 L3		2-2 L4-3			1-1 1B		1-2 1B	5 0 2 0 0 0 3
Ryan Langerhans, L OBP: 0.325, SLG: 0.409		3-3 K			2-0 1B		1-1 P6		1-0 L4-3			3-2 F9		5 0 1 0 0 1 4
16 Brian McCann, L OBP: 0.365, SLG: 0.434			1-3 K		1-1 1B		3-2 G3			2-3 K		4-1 CS		4 0 1 0 1 2 0
4 Pete Orr, L OBP: 0.336, SLG: 0.392					1-3 1B									0 0 0 0 0 0 0
8 Brayan Peña, S OBP: 0.161, SLG: 0.133					0-1 P5		1-0 G6-3							0 0 0 0 0 0 0
Horacio Ramirez, L OBP: 0.254, SLG: 0.203			1-2 1B							0-2 F8		2-3 K		3 0 1 0 0 0 2
Kyle Farnsworth, R OBP: 0.359, SLG: 0.593														0 0 0 0 0 0 0
Chris Reitsma, R OBP: 0.359, SLG: 0.593														0 0 0 0 0 0 0
Andrew Jones, R OBP: 0.359, SLG: 0.593														1 0 0 0 0 0 0
48 Blaine Boyer, R OBP: 0.161, SLG: 0.133														0 0 0 0 0 0 0
34 Joey Devine, R OBP: 0.161, SLG: 0.133														1 0 0 0 0 1 1
John Foster, L OBP: 0.161, SLG: 0.133														0 0 0 0 0 0 0


Inning Stats	R: 0	H: 0	E: 0	K: 0	S: 7	R: 0	H: 1	E: 0	K: 2	S: 10	R: 0	H: 1	E: 0	K: 1	S: 9	R: 0	H: 0	E: 0	K: 0	S: 8	R: 0	H: 0	E: 0	K: 0	S: 11	R: 2	H: 3	E: 0	K: 0	S: 13	R: 0	H: 1	E: 0	K: 0	S: 8	R: 0	H: 1	E: 0	K: 1	S: 9	R: 0	H: 1	E: 0	K: 1	S: 13	R: 0	H: 2	E: 0	K: 0	S: 12	R: 0	H: 0	E: 0	K: 2	S: 8	R: 0	H: 0	E: 0	K: 0	S: 5
PITCHER	IP	WLS	BF	H	R	ER	SO	BB	IBB	HBP	BLK	WP	HR	S	P	ERA	WHIP																																											
Pedro Astacio, R ERA: 5.36	(1, 1)	6.0	24	7	2	2	3	0	0	0	0	1	1	58	88	3.00	1.167																																											
Chris Hammond, L ERA: 3.0	(7, 1)	1.0	3	0	0	0	0	0	0	0	0	0	0	7	12	0.00	0.000																																											
Akinori Otsuka, R ERA: 2.26	(8, 1)	2.0	7	2	0	0	1	0	1	0	0	0	0	17	28	0.00	1.000																																											
52 Clay Hensley, R ERA: 2.01	(10, 1)	2.0	9	3	0	0	1	0	0	0	0	0	0	25	39	0.00	1.500																																											
Rudy Seanez, R ERA: 2.74	(12, 1)	1.0	W	3	0	0	2	1	0	0	0	0	0	8	15	0.00	1.000																																											
PITCHER	IP	WLS	BF	H	R	ER	SO	BB	IBB	HBP	BLK	WP	HR	S	P	ERA	WHIP																																											
Trevor Hoffman, R ERA: 3.67	(13, 1)	1.0	3	0	0	0	0	0	0	0	0	0	0	5	7	0.00	0.000																																											

AB	R	H	RBI	BB	SO	LOB
6	1	2	1	0	1	2
6	1	2	0	0	0	1
5	0	0	0	1	0	1
6	0	0	0	0	1	3
5	0	3	1	0	1	0
5	0	2	0	0	0	3
5	0	1	0	0	1	4
4	0	1	0	1	2	0
0	0	0	0	0	0	0
0	0	0	0	0	0	0
3	0	1	0	0	0	2
0	0	0	0	0	0	0
0	0	0	0	0	0	0
1	0	0	0	0	0	0
0	0	0	0	0	0	0
1	0	0	0	0	1	1
0	0	0	0	0	0	0

WP	PA
1	49

San Diego Padres @ Atlanta Braves
 Turner Field, Atlanta, GA
 Sat Aug 20 2005, 1:20 PM EDT
 Att. 37,133 - Partly Cloudy - 91 F

AB	R	H	RBI	BB	SO	LOB
47	2	12	2	2	7	17



Batter	1	2	3	4	5	6	7	8	9	AB R H RBI BB SO LOB	TOP
Dave Roberts, L OBP: 0.343, SLG: 0.421 (1, 8)	1-1 G3		0-0 B1-3		1-0 2B		0-0 1B		1-0 P4	5 0 2 0 0 0 1	
Joe Randa, R OBP: 0.339, SLG: 0.459 (1, 5)	1-2 F8		2-2 G6-3 2B		2-3 K		1-2 L6		2-2 L7	5 0 1 0 0 1 4	
Ryan Klesko, L OBP: 0.353, SLG: 0.441 Scott Linebrink, R (7, 1) Akinori Otsuka, R (8, 1) Paul Quantrill, L (8, 1)	2-0 1B		0-0 G6-3		2-3 K		2-2 K			4 0 1 0 0 2 3 0 0 0 0 0 0 0 0 0 0 0 0 0 0 0 0 0 0 0 0 0	
24 Brian Giles, L OBP: 0.418, SLG: 0.479 (1, 9)	0-0 G4-3		3-0 G3		4-2 G6-4-3 BB		3-2 F7			3 0 0 0 1 0 2	
Mark Loretta, R OBP: 0.370, SLG: 0.351 (1, 4)		1-1 P3		1-1 G5-3		0-2 G6-4-3		0-1 1B		4 0 1 0 0 0 1	
Xavier Nady, R OBP: 0.319, SLG: 0.477 (1, 3) (7, 7)		1-0 P3		0-0 G2-3		3-2 SH1-4 1B 2B		2-3 K		4 1 1 0 0 1 1	
Damian Jackson, R OBP: 0.340, SLG: 0.367 (1, 6)		1-1 1B 2B		0-0 F8		4-2 SH1-4 1B BB		1-0 F7		3 1 1 0 1 0 1	
David Ross, R OBP: 0.271, SLG: 0.390 (1, 2)		0-0 1B		1-1 F7		0-0 SH1-4			1-1 E 1B	3 0 2 0 0 0 0	
Brian Lawrence, R OBP: 0.096, SLG: 0.061 Mark Sweeney, L OBP: 0.431, SLG: 0.543 (7, PH) (7, 3)		2-3 K		0-3 K		1-1 1B 1B			1-3 K	2 0 0 0 0 2 2 2 0 1 2 0 1 1	
Inning Stats	R: 0 E: 0 K: 0 S: 7 H: 1 LOB: 1 BB: 0 P: 11	R: 0 E: 0 K: 1 S: 11 H: 2 LOB: 2 BB: 0 P: 16	R: 0 E: 0 K: 0 S: 6 H: 1 LOB: 1 BB: 0 P: 11	R: 0 E: 0 K: 0 S: 4 H: 0 LOB: 0 BB: 0 P: 5	R: 0 E: 0 K: 2 S: 10 H: 1 LOB: 1 BB: 0 P: 14	R: 0 E: 0 K: 1 S: 9 H: 0 LOB: 0 BB: 1 P: 15	R: 2 E: 0 K: 1 S: 19 H: 3 LOB: 2 BB: 1 P: 30	R: 0 E: 0 K: 1 S: 9 H: 1 LOB: 1 BB: 0 P: 15	R: 0 E: 1 K: 1 S: 11 H: 1 LOB: 1 BB: 0 P: 16	1B: 6 2B: 4 3B: 0 HR: 0 SF: 0 SAC: 1 DP: 1 HBP: 0	WP: 0 PB: 0 SB: 1 CS: 0 PA: 38
29 John Smoltz, R ERA: 2.88 Jorge Sosa, R ERA: 2.63 Kyle Farnsworth, R ERA: 2.32	IP 7.0 WLS W BF 4 H 1 R 0 ER 0 SO 1 BB 0 IBB 0 HBP 0 BLK 0 WP 0 HR 0 S 9 P 15 ERA 0.00 WHIP 1.000	IP 1.0 WLS W BF 4 H 1 R 0 ER 0 SO 1 BB 0 IBB 0 HBP 0 BLK 0 WP 0 HR 0 S 11 P 16 ERA 0.00 WHIP 1.000	IP 1.0 WLS W BF 4 H 1 R 0 ER 0 SO 1 BB 0 IBB 0 HBP 0 BLK 0 WP 0 HR 0 S 11 P 16 ERA 0.00 WHIP 1.000	IP 7.0 WLS W BF 30 H 8 R 2 ER 2 SO 5 BB 2 IBB 0 HBP 0 BLK 0 WP 0 HR 0 S 66 P 102 ERA 2.57 WHIP 1.429	PITCHER IP WLS BF H R ER SO BB IBB HBP BLK WP HR S P ERA WHIP						

San Diego Padres @ Atlanta Braves
Turner Field, Atlanta, GA
Sun Aug 21 2005, 8:05 PM EDT
Att. 26,077 - Partly Cloudy - 89 F

livebaseballscorecards.com

AB	35
R	2
H	10
RBI	2
BB	2
SO	7
LOB	16



Batter	1	2	3	4	5	6	7	8	9
Rafael Furcal, S OBP: 0.338, SLG: 0.427 (1, 6)	2-1 L4			3-2 1B 2B	4-2 S BB		1-3 K	3-2 F8	
Marcus Giles, R OBP: 0.377, SLG: 0.456 (1, 4)	0-1 G4-3			0-0 10 BB 1B	2-3 K			0-1 10 2B E 1B	
10 Chipper Jones, S OBP: 0.425, SLG: 0.551 (1, 5)	1-0 F9			4-1 G6-4-3 BB		0-2 F7		2-1 F8 1B 2B	
Andrew Jones, R OBP: 0.361, SLG: 0.590 (1, 8)			1-3 K	1-3 K		0-2 E 1B		0-0 1B F8 E	
Adam LaRoche, L OBP: 0.312, SLG: 0.453 (1, 3)			4-2 7 G1-4-3 BB	1-0 G6-4-3		1 SAFE E4		3-H F8	
7 Jeff Francoeur, R OBP: 0.389, SLG: 0.717 (1, 9)			0-0 G1-4-3		0-1 G4-3	2-2 K		4-0 E 16 SF8 IBB	
Ryan Langerhans, L OBP: 0.327, SLG: 0.411 (1, 7)			2-2 G3-1		0-0 16 FC3-6 1B	0-0 G3		0-0 E3 1B 1B	
16 Brian McCann, L OBP: 0.354, SLG: 0.422 (1, 2)			0-0 F8		1-1 FC3-6		1-2 F9	0-2 SF8	
29 John Smoltz, R OBP: 0.203, SLG: 0.232 (1, 1)			3-2 G4-3		0-1 1-H 3B		2-0 P5	2-2 1B	
4 Pete Orr, L OBP: 0.333, SLG: 0.389 (7, PH)									
Jorge Sosa, R OBP: 0.059, SLG: 0.059 (8, 1)									
Julio Franco, R OBP: 0.359, SLG: 0.503 (8, PH)									
Kyle Farnsworth, R (9, 1)									

Inning Stats	R: 0 E: 0 K: 5 S: 5	H: 0 LOB: 0 BB: 0 P: 8	R: 0 E: 0 K: 1 S: 7	H: 0 LOB: 0 BB: 1 P: 12	R: 0 E: 0 K: 0 S: 8	H: 0 LOB: 0 BB: 0 P: 13	R: 0 E: 0 K: 1 S: 9	H: 2 LOB: 2 BB: 1 P: 18	R: 1 E: 0 K: 1 S: 13	H: 2 LOB: 2 BB: 1 P: 20	R: 0 E: 1 K: 1 S: 11	H: 1 LOB: 2 BB: 0 P: 13	R: 0 E: 0 K: 1 S: 7	H: 0 LOB: 0 BB: 0 P: 11	R: 5 E: 2 K: 0 S: 19	H: 4 LOB: 1 BB: 1 P: 31
--------------	------------------------------	---------------------------------	------------------------------	----------------------------------	------------------------------	----------------------------------	------------------------------	----------------------------------	-------------------------------	----------------------------------	-------------------------------	----------------------------------	------------------------------	----------------------------------	-------------------------------	----------------------------------

PITCHER	IP	WLS	BF	H	R	ER	SO	BB	IBB	HBP	BLK	WP	HR	S	P	ERA	WHIP
Brian Lawrence, R ERA: 4.58 (1, 1)	6.0		25	5	1	1	4	3	0	0	0	0	0	53	84	1.50	1.333
Scott Linebrink, R ERA: 2.45 (7, 1)	1.0	H	3	0	0	0	1	0	0	0	0	0	0	7	11	0.00	0.000
Akinori Otsuka, R ERA: 2.6 (8, 1)	0.1	L	6	3	5	2	0	0	1	0	0	0	0	8	15	54.00	9.000
Paul Quantrill, R ERA: 5.19 (8, 1)	0.2		3	1	0	0	0	0	0	0	0	0	0	11	16	0.00	1.500

BOTTOM

AB	R	H	RBI	BB	SO	LOB
4	0	1	0	1	1	1
4	1	2	0	0	1	2
3	1	1	0	1	0	0
4	1	1	1	0	2	4
3	0	0	0	1	0	6
3	1	0	0	1	1	3
4	1	2	1	0	0	2
3	1	0	1	0	0	1
2	0	1	1	0	0	0
1	0	0	0	0	0	0
0	0	0	0	0	0	0
1	0	1	1	0	0	0
0	0	0	0	0	0	0

San Diego Padres @ Atlanta Braves
Turner Field, Atlanta, GA

Sun Aug 21 2005, 8:05 PM EDT
Att. 26,077 - Partly Cloudy - 89 F

AB	32
R	6
H	9
RBI	5
BB	4
SO	5
LOB	19

livebaseballscorecards.com



WP	PA
0	37
PB	0
SB	1
CS	0

Batter	1	2	3	4	5	6	7	8	9	AB R H RBI BB SO LOB	TOP					
Rafael Furcal, S (1, 6) OBP: 0.338, SLG: 0.428	0-0 B1-3			3-2 SH4-3 10 HR 2B		1-2 L7			3-2 G4-3	4 1 1 0 0 0 0						
Marcus Giles, R (1, 4) OBP: 0.377, SLG: 0.455	3-2 G5-3			0-0 SH4-3		2-1 G6-3			1-0 10 HR 1B	3 1 1 0 0 0 0						
10 Chipper Jones, S (1, 5) OBP: 0.426, SLG: 0.575	2-1 G4-3			3-2 HR		1-2 G4-3			2-2 1-H HR	4 2 2 4 0 0 0						
Andruw Jones, R (1, 8) OBP: 0.360, SLG: 0.587		2-3 K		3-2 1B		0-0 P2			0-2 G5-3	4 0 1 0 0 1 0						
Adam LaRoche, L (1, 3) OBP: 0.308, SLG: 0.448		2-0 F8		2-3 K		0-3 K			3-3 K	4 0 0 0 0 3 1						
7 Jeff Francoeur, R (1, 9) OBP: 0.361, SLG: 0.700		0-2 K		2-3 K		1-3 K				3 0 0 0 0 3 1						
Kelly Johnson, L (1, 7) OBP: 0.330, SLG: 0.403			2-2 F7		3-3 K2-3				3-1 F8	3 0 0 0 0 1 0						
Johnny Estrada, S (1, 2) OBP: 0.297, SLG: 0.362			1-1 F7		1-2 F8				0-0 G6-3	3 0 0 0 0 0 0						
15 Tim Hudson, R (1, 1) OBP: 0.180, SLG: 0.149			1-3 K		1-3 K				3-3 K	3 0 0 0 0 3 0						
Inning Stats	R: 0 E: 0 K: 0 S: 7 H: 0 LOB: 0 BB: 0 P: 12	R: 0 E: 0 K: 2 S: 9 H: 0 LOB: 0 BB: 0 P: 13	R: 0 E: 0 K: 1 S: 8 H: 0 LOB: 0 BB: 0 P: 12	R: 2 E: 0 K: 2 S: 20 H: 3 LOB: 1 BB: 0 P: 33	R: 0 E: 0 K: 2 S: 9 H: 0 LOB: 0 BB: 0 P: 14	R: 0 E: 0 K: 0 S: 8 H: 0 LOB: 0 BB: 0 P: 12	R: 0 E: 0 K: 2 S: 8 H: 0 LOB: 0 BB: 0 P: 9	R: 0 E: 0 K: 1 S: 7 H: 0 LOB: 0 BB: 0 P: 13	R: 2 E: 0 K: 1 S: 18 H: 2 LOB: 0 BB: 0 P: 27	1B: 2 2B: 1 3B: 0 HR: 2 SF: 0 SAC: 1 DP: 0 HBP: 0	WP: 0 PB: 0 SB: 0 CS: 0 PA: 32					
PITCHER	IP WLS BF H R ER SO BB IBB HBP BLK WP HR S P ERA WHIP															
38 Carlos Zambrano, R (1, 1) ERA: 3.03	8.0	27	3	2	2	10	0	0	0	0	0	1	76	118	2.25	0.375
34 Kerry Wood, R (9, 1) ERA: 4.36	1.0	L	5	2	2	1	0	0	0	0	0	1	18	27	18.00	2.000

Atlanta Braves @ Chicago Cubs
Wrigley Field, Chicago, IL
 Mon Aug 22 2005, 7:05 PM CDT
 Att: 38,767 - Partly Cloudy - 70 F

livebaseballscorecards.com

AB	31
R	4
H	5
RBI	4
BB	0
SO	11
LOB	2



Batter	1	2	3	4	5	6	7	8	9	AB	R	H	RBI	BB	SO	LOB
--------	---	---	---	---	---	---	---	---	---	----	---	---	-----	----	----	-----

Matt Lawton, L (1, 7) <small>OBP: 0.363, SLG: 0.414</small>										3	1	1	0	0	0	0
Todd Walker, L (1, 4) <small>OBP: 0.350, SLG: 0.468</small>										4	0	1	0	0	0	1
25 Derrek Lee, R (1, 3) <small>OBP: 0.432, SLG: 0.684</small>										3	1	2	1	1	1	0
16 Aramis Ramirez, R (1, 5) <small>OBP: 0.356, SLG: 0.570</small>										4	0	0	0	0	1	3
Jeremy Burnitz, L (1, 9) <small>OBP: 0.322, SLG: 0.441</small>										4	0	0	0	0	1	2
Michael Barrett, R (1, 2) <small>OBP: 0.354, SLG: 0.500</small>										4	0	2	0	0	1	1
Neifi Perez, S (1, 6) <small>OBP: 0.298, SLG: 0.394</small>										3	0	1	0	0	1	1
Corey Patterson, L (1, 8) <small>OBP: 0.266, SLG: 0.373</small>										3	0	0	0	0	0	0
38 Carlos Zambrano, S (1, 1) <small>OBP: 0.250, SLG: 0.400</small> Jose Macias, S (8, PH) <small>OBP: 0.305, SLG: 0.344</small> 34 Kerry Wood, R (9, 1) <small>OBP: 0.158, SLG: 0.222</small>										2	0	0	0	0	0	0
										1	0	0	0	0	0	0
										0	0	0	0	0	0	0

Inning Stats	R: 0	H: 0	E: 0	LOB: 0	K: 1	BB: 0	S: 6	P: 10	R: 0	H: 0	E: 0	LOB: 0	K: 2	BB: 0	S: 10	P: 13	R: 0	H: 0	E: 0	LOB: 0	K: 1	BB: 0	S: 12	P: 17	R: 1	H: 1	E: 0	LOB: 1	K: 1	BB: 1	S: 11	P: 19	R: 0	H: 1	E: 0	LOB: 0	K: 0	BB: 0	S: 5	P: 8	R: 0	H: 0	E: 0	LOB: 0	K: 0	BB: 0	S: 6	P: 9	R: 1	H: 3	E: 0	LOB: 2	K: 0	BB: 0	S: 11	P: 15	R: 0	H: 1	E: 0	LOB: 1	K: 0	BB: 0	S: 8	P: 10	R: 0	H: 1	E: 0	LOB: 1	K: 0	BB: 0	S: 12	P: 18	R: 0	H: 1	E: 0	LOB: 1	K: 0	BB: 0	S: 12	P: 18	1B: 5	SF: 0	2B: 1	SAC: 0	3B: 0	DP: 2	HR: 1	HBP: 1	WP: 1	PA: 33
--------------	------	------	------	--------	------	-------	------	-------	------	------	------	--------	------	-------	-------	-------	------	------	------	--------	------	-------	-------	-------	------	------	------	--------	------	-------	-------	-------	------	------	------	--------	------	-------	------	------	------	------	------	--------	------	-------	------	------	------	------	------	--------	------	-------	-------	-------	------	------	------	--------	------	-------	------	-------	------	------	------	--------	------	-------	-------	-------	------	------	------	--------	------	-------	-------	-------	-------	-------	-------	--------	-------	-------	-------	--------	-------	--------

15 Tim Hudson, R (1, 1) <small>ERA: 3.36</small>	IP	WLS	BF	H	R	ER	SO	BB	IBB	HBP	BLK	WP	HR	S	P	ERA	WHIP																																				
	9.0	W	33	7	2	2	5	1	0	1	0	1	1	81	119	2.00	0.889																																				
	<table border="1"> <tr> <th>PITCHER</th> <th>IP</th> <th>WLS</th> <th>BF</th> <th>H</th> <th>R</th> <th>ER</th> <th>SO</th> <th>BB</th> <th>IBB</th> <th>HBP</th> <th>BLK</th> <th>WP</th> <th>HR</th> <th>S</th> <th>P</th> <th>ERA</th> <th>WHIP</th> </tr> <tr> <td></td> <td></td> <td></td> <td></td> <td></td> <td></td> <td></td> <td></td> <td></td> <td></td> <td></td> <td></td> <td></td> <td></td> <td></td> <td></td> <td></td> <td></td> </tr> </table>																	PITCHER	IP	WLS	BF	H	R	ER	SO	BB	IBB	HBP	BLK	WP	HR	S	P	ERA	WHIP																		
PITCHER	IP	WLS	BF	H	R	ER	SO	BB	IBB	HBP	BLK	WP	HR	S	P	ERA	WHIP																																				

BOTTOM

Atlanta Braves @ Chicago Cubs
Wrigley Field, Chicago, IL
Mon Aug 22 2005, 7:05 PM CDT
Att. 38,767 - Partly Cloudy - 70 F

livebaseballscorecards.com

AB	31
R	2
H	7
RBI	1
BB	1
SO	5
LOB	8



Batter	1	2	3	4	5	6	7	8	9	AB R H RBI BB SO LOB	TOP	
Rafael Furcal, S (1, 6) OBP: 0.338, SLG: 0.427 John Foster, L (5, 1) 4 Pete Orr, L (6, PH) OBP: 0.336, SLG: 0.386 (6, 5)	4-0 L1-6 S BB			0-1 G4-3		1-3 K		4-2 BB		1 0 0 0 1 0 0 0 0 0 0 0 0 0 1 0 0 0 1 1 0		
Marcus Giles, R (1, 4) OBP: 0.376, SLG: 0.453	2-2 SAFE F9			1-2 P3		1-1 E7 1B		0-1 G5-3		4 0 1 0 0 0 3		
10 Chipper Jones, S (1, 5) OBP: 0.421, SLG: 0.568 48 Blaine Boyer, R (6, 1) Ryan Langerhans, L (7, 8) OBP: 0.330, SLG: 0.411	3-0 L1-6 2-2			1-0 G6-3		3-2 G4-3			4-2 G4-6-3 BB	3 0 0 0 0 0 2 0 0 0 0 0 0 0 0 0 0 0 1 0 0		
Andruw Jones, R (1, 8) OBP: 0.360, SLG: 0.592 Dan Kolb, R (7, 1) Chris Reitsma, R (8, 1) Julio Franco, R (9, PH) OBP: 0.357, SLG: 0.500		2-3 K			0-1 HR		1-3 K		0-3 K	3 1 1 1 0 2 0 0 0 0 0 0 0 0 0 0 0 0 0 0 0 1 0 0 0 0 1 1		
Adam LaRoche, L (1, 3) OBP: 0.305, SLG: 0.443		2-3 K			0-0 G3-1		2-2 G4-3		2-1 G4-6-3 1-2f	4 0 0 0 0 1 1		
7 Jeff Francoeur, R (1, 9) OBP: 0.372, SLG: 0.684		0-2 F8			1-1 L8		0-1 G6-3			3 0 0 0 0 0 0		
Kelly Johnson, L (1, 7) OBP: 0.330, SLG: 0.400				1-3 K		4-0 BB		3-2 F7		2 0 0 0 1 1 0		
Johnny Estrada, S (1, 2) OBP: 0.298, SLG: 0.361				0-1 G4-3		2-2 G4-3		2-1 4 BB 1B		3 0 1 0 0 0 1		
John Thomson, R (1, 1) OBP: 0.278, SLG: 0.294 34 Joey Devine, R (4, 1) Wilson Betemit, S (5, 6) OBP: 0.351, SLG: 0.445				1-0 G6-3			2-1 F7		1-2 F9	1 0 0 0 0 0 0 0 0 0 0 0 0 0 2 0 0 0 0 0 1		
Inning Stats	R: 0 H: 0 E: 0 LOB: 0 K: 0 BB: 1 S: 5 P: 14	R: 0 H: 0 E: 0 LOB: 0 K: 2 BB: 0 S: 9 P: 13	R: 0 H: 0 E: 0 LOB: 0 K: 1 BB: 0 S: 6 P: 8	R: 0 H: 0 E: 0 LOB: 0 K: 0 BB: 0 S: 6 P: 8	R: 1 H: 1 E: 0 LOB: 1 K: 0 BB: 1 S: 10 P: 17	R: 0 H: 1 E: 1 LOB: 1 K: 1 BB: 0 S: 10 P: 17	R: 0 H: 0 E: 0 LOB: 0 K: 1 BB: 0 S: 10 P: 13	R: 0 H: 1 E: 0 LOB: 2 K: 0 BB: 1 S: 14 P: 24	R: 0 H: 0 E: 0 LOB: 0 K: 1 BB: 1 S: 7 P: 13	1B: 2 SF: 0 2B: 1 SAC: 0 3B: 0 DP: 2 HR: 1 HBP: 0	WP: 0 PA: 32 PB: 0 SB: 1 CS: 0	
PITCHER Jerome Williams, R (1, 1) ERA: 4.74 44 Roberto Novoa, R (8, 1) ERA: 3.58 46 Ryan Dempster, R (9, 1) ERA: 3.87	IP WLS BF H R ER SO BB IBB HBP BLK WP HR S P ERA WHIP											
	7.2 W 28 3 1 1 5 3 0 0 0 0 0 1 68 112 1.17 0.783											
	0.1 1 0 0 0 0 0 0 0 0 0 0 0 2 2 0.00 0.000											
	1.0 3 0 0 0 0 1 1 0 0 0 0 0 7 13 0.00 1.000											

Atlanta Braves @ Chicago Cubs
Wrigley Field, Chicago, IL
Tue Aug 23 2005, 7:05 PM CDT
Att. 38,273 - Cloudy - 69 F

livebaseballscorecards.com

AB	28
R	1
H	3
RBI	1
BB	4
SO	6
LOB	9



Batter	1	2	3	4	5	6	7	8	9
Matt Lawton, L OBP: 0.363, SLG: 0.414 (1, 7)	0-1 G4-6-3 1B		3-2 G3-1 2-3	3-2 G3-6-1 1-2f	0-0 G4-3			1-1 25 BB 1B 2B	
Todd Walker, L OBP: 0.351, SLG: 0.465 (1, 4)	1-0 SAFE F7		0-1 FC4 16 1B 25 BB BB	4-1 25 2B HR BB		2-2 K		0-0 25 BB 1B 2B	
25 Derrek Lee, R OBP: 0.434, SLG: 0.684 (1, 3)	2-2 SAFE G4-6-3 1-2f		4-2 BB 16 1B 1B BB	1-1 HR 2B		3-3 K		4-2 2B BB 1-2 2-3	
16 Aramis Ramirez, R OBP: 0.358, SLG: 0.569 (1, 5)		0-0 FC5 1B 1B	2-2 1B BB 1B	4-2 HR BB		0-0 G5-3		0-1 P4	
Jeremy Burnitz, L OBP: 0.324, SLG: 0.448 (1, 9)		2-3 K	4-1 1B BB 1B	1-0 HR		2-1 FC5-4-5 1B 1B		3-3 K	
Michael Barrett, R OBP: 0.357, SLG: 0.503 (1, 2)	1-2 SAFE F7		1-3 K	4-2 BB		1-1 FC5-4-5 1B 1-2 1B		0-1 1-3 2-H 3-H 2B	
Neifi Perez, S OBP: 0.300, SLG: 0.394 (1, 6)		0-0 1B	1-1 1B 1-3 2-H 3-H 1B	1-2 G3		0-0 FC5-4-5 1B 1-2 2-3 1B		0-1 P4	
Jerry Hairston, R OBP: 0.338, SLG: 0.381 (1, 8)		2-2 FC5 2-3f	0-0 G1-3		0-1 P3		0-1 FC6-4 1B 1-2 1B		
Jerome Williams, R OBP: 0.143, SLG: 0.190 (1, 1)			2-2 G3-1 FC4 2B	2-2 G3-6-1 1B	0-3 K		0-1 FC6-4 1-2f		
44 Roberto Novoa, R OBP: 0.077, SLG: 0.077 (8, 1)									
46 Ryan Dempster, R OBP: 0.077, SLG: 0.077 (9, 1)									

Inning Stats	R: 0	H: 1	E: 0	LOB: 0	K: 0	S: 6	P: 9	R: 0	H: 2	E: 0	LOB: 2	K: 1	S: 12	P: 17	R: 4	H: 3	E: 0	LOB: 2	K: 1	S: 22	P: 39	R: 4	H: 3	E: 0	LOB: 1	K: 0	S: 23	P: 43	R: 0	H: 0	E: 0	LOB: 0	K: 1	S: 6	P: 6	R: 0	H: 0	E: 0	LOB: 0	K: 2	S: 8	P: 13	R: 0	H: 3	E: 0	LOB: 2	K: 0	S: 9	P: 12	R: 2	H: 3	E: 0	LOB: 2	K: 1	S: 14	P: 22	R: 1	H: 3	E: 0	LOB: 0	K: 1	S: 14	P: 22
--------------	------	------	------	--------	------	------	------	------	------	------	--------	------	-------	-------	------	------	------	--------	------	-------	-------	------	------	------	--------	------	-------	-------	------	------	------	--------	------	------	------	------	------	------	--------	------	------	-------	------	------	------	--------	------	------	-------	------	------	------	--------	------	-------	-------	------	------	------	--------	------	-------	-------

PITCHER	IP	WLS	BF	H	R	ER	SO	BB	IBB	HBP	BLK	WP	HR	S	P	ERA	WHIP
John Thomson, R ERA: 4.97 (1, 1)	3.2	L	20	7	5	5	2	3	0	0	0	0	0	50	84	12.27	2.727
34 Joey Devine, R ERA: 31.5 (4, 1)	0.1		5	2	3	3	0	2	0	0	0	0	1	13	24	81.00	12.000
John Foster, L ERA: 3.55 (5, 1)	1.0		3	0	0	0	1	0	0	0	0	0	0	6	6	0.00	0.000
48 Blaine Boyer, R ERA: 2.08 (6, 1)	1.0		3	0	0	0	2	0	0	0	0	0	0	8	13	0.00	0.000
Dan Kolb, R ERA: 5.04 (7, 1)	1.0		5	3	0	0	0	0	0	0	0	0	0	9	12	0.00	3.000

BOTTOM

AB R H RBI BB SO LOB

5	1	2	0	0	0	2
4	3	1	1	1	1	1
3	2	1	0	2	1	1
4	2	2	0	1	0	3
4	1	2	5	1	2	4
4	0	2	2	1	1	4
5	0	2	2	0	0	5
4	0	1	0	0	0	4
4	1	2	0	0	1	2
0	0	0	0	0	0	0
0	0	0	0	0	0	0


1B: 11 SF: 0
2B: 3 SAC: 0
3B: 0 DP: 3
HR: 1 HBP: 0

WP: 0 PA: 43
PB: 0
SB: 0
CS: 0

Atlanta Braves @ Chicago Cubs
Wrigley Field, Chicago, IL

Tue Aug 23 2005, 7:05 PM CDT
Att: 38,273 - Cloudy - 69 F

livebaseballscorecards.com



Batter	1	2	3	4	5	6	7	8	9	AB R H RBI BB SO LOB	TOP			
Rafael Furcal, S (1, 6) OBP: 0.339, SLG: 0.426	0-1 G5-3		1-0 FC6-4		4-2 B S		2-2 S 1B		2-2 L4	4 1 1 2 1 0 1				
Marcus Giles, R (1, 4) OBP: 0.377, SLG: 0.452	4-2 FC4-6 BB		0-1 G6-3		1-3 K		3-2 1-H 1B			3 0 1 1 1 1 2				
10 Chipper Jones, S (1, 5) OBP: 0.416, SLG: 0.559	1-1 FC4-6			2-2 G6-3		0-1 L7	3-2 SAFE G6-3			4 0 0 0 0 0 2				
Andruw Jones, R (1, 8) OBP: 0.359, SLG: 0.589	3-3 K			2-2 7 BB 1B		1-1 P3		1-2 G6-3		4 0 1 0 0 1 1				
Julio Franco, R (1, 3) OBP: 0.350, SLG: 0.490		2-2 G5-3		1-3 SAFE K		3-2 G4-3		3-3 K		4 0 0 0 0 2 1				
7 Jeff Francoeur, R (1, 9) OBP: 0.383, SLG: 0.684		2-2 P4		4-2 1-2 BB			0-0 E SH 1B	0-0 1B		3 1 2 0 1 0 0				
Ryan Langerhans, L (1, 7) Kyle Farnsworth, R (8, 1)		3-3 K		2-2 G3-1			1-1 SAFE SH 1B	1-0 SAFE F8		3 1 0 0 0 1 3 0 0 0 0 0 0 0				
16 Brian McCann, L (1, 2) OBP: 0.351, SLG: 0.412			4-2 FC6-4 BB		0-0 F8		2-3 K		2-3 K	3 0 0 0 1 2 2				
Jorge Sosa, R (1, 1) Adam LaRoche, L (7, PH) 48 Blaine Boyer, R (7, 1) John Foster, L (8, 1) Kelly Johnson, L (8, 7) OBP: 0.053, SLG: 0.053 OBP: 0.305, SLG: 0.442			0-0 B1		0-3 K		1-3 K		1-2 G6-3	2 0 0 0 0 1 1 1 0 0 0 0 1 2 0 0 0 0 0 0 0 0 0 0 0 0 0 0 1 0 0 0 0 0 0				
Inning Stats	R: 0 H: 0 E: 0 LOB: 1 K: 1 BB: 1 S: 11 P: 19	R: 0 H: 0 E: 0 LOB: 0 K: 1 BB: 0 S: 11 P: 18	R: 0 H: 0 E: 0 LOB: 1 K: 0 BB: 1 S: 6 P: 11	R: 0 H: 1 E: 0 LOB: 2 K: 1 BB: 1 S: 16 P: 27	R: 0 H: 0 E: 0 LOB: 1 K: 2 BB: 1 S: 13 P: 18	R: 0 H: 0 E: 0 LOB: 0 K: 0 BB: 0 S: 7 P: 11	R: 3 H: 3 E: 1 LOB: 1 K: 2 BB: 0 S: 24 P: 35	R: 0 H: 1 E: 0 LOB: 1 K: 1 BB: 0 S: 11 P: 16	R: 0 H: 0 E: 0 LOB: 0 K: 1 BB: 0 S: 10 P: 15	1B: 5 SF: 0 2B: 0 SAC: 1 3B: 0 DP: 0 HR: 0 HBP: 0	WP: 1 PA: 37 PB: 0 SB: 2 CS: 0			
PITCHER	IP WLS BF H R ER SO BB IBB HBP BLK WP HR S P ERA WHIP												PITCHER	IP WLS BF H R ER SO BB IBB HBP BLK WP HR S P ERA WHIP
22 Mark Prior, R (1, 1) ERA: 3.68	6.2 L 29 4 3 3 7 4 0 0 0 1 0 83 131 4.05 1.200													
13 Will Ohman, L (7, 1) ERA: 2.45	0.1 1 0 0 0 0 0 0 0 0 0 0 5 8 0.00 0.000													
44 Roberto Novoa, R (8, 1) ERA: 3.48	1.0 4 1 0 0 1 0 0 0 0 0 0 11 16 0.00 1.000													
34 Kerry Wood, R (9, 1) ERA: 4.29	1.0 3 0 0 0 1 0 0 0 0 0 0 10 15 0.00 0.000													

Atlanta Braves @ Chicago Cubs
Wrigley Field, Chicago, IL
Wed Aug 24 2005, 1:20 PM CDT
Att. 38,033 - Sunny - 72 F

livebaseballscorecards.com

AB	32
R	3
H	5
RBI	3
BB	4
SO	9
LOB	15



Batter	1	2	3	4	5	6	7	8	9	AB	R	H	RBI	BB	SO	LOB
Matt Lawton, L (1, 7) Jerry Hairston, R (8, PH) OBP: 0.363, SLG: 0.412 OBP: 0.337, SLG: 0.380	3-2 E1 1B		4-1 S 2B BB		3-2 G6-3 1-2			1-2 G1-3		2	1	0	0	1	0	1
Todd Walker, L (1, 4) OBP: 0.352, SLG: 0.469	2-0 16 G6-4-3 1-3 1B		3-2 1-H 2B		2-3 K			1-2 P5		4	0	2	1	0	1	1
25 Derrek Lee, R (1, 3) OBP: 0.436, SLG: 0.688	2-2 F7		4-0 IBB		0-1 SH5-4 2B			3-2 2B		3	0	2	0	1	0	2
16 Aramis Ramirez, R (1, 5) Jose Macias, S (2, 5) OBP: 0.358, SLG: 0.568 OBP: 0.300, SLG: 0.339	0-0 G6-4-3 1-2f		0-0 F8		1-0 SH5-4 2-3			1-2 G3		1	0	0	0	0	0	2
Jeromy Burnitz, L (1, 9) OBP: 0.322, SLG: 0.444		1-2 F7		2-2 G4-3		1-0 F9		3-2 K		4	0	0	0	0	1	1
Neifi Perez, S (1, 6) OBP: 0.297, SLG: 0.391		0-2 L8		0-1 F8		1-0 G4-3		3-3 K		4	0	0	0	0	1	1
Corey Patterson, L (1, 8) OBP: 0.266, SLG: 0.370		1-3 K		2-3 K			1-3 K		4-0 DI BB	3	0	0	0	1	3	0
24 Henry Blanco, R (1, 2) Michael Barrett, R (9, PH) OBP: 0.272, SLG: 0.371 OBP: 0.356, SLG: 0.501			1-2 P4		2-2 G6-3 1B		3-2 P4		0-3 K	3	0	1	0	0	0	0
22 Mark Prior, R (1, 1) 13 Will Ohman, L (7, 1) Todd Hollandsworth, L (7, PH) 44 Roberto Novoa, R (8, 1) 34 Kerry Wood, R (9, 1) OBP: 0.250, SLG: 0.263 OBP: 0.304, SLG: 0.390 OBP: 0.158, SLG: 0.222			2-2 B5-3		1-1 B3		1-3 K			1	0	0	0	0	0	1

Inning Stats	R: 0	H: 1	E: 1	LOB: 1	K: 0	BB: 0	S: 8	R: 0	H: 0	E: 0	LOB: 0	K: 1	BB: 0	S: 9	R: 1	H: 1	E: 0	LOB: 2	K: 0	BB: 2	S: 14	R: 0	H: 0	E: 0	LOB: 0	K: 1	BB: 0	S: 9	R: 0	H: 1	E: 0	LOB: 1	K: 1	BB: 0	S: 11	R: 0	H: 1	E: 0	LOB: 1	K: 0	BB: 0	S: 5	R: 0	H: 0	E: 0	LOB: 0	K: 2	BB: 0	S: 10	R: 0	H: 1	E: 0	LOB: 1	K: 0	BB: 0	S: 12	R: 0	H: 0	E: 0	LOB: 1	K: 3	BB: 1	S: 9	R: 0	H: 0	E: 0	LOB: 1	K: 0	BB: 1	S: 19	1B: 2	SF: 0	2B: 3	SAC: 1	3B: 0	DP: 1	HR: 0	HBP: 0	WP: 0	PA: 35
--------------	------	------	------	--------	------	-------	------	------	------	------	--------	------	-------	------	------	------	------	--------	------	-------	-------	------	------	------	--------	------	-------	------	------	------	------	--------	------	-------	-------	------	------	------	--------	------	-------	------	------	------	------	--------	------	-------	-------	------	------	------	--------	------	-------	-------	------	------	------	--------	------	-------	------	------	------	------	--------	------	-------	-------	-------	-------	-------	--------	-------	-------	-------	--------	-------	--------

PITCHER	IP	WLS	BF	H	R	ER	SO	BB	IBB	HBP	BLK	WP	HR	S	P	ERA	WHIP
Jorge Sosa, R (1, 1) ERA: 2.56	6.0	W	24	4	1	1	3	1	1	0	0	0	0	56	93	1.50	0.833
48 Blaine Boyer, R (7, 1) ERA: 2.0	1.0	H	3	0	0	0	2	0	0	0	0	0	0	10	15	0.00	0.000
John Foster, L (8, 1) ERA: 3.46	0.2	H	2	0	0	0	0	0	0	0	0	0	0	6	8	0.00	0.000
Kyle Farnsworth, R (8, 1) ERA: 2.26	1.1	S	6	1	0	0	3	1	0	0	0	0	0	15	29	0.00	1.500

BOTTOM

Atlanta Braves @ Chicago Cubs
Wrigley Field, Chicago, IL

Wed Aug 24 2005, 1:20 PM CDT
Att: 38,033 - Sunny - 72 F

livebaseballscorecards.com

AB	31
R	1
H	5
RBI	1
BB	3
SO	8
LOB	13



Batter	1	2	3	4	5	6	7	8	9	AB R H RBI BB SO LOB	TOP											
Kelly Johnson, L (1, 7) OBP: 0.330, SLG: 0.402	0-1 1B		1-3 K			0-0 2B		0-3 K	0-3 K	5 0 2 0 0 3 3												
Marcus Giles, R (1, 4) OBP: 0.378, SLG: 0.452	1-0 L6		2-2 G6-3			4-2 BB		1-2 10 WP 1B		3 1 1 0 1 0 1												
10 Chipper Jones, S (1, 5) OBP: 0.413, SLG: 0.552	0-1 F8			2-3 K		2-3 K		4-2 1B BB		3 0 0 0 1 2 3												
Andruw Jones, R (1, 8) OBP: 0.358, SLG: 0.586	2-1 P5			1-3 K		0-0 L7		0-1 1-3 2-H 1B		4 0 1 1 0 1 3												
Adam LaRoche, L (1, 3) OBP: 0.302, SLG: 0.438		0-1 P5		0-3 K		1-1 F9		3-2 G4-3		3 0 0 0 0 1 2												
Julio Franco, R (8, PH) OBP: 0.349, SLG: 0.487										1 0 0 0 0 0 2												
7 Jeff Francoeur, R (1, 9) OBP: 0.372, SLG: 0.664		1-0 G1-3			0-3 K2-3		0-2 L4		0-3 K2-3	4 0 0 0 0 2 0												
Johnny Estrada, S (1, 2) OBP: 0.303, SLG: 0.370		0-1			0-0		3-2 F8		1-0	4 0 3 0 0 0 0												
Ryan Langerhans, L (9, PR) OBP: 0.326, SLG: 0.406						FC4-6 1B			1B 2B	0 0 0 0 0 0 0												
Wilson Betemit, S (1, 6) OBP: 0.349, SLG: 0.441		0-2 F7			1-1 L9		1-3 K		1-2 1B	4 0 1 0 0 1 2												
Horacio Ramirez, L (1, 1) OBP: 0.246, SLG: 0.283			1-2 G4-3		1-1 FC4-6			0-2 G5-3	2-3 K	2 0 0 0 0 0 1												
4 Pete Orr, L (8, PH) OBP: 0.333, SLG: 0.383						1-2f				1 0 0 0 0 0 0												
48 Blaine Boyer, R (8, 1)										0 0 0 0 0 0 0												
Rafael Furcal, S (9, PH) OBP: 0.338, SLG: 0.425										1 0 0 0 0 1 3												
Inning Stats	R: 0 E: 0 K: 0 S: 7	H: 1 LOB: 1 BB: 0 P: 10	R: 0 E: 0 K: 0 S: 8	H: 1 LOB: 1 BB: 0 P: 9	R: 0 E: 0 K: 1 S: 11	H: 0 LOB: 0 BB: 0 P: 15	R: 0 E: 0 K: 3 S: 10	H: 0 LOB: 0 BB: 0 P: 13	R: 0 E: 0 K: 1 S: 8	H: 1 LOB: 1 BB: 0 P: 10	R: 0 E: 0 K: 1 S: 9	H: 1 LOB: 2 BB: 1 P: 16	R: 0 E: 0 K: 1 S: 12	H: 0 LOB: 0 BB: 0 P: 16	R: 1 E: 0 K: 1 S: 17	H: 2 LOB: 2 BB: 1 P: 25	R: 0 E: 0 K: 3 S: 13	H: 2 LOB: 3 BB: 0 P: 17	1B: 6 2B: 2 3B: 0 HR: 0	SF: 0 SAC: 0 DP: 0 HBP: 0	WP: 1 PB: 0 SB: 0 CS: 0	PA: 37
PITCHER	IP WLS BF H R ER SO BB IBB HBP BLK WP HR S P ERA WHIP																					
15 Ben Sheets, R (1, 1) ERA: 3.33	7.2 W 29 5 1 1 8 1 0 0 0 0 0 0 75 100 1.17 0.783																					
Kane Davis, R (8, 1) ERA:	0.0 2 1 0 0 0 1 0 0 0 1 0 4 8 ∞ ∞																					
Dana Eveland, L (8, 1) ERA: 3.44	0.1 H 1 0 0 0 0 0 0 0 0 0 0 3 6 0.00 0.000																					
Derrick Turnbow, R (9, 1) ERA: 1.79	1.0 S 5 2 0 0 3 0 0 0 0 0 0 0 13 17 0.00 2.000																					

Atlanta Braves @ Milwaukee Brewers
Miller Park, Milwaukee, WI
 Fri Aug 26 2005, 7:05 PM CDT
 Att. 30,670 - Cloudy - 77 F

livebaseballscorecards.com

AB	35
R	1
H	8
RBI	1
BB	2
SO	11
LOB	20



Batter	1	2	3	4	5	6	7	8	9
Brady Clark, R OBP: 0.371, SLG: 0.417 (1, 8)	2-1 23 E 23 S G3 1B		0-2 F9			1-2 F8		0-1 G5-3	
23 Rickie Weeks Jr., R OBP: 0.350, SLG: 0.429 (1, 4)	1 SAFE 3-1 G5-3 1-3		1-0 P4			2-3 K		0-2 F9	
Lyle Overbay, L OBP: 0.368, SLG: 0.457 (1, 3)	2-1 G3			0-0 F7-2 3B			0-0 HR 1B		
Carlos Lee, R OBP: 0.328, SLG: 0.509 (1, 7)	3-H 1-3 K		2-0 F7-2 3-H			1-0 1-H HR		1-3 K	
Geoff Jenkins, L OBP: 0.374, SLG: 0.485 (1, 9)		0-3 K	1-2 G6-3			1-3 K			
Wes Helms, R OBP: 0.359, SLG: 0.489 (1, 5)		0-1 G5-3		0-0 G6-3		2-2 F7			
Damian Miller, R OBP: 0.321, SLG: 0.393 (1, 2)		4-2 BB		3-2 G1-6-3 1B		0-0 G3			
7 J.J. Hardy, R OBP: 0.311, SLG: 0.310 (1, 6)		1-1 P4		1-0 G1-6-3 1-2f				0-0 SH3 1B	
15 Ben Sheets, R OBP: 0.043, SLG: 0.022 (1, 1)			3-3 K			3-2 G6-3		1 SAFE 1-0 SH3	
Kane Davis, R (8, 1)									
Dana Eveland, L (8, 1)									
Chris Magruder, S (8, PH)									
Derrick Turnbow, R (9, 1)									


Inning Stats	R: 1	H: 1	E: 0	K: 1	S: 9	R: 0	H: 0	E: 0	K: 1	S: 9	R: 0	H: 0	E: 0	K: 1	S: 8	R: 0	H: 1	E: 0	K: 0	S: 5	R: 0	H: 1	E: 0	K: 0	S: 7	R: 0	H: 0	E: 0	K: 1	S: 10	R: 2	H: 2	E: 0	K: 1	S: 11	R: 0	H: 1	E: 0	K: 0	S: 8
	LOB: 0	BB: 0	LOB: 1	BB: 1	LOB: 0	BB: 0	LOB: 0	BB: 0	LOB: 0	BB: 1	LOB: 0	BB: 0	LOB: 0	BB: 0	LOB: 0	LOB: 0	LOB: 0	LOB: 0	BB: 0	LOB: 0	LOB: 0	LOB: 0	LOB: 0	LOB: 0	LOB: 0	LOB: 0	LOB: 0	LOB: 0	LOB: 0	LOB: 0	LOB: 0	LOB: 0	LOB: 0	LOB: 0	LOB: 1	LOB: 1	LOB: 0	LOB: 0	LOB: 1	

PITCHER	IP	WLS	BF	H	R	ER	SO	BB	IBB	HBP	BLK	WP	HR	S	P	ERA	WHIP
Horacio Ramirez, L (1, 1)	7.0	L	25	5	3	2	5	1	0	0	0	0	1	59	93	2.57	0.857
48 Blaine Boyer, R (8, 1)	1.0		4	1	0	0	0	0	0	0	0	0	0	8	9	0.00	1.000

BOTTOM

AB	R	H	RBI	BB	SO	LOB
4	1	1	0	0	0	1
4	0	0	0	0	1	2
3	1	2	1	0	0	0
3	1	1	2	0	1	1
3	0	0	0	0	2	0
3	0	0	0	0	0	0
2	0	1	0	1	0	0
3	0	1	0	0	0	2
2	0	0	0	0	1	0
0	0	0	0	0	0	0
0	0	0	0	0	0	0
0	0	0	0	0	0	0
0	0	0	0	0	0	0

AB	27
R	3
H	6
RBI	3
BB	1
SO	5
LOB	6



WP	PA
0	29

Atlanta Braves @ Milwaukee Brewers
 Miller Park, Milwaukee, WI
 Fri Aug 26 2005, 7:05 PM CDT
 Att: 30,670 - Cloudy - 77 F

livebaseballscorecards.com

Batter	1	2	3	4	5	6	7	8	9	AB R H RBI BB SO LOB	TOP						
Rafael Furcal, S OBP: 0.340, SLG: 0.425 (1, 6)	3-3 K		1-0 P6		4-2 2B 10 1B BB	2-1 10 1B 1B	2-2 1B		2-2 K	5 2 2 1 1 2 2							
Marcus Giles, R OBP: 0.381, SLG: 0.458 (1, 4)	1-1 F7		2-1 2B 1-H		2-2 10 1B 2B	0-3 K	0-0 10 FC6-4 1B		4-2 1B BB	5 1 3 1 1 1 1							
10 Chipper Jones, S OBP: 0.415, SLG: 0.551 (1, 5)	2-2 1B		3-2 K		2-1 G4-1 7 G1-3 1B	3-1 1B 1B	0-1 FC6-4		0-0 L8	6 2 3 2 0 1 5							
Andruw Jones, R OBP: 0.356, SLG: 0.581 (1, 8)	2-2 F9			0-0 L7	1-2 G1-3	1-0 E 1B 1B		2-2 F8	2-3 K	6 0 1 1 0 1 4							
Adam LaRoche, L OBP: 0.306, SLG: 0.437 (1, 3)		4-2 16 CS BB		4-0 7 2B 16 BB BB	3-0 G4-1	0-2 E7 1B		3-3 K		3 1 1 1 2 1 1							
7 Jeff Francoeur, R OBP: 0.390, SLG: 0.669 (1, 9)		1-3 K		0-2 16 BB 2B	0-1 BB	3-1 L5		1-0 1B 1B		5 0 3 1 0 1 3							
Kelly Johnson, L OBP: 0.338, SLG: 0.405 (1, 7)		2-1 F8		4-1 16 BB BB	4-1 BB		1-1 29 G6-3 16 1B 1B	3-2 1B		3 1 2 0 2 0 1							
16 Brian McCann, L OBP: 0.353, SLG: 0.407 (1, 2)		0-1 CS	1-1 G3-1	4-1 29 G6-4-3 BB	2-1 G3		1 SAFE 2-2 29 G6-3 1B	1-1 G6-3		4 0 1 1 1 0 4							
29 John Smoltz, R OBP: 0.206, SLG: 0.233 (1, 1)			3-2 2B 1B	0-0 G6-4-3		3-2 L9	0-0 G6-3		4-2 10 L8 BB BB	4 1 1 0 0 0 5							
Chris Reitsma, R (8, 1)										0 0 0 0 0 0 0							
Wilson Betemit, S (9, PH)										0 0 0 0 1 0 0							
Kyle Farnsworth, R (9, 1)										0 0 0 0 0 0 0							
Inning Stats	R: 0 H: 1 E: 0 LOB: 1 K: 1 BB: 0 S: 12 P: 20	R: 0 H: 0 E: 0 LOB: 0 K: 1 BB: 1 S: 8 P: 15	R: 1 H: 2 E: 0 LOB: 1 K: 1 BB: 0 S: 11 P: 21	R: 1 H: 1 E: 0 LOB: 2 K: 0 BB: 3 S: 7 P: 19	R: 3 H: 3 E: 0 LOB: 2 K: 0 BB: 2 S: 18 P: 35	R: 2 H: 4 E: 1 LOB: 2 K: 1 BB: 0 S: 17 P: 29	R: 1 H: 4 E: 0 LOB: 2 K: 0 BB: 0 S: 12 P: 17	R: 0 H: 2 E: 0 LOB: 2 K: 1 BB: 0 S: 14 P: 24	R: 0 H: 0 E: 0 LOB: 2 K: 2 BB: 2 S: 14 P: 26	1B: 14 SF: 0 2B: 3 SAC: 0 3B: 0 DP: 2 HR: 0 HBP: 0	WP: 0 PA: 50 PB: 0 SB: 0 CS: 1						
PITCHER	IP WLS BF H R ER SO BB IBB HBP BLK WP HR S P ERA WHIP																
Rick Helling, R (1, 1) ERA: 4.63	4.0		19	4	3	3	3	5	0	0	0	0	0	41	82	6.75	2.250
Victor Santos, R (5, 1) ERA: 4.66	1.0	L	7	3	2	2	0	1	0	0	0	0	0	15	28	18.00	4.000
Dana Eveland, L (6, 1) ERA: 4.19	1.0		7	4	2	2	1	0	0	0	0	0	0	17	29	18.00	4.000
Tomo Ohka, R (7, 1) ERA: 3.91	1.0		6	4	1	1	0	0	0	0	0	0	0	12	17	9.00	4.000
Jorge De La Rosa, L (8, 1) ERA: 4.15	2.0		10	2	0	0	3	2	0	0	0	0	0	28	50	0.00	2.000

Atlanta Braves @ Milwaukee Brewers
Miller Park, Milwaukee, WI
Sat Aug 27 2005, 6:05 PM CDT
Att. 42,464 - Clear - 81 F

livebaseballscorecards.com

AB	41
R	8
H	17
RBI	8
BB	8
SO	7
LOB	26



Batter	1	2	3	4	5	6	7	8	9	AB	R	H	RBI	BB	SO	LOB
Brady Clark, R OBP: 0.370, SLG: 0.416 (1, 8)	2-2 G4-3		1-2 G6-3		2-0 F3			2-2 G6-4-3 1B		4	0	1	0	0	0	2
23 Rickie Weeks Jr., R OBP: 0.346, SLG: 0.422 (1, 4)	0-1 F9		0-1 F9		0-3 K			1-0 G6-4-3 1-2f		4	0	0	0	0	1	3
Lyle Overbay, L OBP: 0.367, SLG: 0.453 (1, 3)	3-3 K			4-1 G3 2 HR G6-3 BB	0-2 F7			3-1 F8		3	1	0	0	1	1	2
Carlos Lee, R OBP: 0.328, SLG: 0.506 (1, 7)		4-2 HR BB		2-2 G6-3		1-1 G6-3		1-1 F8		3	1	0	0	1	0	1
Geoff Jenkins, L OBP: 0.373, SLG: 0.490 (1, 9)		0-0 HR		3-2 G3		3-3 K		0-2 F7		4	1	1	2	0	1	1
2 Bill Hall, R OBP: 0.310, SLG: 0.468 (1, 5)		1-3 K		3-2 HR		2-3 K		2-3 K		4	1	1	2	0	3	0
Damian Miller, R OBP: 0.318, SLG: 0.389 (1, 2)		0-0 F9		1-3 K		2-1 F8		0-2 F8		3	0	0	0	0	1	0
7 J.J. Hardy, R OBP: 0.311, SLG: 0.314 (1, 6)		0-2 F7			0-0 2B			0-3 K		3	0	1	0	0	0	0
Rick Helling, R (1, 1) Victor Santos, R (5, 1) 28 Prince Fielder, L (5, PH) Dana Eveland, L (8, 1) Tomo Ohka, S (7, 1) 1 Corey Hart, R (7, PH) Jorge De La Rosa, L (8, 1)			2-3 K		4-1 BB					1	0	0	0	0	1	0

Inning Stats	R: 0	H: 0	E: 0	K: 1	S: 8	R: 2	H: 1	E: 0	K: 1	S: 10	R: 0	H: 0	E: 0	K: 1	S: 8	R: 2	H: 1	E: 0	K: 1	S: 19	R: 0	H: 1	E: 0	K: 1	S: 9	R: 0	H: 0	E: 0	K: 2	S: 9	R: 0	H: 0	E: 0	K: 1	S: 8	R: 0	H: 1	E: 0	K: 1	S: 12	R: 0	H: 0	E: 0	K: 1	S: 9	R: 0	H: 0	E: 0	K: 1	S: 12	1B: 1	SF: 0	2B: 1	SAC: 0	3B: 0	DP: 1	HR: 2	HBP: 0	WP: 0	PA: 33
PITCHER	IP	WLS	BF	H	R	ER	SO	BB	IBB	HBP	BLK	WP	HR	S	P	ERA	WHIP																																											
29 John Smoltz, R (1, 1) ERA: 2.96	7.0		27	3	4	4	8	3	0	0	0	0	2	71	111	5.14	0.857																																											
Chris Reitsma, R (8, 1) ERA: 4.07	1.0		3	1	0	0	0	0	0	0	0	0	0	6	12	0.00	1.000																																											
Kyle Farnsworth, R (9, 1) ERA: 2.22	1.0		3	0	0	0	1	0	0	0	0	0	0	9	12	0.00	0.000																																											

BOTTOM

Atlanta Braves @ Milwaukee Brewers
Miller Park, Milwaukee, WI
Sat Aug 27 2005, 6:05 PM CDT
Att. 42,464 - Clear - 81 F

livebaseballscores.com

AB	30
R	4
H	4
RBI	4
BB	3
SO	9
LOB	9

1	0	0	0	0	0	1	0
0	0	0	0	0	0	0	0
0	0	0	0	1	0	0	0
0	0	0	0	0	0	0	0
0	0	0	0	0	0	0	0
1	0	0	0	0	1	0	0
0	0	0	0	0	0	0	0



Batter	1	2	3	4	5	6	7	8	9	AB R H RBI BB SO LOB	TOP
Rafael Furcal, S (1, 6) OBP: 0.341, SLG: 0.424	0-0 F9		4-2 10 BLK HR BB	1-2 F7			2-0 1B			3 1 1 0 1 0 1	
Marcus Giles, R (1, 4) OBP: 0.378, SLG: 0.454	1-0 F8		0-1 F9			1-0 F8	0-0 F9			4 0 0 0 0 0 2	
10 Chipper Jones, S (1, 5) OBP: 0.413, SLG: 0.544	1-2 F9		4-2 HR BB			0-3 K	3-2 F9			3 1 0 0 1 1 1	
Andruw Jones, R (1, 8) OBP: 0.357, SLG: 0.593		0-0 F8	3-1 HR			0-1 HR		0-0 G1-3		4 2 2 4 0 0 0	
7 Jeff Francoeur, R (1, 9) OBP: 0.377, SLG: 0.655		4-1 F7-2 BB	1-1 F8			2-3 K		2-2 F7		3 0 0 0 1 1 0	
Johnny Estrada, S (1, 2) OBP: 0.300, SLG: 0.365		1-0 E9 HBP		0-1 E5 F8 1B SH1-4		0-3 K		0-2 G3		4 1 0 0 0 1 1	
Adam LaRoche, L (1, 3) OBP: 0.308, SLG: 0.436		1-0 HBP		2-0 15 SH1-4 1B		1-2 F7		2-1 G6-3		3 0 1 0 0 0 0	AB 31 R 5 H 4 RBI 5 BB 3 SO 4 LOB 10
Ryan Langerhans, L (1, 7) OBP: 0.322, SLG: 0.399		3-1 F7-2		2-0 F8		0-0 P2		2-1 F7		4 0 0 0 0 0 5	
15 Tim Hudson, R (1, 1) OBP: 0.170, SLG: 0.140				1-1 SH1-4			3-2 F9		0-2 G5-3	3 0 0 1 0 1 0	
Inning Stats	R: 0 E: 0 K: 0 S: 5 H: 0 LOB: 0 BB: 0 P: 7	R: 0 E: 1 K: 0 S: 5 H: 0 LOB: 2 BB: 1 P: 14	R: 3 E: 0 K: 1 S: 13 H: 1 LOB: 0 BB: 2 P: 25	R: 1 E: 1 K: 0 S: 9 H: 1 LOB: 1 BB: 0 P: 15	R: 1 E: 0 K: 2 S: 10 H: 1 LOB: 0 BB: 0 P: 13	R: 0 E: 0 K: 1 S: 7 H: 0 LOB: 0 BB: 0 P: 8	R: 0 E: 0 K: 0 S: 9 H: 1 LOB: 1 BB: 0 P: 17	R: 0 E: 0 K: 0 S: 7 H: 0 LOB: 0 BB: 0 P: 9	R: 0 E: 0 K: 0 S: 7 H: 0 LOB: 0 BB: 0 P: 11	1B: 2 2B: 1 3B: 0 HR: 2 SF: 0 SAC: 1 DP: 1 HBP: 1	WP: 0 PB: 0 SB: 0 CS: 0 PA: 36
PITCHER	IP WLS BF H R ER SO BB IBB HBP BLK WP HR S P ERA WHIP										
39 Chris Capuano, L (1, 1) ERA: 3.61	7.0 L 30 4 5 4 4 3 0 1 1 0 2 58 99 5.14 1.000										
Justin Lehr, R (8, 1) ERA: 3.66	2.0 6 0 0 0 0 0 0 0 0 0 0 14 20 0.00 0.000										

Atlanta Braves @ Milwaukee Brewers
Miller Park, Milwaukee, WI
Sun Aug 28 2005, 1:05 PM CDT
Att. 35,060 - Sunny - 79 F

livebaseballscorecards.com



Batter	1	2	3	4	5	6	7	8	9	AB	R	H	RBI	BB	SO	LOB
Brady Clark, R OBP: 0.369, SLG: 0.421 (1, 8) F X	0-1 HR		1-1 F8		1-0 G5-3			0-1 F9		4	1	1	1	0	0	0
23 Rickie Weeks Jr., R OBP: 0.341, SLG: 0.416 (1, 4) L B B B X	3-1 F8		2-2 G4-3		0-0 P4			2-2 L5		4	0	0	0	0	0	0
Lyle Overbay, L OBP: 0.364, SLG: 0.449 (1, 3) X	0-0 G4-3		0-1 G1-3				1-1 L3	0-0 L8		4	0	0	0	0	0	0
Carlos Lee, R OBP: 0.327, SLG: 0.504 (1, 7) C B X	1-1 1B			2-2 G6-3			1-3 K	0-1 G5-3		4	0	1	0	0	1	0
Russell Branyan, L OBP: 0.381, SLG: 0.511 (1, 5) 1 SAFE L B B X	2-0 L8			2-2 G4-3			1-0 2B	1-3 K		4	0	1	0	0	1	1
2 Bill Hall, R OBP: 0.312, SLG: 0.468 (1, 6) B B X		1-1 39 K 1B		2-1 1B			2-3 K	2-1 P4		4	0	2	0	0	1	1
1 Corey Hart, R OBP: 0.295, SLG: 0.400 (1, 9) B B SAFE X		2-0 SAFE		3-1 SAFE G6-3				0-0 F9		3	0	1	0	0	0	1
Chad Moeller, R OBP: 0.260, SLG: 0.339 (1, 2) X C C C		0-2 P3			2-1 F B B X			3-2 G5-3		3	1	1	1	0	0	2
39 Chris Capuano, L OBP: 0.136, SLG: 0.140 (1, 1) M 2 SAFE		1-3 SAFE			0-0 F7			2-0 G5-3		2	0	0	0	0	1	2
Wes Helms, R OBP: 0.357, SLG: 0.486 (7, PH) Justin Lehr, R (8, 1) C B B B X		2-3 K								1	0	0	0	0	0	0
										0	0	0	0	0	0	0

Inning Stats	R: 1	H: 2	E: 0	K: 0	S: 8	H: 2	LOB: 1	BB: 0	P: 14	R: 0	H: 2	E: 0	K: 1	S: 10	H: 2	LOB: 1	BB: 0	P: 14	R: 0	H: 0	E: 0	K: 0	S: 7	H: 0	LOB: 0	BB: 0	P: 10	R: 0	H: 1	E: 0	K: 0	S: 10	H: 1	LOB: 1	BB: 0	P: 19	R: 1	H: 1	E: 0	K: 0	S: 5	H: 1	LOB: 0	BB: 0	P: 8	R: 0	H: 1	E: 0	K: 2	S: 10	H: 0	LOB: 1	BB: 0	P: 15	R: 0	H: 0	E: 0	K: 0	S: 5	H: 0	LOB: 0	BB: 0	P: 10	R: 0	H: 0	E: 0	K: 0	S: 6	H: 0	LOB: 0	BB: 0	P: 8	R: 0	H: 0	E: 0	K: 1	S: 7	H: 0	LOB: 0	BB: 0	P: 10	1B: 4	SF: 0	2B: 1	SAC: 0	3B: 0	DP: 0	HR: 2	HBP: 0	WP: 0	PA: 33
PITCHER 15 Tim Hudson, R ERA: 3.28 (1, 1)	IP	WLS	BF	H	R	ER	SO	BB	IBB	HBP	BLK	WP	HR	S	P	ERA	WHIP																																																																										
	9.0	W	33	7	2	2	4	0	0	0	0	0	2	68	108	2.00	0.778	IP	WLS	BF	H	R	ER	SO	BB	IBB	HBP	BLK	WP	HR	S	P	ERA	WHIP																																																									

BOTTOM

Atlanta Braves @ Milwaukee Brewers
Miller Park, Milwaukee, WI

Sun Aug 28 2005, 1:05 PM CDT
Att: 35,060 - Sunny - 79 F

livebaseballscorecards.com

AB	33
R	2
H	7
RBI	2
BB	0
SO	4
LOB	7



Batter	1	2	3	4	5	6	7	8	9	AB R H RBI BB SO LOB	TOP											
Brad Wilkerson, L (1, 7) OBP: 0.352, SLG: 0.417	0-1 P6		2-1 1B		1-2 F7		3-2 F8		1-1 24 S 1B	5 0 2 0 0 0 1												
Jose Vidro, S (1, 4) OBP: 0.323, SLG: 0.420	2-2 G6-3		1-2 L9		0-0 2B		4-0 BB		1-3 K	4 0 1 1 1 1 3												
24 Nick Johnson, L (1, 3) OBP: 0.403, SLG: 0.479	3-2 G3-1		1-3 K		0-0 1B 2B		1-0 F8		3-2 F9	5 1 1 0 0 1 4												
Jose Guillen, R (1, 9) OBP: 0.348, SLG: 0.520		1-1 1B		1-1 HR	4-0 1B IBB		1-0 P4			3 1 2 1 1 0 1												
Preston Wilson, R (1, 8) OBP: 0.330, SLG: 0.478		1-2 F7		2-3 K	3-2 1B		1-2 K			4 0 1 1 0 2 1												
Brian Schneider, L (1, 2) OBP: 0.341, SLG: 0.426		0-2 F8		0-0 F7	3-0 F9		1-3 K			4 0 0 0 0 1 3												
Vinny Castilla, R (1, 5) OBP: 0.319, SLG: 0.398		0-1 G1-3		2-0 1B		0-3 K		1-0 1B		4 0 2 0 0 1 1												
15 Cristian Guzman, S (1, 6) OBP: 0.235, SLG: 0.273			0-0 F7	3-2 G4-3		0-0 G1-3		1-3 K		4 0 0 0 0 1 2												
22 John Patterson, R (1, 1) OBP: 0.087, SLG: 0.130 57 Jason Bergmann, R (3, 1) OBP: 0.500, SLG: 0.500 Hector Carrasco, R (5, 1) Gary Majewski, R (7, 1) Carlos Baerga, S (9, PH) 32 Chad Cordero, R (9, 1)			0-0 1B 1B		0-1 2B 1B		0-0 F7		0-0 F7	1 0 1 0 0 0 0 1 1 1 0 0 0 0 1 0 0 0 0 0 1 0 0 0 0 0 0 0 0 0 1 0 0 0 0 0 0 0 0 0 0 0 0 0 0 0												
Inning Stats	R: 0 E: 0 K: 0 S: 11	H: 0 LOB: 0 BB: 0 P: 16	R: 0 E: 0 K: 0 S: 12	H: 1 LOB: 1 BB: 0 P: 14	R: 0 E: 0 K: 1 S: 10	H: 2 LOB: 2 BB: 0 P: 14	R: 1 E: 0 K: 1 S: 12	H: 2 LOB: 1 BB: 0 P: 20	R: 2 E: 0 K: 0 S: 11	H: 4 LOB: 2 BB: 1 P: 22	R: 0 E: 0 K: 2 S: 7	H: 0 LOB: 0 BB: 0 P: 8	R: 0 E: 0 K: 0 S: 5	H: 0 LOB: 1 BB: 1 P: 14	R: 0 E: 0 K: 3 S: 10	H: 1 LOB: 1 BB: 0 P: 14	R: 0 E: 0 K: 1 S: 10	H: 1 LOB: 1 BB: 0 P: 15	1B: 8 2B: 2 3B: 0 HR: 1	SF: 0 SAC: 0 DP: 0 HBP: 0	WP: 0 PB: 0 SB: 1 CS: 0	PA: 39
PITCHER	IP WLS BF H R ER SO BB IBB HBP BLK WP HR S P ERA WHIP																					
Jorge Sosa, R (1, 1) ERA: 2.7	5.0 L 24 9 3 3 2 0 0 0 0 0 0 1 56 86 5.40 1.800																					
48 Blaine Boyer, R (6, 1) ERA: 1.86	1.0 3 0 0 0 2 0 0 0 0 0 0 0 7 8 0.00 0.000																					
John Foster, L (7, 1) ERA: 3.33	1.0 4 0 0 0 0 1 0 0 0 0 0 0 5 14 0.00 1.000																					
Dan Kolb, R (8, 1) ERA: 4.94	1.0 4 1 0 0 3 0 0 0 0 0 0 0 10 14 0.00 1.000																					
Chris Reitsma, R (9, 1) ERA: 4.01	1.0 4 1 0 0 1 0 0 0 0 0 0 0 10 15 0.00 1.000																					

Washington Nationals @ Atlanta Braves
Turner Field, Atlanta, GA
Tue Aug 30 2005, 7:35 PM EDT
Att. 20,001 - Overcast - 82 F

livebaseballscorecards.com

AB	37
R	3
H	11
RBI	3
BB	2
SO	8
LOB	16



Batter	1	2	3	4	5	6	7	8	9	AB	R	H	RBI	BB	SO	LOB
Kelly Johnson, L (1, 7) OBP: 0.336, SLG: 0.399	2-3 K		0-0 FC3-6 10 BB 1B BB	4-0 BB		1-0 G4-3		0-1 F8		4	1	0	0	1	1	4
Marcus Giles, R (1, 4) OBP: 0.376, SLG: 0.451	3-2 F7		2-2 BB 10 BB 1B BB	2-3 BB			2-2 F9	1-0 P4		5	0	1	1	0	1	5
10 Chipper Jones, S (1, 5) OBP: 0.413, SLG: 0.540	3-2 F7		4-1 BB BB		2-3 K		2-0 BB 1B		2-2 F8	4	0	1	0	1	1	0
Andruw Jones, R (1, 8) OBP: 0.356, SLG: 0.588		0-2 F7	4-0 BB		2-0 G6-3		1-1 L8	1-0 F8		4	0	0	1	1	0	1
Adam LaRoche, L (1, 3) OBP: 0.311, SLG: 0.435		3-2 P5	1-1 G3-1		1-2 7 BB 1B		4-1 BB	4-1 BB		3	0	1	0	2	0	3
Ryan Langerhans, L (9, PR) OBP: 0.322, SLG: 0.399										0	0	0	0	0	0	0
7 Jeff Francoeur, R (1, 9) OBP: 0.377, SLG: 0.645		0-0 CS 1B		2-2 F9	4-2 BB		2-2 G6-3	3-3 K		4	0	1	0	1	1	3
Johnny Estrada, S (1, 2) OBP: 0.302, SLG: 0.370	1-0 CS		2-2 FC3-6 1B 2B	2-2 FC1-5 1B	2-3 K			2-2 F7		4	1	2	0	0	1	2
Wilson Betemit, S (1, 6) OBP: 0.354, SLG: 0.442			2-3 K	2-2 BB FC1-5 1B		2-3 K		1-0 1B 1B		4	0	2	0	0	2	1
Jorge Sosa, R (1, 1) OBP: 0.096, SLG: 0.050			4-2 FC3-6 BB	1-1 FC1-5 BB		0-3 K		2-1 1B		1	0	0	0	1	0	2
48 Blaine Boyer, R (6, 1)										0	0	0	0	0	0	0
4 Pete Orr, L (6, PH) OBP: 0.331, SLG: 0.380										0	0	0	0	0	1	0
John Foster, L (7, 1)										0	0	0	0	0	0	0
Dan Kolb, R (8, 1)										0	0	0	0	0	0	0
Todd Hollandsworth, L (8, PH) OBP: 0.353, SLG: 0.390										1	0	1	0	0	0	0
Chris Reitsma, R (9, 1)										0	0	0	0	0	0	0

Inning Stats	R: 0	H: 0	E: 0	K: 1	S: 11	H: 0	LOB: 0	BB: 0	P: 19	R: 0	H: 1	E: 0	K: 0	S: 7	H: 2	LOB: 3	BB: 3	P: 34	R: 0	H: 2	E: 0	K: 1	S: 15	H: 2	LOB: 3	BB: 1	P: 28	R: 0	H: 1	E: 0	K: 2	S: 12	H: 0	LOB: 0	BB: 0	P: 13	R: 0	H: 1	E: 0	K: 0	S: 11	H: 1	LOB: 2	BB: 1	P: 22	R: 0	H: 2	E: 0	K: 0	S: 10	H: 2	LOB: 2	BB: 0	P: 16	R: 0	H: 0	E: 0	K: 1	S: 11	H: 0	LOB: 1	BB: 1	P: 21	1B: 8	SF: 0	2B: 1	SAC: 0	3B: 0	DP: 0	HR: 0	HBP: 0	WP: 0	PA: 43
--------------	------	------	------	------	-------	------	--------	-------	-------	------	------	------	------	------	------	--------	-------	-------	------	------	------	------	-------	------	--------	-------	-------	------	------	------	------	-------	------	--------	-------	-------	------	------	------	------	-------	------	--------	-------	-------	------	------	------	------	-------	------	--------	-------	-------	------	------	------	------	-------	------	--------	-------	-------	-------	-------	-------	--------	-------	-------	-------	--------	-------	--------

PITCHER	IP	WLS	BF	H	R	ER	SO	BB	IBB	HBP	BLK	WP	HR	S	P	ERA	WHIP
22 John Patterson, R (1, 1) ERA: 2.5	2.2		13	3	2	2	2	3	0	0	0	0	0	31	61	6.75	2.250
57 Jason Bergmann, R (3, 1) ERA:	2.0	W	11	3	0	0	2	2	0	0	0	0	0	26	49	0.00	2.500
Hector Carrasco, R (5, 1) ERA: 2.13	2.0		8	1	0	0	3	1	0	0	0	0	0	20	34	0.00	1.000
Gary Majewski, R (7, 1) ERA: 2.91	1.1	H	6	2	0	0	0	0	0	0	0	0	0	14	22	0.00	1.500
32 Chad Cordero, R (9, 1) ERA: 0.95	1.0	S	4	0	0	0	1	1	0	0	0	0	0	11	21	0.00	1.000


BOTTOM


Washington Nationals @ Atlanta Braves
Turner Field, Atlanta, GA

Tue Aug 30 2005, 7:35 PM EDT
Att: 20,001 - Overcast - 82 F

livebaseballscorecards.com

AB	35
R	2
H	9
RBI	2
BB	7
SO	8
LOB	21



Batter	1	2	3	4	5	6	7	8	9	AB R H RBI BB SO LOB	TOP																		
Marlon Byrd, R (1, 7) OBP: 0.310, SLG: 0.337	1-1 G3 1B		3-2 SH1 24 G4-3 2B		1-2 HR		0-1 F9		1-2 P4	5 3 3 1 0 0 1																			
Jamey Carroll, R (1, 4) OBP: 0.327, SLG: 0.267	SAFE SAFE 2-1 G3		1-0 SH1		0-3 K		0-1 L5			3 0 0 0 0 1 1																			
24 Nick Johnson, L (1, 3) OBP: 0.406, SLG: 0.479	4-1 1B BB		2-0 G4-3		0-1 1B			4-2 E BB		2 0 1 1 2 0 0																			
Jose Guillen, R (1, 9) OBP: 0.349, SLG: 0.520	0-0 1-3 2-H 1B		3-H 3-1 1B		1 SAFE 1 SAFE 1-3 K			0-2 FC5 G1-4-3		4 0 2 1 0 1 2																			
Preston Wilson, R (1, 8) OBP: 0.328, SLG: 0.474	0-0 P6		3-2 L8		0-0 L8			1-3 K		4 0 0 0 0 1 5																			
Vinny Castilla, R (1, 5) OBP: 0.321, SLG: 0.397	2-1 G1-3			4-1 CS BB		0-0 1B		1-1 G1-4-3		3 0 1 0 1 0 4																			
Gary Bennett, R (1, 2) Brad Wilkerson, L (9, PH) OBP: 0.303, SLG: 0.302 OBP: 0.352, SLG: 0.416		0-1 B1-6-4 1B		3-3 K 1-2		1-1 F9		2-3 K		3 0 1 0 0 1 2 1 0 0 0 0 1 0	AB 33 R 3 H 9 RBI 3 BB 3 SO 6 LOB 18																		
15 Cristian Guzman, S (1, 6) Carlos Baerga, S (9, PH) OBP: 0.233, SLG: 0.271 OBP: 0.333, SLG: 0.338		1-3 K		2-1 G6-3		0-0 F8		1-2 G6-3		3 0 0 0 0 1 2 1 0 0 0 0 0 0																			
Esteban Loaiza, R (1, 1) Mike Stanton, L (5, 1) Tony Blanco, R (7, PH) Gary Majewski, R (7, 1) Joey Eischen, L (8, 1) Brian Schneider, L (9, PH) OBP: 0.203, SLG: 0.237 OBP: 0.224, SLG: 0.304 OBP: 0.333, SLG: 0.333 OBP: 0.342, SLG: 0.428		0-1 B1-6-4		3-2 G1-3			2-1 L9		1-0 1B	2 0 0 0 0 0 1 0 0 0 0 0 0 0 1 0 0 0 0 0 0 0 0 0 0 0 0 0 0 0 0 0 0 0 0 1 0 1 0 0 0 0																			
Inning Stats	R: 1 E: 0 K: 0 S: 9	H: 2 LOB: 2 BB: 1 P: 18	R: 0 E: 0 K: 1 S: 8	H: 1 LOB: 0 BB: 0 P: 9	R: 1 E: 0 K: 0 S: 15	H: 2 LOB: 1 BB: 0 P: 27	R: 0 E: 0 K: 1 S: 6	H: 0 LOB: 0 BB: 1 P: 15	R: 1 E: 0 K: 2 S: 18	H: 2 LOB: 1 BB: 0 P: 23	R: 0 E: 0 K: 0 S: 5	H: 1 LOB: 1 BB: 0 P: 6	R: 0 E: 1 K: 1 S: 11	H: 0 LOB: 1 BB: 1 P: 17	R: 0 E: 0 K: 1 S: 10	H: 1 LOB: 1 BB: 0 P: 15	1B: 7 2B: 2 3B: 0 HR: 1	SF: 0 SAC: 1 DP: 2 HBP: 0	WP: 0 PB: 0 SB: 0 CS: 1	PA: 37									
PITCHER	IP	WLS	BF	H	R	ER	SO	BB	IBB	HBP	BLK	WP	HR	S	P	ERA	WHIP												
Horacio Ramirez, L (1, 1) ERA: 4.49	7.0	W	29	8	3	3	4	2	0	0	0	0	1	67	106	3.86	1.429												
Chris Reitsma, R (8, 1) ERA: 3.98	0.1	H	3	0	0	0	1	1	0	0	0	0	0	9	14	0.00	3.000												
Kyle Farnsworth, R (8, 1) ERA: 2.15	1.2	S	5	1	0	0	1	0	0	0	0	0	0	12	18	0.00	0.600												

Washington Nationals @ Atlanta Braves
Turner Field, Atlanta, GA
Wed Aug 31 2005, 4:35 PM EDT
Sunny - 86 F

livebaseballscorecards.com

Batter	1	2	3	4	5	6	7	8	9	AB R H RBI BB SO LOB
--------	---	---	---	---	---	---	---	---	---	----------------------

Ryan Langerhans, L (1, 7) <small>OBP: 0.324, SLG: 0.409</small> 										4 1 2 0 0 1 0
Marcus Giles, R (1, 4) <small>OBP: 0.377, SLG: 0.450</small> 										3 2 1 0 1 2 1
10 Chipper Jones, S (1, 5) <small>OBP: 0.417, SLG: 0.540</small> 										2 1 1 0 2 0 0
Andrew Jones, R (1, 8) <small>OBP: 0.359, SLG: 0.595</small> 										4 1 3 5 0 0 2
Adam LaRoche, L (1, 3) <small>OBP: 0.312, SLG: 0.433</small> 										2 0 0 0 1 0 2
7 Jeff Francoeur, R (1, 9) <small>OBP: 0.374, SLG: 0.632</small> 										3 0 0 0 1 1 3
16 Brian McCann, L (1, 2) <small>OBP: 0.350, SLG: 0.402</small> 										4 0 1 0 0 1 2
Wilson Betemit, S (1, 6) <small>OBP: 0.348, SLG: 0.434</small> 										4 0 0 0 0 1 4
Horacio Ramirez, L (1, 1) <small>OBP: 0.234, SLG: 0.270</small> Chris Reitsma, R (8, 1) Kyle Farnsworth, R (8, 1)										3 0 0 0 0 1 0 0 0 0 0 0 0 0 0 0 0 0 0 0 0

Inning Stats	R: 3	H: 2	E: 0	K: 0	S: 11	LOB: 0	BB: 1	P: 21	R: 0	H: 0	E: 0	K: 0	S: 6	LOB: 0	BB: 0	P: 10	R: 0	H: 1	E: 0	K: 1	S: 11	LOB: 1	BB: 1	P: 16	R: 0	H: 1	E: 0	K: 0	S: 6	LOB: 1	BB: 1	P: 11	R: 2	H: 3	E: 0	K: 2	S: 18	LOB: 2	BB: 1	P: 27	R: 0	H: 0	E: 0	K: 0	S: 7	LOB: 0	BB: 0	P: 9	R: 0	H: 0	E: 0	K: 2	S: 13	LOB: 0	BB: 0	P: 19	R: 0	H: 1	E: 0	K: 2	S: 9	LOB: 2	BB: 1	P: 19	1B: 5	SF: 0	2B: 2	SAC: 1	3B: 0	DP: 2	HR: 1	HBP: 0	WP: 0	PA: 35
--------------	------	------	------	------	-------	--------	-------	-------	------	------	------	------	------	--------	-------	-------	------	------	------	------	-------	--------	-------	-------	------	------	------	------	------	--------	-------	-------	------	------	------	------	-------	--------	-------	-------	------	------	------	------	------	--------	-------	------	------	------	------	------	-------	--------	-------	-------	------	------	------	------	------	--------	-------	-------	-------	-------	-------	--------	-------	-------	-------	--------	-------	--------

PITCHER	IP	WLS	BF	H	R	ER	SO	BB	IBB	HBP	BLK	WP	HR	S	P	ERA	WHIP
Esteban Loaiza, R (1, 1) <small>ERA: 3.73</small>	4.1	L	22	7	5	5	2	4	0	0	0	0	1	46	76	10.38	2.538
Mike Stanton, L (5, 1) <small>ERA: 5.9</small>	1.2		5	0	0	0	1	0	0	0	0	0	0	13	18	0.00	0.000
Gary Majewski, R (7, 1) <small>ERA: 2.86</small>	1.0		3	0	0	0	2	0	0	0	0	0	0	13	19	0.00	0.000
Joey Eischen, L (8, 1) <small>ERA: 3.55</small>	1.0		5	1	0	0	2	0	1	0	0	0	0	9	19	0.00	1.000

BOTTOM

Washington Nationals @ Atlanta Braves
 Turner Field, Atlanta, GA
 Wed Aug 31 2005, 4:35 PM EDT
 Sunny - 86 F

AB	29
R	5
H	8
RBI	5
BB	5
SO	7
LOB	14



PITCHER	IP	WLS	BF	H	R	ER	SO	BB	IBB	HBP	BLK	WP	HR	S	P	ERA	WHIP
---------	----	-----	----	---	---	----	----	----	-----	-----	-----	----	----	---	---	-----	------

Batter	1	2	3	4	5	6	7	8	9	AB R H RBI BB SO LOB	TOP																
Brad Wilkerson, L (1, 7) OBP: 0.352, SLG: 0.416	2-2 G1-3		1-2 24 CS 1B		2-3 K		2-2 F9		0-1 24 S 24 E SH2-4 1B	5 1 2 0 0 1 0																	
Jose Vidro, S (1, 4) OBP: 0.328, SLG: 0.424	0-0 P6		1-2 24 CS 1B		2-0 1B 24 1B FC5-4 1B		3-1 24 BB E 1B		1-1 SH2-4	4 2 3 0 0 0 0																	
24 Nick Johnson, L (1, 3) OBP: 0.408, SLG: 0.478	4-2 1B 2B BB		3-3 1B 2B 1B		2-2 FC5-4 1B		4-2 FC5-4 BB		1-2 2-H G1-4-3	3 1 1 0 2 1 2																	
Jose Guillen, R (1, 9) OBP: 0.350, SLG: 0.519	3-1 2B 1B		0-1 P5		1-1 FC5-4 1B		3-2 FC5-4		2-2 G5-3	5 0 2 0 0 0 2																	
Preston Wilson, R (1, 8) OBP: 0.327, SLG: 0.474	0-1 1-3 3-H 2B			X	0-0 G6-3	X	0-0 FC5-4			4 0 1 2 0 1 3																	
Carlos Baerga, S (1, 5) OBP: 0.327, SLG: 0.331	2-0 F7				1-3 K		1-1 SAFE G4-3		2-1 P4	3 0 0 0 0 1 4																	
Vinny Castilla, R (7, 5) OBP: 0.320, SLG: 0.396										1 0 0 0 0 0 0																	
Brian Schneider, L (1, 2) OBP: 0.341, SLG: 0.424					4-1 15 2B BB		2-2 F9		1-1 G4-3	3 0 0 0 1 0 0																	
15 Cristian Guzman, S (1, 6) OBP: 0.236, SLG: 0.279					0-1 SAFE 1-3 2B		0-1 G5-3		3-1 2B	4 0 2 0 0 0 0																	
Livan Hernandez, R (1, 1) OBP: 0.243, SLG: 0.348					1-0 G5-3		3-2 G5-3		1-2 G6-3	4 0 0 0 0 0 3																	
Mike Stanton, L (8, 1)										0 0 0 0 0 0 0																	
32 Chad Cordero, R (9, 1)										0 0 0 0 0 0 0																	
Inning Stats	R: 1 E: 0 K: 0 S: 11	H: 2 LOB: 2 BB: 1 P: 22	R: 0 E: 0 K: 0 S: 4	H: 0 LOB: 0 BB: 0 P: 6	R: 0 E: 0 K: 1 S: 17	H: 2 LOB: 1 BB: 0 P: 22	R: 0 E: 0 K: 1 S: 11	H: 1 LOB: 2 BB: 1 P: 17	R: 1 E: 0 K: 1 S: 12	H: 3 LOB: 2 BB: 0 P: 19	R: 0 E: 0 K: 0 S: 9	H: 0 LOB: 0 BB: 0 P: 14	R: 1 E: 1 K: 1 S: 14	H: 1 LOB: 1 BB: 1 P: 27	R: 0 E: 0 K: 0 S: 9	H: 1 LOB: 1 BB: 0 P: 16	R: 1 E: 0 K: 0 S: 10	H: 1 LOB: 0 BB: 0 P: 14	1B: 8 2B: 4 3B: 0 HR: 0	SF: 0 SAC: 1 DP: 1 HBP: 0	WP: 0 PB: 0 SB: 1 CS: 2	PA: 40					
PITCHER	IP WLS BF H R ER SO BB IBB HBP BLK WP HR S P ERA WHIP																										
John Thomson, R (1, 1) ERA: 4.8	6.0		27	8	2	2	3	2	0	0	0	0	0	64	100	3.00	1.667										
John Foster, L (7, 1) ERA: 3.29	0.1		3	1	1	0	0	1	0	0	0	0	0	8	17	0.00	6.000										
48 Blaine Boyer, R (7, 1) ERA: 1.82	0.2		2	0	0	0	1	0	0	0	0	0	0	6	10	0.00	0.000										
Dan Kolb, R (8, 1) ERA: 4.85	1.0		4	1	0	0	0	0	0	0	0	0	0	9	16	0.00	1.000										
Chris Reitsma, R (9, 1) ERA: 4.06	1.0	L	4	1	1	1	0	0	0	0	0	0	0	10	14	9.00	1.000										

Washington Nationals @ Atlanta Braves
 Turner Field, Atlanta, GA
 Wed Aug 31 2005, 4:40 PM EDT
 Att. 25,555 - Partly Cloudy - 82 F

livebaseballscorecards.com

AB	36
R	4
H	11
RBI	2
BB	3
SO	4
LOB	14



BOTTOM

Washington Nationals @ Atlanta Braves
Turner Field, Atlanta, GA
Wed Aug 31 2005, 4:40 PM EDT
Att. 25,555 - Partly Cloudy - 82 F

livebaseballscorecards.com

AB 33
R 3
H 11
RBI 3
BB 5
SO 5
LOB 17



WP: 0 PA: 39
PB: 0
SB: 0
CS: 1

AB R H RBI BB SO LOB

5	1	1	1	0	1	4
4	0	1	0	1	1	2
1	0	0	1	0	0	0
3	1	1	0	0	0	1
4	0	1	0	0	0	2
3	0	0	0	1	1	1
3	0	1	0	1	1	0
2	0	2	0	1	0	0
0	1	0	0	0	0	0
1	0	0	0	0	0	0
0	0	0	0	1	0	0
0	0	0	0	0	0	0
0	0	0	0	0	0	0
0	0	0	0	0	0	0
0	0	0	0	0	0	0
1	0	0	0	0	0	0

Batter	1	2	3	4	5	6	7	8	9										
4 Pete Orr, L OBP: 0.326, SLG: 0.373 (1, 4)	0-1 1B 10 SF7 1B		1-0 G6-3		0-1 G4-6-3 1-2f		0-0 FC5		3-3 K										
Kelly Johnson, L OBP: 0.337, SLG: 0.397 (1, 7)	0-1 SAFE SAFE 1-3 1B		0-1 F7			2-3 K	2-0 G4-3		4-2 BB										
10 Chipper Jones, S OBP: 0.414, SLG: 0.538 Marcus Giles, R OBP: 0.377, SLG: 0.451 (1, 5) (4, 5)	3-0 SF7		3-1 G5-3			3-1 F9		2-2 G4-3 1B 2B	1-1 G5-3										
Andrew Jones, R OBP: 0.358, SLG: 0.593 (1, 8)	1-2 3-H SAFE 1-2f G1-6-3			3-1 L4		0-0 1B		1-2 G4-3											
Adam LaRoche, L OBP: 0.311, SLG: 0.430 (1, 3)		2-2 F7		0-3 K		3-2 F7		4-0 BB 1B IBB											
Todd Hollandsworth, L OBP: 0.306, SLG: 0.390 (1, 9)		2-3 K		0-0 G6-3			3-2 CS 1B 1B	4-0 1B BB											
Johnny Estrada, S OBP: 0.308, SLG: 0.374 Ryan Langerhans, L OBP: 0.324, SLG: 0.409 (7, PR) 16 Brian McCann, L OBP: 0.347, SLG: 0.398 (8, 2)		3-2 1B 1B			4-2 FC1-5 1B BB		1-2 7 BB 4 FC5 1B	0-2 K											
Wilson Betemit, S OBP: 0.359, SLG: 0.444 (1, 6)		1-0 1B			1-0 FC1-5 1B		1-2 4 FC5 7 BB 1B	0-0 1B											
John Thomson, R OBP: 0.280, SLG: 0.263 John Foster, L 48 Blaine Boyer, R 7 Jeff Francoeur, R OBP: 0.378, SLG: 0.632 Dan Kolb, R Chris Reitsma, R Julio Franco, R OBP: 0.347, SLG: 0.485 (1, 1) (7, 1) (7, 1) (7, PH) (8, 1) (9, 1) (9, PH)		0-1 G1-3			1-2 2-3f FC1-5 4 G4-6-3		4-1 4 FC5 BB		3-2 F8										
Inning Stats	R: 1 E: 0 K: 0 S: 9	H: 2 LOB: 0 BB: 0 P: 13	R: 0 E: 0 K: 1 S: 15	H: 2 LOB: 2 BB: 0 P: 23	R: 0 E: 0 K: 0 S: 5	H: 0 LOB: 0 BB: 0 P: 9	R: 0 E: 0 K: 1 S: 6	H: 1 LOB: 1 BB: 1 P: 14	R: 0 E: 0 K: 1 S: 9	H: 1 LOB: 1 BB: 0 P: 17	R: 1 E: 0 K: 0 S: 14	H: 3 LOB: 2 BB: 1 P: 25	R: 1 E: 0 K: 1 S: 10	H: 2 LOB: 2 BB: 2 P: 21	R: 0 E: 0 K: 1 S: 14	H: 0 LOB: 1 BB: 1 P: 25	1B: 10 2B: 1 3B: 0 HR: 0	SF: 1 SAC: 0 DP: 2 HBP: 0	
PITCHER	IP WLS BF H R ER SO	IP WLS BF H R ER SO	IP WLS BF H R ER SO	IP WLS BF H R ER SO	IP WLS BF H R ER SO	IP WLS BF H R ER SO	IP WLS BF H R ER SO	IP WLS BF H R ER SO	IP WLS BF H R ER SO	IP WLS BF H R ER SO	IP WLS BF H R ER SO	IP WLS BF H R ER SO	IP WLS BF H R ER SO	IP WLS BF H R ER SO	IP WLS BF H R ER SO	IP WLS BF H R ER SO	ERA WHIP	ERA WHIP	
Livan Hernandez, R ERA: 3.86 (1, 1)	7.1	33	10	3	3	3	3	3	3	3	3	3	3	3	3	3	3	3.86	1.773
Mike Stanton, L ERA: 5.76 (8, 1)	0.2	2	1	0	0	1	0	0	0	0	0	0	0	0	0	0	0	0.00	1.500
32 Chad Cordero, R ERA: 0.94 (9, 1)	1.0	4	0	0	0	1	1	0	0	0	0	0	0	0	0	0	0	0.00	1.000

Batter	1	2	3	4	5	6	7	8	9	10	AB	R	H	RBI	BB	SO	LOB	TOP							
Brad Wilkerson, L (1, 7) OBP: 0.350, SLG: 0.412	3-2 L9		1-3 K		1-1 F8		2-1 BB 24 BB 1B HBP	2-3 K		1-2 F7	5	1	0	0	0	2	2								
Deivi Cruz, R (1, 6) OBP: 0.302, SLG: 0.395	2-0 P2		0-0 G5-3		0-2 1B		1-3 K	0-1 BB 1B		0-1 G6-3	6	0	2	0	0	1	2								
Jose Vidro, S (1, 4) OBP: 0.329, SLG: 0.425 Jamey Carroll, R (4, PR) OBP: 0.331, SLG: 0.272	2-0 G6-3			3-2 24 G3 1B	0-0 F9		1-2 24 BB 1B	1-0 BB			2	0	1	0	0	0	0								
Gary Majewski, R (8, 1) Mike Stanton, L (9, 1) Luis Ayala, R (10, 1)				1B			1B	BB			3	2	2	0	0	0	2								
Jose Guillen, R (1, 9) OBP: 0.354, SLG: 0.519		4-0 G3-1 24 PB 1B BB		0-1 24 G3 1B		2-2 E4 G5-3	4-1 24 BB 1B	4-0 BB			2	3	1	1	3	0	0								
24 Nick Johnson, L (1, 3) OBP: 0.406, SLG: 0.473		2-1 G5-3		0-2 G3		2-3 K	4-2 1B BB	1-1 BB			4	0	0	1	1	1	7								
Vinny Castilla, R (1, 5) OBP: 0.321, SLG: 0.396		1-0 G3-1		1-1 F8-3 1B		0-0 G5-3	0-1 BB		1-1 G6-3		5	0	2	4	0	0	2								
Brian Schneider, L (1, 2) OBP: 0.342, SLG: 0.422		1-2 3-H 1B		0-0 F8-3		1-1 G4-3	4-1 BB		0-2 G4-3		4	0	1	1	1	0	2								
Marlon Byrd, R (1, 8) OBP: 0.312, SLG: 0.345		0-0 P4			1-1 1B 1B 1B		1B 2B		3-3 K		5	1	2	0	0	1	4								
Tony Armas, R (1, 1) OBP: 0.152, SLG: 0.125 Carlos Baerga, S (5, PH) OBP: 0.331, SLG: 0.336 57 Jason Bergmann, R (5, 1) OBP: 0.500, SLG: 0.500 11 Ryan Zimmerman, R (7, PH) Hector Carrasco, R (7, 1) 15 Cristian Guzman, S (8, PH) OBP: 0.235, SLG: 0.277 (8, 6)			1-3 K		0-1 1B		3-3 K	3-2 F7		1-2 G6-3	1	0	0	0	0	1	0								
											1	0	1	0	0	0	0								
											0	0	0	0	0	0	0								
											1	0	0	0	0	1	1								
											0	0	0	0	0	0	0								
											2	0	0	0	0	0	0								
Inning Stats	R: 0 E: 0 K: 0 S: 5	H: 0 LOB: 0 BB: 0 P: 12	R: 1 E: 0 K: 0 S: 7	H: 1 LOB: 1 BB: 1 P: 15	R: 0 E: 0 K: 2 S: 7	H: 0 LOB: 0 BB: 0 P: 9	R: 2 E: 0 K: 0 S: 13	H: 3 LOB: 1 BB: 0 P: 17	R: 0 E: 0 K: 0 S: 10	H: 3 LOB: 2 BB: 0 P: 12	R: 0 E: 1 K: 1 S: 10	H: 0 LOB: 1 BB: 0 P: 15	R: 4 E: 0 K: 2 S: 20	H: 3 LOB: 3 BB: 3 P: 42	R: 0 E: 0 K: 1 S: 11	H: 2 LOB: 3 BB: 1 P: 22	R: 0 E: 0 K: 1 S: 9	H: 0 LOB: 0 BB: 0 P: 13	R: 0 E: 0 K: 0 S: 9	H: 0 LOB: 0 BB: 0 P: 11	1B: 11 2B: 2 3B: 0 HR: 0	SF: 0 SAC: 0 DP: 1 HBP: 1	WP: 0 PB: 1 SB: 0 CS: 0	PA: 47	
PITCHER	IP	WLS	BF	H	R	ER	SO	BB	IBB	HBP	BLK	WP	HR	S	P	ERA	WHIP								
29 John Smoltz, R (1, 1) ERA: 3.02	5.0		21	7	3	3	2	1	0	0	0	0	0	42	65	5.40	1.600								
48 Blaine Boyer, R (6, 1) ERA: 1.76	1.0		4	0	0	0	1	0	0	0	0	0	0	10	15	0.00	0.000								
Jim Brower, R (7, 1) ERA: 5.87	0.2		6	2	4	4	2	1	0	1	0	0	0	13	26	54.00	4.500								
49 Macay McBride, L (7, 1) ERA: 6.0	0.0		1	0	0	0	0	1	0	0	0	0	0	3	7	∞	∞								
Dan Kolb, R (7, 1) ERA: 4.82	0.1	B	3	1	0	0	0	1	0	0	0	0	0	4	9	0.00	6.000								

Washington Nationals @ Atlanta Braves
Turner Field, Atlanta, GA
Thu Sep 01 2005, 7:35 PM EDT
Att. 19,053 - Clear - 81 F

livebaseballscores.com

AB 41
R 7
H 12
RBI 7
BB 5
SO 7
LOB 22



Washington Nationals @ Atlanta Braves

Turner Field, Atlanta, GA

Thu Sep 01 2005, 7:35 PM EDT

Att. 19,053 - Clear - 81 F

livebaseballscorecards.com



WP: 1 PA: 40
 FB: 0
 SB: 1
 CS: 0

AB 32
 R 8
 H 8
 RBI 7
 BB 7
 SO 6
 LOB 12

AB	R	H	RBI	BB	SO	LOB
3	2	3	0	1	0	0
4	1	1	0	1	0	4
4	2	1	2	1	0	3
5	1	1	2	0	1	1
4	0	0	0	0	1	1
0	0	0	0	0	0	0
3	1	0	0	1	2	0
4	1	1	3	0	1	0
2	0	1	0	2	0	0
2	0	0	0	0	0	2
1	0	0	0	0	1	1
0	0	0	0	0	0	0
0	0	0	0	0	0	0
0	0	0	0	0	0	0
0	0	0	0	0	0	0
0	0	0	0	1	0	0

Batter	1	2	3	4	5	6	7	8	9	10												
Rafael Furcal, S OBP: 0.346, SLG: 0.427 (1, 6)	3-2 10 HR 1B		2-1 10 BB WP 1B	2-2 FC5-4 1B		4-2 BB			0-0 SH2-4 1-2													
Marcus Giles, R OBP: 0.377, SLG: 0.450 (1, 4)	1 SAFE F8		0-0 WP 10 BB G4-3 1B	0-0 FC5-4 10 G6-4-3		0-0 F9			4-0 10 G5-4-3 IBB													
10 Chipper Jones, S OBP: 0.414, SLG: 0.544 (1, 5)	0-1 1-H HR		4-1 G4-3 7 HR WP BB	0-1 G6-4-3			2-0 L6		3-1 G5-4-3 1-2f													
Andruw Jones, R OBP: 0.356, SLG: 0.595 (1, 8)	2-1 G5-3		1-1 G4-3		1-2 F7		2-3 K			1-2 HR												
Todd Hollandsworth, L OBP: 0.302, SLG: 0.384 (1, 7)	0-3 K		1-0 P2		2-1 P5		1-1 G3															
26 Kyle Davies, R OBP: 0.267, SLG: 0.154 (8, 1)																						
Julio Franco, R OBP: 0.345, SLG: 0.477 (1, 3)		1-3 K	4-1 7 HR BB		0-2 G4-3			1-3 K														
7 Jeff Francoeur, R OBP: 0.375, SLG: 0.642 (1, 9)		0-3 K	3-2 1-H 3-H HR			1-2 P5		1-1 F9														
16 Brian McCann, L OBP: 0.358, SLG: 0.400 (1, 2)		1-1 1B	4-0 BB			4-1 4 S BB		0-1 G4-3														
29 John Smoltz, R 48 Brian Boyer, R 4 Peter Ciri, L 4 Jim Brower, R 49 Macay McBride, L Dan Kolb, R Ryan Langerhans, L Jordan, R Brian, L		2-2 L3	2-2 G1-3			3-2 K			4-1 SH2-4 BB													
Inning Stats	R: 2 E: 0 K: 1 S: 15	H: 2 LOB: 0 BB: 0 P: 20	R: 0 E: 0 K: 2 S: 13	H: 1 LOB: 1 BB: 0 P: 17	R: 5 E: 0 K: 0 S: 15	H: 3 LOB: 1 BB: 3 P: 36	R: 0 E: 0 K: 0 S: 6	H: 1 LOB: 0 BB: 0 P: 8	R: 0 E: 0 K: 0 S: 9	H: 0 LOB: 0 BB: 0 P: 12	R: 0 E: 0 K: 1 S: 11	H: 0 LOB: 2 BB: 2 P: 23	R: 0 E: 0 K: 1 S: 8	H: 0 LOB: 0 BB: 0 P: 13	R: 0 E: 0 K: 1 S: 8	H: 0 LOB: 0 BB: 0 P: 10	R: 0 E: 0 K: 0 S: 4	H: 0 LOB: 1 BB: 2 P: 15	R: 0 E: 0 K: 0 S: 3	H: 1 LOB: 0 BB: 0 P: 4	1B: 5 2B: 0 3B: 0 HR: 3	SF: 0 SAC: 1 DP: 2 HBP: 0

PITCHER	IP	WLS	BF	H	R	ER	SO	BB	IBB	HBP	BLK	WP	HR	S	P	ERA	WHIP
Tony Armas, R ERA: 4.97 (1, 1)	4.0		21	7	7	7	3	3	0	0	0	1	2	49	81	15.75	2.500
57 Jason Bergmann, R ERA: (5, 1)	2.0		8	0	0	0	1	2	0	0	0	0	0	20	35	0.00	1.000
Hector Carrasco, R ERA: 2.09 (7, 1)	1.0		3	0	0	0	1	0	0	0	0	0	0	8	13	0.00	0.000
Gary Majewski, R ERA: 2.82 (8, 1)	1.0		3	0	0	0	1	0	0	0	0	0	0	8	10	0.00	0.000
Mike Stanton, L ERA: 5.58 (9, 1)	1.0		4	0	0	0	0	1	1	0	0	0	0	4	15	0.00	1.000

PITCHER	IP	WLS	BF	H	R	ER	SO	BB	IBB	HBP	BLK	WP	HR	S	P	ERA	WHIP
Luis Ayala, R ERA: 2.67 (10, 1)	0.0		1	1	1	1	0	0	0	0	0	0	1	3	4	∞	∞

Batter	1	2	3	4	5	6	7	8	9	AB R H RBI BB SO LOB	TOP		
Felipe Lopez, S (1, 6) OBP: 0.333, SLG: 0.479	0-1 G6-3		1-2 1B		2-2 HR	2-1 G6-3		1-2 G6-3		5 1 2 0 0 0 3			
Austin Kearns, R (1, 9) OBP: 0.335, SLG: 0.458	2-2 G4-5-3 1B		0-0 1B		0-0 HR		0-1 P4		0-2 G4-3	5 1 3 3 0 0 0			
Ken Griffey Jr., L (1, 8) OBP: 0.367, SLG: 0.573	2-0 G4-5-3 1-2f		0-0 F7		2-3 K		0-0 HR		4-0 BB	4 1 1 1 1 1 3			
Adam Dunn, L (1, 7) OBP: 0.387, SLG: 0.557		0-0 F8	3-1 G3-1		3-2 2B		0-3 K		1-3 K	5 0 1 0 0 2 3			
Sean Casey, L (1, 3) OBP: 0.362, SLG: 0.441		1-1 2B 1B		0-2 12 G6-3 1B	3-3 K		1-3 K		1-2 F7	5 0 2 0 0 2 2			
Jason LaRue, R (1, 2) OBP: 0.358, SLG: 0.444		1-0 2B		0-1 L5	2-1 G6-3			0-0 G6-3		4 0 1 0 0 0 2			
12 Edwin Encarnación, R (1, 5) OBP: 0.281, SLG: 0.425		3-3 K		0-1 G6-3		0-3 K		1-2 FC6-4 1B		4 0 1 0 0 2 3			
Ray Olmedo, S (1, 4) OBP: 0.279, SLG: 0.315		1-3 K		1-0 G4-3		1-3 K		0-2 FC6-4 2B 1-2f		4 0 0 0 0 2 4			
22 Eric Milton, L 56 Todd Coffey, R Aaron Holbert, R Josh Hancock, R Willy Mo Pena, R 37 Brian Shickelford, L Jason Standridge, R Jacob Cruz, L Kent Mercker, L			1-3 K		1-1 2B HR 1B		1-2 1B		0-1 2B	1 0 0 0 0 0 1 0 0 0 0 0 0 0 0 0 0 1 1 1 0 0 0 0 0 0 0 0 0 0 0 0 1 0 0 1 0 0 0 0 0 0 0 0 0 0 0 0 0 0 0 0 0 0 0 0 1 0 0 1 0 0 0 0 0 0 0 0 0 0 0 0			
Inning Stats	R: 0 H: 1 E: 0 LOB: 0 K: 0 BB: 0 S: 6 P: 10	R: 0 H: 2 E: 0 LOB: 2 K: 2 BB: 0 S: 11 P: 17	R: 0 H: 2 E: 0 LOB: 2 K: 1 BB: 0 S: 10 P: 15	R: 0 H: 1 E: 0 LOB: 1 K: 0 BB: 0 S: 8 P: 9	R: 3 H: 4 E: 0 LOB: 1 K: 2 BB: 0 S: 18 P: 31	R: 0 H: 1 E: 0 LOB: 1 K: 2 BB: 0 S: 12 P: 16	R: 1 H: 1 E: 0 LOB: 0 K: 2 BB: 0 S: 9 P: 10	R: 0 H: 2 E: 0 LOB: 2 K: 0 BB: 0 S: 12 P: 14	R: 0 H: 0 E: 0 LOB: 1 K: 1 BB: 1 S: 12 P: 18	1B: 8 SF: 0 2B: 4 SAC: 0 3B: 0 DP: 1 HR: 2 HBP: 0	WP: 0 PA: 41 PB: 0 SB: 0 CS: 0		
PITCHER	IP WLS BF H R ER SO BB IBB HBP BLK WP HR S P ERA WHIP											PITCHER	IP WLS BF H R ER SO BB IBB HBP BLK WP HR S P ERA WHIP
15 Tim Hudson, R (1, 1) ERA: 3.38	6.1 W 30 12 4 4 7 0 0 0 0 0 0 2 68 101 5.68 1.895												
John Foster, L (7, 1) ERA: 3.21	0.2 H 2 0 0 0 2 0 0 0 0 0 0 0 6 7 0.00 0.000												
Chris Reitsma, R (8, 1) ERA: 4.02	0.2 H 4 2 0 0 0 0 0 0 0 0 0 0 9 10 0.00 3.000												
Kyle Farnsworth, R (8, 1) ERA: 2.1	1.1 S 5 0 0 0 1 1 0 0 0 0 0 0 15 22 0.00 0.750												

Cincinnati Reds @ Atlanta Braves
Turner Field, Atlanta, GA
Fri Sep 02 2005, 7:35 PM EDT
Att. 27,041 - Clear - 83 F

livebaseballscorecards.com

AB	40
R	4
H	14
RBI	4
BB	1
SO	10
LOB	20



Batter	1	2	3	4	5	6	7	8	9
Rafael Furcal, S OBP: 0.345, SLG: 0.428 (1, 6)	0-0 B3		1-0 2B	1-1 E5		3-2 G4-3			
Marcus Giles, R OBP: 0.375, SLG: 0.446 (1, 4)	0-0 F8		2-2 K	0-0 G1-3			0-0 F9		
10 Chipper Jones, S OBP: 0.418, SLG: 0.560 (1, 5)	3-2 HR						0-0 2B		
Andrew Jones, R OBP: 0.356, SLG: 0.594 (1, 8)	0-3 K			1-2 1B 7 SF7 2B	2-3 K		0-0 F7		
Julio Franco, R OBP: 0.348, SLG: 0.483 Kyle Farnsworth, R (8, 1)		1-3 K		1-2 2B 1B	2-2 2B		0-3 K		
7 Jeff Francoeur, R OBP: 0.372, SLG: 0.636 (1, 9)		2-3 K		2-3 3-H 1-2 SF7	0-1 F9		0-2 G3 F8 1B		
Johnny Estrada, S OBP: 0.308, SLG: 0.373 (1, 2)		1-2 F9		0-1 2B 15 3B 1B	1-1 F7		0-0 F8		
Ryan Langerhans, L OBP: 0.323, SLG: 0.410 (1, 7)			3-2 K	1-2 15 3B 2B		1-0 G3	1-1 G3		
15 Tim Hudson, R OBP: 0.179, SLG: 0.189 John Foster, L (7, 1) Chris Reitsma, R (8, 1) Adam LaRoche, L (8, 3)			1-2 G5-3	2-2 E 3B		1-1 G2-3	0-3 K		

Inning Stats	R: 1	H: 1	E: 0	LOB: 0	K: 1	S: 8	P: 11	R: 0	H: 0	E: 0	LOB: 0	K: 2	S: 13	P: 17	R: 0	H: 1	E: 0	LOB: 1	K: 0	S: 11	R: 6	H: 5	E: 1	LOB: 1	K: 0	S: 23	P: 36	R: 0	H: 1	E: 0	LOB: 1	K: 1	S: 13	P: 18	R: 0	H: 0	E: 0	LOB: 0	K: 1	S: 6	R: 0	H: 1	E: 0	LOB: 1	K: 1	S: 6	R: 0	H: 1	E: 0	LOB: 1	K: 1	S: 10	P: 11
--------------	------	------	------	--------	------	------	-------	------	------	------	--------	------	-------	-------	------	------	------	--------	------	-------	------	------	------	--------	------	-------	-------	------	------	------	--------	------	-------	-------	------	------	------	--------	------	------	------	------	------	--------	------	------	------	------	------	--------	------	-------	-------

PITCHER	IP	WLS	BF	H	R	ER	SO	BB	IBB	HBP	BLK	WP	HR	S	P	ERA	WHIP
22 Eric Milton, L ERA: 6.42 (1, 1)	3.1	L	18	7	7	6	5	1	0	0	0	0	0	50	74	16.20	2.400
56 Todd Coffey, R ERA: 4.44 (4, 1)	0.2		3	0	0	0	0	0	0	0	0	0	0	5	8	0.00	0.000
Josh Hancock, R ERA: (5, 1)	1.0		4	1	0	0	1	0	0	0	0	0	0	13	18	0.00	1.000
37 Brian Shackelford, L ERA: 1.81 (6, 1)	1.0		3	0	0	0	0	0	0	0	0	0	0	6	11	0.00	0.000
Jason Standridge, R ERA: 4.88 (7, 1)	1.0		4	1	0	0	1	0	0	0	0	0	0	6	6	0.00	1.000

AB	R	H	RBI	BB	SO	LOB
4	0	1	0	0	0	0
4	0	0	0	0	1	2
3	2	2	1	1	0	1
4	1	1	0	0	2	1
4	1	2	1	0	2	1
0	0	0	0	0	0	0
3	0	1	1	0	1	1
4	1	1	0	0	0	2
4	1	1	1	0	1	1
3	1	1	2	0	0	0
0	0	0	0	0	0	0
0	0	0	0	0	0	0
1	0	0	0	0	1	1

WP	HR	S	P	ERA	WHIP
0	0	10	11	0.00	1.000

Cincinnati Reds @ Atlanta Braves
 Turner Field, Atlanta, GA
 Fri Sep 02 2005, 7:35 PM EDT
 Att. 27,041 - Clear - 83 F

livebaseballscorecards.com

AB	34
R	7
H	10
RBI	6
BB	1
SO	8
LOB	10



Batter	1	2	3	4	5	6	7	8	9	AB R H RBI BB SO LOB	TOP
Felipe Lopez, S (1, 6) OBP: 0.331, SLG: 0.475	0-3 		2-1 G5-3 	0-1 G5-3 			3-2 G6-3 			4 0 0 0 0 1 2	Cincinnati Reds @ Atlanta Braves Turner Field, Atlanta, GA Sat Sep 03 2005, 7:05 PM EDT Att. 40,212 - Cloudy - 82 F
Austin Kearns, R (1, 9) OBP: 0.334, SLG: 0.453 (8, 8)	4-1 		0-0 F9 		0-0 G6-3 		2-1 F8 		3 1 0 0 1 0 0		
Ken Griffey Jr., L (1, 8) OBP: 0.368, SLG: 0.572 Josh Hancock, R (8, 1)	0-0 F7 		3-3 K 		2-2 			0-1 	4 0 2 0 0 1 1 0 0 0 0 0 0 0		
Adam Dunn, L (1, 7) OBP: 0.388, SLG: 0.558	0-1 E9 			4-0 1B 12 BB BB 	1-2 P5 		0-1 F8 	3 1 1 0 1 0 2			
Sean Casey, L (1, 3)	0-1 P5 			4-0 12 BB 1B SF9 BB 	1-2 P6 		0-1 F7 	3 1 0 0 1 0 3			
Jason LaRue, R (1, 2) OBP: 0.356, SLG: 0.442		2-2 P3 		0-1 SF9 12 BB 1B 		3-2 F9 	1-2 G1-3 	4 0 1 0 0 0 1			
12 Edwin Encarnación, R (1, 5) OBP: 0.287, SLG: 0.432		2-0 		4-2 S BB 		2-1 P3 	1-2 G5-3 	3 0 1 1 1 0 0			
Aaron Holbert, R (1, 4) OBP: 0.222, SLG: 0.375		1-3 K2-3 		0-0 SF9 		2-2 G4-3 	2-3 K 	3 0 0 1 0 2 1			
Luke Hudson, R (1, 1) OBP: 0.333, SLG: 0.348 Wily Mo Peña, R (4, PH) OBP: 0.318, SLG: 0.525 Randy Keisler, L (4, 1) OBP: 0.275, SLG: 0.875 37 Brian Shacketford, L (6, 1) OBP: 0.275, SLG: 0.875 56 Todd Coffey, R (6, 1) Ray Olmedo, S (7, PH) OBP: 0.274, SLG: 0.309 31 Matt Seislie, R (7, 1) OBP: 0.143, SLG: 0.143 Jacob Cruz, L (8, 9) OBP: 0.300, SLG: 0.414		3-2 F9 		3-3 K 		0-1 G5-3 	1-3 K 	1 0 0 0 0 0 1 1 0 0 0 0 0 1 2 0 0 0 0 0 0 0 0 0 0 0 0 0 0 0 0 0 0 0 0 0 0 0 0 1 0 0 0 0 0 0 0 0 0 0 0 0 0 0 0 1 0 0 0 0 0 1 0			
Inning Stats	R: 1 H: 1 E: 1 LOB: 1 K: 1 BB: 1 S: 9 P: 13	R: 0 H: 1 E: 0 LOB: 1 K: 1 BB: 0 S: 10 P: 18	R: 0 H: 0 E: 0 LOB: 0 K: 1 BB: 0 S: 8 P: 13	R: 2 H: 1 E: 0 LOB: 2 K: 1 BB: 3 S: 14 P: 29	R: 0 H: 1 E: 0 LOB: 1 K: 0 BB: 0 S: 12 P: 16	R: 0 H: 0 E: 0 LOB: 0 K: 0 BB: 0 S: 8 P: 15	R: 0 H: 0 E: 0 LOB: 0 K: 0 BB: 0 S: 7 P: 12	R: 0 H: 1 E: 0 LOB: 1 K: 0 BB: 0 S: 10 P: 11	R: 0 H: 0 E: 0 LOB: 0 K: 2 BB: 0 S: 10 P: 14	1B: 3 SF: 1 2B: 2 SAC: 0 3B: 0 DP: 0 HR: 0 HBP: 0	WP: 0 PA: 36 PB: 0 SB: 1 CS: 0
PITCHER	Jorge Sosa, R (1, 1) ERA: 2.74 48 Blaine Boyer, R (6, 1) ERA: 1.71 John Foster, L (7, 1) ERA: 3.1 49 Macay McBride, L (8, 1) ERA: 5.14 Jim Brower, R (9, 1) ERA: 5.76	IP WLS BF H R ER SO BB IBB HBP BLK WP HR S P ERA WHIP	IP WLS BF H R ER SO BB IBB HBP BLK WP HR S P ERA WHIP	IP WLS BF H R ER SO BB IBB HBP BLK WP HR S P ERA WHIP	IP WLS BF H R ER SO BB IBB HBP BLK WP HR S P ERA WHIP	IP WLS BF H R ER SO BB IBB HBP BLK WP HR S P ERA WHIP	IP WLS BF H R ER SO BB IBB HBP BLK WP HR S P ERA WHIP	IP WLS BF H R ER SO BB IBB HBP BLK WP HR S P ERA WHIP	IP WLS BF H R ER SO BB IBB HBP BLK WP HR S P ERA WHIP	IP WLS BF H R ER SO BB IBB HBP BLK WP HR S P ERA WHIP	IP WLS BF H R ER SO BB IBB HBP BLK WP HR S P ERA WHIP

livebaseballscorecards.com

AB	31
R	3
H	5
RBI	2
BB	4
SO	6
LOB	13



Cincinnati Reds @ Atlanta Braves
 Turner Field, Atlanta, GA

Sat Sep 03 2005, 7:05 PM EDT
 Att. 40,212 - Cloudy - 82 F

livebaseballscorecards.com

AB	33
R	9
H	10
RBI	9
BB	4
SO	3
LOB	19



WP: 1	PA: 39
PB: 0	
SB: 0	
CS: 0	

Batter	1	2	3	4	5	6	7	8	9	AB	R	H	RBI	BB	SO	LOB
Rafael Furcal, S OBP: 0.345, SLG: 0.428 (1, 6)	2-0 G4-3 1B		3-1 FC4-6 1B	0-2 F9		0-1 2B 1B		3-1 E4		5	1	2	2	0	0	0
Marcus Giles, R OBP: 0.377, SLG: 0.449 (1, 4)	4-2 FC5-4 BB		0-0 F9		0-0 G6-4-3 1B	1-0 2B		0-0 F9		4	0	2	2	1	0	3
10 Chipper Jones, S OBP: 0.418, SLG: 0.556 (1, 5)	1-0 FC5-4 1B		1-1 FC4-6 2B		2-0 G6-4-3	4-2 BB		1-0 F8		4	1	1	1	1	0	3
Andruw Jones, R OBP: 0.355, SLG: 0.593 Jim Brower, R (9, 1)	3-0 FC5-4 WP		2-1 7 HR 2B		1-2 G6-3	2-0 G6-3				4	1	1	1	0	0	4
Adam LaRoche, L OBP: 0.314, SLG: 0.429 (1, 3)	2-1 F7		4-2 7 HR BB			4-1 HBP 1B BB	1-0 1B			2	2	1	0	2	0	2
7 Jeff Francoeur, R OBP: 0.377, SLG: 0.652 Ryan Langerhans, L OBP: 0.322, SLG: 0.408 (7, 9) (9, 8)		2-2 P4	2-0 HR			1-1 HBP 1B HBP	2-3 K			2	2	1	3	0	0	0
Johnny Estrada, S OBP: 0.307, SLG: 0.371 (1, 2)		1-1 P5	0-0 F9			1-0 F7	0-1 G4-3 1B			4	0	1	0	0	0	2
Kelly Johnson, L OBP: 0.332, SLG: 0.391 (1, 7)		2-2 G3		0-0 P4		2-3 K	0-0 G4-3			4	0	0	0	0	1	4
Jorge Sosa, R OBP: 0.130, SLG: 0.091 48 Blaine Boyer, R (6, 1) Julio Franco, R OBP: 0.351, SLG: 0.483 John Foster, L (7, 1) 49 Macay McBride, L (8, 1) Todd Hollandsworth, L OBP: 0.301, SLG: 0.383 (8, 9)			0-0 F9 1B FC4-6 1B		2-3 K	3-1 1B 2B HBP		1-1 F7		2	1	1	0	0	1	0

Inning Stats	R: 0	H: 1	E: 0	LOB: 2	K: 0	P: 20	R: 0	H: 0	E: 0	LOB: 0	K: 0	P: 13	R: 5	H: 4	E: 0	LOB: 0	K: 0	P: 24	R: 0	H: 0	E: 0	LOB: 0	K: 1	P: 9	R: 0	H: 1	E: 0	LOB: 0	K: 0	P: 8	R: 4	H: 2	E: 0	LOB: 2	K: 1	P: 32	R: 0	H: 2	E: 0	LOB: 1	K: 1	P: 10	R: 0	H: 0	E: 1	LOB: 1	K: 0	P: 11
1B: 7	SF: 0	WP: 1	PA: 39																																													
2B: 2	SAC: 0	PB: 0																																														
3B: 0	DP: 2	SB: 0																																														
HR: 1	HBP: 2	CS: 0																																														

PITCHER	IP	WLS	BF	H	R	ER	SO	BB	IBB	HBP	BLK	WP	HR	S	P	ERA	WHIP
Luke Hudson, R ERA: 6.72 (1, 1)	3.0	L	16	5	5	5	0	2	0	0	0	1	1	28	57	15.00	2.333
Randy Keisler, L ERA: 7.13 (4, 1)	2.0		6	1	0	0	1	0	0	0	0	0	0	12	17	0.00	0.500
37 Brian Shackelford, L ERA: 2.74 (6, 1)	0.2		5	0	3	3	1	1	0	2	0	0	0	7	18	40.50	1.500
56 Todd Coffey, R ERA: 4.59 (6, 1)	0.1		4	2	1	1	0	1	0	0	0	0	0	7	14	27.00	9.000
31 Matt Belisle, R ERA: 3.82 (7, 1)	1.0		4	2	0	0	1	0	0	0	0	0	0	7	10	0.00	2.000

PITCHER	IP	WLS	BF	H	R	ER	SO	BB	IBB	HBP	BLK	WP	HR	S	P	ERA	WHIP
Josh Hancock, R ERA: (8, 1)	1.0		4	0	0	0	0	0	0	0	0	0	0	6	11	0.00	0.000

Batter	1	2	3	4	5	6	7	8	9	10	11	12	AB R H RBI BB SO LOB	TOP															
Felipe Lopez, S OBP: 0.329, SLG: 0.475 (1, 6)	0-0 F8		2-3 K			0-0 B1-3	0-1 F8		3-2 3B			0-1 B1	6 0 1 0 0 1 2																
12 Edwin Encarnación, R OBP: 0.288, SLG: 0.428 (1, 5)	2-2 F9		2-2 P6			0-1 P4		2-2 1B	1-3 K			0-1 1B	6 1 2 0 0 1 2																
Ken Griffey Jr., L OBP: 0.369, SLG: 0.576 (1, 8)	1-0 HR					4-0 FC6-4		0-3 K				1-0 2B	5 1 2 1 1 2 1																
Luke Hudson, R OBP: 0.333, SLG: 0.348 37 Brian Shackelford, L (12, 1)						1-0 FC6-4		0-1 L9				1-3 HR	0 1 0 0 0 0 0																
Austin Kearns, R OBP: 0.334, SLG: 0.452 (1, 9)	2-3 K					4-2 BB		0-1 L4				0-0 HR	0 0 0 0 0 0 0																
Sean Casey, L OBP: 0.382, SLG: 0.438 (1, 3)		3-2 G4-3				1-0 F7		0-2 L8				1-0 1B	5 1 1 1 1 1 2																
Wily Mo Peña, R OBP: 0.333, SLG: 0.523 25 David Westphers, R (8, 1)		2-2 K				1-0 G4-3		2-2 HR				3-2 HR	5 1 2 0 1 0 1																
Rich Aurilia, R OBP: 0.323, SLG: 0.440 Kent Mercker, L (10, 1)								4-0 BB				1-0 L6	3 1 1 0 0 1 1 1																
31 Matt Belisle, R OBP: 0.143, SLG: 0.143 Jason Larius, R OBP: 0.298, SLG: 0.454 (12, 9)								1-2 2-3				1-1 2-3	0 0 0 0 0 0 0																
Javier Valentin, S OBP: 0.376, SLG: 0.557 (1, 2)		2-0 G1-3				0-1 G4-3		2-2 HR				0-0 F8	1 0 0 0 0 0 1																
Aaron Holbert, R OBP: 0.333, SLG: 0.636 Jacob Cruz, L OBP: 0.306, SLG: 0.411 Ray Olmedo, S OBP: 0.266, SLG: 0.298 (9, 4)						0-2 K		3-3 K				2-3 K	2 0 0 0 0 1 1																
Ramon Ortiz, R OBP: 0.109, SLG: 0.133 Adam Dunn, L OBP: 0.387, SLG: 0.555 (8, 7)						1-3 K		1-1 G5-3				3-3 K	2 0 0 0 0 1 1																
Inning Stats	R: 1 E: 0 K: 1 S: 8	H: 1 LOB: 0 BB: 0 P: 13	R: 0 E: 0 K: 1 S: 7	H: 0 LOB: 0 BB: 0 P: 14	R: 0 E: 0 K: 1 S: 10	H: 1 LOB: 1 BB: 0 P: 14	R: 0 E: 0 K: 2 S: 9	H: 0 LOB: 0 BB: 0 P: 10	R: 0 E: 0 K: 0 S: 4	H: 0 LOB: 1 BB: 1 P: 9	R: 2 E: 0 K: 0 S: 16	H: 3 LOB: 1 BB: 0 P: 21	R: 0 E: 0 K: 2 S: 12	H: 2 LOB: 3 BB: 1 P: 21	R: 0 E: 0 K: 2 S: 14	H: 1 LOB: 1 BB: 0 P: 24	R: 0 E: 0 K: 0 S: 9	H: 0 LOB: 0 BB: 0 P: 11	R: 0 E: 0 K: 2 S: 8	H: 0 LOB: 0 BB: 0 P: 14	R: 5 E: 0 K: 1 S: 14	H: 4 LOB: 1 BB: 1 P: 24	1B: 6 2B: 3 3B: 1 HR: 3	SF: 0 SAC: 1 DP: 0 HBP: 0	WP: 0 PB: 0 SB: 0 CS: 0	PA: 53			
PITCHER	IP	WLS	BF	H	R	ER	SO	BB	IBB	HBP	BLK	WP	HR	S	P	ERA	WHIP												
Horacio Ramirez, L ERA: 4.45 (1, 1)	7.2		33	7	3	3	7	3	0	0	0	0	2	71	113	3.52	1.304												
49 Macay McBride, L ERA: 4.91 (8, 1)	0.1		1	0	0	0	1	0	0	0	0	0	0	3	6	0.00	0.000												
Kyle Farnsworth, R ERA: 2.06 (9, 1)	1.0		4	1	0	0	2	0	0	0	0	0	0	14	24	0.00	1.000												
Chris Reitsma, R ERA: 3.96 (10, 1)	1.0		4	1	0	0	0	0	0	0	0	0	0	9	11	0.00	1.000												
John Foster, L ERA: 3.0 (11, 1)	1.0		3	0	0	0	2	0	0	0	0	0	0	8	14	0.00	0.000												

Cincinnati Reds @ Atlanta Braves
Turner Field, Atlanta, GA
Sun Sep 04 2005, 1:05 PM EDT
Att: 34,472 - Partly Cloudy - 81 F

AB	48
R	8
H	13
RBI	8
BB	4
SO	13
LOB	16



livebaseballscorecards.com

Batter	1	2	3	4	5	6	7	8	9	10	11	12	AB	R	H	RBI	BB	SO	LOB
Rafael Furcal, S OBP: 0.344, SLG: 0.424	1-3 K		4-2 S BB		2-2 G3			1-2 G3-1		1-3 K		3-2 F9	5	0	0	0	1	2	0
Marcus Giles, R OBP: 0.379, SLG: 0.466	0-2 HR		1-3 K			0-0 HR		1-2 10 2B 3B			0-0 E4 WP S		5	3	3	2	0	1	1
10 Chipper Jones, S OBP: 0.415, SLG: 0.553	1-3 K		0-0 G1-3			0-2 L9		3-1 2B			2-1 L7		5	0	1	1	0	1	2
Andruw Jones, R OBP: 0.355, SLG: 0.590	2-0 P4		0-1 G5-3			4-2 G4-6-3 BB		1-1 P5			4-1 7 IBB IBB		3	0	0	0	2	0	2
Adam LaRoche, L OBP: 0.311, SLG: 0.423		1-2 K		0-0 F8		0-1 G4-6-3		0-3 K			0-3 K		5	0	0	0	0	3	3
7 Jeff Francoeur, R OBP: 0.378, SLG: 0.649		2-1 16 FC6-4 2B		0-0 P3		1-0 P3		1-2 G4-3			4-0 IBB		4	0	1	0	1	0	0
Ryan Langerhans, L OBP: 0.320, SLG: 0.402		4-2 16 FC6-4 BB		3-1 F7		0-2 F8		1-1 F9			1-2 G3		4	0	0	0	1	0	3
16 Brian McCann, L OBP: 0.351, SLG: 0.391		0-0 FC6-4		1-2 G3		1-0 G3				2-3 K		3	0	0	0	0	0	2	
Brian Jordan, R OBP: 0.294, SLG: 0.333		1-2 FC6-4		0-3 K								1	0	0	0	0	1	0	
Johnny Estrada, S OBP: 0.306, SLG: 0.370		1-2 FC6-4										1	0	0	0	0	0	0	
Horacio Ramirez, L 40 Macay McBride, L Todd Hollingsworth, L Jose Ramirez, R Chris Reitsma, R Julio Franco, R John Falter, L Dan Kolb, R SD Anthony Lerew, L Wilson Betemit, S		1-2 FC6-4										2	0	0	0	0	0	1	2

Inning Stats	R: 1	H: 1	E: 0	LOB: 0	K: 2	BB: 0	S: 13	R: 0	H: 1	E: 0	LOB: 2	K: 1	BB: 1	S: 13	R: 0	H: 0	E: 0	LOB: 1	K: 1	BB: 13	S: 8	R: 0	H: 0	E: 0	LOB: 0	K: 0	BB: 0	S: 4	R: 0	H: 0	E: 0	LOB: 0	K: 1	BB: 0	S: 9	R: 1	H: 1	E: 0	LOB: 0	K: 0	BB: 1	S: 8	R: 0	H: 0	E: 0	LOB: 0	K: 0	BB: 0	S: 5	R: 1	H: 2	E: 0	LOB: 1	K: 1	BB: 0	S: 14	R: 0	H: 0	E: 0	LOB: 0	K: 1	BB: 0	S: 8	R: 0	H: 0	E: 0	LOB: 0	K: 3	BB: 0	S: 9	R: 0	H: 0	E: 1	LOB: 3	K: 1	BB: 2	S: 10	R: 0	H: 0	E: 0	LOB: 0	K: 1	BB: 0	S: 11	R: 0	H: 0	E: 0	LOB: 0	K: 1	BB: 0	S: 11	1B: 0	SF: 0	2B: 2	SAC: 0	3B: 1	DP: 1	HR: 2	HBP: 0	WP: 1	PA: 46
--------------	------	------	------	--------	------	-------	-------	------	------	------	--------	------	-------	-------	------	------	------	--------	------	--------	------	------	------	------	--------	------	-------	------	------	------	------	--------	------	-------	------	------	------	------	--------	------	-------	------	------	------	------	--------	------	-------	------	------	------	------	--------	------	-------	-------	------	------	------	--------	------	-------	------	------	------	------	--------	------	-------	------	------	------	------	--------	------	-------	-------	------	------	------	--------	------	-------	-------	------	------	------	--------	------	-------	-------	-------	-------	-------	--------	-------	-------	-------	--------	-------	--------


PITCHER	IP	WLS	BF	H	R	ER	SO	BB	IBB	HBP	BLK	WP	HR	S	P	ERA	WHIP
Ramon Ortiz, R ERA: 5.26	(1, 1)	7.2	28	3	2	2	6	3	0	0	0	0	2	67	97	2.35	0.783
25 David Weathers, R ERA: 3.46	(8, 1)	1.1	6	2	1	1	1	0	0	0	0	0	0	15	22	6.75	1.500
Kent Mercker, L ERA: 3.6	(10, 1)	1.0	3	0	0	0	3	0	0	0	0	0	0	9	13	0.00	0.000
31 Matt Belisle, R ERA: 3.77	(11, 1)	1.0	W	3	0	0	1	0	2	0	0	1	0	10	21	0.00	0.000
37 Brian Shacketford, L ERA: 2.63	(12, 1)	1.0		3	0	0	1	0	0	0	0	0	0	11	18	0.00	0.000

BOTTOM

Cincinnati Reds @ Atlanta Braves
 Turner Field, Atlanta, GA
 Sun Sep 04 2005, 1:05 PM EDT
 Att. 34,472 - Partly Cloudy - 81 F

livebaseballscorecards.com

AB	41
R	3
H	5
RBI	3
BB	5
SO	12
LOB	15



New York Mets @ Atlanta Braves
 Turner Field, Atlanta, GA

Mon Sep 05 2005, 1:05 PM EDT
 Att: 33,045 - Partly Cloudy - 78 F

livebaseballscorecards.com



WP: 0 PA: 39
 PB: 0
 SB: 2
 CS: 0

AB 34
R 2
H 9
RBI 2
BB 4
SO 4
LOB 18

AB R H RBI BB SO LOB

5	1	2	0	0	0	1
4	0	1	0	1	0	2
4	0	1	1	1	1	4
4	0	0	0	0	1	3
3	1	1	0	1	0	3
3	0	1	0	1	0	0
3	0	0	1	0	0	2
4	0	2	0	0	0	1
3	0	0	0	0	2	2
0	0	0	0	0	0	0
1	0	1	0	0	0	0

Batter	1	2	3	4	5	6	7	8	9
7 José Reyes, S OBP: 0.304, SLG: 0.392 (1, 6)	3-2 G3 15 2B S 1B		2-2 L3		2-1 L8		0-0 BB 1B		0-0 P6
Kazuo Matsui, S OBP: 0.292, SLG: 0.323 (1, 4)	3-2 G3 1-3		2-2 15 S 1B		3-2 F7		4-2 1-2 2-3 BB		2-1 P5
15 Carlos Beltrán, S OBP: 0.330, SLG: 0.421 (1, 8)	0-1 F9 2B		4-0 1-2 BB		1-2 F7		3-2 F9-2		0-3 K
Cliff Floyd, L OBP: 0.352, SLG: 0.506 (1, 7)	3-2 F9 2-3		1-3 K		2-0 P2				0-1 G6-3
5 David Wright, R OBP: 0.395, SLG: 0.526 (1, 5)	3-2 F7		0-1 F9		3-2 2B				4-0 1B 11 SF8 BB
Doug Mientkiewicz, L OBP: 0.333, SLG: 0.424 (1, 3)			2-1 F7		1-2 G3				0-1 11 SF8 1B
11 Ramon Castro, R OBP: 0.330, SLG: 0.467 (1, 2)			1-1 F8		2-2 G5-3				0-0 SF8
Victor Diaz, R OBP: 0.354, SLG: 0.500 (1, 9)			1-2 1B		1-2 G5-3				0-1 G5-3
Steve Trachsel, R (1, 1) Roberto Hernandez, R (8, 1) Marlon Anderson, L (9, PH) OBP: 0.321, SLG: 0.352			2-3 K		2-3 K				2-2 15 DI 1B

Inning Stats	R: 1	H: 2	E: 0	K: 0	S: 17	H: 1	LOB: 1	BB: 0	P: 29	R: 0	H: 1	E: 0	K: 1	S: 11	H: 1	LOB: 1	BB: 0	P: 17	R: 0	H: 1	E: 0	K: 1	S: 14	H: 0	LOB: 0	BB: 0	P: 14	R: 0	H: 0	E: 0	K: 1	S: 11	H: 0	LOB: 0	BB: 0	P: 18	R: 0	H: 1	E: 0	K: 0	S: 9	H: 2	LOB: 2	BB: 1	P: 21	R: 0	H: 2	E: 0	K: 0	S: 12	H: 1	LOB: 1	BB: 1	P: 11	R: 0	H: 1	E: 0	K: 1	S: 9	H: 1	LOB: 1	BB: 0	P: 13	1B: 7	SF: 1	2B: 3	SAC: 0	3B: 0	DP: 1	HR: 0	HBP: 0
--------------	------	------	------	------	-------	------	--------	-------	-------	------	------	------	------	-------	------	--------	-------	-------	------	------	------	------	-------	------	--------	-------	-------	------	------	------	------	-------	------	--------	-------	-------	------	------	------	------	------	------	--------	-------	-------	------	------	------	------	-------	------	--------	-------	-------	------	------	------	------	------	------	--------	-------	-------	-------	-------	-------	--------	-------	-------	-------	--------

PITCHER	IP	WLS	BF	H	R	ER	SO	BB	IBB	HBP	BLK	WP	HR	S	P	ERA	WHIP
John Thomson, R ERA: 4.6 (1, 1)	5.0		20	4	1	1	3	1	0	0	0	0	0	63	101	1.80	1.000
26 Kyle Davies, R ERA: 4.27 (6, 1)	2.0	H	10	3	0	0	0	1	1	0	0	0	0	21	44	0.00	2.000
48 Blaine Boyer, R ERA: 1.93 (8, 1)	1.0	W	5	1	1	1	0	1	0	0	0	0	0	7	11	9.00	2.000
Kyle Farnsworth, R ERA: 2.03 (9, 1)	1.0	S	4	1	0	0	1	0	0	0	0	0	0	9	13	0.00	1.000

PITCHER	IP	WLS	BF	H	R	ER	SO	BB	IBB	HBP	BLK	WP	HR	S	P	ERA	WHIP
---------	----	-----	----	---	---	----	----	----	-----	-----	-----	----	----	---	---	-----	------

Batter	1	2	3	4	5	6	7	8	9	AB R H RBI BB SO LOB
Rafael Furcal, S OBP: 0.343, SLG: 0.422 (1, 6)	1-2 G1-3		1-1 G4-3		0-0 G6-3			0-1 10 HR 1B		4 1 1 0 0 0 0
Marcus Giles, R OBP: 0.378, SLG: 0.467 (1, 4)	1-1 10 2B		2-2 F8			1-0 P4		2-0 B1		4 1 1 0 0 0 1
10 Chipper Jones, S OBP: 0.416, SLG: 0.566 (1, 5)	2-2 2B		1-2 G4-3			1-0 G3		1-0 HR		4 1 2 3 0 0 0
Andrew Jones, R OBP: 0.356, SLG: 0.594 (1, 8)	3-2 G5-3			1-1 HR		4-1 BB		2-2 E6 7 S		3 1 1 1 1 0 1
Todd Hollandsworth, L OBP: 0.299, SLG: 0.377 (1, 7)	4-0 7 FC6-4 BB			1-0 F9		2-2 F7		0-3 K		3 0 0 0 1 1 2
7 Jeff Francoeur, R OBP: 0.380, SLG: 0.651 (1, 9)	0-1 FC6-4			2-2 G4-6-3 1B			1-1 F8 2B	0-3 K		4 0 2 0 0 1 3
Adam LaRoche, L OBP: 0.309, SLG: 0.420 (1, 3)		2-2 G4-3		0-1 G4-6-3			0-0 F8			3 0 0 0 0 0 2
Johnny Estrada, S OBP: 0.303, SLG: 0.366 (1, 2)		2-2 F7			1-1 G4-3		2-3 K			3 0 0 0 0 1 1
John Thomson, R OBP: 0.239, SLG: 0.250 (1, 1)		0-0 P3			0-1 F7		2-0 F8			1 0 0 0 0 0 0
4 Pete Citi, L OBP: 0.322, SLG: 0.368 (5, PH)										1 0 0 0 0 0 0
26 Kyle Davies, R OBP: 0.287, SLG: 0.154 (6, 1)										0 0 0 0 0 0 0
Brian Jordan, R OBP: 0.293, SLG: 0.332 (7, PH)										1 0 0 0 0 0 1
48 Blaine Boyer, R (8, 1)										0 0 0 0 0 0 0
Kyle Farnsworth, R (9, 1)										0 0 0 0 0 0 0

Inning Stats		R: 1	H: 2	E: 0	LOB: 2	K: 0	BB: 1	S: 17	R: 0	H: 0	E: 0	LOB: 0	K: 0	BB: 0	S: 7	R: 0	H: 0	E: 0	LOB: 0	K: 0	BB: 0	S: 8	R: 1	H: 2	E: 0	LOB: 0	K: 0	BB: 0	S: 9	R: 0	H: 0	E: 0	LOB: 0	K: 0	BB: 0	S: 5	R: 0	H: 0	E: 0	LOB: 1	K: 1	BB: 0	S: 8	R: 2	H: 2	E: 1	LOB: 1	K: 2	BB: 0	S: 15	P: 20										
PITCHER	IP	WLS	BF	H	R	ER	SO	BB	IBB	HBP	BLK	WP	HR	S	P	ERA	WHIP																			PITCHER	IP	WLS	BF	H	R	ER	SO	BB	IBB	HBP	BLK	WP	HR	S	P	ERA	WHIP								
Steve Trachsel, R ERA: 2.35 (1, 1)	7.1	L	30	7	4	4	1	2	0	0	0	0	2	64	104	4.91	1.227																																												
Roberto Hernandez, R ERA: 2.59 (8, 1)	0.2		3	0	0	0	2	0	0	0	0	0	0	11	13	0.00	0.000																																												


BOTTOM

New York Mets @ Atlanta Braves
Turner Field, Atlanta, GA

Mon Sep 05 2005, 1:05 PM EDT
Att. 33,045 - Partly Cloudy - 78 F

AB	31
R	4
H	7
RBI	4
BB	2
SO	3
LOB	11

livebaseballscores.com



1B:	2	SF:	0	WP:	0	PA:	33
2B:	3	SAC:	0	PB:	0		
3B:	0	DP:	1	SB:	1		
HR:	2	HBP:	0	CS:	0		

Batter	1	2	3	4	5	6	7	8	9	AB R H RBI BB SO LOB	TOP											
7 José Reyes, S OBP: 0.302, SLG: 0.389 (1, 6)	1-2 F8		1-0 G6-3		0-2 F8		0-2 G4-3			4 0 0 0 0 0 1												
Kazuo Matsui, S OBP: 0.295, SLG: 0.339 (1, 4)	3-2 2B		0-2 3B		3-2 G6-3			1-2 G4-3		4 0 2 0 0 0 0												
15 Carlos Beltrán, S OBP: 0.331, SLG: 0.421 (1, 8)	1-1 F9		4-0 BB		3-2 5 2B G4-3 1B			3-2 P4		3 1 1 0 1 0 1												
Cliff Floyd, L OBP: 0.353, SLG: 0.507 (1, 7)	2-2 HBP		0-0 G4-6-3		2-1 SAFE F7			3-2 2B		3 0 1 0 0 0 3												
5 David Wright, R OBP: 0.394, SLG: 0.526 (1, 5)	2-3 K			2-1 F8		1 SAFE 0-0 G4-3 2B		2-2 SAFE G4-3		4 0 1 0 0 1 3												
Doug Mientkiewicz, L OBP: 0.332, SLG: 0.425 (1, 3)		0-0 F9 2B		1-2 K		1 SAFE 3-2 G4-3 2B		3-2 G4-3		4 0 1 1 0 1 1												
11 Ramon Castro, R OBP: 0.328, SLG: 0.462 (1, 2)		2-1 G5-3		0-0 FC6-4 1B		2-3 3-H 0-2 L5		1-3 K		4 0 1 0 0 1 2												
Victor Diaz, R OBP: 0.349, SLG: 0.491 (1, 9)		1-1 F9		0-0 FC6-4		0-2 G6-3		3-3 K		4 0 0 0 0 1 2												
45 Pedro Martinez, R OBP: 0.094, SLG: 0.079 (1, 1)		1-2 G3			0-2 G4-3		2-1 G4-3 1B			2 0 0 0 0 0 1												
Jose Offerman, S OBP: 0.296, SLG: 0.337 (7, PH)										1 0 1 0 0 0 0												
Aaron Heilman, R (7, 1)										0 0 0 0 0 0 0												
Shingo Takatsu, R (8, 1)										0 0 0 0 0 0 0												
Inning Stats	R: 0 E: 0 K: 1 S: 18	H: 1 LOB: 2 BB: 0 P: 27	R: 0 E: 0 K: 0 S: 8	H: 1 LOB: 1 BB: 0 P: 12	R: 0 E: 0 K: 0 S: 7	H: 1 LOB: 1 BB: 1 P: 10	R: 0 E: 0 K: 1 S: 7	H: 1 LOB: 1 BB: 0 P: 10	R: 0 E: 0 K: 0 S: 12	H: 0 LOB: 0 BB: 0 P: 15	R: 1 E: 0 K: 0 S: 15	H: 2 LOB: 1 BB: 0 P: 23	R: 0 E: 0 K: 0 S: 8	H: 1 LOB: 0 BB: 0 P: 10	R: 0 E: 0 K: 0 S: 15	H: 1 LOB: 1 BB: 0 P: 24	R: 0 E: 0 K: 2 S: 10	H: 0 LOB: 0 BB: 0 P: 17	1B: 3 2B: 4 3B: 1 HR: 0	SF: 0 SAC: 0 DP: 2 HBP: 1	WP: 0 PB: 0 SB: 0 CS: 0	PA: 35
PITCHER	IP WLS BF H R ER SO BB IBB HBP BLK WP HR S P ERA WHIP																					
29 John Smoltz, R ERA: 2.96 (1, 1)	7.0 W 28 7 1 1 2 1 0 1 0 0 0 0 75 109 1.29 1.143																					
Chris Reitsma, R ERA: 3.9 (8, 1)	1.0 H 4 1 0 0 0 0 0 0 0 0 0 0 15 24 0.00 1.000																					
Kyle Farnsworth, R ERA: 1.99 (9, 1)	1.0 S 3 0 0 0 2 0 0 0 0 0 0 0 10 17 0.00 0.000																					

New York Mets @ Atlanta Braves
 Turner Field, Atlanta, GA
 Tue Sep 06 2005, 7:35 PM EDT
 Att. 21,068 - Partly Cloudy - 77 F

livebaseballscorecards.com

AB 33
R 1
H 8
RBI 1
BB 1
SO 4
LOB 14



New York Mets @ Atlanta Braves
 Turner Field, Atlanta, GA
 Wed Sep 07 2005, 7:05 PM EDT
 Att. 28,564 - Clear - 81 F

AB	37
R	3
H	12
RBI	3
BB	4
SO	3
LOB	15



WP	0	PA	44
PB	0		
SB	1		
CS	2		

Batter	1	2	3	4	5	6	7	8	9	10	AB	R	H	RBI	BB	SO	LOB								
7 José Reyes, S OBP: 0.301, SLG: 0.388	2-1 SH2-3 G1-3 1B	0-1 L8			2-1 F9		3-2 G3		0-1 P5		5	1	1	0	0	0	3								
Kazuo Matsui, S OBP: 0.297, SLG: 0.340	2-2 G1-3 SH2-3 1B		2-1 G3-1		0-1 CS 1B			1-1 G4-3		1-1 G4-3	5	1	2	0	0	0	0								
15 Carlos Beltrán, S OBP: 0.333, SLG: 0.422	0-0 SH2-3		0-0 G1-3		2-1 CS 1B			1-1 CS BB 1B		0-1 5 1B BB 1B	4	1	2	0	0	0	0								
Cliff Floyd, L OBP: 0.355, SLG: 0.506	1-0 G1-3		2-1 F9				1-1 1B		1 SAFE D 1 B 1 B 1 B 1-2 BB	4-0 5 BB BB	3	0	1	1	2	0	1								
5 David Wright, R OBP: 0.396, SLG: 0.525	2-2 3-H 1B			2-1 F9		0-2 P4		4-2 BB		1-1 11 L6-4 1B	4	0	2	1	1	0	1								
Doug Mientkiewicz, L OBP: 0.328, SLG: 0.418 Chris Woodward, R OBP: 0.339, SLG: 0.406	1 SAFE 1 SAFE G6-3		1-2 G5-3		0-1 L9			1-2 BB		1-2 2-3 3-H 1B	4	0	0	0	0	0	4								
11 Ramon Castro, R OBP: 0.330, SLG: 0.457		4-0 SH2-4 BB		2-1 1B			0-3 K		1-0 F7	1-1 L6-4	4	0	1	0	1	1	3								
Victor Diaz, R OBP: 0.347, SLG: 0.491		2-3 K		0-1 G6-3			0-0 G6-3		0-2 G4-3 2B		4	0	1	0	0	1	2								
Tom Glavine, L OBP: 0.185, SLG: 0.154 Roberto Hernandez, R OBP: 0.319, SLG: 0.350 Braden Loooper, R Shingo Takatsu, R	1-0 SH2-4			1-3 K			2-1 E6 1B		0-1 G4-3		2	0	1	0	0	1	0								
Inning Stats	R: 2 E: 0 K: 0 S: 13	H: 3 LOB: 1 BB: 0 P: 20	R: 0 E: 0 K: 1 S: 6	H: 0 LOB: 1 BB: 1 P: 13	R: 0 E: 0 K: 0 S: 5	H: 0 LOB: 0 BB: 0 P: 9	R: 0 E: 0 K: 0 S: 9	H: 1 LOB: 1 BB: 0 P: 14	R: 0 E: 0 K: 1 S: 8	H: 1 LOB: 0 BB: 0 P: 13	R: 0 E: 0 K: 0 S: 9	H: 1 LOB: 1 BB: 0 P: 14	R: 0 E: 1 K: 1 S: 9	H: 1 LOB: 1 BB: 0 P: 14	R: 0 E: 0 K: 0 S: 10	H: 1 LOB: 2 BB: 2 P: 21	R: 0 E: 0 K: 0 S: 8	H: 1 LOB: 1 BB: 0 P: 9	R: 1 E: 0 K: 0 S: 9	H: 3 LOB: 2 BB: 1 P: 16	1B: 11 2B: 2 3B: 0 HR: 0	SF: 0 SAC: 2 DP: 1 HBP: 0	WP: 0 PB: 0 SB: 1 CS: 2	PA: 44	
PITCHER	IP	WLS	BF	H	R	ER	SO	BB	IBB	HBP	BLK	WP	HR	S	P	ERA	WHIP								
15 Tim Hudson, R ERA: 3.32	8.0		33	8	2	2	3	3	0	0	0	0	0	69	114	2.25	1.375								
48 Blaine Boyer, R ERA: 1.87	1.0		4	1	0	0	0	0	0	0	0	0	0	8	9	0.00	1.000								
Chris Reitsma, R ERA: 4.02	0.1		3	1	1	1	0	1	0	0	0	0	0	4	9	27.00	6.000								
Jim Brower, R ERA: 5.76	0.0		1	1	0	0	0	0	0	0	0	0	0	2	3	∞	∞								
John Foster, L ERA: 2.93	0.2	W	2	1	0	0	0	0	0	0	0	0	0	3	4	0.00	1.500								

livebaseballscorecards.com

New York Mets @ Atlanta Braves
Turner Field, Atlanta, GA

Wed Sep 07 2005, 7:05 PM EDT
Att. 28,564 - Clear - 81 F

livebaseballscorecards.com



Batter	1	2	3	4	5	6	7	8	9	10	AB	R	H	RBI	BB	SO	LOB
Rafael Furcal, S OBP: 0.345, SLG: 0.424 (1, 6)	F7		P4		2-H 1B		K		DI IBB		4	0	1	1	1	1	2
Marcus Giles, R OBP: 0.375, SLG: 0.461 (1, 4)	G6-3		G1-3		L7			G5-3	K		5	0	0	0	0	1	3
10 Chipper Jones, S OBP: 0.422, SLG: 0.565 (1, 5)	BB		G6-3		K			BB		BB HBP 1B	3	1	1	0	2	1	0
Andruw Jones, R OBP: 0.354, SLG: 0.588 (1, 8)	P4			K		1B		F8		BB HBP 1B	4	1	1	0	0	1	2
Julio Franco, R OBP: 0.346, SLG: 0.469 (1, 3)		G6-3		G4-3		F8		F9		BB HBP 1B	4	0	0	0	1	0	2
Kelly Johnson, L OBP: 0.332, SLG: 0.391 (10, PR)										BB	0	0	0	0	0	0	0
7 Jeff Francoeur, R OBP: 0.375, SLG: 0.644 (1, 9)		2B		K		G6-3			2B	P3	5	1	2	0	0	1	4
Johnny Estrada, S OBP: 0.304, SLG: 0.366 (1, 2)			F8		L5			15 SH1-3 1B		F7	3	0	1	0	0	0	1
4 Pete Orr, L OBP: 0.322, SLG: 0.368 (7, PR)										P6	0	0	0	0	0	0	0
16 Brian McCann, L OBP: 0.340, SLG: 0.377 (8, 2)											2	0	0	0	0	0	4
Ryan Langerhans, L OBP: 0.328, SLG: 0.411 (1, 7)		BB			15 SH3 1B		K		G6-3	2B	4	1	3	3	1	1	1
15 Tim Hudson, R OBP: 0.175, SLG: 0.185 (9, 1)										1B	1	0	0	0	0	0	2
48 Blaine Boyer, R OBP: 0.297, SLG: 0.375 (9, PH)											0	0	0	0	0	0	0
Todd Hollandsworth, L OBP: 0.297, SLG: 0.375 (10, 1)											1	0	0	0	0	0	1
Chris Neilsma, R OBP: 0.297, SLG: 0.375 (10, 1)											0	0	0	0	0	0	0
Jim Brower, R OBP: 0.297, SLG: 0.375 (10, 1)											0	0	0	0	0	0	0
John Foster, L OBP: 0.297, SLG: 0.375 (10, 1)											0	0	0	0	0	0	0

Inning Stats	R: 0	H: 0	E: 0	K: 0	S: 8	R: 0	H: 1	E: 0	K: 0	S: 9	R: 0	H: 0	E: 0	K: 0	S: 5	R: 0	H: 0	E: 0	K: 2	S: 10	R: 1	H: 2	E: 0	K: 0	S: 6	R: 0	H: 1	E: 0	K: 1	S: 9	R: 0	H: 1	E: 0	K: 2	S: 8	R: 0	H: 0	E: 0	K: 0	S: 5	R: 1	H: 2	E: 0	K: 1	S: 17	R: 2	H: 2	E: 0	K: 0	S: 15	1B: 6	SF: 0	2B: 3	SAC: 2	3B: 0	DP: 0	HR: 0	HBP: 1	WP: 0	PA: 44
--------------	------	------	------	------	------	------	------	------	------	------	------	------	------	------	------	------	------	------	------	-------	------	------	------	------	------	------	------	------	------	------	------	------	------	------	------	------	------	------	------	------	------	------	------	------	-------	------	------	------	------	-------	-------	-------	-------	--------	-------	-------	-------	--------	-------	--------

PITCHER	IP	WLS	BF	H	R	ER	SO	BB	IBB	HBP	BLK	WP	HR	S	P	ERA	WHIP
Tom Glavine, L ERA: 3.89 (1, 1)	7.1		30	5	1	1	5	3	0	0	0	0	0	56	97	1.23	1.091
Roberto Hernandez, R ERA: 2.56 (8, 1)	0.2	H	2	0	0	0	0	0	0	0	0	0	0	4	6	0.00	0.000
Braden Looper, R ERA: 3.7 (9, 1)	1.0	L	9	3	3	3	1	1	1	1	0	0	0	21	43	27.00	4.000
Shingo Takatsu, R ERA: 5.4 (10, 1)	0.2	B	3	1	0	0	0	0	0	0	0	0	0	11	16	0.00	1.500

AB	36
R	4
H	9
RBI	4
BB	5
SO	6
LOB	22

Batter	1	2	3	4	5	6	7	8	9	AB R H RBI BB SO LOB	TOP																									
Rafael Furcal, S OBP: 0.345, SLG: 0.425 (1, 6)	0-1 B1		3-2 10 G3 2B		1-1 HR 1B		0-0 L4		1-3 K	5 1 2 1 0 1 0																										
Marcus Giles, R OBP: 0.374, SLG: 0.460 (1, 4)	1-2 F8		1-0 B3		0-0 HR 1B		2-3 K			4 1 1 0 0 1 1																										
10 Chipper Jones, S OBP: 0.420, SLG: 0.561 (1, 5)	1-1 2B 1B		2-1 G3		2-0 F8		2-0 E7			4 1 1 0 0 0 3																										
Andruw Jones, R OBP: 0.355, SLG: 0.595 (1, 8)	0-1 2B 2B		1-2 G5-3		3-2 HR 1-H 2-H		1-2 L6			4 2 2 4 0 0 2																										
Adam LaRoche, L OBP: 0.310, SLG: 0.423 (1, 3)	3-1 2B			2-2 K	1-0 1B			1-1 F7		4 0 2 1 0 1 0																										
7 Jeff Francoeur, R OBP: 0.367, SLG: 0.630 (1, 9)	0-0 G4-3			1-3 K	0-3 K			2-2 G5-3		4 0 0 0 0 2 2																										
Johnny Estrada, S OBP: 0.303, SLG: 0.365 (1, 2)		2-2 B1-6-4 1B		3-2 K		3-2 F7		1-0 G1-3		4 0 1 0 0 1 0																										
Ryan Langerhans, L OBP: 0.327, SLG: 0.412 (1, 7)		1-2 K			2-2 SH5-4 1B 2B	0-1 G3		0-1 F8		4 1 1 0 0 1 1																										
Horacio Ramirez, L OBP: 0.224, SLG: 0.258 4 Pete Orr, L OBP: 0.319, SLG: 0.365 48 Blaine Boyer, R OBP: 0.287, SLG: 0.154 26 Kyle Davies, R OBP: 0.287, SLG: 0.154 John Foster, L OBP: 0.287, SLG: 0.154 Dan Kolb, R OBP: 0.287, SLG: 0.154 Todd Hollandsworth, L OBP: 0.286, SLG: 0.373 (1, 1) (8, PH) (6, 1) (7, 1) (8, 1) (8, 1) (9, PH)		0-0 B1-6-4			0-0 SH5-4	2-0 G5-3		0-3 K		1 0 0 0 0 0 0 1 1 0 0 0 0 0 0 0 0 0 0 0 0 0 0 0 0 0 0 0 0 0 0 0 0 0 0 0 0 0 0 0 0 0 0 0 0 0 0 0 1 0 0 0 0 0 1 0																										
Inning Stats	R: 2 E: 0 K: 0 S: 13	H: 3 LOB: 1 BB: 0 P: 18	R: 0 E: 0 K: 1 S: 7	H: 1 LOB: 0 BB: 0 P: 10	R: 0 E: 0 K: 3 S: 14	H: 1 LOB: 1 BB: 0 P: 21	R: 0 E: 0 K: 3 S: 10	H: 0 LOB: 0 BB: 0 P: 16	R: 4 E: 0 K: 1 S: 22	H: 5 LOB: 1 BB: 0 P: 31	R: 0 E: 0 K: 0 S: 7	H: 0 LOB: 0 BB: 0 P: 12	R: 0 E: 1 K: 1 S: 8	H: 0 LOB: 1 BB: 0 P: 13	R: 0 E: 0 K: 0 S: 6	H: 0 LOB: 0 BB: 0 P: 10	R: 0 E: 0 K: 2 S: 10	H: 0 LOB: 0 BB: 0 P: 11	1B: 5 2B: 4 3B: 0 HR: 1	SF: 0 SAC: 1 DP: 1 HBP: 0	WP: 0 PB: 0 SB: 0 CS: 0	PA: 37														
PITCHER	IP WLS BF H R ER SO BB IBB HBP BLK WP HR S P ERA WHIP																				PITCHER	IP WLS BF H R ER SO BB IBB HBP BLK WP HR S P ERA WHIP														
Esteban Loaiza, R ERA: 3.79 (1, 1)	6.0		27	10	6	6	5	0	0	0	0	0	1	73	108	9.00	1.667																			
57 Jason Bergmann, R ERA: 1.86 (7, 1)	1.0		4	0	0	0	1	0	0	0	0	0	0	8	13	0.00	0.000																			
Gary Majewski, R ERA: 2.88 (8, 1)	1.0	W	3	0	0	0	0	0	0	0	0	0	0	6	10	0.00	0.000																			
32 Chad Cordero, R ERA: 1.29 (9, 1)	1.0	S	3	0	0	0	2	0	0	0	0	0	0	10	11	0.00	0.000																			

Atlanta Braves @ Washington Nationals
Robert F. Kennedy Memorial Stadium, Washington, DC

Fri Sep 09 2005, 7:05 PM EDT
Att. 36,295 - Clear - 83 F

livebaseballscores.com

AB	36
R	6
H	10
RBI	6
BB	0
SO	8
LOB	10



Batter	1	2	3	4	5	6	7	8	9
Brad Wilkerson, L OBP: 0.354, SLG: 0.422 (1, 3)	0-2 G6-3		0-2 F9 BB 1B		1-0 F9	1 SAFE 3-2 1B		1-0 2B	
Marlon Byrd, R OBP: 0.260, SLG: 0.355 57 Jason Bergmann, R OBP: 0.200, SLG: 0.333 Gary Majewski, R (8, PH) Carlos Baerga, S OBP: 0.325, SLG: 0.324 Kenny Kelly, R OBP: 0.450, SLG: 0.500 32 Chad Cordero, R (9, 1)	4-2 E WP E BB		4-0 1-2 BB		0-2 G6-3	0-3 K		4-1 2B BB	
Jose Guillen, R OBP: 0.350, SLG: 0.506 (1, 9)	3-2 P5		2-2 F9		3-2 1B 2B		1-1 G6-3	1-0 2B	
Preston Wilson, R OBP: 0.325, SLG: 0.472 (1, 8)	1-1 E3		2-1 F8		0-0 BB 1B 1B		2-1 P3	1-0 G5-3	
Vinny Castilla, R OBP: 0.320, SLG: 0.396 (1, 5)	1-1 F7				3-3 K	1-1 BB 1B		0-1 F9	
Gary Bennett, R OBP: 0.290, SLG: 0.283 Brian Schneider, L OBP: 0.335, SLG: 0.420 (9, 2)		3-2 F9		2-3 K	4-2 BB	1-2 2-3 BB		3-2 P2	
Deivi Cruz, R OBP: 0.300, SLG: 0.382 Ryan Church, L OBP: 0.362, SLG: 0.473 (8, PH) (9, 7)		3-1 F9		1-0 15 2B 1B	1-1 G6-3			4-2 SH5-4 15 BB 2B	
15 Cristian Guzman, S OBP: 0.247, SLG: 0.288 (1, 6)		1-1 G4-3		1-1 1-H 2B		1-2 G5-3		4-2 SH5-4 2B BB	
Esteban Loaiza, R OBP: 0.188, SLG: 0.219 Brandon Watson, L OBP: 0.310, SLG: 0.462 (6, PH) (7, 7)			1-3 K	1-0 G6-3		3-2 CS 1B		1-0 SH5-4	
Jamey Carroll, R OBP: 0.331, SLG: 0.274 (8, PH) (9, 4)								1-2 2-3	

Inning Stats	R: 1	H: 0	E: 2	K: 0	S: 14	LOB: 1	BB: 1	P: 23	R: 0	H: 0	E: 0	K: 0	S: 7	LOB: 0	BB: 0	P: 14	R: 0	H: 1	E: 0	K: 1	S: 11	LOB: 2	BB: 1	P: 20	R: 1	H: 2	E: 0	K: 2	S: 14	LOB: 1	BB: 0	P: 22	R: 1	H: 3	E: 0	K: 0	S: 19	LOB: 3	BB: 1	P: 29	R: 0	H: 2	E: 0	K: 1	S: 12	LOB: 1	BB: 0	P: 19	R: 1	H: 1	E: 0	K: 0	S: 8	LOB: 0	BB: 0	P: 14	R: 4	H: 2	E: 0	K: 0	S: 13	LOB: 2	BB: 3	P: 29	R: 0	H: 0	E: 0	K: 0	S: 8	LOB: 0	BB: 0	P: 14	R: 4	H: 2	E: 0	K: 0	S: 13	LOB: 2	BB: 3	P: 29
--------------	------	------	------	------	-------	--------	-------	-------	------	------	------	------	------	--------	-------	-------	------	------	------	------	-------	--------	-------	-------	------	------	------	------	-------	--------	-------	-------	------	------	------	------	-------	--------	-------	-------	------	------	------	------	-------	--------	-------	-------	------	------	------	------	------	--------	-------	-------	------	------	------	------	-------	--------	-------	-------	------	------	------	------	------	--------	-------	-------	------	------	------	------	-------	--------	-------	-------

PITCHER	IP	WLS	BF	H	R	ER	SO	BB	IBB	HBP	BLK	WP	HR	S	P	ERA	WHIP
Horacio Ramirez, L ERA: 4.43 (1, 1)	5.0		25	6	3	2	3	3	0	0	0	1	0	65	108	3.60	1.800
48 Blaine Boyer, R ERA: 1.82 (6, 1)	1.0	H	4	2	0	0	1	0	0	0	0	0	0	12	19	0.00	2.000
26 Kyle Davies, R ERA: 4.56 (7, 1)	1.0	H	6	1	3	3	0	2	0	0	0	0	1	14	28	27.00	3.000
John Foster, L ERA: 3.48 (8, 1)	0.1	L	3	1	0	0	0	1	0	0	0	0	0	3	9	0.00	6.000
Dan Kolb, R ERA: 5.57 (8, 1)	0.2		3	1	2	2	0	0	0	0	0	0	0	4	6	27.00	1.500

BOTTOM

AB	R	H	RBI	BB	SO	LOB
5	1	3	2	0	0	0
2	1	0	0	2	1	1
0	0	0	0	0	0	0
0	0	0	0	0	0	0
0	0	0	0	1	0	0
0	1	0	0	0	0	0
0	0	0	0	0	0	0

5 1 2 2 0 0 3

5 0 1 1 0 0 4

5 1 2 1 0 1 3

3 0 0 0 1 1 0

0 0 0 0 0 0 0

3 1 1 0 0 0 3

0 1 0 0 1 0 0

3 1 1 1 1 0 0

2 0 0 0 0 1 1

1 0 1 0 0 0 0

0 0 0 0 0 0 0

1B: 6 SF: 0
2B: 4 SAC: 1
3B: 0 DP: 0
HR: 1 HBP: 0

WP: 1 PA: 41
PB: 0
SB: 0
CS: 1

Atlanta Braves @ Washington Nationals
Robert F. Kennedy Memorial Stadium, Washington, DC

livebaseballscores.com



Fri Sep 09 2005, 7:05 PM EDT
Att. 36,295 - Clear - 83 F

Atlanta Braves @ Washington Nationals
 Robert F. Kennedy Memorial Stadium, Washington, DC

Sat Sep 10 2005, 1:20 PM EDT
 Att. 44,083 - Cloudy - 83 F

AB	33
R	4
H	8
RBI	4
BB	3
SO	6
LOB	13



WP	0	PA	37
PB	0		
SB	0		
CS	1		

AB	R	H	RBI	BB	SO	LOB
5	0	1	0	0	1	2
4	0	0	0	0	1	2
4	0	1	0	0	0	0
3	1	2	1	1	0	0
4	0	0	0	0	0	3
3	1	1	0	1	0	1
3	1	1	0	1	1	2
3	1	1	3	0	0	1
3	0	1	0	0	2	1
1	0	0	0	0	1	1
0	0	0	0	0	0	0

Batter	1	2	3	4	5	6	7	8	9
Rafael Furcal, S (1, 6) OBP: 0.344, SLG: 0.423	3-2 L8		1-3 K		1-1 F8		0-1 CS 1B		1-2 F7
Marcus Giles, R (1, 4) OBP: 0.372, SLG: 0.456	0-0 G1-3		1-1 FC3-6		2-0 F7		1-3 K		
10 Chipper Jones, S (1, 5) OBP: 0.418, SLG: 0.560	0-0 F7			0-0 G4-3	2-0		1-0 L7		
Andruw Jones, R (1, 8) OBP: 0.358, SLG: 0.601		0-1		2-1	4-0			2-2 G6-3	
Adam LaRoche, L (1, 3) OBP: 0.308, SLG: 0.419		1-1		1-1	1-0			0-1 F7	
7 Jeff Francoeur, R (1, 9) OBP: 0.370, SLG: 0.631		0-1		1-0		4-2		0-0 F8	
Ryan Langerhans, L (1, 7) OBP: 0.329, SLG: 0.412		3-3		4-1		0-0		2-1	
16 Brian McCann, L (1, 2) OBP: 0.340, SLG: 0.397			1-0	2-0		1-1		0-1	
Jorge Sosa, R (1, 1) OBP: 0.154, SLG: 0.120			3-2	1-3		1-3		2-3	
Julio Franco, R (9, PH) OBP: 0.345, SLG: 0.467									
Kyle Farnsworth, R (9, 1)									

Inning Stats	R: 0	H: 0	E: 0	K: 0	S: 5	P: 8	R: 0	H: 1	E: 0	K: 1	S: 9	P: 13	R: 0	H: 1	E: 0	K: 1	S: 9	P: 15	R: 4	H: 3	E: 0	K: 1	S: 11	P: 22	R: 0	H: 1	E: 0	K: 0	S: 5	P: 15	R: 0	H: 0	E: 0	K: 1	S: 10	P: 16	R: 0	H: 1	E: 0	K: 1	S: 6	P: 8	R: 0	H: 0	E: 0	K: 0	S: 6	P: 8	R: 0	H: 1	E: 0	K: 1	S: 10	P: 15	1B: 4	2B: 2	3B: 0	HR: 2	SF: 0	SAC: 1	DP: 0	HBP: 0	WP: 0	PA: 37
--------------	------	------	------	------	------	------	------	------	------	------	------	-------	------	------	------	------	------	-------	------	------	------	------	-------	-------	------	------	------	------	------	-------	------	------	------	------	-------	-------	------	------	------	------	------	------	------	------	------	------	------	------	------	------	------	------	-------	-------	-------	-------	-------	-------	-------	--------	-------	--------	-------	--------

PITCHER	IP	WLS	BF	H	R	ER	SO	BB	IBB	HBP	BLK	WP	HR	S	P	ERA	WHIP
Livan Hernandez, R (1, 1) ERA: 3.83	8.0	L	33	7	4	4	5	2	1	0	0	0	2	61	105	4.50	1.125
Joey Eischen, L (9, 1) ERA: 3.3	0.1		2	1	0	0	0	0	0	0	0	0	0	4	6	0.00	3.000
Hector Carrasco, R (9, 1) ERA: 2.04	0.2		2	0	0	0	1	0	0	0	0	0	0	6	9	0.00	0.000

Batter	1	2	3	4	5	6	7	8	9	AB	R	H	RBI	BB	SO	LOB				
Brad Wilkerson, L OBP: 0.352, SLG: 0.419 (1, 3)	1-2 F9 ①		2-3 K ②		2-2 P6 ③			3-2 F9 ②		4	0	0	0	0	1	2				
Deivi Cruz, R OBP: 0.303, SLG: 0.384 (1, 4)	1-1 1B ①		1-1 1B ②			1-1 P3 ①		0-1 G6-3 ③		4	0	2	0	0	0	0				
Jose Guillen, R OBP: 0.349, SLG: 0.504 (1, 9)	1-2 P3 ②		0-0 F7 ③			1-2 G5-4-3 1B ②			1-2 P5 ①	4	0	1	0	0	0	3				
Preston Wilson, R OBP: 0.322, SLG: 0.468 (1, 8)	1-2 G6-3 ③			1-1 G5-3 ①		1-1 G5-4-3 ②			0-1 F8 ②	4	0	0	0	0	0	2				
Brian Schneider, L OBP: 0.332, SLG: 0.415 (1, 2)		1-2 F9 ①		1-1 G3-1 ②			0-3 K ①		0-1 F8 ③	4	0	0	0	0	1	0				
Vinny Castilla, R OBP: 0.318, SLG: 0.393 (1, 5)		0-2 G5-3 ②		1-2 G5-3 ③			1-2 G6-3 ②			3	0	0	0	0	0	0				
Ryan Church, L OBP: 0.366, SLG: 0.475 (1, 7)		1-1 F9 ③			2-1 SH3-4 1B ①		1-0 1B ①			3	0	2	0	0	0	0				
15 Cristian Guzman, S OBP: 0.245, SLG: 0.286 (1, 6)			0-0 F9 ①			0-1 F9 ①		0-0 F9 ③		3	0	0	0	0	0	2				
Livan Hernandez, R OBP: 0.267, SLG: 0.365 Brandon Watson, L OBP: 0.300, SLG: 0.444 (8, PH) Joey Eischen, L OBP: 0.333, SLG: 0.333 Hector Carrasco, R (9, 1)			0-1 1B ①			0-0 SH3-4 ②		1-2 K ①		1	0	1	0	0	0	0				
			1-2 1B ①		1-2 ①					1	0	0	0	0	1	0				
										0	0	0	0	0	0	0				
										0	0	0	0	0	0	0				
Inning Stats	R: 0 E: 0 K: 0 S: 12	H: 1 LOB: 1 BB: 0 P: 16	R: 0 E: 0 K: 0 S: 8	H: 0 LOB: 0 BB: 0 P: 10	R: 0 E: 0 K: 1 S: 12	H: 2 LOB: 2 BB: 0 P: 15	R: 0 E: 0 K: 0 S: 7	H: 0 LOB: 0 BB: 0 P: 10	R: 0 E: 0 K: 0 S: 8	H: 1 LOB: 1 BB: 0 P: 12	R: 0 E: 0 K: 1 S: 10	H: 1 LOB: 1 BB: 0 P: 12	R: 0 E: 0 K: 1 S: 9	H: 0 LOB: 0 BB: 0 P: 13	R: 0 E: 0 K: 0 S: 7	H: 0 LOB: 0 BB: 0 P: 8	1B: 6 2B: 0 3B: 0 HR: 0	SF: 0 SAC: 1 DP: 1 HBP: 0	WP: 0 PB: 0 SB: 0 CS: 0	PA: 32
PITCHER	IP WLS BF H R ER SO	W W 29 6 0 0 3			BB IBB HBP BLK	WP HR S P	ERA WHIP		PITCHER	IP WLS BF H R ER SO	BB IBB HBP BLK	WP HR S P	ERA WHIP							
Jorge Sosa, R ERA: 2.55 Kyle Farnsworth, R ERA: 1.96	(1, 1) (9, 1)	8.0 3			0 0 0 0	0 0 0 0	0.00 0.000													

BOTTOM

Atlanta Braves @ Washington Nationals
Robert F. Kennedy Memorial Stadium, Washington, DC

livebaseballscores.com

AB	31
R	0
H	6
RBI	0
BB	0
SO	3
LOB	9



Sat Sep 10 2005, 1:20 PM EDT
Att: 44,083 - Cloudy - 83 F

Batter	1	2	3	4	5	6	7	8	9	AB R H RBI BB SO LOB	TOP																																																										
Rafael Furcal, S (1, 6) OBP: 0.344, SLG: 0.422	4-2 HBP BB 10 2B	4-0 BB		2-0 SF7		1-0 E4			1-1 F7	2 1 0 1 2 0 1																																																											
Marcus Giles, R (1, 4) OBP: 0.372, SLG: 0.456	2-1 HBP 10 2B SF7	3-2 BB		1-1 2B		3-2 G6-3			0-0 F7	4 1 1 1 0 1 3																																																											
10 Chipper Jones, S (1, 5) OBP: 0.418, SLG: 0.570	1-2 2B			0-1 G4-3		1-3 K			2-0 HR	5 1 2 3 0 1 1																																																											
Andruw Jones, R (1, 8) OBP: 0.360, SLG: 0.612	4-0 IBB			0-1 HR		1-1 G5-3			0-2 HR	4 2 2 2 1 0 0																																																											
Adam LaRoche, L (1, 3) OBP: 0.305, SLG: 0.416 49 Macay McBride, L (8, 1) Todd Hollandsworth, L (9, PH) OBP: 0.295, SLG: 0.372	1-0 SF7			2-3 K		1-3 K			1-2 F9	3 0 0 1 0 2 0 0 0 0 0 0 0 0 1 0 0 0 0 0 1																																																											
7 Jeff Francoeur, R (1, 9) OBP: 0.363, SLG: 0.618	0-2 F9			0-0 L4		2-0 F9			1-1 G4-3	4 0 0 0 0 0 2																																																											
Ryan Langerhans, L (1, 7) OBP: 0.328, SLG: 0.409	3-3 K			2-0 SF7 29 SH5-4 16 1B		1-2 G6-3			1-3 K	4 1 1 0 0 2 2																																																											
16 Brian McCann, L (1, 2) OBP: 0.344, SLG: 0.400				0-1 2B 29 SH5-4 1B		1-2 E 29 SH1-4 1B			2-3 K	4 2 2 0 0 1 0																																																											
29 John Smoltz, R (1, 1) OBP: 0.191, SLG: 0.215 48 Blaine Boyer, R (8, 1) John Foster, L (8, 1) Chris Reitsma, R (8, 1) Julio Franco, R (8, 3) 4 Pete Citi, L (8, PR) OBP: 0.319, SLG: 0.365 Kyle Farnsworth, R (9, 1)				1-3 SH5-4		0-0 SH1-4			2-1 HR 10 HR 1B	1 0 0 0 0 0 1 0 0 0 0 0 0 0 0 0 0 0 0 0 0 0 0 0 0 0 0 0 0 0 0 0 1 0 1 0 0 0 0 0 0 0 1 0 0 0 0 0 0 0 0 0 0 0 0 0																																																											
Inning Stats	R: 2 E: 0 K: 1 S: 15	H: 1 LOB: 2 BB: 2 P: 30	R: 0 E: 0 K: 2 S: 10	H: 0 LOB: 1 BB: 1 P: 19	R: 1 E: 0 K: 1 S: 8	H: 1 LOB: 0 BB: 0 P: 10	R: 2 E: 0 K: 1 S: 13	H: 3 LOB: 1 BB: 0 P: 22	R: 0 E: 0 K: 1 S: 6	H: 0 LOB: 0 BB: 0 P: 10	R: 1 E: 1 K: 0 S: 12	H: 1 LOB: 1 BB: 0 P: 18	R: 0 E: 0 K: 0 S: 8	H: 0 LOB: 0 BB: 0 P: 13	R: 0 E: 0 K: 2 S: 8	H: 0 LOB: 0 BB: 0 P: 12	R: 3 E: 0 K: 0 S: 13	H: 3 LOB: 1 BB: 0 P: 19	1B: 4 2B: 2 3B: 0 HR: 3	SF: 2 SAC: 2 DP: 0 HBP: 1	WP: 0 PB: 0 SB: 1 CS: 0	PA: 41																																															
PITCHER 57 Jason Bergmann, R (1, 1) ERA: 3.09 Travis Hughes, R (3, 1) ERA: 2.89 John Halama, L (4, 1) ERA: 5.92 Jon Rauch, R (4, 1) ERA: 3.98 Mike Stanton, L (6, 1) ERA: 5.35	IP 2.0	WLS 11	BF 11	H 1	R 2	ER 2	SO 3	BB 2	IBB 1	HBP 1	BLK 0	WP 0	HR 0	S 25	P 49	ERA 9.00	WHIP 1.500	PITCHER Darrell Rasner, R (7, 1) ERA: 5.79 Gary Majewski, R (8, 1) ERA: 2.84 32 Chad Cordero, R (9, 1) ERA: 1.65	IP 1.0	WLS 3	BF 3	H 0	R 0	ER 0	SO 0	BB 0	IBB 0	HBP 0	BLK 0	WP 0	HR 0	S 8	P 13	ERA 0.00	WHIP 0.000	IP 1.0	WLS 3	BF 0	H 0	R 0	ER 0	SO 2	BB 0	IBB 0	HBP 0	BLK 0	WP 0	HR 0	S 8	P 12	ERA 0.00	WHIP 0.000	IP 1.0	WLS L 6	BF 3	H 3	R 3	ER 3	SO 0	BB 0	IBB 0	HBP 0	BLK 0	WP 0	HR 2	S 13	P 19	ERA 27.00	WHIP 3.000

Atlanta Braves @ Washington Nationals
 Robert F. Kennedy Memorial Stadium, Washington, DC
 Sun Sep 11 2005, 1:05 PM EDT
 Att. 31,834 - Party Cloudy - 82 F

AB	33
R	9
H	9
RBI	8
BB	3
SO	8
LOB	10



Batter	1	2	3	4	5	6	7	8	9	AB	R	H	RBI	BB	SO	LOB
Brad Wilkerson, L (1, 8) OBP: 0.351, SLG: 0.416	1-1 G4-3		0-1 L8			3-2 F7		1-1 24 1B HBP	2-3 K	5	1	1	1	0	1	0
Rick Short, R (1, 4) OBP: 0.455, SLG: 1.000 Jamey Carroll, R (9, 4) OBP: 0.331, SLG: 0.274	0-0 F9		0-0 P3			0-1 HR		2-0 24 1B F8 SF7 HBP		3	2	1	1	0	0	0
24 Nick Johnson, L (1, 3) OBP: 0.405, SLG: 0.476	2-2 G4-3				0-1 F7	1-1 HR		3-2 11 1B SF7 1B		4	2	2	3	0	0	0
Jose Guillen, R (1, 9) OBP: 0.349, SLG: 0.501		4-1 11 2B BB		0-0 F9	0-3 K	0-3 K		2-2 F8		3	0	0	0	1	1	2
Ryan Church, L (1, 7) OBP: 0.360, SLG: 0.469		0-3 K		1-0 F7			0-2 G4-3	0-0 SF7		3	0	0	1	0	1	1
11 Ryan Zimmerman, R (1, 5) OBP: 0.333, SLG: 0.533		1-1 2B		0-0 F9			1-3 K	1-2 1B		4	0	2	1	0	1	0
Brian Schneider, L (1, 2) OBP: 0.328, SLG: 0.410		1-3 K		0-1 F8			1-1 F7	0-3 K		4	0	0	0	0	2	3
15 Cristian Guzman, S (1, 6) OBP: 0.245, SLG: 0.284	1-1 G4-3			0-1 F7				4-2 1B BB	0-0 P5	3	1	0	0	1	0	2
57 Jason Bergmann, R Travis Hughes, R Brandon Watson, L John Hester, L Jon Rauch, R Mike Stanton, L Kenny Kelly, R Danell Riasner, R Gary Mauerwald, R Marlon Byrd, R 32 Chad Costello, R Carlos Baerga, S			0-0 F7			1-3 K		4-1 1B 24 1B BB	1-3 K	0	0	0	0	0	0	0

Inning Stats	R: 0	H: 0	E: 0	K: 7	S: 7	R: 0	H: 1	E: 0	K: 2	S: 11	R: 0	H: 0	E: 0	K: 0	S: 4	R: 0	H: 0	E: 0	K: 0	S: 4	R: 0	H: 0	E: 0	K: 0	S: 5	R: 2	H: 2	E: 0	K: 2	S: 16	R: 0	H: 0	E: 0	K: 1	S: 9	R: 5	H: 3	E: 0	K: 1	S: 19	R: 0	H: 0	E: 0	K: 2	S: 7	1B: 3	SF: 1	3B: 0	HR: 2	WP: 0	PB: 0	SB: 0	CS: 0	PA: 37
PITCHER	IP	WLS	BF	H	R	ER	SO	BB	IBB	HBP	BLK	WP	HR	S	P	ERA	WHIP																																					
29 John Smoltz, R (1, 1) ERA: 2.95	7.0		25	3	2	2	5	1	0	0	0	0	0	56	74	2.57	0.571																																					
48 Blaine Boyer, R (8, 1) ERA: 2.34	0.0		2	0	2	0	0	2	0	0	0	0	0	3	11	∞	∞																																					
John Foster, L (8, 1) ERA: 4.35	0.0		3	2	1	1	0	0	0	1	0	0	0	5	11	∞	∞																																					
Chris Reitsma, R (8, 1) ERA: 3.97	0.2	B	3	1	2	0	0	0	0	0	0	0	0	8	11	27.00	1.500																																					
49 Macay McBride, L (8, 1) ERA: 4.7	0.1	W	1	0	0	0	1	0	0	0	0	0	0	3	3	0.00	0.000																																					
PITCHER	IP	WLS	BF	H	R	ER	SO	BB	IBB	HBP	BLK	WP	HR	S	P	ERA	WHIP																																					
Kyle Farnsworth, R (9, 1) ERA: 1.93	1.0		3	0	0	0	2	0	0	0	0	0	0	7	10	0.00	0.000																																					

BOTTOM

Atlanta Braves @ Washington Nationals, Washington, DC

Sun Sep 11 2005, 1:05 PM EDT
Att. 31,834 - Partly Cloudy - 82 F

livebaseballscorecards.com

AB	32
R	7
H	6
RBI	7
BB	3
SO	8
LOB	8



Batter	1	2	3	4	5	6	7	8	9	AB R H RBI BB SO LOB	TOP											
Rafael Furcal, S (1, 6) OBP: 0.342, SLG: 0.418	2-2 G6-3			1-1 F8		3-3 K		3-2 F8		4 0 0 0 0 1 1												
Marcus Giles, R (1, 4) OBP: 0.371, SLG: 0.455	0-0 F8			2-3 K		2-2 10 G6-4-3 1B		0-0 G4-3		4 0 1 0 0 1 0												
10 Chipper Jones, S (1, 5) OBP: 0.417, SLG: 0.567 Wilson Betemit, S (7, 5) OBP: 0.356, SLG: 0.441	3-3 K			4-0 FC6-4 BB		3-2 G6-4-3 1-2f			0-0 F8	2 0 0 0 1 1 2 1 0 0 0 0 0 0												
Andruw Jones, R (1, 8) OBP: 0.359, SLG: 0.609		1-2 P4		1-1 FC6-4 1-2f		0-2 FC5-4 1B		2-2 P3		4 0 1 0 0 0 1												
Julio Franco, R (1, 3) OBP: 0.342, SLG: 0.460		3-1 G6-3			1-3 K	0-0 FC5-4 1-2f		2-2 G3-4-1		4 0 0 0 0 1 1												
7 Jeff Francoeur, R (1, 9) OBP: 0.357, SLG: 0.608		0-3 K			1-1 G5-3	1-1 G5-3				3 0 0 0 0 1 1												
Brian Jordan, R (1, 7) OBP: 0.293, SLG: 0.332			0-0 G6-3		1-2 1B	0-3 K				3 0 1 0 0 1 1												
Johnny Estrada, S (1, 2) OBP: 0.301, SLG: 0.361			0-2 P5		1-3 K	1-3 K		0-3 K		3 0 0 0 0 2 1												
15 Tim Hudson, R (1, 1) OBP: 0.186, SLG: 0.214 49 Macay McBride, L (7, 1) Todd Hollandsworth, L (8, PH) OBP: 0.298, SLG: 0.365 50 Anthony Lerew, L (8, 1)			1-3 K			0-1 2B		3-2 HR		2 0 1 0 0 1 0 0 0 0 0 0 0 0 1 1 1 1 0 0 0 0 0 0 0 0 0 0												
Inning Stats	R: 0 E: 0 K: 1 S: 7	H: 0 LOB: 0 BB: 0 P: 12	R: 0 E: 0 K: 1 S: 8	H: 0 LOB: 0 BB: 0 P: 12	R: 0 E: 0 K: 1 S: 7	H: 0 LOB: 0 BB: 0 P: 8	R: 0 E: 0 K: 1 S: 8	H: 0 LOB: 1 BB: 1 P: 16	R: 0 E: 0 K: 2 S: 11	H: 1 LOB: 1 BB: 0 P: 15	R: 0 E: 0 K: 1 S: 13	H: 2 LOB: 1 BB: 0 P: 21	R: 0 E: 1 K: 1 S: 10	H: 1 LOB: 1 BB: 0 P: 11	R: 1 E: 0 K: 1 S: 11	H: 1 LOB: 0 BB: 0 P: 17	R: 0 E: 0 K: 0 S: 8	H: 0 LOB: 0 BB: 0 P: 12	1B: 3 2B: 1 3B: 0 HR: 1	SF: 0 SAC: 0 DP: 1 HBP: 0	WP: 0 PB: 0 SB: 0 CS: 0	PA: 32
PITCHER	IP WLS BF H R ER SO BB IBB HBP BLK WP HR S P ERA WHIP																					
58 Eude Brito, L (1, 1) ERA: 1.72	6.0 W 21 3 0 0 7 1 0 0 0 0 0 0 54 84 0.00 0.667																					
63 Ryan Madson, R (7, 1) ERA: 3.38	1.0 4 1 0 0 1 0 0 0 0 0 0 0 10 11 0.00 1.000																					
Ugueth Urbina, R (8, 1) ERA: 3.57	1.0 4 1 1 1 1 0 0 0 0 0 0 1 11 17 9.00 1.000																					
Billy Wagner, L (9, 1) ERA: 1.61	1.0 S 3 0 0 0 0 0 0 0 0 0 0 0 8 12 0.00 0.000																					

Atlanta Braves @ Philadelphia Phillies
Citizens Bank Park, Philadelphia, PA
Mon Sep 12 2005, 7:05 PM EDT
Att. 21,169 - Clear - 85 F

livebaseballscorecards.com

AB 31
R 1
H 5
RBI 1
BB 1
SO 9
LOB 8



Batter	1	2	3	4	5	6	7	8	9	AB R H RBI BB SO LOB
11 Jimmy Rollins, S OBP: 0.316, SLG: 0.391	1-0 G4-3		3-2 L9		0-2 1B S E 1B	3-2 G3				4 1 1 0 0 0 1
Kenny Lofton, L OBP: 0.372, SLG: 0.394	0-1 G4-3		0-1 BB 1B 1B		1-0 E 26 HBP 6 FC4-6 1B	1-2 G4-3				4 2 2 0 0 0 0
26 Chase Utley, L OBP: 0.365, SLG: 0.516	0-0 1B		0-3 K		3-2 FC4-6 6 E HBP	4-0 1B BB				2 0 1 0 1 1 2
Bobby Abreu, L OBP: 0.414, SLG: 0.491	0-2 G4-3		4-1 1B BB		0-1 E4 6 FC4-6	1-3 K				3 0 0 1 1 1 4
Pat Burrell, R OBP: 0.391, SLG: 0.518		2-2 1B	0-1 1B		1-1 L4	2-2 1B				4 0 3 2 0 0 3
Endy Chavez, L OBP: 0.258, SLG: 0.301		4-2 G4-3 BB	3-3 K		1-2 FC4-6 WP	1-3 K				0 0 0 0 0 0 0
6 Ryan Howard, L OBP: 0.350, SLG: 0.520					1-2 FC4-6 WP	1-3 K				3 0 0 1 1 2 6
David Bell, R OBP: 0.300, SLG: 0.352		3-2 G4-3		0-2 P6	1-2 G6-3	3-3 K				4 0 0 0 0 1 3
Mike Lieberthal, R OBP: 0.325, SLG: 0.418		0-0 G4-3		1-0 F8		2-1 G5-3				4 0 0 0 0 0 1
58 Eude Brito, L OBP: 0.200, SLG: 0.200			1-2 BB 1B 1B		0-0 F8	1-2 P6				2 1 1 0 0 0 0
Tomas Perez, S OBP: 0.303, SLG: 0.291										1 0 0 0 0 0 0
63 Ryan Madson, L										0 0 0 0 0 0 0
Ugueth Urbina, R										0 0 0 0 0 0 0
Michael Tucker, L OBP: 0.313, SLG: 0.363										1 0 0 0 0 0 0
Billy Wagner, L OBP: 0.500, SLG: 0.500										0 0 0 0 0 0 0

Inning Stats	R: 0 E: 0 K: 0 S: 7	H: 1 LOB: 1 BB: 0 P: 8	R: 0 E: 0 K: 0 S: 11	H: 1 LOB: 1 BB: 1 P: 20	R: 2 E: 0 K: 2 S: 18	H: 3 LOB: 2 BB: 1 P: 29	R: 0 E: 0 K: 0 S: 6	H: 0 LOB: 0 BB: 0 P: 7	R: 2 E: 1 K: 0 S: 18	H: 2 LOB: 2 BB: 0 P: 25	R: 0 E: 0 K: 0 S: 8	H: 0 LOB: 0 BB: 0 P: 14	R: 0 E: 0 K: 2 S: 13	H: 1 LOB: 2 BB: 1 P: 22	R: 0 E: 0 K: 1 S: 10	H: 0 LOB: 0 BB: 0 P: 17
1B: 8 2B: 0 3B: 0 HR: 0	SF: 0 SAC: 0 DP: 0 HBP: 1	WP: 1 PB: 0 SB: 1 CS: 0	PA: 36													

PITCHER	IP	WLS	BF	H	R	ER	SO	BB	IBB	HBP	BLK	WP	HR	S	P	ERA	WHIP
15 Tim Hudson, R ERA: 3.36	6.0	L	28	7	4	3	2	2	0	1	0	1	0	68	103	4.50	1.500
49 Macay McBride, L ERA: 4.15	1.0		5	1	0	0	2	1	0	0	0	0	0	13	22	0.00	2.000
50 Anthony Lerew, R ERA:	1.0		3	0	0	0	1	0	0	0	0	0	0	10	17	0.00	0.000

BOTTOM

Atlanta Braves @ Philadelphia Phillies
Citizens Bank Park, Philadelphia, PA

Mon Sep 12 2005, 7:05 PM EDT
Att. 21,169 - Clear - 85 F

livebaseballscorecards.com

AB	32
R	4
H	8
RBI	4
BB	3
SO	5
LOB	20



Batter	1	2	3	4	5	6	7	8	9
11 Jimmy Rollins, S OBP: 0.316, SLG: 0.392	1-1 G4-3		1-1 G3		1-0 1B 2B		1-0 SH1-4		
Kenny Lofton, L OBP: 0.377, SLG: 0.406 Jason Michaels, R OBP: 0.408, SLG: 0.419	1-0 26 1B 3B		0-0 26 FC3-6 1B		1-0 2-H 26 2B 1B		2-2 G6-3		
26 Chase Utley, L OBP: 0.368, SLG: 0.519	0-2 CS 1B		0-0 FC3-6		0-2 1-H 2B		4-2 BB		
Bobby Abreu, L OBP: 0.413, SLG: 0.491	3-H 1B 2B		1-1 L9		2-1 G3		1-3 K		
Pat Burrell, R OBP: 0.390, SLG: 0.516 Andy Chavez, L OBP: 0.258, SLG: 0.301	0-3 K			1-1 G5-3		2-3 K		0-0 1B 1B	
6 Ryan Howard, L OBP: 0.352, SLG: 0.536		3-2 HR		0-1 F7		3-2 1B 2B		3-3 K	
David Bell, R OBP: 0.300, SLG: 0.352		2-3 K		1-1 P2		0-0 F8		2-2 1B	
Mike Lieberthal, R OBP: 0.324, SLG: 0.416		0-1 G1-4-3			2-2 G6-3		1-0 2-H 1B	1-2 L4	
Gavin Floyd, R OBP: 0.111, SLG: 0.111 Shane Victorino, S OBP: 0.400, SLG: 0.400 Aaron Fultz, L OBP: 0.333, SLG: 0.333 63 Ryan Madson, L OBP: 0.300, SLG: 0.307 Ramon Martinez, R OBP: 0.301, SLG: 0.289 Billy Wagner, L OBP: 0.500, SLG: 0.500		2-1 F9			2-1 L5		3-2 G6-3 SH1-4 1B	1-2 F9	

AB	R	H	RBI	BB	SO	LOB
3	1	1	0	0	0	0
3	2	3	1	0	0	0
1	0	0	0	0	0	1
3	0	2	2	1	0	1
4	0	1	0	0	1	4
4	0	1	0	0	2	1
0	0	0	0	0	0	0
4	2	2	1	0	1	1
4	0	1	0	0	1	1
4	0	1	1	0	0	2
1	0	0	0	0	0	0
1	0	0	0	0	0	0
0	0	0	0	0	0	0
1	0	1	0	0	0	0
0	0	0	0	0	0	0
1	0	0	0	0	0	2
0	0	0	0	0	0	0

BOTTOM	
Atlanta Braves @ Philadelphia Phillies	
Citizens Bank Park, Philadelphia, PA	
Tue Sep 13 2005, 7:05 PM EDT	
Att. 24,311 - Clear - 87 F	
AB	34
R	5
H	13
RBI	5
BB	1
SO	5
LOB	13
	
WP: 0	PA: 36
PB: 0	
SB: 0	
CS: 1	

Inning	1	2	3	4	5	6	7	8	9
R: 1	R: 1	R: 0	R: 0	R: 0	R: 2	R: 1	R: 0	R: 0	R: 0
E: 0	E: 0	E: 0	E: 0	E: 0	E: 0	E: 0	E: 0	E: 0	E: 0
K: 1	K: 1	K: 0	K: 0	K: 0	K: 0	K: 1	K: 1	K: 1	K: 1
S: 12	S: 10	S: 6	S: 6	S: 6	S: 14	S: 8	S: 16	S: 16	S: 23
H: 3	H: 1	H: 1	H: 1	H: 0	H: 3	H: 2	H: 1	H: 2	H: 2
LOB: 1	LOB: 0	LOB: 1	LOB: 1	LOB: 0	LOB: 1	LOB: 1	LOB: 2	LOB: 2	LOB: 2
BB: 0	BB: 0	BB: 0	BB: 0	BB: 0	BB: 0	BB: 0	BB: 1	BB: 0	BB: 0
P: 17	P: 17	P: 8	P: 8	P: 8	P: 22	P: 14	P: 27	P: 23	P: 23

PITCHER	IP	WLS	BF	H	R	ER	SO	BB	IBB	HBP	BLK	WP	HR	S	P	ERA	WHIP
John Thomson, R ERA: 4.76	(1, 1)	5.0	22	8	4	4	2	0	0	0	0	0	1	48	72	7.20	1.600
48 Blaine Boyer, R ERA: 2.52	(6, 1)	1.0	4	2	1	1	1	0	0	0	0	0	0	8	14	9.00	2.000
John Foster, L ERA: 4.22	(7, 1)	1.0	5	1	0	0	1	1	0	0	0	0	0	16	27	0.00	2.000
Chris Reitsma, R ERA: 3.92	(8, 1)	1.0	5	2	0	0	1	0	0	0	0	0	0	16	23	0.00	2.000

Batter	1	2	3	4	5	6	7	8	9	AB R H RBI BB SO LOB	TOP		
Rafael Furcal, S (1, 6) OBP: 0.340, SLG: 0.415 Wilson Betemit, S (8, 6) OBP: 0.353, SLG: 0.433	2-0 1B		1-3 K		3-1 F8		0-1 F8		1-3 K	4 0 1 0 0 1 3 1 0 0 0 0 1 1			
Marcus Giles, R (1, 4) OBP: 0.369, SLG: 0.451	0-1 SAFE 1B		1-0 FC6-4		0-0 SF9		0-1 FC6-4		2-1 F9	4 0 1 1 0 0 3			
10 Chipper Jones, S (1, 5) OBP: 0.414, SLG: 0.559 4 Pete Orr, L (8, 5) OBP: 0.319, SLG: 0.365	0-1 F7			0-3 K	4-0 BB			1-2 G4-3		3 0 0 0 1 1 2 0 0 0 0 0 0 0			
Andruw Jones, R (1, 8) OBP: 0.359, SLG: 0.613 Dan Kolb, R (8, 1)	3-2 G5-4-3			0-0 2B 3B 1B	1-2 G5-3			0-1 HR		4 2 2 1 0 0 3 0 0 0 0 0 0 0			
Adam LaRoche, L (1, 3) OBP: 0.304, SLG: 0.417		0-1 F7		1-1 3B 2B		0-0 G3		0-2 F7		4 1 1 0 0 0 0			
7 Jeff Francoeur, R (1, 9) OBP: 0.358, SLG: 0.599		0-0 G6-3		2-2 K		1-1 G5-3		1-0 FC4-6 1B		4 0 1 0 0 1 2			
Kelly Johnson, L (1, 7) OBP: 0.333, SLG: 0.399 50 Anthony Lerew, L (4, 1) Andy Marte, R (8, PH) OBP: 0.245, SLG: 0.244 49 Macay McBride, L (6, 1) Jim Brower, R (7, 1) Todd Hollandsworth, L (8, PH) OBP: 0.286, SLG: 0.382 (8, 7)		2-1 P4		3-2 3B		3-3 K		0-0 FC4-6		2 0 1 2 0 0 0 0 0 0 0 0 0 0 1 0 0 0 0 1 0 0 0 0 0 0 0 0 0 0 0 0 0 0 0 1 0 0 0 0 0 1	AB 36 R 4 H 11 RBI 4 BB 1 SO 5 LOB 17		
16 Brian McCann, L (1, 2) OBP: 0.339, SLG: 0.400 8 Brayan Peña, S (7, PH) OBP: 0.182, SLG: 0.156 (7, 2)			3-1 F8		1-1 P6		0-0 FC6-4 1B		0-0 F9	2 0 0 0 0 0 1 2 0 1 0 0 0 0			
Horacio Ramirez, L (1, 1) OBP: 0.235, SLG: 0.269 Ryan Langerhans, L (4, 7) OBP: 0.327, SLG: 0.410 (8, 8)			0-0 FC6-4 1B		0-2 F8 SF9 2B		1-2 FC6-4 FC6-4		3-1 1B	1 0 1 0 0 0 0 3 1 2 0 0 0 1			
Inning Stats	R: 0 H: 2 E: 0 LOB: 1 K: 0 BB: 0 S: 8 P: 13	R: 0 H: 0 E: 0 LOB: 0 K: 0 BB: 0 S: 5 P: 7	R: 0 H: 1 E: 0 LOB: 1 K: 1 BB: 0 S: 7 P: 12	R: 2 H: 3 E: 0 LOB: 1 K: 2 BB: 0 S: 15 P: 22	R: 1 H: 1 E: 0 LOB: 1 K: 0 BB: 1 S: 10 P: 18	R: 0 H: 0 E: 0 LOB: 0 K: 1 BB: 0 S: 6 P: 10	R: 0 H: 1 E: 0 LOB: 1 K: 0 BB: 0 S: 8 P: 9	R: 1 H: 2 E: 0 LOB: 1 K: 0 BB: 0 S: 10 P: 12	R: 0 H: 1 E: 0 LOB: 1 K: 1 BB: 0 S: 9 P: 15	1B: 7 SF: 1 2B: 2 SAC: 0 3B: 1 DP: 1 HR: 1 HBP: 0	WP: 0 PA: 38 PB: 0 SB: 0 CS: 0		
PITCHER	IP WLS BF H R ER SO BB IBB HBP BLK WP HR S P ERA WHIP											PITCHER	IP WLS BF H R ER SO BB IBB HBP BLK WP HR S P ERA WHIP
Cory Lidle, R (1, 1) ERA: 4.79	5.0 W 22 7 3 3 3 1 0 0 0 0 0 0 45 72 5.40 1.600												
Aaron Fultz, L (6, 1) ERA: 2.18	2.0 7 1 0 0 1 0 0 0 0 0 0 0 14 19 0.00 0.500												
Geoff Geary, R (8, 1) ERA: 3.71	1.0 5 2 1 1 0 0 0 0 0 0 0 1 10 12 9.00 2.000												
Aquilino Lopez, R (9, 1) ERA: 1.46	1.0 4 1 0 0 1 0 0 0 0 0 0 0 9 15 0.00 1.000												

Atlanta Braves @ Philadelphia Phillies
Citizens Bank Park, Philadelphia, PA

Wed Sep 14 2005, 7:05 PM EDT
Att. 23,125 - Cloudy - 78 F

livebaseballscorecards.com



Batter	1	2	3	4	5	6	7	8	9
11 Jimmy Rollins, S OBP: 0.318, SLG: 0.397 Endy Chavez, L OBP: 0.258, SLG: 0.301	1-1 1B 2B	3-1 FC6-4 1B	2-2 G6-3		3-1 1B 2B		2-3 K		
Jason Michaels, R OBP: 0.408, SLG: 0.430	1-3 K	0-0 FC6-4 1-2f		1-3 K	1-0 1B		2-2 HR		
Bobby Abreu, L OBP: 0.413, SLG: 0.490 8 Shane Victorino, S OBP: 0.400, SLG: 0.400	3-2 26 1B 1B	0-0 G4-3		0-1 G4-3	1-2 G4-3		4-0 BB BB		
Pat Burrell, R OBP: 0.396, SLG: 0.517 Geoff Geary, R OBP: 0.167, SLG: 0.167 Aquilino Lopez, R	0-1 1B 26 SF8 1B		4-1 26 FC4-6 BB	4-1 26 2B BB		4-2 2B G6-3 BB	4-2 BB		
26 Chase Utley, L OBP: 0.367, SLG: 0.518 Matt Kata, S OBP: 0.286, SLG: 0.297	0-0 FC4 1B		1-0 FC4-6 1B HR	1-1 2B		3-3 K	0-0 G3		
David Bell, R OBP: 0.303, SLG: 0.356	1-2 1B		2-1 HR 1B		0-0 P4	2-2 2B		0-0 G5-3	
Mike Lieberthal, R OBP: 0.326, SLG: 0.419 Todd Pratt, R OBP: 0.345, SLG: 0.428	0-1 SF8		2-2 HR 1B		1-2 BB 1B	2-2 G6-3		0-3 K	
Ramon Martinez, R OBP: 0.313, SLG: 0.343	2-1 L7		1-1 HR		4-2 11 2B 1B BB	0-2 G4-3		0-1 1B	
Cory Lidle, R OBP: 0.180, SLG: 0.163 Michael Tucker, L OBP: 0.312, SLG: 0.362 Aaron Fultz, L OBP: 0.333, SLG: 0.333 Tomas Perez, S OBP: 0.298, SLG: 0.286		0-3 K	0-1 B1		2-1 F8		2-1 F8	0-1 G1-3	

Inning Stats	R: 3	H: 4	E: 1	LOB: 2	K: 1	S: 22	P: 30	R: 0	H: 1	E: 0	LOB: 1	K: 1	S: 7	P: 10	R: 4	H: 3	E: 0	LOB: 0	K: 0	S: 14	P: 26	R: 0	H: 1	E: 0	LOB: 2	K: 1	S: 9	P: 15	R: 3	H: 3	E: 0	LOB: 1	K: 0	S: 15	P: 27	R: 1	H: 1	E: 0	LOB: 1	K: 1	S: 17	P: 28	R: 1	H: 1	E: 0	LOB: 2	K: 1	S: 11	P: 25	R: 0	H: 1	E: 0	LOB: 1	K: 1	S: 9	P: 9
--------------	------	------	------	--------	------	-------	-------	------	------	------	--------	------	------	-------	------	------	------	--------	------	-------	-------	------	------	------	--------	------	------	-------	------	------	------	--------	------	-------	-------	------	------	------	--------	------	-------	-------	------	------	------	--------	------	-------	-------	------	------	------	--------	------	------	------

PITCHER	IP	WLS	BF	H	R	ER	SO	BB	IBB	HBP	BLK	WP	HR	S	P	ERA	WHIP
Horacio Ramirez, L ERA: 4.65	(1, 1)	3.0	19	8	7	6	2	1	0	0	0	0	1	43	66	18.00	3.000
50 Anthony Lerew, R ERA: 7.36	(4, 1)	2.0	11	4	3	3	1	2	0	0	0	0	0	24	42	13.50	3.000
49 Macay McBride, L ERA: 4.66	(6, 1)	1.0	5	1	1	1	1	1	0	0	0	0	0	17	28	9.00	2.000
Jim Brower, R ERA: 5.82	(7, 1)	1.0	6	1	1	1	1	2	0	0	0	0	1	11	25	9.00	3.000
Dan Kolb, R ERA: 5.47	(8, 1)	1.0	4	1	0	0	1	0	0	0	0	0	0	9	9	0.00	1.000

BOTTOM

AB	R	H	RBI	BB	SO	LOB
5	2	3	1	0	1	0
0	0	0	0	0	0	0
5	1	2	3	0	2	2
4	1	1	1	1	0	2
0	0	0	0	0	0	0
1	2	1	0	4	0	0
0	0	0	0	0	0	0
0	0	0	0	0	0	0
5	1	1	0	0	1	6
0	0	0	0	0	0	0
5	1	3	1	0	0	0
3	2	2	2	0	0	1
1	0	0	0	0	1	0
4	2	2	4	1	0	3
2	0	0	0	0	1	0
1	0	0	0	0	0	2
0	0	0	0	0	0	0
2	0	0	0	0	0	1

AB 38
R 12
H 15
RBI 12
BB 6
SO 6
LOB 17

WP: 0 PA: 45
PB: 0
SB: 1
CS: 0

Atlanta Braves @ Philadelphia Phillies
Citizens Bank Park, Philadelphia, PA

livebaseballscorecards.com



Wed Sep 14 2005, 7:05 PM EDT
Att. 23,125 - Cloudy - 78 F

Batter	1	2	3	4	5	6	7	8	9	AB R H RBI BB SO LOB	TOP											
Rafael Furcal, S OBP: 0.341, SLG: 0.417 (1, 6)	G6-3		10 HR 1B		E6 SH1-3		G1-6-3 10 HR 2B		G4-3	5 2 2 0 0 0 0	Atlanta Braves @ Philadelphia Phillies Citizens Bank Park, Philadelphia, PA Thu Sep 15 2005, 7:05 PM EDT Att. 27,804 - Party Cloudy - 83 F											
Marcus Giles, R OBP: 0.370, SLG: 0.449 (1, 4)	BB		10 HR BB		SH1-3		G1-6-3		G5-3	2 1 0 0 2 0 1												
10 Chipper Jones, S OBP: 0.414, SLG: 0.576 (1, 5)	L7		HR		F7		HR		K	5 2 2 5 0 1 2												
Andrew Jones, R OBP: 0.357, SLG: 0.609 (1, 8)	K		F8		K		K		K	4 0 0 0 0 3 2												
Adam LaRoche, L OBP: 0.306, SLG: 0.425 Chris Reitsma, R Johnny Estrada, S OBP: 0.301, SLG: 0.361 (1, 3) (7, 1) (8, 2)			K		G4-3		HR		1B	4 1 2 1 0 1 0 0 0 0 0 0 0 0 0 0 0 0 0 0 0												
7 Jeff Francoeur, R OBP: 0.352, SLG: 0.587 (1, 9)			K		G4-3		K		L4	4 0 0 0 0 2 1												
Ryan Langerhans, L OBP: 0.326, SLG: 0.411 (1, 7)			F8		2B		G6-3		B1	4 0 1 0 0 0 0												
16 Brian McCann, L OBP: 0.343, SLG: 0.399 Kyle Farnsworth, R (8, 1)			G4-3		IBB		FC4-6 1B		K	3 0 1 0 1 1 0 0 0 0 0 0 0 0												
Jorge Sosa, R OBP: 0.138, SLG: 0.107 49 Macay McBride, L Julio Franco, R OBP: 0.339, SLG: 0.459 (1, 1) (6, 1) (7, 3)			K		K		FC4-6 1-2f		G6-3	3 0 0 0 0 2 3 0 0 0 0 0 0 0 1 0 0 0 0 0 0												
Inning Stats	R: 0 E: 0 K: 1 S: 9	H: 0 LOB: 1 BB: 1 P: 16	R: 0 E: 0 K: 2 S: 9	H: 0 LOB: 0 BB: 0 P: 14	R: 3 E: 0 K: 1 S: 9	H: 2 LOB: 0 BB: 1 P: 18	R: 0 E: 0 K: 1 S: 9	H: 1 LOB: 2 BB: 1 P: 21	R: 0 E: 1 K: 1 S: 7	H: 0 LOB: 1 BB: 0 P: 14		R: 1 E: 0 K: 1 S: 13	H: 2 LOB: 1 BB: 0 P: 19	R: 2 E: 0 K: 1 S: 12	H: 3 LOB: 1 BB: 0 P: 18	R: 0 E: 0 K: 1 S: 8	H: 0 LOB: 0 BB: 0 P: 13	R: 0 E: 0 K: 1 S: 7	H: 0 LOB: 0 BB: 0 P: 10	1B: 3 2B: 2 3B: 0 HR: 3	SF: 0 SAC: 1 DP: 0 HBP: 0	WP: 0 PB: 0 SB: 1 CS: 0
PITCHER	IP WLS BF H R ER SO BB IBB HBP BLK WP HR S P ERA WHIP																					
39 Brett Myers, R ERA: 3.71 (1, 1)	6.0 L 27 5 4 4 7 2 1 0 0 0 0 2 56 102 6.00 1.167																					
63 Ryan Madson, R ERA: 3.51 (7, 1)	1.0 6 3 2 2 1 0 0 0 0 0 1 12 18 18.00 3.000																					
Rheal Cormier, L ERA: 6.07 (8, 1)	1.0 3 0 0 0 1 0 0 0 0 0 0 8 13 0.00 0.000																					
Geoff Geary, R ERA: 3.63 (9, 1)	1.0 3 0 0 0 1 0 0 0 0 0 0 7 10 0.00 0.000																					

livebaseballscorecards.com

AB	35
R	6
H	8
RBI	6
BB	3
SO	10
LOB	9



Batter	1	2	3	4	5	6	7	8	9	AB	R	H	RBI	BB	SO	LOB
11 Jimmy Rollins, S OBP: 0.321, SLG: 0.399	2-1 L9	3-1 E6		0-1 F8		1-1 1B		1-0 1B		5	0	3	0	0	0	1
Kenny Lofton, L OBP: 0.377, SLG: 0.405	1-1 E9	2-1 G4-3			0-1 HR	3-2 L8		0-0 1B		3	1	1	0	0	0	2
Jason Michaels, R OBP: 0.408, SLG: 0.430	BB 26 S							1-2 1B		2	0	1	0	0	0	2
Geoff Geary, R OBP: 0.167, SLG: 0.167		1-2						1-2 1B		0	0	0	0	0	0	0
26 Chase Utley, L OBP: 0.365, SLG: 0.514	1 SAFE 4-0 BB			1-1 P5	1 SAFE 2-0 G4-3		1-2 G4-3	0-2 G3		4	0	0	0	1	0	3
Bobby Abreu, L OBP: 0.416, SLG: 0.499	4-2		2-2		3-2 HR		2-1 WP 6 1B		2-3 K	4	2	3	2	1	1	0
Pat Burrell, R OBP: 0.392, SLG: 0.512	1-1 F5		1-2 L9		2-2 G4-3		3-2 P5		3-3 K	5	0	0	0	0	1	5
6 Ryan Howard, L OBP: 0.353, SLG: 0.545	3-2 F8		2-2 F7		2-0 G4-3		0-0 1B		0-0 HR	5	1	2	2	0	0	4
David Bell, R OBP: 0.302, SLG: 0.357		0-0 F8		0-1 2B		3-2 E6 11 1B		0-1 F8		5	0	1	0	0	0	1
Todd Pratt, R OBP: 0.337, SLG: 0.417		0-2 F8		2-3 K		0-0 F8		1-2 F8		4	0	0	0	0	1	2
39 Brett Myers, R OBP: 0.210, SLG: 0.172		0-1		0-3 K		1-2 F9		2-2 L6		2	0	1	0	0	1	1
8 Shane Victorino, S OBP: 0.333, SLG: 0.333										1	0	0	0	0	0	1
63 Ryan Madson, L										0	0	0	0	0	0	0
Rheal Cormier, L										0	0	0	0	0	0	0
Michael Tucker, L OBP: 0.311, SLG: 0.360		11 E 11 1B								1	0	0	0	0	0	0

Inning Stats	R: 0	H: 0	E: 1	K: 0	S: 13	H: 0	LOB: 3	BB: 2	P: 28	R: 0	H: 2	E: 1	K: 0	S: 10	H: 1	LOB: 1	BB: 0	P: 15	R: 0	H: 1	E: 0	K: 2	S: 12	H: 2	LOB: 0	BB: 0	P: 20	R: 2	H: 2	E: 0	K: 0	S: 11	R: 0	H: 1	E: 1	K: 0	S: 15	R: 1	H: 2	E: 0	K: 0	S: 15	R: 0	H: 2	E: 0	K: 0	S: 11	R: 1	H: 1	E: 0	K: 2	S: 11	1B: 8	SF: 0	2B: 2	SAC: 0	3B: 0	DP: 0	HR: 2	HBP: 0	WP: 1	PA: 43
--------------	------	------	------	------	-------	------	--------	-------	-------	------	------	------	------	-------	------	--------	-------	-------	------	------	------	------	-------	------	--------	-------	-------	------	------	------	------	-------	------	------	------	------	-------	------	------	------	------	-------	------	------	------	------	-------	------	------	------	------	-------	-------	-------	-------	--------	-------	-------	-------	--------	-------	--------

PITCHER	IP	WLS	BF	H	R	ER	SO	BB	IBB	HBP	BLK	WP	HR	S	P	ERA	WHIP
Jorge Sosa, R ERA: 2.58	(1, 1)	5.2	W	28	7	2	2	2	2	0	0	0	0	68	110	3.18	1.588
49 Macay McBride, L ERA: 5.23	(6, 1)	0.2	H	3	1	1	0	0	0	0	0	0	0	11	17	13.50	1.500
Chris Reitsma, R ERA: 3.84	(7, 1)	1.1		7	3	0	0	0	0	0	0	1	0	17	24	0.00	2.250
Kyle Farnsworth, R ERA: 2.03	(8, 1)	1.1	S	5	1	1	2	0	0	0	0	0	1	14	19	6.75	0.750

BOTTOM

Atlanta Braves @ Philadelphia Phillies
Citizens Bank Park, Philadelphia, PA

Thu Sep 15 2005, 7:05 PM EDT
Att. 27,804 - Partly Cloudy - 83 F

livebaseballscorecards.com

AB	41
R	4
H	12
RBI	4
BB	2
SO	4
LOB	22



Batter	1	2	3	4	5	6	7	8	9	AB R H RBI BB SO LOB	TOP											
Rafael Furcal, S (1, 6) OBP: 0.342, SLG: 0.419	1-2 P5		0-1 B1-3			0-2 1B			1-0 1B 2B	4 0 2 0 0 0 0												
Marcus Giles, R (1, 4) OBP: 0.372, SLG: 0.453	3-2 10 F9 2B		1-2 P3			0-1 1B			0-0 2B 1B	4 0 3 0 0 0 0												
10 Chipper Jones, S (1, 5) OBP: 0.413, SLG: 0.572	2-2 F9 2-3			2-1 G5-4-3 1B		3-1 G4-3			3-3 K	4 0 1 0 0 1 4												
Andruw Jones, R (1, 8) OBP: 0.355, SLG: 0.604	0-0 F9			2-0 G5-4-3 1-2f			3-1 F7		1-3 K	4 0 0 0 0 1 4												
Adam LaRoche, L (1, 3) OBP: 0.305, SLG: 0.422		1-3 K		1-3 K			1-3 K		4-1 BB	3 0 0 0 1 3 0												
4 Pete Orr, L (9, PR) OBP: 0.319, SLG: 0.365									1-2 BB	0 0 0 0 0 0 0												
7 Jeff Francoeur, R (1, 9) OBP: 0.345, SLG: 0.576		3-3 K			0-0 B2		1-1 F8		1-0 F7	4 0 0 0 0 1 3												
Ryan Langerhans, L (1, 7) OBP: 0.326, SLG: 0.408		4-2 BB			2-0 P5				1-3 K2-3	2 0 0 0 1 1 0												
16 Brian McCann, L (1, 2) OBP: 0.337, SLG: 0.391		0-0 F7			1-2 F9				2-3 K	3 0 0 0 0 1 1												
29 John Smoltz, R (1, 1) OBP: 0.186, SLG: 0.209			1-3 K			0-0 G5-3			1-3 K	2 0 0 0 0 1 0												
Todd Hollandsworth, L (8, PH) OBP: 0.295, SLG: 0.381										1 0 0 0 0 1 0												
Dan Kolb, R (8, 1)										0 0 0 0 0 0 0												
Inning Stats	R: 0 E: 0 K: 0 S: 10	H: 1 LOB: 1 BB: 0 P: 16	R: 0 E: 0 K: 2 S: 12	H: 0 LOB: 1 BB: 1 P: 20	R: 0 E: 0 K: 1 S: 8	H: 0 LOB: 0 BB: 0 P: 10	R: 0 E: 0 K: 1 S: 6	H: 1 LOB: 0 BB: 0 P: 11	R: 0 E: 0 K: 0 S: 6	H: 0 LOB: 0 BB: 0 P: 9	R: 0 E: 0 K: 0 S: 8	H: 2 LOB: 1 BB: 0 P: 11	R: 0 E: 0 K: 1 S: 7	H: 0 LOB: 0 BB: 0 P: 12	R: 0 E: 0 K: 3 S: 9	H: 0 LOB: 0 BB: 0 P: 13	R: 0 E: 0 K: 2 S: 10	H: 2 LOB: 3 BB: 1 P: 20	1B: 4 2B: 2 3B: 0 HR: 0	SF: 0 SAC: 0 DP: 1 HBP: 0	WP: 0 PB: 0 SB: 0 CS: 0	PA: 33
45 Pedro Martinez, R (1, 1) ERA: 2.8	IP: 9.0 WLS: W BF: 33 H: 6 R: 0 ER: 0 SO: 10 BB: 2 IBB: 0 HBP: 0 BLK: 0 WP: 0 HR: 0 S: 76 P: 122 ERA: 0.00 WHIP: 0.889											PITCHER	IP: 9.0 WLS: W BF: 33 H: 6 R: 0 ER: 0 SO: 10 BB: 2 IBB: 0 HBP: 0 BLK: 0 WP: 0 HR: 0 S: 76 P: 122 ERA: 0.00 WHIP: 0.889									

Atlanta Braves @ New York Mets
Shea Stadium, Flushing, NY
Fri Sep 16 2005, 7:10 PM EDT
Att. 37,519 - Cloudy - 77 F

livebaseballscorecards.com

AB 31
R 0
H 6
RBI 0
BB 2
SO 10
LOB 12



Batter	1	2	3	4	5	6	7	8	9	AB	R	H	RBI	BB	SO	LOB
7 José Reyes, S OBP: 0.303, SLG: 0.392 (1, 6)	0-1 F7		0-0 G6-3 2B			0-1 SH1-3 15 1B	1-1 G5-3			4	1	2	0	0	0	1
Kazuo Matsui, S OBP: 0.302, SLG: 0.355 (1, 4)	0-2 F7		1-0 G6-3			0-1 SH1-3		2-2 FC6-4 1B		3	0	1	0	0	0	1
Miguel Cairo, R OBP: 0.289, SLG: 0.322 (9, 4)			2-3			1-3				0	0	0	0	0	0	0
15 Carlos Beltrán, S OBP: 0.337, SLG: 0.423 (1, 8)	2-0 F7		1-0 G4-3			2-1		1-2 P5		4	0	1	1	0	0	2
Cliff Floyd, L OBP: 0.350, SLG: 0.498 (1, 7)		0-0 F7		1-1 F8		0-1 F8		1-1 FC6-4		4	0	0	0	0	0	2
5 David Wright, R OBP: 0.392, SLG: 0.513 (1, 5)		1-0 HR 1B		3-3 K		0-3 K		3-1 G4-3		4	1	1	0	0	2	2
Mike Jacobs, L OBP: 0.383, SLG: 0.679 (1, 3)		1-2 HR		0-1 G5-3						3	1	1	2	0	0	0
Victor Diaz, R OBP: 0.338, SLG: 0.485 (1, 9)		2-2 F8		0-3 K						3	1	1	0	0	1	0
11 Ramon Castro, R OBP: 0.335, SLG: 0.450 (1, 2)		2-3 K		0-0 G6-3						3	0	1	1	0	1	0
45 Pedro Martinez, R OBP: 0.101, SLG: 0.088 (1, 1)			1-2 F9		2-3 K					2	0	0	0	0	1	0

Inning Stats	R: 0	H: 0	E: 0	K: 0	S: 6	R: 2	H: 2	E: 0	K: 1	S: 11	R: 0	H: 1	E: 0	K: 0	S: 6	R: 0	H: 0	E: 0	K: 1	S: 7	R: 0	H: 0	E: 0	K: 2	S: 7	R: 1	H: 2	E: 0	K: 1	S: 11	R: 1	H: 2	E: 0	K: 0	S: 13	R: 0	H: 1	E: 0	K: 0	S: 12
	LOB: 0	BB: 0	P: 8	LOB: 0	BB: 0	P: 17	LOB: 1	BB: 0	P: 9	LOB: 0	BB: 0	P: 9	LOB: 0	BB: 0	P: 9	LOB: 1	BB: 0	P: 13	LOB: 1	BB: 0	P: 17	LOB: 1	BB: 0	P: 19	LOB: 0	BB: 0	P: 19	LOB: 1	BB: 0	P: 19	LOB: 0	BB: 0	P: 19	LOB: 0	BB: 0	P: 19	LOB: 0	BB: 0	P: 19	
PITCHER	IP	WLS	BF	H	R	ER	SO	BB	IBB	HBP	BLK	WP	HR	S	P	ERA	WHIP																							
29 John Smoltz, R ERA: 3.02 (1, 1)	7.0	L	28	7	4	4	5	0	0	0	0	0	0	61	84	5.14	1.000																							
Dan Kolb, R ERA: 5.37 (8, 1)	1.0		4	1	0	0	0	0	0	0	0	0	0	12	19	0.00	1.000																							


BOTTOM

Atlanta Braves @ New York Mets
Shea Stadium, Flushing, NY

Fri Sep 16 2005, 7:10 PM EDT
Att: 37,519 - Cloudy - 77 F

livebaseballscorecards.com

AB	30
R	4
H	8
RBI	4
BB	0
SO	5
LOB	8



WP: 0	PA: 32
PB: 0	
SB: 2	
CS: 0	

Atlanta Braves @ New York Mets
 Shea Stadium, Flushing, NY
 Sat Sep 17 2005, 1:20 PM EDT
 Att. 34,191 - Cloudy - 82 F

livebaseballscorecards.com

AB	39
R	7
H	14
RBI	6
BB	5
SO	5
LOB	17



Batter	1	2	3	4	5	6	7	8	9	AB	R	H	RBI	BB	SO	LOB	TOP										
Rafael Furcal, S OBP: 0.341, SLG: 0.417 (1, 6)	0-0 F8	1-1 G4-6-3		1-0 10 WP S 1B		0-0 G1-6-3		1-0 L3		5	0	1	0	0	0	2											
Marcus Giles, R OBP: 0.376, SLG: 0.462 (1, 4)	4-2 S BB	2-0 2B		1-2 K			2-1 HR	4-1 BB		3	2	2	1	2	1	1											
10 Chipper Jones, S OBP: 0.410, SLG: 0.565 (1, 5)	0-0 F7	1-3 K		4-0 BB			3-2 G4-3	1-1 G4-3		4	0	0	0	1	1	3											
Andrew Jones, R OBP: 0.352, SLG: 0.599 (1, 8)	1-2 E5 HR		2-2 K	2-2 P6			3-1 F8		3-2 G6-3	5	1	0	0	0	1	2											
Adam LaRoche, L OBP: 0.311, SLG: 0.434 (1, 3)	1-0 HR		1-1 7 2B 1B		2-2 G4-3		1-0 7 1B 1B		3-2 2B 1B	5	3	4	2	0	0	0											
7 Jeff Francoeur, R OBP: 0.351, SLG: 0.581 (1, 9)	0-1 S 1B		3-1 1B 2B		0-0 G5-3		1-0 BB 1B		2-1 F9	5	1	3	0	0	0	1											
Ryan Langerhans, L OBP: 0.333, SLG: 0.414 (1, 7)	4-1 BB		0-0 16 G4-6-3 1B		0-0 L7		4-0 BB		2-0 1-H 2B	3	0	2	3	2	0	0											
16 Brian McCann, L OBP: 0.335, SLG: 0.388 Chris Reitsma, R (7, 1) Todd Hollandsworth, L OBP: 0.294, SLG: 0.379 Kyle Farnsworth, R (9, 1)	3-2 G3-1		0-1 SAFE G4-6-3		0-1 SAFE G1-6-3 1B		1-2 F8		1-3 K	4	0	1	0	0	0	6											
15 Tim Hudson, R OBP: 0.194, SLG: 0.220 48 Blaine Boyer, R (7, 1) 49 Macay McBride, L (7, 1) Johnny Estrada, S OBP: 0.300, SLG: 0.360 (7, 2)		0-0 G4-6-3 1B		0-1 F7		1-3 K		0-2 G6-3		3	0	1	0	0	1	1											
Inning Stats	R: 3 E: 1 K: 0 S: 18	H: 2 LOB: 2 BB: 2 P: 31	R: 0 E: 0 K: 1 S: 7	H: 2 LOB: 1 BB: 0 P: 11	R: 2 E: 0 K: 1 S: 12	H: 3 LOB: 0 BB: 0 P: 18	R: 0 E: 0 K: 1 S: 9	H: 1 LOB: 2 BB: 1 P: 17	R: 0 E: 0 K: 0 S: 5	H: 0 LOB: 0 BB: 0 P: 7	R: 0 E: 0 K: 1 S: 6	H: 1 LOB: 0 BB: 0 P: 7	R: 1 E: 0 K: 0 S: 14	H: 3 LOB: 3 BB: 1 P: 29	R: 0 E: 0 K: 0 S: 7	H: 0 LOB: 1 BB: 1 P: 13	R: 1 E: 0 K: 1 S: 15	H: 2 LOB: 1 BB: 0 P: 26	1B: 9 2B: 3 3B: 0 HR: 2	SF: 0 SAC: 0 DP: 3 HBP: 0	WP: 1 PB: 0 SB: 3 CS: 0	PA: 44					
PITCHER	IP	WLS	BF	H	R	ER	SO	BB	IBB	HBP	BLK	WP	HR	S	P	ERA	WHIP										
Steve Trachsel, R ERA: 3.42 (1, 1)	6.0	L	28	9	5	2	4	3	0	0	0	1	1	57	91	3.00	2.000										
Shingo Takatsu, R ERA: 5.35 (7, 1)	0.2		6	3	1	1	0	1	0	0	0	0	1	10	24	13.50	6.000										
Juan Padilla, R ERA: 2.1 (7, 1)	1.1		5	0	0	0	0	1	0	0	0	0	0	11	18	0.00	0.750										
Victor Zambrano, R ERA: 4.12 (9, 1)	1.0		5	2	1	1	1	0	0	0	0	0	0	15	26	9.00	2.000										

Batter	1	2	3	4	5	6	7	8	9	AB R H RBI BB SO LOB	BOTTOM											
7 José Reyes, S OBP: 0.304, SLG: 0.391 (1, 6)	F8		F8	FC6-4 1B			F8 15 F8 1B BB		F9	4 0 1 0 1 0 0	Atlanta Braves @ New York Mets Shea Stadium, Flushing, NY Sat Sep 17 2005, 1:20 PM EDT Att: 34,191 - Cloudy - 82 F											
Victor Diaz, R OBP: 0.336, SLG: 0.480 (1, 9)	K		K	FC6-4 1-2f			SAFE 1-2 1B		K	5 0 1 0 0 3 1												
15 Carlos Beltrán, S OBP: 0.338, SLG: 0.423 (1, 8)	5 BB BB		HR 1B				F8 2-3			3 1 1 0 1 0 2												
Cliff Floyd, L OBP: 0.351, SLG: 0.503 (1, 7)	SAFE 5 BB BB		HR				G6-3 2-3			3 1 1 2 1 1 2												
5 David Wright, R OBP: 0.393, SLG: 0.512 (1, 5)	BB 2-3 BB		G6-3				F9 2-1			3 0 1 0 1 0 2												
31 Mike Piazza, R OBP: 0.326, SLG: 0.455 (1, 2)	L8		HR				F9			4 1 1 1 0 0 4												
Mike Jacobs, L OBP: 0.375, SLG: 0.702 (1, 3)		K	HR				F7			4 1 1 1 0 1 0												
Miguel Cairo, R OBP: 0.289, SLG: 0.318 (1, 4)		F9	G5-3				G3-6 BB			3 0 0 0 1 0 0												
Steve Trachsel, R Jose Offerman, S Shingo Takatsu, R Juan Padilla, R Victor Zambrano, S Marlon Anderson, L OBP: 0.311, SLG: 0.354 (1, 1) (6, PH) (7, 1) (7, 1) (9, 1) (9, PH)		G5-3	K				G3-6 SAFE 1-2f		K	2 0 0 0 0 1 0 1 0 0 0 0 0 1 0 0 0 0 0 0 0 0 0 0 0 0 0 0 0 0 0 0 0 0 0 1 0 0 0 0 1 0												
Inning Stats	R: 0 H: 0 E: 0 K: 1 S: 19	H: 0 LOB: 3 BB: 3 P: 33	R: 0 H: 0 E: 0 K: 1 S: 7	H: 0 LOB: 0 BB: 0 P: 9	R: 2 H: 2 E: 0 K: 1 S: 13	H: 2 LOB: 0 BB: 0 P: 21	R: 2 H: 3 E: 0 K: 1 S: 12	H: 3 LOB: 1 BB: 0 P: 15	R: 0 H: 1 E: 0 K: 1 S: 10	H: 1 LOB: 1 BB: 0 P: 14		R: 0 H: 0 E: 0 K: 1 S: 6	H: 0 LOB: 0 BB: 1 P: 12	R: 0 H: 1 E: 0 K: 1 S: 12	H: 1 LOB: 2 BB: 1 P: 20	R: 0 H: 0 E: 0 K: 5 S: 5	H: 0 LOB: 0 BB: 0 P: 8	R: 0 H: 0 E: 0 K: 2 S: 8	H: 0 LOB: 0 BB: 0 P: 10	1B: 4 2B: 0 3B: 0 HR: 3	SF: 0 SAC: 0 DP: 1 HBP: 0	WP: 0 PB: 0 SB: 0 CS: 0
PITCHER	IP WLS BF H R ER SO BB IBB HBP BLK WP HR S P ERA WHIP																					
15 Tim Hudson, R ERA: 3.45 (1, 1)	6.0 W 27 6 4 4 4 4 4 4 0 0 0 3 67 104 6.00 1.667																					
48 Blaine Boyer, R ERA: 2.52 (7, 1)	0.0 2 1 0 0 1 0 0 0 0 0 0 4 9 ∞ ∞																					
49 Macay McBride, L ERA: 4.91 (7, 1)	0.2 H 2 0 0 0 1 0 0 0 0 0 0 5 7 0.00 0.000																					
Chris Reitsma, R ERA: 3.76 (7, 1)	1.1 H 4 0 0 0 0 0 0 0 0 0 0 8 12 0.00 0.000																					
Kyle Farnsworth, R ERA: 2.0 (9, 1)	1.0 S 3 0 0 0 2 0 0 0 0 0 0 8 10 0.00 0.000																					

livebaseballscorecards.com

AB 33
R 4
H 7
RBI 4
BB 5
SO 7
LOB 12



Batter	1	2	3	4	5	6	7	8	9	AB R H RBI BB SO LOB	TOP																				
Rafael Furcal, S (1, 6) OBP: 0.340, SLG: 0.415	1-2 G4-3			4-1 CS BB		3-2 P3		1-1 F9		3 0 0 0 1 0 0	Atlanta Braves @ New York Mets Shea Stadium, Flushing, NY Sun Sep 18 2005, 1:10 PM EDT Att. 31,703 - Sunny - 80 F																				
Marcus Giles, R (1, 4) OBP: 0.375, SLG: 0.466	1-0 G6-3		1 SAFE 2-2 F9	1-2		2-2 HR		3-2 G5-3		4 1 1 1 0 0 1																					
10 Chipper Jones, S (1, 5) OBP: 0.406, SLG: 0.558	1-1 L6			2-0 F9		2-1 G5-3			0-1 G6-3	4 0 0 0 0 0 0																					
Andruw Jones, R (1, 8) OBP: 0.351, SLG: 0.596		2-2 F8			1-1 2B 1B	1-1 G5-3			1-0 L5	4 0 1 0 0 0 0																					
7 Jeff Francoeur, R (1, 9) OBP: 0.349, SLG: 0.580		0-0 G6-3			2-1 F8		2-2 1B 2B		1-0 G1-3	4 0 1 0 0 0 1																					
Adam LaRoche, L (1, 3) OBP: 0.313, SLG: 0.438		0-1 G4-3			0-0 2B		2-2 G6-4-3 1B			3 0 2 0 0 0 0																					
Brian Jordan, R (1, 7) OBP: 0.297, SLG: 0.335			2-1 G1-6-3 1B		1-2 P4		1-3 K			3 0 1 0 0 1 4																					
Johnny Estrada, S (1, 2) OBP: 0.300, SLG: 0.358			1 SAFE 1 SAFE G1-6-3	1-2f	4-0 IBB		1-0 G6-4-3 1-2f			2 0 0 0 1 0 3																					
John Thomson, R (1, 1) OBP: 0.280, SLG: 0.304 Wilson Betemit, S (8, PH) OBP: 0.352, SLG: 0.431 50 Anthony Lerew, L (8, 1)			1-3 K		0-3 K		2-1 G5-3			2 0 0 0 0 2 3 1 0 0 0 0 0 0 0 0 0 0 0 0 0																					
Inning Stats	R: 0 E: 0 K: 0 S: 7	H: 0 LOB: 0 BB: 0 P: 10	R: 0 E: 0 K: 0 S: 7	H: 0 LOB: 0 BB: 0 P: 9	R: 0 E: 0 K: 1 S: 8	H: 1 LOB: 0 BB: 0 P: 11	R: 0 E: 0 K: 0 S: 5	H: 0 LOB: 0 BB: 1 P: 13	R: 0 E: 0 K: 1 S: 12	H: 2 LOB: 3 BB: 1 P: 20	R: 1 E: 0 K: 0 S: 12	H: 1 LOB: 0 BB: 0 P: 20	R: 0 E: 0 K: 1 S: 10	H: 2 LOB: 1 BB: 0 P: 16	R: 0 E: 0 K: 0 S: 7	H: 0 LOB: 0 BB: 0 P: 13	R: 0 E: 0 K: 0 S: 4	H: 0 LOB: 0 BB: 0 P: 6	1B: 3 2B: 2 3B: 0 HR: 1	SF: 0 SAC: 0 DP: 2 HBP: 0	WP: 0 PB: 0 SB: 0 CS: 1	PA: 32									
PITCHER Tom Glavine, L (1, 1) ERA: 3.75	IP 9.0	WLS W	BF 32	H 6	R 1	ER 1	SO 3	BB 1	IBB 1	HBP 0	BLK 0	WP 0	HR 1	S 72	P 118	ERA 1.00	WHIP 0.778														
											PITCHER	IP	WLS	BF	H	R	ER	SO	BB	IBB	HBP	BLK	WP	HR	S	P	ERA	WHIP			

livebaseballscorecards.com

AB	30
R	1
H	6
RBI	1
BB	2
SO	3
LOB	12



Batter	1	2	3	4	5	6	7	8	9	AB R H RBI BB SO LOB
7 José Reyes, S OBP: 0.305, SLG: 0.391 (1, 6)	G3-1		15 S 1B			2B BB	E4 E S			3 1 1 0 1 0 0
Victor Diaz, R OBP: 0.335, SLG: 0.480 (1, 9)	K		K			15 2B	F7			4 1 1 1 0 2 2
15 Carlos Beltrán, S OBP: 0.337, SLG: 0.423 (1, 8)	K		F8			HR 2B	F7			4 1 1 1 0 1 1
Cliff Floyd, L OBP: 0.354, SLG: 0.511 (1, 7)		5 1B			F8	HR		5 FC1-6 1B		4 1 3 2 0 0 0
5 David Wright, R OBP: 0.392, SLG: 0.510 (1, 5)		1B			F9	G6-3		31 S BB 1-2f		4 0 1 0 0 0 1
31 Mike Piazza, R OBP: 0.325, SLG: 0.451 (1, 2)		1B			L7	G5-3		BB 1-2		3 0 0 0 1 0 2
Mike Jacobs, L OBP: 0.368, SLG: 0.667 (1, 3)		K			L4	F9		BB 1-2 2-3		3 0 0 0 1 1 2
1 Anderson Hernandez, S (1, 4)		K			G4-3	G4-3		F8		4 0 0 0 0 1 5
Tom Glavine, L OBP: 0.186, SLG: 0.158 (1, 1)			K		G6-3	G6-3				3 0 0 0 0 1 0

Inning Stats	R: 0 E: 0 K: 2 S: 10	H: 0 LOB: 0 BB: 0 P: 12	R: 0 E: 0 K: 2 S: 11	H: 2 LOB: 2 BB: 0 P: 17	R: 0 E: 0 K: 2 S: 13	H: 1 LOB: 1 BB: 0 P: 17	R: 0 E: 0 K: 0 S: 4	H: 0 LOB: 0 BB: 0 P: 7	R: 0 E: 0 K: 0 S: 8	H: 0 LOB: 0 BB: 0 P: 8	R: 4 E: 0 K: 0 S: 9	H: 3 LOB: 0 BB: 1 P: 17	R: 0 E: 1 K: 0 S: 12	H: 0 LOB: 1 BB: 0 P: 15	R: 0 E: 0 K: 0 S: 10	H: 1 LOB: 3 BB: 2 P: 25	1B: 4 2B: 2 3B: 0 HR: 1	SF: 0 SAC: 0 DP: 0 HBP: 0	WP: 0 PB: 0 SB: 3 CS: 0	PA: 35
--------------	-------------------------------	----------------------------------	-------------------------------	----------------------------------	-------------------------------	----------------------------------	------------------------------	---------------------------------	------------------------------	---------------------------------	------------------------------	----------------------------------	-------------------------------	----------------------------------	-------------------------------	----------------------------------	----------------------------------	------------------------------------	----------------------------------	--------

PITCHER	IP	WLS	BF	H	R	ER	SO	BB	IBB	HBP	BLK	WP	HR	S	P	ERA	WHIP
John Thomson, R ERA: 4.8 (1, 1)	7.0	L	29	6	4	4	6	1	0	0	0	0	1	67	93	5.14	1.000
50 Anthony Lerew, R ERA: 5.79 (8, 1)	1.0		6	1	0	0	0	1	1	0	0	0	0	10	25	0.00	2.000

BOTTOM

Atlanta Braves @ New York Mets
Shea Stadium, Flushing, NY

Sun Sep 18 2005, 1:10 PM EDT
Att: 31,703 - Sunny - 80 F

livebaseballscorecards.com

AB	32
R	4
H	7
RBI	4
BB	3
SO	6
LOB	13



Batter	1	2	3	4	5	6	7	8	9	AB R H RBI BB SO LOB	TOP											
11 Jimmy Rollins, S OBP: 0.325, SLG: 0.408 (1, 6)	0-0 P2		1-1 F8			1-0 P6	4-2 F B BB		0-2 DI 1B	4 0 1 1 1 0 0												
Kenny Lofton, L OBP: 0.390, SLG: 0.418 Jason Michaels, R OBP: 0.402, SLG: 0.421 (1, 8) (7, PH) (7, 8)	4-0 BB			0-1 G4-3		1-1 S 2B	1-3 K		2-3 K	2 0 1 0 1 0 0 2 0 0 0 0 2 4												
26 Chase Utley, L OBP: 0.361, SLG: 0.503 (1, 4)	1-2 SAFE P6		1-1 F8			4-0 S BB		3-2 F8		3 0 0 0 1 0 1												
Bobby Abreu, L OBP: 0.414, SLG: 0.493 (1, 9)	2-2 F7		0-1 G4-3			4-0 1-2 2-3 IBB		3-2 G4-3		3 0 0 0 1 0 1												
Pat Burrell, R OBP: 0.387, SLG: 0.501 (1, 7)		0-0 G3			1-2 G5-3	2-3 K		2-3 K		4 0 0 0 0 2 3												
6 Ryan Howard, L OBP: 0.353, SLG: 0.543 (1, 3)		1-3 K			4-2 1B BB	0-0 G3			2-2 G4-3	3 0 0 0 1 1 3												
David Bell, R OBP: 0.305, SLG: 0.359 (1, 5)		2-2 G6-3			3-1 SAFE 1-2 1B		4-2 11 BB BB		2-2 L6	3 0 1 0 1 0 0												
Mike Lieberthal, R OBP: 0.326, SLG: 0.414 (1, 2)			1-1 G5-3		2-3 K		1-3 K		4-0 11 WP 1B BB	3 1 0 0 1 2 3												
Cory Lidle, R OBP: 0.173, SLG: 0.157 Rheal Cormier, L 63 Ryan Madson, L 8 Shane Victorino, S Aaron Fultz, L Geoff Cooney, R Billy Wagner, L Michael Tucker, L (1, 1) (6, 1) (6, 1) (7, PH) (7, 1) (7, 1) (8, 1) (9, PH)			0-3 K		2-3 K		1-3 K		4-1 11 1B BB	2 0 0 0 0 0 2 2 0 0 0 0 0 0 0 0 0 0 0 0 0 0 0 0 1 0 0 0 0 0 1 1 0 0 0 0 0 0 0 0 0 0 0 0 0 0 0 0 0 0 0 0 0 0 0 0 0 0 0 0 0 0 0 0												
Inning Stats	R: 0 E: 0 K: 0 S: 8	H: 0 LOB: 1 BB: 1 P: 15	R: 0 E: 0 K: 1 S: 9	H: 0 LOB: 0 BB: 0 P: 12	R: 0 E: 0 K: 1 S: 7	H: 0 LOB: 0 BB: 0 P: 9	R: 0 E: 0 K: 0 S: 6	H: 1 LOB: 0 BB: 0 P: 7	R: 0 E: 0 K: 1 S: 7	H: 1 LOB: 3 BB: 2 P: 19	R: 0 E: 0 K: 3 S: 19	H: 0 LOB: 2 BB: 2 P: 30	R: 0 E: 0 K: 1 S: 10	H: 0 LOB: 0 BB: 0 P: 18	R: 1 E: 0 K: 1 S: 14	H: 1 LOB: 2 BB: 2 P: 28	1B: 2 2B: 1 3B: 0 HR: 0	SF: 0 SAC: 0 DP: 0 HBP: 0	WP: 1 PB: 0 SB: 2 CS: 0	PA: 38		
PITCHER	IP WLS BF H R ER SO BB IBB HBP BLK WP HR S P ERA WHIP	IP WLS BF H R ER SO BB IBB HBP BLK WP HR S P ERA WHIP	IP WLS BF H R ER SO BB IBB HBP BLK WP HR S P ERA WHIP	IP WLS BF H R ER SO BB IBB HBP BLK WP HR S P ERA WHIP	IP WLS BF H R ER SO BB IBB HBP BLK WP HR S P ERA WHIP	IP WLS BF H R ER SO BB IBB HBP BLK WP HR S P ERA WHIP	IP WLS BF H R ER SO BB IBB HBP BLK WP HR S P ERA WHIP	IP WLS BF H R ER SO BB IBB HBP BLK WP HR S P ERA WHIP	IP WLS BF H R ER SO BB IBB HBP BLK WP HR S P ERA WHIP	IP WLS BF H R ER SO BB IBB HBP BLK WP HR S P ERA WHIP	IP WLS BF H R ER SO BB IBB HBP BLK WP HR S P ERA WHIP	IP WLS BF H R ER SO BB IBB HBP BLK WP HR S P ERA WHIP	IP WLS BF H R ER SO BB IBB HBP BLK WP HR S P ERA WHIP	IP WLS BF H R ER SO BB IBB HBP BLK WP HR S P ERA WHIP	IP WLS BF H R ER SO BB IBB HBP BLK WP HR S P ERA WHIP	IP WLS BF H R ER SO BB IBB HBP BLK WP HR S P ERA WHIP	IP WLS BF H R ER SO BB IBB HBP BLK WP HR S P ERA WHIP	IP WLS BF H R ER SO BB IBB HBP BLK WP HR S P ERA WHIP	IP WLS BF H R ER SO BB IBB HBP BLK WP HR S P ERA WHIP	IP WLS BF H R ER SO BB IBB HBP BLK WP HR S P ERA WHIP		
Jorge Sosa, R ERA: 2.45 (1, 1)	6.2 W 28 2 0 0 7 5 1 0 0 0 0 68 115 0.00 1.050	0.1 H 1 0 0 0 1 0 0 0 0 0 0 3 4 0.00 0.000	1.0 3 0 0 0 1 0 0 0 0 0 0 10 18 0.00 0.000	1.0 6 1 1 1 1 2 0 0 0 1 0 14 28 9.00 3.000																		

Philadelphia Phillies @ Atlanta Braves
Turner Field, Atlanta, GA
Tue Sep 20 2005, 7:35 PM EDT
Att. 25,701 - Clear - 88 F

livebaseballscorecards.com

AB	30
R	1
H	3
RBI	1
BB	8
SO	10
LOB	18



Batter 1 2 3 4 5 6 7 8 9 10 AB R H RBI BB SO LOB

TOP

<p>11 Jimmy Rollins, S (1, 6) OBP: 0.327, SLG: 0.412</p>	<p>0-1 G1-3</p>	<p>1-1 FC6-4</p>		<p>1-1 1B</p>		<p>0-0 2B</p>		<p>2-0 F8</p>	<p>2-1 2B</p>	<p>6 0 3 2 0 0 1</p>
--------------------------------------------------------------	---------------------	----------------------	--	-------------------	--	-------------------	--	-------------------	-------------------	----------------------

<p>Jason Michaels, R (1, 8) OBP: 0.401, SLG: 0.418</p> <p>Kenny Lofton, L (9, PH) OBP: 0.391, SLG: 0.416</p>	<p>0-2 F9</p>		<p>1-0 F8</p>	<p>1-0 G1-3</p>		<p>1-2 26 WP 26 1B</p>		<p>4-2 G1-6-3 BB</p>	<p>2-2 F8</p>	<p>4 1 1 0 0 0 1 1 0 0 0 1 0 2</p>
----------------------------------------------------------------------------------------------------------------------	-------------------	--	-------------------	---------------------	--	--------------------------------	--	------------------------------	-------------------	----------------------------------------

<p>Bobby Abreu, L (1, 9) OBP: 0.413, SLG: 0.489</p> <p>Billy Wagner, L (10, 1) OBP: 0.500, SLG: 0.500</p>	<p>2-2 F8</p>		<p>4-1 2B BB</p>		<p>1-3 K</p>		<p>1-3 K</p>	<p>1-1 G1-6-3</p>		<p>4 0 0 0 1 2 2 0 0 0 0 0 0 0</p>
-------------------------------------------------------------------------------------------------------------------	-------------------	--	--------------------------	--	------------------	--	------------------	-----------------------	--	----------------------------------------

<p>Pat Burrell, R (1, 7) OBP: 0.391, SLG: 0.505</p> <p>Andy Chavez, L (10, PR) OBP: 0.260, SLG: 0.302</p>		<p>1-2 HR 1B</p>	<p>1-1 2B</p>		<p>3-2 F7</p>		<p>1-2 26 1B 26 WP 1B</p>		<p>4-2 26 2B 8 FC5-2 BB</p>	<p>4 1 3 0 1 0 0 0 0 0 0 0 0 0</p>
-------------------------------------------------------------------------------------------------------------------	--	--------------------------	-------------------	--	-------------------	--	---------------------------------------	--	---------------------------------------------	----------------------------------------

<p>26 Chase Utley, L (1, 4) OBP: 0.362, SLG: 0.504</p>		<p>3-3 K</p>	<p>1-3 K</p>		<p>2-2 K</p>		<p>2-2 G6-3 1B</p>		<p>0-2 8 FC5-2 6 HR 2B</p>	<p>5 1 2 1 0 3 3</p>
------------------------------------------------------------	--	------------------	------------------	--	------------------	--	----------------------------	--	------------------------------------------------	----------------------

<p>David Bell, R (1, 5) OBP: 0.308, SLG: 0.365</p>		<p>0-0 HR</p>	<p>4-1 IBB</p>		<p>1-0 P4</p>		<p>2-2 G6-3</p>		<p>4-0 8 FC5-2 6 HR IBB</p>	<p>3 2 1 2 2 0 2</p>
--------------------------------------------------------	--	-------------------	--------------------	--	-------------------	--	---------------------	--	-------------------------------------------------	----------------------

<p>Mike Lieberthal, R (1, 2) OBP: 0.328, SLG: 0.416</p> <p>8 Shane Victorino, S (10, PH) OBP: 0.167, SLG: 0.182</p>		<p>1-2 39 E 2B</p>	<p>2-0 P3</p>		<p>4-2 11 2B BB BB</p>		<p>1-1 G4-3</p>		<p>1-0 FC5-2 6 HR</p>	<p>3 2 1 0 1 0 3 1 1 0 0 0 0 3</p>
-----------------------------------------------------------------------------------------------------------------------------	--	--------------------------------	-------------------	--	------------------------------------	--	---------------------	--	-----------------------------------	----------------------------------------

<p>Ramon Martinez, R (1, 3) OBP: 0.306, SLG: 0.327</p> <p>6 Ryan Howard, L (8, PH) OBP: 0.358, SLG: 0.557</p>		<p>2-1 F8</p>		<p>2-3 K</p>		<p>4-1 11 2B BB</p>		<p>1-0 G6-3 1B</p>		<p>2-0 HR</p>	<p>2 1 0 0 1 1 1 2 1 2 4 0 0 0</p>
-----------------------------------------------------------------------------------------------------------------------	--	-------------------	--	------------------	--	-----------------------------	--	----------------------------	--	-------------------	----------------------------------------

<p>39 Brett Myers, R (1, 15) OBP: 0.210, SLG: 0.210</p> <p>Tommy Philya, S (10, PH) OBP: 0.210, SLG: 0.210</p> <p>Aaron Fitz, S (10, PH) OBP: 0.210, SLG: 0.210</p> <p>63 Ryan Madison, L (10, PH) OBP: 0.210, SLG: 0.210</p> <p>Michael Tucker, L (10, PH) OBP: 0.210, SLG: 0.210</p> <p>Ugenda Robinson, R (10, PH) OBP: 0.210, SLG: 0.210</p> <p>Geoff Geary, R (10, PH) OBP: 0.210, SLG: 0.210</p> <p>Todd Pratt, R (10, PH) OBP: 0.210, SLG: 0.210</p>		<p>0-1 E9 FC6-4 11 1B</p>	<p>1-2 G3</p>		<p>0-2 P5</p>		<p>2-0 G6-3</p>		<p>2-3 K</p>	<p>2 0 0 1 0 0 0 0 1 0 0 0 0 0 0 2 0 0 0 0 0 0 0 0 0 0 0 0 0 0 0 0 1 0 0 0 0 0 0 0 0 0 0 0 0 0 0 0 1 0 0 0 0 0 0 1 0 0 0 0 0 0 0 0 1 0 0 0 0 0 0 1</p>
---------------------------------------------------------------------------------------------------------------------------------------------------------------------------------------------------------------------------------------------------------------------------------------------------------------------------------------------------------------------------------------------------------------------------------------------------------------------------------------------	--	-------------------------------------------	-------------------	--	-------------------	--	---------------------	--	------------------	----------------------------------------------------------------------------------------------------------------------------------------------------------------------------------------

Inning Stats	R: 0 E: 0 K: 0 S: 9	H: 0 LOB: 0 BB: 0 P: 11	R: 3 E: 1 K: 1 S: 16	H: 4 LOB: 1 BB: 0 P: 24	R: 0 E: 0 K: 1 S: 9	H: 1 LOB: 3 BB: 2 P: 22	R: 0 E: 0 K: 1 S: 9	H: 1 LOB: 1 BB: 0 P: 14	R: 0 E: 0 K: 2 S: 10	H: 0 LOB: 0 BB: 0 P: 15	R: 2 E: 0 K: 0 S: 10	H: 1 LOB: 1 BB: 2 P: 19	R: 1 E: 0 K: 1 S: 15	H: 3 LOB: 1 BB: 0 P: 22	R: 0 E: 0 K: 0 S: 4	H: 1 LOB: 0 BB: 0 P: 8	R: 0 E: 0 K: 0 S: 6	H: 0 LOB: 0 BB: 1 P: 13	R: 4 E: 0 K: 1 S: 17	H: 3 LOB: 2 BB: 2 P: 34	1B: 7 2B: 5 3B: 0 HR: 2	SF: 0 SAC: 0 DP: 3 HBP: 0	WP: 1 PB: 0 SB: 1 CS: 0	PA: 47
--------------	------------------------------	----------------------------------	-------------------------------	----------------------------------	------------------------------	----------------------------------	------------------------------	----------------------------------	-------------------------------	----------------------------------	-------------------------------	----------------------------------	-------------------------------	----------------------------------	------------------------------	---------------------------------	------------------------------	----------------------------------	-------------------------------	----------------------------------	----------------------------------	------------------------------------	----------------------------------	--------

PITCHER	IP 6.0	WLS 0	BF 28	H 7	R 5	ER 4	SO 5	BB 3	IBB 1	HBP 0	BLK 0	WP 0	HR 1	S 62	P 105	ERA 6.00	WHIP 1.667
PITCHER	IP 0.1	WLS L	BF 4	H 1	R 3	ER 3	SO 0	BB 1	IBB 1	HBP 0	BLK 0	WP 0	HR 0	S 8	P 17	ERA 81.00	WHIP 6.000
PITCHER	IP 0.2	WLS L	BF 4	H 2	R 1	ER 1	SO 1	BB 0	IBB 0	HBP 0	BLK 0	WP 0	HR 1	S 9	P 17	ERA 13.50	WHIP 3.000
PITCHER	IP 7.1	WLS 0	BF 28	H 10	R 5	ER 4	SO 5	BB 3	IBB 1	HBP 0	BLK 0	WP 0	HR 1	S 62	P 105	ERA 27.00	WHIP 9.000
PITCHER	IP 7.1	WLS 0	BF 28	H 10	R 5	ER 4	SO 5	BB 3	IBB 1	HBP 0	BLK 0	WP 0	HR 1	S 62	P 105	ERA 0.00	WHIP 1.000
PITCHER	IP 8.1	WLS 0	BF 33	H 10	R 5	ER 4	SO 5	BB 3	IBB 1	HBP 0	BLK 0	WP 0	HR 1	S 62	P 105	ERA 0.00	WHIP 1.000
PITCHER	IP 9.1	WLS 0	BF 38	H 10	R 5	ER 4	SO 5	BB 3	IBB 1	HBP 0	BLK 0	WP 0	HR 1	S 62	P 105	ERA 0.00	WHIP 1.000

Philadelphia Phillies @ Atlanta Braves
Turner Field, Atlanta, GA
Wed Sep 21 2005, 7:05 PM EDT
Atf. 27,030 - Clear - 85 F

AB	40
R	10
H	14
RBI	9
BB	7
SO	7
LOB	22



Batter	1	2	3	4	5	6	7	8	9	AB	R	H	RBI	BB	SO	LOB
Rafael Furcal, S OBP: 0.344, SLG: 0.420 (1, 6)	0-1 B1-3		2-2 2B		2-2 SAFE 1-2	2-3		1-0 G5-3		4	0	1	0	0	1	1
Marcus Giles, R OBP: 0.370, SLG: 0.457 (1, 4)	1-1 F9		1-0 F8			1-1 F9		1-1 10 G5-3 1B		4	0	1	0	0	0	1
10 Chipper Jones, S OBP: 0.404, SLG: 0.548 (1, 5)	0-1 F8			2-1 G3		2-1 G3		1-1 G5-3		4	0	0	0	0	0	1
Andrew Jones, R OBP: 0.350, SLG: 0.587 (1, 8)		2-2 SH1-3 1B		0-3 K		2-2 F8		3-3 K		4	0	1	0	0	2	1
Adam LaRoche, L OBP: 0.316, SLG: 0.444 (1, 3)		0-0 SH1-3		0-1		0-3 K		1-3 K		2	0	1	0	0	1	0
Julio Franco, R OBP: 0.343, SLG: 0.457 (9, PH)		1-2		1-3 1B						1	0	0	0	0	1	1
7 Jeff Francoeur, R OBP: 0.340, SLG: 0.558 (1, 9)		0-0 G5-3		1-3 K		1-1 G6-3				3	0	0	0	0	1	2
Ryan Langerhans, L OBP: 0.336, SLG: 0.416 (1, 7)		2-3 K			0-0 CS 1B		2-1 16 G4-3 2B			3	0	2	0	0	1	1
16 Brian McCann, L OBP: 0.330, SLG: 0.380 (1, 2)			1-1 P5		2-3 SAFE K		0-2 G4-3			3	0	0	0	0	1	2
15 Tim Hudson, R OBP: 0.185, SLG: 0.210 (1, 1)			1-2 G4-3		1-3 SAFE K		2-3 G2-3			3	0	0	0	0	1	2
49 Macay McBride, L (9, 1)										0	0	0	0	0	0	0

Inning Stats	R: 0	H: 0	E: 0	K: 0	S: 6	R: 0	H: 1	E: 0	K: 1	S: 8	R: 0	H: 1	E: 0	K: 0	S: 9	R: 0	H: 1	E: 0	K: 2	S: 10	R: 0	H: 0	E: 0	K: 1	S: 8	R: 0	H: 0	E: 0	K: 1	S: 8	R: 0	H: 1	E: 0	K: 0	S: 7	R: 0	H: 1	E: 0	K: 2	S: 10	R: 0	H: 1	E: 0	K: 2	S: 10						
	LOB: 0	BB: 0	P: 7	LOB: 1	BB: 0	P: 12	LOB: 1	BB: 0	P: 14	LOB: 0	BB: 0	P: 14	LOB: 0	BB: 0	P: 14	LOB: 0	BB: 0	P: 11	LOB: 1	BB: 0	P: 10	LOB: 1	BB: 0	P: 16	LOB: 0	BB: 0	P: 10	LOB: 1	BB: 0	P: 16	1B: 4	SF: 0	2B: 2	SAC: 1	3B: 0	DP: 0	HR: 0	HBP: 0	WP: 0	PA: 33	PB: 0	SB: 0	CS: 1	ERA	WHIP						
21 Jon Lieber, R ERA: 4.23 (1, 1)	8.0	WLS	BF	H	R	ER	SO	BB	IBB	HBP	BLK	WP	HR	S	P	ERA	WHIP															IP	WLS	BF	H	R	ER	SO	BB	IBB	HBP	BLK	WP	HR	S	P	ERA	WHIP			
Billy Wagner, L ERA: 1.52 (9, 1)	1.0	4	1	0	0	2	0	0	0	0	0	0	0	10	16	0.00	1.000																																		

BOTTOM

Philadelphia Phillies @ Atlanta Braves
Turner Field, Atlanta, GA
Thu Sep 22 2005, 1:05 PM EDT
Att. 26,301 - Partly Cloudy - 81 F

livebaseballscores.com

AB	31
R	0
H	6
RBI	0
BB	0
SO	9
LOB	12




Batter	1	2	3	4	5	6	7	8	9	AB R H RBI BB SO LOB	TOP																
Juan Pierre, L (1, 8) OBP: 0.323, SLG: 0.345	0-0 1B S 1B		1-1 F7		0-0 SH5-3 1-2		1-3 K		0-3 K	4 1 1 0 0 2 1																	
Jeff Conine, R (1, 7) OBP: 0.371, SLG: 0.410	1-3 SAFE SAFE K		1-0 F7		2-2 F7		2-0 G5-3			4 0 0 0 0 1 3																	
Carlos Delgado, L (1, 3) OBP: 0.406, SLG: 0.599	2-1 G1-4-3 1-H 1B		3-0 HR		4-0 1B IBB		1-3 K			3 1 2 3 1 1 0																	
Miguel Cabrera, R (1, 5) OBP: 0.384, SLG: 0.564 Alex Gonzalez, R (8, PR) OBP: 0.319, SLG: 0.368 Antonio Alfonseca, R (8, 1) Todd Jones, L (8, 1) OBP: 0.500, SLG: 0.500	0-1 G1-4-3 1-2f 1B		0-0 2B		2-2 1-2 2-3 1B		1-0 B5-6 1B			4 0 3 0 0 0 1 0 0 0 0 0 0 0 0 0 0 0 0 0 0 0 0 0 0 0 0 0																	
Juan Encarnacion, R (1, 9) OBP: 0.351, SLG: 0.454		2-2 L5	1-3 K		2-2 F8		1-2 1-2 1B			4 0 1 0 0 1 4																	
Paul Lo Duca, R (1, 2) OBP: 0.337, SLG: 0.384		1-1 G6-3		2-0 L8		2-0 G6-3		0-0 B5-6 2-2f 1B		4 0 0 0 0 0 2																	
Mike Lowell, R (1, 4) OBP: 0.294, SLG: 0.361		2-1 2B		1-3 K		0-0 F7		0-0 F7		4 0 1 0 0 1 2																	
11 Robert Andino, R (1, 6) OBP: 0.276, SLG: 0.370 Lenny Harris, L (9, PH) OBP: 0.366, SLG: 0.359		0-3 K		2-3 K		1-1 1B		3-3 K		3 0 1 0 0 2 1 1 0 0 0 0 1 0																	
Josh Beckett, R (1, 1) OBP: 0.239, SLG: 0.254 Luis Castillo, S (8, 4) OBP: 0.391, SLG: 0.374 27 Jeremy Hermida, L (9, PH) OBP: 0.208, SLG: 0.348		2-2 HR 1B		4-1 1B SH5-3 BB		0-3 K		0-3 K2-3		2 1 1 0 1 1 1 0 0 0 0 0 0 0 1 0 0 0 0 1 0																	
Inning Stats	R: 1 E: 0 K: 1 S: 8	H: 2 LOB: 0 BB: 0 P: 11	R: 0 E: 0 K: 1 S: 10	H: 1 LOB: 1 BB: 0 P: 15	R: 2 E: 0 K: 1 S: 12	H: 3 LOB: 1 BB: 0 P: 20	R: 0 E: 0 K: 2 S: 7	H: 0 LOB: 0 BB: 0 P: 12	R: 0 E: 0 K: 1 S: 12	H: 1 LOB: 3 BB: 2 P: 26	R: 0 E: 0 K: 1 S: 7	H: 1 LOB: 1 BB: 0 P: 10	R: 0 E: 0 K: 2 S: 8	H: 0 LOB: 0 BB: 0 P: 12	R: 0 E: 0 K: 0 S: 6	H: 2 LOB: 2 BB: 0 P: 8	R: 0 E: 0 K: 3 S: 11	H: 0 LOB: 0 BB: 0 P: 14	1B: 7 2B: 3 3B: 0 HR: 1	SF: 0 SAC: 1 DP: 2 HBP: 0	WP: 0 PB: 0 SB: 1 CS: 0	PA: 37					
PITCHER	IP WLS BF H R ER SO BB IBB HBP BLK WP HR S P ERA WHIP																										
29 John Smoltz, R (1, 1) ERA: 3.06	6.0		27	8	3	3	6	1	1	0	0	0	1	56	94	4.50	1.500										
John Foster, L (7, 1) ERA: 4.28	1.0		3	0	0	0	2	0	0	0	0	0	0	8	12	0.00	0.000										
48 Blaine Boyer, R (8, 1) ERA: 2.45	1.0	W	4	2	0	0	0	0	0	0	0	0	0	6	8	0.00	2.000										
Kyle Farnsworth, R (9, 1) ERA: 2.05	1.0	S	3	0	0	0	3	0	0	0	0	0	0	11	14	0.00	0.000										

Florida Marlins @ Atlanta Braves
Turner Field, Atlanta, GA
Fri Sep 23 2005, 7:35 PM EDT
Att. 39,076 - Cloudy - 81 F

livebaseballscorecards.com

AB	34
R	3
H	10
RBI	3
BB	2
SO	11
LOB	15




Batter	1	2	3	4	5	6	7	8	9	AB R H RBI BB SO LOB
Rafael Furcal, S OBP: 0.346, SLG: 0.423 (1, 6)	2-1 G4-3 1B		4-0 BB		0-0 G3			3-2 1B 2B		3 1 2 0 1 0 1
Marcus Giles, R OBP: 0.370, SLG: 0.456 (1, 4)	2-2 G4-3 1-2f		1-3 K		3-1 G5-3			0-0 10 1B 7 FC6-4 2-H 1B		4 1 1 1 0 1 3
10 Chipper Jones, S OBP: 0.403, SLG: 0.544 (1, 5)	2-3 K			1-1 F8		2-1 F7		0-1 7 FC6-4 1B 1-3 1B		4 1 1 0 0 1 0
Andruw Jones, R OBP: 0.351, SLG: 0.586 (1, 8)		0-1 WP 1B		2-1 G5-3		1-2 G5-3		4-0 7 FC6-4 1-2 BB		3 0 1 0 1 0 0
Adam LaRoche, L OBP: 0.315, SLG: 0.442 (1, 3)		1-2 K		0-2 7 PB 1B		0-0 G3		0-3 K		4 0 1 0 0 2 4
7 Jeff Francoeur, R OBP: 0.343, SLG: 0.556 (1, 9)		1-3 K		4-1 1-2 BB			1-1 F8 1B	1-2 FC6-4 16 1B		3 1 1 1 1 1 3
Ryan Langerhans, L OBP: 0.335, SLG: 0.414 (1, 7)		3-3 K		3-2 F9			2-2 F8 1-2	1-1 E4 16 1B 1-3 1B		4 0 1 1 0 1 4
16 Brian McCann, L OBP: 0.333, SLG: 0.389 (1, 2)			3-2 F8		2-1 29 SH5-4 2B		3-2 P4	0-2 1-3 3-H 1B		4 0 2 1 0 0 1
4 Pete Orr, L OBP: 0.319, SLG: 0.365 (8, PR)			1-2 G1-3		0-0 SH5-4		1-3 K	0-1 G4-3		0 0 0 0 0 0 0
Johnny Estrada, S OBP: 0.301, SLG: 0.366 (9, 2)										0 0 0 0 0 0 0
29 John Smoltz, R OBP: 0.183, SLG: 0.206 (1, 1)										1 0 0 0 0 0 0
John Foster, L OBP: 0.293, SLG: 0.378 (7, PH)										0 0 0 0 0 0 0
Todd Hollandsworth, L OBP: 0.293, SLG: 0.378 (7, PH)										1 0 0 0 0 0 1
48 Blaine Boyer, R OBP: 0.293, SLG: 0.378 (8, 1)										0 0 0 0 0 0 0
Julio Franco, R OBP: 0.341, SLG: 0.455 (8, PH)										1 0 0 0 0 0 2
Kyle Farnsworth, R OBP: 0.341, SLG: 0.455 (9, 1)										0 0 0 0 0 0 0

Inning Stats	R: 0 E: 0 K: 1 S: 8	H: 1 LOB: 0 BB: 0 P: 14	R: 0 E: 0 K: 3 S: 11	H: 1 LOB: 1 BB: 0 P: 16	R: 0 E: 0 K: 1 S: 10	H: 0 LOB: 1 BB: 1 P: 19	R: 0 E: 0 K: 0 S: 12	H: 1 LOB: 2 BB: 1 P: 22	R: 0 E: 0 K: 0 S: 6	H: 1 LOB: 1 BB: 0 P: 11	R: 0 E: 0 K: 0 S: 6	H: 0 LOB: 0 BB: 0 P: 9	R: 0 E: 0 K: 1 S: 14	H: 1 LOB: 1 BB: 0 P: 21	R: 4 E: 1 K: 1 S: 20	H: 5 LOB: 2 BB: 1 P: 29
1B: 8 2B: 2 3B: 0 HR: 0	SF: 0 SAC: 1 DP: 1 HBP: 0	WP: 1 PB: 1 SB: 0 CS: 0	PA: 36													

PITCHER	IP	WLS	BF	H	R	ER	SO	BB	IBB	HBP	BLK	WP	HR	S	P	ERA	WHIP
Josh Beckett, R ERA: 3.38 (1, 1)	7.0		27	5	0	0	6	2	0	0	0	1	0	67	112	0.00	1.000
Antonio Alfonseca, R ERA: 4.26 (8, 1)	0.0		2	2	2	2	0	0	0	0	0	0	0	4	7	∞	∞
Todd Jones, R ERA: 1.81 (8, 1)	1.0	L	7	3	2	2	1	1	0	0	0	0	0	16	22	18.00	4.000

Florida Marlins @ Atlanta Braves
Turner Field, Atlanta, GA
Fri Sep 23 2005, 7:35 PM EDT
Att: 39,076 - Cloudy - 81 F

AB 32
R 4
H 10
RBI 4
BB 3
SO 7
LOB 19



PITCHER	IP	WLS	BF	H	R	ER	SO	BB	IBB	HBP	BLK	WP	HR	S	P	ERA	WHIP
Josh Beckett, R ERA: 3.38 (1, 1)	7.0		27	5	0	0	6	2	0	0	0	1	0	67	112	0.00	1.000
Antonio Alfonseca, R ERA: 4.26 (8, 1)	0.0		2	2	2	2	0	0	0	0	0	0	0	4	7	∞	∞
Todd Jones, R ERA: 1.81 (8, 1)	1.0	L	7	3	2	2	1	1	0	0	0	0	0	16	22	18.00	4.000

Batter	1	2	3	4	5	6	7	8	9	AB R H RBI BB SO LOB	TOP											
Juan Pierre, L (1, 8) OBP: 0.323, SLG: 0.346	1-2 G6-3		1-1 G6-3		1-0 L5			0-1 2B		4 0 1 0 0 0 0	Florida Marlins @ Atlanta Braves Turner Field, Atlanta, GA Sat Sep 24 2005, 7:05 PM EDT Att. 51,775 - Partly Cloudy - 84 F											
Juan Encarnacion, R (1, 9) OBP: 0.348, SLG: 0.450	3-3 K		0-3 K			0-0 G5-3		2-1 P2		4 0 0 0 0 2 1												
Carlos Delgado, L (1, 3) OBP: 0.403, SLG: 0.594	1-2 G3		3-3 K			0-1 G1-3		0-3 K		4 0 0 0 0 2 1												
Miguel Cabrera, R (1, 5) OBP: 0.383, SLG: 0.562		0-1 2B G4-6-3 1B		1-0 L7		2-2 L5		0-0 G6-3		4 1 1 0 0 0 0												
Jeff Conine, R (1, 7) OBP: 0.369, SLG: 0.412		0-0 G4-6-3 1-3 2B		2-2 G5-3			1-1 G6-3	2-3 K		4 0 1 0 0 1 0												
Mike Lowell, R (1, 4) OBP: 0.296, SLG: 0.363		4-0 G4-6-3 BB		0-1 2B			0-1 F9	1-0 F8		3 0 1 0 1 0 0												
Paul Lo Duca, R (1, 2) OBP: 0.337, SLG: 0.384		0-0 G4-6-3		1-1 P4			0-1 1B			3 0 1 0 0 0 3												
11 Robert Andino, R (1, 6) OBP: 0.281, SLG: 0.345		4-0 IBB		0-2 G5-3			3-2 G6-3			2 0 0 0 1 0 1												
Brian Moehler, R (1, 1) OBP: 0.122, SLG: 0.103		3-3 K		2-2 F7			1-2 G5-3			1 0 0 0 0 1 2												
55 Josh Johnson, L (4, 1)										1 0 0 0 0 0 0												
27 Jeremy Hermida, L (8, PH) OBP: 0.200, SLG: 0.333										1 0 0 0 0 0 0												
Randy Messenger, R (8, 1) OBP: 0.667, SLG: 0.500										0 0 0 0 0 0 0												
Inning Stats	R: 0 E: 0 K: 1 S: 11	H: 0 LOB: 0 BB: 0 P: 16	R: 1 E: 0 K: 1 S: 9	H: 2 LOB: 2 BB: 2 P: 20	R: 0 E: 0 K: 2 S: 10	H: 0 LOB: 0 BB: 0 P: 14	R: 0 E: 0 K: 0 S: 9	H: 1 LOB: 1 BB: 0 P: 13	R: 0 E: 0 K: 0 S: 7	H: 0 LOB: 0 BB: 0 P: 10	R: 0 E: 0 K: 0 S: 6	H: 0 LOB: 0 BB: 0 P: 8	R: 0 E: 0 K: 0 S: 9	H: 1 LOB: 1 BB: 0 P: 13	R: 0 E: 0 K: 1 S: 10	H: 1 LOB: 1 BB: 0 P: 13	R: 0 E: 0 K: 1 S: 5	H: 0 LOB: 0 BB: 0 P: 8	1B: 2 2B: 3 3B: 0 HR: 0	SF: 0 SAC: 0 DP: 1 HBP: 0	WP: 0 PB: 0 SB: 0 CS: 0	PA: 33
PITCHER	IP WLS BF H R ER SO BB IBB HBP BLK WP HR S P ERA WHIP																					
John Thomson, R (1, 1) ERA: 4.53	7.0 W 26 4 1 1 4 1 1 0 0 0 0 0 0 61 94 1.29 0.714																					
Chris Reitsma, R (8, 1) ERA: 3.61	1.0 4 1 0 0 1 0 0 0 0 0 0 0 10 13 0.00 1.000																					
Kyle Farnsworth, R (9, 1) ERA: 2.01	1.0 3 0 0 0 1 0 0 0 0 0 0 0 5 8 0.00 0.000																					

AB	31
R	1
H	5
RBI	0
BB	2
SO	6
LOB	8



Batter	1	2	3	4	5	6	7	8	9
Rafael Furcal, S (1, 6) OBP: 0.347, SLG: 0.429	0-1 10 F8 1B	1-0 2-H HR			2-2 L8		3-2 P6		
Marcus Giles, R (1, 4) OBP: 0.367, SLG: 0.453	3-2 G5-3	1-2 F7			0-0 G4-3		1-2 G5-3-1		
10 Chipper Jones, S (1, 5) OBP: 0.404, SLG: 0.552	0-1 F8			2-0 HR	1-1 1B			1-0 G4-3	
Andruw Jones, R (1, 8) OBP: 0.351, SLG: 0.589	2-3 K			3-2 F9	2-2 L7			1-2 HR	
Adam LaRoche, L (1, 3) OBP: 0.317, SLG: 0.447		0-0 7 HR 2B		2-1 F7		3-1 2B		1-2 K	
7 Jeff Francoeur, R (1, 9) OBP: 0.341, SLG: 0.563		0-1 2-H HR		1-0 F9		0-0 L5		1-3 K2-3	
Johnny Estrada, S (1, 2) OBP: 0.301, SLG: 0.364		0-1 F7		1-0 P4		4-0 G4-6-3 BB			
Ryan Langerhans, L (1, 7) OBP: 0.335, SLG: 0.413		1-1 SH2-4 HR 1B		0-0 G1-3		1-1 G4-6-3			
John Thomson, R (1, 1) OBP: 0.269, SLG: 0.292		0-1 SH2-4		0-3 K				0-0 G5-3-1 1B	
4 Pete Orr, L (7, PH) OBP: 0.324, SLG: 0.370									
Chris Reitsma, R (8, 1)									
Kyle Farnsworth, R (9, 1)									

AB	R	H	RBI	BB	SO	LOB
4	1	2	2	0	0	1
4	0	0	0	0	0	2
4	1	2	1	0	0	1
4	1	1	1	0	1	2
4	1	2	0	0	1	0
4	1	1	2	0	1	1
2	0	0	0	1	0	0
3	1	1	0	0	0	2
1	0	0	0	0	1	0
1	0	1	0	0	0	0
0	0	0	0	0	0	0
0	0	0	0	0	0	0

BOTTOM	
AB	31
R	6
H	10
RBI	6
BB	1
SO	4
LOB	9
WP: 0	PA: 33
PB: 0	
SB: 3	
CS: 0	

Florida Marlins @ Atlanta Braves
Turner Field, Atlanta, GA
 Sat Sep 24 2005, 7:05 PM EDT
 Att. 51,775 - Partly Cloudy - 84 F

livebaseballscorecards.com



Inning Stats		R: 0	H: 1	E: 0	K: 1	S: 13	R: 4	H: 4	E: 0	K: 0	S: 13	R: 1	H: 1	E: 0	K: 0	S: 7	R: 0	H: 0	E: 0	K: 1	S: 5	R: 0	H: 1	E: 0	K: 0	S: 10	R: 0	H: 1	E: 0	K: 0	S: 5	R: 0	H: 1	E: 0	K: 0	S: 9	R: 1	H: 1	E: 0	K: 2	S: 11											
PITCHER		IP	WLS	BF	H	R	ER	SO	BB	IBB	HBP	BLK	WP	HR	S	P	ERA	WHIP	PITCHER		IP	WLS	BF	H	R	ER	SO	BB	IBB	HBP	BLK	WP	HR	S	P	ERA	WHIP															
Brian Moehler, R (1, 1) ERA: 4.24	3.0	L	15	6	5	5	1	1	0	0	0	0	0	3	33	49	15.00	2.000	55 Josh Johnson, R (4, 1) ERA: 3.86	4.0		14	3	0	0	1	1	0	0	0	0	29	47	0.00	1.000	Randy Messenger, R (8, 1) ERA: 4.54	1.0		4	1	1	1	2	0	0	0	0	1	11	15	9.00	1.000

Batter 1 2 3 4 5 6 7 8 9 AB R H RBI BB SO LOB TOP

Juan Pierre, L OBP: 0.322, SLG: 0.348 (1, 8)	2-2 1B 3B		1-2 L6	0-2 L5-3		0-0 B2		1-2 F7	5 1 1 0 0 0 2
Jeff Conine, R OBP: 0.376, SLG: 0.417 (1, 7)	3-1 S 1B		4-0 2B BB		0-1 G5-6-3 1B	2-2 1B			3 0 3 1 1 0 0
Carlos Delgado, L OBP: 0.402, SLG: 0.594 (1, 3)	3-2 F8		0-2 2B 2B		1-2 G5-6-3	0-3 K			4 1 1 1 0 1 3
Miguel Cabrera, R OBP: 0.382, SLG: 0.559 (1, 5)	1-0 F7		4-0 2B IBB		0-0 F7	0-3 K			3 0 0 0 1 1 2
Mike Lowell, R OBP: 0.296, SLG: 0.364 (1, 4)	3-2 G6-3		1-1 2B		1-3 K		0-2 G6-3		4 0 1 1 0 1 1
27 Jeremy Hermida, L OBP: 0.241, SLG: 0.308 (1, 9)		4-0 11 G4-6-3 BB	4-0 IBB		0-0 F8		3-3 K		2 0 0 0 2 1 0
20 Matt Treanor, R OBP: 0.301, SLG: 0.252 (1, 2)		1-1 F7	1-0 F8		4-0 11 BB		2-3 K		2 0 0 0 1 0 4
14 Josh Willingham, R (8, PH) OBP: 0.467, SLG: 0.333 (8, 2)									1 0 0 0 0 1 0
11 Robert Andino, R OBP: 0.286, SLG: 0.323 (1, 6)		1-0 G4-6-3		2-0 G6-3		4-0 BB		1-0 G6-3	2 0 0 0 1 0 1
Lenny Harris, L OBP: 0.361, SLG: 0.354 (9, PH)		1-2			1-2 BB				1 0 0 0 0 0 0
A.J. Burnett, R OBP: 0.171, SLG: 0.279 (1, 1)			0-1 BB	1-2 L5-3		1-2 G5-3		0-2 P4	3 1 2 0 0 0 2
Randy Messenger, R OBP: 0.667, SLG: 0.500 (7, 1)									0 0 0 0 0 0 0
Ron Villone, L (7, 1)									0 0 0 0 0 0 0
Joe Dillon, R OBP: 0.207, SLG: 0.259 (9, PH)			2B 1B						1 0 0 0 0 0 0

Florida Marlins @ Atlanta Braves
Turner Field, Atlanta, GA
Sun Sep 25 2005, 1:05 PM EDT
Att. 48,147 - Partly Cloudy - 82 F

livebaseballscorecards.com

AB	31
R	3
H	8
RBI	3
BB	6
SO	5
LOB	15



Inning Stats	R: 1 H: 2 E: 0 LOB: 1 K: 0 S: 19 P: 31	R: 0 H: 0 E: 0 LOB: 0 K: 0 BB: 1 S: 3 P: 9	R: 2 H: 3 E: 0 LOB: 3 K: 0 BB: 3 S: 12 P: 27	R: 0 H: 1 E: 0 LOB: 0 K: 0 BB: 0 S: 8 P: 11	R: 0 H: 1 E: 0 LOB: 0 K: 0 BB: 0 S: 6 P: 7	R: 0 H: 0 E: 0 LOB: 2 K: 1 S: 8 P: 18	R: 0 H: 1 E: 0 LOB: 1 K: 2 BB: 0 S: 10 P: 12	R: 0 H: 0 E: 0 LOB: 0 K: 2 BB: 0 S: 9 P: 14	R: 0 H: 0 E: 0 LOB: 0 K: 0 BB: 0 S: 7 P: 9	1B: 5 SF: 0 2B: 3 SAC: 0 3B: 1 DP: 3 HR: 0 HBP: 0	WP: 0 PA: 37 PB: 0 SB: 1 CS: 0
---------------------	----------------------------------------	--------------------------------------------	----------------------------------------------	---------------------------------------------	--------------------------------------------	---------------------------------------	----------------------------------------------	---------------------------------------------	--------------------------------------------	------------------------------------------------------------	-----------------------------------------

PITCHER	IP	WLS	BF	H	R	ER	SO	BB	IBB	HBP	BLK	WP	HR	S	P	ERA	WHIP
Jorge Sosa, R ERA: 2.56 (1, 1)	5.0		22	7	3	3	0	2	2	0	0	0	0	48	85	5.40	1.800
26 Kyle Davies, R ERA: 4.82 (6, 1)	1.0		5	0	0	0	1	2	0	0	0	0	0	8	18	0.00	2.000
49 Macay McBride, L ERA: 4.97 (7, 1)	0.2		3	1	0	0	1	0	0	0	0	0	0	7	9	0.00	1.500
48 Blaine Boyer, R ERA: 2.43 (7, 1)	0.1	W	1	0	0	0	1	0	0	0	0	0	0	3	3	0.00	0.000
Chris Reitsma, R ERA: 3.56 (8, 1)	1.0	H	3	0	0	0	2	0	0	0	0	0	0	9	14	0.00	0.000
PITCHER	IP	WLS	BF	H	R	ER	SO	BB	IBB	HBP	BLK	WP	HR	S	P	ERA	WHIP
Kyle Farnsworth, R ERA: 1.99 (9, 1)	1.0	S	3	0	0	0	0	0	0	0	0	0	0	7	9	0.00	0.000

Batter	1	2	3	4	5	6	7	8	9	AB	R	H	RBI	BB	SO	LOB
Rafael Furcal, S OBP: 0.346, SLG: 0.428 (1, 6)	2-2 G4-3		0-3 K		0-0 G3		1 SAFE 2-0 SF8 FC5-4 1B			4	1	1	0	0	1	2
Marcus Giles, R OBP: 0.367, SLG: 0.457 (1, 4)	1-3 K		2-2 F9		1-1 HR		1-0 SF8			3	1	1	3	0	1	1
10 Chipper Jones, S OBP: 0.407, SLG: 0.552 (1, 5)	0-1 1B				2-3 K		4-0 FC5-4 IBB			2	1	1	0	2	1	0
Andruw Jones, R OBP: 0.349, SLG: 0.585 (1, 8)	1-2 F8				2-2 F7		1-1 FC5-4			4	0	0	1	0	1	3
Adam LaRoche, L OBP: 0.319, SLG: 0.447 (1, 3)		1-3 K			1-0 K		4-0 FC6-4 BB			2	0	1	0	1	1	0
Julio Franco, R OBP: 0.340, SLG: 0.453 (7, PH) (8, 3)					2-3 1B		3-3 K			1	0	0	0	0	1	1
7 Jeff Francoeur, R OBP: 0.336, SLG: 0.556 (1, 9)		2-2 G6-3			1-2 SF9		3-1 FC6-4			3	0	0	1	0	1	1
Todd Hollandsworth, L OBP: 0.294, SLG: 0.375 (1, 7)					0-3 K		4-2 BB			2	0	0	0	1	2	1
Brian Jordan, R OBP: 0.294, SLG: 0.332 (8, PH)							1-2 BB			1	0	0	0	0	0	0
Ryan Langerhans, L OBP: 0.335, SLG: 0.413 (9, 7)										0	0	0	0	0	0	0
16 Brian McCann, L OBP: 0.342, SLG: 0.398 (1, 2)					1-2 FC1-6 1B		2-1 G3 HR 1B			4	1	3	0	0	0	2
Jorge Sosa, R OBP: 0.288, SLG: 0.358 (1, 5)					0-0 FC1-6		2-3 K			1	0	0	0	0	0	1
4 Pete Orr, L OBP: 0.288, SLG: 0.358 (1, 5)										1	0	0	0	0	1	1
26 Kyle Davies, R OBP: 0.288, SLG: 0.358 (1, 5)										0	0	0	0	0	0	0
49 Mackey McLendon, L OBP: 0.288, SLG: 0.358 (1, 5)										0	0	0	0	0	0	0
48 Blaine Boyer, R OBP: 0.288, SLG: 0.358 (1, 5)										0	0	0	0	0	0	0
Kelly Johnson, L OBP: 0.288, SLG: 0.358 (1, 5)										0	0	0	0	0	0	0
Chris Rottama, R OBP: 0.288, SLG: 0.358 (1, 5)										0	0	0	0	0	0	0
Andy Marte, R OBP: 0.288, SLG: 0.358 (1, 5)										1	0	0	0	0	1	1
Kyle Farnsworth, R OBP: 0.288, SLG: 0.358 (1, 5)										0	0	0	0	0	0	0

BOTTOM																		
Florida Marlins @ Atlanta Braves Turner Field, Atlanta, GA Sun Sep 25 2005, 1:05 PM EDT Att. 48,147 - Partly Cloudy - 82 F																		
											AB	29						
											R	5						
											H	7						
											RBI	5						
											BB	5						
											SO	11						
											LOB	14						
											WP	0	PA	36				
											PB	0						
											SB	2						
											CS	0						

Inning Stats																	
R: 0	H: 1	R: 0	H: 0	R: 0	H: 1	R: 1	H: 1	R: 2	H: 2	R: 0	H: 0	R: 2	H: 1	R: 0	H: 1	1B: 6	SF: 2
E: 0	LOB: 1	E: 0	LOB: 0	E: 0	LOB: 1	E: 0	LOB: 1	E: 0	LOB: 0	E: 0	LOB: 2	E: 1	LOB: 1	E: 0	LOB: 1	2B: 0	SAC: 0
K: 1	BB: 0	K: 2	BB: 0	K: 1	BB: 0	K: 1	BB: 1	K: 1	BB: 0	K: 1	BB: 2	K: 1	BB: 2	K: 2	BB: 0	3B: 0	DP: 0
S: 13	P: 17	S: 10	P: 14	S: 10	P: 13	S: 14	P: 22	S: 12	P: 19	S: 11	P: 26	S: 8	P: 23	S: 11	P: 15	HR: 1	HBP: 0

PITCHER																	
A.J. Burnett, R ERA: 3.44 (1, 1)	IP	WLS	BF	H	R	ER	SO	BB	IBB	HBP	BLK	WP	HR	S	P	ERA	WHIP
Randy Messenger, R ERA: 4.46 (7, 1)	0.2	3	0	0	0	0	0	0	1	0	0	0	0	3	9	0.00	0.000
Ron Villone, L ERA: 4.4 (7, 1)	1.1	5	1	0	0	3	0	0	0	0	0	0	0	14	21	0.00	0.750



Batter	1	2	3	4	5	6	7	8	9	AB R H RBI BB SO LOB	TOP
--------	---	---	---	---	---	---	---	---	---	----------------------	-----

12 Clint Barmes, R (1, 6) <small>OBP: 0.338, SLG: 0.437</small>										4 1 2 0 1 0 0	
Luis Gonzalez, R (1, 4) <small>OBP: 0.339, SLG: 0.432</small>										4 0 3 0 0 1 1	
17 Todd Helton, L (1, 3) <small>OBP: 0.445, SLG: 0.537</small>										4 2 2 1 1 1 1	
5 Matt Holliday, R (1, 7) <small>OBP: 0.361, SLG: 0.502</small>										5 1 2 0 0 1 5	
27 Garrett Atkins, R (1, 5) <small>OBP: 0.349, SLG: 0.428</small>										5 1 3 2 0 1 2	
Todd Greene, R (1, 2) <small>OBP: 0.295, SLG: 0.444</small>										4 1 1 3 0 1 3	
18 Cory Sullivan, L (8, 8) <small>OBP: 0.341, SLG: 0.385</small>										0 0 0 0 0 0 0	
Dustan Mohr, R (1, 9) <small>OBP: 0.284, SLG: 0.473</small>										3 0 1 0 0 1 2	
11 Brad Hawpe, L (8, PH) <small>OBP: 0.353, SLG: 0.415</small>										1 0 1 0 0 0 0	
Choo Freeman, R (1, 8) <small>OBP: 0.263, SLG: 0.421</small>										4 0 0 0 0 1 1	
Mike DeJean, R (8, 1)										0 0 0 0 0 0 0	
40 Brian Fuentes, L (9, 1)										0 0 0 0 0 0 0	
35 Mike Esposito, R (1, 1) <small>OBP: 0.300, SLG: 0.125</small>										2 0 0 0 0 0 0	
Jose Acevedo, R (5, 1) <small>OBP: 0.300, SLG: 0.125</small>										0 0 0 0 0 0 0	
Larry Bigbie, L (7, PH) <small>OBP: 0.350, SLG: 0.348</small>										1 0 0 0 0 0 0	
Ryan Speier, R (7, 1)										0 0 0 0 0 0 0	
Danny Ardoin, R (8, PH) <small>OBP: 0.324, SLG: 0.381</small>										1 0 0 0 0 1 1	

Colorado Rockies @ Atlanta Braves
 Turner Field, Atlanta, GA
 Mon Sep 26 2005, 7:35 PM EDT
 Att. 23,788 - Overcast - 73 F

livebaseballscorecards.com

AB	38
R	6
H	15
RBI	6
BB	2
SO	8
LOB	16



Inning Stats	R: 0 H: 1 E: 0 K: 2 S: 13	R: 0 H: 1 E: 0 K: 0 S: 8	R: 0 H: 0 E: 0 K: 0 S: 12	R: 1 H: 3 E: 0 K: 0 S: 8	R: 0 H: 0 E: 0 K: 0 S: 10	R: 2 H: 5 E: 0 K: 2 S: 16	R: 0 H: 0 E: 0 K: 2 S: 12	R: 3 H: 4 E: 0 K: 1 S: 22	R: 0 H: 1 E: 0 K: 1 S: 10	1B: 12 SF: 0 2B: 2 SAC: 1 3B: 0 DP: 1 HR: 1 HBP: 0	WP: 0 PA: 42 PB: 0 SB: 0 CS: 1
--------------	---------------------------	--------------------------	---------------------------	--------------------------	---------------------------	---------------------------	---------------------------	---------------------------	---------------------------	-------------------------------------------------------------	-----------------------------------------

PITCHER Horacio Ramirez, L (1, 1) <small>ERA: 4.7</small>	PITCHER 49 Macay McBride, L (8, 1) <small>ERA: 4.73</small>
48 Blaine Boyer, R (6, 1) <small>ERA: 2.39</small>	50 Anthony Lerew, R (9, 1) <small>ERA: 4.76</small>
Jim Brower, R (7, 1) <small>ERA: 5.65</small>	
John Foster, L (8, 1) <small>ERA: 4.24</small>	
Chris Reitsma, R (8, 1) <small>ERA: 3.93</small>	

Batter	1	2	3	4	5	6	7	8	9	AB R H RBI BB SO LOB
Rafael Furcal, S OBP: 0.347, SLG: 0.427 (1, 6)	G4-3		G3-1 10 1B	1-2 3-H 1B	G1-3			L8		5 0 2 1 0 0 3
Marcus Giles, R OBP: 0.364, SLG: 0.453 (1, 4)	F8		G5-3	F9		F7		K		5 0 0 0 0 1 3
10 Chipper Jones, S OBP: 0.407, SLG: 0.547 (1, 5)	BB		G3-1		P6	FC5-4 BB		K		3 0 0 0 2 1 1
Andrew Jones, R OBP: 0.347, SLG: 0.581 (1, 8)	F7		G6-3		BB 1B 2B	FC5-4		K		5 1 1 0 0 1 3
Adam LaRoche, L OBP: 0.320, SLG: 0.455 (1, 3)					L8					4 2 2 1 0 0 1
Julio Franco, R OBP: 0.343, SLG: 0.460 (9, PH)					7 BB 2B			WP 2B		1 0 1 0 0 0 0
4 Pete Orr, L OBP: 0.322, SLG: 0.367 (9, PR)										0 0 0 0 0 0 0
7 Jeff Francoeur, R OBP: 0.341, SLG: 0.566 (1, 9)			G6-3 BB		HR	2B BB		K		3 1 1 1 2 2 1
Johnny Estrada, S OBP: 0.301, SLG: 0.366 (1, 2)			G6-3		G6-3			K		4 0 1 2 0 1 1
Brian Jordan, R OBP: 0.293, SLG: 0.330 (9, PH)						2B		K		1 0 0 0 0 1 1
Ryan Langerhans, L OBP: 0.340, SLG: 0.419 (1, 7)			F7		1B 1B	IBB		2B		3 1 2 0 1 0 1
Horacio Ramirez, L OBP: 0.236, SLG: 0.268 (1, 1)			G4-3		1B			G3		3 0 1 0 0 1 4
48 Blaine Boyer, R (6, 1)										0 0 0 0 0 0 0
Jim Brower, R (7, 1)										0 0 0 0 0 0 0
Todd Hollandsworth, L OBP: 0.293, SLG: 0.374 (7, PH)										1 0 0 0 0 0 1
John Foster, L (8, 1)										0 0 0 0 0 0 0
Chris Reitsma, R (8, 1)										0 0 0 0 0 0 0
49 Macay McBride, L (8, 1)										0 0 0 0 0 0 0
50 Anthony Lerew, L (9, 1)										0 0 0 0 0 0 0

Inning Stats	R: 0	H: 0	E: 0	K: 0	S: 4	LOB: 1	BB: 1	P: 11	R: 1	H: 1	E: 0	K: 0	S: 12	LOB: 1	BB: 1	P: 21	R: 0	H: 1	E: 0	K: 0	S: 10	LOB: 1	BB: 0	P: 18	R: 2	H: 4	E: 0	K: 0	S: 15	LOB: 2	BB: 0	P: 23	R: 2	H: 3	E: 0	K: 1	S: 13	LOB: 3	BB: 2	P: 24	R: 0	H: 0	E: 0	K: 0	S: 9	LOB: 1	BB: 1	P: 15	R: 0	H: 1	E: 0	K: 2	S: 15	LOB: 1	BB: 0	P: 19	R: 0	H: 0	E: 0	K: 2	S: 8	LOB: 0	BB: 0	P: 13	R: 0	H: 1	E: 0	K: 3	S: 12	LOB: 2	BB: 0	P: 18	1B: 6	SF: 0	2B: 3	SAC: 0	3B: 0	DP: 0	HR: 2	HBP: 0	WP: 1	PA: 43
--------------	------	------	------	------	------	--------	-------	-------	------	------	------	------	-------	--------	-------	-------	------	------	------	------	-------	--------	-------	-------	------	------	------	------	-------	--------	-------	-------	------	------	------	------	-------	--------	-------	-------	------	------	------	------	------	--------	-------	-------	------	------	------	------	-------	--------	-------	-------	------	------	------	------	------	--------	-------	-------	------	------	------	------	-------	--------	-------	-------	-------	-------	-------	--------	-------	-------	-------	--------	-------	--------

PITCHER	IP	WLS	BF	H	R	ER	SO	BB	IBB	HBP	BLK	WP	HR	S	P	ERA	WHIP
35 Mike Esposito, R ERA: 7.71 (1, 1)	4.1		25	9	5	5	0	3	0	0	0	0	2	50	89	10.38	2.769
Jose Acevedo, R ERA: 6.39 (5, 1)	1.2		7	0	0	0	1	1	1	0	0	0	0	13	23	0.00	0.600
Ryan Speier, R ERA: 3.8 (7, 1)	1.0	W	4	1	0	0	2	0	0	0	0	0	0	15	19	0.00	1.000
Mike DeJean, R ERA: 4.62 (8, 1)	1.0	H	3	0	0	0	2	0	0	0	0	0	0	8	13	0.00	0.000
40 Brian Fuentes, L ERA: 2.91 (9, 1)	1.0	S	4	1	0	0	3	0	0	0	0	1	0	12	18	0.00	1.000


BOTTOM

Colorado Rockies @ Atlanta Braves
Turner Field, Atlanta, GA

Mon Sep 26 2005, 7:35 PM EDT
Att. 23,788 - Overcast - 73 F

AB	38
R	5
H	11
RBI	5
BB	5
SO	8
LOB	20


livebaseballscores.com



Batter	1	2	3	4	5	6	7	8	9	AB R H RBI BB SO LOB	TOP											
12 Clint Barnes, R (1, 6) OBP: 0.337, SLG: 0.434	0-2 G6-3		0-3 K		0-1 G6-3		2-1 1B			4 0 1 0 0 1 0	Colorado Rockies @ Atlanta Braves Turner Field, Atlanta, GA Tue Sep 27 2005, 7:35 PM EDT Att. 25,306 - Cloudy - 78 F											
18 Cory Sullivan, L (1, 8) OBP: 0.343, SLG: 0.386	2-1 L3			0-0 1B		0-0 B1	1-0 1B			4 1 2 0 0 0 0												
17 Todd Helton, L (1, 3) OBP: 0.444, SLG: 0.533	0-1 F7			0-0 G1		2-0 HBP	3-0 P2			3 1 0 0 0 0 3												
5 Matt Holliday, R (1, 7) OBP: 0.362, SLG: 0.504		2-1 G4-3		0-1 1B		0-0 2B		0-0 G4-3		4 1 2 1 0 0 0												
27 Garrett Atkins, R (1, 5) OBP: 0.348, SLG: 0.429		2-3 K		0-1 G4-3		0-0 2B		0-3 K		4 0 1 2 0 2 1												
11 Brad Hawpe, L (1, 9) OBP: 0.354, SLG: 0.412		4-2 BB		4-2 BB		0-0 G5-3		2-3 K		2 0 0 0 2 1 1												
Luis Gonzalez, R (1, 4) OBP: 0.337, SLG: 0.429 Randy Williams, L (8, 1) Ryan Shealy, R (9, PH) OBP: 0.426, SLG: 0.489		0-3 K		0-3 K		2-0 G1-3		1-3 K		3 0 0 0 0 2 4 0 0 0 0 0 0 0 1 0 0 0 0 1 0												
Danny Ardoin, R (1, 2) OBP: 0.319, SLG: 0.374			2-1 F8		1-1 G6-3		2-2 G6-3		0-3 K	4 0 0 0 0 1 0												
28 Aaron Cook, R (1, 1) OBP: 0.148, SLG: 0.115 Marcos Carvajal, R (5, 1) OBP: 0.250, SLG: 0.250 David Cortes, R (6, 1) Aaron Miles, S (6, 4) OBP: 0.303, SLG: 0.355			2-2 L4		2-2 F9		0-0 G6-3		1-0 G4-3	2 0 0 0 0 0 0 0 0 0 0 0 0 0 0 0 0 0 0 0 0 2 0 0 0 0 0 0												
Inning Stats	R: 0 E: 0 K: 0 S: 7	H: 0 LOB: 0 BB: 0 P: 9	R: 0 E: 0 K: 2 S: 11	H: 0 LOB: 1 BB: 1 P: 19	R: 0 E: 0 K: 1 S: 9	H: 0 LOB: 0 BB: 0 P: 13	R: 1 E: 0 K: 1 S: 11	H: 2 LOB: 2 BB: 1 P: 15	R: 0 E: 0 K: 0 S: 7	H: 0 LOB: 0 BB: 0 P: 10	R: 2 E: 0 K: 0 S: 5	H: 2 LOB: 1 BB: 0 P: 9	R: 0 E: 0 K: 0 S: 8	H: 2 LOB: 2 BB: 0 P: 16	R: 0 E: 0 K: 2 S: 8	H: 0 LOB: 0 BB: 0 P: 10	R: 0 E: 0 K: 2 S: 9	H: 0 LOB: 0 BB: 0 P: 11	1B: 4 2B: 2 3B: 0 HR: 0	SF: 0 SAC: 0 DP: 0 HBP: 1	WP: 0 PB: 0 SB: 0 CS: 0	PA: 36
PITCHER	IP WLS BF H R ER SO BB IBB HBP BLK WP HR S P ERA WHIP																					
15 Tim Hudson, R (1, 1) ERA: 3.52	6.0 W 25 4 3 3 4 2 0 1 0 0 0 50 75 4.50 1.000																					
Jim Brower, R (7, 1) ERA: 5.55	1.0 5 2 0 0 0 0 0 0 0 0 0 8 16 0.00 2.000																					
Dan Kolb, R (8, 1) ERA: 5.27	1.0 3 0 0 0 2 0 0 0 0 0 0 8 10 0.00 0.000																					
34 Joey Devine, R (9, 1) ERA: 21.0	1.0 3 0 0 0 2 0 0 0 0 0 0 9 11 0.00 0.000																					

livebaseballscorecards.com

AB	33
R	3
H	6
RBI	3
BB	2
SO	8
LOB	9



Batter	1	2	3	4	5	6	7	8	9
Rafael Furcal, S Wilson Betemit, S	E7 G4-3 1B		L7		E 10 2B BB	HR BB	G5-4-3 1B		
Marcus Giles, R Andy Marte, R	G4-3 2-3		HR		10 2B 7 1B BB	HR	G5-4-3 1-2f		
10 Chipper Jones, S Jim Brower, R Dan Kolb, R Eddie Pérez, R 34 Joey Devine, R	G3 3-H		K		7 1B BB 2B	K	G1-3		
Andrew Jones, R Kelly Johnson, L	G6-3		G6-3		BB 16 BB 7 1B HBP 1B	BB 7 1B 8 2B 1B	K		
Adam LaRoche, L					G4-3	K	F7		
7 Jeff Francoeur, R					F8	16 BB BB 1B	8 2B 1B		
Ryan Langerhans, L					1B	16 BB 1B	8 2B BB		
16 Brian McCann, L 8 Brayan Peña, S					G4-3	BB	1B		
15 Tim Hudson, R 4 Pete Orr, L					G6-3		K		

AB	R	H	RBI	BB	SO	LOB
2	3	1	0	2	0	0
1	0	1	0	0	0	0
3	3	2	3	1	0	1
1	0	0	0	0	0	1
4	1	1	2	0	2	0
0	0	0	0	0	0	0
0	0	0	0	0	0	0
1	0	0	0	0	0	0
0	0	0	0	0	0	0
2	1	0	0	0	0	0
2	1	1	0	0	1	0
5	1	1	1	0	1	4
4	1	2	1	0	1	0
2	1	2	1	2	0	0
2	0	1	1	1	0	1
1	0	1	3	0	0	0
3	0	0	0	0	1	5
1	0	0	0	0	1	0

BOTTOM

Colorado Rockies @ Atlanta Braves
Turner Field, Atlanta, GA

Tue Sep 27 2005, 7:35 PM EDT
Att. 25,306 - Cloudy - 78 F

livebaseballscorecards.com

AB	34
R	12
H	13
RBI	12
BB	6
SO	7
LOB	12

Braves

WP: 0	PA: 41
PB: 0	
SB: 1	
CS: 0	

Inning Stats	R: 1	H: 1	E: 1	K: 0	S: 8	H: 3	LOB: 1	BB: 0	P: 20	R: 1	H: 1	E: 0	K: 1	S: 11	R: 0	H: 1	E: 0	K: 0	S: 8	R: 4	H: 2	E: 0	K: 2	S: 24	R: 5	H: 4	E: 0	K: 1	S: 13	R: 0	H: 1	E: 0	K: 1	S: 11	R: 0	H: 0	E: 0	K: 1	S: 8	H: 0	LOB: 0	BB: 0	P: 14	1B: 8	SF: 0	2B: 2	SAC: 0	3B: 0	DP: 2	HR: 3	HBP: 1	WP: 0	PA: 41
PITCHER	IP	WLS	BF	H	R	ER	SO	BB	IBB	HBP	BLK	WP	HR	S	P	ERA	WHIP																																				
28 Aaron Cook, R ERA: 3.75	(1, 1)	4.2	L	25	8	7	6	3	3	0	0	0	0	1	10	22	54.00	9.000																																			
Marcos Carvajal, R ERA: 5.09	(5, 1)	0.1		4	1	2	1	2	0	0	0	0	0	1	10	22	54.00	9.000																																			
David Cortes, R ERA: 4.21	(6, 1)	2.0		9	4	3	3	2	1	0	0	0	0	0	20	31	13.50	2.500																																			
Randy Williams, L ERA: 7.3	(8, 1)	1.0		3	0	0	0	1	0	0	0	0	0	0	8	14	0.00	0.000																																			

Batter	1	2	3	4	5	6	7	8	9	AB R H RBI BB SO LOB	TOP	
12 Clint Barnes, R (1, 6) OBP: 0.337, SLG: 0.435	1-1 18 1B 1B		0-0 F8 1B		2-3 K 2B	0-1 2B		3-2 F9 1B	1-3 K	6 0 2 2 0 2 2		
18 Cory Sullivan, L (1, 8) OBP: 0.343, SLG: 0.386	3-2 1B 1B		1-1 G3 1B		1-0 F8 2B	0-2 L6 1B			0-2 5 1B 27 1B 1B	5 1 2 0 0 0 1		
17 Todd Helton, L (1, 3) OBP: 0.444, SLG: 0.533	0-3 K 1B		1-3 K 5 2B 2B		2-2 2B P6 2B		4-2 5 WP 5 1B BB		3-2 F7 1B	4 2 1 0 1 2 3		
5 Matt Holliday, R (1, 7) OBP: 0.364, SLG: 0.508	1-0 P4 2B		2-2 27 1B 2B		2-0 P6 1B		3-2 1B		0-2 27 1B 11 2B 1B	5 2 3 2 0 0 3		
27 Garrett Atkins, R (1, 5) OBP: 0.349, SLG: 0.428	3-3 K 1B		0-0 1B			3-2 E5 6 FC4-6 2B	1-0 F7 1B		0-1 11 2B 1B 1B	5 1 2 2 0 1 3		
11 Brad Hawpe, L (1, 9) OBP: 0.352, SLG: 0.412		1-2 F7 2B	0-0 G4-3 2B			1-0 F7 2B	1-3 K 2B		1-0 1B 1B 2B	5 1 1 1 0 1 3		
6 Omar Quintanilla, L (1, 4) OBP: 0.270, SLG: 0.242 Luis Gonzalez, R (7, PH) OBP: 0.337, SLG: 0.429 (7, 4)		1-1 G4-3 2B		3-2 F7 2B		2-2 FC4-6 2B HBP	1-0 G6-3 2B		2-0 1B 1B	3 1 0 0 0 0 1 2 0 1 1 0 0 1		
Danny Ardoin, R (1, 2) OBP: 0.325, SLG: 0.376		0-2 1B		1-1 G6-3 2B		2-1 2B 12 2B HBP		2-3 K 1B	0-0 1B	4 1 2 1 0 1 0		
26 Jeff Francis, L (1, 1) OBP: 0.200, SLG: 0.138 Todd Greene, R (6, PH) OBP: 0.301, SLG: 0.456 Choo Freeman, R (6, PR) OBP: 0.253, SLG: 0.421 Jamey Wright, R (6, 1) OBP: 0.181, SLG: 0.164 Dustin Mohr, R (8, PH) OBP: 0.283, SLG: 0.471 Mike DeJean, R (8, 1) Larry Bigbie, L (9, PH) OBP: 0.302, SLG: 0.347 Scott Dohmann, R (9, 1)		3-2 G4-3 2B		1-1 G6-3 2B		1-2 12 2B 2B		1-3 K 1B	1-3 K	2 0 0 0 0 0 0 1 1 0 1 1 0 0 0 0 0 1 0 0 0 0 0 0 0 0 0 0 0 0 0 0 1 0 0 0 0 0 1 0 0 0 0 0 0 0 0 0 1 0 0 0 0 0 1 2 0 0 0 0 0 0 0 0		
Inning Stats	R: 0 H: 2 E: 0 LOB: 2 K: 2 BB: 0 S: 15 P: 23	R: 0 H: 1 E: 0 LOB: 1 K: 0 BB: 0 S: 12 P: 17	R: 2 H: 2 E: 0 LOB: 1 K: 1 BB: 0 S: 12 P: 16	R: 0 H: 0 E: 0 LOB: 0 K: 0 BB: 0 S: 9 P: 14	R: 0 H: 1 E: 0 LOB: 1 K: 1 BB: 0 S: 10 P: 17	R: 3 H: 2 E: 1 LOB: 1 K: 0 BB: 0 S: 18 P: 27	R: 1 H: 1 E: 0 LOB: 1 K: 1 BB: 1 S: 10 P: 20	R: 0 H: 0 E: 0 LOB: 0 K: 2 BB: 0 S: 9 P: 15	R: 4 H: 6 E: 0 LOB: 2 K: 2 BB: 0 S: 21 P: 29	1B: 10 SF: 0 2B: 5 SAC: 0 3B: 0 DP: 0 HR: 0 HBP: 1	WP: 2 PA: 46 PB: 0 SB: 0 CS: 0	
PITCHER	IP WLS BF H R ER SO BB IBB HBP BLK WP HR S P ERA WHIP											
26 Kyle Davies, R (1, 1) ERA: 4.71	5.2 L 27 7 5 2 4 0 0 1 0 1 0 71 109 3.18 1.235											
50 Anthony Lerew, R (6, 1) ERA: 4.5	0.1 B 2 1 0 0 0 0 0 0 0 0 0 5 5 0.00 3.000											
36 Chuck James, L (7, 1) ERA: 4.5	2.0 8 1 1 1 3 1 0 0 0 1 0 19 35 4.50 1.000											
Dan Kolb, R (9, 1) ERA: 5.81	1.0 9 6 4 4 2 0 0 0 0 0 0 21 29 36.00 6.000											

Colorado Rockies @ Atlanta Braves
Turner Field, Atlanta, GA
Wed Sep 28 2005, 7:05 PM EDT
Att. 29,971 - Cloudy - 77 F

livebaseballscorecards.com

AB	44
R	10
H	15
RBI	10
BB	1
SO	9
LOB	20



BOTTOM

Colorado Rockies @ Atlanta Braves

Turner Field, Atlanta, GA

Wed Sep 28 2005, 7:05 PM EDT

Att: 29,971 - Cloudy - 77 F

livebaseballscores.com

AB	37
R	5
H	11
RBI	3
BB	2
SO	5
LOB	17



WP	0	PA	40
PB	0		
SB	0		
CS	0		

AB R H RBI BB SO LOB

5	2	3	0	0	0	3
5	1	2	0	0	0	2
5	0	1	1	0	1	3
4	0	0	0	1	2	4
4	1	1	0	0	0	3
4	1	1	0	0	0	0
4	0	1	1	0	1	0
4	0	1	0	0	0	2
1	0	1	1	0	0	0
0	0	0	0	0	0	0
0	0	0	0	1	0	0
0	0	0	0	0	0	0
0	0	0	0	0	0	0
1	0	0	0	0	1	0

Batter	1	2	3	4	5	6	7	8	9											
4 Pete Orr, L OBP: 0.329, SLG: 0.379 (1, 4)	0-1 FC5-4 1B	1-0 SAFE F7			0-1 E 1B	0-0 G1			0-1 1B 2B											
Brian Jordan, R OBP: 0.295, SLG: 0.341 (1, 9)	2-2 FC5-4 F7 1-2f		1-2 F9		1-1 E 1B 1-2 2-3		0-1 3B		2-2 G6-3											
Andy Marte, R OBP: 0.233, SLG: 0.231 (1, 5)	2-0 F7 1-2		2-2 G6-3		1-1 FC5-2 G4-3 1-H 2-H 3-Hf		2-3 K		2-1 1B 2-H											
Julio Franco, R OBP: 0.340, SLG: 0.452 (1, 3)	2-0 L7		4-0 FC5-4 BB		0-1 G4-3 2-3		1-3 K		0-3 K											
8 Brayan Peña, S OBP: 0.205, SLG: 0.237 (1, 2)		1-0 1B 2B	1-1 FC5-4		2-0 G5-3		3-1 F7													
Wilson Betemit, S OBP: 0.356, SLG: 0.433 (1, 6)		3-2 1B 26 SF9 1B 2-3		2-2 G1-3		1-0 G6-3		1-2 G4-3												
Ryan Langerhans, L OBP: 0.346, SLG: 0.421 (1, 8)		2-0 1B 1-3 3-H		2-0 G4-3		0-0 G5-3		2-2 K												
Kelly Johnson, L OBP: 0.335, SLG: 0.401 (1, 7)		1 SAFE L9 2-2		1-2 G3		2-1 2B		0-0 F7												
26 Kyle Davies, R OBP: 0.284, SLG: 0.214 50 Anthony Lerew, L OBP: 0.295, SLG: 0.374 Todd Hollandsworth, L OBP: 0.295, SLG: 0.374 36 Chuck James, L OBP: 0.318, SLG: 0.457 Dan Kolb, R Adam LaRoche, L OBP: 0.318, SLG: 0.457 (1, 1) (6, 1) (6, PH) (7, 1) (9, 1) (9, PH)		2-1 SF9 3-H		1-1 FC5-2 1B 4 1B		4-1 BB		0-3 K												
Inning Stats	R: 0 E: 0 K: 0 S: 9	H: 1 LOB: 1 BB: 0 P: 15	R: 2 H: 3 ER: 0 K: 0 S: 12	H: 0 LOB: 1 BB: 1 P: 23	R: 0 E: 0 K: 0 S: 8	H: 0 LOB: 0 BB: 1 P: 13	R: 2 E: 1 K: 0 S: 11	H: 3 LOB: 1 BB: 0 P: 16	R: 0 E: 0 K: 2 S: 6	H: 1 LOB: 2 BB: 1 P: 13	R: 0 E: 0 K: 2 S: 10	H: 1 LOB: 1 BB: 0 P: 16	R: 0 E: 0 K: 1 S: 8	H: 0 LOB: 0 BB: 0 P: 11	R: 1 E: 0 K: 2 S: 14	H: 2 LOB: 1 BB: 0 P: 18	1B: 7 2B: 3 3B: 1 HR: 0	SF: 1 SAC: 0 DP: 0 HBP: 0	WP: 0 PB: 0 SB: 0 CS: 0	PA: 40
PITCHER	IP WLS BF	H R ER SO	BB IBB HBP BLK	WP HR S P	ERA WHIP	PITCHER	IP WLS BF	H R ER SO	BB IBB HBP BLK	WP HR S P	ERA WHIP									
26 Jeff Francis, L ERA: 5.68 (1, 1)	5.0 W	7 4 3 0	1 0 0 0	0 0 49 84	5.40 1.600	Jamey Wright, R ERA: 5.46 (6, 1)	2.0 H	2 0 0 2	1 0 0 0	0 0 16 29	0.00 1.500									
Mike DeJean, R ERA: 4.55 (8, 1)	1.0 H	3 0 0 1	0 0 0 0	0 0 8 11	0.00 0.000	Scott Dohmann, R ERA: 6.3 (9, 1)	1.0 5	2 1 1 2	0 0 0 0	0 0 14 18	9.00 2.000									

Batter	1	2	3	4	5	6	7	8	9	AB	R	H	RBI	BB	SO	LOB	TOP										
Rafael Furcal, S (1, 6) OBP: 0.348, SLG: 0.426 Wilson Betemit, S (3, 6) OBP: 0.357, SLG: 0.434	2-3 K		1-0 G4-3		0-1 2-H 4 CS 1B		2-1 P5			2	0	0	0	0	1	1											
Marcus Giles, R (1, 4) OBP: 0.366, SLG: 0.464 4 Pete Orr, L (3, 4) OBP: 0.338, SLG: 0.395	4-2 10 BB BB		1-1 P3		0-1 1 SAFE CS		1-2 E S SF8 1B	0-0 G4-3 2B		1	0	0	0	1	0	1											
10 Chipper Jones, S (1, 5) OBP: 0.408, SLG: 0.548 Andy Marte, R (4, PR) OBP: 0.226, SLG: 0.222	4-1 G6-3 1-2 BB			1-0 FC6-4 1B		1 SAFE 1-2 SAFE F9		2-3 K		1	0	1	0	1	0	0											
Andruw Jones, R (1, 8) OBP: 0.347, SLG: 0.577 Ryan Langerhans, L (6, PR) OBP: 0.345, SLG: 0.419	2-2 G6-3 1-2f		2-1 FC6-4 S 1-2f		3-0 BB HBP		0-0 G4-3 2-3		2	0	0	0	0	0	0	3											
Adam LaRoche, L (1, 3) OBP: 0.320, SLG: 0.455		2-3 K		2-3 K 1-2		4-2 SAFE BB 1-2 BB		4-0 IBB		2	0	0	0	2	2	1											
Kelly Johnson, L (1, 7) OBP: 0.333, SLG: 0.398 Brian Jordan, R (6, PH) OBP: 0.293, SLG: 0.339		1-3 K		3-3 K		3-0 BB SF8 3-H		0-3 K		2	0	0	0	0	2	2											
Todd Hollandsworth, L (1, 9) OBP: 0.284, SLG: 0.370		3-3 K			4-0 G6-3 1B BB		0-1 F9		1-0 F9	3	1	0	0	1	1	2											
Johnny Estrada, S (1, 2) OBP: 0.300, SLG: 0.364			2-1 G4-3 SH1-4 1B		2-1 G6-3 1-2		0-0 F7		0-1 F8	4	0	1	0	0	0	1											
John Thomson, R (1, 1) OBP: 0.259, SLG: 0.280 John Foster, L (6, 1) 8 Brayan Peña, S (7, PH) OBP: 0.200, SLG: 0.231 34 Joey Devine, R (7, 1) Kyle Farnsworth, R (8, 1) Julio Franco, R (9, PH) OBP: 0.339, SLG: 0.450			0-0 SH1-4		2-3 K		1-3 K		0-0 G1-3	1	0	0	0	0	1	1											
Inning Stats	R: 0 E: 0 K: 1 S: 9	H: 0 LOB: 1 BB: 2 P: 21	R: 0 E: 0 K: 3 S: 9	H: 0 LOB: 0 BB: 0 P: 15	R: 0 E: 0 K: 0 S: 6	H: 1 LOB: 1 BB: 0 P: 10	R: 0 E: 0 K: 2 S: 11	H: 1 LOB: 2 BB: 0 P: 19	R: 1 E: 0 K: 1 S: 8	H: 1 LOB: 0 BB: 1 P: 16	R: 1 E: 0 K: 0 S: 13	H: 1 LOB: 2 BB: 1 P: 25	R: 0 E: 0 K: 1 S: 8	H: 0 LOB: 0 BB: 0 P: 11	R: 0 E: 0 K: 2 S: 8	H: 1 LOB: 2 BB: 1 P: 14	R: 0 E: 0 K: 0 S: 4	H: 0 LOB: 0 BB: 0 P: 5	1B: 4 2B: 1 3B: 0 HR: 0	SF: 1 SAC: 1 DP: 1 HBP: 1	WP: 0 PB: 0 SB: 2 CS: 1	PA: 37					
PITCHER	IP	WLS	BF	H	R	ER	SO	BB	IBB	HBP	BLK	WP	HR	S	P	ERA	WHIP										
55 Josh Johnson, R (1, 1) ERA: 3.65	5.1		23	4	2	2	7	4	0	1	0	0	0	53	100	3.38	1.500										
Ron Villone, L (6, 1) ERA: 4.21	0.2	W	2	0	0	0	0	0	0	0	0	0	0	3	6	0.00	0.000										
Guillermo Mota, R (7, 1) ERA: 4.7	1.2	H	7	1	0	0	2	0	1	0	0	0	0	13	22	0.00	0.600										
Todd Jones, R (8, 1) ERA: 1.77	1.1	S	4	0	0	0	1	0	0	0	0	0	0	7	8	0.00	0.000										

Atlanta Braves @ Florida Marlins
Dolphin Stadium, Miami, FL
Fri Sep 30 2005, 7:35 PM EDT
Att: 25,461 - Partly Cloudy - 83 F

livebaseballscorecards.com

AB	28
R	2
H	5
RBI	2
BB	5
SO	10
LOB	17



Batter	1	2	3	4	5	6	7	8	9	AB	R	H	RBI	BB	SO	LOB
Juan Pierre, L OBP: 0.322, SLG: 0.348 (1, 8)	1-1 G4-3		0-2 E5 1B S G1-6-3		0-2 G4-3	2-2 F8				4	1	0	0	0	0	2
Jeff Conine, R OBP: 0.381, SLG: 0.411 (1, 7) (9, 3)	0-0 P4		3-1 G1-6-3 1B		4-2 27 1B 1B BB		2-2 F7			3	0	1	0	1	0	0
Carlos Delgado, L OBP: 0.401, SLG: 0.585 (1, 3) Chris Aguila, R OBP: 0.263, SLG: 0.274 (9, 7)	4-2 2B BB		1-0 G1-6-3		1-0 27 1B 1B		0-0 G4-3			3	0	1	0	1	0	1
Miguel Cabrera, R OBP: 0.385, SLG: 0.563 (1, 5)	0-0 1-3 2B		3-1 G5-3		1-0 F7		2-2 F8			4	0	1	0	0	0	3
27 Jeremy Hermida, L OBP: 0.316, SLG: 0.471 (1, 9)	1-0 G4-3			2-2 G3	1-1 1-2 2-H 3-H 1B		4-1 HR BB			3	1	1	1	1	0	2
Mike Lowell, R OBP: 0.297, SLG: 0.363 (1, 4)		1-2 20 G6-3 11 WP 1B		2-2 P3		2-0 20 1B 2B		1-2 F8		4	1	2	0	0	0	1
11 Robert Andino, R OBP: 0.273, SLG: 0.282 (1, 6) Lenny Harris, L OBP: 0.368, SLG: 0.406 (8, PH) Josh Wilson, R (9, 6)		4-2 20 G6-3 BB		0-1 20 S 1B		2-3 K		3-2 2-H HR		2	0	1	0	1	1	1
20 Matt Treanor, R OBP: 0.298, SLG: 0.250 (1, 2)		1-1 G6-3		2-2 F7		1-0 G4-3 1B		1-3 K		4	0	1	1	0	1	3
55 Josh Johnson, L OBP: 0.250, SLG: 0.250 (1, 1) Ron Villone, L (6, 1) Joe Dillon, R OBP: 0.167, SLG: 0.206 (6, PH) Guillermo Mota, R (7, 1) Todd Jones, L OBP: 0.333, SLG: 0.333 (8, 1)		2-3 K			0-2 1B 27 1B G4-3 1B		2-1 G4-3		1-3 K		2	1	1	0	0	1

Inning Stats	R: 0	H: 1	E: 0	LOB: 2	K: 0	BB: 1	S: 9	R: 0	H: 1	E: 0	LOB: 1	K: 1	BB: 1	S: 10	R: 1	H: 1	E: 1	LOB: 0	K: 0	BB: 0	S: 8	R: 0	H: 1	E: 0	LOB: 1	K: 0	BB: 0	S: 11	R: 1	H: 3	E: 0	LOB: 2	K: 0	BB: 1	S: 13	R: 1	H: 2	E: 0	LOB: 1	K: 1	BB: 0	S: 11	R: 0	H: 0	E: 0	LOB: 0	K: 0	BB: 0	S: 8	R: 2	H: 1	E: 0	LOB: 0	K: 2	BB: 1	S: 16	R: 0	H: 1	E: 0	LOB: 0	K: 2	BB: 1	S: 26
--------------	------	------	------	--------	------	-------	------	------	------	------	--------	------	-------	-------	------	------	------	--------	------	-------	------	------	------	------	--------	------	-------	-------	------	------	------	--------	------	-------	-------	------	------	------	--------	------	-------	-------	------	------	------	--------	------	-------	------	------	------	------	--------	------	-------	-------	------	------	------	--------	------	-------	-------

PITCHER	IP	WLS	BF	H	R	ER	SO	BB	IBB	HBP	BLK	WP	HR	S	P	ERA	WHIP
John Thomson, R ERA: 4.47 (1, 1)	5.1	L	26	9	3	2	2	3	0	0	0	1	0	56	95	3.38	2.250
John Foster, L ERA: 4.15 (6, 1)	0.2		2	0	0	0	0	0	0	0	0	0	0	6	10	0.00	0.000
34 Joey Devine, R ERA: 15.75 (7, 1)	1.0		3	0	0	0	0	0	0	0	0	0	0	8	12	0.00	0.000
Kyle Farnsworth, R ERA: 2.22 (8, 1)	1.0		5	1	2	2	2	1	0	0	0	0	1	16	26	18.00	2.000

BOTTOM

Atlanta Braves @ Florida Marlins
Dolphin Stadium, Miami, FL

Fri Sep 30 2005, 7:35 PM EDT
Att. 25,461 - Partly Cloudy - 83 F

AB	32
R	5
H	10
RBI	4
BB	4
SO	4
LOB	15

WP: 1 PA: 36
PB: 0
SB: 3
CS: 0



PITCHER	IP	WLS	BF	H	R	ER	SO	BB	IBB	HBP	BLK	WP	HR	S	P	ERA	WHIP
John Thomson, R ERA: 4.47 (1, 1)	5.1	L	26	9	3	2	2	3	0	0	0	1	0	56	95	3.38	2.250
John Foster, L ERA: 4.15 (6, 1)	0.2		2	0	0	0	0	0	0	0	0	0	0	6	10	0.00	0.000
34 Joey Devine, R ERA: 15.75 (7, 1)	1.0		3	0	0	0	0	0	0	0	0	0	0	8	12	0.00	0.000
Kyle Farnsworth, R ERA: 2.22 (8, 1)	1.0		5	1	2	2	2	1	0	0	0	0	1	16	26	18.00	2.000

Batter	1	2	3	4	5	6	7	8	9	10	AB R H RBI BB SO LOB	TOP												
Rafael Furcal, S Wilson Betemit, S	1-1 1B G3		1-1 3B		2-3 K	2-1 F9		1-1 1B			3 0 2 0 0 1 0 2 0 1 2 0 0 1	Atlanta Braves @ Florida Marlins Dolphin Stadium, Miami, FL Sun Oct 02 2005, 1:05 PM EDT Att: 29,214 - Cloudy - 88 F												
Marcus Giles, R Pete Orr, L	0-2 SAFE G3		3-3 K		1-2 G5-3		1-3 K	1-0 P2			3 0 0 0 0 1 2 2 0 0 0 0 1 2													
10 Chipper Jones, S Andy Marte, R	3-0 1B		2-3 K		2-0 HR		4-2 CS BB		2-3 K		3 1 2 1 0 1 1 1 0 0 0 1 1 0													
Andruw Jones, R Ryan Langerhans, L	0-2 P4			1-3 K	3-2 BB 1B		0-3 K		4-2 G6-3 BB		3 0 1 0 0 1 2 1 0 0 0 1 1 1													
Julio Franco, R Adam LaRoche, L	1-3 K			0-0 1B 2B 1B	4-2 BB			0-0 B1-3	2-2 G6-3		2 1 1 0 1 1 2 2 0 0 0 0 0 1													
7 Jeff Francoeur, R		0-3 K		0-3 K	0-1 P3			0-1 1B 1B		1-1 F9	5 1 1 0 0 2 3													
Brian Jordan, R 34 Joey Gwynn, R 48 Blaine Boyer, R John Foster, L Jim Brower, R Johnny Estrada, S Kelly Johnson, L Kyle Farnsworth, R 26 Kyle Davies, R		2-3 K		1-0 1B 2B 1B		2-3 K		0-2 1B 1B 1B		1-3 K	3 1 1 0 0 2 0 0 0 0 0 0 0 0 0 0 0 0 0 0 0 0 0 0 0 0 0 0 0 1 0 0 0 0 0 1 0 0 0 0 0 1 0													
16 Brian McCann, L		2-1 P2		1-2 2B		0-1 G4-3		3-1 1B 1B		0-1 F8	5 1 2 3 0 0 0													
Horacio Ramirez, L Todd Hollandsworth, L			0-1 G5-3		1-3 K		1-1 1B	1-1 1B			2 0 0 0 0 1 1 2 0 2 0 0 0 0													
Inning Stats	R: 0 E: 0 K: 1 S: 13	H: 2 LOB: 2 BB: 0 P: 18	R: 0 E: 0 K: 2 S: 8	H: 0 LOB: 0 BB: 0 P: 12	R: 0 E: 0 K: 2 S: 11	H: 1 LOB: 1 BB: 0 P: 17	R: 2 E: 0 K: 3 S: 15	H: 3 LOB: 1 BB: 0 P: 19	R: 1 E: 0 K: 1 S: 9	H: 2 LOB: 2 BB: 1 P: 27	R: 0 E: 0 K: 1 S: 9		H: 1 LOB: 1 BB: 0 P: 14	R: 0 E: 0 K: 2 S: 8	H: 0 LOB: 0 BB: 1 P: 13	R: 3 E: 0 K: 0 S: 13	H: 5 LOB: 2 BB: 0 P: 19	R: 0 E: 0 K: 1 S: 8	H: 0 LOB: 0 BB: 1 P: 16	R: 0 E: 0 K: 1 S: 7	H: 0 LOB: 0 BB: 0 P: 9	1B: 11 2B: 1 3B: 1 HR: 1	SF: 0 SAC: 0 DP: 1 HBP: 0	WP: 0 PB: 0 SB: 0 CS: 1
PITCHER	IP WLS BF H R ER SO BB IBB HBP BLK WP HR S P ERA WHIP																							
Dontrelle Willis, L	(1, 1) 7.0 2.63	31 3	9 3	3 3	12 0	2 0	0 0	0 0	0 0	0 0	0 0	13 19	27.00 5.000											
Todd Jones, R	(8, 1) 2.1	7 3	5 3	3 3	0 2	0 1	0 0	0 0	0 0	0 0	0 0	15 25	0.00 0.500											
Ron Villone, L	(9, 1) 4.08	6 3	0 0	0 0	2 2	1 0	0 0	0 0	0 0	0 0	0 0													

livebaseballscorecards.com

AB	41
R	6
H	14
RBI	6
BB	3
SO	14
LOB	16



Atlanta Braves @ Florida Marlins
 Dolphin Stadium, Miami, FL

Sun Oct 02 2005, 1:05 PM EDT
 Att. 29,214 - Cloudy - 88 F

livebaseballscorecards.com

AB	39
R	7
H	14
RBI	7
BB	5
SO	6
LOB	20



WP:	0	PA:	47
PB:	0		
SB:	0		
CS:	1		

Batter	1	2	3	4	5	6	7	8	9	10	AB	R	H	RBI	BB	SO	LOB
Juan Pierre, L (1, 8) OBP: 0.326, SLG: 0.354	0-0 FC4-6 1B		0-2 1B 2-3 1B		1-0 CS 1B		0-2 G3-1 1B	0-0 L4-6		1-1 2-H 1B	6	0	5	3	0	0	2
Chris Aguila, R (1, 7) OBP: 0.272, SLG: 0.282	0-2 FC4-6 1-2f		1-0 2-3 3-H 1B		1-1 CS 1-2	1-3 SAFE SAFE	2-1 G3-1 1B		1-1 G4-3		3	0	1	1	0	1	1
Carlos Delgado, L (7, PH) OBP: 0.399, SLG: 0.582											2	0	1	1	0	0	0
Jeff Conine, R (1, 3) OBP: 0.374, SLG: 0.403	0-1 G6-4-3 1-2f		3-2 G5-3			0-0 P4	2-1 G3-1		0-0 27 HR 1B		5	1	1	0	0	0	5
Miguel Cabrera, R (1, 5) OBP: 0.385, SLG: 0.561		2-3 K		0-0 G4-3		4-2 27 1B BB	4-0 IBB		3-1 P3		3	0	0	0	2	1	1
27 Jeremy Hermida, L (1, 9) OBP: 0.383, SLG: 0.634		0-2 G5-3		3-3 K		0-2 1B	2-3 K		0-0 1-H HR		5	1	2	2	0	2	3
Mike Lowell, R (1, 4) OBP: 0.298, SLG: 0.360		1-0 G4-3		4-1 FC6-4 BB		1-0 P6	0-2 G4-3		0-2 F7		4	0	0	0	1	0	5
Dontrelle Willis, L (1, 1) OBP: 0.289, SLG: 0.337			0-0 G5-3		2-2 FC6-4 1-2f		3-1 2B 1B	1-2 14 SH1-4 BB		1-2 1B 2B	3	0	1	0	0	0	1
Jason Vargas, L (7, PR) OBP: 0.333, SLG: 0.385											0	1	0	0	0	0	0
Josh Wilson, R (8, 6) OBP: 0.182, SLG: 0.200											1	1	1	0	0	0	0
11 Robert Andino, R (1, 6) OBP: 0.248, SLG: 0.250			2-3 K		0-3 K		2-2 1B 2B	4-2 14 SH1-4 BB		1-0 L4	2	0	0	0	0	2	0
Joe Dillon, R (7, PH) OBP: 0.211, SLG: 0.278											1	1	1	0	0	0	0
Todd Jones, L (8, 1) OBP: 0.333, SLG: 0.333											0	0	0	0	0	0	0
Lenny Harris, L (8, PH) OBP: 0.385, SLG: 0.414											0	0	0	0	1	0	0
Ron Villone, L (9, 1) OBP: 0.385, SLG: 0.414											0	0	0	0	0	0	0
Paul Lo Duca, R (10, PH) OBP: 0.334, SLG: 0.380											1	0	0	0	0	0	1
20 Matt Treanor, R (1, 2) OBP: 0.301, SLG: 0.261			3-2 1B 2B		0-2 F8		4-2 1B BB	0-0 SH1-4		3-2 F9	2	1	1	0	0	0	0
14 Josh Willingham, R (7, PH) OBP: 0.407, SLG: 0.348											1	1	0	0	1	0	1

Inning Stats	R: 0	H: 1	E: 0	LOB: 0	K: 0	BB: 0	S: 6	P: 6	R: 0	H: 0	E: 0	LOB: 0	K: 1	BB: 0	S: 8	P: 11	R: 1	H: 3	E: 0	LOB: 2	K: 1	BB: 0	S: 15	P: 24	R: 0	H: 0	E: 0	LOB: 1	K: 1	BB: 1	S: 9	P: 18	R: 0	H: 1	E: 0	LOB: 0	K: 1	BB: 0	S: 8	P: 10	R: 0	H: 1	E: 0	LOB: 2	K: 1	BB: 1	S: 10	P: 16	R: 3	H: 4	E: 0	LOB: 3	K: 1	BB: 2	S: 25	P: 44	R: 0	H: 0	E: 0	LOB: 1	K: 0	BB: 1	S: 6	P: 11	R: 2	H: 2	E: 0	LOB: 0	K: 0	BB: 0	S: 10	P: 14	R: 1	H: 2	E: 0	LOB: 1	K: 0	BB: 0	S: 11	P: 17	1B: 10	SF: 0	2B: 4	SAC: 1	3B: 0	DP: 2	HR: 1	HBP: 1	WP: 0	PA: 47
--------------	------	------	------	--------	------	-------	------	------	------	------	------	--------	------	-------	------	-------	------	------	------	--------	------	-------	-------	-------	------	------	------	--------	------	-------	------	-------	------	------	------	--------	------	-------	------	-------	------	------	------	--------	------	-------	-------	-------	------	------	------	--------	------	-------	-------	-------	------	------	------	--------	------	-------	------	-------	------	------	------	--------	------	-------	-------	-------	------	------	------	--------	------	-------	-------	-------	--------	-------	-------	--------	-------	-------	-------	--------	-------	--------

PITCHER	IP	WLS	BF	H	R	ER	SO	BB	IBB	HBP	BLK	WP	HR	S	P	ERA	WHIP
Horacio Ramirez, L (1, 1) ERA: 4.63	5.0		19	5	1	1	4	1	0	0	0	0	0	46	69	1.80	1.200
34 Joey Devine, R (6, 1) ERA: 12.6	1.0	H	5	1	0	0	1	1	0	0	0	0	0	10	16	0.00	2.000
48 Blaine Boyer, R (7, 1) ERA: 3.11	0.0	B	4	3	3	3	0	1	0	0	0	0	0	13	22	∞	∞
John Foster, L (7, 1) ERA: 4.15	0.0		1	1	0	0	0	0	0	0	0	0	0	2	4	∞	∞
Jim Brower, R (7, 1) ERA: 5.37	1.0		4	0	0	0	1	0	1	0	0	0	0	10	18	0.00	0.000

PITCHER	IP	WLS	BF	H	R	ER	SO	BB	IBB	HBP	BLK	WP	HR	S	P	ERA	WHIP
Kyle Farnsworth, R (8, 1) ERA: 2.19	1.0	H	4	0	0	0	0	1	0	1	0	0	0	6	11	0.00	1.000
26 Kyle Davies, R (9, 1) ERA: 4.93	1.2	L	9	4	3	3	0	0	0	0	0	0	1	21	31	16.20	2.400

Houston Astros @ Atlanta Braves

Turner Field, Atlanta, GA

Wed Oct 05 2005, 4:00 PM EDT
 Att. 40,590 - Overcast - 80 F

livebaseballscorecards.com

AB 31
R 10
H 11
RBI 9
BB 9
SO 6
LOB 19



WP: 1 PA: 47
 PB: 0
 SB: 0
 CS: 0

Batter	1	2	3	4	5	6	7	8	9	AB R H RBI BB SO LOB			
Craig Biggio, R (1, 4) OBP: 0.600, SLG: 1.000 Russ Springer, R (9, 1) Mike Gallo, L (9, 1)	0-1 SH5-3 1B 1B		0-2 17 BB 1B 2B	2-1 SF8			0-0 SH3-4 2-3	4-0 5 1B 16 WP IBB	2-2 G1-3	3 3 2 1 1 0 0 0 0 0 0 0 0 0 0 0 0 0 0 0 0			
Willy Taveras, R (1, 8) 5 Jeff Bagwell, R (8, PH) 4 Eric Bruntlett, R (8, 8)	0-1 SH5-3 1-2		4-2 17 BB 1B BB	1-2 G5-3			3-2 G6-3	1-1 16 WP 16 BB 1B 1B	0-3 K	2 1 0 0 1 0 1 1 1 1 1 0 0 0 1 0 0 0 0 1 0			
17 Lance Berkman, S (1, 3) Morgan Ensberg, R (1, 5) 16 Jason Lane, R (1, 9)	4-0 1B BB		4-0 16 FC5-4 1B 1-2 2-3 BB			3-2 F7	4-0 16 HBP 1B IBB	1-3 K		2 0 0 0 3 1 3 4 1 3 5 1 1 0 3 0 0 0 1 1 4			
Orlando Palmeiro, L (1, 7) 28 Adam Everett, R (1, 6) Brad Ausmus, R (1, 2) Andy Pettitte, L (1, 1) Dan Wheeler, R (8, 1) Jose Vizcaino, S (9, PH) (9, 4)	0-0 16 G5-4-3 1-2 2-H 1B		1-0 16 FC5-4 1B	0-2 FC5-4 HBP 1-2f 2-3		1-0 G3-1	1-1 HBP 1-2 2-3 HBP	0-1 28 BB 1B	0-1 28 BB 1B	3 0 1 2 1 0 3 4 1 1 0 1 0 4 5 2 2 0 0 1 4			
	0-1 G5-4-3 1-2f		2-2 G6-4-3 BB 1-2 HBP	1-0 G6-3		0-1 F8		SH5-4 5 1B 1B					
	0-1 G6-4-3 1-2f		3-2 SH1-4 SF8 2B		0-1 G4-3			SH5-4 5 1B 1B					
			0-3 K	2-0 SH1-4		0-1 G4-3		SH3-4 1B 2B	0-0 SH5-4 1-2 2-3 K	2 1 1 0 0 1 0 0 0 0 0 0 0 0 1 0 0 0 0 0 0			
Inning Stats	R: 1 H: 2 E: 0 LOB: 1 K: 0 BB: 1 S: 7 P: 11	R: 0 H: 0 E: 0 LOB: 0 K: 0 BB: 1 P: 9	R: 2 H: 2 E: 0 LOB: 3 K: 1 BB: 2 S: 15 P: 27	R: 1 H: 1 E: 0 LOB: 0 K: 0 BB: 0 S: 10 P: 17	R: 0 H: 0 E: 0 LOB: 0 K: 2 BB: 0 S: 9 P: 14	R: 0 H: 0 E: 0 LOB: 0 K: 0 BB: 0 S: 5 P: 6	R: 1 H: 2 E: 0 LOB: 3 K: 0 BB: 1 S: 12 P: 23	R: 5 H: 4 E: 0 LOB: 3 K: 2 BB: 4 S: 20 P: 41	R: 0 H: 0 E: 0 LOB: 0 K: 1 BB: 0 S: 12 P: 16	1B: 8 SF: 1 2B: 3 SAC: 4 3B: 0 DP: 2 HR: 0 HBP: 2			
PITCHER	IP WLS BF H R ER SO BB IBB HBP BLK WP HR S P ERA WHIP											PITCHER	IP WLS BF H R ER SO BB IBB HBP BLK WP HR S P ERA WHIP
15 Tim Hudson, R (1, 1) ERA: 6.75	6.2 L 31 7 5 5 3 4 1 1 0 0 0 0 57 99 6.75 1.650											49 Macay McBride, L (9, 1) ERA:	1.0 3 0 0 0 1 0 0 0 0 0 0 5 8 0.00 0.000
34 Joey Devine, R (7, 1) ERA:	0.1 2 0 0 0 0 0 0 0 1 0 0 0 5 8 0.00 0.000												
Chris Reitsma, R (8, 1) ERA: 108.0	0.1 5 3 4 4 0 0 0 1 0 0 0 0 8 16 108.00 9.000												
John Foster, L (8, 1) ERA: 27.0	0.1 4 1 1 1 1 1 1 1 0 0 1 0 8 17 27.00 6.000												
Jim Brower, R (8, 1) ERA:	0.1 2 0 0 0 0 1 1 0 0 0 0 0 4 8 0.00 3.000												

Batter	1	2	3	4	5	6	7	8	9	AB	R	H	RBI	BB	SO	LOB	BOTTOM										
Rafael Furcal, S OBP: 0.200, SLG: 0.200 (1, 6)	1-0 G1-3		2-3 K		2-1 G5-3			1-2 10 2B HBP 1B	3-2 G4-6-3	5	1	1	0	0	1	2											
Marcus Giles, R OBP: 0.500, SLG: 0.667 (1, 4)	1-0 F7			2-1 HR 2B		1-0 G5-3		3-2 10 2B HBP		3	1	1	0	0	0	0											
10 Chipper Jones, S OBP: 0.500, SLG: 1.500 (1, 5)	1-0 HR			0-0 G1-3		3-3 K		1-2 2B		4	1	2	2	0	1	1											
Andruw Jones, R OBP: 0.500, SLG: 1.333 (1, 8)	1-1 F9			0-1 HR		4-2 BB		0-3 K		3	1	1	2	1	1	2											
Julio Franco, R (1, 3)		2-3 K		4-2 7 1B BB		2-3 SAFE K		2-2 G4-3		3	0	0	0	1	2	3											
7 Jeff Francoeur, R OBP: 0.500, SLG: 1.000 (1, 9)		0-0 P2		0-0 G6-4-3 1B			0-0 P3		0-2 1B 3B	4	1	2	0	0	0	0											
Brian Jordan, R (1, 7) Ryan Langerhans, L (9, PH)		1-0 G5-3		2-1 G6-4-3 1-2f			3-1 F9		3-3 K	3	0	0	0	0	0	2											
Johnny Estrada, S OBP: 0.250, SLG: 0.250 (1, 2)			1-3 K		2-2 K		0-1 F9		0-0 E 1B 1B	4	0	1	1	0	2	0											
15 Tim Hudson, R 34 Joey Devine, R Chris Reilama, R John Foster, L Jim Brower, R 4 Pete Orr, L 49 Macay McBride, L Kelly Johnson, L Wilson Baermit, S			1-2 F7		2-2 G6-3			1-0 F7	0-1 E5 G4-6-3 1B	2	0	0	0	0	0	0											
Inning Stats	R: 1 E: 0 K: 0 S: 5	H: 1 LOB: 0 BB: 0 P: 9	R: 0 E: 0 K: 1 S: 7	H: 0 LOB: 0 BB: 0 P: 10	R: 0 E: 0 K: 2 S: 9	H: 0 LOB: 0 BB: 0 P: 13	R: 2 E: 0 K: 0 S: 12	H: 3 LOB: 1 BB: 1 P: 20	R: 0 E: 0 K: 1 S: 9	H: 0 LOB: 0 BB: 0 P: 15	R: 0 E: 0 K: 2 S: 11	H: 0 LOB: 1 BB: 1 P: 21	R: 0 E: 0 K: 0 S: 5	H: 0 LOB: 0 BB: 0 P: 8	R: 1 E: 0 K: 1 S: 15	H: 2 LOB: 2 BB: 0 P: 23	R: 1 E: 1 K: 1 S: 16	H: 3 LOB: 1 BB: 0 P: 22	1B: 4 2B: 2 3B: 1 HR: 2	SF: 0 SAC: 0 DP: 2 HBP: 1	WP: 0 PB: 0 SB: 0 CS: 0	PA: 37					
PITCHER	IP	WLS	BF	H	R	ER	SO	BB	IBB	HBP	BLK	WP	HR	S	P	ERA	WHIP										
Andy Pettitte, L ERA: 3.86 (1, 1)	7.0	W	26	4	3	3	6	2	0	0	0	0	2	58	96	3.86	0.857										
Dan Wheeler, R ERA: 9.0 (8, 1)	1.0		6	2	1	1	1	0	0	1	0	0	0	15	23	9.00	2.000										
Russ Springer, R ERA: 27.0 (9, 1)	0.1		3	2	1	1	1	0	0	0	0	0	0	7	10	27.00	6.000										
Mike Gallo, L ERA: (9, 1)	0.2		2	1	0	0	0	0	0	0	0	0	0	9	12	0.00	1.500										

Houston Astros @ Atlanta Braves
Turner Field, Atlanta, GA
Wed Oct 05 2005, 4:00 PM EDT
Att: 40,590 - Overcast - 80 F

livebaseballscorecards.com

AB	34
R	5
H	9
RBI	5
BB	2
SO	8
LOB	11



Batter	1	2	3	4	5	6	7	8	9	AB R H RBI BB SO LOB	TOP											
Craig Biggio, R (1, 4) OBP: 0.444, SLG: 0.571	0-3 K	1-2 1B			1-3 K		3-2 G5-3			4 0 1 0 0 2 1												
Willy Taveras, R (1, 8) OBP: 0.571, SLG: 0.500	1-1 1B	0-1 B5-3			1-2 1B			2-1 1B		4 0 3 0 0 0 1												
17 Lance Berkman, S (1, 3) OBP: 0.556, SLG: 0.333	1-0 1B			2-2 1B	0-0 G4-6-3			2-2 F8		4 1 2 0 0 0 2												
Morgan Ensberg, R (1, 5) OBP: 0.444, SLG: 0.375	0-2 1B			1-2 F9		3-2 P3		2-1 F9		4 0 0 0 0 0 4												
16 Jason Lane, R (1, 9) OBP: 0.333, SLG: 0.143 54 Brad Lidge, R (8, 1)	1-2 1B			0-1 L6		1-1 F7		1-0 P3		4 0 1 1 0 0 2 0 0 0 0 0 0 0												
Orlando Palmeiro, L (1, 7) OBP: 0.444, SLG: 0.167	4-2 IBB			2-1 F9		0-0 P6			3-2 F8	3 0 0 0 1 0 1												
28 Adam Everett, R (1, 6) OBP: 0.222, SLG: 0.125	0-3 K			0-2 P4		0-0 P4		1-2 F8		4 0 0 0 0 1 3												
Brad Ausmus, R (1, 2) OBP: 0.222, SLG: 0.333				1-0 G6-3		0-1 G1-3		3-3 K		4 0 0 0 0 2 0												
Roger Clemens, R (1, 1) 41 Brandon Backe, R (6, 1) 2 Chris Burke, R (7, PH) Chad Qualls, R (7, 1) Luke Scott, L (8, 9)				1-2 P3		0-0 2B				2 0 0 0 0 1 0 0 0 0 0 0 0 0 1 0 1 0 0 0 0 0 0 0 0 0 0 0 0 0 0 0 0 0 0												
Inning Stats	R: 1 E: 0 K: 2 S: 18	H: 3 LOB: 3 BB: 1 P: 25	R: 0 E: 0 K: 2 S: 12	H: 1 LOB: 1 BB: 0 P: 15	R: 0 E: 0 K: 0 S: 10	H: 1 LOB: 1 BB: 0 P: 15	R: 0 E: 0 K: 0 S: 7	H: 0 LOB: 0 BB: 0 P: 9	R: 0 E: 0 K: 1 S: 7	H: 1 LOB: 0 BB: 0 P: 9	R: 0 E: 0 K: 0 S: 6	H: 0 LOB: 0 BB: 0 P: 10	R: 0 E: 0 K: 0 S: 7	H: 1 LOB: 1 BB: 0 P: 10	R: 0 E: 0 K: 0 S: 10	H: 1 LOB: 1 BB: 0 P: 17	R: 0 E: 0 K: 1 S: 9	H: 0 LOB: 0 BB: 0 P: 16	1B: 7 2B: 1 3B: 0 HR: 0	SF: 0 SAC: 0 DP: 1 HBP: 0	WP: 0 PB: 0 SB: 0 CS: 0	PA: 35
PITCHER	IP WLS BF H R ER SO BB IBB HBP BLK WP HR S P ERA WHIP																					
29 John Smoltz, R (1, 1) ERA: 1.29	7.0 W 28 7 1 1 5 0 1 0 0 0 0 67 93 1.29 1.000																					
Chris Reitsma, R (8, 1) ERA: 27.0	1.0 4 1 0 0 0 0 0 0 0 0 0 10 17 0.00 1.000																					
Kyle Farnsworth, R (9, 1) ERA:	1.0 3 0 0 0 1 0 0 0 0 0 0 9 16 0.00 0.000																					

Houston Astros @ Atlanta Braves
Turner Field, Atlanta, GA

Thu Oct 06 2005, 8:00 PM EDT
Att. 46,181 - Overcast - 71 F

livebaseballscorecards.com

AB	34
R	1
H	8
RBI	1
BB	1
SO	6
LOB	14



Batter	1	2	3	4	5	6	7	8	9	AB R H RBI BB SO LOB	TOP																
Rafael Furcal, S OBP: 0.267, SLG: 0.214 (1, 6)	0-1 G4-3	1-2 G5-3			0-0 F8		3-1 G2-3		0-0 F9	5 0 0 0 0 0 3																	
Marcus Giles, R OBP: 0.286, SLG: 0.308 (1, 4)	2-1 G3		0-3 K		2-3 K			2-1 2B 1B	0-3 K	5 1 1 0 0 3 1																	
10 Chipper Jones, S OBP: 0.250, SLG: 0.545 (1, 5)	2-2 F7		0-0 G4-3			1-3 K		2-0 F8		4 0 0 0 0 1 1																	
Andruw Jones, R OBP: 0.667, SLG: 1.091 (1, 8)		1-2 G5-3 BB 1B	0-1 2B		1-3 K			0-1 E 1-H 2B		4 0 3 1 0 1 0																	
Adam LaRoche, L OBP: 0.714, SLG: 0.750 (1, 3)		4-1 7 16 1B BB	0-1 F7		0-0 7 HBP 1B			1-0 F8		3 1 1 0 1 0 2																	
7 Jeff Francoeur, R OBP: 0.417, SLG: 0.500 (1, 9)		0-2 G5-3		0-3 K		3-2 HBP		2-2 E6 FC4		3 0 0 0 0 1 3																	
Ryan Langerhans, L OBP: 0.375, SLG: 0.286 Brian Jordan, R (8, PH) (8, 7)		4-0 16 1B BB		1-3 K		2-1 F9		2-1 FC4		2 1 0 0 1 1 2 1 0 0 0 0 0 2																	
16 Brian McCann, L OBP: 0.250, SLG: 0.625 (1, 2)		1-2 1B 1B		1-2 G3-1		0-1 F7		0-3 K		4 0 1 1 0 1 0																	
Jorge Sosa, R OBP: 0.500, SLG: 0.500 Kelly Johnson, L (7, PH) Chris Reitsma, R (7, 1) John Foster, L (7, 1) 34 Joey Devine, R (7, 1) Jim Brower, R (7, 1) Julio Franco, R OBP: 0.400, SLG: 0.250 4 Pete Orr, L (9, PH) (9, PR)		3-2 1B		0-3 K		0-0 G4-3		2-2 1B		2 0 1 1 0 1 0 1 0 0 0 0 0 0 0 0 0 0 0 0 0 0 0 0 0 0 0 0 0 0 0 0 0 0 0 0 0 0 0 0 0 0 1 0 1 0 0 0 0 0 0 0 0 0 0 0																	
Inning Stats	R: 0 E: 0 K: 0 S: 8	H: 0 LOB: 0 BB: 0 P: 12	R: 2 E: 0 K: 0 S: 16	H: 3 LOB: 2 BB: 2 P: 30	R: 0 E: 0 K: 1 S: 8	H: 1 LOB: 1 BB: 0 P: 8	R: 0 E: 0 K: 2 S: 11	H: 0 LOB: 0 BB: 0 P: 13	R: 0 E: 0 K: 2 S: 8	H: 0 LOB: 0 BB: 0 P: 10	R: 0 E: 0 K: 2 S: 11	H: 1 LOB: 2 BB: 0 P: 18	R: 0 E: 0 K: 0 S: 5	H: 0 LOB: 0 BB: 0 P: 8	R: 1 E: 1 K: 0 S: 11	H: 2 LOB: 2 BB: 0 P: 20	R: 0 E: 0 K: 2 S: 11	H: 1 LOB: 1 BB: 0 P: 13	1B: 6 2B: 2 3B: 0 HR: 0	SF: 0 SAC: 0 DP: 1 HBP: 1	WP: 0 PB: 0 SB: 0 CS: 0	PA: 38					
PITCHER	IP WLS BF H R ER SO BB IBB HBP BLK WP HR S P ERA WHIP	IP WLS BF H R ER SO BB IBB HBP BLK WP HR S P ERA WHIP	IP WLS BF H R ER SO BB IBB HBP BLK WP HR S P ERA WHIP	IP WLS BF H R ER SO BB IBB HBP BLK WP HR S P ERA WHIP	IP WLS BF H R ER SO BB IBB HBP BLK WP HR S P ERA WHIP	IP WLS BF H R ER SO BB IBB HBP BLK WP HR S P ERA WHIP	IP WLS BF H R ER SO BB IBB HBP BLK WP HR S P ERA WHIP	IP WLS BF H R ER SO BB IBB HBP BLK WP HR S P ERA WHIP	IP WLS BF H R ER SO BB IBB HBP BLK WP HR S P ERA WHIP	IP WLS BF H R ER SO BB IBB HBP BLK WP HR S P ERA WHIP	IP WLS BF H R ER SO BB IBB HBP BLK WP HR S P ERA WHIP	IP WLS BF H R ER SO BB IBB HBP BLK WP HR S P ERA WHIP	IP WLS BF H R ER SO BB IBB HBP BLK WP HR S P ERA WHIP	IP WLS BF H R ER SO BB IBB HBP BLK WP HR S P ERA WHIP	IP WLS BF H R ER SO BB IBB HBP BLK WP HR S P ERA WHIP	IP WLS BF H R ER SO BB IBB HBP BLK WP HR S P ERA WHIP	IP WLS BF H R ER SO BB IBB HBP BLK WP HR S P ERA WHIP	IP WLS BF H R ER SO BB IBB HBP BLK WP HR S P ERA WHIP	IP WLS BF H R ER SO BB IBB HBP BLK WP HR S P ERA WHIP	IP WLS BF H R ER SO BB IBB HBP BLK WP HR S P ERA WHIP	IP WLS BF H R ER SO BB IBB HBP BLK WP HR S P ERA WHIP	IP WLS BF H R ER SO BB IBB HBP BLK WP HR S P ERA WHIP	IP WLS BF H R ER SO BB IBB HBP BLK WP HR S P ERA WHIP	IP WLS BF H R ER SO BB IBB HBP BLK WP HR S P ERA WHIP			
44 Roy Oswalt, R ERA: 3.68 (1, 1)	7.1 W 30 6 3 3 7 2 0 1 0 0 0 70 106 3.68 1.091	0.1 (8, 1)	3 1 0 0 0 0 0 0 0 0 0 0 0 6 9 0.00 3.000	0.1 H (8, 1)	1 0 0 0 0 0 0 0 0 0 0 0 2 4 0.00 0.000	1.0 (9, 1)	4 1 0 0 0 2 0 0 0 0 0 0 11 13 0.00 1.000																				

Atlanta Braves @ Houston Astros
Minute Maid Park, Houston, TX

Sat Oct 08 2005, 6:30 PM CDT
Att. 43,759 - Roof Closed - 72 F

livebaseballscorecards.com

AB 35
R 3
H 8
RBI 3
BB 2
SO 9
LOB 14



Batter	1	2	3	4	5	6	7	8	9
Craig Biggio, R OBP: 0.500, SLG: 0.833 54 Brad Lidge, R	2-1 2B	0-0 2B			1-1 P3		2-1 1B 17 1B 2B	2-3 K	
Willy Taveras, R OBP: 0.500, SLG: 0.545	2-3 K	1-0 F8			2-2 2B		1-2 17 1B 2B 1B	0-1 G1-3	
17 Lance Berkman, S OBP: 0.538, SLG: 0.333	1-0 2B 16 SF8 HBP		2-2 K		1-3 K		0-0 2B 16 1B 1B		
Morgan Ensberg, R OBP: 0.462, SLG: 0.583	1-2 16 SF8 2B		0-2 F8		2-2 F8		2-1 16 1B 28 SF8 2B		
Mike Lamb, L OBP: 0.750, SLG: 2.000 2 Chris Burke, R OBP: 1.000, SLG: 2.000	4-0 IBB		2-1 HR			0-1 F7	4-0 28 SF8 16 1B IBB		
16 Jason Lane, R OBP: 0.385, SLG: 0.400	0-2 SF8		3-0 G5-3			0-0 2B	2-2 1-2 2-3 3-H G3-6-1 1B		
28 Adam Everett, R OBP: 0.231, SLG: 0.182	0-0 F7			1-0 44 G1-6-3 1B		0-0 F8	0-2 SF8		
Brad Ausmus, R OBP: 0.231, SLG: 0.250		1-2 F8		1-2 P3		4-0 IBB	1-2 G3-6-1		
44 Roy Oswalt, R Dan Wheeler, R Mike Gallo, L Orlando Palmeiro, L 4 Eric Bruntlett, R		2-1 F9		1-0 G1-6-3		0-1 G1-3		3-2 F8	

Inning Stats	R: 2	H: 2	E: 0	K: 1	S: 15	LOB: 2	BB: 1	P: 25	R: 0	H: 1	E: 0	K: 0	S: 7	LOB: 1	BB: 0	P: 11	R: 1	H: 1	E: 0	K: 1	S: 10	LOB: 0	BB: 0	P: 17	R: 0	H: 1	E: 0	K: 0	S: 6	LOB: 0	BB: 0	P: 9	R: 0	H: 1	E: 0	K: 1	S: 12	LOB: 1	BB: 0	P: 18	R: 0	H: 1	E: 0	K: 0	S: 6	LOB: 2	BB: 1	P: 10	R: 4	H: 5	E: 0	K: 0	S: 19	LOB: 1	BB: 1	P: 31	R: 0	H: 0	E: 0	K: 1	S: 9	LOB: 0	BB: 0	P: 14
--------------	------	------	------	------	-------	--------	-------	-------	------	------	------	------	------	--------	-------	-------	------	------	------	------	-------	--------	-------	-------	------	------	------	------	------	--------	-------	------	------	------	------	------	-------	--------	-------	-------	------	------	------	------	------	--------	-------	-------	------	------	------	------	-------	--------	-------	-------	------	------	------	------	------	--------	-------	-------

AB	R	H	RBI	BB	SO	LOB
5	2	3	0	0	1	0
0	0	0	0	0	0	0
5	1	2	0	0	1	2
3	2	1	1	0	2	1
4	1	2	2	0	0	1
2	1	1	1	2	0	0
0	0	0	0	0	0	0
3	0	2	2	0	0	0
3	0	1	1	0	0	3
3	0	0	0	1	0	3
3	0	0	0	0	0	3
0	0	0	0	0	0	0
0	0	0	0	0	0	0
1	0	0	0	0	0	0
0	0	0	0	0	0	0


BOTTOM

Atlanta Braves @ Houston Astros
Minute Maid Park, Houston, TX

Sat Oct 08 2005, 6:30 PM CDT
Att: 43,759 - Roof Closed - 72 F

livebaseballscores.com

AB	32
R	7
H	12
RBI	7
BB	3
SO	4
LOB	13



WP: 0	PA: 38
PB: 0	
SB: 0	
CS: 0	

PITCHER	IP	WLS	BF	H	R	ER	SO	BB	IBB	HBP	BLK	WP	HR	S	P	ERA	WHIP
Jorge Sosa, R ERA: 4.5	(1, 1)	6.0	L	27	7	3	3	3	0	0	0	0	1	56	90	4.50	1.167
Chris Reitsma, R ERA: 40.5	(7, 1)	0.0		2	2	2	0	0	0	0	0	0	0	6	9	∞	∞
John Foster, L ERA: 54.0	(7, 1)	0.0		1	1	0	0	0	0	0	0	0	0	1	1	∞	∞
34 Joey Devine, R ERA: 27.0	(7, 1)	0.0		3	2	1	1	0	0	1	0	0	0	6	14	∞	∞
Jim Brower, R ERA:	(7, 1)	2.0		5	0	1	1	1	0	0	0	0	0	15	21	4.50	0.000

Batter	1	2	3	4	5	6	7	8	9	10	11	12	13	14	15	16	17	18	AB	R	H	RBI	BB	SO	LOB	TOP				
Rafael Furcal, S OBP: 0.261, SLG: 0.150	F9		FC5-4 BB	G3-1		SH5-3		F7			F7		K		F7		G4-3		6	0	0	0	2	1	2					
Marcus Giles, R OBP: 0.304, SLG: 0.250	G2		FC5-4 HBP 10 BB HR					K			B1		G6-3				K		7	2	1	0	2	2	3					
10 Chipper Jones, S OBP: 0.333, SLG: 0.471	L9												K						6	1	1	0	3	2	3					
Andrew Jones, R OBP: 0.524, SLG: 0.824																			6	1	1	1	1	1	4					
Adam LaRoche, L OBP: 0.636, SLG: 1.000																			4	1	2	4	0	1	2					
Julio Franco, R OBP: 0.300, SLG: 0.222																			5	0	1	0	0	1	3					
7 Jeff Francoeur, R OBP: 0.350, SLG: 0.412																			7	0	1	0	1	2	2					
Ryan Langerhans, L OBP: 0.500, SLG: 0.417																			5	0	2	0	2	0	1					
16 Brian McCann, L OBP: 0.186, SLG: 0.563																			8	1	1	1	0	4	10					
16 Tim Hudson, R ERA: 3.44																			4	0	2	0	0	1	0					
41 Brandon Backe, R ERA: 3.44																			0	0	0	0	0	0	0					
Mike Gallo, L ERA: 3.86																			0	0	0	0	0	0	0					
Russ Springer, R ERA: 3.86																			0	0	0	0	0	0	0					
51 Wandy Rodriguez, L ERA: 3.0																			0	0	0	0	0	0	0					
Chad Qualls, R ERA: 6.0																			0	0	0	0	0	0	0					
54 Brad Lidge, R ERA: 2.08																			0	0	0	0	0	0	0					
Dan Wheeler, R ERA: 2.08																			0	0	0	0	0	0	0					
Roger Clemens, R ERA: 5.63																			0	0	0	0	0	0	0					
Inning Stats	R: 0 E: 0 K: 0 S: 5	H: 0 LOB: 0 BB: 0 P: 6	R: 0 E: 0 K: 1 S: 9	H: 1 LOB: 2 BB: 1 P: 16	R: 4 E: 0 K: 0 S: 17	H: 1 LOB: 0 BB: 2 P: 33	R: 0 E: 0 K: 1 S: 9	H: 1 LOB: 1 BB: 0 P: 12	R: 1 E: 0 K: 0 S: 7	H: 2 LOB: 3 BB: 1 P: 14	R: 0 E: 0 K: 0 S: 7	H: 1 LOB: 1 BB: 1 P: 14	R: 0 E: 0 K: 0 S: 9	H: 0 LOB: 0 BB: 1 P: 16	R: 0 E: 0 K: 1 S: 13	H: 1 LOB: 1 BB: 0 P: 20	R: 0 E: 0 K: 2 S: 9	H: 0 LOB: 0 BB: 0 P: 15	R: 0 E: 0 K: 1 S: 11	H: 0 LOB: 1 BB: 1 P: 20	R: 0 E: 0 K: 2 S: 8	H: 0 LOB: 0 BB: 0 P: 13	R: 0 E: 0 K: 1 S: 9	H: 1 LOB: 1 BB: 0 P: 16	R: 0 E: 0 K: 1 S: 9	H: 1 LOB: 1 BB: 0 P: 16	1B: 5 2B: 6 3B: 0 HR: 2	SF: 1 SAC: 2 DP: 2 HBP: 2	WP: 1 PB: 0 SB: 3 CS: 0	PA: 78
PITCHER	IP WLS BF H R ER SO BB IBB HBP BLK WP HR S P ERA WHIP	4.1 0 22 5 5 5 2 3 0 1 1 0 1 43 72 10.38 1.846	5.0 0 20 4 4 4 2 1 0 0 0 0 1 34 10.00 2.000	5.0 0 20 4 4 4 2 1 0 0 0 0 1 34 10.00 2.000	5.0 0 20 4 4 4 2 1 0 0 0 0 1 34 10.00 2.000	5.0 0 20 4 4 4 2 1 0 0 0 0 1 34 10.00 2.000	5.0 0 20 4 4 4 2 1 0 0 0 0 1 34 10.00 2.000	5.0 0 20 4 4 4 2 1 0 0 0 0 1 34 10.00 2.000	5.0 0 20 4 4 4 2 1 0 0 0 0 1 34 10.00 2.000	5.0 0 20 4 4 4 2 1 0 0 0 0 1 34 10.00 2.000	5.0 0 20 4 4 4 2 1 0 0 0 0 1 34 10.00 2.000	5.0 0 20 4 4 4 2 1 0 0 0 0 1 34 10.00 2.000	5.0 0 20 4 4 4 2 1 0 0 0 0 1 34 10.00 2.000	5.0 0 20 4 4 4 2 1 0 0 0 0 1 34 10.00 2.000	5.0 0 20 4 4 4 2 1 0 0 0 0 1 34 10.00 2.000	5.0 0 20 4 4 4 2 1 0 0 0 0 1 34 10.00 2.000	5.0 0 20 4 4 4 2 1 0 0 0 0 1 34 10.00 2.000	5.0 0 20 4 4 4 2 1 0 0 0 0 1 34 10.00 2.000	5.0 0 20 4 4 4 2 1 0 0 0 0 1 34 10.00 2.000	5.0 0 20 4 4 4 2 1 0 0 0 0 1 34 10.00 2.000	5.0 0 20 4 4 4 2 1 0 0 0 0 1 34 10.00 2.000	5.0 0 20 4 4 4 2 1 0 0 0 0 1 34 10.00 2.000	5.0 0 20 4 4 4 2 1 0 0 0 0 1 34 10.00 2.000	5.0 0 20 4 4 4 2 1 0 0 0 0 1 34 10.00 2.000	5.0 0 20 4 4 4 2 1 0 0 0 0 1 34 10.00 2.000	5.0 0 20 4 4 4 2 1 0 0 0 0 1 34 10.00 2.000				

Atlanta Braves @ Houston Astros
Minute Maid Park, Houston, TX
Sun Oct 09 2005, 12:00 PM CDT
Att. 43,413 - Roof Closed - 72 F

livebaseballscorecards.com

AB 62
R 6
H 13
RBI 6
BB 11
SO 16
LOB 35



Batter	1	2	3	4	5	6	7	8	9	10	11	12	13	14	15	16	17	18	AB	R	H	RBI	BB	SO	LOB			
Craig Biggio, R OBP: 0.364, SLG: 0.526 (1, 4)	K		K		F7			FC5 17 HR		L6		F9			SH2-3 BB		P4		7	1	0	0	1	2	4			
Willy Taveras, R OBP: 0.429, SLG: 0.439 Luke Scott, L (8, PH) (9, 7)	G4-3			F7		G6-3		17 HR BB		G4-3		K			SH2-3			K	3	0	0	0	0	0	0			
Dan Wheeler, R Roger Clemens, R (13, 1) (15, PH) (16, 1)																			0	0	0	0	0	0	0			
17 Lance Berkman, S OBP: 0.500, SLG: 0.643 (1, 7) (9, 3)	G5-3			K		L8		HR		2B			F7					HR	5	1	2	4	0	1	0			
2 Chris Burke, R OBP: 0.750, SLG: 2.000 (10, PR) (11, 8) (13, 7)															G6-4-3 BB				2	1	1	1	1	0	0			
Morgan Ensberg, R OBP: 0.350, SLG: 0.389 (1, 5)		K		L8		P5		K		IBB			F8			G6-4-3 1-2			6	0	0	0	1	2	2			
Mike Lamb, L OBP: 0.429, SLG: 1.000 Chad Qualls, R (6, 1) (10, PH) (11, 1) (13, 2) (16, 3)					16 FC6-4 1B			F8		F9		F7		BB			G3		4	0	2	0	0	0	0			
16 Jason Lane, R OBP: 0.300, SLG: 0.294 (1, 9)		1B			1B														0	0	0	0	0	0	0			
28 Adam Everett, R OBP: 0.250, SLG: 0.214 51 Wandy Rodriguez, S (8, 1) Jose Vizcaino, S (9, 6) (11, 3) (13, 6)		K			FC6-4 1B 28 1B SF8			1B		G5-3		F7		K					7	1	1	0	0	2	3			
Brad Ausmus, R OBP: 0.300, SLG: 0.444 (1, 2) (13, 3) (16, 2)																												
41 Brandon Backe, R Mike Gallo, L Orlando Palmeiro, L OBP: 0.300, SLG: 0.175 Russ Springer, R (6, 1) (8, 6) (9, 6) (11, 6) (13, 8)																												
4 Eric Brunnett, R OBP: 0.100, SLG: 0.100 (1, 1) (5, 1) (8, 6) (9, 6) (11, 6) (13, 8)																												
Inning Stats	R: 0 E: 0 K: 1 S: 6	H: 0 LOB: 0 BB: 0 P: 6	R: 0 E: 0 K: 2 S: 11	H: 1 LOB: 1 BB: 0 P: 16	R: 0 E: 0 K: 1 S: 7	H: 0 LOB: 0 BB: 0 P: 15	R: 0 E: 0 K: 1 S: 6	H: 0 LOB: 0 BB: 0 P: 9	R: 0 E: 0 K: 0 S: 6	H: 1 LOB: 0 BB: 0 P: 7	R: 0 E: 0 K: 0 S: 6	H: 1 LOB: 0 BB: 0 P: 7	R: 0 E: 0 K: 2 S: 9	H: 0 LOB: 1 BB: 1 P: 16	R: 0 E: 0 K: 0 S: 5	H: 0 LOB: 0 BB: 0 P: 7	R: 0 E: 0 K: 0 S: 4	H: 0 LOB: 1 BB: 2 P: 15	R: 0 E: 0 K: 2 S: 11	H: 0 LOB: 0 BB: 0 P: 16	R: 1 E: 0 K: 1 S: 4	H: 1 LOB: 0 BB: 0 P: 7	1B: 6 2B: 1 3B: 0 HR: 3	SF: 1 DP: 2 HBP: 0	WP: 0 PB: 0 SB: 2 CS: 0	PA: 66		
PITCHER	IP	WLS	BF	H	R	ER	SO	BB	IBB	HBP	BLK	WP	HR	S	P	ERA	WHIP											
15 Tim Hudson, R ERA: 5.27 Kyle Farnsworth, R ERA: 9.0 Chris Reitsma, R ERA: 16.2 John Thomson, R ERA Jim Brower, R ERA	(1, 1) (8, 1) (10, 1) (12, 1) (14, 1)	7.0 2.0 2.0 2.0 3.0	27 9 8 7 10	6 2 1 0 0	3 3 0 0 0	3 3 0 0 0	5 3 0 3 0	1 0 0 1 2	0 0 0 0 0	0 0 1 0 0	0 0 0 0 0	0 0 0 0 0	0 2 0 0 0	0 24 22 20 18	58 41 35 29 34	92 41 24 29 34	3.86 13.50 0.00 0.00 0.00	1.000 1.500 0.500 0.500 0.667										
PITCHER	IP	WLS	BF	H	R	ER	SO	BB	IBB	HBP	BLK	WP	HR	S	P	ERA	WHIP											
34 Joey Devine, R ERA: 10.8	(17, 1)	1.1	5	1	1	1	3	0	0	0	0	0	1	15	23	6.75	0.750											

Atlanta Braves @ Houston Astros
Minute Maid Park, Houston, TX
Sun Oct 09 2005, 12:00 PM CDT
Att. 43,413 - Roof Closed - 72 F

AB 58
R 7
H 10
RBI 7
BB 6
SO 14
LOB 13

